


Minnesota Twins - 1988

Batter	1	2	3	4	5	6	7	8	9	AB R H RBI BB SO LOB	TOP
Dan Gladden, R (1, 7) BB X	2-0 F8 ①			3-1 L8 ①		1-2 F9 ②			1-2 G1-3 ①	4 0 0 0 0 0 0	Minnesota Twins @ New York Yankees Yankee Stadium, Bronx, NY Tue Apr 05 1988, 3:33 AM EDT Att. 55,802 - Sunny - 70 F livebaseballscorecards.com AB 30 R 0 H 3 RBI 0 BB 0 SO 4 LOB 6 
Greg Gagne, R (1, 6) OBP: 0.250, SLG: 0.500 BC S	1-3 K ②			3-2 1B 2B ②		3-2 G6-3 ③			3-1 G6-3 ②	4 0 1 0 0 1 0	
Kirby Puckett, R (1, 8) OBP: 0.250, SLG: 0.250 X	0-0 F7 ③			2-2 FC6-4 1B ②			0-0 L9 ①		1-0 F9 ③	4 0 1 0 0 0 0	
Kent Hrbek, L (1, 3)		2-0 P5 ①		0-0 P5 ②			1-2 F8 ②			3 0 0 0 0 0 2	
Gary Gaetti, R (1, 5)		3-3 K ②		1-0 FC6-4 1-2f ③			3-3 K ③			3 0 0 0 0 2 2	
Randy Bush, L (1, 10)		1-3 K ③			3-2 P4 ①			1-2 G4-3 ①		3 0 0 0 0 1 0	
Tom Brunansky, R (1, 9) OBP: 0.333, SLG: 0.333 C T B B X			1-2 P5 ①		1-1 P4 ②			2-2 FC5-4 1B ②		3 0 1 0 0 0 0	
Tom Nieto, R (1, 2) Dwight Lowry, L (8, 2) B X			1-0 F9 ②		0-0 F8 ③			1-2 L9 ②		3 0 0 0 0 0 1 0 0 0 0 0 0 0	
Steve Lombardozzi, R (1, 4) C B X			1-1 G5-3 ③			2-0 G4-3 ①		1-2 FC5-4 1-2f ③		3 0 0 0 0 0 1	
Inning Stats	R: 0 H: 0 E: 0 LOB: 0 K: 1 BB: 0 S: 5 P: 8	R: 0 H: 0 E: 0 LOB: 0 K: 2 BB: 0 S: 9 P: 15	R: 0 H: 0 E: 0 LOB: 0 K: 0 BB: 0 S: 6 P: 9	R: 0 H: 2 E: 0 LOB: 2 K: 0 BB: 0 S: 11 P: 20	R: 0 H: 0 E: 0 LOB: 0 K: 0 BB: 0 S: 6 P: 10	R: 0 H: 0 E: 0 LOB: 0 K: 0 BB: 0 S: 7 P: 13	R: 0 H: 0 E: 0 LOB: 0 K: 1 BB: 0 S: 7 P: 11	R: 0 H: 1 E: 0 LOB: 1 K: 0 BB: 0 S: 13 P: 18	R: 0 H: 0 E: 0 LOB: 0 K: 0 BB: 0 S: 6 P: 11	1B: 2 SF: 0 2B: 1 SAC: 0 3B: 0 DP: 0 HR: 0 HBP: 0	
PITCHER Rick Rhoden, R (1, 1) ERA:	IP WLS BF H R ER SO BB IBB HBP BLK WP HR S P ERA WHIP										
	9.0 W 30 3 0 0 4 0 0 0 0 0 0 0 70 115 0.00 0.333										
		PITCHER IP WLS BF H R ER SO BB IBB HBP BLK WP HR S P ERA WHIP									

Batter	1	2	3	4	5	6	7	8	9	AB	R	H	RBI	BB	SO	LOB
Rickey Henderson, R OBP: 0.250, SLG: 1.000 (1, 7)	F7		F8				F9			4	1	1	2	0	0	0
Willie Randolph, R OBP: 0.750, SLG: 1.000 (1, 4)	K			1B	2B		G3	2B		4	2	3	0	0	1	0
Don Mattingly, L OBP: 0.250, SLG: 0.500 (1, 3)	G6-3			P5			G3	2B		4	0	1	1	0	0	2
Gary Ward, R OBP: 0.250, SLG: 0.250 (1, 10)		G5-3		1B	1B		K			4	0	1	0	0	1	2
Dave Winfield, R OBP: 0.500, SLG: 0.333 (1, 9)		K		1B	1B		P6	HBP	1B	3	2	1	1	1	1	1
Roberto Kelly, R OBP: 0.750, SLG: 0.750 (1, 8)				1B			F9	BB	HBP	4	1	3	0	0	0	0
Mike Pagliarulo, L OBP: 0.500, SLG: 1.333 (1, 5)		K		1B			G3	G5-4-3	BB	3	1	1	3	0	1	1
Joel Skinner, R (1, 2)			G6-3	K2-3			K	G5-4-3	BB	3	0	0	1	1	2	0
Rafael Santana, R (1, 6)			K2-3				HR	G5-3	G5-4-3	3	1	0	0	1	1	3


Inning Stats	R: 0	H: 0	E: 0	K: 1	S: 7	R: 0	H: 1	E: 0	K: 2	S: 9	R: 0	H: 0	E: 0	K: 1	S: 8	R: 4	H: 5	E: 0	K: 1	S: 13	R: 2	H: 2	E: 0	K: 1	S: 15	R: 0	H: 0	E: 0	K: 1	S: 7	R: 1	H: 2	E: 0	K: 0	S: 13	R: 1	H: 1	E: 0	K: 0	S: 8
	LOB: 0	BB: 0	P: 14	LOB: 1	BB: 0	P: 10	LOB: 0	BB: 0	P: 11	LOB: 0	BB: 0	P: 17	LOB: 1	BB: 1	P: 27	LOB: 0	BB: 0	P: 11	LOB: 1	BB: 1	P: 19	LOB: 1	BB: 2	P: 22	LOB: 0	BB: 0	P: 19	LOB: 1	BB: 2	P: 22	LOB: 0	BB: 0	P: 19	LOB: 1	BB: 2	P: 22	LOB: 1	BB: 2	P: 22	

PITCHER	IP	WLS	BF	H	R	ER	SO	BB	IBB	HBP	BLK	WP	HR	S	P	ERA	WHIP
Frank Viola, L ERA: 10.8 (1, 1)	5.0	L	23	8	6	6	6	1	0	0	0	0	2	52	79	10.80	1.800
Keith Atherton, R ERA: 4.5 (6, 1)	2.0		8	2	1	1	1	0	0	0	0	0	0	20	30	4.50	1.000
Tippy Martinez, L ERA: 9.0 (8, 1)	1.0		5	1	1	1	0	2	0	1	0	0	0	8	22	9.00	3.000

MINNESOTA TWINS @ NEW YORK YANKEES
Yankee Stadium, Bronx, NY
 Tue Apr 05 1988, 3:33 AM EDT
 Att. 55,802 - Sunny - 70 F

AB	R	H	RBI	BB	SO	LOB
32	8	11	8	3	7	9

WP: 0 PA: 36
 PB: 0
 SB: 0
 CS: 0



Batter	1	2	3	4	5	6	7	8	9	AB R H RBI BB SO LOB	TOP																
Dan Gladden, R OBP: 0.444, SLG: 0.667 (1, 7)	1-1 BLK 1B		1-0 1B BLK 1B		1-2 WP 2B		0-1 2B		1-2 G6-4-3 1-2f	5 1 4 0 0 0 1																	
Greg Gagne, R OBP: 0.250, SLG: 0.375 (1, 6)	1-3 K		1-0 BLK 1B		2-3 K		0-0 F7			4 0 1 0 0 2 3																	
Kirby Puckett, R OBP: 0.125, SLG: 0.125 (1, 8)	1-3 K		2-3 K		3-2 F8		3-2 F8			4 0 0 0 0 2 5																	
Gary Gaetti, R OBP: 0.286, SLG: 0.167 (1, 5)	4-2 BB		2-3 K		0-1 2B 1B		0-0 L7			3 1 1 0 1 1 1																	
Gene Larkin, S (1, 3)	1-3 K		1-2 6-3		0-0 F3		1-2 F7			4 0 0 0 0 1 3																	
Tom Brunansky, R OBP: 0.571, SLG: 1.143 (1, 10)		1-1 F9	0-0 CS 1B		2-0 4-3 1-H 2B		1-1 HR			4 1 3 2 0 0 0																	
Tim Laudner, R OBP: 0.250, SLG: 0.500 (1, 2)		2-2 4-3	0-1 1-2 2B		0-0 4-3		1-2 5-3			4 0 1 0 0 0 1																	
Mark Davidson, R (1, 9)		2-2 F7	2-3 K		0-2 F8				3-2 4-3	4 0 0 0 0 1 2																	
Al Newman, S OBP: 0.250, SLG: 0.250 (1, 4)			1-1 P4		0-0 5-3		2-1 4-3		1-2 G6-4-3 1B	4 0 1 0 0 0 0																	
Inning Stats	R: 0 E: 0 K: 3 S: 18	H: 1 LOB: 2 BB: 1 P: 25	R: 0 E: 0 K: 0 S: 9	H: 0 LOB: 0 BB: 0 P: 14	R: 1 E: 0 K: 2 S: 11	H: 2 LOB: 1 BB: 0 P: 18	R: 0 E: 0 K: 1 S: 9	H: 2 LOB: 1 BB: 0 P: 12	R: 0 E: 0 K: 1 S: 10	H: 1 LOB: 1 BB: 0 P: 16	R: 1 E: 0 K: 0 S: 8	H: 2 LOB: 1 BB: 0 P: 10	R: 0 E: 0 K: 0 S: 8	H: 1 LOB: 1 BB: 0 P: 13	R: 1 E: 0 K: 0 S: 9	H: 1 LOB: 0 BB: 0 P: 12	R: 0 E: 0 K: 0 S: 11	H: 1 LOB: 0 BB: 0 P: 16	1B: 6 2B: 4 3B: 0 HR: 1	SF: 0 SAC: 0 DP: 1 HBP: 0	WP: 1 PB: 0 SB: 0 CS: 1	PA: 37					
PITCHER	IP WLS BF H R ER SO BB IBB HBP BLK WP HR S P ERA WHIP																										
John Candelaria, L (1, 1) ERA: 3.0	6.0	26	8	2	2	7	1	0	0	0	2	1	0	65	95	3.00	1.500										
Cecilio Guante, R (7, 1) ERA: 4.5	2.0	W	8	2	1	1	0	0	0	0	0	0	1	17	25	4.50	1.000										
Dave Righetti, L (9, 1) ERA:	1.0	S	3	1	0	0	0	0	0	0	0	0	0	11	16	0.00	1.000										

Minnesota Twins @ New York Yankees
 Yankee Stadium, Bronx, NY
 Wed Apr 06 1988, 3:33 AM EDT
 Att. 32,756 - Overcast - 55 F

livebaseballscorecards.com

AB	36
R	3
H	11
RBI	2
BB	1
SO	7
LOB	16



Batter	1	2	3	4	5	6	7	8	9
Rickey Henderson, R OBP: 0.250, SLG: 0.750 (1, 7)	2-0 5-3		3-2 5-3		2-0 FC5-4		2-0 1B 2B		
Willie Randolph, R OBP: 0.625, SLG: 0.875 (1, 4)	2-2 6-3		2-2 5-3			0-0 4-3 SF7 2B	1-2 BLK 1B		
Don Mattingly, L OBP: 0.125, SLG: 0.250 (1, 3)	2-3 K			2-1 F7		2-2 4-3	2-1 F9		
Mike Pagliarulo, L OBP: 0.375, SLG: 1.000 (1, 5)		2-2 4-3 SF7 2B		0-0 4-3		1-2 SF7	0-3 K		
Claudell Washington, L OBP: 0.250, SLG: 0.250 (1, 8)		2-1 4-3		2-0 G3		1-1 WP S 1B	1-3 K		
Dave Winfield, R OBP: 0.375, SLG: 0.333 (1, 9)		2-2 SF7			3-1 6-3	1-1 SAFE 3-2 5-3	1-2 1B		
Jose Cruz, L OBP: 0.250, SLG: 0.250 (1, 10)		0-0 1-3			2-0 BLK 1B		1-2 F8	2-2 F7	
Joel Skinner, R OBP: 0.375, SLG: 0.333 (1, 2)			2-1 L3		4-2 FC5-4 BB		0-0 2B	1-3 K	
Rafael Santana, R OBP: 0.333, SLG: 0.400 (7, PH) Gary Ward, R OBP: 0.400, SLG: 0.250 (7, PR) Bobby Meacham, S (8, 6)			1-0 2B		2-0 F8		3-2 2B HBP		

Inning Stats	R: 0 E: 0 K: 1 S: 7	H: 0 LOB: 0 BB: 0 P: 13	R: 1 E: 0 K: 0 S: 9	H: 1 LOB: 0 BB: 0 P: 15	R: 0 E: 0 K: 0 S: 9	H: 1 LOB: 1 BB: 0 P: 17	R: 0 E: 0 K: 0 S: 4	H: 0 LOB: 0 BB: 0 P: 8	R: 0 E: 0 K: 0 S: 7	H: 1 LOB: 2 BB: 1 P: 20	R: 1 E: 0 K: 0 S: 13	H: 2 LOB: 1 BB: 0 P: 20	R: 3 E: 0 K: 1 S: 15	H: 3 LOB: 2 BB: 0 P: 24	R: 0 E: 0 K: 2 S: 14	H: 1 LOB: 1 BB: 0 P: 18
--------------	------------------------------	----------------------------------	------------------------------	----------------------------------	------------------------------	----------------------------------	------------------------------	---------------------------------	------------------------------	----------------------------------	-------------------------------	----------------------------------	-------------------------------	----------------------------------	-------------------------------	----------------------------------

PITCHER	IP	WLS	BF	H	R	ER	SO	BB	IBB	HBP	BLK	WP	HR	S	P	ERA	WHIP
Les Straker, R ERA: 3.0 (1, 1)	6.0		24	5	2	2	1	1	0	0	1	1	0	49	93	3.00	1.000
Juan Berenguer, R ERA: 13.5 (7, 1)	2.0	L	11	4	3	3	3	0	0	1	1	0	0	29	42	13.50	2.000

BOTTOM


Minnesota Twins @ New York Yankees
Yankee Stadium, Bronx, NY

Wed Apr 06 1988, 3:33 AM EDT
Att. 32,756 - Overcast - 55 F

AB	R	H	RBI	BB	SO	LOB
4	1	1	2	0	0	3
4	1	2	1	0	0	1
4	0	0	0	0	1	2
3	1	1	1	0	1	2
4	0	1	0	0	1	1
3	0	1	1	0	0	1
4	0	1	0	0	0	1
3	1	1	0	1	1	1
2	0	1	0	0	0	2
0	0	0	0	0	0	0
0	1	0	0	0	0	0

AB	31
R	5
H	9
RBI	5
BB	1
SO	4
LOB	14

WP: 1 PA: 35
PB: 0
SB: 1
CS: 0



PITCHER	IP	WLS	BF	H	R	ER	SO	BB	IBB	HBP	BLK	WP	HR	S	P	ERA	WHIP
---------	----	-----	----	---	---	----	----	----	-----	-----	-----	----	----	---	---	-----	------

Batter	1	2	3	4	5	6	7	8	9	AB R H RBI BB SO LOB	TOP											
Nelson Liriano, S (1, 4) OBP: 0.111, SLG: 0.111 Juan Beniquez, R (9, PH)	2-3 K		1-0 G4-3		0-0 FC4-6			1-3 K	3-2 P6	4 0 0 0 0 2 3 1 0 0 0 0 0 2												
Lloyd Moseby, L (1, 8) OBP: 0.222, SLG: 0.556	2-2 P5			1-0 1B		0-0 HR		3-3 K		4 2 2 1 0 1 1												
Tony Fernandez, S (1, 6) OBP: 0.222, SLG: 0.176	1-0 F7			0-2 1B		2-3 K		4-1 BB		3 0 1 1 1 1 0												
George Bell, R (1, 7) OBP: 0.588, SLG: 1.267		4-1 BB		0-0 F9		1-1 F8		1-3 K		3 0 0 0 1 1 3												
Rance Mulliniks, L (1, 5) OBP: 0.091, SLG: 0.182		3-2 G4-6-3		1-3 K		2-2 F7			2-1 F8	4 0 0 0 0 1 2												
Ernie Whitt, L (1, 2) OBP: 0.273, SLG: 0.273		0-1 F7		1-2 G3			2-0 P3		2-2 BLK E 1B	4 1 1 0 0 0 1												
Jesse Barfield, R (1, 9) OBP: 0.353, SLG: 0.429			0-1 G6-3		1-0 L8-3 1B		2-2 F9		0-3 K	4 0 1 0 0 1 1												
Fred McGriff, L (1, 3) OBP: 0.500, SLG: 0.909			2-1 F7		1-2 L8-3		3-2 P5		4-2 E BB	3 0 0 0 1 0 1												
Rick Leach, L (1, 10) OBP: 0.875, SLG: 1.167			2-2 E9 2B		1-2 FC4-6 1B			2-2 WP BLK 1B	1-2 E7	4 0 3 0 0 0 1												
Inning Stats	R: 0 E: 0 K: 1 S: 9	H: 0 LOB: 0 BB: 0 P: 14	R: 0 E: 0 K: 0 S: 6	H: 0 LOB: 0 BB: 1 P: 13	R: 0 E: 1 K: 0 S: 8	H: 1 LOB: 1 BB: 0 P: 13	R: 1 E: 0 K: 1 S: 13	H: 2 LOB: 1 BB: 0 P: 16	R: 0 E: 0 K: 0 S: 8	H: 2 LOB: 1 BB: 0 P: 11	R: 1 E: 0 K: 1 S: 9	H: 1 LOB: 0 BB: 0 P: 14	R: 0 E: 0 K: 0 S: 7	H: 0 LOB: 0 BB: 0 P: 14	R: 0 E: 0 K: 3 S: 16	H: 1 LOB: 2 BB: 1 P: 27	R: 1 E: 1 K: 1 S: 20	H: 1 LOB: 2 BB: 1 P: 32	1B: 6 2B: 2 3B: 0 HR: 1	SF: 0 SAC: 0 DP: 2 HBP: 0	WP: 1 PB: 0 SB: 1 CS: 0	PA: 37
PITCHER	IP WLS BF H R ER SO BB IBB HBP BLK WP HR S P ERA WHIP																					
Bert Blyleven, R (1, 1) ERA: 3.0	6.0 W 23 6 2 2 3 1 0 0 1 0 1 53 81 3.00 1.167																					
Juan Berenguer, R (7, 1) ERA: 7.36	1.2 7 1 0 0 2 1 0 0 1 1 0 19 36 0.00 1.200																					
Jeff Reardon, R (8, 1) ERA:	1.1 S 7 1 1 0 2 1 0 0 1 0 0 24 37 0.00 1.500																					

Toronto Blue Jays @ Minnesota Twins
 Hubert H. Humphrey Metrodome, Minneapolis, MN

Fri Apr 08 1988, 8:05 PM EDT
 Att. 53,067 - Dome - 70 F

AB	34
R	3
H	8
RBI	2
BB	3
SO	7
LOB	15



Batter	1	2	3	4	5	6	7	8	9
Dan Gladden, R OBP: 0.571, SLG: 1.214 (1, 7)	2-0 HR	0-0 1B		0-3 K			2-1 S 2B	0-1 HR	
Greg Gagne, R OBP: 0.250, SLG: 0.333 (1, 6)	2-2 WP 1B	2-0 P4			3-3 K		0-0 SH1-3 2B	3-2 G1	
Kirby Puckett, R OBP: 0.167, SLG: 0.091 (1, 8)	4-2 L3 BB		1-3 K		0-2 F9		0-0 G6-3		
Kent Hrbek, L OBP: 0.143, SLG: 0.286 (1, 3)	2-0 L3		1-0 G3		0-0 F9		2-1 BB 2B		
Gary Gaetti, R OBP: 0.364, SLG: 0.556 (1, 5)	0-1 G6-3		0-2 F8			3-2 HR	4-0 BB IBB		
Randy Bush, L Gene Larkin, S (7, PH)		0-0 G4-3		0-0 L9		1-0 P6	4-0 BB BB	1-2 2-3 BB	
Tom Brunansky, R OBP: 0.545, SLG: 0.909 (1, 9)		0-0 E6 F9 PB 1B		1-1 CS 1B		3-1 G6-4-3 1B	3-3 K		
Tom Nieto, R (1, 2)		1-2 SAFE F9		4-2 2B BB		1-0 SAFE SAFE SAFE G6-4-3		2-3 K	
Steve Lombardozzi, R OBP: 0.429, SLG: 0.833 (1, 4)		4-1 BB BB BB 1B BB		0-1 1-3 2B			0-0 2B 3B	1-2 G6-3	

Inning Stats	R: 1	H: 2	E: 0	K: 0	S: 11	LOB: 1	BB: 1	P: 21
	R: 1	H: 1	E: 1	K: 0	S: 8	LOB: 2	BB: 1	P: 15
	R: 0	H: 0	E: 0	K: 1	S: 7	LOB: 0	BB: 0	P: 9
	R: 0	H: 2	E: 0	K: 1	S: 10	LOB: 2	BB: 1	P: 15
	R: 0	H: 0	E: 0	K: 1	S: 8	LOB: 0	BB: 0	P: 11
	R: 1	H: 2	E: 0	K: 0	S: 8	LOB: 0	BB: 0	P: 16
	R: 2	H: 3	E: 0	K: 1	S: 10	LOB: 3	BB: 2	P: 25
	R: 1	H: 1	E: 0	K: 1	S: 14	LOB: 0	BB: 0	P: 20

PITCHER	IP	WLS	BF	H	R	ER	SO	BB	IBB	HBP	BLK	WP	HR	S	P	ERA	WHIP
Dave Stieb, R ERA: 4.5 (1, 1)	6.0	L	27	8	4	3	3	3	3	0	0	1	2	53	88	4.50	1.833
Mark Eichhorn, R ERA: 6.75 (7, 1)	0.2		3	1	0	0	0	0	0	0	0	0	0	4	6	0.00	1.500
David Wells, L ERA: 10.8 (7, 1)	1.1		8	2	2	2	2	1	1	0	0	0	1	19	38	13.50	2.250

AB R H RBI BB SO LOB

5	3	4	4	0	1	2
4	0	1	0	0	1	2
3	0	0	0	1	1	1
4	0	1	0	0	0	2
3	1	1	1	1	0	1
3	0	0	0	0	0	0
0	0	0	0	1	0	0
4	1	2	0	0	1	3
3	0	0	0	1	1	2
3	1	2	0	1	0	0

1B: 4	SF: 0	WP: 1	PA: 38
2B: 4	SAC: 1	PB: 1	
3B: 1	DP: 2	SB: 2	
HR: 3	HBP: 0	CS: 1	
AB	32		
R	6		
H	11		
RBI	5		
BB	5		
SO	5		
LOB	13		



Toronto Blue Jays @ Minnesota Twins
 Hubert H. Humphrey Metrodome, Minneapolis, MN
 Fri Apr 08 1988, 8:05 PM EDT
 Att: 53,067 - Dome - 70 F

livebaseballscorecards.com

Batter	1	2	3	4	5	6	7	8	9	AB R H RBI BB SO LOB	TOP											
Nelson Liriano, S (1, 4) OBP: 0.130, SLG: 0.261	1-0 P5		2-1 G4-3	0-0 G6-3		2-2 HR		0-3 K		5 1 1 1 0 1 2												
Lloyd Moseby, L (1, 7) OBP: 0.286, SLG: 0.571	2-1 S 1B		2-3 K		1-1 G5-3	1-1 P5		3-2 2B		5 0 2 2 0 1 0												
Tony Fernandez, S (1, 6) OBP: 0.217, SLG: 0.182	0-3 K		1-2 CI 1B		1-1 G4-3		0-0 G4-3	1-2 G6-3		5 1 1 0 0 1 2												
George Bell, R (1, 10) OBP: 0.571, SLG: 1.316	2-3 K		0-0 CI 1B		2-1 2B		2-1 HR	1-1 G5-3		4 1 2 1 0 1 1												
Ernie Whitt, L (1, 2) OBP: 0.375, SLG: 0.438		1-2 WP 1B	0-2 WP 1B		1-0 G4-3		1-2 G4-3	3-1 1B 2B		5 2 3 1 0 0 1												
Rance Mulliniks, L (1, 5) OBP: 0.071, SLG: 0.143		1-0 P5	3-2 G3			0-0 G3-1	2-2 G5-3	3-1 BLK 1B		3 0 0 0 0 0 3												
Kelly Gruber, R (7, PH) OBP: 0.286, SLG: 0.286		1-2	1-2					2-H		2 0 1 1 0 0 0												
Jesse Barfield, R (1, 9) OBP: 0.455, SLG: 0.647		3-1 S 1B		0-0 HR		4-1 HR BB		4-1 2B BLK 2B BB	1-3 K	3 3 2 2 2 1 1	AB 41 R 10 H 14 RBI 10 BB 2 SO 7 LOB 15											
Fred McGriff, L (1, 3) OBP: 0.500, SLG: 1.067		3-3 K		1-2 G3-1		1 SAFE 2-0 HR		3-1 2B	2-3 K	4 2 2 2 0 1 1												
Cecil Fielder, R (9, PH) OBP: 0.500, SLG: 0.500		1-2 K		1-2 P6		0-0 F8		1-3 2B	1-2 K	1 0 0 0 0 1 1												
Sil Campusano, R (1, 8) OBP: 0.133, SLG: 0.200		1-2 P3						0-1 G5-3		4 0 0 0 0 0 3												
Inning Stats	R: 0 E: 0 K: 2 S: 10	H: 1 LOB: 1 BB: 0 P: 15	R: 1 E: 0 K: 1 S: 14	H: 2 LOB: 1 BB: 0 P: 23	R: 1 E: 1 K: 1 S: 17	H: 2 LOB: 2 BB: 0 P: 25	R: 1 E: 0 K: 0 S: 8	H: 1 LOB: 0 BB: 0 P: 10	R: 0 E: 0 K: 0 S: 7	H: 1 LOB: 1 BB: 0 P: 12	R: 3 E: 0 K: 0 S: 9	H: 2 LOB: 0 BB: 1 P: 18	R: 1 E: 0 K: 0 S: 11	H: 1 LOB: 0 BB: 0 P: 16	R: 2 E: 0 K: 1 S: 14	H: 2 LOB: 1 BB: 1 P: 25	R: 1 E: 0 K: 2 S: 14	H: 2 LOB: 1 BB: 0 P: 24	1B: 6 2B: 4 3B: 0 HR: 4	SF: 0 SAC: 0 DP: 0 HBP: 0	WP: 2 PB: 0 SB: 2 CS: 0	PA: 44
PITCHER	IP WLS BF H R ER SO BB IBB HBP BLK WP HR S P ERA WHIP																					
Charlie Lea, R (1, 1) ERA: 6.75	5.1 L 26 8 5 4 4 1 0 0 0 2 2 59 94 6.75 1.688																					
Steve Carlton, L (6, 1) ERA: 13.5	2.2 13 4 4 4 1 1 0 0 1 0 2 31 50 13.50 1.875																					
Tippy Martinez, L (9, 1) ERA: 9.0	1.0 5 2 1 1 2 0 0 0 1 0 0 14 24 9.00 2.000																					

Toronto Blue Jays @ Minnesota Twins
 Hubert H. Humphrey Metrodome, Minneapolis, MN

Sat Apr 09 1988, 4:33 AM EDT
 Att. 49,451 - Dome - 70 F

livebaseballscorecards.com



Batter	1	2	3	4	5	6	7	8	9	AB R H RBI BB SO LOB
Dan Gladden, R (1, 7) OBP: 0.500, SLG: 1.000	1-1 F9			X 0-0 L8		X 0-0 FC6-4 2-3 1B		B 1-1 G3	4 0 1 0 0 0 0	
Greg Gagne, R (1, 6) OBP: 0.267, SLG: 0.333 Randy Bush, L (9, PH) OBP: 0.143, SLG: 0.143	1-2 G4-6-3 1B			C 1-2 G6-3		S 1-1 FC6-4 1-2f		S 0-2 1B	3 0 1 0 0 0 2 1 0 1 0 0 0 0	
Kirby Puckett, R (1, 8) OBP: 0.125, SLG: 0.067	0-0 G4-6-3 1-2f			C 2-3 K		B 3-1 L9		B 1-3 K	4 0 0 0 0 2 2	
Gary Gaetti, R (1, 5) OBP: 0.267, SLG: 0.385		S 1-2 G5-3		F 3-3 K		X 0-0 F9		S 0-3 K	4 0 0 0 0 2 1	
Gene Larkin, S (1, 10) OBP: 0.250, SLG: 0.143		C 1-1 G5-3		B 1-0 G6-3		B 1-0 1B			3 0 1 0 0 0 0	
Kent Hrbek, L (1, 3) OBP: 0.100, SLG: 0.200		C 2-1 F9		C 3-2 L3		B 1-0 G3			3 0 0 0 0 0 1	
Tom Brunansky, R (1, 9) OBP: 0.429, SLG: 0.714 Dwight Lowry, L (9, 2)			B 1-1 F9		C 0-3 K		B 2-1 P4		3 0 0 0 0 1 0 0 0 0 0 0 0 0	
Steve Lombardozzi, R (1, 4) OBP: 0.300, SLG: 0.556		C 3-1 G5-3		C 1-1 G4-3		B 1-1 G4-3		B 3-2 G6-3	3 0 0 0 0 0 0	
Tim Laudner, R (1, 2) OBP: 0.286, SLG: 0.571 Mark Davidson, R (9, 9)			C 0-3 K		B 1-0 1B 2B		F 0-3 K		3 0 1 0 0 2 0 0 0 0 0 0 0 0	

Inning Stats	R: 0	H: 1	E: 0	K: 0	S: 6	LOB: 0	BB: 0	P: 8	R: 0	H: 0	E: 0	K: 0	S: 7	LOB: 0	BB: 0	P: 11	R: 0	H: 0	E: 0	K: 1	S: 7	LOB: 0	BB: 0	P: 11	R: 0	H: 0	E: 0	K: 1	S: 9	LOB: 0	BB: 0	P: 16	R: 0	H: 2	E: 0	K: 1	S: 9	LOB: 2	BB: 0	P: 12	R: 0	H: 1	E: 0	K: 0	S: 5	LOB: 1	BB: 0	P: 10	R: 0	H: 0	E: 0	K: 1	S: 8	LOB: 0	BB: 0	P: 13	R: 0	H: 1	E: 0	K: 2	S: 11	LOB: 1	BB: 0	P: 13	1B: 4	SF: 0	2B: 1	SAC: 0	3B: 0	DP: 1	HR: 0	HBP: 0	WP: 0	PA: 31
--------------	------	------	------	------	------	--------	-------	------	------	------	------	------	------	--------	-------	-------	------	------	------	------	------	--------	-------	-------	------	------	------	------	------	--------	-------	-------	------	------	------	------	------	--------	-------	-------	------	------	------	------	------	--------	-------	-------	------	------	------	------	------	--------	-------	-------	------	------	------	------	-------	--------	-------	-------	-------	-------	-------	--------	-------	-------	-------	--------	-------	--------

PITCHER	IP	WLS	BF	H	R	ER	SO	BB	IBB	HBP	BLK	WP	HR	S	P	ERA	WHIP
Jimmy Key, L (1, 1) ERA: 1.5	6.0	W	20	3	0	0	4	0	0	0	0	0	0	45	68	0.00	0.500
Duane Ward, R (7, 1) ERA:	3.0	S	11	2	0	0	3	0	0	0	0	0	0	24	36	0.00	0.667

BOTTOM

Toronto Blue Jays @ Minnesota Twins
 Hubert H. Humphrey Metrodome, Minneapolis, MN
 Sat Apr 09 1988, 4:33 AM EDT
 Att. 49,451 - Dome - 70 F

AB	31
R	0
H	5
RBI	0
BB	0
SO	7
LOB	6



WP	HR	S	P	ERA	WHIP
0	0	0	0	0.00	0.500
0	0	0	0	0.00	0.667

Batter	1	2	3	4	5	6	7	8	9	AB R H RBI BB SO LOB	TOP											
Nelson Liriano, S (1, 4) OBP: 0.148, SLG: 0.259	1-0 F8		2-2 L3 1B			1-3 K		2-2 L7		4 0 1 0 0 1 0												
Lloyd Moseby, L (1, 7) OBP: 0.389, SLG: 0.944	2-1 SF8 3B		0-1 L3			2-1 HR		0-0 2B		4 2 3 1 0 0 2												
Tony Fernandez, S (1, 6) OBP: 0.259, SLG: 0.208	0-1 SF8 3B			4-1 G4-6-3 BB 1B		1-1 BB 1B		1-0 6-3		2 0 1 1 1 0 1												
George Bell, R (1, 10) OBP: 0.520, SLG: 1.136	2-3 K			0-1 G4-6-3 1-2f		4-2 BB		0-2 P5		3 0 0 0 1 1 2												
Jesse Barfield, R (1, 9) OBP: 0.385, SLG: 0.524		1-2 F8		1-1 F8		0-0 F8		1-2 F7		4 0 0 0 0 0 2												
Pat Borders, R (1, 2) OBP: 0.375, SLG: 0.625		2-0 F7			0-1 1-3		0-0 6-3		2-2 HBP 1B	3 0 0 0 0 0 0 1 0 1 0 0 0 0												
Rance Mulliniks, L (9, PH) OBP: 0.133, SLG: 0.200																						
Kelly Gruber, R (1, 5) OBP: 0.300, SLG: 0.400		2-3 K			2-2 5-3		2-1 2B		1-2 F7	3 0 1 0 0 1 0 1 0 0 0 0 0 1												
Rick Leach, L (9, PH) OBP: 0.778, SLG: 1.000																						
Fred McGriff, L (1, 3) OBP: 0.500, SLG: 0.944			1-2 1B 1B		1-3 K		3-3 K		2-0 1-2 HBP	3 0 1 0 0 2 1												
Sil Campusano, R (1, 8) OBP: 0.118, SLG: 0.176			0-1 F8			1-3 K		0-1 6-3		2 0 0 0 0 1 1 1 0 0 0 0 0 1												
Juan Beniquez, R (7, PH) (7, 7)																						
Ernie Whitt, L (9, PH) OBP: 0.353, SLG: 0.412										1 0 0 0 0 0 2												
Inning Stats	R: 1 E: 0 K: 1 S: 12	H: 1 LOB: 0 BB: 0 P: 17	R: 0 E: 0 K: 1 S: 8	H: 0 LOB: 0 BB: 0 P: 13	R: 0 E: 0 K: 0 S: 10	H: 2 LOB: 1 BB: 0 P: 13	R: 0 E: 0 K: 0 S: 5	H: 0 LOB: 0 BB: 1 P: 10	R: 0 E: 0 K: 1 S: 8	H: 0 LOB: 0 BB: 0 P: 11	R: 1 E: 0 K: 2 S: 16	H: 2 LOB: 2 BB: 1 P: 25	R: 0 E: 0 K: 1 S: 8	H: 1 LOB: 1 BB: 0 P: 13	R: 0 E: 0 K: 0 S: 10	H: 1 LOB: 1 BB: 0 P: 13	R: 0 E: 0 K: 0 S: 14	H: 1 LOB: 2 BB: 0 P: 22	1B: 4 2B: 3 3B: 1 HR: 1	SF: 1 SAC: 0 DP: 2 HBP: 1	WP: 0 PB: 0 SB: 0 CS: 0	PA: 36
PITCHER	IP WLS BF H R ER SO BB IBB HBP BLK WP HR S P ERA WHIP																					
Frank Viola, L (1, 1) ERA: 5.68	7.2 W 30 7 2 2 6 2 0 0 0 0 0 1 73 111 2.35 1.174																					
Jeff Reardon, R (8, 1) ERA:	1.1 S 6 1 0 0 0 0 0 0 1 0 0 0 18 26 0.00 0.750																					

Toronto Blue Jays @ Minnesota Twins
 Hubert H. Humphrey Metrodome, Minneapolis, MN

Sun Apr 10 1988, 4:33 AM EDT
 Att: 40,086 - Dome - 70 F

livebaseballscorecards.com

AB	32
R	2
H	8
RBI	2
BB	2
SO	6
LOB	13



Batter	1	2	3	4	5	6	7	8	9
Dan Gladden, R OBP: 0.455, SLG: 0.909 (1, 7)	1-2 F8		3-1 F3		1-0 1B 2B		2-1 G5-3		
Greg Gagne, R OBP: 0.316, SLG: 0.333 (1, 6)	4-2 FC6-4 BB		2-3 K		2-2 CS 1B		0-0 P6		
Kirby Puckett, R OBP: 0.100, SLG: 0.053 (1, 8)	1-2 FC6-4 1-2f		2-3 K		1-3 K		0-1 L9		
Kent Hrbek, L OBP: 0.071, SLG: 0.143 (1, 3)	1-1 L6		1-3 K		2-2 G3		0-0 F8		
Gary Gaetti, R OBP: 0.222, SLG: 0.313 (1, 5)		1-3 K		2-3 K		1-0 5-3			
Randy Bush, L OBP: 0.300, SLG: 0.400 (1, 10)		1-1 BLK 1B			0-1 S E 2B		1-1 G3		
Tom Brunansky, R OBP: 0.471, SLG: 0.667 (1, 9)		0-1 F7			4-2 S 2B BB		4-1 G3 SH1-3 BB		
Steve Lombardozzi, R OBP: 0.333, SLG: 0.500 (1, 4)		1-3 K			4-2 2B 1B BB		0-0 SH1-3		
Tom Nieto, R (1, 2)			1-1 F9		0-3 K		1-0 G3		

Inning Stats	R: 0	H: 0	E: 0	K: 0	S: 13	R: 0	H: 1	E: 0	K: 2	S: 11	R: 0	H: 0	E: 0	K: 1	S: 7	R: 0	H: 0	E: 0	K: 3	S: 9	R: 4	H: 3	E: 0	K: 2	S: 20	R: 0	H: 0	E: 0	K: 0	S: 6	R: 0	H: 0	E: 0	K: 0	S: 5	R: 0	H: 0	E: 0	K: 0	S: 4
	LOB: 1	BB: 1	LOB: 1	BB: 0		LOB: 1	BB: 0	LOB: 0	BB: 0		LOB: 0	BB: 0	LOB: 0	BB: 0		LOB: 1	BB: 1	LOB: 0	BB: 0		LOB: 0	BB: 2	LOB: 1	BB: 1		LOB: 0	BB: 0	LOB: 0	BB: 0		LOB: 0	BB: 0	LOB: 0	BB: 0		LOB: 0	BB: 0		LOB: 0	BB: 0

PITCHER	IP	WLS	BF	H	R	ER	SO	BB	IBB	HBP	BLK	WP	HR	S	P	ERA	WHIP
Todd Stottlemire, R ERA: 6.0 (1, 1)	4.1	L	19	3	4	4	7	3	0	0	1	0	0	53	82	8.31	1.385
Mark Eichhorn, R ERA: 2.25 (5, 1)	2.2		9	1	0	0	1	1	0	0	0	0	0	18	32	0.00	0.750
Tom Henke, R ERA: (8, 1)	1.0		3	0	0	0	0	0	0	0	0	0	0	4	4	0.00	0.000

BOTTOM

AB	R	H	RBI	BB	SO	LOB
4	1	1	1	0	0	1
3	0	1	2	1	1	0
4	0	0	0	0	2	2
4	0	0	0	0	1	1
3	0	0	0	0	2	0
3	1	2	0	0	0	0
1	1	0	0	2	0	1
1	1	0	0	1	1	1
3	0	0	0	0	1	3

AB	26
R	4
H	4
RBI	3
BB	4
SO	8
LOB	9



WP	PA
0	31

Toronto Blue Jays @ Minnesota Twins
 Hubert H. Humphrey Metrodome, Minneapolis, MN
 Sun Apr 10 1988, 4:33 AM EDT
 Att: 40,086 - Dome - 70 F

livebaseballscorecards.com

Batter	1	2	3	4	5	6	7	8	9	AB R H RBI BB SO LOB	TOP																
Dan Gladden, R (1, 7) OBP: 0.407, SLG: 0.769	1-0 5-3	0-0 G3-1			1-0 E7		1-1 P3	1-0 BLK HBP		4 0 0 1 0 0 1																	
Greg Gagne, R (1, 6) OBP: 0.292, SLG: 0.435	1-2 3-1		1-1 F8		0-0 P3		1-2 HR	0-3 K		5 1 1 2 0 1 4																	
Kirby Puckett, R (1, 8) OBP: 0.120, SLG: 0.083	3-2 HBP BB 1B		2-2 L9		1-0 P4		3-2 F8	2-2 G6-3		5 1 1 0 0 0 3																	
Kent Hrbek, L (1, 3) OBP: 0.158, SLG: 0.167	4-1 HBP 1B BB		0-0 P5		1-2 G4-3		0-0 1B	0-2 E3 BLK		4 1 1 0 1 0 1																	
Gary Gaetti, R (1, 5) OBP: 0.261, SLG: 0.350	1-2 1B HBP			0-0 F8		0-1 2B	1-1 F9	3-2 G6-3		4 0 1 0 0 0 2																	
Randy Bush, L (1, 10) OBP: 0.400, SLG: 0.500	0-0 1B		1-1 E6 CS		2-2 P5		1-1 SH2-4 HBP 2B	4-0 IBB		4 1 2 2 1 0 1																	
Tom Brunansky, R (1, 9) OBP: 0.455, SLG: 0.556	3-3 K		4-2 BB		1-2 G5-3		4-2 HBP BLK SH2-4 BB	1-3 K		3 1 0 0 2 2 5																	
Steve Lombardozzi, R (1, 4) OBP: 0.313, SLG: 0.385		4-2 G5-4-3 BB		1-2 L5		2-3 K	1-2 SH2-4	2-3 K		3 0 0 0 1 2 4																	
Tim Laudner, R (1, 2) OBP: 0.400, SLG: 0.600		0-1 G5-4-3			1-2 E 1B		2-1 HR 1B	4-0 BLK HBP IBB		3 2 2 0 0 0 1																	
Gene Larkin, S (8, PH) OBP: 0.333, SLG: 0.143										0 0 0 0 1 0 0																	
Mark Davidson, R (8, PR)										0 0 0 0 0 0 0																	
Tom Nieto, R (8, 2)										0 0 0 0 0 0 0																	
Inning Stats	R: 2 E: 0 K: 1 S: 18	H: 2 LOB: 2 BB: 1 P: 31	R: 0 E: 0 K: 0 S: 5	H: 0 LOB: 0 BB: 1 P: 9	R: 0 E: 0 K: 0 S: 7	H: 0 LOB: 1 BB: 1 P: 10	R: 0 E: 1 K: 0 S: 9	H: 0 LOB: 1 BB: 1 P: 15	R: 1 E: 1 K: 0 S: 11	H: 1 LOB: 1 BB: 0 P: 15	R: 0 E: 0 K: 1 S: 12	H: 1 LOB: 1 BB: 0 P: 17	R: 2 E: 0 K: 0 S: 18	H: 3 LOB: 1 BB: 0 P: 26	R: 2 E: 0 K: 1 S: 15	H: 1 LOB: 2 BB: 2 P: 28	R: 0 E: 1 K: 2 S: 17	H: 0 LOB: 2 BB: 1 P: 27	1B: 5 2B: 2 3B: 0 HR: 1	SF: 0 SAC: 1 DP: 1 HBP: 2	WP: 0 PB: 0 SB: 0 CS: 1	PA: 44					
PITCHER	IP WLS BF H R ER SO BB IBB HBP BLK WP HR S P ERA WHIP																										
John Farrell, R (1, 1) ERA: 3.65	6.1		29	6	5	4	2	3	0	1	0	0	1	69	108	5.68	1.421										
Chris Codiroli, R (7, 1) ERA: 4.5	1.0	L	7	2	2	2	0	1	1	0	0	0	0	18	32	18.00	3.000										
Doug Jones, R (8, 1) ERA:	1.2		8	0	0	0	3	0	1	1	2	0	0	25	38	0.00	0.000										

Minnesota Twins @ Cleveland Indians
Cleveland Municipal Stadium, Cleveland, OH

livebaseballscorecards.com

AB	35
R	7
H	8
RBI	5
BB	6
SO	5
LOB	22



Tue Apr 12 1988, 7:05 PM EDT
Att. 5,084 - Unknown

BOTTOM

Minnesota Twins @ Cleveland Indians
Cleveland Municipal Stadium, Cleveland, OH

Tue Apr 12 1988, 7:05 PM EDT
Att. 5,084 - Unknown

livebaseballscorecards.com

AB	38
R	6
H	12
RBI	3
BB	3
SO	4
LOB	12



WP:	1	PA:	42
PB:	1		
SB:	0		
CS:	0		

AB R H RBI BB SO LOB

4 1 0 0 1 2 2

5 0 2 2 0 0 0

4 0 1 0 1 1 0

5 1 2 1 0 0 4

5 1 2 0 0 0 1

3 1 1 0 1 1 0

4 0 1 0 0 0 1

4 1 1 0 0 0 2

3 1 2 0 0 0 2

1 0 0 0 0 0 0

0 0 0 0 0 0 0

1B: 10 SF: 0

2B: 2 SAC: 0

3B: 0 DP: 1

HR: 1 HBP: 0

Batter	1	2	3	4	5	6	7	8	9
Julio Franco, R OBP: 0.333, SLG: 0.382 (1, 4)	0-2 G6-3	1-3 K		4-0 1B 1-2 PB BB		0-3 K		3-2 6-3	
Willie Upshaw, L OBP: 0.417, SLG: 0.500 (1, 3)	1-1 F8		2-1 G3-1	3-1 E 1B 1-3 2-H 3-H		2-2 1B FC8-2 1B		1-2 G4-3	
Pat Tabler, R OBP: 0.389, SLG: 0.355 (1, 10)	2-2 G1-3		1-0 G5-3	4-2 1B 1-3 BB 3-H		3-2 SAFE 1B 1-3		1-3 K	
Joe Carter, R OBP: 0.344, SLG: 0.444 (1, 8)		2-0 G6-3	2-1 HR	2-1 P3		1-1 FC8-2 3-H		0-0 2B	
Mel Hall, L OBP: 0.357, SLG: 0.481 (1, 7)		1-0 1B BLK 1B	1-1 PO 1B		0-0 L9		0-0 P4	1-1 F7	
Brook Jacoby, R OBP: 0.333, SLG: 0.452 (1, 5)		1-1 SAFE SAFE G1 BLK E 1B 1-3	1-0 PO	0-3 K BB	4-2 1B BB		2-2 6-3		
Cory Snyder, R OBP: 0.438, SLG: 0.828 (1, 9)		1-1 G1 1-3 3-H		1-0 P6	0-2 1B		1-1 F9		
Jay Bell, R OBP: 0.333, SLG: 0.250 (1, 6)		2-1 E6 1B 3-H		0-1 1B WP 1B 1B	1-1 F8		0-0 F7		
Andy Allanson, R OBP: 0.276, SLG: 0.250 (1, 2)		2-0 1B		2-1 1B BB 1B	1-1 P5		2-1 G4-3		
Dave Clark, L OBP: 0.200, SLG: 0.200 (8, PH)		1-3 1B							
Chris Bando, S (9, 2)									

Inning Stats	R: 0	H: 0	E: 0	K: 9	S: 9	R: 2	H: 3	E: 1	K: 1	S: 12	R: 1	H: 2	E: 0	K: 0	S: 7	R: 3	H: 3	E: 0	K: 1	S: 14	R: 0	H: 1	E: 0	K: 0	S: 11	R: 0	H: 2	E: 0	K: 1	S: 12	R: 0	H: 0	E: 0	K: 0	S: 6	R: 0	H: 0	E: 0	K: 0	S: 6	R: 0	H: 1	E: 0	K: 1	S: 12	R: 0	H: 0	E: 0	K: 0	S: 6	R: 0	H: 1	E: 0	K: 1	S: 12	1B: 10	SF: 0	2B: 2	SAC: 0	3B: 0	DP: 1	HR: 1	HBP: 0	WP: 1	PA: 42
--------------	------	------	------	------	------	------	------	------	------	-------	------	------	------	------	------	------	------	------	------	-------	------	------	------	------	-------	------	------	------	------	-------	------	------	------	------	------	------	------	------	------	------	------	------	------	------	-------	------	------	------	------	------	------	------	------	------	-------	--------	-------	-------	--------	-------	-------	-------	--------	-------	--------

PITCHER	IP	WLS	BF	H	R	ER	SO	BB	IBB	HBP	BLK	WP	HR	S	P	ERA	WHIP
Les Straker, R ERA: 5.59 (1, 1)	3.2		20	8	6	4	2	1	0	0	1	1	1	38	68	9.82	2.455
Keith Atherton, R ERA: 2.08 (4, 1)	2.1		11	3	0	0	1	2	0	0	0	0	0	27	45	0.00	2.143
Joe Niekro, R ERA: (7, 1)	2.0	W	6	0	0	0	0	0	0	0	0	0	0	12	20	0.00	0.000
Jeff Reardon, R ERA: (9, 1)	1.0	S	4	1	0	0	1	0	0	0	0	0	0	12	15	0.00	1.000

Batter	1	2	3	4	5	6	7	8	9	AB R H RBI BB SO LOB	TOP											
Dan Gladden, R OBP: 0.406, SLG: 0.700 (1, 7)	1-0 F9		0-0 P9		1-1 SH3-4 2B 1B		4-1 FC4 1B BB		3-1 P9	4 1 1 0 1 0 1												
Greg Gagne, R OBP: 0.393, SLG: 0.500 (1, 6)	1-1 2B 1B		1-2 1B 1B		0-1 SH3-4		1-0 FC4 1B		4-0 WP BB	3 1 3 0 1 0 0												
Kirby Puckett, R OBP: 0.200, SLG: 0.241 (1, 8)	0-0 2B		2-0 FC6-4 1B		0-1 2B		2-0 FC4 1-2f 2-3		1-1 G6-3	5 0 3 3 0 0 3												
Gary Gaetti, R OBP: 0.222, SLG: 0.292 (1, 5)	0-3 K		0-3 K		1-1 F7		1-3 K			4 0 0 0 0 3 7												
Gene Larkin, S OBP: 0.231, SLG: 0.091 (1, 10)	1-1 G6-3		2-2 FC6-4		0-3 K			2-2 G3		4 0 0 0 0 1 5												
Kent Hrbek, L OBP: 0.174, SLG: 0.182 (1, 3)		0-3 K		1-0 F7		0-0 P4		0-0 G1-3 1B		4 0 1 0 0 1 0												
Tom Brunansky, R OBP: 0.385, SLG: 0.455 (1, 9)		2-2 L8		0-0 G6-3		2-1 P4		2-1 G1-3		4 0 0 0 0 0 1												
Tom Nieto, R (1, 2)		0-0 G5-3		0-0 P3		2-1 G6-3		0-0 G3		4 0 0 0 0 0 1												
Al Newman, S OBP: 0.375, SLG: 0.286 (1, 4)			4-2 1B 1B BB		0-0 SH3-4 2B 1B		2-3 K		1-1 G3-1	3 1 1 0 1 1 0												
Inning Stats	R: 1 E: 0 K: 1 S: 10	H: 2 LOB: 1 BB: 0 P: 13	R: 0 E: 0 K: 1 S: 7	H: 0 LOB: 0 BB: 0 P: 9	R: 0 E: 0 K: 1 S: 14	H: 2 LOB: 3 BB: 1 P: 23	R: 0 E: 0 K: 0 S: 3	H: 0 LOB: 0 BB: 0 P: 4	R: 2 E: 0 K: 1 S: 12	H: 3 LOB: 1 BB: 0 P: 14	R: 0 E: 0 K: 0 S: 5	H: 0 LOB: 0 BB: 0 P: 9	R: 0 E: 0 K: 2 S: 9	H: 1 LOB: 2 BB: 1 P: 19	R: 0 E: 0 K: 0 S: 7	H: 1 LOB: 1 BB: 0 P: 11	R: 0 E: 0 K: 0 S: 6	H: 0 LOB: 1 BB: 1 P: 15	1B: 7 2B: 2 3B: 0 HR: 0	SF: 0 SAC: 1 DP: 0 HBP: 0	WP: 2 PB: 0 SB: 0 CS: 0	PA: 39
PITCHER	IP WLS BF H R ER SO BB IBB HBP BLK WP HR S P ERA WHIP												IP WLS BF H R ER SO BB IBB HBP BLK WP HR S P ERA WHIP									
Scott Bailes, L ERA: 1.76 (1, 1)	6.1 29 8 3 3 5 2 0 0 0 0 0 0 56 84 4.26 1.579																					
Jeff Dedmon, R ERA: (7, 1)	2.2 10 1 0 0 1 1 0 0 0 1 0 17 33 0.00 0.750																					

Minnesota Twins @ Cleveland Indians
Cleveland Municipal Stadium, Cleveland, OH
Wed Apr 13 1988, 7:05 PM EDT
Att. 6,010 - Unknown

livebaseballscorecards.com

AB 35
R 3
H 9
RBI 3
BB 3
SO 6
LOB 18



Batter	1	2	3	4	5	6	7	8	9	AB R H RBI BB SO LOB
Julio Franco, R OBP: 0.318, SLG: 0.357 (1, 4)	3-2 CS 1B			2-3 K	2-2 G6-3		0-2 F8			4 0 1 0 0 1 1
Willie Upshaw, L OBP: 0.432, SLG: 0.528 (1, 3)	3-2 F8			1-1 G4-3 3B		1-2 G3 1B	4-2 BB			3 2 2 0 1 0 1
Pat Tabler, R OBP: 0.350, SLG: 0.314 (1, 10)	3-2 G5-3 1-2			1-1 G4-3		2-2 G3	0-3 K			4 0 0 1 0 1 3
Joe Carter, R OBP: 0.375, SLG: 0.457 (1, 8)		1-0 P3		1-0 S 1B		1-0 S 1B	1-2 F7			4 1 2 1 0 0 0
Mel Hall, L OBP: 0.389, SLG: 0.471 (1, 7)		3-1 G4-3		4-0 1-2 IBB		0-1 FC5-4 1B	0-0 F8			3 0 1 1 1 0 0
Brook Jacoby, R OBP: 0.317, SLG: 0.421 (1, 5)		3-3 K		0-0 F7		4-2 FC5-4 BB	2-3 K			3 0 0 0 1 2 2
Cory Snyder, R OBP: 0.447, SLG: 0.758 (1, 9)			1-2 F9		1-0 G4-3 SH1-3 1B	1-1 FC5-4				3 0 1 0 0 0 2
Chris Bando, S (1, 2)			0-1 P5		0-0 SH1-3	2-1 F8				2 0 0 0 0 0 2
Jay Bell, R OBP: 0.278, SLG: 0.200 (1, 6)			2-1 P3		1-2 G4-3		1-3 K			3 0 0 0 0 1 1

Inning Stats	R: 0 E: 0 K: 0 S: 10	H: 1 LOB: 0 BB: 0 P: 18	R: 0 E: 0 K: 1 S: 6	H: 0 LOB: 0 BB: 0 P: 13	R: 0 E: 0 K: 0 S: 7	H: 0 LOB: 0 BB: 0 P: 10	R: 1 E: 0 K: 1 S: 10	H: 2 LOB: 2 BB: 1 P: 18	R: 0 E: 0 K: 0 S: 8	H: 1 LOB: 1 BB: 0 P: 12	R: 2 E: 0 K: 0 S: 17	H: 3 LOB: 2 BB: 1 P: 28	R: 0 E: 0 K: 2 S: 13	H: 0 LOB: 1 BB: 1 P: 18	R: 0 E: 0 K: 1 S: 7	H: 0 LOB: 0 BB: 0 P: 10
1B: 6 2B: 0 3B: 1 HR: 0	SF: 0 SAC: 1 DP: 0 HBP: 0	WP: 0 PB: 0 SB: 4 CS: 1	PA: 33													

PITCHER	IP	WLS	BF	H	R	ER	SO	BB	IBB	HBP	BLK	WP	HR	S	P	ERA	WHIP
Charlie Lea, R ERA: 5.56 (1, 1)	6.0	L	26	7	3	3	2	1	1	0	0	0	0	58	99	4.50	1.333
Keith Atherton, R ERA: 1.42 (7, 1)	2.0		7	0	0	0	3	1	0	0	0	0	0	20	28	0.00	0.500

BOTTOM

Minnesota Twins @ Cleveland Indians
Cleveland Municipal Stadium, Cleveland, OH
 Thu Apr 14 1988, 7:05 PM EDT
 Att. 5,570 - Overcast

AB	29
R	3
H	7
RBI	3
BB	3
SO	5
LOB	12



PITCHER	IP	WLS	BF	H	R	ER	SO	BB	IBB	HBP	BLK	WP	HR	S	P	ERA	WHIP
---------	----	-----	----	---	---	----	----	----	-----	-----	-----	----	----	---	---	-----	------

Batter	1	2	3	4	5	6	7	8	9	AB R H RBI BB SO LOB	TOP															
Dan Gladden, R OBP: 0.389, SLG: 0.636 (1, 7)	2-3 K	1-0 FC5			0-0 SH1-3		1-0 ES HBP		3-2 F9	3 0 0 0 0 1 3																
Greg Gagne, R OBP: 0.324, SLG: 0.429 (1, 6)	1-2 G4-3		0-1 L4		2-3 K		1-3 K		2-2 G5-3	5 0 0 0 0 2 2																
Kirby Puckett, R OBP: 0.184, SLG: 0.216 (1, 8)	2-1 F9		1-0 F7		2-2 1B		2-3 K			4 0 1 0 0 1 1																
Kent Hrbek, L OBP: 0.258, SLG: 0.222 (1, 3)		4-0 1B G1-3 BB	4-1 FC5-4 BB		1-0 F8		1-1 G4-3			2 1 0 0 2 0 3																
Gary Gaetti, R OBP: 0.286, SLG: 0.469 (1, 5)		0-1 G1-3	2-1 FC5-4		0-0 G3-1 1B			0-0 HR		4 2 2 1 0 0 2																
Randy Bush, L OBP: 0.417, SLG: 0.455 (1, 10)		2-0 BB BB 1B		0-1 L8		1-0 G3-1		4-1 L3 BB		3 0 1 0 1 0 1																
Tom Brunansky, R OBP: 0.382, SLG: 0.393 (1, 9)		4-0 FC5 BB BB		2-1 G6-3		0-1 1B		0-0 F7		3 0 1 1 1 0 1																
Steve Lombardozzi, R OBP: 0.217, SLG: 0.250 (1, 4)		2-2 F9		1-0 G6-3		3-3 K		0-2 L3		4 0 0 0 0 1 5																
Tim Laudner, R OBP: 0.467, SLG: 0.538 (1, 2)		4-2 BB		3-2 1B SH1-3 1B		2-1 G6-3			2-1 P4	3 0 1 1 1 0 1																
Inning Stats	R: 0 E: 0 K: 1 S: 8 H: 0 LOB: 0 BB: 0 P: 13	R: 1 E: 0 K: 0 S: 11 H: 1 LOB: 3 BB: 3 P: 28	R: 0 E: 0 K: 0 S: 6 H: 0 LOB: 1 BB: 1 P: 13	R: 0 E: 0 K: 0 S: 5 H: 0 LOB: 0 BB: 0 P: 8	R: 0 E: 0 K: 1 S: 13 H: 2 LOB: 2 BB: 0 P: 21	R: 1 E: 0 K: 1 S: 9 H: 2 LOB: 1 BB: 0 P: 15	R: 0 E: 1 K: 2 S: 9 H: 0 LOB: 1 BB: 0 P: 13	R: 1 E: 0 K: 0 S: 6 H: 1 LOB: 0 BB: 1 P: 10	R: 0 E: 0 K: 0 S: 11 H: 0 LOB: 0 BB: 0 P: 18	1B: 5 2B: 1 3B: 0 HR: 1 SF: 0 SAC: 1 DP: 1 HBP: 1	WP: 0 PB: 0 SB: 1 CS: 0 PA: 38															
PITCHER	IP WLS BF H R ER SO BB IBB HBP BLK WP HR S P ERA WHIP											PITCHER	IP WLS BF H R ER SO BB IBB HBP BLK WP HR S P ERA WHIP													
Todd Stottlemyre, R ERA: 5.87 (1, 1)	1.2	9	1	1	1	1	3	0	0	0	0	0	18	39	5.40	2.400										
Mark Eichhorn, R ERA: 1.59 (2, 1)	4.1	19	4	1	1	2	1	0	1	0	0	0	34	60	2.08	1.154										
David Wells, L ERA: 3.48 (7, 1)	3.0	L 10	1	1	1	2	1	0	0	0	0	1	26	40	3.00	0.667										

Minnesota Twins @ Toronto Blue Jays
Exhibition Stadium, Toronto, ON

Sat Apr 16 1988, 3:33 AM EDT
Att. 26,095 - Overcast - 43 F

livebaseballscorecards.com

AB	31
R	3
H	6
RBI	3
BB	5
SO	5
LOB	19



BOTTOM

Minnesota Twins @ Toronto Blue Jays
 Exhibition Stadium, Toronto, ON
 Sat Apr 16 1988, 3:33 AM EDT
 Att. 26,095 - Overcast - 43 F

livebaseballscorecards.com

AB	37
R	2
H	9
RBI	2
BB	2
SO	10
LOB	22



WP: 1	PA: 39
PB: 1	
SB: 1	
CS: 0	

AB R H RBI BB SO LOB

5	0	1	0	0	0	3
5	0	1	0	0	4	4
3	0	0	0	0	0	2
2	0	0	0	0	2	2
4	0	2	0	0	0	1
3	0	1	0	0	1	1
1	0	0	0	0	0	1
4	0	0	0	0	1	3
2	1	0	0	1	1	0
0	0	0	0	1	0	0
4	1	2	1	0	0	4
3	0	1	1	0	1	1
1	0	1	0	0	0	0

1B: 5	SF: 0
2B: 3	SAC: 0
3B: 1	DP: 0
HR: 0	HBP: 0

Batter	1	2	3	4	5	6	7	8	9
Tony Fernandez, S (1, 6) OBP: 0.280, SLG: 0.222	1-0 L3		3-2 G6-3		0-0 G1-3		2-1 WP BLK 1B		0-2 F8
Lloyd Moseby, L (1, 8) OBP: 0.421, SLG: 0.647	0-1 G6-3 1B		2-3 K		2-3 K		3-3 K 1-2		2-3 K
Cecil Fielder, R (1, 3) OBP: 0.308, SLG: 0.545 Fred McGriff, L (7, PH) OBP: 0.400, SLG: 0.600	3-2 G6-3 1-2				3-2 F3 1-2 F8		3-3 K 2-3		1-3 K
George Bell, R (1, 7) OBP: 0.489, SLG: 0.854	1-2 G6-3				2-1 1B		1-0 P6		3-2 PB 2B
Pat Borders, R (1, 2) OBP: 0.450, SLG: 0.750 Ernie Whitt, L (8, PH) OBP: 0.333, SLG: 0.346			2-2 F8		0-3 K		1-2 BB 1B		3-0 P4
Jesse Barfield, R (1, 9) OBP: 0.271, SLG: 0.310			3-2 F8		1-2 F3		1-0 P6		2-3 K
Juan Beniquez, R (1, 10) OBP: 0.287, SLG: 0.385 Rick Leach, L (8, PH) OBP: 0.667, SLG: 0.867			1-3 K				4-0 E9 3B		4-0 BB IBB
Kelly Gruber, R (1, 5) OBP: 0.300, SLG: 0.667							3-1 G6-3 2B 3B		2-1 P4
Manuel Lee, S (1, 4) OBP: 0.333, SLG: 0.667 Nelson Liriano, S (9, PH) OBP: 0.213, SLG: 0.250			0-1 G1-3				2-3 K		3-2 S 1B

Inning Stats	R: 0	H: 1	E: 0	K: 13	H: 0	LOB: 0	E: 0	K: 1	S: 12	R: 0	H: 1	E: 0	K: 1	S: 11	R: 0	H: 1	E: 0	K: 1	S: 11	R: 2	H: 2	E: 1	K: 1	S: 16	R: 0	H: 1	E: 0	K: 7	R: 0	H: 1	E: 0	K: 9	R: 0	H: 1	E: 0	K: 14
--------------	------	------	------	-------	------	--------	------	------	-------	------	------	------	------	-------	------	------	------	------	-------	------	------	------	------	-------	------	------	------	------	------	------	------	------	------	------	------	-------

PITCHER	IP	WLS	BF	H	R	ER	SO	BB	IBB	HBP	BLK	WP	HR	S	P	ERA	WHIP
Frank Viola, L (1, 1) ERA: 4.34	6.0		26	6	2	1	4	1	0	0	0	0	0	70	114	1.50	1.167
Juan Berenguer, R (7, 1) ERA: 9.95	1.2	W	8	2	0	0	4	0	1	0	1	1	0	20	42	0.00	1.200
Jeff Reardon, R (8, 1) ERA:	1.1	S	5	1	0	0	2	0	0	0	0	0	0	16	24	0.00	0.750

Batter	1	2	3	4	5	6	7	8	9	AB R H RBI BB SO LOB	TOP		
Dan Gladden, R (1, 7) OBP: 0.375, SLG: 0.583	0-0 G6-3		1-3 K		2-2 F4			4-2 1B BB		3 0 0 0 1 1 1			
Al Newman, S (1, 6) OBP: 0.273, SLG: 0.200 Randy Bush, L (8, PH) OBP: 0.440, SLG: 0.478 Mark Davidson, R (8, PR) (8, 5)	2-1 F8		1-1 F8			1-1 G5-3		0-0 1B		3 0 0 0 0 0 1 1 0 1 0 0 0 0 0 0 0 0 0 0 0			
Kirby Puckett, R (1, 8) OBP: 0.190, SLG: 0.220	0-1 FC6-4 1B			0-0 F7		2-2 F8		2-3 K		4 0 1 0 0 1 3			
Gary Gaetti, R (1, 5) OBP: 0.282, SLG: 0.444 (8, 6)	1-0 FC6-4 1-2f			2-1 FC5 1B 1B		1-3 K		3-3 K		4 0 1 0 0 2 4			
Tom Brunansky, R (1, 9) OBP: 0.368, SLG: 0.355		0-1 G3		2-1 F8			4-2 FC1-6 BB		2-3 K	3 0 0 0 1 1 1			
Kent Hrbek, L (1, 3) OBP: 0.286, SLG: 0.258		2-0 P5		0-0 1B		3-0 FC1-6 G6-4-3 1-2f		2-2 BB 1B		4 0 2 0 0 0 1			
Gene Larkin, S (1, 10) OBP: 0.250, SLG: 0.118		2-1 G5-3		0-2 FC5 2-3f		2-0 G6-4-3 1-2f		0-0 F9		4 0 0 0 0 0 4			
Tim Laudner, R (1, 2) OBP: 0.526, SLG: 0.563			3-2 F9		3-2 G5-4-3 1B		3-2 1B G4-3 1B		4-2 BB	3 0 2 0 1 0 0			
Steve Lombardozzi, R (1, 4) OBP: 0.240, SLG: 0.238 Dwight Lowry, L (8, PH) Greg Gagne, R (8, 4) OBP: 0.316, SLG: 0.417			4-1 BLK BB		0-0 G5-4-3 1-2f		1-1 G4-3 1-2		1-3 K	1 0 0 0 1 0 1 1 0 0 0 0 0 1 1 0 0 0 0 1 2			
Inning Stats	R: 0 E: 0 K: 0 S: 6 H: 1 LOB: 1 BB: 0 P: 9	R: 0 E: 0 K: 0 S: 5 H: 0 LOB: 0 BB: 0 P: 9	R: 0 E: 0 K: 1 S: 9 H: 0 LOB: 1 BB: 1 P: 18	R: 0 E: 0 K: 0 S: 9 H: 2 LOB: 2 BB: 0 P: 13	R: 0 E: 0 K: 1 S: 7 H: 1 LOB: 0 BB: 0 P: 12	R: 0 E: 0 K: 1 S: 8 H: 0 LOB: 0 BB: 0 P: 12	R: 0 E: 0 K: 0 S: 4 H: 0 LOB: 0 BB: 1 P: 13	R: 0 E: 0 K: 2 S: 18 H: 2 LOB: 3 BB: 1 P: 31	R: 0 E: 0 K: 2 S: 14 H: 1 LOB: 2 BB: 1 P: 23	1B: 7 2B: 0 3B: 0 HR: 0 SF: 0 SAC: 0 DP: 2 HBP: 0	WP: 0 PB: 0 SB: 0 CS: 0 PA: 36		
PITCHER	IP WLS BF H R ER SO BB IBB HBP BLK WP HR S P ERA WHIP											PITCHER	IP WLS BF H R ER SO BB IBB HBP BLK WP HR S P ERA WHIP
Mike Flanagan, L (1, 1) ERA: 3.18 Tom Henke, R (8, 1) ERA:	7.0 W 26 5 0 0 2 2 0 0 0 1 0 0 53 94 0.00 1.000												

Minnesota Twins @ Toronto Blue Jays
Exhibition Stadium, Toronto, ON
Sun Apr 17 1988, 3:33 AM EDT
Att. 37,532 - Sunny - 61 F

livebaseballscorecards.com

AB	32
R	0
H	7
RBI	0
BB	4
SO	6
LOB	19



Batter	1	2	3	4	5	6	7	8	9
Tony Fernandez, S (1, 6) OBP: 0.278, SLG: 0.224	2-1 G4-3		2-1 1B		3-3 K			1-2 G1-3	
Lloyd Moseby, L (1, 8) OBP: 0.405, SLG: 0.605	2-1 P5		1-0 1B		1-3 K			2-0 P7	
Rick Leach, L (1, 10) Cecil Fielder, R (8, PH)	3-1 G4-3		2-2 G1-3			1-1 1B		2-2 G6-3	
George Bell, R (1, 7) Sil Campusano, R (9, 8)		0-2 F8		2-1 1B		0-0 L5-3			
Ernie Whitt, L (1, 2)		2-1 F8		1-0 SAFE		1-2 F5			
Fred McGriff, L (1, 3)		1-3 K		2-0 F8			1-1 SH1-3		
Jesse Barfield, R (1, 9)			1-1 L6	1-0 FC4-6			0-0 SH1-3		
Kelly Gruber, R (1, 5)			2-1 G3-1	0-0 FC4-6			0-1 SF7		
Manuel Lee, S (1, 4)			0-0 G3-1		3-2 G1-3		1-0 G4-3		


Inning Stats	R: 0	H: 0	E: 0	LOB: 0	K: 0	S: 6	P: 13	R: 0	H: 0	E: 0	LOB: 0	K: 1	S: 8	P: 11	R: 1	H: 3	E: 0	LOB: 2	K: 0	S: 11	R: 0	H: 2	E: 0	LOB: 2	K: 0	S: 6	P: 12	R: 0	H: 0	E: 0	LOB: 0	K: 2	S: 9	P: 16	R: 0	H: 1	E: 0	LOB: 0	K: 0	S: 6	P: 8	R: 1	H: 1	E: 0	LOB: 0	K: 0	S: 6	P: 8	R: 0	H: 0	E: 0	LOB: 0	K: 0	S: 9	P: 14
--------------	------	------	------	--------	------	------	-------	------	------	------	--------	------	------	-------	------	------	------	--------	------	-------	------	------	------	--------	------	------	-------	------	------	------	--------	------	------	-------	------	------	------	--------	------	------	------	------	------	------	--------	------	------	------	------	------	------	--------	------	------	-------

PITCHER	IP	WLS	BF	H	R	ER	SO	BB	IBB	HBP	BLK	WP	HR	S	P	ERA	WHIP
Les Straker, R (1, 1) ERA: 4.32	7.0	L	27	7	2	2	3	0	0	0	0	0	0	52	87	2.57	1.000
Steve Carlton, L (8, 1) ERA: 9.82	1.0		3	0	0	0	0	0	0	0	0	0	0	9	14	0.00	0.000

BOTTOM

AB	R	H	RBI	BB	SO	LOB
4	0	1	1	0	1	0
4	0	1	0	0	1	0
3	0	1	0	0	0	2
1	0	0	0	0	0	0
3	0	1	0	0	0	1
0	0	0	0	0	0	0
3	0	0	0	0	0	1
3	1	1	0	0	1	1
2	0	1	0	0	0	0
2	1	1	1	0	0	2
3	0	0	0	0	0	1


AB 28
R 2
H 7
RBI 2
BB 0
SO 3
LOB 8



WP	HR	S	P	ERA	WHIP
0	0	1	30	0	0

Minnesota Twins @ Toronto Blue Jays
Exhibition Stadium, Toronto, ON
Sun Apr 17 1988, 3:33 AM EDT
Att. 37,532 - Sunny - 61 F

livebaseballscorecards.com

Batter	1	2	3	4	5	6	7	8	9	AB R H RBI BB SO LOB	TOP											
Rickey Henderson, R OBP: 0.426, SLG: 0.691 Roberto Kelly, R OBP: 0.360, SLG: 0.375	4-1 G4-3 S 1B BB	0-3 K	2-3 K		0-2 BLK 1B		1-2 G6-3		2-2 G4-3	4 2 1 1 1 2 1 1 0 0 0 0 0 1												
Bobby Meacham, S OBP: 0.306, SLG: 0.367	1-2 G4-3	1-0 S 1B		0-1 G5-3	0-1 BLK 2B		1-0 G6-3			5 2 2 1 0 0 1												
Don Mattingly, L OBP: 0.317, SLG: 0.352	4-2 1B BB	4-1 BLK 1B IBB		1-0 2B 1B	1-2 BLK 2B			0-0 P3		4 3 2 1 2 0 1												
Jack Clark, R OBP: 0.353, SLG: 0.333 Gary Ward, R OBP: 0.520, SLG: 0.421	1-2 1B 1B	1-1 BLK 1B		2-1 G4-3 2B	1-3 K	4-2 HR BB		0-1 1B		4 2 3 3 0 1 1 1 1 1 0 1 0 0												
Mike Pagliarulo, L OBP: 0.357, SLG: 0.489	2-0 1B	0-2 F8		1-1 G4-3	0-0 BB 1B	2-2 F8		1-3 K		6 1 2 1 0 1 5												
Dave Winfield, R OBP: 0.500, SLG: 0.813	0-1 1B		3-3 K	4-0 2B IBB	1-2 1B 1B	3-1 HR		1-3 K		5 2 3 4 1 2 1												
Claudell Washington, L OBP: 0.310, SLG: 0.481	1-3 K		1-0 HR	0-0 2B	4-0 1B 2B BB	1-1 L5			1-2 G3-1	5 2 2 2 1 1 2	AB 46 R 18 H 20 RBI 17 BB 7 SO 10 LOB 17											
Don Slaught, R OBP: 0.500, SLG: 0.730	1-3 K		0-3 K	0-1 G6-3	0-1 2B SF 1B	1-0 L9			1-3 K	6 1 1 2 0 3 4												
Rafael Santana, R OBP: 0.241, SLG: 0.370		1-2 G6-3	1-1 1B				1-2 G4-3		4-1 BB	5 2 3 2 1 0 0												
Inning Stats	R: 3 E: 0 K: 2 S: 23	H: 3 LOB: 2 BB: 2 P: 36	R: 1 E: 0 K: 1 S: 16	H: 2 LOB: 2 BB: 1 P: 23	R: 1 E: 0 K: 3 S: 13	H: 2 LOB: 1 BB: 0 P: 20	R: 2 E: 0 K: 0 S: 10	H: 3 LOB: 2 BB: 1 P: 18	R: 9 E: 1 K: 1 S: 30	H: 8 LOB: 1 BB: 1 P: 45	R: 2 E: 0 K: 0 S: 12	H: 1 LOB: 0 BB: 1 P: 23	R: 0 E: 0 K: 0 S: 9	H: 0 LOB: 0 BB: 0 P: 12	R: 0 E: 0 K: 2 S: 9	H: 1 LOB: 1 BB: 0 P: 11	R: 0 E: 0 K: 1 S: 12	H: 0 LOB: 1 BB: 1 P: 20	1B: 12 2B: 5 3B: 0 HR: 3	SF: 2 SAC: 0 DP: 0 HBP: 0	WP: 0 PB: 0 SB: 2 CS: 0	PA: 55
PITCHER	IP WLS BF H R ER SO BB IBB HBP BLK WP HR S P ERA WHIP																					
Bert Blyleven, R ERA: 5.06	(1, 1) 3.0 L 19 7 5 5 6 2 1 0 1 0 1 52 79 15.00 3.000																					
Steve Carlton, L ERA: 19.29	(4, 1) 1.0 11 7 6 6 0 0 0 1 0 1 22 34 54.00 7.000																					
Tippy Martinez, L ERA: 18.0	(5, 1) 2.0 14 5 7 6 1 2 0 0 0 0 1 30 52 27.00 3.500																					
Keith Atherton, R ERA: 1.13	(7, 1) 1.2 6 1 0 0 1 0 0 0 0 0 0 15 19 0.00 0.600																					
Juan Berenguer, R ERA: 8.22	(8, 1) 1.1 5 0 0 0 2 1 0 0 0 0 0 0 15 24 0.00 0.750																					

New York Yankees @ Minnesota Twins
 Hubert H. Humphrey Metrodome, Minneapolis, MN
 Mon Apr 18 1988, 8:05 PM EDT
 Att: 30,442 - Dome - 68 F

livebaseballscorecards.com

Batter	1	2	3	4	5	6	7	8	9	AB R H RBI BB SO LOB	TOP									
Rickey Henderson, R OBP: 0.424, SLG: 0.667 (1, 7)	2-1 BLK 2B 1B	2-1 BLK 1B 1B		2-2 G6-4-3 1-2f		2-2 5-3			3-2 L7	5 2 2 2 0 0 2										
Bobby Meacham, S OBP: 0.293, SLG: 0.343 (1, 4)	3-3 K 1-3	0-0 HR 1B		1-3 K					2-2 F7	5 1 1 2 0 3 1										
Don Mattingly, L OBP: 0.328, SLG: 0.368 (1, 3)	0-0 2B	1-1 F8			4-0 FC3-6 BB				1-2 G3	3 0 1 1 1 0 1										
Mike Pagliarulo, L OBP: 0.383, SLG: 0.583 (1, 5)	4-2 G6-4-3 BB	0-1 HR			0-0 FC3-6				1-0 E7 2B	3 1 2 2 1 0 1										
Claudell Washington, L OBP: 0.273, SLG: 0.419 (1, 8)	2-1 G6-4-3 1-2f	3-2 G3			0-0 F8				1-3 K	4 0 0 0 0 1 4										
Dave Winfield, R OBP: 0.483, SLG: 0.769 (1, 9)		1-2 BB 1B 1B		0-3 K					0-3 K	4 1 1 0 0 3 1										
Jose Cruz, L OBP: 0.238, SLG: 0.250 (1, 10)		2-0 L9		3-1 4-3					1-1 L5	4 0 0 0 0 0 1										
Don Slaught, R OBP: 0.478, SLG: 0.683 (1, 2)		2-1 BB 1B 1B		2-3 K					0-0 5-3	4 1 1 0 0 2 0										
Rafael Santana, R OBP: 0.303, SLG: 0.379 (1, 6)		4-0 BLK 1B 1B BB		2-1 G6-4-3 1B					4-2 BB	2 1 1 0 2 1 0										
Inning Stats	R: 1 E: 0 K: 1 S: 12	H: 2 LOB: 1 BB: 1 P: 22	R: 6 E: 0 K: 0 S: 17	H: 5 LOB: 0 BB: 1 P: 31	R: 0 E: 0 K: 2 S: 8	H: 0 LOB: 0 BB: 0 P: 13	R: 0 E: 0 K: 1 S: 9	H: 1 LOB: 0 BB: 0 P: 14	R: 0 E: 0 K: 1 S: 5	H: 0 LOB: 1 BB: 1 P: 9	R: 0 E: 1 K: 2 S: 12	H: 1 LOB: 1 BB: 0 P: 15	R: 0 E: 0 K: 1 S: 8	H: 0 LOB: 0 BB: 0 P: 9	R: 0 E: 0 K: 1 S: 10	H: 0 LOB: 0 BB: 0 P: 17	1B: 6 2B: 2 3B: 0 HR: 1	SF: 0 SAC: 0 DP: 2 HBP: 0	WP: 0 PB: 0 SB: 0 CS: 0	PA: 38
PITCHER	IP WLS BF H R ER SO BB IBB HBP BLK WP HR S P ERA WHIP																			
Joe Niekro, R ERA: 17.18 (1, 1)	1.2 L 13 7 7 7 1 2 0 0 2 0 1 26 47 37.80 5.400																			
Juan Berenguer, R ERA: 5.25 (2, 1)	4.1 15 1 0 0 5 2 0 0 0 0 0 38 64 0.00 0.692																			
Keith Atherton, R ERA: 0.9 (7, 1)	2.0 7 1 0 0 3 0 0 0 0 0 0 20 24 0.00 0.500																			
Jeff Reardon, R ERA: (9, 1)	1.0 3 0 0 0 1 0 0 0 0 0 0 10 17 0.00 0.000																			

New York Yankees @ Minnesota Twins
 Hubert H. Humphrey Metrodome, Minneapolis, MN
 Tue Apr 19 1988, 8:05 PM EDT
 Att: 23,724 - Dome - 55 F

AB	34
R	7
H	9
RBI	7
BB	4
SO	10
LOB	11



Batter	1	2	3	4	5	6	7	8	9	AB	R	H	RBI	BB	SO	LOB
Dan Gladden, R OBP: 0.360, SLG: 0.511 (1, 7)	3-3 K		4-2 FC6-4 BB	1-2 L6		2-2 F8			0-0 5-3	4	0	0	0	1	1	3
Greg Gagne, R OBP: 0.298, SLG: 0.364 (1, 6)	2-2 P5		1-3 SAFE K	1-3 K			2-3 K		4-1 2B 1B BB	4	1	0	0	1	3	3
Kirby Puckett, R OBP: 0.220, SLG: 0.286 (1, 8)	2-2 G4-3		0-0 FC6-4 1B 1-2f 1B		0-1 2B		3-1 F7		1-1 1B 2B	5	3	2	1	0	0	1
Gary Gaetti, R OBP: 0.319, SLG: 0.488 (1, 5)		0-0 1B 2B	1-1 1B 1B		2-2 P4		1-1 P4		2-3 K	5	0	2	0	0	1	3
Gene Larkin, S OBP: 0.346, SLG: 0.273 Mark Davidson, R OBP: 0.200, SLG: 0.400 (9, PR)		2-2 FC5-4 1B 2-H	2-0 1B		0-1 2B 2-H			0-1 F9	4-1 1B BB	4	0	3	2	1	0	0
Tom Brunansky, R OBP: 0.319, SLG: 0.300 (1, 9)		1-1 FC5-4 2B 1-2f E	3-3 K		1-3 K			0-3 K	1-2 1B 1-3 2-H 3-H	5	1	1	2	0	3	4
Kent Hrbek, L OBP: 0.302, SLG: 0.243 (1, 3)		0-0 E4 2B		0-0 P4		2-2 4-3		4-2 BB	1-1 L3	4	0	0	0	1	0	4
Tim Laudner, R OBP: 0.462, SLG: 0.565 (1, 2)		2-1 2B		2-0 2B		0-2 F7		0-2 F7		4	0	2	1	0	0	1
Al Newman, S OBP: 0.286, SLG: 0.167 Dwight Lowry, L (6, PH) Steve Lombardozzi, R OBP: 0.207, SLG: 0.200 Randy Bush, L OBP: 0.467, SLG: 0.643 (9, PH)		0-0 4-3		4-0 BB		1-3 K			1-0 2B 2B	1	0	0	0	1	0	2

Inning Stats	R: 0	H: 0	E: 0	K: 1	S: 10	LOB: 0	BB: 0	P: 17	R: 1	H: 3	E: 1	K: 0	S: 10	LOB: 2	BB: 2	P: 15	R: 1	H: 2	E: 0	K: 2	S: 13	LOB: 2	BB: 1	P: 24	R: 0	H: 1	E: 0	K: 1	S: 8	LOB: 2	BB: 1	P: 16	R: 1	H: 2	E: 0	K: 1	S: 15	LOB: 1	BB: 0	P: 20	R: 0	H: 0	E: 0	K: 1	S: 11	LOB: 0	BB: 0	P: 14	R: 0	H: 0	E: 0	K: 1	S: 7	LOB: 0	BB: 0	P: 13	R: 0	H: 0	E: 0	K: 1	S: 10	LOB: 1	BB: 1	P: 14	R: 3	H: 3	E: 0	K: 1	S: 14	LOB: 2	BB: 2	P: 28	1B: 4	SF: 0	2B: 7	SAC: 0	3B: 0	DP: 0	HR: 0	HBP: 0	WP: 0	PA: 43
--------------	------	------	------	------	-------	--------	-------	-------	------	------	------	------	-------	--------	-------	-------	------	------	------	------	-------	--------	-------	-------	------	------	------	------	------	--------	-------	-------	------	------	------	------	-------	--------	-------	-------	------	------	------	------	-------	--------	-------	-------	------	------	------	------	------	--------	-------	-------	------	------	------	------	-------	--------	-------	-------	------	------	------	------	-------	--------	-------	-------	-------	-------	-------	--------	-------	-------	-------	--------	-------	--------


PITCHER	IP	WLS	BF	H	R	ER	SO	BB	IBB	HBP	BLK	WP	HR	S	P	ERA	WHIP
Al Leiter, L ERA: 2.7 (1, 1)	5.0	W	25	8	3	2	5	2	0	0	0	0	0	56	92	3.60	2.000
Cecilio Guante, R ERA: 3.0 (6, 1)	3.1		13	1	2	2	3	2	0	0	0	0	0	31	49	5.40	0.900
Dave Righetti, L ERA: 1.69 (9, 1)	0.2	S	5	2	1	1	1	1	0	0	0	0	0	11	20	13.50	4.500

BOTTOM

New York Yankees @ Minnesota Twins
Hubert H. Humphrey Metrodome, Minneapolis, MN

Tue Apr 19 1988, 8:05 PM EDT
Att. 23,724 - Dome - 55 F

AB	38
R	6
H	11
RBI	6
BB	5
SO	9
LOB	21



WP	HR	S	P	ERA	WHIP
0	0	0	0	0	0

New York Yankees @ Minnesota Twins
 Hubert H. Humphrey Metrodome, Minneapolis, MN

Wed Apr 20 1988, 8:05 PM EDT
 Att. 22,369 - Dome

livebaseballscorecards.com



WP: 1 PA: 43
 PB: 1
 SB: 1
 CS: 1

AB	R	H	RBI	BB	SO	LOB
5	1	2	0	0	0	3
4	1	1	0	1	2	3
5	1	1	2	0	0	4
4	2	1	1	1	2	1
4	1	1	3	1	0	0
5	0	2	0	0	0	0
5	0	0	0	0	3	3
3	0	0	0	0	1	3
1	1	1	1	1	0	0
0	0	0	0	0	0	0
2	0	1	0	1	0	0
1	0	1	0	0	0	0
1B: 4	SF: 0	2B: 4	SAC: 0	3B: 1	DP: 3	HR: 3
HBP: 0						

AB	39
R	7
H	11
RBI	7
BB	4
SO	8
LOB	17

Batter	1	2	3	4	5	6	7	8	9	10
Rickey Henderson, R OBP: 0.423, SLG: 0.677 (1, 7) F X	0-1 G3 3B		0-2 G5-4-3 1-2f		1-1 CS S 1B		1-0 SAFE F7		1-1 6-3 1-2	
Bobby Meacham, S OBP: 0.304, SLG: 0.359 (1, 4) (7, 6) C	0-3 K		1-2 2B		2-3 K 1-3		1-2 P2		4-2 BB	
Don Mattingly, L OBP: 0.319, SLG: 0.371 (1, 3) B X	2-0 G3 3-H		1-0 2B			2-2 E6 BB HR		1-2 G3		0-0 G3
Jack Clark, R OBP: 0.364, SLG: 0.474 (1, 10) B C	1-3 K		2-3 K			4-0 HR BB		3-2 5-3		0-0 HR
Dave Winfield, R OBP: 0.477, SLG: 0.786 (1, 9) B B B B		4-1 1B BB			1-2 F7		1-2 1-H 2-H HR		1-2 F8	
Roberto Kelly, R OBP: 0.367, SLG: 0.414 (1, 8) C B B F F X		1-2 G1-4-3 1B			1-0 2B		1-1 F9		0-2 F7	
Mike Pagliarulo, L OBP: 0.354, SLG: 0.528 (1, 5) C X		0-1 F4			1-1 5-3		2-3 K		0-3 K	
Joel Skinner, R OBP: 0.200, SLG: 0.154 Claudell Washington, L OBP: 0.294, SLG: 0.531 Don Slaught, R OBP: 0.478, SLG: 0.683 (1, 2) (9, PH) (9, 2) B X		1-0 G1-4-3 1-2f			1-0 1-3		2-3 K		2-1 HR	
Rafael Santana, R OBP: 0.333, SLG: 0.387 Willie Randolph, R OBP: 0.256, SLG: 0.282 (1, 6) (7, PR) (7, 4) B X			1-0 G5-4-3 1B			0-1 5-3		4-2 WP BB		2-1 PB BLK 1B

Inning Stats	R: 1	H: 1	R: 0	H: 1	R: 0	H: 3	R: 0	H: 1	R: 3	H: 1	R: 0	H: 0	R: 0	H: 0	R: 1	H: 2	R: 1	H: 1	
E: 0	LOB: 0	E: 0	LOB: 1	E: 0	LOB: 1	E: 0	LOB: 1	E: 1	LOB: 0	E: 0	LOB: 2	E: 0	LOB: 0	E: 0	LOB: 2	E: 0	LOB: 0	E: 0	LOB: 0
K: 2	BB: 0	K: 0	BB: 1	K: 1	BB: 0	K: 1	BB: 0	K: 2	BB: 1	K: 0	BB: 1	K: 0	BB: 0	K: 0	BB: 1	K: 1	BB: 1	K: 1	BB: 0
S: 9	P: 12	S: 8	P: 14	S: 11	P: 16	S: 8	P: 12	S: 14	P: 26	S: 10	P: 17	S: 9	P: 13	S: 13	P: 22	S: 8	P: 9	S: 8	P: 9

PITCHER	IP	WLS	BF	H	R	ER	SO	BB	IBB	HBP	BLK	WP	HR	S	P	ERA	WHIP
Frank Viola, L ERA: 4.39 Jeff Reardon, R ERA: 2.25	8.0		33	8	5	4	6	3	0	0	0	1	1	77	121	4.50	1.375
	2.0	L	10	3	2	2	2	1	0	0	1	0	2	21	31	9.00	2.000

Batter	1	2	3	4	5	6	7	8	9	AB R H RBI BB SO LOB	TOP											
Julio Franco, R OBP: 0.300, SLG: 0.258 (1, 4) F H	1-1 HBP 1B HBP	0-0 4-3		0-0 F9	0-0 F7			4-2 SAFE 1B SAFE 1B SAFE 1B SAFE 1B SAFE		3 2 0 0 1 0 4												
Willie Upshaw, L OBP: 0.369, SLG: 0.411 (1, 3) X	0-0 F8	2-1 4-3		2-2 4-3		1-3 K		3-2 1-2 2-3 HR 1B		5 1 1 0 0 1 2												
Joe Carter, R OBP: 0.328, SLG: 0.492 (1, 8) SAFE X	0-0 HBP 1B	1-2 1B		0-0 F8		1-2 6-3		1-2 1-2 1-H 2-H 3-H HR		5 2 3 4 0 0 1												
Ron Kittle, R OBP: 0.385, SLG: 0.667 (1, 10) B B S S H	3-2 1B HR 1B 1-2 2-3 HBP	1-3 K			0-0 5-3	0-3 K		0-0 F4		4 1 0 0 0 2 1												
Mel Hall, L OBP: 0.368, SLG: 0.473 (1, 7) B F X	1-1 HR 1B 1-2 2-H 3-H 1B		0-0 4-3		0-2 HBP 1B		0-0 F8	2-2 P3		5 2 2 2 0 0 0												
Brook Jacoby, R OBP: 0.354, SLG: 0.443 (1, 5) C X	0-1 HR 1B 1-2 2-3		2-3 K		1 SAFE 2-2 HBP 1B 1-2 HBP		0-0 F8	0-3 K		4 1 1 0 0 2 0												
Cory Snyder, R OBP: 0.387, SLG: 0.660 (1, 9) C X	0-1 HR		1-0 1B		0-3 K		4-2 BB	1-3 K		4 1 2 4 1 2 2												
Jay Bell, R OBP: 0.220, SLG: 0.170 (1, 6) C C S	1-3 K		1-3 K		1-2 HBP 1B 1-2 2-H		2-0 F7	2-0 F6		5 0 1 1 0 2 2												
Andy Allanson, R OBP: 0.275, SLG: 0.234 (1, 2) C C X	0-2 F8			0-0 PB BLK 1B	1-0 HBP 1B 1-2 2-3		0-2 1B BB HR 1B	3-2 4-3		4 1 2 0 0 0 0												
Inning Stats	R: 6 E: 0 K: 1 S: 17	H: 4 LOB: 0 BB: 0 P: 23	R: 0 E: 0 K: 1 S: 10	H: 1 LOB: 1 BB: 0 P: 14	R: 0 E: 0 K: 2 S: 8	H: 1 LOB: 1 BB: 0 P: 12	R: 0 E: 0 K: 0 S: 6	H: 1 LOB: 1 BB: 0 P: 8	R: 1 E: 0 K: 1 S: 15	H: 2 LOB: 3 BB: 0 P: 19	R: 0 E: 0 K: 2 S: 12	H: 0 LOB: 0 BB: 0 P: 14	R: 0 E: 0 K: 0 S: 8	H: 0 LOB: 1 BB: 1 P: 14	R: 4 E: 0 K: 1 S: 21	H: 3 LOB: 0 BB: 1 P: 31	R: 0 E: 0 K: 1 S: 9	H: 0 LOB: 0 BB: 0 P: 15	1B: 10 2B: 0 3B: 0 HR: 2	SF: 0 SAC: 0 DP: 0 HBP: 4	WP: 0 PB: 1 SB: 0 CS: 0	PA: 45
PITCHER	IP WLS BF H R ER SO BB IBB HBP BLK WP HR S P ERA WHIP												PITCHER	IP WLS BF H R ER SO BB IBB HBP BLK WP HR S P ERA WHIP								
Bert Blyleven, R ERA: 6.97 (1, 1)	4.2 L 27 9 7 7 5 0 0 4 1 0 1 55 75 13.50 1.929																					
Mike Mason, L ERA: 11.57 (5, 1)	2.1 11 2 3 3 2 2 0 0 0 0 0 0 30 45 11.57 1.714																					
Keith Atherton, R ERA: 1.64 (8, 1)	1.0 4 1 1 1 1 0 0 0 0 0 1 12 15 9.00 1.000																					
Joe Niekro, R ERA: 13.5 (9, 1)	1.0 3 0 0 0 0 1 0 0 0 0 0 0 9 15 0.00 0.000																					

Cleveland Indians @ Minnesota Twins
 Hubert H. Humphrey Metrodome, Minneapolis, MN
 Fri Apr 22 1988, 8:05 PM EDT
 Att. 24,466 - Dome

livebaseballscorecards.com
 AB 39
 R 11
 H 12
 RBI 11
 BB 2
 SO 9
 LOB 12



Batter	1	2	3	4	5	6	7	8	9	AB R H RBI BB SO LOB
Dan Gladden, R OBP: 0.361, SLG: 0.482 (1, 7) C F B X	1-2 5-3 ①		0-2 5-3 ②		2-2 F9 ③		0-0 BB SH3-4 1-2 2-H 1B		0-0 F4 ①	5 0 1 1 0 0 0
Greg Gagne, R OBP: 0.321, SLG: 0.423 (1, 6) B C S S	1-3 K ②		2-1 F9 ③		1-0 2B 3B		0-0 SH3-4 ① 1-2 2-3		3-3 K ②	4 1 1 0 0 2 0
Kirby Puckett, R OBP: 0.267, SLG: 0.316 (1, 8) S F S	0-3 K ③			0-1 1B 1B		0-2 HR 2B 3-H		0-1 5-3 ②	0-0 P3 ③	5 2 2 1 0 1 2
Gary Gaetti, R OBP: 0.321, SLG: 0.440 (1, 5) F X		0-1 5-3 ①		2-1 L4 ① 1-2		0-0 P3 ①		4-0 BB BB		3 0 0 0 1 0 2
Gene Larkin, S OBP: 0.457, SLG: 0.586 (1, 10) B B X		2-0 F8 2B		0-0 F8 ②		1-1 HR 2-H		4-2 BB 1-2 2-3 3-H		3 1 2 3 1 0 1
Tom Brunansky, R OBP: 0.286, SLG: 0.265 (1, 9) B B F B X		2-2 F8 ② 2-3		1-1 1B 2-H		3-1 F5 ②		2-3 BB ③		4 0 1 1 0 1 4
Kent Hrbek, L OBP: 0.308, SLG: 0.267 (1, 3) B B F B X		4-2 BB		1-3 K ③		0-0 F4 ③		1-2 4-3 ①		3 0 0 0 1 1 1
Steve Lombardozzi, R OBP: 0.194, SLG: 0.188 (1, 4) X		0-0 L4 ③			1-2 F4 ①		0-0 1B 1B		1-2 G3 ②	4 1 1 0 0 0 2
Tom Nieto, R OBP: 0.111, SLG: 0.059 (1, 2) C T O C X			0-2 6-3 ①		1-0 F7 ②		0-1 SH3-4 1B 1-2 BB 1B		0-3 K ③	4 1 1 0 0 1 0

Inning Stats	R: 0	H: 0	E: 0	K: 2	S: 10	LOB: 0	BB: 0	P: 12	R: 0	H: 1	E: 0	K: 0	S: 10	LOB: 2	BB: 1	P: 18	R: 0	H: 0	E: 0	K: 0	S: 9	LOB: 0	BB: 0	P: 11	R: 1	H: 2	E: 1	K: 1	S: 12	LOB: 1	BB: 0	P: 16	R: 0	H: 0	E: 0	K: 0	S: 7	LOB: 0	BB: 0	P: 11	R: 3	H: 3	E: 0	K: 0	S: 10	LOB: 0	BB: 0	P: 15	R: 2	H: 3	E: 0	K: 1	S: 15	LOB: 3	BB: 2	P: 25	R: 0	H: 0	E: 0	K: 1	S: 14	LOB: 0	BB: 0	P: 16	R: 0	H: 0	E: 0	K: 1	S: 5	LOB: 0	BB: 0	P: 8	1B: 5	SF: 0	2B: 2	SAC: 1	3B: 1	DP: 0	HR: 1	HBP: 0	WP: 0	PA: 39
--------------	------	------	------	------	-------	--------	-------	-------	------	------	------	------	-------	--------	-------	-------	------	------	------	------	------	--------	-------	-------	------	------	------	------	-------	--------	-------	-------	------	------	------	------	------	--------	-------	-------	------	------	------	------	-------	--------	-------	-------	------	------	------	------	-------	--------	-------	-------	------	------	------	------	-------	--------	-------	-------	------	------	------	------	------	--------	-------	------	-------	-------	-------	--------	-------	-------	-------	--------	-------	--------

PITCHER	IP	WLS	BF	H	R	ER	SO	BB	IBB	HBP	BLK	WP	HR	S	P	ERA	WHIP
Greg Swindell, L ERA: 2.12 (1, 1)	6.0	W	27	8	6	5	3	1	0	0	0	0	1	61	86	7.50	1.500
Chris Codioli, R ERA: 4.05 (7, 1)	0.2		4	1	0	0	0	1	0	0	0	0	0	4	8	0.00	3.000
Doug Jones, R ERA: (7, 1)	2.1	S	8	0	0	0	3	1	0	0	0	0	0	27	38	0.00	0.429

BOTTOM

Cleveland Indians @ Minnesota Twins
 Hubert H. Humphrey Metrodome, Minneapolis, MN
 Fri Apr 22 1988, 8:05 PM EDT
 Att. 24,466 - Dome

livebaseballscores.com

AB	35
R	6
H	9
RBI	6
BB	3
SO	6
LOB	12



Batter	1	2	3	4	5	6	7	8	9	AB R H RBI BB SO LOB	TOP											
Julio Franco, R (1, 4) OBP: 0.307, SLG: 0.269 C B B X	2-2 1B	1-0 SAFE 1-2 1B		1-0 8		3-1 3		1-1 1-2		5 1 2 0 0 0 3												
Pat Tabler, R (1, 3) OBP: 0.311, SLG: 0.245 B B B SAFE	4-0 1-2 BB	1-2 2-3			0-3 3	0-2 2		4-0 BB		3 1 0 0 2 1 4												
Joe Carter, R (1, 8) OBP: 0.348, SLG: 0.609 B C X	1-1 HR		2-3 1		1-1 2B	2-0 HR		1-2 3		5 3 3 6 0 1 2												
Brook Jacoby, R (1, 5) OBP: 0.343, SLG: 0.470 F B B X	2-1 HR		1-3 2		2-1 2-3	1-2 3			2-3 1	5 1 1 1 0 2 1												
Cory Snyder, R (1, 9) OBP: 0.388, SLG: 0.632 B X	1-0 1		4-2 2B BB		3-2 HR		1-0 1		2-1 FC6-4 1B	4 1 1 0 1 0 0												
Carmen Castillo, R (1, 10) OBP: 0.385, SLG: 0.538 X	0-0 2		2-1 2B		0-0 5		2-1 2		1-1 FC6-4 1-2f	5 0 1 1 0 0 2												
Mel Hall, L (1, 7) OBP: 0.355, SLG: 0.450 X	0-0 7		1-3 3			0-2 2B 1B		0-0 3		5 1 1 0 0 2 2												
Ron Washington, R (1, 6) OBP: 0.500, SLG: 0.333 B B B SAFE		2-2 1B 1B		0-0 1		4-2 2B HR BB		0-0 1		3 1 1 0 1 0 0												
Andy Allanson, R (1, 2) OBP: 0.291, SLG: 0.275 B B X		2-0 1		2-0 2		0-2 HR 2B		3-1 PB 1B		4 1 2 1 0 0 1												
Inning Stats	R: 4 E: 0 K: 0 S: 10	H: 3 LOB: 0 BB: 1 P: 20	R: 0 E: 0 K: 0 S: 9	H: 2 LOB: 2 BB: 0 P: 15	R: 1 E: 0 K: 3 S: 16	H: 1 LOB: 1 BB: 1 P: 26	R: 0 E: 0 K: 0 S: 3	H: 0 LOB: 0 BB: 0 P: 6	R: 1 E: 1 K: 1 S: 11	H: 1 LOB: 1 BB: 0 P: 17	R: 4 E: 0 K: 0 S: 25	H: 3 LOB: 0 BB: 1 P: 35	R: 0 E: 0 K: 0 S: 4	H: 0 LOB: 0 BB: 0 P: 7	R: 0 E: 0 K: 0 S: 8	H: 1 LOB: 2 BB: 1 P: 17	R: 0 E: 0 K: 2 S: 10	H: 1 LOB: 1 BB: 0 P: 17	1B: 6 2B: 3 3B: 0 HR: 3	SF: 0 SAC: 0 DP: 0 HBP: 0	WP: 0 PB: 1 SB: 0 CS: 0	PA: 43
PITCHER	IP WLS BF H R ER SO BB IBB HBP BLK WP HR S P ERA WHIP																					
Steve Carlton, L (1, 1) ERA: 16.76	5.0 L 27 9 9 8 4 3 0 0 0 0 2 64 103 14.40 2.400																					
Joe Niekro, R (6, 1) ERA: 8.31	4.0 16 3 1 1 2 1 0 0 0 0 1 32 57 2.25 1.000																					

Cleveland Indians @ Minnesota Twins
 Hubert H. Humphrey Metrodome, Minneapolis, MN
 Sat Apr 23 1988, 8:05 PM EDT
 Att. 41,297 - Dome

AB	39
R	10
H	12
RBI	9
BB	4
SO	6
LOB	15



livebaseballscorecards.com

Batter	1	2	3	4	5	6	7	8	9	AB	R	H	RBI	BB	SO	LOB
--------	---	---	---	---	---	---	---	---	---	----	---	---	-----	----	----	-----

Dan Gladden, R <small>OBP: 0.354, SLG: 0.492</small> <small>(1, 7)</small> 	2-3 			3-2 	0-0 			0-1 		3	0	1	1	0	1	2
Tom Herr, S <small>OBP: 0.369, SLG: 0.296</small> <small>(1, 4)</small> 	2-2 			0-1 		2-0 		2-1 		4	0	0	0	0	0	2
Kirby Puckett, R <small>OBP: 0.281, SLG: 0.344</small> <small>(1, 8)</small> 	1-2 			1-0 		0-1 		0-2 		4	0	2	1	0	0	0
Kent Hrbek, L <small>OBP: 0.286, SLG: 0.245</small> <small>(1, 3)</small> 		0-1 		3-1 		0-0 		0-0 		4	0	0	0	0	0	3
Gary Gaetti, R <small>OBP: 0.300, SLG: 0.407</small> <small>(1, 5)</small> 		0-2 		0-1 			3-2 		1-1 	4	0	0	0	0	0	2
Gene Larkin, S <small>OBP: 0.436, SLG: 0.545</small> <small>(1, 10)</small> 		1-0 			0-2 		0-0 		2-1 	4	0	1	0	0	0	0
Randy Bush, L <small>OBP: 0.429, SLG: 0.563</small> <small>(1, 9)</small> 			1-0 		2-1 		1-2 		4-2 	3	0	0	0	1	0	0
Greg Gagne, R <small>OBP: 0.333, SLG: 0.429</small> <small>(1, 6)</small> 			3-3 		2-1 			2-2 	2-1 	4	1	2	0	0	1	2
Tim Laudner, R <small>OBP: 0.412, SLG: 0.484</small> <small>(1, 2)</small> Dwight Lowry, L <small>(9, 2)</small> 			2-1 		1-2 		1-2 			3	1	2	0	0	0	0
										0	0	0	0	0	0	0

Inning Stats	R: 0 E: 0 K: 1 S: 14	H: 0 LOB: 0 BB: 0 P: 19	R: 0 E: 0 K: 0 S: 6	H: 0 LOB: 0 BB: 0 P: 7	R: 0 E: 0 K: 1 S: 6	H: 0 LOB: 0 BB: 0 P: 12	R: 0 E: 0 K: 0 S: 10	H: 2 LOB: 2 BB: 0 P: 17	R: 0 E: 0 K: 0 S: 11	H: 2 LOB: 2 BB: 0 P: 16	R: 0 E: 0 K: 0 S: 4	H: 0 LOB: 0 BB: 0 P: 6	R: 0 E: 0 K: 0 S: 10	H: 0 LOB: 0 BB: 0 P: 14	R: 2 E: 0 K: 0 S: 14	H: 3 LOB: 1 BB: 0 P: 19	R: 0 E: 0 K: 0 S: 11	H: 1 LOB: 1 BB: 1 P: 20	1B: 6 2B: 2 3B: 0 HR: 0	SF: 1 SAC: 0 DP: 1 HBP: 0
--------------	-------------------------------	----------------------------------	------------------------------	---------------------------------	------------------------------	----------------------------------	-------------------------------	----------------------------------	-------------------------------	----------------------------------	------------------------------	---------------------------------	-------------------------------	----------------------------------	-------------------------------	----------------------------------	-------------------------------	----------------------------------	----------------------------------	------------------------------------

BOTTOM

Cleveland Indians @ Minnesota Twins
 Hubert H. Humphrey Metrodome, Minneapolis, MN
 Sat Apr 23 1988, 8:05 PM EDT
 Att. 41,297 - Dome

AB	33
R	2
H	8
RBI	2
BB	1
SO	2
LOB	11



PITCHER	IP	WLS	BF	H	R	ER	SO	BB	IBB	HBP	BLK	WP	HR	S	P	ERA	WHIP	PITCHER	IP	WLS	BF	H	R	ER	SO	BB	IBB	HBP	BLK	WP	HR	S	P	ERA	WHIP		
John Farrell, R <small>ERA: 2.43</small> <small>(1, 1)</small>	9.0	W	35	8	2	2	2	1	0	0	0	0	0	86	130	2.00	1.000																				

WP: 0	PA: 35
PB: 0	
SB: 0	
CS: 0	

Batter	1	2	3	4	5	6	7	8	9	AB R H RBI BB SO LOB	TOP																									
Julio Franco, R (1, 4) OBP: 0.288, SLG: 0.250	1-2 G6-3	2-0 F8		1-1 FC4		2-0 G6-3		1-0 G4-3		5 0 0 0 0 0 3																										
Willie Upshaw, L (1, 3) OBP: 0.357, SLG: 0.443	1-2 HR	3-3 K		2-3 K			2-2 G4-3	1-0 F8		5 1 1 1 0 2 1																										
Joe Carter, R (1, 8) OBP: 0.378, SLG: 0.632	2-2 1B			4-2 S 1B		1-0 F7		BB 2B 1B	0-0 1B	4 2 3 0 1 0 0																										
Brook Jacoby, R (1, 5) OBP: 0.347, SLG: 0.457	1-3 K			0-0 G5-3 1B		2-3 K		4-2 2B BB	2-2 F8	4 1 1 0 1 2 2																										
Mel Hall, L (1, 7) Carmen Castillo, R (7, PH) OBP: 0.354, SLG: 0.444 OBP: 0.333, SLG: 0.467	1-2 2-H 1B			1-2 F9		0-0 F8		0-3 K	0-1 P3	3 0 1 1 0 0 2 2 0 0 0 0 1 3																										
Cory Snyder, R (1, 9) OBP: 0.389, SLG: 0.600	2-3 K			4-2 1-2 2-3 BB				4-0 2B BB	1-3 K	3 1 0 0 2 3 2																										
Pat Tabler, R (1, 10) OBP: 0.323, SLG: 0.268				4-1 HR BB		2-1 G5-3		1-3 K	3-2 1-H 2-H 3-H 2B	3 1 1 3 1 1 3	AB 35 R 7 H 9 RBI 7 BB 7 SO 9 LOB 18																									
Chris Bando, S (1, 2) OBP: 0.429, SLG: 0.833				2-2 HR		4-2 FC4 BB		1-2 1B	0-1 L7	3 1 2 2 1 0 1																										
Jay Bell, R (1, 6) OBP: 0.222, SLG: 0.161				0-1 F7		0-0 L6		4-1 BB	2-1 G5-3	3 0 0 0 1 0 1																										
Inning Stats	R: 2 E: 0 K: 2 S: 18	H: 3 LOB: 1 BB: 0 P: 26	R: 2 E: 0 K: 1 S: 10	H: 1 LOB: 0 BB: 1 P: 21	R: 0 E: 0 K: 0 S: 14	H: 1 LOB: 2 BB: 2 P: 25	R: 0 E: 0 K: 1 S: 10	H: 0 LOB: 1 BB: 1 P: 17	R: 0 E: 0 K: 1 S: 5	H: 0 LOB: 0 BB: 0 P: 8	R: 0 E: 0 K: 2 S: 13	H: 1 LOB: 2 BB: 1 P: 22	R: 3 E: 0 K: 1 S: 18	H: 2 LOB: 1 BB: 2 P: 32	R: 0 E: 0 K: 0 S: 4	H: 0 LOB: 0 BB: 0 P: 8	R: 0 E: 0 K: 1 S: 9	H: 1 LOB: 1 BB: 0 P: 12	1B: 5 2B: 2 3B: 0 HR: 2	SF: 0 SAC: 0 DP: 1 HBP: 0	WP: 0 PB: 0 SB: 2 CS: 0	PA: 42														
PITCHER	IP WLS BF H R ER SO BB IBB HBP BLK WP HR S P ERA WHIP																																			
Charlie Lea, R (1, 1) ERA: 6.91	3.0		16	5	4	4	3	3	0	0	0	0	2	42	72	12.00	2.667																			
Juan Berenguer, R (4, 1) ERA: 5.28	3.1	W	15	2	2	2	4	3	0	0	0	0	0	38	64	5.40	1.500																			
Mike Mason, L (7, 1) ERA: 12.0	0.2		4	1	1	1	1	1	0	0	0	0	0	8	15	13.50	3.000																			
Keith Atherton, R (8, 1) ERA: 1.5	1.0		3	0	0	0	0	0	0	0	0	0	0	4	8	0.00	0.000																			
Jeff Reardon, R (9, 1) ERA: 2.0	1.0		4	1	0	0	1	0	0	0	0	0	0	9	12	0.00	1.000																			

Cleveland Indians @ Minnesota Twins
 Hubert H. Humphrey Metrodome, Minneapolis, MN

Sun Apr 24 1988, 4:33 AM EDT
 Att: 46,698 - Dome - 70 F

livebaseballscorecards.com



Batter	1	2	3	4	5	6	7	8	9	AB	R	H	RBI	BB	SO	LOB
Dan Gladden, R OBP: 0.386, SLG: 0.524 (1, 7)	1-1 FC4-6 1B	1-1 2-H 1B	1 SAFE 2-2 1 SAFE 2 SAFE 1-H 2B		4-0 L4-6 BB 1-2 BB		0-1 G4-3			4	0	3	2	1	0	0
Tom Herr, S OBP: 0.357, SLG: 0.276 (1, 4)	1-1 FC4-6 BB 2B 1-2f	1 SAFE 2-1 G6-3	1-0 G4-3		4-2 2B BB 1-2 2-3		2-0 P5			4	1	0	0	1	0	3
Kirby Puckett, R OBP: 0.304, SLG: 0.415 (1, 8)	4-1 2B BB 1-2		2-1 G4-3 1B 2B		1-3 K		1-2 L4-6 2-3		2-2 HR	4	3	2	1	1	1	3
Gary Gaetti, R OBP: 0.308, SLG: 0.424 (1, 5)	1-1 P3		0-0 G4-3		2-2 1B HR 1B		1-0 2B 1-3		0-0 P4	5	1	2	1	0	0	3
Gene Larkin, S OBP: 0.455, SLG: 0.568 (1, 10)	1-1 1-H 2-H 2B		4-0 1B HR BB		0-1 HR 1B 1-2		0-0 G3		1-0 G6-3	4	2	2	2	1	0	2
Kent Hrbek, L OBP: 0.295, SLG: 0.278 (1, 3)	1-0 G3		0-0 HR 1B 1-2 3-H		1-1 F9		1-2 G3-1		0-0 2B	5	1	2	1	0	0	3
Tim Laudner, R OBP: 0.410, SLG: 0.639 (1, 2)			3-1 HR 1B 1-H 2-H		1-1 HR 1B 1-H 2-H		1-1 G4-3		3-3 K	5	2	2	6	0	1	1
Greg Gagne, R OBP: 0.313, SLG: 0.400 (1, 6)			2-2 E5 1B		1-0 F8		0-0 F9		1-1 G6-3	4	1	0	0	0	0	0
Mark Davidson, R OBP: 0.333, SLG: 0.444 (1, 9)			2-1 F9		1-2 WP 2B 1B		0-1 BB BB 2B 1B		2-1 G6-3	4	2	2	0	0	0	1

Inning Stats	R: 2	H: 2	E: 0	K: 0	S: 10	LOB: 1	BB: 1	P: 19	R: 1	H: 1	E: 1	K: 0	S: 10	LOB: 1	BB: 0	P: 17	R: 5	H: 5	E: 0	K: 0	S: 17	LOB: 1	BB: 1	P: 31	R: 3	H: 3	E: 0	K: 1	S: 13	LOB: 0	BB: 0	P: 18	R: 1	H: 2	E: 0	K: 0	S: 9	LOB: 2	BB: 2	P: 19	R: 0	H: 0	E: 0	K: 0	S: 7	LOB: 0	BB: 0	P: 10	R: 0	H: 0	E: 0	K: 0	S: 5	LOB: 0	BB: 0	P: 9	R: 1	H: 2	E: 0	K: 1	S: 11	LOB: 1	BB: 0	P: 17
--------------	------	------	------	------	-------	--------	-------	-------	------	------	------	------	-------	--------	-------	-------	------	------	------	------	-------	--------	-------	-------	------	------	------	------	-------	--------	-------	-------	------	------	------	------	------	--------	-------	-------	------	------	------	------	------	--------	-------	-------	------	------	------	------	------	--------	-------	------	------	------	------	------	-------	--------	-------	-------

PITCHER	IP	WLS	BF	H	R	ER	SO	BB	IBB	HBP	BLK	WP	HR	S	P	ERA	WHIP
Scott Bailes, L ERA: 3.71 (1, 1)	2.1	L	15	5	6	5	0	2	0	0	0	0	0	24	46	19.29	3.000
Rich Yett, R ERA: 6.14 (3, 1)	1.1		10	6	5	5	1	0	0	0	0	1	2	25	38	33.75	4.500
Bill Laskey, R ERA: 6.75 (4, 1)	1.1		7	2	1	1	0	2	0	0	0	0	0	10	20	6.75	3.000
Jeff Dedmon, R ERA: (6, 1)	2.0		6	0	0	0	0	0	0	0	0	0	0	12	19	0.00	0.000
Dan Schatzeder, L ERA: 2.25 (8, 1)	1.0		5	2	1	1	1	0	0	0	0	0	1	11	17	9.00	2.000

BOTTOM

Cleveland Indians @ Minnesota Twins
 Hubert H. Humphrey Metrodome, Minneapolis, MN

Sun Apr 24 1988, 4:33 AM EDT
 Att. 46,698 - Dome - 70 F

AB	39
R	13
H	15
RBI	13
BB	4
SO	2
LOB	16



1B: 7	SF: 0	WP: 1	PA: 43
2B: 6	SAC: 0	PB: 0	
3B: 0	DP: 1	SB: 0	
HR: 3	HBP: 0	CS: 0	

livebaseballscorecards.com

Batter	1	2	3	4	5	6	7	8	9	AB R H RBI BB SO LOB	TOP
Fred Lynn, L (1, 8) OBP: 0.274, SLG: 0.373	0-2 HR		1-3 K		X 0-0 F7		4-2 BB		1-2 F7	4 1 1 1 1 1 1	Baltimore Orioles @ Minnesota Twins Hubert H. Humphrey Metrodome, Minneapolis, MN Tue Apr 26 1988, 8:05 PM EDT Att. 21,172 - Dome
Billy Ripken, R (1, 4) OBP: 0.215, SLG: 0.230	0-1 F9		4-0 2B BB		1-1 P3		2-2 G6-3			3 1 0 0 1 0 1	
Cal Ripken Jr., R (1, 6) OBP: 0.321, SLG: 0.344	1-1 F8		2-2 SAFE 1-H 2B		4-1 FC6-4 BB		4-1 BLK BB			2 0 1 1 2 0 0	
Eddie Murray, S (1, 3) OBP: 0.205, SLG: 0.267	1-2 4-3		1-3 K		1-1 FC6-4 1-2f		0-2 F7			4 0 0 0 0 1 3	
Ken Gerhart, R (1, 7) OBP: 0.167, SLG: 0.294		2-3 K	1-1 5-3		1-3 K		0-1 P6 1-2			4 0 0 0 0 2 2	
Larry Sheets, L (1, 10) OBP: 0.333, SLG: 0.359		1-0 1B HBP		0-1 G3		2-2 G4-3		1-1 F8		3 0 0 0 0 0 1	
Tito Landrum, R (1, 9) OBP: 0.231, SLG: 0.091 Jeff Stone, L (9, PH) OBP: 0.176, SLG: 0.163		1-3 K		4-2 BB		3-1 L9		4-1 L6-4 BB BB		2 0 0 0 1 1 1 0 0 0 0 1 0 0	
Terry Kennedy, L (1, 2) OBP: 0.226, SLG: 0.216 Carl Nichols, R (9, PR) OBP: 0.353, SLG: 0.267		1-1 1B		2-3 SAFE K		1-3 K		4-1 1-2 BB		3 0 1 0 1 2 1 0 0 0 0 0 0 0	
Craig Worthington, R (1, 5) Joe Orsulak, L (9, PH) OBP: 0.293, SLG: 0.278		1-3 K		1-2 6-3		0-3 K		2-2 L6-4 2-3		3 0 0 0 0 2 3 1 0 0 0 0 0 2	
Inning Stats	R: 1 H: 1 E: 0 LOB: 0 K: 0 BB: 0 S: 10 P: 12	R: 0 H: 1 E: 0 LOB: 2 K: 3 BB: 0 S: 12 P: 18	R: 1 H: 1 E: 0 LOB: 1 K: 3 BB: 1 S: 14 P: 23	R: 0 H: 0 E: 0 LOB: 1 K: 1 BB: 1 S: 11 P: 18	R: 0 H: 0 E: 0 LOB: 1 K: 0 BB: 1 S: 6 P: 12	R: 0 H: 0 E: 0 LOB: 0 K: 1 BB: 0 S: 9 P: 15	R: 0 H: 0 E: 0 LOB: 1 K: 2 BB: 1 S: 12 P: 19	R: 0 H: 0 E: 0 LOB: 1 K: 0 BB: 1 S: 8 P: 13	R: 0 H: 0 E: 0 LOB: 1 K: 0 BB: 2 S: 11 P: 22	1B: 1 SF: 0 2B: 2 SAC: 0 3B: 0 DP: 1 HR: 1 HBP: 1	
PITCHER	IP WLS BF H R ER SO BB IBB HBP BLK WP HR S P ERA WHIP										
Frank Viola, L (1, 1) ERA: 4.01	7.0 W 29 3 2 2 9 4 0 1 0 0 1 74 117 2.57 1.000										
Jeff Reardon, R (8, 1) ERA: 1.64	2.0 S 8 0 0 0 0 3 0 0 1 0 0 19 35 0.00 1.500										

livebaseballscorecards.com

AB	29
R	2
H	3
RBI	2
BB	7
SO	9
LOB	15



Batter	1	2	3	4	5	6	7	8	9
Dan Gladden, R (1, 7) OBP: 0.365, SLG: 0.493	0-0 G3		3-1 F8		0-1 F9		0-0 6-3		
Tom Herr, S (1, 4) OBP: 0.338, SLG: 0.258	3-2 G4-3		1-2 4-3		0-1 1-3		1-3 K2-3		
Kirby Puckett, R (1, 8) OBP: 0.315, SLG: 0.420	1-0 6-3		1-0 1B			1-0 HR 1B	1-2 6-3		
Kent Hrbek, L (1, 3) OBP: 0.308, SLG: 0.397		1-0 F7	0-0 4-3			0-0 HR	0-1 HR		
Gary Gaetti, R (1, 5) OBP: 0.290, SLG: 0.397		2-3 K		0-0 F8		2-2 5-3	0-0 F7		
Gene Larkin, S (1, 10) OBP: 0.438, SLG: 0.561		1-2 WP 2B		0-0 L3		1-0 F7	2-2 P6		
Randy Bush, L (1, 9) OBP: 0.474, SLG: 0.676		4-1 HBP		1-1 1B		0-1 HR	0-0 2B		
Mark Davidson, R (8, PH) OBP: 0.400, SLG: 0.600		2-3 BB		1-1 1B					
Greg Gagne, R (1, 6) OBP: 0.309, SLG: 0.381		2-2 HBP		1-1 5-3		0-0 E3	2-2 P2		
Tim Laudner, R (1, 2) OBP: 0.381, SLG: 0.590		1-0 L6			2-3 K		2-2 F9		

AB	R	H	RBI	BB	SO	LOB
4	0	0	0	0	0	0
4	0	0	0	0	1	0
4	1	2	0	0	0	0
4	2	2	3	0	0	1
4	0	0	0	0	1	0
4	0	1	0	0	0	0
2	1	2	1	1	0	0
1	0	1	0	0	0	0
3	0	0	0	0	0	2
3	0	0	0	0	1	4

BOTTOM	
<p style="text-align: center;">Baltimore Orioles @ Minnesota Twins Hubert H. Humphrey Metrodome, Minneapolis, MN</p>	
<p style="text-align: center;">Tue Apr 26 1988, 8:05 PM EDT Att. 21,172 - Dome</p>	
AB	33
R	4
H	8
RBI	4
BB	1
SO	3
LOB	7
	
WP: 1	PA: 35
PB: 0	
SB: 0	
CS: 0	

Inning Stats	Pitcher										Pitcher											
	R	H	E	K	S	IP	WLS	BF	H	R	ER	SO	BB	IBB	HBP	BLK	WP	HR	S	P	ERA	WHIP
R: 0 H: 0 E: 0 K: 5 S: 5	R: 0 H: 1 E: 0 K: 12 S: 12	R: 0 H: 1 E: 0 K: 7 S: 7	R: 0 H: 1 E: 0 K: 6 S: 6	R: 0 H: 0 E: 0 K: 7 S: 7	R: 3 H: 3 E: 1 K: 18 S: 18	R: 0 H: 0 E: 0 K: 7 S: 7	R: 1 H: 2 E: 0 K: 14 S: 14	R: 0 H: 0 E: 0 K: 7 S: 7	R: 1 H: 2 E: 0 K: 14 S: 14	R: 0 H: 0 E: 0 K: 7 S: 7	R: 0 H: 0 E: 0 K: 7 S: 7	R: 0 H: 0 E: 0 K: 7 S: 7	R: 0 H: 0 E: 0 K: 7 S: 7	R: 0 H: 0 E: 0 K: 7 S: 7	R: 0 H: 0 E: 0 K: 7 S: 7	R: 0 H: 0 E: 0 K: 7 S: 7	R: 0 H: 0 E: 0 K: 7 S: 7	R: 0 H: 0 E: 0 K: 7 S: 7	R: 0 H: 0 E: 0 K: 7 S: 7	R: 0 H: 0 E: 0 K: 7 S: 7	R: 0 H: 0 E: 0 K: 7 S: 7	R: 0 H: 0 E: 0 K: 7 S: 7

PITCHER	IP	WLS	BF	H	R	ER	SO	BB	IBB	HBP	BLK	WP	HR	S	P	ERA	WHIP
Mike Morgan, R (1, 1) ERA: 5.58	6.0	L	27	6	3	3	2	1	0	0	0	1	2	55	84	4.50	1.167
Dave Schmidt, R (7, 1) ERA: 6.0	1.2		6	1	1	1	1	0	0	0	0	0	1	16	20	5.40	0.600
Bill Scherrer, L (8, 1) ERA:	0.0		1	1	0	0	0	0	0	0	0	0	0	1	1	∞	∞
Doug Sisk, R (8, 1) ERA: 2.03	0.1		1	0	0	0	0	0	0	0	0	0	0	4	6	0.00	0.000

Batter	1	2	3	4	5	6	7	8	9	AB R H RBI BB SO LOB	TOP
Jeff Stone, L (1, 7) OBP: 0.200, SLG: 0.157 Joe Orsulak, L (7, 7) OBP: 0.305, SLG: 0.291	4-2 BB	0-3 K		3-2 6-3			4-0 CS S BB		2-2 BB 1B	2 1 0 0 2 1 0 1 1 1 0 0 0 0	
Billy Ripken, R (1, 4) OBP: 0.238, SLG: 0.244	0-0 S 1B	1-3 1B			2-1 L4		1-1 BB 1B		4-2 1B BB	4 2 2 0 1 1 0	
Cal Ripken Jr., R (1, 6) OBP: 0.349, SLG: 0.358	1-0 S 1B	4-2 1B BB			2-3 K		4-2 1B BB		2-2 1B BB	3 1 2 2 2 1 0	
Eddie Murray, S (1, 3) OBP: 0.229, SLG: 0.288	3-3 K	2-1 1B			1-2 1B		2-1 P3		1-2 1B	5 0 3 1 0 1 4	
Fred Lynn, L (1, 8) OBP: 0.254, SLG: 0.344	3-3 K		0-1 F7		3-1 F7			1-1 F7	2-2 4-3	5 0 0 0 0 1 5	
Larry Sheets, L (1, 10) OBP: 0.355, SLG: 0.364	4-1 WP 1B BB		3-3 K			4-2 G6-4-3 BB		0-1 CS 1B		2 0 1 0 2 1 0	
Keith Hughes, L (1, 9) OBP: 0.250, SLG: 0.250	2-1 WP 1B		1-2 G3			1-1 L7		3-3 K		4 0 1 2 0 1 2	
Terry Kennedy, L (1, 2) OBP: 0.211, SLG: 0.200	1-3 K			1-2 6-3		0-0 G6-4-3			0-1 4-3	4 0 0 0 0 1 3	
Craig Worthington, R (1, 5) OBP: 0.143, SLG: 0.571		0-1 HR		1-3 K			1-3 K		1-3 K	4 1 1 1 0 3 0	
Inning Stats	R: 3 H: 3 E: 0 LOB: 2 K: 3 BB: 2 S: 22 P: 40	R: 1 H: 2 E: 0 LOB: 2 K: 2 BB: 1 S: 12 P: 19	R: 0 H: 0 E: 0 LOB: 0 K: 1 BB: 0 S: 8 P: 12	R: 0 H: 0 E: 0 LOB: 0 K: 1 BB: 0 S: 10 P: 15	R: 0 H: 1 E: 0 LOB: 1 K: 1 BB: 0 S: 11 P: 19	R: 0 H: 0 E: 0 LOB: 0 K: 0 BB: 1 S: 6 P: 11	R: 0 H: 1 E: 0 LOB: 2 K: 1 BB: 2 S: 11 P: 23	R: 0 H: 1 E: 0 LOB: 1 K: 1 BB: 0 S: 8 P: 12	R: 2 H: 3 E: 0 LOB: 2 K: 1 BB: 1 S: 19 P: 31	1B: 10 SF: 0 2B: 1 SAC: 0 3B: 0 DP: 2 HR: 1 HBP: 0	WP: 1 PA: 41 PB: 0 SB: 3 CS: 2
PITCHER	Bert Blyleven, R (1, 1) ERA: 6.75 Juan Berenguer, R (7, 1) ERA: 5.5 Keith Atherton, R (9, 1) ERA: 1.46	IP WLS BF H R ER SO BB IBB HBP BLK WP HR S P ERA WHIP 6.0 0 26 6 4 4 8 4 0 0 0 1 1 69 116 6.00 1.667 2.2 W 12 3 2 2 3 3 0 0 0 0 0 0 29 52 6.75 2.250 0.1 S 3 2 0 0 0 0 0 0 0 0 0 0 9 14 0.00 6.000	PITCHER IP WLS BF H R ER SO BB IBB HBP BLK WP HR S P ERA WHIP								

Baltimore Orioles @ Minnesota Twins
 Hubert H. Humphrey Metrodome, Minneapolis, MN
 Wed Apr 27 1988, 8:05 PM EDT
 Att. 17,757 - Dome - 70 F

AB	34
R	6
H	11
RBI	6
BB	7
SO	11
LOB	14



BOTTOM

Baltimore Orioles @ Minnesota Twins
Hubert H. Humphrey Metrodome, Minneapolis, MN

Wed Apr 27 1988, 8:05 PM EDT
Att. 17,757 - Dome - 70 F

livebaseballscores.com

AB	34
R	7
H	13
RBI	6
BB	3
SO	3
LOB	18



WP:	0	PA:	40
PB:	0	SB:	4
CS:	1		

AB R H RBI BB SO LOB

5 1 2 0 0 0 2

5 1 4 0 0 1 1

5 0 1 1 0 0 4

2 0 0 1 1 1 2

3 0 0 0 0 0 4

4 2 2 1 0 0 2

4 2 2 1 0 1 1

2 0 0 1 0 0 1
0 1 0 0 2 0 0

1B: 10 SF: 1
2B: 1 SAC: 0
3B: 0 DP: 0
HR: 2 HBP: 1

Batter	1	2	3	4	5	6	7	8	9
Dan Gladden, R OBP: 0.367, SLG: 0.486 (1, 7)	2-2 1B 1B		0-1 S 1B	2-1 5-3 1-2		1-0 1-3		3-0 6-3	
Tom Herr, S OBP: 0.367, SLG: 0.299 (1, 4)	1-2 1B 1B 1-3 SF9		0-3 K		2-2 HBP 1B		0-2 BLK S 1B	2-1 1B	
Kirby Puckett, R OBP: 0.308, SLG: 0.405 (1, 8)	0-0 CS 1B 1-3 3-H		2-0 F9		2-1 F9		0-1 F8	0-0 F9	
Gary Gaetti, R OBP: 0.288, SLG: 0.385 (1, 5)	2-0 SF9 3-H		4-0 BB 1-2		0-1 F7		2-3 K 1-2		
Gene Larkin, S OBP: 0.423, SLG: 0.523 (1, 10)	0-0 F8		0-0 F7		1-2 HBP 1-2		2-1 L3-4-3 2-3		
Kent Hrbek, L OBP: 0.319, SLG: 0.468 (1, 3)	0-1 CS 1-2	1-0 6-3 1-6-3 2B		1-0 G3		3-0 G3		1-1 HR	
Tim Laudner, R OBP: 0.391, SLG: 0.651 (1, 2)		2-2 6-3		3-2 4-1 1B 1B		0-3 K		1-0 HR	
Mark Davidson, R OBP: 0.333, SLG: 0.500 (1, 9) John Moses, S (6, PH) (7, 9)		1-0 1-6-3		2-2 4-1		4-0 4-3 S BB		4-2 BLK E BB	
Al Newman, S OBP: 0.316, SLG: 0.235 (1, 6)		3-1 F8		0-0 S 1B 2-H		1-1 4-3		0-0 E1 1B 1-H	

Inning Stats	R: 2	H: 3	E: 0	K: 0	S: 10	LOB: 0	BB: 0	P: 15	R: 1	H: 1	E: 0	K: 0	S: 7	LOB: 0	BB: 0	P: 14	R: 0	H: 1	E: 0	K: 1	S: 10	LOB: 2	BB: 1	P: 15	R: 1	H: 2	E: 0	K: 0	S: 12	LOB: 1	BB: 0	P: 20	R: 0	H: 1	E: 0	K: 0	S: 10	LOB: 2	BB: 0	P: 18	R: 0	H: 0	E: 0	K: 1	S: 6	LOB: 1	BB: 1	P: 12	R: 0	H: 1	E: 0	K: 1	S: 14	LOB: 1	BB: 0	P: 16	R: 3	H: 4	E: 1	K: 0	S: 11	LOB: 1	BB: 1	P: 22
--------------	------	------	------	------	-------	--------	-------	-------	------	------	------	------	------	--------	-------	-------	------	------	------	------	-------	--------	-------	-------	------	------	------	------	-------	--------	-------	-------	------	------	------	------	-------	--------	-------	-------	------	------	------	------	------	--------	-------	-------	------	------	------	------	-------	--------	-------	-------	------	------	------	------	-------	--------	-------	-------

PITCHER	IP	WLS	BF	H	R	ER	SO	BB	IBB	HBP	BLK	WP	HR	S	P	ERA	WHIP
Scott McGregor, L ERA: 8.83 (1, 1)	3.2		18	7	4	4	1	1	0	0	0	0	0	37	60	9.82	2.182
Jose Bautista, R ERA: 3.86 (4, 1)	3.1		14	2	0	0	2	1	0	1	1	0	0	32	50	0.00	0.900
Bill Scherrer, L ERA: (8, 1)	0.0	L	3	2	3	3	0	1	0	0	0	0	2	6	12	∞	∞
Doug Sisk, R ERA: 1.88 (8, 1)	1.0		4	2	0	0	0	0	0	0	1	0	0	5	10	0.00	2.000

PITCHER	IP	WLS	BF	H	R	ER	SO	BB	IBB	HBP	BLK	WP	HR	S	P	ERA	WHIP
Scott McGregor, L ERA: 8.83 (1, 1)	3.2		18	7	4	4	1	1	0	0	0	0	0	37	60	9.82	2.182
Jose Bautista, R ERA: 3.86 (4, 1)	3.1		14	2	0	0	2	1	0	1	1	0	0	32	50	0.00	0.900
Bill Scherrer, L ERA: (8, 1)	0.0	L	3	2	3	3	0	1	0	0	0	0	2	6	12	∞	∞
Doug Sisk, R ERA: 1.88 (8, 1)	1.0		4	2	0	0	0	0	0	0	1	0	0	5	10	0.00	2.000

Batter	1	2	3	4	5	6	7	8	9	AB R H RBI BB SO LOB	TOP
Tito Landrum, R (1, 7) <small>OBP: 0.294, SLG: 0.143</small> Rene Gonzales, R (7, 4) <small>OBP: 0.333, SLG: 0.273</small> Terry Kennedy, L (9, PH) <small>OBP: 0.207, SLG: 0.196</small>	3-2 1B		1-2 <small>FC6-4</small> FC6-4		2-1 L4		4-0 BB		0-0 F7	3 1 1 1 1 0 2 0 0 0 0 0 0 0 1 0 0 0 0 0 1	Baltimore Orioles @ Minnesota Twins Hubert H. Humphrey Metrodome, Minneapolis, MN Thu Apr 28 1988, 4:33 AM EDT Att: 23,006 - Dome - 70 F
Billy Ripken, R (1, 4) <small>OBP: 0.230, SLG: 0.235</small> Fred Lynn, L (7, PH) <small>OBP: 0.250, SLG: 0.338</small>	0-1 5-3		1-1 5-3		2-1 P3		2-3 K			3 0 0 0 0 0 3 1 0 0 0 0 0 1 3	
Cal Ripken Jr., R (1, 6) <small>OBP: 0.345, SLG: 0.352</small>	2-1 1B		0-3 K			1-2 F8		2-2 F7		4 0 1 0 0 1 4	
Eddie Murray, S (1, 3) <small>OBP: 0.241, SLG: 0.310</small>	3-1 3-1			1-1 2B		1-2 G6-3		2-2 1B		4 0 2 1 0 0 1	
Ken Gerhart, R (1, 8) <small>OBP: 0.143, SLG: 0.250</small> Joe Orsulak, L (8, PH) <small>OBP: 0.300, SLG: 0.286</small>	1-3 K			3-2 F7		3-0 F8		1-0 F7		3 0 0 0 0 0 1 2 1 0 0 0 0 0 0 1	
Larry Sheets, L (1, 10) <small>OBP: 0.350, SLG: 0.348</small>		0-0 1-4-3		1-3 K			4-0 BB		0-1 G4-6-3	3 1 0 0 1 1 2	
Carl Nichols, R (1, 2) <small>OBP: 0.333, SLG: 0.263</small>		3-1 1-3		2-1 6-3			3-3 K		1-2 1B	4 0 1 0 0 0 1 2	
Craig Worthington, R (1, 5) <small>OBP: 0.182, SLG: 0.400</small>		2-1 4-3			0-0 F9		4-1 BB		0-1 L4	3 0 0 0 0 1 0 1	
Keith Hughes, L (1, 9) <small>OBP: 0.500, SLG: 0.333</small>			2-2 1B		4-0 BB		4-1 BB		1-3 K	2 0 1 0 2 1 1	
Inning Stats	R: 1 H: 2 E: 0 LOB: 1 K: 1 BB: 0 S: 13 P: 22	R: 0 H: 0 E: 0 LOB: 0 K: 0 BB: 0 S: 5 P: 10	R: 0 H: 1 E: 0 LOB: 1 K: 1 BB: 0 S: 12 P: 16	R: 0 H: 1 E: 0 LOB: 1 K: 1 BB: 0 S: 10 P: 17	R: 0 H: 0 E: 0 LOB: 1 K: 0 BB: 1 S: 5 P: 13	R: 0 H: 0 E: 0 LOB: 0 K: 0 BB: 0 S: 9 P: 14	R: 1 H: 0 E: 0 LOB: 3 K: 2 BB: 4 S: 15 P: 38	R: 0 H: 1 E: 0 LOB: 0 K: 0 BB: 0 S: 6 P: 9	R: 0 H: 1 E: 0 LOB: 1 K: 1 BB: 0 S: 9 P: 11	1B: 5 SF: 0 2B: 1 SAC: 0 3B: 0 DP: 1 HR: 0 HBP: 0	WP: 0 PA: 37 PB: 0 SB: 0 CS: 0
PITCHER Allan Anderson, L (1, 1) <small>ERA: 2.84</small> Mike Mason, L (7, 1) <small>ERA: 12.0</small> Mark Portugal, R (7, 1) <small>ERA:</small>	IP WLS BF H R ER SO BB IBB HBP BLK WP HR S P ERA WHIP 6.1 W 25 4 2 2 4 2 0 0 0 2 0 0 61 106 2.84 0.947 0.0 3 0 0 0 0 3 0 0 0 0 0 0 2 14 ∞ ∞ 2.2 S 9 2 0 0 0 2 0 0 0 0 0 0 21 30 0.00 0.750	PITCHER IP WLS BF H R ER SO BB IBB HBP BLK WP HR S P ERA WHIP									

livebaseballscorecards.com

AB	32
R	2
H	6
RBI	2
BB	5
SO	6
LOB	23



Batter	1	2	3	4	5	6	7	8	9
John Moses, S OBP: 0.571, SLG: 0.500 (1, 7)	4-2 F9-4-3 BB		2-2 F8		0-1 L9	1-2 2B		1-0 F8	
Tom Herr, S OBP: 0.345, SLG: 0.278 (1, 4)	0-1 F9-4-3 1-2		3-2 G3		2-2 F8	1-2 4-3		3-1 4-3	
Kirby Puckett, R OBP: 0.317, SLG: 0.403 (1, 8)	0-3 K			4-2 HR BB	1-0 BB 1B		0-0 5-3		
Kent Hrbek, L OBP: 0.356, SLG: 0.554 (1, 10)		1-1 2B		1-1 HR	4-1 BB		3-1 FC6-4 1B		
Gary Gaetti, R OBP: 0.286, SLG: 0.377 (1, 5)		1-3 K		3-2 S 1B	2-1 3-1		0-0 FC6-4 1-2f		
Gene Larkin, S OBP: 0.411, SLG: 0.489 (1, 3)		0-0 P6		1-3 K		1-1 SH1-3 2B HBP	2-1 F8		
Randy Bush, L OBP: 0.524, SLG: 0.676 (1, 9)		2-1 HBP		4-0 S IBB		4-2 SH1-3 2B BB		1-0 CS HBP	
Mark Davidson, R OBP: 0.333, SLG: 0.500 (8, PR)									
Greg Gagne, R OBP: 0.310, SLG: 0.369 (1, 6)		2-1 P3		0-3 K		0-2 SH1-3	0-1 F8 E BB	4-1 F8 E BB	
Tom Nieto, R OBP: 0.091, SLG: 0.048 (1, 2)			0-1 F8	2-3 K		0-3 K	1-0 E6	1-2	

AB	R	H	RBI	BB	SO	LOB
4	0	1	2	1	0	2
5	0	0	0	0	0	4
3	1	1	0	1	1	0
3	1	3	2	1	0	0
4	0	1	0	0	1	4
3	1	0	0	0	1	3
0	1	0	0	2	0	0
0	0	0	0	0	0	0
2	0	0	0	1	1	4
4	0	0	0	0	2	5

WP	HR	S	P	ERA	WHIP
0	1	3	13	4.91	1.500
0	0	3	7	0.00	0.000

Inning	R	H	E	K	S	P	IP	WLS	BF	H	R	ER	SO	BB	IBB	HBP	BLK	WP	HR	S	P	ERA	WHIP
1	0	0	0	1	12	17	7.1	L	36	6	4	4	6	5	1	3	0	0	1	76	132	4.91	1.500
2	0	1	0	1	15	17	0.2		2	0	0	0	0	0	0	0	0	0	3	7	7	0.00	0.000


BOTTOM

Baltimore Orioles @ Minnesota Twins
 Hubert H. Humphrey Metrodome, Minneapolis, MN

Thu Apr 28 1988, 4:33 AM EDT
 Att: 23,006 - Dome - 70 F

livebaseballscorecards.com

AB	28
R	4
H	6
RBI	4
BB	6
SO	6
LOB	22



Batter	1	2	3	4	5	6	7	8	9	10	AB R H RBI BB SO LOB	TOP													
Dan Gladden, R (1, 7) OBP: 0.345, SLG: 0.455	2-3 			1-2 G6-3		2-2 G4-3		0-1 G6-3	0-2 L4		5 0 0 0 0 1 3														
Tom Herr, S (1, 4) OBP: 0.360, SLG: 0.299	3-3 			3-2 P5		1-1 WP 1B			1-2 1B HR 1B	2-2 E G3 1B	5 1 3 0 0 1 0														
Kirby Puckett, R (1, 8) OBP: 0.310, SLG: 0.402	0-3 			1-2 2B		1-3 K			2-2 F9	0-2 G3	5 1 1 0 0 2 3														
Kent Hrbek, L (1, 3) OBP: 0.364, SLG: 0.565		0-0 F8		0-0 2B			2-0 L5		0-0 1B HR	1-1 E3	4 0 2 1 0 0 0 1 1 0 0 0 0 1														
Mark Davidson, R (9, PR) OBP: 0.308, SLG: 0.462																									
Gary Gaetti, R (1, 5) OBP: 0.293, SLG: 0.459		1-3 K		0-0 F9			1-0 HR		3-2 HR	1-3 K	5 2 2 4 0 2 3														
Gene Larkin, S (1, 10) OBP: 0.400, SLG: 0.490		0-1 F6				0-3 K		0-0 P5	2-1 BB 2B	1-3 K	4 0 1 0 0 1 0 1 0 0 0 0 1 2														
John Moses, S (9, PR) OBP: 0.500, SLG: 0.400																									
Randy Bush, L (1, 9) OBP: 0.500, SLG: 0.622			2-2 F8		2-3 K		2-3 K		4-0 BB IBB		3 0 0 0 1 2 0	AB 40 R 5 H 9 RBI 5 BB 2 SO 14 LOB 14													
Greg Gagne, R (1, 6) OBP: 0.293, SLG: 0.348			0-3 		1-3 K			2-3 K	1-3 		4 0 0 0 0 4 2														
Tim Laudner, R (1, 2) OBP: 0.380, SLG: 0.609			1-2 F8			1-2 G1-3		1-1 F8	4-2 BB		3 0 0 0 1 0 0														
Inning Stats	R: 0 E: 0 K: 3 S: 10	H: 0 LOB: 0 BB: 0 P: 15	R: 0 E: 0 K: 1 S: 6	H: 0 LOB: 0 BB: 0 P: 7	R: 0 E: 0 K: 1 S: 10	H: 0 LOB: 0 BB: 0 P: 13	R: 1 E: 0 K: 0 S: 14	H: 2 LOB: 1 BB: 0 P: 19	R: 0 E: 0 K: 3 S: 9	H: 0 LOB: 0 BB: 0 P: 12	R: 0 E: 0 K: 1 S: 13	H: 1 LOB: 1 BB: 0 P: 18	R: 1 E: 0 K: 1 S: 6	H: 1 LOB: 0 BB: 0 P: 11	R: 0 E: 0 K: 1 S: 7	H: 0 LOB: 0 BB: 0 P: 10	R: 3 E: 0 K: 1 S: 26	H: 4 LOB: 3 BB: 2 P: 43	R: 0 E: 1 K: 2 S: 18	H: 1 LOB: 2 BB: 0 P: 23	1B: 4 2B: 3 3B: 0 HR: 2	SF: 0 SAC: 0 DP: 0 HBP: 0	WP: 1 PB: 0 SB: 0 CS: 0	PA: 42	
PITCHER	IP WLS BF H R ER SO BB IBB HBP BLK WP HR S P ERA WHIP																								
Roger Clemens, R (1, 1) ERA: 1.75	8.1		31	6	4	4	11	0	0	0	0	0	1	85	118	4.32	0.720								
Lee Smith, R (9, 1) ERA: 0.84	1.2	W	11	3	1	1	3	1	1	0	0	0	1	34	53	5.40	2.400								

Minnesota Twins @ Boston Red Sox
Fenway Park, Boston, MA
Fri Apr 29 1988, 7:05 PM EDT
Att: 32,022 - Unknown - 50 F

livebaseballscorecards.com

Batter	1	2	3	4	5	6	7	8	9	AB R H RBI BB SO LOB	TOP											
Dan Gladden, R (1, 7) OBP: 0.348, SLG: 0.476	1-2 CS 2B	3-2 L5			1-2 F9		1-2 2B	0-2 5-3		5 1 2 0 0 0 1												
Tom Herr, S (1, 4) OBP: 0.351, SLG: 0.305	0-0 5-3		0-3		0-1 F3		2-1 1B	3-2 F8		5 1 1 1 0 1 1												
Kirby Puckett, R (1, 8) OBP: 0.326, SLG: 0.414	1-2 BB 1B		0-2 4-3		1-1 1B		0-1 G3	0-0 6-3		5 1 3 0 0 0 0												
Gary Gaetti, R (1, 5) OBP: 0.299, SLG: 0.449	4-0 1B BB		2-2 F4		2-3 K		2-2 G3	2-2 F3		4 0 1 1 1 1 1												
Gene Larkin, S (1, 3) OBP: 0.391, SLG: 0.473	2-2 1-2 2-H 1B			0-0 F8		3-1 F9	0-0 G3			4 0 1 1 0 0 2												
Kent Hrbek, L (1, 10) OBP: 0.370, SLG: 0.575	2-3 K			1-1 2B		2-1 E	2-2 F5			4 0 2 0 0 1 4												
Tim Laudner, R (1, 2) OBP: 0.370, SLG: 0.600		2-1 4-3 2B		1 SAFE 0-3 K		3-1 E9	1-3 K			4 0 1 0 0 2 4												
Mark Davidson, R (1, 9) OBP: 0.313, SLG: 0.500		0-1 4-3			0-1 K		1-3 K	3-2 F7		3 0 1 0 0 1 3												
John Moses, S (8, PH) OBP: 0.444, SLG: 0.333		2-3			1-3 2B					1 0 0 0 0 0 0												
Steve Lombardozzi, R (8, 4) OBP: 0.194, SLG: 0.188										0 0 0 0 0 0 0												
Al Newman, S (1, 6) OBP: 0.286, SLG: 0.211		1-3 K			2-0 F9		1-3 K	3-2 L9		2 0 0 0 0 1 3												
Greg Gagne, R (6, PH) OBP: 0.289, SLG: 0.343										1 0 0 0 0 1 2												
Randy Bush, L (8, PH) OBP: 0.489, SLG: 0.605										1 0 0 0 0 0 0												
Inning Stats	R: 1 E: 0 K: 1 S: 13	H: 3 LOB: 2 BB: 1 P: 23	R: 0 E: 0 K: 1 S: 12	H: 1 LOB: 1 BB: 0 P: 18	R: 0 E: 0 K: 1 S: 9	H: 0 LOB: 0 BB: 0 P: 11	R: 0 E: 0 K: 1 S: 9	H: 2 LOB: 2 BB: 0 P: 12	R: 0 E: 0 K: 1 S: 10	H: 1 LOB: 1 BB: 0 P: 14	R: 0 E: 1 K: 2 S: 13	H: 1 LOB: 2 BB: 0 P: 23	R: 2 E: 0 K: 1 S: 17	H: 4 LOB: 2 BB: 0 P: 25	R: 0 E: 0 K: 0 S: 9	H: 0 LOB: 0 BB: 0 P: 15	R: 0 E: 0 K: 0 S: 9	H: 0 LOB: 0 BB: 0 P: 14	1B: 6 2B: 6 3B: 0 HR: 0	SF: 0 SAC: 0 DP: 0 HBP: 0	WP: 0 PB: 0 SB: 0 CS: 1	PA: 40
PITCHER	IP WLS BF H R ER SO BB IBB HBP BLK WP HR S P ERA WHIP												PITCHER	IP WLS BF H R ER SO BB IBB HBP BLK WP HR S P ERA WHIP								
Bruce Hurst, L (1, 1) ERA: 2.92	6.0 W 31 12 3 3 7 1 0 0 0 0 0 0 76 116 4.50 2.167																					
Wes Gardner, R (7, 1) ERA: 1.46	3.0 S 9 0 0 0 1 0 0 0 0 0 0 0 25 39 0.00 0.000																					

Minnesota Twins @ Boston Red Sox
Fenway Park, Boston, MA
 Sat Apr 30 1988, 3:33 AM EDT
 Att. 32,708 - Cloudy - 55 F

AB	39
R	3
H	12
RBI	3
BB	1
SO	8
LOB	21



Batter	1	2	3	4	5	6	7	8	9
Brady Anderson, L (1, 8) OBP: 0.375, SLG: 0.362	1-3 K	2-3 K		0-0 BLK 1-2 1B		0-2 FC4-6 2-H 1B		4-1 SF9 BB	
Marty Barrett, R (1, 4) OBP: 0.323, SLG: 0.349	2-1 6-3		0-3 K	2-2 G4-6-3 1-H 2-H 1B		1-1 F5		0-0 SF9 1-2 2-3 3-H	
Wade Boggs, L (1, 5) OBP: 0.409, SLG: 0.377	0-0 FC5-4 1B		4-0 1B BB	3-1 G4-6-3 1-2f		1-2 FC4-6 1-2f		4-0 IBB	
Jim Rice, R (1, 7) OBP: 0.322, SLG: 0.296 Todd Benzinger, S (8, 9) OBP: 0.241, SLG: 0.333	0-1 FC5-4 1-2f		3-2 1B 1-3 1B		1-1 6-3		0-3 K	2-3 K	
Mike Greenwell, L (1, 9) OBP: 0.483, SLG: 0.485 (8, 7)		0-0 F8 1B 2B	1-0 SAFE 1-2 3-H 1B		4-1 FC5-4 BB		0-0 F5		
Dwight Evans, R (1, 3) OBP: 0.318, SLG: 0.311		0-2 F8 2-3	1-2 L7		0-0 FC5-4 1-2f		3-1 F7		
Sam Horn, L (1, 10) OBP: 0.227, SLG: 0.200		1-2 HR 3-H 1B	1-0 F6		2-0 G3		2-3 K		
Rick Cerone, R (1, 2) OBP: 0.487, SLG: 0.576		3-2 HR 1-H		1-3 K		0-2 SH1 1B		0-0 2B SF9 1B	
Spike Owen, S (1, 6) OBP: 0.293, SLG: 0.313		2-3 K		2-2 E4 BLK 1B		1-1 SH1		1-0 SF9 1-3 2B	

Inning Stats	R: 0	H: 1	E: 0	LOB: 1	K: 1	BB: 0	S: 9	R: 3	H: 3	E: 0	LOB: 0	K: 2	BB: 0	S: 18	R: 1	H: 2	E: 0	LOB: 2	K: 1	BB: 1	S: 12	R: 2	H: 2	E: 1	LOB: 0	K: 1	BB: 0	S: 12	R: 0	H: 0	E: 0	LOB: 1	K: 0	BB: 1	S: 5	R: 1	H: 2	E: 0	LOB: 1	K: 0	BB: 0	S: 13	R: 0	H: 0	E: 0	LOB: 0	K: 1	BB: 0	S: 7	R: 1	H: 2	E: 0	LOB: 3	K: 2	BB: 2	S: 10	R: 1	H: 2	E: 0	LOB: 0	K: 2	BB: 2	S: 10	R: 1	H: 2	E: 0	LOB: 0	K: 1	BB: 0	S: 10
	1B: 9	SF: 1	2B: 2	SAC: 1	3B: 0	DP: 1	HR: 1	HBP: 0	WP: 0	PA: 40	1B: 9	SF: 1	2B: 2	SAC: 1	3B: 0	DP: 1	HR: 1	HBP: 0	WP: 0	PA: 40	1B: 9	SF: 1	2B: 2	SAC: 1	3B: 0	DP: 1	HR: 1	HBP: 0	WP: 0	PA: 40	1B: 9	SF: 1	2B: 2	SAC: 1	3B: 0	DP: 1	HR: 1	HBP: 0	WP: 0	PA: 40	1B: 9	SF: 1	2B: 2	SAC: 1	3B: 0	DP: 1	HR: 1	HBP: 0	WP: 0	PA: 40																				

PITCHER	IP	WLS	BF	H	R	ER	SO	BB	IBB	HBP	BLK	WP	HR	S	P	ERA	WHIP
Charlie Lea, R (1, 1) ERA: 8.15	3.1	L	20	8	6	5	5	1	0	0	1	0	1	49	75	13.50	2.700
Mark Portugal, R (4, 1) ERA: 1.93	2.0		8	2	1	1	0	1	0	0	0	0	0	15	26	4.50	1.500
Juan Berenguer, R (6, 1) ERA: 5.57	2.2		12	2	1	1	3	1	1	0	0	0	0	22	40	3.38	1.125

BOTTOM

Minnesota Twins @ Boston Red Sox
Fenway Park, Boston, MA
 Sat Apr 30 1988, 3:33 AM EDT
 Att: 32,708 - Cloudy - 55 F

livebaseballscorecards.com

AB	34
R	8
H	12
RBI	8
BB	4
SO	8
LOB	14



Batter	1	2	3	4	5	6	7	8	9	AB R H RBI BB SO LOB	TOP
Dan Gladden, R OBP: 0.333, SLG: 0.453 (1, 7)	1-0 G4-3		2-0 P6		1-0 F9		1-0 F7			4 0 0 0 0 0 0	
Tom Herr, S OBP: 0.378, SLG: 0.313 (1, 4)	4-2 FC5-4 1B BB		4-1 BB		4-1 F9 S BB		0-1 FC6 1B			1 0 1 0 3 0 0	
Kirby Puckett, R OBP: 0.323, SLG: 0.407 (1, 8)	3-1 FC5-4 1B		3-1 L9		2-1 F9		1-0 FC6			4 0 1 0 0 0 3	
Kent Hrbek, L OBP: 0.353, SLG: 0.545 (1, 3)	3-2 P5		1-0 P6		2-1 G4-3			2-2 G3		4 0 0 0 0 0 4	
Gary Gaetti, R OBP: 0.308, SLG: 0.488 (1, 5)	1-2 FC5-4			2-1 HR		1-1 G6-3		1-2 CS 1B		4 1 2 1 0 0 2	
Gene Larkin, S OBP: 0.397, SLG: 0.466 (1, 10)		0-1 1B G6-4-3 1B		2-3 K		4-0 WP BB		2-2 F9		3 1 1 0 1 1 1	
Randy Bush, L OBP: 0.490, SLG: 0.585 (1, 9)		1-0 G6-4-3 1B		2-1 G6-3		4-2 G6-4-3 BB		0-1 CS		3 0 1 0 1 0 0	
John Moses, S OBP: 0.444, SLG: 0.333 (9, 9)		1-3 G6-4-3 1B						0-2 G4-3		0 0 0 0 0 0 0	
Tim Laudner, R OBP: 0.362, SLG: 0.566 (1, 2)		3-1 G6-4-3		4-2 BB		1-2 G6-4-3			1-0 G6-3	3 0 0 0 1 0 3	
Greg Gagne, R OBP: 0.275, SLG: 0.324 (1, 6)		2-3 K		2-0 F8		1-3 K		0-3 K		4 0 0 0 0 3 1	
Inning Stats	R: 0 H: 1 E: 0 LOB: 2 K: 0 BB: 1 S: 14 P: 26	R: 1 H: 2 E: 0 LOB: 0 K: 1 BB: 0 S: 8 P: 14	R: 0 H: 0 E: 0 LOB: 1 K: 0 BB: 1 S: 5 P: 15	R: 1 H: 1 E: 0 LOB: 1 K: 1 BB: 1 S: 10 P: 22	R: 0 H: 0 E: 0 LOB: 1 K: 0 BB: 1 S: 6 P: 15	R: 0 H: 0 E: 0 LOB: 1 K: 0 BB: 2 S: 8 P: 18	R: 0 H: 1 E: 0 LOB: 1 K: 1 BB: 0 S: 8 P: 11	R: 0 H: 1 E: 0 LOB: 0 K: 0 BB: 0 S: 11 P: 16	R: 0 H: 0 E: 0 LOB: 0 K: 1 BB: 0 S: 8 P: 9	1B: 5 SF: 0 2B: 0 SAC: 0 3B: 0 DP: 2 HR: 1 HBP: 0	WP: 1 PA: 37 PB: 0 SB: 1 CS: 1
PITCHER	IP WLS BF H R ER SO BB IBB HBP BLK WP HR S P ERA WHIP										
Jeff Sellers, R ERA: 2.35 (1, 1)	8.0 L 33 6 2 2 3 6 0 0 0 1 1 70 137 2.25 1.500										
Mike Smithson, R ERA: 7.71 (9, 1)	1.0 3 0 0 0 1 0 0 0 0 0 0 8 9 0.00 0.000										

Minnesota Twins @ Boston Red Sox
Fenway Park, Boston, MA
 Sun May 01 1988, 3:33 AM EDT
 Att. 31,124 - Cloudy - 58 F

livebaseballscorecards.com

AB	30
R	2
H	6
RBI	1
BB	6
SO	4
LOB	14



Batter	1	2	3	4	5	6	7	8	9	AB	R	H	RBI	BB	SO	LOB	BOTTOM
--------	---	---	---	---	---	---	---	---	---	----	---	---	-----	----	----	-----	--------

Spike Owen, S <small>OBP: 0.290, SLG: 0.308</small> <small>(1, 6)</small> 	<small>0-3</small> <small>①</small>		<small>0-1</small> <small>③</small>			<small>1-1</small> <small>②</small>		<small>1-2</small> <small>①</small>		4	0	1	0	0	1	1	
Marty Barrett, R <small>OBP: 0.320, SLG: 0.344</small> <small>(1, 4)</small> 	<small>1-1</small> <small>②</small>			<small>1-3</small> <small>①</small>		<small>0-1</small> <small>③</small>		<small>2-2</small> <small>③</small>		4	0	1	0	0	1	1	
Ed Romero, R <small>(1, 5)</small> 	<small>0-1</small> <small>③</small>			<small>0-2</small> <small>②</small>		<small>2-2</small> <small>③</small>			<small>1-1</small> <small>①</small>	4	0	0	0	0	0	1	
Jim Rice, R <small>OBP: 0.330, SLG: 0.306</small> <small>(1, 10)</small> 		<small>1-1</small> <small>①</small>		<small>2-0</small> <small>③</small>		<small>1-0</small> <small>①</small>		<small>0-1</small> <small>②</small>		4	0	2	0	0	0	0	
Mike Greenwell, L <small>OBP: 0.473, SLG: 0.464</small> <small>(1, 7)</small> 		<small>4-2</small> <small>③</small>		<small>1-0</small> <small>③</small>		<small>1-1</small> <small>①</small>		<small>2-2</small> <small>③</small>		3	0	0	0	1	0	2	
Dwight Evans, R <small>OBP: 0.307, SLG: 0.299</small> <small>(1, 3)</small> 		<small>1-3</small> <small>②</small>		<small>1-1</small> <small>①</small>		<small>1-3</small> <small>②</small>				3	0	0	0	0	2	2	
Rick Cerone, R <small>OBP: 0.476, SLG: 0.583</small> <small>(1, 2)</small> 		<small>2-2</small> <small>③</small>	<small>0-0</small> <small>③</small>		<small>0-1</small> <small>②</small>		<small>2-1</small> <small>③</small>			3	0	1	0	0	0	1	
Todd Benzinger, S <small>OBP: 0.219, SLG: 0.300</small> <small>(1, 9)</small> 			<small>2-1</small> <small>①</small>		<small>1-3</small> <small>③</small>			<small>0-2</small> <small>①</small>		3	0	0	0	0	1	1	
Brady Anderson, L <small>OBP: 0.356, SLG: 0.340</small> <small>(1, 8)</small> 			<small>1-3</small> <small>②</small>		<small>1-2</small> <small>①</small>		<small>0-1</small> <small>②</small>			3	0	0	0	0	1	1	

Minnesota Twins @ Boston Red Sox Fenway Park, Boston, MA Sun May 01 1988, 3:33 AM EDT Att: 31,124 - Cloudy - 58 F	AB 31 R 0 H 5 RBI 0 BB 1 SO 6 LOB 10	
---	---	--

Inning Stats	R: 0 H: 0 E: 0 LOB: 0 K: 1 BB: 0 S: 7 P: 8	R: 0 H: 0 E: 0 LOB: 0 K: 1 BB: 1 S: 11 P: 19	R: 0 H: 1 E: 0 LOB: 1 K: 1 BB: 0 S: 8 P: 11	R: 0 H: 1 E: 0 LOB: 1 K: 1 BB: 0 S: 10 P: 14	R: 0 H: 0 E: 0 LOB: 0 K: 1 BB: 0 S: 7 P: 9	R: 0 H: 1 E: 0 LOB: 1 K: 0 BB: 0 S: 12 P: 16	R: 0 H: 1 E: 0 LOB: 1 K: 1 BB: 0 S: 8 P: 13	R: 0 H: 1 E: 0 LOB: 1 K: 0 BB: 0 S: 11 P: 14	R: 0 H: 0 E: 0 LOB: 0 K: 0 BB: 0 S: 8 P: 11	1B: 4 SF: 0 2B: 1 SAC: 0 3B: 0 DP: 0 HR: 0 HBP: 0	WP: 0 PA: 33 PB: 0 SB: 0 CS: 1
PITCHER Frank Viola, L <small>ERA: 3.16</small> <small>(1, 1)</small>	IP 9.0 WLS W BF 32 H 5 R 0 ER 0 SO 6 BB 1 IBB 0 HBP 0 BLK 0 WP 0 HR 0 S 82 P 115 ERA 0.00 WHIP 0.667					PITCHER	IP WLS BF H R ER SO BB IBB HBP BLK WP HR S P ERA WHIP				

Batter	1	2	3	4	5	6	7	8	9	AB R H RBI BB SO LOB	TOP											
Dan Gladden, R (1, 7) OBP: 0.351, SLG: 0.455	0-0 CS 1B		4-2 G4-6-3 BB			4-1 FC6-4 E FC6-4 BB		2-2 F8		2 1 1 0 2 0 0												
Tom Herr, S (1, 4) OBP: 0.363, SLG: 0.299	3-2 F9 1-2		0-1 G4-6-3 1-2f			3-2 E5 FC6-4 1-2		1-3 K		4 0 0 0 0 1 3												
Kirby Puckett, R (1, 8) OBP: 0.310, SLG: 0.389	1-1 F7					0-1 FC6-4 FC6-4 1-2f 2-3				4 0 0 0 0 0 2												
Gary Gaetti, R (1, 5) OBP: 0.316, SLG: 0.518		4-1 S 2B BB				1-1 FC6-4 1-2f 3-H				3 2 1 2 1 0 1												
Gene Larkin, S (1, 10) OBP: 0.375, SLG: 0.435		1-3 K 1-2				1-3 SAFE K		2-3 K		4 0 0 0 0 3 2												
Kent Hrbek, L (1, 3) OBP: 0.352, SLG: 0.550		0-0 FC1-2 2-H 2B				2-0 G5-3				3 0 1 1 0 1 0												
Tim Laudner, R (1, 2) OBP: 0.361, SLG: 0.545		1-0 FC1-2 2-H				4-2 G4-3 BB		2-2 F8		2 0 0 0 1 0 1												
Mark Davidson, R (1, 9) OBP: 0.278, SLG: 0.444		2-2 4-3				0-2 G4-3 1-2f		2-1 F8		2 0 0 0 0 0 2												
John Moses, S (7, PH) OBP: 0.400, SLG: 0.286 (7, 9)						1-2 6-3				1 0 0 0 0 0 0												
Al Newman, S (1, 6) OBP: 0.261, SLG: 0.190			0-0 4-3					1-3 K		2 0 0 0 0 0 0												
Randy Bush, L (8, PH) OBP: 0.481, SLG: 0.571										1 0 0 0 0 1 0												
Greg Gagne, R (8, 6) OBP: 0.275, SLG: 0.324										0 0 0 0 0 0 0												
Inning Stats	R: 0 E: 0 K: 0 S: 6	H: 1 LOB: 0 BB: 0 P: 10	R: 1 E: 0 K: 1 S: 9	H: 1 LOB: 1 BB: 1 P: 17	R: 0 E: 0 K: 0 S: 5	H: 0 LOB: 0 BB: 1 P: 9	R: 1 E: 0 K: 0 S: 8	H: 1 LOB: 0 BB: 0 P: 12	R: 0 E: 0 K: 0 S: 9	H: 0 LOB: 0 BB: 1 P: 14	R: 1 E: 1 K: 1 S: 11	H: 0 LOB: 1 BB: 1 P: 20	R: 0 E: 0 K: 1 S: 8	H: 0 LOB: 0 BB: 0 P: 13	R: 0 E: 0 K: 2 S: 9	H: 0 LOB: 0 BB: 0 P: 13	R: 0 E: 0 K: 1 S: 7	H: 0 LOB: 0 BB: 0 P: 10	1B: 1 2B: 1 3B: 0 HR: 1	SF: 0 SAC: 0 DP: 2 HBP: 0	WP: 0 PB: 0 SB: 1 CS: 1	PA: 32
PITCHER	IP WLS BF H R ER SO BB IBB HBP BLK WP HR S P ERA WHIP																					
Juan Nieves, L (1, 1) ERA: 6.93	5.0 W 20 3 3 2 1 4 0 0 0 0 1 41 73 3.60 1.400																					
Odell Jones, R (6, 1) ERA:	4.0 S 12 0 0 0 5 0 0 0 0 0 0 31 45 0.00 0.000																					

Minnesota Twins @ Milwaukee Brewers
Milwaukee County Stadium, Milwaukee, WI

Mon May 02 1988, 8:05 PM EDT
Att. 11,811 - Unknown - 65 F

livebaseballscorecards.com

AB	28
R	3
H	3
RBI	3
BB	4
SO	6
LOB	11



Batter	1	2	3	4	5	6	7	8	9	AB	R	H	RBI	BB	SO	LOB
Paul Molitor, R OBP: 0.412, SLG: 0.424 (1, 10) BB X	2-1 F7	1-2 FC6-4		0-0 F8			2-0 P5			4	0	0	0	0	0	1
Robin Yount, R OBP: 0.305, SLG: 0.471 (1, 8) C BB X	3-1 6-3		3-2 1B 3B		1-0 F8			2-3 K		4	1	1	0	0	1	0
B.J. Surhoff, L OBP: 0.274, SLG: 0.239 (1, 2) B BB X	3-2 6-3		1-1 E S 1B		0-1 F8			0-0 4-3		4	0	1	1	0	0	0
Greg Brock, L OBP: 0.392, SLG: 0.369 (1, 3) B X		1-0 1B 1B	4-1 1-3 BB		3-3 K			0-0 6-3		3	1	1	0	1	1	0
Rob Deer, R OBP: 0.281, SLG: 0.464 (1, 7) B X		1-0 1B FC6-4 1B	1-0 P6		0-3 K					3	1	1	0	0	1	2
Glenn Braggs, R OBP: 0.322, SLG: 0.392 (1, 9) B X		1-0 FC6-4 1B	3-0 F9		1-1 6-3					3	0	1	1	0	0	2
Jim Gantner, L OBP: 0.217, SLG: 0.209 (1, 4) B BB X		2-1 FC6-4 1B	1-2 4-3		0-0 P5					3	1	0	1	0	0	3
Ernest Riles, L OBP: 0.323, SLG: 0.310 (1, 5) 1 SAFE S 1 SAFE X		0-2 4-3		0-0 4-3			2-2 P5			3	0	0	0	0	0	1
Dale Sveum, S OBP: 0.275, SLG: 0.403 (1, 6) C BB X		1-2 FC6-4 1B		2-3 K			0-2 F8			3	0	1	1	0	1	0

Inning Stats	R: 0 E: 0 K: 0 S: 7	H: 0 LOB: 0 BB: 0 P: 15	R: 3 E: 0 K: 0 S: 15	H: 4 LOB: 1 BB: 0 P: 22	R: 1 E: 0 K: 0 S: 11	H: 2 LOB: 2 BB: 1 P: 24	R: 0 E: 0 K: 1 S: 5	H: 0 LOB: 0 BB: 0 P: 7	R: 0 E: 0 K: 1 S: 8	H: 0 LOB: 0 BB: 0 P: 12	R: 0 E: 0 K: 1 S: 6	H: 0 LOB: 0 BB: 0 P: 7	R: 0 E: 0 K: 0 S: 7	H: 0 LOB: 0 BB: 0 P: 11	R: 0 E: 0 K: 1 S: 5	H: 0 LOB: 0 BB: 0 P: 7	
PITCHER Bert Blyleven, R ERA: 6.23 (1, 1)	IP 8.0	WLS L	BF 31	H 6	R 4	ER 4	SO 4	BB 1	IBB 0	HBP 0	BLK 0	WP 0	HR 0	S 64	P 105	ERA 4.50	WHIP 0.875
PITCHER	IP	WLS	BF	H	R	ER	SO	BB	IBB	HBP	BLK	WP	HR	S	P	ERA	WHIP

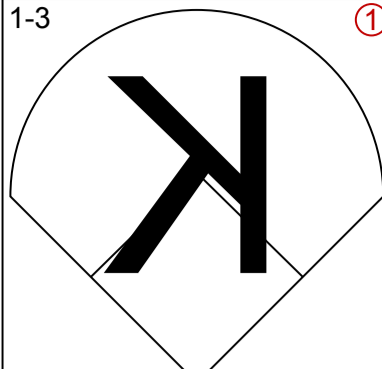
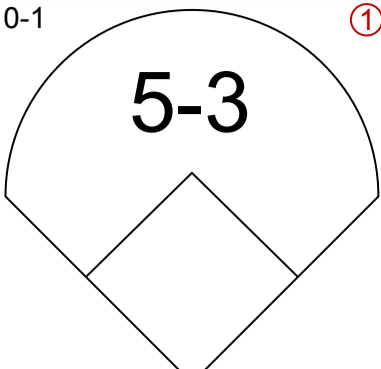
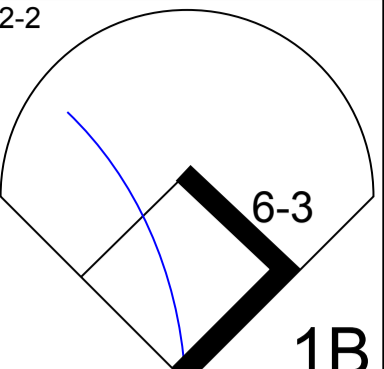
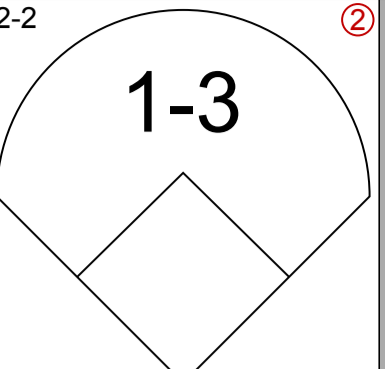
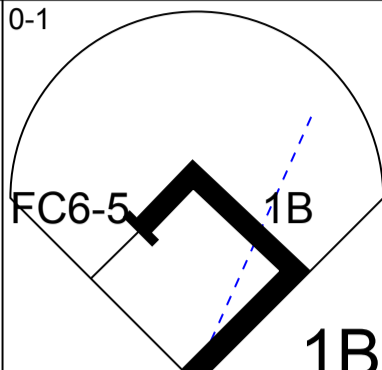
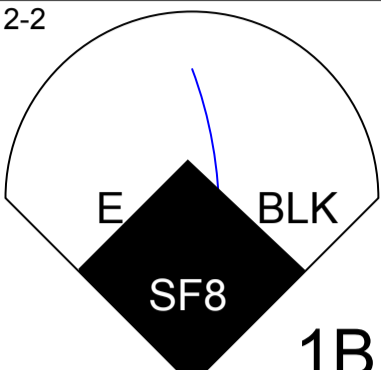
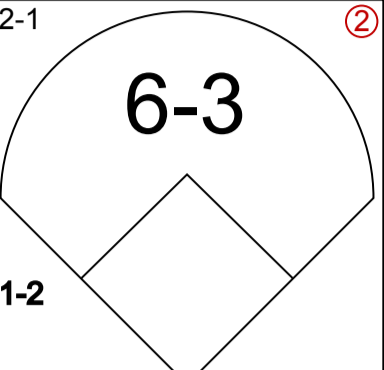
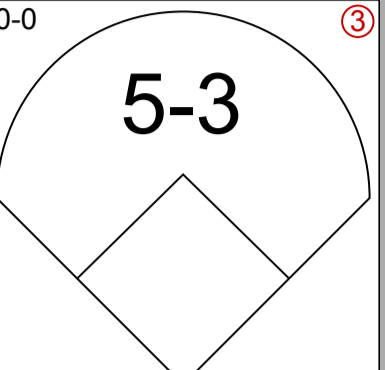
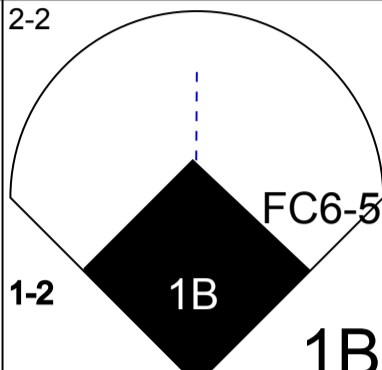
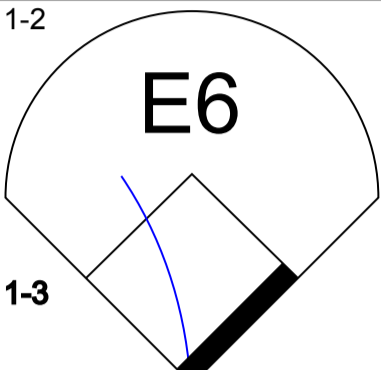
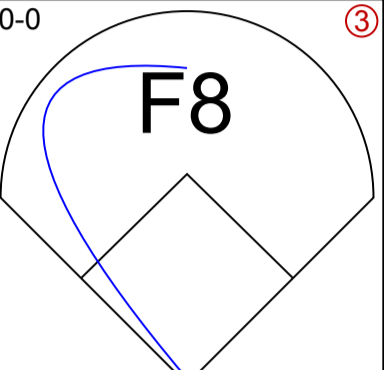
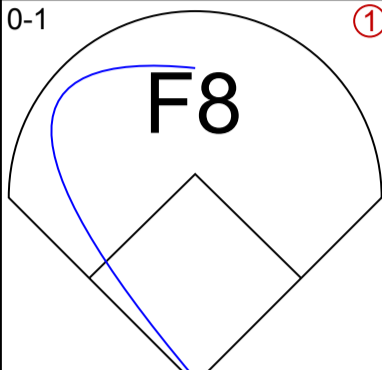
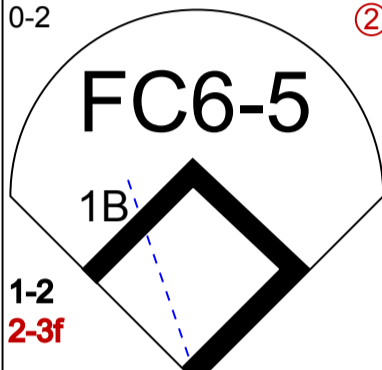
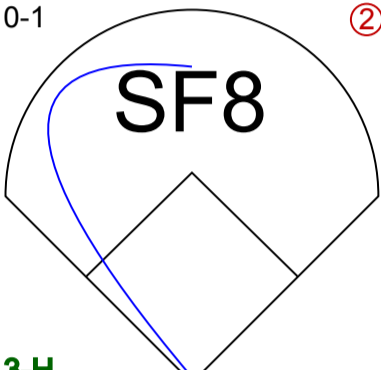
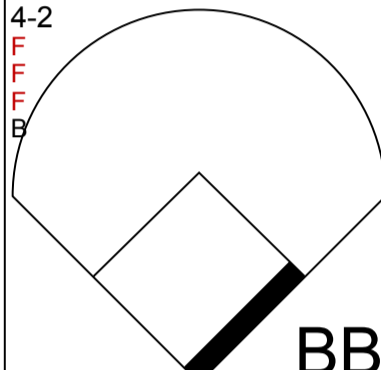
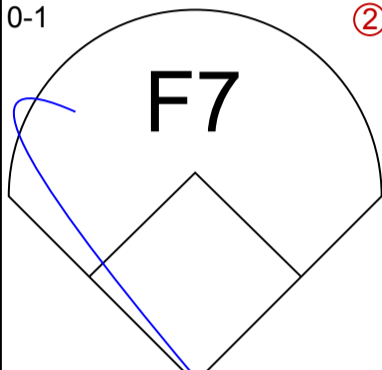
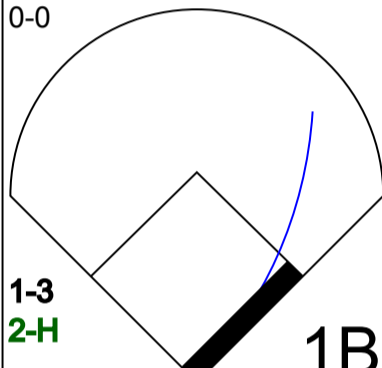
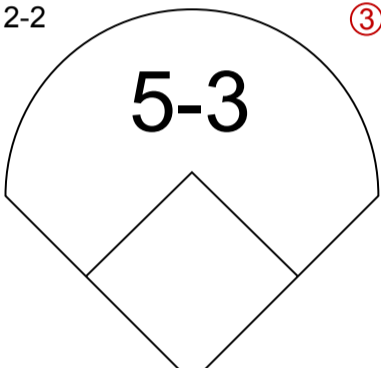
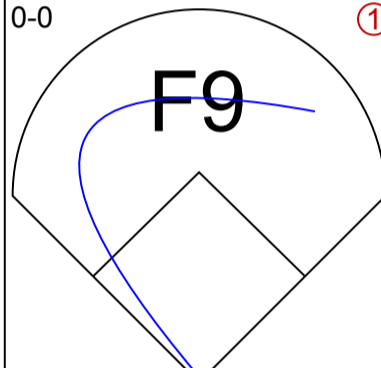
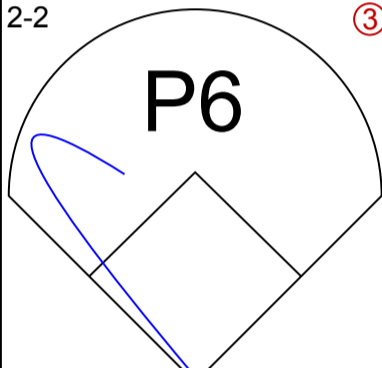
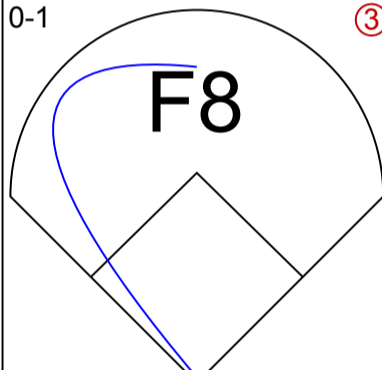
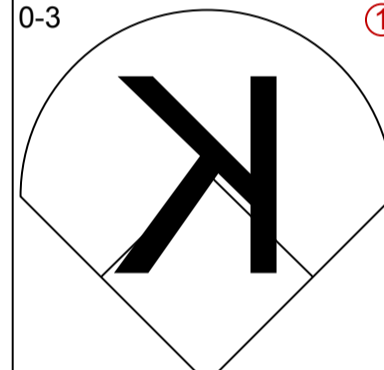
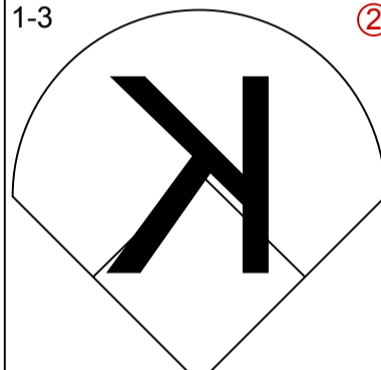
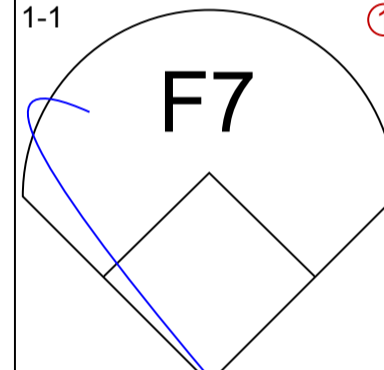
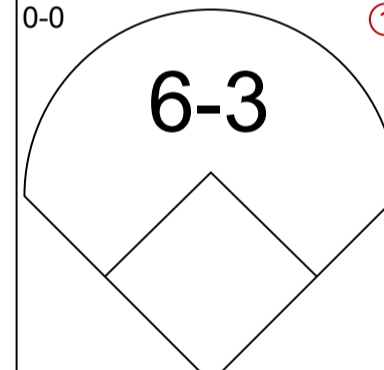
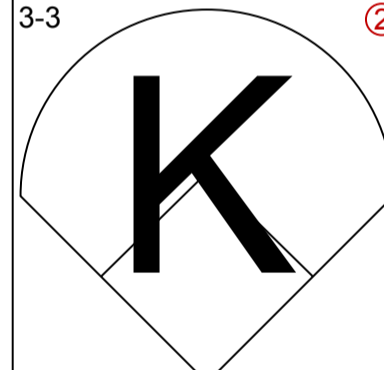
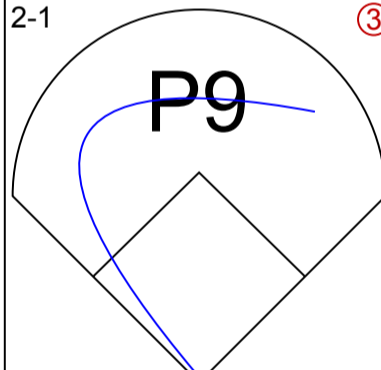
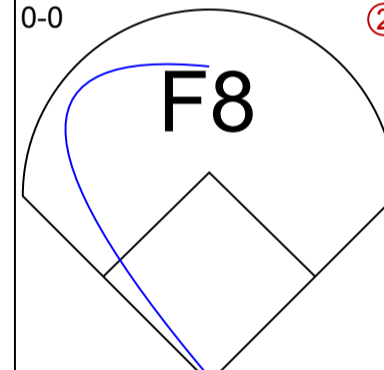
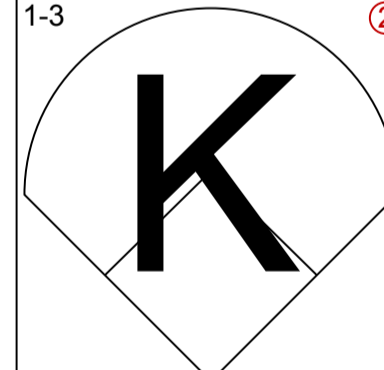
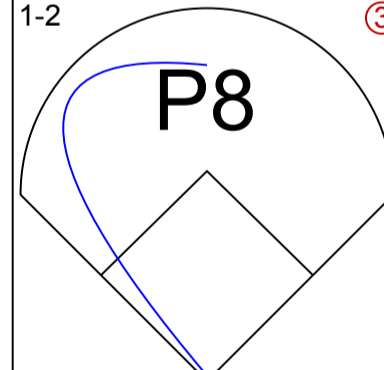
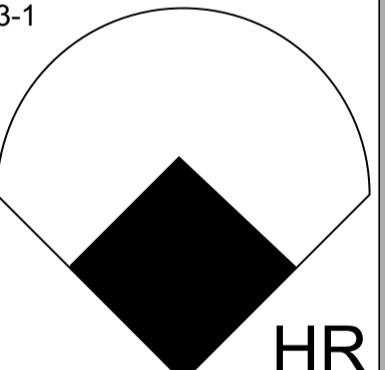
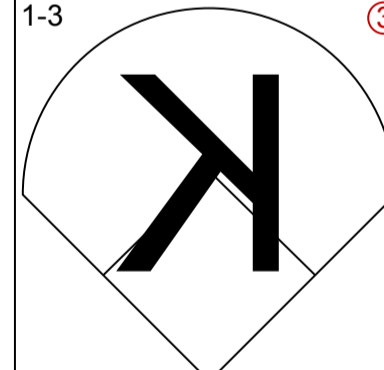
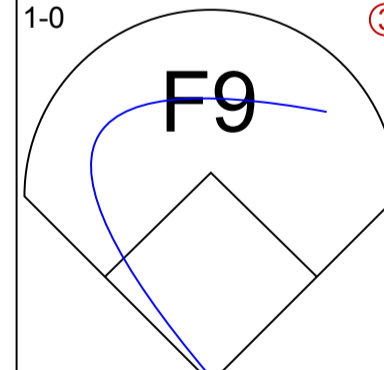
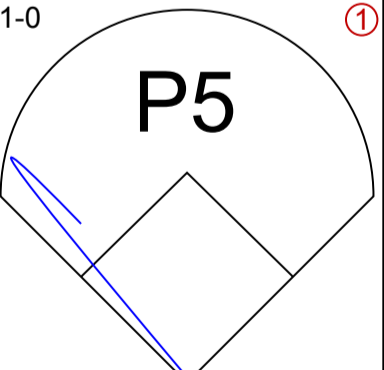
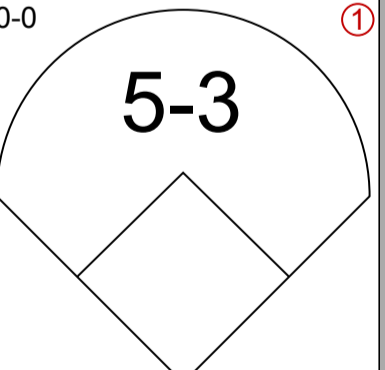
MINNESOTA TWINS @ MILWAUKEE BREWERS
Milwaukee County Stadium, Milwaukee, WI

Mon May 02 1988, 8:05 PM EDT
Att. 11,811 - Unknown - 65 F

AB	30
R	4
H	6
RBI	4
BB	1
SO	4
LOB	9



WP: 0	PA: 31
PB: 0	SB: 1
CS: 0	

Batter	1	2	3	4	5	6	7	8	9	AB R H RBI BB SO LOB	TOP	
Dan Gladden, R OBP: 0.347, SLG: 0.446 (1, 7) C C B C	1-3 		0-1 5-3 		2-2 6-3 1B 		2-2 1-3 			4 0 1 0 0 1 0		
Tom Herr, S OBP: 0.368, SLG: 0.308 (1, 4) C X	0-1 FC6-5 1B 		2-2 E BLK SF8 1B 		2-1 6-3 1-2 		0-0 5-3 			4 1 2 0 0 0 1		
Kirby Puckett, R OBP: 0.308, SLG: 0.384 (1, 8) F 1 SAFE F B B X	2-2 FC6-5 1B 1-2 1B 		1-2 E6 1-3 		0-0 F8 			0-1 F8 		4 1 1 0 0 0 2		
Gary Gaetti, R OBP: 0.313, SLG: 0.506 (1, 5) C S X	0-2 FC6-5 1B 1-2 2-3f 		0-1 SF8 3-H 		4-2 BB 			0-1 F7 		2 0 0 1 1 0 2		
Gene Larkin, S OBP: 0.368, SLG: 0.424 (1, 10) X	0-0 1-3 2-H 1B 		2-2 5-3 		0-0 F9 			2-2 P6 		4 0 1 1 0 0 2		
Kent Hrbek, L OBP: 0.337, SLG: 0.524 (1, 3) F X	0-1 F8 		0-3 		1-3 			1-1 F7 		4 0 0 0 0 2 3		
Tim Laudner, R OBP: 0.338, SLG: 0.508 (1, 2) X		0-0 6-3 		3-3 		2-1 P9 			0-0 F8 	4 0 0 0 0 1 1		
Greg Gagne, R OBP: 0.274, SLG: 0.359 (1, 6) C B C S C		1-3 		1-2 P8 			3-1 HR 		1-3 	4 1 1 1 0 2 0		
Mark Davidson, R OBP: 0.238, SLG: 0.381 (1, 9) B X		1-0 F9 		1-0 P5 			0-0 5-3 			3 0 0 0 0 0 0		
Inning Stats	R: 1 H: 3 E: 0 LOB: 2 K: 1 BB: 0 S: 14 P: 17	R: 0 H: 0 E: 0 LOB: 0 K: 1 BB: 0 S: 5 P: 7	R: 1 H: 1 E: 1 LOB: 1 K: 0 BB: 0 S: 14 P: 19	R: 0 H: 0 E: 0 LOB: 0 K: 2 BB: 0 S: 11 P: 15	R: 0 H: 1 E: 0 LOB: 1 K: 0 BB: 0 S: 7 P: 12	R: 0 H: 0 E: 0 LOB: 1 K: 1 BB: 1 S: 17 P: 24	R: 1 H: 1 E: 0 LOB: 0 K: 0 BB: 0 S: 7 P: 12	R: 0 H: 0 E: 0 LOB: 0 K: 0 BB: 0 S: 7 P: 9	R: 0 H: 0 E: 0 LOB: 0 K: 1 BB: 0 S: 6 P: 8	1B: 5 SF: 1 2B: 0 SAC: 0 3B: 0 DP: 0 HR: 1 HBP: 0	WP: 0 PA: 35 PB: 0 SB: 0 CS: 0	
PITCHER Teddy Higuera, L ERA: 2.52 (1, 1)	IP WLS BF H R ER SO BB IBB HBP BLK WP HR S P ERA WHIP	9.0 W 35 6 3 2 6 1 0 0 1 0 1 88 123 2.00 0.778										

Minnesota Twins @ Milwaukee Brewers
Milwaukee County Stadium, Milwaukee, WI

Tue May 03 1988, 8:05 PM EDT
Att. 10,246 - Unknown - 67 F

livebaseballscorecards.com

AB 33
R 3
H 6
RBI 3
BB 1
SO 6
LOB 11



Batter	1	2	3	4	5	6	7	8	9	AB	R	H	RBI	BB	SO	LOB
Paul Molitor, R (1, 5) OBP: 0.414, SLG: 0.425 Ernest Riles, L (3, 5) OBP: 0.328, SLG: 0.317	0-0 4-3	0-0 1B 1-2 3-H 1B		1-0 1B 2-3			1-1 F8			2	0	1	1	0	0	0
Robin Yount, R (1, 8) OBP: 0.303, SLG: 0.462	2-2 F7	0-0 1B 1-3 2-H		0-0 F9			1-1 P4			4	0	1	1	0	0	2
Glenn Braggs, R (1, 9) OBP: 0.330, SLG: 0.390	0-0 1B	1-0 F9			4-0 BB		0-0 G5-3			3	0	1	0	1	0	2
Rob Deer, R (1, 7) OBP: 0.269, SLG: 0.443	1-0 L4		1-1 3-1		0-3 K			1-2 5-3		4	0	0	0	0	1	2
Greg Brock, L (1, 3)		1-2 1-3	0-1 G5-4-3 1B		0-0 F7			0-2 P5		4	0	1	0	0	0	1
Bill Schroeder, R (1, 2) OBP: 0.194, SLG: 0.250		2-2 F7	3-0 G5-4-3		1-3 K			1-0 6-3		4	0	0	0	0	1	2
Joey Meyer, R (1, 10) OBP: 0.148, SLG: 0.407 Mike Felder, S (9, PR)		2-2 E5 1B 1B		2-3 K		0-0 F8			1-0 E6 1B 1B	4	1	0	0	0	1	0
Dale Sveum, S (1, 6) OBP: 0.298, SLG: 0.420		1-1 1B 1-2 1B 1B		1-1 BLK 1B 1B		1-2 5-3			0-1 1B 1-3 1B 1B	4	1	3	0	0	0	0
Jim Gantner, L (1, 4) OBP: 0.247, SLG: 0.239		1-0 1B 1-3 2-H 1B 1B		1-2 1B 1-H 1B		2-0 4-3			1-2 1B 3-H 1B	4	1	3	2	0	0	0

Inning Stats	R: 0	H: 1	E: 0	LOB: 1	K: 0	BB: 0	S: 6	P: 9	R: 3	H: 4	E: 1	LOB: 2	K: 0	BB: 0	S: 15	P: 23	R: 0	H: 1	E: 0	LOB: 0	K: 0	BB: 0	S: 5	P: 9	R: 0	H: 3	E: 0	LOB: 2	K: 1	BB: 0	S: 11	P: 16	R: 0	H: 0	E: 0	LOB: 1	K: 2	BB: 1	S: 7	P: 12	R: 0	H: 0	E: 0	LOB: 0	K: 0	BB: 0	S: 6	P: 9	R: 0	H: 0	E: 0	LOB: 0	K: 0	BB: 0	S: 5	P: 7	R: 0	H: 2	E: 1	LOB: 2	K: 0	BB: 0	S: 6	P: 8	1B: 11	SF: 0	2B: 0	SAC: 0	3B: 0	DP: 1	HR: 0	HBP: 0
--------------	------	------	------	--------	------	-------	------	------	------	------	------	--------	------	-------	-------	-------	------	------	------	--------	------	-------	------	------	------	------	------	--------	------	-------	-------	-------	------	------	------	--------	------	-------	------	-------	------	------	------	--------	------	-------	------	------	------	------	------	--------	------	-------	------	------	------	------	------	--------	------	-------	------	------	--------	-------	-------	--------	-------	-------	-------	--------

PITCHER	IP	WLS	BF	H	R	ER	SO	BB	IBB	HBP	BLK	WP	HR	S	P	ERA	WHIP
Allan Anderson, L (1, 1) ERA: 1.26	8.0	L	35	10	4	0	3	1	0	0	1	0	0	65	98	0.00	1.375
Juan Berenguer, R (9, 1) ERA: 5.57	0.0		1	1	0	0	0	0	0	0	0	0	0	3	4	∞	∞

BOTTOM

Minnesota Twins @ Milwaukee Brewers
Milwaukee County Stadium, Milwaukee, WI

Tue May 03 1988, 8:05 PM EDT
Att: 10,246 - Unknown - 67 F

livebaseballscorecards.com

AB	35
R	4
H	11
RBI	4
BB	1
SO	3
LOB	9



WP: 0	PA: 36
PB: 0	
SB: 0	
CS: 0	

Batter	1	2	3	4	5	6	7	8	9	10	11	AB R H RBI BB SO LOB	TOP											
John Moses, S (1, 7) OBP: 0.400, SLG: 0.333 (10, 9)	1-3 K		1-1 G4-3			0-0 1B		0-2 1B	0-1 G1-3			5 0 2 0 0 1 2												
Tom Herr, S (1, 4) OBP: 0.369, SLG: 0.313	0-1 G1-3			2-3 K		2-3 K		0-0 1B		3-1 FC6-4 1B		5 0 2 0 0 2 1												
Kirby Puckett, R (1, 8) OBP: 0.303, SLG: 0.375	0-0 1B			0-1 F8		1-1 F3		2-0 G1-3		0-1 FC6-4 1-2f G4-6-3		5 0 1 0 0 0 4												
Kent Hrbek, L (1, 3) OBP: 0.344, SLG: 0.552 (9, PR) Mark Davidson, R (9, 9) OBP: 0.238, SLG: 0.381 Dan Gladden, R (10, PH) OBP: 0.343, SLG: 0.441 (10, 7)	0-0 F7			0-0 HR			0-2 F6-3		4-2 2B SF9 BB	2-1 G4-6-3 1-2f		3 1 1 1 1 0 1 0 1 0 0 0 0 0 1 0 0 0 0 0 1												
Gary Gaetti, R (1, 5) OBP: 0.327, SLG: 0.543		3-2 CS 2B		3-2 L5			0-0 2B		0-0 1B 2B		1-1 G5-3	5 1 3 0 0 0 0												
Gene Larkin, S (1, 10) OBP: 0.346, SLG: 0.400		2-2 F8			1-0 G6-3		2-2 P5		0-0 SF9		1-0 F9	4 0 0 1 0 0 2												
Randy Bush, L (1, 9) OBP: 0.456, SLG: 0.522 (9, 3)		1-0 P6 2-3			0-1 G3-1		0-1 F8		4-0 FC5-4 1B IBB		2-2 F2	4 0 0 0 1 0 2												
Greg Gagne, R (1, 6) OBP: 0.284, SLG: 0.366			2-0 G5-3		0-1 G5-3			3-2 G4-3 1B	0-1 FC5-4 1B 1-2 2-H			4 0 2 1 0 0 0												
Tim Laudner, R (1, 2) OBP: 0.319, SLG: 0.476			2-1 L7			3-2 G5-3		2-1 G4-3 1-2f	0-0 FC5-4 1-2f 2-3			4 0 0 0 0 0 3												
Inning Stats	R: 0 E: 0 K: 1 S: 7	H: 1 LOB: 1 BB: 0 P: 8	R: 0 E: 0 K: 0 S: 7	H: 1 LOB: 0 BB: 0 P: 13	R: 0 E: 0 K: 0 S: 5	H: 0 LOB: 0 BB: 0 P: 10	R: 1 E: 0 K: 1 S: 12	H: 1 LOB: 0 BB: 0 P: 17	R: 0 E: 0 K: 0 S: 5	H: 0 LOB: 0 BB: 0 P: 6	R: 0 E: 0 K: 1 S: 11	H: 1 LOB: 1 BB: 0 P: 17	R: 0 E: 0 K: 0 S: 10	H: 3 LOB: 2 BB: 0 P: 17	R: 2 E: 0 K: 0 S: 9	H: 2 LOB: 2 BB: 2 P: 17	R: 0 E: 0 K: 0 S: 6	H: 1 LOB: 0 BB: 0 P: 11	R: 0 E: 0 K: 0 S: 6	H: 0 LOB: 0 BB: 0 P: 10	1B: 7 2B: 3 3B: 0 HR: 1	SF: 1 SAC: 0 DP: 2 HBP: 0	WP: 0 PB: 0 SB: 1 CS: 1	PA: 43
PITCHER	IP WLS BF H R ER SO BB IBB HBP BLK WP HR S P ERA WHIP														IP WLS BF H R ER SO BB IBB HBP BLK WP HR S P ERA WHIP									
Mark Williamson, R (1, 1) ERA: 3.41	7.0	26	6	1	1	3	0	0	0	0	0	0	0	1	63	92	1.29	0.857						
Doug Sisk, R (8, 1) ERA: 2.45	1.1	9	4	2	2	0	1	1	0	0	0	0	0	0	13	25	13.50	3.750						
Dave Schmidt, R (9, 1) ERA: 3.97	2.2	W 8	1	0	0	0	0	0	0	0	0	0	0	0	15	24	0.00	0.375						

Minnesota Twins @ Baltimore Orioles
 Memorial Stadium, Baltimore, MD
 Wed May 04 1988, 7:05 PM EDT
 Att: 12,325 - Unknown - 53 F

livebaseballscores.com

AB	40
R	3
H	11
RBI	3
BB	2
SO	3
LOB	16



Batter	1	2	3	4	5	6	7	8	9	10	11	AB	R	H	RBI	BB	SO	LOB	BOTTOM	
Pete Staniok , S (1, 7) <small>OBP: 0.286, SLG: 0.296</small> Tito Landrum , R (9, 7) <small>OBP: 0.304, SLG: 0.263</small> Rene Gonzales , R (11, 5) <small>OBP: 0.308, SLG: 0.250</small>	F7			G1		K		K		G6-3		4	0	0	0	0	2	1		
Billy Ripken , R (1, 4) <small>OBP: 0.236, SLG: 0.216</small>	G1-3			E6 1B WP		G4-3		G1-3			P4	5	1	0	0	0	0	0	1	
Cal Ripken Jr. , R (1, 6) <small>OBP: 0.435, SLG: 0.543</small>	G4-3			WP 1B						G4-3 2B SF7		4	2	3	1	1	0	0		
Eddie Murray , S (1, 3) <small>OBP: 0.243, SLG: 0.309</small>		P6		F2		F3		G4-3		F5		5	0	0	0	0	0	5		
Larry Sheets , L (1, 10) <small>OBP: 0.315, SLG: 0.312</small>		G3		F7			G1-3		SF7		F5	4	0	1	2	0	0	1		
Fred Lynn , L (1, 8) <small>OBP: 0.295, SLG: 0.354</small>		K				G6-3						4	0	2	0	0	1	0		
Keith Hughes , L (1, 9) <small>OBP: 0.542, SLG: 0.471</small>				G3-1		G5-4-3 BB		P6		K		3	0	0	0	1	1	2		
Carl Nichols , R (1, 2) <small>OBP: 0.219, SLG: 0.172</small>				G6-3		G5-4-3 1-2f		F9				4	0	0	0	0	1	2		
Craig Worthington , R (1, 5) <small>OBP: 0.273, SLG: 0.222</small> Joe Orsulak , L (10, PH) <small>OBP: 0.297, SLG: 0.290</small> (11, 7)				G6-3		G4-3 1B S BB		K			F7	2	1	0	0	1	1	0		
Inning Stats	R: 0 H: 0 E: 0 LOB: 0 K: 0 BB: 0 S: 9 P: 14	R: 0 H: 0 E: 0 LOB: 0 K: 1 BB: 0 S: 12 P: 17	R: 0 H: 0 E: 0 LOB: 0 K: 0 BB: 0 S: 5 P: 8	R: 1 H: 1 E: 1 LOB: 1 K: 0 BB: 0 S: 14 P: 16	R: 0 H: 0 E: 0 LOB: 0 K: 0 BB: 1 S: 6 P: 13	R: 1 H: 1 E: 0 LOB: 1 K: 1 BB: 1 S: 15 P: 24	R: 0 H: 1 E: 0 LOB: 1 K: 0 BB: 0 S: 10 P: 15	R: 0 H: 0 E: 0 LOB: 0 K: 2 BB: 0 S: 9 P: 12	R: 1 H: 2 E: 0 LOB: 1 K: 1 BB: 0 S: 13 P: 17	R: 0 H: 0 E: 0 LOB: 0 K: 1 BB: 0 S: 10 P: 13	R: 1 H: 1 E: 0 LOB: 1 K: 0 BB: 1 S: 12 P: 17	1B: 3 SF: 1 2B: 3 SAC: 0 3B: 0 DP: 1 HR: 0 HBP: 0	WP: 1 PA: 41 PB: 0 SB: 1 CS: 0							
PITCHER	IP WLS BF H R ER SO BB IBB HBP BLK WP HR S P ERA WHIP																			
Les Straker , R (1, 1) <small>ERA: 3.32</small>	5.0		17	1	1	0	1	1	0	0	0	1	0	46	68	0.00	0.400			
Juan Berenguer , R (6, 1) <small>ERA: 5.25</small>	3.0		12	2	1	1	3	1	0	0	0	0	0	34	51	3.00	1.000			
Jeff Reardon , R (9, 1) <small>ERA: 2.08</small>	2.0		8	2	1	1	2	0	0	0	0	0	0	23	30	4.50	1.000			
Keith Atherton , R (11, 1) <small>ERA: 1.76</small>	0.2	L	4	1	1	1	0	1	0	0	0	0	0	12	17	13.50	3.000			

Minnesota Twins @ Baltimore Orioles
Memorial Stadium, Baltimore, MD
Wed May 04 1988, 7:05 PM EDT
Att. 12,325 - Unknown - 53 F

livebaseballscorecards.com

AB 37
R 4
H 6
RBI 3
BB 3
SO 6
LOB 12

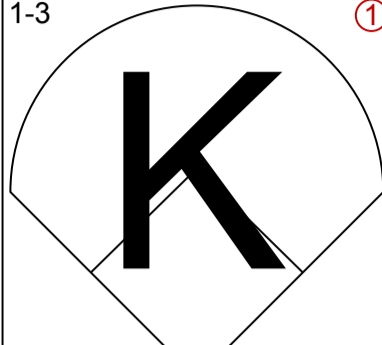
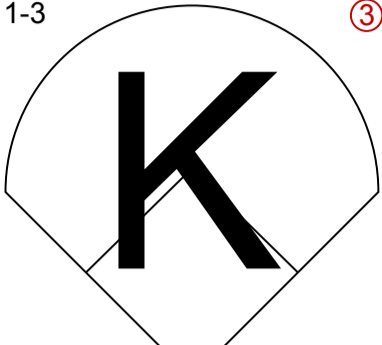
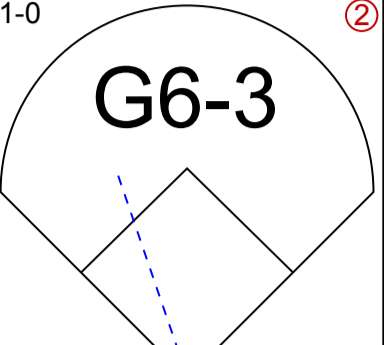
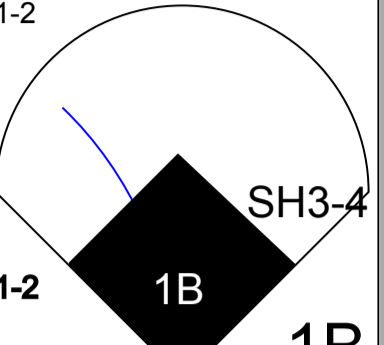
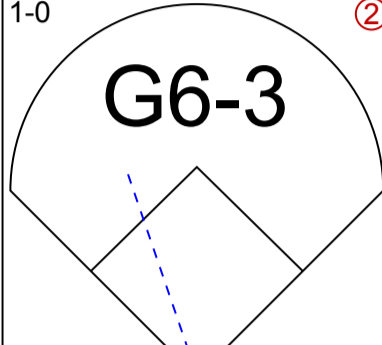
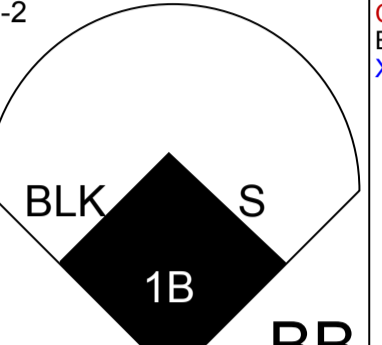
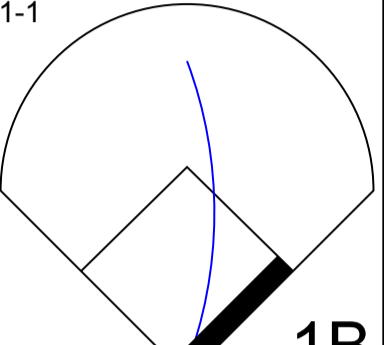
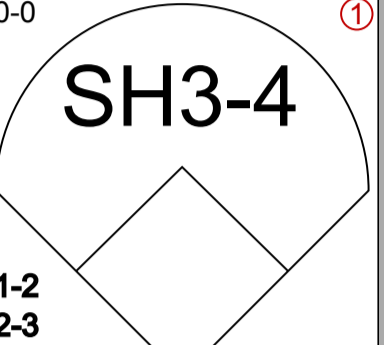
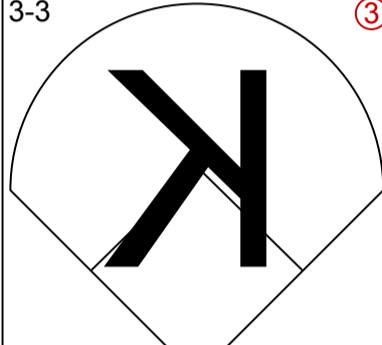
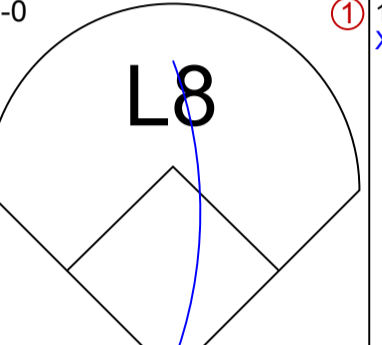
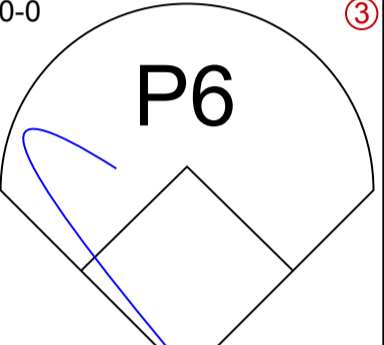
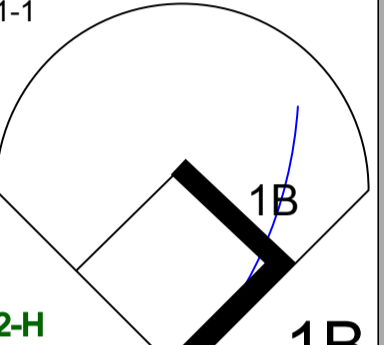
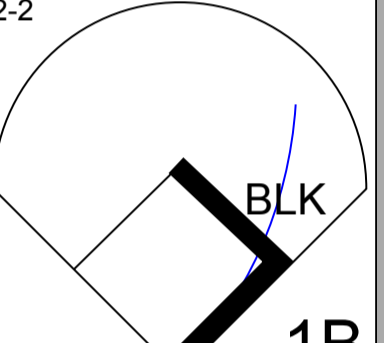
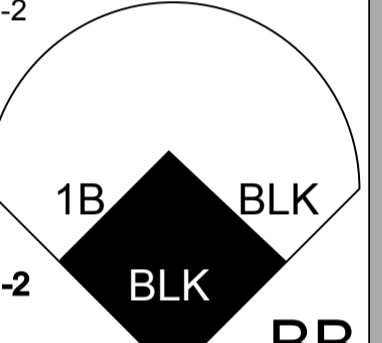
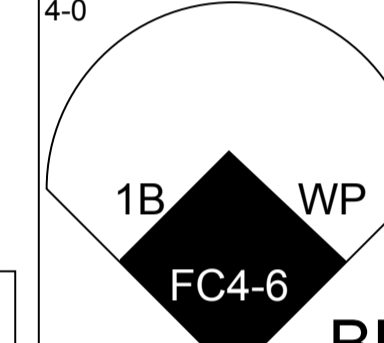
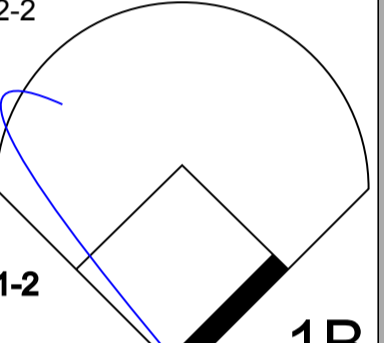
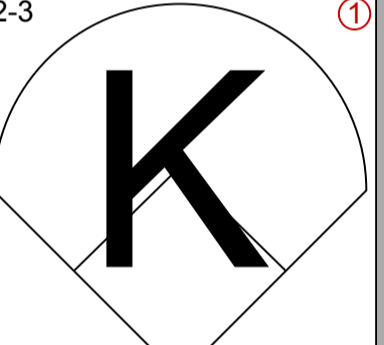
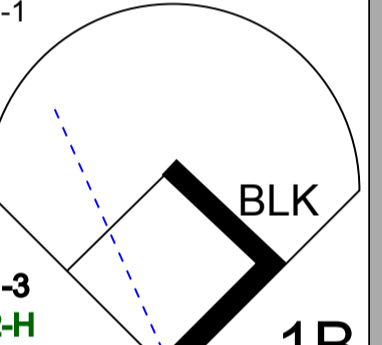
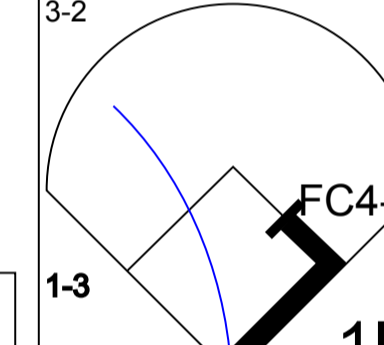
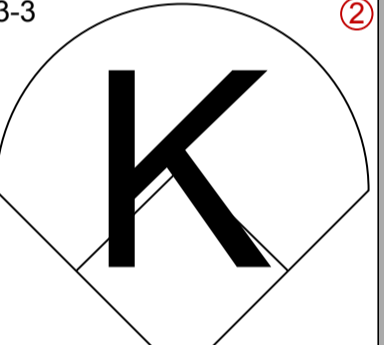
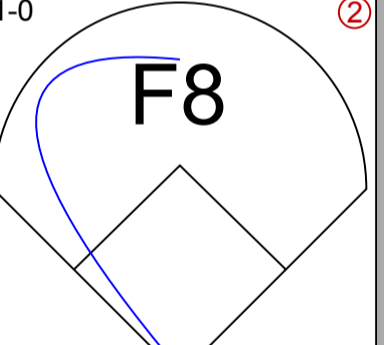
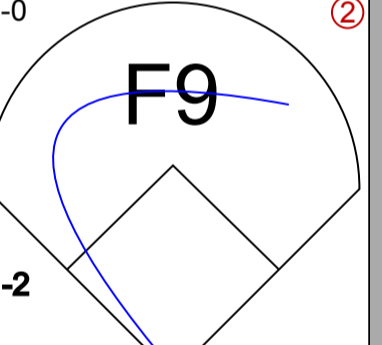
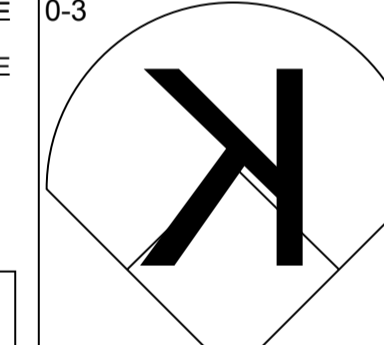
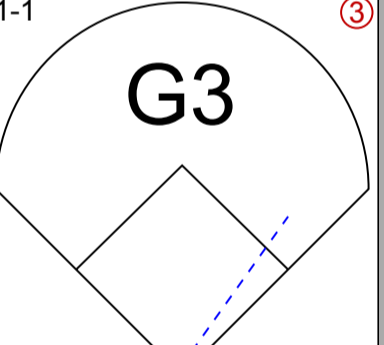
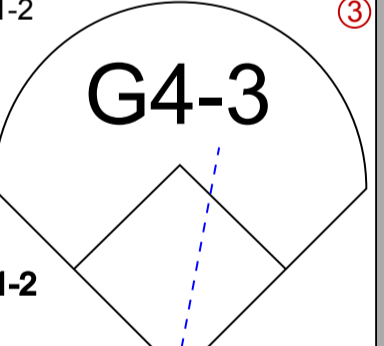
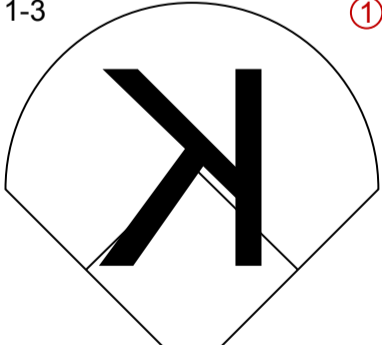
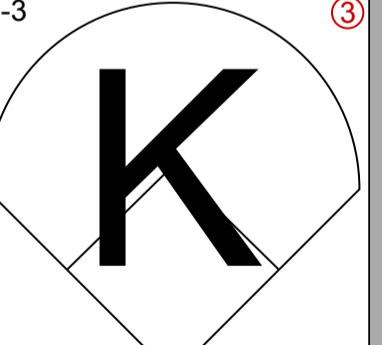
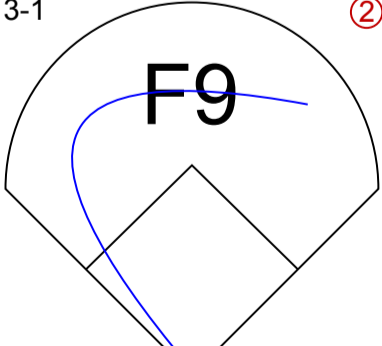
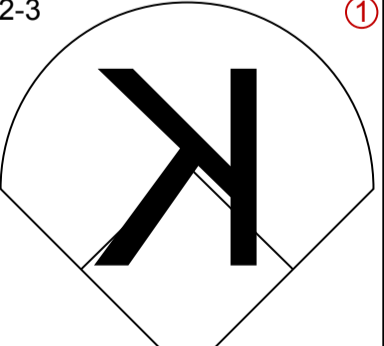
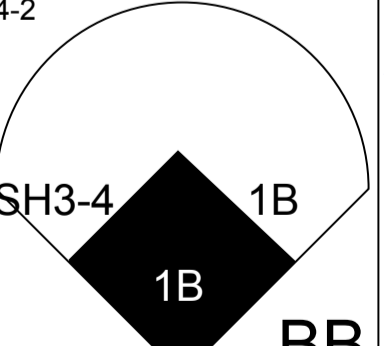


Batter	1	2	3	4	5	6	7	8	9	AB R H RBI BB SO LOB	TOP
Marty Barrett, R (1, 4) OBP: 0.292, SLG: 0.319	1-1 G5-3		1-2 F7		1-1 P3			1-0 F7		4 0 0 0 0 0 3	
Jody Reed, R (1, 6) OBP: 0.257, SLG: 0.167	2-2 F7		3-3 K			2-3 K		2-3 K		4 0 0 0 0 3 1	
Wade Boggs, L (1, 5) OBP: 0.443, SLG: 0.442	1-1 FC6-4 1B			3-2 G1-3		1-0 L3			0-0 F7	4 0 1 0 0 0 0	
Dwight Evans, R (1, 3) OBP: 0.330, SLG: 0.354	1-2 FC6-4			0-3 K		3-2 F8			2-2 1B 1B	4 0 1 0 0 1 1	
Mike Greenwell, L (1, 7) OBP: 0.460, SLG: 0.460			1-1 F7		0-0 F8		2-0 F8		1-2 1B	4 0 1 0 0 0 0	
Jim Rice, R (1, 10) OBP: 0.284, SLG: 0.262			3-3 K		0-1 G4-3		0-0 1B		0-3 K	4 0 1 0 0 2 2	
Todd Benzinger, S (1, 9) OBP: 0.304, SLG: 0.465			0-1 G5-3		0-1 F8		1-1 P4		3-2 F9	4 0 0 0 0 0 3	
John Marzano, R (1, 2) OBP: 0.167, SLG: 0.172			0-1 F7		0-0 1B 1B		0-0 G4-3			3 0 1 0 0 0 1	
Brady Anderson, L (1, 8) OBP: 0.354, SLG: 0.324			0-1 1B		3-1 1B			1-0 F8		3 0 2 0 0 0 0	
Inning Stats	R: 0 H: 1 E: 0 LOB: 1 K: 0 BB: 0 S: 10 P: 15	R: 0 H: 0 E: 0 LOB: 0 K: 1 BB: 0 S: 8 P: 12	R: 0 H: 1 E: 0 LOB: 1 K: 1 BB: 0 S: 10 P: 14	R: 0 H: 0 E: 0 LOB: 0 K: 1 BB: 0 S: 8 P: 11	R: 0 H: 2 E: 0 LOB: 2 K: 0 BB: 0 S: 9 P: 13	R: 0 H: 0 E: 0 LOB: 0 K: 1 BB: 0 S: 8 P: 14	R: 0 H: 1 E: 0 LOB: 1 K: 0 BB: 0 S: 5 P: 8	R: 0 H: 0 E: 0 LOB: 0 K: 1 BB: 0 S: 5 P: 9	R: 0 H: 2 E: 0 LOB: 2 K: 1 BB: 0 S: 17 P: 23	1B: 7 SF: 0 2B: 0 SAC: 0 3B: 0 DP: 0 HR: 0 HBP: 0	WP: 0 PA: 34 PB: 0 SB: 1 CS: 0
PITCHER Frank Viola, L (1, 1) ERA: 2.61	IP WLS BF H R ER SO BB IBB HBP BLK WP HR S P ERA WHIP										
	9.0 W 34 7 0 0 6 0 0 0 0 0 0 0 80 119 0.00 0.778										

Boston Red Sox @ Minnesota Twins
 Hubert H. Humphrey Metrodome, Minneapolis, MN
 Fri May 06 1988, 8:05 PM EDT
 Att. 29,767 - Dome

AB	34
R	0
H	7
RBI	0
BB	0
SO	6
LOB	11



Batter	1	2	3	4	5	6	7	8	9	AB R H RBI BB SO LOB
Dan Gladden, R OBP: 0.340, SLG: 0.433 (1, 7)										4 1 1 0 0 2 0
Tom Herr, S OBP: 0.377, SLG: 0.316 (1, 4)										2 1 1 0 1 0 0
Kirby Puckett, R OBP: 0.301, SLG: 0.370 (1, 8)										4 0 1 2 0 1 2
Kent Hrbek, L OBP: 0.370, SLG: 0.562 (1, 3)										2 2 2 0 2 0 0
Gary Gaetti, R OBP: 0.333, SLG: 0.542 (1, 5)										4 0 2 1 0 2 3
Gene Larkin, S OBP: 0.329, SLG: 0.378 (1, 10)										4 0 0 0 0 1 6
Randy Bush, L OBP: 0.443, SLG: 0.490 (1, 9)										3 0 0 1 1 0 2
Mark Davidson, R OBP: 0.238, SLG: 0.381 (9, 9)										0 0 0 0 0 0 0
Greg Gagne, R OBP: 0.272, SLG: 0.349 (1, 6)										4 0 0 0 0 2 3
Tim Laudner, R OBP: 0.315, SLG: 0.455 (1, 2)										3 1 0 0 1 1 0

Inning Stats	R: 0	H: 0	E: 0	K: 2	S: 9	LOB: 0	BB: 0	P: 14
	R: 0	H: 1	E: 0	K: 1	S: 12	LOB: 1	BB: 0	P: 18
	R: 0	H: 0	E: 0	K: 2	S: 8	LOB: 0	BB: 0	P: 13
	R: 2	H: 1	E: 0	K: 1	S: 11	LOB: 2	BB: 3	P: 28
	R: 0	H: 1	E: 0	K: 1	S: 7	LOB: 1	BB: 0	P: 11
	R: 1	H: 1	E: 0	K: 1	S: 16	LOB: 1	BB: 1	P: 26
	R: 2	H: 3	E: 0	K: 1	S: 19	LOB: 2	BB: 1	P: 30
	R: 0	H: 0	E: 0	K: 0	S: 6	LOB: 0	BB: 0	P: 9

PITCHER	IP	WLS	BF	H	R	ER	SO	BB	IBB	HBP	BLK	WP	HR	S	P	ERA	WHIP
Jeff Sellers, R ERA: 3.41 (1, 1)	6.0	L	28	5	5	5	8	4	1	0	3	1	0	69	120	7.50	1.500
Dennis Lamp, R ERA: 2.31 (7, 1)	2.0		8	2	0	0	1	0	0	0	0	0	0	19	29	0.00	1.000

BOTTOM

Boston Red Sox @ Minnesota Twins
Hubert H. Humphrey Metrodome, Minneapolis, MN

Fri May 06 1988, 8:05 PM EDT
Att. 29,767 - Dome

livebaseballscorecards.com

AB	30
R	5
H	7
RBI	4
BB	5
SO	9
LOB	16



PITCHER	IP	WLS	BF	H	R	ER	SO	BB	IBB	HBP	BLK	WP	HR	S	P	ERA	WHIP
Jeff Sellers, R ERA: 3.41 (1, 1)	6.0	L	28	5	5	5	8	4	1	0	3	1	0	69	120	7.50	1.500
Dennis Lamp, R ERA: 2.31 (7, 1)	2.0		8	2	0	0	1	0	0	0	0	0	0	19	29	0.00	1.000

Batter	1	2	3	4	5	6	7	8	9	AB R H RBI BB SO LOB	TOP									
Brady Anderson, L (1, 8) OBP: 0.337, SLG: 0.306	1-0 L7		2-3 K	1-0 F8			3-1 F8			4 0 0 0 0 1 4										
Marty Barrett, R (1, 4) OBP: 0.315, SLG: 0.336	0-0 G4-6-3 1B		1-2 FC4-6 1B		1-1 1B		1-0 CS HBP			3 0 3 1 0 0 0										
Wade Boggs, L (1, 5) OBP: 0.429, SLG: 0.424	1-2 G4-6-3 1-2f		0-0 FC4-6 1-2f		0-2 F8		1-0 F7 1-2			4 0 0 0 0 0 4										
Dwight Evans, R (1, 3) OBP: 0.327, SLG: 0.350		0-0 P2		0-0 BB 1B		0-0 P6		2-1 P5		4 1 1 0 0 0 1										
Mike Greenwell, L (1, 7) OBP: 0.462, SLG: 0.449		4-2 BB		4-1 BB 1B BB		0-1 L8		0-0 G4-3		2 0 0 0 2 0 1										
Sam Horn, L (1, 10) OBP: 0.206, SLG: 0.161		3-2 F8		1-3 K		0-2 G5-3		0-3 K		4 0 0 0 0 2 3										
Todd Benzinger, S (1, 9) OBP: 0.300, SLG: 0.447		1-0 G4-3		1-1 BB 1B 1-2 2-H		0-0 G4-3			2-3 K	4 0 1 1 0 1 1	AB 32									
Rick Cerone, R (1, 2) OBP: 0.439, SLG: 0.510			1-2 G5-3	2-3 K		0-1 1B		0-3 K		4 0 1 0 0 2 2	R 2									
Jody Reed, R (1, 6) OBP: 0.289, SLG: 0.250			1-1 BB 1B 3B	4-0 BB		2-1 L6		1-2 G6-3		2 1 1 0 1 0 1	H 7									
Jim Rice, R (9, PH) OBP: 0.282, SLG: 0.259				1-2 2-3 BB						1 0 0 0 0 0 0	RBI 2									
Inning Stats	R: 0 E: 0 K: 0 S: 8	H: 1 LOB: 0 BB: 0 P: 10	R: 0 E: 0 K: 0 S: 7	H: 0 LOB: 1 BB: 1 P: 15	R: 1 E: 0 K: 1 S: 12	H: 2 LOB: 1 BB: 0 P: 17	R: 1 E: 0 K: 2 S: 11	H: 2 LOB: 3 BB: 2 P: 24	R: 0 E: 0 K: 0 S: 8	H: 1 LOB: 1 BB: 0 P: 10	R: 0 E: 0 K: 0 S: 3	H: 0 LOB: 0 BB: 0 P: 8	R: 0 E: 0 K: 1 S: 6	H: 0 LOB: 0 BB: 0 P: 8	R: 0 E: 0 K: 2 S: 10	H: 0 LOB: 0 BB: 0 P: 13	1B: 6 2B: 0 3B: 1 HR: 0	SF: 0 SAC: 0 DP: 1 HBP: 1	WP: 0 PB: 0 SB: 0 CS: 1	PA: 36
PITCHER Bert Blyleven, R (1, 1) ERA: 5.36	IP 9.0 WLS W BF 36 H 7 R 2 ER 2 SO 6 BB 3 IBB 0 HBP 1 BLK 0 WP 0 HR 0 S 73 P 114 ERA 2.00 WHIP 1.111											PITCHER IP WLS BF H R ER SO BB IBB HBP BLK WP HR S P ERA WHIP								

Boston Red Sox @ Minnesota Twins
 Hubert H. Humphrey Metrodome, Minneapolis, MN
 Sat May 07 1988, 4:33 AM EDT
 Att. 33,416 - Dome - 70 F

livebaseballscorecards.com



Batter	1	2	3	4	5	6	7	8	9	AB	R	H	RBI	BB	SO	LOB
Dan Gladden, R OBP: 0.345, SLG: 0.455 (1, 7)	0-0 HR 2B		1-3 K		0-0 F8	1-0 2B				4	1	2	2	0	1	0
Tom Herr, S OBP: 0.381, SLG: 0.317 (1, 4)	1-1 F9		1-2 E S 1B		4-0 1B BB	1-2 L7				3	0	1	0	1	0	2
Kirby Puckett, R OBP: 0.299, SLG: 0.366 (1, 8)	0-3 K		2-1 P4		0-0 1B					4	0	1	0	0	2	2
Kent Hrbek, L OBP: 0.375, SLG: 0.587 (1, 10)	0-0 2-H HR			4-2 WP BB	0-1 G6-3					3	1	1	2	1	0	2
Gary Gaetti, R OBP: 0.321, SLG: 0.520 (1, 5)	1-3 K			2-0 P3		0-0 G5-3				4	0	0	0	0	2	1
Gene Larkin, S OBP: 0.326, SLG: 0.385 (1, 3)		0-2 G3-1		3-2 F7		0-0 2B 2B				4	1	1	0	0	0	1
Randy Bush, L OBP: 0.462, SLG: 0.519 (1, 9)		3-2 P3		4-0 IBB		0-0 F9 2B 2B				3	1	2	1	1	0	0
Mark Davidson, R OBP: 0.238, SLG: 0.381 (8, PR)						2-H 2B 1B				0	0	0	0	0	0	0
Greg Gagne, R OBP: 0.271, SLG: 0.337 (1, 6)		1-3 K		0-0 G6-3		4-2 2B BB				3	1	0	0	1	1	3
Tom Nieto, R OBP: 0.080, SLG: 0.042 (1, 2)			1-3 K		1-0 G3-1	0-0 F9				3	0	0	0	0	1	2

Inning Stats	R: 2	H: 2	E: 0	K: 2	S: 12	LOB: 0	BB: 0	P: 14	R: 0	H: 0	E: 0	K: 1	S: 9	LOB: 0	BB: 0	P: 13	R: 0	H: 1	E: 0	K: 2	S: 12	LOB: 1	BB: 0	P: 17	R: 0	H: 0	E: 0	K: 0	S: 8	LOB: 2	BB: 2	P: 21	R: 0	H: 1	E: 0	K: 0	S: 5	LOB: 2	BB: 1	P: 10	R: 3	H: 3	E: 0	K: 2	S: 10	LOB: 1	BB: 1	P: 16	R: 0	H: 0	E: 0	K: 2	S: 8	LOB: 0	BB: 0	P: 15	R: 0	H: 1	E: 0	K: 0	S: 11	LOB: 1	BB: 0	P: 18
PITCHER	IP	WLS	BF	H	R	ER	SO	BB	IBB	HBP	BLK	WP	HR	S	P	ERA	WHIP																																															
Steve Ellsworth, R ERA: 4.76 (1, 1)	5.2	L	28	7	5	5	5	3	1	0	0	1	1	53	87	7.94	1.765																																															
Mike Smithson, R ERA: 5.59 (6, 1)	2.1		7	1	0	0	2	0	0	0	0	0	0	22	37	0.00	0.429																																															

BOTTOM

Boston Red Sox @ Minnesota Twins
Hubert H. Humphrey Metrodome, Minneapolis, MN

Sat May 07 1988, 4:33 AM EDT
Att: 33,416 - Dome - 70 F

livebaseballscorecards.com

AB	31
R	5
H	8
RBI	5
BB	4
SO	7
LOB	13



1B: 3	SF: 0	WP: 1	PA: 35
2B: 4	SAC: 0	PB: 0	
3B: 0	DP: 0	SB: 2	
HR: 1	HBP: 0	CS: 0	

Batter	1	2	3	4	5	6	7	8	9	AB R H RBI BB SO LOB
Ellis Burks, R (1, 8) OBP: 0.500, SLG: 0.684	1-1 S 1B 1B	2-2 P4		0-0 E 1B 1B		1-2 1-H HR		1-2 F8		5 3 3 3 0 0 2
Marty Barrett, R (1, 4) OBP: 0.326, SLG: 0.342	1-1 P3		0-0 1B 1B	2-1 1-H 2-H 1B		4-1 3B BB		2-2 G1-3		4 1 2 2 1 0 1
Wade Boggs, L (1, 5) OBP: 0.435, SLG: 0.452	2-2 S 1B 1B		0-1 G4-6-3 1B	2-2 F7		2-2 1-H SF8 3B		3-2 G3		5 2 3 1 0 0 1
Dwight Evans, R (1, 3) OBP: 0.331, SLG: 0.385	3-2 G4-6-3 1-H 2-H 1B		0-1 L8		3-0 HR	1-1 SF8		3-3 K		4 1 2 4 0 1 2
Mike Greenwell, L (1, 7) OBP: 0.443, SLG: 0.426	0-1 G4-6-3 1-2f		0-0 G4-6-3 1-2f		0-1 G3	1-1 L4		0-0 F7		5 0 0 0 0 0 3
Jim Rice, R (1, 10) OBP: 0.279, SLG: 0.250		0-0 L7		0-1 G4-3	4-1 E9 BB	1-3 K		3-2 G6-3		4 0 0 0 1 1 0
Rick Cerone, R (1, 2) OBP: 0.443, SLG: 0.500		1-1 G5-3 HBP		0-1 FC6-4 1B 1B	1-1 E9 1-3	2-3 K				3 1 1 0 0 1 1
Jody Reed, R (1, 6) OBP: 0.286, SLG: 0.250		0-2 G5-3		3-2 FC6-4 1B	3-1 F7		3-2 F9			4 0 1 0 0 0 2
Brady Anderson, L (1, 9) OBP: 0.345, SLG: 0.307		4-0 BB		1-2 FC6-4 E 1B 1B 1-2f 2-3		0-1 HR 1B	1-0 P3			3 2 1 0 1 0 2

Inning Stats	R: 2 E: 0 K: 0 S: 17	H: 3 LOB: 0 BB: 0 P: 23	R: 0 E: 0 K: 0 S: 9	H: 0 LOB: 2 BB: 1 P: 16	R: 0 E: 0 K: 0 S: 6	H: 2 LOB: 1 BB: 0 P: 6	R: 3 E: 1 K: 0 S: 18	H: 4 LOB: 1 BB: 0 P: 26	R: 1 E: 1 K: 0 S: 8	H: 1 LOB: 1 BB: 1 P: 19	R: 4 E: 0 K: 1 S: 18	H: 3 LOB: 0 BB: 1 P: 28	R: 0 E: 0 K: 1 S: 8	H: 0 LOB: 0 BB: 0 P: 14	R: 0 E: 0 K: 0 S: 9	H: 0 LOB: 0 BB: 0 P: 15	R: 0 E: 0 K: 1 S: 11	H: 0 LOB: 0 BB: 0 P: 17	1B: 10 2B: 0 3B: 1 HR: 2	SF: 1 SAC: 0 DP: 2 HBP: 1	WP: 0 PB: 0 SB: 2 CS: 0	PA: 42
--------------	-------------------------------	----------------------------------	------------------------------	----------------------------------	------------------------------	---------------------------------	-------------------------------	----------------------------------	------------------------------	----------------------------------	-------------------------------	----------------------------------	------------------------------	----------------------------------	------------------------------	----------------------------------	-------------------------------	----------------------------------	-----------------------------------	------------------------------------	----------------------------------	--------

PITCHER	IP	WLS	BF	H	R	ER	SO	BB	IBB	HBP	BLK	WP	HR	S	P	ERA	WHIP
Allan Anderson, L (1, 1) ERA: 3.0	3.2		18	7	4	4	0	1	0	1	0	0	0	43	60	9.82	2.182
Mark Portugal, R (4, 1) ERA: 3.0	1.1		8	3	2	1	0	1	0	0	0	0	1	15	30	6.75	3.000
Mike Mason, L (6, 1) ERA: 10.8	0.0	L	4	3	4	4	0	1	0	0	0	0	1	10	17	∞	∞
Keith Atherton, R (6, 1) ERA: 1.4	4.0		12	0	0	0	3	0	0	0	0	0	0	36	57	0.00	0.000

TOP

Boston Red Sox @ Minnesota Twins
 Hubert H. Humphrey Metrodome, Minneapolis, MN

Sun May 08 1988, 4:33 AM EDT
 Att. 28,896 - Dome - 70 F

AB	37
R	10
H	13
RBI	10
BB	3
SO	3
LOB	14




Batter	1	2	3	4	5	6	7	8	9	AB	R	H	RBI	BB	SO	LOB				
Dan Gladden, R OBP: 0.330, SLG: 0.434 (1, 7)	1-1 E6 G5-3 1B	1-0 G4-3		2-2 G3-1		1-3 K		1-2 F9		5	1	0	0	0	1	2				
Tom Herr, S OBP: 0.382, SLG: 0.308 (1, 4)	0-0 L8	4-2 BB		0-0 G4-3		4-0 1-2 BB			3-2 G4-3	3	0	0	0	2	0	1				
Kirby Puckett, R OBP: 0.303, SLG: 0.393 (1, 8)	0-0 G5-3	0-0 F9			0-0 HR	2-0 F8			0-0 1B	5	1	2	1	0	0	4				
Kent Hrbek, L OBP: 0.385, SLG: 0.615 (1, 3)	4-2 1B 1B BB		1-0 HR 1B		0-0 HR		0-0 G1-3		3-2 F7	4	3	2	1	1	0	1				
Gary Gaetti, R OBP: 0.325, SLG: 0.510 (1, 5)	2-2 BLK 1B 1-3 3-H 1B		1-1 L7		1-1 F7	4-2 G4-6-3 BB		1-2 P4		4	0	1	1	1	0	2				
Gene Larkin, S OBP: 0.323, SLG: 0.378 (1, 10)	0-1 BLK 1B		2-1 F7		3-2 L9	2-2 G4-6-3 1-2f				4	0	1	1	0	0	2				
Randy Bush, L OBP: 0.464, SLG: 0.564 (1, 9)	4-0 1-2 2-3 IBB		0-1 HR		2-2 G4-3		1-1 G5-3			3	1	1	2	1	0	0				
Tim Laudner, R OBP: 0.325, SLG: 0.471 (1, 2)	1-0 F7		2-2 P6			1-0 BB 1B	0-2 2B			4	0	2	0	0	0	3				
Greg Gagne, R OBP: 0.263, SLG: 0.326 (1, 6)		2-2 P3		2-3 K		1-3 K	0-3 K			3	0	0	0	0	2	1				
Al Newman, S OBP: 0.250, SLG: 0.182 (8, PH) (9, 6)										1	0	0	0	0	1	1				
Inning Stats	R: 2 E: 1 K: 0 S: 13	H: 2 LOB: 3 BB: 2 P: 25	R: 0 E: 0 K: 0 S: 10	H: 0 LOB: 1 BB: 1 P: 17	R: 2 E: 0 K: 0 S: 11	H: 2 LOB: 0 BB: 0 P: 17	R: 0 E: 0 K: 1 S: 8	H: 0 LOB: 0 BB: 0 P: 12	R: 2 E: 0 K: 0 S: 11	H: 2 LOB: 0 BB: 0 P: 17	R: 0 E: 0 K: 2 S: 8	H: 0 LOB: 0 BB: 1 P: 13	R: 0 E: 0 K: 1 S: 11	H: 1 LOB: 1 BB: 0 P: 13	R: 0 E: 0 K: 0 S: 11	H: 1 LOB: 1 BB: 0 P: 18	1B: 5 2B: 1 3B: 0 HR: 3	SF: 0 SAC: 0 DP: 1 HBP: 0	WP: 0 PB: 0 SB: 0 CS: 0	PA: 41
PITCHER	IP WLS BF H R ER SO	W W	H R ER SO	R R ER SO	BB IBB HBP BLK	WP HR S P	ERA WHIP	PITCHER	IP WLS BF H R ER SO	BB IBB HBP BLK	WP HR S P	ERA WHIP								
Oil Can Boyd, R ERA: 4.63 (1, 1)	5.0		6	6	4	1	7.20	1.600												
Wes Gardner, R ERA: 0.96 (6, 1)	3.0		2	0	0	3	0.00	1.333												
Lee Smith, R ERA: 0.71 (9, 1)	1.0		1	0	0	0	0.00	1.000												

BOTTOM

Boston Red Sox @ Minnesota Twins
Hubert H. Humphrey Metrodome, Minneapolis, MN
Sun May 08 1988, 4:33 AM EDT
Att. 28,896 - Dome - 70 F

livebaseballscores.com

AB	36
R	6
H	9
RBI	6
BB	5
SO	4
LOB	17



Batter	1	2	3	4	5	6	7	8	9	AB R H RBI BB SO LOB
Paul Molitor, R OBP: 0.395, SLG: 0.407 (1, 5)										4 1 1 0 1 1 0
Robin Yount, R OBP: 0.325, SLG: 0.452 (1, 8)										5 2 3 0 0 0 1
B.J. Surhoff, L OBP: 0.277, SLG: 0.241 (1, 2)										5 1 1 0 0 1 2
Greg Brock, L OBP: 0.429, SLG: 0.413 (1, 3)										2 2 2 2 2 0 0
Rob Deer, R OBP: 0.288, SLG: 0.421 (1, 7)										3 2 2 4 1 0 1
Glenn Braggs, R OBP: 0.359, SLG: 0.433 (1, 9)										4 1 2 2 0 1 1
Joey Meyer, R OBP: 0.205, SLG: 0.455 (1, 10)										4 0 0 0 0 3 2
Jim Gantner, L OBP: 0.263, SLG: 0.253 (1, 4)										4 0 1 1 0 0 0
Dale Sveum, S OBP: 0.280, SLG: 0.363 (1, 6)										4 0 0 0 0 1 1

Inning Stats	R: 0 E: 0 K: 0 S: 12	H: 1 LOB: 0 BB: 0 P: 17	R: 0 E: 0 K: 1 S: 10	H: 1 LOB: 1 BB: 2 P: 22	R: 0 E: 0 K: 1 S: 11	H: 0 LOB: 0 BB: 0 P: 15	R: 1 E: 0 K: 1 S: 15	H: 2 LOB: 1 BB: 0 P: 20	R: 0 E: 0 K: 0 S: 4	H: 1 LOB: 0 BB: 0 P: 5	R: 0 E: 0 K: 2 S: 7	H: 0 LOB: 0 BB: 0 P: 10	R: 3 E: 0 K: 1 S: 16	H: 2 LOB: 0 BB: 1 P: 29	R: 5 E: 0 K: 1 S: 14	H: 4 LOB: 0 BB: 1 P: 26	R: 0 E: 0 K: 0 S: 6	H: 1 LOB: 1 BB: 0 P: 13	1B: 9 2B: 3 3B: 0 HR: 1	SF: 0 SAC: 0 DP: 2 HBP: 0	WP: 1 PB: 0 SB: 2 CS: 0	PA: 39
--------------	-------------------------------	----------------------------------	-------------------------------	----------------------------------	-------------------------------	----------------------------------	-------------------------------	----------------------------------	------------------------------	---------------------------------	------------------------------	----------------------------------	-------------------------------	----------------------------------	-------------------------------	----------------------------------	------------------------------	----------------------------------	----------------------------------	------------------------------------	----------------------------------	--------

PITCHER	IP	WLS	BF	H	R	ER	SO	BB	IBB	HBP	BLK	WP	HR	S	P	ERA	WHIP
Charlie Lea, R ERA: 7.23 (1, 1)	6.0		23	6	3	3	5	3	0	0	1	0	0	63	98	4.50	1.500
Juan Berenguer, R ERA: 6.12 (7, 1)	1.0		6	2	3	3	1	1	0	0	0	1	0	14	26	27.00	3.000
Jeff Reardon, R ERA: 3.86 (8, 1)	1.0	L	6	3	3	3	1	0	0	0	0	0	1	12	20	27.00	3.000
Karl Best, R ERA: (9, 1)	1.0		4	1	0	0	0	0	0	0	0	0	0	6	13	0.00	1.000

TOP

Milwaukee Brewers @ Minnesota Twins
Hubert H. Humphrey Metrodome, Minneapolis, MN

Mon May 09 1988, 8:05 PM EDT
Att. 21,541 - Dome - 70 F

livebaseballscorecards.com

AB	35
R	9
H	12
RBI	9
BB	4
SO	7
LOB	8

Batter	1	2	3	4	5	6	7	8	9	AB	R	H	RBI	BB	SO	LOB
Dan Gladden, R OBP: 0.350, SLG: 0.464 (1, 7)	1-0 G6-3 2B		0-0 1B 3B 1B		1-2 G6-3		0-0 L9 HR 2B		4-0 1B BB	4	2	3	0	1	0	0
Tom Herr, S OBP: 0.383, SLG: 0.312 (1, 4)	1-1 F7		2-2 3B 1B		1-0 S 2B 1B		2-0 L9		0-1 F9	5	2	2	0	0	0	3
Kirby Puckett, R OBP: 0.307, SLG: 0.418 (1, 8)	1-0 G6-3		1-0 3B		0-1 1-H 2B		0-0 F9		2-3 K	5	0	2	4	0	1	3
Kent Hrbek, L OBP: 0.395, SLG: 0.640 (1, 3)	1-2 F7		4-0 BB		0-0 F8		1-0 HR		1-0 1B	4	1	2	2	1	0	2
Gary Gaetti, R OBP: 0.311, SLG: 0.486 (1, 5)		0-1 G5-3	0-2 L6		3-2 G5-3		2-0 P6		2-2 F8	5	0	0	0	0	0	5
Gene Larkin, S OBP: 0.309, SLG: 0.360 (1, 10)		3-1 L9	0-0 G4-3			2-0 F8		1-1 P4		4	0	0	0	0	0	2
Randy Bush, L OBP: 0.438, SLG: 0.525 (1, 9)		3-2 G3		2-0 P6		1-1 F9		3-2 P6		4	0	0	0	0	0	0
Tim Laudner, R OBP: 0.358, SLG: 0.493 (1, 2)			1-1 1B 3B 1B	2-0 G6-4-3 1B		4-2 BB		0-0 1B		3	1	3	0	1	0	0
Greg Gagne, R OBP: 0.255, SLG: 0.316 (1, 6)			0-3 K	2-2 G6-4-3		3-2 G6-3		2-2 P5		3	0	0	0	0	1	3
John Moses, S OBP: 0.375, SLG: 0.308 (8, PH)										1	0	0	0	0	0	1
Al Newman, S OBP: 0.250, SLG: 0.182 (9, 6)										0	0	0	0	0	0	0

Inning Stats	R: 0	H: 1	E: 0	K: 0	S: 7	LOB: 1	BB: 0	P: 11	R: 0	H: 0	E: 0	K: 0	S: 7	LOB: 0	BB: 0	P: 13	R: 3	H: 4	E: 0	K: 1	S: 14	LOB: 2	BB: 1	P: 22	R: 0	H: 1	E: 0	K: 0	S: 5	LOB: 0	BB: 0	P: 11	R: 1	H: 2	E: 0	K: 0	S: 14	LOB: 1	BB: 0	P: 19	R: 0	H: 0	E: 0	K: 10	S: 10	LOB: 1	BB: 1	P: 20	R: 2	H: 2	E: 0	K: 0	S: 5	LOB: 0	BB: 0	P: 10	R: 0	H: 1	E: 0	K: 0	S: 9	LOB: 1	BB: 0	P: 15	R: 0	H: 1	E: 0	K: 1	S: 9	LOB: 2	BB: 1	P: 18	1B: 7	SF: 0	2B: 3	SAC: 0	3B: 1	DP: 1	HR: 1	HBP: 0	WP: 0	PA: 41
PITCHER	IP	WLS	BF	H	R	ER	SO	BB	IBB	HBP	BLK	WP	HR	S	P	ERA	WHIP																																																																	
Mike Birkbeck, R (1, 1)	4.1		21	8	4	4	1	1	0	0	0	0	0	39	65	8.31	2.077																																																																	
Odell Jones, R (5, 1)	3.2	W	15	3	2	2	0	1	0	0	0	0	1	32	56	4.91	1.091																																																																	
Chuck Crim, R (9, 1)	1.0	S	5	1	0	0	1	1	0	0	0	0	0	9	18	0.00	2.000																																																																	

BOTTOM

Milwaukee Brewers @ Minnesota Twins
Hubert H. Humphrey Metrodome, Minneapolis, MN

Mon May 09 1988, 8:05 PM EDT
 Att. 21,541 - Dome - 70 F

livebaseballscores.com

AB	38
R	6
H	12
RBI	6
BB	3
SO	2
LOB	19



Batter	1	2	3	4	5	6	7	8	9	AB R H RBI BB SO LOB	TOP
Paul Molitor, R (1, 5) OBP: 0.398, SLG: 0.405 B.J. Surhoff, L (8, 5) OBP: 0.284, SLG: 0.250	1-1 		0-0 			4-2 		3-2 	0-1 	3 0 1 0 1 0 1 1 0 1 0 0 0 0	Milwaukee Brewers @ Minnesota Twins Hubert H. Humphrey Metrodome, Minneapolis, MN Tue May 10 1988, 8:05 PM EDT Att. 25,587 - Dome - 70 F AB 35 R 3 H 8 RBI 3 BB 3 SO 9 LOB 14
Robin Yount, R (1, 8) OBP: 0.323, SLG: 0.445 Mike Felder, S (8, PR) OBP: 0.200, SLG: 0.200 (8, 8)	1-1 		1-0 			0-1 		1-1 	1-1 	4 0 1 1 0 0 2 1 1 0 0 0 0 2	
Glenn Braggs, R (1, 9) OBP: 0.336, SLG: 0.454	1-3 		0-0 			0-1 		0-0 		4 1 1 2 0 1 2	
Rob Deer, R (1, 7) OBP: 0.287, SLG: 0.414		2-3 		0-1 		0-3 		0-1 		4 0 1 0 0 2 1	
Greg Brock, L (1, 3) OBP: 0.431, SLG: 0.402		4-1 		2-1 			3-1 	4-0 		2 0 0 0 2 0 0	
Joey Meyer, R (1, 10) OBP: 0.208, SLG: 0.438		0-0 		0-1 			2-3 	1-0 		4 0 1 0 0 1 2	
Bill Schroeder, R (1, 2) OBP: 0.184, SLG: 0.229 Jim Adduci, L (9, PH)		2-3 			2-3 		0-0 		0-3 	3 0 0 0 0 2 2 1 0 0 0 0 1 0	
Dale Sveum, S (1, 6) OBP: 0.273, SLG: 0.352 Ernest Riles, L (8, 6) OBP: 0.303, SLG: 0.282		0-3 			0-0 			1-2 	2-3 	3 0 0 0 0 1 2 1 0 0 0 0 1 0	
Jim Gantner, L (1, 4) OBP: 0.273, SLG: 0.263			0-0 		0-0 			1-0 	3-2 	4 1 2 0 0 0 0	
Inning Stats	R: 0 H: 0 E: 0 LOB: 0 K: 1 BB: 0 S: 7 P: 10	R: 0 H: 1 E: 1 LOB: 2 K: 3 BB: 1 S: 11 P: 19	R: 0 H: 1 E: 0 LOB: 1 K: 0 BB: 0 S: 4 P: 5	R: 0 H: 0 E: 0 LOB: 0 K: 0 BB: 0 S: 6 P: 8	R: 0 H: 0 E: 0 LOB: 0 K: 1 BB: 0 S: 5 P: 7	R: 0 H: 0 E: 0 LOB: 1 K: 1 BB: 1 S: 10 P: 14	R: 0 H: 0 E: 0 LOB: 0 K: 1 BB: 0 S: 6 P: 11	R: 3 H: 4 E: 0 LOB: 2 K: 0 BB: 1 S: 14 P: 25	R: 0 H: 2 E: 0 LOB: 2 K: 2 BB: 0 S: 15 P: 21	1B: 7 SF: 0 2B: 0 SAC: 0 3B: 0 DP: 0 HR: 1 HBP: 0	
PITCHER Frank Viola, L (1, 1) ERA: 2.73 Mark Portugal, R (8, 1) ERA: 2.45	IP WLS BF H R ER SO BB IBB HBP BLK WP HR S P ERA WHIP 7.2 W 32 6 3 3 7 3 0 0 0 0 1 62 97 3.52 1.174 1.1 6 2 0 0 2 0 0 0 0 0 0 16 23 0.00 1.500	PITCHER IP WLS BF H R ER SO BB IBB HBP BLK WP HR S P ERA WHIP									

Batter	1	2	3	4	5	6	7	8	9	AB	R	H	RBI	BB	SO	LOB
Dan Gladden, R OBP: 0.344, SLG: 0.452 (1, 7)	1-2 5-3		1-2 L7	0-0 1B 2-H 1B		1-0 F9	0-3 K			5	1	1	1	0	1	1
Tom Herr, S OBP: 0.379, SLG: 0.310 Mark Davidson, R OBP: 0.227, SLG: 0.364 (1, 4) (8, 9)	2-1 G3		1-1 F7	1-2 1B 1-3 1B		1-2 4-3		2-2 F9		4	0	1	0	0	0	0
Kirby Puckett, R OBP: 0.328, SLG: 0.468 John Moses, S OBP: 0.353, SLG: 0.286 (1, 8) (8, 8)	1-0 2B			HR 1B		2-0 1B		0-0 6-3		4	1	4	2	0	0	0
Kent Hrbek, L OBP: 0.395, SLG: 0.654 (1, 3)	4-2 FC6-4 BB			HR 4-3		0-0 4-3		1-1 4-3		4	1	1	1	1	0	3
Gary Gaetti, R OBP: 0.325, SLG: 0.518 (1, 5)	1-2 FC6-4			2B 1B	4-2 G6-4-3 BB BB		0-0 HR			3	3	2	1	1	0	2
Randy Bush, L OBP: 0.434, SLG: 0.508 Steve Lombardozi, R OBP: 0.216, SLG: 0.242 (1, 9) (7, PH) (8, 4)		1-0 G3-1		1-2 F9	4-1 G6-4-3 BB		1-0 2B 2B			2	0	0	0	1	0	1
Gene Larkin, S OBP: 0.317, SLG: 0.389 (1, 10)		0-0 P5		0-0 2B 2B	1-1 G6-4-3		1-1 5-3 2B			4	1	2	2	0	0	2
Greg Gagne, R OBP: 0.264, SLG: 0.354 (1, 6)		0-0 6-3		2-2 1B 2B	1-0 3B		2-1 5-3			4	1	2	2	0	0	1
Tom Nieto, R OBP: 0.069, SLG: 0.036 (1, 2)			0-0 5-3	0-1 G6-3	1-3 K		1-3 K			4	0	0	0	0	2	3

Inning Stats	R: 0	H: 1	E: 0	K: 13	S: 13	LOB: 2	BB: 1	P: 22	R: 0	H: 0	E: 0	K: 0	S: 3	LOB: 0	BB: 0	P: 4	R: 0	H: 0	E: 0	K: 0	S: 6	LOB: 0	BB: 0	P: 8	R: 6	H: 8	E: 0	K: 0	S: 20	LOB: 2	BB: 0	P: 28	R: 1	H: 1	E: 0	K: 1	S: 9	LOB: 1	BB: 2	P: 20	R: 0	H: 1	E: 0	K: 0	S: 7	LOB: 1	BB: 0	P: 11	R: 2	H: 3	E: 0	K: 2	S: 13	LOB: 1	BB: 0	P: 18	R: 0	H: 0	E: 0	K: 0	S: 6	LOB: 0	BB: 0	P: 9
PITCHER	IP	WLS	BF	H	R	ER	SO	BB	IBB	HBP	BLK	WP	HR	S	P	ERA	WHIP																																															
Bill Wegman, R ERA: 3.38 (1, 1)	3.1	L	17	6	5	5	0	1	0	0	0	0	0	2	34	50	13.50	2.100																																														
Dave Stapleton, L ERA: 5.93 (4, 1)	2.2		17	8	4	4	1	2	0	0	0	0	1	28	49	13.50	3.750																																															
Paul Mirabella, L ERA: (7, 1)	2.0		6	0	0	0	2	0	0	0	0	0	0	15	21	0.00	0.000																																															


BOTTOM

Milwaukee Brewers @ Minnesota Twins
 Hubert H. Humphrey Metrodome, Minneapolis, MN

Tue May 10 1988, 8:05 PM EDT
 Att. 25,587 - Dome - 70 F

livebaseballscorecards.com

AB	37
R	9
H	14
RBI	9
BB	3
SO	3
LOB	13



WP: 0	PA: 40
PB: 0	
SB: 0	
CS: 0	

Batter	1	2	3	4	5	6	7	8	9	AB R H RBI BB SO LOB	TOP															
Paul Molitor, R (1, 5) OBP: 0.397, SLG: 0.404	0-2 G6-4-3 1B		2-1 SH5-3 2-3		1-1 4-3		0-0 F9			3 0 1 0 0 0 2																
Mike Felder, S (1, 10) OBP: 0.158, SLG: 0.158	2-0 G6-4-3 1-2f		1-2 P5			1-3 K		0-1 B4-3		4 0 0 0 0 1 2																
Robin Yount, R (1, 8) OBP: 0.313, SLG: 0.431	2-2 F7		1-1 L7			0-0 F9		1-0 P3		4 0 0 0 0 0 1																
Greg Brock, L (1, 3) OBP: 0.415, SLG: 0.384				2-0 F8		1-2 4-3		2-3 K		4 0 0 0 0 2 0																
Glenn Braggs, R (1, 9) OBP: 0.333, SLG: 0.441				0-2 1-4-3			0-0 F8		1-2 L6	3 0 0 0 0 0 0																
Rob Deer, R (1, 7) OBP: 0.294, SLG: 0.417				3-2 1-4-3 1B			0-1 1B 1B		0-1 L5	4 1 2 0 0 0 1																
B.J. Surhoff, L (1, 2) OBP: 0.293, SLG: 0.261				1-1 1-4-3 1B			2-2 FC4-6 1-3 1B		1-0 F8	4 0 2 0 0 0 1																
Ernest Riles, L (1, 6) OBP: 0.304, SLG: 0.284				1-0 1-4-3 1B		0-1 P6		0-0 FC4-6 1-2 1B		3 0 1 1 0 0 2																
Jim Gantner, L (1, 4) OBP: 0.275, SLG: 0.276				1-0 SH5-3 2B		3-1 F8		0-0 FC4-6 1-2f 2-3		3 0 1 0 0 0 2																
Inning Stats	R: 0 E: 0 K: 0 S: 10	H: 1 LOB: 0 BB: 0 P: 13	R: 0 E: 0 K: 1 S: 15	H: 1 LOB: 2 BB: 0 P: 22	R: 0 E: 0 K: 0 S: 8	H: 1 LOB: 1 BB: 0 P: 13	R: 0 E: 0 K: 0 S: 12	H: 1 LOB: 1 BB: 0 P: 18	R: 0 E: 0 K: 0 S: 6	H: 0 LOB: 0 BB: 0 P: 10	R: 0 E: 0 K: 1 S: 13	H: 0 LOB: 0 BB: 0 P: 15	R: 1 E: 0 K: 0 S: 9	H: 3 LOB: 2 BB: 0 P: 11	R: 0 E: 0 K: 1 S: 6	H: 0 LOB: 0 BB: 0 P: 9	R: 0 E: 0 K: 0 S: 7	H: 0 LOB: 0 BB: 0 P: 9	1B: 6 2B: 1 3B: 0 HR: 0	SF: 0 SAC: 1 DP: 1 HBP: 1	WP: 0 PB: 0 SB: 0 CS: 0	PA: 34				
PITCHER	IP WLS BF H R ER SO BB IBB HBP BLK WP HR S P ERA WHIP																									
Bert Blyleven, R (1, 1) ERA: 4.86	6.1	26	7	1	1	2	0	0	1	0	0	0	71	100	1.42	1.105										
Keith Atherton, R (7, 1) ERA: 1.29	1.2	W	5	0	0	0	1	0	0	0	0	0	8	11	0.00	0.000										
Jeff Reardon, R (9, 1) ERA: 3.6	1.0	S	3	0	0	0	0	0	0	0	0	0	7	9	0.00	0.000										

Milwaukee Brewers @ Minnesota Twins
 Hubert H. Humphrey Metrodome, Minneapolis, MN
 Wed May 11 1988, 8:05 PM EDT
 Att. 24,510 - Dome - 70 F

AB	32
R	1
H	7
RBI	1
BB	0
SO	3
LOB	11



Batter	1	2	3	4	5	6	7	8	9	AB	R	H	RBI	BB	SO	LOB
John Moses, S OBP: 0.318, SLG: 0.222 (1, 7)	0-3 K		3-2 4-3		4-0 FC6-4 BB		3-2 F7	0-1 4-3		4	0	0	0	1	1	2
Tom Herr, S OBP: 0.382, SLG: 0.325 (1, 4)	1-0 WP 2B		2-3 K		1-1 FC6-4 1-2f		2-1 1B			4	0	2	0	0	1	1
Kirby Puckett, R OBP: 0.333, SLG: 0.469 (1, 8)	0-0 1B		3-1 6-3			0-0 6-3	1-2 1B			4	0	2	0	0	0	0
Kent Hrbek, L OBP: 0.382, SLG: 0.630 (1, 3)	3-2 F8			2-2 L8		1-0 F9	2-1 P6			4	0	0	0	0	0	4
Gary Gaetti, R OBP: 0.323, SLG: 0.509 (1, 5)	2-3 K			2-3 K		1-0 1B E		3-2 6-3		4	1	1	0	0	2	2
Randy Bush, L OBP: 0.438, SLG: 0.500 (1, 9)		1-0 P2		4-1 E S BB		1-1 E		1-2 E9 2B		3	1	1	0	1	0	0
Mark Davidson, R OBP: 0.227, SLG: 0.364 (9, 9)						1-3 E				0	0	0	0	0	0	0
Gene Larkin, S OBP: 0.324, SLG: 0.398 (1, 10)		1-1 HBP		2-2 L4		1-0 E1		2-2 F8 1-H 2B		3	0	1	1	0	0	2
Greg Gagne, R OBP: 0.264, SLG: 0.343 (1, 6)		0-3 K			1-3 K	0-1 F8		4-0 F8 IBB		3	0	0	0	1	2	3
Tom Nieto, R OBP: 0.061, SLG: 0.031 (1, 2)		1-3 K			1-0 F8		0-2 6-3	0-1 F8		4	0	0	0	0	1	3

Inning Stats	R: 0	H: 2	E: 0	LOB: 2	K: 2	S: 14	P: 20	R: 0	H: 0	E: 0	LOB: 1	K: 2	S: 9	P: 12	R: 0	H: 0	E: 0	LOB: 1	K: 1	S: 10	P: 20	R: 0	H: 0	E: 0	LOB: 1	K: 1	S: 6	P: 13	R: 1	H: 2	E: 1	LOB: 2	K: 0	S: 8	P: 12	R: 0	H: 2	E: 0	LOB: 2	K: 0	S: 13	P: 21	R: 1	H: 1	E: 1	LOB: 2	K: 0	S: 13	P: 23		
Chris Bosio, R ERA: 2.05 (1, 1)	IP	WLS	BF	H	R	ER	SO	BB	IBB	HBP	BLK	WP	HR	S	P	ERA	WHIP	IP	WLS	BF	H	R	ER	SO	BB	IBB	HBP	BLK	WP	HR	S	P	ERA	WHIP	IP	WLS	BF	H	R	ER	SO	BB	IBB	HBP	BLK	WP	HR	S	P	ERA	WHIP


BOTTOM

Milwaukee Brewers @ Minnesota Twins
Hubert H. Humphrey Metrodome, Minneapolis, MN

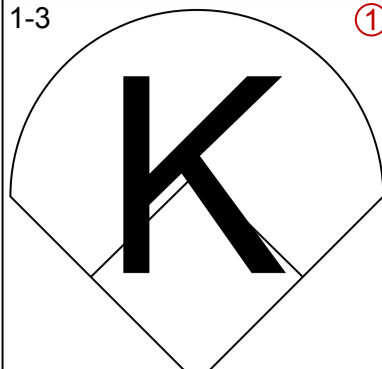
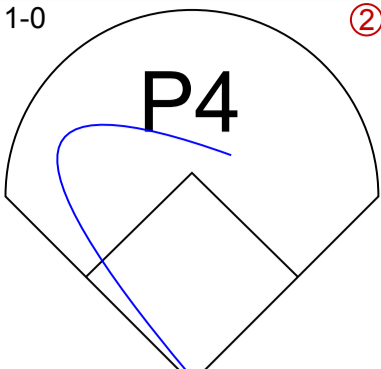
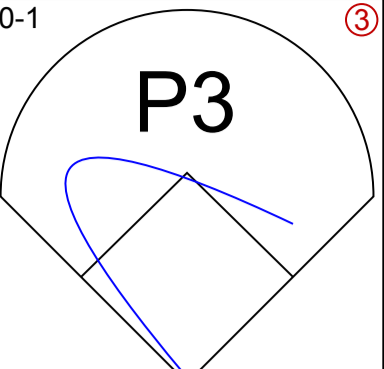
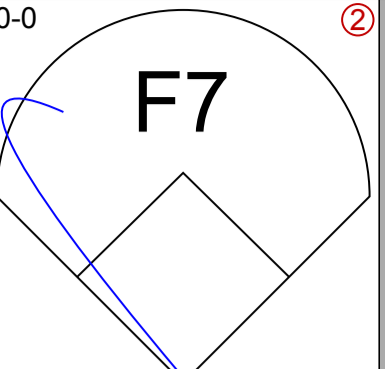
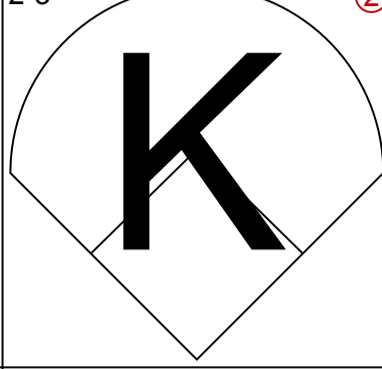
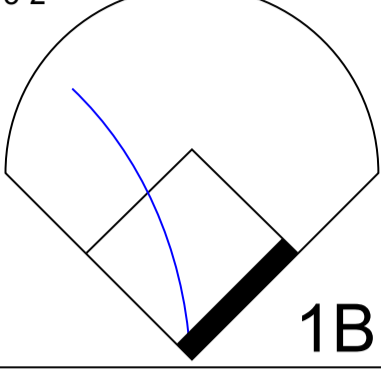
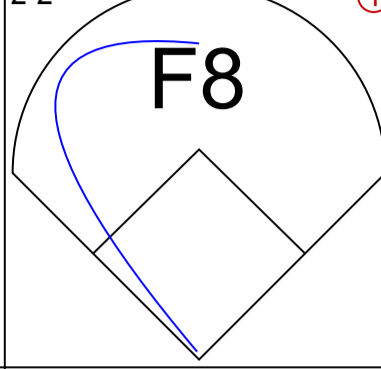
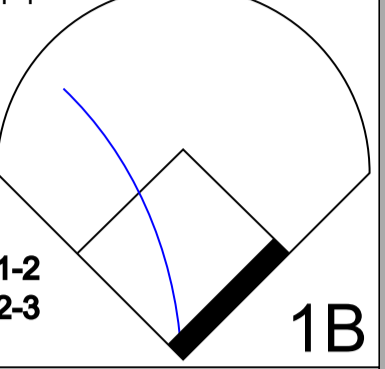
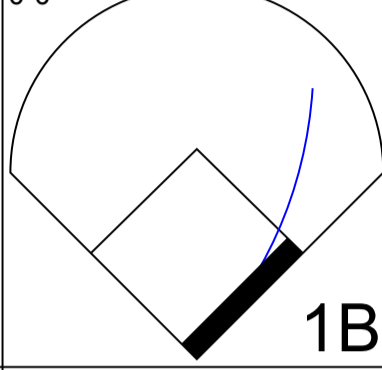

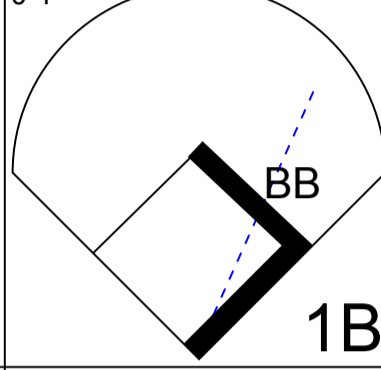
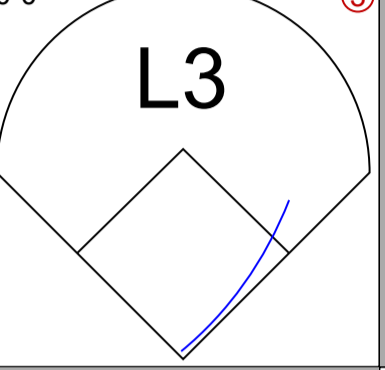
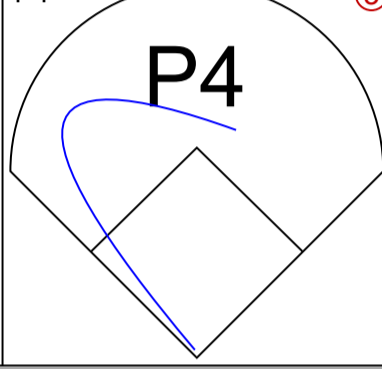
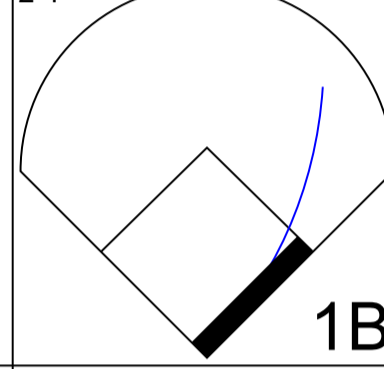
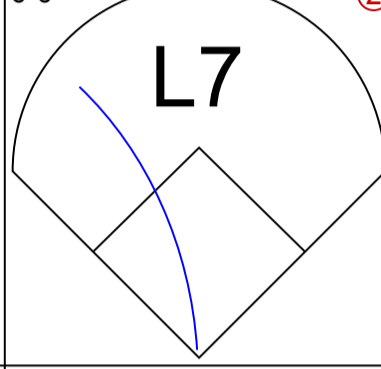
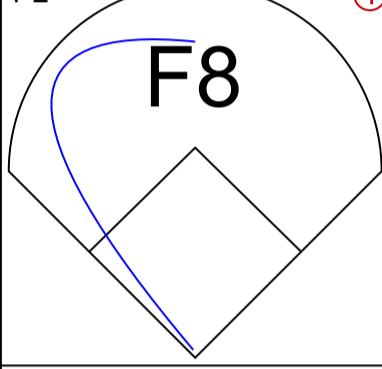
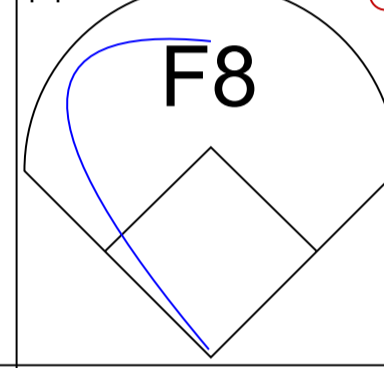
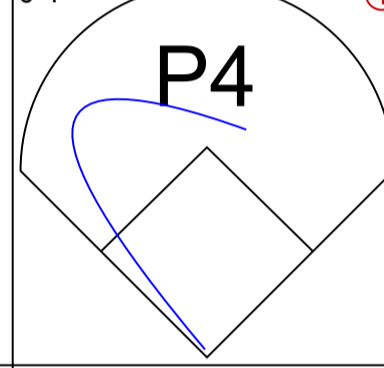
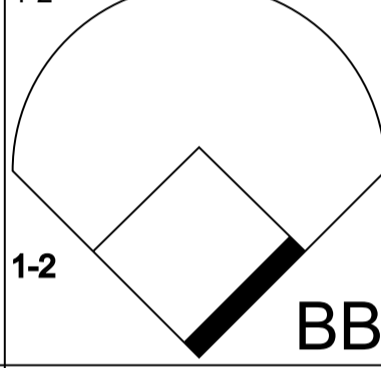
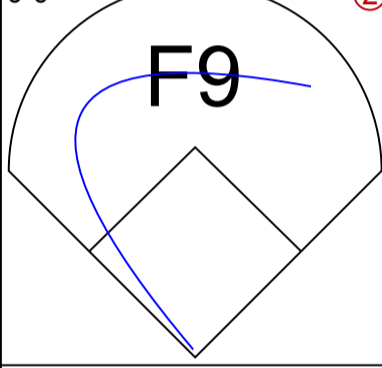
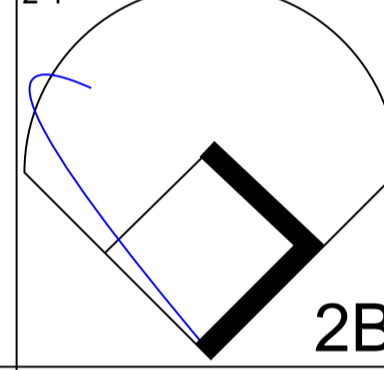
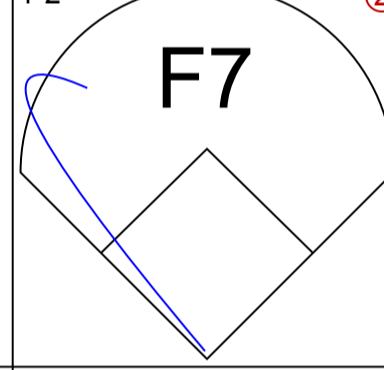
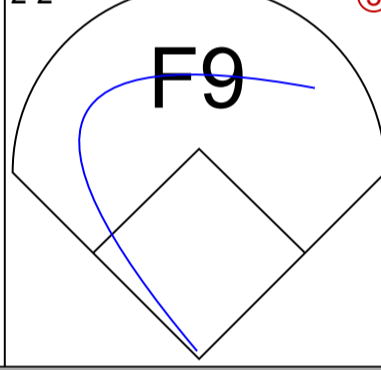
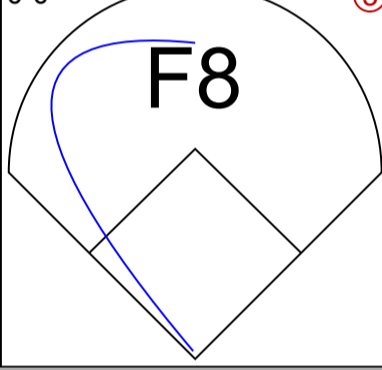
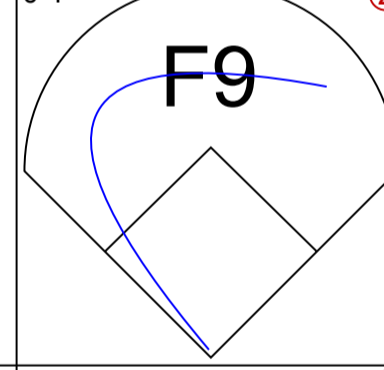
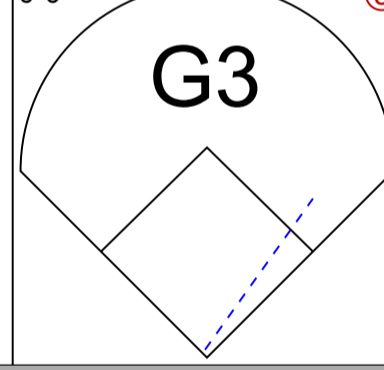
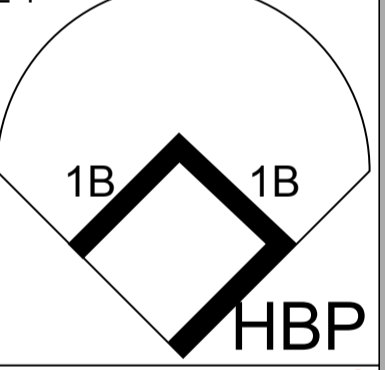
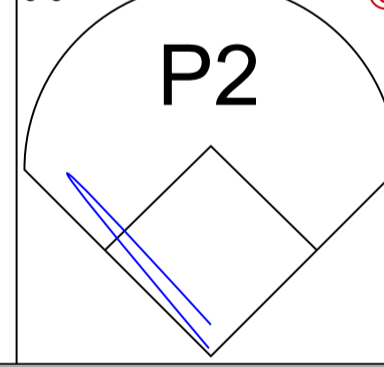
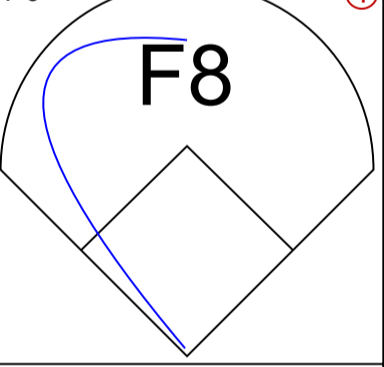
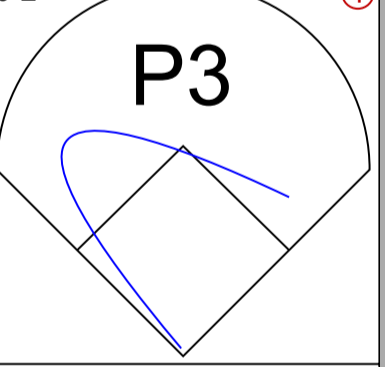

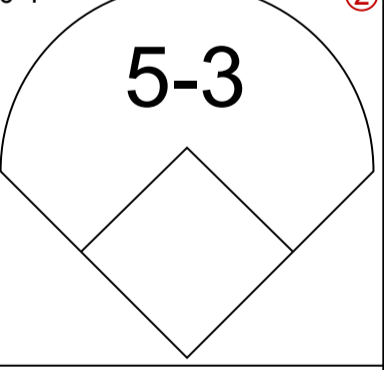
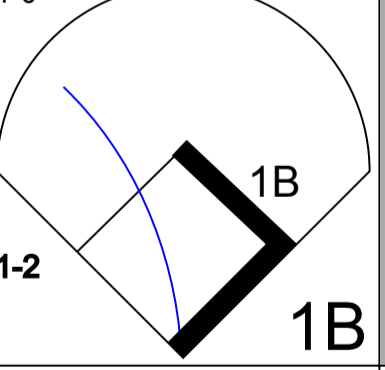
Wed May 11 1988, 8:05 PM EDT
 Att. 24,510 - Dome - 70 F

livebaseballscorecards.com

AB	33
R	2
H	7
RBI	1
BB	3
SO	7
LOB	17



1B:	5	SF:	0	WP:	1	PA:	37
2B:	2	SAC:	0	PB:	0		
3B:	0	DP:	0	SB:	1		
HR:	0	HBP:	1	CS:	0		

Batter	1	2	3	4	5	6	7	8	9	AB R H RBI BB SO LOB	TOP	
Dan Gladden, R (1, 7) OBP: 0.333, SLG: 0.437	1-3 		1-0 		0-1 		0-0 			4 0 0 0 0 1 2	Minnesota Twins @ Detroit Tigers Tiger Stadium, Detroit, MI Fri May 13 1988, 7:05 PM EDT Att. 24,147 - Unknown	
Tom Herr, S (1, 4) OBP: 0.386, SLG: 0.331	2-3 		3-2 			2-2 	1-1 			4 0 2 0 0 1 0		
Kirby Puckett, R (1, 8) OBP: 0.338, SLG: 0.470	0-0 		2-3 			0-1 	0-0 			4 0 2 0 0 1 4		
Kent Hrbek, L (1, 3) OBP: 0.378, SLG: 0.616	1-1 			2-1 		0-0 		1-2 		4 0 1 0 0 0 2		
Gary Gaetti, R (1, 5) OBP: 0.321, SLG: 0.496			1-1 		0-1 		4-2 	0-0 		3 0 0 0 1 0 1		
Randy Bush, L (1, 9) OBP: 0.429, SLG: 0.500			2-1 		1-2 		2-2 	0-0 		4 0 1 0 0 0 3		
Gene Larkin, S (1, 10) OBP: 0.321, SLG: 0.385			0-1 		0-0 		2-1 			3 0 0 0 0 0 2		
Greg Gagne, R (1, 6) OBP: 0.257, SLG: 0.333 John Moses, S (9, PH) OBP: 0.304, SLG: 0.211			0-0 		1-0 		0-2 			3 0 0 0 0 0 2 1 0 0 0 0 1 0		
Tom Nieto, R (1, 2) OBP: 0.081, SLG: 0.056			3-3 		0-1 		1-0 			4 0 1 0 0 2 0		
Inning Stats	R: 0 E: 0 K: 2 S: 9 H: 1 LOB: 1 BB: 0 P: 13	R: 0 E: 0 K: 0 S: 7 H: 1 LOB: 1 BB: 0 P: 10	R: 0 E: 0 K: 2 S: 12 H: 1 LOB: 1 BB: 0 P: 21	R: 0 E: 0 K: 0 S: 8 H: 1 LOB: 1 BB: 0 P: 11	R: 0 E: 0 K: 0 S: 5 H: 0 LOB: 0 BB: 0 P: 6	R: 0 E: 0 K: 0 S: 15 H: 1 LOB: 2 BB: 1 P: 23	R: 0 E: 0 K: 0 S: 9 H: 2 LOB: 3 BB: 0 P: 13	R: 0 E: 0 K: 0 S: 5 H: 0 LOB: 0 BB: 0 P: 6	R: 0 E: 0 K: 2 S: 8 H: 0 LOB: 0 BB: 0 P: 13	1B: 6 2B: 1 3B: 0 HR: 0 SF: 0 SAC: 0 DP: 0 HBP: 1	WP: 0 PB: 0 SB: 0 CS: 0 PA: 36	
PITCHER Doyle Alexander, R (1, 1) ERA: 3.05	IP WLS BF H R ER SO BB IBB HBP BLK WP HR S P ERA WHIP	9.0 W 36 7 0 0 6 1 0 1 0 0 0 0 78 116 0.00 0.889										

livebaseballscorecards.com

AB	34
R	0
H	7
RBI	0
BB	1
SO	6
LOB	16



Batter	1	2	3	4	5	6	7	8	9
Gary Pettis, S OBP: 0.301, SLG: 0.257 (1, 8)	1-0 F7		1-3 K		0-0 F8			2-2 E6 1B	
Lou Whitaker, L OBP: 0.430, SLG: 0.456 (1, 4)	3-2 F7		1-1 P6		2-0 F7			0-2 E 1-2 E 1B	
Luis Salazar, R OBP: 0.422, SLG: 0.627 (1, 7)	1-2 HR			1-0 HR 1B		2-1 FC5-4 1B		0-0 E2 SF9 1B 1-H 2-H	
Alan Trammell, R OBP: 0.357, SLG: 0.476 (1, 6)	2-2 F9			2-1 HR		1-0 FC5-4 1B 1-2		1-1 SF9	
Larry Herndon, R OBP: 0.302, SLG: 0.385 Darrell Evans, L OBP: 0.276, SLG: 0.234 (1, 10) (8, PH)		2-1 FC6-4 1B		1-2 P6		1-2 FC5-4 1B 1-2 2-3		1-3 K	
Chet Lemon, R OBP: 0.366, SLG: 0.424 (1, 9)		1-0 F7		1-2 F9		2-2 FC5-4 1B 1-2f		1-3 K	
Ray Knight, R OBP: 0.239, SLG: 0.246 Dave Bergman, L OBP: 0.341, SLG: 0.294 (1, 3) (8, 3)		0-2 L5		2-1 HR			1-0 G4-3		
Tom Brookens, R OBP: 0.388, SLG: 0.435 (1, 5)		2-0 FC6-4 1-2f		1-3 K			2-1 G1-3		
Mike Heath, R OBP: 0.255, SLG: 0.200 (1, 2)			3-1 5-3		1-2 P5		2-1 F9		

Inning Stats	R: 1	H: 1	E: 0	LOB: 0	K: 0	S: 13	P: 20	R: 0	H: 1	E: 0	LOB: 1	K: 0	S: 7	P: 12	R: 0	H: 0	E: 0	LOB: 0	K: 1	S: 7	R: 3	H: 3	E: 0	LOB: 0	K: 1	S: 15	R: 0	H: 2	E: 0	LOB: 1	K: 0	S: 9	R: 0	H: 0	E: 0	LOB: 0	K: 0	S: 5	R: 3	H: 2	E: 2	LOB: 0	K: 2	S: 15	P: 20
Allan Anderson, L ERA: 3.6 (1, 1)	IP	WLS	BF	H	R	ER	SO	BB	IBB	HBP	BLK	WP	HR	S	P	ERA	WHIP																												
Karl Best, R ERA: (8, 1)	1.0	4	1	1	0	2	0	0	0	0	0	0	0	9	12	0.00	1.000																												

AB R H RBI BB SO LOB

4 1 0 0 0 1 0

4 1 1 0 0 0 0

4 3 4 1 0 0 0

3 1 2 3 0 0 0

3 0 1 0 0 0 2

1 0 0 0 0 1 0

4 0 0 0 0 1 2

3 1 1 1 0 0 1

0 0 0 0 0 0 0

3 0 0 0 0 1 1


3 0 0 0 0 0 0

1B: 6 SF: 1
2B: 0 SAC: 0
3B: 0 DP: 1
HR: 3 HBP: 0

WP: 0 PA: 33
PB: 0
SB: 0
CS: 0

AB 32
R 7
H 9
RBI 5
BB 0
SO 4
LOB 6

Minnesota Twins @ Detroit Tigers
Tiger Stadium, Detroit, MI
Fri May 13 1988, 7:05 PM EDT
Att. 24,147 - Unknown



livebaseballscores.com

Batter	1	2	3	4	5	6	7	8	9	AB R H RBI BB SO LOB	TOP												
Dan Gladden, R OBP: 0.328, SLG: 0.423 (1, 7) C X	0-1 G1		4-1 1B 1B BB	1-0 G5-3		1-0 G5-3		0-3 K		4 1 0 0 1 1 0													
Steve Lombardozzi, R OBP: 0.238, SLG: 0.263 (1, 4) C B X	2-1 S 1B		2-1 E 1B 1B	1-0 P3		1-3 K		0-0 4-3		5 1 2 0 0 1 0													
Kirby Puckett, R OBP: 0.340, SLG: 0.475 (1, 8) X	0-0 F9		1-0 E9 1B 1B		1-0 WP 1B 2B	0-0 5-3		0-0 F9		5 2 2 1 0 0 1													
Gary Gaetti, R OBP: 0.317, SLG: 0.484 (1, 5) 1 SAFE S B 1 S X	1-2 P4		3-0 1B 1B		3-2 6-3		0-0 6-3		0-3 K	5 0 1 1 0 1 2													
Gene Larkin, S OBP: 0.342, SLG: 0.400 (1, 3) B X		1-0 FC5-4 1B	0-1 1-2 2-H 1B		4-2 WP 1B BB		2-0 WP 1B 1B		1-1 4-3	4 2 3 1 1 0 0													
Kent Hrbek, L OBP: 0.379, SLG: 0.607 (1, 10) X	0-0 F8		1-3 K		2-1 2B 1B 1-H 2-H		3-2 BB 1B 1-H		0-1 6-3	5 0 2 3 0 1 3													
Greg Gagne, R OBP: 0.248, SLG: 0.321 (1, 6) C S S 1 SAFE B X	1-2 FC5-4 FC6-4 1-2f		0-3 K2-3		2-3 K		0-1 F9			4 0 0 0 0 2 5													
Mark Davidson, R OBP: 0.308, SLG: 0.560 (1, 9) 1 SAFE B B C B X	2-2 FC6-4 1-2f				0-1 HR		4-0 1-2 BB			3 1 2 1 1 0 1													
Tom Nieto, R OBP: 0.073, SLG: 0.050 (1, 2) B B X			2-0 F7		2-1 G6-3		0-1 F8		2-3 K	4 0 0 0 0 1 4													
Inning Stats	R: 0 E: 0 K: 0 S: 8	H: 1 LOB: 1 BB: 0 P: 11	R: 0 E: 0 K: 0 S: 8	H: 1 LOB: 1 BB: 0 P: 12	R: 3 E: 1 K: 2 S: 14	H: 4 LOB: 2 BB: 1 P: 27	R: 1 E: 0 K: 0 S: 6	H: 1 LOB: 0 BB: 0 P: 10	R: 2 E: 0 K: 1 S: 18	H: 3 LOB: 2 BB: 1 P: 31	R: 0 E: 0 K: 1 S: 5	H: 0 LOB: 0 BB: 0 P: 7	R: 1 E: 0 K: 1 S: 10	H: 2 LOB: 2 BB: 1 P: 21	R: 0 E: 0 K: 1 S: 6	H: 0 LOB: 0 BB: 0 P: 6	R: 0 E: 0 K: 1 S: 7	H: 0 LOB: 0 BB: 0 P: 8	1B: 9 2B: 2 3B: 0 HR: 1	SF: 0 SAC: 0 DP: 0 HBP: 0	WP: 2 PB: 0 SB: 1 CS: 0	PA: 42	
PITCHER Frank Tanana, L ERA: 4.73 Don Heinkel, R ERA: 3.86 Paul Gibson, L ERA: 4.09	IP WLS BF H R ER SO BB IBB HBP BLK WP HR S P ERA WHIP	4.1 L 24 9 6 6 2 2 0 0 0 1 1 46 80 12.46 2.538	2.2 12 3 1 1 3 1 0 0 0 0 0 0 23 39 3.38 1.500	2.0 6 0 0 0 0 2 0 0 0 0 0 0 13 14 0.00 0.000	PITCHER IP WLS BF H R ER SO BB IBB HBP BLK WP HR S P ERA WHIP																		

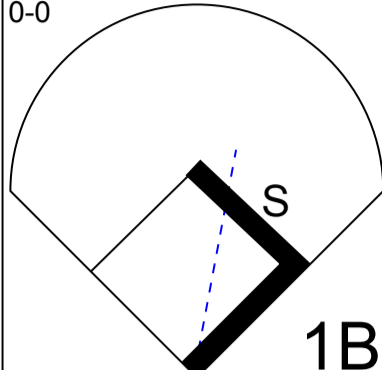
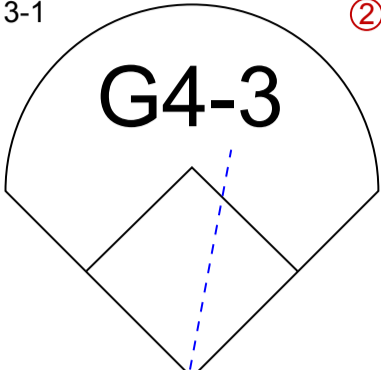
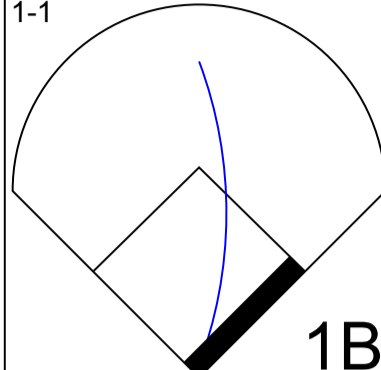
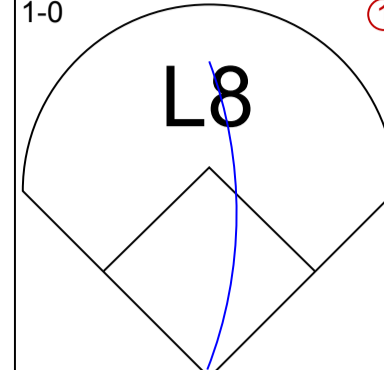
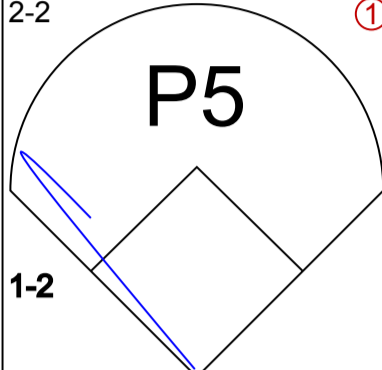
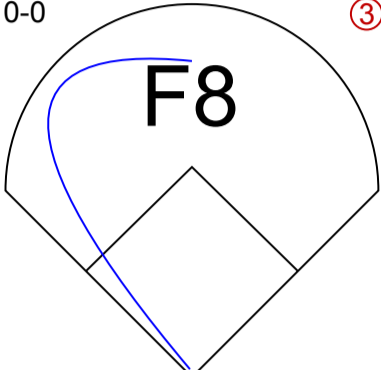
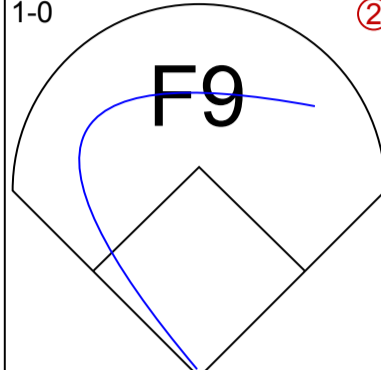
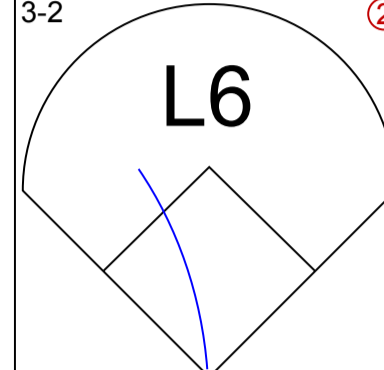
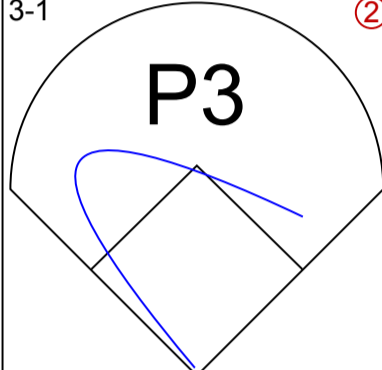
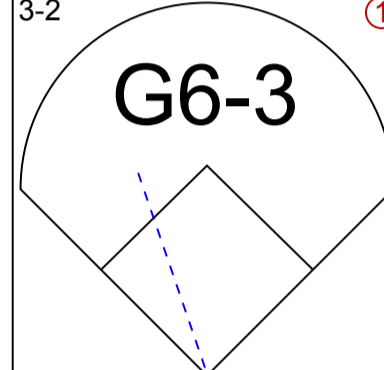
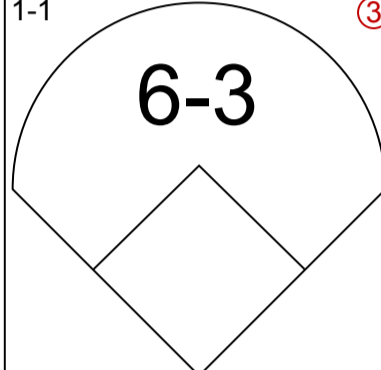
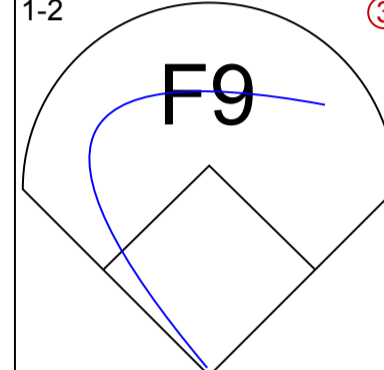
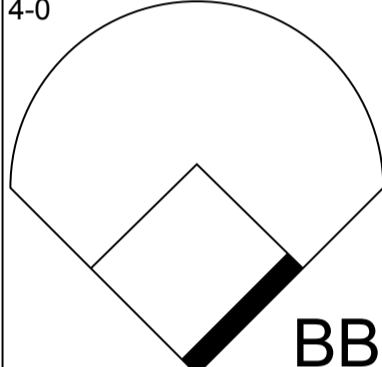
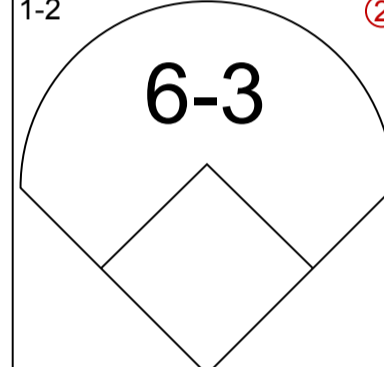
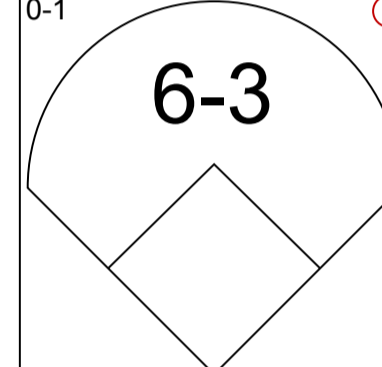
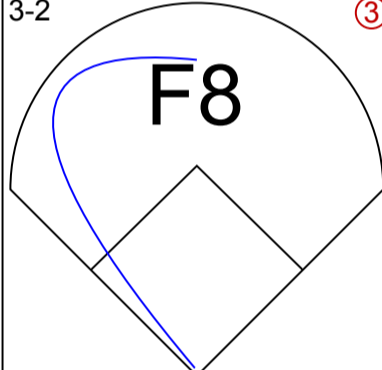
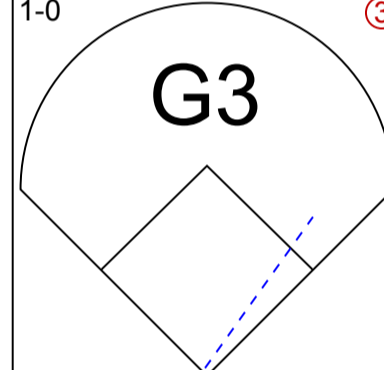
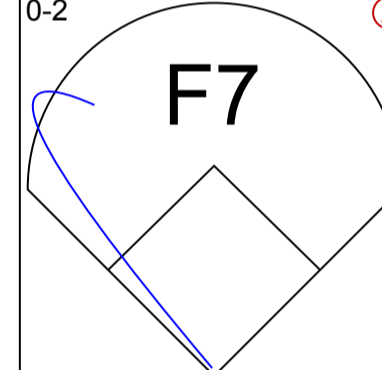
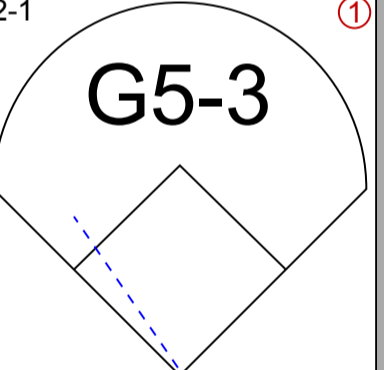
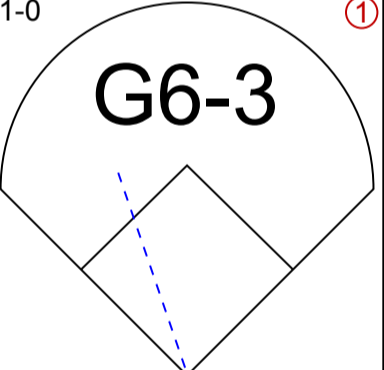
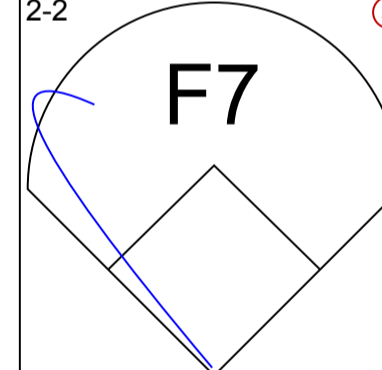
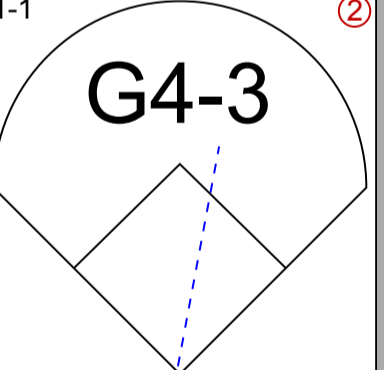
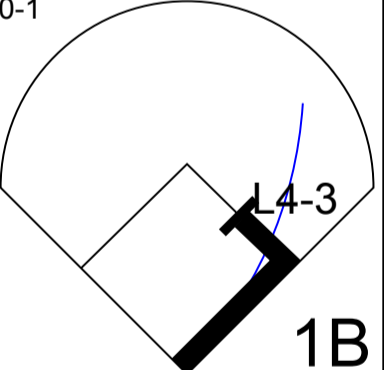
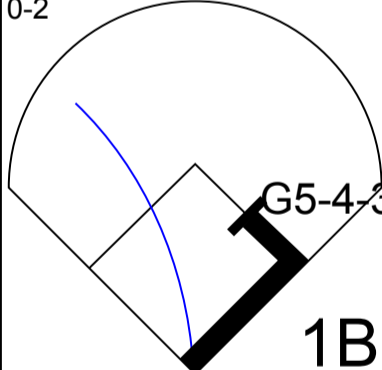
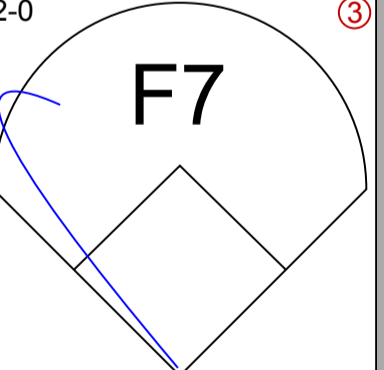
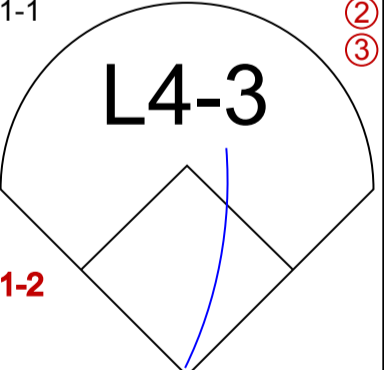
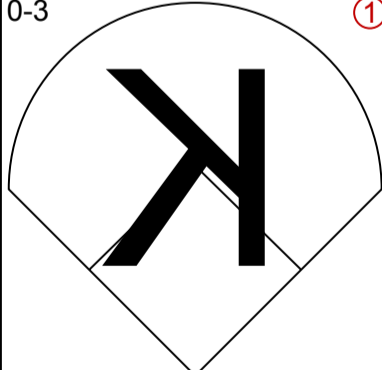
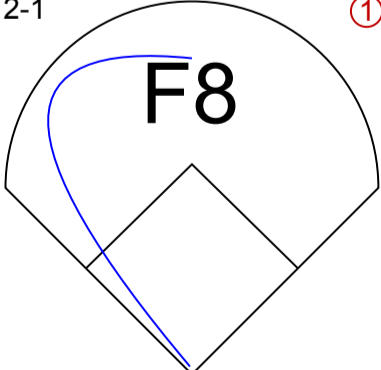
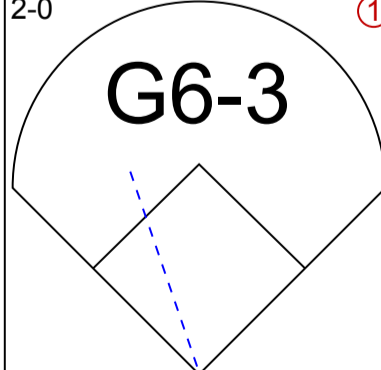
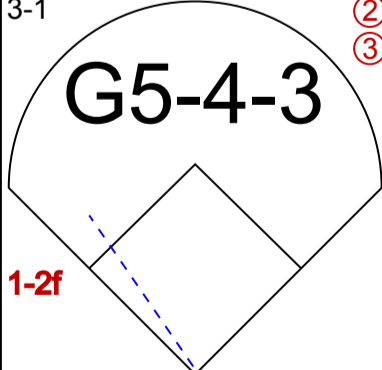
Minnesota Twins @ Detroit Tigers
Tiger Stadium, Detroit, MI
 Sat May 14 1988, 3:33 AM EDT
 Att. 35,429 - Unknown - 63 F

livebaseballscorecards.com

AB 39
R 7
H 12
RBI 7
BB 3
SO 7
LOB 16



Batter	1	2	3	4	5	6	7	8	9	AB R H RBI BB SO LOB
--------	---	---	---	---	---	---	---	---	---	----------------------

Gary Pettis, S <small>(1, 8) OBP: 0.306, SLG: 0.264</small>	0-0 		3-1 			1-1 			1-0 	4 0 2 0 0 0 0
Lou Whitaker, L <small>(1, 4) OBP: 0.417, SLG: 0.439</small>	2-2 		0-0 			1-0 			3-2 	4 0 0 0 0 0 2
Luis Salazar, R <small>(1, 5) OBP: 0.397, SLG: 0.587</small>	3-1 				3-2 	1-1 			1-2 	4 0 0 0 0 0 2
Alan Trammell, R <small>(1, 6) OBP: 0.356, SLG: 0.468</small>	4-0 				1-2 		0-1 			2 0 0 0 1 0 0
Matt Nokes, L <small>(1, 2) OBP: 0.278, SLG: 0.476</small>	3-2 				1-0 		0-2 			3 0 0 0 0 0 2
Darrell Evans, L <small>(1, 3) OBP: 0.269, SLG: 0.227</small>		2-1 			1-0 		2-2 			3 0 0 0 0 0 0
Chet Lemon, R <small>(1, 9) OBP: 0.373, SLG: 0.430</small>		1-1 			0-1 			0-2 		3 0 2 0 0 0 0
Pat Sheridan, L <small>(1, 7) OBP: 0.391, SLG: 0.473</small>		2-0 			1-1 			0-3 		3 0 0 0 0 1 2
Ray Knight, R <small>(1, 10) OBP: 0.229, SLG: 0.234</small>			2-1 			2-0 			3-1 	3 0 0 0 0 0 1

Inning Stats	R: 0	H: 1	E: 0	K: 10	S: 10	LOB: 2	BB: 1	P: 22	R: 0	H: 0	E: 0	K: 0	S: 5	LOB: 0	BB: 0	P: 10	R: 0	H: 0	E: 0	K: 0	S: 7	LOB: 0	BB: 0	P: 12	R: 0	H: 1	E: 0	K: 0	S: 6	LOB: 1	BB: 0	P: 11	R: 0	H: 0	E: 0	K: 0	S: 8	LOB: 0	BB: 0	P: 10	R: 0	H: 1	E: 0	K: 1	S: 8	LOB: 0	BB: 0	P: 11	R: 0	H: 0	E: 0	K: 0	S: 7	LOB: 0	BB: 0	P: 12	1B: 4	2B: 1	3B: 0	HR: 0	SF: 0	SAC: 0	DP: 2	HBP: 0	WP: 0	PB: 0	SB: 1	CS: 0	PA: 30
--------------	------	------	------	-------	-------	--------	-------	-------	------	------	------	------	------	--------	-------	-------	------	------	------	------	------	--------	-------	-------	------	------	------	------	------	--------	-------	-------	------	------	------	------	------	--------	-------	-------	------	------	------	------	------	--------	-------	-------	------	------	------	------	------	--------	-------	-------	-------	-------	-------	-------	-------	--------	-------	--------	-------	-------	-------	-------	--------

PITCHER	IP	WLS	BF	H	R	ER	SO	BB	IBB	HBP	BLK	WP	HR	S	P	ERA	WHIP	PITCHER	IP	WLS	BF	H	R	ER	SO	BB	IBB	HBP	BLK	WP	HR	S	P	ERA	WHIP																						
Les Straker, R <small>(1, 1) ERA: 2.35</small>	9.0	W	30	4	0	0	1	1	0	0	0	0	0	61	105	0.00	0.556																																								

BOTTOM

Minnesota Twins @ Detroit Tigers
 Tiger Stadium, Detroit, MI
 Sat May 14 1988, 3:33 AM EDT
 Att: 35,429 - Unknown - 63 F

livebaseballscores.com

AB	29
R	0
H	4
RBI	0
BB	1
SO	1
LOB	9



Batter	1	2	3	4	5	6	7	8	9	AB R H RBI BB SO LOB	TOP											
Dan Gladden, R (1, 7) OBP: 0.324, SLG: 0.414	1-2 P4		0-0 B1	3-3 K		0-0 E S SF9 1B		2-2 F8		5 1 1 1 0 1 3												
Tom Herr, S (1, 4) OBP: 0.386, SLG: 0.357	2-2 G4-3		3-1 FC6-4 1B	0-2 F7		1-0 E6 G3-6-3		2-0 HR		5 1 2 1 0 0 4												
Kirby Puckett, R (1, 8) OBP: 0.342, SLG: 0.497	0-0 CS 1B		1-1 FC6-4 HR 1-2f		1-1 F9	0-0 SF9		0-0 HR		4 2 2 2 0 0 1												
Kent Hrbek, L (1, 3) OBP: 0.380, SLG: 0.648	3-2 CS 1-2	3-1 F7	0-0 HR 1-H		2-2 HR	2-0 G3-6-3 1-2f		0-1 P6		5 2 2 3 0 0 1												
Gary Gaetti, R (1, 5) OBP: 0.333, SLG: 0.500		1-0 K 1B HBP	1-3 K		0-2 1B BLK 1B		1-0 1B		1-2 2B	4 2 3 0 0 1 0												
Randy Bush, L (1, 9) OBP: 0.420, SLG: 0.528		1-0 P5		3-2 HR	0-0 F9		0-3 K		1-3 K	4 1 1 1 0 1 3												
Mark Davidson, R (8, 9) OBP: 0.296, SLG: 0.538										1 0 0 0 0 1 1												
Gene Larkin, S (1, 10) OBP: 0.345, SLG: 0.396		1-3 K 1B		2-0 SH1 1B	0-0 BLK 1B		0-0 P5		2-1 G5-3	1 0 0 0 0 1 1												
John Moses, S (4, PR) OBP: 0.320, SLG: 0.238		1-2 1B		1-2 SH1 HBP	1-3 1B		1-3 1B			2 0 1 0 0 0 1												
Al Newman, S (9, PH) OBP: 0.240, SLG: 0.174										1 0 0 0 0 0 1												
Tim Laudner, R (1, 2) OBP: 0.360, SLG: 0.487		1-1 1B		1-2 SH1 1B	0-3 K		3-3 K2-3		3-3 K	5 0 2 1 0 3 3												
Greg Gagne, R (1, 6) OBP: 0.250, SLG: 0.339		3-3 K		0-0 SH1 1-2 2-3		1-0 1B 3B		1-3 K		3 1 1 0 0 2 2												
Inning Stats	R: 0 E: 0 K: 0 S: 9	H: 1 LOB: 0 BB: 0 P: 15	R: 1 E: 1 K: 2 S: 12	H: 1 LOB: 2 BB: 0 P: 22	R: 2 E: 0 K: 1 S: 9	H: 2 LOB: 0 BB: 0 P: 14	R: 1 E: 0 K: 1 S: 16	H: 2 LOB: 3 BB: 0 P: 25	R: 2 E: 0 K: 1 S: 14	H: 3 LOB: 1 BB: 0 P: 17	R: 2 E: 1 K: 0 S: 5	H: 2 LOB: 0 BB: 0 P: 9	R: 0 E: 0 K: 2 S: 8	H: 1 LOB: 1 BB: 0 P: 12	R: 2 E: 0 K: 1 S: 10	H: 2 LOB: 0 BB: 0 P: 15	R: 0 E: 0 K: 2 S: 11	H: 1 LOB: 1 BB: 0 P: 18	1B: 8 2B: 1 3B: 1 HR: 5	SF: 1 SAC: 1 DP: 1 HBP: 2	WP: 0 PB: 0 SB: 1 CS: 1	PA: 45
PITCHER	IP WLS BF H R ER SO BB IBB HBP BLK WP HR S P ERA WHIP																					
Jack Morris, R (1, 1) ERA: 4.8	6.0 L 31 11 8 7 5 0 0 2 1 0 3 65 102 10.50 1.833																					
Don Heinkel, R (7, 1) ERA: 3.63	1.0 4 1 0 0 2 0 0 0 0 0 0 8 12 0.00 1.000																					
Willie Hernandez, L (8, 1) ERA: 3.0	1.0 5 2 2 2 1 0 0 0 0 0 2 10 15 18.00 2.000																					
Paul Gibson, L (9, 1) ERA: 3.75	1.0 4 1 0 0 2 0 0 0 0 0 0 11 18 0.00 1.000																					

Minnesota Twins @ Detroit Tigers
Tiger Stadium, Detroit, MI
Sun May 15 1988, 3:33 AM EDT
Att. 29,568 - Cloudy - 83 F

livebaseballscorecards.com

AB	40
R	10
H	15
RBI	9
BB	0
SO	10
LOB	21



Batter	1	2	3	4	5	6	7	8	9	AB	R	H	RBI	BB	SO	LOB
Gary Pettis, S OBP: 0.317, SLG: 0.273 (1, 8)	0-1 E9 1B 1B	1-2 G4-3			2-2 F9 1B			4-2 FC6-4 BB		3	1	2	0	1	0	0
Luis Salazar, R OBP: 0.389, SLG: 0.567 (1, 7)	2-2 1B 1B 2-3 1B		1-3 K		3-1 F9 1-2			1-0 FC6-4 1-2f		4	0	1	0	0	1	2
Chet Lemon, R OBP: 0.370, SLG: 0.424 (1, 9)	2-3 K		2-1 6-3				1-0 1B	2-3 K		4	0	1	0	0	2	3
Alan Trammell, R OBP: 0.360, SLG: 0.492 (1, 6)	1-2 1B 1-2 1B 3-H		1-0 HR				1-0 F7	0-0 F9		4	1	2	2	0	0	2
Larry Herndon, R OBP: 0.304, SLG: 0.381 Dave Bergman, L (9, PH) OBP: 0.333, SLG: 0.286 (1, 10)	0-1 1B 1-2 2-3 1B		1-3 K				0-1 F9	1-1 F8		3	0	1	0	0	1	1
Ray Knight, R OBP: 0.216, SLG: 0.221 (1, 3)	1-2 P4			2-0 G6-3			1-2 L4	0-2 G3		4	0	0	0	0	0	4
Tom Brookens, R OBP: 0.377, SLG: 0.420 Darrell Evans, L (9, PH) OBP: 0.266, SLG: 0.224 (1, 5)	1-3 K			1-0 F9			3-2 P3	2-2 F9		3	0	0	0	0	1	3
Mike Heath, R OBP: 0.255, SLG: 0.200 Matt Nokes, L OBP: 0.269, SLG: 0.460 (2, 2)		0-2 F8		3-3 K			1-2 G4-3			0	0	0	0	0	0	0
Jim Walewander, S OBP: 0.182, SLG: 0.273 (1, 4)		1-1 F8			1-1 B5-3			0-0 P6		3	0	0	0	0	0	0

Inning Stats	R: 1	H: 4	E: 1	K: 2	S: 22	LOB: 3	BB: 0	P: 29	R: 0	H: 0	E: 0	K: 0	S: 10	LOB: 0	BB: 0	P: 12	R: 1	H: 1	E: 0	K: 2	S: 11	LOB: 0	BB: 0	P: 16	R: 0	H: 0	E: 0	K: 1	S: 6	LOB: 0	BB: 0	P: 12	R: 0	H: 1	E: 0	K: 0	S: 8	LOB: 0	BB: 0	P: 14	R: 0	H: 1	E: 0	K: 0	S: 7	LOB: 1	BB: 0	P: 10	R: 0	H: 0	E: 0	K: 0	S: 7	LOB: 0	BB: 0	P: 11	R: 0	H: 0	E: 0	K: 1	S: 7	LOB: 1	BB: 1	P: 14	R: 0	H: 0	E: 0	K: 0	S: 8	LOB: 0	BB: 0	P: 11
--------------	------	------	------	------	-------	--------	-------	-------	------	------	------	------	-------	--------	-------	-------	------	------	------	------	-------	--------	-------	-------	------	------	------	------	------	--------	-------	-------	------	------	------	------	------	--------	-------	-------	------	------	------	------	------	--------	-------	-------	------	------	------	------	------	--------	-------	-------	------	------	------	------	------	--------	-------	-------	------	------	------	------	------	--------	-------	-------

PITCHER	IP	WLS	BF	H	R	ER	SO	BB	IBB	HBP	BLK	WP	HR	S	P	ERA	WHIP
Frank Viola, L ERA: 2.76 (1, 1)	6.0		24	7	2	2	5	0	0	0	0	0	1	64	93	3.00	1.167
Keith Atherton, R ERA: 1.17 (7, 1)	2.0		7	0	0	0	1	1	0	0	0	0	0	14	25	0.00	0.500
Jeff Reardon, R ERA: 3.38 (9, 1)	1.0		3	0	0	0	0	0	0	0	0	0	0	8	11	0.00	0.000

BOTTOM

Minnesota Twins @ Detroit Tigers
Tiger Stadium, Detroit, MI
Sun May 15 1988, 3:33 AM EDT
Att. 29,568 - Cloudy - 83 F

AB	33
R	2
H	7
RBI	2
BB	1
SO	6
LOB	15



WP: 0	PA: 34
PB: 0	
SB: 0	
CS: 0	

livebaseballscorecards.com

Batter	1	2	3	4	5	6	7	8	9	AB R H RBI BB SO LOB	TOP											
Willie Wilson, S OBP: 0.316, SLG: 0.391 (1, 8)	2-3 K		0-0 6-3-5		1-2 E S 1B		2-0 PO	0-0 1B 2B	1-1 P5	5 1 2 0 0 1 3												
Kevin Seitzer, R OBP: 0.381, SLG: 0.402 (1, 5)	4-2 S BB			2-2 F9	2-2 P3			4-0 1B BB		2 0 0 0 2 0 1												
George Brett, L OBP: 0.420, SLG: 0.565 (1, 3)	2-3 K			0-0 4-3	1-0 P5			1-1 1B G4-6-3		4 0 1 1 0 1 2												
Danny Tartabull, R OBP: 0.404, SLG: 0.557 (1, 9)	3-3 K			2-1 HR		2-2 5-3		2-3 K		4 1 1 1 0 2 3												
Bill Buckner, L OBP: 0.250, SLG: 0.216 (1, 10)			0-2 F8	0-0 F8		0-0 2B		1-1 G4-6-3		4 0 1 0 0 0 2												
Frank White, R OBP: 0.221, SLG: 0.267 (1, 4)			1-1 F9		1-2 S HR 1B	1-0 5-3		1-1 BB 1B		4 1 2 0 0 0 0												
Bo Jackson, R OBP: 0.321, SLG: 0.496 (1, 7)			3-3 K		0-0 P9		1-0 P6	1 SAFE 1-3 K		4 0 0 0 0 2 2												
Jamie Quirk, L OBP: 0.222, SLG: 0.340 (1, 2)			0-2 4-3		4-2 HR BB		1-0 6-3	1-3 K		3 1 0 0 1 1 1												
Kurt Stillwell, S OBP: 0.313, SLG: 0.417 (1, 6)			4-1 6-3-5 BB		0-0 HR		4-1 PO BB	4-1 1 SAFE BB	1-2 BB	1 1 1 3 3 0 0												
Inning Stats	R: 0 E: 0 K: 3 S: 14	H: 0 LOB: 1 BB: 1 P: 25	R: 0 E: 0 K: 1 S: 8	H: 0 LOB: 0 BB: 0 P: 12	R: 0 E: 0 K: 0 S: 5	H: 0 LOB: 0 BB: 1 P: 9	R: 1 E: 0 K: 0 S: 7	H: 1 LOB: 0 BB: 0 P: 11	R: 3 E: 0 K: 0 S: 15	H: 3 LOB: 1 BB: 1 P: 23	R: 0 E: 0 K: 0 S: 5	H: 1 LOB: 0 BB: 0 P: 8	R: 0 E: 0 K: 0 S: 3	H: 0 LOB: 0 BB: 1 P: 11	R: 1 E: 0 K: 1 S: 9	H: 2 LOB: 1 BB: 1 P: 17	R: 0 E: 0 K: 2 S: 13	H: 1 LOB: 2 BB: 1 P: 21	1B: 4 2B: 3 3B: 0 HR: 2	SF: 0 SAC: 0 DP: 2 HBP: 0	WP: 0 PB: 0 SB: 3 CS: 0	PA: 38
PITCHER Bert Blyleven, R ERA: 4.89 Juan Berenguer, R ERA: 6.0	IP 7.0	WLS 27	H 5	R 4	ER 4	SO 4	BB 4	IBB 0	HBP 0	BLK 0	WP 0	HR 2	S 57	P 99	ERA 5.14	WHIP 1.286						
	IP 2.0	WLS 10	H 3	R 1	ER 1	SO 3	BB 2	IBB 0	HBP 0	BLK 0	WP 0	HR 0	S 22	P 38	ERA 4.50	WHIP 2.500						

Kansas City Royals @ Minnesota Twins
 Hubert H. Humphrey Metrodome, Minneapolis, MN
 Tue May 17 1988, 8:05 PM EDT
 Att. 24,808 - Dome - 70 F

AB	31
R	5
H	8
RBI	5
BB	6
SO	7
LOB	14



Batter	1	2	3	4	5	6	7	8	9	AB	R	H	RBI	BB	SO	LOB
Dan Gladden, R OBP: 0.333, SLG: 0.424 (1, 7)	F7		F8		E		FC6-4			4	2	2	0	1	0	0
Tom Herr, S OBP: 0.387, SLG: 0.354 (1, 4)	K		4-3		E7		FC6-4		F9	4	0	1	1	1	1	2
Kirby Puckett, R OBP: 0.344, SLG: 0.500 (1, 8)	6-3				L7		FC6-4			5	3	2	0	0	0	3
Kent Hrbek, L OBP: 0.380, SLG: 0.638 (1, 3)		3-1			4-3					5	0	2	1	0	1	2
Mark Davidson, R OBP: 0.296, SLG: 0.538 (9, PR)										0	1	0	0	0	0	0
Gary Gaetti, R OBP: 0.342, SLG: 0.511 (1, 5)										5	0	3	2	0	1	2
Randy Bush, L OBP: 0.409, SLG: 0.500 (1, 9)										4	0	0	0	1	2	5
Gene Larkin, S OBP: 0.364, SLG: 0.410 (1, 10)										4	0	3	1	1	0	2
Tim Laudner, R OBP: 0.344, SLG: 0.463 (1, 2)										4	0	0	0	0	2	6
Greg Gagne, R OBP: 0.244, SLG: 0.330 (1, 6)										3	0	0	0	0	0	0
John Moses, S OBP: 0.308, SLG: 0.227 (8, PH)										1	0	0	0	0	0	1
Al Newman, S OBP: 0.240, SLG: 0.174 (9, 6)										0	0	0	0	0	0	0

Inning Stats	R: 0	H: 0	E: 0	K: 1	S: 7	H: 0	LOB: 0	BB: 0	P: 13	R: 0	H: 2	E: 0	K: 2	S: 12	H: 0	LOB: 0	BB: 0	P: 18	R: 1	H: 2	E: 0	K: 2	S: 14	H: 2	LOB: 2	BB: 1	P: 25	R: 1	H: 2	E: 1	K: 0	S: 12	H: 0	LOB: 1	BB: 0	P: 19	R: 0	H: 0	E: 0	K: 0	S: 10	H: 0	LOB: 1	BB: 1	P: 19	R: 2	H: 3	E: 0	K: 0	S: 16	H: 3	LOB: 2	BB: 1	P: 29	R: 0	H: 1	E: 0	K: 0	S: 9	H: 1	LOB: 2	BB: 1	P: 20	R: 2	H: 3	E: 1	K: 2	S: 14	H: 3	LOB: 1	BB: 0	P: 19	1B: 10	2B: 3	3B: 0	HR: 0	SF: 0	SAC: 0	DP: 0	HBP: 0	WP: 0	PB: 0	SB: 0	CS: 0	PA: 43
Ted Power, R ERA: 6.35 (1, 1)	IP	WLS	BF	H	R	ER	SO	BB	IBB	HBP	BLK	WP	HR	S	P	ERA	WHIP																																																																				
Steve Farr, R ERA: 3.04 (7, 1)	0.2		4	2	0	0	0	0	0	0	0	0	0	10	18	0.00	3.000																																																																				
Gene Garber, R ERA: 1.76 (8, 1)	1.2	L	10	4	2	1	2	1	0	0	1	0	0	23	39	5.40	3.000																																																																				

BOTTOM

Kansas City Royals @ Minnesota Twins
 Hubert H. Humphrey Metrodome, Minneapolis, MN

Tue May 17 1988, 8:05 PM EDT
 Att. 24,808 - Dome - 70 F

livebaseballscorecards.com

AB	39
R	6
H	13
RBI	5
BB	4
SO	7
LOB	23



Batter	1	2	3	4	5	6	7	8	9	AB R H RBI BB SO LOB	TOP																										
Willie Wilson, S (1, 8) OBP: 0.319, SLG: 0.391 Jim Eisenreich, L (9, 8) OBP: 0.187, SLG: 0.218										5 1 2 1 0 2 0 0 0 0 0 0 0 0																											
Kevin Seitzer, R (1, 5) OBP: 0.382, SLG: 0.409										5 2 2 1 0 0 2																											
George Brett, L (1, 3) OBP: 0.419, SLG: 0.573										5 0 2 1 0 0 3																											
Danny Tartabull, R (1, 9) OBP: 0.404, SLG: 0.571										4 1 1 2 1 1 2																											
Steve Balboni, R (1, 10) OBP: 0.159, SLG: 0.274										4 0 0 0 0 1 1																											
Frank White, R (1, 4) OBP: 0.222, SLG: 0.261 Brad Wellman, R (8, 4) OBP: 0.182, SLG: 0.182										3 0 0 0 0 0 1 0 0 0 0 0 0 0																											
Bo Jackson, R (1, 7) OBP: 0.319, SLG: 0.512										4 1 1 1 0 1 2																											
Mike Macfarlane, R (1, 2) OBP: 0.364, SLG: 0.377										4 2 2 0 0 0 0																											
Kurt Stillwell, S (1, 6) OBP: 0.319, SLG: 0.444										4 1 2 2 0 1 1																											
Inning Stats	R: 0 E: 0 K: 1 S: 7	H: 0 LOB: 0 BB: 0 P: 10	R: 0 E: 0 K: 0 S: 5	H: 0 LOB: 0 BB: 0 P: 8	R: 1 E: 0 K: 0 S: 17	H: 3 LOB: 2 BB: 0 P: 24	R: 0 E: 0 K: 1 S: 9	H: 0 LOB: 1 BB: 1 P: 17	R: 2 E: 0 K: 1 S: 13	H: 3 LOB: 1 BB: 0 P: 20	R: 0 E: 0 K: 0 S: 6	H: 0 LOB: 0 BB: 0 P: 8	R: 0 E: 0 K: 1 S: 10	H: 0 LOB: 0 BB: 0 P: 16	R: 2 E: 0 K: 1 S: 14	H: 2 LOB: 0 BB: 0 P: 17	R: 3 E: 0 K: 1 S: 17	H: 4 LOB: 1 BB: 0 P: 21	1B: 6 2B: 2 3B: 1 HR: 3	SF: 0 SAC: 0 DP: 1 HBP: 1	WP: 0 PB: 0 SB: 2 CS: 0	PA: 40															
PITCHER	IP WLS BF H R ER SO BB IBB HBP BLK WP HR S P ERA WHIP																																				
Allan Anderson, L (1, 1) ERA: 3.9 Keith Atherton, R (8, 1) ERA: 1.52 Karl Best, R (9, 1) ERA: 9.0	7.1 L	30	7	4	4	4	4	1	0	1	0	0	2	71	109	4.91	1.091																				

Kansas City Royals @ Minnesota Twins
 Hubert H. Humphrey Metrodome, Minneapolis, MN
 Wed May 18 1988, 8:05 PM EDT
 Att. 23,518 - Dome

AB	38
R	8
H	12
RBI	8
BB	1
SO	6
LOB	12



Batter	1	2	3	4	5	6	7	8	9	AB	R	H	RBI	BB	SO	LOB
Dan Gladden, R OBP: 0.338, SLG: 0.430 (1, 7)	2-2 1B		2-1 1B		1-0 F8			1-0 SF8		3	1	2	1	0	0	0
Tom Herr, S OBP: 0.383, SLG: 0.346 (1, 4)	2-2 4-3		4-2 1B 1-2 BB		1-2 6-3			1-0 G3		3	0	0	0	1	0	0
Kirby Puckett, R OBP: 0.354, SLG: 0.520 (1, 8)	1-2 1B		1-2 1B				0-1 4-3	2-2 3B		4	0	3	1	0	0	0
Kent Hrbek, L OBP: 0.384, SLG: 0.631 (1, 10)	0-0 F8		4-0 IBB				0-2 1B	0-3 K		3	0	1	0	1	1	2
Gary Gaetti, R OBP: 0.333, SLG: 0.496 (1, 5)		1-0 E6 G4-6-3	1-0 P4				1-0 5-3		0-0 F7	4	0	0	0	0	0	2
Randy Bush, L OBP: 0.412, SLG: 0.487 (1, 9)		4-2 BB G4-6-3		0-1 4-3			1-1 P4		4-2 1B BB	2	0	0	0	2	0	0
Gene Larkin, S OBP: 0.352, SLG: 0.394 (1, 3)		0-0 G4-6-3 1-2f 2-3		2-0 P2			3-2 4-3		0-3 K	4	0	0	0	0	1	3
Steve Lombardozzi, R OBP: 0.239, SLG: 0.262 (1, 6)		0-1 G1-3		1-0 6-3			1-3 K		0-1 FC5-4 1B	4	0	1	0	0	1	1
Tom Nieto, R OBP: 0.070, SLG: 0.048 (1, 2)			0-0 P4		2-3 K			0-0 SF8 3B	1-1 FC5-4	2	0	0	0	0	1	0
John Moses, S OBP: 0.333, SLG: 0.348 (8, PH)										1	1	1	0	0	0	0
Tim Laudner, R OBP: 0.341, SLG: 0.458 (9, 2)									1-2f	1	0	0	0	0	0	2

BOTTOM

Kansas City Royals @ Minnesota Twins
 Hubert H. Humphrey Metrodome, Minneapolis, MN

Wed May 18 1988, 8:05 PM EDT
 Att. 23,518 - Dome

AB	31
R	2
H	8
RBI	2
BB	4
SO	4
LOB	10



Inning Stats	R: 0	H: 2	E: 0	K: 0	S: 12	LOB: 1	BB: 0	P: 17
R: 0	H: 0	E: 1	K: 0	S: 6	LOB: 1	BB: 1	P: 11	
R: 1	H: 2	E: 0	K: 0	S: 13	LOB: 2	BB: 2	P: 24	
R: 0	H: 0	E: 0	K: 0	S: 4	LOB: 0	BB: 0	P: 7	
R: 0	H: 0	E: 0	K: 1	S: 7	LOB: 0	BB: 0	P: 11	
R: 0	H: 1	E: 0	K: 0	S: 6	LOB: 0	BB: 0	P: 7	
R: 0	H: 0	E: 0	K: 1	S: 8	LOB: 0	BB: 0	P: 13	
R: 1	H: 2	E: 0	K: 1	S: 10	LOB: 1	BB: 0	P: 14	
R: 0	H: 1	E: 0	K: 1	S: 16	LOB: 2	BB: 1	P: 21	
1B: 6	SF: 1	2B: 0	SAC: 0	3B: 2	DP: 1	HR: 0	HBP: 0	

PITCHER	IP	WLS	BF	H	R	ER	SO	BB	IBB	HBP	BLK	WP	HR	S	P	ERA	WHIP
Bret Saberhagen, R ERA: 3.42 (1, 1)	9.0	W	36	8	2	2	4	3	1	0	0	0	0	82	125	2.00	1.222

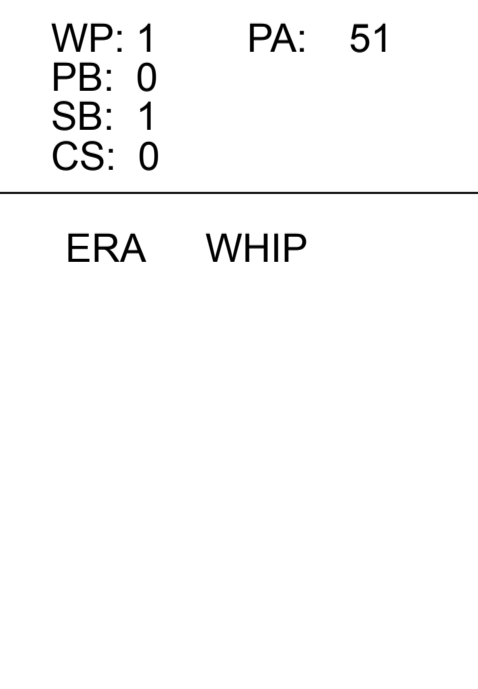
PITCHER	IP	WLS	BF	H	R	ER	SO	BB	IBB	HBP	BLK	WP	HR	S	P	ERA	WHIP

WP	PA
0	36

Batter	1	2	3	4	5	6	7	8	9	AB R H RBI BB SO LOB
Kurt Stillwell, S OBP: 0.333, SLG: 0.488 (1, 6)										5 3 3 4 1 2 4
Willie Wilson, S OBP: 0.317, SLG: 0.394 (1, 8)										4 0 1 0 0 2 2 2 1 1 0 0 0 1
Jim Eisenreich, L OBP: 0.194, SLG: 0.236 (6, 8)										
George Brett, L OBP: 0.430, SLG: 0.599 (1, 3)										4 2 3 2 1 0 1 1 0 0 0 0 0 1
Steve Balboni, R OBP: 0.156, SLG: 0.270 (7, 3)										
Danny Tartabull, R OBP: 0.400, SLG: 0.557 (1, 9)										3 1 0 0 1 0 3 2 0 1 0 0 1 1
Bill Pecota, R OBP: 0.238, SLG: 0.316 (6, 9)										
Kevin Seitzer, R OBP: 0.380, SLG: 0.409 (1, 5)										5 1 1 2 1 1 3
Bill Buckner, L OBP: 0.274, SLG: 0.351 (1, 10)										6 2 3 3 0 0 1
Bo Jackson, R OBP: 0.321, SLG: 0.511 (1, 7)										4 1 1 2 1 1 0
Scotti Madison, S OBP: 0.179, SLG: 0.154 (1, 2)										3 2 2 0 2 1 0
Brad Wellman, R OBP: 0.250, SLG: 0.250 (1, 4)										5 1 2 1 0 0 5

TOP										
Kansas City Royals @ Minnesota Twins Hubert H. Humphrey Metrodome, Minneapolis, MN Thu May 19 1988, 4:33 AM EDT Att. 26,860 - Dome - 70 F										
livebaseballscorecards.com										
AB	R	H	RBI	BB	SO	LOB	WP	PA		
44	14	18	14	7	8	22	1	51		

Inning Stats		R: 4		H: 3		R: 0		H: 1		R: 6		H: 5		R: 0		H: 0		R: 0		H: 1		R: 2		H: 4		R: 1		H: 2		R: 1		H: 2		1B: 8		SF: 0					
		E: 0		LOB: 3		E: 0		LOB: 1		E: 0		LOB: 0		E: 0		LOB: 1		E: 0		LOB: 1		E: 0		LOB: 2		E: 0		LOB: 1		E: 0		LOB: 1		2B: 5		SAC: 0					
		K: 1		BB: 4		K: 0		BB: 0		K: 1		BB: 1		K: 0		BB: 1		K: 1		BB: 0		K: 0		BB: 0		K: 3		BB: 0		K: 1		BB: 0		3B: 1		DP: 1					
		S: 19		P: 41		S: 8		P: 17		S: 24		P: 34		S: 8		P: 16		S: 11		P: 16		S: 9		P: 12		S: 15		P: 20		S: 12		P: 22		S: 12		P: 20		HR: 4		HBP: 0	
PITCHER		IP	WLS	BF	H	R	ER	SO	BB	IBB	HBP	BLK	WP	HR	S	P	ERA	WHIP																							
Les Straker, R ERA: 3.48 (1, 1)	0.1	L	6	2	4	4	4	0	3	0	0	0	0	0	12	26	108.00	15.000																							
Mark Portugal, R ERA: 7.71 (1, 1)	2.0		15	7	6	6	2	2	2	0	0	0	0	3	34	60	27.00	4.500																							
Charlie Lea, R ERA: 6.67 (3, 1)	4.2		20	5	2	2	2	2	2	0	0	0	1	0	48	70	3.86	1.500																							
Karl Best, R ERA: 9.0 (8, 1)	1.0		5	2	1	1	3	0	0	0	0	0	0	1	12	22	9.00	2.000																							
Jeff Reardon, R ERA: 3.71 (9, 1)	1.0		5	2	1	1	1	0	0	0	0	0	0	0	12	20	9.00	2.000																							



Batter	1	2	3	4	5	6	7	8	9	AB R H RBI BB SO LOB
Al Newman, S OBP: 0.241, SLG: 0.154 (1, 4) BB (7, 5)	4-0 BB BB		0-0 B5-3 1		1-0 G6-3 3			1-1 G3 2 1-2		3 0 0 0 1 0 1
Dan Gladden, R OBP: 0.329, SLG: 0.417 (1, 7) L9 1	2-1 L9 1		1-0 6-3 2			1-3 K 1		3-2 F8 3		4 0 0 0 0 1 2
Kirby Puckett, R OBP: 0.348, SLG: 0.510 John Moses, S OBP: 0.321, SLG: 0.333 (1, 8) K 2 (7, 8) K 3	2-3 K 2		2-2 L7 3			0-0 6-3 2		2-0 F8 1		3 0 0 0 0 1 1 1 0 0 0 0 0 0
Gary Gaetti, R OBP: 0.327, SLG: 0.486 Steve Lombardozzi, R OBP: 0.234, SLG: 0.256 (1, 5) F7 3 (7, 4) F7 3	1-1 F7 3			2-2 F7 1		1-2 5-3 3		1-3 K 2		3 0 0 0 0 0 1 1 0 0 0 0 1 0
Gene Larkin, S OBP: 0.357, SLG: 0.398 (1, 10)		0-0 F8 1		2-2 G3 1B		1-1 6-3 1		0-1 FC6-4 1B		4 0 2 0 0 0 0
Kent Hrbek, L OBP: 0.383, SLG: 0.632 Tom Nieto, R OBP: 0.068, SLG: 0.047 (1, 3) 1B 2B (8, 2)		2-0 1B 2B		3-2 G3 1-2		0-0 6-3 2		1-1 FC6-4 1-2f 3		3 1 1 0 0 0 1 1 0 0 0 0 0 1
Tim Laudner, R OBP: 0.330, SLG: 0.442 (1, 2) K (8, 3)		2-3 K 2		2-0 6-3 3		1-0 6-3 3				3 0 0 0 0 1 2
Mark Davidson, R OBP: 0.333, SLG: 0.552 (1, 9) 2-H 1B		2-2 1B		0-1 6-3 1			1-1 G3 1B			3 0 2 1 0 0 0
Greg Gagne, R OBP: 0.238, SLG: 0.322 (1, 6) SAFE 5-3 3		2-0 5-3 3		3-2 P9 2			1-3 K 1			3 0 0 0 0 1 2

Inning Stats	R: 0 E: 0 K: 1 S: 8	H: 0 LOB: 1 BB: 1 P: 17	R: 1 E: 0 K: 1 S: 10	H: 2 LOB: 1 BB: 0 P: 18	R: 0 E: 0 K: 0 S: 5	H: 0 LOB: 0 BB: 0 P: 8	R: 0 E: 0 K: 0 S: 11	H: 1 LOB: 1 BB: 0 P: 20	R: 0 E: 0 K: 0 S: 6	H: 0 LOB: 0 BB: 0 P: 10	R: 0 E: 0 K: 1 S: 8	H: 0 LOB: 0 BB: 0 P: 10	R: 0 E: 0 K: 0 S: 4	H: 0 LOB: 0 BB: 0 P: 6	R: 0 E: 0 K: 1 S: 12	H: 1 LOB: 1 BB: 0 P: 18	R: 0 E: 0 K: 1 S: 8	H: 1 LOB: 1 BB: 0 P: 12	1B: 4 2B: 1 3B: 0 HR: 0	SF: 0 SAC: 0 DP: 0 HBP: 0	WP: 0 PB: 0 SB: 0 CS: 0	PA: 33													
PITCHER	IP	WLS	BF	H	R	ER	SO	BB	IBB	HBP	BLK	WP	HR	S	P	ERA	WHIP	PITCHER	IP	WLS	BF	H	R	ER	SO	BB	IBB	HBP	BLK	WP	HR	S	P	ERA	WHIP
Charlie Leibrandt, L ERA: 4.21	(1, 1)	6.0	22	3	1	1	3	1	0	0	0	0	0	48	83	1.50	0.667																		
Bud Black, L ERA: 6.14	(7, 1)	2.0	7	1	0	0	1	0	0	0	0	0	0	16	24	0.00	0.500																		
Dan Quisenberry, R ERA: 3.95	(9, 1)	1.0	4	1	0	0	1	0	0	0	0	0	0	8	12	0.00	1.000																		

BOTTOM

Kansas City Royals @ Minnesota Twins
Hubert H. Humphrey Metrodome, Minneapolis, MN

Thu May 19 1988, 4:33 AM EDT
Att. 26,860 - Dome - 70 F

livebaseballscores.com

AB	32
R	1
H	5
RBI	1
BB	1
SO	5
LOB	11



Batter	1	2	3	4	5	6	7	8	9	AB R H RBI BB SO LOB	TOP							
Dan Gladden, R (1, 7) OBP: 0.321, SLG: 0.406	1-2 G6-3			0-1 F9			0-0 L8		0-2 F8	4 0 0 0 0 0 1	Minnesota Twins @ Texas Rangers Arlington Stadium, Arlington, TX Sat May 21 1988, 8:05 PM EDT Att. 31,332 - Unknown - 77 F							
Tom Herr, S (1, 4) OBP: 0.380, SLG: 0.338	2-0 G5-3			3-2 G5-3			1-1 F9		4-2 F8 BB	3 0 0 0 1 0 0								
Kirby Puckett, R (1, 8) OBP: 0.339, SLG: 0.497	1-0 F9			1-2 G2-3			3-1 F8		1-0 L6	4 0 0 0 0 0 2								
Gary Gaetti, R (1, 5) OBP: 0.327, SLG: 0.490		1-1 G6-3			0-1 F8			0-0 L5-4 2B		3 0 1 0 0 0 0								
Gene Larkin, S (1, 10) OBP: 0.356, SLG: 0.391		1-1 6-3			2-1 G3			4-1 BB		2 0 0 0 1 0 0								
Kent Hrbek, L (1, 3) OBP: 0.375, SLG: 0.618		2-2 G4-3			2-1 G3-1			2-3 K		3 0 0 0 0 1 2								
Tim Laudner, R (1, 2) OBP: 0.320, SLG: 0.427			0-1 5-3			1-0 G5-3		1-1 L5-4 2-3		3 0 0 0 0 0 2								
Mark Davidson, R (1, 9) OBP: 0.333, SLG: 0.516			1-0 G5-3			1-2 6-3			2-0 FC3-4 HBP	2 0 0 0 0 0 0								
Greg Gagne, R (1, 6) OBP: 0.233, SLG: 0.314			3-2 P9			1-3 K			2-1 FC3-4 BB 1-2f	3 0 0 0 0 1 1								
Inning Stats	R: 0 E: 0 K: 0 S: 5	H: 0 LOB: 0 BB: 0 P: 9	R: 0 E: 0 K: 0 S: 8	H: 0 LOB: 0 BB: 0 P: 12	R: 0 E: 0 K: 0 S: 6	H: 0 LOB: 0 BB: 0 P: 10	R: 0 E: 0 K: 0 S: 8	H: 0 LOB: 0 BB: 0 P: 12	R: 0 E: 0 K: 1 S: 9	H: 0 LOB: 0 BB: 0 P: 12	R: 0 E: 0 K: 0 S: 5	H: 1 LOB: 1 BB: 1 P: 14	R: 0 E: 0 K: 0 S: 11	H: 0 LOB: 2 BB: 1 P: 20	1B: 0 2B: 2 3B: 0 HR: 0	SF: 0 SAC: 0 DP: 1 HBP: 1	WP: 0 PB: 0 SB: 0 CS: 0	PA: 30
PITCHER Paul Kilgus, L (1, 1) ERA: 2.24	IP: 9.0 WLS: W BF: 30 H: 1 R: 0 ER: 0 SO: 2 BB: 2 IBB: 0 HBP: 1 BLK: 0 WP: 0 HR: 0 S: 65 P: 108 ERA: 0.00 WHIP: 0.333											PITCHER	IP: 9.0 WLS: W BF: 30 H: 1 R: 0 ER: 0 SO: 2 BB: 2 IBB: 0 HBP: 1 BLK: 0 WP: 0 HR: 0 S: 65 P: 108 ERA: 0.00 WHIP: 0.333					

livebaseballscorecards.com

AB	27
R	0
H	1
RBI	0
BB	2
SO	2
LOB	8



Batter	1	2	3	4	5	6	7	8	9	AB R H RBI BB SO LOB
Oddibe McDowell, L <small>(1, 8)</small> <small>OBP: 0.271, SLG: 0.291</small>	1-0 	3-3 		4-2 		2-1 				3 0 0 0 1 1 2
Scott Fletcher, R <small>(1, 6)</small> <small>OBP: 0.291, SLG: 0.273</small>	0-0 	4-1 		1-0 			1-2 			3 1 1 0 1 0 3
Ruben Sierra, S <small>(1, 9)</small> <small>OBP: 0.308, SLG: 0.412</small>	0-0 		1-3 		0-1 		0-1 			4 1 2 0 0 1 0
Pete Incaviglia, R <small>(1, 7)</small> <small>OBP: 0.342, SLG: 0.538</small>	4-2 		2-0 		3-1 		0-0 			3 1 1 1 1 0 1
Pete O'Brien, L <small>(1, 3)</small> <small>OBP: 0.384, SLG: 0.489</small>	1-0 		0-1 		1-1 		1-0 			3 0 0 1 0 0 1
Larry Parrish, R <small>(1, 10)</small> <small>OBP: 0.267, SLG: 0.378</small>	1-1 			1-1 		1-0 		1-0 		4 0 2 1 0 0 1
Mike Stanley, R <small>(1, 2)</small> <small>OBP: 0.348, SLG: 0.338</small>	3-3 			0-2 		2-3 		4-2 		3 0 0 0 1 2 3
Steve Buechele, R <small>(1, 5)</small> <small>OBP: 0.387, SLG: 0.537</small>		2-1 		2-1 		2-1 		1-3 		4 0 1 0 0 1 1
Jerry Browne, S <small>(1, 4)</small> <small>OBP: 0.283, SLG: 0.215</small>		1-1 		0-0 		4-2 		1-1 		3 0 1 0 1 0 3

Inning Stats	R: 2	H: 3	E: 0	LOB: 2	K: 1	S: 11	R: 0	H: 1	E: 0	LOB: 1	K: 1	S: 9	R: 0	H: 0	E: 0	LOB: 0	K: 1	S: 6	R: 0	H: 2	E: 0	LOB: 3	K: 0	S: 11	R: 0	H: 1	E: 0	LOB: 1	K: 0	S: 7	R: 0	H: 0	E: 0	LOB: 1	K: 1	S: 10	R: 1	H: 1	E: 0	LOB: 0	K: 0	S: 7	R: 0	H: 0	E: 0	LOB: 1	K: 1	S: 9	R: 0	H: 0	E: 0	LOB: 1	K: 1	S: 9	1B: 7	SF: 1	2B: 0	SAC: 0	3B: 0	DP: 0	HR: 1	HBP: 0	WP: 0	PA: 36
--------------	------	------	------	--------	------	-------	------	------	------	--------	------	------	------	------	------	--------	------	------	------	------	------	--------	------	-------	------	------	------	--------	------	------	------	------	------	--------	------	-------	------	------	------	--------	------	------	------	------	------	--------	------	------	------	------	------	--------	------	------	-------	-------	-------	--------	-------	-------	-------	--------	-------	--------

PITCHER	IP	WLS	BF	H	R	ER	SO	BB	IBB	HBP	BLK	WP	HR	S	P	ERA	WHIP
Bert Blyleven, R <small>(1, 1)</small> <small>ERA: 4.71</small>	8.0	L	36	8	3	3	5	5	0	0	0	0	1	70	124	3.38	1.625

MINNESOTA TWINS @ TEXAS RANGERS
Arlington Stadium, Arlington, TX

Sat May 21 1988, 8:05 PM EDT
Att: 31,332 - Unknown - 77 F

AB	30
R	3
H	8
RBI	3
BB	5
SO	5
LOB	15

Minnesota Twins @ Texas Rangers
 Arlington Stadium, Arlington, TX
 Sun May 22 1988, 4:33 AM EDT
 Unknown - 69 F

livebaseballscorecards.com

AB	44
R	15
H	16
RBI	13
BB	4
SO	2
LOB	16



Batter	1	2	3	4	5	6	7	8	9	AB	R	H	RBI	BB	SO	LOB	TOP										
John Moses, S OBP: 0.324, SLG: 0.310 (1, 7)	1-0 G3		3-1 4-3		1-0 F7	4-2 FC3-6 BB	0-0 4-3 2B 1B	0-0 F9		5	1	1	0	1	0	0											
Tom Herr, S OBP: 0.372, SLG: 0.338 (1, 4) (7, 6)	1-2 G5-3		0-2 F7		2-2 1B 2B	0-1 FC3-6 E	0-1 4-3		0-0 P4	6	1	1	1	0	0	4											
Kirby Puckett, R Steve Lombardozi, R OBP: 0.229, SLG: 0.250 (1, 8) (7, 4)	3-3 K		0-0 1B		1-2 FC6-4 1B	1 SAFE E5	2-0 1B 2B		1-0 4-3	5	1	3	3	0	1	1											
Kent Hrbek, L OBP: 0.367, SLG: 0.596 (1, 3)			0-0 G1-3		0-0 P3	2-1 P6	4-2 1B 2B BB		2-1 L7	5	1	0	0	1	0	4											
Gary Gaetti, R OBP: 0.329, SLG: 0.486 Greg Gagne, R OBP: 0.233, SLG: 0.314 (1, 5) (7, 8)			2-2 G6-3		0-1 G6-3	0-1 FC6-4				5	1	2	1	0	0	1											
Randy Bush, L OBP: 0.436, SLG: 0.500 Mark Davidson, R OBP: 0.353, SLG: 0.563 (1, 9) (7, PH) (7, 9)			4-1 S 2B BB		4-1 BLK 1B BB					2	4	2	0	2	0	0											
Gene Larkin, S OBP: 0.350, SLG: 0.392 (1, 10)			1-0 HR 2B		1-3 K 1-2					5	2	1	1	0	1	5											
Tim Laudner, R OBP: 0.333, SLG: 0.484 (1, 2)			3-2 HR		0-2 1B					4	2	3	4	0	0	0											
Al Newman, S OBP: 0.265, SLG: 0.194 (1, 6) (7, 5)			3-2 G3		1-0 L8					5	2	2	2	0	0	1											
Inning Stats	R: 0 E: 0 K: 1 S: 7	H: 0 LOB: 0 BB: 0 P: 12	R: 3 E: 0 K: 0 S: 14	H: 2 LOB: 0 BB: 1 P: 27	R: 0 E: 0 K: 0 S: 7	H: 1 LOB: 1 BB: 0 P: 10	R: 1 E: 0 K: 1 S: 10	H: 1 LOB: 1 BB: 1 P: 16	R: 1 E: 0 K: 0 S: 10	H: 2 LOB: 1 BB: 0 P: 14	R: 3 E: 1 K: 0 S: 20	H: 3 LOB: 2 BB: 1 P: 31	R: 7 E: 1 K: 0 S: 26	H: 7 LOB: 2 BB: 1 P: 39	R: 0 E: 0 K: 0 S: 5	H: 0 LOB: 0 BB: 0 P: 8	R: 0 E: 0 K: 0 S: 4	H: 0 LOB: 0 BB: 0 P: 7	1B: 10 2B: 5 3B: 0 HR: 1	SF: 1 SAC: 0 DP: 0 HBP: 0	WP: 0 PB: 0 SB: 1 CS: 0	PA: 49					
PITCHER	IP	WLS	BF	H	R	ER	SO	BB	IBB	HBP	BLK	WP	HR	S	P	ERA	WHIP										
Charlie Hough, R ERA: 4.11 (1, 1)	5.1	L	28	9	8	7	2	3	0	0	1	0	1	60	98	11.81	2.250										
Jose Cecena, R ERA: 3.24 (6, 1)	1.0		8	3	4	3	0	0	0	0	0	0	0	21	29	27.00	3.000										
Tony Fossas, L ERA: 9.0 (7, 1)	0.1		6	4	3	2	0	1	0	0	0	0	0	9	18	54.00	15.000										
Dale Mohorcic, R ERA: 0.52 (7, 1)	1.1		4	0	0	0	0	0	0	0	0	0	0	9	12	0.00	0.000										
Mitch Williams, L ERA: 3.86 (9, 1)	1.0		3	0	0	0	0	0	0	0	0	0	0	4	7	0.00	0.000										

Batter	1	2	3	4	5	6	7	8	9	AB R H RBI BB SO LOB
Oddibe McDowell, L (1, 8) OBP: 0.284, SLG: 0.317	4-1 FC3-6 BB BLK BB	2-1 F7			1-0 F8		4-1 1B 1B BB		3-2 HR	3 3 1 1 2 0 1
Scott Fletcher, R (1, 6) OBP: 0.303, SLG: 0.282	4-0 FC3-6 BB		1-1 G5-4-3 1B		1-2 P5		1-1 WP 1B		2-0 P8	3 0 2 0 1 0 0
Bob Brower, R (7, PR) OBP: 0.389, SLG: 0.323	1-2 BB		1B				1-2 2-3 1B			0 0 0 0 0 0 0
Mike Stanley, R (8, 5) OBP: 0.344, SLG: 0.333										1 0 0 0 0 0 0
Ruben Sierra, S (1, 9) OBP: 0.308, SLG: 0.410	0-1 FC3-6 BLK		1-0 SAFE G5-4-3 1B		1-3 K		1-0 WP 1B		0-0 L4	3 0 1 0 0 1 2
Jim Steels, L (7, PH) OBP: 0.263, SLG: 0.333	1-2f 2-3		1-2 1B				1-2 2-3 3-H 1B			2 0 1 2 0 0 0
Pete Incaviglia, R (1, 7) OBP: 0.342, SLG: 0.534	3-2 L7		0-0 G5-4-3		0-0 G3-6-3 1B		1-3 K			3 0 1 0 0 0 3
Cecil Espy, S (7, PH) OBP: 0.277, SLG: 0.356	1-2 3-H		1-2f 2-3				1-2 2-3			1 0 0 0 0 1 2
Pete O'Brien, L (1, 3) OBP: 0.383, SLG: 0.482	1-0 4-3		4-0 IBB		0-0 G3-6-3		0-3 K2-3			2 0 0 0 1 0 2
Jerry Browne, S (7, PH) OBP: 0.281, SLG: 0.213					1-2f					1 0 0 0 0 1 3
Larry Parrish, R (1, 10) OBP: 0.274, SLG: 0.391		2-0 G4-6-3 1B	3-3 K		1-0 2B			1-1 F9		4 0 2 0 0 1 2
Geno Petralli, L (1, 2) OBP: 0.273, SLG: 0.328		0-0 G4-6-3		0-0 F8		3-2 4-3		0-0 4-3		4 0 0 0 0 0 2
Steve Buechele, R (1, 5) OBP: 0.388, SLG: 0.537		0-2 2B		0-0 G4-3			4-0 1B G3 1B BB		0-3 K	2 1 1 0 0 0 0
Steve Kemp, L (7, PH) OBP: 0.263, SLG: 0.229		1B								1 1 0 0 1 1 0
Curtis Wilkerson, S (1, 4) OBP: 0.377, SLG: 0.429		0-1 2B		3-3 K			1-1 G3		0-0 F7	4 0 1 1 0 1 1

Inning Stats	R: 1	H: 0	E: 0	K: 0	S: 7	R: 1	H: 3	E: 0	K: 0	S: 9	R: 0	H: 2	E: 0	K: 1	S: 9	R: 0	H: 0	E: 0	K: 1	S: 5	R: 0	H: 0	E: 0	K: 1	S: 7	R: 0	H: 2	E: 0	K: 0	S: 6	R: 2	H: 2	E: 0	K: 2	S: 12	R: 0	H: 0	E: 0	K: 1	S: 7	R: 1	H: 1	E: 0	K: 0	S: 7	1B: 7	2B: 2	3B: 0	HR: 1	SF: 0	SAC: 0	DP: 3	HBP: 0	WP: 1	PB: 0	SB: 0	CS: 0	PA: 39
Les Straker, R (1, 1) ERA: 3.86	6.1	WLS	W	BF	30	H	9	R	4	ER	4	SO	3	BB	4	IBB	1	HBP	0	BLK	1	WP	0	HR	0	S	49	P	95	ERA	5.68	WHIP	2.053																									
Mark Portugal, R (7, 1) ERA: 6.75	2.2	WLS		BF	9	H	1	R	1	ER	1	SO	3	BB	0	IBB	0	HBP	0	BLK	0	WP	1	HR	1	S	20	P	27	ERA	3.38	WHIP	0.375																									

Minnesota Twins @ Texas Rangers
Arlington Stadium, Arlington, TX
Sun May 22 1988, 4:33 AM EDT
Unknown - 69 F

livebaseballscorecards.com

AB	34
R	5
H	10
RBI	4
BB	5
SO	6
LOB	18



Batter	1	2	3	4	5	6	7	8	9	AB R H RBI BB SO LOB	TOP	
Dan Gladden, R (1, 7) OBP: 0.311, SLG: 0.392	1-0 6-3	2-3 K			1-0 5-3		0-1 F8		0-0 5-3	5 0 0 0 0 1 3		
Randy Bush, L (1, 9) OBP: 0.443, SLG: 0.494 Mark Davidson, R (9, PR) OBP: 0.353, SLG: 0.563	4-0 1B BB		0-0 4-3		1-1 1B		0-0 P6		4-2 BB 1B HR BB	3 0 1 0 2 0 1 0 1 0 0 0 0 0		
Kirby Puckett, R (1, 8) OBP: 0.354, SLG: 0.506	0-1 1-3 1B		2-0 L9		0-3 K			4-2 1B BB	1-0 1-2 HR BB 1B	4 1 2 0 1 1 1		
Kent Hrbek, L (1, 10) OBP: 0.362, SLG: 0.579	2-3 K		0-0 E4		1-1 P2			1-0 F9	4-2 1-2 HR BB 2-3 BB	4 1 0 0 1 1 4		
Gary Gaetti, R (1, 5) OBP: 0.325, SLG: 0.497	1-2 P3		0-0 F8			1-0 G5-3		1-3 K	0-0 HR	5 1 1 4 0 1 4		
Gene Larkin, S (1, 3) OBP: 0.359, SLG: 0.400		2-1 1B 1B G5-2-3 1B		0-3 K		1-2 6-3		1-0 BB 1B	2-2 1B	5 0 3 0 0 1 0		
Steve Lombardozzi, R (1, 4) OBP: 0.264, SLG: 0.271		0-2 G5-2-3 1B 1-2 1B		3-2 1B		1-3 K		4-2 1-2 BB	1-3 K	4 0 2 0 1 2 2		
Greg Gagne, R (1, 6) OBP: 0.241, SLG: 0.320		2-1 G5-2-3 1B 1-2 2-3 1B		0-0 F9			2-1 1B	1-2 L6		4 0 2 0 0 0 4		
Tom Nieto, R (1, 2) OBP: 0.064, SLG: 0.043 Tom Herr, S (9, PH) OBP: 0.370, SLG: 0.336 Tim Laudner, R (9, 2) OBP: 0.333, SLG: 0.484		1-0 G5-2-3		1-3 K			0-0 P3		1-2 4-3	3 0 0 0 0 1 5 1 0 0 0 0 0 0 0 0 0 0 0 0 0		
Inning Stats	R: 0 H: 1 E: 0 LOB: 2 K: 1 BB: 1 S: 9 P: 17	R: 0 H: 3 E: 0 LOB: 2 K: 1 BB: 0 S: 11 P: 18	R: 0 H: 0 E: 1 LOB: 1 K: 0 BB: 0 S: 4 P: 6	R: 0 H: 1 E: 0 LOB: 1 K: 2 BB: 0 S: 10 P: 14	R: 0 H: 1 E: 0 LOB: 1 K: 1 BB: 0 S: 8 P: 11	R: 0 H: 0 E: 0 LOB: 0 K: 1 BB: 0 S: 7 P: 10	R: 0 H: 1 E: 0 LOB: 1 K: 0 BB: 0 S: 6 P: 8	R: 0 H: 1 E: 0 LOB: 3 K: 1 BB: 2 S: 14 P: 26	R: 4 H: 3 E: 0 LOB: 2 K: 1 BB: 2 S: 17 P: 30	1B: 10 SF: 0 2B: 0 SAC: 0 3B: 0 DP: 1 HR: 1 HBP: 0	WP: 0 PA: 43 PB: 0 SB: 0 CS: 0	
PITCHER Jose Guzman, R (1, 1) ERA: 2.75 Mitch Williams, L (9, 1) ERA: 4.74	IP WLS BF H R ER SO BB IBB HBP BLK WP HR S P ERA WHIP											PITCHER IP WLS BF H R ER SO BB IBB HBP BLK WP HR S P ERA WHIP

Minnesota Twins @ Texas Rangers
Arlington Stadium, Arlington, TX
Sun May 22 1988, 8:05 PM EDT
Att. 19,018 - Unknown - 75 F

livebaseballscorecards.com

AB	38
R	4
H	11
RBI	4
BB	5
SO	8
LOB	24



BOTTOM

Minnesota Twins @ Texas Rangers
Arlington Stadium, Arlington, TX
Sun May 22 1988, 8:05 PM EDT
Att: 19,018 - Unknown - 75 F

livebaseballscorecards.com

AB	32
R	2
H	8
RBI	2
BB	0
SO	7
LOB	10



WP:	0	PA:	33
PB:	0	SB:	0
CS:	1		

Batter	1	2	3	4	5	6	7	8	9	AB	R	H	RBI	BB	SO	LOB
Bob Brower, R (1, 8) OBP: 0.375, SLG: 0.314	3-2 F9		0-1 6-3			2-2 CS 1B			1-3 K	4	0	1	0	0	1	0
Scott Fletcher, R (1, 6) OBP: 0.308, SLG: 0.288	0-0 1B			0-2 5-3		1-2 SAFE 1-2			2-2 1B 2B 1B	4	1	2	0	0	0	1
Ruben Sierra, S (1, 9) OBP: 0.314, SLG: 0.421	0-2 P3			0-0 2B			0-0 P7		3-1 1-2 2B 1B	4	1	2	0	0	0	1
Pete Incaviglia, R (1, 7) OBP: 0.340, SLG: 0.533	1-1 5-3			1-2 F8			3-2 G1-3		0-0 F9 1-H 2-H 2B	4	0	1	2	0	0	2
Mike Stanley, R (1, 2) OBP: 0.344, SLG: 0.333		2-3 K		2-3 K			0-0 1B		2-2 F9	3	0	1	0	0	2	1
Geno Petrali, L (9, PH) OBP: 0.269, SLG: 0.323									2-3 F9	1	0	0	0	0	0	1
Larry Parrish, R (1, 10) OBP: 0.266, SLG: 0.378		3-2 G3			2-3 K		0-3 K		0-0 F8	4	0	0	0	0	2	2
Steve Buechele, R (1, 5) OBP: 0.387, SLG: 0.532		3-2 5-3			1-0 G6-3			0-1 L4 SH1-4 1B		3	0	1	0	0	0	0
Cecil Espy, S (8, PR) OBP: 0.277, SLG: 0.356										0	0	0	0	0	0	0
Curtis Wilkerson, S (9, 5) OBP: 0.377, SLG: 0.429										0	0	0	0	0	0	0
Jerry Browne, S (1, 4) OBP: 0.276, SLG: 0.209			1-2 5-3		0-3 K			1-0 SAFE SAFE SH1-4		2	0	0	0	0	1	0
Jim Steels, L (1, 3) OBP: 0.238, SLG: 0.300			0-0 G3-1					1-2 SH1-4								
Pete O'Brien, L (8, PH) OBP: 0.380, SLG: 0.479						0-3 K		2-2 L4		2	0	0	0	0	1	0
								2-3 L4		1	0	0	0	0	0	2

Inning Stats	R: 0	H: 1	E: 0	K: 0	S: 10	R: 0	H: 0	E: 0	K: 1	S: 9	R: 0	H: 0	E: 0	K: 0	S: 7	R: 0	H: 1	E: 0	K: 1	S: 11	R: 0	H: 0	E: 0	K: 2	S: 8	R: 0	H: 1	E: 0	K: 1	S: 11	R: 0	H: 1	E: 0	K: 1	S: 8	R: 0	H: 1	E: 0	K: 0	S: 7	R: 2	H: 3	E: 0	K: 1	S: 13	1B: 6	2B: 3	3B: 0	HR: 0	SF: 0	SAC: 1	DP: 1	HBP: 0	WP: 0	PA: 33
--------------	------	------	------	------	-------	------	------	------	------	------	------	------	------	------	------	------	------	------	------	-------	------	------	------	------	------	------	------	------	------	-------	------	------	------	------	------	------	------	------	------	------	------	------	------	------	-------	-------	-------	-------	-------	-------	--------	-------	--------	-------	--------

PITCHER	IP	WLS	BF	H	R	ER	SO	BB	IBB	HBP	BLK	WP	HR	S	P	ERA	WHIP
Frank Viola, L (1, 1) ERA: 2.69	8.1	W	30	7	2	2	7	0	0	0	0	0	0	79	113	2.16	0.840
Jeff Reardon, R (9, 1) ERA: 3.57	0.2	S	3	1	0	0	0	0	0	0	0	0	0	5	7	0.00	1.500

Batter	1	2	3	4	5	6	7	8	9	AB R H RBI BB SO LOB	TOP											
Dan Gladden, R (1, 7) OBP: 0.313, SLG: 0.412	0-0 F8		1-0 6-3		0-0 F9 HR 2B		1-3 K		1-1 1B 3B	5 2 2 0 0 1 0	Minnesota Twins @ Kansas City Royals Royals Stadium, Kansas City, MO Mon May 23 1988, 8:05 PM EDT Att. 27,231 - Overcast - 62 F											
Tom Herr, S (1, 4) OBP: 0.365, SLG: 0.331	1-3 K		1-0 E3		1-2 F9		2-1 4-3	1-0 1B	5 0 1 1 0 1 1													
Kirby Puckett, R (1, 8) OBP: 0.350, SLG: 0.514	0-0 P4		3-2 F9		0-1 HR		2-2 6-3	3-H 2-2 4-3 1-2	5 1 1 2 0 0 2													
Kent Hrbek, L (1, 3) OBP: 0.436, SLG: 0.564		2-2 L8		4-2 1B SF8 BB		0-2 P5		0-3 K F9	4 1 0 0 1 1 1													
Gary Gaetti, R (1, 5) OBP: 0.335, SLG: 0.510		2-2 G3 1B 1B		0-0 L8		0-0 4-3 1B 1B		0-1 1B 2B	4 3 3 0 0 0 1													
Randy Bush, L (1, 9) OBP: 0.436, SLG: 0.483		1-1 G3 1B		3-2 1B		1-2 4-3 1-2		2-0 F8	4 0 1 0 0 0 3													
Mark Davidson, R (9, 9) OBP: 0.353, SLG: 0.563		1-2		1-3 1B					0 0 0 0 0 0 0													
Gene Larkin, S (1, 10) OBP: 0.363, SLG: 0.406		0-1 1B		1-0 SF8		0-0 F9		1-0 1B	3 0 2 3 0 0 1													
Tim Laudner, R (1, 2) OBP: 0.330, SLG: 0.474		1-1 1-3		0-0 L8		3-2 1B		3-2 F9	4 0 1 1 0 0 3													
Greg Gagne, R (1, 6) OBP: 0.234, SLG: 0.310			1-1 6-3		1-2 5-3		2-2 P1	2-2 5-3	4 0 0 0 0 0 1													
Inning Stats	R: 0 E: 0 K: 1 S: 5	H: 0 LOB: 0 BB: 0 P: 6	R: 1 E: 0 K: 0 S: 13	H: 2 LOB: 1 BB: 0 P: 19	R: 0 E: 1 K: 0 S: 7	H: 0 LOB: 1 BB: 0 P: 13	R: 1 E: 0 K: 0 S: 8	H: 1 LOB: 1 BB: 1 P: 16	R: 2 E: 0 K: 0 S: 12	H: 2 LOB: 0 BB: 0 P: 14	R: 1 E: 0 K: 0 S: 12	H: 2 LOB: 1 BB: 0 P: 18	R: 0 E: 0 K: 1 S: 10	H: 0 LOB: 0 BB: 0 P: 15	R: 1 E: 0 K: 1 S: 10	H: 2 LOB: 1 BB: 0 P: 16	R: 1 E: 0 K: 0 S: 10	H: 2 LOB: 1 BB: 0 P: 16	1B: 7 2B: 2 3B: 1 HR: 1	SF: 1 SAC: 0 DP: 0 HBP: 0	WP: 0 PB: 0 SB: 1 CS: 0	PA: 40
PITCHER	IP WLS BF H R ER SO BB IBB HBP BLK WP HR S P ERA WHIP																				PITCHER	IP WLS BF H R ER SO BB IBB HBP BLK WP HR S P ERA WHIP
Bret Saberhagen, R (1, 1) ERA: 3.83	8.1 L 38 11 7 7 3 1 0 0 0 0 1 83 127 7.56 1.440																					
Gene Garber, R (9, 1) ERA: 3.72	0.1 1 0 0 0 0 0 0 0 0 0 0 0 3 5 0.00 0.000																					
Bud Black, L (9, 1) ERA: 5.87	0.1 1 0 0 0 0 0 0 0 0 0 0 0 1 1 0.00 0.000																					

livebaseballscorecards.com

AB 38
R 7
H 11
RBI 7
BB 1
SO 3
LOB 13



Batter	1	2	3	4	5	6	7	8	9	AB	R	H	RBI	BB	SO	LOB
Kurt Stillwell, S OBP: 0.342, SLG: 0.458 (1, 6)	2-2 P5		2-2 F9		3-3 K		4-0 BLK 3B BB		1-3 K	4	1	0	0	1	2	2
Willie Wilson, S OBP: 0.315, SLG: 0.382 (1, 8)	1-1 P4		3-3 K		1-0 1B		3-2 P6		1-1 P4	5	0	1	1	0	1	1
George Brett, L OBP: 0.408, SLG: 0.584 (1, 3)	0-1 L8		0-0 L9		1-0 L9		3-2 1-H 3B		2-2 L8	5	0	1	1	0	0	2
Danny Tartabull, R OBP: 0.401, SLG: 0.574 (1, 9)		4-0 BB 1B 2B BB		2-2 5-3	1-2 F7		2-3 K			3	1	0	0	1	1	3
Kevin Seitzer, R OBP: 0.394, SLG: 0.421 (1, 5)		3-1 BB 2B 1B		1-0 6-3		1-2 2B		0-1 1B SH1-3 1B		4	1	3	0	0	0	0
Bill Pecota, R OBP: 0.238, SLG: 0.316 (8, PR) (9, 5)		1-2 2B 1B								0	0	0	0	0	0	0
Bill Buckner, L OBP: 0.286, SLG: 0.338 (1, 10)		4-0 2B L5 BB		1-0 F8		1-0 P3		0-0 SH1-3		2	0	0	0	1	0	1
Bo Jackson, R OBP: 0.331, SLG: 0.514 (1, 7)		2-1 1-3 2-H 3-H 2B			1-1 2B 1B		1-3 K		3-2 1B HBP	3	1	2	2	0	1	1
Frank White, R OBP: 0.230, SLG: 0.281 (1, 4)		2-0 P3			2-0 1B 1B 2B		1-1 F9		0-0 1-2 2-3 1B	4	1	2	1	0	0	3
Mike Macfarlane, R OBP: 0.350, SLG: 0.393 (1, 2)		2-2 L5			0-0 1B 1B				3-2 F8	3	0	1	0	0	0	2
Jim Eisenreich, L OBP: 0.200, SLG: 0.260 (8, PH)									3-2 8-2	1	0	0	0	0	0	3
Jamie Quirk, L OBP: 0.246, SLG: 0.358 (9, 2)										0	0	0	0	0	0	0

Inning Stats	R: 0	H: 0	E: 0	K: 8	S: 8	H: 0	LOB: 0	BB: 0	P: 11	R: 2	H: 2	E: 0	K: 0	S: 8	H: 0	LOB: 1	BB: 2	P: 25	R: 0	H: 0	E: 0	K: 1	S: 11	R: 0	H: 0	E: 0	K: 0	S: 5	H: 0	LOB: 0	BB: 0	P: 16	R: 0	H: 0	E: 0	K: 0	S: 9	R: 2	H: 4	E: 0	K: 1	S: 12	H: 1	LOB: 2	BB: 0	P: 21	R: 0	H: 1	E: 0	K: 1	S: 9	R: 1	H: 1	E: 0	K: 1	S: 15	H: 1	LOB: 1	BB: 1	P: 30	R: 0	H: 2	E: 0	K: 0	S: 9	H: 2	LOB: 2	BB: 0	P: 15	R: 0	H: 0	E: 0	K: 1	S: 10	H: 0	LOB: 0	BB: 0	P: 14	1B: 6	SF: 0	2B: 5	SAC: 1	3B: 1	DP: 2	HR: 0	HBP: 1	WP: 0	PA: 39
--------------	------	------	------	------	------	------	--------	-------	-------	------	------	------	------	------	------	--------	-------	-------	------	------	------	------	-------	------	------	------	------	------	------	--------	-------	-------	------	------	------	------	------	------	------	------	------	-------	------	--------	-------	-------	------	------	------	------	------	------	------	------	------	-------	------	--------	-------	-------	------	------	------	------	------	------	--------	-------	-------	------	------	------	------	-------	------	--------	-------	-------	-------	-------	-------	--------	-------	-------	-------	--------	-------	--------

PITCHER	IP	WLS	BF	H	R	ER	SO	BB	IBB	HBP	BLK	WP	HR	S	P	ERA	WHIP
Allan Anderson, L ERA: 4.46 (1, 1)	4.0		18	5	4	4	1	2	0	0	0	0	0	36	68	9.00	1.750
Juan Berenguer, R ERA: 5.76 (5, 1)	2.2		12	3	1	1	2	1	0	0	1	0	0	29	52	3.38	1.500
Keith Atherton, R ERA: 1.48 (7, 1)	0.2	W	5	2	0	0	1	0	0	1	0	0	0	9	14	0.00	3.000
Jeff Reardon, R ERA: 3.26 (8, 1)	1.2	S	4	0	0	0	1	0	0	0	0	0	0	13	20	0.00	0.000

BOTTOM

Minnesota Twins @ Kansas City Royals
Royals Stadium, Kansas City, MO
 Mon May 23 1988, 8:05 PM EDT
 Att. 27,231 - Overcast - 62 F

livebaseballscorecards.com

AB	34
R	5
H	10
RBI	5
BB	3
SO	5
LOB	18



Batter	1	2	3	4	5	6	7	8	9	AB R H RBI BB SO LOB	TOP											
Dan Gladden, R (1, 7) OBP: 0.316, SLG: 0.411	0-0 G3		2-2 1B BB FC5-4	1-2 1-2 2-H G5-3	1-2 P2			1-0 5-3		5 1 2 1 0 0 2												
Tom Herr, S (1, 4) OBP: 0.366, SLG: 0.336	1-1 6-3		4-2 FC5-4 1B 1-2 BB	0-0 G5-3		0-1 1-3 2B		2-3 K		4 0 1 0 1 1 2												
Kirby Puckett, R (1, 8) OBP: 0.362, SLG: 0.520	4-0 BB		0-0 FC5-4 1-2 2-3 1B		0-0 FC6-4 1B SF8	0-0 1-3		1-1 1B		4 1 3 0 1 0 1												
Gary Gaetti, R (1, 5) OBP: 0.331, SLG: 0.500	3-1 P3		0-1 FC5-4 HBP		0-0 FC6-4 1B	0-1 4-3		2-2 5-3		5 0 1 1 0 0 5												
Gene Larkin, S (1, 10) OBP: 0.358, SLG: 0.394		1-3 K	1-0 G4-6-3 HBP		1-1 FC6-4 1B 1B	1-1 G3		0-0 F8		4 1 0 0 0 1 3												
Kent Hrbek, L (1, 3) OBP: 0.353, SLG: 0.562		0-0 4-3	0-0 G4-6-3		0-0 SF8		2-2 F8 2B	0-0 G3		4 0 1 1 0 0 3												
Tim Laudner, R (1, 2) OBP: 0.333, SLG: 0.471		1-0 1B 2B 1B		1-1 F8	1-3 1B 2B 1B	2-2 F8		1-3 K		5 2 2 0 0 1 1												
Steve Lombardozzi, R (1, 6) OBP: 0.298, SLG: 0.308		1-0 2B 1B		2-1 1B 1B	1-2 2B 1B	3-2 5-3				4 1 3 1 0 0 1												
Greg Gagne, R (9, 6) OBP: 0.234, SLG: 0.310		1-3 2B 1B		1-3 1B 1B	1-3 2B 1B					0 0 0 0 0 0 0												
Mark Davidson, R (1, 9) OBP: 0.389, SLG: 0.618		2-0 2B		0-0 1B	1-0 1B	0-0 6-3				2 0 2 1 0 0 0												
Randy Bush, L (5, PH) OBP: 0.441, SLG: 0.500				1-2 1B						1 0 1 1 0 0 0												
John Moses, S (7, PH) OBP: 0.314, SLG: 0.300		1-H 3-H 2B		1-2 1B	1-3 3-H 2B					1 0 0 0 0 0 1												
Inning Stats	R: 0 E: 0 K: 0 S: 5	H: 0 LOB: 1 BB: 1 P: 13	R: 1 E: 0 K: 1 S: 7	H: 3 LOB: 2 BB: 0 P: 12	R: 1 E: 0 K: 0 S: 13	H: 2 LOB: 2 BB: 1 P: 20	R: 1 E: 0 K: 0 S: 9	H: 3 LOB: 1 BB: 0 P: 13	R: 3 E: 0 K: 0 S: 16	H: 5 LOB: 2 BB: 0 P: 23	R: 0 E: 0 K: 0 S: 7	H: 1 LOB: 1 BB: 0 P: 8	R: 0 E: 0 K: 0 S: 12	H: 1 LOB: 1 BB: 0 P: 18	R: 0 E: 0 K: 1 S: 9	H: 1 LOB: 1 BB: 0 P: 15	R: 0 E: 0 K: 1 S: 5	H: 0 LOB: 0 BB: 0 P: 6	1B: 12 2B: 4 3B: 0 HR: 0	SF: 1 SAC: 0 DP: 2 HBP: 1	WP: 0 PB: 0 SB: 0 CS: 0	PA: 43
PITCHER	IP WLS BF H R ER SO BB IBB HBP BLK WP HR S P ERA WHIP																					
Charlie Leibrandt, L (1, 1) ERA: 4.73	4.2 L 26 12 6 6 1 2 0 1 0 0 0 0 46 75 11.57 3.000																					
Dan Quisenberry, R (5, 1) ERA: 3.45	2.0 9 3 0 0 0 0 0 0 0 0 0 0 22 31 0.00 1.500																					
Bud Black, L (7, 1) ERA: 5.09	2.1 8 1 0 0 2 0 0 0 0 0 0 0 15 22 0.00 0.429																					

Minnesota Twins @ Kansas City Royals
Royals Stadium, Kansas City, MO
Tue May 24 1988, 8:05 PM EDT
Att. 24,863 - Unknown - 76 F

livebaseballscorecards.com

AB	39
R	6
H	16
RBI	6
BB	2
SO	3
LOB	19



Minnesota Twins @ Kansas City Royals
 Royals Stadium, Kansas City, MO

livebaseballscorecards.com

AB	36
R	5
H	12
RBI	5
BB	6
SO	6
LOB	23



WP	2	PA	44
PB	0		
SB	0		
CS	0		

PITCHER	IP	WLS	BF	H	R	ER	SO	BB	IBB	HBP	BLK	WP	HR	S	P	ERA	WHIP
Charlie Lea, R <small>ERA: 6.75</small>	(1, 1)		5.0	8	4	4	4	2	0	0	0	1	0	53	91	7.20	2.000
Keith Atherton, R <small>ERA: 1.73</small>	(6, 1)		1.2	2	1	1	1	2	0	0	0	1	0	19	37	5.40	2.400
Karl Best, R <small>ERA: 7.2</small>	(7, 1)		1.0	1	0	0	0	1	1	0	0	0	0	6	15	0.00	2.000
Jeff Reardon, R <small>ERA: 3.05</small>	(8, 1)	S	1.1	1	0	0	1	0	0	0	0	0	0	11	16	0.00	0.750

Tue May 24 1988, 8:05 PM EDT
 Att: 24,863 - Unknown - 76 F

BOTTOM

Batter	1	2	3	4	5	6	7	8	9	AB	R	H	RBI	BB	SO	LOB
Kurt Stillwell, S <small>OBP: 0.333, SLG: 0.448</small> (1, 6)		SF8		4-3				SH3		3	0	0	1	0	2	3
Willie Wilson, S <small>OBP: 0.312, SLG: 0.376</small> (1, 8)				P2				4-3		5	0	1	0	0	1	7
George Brett, L <small>OBP: 0.403, SLG: 0.571</small> (1, 10)	G4-6-3									4	0	0	0	1	0	1
Danny Tartabull, R <small>OBP: 0.407, SLG: 0.586</small> (1, 9)										4	2	2	0	1	1	2
Kevin Seitzer, R <small>OBP: 0.394, SLG: 0.420</small> (1, 5)										5	1	2	1	0	0	2
Bill Buckner, L <small>OBP: 0.296, SLG: 0.338</small> (1, 3)										3	1	1	0	1	0	2
Bill Pecota, R <small>OBP: 0.238, SLG: 0.316</small> (7, PR)										0	0	0	0	0	0	0
Jim Eisenreich, L <small>OBP: 0.198, SLG: 0.258</small> (9, PH)										1	0	0	0	0	1	0
Bo Jackson, R <small>OBP: 0.340, SLG: 0.517</small> (1, 7)										5	0	3	2	0	0	0
Frank White, R <small>OBP: 0.241, SLG: 0.282</small> (1, 4)										3	1	1	0	2	0	3
Scotti Madison, S <small>OBP: 0.242, SLG: 0.233</small> (1, 2)										3	0	2	1	1	1	3
Brad Wellman, R <small>OBP: 0.250, SLG: 0.250</small> (8, PR)										0	0	0	0	0	0	0
Jamie Quirk, L <small>OBP: 0.246, SLG: 0.358</small> (9, 2)										0	0	0	0	0	0	0

Inning Stats	R: 0	H: 1	E: 0	K: 1	S: 8	H: 1	LOB: 0	BB: 0	P: 12	R: 3	H: 4	E: 0	K: 2	S: 16	R: 0	H: 1	E: 0	K: 0	S: 11	R: 1	H: 1	E: 0	K: 0	S: 9	R: 0	H: 1	E: 0	K: 1	S: 9	R: 0	H: 2	E: 0	K: 1	S: 13	R: 1	H: 1	E: 0	K: 0	S: 10	R: 0	H: 0	E: 0	K: 0	S: 4	R: 0	H: 1	E: 0	K: 1	S: 9	1B: 9	SF: 1	2B: 3	SAC: 1	3B: 0	DP: 1	HR: 0	HBP: 0	WP: 2	PA: 44
--------------	------	------	------	------	------	------	--------	-------	-------	------	------	------	------	-------	------	------	------	------	-------	------	------	------	------	------	------	------	------	------	------	------	------	------	------	-------	------	------	------	------	-------	------	------	------	------	------	------	------	------	------	------	-------	-------	-------	--------	-------	-------	-------	--------	-------	--------

PITCHER	IP	WLS	BF	H	R	ER	SO	BB	IBB	HBP	BLK	WP	HR	S	P	ERA	WHIP
Charlie Lea, R <small>ERA: 6.75</small>	(1, 1)		5.0	8	4	4	4	2	0	0	0	1	0	53	91	7.20	2.000
Keith Atherton, R <small>ERA: 1.73</small>	(6, 1)		1.2	2	1	1	1	2	0	0	0	1	0	19	37	5.40	2.400
Karl Best, R <small>ERA: 7.2</small>	(7, 1)		1.0	1	0	0	0	1	1	0	0	0	0	6	15	0.00	2.000
Jeff Reardon, R <small>ERA: 3.05</small>	(8, 1)	S	1.1	1	0	0	1	0	0	0	0	0	0	11	16	0.00	0.750

Batter	1	2	3	4	5	6	7	8	9	AB R H RBI BB SO LOB	TOP											
Dan Gladden, R (1, 7) OBP: 0.324, SLG: 0.436	2-1 E7 1B 2B		3-2 F8 2B		0-0 4-3 3B		1-0 S 1B		0-0 P3	5 2 3 0 0 0 0	Minnesota Twins @ Kansas City Royals Royals Stadium, Kansas City, MO Wed May 25 1988, 8:05 PM EDT Att. 22,022 - Unknown - 76 F livebaseballscorecards.com											
Tom Herr, S (1, 4) OBP: 0.367, SLG: 0.344	0-1 E 1B		1-2 2B		2-2 4-3		2-3 K 1B	1-2 5-3	5 1 2 2 0 1 1													
Kirby Puckett, R (1, 8) OBP: 0.358, SLG: 0.511	0-3 K 1B		1-0 6-3		0-0 FC5-4 1B		0-0 P4	1-3 K	5 0 1 0 0 2 3													
Kent Hrbek, L (1, 3) OBP: 0.356, SLG: 0.561	1-2 G5-4-3 1B			3-0 1B 1B 1B	1-0 FC5-4 1B		2-1 5-3		4 0 2 1 0 0 2													
Gary Gaetti, R (1, 5) OBP: 0.341, SLG: 0.506	2-0 G5-4-3 1-2f			0-0 1B 1-2 1B	0-0 1B 1-2 1B		2-1 L1-3 1B		4 0 3 0 0 0 1													
Randy Bush, L (1, 9) OBP: 0.435, SLG: 0.489		2-2 P6		1-0 1B 1-2 2-3 1B	1-1 6-3		1-2 L1-3		4 0 1 0 0 0 3													
Mark Davidson, R (8, 9) OBP: 0.389, SLG: 0.618							1-2 1-2		0 0 0 0 0 0 0													
Gene Larkin, S (1, 10) OBP: 0.361, SLG: 0.388		4-2 G6-4-3 HBP		3-1 F7		1-2 G3	4-2 WP 1B BB		2 1 0 0 1 0 3													
Tim Laudner, R (1, 2) OBP: 0.330, SLG: 0.462		1-1 G6-4-3 1-2f		1-3 K		3-3 K	1-0 1-H 1B		4 0 1 1 0 2 4													
Al Newman, S (1, 6) OBP: 0.237, SLG: 0.171			1-2 1-3	0-1 1-3		0-0 1-3	0-0 4-3		4 0 0 0 0 0 4													
Inning Stats	R: 2 E: 2 K: 1 S: 13	H: 3 LOB: 0 BB: 0 P: 18	R: 0 E: 0 K: 0 S: 11	H: 0 LOB: 0 BB: 0 P: 18	R: 0 E: 0 K: 0 S: 10	H: 1 LOB: 1 BB: 0 P: 16	R: 0 E: 0 K: 1 S: 10	H: 3 LOB: 3 BB: 0 P: 18	R: 1 E: 0 K: 0 S: 10	H: 3 LOB: 2 BB: 0 P: 14	R: 0 E: 0 K: 1 S: 7	H: 0 LOB: 0 BB: 0 P: 11	R: 0 E: 0 K: 1 S: 8	H: 1 LOB: 1 BB: 0 P: 13	R: 1 E: 0 K: 0 S: 10	H: 2 LOB: 1 BB: 1 P: 18	R: 0 E: 0 K: 1 S: 7	H: 0 LOB: 0 BB: 0 P: 9	1B: 10 2B: 3 3B: 1 HR: 0	SF: 0 SAC: 0 DP: 3 HBP: 1	WP: 1 PB: 0 SB: 1 CS: 0	PA: 39
PITCHER	IP WLS BF H R ER SO BB IBB HBP BLK WP HR S P ERA WHIP																					
Mark Gubicza, R (1, 1) ERA: 3.54	8.0 L 36 13 4 3 4 1 0 1 0 1 0 0 79 126 3.38 1.750																					
Steve Farr, R (9, 1) ERA: 2.83	1.0 3 0 0 0 0 1 0 0 0 0 0 0 7 9 0.00 0.000																					

AB	37
R	4
H	13
RBI	4
BB	1
SO	5
LOB	21



Batter	1	2	3	4	5	6	7	8	9	AB	R	H	RBI	BB	SO	LOB
Kurt Stillwell, S OBP: 0.343, SLG: 0.463 (1, 6)	0-0 G4-6-3 1B		3-0 FC3-6 FC1-5 1-2 1B		0-1 F8			3-2 1B 2B		4	1	3	0	0	0	0
Willie Wilson, S OBP: 0.316, SLG: 0.379 (1, 8)	0-1 G4-6-3 1B		1-0 FC1-5 FC3-6 1-2 2-3f 1B			1-3 K		0-0 1B		4	0	2	1	0	1	2
George Brett, L OBP: 0.395, SLG: 0.557 (1, 10)	2-1 G4-6-3 1-2f 2-3		0-0 FC3-6 1-2f 2-3			2-2 3-1		0-0 F8		4	0	0	0	0	0	5
Danny Tartabull, R OBP: 0.409, SLG: 0.604 (1, 9)	3-3 K		2-3 K			1-1 HR		3-1 1-2 1B		4	1	2	1	0	2	3
Kevin Seitzer, R OBP: 0.391, SLG: 0.416 (1, 5)		1-3 K		1-0 G4-6-3 1B		0-0 F8		0-2 F8		4	0	1	0	0	1	2
Bill Buckner, L OBP: 0.294, SLG: 0.333 (1, 3)		1-2 P6		0-1 G4-6-3 1-2f		1-1 F7		0-1 G5-4-3 1B		4	0	1	0	0	0	1
Bill Pecota, R OBP: 0.238, SLG: 0.316 (9, PR)										0	0	0	0	0	0	0
Bo Jackson, R OBP: 0.337, SLG: 0.510 (1, 7)		0-0 E S 1B		1-3 K		0-3 K		0-1 P6		4	0	1	0	0	2	1
Frank White, R OBP: 0.235, SLG: 0.275 (1, 4)		1-2 P3		2-1 P5		1-0 6-3		2-1 G5-4-3		4	0	0	0	0	0	2
Mike Macfarlane, R OBP: 0.350, SLG: 0.391 (1, 2)			0-2 FC1-5 1B		0-0 6-3			0-0 P3		3	0	1	0	0	0	0

Inning Stats	R: 0	H: 2	E: 0	K: 1	S: 8	H: 1	LOB: 1	BB: 0	P: 13	R: 0	H: 1	E: 0	K: 1	S: 12	H: 2	LOB: 2	BB: 0	P: 15	R: 0	H: 2	E: 0	K: 1	S: 10	H: 1	LOB: 0	BB: 0	P: 10	R: 0	H: 0	E: 0	K: 0	S: 5	R: 1	H: 1	E: 0	K: 1	S: 10	R: 0	H: 0	E: 0	K: 1	S: 6	R: 1	H: 3	E: 0	K: 0	S: 12	R: 0	H: 1	E: 0	K: 0	S: 6	H: 1	LOB: 1	BB: 0	P: 8	1B: 9	SF: 0	2B: 1	SAC: 0	3B: 0	DP: 3	HR: 1	HBP: 0	WP: 0	PA: 35
--------------	------	------	------	------	------	------	--------	-------	-------	------	------	------	------	-------	------	--------	-------	-------	------	------	------	------	-------	------	--------	-------	-------	------	------	------	------	------	------	------	------	------	-------	------	------	------	------	------	------	------	------	------	-------	------	------	------	------	------	------	--------	-------	------	-------	-------	-------	--------	-------	-------	-------	--------	-------	--------

PITCHER	IP	WLS	BF	H	R	ER	SO	BB	IBB	HBP	BLK	WP	HR	S	P	ERA	WHIP
Bert Blyleven, R ERA: 4.46 (1, 1)	7.2	W	31	10	2	2	6	0	0	0	0	0	1	68	98	2.35	1.304
Jeff Reardon, R ERA: 2.86 (8, 1)	1.1	S	4	1	0	0	0	0	0	0	0	0	0	9	11	0.00	0.750

BOTTOM

Minnesota Twins @ Kansas City Royals
Royals Stadium, Kansas City, MO

Wed May 25 1988, 8:05 PM EDT
Att: 22,022 - Unknown - 76 F

livebaseballscorecards.com

AB	35
R	2
H	11
RBI	2
BB	0
SO	6
LOB	16



Batter	1	2	3	4	5	6	7	8	9	AB R H RBI BB SO LOB	TOP											
Gary Pettis, S (1, 8) OBP: 0.301, SLG: 0.251	1-2 S 1B		1-3 K		2-2 FC5-4 BB 1-2f		0-1 G6-3		0-3 K	5 0 1 0 0 2 3												
Lou Whitaker, L (1, 4) OBP: 0.400, SLG: 0.421	1-3 SAFE K		2-3 K		4-2 BB 1-2		2-0 1B 1B		3-3 K	4 0 1 0 1 3 3												
Luis Salazar, R (1, 7) OBP: 0.366, SLG: 0.505	0-1 L4-3 1-2			1-1 G5-3	1-2 P3		1-2 FC4 1B 1-3		1-3 K	5 0 1 0 0 1 5												
Alan Trammell, R (1, 6) OBP: 0.377, SLG: 0.506	1-3 K			1-0 1B 1B		1-0 F9	0-0 FC4 1-2f			4 0 1 0 0 1 3												
Chet Lemon, R (1, 9) OBP: 0.361, SLG: 0.451		4-0 BB		1-2 F9		2-1 1B 2B		2-3 K		3 1 1 0 1 1 1												
Larry Herndon, R (1, 10) OBP: 0.295, SLG: 0.333		1-0 F9		2-2 1B		3-2 P3		1-3 K		3 0 1 0 0 0 2												
Darrell Evans, L (8, PH) OBP: 0.285, SLG: 0.287				1-2 1B						1 0 0 0 0 1 0												
Jim Morrison, R (1, 3) OBP: 0.209, SLG: 0.269		1-1 F7		1-3 K		0-0 1B 2-H		0-2 G3		3 0 1 1 0 1 3												
Dave Bergman, L (8, 3) OBP: 0.340, SLG: 0.302										1 0 0 0 0 0 0												
Tom Brookens, R (1, 5) OBP: 0.354, SLG: 0.387		1-3 K			1-1 P9		0-3 K		4-0 1B BB	3 0 0 0 0 2 2												
Pat Sheridan, L (9, PH) OBP: 0.358, SLG: 0.408										0 0 0 0 1 0 0												
Mike Heath, R (1, 2) OBP: 0.254, SLG: 0.200			2-3 K		0-0 FC5-4 1B		0-1 5-3		1-1 1B	3 0 1 0 0 1 0												
Matt Nokes, L (9, PH) OBP: 0.267, SLG: 0.422									1-2 1B	1 0 1 0 0 0 0												
Inning Stats	R: 0 E: 0 K: 2 S: 13	H: 1 LOB: 1 BB: 0 P: 15	R: 0 E: 0 K: 1 S: 6	H: 0 LOB: 1 BB: 1 P: 13	R: 0 E: 0 K: 3 S: 9	H: 0 LOB: 0 BB: 0 P: 14	R: 0 E: 0 K: 1 S: 15	H: 2 LOB: 2 BB: 0 P: 21	R: 0 E: 0 K: 0 S: 11	H: 1 LOB: 2 BB: 1 P: 19	R: 1 E: 0 K: 1 S: 11	H: 2 LOB: 1 BB: 0 P: 17	R: 0 E: 0 K: 0 S: 9	H: 2 LOB: 2 BB: 0 P: 12	R: 0 E: 0 K: 2 S: 11	H: 0 LOB: 0 BB: 0 P: 14	R: 0 E: 0 K: 3 S: 15	H: 1 LOB: 2 BB: 1 P: 24	1B: 8 2B: 1 3B: 0 HR: 0	SF: 0 SAC: 0 DP: 0 HBP: 0	WP: 0 PB: 0 SB: 1 CS: 0	PA: 39
PITCHER	IP WLS BF H R ER SO BB IBB HBP BLK WP HR S P ERA WHIP																					
Frank Viola, L (1, 1) ERA: 2.57	7.0 W 31 8 1 1 8 2 0 0 0 0 0 0 74 111 1.29 1.429																					
Juan Berenguer, R (8, 1) ERA: 5.4	2.0 8 1 0 0 5 1 0 0 0 0 0 0 26 38 0.00 1.000																					

Detroit Tigers @ Minnesota Twins
Hubert H. Humphrey Metrodome, Minneapolis, MN

Fri May 27 1988, 8:05 PM EDT
Att: 45,281 - Dome - 95 F

livebaseballscorecards.com

AB	36
R	1
H	9
RBI	1
BB	3
SO	13
LOB	22



Batter	1	2	3	4	5	6	7	8	9	AB R H RBI BB SO LOB
Dan Gladden, R OBP: 0.333, SLG: 0.449 (1, 7)	1-2 FC 2B		1-1 4-3 S 1B			2-1 BLK WP 1B	0-3 K			4 2 3 0 0 1 0
Tom Herr, S OBP: 0.359, SLG: 0.335 (1, 4)	1-3 K2-3		1-2 4-3 1-3			3-3 K 1-3		0-1 G3		4 0 0 0 0 2 3
Kirby Puckett, R OBP: 0.356, SLG: 0.505 (1, 8) John Moses, S OBP: 0.314, SLG: 0.300 (9, 8)	1-2 FC G4-6-3 2-H		0-0 G1-3			0-1 WP HR 1B 3-H		2-2 E5 HR		4 2 1 2 0 0 1 0 0 0 0 0 0 0
Kent Hrbek, L OBP: 0.359, SLG: 0.575 (1, 3)	2-1 G4-6-3 1-2f			1-2 L7		4-0 HR IBB 1-2		0-0 HR		3 2 1 2 1 0 1
Gary Gaetti, R OBP: 0.333, SLG: 0.494 (1, 5)		1-0 5-3		1-3 K		1-3 K		2-3 K		4 0 0 0 0 3 2
Randy Bush, L OBP: 0.432, SLG: 0.516 (1, 9) Mark Davidson, R OBP: 0.378, SLG: 0.600 (7, 9)		1-3 K		1-1 4-3		1-2 HR		1-0 F9		3 1 1 3 0 1 0 1 0 0 0 0 0 0
Gene Larkin, S OBP: 0.361, SLG: 0.387 (1, 10)		0-2 S 1B			2-0 F8	2-1 F9				3 0 1 0 0 0 0
Tim Laudner, R OBP: 0.322, SLG: 0.450 (1, 2)		3-2 L8 1-2			2-3 K		2-3 K			3 0 0 0 0 2 1
Greg Gagne, R OBP: 0.229, SLG: 0.303 (1, 6)			1-2 L9		0-0 6-3		1-0 F8			3 0 0 0 0 0 0

Inning Stats	R: 1 E: 0 K: 1 S: 13	H: 1 LOB: 0 BB: 0 P: 18	R: 0 E: 0 K: 1 S: 10	H: 1 LOB: 1 BB: 0 P: 15	R: 0 E: 0 K: 0 S: 9	H: 1 LOB: 1 BB: 0 P: 12	R: 0 E: 0 K: 1 S: 8	H: 0 LOB: 0 BB: 0 P: 11	R: 0 E: 0 K: 1 S: 6	H: 0 LOB: 0 BB: 0 P: 10	R: 4 E: 0 K: 2 S: 15	H: 3 LOB: 0 BB: 1 P: 28	R: 0 E: 0 K: 2 S: 8	H: 0 LOB: 0 BB: 0 P: 11	R: 2 E: 1 K: 1 S: 10	H: 1 LOB: 0 BB: 0 P: 15	1B: 4 2B: 1 3B: 0 HR: 2	SF: 0 SAC: 0 DP: 1 HBP: 0	WP: 2 PB: 0 SB: 3 CS: 0	PA: 33
--------------	-------------------------------	----------------------------------	-------------------------------	----------------------------------	------------------------------	----------------------------------	------------------------------	----------------------------------	------------------------------	----------------------------------	-------------------------------	----------------------------------	------------------------------	----------------------------------	-------------------------------	----------------------------------	----------------------------------	------------------------------------	----------------------------------	--------

PITCHER	IP	WLS	BF	H	R	ER	SO	BB	IBB	HBP	BLK	WP	HR	S	P	ERA	WHIP	PITCHER	IP	WLS	BF	H	R	ER	SO	BB	IBB	HBP	BLK	WP	HR	S	P	ERA	WHIP		
Jack Morris, R ERA: 4.71 (1, 1)	5.2	L	24	6	5	5	6	0	1	0	1	2	1	59	90	7.94	1.059																				
Paul Gibson, L ERA: 3.51 (6, 1)	0.1		1	0	0	0	0	0	0	0	0	0	0	2	4	0.00	0.000																				
Don Heinkel, R ERA: 3.72 (7, 1)	2.0		8	1	2	1	3	0	0	0	0	0	1	18	26	4.50	0.500																				

BOTTOM

Detroit Tigers @ Minnesota Twins
 Hubert H. Humphrey Metrodome, Minneapolis, MN
 Fri May 27 1988, 8:05 PM EDT
 Att: 45,281 - Dome - 95 F

livebaseballscorecards.com

AB	32
R	7
H	7
RBI	7
BB	1
SO	9
LOB	8



Batter	1	2	3	4	5	6	7	8	9	AB R H RBI BB SO LOB	TOP																										
Pat Sheridan, L (1, 8) OBP: 0.353, SLG: 0.440	1-2 P6		0-2 F8			0-0 G3		2-2 HR		4 1 1 1 0 0 0																											
Lou Whitaker, L (1, 4) OBP: 0.402, SLG: 0.431	1-1 WP FC3-2-5-1 2B		2-1 G1-3			3-3 K		0-0 G3 SH1-3 1B		4 0 2 0 0 1 0																											
Matt Nokes, L (1, 2) OBP: 0.277, SLG: 0.423	4-2 FC5-2-5-1 2-3 BB				0-0 F9		0-1 FC3-6 1B 1B	0-1 SH1-3 1-2		2 1 1 0 1 0 0																											
Alan Trammell, R (1, 6) OBP: 0.379, SLG: 0.506	3-2 FC5-2-5-1 1-2 3-H				3-2 G3-6-3 1B		0-0 FC3-6 1-2 1B	0-2 G3 2-3		4 0 2 0 0 0 3																											
Darrell Evans, L (1, 3) OBP: 0.277, SLG: 0.278	1-1 L7				0-0 G3-6-3 1-2f		3-1 FC3-6 1B BB 1-2f 2-3	1-3 K		4 0 0 0 0 1 6																											
Chet Lemon, R (1, 9) OBP: 0.364, SLG: 0.446		1-0 G6-3				1-3 K2-3		4-1 1B 1-2 BB	4-2 FC5-4 BB	2 0 0 0 2 1 0																											
Luis Salazar, R (1, 7) OBP: 0.362, SLG: 0.495		0-1 P9				1-1 F8		2-1 1-2 2-3 3-H 1B	0-1 FC5-4 1-2f G6-4-3	4 0 1 1 0 0 1																											
Dave Bergman, L (1, 10) OBP: 0.315, SLG: 0.277		1-2 G6-3				0-0 4-3		0-0 P5	3-2 G6-4-3 1-2f	4 0 0 0 0 0 4																											
Tom Brookens, R (1, 5) OBP: 0.346, SLG: 0.377			3-2 6-3				3-3 K	1-0 P5		3 0 0 0 0 1 3																											
Inning Stats	R: 0 E: 0 K: 0 S: 14	H: 1 LOB: 2 BB: 1 P: 24	R: 0 E: 0 K: 0 S: 6	H: 0 LOB: 0 BB: 0 P: 8	R: 0 E: 0 K: 0 S: 8	H: 0 LOB: 0 BB: 0 P: 13	R: 0 E: 0 K: 0 S: 5	H: 1 LOB: 0 BB: 0 P: 8	R: 0 E: 0 K: 1 S: 6	H: 0 LOB: 0 BB: 0 P: 8	R: 0 E: 0 K: 2 S: 7	H: 0 LOB: 0 BB: 0 P: 13	R: 1 E: 0 K: 0 S: 10	H: 3 LOB: 3 BB: 1 P: 20	R: 1 E: 0 K: 1 S: 13	H: 2 LOB: 1 BB: 0 P: 16	R: 0 E: 0 K: 0 S: 8	H: 0 LOB: 0 BB: 1 P: 15	1B: 5 2B: 1 3B: 0 HR: 1	SF: 0 SAC: 1 DP: 2 HBP: 0	WP: 1 PB: 0 SB: 0 CS: 0	PA: 35															
PITCHER	IP WLS BF H R ER SO BB IBB HBP BLK WP HR S P ERA WHIP																																				
Les Straker, R (1, 1) ERA: 3.5	6.1		25	5	1	1	3	2	0	0	0	1	0	54	91	1.42	1.105																				
Keith Atherton, R (7, 1) ERA: 1.95	1.2	W	7	2	1	1	1	0	0	0	0	0	1	15	19	5.40	1.200																				
Jeff Reardon, R (9, 1) ERA: 2.74	1.0	S	3	0	0	0	0	1	0	0	0	0	0	8	15	0.00	1.000																				

Detroit Tigers @ Minnesota Twins
 Hubert H. Humphrey Metrodome, Minneapolis, MN
 Sat May 28 1988, 8:05 PM EDT
 Att. 38,403 - Dome - 99 F

AB	31
R	2
H	7
RBI	2
BB	3
SO	4
LOB	17



Batter	1	2	3	4	5	6	7	8	9	AB	R	H	RBI	BB	SO	LOB
Dan Gladden, R OBP: 0.337, SLG: 0.450 (1, 7)	2-0 G6-3		2-2 SAFE 1-2 G6-3 1B		3-3 K			0-0 1B FC3-6 1B		4	1	2	0	0	1	0
Tom Herr, S OBP: 0.351, SLG: 0.327 (1, 4)	2-2 4-3		1-1 G6-3 1-2f 2-3		0-0 G4-3			0-0 B2		4	0	0	0	0	0	3
Kirby Puckett, R OBP: 0.359, SLG: 0.521 (1, 8)	3-2 P4		0-1 HR				0-0 4-3	1-2 FC3-6 1-3 1B		4	1	2	2	0	0	0
Kent Hrbek, L OBP: 0.357, SLG: 0.567 (1, 3)		0-1 FC4-6 F8 1B	0-0 4-3				0-0 6-3	0-1 FC3-6 1-2f HR		4	1	1	1	0	0	1
Gary Gaetti, R OBP: 0.332, SLG: 0.506 (1, 5)		0-1 F8		0-1 G5-3			2-0 5-3	1-0 HR		4	1	1	2	0	0	1
Randy Bush, L OBP: 0.438, SLG: 0.510 (1, 9)		4-2 FC4-6 BB		4-1 FC4 BB			0-1 L9	3-1 G6-3		1	0	0	0	2	0	0
Mark Davidson, R OBP: 0.368, SLG: 0.583 (8, PH) (9, 9)										1	0	0	0	0	0	0
Gene Larkin, S OBP: 0.354, SLG: 0.379 (1, 10)		3-1 FC4-6 1-2f 2-3		1-0 P2			2-1 P6			3	0	0	0	0	0	3
Tim Laudner, R OBP: 0.322, SLG: 0.441 (1, 2)		2-2 G4-3		2-0 FC4 1-2f			4-2 BB			2	0	0	0	1	0	3
Steve Lombardozzi, R OBP: 0.300, SLG: 0.296 (1, 6)			4-1 G6-3 1B HR BB				1-0 5-3			2	1	0	0	1	1	1
Greg Gagne, R OBP: 0.229, SLG: 0.303 (8, 6)										0	0	0	0	0	0	0

Inning Stats	R: 0	H: 0	E: 0	K: 0	S: 8	R: 0	H: 1	E: 0	K: 0	S: 12	R: 2	H: 2	E: 0	K: 0	S: 9	R: 0	H: 0	E: 0	K: 0	S: 5	R: 0	H: 0	E: 0	K: 1	S: 5	R: 0	H: 0	E: 0	K: 0	S: 3	R: 0	H: 0	E: 0	K: 1	S: 9	R: 3	H: 3	E: 0	K: 0	S: 12
	LOB: 0	BB: 0	P: 15	LOB: 2	BB: 1	P: 21	LOB: 0	BB: 1	P: 16	LOB: 1	BB: 1	P: 12	LOB: 0	BB: 0	P: 9	LOB: 0	BB: 0	P: 5	LOB: 1	BB: 1	P: 15	LOB: 0	BB: 0	P: 16	LOB: 1	BB: 1	P: 15	LOB: 0	BB: 0	P: 16	LOB: 0	BB: 0	P: 16	LOB: 0	BB: 0	P: 16	LOB: 0	BB: 0	P: 16	


PITCHER	IP	WLS	BF	H	R	ER	SO	BB	IBB	HBP	BLK	WP	HR	S	P	ERA	WHIP
Walt Terrell, R ERA: 3.98 (1, 1)	7.2	L	32	6	5	5	2	4	0	0	0	0	2	61	104	5.87	1.304
Willie Hernandez, L ERA: 2.52 (8, 1)	0.1		1	0	0	0	0	0	0	0	0	0	0	2	5	0.00	0.000

BOTTOM

Detroit Tigers @ Minnesota Twins
 Hubert H. Humphrey Metrodome, Minneapolis, MN

Sat May 28 1988, 8:05 PM EDT
 Att: 38,403 - Dome - 99 F

AB	29
R	5
H	6
RBI	5
BB	4
SO	2
LOB	12



1B	2B	3B	HR	SF	SAC	DP	HBP	WP	HR	S	P	ERA	WHIP
4	0	0	2	0	0	1	0	0	0	0	0	0	0

Batter	1	2	3	4	5	6	7	8	9	AB R H RBI BB SO LOB	TOP		
Tom Brookens, R (1, 5) OBP: 0.346, SLG: 0.376 Dave Bergman, L (8, PH) OBP: 0.309, SLG: 0.271 (8, 3)	2-2 1B 2B	1-0 L6-4			2-3 K			2-1 F8		3 1 1 0 0 1 1 1 0 0 0 0 0 0			
Jim Morrison, R (1, 3) OBP: 0.211, SLG: 0.282 (8, 5)	1-2 1B 2B		1-0 G1-3		1-1 P4			2-1 F7		4 1 1 0 0 0 0			
Luis Salazar, R (1, 7) OBP: 0.358, SLG: 0.487	1-0 1B 2B		0-2 F9		0-0 P4			0-1 F9		4 0 1 2 0 0 0			
Alan Trammell, R (1, 6) OBP: 0.382, SLG: 0.506	0-2 F9		2-2 1B CS		1-0 G6-4-3 1B			2-2 F8		4 0 2 0 0 0 1			
Chet Lemon, R (1, 9) OBP: 0.362, SLG: 0.447	1-1 L8		1-1 CS 1-2	1-2 G1-3	0-0 L5			1-2 G6-3 2B		4 0 1 0 0 0 2			
Larry Herndon, R (1, 10) OBP: 0.313, SLG: 0.404 Darrell Evans, L (9, PH) OBP: 0.275, SLG: 0.276	1-0 FC6-4 1B		2-1 HR	2-1 G6-4-3 1-2f	1-2 G6-3 2-3			0-1 G6-3 2-3		3 1 2 1 0 0 1 1 0 0 0 0 0 1			
Mike Heath, R (1, 2) OBP: 0.257, SLG: 0.222 Matt Nokes, L (9, PH) OBP: 0.275, SLG: 0.420	0-2 FC6-4 1-2f		0-0 2B	0-0 2B	1-1 F8			1-3 K		3 0 1 0 0 0 2 1 0 0 0 0 1 1			
Pat Sheridan, L (1, 8) OBP: 0.352, SLG: 0.429		4-1 L6-4 SH3-4 BB		1-3 K	3-3 K			3-3 K		2 0 0 0 1 2 1			
Jim Walewander, S (1, 4) OBP: 0.278, SLG: 0.444		0-0 SH3-4 1-2		0-0 L9	1-3 K			1-3 K		2 0 0 0 0 1 1			
Inning Stats	R: 2 H: 4 E: 0 LOB: 2 K: 0 BB: 0 S: 17 P: 23	R: 0 H: 0 E: 0 LOB: 0 K: 0 BB: 1 S: 3 P: 8	R: 0 H: 1 E: 0 LOB: 0 K: 0 BB: 0 S: 10 P: 14	R: 1 H: 2 E: 0 LOB: 1 K: 1 BB: 0 S: 10 P: 14	R: 0 H: 0 E: 0 LOB: 0 K: 1 BB: 0 S: 6 P: 9	R: 0 H: 1 E: 0 LOB: 0 K: 0 BB: 0 S: 5 P: 7	R: 0 H: 0 E: 0 LOB: 0 K: 2 BB: 0 S: 10 P: 15	R: 0 H: 0 E: 0 LOB: 0 K: 0 BB: 0 S: 6 P: 10	R: 0 H: 1 E: 0 LOB: 1 K: 1 BB: 0 S: 11 P: 15	1B: 5 SF: 0 2B: 4 SAC: 1 3B: 0 DP: 2 HR: 1 HBP: 0	WP: 0 PA: 35 PB: 0 SB: 0 CS: 1		
PITCHER	IP WLS BF H R ER SO BB IBB HBP BLK WP HR S P ERA WHIP											PITCHER	IP WLS BF H R ER SO BB IBB HBP BLK WP HR S P ERA WHIP
Allan Anderson, L (1, 1) ERA: 4.36	7.0 W 27 8 3 3 4 1 0 0 0 0 0 1 61 90 3.86 1.286												
Juan Berenguer, R (8, 1) ERA: 5.23	1.0 3 0 0 0 0 0 0 0 0 0 0 0 6 10 0.00 0.000												
Jeff Reardon, R (9, 1) ERA: 2.63	1.0 S 4 1 0 0 1 0 0 0 0 0 0 0 11 15 0.00 1.000												

Detroit Tigers @ Minnesota Twins
 Hubert H. Humphrey Metrodome, Minneapolis, MN
 Sun May 29 1988, 4:33 AM EDT
 Att. 43,727 - Dome

AB	32
R	3
H	9
RBI	3
BB	1
SO	5
LOB	11



Batter	1	2	3	4	5	6	7	8	9
Dan Gladden, R OBP: 0.339, SLG: 0.463 (1, 7)	3-2 HR	4-1 BB			0-3 K		0-0 G1-3	1-1 F9	
Tom Herr, S OBP: 0.349, SLG: 0.325 (1, 4)	1-3 K	0-2 G4-3			3-2 HR 1B		1-1 G3		
Kirby Puckett, R OBP: 0.361, SLG: 0.552 (1, 8)	2-1 G3		1-1 HR		0-0 HR		0-0 F9		
Kent Hrbek, L OBP: 0.360, SLG: 0.563 (1, 10)	4-2 BB BB		3-2 L3		0-0 1B		0-0 F8		
Gary Gaetti, R OBP: 0.330, SLG: 0.497 (1, 5)	4-2 FC4-6 BB		2-2 G5-3		3-2 L8		2-0 G5-3		
Randy Bush, L OBP: 0.432, SLG: 0.520 (1, 9) Mark Davidson, R OBP: 0.368, SLG: 0.583 (9, 9)	0-1 FC4-6 1-2f		0-1 F9		2-1 G4-3		1-0 1B 3B		
Gene Larkin, S OBP: 0.358, SLG: 0.378 (1, 3)		2-2 L7		1-1 G4-6-3 1B		1-2 F8	4-0 1B 1B IBB		
Brian Harper, R OBP: 0.250, SLG: 0.250 (1, 2)		1-3 K		0-0 G4-6-3 1-2f		0-0 P4	0-0 1B 1B		
Greg Gagne, R OBP: 0.236, SLG: 0.316 (1, 6)		1-1 2B		0-2 P5		0-0 P3	0-2 1B		

Inning Stats	R: 1	H: 1	E: 0	K: 1	S: 14	LOB: 2	BB: 2	P: 28	R: 0	H: 1	E: 0	K: 1	S: 12	LOB: 2	BB: 1	P: 20	R: 1	H: 1	E: 0	K: 0	S: 10	LOB: 0	BB: 0	P: 16	R: 2	H: 3	E: 0	K: 1	S: 21	LOB: 1	BB: 0	P: 29	R: 0	H: 0	E: 0	K: 0	S: 5	LOB: 0	BB: 0	P: 6	R: 0	H: 0	E: 0	K: 0	S: 4	LOB: 0	BB: 0	P: 5	R: 2	H: 3	E: 0	K: 0	S: 9	LOB: 2	BB: 1	P: 17
1B: 5	SF: 0	2B: 1	SAC: 0	3B: 1	DP: 1	HR: 3	HBP: 0	CS: 0	1B: 5	SF: 0	2B: 1	SAC: 0	3B: 1	DP: 1	HR: 3	HBP: 0	CS: 0	1B: 5	SF: 0	2B: 1	SAC: 0	3B: 1	DP: 1	HR: 3	HBP: 0	CS: 0	1B: 5	SF: 0	2B: 1	SAC: 0	3B: 1	DP: 1	HR: 3	HBP: 0	CS: 0	1B: 5	SF: 0	2B: 1	SAC: 0	3B: 1	DP: 1	HR: 3	HBP: 0	CS: 0	1B: 5	SF: 0	2B: 1	SAC: 0	3B: 1	DP: 1	HR: 3	HBP: 0	CS: 0			

PITCHER	IP	WLS	BF	H	R	ER	SO	BB	IBB	HBP	BLK	WP	HR	S	P	ERA	WHIP
Doyle Alexander, R ERA: 3.54 (1, 1)	7.2	L	35	9	6	6	3	3	1	0	0	0	3	76	122	7.04	1.565
Eric King, R ERA: (8, 1)	0.1		2	1	0	0	0	0	0	0	0	0	0	5	6	0.00	3.000


BOTTOM

AB R H RBI BB SO LOB

4	1	1	1	1	1	2
4	1	1	0	0	1	2
4	2	2	3	0	0	0
3	0	1	0	1	0	0
3	0	0	0	1	0	1
4	1	1	0	0	0	3
0	0	0	0	0	0	0
3	1	1	0	1	0	0
4	0	1	1	0	1	1
4	0	2	1	0	0	0

AB 33
R 6
H 10
RBI 6
BB 4
SO 3
LOB 9

WP: 0 PA: 37
PB: 0
SB: 0
CS: 0



Detroit Tigers @ Minnesota Twins
Hubert H. Humphrey Metrodome, Minneapolis, MN
 Sun May 29 1988, 4:33 AM EDT
 Att. 43,727 - Dome

livebaseballscorecards.com

Batter	1	2	3	4	5	6	7	8	9	AB R H RBI BB SO LOB	TOP											
Oddibe McDowell, L (1, 8) OBP: 0.287, SLG: 0.308	1-1 S 5-3 1B		4-1 CS BB		4-1 S 1B BB		2-0 P5		4-0 BB BB BB BB BB	2 1 1 0 3 0 0												
Scott Fletcher, R (1, 6) OBP: 0.335, SLG: 0.324	1-1 5-3		1-0 CS	0-0 1B 1B	2-1 2B 1B		1-2 F7		2-1 SAFE P6	5 2 2 1 0 0 2												
Ruben Sierra, S (1, 9) OBP: 0.304, SLG: 0.417	0-3 K			1-3 SAFE K	2-0 2B		2-2 4-3		1-0 F8	5 0 1 1 0 2 3												
Pete Incaviglia, R (1, 7) OBP: 0.355, SLG: 0.541 Cecil Espy, S (8, 7) OBP: 0.305, SLG: 0.439	3-2 6-3			0-0 1B 2B 1B	4-1 G4-6-3 BB			0-0 HR		3 2 2 1 1 0 1 0 0 0 0 0 0 0												
Pete O'Brien, L (1, 3) OBP: 0.364, SLG: 0.446		2-0 4-3		0-1 2B 1B	0-1 G4-6-3			2-1 F8		4 1 1 1 0 0 2												
Larry Parrish, R (1, 10) OBP: 0.257, SLG: 0.357		1-3 K		0-0 G3 2B		1-3 K		1-0 6-3		4 0 1 2 0 2 0												
Geno Petrali, L (1, 2) OBP: 0.329, SLG: 0.372		3-0 G3		2-0 G3		2-0 1B		2-2 BLK 1B		4 0 2 0 0 0 1												
Steve Buechele, R (1, 5) OBP: 0.362, SLG: 0.500			3-2 P4	2-3 K		0-1 P3		2-1 F7		4 0 0 0 0 1 3												
Curtis Wilkerson, S (1, 4) OBP: 0.375, SLG: 0.448			3-2 F7		2-3 K	0-0 F9			2-3 K	4 0 0 0 0 2 1												
Inning Stats	R: 0 E: 0 K: 1 S: 11	H: 1 LOB: 1 BB: 0 P: 15	R: 0 E: 0 K: 1 S: 5	H: 0 LOB: 0 BB: 0 P: 11	R: 0 E: 0 K: 0 S: 8	H: 0 LOB: 0 BB: 1 P: 18	R: 3 E: 0 K: 2 S: 13	H: 4 LOB: 1 BB: 0 P: 18	R: 2 E: 0 K: 1 S: 10	H: 2 LOB: 1 BB: 2 P: 24	R: 0 E: 0 K: 1 S: 7	H: 1 LOB: 1 BB: 0 P: 10	R: 0 E: 0 K: 0 S: 7	H: 0 LOB: 0 BB: 0 P: 12	R: 1 E: 0 K: 0 S: 9	H: 2 LOB: 1 BB: 0 P: 16	R: 0 E: 0 K: 1 S: 7	H: 0 LOB: 1 BB: 1 P: 16	1B: 7 2B: 2 3B: 0 HR: 1	SF: 0 SAC: 0 DP: 1 HBP: 0	WP: 0 PB: 0 SB: 2 CS: 1	PA: 40
PITCHER	IP WLS BF H R ER SO BB IBB HBP BLK WP HR S P ERA WHIP												PITCHER	IP WLS BF H R ER SO BB IBB HBP BLK WP HR S P ERA WHIP								
Bert Blyleven, R (1, 1) ERA: 4.79	4.1 L 22 7 5 5 5 3 0 0 0 0 0 0 45 84 10.38 2.308																					
Mark Portugal, R (5, 1) ERA: 5.74	3.2 13 3 1 1 1 0 0 0 1 0 1 25 40 2.46 0.818																					
Karl Best, R (9, 1) ERA: 6.0	1.0 4 0 0 0 0 1 1 0 0 0 0 0 7 16 0.00 1.000																					

Texas Rangers @ Minnesota Twins
Hubert H. Humphrey Metrodome, Minneapolis, MN
Mon May 30 1988, 4:33 AM EDT
Att. 40,300 - Dome

livebaseballscorecards.com

AB	35
R	6
H	10
RBI	6
BB	4
SO	7
LOB	13



Batter	1	2	3	4	5	6	7	8	9	AB	R	H	RBI	BB	SO	LOB
Dan Gladden, R OBP: 0.332, SLG: 0.453 (1, 7)	1-2 F9		2-1 P4		2-0 F8			0-2 P2		4	0	0	0	0	0	1
Tom Herr, S OBP: 0.347, SLG: 0.324 (1, 4)	2-3 K		3-2 F7			3-1 F8		3-2 P2		4	0	1	0	0	1	0
Kirby Puckett, R OBP: 0.364, SLG: 0.551 (1, 8)	2-1 1B		0-0 6-3			0-1 1B		0-2 P9		4	0	2	0	0	0	1
Kent Hrbek, L OBP: 0.363, SLG: 0.559 (1, 10)	0-0 P5			0-0 G3		3-1 1B		4-2 BB		3	0	1	0	1	0	1
Gary Gaetti, R OBP: 0.323, SLG: 0.486 (1, 5)		1-1 G3		2-3 K		2-0 G5-4-3		0-2 F7		4	0	0	0	0	1	4
Randy Bush, L OBP: 0.426, SLG: 0.505 (1, 9)		4-1 1B		1-3 K			2-3 K		2-3 K	3	0	0	0	1	3	0
Gene Larkin, S OBP: 0.361, SLG: 0.381 (1, 3)		0-0 1B			2-1 4-3		0-0 F8		0-1 1B	4	0	2	0	0	0	0
Tim Laudner, R OBP: 0.320, SLG: 0.430 (1, 2)		2-2 F8			4-0 BB		0-1 4-3		0-0 G5-4-3	3	0	0	0	1	0	3
Greg Gagne, R OBP: 0.238, SLG: 0.338 (1, 6)		3-3 K			0-0 F9			3-1 HR		3	1	1	1	0	1	3

Inning Stats	R: 0	H: 1	E: 0	LOB: 1	K: 1	S: 10	R: 0	H: 1	E: 0	LOB: 2	K: 1	S: 13	R: 0	H: 0	E: 0	LOB: 0	K: 0	S: 6	R: 0	H: 0	E: 0	LOB: 0	K: 2	S: 7	R: 0	H: 2	E: 0	LOB: 1	K: 0	S: 4	R: 0	H: 0	E: 0	LOB: 0	K: 1	S: 6	R: 1	H: 2	E: 0	LOB: 2	K: 0	S: 16	R: 0	H: 1	E: 0	LOB: 0	K: 1	S: 7	R: 0	H: 1	E: 0	LOB: 0	K: 1	S: 9	1B: 6	SF: 0	2B: 0	SAC: 0	3B: 0	DP: 2	HR: 1	HBP: 0	WP: 0	PA: 35
--------------	------	------	------	--------	------	-------	------	------	------	--------	------	-------	------	------	------	--------	------	------	------	------	------	--------	------	------	------	------	------	--------	------	------	------	------	------	--------	------	------	------	------	------	--------	------	-------	------	------	------	--------	------	------	------	------	------	--------	------	------	-------	-------	-------	--------	-------	-------	-------	--------	-------	--------

PITCHER	IP	WLS	BF	H	R	ER	SO	BB	IBB	HBP	BLK	WP	HR	S	P	ERA	WHIP
Jeff Russell, R ERA: 2.37 (1, 1)	8.0		32	6	1	1	5	3	0	0	0	0	1	69	120	1.12	1.125
Dale Mohorcic, R ERA: 0.39 (9, 1)	1.0		3	1	0	0	1	0	0	0	0	0	0	7	9	0.00	1.000

BOTTOM

Texas Rangers @ Minnesota Twins
 Hubert H. Humphrey Metrodome, Minneapolis, MN
 Mon May 30 1988, 4:33 AM EDT
 Att. 40,300 - Dome

livebaseballscorecards.com

AB	32
R	1
H	7
RBI	1
BB	3
SO	6
LOB	13



Batter	1	2	3	4	5	6	7	8	9	AB R H RBI BB SO LOB	TOP						
Cecil Espy, S OBP: 0.297, SLG: 0.419 (1, 10)	F7	K		P9		K			S 1B	5 0 1 0 0 2 4							
Scott Fletcher, R OBP: 0.337, SLG: 0.326 (1, 6)	HR 1B		1B 2B 1B	K		L4			P4	5 2 2 0 0 1 1							
Ruben Sierra, S OBP: 0.312, SLG: 0.441 (1, 9)	HR		2B E 1B		P6				P8 1B	5 2 3 2 0 0 1							
Pete Incaviglia, R OBP: 0.351, SLG: 0.528 (1, 7)	WP HBP		F9		K				F9	4 0 0 0 0 2 4							
Pete O'Brien, L OBP: 0.366, SLG: 0.450 (1, 3)	K		E9 SF8 2B		G1-3				BB	3 1 1 1 1 1 1							
Oddibe McDowell, L OBP: 0.279, SLG: 0.301 (1, 8)	G3		SF8		K				F8	3 0 0 1 0 1 3							
Mike Stanley, R OBP: 0.330, SLG: 0.326 Geno Petrali, L OBP: 0.337, SLG: 0.380 (8, PH) (8, 2)			F9		K				G6-4-3 1B	3 0 0 0 0 2 0 1 0 1 0 0 0 0	AB 37 R 6 H 13 RBI 4 BB 1 SO 9 LOB 16						
Steve Buechele, R OBP: 0.365, SLG: 0.507 (1, 5)	F8		F8		1B PB 2B				F8	4 1 2 0 0 0 1							
Curtis Wilkerson, S OBP: 0.395, SLG: 0.465 (1, 4)	S 1B		S		2-3 1B				G6-4-3 1-2f	4 0 3 0 0 0 1							
Inning Stats	R: 2 H: 2 E: 0 LOB: 1 K: 1 BB: 0 S: 20 P: 31	R: 0 H: 1 E: 0 LOB: 1 K: 2 BB: 0 S: 17 P: 24	R: 3 H: 3 E: 1 LOB: 0 K: 0 BB: 0 S: 13 P: 18	R: 1 H: 2 E: 0 LOB: 0 K: 1 BB: 0 S: 13 P: 17	R: 0 H: 0 E: 0 LOB: 0 K: 1 BB: 0 S: 10 P: 15	R: 0 H: 2 E: 0 LOB: 2 K: 3 BB: 0 S: 16 P: 22	R: 0 H: 1 E: 0 LOB: 2 K: 1 BB: 1 S: 10 P: 17	R: 0 H: 1 E: 0 LOB: 0 K: 0 BB: 0 S: 9 P: 12	R: 0 H: 1 E: 0 LOB: 1 K: 0 BB: 0 S: 10 P: 11	1B: 10 SF: 1 2B: 2 SAC: 0 3B: 0 DP: 1 HR: 1 HBP: 1	WP: 1 PA: 40 PB: 1 SB: 3 CS: 0						
PITCHER	IP WLS BF H R ER SO BB IBB HBP BLK WP HR S P ERA WHIP																
Charlie Lea, R ERA: 6.99 (1, 1)	4.0		20	8	6	4	4	0	0	1	0	1	1	63	90	9.00	2.000
Juan Berenguer, R ERA: 4.84 (5, 1)	2.2	W	12	3	0	0	5	1	0	0	0	0	0	34	51	0.00	1.500
Keith Atherton, R ERA: 1.86 (7, 1)	1.1		4	1	0	0	0	0	0	0	0	0	0	11	15	0.00	0.750
Jeff Reardon, R ERA: 2.52 (9, 1)	1.0	S	4	1	0	0	0	0	0	0	0	0	0	10	11	0.00	1.000

Texas Rangers @ Minnesota Twins
Hubert H. Humphrey Metrodome, Minneapolis, MN
 Tue May 31 1988, 8:05 PM EDT
 Att. 15,151 - Dome

livebaseballscorecards.com



Batter	1	2	3	4	5	6	7	8	9
Dan Gladden, R OBP: 0.343, SLG: 0.478 (1, 7)	3-1 2B		1-0 1B 2-H 2B	1-2 P4 1B		1-0 S 1B		0-1 1-3 2-H 2B	
Steve Lombardozi, R OBP: 0.323, SLG: 0.310 (1, 4)	2-3 K		0-1 G6-4-3 1B	3-3 K		3-2 1-H 1B		4-2 BB	
Tom Herr, S OBP: 0.338, SLG: 0.315 (1, 10)	2-3 K		0-2 G6-4-3 1-2f 1B		2-3 K	2-2 G3		0-3 K	
Kirby Puckett, R OBP: 0.360, SLG: 0.542 (1, 8)	0-0 G4-3			2-0 HBP 1B 1B	3-1 F8		0-0 G1-3	0-1 G3	
Gary Gaetti, R OBP: 0.322, SLG: 0.481 (1, 5)		0-2 F8		2-0 1B HBP BLK 1B	0-1 F7		3-2 P2		
Gene Larkin, S OBP: 0.358, SLG: 0.373 (1, 3)		3-1 L8		1-1 BLK 1B SF8 HBP		1-0 F7	0-0 4-3		
Tim Laudner, R OBP: 0.333, SLG: 0.436 (1, 2)		2-0 F8		2-0 SF8 BLK 1B		4-0 HR BB		0-0 1B 2B 1B	
John Moses, S OBP: 0.314, SLG: 0.300 (8, PR) (9, 9)				1-2 2-3 3-H 1B					
Mark Davidson, R OBP: 0.359, SLG: 0.568 (1, 9)			2-1 4-3	0-2 SF8		3-2 F8		2-2 P6	
Randy Bush, L OBP: 0.417, SLG: 0.495 (4, PH) (5, 9)				1-3 2-H 3-H 1B					
Brian Harper, R OBP: 0.250, SLG: 0.250 (9, 2)									
Greg Gagne, R OBP: 0.258, SLG: 0.373 (1, 6)			3-1 E1 2B 1B	4-2 S BB		2-0 1-H HR		1-1 2B 1B	

Inning Stats	R: 0	H: 1	E: 0	K: 2	S: 14	H: 0	LOB: 1	BB: 0	P: 21	R: 0	H: 0	E: 0	K: 0	S: 6	R: 1	H: 3	E: 1	K: 0	S: 11	R: 3	H: 3	E: 0	K: 1	S: 15	R: 0	H: 0	E: 0	K: 1	S: 7	R: 3	H: 3	E: 0	K: 0	S: 15	R: 0	H: 0	E: 0	K: 0	S: 6	R: 1	H: 3	E: 0	K: 1	S: 21	R: 1	H: 3	E: 0	K: 1	S: 25
--------------	------	------	------	------	-------	------	--------	-------	-------	------	------	------	------	------	------	------	------	------	-------	------	------	------	------	-------	------	------	------	------	------	------	------	------	------	-------	------	------	------	------	------	------	------	------	------	-------	------	------	------	------	-------

PITCHER	IP	WLS	BF	H	R	ER	SO	BB	IBB	HBP	BLK	WP	HR	S	P	ERA	WHIP
Paul Kilgus, L ERA: 2.79 (1, 1)	3.0		16	7	4	4	2	0	0	1	0	0	0	35	60	12.00	2.333
Jose Cecena, R ERA: 5.75 (4, 1)	2.2		11	1	2	2	2	2	0	0	1	0	1	24	47	6.75	1.125
Dale Mohorcic, R ERA: 1.09 (6, 1)	1.2	L	10	5	2	2	0	0	0	0	0	0	0	25	34	10.80	3.000
Mitch Williams, L ERA: 5.24 (8, 1)	0.2		3	0	0	0	1	1	0	0	0	0	0	11	14	0.00	1.500

AB R H RBI BB SO LOB

5 1 4 2 0 0 2

4 0 2 1 1 2 3

5 0 0 0 0 3 7

5 1 1 0 0 0 4

4 1 1 0 0 0 0

3 1 0 0 0 0 0

3 1 2 1 1 0 0

0 1 0 0 0 0 0

1 0 0 0 0 0 0

2 0 0 1 0 0 2

0 0 0 0 0 0 0

3 2 3 2 1 0 0

1B: 9 SF: 1 WP: 0 PA: 40
2B: 3 SAC: 0 PB: 0
3B: 0 DP: 1 SB: 2
HR: 1 HBP: 1 CS: 0

AB 35
R 8
H 13
RBI 7
BB 3
SO 5
LOB 18

MINNESOTA TWINS

Texas Rangers @ Minnesota Twins
Hubert H. Humphrey Metrodome, Minneapolis, MN
Tue May 31 1988, 8:05 PM EDT
Att. 15,151 - Dome

WP	PA	ERA	WHIP
0	40		


Batter	1	2	3	4	5	6	7	8	9	AB R H RBI BB SO LOB	TOP
Bob Brower, R OBP: 0.339, SLG: 0.286 (1, 8) C C B B X	2-2 1B 1B		2-2 4-3 ②			2-1 F8 ①		2-2 F8 ①		4 0 1 0 0 0 0	
Scott Fletcher, R OBP: 0.335, SLG: 0.324 (1, 6) C X	0-1 1-3 1B		1-1 4-3 ③			1-1 F8 ②		0-1 5-3 ②		4 0 1 0 0 0 0	
Ruben Sierra, S OBP: 0.305, SLG: 0.430 (1, 9) F F F F B X	1-2 P6 ①			1-0 P4 ①		0-1 5-3 ③		0-1 P9 ③		4 0 0 0 0 0 2	
Pete Incaviglia, R OBP: 0.354, SLG: 0.527 (1, 7) F 1 SAFE F B B C	2-3 K ②			3-2 G3-1 1B ②		1-0 BLK 1B 1B		0-0 P2 ①		4 1 2 0 0 1 2	
Pete O'Brien, L OBP: 0.359, SLG: 0.439 (1, 3) C X	0-1 F9 ③			1-0 G3-1 ②		0-0 F7 ①		2-3 K ②		4 0 0 0 0 1 4	
Larry Parrish, R OBP: 0.250, SLG: 0.347 (1, 10) F B B B B S X		3-2 F7 ①		2-1 F8 ③		2-2 P9 ②		1-0 P6 ③		4 0 0 0 0 0 2	
Mike Stanley, R OBP: 0.330, SLG: 0.320 (1, 2) B B B B X		2-1 F9 ②			1-0 6-3 ①		4-1 1B BB 1-2			2 0 0 0 1 0 0	
Steve Buechele, R OBP: 0.365, SLG: 0.503 (1, 5) C B B B X		3-2 L5 ③			0-0 6-3 ②		1-1 1-2 2-H 1B			3 0 1 1 0 0 0	
Jerry Browne, S OBP: 0.287, SLG: 0.231 (1, 4) B F X			1-1 G6-3 ①		1-0 P3 ③		0-1 F9 ③			3 0 0 0 0 0 2	
Inning Stats	R: 0 E: 0 K: 1 S: 15 H: 2 LOB: 2 BB: 0 P: 20	R: 0 E: 0 K: 0 S: 8 H: 0 LOB: 0 BB: 0 P: 16	R: 0 E: 0 K: 0 S: 7 H: 0 LOB: 0 BB: 0 P: 11	R: 0 E: 0 K: 0 S: 9 H: 1 LOB: 1 BB: 0 P: 16	R: 0 E: 0 K: 0 S: 3 H: 0 LOB: 0 BB: 0 P: 5	R: 0 E: 0 K: 0 S: 6 H: 0 LOB: 0 BB: 0 P: 9	R: 1 E: 0 K: 0 S: 12 H: 2 LOB: 2 BB: 1 P: 20	R: 0 E: 0 K: 0 S: 8 H: 0 LOB: 0 BB: 0 P: 10	R: 0 E: 0 K: 1 S: 5 H: 0 LOB: 0 BB: 0 P: 8	1B: 5 2B: 0 3B: 0 HR: 0 SF: 0 SAC: 0 DP: 0 HBP: 0	WP: 0 PB: 0 SB: 0 CS: 0 PA: 33
PITCHER Frank Viola, L ERA: 2.41 (1, 1)	IP: 9.0 WLS: W BF: 33 H: 5 R: 1 ER: 1 SO: 2 BB: 1 IBB: 0 HBP: 0 BLK: 1 WP: 0 HR: 0 S: 73 P: 115 ERA: 1.00 WHIP: 0.667	PITCHER IP WLS BF H R ER SO BB IBB HBP BLK WP HR S P ERA WHIP									

Texas Rangers @ Minnesota Twins
 Hubert H. Humphrey Metrodome, Minneapolis, MN
 Wed Jun 01 1988, 8:05 PM EDT
 Att. 22,361 - Dome

livebaseballscorecards.com

AB 32
R 1
H 5
RBI 1
BB 1
SO 2
LOB 12



Batter	1	2	3	4	5	6	7	8	9	AB R H RBI BB SO LOB	TOP	
Carney Lansford, R (1, 5) OBP: 0.443, SLG: 0.534	0-0 FC4-6 1B		0-0 L7	0-1 FC5-4 1B 2B 1-2f 3-H		1-0 CS 1B		1-1 F9 1B		5 1 3 1 0 0 1		
Stan Javier, S (1, 7) OBP: 0.306, SLG: 0.345	0-0 FC4-6 1-2f		1-0 G4-3	2-0 HBP 2B 1B		1-2 L5 1-2		0-0 1B		5 1 2 0 0 0 2		
Jose Canseco, R (1, 9) OBP: 0.400, SLG: 0.537	0-0 F8		1-0 HR	3-0 2B SF9 HBP		0-1 1B		0-0 F9 2-3		4 2 2 1 0 0 3		
Dave Parker, L (1, 10) OBP: 0.340, SLG: 0.453	0-0 G3		4-2 1B 2B BB	2-1 SF9 2B 1-3 2-H 3-H		0-1 G3		0-0 6-3		4 1 1 2 1 0 4		
Mark McGwire, R (1, 3) OBP: 0.363, SLG: 0.495		0-0 FC6-4 1B	0-0 2B 1B	1-1 SF9 2-3 3-H		2-3 K		0-3 K		4 1 2 1 0 2 0		
Dave Henderson, R (1, 8) OBP: 0.338, SLG: 0.542		0-0 FC6-4 E 1-2f	0-1 2B 1-H 2-H	0-2 6-3		2-3 K		0-0 P5		5 0 1 2 0 1 2		
Terry Steinbach, R (1, 2) OBP: 0.278, SLG: 0.266		0-0 E1 1-2	1-0 5-3		2-0 P4		1-0 4-3		0-0 F8	5 0 0 0 0 0 2	AB 39 R 8 H 13 RBI 8 BB 2 SO 3 LOB 18	
Glenn Hubbard, R (1, 4) OBP: 0.354, SLG: 0.266		0-0 F9		4-2 1B FC5-4 BB	0-2 L3			1-0 F9		3 1 0 0 1 0 2		
Walt Weiss, S (1, 6) OBP: 0.297, SLG: 0.291		0-0 G3		1-1 FC5-4 1B 1-3	1-2 4-3			0-0 HR		4 1 2 1 0 0 2		
Inning Stats	R: 0 E: 0 K: 0 S: 4 H: 1 LOB: 1 BB: 0 P: 4	R: 0 E: 1 K: 0 S: 5 H: 1 LOB: 2 BB: 0 P: 5	R: 3 E: 0 K: 0 S: 9 H: 3 LOB: 1 BB: 1 P: 16	R: 4 E: 0 K: 0 S: 16 H: 3 LOB: 1 BB: 1 P: 28	R: 0 E: 0 K: 0 S: 7 H: 0 LOB: 0 BB: 0 P: 10	R: 0 E: 0 K: 0 S: 10 H: 2 LOB: 1 BB: 0 P: 12	R: 0 E: 0 K: 2 S: 9 H: 0 LOB: 0 BB: 0 P: 14	R: 1 E: 0 K: 0 S: 7 H: 3 LOB: 2 BB: 0 P: 9	R: 0 E: 0 K: 1 S: 5 H: 0 LOB: 0 BB: 0 P: 5	1B: 9 2B: 2 3B: 0 HR: 2 SF: 1 SAC: 0 DP: 0 HBP: 1	WP: 0 PB: 0 SB: 0 CS: 1 PA: 43	
PITCHER	IP WLS BF H R ER SO BB IBB HBP BLK WP HR S P ERA WHIP											
Les Straker, R (1, 1) ERA: 4.4	3.1 L 20 7 6 6 0 2 0 0 0 0 0 1 26 39 16.20 2.700											
Mark Portugal, R (4, 1) ERA: 5.49	4.0 17 5 2 2 2 0 0 0 1 0 0 1 38 56 4.50 1.250											
Keith Atherton, R (8, 1) ERA: 1.82	0.2 3 1 0 0 0 0 0 0 0 0 0 0 3 3 0.00 1.500											
Karl Best, R (9, 1) ERA: 5.14	1.0 3 0 0 0 0 1 0 0 0 0 0 0 5 5 0.00 0.000											

Oakland Athletics @ Minnesota Twins
Hubert H. Humphrey Metrodome, Minneapolis, MN
 Fri Jun 03 1988, 8:05 PM EDT
 Att. 43,177 - Dome

livebaseballscorecards.com

Batter	1	2	3	4	5	6	7	8	9	AB	R	H	RBI	BB	SO	LOB
Dan Gladden, R OBP: 0.346, SLG: 0.477 (1, 7)	0-0 6-3 2B	1-0 2B			0-0 5-3		0-0 F9		0-1 G6-3 1B	5	0	2	0	0	0	1
Tom Herr, S OBP: 0.335, SLG: 0.308 (1, 4)	0-3 K	0-3 K			1-2 F9		4-0 BB		0-0 G6-3 1-2f	4	0	0	0	1	2	2
Kirby Puckett, R OBP: 0.359, SLG: 0.542 (1, 8)	0-0 F8				1-1 F8		0-1 5-3			4	0	0	0	0	0	2
Kent Hrbek, L OBP: 0.363, SLG: 0.548 (1, 10)		4-1 FC5-4 BB			2-2 L6		3-3 K		0-0 F9	3	0	0	0	1	1	0
Gary Gaetti, R OBP: 0.324, SLG: 0.487 (1, 5)		0-0 FC5-4 BB 1B 1-2f HR			2-2 5-3		0-0 1B		0-0 P6	4	1	1	0	0	0	1
Randy Bush, L OBP: 0.417, SLG: 0.486 (1, 9)		0-0 BB 1-2 HR 1B			2-0 L9		2-2 F9		0-0 1B	4	1	2	0	0	0	1
Gene Larkin, S OBP: 0.359, SLG: 0.373 (1, 3)		1-3 K			0-1 FC6-4 1B		0-3 K		0-0 F7	4	0	1	0	0	2	4
Tim Laudner, R OBP: 0.328, SLG: 0.444 (1, 2)		4-1 BB 1-2 2-3 HR			3-2 FC6-4 1-2f		1-3 K		2-2 HR	3	2	1	1	1	1	1
Greg Gagne, R OBP: 0.270, SLG: 0.403 (1, 6)		1-0 HR			1-0 F7		4-1 BB BB		0-3 K	3	1	1	4	1	1	1

Inning Stats	R: 0	H: 0	E: 0	K: 1	S: 5	R: 4	H: 3	E: 0	K: 2	S: 13	R: 0	H: 0	E: 0	K: 0	S: 8	R: 0	H: 1	E: 0	K: 0	S: 7	R: 0	H: 0	E: 0	K: 0	S: 6	R: 0	H: 1	E: 0	K: 2	S: 12	R: 0	H: 0	E: 0	K: 1	S: 7	R: 0	H: 1	E: 0	K: 0	S: 4	R: 1	H: 2	E: 0	K: 1	S: 9	R: 1	H: 2	E: 0	K: 1	S: 9	1B: 5	SF: 0	2B: 1	SAC: 0	3B: 0	DP: 1	HR: 2	HBP: 0	WP: 0	PA: 38
--------------	------	------	------	------	------	------	------	------	------	-------	------	------	------	------	------	------	------	------	------	------	------	------	------	------	------	------	------	------	------	-------	------	------	------	------	------	------	------	------	------	------	------	------	------	------	------	------	------	------	------	------	-------	-------	-------	--------	-------	-------	-------	--------	-------	--------

PITCHER	IP	WLS	BF	H	R	ER	SO	BB	IBB	HBP	BLK	WP	HR	S	P	ERA	WHIP
Dave Stewart, R ERA: 3.52 (1, 1)	8.0	W	34	6	4	4	6	4	0	0	0	0	1	62	100	4.50	1.250
Eric Plunk, R ERA: 2.81 (9, 1)	0.1		3	2	1	1	1	0	0	0	0	0	1	8	10	27.00	6.000
Dennis Eckersley, R ERA: 1.67 (9, 1)	0.2	S	1	0	0	0	0	0	0	0	0	0	0	1	1	0.00	0.000

BOTTOM

Oakland Athletics @ Minnesota Twins
Hubert H. Humphrey Metrodome, Minneapolis, MN

livebaseballscorecards.com

AB	34
R	5
H	8
RBI	5
BB	4
SO	7
LOB	13



WP: 0	PA: 38
PB: 0	
SB: 0	
CS: 0	

Fri Jun 03 1988, 8:05 PM EDT
Att. 43,177 - Dome

Batter	1	2	3	4	5	6	7	8	9	AB R H RBI BB SO LOB	TOP			
Carney Lansford, R OBP: 0.446, SLG: 0.536 (1, 5)	2-2 1B	2-0 5-3			0-1 S 1B		X 0-0 SH5-3	0-0 S 1B	0-1 FC6-4	5 0 3 0 0 0 4				
Stan Javier, S OBP: 0.309, SLG: 0.347 (1, 8) (8, 7)	0-1 SAFE 1B		2-2 G6-3 S 1B		0-3 K		0-3 K	0-2 P5		5 0 2 0 0 2 5				
Jose Canseco, R OBP: 0.400, SLG: 0.529 (1, 9)	0-3 K		1-3 K		4-1 BB		3-3 K	4-2 BB		3 0 0 0 2 3 4				
Dave Parker, L OBP: 0.338, SLG: 0.454 (1, 7) Dave Henderson, R OBP: 0.336, SLG: 0.538 (8, PR) (8, 8)	0-0 P6		0-1 G6-3		0-3 K					4 0 1 0 0 1 5 1 1 0 0 0 1 3				
Mark McGwire, R OBP: 0.361, SLG: 0.490 (1, 3)	1-3 K		0-1 6-3			1-2 1B		0-1 SH 1B HR	0-0 P3	4 1 1 0 0 1 3				
Ron Hassey, L OBP: 0.343, SLG: 0.452 (1, 2) Steve Ontiveros, R (9, PR) Orlando Mercado, R OBP: 0.211, SLG: 0.294 (9, PR) (9, 2)		0-0 G3		X 0-0 3-1		X 0-0 2B		2-1 HR 1B	3-1 1B 1B	5 1 3 1 0 0 0 0 0 0 0 0 0 0 0 1 0 0 0 0 0				
Don Baylor, R OBP: 0.304, SLG: 0.288 (1, 10)		3-2 6-3		0-3 K		1-2 F9		2-0 HR	2-0 F8	5 1 1 3 0 1 2				
Glenn Hubbard, R OBP: 0.353, SLG: 0.299 (1, 4) Doug Jennings, L OBP: 0.429, SLG: 0.382 (8, PH) Mike Gallego, R OBP: 0.295, SLG: 0.253 (8, PR) (8, 4)		0-1 2B 2B		1-2 5-3		2-0 5-3		4-2 1B SH1-3 BB	2-1 E 1B 1B	3 1 1 0 0 0 1 0 0 0 0 1 0 0 1 0 1 0 0 0 0				
Walt Weiss, S OBP: 0.309, SLG: 0.308 (1, 6)		0-0 2B		0-3 K			4-1 SH5-3 BB	0-1 SH1-3	2-2 E9 FC6-4 1B	3 0 2 2 1 1 0				
Inning Stats	R: 0 E: 0 K: 2 S: 13 H: 2 LOB: 2 BB: 0 P: 16	R: 1 E: 0 K: 0 S: 11 H: 2 LOB: 1 BB: 0 P: 16	R: 0 E: 0 K: 1 S: 11 H: 1 LOB: 1 BB: 0 P: 14	R: 0 E: 0 K: 1 S: 7 H: 0 LOB: 0 BB: 0 P: 8	R: 0 E: 0 K: 3 S: 13 H: 1 LOB: 2 BB: 1 P: 17	R: 0 E: 0 K: 0 S: 8 H: 2 LOB: 1 BB: 0 P: 12	R: 0 E: 0 K: 2 S: 10 H: 0 LOB: 1 BB: 1 P: 17	R: 4 E: 0 K: 1 S: 22 H: 4 LOB: 3 BB: 2 P: 37	R: 1 E: 1 K: 0 S: 11 H: 3 LOB: 3 BB: 0 P: 20	1B: 10 2B: 4 3B: 0 HR: 1 SF: 0 SAC: 3 DP: 0 HBP: 0	WP: 0 PB: 0 SB: 3 CS: 0 PA: 46			
PITCHER	IP WLS BF H R ER SO BB IBB HBP BLK WP HR S P ERA WHIP												PITCHER	IP WLS BF H R ER SO BB IBB HBP BLK WP HR S P ERA WHIP
Bert Blyleven, R ERA: 4.93 (1, 1)	7.0 L 34 11 5 5 9 2 0 0 0 0 1 79 111 6.43 1.857													
Juan Berenguer, R ERA: 4.71 (8, 1)	1.0 6 1 0 0 1 2 0 0 0 0 0 0 16 26 0.00 3.000													
Karl Best, R ERA: 5.63 (9, 1)	1.0 6 3 1 1 0 0 0 0 0 0 0 0 11 20 9.00 3.000													

Oakland Athletics @ Minnesota Twins
Hubert H. Humphrey Metrodome, Minneapolis, MN
Sat Jun 04 1988, 8:05 PM EDT
Att. 52,008 - Dome

AB	39
R	6
H	15
RBI	6
BB	4
SO	10
LOB	27



Batter	1	2	3	4	5	6	7	8	9	AB R H RBI BB SO LOB	TOP											
Mike Gallego, R (1, 5) OBP: 0.313, SLG: 0.276 Doug Jennings, L (8, 6) OBP: 0.420, SLG: 0.371	2-2 BB 1B		1-2 G5-4-3 1B		0-0 2B 1B	3-3 K			3-1 F7	4 1 3 0 0 1 1 1 0 0 0 0 0 0												
Dave Henderson, R (1, 8) OBP: 0.331, SLG: 0.533	3-2 L9		1-2 G5-4-3 1-2f		0-0 2B 2B	0-0 F7			1-0 F8	5 1 1 1 0 0 3												
Jose Canseco, R (1, 9) OBP: 0.400, SLG: 0.529	4-1 1-2 BB		1-3 K		1-1 1B 2B			0-1 F9	2-2 6-3	4 1 1 1 1 1 0												
Mark McGwire, R (1, 3) OBP: 0.355, SLG: 0.480	2-2 P3			0-1 F8	1-3 K			0-0 P3		4 0 0 0 0 1 3												
Don Baylor, R (1, 10) OBP: 0.309, SLG: 0.295	1-1 F7			2-1 FC6-4 1B 1B	0-0 2B 1B			0-0 F7		4 0 2 1 0 0 2												
Terry Steinbach, R (1, 2) OBP: 0.293, SLG: 0.299 Orlando Mercado, R (7, 2) OBP: 0.200, SLG: 0.278		1-0 P9		0-1 FC6-4 1B	2-0 2B			2-2 5-3		3 0 2 0 0 0 0 1 0 0 0 0 0 0												
Stan Javier, S (1, 7) OBP: 0.307, SLG: 0.344		2-1 1B WP 1B		0-1 FC6-4 1-2f 2-3 S	2-1 F8			0-3 K		4 0 1 0 0 1 4												
Glenn Hubbard, R (1, 4) OBP: 0.368, SLG: 0.322		1-1 G4-6-3 1-3 1B		1-2 F7		0-0 F9 2B		4-2 FC4-6 BB		3 0 2 0 1 0 2												
Walt Weiss, S (1, 6) OBP: 0.303, SLG: 0.301 Dave Parker, L (8, PH) OBP: 0.337, SLG: 0.451 Carney Lansford, R (8, 5) OBP: 0.446, SLG: 0.536		3-2 G4-6-3 1-2f			3-1 6-3	2-2 F9		0-2 FC4-6 1-2f		3 0 0 0 0 0 3 1 0 0 0 0 0 1 0 0 0 0 0 0 0												
Inning Stats	R: 0 E: 0 K: 0 S: 13	H: 1 LOB: 2 BB: 1 P: 25	R: 0 E: 0 K: 0 S: 8	H: 2 LOB: 1 BB: 0 P: 15	R: 0 E: 0 K: 1 S: 10	H: 1 LOB: 0 BB: 0 P: 13	R: 0 E: 0 K: 0 S: 11	H: 2 LOB: 2 BB: 0 P: 14	R: 3 E: 0 K: 1 S: 13	H: 5 LOB: 2 BB: 0 P: 22	R: 0 E: 0 K: 1 S: 10	H: 1 LOB: 1 BB: 0 P: 15	R: 0 E: 0 K: 0 S: 4	H: 0 LOB: 0 BB: 0 P: 4	R: 0 E: 0 K: 1 S: 19	H: 0 LOB: 1 BB: 1 P: 25	R: 0 E: 0 K: 0 S: 6	H: 0 LOB: 0 BB: 0 P: 12	1B: 8 2B: 4 3B: 0 HR: 0	SF: 0 SAC: 0 DP: 2 HBP: 0	WP: 1 PB: 0 SB: 1 CS: 0	PA: 39
PITCHER	IP WLS BF H R ER SO BB IBB HBP BLK WP HR S P ERA WHIP												PITCHER	IP WLS BF H R ER SO BB IBB HBP BLK WP HR S P ERA WHIP								
Allan Anderson, L (1, 1) ERA: 4.5 Keith Atherton, R (5, 1) ERA: 1.65 Jeff Reardon, R (8, 1) ERA: 2.39	4.2 0 23 10 3 3 2 1 0 0 0 1 0 52 82 5.79 2.357																					

Oakland Athletics @ Minnesota Twins
 Hubert H. Humphrey Metrodome, Minneapolis, MN
 Sun Jun 05 1988, 4:33 AM EDT
 Att. 43,567 - Dome

livebaseballscorecards.com

AB 37
R 3
H 12
RBI 3
BB 2
SO 4
LOB 19



Batter	1	2	3	4	5	6	7	8	9
John Moses, S OBP: 0.325, SLG: 0.343 (1, 7) (7, 8) (9, 9)	0-0 HR 2B	0-3 K		1-1 6-3		1-1 S 1B		2-3 K	
Steve Lombardozi, R OBP: 0.360, SLG: 0.359 (1, 4) B B F C B F X	3-2 2-H HR	2-1 HBP		2-2 F8		3-1 5-3 1-2		4-1 BB	
Kirby Puckett, R OBP: 0.358, SLG: 0.536 Mark Davidson, R OBP: 0.366, SLG: 0.564 Tom Herr, S OBP: 0.330, SLG: 0.303 Greg Gagne, R OBP: 0.276, SLG: 0.412 (1, 8) (7, 9) (8, PH) (9, 8)	0-0 BB G1-2-3 1B	1-3 K2-3			0-0 5-3	3-1 BB 1B		2-1 P3	
Kent Hrbek, L OBP: 0.386, SLG: 0.571 (1, 3) B 1 SAFE SAFE X	1-0 BB 1-2 1B		0-2 WP 1B 2B		1-2 2B 1B	4-0 1B 1-2 BB			
Gary Gaetti, R OBP: 0.336, SLG: 0.490 (1, 5) B B B C B	4-1 1-2 2-3 BB		4-2 BB CS BB		1-2 P4	2-2 1-2 2-H 1B			
Randy Bush, L OBP: 0.407, SLG: 0.479 Dan Gladden, R OBP: 0.336, SLG: 0.462 (1, 9) (7, 7) C X	0-1 P6		3-2 SAFE P7		2-2 1-3 2B		2-0 F8		
Gene Larkin, S OBP: 0.365, SLG: 0.376 (1, 10) F B B B X	3-2 G1-2-3		0-0 3-H 1B		4-1 BB		2-2 G5-4-3 1B		
Brian Harper, R OBP: 0.250, SLG: 0.250 (1, 2) C B B C X		1-2 SH5-3 1B	0-1 L8		0-0 P4		0-2 G5-4-3		
Al Newman, S OBP: 0.220, SLG: 0.158 (1, 6) 1 SAFE SAFE X		0-0 SH5-3		0-1 F8		1-3 K		1-0 4-3	

AB	R	H	RBI	BB	SO	LOB
5	2	2	0	0	2	1
3	1	1	2	1	0	1
4	0	2	1	0	1	2
0	0	0	0	0	0	0
1	0	0	0	0	0	1
0	0	0	0	0	0	0
3	1	3	0	1	0	0
2	0	1	0	2	0	1
3	0	1	0	0	0	5
1	0	0	0	0	0	0
3	0	2	1	1	0	3
4	0	1	0	0	0	5
3	0	0	0	0	1	0


BOTTOM

Oakland Athletics @ Minnesota Twins
 Hubert H. Humphrey Metrodome, Minneapolis, MN

Sun Jun 05 1988, 4:33 AM EDT
 Att. 43,567 - Dome

livebaseballscorecards.com

AB	32
R	4
H	13
RBI	4
BB	5
SO	4
LOB	19



Inning Stats	R: 2	H: 4	E: 0	K: 0	S: 13	LOB: 2	BB: 1	P: 24
R: 0	H: 1	E: 0	K: 2	S: 12	LOB: 2	BB: 0	P: 16	
R: 1	H: 2	E: 0	K: 0	S: 18	LOB: 1	BB: 1	P: 25	
R: 0	H: 0	E: 0	K: 0	S: 7	LOB: 0	BB: 0	P: 10	
R: 0	H: 2	E: 0	K: 0	S: 12	LOB: 3	BB: 1	P: 20	
R: 1	H: 3	E: 0	K: 1	S: 13	LOB: 2	BB: 1	P: 27	
R: 0	H: 1	E: 0	K: 0	S: 7	LOB: 0	BB: 0	P: 11	
R: 0	H: 0	E: 0	K: 1	S: 9	LOB: 1	BB: 1	P: 17	

PITCHER	IP	WLS	BF	H	R	ER	SO	BB	IBB	HBP	BLK	WP	HR	S	P	ERA	WHIP
Bob Welch, R ERA: 3.4	(1, 1)	5.2	L	30	11	4	4	3	3	0	0	1	1	72	113	6.35	2.471
Greg Cadaret, L ERA: 2.21	(6, 1)	0.1		2	1	0	0	1	0	0	0	0	0	3	9	0.00	6.000
Gene Nelson, R ERA: 3.34	(7, 1)	2.0		7	1	0	1	1	0	0	0	0	0	16	28	0.00	1.000

PITCHER	IP	WLS	BF	H	R	ER	SO	BB	IBB	HBP	BLK	WP	HR	S	P	ERA	WHIP
R: 0	H: 1	E: 0	K: 0	S: 7	LOB: 0	BB: 0	P: 11										
R: 0	H: 0	E: 0	K: 1	S: 9	LOB: 1	BB: 1	P: 17										
WP: 1	PA: 39	PB: 0	SB: 1	CS: 1													

Batter	1	2	3	4	5	6	7	8	9	AB	R	H	RBI	BB	SO	LOB	TOP										
Dan Gladden, R (1, 7) OBP: 0.338, SLG: 0.466	2-1 6-3		2-2 CS 1B	0-1 3-1			1-0 2B 2B	2-2 6-3		5	1	2	0	0	0	1											
Tom Herr, S (1, 4) OBP: 0.332, SLG: 0.311	0-1 G3		2-2 HR 2B		2-1 FC6-4 1B		0-2 P6	1-1 F8		5	1	2	0	0	0	1											
Kirby Puckett, R (1, 8) OBP: 0.363, SLG: 0.556	0-2 1B 1B		0-1 HR		0-0 FC6-4		0-1 1B 2B		2-0 F9	5	2	3	3	0	0	1											
Kent Hrbek, L (1, 3) OBP: 0.391, SLG: 0.569	0-1 1-2 1B		0-0 F8		1 SAFE 1 SAFE 1 SAFE 1 SAFE 3-2 F8		4-0 1B IBB		0-1 HR 1B	4	1	2	0	1	0	1											
Gary Gaetti, R (1, 5) OBP: 0.330, SLG: 0.478	0-0 P6		1-0 F7		1 SAFE 0-0 F9		1-1 L7		2-3 K	5	0	0	0	0	1	6											
Randy Bush, L (1, 9) OBP: 0.408, SLG: 0.487		1-2 6-3		2-0 1B 2B		4-2 G6-3 1B BB	0-1 1-3 2-H 1B		1-0 HR	2	1	1	0	0	0	0											
Mark Davidson, R (6, PH) OBP: 0.381, SLG: 0.564										0	0	0	0	1	0	0											
John Moses, S (7, PH) OBP: 0.357, SLG: 0.459										2	1	2	3	0	0	0											
Gene Larkin, S (1, 10) OBP: 0.361, SLG: 0.371		0-0 4-3		0-1 F7		0-0 G6-3 1B	2-1 G3		3-1 4-3	5	0	1	0	0	0	3											
Tim Laudner, R (1, 2) OBP: 0.338, SLG: 0.508		1-0 HR		3-3 K		1-2 G6-3 1-2f 2-3		1-0 HR		4	2	2	2	0	1	3											
Greg Gagne, R (1, 6) OBP: 0.275, SLG: 0.408		1-3 K		1-2 2-H 1B		2-2 P3		0-0 6-3		4	0	1	1	0	1	1											
Inning Stats	R: 0 E: 0 K: 0 S: 10	H: 2 LOB: 2 BB: 0 P: 12	R: 1 E: 0 K: 1 S: 8	H: 1 LOB: 0 BB: 0 P: 11	R: 2 E: 0 K: 0 S: 10	H: 3 LOB: 0 BB: 0 P: 15	R: 1 E: 0 K: 1 S: 12	H: 2 LOB: 1 BB: 0 P: 18	R: 0 E: 0 K: 0 S: 11	H: 1 LOB: 1 BB: 1 P: 16	R: 0 E: 0 K: 0 S: 11	H: 1 LOB: 1 BB: 1 P: 18	R: 2 E: 0 K: 0 S: 12	H: 3 LOB: 2 BB: 1 P: 20	R: 1 E: 0 K: 0 S: 7	H: 1 LOB: 0 BB: 0 P: 11	R: 2 E: 0 K: 1 S: 13	H: 2 LOB: 0 BB: 0 P: 21	1B: 8 2B: 4 3B: 0 HR: 4	SF: 0 SAC: 0 DP: 1 HBP: 0	WP: 0 PB: 0 SB: 0 CS: 1	PA: 43					
PITCHER	IP	WLS	BF	H	R	ER	SO	BB	IBB	HBP	BLK	WP	HR	S	P	ERA	WHIP										
Joel Davis, R (1, 1) ERA: 8.31	4.1		21	9	4	4	2	0	0	0	0	0	2	43	61	8.31	2.077										
Steve Rosenberg, L (5, 1) ERA: 7.36	1.2		6	1	0	0	0	1	0	0	0	0	0	19	29	0.00	1.200										
Bill Long, R (7, 1) ERA: 3.66	2.0	L	11	4	3	3	0	0	1	0	0	0	1	19	31	13.50	2.000										
Jeff Bittiger, R (9, 1) ERA: 4.94	1.0		5	2	2	2	1	0	0	0	0	0	1	13	21	18.00	2.000										

Minnesota Twins @ Chicago White Sox
Comiskey Park, Chicago, IL
Mon Jun 06 1988, 8:05 PM EDT
Att. 12,827 - Unknown - 81 F

AB	41
R	9
H	16
RBI	9
BB	2
SO	3
LOB	17



Batter	1	2	3	4	5	6	7	8	9	AB R H RBI BB SO LOB
Dave Gallagher, R (1, 8) OBP: 0.297, SLG: 0.345 Dan Pasqua, L (6, PH) OBP: 0.304, SLG: 0.375 (7, 7)	0-2 SH1-3 1B		2-2 L9 1		0-0 2B 3B	3-3 K			1-2 1B 2B	3 1 2 0 0 0 0 2 0 1 0 0 1 1
Steve Lyons, L (1, 5) OBP: 0.357, SLG: 0.356	0-0 SH1-3 1-2		2-2 F8 2		0-2 2B 3-H		4-1 S BB		1-2 1B 2-3	3 0 2 1 1 0 0
Gary Redus, R (1, 7) OBP: 0.366, SLG: 0.472 (7, 8)	1-2 F3 2		3-2 S 1B		3-2 F9 3		3-3 K 1-2		2-3 K 1	5 0 1 0 0 2 5
Ivan Calderon, R (1, 9) OBP: 0.300, SLG: 0.484	0-1 6-3 3		3-3 K 1-2			3-2 F7 1	2-3 K 2		2-1 F8 2	5 0 0 0 0 2 5
Harold Baines, L (1, 10) OBP: 0.329, SLG: 0.365		2-2 6-3 1		3-3 K 1		2-2 E4 1B 1B	4-1 BB		2-2 3-1 3	4 1 1 0 1 1 2
Greg Walker, L (1, 3) OBP: 0.272, SLG: 0.322		1-2 F5 2		0-1 F8 2		4-2 1B 1B BB	1-0 F8 3			3 1 0 0 1 0 2
Fred Manrique, R (1, 4) OBP: 0.242, SLG: 0.356		2-0 1B 1B		0-1 F8 3		0-2 1B 1-2 2-3 WP 1B		2-3 K		4 1 2 0 0 1 0
Ozzie Guillen, L (1, 6) OBP: 0.280, SLG: 0.293		0-1 1-2 1B			0-0 F5 1	1-1 WP 1-3 2-H 3-H 1B		1-2 4-3 2		4 0 2 2 0 0 0
Ron Karkovice, R (1, 2) OBP: 0.205, SLG: 0.225 Donnie Hill, S (6, PH) OBP: 0.299, SLG: 0.218 Mark Salas, L (7, 2) OBP: 0.313, SLG: 0.349		0-3 K 3			2-3 K 2	1-1 4-3 2		1-1 3-1 3		2 0 0 0 0 2 2 1 0 0 0 0 0 1 1 0 0 0 0 0 0

Inning Stats	R: 0 E: 0 K: 0 S: 11	H: 1 LOB: 1 BB: 0 P: 12	R: 0 E: 0 K: 1 S: 13	H: 2 LOB: 2 BB: 0 P: 18	R: 0 E: 0 K: 1 S: 14	H: 1 LOB: 1 BB: 0 P: 24	R: 0 E: 0 K: 1 S: 8	H: 0 LOB: 0 BB: 0 P: 11	R: 1 E: 0 K: 1 S: 13	H: 2 LOB: 1 BB: 0 P: 18	R: 3 E: 1 K: 1 S: 20	H: 3 LOB: 1 BB: 1 P: 34	R: 0 E: 0 K: 2 S: 10	H: 0 LOB: 2 BB: 2 P: 24	R: 0 E: 0 K: 1 S: 11	H: 0 LOB: 0 BB: 0 P: 15	R: 0 E: 0 K: 1 S: 15	H: 2 LOB: 2 BB: 0 P: 23	1B: 8 2B: 2 3B: 1 HR: 0	SF: 0 SAC: 1 DP: 0 HBP: 0	WP: 2 PB: 0 SB: 2 CS: 0	PA: 41
--------------	-------------------------------	----------------------------------	-------------------------------	----------------------------------	-------------------------------	----------------------------------	------------------------------	----------------------------------	-------------------------------	----------------------------------	-------------------------------	----------------------------------	-------------------------------	----------------------------------	-------------------------------	----------------------------------	-------------------------------	----------------------------------	----------------------------------	------------------------------------	----------------------------------	--------

PITCHER	IP	WLS	BF	H	R	ER	SO	BB	IBB	HBP	BLK	WP	HR	S	P	ERA	WHIP
Frank Viola, L (1, 1) ERA: 2.65	5.1		26	9	4	4	4	1	0	0	0	0	0	74	108	6.75	1.875
Juan Berenguer, R (6, 1) ERA: 4.38	2.2	W	10	0	0	0	4	2	0	0	0	1	0	26	48	0.00	0.750
Jeff Reardon, R (9, 1) ERA: 2.3	1.0		5	2	0	0	1	0	0	0	0	0	0	15	23	0.00	2.000

MINNESOTA TWINS @ CHICAGO WHITE SOX
 Comiskey Park, Chicago, IL
 Mon Jun 06 1988, 8:05 PM EDT
 Att: 12,827 - Unknown - 81 F

AB	37
R	4
H	11
RBI	3
BB	3
SO	9
LOB	18

Batter	1	2	3	4	5	6	7	8	9	AB R H RBI BB SO LOB	TOP														
Dan Gladden, R (1, 7) OBP: 0.335, SLG: 0.457	1-1 B1-3		0-3 K		3-1 L5		1-3 K		4-1 2B 1B BB	4 1 0 0 1 2 1															
Tom Herr, S (1, 4) OBP: 0.342, SLG: 0.325	1-2 FC3-6 1B		2-1 G6-3		1-2 G6-4-3 1B		4-0 FC6-4 BB		1-0 1B 2B	4 1 3 1 1 0 1															
Kirby Puckett, R (1, 8) OBP: 0.364, SLG: 0.552	0-0 FC3-6 WP 1-2f		0-0 1B		0-1 G6-4-3 1-2f		0-0 FC6-4		0-0 FC6-4 1B	5 0 2 3 0 0 3															
Kent Hrbek, L (1, 3) OBP: 0.391, SLG: 0.563	4-1 1-2 BB		2-2 6-3			3-1 F8		2-2 2B SF9 1B	1-2 FC6-4 1-2f	4 1 1 0 1 0 2															
Gary Gaetti, R (1, 5) OBP: 0.332, SLG: 0.495	2-1 F8			0-0 HR		3-0 F7		2-1 SF9 2B	0-0 L7	5 1 2 1 0 0 3															
Randy Bush, L (1, 9) OBP: 0.400, SLG: 0.475		1-1 F8		2-3 K		0-0 F9		1-0 SF9	0-1 L7	3 0 0 0 0 1 0															
Mark Davidson, R (8, PH) OBP: 0.372, SLG: 0.564										0 0 0 1 0 0 0															
John Moses, S (9, PH) OBP: 0.349, SLG: 0.447										1 0 0 0 0 0 1															
Gene Larkin, S (1, 10) OBP: 0.359, SLG: 0.368		1-2 G6-4-3 1B		0-0 P6			2-2 P5		0-0 5-3	4 0 1 0 0 0 1	AB 38 R 8 H 14 RBI 8 BB 3 SO 3 LOB 15														
Tim Laudner, R (1, 2) OBP: 0.342, SLG: 0.529		3-1 G6-4-3 1-2f		3-2 1B			2-1 HR		1-1 G5-3	4 1 2 1 0 0 2															
Greg Gagne, R (1, 6) OBP: 0.287, SLG: 0.435			1-2 G6-3 1B		1-1 F9		1-0 HR		0-0 BB 2B 1B	4 3 3 1 0 0 1															
Inning Stats	R: 0 E: 0 K: 0 S: 10	H: 1 LOB: 2 BB: 1 P: 18	R: 0 E: 0 K: 0 S: 7	H: 1 LOB: 0 BB: 0 P: 12	R: 1 E: 0 K: 1 S: 13	H: 2 LOB: 1 BB: 0 P: 18	R: 1 E: 0 K: 1 S: 12	H: 2 LOB: 1 BB: 0 P: 18	R: 0 E: 0 K: 0 S: 7	H: 1 LOB: 0 BB: 0 P: 11	R: 0 E: 0 K: 0 S: 4	H: 0 LOB: 0 BB: 0 P: 10	R: 2 E: 0 K: 1 S: 13	H: 2 LOB: 1 BB: 1 P: 23	R: 1 E: 0 K: 0 S: 9	H: 2 LOB: 1 BB: 0 P: 15	R: 3 E: 0 K: 0 S: 11	H: 3 LOB: 1 BB: 1 P: 17	1B: 9 2B: 2 3B: 0 HR: 3	SF: 1 SAC: 0 DP: 2 HBP: 0	WP: 1 PB: 0 SB: 1 CS: 0	PA: 42			
PITCHER	IP	WLS	BF	H	R	ER	SO	BB	IBB	HBP	BLK	WP	HR	S	P	ERA	WHIP								
Melido Perez, R (1, 1) ERA: 3.54	6.2		29	9	4	4	3	2	0	0	0	1	3	65	109	5.40	1.650								
Ricky Horton, L (7, 1) ERA: 4.88	1.1	W	9	4	4	4	0	1	0	0	0	0	0	13	24	27.00	3.750								
Bobby Thigpen, R (9, 1) ERA: 4.5	1.0	S	4	1	0	0	0	0	0	0	0	0	0	8	9	0.00	1.000								

Minnesota Twins @ Chicago White Sox
Comiskey Park, Chicago, IL
Tue Jun 07 1988, 8:05 PM EDT
Att: 11,923 - Unknown

livebaseballscorecards.com



Batter	1	2	3	4	5	6	7	8	9	AB	R	H	RBI	BB	SO	LOB
Gary Redus, R OBP: 0.358, SLG: 0.462 (1, 8)	2-0 B1	3-2 F9			1-1 1B	2-1 FC1-2	2-0 SF7			4	1	1	1	0	0	4
Steve Lyons, L OBP: 0.360, SLG: 0.351 (1, 5)	1-2 1B		2-0 G3		4-0 1B	1-2 F7	1-2 P4			4	1	1	0	1	0	2
Harold Baines, L OBP: 0.335, SLG: 0.383 (1, 10)	2-2 F7		4-2 1B		1-0 1B		HR			4	1	2	2	1	0	1
Ivan Calderon, R OBP: 0.297, SLG: 0.478 (1, 9)	0-0 F9		0-0 P4		0-0 P4		1B			2	0	0	0	0	0	2
Daryl Boston, L OBP: 0.239, SLG: 0.429 (5, 7)							BB			2	1	0	0	1	0	2
Greg Walker, L OBP: 0.279, SLG: 0.329 (1, 3)		0-1 3-1	0-2 1B		1-2 1B		1B			5	1	3	1	0	0	1
Dan Pasqua, L OBP: 0.307, SLG: 0.396 (1, 7)		1-0 HR	2-2 F7		0-1 G4-6-3		1B			5	2	2	2	0	0	5
Mark Salas, L OBP: 0.324, SLG: 0.349 (1, 2)		1-2 1B			1-1 F8		1B			0	0	0	0	0	0	0
Ron Karkovics, R OBP: 0.208, SLG: 0.209 (2, PR)							3B			3	1	0	0	1	0	1
Ozzie Guillen, L OBP: 0.288, SLG: 0.301 (1, 6)		0-2 1B			0-0 F7		1B			4	1	3	2	0	0	0
Mike Woodard, L OBP: 0.417, SLG: 0.545 (1, 4)		0-0 L8			0-1 B5-3		1B			4	1	2	2	0	0	2


Inning Stats	R: 0	H: 1	E: 0	K: 9	S: 9	P: 14	R: 1	H: 2	E: 0	K: 12	S: 17	R: 0	H: 1	E: 0	K: 10	S: 18	R: 0	H: 0	E: 0	K: 5	S: 6	R: 2	H: 3	E: 0	K: 11	S: 16	R: 0	H: 2	E: 0	K: 11	S: 15	R: 7	H: 5	E: 1	K: 7	S: 18	R: 0	H: 0	E: 1	K: 7	S: 12		
	LOB: 1	BB: 0		LOB: 3	BB: 0		LOB: 2	BB: 1		LOB: 0	BB: 0	LOB: 0	BB: 0		LOB: 0	BB: 0	LOB: 1	BB: 1		LOB: 2	BB: 2	LOB: 0	BB: 0	LOB: 2	BB: 0	LOB: 0	BB: 0	LOB: 0	BB: 0	LOB: 0	BB: 2	LOB: 0	LOB: 1	BB: 2	LOB: 1	BB: 0	LOB: 1	BB: 0	LOB: 1	BB: 0	LOB: 1	BB: 0	LOB: 1

PITCHER	IP	WLS	BF	H	R	ER	SO	BB	IBB	HBP	BLK	WP	HR	S	P	ERA	WHIP
Charlie Lea, R ERA: 6.65 (1, 1)	6.0		29	9	3	3	0	2	0	1	1	0	1	58	86	4.50	1.833
Keith Atherton, R ERA: 2.76 (7, 1)	0.0	L	4	3	4	4	0	1	0	0	0	0	1	8	15	∞	∞
Karl Best, R ERA: 7.2 (7, 1)	2.0		10	2	3	3	0	1	0	0	0	0	0	17	32	13.50	1.500

MINNESOTA TWINS @ CHICAGO WHITE SOX
Comiskey Park, Chicago, IL
 Tue Jun 07 1988, 8:05 PM EDT
 Att. 11,923 - Unknown

AB	R	H	RBI	BB	SO	LOB
4	1	1	1	0	0	4
4	1	1	0	1	0	2
4	1	2	2	1	0	1
2	0	0	0	0	0	2
2	1	0	0	1	0	2
5	1	3	1	0	0	1
5	2	2	2	0	0	5
0	0	0	0	0	0	0
3	1	0	0	1	0	1
4	1	3	2	0	0	0
4	1	2	2	0	0	2

AB	37
R	10
H	14
RBI	10
BB	4
SO	0
LOB	20



Batter	1	2	3	4	5	6	7	8	9	AB R H RBI BB SO LOB	TOP	
Dan Gladden, R OBP: 0.332, SLG: 0.448 (1, 7)	4-1 G6-4-3 BB		0-0 FC6-4 1-2f		0-2 F8		1-1 5-3		0-0 4-3 2-3 3-H	4 0 0 1 1 0 3		
Steve Lombardozzi, R OBP: 0.338, SLG: 0.333 (1, 4)	0-3 K			0-2 P3		0-0 L7		2-2 F4	3-2 5-3	5 0 0 0 0 1 3		
Kirby Puckett, R OBP: 0.358, SLG: 0.543 (1, 8)	1-0 G6-4-3 1-2f			0-0 F8		1-2 5-3		0-0 6-3		4 0 0 0 0 0 1		
Gary Gaetti, R OBP: 0.335, SLG: 0.500 (1, 5)		0-3 K		2-1 2B		1-1 FC6-4 1B		0-0 6-3		4 0 2 0 0 1 0		
Tim Laudner, R OBP: 0.346, SLG: 0.525 Al Newman, S OBP: 0.220, SLG: 0.158 (1, 2) (9, PR) (9, 6)		1-1 1-3		4-1 BB		0-0 FC6-4 1-2f			2-2 SH3-4 1B 2B 1B	3 0 1 0 1 0 1 0 1 0 0 0 0 0		
Gene Larkin, S OBP: 0.361, SLG: 0.376 (1, 10)		1-2 4-3		0-1 F8			0-0 4-3 3B 2B		0-1 SH3-4 2B 1B	4 2 2 0 0 0 2		
Kent Hrbek, L OBP: 0.386, SLG: 0.554 (1, 3)			3-2 4-3		0-0 4-3		0-2 4-3		0-1 SH3-4	3 0 0 0 0 0 1		
Greg Gagne, R OBP: 0.293, SLG: 0.451 Tom Herr, S OBP: 0.345, SLG: 0.325 Brian Harper, R OBP: 0.250, SLG: 0.250 (1, 6) (9, PH) (9, 2)			3-1 F9		0-1 SH5-3 1B		1-1 1B 3B		4-0 2B 4-3 IBB	3 1 2 1 0 0 0 0 1 0 0 1 0 0 0 0 0 0 0 0 0		
Mark Davidson, R OBP: 0.400, SLG: 0.585 Randy Bush, L OBP: 0.404, SLG: 0.488 John Moses, S OBP: 0.349, SLG: 0.447 (1, 9) (9, PH) (9, 9)			1-2 FC6-4 1B		0-1 SH5-3		0-0 1B		1-1 4-3 2B	2 0 2 1 0 0 0 1 0 1 2 0 0 0 0 0 0 0 0 0 0		
Inning Stats	R: 0 E: 0 K: 1 S: 6 H: 0 LOB: 0 BB: 1 P: 11	R: 0 E: 0 K: 1 S: 8 H: 0 LOB: 0 BB: 0 P: 10	R: 0 E: 0 K: 0 S: 12 H: 1 LOB: 1 BB: 0 P: 19	R: 0 E: 0 K: 0 S: 9 H: 1 LOB: 2 BB: 1 P: 15	R: 0 E: 0 K: 0 S: 9 H: 1 LOB: 1 BB: 0 P: 9	R: 0 E: 0 K: 0 S: 7 H: 1 LOB: 1 BB: 0 P: 9	R: 2 E: 0 K: 0 S: 9 H: 3 LOB: 0 BB: 0 P: 11	R: 0 E: 0 K: 0 S: 5 H: 0 LOB: 0 BB: 0 P: 7	R: 3 E: 0 K: 0 S: 14 H: 3 LOB: 2 BB: 1 P: 24	1B: 6 2B: 3 3B: 1 HR: 0 SF: 0 SAC: 2 DP: 1 HBP: 0	WP: 0 PB: 0 SB: 0 CS: 0 PA: 38	
PITCHER Dave LaPoint, L ERA: 2.73 Bobby Thigpen, R ERA: 4.67 (1, 1) (9, 1)	IP 8.1 WLS L BF 34 H 9 R 4 ER 4 SO 2 BB 2 IBB 0 HBP 0 BLK 0 WP 0 HR 0 S 73 P 101 ERA 4.32 WHIP 1.320	IP 0.2 WLS L BF 4 H 1 R 1 ER 1 SO 0 BB 0 IBB 1 HBP 0 BLK 0 WP 0 HR 0 S 6 P 14 ERA 13.50 WHIP 1.500	PITCHER IP WLS BF H R ER SO BB IBB HBP BLK WP HR S P ERA WHIP									

Minnesota Twins @ Chicago White Sox
Comiskey Park, Chicago, IL
Wed Jun 08 1988, 8:05 PM EDT
Att. 11,428 - Unknown - 61 F

AB	33
R	5
H	10
RBI	5
BB	3
SO	2
LOB	11



Batter	1	2	3	4	5	6	7	8	9	AB R H RBI BB SO LOB	BOTTOM
--------	---	---	---	---	---	---	---	---	---	----------------------	--------

Gary Redus, R <small>OBP: 0.351, SLG: 0.443</small> <small>(1, 8)</small>	1-0 5-3 		4-2 		3-1 L7 		0-1 6-3 		2-2 F9 	4 0 0 0 1 0 1	Minnesota Twins @ Chicago White Sox Comiskey Park, Chicago, IL Wed Jun 08 1988, 8:05 PM EDT Att: 11,428 - Unknown - 61 F livebaseballscorecards.com
Steve Lyons, L <small>OBP: 0.376, SLG: 0.370</small> <small>(1, 5)</small>	0-1 4-3 		0-1 		0-0 		3-2 		4 0 3 0 0 0 0		
Harold Baines, L <small>OBP: 0.333, SLG: 0.380</small> <small>(1, 10)</small>	1-1 F8 		1-1 4-3 		0-0 G1-6-3 		0-0 		4 0 1 0 0 0 3		
Ivan Calderon, R <small>OBP: 0.291, SLG: 0.468</small> <small>(1, 9)</small>		0-1 F9 		0-0 F3 		1-1 6-3 		1-1 F7 	4 0 0 0 0 0 2		
Greg Walker, L <small>OBP: 0.279, SLG: 0.332</small> <small>(1, 3)</small>		2-1 F7 		3-2 F7 		2-2 		2-3 K 	4 0 1 0 0 1 2		
Dan Pasqua, L <small>OBP: 0.306, SLG: 0.392</small> <small>(1, 7)</small>		2-2 F9 		0-2 		1-1 4-3 		1-3 K 	4 1 1 0 0 1 3		
Mark Salas, L <small>OBP: 0.333, SLG: 0.403</small> <small>(1, 2)</small>			1-0 		0-0 		2-2 3-1 		4 1 2 1 0 0 1		
Ozzie Guillen, L <small>OBP: 0.288, SLG: 0.300</small> <small>(1, 6)</small>			1-0 6-3 		0-1 		1-1 6-3 		4 0 1 1 0 1 0		
Mike Woodard, L <small>OBP: 0.375, SLG: 0.429</small> <small>(1, 4)</small>			1-0 4-3 		3-2 F6 		2-1 F8 		3 0 0 0 1 0 2		

Inning Stats	R: 0 H: 0 E: 0 K: 5	H: 0 LOB: 0 BB: 0 P: 7	R: 0 H: 0 E: 0 K: 8	H: 0 LOB: 0 BB: 0 P: 12	R: 1 H: 2 E: 0 K: 11	H: 2 LOB: 2 BB: 1 P: 19	R: 1 H: 3 E: 0 K: 14	H: 3 LOB: 2 BB: 0 P: 20	R: 0 H: 1 E: 0 K: 4	H: 1 LOB: 0 BB: 0 P: 7	R: 0 H: 1 E: 0 K: 10	H: 1 LOB: 1 BB: 0 P: 16	R: 0 H: 0 E: 0 K: 6	H: 0 LOB: 0 BB: 0 P: 9	R: 0 H: 2 E: 0 K: 14	H: 2 LOB: 2 BB: 0 P: 21	R: 0 H: 0 E: 0 K: 8	H: 0 LOB: 1 BB: 1 P: 15	1B: 7 2B: 1 3B: 0 HR: 1	SF: 0 SAC: 0 DP: 1 HBP: 0	WP: 0 PB: 0 SB: 0 CS: 0	PA: 37
---------------------	---------------------	------------------------	---------------------	-------------------------	----------------------	-------------------------	----------------------	-------------------------	---------------------	------------------------	----------------------	-------------------------	---------------------	------------------------	----------------------	-------------------------	---------------------	-------------------------	-------------------------	---------------------------	-------------------------	--------

PITCHER	IP WLS BF H R ER SO BB IBB HBP BLK WP HR S P ERA WHIP	Les Straker, R <small>ERA: 4.14</small> <small>(1, 1)</small> 7.1 0 31 9 2 2 0 1 0 0 0 0 0 100 2.46 1.364	Juan Berenguer, R <small>ERA: 4.2</small> <small>(8, 1)</small> 1.2 W 6 0 0 0 3 1 0 0 0 0 0 0 16 26 0.00 0.600
----------------	---	---	--



Batter	1	2	3	4	5	6	7	8	9	AB R H RBI BB SO LOB	TOP										
Dan Gladden, R OBP: 0.332, SLG: 0.468 (1, 7)	3-1 HR	3-0 G6-4-3 1-2f		1-0 F7		1-1 3B		0-0 4-3	1-3 K	6 1 2 2 0 1 6											
Steve Lombardozzi, R OBP: 0.353, SLG: 0.324 (1, 4)	4-2 1B BB		1-3 K		0-0 P4	4-0 FC6-4 IBB		4-0 PB IBB		2 1 0 0 3 1 0											
Tom Herr, S OBP: 0.351, SLG: 0.337 (1, 10)	1-1 1B		0-0 4-3 2B		1-1 F7	0-1 L1		4-2 G4-3 BB		2 0 2 0 0 0 0											
Kent Hrbek, L OBP: 0.385, SLG: 0.548 (3, PR)	1-3 1B		2-2 4-3		2-2 S 1B	1-1 FC6-4		1-3 3-H 0-0 G4-3		2 0 0 0 1 0 2											
Kirby Puckett, R OBP: 0.359, SLG: 0.540 (1, 8)	0-0 1B		2-2 4-3		2-2 S 1B	1-1 FC6-4		0-0 G4-3		5 0 2 1 0 0 5											
Gary Gaetti, R OBP: 0.332, SLG: 0.507 (1, 5)	0-1 P7		2-2 5-3		3-3 K		1-0 F6		1-2 HR	5 1 1 1 0 1 5											
Gene Larkin, S OBP: 0.372, SLG: 0.385 (1, 3)	0-1 L5			3-1 BB 1B		1-2 1B 1B	4-0 BB		1-1 4-3 1B	4 1 3 0 1 0 2											
Tim Laudner, R OBP: 0.342, SLG: 0.514 (1, 2)	3-1 G3		3-3 K		1-1 2B 1B	1-1 P4		1-1 4-3		5 1 1 0 0 1 5											
Greg Gagne, R OBP: 0.291, SLG: 0.440 (1, 6)		1-0 4-3		4-0 BB		3-3 K	3-3 K		3-3 K	4 0 0 0 1 3 4											
Mark Davidson, R OBP: 0.417, SLG: 0.605 (1, 9)			4-1 K		1-1 3B 2B			0-0 4-3 PB 2B		2 1 1 2 1 1 2											
John Moses, S OBP: 0.378, SLG: 0.487 (8, PH)				0-3 K						1 1 1 0 1 0 0											
Jerry Reed, R ERA: 5.73 (8, 9)																					
Inning Stats	R: 2 E: 0 K: 0 S: 14	H: 3 LOB: 2 BB: 1 P: 25	R: 0 E: 0 K: 0 S: 3	H: 0 LOB: 0 BB: 1 P: 11	R: 0 E: 0 K: 1 S: 10	H: 1 LOB: 2 BB: 0 P: 15	R: 0 E: 0 K: 2 S: 10	H: 1 LOB: 2 BB: 1 P: 21	R: 0 E: 0 K: 1 S: 11	H: 1 LOB: 1 BB: 0 P: 17	R: 3 E: 0 K: 1 S: 17	H: 4 LOB: 2 BB: 1 P: 29	R: 0 E: 0 K: 1 S: 8	H: 0 LOB: 1 BB: 1 P: 17	R: 1 E: 0 K: 0 S: 5	H: 1 LOB: 1 BB: 2 P: 13	R: 1 E: 0 K: 2 S: 13	H: 2 LOB: 2 BB: 1 P: 24	1B: 7 2B: 3 3B: 1 HR: 2	SF: 0 SAC: 0 DP: 2 HBP: 0	WP: 0 PA: 46
PITCHER	IP WLS BF H R ER SO BB IBB HBP BLK WP HR S P ERA WHIP																				
Mark Langston, L ERA: 3.87 (1, 1)	6.0 L 31 10 5 5 5 3 1 0 0 0 1 65 118 7.50 2.167																				
Julio Solano, R ERA: 4.09 (7, 1)	1.1 7 1 1 0 1 1 1 0 0 0 0 10 23 0.00 1.500																				
Rod Scurry, L ERA: (8, 1)	0.0 1 0 0 0 0 0 1 0 0 0 0 2 6 ∞ ∞																				
Jerry Reed, R ERA: 5.73 (8, 1)	1.2 7 2 1 1 2 0 1 0 0 0 1 14 25 5.40 1.200																				

Minnesota Twins @ Seattle Mariners
The Kingdome, Seattle, WA
 Thu Jun 09 1988, 10:05 PM EDT
 Att. 9,506 - Dome

livebaseballscorecards.com

AB	38
R	7
H	13
RBI	6
BB	8
SO	8
LOB	31




Batter	1	2	3	4	5	6	7	8	9	AB	R	H	RBI	BB	SO	LOB
Harold Reynolds, S OBP: 0.330, SLG: 0.433 (1, 4)	1-0 F7		1-0 P7			1-1 F7		0-0 2B		4	1	1	0	0	0	0
Henry Cotto, R OBP: 0.346, SLG: 0.408 Dave Hengel, R OBP: 0.231, SLG: 0.240 (1, 8) (7, 7)	1-3 K		1-3 K			1-3 K		1-2 1-H 2B		3	0	0	0	0	3	0
Mike Kingery, L OBP: 0.352, SLG: 0.341 (1, 7) (7, 8)	3-1 5-3		0-0 3-1			1-1 F7		0-0 F3		4	0	0	0	0	0	1
Alvin Davis, L OBP: 0.398, SLG: 0.541 (1, 3)		2-1 L8		1-0 P8			2-2 HR	1-2 F9		4	1	1	1	0	0	1
Ken Phelps, L OBP: 0.395, SLG: 0.525 (1, 10)		4-1 2B 1B BB		3-0 F7		1-0 F8			0-1 G3	3	1	0	0	1	0	0
Jim Presley, R OBP: 0.259, SLG: 0.335 (1, 5)		1-1 1B 2B		0-1 L5		1-3 K			0-1 F9	4	0	1	0	0	1	0
Glenn Wilson, R OBP: 0.303, SLG: 0.340 (1, 9)		2-1 2-H 3-H 1B		3-1 6-3		1-3 K			1-1 1B	4	1	2	1	0	1	0
Scott Bradley, L OBP: 0.286, SLG: 0.342 Steve Balboni, R OBP: 0.164, SLG: 0.278 (1, 2) (9, PH)		1-0 2-H 1B		0-2 F7				2-1 F8	0-3 K	3	0	1	1	0	0	0
Rey Quinones, R OBP: 0.296, SLG: 0.399 (1, 6)		2-2 6-3		0-0 5-3				0-0 1B 2B		1	0	0	0	0	1	1

Inning Stats	R: 0	H: 0	E: 0	K: 1	S: 6	R: 2	H: 3	E: 0	K: 0	S: 11	R: 0	H: 0	E: 0	K: 1	S: 5	R: 0	H: 0	E: 0	K: 0	S: 5	R: 0	H: 0	E: 0	K: 1	S: 6	R: 1	H: 1	E: 0	K: 2	S: 11	R: 2	H: 3	E: 0	K: 0	S: 11	R: 0	H: 1	E: 0	K: 1	S: 9	1B: 4	2B: 3	3B: 0	HR: 1	SF: 0	SAC: 0	DP: 0	HBP: 0	WP: 0	PA: 35				
PITCHER	IP	WLS	BF	H	R	ER	SO	BB	IBB	HBP	BLK	WP	HR	S	P	ERA	WHIP																			IP	WLS	BF	H	R	ER	SO	BB	IBB	HBP	BLK	WP	HR	S	P	ERA	WHIP		
Bert Blyleven, R ERA: 5.03 Jeff Reardon, R ERA: 2.17	(1, 1)	7.1	W	29	7	5	5	5	1	0	0	0	1	58	94	6.14	1.091																			(8, 1)	1.2	S	6	1	0	0	1	0	0	0	0	0	0	0	0	0	0.00	0.600

MINNESOTA TWINS @ SEATTLE MARINERS
The Kingdom, Seattle, WA
Thu Jun 09 1988, 10:05 PM EDT
Att: 9,506 - Dome

AB 34
R 5
H 8
RBI 5
BB 1
SO 6
LOB 4



WP	HR	S	P	ERA	WHIP
0	0	0	0	0.00	0.600

Batter	1	2	3	4	5	6	7	8	9	AB R H RBI BB SO LOB	TOP											
Dan Gladden, R (1, 7) OBP: 0.331, SLG: 0.464	0-3 K			1-2 E5 1B 2B	0-0 S 1B		3-2 6-3			4 1 1 1 0 1 0												
Greg Gagne, R (1, 6) OBP: 0.290, SLG: 0.436	0-0 P4			3-2 2B 1B	0-3 SAFE SAFE K			2-2 F7		4 1 1 0 0 1 1												
Kirby Puckett, R (1, 8) OBP: 0.357, SLG: 0.539	0-0 F9			1-1 1B 2B	0-3 SAFE SAFE K			1-1 5-3		4 0 1 2 0 1 1												
Kent Hrbek, L (1, 3) OBP: 0.378, SLG: 0.537		2-1 1-3		1-3 K		0-1 4-3		2-1 P4		4 0 0 0 0 1 1												
Gary Gaetti, R (1, 5) OBP: 0.339, SLG: 0.511		1-2 L3 1B		0-1 2-3 1B		1-0 1B		1-1 5-3		4 0 3 0 0 0 0												
Randy Bush, L (1, 9) OBP: 0.394, SLG: 0.472		1-0 L3		0-3 K		0-0 P9		1-2 F7		4 0 0 0 0 1 4												
Mark Davidson, R (9, 9) OBP: 0.417, SLG: 0.605		1-2								0 0 0 0 0 0 0												
Gene Larkin, S (1, 10) OBP: 0.365, SLG: 0.376			0-0 3-1	1-1 SAFE 4-3		0-1 1-3		1-3 K		4 0 0 0 0 1 3												
Brian Harper, R (1, 2) OBP: 0.455, SLG: 0.500			4-0 CS BB		1-0 SH1-4 1B 2B		0-1 CS 1B			2 1 2 0 1 0 0												
Al Newman, S (1, 4) OBP: 0.209, SLG: 0.150		2-1 G3		2-1 SH1-4		1 SAFE 3-1 4-3				2 0 0 0 0 0 2												
Inning Stats	R: 0 E: 0 K: 1 S: 5	H: 0 LOB: 0 BB: 0 P: 5	R: 0 E: 0 K: 0 S: 6	H: 1 LOB: 0 BB: 0 P: 10	R: 0 E: 0 K: 0 S: 3	H: 0 LOB: 0 BB: 1 P: 9	R: 2 E: 1 K: 2 S: 19	H: 3 LOB: 2 BB: 0 P: 26	R: 1 E: 0 K: 2 S: 10	H: 2 LOB: 1 BB: 0 P: 13	R: 0 E: 0 K: 0 S: 6	H: 1 LOB: 1 BB: 0 P: 7	R: 0 E: 0 K: 0 S: 8	H: 1 LOB: 0 BB: 0 P: 14	R: 0 E: 0 K: 0 S: 8	H: 0 LOB: 0 BB: 0 P: 13	R: 0 E: 0 K: 1 S: 8	H: 0 LOB: 0 BB: 0 P: 11	1B: 6 2B: 3 3B: 0 HR: 0	SF: 0 SAC: 1 DP: 1 HBP: 0	WP: 0 PB: 0 SB: 1 CS: 2	PA: 34
PITCHER	IP WLS BF H R ER SO BB IBB HBP BLK WP HR S P ERA WHIP																					
Ed Nunez, R (1, 1) ERA: 7.03	6.0 L 25 7 3 2 5 1 0 0 0 0 0 0 49 70 3.00 1.333																					
Mike Moore, R (7, 1) ERA: 5.37	2.0 6 1 0 0 0 0 0 0 0 0 0 0 16 27 0.00 0.500																					
Mike Schooler, R (9, 1) ERA:	1.0 3 0 0 0 0 1 0 0 0 0 0 0 8 11 0.00 0.000																					

Minnesota Twins @ Seattle Mariners
The Kingdome, Seattle, WA
Fri Jun 10 1988, 10:05 PM EDT
Att. 19,605 - Dome

livebaseballscorecards.com

AB 32
R 3
H 8
RBI 3
BB 1
SO 6
LOB 12



BOTTOM

Minnesota Twins @ Seattle Mariners
The Kingdome, Seattle, WA
Fri Jun 10 1988, 10:05 PM EDT
Att. 19,605 - Dome

livebaseballscorecards.com

AB 32
R 1
H 6
RBI 1
BB 2
SO 6
LOB 16



WP: 0 PA: 35
PB: 0
SB: 4
CS: 0

AB	R	H	RBI	BB	SO	LOB
4	1	2	0	0	0	3
2	0	0	1	1	1	2
4	0	0	0	0	0	2
3	0	0	0	1	1	1
4	0	0	0	0	1	3
4	0	2	0	0	0	0
3	0	1	0	0	1	1
1	0	0	0	0	0	0
3	0	0	0	0	2	2
1	0	0	0	0	0	0
2	0	1	0	0	0	0
1	0	0	0	0	0	2
0	0	0	0	0	0	0

Batter	1	2	3	4	5	6	7	8	9
Harold Reynolds, S (1, 4) OBP: 0.333, SLG: 0.434	2-2 1B		2-2 FC1-6 SF8		0-0 1B		3-2 P9		
Henry Cotto, R (1, 8) OBP: 0.344, SLG: 0.404	0-3 K		2-0 SF8		3-1 L8			4-2 BB	
Mickey Brantley, R (1, 7) OBP: 0.300, SLG: 0.491	2-2 F8		1-0 F9			0-0 6-3		0-2 F8	
Alvin Davis, L (1, 10) OBP: 0.396, SLG: 0.533	4-0 BB			0-0 L4		0-1 P6		2-3 K	
Steve Balboni, R (1, 3) OBP: 0.156, SLG: 0.263	3-2 6-3			0-1 P8		0-2 L4		2-3 K	
Jim Presley, R (1, 5) OBP: 0.263, SLG: 0.343		1-1 6-3		0-0 2B		0-2 G6-3 1B		0-0 F5	
Dave Valle, R (1, 2) OBP: 0.272, SLG: 0.368		2-2 L8		1-3 K		1-0 G6-3 1B		1-1 G6-3	
Scott Bradley, L (9, PH) OBP: 0.283, SLG: 0.339						1-2 G6-3 1B			
Dave Hengel, R (1, 9) OBP: 0.207, SLG: 0.214		1-1 F7			3-3 K		3-3 K	2-2 G4-3	
Mike Kingery, L (9, PH) OBP: 0.349, SLG: 0.337									
Rey Quinones, R (1, 6) OBP: 0.299, SLG: 0.400			0-0 FC1-6 1B		1-1 5-3		1-2 G6-3		
Ken Phelps, L (7, PH) OBP: 0.393, SLG: 0.521									
Rick Renteria, R (8, 6) OBP: 0.240, SLG: 0.329									

Inning	R	H	E	K	S	H	LOB	BB	P
1	0	1	0	1	32	0	2	1	32
2	0	0	0	0	7	0	0	0	11
3	1	1	0	0	6	0	0	0	11
4	0	1	0	1	7	1	0	0	8
5	0	1	0	1	8	1	0	0	15
6	0	0	0	0	7	0	0	0	7
7	0	2	0	1	15	2	0	0	23
8	0	0	0	2	17	1	1	1	25
9	0	0	0	0	6	0	0	0	9

PITCHER	IP	WLS	BF	H	R	ER	SO	BB	IBB	HBP	BLK	WP	HR	S	P	ERA	WHIP
Allan Anderson, L (1, 1) ERA: 4.14	6.1	W	26	6	1	1	4	1	0	0	0	0	0	65	96	1.42	1.105
Juan Berenguer, R (7, 1) ERA: 4.04	1.2		6	0	0	0	2	1	0	0	0	0	0	24	36	0.00	0.600
Jeff Reardon, R (9, 1) ERA: 2.1	1.0	S	3	0	0	0	0	0	0	0	0	0	0	6	9	0.00	0.000

Batter	1	2	3	4	5	6	7	8	9	AB R H RBI BB SO LOB	TOP																
Dan Gladden, R OBP: 0.325, SLG: 0.456 (1, 7) X	0-0 F3		0-0 E4 1B		0-2 F7			2-3 K		4 1 0 0 0 1 0																	
Steve Lombardozzi, R OBP: 0.348, SLG: 0.320 (1, 4) B B C F T B B	3-3 K		0-0 1B 2-H 1B		2-2 F9			1-3 K		4 0 1 1 0 2 0																	
Kirby Puckett, R OBP: 0.355, SLG: 0.534 (1, 8) X	0-0 6-3		0-0 F2		1-1 F8			1-1 1B		4 0 1 0 0 0 1																	
Kent Hrbek, L OBP: 0.380, SLG: 0.534 (1, 10) B B B B		4-0 BB	2-2 1B 2-3		0-2 F9			1-0 F8 1B		3 0 1 0 1 0 1																	
Gary Gaetti, R OBP: 0.333, SLG: 0.502 (1, 5) B X	1-0 F9		0-0 5-3		0-0 2-3			2-2 F9		4 0 0 0 0 0 3																	
Randy Bush, L OBP: 0.390, SLG: 0.466 (1, 9) 1 SAFE C B X	1-1 F5			1-0 FC4-6 1B		1-1 P4		0-0 4-3		4 0 1 0 0 0 1																	
Gene Larkin, S OBP: 0.363, SLG: 0.379 Mark Davidson, R OBP: 0.417, SLG: 0.605 (1, 3) (9, PR) C X	0-1 F8			1-1 FC4-6 S 1-2f		0-0 F7		1-1 2B		4 0 1 0 0 0 2 0 0 0 0 0 0 0																	
Tim Laudner, R OBP: 0.335, SLG: 0.503 Tom Herr, S OBP: 0.350, SLG: 0.335 (1, 2) (9, PH) C S T S B S			1-3 K	0-2 P4 1-2		1-1 F3		0-1 4-1		3 0 0 0 0 1 1 1 0 0 0 0 0 1																	
Greg Gagne, R OBP: 0.290, SLG: 0.431 (1, 6) C H			1-1 E HBP	1-0 F3		2-2 5-3				2 1 0 0 0 0 1																	
Inning Stats	R: 0 E: 0 K: 1 S: 5	H: 0 LOB: 0 BB: 0 P: 8	R: 0 E: 0 K: 0 S: 5	H: 0 LOB: 1 BB: 1 P: 11	R: 2 E: 1 K: 1 S: 12	H: 2 LOB: 2 BB: 0 P: 16	R: 0 E: 0 K: 0 S: 7	H: 1 LOB: 1 BB: 0 P: 10	R: 0 E: 0 K: 0 S: 10	H: 0 LOB: 0 BB: 0 P: 13	R: 0 E: 0 K: 0 S: 6	H: 0 LOB: 0 BB: 0 P: 7	R: 0 E: 0 K: 0 S: 7	H: 0 LOB: 0 BB: 0 P: 10	R: 0 E: 0 K: 2 S: 11	H: 1 LOB: 1 BB: 0 P: 16	R: 0 E: 0 K: 0 S: 9	H: 1 LOB: 1 BB: 0 P: 12	1B: 4 2B: 1 3B: 0 HR: 0	SF: 0 SAC: 0 DP: 0 HBP: 1	WP: 0 PB: 0 SB: 1 CS: 0	PA: 35					
PITCHER	IP WLS BF H R ER SO BB IBB HBP BLK WP HR S P ERA WHIP																										
Scott Bankhead, R ERA: 2.43 (1, 1)	7.0		27	3	2	0	2	1	0	1	0	0	0	52	75	0.00	0.571										
Michael Jackson, R ERA: 2.61 (8, 1)	1.2	W	7	2	0	0	2	0	0	0	0	0	0	18	26	0.00	1.200										
Mike Schooler, R ERA: (9, 1)	0.1	S	1	0	0	0	0	0	0	0	0	0	0	2	2	0.00	0.000										

Minnesota Twins @ Seattle Mariners
The Kingdom, Seattle, WA
Sat Jun 11 1988, 10:05 PM EDT
Att. 20,209 - Dome

livebaseballscorecards.com

AB 33
R 2
H 5
RBI 1
BB 1
SO 4
LOB 11



Batter	1	2	3	4	5	6	7	8	9	AB R H RBI BB SO LOB	TOP											
John Moses, S (1, 7) OBP: 0.400, SLG: 0.523	1-0 G3-6 1B		0-0 6-3		1-0 CS 1B			2-1 CS 2B		5 1 3 0 0 0 2												
Mark Davidson, R (1, 8) OBP: 0.396, SLG: 0.553	0-0 G3-6 1-2f		4-2 FC5 1B BB		1-0 5-3 1-2	1-1 6-3		3-2 6-3 2-3		4 0 0 0 1 0 3												
Kent Hrbek, L (1, 3) OBP: 0.385, SLG: 0.531	3-2 3-1		1-0 1-2 1B		4-1 CS BB	0-1 F8			4-0 FC1-4 BB	3 0 1 0 2 0 0												
Gary Gaetti, R (1, 5) OBP: 0.331, SLG: 0.509		1-1 5-3	0-0 FC5 2-3f		3-2 1-2 2-H HR	2-1 P7			2-3 K	5 1 1 2 0 1 3												
Randy Bush, L (1, 9) OBP: 0.405, SLG: 0.507		1-0 HR		2-2 BB 1B	1-1 2B HBP		1-0 G5-4-3 2B		0-0 FC1-4 BLK 1-2f	3 2 3 1 0 0 0 1 0 0 0 0 0 1												
Kirby Puckett, R (9, PH) OBP: 0.354, SLG: 0.532																						
Gene Larkin, S (1, 10) OBP: 0.364, SLG: 0.381		1-1 3-1		1-1 F2	0-1 2B		4-2 G5-4-3 BB		2-3 K 1-2	4 1 1 0 1 1 2												
Brian Harper, R (1, 2) OBP: 0.467, SLG: 0.571		1-2 FC5-4 1B		2-3 K	2-0 2B		0-1 G5-4-3 1-2f 2-3			4 1 2 2 0 1 3												
Greg Gagne, R (1, 6) OBP: 0.285, SLG: 0.435		1-0 FC5-4 1-2f		4-0 BB	0-0 2B		0-1 F8			3 0 1 1 1 0 2												
Steve Lombardozzi, R (1, 4) OBP: 0.344, SLG: 0.308			0-0 5-3	0-3 K	4-2 BB			0-0 F3		3 0 0 0 1 1 2												
Inning Stats	R: 0 E: 0 K: 0 S: 5	H: 1 LOB: 0 BB: 0 P: 9	R: 1 E: 0 K: 0 S: 9	H: 2 LOB: 1 BB: 0 P: 14	R: 0 E: 0 K: 0 S: 7	H: 1 LOB: 2 BB: 1 P: 12	R: 0 E: 0 K: 2 S: 12	H: 1 LOB: 2 BB: 1 P: 21	R: 5 E: 0 K: 0 S: 15	H: 5 LOB: 2 BB: 2 P: 31	R: 0 E: 0 K: 0 S: 6	H: 0 LOB: 0 BB: 0 P: 9	R: 0 E: 0 K: 0 S: 8	H: 1 LOB: 1 BB: 1 P: 13	R: 0 E: 0 K: 0 S: 9	H: 1 LOB: 0 BB: 0 P: 14	R: 0 E: 0 K: 2 S: 7	H: 0 LOB: 1 BB: 1 P: 15	1B: 5 2B: 5 3B: 0 HR: 2	SF: 0 SAC: 0 DP: 2 HBP: 1	WP: 0 PB: 0 SB: 0 CS: 3	PA: 42
PITCHER	IP WLS BF H R ER SO BB IBB HBP BLK WP HR S P ERA WHIP																					
Bill Swift, R (1, 1) ERA: 3.69	4.2 L 26 10 6 6 2 3 0 1 0 0 2 45 79 11.57 2.786																					
Jerry Reed, R (5, 1) ERA: 5.2	3.1 12 2 0 0 0 2 0 0 0 0 0 26 44 0.00 1.200																					
Rod Scurrey, L (9, 1) ERA:	1.0 4 0 0 0 0 2 1 0 0 1 0 0 7 15 0.00 1.000																					

Minnesota Twins @ Seattle Mariners
The Kingdom, Seattle, WA
Sun Jun 12 1988, 6:33 AM EDT
Att. 23,650 - Dome

livebaseballscorecards.com

AB	35
R	6
H	12
RBI	6
BB	6
SO	4
LOB	18



BOTTOM

Minnesota Twins @ Seattle Mariners
The Kingdom, Seattle, WA
Sun Jun 12 1988, 6:33 AM EDT
Att. 23,650 - Dome

livebaseballscorecards.com

AB 29
R 2
H 4
RBI 2
BB 5
SO 4
LOB 11



WP: 0 PA: 35
PB: 0
SB: 1
CS: 0

AB R H RBI BB SO LOB

3 0 1 0 1 0 0

4 0 0 0 0 1 2

3 0 1 0 1 1 1

4 0 0 0 0 1 3

2 1 0 0 2 0 0

4 0 1 0 0 1 1

2 0 0 0 1 0 2

1 0 0 0 0 0 0

3 0 0 1 0 0 1

3 1 1 1 0 0 1

1B: 2 SF: 1
2B: 1 SAC: 0
3B: 0 DP: 1
HR: 1 HBP: 0

Batter	1	2	3	4	5	6	7	8	9
Harold Reynolds, S (1, 4) OBP: 0.343, SLG: 0.438	4-0 BB		1-2 F8		1-2 1-3		0-2 1B		
Henry Cotto, R (1, 8) OBP: 0.332, SLG: 0.388	3-3 SAFE SAFE SAFE 1-2 K		3-2 5-3		0-0 5-3		2-2 L3		
Mickey Brantley, R (1, 7) OBP: 0.299, SLG: 0.480	1-0 P7		2-1 1B		4-1 G4-6-3 BB		1-3 K		
Alvin Davis, L (1, 3) OBP: 0.392, SLG: 0.522	2-3 K		3-1 G3		0-2 G4-6-3 1-2f		2-1 F9		
Ken Phelps, L (1, 10) OBP: 0.395, SLG: 0.514		4-0 2B SF8 BB		2-1 4-3		4-1 BB		2-2 G4-1	
Jim Presley, R (1, 5) OBP: 0.263, SLG: 0.344		1-0 SF8 1-3 2B		0-0 P4		1-1 P7		1-3 K	
Dave Valle, R (1, 2) OBP: 0.281, SLG: 0.365		0-0 F8		4-2 BB		3-2 P6		0-0 4-3	
Scott Bradley, L (9, PH) OBP: 0.281, SLG: 0.336									
Dave Hengel, R (1, 9) OBP: 0.194, SLG: 0.294		1-2 SF8		1-2 F8		1-0 5-3		1-0 F8	
Rey Quinones, R (1, 6) OBP: 0.304, SLG: 0.433		2-3 3-H 0-0 6-3			1-0 P8		1-0 HR		

Inning Stats	R: 0	H: 0	E: 0	K: 2	S: 10	R: 1	H: 1	E: 0	K: 0	S: 6	R: 0	H: 1	E: 0	K: 0	S: 10	R: 0	H: 0	E: 0	K: 0	S: 8	R: 0	H: 0	E: 0	K: 0	S: 5	R: 1	H: 2	E: 0	K: 0	S: 11	R: 0	H: 0	E: 0	K: 1	S: 8	R: 0	H: 0	E: 0	K: 1	S: 5	1B: 2	SF: 1	2B: 1	SAC: 0	3B: 0	DP: 1	HR: 1	HBP: 0	WP: 0	PA: 35
	0	0	0	2	10	1	1	0	0	6	0	1	0	0	10	0	0	0	0	8	0	0	1	2	0	5	1	2	0	0	11	0	0	0	1	8	0	0	0	1	5	2	1	0	0	1	0	35		

PITCHER	IP	WLS	BF	H	R	ER	SO	BB	IBB	HBP	BLK	WP	HR	S	P	ERA	WHIP
Charlie Lea, R (1, 1) ERA: 6.08	7.0	W	29	4	2	2	2	5	0	0	0	0	1	57	105	2.57	1.286
Juan Berenguer, R (8, 1) ERA: 3.86	2.0		6	0	0	0	2	0	0	0	0	0	0	13	20	0.00	0.000

Batter	1	2	3	4	5	6	7	8	9	AB R H RBI BB SO LOB	TOP											
Gary Redus, R (1, 8) OBP: 0.336, SLG: 0.450	1-1 L6		0-0 HR		3-1 F9		3-3 K2-3		0-0 L4	5 1 1 1 0 1 3												
Steve Lyons, L (1, 5) OBP: 0.370, SLG: 0.375	0-1 7-6-5 2B		1-3 K		3-2 L3		0-0 G6-3			4 0 1 0 0 1 2												
Harold Baines, L (1, 10) OBP: 0.324, SLG: 0.364	0-1 7-6-5 2-3f		3-3 K			2-3 K		2-3 K		4 0 0 0 0 3 1												
Ivan Calderon, R (1, 9) OBP: 0.310, SLG: 0.498		4-0 2B BB	1-0 1B		0-0 HR		2-0 2B			3 2 3 1 1 0 0												
Greg Walker, L (1, 3) OBP: 0.281, SLG: 0.336		0-1 2B 1-H	0-0 4-3		1-2 G3		1-2 P2			4 1 1 1 0 0 2												
Dan Pasqua, L (1, 7) OBP: 0.305, SLG: 0.394		3-0 2B 3-H		1-2 1B G4-6-3		0-1 3-1		0-3 K		4 0 2 1 0 1 1												
Mark Salas, L (1, 2) OBP: 0.337, SLG: 0.403		2-0 G1-3		0-0 L3		1-0 2B 2B			0-1 SH1-3 1B	4 0 2 0 0 0 2	AB 35 R 4 H 11 RBI 4 BB 1 SO 6 LOB 17											
Ozzie Guillen, L (1, 6) OBP: 0.286, SLG: 0.302		0-0 FC1-6-5-4-6 2-3		0-0 G4-6-3 1-2f		0-2 2B 2B			0-0 SH1-3 1-2	3 0 1 0 0 0 2												
Mike Woodard, L (1, 4) OBP: 0.273, SLG: 0.300		1-0 4-3			1-2 4-3		2-0 G3		2-1 L4	4 0 0 0 0 0 4 0 0 0 0 0 0 0												
Fred Manrique, R (9, 4) OBP: 0.230, SLG: 0.337																						
Inning Stats	R: 0 E: 0 K: 0 S: 6	H: 1 LOB: 0 BB: 0 P: 7	R: 2 E: 0 K: 0 S: 6	H: 2 LOB: 1 BB: 1 P: 16	R: 1 E: 0 K: 2 S: 9	H: 2 LOB: 1 BB: 0 P: 14	R: 0 E: 0 K: 0 S: 5	H: 1 LOB: 0 BB: 0 P: 6	R: 0 E: 0 K: 0 S: 8	H: 0 LOB: 0 BB: 0 P: 15	R: 1 E: 0 K: 1 S: 9	H: 1 LOB: 0 BB: 0 P: 12	R: 0 E: 0 K: 1 S: 10	H: 2 LOB: 2 BB: 0 P: 16	R: 0 E: 0 K: 2 S: 10	H: 1 LOB: 1 BB: 0 P: 15	R: 0 E: 0 K: 0 S: 6	H: 1 LOB: 1 BB: 0 P: 8	1B: 3 2B: 7 3B: 0 HR: 2	SF: 0 SAC: 1 DP: 2 HBP: 0	WP: 0 PB: 0 SB: 0 CS: 0	PA: 37
PITCHER	IP WLS BF H R ER SO BB IBB HBP BLK WP HR S P ERA WHIP																					
Les Straker, R (1, 1) ERA: 4.33	6.0 L 26 9 4 4 3 1 0 0 0 0 0 2 47 75 6.00 1.667																					
Mark Portugal, R (7, 1) ERA: 4.76	3.0 11 2 0 0 3 0 0 0 0 0 0 0 22 34 0.00 0.667																					

Chicago White Sox @ Minnesota Twins
 Hubert H. Humphrey Metrodome, Minneapolis, MN
 Mon Jun 13 1988, 8:05 PM EDT
 Att. 28,521 - Unknown

livebaseballscorecards.com



Batter	1	2	3	4	5	6	7	8	9	AB	R	H	RBI	BB	SO	LOB
Dan Gladden, R (1, 7) OBP: 0.324, SLG: 0.452	3-2 P4		1-1 G1-3			1-3 K		2-2 1B		4	0	1	0	0	1	2
Steve Lombardozzi, R (1, 4) OBP: 0.330, SLG: 0.293	0-1 F9		0-1 F7			1-0 F7		2-2 F8		4	0	0	0	0	0	4
Kirby Puckett, R (1, 8) OBP: 0.356, SLG: 0.532	0-0 6-3					0-0 G5-3				4	1	2	0	0	0	0
Kent Hrbek, L (1, 3) OBP: 0.387, SLG: 0.531		0-0 G3				1-2 CS 1B		0-0 G4-6-3 1B		4	0	2	1	0	1	1
Gary Gaetti, R (1, 5) OBP: 0.329, SLG: 0.504		2-3 K				3-3 K		2-1 F9		4	0	1	0	0	2	2
Randy Bush, L (1, 9) OBP: 0.404, SLG: 0.500		1-3 K2-3				4-1 CS BB		0-0 G4-6-3		2	0	0	0	1	1	1
Mark Davidson, R (9, PH) OBP: 0.396, SLG: 0.553										0	0	0	0	0	0	0
John Moses, S (9, PH) OBP: 0.392, SLG: 0.511										1	0	0	0	0	1	2
Gene Larkin, S (1, 10) OBP: 0.362, SLG: 0.379			1-1 G1-3 BB 1B			1-1 CS		2-1 G3		4	0	1	0	0	1	2
Tim Laudner, R (1, 2) OBP: 0.341, SLG: 0.500			4-2 G1-3 BB			0-1 6-3		2-1 FC4-6 HBP		1	0	0	0	1	0	0
Greg Gagne, R (1, 6) OBP: 0.292, SLG: 0.430			1-3 K			1-2 5-3		3-2 FC4-6 1B		2	0	0	0	0	1	2
Tom Herr, S (8, PH) OBP: 0.348, SLG: 0.333										1	0	0	0	0	0	1
Al Newman, S (8, PR) OBP: 0.209, SLG: 0.150										0	0	0	0	0	0	0

Inning Stats	R: 0	H: 0	E: 0	K: 0	S: 7	R: 0	H: 0	E: 0	K: 2	S: 8	R: 0	H: 1	E: 0	K: 1	S: 13	R: 1	H: 2	E: 0	K: 1	S: 10	R: 0	H: 0	E: 0	K: 0	S: 10	R: 0	H: 0	E: 0	K: 1	S: 5	R: 0	H: 1	E: 0	K: 0	S: 4	R: 0	H: 1	E: 0	K: 0	S: 13	R: 0	H: 2	E: 0	K: 3	S: 16	1B: 7	SF: 0	2B: 1	SAC: 0	3B: 0	DP: 2	HR: 0	HBP: 1
	0	0	0	0	7	0	0	0	2	8	0	1	0	1	13	1	2	0	1	10	0	0	0	0	10	0	0	0	1	5	0	0	0	4	0	0	1	0	13	0	2	0	0	16	7	0	1	0	0	2	0	1	

PITCHER	IP	WLS	BF	H	R	ER	SO	BB	IBB	HBP	BLK	WP	HR	S	P	ERA	WHIP
Melido Perez, R (1, 1) ERA: 3.29	8.0	W	30	6	1	1	5	2	0	1	0	1	0	73	112	1.12	1.000
Ricky Horton, L (9, 1) ERA: 4.81	0.1		2	1	0	0	1	0	0	0	0	0	0	4	6	0.00	3.000
Bobby Thigpen, R (9, 1) ERA: 4.46	0.2	S	2	0	0	0	2	0	0	0	0	0	0	9	12	0.00	0.000


BOTTOM

Chicago White Sox @ Minnesota Twins
 Hubert H. Humphrey Metrodome, Minneapolis, MN


Mon Jun 13 1988, 8:05 PM EDT
 Att. 28,521 - Unknown

AB	31
R	1
H	7
RBI	1
BB	2
SO	8
LOB	17

livebaseballscorecards.com



WP	PA	ERA	WHIP
1	35		
0			
0			
2			

Batter	1	2	3	4	5	6	7	8	9	AB R H RBI BB SO LOB	TOP									
Gary Redus, R (1, 8) OBP: 0.331, SLG: 0.440	0-0 F7		3-2 S 1B		1 SAFE 0-3 K		3-3 K		0-0 F7	5 0 1 0 0 2 4										
Steve Lyons, L (1, 5) OBP: 0.366, SLG: 0.380	2-2 G6-3		0-2 4-3			1-0 1B 2B	0-0 5-3			4 1 1 0 0 0 3										
Harold Baines, L (1, 10) OBP: 0.327, SLG: 0.371	1-3 K			1-1 1B		1-0 6-3		2-2 2B		4 0 2 0 0 1 1										
Ivan Calderon, R (1, 9) OBP: 0.305, SLG: 0.488		1-3 K		0-0 F8		1-0 L3		0-3 K		4 0 0 0 0 2 3										
Greg Walker, L (1, 3) OBP: 0.280, SLG: 0.335		1-2 G3		0-2 P4		0-0 2-H 1B		0-0 F7		4 0 1 1 0 0 2										
Dan Pasqua, L (1, 7) OBP: 0.304, SLG: 0.390		1-1 1B		1-0 4-3		0-0 F8		1-3 K		4 0 1 0 0 1 3										
Mark Salas, L (1, 2) OBP: 0.333, SLG: 0.395		0-3 K			1-2 4-3		0-1 1B 1B		2-2 P3	4 0 1 0 0 1 1	AB 37 R 1 H 10 RBI 1 BB 0 SO 8 LOB 20									
Ozzie Guillen, L (1, 6) OBP: 0.289, SLG: 0.305			0-0 4-3		0-0 S 1B		1-3 K		0-0 1B	4 0 2 0 0 1 1										
Mike Woodard, L (1, 4) OBP: 0.250, SLG: 0.273 Daryl Boston, L (7, PH) OBP: 0.276, SLG: 0.514 Fred Manrique, R (7, 4) OBP: 0.230, SLG: 0.337 Donnie Hill, S (9, PH) OBP: 0.295, SLG: 0.210			3-2 G3-1		1-0 L8		0-2 1B		1-2 P6	2 0 0 0 0 0 1 1 0 1 0 0 0 0 0 0 0 0 0 0 0 1 0 0 0 0 0 1										
Inning Stats	R: 0 E: 0 K: 1 S: 7	H: 0 LOB: 0 BB: 0 P: 10	R: 0 E: 0 K: 2 S: 14	H: 1 LOB: 1 BB: 0 P: 17	R: 0 E: 0 K: 0 S: 12	H: 1 LOB: 1 BB: 0 P: 18	R: 0 E: 0 K: 0 S: 8	H: 1 LOB: 1 BB: 0 P: 10	R: 1 E: 0 K: 0 S: 5	H: 2 LOB: 1 BB: 0 P: 8	R: 0 E: 0 K: 2 S: 12	H: 2 LOB: 2 BB: 0 P: 16	R: 0 E: 0 K: 2 S: 11	H: 1 LOB: 1 BB: 0 P: 14	R: 0 E: 0 K: 0 S: 8	H: 1 LOB: 1 BB: 0 P: 11	1B: 8 2B: 2 3B: 0 HR: 0	SF: 0 SAC: 0 DP: 0 HBP: 0	WP: 0 PB: 0 SB: 2 CS: 0	PA: 37
PITCHER	IP WLS BF H R ER SO BB IBB HBP BLK WP HR S P ERA WHIP																			
Bert Blyleven, R (1, 1) ERA: 4.79	6.1 W 26 7 1 1 5 0 0 0 0 0 0 0 60 79 1.42 1.105																			
Juan Berenguer, R (7, 1) ERA: 3.72	1.2 7 2 0 0 3 0 0 0 0 0 0 0 18 24 0.00 1.200																			
Jeff Reardon, R (9, 1) ERA: 2.03	1.0 S 4 1 0 0 0 0 0 0 0 0 0 0 8 11 0.00 1.000																			

Chicago White Sox @ Minnesota Twins
 Hubert H. Humphrey Metrodome, Minneapolis, MN
 Tue Jun 14 1988, 8:05 PM EDT
 Att. 25,527 - Unknown

livebaseballscorecards.com

Batter	1	2	3	4	5	6	7	8	9	AB	R	H	RBI	BB	SO	LOB
Dan Gladden, R OBP: 0.327, SLG: 0.464 (1, 7)	1-0 HR		0-0 4-3		4-1 3B BB		1-2 4-3			3	2	1	1	1	0	2
Greg Gagne, R OBP: 0.291, SLG: 0.437 (1, 6)	1-3 K		1-0 F8		0-1 3B			0-0 G6-3		4	0	1	2	0	1	1
Kirby Puckett, R OBP: 0.351, SLG: 0.523 (1, 8)	0-0 4-3		0-0 L9		3-1 P3			0-0 P4		4	0	0	0	0	0	2
Gary Gaetti, R OBP: 0.328, SLG: 0.500 (1, 5)	1-2 P3			0-0 5-3		0-0 6-3		1-1 1B		4	0	1	0	0	0	0
Gene Larkin, S OBP: 0.355, SLG: 0.371 (1, 10)		3-3 K		0-2 G4-3		1-0 F9		2-1 F7		4	0	0	0	0	1	1
Tim Laudner, R OBP: 0.341, SLG: 0.497 (1, 2)		0-1 F9		0-1 L6		1-1 1B				3	0	1	0	0	0	0
Kent Hrbek, L OBP: 0.386, SLG: 0.528 (1, 3)		0-0 FC5-4 1B			2-3 K	1-0 P6				3	0	1	0	0	1	1
Mark Davidson, R OBP: 0.382, SLG: 0.531 John Moses, S OBP: 0.385, SLG: 0.500 (7, PH) (8, 9)		2-0 FC5-4			2-2 6-3		3-2 4-3			2	0	0	0	0	0	1
Steve Lombardozzi, R OBP: 0.350, SLG: 0.310 (1, 4)			1-1 F8 4-3 1B		2-1 3B 1B		4-1 CS BB			1	0	0	0	0	0	0

Inning Stats	R: 1	H: 1	E: 0	K: 1	S: 8	R: 0	H: 1	E: 0	K: 1	S: 7	R: 0	H: 1	E: 0	K: 0	S: 5	R: 0	H: 0	E: 0	K: 0	S: 7	R: 2	H: 2	E: 0	K: 1	S: 15	R: 0	H: 1	E: 0	K: 0	S: 5	R: 0	H: 0	E: 0	K: 0	S: 9	R: 0	H: 1	E: 0	K: 0	S: 6	1B: 5	SF: 0	2B: 0	SAC: 0	3B: 1	DP: 0	HR: 1	HBP: 0
	1	1	0	1	8	0	1	0	1	7	0	1	0	0	5	0	0	0	0	7	2	2	0	1	15	0	0	0	0	1	0	0	0	0	16	0	1	0	9	5	0	0	1	0	1	0		

PITCHER	IP	WLS	BF	H	R	ER	SO	BB	IBB	HBP	BLK	WP	HR	S	P	ERA	WHIP
Dave LaPoint, L ERA: 2.84 (1, 1)	6.0	L	25	6	3	3	3	1	0	0	0	0	1	47	73	4.50	1.167
Jeff Bittiger, R ERA: 4.23 (7, 1)	2.0		7	1	0	0	0	1	0	0	0	0	0	15	25	0.00	1.000

BOTTOM

Chicago White Sox @ Minnesota Twins
Hubert H. Humphrey Metrodome, Minneapolis, MN
Tue Jun 14 1988, 8:05 PM EDT
Att. 25,527 - Unknown

livebaseballscorecards.com

AB	30
R	3
H	7
RBI	3
BB	2
SO	3
LOB	8




WP	PA	ERA	WHIP
0	32		

Batter	1	2	3	4	5	6	7	8	9	AB R H RBI BB SO LOB	TOP											
Dave Gallagher, R (1, 8) OBP: 0.292, SLG: 0.348	0-1 6-3		2-2 BB 1B		2-3 K		2-1 4-3			4 0 1 0 0 1 1												
Steve Lyons, L (1, 5) OBP: 0.379, SLG: 0.398	1-2 2B		4-1 SAFE BB		1-2 6-3		1-2 1B			3 0 2 0 1 0 1												
Gary Redus, R (1, 7) OBP: 0.321, SLG: 0.425	1-0 5-3		1-2 L8		2-1 5-3		SAFE 2-3 K			4 0 0 0 0 1 4												
Ivan Calderon, R (1, 9) OBP: 0.304, SLG: 0.483	0-0 F9			1-2 CS 1B		1-3 K		0-0 F8		4 0 1 0 0 1 1												
Harold Baines, L (1, 10) OBP: 0.326, SLG: 0.368		0-0 4-3		0-0 P8		0-1 1B E 1B		1-3 K		4 1 1 0 0 1 1												
Greg Walker, L (1, 3) OBP: 0.264, SLG: 0.342		1-1 6-3		1-1 2B		SAFE 1-0 E 1B		3-2 F9		4 0 2 0 0 0 0												
Fred Manrique, R (1, 4) OBP: 0.233, SLG: 0.337		1-0 CS 1B		2-0 G3		0-1 E4				3 0 1 0 0 0 2												
Daryl Boston, L (9, PH) OBP: 0.273, SLG: 0.507						1-3 2-H				1 0 0 0 0 0 0	AB 35											
Ozzie Guillen, L (1, 6) OBP: 0.289, SLG: 0.305		2-2 CS	0-1 1-3		0-0 G6-3 1B		0-3 K		0-0 F9	4 0 1 0 0 1 2	R 1											
Ron Karkovics, R (1, 2) OBP: 0.185, SLG: 0.184					SAFE 3-2 G6-3			0-2 6-3		3 0 0 0 0 1 1	H 9											
Mark Salas, L (9, PH) OBP: 0.330, SLG: 0.390					SAFE 1-2 K				0-2 F8	1 0 0 0 0 0 0	RBI 0											
											BB 1											
											SO 6											
											LOB 13											
Inning Stats	R: 0 E: 0 K: 0 S: 7	H: 1 LOB: 1 BB: 0 P: 9	R: 0 E: 0 K: 0 S: 7	H: 1 LOB: 0 BB: 0 P: 11	R: 0 E: 0 K: 1 S: 15	H: 1 LOB: 2 BB: 1 P: 23	R: 0 E: 0 K: 0 S: 8	H: 2 LOB: 1 BB: 0 P: 12	R: 0 E: 0 K: 1 S: 12	H: 1 LOB: 1 BB: 0 P: 18	R: 1 E: 1 K: 2 S: 14	H: 2 LOB: 2 BB: 0 P: 18	R: 0 E: 0 K: 1 S: 13	H: 1 LOB: 1 BB: 0 P: 18	R: 0 E: 0 K: 1 S: 7	H: 0 LOB: 0 BB: 0 P: 11	R: 0 E: 0 K: 0 S: 7	H: 0 LOB: 0 BB: 0 P: 8	1B: 7 2B: 2 3B: 0 HR: 0	SF: 0 SAC: 0 DP: 0 HBP: 0	WP: 0 PB: 0 SB: 0 CS: 2	PA: 37
PITCHER	IP WLS BF H R ER SO BB IBB HBP BLK WP HR S P ERA WHIP																					
Allan Anderson, L (1, 1) ERA: 3.69	6.2 W 29 9 1 0 4 1 0 0 0 0 0 0 73 104 0.00 1.500																					
Keith Atherton, R (7, 1) ERA: 2.5	2.1 S 7 0 0 0 2 0 0 0 0 0 0 0 17 24 0.00 0.000																					

Chicago White Sox @ Minnesota Twins
 Hubert H. Humphrey Metrodome, Minneapolis, MN
 Wed Jun 15 1988, 8:05 PM EDT
 Att. 25,512 - Unknown

livebaseballscorecards.com

AB 35
R 1
H 9
RBI 0
BB 1
SO 6
LOB 13



Batter	1	2	3	4	5	6	7	8	9
Dan Gladden, R OBP: 0.332, SLG: 0.464 (1, 7)	1-1 1B 1B	1-3 SAFE K 3-H			2-0 5-3		1-2 SH1-4 2-H 1B	4-0 SAFE IBB	
Steve Lombardozi, R OBP: 0.346, SLG: 0.307 (1, 4)	2-2 1B 1B 1B		0-0 F7		3-0 G6-3		0-0 SH1-4 1-2	3-1 F7	
Kirby Puckett, R OBP: 0.352, SLG: 0.519 (1, 8)	1-0 1B 1B		0-0 5-3		0-0 F9		4-0 G1-6-3 IBB	0-3 K	
Kent Hrbek, L OBP: 0.388, SLG: 0.528 (1, 3)	3-1 1B 1B		2-0 4-3			1-1 G5-4-3 1B	0-0 G1-6-3 1-2f		
Gary Gaetti, R OBP: 0.327, SLG: 0.500 (1, 5)	1-3 K			0-0 F9		0-1 G5-4-3 1-2f		0-0 1B SF9 2B	
Randy Bush, L OBP: 0.408, SLG: 0.496 (1, 9)	2-0 P5		4-2 FC3-6 BB		4-2 1B BB		0-2 1B 1B	2-3 1B 1B	
Tom Herr, S OBP: 0.351, SLG: 0.337 (8, PH)									
Mark Davidson, R OBP: 0.382, SLG: 0.531 (8, PR)									
Gene Larkin, S OBP: 0.353, SLG: 0.371 (1, 10)	1-0 F9		2-0 FC3-6 FC6-4 1-2f		1-1 1B		1-1 1B	3-0 SF9	
Brian Harper, R OBP: 0.474, SLG: 0.611 (1, 2)		1-2 SH3 K 2B		0-0 FC6-4 1-2f		0-1 F7		1-2 1B 1B	
Greg Gagne, R OBP: 0.302, SLG: 0.468 (1, 6)		0-0 SH3 2-3			1-1 HR		1-2 1B 2B	2-2 1B	

Inning Stats	R: 1	H: 4	E: 0	K: 1	S: 13	R: 0	H: 1	E: 0	K: 1	S: 7	R: 0	H: 0	E: 0	K: 0	S: 3	R: 0	H: 0	E: 0	K: 0	S: 7	R: 1	H: 1	E: 0	K: 0	S: 5	R: 0	H: 2	E: 0	K: 0	S: 10	R: 1	H: 2	E: 0	K: 0	S: 9	R: 2	H: 4	E: 0	K: 1	S: 19
	LOB: 3	BB: 0	P: 24	LOB: 0	BB: 0	P: 9	LOB: 0	BB: 0	P: 5	LOB: 1	BB: 1	P: 13	LOB: 0	BB: 0	P: 11	LOB: 1	BB: 1	P: 16	LOB: 1	BB: 1	P: 15	LOB: 3	BB: 1	P: 32	LOB: 0	BB: 0	LOB: 2	BB: 1	P: 16	LOB: 2	BB: 1	P: 15	LOB: 3	BB: 1	P: 32	LOB: 0	BB: 0	LOB: 0	BB: 0	P: 0

PITCHER	IP	WLS	BF	H	R	ER	SO	BB	IBB	HBP	BLK	WP	HR	S	P	ERA	WHIP
Jack McDowell, R ERA: 4.73 (1, 1)	6.0	L	26	8	2	2	2	2	0	0	0	0	1	45	78	3.00	1.667
Ricky Horton, L ERA: 5.11 (7, 1)	1.1		8	4	3	3	0	0	1	0	0	0	0	15	24	20.25	3.000
Jeff Bittiger, R ERA: 4.13 (8, 1)	0.2		5	2	0	0	1	0	1	0	0	0	0	13	23	0.00	3.000

AB R H RBI BB SO LOB

4	1	2	1	1	1	1
4	0	1	0	0	0	3
4	0	1	1	1	1	3
4	0	2	0	0	0	2
4	1	1	0	0	1	4
1	0	0	0	2	0	3
1	0	1	0	0	0	0
0	1	0	0	0	0	0
3	0	1	1	0	0	4
4	0	2	0	0	0	3
3	2	3	2	0	0	0

AB	32
R	5
H	14
RBI	5
BB	4
SO	3
LOB	23



WP	HR	S	P	ERA	WHIP
0	0	0	0	0	0

Chicago White Sox @ Minnesota Twins
 Hubert H. Humphrey Metrodome, Minneapolis, MN
 Wed Jun 15 1988, 8:05 PM EDT
 Att. 25,512 - Unknown

Batter	1	2	3	4	5	6	7	8	9	AB R H RBI BB SO LOB	TOP											
Harold Reynolds, S (1, 4) OBP: 0.335, SLG: 0.421	4-1 S BB		0-1 HBP 1B		1-1 L8		1-0 SH5-3			2 0 1 0 1 0 0												
Henry Cotto, R (1, 8) OBP: 0.319, SLG: 0.372	2-3 SAFE 1-2		2-2 P3		1-0 B2		1-1 P3			4 0 0 0 0 1 5												
Alvin Davis, L (1, 3) OBP: 0.391, SLG: 0.521	2-1 F7		1-1 SAFE 1-2 HBP		0-1 2B		0-2 F7			3 0 1 0 0 0 3												
Steve Balboni, R (1, 10) OBP: 0.169, SLG: 0.299 Scott Bradley, L (8, PH) OBP: 0.272, SLG: 0.318	0-3 K		0-0 G6-3		1-1 G1-3		3-2 P4			3 0 0 0 0 1 4 1 0 0 0 0 0 0												
Mickey Brantley, R (1, 7) OBP: 0.297, SLG: 0.471		1-1 G6-3		1-1 G4-3		3-3 K		1-1 P4		4 0 0 0 0 1 0												
Glenn Wilson, R (1, 9) OBP: 0.290, SLG: 0.324		2-2 L9		0-0 G6-3		0-0 P3		0-1 F8		4 0 0 0 0 0 0												
Dave Valle, R (1, 2) OBP: 0.292, SLG: 0.389		1-0 FC6 1B		2-2 HR		3-3 K		2-3 K		4 1 2 1 0 2 0												
Jim Presley, R (1, 5) OBP: 0.256, SLG: 0.332		0-1 FC6 1-2f		2-1 FC6-4 1B		0-0 SH5-3 BB 1B		1-3 K		4 0 2 0 0 1 1												
Rey Quinones, R (1, 6) OBP: 0.304, SLG: 0.422			3-2 E5 1B		0-1 FC6-4 1-2f		4-0 SAFE SH5-3 BB		1-0 F7	3 0 0 0 1 0 1												
Inning Stats	R: 0 E: 0 K: 2 S: 10	H: 0 LOB: 1 BB: 1 P: 18	R: 0 E: 0 K: 0 S: 11	H: 1 LOB: 1 BB: 0 P: 15	R: 0 E: 1 K: 0 S: 15	H: 1 LOB: 2 BB: 0 P: 21	R: 1 E: 0 K: 0 S: 10	H: 2 LOB: 1 BB: 0 P: 15	R: 0 E: 0 K: 0 S: 7	H: 1 LOB: 1 BB: 0 P: 10	R: 0 E: 0 K: 2 S: 8	H: 0 LOB: 0 BB: 0 P: 14	R: 0 E: 0 K: 0 S: 7	H: 1 LOB: 2 BB: 1 P: 13	R: 0 E: 0 K: 0 S: 9	H: 0 LOB: 0 BB: 0 P: 13	R: 0 E: 0 K: 2 S: 7	H: 0 LOB: 0 BB: 0 P: 11	1B: 4 2B: 1 3B: 0 HR: 1	SF: 0 SAC: 1 DP: 0 HBP: 1	WP: 0 PB: 0 SB: 1 CS: 0	PA: 36
PITCHER	IP WLS BF H R ER SO BB IBB HBP BLK WP HR S P ERA WHIP																					
Frank Viola, L (1, 1) ERA: 2.67	6.0 W 27 6 1 1 4 2 0 1 0 0 1 62 98 1.50 1.333																					
Juan Berenguer, R (7, 1) ERA: 3.56	2.0 6 0 0 0 0 0 0 0 0 0 0 15 21 0.00 0.000																					
Jeff Reardon, R (9, 1) ERA: 1.97	1.0 S 3 0 0 0 2 0 0 0 0 0 0 7 11 0.00 0.000																					

Seattle Mariners @ Minnesota Twins
 Hubert H. Humphrey Metrodome, Minneapolis, MN
 Fri Jun 17 1988, 8:05 PM EDT
 Att. 35,226 - Dome

livebaseballscorecards.com

AB	32
R	1
H	6
RBI	1
BB	2
SO	6
LOB	14



Batter	1	2	3	4	5	6	7	8	9	AB R H RBI BB SO LOB
Dan Gladden, R OBP: 0.331, SLG: 0.461 (1, 7) C B B X	2-1 P4 ①		1 SAFE 2-2 S C B F B X 1B 1-2		1 SAFE 0-0 X G2-3 1-2	1-1 G3-1 ③				4 0 1 0 0 0 2
John Moses, S OBP: 0.375, SLG: 0.480 (1, 8) F F F B X	1-2 G3-1 ②		1 SAFE 2-1 F B P 1 SAFE X BB 1-3 1B		1-1 F7 ②		0-0 P5 ①			4 0 1 0 0 0 1
Tom Herr, S OBP: 0.349, SLG: 0.332 (1, 4) F B B B X	3-1 F7 ③		1 SAFE 4-0 B B B B B 1-2 BB		0-0 G4-3 ③		2-2 G6-3 ②			3 0 0 0 1 0 1
Kent Hrbek, L OBP: 0.386, SLG: 0.523 (1, 3) B B B B X		2-2 P2 ①	0-0 F8 ③			0-0 G3-1 BB 2B 1B		0-0 L3 ③		4 1 1 0 0 0 3
Gary Gaetti, R OBP: 0.337, SLG: 0.506 (1, 5) B B B B B X		4-2 BB		1-1 1B 2B		4-2 BB BB F 1 SAFE B 1-2 G3-1 2B BB		1-1 G4-6-3 HBP		1 2 1 0 2 0 0
Randy Bush, L OBP: 0.399, SLG: 0.482 (1, 9) Mark Davidson, R OBP: 0.382, SLG: 0.531 (9, 9) 1 SAFE 1 SAFE X		0-0 P6 ②		1-2 P3 ①		1-2 G3-1 ①		2-0 G4-6-3 ① ② 1-2f		4 0 0 0 0 0 5 0 0 0 0 0 0 0
Gene Larkin, S OBP: 0.356, SLG: 0.370 (1, 10) B 1 SAFE C B 1 SAFE F B X		3-2 L4 ③		2-1 G6-4-3 2-H 1B		4-0 2B IBB		0-0 G1-3 ③		3 1 1 1 1 0 1
Greg Gagne, R OBP: 0.297, SLG: 0.460 (1, 6) X			0-0 E6 CS		1-1 G6-4-3 ② ③ 1-2f		0-0 P2 ②			3 0 0 0 0 0 4
Tim Laudner, R OBP: 0.347, SLG: 0.503 (1, 2) 1 SAFE 1 SAFE S X			0-1 P3 ①		4-0 G2-3 BB		3-2 2B 1-H 2-H 3-H			2 0 1 3 1 0 1

Inning Stats	R: 0 E: 0 K: 0 S: 9	H: 0 LOB: 0 BB: 0 P: 15	R: 0 E: 0 K: 0 S: 12	H: 0 LOB: 1 BB: 1 P: 21	R: 0 E: 1 K: 0 S: 11	H: 2 LOB: 3 BB: 1 P: 18	R: 1 E: 0 K: 0 S: 11	H: 2 LOB: 0 BB: 0 P: 15	R: 0 E: 0 K: 0 S: 4	H: 0 LOB: 1 BB: 1 P: 9	R: 3 E: 0 K: 0 S: 12	H: 2 LOB: 1 BB: 2 P: 25	R: 0 E: 0 K: 0 S: 5	H: 0 LOB: 0 BB: 0 P: 7	R: 0 E: 0 K: 0 S: 3	H: 0 LOB: 0 BB: 0 P: 6	1B: 4 2B: 2 3B: 0 HR: 0	SF: 0 SAC: 0 DP: 2 HBP: 1	WP: 0 PB: 0 SB: 0 CS: 1	PA: 34
--------------	------------------------------	----------------------------------	-------------------------------	----------------------------------	-------------------------------	----------------------------------	-------------------------------	----------------------------------	------------------------------	---------------------------------	-------------------------------	----------------------------------	------------------------------	---------------------------------	------------------------------	---------------------------------	----------------------------------	------------------------------------	----------------------------------	--------

PITCHER	IP	WLS	BF	H	R	ER	SO	BB	IBB	HBP	BLK	WP	HR	S	P	ERA	WHIP
Scott Bankhead, R ERA: 2.79 (1, 1)	5.0	L	23	5	3	3	0	4	0	0	0	0	0	50	85	5.40	1.800
Ed Nunez, R ERA: 6.84 (6, 1)	0.2		3	0	0	0	0	0	1	0	0	0	0	4	9	0.00	0.000
Michael Jackson, R ERA: 2.31 (6, 1)	2.1		8	1	1	1	0	0	0	1	0	0	0	13	22	3.86	0.429

BOTTOM

Seattle Mariners @ Minnesota Twins
 Hubert H. Humphrey Metrodome, Minneapolis, MN

Fri Jun 17 1988, 8:05 PM EDT
 Att. 35,226 - Dome

livebaseballscorecards.com

AB	28
R	4
H	6
RBI	4
BB	5
SO	0
LOB	18



Batter	1	2	3	4	5	6	7	8	9	AB R H RBI BB SO LOB	TOP											
Harold Reynolds, S (1, 4) OBP: 0.332, SLG: 0.414	2-3 K		1-1 L4		1-1 G3		0-0 F8		4-1 DI BB	4 0 0 0 1 1 3												
Rey Quinones, R (1, 6) OBP: 0.301, SLG: 0.417	1-0 F9		2-3 K			1-1 F9		2-1 1B 1B	1-3 K	5 1 1 0 0 2 1												
Alvin Davis, L (1, 3) OBP: 0.387, SLG: 0.511	4-1 BB		2-3 K			1-1 F8		1-2 F9	0-1 F7	4 0 0 0 1 1 2												
Ken Phelps, L (1, 10) OBP: 0.410, SLG: 0.510	1-2 L4			4-1 G5-4-3 BB		4-0 BB		3-1 1B BB 1B	4-2 BB	2 1 1 0 3 0 1												
Mickey Brantley, R (1, 7) OBP: 0.291, SLG: 0.461		1-2 G5-3		1-1 F8		1-2 L4		2-3 K	3-2 F7	5 0 0 0 0 1 6												
Dave Valle, R (1, 2) OBP: 0.303, SLG: 0.399		2-2 E 1B		0-0 G5-4-3 1-2f			1-1 BB 1B	0-0 BB 1B		4 0 3 1 0 0 1												
Jim Presley, R (1, 5) OBP: 0.260, SLG: 0.332		0-0 L8			1-1 F9		4-0 BB	1-2 BB 1B		3 0 1 0 1 0 1												
Henry Cotto, R (1, 8) OBP: 0.315, SLG: 0.367		0-1 E5			2-0 F7		3-3 K	4-2 BB		3 0 0 0 0 1 3												
Mike Kingery, L (8, PH) OBP: 0.336, SLG: 0.316 (8, 8)		1-2 BB			1-1 BB		1-1 P3	1-2 2-3 3-H BB		0 0 0 1 1 0 0												
Dave Hengel, R (1, 9) OBP: 0.186, SLG: 0.268		1-3 K						0-0 F7		4 0 1 0 0 1 7												
Inning Stats	R: 0 E: 0 K: 1 S: 10	H: 0 LOB: 1 BB: 1 P: 18	R: 0 E: 1 K: 1 S: 13	H: 1 LOB: 2 BB: 0 P: 17	R: 0 E: 0 K: 2 S: 8	H: 0 LOB: 0 BB: 0 P: 13	R: 0 E: 0 K: 0 S: 4	H: 0 LOB: 0 BB: 1 P: 9	R: 0 E: 0 K: 0 S: 7	H: 1 LOB: 1 BB: 0 P: 12	R: 0 E: 0 K: 0 S: 8	H: 0 LOB: 1 BB: 1 P: 15	R: 0 E: 0 K: 1 S: 8	H: 1 LOB: 2 BB: 1 P: 17	R: 2 E: 0 K: 1 S: 19	H: 4 LOB: 3 BB: 1 P: 32	R: 0 E: 0 K: 1 S: 14	H: 0 LOB: 2 BB: 2 P: 26	1B: 7 2B: 0 3B: 0 HR: 0	SF: 0 SAC: 0 DP: 1 HBP: 0	WP: 0 PB: 0 SB: 0 CS: 0	PA: 41
PITCHER	IP WLS BF H R ER SO BB IBB HBP BLK WP HR S P ERA WHIP																					
Charlie Lea, R (1, 1) ERA: 5.34	7.0 W 28 3 0 0 5 4 0 0 0 0 0 0 58 101 0.00 1.000																					
Keith Atherton, R (8, 1) ERA: 2.92	1.0 8 4 2 2 1 1 0 0 0 0 0 0 19 32 18.00 5.000																					
Karl Best, R (9, 1) ERA: 6.75	0.2 4 0 0 0 1 2 0 0 0 0 0 0 9 18 0.00 3.000																					
Jeff Reardon, R (9, 1) ERA: 1.95	0.1 S 1 0 0 0 0 0 0 0 0 0 0 0 5 8 0.00 0.000																					

Seattle Mariners @ Minnesota Twins
 Hubert H. Humphrey Metrodome, Minneapolis, MN
 Sat Jun 18 1988, 8:05 PM EDT
 Att. 40,561 - Dome - 71 F

livebaseballscorecards.com

AB	34
R	2
H	7
RBI	2
BB	7
SO	7
LOB	25



Batter	1	2	3	4	5	6	7	8	9	AB	R	H	RBI	BB	SO	LOB
John Moses, S OBP: 0.383, SLG: 0.481 (1, 7)	0-0 2B 1B	0-0 G4-3		0-0 F7-4 2-3			1-0 E 1B 1B			4	2	2	0	0	0	3
Tom Herr, S OBP: 0.356, SLG: 0.344 (1, 4) Steve Lombardozzi, R OBP: 0.346, SLG: 0.307 (8, 4)	3-2 1-H 2B 2B		1-1 G3 G1-6-3 WP 1B		0-1 G3-1		1-0 E9 BLK G3-1 1B 1B			4	3	3	1	0	0	0
Kirby Puckett, R OBP: 0.350, SLG: 0.515 (1, 8)	2-2 G6-3		0-0 G1-6-3 1-2		1-0 F9		0-0 E BLK 1B			4	0	1	1	0	0	2
Kent Hrbek, L OBP: 0.388, SLG: 0.524 (1, 3)	0-1 2-H 2B		0-0 G3 2-3		4-1 WP BB		2-0 G3-1 1-3 2-H			3	0	1	2	1	0	2
Gary Gaetti, R OBP: 0.336, SLG: 0.500 (1, 5) Al Newman, S OBP: 0.209, SLG: 0.150 (7, PR) (8, 5)	1-3 K		3-2 F8 3-H		3-3 K		4-0 FC6-4 IBB			3	0	0	0	1	2	2
Randy Bush, L OBP: 0.392, SLG: 0.472 (1, 9) Mark Davidson, R OBP: 0.375, SLG: 0.520 (7, PH) (8, 9)	2-2 G3-1		1-1 G4-3		2-0 F7		0-0 FC6-4 1-2f			3	0	0	0	0	0	1
Gene Larkin, S OBP: 0.354, SLG: 0.368 (1, 10)		1-2 G6-3		1-0 1B 1B		2-2 L9		0-1 L8		4	1	1	0	0	0	0
Brian Harper, R OBP: 0.435, SLG: 0.545 (1, 2)		0-1 G4-3		2-2 F7-4 1B 1-2 1B		3-0 G6-3		0-2 L7		4	0	1	0	0	0	0
Greg Gagne, R OBP: 0.301, SLG: 0.461 (1, 6)		2-2 1B		0-0 1-2 2-H 1B			0-0 G5-3		0-0 L4	4	0	2	1	0	0	0

Inning Stats	R: 2	H: 3	E: 0	K: 1	S: 17	LOB: 1	BB: 0	P: 25	R: 0	H: 1	E: 0	K: 0	S: 9	LOB: 1	BB: 0	P: 12	R: 1	H: 1	E: 0	K: 0	S: 7	LOB: 0	BB: 0	P: 11	R: 1	H: 3	E: 0	K: 0	S: 9	LOB: 1	BB: 0	P: 13	R: 0	H: 0	E: 0	K: 1	S: 7	LOB: 1	BB: 1	P: 15	R: 0	H: 0	E: 0	K: 0	S: 5	LOB: 0	BB: 0	P: 12	R: 2	H: 3	E: 2	K: 0	S: 7	LOB: 2	BB: 1	P: 14	R: 0	H: 0	E: 0	K: 0	S: 8	LOB: 0	BB: 0	P: 8
--------------	------	------	------	------	-------	--------	-------	-------	------	------	------	------	------	--------	-------	-------	------	------	------	------	------	--------	-------	-------	------	------	------	------	------	--------	-------	-------	------	------	------	------	------	--------	-------	-------	------	------	------	------	------	--------	-------	-------	------	------	------	------	------	--------	-------	-------	------	------	------	------	------	--------	-------	------

PITCHER	IP	WLS	BF	H	R	ER	SO	BB	IBB	HBP	BLK	WP	HR	S	P	ERA	WHIP
Bill Swift, R ERA: 4.03 (1, 1)	6.1	L	30	11	6	6	2	1	0	0	0	2	0	59	94	8.53	1.895
Rod Scurry, L ERA: (7, 1)	0.1		2	0	0	0	0	0	1	0	1	0	0	1	7	0.00	0.000
Jerry Reed, R ERA: 4.54 (7, 1)	1.1		4	0	0	0	0	0	0	0	0	0	0	9	9	0.00	0.000

BOTTOM

Seattle Mariners @ Minnesota Twins
Hubert H. Humphrey Metrodome, Minneapolis, MN
Sat Jun 18 1988, 8:05 PM EDT
Att. 40,561 - Dome - 71 F

AB	34
R	6
H	11
RBI	5
BB	2
SO	2
LOB	12



1B	2B	3B	HR	SF	SAC	DP	HBP	WP	HR	S	P	ERA	WHIP
9	3	0	0	0	0	1	0	2	0	0	0	8.53	1.895
0	0	0	0	0	0	0	0	0	0	0	0	0.00	0.000
0	0	0	0	0	0	0	0	0	0	0	0	0.00	0.000

Batter	1	2	3	4	5	6	7	8	9	AB R H RBI BB SO LOB	TOP	
Harold Reynolds, S (1, 4) OBP: 0.335, SLG: 0.417	1-1 FC4-5 2B		1-1 G4-3 1-2			2-3 K		4-2 BB BB		3 0 1 0 1 1 1		
Rey Quinones, R (1, 6) OBP: 0.296, SLG: 0.409	2-0 FC4-5 2-3			0-1 F8			0-3 K	3-3 K		4 0 0 0 0 2 3		
Alvin Davis, L (1, 3) OBP: 0.389, SLG: 0.509	3-3 K 1-2			0-3 K			0-0 1B HBP 1B	4-1 BB 1-2 2-3 BB		3 1 1 0 1 2 1		
Ken Phelps, L (1, 10) OBP: 0.406, SLG: 0.503		1-3 K		0-2 F7			0-0 HBP 1B L7-2 1B	3-2 P4		4 0 1 0 0 1 3		
Mickey Brantley, R (1, 7) OBP: 0.290, SLG: 0.457		1-3 K			0-1 G5-3		2-1 HBP 1B 1-2 2-3	0-0 P6		4 0 1 0 0 1 0		
Dave Valle, R (1, 2) OBP: 0.302, SLG: 0.391		2-2 G5-3			1-1 F9		3-2 HBP	0-1 G6-3		3 0 0 1 0 0 0		
Jim Presley, R (1, 5) OBP: 0.256, SLG: 0.326			0-0 G5-3		1-1 G6-3		2-0 L7-2 3-H	0-2 P3		4 0 0 0 0 0 3		
Mike Kingery, L (1, 8) OBP: 0.336, SLG: 0.317			1-2 E 1B			0-1 L7		1-1 F7		3 0 1 0 0 0 0		
Dave Hengel, R (1, 9) OBP: 0.196, SLG: 0.273			0-0 L6			0-3 K		1-1 BB BB 1B		3 0 1 0 0 1 1		
Inning Stats	R: 0 E: 0 K: 1 S: 6 H: 1 LOB: 1 BB: 0 P: 12	R: 0 E: 0 K: 2 S: 10 H: 0 LOB: 0 BB: 0 P: 14	R: 0 E: 1 K: 0 S: 7 H: 1 LOB: 1 BB: 0 P: 9	R: 0 E: 0 K: 1 S: 8 H: 0 LOB: 0 BB: 0 P: 8	R: 0 E: 0 K: 0 S: 6 H: 0 LOB: 0 BB: 0 P: 8	R: 0 E: 0 K: 2 S: 9 H: 0 LOB: 0 BB: 0 P: 11	R: 1 E: 0 K: 1 S: 12 H: 3 LOB: 2 BB: 0 P: 19	R: 0 E: 0 K: 1 S: 16 H: 1 LOB: 3 BB: 2 P: 32	R: 0 E: 0 K: 0 S: 6 H: 0 LOB: 0 BB: 0 P: 6	1B: 5 2B: 3 3B: 0 HR: 0 SF: 0 SAC: 0 DP: 2 HBP: 1	WP: 0 PB: 0 SB: 0 CS: 1 PA: 34	
PITCHER	IP WLS BF H R ER SO BB IBB HBP BLK WP HR S P ERA WHIP											
Bert Blyleven, R (1, 1) ERA: 4.56	7.0 W 25 5 1 1 7 0 0 1 0 0 0 58 81 1.29 0.714											
Juan Berenguer, R (8, 1) ERA: 3.51	0.2 5 1 0 0 1 2 0 0 0 0 0 0 13 26 0.00 4.500											
Jeff Reardon, R (8, 1) ERA: 1.87	1.1 S 4 0 0 0 0 0 0 0 0 0 0 0 9 12 0.00 0.000											

Seattle Mariners @ Minnesota Twins
 Hubert H. Humphrey Metrodome, Minneapolis, MN
 Sun Jun 19 1988, 4:33 AM EDT
 Att. 36,164 - Dome - 75 F

livebaseballscorecards.com

AB	31
R	1
H	6
RBI	1
BB	2
SO	8
LOB	12



Batter	1	2	3	4	5	6	7	8	9	AB	R	H	RBI	BB	SO	LOB
Dan Gladden, R OBP: 0.332, SLG: 0.455 (1, 7)	1-1 G5-3		4-2 BB		4-0 IBB		1-3 K	2-1 F8		3	0	0	0	2	1	2
John Moses, S OBP: 0.359, SLG: 0.448 (1, 9)	0-0 F8		1-2 PO	0-0 G3	1-2 P5		2-2 G5-3			4	0	0	0	0	0	4
Kirby Puckett, R OBP: 0.356, SLG: 0.517 (1, 8)	0-0 L4			1-2 1B		1-0 1B	4-0 1B			3	1	2	0	1	0	0
Kent Hrbek, L OBP: 0.385, SLG: 0.518 (1, 3)		2-3 K		1-0 G4-6-3		1-0 F9	4-2 1B			3	0	0	0	1	1	2
Gary Gaetti, R OBP: 0.342, SLG: 0.516 (1, 5)		1-3 K			2-2 HR	1-1 1B	1-2 1B			4	1	3	3	0	1	0
Randy Bush, L OBP: 0.394, SLG: 0.476 (1, 10)		0-3 K			1-1 2B	4-1 BB	0-1 P3			3	0	1	0	1	1	2
Tim Laudner, R OBP: 0.345, SLG: 0.494 (1, 2)			0-3 K		4-2 BB	1-3 K		1-1 L7		3	0	0	0	1	2	3
Steve Lombardozzi, R OBP: 0.333, SLG: 0.293 (1, 4)			3-2 L9		0-0 F8	1-2 L4		2-0 G5-3		4	0	0	0	0	0	5
Al Newman, S OBP: 0.255, SLG: 0.186 (1, 6)			0-0 1B		0-1 G3-1		1-1 1B	4-2 BB		3	1	2	0	1	0	2

Inning Stats	R: 0	H: 0	E: 0	K: 0	S: 4	R: 0	H: 0	E: 0	K: 3	S: 10	R: 0	H: 1	E: 0	K: 1	S: 11	R: 0	H: 1	E: 0	K: 0	S: 5	R: 1	H: 2	E: 0	K: 0	S: 15	R: 0	H: 2	E: 0	K: 1	S: 12	R: 2	H: 2	E: 0	K: 1	S: 16	R: 0	H: 0	E: 0	K: 0	S: 8	1B: 6	2B: 1	3B: 0	HR: 1	SF: 0	SAC: 0	DP: 1	HBP: 0	WP: 0	PB: 0	SB: 1	CS: 0	PA: 38
--------------	------	------	------	------	------	------	------	------	------	-------	------	------	------	------	-------	------	------	------	------	------	------	------	------	------	-------	------	------	------	------	-------	------	------	------	------	-------	------	------	------	------	------	-------	-------	-------	-------	-------	--------	-------	--------	-------	-------	-------	-------	--------

PITCHER	IP	WLS	BF	H	R	ER	SO	BB	IBB	HBP	BLK	WP	HR	S	P	ERA	WHIP
Mike Moore, R ERA: 5.08 (1, 1)	6.2	L	30	7	3	3	6	3	2	0	0	0	1	66	107	4.05	1.500
Rod Scurry, L ERA: (7, 1)	0.0		1	0	0	0	0	1	0	0	0	0	0	2	6	∞	∞
Michael Jackson, R ERA: 2.25 (7, 1)	1.1		6	1	0	0	0	1	0	0	0	0	0	13	22	0.00	1.500


BOTTOM

Seattle Mariners @ Minnesota Twins
 Hubert H. Humphrey Metrodome, Minneapolis, MN

Sun Jun 19 1988, 4:33 AM EDT
 Att. 36,164 - Dome - 75 F

livebaseballscorecards.com

AB	30
R	3
H	8
RBI	3
BB	7
SO	6
LOB	20



Batter	1	2	3	4	5	6	7	8	9	AB R H RBI BB SO LOB
Dick Schofield, R (1, 6) OBP: 0.316, SLG: 0.330	0-0 F8		4-0 BB		0-0 G6-3			0-1 SF9 1B	1-0 F7	4 1 1 0 1 0 1
Johnny Ray, S (1, 4) OBP: 0.332, SLG: 0.408	2-1 F9		3-1 G6-3			1-1 E6 SH1-3 1B		1-0 HR 1B	2-1 BLK 1B	5 2 2 0 0 0 2
Brian Downing, R (1, 10) OBP: 0.376, SLG: 0.455	2-2 G5-3			2-2 P6		1-1 SH1-3		2-1 SF9	4-0 BB	2 0 0 1 1 0 0
Chili Davis, S (1, 9) OBP: 0.299, SLG: 0.417		0-0 5-3		2-2 1B 1B		2-1 F8		0-0 HR 1B	0-0 F8	5 1 2 0 0 0 3
Wally Joyner, L (1, 3) OBP: 0.340, SLG: 0.388		0-0 4-3		1-0 P2 1B		2-2 S 1B		0-2 HR	2-1 F8	5 1 3 4 0 0 2
Tony Armas, R (1, 7) OBP: 0.296, SLG: 0.336		1-1 6-3		1-2 P2		2-3 K		0-3 K		4 0 0 0 0 2 3
Devon White, S (1, 8) OBP: 0.272, SLG: 0.326			1-2 5-3	3-2 G6-3			0-0 F9	0-0 1B 3B		4 1 1 0 0 0 2
Bob Boone, R (1, 2) OBP: 0.290, SLG: 0.301			1-0 G6-3		0-3 K		0-0 F9	1-2 1B		4 0 1 1 0 1 0
Jack Howell, L (1, 5) OBP: 0.312, SLG: 0.341			0-1 2B		3-1 G6-3 1B		0-1 F7	0-0 F8		4 0 2 0 0 0 1

Inning Stats	R: 0 E: 0 K: 0 S: 6	H: 0 LOB: 0 BB: 0 P: 10	R: 0 E: 0 K: 0 S: 4	H: 0 LOB: 0 BB: 0 P: 5	R: 0 E: 0 K: 0 S: 8	H: 1 LOB: 2 BB: 1 P: 17	R: 0 E: 0 K: 0 S: 14	H: 2 LOB: 2 BB: 0 P: 23	R: 0 E: 0 K: 1 S: 6	H: 1 LOB: 0 BB: 0 P: 9	R: 1 E: 1 K: 1 S: 12	H: 1 LOB: 1 BB: 0 P: 20	R: 0 E: 0 K: 0 S: 4	H: 0 LOB: 0 BB: 0 P: 4	R: 5 E: 0 K: 1 S: 18	H: 6 LOB: 1 BB: 0 P: 22	R: 0 E: 0 K: 0 S: 6	H: 1 LOB: 2 BB: 1 P: 15	1B: 9 2B: 1 3B: 1 HR: 1	SF: 1 SAC: 1 DP: 1 HBP: 0
--------------	------------------------------	----------------------------------	------------------------------	---------------------------------	------------------------------	----------------------------------	-------------------------------	----------------------------------	------------------------------	---------------------------------	-------------------------------	----------------------------------	------------------------------	---------------------------------	-------------------------------	----------------------------------	------------------------------	----------------------------------	----------------------------------	------------------------------------

PITCHER	IP	WLS	BF	H	R	ER	SO	BB	IBB	HBP	BLK	WP	HR	S	P	ERA	WHIP
Allan Anderson, L (1, 1) ERA: 3.57	7.0	L	29	7	3	2	2	1	0	0	0	0	0	57	92	2.57	1.143
Keith Atherton, R (8, 1) ERA: 3.58	0.2		6	4	3	3	1	0	0	0	0	0	1	14	17	40.50	6.000
Karl Best, R (8, 1) ERA: 6.0	1.1		6	1	0	0	0	1	0	0	1	0	0	7	16	0.00	1.500

TOP

California Angels @ Minnesota Twins
Hubert H. Humphrey Metrodome, Minneapolis, MN

Mon Jun 20 1988, 8:05 PM EDT
Att. 26,501 - Dome - 95 F

AB	37
R	6
H	12
RBI	6
BB	2
SO	3
LOB	14



WP: 0	PA: 41
PB: 0	
SB: 1	
CS: 0	

livebaseballscorecards.com

BOTTOM

California Angels @ Minnesota Twins
Hubert H. Humphrey Metrodome, Minneapolis, MN

Mon Jun 20 1988, 8:05 PM EDT
Att. 26,501 - Dome - 95 F

livebaseballscores.com

AB	36
R	5
H	7
RBI	3
BB	4
SO	2
LOB	18



WP	2	PA	40
PB	0		
SB	1		
CS	0		

AB R H RBI BB SO LOB

5	0	1	0	0	0	3
4	0	1	0	0	0	1
1	0	0	1	0	0	1
0	0	0	0	0	0	0

5 1 2 0 0 0 3

5 0 0 1 0 1 2

3 1 1 0 1 0 0

3 0 1 0 1 0 2

3 1 1 1 1 1 1

3 1 0 0 1 0 2

4 1 0 0 0 0 3

1B	6	SF	0
2B	2	SAC	0
3B	0	DP	1
HR	0	HBP	0

Batter	1	2	3	4	5	6	7	8	9
Dan Gladden, R OBP: 0.330, SLG: 0.450 (1, 7)	F9		F7 1B		F8		L8-3		E9 FC6-4
Steve Lombardozzi, R OBP: 0.330, SLG: 0.292 (1, 4)	6-3		F7					P4	FC6-4
Tom Herr, S OBP: 0.354, SLG: 0.343 (9, PH)									
John Moses, S OBP: 0.359, SLG: 0.448 (9, PR)									
Kirby Puckett, R OBP: 0.357, SLG: 0.518 (1, 8)			F9		1-3			E8 WP 4-3 1B	P3
Kent Hrbek, L OBP: 0.378, SLG: 0.506 (1, 10)	G1			G3		G3		4-3	K
Gary Gaetti, R OBP: 0.344, SLG: 0.514 (1, 5)					5-3		6-3		
Randy Bush, L OBP: 0.397, SLG: 0.473 (1, 9)									
Gene Larkin, S OBP: 0.357, SLG: 0.367 (1, 3)									
Brian Harper, R OBP: 0.407, SLG: 0.480 (1, 2)									
Greg Gagne, R OBP: 0.295, SLG: 0.452 (1, 6)									

Inning Stats	R: 0	H: 1	R: 1	H: 0	R: 0	H: 1	R: 0	H: 1	R: 0	H: 0	R: 1	H: 2	R: 3	H: 1	1B: 6	SF: 0
	E: 0	LOB: 1	E: 0	LOB: 0	E: 0	LOB: 2	E: 0	LOB: 1	E: 0	LOB: 1	E: 1	LOB: 0	E: 3	LOB: 1	2B: 2	SAC: 0
	K: 0	BB: 0	K: 0	BB: 1	K: 0	BB: 0	K: 1	BB: 1	K: 0	BB: 0	K: 0	BB: 0	K: 1	BB: 1	3B: 0	DP: 1
	S: 9	P: 13	S: 8	P: 15	S: 6	P: 11	S: 9	P: 21	S: 6	P: 8	S: 8	P: 13	S: 11	P: 15	HR: 0	HBP: 0

PITCHER	IP	WLS	BF	H	R	ER	SO	BB	IBB	HBP	BLK	WP	HR	S	P	ERA	WHIP
Dan Petry, R ERA: 3.98 (1, 1)	5.0		21	4	1	1	0	1	1	0	0	1	0	38	68	1.80	1.000
Sherman Corbett, L ERA: 2.0 (6, 1)	1.0		4	0	0	0	1	1	0	0	0	0	0	8	13	0.00	1.000
Donnie Moore, R ERA: 6.57 (7, 1)	2.0	W	8	2	1	1	0	0	0	0	0	1	0	14	19	4.50	1.000
Bryan Harvey, R ERA: 1.06 (9, 1)	1.0		7	1	3	0	1	1	0	0	0	0	0	17	30	0.00	2.000

Batter	1	2	3	4	5	6	7	8	9	10	AB	R	H	RBI	BB	SO	LOB
Dick Schofield, R OBP: 0.318, SLG: 0.333 (1, 6)	1-1 F9		4-2 2B S BB	1-0 F7		2-1 G4-3			1-1 2B		4	1	1	0	1	0	2
Johnny Ray, S OBP: 0.330, SLG: 0.408 (1, 4)	1-2 G1-3		3-2 G3 1B 2B	2-2 P6			3-2 F7		0-0 P3		5	1	1	1	1	0	3
Wally Joyner, L OBP: 0.334, SLG: 0.380 (1, 3)	0-1 P5		1-0 G3		1-1 F9		2-1 F7		0-0 G4-3		5	0	0	0	0	0	1
Brian Downing, R OBP: 0.381, SLG: 0.453 (1, 10)		4-1 1B BB	0-0 1B 1B		3-2 L9		1-1 F8		4-2 CS BB		3	0	1	1	2	0	0
Chili Davis, S OBP: 0.300, SLG: 0.428 (1, 9)		1-3 K	0-2 1B 1B		2-3 K			0-0 G4-3		2-2 SAFE 1-2 HR	5	1	2	1	0	2	1
Jack Howell, L OBP: 0.310, SLG: 0.342 (1, 5)		1-0 L9	0-1 G5-3			2-2 HR 2B		2-3 K		1-2 P5	5	1	1	0	0	1	3
Devon White, S OBP: 0.284, SLG: 0.359 (1, 8)		2-2 1B		0-0 SH1-3 1B		0-0 HR		0-1 G4-3			4	1	3	2	0	0	0
Tony Armas, R OBP: 0.297, SLG: 0.335 (1, 7)		0-3 K		0-0 SH1-3		0-0 CS 1B		0-2 P4			3	0	1	0	0	1	2
Bob Boone, R OBP: 0.289, SLG: 0.295 (1, 2)			0-0 F8		4-1 BB	2-2 L3		0-0 L7			3	0	0	0	1	0	1

Inning Stats	R: 0	H: 0	E: 0	K: 0	S: 7	R: 0	H: 1	E: 0	K: 2	S: 16	R: 2	H: 3	E: 0	K: 0	S: 17	R: 0	H: 1	E: 0	K: 0	S: 7	R: 0	H: 0	E: 0	K: 1	S: 8	R: 2	H: 3	E: 0	K: 0	S: 11	R: 0	H: 0	E: 0	K: 0	S: 7	R: 0	H: 0	E: 0	K: 1	S: 7	R: 0	H: 1	E: 0	K: 0	S: 7	R: 1	H: 1	E: 0	K: 0	S: 10	1B: 5	2B: 3	3B: 0	HR: 2	SF: 0	SAC: 1	DP: 0	HBP: 0	WP: 0	PA: 42
--------------	------	------	------	------	------	------	------	------	------	-------	------	------	------	------	-------	------	------	------	------	------	------	------	------	------	------	------	------	------	------	-------	------	------	------	------	------	------	------	------	------	------	------	------	------	------	------	------	------	------	------	-------	-------	-------	-------	-------	-------	--------	-------	--------	-------	--------

PITCHER	IP	WLS	BF	H	R	ER	SO	BB	IBB	HBP	BLK	WP	HR	S	P	ERA	WHIP
Freddie Toliver, R ERA: 6.0 (1, 1)	6.0		28	8	4	4	3	3	0	0	0	0	1	66	101	6.00	1.833
Mark Portugal, R ERA: 4.39 (7, 1)	4.0	L	14	2	1	1	1	1	0	0	0	0	1	31	47	2.25	0.750

California Angels @ Minnesota Twins
Hubert H. Humphrey Metrodome, Minneapolis, MN
Tue Jun 21 1988, 8:05 PM EDT
Att. 29,550 - Dome

AB	37
R	5
H	10
RBI	5
BB	4
SO	4
LOB	13

Batter	1	2	3	4	5	6	7	8	9	10	AB R H RBI BB SO LOB
Dan Gladden, R OBP: 0.328, SLG: 0.447 (1, 7)	F8		F8			G4-3	1B			SH1-4	4 0 1 1 0 0 0
Greg Gagne, R OBP: 0.290, SLG: 0.443 John Moses, S OBP: 0.354, SLG: 0.441 (10, PH)	F8			K		G6-3	K			K	4 0 0 0 0 2 2 1 0 0 0 0 1 1
Kirby Puckett, R OBP: 0.354, SLG: 0.513 (1, 8)	1B			F8			F9		G1-3	F8	5 0 1 0 0 0 1
Kent Hrbek, L OBP: 0.376, SLG: 0.502 (1, 10)	K			G6-3			WP 1B		G1-3		4 1 1 0 0 1 1
Gary Gaetti, R OBP: 0.346, SLG: 0.512 (1, 5)			F8			FC6-4 1B	1B		F8		3 1 1 0 1 0 0
Randy Bush, L OBP: 0.394, SLG: 0.468 (1, 9)			K			F9	G3-1 1B		F8		4 1 1 1 0 1 1
Gene Larkin, S OBP: 0.351, SLG: 0.361 (1, 3)			F7			P6	G3-1		G4-3		4 0 0 0 0 0 3
Tim Laudner, R OBP: 0.343, SLG: 0.488 (1, 2)			G5-3			FC6-4	1B		K		4 1 1 2 0 1 1
Steve Lombardozzi, R OBP: 0.336, SLG: 0.293 (1, 4)			K			F8	1B			SH1-4 1B	3 0 1 0 1 1 0

Inning Stats	R: 0 E: 0 K: 1 S: 9	H: 1 LOB: 1 BB: 0 P: 17	R: 0 E: 0 K: 1 S: 8	H: 0 LOB: 0 BB: 0 P: 11	R: 0 E: 0 K: 1 S: 6	H: 0 LOB: 0 BB: 0 P: 9	R: 0 E: 0 K: 1 S: 7	H: 0 LOB: 0 BB: 0 P: 9	R: 0 E: 0 K: 0 S: 6	H: 1 LOB: 1 BB: 0 P: 11	R: 0 E: 0 K: 0 S: 5	H: 0 LOB: 0 BB: 0 P: 7	R: 4 E: 0 K: 1 S: 16	H: 4 LOB: 2 BB: 2 P: 31	R: 0 E: 0 K: 0 S: 7	H: 0 LOB: 0 BB: 0 P: 12	R: 0 E: 0 K: 1 S: 5	H: 0 LOB: 0 BB: 0 P: 7	R: 0 E: 0 K: 1 S: 6	H: 1 LOB: 1 BB: 0 P: 10	1B: 7 2B: 0 3B: 0 HR: 0	SF: 0 SAC: 1 DP: 0 HBP: 0	WP: 1 PB: 0 SB: 0 CS: 0	PA: 39
--------------	------------------------------	----------------------------------	------------------------------	----------------------------------	------------------------------	---------------------------------	------------------------------	---------------------------------	------------------------------	----------------------------------	------------------------------	---------------------------------	-------------------------------	----------------------------------	------------------------------	----------------------------------	------------------------------	---------------------------------	------------------------------	----------------------------------	----------------------------------	------------------------------------	----------------------------------	--------

PITCHER	IP	WLS	BF	H	R	ER	SO	BB	IBB	HBP	BLK	WP	HR	S	P	ERA	WHIP
Kirk McCaskill, R ERA: 3.73 (1, 1)	6.2		26	5	4	4	4	1	0	0	0	1	0	52	83	5.40	0.900
Greg Minton, R ERA: 5.4 (7, 1)	2.1	W	9	1	0	0	2	1	0	0	0	0	0	17	31	0.00	0.857
Stu Cliburn, R ERA: 2.7 (10, 1)	0.1		2	1	0	0	0	0	0	0	0	0	0	2	2	0.00	3.000
Bryan Harvey, R ERA: 1.04 (10, 1)	0.2	S	2	0	0	0	1	0	0	0	0	0	0	4	8	0.00	0.000


BOTTOM

California Angels @ Minnesota Twins
 Hubert H. Humphrey Metrodome, Minneapolis, MN

Tue Jun 21 1988, 8:05 PM EDT
 Att: 29,550 - Dome

livebaseballscores.com

AB	36
R	4
H	7
RBI	4
BB	2
SO	7
LOB	10



Batter	1	2	3	4	5	6	7	8	9	AB R H RBI BB SO LOB
Dick Schofield, R (1, 6) OBP: 0.317, SLG: 0.332	0-3 K		1-0 P2			2-0 1B		0-0 F9		4 0 1 0 0 1 0
Johnny Ray, S (1, 4) OBP: 0.328, SLG: 0.403	1-0 P5			4-1 6-3 BB		0-0 F8		2-2 F8		3 1 0 0 1 0 1
Brian Downing, R (1, 10) OBP: 0.374, SLG: 0.443	0-3 K			1-1 F8		3-2 5-3		3-2 F7		4 0 0 0 0 1 2
Chili Davis, S (1, 9) OBP: 0.296, SLG: 0.422		1-3 K		0-0 6-3		1-3 K		0-0 P3		4 0 0 1 0 2 0
Wally Joyner, L (1, 3) OBP: 0.334, SLG: 0.380		0-1 1B		3-2 L7		0-0 F7				3 0 1 0 0 0 0
Tony Armas, R (1, 7) OBP: 0.297, SLG: 0.342		0-0 F8		3-1 6-3		0-0 2B				3 0 1 0 0 0 1
Devon White, S (1, 8) OBP: 0.278, SLG: 0.352		2-3 K		2-0 6-3		1-2 F9				3 0 0 0 0 1 2
Darrell Miller, R (1, 2) OBP: 0.326, SLG: 0.359			0-0 P9		1-1 5-3		0-1 5-3			3 0 0 0 0 0 0
Jack Howell, L (1, 5) OBP: 0.308, SLG: 0.339			1-0 P2			3-3 K		1-2 4-3		2 0 0 0 0 1 0
George Hendrick, R (8, PH) OBP: 0.206, SLG: 0.238										1 0 0 0 0 0 0
Junior Noboa, R (8, 5) OBP: 0.063, SLG: 0.063										0 0 0 0 0 0 0

Inning Stats	R: 0 E: 0 K: 2 S: 7	H: 0 LOB: 0 BB: 0 P: 8	R: 0 E: 0 K: 2 S: 11	H: 1 LOB: 1 BB: 0 P: 14	R: 0 E: 0 K: 0 S: 3	H: 0 LOB: 0 BB: 0 P: 5	R: 1 E: 1 K: 0 S: 7	H: 0 LOB: 0 BB: 1 P: 15	R: 0 E: 0 K: 0 S: 5	H: 0 LOB: 0 BB: 0 P: 11	R: 0 E: 0 K: 1 S: 9	H: 1 LOB: 1 BB: 0 P: 17	R: 0 E: 0 K: 1 S: 8	H: 1 LOB: 1 BB: 0 P: 10	R: 0 E: 0 K: 0 S: 6	H: 0 LOB: 0 BB: 0 P: 7	R: 0 E: 0 K: 0 S: 11	H: 0 LOB: 0 BB: 0 P: 16	1B: 2 2B: 1 3B: 0 HR: 0	SF: 0 SAC: 0 DP: 0 HBP: 0
--------------	------------------------------	---------------------------------	-------------------------------	----------------------------------	------------------------------	---------------------------------	------------------------------	----------------------------------	------------------------------	----------------------------------	------------------------------	----------------------------------	------------------------------	----------------------------------	------------------------------	---------------------------------	-------------------------------	----------------------------------	----------------------------------	------------------------------------

PITCHER	IP	WLS	BF	H	R	ER	SO	BB	IBB	HBP	BLK	WP	HR	S	P	ERA	WHIP
Frank Viola, L (1, 1) ERA: 2.46	9.0	W	31	3	1	0	6	1	0	0	0	0	0	67	103	0.00	0.444

TOP

California Angels @ Minnesota Twins
 Hubert H. Humphrey Metrodome, Minneapolis, MN

Wed Jun 22 1988, 4:33 AM EDT
 Att. 41,755 - Dome

AB	30
R	1
H	3
RBI	1
BB	1
SO	6
LOB	6



WP: 0	PA: 31
PB: 0	
SB: 0	
CS: 0	

livebaseballscorecards.com

Batter	1	2	3	4	5	6	7	8	9	AB	R	H	RBI	BB	SO	LOB
Dan Gladden, R OBP: 0.324, SLG: 0.440 (1, 7)	0-1 G4-3		1-2 5-3		0-2 4-3		0-1 6-3			4	0	0	0	0	0	1
John Moses, S OBP: 0.391, SLG: 0.500 (1, 9)	2-2 HBP		0-0 SF8 3B		1-1 1B		0-0 WP 2B 1B			3	1	3	1	0	0	0
Randy Bush, L OBP: 0.396, SLG: 0.471 (1, 10)	0-2 P5		1-2 HBP		0-3 K		1-1 2B			3	0	1	0	0	1	2
Kirby Puckett, R OBP: 0.353, SLG: 0.509 (1, 8)	1-0 F9		2-2 SF8		0-0 6-3		4-0 IBB			2	0	0	1	1	0	1
Gary Gaetti, R OBP: 0.348, SLG: 0.515 (1, 5)		2-0 PB 2B	2-3 K		0-2 G3 1B		0-0 F8			4	1	2	0	0	1	3
Gene Larkin, S OBP: 0.345, SLG: 0.354 (1, 3)		0-0 4-3		0-1 F7		0-0 G3		1-0 5-3		4	0	0	0	0	0	4
Tim Laudner, R OBP: 0.337, SLG: 0.479 (1, 2)		3-2 G5-3		2-3 K		1-1 G3				3	0	0	0	0	1	1
Greg Gagne, R OBP: 0.286, SLG: 0.436 (1, 6)		2-0 P9		0-0 5-3		0-3 K				3	0	0	0	0	1	0
Al Newman, S OBP: 0.260, SLG: 0.196 (1, 4)			0-0 5-3 3B 1B		1-0 G3		0-2 4-3			3	1	1	0	0	0	0

Inning Stats	R: 0	H: 0	E: 0	K: 0	S: 8	R: 1	H: 1	E: 0	K: 0	S: 8	R: 2	H: 2	E: 0	K: 1	S: 15	R: 0	H: 0	E: 0	K: 1	S: 7	R: 0	H: 1	E: 0	K: 1	S: 9	R: 0	H: 1	E: 0	K: 0	S: 7	R: 0	H: 0	E: 0	K: 1	S: 9	R: 0	H: 2	E: 0	K: 0	S: 5
	LOB: 1	BB: 0	BB: 0	BB: 0	BB: 11	LOB: 0	BB: 0	LOB: 0	BB: 0	BB: 15	LOB: 1	BB: 0	LOB: 0	BB: 0	BB: 21	LOB: 1	BB: 0	LOB: 1	BB: 0	BB: 11	LOB: 0	BB: 0	LOB: 0	BB: 0	BB: 9	LOB: 0	BB: 0	LOB: 0	BB: 0	BB: 11	LOB: 0	BB: 0	LOB: 0	BB: 0	BB: 9	LOB: 2	BB: 1	LOB: 2	BB: 1	

PITCHER	IP	WLS	BF	H	R	ER	SO	BB	IBB	HBP	BLK	WP	HR	S	P	ERA	WHIP
Willie Fraser, R ERA: 6.5 (1, 1)	3.0	L	14	3	3	2	1	0	0	0	0	0	0	31	47	6.00	1.000
Stu Cliburn, R ERA: 2.38 (4, 1)	4.0		14	2	0	0	3	0	0	0	0	0	0	32	37	0.00	0.500
Donnie Moore, R ERA: 6.08 (8, 1)	1.0		5	2	0	0	0	0	1	0	0	1	0	5	11	0.00	2.000


BOTTOM

California Angels @ Minnesota Twins
 Hubert H. Humphrey Metrodome, Minneapolis, MN

Wed Jun 22 1988, 4:33 AM EDT
 Att. 41,755 - Dome

livebaseballscorecards.com

AB	29
R	3
H	7
RBI	2
BB	1
SO	4
LOB	12



1B	2B	3B	HR	SF	SAC	DP	HBP	WP	HR	S	P	ERA	WHIP
4	2	1	0	1	0	0	2	1	0	11			

Batter	1	2	3	4	5	6	7	8	9	AB R H RBI BB SO LOB	TOP																									
Dan Gladden, R OBP: 0.322, SLG: 0.439 (1, 7)	1-1 P5		0-0 G4-6-3		2-2 F9		3-3 K		1-0 WP SF7 2B	5 1 1 2 0 1 1																										
John Moses, S OBP: 0.384, SLG: 0.485 Brian Harper, R OBP: 0.429, SLG: 0.480 (9, PH) (9, 2)	0-0 G6-3			1-2 F8		0-0 1B 1B	3-1 G4-1		2-2 SF7 HR HBP	4 1 1 0 0 0 0 0 1 0 0 0 0 0																										
Kirby Puckett, R OBP: 0.354, SLG: 0.509 (1, 8)	0-2 FC4-6 1B			1-3 K		0-1 PB 1B 1B		1-3 K	1-1 SF7	4 0 2 1 0 2 0																										
Randy Bush, L OBP: 0.391, SLG: 0.481 (1, 10)	0-2 FC4-6			2-1 P5		3-2 P2		3-2 HR	3-2 F7	5 1 1 1 0 0 5																										
Gary Gaetti, R OBP: 0.353, SLG: 0.539 (1, 5)			0-1 G5-3		1-0 HR	1-2 PB 1B		2-0 P6	1-1 HR	5 2 3 4 0 0 0																										
Gene Larkin, S OBP: 0.339, SLG: 0.346 (1, 3)			2-3 K		0-1 F8	0-0 P5		1-3 K	0-0 G3	5 0 0 0 0 2 3																										
Tim Laudner, R OBP: 0.346, SLG: 0.482 Mark Davidson, R OBP: 0.375, SLG: 0.520 (9, PR) (9, 9)			0-3 K		2-0 HR 1B	4-0 BB			1-2 BLK SH 2B 1B	3 1 2 0 1 1 0 0 1 0 0 0 0 0																										
Steve Lombardozzi, R OBP: 0.328, SLG: 0.284 (1, 4)			2-2 G6-3		0-1 F9	0-0 F8			0-0 SH BLK 2B	3 1 0 0 0 0 4																										
Greg Gagne, R OBP: 0.294, SLG: 0.454 (1, 6)			2-2 G4-6-3 1B		1-2 HR		2-1 G5-3		4-2 2B WP BB	3 2 2 2 1 0 0																										
Inning Stats	R: 0 E: 0 K: 0 S: 9	H: 1 LOB: 1 BB: 0 P: 10	R: 0 E: 0 K: 2 S: 8	H: 0 LOB: 0 BB: 0 P: 10	R: 0 E: 0 K: 0 S: 10	H: 1 LOB: 0 BB: 0 P: 14	R: 0 E: 0 K: 1 S: 9	H: 0 LOB: 0 BB: 0 P: 13	R: 3 E: 0 K: 0 S: 14	H: 3 LOB: 0 BB: 0 P: 20	R: 1 E: 0 K: 0 S: 12	H: 3 LOB: 3 BB: 1 P: 20	R: 0 E: 0 K: 1 S: 7	H: 0 LOB: 0 BB: 0 P: 15	R: 1 E: 0 K: 2 S: 11	H: 1 LOB: 0 BB: 0 P: 18	R: 6 E: 0 K: 0 S: 19	H: 3 LOB: 1 BB: 1 P: 32	1B: 7 2B: 1 3B: 0 HR: 4	SF: 1 SAC: 1 DP: 1 HBP: 1	WP: 1 PB: 1 SB: 0 CS: 0	PA: 42														
PITCHER	IP WLS BF H R ER SO BB IBB HBP BLK WP HR S P ERA WHIP																																			
Storm Davis, R ERA: 3.51 (1, 1)	5.0		21	7	4	4	3	0	0	0	0	0	2	53	70	7.20	1.400																			
Greg Cadaret, L ERA: 2.76 (6, 1)	0.1		1	0	0	0	0	0	0	0	0	0	0	4	7	0.00	0.000																			
Gene Nelson, R ERA: 3.26 (6, 1)	2.2	L	12	3	2	2	3	1	0	0	0	0	1	26	47	6.75	1.500																			
Rick Honeycutt, L ERA: 3.92 (9, 1)	0.0		4	1	2	2	0	1	0	1	1	1	0	8	15	∞	∞																			
Eric Plunk, R ERA: 2.7 (9, 1)	1.0		4	1	3	3	0	0	0	0	0	0	1	8	13	27.00	1.000																			

Minnesota Twins @ Oakland Athletics
Oakland-Alameda County Coliseum, Oakland, CA

Fri Jun 24 1988, 7:05 PM PDT
Att: 30,826 - Unknown

livebaseballscorecards.com

AB	37
R	11
H	12
RBI	10
BB	2
SO	6
LOB	13




Batter	1	2	3	4	5	6	7	8	9	AB R H RBI BB SO LOB
Carney Lansford, R OBP: 0.384, SLG: 0.449 (1, 5) X	0-0 P3		0-2 F9	2-2 FC5-4 CS 1B 1-2f 2-3		1-0 P6			0-0 F9	5 0 0 0 0 0 3
Luis Polonia, L OBP: 0.286, SLG: 0.250 (1, 7) B B X	2-0 S 1B		0-2 WP 1B	1-0 CS 1B 1-2 3-H			3-3 K			4 2 3 1 0 1 0
Dave Henderson, R OBP: 0.369, SLG: 0.551 (1, 8) 1 SAFE S B B X	2-2 G6-4-3 1B 1-H		1-3 K	0-3 K 1-2 2-3			1-2 F7			4 0 1 1 0 2 4
Dave Parker, L OBP: 0.328, SLG: 0.447 (1, 10) B X	1-0 G6-4-3 1-2f		2-3 K 1B 1-2 2-3		3-1 P6		3-2 F7			4 0 0 0 0 1 3
Ron Hassey, L OBP: 0.331, SLG: 0.450 (1, 2) X		2-2 G1-3	0-0	1-2 2-H 3-H 1B		3-2 F7		1-2 F7		4 0 1 2 0 0 0
Mark McGwire, R OBP: 0.339, SLG: 0.446 (1, 3) B B X		2-1 F8	1-3 K		4-1 BB		3-3 K			3 0 0 0 1 2 2
Stan Javier, S OBP: 0.315, SLG: 0.342 (1, 9) X		0-0 S 1B		0-1 1B 1B		0-1 G4-3		0-1 L4		4 1 2 0 0 0 1
Glenn Hubbard, R OBP: 0.322, SLG: 0.282 (1, 4) 1 SAFE P 1 SAFE C C X		1-1 G6-3		0-0 FC5-4 1B 1-3 1B		3-2 G4-3		0-1 F8		4 1 1 0 0 0 1
Walt Weiss, S OBP: 0.324, SLG: 0.324 (1, 6) B B X			3-2 WP 1B 1B HBP	0-0 FC5-4 1B 1-2 3-H 1B		1-0 F7		0-3 K		3 1 1 1 0 1 0

Inning Stats	R: 1	H: 2	E: 0	K: 0	S: 6	H: 0	LOB: 0	BB: 0	P: 11	R: 0	H: 1	E: 0	K: 0	S: 10	H: 2	LOB: 1	BB: 0	P: 14	R: 2	H: 2	E: 0	K: 3	S: 20	H: 4	LOB: 1	BB: 0	P: 14	R: 0	H: 0	E: 0	K: 0	S: 8	H: 0	LOB: 0	BB: 0	P: 10	R: 0	H: 0	E: 0	K: 1	S: 8	H: 0	LOB: 0	BB: 0	P: 12	R: 0	H: 0	E: 0	K: 1	S: 6	H: 0	LOB: 0	BB: 0	P: 6	1B: 9	SF: 0	2B: 0	SAC: 0	3B: 0	DP: 1	HR: 0	HBP: 1
--------------	------	------	------	------	------	------	--------	-------	-------	------	------	------	------	-------	------	--------	-------	-------	------	------	------	------	-------	------	--------	-------	-------	------	------	------	------	------	------	--------	-------	-------	------	------	------	------	------	------	--------	-------	-------	------	------	------	------	------	------	--------	-------	------	-------	-------	-------	--------	-------	-------	-------	--------

PITCHER	IP	WLS	BF	H	R	ER	SO	BB	IBB	HBP	BLK	WP	HR	S	P	ERA	WHIP
Bert Blyleven, R ERA: 4.8 (1, 1)	4.0		21	9	5	5	4	0	0	1	0	1	0	47	66	11.25	2.250
Mark Portugal, R ERA: 3.94 (5, 1)	3.0		10	0	0	0	1	1	0	0	0	0	0	27	49	0.00	0.333
Keith Atherton, R ERA: 3.4 (8, 1)	2.0	W	6	0	0	0	2	0	0	0	0	0	0	14	18	0.00	0.000

MINNESOTA TWINS @ OAKLAND ATHLETICS
Oakland-Alameda County Coliseum, Oakland, CA
 Fri Jun 24 1988, 7:05 PM PDT
 Att. 30,826 - Unknown

AB	35
R	5
H	9
RBI	5
BB	1
SO	7
LOB	14



WP : 1	PA : 37
PB : 0	
SB : 2	
CS : 2	

livebaseballscorecards.com

Batter	1	2	3	4	5	6	7	8	9	AB R H RBI BB SO LOB	TOP											
Dan Gladden, R (1, 7) OBP: 0.316, SLG: 0.431	2-2 F8		0-3 K		1-1 F9		2-2 F8		0-3 K	5 0 0 0 0 2 2												
John Moses, S (1, 9) OBP: 0.385, SLG: 0.479	0-0 1B		2-2 1B SF8 1B		0-0 F9			0-1 G4-3	1-1 P5	5 1 2 0 0 0 1												
Kirby Puckett, R (1, 8) OBP: 0.355, SLG: 0.509	3-2 G6-3		1-2 1B		0-0 F8			0-0 E9 2B 1B		4 1 2 1 0 0 1												
Randy Bush, L (1, 10) OBP: 0.388, SLG: 0.476		1-3 K	1-2 SF8		1-1 F9			4-1 2B BB		2 0 0 1 1 1 0												
Gary Gaetti, R (1, 5) OBP: 0.348, SLG: 0.531		1-2 G5-3	0-2 F7		1-0 F7			2-1 F8		4 0 0 0 0 0 3												
Gene Larkin, S (1, 3) OBP: 0.345, SLG: 0.352		4-2 1B BB		2-3 K		4-2 BB		1-2 SAFE 2B		2 0 1 1 2 1 0												
Brian Harper, R (1, 2) OBP: 0.452, SLG: 0.481		0-0		1-2 HBP		3-3 K		4-0 IBB		2 0 1 0 0 1 1												
Kent Hrbek, L (8, PH) OBP: 0.379, SLG: 0.502		1-3 1B		2-3 4-5 HBP						0 0 0 0 1 0 0												
Al Newman, S (8, PR) OBP: 0.260, SLG: 0.196		1-3 1B		3-2 G5-3-4-5						0 0 0 0 0 0 0												
Greg Gagne, R (1, 6) OBP: 0.290, SLG: 0.448		2-3 K		1-2f			2-2 F9	0-3 K		3 0 0 0 0 1 3												
Kelvin Torve, L (8, PH) OBP: 0.346, SLG: 0.482										1 0 0 0 0 1 3												
Tim Laudner, R (8, 2) OBP: 0.346, SLG: 0.482										0 0 0 0 0 0 0												
Steve Lombardozzi, R (1, 4) OBP: 0.333, SLG: 0.292			1-0 1B 1B		1-0 1B		1-2 G5-3		0-3 K	4 1 2 0 0 1 0												
Inning Stats	R: 0 E: 0 K: 0 S: 7	H: 1 LOB: 0 BB: 0 P: 12	R: 0 E: 0 K: 2 S: 15	H: 1 LOB: 2 BB: 1 P: 23	R: 2 E: 0 K: 1 S: 17	H: 3 LOB: 1 BB: 0 P: 22	R: 0 E: 0 K: 1 S: 8	H: 0 LOB: 0 BB: 0 P: 14	R: 0 E: 0 K: 0 S: 5	H: 1 LOB: 1 BB: 0 P: 7	R: 0 E: 0 K: 1 S: 9	H: 0 LOB: 1 BB: 1 P: 18	R: 0 E: 0 K: 0 S: 10	H: 0 LOB: 0 BB: 0 P: 15	R: 1 E: 1 K: 1 S: 14	H: 2 LOB: 3 BB: 2 P: 25	R: 0 E: 0 K: 2 S: 8	H: 0 LOB: 0 BB: 0 P: 9	1B: 7 2B: 2 3B: 0 HR: 0	SF: 1 SAC: 0 DP: 1 HBP: 1	WP: 0 PB: 0 SB: 0 CS: 0	PA: 38
PITCHER	IP WLS BF H R ER SO BB IBB HBP BLK WP HR S P ERA WHIP																					
Bob Welch, R (1, 1) ERA: 3.49	7.1 W 31 7 3 3 5 3 0 1 0 0 0 75 119 3.68 1.364																					
Dennis Eckersley, R (8, 1) ERA: 1.73	1.2 S 7 1 0 0 3 0 1 0 0 0 0 18 26 0.00 0.600																					

Minnesota Twins @ Oakland Athletics
Oakland-Alameda County Coliseum, Oakland, CA

Sat Jun 25 1988, 3:33 AM PDT
Att. 38,299 - Sunny

livebaseballscorecards.com

AB	32
R	3
H	8
RBI	3
BB	4
SO	8
LOB	14



Batter	1	2	3	4	5	6	7	8	9	AB	R	H	RBI	BB	SO	LOB
Luis Polonia, L OBP: 0.346, SLG: 0.360 (1, 7) C X	1-1 SH5-3 2B	1-3 K			2-2 G6-3 1B		3-2 S 1B		0-1 F7	5	0	3	0	0	1	3
Stan Javier, S OBP: 0.314, SLG: 0.337 (1, 8) (9, 9) B B X	2-0 SH5-3 2-3		3-2 G5-3		3-3 K 1-2		4-1 BB		0-0 L6	3	0	0	0	1	1	1
Jose Canseco, R OBP: 0.376, SLG: 0.518 (1, 9) Dave Henderson, R OBP: 0.367, SLG: 0.550 (9, 8) C X	0-1 G5-3		0-0 P4		2-2 G6-3 2-3		0-3 K			4	0	0	0	0	1	4
Dave Parker, L OBP: 0.324, SLG: 0.439 (1, 10) X	0-0 F7		0-0 1B		1-0 F9		0-0 P4			4	0	1	0	0	0	4
Ron Hassey, L OBP: 0.331, SLG: 0.450 (1, 2) Terry Steinbach, R OBP: 0.310, SLG: 0.369 (2, 2) C B B X		3-1 F9	3-1 P4			1-1 P6	1-1 P3			0	0	0	0	0	0	0
Carney Lansford, R OBP: 0.382, SLG: 0.443 (1, 5) Doug Jennings, L OBP: 0.390, SLG: 0.326 (8, PH) (9, 3) B B B X		1-2 F8		2-0 P6		4-2 HBP		3-3 K		2	0	0	0	0	0	0
Mark McGwire, R OBP: 0.337, SLG: 0.442 (1, 3) Mike Gallego, R OBP: 0.275, SLG: 0.254 (9, 5) B B C C B X		4-2 E 1B BB		2-1 2B		0-0 F7		0-0 F8		3	0	1	0	1	0	1
Glenn Hubbard, R OBP: 0.327, SLG: 0.284 (1, 4) C C B X		1-2 E 1B		0-0 F9		4-2 BB		2-3 K		3	0	1	0	1	1	1
Walt Weiss, S OBP: 0.318, SLG: 0.318 (1, 6) B B X		1-2 E3		1-0 L7		0-1 F9			2-0 L9	4	0	0	0	0	0	5

BOTTOM

Minnesota Twins @ Oakland Athletics
Oakland-Alameda County Coliseum, Oakland, CA
Sun Jun 26 1988, 3:33 AM PDT
Sunny

livebaseballscorecards.com

AB	33
R	0
H	6
RBI	0
BB	3
SO	5
LOB	22



Inning Stats	R: 0	H: 1	E: 0	LOB: 1	K: 0	BB: 0	S: 6	P: 9	R: 0	H: 1	E: 1	LOB: 3	K: 1	BB: 1	S: 17	P: 28	R: 0	H: 1	E: 0	LOB: 1	K: 0	BB: 0	S: 7	P: 13	R: 0	H: 1	E: 0	LOB: 1	K: 1	BB: 0	S: 13	P: 21	R: 0	H: 0	E: 0	LOB: 2	K: 0	BB: 1	S: 11	P: 20	R: 0	H: 1	E: 0	LOB: 2	K: 1	BB: 1	S: 13	P: 21	R: 0	H: 0	E: 0	LOB: 0	K: 2	BB: 0	S: 7	P: 12	R: 0	H: 0	E: 0	LOB: 0	K: 0	BB: 0	S: 4	P: 6	1B: 4	SF: 0	2B: 2	SAC: 1	3B: 0	DP: 0	HR: 0	HBP: 1	WP: 0	PA: 38
--------------	------	------	------	--------	------	-------	------	------	------	------	------	--------	------	-------	-------	-------	------	------	------	--------	------	-------	------	-------	------	------	------	--------	------	-------	-------	-------	------	------	------	--------	------	-------	-------	-------	------	------	------	--------	------	-------	-------	-------	------	------	------	--------	------	-------	------	-------	------	------	------	--------	------	-------	------	------	-------	-------	-------	--------	-------	-------	-------	--------	-------	--------

PITCHER	IP	WLS	BF	H	R	ER	SO	BB	IBB	HBP	BLK	WP	HR	S	P	ERA	WHIP
Charlie Lea, R ERA: 4.83 (1, 1)	6.0	W	27	5	0	0	2	2	0	1	0	0	0	59	101	0.00	1.167
Juan Berenguer, R ERA: 3.25 (7, 1)	3.0	S	11	1	0	0	3	1	0	0	0	0	0	24	39	0.00	0.667

Batter	1	2	3	4	5	6	7	8	9	AB R H RBI BB SO LOB	TOP
Dan Gladden, R (1, 7) OBP: 0.324, SLG: 0.442	3-2 F8 1B 1B		0-2 F8 1B		4-1 1B 1B BB	2-1 G5-3		2-0 G6-4-3 1B		4 1 2 1 1 0 0	
John Moses, S (1, 9) OBP: 0.398, SLG: 0.487	1-1 S 1B		0-0 G4-3 1B		0-0 WP 1B 1B	2-3 K		0-0 G6-4-3 1-2f		5 1 3 0 0 1 1	
Kirby Puckett, R (1, 8) OBP: 0.360, SLG: 0.512	2-2 F8 2-3		2-1 G4-3 1-3		0-0 WP 1B 1B		0-0 G3 SF7 2B		0-0 G5-4-3 1B	5 2 3 1 0 0 3	
Randy Bush, L (1, 10) OBP: 0.380, SLG: 0.464 Brian Harper, R (9, PH) OBP: 0.459, SLG: 0.452	3-3 K 1-2		1-2 P3		2-2 P5 1-2 2-3		0-2 G3 2-3		0-0 G5-4-3 1-2f	4 0 0 0 0 1 6 1 0 0 0 0 0 1	
Gary Gaetti, R (1, 5) OBP: 0.353, SLG: 0.540	4-0 BB				1-3 K 1B FC4-2 IBB		2-0 SF7 3-H		0-2 F9	2 0 0 1 2 1 0	
Tim Laudner, R (1, 2) OBP: 0.358, SLG: 0.506	1-1 F8				1-0 1B 2B		0-0 FC4-2 WP 1-3 2-H 3-H 1B		0-0 3B	4 0 3 2 0 0 3	
Kelvin Torve, L (1, 3)					1-1 F8 2B		1-1 FC4-2 1-3 3-H 1B		2-1 G4-3	3 0 0 0 1 0 4	
Greg Gagne, R (1, 6) OBP: 0.294, SLG: 0.449					0-0 K 1B		1-1 F7		0-0 SH1-3 1B 1B	4 1 2 0 0 1 3	
Al Newman, S (1, 4) OBP: 0.276, SLG: 0.222					0-0 G3-1		1-1 B1		0-0 SH1-3 1-2	3 0 0 0 0 1 3	
Inning Stats	R: 0 E: 0 K: 1 S: 15 H: 2 LOB: 3 BB: 1 P: 29	R: 0 E: 0 K: 2 S: 11 H: 0 LOB: 0 BB: 1 P: 18	R: 0 E: 0 K: 0 S: 9 H: 1 LOB: 1 BB: 0 P: 12	R: 0 E: 0 K: 1 S: 8 H: 2 LOB: 2 BB: 0 P: 11	R: 3 E: 0 K: 0 S: 12 H: 3 LOB: 2 BB: 2 P: 25	R: 0 E: 0 K: 1 S: 7 H: 0 LOB: 0 BB: 0 P: 12	R: 1 E: 0 K: 0 S: 8 H: 2 LOB: 1 BB: 0 P: 12	R: 1 E: 0 K: 0 S: 4 H: 2 LOB: 0 BB: 0 P: 6	R: 0 E: 0 K: 0 S: 6 H: 1 LOB: 0 BB: 0 P: 6	1B: 10 2B: 2 3B: 1 HR: 0 SF: 1 SAC: 1 DP: 2 HBP: 0	WP: 2 PB: 0 SB: 2 CS: 1 PA: 41
PITCHER	IP WLS BF H R ER SO BB IBB HBP BLK WP HR S P ERA WHIP										
Dave Stewart, R (1, 1) ERA: 3.67	7.0 L 34 10 4 4 5 3 1 0 0 2 0 70 119 5.14 1.857										
Rick Honeycutt, L (8, 1) ERA: 3.95	2.0 7 3 1 1 0 0 0 0 0 0 0 10 12 4.50 1.500										

Minnesota Twins @ Oakland Athletics
Oakland-Alameda County Coliseum, Oakland, CA
Sun Jun 26 1988, 3:38 AM PDT
Att. 43,154 - Sunny

livebaseballscorecards.com

AB	35
R	5
H	13
RBI	5
BB	4
SO	5
LOB	24



Batter	1	2	3	4	5	6	7	8	9	AB R H RBI BB SO LOB								
Carney Lansford, R OBP: 0.376, SLG: 0.436 (1, 5) B X	1-0 F8 ①		1-0 F8 ①		0-0 G6-3 ②		0-0 F7 ①		1-2 G4-3 ③	5 0 0 0 0 0 2								
Dave Henderson, R OBP: 0.360, SLG: 0.539 (1, 8) F X	0-2 F8 ②		2-1 G6-3 ②		2-2 G6-3 ③		2-2 E4 ②			4 0 0 0 0 0 2								
Jose Canseco, R OBP: 0.381, SLG: 0.519 (1, 9) B C C B B F B	4-2 BB BB ①		2-1 1B ①			1-2 1B 1B ①	2-0 P4 ②			3 0 2 0 1 0 3								
Mark McGwire, R OBP: 0.335, SLG: 0.437 (1, 3) S B 1 SAFE B B B	4-2 FC6-4 1-2 BB ①		1-0 P4 ③			2-3 K ①	1-0 F9 ③			3 0 0 0 1 1 5								
Don Baylor, R OBP: 0.291, SLG: 0.288 (1, 10) F X	0-1 FC6-4 1-2f ③			3-3 K ①		2-2 1B 1B ①		1-3 K ①		4 0 1 0 0 2 2								
Terry Steinbach, R OBP: 0.308, SLG: 0.365 (1, 2) F B C P X		1-2 F8 ①		1-0 FC5-4 1B ①		0-0 L7 ②		1-0 P2 ②		4 0 1 0 0 0 2								
Stan Javier, S OBP: 0.313, SLG: 0.335 (1, 7) X		0-0 1B ①		3-3 K ②		0-0 F8 ③		3-2 G4-3 ③		4 0 1 0 0 1 3								
Mike Gallego, R OBP: 0.277, SLG: 0.256 Luis Polonia, L OBP: 0.333, SLG: 0.346 (9, PH)		0-1 F9 ②		0-2 FC5-4 1-2f ③			1-1 E 1B 1B ①		1-2 P6 ①	3 0 1 0 0 0 2 1 0 0 0 0 0 0								
Walt Weiss, S OBP: 0.317, SLG: 0.317 (1, 6) 1 SAFE B B F X		1-2 G3 ③			1-1 G6-3 ①		0-0 E 1B ①		2-2 F8 ②	4 0 1 0 0 0 1								
Inning Stats	R: 0 E: 0 K: 0 S: 11	H: 0 LOB: 2 BB: 2 P: 20	R: 0 E: 0 K: 0 S: 9	H: 1 LOB: 1 BB: 0 P: 11	R: 0 E: 0 K: 2 S: 6	H: 1 LOB: 1 BB: 0 P: 12	R: 0 E: 0 K: 1 S: 7	H: 2 LOB: 2 BB: 0 P: 16	R: 0 E: 1 K: 0 S: 10	H: 2 LOB: 3 BB: 0 P: 16	R: 0 E: 0 K: 1 S: 8	H: 0 LOB: 0 BB: 0 P: 13	R: 0 E: 0 K: 0 S: 11	H: 0 LOB: 0 BB: 0 P: 15	1B: 7 2B: 0 3B: 0 HR: 0	SF: 0 SAC: 0 DP: 0 HBP: 0	WP: 0 PB: 0 SB: 0 CS: 0	PA: 37
PITCHER	IP WLS BF H R ER SO BB IBB HBP BLK WP HR S P ERA WHIP																	
Frank Viola, L ERA: 2.34 Keith Atherton, R ERA: 3.19	(1, 1) 6.1 W 29 7 0 0 3 2 0 0 0 0 0 0 62 97 0.00 1.421																	
	(7, 1) 2.2 S 8 0 0 0 1 0 0 0 0 0 0 0 21 33 0.00 0.000																	

BOTTOM

Minnesota Twins @ Oakland Athletics
Oakland-Alameda County Coliseum, Oakland, CA

livebaseballscorecards.com

AB	35
R	0
H	7
RBI	0
BB	2
SO	4
LOB	22



Sun Jun 26 1988, 3:38 AM PDT
Att. 43,154 - Sunny

Batter	1	2	3	4	5	6	7	8	9	AB R H RBI BB SO LOB	TOP											
Dan Gladden, R OBP: 0.322, SLG: 0.438 (1, 7) (8, 1)	3-2 1B 1B	3-1 F8		1-0 L7		0-0 5-3		0-0 1-3		5 1 1 0 0 0 4												
Randy Bush, L OBP: 0.390, SLG: 0.471 (1, 9)	1-0 1B 2B 1B		3-2 F8 WP 1B 1B		1-3 K	2-2 HBP		1-0 2-H 1B		4 2 3 1 0 1 0												
Kirby Puckett, R OBP: 0.359, SLG: 0.520 John Moses, S OBP: 0.393, SLG: 0.481 (1, 8) (7, 8)	1-3 K		3-3 K		1-1 HR	1-1 SF9		0-3 K		3 1 1 2 0 2 3 1 0 0 0 0 1 1												
Kent Hrbek, L OBP: 0.379, SLG: 0.498 Mark Davidson, R OBP: 0.361, SLG: 0.491 (1, 10) (8, 7)	1-1 2B 1-2 2-H 1B		3-2 F8		4-0 1B BB	0-0 L9		1-2 4-3		4 0 1 1 1 0 4 0 0 0 0 0 0 0												
Gary Gaetti, R OBP: 0.358, SLG: 0.546 Al Newman, S OBP: 0.271, SLG: 0.218 (1, 5) (7, 5)	1-1 2B 1-3 2-H		2-0 1B		2-1 1B		0-3 K		1-0 L6	4 0 3 2 0 1 0 1 0 0 0 0 0 0												
Tim Lardner, R OBP: 0.350, SLG: 0.494 Brian Harper, R OBP: 0.447, SLG: 0.438 (1, 2) (7, 2)	0-1 5-3		0-0 4-3		3-3 K		1-3 K		0-3 K	4 0 0 0 0 2 5 1 0 0 0 0 1 0												
Kelvin Torve, L OBP: 0.300, SLG: 0.556 (1, 3)	1-1 1-3			0-0 F6 1B 1B		0-2 4-3		0-0 HR	1-1 6-3	5 1 2 1 0 0 4												
Greg Gagne, R OBP: 0.297, SLG: 0.447 (1, 6)		0-1 F7		2-2 1-2 1B		4-0 2B SF9 BB		3-2 5-3		3 1 1 0 1 0 0												
Steve Lombardozzi, R OBP: 0.346, SLG: 0.307 (1, 4)		1-3 K		2-2 F6		2-1 SF9 2B		1-1 1B 1B		4 1 2 0 0 1 2												
Inning Stats	R: 2 E: 0 K: 1 S: 16	H: 4 LOB: 2 BB: 0 P: 24	R: 0 E: 0 K: 1 S: 8	H: 0 LOB: 0 BB: 0 P: 12	R: 1 E: 0 K: 1 S: 15	H: 2 LOB: 1 BB: 0 P: 26	R: 0 E: 0 K: 0 S: 10	H: 2 LOB: 1 BB: 0 P: 15	R: 1 E: 0 K: 2 S: 14	H: 2 LOB: 2 BB: 1 P: 25	R: 1 E: 0 K: 2 S: 8	H: 1 LOB: 2 BB: 1 P: 17	R: 1 E: 0 K: 2 S: 10	H: 1 LOB: 0 BB: 0 P: 14	R: 1 E: 0 K: 1 S: 10	H: 2 LOB: 1 BB: 0 P: 13	R: 0 E: 0 K: 1 S: 6	H: 0 LOB: 0 BB: 0 P: 8	1B: 10 2B: 2 3B: 0 HR: 2	SF: 1 SAC: 0 DP: 0 HBP: 1	WP: 1 PB: 0 SB: 0 CS: 0	PA: 43
PITCHER	IP WLS BF H R ER SO BB IBB HBP BLK WP HR S P ERA WHIP											PITCHER	IP WLS BF H R ER SO BB IBB HBP BLK WP HR S P ERA WHIP									
Kirk McCaskill, R ERA: 3.91 (1, 1)	5.0 W 25 10 4 4 5 1 0 0 0 1 1 63 102 7.20 2.200																					
Stu Cliburn, R ERA: 2.75 (6, 1)	2.0 10 2 2 2 2 1 0 1 0 0 0 1 18 31 9.00 1.500																					
Donnie Moore, R ERA: 6.28 (8, 1)	1.0 5 2 1 1 1 0 0 0 0 0 0 0 10 13 9.00 2.000																					
Greg Minton, R ERA: 5.12 (9, 1)	1.0 3 0 0 0 0 1 0 0 0 0 0 0 6 8 0.00 0.000																					

Minnesota Twins @ California Angels
Anaheim Stadium, Anaheim, CA

Mon Jun 27 1988, 10:05 PM EDT
Att. 22,167 - Sunny - 75 F

livebaseballscorecards.com

AB	39
R	7
H	14
RBI	7
BB	2
SO	9
LOB	23



Batter	1	2	3	4	5	6	7	8	9
Dick Schofield, R OBP: 0.310, SLG: 0.336 (1, 6)	1-3 K		0-0 BB SF8 1B FC5-4	2-2 6-3		0-0 SF7	0-3 K		
Johnny Ray, S OBP: 0.344, SLG: 0.415 Junior Noboa, R OBP: 0.063, SLG: 0.063 (1, 4) (9, 4)	2-2 G3		1-0 BB 1B 1B	1-1 1B 2B	2-0 F9	4-2 2B BB		1-0 4-3	
Wally Joyner, L OBP: 0.343, SLG: 0.381 Chico Walker, S OBP: 0.228, SLG: 0.178 (1, 3) (6, PR) (7, 7)	1-1 L7		4-0 BB 1B BB	0-1 SH FC3-6 1B	0-0 F8	1-0 2B		0-0 4-3	
Brian Downing, R OBP: 0.378, SLG: 0.438 (1, 10)		4-2 1B BB	3-1 SF8	1-2 FC3-6 SH HR 1B	4-2 BB	3-2 F8		3-2 F8	
Jim Eppard, L OBP: 0.387, SLG: 0.333 (1, 7) (7, 3)		1-1 BB 1B	4-2 1B BB	0-0 SH FC3-6	0-0 F9		1-0 1B 1B		
Devon White, S OBP: 0.291, SLG: 0.354 (1, 8)		3-3 SAFE K	0-1 1B 1B	2-2 FC3-6 HR		0-1 BB 2B 1B	1-2 P6		
Jack Howell, L OBP: 0.325, SLG: 0.361 (1, 5)		4-0 BB	2-1 SAFE 1B	3-1 SAFE HR		4-0 SAFE 2B SF7 BB	1-1 1B 1B		
Tony Armas, R OBP: 0.286, SLG: 0.331 (1, 9)		3-3 K	1-2 P6	0-1 L6		0-1 L8	0-3 K		
Bob Boone, R OBP: 0.316, SLG: 0.350 Darrell Miller, R OBP: 0.362, SLG: 0.381 (1, 2) (7, PR) (8, 2)		1-1 4-3	0-1 FC5-4 1B	0-0 HR		2-2 2B	1-2 1B		

Inning Stats	R: 0	H: 0	E: 0	K: 1	S: 8	H: 0	LOB: 0	BB: 0	P: 12	R: 0	H: 1	E: 0	K: 2	S: 13	R: 5	H: 5	E: 0	K: 0	S: 18	R: 6	H: 5	E: 1	K: 0	S: 20	R: 0	H: 0	E: 0	K: 0	S: 5	R: 4	H: 3	E: 0	K: 0	S: 17	R: 1	H: 3	E: 0	K: 2	S: 16	R: 0	H: 0	E: 0	K: 0	S: 5			

PITCHER	IP	WLS	BF	H	R	ER	SO	BB	IBB	HBP	BLK	WP	HR	S	P	ERA	WHIP
Freddie Toliver, R ERA: 9.72 (1, 1)	2.1	L	15	4	5	5	3	4	0	0	0	0	0	30	62	19.29	3.429
Jim Winn, R ERA: 36.0 (3, 1)	1.0		10	6	5	4	0	0	0	0	0	0	1	22	33	36.00	6.000
Mark Portugal, R ERA: 5.01 (4, 1)	2.2		15	4	5	5	0	3	0	0	0	0	1	29	51	16.88	2.625
Jeff Reardon, R ERA: 2.08 (7, 1)	1.0		6	3	1	1	2	0	0	0	0	0	0	16	20	9.00	3.000
Dan Gladden, R ERA: (8, 1)	1.0		3	0	0	0	0	0	0	0	0	0	0	5	9	0.00	0.000


AB	R	H	RBI	BB	SO	LOB
5	1	1	1	0	2	4
5	3	2	0	1	0	0
0	0	0	0	0	0	0
4	2	2	3	1	0	0
1	0	0	0	0	0	0
3	1	1	1	2	0	1
3	2	2	0	1	0	1
5	3	2	3	0	1	5
3	2	3	4	2	0	0
5	0	0	0	0	2	9
5	2	4	4	0	0	3
0	0	0	0	0	0	0

WP	PA	1B	2B	3B	HR	SF	SAC	DP	HBP
0	49	12	3	0	2	2	1	0	0
0		0	0	0	0	0	0	0	0

Minnesota Twins @ California Angels
Anaheim Stadium, Anaheim, CA
 Mon Jun 27 1988, 10:05 PM EDT
 Att. 22,167 - Sunny - 75 F

livebaseballscorecards.com

AB	39
R	16
H	17
RBI	16
BB	7
SO	5
LOB	23



Batter	1	2	3	4	5	6	7	8	9	AB R H RBI BB SO LOB	TOP
Dan Gladden, R (1, 7) OBP: 0.324, SLG: 0.439	1-2 1-3	1-3 K		1-1 1B 2B		4-0 1B 1B IBB		1-3 K		4 2 1 0 1 2 2	
Randy Bush, L (1, 9) OBP: 0.386, SLG: 0.463 Mark Davidson, R (8, 9) OBP: 0.361, SLG: 0.491	1-0 L8		1-1 G3	1-0 2-H 1B		2-3 K		1-1 4-3		5 0 1 1 0 1 2 0 0 0 0 0 0 0	
Kirby Puckett, R (1, 8) OBP: 0.363, SLG: 0.521	2-2 1B		1-0 E4 1B BLK	0-2 1-3		0-2 1B 1-3 2-H 1B			0-0 1B 1B	5 2 3 1 0 0 0	
Kent Hrbek, L (1, 10) OBP: 0.387, SLG: 0.502 Al Newman, S (9, PR) OBP: 0.271, SLG: 0.218	2-2 F8		0-0 1B BLK 1-3 1B		4-0 CS BB BB	0-1 1-2 1B 3-H			0-0 1B 1B 1-2 1B	4 1 3 1 1 0 1 0 1 0 0 0 0 0	
Gary Gaetti, R (1, 5) OBP: 0.359, SLG: 0.542			0-3 K 1-3 1B 3-H 1B	0-0 6-3 1B 1-3 1B		4-0 1-2 BB BB			1-3 K 1-3	4 0 1 0 1 2 4	
Gene Larkin, S (1, 3) OBP: 0.347, SLG: 0.367			2-1 HR 1-2 1B 3-H 1B	0-1 6-3 1B		2-3 K 2-3			1-0 1B 1B 1-2 2-H 1B	5 1 3 3 0 1 2	
Tim Laudner, R (1, 2) OBP: 0.351, SLG: 0.492			0-0 E9 1B	0-1 6-3 1-2 2-3		3-3 K 2-3			0-0 1B 1-2 2-H 1B	5 0 2 1 0 2 4	
Greg Gagne, R (1, 6) OBP: 0.300, SLG: 0.443			1-0 HBP K	0-3 K		2-0 1B S 1B			1-0 G6-4-3 1-2 1B	4 1 1 0 0 2 4	
Steve Lombardozzi, R (1, 4) OBP: 0.336, SLG: 0.297			1-3 K		0-0 5-3	3-3 K 1-2			0-0 2-3	4 0 0 0 0 2 3	
Inning Stats	R: 0 H: 1 E: 0 LOB: 1 K: 0 BB: 0 S: 13 P: 19	R: 1 H: 2 E: 1 LOB: 2 K: 3 BB: 0 S: 12 P: 17	R: 2 H: 3 E: 1 LOB: 2 K: 1 BB: 0 S: 12 P: 14	R: 1 H: 2 E: 0 LOB: 0 K: 0 BB: 0 S: 7 P: 9	R: 0 H: 0 E: 0 LOB: 2 K: 2 BB: 2 S: 6 P: 19	R: 2 H: 3 E: 0 LOB: 2 K: 2 BB: 1 S: 17 P: 28	R: 0 H: 0 E: 0 LOB: 0 K: 2 BB: 0 S: 8 P: 9	R: 0 H: 0 E: 0 LOB: 0 K: 1 BB: 0 S: 6 P: 8	R: 2 H: 4 E: 0 LOB: 2 K: 1 BB: 0 S: 9 P: 12	1B: 13 SF: 0 2B: 2 SAC: 0 3B: 0 DP: 2 HR: 1 HBP: 1	WP: 0 PA: 44 PB: 0 SB: 1 CS: 1
PITCHER	IP WLS BF H R ER SO BB IBB HBP BLK WP HR S P ERA WHIP										
Jack Lazorko, R (1, 1) ERA: 6.75	4.0 L 23 8 4 3 4 2 0 1 1 0 0 1 44 67 6.75 2.500										
Sherman Corbett, L (5, 1) ERA: 3.38	1.2 8 3 2 2 4 0 1 0 0 0 0 0 22 36 10.80 1.800										
Donnie Moore, R (6, 1) ERA: 5.4	2.1 7 0 0 0 3 0 0 0 0 0 0 0 15 20 0.00 0.000										
Greg Minton, R (9, 1) ERA: 5.75	1.0 6 4 2 2 1 0 0 0 0 0 0 0 9 12 18.00 4.000										

Minnesota Twins @ California Angels
Anaheim Stadium, Anaheim, CA

Tue Jun 28 1988, 10:05 PM EDT
Att: 27,618 - Unknown

livebaseballscorecards.com

AB	40
R	8
H	15
RBI	7
BB	3
SO	12
LOB	22



Batter	1	2	3	4	5	6	7	8	9	AB R H RBI BB SO LOB
Brian Downing, R OBP: 0.376, SLG: 0.439 (1, 10) C B B X	2-1 F7 ①		2-2 L4 ①		2-1 F9 ①		0-0 1B 2B			4 1 1 0 0 0 1
Johnny Ray, S OBP: 0.346, SLG: 0.414 (1, 4) B B B	4-0 1-3 1B BB		1-0 P6 ②		0-1 6-3 ②		1-0 2-H 1B			3 0 1 1 1 0 1
Wally Joyner, L OBP: 0.345, SLG: 0.382 (1, 3) F C B X	1-2 1-2 1B		2-2 1-H 1B		0-0 4-3 ③		0-3 K			4 0 2 1 0 1 1
Chili Davis, S OBP: 0.284, SLG: 0.402 (1, 9) B F C B X	2-2 1-3 ②		1-2 F9 ③		0-1 1-3 ①		1-2 F8 ①			4 0 0 0 0 0 3
Jim Eppard, L OBP: 0.400, SLG: 0.355 (1, 7) B B X	2-0 4-3 ③			1-0 1B 1B		0-1 1B		2-3 K		4 0 2 0 0 1 2
Jack Howell, L OBP: 0.324, SLG: 0.359 (1, 5) C B C B B X		2-2 L1 ①		0-1 1-2 1B		2-3 K		1-3 K		4 0 1 0 0 2 1
Devon White, S OBP: 0.291, SLG: 0.352 (1, 8) B C X		1-2 G1-6-3 1B		1-3 K		0-0 L7 ③		0-2 4-3 ①		4 0 1 0 0 1 3
Bob Boone, R OBP: 0.310, SLG: 0.344 Chico Walker, S OBP: 0.225, SLG: 0.176 (9, PH)		0-1 G1-6-3 ② ③ 1-2f		0-2 F8 ②		0-0 6-3 ①		0-3 K		3 0 0 0 0 0 3 1 0 0 0 0 1 0
Dick Schofield, R OBP: 0.306, SLG: 0.331 (1, 6) B F C X			1-2 E5 1B S		0-1 F7 ③		1-3 K		1-0 L7 ③	4 1 0 0 0 1 2

Inning Stats	R: 0 E: 0 K: 0 S: 10	H: 1 LOB: 2 BB: 1 P: 21	R: 0 E: 0 K: 0 S: 9	H: 1 LOB: 0 BB: 0 P: 12	R: 1 E: 1 K: 0 S: 16	H: 1 LOB: 1 BB: 0 P: 23	R: 0 E: 0 K: 1 S: 14	H: 2 LOB: 2 BB: 0 P: 16	R: 0 E: 0 K: 0 S: 5	H: 0 LOB: 0 BB: 0 P: 7	R: 0 E: 0 K: 1 S: 8	H: 1 LOB: 1 BB: 0 P: 10	R: 1 E: 0 K: 2 S: 9	H: 2 LOB: 1 BB: 0 P: 11	R: 0 E: 0 K: 2 S: 11	H: 0 LOB: 0 BB: 0 P: 15	R: 0 E: 0 K: 1 S: 7	H: 0 LOB: 0 BB: 0 P: 8	1B: 7 2B: 1 3B: 0 HR: 0	SF: 0 SAC: 0 DP: 1 HBP: 0	WP: 0 PB: 0 SB: 1 CS: 0	PA: 36	
PITCHER Bert Blyleven, R ERA: 4.51 (1, 1)	IP 9.0	WLS W	BF 36	H 8	R 2	ER 1	SO 7	BB 1	IBB 0	HBP 0	BLK 0	WP 0	HR 0	S 89	P 123	ERA 1.00	WHIP 1.000						
											PITCHER	IP WLS BF H R ER SO BB IBB HBP BLK WP HR S P ERA WHIP											

MINNESOTA TWINS @ CALIFORNIA ANGELS
Anaheim Stadium, Anaheim, CA
 Tue Jun 28 1988, 10:05 PM EDT
 Att. 27,618 - Unknown

livebaseballscorecards.com

AB	35
R	2
H	8
RBI	2
BB	1
SO	7
LOB	17



Batter	1	2	3	4	5	6	7	8	9	AB R H RBI BB SO LOB	TOP											
Dan Gladden, R (1, 7) OBP: 0.319, SLG: 0.433	2-2 G3		3-2 L7		1-0 FC6-4			1-0 P3		4 0 0 0 0 0 2												
Mark Davidson, R (1, 9) OBP: 0.344, SLG: 0.466 Randy Bush, L (8, PH) OBP: 0.384, SLG: 0.461	2-2 6-3			2-3 K		1-0 5-3		1-2 G3		3 0 0 0 0 1 0 1 0 0 0 0 0 0												
Kirby Puckett, R (1, 8) OBP: 0.361, SLG: 0.518	2-3 K			2-0 1B		0-0 P3		2-1 6-3		4 0 1 0 0 1 0												
Gary Gaetti, R (1, 5) OBP: 0.357, SLG: 0.538		0-0 F9		1-0 F8		3-2 FC4-6 1B		1-2 6-3		4 0 1 0 0 0 1												
Gene Larkin, S (1, 3) OBP: 0.345, SLG: 0.365 John Moses, S (9, PR) OBP: 0.393, SLG: 0.481		0-3 K		1-1 F9		0-0 FC4-6		3-2 1B		4 0 1 0 0 1 2 0 0 0 0 0 0 0												
Tim Laudner, R (1, 10) OBP: 0.356, SLG: 0.492 Kent Hrbek, L (9, PH) OBP: 0.385, SLG: 0.500		2-2 1B		4-2 FC6-4 BB		0-0 F9		0-1 P7		2 0 1 0 1 0 0 1 0 0 0 0 0 1												
Brian Harper, R (1, 2) OBP: 0.429, SLG: 0.500		0-1 L5		0-1 F7		1-1 HR		0-2 6-3		4 1 1 1 0 0 3												
Greg Gagne, R (1, 6) OBP: 0.300, SLG: 0.439			0-0 6-3		3-2 FC6-4		4-1 G6-4-3 BB			2 0 0 0 1 0 1												
Al Newman, S (1, 4) OBP: 0.274, SLG: 0.211			2-3 K		4-0 FC6-4 BB		1-1 G6-4-3			2 0 0 0 1 1 1												
Inning Stats	R: 0 E: 0 K: 1 S: 9	H: 0 LOB: 0 BB: 0 P: 15	R: 0 E: 0 K: 1 S: 9	H: 1 LOB: 1 BB: 0 P: 11	R: 0 E: 0 K: 1 S: 7	H: 0 LOB: 0 BB: 0 P: 12	R: 0 E: 0 K: 1 S: 7	H: 1 LOB: 1 BB: 0 P: 13	R: 0 E: 0 K: 0 S: 9	H: 0 LOB: 2 BB: 2 P: 21	R: 0 E: 0 K: 0 S: 7	H: 1 LOB: 1 BB: 0 P: 11	R: 1 E: 0 K: 0 S: 6	H: 1 LOB: 0 BB: 1 P: 12	R: 0 E: 0 K: 0 S: 6	H: 0 LOB: 0 BB: 0 P: 10	R: 0 E: 0 K: 0 S: 12	H: 1 LOB: 2 BB: 0 P: 16	1B: 4 2B: 0 3B: 0 HR: 1	SF: 0 SAC: 0 DP: 1 HBP: 0	WP: 0 PB: 0 SB: 2 CS: 0	PA: 34
PITCHER	IP WLS BF H R ER SO BB IBB HBP BLK WP HR S P ERA WHIP																					
Chuck Finley, L (1, 1) ERA: 3.77	7.0 W 27 4 1 1 4 3 0 0 0 0 0 1 54 95 1.29 1.000																					
Bryan Harvey, R (8, 1) ERA: 1.33	2.0 S 7 1 0 0 0 0 0 0 0 0 0 0 18 26 0.00 0.500																					

Minnesota Twins @ California Angels
Anaheim Stadium, Anaheim, CA

Wed Jun 29 1988, 10:05 PM EDT
Att. 29,050 - Unknown - 74 F

livebaseballscorecards.com

AB	31
R	1
H	5
RBI	1
BB	3
SO	4
LOB	11



Batter	1	2	3	4	5	6	7	8	9	AB R H RBI BB SO LOB
--------	---	---	---	---	---	---	---	---	---	----------------------

Dick Schofield, R OBP: 0.301, SLG: 0.326 (1, 6)	1-3 ①		2-0 4-3 2-3	1-1 FC6-4 1-2f			0-0 6-3 ①			4 0 0 0 0 1 2
Johnny Ray, S OBP: 0.345, SLG: 0.412 (1, 4)	2-1 F9 ②		3-2 3-H 1B ②		1-1 F7 ①		2-3 K ②			4 0 1 1 0 1 0
Brian Downing, R OBP: 0.374, SLG: 0.433 (1, 10)	4-1 BB ②		0-3 K ②		0-1 4-3 ②		3-1 6-3 ③			3 0 0 0 1 1 1
Chili Davis, S OBP: 0.287, SLG: 0.403 (1, 9)	3-2 1-2 1B ③		2-2 1-2 1B ③		2-2 L5 ③		1-0 P6 ①			4 0 2 0 0 0 0
Wally Joyner, L OBP: 0.344, SLG: 0.381 (1, 3)	1-2 FC1-4 1-2f ③		1-1 1-2 2-3 1B ③		2-2 4-3 ①		2-0 F8 ②			4 0 1 0 0 0 2
Tony Armas, R OBP: 0.285, SLG: 0.330 (1, 7)		0-0 L8 ①	1-3 K ③		0-2 6-3 1B ③		1-3 K ③			4 1 1 0 0 2 3
Devon White, S OBP: 0.291, SLG: 0.351 (1, 8)		1-0 F9 ②		0-0 1B ②		1-2 6-3 ②				3 0 1 0 0 0 1
Darrell Miller, R OBP: 0.380, SLG: 0.400 (1, 2)		1-1 F8 ③		2-2 1-2 1B ①		2-1 1B ②				3 0 2 1 0 0 0
Jack Howell, L OBP: 0.326, SLG: 0.365 Chico Walker, S OBP: 0.220, SLG: 0.171 (1, 5) (4, 5)			0-1 4-3 2B ②		2-2 P6 ②		0-0 FC5-4 1-2f ③			1 1 1 0 0 0 0 2 0 0 0 0 0 2

Inning Stats	R: 0	H: 1	E: 0	K: 1	S: 13	LOB: 2	BB: 1	P: 24	R: 0	H: 0	E: 0	K: 0	S: 4	LOB: 0	BB: 0	P: 6	R: 1	H: 4	E: 0	K: 2	S: 17	LOB: 3	BB: 0	P: 26	R: 0	H: 2	E: 0	K: 0	S: 10	LOB: 1	BB: 0	P: 15	R: 0	H: 0	E: 0	K: 0	S: 7	LOB: 0	BB: 0	P: 10	R: 1	H: 2	E: 0	K: 0	S: 12	LOB: 1	BB: 0	P: 17	R: 0	H: 0	E: 0	K: 1	S: 10	LOB: 0	BB: 0	P: 15	R: 0	H: 0	E: 0	K: 1	S: 5	LOB: 0	BB: 0	P: 9
--------------	------	------	------	------	-------	--------	-------	-------	------	------	------	------	------	--------	-------	------	------	------	------	------	-------	--------	-------	-------	------	------	------	------	-------	--------	-------	-------	------	------	------	------	------	--------	-------	-------	------	------	------	------	-------	--------	-------	-------	------	------	------	------	-------	--------	-------	-------	------	------	------	------	------	--------	-------	------

PITCHER	IP	WLS	BF	H	R	ER	SO	BB	IBB	HBP	BLK	WP	HR	S	P	ERA	WHIP
Allan Anderson, L ERA: 3.33 (1, 1)	6.0	L	27	9	2	2	3	1	0	0	0	0	0	63	98	3.00	1.667
Juan Berenguer, R ERA: 3.13 (7, 1)	2.0		6	0	0	0	2	0	0	0	0	0	0	15	24	0.00	0.000

BOTTOM

Minnesota Twins @ California Angels
Anaheim Stadium, Anaheim, CA
Wed Jun 29 1988, 10:05 PM EDT
Att: 29,050 - Unknown - 74 F

livebaseballscorecards.com

AB	32
R	2
H	9
RBI	2
BB	1
SO	5
LOB	11



1B:	8	SF:	0	WP:	0	PA:	33
2B:	1	SAC:	0	PB:	0		
3B:	0	DP:	0	SB:	0		
HR:	0	HBP:	0	CS:	1		

PITCHER	IP	WLS	BF	H	R	ER	SO	BB	IBB	HBP	BLK	WP	HR	S	P	ERA	WHIP
---------	----	-----	----	---	---	----	----	----	-----	-----	-----	----	----	---	---	-----	------

Batter	1	2	3	4	5	6	7	8	9	AB R H RBI BB SO LOB	TOP
Dan Gladden, R OBP: 0.319, SLG: 0.428 (1, 7) B C X	1-1 6-3 ①		3-2 6-3 ② 1-3 2-H		2-2 5-3 ③			4-0 BB BB		3 0 0 1 1 0 1	
Randy Bush, L OBP: 0.384, SLG: 0.475 Mark Davidson, R OBP: 0.338, SLG: 0.458 (8, PH) (8, 9) B C X	2-1 F7 ②		2-1 HR ③ 3-H			1-0 4-3 ① B X		0-0 F9 ① X		3 1 1 2 0 0 0 1 0 0 0 0 0 1	
Kirby Puckett, R OBP: 0.360, SLG: 0.513 (1, 8) X	0-0 1-3 ③		0-0 3-1 ③ X			0-0 6-3 ② X		4-2 BB ② C C C B B B B		3 0 0 0 1 0 0	
Kent Hrbek, L OBP: 0.383, SLG: 0.500 (1, 10) X		0-0 G3 ①		0-0 1B 2B ① X		3-1 F7 ③ F B B X		0-2 F8 ② C F X		4 1 1 0 0 0 2	
Gary Gaetti, R OBP: 0.356, SLG: 0.544 (1, 5) C C C B B X		1-3 K ②		1-3 K ① F 2 SAFE S			2-2 HR ① S B C X	2-3 K ③ F B B F F S		4 1 1 1 0 3 3	
Gene Larkin, S OBP: 0.351, SLG: 0.375 (1, 3) B B X		2-0 4-3 ③		0-1 CS 1B ① 2-H F X			1-2 3-1 1B ① B B F S X	2-1 2B ① C B B X		4 0 3 1 0 0 0	
Tim Laudner, R OBP: 0.349, SLG: 0.481 (1, 2) C C C C B B X			0-3 K ① C C C X	0-2 F9 ② ③ 1-2			2-3 K ① C C C C B B X	1-3 K ① B B B C C X		4 0 0 0 0 3 3	
Greg Gagne, R OBP: 0.303, SLG: 0.438 (1, 6) C B B B B X			4-2 WP S 6-3 BB ①		0-2 CS 1B ② C X		2-0 3-1 ② B B B X	2-2 F5 ② B B B C C X		3 1 1 0 1 0 2	
Steve Lombardozzi, R OBP: 0.336, SLG: 0.292 Kelvin Torve, L OBP: 0.273, SLG: 0.500 Al Newman, S OBP: 0.274, SLG: 0.211 (9, PH) (9, 4) C B B B B X			4-2 6-3 WP HR BB ① C B B B X	1 SAFE 1 SAFE 2-3 K ② ③ 1-2 C B B B X			3-1 5-3 ③ C B B B X	1-2 P3 ③ C B B X		2 1 0 0 1 1 2 1 0 0 0 0 0 1 0 0 0 0 0 0 0	
Inning Stats	R: 0 E: 0 K: 0 S: 5 H: 0 LOB: 0 BB: 0 P: 8	R: 0 E: 0 K: 1 S: 5 H: 0 LOB: 0 BB: 0 P: 8	R: 3 E: 0 K: 1 S: 15 H: 1 LOB: 0 BB: 2 P: 28	R: 1 E: 0 K: 1 S: 10 H: 2 LOB: 0 BB: 0 P: 11	R: 0 E: 0 K: 1 S: 10 H: 1 LOB: 0 BB: 0 P: 14	R: 0 E: 0 K: 0 S: 4 H: 0 LOB: 0 BB: 0 P: 8	R: 1 E: 0 K: 1 S: 13 H: 2 LOB: 1 BB: 0 P: 23	R: 0 E: 0 K: 1 S: 11 H: 0 LOB: 2 BB: 2 P: 21	R: 0 E: 0 K: 1 S: 16 H: 1 LOB: 1 BB: 0 P: 22	1B: 3 2B: 2 3B: 0 HR: 2 SF: 0 SAC: 0 DP: 0 HBP: 0	WP: 1 PB: 0 SB: 1 CS: 2 PA: 36
PITCHER	IP WLS BF H R ER SO	IP WLS BF H R ER SO	IP WLS BF H R ER SO BB IBB HBP BLK WP HR S P ERA WHIP	IP WLS BF H R ER SO BB IBB HBP BLK WP HR S P ERA WHIP	IP WLS BF H R ER SO BB IBB HBP BLK WP HR S P ERA WHIP	IP WLS BF H R ER SO BB IBB HBP BLK WP HR S P ERA WHIP	IP WLS BF H R ER SO BB IBB HBP BLK WP HR S P ERA WHIP	IP WLS BF H R ER SO BB IBB HBP BLK WP HR S P ERA WHIP	IP WLS BF H R ER SO BB IBB HBP BLK WP HR S P ERA WHIP		
Tom Filer, R ERA: 3.5 (1, 1)	7.0 L 27 6 5 5 5										
Paul Mirabella, L ERA: 2.03 (8, 1)	1.0 5 0 0 0 1 2										
Mark Clear, R ERA: 4.05 (9, 1)	1.0 4 1 0 0 1 0										

Minnesota Twins @ Milwaukee Brewers
Milwaukee County Stadium, Milwaukee, WI
Fri Jul 01 1988, 8:05 PM EDT
Att. 30,192 - Unknown - 70 F

AB	32
R	5
H	7
RBI	5
BB	4
SO	7
LOB	15



BOTTOM

Minnesota Twins @ Milwaukee Brewers
Milwaukee County Stadium, Milwaukee, WI

Fri Jul 01 1988, 8:05 PM EDT
Att: 30,192 - Unknown - 70 F

livebaseballscores.com

AB 36
R 4
H 10
RBI 4
BB 1
SO 7
LOB 17



WP: 1 PA: 38
PB: 0
SB: 0
CS: 0

AB R H RBI BB SO LOB

5 1 3 4 0 0 0

5 0 1 0 0 0 3

3 0 1 0 1 0 2

4 0 1 0 0 2 3

4 1 2 0 0 1 2

4 1 1 0 0 2 1

3 0 0 0 0 0 0
0 0 0 0 0 0 0

4 0 0 0 0 1 3

3 1 1 0 0 0 0
1 0 0 0 0 1 3

1B: 8 SF: 0
2B: 1 SAC: 0
3B: 0 DP: 1
HR: 1 HBP: 1

Batter	1	2	3	4	5	6	7	8	9
Paul Molitor, R (1, 10) OBP: 0.396, SLG: 0.422	0-0 F3		0-2 F5			1-1 1B		1-0 HR	1-1 1B
Jim Gantner, L (1, 4) OBP: 0.320, SLG: 0.325	2-2 F9		0-0 6-3			1-1 F7		0-0 6-3 2B	1-0 P6
Robin Yount, R (1, 8) OBP: 0.367, SLG: 0.477	0-1 1B				4-1 G6-4-3 BB	3-2 F7		0-1 6-3	
Jeffrey Leonard, R (1, 7) OBP: 0.287, SLG: 0.351	0-0 1B				0-1 G6-4-3	1-3 K		2-3 K	
Rob Deer, R (1, 9) OBP: 0.297, SLG: 0.395	2-3 K				1-2 1B	1-1 F7		0-1 HBP 1B	
Dale Sveum, S (1, 6) OBP: 0.280, SLG: 0.399			1-3 K		0-3 K2-3	2-1 5-3		3-2 HBP 1B	
Bill Schroeder, R (1, 3) OBP: 0.218, SLG: 0.275			0-0 6-3			0-1 F8		3-2 1B HBP	
Juan Castillo, S (9, PR) OBP: 0.286, SLG: 0.250						1-2 F9		1-2 2-3 HBP	
B.J. Surhoff, L (1, 5) OBP: 0.298, SLG: 0.328			3-1 F9			2-2 4-3		1-0 4-3	1-3 K
Charlie O'Brien, R (1, 2) OBP: 0.294, SLG: 0.313					1-2 5-3			2-2 WP HR 1B	
Darryl Hamilton, L (9, PH) OBP: 0.321, SLG: 0.308						0-2 F8		3-3 K	

Inning Stats	R: 0	H: 2	E: 0	K: 1	S: 11	H: 0	LOB: 2	BB: 0	P: 15	R: 0	H: 0	E: 0	K: 1	S: 6	H: 0	LOB: 0	BB: 0	P: 10	R: 0	H: 0	E: 0	K: 0	S: 8	H: 1	LOB: 1	BB: 1	P: 14	R: 0	H: 0	E: 0	K: 0	S: 8	H: 1	LOB: 1	BB: 0	P: 18	R: 0	H: 0	E: 0	K: 0	S: 7	H: 0	LOB: 0	BB: 0	P: 11	R: 2	H: 3	E: 0	K: 1	S: 14	H: 3	LOB: 1	BB: 0	P: 20	R: 2	H: 3	E: 0	K: 2	S: 19	H: 3	LOB: 2	BB: 0	P: 31	1B: 8	SF: 0	2B: 1	SAC: 0	3B: 0	DP: 1	HR: 1	HBP: 1	WP: 1	PA: 38
--------------	------	------	------	------	-------	------	--------	-------	-------	------	------	------	------	------	------	--------	-------	-------	------	------	------	------	------	------	--------	-------	-------	------	------	------	------	------	------	--------	-------	-------	------	------	------	------	------	------	--------	-------	-------	------	------	------	------	-------	------	--------	-------	-------	------	------	------	------	-------	------	--------	-------	-------	-------	-------	-------	--------	-------	-------	-------	--------	-------	--------

PITCHER	IP	WLS	BF	H	R	ER	SO	BB	IBB	HBP	BLK	WP	HR	S	P	ERA	WHIP
Frank Viola, L (1, 1) ERA: 2.33	8.0	W	31	7	2	2	5	1	0	0	0	1	1	75	107	2.25	1.000
Jeff Reardon, R (9, 1) ERA: 2.52	1.0	S	7	3	2	2	2	0	0	1	0	0	0	19	31	18.00	3.000

Batter	1	2	3	4	5	6	7	8	9	AB R H RBI BB SO LOB	TOP											
Dan Gladden, R OBP: 0.320, SLG: 0.428 (1, 7)	0-0 E5 1B SF8	1-2 E S 2-H 1B			1-3 K 1-3 2-H 1B	0-0 1-3 2-H 1B		0-0 F8		5 1 2 2 0 1 1												
Randy Bush, L OBP: 0.379, SLG: 0.468 Mark Davidson, R OBP: 0.338, SLG: 0.458 (1, 9) (9, 9)	1-2 FC1-4 1-3 1B	3-2 F 1-3			0-0 P6	0-1 3-1		0-0 4-3		5 0 1 0 0 0 4 0 0 0 0 0 0 0												
Kirby Puckett, R OBP: 0.360, SLG: 0.516 John Moses, S OBP: 0.393, SLG: 0.481 (1, 8) (9, 8)	0-1 SF8				0-0 F8			0-0 2B		4 1 2 2 0 0 0 0 0 0 0 0 0 0												
Kent Hrbek, L OBP: 0.387, SLG: 0.524 (1, 3)	4-1 FC1-4 1-2 BB				0-1 F8			1-2 G3		4 2 2 3 1 0 1												
Gary Gaetti, R OBP: 0.351, SLG: 0.535 (1, 5)	0-1 FC1-4 1-2f 2-3				0-0 5-3					5 0 0 0 0 0 2												
Gene Larkin, S OBP: 0.356, SLG: 0.375 (1, 10)	1-0 F8				0-1 L7-3 1B					3 1 1 0 2 0 2												
Brian Harper, R OBP: 0.404, SLG: 0.463 (1, 2)					1-0 L7-3 1-2					5 1 1 0 0 1 3												
Greg Gagne, R OBP: 0.302, SLG: 0.435 (1, 6)					3-2 FC6-4 1B					4 0 1 0 0 2 3												
Steve Lombardozzi, R OBP: 0.343, SLG: 0.309 Al Newman, S OBP: 0.286, SLG: 0.241 (1, 4) (6, PR) (6, 4)					1-0 FC6-4 1-2f					3 1 2 1 0 0 1 1 1 1 0 0 0 0												
Inning Stats	R: 1 E: 1 K: 0 S: 11	H: 1 LOB: 2 BB: 1 P: 17	R: 1 E: 0 K: 2 S: 18	H: 2 LOB: 1 BB: 0 P: 25	R: 0 E: 0 K: 0 S: 4	H: 0 LOB: 0 BB: 0 P: 4	R: 0 E: 0 K: 0 S: 8	H: 2 LOB: 1 BB: 0 P: 13	R: 0 E: 0 K: 1 S: 5	H: 0 LOB: 0 BB: 0 P: 6	R: 3 E: 0 K: 1 S: 15	H: 4 LOB: 2 BB: 1 P: 20	R: 2 E: 3 K: 0 S: 15	H: 2 LOB: 1 BB: 0 P: 25	R: 1 E: 0 K: 0 S: 9	H: 2 LOB: 1 BB: 0 P: 12	R: 0 E: 0 K: 0 S: 3	H: 0 LOB: 0 BB: 1 P: 7	1B: 8 2B: 4 3B: 0 HR: 2	SF: 1 SAC: 0 DP: 2 HBP: 0	WP: 0 PB: 0 SB: 1 CS: 0	PA: 43
PITCHER	IP WLS BF H R ER SO BB IBB HBP BLK WP HR S P ERA WHIP																					
Chris Bosio, R ERA: 3.23 (1, 1)	5.2 L 28 9 5 4 4 2 0 0 0 0 0 1 59 83 6.35 1.941																					
Chuck Crim, R ERA: 2.9 (6, 1)	1.1 7 2 2 2 0 0 0 0 0 0 0 1 17 27 13.50 1.500																					
Odell Jones, R ERA: 3.63 (8, 1)	2.0 8 2 1 1 0 1 0 0 0 0 0 0 12 19 4.50 1.500																					

Minnesota Twins @ Milwaukee Brewers
Milwaukee County Stadium, Milwaukee, WI

Sat Jul 02 1988, 8:05 PM EDT
Att. 37,079 - Unknown - 75 F

livebaseballscorecards.com

AB	39
R	8
H	13
RBI	8
BB	3
SO	4
LOB	17



Batter	1	2	3	4	5	6	7	8	9	AB R H RBI BB SO LOB
Paul Molitor, R OBP: 0.393, SLG: 0.416 (1, 10)	4-2 1B BB		0-3 K		2-0 F9		1-0 3-1		0-0 6-3	4 0 0 0 1 1 1
Jim Gantner, L OBP: 0.321, SLG: 0.335 (1, 4)	1-0 P7		2-2 BLK 1B		2-3 K			2-1 6-3 3B	1-0 F7	5 1 2 0 0 1 2
Robin Yount, R OBP: 0.371, SLG: 0.480 (1, 8)	1-2 1B		2-1 2B 1B			0-2 S E 1B		0-0 6-3		4 1 3 1 0 0 0
Jeffrey Leonard, R OBP: 0.290, SLG: 0.355 (1, 7)	0-0 F9		1-0 1-3 2B			0-0 F8		4-0 3-H PB BB		3 0 1 0 1 0 3
Darryl Hamilton, L OBP: 0.321, SLG: 0.308 (8, PR) (9, 7)										0 0 0 0 0 0 0
Rob Deer, R OBP: 0.293, SLG: 0.390 (1, 9)	1-3 K		0-3 K			0-3 1-2 K		0-1 F9		4 0 0 0 0 3 6
B.J. Surhoff, L OBP: 0.298, SLG: 0.326 (1, 5)				0-0 F8		2-2 E3 1B		2-3 K		4 0 1 0 0 1 1
Dale Sveum, S OBP: 0.277, SLG: 0.395 (1, 6)				0-1 F7		2-3 K		0-0 F9		3 0 0 0 0 1 1
Bill Schroeder, R OBP: 0.216, SLG: 0.272 (8, 2)										1 0 0 0 0 0 2
Billy Jo Robidoux, L OBP: 0.306, SLG: 0.348 (1, 3)			2-0 2B		1-0 F7		0-0 4-3		0-0 6-3 2B	4 0 2 0 0 0 0
Charlie O'Brien, R OBP: 0.250, SLG: 0.263 (1, 2)			1-3 K			1-2 4-3			1-2 F9	3 0 0 0 0 1 1
Juan Castillo, S OBP: 0.279, SLG: 0.244 (8, 6)										1 0 0 0 0 0 1

BOTTOM

Minnesota Twins @ Milwaukee Brewers
Milwaukee County Stadium, Milwaukee, WI

livebaseballscorecards.com

AB	36
R	2
H	9
RBI	1
BB	2
SO	8
LOB	18



WP: 0	PA: 38
PB: 1	
SB: 1	
CS: 0	

Inning Stats	R: 0	H: 1	E: 0	K: 1	S: 12	LOB: 2	BB: 1	P: 19										
Charlie Lea, R ERA: 4.44 (1, 1)	7.2	WLS	W	32	H: 8	R: 2	ER: 1	SO: 7	BB: 2	IBB: 0	HBP: 0	BLK: 1	WP: 0	HR: 0	S: 68	P: 106	ERA: 1.17	WHIP: 1.304
Juan Berenguer, R ERA: 3.05 (8, 1)	1.1			6	H: 1	R: 0	ER: 0	SO: 1	BB: 0	IBB: 0	HBP: 0	BLK: 0	WP: 0	HR: 0	S: 11	P: 15	ERA: 0.00	WHIP: 0.750

Sat Jul 02 1988, 8:05 PM EDT
Att: 37,079 - Unknown - 75 F

Batter	1	2	3	4	5	6	7	8	9	AB R H RBI BB SO LOB	TOP
John Moses, S (1, 7) OBP: 0.400, SLG: 0.487 Dan Gladden, R (1, PR) OBP: 0.316, SLG: 0.422	1-1 	2-1 CS 1-2	3-1 F7		0-0 F7		1-0 F9		1-2 L7	1 0 1 0 0 0 0 4 0 0 0 0 0 0	
Randy Bush, L (1, 9) OBP: 0.373, SLG: 0.458 Brian Harper, R (9, PH) OBP: 0.396, SLG: 0.452	2-2 L5 1-2		2-2 F9		0-0 F7		1-3 K		1-1 F9	4 0 0 0 0 1 1 1 0 0 0 0 0 0	
Kirby Puckett, R (1, 8) OBP: 0.359, SLG: 0.511	4-2 		1-2 6-3		2-1 F8		2-3 			3 0 0 0 1 1 0	
Kent Hrbek, L (1, 10) OBP: 0.392, SLG: 0.527	0-0 F9			1-2 		0-0 		0-0 		4 2 3 0 0 0 2	
Gary Gaetti, R (1, 5) OBP: 0.352, SLG: 0.535	0-0 			0-3 		2-1 		2-3 		4 0 2 0 0 2 2	
Gene Larkin, S (1, 3) OBP: 0.358, SLG: 0.376	0-1 FC6-4 1-2f			0-0 		2-1 		1-2 F8		4 1 2 0 0 0 4	
Tim Laudner, R (1, 2) OBP: 0.347, SLG: 0.474		3-3 		1-1 F7		0-0 		4-1 		3 0 0 0 1 1 4	
Greg Gagne, R (1, 6) OBP: 0.306, SLG: 0.433		2-1 F4		0-1 		1-2 		1-1 P5		3 0 1 1 0 0 2	
Al Newman, S (1, 4) OBP: 0.269, SLG: 0.226		2-1 		0-0 F7		3-1 			2-2 F8	4 0 0 0 0 0 3	
Inning Stats	R: 0 H: 2 E: 0 LOB: 3 K: 0 BB: 1 S: 12 P: 19	R: 0 H: 0 E: 1 LOB: 0 K: 1 BB: 0 S: 9 P: 18	R: 0 H: 0 E: 0 LOB: 0 K: 0 BB: 0 S: 11 P: 17	R: 2 H: 3 E: 1 LOB: 1 K: 1 BB: 0 S: 12 P: 14	R: 0 H: 0 E: 0 LOB: 0 K: 0 BB: 0 S: 4 P: 6	R: 1 H: 3 E: 0 LOB: 2 K: 0 BB: 0 S: 10 P: 18	R: 0 H: 0 E: 0 LOB: 0 K: 2 BB: 0 S: 7 P: 11	R: 0 H: 1 E: 0 LOB: 2 K: 1 BB: 1 S: 10 P: 18	R: 0 H: 0 E: 0 LOB: 0 K: 0 BB: 0 S: 8 P: 12	1B: 9 SF: 0 2B: 0 SAC: 0 3B: 0 DP: 1 HR: 0 HBP: 1	WP: 0 PA: 39 PB: 0 SB: 1 CS: 1
PITCHER Bill Wegman, R (1, 1) ERA: 3.29 Dan Plesac, L (9, 1) ERA: 2.1	IP WLS BF H R ER SO BB IBB HBP BLK WP HR S P ERA WHIP 8.0 W 35 9 3 2 5 2 0 1 0 0 0 0 75 121 2.25 1.375 1.0 S 3 0 0 0 0 0 0 0 0 0 0 0 8 12 0.00 0.000	PITCHER IP WLS BF H R ER SO BB IBB HBP BLK WP HR S P ERA WHIP									

Minnesota Twins @ Milwaukee Brewers
 Milwaukee County Stadium, Milwaukee, WI

AB	35
R	3
H	9
RBI	1
BB	2
SO	5
LOB	18



Sun Jul 03 1988, 4:33 AM EDT
 Att. 42,645 - Sunny - 85 F

livebaseballscorecards.com

Batter	1	2	3	4	5	6	7	8	9	AB	R	H	RBI	BB	SO	LOB
Paul Molitor, R (1, 10) OBP: 0.394, SLG: 0.424	1-0 6-3		2-1 CS	0-1 1B G6-4-3 2B		3-1 1B 2B	0-0 F8			4	1	2	0	0	0	1
Jim Gantner, L (1, 4) OBP: 0.324, SLG: 0.337	1-1 4-3			0-0 2-3 1B G6-4-3		2-2 HBP 1B		1-1 F7		4	0	2	1	0	0	0
Robin Yount, R (1, 8) OBP: 0.370, SLG: 0.477	0-2 5-3			1-0 G6-4-3 1-2f 3-H		0-0 F4		2-2 HBP 1B		4	1	1	0	0	0	3
Jeffrey Leonard, R (1, 7) OBP: 0.289, SLG: 0.351		0-2 F9		0-0 F4		1-0 F7		1-2 2B BB HBP		3	1	0	0	0	0	2
Rob Deer, R (1, 9) OBP: 0.297, SLG: 0.390 Darryl Hamilton, L (8, PH) OBP: 0.345, SLG: 0.370		1-3 K			2-1 1B 1B	1-1 HBP		1-0 BB 2B		2	0	1	0	0	1	0
B.J. Surhoff, L (1, 5) OBP: 0.293, SLG: 0.321		1-2 4-3			3-2 F7	1-3 K		0-0 F3		1	0	1	1	0	0	0
Billy Jo Robidoux, L (1, 3) OBP: 0.358, SLG: 0.375			4-1 CS BB		0-1 G6-4-3 1-2 1B		0-0 1B	4-0 BB IBB		2	0	2	0	2	0	0
Bill Schroeder, R (1, 2) OBP: 0.209, SLG: 0.262 Dale Sveum, S (8, PH) OBP: 0.279, SLG: 0.395		0-0 F9		0-1 G6-4-3 1-2f		0-0 B3		4-0 BB		3	0	0	0	0	0	4
Juan Castillo, S (1, 6) OBP: 0.277, SLG: 0.244			2-2 F7			0-1 2B 1B	2-3 K	0-1 F8		0	0	0	1	1	0	0

Inning Stats		R: 0	H: 0	E: 0	LOB: 0	K: 0	S: 7	R: 0	H: 0	E: 0	LOB: 0	K: 1	S: 10	R: 0	H: 0	E: 0	LOB: 0	K: 0	S: 6	R: 1	H: 2	E: 0	LOB: 0	K: 0	S: 5	R: 0	H: 2	E: 0	LOB: 1	K: 0	S: 11	R: 1	H: 3	E: 0	LOB: 3	K: 1	S: 15	R: 0	H: 1	E: 0	LOB: 1	K: 1	S: 8	R: 2	H: 2	E: 0	LOB: 3	K: 0	S: 14	R: 0	H: 2	E: 0	LOB: 0	K: 1	S: 9		
Bert Blyleven, R (1, 1) ERA: 4.45	IP	WLS	BF	H	R	ER	SO	BB	IBB	HBP	BLK	WP	HR	S	P	ERA	WHIP																																								
Keith Atherton, R (6, 1) ERA: 3.48	1.2	L	8	2	2	2	2	0	0	1	0	0	0	23	29	10.80	1.200																																								
Jeff Reardon, R (8, 1) ERA: 2.48	0.2		5	1	0	0	0	1	1	0	0	0	0	4	13	0.00	3.000																																								

BOTTOM

Minnesota Twins @ Milwaukee Brewers
Milwaukee County Stadium, Milwaukee, WI

livebaseballscores.com

AB	31
R	4
H	10
RBI	3
BB	3
SO	3
LOB	21



WP: 0	PA: 37
PB: 0	
SB: 0	
CS: 1	

WP	HR	S	P	ERA	WHIP
0	0	0	0	0.00	3.000

Sun Jul 03 1988, 4:33 AM EDT
Att. 42,645 - Sunny - 85 F

Batter	1	2	3	4	5	6	7	8	9	AB R H RBI BB SO LOB	TOP																				
Dan Gladden, R (1, 7) OBP: 0.312, SLG: 0.416	1-3 K		1-3 K		2-3 K			0-1 P4		4 0 0 0 0 3 1	Minnesota Twins @ Milwaukee Brewers Milwaukee County Stadium, Milwaukee, WI Mon Jul 04 1988, 8:05 PM EDT Att. 24,431 - Unknown - 90 F livebaseballscorecards.com																				
John Moses, S (1, 9) OBP: 0.382, SLG: 0.463	1-3 K		0-1 F9			0-0 F8		1-1 4-3		4 0 0 0 0 1 0																					
Kirby Puckett, R (1, 8) OBP: 0.355, SLG: 0.505	1-0 G1-3		0-3 K			1-3 K		1-1 4-3		4 0 0 0 0 2 0																					
Kent Hrbek, L (1, 10) OBP: 0.397, SLG: 0.553		0-1 G5-4-3 1B		0-0 G6-3		0-0 HR		1-0 HR		4 2 3 2 0 0 0																					
Gary Gaetti, R (1, 5) OBP: 0.351, SLG: 0.534		1-0 G5-4-3 1-2f		0-3 K		0-0 2B		1-3 K		4 0 1 0 0 2 1																					
Gene Larkin, S (1, 3) OBP: 0.356, SLG: 0.375		2-2 1B BB 1B		1-3 K		0-1 L1		2-0 4-3		4 0 1 0 0 1 1																					
Brian Harper, R (1, 2) OBP: 0.423, SLG: 0.523		4-0 1B 1-2 BB			4-0 G6-4-3 BB		0-0 5-3		2-1 HR	2 1 1 1 2 0 0																					
Greg Gagne, R (1, 6) OBP: 0.305, SLG: 0.430		1-2 1-2 2-3 1B		0-0 G6-4-3 1-2f		2-2 5-3		0-0 4-3		4 0 1 0 0 0 1																					
Steve Lombardozzi, R (1, 4) OBP: 0.342, SLG: 0.310		1-0 P4		2-1 1B		0-0 5-3				3 0 1 0 0 0 3																					
Inning Stats	R: 0 E: 0 K: 2 S: 8	H: 0 LOB: 0 BB: 0 P: 11	R: 0 E: 0 K: 0 S: 10	H: 3 LOB: 3 BB: 1 P: 19	R: 0 E: 0 K: 2 S: 8	H: 0 LOB: 0 BB: 0 P: 9	R: 0 E: 0 K: 2 S: 8	H: 0 LOB: 0 BB: 0 P: 9	R: 1 E: 0 K: 1 S: 8	H: 2 LOB: 1 BB: 0 P: 9	R: 0 E: 0 K: 0 S: 5	H: 0 LOB: 0 BB: 0 P: 7	R: 0 E: 0 K: 0 S: 6	H: 0 LOB: 0 BB: 0 P: 8	R: 2 E: 0 K: 1 S: 8	H: 2 LOB: 0 BB: 0 P: 14	1B: 4 2B: 1 3B: 0 HR: 3	SF: 0 SAC: 0 DP: 2 HBP: 0	WP: 0 PB: 0 SB: 0 CS: 0	PA: 35											
PITCHER Don August, R (1, 1) ERA: 2.72	IP 9.0	WLS L	BF 35	H 8	R 3	ER 3	SO 9	BB 2	IBB 0	HBP 0	BLK 0	WP 0	HR 3	S 68	P 101	ERA 3.00	WHIP 1.111														
											PITCHER	IP	WLS	BF	H	R	ER	SO	BB	IBB	HBP	BLK	WP	HR	S	P	ERA	WHIP			




Batter	1	2	3	4	5	6	7	8	9	AB R H RBI BB SO LOB
Paul Molitor, R OBP: 0.389, SLG: 0.418 (1, 10) C B X	1-1 6-3 ①		1-0 G6-3 ②		2-1 G4-3 ②			0-0 4-3 ①		4 0 0 0 0 0 0
Jim Gantner, L OBP: 0.323, SLG: 0.333 (1, 4) B C S C B B B	4-2 F9 BB BB		0-3 K ③		1-2 F8 ③			1-2 L8 ②		3 0 0 0 1 1 0
Robin Yount, R OBP: 0.371, SLG: 0.476 (1, 8) B 1 SAFE B SAFE F SAFE	4-2 BB 1-2 BB			1-3 K ①		0-2 6-3 ①		2-1 CS 1B		3 0 1 0 1 1 0
Jeffrey Leonard, R OBP: 0.289, SLG: 0.353 (1, 7) C F X	0-2 F9 2-3		1-2 1B E 2B		0-1 P8 ②		0-1 CS 1-2	2-3 K ①		4 1 1 0 0 1 2
Dale Sveum, S OBP: 0.279, SLG: 0.392 (1, 6) C S C X	0-3 K ③		1-1 5-3 ②		2-1 1B			0-1 4-3 ②		4 0 1 0 0 1 3
Bill Schroeder, R OBP: 0.213, SLG: 0.256 (1, 2) B.J. Surhoff, L OBP: 0.296, SLG: 0.324 (9, PH)		0-0 B5-3 ①		4-2 E BB		0-1 6-3 ③		0-2 1B		2 0 0 0 1 0 1 1 0 1 0 0 0 0
Joey Meyer, R OBP: 0.252, SLG: 0.378 (1, 3) S F S		0-3 K ②		0-0 E1 1B 1-3 2-H			2-3 K ①	3-3 K ③		4 0 1 0 0 3 1
Juan Castillo, S OBP: 0.260, SLG: 0.229 (1, 5) B C B T C X		2-2 P9 ③		0-3 K ③			0-0 F8 ②			3 0 0 0 0 1 2
Darryl Hamilton, L OBP: 0.313, SLG: 0.333 (1, 9) B F F X			1-2 1-3 ①		1-0 G6-3 ①		3-1 4-3 ③			3 0 0 0 0 0 0

Inning Stats	R: 0 E: 0 K: 1 S: 14	H: 0 LOB: 2 BB: 2 P: 23	R: 0 E: 0 K: 1 S: 7	H: 0 LOB: 0 BB: 0 P: 9	R: 0 E: 0 K: 1 S: 7	H: 0 LOB: 0 BB: 0 P: 9	R: 1 E: 1 K: 2 S: 16	H: 2 LOB: 2 BB: 1 P: 23	R: 0 E: 0 K: 0 S: 6	H: 0 LOB: 0 BB: 0 P: 10	R: 0 E: 0 K: 0 S: 9	H: 1 LOB: 1 BB: 0 P: 11	R: 0 E: 0 K: 1 S: 6	H: 0 LOB: 0 BB: 0 P: 11	R: 0 E: 0 K: 0 S: 7	H: 1 LOB: 0 BB: 0 P: 10	R: 0 E: 0 K: 2 S: 16	H: 1 LOB: 1 BB: 0 P: 21	1B: 4 2B: 1 3B: 0 HR: 0	SF: 0 SAC: 0 DP: 0 HBP: 0	WP: 0 PB: 0 SB: 0 CS: 1	PA: 35
--------------	-------------------------------	----------------------------------	------------------------------	---------------------------------	------------------------------	---------------------------------	-------------------------------	----------------------------------	------------------------------	----------------------------------	------------------------------	----------------------------------	------------------------------	----------------------------------	------------------------------	----------------------------------	-------------------------------	----------------------------------	----------------------------------	------------------------------------	----------------------------------	--------

PITCHER	IP	WLS	BF	H	R	ER	SO	BB	IBB	HBP	BLK	WP	HR	S	P	ERA	WHIP
Allan Anderson, L ERA: 3.03 (1, 1)	8.0	W	30	4	1	0	6	3	0	0	0	0	0	72	106	0.00	0.875
Jeff Reardon, R ERA: 2.41 (9, 1)	1.0	S	4	1	0	0	2	0	0	0	0	0	0	16	21	0.00	1.000

MINNESOTA TWINS @ MILWAUKEE BREWERS
Milwaukee County Stadium, Milwaukee, WI
 Mon Jul 04 1988, 8:05 PM EDT
 Att: 24,431 - Unknown - 90 F

AB	31
R	1
H	5
RBI	0
BB	3
SO	8
LOB	9



Batter	1	2	3	4	5	6	7	8	9	AB R H RBI BB SO LOB	TOP																									
Wade Boggs, L (1, 5) OBP: 0.469, SLG: 0.470	1-2 F7		1-2 G4-3					0-1 BB SF8 1B		4 1 1 0 0 1 1																										
Marty Barrett, R (1, 4) OBP: 0.347, SLG: 0.361	0-0 1B			0-1 G6-3	1-1 F9			2-0 BB 1B		4 0 2 0 0 0 0																										
Dwight Evans, R (1, 9) OBP: 0.376, SLG: 0.458	1-3 K			1-2 2B 1B		2-3 K		4-2 BB		3 1 1 0 1 2 1																										
Mike Greenwell, L (1, 7) OBP: 0.438, SLG: 0.580	1-2 F8			1-2 F7		4-2 BB		1-1 SF8		2 0 0 1 1 0 2																										
Ellis Burks, R (1, 8) OBP: 0.388, SLG: 0.530		3-2 CS 1B		3-1 1B 2B		1-3 SAFE		0-0 F9		4 1 2 0 0 1 3																										
Jim Rice, R (1, 10) OBP: 0.336, SLG: 0.363		3-3 SAFE K 1-2		4-2 1B WP BB		0-3 SAFE K		1-2 P3		3 1 0 0 1 2 1																										
Todd Benzinger, S (1, 3) OBP: 0.284, SLG: 0.376		2-0 F8		2-2 WP 1B		0-0 P6		0-3 K		4 0 1 2 0 1 0																										
Rich Gedman, L (1, 2) OBP: 0.263, SLG: 0.267			1-2 G4-3 1B	4-3		0-0 G3		1-3 K		4 0 1 0 0 1 1																										
Spike Owen, S (1, 6) OBP: 0.335, SLG: 0.399			1-1 P7		1-2 3-H	1-2 F8		3-2 F9		3 0 0 0 0 0 1																										
Inning Stats	R: 0 E: 0 K: 1 S: 12	H: 1 LOB: 1 BB: 0 P: 15	R: 0 E: 0 K: 1 S: 8	H: 1 LOB: 0 BB: 0 P: 15	R: 0 E: 0 K: 0 S: 9	H: 1 LOB: 0 BB: 0 P: 12	R: 3 E: 0 K: 0 S: 20	H: 3 LOB: 1 BB: 1 P: 34	R: 0 E: 0 K: 1 S: 8	H: 0 LOB: 0 BB: 0 P: 13	R: 0 E: 0 K: 2 S: 9	H: 0 LOB: 0 BB: 1 P: 16	R: 0 E: 0 K: 1 S: 5	H: 0 LOB: 0 BB: 0 P: 5	R: 1 E: 0 K: 0 S: 12	H: 2 LOB: 2 BB: 1 P: 22	R: 0 E: 0 K: 2 S: 11	H: 0 LOB: 0 BB: 0 P: 13	1B: 7 2B: 1 3B: 0 HR: 0	SF: 1 SAC: 0 DP: 1 HBP: 0	WP: 1 PB: 0 SB: 0 CS: 1	PA: 35														
PITCHER	IP WLS BF H R ER SO BB IBB HBP BLK WP HR S P ERA WHIP																																			
Freddie Toliver, R (1, 1) ERA: 7.53	6.0		23	6	3	3	5	2	0	0	0	1	0	66	105	4.50	1.333																			
Juan Berenguer, R (7, 1) ERA: 3.1	2.0	W	9	2	1	1	1	1	0	0	0	0	0	17	27	4.50	1.500																			
Jeff Reardon, R (9, 1) ERA: 2.35	1.0	S	3	0	0	0	2	0	0	0	0	0	0	11	13	0.00	0.000																			

Boston Red Sox @ Minnesota Twins
 Hubert H. Humphrey Metrodome, Minneapolis, MN

Tue Jul 05 1988, 8:05 PM EDT
 Att: 44,091 - Dome - 99 F

livebaseballscorecards.com

AB	31
R	4
H	8
RBI	3
BB	3
SO	8
LOB	10



Batter	1	2	3	4	5	6	7	8	9	AB	R	H	RBI	BB	SO	LOB	BOTTOM				
Dan Gladden, R OBP: 0.308, SLG: 0.411 (1, 7)	0-3 K ①		1-2 G6-3 ②		1-1 F8 ②		0-0 G4-6-3 ②③ 1-2f			4	0	0	0	0	1	1	Boston Red Sox @ Minnesota Twins Hubert H. Humphrey Metrodome, Minneapolis, MN Tue Jul 05 1988, 8:05 PM EDT Att. 44,091 - Dome - 99 F livebaseballscorecards.com				
Tim Laudner, R OBP: 0.341, SLG: 0.464 (1, 2)	0-3 K ②		0-0 F8 ③		2-3 K ③			0-3 K ①		4	0	0	0	0	3	0					
Kirby Puckett, R OBP: 0.362, SLG: 0.512 (1, 8)	2-1 2B ②			0-1 WP 1B ①		4-1 G3-6-3 BB ①		2-2 1B HR 1B		3	2	3	0	1	0	0					
Kent Hrbek, L OBP: 0.395, SLG: 0.549 (1, 10)	2-2 F7 ③			0-0 F7 ①		0-0 G3-6-3 ①② 1-2f		1-1 HR 1B		4	1	1	0	0	0	3					
Gary Gaetti, R OBP: 0.356, SLG: 0.547 (1, 5)		1-3 K ①		2-2 G3 1B 1B ①-H		1-0 S 1B ①		1-2 HR 1B ①-H ③-H		4	2	3	4	0	1	0					
Gene Larkin, S OBP: 0.355, SLG: 0.376 (1, 3)		2-2 2B ②		2-1 G3 1B ②		2-2 4-3 ③ 1-2		G3 ②		4	0	1	0	0	0	2					
Randy Bush, L OBP: 0.377, SLG: 0.466 Mark Davidson, R OBP: 0.348, SLG: 0.467 (8, PH) (9, 9)		0-0 P5 ②		0-2 1B ②-H			0-0 SH1-3 1B 2B			3	1	2	1	0	0	1					
Greg Gagne, R OBP: 0.301, SLG: 0.425 (1, 6)		0-1 G5-3 ③		2-3 K ③			0-1 SH1-3 ① 2-3		1-2 G4-3 ③	3	0	0	0	0	1	3					
Steve Lombardozzi, R OBP: 0.338, SLG: 0.305 Kelvin Torve, L OBP: 0.333, SLG: 0.545 Al Newman, S OBP: 0.269, SLG: 0.226 (7, PH) (7, PR) (8, 4)			2-1 F7 ①		1-1 F8 ①		2-2 G4-6-3 1B ③-H			2	0	0	0	0	0	0					
Inning Stats	R: 0 E: 0 K: 2 S: 13	H: 1 LOB: 1 BB: 0 P: 17	R: 0 E: 0 K: 1 S: 9	H: 1 LOB: 1 BB: 0 P: 12	R: 0 E: 0 K: 0 S: 9	H: 0 LOB: 0 BB: 0 P: 12	R: 2 E: 0 K: 1 S: 14	H: 3 LOB: 1 BB: 0 P: 20	R: 0 E: 0 K: 1 S: 7	H: 0 LOB: 0 BB: 0 P: 11	R: 0 E: 0 K: 0 S: 8	H: 1 LOB: 1 BB: 1 P: 15	R: 1 E: 0 K: 0 S: 8	H: 2 LOB: 1 BB: 0 P: 10	R: 3 E: 0 K: 1 S: 21	H: 4 LOB: 1 BB: 0 P: 27			1B: 8 2B: 3 3B: 0 HR: 1	SF: 0 SAC: 1 DP: 2 HBP: 0	WP: 1 PB: 0 SB: 1 CS: 0
PITCHER	IP WLS BF H R ER SO	WLS L 2 1	BF 26 4 3 0 0	H 7 4 1 0	R 3 3 0	ER 3 3 0	SO 5 1 0	BB 1 0 0	IBB 0 0 0	HBP 0 0 0	BLK 0 0 0	WP 1 0 0	HR 0 1 0	S 63 18 4	P 90 24 6	ERA 4.26 27.00 0.00	WHIP 1.263 4.000 3.000				
Wes Gardner, R ERA: 1.85 Lee Smith, R ERA: 3.43 Tom Bolton, L ERA: Bob Stanley, R ERA: 3.71	(1, 1) (7, 1) (8, 1) (8, 1)	6.1 1.0 0.1 0.1	26 6 2 1	7 4 1 0	3 3 0 0	3 3 0 0	5 1 0 0	1 0 0 0	0 0 0 0	0 0 0 0	0 0 0 0	1 0 0 0	0 1 0 0	63 18 4 4	90 24 6 4	4.26 27.00 0.00 0.00	1.263 4.000 3.000 0.000				



Batter	1	2	3	4	5	6	7	8	9	AB R H RBI BB SO LOB	TOP	
Wade Boggs, L OBP: 0.463, SLG: 0.464 (1, 5)	2-2 L5		1-1 L7		0-1 F8			2-1 4-3		4 0 0 0 0 0 2		
Marty Barrett, R OBP: 0.346, SLG: 0.360 (1, 4)	0-1 1B		3-2 P3			1-0 L7			2-2 6-3	4 0 1 0 0 0 1		
Dwight Evans, R OBP: 0.375, SLG: 0.465 (1, 9)	2-2 P4			0-0 HR		2-2 6-3			0-0 P7	4 1 1 1 0 0 1		
Mike Greenwell, L OBP: 0.432, SLG: 0.572 (1, 7)	1-2 5-3			0-0 6-3		0-0 L8			0-0 P6	4 0 0 0 0 0 1		
Ellis Burks, R OBP: 0.384, SLG: 0.524 (1, 8)		3-3 K		1-2 P6			1-2 5-3			3 0 0 0 0 0 1 0		
Jim Rice, R OBP: 0.332, SLG: 0.358 (1, 10)		0-0 F9		1-3 K			1-0 P4			3 0 0 0 0 0 1 0		
Todd Benzinger, S OBP: 0.277, SLG: 0.367 (1, 3)		1-3 K			2-0 F9		0-1 F9			3 0 0 0 0 0 1 0		
Rick Cerone, R OBP: 0.388, SLG: 0.427 (1, 2)			0-0 2B		1-1 F7			0-0 P6		3 0 1 0 0 0 0 0		
Spike Owen, S OBP: 0.335, SLG: 0.395 (1, 6)		0-3 K		4-1 BB				2-3 K		2 0 0 0 1 2 1		
Inning Stats	R: 0 H: 1 E: 0 LOB: 1 K: 0 BB: 0 S: 13 P: 18	R: 0 H: 0 E: 0 LOB: 0 K: 2 BB: 0 S: 7 P: 11	R: 0 H: 1 E: 0 LOB: 1 K: 1 BB: 0 S: 10 P: 14	R: 1 H: 1 E: 0 LOB: 0 K: 1 BB: 0 S: 8 P: 10	R: 0 H: 0 E: 0 LOB: 1 K: 0 BB: 1 S: 6 P: 13	R: 0 H: 0 E: 0 LOB: 0 K: 0 BB: 0 S: 5 P: 8	R: 0 H: 0 E: 0 LOB: 0 K: 0 BB: 0 S: 6 P: 8	R: 0 H: 0 E: 0 LOB: 0 K: 1 BB: 0 S: 7 P: 11	R: 0 H: 0 E: 0 LOB: 0 K: 0 BB: 0 S: 5 P: 7	1B: 1 SF: 0 2B: 1 SAC: 0 3B: 0 DP: 0 HR: 1 HBP: 0	WP: 0 PA: 31 PB: 0 SB: 0 CS: 0	
PITCHER Frank Viola, L ERA: 2.24 (1, 1)	IP WLS BF H R ER SO BB IBB HBP BLK WP HR S P ERA WHIP	9.0 W 31 3 1 1 5 1 0 0 0 0 0 1 67 100 1.00 0.444										

Boston Red Sox @ Minnesota Twins
 Hubert H. Humphrey Metrodome, Minneapolis, MN

Wed Jul 06 1988, 8:05 PM EDT
 Att. 41,027 - Dome - 100 F

AB	30
R	1
H	3
RBI	1
BB	1
SO	5
LOB	6



Batter	1	2	3	4	5	6	7	8	9	AB	R	H	RBI	BB	SO	LOB
Dan Gladden, R OBP: 0.304, SLG: 0.404 (1, 7)	2-0 G3	1-2 FC 2B	2-1 F9			1-0 6-3	0-0 G4-3			5	1	0	0	0	0	1
Mark Davidson, R OBP: 0.352, SLG: 0.462 (1, 9)	3-2 S 1B	3-1 P3		0-1 L5		2-2 2B 1B		0-0 E3 1B G3		5	2	2	0	0	0	2
Kirby Puckett, R OBP: 0.369, SLG: 0.523 (1, 8)	0-0	2-1		0-1 G6-3		1-0 1B		0-0		5	1	4	2	0	0	0
John Moses, S OBP: 0.382, SLG: 0.463 (8, PR) (9, 8)	1-2 S 1B	1-H 3-H 2B				1-3 1B 2B		1-3 G3 1B		0	0	0	0	0	0	0
Gary Gaetti, R OBP: 0.358, SLG: 0.543 (1, 5)	3-3 K	4-0		0-0 P8		4-0 1B IBB		2-1 F9		2	0	0	0	2	1	2
Al Newman, S OBP: 0.265, SLG: 0.222 (6, PR) (7, 5)	1-2 2-3 IBB									1	0	0	0	0	0	2
Gene Larkin, S OBP: 0.359, SLG: 0.376 (1, 3)	4-0 BB	0-0 G3			1-1 4-3 HBP	0-0 BB 1B		0-0 G3		3	0	1	3	1	0	3
Kent Hrbek, L OBP: 0.398, SLG: 0.550 (1, 10)	1-1 F7		2-2 2B		0-0 4-3	4-1 BB		1-2 3-H 3-H BB		3	1	1	0	2	0	4
Tim Laudner, R OBP: 0.338, SLG: 0.472 (1, 2)		2-2 HR	1-0 6-3		2-3 K	2-2 F8		0-1 FC6 BB		5	1	1	1	0	1	7
Greg Gagne, R OBP: 0.304, SLG: 0.430 (1, 6)		0-2 FC S 2B	3-2 S 6-3 2B		1-1 F9		0-0 6-3			4	2	2	1	0	0	1
Steve Lombardozi, R OBP: 0.329, SLG: 0.295 (1, 4)		1-3 K	1-1 6-3			1-0 6-3	0-1 F9			4	0	0	1	0	1	1

Inning Stats	R: 0	H: 2	E: 0	K: 1	S: 10	LOB: 3	BB: 1	P: 23	R: 3	H: 3	E: 0	K: 1	S: 18	LOB: 2	BB: 1	P: 31	R: 2	H: 2	E: 0	K: 0	S: 12	LOB: 0	BB: 0	P: 21	R: 0	H: 0	E: 0	K: 1	S: 7	LOB: 1	BB: 0	P: 11	R: 2	H: 3	E: 0	K: 0	S: 13	LOB: 3	BB: 2	P: 28	R: 0	H: 0	E: 0	K: 0	S: 4	LOB: 0	BB: 0	P: 4	R: 1	H: 1	E: 1	K: 0	S: 9	LOB: 2	BB: 1	P: 15
1B: 6	SF: 0	2B: 4	SAC: 0	3B: 0	DP: 0	HR: 1	HBP: 1	WP: 0	PA: 43	SB: 4	CS: 0																																													

PITCHER	IP	WLS	BF	H	R	ER	SO	BB	IBB	HBP	BLK	WP	HR	S	P	ERA	WHIP
Bruce Hurst, L ERA: 4.6 (1, 1)	1.2	L	13	5	3	3	2	1	1	0	0	0	1	27	53	16.20	3.600
Dennis Lamp, R ERA: 3.66 (2, 1)	4.0		19	5	4	4	1	0	1	1	0	0	0	33	55	9.00	1.250
Tom Bolton, L ERA: (6, 1)	2.1		11	1	1	0	0	2	0	0	0	0	0	18	30	0.00	1.286

BOTTOM


Boston Red Sox @ Minnesota Twins
Hubert H. Humphrey Metrodome, Minneapolis, MN

Wed Jul 06 1988, 8:05 PM EDT
Att. 41,027 - Dome - 100 F

AB	37
R	8
H	11
RBI	8
BB	5
SO	3
LOB	23

livebaseballscores.com



Batter	1	2	3	4	5	6	7	8	9	AB R H RBI BB SO LOB	TOP											
Wade Boggs, L (1, 5) OBP: 0.462, SLG: 0.461	0-2 G4-3		4-2 2B BB	1-0 1-3 2-H 1B		2-2 G4-3			1-0 G6-3	4 0 1 1 1 0 0												
Marty Barrett, R (1, 4) OBP: 0.344, SLG: 0.361	0-3 K		0-2 P3	0-0 F7			1-2 P4		0-0 BB 2B	5 0 1 0 0 1 3												
Dwight Evans, R (1, 3) OBP: 0.375, SLG: 0.470 Kevin Romine, R (9, 9) OBP: 0.188, SLG: 0.194	1-3 K		2-2 1-3 2B		0-3 K		0-0 2B		0-1 L3	5 0 2 0 0 2 1 0 0 0 0 0 0 0												
Mike Greenwell, L (1, 7) OBP: 0.435, SLG: 0.580		2-0 HR	0-2 P6		3-2 L9		4-0 IBB		4-0 BB IBB	3 1 1 1 2 0 2												
Ellis Burks, R (1, 8) OBP: 0.384, SLG: 0.524		0-1 2B	1-0 P4		1-3 K		1-1 F8		4-0 1-2 2-3 BB	4 0 1 0 1 1 4												
Jim Rice, R (1, 10) OBP: 0.333, SLG: 0.357		4-2 BB		1-0 P3		1-2 SH1-4 WP 1B		0-1 F9	1-1 F9	4 1 1 0 1 0 5												
Todd Benzinger, S (1, 9) OBP: 0.277, SLG: 0.364		0-3 K		2-1 G3		3-2 WP SH1-4 SH1-3 1B		0-0 G4-3		4 1 1 0 0 1 2	AB 34 R 4 H 9 RBI 3 BB 5 SO 6 LOB 21											
Rich Gedman, L (1, 2) OBP: 0.264, SLG: 0.288		2-3 K		2-2 HBP 1B 1B		0-0 SH1-4		2-2 L9		3 1 1 0 0 1 2												
Spike Owen, S (1, 6) OBP: 0.336, SLG: 0.392 Jody Reed, R (4, PR) OBP: 0.337, SLG: 0.310		0-0 G3		3-0 1B HBP		2-1 SH1-3		1-1 P3		1 0 0 0 0 0 2 1 0 0 1 0 0 0												
Inning Stats	R: 0 E: 0 K: 2 S: 9	H: 0 LOB: 0 BB: 0 P: 10	R: 1 E: 0 K: 2 S: 14	H: 2 LOB: 2 BB: 1 P: 22	R: 0 E: 0 K: 0 S: 17	H: 1 LOB: 2 BB: 1 P: 24	R: 1 E: 0 K: 0 S: 9	H: 2 LOB: 2 BB: 0 P: 18	R: 0 E: 0 K: 2 S: 9	H: 0 LOB: 0 BB: 0 P: 13	R: 2 E: 0 K: 0 S: 13	H: 2 LOB: 0 BB: 0 P: 21	R: 0 E: 0 K: 0 S: 11	H: 1 LOB: 2 BB: 1 P: 17	R: 0 E: 0 K: 0 S: 6	H: 0 LOB: 0 BB: 0 P: 9	R: 0 E: 0 K: 0 S: 6	H: 1 LOB: 3 BB: 2 P: 16	1B: 4 2B: 4 3B: 0 HR: 1	SF: 0 SAC: 2 DP: 0 HBP: 1	WP: 1 PB: 0 SB: 0 CS: 0	PA: 42
PITCHER	IP WLS BF H R ER SO BB IBB HBP BLK WP HR S P ERA WHIP																					
Charlie Lea, R (1, 1) ERA: 4.56	6.0 L 28 7 4 4 6 2 0 1 0 0 1 1 71 108 6.00 1.500																					
Keith Atherton, R (7, 1) ERA: 3.28	2.2 13 2 0 0 0 1 2 0 0 0 0 21 39 0.00 1.125																					
Mark Portugal, R (9, 1) ERA: 4.96	0.1 1 0 0 0 0 0 0 0 0 0 0 2 3 0.00 0.000																					

Boston Red Sox @ Minnesota Twins
 Hubert H. Humphrey Metrodome, Minneapolis, MN

Thu Jul 07 1988, 8:05 PM EDT
 Att: 32,724 - Dome - 71 F

livebaseballscorecards.com

Batter	1	2	3	4	5	6	7	8	9	AB R H RBI BB SO LOB
John Moses, S OBP: 0.372, SLG: 0.448 (1, 7)	1-0 G3	0-0 G3			0-2 G3		1-0 F7		3-1 F7	5 0 1 0 0 0 2
Randy Bush, L OBP: 0.373, SLG: 0.475 (1, 9)	3-3 K		3-2 HR		1-0 G3-1		1-1 G3-1		0-2 G5-3	5 1 1 1 0 1 1
Kirby Puckett, R OBP: 0.372, SLG: 0.530 (1, 8)	0-0 S 1B		1-0 G4-3		1-1 3B		0-1 BB 1B		1-0 G5-3	5 0 3 0 0 0 0
Kent Hrbek, L OBP: 0.399, SLG: 0.551 (1, 10)	0-3 K 1-2		0-1 2B		0-0 G3		4-1 BB			3 0 1 0 1 1 2
Gary Gaetti, R OBP: 0.356, SLG: 0.549 (1, 5) (9, 6)		3-1 HR	2-1 P6		0-1 G6-3		1-0 F8			4 1 1 1 0 0 3
Gene Larkin, S OBP: 0.361, SLG: 0.381 (1, 3)		0-3 K	1-3 K		0-0 E8 1B 2B			0-1 SH3-4 1B		4 1 2 0 0 2 1
Brian Harper, R OBP: 0.436, SLG: 0.553 (1, 2) (9, 5)		0-1 2B		1-2 G5-3		0-1 FC6-4 1B		0-0 SH3-4		3 0 2 1 0 0 0
Greg Gagne, R OBP: 0.301, SLG: 0.425 (1, 6)		1-3 K		0-0 G4-3		0-0 P3		2-3 K		3 0 0 0 0 1 2
Kelvin Torve, L OBP: 0.308, SLG: 0.500 (8, PH)										1 0 0 0 0 1 1
Al Newman, S OBP: 0.265, SLG: 0.222 (9, 4)										0 0 0 0 0 0 0
Steve Lombardozzi, R OBP: 0.329, SLG: 0.291 (1, 4)		4-2 BB		0-3 K		2-0 FC6-4		2-3 K		2 0 0 0 1 1 1
Tim Laudner, R OBP: 0.336, SLG: 0.470 (8, PH) (9, 2)										1 0 0 0 0 1 1

Inning Stats	R: 0	H: 1	E: 0	K: 2	S: 8	R: 1	H: 2	E: 0	K: 2	S: 14	R: 1	H: 2	E: 0	K: 1	S: 12	R: 0	H: 0	E: 0	K: 1	S: 7	R: 0	H: 2	E: 0	K: 0	S: 7	R: 1	H: 2	E: 1	K: 0	S: 7	R: 0	H: 1	E: 0	K: 0	S: 7	R: 0	H: 1	E: 0	K: 2	S: 9	R: 0	H: 0	E: 0	K: 0	S: 6	1B: 5	SF: 0	2B: 3	SAC: 1	3B: 1	DP: 0	HR: 2	HBP: 0	WP: 0	PA: 39
--------------	------	------	------	------	------	------	------	------	------	-------	------	------	------	------	-------	------	------	------	------	------	------	------	------	------	------	------	------	------	------	------	------	------	------	------	------	------	------	------	------	------	------	------	------	------	------	-------	-------	-------	--------	-------	-------	-------	--------	-------	--------

PITCHER	IP	WLS	BF	H	R	ER	SO	BB	IBB	HBP	BLK	WP	HR	S	P	ERA	WHIP
Oil Can Boyd, R ERA: 5.2 (1, 1)	6.0	W	27	9	3	2	6	1	0	0	0	0	2	55	79	3.00	1.667
Bob Stanley, R ERA: 3.41 (7, 1)	3.0	S	12	2	0	0	2	1	0	0	0	0	0	22	37	0.00	1.000


BOTTOM

Boston Red Sox @ Minnesota Twins
Hubert H. Humphrey Metrodome, Minneapolis, MN

Thu Jul 07 1988, 8:05 PM EDT
 Att: 32,724 - Dome - 71 F

livebaseballscorecards.com

AB	36
R	3
H	11
RBI	3
BB	2
SO	8
LOB	14



Batter	1	2	3	4	5	6	7	8	9	AB R H RBI BB SO LOB	TOP
Paul Molitor, R OBP: 0.397, SLG: 0.447 (1, 10)	1-1 G6-3 1B		1-1 F8			1-2 SH3 2B		2-1 3B		4 1 3 0 0 0 0	
Jim Gantner, L OBP: 0.322, SLG: 0.336 (1, 4)	1-1 G6-3 1-2f		0-1 G3			1-1 SH3 2-3		1-2 P4		3 0 0 0 0 0 2	
Robin Yount, R OBP: 0.374, SLG: 0.488 (1, 8)	3-2 F7					1-0 1B 1B		4-0 L1-3 IBB		3 1 2 1 1 0 0	
Jeffrey Leonard, R OBP: 0.284, SLG: 0.356 (1, 7)						1-3 K 1-2		0-0 L1-3 1-2		4 1 1 0 0 2 4	
B.J. Surhoff, L OBP: 0.298, SLG: 0.325 (1, 5)		1 SAFE 4-2 1B 1-2 G4-6-3 BB				1-1 1B 2-H		0-0 SH3-4 1B 2B		3 2 2 1 1 0 1	
Dale Sveum, S OBP: 0.271, SLG: 0.382 (1, 6)		X 0-0 G4-6-3 1-3 2-H 1B				1-3 K 3		F X 0-1 SH3-4 2-3		3 0 1 1 0 1 0	
Billy Jo Robidoux, L OBP: 0.333, SLG: 0.345 (1, 3)		B X 1-1 G4-6-3 1-2f 3-H				1-2 P6 1-2		X 0-0 G4-3 2		4 0 1 0 0 0 2	
Charlie O'Brien, R OBP: 0.200, SLG: 0.207 (1, 2)		F B X 3-2 P4				X C C 0-2 G4-3 2		X 0-0 G3 1-2		4 0 1 1 0 0 1	
Darryl Hamilton, L OBP: 0.277, SLG: 0.311 (1, 9)		B B X 3-2 G4-3 1				B X 1-2 6-3 3		B F X 1-3 K 3		4 0 0 0 0 1 2	
Inning Stats	R: 0 E: 0 K: 0 S: 7 H: 1 LOB: 0 BB: 0 P: 12	R: 2 E: 0 K: 0 S: 10 H: 2 LOB: 0 BB: 1 P: 19	R: 0 E: 0 K: 0 S: 8 H: 0 LOB: 0 BB: 0 P: 12	R: 1 E: 0 K: 2 S: 9 H: 2 LOB: 0 BB: 0 P: 13	R: 0 E: 0 K: 0 S: 9 H: 0 LOB: 0 BB: 0 P: 11	R: 1 E: 0 K: 1 S: 11 H: 2 LOB: 1 BB: 0 P: 15	R: 0 E: 0 K: 1 S: 7 H: 1 LOB: 1 BB: 0 P: 8	R: 0 E: 0 K: 0 S: 6 H: 1 LOB: 1 BB: 1 P: 13	R: 1 E: 0 K: 0 S: 9 H: 2 LOB: 1 BB: 0 P: 10	1B: 7 2B: 4 3B: 1 HR: 0 SF: 0 SAC: 2 DP: 3 HBP: 0	WP: 0 PB: 0 SB: 2 CS: 0 PA: 36
PITCHER Bert Blyleven, R ERA: 4.49 Juan Berenguer, R ERA: 3.15	IP WLS BF H R ER SO BB IBB HBP BLK WP HR S P ERA WHIP	IP WLS BF H R ER SO BB IBB HBP BLK WP HR S P ERA WHIP									

Milwaukee Brewers @ Minnesota Twins
 Hubert H. Humphrey Metrodome, Minneapolis, MN
 Fri Jul 08 1988 8:05 PM EDT
 Att. 51,285 - Dome

livebaseballscorecards.com

AB	32
R	5
H	11
RBI	4
BB	2
SO	4
LOB	12



Batter	1	2	3	4	5	6	7	8	9	AB	R	H	RBI	BB	SO	LOB
Dan Gladden, R OBP: 0.303, SLG: 0.403 (1, 7)	0-3 K		1-3 K			0-1 G3		0-0 1B		4	0	1	0	0	2	0
Randy Bush, L OBP: 0.368, SLG: 0.468 (1, 9) Brian Harper, R OBP: 0.446, SLG: 0.563 (8, PH) John Moses, S OBP: 0.372, SLG: 0.448 (8, PR)	0-0 L9			0-2 G4-3		0-3 K		0-0 1B		3	0	0	0	0	1	0
Kirby Puckett, R OBP: 0.368, SLG: 0.524 (1, 8)	0-1 G1-3			1-1 F9		0-0 P9		2-3 K		4	0	0	0	0	1	2
Kent Hrbek, L OBP: 0.397, SLG: 0.558 (1, 10)		2-0 HR		0-1 G4-1		1-0 G3-1		0-0 F7		4	1	1	1	0	0	2
Gary Gaetti, R OBP: 0.358, SLG: 0.548 (1, 5)		1-3 K			1-3 K		0-0 1B		2-1 G5-3	4	0	2	0	0	2	0
Gene Larkin, S OBP: 0.359, SLG: 0.380 (1, 3)		0-0 F9			1-0 G3-1		2-1 1B		1-1 G5-3	4	0	1	0	0	0	1
Tim Laudner, R OBP: 0.330, SLG: 0.461 (1, 2)		0-0 F8			1-3 K		0-3 K		0-0 F7	4	0	0	0	0	2	3
Greg Gagne, R OBP: 0.304, SLG: 0.426 (1, 6)			0-0 CS			1-2 IHR		0-1 F7		4	1	2	0	0	0	3
Steve Lombardozzi, R OBP: 0.329, SLG: 0.314 (1, 4)			3-2 P4			2-0 IHR		2-2 5-3		3	1	1	2	0	0	1

Inning Stats	R: 0	H: 0	E: 0	K: 1	S: 6	R: 1	H: 1	E: 0	K: 1	S: 6	R: 0	H: 1	E: 0	K: 1	S: 7	R: 0	H: 0	E: 0	K: 0	S: 7	R: 0	H: 0	E: 0	K: 2	S: 8	R: 2	H: 2	E: 0	K: 1	S: 10	R: 0	H: 2	E: 0	K: 1	S: 10	R: 0	H: 2	E: 0	K: 1	S: 10	R: 0	H: 1	E: 0	K: 0	S: 6
	0	0	0	1	6	1	1	0	1	6	0	1	0	1	7	0	0	0	0	7	0	0	0	0	2	8	2	2	0	1	13	0	2	0	1	13	0	2	0	1	14	0	1	0	6

PITCHER	IP	WLS	BF	H	R	ER	SO	BB	IBB	HBP	BLK	WP	HR	S	P	ERA	WHIP
Bill Wegman, R ERA: 3.35 (1, 1)	6.1	W	23	5	3	3	6	0	0	0	0	0	1	46	61	4.26	0.789
Paul Mirabella, L ERA: 2.03 (7, 1)	0.0		1	1	0	0	0	0	0	0	0	0	0	2	4	∞	∞
Chuck Crim, R ERA: 2.77 (7, 1)	1.0		4	1	0	0	1	0	0	0	0	0	0	11	13	0.00	1.000
Dan Plesac, L ERA: 1.93 (8, 1)	1.2	S	7	2	0	0	1	0	0	0	0	0	0	11	16	0.00	1.200

BOTTOM

Milwaukee Brewers @ Minnesota Twins
 Hubert H. Humphrey Metrodome, Minneapolis, MN
 Fri Jul 08 1988, 8:05 PM EDT
 Att. 51,285 - Dome

AB	35
R	3
H	9
RBI	3
BB	0
SO	8
LOB	12



WP	PA	ERA	WHIP
0	35		

Batter	1	2	3	4	5	6	7	8	9	AB R H RBI BB SO LOB	TOP
Paul Molitor, R (1, 4) OBP: 0.394, SLG: 0.446 B C F C F B B X (9, 5)	3-2 P9 1B		2-0 G4-3 1B		1-0 6-3 1B		1-2 G3 1B		0-1 1B 2B 1-3 2-H	5 1 1 1 0 0 2	
Juan Castillo, S (1, 5) OBP: 0.291, SLG: 0.264 Jim Gantner, L (9, PH) OBP: 0.324, SLG: 0.338 B X (9, 4)	1-0 E BB G3 1B		1-1 F7 1B		1-2 G5-4-3 1B		1-2 F8 1B		1-0 1B 2-H 3-H	4 1 2 0 0 0 0 1 0 1 2 0 0 0	
Robin Yount, R (1, 8) OBP: 0.372, SLG: 0.482 B B B B (1, 8)	4-0 G3 E 1-2 BB 1B		1-2 F9 1B		1-0 G5-4-3 1-2f 1B		0-3 K 1B		0-0 F7 1B	4 0 0 0 1 1 2	
Jeffrey Leonard, R (1, 7) OBP: 0.287, SLG: 0.366 S B S Z B X SAFE (1, 7)	2-2 G3 1-3 2-H 1B			0-0 G5-3 1B 2B		0-0 1B 2B		1-0 2B 1B		4 1 2 1 0 0 1	
Dale Sveum, S (1, 6) OBP: 0.271, SLG: 0.380 B X (1, 6)	1-0 G3-1 1B			3-3 K 1B		1-1 2-H 1B		1-1 F9 1B		4 0 1 1 0 1 2	
B.J. Surhoff, L (1, 2) OBP: 0.297, SLG: 0.324 C X T T B T T B B X T T B T T B B (1, 2)				1-0 4-3 1B		1-1 G4-3 1B			0-0 P8 1B	4 0 1 0 0 0 1	
Joey Meyer, R (1, 10) OBP: 0.261, SLG: 0.380 X (1, 10)				0-0 F8 1B		1-2 G3 2B			0-0 G5-3 1B	4 0 1 0 0 1 1	
Bill Schroeder, R (1, 3) OBP: 0.208, SLG: 0.258 Billy Jo Robidoux, L (9, PH) OBP: 0.344, SLG: 0.356 L O P T X O P T (9, 3)				0-2 F7 1B		0-0 G3 2-3 1B			1-0 1B 2B 1B	3 0 0 0 0 0 2 1 1 1 0 0 0 0	
Darryl Hamilton, L (1, 9) OBP: 0.294, SLG: 0.313 X T C X T C (1, 9)				0-2 G3 1B		0-0 G3 1B			0-0 2B 1-2 1B 1B	3 1 1 0 1 0 2	
Inning Stats	R: 1 H: 1 E: 1 LOB: 1 K: 0 BB: 1 S: 9 P: 20	R: 0 H: 1 E: 0 LOB: 1 K: 0 BB: 0 S: 13 P: 15	R: 0 H: 0 E: 0 LOB: 0 K: 1 BB: 0 S: 6 P: 10	R: 0 H: 0 E: 0 LOB: 0 K: 1 BB: 0 S: 5 P: 9	R: 0 H: 1 E: 0 LOB: 1 K: 0 BB: 0 S: 7 P: 9	R: 1 H: 3 E: 0 LOB: 1 K: 0 BB: 0 S: 9 P: 13	R: 0 H: 0 E: 0 LOB: 1 K: 0 BB: 1 S: 5 P: 10	R: 0 H: 1 E: 0 LOB: 1 K: 1 BB: 0 S: 9 P: 13	R: 3 H: 4 E: 0 LOB: 1 K: 1 BB: 0 S: 11 P: 15	1B: 7 SF: 0 2B: 4 SAC: 0 3B: 0 DP: 1 HR: 0 HBP: 0	WP: 0 PA: 39 PB: 0 SB: 0 CS: 0
PITCHER Allan Anderson, L (1, 1) ERA: 2.88 Jeff Reardon, R (9, 1) ERA: 2.97	IP WLS BF H R ER SO BB IBB HBP BLK WP HR S P ERA WHIP 8.0 32 7 2 1 2 2 0 0 0 0 0 0 63 99 1.12 1.125 1.0 L 7 4 3 3 1 0 0 0 0 0 0 0 11 15 27.00 4.000	PITCHER IP WLS BF H R ER SO BB IBB HBP BLK WP HR S P ERA WHIP									

Milwaukee Brewers @ Minnesota Twins
 Hubert H. Humphrey Metrodome, Minneapolis, MN
 Sat Jul 09 1988, 8:05 PM EDT
 Att. 52,293 - Dome

livebaseballscorecards.com

AB	37
R	5
H	11
RBI	5
BB	2
SO	3
LOB	13



Batter	1	2	3	4	5	6	7	8	9	AB R H RBI BB SO LOB
Dan Gladden, R OBP: 0.302, SLG: 0.398 (1, 7)	3-3 K		0-0 P3	2-3 K			4-0 CS BB		1-0 4-3	4 0 0 0 1 2 2
Steve Lombardozzi, R OBP: 0.321, SLG: 0.305 (1, 4) Gary Gaetti, R OBP: 0.360, SLG: 0.550 (9, PH) Kelvin Torve, L OBP: 0.308, SLG: 0.500 (9, PR)	2-1 5-3			2-1 L6	0-0 P8		1-0 F7		0-0 FC6-4 1B	4 0 0 0 0 0 1 1 0 1 0 0 0 0 0 0 0 0 0 0 0
Gene Larkin, S OBP: 0.360, SLG: 0.375 (1, 3)	0-0 5-3			1-0 1-3	4-1 WP BB		4-0 2B BB		2-2 FC6-4 1-2f	3 0 0 0 2 0 1
Kirby Puckett, R OBP: 0.368, SLG: 0.533 (1, 8)			1-3 K	1-1 HR	3-3 K		1-0 2B		0-3 K	5 1 2 1 0 3 2
Kent Hrbek, L OBP: 0.405, SLG: 0.560 (1, 10)				0-0 BB 1B	4-0 IBB		4-0 IBB			1 1 1 0 3 0 0
Brian Harper, R OBP: 0.433, SLG: 0.538 (1, 2)				0-0 BB 1B	0-0 L4		0-1 P9			4 1 1 0 0 0 6
Mark Davidson, R OBP: 0.356, SLG: 0.455 (1, 9) John Moses, S OBP: 0.365, SLG: 0.438 (6, PH) (7, 9)			2-3 K	4-2 BB 1B BB		0-0 6-3		1-0 G3-1		1 1 0 0 1 1 1 2 0 0 0 0 0 0
Greg Gagne, R OBP: 0.303, SLG: 0.421 (1, 6)			1-1 P2	4-1 1B BB		0-1 G5-3		1-2 G5-3		3 0 0 1 1 0 0
Al Newman, S OBP: 0.264, SLG: 0.224 (1, 5)			1-0 F7	2-2 S 1B		2-1 4-3		1-3 K		4 0 1 2 0 1 0

Inning Stats	R: 0	H: 0	E: 0	K: 1	S: 7	LOB: 0	BB: 0	P: 12	R: 0	H: 0	E: 0	K: 2	S: 10	LOB: 1	BB: 1	P: 18	R: 0	H: 0	E: 0	K: 0	S: 4	LOB: 0	BB: 0	P: 6	R: 4	H: 4	E: 0	K: 1	S: 16	LOB: 2	BB: 2	P: 17	R: 0	H: 0	E: 0	K: 0	S: 5	LOB: 0	BB: 0	P: 7	R: 0	H: 1	E: 0	K: 0	S: 5	LOB: 3	BB: 3	P: 18	R: 0	H: 0	E: 0	K: 1	S: 8	LOB: 0	BB: 0	P: 11	R: 0	H: 1	E: 0	K: 1	S: 8	LOB: 1	BB: 0	P: 11	1B: 4	SF: 0	2B: 1	SAC: 0	3B: 0	DP: 0	HR: 1	HBP: 0
--------------	------	------	------	------	------	--------	-------	-------	------	------	------	------	-------	--------	-------	-------	------	------	------	------	------	--------	-------	------	------	------	------	------	-------	--------	-------	-------	------	------	------	------	------	--------	-------	------	------	------	------	------	------	--------	-------	-------	------	------	------	------	------	--------	-------	-------	------	------	------	------	------	--------	-------	-------	-------	-------	-------	--------	-------	-------	-------	--------

BOTTOM

Milwaukee Brewers @ Minnesota Twins
 Hubert H. Humphrey Metrodome, Minneapolis, MN
 Sat Jul 09 1988, 8:05 PM EDT
 Att. 52,293 - Dome

livebaseballscorecards.com

AB	32
R	4
H	6
RBI	4
BB	8
SO	7
LOB	13



PITCHER	IP	WLS	BF	H	R	ER	SO	BB	IBB	HBP	BLK	WP	HR	S	P	ERA	WHIP
Teddy Higuera, L ERA: 2.69 (1, 1)	3.2		18	4	4	4	3	3	0	0	0	0	1	34	63	9.82	1.909
Don August, R ERA: 2.55 (4, 1)	3.0		12	0	0	0	2	3	1	0	0	1	0	16	39	0.00	1.000
Chuck Crim, R ERA: 2.68 (7, 1)	1.2	W	7	1	0	0	1	0	1	0	0	0	0	12	21	0.00	0.600
Dan Plesac, L ERA: 1.89 (9, 1)	0.2	S	3	1	0	0	1	0	0	0	0	0	0	7	9	0.00	1.500

Batter	1	2	3	4	5	6	7	8	9	AB R H RBI BB SO LOB	TOP																									
Paul Molitor, R (1, 10) OBP: 0.392, SLG: 0.445	2-1 SH1-3 1B 2B		1-0 L9		1-1 3-1		3-2 F9		1-0 FC1-6 2B	5 2 1 0 0 0 5																										
Jim Gantner, L (1, 4) OBP: 0.323, SLG: 0.340	0-0 SH1-3 2-3		2-2 6-3		2-0 1-3			2-0 P6 2B	3-2 1-2f 2-3 2B	4 0 1 2 0 0 1																										
Robin Yount, R (1, 8) OBP: 0.375, SLG: 0.482	2-3 K		1-2 1B		1-2 4-3			2-1 1B	4-0 IBB	4 0 2 0 1 1 1																										
Jeffrey Leonard, R (1, 7) OBP: 0.289, SLG: 0.364	4-1 1B BB		1-2 F8		0-3 K			2-3 K	1-1 6-3	1 0 0 0 1 0 1 3 0 0 0 0 2 3																										
Jim Adduci, L (5, 7) OBP: 0.171, SLG: 0.212																																				
B.J. Surhoff, L (1, 5) OBP: 0.300, SLG: 0.324	0-0 1-2 3-H 1B			3-2 P9		0-1 5-3		4-0 1-2 IBB		3 0 1 1 1 0 0																										
Dale Sveum, S (1, 6) OBP: 0.271, SLG: 0.382	1-3 K			2-3 K			2-2 SH3-1 FC1-2 2B	0-0 P2		4 0 1 0 0 2 4																										
Billy Jo Robidoux, L (1, 3) OBP: 0.328, SLG: 0.339		1-3 K		3-3 K			1-0 SH3-1		1-1 P9	3 0 0 0 0 2 0																										
Darryl Hamilton, L (1, 9) OBP: 0.327, SLG: 0.320		0-1 G3			4-1 3-1 5-3 BB		4-0 FC1-2 BB		1-0 FC1-6 1B 2B 1B	2 1 1 0 2 0 0																										
Charlie O'Brien, R (1, 2) OBP: 0.206, SLG: 0.212		1-0 P3			1-1 5-3		0-0 FC1-2		0-1 FC1-6 1B	4 0 1 0 0 0 3																										
Inning Stats	R: 1 E: 0 K: 2 S: 14	H: 2 LOB: 2 BB: 1 P: 23	R: 0 E: 0 K: 1 S: 6	H: 0 LOB: 0 BB: 0 P: 8	R: 0 E: 0 K: 2 S: 10	H: 1 LOB: 1 BB: 0 P: 15	R: 0 E: 0 K: 2 S: 12	H: 0 LOB: 0 BB: 0 P: 20	R: 0 E: 0 K: 1 S: 8	H: 0 LOB: 0 BB: 0 P: 9	R: 0 E: 0 K: 0 S: 11	H: 1 LOB: 2 BB: 1 P: 20	R: 0 E: 0 K: 1 S: 8	H: 1 LOB: 2 BB: 1 P: 17	R: 2 E: 0 K: 0 S: 12	H: 3 LOB: 2 BB: 1 P: 23	1B: 5 2B: 3 3B: 0 HR: 0	SF: 0 SAC: 2 DP: 0 HBP: 0	WP: 0 PB: 0 SB: 2 CS: 0	PA: 40																
PITCHER	IP WLS BF H R ER SO BB IBB HBP BLK WP HR S P ERA WHIP																																			
Freddie Toliver, R (1, 1) ERA: 5.66	6.1		26	4	1	1	6	3	0	0	0	0	0	63	101	1.42	1.105																			
Juan Berenguer, R (7, 1) ERA: 3.06	1.2		7	1	0	0	1	0	1	0	0	0	0	13	25	0.00	0.600																			
Keith Atherton, R (9, 1) ERA: 3.59	1.0	L	7	3	2	2	0	0	1	0	0	0	0	12	23	18.00	3.000																			

Milwaukee Brewers @ Minnesota Twins
 Hubert H. Humphrey Metrodome, Minneapolis, MN
 Sun Jul 10 1988, 4:33 AM EDT
 Att. 50,020 - Dome

AB	33
R	3
H	8
RBI	3
BB	5
SO	7
LOB	18



Batter	1	2	3	4	5	6	7	8	9	AB R H RBI BB SO LOB
John Moses, S (1, 7) OBP: 0.370, SLG: 0.441 Gary Gaetti, R (9, PH) OBP: 0.359, SLG: 0.548	1-1 F7		1-0 G4-3 1B		3-1 F8		0-2 2-3 1B		0-1 F7	4 0 2 0 0 0 0 1 0 0 0 0 0 1
Greg Gagne, R (1, 6) OBP: 0.302, SLG: 0.419	1-1 1B 1B		0-0 P8		3-2 5-3		3-1 F9			4 1 1 0 0 0 3
Kirby Puckett, R (1, 8) OBP: 0.370, SLG: 0.533	0-1 1B 1-3 1B		1-2 G4-3			0-1 CS 1B		0-0 F9		4 0 2 0 0 0 1
Kent Hrbek, L (1, 10) OBP: 0.400, SLG: 0.552	1-3 K		0-0 1-3			3-3 K		2-0 4-3		4 0 0 0 0 2 4
Gene Larkin, S (1, 3) OBP: 0.362, SLG: 0.375	2-1 1B			3-2 E1 G4-3		4-0 BB		2-2 3-1		3 0 1 1 1 0 0
Randy Bush, L (1, 9) OBP: 0.364, SLG: 0.461 Dan Gladden, R (9, PH) OBP: 0.304, SLG: 0.402	2-3 K			1-1 G4-3		3-3 K		3-2 1B 2B		3 0 0 0 0 2 4 1 1 1 0 0 0 0
Tim Laudner, R (1, 2) OBP: 0.329, SLG: 0.462		0-2 P3		2-3 K			0-0 1B 2B		1-1 P6	4 0 1 0 0 1 2
Steve Lombardozzi, R (1, 4) OBP: 0.319, SLG: 0.303		1-1 G4-6-3 1B		1-2 L7			3-1 P9		1-2 P7	4 0 1 0 0 0 3
Al Newman, S (1, 5) OBP: 0.257, SLG: 0.217 Brian Harper, R (7, PH) OBP: 0.435, SLG: 0.537 Mark Davidson, R (9, PR) OBP: 0.356, SLG: 0.455		1-0 G4-6-3			2-3 K		0-0 F9		3-1 1B	2 0 0 0 0 1 1 2 0 1 1 0 0 1 0 0 0 0 0 0 0

Inning Stats	R: 1 E: 0 K: 2 S: 16	H: 3 LOB: 2 BB: 23	R: 0 E: 0 K: 0 S: 8	H: 1 LOB: 0 BB: 0 P: 10	R: 0 E: 0 K: 0 S: 7	H: 1 LOB: 1 BB: 0 P: 8	R: 0 E: 1 K: 1 S: 11	H: 0 LOB: 1 BB: 0 P: 18	R: 0 E: 0 K: 1 S: 8	H: 0 LOB: 0 BB: 0 P: 16	R: 0 E: 0 K: 2 S: 11	H: 1 LOB: 1 BB: 1 P: 21	R: 0 E: 0 K: 0 S: 9	H: 2 LOB: 2 BB: 0 P: 15	R: 0 E: 0 K: 0 S: 5	H: 0 LOB: 0 BB: 0 P: 9	R: 1 E: 0 K: 0 S: 13	H: 2 LOB: 1 BB: 0 P: 21	1B: 8 2B: 3 3B: 0 HR: 0	SF: 0 SAC: 0 DP: 2 HBP: 0
--------------	-------------------------------	--------------------------	------------------------------	----------------------------------	------------------------------	---------------------------------	-------------------------------	----------------------------------	------------------------------	----------------------------------	-------------------------------	----------------------------------	------------------------------	----------------------------------	------------------------------	---------------------------------	-------------------------------	----------------------------------	----------------------------------	------------------------------------


BOTTOM

Milwaukee Brewers @ Minnesota Twins
Hubert H. Humphrey Metrodome, Minneapolis, MN

Sun Jul 10 1988, 4:33 AM EDT
Att. 50,020 - Dome

livebaseballscores.com

AB	36
R	2
H	10
RBI	2
BB	1
SO	6
LOB	20



PITCHER	IP	WLS	BF	H	R	ER	SO	BB	IBB	HBP	BLK	WP	HR	S	P	ERA	WHIP
Mike Birkbeck, R (1, 1) ERA: 4.86	5.2		23	6	1	1	5	1	0	0	0	0	0	56	88	1.59	1.235
Paul Mirabella, L (6, 1) ERA: 1.99	0.2		3	1	0	0	1	0	0	0	0	0	0	8	14	0.00	1.500
Chuck Crim, R (7, 1) ERA: 2.6	1.2	W	6	1	0	0	0	0	0	0	0	0	0	11	18	0.00	0.600
Dan Plesac, L (9, 1) ERA: 2.08	1.0	S	5	2	1	1	0	0	0	0	0	0	0	13	21	9.00	2.000

Batter	1	2	3	4	5	6	7	8	9	AB R H RBI BB SO LOB	TOP
Mark Davidson, R (1, 7) OBP: 0.377, SLG: 0.456	0-0 1B FC4-6 1B		4-2 CS BB		4-1 BB		1-3 K			2 1 1 0 2 1 3	
Randy Bush, L (1, 9) OBP: 0.362, SLG: 0.457	0-0 FC4-6 1-3 1B		0-0 F3		0-0 F6		2-1 F9			4 0 1 0 0 0 5	
Kirby Puckett, R (1, 8) OBP: 0.368, SLG: 0.530	0-0 FC4-6 BB 1-2f 3-H		2-2 F6 1-2		0-0 G5-4-3 1B		0-0 6-3			4 0 1 1 0 0 2	
Kent Hrbek, L (1, 3) OBP: 0.398, SLG: 0.546	4-1 BB 1-2 BB		0-0 F9		0-0 F8		1-1 F8			3 0 0 0 1 0 1	
Gary Gaetti, R (1, 5) OBP: 0.359, SLG: 0.545 Al Newman, S (7, 5) OBP: 0.253, SLG: 0.214	0-3 K		4-1 1B BB		1-1 G5-4-3 1-2f		2-1 3-1			2 0 0 0 1 1 3 1 0 0 0 0 0 0	
Gene Larkin, S (1, 10) OBP: 0.363, SLG: 0.375	0-0 1-3		0-2 L4-6 1-2 1B		1-3 K		1-2 G6-4-3 HBP			3 0 1 0 0 1 2	
Tim Laudner, R (1, 2) OBP: 0.328, SLG: 0.458		3-3 K	2-2 L4-6 1-2		0-0 BB 1B 1B		1-2 G6-4-3			4 0 1 0 0 1 3	
Greg Gagne, R (1, 6) OBP: 0.301, SLG: 0.416		1-3 K	0-0 6-3		1-0 BB 1B		0-1 F4			4 0 1 0 0 1 0	
Steve Lombardozzi, R (1, 4) OBP: 0.320, SLG: 0.299		1-2 F2	0-0 6-3		4-2 BB					2 0 0 0 1 0 0	
Inning Stats	R: 1 H: 2 E: 0 LOB: 2 K: 1 BB: 1 S: 8 P: 12	R: 0 H: 0 E: 0 LOB: 0 K: 2 BB: 0 S: 12 P: 17	R: 0 H: 0 E: 0 LOB: 0 K: 0 BB: 1 S: 6 P: 12	R: 0 H: 1 E: 0 LOB: 1 K: 0 BB: 1 S: 8 P: 14	R: 0 H: 0 E: 0 LOB: 1 K: 0 BB: 1 S: 4 P: 8	R: 0 H: 1 E: 0 LOB: 0 K: 0 BB: 0 S: 4 P: 5	R: 0 H: 2 E: 0 LOB: 3 K: 2 BB: 1 S: 15 P: 24	R: 0 H: 0 E: 0 LOB: 0 K: 0 BB: 0 S: 5 P: 8	R: 0 H: 0 E: 0 LOB: 0 K: 0 BB: 0 S: 7 P: 9	1B: 6 SF: 0 2B: 1 SAC: 0 3B: 0 DP: 3 HR: 0 HBP: 1	WP: 0 PA: 35 PB: 0 SB: 0 CS: 1
PITCHER Mike Boddicker, R (1, 1) ERA: 3.75	IP WLS BF H R ER SO BB IBB HBP BLK WP HR S P ERA WHIP										
	9.0 W 35 6 1 1 5 5 0 1 0 0 0 0 69 109 1.00 1.222										

Minnesota Twins @ Baltimore Orioles
 Memorial Stadium, Baltimore, MD
 Thu Jul 14 1988, 7:05 PM EDT
 Sunny - 93 F

livebaseballscorecards.com

AB	29
R	1
H	6
RBI	1
BB	5
SO	5
LOB	19



BOTTOM

Minnesota Twins @ Baltimore Orioles
Memorial Stadium, Baltimore, MD
Thu Jul 14 1988, 7:05 PM EDT
Sunny - 93 F

livebaseballscorecards.com

AB 35
R 7
H 11
RBI 7
BB 2
SO 3
LOB 14



WP: 2 PA: 38
PB: 0
SB: 1
CS: 0

AB R H RBI BB SO LOB

4 3 3 0 1 0 0

5 2 3 4 0 0 3

3 0 0 1 0 1 1

4 2 3 2 0 0 0

4 0 1 0 0 0 1

3 0 0 0 1 0 1

4 0 0 0 0 1 3

4 0 1 0 0 1 4

4 0 0 0 0 0 1

1B: 5 SF: 1
2B: 3 SAC: 0
3B: 0 DP: 1
HR: 4 HBP: 0

Batter	1	2	3	4	5	6	7	8	9
Ken Gerhart, R OBP: 0.261, SLG: 0.396 (1, 7)	0-2 HR 1B	0-0 E7 1B SF7-6-3		1-2 HR 1B		4-2 BB		0-0 1-3 2B	
Fred Lynn, L OBP: 0.320, SLG: 0.518 (1, 8)	1-0 HR 1-H	1-1 1B SF7-6-3		1-1 HR 1-H		0-0 F8		0-1 F6	
Cal Ripken Jr., R OBP: 0.369, SLG: 0.463 (1, 6)	0-1 5-3	2-0 SF7-6-3		0-1 5-3		1-3 K			
Eddie Murray, S OBP: 0.344, SLG: 0.428 (1, 10)	0-0 HR		0-0 HR		3-2 WP 1B		1-0 4-3		
Jim Traber, L OBP: 0.284, SLG: 0.353 (1, 3)	2-1 2B E		1-1 3-1		1-0 F8		1-0 F8		
Larry Sheets, L OBP: 0.298, SLG: 0.303 (1, 9)	0-0 F8		1-1 L7		4-0 BB		1-2 F8		
Terry Kennedy, L OBP: 0.227, SLG: 0.247 (1, 2)	1-1 E5 2-3		0-0 3-1		1-3 K		1-0 3-1		
Rick Schu, R OBP: 0.295, SLG: 0.341 (1, 5)	0-0 F3			0-3 K	0-1 5-3		3-1 FC1-6 1B		
Billy Ripken, R OBP: 0.263, SLG: 0.258 (1, 4)		1-0 4-3		2-1 F8		0-1 F5		0-1 FC1-6 2B	

Inning Stats	R: 3	H: 4	E: 1	LOB: 2	K: 0	S: 13	R: 1	H: 1	E: 1	LOB: 0	K: 0	S: 5	R: 1	H: 1	E: 0	LOB: 0	K: 0	S: 6	R: 2	H: 2	E: 0	LOB: 0	K: 1	S: 12	R: 0	H: 1	E: 0	LOB: 2	K: 1	S: 13	R: 0	H: 0	E: 0	LOB: 1	K: 1	S: 8	R: 0	H: 0	E: 0	LOB: 0	K: 0	S: 5	R: 0	H: 2	E: 0	LOB: 2	K: 0	S: 8	

PITCHER	IP	WLS	BF	H	R	ER	SO	BB	IBB	HBP	BLK	WP	HR	S	P	ERA	WHIP
Bert Blyleven, R ERA: 4.76 (1, 1)	4.0	L	21	8	7	6	1	0	0	0	0	0	4	36	50	13.50	2.000
Jim Winn, R ERA: 7.2 (5, 1)	4.0		17	3	0	0	2	2	0	0	0	1	0	34	55	0.00	1.250

Batter	1	2	3	4	5	6	7	8	9	AB R H RBI BB SO LOB	TOP											
John Moses, S (1, 8) OBP: 0.371, SLG: 0.449	1-2 3-1		2-1 1B 2B 1B		2-2 3B 2B	2-0 F9		2-1 F7		5 2 2 0 0 0 0												
Greg Gagne, R (1, 6) OBP: 0.303, SLG: 0.416	0-0 4-3		2-1 2B 1B		2-2 F9	1-3 K		0-1 FC4-6 1B		5 0 2 0 0 1 2												
Dan Gladden, R (1, 7) OBP: 0.308, SLG: 0.410	3-1 2B		1-1 2B		2-2 3B HBP	2-2 6-3		2-1 FC4-6		4 1 2 1 0 0 1												
Kent Hrbek, L (1, 10) OBP: 0.392, SLG: 0.536	1-2 6-3		0-1 4-3		1-3 K		1-0 F5		0-0 F6	5 0 0 0 0 1 6												
Gene Larkin, S (1, 3) OBP: 0.365, SLG: 0.387		1-1 L8		2-2 4-3	3-1 2B 3B		1-1 2B 2B	2-2 6-3		4 2 2 3 0 0 0												
Kelvin Torve, L (8, 3) OBP: 0.286, SLG: 0.462										1 0 0 0 0 0 0												
Randy Bush, L (1, 9) OBP: 0.365, SLG: 0.457		0-0 4-3		0-1 1B	4-0 WP 2B IBB		1-1 F8	2-3 K		2 1 1 0 1 0 0												
Mark Davidson, R (7, PH) OBP: 0.367, SLG: 0.443										2 0 0 0 0 1 1												
Brian Harper, R (1, 2) OBP: 0.439, SLG: 0.569		1-1 F9		2-0 1-3	2-2 2B 2B		0-0 2B			4 1 2 3 0 0 1												
Steve Lombardozzi, R (1, 4) OBP: 0.318, SLG: 0.305			1-3 K	0-1 F8	2-1 2B		1-3 K			4 0 1 1 0 2 2												
Al Newman, S (1, 5) OBP: 0.266, SLG: 0.219			4-1 1B 1B BB					3-1 1-3		3 1 1 0 1 0 1												
Inning Stats	R: 0 E: 0 K: 0 S: 9	H: 1 LOB: 1 BB: 0 P: 14	R: 0 E: 0 K: 0 S: 5	H: 0 LOB: 0 BB: 0 P: 7	R: 1 E: 0 K: 1 S: 14	H: 3 LOB: 2 BB: 1 P: 22	R: 0 E: 0 K: 0 S: 9	H: 1 LOB: 1 BB: 0 P: 13	R: 6 E: 0 K: 1 S: 28	H: 5 LOB: 1 BB: 1 P: 49	R: 0 E: 0 K: 1 S: 9	H: 0 LOB: 0 BB: 0 P: 14	R: 1 E: 0 K: 1 S: 10	H: 2 LOB: 1 BB: 0 P: 14	R: 0 E: 0 K: 0 S: 8	H: 1 LOB: 1 BB: 0 P: 15	R: 0 E: 0 K: 1 S: 8	H: 0 LOB: 0 BB: 0 P: 12	1B: 5 2B: 7 3B: 1 HR: 0	SF: 0 SAC: 0 DP: 0 HBP: 1	WP: 1 PB: 0 SB: 1 CS: 0	PA: 42
PITCHER	IP WLS BF H R ER SO BB IBB HBP BLK WP HR S P ERA WHIP																					
Jay Tibbs, R (1, 1) ERA: 4.97	4.2 L 25 9 7 7 2 1 1 1 0 1 0 60 97 13.50 2.143																					
John Habyan, R (5, 1) ERA: 4.3	1.1 5 1 0 0 1 0 0 0 0 0 0 14 22 0.00 0.750																					
Mark Thurmond, L (7, 1) ERA: 6.23	2.0 9 3 1 1 1 0 0 0 0 0 0 18 29 4.50 1.500																					
Don Aase, R (9, 1) ERA: 6.23	1.0 3 0 0 0 0 1 0 0 0 0 0 8 12 0.00 0.000																					

Minnesota Twins @ Baltimore Orioles
 Memorial Stadium, Baltimore, MD
 Thu Jul 14 1988, 7:05 PM EDT
 Att. 29,578 - Unknown - 91 F

livebaseballscorecards.com

AB	39
R	8
H	13
RBI	8
BB	2
SO	5
LOB	14



BOTTOM

Minnesota Twins @ Baltimore Orioles
Memorial Stadium, Baltimore, MD

Thu Jul 14 1988, 7:05 PM EDT
Att: 29,578 - Unknown - 91 F

livebaseballscorecards.com

AB	31
R	2
H	6
RBI	2
BB	1
SO	2
LOB	9



WP:	0	PA:	34
PB:	0	SB:	0
CS:	0		

AB R H RBI BB SO LOB

4 0 0 0 0 1 2

3 0 1 0 1 0 1

4 0 1 0 0 1 3

4 1 1 1 0 0 1

4 0 0 0 0 0 0

3 0 0 0 0 0 0

2 1 1 0 0 0 1

2 0 0 0 0 0 0

3 0 2 0 0 0 0

2 0 0 1 0 0 1

1B:	3	SF:	1
2B:	2	SAC:	0
3B:	0	DP:	0
HR:	1	HBP:	1

Batter	1	2	3	4	5	6	7	8	9
Pete Stanicek, S (1, 7) OBP: 0.295, SLG: 0.319	2-1 5-3		0-0 F9		3-2 4-3			0-3 K	
Cal Ripken Jr., R (1, 6) OBP: 0.391, SLG: 0.462	2-0 6-3		2-1 F8		4-0 BB			0-1 1B	
Eddie Murray, S (1, 10) OBP: 0.343, SLG: 0.426	2-0 1B			1-3 K	1-0 F4			3-1 F7	
Mickey Tettleton, S (1, 2) OBP: 0.289, SLG: 0.452	2-1 2-4	0-0 F9		2-2 HR		1-2 F6		1-0 L8	
Ken Gerhart, R (1, 8) OBP: 0.255, SLG: 0.385		2-2 F7		2-1 F2		0-0 5-3		0-1 F9	
Jim Traber, L (1, 3) OBP: 0.283, SLG: 0.345		2-2 6-3		1-0 HBP		0-0 F7		1-1 6-3	
Fred Lynn, L (1, 9) OBP: 0.321, SLG: 0.522			3-2 1B	0-2 F5		1-0 F8		1-0 F5	
Joe Orsulak, L (7, 9) OBP: 0.313, SLG: 0.328			SF9 2B						
Rick Schu, R (1, 5) OBP: 0.301, SLG: 0.353			0-0 1B		1-0 2B		0-0 F7		
Billy Ripken, R (1, 4) OBP: 0.261, SLG: 0.256			0-0 SF9		1-2 F3		2-2 6-3		

Inning Stats	R: 0	H: 1	R: 0	H: 0	R: 1	H: 2	R: 0	H: 1	R: 0	H: 0	R: 0	H: 1	R: 0	H: 0	R: 0	H: 1	R: 0	H: 0	R: 0	H: 0	1B: 3	SF: 1
	E: 0	LOB: 1	E: 0	LOB: 0	E: 0	LOB: 1	E: 0	LOB: 1	E: 0	LOB: 0	E: 0	LOB: 0	E: 0	LOB: 0	E: 0	LOB: 0	E: 0	LOB: 1	E: 0	LOB: 0	2B: 2	SAC: 0
	K: 0	BB: 0	K: 0	BB: 0	K: 1	BB: 0	K: 0	BB: 0	K: 0	BB: 0	K: 0	BB: 0	K: 1	BB: 0	K: 0	BB: 0	K: 1	BB: 0	K: 0	BB: 0	3B: 0	DP: 0
	S: 5	P: 13	S: 9	P: 13	S: 8	P: 13	S: 11	P: 17	S: 10	P: 20	S: 5	P: 6	S: 5	P: 8	S: 5	P: 12	S: 8	P: 7	S: 5	P: 7	HR: 1	HBP: 1

PITCHER	IP	WLS	BF	H	R	ER	SO	BB	IBB	HBP	BLK	WP	HR	S	P	ERA	WHIP
Allan Anderson, L (1, 1) ERA: 2.83	8.0	W	32	6	2	2	2	1	0	1	0	0	1	61	102	2.25	0.875
Juan Berenguer, R (9, 1) ERA: 3.02	1.0		3	0	0	0	0	0	0	0	0	0	0	5	7	0.00	0.000

Batter	1	2	3	4	5	6	7	8	9	AB R H RBI BB SO LOB	TOP									
Dan Gladden, R (1, 7) OBP: 0.304, SLG: 0.406	2-3 K	1-1 SF8			1-2 F8			1-2 P4		3 0 0 1 0 1 0										
Mark Davidson, R (1, 9) OBP: 0.361, SLG: 0.432	1-0 P3	0-2 1B			3-2 6-3			2-1 P3		4 0 1 1 0 0 0										
Kirby Puckett, R (1, 8) OBP: 0.370, SLG: 0.529	1-2 BLK HR 1B	2-2 CS	0-1 F8		0-1 F9			0-0 1B		4 1 2 0 0 0 0										
Gary Gaetti, R (1, 5) OBP: 0.357, SLG: 0.550	1-2 HR		2-2 4-3		1-0 5-3			1-3 K		4 1 1 2 0 1 1										
Gene Larkin, S (1, 10) OBP: 0.361, SLG: 0.381	2-0 P9		0-1 F8		0-3 K			1-0 6-3		4 0 0 0 0 1 0										
Brian Harper, R (1, 2) OBP: 0.414, SLG: 0.532		0-0 F7		0-1 3-1			1-0 F8	1-0 4-3		4 0 0 0 0 0 0										
Kent Hrbek, L (1, 3) OBP: 0.391, SLG: 0.531		4-2 BB 1B SF8 BB		0-1 P6			2-0 P6	0-1 F3		3 1 0 0 1 0 0										
Greg Gagne, R (1, 6) OBP: 0.307, SLG: 0.419		1-2 SF8 BB 1B 1B		0-1 F9			0-0 1B			3 1 2 0 0 0 0										
Steve Lombardozzi, R (1, 4) OBP: 0.318, SLG: 0.301		4-1 1B CS BB		0-0 G3			0-0 L7			2 0 0 0 1 0 1										
Inning Stats	R: 2 E: 0 K: 1 S: 12	H: 2 LOB: 0 BB: 0 P: 19	R: 2 E: 0 K: 0 S: 17	H: 2 LOB: 1 BB: 2 P: 29	R: 0 E: 0 K: 0 S: 7	H: 0 LOB: 0 BB: 0 P: 9	R: 0 E: 0 K: 0 S: 6	H: 0 LOB: 0 BB: 0 P: 6	R: 0 E: 0 K: 1 S: 6	H: 0 LOB: 0 BB: 0 P: 7	R: 0 E: 0 K: 0 S: 4	H: 1 LOB: 1 BB: 0 P: 7	R: 0 E: 0 K: 1 S: 10	H: 1 LOB: 1 BB: 0 P: 13	R: 0 E: 0 K: 0 S: 4	H: 0 LOB: 0 BB: 0 P: 6	1B: 5 2B: 0 3B: 0 HR: 1	SF: 1 SAC: 0 DP: 0 HBP: 0	WP: 0 PB: 0 SB: 1 CS: 1	PA: 35
PITCHER Jeff Ballard, L (1, 1) ERA: 4.86	IP: 9.0 WLS: L BF: 34 H: 6 R: 4 ER: 4 SO: 3 BB: 2 IBB: 0 HBP: 0 BLK: 1 WP: 0 HR: 1 S: 73 P: 107 ERA: 4.00 WHIP: 0.889																			

Minnesota Twins @ Baltimore Orioles
 Memorial Stadium, Baltimore, MD
 Fri Jul 15 1988, 7:05 PM EDT
 Att. 26,775 - Unknown - 91 F

livebaseballscorecards.com

AB	31
R	4
H	6
RBI	4
BB	2
SO	3
LOB	2



Batter	1	2	3	4	5	6	7	8	9	AB	R	H	RBI	BB	SO	LOB
Keith Hughes, L (1, 9) OBP: 0.311, SLG: 0.344	0-3 K	0-0 F8			0-1 2B		0-2 2-3			4	0	1	0	0	1	2
Ken Gerhart, R (1, 8) OBP: 0.261, SLG: 0.388	1-1 1B		0-0 1B		1-1 P5		1-2 5-3			4	0	2	0	0	0	2
Cal Ripken Jr., R (1, 6) OBP: 0.387, SLG: 0.456	1-2 P3		0-0 L5		2-0 L7			1-0 F8		4	0	0	0	0	0	3
Eddie Murray, S (1, 10) OBP: 0.345, SLG: 0.426	0-1 1B		3-2 F7		1-2 G4-6-3 1B			1-3 K		4	0	2	0	0	1	1
Jim Traber, L (1, 3) OBP: 0.276, SLG: 0.336	0-0 1-3		2-1 F8		2-0 G4-6-3 1-2f			0-2 4-3		4	0	0	0	0	0	4
Larry Sheets, L (1, 7) OBP: 0.297, SLG: 0.306		3-2 G6-4-3 1B		1-0 F9		0-1 4-3			2-3 K	4	1	1	0	0	1	0
Terry Kennedy, L (1, 2) OBP: 0.228, SLG: 0.243		4-0 G6-4-3 BB		2-3 K			1-3 K		1-1 F7	3	0	0	0	1	2	0
Rick Schu, R (1, 5) OBP: 0.300, SLG: 0.368		1-2 G6-4-3 1-2f 2-3		2-2 F7			1-2 HR		1-3 K	4	1	1	1	0	1	2
Billy Ripken, R (1, 4) OBP: 0.265, SLG: 0.267		0-0 3-H 1B		1-1 F7			3-2 3B			3	0	2	1	0	0	0

Inning Stats	R: 0	H: 2	E: 0	K: 1	S: 13	R: 1	H: 2	E: 0	K: 0	S: 11	R: 0	H: 1	E: 0	K: 0	S: 8	R: 0	H: 0	E: 0	K: 1	S: 7	R: 0	H: 1	E: 0	K: 0	S: 7	R: 0	H: 1	E: 0	K: 0	S: 6	R: 1	H: 2	E: 0	K: 1	S: 21	R: 0	H: 0	E: 0	K: 1	S: 8	R: 0	H: 0	E: 0	K: 2	S: 10	R: 0	H: 0	E: 0	K: 1	S: 10	1B: 5	2B: 2	3B: 1	SF: 0	SAC: 0	DP: 2	HBP: 0	WP: 0	PB: 0	SB: 0	CS: 0	PA: 35
--------------	------	------	------	------	-------	------	------	------	------	-------	------	------	------	------	------	------	------	------	------	------	------	------	------	------	------	------	------	------	------	------	------	------	------	------	-------	------	------	------	------	------	------	------	------	------	-------	------	------	------	------	-------	-------	-------	-------	-------	--------	-------	--------	-------	-------	-------	-------	--------

PITCHER	IP	WLS	BF	H	R	ER	SO	BB	IBB	HBP	BLK	WP	HR	S	P	ERA	WHIP
Charlie Lea, R (1, 1) ERA: 4.43	6.1	W	27	9	2	2	3	1	0	0	0	0	1	64	96	2.84	1.579
Keith Atherton, R (7, 1) ERA: 3.47	1.2		5	0	0	0	1	0	0	0	0	0	0	17	20	0.00	0.000
Jeff Reardon, R (9, 1) ERA: 2.9	1.0	S	3	0	0	0	2	0	0	0	0	0	0	10	14	0.00	0.000

BOTTOM

Minnesota Twins @ Baltimore Orioles
Memorial Stadium, Baltimore, MD

Fri Jul 15 1988, 7:05 PM EDT
Att: 26,775 - Unknown - 91 F

livebaseballscorecards.com

AB	34
R	2
H	9
RBI	2
BB	1
SO	6
LOB	14



Batter	1	2	3	4	5	6	7	8	9	AB R H RBI BB SO LOB	TOP	
Dan Gladden, R (1, 7) OBP: 0.309, SLG: 0.412	0-0 G3 HR 2B		2-2 CS 1B		2-2 S 1B		0-1 F7		3-2 F8	5 1 3 0 0 0 1		
John Moses, S (1, 9) OBP: 0.367, SLG: 0.436 Gene Larkin, S (9, PH) OBP: 0.360, SLG: 0.380 Mark Davidson, R (9, 9) OBP: 0.361, SLG: 0.432	1-2 G3		0-0 F7		4-2 SAFE BB		0-0 F7		0-0 F9	3 0 0 0 1 0 2 1 0 0 0 0 0 1 0 0 0 0 0 0 0		
Kirby Puckett, R (1, 8) OBP: 0.371, SLG: 0.537	1-1 HR		1-1 F2		0-1 L8		2-0 1B			4 1 2 2 0 0 3		
Kent Hrbek, L (1, 3) OBP: 0.386, SLG: 0.524	0-0 F9			2-2 4-3		0-0 4-1		1-2 4-3		4 0 0 0 0 0 3		
Gary Gaetti, R (1, 5) OBP: 0.356, SLG: 0.556	2-3 K			0-0 6-3		0-1 HR		1-2 L6		4 1 1 1 0 1 0		
Randy Bush, L (1, 10) OBP: 0.364, SLG: 0.458		0-1 4-3		2-1 2B		1-0 F8		0-3 K		4 0 1 0 0 1 0		
Tim Laudner, R (1, 2) OBP: 0.331, SLG: 0.456			4-2 FC5-4 BB		1-1 1-3		3-1 1B		2-2 6-3	3 0 1 0 1 0 1		
Greg Gagne, R (1, 6) OBP: 0.306, SLG: 0.427		1-0 F9			0-2 HR		0-0 F8		0-2 G3	4 1 1 1 0 0 2		
Steve Lombardozzi, R (1, 4) OBP: 0.317, SLG: 0.306		2-2 FC5-4		1-0 F7		1-1 G6			1-0 2B	4 0 1 0 0 0 2		
Inning Stats	R: 2 H: 2 E: 0 LOB: 0 K: 1 BB: 0 S: 12 P: 16	R: 0 H: 0 E: 0 LOB: 1 K: 0 BB: 1 S: 11 P: 18	R: 0 H: 1 E: 0 LOB: 0 K: 0 BB: 0 S: 7 P: 9	R: 0 H: 1 E: 0 LOB: 1 K: 0 BB: 0 S: 8 P: 13	R: 1 H: 2 E: 0 LOB: 2 K: 0 BB: 1 S: 12 P: 19	R: 1 H: 2 E: 0 LOB: 1 K: 0 BB: 0 S: 8 P: 13	R: 0 H: 1 E: 0 LOB: 1 K: 0 BB: 0 S: 7 P: 10	R: 0 H: 0 E: 0 LOB: 0 K: 1 BB: 0 S: 9 P: 12	R: 0 H: 1 E: 0 LOB: 1 K: 0 BB: 0 S: 9 P: 13	1B: 4 SF: 0 2B: 3 SAC: 0 3B: 0 DP: 0 HR: 3 HBP: 0	WP: 0 PA: 38 PB: 0 SB: 1 CS: 1	
PITCHER Oswaldo Peraza, R (1, 1) ERA: 5.44 Mark Thurmond, L (7, 1) ERA: 5.98 Tom Niedenfuer, R (9, 1) ERA: 3.19	IP WLS BF H R ER SO BB IBB HBP BLK WP HR S P ERA WHIP											PITCHER IP WLS BF H R ER SO BB IBB HBP BLK WP HR S P ERA WHIP
	6.2 L 30 9 4 4 1 2 0 0 0 0 0 3 62 94 5.40 1.650											
	1.2 6 1 0 0 1 0 0 0 0 0 0 0 16 21 0.00 0.600											
	0.2 2 0 0 0 0 0 0 0 0 0 0 0 5 8 0.00 0.000											

Minnesota Twins @ Baltimore Orioles
 Memorial Stadium, Baltimore, MD
 Sat Jul 16 1988, 7:05 PM EDT
 Att. 28,938 - Unknown - 95 F

livebaseballscorecards.com

AB	36
R	4
H	10
RBI	4
BB	2
SO	2
LOB	15



BOTTOM

Minnesota Twins @ Baltimore Orioles
Memorial Stadium, Baltimore, MD
Sat Jul 16 1988, 7:05 PM EDT
Att: 28,938 - Unknown - 95 F

livebaseballscorecards.com

AB 33
R 3
H 7
RBI 3
BB 1
SO 6
LOB 8



WP: 0 PA: 34
PB: 0
SB: 0
CS: 0

AB R H RBI BB SO LOB

3 2 1 1 1 0 1

4 0 1 0 0 0 0

4 0 1 1 0 1 0

4 0 0 0 0 3 2

4 0 1 0 0 0 0

4 1 1 1 0 1 1

4 0 2 0 0 1 0

3 0 0 0 0 0 3

3 0 0 0 0 0 1

1B: 5 SF: 0
2B: 0 SAC: 0
3B: 0 DP: 1
HR: 2 HBP: 0

Batter	1	2	3	4	5	6	7	8	9
Ken Gerhart, R OBP: 0.267, SLG: 0.407 (1, 8) B B F X	2-1 6-3 ①		1-0 F6 ③			0-0 HR		4-1 1B BB	
Keith Hughes, L OBP: 0.309, SLG: 0.340 (1, 9) B B C S F X	3-2 4-3 ②			2-1 1-3 ①		2-1 4-3 ②		2-2 1B 1B	
Cal Ripken Jr., R OBP: 0.385, SLG: 0.453 (1, 6) B F C X	1-3 K ③			1-2 6-3 ②		0-2 5-3 ③		0-1 1B 1B	
Eddie Murray, S OBP: 0.341, SLG: 0.422 (1, 10) C S B B B B B		3-3 K ①		1-3 K ③			2-2 6-3 ①	0-3 K ③	
Jim Traber, L OBP: 0.275, SLG: 0.333 (1, 3) B F B X		2-0 G3 ②			1-0 FC3-6 1B		1-0 F6 ②		1-2 F6 ①
Mickey Tettleton, S OBP: 0.288, SLG: 0.469 (1, 2) C S B B B B		2-3 K ③			2-1 FC3-6 1B 1-2f		3-1 HR		2-0 P3 ②
Larry Sheets, L OBP: 0.300, SLG: 0.309 (1, 7) B F B C X			2-2 1B		0-1 G4-6-3 1B 1-2		2-1 G3 ③		0-3 K ③
Rick Schu, R OBP: 0.295, SLG: 0.362 (1, 5) C B B X			2-1 F4 ①		0-0 G4-6-3 ② ③ 1-2f			1-1 4-3 ①	
Billy Ripken, R OBP: 0.262, SLG: 0.264 (1, 4) 1 SAFE X			0-0 L7 ②			1-1 F9 ①		3-2 5-3 ②	

Inning Stats	R: 0	H: 0	E: 0	K: 1	S: 9	LOB: 0	BB: 0	P: 15
	0	0	0	2	8	0	0	15
Inning Stats	R: 0	H: 0	E: 0	K: 2	S: 8	LOB: 0	BB: 0	P: 15
	0	0	0	1	12	0	0	15
Inning Stats	R: 0	H: 1	E: 0	K: 0	S: 7	LOB: 1	BB: 0	P: 12
	0	1	0	0	12	1	0	12
Inning Stats	R: 0	H: 0	E: 0	K: 1	S: 11	LOB: 0	BB: 0	P: 15
	0	0	0	1	15	0	0	15
Inning Stats	R: 0	H: 2	E: 0	K: 0	S: 6	LOB: 1	BB: 0	P: 9
	0	2	0	0	9	1	0	9
Inning Stats	R: 1	H: 1	E: 0	K: 0	S: 8	LOB: 0	BB: 0	P: 11
	1	1	0	0	11	0	0	11
Inning Stats	R: 1	H: 1	E: 0	K: 0	S: 8	LOB: 0	BB: 0	P: 16
	1	1	0	0	16	0	0	16
Inning Stats	R: 1	H: 2	E: 0	K: 1	S: 16	LOB: 2	BB: 1	P: 26
	1	2	0	1	26	2	1	26
Inning Stats	R: 0	H: 0	E: 0	K: 1	S: 8	LOB: 0	BB: 0	P: 11
	0	0	0	1	11	0	0	11

PITCHER	IP	WLS	BF	H	R	ER	SO	BB	IBB	HBP	BLK	WP	HR	S	P	ERA	WHIP
Freddie Toliver, R ERA: 4.88 (1, 1)	7.0	W	25	5	2	2	4	0	0	0	0	0	2	57	93	2.57	0.714
Juan Berenguer, R ERA: 3.13 (8, 1)	0.2		4	1	1	1	0	1	0	0	0	0	0	9	19	13.50	3.000
Jeff Reardon, R ERA: 2.81 (8, 1)	1.1	S	5	1	0	0	2	0	0	0	0	0	0	15	18	0.00	0.750

Batter	1	2	3	4	5	6	7	8	9	AB R H RBI BB SO LOB	TOP									
Dan Gladden, R (1, 7) <small>OBP: 0.313, SLG: 0.411</small> Mark Davidson, R (8, PR) <small>OBP: 0.361, SLG: 0.432</small> (8, 7)	1-0 L6		2-0 F8	4-2 1 SAFE BB		2-2 1 SAFE 1B SH1-3 1B		4-1 WP BB		3 1 1 0 2 0 1 0 0 0 0 0 0 0										
Greg Gagne, R (1, 6) <small>OBP: 0.309, SLG: 0.439</small>	1-0 S 1B		0-2 1-H HR	2-3 F K		0-0 SH1-3		2-3 K		4 1 2 2 0 2 2										
Randy Bush, L (1, 9) <small>OBP: 0.370, SLG: 0.463</small> John Moses, S (6, 9) <small>OBP: 0.364, SLG: 0.431</small>	0-0 F9		1-0 2B 1B		1-0 HR 1B	3-2 X FC5-4 1B		2-2 F8		4 1 3 2 0 0 1 1 0 0 0 0 0 1										
Kirby Puckett, R (1, 8) <small>OBP: 0.369, SLG: 0.541</small>	1-1 F2 1-2		1-0 F7		1-2 1-H HR	0-0 FC5-4		1-3 K		5 1 1 2 0 1 4										
Kent Hrbek, L (1, 3) <small>OBP: 0.387, SLG: 0.527</small> Kelvin Torve, L (8, 3) <small>OBP: 0.267, SLG: 0.429</small>		1-1 F8	0-0 2B		0-0 6-3 WP 1B	1-0 F6		0-0 F8		4 0 2 0 0 0 1 1 0 0 0 0 0 0										
Gene Larkin, S (1, 10) <small>OBP: 0.363, SLG: 0.390</small>		0-0 HR	4-0 IBB		1-1 6-3		1-1 G3	4-2 1B BB		3 1 1 1 2 0 1										
Tim Laudner, R (1, 2) <small>OBP: 0.324, SLG: 0.445</small>		3-2 F7	0-3 K		2-1 6-3		2-1 F9	3-2 F8		5 0 0 0 0 1 5										
Steve Lombardozzi, R (1, 4) <small>OBP: 0.319, SLG: 0.304</small>		1-3 K		1-2 5-3	2-1 L6		4-2 FC6-4 BB	3-2 1B		4 0 1 0 1 1 1										
Al Newman, S (1, 5) <small>OBP: 0.286, SLG: 0.234</small>			4-1 BLK HR BB	0-0 CS 1B		1-1 SH1-3 1B 1B	1-1 FC6-4	0-0 F7		4 2 2 0 1 0 3										
Inning Stats	R: 0 E: 0 K: 0 S: 5	H: 1 LOB: 1 BB: 0 P: 8	R: 1 E: 0 K: 1 S: 11	H: 1 LOB: 0 BB: 0 P: 16	R: 2 E: 0 K: 1 S: 11	H: 3 LOB: 3 BB: 2 P: 23	R: 0 E: 0 K: 1 S: 14	H: 1 LOB: 1 BB: 1 P: 18	R: 2 E: 0 K: 0 S: 15	H: 3 LOB: 1 BB: 0 P: 22	R: 0 E: 0 K: 0 S: 9	H: 0 LOB: 1 BB: 1 P: 17	R: 0 E: 0 K: 2 S: 12	H: 0 LOB: 2 BB: 1 P: 21	R: 0 E: 0 K: 0 S: 16	H: 1 LOB: 2 BB: 1 P: 26	1B: 9 2B: 1 3B: 0 HR: 3	SF: 0 SAC: 1 DP: 0 HBP: 0	WP: 2 PB: 0 SB: 1 CS: 1	PA: 45
PITCHER	IP WLS BF H R ER SO BB IBB HBP BLK WP HR S P ERA WHIP																			
Jose Bautista, R (1, 1) <small>ERA: 4.31</small>	2.1 L 12 4 3 3 1 1 0 0 0 0 2 22 37 11.57 2.143																			
Dave Schmidt, R (3, 1) <small>ERA: 3.82</small>	3.1 19 8 4 4 2 1 1 0 0 1 1 44 66 10.80 2.700																			
Mark Thurmond, L (6, 1) <small>ERA: 5.79</small>	1.1 5 0 0 0 0 1 0 0 0 0 0 10 19 0.00 0.750																			
Don Aase, R (8, 1) <small>ERA: 5.7</small>	2.0 9 1 0 0 2 2 0 0 0 1 0 28 47 0.00 1.500																			

Minnesota Twins @ Baltimore Orioles
 Memorial Stadium, Baltimore, MD
 Sun Jul 17 1988, 3:33 AM EDT
 Att. 22,248 - Sunny - 97 F

livebaseballscorecards.com

AB	38
R	7
H	13
RBI	7
BB	6
SO	5
LOB	20



Batter	1	2	3	4	5	6	7	8	9	AB R H RBI BB SO LOB
Pete Stanicek, S (1, 7) OBP: 0.286, SLG: 0.308	0-3 K		1-1 5-3		1-0 G5-4-3		1-3 K			4 0 0 0 0 2 3
Cal Ripken Jr., R (1, 6) OBP: 0.391, SLG: 0.458	1-2 1B		4-2 BB		2-2 1B			1-1 G4-6-3 1B		3 0 3 1 1 0 0
Eddie Murray, S (1, 10) OBP: 0.338, SLG: 0.417	0-0 F8		1-3 K		0-1 F7			0-0 F7		4 0 0 0 0 1 4
Mickey Tettleton, S (1, 2) OBP: 0.280, SLG: 0.455	2-3 K			2-1 F7		1-3 K		0-0 G4-6-3		4 0 0 0 0 2 2
Jim Traber, L (1, 3) OBP: 0.274, SLG: 0.327		3-3 K		4-0 G5-4-3 BB		1-3 K		0-0 F8		3 0 0 0 1 2 0
Ken Gerhart, R (1, 8) OBP: 0.260, SLG: 0.396		0-0 5-3		0-1 G5-4-3		0-0 L6		3-1 F8		4 0 0 0 0 0 1
Larry Sheets, L (1, 9) OBP: 0.302, SLG: 0.311		1-2 1B			0-2 1B G5-4-3 1B		0-2 4-3		0-1 F4	4 1 2 0 0 0 0
Rick Schu, R (1, 5) OBP: 0.301, SLG: 0.363		0-0 5-3			4-2 G5-4-3 1B 1B BB		0-0 1B			2 1 1 0 1 0 1
Billy Ripken, R (1, 4) OBP: 0.263, SLG: 0.265			0-1 L6		0-2 G5-4-3 1B		1-0 F9			3 0 1 0 0 0 1

Inning Stats	R: 0	H: 1	E: 0	K: 2	S: 11	LOB: 1	BB: 0	P: 14	R: 0	H: 1	E: 0	K: 1	S: 8	LOB: 1	BB: 0	P: 12	R: 0	H: 0	E: 0	K: 1	S: 9	LOB: 1	BB: 1	P: 15	R: 0	H: 0	E: 0	K: 0	S: 4	LOB: 0	BB: 1	P: 10	R: 2	H: 3	E: 0	K: 0	S: 14	LOB: 1	BB: 1	P: 21	R: 0	H: 0	E: 0	K: 2	S: 7	LOB: 0	BB: 0	P: 9	R: 0	H: 1	E: 0	K: 1	S: 8	LOB: 1	BB: 0	P: 10	R: 0	H: 1	E: 0	K: 0	S: 4	LOB: 0	BB: 0	P: 5	R: 0	H: 0	E: 0	K: 0	S: 5	LOB: 0	BB: 0	P: 8	1B: 7	SF: 0	2B: 0	SAC: 0	3B: 0	DP: 3	HR: 0	HBP: 0	WP: 0	PA: 34
Frank Viola, L (1, 1) ERA: 2.29	IP	WLS	BF	H	R	ER	SO	BB	IBB	HBP	BLK	WP	HR	S	P	ERA	WHIP																																																																	
Mark Portugal, R (6, 1) ERA: 4.42	IP	WLS	BF	H	R	ER	SO	BB	IBB	HBP	BLK	WP	HR	S	P	ERA	WHIP																																																																	

BOTTOM

Minnesota Twins @ Baltimore Orioles
Memorial Stadium, Baltimore, MD
 Sun Jul 17 1988, 3:33 AM EDT
 Att. 22,248 - Sunny - 97 F

livebaseballscorecards.com

AB	31
R	2
H	7
RBI	1
BB	3
SO	7
LOB	12



Batter	1	2	3	4	5	6	7	8	9	AB R H RBI BB SO LOB	TOP																									
Dan Gladden, R (1, 7) OBP: 0.319, SLG: 0.418	4-2 G3 1B BB	1-0 2B			2-2 1B SF8	2-2 1B		0-3 1B		4 2 3 1 1 1 1																										
Randy Bush, L (1, 9) OBP: 0.366, SLG: 0.457	2-1 G4-3 1-2	2-0 F9			0-0 F8 1B 1-3	2-1 G3		3-1 F7-6-3 1-2		5 0 1 0 0 0 4																										
Kirby Puckett, R (1, 8) OBP: 0.367, SLG: 0.538	1-2 G3 2-3		1-0 L8		1-2 SF8 3-H		0-1 5-3		0-0 1B 2B	4 1 1 1 0 0 1																										
Kent Hrbek, L (1, 3) OBP: 0.393, SLG: 0.541 Mark Davidson, R (9, PR) OBP: 0.361, SLG: 0.432	1-2 2B 1B 3-H		0-0 F7		0-0 1B 1-2		2-2 HR		0-2 2B 1B	5 1 4 2 0 0 0 0 0 0 0 0 0 0																										
Gary Gaetti, R (1, 5) OBP: 0.359, SLG: 0.561	1-2 2B 1-3		4-2 BB		3-1 F8 2-3		0-0 FC4-6 2B		1-3 K	4 0 2 0 1 1 4																										
Gene Larkin, S (1, 10) OBP: 0.364, SLG: 0.386	4-0 IBB		1-1 L8		0-1 L4		4-2 FC4-6 BB		2-2 F8	3 0 0 0 2 0 5																										
Tim Laudner, R (1, 2) OBP: 0.321, SLG: 0.444	0-2 G1-3			1-1 F9		0-0 6-3		1-1 FC4-6 FC6-4 1-2f 2-3	0-2 2B 1-3 2-H	5 0 1 1 0 0 5																										
Greg Gagne, R (1, 6) OBP: 0.310, SLG: 0.445		3-2 G4-3		0-0 2B		0-1 1B 2B		1-2 FC6-4 1-2f	0-2 F8	5 1 2 0 0 0 5																										
Steve Lombardozzi, R (1, 4) OBP: 0.314, SLG: 0.289 John Moses, S (8, PH) OBP: 0.369, SLG: 0.437 Al Newman, S (8, 4) OBP: 0.286, SLG: 0.234		2-0 P8		2-0 F8		2-1 P6		1-1 F7-6-3 1B		3 0 0 0 0 0 1 1 0 1 0 0 0 0 0 0 0 0 0 0 0																										
Inning Stats	R: 1 E: 0 K: 0 S: 17	H: 2 LOB: 3 BB: 2 P: 30	R: 0 E: 0 K: 0 S: 6	H: 1 LOB: 1 BB: 0 P: 14	R: 0 E: 0 K: 0 S: 8	H: 0 LOB: 1 BB: 1 P: 14	R: 0 E: 0 K: 0 S: 4	H: 1 LOB: 0 BB: 0 P: 7	R: 1 E: 0 K: 0 S: 12	H: 3 LOB: 2 BB: 0 P: 18	R: 1 E: 0 K: 0 S: 10	H: 2 LOB: 1 BB: 0 P: 16	R: 1 E: 0 K: 0 S: 17	H: 2 LOB: 2 BB: 1 P: 25	R: 0 E: 0 K: 1 S: 7	H: 1 LOB: 0 BB: 0 P: 11	R: 1 E: 0 K: 1 S: 17	H: 3 LOB: 3 BB: 0 P: 20	1B: 8 2B: 7 3B: 0 HR: 1	SF: 1 SAC: 0 DP: 1 HBP: 0	WP: 0 PB: 0 SB: 0 CS: 0	PA: 44														
PITCHER	IP WLS BF H R ER SO BB IBB HBP BLK WP HR S P ERA WHIP																																			
Steve Curry, R (1, 1) ERA: 5.19	4.1		22	7	2	2	0	2	1	0	0	0	0	43	76	4.15	2.077																			
Dennis Lamp, R (5, 1) ERA: 3.48	2.0	W	10	4	2	2	0	0	0	0	0	0	1	22	33	9.00	2.000																			
Bob Stanley, R (7, 1) ERA: 3.22	1.2		6	1	0	0	1	1	0	0	0	0	0	16	26	0.00	1.200																			
Lee Smith, R (9, 1) ERA: 3.64	1.0	S	6	3	1	1	1	0	0	0	0	0	0	17	20	9.00	3.000																			

Minnesota Twins @ Boston Red Sox
Fenway Park, Boston, MA
 Mon Jul 18 1988, 7:05 PM EDT
 Att. 33,397 - Unknown - 86 F

livebaseballscorecards.com

AB	39
R	5
H	15
RBI	5
BB	4
SO	2
LOB	26



Batter	1	2	3	4	5	6	7	8	9
Jody Reed, R OBP: 0.341, SLG: 0.349 (1, 6)	1-0 4-3		2-1 P5		1-0 HR 1B	2-1 E 1B		0-1 G1-3	
Marty Barrett, R OBP: 0.335, SLG: 0.363 (1, 4)	0-1 G6-3		2-2 F9		1-1 HR 1-H	3-2 E8 2-H			
Wade Boggs, L OBP: 0.467, SLG: 0.482 (1, 5)	1-1 1B 2B			1-2 G1-3	0-0 E6 1B	1-0 L8			
Mike Greenwell, L OBP: 0.434, SLG: 0.571 (1, 7)	1-2 1B 2-H			2-2 F7 2B	1-0 FC5-4 1B		0-0 P5		
Ellis Burks, R OBP: 0.376, SLG: 0.546 (1, 8)	2-1 G4-3			2-2 F7 2-3	1-2 FC5-4 1-2f		3-3 K		
Jim Rice, R OBP: 0.342, SLG: 0.358 (1, 10)		2-2 F9		4-2 BB		2-1 WP SH1-3 SF9 1B		0-0 F9	
Todd Benzinger, S OBP: 0.294, SLG: 0.381 (1, 9) (7, 3)		1-0 G6-4-3 1B		1-1 F9		1-0 SH1-3 1-2		0-0 2B	
Larry Parrish, R OBP: 0.250, SLG: 0.316 (1, 3) Kevin Romine, R OBP: 0.250, SLG: 0.289 (7, 9)		0-2 G6-4-3 1-2f			0-1 G6-3	2-0 SF9 2-H		3-3 K	
Rich Gedman, L OBP: 0.271, SLG: 0.306 (1, 2)			0-1 G3-1		0-2 F9	0-0 1B 2B		0-1 F8	

Inning Stats	R: 1	H: 2	E: 0	LOB: 1	K: 0	S: 12	R: 0	H: 1	E: 0	LOB: 0	K: 0	S: 11	R: 0	H: 0	E: 0	LOB: 0	K: 0	S: 9	R: 0	H: 1	E: 0	LOB: 2	K: 0	S: 18	R: 2	H: 3	E: 1	LOB: 2	K: 0	S: 14	R: 3	H: 3	E: 1	LOB: 1	K: 0	S: 14	R: 0	H: 0	E: 0	LOB: 0	K: 1	S: 5	R: 0	H: 1	E: 0	LOB: 1	K: 1	S: 8		

PITCHER	IP	WLS	BF	H	R	ER	SO	BB	IBB	HBP	BLK	WP	HR	S	P	ERA	WHIP
Bert Blyleven, R ERA: 4.89 (1, 1)	5.2	L	28	10	6	5	0	1	0	0	0	1	1	71	104	7.94	1.941
Juan Berenguer, R ERA: 3.02 (6, 1)	2.1		9	1	0	0	2	0	0	0	0	0	0	20	30	0.00	0.429

AB R H RBI BB SO LOB

5	2	2	1	0	0	1
4	1	1	2	0	0	0
4	1	1	0	0	0	1
4	0	3	1	0	0	0
4	0	0	0	0	1	4
3	1	1	0	1	0	0
3	0	2	0	0	0	2
2	0	0	1	0	0	1
1	0	0	0	0	1	1
4	1	1	0	0	0	1

AB	R	H	RBI	BB	SO	LOB
34	6	11	5	1	2	11

WP	HR	S	P	ERA	WHIP
1	1	11	37		

Minnesota Twins @ Boston Red Sox
Fenway Park, Boston, MA
Mon Jul 18 1988, 7:05 PM EDT
Att: 33,397 - Unknown - 86 F

livebaseballscorecards.com



Batter	1	2	3	4	5	6	7	8	9	AB R H RBI BB SO LOB	TOP									
John Moses, S (1, 9) OBP: 0.357, SLG: 0.421	0-2 F7		1-0 P4			0-1 F7		1-1 G3		4 0 0 0 0 0 2										
Randy Bush, L (1, 7) OBP: 0.361, SLG: 0.449	2-1 F8			1-1 F9			1-0 F8		2-1 6-3	4 0 0 0 0 0 0										
Kirby Puckett, R (1, 8) OBP: 0.365, SLG: 0.535	0-1 6-3			1-0 6-3			1-2 BLK 1B		0-0 4-3	4 0 1 0 0 0 0										
Kent Hrbek, L (1, 3) OBP: 0.392, SLG: 0.537		1-1 3-1		2-2 F9			1-0 F9		0-0 1B	4 0 1 0 0 0 1										
Gary Gaetti, R (1, 5) OBP: 0.358, SLG: 0.556		4-2 FC3-6 BB			0-2 P3		3-3 K		0-2 F7	3 0 0 0 1 1 2										
Gene Larkin, S (1, 10) OBP: 0.363, SLG: 0.385		0-1 FC3-6 FC6-4 1-2f			0-0 1-3				1-0 5-3 BB 1B	3 0 1 0 0 0 1										
Brian Harper, R (1, 2) OBP: 0.397, SLG: 0.508		0-1 FC6-4 1-2f			2-2 4-3				1-2 F8	3 0 0 0 0 0 2										
Greg Gagne, R (1, 6) OBP: 0.310, SLG: 0.442			2-2 6-3			1-0 5-3		4-0 5-3 BB		2 0 0 0 1 0 0										
Al Newman, S (1, 4) OBP: 0.279, SLG: 0.228			0-0 F7			3-1 4-3		1-0 5-3		2 0 0 0 0 0 0										
Kelvin Torve, L (8, PH) OBP: 0.250, SLG: 0.400								1-2 2-3		1 0 0 0 0 0 2										
Steve Lombardozzi, R (8, 4) OBP: 0.314, SLG: 0.299										0 0 0 0 0 0 0										
Inning Stats	R: 0 E: 0 K: 0 S: 7	H: 0 LOB: 0 BB: 0 P: 9	R: 0 E: 0 K: 0 S: 8	H: 0 LOB: 1 BB: 1 P: 13	R: 0 E: 0 K: 0 S: 5	H: 0 LOB: 0 BB: 0 P: 8	R: 0 E: 0 K: 0 S: 6	H: 0 LOB: 0 BB: 0 P: 10	R: 0 E: 0 K: 0 S: 7	H: 0 LOB: 0 BB: 0 P: 9	R: 0 E: 0 K: 1 S: 8	H: 1 LOB: 1 BB: 0 P: 14	R: 0 E: 0 K: 0 S: 9	H: 1 LOB: 2 BB: 1 P: 17	R: 0 E: 0 K: 0 S: 7	H: 1 LOB: 1 BB: 0 P: 9	1B: 3 2B: 0 3B: 0 HR: 0	SF: 0 SAC: 0 DP: 0 HBP: 0	WP: 0 PB: 0 SB: 0 CS: 0	PA: 32
PITCHER	IP WLS BF H R ER SO BB IBB HBP BLK WP HR S P ERA WHIP																			
Mike Smithson, R (1, 1) ERA: 5.14	7.1 W 26 2 0 0 1 2 0 0 0 1 0 0 52 84 0.00 0.545																			
Bob Stanley, R (8, 1) ERA: 3.11	1.2 6 1 0 0 0 0 0 0 0 0 0 0 10 14 0.00 0.600																			

Minnesota Twins @ Boston Red Sox
Fenway Park, Boston, MA
Tue Jul 19 1988, 7:05 PM EDT
Att. 32,036 - Unknown

livebaseballscorecards.com

AB	30
R	0
H	3
RBI	0
BB	2
SO	1
LOB	10



Batter	1	2	3	4	5	6	7	8	9	AB	R	H	RBI	BB	SO	LOB
--------	---	---	---	---	---	---	---	---	---	----	---	---	-----	----	----	-----

Wade Boggs, L <small>(1, 5)</small> <small>OBP: 0.464, SLG: 0.480</small>	 <small>1-0</small>	 <small>2-2</small>			 <small>2-0</small>			 <small>0-3</small>			3	1	1	1	0	1	2	
Marty Barrett, R <small>(1, 4)</small> <small>OBP: 0.337, SLG: 0.363</small>	 <small>1-2</small>	 <small>3-2</small>			 <small>4-1</small>			 <small>0-0</small>			3	0	1	0	1	0	2	
Dwight Evans, R <small>(1, 9)</small> <small>OBP: 0.377, SLG: 0.474</small>	 <small>2-1</small>			 <small>1-1</small>	 <small>1-2</small>			 <small>0-0</small>			4	0	0	0	0	0	5	
Mike Greenwell, L <small>(1, 7)</small> <small>OBP: 0.435, SLG: 0.574</small>	 <small>2-0</small>			 <small>0-0</small>			 <small>2-1</small>	 <small>2-1</small>			4	1	2	0	0	0	0	
Ellis Burks, R <small>(1, 8)</small> <small>OBP: 0.378, SLG: 0.549</small>	 <small>2-2</small>			 <small>3-3</small>			 <small>2-0</small>	 <small>2-1</small>			4	0	2	0	0	1	2	
Jim Rice, R <small>(1, 10)</small> <small>OBP: 0.344, SLG: 0.369</small>	 <small>0-0</small>	 <small>2-0</small>			 <small>0-0</small>	 <small>0-0</small>			 <small>1-3</small>			4	2	2	0	0	1	2
Jody Reed, R <small>(1, 6)</small> <small>OBP: 0.346, SLG: 0.348</small>					 <small>2-2</small>	 <small>1-1</small>			 <small>1-1</small>			3	0	1	1	1	0	0
Larry Parrish, R <small>(1, 3)</small> <small>OBP: 0.258, SLG: 0.336</small>					 <small>1-0</small>			 <small>0-2</small>			3	1	3	1	0	0	0	
Todd Benzing, S <small>(7, 3)</small> <small>OBP: 0.293, SLG: 0.379</small>					 <small>1-2</small>			 <small>1-2</small>			1	0	0	0	0	0	0	
Rick Cerone, R <small>(1, 2)</small> <small>OBP: 0.376, SLG: 0.424</small>			 <small>0-0</small>			 <small>2-2</small>			 <small>1-2</small>			4	0	0	0	0	0	5

Inning Stats	R: 1	H: 3	LOB: 1	R: 1	H: 2	LOB: 2	R: 0	H: 0	LOB: 0	R: 1	H: 3	LOB: 3	R: 1	H: 2	LOB: 0	R: 1	H: 1	LOB: 0	R: 0	H: 1	LOB: 1	R: 0	H: 0	LOB: 0	R: 0	H: 0	LOB: 0	R: 1	H: 1	LOB: 0	R: 0	H: 0	LOB: 0
	E: 0	BB: 0	K: 10	E: 0	BB: 1	K: 0	E: 0	BB: 0	K: 1	E: 0	BB: 1	K: 0	E: 0	BB: 0	K: 1	E: 0	BB: 0	K: 1	E: 0	BB: 0	K: 1	E: 0	BB: 0	K: 0	E: 0	BB: 0	K: 0	E: 0	BB: 0	K: 7	E: 0	BB: 0	K: 12
	S: 10	P: 18	S: 14	S: 7	P: 11	S: 18	S: 6	P: 11	S: 10	S: 8	S: 13	S: 7	S: 12	S: 7	S: 12	S: 10	S: 11	S: 10	S: 8	S: 13	S: 7	S: 12	S: 7	S: 12	S: 7	S: 12	S: 10	S: 11	S: 10	S: 11	S: 10	S: 11	S: 10

PITCHER	IP	WLS	BF	H	R	ER	SO	BB	IBB	HBP	BLK	WP	HR	S	P	ERA	WHIP
Allan Anderson, L <small>ERA: 2.98</small>	(1, 1)	3.2	L	19	8	3	3	1	1	0	0	0	0	44	76	7.36	2.455
Jim Winn, R <small>ERA: 5.79</small>	(4, 1)	4.1		17	4	2	2	2	1	0	0	1	1	36	57	4.15	1.154

BOTTOM

Minnesota Twins @ Boston Red Sox

Fenway Park, Boston, MA

Tue Jul 19 1988, 7:05 PM EDT
Att. 32,036 - Unknown

AB	33
R	5
H	12
RBI	3
BB	2
SO	3
LOB	18

1B: 7	SF: 1	WP: 1	PA: 37
2B: 3	SAC: 0	PB: 0	
3B: 1	DP: 1	SB: 0	
HR: 1	HBP: 0	CS: 0	

Batter	1	2	3	4	5	6	7	8	9	10	AB R H RBI BB SO LOB	TOP													
Dan Gladden, R OBP: 0.327, SLG: 0.424 (1, 7)	P4 1-2		1B 0-0			1B 0-1	1B 1-1		1B 0-2	FC6-4 1B 1-2	5 1 4 0 1 0 0														
Randy Bush, L OBP: 0.360, SLG: 0.448 Juan Berenguer, R (10, 1) Keith Atherton, R (10, 1)	K 1-3		P5 0-0			2B 0-0	G5-4-3 1B 1-2		F9 3-2	SF8 1-0	5 1 2 1 0 1 3 0 0 0 0 0 0 0 0 0 0 0 0 0 0														
Kirby Puckett, R OBP: 0.363, SLG: 0.530 (1, 8)	G1-3 0-2					K 1-3	G5-4-3 1-2f		SF9 1-0	FC6-4 0-0	5 0 1 1 0 1 6														
Kent Hrbek, L OBP: 0.394, SLG: 0.540 (1, 3)						P4 0-0			L7 0-0		4 1 2 1 1 0 1														
Gary Gaetti, R OBP: 0.356, SLG: 0.559 (1, 5)						F7 1-2	G5-3 0-1		HR 2-1		5 1 1 2 0 1 5														
Gene Larkin, S OBP: 0.364, SLG: 0.384 Mark Davidson, R (10, PR) OBP: 0.361, SLG: 0.432 (10, 9)						F7 1-1	1B 0-1		G4-3 1-2	WP 2B HBP	4 0 1 1 0 0 2 0 1 0 0 0 0 0														
Brian Harper, R OBP: 0.403, SLG: 0.507 John Moses, S OBP: 0.357, SLG: 0.421 Tim Laudner, R OBP: 0.320, SLG: 0.442 (8, 2)						P4 0-1	P3 1-2		1B 2-2	K 1-3	4 0 2 0 0 0 1 0 0 0 0 0 0 0 1 0 0 0 0 1 1	AB 41 R 7 H 14 RBI 7 BB 4 SO 5 LOB 22													
Steve Lombardozzi, R OBP: 0.311, SLG: 0.295 Kelvin Torpe, L OBP: 0.235, SLG: 0.375 Greg Gagne, R OBP: 0.312, SLG: 0.441 (6, 6)						P4 3-2	P9 3-2		P3 1-0	2B SF8 BB	2 0 0 0 0 0 0 1 0 0 0 0 0 2 1 1 0 0 1 0 1														
Al Newman, S OBP: 0.286, SLG: 0.241 (6, 4)						G4-3 3-2	G3 0-0		K 2-3	F9 SF9 BB	4 1 1 1 1 1 0														
Inning Stats	R: 0 E: 0 K: 1 S: 10	H: 0 LOB: 0 BB: 0 P: 12	R: 0 E: 0 K: 0 S: 6	H: 0 LOB: 1 BB: 1 P: 11	R: 0 E: 0 K: 0 S: 12	H: 1 LOB: 1 BB: 0 P: 18	R: 0 E: 0 K: 0 S: 10	H: 1 LOB: 1 BB: 0 P: 13	R: 0 E: 0 K: 0 S: 8	H: 0 LOB: 0 BB: 0 P: 12	R: 3 E: 0 K: 1 S: 18	H: 5 LOB: 2 BB: 0 P: 22	R: 0 E: 0 K: 1 S: 9	H: 2 LOB: 1 BB: 0 P: 15	R: 1 E: 0 K: 0 S: 11	H: 2 LOB: 1 BB: 0 P: 18	R: 1 E: 0 K: 1 S: 12	H: 2 LOB: 2 BB: 1 P: 20	R: 2 E: 0 K: 1 S: 14	H: 1 LOB: 2 BB: 2 P: 27	1B: 11 2B: 2 3B: 0 HR: 1	SF: 2 SAC: 0 DP: 1 HBP: 1	WP: 1 PB: 0 SB: 1 CS: 0	PA: 48	
PITCHER	IP WLS BF H R ER SO BB IBB HBP BLK WP HR S P ERA WHIP																								
Roger Clemens, R ERA: 2.37 (1, 1)	6.1																								
Dennis Lamp, R ERA: 3.57 (7, 1)	1.1																								
Lee Smith, R ERA: 4.07 (8, 1)	1.2																								
Tom Bolton, L ERA: 1.26 (10, 1)	0.2	W																							

Minnesota Twins @ Boston Red Sox
Fenway Park, Boston, MA
Wed Jul 20 1988, 7:05 PM EDT
Att. 35,313 - Unknown - 73 F

livebaseballscorecards.com



Minnesota Twins @ Boston Red Sox

Fenway Park, Boston, MA

Wed Jul 20 1988, 7:05 PM EDT

Att. 35,313 - Unknown - 73 F

livebaseballscorecards.com

AB	38
R	9
H	12
RBI	9
BB	4
SO	1
LOB	13



WP:	0	PA:	44
PB:	0		
SB:	0		
CS:	0		

Batter	1	2	3	4	5	6	7	8	9	10	AB	R	H	RBI	BB	SO	LOB
Wade Boggs, L OBP: 0.466, SLG: 0.488 (1, 5)	SH1-3 G4-3 2B		1B 1B	1-3 3-H 2B		G6-3			F9		5	1	3	1	0	0	0
Marty Barrett, R OBP: 0.336, SLG: 0.362 (1, 4)	SH1-3 2-3		1B 1B	F8			P8		G4-3		4	0	1	0	0	0	2
Dwight Evans, R OBP: 0.372, SLG: 0.467 (1, 9)	G4-3 3-H		P3		G4-3		G6-3		K		5	0	0	1	0	1	2
Mike Greenwell, L OBP: 0.432, SLG: 0.567 (1, 7)	F7		F7		G3		G3-1			BB 2B BB	4	1	0	0	1	0	2
Ellis Burks, R OBP: 0.378, SLG: 0.545 (1, 8)		G6-3	F9		1B 1B			SH1-3 BB		P4	4	1	1	0	1	0	3
Jim Rice, R OBP: 0.344, SLG: 0.369 (1, 10)		G5-3		F8	1B 1B			SH1-3		2B HR BB	3	0	1	0	0	0	0
Spike Owen, S OBP: 0.332, SLG: 0.391 (8, PH)											0	1	0	0	1	0	0
Jody Reed, R OBP: 0.356, SLG: 0.368 (1, 6)		HR 1B	G1-3		1-3 2-H 1B			L8		HR 2B	5	2	3	2	0	0	1
Larry Parrish, R OBP: 0.262, SLG: 0.352 (1, 3)											3	2	2	2	0	0	0
Todd Benzinger, S OBP: 0.301, SLG: 0.400 (7, 3)		1-H HR		E 2B 1B		G6-3				HR	1	1	1	3	1	0	0
Rick Cerone, R OBP: 0.368, SLG: 0.415 (1, 2)			G4-3		E4 2B 1B		F8		P8		4	0	0	0	0	0	3

Inning Stats	R: 1	H: 1	E: 0	K: 0	S: 8	R: 2	H: 2	E: 0	K: 0	S: 7	R: 0	H: 2	E: 0	K: 0	S: 13	R: 1	H: 2	E: 1	K: 0	S: 13	R: 0	H: 0	E: 0	K: 0	S: 4	R: 0	H: 0	E: 0	K: 0	S: 9	R: 0	H: 0	E: 0	K: 0	S: 9	R: 0	H: 0	E: 0	K: 0	S: 7	R: 0	H: 0	E: 0	K: 1	S: 5	R: 4	H: 2	E: 0	K: 0	S: 13	1B: 7	2B: 3	3B: 0	HR: 2	SF: 0	SAC: 2	DP: 0	HBP: 0	WP: 0	PA: 44
--------------	------	------	------	------	------	------	------	------	------	------	------	------	------	------	-------	------	------	------	------	-------	------	------	------	------	------	------	------	------	------	------	------	------	------	------	------	------	------	------	------	------	------	------	------	------	------	------	------	------	------	-------	-------	-------	-------	-------	-------	--------	-------	--------	-------	--------

PITCHER	IP	WLS	BF	H	R	ER	SO	BB	IBB	HBP	BLK	WP	HR	S	P	ERA	WHIP
Charlie Lea, R ERA: 4.53 (1, 1)	4.0		20	7	4	3	0	0	0	0	0	0	1	41	62	6.75	1.750
Freddie Toliver, R ERA: 5.02 (5, 1)	1.0		5	3	1	1	0	0	0	0	0	0	0	9	17	9.00	3.000
Mark Portugal, R ERA: 4.19 (6, 1)	2.0		6	0	0	0	0	0	0	0	0	0	0	13	21	0.00	0.000
Jeff Reardon, R ERA: 2.68 (8, 1)	2.0		8	0	0	0	1	2	0	0	0	0	0	12	28	0.00	1.000
Juan Berenguer, R ERA: 3.27 (10, 1)	0.1		3	0	2	2	0	2	0	0	0	0	0	6	17	54.00	6.000

PITCHER	IP	WLS	BF	H	R	ER	SO	BB	IBB	HBP	BLK	WP	HR	S	P	ERA	WHIP
Keith Atherton, R ERA: 3.83 (10, 1)	0.0		2	2	2	2	0	0	0	0	0	0	1	7	11	∞	∞

Batter	1	2	3	4	5	6	7	8	9	AB R H RBI BB SO LOB	TOP	
Pete Stanicek, S (1, 7) <small>OBP: 0.306, SLG: 0.311</small> Joe Orsulak, L (8, 7) <small>OBP: 0.316, SLG: 0.326</small>	4-0 SH1-3 BB		2-2 F7		2-3 K			4-1 FC3-6 BB		2 0 0 0 2 1 2 0 0 0 0 0 0 0		
Billy Ripken, R (1, 4) <small>OBP: 0.258, SLG: 0.260</small>	0-1 SH1-3		0-1 F8		2-1 F8			3-2 FC3-6 1-2f		3 0 0 0 0 0 3		
Cal Ripken Jr., R (1, 6) <small>OBP: 0.390, SLG: 0.452</small>	0-2 4-3		3-2 G3		3-2 G4-6-3 1B			0-1 F9		4 0 1 0 0 0 4		
Eddie Murray, S (1, 3) <small>OBP: 0.333, SLG: 0.407</small>	2-3 K			0-0 F7		0-0 G4-6-3 1-2f		3-2 L5		4 0 0 0 0 1 3		
Mickey Tettleton, S (1, 2) <small>OBP: 0.272, SLG: 0.457</small>		3-3 K		0-3 K			0-2 F6		2-2 4-3	4 0 0 0 0 2 0		
Larry Sheets, L (1, 9) <small>OBP: 0.304, SLG: 0.321</small>		0-0 F9		0-0 1B			4-2 2B BB		1-1 HR	3 1 2 1 1 0 0		
Ken Gerhart, R (1, 8) <small>OBP: 0.261, SLG: 0.394</small> Keith Hughes, L (9, PH) <small>OBP: 0.306, SLG: 0.337</small>		0-3 K		0-0 F7			0-1 2B		3-3 K	3 0 1 0 0 1 1 1 0 0 0 0 1 0		
Jim Traber, L (1, 10) <small>OBP: 0.269, SLG: 0.335</small>			1-1 1B		1-2 6-3			1-1 F7		3-3 K	4 0 1 0 0 1 2	
Rick Schu, R (1, 5) <small>OBP: 0.297, SLG: 0.357</small>			0-0 1B		0-1 F8			0-3 K		3 0 1 0 0 1 2		
Inning Stats	R: 0 H: 0 E: 0 LOB: 1 K: 1 BB: 1 S: 9 P: 15	R: 0 H: 0 E: 0 LOB: 0 K: 2 BB: 0 S: 7 P: 10	R: 0 H: 2 E: 0 LOB: 2 K: 0 BB: 0 S: 11 P: 17	R: 0 H: 1 E: 0 LOB: 1 K: 1 BB: 0 S: 6 P: 6	R: 0 H: 0 E: 0 LOB: 0 K: 1 BB: 0 S: 8 P: 11	R: 0 H: 1 E: 0 LOB: 0 K: 0 BB: 0 S: 6 P: 11	R: 0 H: 1 E: 0 LOB: 2 K: 1 BB: 1 S: 13 P: 18	R: 0 H: 0 E: 0 LOB: 1 K: 0 BB: 1 S: 9 P: 19	R: 1 H: 1 E: 0 LOB: 0 K: 2 BB: 0 S: 13 P: 22	1B: 4 SF: 0 2B: 1 SAC: 1 3B: 0 DP: 1 HR: 1 HBP: 0	WP: 0 PA: 35 PB: 0 SB: 0 CS: 0	
PITCHER Frank Viola, L (1, 1) <small>ERA: 2.17</small> Juan Berenguer, R (9, 1) <small>ERA: 3.36</small>	IP WLS BF H R ER SO BB IBB HBP BLK WP HR S P ERA WHIP 8.0 W 31 5 0 0 6 3 0 0 0 0 0 0 69 107 0.00 1.000											

Baltimore Orioles @ Minnesota Twins
 Hubert H. Humphrey Metrodome, Minneapolis, MN
 Fri Jul 22 1988 8:05 PM EDT
 Att. 52,284 - Dome

AB	31
R	1
H	6
RBI	1
BB	3
SO	8
LOB	17



Batter	1	2	3	4	5	6	7	8	9
Dan Gladden, R (1, 7) OBP: 0.329, SLG: 0.427 John Moses, S (8, 7) OBP: 0.353, SLG: 0.417	1-0 6-3	1-2 2B			2-1 SF9 1B		2-3 K	1-1 FC6-4	
Greg Gagne, R (1, 6) OBP: 0.311, SLG: 0.436	1-2 5-3	2-3 K			3-2 SF9 HBP		0-1 6-3		
Kirby Puckett, R (1, 8) OBP: 0.366, SLG: 0.540	0-0 1B				0-0 F9		0-0 HR		
Gary Gaetti, R (1, 5) OBP: 0.352, SLG: 0.555 Steve Lombardozzi, R (7, PR) OBP: 0.311, SLG: 0.295 (8, 4)	0-1 P3				2-0 SF9		0-0 E5		
Gene Larkin, S (1, 10)		2-1 FC3-6 1B			1-2 F8		2-1 G3		
Kent Hrbek, L (1, 3) OBP: 0.390, SLG: 0.533		0-1 FC3-6 1B			3-2 1-3		0-3 K	1-2 F7	
Tim Laudner, R (1, 2) OBP: 0.319, SLG: 0.439		1-0 1B 2B 1B			2-0 6-3		2-3 K	1-0 F9	
Mark Davidson, R (1, 9) OBP: 0.349, SLG: 0.416 Tom Herr, S (8, PH) OBP: 0.357, SLG: 0.346 Randy Bush, L (8, PR) OBP: 0.360, SLG: 0.448 (9, 9)		1-3 K			2-2 5-3		1-1 1-3	0-0 1B	
Al Newman, S (1, 4) OBP: 0.305, SLG: 0.256 (8, 5)		1-2 2B 1B			3-1 F8		4-2 6-3 HR BB	0-0 FC6-4 1B	

AB	R	H	RBI	BB	SO	LOB
4	1	2	2	0	1	1
1	0	0	0	0	0	2
3	0	0	0	0	1	2
4	1	3	2	0	0	2
3	0	0	1	0	0	2
0	0	0	0	0	0	0
4	0	2	0	0	0	2
4	1	0	0	0	1	2
4	1	1	0	0	1	0
3	0	0	0	0	1	2
1	0	1	0	0	0	0
0	0	0	0	0	0	0
3	2	2	1	1	0	0

BOTTOM

Baltimore Orioles @ Minnesota Twins
 Hubert H. Humphrey Metrodome, Minneapolis, MN
 Fri Jul 22 1988, 8:05 PM EDT
 Att. 52,284 - Dome

livebaseballscorecards.com

AB	34
R	6
H	11
RBI	6
BB	1
SO	5
LOB	15



1B: 9	SF: 1
2B: 1	SAC: 0
3B: 0	DP: 1
HR: 1	HBP: 1

WP: 0	PA: 37
PB: 0	
SB: 2	
CS: 0	

Inning Stats	R	H	E	K	S	IP	WLS	BF	H	R	ER	SO	BB	IBB	HBP	BLK	WP	HR	S	P	ERA	WHIP
	0	1	0	0	8	4.0	L	20	8	4	5.09	2	0	0	0	0	0	0	48	73	9.00	2.000
	3	4	0	2	19	3.0		12	1	2	3.91	3	1	0	0	0	0	1	27	40	6.00	0.667
	0	0	0	0	10	1.0		5	2	0	5.65	0	0	0	0	0	0	0	8	11	0.00	2.000

PITCHER	IP	WLS	BF	H	R	ER	SO	BB	IBB	HBP	BLK	WP	HR	S	P	ERA	WHIP
Jeff Ballard, L (1, 1) ERA: 5.09	4.0	L	20	8	4	5.09	2	0	0	0	0	0	0	48	73	9.00	2.000
Dave Schmidt, R (5, 1) ERA: 3.91	3.0		12	1	2	3.91	3	1	0	0	0	0	1	27	40	6.00	0.667
Mark Thurmond, L (8, 1) ERA: 5.65	1.0		5	2	0	5.65	0	0	0	0	0	0	0	8	11	0.00	2.000

Batter	1	2	3	4	5	6	7	8	9	AB	R	H	RBI	BB	SO	LOB	TOP									
Joe Orsulak, L (1, 7) OBP: 0.316, SLG: 0.337	0-3 K	1-0 1B 3B	0-3 K	0-0 F9		2-2 L3		2-1 1B		6	1	2	1	0	2	5										
Billy Ripken, R (1, 4) OBP: 0.256, SLG: 0.258	0-3 K	1-1 HR 1B	1-0 G6-3		0-0 G6-3		1-0 G5-3	1-0 F7		6	1	1	1	0	1	4										
Cal Ripken Jr., R (1, 6) OBP: 0.394, SLG: 0.451	4-2 HR BB	4-2 HR BB		1-2 G3-1 1B	2-1 1B 1B		4-0 WP BB		3-1 P5	3	2	1	0	3	0	0										
Eddie Murray, S (1, 3) OBP: 0.342, SLG: 0.428	0-0 HR	2-0 HR		4-2 WP 1B BB	3-2 1B		4-0 1B IBB	4-1 G3-6-3 BB		3	3	3	5	3	0	0										
Larry Sheets, L (1, 10) OBP: 0.304, SLG: 0.321	1-1 G3	3-1 1B		2-2 HR 1B	0-1 F8		0-0 F3	0-0 G3-6-3		6	1	2	1	0	0	5										
Jim Traber, L (1, 9) OBP: 0.272, SLG: 0.351				1-0 HR	0-0 G4-3		1-3 K			4	2	1	2	1	1	5										
Keith Hughes, L (9, 9) OBP: 0.306, SLG: 0.337										0	0	0	0	0	0	0										
Mickey Tettleton, S (1, 2) OBP: 0.282, SLG: 0.458		4-1 1B 3B BB	0-0 2B 1B	0-0 G6-3		2-0 FC6-4 1B		1-2 F8		4	1	2	0	1	0	0										
Ken Gerhart, R (1, 8) OBP: 0.259, SLG: 0.388		1-3 K	1-3 K	1-0 1B 1B		0-1 FC6-4 S		3-3 K		5	0	1	0	0	3	4										
Rick Schu, R (1, 5) OBP: 0.309, SLG: 0.370		1-1 CS 1B	0-2 2B	2-2 1B		1-0 F8		4-1 1B BB		4	0	3	1	1	0	1										
Rene Gonzales, R (9, 5) OBP: 0.269, SLG: 0.303										0	0	0	0	0	0	0										
Inning Stats	R: 2 E: 0 K: 2 S: 13	H: 1 LOB: 0 BB: 1 P: 18	R: 6 E: 0 K: 1 S: 19	H: 5 LOB: 1 BB: 3 P: 41	R: 0 E: 0 K: 2 S: 12	H: 2 LOB: 2 BB: 0 P: 14	R: 3 E: 0 K: 0 S: 19	H: 4 LOB: 2 BB: 1 P: 30	R: 0 E: 0 K: 0 S: 9	H: 2 LOB: 2 BB: 0 P: 14	R: 0 E: 0 K: 0 S: 9	H: 1 LOB: 1 BB: 0 P: 12	R: 0 E: 0 K: 1 S: 6	H: 0 LOB: 2 BB: 2 P: 16	R: 0 E: 0 K: 1 S: 16	H: 1 LOB: 2 BB: 1 P: 26	R: 0 E: 0 K: 0 S: 4	H: 0 LOB: 0 BB: 1 P: 11	1B: 11 2B: 1 3B: 1 HR: 3	SF: 0 SAC: 0 DP: 1 HBP: 0	WP: 2 PB: 0 SB: 1 CS: 1	PA: 50				
PITCHER	IP WLS BF H R ER SO BB IBB HBP BLK WP HR S P ERA WHIP	IP WLS BF H R ER SO BB IBB HBP BLK WP HR S P ERA WHIP	IP WLS BF H R ER SO BB IBB HBP BLK WP HR S P ERA WHIP	IP WLS BF H R ER SO BB IBB HBP BLK WP HR S P ERA WHIP	IP WLS BF H R ER SO BB IBB HBP BLK WP HR S P ERA WHIP	IP WLS BF H R ER SO BB IBB HBP BLK WP HR S P ERA WHIP	IP WLS BF H R ER SO BB IBB HBP BLK WP HR S P ERA WHIP	IP WLS BF H R ER SO BB IBB HBP BLK WP HR S P ERA WHIP	IP WLS BF H R ER SO BB IBB HBP BLK WP HR S P ERA WHIP	IP WLS BF H R ER SO BB IBB HBP BLK WP HR S P ERA WHIP	IP WLS BF H R ER SO BB IBB HBP BLK WP HR S P ERA WHIP	IP WLS BF H R ER SO BB IBB HBP BLK WP HR S P ERA WHIP	IP WLS BF H R ER SO BB IBB HBP BLK WP HR S P ERA WHIP	IP WLS BF H R ER SO BB IBB HBP BLK WP HR S P ERA WHIP	IP WLS BF H R ER SO BB IBB HBP BLK WP HR S P ERA WHIP	IP WLS BF H R ER SO BB IBB HBP BLK WP HR S P ERA WHIP	IP WLS BF H R ER SO BB IBB HBP BLK WP HR S P ERA WHIP	IP WLS BF H R ER SO BB IBB HBP BLK WP HR S P ERA WHIP	IP WLS BF H R ER SO BB IBB HBP BLK WP HR S P ERA WHIP	IP WLS BF H R ER SO BB IBB HBP BLK WP HR S P ERA WHIP	IP WLS BF H R ER SO BB IBB HBP BLK WP HR S P ERA WHIP	IP WLS BF H R ER SO BB IBB HBP BLK WP HR S P ERA WHIP	IP WLS BF H R ER SO BB IBB HBP BLK WP HR S P ERA WHIP	IP WLS BF H R ER SO BB IBB HBP BLK WP HR S P ERA WHIP	IP WLS BF H R ER SO BB IBB HBP BLK WP HR S P ERA WHIP	IP WLS BF H R ER SO BB IBB HBP BLK WP HR S P ERA WHIP

Baltimore Orioles @ Minnesota Twins
 Hubert H. Humphrey Metrodome, Minneapolis, MN
 Sat Jul 23 1988, 8:05 PM EDT
 Att: 43,927 - Dome - 70 F

AB	41
R	11
H	16
RBI	11
BB	9
SO	7
LOB	24



Batter	1	2	3	4	5	6	7	8	9	AB R H RBI BB SO LOB
Dan Gladden, R OBP: 0.332, SLG: 0.427 (1, 7)	1-0 S 2B 1B		4-2 S HR BB	4-0 1B BB		3-2 G5-3			1-2 G6-3	3 2 1 1 2 0 0
Randy Bush, L OBP: 0.368, SLG: 0.470 (1, 9)	2-2 1B G4-3 2B		2-1 HR	0-1 S 1B			4-2 G4-6-3 BB		1-2 E8 1B	4 2 3 5 1 0 0
Kirby Puckett, R OBP: 0.367, SLG: 0.539 (1, 8)	0-0 G4-3 S 1B		1-3 K	0-3 K			0-1 G4-6-3 1-2f		0-0 1B	5 1 2 0 0 2 3
Kent Hrbek, L OBP: 0.385, SLG: 0.525 (1, 3)	0-2 G4-3 1-3 3-H		1-0 L8	3-2 L8			3-2 L4		2-1 G4-3	5 0 0 1 0 0 5
Gary Gaetti, R OBP: 0.351, SLG: 0.551 (1, 5)	0-0 CS 1B		0-3 K			3-2 G6-3		1-0 G1-3		4 0 1 1 0 1 0
Gene Larkin, S OBP: 0.364, SLG: 0.381 (1, 10)	2-1 L9 1-2		0-1 F8	2-2 G6-3			4-2 BB			3 0 0 0 1 0 1
Tim Laudner, R OBP: 0.318, SLG: 0.436 (1, 2)		1-1 G6-3	0-0 BB BB 1B	1-3 K			0-0 P2			4 1 1 0 0 1 1
Greg Gagne, R OBP: 0.310, SLG: 0.432 (1, 6)		0-0 F8	4-2 BB BB 1B BB	2-1 P3			1-1 F8			3 1 0 0 1 0 1
Al Newman, S OBP: 0.306, SLG: 0.250 (1, 4)		1-2 G4-3	4-0 BB 1B BB	2-3 K				1-2 G4-3		2 1 0 0 1 1 0
Tom Herr, S OBP: 0.356, SLG: 0.344 (9, PH)										1 0 0 0 0 0 0

Inning Stats	R: 3	H: 4	E: 0	LOB: 0	K: 0	BB: 0	S: 14	R: 0	H: 0	E: 0	LOB: 0	K: 0	BB: 0	S: 6	R: 2	H: 1	E: 0	LOB: 0	K: 2	BB: 1	S: 12	R: 3	H: 2	E: 0	LOB: 2	K: 1	BB: 3	S: 14	R: 0	H: 0	E: 0	LOB: 0	K: 1	BB: 0	S: 10	R: 0	H: 0	E: 0	LOB: 0	K: 0	BB: 1	S: 8	R: 0	H: 0	E: 0	LOB: 1	K: 0	BB: 1	S: 6	R: 0	H: 1	E: 1	LOB: 2	K: 0	BB: 0	S: 13	1B: 6	SF: 0	2B: 1	SAC: 0	3B: 0	DP: 1	HR: 1	HBP: 0
--------------	------	------	------	--------	------	-------	-------	------	------	------	--------	------	-------	------	------	------	------	--------	------	-------	-------	------	------	------	--------	------	-------	-------	------	------	------	--------	------	-------	-------	------	------	------	--------	------	-------	------	------	------	------	--------	------	-------	------	------	------	------	--------	------	-------	-------	-------	-------	-------	--------	-------	-------	-------	--------

PITCHER	IP	WLS	BF	H	R	ER	SO	BB	IBB	HBP	BLK	WP	HR	S	P	ERA	WHIP
Oswaldo Peraza, R ERA: 6.65 (1, 1)	3.1		18	6	8	8	2	3	0	0	0	0	1	37	59	21.60	2.700
Mike Morgan, R ERA: 4.87 (4, 1)	4.0	W	15	1	0	0	3	3	0	0	0	0	0	38	70	0.00	1.000
Tom Niedenfuer, R ERA: 2.91 (8, 1)	1.2	S	7	1	0	0	0	0	0	0	0	0	0	16	22	0.00	0.600


BOTTOM

Baltimore Orioles @ Minnesota Twins
Hubert H. Humphrey Metrodome, Minneapolis, MN

Sat Jul 23 1988, 8:05 PM EDT
Att: 43,927 - Dome - 70 F

AB	34
R	8
H	8
RBI	8
BB	6
SO	5
LOB	11

livebaseballscorecards.com



Batter	1	2	3	4	5	6	7	8	9	AB R H RBI BB SO LOB	TOP	
Pete Stanicek, S (1, 7) OBP: 0.312, SLG: 0.312 Joe Orsulak, L (9, PH) OBP: 0.315, SLG: 0.335	0-1 G6-4-3 1B		1-0 G6-4-3 1-2f		4-0 BB		1-0 G6-3 1-2		0-2 F9	3 0 1 0 1 0 3 1 0 0 0 0 0 1		
Billy Ripken, R (1, 4) OBP: 0.256, SLG: 0.258	1-0 G6-4-3 1-2f			3-2 P3	0-0 F7		1-0 FC5-4 1B			4 0 1 1 0 0 2		
Cal Ripken Jr., R (1, 6) OBP: 0.395, SLG: 0.455	2-1 2B			0-0 F7		0-1 1B 1B	2-0 FC5-4 1-2f			4 0 2 0 0 0 1		
Eddie Murray, S (1, 3) OBP: 0.341, SLG: 0.426	1-0 G5-3			2-0 2B 1B		0-1 P5		1-0 F7		4 0 1 0 0 0 2		
Mickey Tettleton, S (1, 2) OBP: 0.288, SLG: 0.466				3-2 2B		1-1 1-2 1B		0-1 G4-3		4 0 2 0 0 0 0		
Ken Gerhart, R (1, 8) OBP: 0.259, SLG: 0.382				4-2 BB		1-0 P6		1-2 F8		3 0 0 0 1 1 2		
Jim Traber, L (1, 9) OBP: 0.286, SLG: 0.343				1-2 L4		1-2 G4-3				4 0 0 0 0 0 5		
Rick Schu, R (1, 5) OBP: 0.308, SLG: 0.368				1-1 G6-3		0-1 B3		0-0 1B 1B		4 1 1 0 0 1 0		
Larry Sheets, L (1, 10) OBP: 0.309, SLG: 0.322				1-1 G6-4-3 HBP		0-2 G6-3		2-2 G6-3 1B		2 0 1 0 1 0 0		
Inning Stats	R: 0 E: 0 K: 0 S: 6 H: 2 LOB: 1 BB: 0 P: 10	R: 0 E: 0 K: 1 S: 8 H: 0 LOB: 0 BB: 0 P: 11	R: 0 E: 0 K: 0 S: 4 H: 0 LOB: 0 BB: 0 P: 7	R: 0 E: 0 K: 0 S: 15 H: 2 LOB: 3 BB: 1 P: 28	R: 0 E: 0 K: 0 S: 6 H: 0 LOB: 1 BB: 1 P: 10	R: 0 E: 0 K: 0 S: 10 H: 2 LOB: 2 BB: 0 P: 13	R: 1 E: 0 K: 0 S: 10 H: 3 LOB: 1 BB: 0 P: 16	R: 0 E: 0 K: 0 S: 6 H: 0 LOB: 0 BB: 0 P: 8	R: 0 E: 0 K: 1 S: 11 H: 0 LOB: 1 BB: 1 P: 15	1B: 7 2B: 2 3B: 0 HR: 0 SF: 0 SAC: 0 DP: 2 HBP: 1	WP: 0 PB: 0 SB: 0 CS: 0 PA: 37	
PITCHER Allan Anderson, L (1, 1) ERA: 2.89 Juan Berenguer, R (7, 1) ERA: 3.25 Jeff Reardon, R (9, 1) ERA: 2.62	IP 6.2 WLS W BF 29 H 9 R 1 ER 1 SO 1 BB 2 IBB 0 HBP 1 BLK 0 WP 0 HR 0 S 58 P 92 ERA 1.35 WHIP 1.650											PITCHER IP WLS BF H R ER SO BB IBB HBP BLK WP HR S P ERA WHIP

Baltimore Orioles @ Minnesota Twins
Hubert H. Humphrey Metrodome, Minneapolis, MN
 Sun Jul 24 1988, 4:33 AM EDT
 Att. 38,008 - Dome

livebaseballscorecards.com

AB 33
R 1
H 9
RBI 1
BB 3
SO 2
LOB 16



Batter	1	2	3	4	5	6	7	8	9
Al Newman, S OBP: 0.320, SLG: 0.261 (1, 6) BB: 1, C: 1, X: 1 (9, 4)	2-1 G4-3	1-2 S 1B		3-1 G4-3		3-2 1B		4-0 HR BB	
Randy Bush, L OBP: 0.376, SLG: 0.485 Mark Davidson, R OBP: 0.349, SLG: 0.416 (1, 9) F: 1, B: 1, S: 1, C: 1 (9, 9)	2-3 K	4-1 SAFE 1B		4-2 BB		1-1 SAFE 1B		1-2 1-H 2-H HR	
Kirby Puckett, R OBP: 0.367, SLG: 0.537 (1, 8) B: 1, X: 1	2-0 1B	2 SAFE 2-3 K		0-3 K		2-1 L9		1-2 S 1B	
Kent Hrbek, L OBP: 0.382, SLG: 0.520 (1, 10) F: 1, SAFE B: 1, S: 1, C: 1	2-3 K		3-2 F9 SH5-3 1B		2-0 G4-3		1-1 F9	3-3 K	
Gary Gaetti, R OBP: 0.353, SLG: 0.556 (1, 5)		1-0 1B FC3 2B	0-0 SH5-3		1-0 P5		3-2 2B	1-0 G6-3	
Gene Larkin, S OBP: 0.366, SLG: 0.381 (1, 3)		3-2 FC3 1B	2-2 F9		4-1 BB		0-3 K		
Brian Harper, R OBP: 0.383, SLG: 0.479 (1, 2)		0-0 P3	1-1 G5-3		0-1 SAFE G1-3		1-0 F7		
John Moses, S OBP: 0.342, SLG: 0.402 (1, 7)		1-0 FC3 P3 1B		0-0 G3		0-0 G3		0-1 G4-3	
Steve Lombardozzi, R OBP: 0.311, SLG: 0.302 Tom Herr, S OBP: 0.358, SLG: 0.352 Greg Gagne, R OBP: 0.310, SLG: 0.432 (1, 4) (8, PH) (8, PR) (9, 6)		1-0 P3	2-2 G4-3 2B		2-0 G6-3		2-1 HR 2B		

AB	R	H	RBI	BB	SO	LOB
4	1	2	1	1	0	1
3	1	2	3	2	1	0
0	0	0	0	0	0	0
5	0	2	0	0	2	6
5	0	1	0	0	2	3
4	1	2	0	0	0	1
3	1	1	0	1	1	2
4	0	0	0	0	0	5
4	1	0	1	0	0	0
3	0	1	0	0	0	1
1	0	1	0	0	0	0
0	1	0	0	0	0	0


BOTTOM

Baltimore Orioles @ Minnesota Twins
Hubert H. Humphrey Metrodome, Minneapolis, MN

Sun Jul 24 1988, 4:33 AM EDT
Att. 38,008 - Dome

livebaseballscorecards.com

AB	36
R	6
H	12
RBI	5
BB	4
SO	6
LOB	19



Inning Stats	R	H	E	K	S	R	H	E	K	S	R	H	E	K	S	R	H	E	K	S
	0	1	0	2	9	3	3	1	1	15	0	1	0	0	11	0	0	0	0	14
	0	1	0	2	9	3	3	1	1	15	0	1	0	0	11	0	0	0	0	14
	0	1	0	2	9	3	3	1	1	15	0	1	0	0	11	0	0	0	0	14

PITCHER	IP	WLS	BF	H	R	ER	SO	BB	IBB	HBP	BLK	WP	HR	S	P	ERA	WHIP
Mike Boddicker, R ERA: 3.86 (1, 1)	7.1	L	37	10	5	4	5	4	0	0	0	0	0	79	140	4.91	1.909
Don Aase, R ERA: 5.92 (8, 1)	0.2		4	2	1	1	1	0	0	0	0	0	1	11	17	13.50	3.000

WP	PA	ERA	WHIP
0	41		
0			
2			
0			

Batter	1	2	3	4	5	6	7	8	9	AB R H RBI BB SO LOB	TOP
Tony Fernandez, S (1, 6) OBP: 0.325, SLG: 0.372	1-1 F9		2-1 G4-3		1-2 1-3 1B		0-0 1-2 HR 1B		2-1 G4-3	5 1 2 0 0 0 0	
Lloyd Moseby, L (1, 8) OBP: 0.344, SLG: 0.383	0-3 K		4-2 PO BB		1-1 G3		2-0 1-2 1-H 2-H HR		4-1 BLK BB BB	3 1 1 3 2 1 2	
Rance Mulliniks, L (1, 10) OBP: 0.397, SLG: 0.505	4-2 BB 1B BB		0-0 F7			0-1 G1-3	1-2 G6-3		4-2 1 SAFE 1 SAFE 1 SAFE 1 SAFE 1 SAFE 1 SAFE 1 SAFE 1 SAFE 1 SAFE 1 SAFE	3 0 0 0 2 0 1	
George Bell, R (1, 7) OBP: 0.309, SLG: 0.450 Sil Campusano, R (9, 7) OBP: 0.266, SLG: 0.317	1-2 BB 1B		1-2 PO 1-2	3-2 F8		4-2 BB	2-1 G5-3		2-3 BLK BB	4 0 1 0 1 1 2 0 0 0 0 0 0 0	
Ernie Whitt, L (1, 2) OBP: 0.320, SLG: 0.320	4-2 BB 1-2 2-3 BB			2-0 P4		1-2 P5		1-1 P4		3 0 0 0 1 0 1	
Fred McGriff, L (1, 3) OBP: 0.399, SLG: 0.575	2-3 K			1-1 L8		1-2 F8		2-2 G5-3		4 0 0 0 0 1 4	
Jesse Barfield, R (1, 9) OBP: 0.268, SLG: 0.343			4-2 G1-6-3 BB		2-2 L7		2-3 K	3-1 1B		3 0 1 0 1 1 0	
Nelson Liriano, S (1, 4) OBP: 0.275, SLG: 0.325 Kelly Gruber, R (8, 5) OBP: 0.344, SLG: 0.490			1-0 L8		1-0 F9		0-0 HR	2-1 F8		4 1 1 1 0 0 2 0 0 0 0 0 0 0	
Manuel Lee, S (1, 5) OBP: 0.343, SLG: 0.363 (8, 4)			0-2 G1-6-3		0-2 1B 1B		0-2 1B HR 1B		2-3 K	4 1 2 0 0 1 1	

Inning Stats	R: 0 E: 0 K: 2 S: 18	H: 1 LOB: 3 BB: 2 P: 30	R: 0 E: 0 K: 0 S: 6	H: 0 LOB: 0 BB: 1 P: 11	R: 0 E: 0 K: 0 S: 7	H: 0 LOB: 0 BB: 1 P: 14	R: 0 E: 0 K: 0 S: 6	H: 0 LOB: 0 BB: 0 P: 12	R: 0 E: 0 K: 0 S: 12	H: 2 LOB: 2 BB: 0 P: 17	R: 0 E: 0 K: 0 S: 11	H: 0 LOB: 1 BB: 1 P: 17	R: 4 E: 0 K: 1 S: 15	H: 4 LOB: 0 BB: 0 P: 22	R: 0 E: 0 K: 0 S: 9	H: 1 LOB: 1 BB: 0 P: 17	R: 0 E: 0 K: 2 S: 13	H: 0 LOB: 2 BB: 2 P: 26	1B: 6 2B: 0 3B: 0 HR: 2	SF: 0 SAC: 0 DP: 1 HBP: 0	WP: 0 PB: 0 SB: 0 CS: 0	PA: 41
--------------	-------------------------------	----------------------------------	------------------------------	----------------------------------	------------------------------	----------------------------------	------------------------------	----------------------------------	-------------------------------	----------------------------------	-------------------------------	----------------------------------	-------------------------------	----------------------------------	------------------------------	----------------------------------	-------------------------------	----------------------------------	----------------------------------	------------------------------------	----------------------------------	--------

PITCHER	IP	WLS	BF	H	R	ER	SO	BB	IBB	HBP	BLK	WP	HR	S	P	ERA	WHIP
Charlie Lea, R (1, 1) ERA: 4.52	6.1		28	6	3	3	3	5	0	0	0	0	1	69	112	4.26	1.737
Keith Atherton, R (7, 1) ERA: 3.76	1.2		7	2	1	1	0	0	0	0	0	0	1	15	28	5.40	1.200
Jim Winn, R (9, 1) ERA: 4.15	1.0	W	5	0	0	0	2	2	0	0	1	0	0	13	26	0.00	2.000

Toronto Blue Jays @ Minnesota Twins
Hubert H. Humphrey Metrodome, Minneapolis, MN
 Mon Jul 25 1988, 8:05 PM EDT
 Att: 31,936 - Dome - 70 F

livebaseballscorecards.com

AB	33
R	4
H	8
RBI	4
BB	7
SO	5
LOB	13



Batter	1	2	3	4	5	6	7	8	9	AB R H RBI BB SO LOB	TOP																	
Tony Fernandez, S (1, 6) OBP: 0.324, SLG: 0.369	0-3 		2-1 FC4-2 2B		4-2 G4-6-3 1B BB		2-1 4-3		1-2 4-3	4 1 0 0 1 1 1																		
Rance Mulliniks, L (1, 10) OBP: 0.399, SLG: 0.509	1-1 6-3		0-0 1-H 2B		0-0 G4-6-3 1B		2-0 F7			4 0 2 1 0 0 0																		
George Bell, R (1, 7) OBP: 0.309, SLG: 0.448 Rick Leach, L (7, 7) OBP: 0.355, SLG: 0.360 Sil Campusano, R (8, PR) OBP: 0.266, SLG: 0.317	2-1 F8		4-2 BB		0-0 G4-6-3 1-2f 2-3			0-0 1B 2B		2 0 0 0 1 0 2 1 0 1 0 0 0 0 0 0 0 0 0 0 0																		
Kelly Gruber, R (1, 5) OBP: 0.343, SLG: 0.488		1-0 F3	2-2 P4		2-1 L5			2-2 2-3 1B		4 0 1 0 0 0 3																		
Ernie Whitt, L (1, 2) OBP: 0.323, SLG: 0.327		3-1 F8		2-1 FC6-4 1B		1-1 4-3 1B 2B		0-3 K		4 1 2 0 0 1 3																		
Fred McGriff, L (1, 3) OBP: 0.397, SLG: 0.571		2-3 K		1-1 FC6-4 1B		3-2 4-3		0-0 P3		4 0 1 0 0 1 4																		
Lloyd Moseby, L (1, 8) OBP: 0.345, SLG: 0.383			4-2 E WP BB	2-2 FC6-4		0-1 3-H 1B		2-2 F5		3 1 1 1 1 0 5																		
Jesse Barfield, R (1, 9) OBP: 0.265, SLG: 0.339 Nelson Liriano, S (9, PH) OBP: 0.273, SLG: 0.323			1-1 SH1-4 FC4-2 WP	0-2 P3		2-3 K		1-1 4-3		3 0 0 0 0 1 4 1 0 0 0 0 0 0																		
Manuel Lee, S (1, 4) OBP: 0.338, SLG: 0.357			1-1 SH1-4	0-3 K		1-3 K		1-1 F7		3 0 0 0 0 2 2																		
Inning Stats	R: 0 E: 0 K: 1 S: 7	H: 0 LOB: 0 BB: 0 P: 10	R: 0 E: 0 K: 1 S: 8	H: 0 LOB: 0 BB: 0 P: 14	R: 2 E: 1 K: 0 S: 15	H: 1 LOB: 2 BB: 2 P: 29	R: 0 E: 0 K: 1 S: 13	H: 2 LOB: 2 BB: 0 P: 18	R: 0 E: 0 K: 0 S: 7	H: 1 LOB: 1 BB: 1 P: 13	R: 1 E: 0 K: 1 S: 11	H: 2 LOB: 0 BB: 0 P: 17	R: 0 E: 0 K: 1 S: 6	H: 0 LOB: 0 BB: 0 P: 11	R: 0 E: 0 K: 1 S: 11	H: 2 LOB: 2 BB: 0 P: 15	R: 0 E: 0 K: 0 S: 7	H: 0 LOB: 0 BB: 0 P: 10	1B: 5 2B: 3 3B: 0 HR: 0	SF: 0 SAC: 1 DP: 1 HBP: 0	WP: 1 PB: 0 SB: 1 CS: 0	PA: 37						
PITCHER	IP WLS BF H R ER SO BB IBB HBP BLK WP HR S P ERA WHIP												PITCHER	IP WLS BF H R ER SO BB IBB HBP BLK WP HR S P ERA WHIP														
Freddie Toliver, R (1, 1) ERA: 4.37	6.0		26	6	3	1	4	3	0	0	0	1	0	61	101	1.50	1.500											
Mark Portugal, R (7, 1) ERA: 4.79	1.0	W	5	2	0	0	1	0	0	0	0	0	0	10	17	0.00	2.000											
Jeff Reardon, R (8, 1) ERA: 2.51	2.0	S	6	0	0	0	1	0	0	0	0	0	0	14	19	0.00	0.000											

Toronto Blue Jays @ Minnesota Twins
 Hubert H. Humphrey Metrodome, Minneapolis, MN
 Tue Jul 26 1988, 8:05 PM EDT
 Att. 42,185 - Dome

livebaseballscorecards.com

AB	33
R	3
H	8
RBI	2
BB	3
SO	6
LOB	24



Batter	1	2	3	4	5	6	7	8	9	AB	R	H	RBI	BB	SO	LOB
Dan Gladden, R OBP: 0.327, SLG: 0.423 (1, 7)	0-1 F8		0-1 6-3		1-1 F9	2-0 4-3		2-1 SF8		5	1	1	1	0	0	5
Randy Bush, L OBP: 0.377, SLG: 0.486 (1, 9) Mark Davidson, R OBP: 0.337, SLG: 0.400 (9, 9)	0-1 5-3 2B		1-0 P5			1-1 P2	4-1 2B SF8 BB	0-2 SF8		3	1	1	1	1	0	1
Kirby Puckett, R OBP: 0.377, SLG: 0.553 (1, 8)	0-0 5-3		1-0 1B			1-0 BB 1B	0-0 SF8 2B	0-0 1B		5	1	4	0	0	0	1
Kent Hrbek, L OBP: 0.377, SLG: 0.511 (1, 3)	2-3 F9		2-3 1B		0-0 F9	4-0 E BB BB	0-1 SF8	2-0 F4		3	1	0	1	1	0	4
Gary Gaetti, R OBP: 0.353, SLG: 0.551 (1, 5)		2-2 F6		1-3 K		1-2 E7 BB BB 1B	0-2 5-3			4	1	1	1	0	1	1
Gene Larkin, S OBP: 0.374, SLG: 0.382 (1, 10)		2-1 1B		1-0 F8		4-2 BB FC5-2 BB	4-0 IBB			2	0	1	0	2	0	0
Tim Laudner, R OBP: 0.316, SLG: 0.429 (1, 2)		3-1 F8		3-3 K		4-0 FC5-2 BB	1-2 F9			3	0	0	1	1	1	3
Greg Gagne, R OBP: 0.308, SLG: 0.431 (1, 6) Eric Bullock, L (6, PH) Al Newman, S OBP: 0.324, SLG: 0.268 (7, 6)		0-0 F8			1-1 L6	4-2 FC5-2 BB		2-1 3-1		2	0	0	0	0	0	1
Steve Lombardozzi, R OBP: 0.320, SLG: 0.308 (1, 4)			3-2 1B 6-3 1B		4-2 CS BB	1-0 FC5-2		0-1 3B 1B		0	0	0	1	1	0	0

Inning Stats	R: 0	H: 1	E: 0	LOB: 1	K: 0	BB: 0	S: 6	P: 8	R: 0	H: 1	E: 0	LOB: 1	K: 0	BB: 0	S: 8	P: 15	R: 0	H: 2	E: 0	LOB: 2	K: 0	BB: 0	S: 8	P: 13	R: 0	H: 0	E: 0	LOB: 0	K: 2	BB: 0	S: 8	P: 13	R: 0	H: 0	E: 0	LOB: 0	K: 0	BB: 1	S: 8	P: 14	R: 3	H: 2	E: 1	LOB: 3	K: 0	BB: 4	S: 16	P: 38	R: 1	H: 1	E: 0	LOB: 2	K: 0	BB: 2	S: 11	P: 20	R: 2	H: 3	E: 0	LOB: 1	K: 0	BB: 0	S: 13	P: 17
--------------	------	------	------	--------	------	-------	------	------	------	------	------	--------	------	-------	------	-------	------	------	------	--------	------	-------	------	-------	------	------	------	--------	------	-------	------	-------	------	------	------	--------	------	-------	------	-------	------	------	------	--------	------	-------	-------	-------	------	------	------	--------	------	-------	-------	-------	------	------	------	--------	------	-------	-------	-------

PITCHER	IP	WLS	BF	H	R	ER	SO	BB	IBB	HBP	BLK	WP	HR	S	P	ERA	WHIP
Jim Clancy, R ERA: 5.35 (1, 1)	5.1		23	6	3	3	2	2	0	0	0	0	0	45	77	5.06	1.500
Todd Stottliemyre, R ERA: 5.46 (6, 1)	0.0		3	0	0	0	0	3	0	0	0	0	0	7	19	∞	∞
Duane Ward, R ERA: 3.38 (6, 1)	2.1	L	13	4	3	3	0	1	1	0	0	0	0	25	39	11.57	2.143
Frank Willis, R ERA: (8, 1)	0.1		1	0	0	0	0	0	0	0	0	0	0	1	3	0.00	0.000


BOTTOM

Toronto Blue Jays @ Minnesota Twins
 Hubert H. Humphrey Metrodome, Minneapolis, MN


Tue Jul 26 1988, 8:05 PM EDT
 Att. 42,185 - Dome

livebaseballscorecards.com

AB	31
R	6
H	10
RBI	6
BB	7
SO	2
LOB	19



1B: 7	SF: 2	WP: 0	PA: 40
2B: 2	SAC: 0	PB: 0	
3B: 1	DP: 0	SB: 0	
HR: 0	HBP: 0	CS: 1	

Batter	1	2	3	4	5	6	7	8	9	AB R H RBI BB SO LOB	TOP														
Tony Fernandez, S (1, 6) OBP: 0.325, SLG: 0.369	0-2 G3		1-2 1-3		0-0 2B 1-3 1B		0-3 K		1-2 1B 1B	5 0 2 0 0 1 1	<p>Toronto Blue Jays @ Minnesota Twins</p> <p>Hubert H. Humphrey Metrodome, Minneapolis, MN</p> <p>Wed Jul 27 1988, 4:33 AM EDT</p> <p>Att. 51,687 - Dome</p> <p>livebaseballscorecards.com</p> <table border="1"> <tr><td>AB</td><td>37</td></tr> <tr><td>R</td><td>4</td></tr> <tr><td>H</td><td>12</td></tr> <tr><td>RBI</td><td>4</td></tr> <tr><td>BB</td><td>2</td></tr> <tr><td>SO</td><td>12</td></tr> <tr><td>LOB</td><td>12</td></tr> </table> 	AB	37	R	4	H	12	RBI	4	BB	2	SO	12	LOB	12
AB	37																								
R	4																								
H	12																								
RBI	4																								
BB	2																								
SO	12																								
LOB	12																								
Manuel Lee, S (1, 4) OBP: 0.339, SLG: 0.363	2-3 K		3-3 K		0-1 1-3 2B 3-H		1-3 K		1-1 1B 1-3 1B	5 0 2 1 0 3 1															
Lloyd Moseby, L (1, 8) OBP: 0.341, SLG: 0.377	0-0 F9			0-2 4-3	1-2 F8		3-2 F8		3-2 F9 1-2	5 0 0 0 0 0 3															
Kelly Gruber, R (1, 5) OBP: 0.342, SLG: 0.485		0-1 1B		2-3 K		1-2 5-3		0-3 K		4 0 1 0 0 2 0															
Cecil Fielder, R (1, 10) OBP: 0.336, SLG: 0.583 Rance Mulliniks, L (8, PH) OBP: 0.398, SLG: 0.507		0-3 K		3-2 F4		2-3 K		0-1 4-3		3 0 0 0 0 2 1 1 0 0 0 0 0 0															
Jesse Barfield, R (1, 9) OBP: 0.272, SLG: 0.358		1-1 F7			4-2 CS BB	1-2 HR		2-1 2B		3 1 2 1 1 0 1															
Fred McGriff, L (1, 3) OBP: 0.398, SLG: 0.578		1-3 K			2-2 F7	2-2 HR		4-0 IBB		3 1 1 1 1 1 2															
Sil Campusano, R (1, 7) OBP: 0.273, SLG: 0.346			1-3 K		2-2 HR 1-2	0-0 1B		3-3 K		4 1 2 1 0 2 2															
Sal Butera, R (1, 2) OBP: 0.300, SLG: 0.400			0-0 2B		1-1 1B 2B 1B	0-0 6-3		1-3 K		4 1 2 0 0 1 1															
Inning Stats	R: 0 E: 0 K: 1 S: 7 H: 0 LOB: 0 P: 9	R: 0 E: 0 K: 2 S: 10 H: 1 LOB: 1 BB: 0 P: 12	R: 0 E: 0 K: 2 S: 11 H: 1 LOB: 1 BB: 0 P: 16	R: 0 E: 0 K: 1 S: 11 H: 0 LOB: 0 BB: 0 P: 16	R: 2 E: 0 K: 0 S: 24 H: 4 LOB: 2 BB: 1 P: 34	R: 2 E: 0 K: 1 S: 15 H: 3 LOB: 1 BB: 0 P: 21	R: 0 E: 0 K: 2 S: 11 H: 0 LOB: 0 BB: 0 P: 15	R: 0 E: 0 K: 2 S: 10 H: 1 LOB: 2 BB: 1 P: 19	R: 0 E: 0 K: 1 S: 14 H: 2 LOB: 1 BB: 0 P: 20	1B: 6 2B: 3 3B: 0 HR: 3 SF: 0 SAC: 0 DP: 0 HBP: 0	WP: 0 PB: 0 SB: 1 CS: 1 PA: 39														
PITCHER	IP WLS BF H R ER SO BB IBB HBP BLK WP HR S P ERA WHIP																								
Frank Viola, L (1, 1) ERA: 2.32	6.0 L 27 9 4 4 7 1 0 0 0 0 0 3 78 108 6.00 1.667																								
Juan Berenguer, R (7, 1) ERA: 3.11	3.0 12 3 0 0 5 0 1 0 0 0 0 0 35 54 0.00 1.000																								

Batter	1	2	3	4	5	6	7	8	9	AB	R	H	RBI	BB	SO	LOB
Dan Gladden, R OBP: 0.323, SLG: 0.418 (1, 7)	2-1 F7		1-1 F7		1-0 F8			1-2 6-3		4	0	0	0	0	0	1
Steve Lombardozzi, R OBP: 0.323, SLG: 0.314 (1, 4)	3-2 L9-4 2B		4-1 BB			0-1 6-3		1-0 5-3		3	0	1	0	1	0	0
Kirby Puckett, R OBP: 0.374, SLG: 0.548 (1, 8)	2-1 L9-4		1-1 1-3			1-2 5-3		1-1 5-3		4	0	0	0	0	0	3
Gary Gaetti, R OBP: 0.357, SLG: 0.561 (1, 5)		2-2 HR		0-0 P3		2-2 1B		2-1 1B		4	1	3	1	0	0	0
Gene Larkin, S OBP: 0.373, SLG: 0.384 (1, 10)		1-2 5-3		0-0 2B		2-1 F9		0-3 K		4	0	1	0	0	1	2
Kent Hrbek, L OBP: 0.373, SLG: 0.504 (1, 3)		2-1 4-3		0-1 3-1		0-1 E8		1-1 F6		4	0	0	0	0	0	2
Tim Laudner, R OBP: 0.312, SLG: 0.423 (1, 2)		1-1 6-3		2-0 4-3		2-2 5-3		0-1 1-3		3	0	0	0	0	0	1
Eric Bullock, L (9, PH)										1	0	0	0	0	0	1
Mark Davidson, R OBP: 0.337, SLG: 0.398 (1, 9)			0-0 F8		3-2 F4		1-1 1B			3	0	1	0	0	0	0
Greg Gagne, R OBP: 0.309, SLG: 0.430 (1, 6)			1-0 1B		1-1 4-3		1-1 F8			3	0	1	0	0	0	1

Inning Stats	R: 0	H: 1	E: 0	LOB: 0	K: 0	S: 7	R: 1	H: 1	E: 0	LOB: 0	K: 0	S: 12	R: 0	H: 1	E: 0	LOB: 2	K: 0	S: 7	R: 0	H: 0	E: 0	LOB: 0	K: 0	S: 7	R: 0	H: 1	E: 0	LOB: 1	K: 0	S: 5	R: 0	H: 0	E: 0	LOB: 0	K: 0	S: 7	R: 0	H: 1	E: 1	LOB: 1	K: 0	S: 10	R: 0	H: 0	E: 0	LOB: 0	K: 0	S: 6	R: 0	H: 1	E: 0	LOB: 1	K: 1	S: 9	1B: 4	SF: 0	2B: 3	SAC: 0	3B: 0	DP: 1	HR: 1	HBP: 0	WP: 0	PA: 34
--------------	------	------	------	--------	------	------	------	------	------	--------	------	-------	------	------	------	--------	------	------	------	------	------	--------	------	------	------	------	------	--------	------	------	------	------	------	--------	------	------	------	------	------	--------	------	-------	------	------	------	--------	------	------	------	------	------	--------	------	------	-------	-------	-------	--------	-------	-------	-------	--------	-------	--------

PITCHER	IP	WLS	BF	H	R	ER	SO	BB	IBB	HBP	BLK	WP	HR	S	P	ERA	WHIP
John Cerutti, L ERA: 4.0 (1, 1)	8.0	W	31	7	1	1	1	0	1	0	0	0	0	66	107	1.12	1.000
Tom Henke, R ERA: 2.72 (9, 1)	1.0	S	3	0	0	0	1	0	0	0	0	0	0	7	8	0.00	0.000

BOTTOM

Toronto Blue Jays @ Minnesota Twins
 Hubert H. Humphrey Metrodome, Minneapolis, MN
 Wed Jul 27 1988, 4:33 AM EDT
 Att. 51,687 - Dome

AB	33
R	1
H	7
RBI	1
BB	1
SO	1
LOB	11



Batter	1	2	3	4	5	6	7	8	9	AB R H RBI BB SO LOB	TOP	
Dan Gladden, R OBP: 0.320, SLG: 0.414 (1, 7) C X	0-1 F9 1B		2-0 G6-3 1B			0-2 G5-3 1B		1-0 G6-3 1B		4 0 0 0 0 0 0		
Steve Lombardozzi, R OBP: 0.322, SLG: 0.313 (1, 4) C B B B X	3-2 BB 1B 1B		0-1 G5-3 1B			0-0 F9 1B		1-1 P3 1B		4 0 1 0 0 0 0		
Kirby Puckett, R OBP: 0.375, SLG: 0.550 (1, 8) 1 SAFE X	0-0 BB 1B 1-2		1-2 G1-3 1B			1-1 G1-3 1B		1-0 2B 1B		4 0 2 0 0 0 0		
Gary Gaetti, R OBP: 0.359, SLG: 0.559 (1, 5) B B B C F C B C B B	4-2 B 1-2 2-3 BB			0-1 F7 1B			2-3 K 1B	0-0 1B		3 0 1 0 1 1 0		
Gene Larkin, S OBP: 0.369, SLG: 0.379 (1, 3) C B C F C B C B B	1-3 K 1B			0-0 G6-3 1B			1-0 G6-3 1B	0-1 F9 1B		4 0 0 0 0 1 5		
Brian Harper, R OBP: 0.382, SLG: 0.475 (1, 2) C X	0-1 G4-3 1B			1-0 P5 1B			0-0 1B	0-0 F8 1B		4 0 1 0 0 0 5		
Tim Laudner, R OBP: 0.309, SLG: 0.418 (1, 10) B B B X		2-0 G6-3 1B			0-2 L8 1B			2-1 P6 1B		3 0 0 0 0 0 1		
Mark Davidson, R OBP: 0.326, SLG: 0.384 (1, 9) F X		0-1 G5-3 1B			2-3 K 1B			0-3 K 1B		3 0 0 0 0 2 0		
Greg Gagne, R OBP: 0.306, SLG: 0.426 (1, 6) S B B B X		1-2 G1-3 1B			2-3 K 1B			1-0 G6-3 1B		3 0 0 0 0 1 0		
Inning Stats	R: 0 H: 2 E: 0 LOB: 3 K: 1 BB: 1 S: 18 P: 26	R: 0 H: 0 E: 0 LOB: 0 K: 0 BB: 0 S: 6 P: 9	R: 0 H: 0 E: 0 LOB: 0 K: 0 BB: 0 S: 6 P: 9	R: 0 H: 0 E: 0 LOB: 0 K: 0 BB: 0 S: 4 P: 5	R: 0 H: 0 E: 0 LOB: 0 K: 2 BB: 0 S: 13 P: 17	R: 0 H: 0 E: 0 LOB: 0 K: 1 BB: 0 S: 6 P: 7	R: 0 H: 1 E: 0 LOB: 1 K: 1 BB: 0 S: 7 P: 12	R: 0 H: 0 E: 0 LOB: 0 K: 1 BB: 0 S: 5 P: 7	R: 0 H: 2 E: 0 LOB: 2 K: 0 BB: 0 S: 7 P: 9	1B: 4 SF: 0 2B: 1 SAC: 0 3B: 0 DP: 0 HR: 0 HBP: 0	WP: 0 PA: 33 PB: 0 SB: 0 CS: 0	
PITCHER Greg Swindell, L ERA: 3.37 (1, 1)	IP WLS BF H R ER SO BB IBB HBP BLK WP HR S P ERA WHIP											PITCHER IP WLS BF H R ER SO BB IBB HBP BLK WP HR S P ERA WHIP

Minnesota Twins @ Cleveland Indians
Cleveland Municipal Stadium, Cleveland, OH

Fri Jul 29 1988, 7:05 PM EDT
Att. 20,179 - Unknown - 85 F

AB	32
R	0
H	5
RBI	0
BB	1
SO	5
LOB	11



livebaseballscorecards.com

Batter	1	2	3	4	5	6	7	8	9
Ron Washington, R OBP: 0.276, SLG: 0.346 (1, 6)	0-0 F9		0-3 K		3-2 F9		0-1 1B		
Terry Francona, L OBP: 0.282, SLG: 0.341 (1, 7)	0-3 K		2-2 G4-3		2-0 G4-3		0-1 1B		
Julio Franco, R OBP: 0.366, SLG: 0.436 (1, 4)	2-3 K		1-2 G6-3			0-1 HR	3-1 G5-4-3		
Joe Carter, R OBP: 0.323, SLG: 0.494 (1, 8)		1-0 F9		1-2 F8		0-0 HR		1-0 G1	
Mel Hall, L OBP: 0.337, SLG: 0.420 (1, 9)		2-0 SF9		1-2 HR		0-0 F7		0-1 F9	
Ron Kittle, R OBP: 0.328, SLG: 0.549 (1, 10)		3-1 BB		1-0 HR		3-1 G3-1		0-0 1B	
Willie Upshaw, L OBP: 0.332, SLG: 0.392 (1, 3)		4-0 BB		1-0 P5		3-2 F9		2-2 F9	
Brook Jacoby, R OBP: 0.318, SLG: 0.373 (1, 5)		2-2 SF9		2-0 F8			1-1 SH3	3-3 K	
Chris Bando, S OBP: 0.225, SLG: 0.210 (1, 2)		2-2 L9			2-1 F9		1-0 SH3		

Inning Stats	R: 0	H: 0	E: 0	K: 2	S: 7	R: 1	H: 1	E: 0	K: 0	S: 9	R: 0	H: 0	E: 0	K: 1	S: 12	R: 2	H: 2	E: 0	K: 0	S: 11	R: 0	H: 0	E: 0	K: 0	S: 6	R: 2	H: 2	E: 0	K: 0	S: 9	R: 2	H: 3	E: 0	K: 0	S: 9	R: 0	H: 2	E: 0	K: 1	S: 11
	LOB: 0	BB: 0	P: 9	LOB: 2	BB: 1	LOB: 0	BB: 0	LOB: 0	BB: 0	P: 15	LOB: 0	BB: 0	LOB: 0	BB: 0	P: 13	LOB: 0	BB: 0	LOB: 0	BB: 0	P: 15	LOB: 0	BB: 0	LOB: 0	BB: 0	P: 14	LOB: 2	BB: 0	LOB: 2	BB: 0	P: 17	LOB: 0	BB: 0	LOB: 0	BB: 0	P: 17	LOB: 0	BB: 0	LOB: 0	BB: 0	P: 17

PITCHER	IP	WLS	BF	H	R	ER	SO	BB	IBB	HBP	BLK	WP	HR	S	P	ERA	WHIP
Bert Blyleven, R ERA: 5.47 (1, 1)	6.1	L	28	7	7	7	3	1	0	1	0	0	2	59	99	9.95	1.263
Jim Winn, R ERA: 3.86 (7, 1)	1.0		5	3	0	0	0	0	0	0	0	0	8	12	0.00	3.000	
Mark Portugal, R ERA: 4.71 (8, 1)	0.2		2	0	0	0	1	0	0	0	0	0	7	12	0.00	0.000	

AB R H RBI BB SO LOB

4	1	1	1	0	1	0
4	0	1	1	0	1	0
4	1	1	0	0	1	1
4	1	1	2	0	0	0
4	2	3	0	0	0	0
3	1	2	2	0	0	0
3	0	0	0	1	0	2
3	1	1	1	0	1	2
2	0	0	0	0	0	2

WP	HR	S	P	ERA	WHIP
0	0	0	0	0.00	3.000
0	0	0	0	0.00	0.000

MINNESOTA TWINS @ CLEVELAND INDIANS
CLEVELAND MUNICIPAL STADIUM, CLEVELAND, OH

livebaseballscorecards.com

AB	31
R	7
H	10
RBI	7
BB	1
SO	4
LOB	7



WP: 0 PA: 35
 PB: 0 SB: 0
 CS: 0

Fri Jul 29 1988, 7:05 PM EDT
 Att: 20,179 - Unknown - 85 F

Batter	1	2	3	4	5	6	7	8	9	AB R H RBI BB SO LOB
Ron Washington, R OBP: 0.272, SLG: 0.340 (1, 6) C F B X	1-2 F8 ①		1-1 L4 ③			2-2 F7 ①				3 0 0 0 0 0 1
Domingo Ramos, R OBP: 0.318, SLG: 0.308 (1, 3) B F B S S	2-3 K ②			0-0 G6-3 1B		0-1 F9 ②				3 0 1 0 0 1 1
Julio Franco, R OBP: 0.366, SLG: 0.438 (1, 4) B F F B B X	3-2 5-3 ③			0-2 G6-3 1-2f		0-0 1-H 2B				3 0 1 1 0 0 1
Joe Carter, R OBP: 0.323, SLG: 0.500 (1, 8)		1-2 P3 ①		2-2 HR		2-1 G4-3 ③				3 1 1 1 0 0 1
Ron Kittle, R OBP: 0.323, SLG: 0.539 (1, 10)		2-2 P3 ②		1-1 P3 ③			2-0 P2 ①			3 0 0 0 0 0 0
Cory Snyder, R OBP: 0.332, SLG: 0.492 (1, 9)		2-2 1B			1-1 P2 ①		1-0 2B			3 0 2 0 0 0 0
Carmen Castillo, R OBP: 0.316, SLG: 0.340 (1, 7)		0-0 F8 ③			1-1 G4-3 ②		0-1 L4 ②			3 0 0 0 0 0 2
Brook Jacoby, R OBP: 0.316, SLG: 0.370 (1, 5)			1-3 K ①		1-0 G1-3 ③		1-3 K ③			3 0 0 0 0 2 1
Chris Bando, S OBP: 0.233, SLG: 0.206 (1, 2)			2-2 L7 ②			4-0 2B BB				1 1 0 0 1 0 0

Inning Stats	R: 0 E: 0 K: 1 S: 10	H: 0 LOB: 0 BB: 0 P: 16	R: 0 E: 0 K: 0 S: 11	H: 1 LOB: 1 BB: 0 P: 16	R: 0 E: 0 K: 1 S: 10	H: 0 LOB: 0 BB: 0 P: 14	R: 1 E: 0 K: 0 S: 11	H: 2 LOB: 0 BB: 0 P: 14	R: 0 E: 0 K: 0 S: 5	H: 0 LOB: 0 BB: 0 P: 8	R: 1 E: 0 K: 0 S: 10	H: 1 LOB: 1 BB: 1 P: 18	R: 0 E: 0 K: 1 S: 7	H: 1 LOB: 1 BB: 0 P: 11	1B: 2 2B: 2 3B: 0 HR: 1	SF: 0 SAC: 0 DP: 1 HBP: 0	WP: 0 PB: 0 SB: 0 CS: 0	PA: 26
--------------	-------------------------------	----------------------------------	-------------------------------	----------------------------------	-------------------------------	----------------------------------	-------------------------------	----------------------------------	------------------------------	---------------------------------	-------------------------------	----------------------------------	------------------------------	----------------------------------	----------------------------------	------------------------------------	----------------------------------	--------

PITCHER	IP	WLS	BF	H	R	ER	SO	BB	IBB	HBP	BLK	WP	HR	S	P	ERA	WHIP
Allan Anderson, L ERA: 2.87 (1, 1)	7.0	W	26	5	2	2	3	1	0	0	0	0	1	64	97	2.57	0.857

BOTTOM

Minnesota Twins @ Cleveland Indians
Cleveland Municipal Stadium, Cleveland, OH

Sat Jul 30 1988, 3:33 AM EDT
Att. 22,733 - Cloudy - 92 F

livebaseballscorecards.com

AB	25
R	2
H	5
RBI	2
BB	1
SO	3
LOB	7



Batter	1	2	3	4	5	6	7	8	9	AB R H RBI BB SO LOB	TOP		
Dan Gladden, R (1, 7) OBP: 0.324, SLG: 0.419 Mark Davidson, R (7, 9) OBP: 0.326, SLG: 0.384	3-1 		1-1 		0-1 	1-0 	0-0 			5 1 3 1 0 0 1			
Randy Bush, L (1, 9) OBP: 0.377, SLG: 0.480 (7, 3)	2-2 		3-2 		3-2 	1-2 	1-1 			4 0 1 0 0 0 3			
Kirby Puckett, R (1, 8) OBP: 0.369, SLG: 0.541 John Moses, S (6, 8) OBP: 0.352, SLG: 0.400	1-0 			0-3 	1-3 	2-2 		0-0 		4 1 0 1 0 2 3			
Kent Hrbek, L (1, 3) Eric Bullock, L (7, 7)		0-0 		0-0 		1-2 		1-0 		2 2 1 0 2 0 0			
Gary Gaetti, R (1, 5) Al Newman, S (6, 5) OBP: 0.321, SLG: 0.267		2-2 		0-1 		1-2 		0-0 		4 2 2 1 0 0 1			
Gene Larkin, S (1, 10) OBP: 0.374, SLG: 0.389		3-2 			4-0 			0-0 		4 2 3 2 1 0 0			
Tim Laudner, R (1, 2) OBP: 0.310, SLG: 0.430		1-2 			0-1 			1-0 		5 2 2 3 0 0 2			
Steve Lombardozzi, R (1, 4) OBP: 0.315, SLG: 0.305			2-1 		1-1 	1-0 	1-0 		0-0 	5 0 0 1 0 0 1			
Greg Gagne, R (1, 6) OBP: 0.305, SLG: 0.433			0-1 		1-2 	1-2 	1-0 			4 2 1 1 0 0 2			
Inning Stats	R: 0 H: 0 E: 0 LOB: 0 K: 0 BB: 0 S: 6 P: 12	R: 0 H: 2 E: 0 LOB: 1 K: 0 BB: 0 S: 11 P: 17	R: 0 H: 1 E: 0 LOB: 1 K: 0 BB: 0 S: 10 P: 16	R: 0 H: 0 E: 0 LOB: 0 K: 1 BB: 0 S: 6 P: 6	R: 3 H: 3 E: 1 LOB: 1 K: 1 BB: 1 S: 16 P: 26	R: 9 H: 7 E: 2 LOB: 1 K: 0 BB: 2 S: 31 P: 55	R: 0 H: 0 E: 1 LOB: 1 K: 0 BB: 0 S: 5 P: 8	R: 0 H: 1 E: 0 LOB: 0 K: 0 BB: 0 S: 3 P: 4	R: 0 H: 0 E: 0 LOB: 0 K: 0 BB: 0 S: 3 P: 4	1B: 9 SF: 0 2B: 3 SAC: 0 3B: 0 DP: 2 HR: 2 HBP: 1	WP: 0 PA: 44 PB: 0 SB: 0 CS: 0		
PITCHER	IP WLS BF H R ER SO BB IBB HBP BLK WP HR S P ERA WHIP											PITCHER	IP WLS BF H R ER SO BB IBB HBP BLK WP HR S P ERA WHIP
John Farrell, R (1, 1) ERA: 4.22	5.0 L 24 8 6 6 2 2 0 1 0 0 0 2 54 89 10.80 2.000												
Bill Laskey, R (6, 1) ERA: 6.06	0.0 2 1 0 0 0 0 0 0 0 0 0 0 6 9 ∞ ∞												
Don Gordon, R (6, 1) ERA: 5.04	0.2 7 4 6 5 0 1 0 0 1 0 0 17 31 67.50 7.500												
Rick Rodriguez, R (6, 1) ERA: 5.83	2.1 8 1 0 0 0 0 0 0 0 0 0 11 15 0.00 0.429												
Brad Havens, L (9, 1) ERA: 3.79	1.0 3 0 0 0 0 0 0 0 0 0 0 3 4 0.00 0.000												

Minnesota Twins @ Cleveland Indians
 Cleveland Municipal Stadium, Cleveland, OH
 Sun Jul 31 1988, 3:33 AM EDT
 Att. 24,045 - Sunny - 79 F

livebaseballscorecards.com

AB 40
R 12
H 14
RBI 10
BB 3
SO 2
LOB 15



Batter	1	2	3	4	5	6	7	8	9	AB R H RBI BB SO LOB
Ron Washington, R (1, 6) OBP: 0.273, SLG: 0.337 Paul Zuvella, R (7, 6) OBP: 0.063, SLG: 0.063	1-3 K		0-1 L9			4-1 BB 1B BB	0-1 FC6-4		3-2 P6	2 1 0 0 1 1 0 2 0 0 0 0 0 1
Terry Francona, L (1, 10) OBP: 0.303, SLG: 0.360	3-2 1B 1B			0-0 BB 1B		2-1 BB 1B	1-1 F7			4 1 3 0 0 0 1
Julio Franco, R (1, 4) OBP: 0.372, SLG: 0.439	1-2 G4-6-3 1B			4-0 BB 1B SAFE BB		4-2 BB 1B BB		4-2 BB 2B G6-3		1 1 1 0 3 0 0
Joe Carter, R (1, 8) OBP: 0.321, SLG: 0.496 Carmen Castillo, R (8, 7) OBP: 0.323, SLG: 0.358	0-1 G4-6-3 1-2f			2-1 P4		0-0 P3		0-0 G6-3 1-3 G6-3 2B		3 0 0 0 0 0 7 1 1 1 0 0 0 0
Mel Hall, L (1, 7) OBP: 0.336, SLG: 0.418 (8, 8)		2-0 P6		0-0 G3-6-3 1-2f		0-0 BB 1B 1-3 2-H 3-H		2-2 G6-3 2-3 3-H		4 0 1 3 0 0 3
Cory Snyder, R (1, 9) OBP: 0.329, SLG: 0.486		2-1 G5-3			0-0 F9	0-0 K		0-2 G6-3 3-H		4 0 0 1 0 1 2
Willie Upshaw, L (1, 3) OBP: 0.332, SLG: 0.391		1-0 G1-3			0-1 BB 1B	3-3 K		1-1 F9		4 0 1 0 0 1 2
Brook Jacoby, R (1, 5) OBP: 0.313, SLG: 0.367 Domingo Ramos, R (8, 5) OBP: 0.311, SLG: 0.300			0-0 L8		0-1 L6		0-0 P4		0-1 G4-3	3 0 0 0 0 0 1 1 0 0 0 0 0 0
Chris Bando, S (1, 2) OBP: 0.234, SLG: 0.197			2-3 K2-3		1-0 G3		4-2 FC6-4 BB		2-1 G4-3	3 0 0 0 1 1 1

Inning Stats	R: 0 E: 0 K: 1 S: 11	H: 2 LOB: 1 BB: 0 P: 16	R: 0 E: 0 K: 0 S: 4	H: 0 LOB: 0 BB: 0 P: 9	R: 0 E: 0 K: 1 S: 7	H: 0 LOB: 0 BB: 0 P: 9	R: 0 E: 0 K: 0 S: 4	H: 1 LOB: 1 BB: 1 P: 10	R: 0 E: 0 K: 0 S: 6	H: 1 LOB: 1 BB: 0 P: 7	R: 2 E: 0 K: 2 S: 13	H: 2 LOB: 2 BB: 2 P: 28	R: 0 E: 0 K: 0 S: 7	H: 0 LOB: 1 BB: 1 P: 12	R: 2 E: 0 K: 0 S: 14	H: 1 LOB: 0 BB: 1 P: 21	R: 0 E: 0 K: 0 S: 7	H: 0 LOB: 0 BB: 0 P: 12	1B: 6 2B: 1 3B: 0 HR: 0	SF: 0 SAC: 0 DP: 2 HBP: 0	WP: 0 PB: 0 SB: 0 CS: 0	PA: 37
--------------	-------------------------------	----------------------------------	------------------------------	---------------------------------	------------------------------	---------------------------------	------------------------------	----------------------------------	------------------------------	---------------------------------	-------------------------------	----------------------------------	------------------------------	----------------------------------	-------------------------------	----------------------------------	------------------------------	----------------------------------	----------------------------------	------------------------------------	----------------------------------	--------

PITCHER	IP	WLS	BF	H	R	ER	SO	BB	IBB	HBP	BLK	WP	HR	S	P	ERA	WHIP
Freddie Toliver, R (1, 1) ERA: 4.24	5.1	W	23	6	2	2	2	3	0	0	0	0	0	39	68	3.38	1.688
Mark Portugal, R (6, 1) ERA: 4.73	3.2	S	14	1	2	2	2	2	0	0	0	0	0	34	56	4.91	0.818

BOTTOM

Minnesota Twins @ Cleveland Indians
Cleveland Municipal Stadium, Cleveland, OH
Sun Jul 31 1988, 3:33 AM EDT
Att. 24,045 - Sunny - 79 F

livebaseballscorecards.com

AB	32
R	4
H	7
RBI	4
BB	5
SO	4
LOB	18



Batter	1	2	3	4	5	6	7	8	9	AB R H RBI BB SO LOB	TOP									
Dan Gladden, R (1, 7) OBP: 0.320, SLG: 0.415	2-2 6-3		1-0 CS	2-1 E9		0-0 6-3		1-1 4-3		4 0 0 0 0 0 0										
Randy Bush, L (1, 9) OBP: 0.372, SLG: 0.472	2-1 4-3			0-0 L3-6		1-1 F8		1-0 4-3		4 0 0 0 0 0 1										
Kirby Puckett, R (1, 8) OBP: 0.368, SLG: 0.538	1-3 K			1-1 6-3		1-2 1B		0-1 L3		4 0 1 0 0 1 0										
Kent Hrbek, L (1, 3) OBP: 0.375, SLG: 0.500 Mark Davidson, R (9, PR) OBP: 0.326, SLG: 0.384		2-1 F8		2-2 1B		0-0 F4		2-2 1B		4 1 2 0 0 0 1 0 0 0 0 0 0 0										
Gary Gaetti, R (1, 5) OBP: 0.359, SLG: 0.561		0-2 6-3		4-2 1B		0-3 K		0-0 F5		3 0 0 0 1 1 1										
Gene Larkin, S (1, 10) OBP: 0.371, SLG: 0.386		2-3 K		0-1 F7		0-0 L9				3 0 0 0 0 1 2										
Tim Laudner, R (1, 2) OBP: 0.307, SLG: 0.425			1-0 L3		2-3 K		2-3 K			3 0 0 0 0 2 2										
Steve Lombardozzi, R (1, 4) OBP: 0.315, SLG: 0.305			3-2 6-3		2-0 1B		1-0 1-3			3 0 1 1 0 0 0										
Greg Gagne, R (1, 6) OBP: 0.302, SLG: 0.429			3-1 E5		2-2 1-3		2-3 K			3 0 0 0 0 1 2										
Inning Stats	R: 0 E: 0 K: 1 S: 11	H: 0 LOB: 0 BB: 0 P: 16	R: 0 E: 0 K: 1 S: 10	H: 0 LOB: 0 BB: 0 P: 14	R: 0 E: 1 K: 0 S: 6	H: 0 LOB: 0 BB: 0 P: 14	R: 0 E: 1 K: 0 S: 5	H: 0 LOB: 0 BB: 0 P: 8	R: 1 E: 0 K: 1 S: 16	H: 2 LOB: 2 BB: 1 P: 28	R: 0 E: 0 K: 2 S: 7	H: 0 LOB: 0 BB: 0 P: 9	R: 0 E: 0 K: 1 S: 7	H: 0 LOB: 0 BB: 0 P: 11	R: 0 E: 0 K: 1 S: 9	H: 1 LOB: 1 BB: 0 P: 12	1B: 4 2B: 1 3B: 0 HR: 0	SF: 0 SAC: 0 DP: 1 HBP: 0	WP: 0 PB: 0 SB: 0 CS: 1	PA: 33
PITCHER	IP WLS BF H R ER SO BB IBB HBP BLK WP HR S P ERA WHIP																			
Dave Stieb, R (1, 1) ERA: 3.1	8.0 W 28 3 1 1 6 1 0 0 0 0 0 0 69 109 1.12 0.500																			
Tom Henke, R (9, 1) ERA: 2.79	1.0 S 4 1 0 0 0 0 0 0 0 0 0 0 9 12 0.00 1.000																			

Minnesota Twins @ Toronto Blue Jays
Exhibition Stadium, Toronto, ON
Mon Aug 01 1988, 3:33 AM EDT
Att. 33,206 - Cloudy - 78 F

livebaseballscorecards.com

AB 31
R 1
H 4
RBI 1
BB 1
SO 6
LOB 9



Batter	1	2	3	4	5	6	7	8	9
Tony Fernandez, S OBP: 0.321, SLG: 0.367 (1, 6)	3-2 5-3		0-0 F7		0-0 4-3			2-2 HR 1B	
Manuel Lee, S OBP: 0.343, SLG: 0.364 (1, 4)	0-0 L4-3 1B		0-0 FC6-4 1-2f			2-2 L4		2-2 HR 1B	
George Bell, R OBP: 0.310, SLG: 0.450 (1, 7)	1-1 L4-3 1-2			1-1 4-3		0-0 F8		2-1 HR 1-H 2-H	
Kelly Cruber, R OBP: 0.337, SLG: 0.474 (1, 5)		0-3 K		2-1 L7		1-2 F8		1-1 F6	
Cecil Fielder, R OBP: 0.323, SLG: 0.558 (1, 10)		2-2 F8		2-3 K			1-1 F7		
Jesse Barfield, R OBP: 0.288, SLG: 0.396 (1, 9)		1-2 2B			0-2 2B		4-2 L4-3 BB		
Fred McGriff, L OBP: 0.394, SLG: 0.578 (1, 3)		0-1 F7			2-1 F8		2-1 SAFE L4-3 1-2		
Sil Campusano, R OBP: 0.268, SLG: 0.338 (1, 8)			1-3 K		3-2 1B			2-2 P2	
Sal Butera, R OBP: 0.269, SLG: 0.346 (1, 2)			0-1 FC6-4 1B		1-1 F6			0-0 F9	

Inning Stats	R: 0	H: 1	E: 0	LOB: 0	K: 0	S: 7	P: 11	R: 0	H: 1	E: 0	LOB: 1	K: 1	S: 14	P: 17	R: 0	H: 1	E: 0	LOB: 1	K: 1	S: 7	P: 8	R: 0	H: 0	E: 0	LOB: 0	K: 1	S: 8	P: 13	R: 0	H: 2	E: 0	LOB: 2	K: 0	S: 12	P: 18	R: 0	H: 0	E: 0	LOB: 0	K: 0	S: 7	P: 10	R: 0	H: 0	E: 0	LOB: 0	K: 0	S: 6	P: 13	R: 3	H: 3	E: 0	LOB: 0	K: 0	S: 15	P: 24
--------------	------	------	------	--------	------	------	-------	------	------	------	--------	------	-------	-------	------	------	------	--------	------	------	------	------	------	------	--------	------	------	-------	------	------	------	--------	------	-------	-------	------	------	------	--------	------	------	-------	------	------	------	--------	------	------	-------	------	------	------	--------	------	-------	-------

PITCHER		IP	WLS	BF	H	R	ER	SO	BB	IBB	HBP	BLK	WP	HR	S	P	ERA	WHIP
Frank Viola, L	(1, 1)	7.2	L	29	7	2	2	3	1	0	0	0	0	0	72	107	2.35	1.043
Jeff Reardon, R	(8, 1)	0.1		2	1	1	1	0	0	0	0	0	0	1	4	7	27.00	3.000

BOTTOM


Minnesota Twins @ Toronto Blue Jays
Exhibition Stadium, Toronto, ON

Mon Aug 01 1988, 3:33 AM EDT
Att. 33,206 - Cloudy - 78 F

AB	R	H	RBI	BB	SO	LOB
4	1	1	0	0	0	3
4	1	2	0	0	0	1
4	1	1	3	0	0	1
4	0	0	0	0	1	0
3	0	0	0	0	1	0
2	0	2	0	1	0	0
3	0	0	0	0	0	3
3	0	1	0	0	1	0
3	0	1	0	0	0	2

AB	30
R	3
H	8
RBI	3
BB	1
SO	3
LOB	10

WP: 0 PA: 31
PB: 0
SB: 0
CS: 0



1B	2B	3B	HR	SF	SAC	DP	HBP	WP	HR	S	P	ERA	WHIP
5	4	0	1	0	2	0	0	0	0	0	0	27.00	3.000

Batter	1	2	3	4	5	6	7	8	9	AB R H RBI BB SO LOB	TOP	
John Moses, S (1, 7) OBP: 0.357, SLG: 0.403	2-1 CS 1B		1-0 G3			0-0 1B 1B		0-0 G6-3 1-2f		4 0 2 0 0 0 1		
Randy Bush, L (1, 9) OBP: 0.370, SLG: 0.469	1-2 SAFE SAFE SAFE P6		2-1 G3			1-2 1B		1-1 F8		4 0 1 0 0 0 1		
Kirby Puckett, R (1, 8) OBP: 0.367, SLG: 0.535	1-2 6-3 1-2		1-1 1B			1-2 P4 1B		0-0 L9		4 0 1 0 0 0 3		
Kent Hrbek, L (1, 3) OBP: 0.374, SLG: 0.497		0-0 4-3		1-3 K		0-0 G3		2-1 FC5-4 1B		4 0 1 0 0 1 3		
Gary Gaetti, R (1, 5) OBP: 0.355, SLG: 0.555		0-1 L8		2-3 K		2-3 K		0-0 FC5-4 1-2f		4 0 0 0 0 2 2		
Gene Larkin, S (1, 10) OBP: 0.368, SLG: 0.382		2-1 F8			0-0 G3		1-1 F7			3 0 0 0 0 0 0		
Brian Harper, R (1, 2) OBP: 0.368, SLG: 0.488			1-0 HR		0-0 6-3		1-1 L8			3 1 1 1 0 0 0		
Steve Lombardozzi, R (1, 4) OBP: 0.311, SLG: 0.301			1-2 4-3		3-3 K		2-2 P4			3 0 0 0 0 1 0		
Al Newman, S (1, 6) OBP: 0.322, SLG: 0.269			1-3 K		1-3 K		0-0 G6-3 1B			3 0 1 0 0 2 0		
Inning Stats	R: 0 H: 1 E: 0 LOB: 0 K: 0 BB: 0 S: 9 P: 12	R: 0 H: 0 E: 0 LOB: 0 K: 0 BB: 0 S: 5 P: 7	R: 1 H: 1 E: 0 LOB: 0 K: 1 BB: 0 S: 9 P: 13	R: 0 H: 1 E: 0 LOB: 1 K: 2 BB: 0 S: 10 P: 16	R: 0 H: 0 E: 0 LOB: 0 K: 1 BB: 0 S: 6 P: 9	R: 0 H: 2 E: 0 LOB: 2 K: 1 BB: 0 S: 11 P: 14	R: 0 H: 0 E: 0 LOB: 0 K: 1 BB: 0 S: 8 P: 12	R: 0 H: 1 E: 0 LOB: 0 K: 0 BB: 0 S: 6 P: 8	R: 0 H: 1 E: 0 LOB: 1 K: 0 BB: 0 S: 6 P: 9	1B: 6 SF: 0 2B: 0 SAC: 0 3B: 0 DP: 1 HR: 1 HBP: 0	WP: 0 PA: 32 PB: 0 SB: 0 CS: 1	
PITCHER Jim Clancy, R (1, 1) ERA: 5.05	IP WLS BF H R ER SO BB IBB HBP BLK WP HR S P ERA WHIP	9.0 W 32 7 1 1 6 0 0 0 0 0 1 70 100 1.00 0.778										

Minnesota Twins @ Toronto Blue Jays
Exhibition Stadium, Toronto, ON
Tue Aug 02 1988, 7:05 PM EDT
Att. 30,327 - Unknown - 82 F

AB	32
R	1
H	7
RBI	1
BB	0
SO	6
LOB	10



BOTTOM

Minnesota Twins @ Toronto Blue Jays
Exhibition Stadium, Toronto, ON
Tue Aug 02 1988, 7:05 PM EDT
Att. 30,327 - Unknown - 82 F

livebaseballscorecards.com

AB 37
R 11
H 14
RBI 11
BB 6
SO 2
LOB 12



WP: 0 PA: 43
PB: 1
SB: 0
CS: 0

AB	R	H	RBI	BB	SO	LOB	
5	3	4	2	0	0	0	
3	1	2	1	2	0	1	
4	2	2	3	1	0	3	
4	0	0	0	0	1	2	
1	1	1	0	0	0	0	
4	2	2	3	1	0	0	
4	0	1	2	1	0	0	
4	1	2	0	0	0	1	
1	0	0	0	0	0	2	
3	1	0	0	1	1	1	
4	0	0	0	0	0	2	
0	0	0	0	0	0	0	
1B: 7	SF: 0	2B: 4	SAC: 0	3B: 0	DP: 1	HR: 3	HBP: 0

Batter	1	2	3	4	5	6	7	8	9							
Tony Fernandez, S OBP: 0.327, SLG: 0.377 (1, 6)	2-1 HR 1B	1-0 2B 2B		0-0 PB 2B		2-0 BB 1B		3-2 F7 2								
Ernie Whitt, L OBP: 0.336, SLG: 0.344 (1, 2)	1-0 P4 1	0-0 2B 2B		4-2 2B BB		4-2 1-2 BB		2-2 1B BB 1B								
Rance Mulliniks, L OBP: 0.396, SLG: 0.511 (1, 10)	2-1 HR 1	0-0 F8 3		2-1 1-3 2B 3-H		2-1 6-3 3		4-2 BB 1B BB 1-2								
George Bell, R OBP: 0.307, SLG: 0.446 (1, 7)	3-3 K 2		1-0 F9 1	1-0 6-3 3			0-1 F9 1	2-2 BB 1B 1-2 2-3								
Sil Campusano, R OBP: 0.273, SLG: 0.343 (8, 7)																
Fred McGriff, L OBP: 0.397, SLG: 0.595 (1, 3)	3-2 4-3 3		3-1 HR 1		3-1 6-3 1		0-0 HR 1	4-2 1B BB 1-2 2-3 3-H								
Kelly Gruber, R OBP: 0.337, SLG: 0.472 (1, 5)		0-1 5-3 1	1-0 P4 2		4-2 G4-3 BB 1		0-0 1-3 2	2-2 1B 1-2 2-H 3-H								
Rick Leach, L OBP: 0.360, SLG: 0.365 (1, 9)		0-2 BB 2B 1B 1	0-0 P6 3		0-0 G4-3 BB 1-2f 2		1-1 1B 1	2-2 4-3 3								
Rob Ducey, L (8, 8)																
Jesse Barfield, R OBP: 0.288, SLG: 0.391 (1, 8)		4-2 2B BB 1-2 1		1-3 K 1		3-2 F8 1	0-1 F3 3									
Manuel Lee, S OBP: 0.338, SLG: 0.358 (1, 4)		1-2 F7 2		1-1 4-3 2		0-0 4-3 2		1-1 F8 1								
Nelson Liriano, S OBP: 0.273, SLG: 0.322 (9, 4)																
Inning Stats	R: 2 E: 0 K: 1 S: 11	H: 2 LOB: 0 BB: 0 P: 22	R: 3 E: 0 K: 0 S: 15	H: 3 LOB: 1 BB: 1 P: 21	R: 1 E: 0 K: 0 S: 5	H: 1 LOB: 0 BB: 0 P: 10	R: 1 E: 0 K: 1 S: 11	H: 2 LOB: 2 BB: 1 P: 20	R: 0 E: 0 K: 0 S: 6	H: 0 LOB: 0 BB: 1 P: 13	R: 0 E: 0 K: 0 S: 11	H: 1 LOB: 2 BB: 1 P: 22	R: 1 E: 0 K: 0 S: 8	H: 2 LOB: 1 BB: 0 P: 9	R: 3 E: 0 K: 0 S: 23	H: 3 LOB: 2 BB: 2 P: 43
PITCHER	IP WLS BF H R ER SO BB IBB HBP BLK WP HR S P ERA WHIP	IP WLS BF H R ER SO BB IBB HBP BLK WP HR S P ERA WHIP	IP WLS BF H R ER SO BB IBB HBP BLK WP HR S P ERA WHIP	IP WLS BF H R ER SO BB IBB HBP BLK WP HR S P ERA WHIP	IP WLS BF H R ER SO BB IBB HBP BLK WP HR S P ERA WHIP	IP WLS BF H R ER SO BB IBB HBP BLK WP HR S P ERA WHIP	IP WLS BF H R ER SO BB IBB HBP BLK WP HR S P ERA WHIP	IP WLS BF H R ER SO BB IBB HBP BLK WP HR S P ERA WHIP	IP WLS BF H R ER SO BB IBB HBP BLK WP HR S P ERA WHIP							
Charlie Lea, R ERA: 4.93 (1, 1)	3.0 L	16 6	6 6	6 6	6 6	1 1	1 0	0 0	0 0	0 0	0 0	0 1	59 107	9.00 2.600		
Jim Winn, R ERA: 5.21 (4, 1)	5.0	27 8	5 5	5 1	5 1	0 0	0 0	0 0	0 0	0 0	0 0	0 0	59 107	9.00 2.600		

Batter	1	2	3	4	5	6	7	8	9							
Tony Fernandez, S OBP: 0.327, SLG: 0.377 (1, 6)	2-1 HR 1B	1-0 2B 2B		0-0 PB 2B		2-0 BB 1B		3-2 F7 2								
Ernie Whitt, L OBP: 0.336, SLG: 0.344 (1, 2)	1-0 P4 1	0-0 2B 2B		4-2 2B BB		4-2 1-2 BB		2-2 1B BB 1B								
Rance Mulliniks, L OBP: 0.396, SLG: 0.511 (1, 10)	2-1 HR 1	0-0 F8 3		2-1 1-3 2B 3-H		2-1 6-3 3		4-2 BB 1B BB 1-2								
George Bell, R OBP: 0.307, SLG: 0.446 (1, 7)	3-3 K 2		1-0 F9 1	1-0 6-3 3			0-1 F9 1	2-2 BB 1B 1-2 2-3								
Sil Campusano, R OBP: 0.273, SLG: 0.343 (8, 7)																
Fred McGriff, L OBP: 0.397, SLG: 0.595 (1, 3)	3-2 4-3 3		3-1 HR 1		3-1 6-3 1		0-0 HR 1	4-2 1B BB 1-2 2-3 3-H								
Kelly Gruber, R OBP: 0.337, SLG: 0.472 (1, 5)		0-1 5-3 1	1-0 P4 2		4-2 G4-3 BB 1		0-0 1-3 2	2-2 1B 1-2 2-H 3-H								
Rick Leach, L OBP: 0.360, SLG: 0.365 (1, 9)		0-2 BB 2B 1B 1	0-0 P6 3		0-0 G4-3 BB 1-2f 2		1-1 1B 1	2-2 4-3 3								
Rob Ducey, L (8, 8)																
Jesse Barfield, R OBP: 0.288, SLG: 0.391 (1, 8)		4-2 2B BB 1-2 1		1-3 K 1		3-2 F8 1	0-1 F3 3									
Manuel Lee, S OBP: 0.338, SLG: 0.358 (1, 4)		1-2 F7 2		1-1 4-3 2		0-0 4-3 2		1-1 F8 1								
Nelson Liriano, S OBP: 0.273, SLG: 0.322 (9, 4)																
Inning Stats	R: 2 E: 0 K: 1 S: 11	H: 2 LOB: 0 BB: 0 P: 22	R: 3 E: 0 K: 0 S: 15	H: 3 LOB: 1 BB: 1 P: 21	R: 1 E: 0 K: 0 S: 5	H: 1 LOB: 0 BB: 0 P: 10	R: 1 E: 0 K: 1 S: 11	H: 2 LOB: 2 BB: 1 P: 20	R: 0 E: 0 K: 0 S: 6	H: 0 LOB: 0 BB: 1 P: 13	R: 0 E: 0 K: 0 S: 11	H: 1 LOB: 2 BB: 1 P: 22	R: 1 E: 0 K: 0 S: 8	H: 2 LOB: 1 BB: 0 P: 9	R: 3 E: 0 K: 0 S: 23	H: 3 LOB: 2 BB: 2 P: 43
PITCHER	IP WLS BF H R ER SO BB IBB HBP BLK WP HR S P ERA WHIP	IP WLS BF H R ER SO BB IBB HBP BLK WP HR S P ERA WHIP	IP WLS BF H R ER SO BB IBB HBP BLK WP HR S P ERA WHIP	IP WLS BF H R ER SO BB IBB HBP BLK WP HR S P ERA WHIP	IP WLS BF H R ER SO BB IBB HBP BLK WP HR S P ERA WHIP	IP WLS BF H R ER SO BB IBB HBP BLK WP HR S P ERA WHIP	IP WLS BF H R ER SO BB IBB HBP BLK WP HR S P ERA WHIP	IP WLS BF H R ER SO BB IBB HBP BLK WP HR S P ERA WHIP	IP WLS BF H R ER SO BB IBB HBP BLK WP HR S P ERA WHIP							
Charlie Lea, R ERA: 4.93 (1, 1)	3.0 L	16 6	6 6	6 6	6 6	1 1	1 0	0 0	0 0	0 0	0 0	0 1	59 107	9.00 2.600		
Jim Winn, R ERA: 5.21 (4, 1)	5.0	27 8	5 5	5 1	5 1	0 0	0 0	0 0	0 0	0 0	0 0	0 0	59 107	9.00 2.600		

Batter	1	2	3	4	5	6	7	8	9	AB R H RBI BB SO LOB	TOP										
Dan Gladden, R OBP: 0.321, SLG: 0.413 (1, 7) B C B B C B	4-2 PB 1B BB	1-0 1B		1-1 FC1-6 2B 1-2f		2-3 K		0-2 G3		4 2 1 0 1 1 1											
Steve Lombardozzi, R OBP: 0.321, SLG: 0.323 (1, 4) C C 1 SAFE F B B X	3-2 2B 1-H 1B	0-0 1B		2-1 SAFE SAFE 2B 1-3		3-2 2B		0-3 K		5 2 4 1 0 1 0											
Kirby Puckett, R OBP: 0.367, SLG: 0.536 (1, 8) B X	1-0 F8	1-3 K		0-0 2B 2-H 3-H		0-0 F9			0-0 3B 1B	5 1 2 2 0 1 4											
Gary Gaetti, R OBP: 0.361, SLG: 0.566 (1, 5) C B B 1 SAFE X	2-1 E7 1-H 1B 2B		2-1 E7 6-3 1B	2-2 P5		2-0 2B 1B			0-2 1-H 5-3 3B	5 3 4 1 0 0 1											
Gene Larkin, S OBP: 0.369, SLG: 0.386 (1, 10) B C X	1-1 1B 2-H		0-1 6-3 2-3		1-1 4-3		1-2 F9 1-H 2B		1-0 F8	5 0 2 2 0 0 2											
Tim Laudner, R OBP: 0.312, SLG: 0.424 (1, 2) B S F B X	2-2 1B 2-H		0-3 K		4-2 1B BB		3-1 SAFE F4		4-0 5-3 BB	3 0 1 0 2 1 2											
Kent Hrbek, L OBP: 0.372, SLG: 0.493 (1, 3) F F F X	1-2 1-3		0-0 F7		2-0 1B G6-3		0-1 F9		1-2 5-3	5 0 1 1 0 0 4											
Greg Gagne, R OBP: 0.298, SLG: 0.422 (1, 6) B B X		1-1 6-3		2-0 P4 1-2f		3-2 G6-3		1-2 P3		5 0 0 0 0 0 4											
Mark Davidson, R OBP: 0.323, SLG: 0.379 (1, 9) Randy Bush, L OBP: 0.370, SLG: 0.467 (4, PH) (4, 9) John Moses, S OBP: 0.357, SLG: 0.403 (8, 9) C C C X		1-2 6-3		1-0 FC1-6 1B		1-0 F9		2-2 P5		1 0 0 0 0 0 0 3 0 1 0 0 0 0 0 0 0 0 0 0 0											
Inning Stats	R: 3 E: 1 K: 0 S: 17	H: 4 LOB: 1 BB: 1 P: 31	R: 0 E: 0 K: 1 S: 11	H: 2 LOB: 2 BB: 0 P: 15	R: 0 E: 1 K: 1 S: 8	H: 1 LOB: 1 BB: 0 P: 10	R: 2 E: 0 K: 0 S: 15	H: 3 LOB: 1 BB: 0 P: 21	R: 0 E: 0 K: 1 S: 9	H: 1 LOB: 1 BB: 1 P: 19	R: 0 E: 0 K: 1 S: 9	H: 1 LOB: 1 BB: 0 P: 15	R: 1 E: 0 K: 0 S: 11	H: 2 LOB: 1 BB: 0 P: 18	R: 0 E: 0 K: 1 S: 11	H: 0 LOB: 0 BB: 0 P: 13	R: 2 E: 0 K: 0 S: 10	H: 2 LOB: 1 BB: 1 P: 18	1B: 10 2B: 5 3B: 1 HR: 0	SF: 0 SAC: 0 DP: 1 HBP: 0	WP: 0 PA: 44 PB: 1 SB: 0 CS: 0
PITCHER	IP WLS BF H R ER SO BB IBB HBP BLK WP HR S P ERA WHIP																				
Jeff Musselman, L ERA: 1.96 (1, 1)	2.1 L 14 7 3 3 1 1 0 0 0 0 0 0 32 52 11.57 3.429																				
Frank Wills, R ERA: 3.86 (3, 1)	3.2 18 7 3 3 2 1 0 0 0 0 0 0 41 66 7.36 2.182																				
Doug Bair, R ERA: 4.5 (7, 1)	3.0 12 2 2 2 1 1 0 0 0 0 0 0 28 42 6.00 1.000																				

Minnesota Twins @ Toronto Blue Jays
Exhibition Stadium, Toronto, ON
Wed Aug 03 1988, 7:05 PM EDT
Att. 31,340 - Unknown - 90 F

livebaseballscorecards.com

AB	41
R	8
H	16
RBI	7
BB	3
SO	4
LOB	18



BOTTOM

Minnesota Twins @ Toronto Blue Jays
Exhibition Stadium, Toronto, ON
Wed Aug 03 1988, 7:05 PM EDT
Att: 31,340 - Unknown - 90 F

livebaseballscorecards.com

AB 32
R 3
H 7
RBI 3
BB 6
SO 4
LOB 15



WP: 0 PA: 38
PB: 0
SB: 1
CS: 0

AB R H RBI BB SO LOB

5 0 2 0 0 1 1

2 1 1 0 3 0 1

3 1 0 0 1 0 5

4 0 1 0 0 1 2

4 1 1 3 0 0 1

3 0 1 0 1 1 1

4 0 1 0 0 0 3

4 0 0 0 0 1 1

3 0 0 0 1 0 0

1B: 5 SF: 0
2B: 1 SAC: 0
3B: 0 DP: 2
HR: 1 HBP: 0

Batter	1	2	3	4	5	6	7	8	9
Tony Fernandez, S OBP: 0.328, SLG: 0.377 (1, 6)	0-3 K		3-2 L6		1-0 1B		0-0 FC3-6 1-2f BB		0-0 1B
Ernie Whitt, L OBP: 0.343, SLG: 0.345 (1, 2)	4-2 G4-6-3 BB			4-2 HR BB	1-1 G3-6-3 1B		4-1 1-2 BB		0-1 F9
Rance Mulliniks, L OBP: 0.394, SLG: 0.504 (1, 10)	2-2 G4-6-3 1-2f			4-0 1-2 HR BB	1-0 G3-6-3 1-2f		0-1 4-3		
George Bell, R OBP: 0.306, SLG: 0.444 (1, 7)		1-2 F8		2-3 K		1-2 4-3 1B		1-0 F9	
Fred McGriff, L OBP: 0.396, SLG: 0.599 (1, 3)		1-1 3-1		1-1 1-H 2-H HR		1-2 F2		0-0 L9	
Kelly Gruber, R OBP: 0.339, SLG: 0.471 (1, 5)		4-0 S BB		2-3 K		0-0 4-3 1-2		0-0 1B	
Rick Leach, L OBP: 0.357, SLG: 0.368 (1, 9)		1-2 F7 1-2		2-0 2B		0-1 F8		0-0 F8	
Jesse Barfield, R OBP: 0.284, SLG: 0.386 (1, 8)			0-2 F8	3-1 F7		1-1 F4		1-3 K	
Manuel Lee, S OBP: 0.336, SLG: 0.353 (1, 4)			2-0 1-3		0-0 F7		4-2 FC3-6 BB		2-2 4-3

Inning Stats	R: 0	H: 0	E: 0	K: 1	S: 9	LOB: 0	BB: 1	P: 15
	R: 0	H: 0	E: 0	K: 0	S: 8	LOB: 1	BB: 1	P: 15
	R: 0	H: 0	E: 0	K: 0	S: 7	LOB: 0	BB: 0	P: 12
	R: 3	H: 2	E: 0	K: 2	S: 16	LOB: 1	BB: 2	P: 34
	R: 0	H: 2	E: 0	K: 0	S: 5	LOB: 1	BB: 0	P: 8
	R: 0	H: 1	E: 0	K: 0	S: 11	LOB: 1	BB: 0	P: 13
	R: 0	H: 0	E: 0	K: 0	S: 9	LOB: 2	BB: 2	P: 18
	R: 0	H: 1	E: 0	K: 0	S: 4	LOB: 1	BB: 0	P: 5
	R: 0	H: 1	E: 0	K: 1	S: 9	LOB: 1	BB: 0	P: 12

PITCHER	IP	WLS	BF	H	R	ER	SO	BB	IBB	HBP	BLK	WP	HR	S	P	ERA	WHIP
Juan Berenguer, R ERA: 3.3 (1, 1)	4.0		17	2	3	3	3	4	0	0	0	0	1	40	76	6.75	1.500
Keith Atherton, R ERA: 3.56 (5, 1)	3.0	W	13	3	0	0	0	2	0	0	0	0	0	25	39	0.00	1.667
Jeff Reardon, R ERA: 2.57 (8, 1)	2.0	S	8	2	0	0	1	0	0	0	0	0	0	13	17	0.00	1.000

Batter	1	2	3	4	5	6	7	8	9	AB R H RBI BB SO LOB	TOP											
John Moses, S (1, 7) OBP: 0.351, SLG: 0.407	1-1 F8		3-2 L8		1-1 SF8		1-0 L5		1-1 1B	4 1 1 1 0 0 0												
Randy Bush, L (1, 9) OBP: 0.372, SLG: 0.464	0-0 F7		4-1 G6-3 BB		3-1 HBP			2-2 G3-1	4-0 1B BB	2 0 0 0 1 0 0 0 0 0 0 1 0 0												
Mark Davidson, R (8, 9) OBP: 0.330, SLG: 0.371																						
Kirby Puckett, R (1, 8) OBP: 0.367, SLG: 0.548	0-0 HR		0-1 G6-3		0-0 G4-3			1-0 F9 HR 2B	2-1 L4	5 2 2 1 0 0 5												
Kent Hrbek, L (1, 3) OBP: 0.378, SLG: 0.493	4-1 FC5-4 BB			0-0 1B		2-2 1B		4-0 HR IBB	2-2 1B	3 1 3 2 2 0 0												
Gary Gaetti, R (1, 5) OBP: 0.356, SLG: 0.554	1-0 FC5-4			1-2 F7		0-1 F8		2-1 F9	0-1 G6-3	5 0 0 0 0 0 7												
Gene Larkin, S (1, 10) OBP: 0.366, SLG: 0.391			3-2 L8		0-0 P6		1-0 F7	0-1 HR		4 1 1 3 0 0 2												
Brian Harper, R (1, 2) OBP: 0.359, SLG: 0.479			1-0 F8		2-2 L3		1-0 P4	0-1 F9		4 0 0 0 0 0 2												
Steve Lombardozzi, R (1, 4) OBP: 0.323, SLG: 0.319			3-2 1B		4-0 SH1-4 BLK SF8 BB		2-3 K		1-0 F9	3 1 1 0 1 1 0												
Al Newman, S (1, 6) OBP: 0.322, SLG: 0.271			0-1 G3		0-1 SH1-4		0-0 L6		0-1 2B 1B	3 1 1 0 0 0 1												
Inning Stats	R: 1 E: 0 K: 0 S: 6	H: 1 LOB: 1 BB: 1 P: 12	R: 0 E: 0 K: 0 S: 9	H: 1 LOB: 1 BB: 0 P: 16	R: 0 E: 0 K: 0 S: 6	H: 0 LOB: 0 BB: 1 P: 13	R: 0 E: 0 K: 0 S: 8	H: 1 LOB: 1 BB: 0 P: 11	R: 1 E: 0 K: 0 S: 6	H: 0 LOB: 1 BB: 1 P: 14	R: 0 E: 0 K: 0 S: 7	H: 1 LOB: 1 BB: 0 P: 11	R: 0 E: 0 K: 1 S: 5	H: 0 LOB: 0 BB: 0 P: 8	R: 3 E: 0 K: 0 S: 10	H: 2 LOB: 0 BB: 1 P: 19	R: 2 E: 0 K: 0 S: 12	H: 3 LOB: 2 BB: 1 P: 22	1B: 5 2B: 2 3B: 0 HR: 2	SF: 1 SAC: 1 DP: 1 HBP: 1	WP: 0 PB: 0 SB: 0 CS: 0	PA: 41
PITCHER	IP WLS BF H R ER SO BB IBB HBP BLK WP HR S P ERA WHIP																					
Rick Rhoden, R (1, 1) ERA: 4.34	8.1 L 38 8 7 7 1 4 1 1 1 0 2 62 115 7.56 1.440																					
Cecilio Guante, R (9, 1) ERA: 2.32	0.2 3 1 0 0 0 0 0 0 0 0 0 7 11 0.00 1.500																					

Minnesota Twins @ New York Yankees
 Yankee Stadium, Bronx, NY
 Fri Aug 05 1988, 3:33 AM EDT
 Cloudy - 87 F

livebaseballscorecards.com

AB	33
R	7
H	9
RBI	7
BB	5
SO	1
LOB	17



Batter	1	2	3	4	5	6	7	8	9	AB R H RBI BB SO LOB	TOP											
Dan Gladden, R OBP: 0.319, SLG: 0.406 (1, 7)	1-1 F9	1-3 K		4-0 2B 1B BB	0-0 FC4-2		2-1 P9		1-0 G4-3	5 1 0 1 1 1 5												
Steve Lombardozzi, R OBP: 0.324, SLG: 0.322 (1, 4)	4-2 1B SF9 BB	1-0 F8		0-1 1B 2B	2-1 SF8		0-2 G6-3		1-2 F8	4 2 1 4 1 0 1												
Kirby Puckett, R OBP: 0.369, SLG: 0.548 (1, 8)	3-2 1B E 1B		0-1 G5-4-3 1B	1-2 BB 1B	0-1 F8		1-2 F7			5 1 3 2 0 0 3												
John Moses, S OBP: 0.351, SLG: 0.407 (8, 8)										0 0 0 0 0 0 0												
Gary Gaetti, R OBP: 0.354, SLG: 0.559 (1, 5)	1-0 SF9		0-0 P4	1-2 L7		1-3 K		3-2 HR		4 1 1 2 0 1 2												
Al Newman, S OBP: 0.322, SLG: 0.271 (8, 5)										0 0 0 0 0 0 0												
Gene Larkin, S OBP: 0.372, SLG: 0.393 (1, 3)	1-2 E 1B		2-0 G5-4-3	4-2 BB		0-1 1B		4-0 1B BB		3 0 2 0 2 0 1												
Tim Laudner, R OBP: 0.317, SLG: 0.427 (1, 2)	0-1 E8 1B			SH1-3 BB 1B		0-3 K		1-2 G1-6-3 1B		5 1 3 1 0 1 3												
Kent Hrbek, L OBP: 0.379, SLG: 0.490 (1, 10)	1-2 G6-3			4-2 BB SH1-3 2B BB	1-2 FC4-2 1B	1-0 F9		1-0 P4		4 1 1 0 1 0 5												
Greg Gagne, R OBP: 0.305, SLG: 0.444 (1, 6)			0-0 HR	0-0 SH1-3	2-2 FC4-2 SF8 2B		1-1 2B G6-3 1B	1-1 G1-6-3		4 3 3 1 0 0 2												
Mark Davidson, R OBP: 0.327, SLG: 0.367 (1, 9)				1-2 2B 3	1-3 SF8 2B		2-1 G6-3 2B		1-0 P4	1 0 0 0 0 0 0												
Randy Bush, L OBP: 0.377, SLG: 0.468 (4, PH)		0-2 G4-3		4-0 BB 2B IBB	4-0 FC4-2 BB					2 1 1 0 2 0 0												
Inning Stats	R: 2 E: 1 K: 0 S: 18	H: 3 LOB: 2 BB: 1 P: 29	R: 1 E: 0 K: 1 S: 8	H: 1 LOB: 0 BB: 0 P: 10	R: 0 E: 0 K: 0 S: 4	H: 1 LOB: 0 BB: 0 P: 6	R: 5 E: 0 K: 0 S: 17	H: 3 LOB: 2 BB: 4 P: 37	R: 1 E: 0 K: 0 S: 12	H: 2 LOB: 2 BB: 1 P: 21	R: 0 E: 0 K: 2 S: 9	H: 1 LOB: 1 BB: 0 P: 11	R: 1 E: 0 K: 0 S: 12	H: 2 LOB: 1 BB: 0 P: 18	R: 1 E: 0 K: 0 S: 10	H: 2 LOB: 1 BB: 1 P: 20	R: 0 E: 0 K: 0 S: 5	H: 0 LOB: 0 BB: 0 P: 8	1B: 10 2B: 3 3B: 0 HR: 2	SF: 2 SAC: 1 DP: 2 HBP: 0	WP: 0 PB: 0 SB: 0 CS: 0	PA: 47
PITCHER	IP WLS BF H R ER SO BB IBB HBP BLK WP HR S P ERA WHIP																					
Lee Guetterman, L ERA: 4.58 (1, 1)	3.0 L 16 6 5 5 1 2 0 0 0 0 0 1 35 55 15.00 2.667																					
Neil Allen, R ERA: 3.8 (4, 1)	1.0 11 4 4 4 0 3 1 0 0 0 0 0 19 41 36.00 7.000																					
Tim Stoddard, R ERA: 6.19 (5, 1)	3.0 12 3 1 1 2 0 0 0 0 0 0 0 26 36 3.00 1.000																					
Steve Shields, R ERA: 3.28 (8, 1)	1.0 5 2 1 1 0 1 0 0 0 0 0 1 10 20 9.00 3.000																					
Dave Righetti, L ERA: 4.05 (9, 1)	1.0 3 0 0 0 0 0 0 0 0 0 0 0 5 8 0.00 0.000																					

Minnesota Twins @ New York Yankees
 Yankee Stadium, Bronx, NY
 Fri Aug 05 1988, 7:05 PM EDT
 Att. 37,451 - Unknown - 86 F

livebaseballscorecards.com

AB	37
R	11
H	15
RBI	11
BB	7
SO	3
LOB	22



Batter	1	2	3	4	5	6	7	8	9	AB	R	H	RBI	BB	SO	LOB	BOTTOM				
Rickey Henderson, R (1, 7) OBP: 0.412, SLG: 0.434	1-2 F8		2-2 1-3 1B		4-0 BB			2-1 E5		3	0	1	0	1	0	1	Minnesota Twins @ New York Yankees Yankee Stadium, Bronx, NY Fri Aug 05 1988, 7:05 PM EDT Att: 37,451 - Unknown - 86 F				
Don Mattingly, L (1, 3) OBP: 0.373, SLG: 0.484	0-2 1B		0-1 SF8		1-1 G3-6-3			2-2 F8		3	0	1	1	0	0	3					
Dave Winfield, R (1, 9) OBP: 0.419, SLG: 0.574	2-2 G6-4-3		1-1 F8				1-2 F9		0-0 P6	4	0	0	0	0	0	4					
Jack Clark, R (1, 10) OBP: 0.386, SLG: 0.459		1-3 K		1-2 2B SF8 1B			2-3 K		1-1 6-3	4	1	1	0	0	2	2					
Don Slaught, R (1, 2) OBP: 0.387, SLG: 0.527		0-0 1B		1-3 K			0-3 K		0-2 5-3	4	0	1	0	0	2	1					
Gary Ward, R (1, 8) OBP: 0.286, SLG: 0.272		1-3 K		2-1 1-3 2B			0-0 G4-3		4-1 1B BB	3	0	1	0	1	1	1					
Luis Aguayo, R (1, 5) OBP: 0.355, SLG: 0.395		1-3 K		0-2 SF8			0-1 G4-6-3 1B		2-2 1-3 1B	3	0	2	1	0	1	1					
Rafael Santana, R (1, 6) OBP: 0.292, SLG: 0.313 Alvaro Espinoza, R (8, 6) Ken Phelps, L (9, PH) OBP: 0.422, SLG: 0.531			1-2 F8	1-0 G4-3			0-1 G4-6-3		1-1 P2	3	0	0	0	0	0	2					
Randy Velarde, R (1, 4) OBP: 0.259, SLG: 0.440			0-0 1B WP SF8 1B		1-0 L9			0-0 F8 2B	3-3 K	4	1	2	0	0	1	2					
Inning Stats	R: 0 E: 0 K: 0 S: 9	H: 1 LOB: 0 BB: 0 P: 12	R: 0 E: 0 K: 3 S: 10	H: 1 LOB: 1 BB: 0 P: 13	R: 1 E: 0 K: 1 S: 12	H: 2 LOB: 1 BB: 0 P: 16	R: 0 E: 0 K: 1 S: 14	H: 0 LOB: 0 BB: 1 P: 9	R: 0 E: 0 K: 2 S: 10	H: 0 LOB: 0 BB: 0 P: 13	R: 0 E: 0 K: 0 S: 5	H: 1 LOB: 0 BB: 0 P: 5	R: 0 E: 1 K: 0 S: 9	H: 1 LOB: 2 BB: 0 P: 14	R: 0 E: 0 K: 1 S: 14	H: 1 LOB: 2 BB: 1 P: 24	1B: 7 2B: 2 3B: 0 HR: 0	SF: 2 SAC: 0 DP: 3 HBP: 0	WP: 1 PB: 0 SB: 0 CS: 0	PA: 36	
PITCHER Frank Viola, L (1, 1) ERA: 2.32 Juan Berenguer, R (8, 1) ERA: 3.27 German Gonzalez, R (9, 1) ERA:	IP 7.1 0.2 1.0	WLS W 2 5	BF 29 2 5	H 8 0 1	R 2 0 0	ER 2 0 0	SO 6 0 1	BB 1 0 1	IBB 0 0 0	HBP 0 0 0	BLK 0 0 0	WP 1 0 0	HR 0 3 0	S 69 4 14	P 97 4 24	ERA 2.46 0.00 0.00	WHIP 1.227 0.000 2.000				

livebaseballscorecards.com

AB 32
R 2
H 9
RBI 2
BB 2
SO 7
LOB 19



Batter	1	2	3	4	5	6	7	8	9	AB R H RBI BB SO LOB	TOP					
Dan Gladden, R OBP: 0.318, SLG: 0.405 (1, 7)	0-0 FC1-6 S 1B		2-1 G4-3		3-2 G5-3		1 SAFE 1-1 CS 1-2	3-2 F8		4 0 1 0 0 0 0						
Steve Lombardozzi, R OBP: 0.322, SLG: 0.318 (1, 4)	2-2 P4 1-2		0-1 G5-3		0-0 G5-3			4-0 G4-6-3 BB		3 0 0 0 1 0 1						
Kirby Puckett, R OBP: 0.366, SLG: 0.543 (1, 8)	3-2 FC1-6-4 2-3		2-0 G6-3			1-0 G1-3		0-0 G4-6-3 1-2f		4 0 0 0 0 0 2						
Gary Gaetti, R OBP: 0.353, SLG: 0.556 (1, 5)	1-2 G1-3			0-0 1B S WP 1B		0-1 F8			0-1 F7	4 1 1 0 0 0 1						
Gene Larkin, S OBP: 0.368, SLG: 0.389 (1, 10)		1-0 G5-3		1-3 SAFE K		3-2 F8			1-0 F8	4 0 0 0 0 1 1						
Tim Laudner, R OBP: 0.320, SLG: 0.428 (1, 2)		2-2 F7		1 SAFE 1-2 F9			2-2 1B FC4-6 1B		2-2 1B	4 1 2 0 0 0 1						
Kent Hrbek, L OBP: 0.382, SLG: 0.501 (1, 3)		2-2 HR		1 SAFE 2-1 WP 1-3 1B			2-2 1-3 FC4-6 1B		3-3 K	4 1 3 1 0 1 1						
Greg Gagne, R OBP: 0.306, SLG: 0.446 (1, 6)		1-0 2B		3-2 F9 1-2 3-H			1-0 1-2f FC4-6 CS			3 0 1 1 0 0 2						
Mark Davidson, R OBP: 0.320, SLG: 0.359 Randy Bush, L OBP: 0.375, SLG: 0.466 (7, PH) (7, 9)		1-3 K			2-3 K2-3		1 SAFE 1-2 F9			2 0 0 0 0 2 1 1 0 0 0 0 0 1						
Inning Stats	R: 0 H: 1 E: 0 LOB: 1 K: 0 BB: 0 S: 13 P: 19	R: 1 H: 2 E: 0 LOB: 1 K: 1 BB: 0 S: 11 P: 18	R: 0 H: 0 E: 0 LOB: 0 K: 0 BB: 0 S: 5 P: 9	R: 1 H: 2 E: 0 LOB: 1 K: 1 BB: 0 S: 13 P: 20	R: 0 H: 0 E: 0 LOB: 0 K: 1 BB: 0 S: 7 P: 12	R: 0 H: 0 E: 0 LOB: 0 K: 0 BB: 0 S: 8 P: 12	R: 1 H: 2 E: 0 LOB: 0 K: 0 BB: 0 S: 11 P: 19	R: 0 H: 0 E: 0 LOB: 0 K: 1 BB: 1 S: 4 P: 11	R: 0 H: 1 E: 0 LOB: 1 K: 1 BB: 0 S: 11 P: 17	1B: 6 SF: 0 2B: 1 SAC: 0 3B: 0 DP: 1 HR: 1 HBP: 0	WP: 1 PA: 35 PB: 0 SB: 2 CS: 1					
PITCHER	IP WLS BF H R ER SO BB IBB HBP BLK WP HR S P ERA WHIP															
Tommy John, L ERA: 4.17 (1, 1)	6.0	25	7	3	3	3	0	0	0	0	1	1	65	102	4.50	1.167
Steve Shields, R ERA: 3.1 (7, 1)	2.2	W	8	1	0	0	1	0	0	0	0	0	13	27	0.00	0.750
Dave Righetti, L ERA: 4.02 (9, 1)	0.1	S	1	0	0	0	1	0	0	0	0	0	5	8	0.00	0.000

Minnesota Twins @ New York Yankees
 Yankee Stadium, Bronx, NY
 Sat Aug 06 1988, 7:05 PM EDT
 Att: 40,814 - Unknown

livebaseballscorecards.com

AB	33
R	3
H	8
RBI	2
BB	1
SO	4
LOB	11



Batter	1	2	3	4	5	6	7	8	9
Rickey Henderson, R OBP: 0.413, SLG: 0.432 (1, 7)	4-0 S S BB		3-2 G5-3			4-2 S E BB	0-0 SF8		
Don Mattingly, L OBP: 0.372, SLG: 0.481 (1, 3)	1-3 K 1-2		0-1 F9			1-1 E9 G5-4-3 1B 1B	2-0 G4-3		
Dave Winfield, R OBP: 0.417, SLG: 0.570 (1, 9)	1-0 G6-3			1-1 F7		4-0 G5-4-3 BB	1-2 G6-3		
Jack Clark, R OBP: 0.384, SLG: 0.465 (1, 10)	1-2 F8 2-3			1-1 G6-3		2-1 G5-4-3 1-2f 2-3	1-2 HR		
Claudell Washington, L OBP: 0.354, SLG: 0.446 (1, 8)		3-1 F8		4-2 BLK BB		0-1 3-H 1B	0-0 F8		
Don Slaught, R OBP: 0.385, SLG: 0.537 Joel Skinner, R OBP: 0.246, SLG: 0.320 (1, 2) (9, 2)		2-1 HR		2-0 G6-3 1-2		1 SAFE 2-2 1 SAFE P6	0-0 F7		
Luis Aguayo, R OBP: 0.355, SLG: 0.389 (1, 5)		0-0 P3			0-0 P3		4-1 FC3-6 BB		
Randy Velarde, R OBP: 0.246, SLG: 0.415 (1, 4)		1-3 K			1-1 P5		0-0 FC3-6 1B SF8 1-2f		
Rafael Santana, R OBP: 0.292, SLG: 0.313 (1, 6)			3-2 P4		1-0 P5		1-0 1B 1-3		

Inning Stats	R: 0 E: 0 K: 1 S: 8	H: 0 LOB: 1 BB: 1 P: 15	R: 1 E: 0 K: 1 S: 8	H: 1 LOB: 0 BB: 0 P: 14	R: 0 E: 0 K: 0 S: 9	H: 0 LOB: 0 BB: 0 P: 15	R: 0 E: 0 K: 0 S: 7	H: 0 LOB: 1 BB: 1 P: 15	R: 0 E: 0 K: 0 S: 4	H: 0 LOB: 0 BB: 0 P: 6	R: 2 E: 1 K: 0 S: 13	H: 2 LOB: 1 BB: 2 P: 26	R: 1 E: 0 K: 0 S: 5	H: 1 LOB: 1 BB: 1 P: 12	R: 1 E: 0 K: 0 S: 8	H: 1 LOB: 0 BB: 0 P: 10
1B: 3 2B: 0 3B: 0 HR: 2	SF: 1 SAC: 0 DP: 1 HBP: 0	WP: 0 PA: 33	ERA: 5.4 WHIP: 1.000	ERA: 4.72 WHIP: 2.000	ERA: 9.00 WHIP: 1.000	ERA: 5.40 WHIP: 1.000	ERA: 4.50 WHIP: 2.000	ERA: 9.00 WHIP: 1.000	ERA: 5.40 WHIP: 1.000	ERA: 4.50 WHIP: 2.000	ERA: 9.00 WHIP: 1.000	ERA: 5.40 WHIP: 1.000	ERA: 4.72 WHIP: 2.000	ERA: 9.00 WHIP: 1.000	ERA: 5.40 WHIP: 1.000	

PITCHER	IP	WLS	BF	H	R	ER	SO	BB	IBB	HBP	BLK	WP	HR	S	P	ERA	WHIP
Roy Smith, R ERA: 5.4 (1, 1)	5.0		20	2	3	3	2	3	0	0	1	0	1	40	74	5.40	1.000
Mark Portugal, R ERA: 4.72 (6, 1)	2.0	L	9	2	1	1	0	2	0	0	0	0	0	14	29	4.50	2.000
Keith Atherton, R ERA: 3.65 (8, 1)	1.0		4	1	1	1	0	0	0	0	0	0	1	8	10	9.00	1.000

BOTTOM

Minnesota Twins @ New York Yankees
 Yankee Stadium, Bronx, NY
 Sat Aug 06 1988, 7:05 PM EDT
 Att. 40,814 - Unknown

AB	27
R	5
H	5
RBI	5
BB	5
SO	2
LOB	9



WP: 0	PA: 33
PB: 0	
SB: 3	
CS: 0	

WP	HR	S	P	ERA	WHIP
0	0	1	3	5.40	1.000
0	0	0	2	4.72	2.000
0	0	0	1	9.00	1.000

Batter	1	2	3	4	5	6	7	8	9	AB R H RBI BB SO LOB	TOP											
John Moses, S (1, 7) OBP: 0.341, SLG: 0.394	0-1 G4-3		1-0 G1-3			0-0 G4-3		1-2 G6-4-3		4 0 0 0 0 0 1												
Randy Bush, L (1, 9) OBP: 0.371, SLG: 0.459	1-2 G4-3			1-0 F8		1-2 G4-3		1-0 G5-3		4 0 0 0 0 0 0												
Kirby Puckett, R (1, 8) OBP: 0.363, SLG: 0.539	3-3 K			0-0 F8		1-1 G6-3			0-0 G5-3	4 0 0 0 0 1 0												
Kent Hrbek, L (1, 3) OBP: 0.381, SLG: 0.507		1-2 E4		3-2 G3-1			1-2 L3		2-0 HR	4 1 1 1 0 0 0												
Gary Gaetti, R (1, 5) OBP: 0.350, SLG: 0.550		1-2 E5			0-1 F9		3-3 K		0-0 L5	4 0 0 0 0 1 1												
Gene Larkin, S (1, 10) OBP: 0.372, SLG: 0.390		2-0 F8			4-2 2B BB		3-2 1B 1B		4-2 1B BB	2 0 1 0 2 0 2												
Brian Harper, R (1, 2) OBP: 0.364, SLG: 0.480		2-1 G3-6-1			0-1 F8		0-1 FC5-4 1B		1-0 1B	4 0 2 0 0 0 3												
Greg Gagne, R (1, 6) OBP: 0.305, SLG: 0.447			1-3 K		0-0 2B		0-0 FC5-4		2-2 P4	4 0 1 0 0 1 4												
Al Newman, S (1, 4) OBP: 0.322, SLG: 0.266			0-0 G4-3		3-3 K			4-0 G6-4-3 BB		2 0 0 0 1 1 2												
Inning Stats	R: 0 E: 0 K: 1 S: 9	H: 0 LOB: 0 BB: 0 P: 13	R: 0 E: 2 K: 0 S: 11	H: 0 LOB: 1 BB: 0 P: 17	R: 0 E: 0 K: 1 S: 5	H: 0 LOB: 0 BB: 0 P: 7	R: 0 E: 0 K: 0 S: 5	H: 0 LOB: 0 BB: 0 P: 9	R: 0 E: 0 K: 1 S: 12	H: 1 LOB: 2 BB: 1 P: 19	R: 0 E: 0 K: 0 S: 6	H: 0 LOB: 0 BB: 0 P: 8	R: 0 E: 0 K: 1 S: 13	H: 2 LOB: 2 BB: 0 P: 20	R: 0 E: 0 K: 0 S: 4	H: 0 LOB: 0 BB: 1 P: 10	R: 1 E: 0 K: 0 S: 11	H: 2 LOB: 2 BB: 1 P: 20	1B: 3 2B: 1 3B: 0 HR: 1	SF: 0 SAC: 0 DP: 2 HBP: 0	WP: 0 PB: 0 SB: 0 CS: 0	PA: 35
PITCHER	IP WLS BF H R ER SO BB IBB HBP BLK WP HR S P ERA WHIP												PITCHER	IP WLS BF H R ER SO BB IBB HBP BLK WP HR S P ERA WHIP								
Richard Dotson, R (1, 1) ERA: 4.51	8.2 W 33 4 1 1 4 3 0 0 0 0 1 70 114 1.04 0.808																					
Steve Shields, R (9, 1) ERA: 3.08	0.1 2 1 0 0 0 0 0 0 0 0 0 6 9 0.00 3.000																					

Minnesota Twins @ New York Yankees
 Yankee Stadium, Bronx, NY
 Sun Aug 07 1988, 3:33 AM EDT
 Att. 53,176 - Sunny - 85 F

livebaseballscorecards.com

AB	32
R	1
H	5
RBI	1
BB	3
SO	4
LOB	13



Batter	1	2	3	4	5	6	7	8	9	AB R H RBI BB SO LOB	TOP		
Ron Washington, R (1, 4) OBP: 0.294, SLG: 0.365	1-2 G5-3			1-0 7-4-3 1B		3-2 F7		3-2 2B		4 0 2 0 0 0 2	Cleveland Indians @ Minnesota Twins Hubert H. Humphrey Metrodome, Minneapolis, MN Mon Aug 08 1988, 8:05 PM EDT Att. 36,316 - Dome		
Willie Upshaw, L (1, 3) OBP: 0.325, SLG: 0.379 Andy Allanson, R (8, 2) OBP: 0.292, SLG: 0.321	2-0 G3			0-1 7-4-3 1B		0-0 P5		4-1 BB		3 0 1 0 1 0 2 0 0 0 0 0 0 0			
Joe Carter, R (1, 8) OBP: 0.317, SLG: 0.483	1-1 L5			0-0 7-4-3 1-2f 2-3f		1-1 P4		1-3 K		4 0 0 0 0 1 6			
Ron Kittle, R (1, 10) OBP: 0.328, SLG: 0.545				1-0 L8		2-1 G5-3		2-2 HR		4 1 1 1 0 1 0			
Carmen Castillo, R (1, 9) OBP: 0.304, SLG: 0.361				0-2 G6-3		3-1 HR		0-0 L7		4 1 1 1 0 0 0			
Brook Jacoby, R (1, 5) OBP: 0.302, SLG: 0.359				1-3 K		0-0 G6-3		3-3 K		4 0 0 0 0 2 0			
Mel Hall, L (1, 7) OBP: 0.327, SLG: 0.405				3-1 CS 1B		2-2 G5-3		1-1 G3-1		3 0 1 0 0 0 0			
Ron Tingley, R (1, 2) OBP: 0.400, SLG: 1.000 Terry Francona, L (8, PH) OBP: 0.308, SLG: 0.356 (8, 3)				2-3 K 1 SAFE 1 SAFE		2-2 E6 1B		0-1 G5-4-3 1B		2 0 0 0 0 1 1 1 0 1 0 0 0 0			
Paul Zuvella, R (1, 6) OBP: 0.185, SLG: 0.192				2-2 L7		0-1 1B		3-2 G5-4-3 1-2f		3 0 1 0 0 0 1			
Inning Stats	R: 0 E: 0 K: 0 S: 6 H: 0 LOB: 0 BB: 0 P: 10	R: 0 E: 0 K: 1 S: 8 H: 0 LOB: 0 BB: 0 P: 10	R: 0 E: 0 K: 1 S: 10 H: 1 LOB: 0 BB: 0 P: 17	R: 0 E: 0 K: 0 S: 4 H: 2 LOB: 0 BB: 0 P: 5	R: 1 E: 0 K: 0 S: 8 H: 1 LOB: 0 BB: 0 P: 15	R: 0 E: 1 K: 0 S: 13 H: 1 LOB: 2 BB: 0 P: 19	R: 1 E: 0 K: 1 S: 11 H: 1 LOB: 0 BB: 0 P: 17	R: 0 E: 0 K: 1 S: 18 H: 2 LOB: 2 BB: 1 P: 29	R: 0 E: 0 K: 1 S: 9 H: 0 LOB: 0 BB: 0 P: 15	1B: 5 2B: 1 3B: 1 HR: 2 SF: 0 SAC: 0 DP: 1 HBP: 0	WP: 0 PB: 0 SB: 0 CS: 1 PA: 33		
PITCHER	IP WLS BF H R ER SO BB IBB HBP BLK WP HR S P ERA WHIP											PITCHER	IP WLS BF H R ER SO BB IBB HBP BLK WP HR S P ERA WHIP
Allan Anderson, L (1, 1) ERA: 2.75	6.1 W 23 6 2 2 2 0 0 0 0 0 0 2 53 82 2.84 0.947												
Juan Berenguer, R (7, 1) ERA: 3.22	1.1 6 2 0 0 1 1 0 0 0 0 0 0 20 34 0.00 2.250												
Jeff Reardon, R (8, 1) ERA: 2.94	1.1 S 4 0 0 0 2 0 0 0 0 0 0 0 14 21 0.00 0.000												

livebaseballscorecards.com

AB	32
R	2
H	8
RBI	2
BB	1
SO	5
LOB	12



Batter	1	2	3	4	5	6	7	8	9
Dan Gladden, R OBP: 0.321, SLG: 0.407 (1, 7)	0-3 K		1-0 G3-6-1 1B		2-2 S 1B	0-0 G3-1		0-1 FC6-4 1B	
Randy Bush, L OBP: 0.366, SLG: 0.453 (1, 9) Mark Davidson, R OBP: 0.317, SLG: 0.355 (8, 9)	2-3 K		0-0 G3-6-1 1-2f		2-1 F8		0-1 G1-3	1-0 FC6-4 1-2f	
Kirby Puckett, R OBP: 0.364, SLG: 0.540 (1, 8)	0-0 L6			0-1 3B 2B	0-1 1B		0-1 G4-3		
Kent Hrbek, L OBP: 0.380, SLG: 0.503 (1, 10)		1-3 K		0-0 P2	1-3 K		4-2 BB		
Gary Gaetti, R OBP: 0.351, SLG: 0.554 (1, 5)		0-1 P3		1-2 HR 3B	0-1 1B		2-3 K		
Gene Larkin, S OBP: 0.375, SLG: 0.400 (1, 3)		3-2 1B HBP		0-0 HR	2-2 G4-3			1-0 2B SF8 1B	
Brian Harper, R OBP: 0.387, SLG: 0.520 (1, 2)		1-2 1B		1-1 2B		0-0 L6 BB 1B		1-0 SF8 1B 2B	
Steve Lombardozzi, R OBP: 0.321, SLG: 0.315 (1, 4)		2-1 L4		3-3 K		4-2 BB		2-2 SF8	
Greg Gagne, R OBP: 0.302, SLG: 0.441 (1, 6)			2-3 K		0-2 L9		1-0 L6	3-2 G6-3	

Inning Stats	R: 0	H: 0	E: 0	K: 2	S: 7	R: 0	H: 1	E: 0	K: 1	S: 12	R: 0	H: 1	E: 0	K: 1	S: 8	R: 3	H: 4	E: 0	K: 1	S: 16	R: 2	H: 3	E: 0	K: 1	S: 19	R: 0	H: 1	E: 0	K: 0	S: 5	R: 0	H: 0	E: 0	K: 1	S: 11	R: 2	H: 3	E: 0	K: 0	S: 13	
	LOB: 0	BB: 0				LOB: 2	BB: 0				LOB: 1	BB: 0				LOB: 1	BB: 0				LOB: 1	BB: 1				LOB: 1	BB: 1				LOB: 1	BB: 0					LOB: 1	BB: 0			

PITCHER	IP	WLS	BF	H	R	ER	SO	BB	IBB	HBP	BLK	WP	HR	S	P	ERA	WHIP
Chris Codiroli, R ERA: 8.15 (1, 1)	4.2	L	23	9	5	5	6	0	0	0	0	0	1	57	78	9.64	1.929
Don Gordon, R ERA: 4.05 (5, 1)	2.1		9	1	0	0	1	2	0	0	0	0	0	21	34	0.00	1.286
Bill Laskey, R ERA: 5.66 (8, 1)	1.0		6	3	2	2	0	0	0	0	0	0	0	13	21	18.00	3.000

BOTTOM


Cleveland Indians @ Minnesota Twins
 Hubert H. Humphrey Metrodome, Minneapolis, MN

Mon Aug 08 1988, 8:05 PM EDT
 Att. 36,316 - Dome

AB	R	H	RBI	BB	SO	LOB
5	1	3	1	0	1	1
4	0	0	0	0	1	2
1	0	0	0	0	0	1
4	2	2	1	0	0	0
3	0	0	0	1	2	2
4	1	2	2	0	1	1
3	2	2	2	0	0	1
4	1	4	0	0	0	0
2	0	0	1	1	1	3
4	0	0	0	0	1	4

AB	34
R	7
H	13
RBI	7
BB	2
SO	7
LOB	15

WP: 0 PA: 38
 PB: 0 SB: 1
 CS: 0



1B	8	SF	1	2B	4	SAC	0	3B	1	DP	2	HR	1	HBP	1
WP	0	PA	38	PB	0	SB	1	CS	0	ERA	WHIP				

Batter	1	2	3	4	5	6	7	8	9	AB R H RBI BB SO LOB	TOP
Julio Franco, R (1, 4) OBP: 0.366, SLG: 0.427	4-0 1B BB		0-1 G4-3 1B		0-3 K	1-0 L9			0-1 F9	4 0 1 0 1 1 2	
Terry Francona, L (1, 7) OBP: 0.321, SLG: 0.377	0-1 1B		3-2 G4-3 1B		2-2 1B		1-0 2B		0-2 F7	5 0 3 0 0 0 1	
Joe Carter, R (1, 8) OBP: 0.316, SLG: 0.480	3-1 1B		0-1 G6-3		1-3 K		0-0 G6-3		0-1 F8	5 0 1 0 0 1 4	
Mel Hall, L (1, 9) OBP: 0.327, SLG: 0.404	0-0 F7		0-0 F7			1-2 2B HR 1B		0-0 P6		4 1 1 0 0 0 5	
Ron Kittle, R (1, 10) OBP: 0.327, SLG: 0.544	2-3 K			1-3 K		1-1 2B HR		1-2 P4		4 1 1 0 0 2 4	
Willie Upshaw, L (1, 3) OBP: 0.329, SLG: 0.390	0-3 K2-1-3			4-2 BB		0-1 HR		0-2 1B		3 1 2 3 1 1 3	
Brook Jacoby, R (1, 5) OBP: 0.299, SLG: 0.355		2-3 K		1-2 G5-4-3		2-0 F9		1-0 P2		4 0 0 0 0 1 2	
Andy Allanson, R (1, 2) OBP: 0.289, SLG: 0.317		1-0 P6			2-2 G4-3	1-0 L6		1-3 K		4 0 0 0 0 1 1	
Paul Zuvella, R (1, 6) OBP: 0.233, SLG: 0.241 Carmen Castillo, R (8, PH) OBP: 0.301, SLG: 0.358 Ron Washington, R (8, 6) OBP: 0.294, SLG: 0.365		2-1 G6-3			2-2 1B	0-1 1B		1-0 F7		3 0 2 0 0 0 0 1 0 0 0 0 0 1 0 0 0 0 0 0 0	
Inning Stats	R: 0 H: 2 E: 0 LOB: 3 K: 2 BB: 1 S: 11 P: 20	R: 0 H: 0 E: 0 LOB: 0 K: 1 BB: 0 S: 6 P: 11	R: 0 H: 1 E: 0 LOB: 1 K: 0 BB: 1 S: 8 P: 11	R: 0 H: 0 E: 0 LOB: 0 K: 1 BB: 1 S: 8 P: 14	R: 0 H: 2 E: 0 LOB: 2 K: 2 BB: 0 S: 19 P: 26	R: 3 H: 4 E: 0 LOB: 1 K: 0 BB: 0 S: 13 P: 19	R: 0 H: 1 E: 0 LOB: 1 K: 0 BB: 0 S: 6 P: 8	R: 0 H: 1 E: 0 LOB: 1 K: 1 BB: 0 S: 12 P: 15	R: 0 H: 0 E: 0 LOB: 0 K: 0 BB: 0 S: 7 P: 7	1B: 8 SF: 0 2B: 2 SAC: 0 3B: 0 DP: 1 HR: 1 HBP: 0	WP: 0 PA: 39 PB: 0 SB: 0 CS: 0
PITCHER	IP WLS BF H R ER SO BB IBB HBP BLK WP HR S P ERA WHIP										
Freddie Toliver, R (1, 1) ERA: 4.02	6.0 W 28 9 3 3 6 2 0 0 0 0 0 1 65 101 4.50 1.833										
Keith Atherton, R (7, 1) ERA: 3.53	2.0 8 2 0 0 1 0 0 0 0 0 0 0 18 23 0.00 1.000										
Jeff Reardon, R (9, 1) ERA: 2.89	1.0 S 3 0 0 0 0 0 0 0 0 0 0 0 7 7 0.00 0.000										

Cleveland Indians @ Minnesota Twins
 Hubert H. Humphrey Metrodome, Minneapolis, MN
 Tue Aug 09 1988, 8:05 PM EDT
 Att. 37,880 - Dome

livebaseballscorecards.com

AB 37
 R 3
 H 11
 RBI 3
 BB 2
 SO 7
 LOB 23



Batter	1	2	3	4	5	6	7	8	9
Dan Gladden, R OBP: 0.325, SLG: 0.410 (1, 7)	3-2 P6		2-2 1B		3-2 1B		0-0 F8-3 1B		
Steve Lombardozzi, R OBP: 0.316, SLG: 0.309 (1, 4)	1-3 K		1-0 L5		2-3 K		0-0 F8		
Kirby Puckett, R OBP: 0.363, SLG: 0.538 (1, 8)	2-2 HR 1B		1-3 K		0-0 P9		0-2 F8-3		
Gary Gaetti, R OBP: 0.352, SLG: 0.560 (1, 5)	2-0 HR		4-1 1B BB		1-0 F8			2-2 P6	
Gene Larkin, S OBP: 0.376, SLG: 0.404 (1, 10)	0-0 5-3		0-1 1B			0-0 E8 1B 2B		1-2 F7	
Kent Hrbek, L OBP: 0.381, SLG: 0.503 (1, 3)		3-2 1B		3-2 P2		1-0 G4-3 SH5-4 1B		1-2 F9	
Tim Laudner, R OBP: 0.317, SLG: 0.425 (1, 2)		3-2 P7		3-0 G5-3		0-0 SH5-4			
John Christensen, R OBP: 0.333, SLG: 0.667 (1, 9)		2-3 K		1-2 2B		1-2 G4-3			
Mark Davidson, R OBP: 0.317, SLG: 0.355 (9, 9)									
Al Newman, S OBP: 0.315, SLG: 0.259 (1, 6)		2-2 F7		2-3 K		1-0 L9			

AB	R	H	RBI	BB	SO	LOB
4	1	3	0	0	0	0
4	0	0	0	0	2	3
4	1	1	0	0	1	3
3	1	1	2	1	0	1
4	1	2	1	0	0	0
4	0	2	1	0	0	0
2	0	0	0	0	0	1
3	0	1	0	0	1	2
0	0	0	0	0	0	0
3	0	0	0	0	1	3

WP	PA
0	33

Inning Stats	R	H	E	K	S	R	H	E	K	S	R	H	E	K	S	R	H	E	K	S	R	H	E	K	S	R	H	E	K	S	R	H	E	K	S
	2	2	0	1	20	0	1	0	1	23	1	2	0	1	20	0	1	0	1	21	0	1	0	1	14	1	2	0	1	10	0	1	0	13	

AB	31
R	4
H	10
RBI	4
BB	1
SO	5
LOB	13



ERA	WHIP
4.50	1.375

Cleveland Indians @ Minnesota Twins
Hubert H. Humphrey Metrodome, Minneapolis, MN
 Tue Aug 09 1988, 8:05 PM EDT
 Att. 37,880 - Dome

livebaseballscores.com

Batter	1	2	3	4	5	6	7	8	9	AB R H RBI BB SO LOB	TOP
Julio Franco, R (1, 4) OBP: 0.368, SLG: 0.436	0-1 F8 1B		1-2 1B HBP	0-3 K			0-0 1-H HR		0-0 F9	5 2 3 2 0 1 1	
Willie Upshaw, L (1, 3) OBP: 0.327, SLG: 0.386	0-0 P2		2-0 1B HBP		3-2 P3		0-0 F8		0-0 4-3	4 0 0 0 0 0 1	
Joe Carter, R (1, 8) OBP: 0.315, SLG: 0.478	0-0 F8 1B		0-1 F7		1-2 P4		3-2 P8			4 0 1 0 0 0 2	
Ron Kittle, R (1, 10) OBP: 0.325, SLG: 0.538	0-0 F8		0-0 FC6-4 1B		2-3 K		2-3 K			4 0 1 1 0 2 2	
Carmen Castillo, R (1, 9) OBP: 0.299, SLG: 0.348	3-3 K		0-2 FC6-4		4-2 G4-3 BB		2-2 P5			3 0 0 0 1 1 4	
Brook Jacoby, R (1, 5) OBP: 0.301, SLG: 0.355		0-0 F7		4-0 G6-3 1B BB		0-0 F8		2-0 1B		3 1 1 0 1 0 1	
Mel Hall, L (1, 7) OBP: 0.323, SLG: 0.399		2-2 G1-3		0-0 G6-3		0-1 G4-3		0-0 F8		4 0 0 0 0 0 3	
Andy Allanson, R (1, 2) OBP: 0.285, SLG: 0.312		3-3 K		1-2 G3-1		0-0 G6-3		0-1 P4		4 0 0 0 0 1 3	
Paul Zuvella, R (1, 6) OBP: 0.265, SLG: 0.250			1-2 5-3	2-1 1B		4-0 HR BB		1-1 F8		3 1 1 1 1 0 0	
Inning Stats	R: 0 H: 2 E: 0 LOB: 2 K: 1 BB: 0 S: 10 P: 13	R: 0 H: 0 E: 0 LOB: 0 K: 1 BB: 0 S: 7 P: 12	R: 1 H: 2 E: 0 LOB: 2 K: 0 BB: 0 S: 12 P: 16	R: 1 H: 1 E: 0 LOB: 1 K: 1 BB: 1 S: 9 P: 16	R: 0 H: 0 E: 0 LOB: 0 K: 1 BB: 0 S: 10 P: 16	R: 0 H: 0 E: 0 LOB: 1 K: 0 BB: 1 S: 9 P: 13	R: 2 H: 1 E: 0 LOB: 0 K: 1 BB: 1 S: 9 P: 18	R: 0 H: 1 E: 0 LOB: 1 K: 0 BB: 0 S: 7 P: 11	R: 0 H: 0 E: 0 LOB: 0 K: 0 BB: 0 S: 4 P: 5	1B: 6 SF: 0 2B: 0 SAC: 0 3B: 0 DP: 0 HR: 1 HBP: 1	WP: 0 PA: 38 PB: 0 SB: 0 CS: 0
PITCHER	IP WLS BF H R ER SO BB IBB HBP BLK WP HR S P ERA WHIP										
Frank Viola, L (1, 1) ERA: 2.43	7.0 W 31 6 4 4 5 3 0 1 0 0 0 1 66 104 5.14 1.286										
Juan Berenguer, R (8, 1) ERA: 3.18	1.0 4 1 0 0 0 0 0 0 0 0 0 0 7 11 0.00 1.000										
German Gonzalez, R (9, 1) ERA:	1.0 3 0 0 0 0 0 0 0 0 0 0 0 4 5 0.00 0.000										

Cleveland Indians @ Minnesota Twins
 Hubert H. Humphrey Metrodome, Minneapolis, MN
 Wed Aug 10 1988, 8:05 PM EDT
 Att. 43,480 - Dome

livebaseballscorecards.com

AB 34
 R 4
 H 7
 RBI 4
 BB 3
 SO 5
 LOB 17



Batter	1	2	3	4	5	6	7	8	9	AB R H RBI BB SO LOB	TOP																									
Rickey Henderson, R OBP: 0.419, SLG: 0.434 (1, 7)	2-1 1B		1-2 HR 1B		0-1 L9		3-3 K		2-2 CS 1B	5 1 3 2 0 1 2																										
Claudell Washington, L OBP: 0.356, SLG: 0.452 (1, 8)	0-1 L4		1-2 6-3		1-2 FC6-4			0-1 F8	0-0 CS 1B	5 0 1 1 0 0 3																										
Don Mattingly, L OBP: 0.375, SLG: 0.482 (1, 3)	4-0 BB		4-1 HR BB		0-0 F8			0-1 1B	2-0 F8	3 1 1 0 2 0 3																										
Ken Phelps, L OBP: 0.416, SLG: 0.545 (1, 10)	1-2 G4-6-3		1-0 HR		2-2 G4-1			1-0 F8		4 1 1 3 0 0 3																										
Dave Winfield, R OBP: 0.407, SLG: 0.548 (1, 9)		0-1 6-3	0-1 G4-3		0-0 F7			0-1 P5		4 0 0 0 0 0 1																										
Mike Pagliarulo, L OBP: 0.280, SLG: 0.362 (1, 5)		2-1 G3		0-3 K		3-2 P4			0-2 F8	4 0 0 0 0 1 0																										
Don Slaught, R OBP: 0.381, SLG: 0.529 Wayne Tolleson, S OBP: 0.349, SLG: 0.316 (9, PR) (9, 4)		2-2 1B		0-0 P8			4-0 BB		4-0 1B 1B 1B BB	2 0 1 0 2 0 0 0 1 0 0 0 0 0	AB 35 R 6 H 10 RBI 6 BB 4 SO 3 LOB 15																									
Luis Aguayo, R OBP: 0.337, SLG: 0.366 Jack Clark, R OBP: 0.383, SLG: 0.462 Joel Skinner, R OBP: 0.248, SLG: 0.317 (1, 4) (9, PH) (9, 2)		2-3 K		0-0 P5			2-2 P5		1-1 1B 1B	3 0 0 0 0 1 2 1 1 1 0 0 0 0 0 0 0 0 0 0 0																										
Rafael Santana, R OBP: 0.293, SLG: 0.316 (1, 6)			0-1 L9		2-2 FC6-4 1B		2-2 F7		0-1 1B 1B	4 1 2 0 0 0 1																										
Inning Stats	R: 0 E: 0 K: 0 S: 7	H: 1 LOB: 1 BB: 1 P: 14	R: 0 E: 0 K: 1 S: 10	H: 1 LOB: 1 BB: 0 P: 16	R: 3 E: 0 K: 0 S: 12	H: 2 LOB: 0 BB: 1 P: 19	R: 0 E: 0 K: 1 S: 5	H: 0 LOB: 0 BB: 0 P: 5	R: 0 E: 0 K: 0 S: 12	H: 1 LOB: 1 BB: 0 P: 15	R: 0 E: 0 K: 0 S: 7	H: 0 LOB: 0 BB: 0 P: 12	R: 0 E: 0 K: 1 S: 11	H: 0 LOB: 1 BB: 1 P: 22	R: 0 E: 0 K: 0 S: 7	H: 1 LOB: 1 BB: 0 P: 8	R: 3 E: 0 K: 0 S: 12	H: 4 LOB: 2 BB: 1 P: 21	1B: 9 2B: 0 3B: 0 HR: 1	SF: 0 SAC: 0 DP: 1 HBP: 0	WP: 0 PB: 0 SB: 3 CS: 2	PA: 39														
PITCHER	IP WLS BF H R ER SO BB IBB HBP BLK WP HR S P ERA WHIP																				IP WLS BF H R ER SO BB IBB HBP BLK WP HR S P ERA WHIP															
Charlie Lea, R ERA: 4.84 (1, 1)	7.0	28	5	3	3	3	3	3	0	0	0	0	1	64	103	3.86	1.143																			
Juan Berenguer, R ERA: 3.24 (8, 1)	1.1	6	1	1	1	0	1	0	0	0	0	0	0	10	15	6.75	1.500																			
Jeff Reardon, R ERA: 3.19 (9, 1)	0.2	L 5	4	2	2	0	0	0	0	0	0	0	0	9	14	27.00	6.000																			

New York Yankees @ Minnesota Twins
 Hubert H. Humphrey Metrodome, Minneapolis, MN
 Fri Aug 12 1988, 8:05 PM EDT
 Att: 52,230 - Dome - 92 F

livebaseballscorecards.com



Batter	1	2	3	4	5	6	7	8	9	AB R H RBI BB SO LOB	TOP	
Rickey Henderson, R OBP: 0.415, SLG: 0.431 (1, 7)	0-0 F9	3-1 SF8			1-0 F8		0-1 F8			3 0 0 1 0 0 1		
Claudell Washington, L OBP: 0.355, SLG: 0.450 (1, 8)	0-0 1B	0-0 F7			0-1 G4-3			0-0 F7		4 0 1 0 0 0 2		
Don Mattingly, L OBP: 0.372, SLG: 0.477 (1, 3)	1-2 P7				2-0 F8			3-3 K		4 0 0 0 0 1 1		
Gary Ward, R OBP: 0.284, SLG: 0.266 (8, 3)										0 0 0 0 0 0 0		
Ken Phelps, L OBP: 0.414, SLG: 0.544 (1, 10)	1-1 L3				0-0 2B			2-2 F9		4 0 1 0 0 0 1		
Jack Clark, R OBP: 0.384, SLG: 0.459 (1, 9)		1-1 1B E 1B HBP			1-3 K			4-2 1B BB		2 1 0 0 1 1 1		
Mike Pagliarulo, L OBP: 0.283, SLG: 0.363 (1, 5)		2-2 E 1B SF8 1B			2-3 K			0-1 1B		4 1 2 0 0 1 1		
Don Slaught, R OBP: 0.383, SLG: 0.529 (1, 2)		0-1 SF8 E 1B			0-0 G5-4-3 1B			2-1 F9		4 0 2 0 0 0 2		
Wayne Tolleson, S OBP: 0.341, SLG: 0.308 (1, 4)		1-1 E4			2-0 G5-4-3			2-1 BLK 1B		1 0 0 1 0 0 2		
Luis Aguayo, R OBP: 0.337, SLG: 0.365 (3, 4)		1-2 2-3 3-H			1-2 1-2f					3 0 1 0 0 0 3		
Rafael Santana, R OBP: 0.290, SLG: 0.313 (1, 6)		0-0 P9			2-3 K			0-0 L8		4 0 0 0 0 1 6		
Inning Stats	R: 0 H: 1 E: 0 LOB: 1 K: 0 BB: 0 S: 7 P: 9	R: 2 H: 2 E: 1 LOB: 2 K: 0 BB: 0 S: 12 P: 19	R: 0 H: 1 E: 0 LOB: 1 K: 2 BB: 0 S: 9 P: 15	R: 0 H: 1 E: 0 LOB: 0 K: 1 BB: 0 S: 5 P: 9	R: 0 H: 0 E: 0 LOB: 0 K: 0 BB: 0 S: 4 P: 7	R: 0 H: 0 E: 0 LOB: 0 K: 0 BB: 0 S: 8 P: 15	R: 0 H: 1 E: 0 LOB: 1 K: 0 BB: 0 S: 8 P: 13	R: 0 H: 0 E: 0 LOB: 0 K: 1 BB: 0 S: 7 P: 12	R: 0 H: 1 E: 0 LOB: 2 K: 0 BB: 1 S: 10 P: 18	1B: 6 SF: 1 2B: 1 SAC: 0 3B: 0 DP: 1 HR: 0 HBP: 1	WP: 0 PA: 36 PB: 0 SB: 0 CS: 0	
PITCHER Roy Smith, R (1, 1) ERA: 3.0	IP WLS BF H R ER SO BB IBB HBP BLK WP HR S P ERA WHIP	7.0 W 28 6 2 1 3 0 0 1 1 0 0 53 87 1.29 0.857										
German Gonzalez, R (8, 1) ERA:	2.0 8 1 0 0 1 1 0 0 0 0 0 0 17 30 0.00 1.000											

New York Yankees @ Minnesota Twins
 Hubert H. Humphrey Metrodome, Minneapolis, MN
 Sat Aug 13 1988, 4:33 AM EDT
 Att. 51,963 - Dome

AB	33
R	2
H	7
RBI	2
BB	1
SO	4
LOB	20



Batter	1	2	3	4	5	6	7	8	9	AB R H RBI BB SO LOB	TOP			
Rickey Henderson, R OBP: 0.417, SLG: 0.433 (1, 7) X	0-0 L7		1-0 1B		4-0 1B WP BB		1-0 1B 2B		3-2 P3	5 2 2 0 1 0 3				
Claudell Washington, L OBP: 0.353, SLG: 0.447 Gary Ward, R OBP: 0.287, SLG: 0.270 (1, 8) C (7, 8) X	0-2 G3		0-0 L7		1-3 K		1-0 1B S 2-H	0-0 1B		4 1 1 1 0 1 3 1 0 1 0 0 0 0				
Don Mattingly, L OBP: 0.370, SLG: 0.474 (1, 3) C X	0-2 G1-3		0-0 P4		3-1 P6		3-2 1B 1-H	2-0 P4		5 1 1 1 0 0 4				
Jack Clark, R OBP: 0.384, SLG: 0.459 (1, 10)		2-3 K		1-1 1B E	1-1 1B		2-2 L8	3-2 F7		5 0 2 2 0 1 2				
Dave Winfield, R OBP: 0.407, SLG: 0.549 (1, 9)		0-2 HR 2B		1-1 F8	1-2 F9		0-0 F8	0-1 1B		5 1 2 0 0 0 3				
Mike Pagliarulo, L OBP: 0.285, SLG: 0.373 (1, 5)		0-1 HR 2-H		0-1 F7		1-0 G4-3	1-1 1B 1-2	1-3 K		5 2 2 2 0 1 3				
Don Slaught, R OBP: 0.383, SLG: 0.524 (1, 2)		2-2 P3		0-2 E6		4-2 BB	0-0 BB 1-3 2-H		1-1 F8	4 1 1 1 1 0 1	AB 42 R 9 H 14 RBI 9 BB 3 SO 3 LOB 24			
Randy Velarde, R OBP: 0.274, SLG: 0.403 (1, 4)		0-2 P9		0-0 G1-3		1-2 F9	4-0 1B 1-2		1-0 FC6-4 HBP	3 0 0 0 1 0 3				
Rafael Santana, R OBP: 0.292, SLG: 0.314 (1, 6)			1-0 L7		0-1 1B WP BB	2-0 F7	2-2 1B 1-2 2-H 3-H		1-1 FC6-4	5 1 2 2 0 0 2				
Inning Stats	R: 0 E: 0 K: 0 S: 7 H: 0 LOB: 0 BB: 0 P: 7	R: 2 E: 0 K: 1 S: 15 H: 2 LOB: 0 BB: 0 P: 19	R: 0 E: 0 K: 0 S: 4 H: 1 LOB: 1 BB: 0 P: 6	R: 0 E: 1 K: 0 S: 11 H: 1 LOB: 2 BB: 0 P: 13	R: 2 E: 0 K: 1 S: 14 H: 2 LOB: 1 BB: 1 P: 24	R: 0 E: 0 K: 0 S: 9 H: 0 LOB: 1 BB: 1 P: 17	R: 5 E: 0 K: 0 S: 18 H: 6 LOB: 2 BB: 1 P: 32	R: 0 E: 0 K: 1 S: 10 H: 2 LOB: 2 BB: 0 P: 16	R: 0 E: 1 K: 0 S: 9 H: 0 LOB: 1 BB: 0 P: 15	1B: 11 2B: 2 3B: 0 HR: 1 SF: 0 SAC: 0 DP: 0 HBP: 1	WP: 1 PB: 0 SB: 1 CS: 0 PA: 46			
PITCHER	IP WLS BF H R ER SO BB IBB HBP BLK WP HR S P ERA WHIP												PITCHER	IP WLS BF H R ER SO BB IBB HBP BLK WP HR S P ERA WHIP
Freddie Toliver, R ERA: 4.37 (1, 1)	6.0 L 28 7 5 5 2 2 0 0 0 0 1 1 61 88 7.50 1.500													
Juan Berenguer, R ERA: 3.65 (7, 1)	0.2 6 4 2 2 0 0 0 0 0 0 0 0 12 19 27.00 6.000													
German Gonzalez, R ERA: (7, 1)	2.1 12 3 2 2 1 1 0 1 0 0 0 0 24 42 7.71 1.714													

New York Yankees @ Minnesota Twins
 Hubert H. Humphrey Metrodome, Minneapolis, MN
 Sun Aug 14 1988, 4:33 AM EDT
 Att. 51,316 - Dome

livebaseballscorecards.com



Batter	1	2	3	4	5	6	7	8	9	AB	R	H	RBI	BB	SO	LOB
Dan Gladden, R OBP: 0.335, SLG: 0.421 (1, 7)	2-1 SH1-3 1B	0-1 5-3		2-2 FC6-4 1-2f		2-2 1B		1-0 P3		5	0	2	0	0	0	4
Al Newman, S OBP: 0.308, SLG: 0.254 Randy Bush, L OBP: 0.366, SLG: 0.461 Greg Gagne, R OBP: 0.308, SLG: 0.445 (1, 6) (8, PH) (9, 6)	0-0 SH1-3 1-2		3-2 L7		1-0 BB 1B	1-1 F9		0-0 F8		3	0	1	0	0	0	2
Kirby Puckett, R OBP: 0.371, SLG: 0.551 (1, 8)	4-2 FC5-4 BB		0-1 F9		0-0 F7		0-1 HR		2-0 1B 3B 1B	4	2	2	1	1	0	1
Gary Gaetti, R OBP: 0.354, SLG: 0.552 (1, 5)	1-3		1-1 L4		4-2 BB 1-2		1-0 P6		0-0 3B 1B 1-2	4	1	1	0	1	1	2
Gene Larkin, S OBP: 0.380, SLG: 0.417 Kent Hrbek, L OBP: 0.383, SLG: 0.510 (1, 3) (7, 3)	2-2 FC5-4 1-2f			1-1 G3 3B	1-1 E6 G5-4-3		2-1 FC6-4 1B		2-3 K	3	1	1	0	0	0	4
Brian Harper, R OBP: 0.388, SLG: 0.527 (1, 10)		0-2 G5-3		1-1 G3	0-1 G5-4-3 1-2f		0-3 K		0-1 G6-3 3B	5	1	1	3	0	1	4
Tim Laudner, R OBP: 0.319, SLG: 0.441 (1, 2)		1-0 1B SF8 2B		3-2 1B 2B		0-1 G6-3	1-0 FC6-4 1-2f		3-1 G6-3	5	1	2	1	0	0	1
John Christensen, R OBP: 0.417, SLG: 0.583 (1, 9)		0-1 1B		2-1 FC6-4 1B		3-1 F8		2-1 6-3	2-2 F7	5	0	2	0	0	0	0
Steve Lombardozzi, R OBP: 0.311, SLG: 0.307 (1, 4)		1-1 SF8		0-2 P5		2-2 1B		4-1 BB		2	0	1	1	1	0	2

Inning Stats	R: 0	H: 1	E: 0	K: 1	S: 13	R: 1	H: 2	E: 0	K: 0	S: 10	R: 0	H: 0	E: 0	K: 0	S: 7	R: 1	H: 3	E: 0	K: 0	S: 16	R: 0	H: 1	E: 1	K: 0	S: 8	R: 0	H: 2	E: 0	K: 1	S: 16	R: 1	H: 2	E: 0	K: 1	S: 15	R: 0	H: 0	E: 0	K: 0	S: 5	R: 3	H: 3	E: 0	K: 1	S: 14	1B: 9	SF: 1	2B: 2	SAC: 1	3B: 2	DP: 1	HR: 1	HBP: 0	WP: 0	PA: 44
--------------	------	------	------	------	-------	------	------	------	------	-------	------	------	------	------	------	------	------	------	------	-------	------	------	------	------	------	------	------	------	------	-------	------	------	------	------	-------	------	------	------	------	------	------	------	------	------	-------	-------	-------	-------	--------	-------	-------	-------	--------	-------	--------

PITCHER	IP	WLS	BF	H	R	ER	SO	BB	IBB	HBP	BLK	WP	HR	S	P	ERA	WHIP
John Candelaria, L ERA: 3.29 (1, 1)	6.0	W	29	9	2	2	1	2	0	0	0	0	0	70	108	3.00	1.833
Steve Shields, R ERA: 4.04 (7, 1)	2.1		13	5	4	4	2	1	0	0	0	0	1	29	44	15.43	2.571
Scott Nielsen, R ERA: (9, 1)	0.2		2	0	0	0	0	0	0	0	0	0	0	5	10	0.00	0.000

BOTTOM

New York Yankees @ Minnesota Twins
 Hubert H. Humphrey Metrodome, Minneapolis, MN
 Sun Aug 14 1988, 4:33 AM EDT
 Att. 51,316 - Dome

livebaseballscores.com

AB	39
R	6
H	14
RBI	6
BB	3
SO	3
LOB	23



Batter	1	2	3	4	5	6	7	8	9	AB R H RBI BB SO LOB	TOP											
Dan Gladden, R (1, 7) OBP: 0.332, SLG: 0.417	2-0 P3	2-2 P4			2-1 F8		0-0 G6-3			4 0 0 0 0 0 3												
John Moses, S (1, 9) OBP: 0.365, SLG: 0.441	2-1 1B		0-1 1B SF9		2-2 1B FC6-4		2-2 HR			4 2 4 1 0 0 0												
Kirby Puckett, R (1, 8) OBP: 0.372, SLG: 0.550	0-0 1B G3-6-1		0-2 1B G6-4-3		0-0 1B FC6-4		0-1 5-3			4 0 2 0 0 0 1												
Kent Hrbek, L (1, 3) OBP: 0.379, SLG: 0.506	2-1 1B G3-6-1		2-2 1B SF9		2-0 1B G3-1		2-0 1B P3			3 0 0 1 0 0 2												
Gary Gaetti, R (1, 5) OBP: 0.354, SLG: 0.551		3-2 1B G5-3	1-1 1B G6-4-3		1-2 1B		1-1 1B G3-1			3 0 1 0 0 0 1												
Al Newman, S (7, 5) OBP: 0.305, SLG: 0.252										1 0 0 0 0 0 0												
Randy Bush, L (1, 10) OBP: 0.368, SLG: 0.458		4-2 1B BB		2-1 1B 4-3		4-0 1B IBB		1-2 1B L8		2 0 0 0 2 0 0												
Tim Laudner, R (1, 2) OBP: 0.322, SLG: 0.442		2-0 1B BB		1-0 1B 5-3		1-1 1B G6-4-3				4 0 2 0 0 1 0												
Greg Gagne, R (1, 6) OBP: 0.305, SLG: 0.440		1-3 1B K		3-2 1B F8		3-2 1B G6-4-3				4 0 0 0 0 1 5												
Steve Lombardozzi, R (1, 4) OBP: 0.310, SLG: 0.303		4-2 1B BB		0-0 1B P4		0-3 1B K				3 0 0 0 1 1 0												
Inning Stats	R: 0 E: 0 K: 0 S: 6	H: 2 LOB: 1 BB: 0 P: 12	R: 0 E: 0 K: 1 S: 16	H: 1 LOB: 3 BB: 2 P: 32	R: 1 E: 0 K: 0 S: 11	H: 2 LOB: 0 BB: 0 P: 14	R: 0 E: 0 K: 0 S: 6	H: 0 LOB: 0 BB: 0 P: 12	R: 0 E: 0 K: 0 S: 7	H: 1 LOB: 1 BB: 0 P: 11	R: 0 E: 0 K: 0 S: 9	H: 2 LOB: 2 BB: 1 P: 20	R: 1 E: 0 K: 1 S: 9	H: 1 LOB: 0 BB: 0 P: 11	R: 0 E: 0 K: 0 S: 6	H: 0 LOB: 0 BB: 0 P: 10	R: 0 E: 0 K: 1 S: 11	H: 0 LOB: 0 BB: 0 P: 16	1B: 8 2B: 0 3B: 0 HR: 1	SF: 1 SAC: 0 DP: 3 HBP: 0	WP: 0 PB: 0 SB: 1 CS: 0	PA: 36
PITCHER Walt Terrell, R (1, 1) ERA: 4.31	IP 9.0 WLS L BF 36 H 9 R 2 ER 2 SO 3 BB 2 IBB 1 HBP 0 BLK 0 WP 0 HR 1 S 81 P 138 ERA 2.00 WHIP 1.222											PITCHER IP WLS BF H R ER SO BB IBB HBP BLK WP HR S P ERA WHIP										

Minnesota Twins @ Detroit Tigers
Tiger Stadium, Detroit, MI
 Mon Aug 15 1988, 7:05 PM EDT
 Att. 32,700 - Unknown - 86 F

livebaseballscorecards.com

AB	32
R	2
H	9
RBI	2
BB	3
SO	3
LOB	12



Batter	1	2	3	4	5	6	7	8	9	AB R H RBI BB SO LOB
Al Newman, S (1, 5) OBP: 0.304, SLG: 0.252	1-1 L4		1-2 G4-3		2-2 BB 1B		0-3 K			4 1 1 0 0 1 1
John Moses, S (1, 9) OBP: 0.368, SLG: 0.439	2-2 G6-3		0-1 G6-3		4-1 1B BB		1-0 FC6-4 1B			3 0 1 0 1 0 1
Kirby Puckett, R (1, 8) OBP: 0.373, SLG: 0.549	1-2 P3		4-2 CS BB		0-2 BB 1B		0-0 FC6-4			3 0 1 2 1 0 1
Kent Hrbek, L (1, 3) OBP: 0.380, SLG: 0.513		3-2 HR	3-2 CS	1-0 F6	4-1 BB		1-0 F8			3 1 1 1 1 0 0
Dan Gladden, R (1, 7) OBP: 0.329, SLG: 0.413		1-0 G6-3		2-0 L9	0-0 L7		0-0 P3			4 0 0 0 0 0 3
Randy Bush, L (1, 10) OBP: 0.363, SLG: 0.452		0-1 P4		2-1 P5		2-1 4-3		3-2 L7		4 0 0 0 0 0 0
Tim Laudner, R (1, 2) OBP: 0.321, SLG: 0.437		4-1 BB			2-3 K	1-3 K		1-2 F9		3 0 0 0 1 2 0
Greg Gagne, R (1, 6) OBP: 0.302, SLG: 0.435		0-1 F8			0-0 F9	1-2 F8		0-3 K		4 0 0 0 0 1 1
Steve Lombardozzi, R (1, 4) OBP: 0.313, SLG: 0.306			2-1 G6-3 G4-3 WP 1B		1-2 1B 1B		0-2 P5		1-0 P3	4 2 2 0 0 0 0


Inning Stats	R: 0 E: 0 K: 0 S: 8	H: 0 LOB: 0 BB: 0 P: 12	R: 1 E: 0 K: 0 S: 11	H: 1 LOB: 1 BB: 1 P: 19	R: 1 E: 0 K: 0 S: 12	H: 1 LOB: 0 BB: 1 P: 22	R: 0 E: 0 K: 0 S: 4	H: 0 LOB: 0 BB: 0 P: 9	R: 2 E: 0 K: 1 S: 16	H: 3 LOB: 3 BB: 2 P: 29	R: 0 E: 0 K: 1 S: 15	H: 0 LOB: 0 BB: 0 P: 19	R: 0 E: 0 K: 1 S: 8	H: 1 LOB: 1 BB: 0 P: 9	R: 0 E: 0 K: 0 S: 6	H: 0 LOB: 0 BB: 0 P: 10	R: 0 E: 0 K: 1 S: 8	H: 0 LOB: 0 BB: 0 P: 10	1B: 5 2B: 0 3B: 0 HR: 1	SF: 0 SAC: 0 DP: 0 HBP: 0	WP: 1 PB: 0 SB: 0 CS: 1	PA: 37
--------------	------------------------------	----------------------------------	-------------------------------	----------------------------------	-------------------------------	----------------------------------	------------------------------	---------------------------------	-------------------------------	----------------------------------	-------------------------------	----------------------------------	------------------------------	---------------------------------	------------------------------	----------------------------------	------------------------------	----------------------------------	----------------------------------	------------------------------------	----------------------------------	--------

PITCHER	IP	WLS	BF	H	R	ER	SO	BB	IBB	HBP	BLK	WP	HR	S	P	ERA	WHIP	
Jack Morris, R (1, 1) ERA: 4.38	9.0	L	36	6	4	4	4	4	4	0	0	0	1	1	88	139	4.00	1.111

TOP

Minnesota Twins @ Detroit Tigers
Tiger Stadium, Detroit, MI
Tue Aug 16 1988, 7:05 PM EDT
Att: 29,534 - Unknown

AB	32
R	4
H	6
RBI	3
BB	4
SO	4
LOB	7




Batter	1	2	3	4	5	6	7	8	9	AB R H RBI BB SO LOB
Lou Whitaker, L (1, 4) OBP: 0.375, SLG: 0.403	2-3 K			1-1 G3 1B		1-2 1B			0-2 HR	4 1 3 1 0 1 0
Pat Sheridan, L (1, 7) OBP: 0.345, SLG: 0.447	1-3 K			0-0 G3		0-0 P9			0-2 P5	4 0 0 0 0 1 2
Alan Trammell, R (1, 6) OBP: 0.383, SLG: 0.491	0-0 6-3			2-0 1B			2-2 1B		0-1 1B	4 0 3 0 0 0 0
Dave Bergman, L (1, 3) OBP: 0.409, SLG: 0.437			1-1 F8	3-3 K			0-2 F8		0-3 K	4 0 0 0 0 2 3
Matt Nokes, L (1, 2) OBP: 0.286, SLG: 0.401			2-1 P9		1-1 F8		0-0 P5		1-1 P4	4 0 0 0 0 0 2
Chet Lemon, R (1, 9) OBP: 0.346, SLG: 0.426			0-1 G6-3		0-0 G5-3		1-0 G6-3			3 0 0 0 0 0 1
Darrell Evans, L (1, 10) OBP: 0.332, SLG: 0.369			2-2 G1-6-3 1B		3-3 K			0-0 B1-3		3 0 1 0 0 1 0
Gary Pettis, S (1, 8) OBP: 0.291, SLG: 0.278			0-0 G1-6-3			1-2 G1-3		3-2 F7		3 0 0 0 0 0 1
Tom Brookens, R (1, 5) OBP: 0.344, SLG: 0.388			1-2 G3			0-2 G6-3		0-1 F8		3 0 0 0 0 0 0

Inning Stats	R: 0	H: 0	E: 0	K: 2	S: 7	LOB: 0	BB: 0	P: 10	R: 0	H: 0	E: 0	K: 0	S: 6	LOB: 0	BB: 0	P: 9	R: 0	H: 1	E: 0	K: 0	S: 7	LOB: 0	BB: 0	P: 10	R: 0	H: 2	E: 0	K: 1	S: 7	LOB: 1	BB: 0	P: 13	R: 0	H: 0	E: 0	K: 1	S: 7	LOB: 0	BB: 0	P: 11	R: 0	H: 1	E: 0	K: 0	S: 10	LOB: 1	BB: 0	P: 12	R: 0	H: 1	E: 0	K: 0	S: 9	LOB: 1	BB: 0	P: 12	R: 0	H: 0	E: 0	K: 0	S: 6	LOB: 0	BB: 0	P: 9	R: 1	H: 2	E: 0	K: 1	S: 15	LOB: 1	BB: 0	P: 16	1B: 6	SF: 0	2B: 0	SAC: 0	3B: 0	DP: 1	HR: 1	HBP: 0	WP: 0	PA: 32
--------------	------	------	------	------	------	--------	-------	-------	------	------	------	------	------	--------	-------	------	------	------	------	------	------	--------	-------	-------	------	------	------	------	------	--------	-------	-------	------	------	------	------	------	--------	-------	-------	------	------	------	------	-------	--------	-------	-------	------	------	------	------	------	--------	-------	-------	------	------	------	------	------	--------	-------	------	------	------	------	------	-------	--------	-------	-------	-------	-------	-------	--------	-------	-------	-------	--------	-------	--------

PITCHER	IP	WLS	BF	H	R	ER	SO	BB	IBB	HBP	BLK	WP	HR	S	P	ERA	WHIP
Bert Blyleven, R (1, 1) ERA: 5.26	6.0	W	20	4	0	0	4	0	0	0	0	0	0	44	65	0.00	0.667
Keith Atherton, R (7, 1) ERA: 3.54	2.1		10	3	1	1	0	0	0	0	0	0	1	25	31	3.86	1.286
Jeff Reardon, R (9, 1) ERA: 3.15	0.2	S	2	0	0	0	1	0	0	0	0	0	0	5	6	0.00	0.000

MINNESOTA TWINS @ DETROIT TIGERS
Tiger Stadium, Detroit, MI
Tue Aug 16 1988, 7:05 PM EDT
Att. 29,534 - Unknown

AB	32
R	1
H	7
RBI	1
BB	0
SO	5
LOB	9



Batter	1	2	3	4	5	6	7	8	9	AB R H RBI BB SO LOB	TOP
Dan Gladden, R OBP: 0.330, SLG: 0.419 (1, 7) X	0-0 P8		0-0 G5-3		2-3 K		1 SAFE 1-2 HR		1-0 G1-4-3 HBP	4 1 1 2 0 1 0	
John Moses, S OBP: 0.365, SLG: 0.441 (1, 9) C Gary Gaetti, R OBP: 0.353, SLG: 0.549 (9, PH) B Mark Davidson, R OBP: 0.311, SLG: 0.347 (9, 9) F	3-3 K			2-2 G4-3 2B		0-0 5-3	0-0 G4-3		1-2 G1-4-3 1-2f	4 0 1 0 0 1 0 1 0 0 0 0 0 2 0 0 0 0 0 0 0	
Kirby Puckett, R OBP: 0.370, SLG: 0.545 (1, 8) C	2-3 K			0-0 G6-3		0-3 K		0-0 G4-3		4 0 0 0 0 2 1	
Kent Hrbek, L OBP: 0.384, SLG: 0.514 (1, 3) F		0-1 L9		4-2 G4-3 BB		2-1 1B 1B		2-2 G6-3 1B		3 0 2 0 1 0 0	
Brian Harper, R OBP: 0.384, SLG: 0.517 (1, 2) C	1-2 F8			0-2 G4-3		0-0 1-2 1B		0-1 G6-3		4 0 1 0 0 0 3	
Randy Bush, L OBP: 0.368, SLG: 0.452 (1, 10) B	3-2 1B			4-0 FC6-4 IBB		1-1 P5		4-0 IBB		2 0 1 0 2 0 2	
Greg Gagne, R OBP: 0.298, SLG: 0.430 (1, 6) C	1-3 K			0-2 FC6-4			0-1 B2-3	0-0 P6		4 0 0 0 0 1 6	
Steve Lombardozzi, R OBP: 0.312, SLG: 0.310 (1, 4) C			2-2 G6-3		1-3 K		1-1 P9		1-1 2B	4 0 1 0 0 1 0	
Al Newman, S OBP: 0.302, SLG: 0.252 (1, 5) C			3-3 K		2-3 K		0-0 HR 1B		1-1 F7	4 1 1 0 0 2 1	
Inning Stats	R: 0 H: 0 E: 0 LOB: 0 K: 2 BB: 0 S: 10 P: 15	R: 0 H: 1 E: 0 LOB: 1 K: 1 BB: 0 S: 12 P: 16	R: 0 H: 0 E: 0 LOB: 0 K: 1 BB: 0 S: 9 P: 14	R: 0 H: 1 E: 0 LOB: 3 K: 0 BB: 2 S: 15 P: 25	R: 0 H: 0 E: 0 LOB: 0 K: 3 BB: 0 S: 11 P: 16	R: 0 H: 2 E: 0 LOB: 2 K: 1 BB: 0 S: 9 P: 12	R: 2 H: 2 E: 0 LOB: 0 K: 0 BB: 0 S: 9 P: 11	R: 0 H: 1 E: 0 LOB: 2 K: 0 BB: 1 S: 9 P: 15	R: 0 H: 1 E: 0 LOB: 1 K: 0 BB: 0 S: 7 P: 11	1B: 5 SF: 0 2B: 2 SAC: 0 3B: 0 DP: 1 HR: 1 HBP: 1	WP: 0 PA: 38 PB: 0 SB: 0 CS: 0
PITCHER	IP WLS BF H R ER SO BB IBB HBP BLK WP HR S P ERA WHIP										
Doyle Alexander, R ERA: 3.79 (1, 1)	8.1 L 37 8 2 2 8 1 2 1 0 0 1 88 131 2.16 1.080										
Willie Hernandez, L ERA: 2.79 (9, 1)	0.2 1 0 0 0 0 0 0 0 0 0 0 3 4 0.00 0.000										

Minnesota Twins @ Detroit Tigers
Tiger Stadium, Detroit, MI
Wed Aug 17 1988, 3:33 AM EDT
Att. 34,622 - Sunny - 93 F

livebaseballscorecards.com

AB	34
R	2
H	8
RBI	2
BB	3
SO	8
LOB	15




Batter	1	2	3	4	5	6	7	8	9	AB	R	H	RBI	BB	SO	LOB
Lou Whitaker, L (1, 4) OBP: 0.376, SLG: 0.404	3-2 G6-3 1B		1-1 L9			0-1 SH5-3 1B		1-1 G1-3		4	0	2	0	0	0	0
Luis Salazar, R (1, 7) OBP: 0.315, SLG: 0.422	0-1 G6-3 1-2f			1-0 6-3		1-0 SH5-3 1-2		3-3 K		3	0	0	0	0	1	1
Alan Trammell, R (1, 6) OBP: 0.387, SLG: 0.495	0-0 FC6-4 1B			2-1 2B		4-0 G1-6-3 IBB			0-0 P4	3	0	2	0	1	0	0
Chet Lemon, R (1, 9) OBP: 0.345, SLG: 0.422	2-1 FC6-4 1-2f			1-2 F7		1-1 G1-6-3 1-2f			4-2 BB	3	0	0	0	1	0	4
Larry Herndon, R (1, 10) OBP: 0.309, SLG: 0.317		0-1 G1-6-3		1-1 5-3			4-1 BB		2-2 P8	2	0	0	0	1	0	1
Jim Walewander, S (7, PR) OBP: 0.240, SLG: 0.247										0	0	0	0	0	0	0
Dave Bergman, L (9, PH) OBP: 0.407, SLG: 0.434										1	0	0	0	0	0	1
Tom Brookens, R (1, 5) OBP: 0.341, SLG: 0.384		0-0 F9			1-2 F8		0-0 L6		1-3 K	3	0	0	0	0	0	1
Darrell Evans, L (9, PH) OBP: 0.331, SLG: 0.368										1	0	0	0	0	1	1
Ray Knight, R (1, 3) OBP: 0.276, SLG: 0.292		0-2 5-3			0-0 4-3		2-2 P2			3	0	0	0	0	0	1
Mike Heath, R (1, 2) OBP: 0.329, SLG: 0.408			2-2 B1-3 1B		3-2 HR		1-0 F7			3	1	2	1	0	0	1
Gary Pettis, S (1, 8) OBP: 0.289, SLG: 0.276			1-1 B1-3 1-2f		2-0 6-3			3-2 4-3		3	0	0	0	0	0	1

Inning Stats	R: 0	H: 2	E: 0	LOB: 1	K: 0	S: 8	P: 13	R: 0	H: 0	E: 0	LOB: 0	K: 0	S: 6	R: 0	H: 1	E: 0	LOB: 0	K: 0	S: 7	P: 11	R: 0	H: 1	E: 0	LOB: 1	K: 0	S: 8	P: 13	R: 1	H: 1	E: 0	LOB: 0	K: 0	S: 9	P: 15	R: 0	H: 1	E: 0	LOB: 1	K: 0	S: 5	P: 11	R: 0	H: 0	E: 0	LOB: 1	K: 0	S: 8	P: 15	R: 0	H: 0	E: 0	LOB: 0	K: 1	S: 9	P: 16	R: 0	H: 0	E: 0	LOB: 1	K: 1	S: 12	P: 19	1B: 4	SF: 0	2B: 2	SAC: 1	3B: 0	DP: 3	HR: 1	HBP: 0	WP: 0	PA: 33
--------------	------	------	------	--------	------	------	-------	------	------	------	--------	------	------	------	------	------	--------	------	------	-------	------	------	------	--------	------	------	-------	------	------	------	--------	------	------	-------	------	------	------	--------	------	------	-------	------	------	------	--------	------	------	-------	------	------	------	--------	------	------	-------	------	------	------	--------	------	-------	-------	-------	-------	-------	--------	-------	-------	-------	--------	-------	--------

PITCHER	IP	WLS	BF	H	R	ER	SO	BB	IBB	HBP	BLK	WP	HR	S	P	ERA	WHIP
Allan Anderson, L (1, 1) ERA: 2.66	8.0	W	29	6	1	1	1	1	1	0	0	0	1	60	100	1.12	0.875
Jeff Reardon, R (9, 1) ERA: 3.09	1.0	S	4	0	0	0	1	1	0	0	0	0	0	12	19	0.00	1.000

MINNESOTA TWINS @ DETROIT TIGERS
Tiger Stadium, Detroit, MI
Wed Aug 17 1988, 3:33 AM EDT
Att. 34,622 - Sunny - 93 F

AB	29
R	1
H	6
RBI	1
BB	3
SO	2
LOB	12



Batter	1	2	3	4	5	6	7	8	9	AB R H RBI BB SO LOB	TOP
Oddibe McDowell, L (1, 8) OBP: 0.318, SLG: 0.347	1-2 4-3		0-0 SH4-3 PB 2B		H 1-0 G4-6-3 HBP		0-3 K			3 1 1 0 0 1 2	
Scott Fletcher, R (1, 6) OBP: 0.362, SLG: 0.329	0-0 2B		0-0 SH4-3 2-3		1 SAFE 3-2 G4-6-3 1-2f			0-0 6-3		3 0 1 0 0 0 1	
Ruben Sierra, S (1, 9) OBP: 0.287, SLG: 0.413	2-1 P7		3-2 L3			0-3 K		2-2 4-3		4 0 0 0 0 1 1	
Pete O'Brien, L (1, 3) OBP: 0.352, SLG: 0.421	0-0 G3-1		3-H 4-1 BB			2-2 F8		3-2 HR		3 1 1 1 1 0 1	
Pete Incaviglia, R (1, 10) OBP: 0.322, SLG: 0.486		0-0 HR	2-3 K			2-2 P2		1-2 P4		4 1 1 1 0 1 1	
Geno Petralli, L (1, 2) OBP: 0.390, SLG: 0.436		0-1 HR		2-3 K			0-0 G3		1-2 F9	4 1 1 1 0 1 0 0 0 0 0 0 0 0	
Jim Sundberg, R (9, 2) OBP: 0.291, SLG: 0.350											
Cecil Espy, S (1, 7) OBP: 0.274, SLG: 0.338		1-1 G4-3		0-3 K			0-0 BB 1B		4-1 S BB	3 0 1 0 1 1 0	
Steve Buechele, R (1, 5) OBP: 0.341, SLG: 0.413		2-3 K		3-1 F8			4-2 SAFE BB		2-3 K	3 0 0 0 1 2 1	
Curtis Wilkerson, S (1, 4) OBP: 0.364, SLG: 0.392		1-1 F7			0-0 F9		2-3 K		1-0 F7	4 0 0 0 0 1 3	
Inning Stats	R: 0 H: 1 E: 0 LOB: 1 K: 0 BB: 0 S: 9 P: 12	R: 2 H: 2 E: 0 LOB: 0 K: 1 BB: 0 S: 10 P: 14	R: 1 H: 1 E: 0 LOB: 1 K: 1 BB: 1 S: 9 P: 18	R: 0 H: 0 E: 0 LOB: 0 K: 2 BB: 0 S: 8 P: 13	R: 0 H: 0 E: 0 LOB: 0 K: 0 BB: 0 S: 6 P: 9	R: 0 H: 0 E: 0 LOB: 0 K: 1 BB: 0 S: 10 P: 14	R: 0 H: 1 E: 0 LOB: 2 K: 2 BB: 1 S: 11 P: 16	R: 1 H: 1 E: 0 LOB: 0 K: 0 BB: 0 S: 12 P: 18	R: 0 H: 0 E: 0 LOB: 1 K: 1 BB: 1 S: 9 P: 17	1B: 1 SF: 0 2B: 2 SAC: 1 3B: 0 DP: 1 HR: 3 HBP: 1	WP: 0 PA: 36 PB: 1 SB: 2 CS: 0
PITCHER	IP WLS BF H R ER SO BB IBB HBP BLK WP HR S P ERA WHIP										
Charlie Lea, R (1, 1) ERA: 4.71	7.0 L 28 5 3 2 7 2 0 1 0 0 2 63 96 2.57 1.000										
Juan Berenguer, R (8, 1) ERA: 3.67	2.0 8 1 1 1 1 1 0 0 0 0 1 21 35 4.50 1.000										

Texas Rangers @ Minnesota Twins
Hubert H. Humphrey Metrodome, Minneapolis, MN
 Thu Aug 18 1988, 8:05 PM EDT
 Att. 40,656 - Dome

livebaseballscorecards.com

AB 31
R 4
H 6
RBI 3
BB 3
SO 8
LOB 10



Batter	1	2	3	4	5	6	7	8	9	AB	R	H	RBI	BB	SO	LOB
Dan Gladden, R OBP: 0.329, SLG: 0.417 (1, 7)	0-1 G1-3			1-3 K		2-0 G1-3		2-2 1B WP 1B		4	1	1	1	0	1	0
John Moses, S OBP: 0.369, SLG: 0.449 (1, 9)	2-2 G4-3			2-1 4-3 2B		1-2 4-3		1-0 1-3 1B WP		4	0	2	0	0	0	0
Kirby Puckett, R OBP: 0.367, SLG: 0.540 (1, 8)	1-0 G4-3			2-1 4-3		3-3 K		2-3 K		4	0	0	0	0	2	2
Kent Hrbek, L OBP: 0.382, SLG: 0.510 (1, 3)		2-1 F7		4-2 BB		0-2 5-3		1-0 G3		3	0	0	0	1	0	0
Brian Harper, R OBP: 0.380, SLG: 0.504 (1, 2)		2-1 6-3		0-1 5-3		1-1 HBP		0-1 F9		3	0	0	0	0	0	2
Randy Bush, L OBP: 0.366, SLG: 0.453 (1, 10)		2-0 P5			1-0 F7		0-3 K		0-0 2B	4	0	1	0	0	1	1
Tom Herr, S OBP: 0.354, SLG: 0.347 (1, 4)			0-1 6-3		0-1 F7		1-0 6-3		1-2 G3-1	3	0	0	0	0	0	0
Steve Lombardozzi, R OBP: 0.312, SLG: 0.310 (9, 4)										0	0	0	0	0	0	0
Gene Larkin, S OBP: 0.379, SLG: 0.416 (9, PH)										1	0	0	0	0	0	1
Greg Gagne, R OBP: 0.296, SLG: 0.426 (1, 6)			3-1 L4		0-0 G3-1		0-1 P3			3	0	0	0	0	0	0
Al Newman, S OBP: 0.303, SLG: 0.262 (1, 5)			0-0 G1-3			2-2 L6		0-0 1B 2B		3	1	1	0	0	0	0

Inning Stats	R: 0	H: 0	E: 0	K: 0	S: 7	R: 0	H: 0	E: 0	K: 0	S: 5	R: 0	H: 0	E: 0	K: 0	S: 5	R: 0	H: 1	E: 0	K: 1	S: 11	R: 0	H: 0	E: 0	K: 0	S: 4	R: 0	H: 0	E: 0	K: 0	S: 9	R: 0	H: 0	E: 0	K: 2	S: 10	R: 2	H: 3	E: 0	K: 1	S: 13	R: 0	H: 1	E: 0	K: 0	S: 7	1B: 2	2B: 3	3B: 0	HR: 0	SF: 0	SAC: 0	DP: 0	HBP: 1	WP: 1	PA: 34
	0	0	0	0	7	0	0	0	0	5	0	0	0	0	5	0	1	0	0	11	0	0	0	0	4	0	0	0	0	9	0	0	0	10	2	3	0	1	13	0	1	0	7	2	3	0	0	0	0	1	1	34			

PITCHER	IP	WLS	BF	H	R	ER	SO	BB	IBB	HBP	BLK	WP	HR	S	P	ERA	WHIP
Jeff Russell, R ERA: 3.75 (1, 1)	9.0	W	34	5	2	2	4	1	0	1	0	1	0	71	110	2.00	0.667


BOTTOM

Texas Rangers @ Minnesota Twins
 Hubert H. Humphrey Metrodome, Minneapolis, MN

Thu Aug 18 1988, 8:05 PM EDT
 Att. 40,656 - Dome

livebaseballscorecards.com

AB	32
R	2
H	5
RBI	1
BB	1
SO	4
LOB	6



Batter	1	2	3	4	5	6	7	8	9	AB R H RBI BB SO LOB	TOP	
Oddibe McDowell, L (1, 8) OBP: 0.316, SLG: 0.345	0-0 4-3	0-3 K		3-1 L9			0-0 P6	1-1 1B		5 0 1 1 0 1 2		
Scott Fletcher, R (1, 6) OBP: 0.361, SLG: 0.326	3-2 P3	4-1 BB			0-0 F8		1-2 E6 2B	3-3 K		4 1 0 0 1 1 2		
Ruben Sierra, S (1, 9) OBP: 0.284, SLG: 0.409	0-1 4-3	1-3 K			2-3 K		1-2 P2		1-1 L4-3	5 0 0 0 0 2 4		
Pete O'Brien, L (1, 3) OBP: 0.358, SLG: 0.429		0-0 2B 1B	1-2 WP 1B		2-0 1B		0-0 1-H 2B		4-0 BB	4 1 4 1 1 0 0		
Pete Incaviglia, R (1, 10) OBP: 0.321, SLG: 0.485		1-1 1B PB 2B	0-3 K		3-2 P2		3-0 F8		2-3 K	5 1 1 0 0 2 4		
Geno Petralli, L (1, 2) OBP: 0.376, SLG: 0.431		1-1 4-3 PB 1B	2-0 F7			1-0 F8		2-0 F9	3-1 F8	5 1 1 1 0 0 2		
Cecil Espy, S (1, 7) OBP: 0.278, SLG: 0.338		2-1 4-3	1-3 K			1-1 S 1B		4-2 E 1B BB		3 1 1 0 1 1 2		
Steve Buechele, R (1, 5) OBP: 0.340, SLG: 0.411		1-2 WP 1B		0-0 F9		1 SAFE 1 SAFE 3-1 F9		0-2 6-3		4 0 1 1 0 0 2		
Curtis Wilkerson, S (1, 4) OBP: 0.366, SLG: 0.391		0-0 WP 1B		1-2 F6		0-0 L4		4-1 1B BB		3 0 1 0 1 0 1		
Inning Stats	R: 0 E: 0 K: 0 S: 6 H: 0 LOB: 0 BB: 0 P: 9	R: 3 E: 0 K: 2 S: 19 H: 5 LOB: 3 BB: 1 P: 29	R: 0 E: 0 K: 2 S: 10 H: 1 LOB: 1 BB: 0 P: 14	R: 0 E: 0 K: 0 S: 6 H: 0 LOB: 0 BB: 0 P: 10	R: 0 E: 0 K: 1 S: 8 H: 1 LOB: 1 BB: 0 P: 15	R: 0 E: 0 K: 0 S: 6 H: 1 LOB: 1 BB: 0 P: 11	R: 1 E: 1 K: 0 S: 9 H: 1 LOB: 1 BB: 0 P: 14	R: 1 E: 1 K: 1 S: 13 H: 1 LOB: 2 BB: 2 P: 27	R: 0 E: 0 K: 1 S: 7 H: 0 LOB: 1 BB: 1 P: 17	1B: 8 2B: 2 3B: 0 HR: 0 SF: 0 SAC: 0 DP: 0 HBP: 0	WP: 2 PB: 1 SB: 1 CS: 0 PA: 42	
PITCHER	IP WLS BF H R ER SO BB IBB HBP BLK WP HR S P ERA WHIP											
Freddie Toliver, R (1, 1) ERA: 4.39	6.0 L 27 8 3 3 5 1 0 0 0 2 0 55 88 4.50 1.500											
Keith Atherton, R (7, 1) ERA: 3.59	1.2 10 2 2 1 0 2 0 0 0 0 0 18 34 5.40 2.400											
German Gonzalez, R (8, 1) ERA:	1.1 5 0 0 0 0 2 1 0 0 0 0 0 11 24 0.00 0.750											

Texas Rangers @ Minnesota Twins
Hubert H. Humphrey Metrodome, Minneapolis, MN
 Fri Aug 19 1988, 8:05 PM EDT
 Att. 41,675 - Dome

livebaseballscorecards.com

AB	38
R	5
H	10
RBI	4
BB	4
SO	7
LOB	19



Batter	1	2	3	4	5	6	7	8	9	AB R H RBI BB SO LOB
Dan Gladden, R OBP: 0.326, SLG: 0.413 (1, 7)	1-1 F8		1-0 P6		0-1 L6			3-3 K		4 0 0 0 0 1 3
John Moses, S OBP: 0.360, SLG: 0.437 (1, 9)	0-3 K		3-3 K		0-0 G3-6-1			1-3 K		4 0 0 0 0 3 3
Kent Hrbek, L OBP: 0.381, SLG: 0.506 (1, 3)	4-2 BB		2-0 P8			2-3 K2-3		2-1 P5		3 0 0 0 1 1 1
Kirby Puckett, R OBP: 0.366, SLG: 0.538 (1, 8)	0-0 L8			1-2 F8		0-3 K		0-1 G4-3 1B		4 0 1 0 0 1 1
Randy Bush, L OBP: 0.362, SLG: 0.447 (1, 10)		1-0 P3		0-0 4-3		1-0 G3		2-2 P3		4 0 0 0 0 0 1
Tim Laudner, R OBP: 0.323, SLG: 0.436 (1, 2)		3-2 BLK 1B		4-1 BLK BB			0-0 G3	1-1 G4-3		3 0 1 0 1 0 1
Tom Herr, S OBP: 0.354, SLG: 0.344 (1, 4)		2-3 K		1-3 K			4-2 BB			2 0 0 0 1 2 2
Greg Gagne, R OBP: 0.296, SLG: 0.425 (1, 6)		0-3 K			3-2 1B 1B		1-3 K			3 0 1 0 0 2 2
Al Newman, S OBP: 0.310, SLG: 0.271 (1, 5)			2-2 1B		0-0 G3-6-1 1B		3-2 F9			3 0 2 0 0 0 1

Inning Stats	R: 0 E: 0 K: 1 S: 8	H: 0 LOB: 1 BB: 1 P: 13	R: 0 E: 0 K: 2 S: 10	H: 1 LOB: 1 BB: 0 P: 16	R: 0 E: 0 K: 1 S: 8	H: 1 LOB: 1 BB: 0 P: 16	R: 0 E: 0 K: 1 S: 10	H: 0 LOB: 1 BB: 1 P: 16	R: 0 E: 0 K: 0 S: 9	H: 2 LOB: 1 BB: 0 P: 12	R: 0 E: 0 K: 2 S: 8	H: 0 LOB: 0 BB: 0 P: 11	R: 0 E: 0 K: 1 S: 9	H: 0 LOB: 1 BB: 1 P: 17	R: 0 E: 0 K: 2 S: 8	H: 0 LOB: 0 BB: 0 P: 14	R: 0 E: 0 K: 0 S: 7	H: 1 LOB: 0 BB: 0 P: 10	1B: 5 2B: 0 3B: 0 HR: 0	SF: 0 SAC: 0 DP: 2 HBP: 0	WP: 0 PB: 0 SB: 0 CS: 0	PA: 33
PITCHER Bobby Witt, R ERA: 3.84 (1, 1)	IP 9.0	WLS W	BF 33	H 5	R 0	ER 0	SO 10	BB 3	IBB 0	HBP 0	BLK 2	WP 0	HR 0	S 77	P 125	ERA 0.00	WHIP 0.889					


BOTTOM

Texas Rangers @ Minnesota Twins
Hubert H. Humphrey Metrodome, Minneapolis, MN

Fri Aug 19 1988, 8:05 PM EDT
Att. 41,675 - Dome

livebaseballscorecards.com

AB	30
R	0
H	5
RBI	0
BB	3
SO	10
LOB	15



Batter	1	2	3	4	5	6	7	8	9	AB R H RBI BB SO LOB	TOP																						
Bob Brower, R (1, 8) OBP: 0.305, SLG: 0.289	2-1 P4		0-0 4-3		4-2 BB		0-1 E3			3 0 0 1 1 0 2																							
Scott Fletcher, R (1, 6) OBP: 0.360, SLG: 0.325	2-2 G5-3		2-3 3-H 2-0 6-3		0-1 P6		0-0 SAFE 1-2 1B			4 0 1 0 0 0 4																							
Ruben Sierra, S (1, 9) OBP: 0.281, SLG: 0.405	2-2 P2			0-0 F8		0-1 F7	3-1 4-3			4 0 0 0 0 0 2																							
Pete Incaviglia, R (1, 7) OBP: 0.318, SLG: 0.480		0-3 K		1-3 K		2-3 K		2-3 K		4 0 0 0 0 4 0																							
Pete O'Brien, L (1, 3) OBP: 0.356, SLG: 0.425		2-1 F8		2-3 K		0-3 K		1-1 G1-3		4 0 0 0 0 2 0																							
Mike Stanley, R (1, 10) OBP: 0.308, SLG: 0.277		1-3 K			0-0 L8		4-2 HR BB			2 0 0 0 1 1 0																							
Cecil Espy, S (7, PR) OBP: 0.277, SLG: 0.336								3-3 K		1 1 0 0 0 1 0																							
Steve Buechele, R (1, 5) OBP: 0.342, SLG: 0.420			1-2 G6-3		0-0 BB 1B		0-0 HR		0-0 5-3	4 1 2 2 0 0 0																							
Jim Sundberg, R (1, 2) OBP: 0.298, SLG: 0.356			1-1 E 4-3 1B		1-0 SAFE P3		2-3 K		1-0 G5-4-3 1B	4 1 2 0 0 1 2																							
Jeff Kunkel, R (1, 4) OBP: 0.270, SLG: 0.404			0-0 E4 4-3 1B		1-0 BB 1B		0-3 K		2-2 G5-4-3	4 0 2 0 0 1 2																							
Inning Stats	R: 0 E: 0 K: 0 S: 8	H: 0 LOB: 0 BB: 0 P: 14	R: 0 E: 0 K: 2 S: 8	H: 0 LOB: 0 BB: 0 P: 11	R: 1 E: 1 K: 0 S: 8	H: 2 LOB: 1 BB: 0 P: 12	R: 0 E: 0 K: 2 S: 7	H: 0 LOB: 0 BB: 0 P: 10	R: 0 E: 0 K: 2 S: 8	H: 2 LOB: 3 BB: 1 P: 14	R: 0 E: 0 K: 2 S: 8	H: 0 LOB: 0 BB: 0 P: 10	R: 2 E: 1 K: 2 S: 17	H: 2 LOB: 2 BB: 1 P: 26	R: 0 E: 0 K: 2 S: 8	H: 0 LOB: 0 BB: 0 P: 14	R: 0 E: 0 K: 0 S: 8	H: 1 LOB: 0 BB: 0 P: 11	1B: 6 2B: 0 3B: 0 HR: 1	SF: 0 SAC: 0 DP: 1 HBP: 0	WP: 0 PB: 0 SB: 0 CS: 0	PA: 36											
PITCHER Frank Viola, L (1, 1) ERA: 2.35	IP 9.0	WLS L	BF 36	H 7	R 3	ER 2	SO 10	BB 2	IBB 0	HBP 0	BLK 0	WP 0	HR 1	S 80	P 122	ERA 2.00	WHIP 1.000																
											PITCHER	IP	WLS	BF	H	R	ER	SO	BB	IBB	HBP	BLK	WP	HR	S	P	ERA	WHIP					

Texas Rangers @ Minnesota Twins
 Hubert H. Humphrey Metrodome, Minneapolis, MN
 Sat Aug 20 1988, 8:05 PM EDT
 Att. 48,325 - Dome

livebaseballscorecards.com

AB	34
R	3
H	7
RBI	3
BB	2
SO	10
LOB	12



Batter	1	2	3	4	5	6	7	8	9	AB	R	H	RBI	BB	SO	LOB
Al Newman, S (1, 5) OBP: 0.302, SLG: 0.263 Gary Gaetti, R (9, PH) OBP: 0.352, SLG: 0.548	1-1 6-3		3-2 5-3		0-1 G6-3		0-1 6-3		0-1 P2	4	0	0	0	0	0	1
Tom Herr, S (1, 4) OBP: 0.352, SLG: 0.342	0-0 F9		1-1 6-3		1-0 1B			1-2 G5-3		4	0	1	0	0	0	0
Dan Gladden, R (1, 7) OBP: 0.328, SLG: 0.413	1-1 L8		4-2 BB		1-2 F9			1-0 BB 1B		3	0	1	0	1	0	1
Kirby Puckett, R (1, 8) OBP: 0.365, SLG: 0.534		0-0 F9	1-1 F9		2-1 6-3			4-0 BB 1B		3	0	0	0	1	0	1
Brian Harper, R (1, 10) OBP: 0.376, SLG: 0.496		0-1 1B G1-3 1B		1-1 G5-3		3-2 6-3		1-0 L5		4	1	1	0	0	0	2
Kent Hrbek, L (1, 3) OBP: 0.382, SLG: 0.505		1-0 1B G1-3 2B 1B		4-2 BB		0-0 G4-3		1-2 F7		3	1	1	0	1	0	2
Tim Laudner, R (1, 2) OBP: 0.322, SLG: 0.432 John Moses, S (9, PR) OBP: 0.360, SLG: 0.437		1-0 G1-3		0-3 K		2-1 P3			4-1 BB	3	0	0	1	1	1	2
John Christensen, R (1, 9) OBP: 0.375, SLG: 0.563		0-0 2B		2-0 P6		0-0 F8			0-3 K	4	0	1	1	0	1	2
Greg Gagne, R (1, 6) OBP: 0.296, SLG: 0.423		2-2 F7		3-1 L6		0-0 1B			1-3 K	4	0	1	0	0	1	2

BOTTOM

Texas Rangers @ Minnesota Twins
 Hubert H. Humphrey Metrodome, Minneapolis, MN
 Sat Aug 20 1988, 8:05 PM EDT
 Att. 48,325 - Dome


livebaseballscorecards.com

AB	33
R	2
H	6
RBI	2
BB	4
SO	3
LOB	14



Inning Stats	R: 0	H: 0	E: 0	K: 0	S: 5	H: 0	LOB: 0	BB: 0	P: 7	R: 2	H: 3	E: 0	K: 0	S: 9	H: 0	LOB: 1	BB: 0	P: 13	R: 0	H: 0	E: 0	K: 0	S: 11	H: 0	LOB: 1	BB: 1	P: 20	R: 0	H: 0	E: 0	K: 1	S: 9	H: 1	LOB: 1	BB: 0	P: 14	R: 0	H: 0	E: 0	K: 0	S: 6	H: 0	LOB: 0	BB: 0	P: 11	R: 0	H: 1	E: 0	K: 0	S: 6	H: 1	LOB: 1	BB: 0	P: 8	R: 0	H: 1	E: 0	K: 0	S: 8	H: 1	LOB: 2	BB: 1	P: 16	R: 0	H: 0	E: 0	K: 2	S: 9	H: 0	LOB: 1	BB: 1	P: 14	1B: 5	SF: 0	2B: 1	SAC: 0	3B: 0	DP: 0	HR: 0	HBP: 0	WP: 0	PA: 37
--------------	------	------	------	------	------	------	--------	-------	------	------	------	------	------	------	------	--------	-------	-------	------	------	------	------	-------	------	--------	-------	-------	------	------	------	------	------	------	--------	-------	-------	------	------	------	------	------	------	--------	-------	-------	------	------	------	------	------	------	--------	-------	------	------	------	------	------	------	------	--------	-------	-------	------	------	------	------	------	------	--------	-------	-------	-------	-------	-------	--------	-------	-------	-------	--------	-------	--------

PITCHER	IP	WLS	BF	H	R	ER	SO	BB	IBB	HBP	BLK	WP	HR	S	P	ERA	WHIP
Paul Kilgus, L (1, 1) ERA: 3.9	7.1	W	31	6	2	2	1	3	0	0	0	0	0	59	99	2.46	1.227
Mitch Williams, L (8, 1) ERA: 4.23	1.2	S	6	0	0	0	2	1	0	0	0	0	0	13	20	0.00	0.600

Batter	1	2	3	4	5	6	7	8	9	AB R H RBI BB SO LOB	TOP	
Oddibe McDowell, L (1, 8) <small>OBP: 0.312, SLG: 0.340</small> Barbaro Garbey, R (7, 7) <small>OBP: 0.261, SLG: 0.250</small>	0-1 B1-3		1-3 K		1-3 K		2-3 K			4 0 0 0 0 3 1 0 0 0 0 0 0 0		
Scott Fletcher, R (1, 6) <small>OBP: 0.357, SLG: 0.322</small>	1-3 K		0-1 G6-3		1-2 6-3		2-1 L8			4 0 0 0 0 1 1		
Pete O'Brien, L (1, 3) <small>OBP: 0.357, SLG: 0.424</small>	4-1 BB			2-0 4-3	1-2 1B		1-2 P5			3 0 1 0 1 0 1		
Ruben Sierra, S (1, 9) <small>OBP: 0.283, SLG: 0.405</small>	3-1 F7			4-2 2B BB	0-0 1B		0-3 K			3 1 1 0 1 1 1		
Geno Petrali, L (1, 2) <small>OBP: 0.371, SLG: 0.425</small> (8, 5)				1-0 4-3	1-2 F7		2-3 K			4 0 0 0 0 1 3		
Cecil Espy, S (1, 7) <small>OBP: 0.280, SLG: 0.341</small> (7, 8)				4-2 G6-3 BB	3-2 1B 2B		1-1 F8			3 1 1 1 1 0 0		
Steve Buechele, R (1, 5) <small>OBP: 0.342, SLG: 0.419</small> Mike Stanley, R (8, 2) <small>OBP: 0.307, SLG: 0.276</small>				0-1 G6-3	1-2 1B 1B		1-1 5-3			3 0 1 1 0 0 1 1 0 0 0 0 0 0	AB 33 R 2 H 6 RBI 2 BB 3 SO 10 LOB 11	
Curtis Wilkerson, S (1, 4) <small>OBP: 0.364, SLG: 0.389</small>				2-2 G4-3	2-1 1B		1-2 F7			4 0 1 0 0 1 1		
Jeff Kunkel, R (1, 10) <small>OBP: 0.269, SLG: 0.408</small>				1-3 K	2-3 K		3-2 2B			4 0 1 0 0 3 2		
Inning Stats	R: 0 H: 0 E: 0 LOB: 1 K: 1 BB: 1 S: 10 P: 18	R: 0 H: 0 E: 0 LOB: 1 K: 0 BB: 1 S: 10 P: 17	R: 0 H: 0 E: 0 LOB: 0 K: 2 BB: 0 S: 8 P: 10	R: 2 H: 3 E: 0 LOB: 2 K: 1 BB: 1 S: 18 P: 33	R: 0 H: 2 E: 0 LOB: 2 K: 1 BB: 0 S: 14 P: 18	R: 0 H: 0 E: 0 LOB: 0 K: 0 BB: 0 S: 11 P: 16	R: 0 H: 1 E: 0 LOB: 1 K: 1 BB: 0 S: 11 P: 19	R: 0 H: 0 E: 0 LOB: 0 K: 2 BB: 0 S: 10 P: 13	R: 0 H: 0 E: 0 LOB: 0 K: 2 BB: 0 S: 8 P: 11	1B: 4 SF: 0 2B: 2 SAC: 0 3B: 0 DP: 0 HR: 0 HBP: 0	WP: 0 PA: 36 PB: 0 SB: 0 CS: 0	
PITCHER Bert Blyleven, R (1, 1) <small>ERA: 5.18</small> Roy Smith, R (7, 1) <small>ERA: 2.57</small> German Gonzalez, R (9, 1) <small>ERA:</small>	IP WLS BF H R ER SO BB IBB HBP BLK WP HR S P ERA WHIP											
	6.0 W 26 5 2 2 5 3 0 0 0 0 0 0 71 112 3.00 1.333											
	2.0 7 1 0 0 3 0 0 0 0 0 0 0 21 32 0.00 0.500											
	1.0 3 0 0 0 2 0 0 0 0 0 0 0 8 11 0.00 0.000											

Texas Rangers @ Minnesota Twins
 Hubert H. Humphrey Metrodome, Minneapolis, MN
 Sun Aug 21 1988, 4:33 AM EDT
 Att. 39,073 - Dome - 92 F

livebaseballscorecards.com

Batter	1	2	3	4	5	6	7	8	9	AB	R	H	RBI	BB	SO	LOB
Dan Gladden, R OBP: 0.329, SLG: 0.412 (1, 7)										4	1	1	1	1	1	2
Al Newman, S OBP: 0.305, SLG: 0.262 (1, 5)										4	1	1	0	1	0	5
Kirby Puckett, R OBP: 0.366, SLG: 0.532 (1, 8)										2	1	0	0	2	0	2
John Moses, S OBP: 0.358, SLG: 0.434 (8, 8)										1	0	0	0	0	0	0
Kent Hrbek, L OBP: 0.385, SLG: 0.511 (1, 3)										3	3	2	3	1	1	1
Brian Harper, R OBP: 0.376, SLG: 0.496 (9, 2)										0	0	0	0	0	0	0
Gene Larkin, S OBP: 0.380, SLG: 0.413 (1, 10)										2	2	0	0	1	1	2
Tom Herr, S OBP: 0.351, SLG: 0.341 (8, PH)										1	0	0	0	0	0	1
Randy Bush, L OBP: 0.361, SLG: 0.444 (1, 9)										4	1	1	1	0	0	3
John Christensen, R OBP: 0.412, SLG: 0.563 (8, PH)										0	1	0	0	0	0	0
Tim Laudner, R OBP: 0.329, SLG: 0.446 (1, 2)										4	2	3	4	1	1	0
Greg Gagne, R OBP: 0.295, SLG: 0.419 (1, 6)										4	0	0	1	1	0	2
Steve Lombardozi, R OBP: 0.314, SLG: 0.307 (1, 4)										2	0	0	0	1	2	4

Inning Stats	R: 6	H: 5	E: 1	LOB: 2	K: 1	P: 23	R: 0	H: 0	E: 0	LOB: 1	K: 2	P: 20	R: 0	H: 0	E: 0	LOB: 0	K: 1	P: 9	R: 0	H: 0	E: 0	LOB: 0	K: 1	P: 16	R: 2	H: 0	E: 1	LOB: 1	K: 1	P: 30	R: 1	H: 0	E: 0	LOB: 1	K: 0	P: 18	R: 0	H: 1	E: 1	LOB: 3	K: 0	P: 24	R: 3	H: 2	E: 0	LOB: 0	K: 0	P: 17
AB	31	R	12	H	8	RBI	10	BB	9	SO	6	LOB	22	WP	0	PA	45																															
PITCHER	IP	WLS	BF	H	R	ER	SO	BB	IBB	HBP	BLK	WP	HR	S	P	ERA	WHIP																															
Charlie Hough, R ERA: 3.47 (1, 1)	4.0	L	23	5	8	6	5	6	0	1	0	0	0	4	10	0.00	3.000																															
Ed Vande Berg, L ERA: 2.76 (5, 1)	0.1		2	0	0	0	0	1	0	0	0	0	0	4	10	0.00	3.000																															
Dale Mohoric, R ERA: 4.06 (5, 1)	2.2		13	1	1	1	1	2	0	1	0	0	0	28	50	3.38	1.125																															
Guy Hoffman, L ERA: 4.7 (8, 1)	1.0		6	2	3	3	0	0	0	1	0	0	1	13	17	27.00	2.000																															

BOTTOM

Texas Rangers @ Minnesota Twins
 Hubert H. Humphrey Metrodome, Minneapolis, MN
 Sun Aug 21 1988, 4:33 AM EDT
 Att: 39,073 - Dome - 92 F


livebaseballscores.com

AB	31
R	12
H	8
RBI	10
BB	9
SO	6
LOB	22



Batter	1	2	3	4	5	6	7	8	9	AB R H RBI BB SO LOB	TOP	
Tom Brookens, R (1, 5) OBP: 0.339, SLG: 0.381	1-1 P4			0-0 G5-3		2-2 P6		3-2 F7-4		4 0 0 0 0 0 2		
Mike Heath, R (1, 2) OBP: 0.337, SLG: 0.420	1-0 F7			2-1 2B			0-1 FC6-4 1B		3-2 1B	4 0 3 0 0 0 0		
Alan Trammell, R (1, 6) OBP: 0.383, SLG: 0.490 Dwayne Murphy, L (8, 7) OBP: 0.373, SLG: 0.349	1-2 F7			2-1 P6			1-1 FC6-4 1B		3-2 BB 1B	3 0 0 0 0 0 2 1 0 1 0 0 0 0		
Luis Salazar, R (1, 7) OBP: 0.308, SLG: 0.410 Matt Nokes, L (9, PH) OBP: 0.296, SLG: 0.400		0-1 G5-3		1-2 F7			1-2 P9		4-1 BB	3 0 0 0 0 0 2 0 0 0 0 1 0 0		
Chet Lemon, R (1, 9) OBP: 0.345, SLG: 0.418		4-0 G6-4-3 BB			3-2 G5-4-3 1B		2-1 E1 1B		1-3 K	3 0 2 0 1 1 3		
Larry Herndon, R (1, 10) OBP: 0.303, SLG: 0.310 Dave Bergman, L (9, PH) OBP: 0.405, SLG: 0.444		1-2 G6-4-3			2-0 F8		3-2 P4		0-2 P5	3 0 0 0 0 0 4 1 0 0 0 0 0 3		
Ray Knight, R (1, 3) OBP: 0.272, SLG: 0.288 Pat Sheridan, L (9, PH) OBP: 0.346, SLG: 0.444			1-2 G5-3		2-1 G5-4-3			2-1 G6-3	0-3 K	3 0 0 0 0 0 1 1 0 0 0 0 1 3		
Gary Pettis, S (1, 8) OBP: 0.287, SLG: 0.277			1-1 G4-3			3-1 G3		1-2 F7-4 1B		3 0 1 0 0 0 0		
Jim Walewander, S (1, 4) OBP: 0.243, SLG: 0.243			2-1 G6-3			0-0 P4		1-2 1B		3 0 1 0 0 0 0		
Inning Stats	R: 0 H: 0 E: 0 LOB: 0 K: 0 BB: 0 S: 6 P: 9	R: 0 H: 0 E: 0 LOB: 0 K: 0 BB: 1 S: 5 P: 10	R: 0 H: 0 E: 0 LOB: 0 K: 0 BB: 0 S: 7 P: 11	R: 0 H: 1 E: 0 LOB: 1 K: 0 BB: 0 S: 8 P: 13	R: 0 H: 1 E: 0 LOB: 0 K: 0 BB: 0 S: 6 P: 13	R: 0 H: 0 E: 0 LOB: 0 K: 0 BB: 0 S: 6 P: 11	R: 0 H: 2 E: 1 LOB: 2 K: 0 BB: 0 S: 12 P: 19	R: 0 H: 2 E: 0 LOB: 1 K: 2 BB: 1 S: 12 P: 19	R: 0 H: 2 E: 0 LOB: 3 K: 2 BB: 1 S: 20 P: 31	1B: 7 SF: 0 2B: 2 SAC: 0 3B: 0 DP: 3 HR: 0 HBP: 0	WP: 0 PA: 34 PB: 0 SB: 0 CS: 0	
PITCHER	IP WLS BF H R ER SO BB IBB HBP BLK WP HR S P ERA WHIP											
Allan Anderson, L (1, 1) ERA: 2.52	8.0 W 28 6 0 0 0 1 0 0 0 0 0 0 62 105 0.00 0.875											
Jeff Reardon, R (9, 1) ERA: 3.04	1.0 6 2 0 0 0 2 1 0 0 0 0 0 20 31 0.00 3.000											

Detroit Tigers @ Minnesota Twins
 Hubert H. Humphrey Metrodome, Minneapolis, MN
 Mon Aug 22 1988, 8:05 PM EDT
 Att: 37,704 - Dome - 78 F

AB	32
R	0
H	8
RBI	0
BB	2
SO	2
LOB	20
	

livebaseballscorecards.com

Batter	1	2	3	4	5	6	7	8	9	AB	R	H	RBI	BB	SO	LOB	BOTTOM	
Dan Gladden, R OBP: 0.331, SLG: 0.414 (1, 7)	B1-3	G3-1 1B		FC3-6 1B	K			1B 1B		5	0	3	1	0	1	3	Detroit Tigers @ Minnesota Twins Hubert H. Humphrey Metrodome, Minneapolis, MN Mon Aug 22 1988, 8:05 PM EDT Att: 37,704 - Dome - 78 F livebaseballscorecards.com	
Tom Herr, S OBP: 0.348, SLG: 0.338 (1, 4)	2B 1B	G3-1 1-2		FC3-6 1B		K		L9 1B		5	1	1	0	0	1	4		
Kirby Puckett, R OBP: 0.371, SLG: 0.537 (1, 8)	G3-1 1B		F9					1B 1B		5	2	4	2	0	0	0		
John Moses, S OBP: 0.358, SLG: 0.434 (8, PR) (9, 8)	1B 2B			1B				1B		0	0	0	0	0	0	0		
Kent Hrbek, L OBP: 0.385, SLG: 0.511 (1, 3)	G3-1 1B		2B	L3			P6	K		4	1	1	0	1	1	5		
Gene Larkin, S OBP: 0.383, SLG: 0.413 (1, 10)	G3-1 1B		BB					K		3	0	1	1	2	1	4		
Brian Harper, R OBP: 0.380, SLG: 0.504 (1, 2)	1B		BB					1B		4	0	2	2	0	0	2		
Randy Bush, L OBP: 0.365, SLG: 0.451 (1, 9)	IBB							SF7 3B		2	1	1	0	1	0	2		
Greg Gagne, R OBP: 0.297, SLG: 0.419 (1, 6)	P3							SF7		2	1	1	1	1	0	2		
Al Newman, S OBP: 0.297, SLG: 0.255 (1, 5)		G4-3						P9		4	1	0	0	0	0	5		
Inning Stats	R: 3 E: 0 K: 0 S: 13	H: 3 LOB: 2 BB: 2 P: 27	R: 0 E: 0 K: 0 S: 9	H: 1 LOB: 0 BB: 0 P: 13	R: 0 E: 0 K: 0 S: 8	H: 1 LOB: 1 BB: 1 P: 17	R: 2 E: 0 K: 0 S: 14	H: 3 LOB: 2 BB: 0 P: 18	R: 0 E: 0 K: 1 S: 10	H: 1 LOB: 3 BB: 2 P: 19	R: 1 E: 0 K: 1 S: 13	H: 2 LOB: 1 BB: 0 P: 17	R: 1 E: 0 K: 0 S: 6	H: 1 LOB: 0 BB: 0 P: 11	R: 0 E: 0 K: 2 S: 13	H: 2 LOB: 2 BB: 0 P: 17	1B: 10 2B: 3 3B: 1 HR: 0 SF: 1 SAC: 0 DP: 1 HBP: 1 WP: 1 PB: 0 SB: 0 CS: 0 PA: 41 ERA WHIP	
PITCHER	IP WLS BF H R ER SO	WLS L BF H R ER SO	H R ER SO	R ER SO	BB IBB HBP BLK WP HR S P	IP WLS BF H R ER SO	WLS L BF H R ER SO	IP WLS BF H R ER SO	BB IBB HBP BLK WP HR S P	ERA WHIP	IP WLS BF H R ER SO	WLS L BF H R ER SO	IP WLS BF H R ER SO	WLS L BF H R ER SO	BB IBB HBP BLK WP HR S P	ERA WHIP		
Doyle Alexander, R ERA: 3.96 (1, 1)	3.2 L	21	8	5	5	0	2	1	0	0	0	0	0	0	0	0	12.27	2.727
Paul Gibson, L ERA: 3.17 (4, 1)	3.2	18	6	2	2	2	1	1	0	0	1	0	37	58	4.91	1.909		
Willie Hernandez, L ERA: 2.86 (8, 1)	0.2	2	0	0	0	2	0	0	0	0	0	0	6	7	0.00	0.000		

Batter	1	2	3	4	5	6	7	8	9	10	AB R H RBI BB SO LOB	TOP										
Lou Whitaker, L OBP: 0.381, SLG: 0.409 (1, 4)											6 0 2 1 0 1 2											
Pat Sheridan, L OBP: 0.344, SLG: 0.438 (1, 7)											4 0 0 0 1 1 2											
Alan Trammell, R OBP: 0.383, SLG: 0.487 (1, 6)											4 1 1 0 1 0 5											
Dave Bergman, L OBP: 0.404, SLG: 0.459 (1, 3)											5 1 2 2 0 1 1											
Matt Nokes, L OBP: 0.295, SLG: 0.400 (1, 2)											5 1 1 0 0 1 1											
Darrell Evans, L OBP: 0.331, SLG: 0.374 (1, 10)											3 1 0 0 2 0 1											
Chet Lemon, R OBP: 0.350, SLG: 0.418 Gary Pettis, S OBP: 0.287, SLG: 0.277 (10, PR) (10, 8)											2 1 1 1 3 0 1 0 0 0 0 0 0 0											
Dwayne Murphy, L OBP: 0.367, SLG: 0.343 (10, 9)											4 0 1 1 0 0 2											
Luis Salazar, R OBP: 0.309, SLG: 0.408 (1, 5)											4 0 1 0 1 1 5											
Inning Stats	R: 0 E: 0 K: 2 S: 12	H: 1 LOB: 1 BB: 0 P: 16	R: 2 E: 0 K: 0 S: 14	H: 4 LOB: 3 BB: 1 P: 26	R: 1 E: 0 K: 1 S: 14	H: 2 LOB: 2 BB: 2 P: 30	R: 2 E: 0 K: 0 S: 8	H: 1 LOB: 0 BB: 1 P: 18	R: 0 E: 0 K: 0 S: 6	H: 0 LOB: 0 BB: 0 P: 9	R: 0 E: 0 K: 0 S: 8	H: 0 LOB: 1 BB: 1 P: 14	R: 0 E: 0 K: 0 S: 9	H: 1 LOB: 2 BB: 1 P: 19	R: 0 E: 0 K: 1 S: 6	H: 0 LOB: 0 BB: 0 P: 10	R: 0 E: 0 K: 1 S: 5	H: 0 LOB: 2 BB: 1 P: 13	1B: 7 2B: 2 3B: 0 HR: 1	SF: 0 SAC: 1 DP: 1 HBP: 0	WP: 0 PB: 0 SB: 0 CS: 1	PA: 46
PITCHER	IP	WLS	BF	H	R	ER	SO	BB	IBB	HBP	BLK	WP	HR	S	P	ERA	WHIP					
Charlie Lea, R ERA: 4.94 (1, 1)	3.2		22	8	5	5	3	4	0	0	0	0	1	43	83	12.27	3.273					
Roy Smith, R ERA: 2.04 (4, 1)	3.2		15	1	0	0	0	3	0	0	0	0	0	28	53	0.00	1.091					
Keith Atherton, R ERA: 3.5 (8, 1)	1.2		6	0	0	0	1	1	0	0	0	0	0	12	24	0.00	0.600					
Jeff Reardon, R ERA: 2.98 (10, 1)	1.0	W	3	0	0	0	1	0	0	0	0	0	0	5	9	0.00	0.000					

Detroit Tigers @ Minnesota Twins
 Hubert H. Humphrey Metrodome, Minneapolis, MN
 Tue Aug 23 1988, 8:05 PM EDT
 Atl. 40,935 - Dome

livebaseballscorecards.com

AB	37
R	5
H	9
RBI	5
BB	8
SO	5
LOB	20



BOTTOM

Detroit Tigers @ Minnesota Twins
Hubert H. Humphrey Metrodome, Minneapolis, MN
Tue Aug 23 1988, 8:05 PM EDT
Att. 40,935 - Dome

livebaseballscores.com

AB 36
R 7
H 9
RBI 7
BB 4
SO 4
LOB 13



WP: 1 PA: 40
PB: 0
SB: 0
CS: 0

AB R H RBI BB SO LOB

5 0 1 0 0 0 0

4 0 0 0 1 2 2

5 3 1 0 0 0 2

5 2 3 4 0 1 0

2 1 1 1 2 0 0

3 0 0 0 1 0 3

3 1 1 1 0 0 2

0 0 0 0 0 0 0

1 0 0 0 0 0 2

0 0 0 0 0 0 0

0 0 0 0 0 0 0

1B: 6 SF: 0
2B: 0 SAC: 0
3B: 0 DP: 1
HR: 3 HBP: 0

Batter	1	2	3	4	5	6	7	8	9	10
Dan Gladden, R OBP: 0.330, SLG: 0.411 (1, 7)	0-1 F9		1-2 P4		0-0 F7		0-1 F7		0-0 G4-6-3 1B	
Tom Herr, S OBP: 0.345, SLG: 0.332 (1, 4)	4-0 FC6-4 BB		2-3 K		2-2 G3-1			0-3 K FC5-4	2-2 G4-6-3 1-2f	
Kirby Puckett, R OBP: 0.369, SLG: 0.534 (1, 8)	2-2 FC6-4 1-2f HR		0-0 6-3		3-2 L6-3			0-1 FC5-4 1B 1-2f		1-2 HR 1B
Kent Hrbek, L OBP: 0.387, SLG: 0.526 (1, 3)	1-0 1-H HR			0-3 K		1-0 F9		SAFE 2-2 1B 1-3		1-1 1-H HR
Gene Larkin, S OBP: 0.386, SLG: 0.413 (1, 10)	1-2 L3			4-1 BB 1B BB		4-1 FC5-4 BB		2-0 1-2 3-H 1B		
Randy Bush, L OBP: 0.365, SLG: 0.460 (1, 9)		1-2 HR		3-2 F8		0-1 L5		SAFE 1-2 F7		
John Christensen, R OBP: 0.412, SLG: 0.563 (8, PH)										
Eric Bullock, L (8, PH)										
John Moses, S OBP: 0.358, SLG: 0.434 (9, 9)										
Tim Laudner, R OBP: 0.328, SLG: 0.441 (1, 2)		1-2 L1-3		4-2 1B BB		2-1 FC5-4 1-2f		0-2 G5-3		
Greg Gagne, R OBP: 0.296, SLG: 0.418 (1, 6)		3-1 F9		0-1 1-2 2-H 1B			1-0 F8		1-3 K	
Al Newman, S OBP: 0.296, SLG: 0.255 (1, 5)		0-0 4-3		0-0 F7			1-0 F8		1-1 1B	

Inning Stats	R: 2	H: 1	E: 0	K: 0	S: 10	H: 1	LOB: 0	BB: 1	P: 18	R: 1	H: 1	E: 0	K: 0	S: 9	H: 1	LOB: 0	BB: 0	P: 14	R: 0	H: 0	E: 0	K: 1	S: 7	H: 0	LOB: 0	BB: 0	P: 10	R: 1	H: 1	E: 0	K: 1	S: 12	H: 1	LOB: 2	BB: 2	P: 23	R: 0	H: 0	E: 0	K: 0	S: 7	H: 0	LOB: 0	BB: 0	P: 12	R: 0	H: 0	E: 0	K: 0	S: 6	H: 0	LOB: 1	BB: 1	P: 13	R: 0	H: 0	E: 0	K: 0	S: 4	H: 0	LOB: 0	BB: 0	P: 6	R: 1	H: 2	E: 0	K: 1	S: 15	H: 2	LOB: 2	BB: 0	P: 20	R: 0	H: 2	E: 0	K: 1	S: 9	H: 2	LOB: 1	BB: 0	P: 13	R: 2	H: 2	E: 0	K: 0	S: 6	H: 2	LOB: 0	BB: 0	P: 8	1B: 6	SF: 0	2B: 0	SAC: 0	3B: 0	DP: 1	HR: 3	HBP: 0	WP: 1	PA: 40
--------------	------	------	------	------	-------	------	--------	-------	-------	------	------	------	------	------	------	--------	-------	-------	------	------	------	------	------	------	--------	-------	-------	------	------	------	------	-------	------	--------	-------	-------	------	------	------	------	------	------	--------	-------	-------	------	------	------	------	------	------	--------	-------	-------	------	------	------	------	------	------	--------	-------	------	------	------	------	------	-------	------	--------	-------	-------	------	------	------	------	------	------	--------	-------	-------	------	------	------	------	------	------	--------	-------	------	-------	-------	-------	--------	-------	-------	-------	--------	-------	--------

PITCHER	IP	WLS	BF	H	R	ER	SO	BB	IBB	HBP	BLK	WP	HR	S	P	ERA	WHIP
Jeff Robinson, R ERA: 2.98 (1, 1)	7.1		30	3	5	5	3	4	0	0	0	1	2	60	101	6.14	0.955
Willie Hernandez, L ERA: 2.66 (8, 1)	0.0		2	2	0	0	0	0	0	0	0	0	0	4	8	∞	∞
Mike Henneman, R ERA: 2.0 (8, 1)	1.2	L	8	4	2	2	1	0	0	0	0	0	1	21	28	10.80	2.400

Batter	1	2	3	4	5	6	7	8	9	AB R H RBI BB SO LOB	TOP	
Lou Whitaker, L (1, 4) OBP: 0.384, SLG: 0.416	3-2 G3-6-3 1B		0-3 K		2-1 F8-3 1B			2-1 4-3 1B 2B		4 1 3 0 0 1 0	Detroit Tigers @ Minnesota Twins Hubert H. Humphrey Metrodome, Minneapolis, MN Wed Aug 24 1988, 8:05 PM EDT Att. 46,054 - Dome	
Pat Sheridan, L (1, 7) OBP: 0.340, SLG: 0.432	1-0 G3-6-3 1-2f		0-0 F7		1-0 F8-3			3-1 4-3 2-3		4 0 0 0 0 0 3		
Alan Trammell, R (1, 6) OBP: 0.383, SLG: 0.486 Jim Walewander, S (6, 6) OBP: 0.241, SLG: 0.240	1-1 G5-3			2-0 BB 1B 1B		1-0 6-3		0-3 K		3 0 1 0 0 0 0 1 0 0 0 0 1 1		
Dave Bergman, L (1, 3) OBP: 0.402, SLG: 0.455		1-2 G3		0-0 F9		0-3 K		2-1 BB 1B		4 0 1 1 0 1 1		
Matt Nokes, L (1, 2) OBP: 0.303, SLG: 0.414		4-2 WP BB		2-2 BB 1B		0-0 HR		4-0 1-2 BB		2 1 2 1 2 0 0		
Darrell Evans, L (1, 10) OBP: 0.330, SLG: 0.371		4-0 BB		0-0 F8		0-0 G6-3		3-2 F8		3 0 0 0 1 0 4		
Chet Lemon, R (1, 9) OBP: 0.350, SLG: 0.416 Gary Pettis, S (7, 8) OBP: 0.286, SLG: 0.276		1-1 P9		4-2 BB		2-2 5-3			2-3 K	2 0 0 0 1 0 2 1 0 0 0 0 1 0		
Dwayne Murphy, L (1, 8) OBP: 0.349, SLG: 0.324		2-1 4-3		2-2 4-3		3-2 F9			1-1 F8	4 0 0 0 0 0 5		
Luis Salazar, R (1, 5) OBP: 0.306, SLG: 0.404			1-2 G1-3		0-2 P9		0-1 6-3		0-3 K	4 0 0 0 0 1 0		
Inning Stats	R: 0 H: 1 E: 0 LOB: 0 K: 0 BB: 0 S: 6 P: 11	R: 0 H: 0 E: 0 LOB: 2 K: 0 BB: 2 S: 9 P: 21	R: 0 H: 0 E: 0 LOB: 0 K: 1 BB: 0 S: 7 P: 8	R: 0 H: 2 E: 0 LOB: 3 K: 0 BB: 1 S: 13 P: 23	R: 0 H: 1 E: 0 LOB: 0 K: 0 BB: 0 S: 6 P: 9	R: 1 H: 1 E: 0 LOB: 0 K: 1 BB: 0 S: 8 P: 9	R: 0 H: 0 E: 0 LOB: 0 K: 0 BB: 0 S: 8 P: 13	R: 1 H: 2 E: 0 LOB: 2 K: 1 BB: 1 S: 13 P: 27	R: 0 H: 0 E: 0 LOB: 0 K: 2 BB: 0 S: 8 P: 11	1B: 5 SF: 0 2B: 2 SAC: 0 3B: 0 DP: 2 HR: 1 HBP: 0		WP: 1 PA: 36 PB: 0 SB: 0 CS: 0
PITCHER	IP WLS BF H R ER SO BB IBB HBP BLK WP HR S P ERA WHIP											
Freddie Toliver, R (1, 1) ERA: 4.17	7.2 W 31 7 2 2 3 3 0 0 0 1 1 66 110 2.35 1.304											
Juan Berenguer, R (8, 1) ERA: 3.61	1.1 5 0 0 0 2 1 0 0 0 0 0 12 22 0.00 0.750											

AB	32
R	2
H	7
RBI	2
BB	4
SO	5
LOB	16



Batter	1	2	3	4	5	6	7	8	9	AB	R	H	RBI	BB	SO	LOB
Dan Gladden, R OBP: 0.331, SLG: 0.418 (1, 7)	3-1 P3	1-0 HR		0-0 2B		2-1 F8				4	2	2	3	0	0	0
Tom Herr, S OBP: 0.340, SLG: 0.326 (1, 4)	1-2 F8	1-0 F8		0-3 K		0-3 K				4	0	0	0	0	2	1
Kirby Puckett, R OBP: 0.374, SLG: 0.545 John Moses, S OBP: 0.358, SLG: 0.434 (1, 8) (7, PR) (8, 8)	1-1 1B	0-0 HR		0-0 2B				3-2 1B		4	1	4	2	0	0	0
Gene Larkin, S OBP: 0.383, SLG: 0.409 (1, 10)	2-0 F8	2-3 K		0-0 P2				0-0 F8		4	0	0	0	0	1	3
Brian Harper, R OBP: 0.369, SLG: 0.489 (1, 2)		0-1 F9	2-2 6-3	0-0 L6				0-0 P6		4	0	0	0	0	0	2
Kent Hrbek, L OBP: 0.386, SLG: 0.526 (1, 3)		2-2 2B	0-0 F7		0-1 G1-3			1-0 P2		4	1	1	0	0	0	1
John Christensen, R OBP: 0.381, SLG: 0.550 (1, 9)		0-0 1B	0-1 E6		2-2 G3-1			0-1 4-3		4	1	1	1	0	0	0
Greg Gagne, R OBP: 0.297, SLG: 0.417 Randy Bush, L OBP: 0.364, SLG: 0.458 Al Newman, S OBP: 0.296, SLG: 0.255 (1, 6) (8, PH) (9, 6)		1-1 3B	1-0 F8		1-3 K			3-0 F8		3	1	1	0	0	1	1
Steve Lombardozzi, R OBP: 0.317, SLG: 0.322 (1, 5)		2-0 HR		2-1 1B		2-2 G1-3		1-0 P3		4	2	2	2	0	0	0

Inning Stats	R: 0	H: 1	E: 0	K: 0	S: 8	LOB: 1	BB: 0	P: 15	R: 6	H: 6	E: 0	K: 1	S: 16	LOB: 0	BB: 0	P: 25	R: 0	H: 0	E: 1	K: 0	S: 7	LOB: 1	BB: 0	P: 10	R: 2	H: 3	E: 0	K: 1	S: 10	LOB: 1	BB: 0	P: 12	R: 0	H: 0	E: 0	K: 1	S: 8	LOB: 0	BB: 0	P: 11	R: 0	H: 0	E: 0	K: 1	S: 8	LOB: 0	BB: 0	P: 12	R: 0	H: 1	E: 0	K: 0	S: 4	LOB: 1	BB: 0	P: 8	R: 0	H: 0	E: 0	K: 0	S: 4	LOB: 0	BB: 0	P: 8
1B: 4	SF: 0	2B: 4	SAC: 0	3B: 1	DP: 0	HR: 2	HBP: 0	CS: 0	WP: 0	PA: 36	ERA	WHIP																																																				
PITCHER Frank Tanana, L (1, 1) IP 1.2 WLS L BF 12 H 7 R 6 ER 6 SO 0 BB 0 IBB 0 HBP 0 BLK 0 WP 0 HR 2 S 20 P 34 ERA 32.40 WHIP 4.200 Eric King, R (2, 1) 6.1 24 4 2 2 4 0 0 0 0 0 0 0 0 0 0 49 71 2.84 0.632										PITCHER IP WLS BF H R ER SO BB IBB HBP BLK WP HR S P ERA WHIP																																																						

DETROIT TIGERS @ MINNESOTA TWINS
 Hubert H. Humphrey Metrodome, Minneapolis, MN
 Wed Aug 24 1988, 8:05 PM EDT
 Att. 46,054 - Dome

AB	36
R	8
H	11
RBI	8
BB	0
SO	4
LOB	8

Batter	1	2	3	4	5	6	7	8	9	AB R H RBI BB SO LOB	TOP											
Dan Gladden, R (1, 7) OBP: 0.329, SLG: 0.415	1-3 K			2-2 P6	3-3 K			0-0 6-3		4 0 0 0 0 2 1												
Tom Herr, S (1, 4) OBP: 0.338, SLG: 0.329	1-1 G6-3			1-1 6-3 BLK 2B		0-2 1-3		2-3 K		4 1 1 0 0 1 0												
Kirby Puckett, R (1, 8) OBP: 0.371, SLG: 0.541	3-1 6-3			1-0 6-3		0-1 L4			2-2 F8	4 0 0 0 0 0 1												
Gene Larkin, S (1, 10) OBP: 0.384, SLG: 0.410		2-2 G4-6-3 1B		3-0 F8		2-0 1B		0-0 4-3		4 0 2 0 0 0 0												
Kent Hrbek, L (1, 3) OBP: 0.383, SLG: 0.521		2-1 G4-6-3 1-2f			3-1 G4-3	0-0 1-3		0-1 G4-3		4 0 0 0 0 0 2												
Tim Laudner, R (1, 2) OBP: 0.328, SLG: 0.440		1-0 P3			1-0 6-3		2-2 G6-4-3 1B			3 0 1 0 0 0 0												
John Christensen, R (1, 9) OBP: 0.375, SLG: 0.522			2-2 6-3		0-0 2B 1B		1-1 F9			3 1 1 0 0 0 1												
Greg Gagne, R (1, 6) OBP: 0.297, SLG: 0.419			1-1 G6-3		3-1 1B 2B		0-0 G6-4-3 1-2f			3 1 1 0 0 0 1												
Al Newman, S (1, 5) OBP: 0.297, SLG: 0.257			2-2 F8		0-0 2H 3-H 1B		0-0 B1-3			3 0 1 2 0 0 0												
Inning Stats	R: 0 E: 0 K: 1 S: 7	H: 0 LOB: 0 BB: 0 P: 12	R: 0 E: 0 K: 0 S: 6	H: 1 LOB: 0 BB: 0 P: 11	R: 0 E: 0 K: 0 S: 9	H: 0 LOB: 0 BB: 0 P: 14	R: 1 E: 0 K: 0 S: 9	H: 1 LOB: 0 BB: 0 P: 16	R: 2 E: 0 K: 1 S: 11	H: 3 LOB: 1 BB: 0 P: 21	R: 0 E: 0 K: 0 S: 7	H: 1 LOB: 1 BB: 0 P: 9	R: 0 E: 0 K: 0 S: 6	H: 1 LOB: 0 BB: 0 P: 9	R: 0 E: 0 K: 1 S: 5	H: 0 LOB: 0 BB: 0 P: 7	R: 0 E: 0 K: 0 S: 7	H: 0 LOB: 0 BB: 0 P: 9	1B: 5 2B: 2 3B: 0 HR: 0	SF: 0 SAC: 0 DP: 2 HBP: 0	WP: 0 PB: 0 SB: 0 CS: 0	PA: 32
PITCHER Charlie Leibrandt, L (1, 1) ERA: 3.56	IP: 9.0 WLS: W BF: 32 H: 7 R: 3 ER: 3 SO: 3 BB: 0 IBB: 0 HBP: 0 BLK: 1 WP: 0 HR: 0 S: 67 P: 108 ERA: 3.00 WHIP: 0.778																					

Minnesota Twins @ Kansas City Royals
Royals Stadium, Kansas City, MO

Fri Aug 26 1988, 8:05 PM EDT
Att. 41,097 - Unknown - 77 F

AB	32
R	3
H	7
RBI	2
BB	0
SO	3
LOB	6



WP: 0	PA: 32
PB: 0	
SB: 0	
CS: 0	

livebaseballscorecards.com

Batter	1	2	3	4	5	6	7	8	9	AB	R	H	RBI	BB	SO	LOB
Willie Wilson, S OBP: 0.290, SLG: 0.346 (1, 8)	G4-3		1B	FC6-4 CS WP 1-2f			G5-3			4	0	1	0	0	0	1
Kurt Stillwell, S OBP: 0.328, SLG: 0.410 (1, 6)	F9		1B	CS			F7			4	0	1	0	0	1	0
Kevin Seitzer, R OBP: 0.378, SLG: 0.413 (1, 5)	G3		F8				G3			4	0	0	0	0	1	2
George Brett, L OBP: 0.406, SLG: 0.545 (1, 3)			P5				K			4	1	1	0	0	1	0
Pat Tabler, R OBP: 0.355, SLG: 0.354 (1, 10)			1-3							3	1	2	0	1	0	0
Danny Tartabull, R OBP: 0.366, SLG: 0.493 (1, 9)										3	1	3	1	1	0	0
Frank White, R OBP: 0.283, SLG: 0.366 (1, 4)			2B							4	0	0	0	0	0	7
Bo Jackson, R OBP: 0.285, SLG: 0.474 (1, 7)										4	1	1	3	0	2	4
Larry Owen, R OBP: 0.310, SLG: 0.216 (1, 2)										2	0	0	0	1	1	0

BOTTOM

Minnesota Twins @ Kansas City Royals
 Royals Stadium, Kansas City, MO

Fri Aug 26 1988, 8:05 PM EDT
 Att: 41,097 - Unknown - 77 F

livebaseballscorecards.com

AB	32
R	4
H	9
RBI	4
BB	3
SO	6
LOB	14



Inning Stats	R: 0	H: 0	E: 0	K: 0	S: 8	LOB: 0	BB: 0	P: 12
	R: 0	H: 1	E: 0	K: 0	S: 6	LOB: 1	BB: 0	P: 11
	R: 0	H: 2	E: 0	K: 2	S: 17	LOB: 2	BB: 0	P: 29
	R: 4	H: 4	E: 0	K: 0	S: 9	LOB: 0	BB: 1	P: 19
	R: 0	H: 0	E: 0	K: 2	S: 10	LOB: 0	BB: 0	P: 18
	R: 0	H: 1	E: 0	K: 1	S: 7	LOB: 1	BB: 1	P: 16
	R: 0	H: 0	E: 0	K: 0	S: 3	LOB: 0	BB: 0	P: 5
	R: 0	H: 1	E: 1	K: 1	S: 11	LOB: 3	BB: 1	P: 19

PITCHER	IP	WLS	BF	H	R	ER	SO	BB	IBB	HBP	BLK	WP	HR	S	P	ERA	WHIP
Frank Viola, L ERA: 2.43 (1, 1)	7.2	L	33	9	4	4	6	3	0	0	0	1	1	65	122	4.70	1.565
Keith Atherton, R ERA: 3.48 (8, 1)	0.1		2	0	0	0	0	0	0	0	0	0	0	6	7	0.00	0.000

WP: 1	PA: 36
PB: 0	SB: 0
CS: 1	

Batter	1	2	3	4	5	6	7	8	9	AB R H RBI BB SO LOB	TOP											
John Moses, S (1, 7) OBP: 0.361, SLG: 0.436	2-1 G3			0-1 HBP S 1B	0-0 1-3			2-1 1B 1B		4 1 2 0 0 0 1												
Tom Herr, S (1, 4) OBP: 0.333, SLG: 0.324	1-0 G3			2-1 P4		1-1 F7		2-3 K		4 0 0 0 0 1 2												
Kirby Puckett, R (1, 8) OBP: 0.368, SLG: 0.537	2-1 4-3			2-1 F9 1-2		2-3 K		2-1 L4		4 0 0 0 0 1 2												
Kent Hrbek, L (1, 10) OBP: 0.386, SLG: 0.521		4-0 L3 BB		4-1 HBP BB		2-3 K		0-0 1B 1B		2 0 1 0 2 1 0												
Gene Larkin, S (1, 3) OBP: 0.387, SLG: 0.410		1-0 L3 1-2		3-1 1-2 2-3 HBP		4-2 1B BB		2-2 1B 1B		2 0 1 1 1 0 1												
Randy Bush, L (1, 9) OBP: 0.363, SLG: 0.455		1-3 K		0-3 K		1-0 1-2 1B		0-3 K		4 0 1 0 0 3 5												
Tim Laudner, R (1, 2) OBP: 0.327, SLG: 0.438			3-3 K		1-1 1B		2-3 K		3-3 K	4 0 1 0 0 3 2												
Greg Gagne, R (1, 6) OBP: 0.295, SLG: 0.417			1-3 K		1-3 K		1-3 K		2-3 K	2 0 0 0 0 2 1												
Eric Bullock, L (7, PH)										1 0 0 0 0 1 2												
Al Newman, S (7, 6) OBP: 0.295, SLG: 0.255										1 0 0 0 0 1 0												
Steve Lombardozzi, R (1, 5) OBP: 0.314, SLG: 0.319			2-1 4-3		2-2 P4		1-3 K		0-0 5-3	3 0 0 0 0 1 3												
Brian Harper, R (9, PH) OBP: 0.366, SLG: 0.485										1 0 0 0 0 0 0												
Inning Stats	R: 0 E: 0 K: 0 S: 5	H: 0 LOB: 0 BB: 0 P: 10	R: 0 E: 0 K: 1 S: 5	H: 0 LOB: 0 BB: 1 P: 11	R: 0 E: 0 K: 2 S: 8	H: 0 LOB: 0 BB: 0 P: 14	R: 0 E: 0 K: 1 S: 12	H: 1 LOB: 3 BB: 1 P: 22	R: 0 E: 0 K: 1 S: 11	H: 1 LOB: 1 BB: 0 P: 15	R: 0 E: 0 K: 2 S: 8	H: 0 LOB: 0 BB: 0 P: 13	R: 0 E: 0 K: 3 S: 12	H: 1 LOB: 2 BB: 1 P: 21	R: 1 E: 0 K: 2 S: 15	H: 3 LOB: 2 BB: 0 P: 23	R: 0 E: 0 K: 2 S: 8	H: 0 LOB: 0 BB: 0 P: 13	1B: 6 2B: 1 3B: 0 HR: 0	SF: 0 SAC: 0 DP: 1 HBP: 1	WP: 0 PB: 0 SB: 1 CS: 0	PA: 36
PITCHER Mark Gubicza, R (1, 1) ERA: 2.7	IP: 9.0 WLS: W BF: 36 H: 6 R: 1 ER: 1 SO: 14 BB: 3 IBB: 0 HBP: 1 BLK: 0 WP: 0 HR: 0 S: 84 P: 142 ERA: 1.00 WHIP: 1.000											PITCHER	IP: 9.0 WLS: W BF: 36 H: 6 R: 1 ER: 1 SO: 14 BB: 3 IBB: 0 HBP: 1 BLK: 0 WP: 0 HR: 0 S: 84 P: 142 ERA: 1.00 WHIP: 1.000									

Minnesota Twins @ Kansas City Royals
 Royals Stadium, Kansas City, MO
 Sat Aug 27 1988, 8:05 PM EDT
 Att. 38,326 - Unknown - 69 F

livebaseballscorecards.com

AB	32
R	1
H	6
RBI	1
BB	3
SO	14
LOB	19



Batter	1	2	3	4	5	6	7	8	9
Willie Wilson, S OBP: 0.292, SLG: 0.347 (1, 8)	1-1 S 1B		0-0 F8		1-0 SF8 BB 1B		2-2 1-3		
Kurt Stillwell, S OBP: 0.327, SLG: 0.407 (1, 6)	0-0 F9-8		3-1 4-3		4-0 1-2 2-3 BB			1-3 K	
Kevin Seitzer, R OBP: 0.381, SLG: 0.418 (1, 5)	2-2 1-H 1B			1-2 HR HBP	0-0 SF8			0-0 4-3 2B	
George Brett, L OBP: 0.403, SLG: 0.540 (1, 3)	2-1 6-3			0-0 F8	0-3 K			1-0 4-3 2-3	
Pat Tabler, R OBP: 0.354, SLG: 0.355 (1, 10)				1-1 F8		1-0 4-3		2-2 F9	
Danny Tartabull, R OBP: 0.368, SLG: 0.500 (1, 9)				3-1 1-H HR		4-2 G5-4-3 BB			
Frank White, R OBP: 0.281, SLG: 0.363 (1, 4)				0-1 F8		0-2 G5-4-3 1-2f			
Bo Jackson, R OBP: 0.283, SLG: 0.470 (1, 7)					2-3 K		2-3 K		
Jamie Quirk, L OBP: 0.323, SLG: 0.390 (1, 2)			2-1 3-1		0-0 BB SF8 1B		0-0 F7		

Inning Stats	R: 1	H: 2	E: 0	K: 0	S: 8	R: 0	H: 1	E: 0	K: 2	S: 14	R: 0	H: 0	E: 0	K: 0	S: 5	R: 2	H: 1	E: 0	K: 0	S: 9	R: 1	H: 2	E: 0	K: 2	S: 9	R: 0	H: 0	E: 0	K: 1	S: 8	R: 0	H: 1	E: 0	K: 1	S: 8	R: 0	H: 1	E: 0	K: 1	S: 8
	LOB: 0	BB: 0	LOB: 1	BB: 0	P: 13	LOB: 0	BB: 0	LOB: 0	BB: 0	P: 17	LOB: 0	BB: 0	LOB: 0	BB: 0	P: 10	LOB: 0	BB: 0	LOB: 0	BB: 0	P: 14	LOB: 2	BB: 1	P: 16	LOB: 0	BB: 1	P: 13	LOB: 0	BB: 0	P: 12	LOB: 1	BB: 0	P: 12	LOB: 0	BB: 0	P: 12	LOB: 0	BB: 0	P: 12		

PITCHER	IP	WLS	BF	H	R	ER	SO	BB	IBB	HBP	BLK	WP	HR	S	P	ERA	WHIP
Bert Blyleven, R ERA: 5.14 (1, 1)	8.0	L	32	7	4	4	6	2	0	1	0	0	1	69	107	4.50	1.125

AB R H RBI BB SO LOB

4	1	2	0	0	0	0
3	0	0	0	1	1	1
2	1	2	2	0	0	0
4	0	0	0	0	1	4
4	0	1	0	0	0	2
2	1	1	2	1	0	1
3	0	0	0	0	1	2
3	0	0	0	0	3	1
3	1	1	0	0	0	0

AB	R	H	RBI	BB	SO	LOB
28	4	7	4	2	6	11

WP	PA
0	32

Minnesota Twins @ Kansas City Royals
 Royals Stadium, Kansas City, MO
 Sat Aug 27 1988, 8:05 PM EDT
 Att: 38,326 - Unknown - 69 F

livebaseballscores.com

WP	PA
0	32



Batter	1	2	3	4	5	6	7	8	9	AB R H RBI BB SO LOB	TOP												
Dan Gladden, R (1, 7) OBP: 0.326, SLG: 0.411	2-1 P3		1 SAFE 2-1 G1-4-3		1-1 G3		1-3 K		0-0 FC1-6	5 0 0 0 0 1 3	Minnesota Twins @ Kansas City Royals Royals Stadium, Kansas City, MO Sun Aug 28 1988, 4:33 AM EDT Att. 27,578 - Cloudy - 75 F livebaseballscorecards.com												
Tom Herr, S (1, 4) OBP: 0.331, SLG: 0.319	3-1 6-3		3-1 G3		0-0 F9		4-1 CS BB	2-3 K	4 0 0 0 1 1 2														
Kirby Puckett, R (1, 8) OBP: 0.365, SLG: 0.533	0-1 F9			2-0 6-3		0-1 3-1	2-3 K		4 0 0 0 0 1 1														
Kent Hrbek, L (1, 3) Tim Laudner, R (8, 3) OBP: 0.389, SLG: 0.528 OBP: 0.327, SLG: 0.438		1-1 2B		2-1 2B		3-2 WP BB 1B		0-0 4-3	4 1 3 0 0 0 0 0 0 0 0 0 0 0														
Gene Larkin, S (1, 10) OBP: 0.388, SLG: 0.410		4-2 FC6-4 BB		3-2 4-3		1-1 BB WP FC5-2 1B		0-1 G3	3 0 1 0 1 0 1														
Randy Bush, L (1, 9) John Christensen, R (6, PH) OBP: 0.381, SLG: 0.453 OBP: 0.385, SLG: 0.500		3-1 P6		3-2 P4		4-1 FC5-2 BB 1-2 2-3 IBB		2-2 5-3	2 0 0 0 0 0 3 1 0 0 0 1 0 0														
Brian Harper, R (1, 2) OBP: 0.363, SLG: 0.474		1-0 F7			0-0 5-3	4-1 FC5-2 BB		1-1 6-3	3 0 0 1 1 0 2														
Greg Gagne, R (1, 6) OBP: 0.297, SLG: 0.416		2-1 FC6-4			4-2 1B E BB	1-1 FC5-2 FC6-4		0-0 FC1-6 1B	3 1 1 0 1 0 5														
Al Newman, S (1, 5) OBP: 0.306, SLG: 0.268			1-2 G1-4-3 1B		1 SAFE 3-2 E9 1B	0-0 FC6-4		2-0 FC1-6 1B	4 1 3 0 0 0 3														
Inning Stats	R: 0 E: 0 K: 0 S: 6	H: 0 LOB: 0 BB: 0 P: 11	R: 0 E: 0 K: 0 S: 9	H: 1 LOB: 2 BB: 1 P: 20	R: 0 E: 0 K: 0 S: 7	H: 1 LOB: 0 BB: 0 P: 13	R: 0 E: 0 K: 0 S: 10	H: 1 LOB: 1 BB: 0 P: 20	R: 2 E: 1 K: 0 S: 9	H: 1 LOB: 0 BB: 1 P: 17	R: 1 E: 0 K: 0 S: 12	H: 2 LOB: 3 BB: 2 P: 25	R: 0 E: 0 K: 2 S: 8	H: 0 LOB: 1 BB: 1 P: 15	R: 0 E: 0 K: 0 S: 6	H: 0 LOB: 0 BB: 0 P: 8	R: 0 E: 0 K: 1 S: 10	H: 2 LOB: 2 BB: 0 P: 15	1B: 6 2B: 3 3B: 0 HR: 0	SF: 0 SAC: 0 DP: 2 HBP: 0	WP: 1 PB: 0 SB: 0 CS: 1	PA: 38	
PITCHER	IP WLS BF H R ER SO BB IBB HBP BLK WP HR S P ERA WHIP																						
Luis Aquino, R (1, 1) ERA: 3.6	5.0		4 2 0 0 2 0 0 2 0 0 0 0 0 0 41 81 0.00 1.200																				
Israel Sanchez, L (6, 1) ERA: 4.94	0.1	4	2 1 1 0 0 0 0 0 1 0 0 1 0 8 16 27.00 6.000																				
Jeff Montgomery, R (6, 1) ERA: 2.87	2.2	W 9	0 0 0 2 2 0 0 0 0 0 0 0 0 18 32 0.00 0.750																				
Steve Farr, R (9, 1) ERA: 2.22	1.0	5	2 0 0 1 0 0 0 0 0 0 0 0 0 10 15 0.00 2.000																				

BOTTOM

Minnesota Twins @ Kansas City Royals
Royals Stadium, Kansas City, MO

Sun Aug 28 1988, 4:33 AM EDT
Att. 27,578 - Cloudy - 75 F

livebaseballscorecards.com

AB	36
R	12
H	12
RBI	11
BB	5
SO	6
LOB	17



WP:	0	PA:	41
PB:	0	SB:	1
CS:	0		

AB	R	H	RBI	BB	SO	LOB
4	2	2	0	0	0	1
1	0	0	0	0	0	0
5	1	1	0	0	0	1
3	2	0	1	2	0	0
5	1	2	4	0	0	2
4	2	2	2	1	2	1
2	1	0	0	2	0	1
4	0	2	0	0	0	3
0	0	0	0	0	0	0
4	1	1	3	0	2	5
1	0	0	0	0	1	1
1	1	1	0	0	0	0
2	1	1	1	0	1	2
1B:	8	SF:	0			
2B:	0	SAC:	0			
3B:	1	DP:	1			
HR:	3	HBP:	0			

Batter	1	2	3	4	5	6	7	8	9
Willie Wilson, S OBP: 0.293, SLG: 0.349 Jim Eisenreich, L OBP: 0.217, SLG: 0.255 (1, 8) (7, PH) (8, 8)	F2		5-3			G3	1B		
Kurt Stillwell, S OBP: 0.326, SLG: 0.404 (1, 6)	5-3			F9		G3	F9	F9	
Kevin Seitzer, R OBP: 0.382, SLG: 0.416 (1, 5)	L8			F9		G3	HR	P3	
George Brett, L OBP: 0.403, SLG: 0.545 (1, 3)		F7		G3		G3	HR	1B	
Pat Tabler, R OBP: 0.357, SLG: 0.362 (1, 10)		K			1B	E	F8	K	
Danny Tartabull, R OBP: 0.369, SLG: 0.498 (1, 9)		6-3			F9	E	HR		
Frank White, R OBP: 0.283, SLG: 0.364 Bill Pecota, R OBP: 0.229, SLG: 0.265 (1, 4) (8, 4)			1B		G1-6-3	FC6	F8		
Bo Jackson, R OBP: 0.282, SLG: 0.476 (1, 7)		K			G1-6-3	K	HR		
Larry Owen, R OBP: 0.305, SLG: 0.212 Brad Wellman, R OBP: 0.286, SLG: 0.260 Jamie Quirk, L OBP: 0.325, SLG: 0.413 (1, 2) (6, PH) (6, PH) (7, 2)		K				K	HR		

Inning	R	H	E	K	S	H	LOB	BB	P
1	0	0	0	0	14	0	0	0	20
2	0	0	0	1	7	0	0	1	11
3	0	1	0	2	10	0	1	0	12
4	0	0	0	0	7	0	0	0	13
5	0	1	0	0	7	0	1	1	12
6	5	4	1	2	23	2	2	2	39
7	7	5	0	0	20	0	2	0	33
8	0	1	0	1	10	0	0	0	14
9	0	0	0	0	10	0	0	0	14

PITCHER	IP	WLS	BF	H	R	ER	SO	BB	IBB	HBP	BLK	WP	HR	S	P	ERA	WHIP
Allan Anderson, L ERA: 2.66 (1, 1)	5.1	L	23	6	5	4	3	2	0	0	0	0	0	57	89	6.75	1.500
Juan Berenguer, R ERA: 4.19 (6, 1)	1.1		12	4	6	6	2	3	0	0	0	0	2	27	47	40.50	5.250
German Gonzalez, R ERA: 0.82 (7, 1)	1.1		6	2	1	1	1	0	0	0	0	0	1	14	18	6.75	1.500

Batter	1	2	3	4	5	6	7	8	9	AB R H RBI BB SO LOB
Oddibe McDowell, L (1, 8) OBP: 0.309, SLG: 0.354	2-1 SH3 G3 2B		2-3 K		0-0 G4-3		0-0 G3-1			4 1 1 0 0 1 1
Scott Fletcher, R (1, 6) OBP: 0.354, SLG: 0.319	0-1 SH3 2-3		2-2 BB 1B		0-0 F8		3-1 F8			3 0 1 0 0 0 1
Pete O'Brien, L (1, 3) OBP: 0.362, SLG: 0.422	2-1 G3 3-H		4-0 BB 1-2 BB		2-1 P6		0-2 G4-3			3 0 0 1 1 0 0
Ruben Sierra, S (1, 9) OBP: 0.291, SLG: 0.418	0-0 L3		2-1 F9		4-0 FC4-6 BB		1-2 L7			3 0 0 0 1 0 2
Geno Petrali, L (1, 2) OBP: 0.374, SLG: 0.432		0-1 SH2-4 1B 1B	2-3 K		2-1 FC4-6 1B 1-2f		2-3 K			4 1 1 0 0 2 3
Pete Incaviglia, R (1, 10) OBP: 0.324, SLG: 0.476		1-0 1B SH2-4 1-2 1B		0-1 G6-3		0-0 F9		1-3 K		4 0 1 0 0 1 1
Cecil Espy, S (1, 7) OBP: 0.284, SLG: 0.350		0-1 SH2-4 1-2 2-3		3-1 CS S 1B		0-0 1-3 1B		1-3 K		3 0 2 0 0 1 0
Steve Buechele, R (1, 5) OBP: 0.356, SLG: 0.433 Bob Brower, R (9, PR) OBP: 0.305, SLG: 0.286		0-0 1B 2-3 3-H		4-1 BB 1-3 BB		0-2 G3-1 SH3-4 1B		0-1 2B		3 0 3 1 1 0 0 0 0 0 0 0 0 0
Curtis Wilkerson, S (1, 4) OBP: 0.352, SLG: 0.370		1-1 G4-3		2-1 G3		0-0 SH3-4		2-1 G4-3		3 0 0 0 0 0 3

Inning Stats	R: 1 E: 0 K: 0 S: 7	H: 1 LOB: 0 BB: 0 P: 11	R: 1 E: 0 K: 0 S: 8	H: 3 LOB: 1 BB: 0 P: 10	R: 0 E: 0 K: 2 S: 15	H: 1 LOB: 2 BB: 1 P: 27	R: 0 E: 0 K: 0 S: 7	H: 1 LOB: 1 BB: 1 P: 16	R: 0 E: 0 K: 0 S: 4	H: 0 LOB: 0 BB: 0 P: 6	R: 0 E: 0 K: 0 S: 4	H: 1 LOB: 2 BB: 1 P: 10	R: 0 E: 0 K: 0 S: 8	H: 1 LOB: 1 BB: 0 P: 11	R: 0 E: 0 K: 1 S: 10	H: 0 LOB: 0 BB: 0 P: 13	R: 0 E: 0 K: 2 S: 10	H: 1 LOB: 1 BB: 0 P: 14	1B: 7 2B: 2 3B: 0 HR: 0	SF: 0 SAC: 3 DP: 0 HBP: 0	WP: 0 PB: 0 SB: 1 CS: 1	PA: 36
--------------	------------------------------	----------------------------------	------------------------------	----------------------------------	-------------------------------	----------------------------------	------------------------------	----------------------------------	------------------------------	---------------------------------	------------------------------	----------------------------------	------------------------------	----------------------------------	-------------------------------	----------------------------------	-------------------------------	----------------------------------	----------------------------------	------------------------------------	----------------------------------	--------

PITCHER	IP	WLS	BF	H	R	ER	SO	BB	IBB	HBP	BLK	WP	HR	S	P	ERA	WHIP
Freddie Toliver, R (1, 1) ERA: 4.08	6.0	W	25	7	2	2	2	3	0	0	0	0	0	45	80	3.00	1.667
Keith Atherton, R (7, 1) ERA: 3.38	2.0		7	1	0	0	1	0	0	0	0	0	0	18	24	0.00	0.500
Jeff Reardon, R (9, 1) ERA: 2.93	1.0	S	4	1	0	0	2	0	0	0	0	0	0	10	14	0.00	1.000

BOTTOM

Minnesota Twins @ Texas Rangers
Arlington Stadium, Arlington, TX
 Mon Aug 29 1988, 8:05 PM EDT
 Att: 15,095 - Unknown - 80 F

livebaseballscores.com

AB	30
R	2
H	9
RBI	2
BB	3
SO	5
LOB	11



Batter	1	2	3	4	5	6	7	8	9	AB R H RBI BB SO LOB	TOP															
John Moses, S (1, 7) OBP: 0.356, SLG: 0.423	1-1 G3-1		1-0 P3	2-2 F8		1-0 SH3		1-0 CS HBP		3 0 0 0 0 0 3																
Tom Herr, S (1, 4) OBP: 0.334, SLG: 0.318	4-2 G5-4-3 BB			2-0 WP 1B	3-2 HR 1B	0-2 G3		1-2 CS 1-2	2-2 G5-3	4 2 2 0 1 0 1																
Kirby Puckett, R (1, 8) OBP: 0.364, SLG: 0.529	0-0 G5-4-3 1-2f			0-3 K	1-1 G4-3	1-3 K			0-1 BB 1B	5 0 1 0 0 2 4																
Kent Hrbek, L (1, 3) OBP: 0.388, SLG: 0.530		2-1 F8		0-0 F9	0-0 HR		2-2 F8		0-0 P6	5 1 1 2 0 0 2																
Gene Larkin, S (1, 10) OBP: 0.389, SLG: 0.406		1-0 G3		4-0 WP BB	1-0 F8		1-3 K	4-2 FC6 BB	4-2 FC6 BB	3 1 0 0 2 1 0																
Randy Bush, L (1, 9) OBP: 0.388, SLG: 0.452		2-1 F9		4-2 BB 1B	1-2 BB 1B		4-0 BB	3-1 FC6 1-2f	3-1 FC6	2 1 1 0 2 0 0 1 0 0 0 0 0 2																
John Christensen, R (9, PH) OBP: 0.370, SLG: 0.480																										
Tim Laudner, R (1, 2) OBP: 0.329, SLG: 0.435			2-3 K	4-2 BB 1B	4-0 BB		0-1 F9			2 1 0 0 2 1 1																
Greg Gagne, R (1, 6) OBP: 0.297, SLG: 0.412			0-0 P3	4-1 BB 1B	1-2 BB 1B		1-3 K			3 0 0 1 1 1 2																
Al Newman, S (1, 5) OBP: 0.320, SLG: 0.276			4-0 BB	2-2 BB 1B		2-1 G3 SH3 1B		0-1 B5-3		3 0 2 2 1 0 0																
Inning Stats	R: 0 E: 0 K: 0 S: 8	H: 0 LOB: 0 BB: 1 P: 13	R: 0 E: 0 K: 0 S: 5	H: 0 LOB: 0 BB: 0 P: 10	R: 0 E: 0 K: 1 S: 5	H: 0 LOB: 1 BB: 1 P: 12	R: 4 E: 0 K: 1 S: 19	H: 2 LOB: 2 BB: 4 P: 41	R: 2 E: 0 K: 0 S: 15	H: 3 LOB: 2 BB: 1 P: 26	R: 0 E: 0 K: 1 S: 14	H: 1 LOB: 1 BB: 0 P: 18	R: 0 E: 0 K: 1 S: 10	H: 0 LOB: 1 BB: 1 P: 17	R: 0 E: 0 K: 1 S: 11	H: 0 LOB: 0 BB: 0 P: 14	R: 0 E: 0 K: 0 S: 10	H: 1 LOB: 2 BB: 1 P: 19	1B: 6 2B: 0 3B: 0 HR: 1	SF: 0 SAC: 1 DP: 1 HBP: 1	WP: 2 PB: 0 SB: 0 CS: 1	PA: 43				
PITCHER	IP WLS BF H R ER SO BB IBB HBP BLK WP HR S P ERA WHIP																									
Bobby Witt, R (1, 1) ERA: 4.05	8.0	37	6	6	6	5	8	0	1	0	2	1	87	151	6.75	1.750										
Ed Vande Berg, L (9, 1) ERA: 3.74	1.0	W	5	1	0	0	1	0	0	0	0	0	10	19	0.00	2.000										

Minnesota Twins @ Texas Rangers
Arlington Stadium, Arlington, TX
Tue Aug 30 1988, 8:05 PM EDT
Att: 15,245 - Unknown

AB	31
R	6
H	7
RBI	5
BB	9
SO	5
LOB	15



livebaseballscorecards.com

Batter	1	2	3	4	5	6	7	8	9	AB	R	H	RBI	BB	SO	LOB
Oddibe McDowell, L OBP: 0.305, SLG: 0.348 (1, 8)	1-1 B1	3-1 P5		0-0 G4-3		0-0 F8		3-2 G4-3		5	0	0	0	0	0	2
Scott Fletcher, R OBP: 0.360, SLG: 0.328 (1, 6)	2-2 HR 1B	3-2 BLK 2B		1-1 G3 BLK 1B		0-0 BB 1B		1-1 1B		5	1	5	0	0	0	0
Pete O'Brien, L OBP: 0.363, SLG: 0.427 (1, 3)	2-0 HR 1-H	3-2 F8		3-2 G3		4-0 BB		1-0 P4		4	1	1	2	1	0	4
Ruben Sierra, S OBP: 0.292, SLG: 0.425 (1, 9)	2-0 BB S FC4-6 1B		2-1 HR	1-1 F8		0-0 SF8		2-2 F9		4	2	2	2	0	0	3
Geno Petrali, L OBP: 0.377, SLG: 0.431 Bob Brower, R OBP: 0.305, SLG: 0.286 (1, 2) (9, PR)	4-0 FC4-6 BB 1-2 BB		0-1 F7		3-2 1B	0-0 P7		4-2 S HR BB		3	0	1	0	2	0	2
Pete Incaviglia, R OBP: 0.323, SLG: 0.471 (1, 10)	4-2 FC4-6 BB 1-2 2-3		2-0 P5		1-3 K		1-3 K		2-2 P4	4	0	0	0	1	2	2
Cecil Espy, S OBP: 0.286, SLG: 0.364 (1, 7)	0-1 FC4-6 1-2f 2-3 3-H		1-2 S E 1B		0-0 F7		1-3 K		1-1 HR 2-H	5	2	2	3	0	1	3
Steve Buechele, R OBP: 0.355, SLG: 0.431 (1, 5)	0-1 F7		3-2 E6 1B		0-1 L4		1-0 G4-3			4	0	1	1	0	0	3
Curtis Wilkerson, S OBP: 0.354, SLG: 0.369 (1, 4)		0-1 G3		3-3 K		2-1 1B SF8 1B		4-0 1B G4-3 BB		3	1	1	0	1	1	1

Inning Stats	R: 3	H: 3	E: 0	K: 0	S: 17	LOB: 2	BB: 2	P: 32	R: 0	H: 1	E: 0	K: 0	S: 11	LOB: 1	BB: 0	P: 20	R: 2	H: 3	E: 1	K: 1	S: 14	LOB: 1	BB: 0	P: 25	R: 0	H: 1	E: 0	K: 0	S: 9	LOB: 1	BB: 0	P: 14	R: 0	H: 1	E: 0	K: 1	S: 10	LOB: 1	BB: 0	P: 14	R: 1	H: 2	E: 0	K: 0	S: 6	LOB: 2	BB: 1	P: 12	R: 0	H: 0	E: 0	K: 2	S: 7	LOB: 0	BB: 0	P: 10	R: 0	H: 1	E: 0	K: 0	S: 10	LOB: 2	BB: 1	P: 21	R: 2	H: 1	E: 0	K: 0	S: 10	LOB: 1	BB: 1	P: 17	1B: 9	2B: 1	3B: 0	HR: 3	SF: 1	SAC: 0	DP: 0	HBP: 0	WP: 0	PA: 43
PITCHER	IP	WLS	BF	H	R	ER	SO	BB	IBB	HBP	BLK	WP	HR	S	P	ERA	WHIP																																																																	
Roy Smith, R ERA: 3.98 (1, 1)	2.2		17	7	5	5	0	2	0	0	1	0	0	39	71	16.88	3.375																																																																	
Mark Portugal, R ERA: 4.65 (3, 1)	2.2		12	4	1	1	2	0	0	0	1	0	0	26	40	3.38	1.500																																																																	
Juan Berenguer, R ERA: 4.25 (6, 1)	3.0	L	14	2	2	2	2	3	0	0	0	0	1	29	54	6.00	1.667																																																																	

BOTTOM

Minnesota Twins @ Texas Rangers
Arlington Stadium, Arlington, TX
Tue Aug 30 1988, 8:05 PM EDT
Att. 15,245 - Unknown

livebaseballscores.com

AB	37
R	8
H	13
RBI	8
BB	5
SO	4
LOB	20



Batter	1	2	3	4	5	6	7	8	9	AB R H RBI BB SO LOB	TOP											
Dan Gladden, R OBP: 0.321, SLG: 0.403 (1, 7) B X	1-0 G1-3 BB	4-1 2B 1B BB 1-2 2-3 3-H	2-2 P4		2-1 F7			3-2 P7 BB	2-2 P8	5 1 0 1 1 0 3												
Tom Herr, S OBP: 0.339, SLG: 0.327 Steve Lombardozi, R OBP: 0.314, SLG: 0.319 (1, 4) (8, 4) X	0-0 FC4-6 1B	3-2 1B 2B 1-3 2-H 3-H		0-0 F9		1-0 5-3		1-2 FC4-6 1B E		5 2 3 2 0 0 0 0 0 0 0 0 0 0												
Kirby Puckett, R OBP: 0.366, SLG: 0.541 (1, 8) F X	0-1 FC4-6 1-2f	1-0 1B 2-H 3-H		1-2 HR		0-0 HR		1-2 E5 FC4-6		5 2 3 4 0 0 2												
Gene Larkin, S OBP: 0.387, SLG: 0.402 (1, 10) B X	1-0 L8	1-3 K		4-2 FC6-4 BB		0-1 L5		0-1 FC4-6 1B 1-2f 2-3		4 1 0 0 1 1 4												
Kent Hrbek, L OBP: 0.390, SLG: 0.533 (1, 3) C X		0-1 G4-3	2-1 2B 2B	0-0 P4		1-2 FC5-4 1B		0-0 1B 1-3 3-H		5 1 3 1 0 0 1												
Tim Laudner, R OBP: 0.333, SLG: 0.439 (1, 2) B B B B		4-0 1B BB FC5-2 BB	3-2 2B 2-H	3-1 FC6-4 1-2f		2-0 FC5-4 1-2f		3-2 1B 1-2 3-H		4 0 2 2 1 0 2												
John Christensen, R OBP: 0.367, SLG: 0.444 John Moses, S OBP: 0.352, SLG: 0.418 (1, 9) (7, PH) (7, 9) C 1 SAFE B B B B		4-2 FC5-2 1B BB 1-2	1-3 K		0-0 G5-3		2-2 5-3	0-3 K		2 1 0 0 1 1 1 2 0 0 0 0 1 2	AB 41 R 10 H 13 RBI 10 BB 5 SO 5 LOB 19											
Greg Gagne, R OBP: 0.296, SLG: 0.410 (1, 6) S B B B		1-1 BB FC5-2 2B 1B 1-2 2-3	1-3 K		2-0 F9		0-1 F9		0-3 K	5 1 1 0 0 2 1												
Al Newman, S OBP: 0.322, SLG: 0.281 (1, 5) F B B B		3-2 FC5-2 2B BB 1-2 2-3 3-H	4-0 BB		0-2 2B		0-0 F8		0-0 G6-3	4 1 1 0 1 0 3												
Inning Stats	R: 0 E: 0 K: 0 S: 5	H: 1 LOB: 1 BB: 0 P: 7	R: 5 E: 0 K: 1 S: 18	H: 3 LOB: 1 BB: 3 P: 39	R: 1 E: 0 K: 2 S: 15	H: 2 LOB: 2 BB: 1 P: 28	R: 1 E: 0 K: 0 S: 14	H: 1 LOB: 1 BB: 1 P: 22	R: 0 E: 0 K: 0 S: 7	H: 1 LOB: 1 BB: 0 P: 11	R: 1 E: 0 K: 0 S: 8	H: 2 LOB: 1 BB: 0 P: 12	R: 0 E: 0 K: 0 S: 7	H: 0 LOB: 0 BB: 0 P: 9	R: 2 E: 1 K: 1 S: 23	H: 3 LOB: 2 BB: 0 P: 31	R: 0 E: 0 K: 1 S: 7	H: 0 LOB: 0 BB: 0 P: 9	1B: 7 2B: 4 3B: 0 HR: 2	SF: 0 SAC: 0 DP: 0 HBP: 0	WP: 0 PB: 0 SB: 0 CS: 0	PA: 46
PITCHER	IP WLS BF H R ER SO BB IBB HBP BLK WP HR S P ERA WHIP																					
Paul Kilgus, L ERA: 3.97 (1, 1)	1.2 L 12 4 5 5 0 3 0 0 0 0 0 0 20 42 27.00 4.200																					
Guy Hoffman, L ERA: 5.49 (2, 1)	4.1 21 6 3 3 3 2 0 0 0 0 0 2 47 77 6.23 1.846																					
Craig McMurtry, R ERA: 2.57 (7, 1)	1.0 3 0 0 0 0 0 0 0 0 0 0 0 7 9 0.00 0.000																					
Mitch Williams, L ERA: 4.55 (8, 1)	1.0 7 3 2 0 1 0 0 0 0 0 0 0 23 31 0.00 3.000																					
Jeff Kunkel, R ERA: (9, 1)	1.0 3 0 0 0 1 0 0 0 0 0 0 0 7 9 0.00 0.000																					

Minnesota Twins @ Texas Rangers
Arlington Stadium, Arlington, TX
Wed Aug 31 1988, 8:05 PM EDT
Att: 10,286 - Unknown

livebaseballscorecards.com



Batter	1	2	3	4	5	6	7	8	9	AB R H RBI BB SO LOB
Oddibe McDowell, L (1, 8) OBP: 0.305, SLG: 0.348 Cecil Espy, S (7, 8) OBP: 0.284, SLG: 0.361 (9, 6)	1-3 		1-2 G4-3 1-2 2-3			0-0 	0-0 F8		2-1 FC6-4 1-2f	3 1 1 0 0 1 2 2 0 0 0 0 0 4
Scott Fletcher, R (1, 6) OBP: 0.361, SLG: 0.329 Geno Petralli, L (7, 5) OBP: 0.379, SLG: 0.433	1-2 		4-0 			1-1 E6 G4-6-3 1-2		1-0 		2 0 1 0 1 0 1 1 0 1 0 0 0 0
Ruben Sierra, S (1, 9) OBP: 0.292, SLG: 0.424	0-2 F9		1-0 G5-2-3 3-Hf			1-1 E7 G4-6-3 1-2 2-H		2-3 		4 0 1 0 0 1 5
Pete Incaviglia, R (1, 7) OBP: 0.322, SLG: 0.470 Barbaro Garbey, R (3, 7) OBP: 0.214, SLG: 0.200	1-3 			3-2 F8		1-2 G4-6-3 1-2f 2-3		1-1 P6		1 0 0 0 0 1 1 3 0 0 0 0 0 3
Pete O'Brien, L (1, 3) OBP: 0.361, SLG: 0.425 Jim Sundberg, R (6, 2) OBP: 0.282, SLG: 0.333		2-1 P4		0-1 P3		2-2 G5-3		1-2 F8		2 0 0 0 0 0 0 2 0 0 0 0 0 2
Mike Stanley, R (1, 2) OBP: 0.322, SLG: 0.304 (6, 3)		0-0 G5-3		1-1 G1-3			4-2 		2-0 	3 0 1 0 1 0 0
Steve Buechele, R (1, 5) OBP: 0.353, SLG: 0.429 Curtis Wilkerson, S (6, 4) OBP: 0.352, SLG: 0.367		1-3 			0-0 6-3		0-0 F8		0-3 	2 0 0 0 0 1 0 2 0 0 0 0 1 2
Jeff Kunkel, R (1, 4) OBP: 0.278, SLG: 0.430 (6, 5) (7, 6) (9, 1)			0-1 		1-3 		0-1 F8		0-3 	4 0 1 0 0 2 2
Bob Brower, R (1, 10) OBP: 0.314, SLG: 0.292 (9, 8)			4-1 		0-3 		2-1 		2-2 	3 0 2 0 1 1 0

Inning Stats	R: 0	H: 1	E: 0	LOB: 1	K: 2	BB: 0	S: 14	P: 17		
R: 0 H: 0 E: 0 LOB: 0 K: 1 BB: 0 S: 7 P: 10	R: 0 H: 1 E: 0 LOB: 2 K: 0 BB: 2 S: 7 P: 17	R: 0 H: 0 E: 0 LOB: 0 K: 0 BB: 0 S: 9 P: 13	R: 0 H: 0 E: 0 LOB: 0 K: 2 BB: 0 S: 8 P: 9	R: 1 H: 2 E: 2 LOB: 1 K: 0 BB: 0 S: 11 P: 16	R: 0 H: 1 E: 0 LOB: 2 K: 0 BB: 1 S: 8 P: 14	R: 0 H: 1 E: 0 LOB: 1 K: 1 BB: 0 S: 9 P: 14	R: 0 H: 2 E: 0 LOB: 2 K: 2 BB: 0 S: 14 P: 20			
Frank Viola, L (1, 1) ERA: 2.36 German Gonzalez, R (8, 1) ERA: 0.69	IP: 7.0 WLS: 28 W: 28	H: 5 R: 1 ER: 0 SO: 5	BB: 3 IBB: 0 HBP: 0 BLK: 0	WP: 0 HR: 0 S: 64 P: 96	ERA: 0.00 WHIP: 1.143	IP: 2.0 WLS: 9 W: 9	H: 3 R: 0 ER: 0 SO: 3	BB: 0 IBB: 0 HBP: 0 BLK: 0	WP: 0 HR: 0 S: 23 P: 34	ERA: 0.00 WHIP: 1.500

Minnesota Twins @ Texas Rangers
 Arlington Stadium, Arlington, TX
 Wed Aug 31 1988, 8:05 PM EDT
 Att. 10,286 - Unknown

livebaseballscorecards.com

AB	34
R	1
H	8
RBI	0
BB	3
SO	8
LOB	22



WP: 0	PA: 37
PB: 0	SB: 0
CS: 0	

Batter	1	2	3	4	5	6	7	8	9	AB R H RBI BB SO LOB	TOP											
Willie Wilson, S (1, 8) OBP: 0.291, SLG: 0.344	2-2 G3		1-1 1B	0-0 4-3			3-3 K			4 0 1 1 0 1 2	Kansas City Royals @ Minnesota Twins Hubert H. Humphrey Metrodome, Minneapolis, MN Thu Sep 01 1988, 8:05 PM EDT Att. 28,865 - Dome											
Kevin Seitzer, R (1, 5) OBP: 0.375, SLG: 0.407	1-0 P3		1-2 F8		1-2 6-3		3-2 P3			4 0 0 0 0 0 1												
George Brett, L (1, 3) OBP: 0.400, SLG: 0.536	0-1 F8			1-1 FC6-4 1B	1-3 K			2-3 K		4 0 1 0 0 2 0												
Pat Tabler, R (1, 10) OBP: 0.347, SLG: 0.351		2-1 4-3		1-0 FC6-4 1B	1-2 G4-3			1-1 6-3		4 1 0 0 0 0 1												
Danny Tartabull, R (1, 9) OBP: 0.370, SLG: 0.501		1-0 F9		1-2 P3 1B		2-2 G1-3		3-3 K		4 1 1 0 0 1 0												
Frank White, R (1, 4) OBP: 0.280, SLG: 0.359		1-2 6-3		0-0 1B		1-2 G1-3		0-0 F7		4 1 1 1 0 0 0												
Bo Jackson, R (1, 7) OBP: 0.289, SLG: 0.474			0-0 P9 1B	2-2 P3		2-3 K		3-3 K		4 1 1 0 0 2 2												
Jamie Quirk, L (1, 2) OBP: 0.330, SLG: 0.428			0-0 P9	0-0 1B			3-2 HR	1-3 K		4 1 2 2 0 1 1												
Bill Pecota, R (1, 6) OBP: 0.246, SLG: 0.273			1-1 L6	0-0 1B			1-0 F8			3 0 1 1 0 0 1												
Inning Stats	R: 0 E: 0 K: 0 S: 6	H: 0 LOB: 0 BB: 0 P: 9	R: 0 E: 0 K: 0 S: 6	H: 0 LOB: 0 BB: 0 P: 10	R: 1 E: 0 K: 0 S: 9	H: 2 LOB: 1 BB: 0 P: 12	R: 3 E: 0 K: 0 S: 14	H: 5 LOB: 2 BB: 0 P: 19	R: 0 E: 0 K: 1 S: 11	H: 0 LOB: 0 BB: 0 P: 14	R: 0 E: 0 K: 1 S: 9	H: 0 LOB: 0 BB: 0 P: 14	R: 1 E: 0 K: 1 S: 13	H: 1 LOB: 0 BB: 0 P: 23	R: 0 E: 0 K: 2 S: 8	H: 0 LOB: 0 BB: 0 P: 14	R: 0 E: 0 K: 2 S: 7	H: 0 LOB: 0 BB: 0 P: 11	1B: 6 2B: 1 3B: 0 HR: 1	SF: 0 SAC: 0 DP: 0 HBP: 0	WP: 0 PB: 0 SB: 0 CS: 0	PA: 35
PITCHER Bert Blyleven, R (1, 1) ERA: 5.19 Dan Schatzeder, L (8, 1) ERA: 8.5	IP 7.0 2.0	WLS L	BF 29 6	H 8 0	R 5 0	ER 5 0	SO 3 4	BB 0 0	IBB 0 0	HBP 0 0	BLK 0 0	WP 0 0	HR 1 0	S 68 15	P 101 25	ERA 6.43 0.00	WHIP 1.143 0.000					

livebaseballscorecards.com

AB	35
R	5
H	8
RBI	5
BB	0
SO	7
LOB	8



Batter	1	2	3	4	5	6	7	8	9	AB	R	H	RBI	BB	SO	LOB
Dan Gladden, R OBP: 0.321, SLG: 0.402 (1, 7)	3-1 L8		0-0 G3-1		2-0 G3			0-0 BLK 1B		4	1	1	0	0	0	0
Tom Herr, S OBP: 0.334, SLG: 0.322 (1, 4)	3-3 K		1-2 E5 CS			3-2 L4		2-2 L7		4	0	0	0	0	1	1
Kirby Puckett, R OBP: 0.369, SLG: 0.546 (1, 8)	2-1 1B HBP		3-3 K 1-2			2-1 1B 3B		0-0 1B G3-6-3		3	1	2	1	0	1	1
Kent Hrbek, L OBP: 0.392, SLG: 0.535 (1, 3)	1-0 1B			0-1 1B		1-1 1B		0-1 G3-6-3		4	0	3	1	0	0	1
Gene Larkin, S OBP: 0.386, SLG: 0.401 (1, 10)	0-1 P5			2-2 F7		1-0 1B G3-6-1			2-2 F8	4	0	1	0	0	0	3
Randy Bush, L OBP: 0.363, SLG: 0.446 (1, 9)		1-0 G3		1-3 K		2-0 G3-6-1			2-2 F8	4	0	0	0	0	1	3
Brian Harper, R OBP: 0.359, SLG: 0.465 (1, 2)		0-0 1B		0-3 K			0-0 6-3		0-3 K	4	0	1	0	0	2	1
Greg Gagne, R OBP: 0.296, SLG: 0.409 (1, 6)		2-3 K			3-2 1B G4-6-3		1-3 K			3	0	1	0	0	2	1
Al Newman, S OBP: 0.317, SLG: 0.276 (1, 5)		2-3 K			0-1 G4-6-3		1-1 4-3			3	0	0	0	0	1	2

Inning Stats	R: 0 E: 0 K: 1 S: 9	H: 1 LOB: 2 BB: 0 P: 18	R: 0 E: 0 K: 2 S: 10	H: 1 LOB: 1 BB: 0 P: 15	R: 0 E: 1 K: 1 S: 8	H: 0 LOB: 0 BB: 0 P: 12	R: 0 E: 0 K: 2 S: 11	H: 1 LOB: 1 BB: 0 P: 14	R: 0 E: 0 K: 0 S: 6	H: 1 LOB: 0 BB: 0 P: 11	R: 1 E: 0 K: 0 S: 9	H: 3 LOB: 1 BB: 0 P: 18	R: 0 E: 0 K: 1 S: 6	H: 0 LOB: 0 BB: 0 P: 8	R: 1 E: 0 K: 0 S: 9	H: 2 LOB: 0 BB: 0 P: 11	R: 0 E: 0 K: 1 S: 9	H: 0 LOB: 0 BB: 0 P: 13	1B: 8 2B: 0 3B: 1 HR: 0	SF: 0 SAC: 0 DP: 3 HBP: 1	WP: 0 PB: 0 SB: 0 CS: 1	PA: 34
PITCHER Mark Gubicza, R ERA: 2.68 (1, 1)	IP 9.0	WLS W	BF 34	H 9	R 2	ER 2	SO 8	BB 0	IBB 0	HBP 1	BLK 1	WP 0	HR 0	S 77	P 120	ERA 2.00	WHIP 1.000					
PITCHER	IP	WLS	BF	H	R	ER	SO	BB	IBB	HBP	BLK	WP	HR	S	P	ERA	WHIP					

BOTTOM

Kansas City Royals @ Minnesota Twins
 Hubert H. Humphrey Metrodome, Minneapolis, MN

Thu Sep 01 1988, 8:05 PM EDT
 Att. 28,865 - Dome

livebaseballscorecards.com

AB	33
R	2
H	9
RBI	2
BB	0
SO	8
LOB	13



Batter	1	2	3	4	5	6	7	8	9	AB R H RBI BB SO LOB	TOP											
Willie Wilson, S (1, 8) OBP: 0.293, SLG: 0.346	0-0 F9		1-1 SF9			1-2 1B		0-1 SH5-3 1B		3 1 2 1 0 0 0	Kansas City Royals @ Minnesota Twins Hubert H. Humphrey Metrodome, Minneapolis, MN Fri Sep 02 1988, 8:05 PM EDT Att. 36,291 - Dome											
Kevin Seitzer, R (1, 5) OBP: 0.377, SLG: 0.411	3-2 2B		2-1 G6-4-3			2-1 1B		0-1 SH5-3		3 1 2 0 0 0 1												
George Brett, L (1, 3) OBP: 0.401, SLG: 0.534	0-3 K			1-2 F7		2-2 1B		4-0 BB		3 0 1 1 1 1 1												
Pat Tabler, R (1, 10) OBP: 0.346, SLG: 0.350	2-2 P4			3-2 5-3		1-0 1B		0-1 F9		4 0 1 1 0 0 3												
Danny Tartabull, R (1, 9) OBP: 0.369, SLG: 0.499		0-0 CS 1B		1-0 6-3		0-1 P4		1-3 K		4 0 1 0 0 1 4												
Frank White, R (1, 4) OBP: 0.280, SLG: 0.358		0-1 SAFE P9			2-0 G6-4-3 1B	1-2 6-3		0-3 K		4 0 1 0 0 1 3												
Bo Jackson, R (1, 7) OBP: 0.286, SLG: 0.468		2-3 K			0-3 K		1-3 K	2-3 K		4 0 0 0 0 4 2												
Bill Pecota, R (1, 6) OBP: 0.250, SLG: 0.277			0-2 1B SF9 1B		2-0 G6-4-3		3-1 F8	0-2 P2		2 1 1 0 0 0 1												
Kurt Stillwell, S (7, PH) OBP: 0.323, SLG: 0.401					1-2f					1 0 0 0 0 0 0												
Brad Wellman, R (7, 6) OBP: 0.286, SLG: 0.260										0 0 0 0 0 0 0												
Bill Buckner, L (9, PH) OBP: 0.272, SLG: 0.322										1 0 0 0 0 0 0												
Larry Owen, R (1, 2) OBP: 0.297, SLG: 0.211			0-0 G6-4-3 1B			1-3 K		0-1 G4-3		2 0 1 0 0 1 0												
Jamie Quirk, L (7, PH) OBP: 0.328, SLG: 0.425										1 0 0 0 0 0 0												
Inning Stats	R: 0 E: 0 K: 1 S: 13	H: 1 LOB: 1 BB: 0 P: 18	R: 0 E: 0 K: 1 S: 6	H: 1 LOB: 0 BB: 0 P: 8	R: 1 E: 0 K: 0 S: 8	H: 2 LOB: 0 BB: 0 P: 11	R: 0 E: 0 K: 0 S: 7	H: 0 LOB: 0 BB: 0 P: 12	R: 0 E: 0 K: 1 S: 5	H: 1 LOB: 0 BB: 0 P: 9	R: 2 E: 0 K: 1 S: 17	H: 4 LOB: 2 BB: 0 P: 25	R: 0 E: 0 K: 1 S: 7	H: 0 LOB: 0 BB: 0 P: 11	R: 0 E: 0 K: 1 S: 10	H: 1 LOB: 2 BB: 1 P: 15	R: 0 E: 0 K: 2 S: 9	H: 0 LOB: 0 BB: 0 P: 11	1B: 9 2B: 1 3B: 0 HR: 0	SF: 1 SAC: 1 DP: 2 HBP: 0	WP: 0 PB: 0 SB: 0 CS: 1	PA: 35
PITCHER	IP WLS BF H R ER SO BB IBB HBP BLK WP HR S P ERA WHIP																					
Allan Anderson, L (1, 1) ERA: 2.74	5.1 W 22 9 3 3 4 0 0 0 0 0 0 0 51 77 5.06 1.688																					
Keith Atherton, R (6, 1) ERA: 3.28	2.0 7 1 0 0 1 0 0 0 0 0 0 0 16 21 0.00 0.500																					
Jeff Reardon, R (8, 1) ERA: 2.85	1.2 S 6 0 0 0 3 1 0 0 0 0 0 0 15 22 0.00 0.600																					

livebaseballscorecards.com

AB	32
R	3
H	10
RBI	3
BB	1
SO	8
LOB	15



Batter	1	2	3	4	5	6	7	8	9	AB	R	H	RBI	BB	SO	LOB
Dan Gladden, R OBP: 0.323, SLG: 0.408 (1, 7)	1-0 S 2B 1B		1 SAFE 2-0 1 SAFE 1 SAFE 1-H 4-3 3B	1-3 K 1-2			1 SAFE 3-2 1 SAFE 1 SAFE 1 SAFE 1 SAFE 1 SAFE 1 SAFE 1 SAFE 1B BB 1B	1 SAFE 3-3 1 SAFE 1 SAFE 1 SAFE 1 SAFE 1 SAFE 1 SAFE 1 SAFE 1B K		5	2	3	1	0	2	2
Tom Herr, S OBP: 0.330, SLG: 0.317 (1, 4)	1 SAFE 2-3 1 SAFE 1 SAFE 1 SAFE 1B 1B 1B 1B 1B 1B K		2-2 4-3 3-H		0-2 G6-3		1-3 K			4	0	0	1	0	2	3
Kirby Puckett, R OBP: 0.368, SLG: 0.549 (1, 8)	0-0 5-3		1-0 E5 BB E		0-0 HR		1-0 P4		4	2	1	1	0	0	0	3
Gene Larkin, S OBP: 0.389, SLG: 0.404 (1, 3)	3-0 2B		4-2 1 SAFE 1 SAFE 1 SAFE 1-2 E BB		2-2 F8		4-1 1B BB		2	0	1	1	2	0	0	
Kent Hrbek, L OBP: 0.391, SLG: 0.533 (1, 10)	0-0 G3-1		1-1 E3 G5-4-3 1-3 2-H		2-3 K		1-2 1B		4	0	1	1	0	1	2	
Brian Harper, R OBP: 0.350, SLG: 0.452 (1, 2)		2-3 K	0-0 G5-4-3 1-2f		0-3 K		0-1 L1		4	0	0	0	0	2	5	
John Christensen, R OBP: 0.344, SLG: 0.414 (1, 9)		1-2 6-3		1-3 K		2-1 6-3		2-2 FC5-2 3B		2	0	0	0	0	1	0
Randy Bush, L OBP: 0.362, SLG: 0.445 (6, PH)										1	0	0	0	0	0	0
John Moses, S OBP: 0.356, SLG: 0.434 (8, 9)										1	0	1	0	0	0	0
Greg Gagne, R OBP: 0.294, SLG: 0.405 (1, 6)		3-3 K		0-3 K		1-0 P4		2-1 L6-3		4	0	0	0	0	2	1
Al Newman, S OBP: 0.321, SLG: 0.277 (1, 5)			2-1 3B 1B	4-2 S BB			0-1 E5 1B S 1B	3-2 FC5-2		3	2	1	0	1	0	1

Inning Stats	R: 1	H: 2	E: 0	K: 1	S: 8	LOB: 1	BB: 0	P: 14	R: 0	H: 0	E: 0	K: 2	S: 10	LOB: 0	BB: 0	P: 16	R: 3	H: 2	E: 2	K: 0	S: 13	LOB: 1	BB: 1	P: 25	R: 0	H: 0	E: 0	K: 3	S: 13	LOB: 1	BB: 1	P: 18	R: 1	H: 1	E: 0	K: 1	S: 10	LOB: 0	BB: 0	P: 14	R: 0	H: 0	E: 0	K: 1	S: 6	LOB: 0	BB: 0	P: 9	R: 1	H: 2	E: 1	K: 1	S: 18	LOB: 3	BB: 1	P: 27	R: 0	H: 1	E: 0	K: 1	S: 15	LOB: 1	BB: 0	P: 24
--------------	------	------	------	------	------	--------	-------	-------	------	------	------	------	-------	--------	-------	-------	------	------	------	------	-------	--------	-------	-------	------	------	------	------	-------	--------	-------	-------	------	------	------	------	-------	--------	-------	-------	------	------	------	------	------	--------	-------	------	------	------	------	------	-------	--------	-------	-------	------	------	------	------	-------	--------	-------	-------

PITCHER	IP	WLS	BF	H	R	ER	SO	BB	IBB	HBP	BLK	WP	HR	S	P	ERA	WHIP
Floyd Bannister, L ERA: 4.73 (1, 1)	5.0	L	23	5	5	4	7	2	0	0	0	0	1	54	87	7.20	1.400
Jeff Montgomery, R ERA: 2.78 (6, 1)	1.2		8	1	1	0	2	1	0	0	0	0	0	19	30	0.00	1.200
Jerry Don Gleaton, L ERA: 2.87 (7, 1)	1.1		6	2	0	0	1	0	0	0	0	0	0	20	30	0.00	1.500

BOTTOM

Kansas City Royals @ Minnesota Twins
 Hubert H. Humphrey Metrodome, Minneapolis, MN

Fri Sep 02 1988, 8:05 PM EDT
 Att. 36,291 - Dome

AB	R	H	RBI	BB	SO	LOB
34	6	8	5	3	10	17

WP: 0 PA: 37
 PB: 0
 SB: 3
 CS: 0



Batter	1	2	3	4	5	6	7	8	9	AB R H RBI BB SO LOB
Willie Wilson, S (1, 8) OBP: 0.298, SLG: 0.347	4-1 BLK WP G4-3 BB		3-2 1B 1B		0-0 1-2 G1-6-3 1B		4-0 S 1B BB		1-1 F9	3 2 2 0 2 0 0
Kevin Seitzer, R (1, 5) OBP: 0.379, SLG: 0.412	2-2 G4-3 1-H		1-2 SAFE 1-3 1B		1-1 G1-6-3 1-2f		4-0 1-2 1B BB		3-2 1B 1B	4 0 2 1 1 0 2
George Brett, L (1, 3) OBP: 0.401, SLG: 0.535	1-2 F7		2-2 G3				0-1 F8		2-0 1-3 1B	5 1 2 0 0 0 4
Danny Tartabull, R (1, 9) OBP: 0.368, SLG: 0.497 Bo Jackson, R (7, 9) OBP: 0.285, SLG: 0.467	1-0 G5-3			3-3 K		0-1 SAFE 2B 1B	2-3 K		0-0 P2	4 1 1 1 0 2 2 1 0 0 0 0 0 2
Bill Buckner, L (1, 10) OBP: 0.274, SLG: 0.328		1-2 L6		0-0 P5		0-2 SH3 1-H HR 2B 1B	0-1 1-3 2-H 1B		0-0 F8	5 1 2 1 0 0 2
Frank White, R (1, 4) OBP: 0.280, SLG: 0.356		1-1 G5-3		4-0 BB		1-1 SH3 2-3	1-2 L7			2 0 0 0 1 0 2
Jim Eisenreich, L (1, 7) OBP: 0.217, SLG: 0.272		2-3 K		1-2 F7		2-1 HR		1-0 G4-3		4 1 1 2 0 1 1
Jamie Quirk, L (1, 2) OBP: 0.322, SLG: 0.417 Kurt Stillwell, S (8, PH) OBP: 0.323, SLG: 0.400 Brad Wellman, R (8, 6) OBP: 0.286, SLG: 0.260			0-2 G6-3		2-1 G6-3		0-0 F9		0-3 K	3 0 0 0 0 0 0 1 0 0 0 0 1 0 0 0 0 0 0 0 0
Bill Pecota, R (1, 6) OBP: 0.252, SLG: 0.278 Pat Tabler, R (8, PH) OBP: 0.346, SLG: 0.349 Larry Owen, R (8, 2) OBP: 0.297, SLG: 0.211			0-1 G4-3		2-2 1B 1B		2-0 F9		2-1 F8	3 0 1 0 0 0 0 1 0 0 0 0 0 0 0 0 0 0 0 0 0

TOP	
Kansas City Royals @ Minnesota Twins Hubert H. Humphrey Metrodome, Minneapolis, MN	
AB 36	
R 6	
H 11	
RBI 5	
BB 4	
SO 4	
LOB 15	
WP: 1 PA: 41 PB: 0 SB: 1 CS: 0	

Inning Stats	R	H	E	K	S	H	LOB	BB	P	R	H	E	K	S	H	LOB	BB	P	1B	2B	3B	HR	SF	SAC	DP	HBP	WP	PA
	1	0	0	10	18	0	0	1	14	0	0	0	10	13	0	0	9	6	8	2	0	0	0	0	0	1	0	41

PITCHER	IP	WLS	BF	H	R	ER	SO	BB	IBB	HBP	BLK	WP	HR	S	P	ERA	WHIP
Freddie Toliver, R (1, 1) ERA: 4.27	5.0		23	7	4	4	2	2	0	0	1	1	0	62	95	7.20	1.800
Juan Berenguer, R (6, 1) ERA: 4.4	1.0		6	1	2	2	0	2	0	0	0	0	1	6	19	18.00	3.000
Mark Portugal, R (7, 1) ERA: 4.56	1.0	W	4	1	0	0	1	0	0	0	0	0	0	10	13	0.00	1.000
Dan Schatzeder, L (8, 1) ERA: 8.05	1.0		3	0	0	0	1	0	0	0	0	0	0	6	9	0.00	0.000
Jeff Reardon, R (9, 1) ERA: 2.8	1.0	S	5	2	0	0	0	0	0	0	0	0	0	8	14	0.00	2.000

Sat Sep 03 1988, 4:33 AM EDT
Att. 47,658 - Dome

livebaseballscorecards.com

Batter	1	2	3	4	5	6	7	8	9	AB	R	H	RBI	BB	SO	LOB
Dan Gladden, R OBP: 0.324, SLG: 0.414 (1, 7)	2-1 G1-3	2-3 K			1-0 HR					5	2	2	1	0	1	3
Tom Herr, S OBP: 0.331, SLG: 0.316 (1, 4)	4-1 1B BB		3-2 F7		1-1 L5		2-1 2B 1B	3-2 G3-1		4	1	1	1	1	0	0
Kirby Puckett, R OBP: 0.370, SLG: 0.551 (1, 8)	1-0 1B		0-0 G6-3		0-0 1B		1-0 2B 2B	2-1 F8		5	1	3	1	0	0	0
Kent Hrbek, L OBP: 0.390, SLG: 0.531 (1, 3)	1-3 K		0-1 G3		0-0 F8		2-1 1B FC4-2 2B	0-1 P6		5	0	1	2	0	1	3
Gene Larkin, S OBP: 0.390, SLG: 0.406 (1, 10)	0-0 P6			0-2 G6-3		3-1 WP FC5-2 2B	1-0 FC4-2 1B HBP			3	1	1	0	0	0	2
Randy Bush, L OBP: 0.366, SLG: 0.458 (1, 9)		3-1 HR		2-2 G5-3 1B		1-1 P4	0-0 FC4-2 1B 1B			4	2	3	1	0	0	1
John Moses, S OBP: 0.356, SLG: 0.434 (8, 9)						2-3				0	0	0	0	0	0	0
Tim Laudner, R OBP: 0.330, SLG: 0.434 (1, 2)		3-2 F7		0-0 G5-3 1B		0-0 FC5-2	0-0 FC4-2 1B			4	0	0	0	0	0	5
Greg Gagne, R OBP: 0.292, SLG: 0.402 (1, 6)		1-3 K		1-1 G1-3		3-H 3-2 G3	1-0 1B			3	0	0	0	0	1	2
Jim Dwyer, L OBP: 0.368, SLG: 0.236 (7, PH)										1	0	1	2	0	0	0
Steve Lombardozzi, R OBP: 0.314, SLG: 0.319 (8, 5)										0	0	0	0	0	0	0
Al Newman, S OBP: 0.325, SLG: 0.282 (1, 5) (8, 6)		2-2 S 1B			0-0 G1-3					4	1	2	0	0	1	2

Inning Stats	R: 0	H: 1	E: 0	K: 1	S: 9	H: 2	LOB: 2	BB: 1	P: 17	R: 1	H: 2	E: 0	K: 2	S: 16	R: 0	H: 0	E: 0	K: 0	S: 7	R: 0	H: 1	E: 0	K: 0	S: 9	R: 1	H: 2	E: 0	K: 0	S: 6	R: 0	H: 1	E: 0	K: 0	S: 12	R: 6	H: 7	E: 0	K: 1	S: 18	R: 0	H: 0	E: 0	K: 0	S: 8	R: 0	H: 0	E: 0	K: 0	S: 13
--------------	------	------	------	------	------	------	--------	-------	-------	------	------	------	------	-------	------	------	------	------	------	------	------	------	------	------	------	------	------	------	------	------	------	------	------	-------	------	------	------	------	-------	------	------	------	------	------	------	------	------	------	-------

PITCHER	IP	WLS	BF	H	R	ER	SO	BB	IBB	HBP	BLK	WP	HR	S	P	ERA	WHIP
Bret Saberhagen, R ERA: 3.81 (1, 1)	6.0		29	10	5	5	3	1	0	0	0	1	2	65	103	7.50	1.833
Jeff Montgomery, R ERA: 2.95 (7, 1)	0.0		1	1	0	0	0	0	0	0	0	0	0	1	2	∞	∞
Jerry Don Gleaton, L ERA: 3.45 (7, 1)	0.0	L	3	2	1	1	0	0	0	1	0	0	0	3	6	∞	∞
Steve Farr, R ERA: 2.11 (7, 1)	2.0		7	1	2	2	1	0	0	0	0	0	0	16	24	9.00	0.500

BOTTOM

Kansas City Royals @ Minnesota Twins
 Hubert H. Humphrey Metrodome, Minneapolis, MN

Sat Sep 03 1988, 4:33 AM EDT
 Att. 47,658 - Dome

AB	38
R	8
H	14
RBI	8
BB	1
SO	4
LOB	18

livebaseballscorecards.com



WP: 1	PA: 40
PB: 0	
SB: 1	
CS: 0	

Batter	1	2	3	4	5	6	7	8	9	AB R H RBI BB SO LOB	TOP	
Willie Wilson, S OBP: 0.299, SLG: 0.347 (1, 8)	4-2 B BB G4-6-3		1-2 F9		0-0 L5		1-3 K		2-2 1B 1-2 2-3	4 0 1 0 1 1 1		
Kevin Seitzer, R OBP: 0.380, SLG: 0.411 (1, 5)	1-1 G4-6-3 1-2f		4-1 BB G4-6-3 1-2 BB		2-0 2B 1B			2-0 F9 1B	2-3 K 1B	4 1 1 0 1 1 4		
George Brett, L OBP: 0.401, SLG: 0.536 (1, 3)	1-1 F7		0-0 G4-6-3 1-2f		2-2 1H 2B			3-2 1B 1B	2-3 K	5 0 2 1 0 1 5		
Pat Tabler, R OBP: 0.345, SLG: 0.348 (1, 10)		1-1 G6-3		0-1 F9	2-1 G6-3			0-0 1B 1-2 FC6-4		4 0 1 0 0 0 1		
Frank White, R OBP: 0.282, SLG: 0.358 (1, 4)		1-2 1B G1-3 1B		0-0 1B		0-1 P2		3-1 F7		4 1 2 0 0 0 2		
Jim Eisenreich, L OBP: 0.218, SLG: 0.272 (1, 7)		0-0 G1-3 1-3 1B		2-0 F7		1-1 F8		1-2 FC6-4 1-2f		4 0 1 0 0 0 3		
Bo Jackson, R OBP: 0.282, SLG: 0.462 (1, 9)		0-1 G1-3 1-2 3-H		1-2 F8		2-2 G6-3			1-1 G6-3	4 0 0 1 0 0 2		
Jamie Quirk, L OBP: 0.332, SLG: 0.440 (1, 2)		0-1 P7			3-2 HR		4-2 CS BB		3-2 1B 1B 1B	3 1 2 1 1 0 1		
Bill Pecota, R OBP: 0.260, SLG: 0.280 (1, 6)			4-0 S BB		0-1 F9		1-2 G3 1-2		1-0 1B 1B	3 0 1 0 1 0 1		
Inning Stats	R: 0 H: 0 E: 0 LOB: 0 K: 0 BB: 1 S: 10 P: 16	R: 1 H: 2 E: 0 LOB: 1 K: 0 BB: 0 S: 12 P: 14	R: 0 H: 0 E: 0 LOB: 1 K: 0 BB: 2 S: 6 P: 15	R: 0 H: 1 E: 0 LOB: 1 K: 0 BB: 0 S: 7 P: 10	R: 2 H: 3 E: 0 LOB: 1 K: 0 BB: 0 S: 13 P: 22	R: 0 H: 0 E: 0 LOB: 0 K: 0 BB: 0 S: 7 P: 10	R: 0 H: 0 E: 0 LOB: 0 K: 1 BB: 1 S: 8 P: 14	R: 0 H: 2 E: 0 LOB: 2 K: 0 BB: 0 S: 11 P: 20	R: 0 H: 3 E: 0 LOB: 3 K: 2 BB: 0 S: 20 P: 31	1B: 9 SF: 0 2B: 1 SAC: 0 3B: 0 DP: 2 HR: 1 HBP: 0	WP: 0 PA: 39 PB: 0 SB: 1 CS: 1	
PITCHER	IP WLS BF H R ER SO BB IBB HBP BLK WP HR S P ERA WHIP											
Les Straker, R ERA: 4.43 (1, 1)	4.2 L 21 6 3 3 0 3 0 0 0 0 0 1 46 73 5.79 1.929											
Mark Portugal, R ERA: 4.31 (5, 1)	3.0 11 2 0 0 1 1 0 0 0 0 0 0 25 44 0.00 1.000											
Dan Schatzeder, L ERA: 7.78 (8, 1)	0.2 5 3 0 0 0 0 0 0 0 0 0 0 14 22 0.00 4.500											
German Gonzalez, R ERA: 0.66 (9, 1)	0.2 2 0 0 0 0 2 0 0 0 0 0 0 9 13 0.00 0.000											

Kansas City Royals @ Minnesota Twins
 Hubert H. Humphrey Metrodome, Minneapolis, MN
 Sun Sep 04 1988, 4:33 AM EDT
 Att. 40,967 - Dome

livebaseballscorecards.com

AB	35
R	3
H	11
RBI	3
BB	4
SO	3
LOB	20



Batter	1	2	3	4	5	6	7	8	9	AB R H RBI BB SO LOB
Dan Gladden, R OBP: 0.323, SLG: 0.412 (1, 7)	F7		G6-3	1B			L6		FC4-6	5 0 1 0 0 0 2
Tom Herr, S OBP: 0.335, SLG: 0.316 (1, 4)	FC4-6 1B		BB 1B	BB			F8		K	3 1 1 0 2 1 2
Kirby Puckett, R OBP: 0.369, SLG: 0.548 (1, 8)	FC4-6		1B BB	BB			G3			3 0 0 0 1 0 4
Kent Hrbek, L OBP: 0.388, SLG: 0.529 (1, 3)	F9		1B	1B			G1-3		K	4 0 1 1 0 1 1
Gene Larkin, S OBP: 0.386, SLG: 0.402 (1, 10)		F8	K				F9		F8	4 0 0 0 0 1 2
Randy Bush, L OBP: 0.368, SLG: 0.458 (1, 9)										2 0 1 0 1 0 0
John Christensen, R OBP: 0.333, SLG: 0.400 (8, PH) (9, 9)				FC1-2 1B			G4-3		G6-3	1 0 0 0 0 0 0
Tim Laudner, R OBP: 0.329, SLG: 0.429 (1, 2)							F8		F7	3 0 0 0 1 0 1
Greg Gagne, R OBP: 0.292, SLG: 0.401 (1, 6)									FC4-6 BB 1B	3 1 1 0 0 0 2
Al Newman, S OBP: 0.320, SLG: 0.278 (1, 5)										3 0 0 0 0 0 2
Brian Harper, R OBP: 0.354, SLG: 0.452 (9, PH)									FC4-6 BB	0 0 0 0 1 0 0
John Moses, S OBP: 0.356, SLG: 0.434 (9, PR)										0 0 0 0 0 0 0

Inning Stats	R: 0 E: 0 K: 7	H: 1 LOB: 1 BB: 0 P: 13	R: 0 E: 0 K: 9	H: 0 LOB: 1 BB: 2 P: 20	R: 1 E: 0 K: 11	H: 1 LOB: 2 BB: 2 P: 23	R: 1 E: 1 K: 0 S: 14	H: 2 LOB: 3 BB: 1 P: 25	R: 0 E: 0 K: 4	H: 0 LOB: 0 BB: 0 P: 10	R: 0 E: 0 K: 7	H: 0 LOB: 0 BB: 0 P: 13	R: 0 E: 0 K: 5	H: 0 LOB: 0 BB: 0 P: 8	R: 0 E: 0 K: 6	H: 0 LOB: 0 BB: 0 P: 9	R: 0 E: 0 K: 11	H: 1 LOB: 2 BB: 1 P: 20	1B: 5 2B: 0 3B: 0 HR: 0	SF: 0 SAC: 0 DP: 1 HBP: 0
--------------	----------------------	----------------------------------	----------------------	----------------------------------	-----------------------	----------------------------------	-------------------------------	----------------------------------	----------------------	----------------------------------	----------------------	----------------------------------	----------------------	---------------------------------	----------------------	---------------------------------	-----------------------	----------------------------------	----------------------------------	------------------------------------

PITCHER	IP	WLS	BF	H	R	ER	SO	BB	IBB	HBP	BLK	WP	HR	S	P	ERA	WHIP
Luis Aquino, R ERA: 3.38 (1, 1)	4.0		21	4	2	1	1	5	0	0	1	0	0	41	81	2.25	2.250
Israel Sanchez, L ERA: 4.18 (5, 1)	4.1	W	15	1	0	0	1	1	0	0	0	0	0	28	53	0.00	0.462
Steve Farr, R ERA: 2.09 (9, 1)	0.2	S	2	0	0	0	1	0	0	0	0	0	0	6	7	0.00	0.000

BOTTOM

Kansas City Royals @ Minnesota Twins
Hubert H. Humphrey Metrodome, Minneapolis, MN
 Sun Sep 04 1988, 4:33 AM EDT
 Att. 40,967 - Dome

livebaseballscorecards.com

AB	31
R	2
H	5
RBI	1
BB	6
SO	3
LOB	16



WP: 0	PA: 38
PB: 0	
SB: 3	
CS: 0	

Batter	1	2	3	4	5	6	7	8	9	AB R H RBI BB SO LOB	TOP		
Mickey Brantley, R OBP: 0.295, SLG: 0.419 (1, 8) C X	0-1 P5		1-2 P4			1-2 FC1-6 1B			0-2 6-3	4 0 1 0 0 0 0			
Harold Reynolds, S OBP: 0.338, SLG: 0.391 (1, 4) C X	0-2 S 1B			0-0 P3		0-0 FC1-6 CS 1-2f			1-2 4-3	4 0 1 0 0 0 1			
Darnell Coles, R OBP: 0.310, SLG: 0.418 (1, 7) C B X	1-1 P3			3-2 2B		1-1 CS 1-2	2-3 K		4-0 BB	3 0 1 0 1 1 1			
Steve Balboni, R OBP: 0.257, SLG: 0.428 (1, 3) B S C F S	2-3 K 1-2			1-2 P3		1-1 P3	0-0 P3		3-0 L7	4 0 0 0 0 1 3			
Alvin Davis, L OBP: 0.404, SLG: 0.475 (1, 10) B B B B		2-3 K		0-1 F8		2-2 F7				3 0 0 0 0 1 1			
Dave Valle, R OBP: 0.298, SLG: 0.428 (1, 2) C B X		1-2 G5-4-3 1B		1-1 6-3				0-2 6-3		3 0 1 0 0 0 0			
Jay Buhner, R OBP: 0.326, SLG: 0.457 (1, 9) B B B B X		2-2 G5-4-3 1-2f		1-0 P8				2-3 K		3 0 0 0 0 1 1			
Edgar Martinez, R OBP: 0.300, SLG: 0.235 (1, 5) C B X			0-3 K		1-1 P3			1-2 1B		3 0 1 0 0 1 0			
Rey Quinones, R OBP: 0.293, SLG: 0.419 (1, 6) C S F C			0-3 K			1-3 K		2-3 K		3 0 0 0 0 3 1			
Inning Stats	R: 0 E: 0 K: 1 S: 11 H: 1 LOB: 1 BB: 0 P: 14	R: 0 E: 0 K: 1 S: 9 H: 1 LOB: 0 BB: 0 P: 14	R: 0 E: 0 K: 2 S: 9 H: 0 LOB: 0 BB: 0 P: 10	R: 0 E: 0 K: 0 S: 10 H: 1 LOB: 1 BB: 0 P: 14	R: 0 E: 0 K: 0 S: 5 H: 0 LOB: 0 BB: 0 P: 8	R: 0 E: 0 K: 1 S: 8 H: 1 LOB: 0 BB: 0 P: 11	R: 0 E: 0 K: 1 S: 7 H: 0 LOB: 0 BB: 0 P: 11	R: 0 E: 0 K: 2 S: 14 H: 1 LOB: 1 BB: 0 P: 19	R: 0 E: 0 K: 0 S: 7 H: 0 LOB: 1 BB: 1 P: 15	1B: 4 2B: 1 3B: 0 HR: 0 SF: 0 SAC: 0 DP: 1 HBP: 0	WP: 0 PB: 0 SB: 1 CS: 1 PA: 32		
PITCHER	IP WLS BF H R ER SO BB IBB HBP BLK WP HR S P ERA WHIP											PITCHER	IP WLS BF H R ER SO BB IBB HBP BLK WP HR S P ERA WHIP
Frank Viola, L ERA: 2.26 (1, 1)	8.2 W 30 5 0 0 8 1 0 0 0 0 0 0 79 112 0.00 0.692												
Jeff Reardon, R ERA: 2.79 (9, 1)	0.1 S 1 0 0 0 0 0 0 0 0 0 0 0 0 4 0.00 0.000												

Seattle Mariners @ Minnesota Twins
 Hubert H. Humphrey Metrodome, Minneapolis, MN
 Mon Sep 05 1988, 4:33 AM EDT
 Att. 31,133 - Dome


livebaseballscorecards.com

AB	30
R	0
H	5
RBI	0
BB	1
SO	8
LOB	8



Batter	1	2	3	4	5	6	7	8	9
John Moses, S (1, 7) OBP: 0.353, SLG: 0.429	2-2 L5		3-2 F8			1-0 F7		2-0 1B	
Al Newman, S (1, 5) OBP: 0.318, SLG: 0.277	0-0 F9		2-2 G3			0-0 P9		2-0 1B	
Kirby Puckett, R (1, 8) OBP: 0.368, SLG: 0.546	1-1 1B			0-0 6-3		0-1 P6		0-0 G6-4-3	
Kent Hrbek, L (1, 3) OBP: 0.390, SLG: 0.530	2-1 G3			1-1 1B			3-1 1B		
Gene Larkin, S (1, 10)		1-3 K		0-2 F9			1-1 P6		
Randy Bush, L (1, 9) OBP: 0.365, SLG: 0.454		3-1 F8		1-2 F7			2-3 K		
Tim Laudner, R (1, 2) OBP: 0.331, SLG: 0.433		4-2 BB			3-1 SH3		1-0 FC6-4		
Greg Gagne, R (1, 6) OBP: 0.291, SLG: 0.400		3-2 6-3			0-0 SH3			1-0 E6	
Steve Lombardozzi, R (1, 4) OBP: 0.311, SLG: 0.316			3-1 F8		0-0 FC9-2			1-0 SH1-3	

AB	R	H	RBI	BB	SO	LOB
4	1	1	1	0	0	0
4	0	1	1	0	0	0
4	0	1	0	0	0	1
3	0	2	0	0	0	1
3	0	0	0	0	1	2
3	0	0	0	0	1	2
2	0	1	0	1	0	1
2	1	0	0	0	0	1
2	0	0	0	0	0	1

BOTTOM	
<p>Seattle Mariners @ Minnesota Twins Hubert H. Humphrey Metrodome, Minneapolis, MN</p> <p>Mon Sep 05 1988, 4:33 AM EDT Att. 31,133 - Dome</p>	
AB 27 R 2 H 6 RBI 2 BB 1 SO 2 LOB 9	

Inning Stats		R: 0	H: 1	R: 0	H: 0	R: 0	H: 0	R: 0	H: 1	R: 0	H: 0	R: 0	H: 1	R: 2	H: 2	R: 0	H: 0
		E: 0	LOB: 1	E: 0	LOB: 1	E: 0	LOB: 0	E: 0	LOB: 1	E: 0	LOB: 0	E: 0	LOB: 0	E: 1	LOB: 0	E: 0	LOB: 0
		K: 0	BB: 0	K: 1	BB: 1	K: 0	BB: 0	K: 0	BB: 0	K: 1	BB: 0	K: 0	BB: 0	K: 0	BB: 0	K: 1	BB: 0
		S: 8	P: 13	S: 11	P: 22	S: 10	P: 18	S: 10	P: 12	S: 4	P: 7	S: 4	P: 5	S: 5	P: 11	S: 8	P: 15

PITCHER		IP	WLS	BF	H	R	ER	SO	BB	IBB	HBP	BLK	WP	HR	S	P	ERA	WHIP
Erik Hanson, R (1, 1) ERA: 2.74		7.1	L	29	6	2	0	2	1	0	0	0	0	0	59	102	0.00	0.955
Michael Jackson, R (8, 1)		0.2		1	0	0	0	0	0	0	0	0	0	1	1	0.00	0.000	

WP	PA	ERA	WHIP
0	30	0	0

Batter	1	2	3	4	5	6	7	8	9	AB R H RBI BB SO LOB	TOP		
Harold Reynolds, S (1, 4) OBP: 0.339, SLG: 0.391	0-1 4-3	0-1 1B		0-2 1B		3-2 G3		0-2 P6		5 0 2 3 0 0 1			
Mike Kingery, L (1, 9) OBP: 0.321, SLG: 0.291	2-3 K	0-0 F7-4		0-0 1B		3-3 K		1-1 G3		5 0 1 0 0 2 2			
Darnell Coles, R (1, 7) Henry Cotto, R (7, 8) OBP: 0.309, SLG: 0.416 OBP: 0.305, SLG: 0.373	1-1 1B		2-1 6-3		0-1 P2		3-2 F9		2-1 1B 2B	4 0 1 0 0 0 0 1 1 1 0 0 0 0			
Alvin Davis, L (1, 3) OBP: 0.406, SLG: 0.474	2-2 G4-3		4-1 BB		0-0 1B WP 1B		1-0 F9		4-0 1B 2B IBB	3 2 1 0 2 0 1			
Steve Balboni, R (1, 10) OBP: 0.259, SLG: 0.427		1-3 K		2-2 F8		1-1 F9		0-0 1B	1-1 2B 1B	5 0 2 1 0 1 2			
Scott Bradley, L (1, 2) OBP: 0.304, SLG: 0.351		0-2 1B 1B		0-0 G4-3		0-0 1B		0-1 F7	0-0 1-3 2-H 2B	5 2 3 1 0 0 2			
Mickey Brantley, R (1, 8) (7, 7) OBP: 0.296, SLG: 0.419		1-1 BB 1B 1-2 1B		0-1 F8		0-2 1B		1-2 F7	1-1 6-3	5 1 2 2 0 0 2			
Jim Presley, R (1, 5) OBP: 0.274, SLG: 0.356		0-0 BB 1B 1-2 2-H 1B		2-3 K	1 SAFE 1 SAFE 1 SAFE	1-1 5-3		0-1 4-3 2B	1-3 K	5 1 2 1 0 2 3			
Rey Quinones, R (1, 6) Mario Diaz, R (3, 6) OBP: 0.295, SLG: 0.419 OBP: 0.348, SLG: 0.413		4-1 F7-4 1B 1-2 2-3 BB		0-0 1B 2B		0-1 G4-3		0-1 4-3		0 0 0 0 1 0 0 3 1 1 0 0 0 1			
Inning Stats	R: 0 H: 1 E: 0 LOB: 1 K: 1 BB: 0 S: 10 P: 15	R: 3 H: 4 E: 0 LOB: 1 K: 1 BB: 1 S: 14 P: 20	R: 0 H: 0 E: 0 LOB: 1 K: 0 BB: 1 S: 7 P: 15	R: 1 H: 3 E: 0 LOB: 2 K: 1 BB: 0 S: 11 P: 13	R: 2 H: 3 E: 0 LOB: 1 K: 0 BB: 0 S: 11 P: 13	R: 0 H: 0 E: 0 LOB: 0 K: 1 BB: 0 S: 10 P: 16	R: 0 H: 1 E: 0 LOB: 1 K: 0 BB: 0 S: 7 P: 11	R: 0 H: 1 E: 0 LOB: 1 K: 0 BB: 0 S: 10 P: 11	R: 2 H: 3 E: 0 LOB: 2 K: 1 BB: 1 S: 12 P: 22	1B: 12 SF: 0 2B: 5 SAC: 0 3B: 0 DP: 1 HR: 0 HBP: 0	WP: 1 PA: 44 PB: 0 SB: 0 CS: 0		
PITCHER	IP WLS BF H R ER SO BB IBB HBP BLK WP HR S P ERA WHIP											PITCHER	IP WLS BF H R ER SO BB IBB HBP BLK WP HR S P ERA WHIP
Bert Blyleven, R (1, 1) ERA: 5.36	4.2 L 25 11 6 6 3 2 0 0 0 0 1 0 51 73 11.57 2.786												
Roy Smith, R (5, 1) ERA: 3.57	2.1 8 1 0 0 1 0 0 0 0 0 0 0 19 30 0.00 0.429												
German Gonzalez, R (8, 1) ERA: 0.61	1.0 4 1 0 0 0 0 0 0 0 0 0 0 10 11 0.00 1.000												
Jim Winn, R (9, 1) ERA: 6.0	1.0 7 3 2 2 1 0 1 0 0 0 0 0 12 22 18.00 3.000												

Seattle Mariners @ Minnesota Twins
 Hubert H. Humphrey Metrodome, Minneapolis, MN
 Tue Sep 06 1988, 8:05 PM EDT
 Att. 17,185 - Dome

AB	41
R	8
H	16
RBI	8
BB	3
SO	5
LOB	14



livebaseballscorecards.com

Batter	1	2	3	4	5	6	7	8	9	AB R H RBI BB SO LOB
John Moses, S OBP: 0.360, SLG: 0.428 (1, 9) (9, 7)	1-0 F8		1-3 K		2-2 1B		4-1 FC5 BB		4-1 BB	3 0 1 0 2 1 0
Dan Gladden, R OBP: 0.322, SLG: 0.415 (1, 7) (9, 5) (9, 4) (9, 5) (9, 5)	3-2 P3		0-0 HR		2-2 5-3		1-0 FC5		1-3 K	5 1 1 1 0 1 4
Kent Hrbek, L OBP: 0.391, SLG: 0.529 (1, 3) BB C B	4-1 BB		0-0 G3			0-0 1B		2-2 4-3		3 0 1 0 1 0 0
Kirby Puckett, R OBP: 0.368, SLG: 0.544 (1, 8) S X	1-1 4-3			0-0 F9		1-1 F9		1-2 2B 1B		4 1 1 0 0 0 2
Jim Dwyer, L OBP: 0.361, SLG: 0.254 (1, 10)		0-0 F8		3-3 K		1-1 P6		3-2 1H 2B		4 0 1 1 0 1 1
Tim Laudner, R OBP: 0.328, SLG: 0.428 (1, 2)		2-2 P3		2-0 E1		1-1 G3-4-3		0-3 K		4 0 0 0 0 1 2
Greg Gagne, R OBP: 0.291, SLG: 0.401 (8, PH) Randy Bush, L OBP: 0.364, SLG: 0.452 (9, 9)		3-2 1B 2B		2-2 P4			0-1 G6-3		1-3 K	3 1 1 0 0 0 1 1 0 0 0 0 1 1
Al Newman, S OBP: 0.327, SLG: 0.280 (1, 5) (9, 6)		0-1 1B			1-2 G6-3		4-2 FC5 BB BB		4-0 G6-4-3 BB	2 0 1 1 2 0 0
Steve Lombardozzi, R OBP: 0.307, SLG: 0.311 (1, 4) (9, 5) (9, 4) (9, 5) (9, 4)			1-3 K		3-1 P6		2-2 P5		1-2 G6-4-3	4 0 0 0 0 1 2

BOTTOM

Seattle Mariners @ Minnesota Twins
Hubert H. Humphrey Metrodome, Minneapolis, MN
 Tue Sep 06 1988, 8:05 PM EDT
 Att. 17,185 - Dome

livebaseballscorecards.com

AB	33
R	3
H	7
RBI	3
BB	5
SO	6
LOB	13



Inning Stats	R: 0	H: 0	E: 0	K: 0	S: 7	H: 0	LOB: 1	BB: 1	P: 16	R: 1	H: 2	E: 0	K: 0	S: 11	R: 1	H: 1	E: 0	K: 2	S: 8	R: 0	H: 0	E: 1	K: 1	S: 9	R: 0	H: 1	E: 0	K: 0	S: 14	R: 0	H: 1	E: 0	K: 0	S: 7	R: 0	H: 0	E: 0	K: 0	S: 9	R: 1	H: 2	E: 0	K: 2	S: 18	R: 0	H: 0	E: 0	K: 1	S: 9	R: 0	H: 0	E: 0	K: 1	S: 9	1B: 4	2B: 2	3B: 0	HR: 1	SF: 0	SAC: 0	DP: 1	HBP: 0	WP: 0	PB: 0	SB: 0	CS: 0	PA: 38
--------------	------	------	------	------	------	------	--------	-------	-------	------	------	------	------	-------	------	------	------	------	------	------	------	------	------	------	------	------	------	------	-------	------	------	------	------	------	------	------	------	------	------	------	------	------	------	-------	------	------	------	------	------	------	------	------	------	------	-------	-------	-------	-------	-------	--------	-------	--------	-------	-------	-------	-------	--------

PITCHER	IP	WLS	BF	H	R	ER	SO	BB	IBB	HBP	BLK	WP	HR	S	P	ERA	WHIP
Mike Campbell, R ERA: 5.09 (1, 1)	6.2	W	28	5	2	2	3	3	0	0	0	0	1	64	108	2.70	1.200
Bill Swift, R ERA: 4.81 (7, 1)	0.2		4	2	1	1	0	0	0	0	0	0	0	13	20	13.50	3.000
Mike Schooler, R ERA: 3.4 (8, 1)	1.2	S	6	0	0	0	3	2	0	0	0	0	0	15	26	0.00	1.200

TOP

Seattle Mariners @ Minnesota Twins
Hubert H. Humphrey Metrodome, Minneapolis, MN

Wed Sep 07 1988, 8:05 PM EDT
Att. 27,288 - Dome

livebaseballscorecards.com

AB	35
R	2
H	7
RBI	2
BB	2
SO	6
LOB	16



AB R H RBI BB SO LOB

5	0	1	0	0	1	3
5	1	2	1	0	1	1
2	0	0	0	0	2	0
1	0	0	0	0	1	1
4	0	1	1	0	0	1
0	0	0	0	0	0	0
3	0	2	0	1	0	1
4	0	0	0	0	0	4
4	0	0	0	0	1	3
3	0	1	0	0	0	0
0	0	0	0	0	0	0
0	0	0	0	1	0	0
2	0	0	0	0	0	0
2	1	0	0	0	0	2

Batter	1	2	3	4	5	6	7	8	9	10
Henry Cotto, R (1, 8) OBP: 0.304, SLG: 0.373	0-0 L6		2-3 K			0-2 6-3 2B		0-0 G6-3		0-0 G4-3
Harold Reynolds, S (1, 4) OBP: 0.339, SLG: 0.393	1-2 4-3			1-3 K		2-1 6-3		2-1 SH1-4 1B	2-1 SH1-4 1B	1-1 2B
Darnell Coles, R (1, 7) OBP: 0.309, SLG: 0.414	3-3 K			2-1 HBP			1-3 K		0-0 SH1-4 1B	1-3 K
Mike Kingery, L (9, 7) OBP: 0.319, SLG: 0.288									1-2 SH1-4 1B	
Steve Balboni, R (1, 10) OBP: 0.259, SLG: 0.425		0-0 L7		1-1 P3			1-0 F7		0-0 1B 1B	
Mickey Brantley, R (9, PR) OBP: 0.296, SLG: 0.419									2-0 1B	
Alvin Davis, L (1, 3) OBP: 0.409, SLG: 0.478		1-1 2B		0-0 G3			4-2 FC6-4 BB		2-0 1B	
Dave Valle, R (1, 2) OBP: 0.294, SLG: 0.421						2-2 6-3		0-1 FC6-4	3-0 P6	
Jay Buhner, R (1, 9) OBP: 0.321, SLG: 0.448									3-2 P6	
Jim Presley, R (1, 5) OBP: 0.274, SLG: 0.356									0-0 F8	3-2 F9
Bruce Fields, L (8, PR) OBP: 0.302, SLG: 0.380										
Edgar Martinez, R (8, 5) OBP: 0.333, SLG: 0.235						2-2 G1-3			1-0 G5-3 1B	4-1 FC5-6 BB
Mario Diaz, R (1, 6) OBP: 0.338, SLG: 0.400										
Rey Quinones, R (8, PH) OBP: 0.294, SLG: 0.417										0-0 FC5-6 2B

Inning Stats	R: 0 E: 0 K: 1 S: 7	H: 0 LOB: 0 BB: 0 P: 11	R: 0 E: 0 K: 0 S: 10	H: 1 LOB: 1 BB: 0 P: 14	R: 0 E: 0 K: 1 S: 10	H: 0 LOB: 0 BB: 0 P: 14	R: 0 E: 0 K: 1 S: 7	H: 0 LOB: 1 BB: 0 P: 11	R: 0 E: 0 K: 1 S: 13	H: 0 LOB: 0 BB: 0 P: 20	R: 0 E: 0 K: 0 S: 7	H: 1 LOB: 0 BB: 0 P: 10	R: 0 E: 0 K: 1 S: 11	H: 0 LOB: 1 BB: 1 P: 17	R: 0 E: 0 K: 0 S: 5	H: 1 LOB: 2 BB: 0 P: 7	R: 1 E: 0 K: 0 S: 10	H: 3 LOB: 2 BB: 0 P: 20	R: 1 E: 0 K: 1 S: 8	H: 1 LOB: 1 BB: 1 P: 14	1B: 4 2B: 3 3B: 0 HR: 0	SF: 0 SAC: 1 DP: 0 HBP: 1	WP: 0 PB: 0 SB: 0 CS: 0	PA: 39
--------------	------------------------------	----------------------------------	-------------------------------	----------------------------------	-------------------------------	----------------------------------	------------------------------	----------------------------------	-------------------------------	----------------------------------	------------------------------	----------------------------------	-------------------------------	----------------------------------	------------------------------	---------------------------------	-------------------------------	----------------------------------	------------------------------	----------------------------------	----------------------------------	------------------------------------	----------------------------------	--------

PITCHER	IP	WLS	BF	H	R	ER	SO	BB	IBB	HBP	BLK	WP	HR	S	P	ERA	WHIP
Allan Anderson, L (1, 1) ERA: 2.61	8.0		28	3	0	0	5	1	0	0	0	0	0	70	104	0.00	0.500
Keith Atherton, R (9, 1) ERA: 3.39	0.1		3	2	1	1	0	0	0	0	0	0	0	4	6	27.00	6.000
Dan Schatzeder, L (9, 1) ERA: 7.84	1.0	L	5	1	1	1	0	1	0	0	0	0	0	8	20	9.00	2.000
Jeff Reardon, R (10, 1) ERA: 2.76	0.2		3	1	0	0	1	0	0	0	0	0	0	6	8	0.00	1.500

BOTTOM

Seattle Mariners @ Minnesota Twins
Hubert H. Humphrey Metrodome, Minneapolis, MN
Wed Sep 07 1988, 8:05 PM EDT
Att. 27,288 - Dome

livebaseballscores.com

AB 33
R 1
H 6
RBI 1
BB 4
SO 6
LOB 18



WP: 0 PA: 39
PB: 0
SB: 0
CS: 2

AB R H RBI BB SO LOB

4 0 0 0 1 1 1

4 1 0 0 1 1 1

4 0 3 0 0 1 0

3 0 0 0 1 1 2

2 0 1 1 1 0 1

3 0 1 0 0 0 3

1 0 0 0 0 0 2

0 0 0 0 0 0 0

2 0 0 0 0 0 2

1 0 0 0 0 0 2

1 0 0 0 0 0 2

4 0 1 0 0 1 1

4 0 0 0 0 1 1

1B: 6 SF: 1
2B: 0 SAC: 0
3B: 0 DP: 0
HR: 0 HBP: 0

Batter	1	2	3	4	5	6	7	8	9	10
Dan Gladden, R OBP: 0.321, SLG: 0.412 (1, 7)	F8		G1-3			K		P6		BB
Al Newman, S OBP: 0.324, SLG: 0.274 (1, 5)	K			P4		F7		CS	BB SF8 BB	G1-3
Kirby Puckett, R OBP: 0.370, SLG: 0.546 (1, 8)	K			G4-3 1B			FC5 BB 1B		BB 1B	
Kent Hrbek, L OBP: 0.390, SLG: 0.525 (1, 10)		K		G4-3		P4			BB 1B	
Gene Larkin, S OBP: 0.385, SLG: 0.400 (1, 3)		1B		P3		FC5 BB		SF8		
Randy Bush, L OBP: 0.364, SLG: 0.451 (1, 9)		F7				FC5		P4		
Gary Gaetti, R OBP: 0.351, SLG: 0.547 (9, PH)						FC6-4 1B		FC5 1-2 2-3f		
John Moses, S OBP: 0.360, SLG: 0.428 (10, 9)								4-3		
Brian Harper, R OBP: 0.350, SLG: 0.446 (1, 2)		F9				FC6-4 CS			G3	
Jim Dwyer, L OBP: 0.356, SLG: 0.250 (7, PH)										
Tim Laudner, R OBP: 0.327, SLG: 0.426 (8, 2)										
Greg Gagne, R OBP: 0.290, SLG: 0.400 (1, 6)			K			F9				G2-3
Steve Lombardozzi, R OBP: 0.303, SLG: 0.306 (1, 4)			G1					B3		P5

Inning Stats	R: 0	H: 0	E: 0	K: 2	S: 9	R: 0	H: 1	E: 0	K: 1	S: 8	R: 0	H: 0	E: 0	K: 1	S: 11	R: 0	H: 1	E: 0	K: 0	S: 16	R: 0	H: 1	E: 0	K: 0	S: 10	R: 0	H: 0	E: 0	K: 2	S: 8	R: 0	H: 1	E: 0	K: 0	S: 11	R: 0	H: 1	E: 0	K: 0	S: 7	R: 1	H: 1	E: 0	K: 0	S: 10	R: 0	H: 0	E: 0	K: 0	S: 7	R: 0	H: 0	E: 0	K: 0	S: 7
	0	0	0	0	15	0	1	0	1	13	0	0	0	0	18	0	1	0	0	22	0	1	0	0	15	0	0	0	0	12	0	0	0	11	0	1	0	0	21	0	1	0	10	1	1	0	22	0	0	13					

PITCHER	IP	WLS	BF	H	R	ER	SO	BB	IBB	HBP	BLK	WP	HR	S	P	ERA	WHIP
Mike Moore, R ERA: 3.89 (1, 1)	7.0		26	5	0	0	6	1	0	0	0	0	0	74	117	0.00	0.857
Michael Jackson, R ERA: 2.71 (8, 1)	1.0		2	0	0	0	0	0	0	0	0	0	0	6	9	0.00	0.000
Mike Schooler, R ERA: 3.63 (9, 1)	0.0		2	1	1	1	0	1	0	0	0	0	0	2	6	∞	∞
Bill Wilkinson, L ERA: 4.09 (9, 1)	0.1		2	0	0	0	0	1	0	0	0	0	0	5	12	0.00	3.000
Bill Swift, R ERA: 4.76 (9, 1)	1.2	W	6	0	0	0	0	1	0	0	0	0	0	10	17	0.00	0.600

PITCHER IP WLS BF H R ER SO BB IBB HBP BLK WP HR S P ERA WHIP

Batter	1	2	3	4	5	6	7	8	9	AB R H RBI BB SO LOB	TOP
Dan Gladden, R (1, 7) OBP: 0.320, SLG: 0.413	2-2 F8		0-1 2B			1-3 K		0-1 FC9-6-5		4 0 1 1 0 1 1	
Al Newman, S (1, 5) OBP: 0.322, SLG: 0.269	0-1 B5-3		3-2 G6-3			4-0 BB			0-1 L1-4-3	3 0 0 0 1 0 1	
Kirby Puckett, R (1, 8) OBP: 0.369, SLG: 0.544	1-0 G6-3				0-1 L9	1-3 K			0-0 G3 1B	4 0 1 0 0 1 1	
Kent Hrbek, L (1, 3) OBP: 0.389, SLG: 0.525		0-0 G4-3			3-2 2B	1-0 F8			2-2 G3	4 0 1 0 0 0 2	
Gene Larkin, S (1, 10) OBP: 0.384, SLG: 0.398		3-2 G4-3			1-0 F8		1-2 FC6-4 1B		0-1 G1-3	4 0 1 0 0 0 2	
Randy Bush, L (1, 9) OBP: 0.361, SLG: 0.447		1-3 K			1-1 P4		0-1 FC6-4 CS			3 0 0 0 0 1 2	
Tim Laudner, R (1, 2) OBP: 0.324, SLG: 0.422			3-2 F8		2-2 G6-3		2-3 K			3 0 0 0 0 1 1	
Greg Gagne, R (1, 6) OBP: 0.283, SLG: 0.404			2-2 G6-3 2B		0-1 P2			0-0 FC9-6-5 SH1-3 1B		3 1 2 0 0 0 0	
Steve Lombardozzi, R (1, 4) OBP: 0.301, SLG: 0.304			0-1 G6-3		3-1 G5-3			1 SAFE SH1-3		2 0 0 0 0 0 1	
Inning Stats	R: 0 E: 0 K: 0 S: 6 H: 0 LOB: 0 BB: 0 P: 9	R: 0 E: 0 K: 1 S: 7 H: 0 LOB: 0 BB: 0 P: 11	R: 1 E: 0 K: 0 S: 18 H: 2 LOB: 1 BB: 0 P: 26	R: 0 E: 0 K: 0 S: 8 H: 1 LOB: 1 BB: 0 P: 13	R: 0 E: 0 K: 0 S: 7 H: 0 LOB: 0 BB: 0 P: 12	R: 0 E: 0 K: 2 S: 7 H: 0 LOB: 1 BB: 1 P: 14	R: 0 E: 0 K: 1 S: 10 H: 1 LOB: 0 BB: 0 P: 13	R: 0 E: 0 K: 0 S: 4 H: 1 LOB: 0 BB: 0 P: 4	R: 0 E: 0 K: 0 S: 8 H: 1 LOB: 1 BB: 0 P: 10	1B: 3 2B: 4 3B: 0 HR: 0 SF: 0 SAC: 1 DP: 1 HBP: 0	WP: 0 PB: 0 SB: 0 CS: 1 PA: 32
PITCHER Bill Long, R (1, 1) ERA: 4.1	IP: 9.0 WLS: L BF: 32 H: 6 R: 1 ER: 1 SO: 4 BB: 1 IBB: 0 HBP: 0 BLK: 0 WP: 0 HR: 0 S: 75 P: 112 ERA: 1.00 WHIP: 0.778										

Minnesota Twins @ Chicago White Sox
Comiskey Park, Chicago, IL
Fri Sep 09 1988, 8:05 PM EDT
Att. 11,548 - Unknown - 90 F

livebaseballscorecards.com

AB	30
R	1
H	6
RBI	1
BB	1
SO	4
LOB	11



Batter	1	2	3	4	5	6	7	8	9	AB R H RBI BB SO LOB
Dave Gallagher, R OBP: 0.339, SLG: 0.391 (1, 8) C X	0-1 G5-3 ①		0-0 L7 ③			1-1 F9 ③			1-1 F8 ②	4 0 0 0 0 0 1
Steve Lyons, L OBP: 0.311, SLG: 0.371 (1, 5) B B X	2-0 G3 ②			4-1 F7-3 BB			1-2 G1-6-3 1B		2-2 1B 1B	3 0 2 0 1 0 0
Harold Baines, L OBP: 0.344, SLG: 0.395 Kenny Williams, R OBP: 0.236, SLG: 0.330 (1, 10) (9, PR) B C X	1-1 F7 ③			0-0 F9 ①			0-0 G1-6-3 ① ② 1-2f		0-1 1-3 1B	4 0 1 0 0 0 2 0 0 0 0 0 0 0
Carlton Fisk, R OBP: 0.397, SLG: 0.584 (1, 2)			1-3 K ①		3-1 F7-3 ② ③ 1-2		4-2 BB		0-2 F8 ③	3 0 0 0 1 1 3
Dan Pasqua, L OBP: 0.299, SLG: 0.397 (1, 9)			1-3 K ②		0-0 L5 ①		1-3 K ③			3 0 0 0 0 2 1
Mike Diaz, R OBP: 0.294, SLG: 0.245 (1, 3)			1-1 P4 ③		1-3 K ②			2-0 F8 ①		3 0 0 0 0 1 0
Daryl Boston, L OBP: 0.270, SLG: 0.447 (1, 7)			0-3 K ①		2-2 G4-3 ③			0-3 K ②		3 0 0 0 0 2 0
Ozzie Guillen, L OBP: 0.284, SLG: 0.300 (1, 6)			4-0 CS BB			1-0 P6 ①		0-1 L6 ③		2 0 0 0 1 0 0
Fred Manrique, R OBP: 0.291, SLG: 0.370 Mark Salas, L OBP: 0.313, SLG: 0.343 (1, 4) (9, PH) C C B H			2-2 HBP			2-0 F9 ②			1-3 K ①	1 0 0 0 0 0 0 1 0 0 0 0 1 0

BOTTOM

Minnesota Twins @ Chicago White Sox
Comiskey Park, Chicago, IL
Fri Sep 09 1988, 8:05 PM EDT
Att. 11,548 - Unknown - 90 F

livebaseballscorecards.com

AB	27
R	0
H	3
RBI	0
BB	3
SO	7
LOB	7



Inning Stats	R: 0	H: 0	E: 0	K: 0	S: 5	R: 0	H: 0	E: 0	K: 2	S: 10	R: 0	H: 0	E: 0	K: 1	S: 7	R: 0	H: 0	E: 0	K: 0	S: 4	R: 0	H: 0	E: 0	K: 1	S: 7	R: 0	H: 1	E: 0	K: 1	S: 11	R: 0	H: 0	E: 0	K: 1	S: 6	R: 0	H: 2	E: 0	K: 1	S: 16	1B: 3	SF: 0	2B: 1	SAC: 0	3B: 0	DP: 2	HR: 0	HBP: 1	WP: 0	PA: 31
--------------	------	------	------	------	------	------	------	------	------	-------	------	------	------	------	------	------	------	------	------	------	------	------	------	------	------	------	------	------	------	-------	------	------	------	------	------	------	------	------	------	-------	-------	-------	-------	--------	-------	-------	-------	--------	-------	--------

PITCHER	IP	WLS	BF	H	R	ER	SO	BB	IBB	HBP	BLK	WP	HR	S	P	ERA	WHIP
Freddie Toliver, R ERA: 3.9 (1, 1)	8.0	W	26	1	0	0	6	3	0	1	0	0	0	54	88	0.00	0.500
Jeff Reardon, R ERA: 2.71 (9, 1)	1.0	S	5	2	0	0	1	0	0	0	0	0	0	16	20	0.00	2.000

Batter	1	2	3	4	5	6	7	8	9	10	11	12	AB	R	H	RBI	BB	SO	LOB	TOP						
Dan Gladden, R OBP: 0.320, SLG: 0.413	E6 G6-3 1B		K		SF9		K		BB 1B		L7		5	0	2	1	0	2	0	<p>Minnesota Twins @ Chicago White Sox Comiskey Park, Chicago, IL Sat Sep 10 1988, 8:05 PM EDT Att. 21,119 - Unknown - 73 F</p> <p>livebaseballscorecards.com</p>						
Tom Herr, S OBP: 0.337, SLG: 0.313 Tom Nieto, R OBP: 0.063, SLG: 0.043	K		G3		BB 1B			F8	SAFE BB		P3		3	0	0	0	2	1	1							
Kirby Puckett, R OBP: 0.371, SLG: 0.543	G6-3				BB 1B			F7	SAFE BB		K		6	1	3	1	0	1	3							
Kent Hrbek, L OBP: 0.392, SLG: 0.531	F8				L6 2B			1B			1B 1B		6	1	4	0	0	1	3							
Gene Larkin, S OBP: 0.383, SLG: 0.400			F7		SF8			K			1B 1B		5	0	2	2	0	1	1							
Randy Bush, L OBP: 0.360, SLG: 0.445 John Moses, S OBP: 0.363, SLG: 0.431 John Christensen, R OBP: 0.333, SLG: 0.400 Eric Bullock, L OBP: 0.311, SLG: 0.347	P7		L6		L4			F8			L4-6 1B		4	1	1	0	0	0	1							
Tim Laudner, R OBP: 0.324, SLG: 0.420 Jim Dwyer, L OBP: 0.351, SLG: 0.246 Doug Baker, S	BB				K			K			1B 2B		1	0	1	0	0	0	0							
Greg Gagne, R OBP: 0.233, SLG: 0.402 Gary Gaetti, R OBP: 0.353, SLG: 0.555 Steve Lombardozi, R OBP: 0.300, SLG: 0.303	F9				SF9 BB			K			L4-6 2B		2	0	0	0	1	2	0							
Al Newman, S OBP: 0.315, SLG: 0.263	F9				E5 BB			G4-3			G3-1		1	0	0	0	1	1	1							
					BB 1B			G5-3			G4-3		2	0	0	0	2	4	0							
													2	1	0	0	1	1	1							
													1	1	1	2	0	0	0							
													1	0	0	0	0	0	3							
													5	1	0	0	0	0	1							
Inning Stats	R: 0 E: 1 K: 11	H: 1 LOB: 1 BB: 0 P: 23	R: 0 E: 0 K: 0 S: 6	H: 0 LOB: 1 BB: 1 P: 12	R: 0 E: 0 K: 1 S: 5	H: 0 LOB: 0 BB: 0 P: 7	R: 1 E: 0 K: 0 S: 9	H: 2 LOB: 0 BB: 0 P: 14	R: 2 E: 1 K: 2 S: 15	H: 1 LOB: 2 BB: 2 P: 27	R: 0 E: 0 K: 2 S: 7	H: 0 LOB: 0 BB: 0 P: 13	R: 0 E: 0 K: 0 S: 10	H: 1 LOB: 1 BB: 0 P: 13	R: 2 E: 1 K: 2 S: 21	H: 3 LOB: 2 BB: 1 P: 35	R: 0 E: 0 K: 1 S: 13	H: 3 LOB: 2 BB: 0 P: 17	R: 0 E: 0 K: 0 S: 4	H: 0 LOB: 0 BB: 0 P: 7	R: 0 E: 0 K: 1 S: 10	H: 3 LOB: 1 BB: 0 P: 13	1B: 10 2B: 5 3B: 0 HR: 1	SF: 2 SAC: 0 DP: 2 HBP: 0	WP: 0 PB: 0 SB: 0 CS: 0	PA: 52
PITCHER	IP	WLS	BF	H	R	ER	SO	BB	IBB	HBP	BLK	WP	HR	S	P	ERA	WHIP									
Melido Perez, R ERA: 4.04	(1, 1)	8.0	33	6	4	2	8	3	0	0	0	0	0	76	127	2.25	1.125									
Bobby Thigpen, R ERA: 3.14	(9, 1)	3.0	14	5	1	1	3	1	0	0	0	0	1	34	53	3.00	2.000									
Steve Rosenberg, L ERA: 4.15	(12, 1)	0.1	L 3	3	1	1	0	0	0	0	0	0	0	3	4	27.00	9.000									
Donn Pall, R ERA: 3.54	(12, 1)	0.2	2	0	0	0	1	0	0	0	0	0	0	7	9	0.00	0.000									

Batter	1	2	3	4	5	6	7	8	9	10	11	12	AB	R	H	RBI	BB	SO	LOB
Dave Gallagher, R OBP: 0.343, SLG: 0.389	4-1 BB G4-6-3		0-0 2B 1B		3-2 P6			2-2 G6-3	2-1 F7		4-1 IBB		4	1	1	1	2	0	3
Kenny Williams, R OBP: 0.235, SLG: 0.325	3-2 P2		3-3 K		3-2 1B			3-3 K		0-0 E5 G3-1 FC5-2-5	1-3 K		6	0	1	0	0	3	4
Harold Baines, L OBP: 0.344, SLG: 0.398	0-1 G4-6-3 1-2f		0-0 1B 2B		1-1 F8			3-3 K		3-2 G3-1		3-2 2B	6	1	2	1	0	1	3
Carlton Fisk, R OBP: 0.400, SLG: 0.595		0-3 K	2-2 1B		0-0 F8			1-2 HR		4-0 IBB FC5-2-5		0-3 K	5	1	2	2	1	2	1
Mike Diaz, R OBP: 0.289, SLG: 0.262		1-2 HR	2-3 K		0-1 G6-3			1-2 L5		2-1 FC5-2-5		1-1 F9	6	1	1	1	0	1	4
Carlos Martinez, R OBP: 0.182, SLG: 0.182		0-0 5-3		0-0 F9				1-0 1B 1B		0-1 F7		1-1 G3	3	0	0	0	0	0	0
Steve Lyons, L OBP: 0.311, SLG: 0.371					0-0 G6-3								3	0	1	0	0	0	3
Russ Morman, R OBP: 0.271, SLG: 0.267		3-2 F7		0-1 G5-3 1B				3-2 G5-3		0-1 IBB 1B		1-0 SH1-4 1B	3	0	1	0	0	0	0
Daryl Boston, L OBP: 0.275, SLG: 0.451								1-2 F8		4-0 IBB		0-0 SH1-4	3	1	1	0	1	0	1
Ozzie Guillen, L OBP: 0.286, SLG: 0.300			1-2 SH1-3 1B		1-0 G5-4-3 1-2f			1-2 F8		1-2 IBB		1-2 SH1-4	2	0	0	0	0	1	0
Fred Manrique, R OBP: 0.289, SLG: 0.368			0-0 SH1-3		2-3 K			2-2 G6-3		0-1 L6		2-0 G5-3	1	0	0	0	0	0	3
Dan Pasqua, L OBP: 0.298, SLG: 0.396			1-2										1	0	0	0	0	0	1
Donnie Hill, S OBP: 0.297, SLG: 0.278													1	0	0	0	0	0	1


Inning Stats	R: 0	H: 0	E: 0	K: 0	S: 6	LOB: 0	BB: 1	P: 13	R: 1	H: 1	E: 0	K: 1	S: 12	LOB: 0	BB: 0	P: 16	R: 3	H: 4	E: 0	K: 2	S: 16	LOB: 1	BB: 0	P: 24	R: 0	H: 1	E: 0	K: 0	S: 4	LOB: 0	BB: 0	P: 5	R: 0	H: 1	E: 0	K: 1	S: 13	LOB: 1	BB: 0	P: 22	R: 0	H: 0	E: 0	K: 0	S: 4	LOB: 0	BB: 0	P: 4	R: 0	H: 0	E: 0	K: 0	S: 11	LOB: 0	BB: 0	P: 17	R: 0	H: 0	E: 0	K: 2	S: 13	LOB: 0	BB: 0	P: 21	R: 1	H: 3	E: 0	K: 0	S: 13	LOB: 3	BB: 1	P: 22	R: 0	H: 0	E: 1	K: 0	S: 9	LOB: 2	BB: 1	P: 18	R: 0	H: 1	E: 0	K: 1	S: 7	LOB: 2	BB: 1	P: 15	R: 0	H: 1	E: 0	K: 1	S: 10	LOB: 1	BB: 0	P: 15	1B: 8	2B: 2	3B: 0	HR: 2	SF: 0	SAC: 2	DP: 2	HBP: 0	WP: 0	PA: 51
--------------	------	------	------	------	------	--------	-------	-------	------	------	------	------	-------	--------	-------	-------	------	------	------	------	-------	--------	-------	-------	------	------	------	------	------	--------	-------	------	------	------	------	------	-------	--------	-------	-------	------	------	------	------	------	--------	-------	------	------	------	------	------	-------	--------	-------	-------	------	------	------	------	-------	--------	-------	-------	------	------	------	------	-------	--------	-------	-------	------	------	------	------	------	--------	-------	-------	------	------	------	------	------	--------	-------	-------	------	------	------	------	-------	--------	-------	-------	-------	-------	-------	-------	-------	--------	-------	--------	-------	--------

PITCHER	IP	WLS	BF	H	R	ER	SO	BB	IBB	HBP	BLK	WP	HR	S	P	ERA	WHIP
Frank Viola, L ERA: 2.34	(1, 1)	8.0	30	7	4	4	6	1	0	0	0	0	1	79	122	4.50	1.000
Jeff Reardon, R ERA: 2.81	(9, 1)	1.0	7	3	1	1	0	0	1	0	0	0	1	13	22	9.00	3.000
Dan Schatzeder, L ERA: 7.25	(10, 1)	1.2	8	1	0	0	0	0	1	0	0	0	0	12	24	0.00	0.600
Mark Portugal, R ERA: 4.28	(11, 1)	0.1	W	2	0	0	1	0	1	0	0	0	0	4	9	0.00	0.000
German Gonzalez, R ERA: 0.57	(12, 1)	1.0	S	4	1	0	1	0	0	0	0	0	0	10	15	0.00	1.000

MINNESOTA TWINS @ CHICAGO WHITE SOX
 Comiskey Park, Chicago, IL
 Sat Sep 10 1988, 8:05 PM EDT
 Att: 21,119 - Unknown - 73 F

livebaseballscorecards.com

AB	45
R	5
H	12
RBI	5
BB	4
SO	8
LOB	23



Batter	1	2	3	4	5	6	7	8	9	AB R H RBI BB SO LOB	TOP														
Dan Gladden, R (1, 7) OBP: 0.318, SLG: 0.410	2-2 F9		1-0 G6-4-3			1-2 P4		0-2 G4-3		4 0 0 0 0 0 3															
Tom Herr, S (1, 4) OBP: 0.336, SLG: 0.311	4-1			2-2 G4-3		0-1 G6-3		0-0 2B		2 0 0 0 1 0 0															
Gary Gaetti, R (8, PH) OBP: 0.354, SLG: 0.558	G5-4-3							2-H 3-H		1 0 1 2 0 0 0															
Steve Lombardozzi, R (8, PR) OBP: 0.300, SLG: 0.303	BB									0 0 0 0 0 0 0															
Kirby Puckett, R (1, 8) OBP: 0.368, SLG: 0.539	0-0 G5-4-3			2-1 G4-3		3-1 G3-1		1-1 G6-3		4 0 0 0 0 0 3															
Kent Hrbek, L (1, 10) OBP: 0.391, SLG: 0.531		0-0 G3		3-2 F4			0-1 P2		1-0 P6	4 0 1 0 0 0 0															
Gene Larkin, S (1, 3) OBP: 0.382, SLG: 0.398		1-1 G3			4-1 FC5		3-1 F8		2-1 F8	3 0 0 0 1 0 1															
Randy Bush, L (1, 9) OBP: 0.360, SLG: 0.443		3-3 K			4-0 BB		0-1 G6-3		3-2 G1-3	2 0 0 0 1 1 1															
Tim Laudner, R (9, PH) OBP: 0.323, SLG: 0.419		SAFE			1-2 BB					1 0 0 0 0 0 0															
Greg Gagne, R (1, 6) OBP: 0.291, SLG: 0.400		1-0 L8			1-3 K					3 0 0 0 0 2 3															
Al Newman, S (1, 5) OBP: 0.312, SLG: 0.260			2-2 F8		1-0 F7			1-2 G4-3		2 0 0 0 0 0 2															
John Moses, S (8, PH) OBP: 0.366, SLG: 0.434								BB		1 1 1 0 0 0 0															
Brian Harper, R (8, 2) OBP: 0.350, SLG: 0.446								2B		0 0 0 0 0 0 0															
Tom Nieto, R (1, 2) OBP: 0.080, SLG: 0.061			0-1 G6-4-3		1-2 FC5			4-1 G4-3		2 0 1 0 0 0 2															
Jim Dwyer, L (8, PH) OBP: 0.360, SLG: 0.246					2-3f			2B		0 0 0 0 1 0 0															
Doug Baker, S (8, 5) OBP: 0.350, SLG: 0.446								BB		0 1 0 0 0 0 0															
Inning Stats	R: 0 E: 0 K: 0 S: 5	H: 0 LOB: 0 BB: 1 P: 11	R: 0 E: 0 K: 1 S: 7	H: 1 LOB: 1 BB: 0 P: 12	R: 0 E: 0 K: 0 S: 6	H: 1 LOB: 0 BB: 0 P: 9	R: 0 E: 0 K: 0 S: 9	H: 0 LOB: 0 BB: 0 P: 16	R: 0 E: 0 K: 1 S: 8	H: 0 LOB: 2 BB: 2 P: 19	R: 0 E: 0 K: 0 S: 7	H: 0 LOB: 0 BB: 0 P: 11	R: 0 E: 0 K: 0 S: 6	H: 0 LOB: 0 BB: 0 P: 9	R: 2 E: 0 K: 1 S: 17	H: 2 LOB: 2 BB: 1 P: 24	R: 0 E: 0 K: 0 S: 6	H: 0 LOB: 0 BB: 0 P: 12	1B: 2 2B: 2 3B: 0 HR: 0	SF: 0 SAC: 0 DP: 2 HBP: 0	WP: 0 PB: 0 SB: 0 CS: 0	PA: 33			
PITCHER	IP	WLS	BF	H	R	ER	SO	BB	IBB	HBP	BLK	WP	HR	S	P	ERA	WHIP								
Shawn Hillegas, R (1, 1) ERA: 4.24	8.0	W	30	4	2	2	3	4	0	0	0	0	0	65	111	2.25	1.000								
Ken Patterson, L (9, 1) ERA: 3.86	1.0	S	3	0	0	0	0	0	0	0	0	0	0	6	12	0.00	0.000								

Minnesota Twins @ Chicago White Sox
Comiskey Park, Chicago, IL
Sun Sep 11 1988, 4:33 AM EDT
Att. 10,902 - Cloudy - 78 F

AB	29
R	2
H	4
RBI	2
BB	4
SO	3
LOB	15



Batter	1	2	3	4	5	6	7	8	9	AB	R	H	RBI	BB	SO	LOB
--------	---	---	---	---	---	---	---	---	---	----	---	---	-----	----	----	-----

Dave Gallagher, R <small>OBP: 0.345, SLG: 0.398</small> (1, 8)	1-0 		0-2 		1-1 	0-1 		0-0 		4	1	2	2	0	0	0
Steve Lyons, L <small>OBP: 0.311, SLG: 0.372</small> (1, 5)	0-1 		2-0 			2-2 		0-0 		4	0	1	1	0	0	1
Harold Baines, L <small>OBP: 0.342, SLG: 0.396</small> (1, 10)	2-2 		2-2 			1-1 				3	0	0	0	0	0	1
Mark Salas, L <small>OBP: 0.308, SLG: 0.337</small> (1, 2)		1-2 		2-2 			0-1 			3	0	0	0	0	0	0
Dan Pasqua, L <small>OBP: 0.296, SLG: 0.393</small> (1, 9)		1-1 		0-2 			1-3 			3	0	0	0	0	1	0
Daryl Boston, L <small>OBP: 0.272, SLG: 0.446</small> (1, 7)		2-2 		1-1 			3-3 			3	0	0	0	0	1	0
Mike Diaz, R <small>OBP: 0.290, SLG: 0.258</small> Russ Morman, R <small>OBP: 0.271, SLG: 0.267</small> (1, 3) (9, 3)			2-2 		1-3 		2-3 			2	0	0	0	0	2	0
Ozzie Guillen, L <small>OBP: 0.286, SLG: 0.305</small> (1, 6)			1-1 		0-0 		1-1 			3	2	1	0	0	0	1
Donnie Hill, S <small>OBP: 0.298, SLG: 0.279</small> Fred Manrique, R <small>OBP: 0.289, SLG: 0.368</small> (1, 4) (9, 4)			2-2 		2-0 		1-3 			3	0	1	0	0	1	2

Inning Stats	R: 0 E: 0 K: 0 S: 8	H: 0 LOB: 0 BB: 0 P: 11	R: 0 E: 0 K: 0 S: 8	H: 0 LOB: 0 BB: 0 P: 12	R: 2 E: 0 K: 0 S: 18	H: 2 LOB: 1 BB: 0 P: 27	R: 0 E: 0 K: 0 S: 11	H: 0 LOB: 0 BB: 0 P: 14	R: 0 E: 0 K: 1 S: 7	H: 1 LOB: 0 BB: 0 P: 11	R: 0 E: 0 K: 0 S: 7	H: 0 LOB: 0 BB: 0 P: 10	R: 0 E: 0 K: 2 S: 8	H: 0 LOB: 0 BB: 0 P: 12	R: 1 E: 0 K: 2 S: 11	H: 2 LOB: 1 BB: 0 P: 15	1B: 1 2B: 3 3B: 1 HR: 0	SF: 0 SAC: 0 DP: 0 HBP: 1
--------------	------------------------------	----------------------------------	------------------------------	----------------------------------	-------------------------------	----------------------------------	-------------------------------	----------------------------------	------------------------------	----------------------------------	------------------------------	----------------------------------	------------------------------	----------------------------------	-------------------------------	----------------------------------	----------------------------------	------------------------------------

PITCHER Bert Blyleven, R <small>ERA: 5.28</small> (1, 1)	IP	WLS	BF	H	R	ER	SO	BB	IBB	HBP	BLK	WP	HR	S	P	ERA	WHIP
	8.0	L	29	5	3	3	5	0	0	1	0	0	0	78	112	3.38	0.625


BOTTOM

Minnesota Twins @ Chicago White Sox Comiskey Park, Chicago, IL Sun Sep 11 1988, 4:33 AM EDT Att: 10,902 - Cloudy - 78 F

AB 28 R 3 H 5 RBI 3 BB 0 SO 5 LOB 5
--



WP: 0 PB: 0 SB: 1 CS: 1 PA: 30 ERA: WHIP:
--

Batter	1	2	3	4	5	6	7	8	9	AB R H RBI BB SO LOB	TOP											
Tom Herr, S (1, 4) OBP: 0.339, SLG: 0.311	1-1 G4-6-3		4-2 BB			1-2 2B 1B		1-1 L8		3 1 1 0 1 0 0												
John Moses, S (1, 7) OBP: 0.364, SLG: 0.430	1-1 G3		0-0 G3-1			2-2 2B 1B		3-2 G1-3		4 0 1 0 0 0 2												
Kirby Puckett, R (1, 8) OBP: 0.367, SLG: 0.539	1-3 K			2-3 K		0-1 2B			0-1 G1-4-3	4 0 1 1 0 2 0												
Kent Hrbek, L (1, 3) OBP: 0.388, SLG: 0.526		3-3 K		0-1 G3		0-3 K			0-0 P6	4 0 0 0 0 2 2												
Gene Larkin, S (1, 10) OBP: 0.380, SLG: 0.394		1-1 P5		2-2 G6-3		2-1 5-3			0-1 G3	4 0 0 0 0 0 2												
Randy Bush, L (1, 9) OBP: 0.360, SLG: 0.442		1-1 L4-3			1-1 G1-6-3 1B		1-1 F7			3 0 1 0 0 0 0												
Brian Harper, R (1, 2) OBP: 0.350, SLG: 0.444			1-0 E5 1B		2-2 G1-6-3 1-2f		0-1 G3			3 0 1 0 0 0 1	AB 31 R 1 H 5 RBI 1 BB 1 SO 6 LOB 9											
Al Newman, S (1, 5) OBP: 0.308, SLG: 0.256			1-2 5-3		2-2 L9		1-1 G3-1			3 0 0 0 0 0 1												
Doug Baker, S (1, 6) Eric Bullock, L (8, PH) Greg Gagne, R (8, 6) OBP: 0.291, SLG: 0.400			1-3 K			1-3 K		1-1 L3		2 0 0 0 0 2 1 1 0 0 0 0 0 0 0 0 0 0 0 0 0												
Inning Stats	R: 0 E: 0 K: 1 S: 7	H: 0 LOB: 0 BB: 0 P: 10	R: 0 E: 0 K: 1 S: 7	H: 0 LOB: 0 BB: 0 P: 12	R: 0 E: 1 K: 1 S: 10	H: 1 LOB: 2 BB: 1 P: 17	R: 0 E: 0 K: 1 S: 9	H: 0 LOB: 0 BB: 0 P: 13	R: 0 E: 0 K: 0 S: 8	H: 1 LOB: 0 BB: 0 P: 13	R: 1 E: 0 K: 2 S: 16	H: 3 LOB: 2 BB: 0 P: 22	R: 0 E: 0 K: 0 S: 6	H: 0 LOB: 0 BB: 0 P: 8	R: 0 E: 0 K: 0 S: 7	H: 0 LOB: 0 BB: 0 P: 12	R: 0 E: 0 K: 0 S: 5	H: 0 LOB: 0 BB: 0 P: 5	1B: 4 2B: 1 3B: 0 HR: 0	SF: 0 SAC: 0 DP: 1 HBP: 0	WP: 0 PB: 0 SB: 0 CS: 0	PA: 32
PITCHER Mike Moore, R (1, 1) ERA: 3.77	IP 9.0 WLS W BF 32 H 5 R 1 ER 1 SO 6 BB 1 IBB 0 HBP 0 BLK 0 WP 0 HR 0 S 75 P 112 ERA 1.00 WHIP 0.667											PITCHER	IP WLS BF H R ER SO BB IBB HBP BLK WP HR S P ERA WHIP									

Minnesota Twins @ Seattle Mariners
The Kingdome, Seattle, WA
Mon Sep 12 1988, 10:05 PM EDT
Att. 8,621 - Dome

livebaseballscorecards.com


Batter	1	2	3	4	5	6	7	8	9
Henry Cotto, R OBP: 0.305, SLG: 0.381 (1, 8)	3-2 HR	0-1 G6-4-3 1B		2-3 K		0-1 P6			
Harold Reynolds, S OBP: 0.336, SLG: 0.388 (1, 4)	1-0 BB 2B	0-0 G6-4-3			1-1 1B 1B		4-2 BB		
Mickey Brantley, R OBP: 0.296, SLG: 0.413 (1, 7)	1-2 BB 1B		0-0 G4-3		1-2 F7		2-3 K		
Steve Balboni, R OBP: 0.261, SLG: 0.423 (1, 3)	1-3 K		1-3 K		1-2 1B SF8 1B		0-0 F7		
Alvin Davis, L OBP: 0.409, SLG: 0.471 (1, 10)	4-1 BB		4-2 BB		3-2 1B SF8		4-1 IBB		
Dave Valle, R OBP: 0.285, SLG: 0.404 (1, 2)	0-0 P3		1-2 F8		1-2 SF8		1-3 K		
Jay Buhner, R OBP: 0.305, SLG: 0.422 (1, 9)	1-3 K			1-1 P3	0-0 P4		1-0 G5-3		
Jim Presley, R OBP: 0.280, SLG: 0.363 (1, 5)		2-1 L7		0-0 2B		0-1 CS 1B	0-0 L7		
Rey Quinones, R OBP: 0.289, SLG: 0.407 (1, 6)		2-2 1B HBP		0-1 G1		2-1 G6-3	3-3 K		

AB	R	H	RBI	BB	SO	LOB
4	1	2	1	0	1	1
3	1	2	0	1	0	2
4	0	1	0	0	1	2
4	1	1	1	0	2	3
1	0	1	0	3	0	0
3	0	0	1	0	1	6
4	0	0	0	0	1	4
4	0	2	0	0	0	0
3	0	0	0	0	1	2

MINNESOTA TWINS @ SEATTLE MARINERS
The Kingdom, Seattle, WA
Mon Sep 12 1988, 10:05 PM EDT
Att: 8,621 - Dome

livebaseballscorecards.com

AB	30
R	3
H	9
RBI	3
BB	4
SO	7
LOB	20



Inning Stats	R	H	E	K	S	R	H	E	K	S	R	H	E	K	S	R	H	E	K	S	R	H	E	K	S
	1	3	0	2	18	0	1	0	0	7	0	0	0	1	11	0	0	0	1	10	0	0	0	0	0
	0	3	0	1	29	0	1	0	0	11	0	0	0	0	11	2	3	0	0	17	0	0	0	0	0
	0	1	0	0	11	0	0	0	0	11	0	0	0	0	11	0	0	0	0	8	0	0	0	0	0
	0	0	0	0	11	0	0	0	0	11	2	3	0	0	24	0	0	0	0	17	0	0	0	0	0
	0	0	0	0	11	0	0	0	0	11	0	0	0	0	8	0	0	0	0	6	0	0	0	0	0
	0	0	0	0	11	0	0	0	0	11	0	0	0	0	8	0	0	0	0	6	0	0	0	0	0

WP	HR	S	P	ERA	WHIP
0	0	0	0	0.00	0.667

PITCHER	IP	WLS	BF	H	R	ER	SO	BB	IBB	HBP	BLK	WP	HR	S	P	ERA	WHIP
Allan Anderson, L ERA: 2.69 (1, 1)	5.0	L	25	8	3	3	4	2	0	1	0	0	1	60	91	5.40	2.000
Juan Berenguer, R ERA: 4.26 (6, 1)	3.0		11	1	0	0	3	1	1	0	0	0	0	24	40	0.00	0.667

Batter	1	2	3	4	5	6	7	8	9	AB	R	H	RBI	BB	SO	LOB
Henry Cotto, R (1, 8) OBP: 0.303, SLG: 0.378 Bruce Fields, L (9, PH) OBP: 0.286, SLG: 0.358	0-0 F8		1-2 G5-4-3			0-0 L7			1-1 P5	3	0	0	0	0	0	1
Harold Reynolds, S (1, 4) OBP: 0.337, SLG: 0.389	0-1 G1-3		3-2 PB S 1B			3-3 K			1-0 G6-3 1B	4	0	2	0	0	1	0
Darnell Coles, R (1, 7) OBP: 0.310, SLG: 0.410 Mickey Brantley, R (7, 7) OBP: 0.296, SLG: 0.413 Scott Bradley, L (9, PH) OBP: 0.308, SLG: 0.358	2-2 1B 2B		3-2 G6-3			1-1 P8			1-0 G6-3	3	1	1	0	0	0	1
Alvin Davis, L (1, 10) OBP: 0.409, SLG: 0.470	2-0 1B		1-3		2-1 P5			1-2 L8		3	0	1	1	0	0	0
Steve Balboni, R (1, 3) OBP: 0.261, SLG: 0.422		0-1 F9 G5-3 1B		0-2 F9		0-2 P5		0-2 P5		3	0	1	0	0	0	0
Dave Valle, R (1, 2) OBP: 0.282, SLG: 0.399		2-2 G5-3		1-0 F7		0-0 G3		0-0 G3		3	0	0	0	0	0	1
Jay Buhner, R (1, 9) OBP: 0.301, SLG: 0.417		0-0 F9		1-2 6-3				2-3 K		3	0	0	0	0	1	1
Jim Presley, R (1, 5) OBP: 0.276, SLG: 0.361		1-3 K		1-0 G6-3				2-3 K		3	0	0	0	0	2	1
Rey Quinones, R (1, 6) OBP: 0.289, SLG: 0.407			0-0 G5-4-3 1B		1-0 F9			0-0 P7		3	0	1	0	0	0	0

Inning Stats	R: 1	H: 2	E: 0	K: 0	S: 7	R: 0	H: 1	E: 0	K: 1	S: 10	R: 0	H: 2	E: 0	K: 0	S: 11	R: 0	H: 0	E: 0	K: 0	S: 7	R: 0	H: 0	E: 0	K: 0	S: 6	R: 0	H: 0	E: 0	K: 1	S: 6	R: 0	H: 0	E: 0	K: 0	S: 7	R: 0	H: 0	E: 0	K: 2	S: 7	R: 0	H: 1	E: 0	K: 0	S: 4	1B: 5	SF: 0	2B: 1	SAC: 0	3B: 0	DP: 2	HR: 0	HBP: 0	WP: 0	PA: 30
--------------	------	------	------	------	------	------	------	------	------	-------	------	------	------	------	-------	------	------	------	------	------	------	------	------	------	------	------	------	------	------	------	------	------	------	------	------	------	------	------	------	------	------	------	------	------	------	-------	-------	-------	--------	-------	-------	-------	--------	-------	--------

PITCHER	IP	WLS	BF	H	R	ER	SO	BB	IBB	HBP	BLK	WP	HR	S	P	ERA	WHIP
Les Straker, R (1, 1) ERA: 4.13	7.0		24	5	1	1	2	0	0	0	0	0	0	54	79	1.29	0.714
Keith Atherton, R (8, 1) ERA: 3.34	1.0	W	3	0	0	0	2	0	0	0	0	0	0	7	11	0.00	0.000
Jeff Reardon, R (9, 1) ERA: 2.77	1.0	S	3	1	0	0	0	0	0	0	0	0	0	4	7	0.00	1.000

BOTTOM

Minnesota Twins @ Seattle Mariners
The Kingdome, Seattle, WA
Tue Sep 13 1988, 10:05 PM EDT
Att: 7,469 - Dome

livebaseballscorecards.com

AB	30
R	1
H	6
RBI	1
BB	0
SO	4
LOB	6



Batter	1	2	3	4	5	6	7	8	9	AB R H RBI BB SO LOB	TOP											
Dan Gladden, R OBP: 0.317, SLG: 0.405 (1, 7) B X	1-0 F8		2-1 F9			1-1 F8		1-1 G1-6-3 1-2f		4 0 0 0 0 0 1												
Tom Herr, S OBP: 0.338, SLG: 0.309 (1, 4) X	0-0 CS 1B			1-3 K		4-0 BB		2-0 6-3		3 0 1 0 1 1 0												
Kirby Puckett, R OBP: 0.363, SLG: 0.532 (1, 8) B X	1-0 P4			2-1 F7		1-2 P3		0-0 G5-3		4 0 0 0 0 0 2												
Gary Gaetti, R OBP: 0.356, SLG: 0.556 (1, 5) 1 SAFE	0-0 CS 1-2	2-0 G5-3		4-1 BB BB		2-3 K		0-0 P3		3 0 0 0 1 1 1												
Gene Larkin, S OBP: 0.383, SLG: 0.396 (1, 3) X			0-0 G1-6-3 1B		4-0 BB 1-2		1-0 1B		1-1 G4-3	3 0 2 0 1 0 0												
Brian Harper, R OBP: 0.343, SLG: 0.435 (1, 10) S B T F X SAFE		1-2 G1-6-3 1-2		1-0 P3		1-2 P4				3 0 0 0 0 0 4												
Tim Laudner, R OBP: 0.318, SLG: 0.411 (1, 2) B B X		2-0 6-3			3-1 F9		2-2 F6			3 0 0 0 0 0 2												
Greg Gagne, R OBP: 0.290, SLG: 0.397 (1, 6) S C B C S			1-3 K		1-3 K		2-3 K			3 0 0 0 0 3 1												
Mark Davidson, R OBP: 0.312, SLG: 0.340 (1, 9) S T B T S			2-3 K		2-0 G3			4-2 G1-6-3 BB		2 0 0 0 1 1 0												
Inning Stats	R: 0 E: 0 K: 0 S: 3	H: 1 LOB: 0 BB: 0 P: 5	R: 0 E: 0 K: 0 S: 7	H: 1 LOB: 1 BB: 0 P: 12	R: 0 E: 0 K: 2 S: 11	H: 0 LOB: 0 BB: 0 P: 16	R: 0 E: 0 K: 1 S: 7	H: 0 LOB: 2 BB: 2 P: 19	R: 0 E: 0 K: 1 S: 7	H: 0 LOB: 0 BB: 0 P: 13	R: 0 E: 0 K: 1 S: 8	H: 0 LOB: 1 BB: 1 P: 16	R: 0 E: 0 K: 1 S: 12	H: 1 LOB: 1 BB: 0 P: 18	R: 0 E: 0 K: 0 S: 5	H: 0 LOB: 0 BB: 1 P: 12	R: 0 E: 0 K: 0 S: 4	H: 0 LOB: 0 BB: 0 P: 5	1B: 3 2B: 0 3B: 0 HR: 0	SF: 0 SAC: 0 DP: 1 HBP: 0	WP: 0 PB: 0 SB: 0 CS: 1	PA: 33
PITCHER	IP WLS BF H R ER SO BB IBB HBP BLK WP HR S P ERA WHIP																					
Mark Langston, L ERA: 3.68 (1, 1)	8.0 W 29 3 0 0 6 4 0 0 0 0 0 0 60 111 0.00 0.875																					
Mike Schooler, R ERA: 3.38 (9, 1)	1.0 S 3 0 0 0 0 0 0 0 0 0 0 0 4 5 0.00 0.000																					

Minnesota Twins @ Seattle Mariners
The Kingdome, Seattle, WA
Wed Sep 14 1988, 10:05 PM EDT
Att. 7,130 - Dome

livebaseballscorecards.com

AB	28
R	0
H	3
RBI	0
BB	4
SO	6
LOB	11



Batter	1	2	3	4	5	6	7	8	9
Mickey Brantley, R OBP: 0.295, SLG: 0.412 (1, 8) BF: 8, X: 7	2-1 1B		0-0 L6			1-0 4-3		0-0 F7	
Harold Reynolds, S OBP: 0.337, SLG: 0.387 (1, 4) BF: 4, X: 3	3-1 B5		3-3 K			4-1 CS BB			
Darnell Coles, R OBP: 0.308, SLG: 0.406 Henry Cotto, R OBP: 0.303, SLG: 0.378 (1, 7) (8, 8) BF: 7, X: 8	2-1 F9				1-0 G5-3	3-0 CS 1-2	2-0 P2		
Alvin Davis, L OBP: 0.408, SLG: 0.468 (1, 3) CS: 3, X: 3	0-2 G3				1-0 L6-3		4-0 BB		
Steve Balboni, R OBP: 0.262, SLG: 0.430 (1, 10) BF: 10, X: 9		2-2 HR			0-2 5-3		0-0 F8		
Scott Bradley, L OBP: 0.306, SLG: 0.354 Dave Valle, R OBP: 0.282, SLG: 0.399 (1, 2) (9, 2) BF: 2, X: 2		1-3 K			1-0 F8		0-0 F8		
Edgar Martinez, R OBP: 0.320, SLG: 0.286 (1, 5) BF: 5, X: 4		1-0 F9			1-1 4-3		2-1 F9		
Bruce Fields, L OBP: 0.288, SLG: 0.345 Jay Buhner, R OBP: 0.301, SLG: 0.417 (1, 9) (9, 9) BF: 9, X: 8		2-2 G4-3			1-0 F7		4-0 E 1B BB		
Rey Quinones, R OBP: 0.290, SLG: 0.406 (1, 6) BF: 6, X: 5			3-1 F9			3-2 G6-3		1 SAFE 1 SAFE 3-1 1-H 1B	


Inning Stats	R: 0	H: 1	E: 0	LOB: 1	K: 0	P: 16	R: 1	H: 1	E: 0	LOB: 0	K: 1	P: 17	R: 0	H: 0	E: 0	LOB: 0	K: 1	P: 14	R: 0	H: 0	E: 0	LOB: 0	K: 0	P: 7	R: 0	H: 0	E: 0	LOB: 0	K: 0	P: 7	R: 0	H: 0	E: 0	LOB: 1	K: 0	P: 9	R: 1	H: 1	E: 1	LOB: 0	K: 0	P: 14
	0	1	0	1	0	16	1	1	0	0	1	17	0	0	0	0	1	14	0	0	0	0	0	7	0	0	0	0	0	0	0	0	0	1	0	9	1	1	1	0	0	14

PITCHER	IP	WLS	BF	H	R	ER	SO	BB	IBB	HBP	BLK	WP	HR	S	P	ERA	WHIP
Freddie Toliver, R ERA: 3.7 (1, 1)	7.1	L	26	2	2	1	2	3	0	0	0	0	1	48	95	1.23	0.682
Juan Berenguer, R ERA: 4.23 (8, 1)	0.2		2	1	0	0	0	0	0	0	0	0	0	3	6	0.00	1.500

BOTTOM

Minnesota Twins @ Seattle Mariners
The Kingdome, Seattle, WA
Wed Sep 14 1988, 10:05 PM EDT
Att: 7,130 - Dome

AB	25
R	2
H	3
RBI	2
BB	3
SO	2
LOB	5



1B: 2	SF: 0	WP: 0	PA: 29
2B: 0	SAC: 0	PB: 0	
3B: 0	DP: 0	SB: 1	
HR: 1	HBP: 0	CS: 1	

PITCHER	IP	WLS	BF	H	R	ER	SO	BB	IBB	HBP	BLK	WP	HR	S	P	ERA	WHIP
---------	----	-----	----	---	---	----	----	----	-----	-----	-----	----	----	---	---	-----	------

Batter	1	2	3	4	5	6	7	8	9	AB R H RBI BB SO LOB	TOP											
Dave Gallagher, R (1, 8) OBP: 0.340, SLG: 0.389	3-1 1B 1B	2-1 L7			1-2 G4-3		0-0 L8			4 1 1 0 0 0 3	Chicago White Sox @ Minnesota Twins Hubert H. Humphrey Metrodome, Minneapolis, MN Thu Sep 15 1988, 8:05 PM EDT Att. 40,964 - Dome											
Steve Lyons, L (1, 9) OBP: 0.300, SLG: 0.358	0-1 L6		2-3 K			1-3 K		1-0 F8		4 0 0 0 0 2 1												
Harold Baines, L (1, 10) OBP: 0.344, SLG: 0.402	0-1 1B 1B		0-2 F8			1-2 G1-3		1-2 F7		4 0 1 0 0 0 0												
Carlton Fisk, R (1, 2) OBP: 0.390, SLG: 0.579	0-1 1B		1-3 K			4-0 BB		1-1 HR		3 1 2 2 1 1 0												
Mark Salas, L (8, 2) OBP: 0.308, SLG: 0.337	1-2 2-H 1B									0 0 0 0 0 0 0												
Mike Diaz, R (1, 3) OBP: 0.283, SLG: 0.271	1-2 G6-4-3				0-2 F8		1-0 F7		2-1 F9	4 0 0 0 0 0 3												
Russ Morman, R (1, 7) OBP: 0.298, SLG: 0.296		1-2 1B SF8 1B			1-1 L9		0-2 1B 1B		1-3 K	4 1 2 0 0 1 0												
Carlos Martinez, R (1, 5) OBP: 0.278, SLG: 0.278		0-1 1B			1-3 K		1-1 1B		0-1 G3	4 0 2 0 0 1 0												
Fred Manrique, R (1, 6) OBP: 0.286, SLG: 0.359		1 SAFE P3				1-0 G5-3		0-1 F8		3 0 0 0 0 0 4												
Jerry Hairston, S (9, PH)									3-2 P1	1 0 0 0 0 0 0												
Donnie Hill, S (1, 4) OBP: 0.294, SLG: 0.276		3-1 SF8			2-0 G6-3		1 SAFE K			2 0 0 1 0 1 2												
Inning Stats	R: 1 E: 0 K: 0 S: 13	H: 3 LOB: 1 BB: 0 P: 17	R: 1 E: 0 K: 0 S: 13	H: 2 LOB: 1 BB: 0 P: 20	R: 0 E: 0 K: 2 S: 9	H: 0 LOB: 0 BB: 0 P: 12	R: 0 E: 0 K: 1 S: 9	H: 0 LOB: 0 BB: 0 P: 11	R: 0 E: 0 K: 0 S: 5	H: 0 LOB: 0 BB: 0 P: 9	R: 0 E: 0 K: 1 S: 7	H: 0 LOB: 1 BB: 1 P: 14	R: 0 E: 0 K: 1 S: 12	H: 2 LOB: 2 BB: 0 P: 14	R: 1 E: 0 K: 0 S: 8	H: 1 LOB: 0 BB: 0 P: 13	R: 0 E: 0 K: 1 S: 8	H: 0 LOB: 0 BB: 0 P: 12	1B: 7 2B: 0 3B: 0 HR: 1	SF: 1 SAC: 0 DP: 1 HBP: 0	WP: 0 PB: 0 SB: 0 CS: 0	PA: 35
PITCHER	IP WLS BF H R ER SO BB IBB HBP BLK WP HR S P ERA WHIP																					
Frank Viola, L (1, 1) ERA: 2.35	7.0 W 28 7 2 2 5 1 0 0 0 0 0 0 68 97 2.57 1.143																					
Frank Viola, L (7, 1) ERA: 2.35	7.0 W 28 7 2 2 5 1 0 0 0 0 0 0 68 97 2.57 1.143																					
Dan Schatzeder, L (8, 1) ERA: 7.33	1.0 4 1 1 1 0 0 0 0 0 0 0 1 8 13 9.00 1.000																					
German Gonzalez, R (9, 1) ERA: 0.54	1.0 3 0 0 0 0 1 0 0 0 0 0 0 8 12 0.00 0.000																					

livebaseballscorecards.com

AB	33
R	3
H	8
RBI	3
BB	1
SO	6
LOB	13



Batter	1	2	3	4	5	6	7	8	9	AB	R	H	RBI	BB	SO	LOB	BOTTOM
--------	---	---	---	---	---	---	---	---	---	----	---	---	-----	----	----	-----	--------

Tom Herr, S <small>OBP: 0.339, SLG: 0.306</small> <small>(1, 4)</small> 										3	2	0	0	2	1	1	Chicago White Sox @ Minnesota Twins Hubert H. Humphrey Metrodome, Minneapolis, MN Thu Sep 15 1988, 8:05 PM EDT Att. 40,964 - Dome
John Moses, S <small>OBP: 0.368, SLG: 0.429</small> <small>(1, 7)</small> <small>(4, 9)</small> <small>(7, 7)</small> 										4	2	1	0	1	1	1	
Kirby Puckett, R <small>OBP: 0.366, SLG: 0.537</small> <small>(1, 8)</small> 										5	2	4	1	0	0	0	
Kent Hrbek, L <small>OBP: 0.388, SLG: 0.524</small> Dan Gladden, R <small>OBP: 0.316, SLG: 0.404</small> Eric Bullock, L <small>(6, PH)</small> Mark Davidson, R <small>OBP: 0.306, SLG: 0.333</small> <small>(7, 9)</small> 									1	0	0	0	0	0	0	1	
Gene Larkin, S <small>OBP: 0.385, SLG: 0.394</small> <small>(1, 10)</small> <small>(7, 3)</small> 										2	2	0	1	3	0	4	
Randy Bush, L <small>OBP: 0.360, SLG: 0.440</small> <small>(1, 9)</small> <small>(4, 3)</small> Gary Gaetti, R <small>OBP: 0.356, SLG: 0.555</small> <small>(6, PH)</small> Tom Nieto, R <small>OBP: 0.098, SLG: 0.061</small> <small>(7, 2)</small> 									2	0	0	0	0	0	1	1	
Tim Laudner, R <small>OBP: 0.317, SLG: 0.409</small> <small>(1, 2)</small> Jim Dwyer, L <small>OBP: 0.363, SLG: 0.303</small> <small>(8, PH)</small> Frank Viola, L <small>(7, 1)</small> John Christensen, R <small>OBP: 0.253, SLG: 0.419</small> <small>(7, PH)</small> Dan Schatzeder, L <small>(8, 1)</small> Doug Baker, S <small>(8, 6)</small> 									2	0	0	0	0	0	2	0	
Greg Gagne, R <small>OBP: 0.288, SLG: 0.394</small> <small>(1, 6)</small> German Gonzalez, R <small>(9, 1)</small> 									4	0	0	0	0	0	2	2	
Al Newman, S <small>OBP: 0.307, SLG: 0.256</small> <small>(1, 5)</small> 										4	0	1	0	0	1	0	
Inning Stats R: 1 H: 2 E: 1 LOB: 1 K: 1 BB: 0 S: 8 P: 15 R: 0 H: 0 E: 0 LOB: 0 K: 2 BB: 0 S: 12 P: 13 R: 0 H: 0 E: 0 LOB: 0 K: 2 BB: 0 S: 9 P: 11 R: 0 H: 0 E: 0 LOB: 1 K: 0 BB: 1 S: 9 P: 16 R: 0 H: 0 E: 0 LOB: 0 K: 1 BB: 0 S: 7 P: 12 R: 6 H: 3 E: 0 LOB: 1 K: 2 BB: 4 S: 21 P: 45 R: 2 H: 2 E: 0 LOB: 2 K: 1 BB: 1 S: 10 P: 22 R: 1 H: 1 E: 1 LOB: 2 K: 0 BB: 1 S: 15 P: 30										1B: 5 SF: 0 2B: 2 SAC: 0 3B: 0 DP: 1 HR: 1 HBP: 1							

PITCHER Melido Perez, R <small>ERA: 4.13</small> Steve Rosenberg, L <small>ERA: 4.36</small> Donn Pall, R <small>ERA: 3.7</small> John Davis, R <small>ERA: 6.57</small>	IP	WLS	BF	H	R	ER	SO	BB	IBB	HBP	BLK	WP	HR	S	P	ERA	WHIP
	5.0	L	22	3	5	4	6	4	0	0	0	0	0	50	85	7.20	1.400
	0.0		1	0	0	0	0	1	0	0	0	0	0	4	8	∞	∞
	1.0		5	2	2	2	2	0	0	0	0	0	1	12	19	18.00	2.000
	2.0		13	3	3	3	1	2	0	1	0	0	0	25	52	13.50	2.500

AB	33
R	10
H	8
RBI	9
BB	7
SO	9
LOB	15



WP: 0	PA: 41
PB: 0	
SB: 0	
CS: 0	
ERA	WHIP

Batter	1	2	3	4	5	6	7	8	9	AB R H RBI BB SO LOB	TOP																
Dave Gallagher, R (1, 8) OBP: 0.341, SLG: 0.390	0-0 G4-3 1B	0-2 1B		3-1 F8		2-2 G1-3			2-3 K	5 2 2 0 0 1 1																	
Steve Lyons, L (1, 9) OBP: 0.299, SLG: 0.356	0-0 G3	2-1 1B		2-1 F8			0-0 F9		1-2 F7	5 0 1 1 0 0 1																	
Harold Baines, L (1, 10) OBP: 0.345, SLG: 0.401	0-0 G4-3	0-2 FC6-4 1B			2-2 G1-3				1-0 F7	4 0 1 1 1 0 1																	
Mark Salas, L (1, 2) OBP: 0.308, SLG: 0.337 Carlton Fisk, R (7, PH) OBP: 0.389, SLG: 0.576	0-1 1B	1-1 FC6-4			3-2 P4		0-1 G6-4-3			3 0 1 1 0 0 2 1 0 0 0 0 0 1																	
Dan Pasqua, L (1, 7) OBP: 0.298, SLG: 0.398	0-0 F7				4-2 BB			1-0 1B		3 0 1 0 1 0 1																	
Mike Diaz, R (1, 3) OBP: 0.282, SLG: 0.271		0-0 3B		1-0 P2		0-3 K		2-3 K		4 1 1 0 0 2 2																	
Ozzie Guillen, L (1, 6) OBP: 0.290, SLG: 0.311		1-0 3B		4-0 S BB		0-1 FC5-4-5 1B		1-2 1B		3 0 3 1 1 0 0																	
Carlos Martinez, R (1, 5) OBP: 0.227, SLG: 0.227		1-0 FC1-5-2-5-3		0-3 K		0-2 G1-3		1-2 P4		4 0 0 0 0 1 5																	
Fred Manrique, R (1, 4) OBP: 0.286, SLG: 0.359 Daryl Boston, L (8, PH) OBP: 0.266, SLG: 0.435 Donnie Hill, S (8, 4) OBP: 0.294, SLG: 0.276		2-1 1B		1-0 G6-3		2-0 FC5-4-5		0-2 P6		3 1 1 0 0 0 1 1 0 0 0 0 0 2 0 0 0 0 0 0 0																	
Inning Stats	R: 1 E: 0 K: 0 S: 6	H: 2 LOB: 1 BB: 0 P: 6	R: 3 E: 0 K: 0 S: 15	H: 6 LOB: 2 BB: 0 P: 22	R: 0 E: 0 K: 1 S: 5	H: 0 LOB: 1 BB: 1 P: 10	R: 0 E: 0 K: 0 S: 5	H: 0 LOB: 0 BB: 0 P: 11	R: 0 E: 0 K: 1 S: 12	H: 0 LOB: 1 BB: 1 P: 21	R: 0 E: 0 K: 0 S: 9	H: 1 LOB: 1 BB: 0 P: 13	R: 0 E: 0 K: 0 S: 3	H: 0 LOB: 0 BB: 1 P: 7	R: 0 E: 0 K: 1 S: 14	H: 2 LOB: 2 BB: 0 P: 19	R: 0 E: 0 K: 1 S: 8	H: 0 LOB: 0 BB: 0 P: 12	1B: 10 2B: 1 3B: 1 HR: 0	SF: 0 SAC: 0 DP: 2 HBP: 0	WP: 0 PB: 0 SB: 2 CS: 0	PA: 39					
PITCHER	IP	WLS	BF	H	R	ER	SO	BB	IBB	HBP	BLK	WP	HR	S	P	ERA	WHIP										
Bert Blyleven, R (1, 1) ERA: 5.3	6.0	W	28	9	4	4	2	2	0	0	0	0	0	52	83	6.00	1.833										
Dan Schatzeder, L (7, 1) ERA: 7.23	0.1		2	0	0	0	0	1	0	0	0	0	0	1	5	0.00	3.000										
Keith Atherton, R (7, 1) ERA: 3.3	1.0		4	2	0	0	1	0	0	0	0	0	0	9	13	0.00	2.000										
Jeff Reardon, R (8, 1) ERA: 2.7	1.2	S	5	0	0	0	1	0	0	0	0	0	0	15	20	0.00	0.000										

Chicago White Sox @ Minnesota Twins
 Hubert H. Humphrey Metrodome, Minneapolis, MN

Fri Sep 16 1988, 8:05 PM EDT
 Att: 42,310 - Dome - 71 F

livebaseballscorecards.com

AB	36
R	4
H	11
RBI	4
BB	3
SO	4
LOB	17



Batter	1	2	3	4	5	6	7	8	9	AB	R	H	RBI	BB	SO	LOB
John Moses, S OBP: 0.366, SLG: 0.426 (1, 7)	0-1 G4-3	1-0 F7			0-1 F7		0-1 G5-3 1B			4	0	1	0	0	0	1
Tom Herr, S OBP: 0.338, SLG: 0.303 (1, 4)	4-2 E 2B BB	1-0 G4-6-3			2-3 K		1-0 SAFE 1-2 G5-3			3	1	0	0	1	1	2
Randy Bush, L OBP: 0.359, SLG: 0.437 (1, 9) Gary Gaetti, R OBP: 0.355, SLG: 0.554 (7, PH) Mark Davidson, R OBP: 0.306, SLG: 0.333 (8, 9)	1-1 E9 2B		2-1 G4-3		4-0 BB		0-3 K			2	1	0	0	1	0	1
Kirby Puckett, R OBP: 0.365, SLG: 0.537 (1, 8)	0-0 1B 2B		2-3 K		1-0 F9		0-3 K			4	1	1	2	0	2	2
Jim Dwyer, L OBP: 0.369, SLG: 0.357 (1, 10)	0-0 1B 1B		3-0 P5			1-1 HR		1-3 K		4	1	2	2	0	1	0
Gene Larkin, S OBP: 0.384, SLG: 0.400 (1, 3)	3-1 P6			1-2 G1-3		1-1 HR		0-2 G6-3		4	1	1	1	0	0	1
Al Newman, S OBP: 0.315, SLG: 0.258 (1, 5)	2-1 1B			4-1 G6-3 BB		1-2 G6-3		4-2 S BB		2	0	1	0	2	0	0
Steve Lombardozzi, R OBP: 0.296, SLG: 0.298 (1, 6) Greg Gagne, R OBP: 0.288, SLG: 0.394 (9, 6)	1-2 F8			2-2 SAFE G6-3		1-1 F8		3-2 G3		4	0	0	0	0	0	4
Tom Nieto, R OBP: 0.111, SLG: 0.077 (1, 2)		3-1 G4-6-3 1B		0-2 L9		0-3 K				0	0	0	0	0	0	0

Inning Stats	R: 3	H: 3	LOB: 2	K: 0	S: 15	P: 26	R: 0	H: 1	LOB: 0	K: 0	S: 4	R: 0	H: 0	LOB: 0	K: 1	S: 6	R: 0	H: 0	LOB: 1	K: 0	S: 11	R: 0	H: 0	LOB: 1	K: 1	S: 7	R: 2	H: 2	LOB: 0	K: 1	S: 12	R: 0	H: 1	LOB: 1	K: 2	S: 9	R: 0	H: 0	LOB: 1	K: 1	S: 11	R: 0	H: 0	LOB: 1	K: 1	S: 19
1B: 4	SF: 0	2B: 1	SAC: 0	3B: 0	DP: 1	HR: 2	HBP: 0	WP: 0	PA: 35	CS: 0																																				

PITCHER	IP	WLS	BF	H	R	ER	SO	BB	IBB	HBP	BLK	WP	HR	S	P	ERA	WHIP
Shawn Hillegas, R ERA: 4.38 (1, 1)	6.0	L	28	7	5	4	3	3	0	0	0	0	2	57	97	6.00	1.667
Steve Rosenberg, L ERA: 4.33 (7, 1)	0.1		1	0	0	0	0	0	0	0	0	0	0	1	2	0.00	0.000
Barry Jones, R ERA: 2.96 (7, 1)	1.2		6	0	0	0	3	1	0	0	0	0	0	17	25	0.00	0.600


BOTTOM

Chicago White Sox @ Minnesota Twins
Hubert H. Humphrey Metrodome, Minneapolis, MN

Fri Sep 16 1988, 8:05 PM EDT
Att: 42,310 - Dome - 71 F

AB	31
R	5
H	7
RBI	5
BB	4
SO	6
LOB	13

livebaseballscorecards.com



Chicago White Sox @ Minnesota Twins
 Hubert H. Humphrey Metrodome, Minneapolis, MN
 Sat Sep 17 1988, 4:33 AM EDT
 Att. 46,439 - Dome

livebaseballscorecards.com

AB	33
R	1
H	5
RBI	1
BB	2
SO	8
LOB	12



WP:	0	PA:	35
PB:	0		
SB:	0		
CS:	0		

Batter	1	2	3	4	5	6	7	8	9	AB	R	H	RBI	BB	SO	LOB
Dave Gallagher, R (1, 8) OBP: 0.343, SLG: 0.389	G5-3		1B		1B		E3			3	1	1	0	1	0	0
Steve Lyons, L (1, 9) OBP: 0.303, SLG: 0.358	E		1B		1B		F8			3	0	2	0	1	0	1
Harold Baines, L (1, 10) OBP: 0.344, SLG: 0.400	L4		1B		K			L9		4	0	1	1	0	1	3
Carlton Fisk, R (1, 2) OBP: 0.382, SLG: 0.565	G5-3		1B		P5			G5-3		4	0	0	0	0	0	5
Mike Diaz, R (1, 3) OBP: 0.281, SLG: 0.276		K2-3			2B		F8		G4-3	4	0	1	0	0	1	0
Russ Morman, R (1, 7) OBP: 0.283, SLG: 0.281		K			K		G6-3		G5-3	3	0	0	0	0	2	1
Jerry Hairston, S (9, PH)		K			K		G5-3		F9	1	0	0	0	0	0	0
Carlos Martinez, R (1, 5) OBP: 0.200, SLG: 0.200		K			K		G5-3		L6	3	0	0	0	0	2	1
Daryl Boston, L (9, PH)		K			K		G5-3			1	0	0	0	0	0	0
Ozzie Guillen, L (1, 6) OBP: 0.288, SLG: 0.308		K			G6-3		P6			4	0	0	0	0	1	1
Fred Manrique, R (1, 4) OBP: 0.284, SLG: 0.356		G5-3			F7		K			3	0	0	0	0	1	0

Batter	1	2	3	4	5	6	7	8	9	
Inning Stats	R: 0 E: 1 K: 0 S: 8 H: 0 LOB: 1 BB: 1 P: 14	R: 0 E: 0 K: 3 S: 9 H: 0 LOB: 0 BB: 0 P: 13	R: 1 E: 0 K: 1 S: 13 H: 3 LOB: 2 BB: 0 P: 16	R: 0 E: 0 K: 2 S: 14 H: 1 LOB: 1 BB: 0 P: 21	R: 0 E: 0 K: 1 S: 17 H: 1 LOB: 2 BB: 1 P: 27	R: 0 E: 0 K: 0 S: 8 H: 0 LOB: 0 BB: 0 P: 11	R: 0 E: 1 K: 1 S: 9 H: 0 LOB: 1 BB: 0 P: 12	R: 0 E: 0 K: 0 S: 6 H: 0 LOB: 0 BB: 0 P: 10	R: 0 E: 0 K: 0 S: 8 H: 0 LOB: 0 BB: 0 P: 9	1B: 4 2B: 1 3B: 0 HR: 0 SF: 0 SAC: 0 DP: 0 HBP: 0

PITCHER	IP	WLS	BF	H	R	ER	SO	BB	IBB	HBP	BLK	WP	HR	S	P	ERA	WHIP
Allan Anderson, L (1, 1) ERA: 2.62	8.0	W	32	5	1	1	8	2	0	0	0	0	0	84	124	1.12	0.875
Jeff Reardon, R (9, 1) ERA: 2.66	1.0	S	3	0	0	0	0	0	0	0	0	0	0	8	9	0.00	0.000

Batter	1	2	3	4	5	6	7	8	9	AB R H RBI BB SO LOB
Dan Gladden, R OBP: 0.316, SLG: 0.403 (1, 7)	2-0 G5-3		1-2 G6-3 PB 1B		0-1 G1-3			0-0 G5-3		4 1 1 0 0 0 0
Tom Herr, S OBP: 0.340, SLG: 0.301 (1, 4)	4-2 1B BB		1-2 G6-3 1-3			4-2 HR BB		1-0 L8		2 1 0 0 2 0 1
Kirby Puckett, R OBP: 0.366, SLG: 0.537 (1, 8)	0-1 FC5-4 1B		0-1 CS 1B 3-H			1-0 F9		0-1 G6-3		4 0 2 1 0 0 1
Gary Gaetti, R OBP: 0.355, SLG: 0.559 (1, 10)	1-0 F9		1-1 L4			0-1 HR 1-H				3 1 1 2 0 0 3
Gene Larkin, S OBP: 0.382, SLG: 0.397 (1, 3)	3-1 FC5-4 1-2f		0-0 CS 1-2	2-2 F9		0-0 G5-3				3 0 0 0 0 0 2
Brian Harper, R OBP: 0.337, SLG: 0.427 (1, 2)		2-2 G6-3		0-0 F9		1-1 L3				3 0 0 0 0 0 0
John Christensen, R OBP: 0.351, SLG: 0.412 (1, 9)		0-0 G5-3 1B		1-2 G4-3			1-0 P6			3 0 1 0 0 0 0
John Moses, S OBP: 0.366, SLG: 0.426 (8, 9)										0 0 0 0 0 0 0
Steve Lombardozzi, R OBP: 0.293, SLG: 0.295 (1, 6)		0-1 G5-3			0-1 F8		0-0 G6-3			3 0 0 0 0 0 1
Greg Gagne, R OBP: 0.288, SLG: 0.394 (8, 6)		1-2 G5-3								0 0 0 0 0 0 0
Al Newman, S OBP: 0.311, SLG: 0.255 (1, 5)		0-0 F8			0-0 G5-3		1-2 F9			3 0 0 0 0 0 1

Inning Stats	R: 0	H: 1	E: 0	LOB: 2	K: 0	BB: 1	S: 8	P: 18	R: 0	H: 1	E: 0	LOB: 1	K: 0	BB: 0	S: 7	P: 9	R: 1	H: 2	E: 0	LOB: 0	K: 0	BB: 0	S: 10	P: 13	R: 0	H: 0	E: 0	LOB: 0	K: 0	BB: 0	S: 7	P: 10	R: 0	H: 0	E: 0	LOB: 0	K: 0	BB: 0	S: 5	P: 5	R: 2	H: 1	E: 0	LOB: 0	K: 0	BB: 1	S: 8	P: 14	R: 0	H: 0	E: 0	LOB: 0	K: 0	BB: 0	S: 5	P: 7	R: 0	H: 0	E: 0	LOB: 0	K: 0	BB: 0	S: 4	P: 5
--------------	------	------	------	--------	------	-------	------	-------	------	------	------	--------	------	-------	------	------	------	------	------	--------	------	-------	-------	-------	------	------	------	--------	------	-------	------	-------	------	------	------	--------	------	-------	------	------	------	------	------	--------	------	-------	------	-------	------	------	------	--------	------	-------	------	------	------	------	------	--------	------	-------	------	------

PITCHER	IP	WLS	BF	H	R	ER	SO	BB	IBB	HBP	BLK	WP	HR	S	P	ERA	WHIP
Jerry Reuss, L ERA: 3.62 (1, 1)	7.0	L	27	5	3	3	0	2	0	0	0	0	1	50	76	3.86	1.000
Tom McCarthy, R ERA: (8, 1)	1.0		3	0	0	0	0	0	0	0	0	0	0	4	5	0.00	0.000


BOTTOM

Chicago White Sox @ Minnesota Twins
 Hubert H. Humphrey Metrodome, Minneapolis, MN

Sat Sep 17 1988, 4:33 AM EDT
 Att. 46,439 - Dome

livebaseballscorecards.com

AB	28
R	3
H	5
RBI	3
BB	2
SO	0
LOB	9



WP	PA	1B	SF	2B	SAC	3B	DP	HR	HBP
0	31	4	0	0	0	0	0	1	0

Batter	1	2	3	4	5	6	7	8	9	AB R H RBI BB SO LOB	TOP																									
Dave Gallagher, R (1, 8) OBP: 0.348, SLG: 0.407	1-1 HR		2-1 CS 1B		0-1 F9		2-1 1B 2B	0-0 SH1-3		4 2 3 1 0 0 2																										
Steve Lyons, L (1, 9) OBP: 0.301, SLG: 0.356	0-0 F8		1-2 SAFE P6		1-0 F9		0-0 1B 1B	1-2 G1-3		5 1 1 0 0 0 4																										
Harold Baines, L (1, 10) OBP: 0.348, SLG: 0.402	1-1 BB 1B		2-1 SAFE F7		1-0 1-3 3-H 1B		0-2 SAFE 1B HR 1B	4-0 FC6-4 IBB		4 1 3 2 1 0 1																										
Carlton Fisk, R (1, 2) OBP: 0.383, SLG: 0.560	1-2 L9			4-2 F8 1B BB	1-0 F8		2-2 3-H 2-H HR 1B	1-1 FC6-4		4 1 1 1 1 0 5																										
Dan Pasqua, L (1, 7) OBP: 0.306, SLG: 0.420	4-2 1B 1-2 BB			1-2 G4-6-3 1B		3-2 2B 1B	0-0 1-H 3-H HR	2-2 HR		4 2 4 4 1 0 0																										
Mike Diaz, R (1, 3) OBP: 0.281, SLG: 0.275	1-1 1-2 2-H 1B			0-2 F8		0-1 F9	0-0 G1-3	1-3 K		4 0 1 0 0 0 3																										
Russ Morman, R (7, 3) OBP: 0.279, SLG: 0.276				2-3 F8				1 0 0 0 0 1 0																												
Ozzie Guillen, L (1, 6) OBP: 0.287, SLG: 0.309		1-0 G3		1-0 G4-6-3		0-0 2B	1-2 F7	0-0 P6		5 0 1 0 0 0 2																										
Carlos Martinez, R (1, 5) OBP: 0.200, SLG: 0.200		0-0 G5-3			1-0 F9 BB 1B		0-2 F8	0-2 F9		5 1 1 0 0 0 2																										
Fred Manrique, R (1, 4) OBP: 0.286, SLG: 0.355		2-1 F8			4-1 1B 1-2 BB		1-2 F7	1-0 SH1-3 1B		3 0 1 0 1 0 2																										
Inning Stats	R: 1 E: 0 K: 0 S: 12	H: 3 LOB: 2 BB: 1 P: 20	R: 0 E: 0 K: 0 S: 4	H: 0 LOB: 0 BB: 0 P: 7	R: 0 E: 0 K: 0 S: 7	H: 1 LOB: 0 BB: 0 P: 12	R: 0 E: 0 K: 0 S: 10	H: 1 LOB: 1 BB: 1 P: 16	R: 1 E: 0 K: 0 S: 7	H: 2 LOB: 2 BB: 1 P: 15	R: 0 E: 0 K: 0 S: 11	H: 2 LOB: 2 BB: 0 P: 15	R: 5 E: 0 K: 0 S: 18	H: 5 LOB: 0 BB: 0 P: 23	R: 0 E: 0 K: 0 S: 7	H: 1 LOB: 2 BB: 1 P: 14	R: 1 E: 0 K: 1 S: 10	H: 1 LOB: 0 BB: 0 P: 14	1B: 11 2B: 2 3B: 0 HR: 3	SF: 0 SAC: 1 DP: 1 HBP: 0	WP: 0 PB: 0 SB: 0 CS: 1	PA: 44														
PITCHER	IP WLS BF H R ER SO BB IBB HBP BLK WP HR S P ERA WHIP																																			
Les Straker, R (1, 1) ERA: 4.09	5.0		22	7	2	2	0	3	0	0	0	0	1	40	70	3.60	2.000																			
Mark Portugal, R (6, 1) ERA: 4.69	1.0	L	8	5	3	3	0	0	0	0	0	0	0	17	23	27.00	5.000																			
Keith Atherton, R (7, 1) ERA: 3.5	1.0		5	2	2	2	0	0	0	0	0	0	1	12	15	18.00	2.000																			
German Gonzalez, R (8, 1) ERA: 0.96	2.0		9	2	1	1	1	0	1	0	0	0	1	17	28	4.50	1.000																			

Chicago White Sox @ Minnesota Twins
 Hubert H. Humphrey Metrodome, Minneapolis, MN
 Sun Sep 18 1988, 4:33 AM EDT
 Att. 47,172 - Dome

livebaseballscorecards.com

AB	39
R	8
H	16
RBI	8
BB	4
SO	1
LOB	21



BOTTOM

Chicago White Sox @ Minnesota Twins
Hubert H. Humphrey Metrodome, Minneapolis, MN

Sun Sep 18 1988, 4:33 AM EDT
Att. 47,172 - Dome

livebaseballscorecards.com

AB	36
R	5
H	10
RBI	5
BB	6
SO	5
LOB	22



WP:	2	PA:	43
PB:	0		
SB:	0		
CS:	0		

AB	4	R	1	H	1	RBI	0	BB	1	SO	0	LOB	2
	0	0	0	0	0	0	0	0	0	0	0		

	5	3	3	0	0	0	0	0	1				
--	---	---	---	---	---	---	---	---	---	--	--	--	--

	5	0	1	1	0	1	3						
--	---	---	---	---	---	---	---	--	--	--	--	--	--

	4	0	1	3	0	1	1						
--	---	---	---	---	---	---	---	--	--	--	--	--	--

	2	0	0	0	3	1	3						
--	---	---	---	---	---	---	---	--	--	--	--	--	--

	3	0	2	1	0	0	2						
	1	0	0	0	1	0	1						

	3	0	0	0	0	1	4						
	1	0	0	0	0	0	0						

	1	0	0	0	0	0	2						
--	---	---	---	---	---	---	---	--	--	--	--	--	--

	3	0	0	0	0	0	0						
	0	0	0	0	0	0	0						
	1	0	1	0	0	0	0						
	0	0	0	0	0	0	0						

1B:	7	SF:	0
2B:	3	SAC:	0
3B:	0	DP:	1
HR:	0	HBP:	1

Batter	1	2	3	4	5	6	7	8	9
Dan Gladden, R OBP: 0.316, SLG: 0.402 Doug Baker, S	F8		1B BB	1B		G6-3		P2	
Tom Herr, S OBP: 0.344, SLG: 0.313	G6-3		1B BB	F8			1B G5-3	E9 G6-3	
Kirby Puckett, R OBP: 0.365, SLG: 0.534	K		P3		F8		2B G5-3	G6-3	
Gary Gaetti, R OBP: 0.355, SLG: 0.556		F8	1B FC6-4		1B BB		1B G5-3	K	
Gene Larkin, S OBP: 0.384, SLG: 0.395		1B BB	1B FC6-4		1B G6-3		K	WP BB	
Tim Laudner, R OBP: 0.319, SLG: 0.411 Randy Bush, L OBP: 0.360, SLG: 0.436		1B	1B		G6-3		F8	BB	
Greg Gagne, R OBP: 0.286, SLG: 0.391 John Moses, S OBP: 0.364, SLG: 0.423		K	G5-3			G5-3		L7	P6
Jim Dwyer, L OBP: 0.365, SLG: 0.352									
Mark Davidson, R OBP: 0.298, SLG: 0.324 Tom Nieto, R OBP: 0.111, SLG: 0.077 Eric Bullock, L OBP: 0.333, SLG: 0.143 Brian Harper, R OBP: 0.337, SLG: 0.427	F6			K		G4-3		FC6-4 1B	
Al Newman, S OBP: 0.314, SLG: 0.260			1B BB	G4-3				FC6-4	

Inning Stats	R: 0	H: 0	E: 0	K: 1	S: 8	R: 0	H: 1	E: 0	K: 1	S: 8	R: 0	H: 3	E: 0	K: 0	S: 14	R: 0	H: 1	E: 0	K: 1	S: 9	R: 0	H: 0	E: 0	K: 0	S: 10	R: 0	H: 1	E: 0	K: 0	S: 9	R: 1	H: 2	E: 0	K: 1	S: 9	R: 0	H: 1	E: 0	K: 0	S: 11	R: 1	H: 1	E: 1	K: 1	S: 12	1B: 7	2B: 3	3B: 0	HR: 0	SF: 0	SAC: 0	DP: 1	HBP: 1	WP: 2	PA: 43
--------------	------	------	------	------	------	------	------	------	------	------	------	------	------	------	-------	------	------	------	------	------	------	------	------	------	-------	------	------	------	------	------	------	------	------	------	------	------	------	------	------	-------	------	------	------	------	-------	-------	-------	-------	-------	-------	--------	-------	--------	-------	--------

PITCHER	IP	WLS	BF	H	R	ER	SO	BB	IBB	HBP	BLK	WP	HR	S	P	ERA	WHIP
Ken Patterson, L ERA: 4.76	4.0		20	5	3	3	3	3	0	0	0	0	0	39	72	6.75	2.000
Tom McCarthy, R ERA: 3.0	2.0	W	10	3	1	1	0	1	0	1	0	0	0	23	34	4.50	2.000
Barry Jones, R ERA: 2.97	2.2		12	2	1	1	2	2	0	0	0	1	0	26	48	3.38	1.500
Bobby Thigpen, R ERA: 3.13	0.1	S	1	0	0	0	0	0	0	0	0	0	0	2	3	0.00	0.000

Batter	1	2	3	4	5	6	7	8	9	AB R H RBI BB SO LOB	TOP		
John Moses, S (1, 7) OBP: 0.365, SLG: 0.423	3-2 F9 BLK 4-3 1B		1-3 K		0-2 G6-3		0-0 FC6-4 1B		1-1 P7	5 1 2 0 0 1 1	Minnesota Twins @ Oakland Athletics Oakland-Alameda County Coliseum, Oakland, CA Mon Sep 19 1988, 7:05 PM PDT Att. 42,186 - Unknown - 61 F		
Tom Herr, S (1, 4) OBP: 0.343, SLG: 0.312	1-2 F9 1-3		1-1 1B 1-2 1B		1-1 F8		2-3 K			4 1 1 0 0 1 2			
Randy Bush, L (1, 9) OBP: 0.360, SLG: 0.435 Dan Gladden, R (7, PH) OBP: 0.316, SLG: 0.401	2-1 4-3		1-2 F9 1B 1-3 2-H 1B		1-1 G4-3		1-1 L4			3 0 1 2 0 0 0 1 0 0 0 0 0 1			
Kirby Puckett, R (1, 8) OBP: 0.364, SLG: 0.532	2-3 K		0-1 1-2 3-H 1B		0-0 F9		1-1 FC6-4			4 0 1 1 0 1 1			
Jim Dwyer, L (1, 10) OBP: 0.375, SLG: 0.365 John Christensen, R (8, PH) OBP: 0.351, SLG: 0.412 Eric Bullock, L (8, PH) OBP: 0.300, SLG: 0.125		0-0 6-3 1B	2-0 F9		3-2 BB 1B		2-2 F7			3 0 2 0 0 0 2 0 0 0 0 0 0 0 1 0 0 0 0 0 0			
Gene Larkin, S (1, 3) OBP: 0.383, SLG: 0.393		1-1 P4	2-0 F8		4-1 BB 1-2 BB		2-2 G3			3 0 0 0 1 0 3			
Tim Laudner, R (1, 2) OBP: 0.316, SLG: 0.406		1-1 6-3		2-3 K		1-3 K		1-3 K		4 0 0 0 0 3 3			
Al Newman, S (1, 5) OBP: 0.313, SLG: 0.257		0-0 F8		1-2 L1		4-2 BB 1-2 2-3 BB		1-1 G3		3 0 0 0 1 0 1			
Greg Gagne, R (1, 6) OBP: 0.287, SLG: 0.391 Gary Gaetti, R (6, PH) OBP: 0.355, SLG: 0.555 Doug Baker, S (6, 6) Brian Harper, R (9, PH) OBP: 0.335, SLG: 0.424			1-2 1B 1B		0-3 K		0-0 F7		1-2 G5-3	2 1 1 0 0 1 0 1 0 0 0 0 0 3 0 0 0 0 0 0 0 1 0 0 0 0 0 0			
Inning Stats	R: 1 H: 1 E: 0 LOB: 0 K: 1 BB: 0 S: 12 P: 20	R: 0 H: 1 E: 0 LOB: 1 K: 0 BB: 0 S: 6 P: 8	R: 2 H: 4 E: 0 LOB: 2 K: 1 BB: 0 S: 17 P: 25	R: 0 H: 0 E: 0 LOB: 0 K: 2 BB: 0 S: 13 P: 16	R: 0 H: 0 E: 0 LOB: 0 K: 0 BB: 0 S: 8 P: 10	R: 0 H: 1 E: 0 LOB: 3 K: 1 BB: 2 S: 19 P: 31	R: 0 H: 1 E: 0 LOB: 1 K: 1 BB: 0 S: 8 P: 12	R: 0 H: 0 E: 0 LOB: 0 K: 1 BB: 0 S: 11 P: 16	R: 0 H: 0 E: 0 LOB: 0 K: 0 BB: 0 S: 10 P: 13	1B: 8 SF: 0 2B: 0 SAC: 0 3B: 0 DP: 0 HR: 0 HBP: 0		WP: 0 PA: 37 PB: 0 SB: 0 CS: 0	
PITCHER	IP WLS BF H R ER SO BB IBB HBP BLK WP HR S P ERA WHIP											PITCHER	IP WLS BF H R ER SO BB IBB HBP BLK WP HR S P ERA WHIP
Dave Stewart, R (1, 1) ERA: 3.33	6.1 W 29 8 3 3 6 2 0 0 0 0 0 0 79 116 4.26 1.579												
Rick Honeycutt, L (7, 1) ERA: 3.7	0.2 2 0 0 0 0 0 0 0 0 0 0 0 4 6 0.00 0.000												
Dennis Eckersley, R (8, 1) ERA: 2.36	2.0 S 6 0 0 0 1 0 0 0 0 0 0 0 21 29 0.00 0.000												

livebaseballscorecards.com

AB 35
R 3
H 8
RBI 3
BB 2
SO 7
LOB 17



Batter	1	2	3	4	5	6	7	8	9
Luis Polonia, L (1, 7) OBP: 0.346, SLG: 0.391	3-2 FC3-6 1B	4-1 1-2 2-3 BB	0-1 FC5-2 1-2 3-H			1-1 S 1B		4-0 SH1-4 1-2 BB	
Dave Henderson, R (1, 8) OBP: 0.359, SLG: 0.533	1-2 FC3-6 G4-6-3 1-2f	0-3 BB		0-0 F9		2-1 F7		0-0 SH1-4 1-2 2-3	
Jose Canseco, R (1, 9) OBP: 0.386, SLG: 0.564	2-0 G4-6-3 1-2f		1-1 HR 1B	2-2 CS 1B		4-0 1-2 IBB		2-2 L6	
Dave Parker, L (1, 10) OBP: 0.310, SLG: 0.394		1-2 F7	1-1 HR 1B	3-2 1-2 1B		0-1 G3		0-0 G3-1	
Carney Lansford, R (1, 5) OBP: 0.333, SLG: 0.369		4-2 1B E BB	1-1 FC3-6 1B	2-2 P6			2-3 K		
Terry Steinbach, R (1, 2) OBP: 0.330, SLG: 0.395 Lance Blankenship, R (7, PR) Ron Hassey, L (8, 2) OBP: 0.319, SLG: 0.370		1-2 E8 WP 1B 1B	3-1 F8		2-1 F8		4-1 BLK BB		
Stan Javier, S (1, 3) OBP: 0.320, SLG: 0.326		1-2 BB 1B 1B 2-H	1-0 FC3-6 1B 1B		2-0 P5		0-0 F7		
Walt Weiss, S (1, 6) OBP: 0.306, SLG: 0.308		2-3 K	0-1 1B FC5-2 1B		3-2 G3-1		1-1 G3		
Mike Gallego, R (1, 4) OBP: 0.297, SLG: 0.253		2-2 BB 1B	1-0 FC5-2 1B			1-1 F8		4-0 SH1-4 BB BB	

AB	R	H	RBI	BB	SO	LOB
3	0	2	0	2	0	2
4	0	0	0	0	1	5
4	1	2	0	1	0	3
5	1	2	2	0	0	4
3	1	1	0	1	1	1
3	1	1	0	1	0	1
0	0	0	0	0	0	0
0	0	0	0	0	0	0
4	1	1	1	0	0	2
4	0	1	0	0	1	2
3	0	2	1	1	0	0

BOTTOM

Minnesota Twins @ Oakland Athletics
Oakland-Alameda County Coliseum, Oakland, CA
 Mon Sep 19 1988, 7:05 PM PDT
 Att: 42,186 - Unknown - 61 F

livebaseballscorecards.com

AB	33
R	5
H	12
RBI	4
BB	6
SO	3
LOB	20



1B: 11	SF: 0	WP: 1	PA: 40
2B: 0	SAC: 1	PB: 0	
3B: 0	DP: 1	SB: 1	
HR: 1	HBP: 0	CS: 1	

Inning Stats	R: 0	H: 1	E: 0	K: 0	S: 7	LOB: 0	BB: 0	P: 13
R: 2	H: 3	E: 1	K: 2	S: 25	LOB: 3	BB: 2	P: 40	
R: 3	H: 5	E: 0	K: 0	S: 15	LOB: 2	BB: 0	P: 22	
R: 0	H: 2	E: 0	K: 0	S: 11	LOB: 1	BB: 0	P: 18	
R: 0	H: 0	E: 0	K: 0	S: 7	LOB: 0	BB: 0	P: 14	
R: 0	H: 1	E: 0	K: 0	S: 9	LOB: 2	BB: 1	P: 16	
R: 0	H: 0	E: 0	K: 1	S: 7	LOB: 2	BB: 1	P: 14	
R: 0	H: 0	E: 0	K: 0	S: 5	LOB: 2	BB: 2	P: 15	

PITCHER	IP	WLS	BF	H	R	ER	SO	BB	IBB	HBP	BLK	WP	HR	S	P	ERA	WHIP
Freddie Toliver, R (1, 1) ERA: 4.05	2.2	L	17	8	5	5	2	2	2	0	0	1	1	44	71	16.88	3.750
Roy Smith, R (3, 1) ERA: 3.12	3.1		14	4	0	0	0	0	1	0	0	0	0	30	52	0.00	1.200
Juan Berenguer, R (7, 1) ERA: 4.14	2.0		9	0	0	0	1	3	0	0	1	0	0	12	29	0.00	1.500

Batter	1	2	3	4	5	6	7	8	9	AB R H RBI BB SO LOB	TOP													
Dan Gladden, R (1, 7) OBP: 0.317, SLG: 0.401 Mark Davidson, R (7, PR) OBP: 0.296, SLG: 0.320 (7, 7)	0-0 F9		2-2 F8		2-0 WP 1B		4-1 1B BB	2-3 K		3 0 1 0 1 0 1 1 1 0 0 0 1 2														
Tom Herr, S (1, 4) OBP: 0.344, SLG: 0.311	4-2 G1-6-3 BB		3-2 L7		2-1 L8		2-1 1B 1B		1-0 G6-3	4 1 1 0 1 0 2														
Randy Bush, L (1, 9) OBP: 0.359, SLG: 0.433 John Christensen, R (9, PH) OBP: 0.342, SLG: 0.400	1-2 G1-6-3 1-2f			3-2 P3	1-1 G6-3		0-0 1B 1B		0-2 G1-3	4 0 1 1 0 0 2 1 0 0 0 0 0 0														
Kirby Puckett, R (1, 8) OBP: 0.368, SLG: 0.534		1-1 G4-3 WP 1B		3-2 BB 1B		1-1 BB 1B	1-2 G5-4-3 1B		2-1 P3	5 0 4 1 0 0 0														
Jim Dwyer, L (1, 10) OBP: 0.385, SLG: 0.360 Gary Gaetti, R (7, PH) OBP: 0.354, SLG: 0.554		2-3 K		4-2 BB		4-0 BB	0-0 G5-4-3 1-2f			1 0 0 0 2 1 1 1 0 0 0 0 0 2														
Gene Larkin, S (1, 3) OBP: 0.381, SLG: 0.389		2-0 G4-3		1-3 K		0-1 P6		2-0 G5-3		4 0 0 0 0 1 5														
Tim Laudner, R (1, 2) OBP: 0.315, SLG: 0.405		0-2 L7		2-3 K		2-1 P6		0-0 FC5 BB 1B		4 0 1 0 0 1 5														
Al Newman, S (1, 5) OBP: 0.316, SLG: 0.258			3-2 1B		3-2 F7		3-3 K	4-2 FC5 BB		3 0 1 0 1 1 2														
Greg Gagne, R (1, 6) OBP: 0.287, SLG: 0.397			0-2 P3		2-2 HR		2-3 K	2-0 FC5		4 1 1 1 0 1 3														
Inning Stats	R: 0 E: 0 K: 0 S: 8	H: 0 LOB: 0 BB: 1 P: 13	R: 0 E: 0 K: 1 S: 9	H: 1 LOB: 1 BB: 0 P: 14	R: 0 E: 0 K: 0 S: 15	H: 1 LOB: 1 BB: 0 P: 23	R: 0 E: 0 K: 2 S: 18	H: 1 LOB: 2 BB: 1 P: 31	R: 1 E: 0 K: 1 S: 10	H: 2 LOB: 1 BB: 0 P: 21	R: 0 E: 0 K: 1 S: 10	H: 1 LOB: 2 BB: 1 P: 20	R: 2 E: 0 K: 1 S: 11	H: 3 LOB: 2 BB: 1 P: 20	R: 0 E: 0 K: 1 S: 10	H: 1 LOB: 2 BB: 1 P: 20	R: 0 E: 0 K: 0 S: 6	H: 0 LOB: 0 BB: 0 P: 9	1B: 9 2B: 0 3B: 0 HR: 1	SF: 0 SAC: 0 DP: 2 HBP: 0	WP: 2 PB: 0 SB: 0 CS: 0	PA: 40		
PITCHER	IP WLS BF H R ER SO BB IBB HBP BLK WP HR S P ERA WHIP	Storm Davis, R (1, 1) ERA: 3.46	5.0 W 23 6 1 1 3 3 0 0 0 2 1 63 109 1.80 1.800	Eric Plunk, R (6, 1) ERA: 3.08	1.1 8 3 2 2 2 1 0 0 0 0 0 0 18 32 13.50 3.000	Rick Honeycutt, L (7, 1) ERA: 3.58	2.2 S 9 1 0 0 1 1 0 0 0 0 0 17 30 0.00 0.750	PITCHER	IP WLS BF H R ER SO BB IBB HBP BLK WP HR S P ERA WHIP															

Minnesota Twins @ Oakland Athletics
Oakland-Alameda County Coliseum, Oakland, CA

Tue Sep 20 1988, 7:05 PM PDT
Att. 29,585 - Unknown - 62 F

livebaseballscorecards.com

AB	35
R	3
H	10
RBI	3
BB	5
SO	6
LOB	25



Batter	1	2	3	4	5	6	7	8	9
Tony Phillips, S OBP: 0.305, SLG: 0.301 (1, 7) (7, 9)	1-0 L9	2-0 FC4-6		0-1 1B		4-1 FC6-4 BB		0-0 HR	
Dave Henderson, R OBP: 0.360, SLG: 0.532 (1, 8)	0-1 F9	2-3 K		0-1 2B		1-1 FC6-4		1-0 1B	
Jose Canseco, R OBP: 0.389, SLG: 0.568 Luis Polonia, L OBP: 0.348, SLG: 0.392 (6, PH) (7, 7)	1-2 1B		4-2 SH5-3 S SF8 BB	1-1 2B		3-3 K		0-1 1B	
Carney Lansford, R OBP: 0.333, SLG: 0.368 (1, 5)	1-3 K		0-1 SH5-3	0-0 F8			0-3 K	0-0 1B	
Terry Steinbach, R OBP: 0.331, SLG: 0.394 (1, 2)		0-1 1B	2-0 SF8		1-1 L4		2-3 K	4-1 1B	
Don Baylor, R OBP: 0.340, SLG: 0.343 (1, 10)		0-0 2B	0-1 P3		0-1 1B		0-2 HR	1-0 HBP	
Stan Javier, S OBP: 0.319, SLG: 0.324 (1, 3)		1-3 K		3-3 K	1-0 G6-4-3		0-1 F8	0-0 1B	
Mike Gallego, R OBP: 0.296, SLG: 0.256 (1, 4)		0-1 1B		3-2 P2		1-0 F8		6-3	
Walt Weiss, S OBP: 0.312, SLG: 0.315 (1, 6)		0-0 FC4-6 1B		0-1 2B		2-2 FC6-4 2B		4-2 HR	

Inning Stats	R: 0	H: 1	E: 0	K: 10	S: 10	R: 3	H: 4	E: 0	K: 2	S: 13	R: 1	H: 0	E: 0	K: 0	S: 8	R: 2	H: 4	E: 0	K: 1	S: 15	R: 0	H: 1	E: 0	K: 0	S: 5	R: 0	H: 1	E: 0	K: 1	S: 12	R: 1	H: 1	E: 0	K: 2	S: 12	R: 5	H: 5	E: 0	K: 0	S: 14	1B: 11	SF: 1	2B: 4	SAC: 1	3B: 0	DP: 2	HR: 2	HBP: 1	WP: 0	PA: 44
--------------	------	------	------	-------	-------	------	------	------	------	-------	------	------	------	------	------	------	------	------	------	-------	------	------	------	------	------	------	------	------	------	-------	------	------	------	------	-------	------	------	------	------	-------	--------	-------	-------	--------	-------	-------	-------	--------	-------	--------

PITCHER	IP	WLS	BF	H	R	ER	SO	BB	IBB	HBP	BLK	WP	HR	S	P	ERA	WHIP
Frank Viola, L ERA: 2.54 (1, 1)	3.2	L	21	9	6	6	4	1	0	0	0	0	0	45	66	14.73	2.727
Mark Portugal, R ERA: 4.53 (4, 1)	2.0		8	2	0	0	0	1	0	0	0	0	0	14	24	0.00	1.500
German Gonzalez, R ERA: 3.54 (6, 1)	1.2		12	5	6	6	3	2	0	0	0	0	2	27	42	32.40	4.200
Dan Schatzeder, L ERA: 7.03 (8, 1)	0.2		3	1	0	0	0	0	0	1	0	0	0	3	5	0.00	1.500

AB R H RBI BB SO LOB

4	2	2	3	1	0	1
5	1	2	1	0	1	3
2	1	2	0	1	0	0
2	1	1	0	0	1	2
4	1	1	0	0	2	3
3	1	1	2	1	1	0
4	2	3	2	0	0	0
5	0	1	1	0	2	3
5	1	1	1	0	0	3
3	2	3	2	1	0	0

AB	37
R	12
H	17
RBI	12
BB	4
SO	7
LOB	15



Minnesota Twins @ Oakland Athletics
Oakland-Alameda County Coliseum, Oakland, CA
Tue Sep 20 1988, 7:05 PM PDT
Att: 29,585 - Unknown - 62 F

livebaseballscores.com

Batter	1	2	3	4	5	6	7	8	9	AB R H RBI BB SO LOB	TOP											
John Moses, S (1, 7) OBP: 0.367, SLG: 0.429	0-1 G3-1		2-0 FC4-6 1B		3-2 F8			0-0 E PB G4-3 1B		4 2 2 0 0 0 0												
Tom Herr, S (1, 4) OBP: 0.343, SLG: 0.308	0-0 G4-3		4-2 FC4-6 BB		1-2 G4-3			1-2 E6 G4-3 BB		3 0 0 0 1 0 1												
Randy Bush, L (1, 9) OBP: 0.359, SLG: 0.432 John Christensen, R (8, PH) OBP: 0.359, SLG: 0.400	2-2 CS 1B		2-2 FC4-6 BB 1B		1-3 K			4-2 G4-3 BB		3 0 1 0 0 1 2 0 0 0 0 1 0 0												
Kirby Puckett, R (1, 8) OBP: 0.368, SLG: 0.534 Mark Davidson, R (8, 8) OBP: 0.296, SLG: 0.320	1-1 CS	1-0 G3-1 BB G6-3 1B	0-0 BB 1B		1-3 K			1-0 F8		4 1 2 1 0 1 3 0 0 0 0 0 0 0												
Jim Dwyer, L (1, 10) OBP: 0.389, SLG: 0.351		4-0 SAFE SAFE G3-1 BB	4-1 BB BB		0-2 L5			2-2 G4-3		2 0 0 1 2 0 2												
Gene Larkin, S (1, 3) OBP: 0.378, SLG: 0.386		1-2 G3-1	3-3 K		2-2 F7			0-0 P5		4 0 0 0 0 1 7												
Al Newman, S (1, 5) OBP: 0.311, SLG: 0.253		0-0 G6-3		2-1 F7				0-0 F8		4 0 0 1 0 1 1												
Tom Nieto, R (1, 2) OBP: 0.105, SLG: 0.073 Eric Bullock, L (9, PH) OBP: 0.273, SLG: 0.111		1-2 G3		2-3 K2-3				0-1 G5-3		3 0 0 0 0 1 1 1 0 0 0 0 0 0												
Doug Baker, S (1, 6) Gary Gaetti, R (9, PH) OBP: 0.353, SLG: 0.552			3-2 L6	2-3 K				1-0 F9		3 0 0 0 0 1 0 1 0 0 0 0 0 0												
Inning Stats	R: 0 E: 0 K: 0 S: 8	H: 1 LOB: 0 BB: 0 P: 11	R: 1 E: 0 K: 0 S: 8	H: 1 LOB: 1 BB: 1 P: 15	R: 1 E: 0 K: 1 S: 17	H: 2 LOB: 3 BB: 2 P: 35	R: 0 E: 0 K: 2 S: 9	H: 0 LOB: 0 BB: 0 P: 15	R: 0 E: 0 K: 1 S: 10	H: 0 LOB: 0 BB: 0 P: 15	R: 0 E: 0 K: 1 S: 10	H: 0 LOB: 0 BB: 0 P: 13	R: 0 E: 0 K: 0 S: 4	H: 0 LOB: 0 BB: 0 P: 5	R: 1 E: 1 K: 0 S: 11	H: 1 LOB: 2 BB: 1 P: 19	R: 0 E: 0 K: 1 S: 5	H: 0 LOB: 0 BB: 0 P: 7	1B: 4 2B: 1 3B: 0 HR: 0	SF: 0 SAC: 0 DP: 0 HBP: 0	WP: 0 PB: 1 SB: 0 CS: 1	PA: 37
PITCHER	IP WLS BF H R ER SO BB IBB HBP BLK WP HR S P ERA WHIP																				PITCHER	IP WLS BF H R ER SO BB IBB HBP BLK WP HR S P ERA WHIP
Bob Welch, R (1, 1) ERA: 3.63	7.0 W 28 5 3 2 5 3 0 0 0 0 0 67 110 2.57 1.143																					
Greg Cadaret, L (8, 1) ERA: 2.25	0.0 0 2 0 0 0 0 1 0 0 0 0 0 5 10 ∞ ∞																					
Gene Nelson, R (8, 1) ERA: 3.28	1.0 0 3 0 0 0 0 0 0 0 0 0 0 5 8 0.00 0.000																					
Dennis Eckersley, R (9, 1) ERA: 2.33	1.0 S 3 0 0 0 1 0 0 0 0 0 0 5 7 0.00 0.000																					

Minnesota Twins @ Oakland Athletics
Oakland-Alameda County Coliseum, Oakland, CA
Wed Sep 21 1988, 3:33 AM PDT
Att. 23,200 - Sunny

livebaseballscorecards.com

AB	32
R	3
H	5
RBI	3
BB	4
SO	6
LOB	17



Minnesota Twins @ California Angels
 Anaheim Stadium, Anaheim, CA

Thu Sep 22 1988, 10:05 PM EDT
 Att: 20,338 - Unknown

livebaseballscorecards.com



Batter	1	2	3	4	5	6	7	8	9	AB	R	H	RBI	BB	SO	LOB
John Moses, S OBP: 0.373, SLG: 0.431 (1, 9) (8, 7)	P4		SF8 1B	G4-6-3 1B		FC3-6 S		IBB		4	1	2	0	1	0	1
Tom Herr, S OBP: 0.341, SLG: 0.306 Mark Davidson, R OBP: 0.296, SLG: 0.320 (1, 4) (8, 9)	K		1B	G4-6-3 1-2f		P5		P4		5	0	1	1	0	1	5
Randy Bush, L OBP: 0.360, SLG: 0.440 Gary Gaetti, R OBP: 0.352, SLG: 0.551 Kent Hrbek, L OBP: 0.388, SLG: 0.524 (1, 3) (8, PH) (8, 3)	CS 1B		SF8 3-H		1B	G5-3		F9		3	1	2	1	0	0	1
Kirby Puckett, R OBP: 0.369, SLG: 0.533 (1, 8)	CS 1-2	K	1B		2B		E6 CS HBP		G1-3	5	2	2	1	0	1	0
Jim Dwyer, L OBP: 0.390, SLG: 0.338 (1, 10)		G4-3	1B		F8		L4-6 CS HBP		F8	3	0	0	0	1	0	1
Brian Harper, R OBP: 0.349, SLG: 0.438 (1, 2)		1B	1B		2B		L4-6 1-3 2-3		BB	4	0	3	2	1	0	2
Eric Bullock, L OBP: 0.333, SLG: 0.231 Steve Lombardozzi, R OBP: 0.292, SLG: 0.294 (1, 7) (8, 4)		1B	P7		G1-3				F9	4	1	2	0	0	0	3
Al Newman, S OBP: 0.307, SLG: 0.250 (1, 5)	FC6 1-2f				F7				F9	1	0	0	0	0	0	1
Greg Gagne, R OBP: 0.288, SLG: 0.398 (1, 6)		FC6			G4-3				F9	3	0	0	0	0	0	3
			1B		1B				SH PB	3	0	0	0	0	0	3
			1B		1B				SH PB	4	1	2	0	0	0	1

Inning Stats	R: 0	H: 1	E: 0	K: 1	S: 8	P: 12	R: 0	H: 2	E: 0	K: 1	S: 13	P: 22	R: 3	H: 5	E: 0	K: 0	S: 15	P: 23	R: 0	H: 2	E: 0	K: 0	S: 9	P: 14	R: 2	H: 3	E: 0	K: 0	S: 13	P: 18	R: 0	H: 0	E: 1	K: 0	S: 8	P: 14	R: 0	H: 0	E: 1	K: 0	S: 9	P: 13	R: 1	H: 1	E: 1	K: 0	S: 13	P: 22	R: 0	H: 0	E: 0	K: 0	S: 3	P: 8
--------------	------	------	------	------	------	-------	------	------	------	------	-------	-------	------	------	------	------	-------	-------	------	------	------	------	------	-------	------	------	------	------	-------	-------	------	------	------	------	------	-------	------	------	------	------	------	-------	------	------	------	------	-------	-------	------	------	------	------	------	------

PITCHER	IP	WLS	BF	H	R	ER	SO	BB	IBB	HBP	BLK	WP	HR	S	P	ERA	WHIP
Terry Clark, R ERA: 5.07 (1, 1)	4.0	L	22	12	5	5	2	0	1	0	1	0	0	49	77	11.25	3.000
Rich Monteleone, R ERA: (5, 1)	2.0		10	1	0	0	0	0	0	1	0	0	0	19	30	0.00	0.500
Stu Cliburn, R ERA: 3.95 (7, 1)	1.2		6	1	1	0	0	0	1	0	0	0	0	18	29	0.00	0.600
Sherman Corbett, L ERA: 3.74 (8, 1)	1.1		5	0	0	0	0	1	0	0	0	0	0	5	10	0.00	0.750

AB	37
R	6
H	14
RBI	5
BB	3
SO	2
LOB	20

WP: 0	PA: 44
PB: 1	
SB: 2	
CS: 3	

1B: 12	SF: 1
2B: 2	SAC: 1
3B: 1	DP: 2
HR: 0	HBP: 1

Batter	1	2	3	4	5	6	7	8	9	AB R H RBI BB SO LOB	TOP	
Dan Gladden, R (1, 7) OBP: 0.319, SLG: 0.403 Mark Davidson, R (9, PR) OBP: 0.296, SLG: 0.320 (9, 9)	2-1 		2-2 			1-2 	3-3 		3-2 	5 1 3 1 0 1 0 0 1 0 0 0 0 0		
Tom Herr, S (1, 4) OBP: 0.344, SLG: 0.312 Doug Baker, S (9, 4)	3-2 		2-2 			2-1 		4-1 	1-2 	4 3 2 1 1 0 1 0 0 0 0 0 0 0		
Kirby Puckett, R (1, 8) OBP: 0.372, SLG: 0.538	0-1 			4-2 		0-0 		0-0 	1-1 	4 1 3 3 1 0 0		
Gary Gaetti, R (1, 10) OBP: 0.349, SLG: 0.546		0-0 		1-1 		2-0 		2-0 	3-2 	4 0 0 1 0 0 4		
Gene Larkin, S (1, 3) OBP: 0.375, SLG: 0.383		2-3 		1-2 		2-0 		0-2 		4 0 0 0 0 1 3		
Tim Laudner, R (1, 2) OBP: 0.317, SLG: 0.406		2-2 		3-2 		3-2 		0-2 		4 0 2 1 0 0 2		
John Christensen, R (1, 9) OBP: 0.357, SLG: 0.378 John Moses, S (7, 9) OBP: 0.371, SLG: 0.429 (9, 7)		0-3 			2-2 	1-2 			2-1 	2 0 0 0 0 1 2 1 0 0 0 0 0 0		
Greg Gagne, R (1, 6) OBP: 0.286, SLG: 0.394			2-2 		2-2 		1-0 		2-3 	4 0 0 0 0 1 1		
Al Newman, S (1, 5) OBP: 0.306, SLG: 0.250			1-3 		1-1 		3-3 		2-1 	4 1 1 0 0 2 0		
Inning Stats	R: 0 H: 0 E: 0 LOB: 0 K: 0 BB: 0 S: 7 P: 12	R: 0 H: 1 E: 0 LOB: 1 K: 2 BB: 0 S: 11 P: 15	R: 0 H: 1 E: 0 LOB: 1 K: 1 BB: 0 S: 13 P: 20	R: 0 H: 0 E: 0 LOB: 1 K: 0 BB: 1 S: 13 P: 22	R: 0 H: 0 E: 0 LOB: 0 K: 0 BB: 0 S: 9 P: 14	R: 3 H: 4 E: 0 LOB: 1 K: 0 BB: 0 S: 14 P: 25	R: 0 H: 0 E: 0 LOB: 0 K: 2 BB: 0 S: 7 P: 14	R: 1 H: 1 E: 0 LOB: 1 K: 0 BB: 1 S: 9 P: 15	R: 3 H: 4 E: 0 LOB: 2 K: 1 BB: 0 S: 21 P: 35	1B: 8 SF: 1 2B: 3 SAC: 0 3B: 0 DP: 1 HR: 0 HBP: 1	WP: 1 PA: 40 PB: 0 SB: 2 CS: 0	
PITCHER Chuck Finley, L (1, 1) ERA: 4.16 Stu Ciblem, R (8, 1) ERA: 4.19	IP WLS BF H R ER SO BB IBB HBP BLK WP HR S P ERA WHIP 7.0 L 30 7 4 4 5 2 0 1 0 1 0 0 76 128 5.14 1.286											PITCHER IP WLS BF H R ER SO BB IBB HBP BLK WP HR S P ERA WHIP 2.0 10 4 3 3 1 0 0 0 0 1 0 0 28 44 13.50 2.000

Minnesota Twins @ California Angels
 Anaheim Stadium, Anaheim, CA

Fri Sep 23 1988, 10:05 PM EDT
 Att. 23,902 - Unknown

livebaseballscorecards.com

AB	36
R	7
H	11
RBI	7
BB	2
SO	6
LOB	13




Batter	1	2	3	4	5	6	7	8	9	AB	R	H	RBI	BB	SO	LOB
Mark McLemore, S OBP: 0.315, SLG: 0.335 (1, 4)	2-3 K		0-0 G3		4-1 BLK BB			2-1 F9		3	0	0	0	1	1	1
Johnny Ray, S OBP: 0.339, SLG: 0.417 (1, 10)	1-2 F7		1-2 L8		1-3 K			0-1 P5		4	0	0	0	0	1	2
Jack Howell, L OBP: 0.315, SLG: 0.405 (1, 5)	2-1 G3-1			0-0 G4-3		0-1 G4-3		2-3 K		4	0	0	0	0	1	0
Wally Joyner, L OBP: 0.361, SLG: 0.427 (1, 3)		0-0 G3-1		3-2 1B 1B 1B		1-2 F8		3-1 F9		4	1	1	0	0	0	0
Chili Davis, S OBP: 0.330, SLG: 0.444 (1, 9)		3-2 G4-3		1-2 1B 1B		1-0 G1-3		2-3 K		4	0	1	0	0	1	0
Jim Eppard, L OBP: 0.357, SLG: 0.343 (1, 7)		4-1 BB		2-2 P5		1-3 K		1-1 E 1B		3	0	1	0	1	1	2
Dante Bichette, R OBP: 0.292, SLG: 0.292 (1, 8)		0-0 P4		2-2 PO 1B		0-0 1B		2-1 E6		4	0	2	1	0	0	2
Darrell Miller, R OBP: 0.285, SLG: 0.290 (1, 2)			1-0 G4-3 2B	3-2 PO 1-2	2-3 K	1-1 F9		2-3 K		4	0	1	0	0	2	3
Dick Schofield, R OBP: 0.306, SLG: 0.325 (1, 6)			1-2 G4-3		1-0 L7	1-2 F8				3	0	0	0	0	0	2

Inning Stats	R: 0	H: 0	E: 0	K: 1	S: 10	R: 0	H: 0	E: 0	K: 0	S: 6	R: 0	H: 1	E: 0	K: 0	S: 11	R: 1	H: 3	E: 0	K: 0	S: 17	R: 0	H: 0	E: 0	K: 2	S: 9	R: 0	H: 0	E: 0	K: 1	S: 11	R: 0	H: 0	E: 0	K: 1	S: 8	R: 0	H: 0	E: 1	K: 2	S: 12	R: 0	H: 1	E: 1	K: 2	S: 12	1B: 5	SF: 0	2B: 1	SAC: 0	3B: 0	DP: 0	HR: 0	HBP: 0	WP: 0	PA: 36
Charlie Lea, R ERA: 4.85 (1, 1)	IP	WLS	BF	H	R	ER	SO	BB	IBB	HBP	BLK	WP	HR	S	P	ERA	WHIP																																						
Roy Smith, R ERA: 2.61 (5, 1)	5.0	W	19	2	0	0	6	1	0	0	1	0	0	46	73	0.00	0.600																																						

Minnesota Twins @ California Angels
Anaheim Stadium, Anaheim, CA
 Fri Sep 23 1988, 10:05 PM EDT
 Att. 23,902 - Unknown

livebaseballscorecards.com

AB 33
R 1
H 6
RBI 1
BB 2
SO 7
LOB 12



Batter	1	2	3	4	5	6	7	8	9	AB R H RBI BB SO LOB	TOP									
Al Newman, S (1, 5) OBP: 0.305, SLG: 0.247	4-2 CS BB		0-2 G6-3			0-0 G4-3		2-3 K		3 0 0 0 1 1 0										
Tom Herr, S (1, 4) OBP: 0.346, SLG: 0.312	0-2 F8				0-0 G4-3 1B	1-1 F7		4-0 1B BB		3 0 1 0 1 0 1										
Randy Bush, L (1, 9) OBP: 0.363, SLG: 0.441	2-2 FC4-6 1B				1-0 G4-3		4-2 2B BB	2-2 SAFE 1B		3 1 2 0 1 0 1										
Greg Gagne, R (9, 6) OBP: 0.286, SLG: 0.394	1-2				1-2			1-2 1B		0 0 0 0 0 0 0										
Kirby Puckett, R (1, 8) OBP: 0.371, SLG: 0.537	1-1 FC4-6				3-2 F8		1-0 SAFE SF8 2B	1-2 G1-3		4 1 1 1 0 0 3										
Kent Hrbek, L (1, 3) OBP: 0.387, SLG: 0.522					1-0 L7		0-2 G6-3		0-0 1B SF7 1B	4 0 1 0 0 0 1										
Mark Davidson, R (9, PR) OBP: 0.296, SLG: 0.320										0 1 0 0 0 0 0										
Dan Gladden, R (1, 7) OBP: 0.321, SLG: 0.403					4-1 B1-3 BB		3-1 SF8		2-1 SAFE G4-3 1B	2 0 1 1 1 1 0										
Jim Dwyer, L (1, 10) OBP: 0.385, SLG: 0.329					0-1 B1-3		4-2 BB		0-0 SF7	2 0 0 1 1 0 1										
Steve Lombardozzi, R (1, 6) OBP: 0.289, SLG: 0.290					0-0 F8		3-2 L8		0-1 G4-3	3 0 0 0 0 0 2										
Gene Larkin, S (9, PH) OBP: 0.375, SLG: 0.382									1-2f	1 0 0 0 0 0 1										
Tom Nieto, R (1, 2) OBP: 0.100, SLG: 0.069					1-1 G6-3		3-2 F9		1-3 K	3 0 0 0 0 1 0										
Inning Stats	R: 0 E: 0 K: 0 S: 11	H: 1 LOB: 1 BB: 1 P: 18	R: 0 E: 0 K: 1 S: 7	H: 0 LOB: 0 BB: 0 P: 12	R: 0 E: 0 K: 0 S: 7	H: 0 LOB: 0 BB: 0 P: 8	R: 0 E: 0 K: 0 S: 5	H: 1 LOB: 0 BB: 0 P: 9	R: 0 E: 0 K: 0 S: 5	H: 0 LOB: 1 BB: 1 P: 10	R: 2 E: 0 K: 0 S: 15	H: 1 LOB: 1 BB: 2 P: 30	R: 0 E: 0 K: 2 S: 12	H: 1 LOB: 2 BB: 1 P: 22	R: 1 E: 0 K: 0 S: 6	H: 2 LOB: 1 BB: 0 P: 8	1B: 5 2B: 1 3B: 0 HR: 0	SF: 2 SAC: 0 DP: 1 HBP: 0	WP: 0 PB: 0 SB: 0 CS: 1	PA: 35
PITCHER Mike Witt, R (1, 1) ERA: 4.01	IP: 9.0 WLS: L BF: 35 H: 6 R: 3 ER: 3 SO: 3 BB: 5 IBB: 0 HBP: 0 BLK: 0 WP: 0 HR: 0 S: 74 P: 127 ERA: 3.00 WHIP: 1.222																			
PITCHER	IP: 9.0 WLS: L BF: 35 H: 6 R: 3 ER: 3 SO: 3 BB: 5 IBB: 0 HBP: 0 BLK: 0 WP: 0 HR: 0 S: 74 P: 127 ERA: 3.00 WHIP: 1.222																			

Minnesota Twins @ California Angels
Anaheim Stadium, Anaheim, CA
Sat Sep 24 1988, 10:05 PM EDT
Att: 25,290 - Unknown

livebaseballscorecards.com

AB	28
R	3
H	6
RBI	3
BB	5
SO	3
LOB	10



BOTTOM

Minnesota Twins @ California Angels
Anaheim Stadium, Anaheim, CA
Sat Sep 24 1988, 10:05 PM EDT
Att. 25,290 - Unknown

livebaseballscorecards.com

AB 30
R 2
H 7
RBI 2
BB 4
SO 2
LOB 19



WP: 0 PA: 37
PB: 1
SB: 0
CS: 0

AB R H RBI BB SO LOB

3 0 0 0 0 0 2

3 0 1 2 1 0 0

3 0 1 0 1 1 2

4 0 0 0 0 0 6

4 0 1 0 0 0 4

3 0 1 0 1 0 0

3 0 0 0 0 0 2

0 0 0 0 0 0 0

2 0 0 0 0 1 2
1 0 1 0 0 0 0
0 1 0 0 0 0 0
1 0 0 0 0 0 1

3 1 2 0 1 0 0

Batter	1	2	3	4	5	6	7	8	9
Mark McLemore, S (1, 4) OBP: 0.311, SLG: 0.330	1-2 F8		2-2 F7			2-1 SH1-4		2-0 SH1-4	0-0 F9
Johnny Ray, S (1, 10) OBP: 0.340, SLG: 0.417	1-2 G6-3		2-1 L9			4-2 FC6-4 BB		1-0 1B	
Jack Howell, L (1, 5) OBP: 0.316, SLG: 0.405	1-0 G4-3			4-0 G4-6-3 BB		1-3 K		2-2 1B	
Wally Joyner, L (1, 3) OBP: 0.359, SLG: 0.424		0-1 G4-3		0-0 F8		3-1 FC6-4		1-2 F8	
Chili Davis, S (1, 9) OBP: 0.329, SLG: 0.442		2-1 BB 1B		0-0 G4-6-3			0-1 G3	1-1 G3	
Jim Eppard, L (1, 7) OBP: 0.362, SLG: 0.343		4-2 BB		2-2 G4-3		0-1 G4-3		3-2 1B SH5-3 1B	
Dante Bichette, R (1, 8) OBP: 0.259, SLG: 0.259		2-1 L8		1-2 F9		1-1 F9		0-0 SH5-3	
Devon White, S (9, PH) OBP: 0.296, SLG: 0.387								1-2	
Darrell Miller, R (1, 2) OBP: 0.281, SLG: 0.286		2-3 K		1-2 G4-3				0-1 SH1-4 BB 1B	1-2 F7
Brian Downing, R (8, PH) OBP: 0.361, SLG: 0.435								1-2 1B	
Thad Bosley, L (8, PR) OBP: 0.306, SLG: 0.313								4-0 SH1-4	
Bob Boone, R (9, 2) OBP: 0.351, SLG: 0.386								1-2 1B BB	
Dick Schofield, R (1, 6) OBP: 0.309, SLG: 0.327			0-2 G1-3			0-0 PB SH1-4 1B			0-0

Inning Stats	R: 0	H: 0	E: 0	K: 0	S: 8	R: 0	H: 1	E: 0	K: 1	S: 11	R: 0	H: 0	E: 0	K: 0	S: 11	R: 0	H: 0	E: 0	K: 0	S: 10	R: 0	H: 0	E: 0	K: 0	S: 10	R: 0	H: 1	E: 0	K: 1	S: 10	R: 0	H: 0	E: 0	K: 0	S: 6	R: 2	H: 3	E: 0	K: 0	S: 12	R: 0	H: 2	E: 0	K: 0	S: 10	R: 0	H: 2	E: 0	K: 0	S: 10	1B: 7	2B: 0	3B: 0	HR: 0	SF: 0	SAC: 3	DP: 1	HBP: 0	WP: 0	PA: 37
--------------	------	------	------	------	------	------	------	------	------	-------	------	------	------	------	-------	------	------	------	------	-------	------	------	------	------	-------	------	------	------	------	-------	------	------	------	------	------	------	------	------	------	-------	------	------	------	------	-------	------	------	------	------	-------	-------	-------	-------	-------	-------	--------	-------	--------	-------	--------

PITCHER	IP	WLS	BF	H	R	ER	SO	BB	IBB	HBP	BLK	WP	HR	S	P	ERA	WHIP
Freddie Toliver, R (1, 1) ERA: 3.95	7.0		27	3	2	2	2	4	0	0	0	0	0	60	100	2.57	1.000
Jeff Reardon, R (8, 1) ERA: 2.55	2.0	W	10	4	0	0	0	0	0	0	0	0	0	20	31	0.00	2.000

PITCHER	IP	WLS	BF	H	R	ER	SO	BB	IBB	HBP	BLK	WP	HR	S	P	ERA	WHIP
---------	----	-----	----	---	---	----	----	----	-----	-----	-----	----	----	---	---	-----	------

Batter	1	2	3	4	5	6	7	8	9	AB R H RBI BB SO LOB	TOP
Dan Gladden, R (1, 7) OBP: 0.320, SLG: 0.400	2-2 G4-3		2-2 G4-3		3-2 G5-3		4-1 G3-1 S S BB	3-1 FC5-4 1-2f		4 1 0 0 1 0 2	
Tom Herr, S (1, 4) OBP: 0.346, SLG: 0.313	2-2 P5		0-3 K		0-0 1B 1B		1-0 G3-1 1-3	1-2 E S SF8 1B		5 1 2 0 0 1 1	
Randy Bush, L (1, 9) OBP: 0.365, SLG: 0.441 John Moses, S (8, 9) OBP: 0.369, SLG: 0.426	1-0 G4-3		4-1 FC6-4 BB		0-0 1-2 1B		2-1 F9 3-H	2-2 G4-3 1-3		3 0 1 0 1 0 0 1 0 0 0 0 0 1	
Kirby Puckett, R (1, 8) OBP: 0.371, SLG: 0.542 Mark Davidson, R (9, 9) OBP: 0.296, SLG: 0.320		1-0 E 1B E 1B	0-0 FC6-4 1-2f		0-3 K		0-1 HR	2-2 SF8 3-H		4 2 2 2 0 1 3 0 0 0 0 0 0 0	
Kent Hrbek, L (1, 3) OBP: 0.387, SLG: 0.521 Gene Larkin, S (8, PH) OBP: 0.373, SLG: 0.380		1-0 E E SF7 1B		1-0 G3		3-3 K	0-1 F7	1-1 F8		3 1 1 0 0 1 2 2 0 0 0 0 0 0	
Tim Laudner, R (1, 2) OBP: 0.317, SLG: 0.404		0-3 K		0-0 BB 1B		0-2 F7	1-0 G6-3			4 0 1 0 0 1 2	
Jim Dwyer, L (1, 10) OBP: 0.398, SLG: 0.341		0-2 E9 1-3 3-H 1B		4-0 1-2 BB		1-0 G4-3	1-1 1B 1B			3 1 2 1 1 0 0	
Steve Lombardozzi, R (1, 6) OBP: 0.289, SLG: 0.291		1-1 SF7 3-H		1-1 F7		2-2 G5-3	1-0 1B 1-2 1B			3 0 1 1 0 0 2	
Al Newman, S (1, 5) OBP: 0.305, SLG: 0.247		3-2 G4-3		2-3 K		2-3 K	1-2 2-H FC5-4 1B			4 0 1 1 0 2 3	
Inning Stats	R: 0 E: 0 K: 0 S: 7 H: 0 LOB: 0 BB: 0 P: 12	R: 2 E: 2 K: 1 S: 15 H: 3 LOB: 1 BB: 0 P: 21	R: 0 E: 0 K: 1 S: 8 H: 0 LOB: 1 BB: 1 P: 14	R: 0 E: 0 K: 1 S: 8 H: 1 LOB: 2 BB: 1 P: 16	R: 0 E: 0 K: 2 S: 11 H: 2 LOB: 2 BB: 0 P: 17	R: 0 E: 0 K: 0 S: 8 H: 0 LOB: 0 BB: 0 P: 11	R: 1 E: 0 K: 1 S: 7 H: 0 LOB: 0 BB: 1 P: 16	R: 2 E: 0 K: 0 S: 11 H: 4 LOB: 2 BB: 0 P: 17	R: 1 E: 0 K: 0 S: 11 H: 1 LOB: 0 BB: 0 P: 17	1B: 10 2B: 0 3B: 0 HR: 1 SF: 2 SAC: 0 DP: 0 HBP: 0	WP: 0 PB: 0 SB: 3 CS: 0 PA: 41
PITCHER	IP WLS BF H R ER SO BB IBB HBP BLK WP HR S P ERA WHIP										
Dan Petry, R (1, 1) ERA: 4.06	7.2 L 35 9 5 5 6 3 0 0 0 0 0 1 72 118 5.87 1.565										
Greg Minton, R (8, 1) ERA: 2.77	1.1 6 2 1 0 0 0 0 0 0 0 0 0 14 23 0.00 1.500										

Minnesota Twins @ California Angels
Anaheim Stadium, Anaheim, CA

livebaseballscorecards.com

AB	36
R	6
H	11
RBI	5
BB	3
SO	6
LOB	16



Sun Sep 25 1988, 6:33 AM EDT
Att. 34,745 - Sunny

Batter	1	2	3	4	5	6	7	8	9	AB	R	H	RBI	BB	SO	LOB
Dick Schofield, R (1, 6) OBP: 0.307, SLG: 0.325 Chili Davis, S (9, PH) OBP: 0.330, SLG: 0.442	1-2 G4-3	1-3 K			0-0 G3		0-0 SH5-3		4-1 BB	3	0	0	0	0	1	3
Johnny Ray, S (1, 4) OBP: 0.338, SLG: 0.413	2-2 G5-3		1-2 G3		1-0 F9		2-2 G4-3		1-2 G3	5	0	0	0	0	0	3
Brian Downing, R (1, 10) OBP: 0.366, SLG: 0.444	2-2 1B		3-1 HR		4-0 IBB		4-0 IBB			2	1	2	1	2	0	0
Wally Joyner, L (1, 3) OBP: 0.357, SLG: 0.421	2-3 K		2-0 F8		2-2 F8		3-2 P5			4	0	0	0	0	1	5
Tony Armas, R (1, 7) OBP: 0.311, SLG: 0.443		1-0 1B SF9 2B	1-3 K		3-3 K		0-3 K			4	1	1	0	0	3	0
George Hendrick, R (1, 9) OBP: 0.287, SLG: 0.328		1-0 FC6-4 1B		1-0 F8		0-0 F9		3-2 G6-3		4	0	1	0	0	0	0
Dante Bichette, R (1, 8) OBP: 0.290, SLG: 0.367		0-0 SF9		0-1 PO 2B		0-1 2B		0-3 K		3	0	2	1	0	1	0
Domingo Ramos, R (1, 5) OBP: 0.269, SLG: 0.246 Jack Howell, L (9, PH) OBP: 0.316, SLG: 0.404		3-1 SAFE FC6-4 1B		1-1 F8		0-1 G3		3-3 K		3	0	0	0	0	0	3
Darrell Miller, R (1, 2) OBP: 0.293, SLG: 0.314		0-0 1B		2-1 SAFE PO		3-1 3B		0-0 G4-3 SH5-3 1B		1	0	0	0	0	0	0

Inning Stats	R: 0	H: 1	E: 0	K: 1	S: 16	R: 1	H: 3	E: 0	K: 1	S: 9	R: 1	H: 1	E: 0	K: 1	S: 9	R: 0	H: 1	E: 0	K: 0	S: 6	R: 0	H: 1	E: 0	K: 1	S: 7	R: 0	H: 1	E: 0	K: 1	S: 8	R: 0	H: 0	E: 0	K: 2	S: 10	R: 0	H: 0	E: 0	K: 1	S: 11	R: 0	H: 0	E: 0	K: 1	S: 11	1B: 4	SF: 1	2B: 3	SAC: 1	3B: 1	DP: 0	HR: 1	HBP: 0	WP: 0	PA: 39
PITCHER	IP	WLS	BF	H	R	ER	SO	BB	IBB	HBP	BLK	WP	HR	S	P	ERA	WHIP																																						
Frank Viola, L (1, 1) ERA: 2.54	7.0	W	31	9	2	2	4	0	2	0	0	0	1	65	111	2.57	1.286																																						
Juan Berenguer, R (8, 1) ERA: 4.05	2.0	S	7	0	0	0	3	1	0	0	0	0	0	21	35	0.00	0.500																																						

BOTTOM

Minnesota Twins @ California Angels
Anaheim Stadium, Anaheim, CA
Sun Sep 25 1988, 6:33 AM EDT
Att. 34,745 - Sunny

livebaseballscorecards.com

AB	33
R	2
H	9
RBI	2
BB	3
SO	7
LOB	14



Batter	1	2	3	4	5	6	7	8	9	AB R H RBI BB SO LOB	TOP
Carney Lansford, R OBP: 0.333, SLG: 0.366 (1, 5) B X	1-0 E S 1B		2-0 P3			0-0 G6-3		0-0 B1-3		4 0 1 0 0 0 1	
Dave Henderson, R OBP: 0.355, SLG: 0.517 (1, 8) SAFE SAFE 1 B C S B X	2-2 F8			2-0 6-3		2-0 F9		0-1 F8		4 0 0 0 0 0 1	
Jose Canseco, R OBP: 0.387, SLG: 0.565 (1, 9) B C B X	2-1 P9 1-3			4-2 CS BB		1-2 P2		3-1 P5		3 0 0 0 1 0 1	
Mark McGwire, R OBP: 0.352, SLG: 0.471 (1, 3) B B X	1-0 F8			1-1 P3			0-0 P4		1-1 P4	4 0 0 0 0 0 2	
Dave Parker, L OBP: 0.310, SLG: 0.393 (1, 7) X		0-0 G4-1		2-2 F8 1-2			0-0 G4-3			3 0 0 0 0 0 1	
Don Baylor, R OBP: 0.337, SLG: 0.333 (1, 10) B B B B X		2-2 G5-3			1-0 G5-3		0-3 K			3 0 0 0 0 1 0	
Terry Steinbach, R OBP: 0.329, SLG: 0.391 (1, 2) C B B B X		3-2 G5-3			1-0 1B			2-2 F9		3 0 1 0 0 0 0	
Mike Gallego, R OBP: 0.299, SLG: 0.263 (1, 4) B X			1-0 G5-4-3 1B		0-0 F8			4-2 BB		2 0 1 0 1 0 1	
Walt Weiss, S OBP: 0.311, SLG: 0.317 (1, 6) B X			1-0 G5-4-3 1-2		2-1 F9			2-0 L6		3 0 0 0 0 0 3	
Inning Stats	R: 0 H: 1 E: 0 LOB: 1 K: 0 BB: 0 S: 7 P: 13	R: 0 H: 0 E: 0 LOB: 0 K: 0 BB: 0 S: 7 P: 12	R: 0 H: 1 E: 0 LOB: 0 K: 0 BB: 0 S: 3 P: 7	R: 0 H: 0 E: 0 LOB: 1 K: 0 BB: 1 S: 8 P: 17	R: 0 H: 1 E: 0 LOB: 1 K: 0 BB: 0 S: 5 P: 9	R: 0 H: 0 E: 0 LOB: 0 K: 0 BB: 0 S: 5 P: 8	R: 0 H: 0 E: 0 LOB: 0 K: 1 BB: 0 S: 5 P: 5	R: 0 H: 0 E: 0 LOB: 1 K: 0 BB: 1 S: 8 P: 16	R: 0 H: 0 E: 0 LOB: 0 K: 0 BB: 0 S: 6 P: 10	1B: 3 SF: 0 2B: 0 SAC: 0 3B: 0 DP: 1 HR: 0 HBP: 0	WP: 0 PA: 31 PB: 0 SB: 1 CS: 1
PITCHER Allan Anderson, L ERA: 2.45 (1, 1)	IP WLS BF H R ER SO BB IBB HBP BLK WP HR S P ERA WHIP										
	9.0 W 31 3 0 0 1 2 0 0 0 0 0 0 54 97 0.00 0.556										
PITCHER	IP WLS BF H R ER SO BB IBB HBP BLK WP HR S P ERA WHIP										

Oakland Athletics @ Minnesota Twins
 Hubert H. Humphrey Metrodome, Minneapolis, MN
 Tue Sep 27 1988, 8:05 PM EDT
 Att. 48,300 - Dome

livebaseballscorecards.com

AB	29
R	0
H	3
RBI	0
BB	2
SO	1
LOB	10



Batter	1	2	3	4	5	6	7	8	9	AB	R	H	RBI	BB	SO	LOB
Dan Gladden, R OBP: 0.319, SLG: 0.402 (1, 7)	1-2 F7	0-0 3B	0-3 K		3-2 F8			1-0 G5-3		5	0	1	1	0	1	1
Tom Herr, S OBP: 0.347, SLG: 0.313 (1, 4)	0-1 BB BB 1B	4-2 BB		2-2 G4-3		0-3 K		3-2 L7		4	0	1	0	1	1	0
Randy Bush, L OBP: 0.364, SLG: 0.437 (1, 9)	4-2 BB BB	1-3 K		1-0 F9		3-1 P3				3	0	0	0	1	1	2
John Moses, S OBP: 0.369, SLG: 0.426 (9, 9)	1-2 BB BB									0	0	0	0	0	0	0
Kirby Puckett, R OBP: 0.374, SLG: 0.546 (1, 8)	4-2 BB		0-0 1B 2B	0-2 1B 2B		2-2 G6-3				3	2	2	0	1	0	0
Jim Dwyer, L OBP: 0.405, SLG: 0.352 (1, 10)	3-3 K		1-0 2B BB 1B	0-0 BB BB 1B			2-1 F8			3	1	2	2	0	1	3
Tim Laudner, R OBP: 0.316, SLG: 0.403 (7, PH)			2-H	2-H						1	0	0	0	0	0	0
Gene Larkin, S OBP: 0.372, SLG: 0.378 (1, 3)	2-1 F9		1-2 L8	4-1 BB BB 1B			1-0 G4-3			3	0	0	0	1	0	4
Brian Harper, R OBP: 0.346, SLG: 0.430 (1, 2)		2-2 G6-3	0-1 F6	1-0 L7			4-2 BB			3	0	0	0	1	0	3
Greg Gagne, R OBP: 0.288, SLG: 0.393 (1, 6)		H 1-0 G1-3 3B HBP	4-1 2B BB		2-3 K		1-3 K			2	2	0	0	1	2	1
Al Newman, S OBP: 0.304, SLG: 0.251 (1, 5)		B 1 SAFE 1 BB SAFE SAFE F C B X 3-2 G1-3	1-0 1-H 2-H 2B		3-1 F8		1-1 L5			4	0	1	2	0	0	1

Inning Stats	R: 0	H: 1	E: 0	K: 1	S: 18	R: 1	H: 1	E: 0	K: 1	S: 14	R: 3	H: 3	E: 0	K: 1	S: 12	R: 1	H: 2	E: 0	K: 0	S: 12	R: 0	H: 0	E: 0	K: 1	S: 8	R: 0	H: 0	E: 0	K: 1	S: 9	R: 0	H: 0	E: 0	K: 1	S: 9	R: 0	H: 0	E: 0	K: 0	S: 7	R: 0	H: 0	E: 0	K: 0	S: 7
	LOB: 3	BB: 2	P: 32	LOB: 2	BB: 1	P: 25	LOB: 1	BB: 1	P: 19	LOB: 2	BB: 1	P: 20	LOB: 0	BB: 0	P: 16	LOB: 0	BB: 0	P: 14	LOB: 1	BB: 1	P: 17	LOB: 0	BB: 0	P: 12	LOB: 0	BB: 0	P: 12	LOB: 0	BB: 0	P: 12	LOB: 0	BB: 0	P: 12	LOB: 0	BB: 0	P: 12	LOB: 0	BB: 0	P: 12	LOB: 0	BB: 0	P: 12	LOB: 0	BB: 0	P: 12

PITCHER	IP	WLS	BF	H	R	ER	SO	BB	IBB	HBP	BLK	WP	HR	S	P	ERA	WHIP
Bob Welch, R ERA: 3.76 (1, 1)	3.2	L	24	7	5	5	3	5	0	1	0	0	0	55	94	12.27	3.273
Greg Cadaret, L ERA: 2.67 (4, 1)	2.1		7	0	0	0	2	0	0	0	0	0	0	18	32	0.00	0.000
Jim Corsi, R ERA: 3.8 (7, 1)	2.0		7	0	0	0	1	1	0	0	0	0	0	16	29	0.00	0.500


BOTTOM

Oakland Athletics @ Minnesota Twins
 Hubert H. Humphrey Metrodome, Minneapolis, MN


Tue Sep 27 1988, 8:05 PM EDT
 Att. 48,300 - Dome

livebaseballscorecards.com

AB	31
R	5
H	7
RBI	5
BB	6
SO	6
LOB	15



WP: 0	PA: 38
PB: 0	
SB: 0	
CS: 0	

Batter	1	2	3	4	5	6	7	8	9	AB R H RBI BB SO LOB	TOP
Luis Polonia, L OBP: 0.344, SLG: 0.388 (1, 9) (7, 7)	3-2 F8	1-3 K			1-0 1B 2B	0-1 G1-3			0-2 P7	5 1 1 1 0 1 3	
Stan Javier, S OBP: 0.311, SLG: 0.317 (1, 8) (7, 9)	1-0 F7		0-0 G4-3		0-0 WP 1B 1B			3-2 L6	0-0 G4-3	5 1 1 0 0 0 0	
Dave Parker, L OBP: 0.314, SLG: 0.400 Dave Henderson, R OBP: 0.356, SLG: 0.517 (1, 7) (7, PR) (7, 8)	0-1 G5-3		1-0 1B		0-1 1B WP SF9 1B			1-1 F9 2B	4-2 BB	4 1 3 1 0 0 0 0 0 0 0 1 0 0	
Don Baylor, R OBP: 0.338, SLG: 0.332 (1, 10)		1-1 HBP 1B HBP	0-1 F7		2-1 1B			0-1 F9	0-0 P4	4 1 1 1 0 0 3	
Ron Hassey, L OBP: 0.325, SLG: 0.373 Terry Steinbach, R OBP: 0.329, SLG: 0.389 (1, 2) (2, 2)		1-0 HBP 1B HBP	1-3 K		2-3 K			4-0 FC6-4 BB		0 0 0 0 0 0 0 2 0 0 0 1 2 3	
Glenn Hubbard, R OBP: 0.328, SLG: 0.336 (1, 4)		1-3 K		3-2 P3	0-0 SAFE SF9			0-0 FC6-4		3 0 0 1 0 1 5	
Doug Jennings, L OBP: 0.349, SLG: 0.300 Carney Lansford, R OBP: 0.333, SLG: 0.366 (1, 3) (8, 3)		1-2 HBP 1B	1-2 G4-3	1-2 G4-3	1-1 F7			2-2 F9		4 0 1 1 0 0 1 0 0 0 0 0 0 0	AB 34 R 5 H 8 RBI 5 BB 2 SO 6 LOB 18
Tony Phillips, S OBP: 0.314, SLG: 0.303 (1, 5)		2-2 HBP	0-0 G4-1		0-1 G4-3			3-1 F9		3 0 0 0 0 0 0	
Walt Weiss, S OBP: 0.310, SLG: 0.318 (1, 6)		2-3 K		2-0 2B 2B	3-1 F9			2-3 K		4 1 1 0 0 2 3	
Inning Stats	R: 0 E: 0 K: 0 S: 6 H: 0 LOB: 0 BB: 0 P: 10	R: 1 E: 0 K: 3 S: 21 H: 1 LOB: 3 BB: 0 P: 30	R: 0 E: 0 K: 1 S: 7 H: 1 LOB: 1 BB: 0 P: 9	R: 0 E: 0 K: 0 S: 7 H: 0 LOB: 0 BB: 0 P: 11	R: 4 E: 0 K: 1 S: 13 H: 5 LOB: 1 BB: 0 P: 21	R: 0 E: 0 K: 0 S: 6 H: 0 LOB: 0 BB: 0 P: 9	R: 0 E: 0 K: 0 S: 10 H: 1 LOB: 3 BB: 1 P: 18	R: 0 E: 0 K: 1 S: 8 H: 0 LOB: 0 BB: 0 P: 15	R: 0 E: 0 K: 0 S: 9 H: 0 LOB: 1 BB: 1 P: 13	1B: 5 2B: 3 3B: 0 HR: 0 SF: 1 SAC: 0 DP: 0 HBP: 3	WP: 1 PB: 0 SB: 0 CS: 0 PA: 40
PITCHER Bert Blyleven, R ERA: 5.43 (1, 1)	IP 9.0 WLS L BF 40 H 8 R 5 ER 5 SO 6 BB 2 IBB 0 HBP 3 BLK 0 WP 1 HR 0 S 87 P 136 ERA 5.00 WHIP 1.111										

Oakland Athletics @ Minnesota Twins
 Hubert H. Humphrey Metrodome, Minneapolis, MN
 Wed Sep 28 1988, 8:05 PM EDT
 Att. 47,620 - Dome

livebaseballscorecards.com

Batter	1	2	3	4	5	6	7	8	9	AB R H RBI BB SO LOB	TOP
Luis Polonia, L (1, 7) OBP: 0.341, SLG: 0.384 Mark McGwire, R (6, PH) OBP: 0.351, SLG: 0.469 (6, 3)	1-1 F8	0-2 L7		0-2 F8		2-3 K		2-1 P3		3 0 0 0 0 0 4 2 0 0 0 0 1 2	
Stan Javier, S (1, 3) OBP: 0.310, SLG: 0.314 (6, 7)	0-1 G1-3	1-0 G4-6-3		1-1 F9		4-2 2B BB		3-3 K		4 0 0 0 1 1 4	
Jose Canseco, R (1, 9) OBP: 0.388, SLG: 0.566	1-2 2B 1B			1-0 G6-3		2-2 P9 2B		4-0 1B BB		4 1 2 2 1 0 0	
Dave Parker, L (1, 10) OBP: 0.313, SLG: 0.400	0-1 1B 2B			2-2 F8		2-3 K F7		0-0 F8		5 1 1 1 0 1 3	
Dave Henderson, R (1, 8) OBP: 0.358, SLG: 0.520	1-2 2H 1B			0-2 2B		0-2 G6-3		0-0 F7		5 0 3 1 0 0 0	
Terry Steinbach, R (1, 2) OBP: 0.327, SLG: 0.386	3-3 K			1-3 K		1-2 FC4-6 1B		2-1 P3		5 0 1 0 0 2 4	
Tony Phillips, S (1, 5) OBP: 0.317, SLG: 0.300				0-3 K		0-2 FC4-6 1B		4-1 BB		2 2 0 0 2 1 1	
Glenn Hubbard, R (1, 4) OBP: 0.334, SLG: 0.340 Mike Gallego, R (6, PR) OBP: 0.288, SLG: 0.262 (6, 4)				1-0 E 1B 1B		1 SAFE 2-1 BB 1B 2B 1B		1-0 L9		2 0 2 0 1 0 0 1 1 0 0 0 0 1	
Walt Weiss, S (1, 6) OBP: 0.314, SLG: 0.322				2-0 E1 1B		1-2 2B 1B		0-0 F7		4 1 3 2 0 0 0	
Inning Stats	R: 2 H: 3 E: 0 LOB: 1 K: 1 BB: 0 S: 16 P: 22	R: 1 H: 1 E: 0 LOB: 1 K: 0 BB: 2 S: 8 P: 20	R: 0 H: 1 E: 0 LOB: 1 K: 1 BB: 0 S: 11 P: 15	R: 0 H: 2 E: 1 LOB: 2 K: 1 BB: 0 S: 12 P: 16	R: 0 H: 0 E: 0 LOB: 0 K: 1 BB: 0 S: 9 P: 13	R: 3 H: 4 E: 0 LOB: 2 K: 1 BB: 1 S: 20 P: 30	R: 0 H: 0 E: 0 LOB: 1 K: 0 BB: 1 S: 5 P: 12	R: 0 H: 0 E: 0 LOB: 0 K: 1 BB: 0 S: 6 P: 11	R: 0 H: 1 E: 0 LOB: 1 K: 0 BB: 1 S: 4 P: 10	1B: 9 SF: 0 2B: 3 SAC: 0 3B: 0 DP: 2 HR: 0 HBP: 0	WP: 0 PA: 42 PB: 0 SB: 0 CS: 0
PITCHER	IP WLS BF H R ER SO BB IBB HBP BLK WP HR S P ERA WHIP										
Freddie Toliver, R (1, 1) ERA: 4.24	5.1 L 27 10 6 6 4 2 0 0 0 0 0 0 67 101 10.12 2.250										
Dan Schatzeder, L (6, 1) ERA: 6.93	0.1 2 0 0 0 1 1 0 0 0 0 0 0 6 12 0.00 3.000										
Juan Berenguer, R (6, 1) ERA: 3.96	2.1 9 1 0 0 1 1 0 0 0 0 0 0 14 26 0.00 0.857										
German Gonzalez, R (9, 1) ERA: 3.38	1.0 4 1 0 0 0 1 0 0 0 0 0 0 4 10 0.00 2.000										

Oakland Athletics @ Minnesota Twins
 Hubert H. Humphrey Metrodome, Minneapolis, MN
 Thu Sep 29 1988, 4:33 AM EDT
 Att. 39,528 - Dome

AB	37
R	6
H	12
RBI	6
BB	5
SO	6
LOB	19



livebaseballscorecards.com

BOTTOM

Oakland Athletics @ Minnesota Twins
Hubert H. Humphrey Metrodome, Minneapolis, MN

Thu Sep 29 1988, 4:33 AM EDT
Att. 39,528 - Dome

livebaseballscorecards.com

AB	35
R	2
H	11
RBI	2
BB	3
SO	5
LOB	19



WP:	0	PA:	38
PB:	1		
SB:	0		
CS:	2		

AB R H RBI BB SO LOB

5	1	1	0	0	1	1
5	0	3	0	0	0	1
4	1	1	0	0	0	4
4	0	3	2	0	1	2
4	0	1	0	0	0	3
2	0	1	0	2	0	0
3	0	0	0	0	0	4
1	0	0	0	0	1	0
2	0	0	0	1	1	2
1	0	1	0	0	0	0
2	0	0	0	0	1	1
1	0	0	0	0	0	0
1	0	0	0	0	1	1

Batter	1	2	3	4	5	6	7	8	9
Al Newman, S OBP: 0.299, SLG: 0.247 (1, 5)	1-3 K		0-1 FC6-4 1B		2-1 P4		0-1 P6		0-0 F8
Tom Herr, S OBP: 0.352, SLG: 0.320 (1, 4)	0-2 G5-3		0-0 FC6-4 1B		1-1 FC5-4 1B		1-1 E 2B		1-2 FC4 1-2f
Kirby Puckett, R OBP: 0.372, SLG: 0.542 (1, 8)	3-1 2B 1B		0-0 FC6-4 1B		1-1 FC5-4 1B 1-2f		0-0 E5 2-3		
Gary Gaetti, R OBP: 0.352, SLG: 0.550 (1, 10)	0-0 PB 1-H 2B		1-2 1B		1-2 1B 1-3		1-3 K		
Gene Larkin, S OBP: 0.369, SLG: 0.374 (1, 3)	2-1 L8 2-3		0-0 L9			0-1 G5-4-3 1B		0-0 F7	
Dan Gladden, R OBP: 0.324, SLG: 0.406 (1, 7)		4-2 CS BB		4-1 FC5-4 BB		1-0 G5-4-3 1B		3-2 F8	
Mark Davidson, R OBP: 0.288, SLG: 0.311 (1, 9)		2-0 SAFE F9		1-2 FC5-4 CS 1-2f		2-2 G5-4-3 1-2f 2-3		1-3 K	
Tim Laudner, R OBP: 0.313, SLG: 0.398 (8, 2)									
Greg Gagne, R OBP: 0.288, SLG: 0.391 (1, 6)		0-2 P6		4-2 SAFE BB 1-2		1-3 K			2-2 FC4 1B
Eric Bullock, L OBP: 0.412, SLG: 0.333 (9, PH)									
Tom Nieto, R OBP: 0.097, SLG: 0.067 (1, 2)			0-0 F9		0-2 G6-3				3-3 K
John Moses, S OBP: 0.366, SLG: 0.422 (7, PH)									
Randy Bush, L OBP: 0.360, SLG: 0.433 (9, PH)							0-0 G3		

Inning Stats	R: 1 E: 0 K: 1 S: 11	H: 2 LOB: 1 BB: 0 P: 17	R: 0 E: 0 K: 0 S: 6	H: 0 LOB: 0 BB: 1 P: 12	R: 1 E: 0 K: 0 S: 9	H: 3 LOB: 2 BB: 0 P: 10	R: 0 E: 0 K: 0 S: 9	H: 0 LOB: 1 BB: 2 P: 18	R: 0 E: 0 K: 0 S: 9	H: 2 LOB: 2 BB: 0 P: 14	R: 0 E: 0 K: 1 S: 9	H: 2 LOB: 1 BB: 0 P: 13	R: 0 E: 1 K: 1 S: 9	H: 1 LOB: 2 BB: 0 P: 11	R: 0 E: 0 K: 1 S: 8	H: 0 LOB: 0 BB: 0 P: 12	R: 0 E: 0 K: 1 S: 11	H: 1 LOB: 1 BB: 0 P: 17	1B: 9 2B: 2 3B: 0 HR: 0	SF: 0 SAC: 0 DP: 1 HBP: 0	WP: 0 PB: 1 SB: 0 CS: 2	PA: 38
--------------	-------------------------------	----------------------------------	------------------------------	----------------------------------	------------------------------	----------------------------------	------------------------------	----------------------------------	------------------------------	----------------------------------	------------------------------	----------------------------------	------------------------------	----------------------------------	------------------------------	----------------------------------	-------------------------------	----------------------------------	----------------------------------	------------------------------------	----------------------------------	--------

PITCHER	IP	WLS	BF	H	R	ER	SO	BB	IBB	HBP	BLK	WP	HR	S	P	ERA	WHIP
Curt Young, L ERA: 4.14 (1, 1)	6.0		26	9	2	2	2	3	0	0	0	0	0	53	84	3.00	2.000
Gene Nelson, R ERA: 3.12 (7, 1)	2.0		8	1	0	0	2	0	0	0	0	0	0	17	23	0.00	0.500
Eric Plunk, R ERA: 3.04 (9, 1)	1.0		4	1	0	0	1	0	0	0	0	0	0	11	17	0.00	1.000

Batter	1	2	3	4	5	6	7	8	9	AB R H RBI BB SO LOB	TOP		
Brian Downing, R (1, 10) OBP: 0.364, SLG: 0.446	0-0 FC3-6 1B			2-1 G6-3		2-1 F7	1-1 F7		1-3 K	5 0 1 0 0 1 2			
Johnny Ray, S (1, 4) OBP: 0.344, SLG: 0.424	2-0 FC3-6 1-2f			1-2 E 1B		1-1 1B 1B		0-2 1B 1B	1-1 1B	5 2 4 0 0 0 1			
Wally Joyner, L (1, 3) OBP: 0.355, SLG: 0.418	2-1 G3-6-3 1-2f			2-2 F7		3-2 1B 1-3 3-H 1B		3-2 1B 1B	0-0 F7	5 1 2 1 0 0 3			
Chili Davis, S (1, 9) OBP: 0.330, SLG: 0.438			1-2 G6-3	1-1 E5 1-2		2-0 1-3 3-H 1B		3-2 1B 1B		4 1 2 2 0 0 1			
Mike Brown, R (1, 7) OBP: 0.235, SLG: 0.260			2-1 P9	2-3 K		1-3 1-3 K		3-2 FC5-4 1-3 2-H 1B		4 0 1 1 0 2 4			
Dante Bichette, R (1, 8) OBP: 0.256, SLG: 0.325			0-2 P4		0-0 G6-3	1-0 P4		0-0 SF9		3 0 0 1 0 0 2			
Bob Boone, R (1, 2) OBP: 0.347, SLG: 0.383			1-1 P4		1-0 G6-3		1-2 F7	1-0 FC5-4 1-2f		4 0 0 0 0 0 1			
Dick Schofield, R (1, 6) OBP: 0.304, SLG: 0.320			1-0 F7		1-0 L1		3-1 P3	0-1 F8		4 0 0 0 0 0 1			
Jack Howell, L (1, 5) OBP: 0.321, SLG: 0.411			2-3 K			0-0 1B 2B	1-1 2B		3-2 P6	4 1 2 0 0 1 0			
Inning Stats	R: 0 E: 0 K: 0 S: 4 H: 1 LOB: 0 BB: 0 P: 8	R: 0 E: 0 K: 0 S: 8 H: 0 LOB: 0 BB: 0 P: 11	R: 0 E: 0 K: 1 S: 6 H: 0 LOB: 0 BB: 0 P: 10	R: 0 E: 1 K: 1 S: 14 H: 1 LOB: 2 BB: 0 P: 22	R: 0 E: 0 K: 0 S: 3 H: 0 LOB: 0 BB: 0 P: 5	R: 2 E: 0 K: 1 S: 13 H: 4 LOB: 2 BB: 0 P: 23	R: 0 E: 0 K: 0 S: 9 H: 1 LOB: 1 BB: 0 P: 15	R: 3 E: 0 K: 0 S: 17 H: 4 LOB: 1 BB: 0 P: 27	R: 0 E: 0 K: 1 S: 10 H: 1 LOB: 1 BB: 0 P: 15	1B: 9 2B: 3 3B: 0 HR: 0 SF: 1 SAC: 0 DP: 1 HBP: 0	WP: 0 PB: 0 SB: 1 CS: 0 PA: 39		
PITCHER	IP WLS BF H R ER SO BB IBB HBP BLK WP HR S P ERA WHIP											PITCHER	IP WLS BF H R ER SO BB IBB HBP BLK WP HR S P ERA WHIP
Frank Viola, L (1, 1) ERA: 2.64	7.0 W 32 11 5 5 3 0 0 0 0 0 0 0 70 116 6.43 1.571												
Keith Atherton, R (8, 1) ERA: 3.41	1.0 3 0 0 0 0 0 0 0 0 0 0 0 4 5 0.00 0.000												
Jeff Reardon, R (9, 1) ERA: 2.51	1.0 S 4 1 0 0 1 0 0 0 0 0 0 0 10 15 0.00 1.000												

California Angels @ Minnesota Twins
 Hubert H. Humphrey Metrodome, Minneapolis, MN
 Fri Sep 30 1988, 8:05 PM EDT
 Att. 34,898 - Dome

livebaseballscorecards.com

AB	38
R	5
H	12
RBI	5
BB	0
SO	4
LOB	15



Batter	1	2	3	4	5	6	7	8	9	AB R H RBI BB SO LOB	TOP	
Mark McLemore, S (1, 4) OBP: 0.312, SLG: 0.330 	1-2 L9		2-0 G4-3		1-0 E S 2B 1B		2-2 L3		1-3 K	5 1 1 0 0 1 1		
Johnny Ray, S (1, 10) OBP: 0.345, SLG: 0.428 	0-0 E7 2B		0-0 L7		1-1 1-H 2B		2-2 F7			4 1 2 1 0 0 0		
Devon White, S (1, 8) OBP: 0.295, SLG: 0.387 	2-2 F7		2-2 G5-3		1-1 P5		2-3 K			4 0 0 0 0 1 1		
Chili Davis, S (1, 9) OBP: 0.328, SLG: 0.435 	0-1 G5-3			1-1 F7	2-1 G4-3			3-2 G4-3		4 0 0 0 0 0 1		
Jack Howell, L (1, 5) OBP: 0.325, SLG: 0.425 		1-0 G3 SF8 2B		0-1 1B 1B		0-1 F9 G6-3 2B		2-1 HR		4 3 4 1 0 0 0		
Jim Eppard, L (1, 3) OBP: 0.341, SLG: 0.321 		0-0 G3	2-3 	3-1 F7		2-1 F9		0-1 G3-1		4 0 0 0 0 0 3		
Dante Bichette, R (1, 7) OBP: 0.255, SLG: 0.326 		1-0 SF8	3-H 	3-2 1-3 1B		1-1 G6-3		1-0 G6-3		3 0 1 2 0 0 0		
Bob Boone, R (1, 2) OBP: 0.351, SLG: 0.385 Darrell Miller, R (9, PR) OBP: 0.292, SLG: 0.307 		4-1 BB		2-0 F9		1-1 3-H 1B		2-1 G6-4-3 1B		3 0 2 0 1 0 2 0 0 0 0 0 0 0		
Dick Schofield, R (1, 6) OBP: 0.303, SLG: 0.318 Brian Downing, R (9, PH) OBP: 0.363, SLG: 0.445 		2-1 L7		0-0 F8	2-2 G4-3			1-2 G6-4-3 1-2f		3 0 0 0 0 0 2 1 0 0 0 0 0 1		
Inning Stats	R: 1 H: 1 E: 1 LOB: 0 K: 0 BB: 0 S: 9 P: 12	R: 1 H: 1 E: 0 LOB: 1 K: 0 BB: 1 S: 6 P: 14	R: 0 H: 0 E: 0 LOB: 0 K: 0 BB: 0 S: 5 P: 9	R: 0 H: 2 E: 0 LOB: 2 K: 0 BB: 0 S: 10 P: 19	R: 1 H: 2 E: 0 LOB: 1 K: 0 BB: 0 S: 9 P: 13	R: 1 H: 2 E: 0 LOB: 1 K: 0 BB: 0 S: 11 P: 17	R: 0 H: 0 E: 0 LOB: 0 K: 1 BB: 0 S: 12 P: 18	R: 1 H: 1 E: 0 LOB: 0 K: 0 BB: 0 S: 8 P: 14	R: 0 H: 1 E: 0 LOB: 1 K: 1 BB: 0 S: 8 P: 12	1B: 5 SF: 1 2B: 4 SAC: 0 3B: 0 DP: 1 HR: 1 HBP: 0	WP: 0 PA: 37 PB: 0 SB: 1 CS: 0	
PITCHER Charlie Lea, R (1, 1) ERA: 4.85 Les Straker, R (6, 1) ERA: 3.92	IP WLS BF H R ER SO BB IBB HBP BLK WP HR S P ERA WHIP 5.2 W 26 8 4 3 0 1 0 0 0 0 0 0 47 79 4.76 1.588 3.1 S 11 2 1 1 2 0 0 0 0 0 0 1 31 49 2.70 0.600											PITCHER IP WLS BF H R ER SO BB IBB HBP BLK WP HR S P ERA WHIP

California Angels @ Minnesota Twins
 Hubert H. Humphrey Metrodome, Minneapolis, MN

livebaseballscorecards.com

AB	35
R	5
H	10
RBI	4
BB	1
SO	2
LOB	11



Sat Oct 01 1988, 8:05 PM EDT
 Att. 52,625 - Dome

Batter	1	2	3	4	5	6	7	8	9	AB R H RBI BB SO LOB	TOP		
Brian Downing, R (1, 10) OBP: 0.362, SLG: 0.442	1-3 K		1-2 L4		0-0 F8			4-2 G4-6-3 BB		3 0 0 0 1 1 2	California Angels @ Minnesota Twins Hubert H. Humphrey Metrodome, Minneapolis, MN Sun Oct 02 1988, 4:33 AM EDT Att. 35,952 - Dome		
Johnny Ray, S (1, 4) OBP: 0.345, SLG: 0.429	1-1 F7		0-0 L9			0-1 WP 1B 2B		1-2 G4-6-3 1-2f		4 1 1 0 0 0 3			
Devon White, S (1, 8) OBP: 0.297, SLG: 0.389 George Hendrick, R (8, PH) OBP: 0.283, SLG: 0.323 Mike Brown, R (8, 7) OBP: 0.235, SLG: 0.260	1-2 L9		2-2 1B 1-3 2-H			1-2 G6-4-3 2-H 1B		1-1 G6-3		3 0 2 2 0 0 0 1 0 0 0 0 0 0 0 0 0 0 0 0 0			
Wally Joyner, L (1, 3) OBP: 0.356, SLG: 0.419 Mark McLemore, S (9, PR) OBP: 0.312, SLG: 0.330		0-1 1B	1-0 F8			1 SAFE 1 SAFE 1 B 1 SAFE P9		2-2 1B 1B		4 0 2 0 0 0 3 0 0 0 0 0 0 0			
Chili Davis, S (1, 9) OBP: 0.326, SLG: 0.432		2-1 F8 1 SAFE 1 SAFE 1 SAFE X		2-0 G4-3		1 SAFE 1 SAFE 1 SAFE 1 SAFE X G6-4-3 1-2f		0-0 F8		4 0 0 0 0 0 3			
Jack Howell, L (1, 5) OBP: 0.323, SLG: 0.422		1 SAFE X F7		1-3 K			1-0 G3-1		0-1 P5	4 0 0 0 0 1 2			
Dante Bichette, R (1, 7) OBP: 0.240, SLG: 0.304 Jim Eppard, L (9, PH) OBP: 0.347, SLG: 0.327		1-2 P6		0-0 G4-3			1-3 K		1-0 1B 1-3 1B	3 0 0 0 0 1 1 1 0 1 0 0 0 0			
Bob Boone, R (1, 2) OBP: 0.352, SLG: 0.386			2-2 1B BB 1B		0-0 F7		2-0 1B		3-1 G4-3	4 1 2 0 0 0 2			
Dick Schofield, R (1, 6) OBP: 0.303, SLG: 0.317			4-2 1B BB 1-2 BB		1-0 G1-3		3-1 G4-3			2 0 0 0 1 0 1			
Inning Stats	R: 0 E: 0 K: 1 S: 9 H: 0 LOB: 0 BB: 0 P: 12	R: 0 E: 0 K: 0 S: 10 H: 1 LOB: 1 BB: 0 P: 14	R: 1 E: 0 K: 0 S: 16 H: 2 LOB: 2 BB: 1 P: 26	R: 0 E: 0 K: 1 S: 5 H: 0 LOB: 0 BB: 0 P: 8	R: 0 E: 0 K: 0 S: 3 H: 0 LOB: 0 BB: 0 P: 4	R: 1 E: 0 K: 0 S: 10 H: 2 LOB: 0 BB: 0 P: 13	R: 0 E: 0 K: 1 S: 7 H: 1 LOB: 1 BB: 0 P: 14	R: 0 E: 0 K: 0 S: 7 H: 0 LOB: 0 BB: 1 P: 13	R: 0 E: 0 K: 0 S: 9 H: 2 LOB: 2 BB: 0 P: 15	1B: 7 2B: 1 3B: 0 HR: 0 SF: 0 SAC: 0 DP: 2 HBP: 0		WP: 1 PB: 0 SB: 0 CS: 0 PA: 35	
PITCHER	IP WLS BF H R ER SO BB IBB HBP BLK WP HR S P ERA WHIP											PITCHER	IP WLS BF H R ER SO BB IBB HBP BLK WP HR S P ERA WHIP
Roy Smith, R (1, 1) ERA: 2.68	6.0 W 23 5 2 2 2 1 0 0 0 1 0 53 77 3.00 1.000												
Dan Schatzeder, L (7, 1) ERA: 6.49	1.2 6 1 0 0 1 1 0 0 0 0 0 12 24 0.00 1.200												
Jeff Reardon, R (8, 1) ERA: 2.47	1.1 S 6 2 0 0 0 0 0 0 0 0 0 0 11 18 0.00 1.500												

livebaseballscorecards.com

AB	33
R	2
H	8
RBI	2
BB	2
SO	3
LOB	17



