

Minnesota Twins - 1988

Batter	1	2	3	4	5	6	7	8	9	AB	R	H	RBI	BB	SO	LOB	TOP			
Dan Gladden, R (1.7)	F8			L8		F9			G1-3	4	0	0	0	0	0	0	Minnesota Twins @ New York Yankees Yankee Stadium, Bronx, NY Tue Apr 05 1988, 3:33 AM EDT Att: 55,802 - Sunny - 70 F			
Greg Gagne, R (1.6) OBP: 0.250, SLG: 0.500	K			1B 2B		G6-3			G6-3	4	0	1	0	0	1	0				
Kirby Puckett, R (1.8) OBP: 0.250, SLG: 0.250	F7			FC6-4 1B			L9		F9	4	0	1	0	0	0	0				
Kent Hrbek, L (1.3)		P5		P5			F8			3	0	0	0	0	0	2				
Gary Gaetti, R (1.5)		K		FC6-4 1-2			K			3	0	0	0	0	2	2				
Randy Bush, L (1.10)		K			P4				G4-3	3	0	0	0	0	1	0				
Tom Brunansky, R (1.9) OBP: 0.333, SLG: 0.333			P5		P4				FC5-4 1B	3	0	1	0	0	0	0				
Tom Nieto, R (1.2) Dwight Lowry, L (8.2)			F9		F8				L9	3	0	0	0	0	0	1				
Steve Lombardozzi, R (1.4)			G5-3			G4-3			FC5-4 1-2	3	0	0	0	0	0	1				
Inning Stats	R: 0 E: 0 K: 1 S: 5	H: 0 LOB: 0 BB: 0 P: 8	R: 0 E: 0 K: 2 S: 9	H: 0 LOB: 0 BB: 0 P: 15	R: 0 E: 0 K: 0 S: 6	H: 0 LOB: 0 BB: 0 P: 9	R: 0 E: 0 K: 0 S: 11	H: 2 LOB: 2 BB: 0 P: 20	R: 0 E: 0 K: 0 S: 6	H: 0 LOB: 0 BB: 0 P: 10	R: 0 E: 0 K: 0 S: 7	H: 0 LOB: 0 BB: 0 P: 11	R: 0 E: 0 K: 1 S: 13	H: 1 LOB: 1 BB: 0 P: 18	R: 0 E: 0 K: 0 S: 6	H: 0 LOB: 0 BB: 0 P: 11	1B: 2 2B: 1 3B: 0 HR: 0	SF: 0 SAC: 0 DP: 0 HBP: 0	WP: 0 PB: 0 CS: 0	PA: 30
PITCHER Rick Rhoden, R (1.1) ERA:	IP: 9.0 WLS: W BF: 30 H: 3 R: 0 ER: 0 SO: 4 BB: 0 IBB: 0 HBP: 0 BLK: 0 WP: 0 HR: 0 S: 70 P: 115 ERA: 0.00 WHIP: 0.333																			

Batter	1	2	3	4	5	6	7	8	9	AB	R	H	RBI	BB	SO	LOB	BOTTOM			
Rickey Henderson, R (1.7) OBP: 0.250, SLG: 1.000	F7		F8		HR		F9			4	1	1	2	0	0	0	Minnesota Twins @ New York Yankees Yankee Stadium, Bronx, NY Tue Apr 05 1988, 3:33 AM EDT Att: 55,802 - Sunny - 70 F			
Willie Randolph, R (1.4) OBP: 0.750, SLG: 1.000	K			1B 2B	G3 1B		F9			4	2	3	0	0	1	0				
Don Mattingly, L (1.3) OBP: 0.250, SLG: 0.500	G6-3			P5	G3		1B			4	0	1	1	0	0	2				
Gary Ward, R (1.10) OBP: 0.250, SLG: 0.250		G5-3		1B 1B	K		L8			4	0	1	0	0	1	2				
Dave Winfield, R (1.9) OBP: 0.500, SLG: 0.333		K		1B HR 1B	P6			HBP BB BB		3	2	1	1	1	1	1				
Roberto Kelly, R (1.8) OBP: 0.750, SLG: 0.750			1B	HR 1B		F9		BB HBP 1B		4	1	3	0	0	0	0				
Mike Pagliarulo, L (1.5) OBP: 0.500, SLG: 1.333		K		HR		G3		G5-4-3 HBP 1B		3	1	1	3	0	1	1				
Joel Skinner, R (1.2)			G6-3	K2-3		K		G5-4-3 BB		3	0	0	1	1	2	0				
Rafael Santana, R (1.6)			K2-3		HR BB		G5-3	G5-4-3 1-2 2-3 3-H		3	1	0	0	1	1	3				
Inning Stats	R: 0 E: 0 K: 1 S: 7	H: 0 LOB: 0 BB: 0 P: 14	R: 0 E: 0 K: 2 S: 9	H: 1 LOB: 1 BB: 0 P: 10	R: 0 E: 0 K: 1 S: 8	H: 0 LOB: 0 BB: 0 P: 11	R: 4 E: 0 K: 1 S: 13	H: 5 LOB: 0 BB: 0 P: 17	R: 2 E: 0 K: 1 S: 15	H: 2 LOB: 1 BB: 1 P: 27	R: 0 E: 0 K: 1 S: 7	H: 0 LOB: 0 BB: 0 P: 11	R: 1 E: 0 K: 0 S: 13	H: 2 LOB: 1 BB: 0 P: 19	R: 1 E: 0 K: 0 S: 8	H: 1 LOB: 1 BB: 2 P: 22	1B: 7 2B: 2 3B: 1 HR: 2	SF: 0 SAC: 0 DP: 0 HBP: 1	WP: 0 PB: 0 CS: 0	PA: 36
PITCHER Frank Viola, L (1.1) ERA: 10.8 Keith Altherton, R (6.1) ERA: 4.5 Tippy Martinez, L (8.1) ERA: 9.0	IP: 5.0 WLS: L BF: 23 H: 8 R: 6 ER: 6 SO: 6 BB: 1 IBB: 0 HBP: 0 BLK: 0 WP: 0 HR: 2 S: 2 P: 52 ERA: 10.80 WHIP: 1.800																			

Batter	1	2	3	4	5	6	7	8	9	AB	R	H	RBI	BB	SO	LOB	TOP										
Dan Gladden, R OBP: 0.444, SLG: 0.667	1-1 BLK 1B		1-0 BLK 1B		1-2 WP 2B		0-1 2B		1-2 G6-4-3	5	1	4	0	0	0	1	Minnesota Twins @ New York Yankees Yankee Stadium, Bronx, NY Wed Apr 06 1988, 3:33 AM EDT Att: 32,756 - Overcast - 55 F										
Greg Gagne, R OBP: 0.250, SLG: 0.375	1-3 K		1-0 BLK 1B		2-3 K		0-0 F7			4	0	1	0	0	2	3											
Kirby Puckett, R OBP: 0.125, SLG: 0.125	1-3 K		2-3 K		3-2 F8		3-2 F8			4	0	0	0	0	2	5											
Gary Gaetti, R OBP: 0.286, SLG: 0.167	4-2 BB		2-3 K		2-3 K		0-1 2B 1B		0-0 L7	3	1	1	0	1	1	1											
Gene Larkin, S (1, 3)	1-3 K			1-2 6-3		0-0 F3		1-2 F7		4	0	0	0	0	1	3											
Tom Brunansky, R OBP: 0.571, SLG: 1.143		1-1 F9		0-0 CS 1B		2-0 4-3 2B		1-1 HR		4	1	3	2	0	0	0											
Tim Laudner, R OBP: 0.250, SLG: 0.500		2-2 4-3		0-1 1-2 2B		0-0 4-3		1-2 5-3		4	0	1	0	0	0	1											
Mark Davidson, R (1, 9)		2-2 F7		2-3 K		0-2 F8			3-2 4-3	4	0	0	0	0	1	2											
Al Newman, S OBP: 0.250, SLG: 0.250			1-1 P4		0-0 5-3		2-1 4-3		1-2 G6-4-3 1B	4	0	1	0	0	0	0											
Inning Stats	R: 0 E: 0 K: 3 S: 18	H: 1 LOB: 2 BB: 1 P: 25	R: 0 E: 0 K: 0 S: 9	H: 0 LOB: 0 BB: 0 P: 14	R: 1 E: 0 K: 2 S: 11	H: 2 LOB: 1 BB: 0 P: 18	R: 0 E: 0 K: 1 S: 9	H: 2 LOB: 1 BB: 0 P: 12	R: 0 E: 0 K: 1 S: 10	H: 1 LOB: 1 BB: 0 P: 16	R: 1 E: 0 K: 0 S: 8	H: 2 LOB: 1 BB: 0 P: 10	R: 0 E: 0 K: 0 S: 8	H: 1 LOB: 0 BB: 0 P: 13	R: 1 E: 0 K: 0 S: 9	H: 1 LOB: 0 BB: 0 P: 12	R: 0 E: 0 K: 0 S: 11	H: 1 LOB: 0 BB: 0 P: 16	1B: 6 2B: 4 3B: 0 HR: 1	SF: 0 SAC: 0 DP: 1 HBP: 0	WP: 1 PB: 0 CS: 1	PA: 37					
PITCHER	IP	WLS	BF	H	R	ER	SO	BB	IBB	HBP	BLK	WP	HR	S	P	ERA	WHIP										
John Candelaria, L ERA: 3.0	6.0		26	8	2	2	7	1	0	0	2	1	0	65	95	3.00	1.500										
Cecilio Guante, R ERA: 4.5	2.0	W	8	2	1	1	0	0	0	0	0	0	1	17	25	4.50	1.000										
Dave Righetti, L ERA:	1.0	S	3	1	0	0	0	0	0	0	0	0	0	11	16	0.00	1.000										

Batter	1	2	3	4	5	6	7	8	9	AB	R	H	RBI	BB	SO	LOB	BOTTOM											
Rickey Henderson, R OBP: 0.250, SLG: 0.750	2-0 5-3		3-2 5-3		2-0 FC5-4		2-0 1B 2B			4	1	1	2	0	0	3	Minnesota Twins @ New York Yankees Yankee Stadium, Bronx, NY Wed Apr 06 1988, 3:33 AM EDT Att: 32,756 - Overcast - 55 F											
Willie Randolph, R OBP: 0.625, SLG: 0.875	2-2 6-3		2-2 5-3		0-0 4-3 2B		1-2 BLK 1B			4	1	2	1	0	0	1												
Don Mattingly, L OBP: 0.125, SLG: 0.250	2-3 K			2-1 F7		2-2 4-3		2-1 F9		4	0	0	0	0	1	2												
Mike Pagliarulo, L OBP: 0.375, SLG: 1.000		2-2 4-3 2B		0-0 4-3		1-2 SF7		0-3 K		3	1	1	1	0	1	2												
Claudell Washington, L OBP: 0.250, SLG: 0.250		2-1 4-3		2-0 G3		1-1 WP 1B		1-3 K		4	0	1	0	0	1	1												
Dave Winfield, R OBP: 0.375, SLG: 0.333		2-2 SF7		3-1 6-3		3-2 5-3		1-2 1B		3	0	1	1	0	0	1												
Jose Cruz, L OBP: 0.250, SLG: 0.250		0-0 1-3		2-0 BLK 1B		1-2 F8		2-2 F7		4	0	1	0	0	0	1												
Joel Skinner, R OBP: 0.375, SLG: 0.333			2-1 L3		4-2 FC5-4 BB		0-0 2B 2B		1-3 K	3	1	1	0	1	1	1												
Rafael Santana, R OBP: 0.333, SLG: 0.400			1-0 2B		2-0 F8		3-2 2B HBP			2	0	1	0	0	0	2												
Gary Ward, R OBP: 0.400, SLG: 0.250										0	0	0	0	0	0	0												
Bobby Meacham, S (8, 6)										0	1	0	0	0	0	0												
Inning Stats	R: 0 E: 0 K: 1 S: 7	H: 0 LOB: 0 BB: 0 P: 13	R: 1 E: 0 K: 0 S: 9	H: 1 LOB: 0 BB: 0 P: 15	R: 0 E: 0 K: 0 S: 9	H: 1 LOB: 1 BB: 0 P: 17	R: 0 E: 0 K: 0 S: 4	H: 0 LOB: 0 BB: 0 P: 8	R: 0 E: 0 K: 0 S: 7	H: 1 LOB: 2 BB: 1 P: 20	R: 1 E: 0 K: 0 S: 13	H: 2 LOB: 1 BB: 0 P: 20	R: 3 E: 0 K: 1 S: 15	H: 3 LOB: 2 BB: 0 P: 24	R: 0 E: 0 K: 2 S: 14	H: 1 LOB: 1 BB: 0 P: 18	R: 0 E: 0 K: 0 S: 11	H: 1 LOB: 0 BB: 0 P: 16	1B: 4 2B: 5 3B: 0 HR: 0	SF: 2 SAC: 0 DP: 0 HBP: 1	WP: 1 PB: 0 CS: 0	PA: 35						
PITCHER	IP	WLS	BF	H	R	ER	SO	BB	IBB	HBP	BLK	WP	HR	S	P	ERA	WHIP											
Les Straker, R ERA: 3.0	6.0		24	5	2	2	1	1	0	0	1	1	0	0	29	42	3.00	1.000										
Juan Berenguer, R ERA: 13.5	2.0	L	11	4	3	3	3	0	0	1	1	0	0	29	42	13.50	2.000											

Batter	1	2	3	4	5	6	7	8	9	AB	R	H	RBI	BB	SO	LOB	TOP					
Nelson Liriano, S (1, 4) OBP: 0.111, SLG: 0.111 Juan Beniquez, R (9, FH)	K		G4-3		FC4-6			K	P6	4	0	0	0	0	2	3						
Lloyd Moseby, L (1, 8) OBP: 0.222, SLG: 0.556	P5			1B				K		4	2	2	1	0	1	1						
Tony Fernandez, S (1, 6)	F7			1B						3	0	1	1	1	1	0						
George Bell, R (1, 7) OBP: 0.588, SLG: 1.267					F9			F8		3	0	0	0	1	1	3						
Rance Mulliniks, L (1, 5) OBP: 0.091, SLG: 0.182	G4-6-3				K			F7		4	0	0	0	0	1	2						
Ernie Whitt, L (1, 2) OBP: 0.273, SLG: 0.273	F7				G3					4	1	1	0	0	0	1						
Jesse Barfield, R (1, 9) OBP: 0.353, SLG: 0.429			G6-3					F9		4	0	1	0	0	1	1						
Fred McGriff, L (1, 3) OBP: 0.500, SLG: 0.909			F7		L8-3			P5		3	0	0	0	1	0	1						
Rick Leach, L (1, 10) OBP: 0.875, SLG: 1.167			E9						E7	4	0	3	0	0	0	1						
Inning Stats	R: 0 E: 0 K: 1 S: 9	H: 0 LOB: 0 BB: 0 P: 14	R: 0 E: 0 K: 0 S: 6	H: 0 LOB: 0 BB: 1 P: 13	R: 0 E: 1 K: 0 S: 8	H: 1 LOB: 1 BB: 0 P: 13	R: 1 E: 0 K: 1 S: 13	H: 2 LOB: 1 BB: 0 P: 16	R: 0 E: 0 K: 0 S: 8	H: 2 LOB: 1 BB: 0 P: 11	R: 1 E: 0 K: 1 S: 9	H: 1 LOB: 0 BB: 0 P: 14	R: 0 E: 0 K: 0 S: 7	H: 0 LOB: 0 BB: 0 P: 14	R: 0 E: 3 K: 3 S: 16	H: 1 LOB: 2 BB: 1 P: 27	R: 1 E: 1 K: 1 S: 20	H: 1 LOB: 2 BB: 1 P: 32	1B: 6 2B: 2 HR: 1	SF: 0 SAC: 0 HBP: 0	WP: 1 PB: 0 CS: 1	PA: 37
PITCHER	IP	WLS	BF	H	R	ER	SO	BB	IBB	HBP	BLK	WP	HR	S	P	ERA	WHIP					
Bert Blyleven, R (1, 1) ERA: 3.0	6.0	W	23	6	2	2	3	1	0	0	1	0	1	53	81	3.00	1.167					
Juan Berenguer, R (7, 1) ERA: 7.36	1.2		7	1	0	0	2	1	0	0	1	1	0	19	36	0.00	1.200					
Jeff Reardon, R (8, 1) ERA:	1.1	S	7	1	1	0	2	1	0	0	1	0	0	24	37	0.00	1.500					

Toronto Blue Jays @ Minnesota Twins
Hubert H. Humphrey Metrodome, Minneapolis, MN
Fri Apr 08 1988, 8:05 PM EDT
Att: 53,067 - Dome - 70 F

AB 34
R 3
H 8
RBI 2
BB 3
SO 7
LOB 15



Batter	1	2	3	4	5	6	7	8	9	AB	R	H	RBI	BB	SO	LOB	BOTTOM					
Dan Gladden, R (1, 7) OBP: 0.571, SLG: 1.214	HR			K			SH1-3	HR		5	3	4	4	0	1	2						
Greg Gagne, R (1, 6) OBP: 0.250, SLG: 0.333	WP	P4			K		SH1-3	G1		4	0	1	0	0	1	2						
Kirby Puckett, R (1, 8) OBP: 0.167, SLG: 0.091	L3			K			F9	G6-3		3	0	0	0	1	1	1						
Kent Hrbek, L (1, 3) OBP: 0.143, SLG: 0.286	L3			G3			F9	BB		4	0	1	0	0	0	2						
Gary Gaetti, R (1, 5) OBP: 0.364, SLG: 0.556	G6-3			F8				HR		3	1	1	1	1	0	1						
Randy Bush, L (1, 10)								HR		3	0	0	0	0	0	0						
Gene Larkin, S (7, FH)		G4-3		L9			P6			0	0	0	0	1	0	0						
Tom Brunansky, R (1, 9) OBP: 0.545, SLG: 0.909		E6						G6-4-3		4	1	2	0	0	1	3						
Tom Nieto, R (1, 2)		F9								3	0	0	0	1	1	2						
Steve Lombardozzi, R (1, 4) OBP: 0.429, SLG: 0.833								G6-3		3	1	2	0	1	0	0						
Inning Stats	R: 1 E: 0 K: 0 S: 11	H: 2 LOB: 1 BB: 1 P: 21	R: 1 E: 1 K: 0 S: 8	H: 1 LOB: 2 BB: 1 P: 15	R: 0 E: 0 K: 1 S: 7	H: 0 LOB: 0 BB: 0 P: 9	R: 0 E: 0 K: 1 S: 10	H: 2 LOB: 2 BB: 1 P: 15	R: 0 E: 0 K: 1 S: 8	H: 0 LOB: 0 BB: 0 P: 11	R: 1 E: 0 K: 0 S: 8	H: 2 LOB: 0 BB: 0 P: 16	R: 2 E: 0 K: 1 S: 10	H: 3 LOB: 3 BB: 2 P: 25	R: 1 E: 0 K: 1 S: 14	H: 1 LOB: 0 BB: 0 P: 20	1B: 4 2B: 4 3B: 1 HR: 3	SF: 0 SAC: 1 DP: 2 HBP: 0	WP: 1 PB: 1 SB: 2 CS: 1	PA: 38		
PITCHER	IP	WLS	BF	H	R	ER	SO	BB	IBB	HBP	BLK	WP	HR	S	P	ERA	WHIP					
Dave Stieb, R (1, 1) ERA: 4.5	6.0	L	27	4	4	3	3	3	0	0	0	0	0	4	6	4.50	1.833					
Mark Eichhorn, R (7, 1) ERA: 8.75	0.2		3	1	0	0	0	0	0	0	0	0	0	4	6	0.00	1.500					
David Wells, L (7, 1) ERA: 10.8	1.1		8	2	2	2	2	1	1	0	0	0	1	19	38	13.50	2.250					

Toronto Blue Jays @ Minnesota Twins
Hubert H. Humphrey Metrodome, Minneapolis, MN
Fri Apr 08 1988, 8:05 PM EDT
Att: 53,067 - Dome - 70 F

AB 32
R 6
H 11
RBI 5
BB 5
SO 5
LOB 13



Batter	1	2	3	4	5	6	7	8	9	AB	R	H	RBI	BB	SO	LOB	TOP					
Nelson Liriano, S OBP: 0.130, SLG: 0.261 (1, 4)	P5		G4-3	G6-3		HR		K		5	1	1	1	0	1	2	Toronto Blue Jays @ Minnesota Twins Hubert H. Humphrey Metrodome, Minneapolis, MN Sat Apr 09 1988, 4:33 AM EDT Att: 49,451 - Dome - 70 F livebaseballscorecards.com					
Lloyd Moseby, L OBP: 0.286, SLG: 0.571 (1, 7)	1B		K		G5-3	P5		2B		5	0	2	2	0	1	0						
Tony Fernandez, S OBP: 0.217, SLG: 0.182 (1, 6)	K		1B	1B	G4-3		G4-3	G6-3		5	1	1	0	0	1	2						
George Bell, R OBP: 0.571, SLG: 1.316 (1, 10)	K		CI	1B	2B		HR		G5-3	4	1	2	1	0	1	1						
Ernie Whitt, L OBP: 0.375, SLG: 0.438 (1, 2)		1B	1B	1B	G4-3		G4-3	1B	2B	5	2	3	1	0	0	1						
Rance Mulliniks, L OBP: 0.071, SLG: 0.143 Kelly Gruber, R OBP: 0.286, SLG: 0.286 (7, PH) (7, 5)	P5		G3			G3-1	G5-3	BLK	1B	3	0	0	0	0	0	3						
Jesse Barfield, R OBP: 0.455, SLG: 0.647 (1, 9)	1B			HR		HR	BB	2B	2B	3	3	2	2	2	1	1						
Fred McGriff, L OBP: 0.500, SLG: 1.067 Cecil Fielder, R OBP: 0.500, SLG: 0.500 (9, PH) (9, 3)	K		G3-1			HR		2B	2B	4	2	2	2	0	1	1						
Sil Campuzano, R OBP: 0.133, SLG: 0.200 (1, 8)	P3			P6		F8		G5-3		4	0	0	0	0	0	3						
Inning Stats	R: 0 E: 0 K: 2 S: 10	H: 1 LOB: 1 BB: 0 P: 15	R: 1 E: 0 K: 1 S: 14	H: 2 LOB: 1 BB: 0 P: 23	R: 1 E: 1 K: 1 S: 17	H: 2 LOB: 2 BB: 0 P: 25	R: 1 E: 0 K: 0 S: 8	H: 1 LOB: 1 BB: 0 P: 10	R: 0 E: 0 K: 0 S: 7	H: 1 LOB: 1 BB: 0 P: 12	R: 3 E: 0 K: 0 S: 9	H: 2 LOB: 0 BB: 1 P: 18	R: 1 E: 0 K: 0 S: 11	H: 1 LOB: 0 BB: 0 P: 16	R: 2 E: 0 K: 1 S: 14	H: 2 LOB: 1 BB: 1 P: 25		R: 1 E: 0 K: 2 S: 14	H: 2 LOB: 1 BB: 0 P: 24	1B: 6 2B: 4 3B: 0 HR: 4	SF: 0 SAC: 0 DP: 0 HBP: 0	WP: 2 PB: 0 SB: 2 CS: 0
PITCHER	IP	WLS	BF	H	R	ER	SO	BB	IBB	HBP	BLK	WP	HR	S	P	ERA	WHIP					
Charlie Lea, R ERA: 6.75 (1, 1)	5.1	L	26	8	5	4	4	1	0	0	0	2	2	59	94	6.75	1.688					
Steve Carlton, L ERA: 13.5 (6, 1)	2.2		13	4	4	4	1	1	0	0	1	0	2	31	50	13.50	1.875					
Tippy Martinez, L ERA: 9.0 (9, 1)	1.0		5	2	1	1	2	0	0	0	1	0	0	14	24	9.00	2.000					

Batter	1	2	3	4	5	6	7	8	9	AB	R	H	RBI	BB	SO	LOB	BOTTOM					
Dan Gladden, R OBP: 0.500, SLG: 1.000 (1, 7)	F9			L8		FC6-4		G3		4	0	1	0	0	0	0	Toronto Blue Jays @ Minnesota Twins Hubert H. Humphrey Metrodome, Minneapolis, MN Sat Apr 09 1988, 4:33 AM EDT Att: 49,451 - Dome - 70 F livebaseballscorecards.com					
Greg Gagne, R OBP: 0.287, SLG: 0.333 Randy Bush, L OBP: 0.143, SLG: 0.143 (9, PH) (9, 3)	G4-6-3			G6-3		FC6-4		1B		3	0	1	0	0	0	2						
Kirby Puckett, R OBP: 0.125, SLG: 0.067 (1, 8)	G4-6-3			K			L9	K		4	0	0	0	0	2	2						
Gary Gaetti, R OBP: 0.267, SLG: 0.385 (1, 5)		G5-3			K		F9	K		4	0	0	0	0	2	1						
Gene Larkin, S OBP: 0.250, SLG: 0.143 (1, 10)		G5-3			G6-3		1B			3	0	1	0	0	0	0						
Kent Hrbek, L OBP: 0.100, SLG: 0.200 (1, 3)		F9			L3		G3			3	0	0	0	0	0	1						
Tom Brunansky, R OBP: 0.429, SLG: 0.714 Dwight Lowry, L (9, 2)			F9			K		P4		3	0	0	0	0	1	0						
Steve Lombardozzi, R OBP: 0.300, SLG: 0.556 (1, 4)			G5-3			G4-3		G6-3		3	0	0	0	0	0	0						
Tim Laudner, R OBP: 0.286, SLG: 0.571 Mark Davidson, R (9, 9)			K			1B		K		3	0	1	0	0	2	0						
Inning Stats	R: 0 E: 0 K: 0 S: 6	H: 1 LOB: 0 BB: 0 P: 8	R: 0 E: 0 K: 0 S: 7	H: 0 LOB: 0 BB: 0 P: 11	R: 0 E: 0 K: 1 S: 7	H: 0 LOB: 0 BB: 0 P: 11	R: 0 E: 0 K: 1 S: 7	H: 0 LOB: 0 BB: 0 P: 10	R: 0 E: 0 K: 1 S: 9	H: 2 LOB: 2 BB: 0 P: 12	R: 0 E: 0 K: 0 S: 5	H: 1 LOB: 1 BB: 0 P: 10	R: 0 E: 0 K: 1 S: 8	H: 0 LOB: 0 BB: 0 P: 13	R: 0 E: 0 K: 2 S: 11	H: 1 LOB: 1 BB: 0 P: 13		1B: 4 2B: 1 3B: 0 HR: 0	SF: 0 SAC: 0 DP: 1 HBP: 0	WP: 0 PB: 0 SB: 0 CS: 0	PA: 31	
PITCHER	IP	WLS	BF	H	R	ER	SO	BB	IBB	HBP	BLK	WP	HR	S	P	ERA	WHIP					
Jimmy Key, L ERA: 1.5 (1, 1)	6.0	W	20	3	0	0	4	0	0	0	0	0	0	45	68	0.00	0.500					
Duane Ward, R ERA: (7, 1)	3.0	S	11	2	0	0	3	0	0	0	0	0	0	24	36	0.00	0.667					

Batter	1	2	3	4	5	6	7	8	9	AB	R	H	RBI	BB	SO	LOB	TOP					
Nelson Liriano, S OBP: 0.148, SLG: 0.259	F8		L3			K		L7		4	0	1	0	0	1	0	Toronto Blue Jays @ Minnesota Twins Hubert H. Humphrey Metrodome, Minneapolis, MN Sun Apr 10 1988, 4:33 AM EDT Att: 40,086 - Dome - 70 F					
Lloyd Moseby, L OBP: 0.389, SLG: 0.944	SF8		L3			HR		2B		4	2	3	1	0	0	2						
Tony Fernandez, S OBP: 0.259, SLG: 0.208	SF8				G4-6-3	BB		6-3		2	0	1	1	1	0	1						
George Bell, R OBP: 0.520, SLG: 1.136	K				G4-6-3	BB		P5		3	0	0	0	1	1	2						
Jesse Barfield, R OBP: 0.385, SLG: 0.524	F8				F8			F7		4	0	0	0	0	0	2						
Pat Borders, R OBP: 0.375, SLG: 0.625	F7							HBP		3	0	0	0	0	0	0						
Rance Mulliniks, L OBP: 0.133, SLG: 0.200					1-3			1B		1	0	1	0	0	0	0						
Kelly Gruber, R OBP: 0.300, SLG: 0.400					2-2			F7		3	0	1	0	0	1	0						
Rick Leach, L OBP: 0.778, SLG: 1.000	K				5-3			2B		1	0	0	0	0	0	1						
Fred McGriff, L OBP: 0.500, SLG: 0.944					1-3			K		3	0	1	0	0	2	1						
Sil Campuzano, R OBP: 0.118, SLG: 0.176								HBP		1	0	0	0	0	0	1						
Juan Beniquez, R OBP: 0.353, SLG: 0.412	F8							P3		1	0	0	0	0	0	1						
Ernie Whitt, L OBP: 0.353, SLG: 0.412										1	0	0	0	0	0	2						
Inning Stats	R: 1 E: 0 K: 1 S: 12	H: 1 LOB: 0 BB: 0 P: 17	R: 0 E: 0 K: 1 S: 8	H: 0 LOB: 0 BB: 0 P: 13	R: 0 E: 0 K: 1 S: 10	H: 2 LOB: 1 BB: 0 P: 13	R: 0 E: 0 K: 0 S: 5	H: 0 LOB: 0 BB: 1 P: 10	R: 0 E: 0 K: 1 S: 8	H: 0 LOB: 0 BB: 0 P: 11	R: 1 E: 0 K: 2 S: 16	H: 2 LOB: 2 BB: 1 P: 25	R: 0 E: 0 K: 1 S: 8	H: 1 LOB: 1 BB: 0 P: 13	R: 0 E: 0 K: 0 S: 10	H: 1 LOB: 1 BB: 0 P: 13	R: 0 E: 0 K: 0 S: 14	H: 1 LOB: 2 BB: 0 P: 22	1B: 4 2B: 3 3B: 1 HR: 1	SF: 1 SAC: 0 DP: 2 HBP: 1	WP: 0 PB: 0 SB: 0 CS: 0	PA: 36
PITCHER	IP WLS BF H R ER SO BB IBB HBP BLK WP HR S P ERA WHIP																					
Frank Viola, L ERA: 5.68	(1, 1) 7.2 W 30 7 2 2 6 2 0 0 0 0 1 73 111 2.35 1.174																					
Jeff Reardon, R ERA:	(8, 1) 1.1 S 6 1 0 0 0 0 0 0 1 0 0 0 18 26 0.00 0.750																					

Batter	1	2	3	4	5	6	7	8	9	AB	R	H	RBI	BB	SO	LOB	BOTTOM			
Dan Gladden, R OBP: 0.455, SLG: 0.909	F8		F3			1B		G5-3		4	1	1	1	0	0	1	Toronto Blue Jays @ Minnesota Twins Hubert H. Humphrey Metrodome, Minneapolis, MN Sun Apr 10 1988, 4:33 AM EDT Att: 40,086 - Dome - 70 F			
Greg Gagne, R OBP: 0.316, SLG: 0.333	FC6-4		K			2B		P6		3	0	1	2	1	1	0				
Kirby Puckett, R OBP: 0.100, SLG: 0.053	FC6-4					1B		L9		4	0	0	0	0	2	2				
Kent Hrbek, L OBP: 0.071, SLG: 0.143	L6					K		F8		4	0	0	0	0	1	1				
Gary Gaetti, R OBP: 0.222, SLG: 0.313						K		G3		3	0	0	0	0	2	0				
Randy Bush, L OBP: 0.300, SLG: 0.400						K		5-3		3	1	2	0	0	0	0				
Tom Brunansky, R OBP: 0.471, SLG: 0.667						BLK		G3		1	1	0	0	2	0	1				
Steve Lombardozzi, R OBP: 0.333, SLG: 0.500						1B		G3		1	1	0	0	1	1	1				
Tom Nieto, R OBP: 0.300, SLG: 0.400						S		SH1-3		3	0	0	0	0	1	3				
Inning Stats	R: 0 E: 0 K: 0 S: 13	H: 0 LOB: 1 BB: 1 P: 20	R: 0 E: 0 K: 2 S: 11	H: 1 LOB: 0 BB: 0 P: 14	R: 0 E: 0 K: 1 S: 7	H: 0 LOB: 0 BB: 0 P: 13	R: 0 E: 0 K: 3 S: 9	H: 0 LOB: 0 BB: 0 P: 14	R: 4 E: 0 K: 2 S: 20	H: 3 LOB: 0 BB: 2 P: 31	R: 0 E: 0 K: 0 S: 6	H: 0 LOB: 0 BB: 0 P: 10	R: 0 E: 0 K: 0 S: 5	H: 0 LOB: 1 BB: 1 P: 12	R: 0 E: 0 K: 0 S: 4	H: 0 LOB: 0 BB: 0 P: 4		1B: 2 2B: 2 3B: 0 HR: 0	SF: 0 SAC: 1 DP: 0 HBP: 0	WP: 0 PB: 0 SB: 3 CS: 1
PITCHER	IP WLS BF H R ER SO BB IBB HBP BLK WP HR S P ERA WHIP																			
Todd Stottlemyre, R ERA: 6.0	(1, 1) 4.1 L 19 3 4 4 7 3 0 0 0 0 0 0 18 32 8.31 1.385																			
Mark Eichhorn, R ERA: 2.25	(5, 1) 2.2 9 1 0 0 1 1 0 0 0 0 0 0 18 32 0.00 0.750																			
Tom Henke, R ERA:	(8, 1) 1.0 3 0 0 0 0 0 0 0 0 0 0 0 4 4 0.00 0.000																			



Batter	1	2	3	4	5	6	7	8	9	AB	R	H	RBI	BB	SO	LOB	TOP					
Dan Gladden, R OBP: 0.406, SLG: 0.700	F9		P9		SH3-4 2B 1B		FC4 1B BB		P9	4	1	1	0	1	0	1	Minnesota Twins @ Cleveland Indians Cleveland Municipal Stadium, Cleveland, OH Wed Apr 13 1988, 7:05 PM EDT Att: 6,010 - Unknown livebaseballscorecards.com					
Greg Gagne, R OBP: 0.393, SLG: 0.500	2B 1B		1B 1B		SH3-4		FC4 1B		WP BB	3	1	3	0	1	0	0						
Kirby Puckett, R OBP: 0.200, SLG: 0.241	1-H 2B		FC6-4 1B		2B		FC4		G6-3	5	0	3	3	0	0	3						
Gary Gaetti, R OBP: 0.222, SLG: 0.292	K		K		F7		K			4	0	0	0	0	3	7						
Gene Larkin, S OBP: 0.231, SLG: 0.091	G6-3		FC6-4		K				G3	4	0	0	0	0	1	5						
Kent Hrbek, L OBP: 0.174, SLG: 0.182		K		F7		P4			G1-3 1B	4	0	1	0	0	1	0						
Tom Brunansky, R OBP: 0.385, SLG: 0.455	L8		G6-3		G6-3		P4		G1-3	4	0	0	0	0	0	1						
Tom Nieto, R	G5-3		P3		G6-3		G6-3		G3	4	0	0	0	0	0	1						
Al Newman, S OBP: 0.375, SLG: 0.286			1B 1B BB		SH3-4 2B 1B		K		G3-1	3	1	1	0	1	1	0						
Inning Stats	R: 1 E: 0 K: 1 S: 10	H: 2 LOB: 1 BB: 0 P: 13	R: 0 E: 0 K: 1 S: 7	H: 0 LOB: 0 BB: 0 P: 9	R: 0 E: 0 K: 1 S: 14	H: 2 LOB: 3 BB: 1 P: 23	R: 0 E: 0 K: 0 S: 3	H: 0 LOB: 0 BB: 0 P: 4	R: 2 E: 0 K: 1 S: 12	H: 3 LOB: 1 BB: 0 P: 14	R: 0 E: 0 K: 0 S: 5	H: 0 LOB: 0 BB: 0 P: 9	R: 0 E: 0 K: 2 S: 9	H: 1 LOB: 2 BB: 1 P: 19	R: 0 E: 0 K: 0 S: 7	H: 1 LOB: 1 BB: 0 P: 11	R: 0 E: 0 K: 0 S: 6	H: 0 LOB: 1 BB: 1 P: 15	1B: 7 2B: 2 3B: 0 HR: 0	SF: 0 SAC: 1 DP: 0 HBP: 0	WP: 2 PB: 0 SB: 0 CS: 0	PA: 39
PITCHER	IP	WLS	BF	H	R	ER	SO	BB	IBB	HBP	BLK	WP	HR	S	P	ERA	WHIP					
Scott Bailes, L ERA: 1.76	(1, 1)	6.1	29	8	3	3	5	2	0	0	0	0	0	56	84	4.26	1.579					
Jeff Dedmon, R ERA:	(7, 1)	2.2	W	10	1	0	0	1	0	0	0	1	0	17	33	0.00	0.750					

Batter	1	2	3	4	5	6	7	8	9	AB	R	H	RBI	BB	SO	LOB	BOTTOM				
Julio Franco, R OBP: 0.325, SLG: 0.368	G5-3		F9		F9			S 1B		4	1	1	0	0	0	0	Minnesota Twins @ Cleveland Indians Cleveland Municipal Stadium, Cleveland, OH Wed Apr 13 1988, 7:05 PM EDT Att: 6,010 - Unknown livebaseballscorecards.com				
Willie Upshaw, L OBP: 0.400, SLG: 0.455	G4-3		K		F9		1B BB			3	1	0	0	1	1	0					
Joe Carter, R OBP: 0.361, SLG: 0.452	HR 1B		1B		F9		F7			4	1	2	0	0	0	2					
Ron Kittle, R OBP: 0.750, SLG: 1.500	1-H HR		P4		G6-3 1B		1B 2B 1B			4	2	3	3	0	0	1					
Mel Hall, L OBP: 0.375, SLG: 0.484	P3		G5-4-3 1B		G6-3		2B 1B			4	1	2	1	0	0	1					
Brook Jacoby, R OBP: 0.324, SLG: 0.457	G5-3		G5-4-3		G6-3		1-H 2B			4	0	1	2	0	0	1					
Cory Snyder, R OBP: 0.457, SLG: 0.800	S BB		BB		K					1	0	0	0	2	1	0					
Jay Bell, R OBP: 0.303, SLG: 0.222	K		F7		L9					3	0	0	0	0	1	2					
Andy Allanson, R OBP: 0.258, SLG: 0.233	G6-3		P5							2	0	0	0	0	0	1					
Dave Clark, L OBP: 0.167, SLG: 0.167										1	0	0	0	0	1	0					
Chris Bando, S ERA: 13.5										0	0	0	0	0	0	0					
Inning Stats	R: 2 E: 0 K: 0 S: 8	H: 2 LOB: 0 BB: 0 P: 12	R: 0 E: 0 K: 1 S: 8	H: 0 LOB: 1 BB: 1 P: 15	R: 0 E: 0 K: 1 S: 9	H: 1 LOB: 0 BB: 0 P: 16	R: 0 E: 0 K: 0 S: 7	H: 1 LOB: 1 BB: 1 P: 15	R: 0 E: 0 K: 0 S: 3	H: 0 LOB: 0 BB: 0 P: 7	R: 0 E: 0 K: 0 S: 6	H: 1 LOB: 0 BB: 0 P: 10	R: 0 E: 0 K: 1 S: 10	H: 0 LOB: 0 BB: 0 P: 15	R: 4 E: 0 K: 1 S: 12	H: 4 LOB: 1 BB: 1 P: 19	1B: 7 2B: 1 3B: 0 HR: 1	SF: 0 SAC: 0 DP: 2 HBP: 0	WP: 0 PB: 0 SB: 0 CS: 0	PA: 33	
PITCHER	IP	WLS	BF	H	R	ER	SO	BB	IBB	HBP	BLK	WP	HR	S	P	ERA	WHIP				
Bert Blyleven, R ERA: 2.77	(1, 1)	7.0	26	5	2	2	3	2	0	0	0	0	0	51	90	2.57	1.000				
Juan Berenguer, R ERA: 13.5	(8, 1)	1.0	L	7	4	4	1	1	0	0	0	0	0	12	19	36.00	5.000				



Batter	1	2	3	4	5	6	7	8	9	AB	R	H	RBI	BB	SO	LOB	TOP					
Randy Bush, L (1, 9) OBP: 0.400, SLG: 0.474	1-1 G5-4-3 1B		3-2 CS 1B		1-2 4-3		0-1 G3		2-2 G3	5	0	2	0	0	0	2						
Greg Gagne, R (1, 6) OBP: 0.375, SLG: 0.500	0-0 L9		2-0 G6-3			0-0 G4-3 SF8 2B	2-3 K			4	1	1	0	0	1	2						
Kirby Puckett, R (1, 8) OBP: 0.176, SLG: 0.212	0-0 G5-4-3			0-0 F9		2-2 G4-3		3-2 F8		4	0	0	0	0	0	2						
Kent Hrbek, L (1, 3) OBP: 0.222, SLG: 0.240		2-2 SH1-4 1B		1-1 BB 1B		1-2 SF8		2-2 P2		3	0	2	1	0	0	0						
Gary Gaetti, R (1, 5) OBP: 0.258, SLG: 0.357	0-0 SH1-4 1B		1-2 SH1-4 1B	2-3 K		3-H 0-0 PB 2B		1-0 F9		4	0	2	0	0	1	1						
Gene Larkin, S (1, 10) OBP: 0.313, SLG: 0.154	0-1 SH1-4		1-2 2-3	4-1 BB		1-3 K BB		0-1 BLK 1B		2	0	1	0	1	1	1						
Tom Brunansky, R (1, 7) OBP: 0.367, SLG: 0.400	2-0 5-3			0-0 G5-3		4-1 BB		3-3 K		3	0	0	0	1	1	5						
Dwight Lowry, L (1, 2) OBP: 0.313, SLG: 0.154	2-1 G3-1				1-3 K		0-0 4-3		0-0 F8	4	0	0	0	0	1	6						
Sieve Lombardozzi, R (1, 4) OBP: 0.263, SLG: 0.313			2-2 G6-3		1-1 G5-3		3-3 K		4-2 BB	3	0	0	0	0	1	0						
Tim Laudner, R (9, PH) OBP: 0.455, SLG: 0.600										0	0	0	0	1	0	0						
Al Newman, S (9, PR) OBP: 0.375, SLG: 0.286										0	0	0	0	0	0	0						
Inning Stats	R: 0 E: 0 K: 0 S: 4	H: 1 LOB: 0 BB: 0 P: 5	R: 0 E: 0 K: 0 S: 9	H: 2 LOB: 2 BB: 0 P: 15	R: 0 E: 0 K: 0 S: 9	H: 1 LOB: 0 BB: 0 P: 15	R: 0 E: 0 K: 1 S: 8	H: 1 LOB: 2 BB: 1 P: 15	R: 0 E: 0 K: 1 S: 8	H: 0 LOB: 0 BB: 0 P: 11	R: 1 E: 0 K: 2 S: 15	H: 2 LOB: 3 BB: 1 P: 23	R: 0 E: 0 K: 2 S: 9	H: 0 LOB: 0 BB: 0 P: 14	R: 0 E: 0 K: 0 S: 8	H: 0 LOB: 0 BB: 0 P: 14	R: 0 E: 0 K: 1 S: 11	H: 1 LOB: 2 BB: 1 P: 20	1B: 6 2B: 2 3B: 0 HR: 0	SF: 1 SAC: 1 DP: 1 HBP: 0	WP: 0 PB: 1 SB: 0 CS: 1	PA: 37
PITCHER Tom Candiotti, R (1, 1) ERA: 1.11	IP: 9.0 WLS: W BF: 37 H: 8 R: 1 ER: 1 SO: 6 BB: 3 IBB: 0 HBP: 0 BLK: 1 WP: 0 HR: 0 S: 81 P: 132 ERA: 1.00 WHIP: 1.222															PITCHER						

Minnesota Twins @ Cleveland Indians
Cleveland Municipal Stadium, Cleveland, OH
Thu Apr 14 1988, 7:05 PM EDT
Att: 5,570 - Overcast

AB 32
R 1
H 8
RBI 1
BB 3
SO 6
LOB 19



Batter	1	2	3	4	5	6	7	8	9	AB	R	H	RBI	BB	SO	LOB	BOTTOM			
Julio Franco, R (1, 4) OBP: 0.318, SLG: 0.357	3-2 CS 1B			2-3 K	2-2 G6-3		0-2 F8			4	0	1	0	0	1	1				
Willie Upshaw, L (1, 3) OBP: 0.432, SLG: 0.528	3-2 F8			1-1 G4-3		1-2 G3 S 1B	4-2 BB			3	2	2	0	1	0	1				
Pat Tabler, R (1, 10) OBP: 0.350, SLG: 0.314	3-2 G5-3			1-1 G4-3		2-2 G3	0-3 K			4	0	0	1	0	1	3				
Joe Carter, R (1, 8) OBP: 0.375, SLG: 0.457		1-0 P3		1-0 S 1B		1-0 S 1B	1-2 F7			4	1	2	1	0	0	0				
Mel Hall, L (1, 7) OBP: 0.389, SLG: 0.471		3-1 G4-3		4-0 IBB		0-1 FC5-4 S 1B		0-0 F8		3	0	1	1	1	0	0				
Brook Jacoby, R (1, 5) OBP: 0.317, SLG: 0.421		3-3 K		0-0 F7		4-2 FC5-4 BB		2-3 K		3	0	0	0	1	2	2				
Cory Snyder, R (1, 9) OBP: 0.447, SLG: 0.758			1-2 F9		1-0 G4-3 SH1-3 1B	1-1 FC5-4				3	0	1	0	0	0	2				
Chris Bando, S (1, 2) OBP: 0.278, SLG: 0.200			0-1 P5		0-0 SH1-3	2-1 F8				2	0	0	0	0	0	2				
Jay Bell, R (1, 6) OBP: 0.278, SLG: 0.200			2-1 P3		1-2 G4-3	1-3 K				3	0	0	0	0	1	1				
Inning Stats	R: 0 E: 0 K: 0 S: 10	H: 1 LOB: 0 BB: 0 P: 18	R: 0 E: 0 K: 1 S: 6	H: 0 LOB: 0 BB: 0 P: 13	R: 0 E: 0 K: 0 S: 7	H: 0 LOB: 0 BB: 0 P: 10	R: 1 E: 0 K: 1 S: 10	H: 2 LOB: 2 BB: 1 P: 18	R: 0 E: 0 K: 0 S: 8	H: 1 LOB: 1 BB: 0 P: 12	R: 2 E: 0 K: 0 S: 17	H: 3 LOB: 2 BB: 1 P: 28	R: 0 E: 0 K: 2 S: 13	H: 0 LOB: 1 BB: 1 P: 18	R: 0 E: 0 K: 1 S: 7	H: 0 LOB: 0 BB: 0 P: 10	1B: 6 2B: 0 3B: 1 HR: 0	SF: 0 SAC: 1 DP: 0 HBP: 0	WP: 0 PB: 0 SB: 4 CS: 1	PA: 33
PITCHER Charlie Lea, R (1, 1) ERA: 5.56 Keith Atherton, R (7, 1) ERA: 1.42	IP: 6.0 WLS: L BF: 26 H: 7 R: 3 ER: 3 SO: 2 BB: 1 IBB: 1 HBP: 0 BLK: 0 WP: 0 HR: 0 S: 58 P: 99 ERA: 4.50 WHIP: 1.333															PITCHER				

Minnesota Twins @ Cleveland Indians
Cleveland Municipal Stadium, Cleveland, OH
Thu Apr 14 1988, 7:05 PM EDT
Att: 5,570 - Overcast

AB 29
R 3
H 7
RBI 3
BB 3
SO 5
LOB 12



Batter	1	2	3	4	5	6	7	8	9	AB R H RBI BB SO LOB	TOP											
Dan Gladden, R OBP: 0.389, SLG: 0.636	(1, 7) K	(1, 0) FC5			(0, 0) SH1-3		(1, 0) HBP		(3, 2) F9	3 0 0 0 0 1 3	Minnesota Twins @ Toronto Blue Jays Exhibition Stadium, Toronto, ON Sat Apr 16 1988, 3:33 AM EDT Att: 26,095 - Overcast - 43 F											
Greg Gagne, R OBP: 0.324, SLG: 0.429	(1, 6) G4-3		(0, 1) L4		(2, 3) K		(1, 3) K		(2, 2) G5-3	5 0 0 0 0 2 2												
Kirby Puckett, R OBP: 0.184, SLG: 0.216	(1, 8) F9		(1, 0) F7		(2, 2) 1B		(2, 3) K			4 0 1 0 0 1 1												
Kent Hrbek, L OBP: 0.258, SLG: 0.222		(4, 0) 1B G1-3 BB	(4, 1) FC5-4 BB		(1, 0) F8		(1, 1) G4-3			2 1 0 0 2 0 3												
Gary Gaetti, R OBP: 0.286, SLG: 0.469		(0, 1) G1-3	(2, 1) FC5-4			(0, 0) G3-1 1B				4 2 2 1 0 0 2												
Randy Bush, L OBP: 0.417, SLG: 0.455		(2, 0) BB 1B		(0, 1) L8		(1, 0) G3-1		(4, 1) BB		3 0 1 0 1 0 1												
Tom Brunansky, R OBP: 0.382, SLG: 0.393		(4, 0) FC5 BB		(2, 1) G6-3		(0, 1) 1B		(0, 0) F7		3 0 1 1 1 0 1												
Steve Lombardozzi, R OBP: 0.217, SLG: 0.250		(2, 2) F9		(1, 0) G6-3		(3, 3) K		(0, 2) L3		4 0 0 0 0 1 5												
Tim Laudner, R OBP: 0.467, SLG: 0.538		(4, 2) BB		(3, 2) 1B SH1-3		(2, 1) G6-3		(2, 1) P4		3 0 1 1 1 0 1												
Inning Stats	R: 0 E: 0 K: 1 S: 8	H: 0 LOB: 0 BB: 0 P: 13	R: 1 E: 0 K: 0 S: 11	H: 1 LOB: 3 BB: 3 P: 28	R: 0 E: 0 K: 0 S: 6	H: 0 LOB: 0 BB: 1 P: 13	R: 0 E: 0 K: 0 S: 5	H: 0 LOB: 0 BB: 0 P: 8	R: 0 E: 0 K: 1 S: 13	H: 2 LOB: 2 BB: 0 P: 21		R: 1 E: 0 K: 1 S: 9	H: 2 LOB: 1 BB: 0 P: 15	R: 0 E: 1 K: 2 S: 9	H: 0 LOB: 1 BB: 1 P: 13	R: 1 E: 0 K: 0 S: 6	H: 1 LOB: 0 BB: 1 P: 10	R: 0 E: 0 K: 0 S: 11	H: 0 LOB: 0 BB: 0 P: 18	1B: 5 2B: 1 3B: 0 HR: 1	SF: 0 SAC: 1 DP: 1 HBP: 1	WP: 0 PB: 0 SB: 1 CS: 0
PITCHER	IP WLS BF H R ER SO BB IBB HBP BLK WP HR S P ERA WHIP											IP WLS BF H R ER SO BB IBB HBP BLK WP HR S P ERA WHIP										
Todd Stottlemyre, R ERA: 5.87	(1, 1) 1.2 9 1 1 1 1 3 0 0 0 0 0 0 18 39 5.40 2.400																					
Mark Eichhorn, R ERA: 1.59	(2, 1) 4.1 19 4 1 1 2 1 0 1 0 0 0 0 34 60 2.08 1.154																					
David Wells, L ERA: 3.48	(7, 1) 3.0 L 10 1 1 1 2 1 0 0 0 0 0 1 26 40 3.00 0.667																					


Batter	1	2	3	4	5	6	7	8	9	AB R H RBI BB SO LOB	BOTTOM											
Tony Fernandez, S OBP: 0.280, SLG: 0.222	(1, 6) L3		(3, 2) G6-3		(0, 0) G1-3		(2, 1) WP BLK 1B		(0, 2) F8	5 0 1 0 0 0 3	Minnesota Twins @ Toronto Blue Jays Exhibition Stadium, Toronto, ON Sat Apr 16 1988, 3:33 AM EDT Att: 26,095 - Overcast - 43 F											
Lloyd Moseby, L OBP: 0.421, SLG: 0.647	(1, 8) G6-3 1B		(2, 3) K		(2, 3) K		(1, 2) K		(2, 3) K	5 0 1 0 0 4 4												
Cecil Fielder, R OBP: 0.308, SLG: 0.545	(1, 3) G6-3		(3, 2) F3		(1, 2) F8		(3, 3) K		(1, 3) K	3 0 0 0 0 0 2												
Fred McGriff, L OBP: 0.400, SLG: 0.600	(7, PH) (8, 3) G6-3									2 0 0 0 0 2 2												
George Bell, R OBP: 0.489, SLG: 0.854	(1, 7) G6-3			(2, 1) 1B		(1, 0) P6		(3, 2) PB 2B		4 0 2 0 0 0 1												
Pat Borders, R OBP: 0.450, SLG: 0.750		(2, 2) F8		(0, 3) K		(1, 2) BB 1B		(3, 0) P4		3 0 1 0 0 1 1												
Ernie Whitt, L OBP: 0.333, SLG: 0.346		(8, PH) (9, 2) F8								1 0 0 0 0 0 1												
Jesse Barfield, R OBP: 0.271, SLG: 0.310		(3, 2) F8		(1, 2) F3		(1, 0) P6		(2, 3) K		4 0 0 0 0 1 3												
Juan Beniquez, R OBP: 0.257, SLG: 0.385		(1, 3) K			(1, 2) E9 3B		(4, 0) BB			2 1 0 0 1 1 0												
Rick Leach, L OBP: 0.667, SLG: 0.867							(1, 2) BB			0 0 0 0 1 0 0												
Kelly Gruber, R OBP: 0.300, SLG: 0.667			(3, 2) G6-3 2B		(3, 1) E9 2B 3B		(3, 1) G4-3		(2, 1) P4	4 1 2 1 0 0 4												
Manuel Lee, S OBP: 0.333, SLG: 0.667					(3, H) (2, 2) G1-3					3 0 1 1 0 1 1												
Nelson Liriano, S OBP: 0.213, SLG: 0.250							(2, 3) K			1 0 1 0 0 0 0												
Inning Stats	R: 0 E: 0 K: 0 S: 13	H: 1 LOB: 1 BB: 0 P: 18	R: 0 E: 0 K: 1 S: 12	H: 0 LOB: 0 BB: 0 P: 18	R: 0 E: 0 K: 1 S: 11	H: 1 LOB: 1 BB: 0 P: 19	R: 0 E: 0 K: 1 S: 11	H: 1 LOB: 1 BB: 0 P: 17	R: 2 E: 1 K: 1 S: 16	H: 2 LOB: 1 BB: 0 P: 25	R: 0 E: 0 K: 0 S: 7	H: 1 LOB: 2 BB: 1 P: 17	R: 0 E: 0 K: 3 S: 13	H: 1 LOB: 1 BB: 0 P: 23	R: 0 E: 0 K: 1 S: 9	H: 1 LOB: 2 BB: 1 P: 23	R: 0 E: 0 K: 2 S: 14	H: 1 LOB: 1 BB: 0 P: 20	1B: 5 2B: 3 3B: 1 HR: 0	SF: 0 SAC: 0 DP: 0 HBP: 0	WP: 1 PB: 1 SB: 1 CS: 0	PA: 39
PITCHER	IP WLS BF H R ER SO BB IBB HBP BLK WP HR S P ERA WHIP											IP WLS BF H R ER SO BB IBB HBP BLK WP HR S P ERA WHIP										
Frank Viola, L ERA: 4.34	(1, 1) 6.0 26 6 2 1 4 0 1 0 0 1 1 0 20 42 0.00 1.200																					
Juan Berenguer, R ERA: 9.95	(7, 1) 1.2 W 8 2 0 0 4 0 1 0 0 1 1 0 20 42 0.00 1.200																					
Jeff Reardon, R ERA:	(8, 1) 1.1 S 5 1 0 0 2 0 0 0 0 0 0 0 16 24 0.00 0.750																					


AB	31
R	3
H	6
RBI	3
BB	5
SO	5
LOB	19



AB	37
R	2
H	9
RBI	2
BB	2
SO	10
LOB	22



Batter	1	2	3	4	5	6	7	8	9	AB R H RBI BB SO LOB	TOP									
Rickey Henderson, R OBP: 0.424, SLG: 0.667 (1.7)	2-1 BLK 2B 1B	2-1 BLK 1B 1B		2-2 G6-4-3 1-2		2-2 5-3			3-2 L7	5 2 2 2 0 0 2	New York Yankees @ Minnesota Twins Hubert H. Humphrey Metrodome, Minneapolis, MN Tue Apr 19 1988, 8:05 PM EDT Att: 23,724 - Dome - 55 F AB 34 R 7 H 9 RBI 7 BB 4 SO 10 LOB 11 									
Bobby Meacham, S OBP: 0.293, SLG: 0.343 (1.4)	3-3 K	0-0 HR 1B		1-3 K			0-3 K		2-2 F7	5 1 1 2 0 3 1										
Don Mattingly, L OBP: 0.328, SLG: 0.368 (1.3)	0-0 2B	1-1 F8			4-0 FC3-6 BB		1-2 G3			3 0 1 1 1 0 1										
Mike Pagliarulo, L OBP: 0.383, SLG: 0.583 (1.5)	4-2 G6-4-3 BB	0-1 HR			0-0 FC3-6 1-2		1-0 E7 2B			3 1 2 2 1 0 1										
Claudell Washington, L OBP: 0.273, SLG: 0.419 (1.8)	2-1 G6-4-3 1-2	3-2 G3			0-0 F8		1-3 K			4 0 0 0 0 1 4										
Dave Winfield, R OBP: 0.483, SLG: 0.769 (1.9)		1-2 BB 1B		0-3 K				0-3 K		4 1 1 0 0 3 1										
Jose Cruz, L OBP: 0.238, SLG: 0.250 (1.10)		2-0 L9		3-1 4-3		2-2 L9		1-1 L5		4 0 0 0 0 0 1										
Don Slaught, R OBP: 0.378, SLG: 0.683 (1.2)		2-1 BB 1B		2-3 K		1-3 K		0-0 5-3		4 1 1 0 0 2 0										
Rafael Santana, R OBP: 0.303, SLG: 0.379 (1.6)		4-0 BLK 1B BB		2-1 G6-4-3 1B		4-2 BB			2-3 K	2 1 1 0 2 1 0										
Inning Stats	R: 1 E: 0 K: 1 S: 12	H: 2 LOB: 1 BB: 1 P: 22	R: 6 E: 0 K: 0 S: 17	H: 5 LOB: 0 BB: 1 P: 31	R: 0 E: 0 K: 2 S: 8	H: 0 LOB: 0 BB: 0 P: 13	R: 0 E: 0 K: 1 S: 9	H: 1 LOB: 1 BB: 1 P: 14	R: 0 E: 0 K: 1 S: 5	H: 0 LOB: 1 BB: 1 P: 9	R: 0 E: 1 K: 2 S: 12	H: 1 LOB: 1 BB: 0 P: 15	R: 0 E: 0 K: 1 S: 8	H: 0 LOB: 0 BB: 0 P: 9	R: 0 E: 0 K: 1 S: 10	H: 0 LOB: 0 BB: 0 P: 17	1B: 6 2B: 2 3B: 0 HR: 1	SF: 0 SAC: 0 DP: 2 HBP: 0	WP: 0 PB: 0 CS: 0	PA: 38
PITCHER	IP WLS BF H R ER SO BB IBB HBP BLK WP HR S P ERA WHIP											PITCHER	IP WLS BF H R ER SO BB IBB HBP BLK WP HR S P ERA WHIP							
Joe Niekro, R ERA: 17.18 (1.1)	1.2 L 13 7 7 7 1 2 0 0 0 0 0 1 26 47 37.80 5.400																			
Juan Berenguer, R ERA: 5.25 (2.1)	4.1 15 1 0 0 5 2 0 0 0 0 0 0 38 64 0.00 0.692																			
Keith Atherton, R ERA: 0.9 (7.1)	2.0 7 1 0 0 3 0 0 0 0 0 0 0 20 24 0.00 0.500																			
Jeff Reardon, R ERA: (9.1)	1.0 3 0 0 0 1 0 0 0 0 0 0 0 10 17 0.00 0.000																			

Batter	1	2	3	4	5	6	7	8	9	AB R H RBI BB SO LOB	BOTTOM												
Dan Gladden, R OBP: 0.360, SLG: 0.511 (1.7)	3-3 K		4-2 FC6-4 BB	1-2 L6		2-2 F8			0-0 5-3	4 0 0 0 1 1 3	New York Yankees @ Minnesota Twins Hubert H. Humphrey Metrodome, Minneapolis, MN Tue Apr 19 1988, 8:05 PM EDT Att: 23,724 - Dome - 55 F AB 38 R 6 H 11 RBI 6 BB 5 SO 9 LOB 21 												
Greg Gagne, R OBP: 0.298, SLG: 0.364 (1.6)	2-2 P5		1-3 K	1-3 K			2-3 K		4-1 2B 1B BB	4 1 0 0 1 3 3													
Kirby Puckett, R OBP: 0.220, SLG: 0.286 (1.8)	2-2 G4-3		0-0 FC6-4 1B 1-2		0-1 2B 2B		3-1 F7		1-1 1B 2B	5 3 2 1 0 0 1													
Gary Gaetti, R OBP: 0.319, SLG: 0.488 (1.5)		0-0 1B 2B	1-1 1B	1-3 1B	2-2 P4		1-1 P4		2-3 K	5 0 2 0 0 1 3													
Gene Larkin, S OBP: 0.346, SLG: 0.273 (1.10)		2-2 1B 2B	2-0 FC5-4	0-1 2B		0-1 F9		0-1 F9	4-1 1B BB	4 0 3 2 1 0 0													
Mark Davidson, R OBP: 0.200, SLG: 0.400 (9, PR)		2-2 1B	1-3 1B	3-3 1B	2-2 2B					0 0 0 0 0 0 0													
Tom Brunansky, R OBP: 0.319, SLG: 0.300 (1.9)		1-1 FC5-4 2B	3-3 K		1-3 K		0-3 K		1-2 1B	5 1 1 2 0 3 4													
Kent Hrbek, L OBP: 0.302, SLG: 0.243 (1.3)		0-0 E4 2B		0-0 P4	2-2 4-3			4-2 BB	1-3 1B	4 0 0 0 1 0 4													
Tim Laudner, R OBP: 0.462, SLG: 0.565 (1.2)		2-1 2B		2-0 2B		0-2 F7		0-2 F7		4 0 2 1 0 0 1													
Al Newman, S OBP: 0.286, SLG: 0.167 (1.4)		0-0 4-3		4-0 BB		1-3 K			1-0 2B	1 0 0 0 1 0 2													
Dwight Lowry, L ERA: 3.0 (6, PH)										1 0 0 0 0 1 0													
Steve Lombardozzi, R OBP: 0.207, SLG: 0.260 (7, PH)										0 0 0 0 0 0 0													
Randy Bush, L OBP: 0.487, SLG: 0.643 (9, PH)										1 1 1 0 0 0 0													
Inning Stats	R: 0 E: 0 K: 1 S: 10	H: 0 LOB: 0 BB: 0 P: 17	R: 1 E: 1 K: 0 S: 10	H: 3 LOB: 0 BB: 0 P: 15	R: 1 E: 0 K: 2 S: 13	H: 2 LOB: 2 BB: 1 P: 24	R: 0 E: 0 K: 1 S: 8	H: 1 LOB: 1 BB: 1 P: 16	R: 1 E: 0 K: 1 S: 15	H: 2 LOB: 1 BB: 0 P: 20		R: 0 E: 0 K: 1 S: 11	H: 0 LOB: 0 BB: 0 P: 14	R: 0 E: 0 K: 1 S: 7	H: 0 LOB: 0 BB: 0 P: 13	R: 0 E: 0 K: 1 S: 10	H: 0 LOB: 1 BB: 1 P: 14	R: 3 E: 0 K: 1 S: 14	H: 3 LOB: 2 BB: 2 P: 28	1B: 4 2B: 7 3B: 0 HR: 0	SF: 0 SAC: 0 DP: 0 HBP: 0	WP: 0 PB: 0 CS: 0	PA: 43
PITCHER	IP WLS BF H R ER SO BB IBB HBP BLK WP HR S P ERA WHIP											PITCHER	IP WLS BF H R ER SO BB IBB HBP BLK WP HR S P ERA WHIP										
Al Leiter, L ERA: 2.7 (1.1)	5.0 W 25 8 3 2 5 2 0 0 0 0 0 0 31 49 5.40 0.900																						
Cecilio Guante, R ERA: 3.0 (6.1)	3.1 13 1 2 2 3 2 0 0 0 0 0 0 31 49 5.40 0.900																						
Dave Righetti, L ERA: 1.69 (9.1)	0.2 S 5 2 1 1 1 1 0 0 0 0 0 0 11 20 13.50 4.500																						

Batter	1	2	3	4	5	6	7	8	9	AB	R	H	RBI	BB	SO	LOB	TOP											
Julio Franco, R OBP: 0.307, SLG: 0.269	2-2 BB HR 1B	1-0 SAFE SAFE 1B		1-0 L8		3-1 G1-3		1-1 G5-3		5	1	2	0	0	0	3	Cleveland Indians @ Minnesota Twins Hubert H. Humphrey Metrodome, Minneapolis, MN Sat Apr 23 1988, 8:05 PM EDT Att: 41,297 - Dome											
Pat Tabler, R OBP: 0.311, SLG: 0.245	4-0 HR BB	1-2 F9			0-3 K	0-2 G4-3		4-0 BB		3	1	0	0	2	1	4												
Joe Carter, R OBP: 0.348, SLG: 0.609	1-1 HR		2-3 K		1-1 G4-3 E	2-0 HR		1-2 G5-3		5	3	3	6	0	1	2												
Brook Jacoby, R OBP: 0.343, SLG: 0.470	2-1 HR		1-3 K		2-1 G4-3	1-2 G1-3		2-3 K		5	1	1	1	0	2	1												
Cory Snyder, R OBP: 0.388, SLG: 0.632	1-0 F9		4-2 2B BB		3-2 E9		1-0 G4-3	2-1 FC6-4 1B		4	1	1	0	1	0	0												
Carmen Castillo, R OBP: 0.385, SLG: 0.538	0-0 G6-3		2-1 2B		0-0 L5		2-1 F9	1-1 FC6-4 1B		5	0	1	1	0	0	2												
Mel Hall, L OBP: 0.355, SLG: 0.450	0-0 F7		1-3 K			0-2 2B 1B	0-0 G4-3	2-3 K		5	1	1	0	0	2	2												
Ron Washington, R OBP: 0.500, SLG: 0.333		2-2 F9 1B		0-0 G6-3		4-2 2B HR BB		0-0 G3-1		3	1	1	0	1	0	0												
Andy Allanson, R OBP: 0.291, SLG: 0.275		2-0 F9		2-0 G5-3		0-2 HR 2B		3-1 PB 1B		4	1	2	1	0	0	1												
Inning Stats	R: 4 E: 0 K: 0 S: 10	H: 3 LOB: 0 BB: 1 P: 20	R: 0 E: 0 K: 0 S: 9	H: 2 LOB: 2 BB: 0 P: 15	R: 1 E: 0 K: 3 S: 16	H: 1 LOB: 1 BB: 1 P: 26	R: 0 E: 0 K: 0 S: 3	H: 0 LOB: 0 BB: 0 P: 6	R: 1 E: 1 K: 1 S: 11	H: 1 LOB: 1 BB: 0 P: 17	R: 4 E: 0 K: 0 S: 25	H: 3 LOB: 0 BB: 1 P: 35	R: 0 E: 0 K: 0 S: 4	H: 0 LOB: 0 BB: 0 P: 7	R: 0 E: 0 K: 0 S: 8	H: 1 LOB: 2 BB: 1 P: 17	R: 0 E: 0 K: 2 S: 10	H: 1 LOB: 1 BB: 0 P: 17	1B: 6 2B: 3 3B: 0 HR: 3	SF: 0 SAC: 0 DP: 0 HBP: 0	WP: 0 PB: 1 CS: 0	PA: 43						
PITCHER	IP	WLS	BF	H	R	ER	SO	BB	IBB	HBP	BLK	WP	HR	S	P	ERA	WHIP											
Steve Carlton, L ERA: 16.76	(1, 1)	5.0	L	27	9	9	8	4	3	0	0	0	0	2	64	103	14.40	2.400										
Joe Niekro, R ERA: 8.31	(6, 1)	4.0		16	3	1	1	2	1	0	0	0	0	1	32	57	2.25	1.000										

AB 39
R 10
H 12
RBI 9
BB 4
SO 6
LOB 15



Batter	1	2	3	4	5	6	7	8	9	AB	R	H	RBI	BB	SO	LOB	BOTTOM											
Dan Gladden, R OBP: 0.354, SLG: 0.492				3-2 1B 2B	0-0 G6-3			0-1 SF9		3	0	1	1	0	1	2	Cleveland Indians @ Minnesota Twins Hubert H. Humphrey Metrodome, Minneapolis, MN Sat Apr 23 1988, 8:05 PM EDT Att: 41,297 - Dome											
Tom Herr, S OBP: 0.369, SLG: 0.296	2-2 F7			0-1 F7		2-0 L8		3-H 2-1 P5		4	0	0	0	0	0	2												
Kirby Puckett, R OBP: 0.281, SLG: 0.344	1-2 P6			1-0 F7		0-1 L8		0-2 1-H 2B		4	0	2	1	0	0	0												
Kent Hrbek, L OBP: 0.286, SLG: 0.245		0-1 F8		3-1 F7		0-0 G3-1		0-0 F9		4	0	0	0	0	0	3												
Gary Gaetti, R OBP: 0.300, SLG: 0.407		0-2 G5-3		1-SAFE 0-1 G5-3		3-2 L5		1-1 F8		4	0	0	0	0	0	2												
Gene Larkin, S OBP: 0.436, SLG: 0.545		1-0 L7			0-2 G3-1		0-0 F8	2-1 BB 1B		4	0	1	0	0	0	0												
Randy Bush, L OBP: 0.429, SLG: 0.563			1-0 F7		2-1 P6		1-2 F8	4-2 BB G5-4-3 BB		3	0	0	0	1	0	0												
Greg Gagne, R OBP: 0.333, SLG: 0.429			3-3 K		2-1 1B 1B			2-2 1B SF9 1B	2-1 G5-4-3 BB	4	1	2	0	0	1	2												
Tim Laudner, R OBP: 0.412, SLG: 0.484			2-1 G5-3		1-2 1B			1-2 1B 2B		3	1	2	0	0	0	0												
Dwight Lowry, L OBP: 0.412, SLG: 0.484					1-3 1B			1-3 2B 1B		0	0	0	0	0	0	0												
Inning Stats	R: 0 E: 0 K: 1 S: 14	H: 0 LOB: 0 BB: 0 P: 19	R: 0 E: 0 K: 0 S: 6	H: 0 LOB: 0 BB: 0 P: 7	R: 0 E: 0 K: 1 S: 6	H: 0 LOB: 0 BB: 0 P: 12	R: 0 E: 0 K: 0 S: 10	H: 2 LOB: 2 BB: 0 P: 17	R: 0 E: 0 K: 0 S: 11	H: 2 LOB: 2 BB: 0 P: 16	R: 0 E: 0 K: 0 S: 4	H: 0 LOB: 0 BB: 0 P: 6	R: 0 E: 0 K: 0 S: 10	H: 0 LOB: 0 BB: 0 P: 14	R: 2 E: 0 K: 0 S: 14	H: 3 LOB: 1 BB: 0 P: 19	R: 0 E: 0 K: 0 S: 11	H: 1 LOB: 1 BB: 1 P: 20	1B: 6 2B: 2 3B: 0 HR: 0	SF: 1 SAC: 0 DP: 1 HBP: 0	WP: 0 PB: 0 CS: 0	PA: 35						
PITCHER	IP	WLS	BF	H	R	ER	SO	BB	IBB	HBP	BLK	WP	HR	S	P	ERA	WHIP											
John Farrell, R ERA: 2.43	(1, 1)	9.0	W	35	8	2	2	2	1	0	0	0	0	0	86	130	2.00	1.000										

AB 33
R 2
H 8
RBI 2
BB 1
SO 2
LOB 11



Batter	1	2	3	4	5	6	7	8	9	AB	R	H	RBI	BB	SO	LOB	TOP										
Julio Franco, R OBP: 0.288, SLG: 0.250	1-2 G6-3	2-0 F8		1-1 FC4		2-0 G6-3		1-0 G4-3		5	0	0	0	0	0	3	Cleveland Indians @ Minnesota Twins Hubert H. Humphrey Metrodome, Minneapolis, MN Sun Apr 24 1988, 4:33 AM EDT Att: 46,698 - Dome - 70 F livebaseballscorecards.com										
Willie Upshaw, L OBP: 0.357, SLG: 0.443	1-2 HR	3-3 K		2-3 K			2-2 G4-3	1-0 F8		5	1	1	1	0	2	1											
Joe Carter, R OBP: 0.378, SLG: 0.632	2-2 1B		4-2 S		1-0 F7		1-2 BB	0-0 1B		4	2	3	0	1	0	0											
Brook Jacoby, R OBP: 0.347, SLG: 0.457	1-3 K		0-0 G5-3		2-3 K		4-2 BB	2-2 F8		4	1	1	0	1	2	2											
Mel Hall, L OBP: 0.354, SLG: 0.444	1-2 2H		1-2 F9		0-0 F8		0-3 K	0-1 P3		3	0	1	1	0	0	2											
Carmen Castillo, R (7, PH) OBP: 0.333, SLG: 0.467										2	0	0	0	0	1	3											
Cory Snyder, R OBP: 0.389, SLG: 0.600	2-3 K		4-2 BB		1-2 BB		4-0 BB	1-3 K		3	1	0	0	2	3	2											
Pat Tabler, R OBP: 0.323, SLG: 0.268		4-1 HR	2-1 G5-3		1-3 K		3-2 BB			3	1	1	3	1	1	3											
Chris Bando, S OBP: 0.429, SLG: 0.833		2-2 HR		4-2 FC4		1-2 BB	0-1 L7			3	1	2	2	1	0	1											
Jay Bell, R OBP: 0.222, SLG: 0.161	0-1 F7		0-0 L6		4-1 BB		2-1 G5-3			3	0	0	0	1	0	1											
Inning Stats	R: 2 E: 0 K: 2 S: 18	H: 3 LOB: 1 BB: 0 P: 26	R: 2 E: 0 K: 1 S: 10	H: 1 LOB: 0 BB: 21	R: 0 E: 0 K: 0 S: 14	H: 1 LOB: 2 BB: 25	R: 0 E: 0 K: 1 S: 10	H: 0 LOB: 1 BB: 1 P: 17	R: 0 E: 0 K: 1 S: 5	H: 0 LOB: 0 BB: 0 P: 8	R: 0 E: 0 K: 2 S: 13	H: 1 LOB: 2 BB: 1 P: 22	R: 3 E: 0 K: 1 S: 18	H: 2 LOB: 1 BB: 2 P: 32	R: 0 E: 0 K: 0 S: 4	H: 0 LOB: 0 BB: 0 P: 8	R: 0 E: 0 K: 1 S: 9	H: 1 LOB: 1 BB: 0 P: 12	1B: 5 2B: 2 3B: 0 HR: 2	SF: 0 SAC: 0 DP: 1 HBP: 0	WP: 0 PB: 0 SB: 2 CS: 0	PA: 42					
PITCHER	IP	WLS	BF	H	R	ER	SO	BB	IBB	HBP	BLK	WP	HR	S	P	ERA	WHIP										
Charlie Lea, R ERA: 6.91	3.0		16	5	4	4	3	3	0	0	0	0	2	42	72	12.00	2.667										
Juan Berenguer, R ERA: 5.29	3.1	W	15	2	2	2	4	3	0	0	0	0	0	38	64	5.40	1.500										
Mike Mason, L ERA: 12.0	0.2		4	1	1	1	1	1	0	0	0	0	0	8	15	13.50	3.000										
Keith Atherton, R ERA: 1.5	1.0		3	0	0	0	0	0	0	0	0	0	0	4	8	0.00	0.000										
Jeff Reardon, R ERA: 2.0	1.0		4	1	0	0	1	0	0	0	0	0	0	9	12	0.00	1.000										
Dan Gladden, R OBP: 0.386, SLG: 0.524	1-1 FC4-6	1-1 2H	2-2 1H		4-0 L4-6		0-1 G4-3			4	0	3	2	1	0	0	Cleveland Indians @ Minnesota Twins Hubert H. Humphrey Metrodome, Minneapolis, MN Sun Apr 24 1988, 4:33 AM EDT Att: 46,698 - Dome - 70 F livebaseballscorecards.com										
Tom Herr, S OBP: 0.357, SLG: 0.276	1-1 FC4-6	2-1 G6-3	1-0 G4-3		4-2 2B		2-0 P5			4	1	0	0	1	0	3											
Kirby Puckett, R OBP: 0.304, SLG: 0.415	4-1 2B		2-1 G4-3		1-3 K		1-2 L4-6	2-2 HR		4	3	2	1	1	1	3											
Gary Gaetti, R OBP: 0.308, SLG: 0.424	1-1 P3		0-0 G4-3		2-2 HR		1-0 BB	0-0 P4		5	1	2	1	0	0	3											
Gene Larkin, S OBP: 0.455, SLG: 0.568	1-1 2H		4-0 HR		0-1 HR		0-0 G3	1-0 G6-3		4	2	2	2	1	0	2											
Kent Hrbek, L OBP: 0.295, SLG: 0.278	1-0 G3		0-0 HR		1-1 F9		1-2 G3-1	0-0 2B		5	1	2	1	0	0	3											
Tim Laudner, R OBP: 0.410, SLG: 0.639		0-0 F9	3-1 HR	1-1 HR		1-1 G4-3		3-3 K		5	2	2	6	0	1	1											
Greg Gagne, R OBP: 0.313, SLG: 0.400		2-2 E5	1-0 F8	0-0 F9		1-1 G6-3				4	1	0	0	0	0	0											
Mark Davidson, R OBP: 0.333, SLG: 0.444		2-1 F9	1-2 WP		0-1 BB		2-1 G6-3			4	2	2	0	0	0	1											
Inning Stats	R: 2 E: 0 K: 0 S: 10	H: 2 LOB: 1 BB: 1 P: 19	R: 1 E: 1 K: 0 S: 10	H: 1 LOB: 1 BB: 0 P: 17	R: 5 E: 0 K: 0 S: 17	H: 5 LOB: 1 BB: 1 P: 31	R: 3 E: 0 K: 1 S: 13	H: 3 LOB: 0 BB: 0 P: 18	R: 1 E: 0 K: 0 S: 9	H: 2 LOB: 2 BB: 2 P: 19	R: 0 E: 0 K: 0 S: 7	H: 0 LOB: 0 BB: 0 P: 10	R: 0 E: 0 K: 0 S: 5	H: 0 LOB: 0 BB: 0 P: 9	R: 1 E: 0 K: 1 S: 11	H: 2 LOB: 1 BB: 0 P: 17		1B: 7 2B: 6 3B: 0 HR: 3	SF: 0 SAC: 0 DP: 1 HBP: 0	WP: 1 PB: 0 SB: 0 CS: 0	PA: 43						
PITCHER	IP	WLS	BF	H	R	ER	SO	BB	IBB	HBP	BLK	WP	HR	S	P	ERA	WHIP										
Scott Bailes, L ERA: 3.71	2.1	L	15	6	5	5	0	2	0	0	0	1	2	24	46	19.29	3.000										
Rich Yetell, R ERA: 6.14	1.1		10	6	5	5	1	0	0	0	0	0	2	25	38	33.75	4.500										
Bill Laskey, R ERA: 6.75	1.1		7	2	1	1	0	2	0	0	0	0	0	10	20	6.75	3.000										
Jeff Dedmon, R ERA:	2.0		6	0	0	0	0	0	0	0	0	0	0	12	19	0.00	0.000										
Dan Schatzeder, L ERA: 2.25	1.0		5	2	1	1	1	0	0	0	0	0	1	11	17	9.00	2.000										

Batter	1	2	3	4	5	6	7	8	9	AB	R	H	RBI	BB	SO	LOB	TOP			
Fred Lynn, L OBP: 0.274, SLG: 0.373 (1, 8)										4	1	1	1	1	1	1	<p>Baltimore Orioles @ Minnesota Twins Hubert H. Humphrey Metrodome, Minneapolis, MN Tue Apr 26 1988, 8:05 PM EDT Att: 21,172 - Dome</p> <p>livebaseballscorecards.com</p>			
Billy Ripken, R OBP: 0.215, SLG: 0.230 (1, 4)										3	1	0	0	1	0	1				
Cal Ripken Jr., R OBP: 0.321, SLG: 0.344 (1, 6)										2	0	1	1	2	0	0				
Eddie Murray, S OBP: 0.205, SLG: 0.267 (1, 3)										4	0	0	0	0	1	3				
Ken Gerhart, R OBP: 0.167, SLG: 0.294 (1, 7)										4	0	0	0	0	2	2				
Larry Sheets, L OBP: 0.333, SLG: 0.359 (1, 10)										3	0	0	0	0	0	1				
Tito Landrum, R OBP: 0.231, SLG: 0.091 (9, PH)										2	0	0	0	1	1	1				
Jeff Stone, L OBP: 0.176, SLG: 0.163 (9, PH)										0	0	0	0	1	0	0				
Terry Kennedy, L OBP: 0.226, SLG: 0.216 (9, PR)										3	0	1	0	1	2	1				
Carl Nichols, R OBP: 0.353, SLG: 0.267 (9, PR)										0	0	0	0	0	0	0				
Craig Worthington, R OBP: 0.253, SLG: 0.278 (9, PH)										3	0	0	0	0	2	3				
Inning Stats	R: 1 E: 0 K: 0 S: 10	H: 1 LOB: 0 BB: 0 P: 12	R: 0 E: 0 K: 3 S: 12	H: 1 LOB: 2 BB: 0 P: 18	R: 1 E: 0 K: 2 S: 14	H: 1 LOB: 1 BB: 1 P: 23	R: 0 E: 0 K: 1 S: 11	H: 0 LOB: 1 BB: 1 P: 18	R: 0 E: 0 K: 1 S: 9	H: 0 LOB: 0 BB: 0 P: 15	R: 0 E: 0 K: 1 S: 12	H: 0 LOB: 1 BB: 1 P: 19	R: 0 E: 0 K: 0 S: 8	H: 0 LOB: 1 BB: 1 P: 13	R: 0 E: 0 K: 0 S: 11	H: 0 LOB: 1 BB: 2 P: 22	1B: 1 2B: 2 3B: 0 HR: 1	SF: 0 SAC: 0 DP: 1 HBP: 1	WP: 0 PB: 0 SB: 0 CS: 0	PA: 37
PITCHER	IP WLS BF H R ER SO BB IBB HBP BLK WP HR S P ERA WHIP	7.0 W 29 3 2 2 9 4 0 1 0 0 1 74 117 2.57 1.000	2.0 S 8 0 0 0 0 3 0 0 1 0 0 19 35 0.00 1.500	PITCHER																

Batter	1	2	3	4	5	6	7	8	9	AB	R	H	RBI	BB	SO	LOB	BOTTOM			
Dan Gladden, R OBP: 0.365, SLG: 0.493 (1, 7)										4	0	0	0	0	0	0	<p>Baltimore Orioles @ Minnesota Twins Hubert H. Humphrey Metrodome, Minneapolis, MN Tue Apr 26 1988, 8:05 PM EDT Att: 21,172 - Dome</p> <p>livebaseballscorecards.com</p>			
Tom Herr, S OBP: 0.338, SLG: 0.258 (1, 4)										4	0	0	0	0	1	0				
Kirby Puckett, R OBP: 0.315, SLG: 0.420 (1, 8)										4	1	2	0	0	0	0				
Kent Hrbek, L OBP: 0.308, SLG: 0.397 (1, 3)										4	2	2	3	0	0	1				
Gary Gaetti, R OBP: 0.290, SLG: 0.397 (1, 5)										4	0	0	0	0	1	0				
Gene Larkin, S OBP: 0.438, SLG: 0.561 (1, 10)										4	0	1	0	0	0	0				
Randy Bush, L OBP: 0.474, SLG: 0.676 (9, PH)										2	1	2	1	1	0	0				
Mark Davidson, R OBP: 0.400, SLG: 0.600 (9, 9)										1	0	1	0	0	0	0				
Greg Gagne, R OBP: 0.309, SLG: 0.381 (1, 6)										3	0	0	0	0	0	2				
Tim Laudner, R OBP: 0.381, SLG: 0.590 (1, 2)										3	0	0	0	0	1	4				
Inning Stats	R: 0 E: 0 K: 0 S: 5	H: 0 LOB: 0 BB: 0 P: 9	R: 0 E: 0 K: 1 S: 12	H: 1 LOB: 3 BB: 1 P: 23	R: 0 E: 0 K: 0 S: 7	H: 1 LOB: 0 BB: 0 P: 12	R: 0 E: 0 K: 0 S: 6	H: 1 LOB: 1 BB: 0 P: 8	R: 0 E: 0 K: 1 S: 7	H: 0 LOB: 0 BB: 0 P: 9	R: 3 E: 1 K: 0 S: 18	H: 3 LOB: 1 BB: 0 P: 23	R: 0 E: 0 K: 1 S: 7	H: 0 LOB: 0 BB: 0 P: 9	R: 1 E: 0 K: 0 S: 14	H: 2 LOB: 1 BB: 0 P: 18	1B: 3 2B: 2 3B: 0 HR: 3	SF: 0 SAC: 0 DP: 0 HBP: 1	WP: 1 PB: 0 SB: 0 CS: 0	PA: 35
PITCHER	IP WLS BF H R ER SO BB IBB HBP BLK WP HR S P ERA WHIP	6.0 L 27 6 3 3 2 1 0 1 0 0 1 16 20 5.40 0.600	0.0 L 6 1 1 1 1 0 0 0 0 0 0 1 1 ∞ ∞	0.1 L 1 0 0 0 0 0 0 0 0 0 0 4 6 0.00 0.000	PITCHER															

Batter	1	2	3	4	5	6	7	8	9	AB	R	H	RBI	BB	SO	LOB	TOP	
Jeff Stone, L (1, 7) OBP: 0.200, SLG: 0.157 Joe Orsulak, L (7, 7) OBP: 0.305, SLG: 0.291										2	1	0	0	2	1	0		Baltimore Orioles @ Minnesota Twins Hubert H. Humphrey Metrodome, Minneapolis, MN Wed Apr 27 1988, 8:05 PM EDT Att: 17,757 - Dome - 70 F
Billy Ripken, R (1, 4) OBP: 0.238, SLG: 0.244										4	2	2	0	1	1	0		
Cal Ripken Jr., R (1, 6) OBP: 0.349, SLG: 0.358										3	1	2	2	2	1	0		
Eddie Murray, S (1, 3) OBP: 0.229, SLG: 0.288										5	0	3	1	0	1	4		
Fred Lynn, L (1, 8) OBP: 0.254, SLG: 0.344										5	0	0	0	0	1	5		
Larry Sheets, L (1, 10) OBP: 0.355, SLG: 0.364										2	0	1	0	2	1	0		
Keith Hughes, L (1, 9) OBP: 0.250, SLG: 0.250										4	0	1	2	0	1	2		
Terry Kennedy, L (1, 2) OBP: 0.211, SLG: 0.200										4	0	0	0	0	1	3		
Craig Worthington, R (1, 5) OBP: 0.143, SLG: 0.571										4	1	1	1	0	3	0		
Inning Stats	R: 3 H: 3 E: 0 K: 3 S: 22	H: 3 R: 2 ER: 2 LOB: 2 BB: 1 P: 19	R: 0 H: 0 E: 0 K: 1 S: 8	H: 0 R: 0 ER: 0 LOB: 0 BB: 0 P: 12	R: 0 H: 1 E: 0 K: 1 S: 11	H: 0 R: 0 ER: 0 LOB: 0 BB: 1 P: 19	R: 0 H: 0 E: 0 K: 0 S: 6	H: 1 R: 0 ER: 0 LOB: 2 BB: 2 P: 23	R: 0 H: 1 E: 0 K: 1 S: 8	H: 3 R: 2 ER: 0 LOB: 2 BB: 1 P: 31	1B: 10 2B: 1 3B: 0 HR: 1	SF: 0 SAC: 0 DP: 2 HBP: 0	WP: 1 HR: 1 S: 2 P: 41	ERA: 6.00 WHIP: 1.667				
PITCHER	IP: 6.0 WLS: 2 BF: 26	H: 6 R: 4 ER: 4 SO: 8	BB: 4 IBB: 0 HBP: 0 BLK: 0	WP: 1 HR: 1 S: 69 P: 116	ERA: 6.00 WHIP: 1.667	IP: 7.1 WLS: 1 BF: 12	H: 3 R: 2 ER: 2 SO: 3	BB: 3 IBB: 0 HBP: 0 BLK: 0	WP: 0 HR: 0 S: 29 P: 52	ERA: 6.75 WHIP: 2.250	IP: 0.1 WLS: 0 BF: 3	H: 2 R: 0 ER: 0 SO: 0	BB: 0 IBB: 0 HBP: 0 BLK: 0	WP: 0 HR: 0 S: 9 P: 14	ERA: 0.00 WHIP: 6.000			

AB	34
R	6
H	11
RBI	6
BB	7
SO	11
LOB	14



Batter	1	2	3	4	5	6	7	8	9	AB	R	H	RBI	BB	SO	LOB	BOTTOM
Dan Gladden, R (1, 7) OBP: 0.367, SLG: 0.486										5	1	2	0	0	0	2	
Tom Herr, S (1, 4) OBP: 0.367, SLG: 0.299										5	1	4	0	0	1	1	
Kirby Puckett, R (1, 8) OBP: 0.308, SLG: 0.405										5	0	1	1	0	0	4	
Gary Gaetti, R (1, 5) OBP: 0.288, SLG: 0.385										2	0	0	1	1	1	2	
Gene Larkin, S (1, 10) OBP: 0.423, SLG: 0.523										3	0	0	0	0	0	4	
Kent Hrbek, L (1, 3) OBP: 0.316, SLG: 0.468										4	2	2	1	0	0	2	
Tim Laudner, R (1, 2) OBP: 0.391, SLG: 0.651										4	2	2	1	0	1	1	
Mark Davidson, R (1, 9) OBP: 0.333, SLG: 0.500 John Moses, S (6, PH) (7, 9)										2	0	0	1	0	0	1	
Al Newman, S (1, 6) OBP: 0.316, SLG: 0.235										4	0	2	1	0	0	1	
Inning Stats	R: 2 H: 3 E: 0 K: 0 S: 10	H: 1 R: 0 ER: 0 LOB: 0 BB: 0 P: 14	R: 0 H: 1 E: 0 K: 1 S: 10	H: 2 R: 1 ER: 0 LOB: 1 BB: 0 P: 20	R: 0 H: 1 E: 0 K: 0 S: 10	H: 0 R: 0 ER: 0 LOB: 1 BB: 1 P: 18	R: 0 H: 0 E: 0 K: 1 S: 6	H: 1 R: 0 ER: 0 LOB: 1 BB: 0 P: 16	R: 3 H: 4 E: 1 K: 0 S: 11	1B: 10 2B: 1 3B: 0 HR: 2	SF: 1 SAC: 0 DP: 0 HBP: 1	WP: 0 HR: 1 S: 2 P: 40	ERA: 9.82 WHIP: 2.182				
PITCHER	IP: 3.2 WLS: 1 BF: 18	H: 7 R: 4 ER: 4 SO: 1	BB: 1 IBB: 0 HBP: 1 BLK: 1	WP: 0 HR: 0 S: 32 P: 50	ERA: 0.00 WHIP: 0.900	IP: 8.1 WLS: 3 BF: 33	H: 10 R: 6 ER: 6 SO: 0	BB: 3 IBB: 0 HBP: 0 BLK: 0	WP: 0 HR: 2 S: 66 P: 122	ERA: 9.82 WHIP: 2.182	IP: 0.0 WLS: 0 BF: 0	H: 0 R: 0 ER: 0 SO: 0	BB: 0 IBB: 0 HBP: 0 BLK: 0	WP: 0 HR: 0 S: 6 P: 12	ERA: 0.00 WHIP: 0.000		

AB	34
R	7
H	13
RBI	6
BB	3
SO	3
LOB	18



Batter	1	2	3	4	5	6	7	8	9	AB	R	H	RBI	BB	SO	LOB	TOP										
Tito Landrum, R OBP: 0.294, SLG: 0.143			FC6-4 		L4 				F7 	3	1	1	1	1	0	2	<p>Baltimore Orioles @ Minnesota Twins Hubert H. Humphrey Metrodome, Minneapolis, MN</p> <p>Thu Apr 28 1988, 4:33 AM EDT Att: 23,006 - Dome - 70 F</p> <p>livebaseballscores.com</p>										
Rene Gonzales, R OBP: 0.333, SLG: 0.273			5-3 		P3 					3	0	0	0	0	0	3											
Terry Kennedy, L OBP: 0.207, SLG: 0.196			5-3 							1	0	0	0	0	1	3											
Billy Ripken, R OBP: 0.230, SLG: 0.235										4	0	1	0	0	1	4											
Fred Lynn, L OBP: 0.250, SLG: 0.338										4	0	2	1	0	0	1											
Cal Ripken Jr., R OBP: 0.345, SLG: 0.352			K 							3	0	0	0	0	0	3											
Eddie Murray, S OBP: 0.241, SLG: 0.310										3	0	0	0	0	1	2											
Ken Gerhart, R OBP: 0.143, SLG: 0.250										1	0	0	0	0	0	1											
Joe Orsulak, L OBP: 0.300, SLG: 0.286										3	1	0	0	1	1	2											
Larry Sheets, L OBP: 0.350, SLG: 0.348										4	0	1	0	0	1	2											
Carl Nichols, R OBP: 0.333, SLG: 0.263										3	0	0	0	1	0	1											
Craig Worthington, R OBP: 0.182, SLG: 0.400										3	0	0	0	1	0	1											
Keith Hughes, L OBP: 0.500, SLG: 0.333										2	0	1	0	2	1	1											
Inning Stats	R: 1 E: 0 K: 1 S: 13	H: 2 LOB: 1 BB: 0 P: 22	R: 0 E: 0 K: 0 S: 5	H: 0 LOB: 0 BB: 0 P: 10	R: 0 E: 0 K: 1 S: 12	H: 1 LOB: 1 BB: 0 P: 16	R: 0 E: 0 K: 1 S: 10	H: 1 LOB: 1 BB: 0 P: 17	R: 0 E: 0 K: 0 S: 9	H: 0 LOB: 0 BB: 0 P: 14	R: 1 E: 0 K: 2 S: 15	H: 0 LOB: 3 BB: 4 P: 38	R: 0 E: 0 K: 0 S: 6	H: 1 LOB: 0 BB: 0 P: 9	R: 0 E: 0 K: 1 S: 9	H: 1 LOB: 1 BB: 0 P: 11	1B: 5 2B: 1 3B: 0 HR: 0	SF: 0 SAC: 0 DP: 1 HBP: 0	WP: 0 PB: 0 SB: 0 CS: 0	PA: 37							
PITCHER	IP	WLS	BF	H	R	ER	SO	BB	IBB	HBP	BLK	WP	HR	S	P	ERA	WHIP										
Allan Anderson, L ERA: 2.84	6.1	W	25	4	2	2	4	2	0	0	2	0	0	61	106	2.84	0.947										
Mike Mason, L ERA: 12.0	0.0		3	0	0	0	0	3	0	0	0	0	0	2	14	∞	∞										
Mark Portugal, R ERA:	2.2	S	9	2	0	0	2	0	0	0	0	0	0	21	30	0.00	0.750										

Batter	1	2	3	4	5	6	7	8	9	AB	R	H	RBI	BB	SO	LOB	BOTTOM										
John Moses, S OBP: 0.571, SLG: 0.500			F8 		L9 				F8 	4	0	1	2	1	0	2	<p>Baltimore Orioles @ Minnesota Twins Hubert H. Humphrey Metrodome, Minneapolis, MN</p> <p>Thu Apr 28 1988, 4:33 AM EDT Att: 23,006 - Dome - 70 F</p> <p>livebaseballscores.com</p>										
Tom Herr, S OBP: 0.345, SLG: 0.278			G3 		F8 					5	0	0	0	0	0	4											
Kirby Puckett, R OBP: 0.317, SLG: 0.403										3	1	1	0	1	1	0											
Kent Hrbek, L OBP: 0.356, SLG: 0.554										3	1	3	2	1	0	0											
Gary Gaetti, R OBP: 0.286, SLG: 0.377										4	0	1	0	0	1	4											
Gene Larkin, S OBP: 0.411, SLG: 0.489										3	1	0	0	0	1	3											
Randy Bush, L OBP: 0.524, SLG: 0.676										0	1	0	0	2	0	0											
Mark Davidson, R OBP: 0.333, SLG: 0.500										0	0	0	0	0	0	0											
Greg Gagne, R OBP: 0.310, SLG: 0.369										2	0	0	0	1	1	4											
Tom Nieto, R OBP: 0.091, SLG: 0.048										4	0	0	0	0	2	5											
Inning Stats	R: 0 E: 0 K: 1 S: 8	H: 0 LOB: 0 BB: 1 P: 12	R: 0 E: 0 K: 1 S: 9	H: 1 LOB: 2 BB: 0 P: 15	R: 0 E: 0 K: 0 S: 8	H: 0 LOB: 0 BB: 0 P: 13	R: 2 E: 0 K: 3 S: 17	H: 2 LOB: 2 BB: 2 P: 32	R: 0 E: 0 K: 0 S: 9	H: 1 LOB: 2 BB: 1 P: 18	R: 2 E: 0 K: 1 S: 16	H: 1 LOB: 1 BB: 1 P: 23	R: 0 E: 1 K: 0 S: 6	H: 1 LOB: 1 BB: 0 P: 11	R: 0 E: 1 K: 0 S: 6	H: 0 LOB: 2 BB: 1 P: 15	1B: 3 2B: 3 3B: 0 HR: 1	SF: 0 SAC: 1 DP: 1 HBP: 3	WP: 0 PB: 0 SB: 3 CS: 1	PA: 38							
PITCHER	IP	WLS	BF	H	R	ER	SO	BB	IBB	HBP	BLK	WP	HR	S	P	ERA	WHIP										
Mike Boddicker, R ERA: 6.75	7.1	L	36	6	4	4	6	5	1	3	0	0	0	76	132	4.91	1.500										
Tom Niedener, R ERA: 1.59	0.2		2	0	0	0	0	0	0	0	0	0	0	3	7	0.00	0.000										



Batter	1	2	3	4	5	6	7	8	9	10	AB	R	H	RBI	BB	SO	LOB	TOP								
Dan Gladden, R OBP: 0.345, SLG: 0.455 (1, 7)				G6-3		G4-3		G6-3	L4		5	0	0	0	0	1	3									
Tom Herr, S OBP: 0.360, SLG: 0.299 (1, 4)				P5					1B HR		5	1	3	0	0	1	0									
Kirby Puckett, R OBP: 0.310, SLG: 0.402 (1, 8)									F9	G3	5	1	1	0	0	2	3									
Kent Hrbek, L OBP: 0.364, SLG: 0.565 Mark Davidson, R OBP: 0.308, SLG: 0.462 (9, 9)		F8								E3	4	0	2	1	0	0	0									
Gary Gaetti, R OBP: 0.293, SLG: 0.459 (1, 5)				F9							5	2	2	4	0	2	3									
Gene Larkin, S OBP: 0.400, SLG: 0.490 John Moses, S OBP: 0.500, SLG: 0.400 (9, 9)		F6									4	0	1	0	0	1	0									
Randy Bush, L OBP: 0.500, SLG: 0.622 (9, 3)				F8							3	0	0	0	1	2	0									
Greg Gagne, R OBP: 0.293, SLG: 0.348 (1, 6)											4	0	0	0	0	4	2									
Tim Laudner, R OBP: 0.380, SLG: 0.609 (1, 2)				F8					F8		3	0	0	0	1	0	0									
Inning Stats	R: 0 E: 0 K: 3 S: 10	H: 0 LOB: 0 BB: 0 P: 15	R: 0 E: 0 K: 1 S: 6	H: 0 LOB: 0 BB: 0 P: 7	R: 0 E: 0 K: 1 S: 10	H: 0 LOB: 0 BB: 0 P: 13	R: 1 E: 0 K: 0 S: 14	H: 2 LOB: 1 BB: 0 P: 19	R: 0 E: 0 K: 3 S: 9	H: 0 LOB: 0 BB: 0 P: 12	R: 0 E: 0 K: 1 S: 13	H: 1 LOB: 1 BB: 0 P: 18	R: 1 E: 0 K: 1 S: 6	H: 1 LOB: 0 BB: 0 P: 11	R: 0 E: 0 K: 1 S: 7	H: 0 LOB: 0 BB: 0 P: 10	R: 3 E: 0 K: 1 S: 26	H: 4 LOB: 3 BB: 2 P: 43	R: 0 E: 1 K: 2 S: 18	H: 1 LOB: 2 BB: 0 P: 23	1B: 4 2B: 3 3B: 0 HR: 2	SF: 0 SAC: 0 DP: 0 HBP: 0	WP: 1 PB: 0 SB: 0 CS: 0	PA: 42		
PITCHER	IP 8.1	WLS 11	BF 31	H 6	R 4	ER 4	SO 11	BB 0	IBB 0	HBP 0	BLK 0	WP 1	HR 1	S 85	P 118	ERA 4.32	WHIP 0.720									
Roger Clemens, R ERA: 1.75 Lee Smith, R ERA: 0.84 (9, 1)	1.2	W	11	3	1	1	3	1	1	0	0	0	1	34	53	5.40	2.400									

Minnesota Twins @ Boston Red Sox
Fenway Park, Boston, MA
Fri Apr 29 1988, 7:05 PM EDT
Att: 32,022 - Unknown - 50 F

AB 40
R 5
H 9
RBI 5
BB 2
SO 14
LOB 14



Batter	1	2	3	4	5	6	7	8	9	10	AB	R	H	RBI	BB	SO	LOB	BOTTOM							
Ellis Burks, R OBP: 0.492, SLG: 0.635 (1, 8)						G6-3			F9		4	2	1	0	2	0	1								
Marty Barrett, R OBP: 0.330, SLG: 0.354 (1, 4)				F7					L8		5	1	1	0	1	2	6								
Wade Boggs, L OBP: 0.398, SLG: 0.378 (1, 5)				E9					F7	G6-3	6	2	3	2	0	0	1								
Jim Rice, R OBP: 0.326, SLG: 0.289 (1, 10)	L3-1-3					F9			G5-3		5	1	2	0	1	0	3								
Mike Greenwell, L OBP: 0.470, SLG: 0.460 (1, 7)											2	0	0	0	4	2	1								
Dwight Evans, R OBP: 0.333, SLG: 0.329 (1, 3)		G6-3							K	F8	4	0	1	2	1	1	3								
Rick Cerone, R OBP: 0.457, SLG: 0.448 (1, 2)				FC9-3-5						L7	5	0	1	1	0	1	7								
Spike Owen, S OBP: 0.291, SLG: 0.289 Sam Horn, L OBP: 0.222, SLG: 0.188 Jody Reed, R OBP: 0.158, SLG: 0.059 (10, 6)									G5-3	G3-1	2	0	0	0	2	0	1								
Brady Anderson, L OBP: 0.353, SLG: 0.349 (1, 9)				G6-3							4	0	1	0	1	2	5								
Inning Stats	R: 0 E: 1 K: 1 S: 11	H: 1 LOB: 1 BB: 0 P: 12	R: 0 E: 0 K: 2 S: 13	H: 0 LOB: 2 BB: 2 P: 23	R: 3 E: 1 K: 0 S: 12	H: 2 LOB: 3 BB: 4 P: 34	R: 2 E: 0 K: 1 S: 16	H: 3 LOB: 2 BB: 1 P: 29	R: 0 E: 0 K: 1 S: 6	H: 1 LOB: 1 BB: 0 P: 11	R: 0 E: 0 K: 1 S: 5	H: 0 LOB: 0 BB: 0 P: 11	R: 0 E: 0 K: 1 S: 11	H: 1 LOB: 3 BB: 2 P: 22	R: 0 E: 0 K: 0 S: 8	H: 1 LOB: 2 BB: 1 P: 15	R: 0 E: 0 K: 1 S: 7	H: 0 LOB: 0 BB: 0 P: 11	R: 1 E: 1 K: 0 S: 9	H: 1 LOB: 3 BB: 2 P: 17	1B: 8 2B: 3 3B: 0 HR: 0	SF: 1 SAC: 0 DP: 1 HBP: 0	WP: 2 PB: 1 SB: 3 CS: 0	PA: 51	
PITCHER	IP 3.0	WLS 2	BF 16	H 2	R 0	ER 0	SO 4	BB 3	IBB 0	HBP 0	BLK 0	WP 1	HR 0	S 44	P 82	ERA 15.00	WHIP 4.000								
Joe Niekro, R ERA: 10.03 Mike Mason, L ERA: 5.4 Keith Atherton, R ERA: 1.23 Juan Berenguer, R ERA: 5.89 (10, 1)	3.2	L	16	2	0	0	4	3	0	0	0	0	0	18	32	0.00	0.857								

Minnesota Twins @ Boston Red Sox
Fenway Park, Boston, MA
Fri Apr 29 1988, 7:05 PM EDT
Att: 32,022 - Unknown - 50 F

AB 38
R 6
H 10
RBI 5
BB 12
SO 8
LOB 28



Batter	1	2	3	4	5	6	7	8	9	AB	R	H	RBI	BB	SO	LOB	TOP			
Dan Gladden, R OBP: 0.348, SLG: 0.476 (1, 7)	1-2 CS 2B	3-2 L5			1-2 F9		1-2 2B	0-2 5-3		5	1	2	0	0	0	1				
Tom Herr, S OBP: 0.351, SLG: 0.305 (1, 4) (8, 6)	0-0 5-3		0-3 K		0-1 F3		2-1 1B 2B		3-2 F8	5	1	1	1	0	1	1				
Kirby Puckett, R OBP: 0.326, SLG: 0.414 (1, 8)	1-2 BB 1B		0-2 4-3		1-1 1B		0-1 G3 1B		0-0 6-3	5	1	3	0	0	0	0				
Gary Gaetti, R OBP: 0.299, SLG: 0.449 (1, 5)	4-0 1B BB		2-2 F4		2-3 K		2-2 G3 1B		2-2 F3	4	0	1	1	1	1	1				
Gene Larkin, S OBP: 0.391, SLG: 0.473 (1, 3)	2-2 1-2 2-H 1B		0-0 F8		3-1 F9		3-1 G3			4	0	1	1	0	0	2				
Kent Hrbek, L OBP: 0.370, SLG: 0.575 (1, 10)	2-3 K		1-1 2B 1B		2-1 E 2B		2-2 F5			4	0	2	0	0	1	4				
Tim Laudner, R OBP: 0.370, SLG: 0.600 (1, 2)		2-1 4-3 2B		0-3 K		3-1 E9		1-3 K		4	0	1	0	0	2	4				
Mark Davidson, R OBP: 0.313, SLG: 0.500 (1, 9)		0-1 4-3		0-1 K		1-3 K		3-2 F7		3	0	1	0	0	1	3				
John Moses, S OBP: 0.444, SLG: 0.333 (8, PH)		2-3		1-3 2B						1	0	0	0	0	0	0				
Steve Lombardozzi, R OBP: 0.194, SLG: 0.188 (8, 4)		1-3 K		2-0 F9		1-3 K		3-2 L9		2	0	0	0	0	1	3				
Al Newman, S OBP: 0.286, SLG: 0.211 (6, PH)										1	0	0	0	0	1	2				
Greg Gagne, R OBP: 0.289, SLG: 0.343 (6, PH)										1	0	0	0	0	0	0				
Randy Bush, L OBP: 0.489, SLG: 0.605 (8, PH)										1	0	0	0	0	0	0				
Inning Stats	R: 1 E: 0 K: 1 S: 13	H: 3 LOB: 2 BB: 1 P: 23	R: 0 E: 0 K: 1 S: 12	H: 1 LOB: 1 BB: 0 P: 18	R: 0 E: 0 K: 1 S: 9	H: 0 LOB: 0 BB: 0 P: 11	R: 0 E: 0 K: 1 S: 9	H: 2 LOB: 2 BB: 0 P: 12	R: 0 E: 0 K: 2 S: 10	H: 1 LOB: 1 BB: 0 P: 14	R: 2 E: 0 K: 1 S: 17	H: 4 LOB: 2 BB: 0 P: 25	R: 0 E: 0 K: 0 S: 9	H: 0 LOB: 0 BB: 0 P: 15	R: 0 E: 0 K: 0 S: 9	H: 0 LOB: 0 BB: 0 P: 14	1B: 6 2B: 6 3B: 0 HR: 0	SF: 0 SAC: 0 DP: 0 HBP: 0	WP: 0 PB: 0 SB: 0 CS: 1	PA: 40
PITCHER	IP WLS BF H R ER SO BB IBB HBP BLK WP HR S P ERA WHIP	IP WLS BF H R ER SO BB IBB HBP BLK WP HR S P ERA WHIP																		
Bruce Hurst, L ERA: 2.92 (1, 1)	6.0 W 31 12 3 3 7 1 0 0 0 0 0 0 76 116 4.50 2.167																			
Wes Gardner, R ERA: 1.46 (7, 1)	3.0 S 9 0 0 0 1 0 0 0 0 0 0 0 25 39 0.00 0.000																			

Minnesota Twins @ Boston Red Sox
Fenway Park, Boston, MA
Sat Apr 30 1988, 3:33 AM EDT
Att: 32,708 - Cloudy - 55 F

AB	39
R	3
H	12
RBI	3
BB	1
SO	8
LOB	21



Batter	1	2	3	4	5	6	7	8	9	AB	R	H	RBI	BB	SO	LOB	BOTTOM					
Brady Anderson, L OBP: 0.375, SLG: 0.362 (1, 8)	1-3 K	2-3 K		0-0 BLK 1B		0-2 FC4-6 2-H 1B		4-1 SF9 BB		4	1	2	1	1	2	0						
Marty Barrett, R OBP: 0.323, SLG: 0.349 (1, 4)	2-1 6-3		0-3 K	2-2 G4-6-3 1-H 2-H 1B		1-1 F5		0-0 SF9		4	0	1	3	0	1	1						
Wade Boggs, L OBP: 0.409, SLG: 0.377 (1, 5)	0-0 FC5-4 1B		4-0 1B BB	3-1 G4-6-3 1-2		1-2 FC4-6 1-2		1-2 IBB		3	1	1	0	2	0	2						
Jim Rice, R OBP: 0.322, SLG: 0.296 (1, 7)	0-1 FC5-4		3-2 1B	1-1 6-3		0-3 K		2-3 K		4	0	1	0	0	1	1						
Todd Benzinger, S OBP: 0.241, SLG: 0.333 (8, 9)	1-2 FC5-4		1-3 1B							1	0	0	0	0	1	3						
Mike Greenwell, L OBP: 0.483, SLG: 0.485 (1, 9) (8, 7)		0-0 F8 1B 2B	1-0 1B	4-1 FC5-4 BB		0-0 F5				3	1	2	1	1	0	0						
Dwight Evans, R OBP: 0.318, SLG: 0.311 (1, 3)		0-2 F8	1-2 L7	0-0 FC5-4		3-1 F7				4	0	0	0	0	0	4						
Sam Horn, L OBP: 0.227, SLG: 0.200 (1, 10)		1-2 HR 1B	1-0 F6	2-0 G3		2-3 K				4	1	1	1	0	1	3						
Rick Cerone, R OBP: 0.487, SLG: 0.576 (1, 2)		3-2 HR	1-3 K		0-2 SH1 1B		0-0 SF9 1B			4	3	3	2	0	1	0						
Spike Owen, S OBP: 0.293, SLG: 0.313 (1, 6)		2-3 K	2-2 E4 BLK 1B		1-1 SH1		1-0 SF9 2B			3	1	1	0	0	1	0						
Inning Stats	R: 0 E: 0 K: 1 S: 9	H: 1 LOB: 1 BB: 0 P: 12	R: 3 E: 0 K: 2 S: 18	H: 3 LOB: 0 BB: 0 P: 26	R: 1 E: 0 K: 1 S: 12	H: 2 LOB: 2 BB: 1 P: 22	R: 2 E: 1 K: 1 S: 12	H: 2 LOB: 0 BB: 0 P: 20	R: 0 E: 0 K: 0 S: 5	H: 0 LOB: 1 BB: 1 P: 12	R: 1 E: 0 K: 0 S: 13	H: 2 LOB: 1 BB: 0 P: 16	R: 0 E: 0 K: 1 S: 7	H: 0 LOB: 0 BB: 0 P: 10	R: 1 E: 0 K: 2 S: 10	H: 2 LOB: 3 BB: 2 P: 23	R: 0 E: 0 K: 0 S: 9	H: 0 LOB: 0 BB: 0 P: 14	1B: 9 2B: 2 3B: 0 HR: 1	SF: 1 SAC: 1 DP: 1 HBP: 0	WP: 0 PB: 0 SB: 0 CS: 0	PA: 40
PITCHER	IP WLS BF H R ER SO BB IBB HBP BLK WP HR S P ERA WHIP	IP WLS BF H R ER SO BB IBB HBP BLK WP HR S P ERA WHIP																				
Charlie Lea, R ERA: 8.15 (1, 1)	3.1 L 20 8 2 1 1 0 1 0 0 0 0 0 15 26 4.50 1.500																					
Mark Portugal, R ERA: 1.93 (4, 1)	2.0 8 2 1 1 0 1 0 0 0 0 0 0 22 40 3.38 1.125																					
Juan Berenguer, R ERA: 5.57 (6, 1)	2.2 12 2 1 1 3 1 1 0 0 0 0 0 22 40 3.38 1.125																					

Minnesota Twins @ Boston Red Sox
Fenway Park, Boston, MA
Sat Apr 30 1988, 3:33 AM EDT
Att: 32,708 - Cloudy - 55 F

AB	34
R	8
H	12
RBI	8
BB	4
SO	8
LOB	14



Batter	1	2	3	4	5	6	7	8	9	AB	R	H	RBI	BB	SO	LOB	TOP										
Dan Gladden, R OBP: 0.351, SLG: 0.455	0-0 CS 1B		4-2 G4-6-3 BB			4-1 FC6-4 E FC6-4 BB		2-2 F8		2	1	1	0	2	0	0	Minnesota Twins @ Milwaukee Brewers Milwaukee County Stadium, Milwaukee, WI Mon May 02 1988, 8:05 PM EDT Att: 11,811 - Unknown - 65 F										
Tom Herr, S OBP: 0.363, SLG: 0.299	3-2 F9		0-1 G4-6-3			3-2 E5 FC6-4		1-3 K		4	0	0	0	0	1	3											
Kirby Puckett, R OBP: 0.310, SLG: 0.389	1-1 F7			0-2 F9		0-1 FC6-4 FC6-4			0-2 F9	4	0	0	0	0	2												
Gary Gaetti, R OBP: 0.316, SLG: 0.518		4-1 S 2B BB		1-0 HR		1-1 FC6-4			1-0 5-3	3	2	1	2	1	0	1											
Gene Larkin, S OBP: 0.375, SLG: 0.435		1-3 K		1-2 1-4-3		1-2 K			2-3 K	4	0	0	0	0	3	2											
Kent Hrbek, L OBP: 0.352, SLG: 0.550		0-0 FC1-2 2B		2-0 G5-3						3	0	1	1	0	1	0											
Tim Laudner, R OBP: 0.361, SLG: 0.545		1-0 FC1-2 2H			4-2 G4-3 BB			2-2 F8		2	0	0	0	1	0	1											
Mark Davidson, R OBP: 0.278, SLG: 0.444		2-2 4-3			0-2 G4-3			2-1 F8		2	0	0	0	0	0	2											
John Moses, S OBP: 0.400, SLG: 0.286					1-2 6-3					1	0	0	0	0	0	0											
Al Newman, S OBP: 0.261, SLG: 0.190			0-0 4-3		1-2 6-3				1-3 K	2	0	0	0	0	0	0											
Randy Bush, L OBP: 0.481, SLG: 0.571										1	0	0	0	0	1	0											
Greg Gagne, R OBP: 0.275, SLG: 0.324										0	0	0	0	0	0	0											
Inning Stats	R: 0 E: 0 K: 0 S: 6	H: 1 LOB: 0 BB: 0 P: 10	R: 1 E: 0 K: 1 S: 9	H: 1 LOB: 1 BB: 1 P: 17	R: 0 E: 0 K: 0 S: 5	H: 0 LOB: 0 BB: 1 P: 9	R: 1 E: 0 K: 0 S: 8	H: 1 LOB: 0 BB: 0 P: 12	R: 0 E: 0 K: 1 S: 11	H: 0 LOB: 1 BB: 1 P: 20	R: 0 E: 0 K: 1 S: 8	H: 0 LOB: 0 BB: 0 P: 13	R: 0 E: 0 K: 2 S: 9	H: 0 LOB: 0 BB: 0 P: 13	R: 0 E: 0 K: 1 S: 7	H: 0 LOB: 0 BB: 0 P: 10	1B: 1 2B: 1 3B: 0 HR: 1	SF: 0 SAC: 0 DP: 2 HBP: 0	WP: 0 PB: 0 SB: 1 CS: 1	PA: 32							
PITCHER	IP	WLS	BF	H	R	ER	SO	BB	IBB	HBP	BLK	WP	HR	S	P	ERA	WHIP										
Juan Nieves, L ERA: 6.93	(1, 1)	5.0	W	20	3	3	2	1	4	0	0	0	0	41	73	3.60	1.400										
Odell Jones, R ERA:	(6, 1)	4.0	S	12	0	0	0	5	0	0	0	0	0	31	45	0.00	0.000										

AB	28
R	3
H	3
RBI	3
BB	4
SO	6
LOB	11



Batter	1	2	3	4	5	6	7	8	9	AB	R	H	RBI	BB	SO	LOB	BOTTOM										
Paul Moltor, R OBP: 0.412, SLG: 0.424	2-1 F7	1-2 FC6-4		0-0 F8			2-0 P5			4	0	0	0	0	0	1	Minnesota Twins @ Milwaukee Brewers Milwaukee County Stadium, Milwaukee, WI Mon May 02 1988, 8:05 PM EDT Att: 11,811 - Unknown - 65 F										
Robin Yount, R OBP: 0.305, SLG: 0.471	3-1 6-3		3-2 1B 3B		1-0 F8			2-3 K		4	1	1	0	0	1	0											
B.J. Surhoff, L OBP: 0.274, SLG: 0.239	3-2 6-3		1-1 E S 1B		0-1 F8			0-0 4-3		4	0	1	1	0	0	0											
Greg Brock, L OBP: 0.392, SLG: 0.369		1-0 1B 1B	4-1 1B		3-3 K			0-0 6-3		3	1	1	0	1	1	0											
Rob Deer, R OBP: 0.281, SLG: 0.464		1-0 1B FC6-4 1B	1-3 BB		0-3 K					3	1	1	0	0	1	2											
Glenn Braggs, R OBP: 0.322, SLG: 0.392		1-0 FC6-4 1B	3-0 F9		1-1 6-3					3	0	1	1	0	0	2											
Jim Gantner, L OBP: 0.217, SLG: 0.209		2-1 FC6-4 1B	1-2 4-3		0-0 P5					3	1	0	1	0	0	3											
Ernest Riles, L OBP: 0.323, SLG: 0.310		1-2 4-3		0-0 4-3			2-2 P5			3	0	0	0	0	0	1											
Dale Sveum, S OBP: 0.275, SLG: 0.403		1-2 FC6-4 1B		2-3 K			0-2 F8			3	0	1	1	0	1	0											
Inning Stats	R: 0 E: 0 K: 0 S: 7	H: 0 LOB: 0 BB: 0 P: 15	R: 3 E: 0 K: 0 S: 15	H: 4 LOB: 1 BB: 0 P: 22	R: 1 E: 0 K: 0 S: 11	H: 2 LOB: 2 BB: 1 P: 24	R: 0 E: 0 K: 1 S: 5	H: 0 LOB: 0 BB: 0 P: 7	R: 0 E: 0 K: 1 S: 6	H: 0 LOB: 0 BB: 0 P: 7	R: 0 E: 0 K: 0 S: 7	H: 0 LOB: 0 BB: 0 P: 11	R: 0 E: 0 K: 1 S: 5	H: 0 LOB: 0 BB: 0 P: 7	R: 0 E: 0 K: 1 S: 5	H: 0 LOB: 0 BB: 0 P: 7		1B: 5 2B: 0 3B: 1 HR: 0	SF: 0 SAC: 0 DP: 0 HBP: 0	WP: 0 PB: 0 SB: 1 CS: 0	PA: 31						
PITCHER	IP	WLS	BF	H	R	ER	SO	BB	IBB	HBP	BLK	WP	HR	S	P	ERA	WHIP										
Bert Blyleven, R ERA: 6.23	(1, 1)	8.0	L	31	6	4	4	4	1	0	0	0	0	64	105	4.50	0.875										




Batter	1	2	3	4	5	6	7	8	9	AB	R	H	RBI	BB	SO	LOB	TOP					
Dan Gladden, R OBP: 0.347, SLG: 0.446										4	0	1	0	0	1	0	Minnesota Twins @ Milwaukee Brewers Milwaukee County Stadium, Milwaukee, WI Tue May 03 1988, 8:05 PM EDT Att: 10,246 - Unknown - 67 F					
Tom Herr, S OBP: 0.368, SLG: 0.308										4	1	2	0	0	0	1						
Kirby Puckett, R OBP: 0.308, SLG: 0.384										4	1	1	0	0	0	2						
Gary Gaetti, R OBP: 0.313, SLG: 0.506										2	0	0	1	1	0	2						
Gene Larkin, S OBP: 0.368, SLG: 0.424										4	0	1	1	0	0	2						
Kent Hrbek, L OBP: 0.337, SLG: 0.524										4	0	0	0	0	2	3						
Tim Laudner, R OBP: 0.338, SLG: 0.508										4	0	0	0	0	1	1						
Greg Gagne, R OBP: 0.274, SLG: 0.359										4	1	1	1	0	2	0						
Mark Davidson, R OBP: 0.238, SLG: 0.381										3	0	0	0	0	0	0						
Inning Stats	R: 1 E: 0 K: 1 S: 14	H: 3 LOB: 2 BB: 0 P: 17	R: 0 E: 0 K: 1 S: 5	H: 0 LOB: 0 BB: 0 P: 7	R: 1 E: 1 K: 0 S: 14	H: 1 LOB: 1 BB: 0 P: 19	R: 0 E: 0 K: 2 S: 11	H: 0 LOB: 0 BB: 0 P: 15	R: 0 E: 0 K: 1 S: 7	H: 1 LOB: 1 BB: 0 P: 12	R: 0 E: 0 K: 0 S: 17	H: 0 LOB: 1 BB: 1 P: 24	R: 1 E: 0 K: 0 S: 7	H: 1 LOB: 0 BB: 0 P: 12	R: 0 E: 0 K: 0 S: 7	H: 0 LOB: 0 BB: 0 P: 9	R: 0 E: 0 K: 1 S: 6	H: 0 LOB: 0 BB: 0 P: 8	1B: 5 2B: 0 3B: 0 HR: 1	SF: 1 SAC: 0 DP: 0 HBP: 0	WP: 0 PB: 0 SB: 0 CS: 0	PA: 35
PITCHER Teddy Higuera, L ERA: 2.52	IP: 9.0 WLS: W BF: 35 H: 6 R: 3 ER: 2 SO: 6 BB: 1 IBB: 0 HBP: 0 BLK: 1 WP: 0 HR: 1 S: 88 P: 123 ERA: 2.00 WHIP: 0.778															PITCHER	IP: 9.0 WLS: W BF: 35 H: 6 R: 3 ER: 2 SO: 6 BB: 1 IBB: 0 HBP: 0 BLK: 1 WP: 0 HR: 1 S: 88 P: 123 ERA: 2.00 WHIP: 0.778					

AB	33
R	3
H	6
RBI	3
BB	1
SO	6
LOB	11



Batter	1	2	3	4	5	6	7	8	9	AB	R	H	RBI	BB	SO	LOB	BOTTOM					
Paul Molitor, R OBP: 0.414, SLG: 0.425										2	0	1	1	0	0	0	Minnesota Twins @ Milwaukee Brewers Milwaukee County Stadium, Milwaukee, WI Tue May 03 1988, 8:05 PM EDT Att: 10,246 - Unknown - 67 F					
Ernest Riles, L OBP: 0.328, SLG: 0.317										4	0	1	1	0	0	2						
Robin Yount, R OBP: 0.303, SLG: 0.462										3	0	1	0	1	0	2						
Glenn Braggs, R OBP: 0.330, SLG: 0.390										4	0	0	0	0	1	2						
Rob Deer, R OBP: 0.269, SLG: 0.443										4	0	0	0	0	1	2						
Greg Brock, L OBP: 0.386, SLG: 0.362										4	0	1	0	0	0	1						
Bill Schroeder, R OBP: 0.194, SLG: 0.250										4	0	0	0	0	1	2						
Joey Meyer, R OBP: 0.148, SLG: 0.407										4	1	0	0	0	1	0						
Mike Felder, S										0	1	0	0	0	0	0						
Dale Sveum, S OBP: 0.298, SLG: 0.420										4	1	3	0	0	0	0						
Jim Gantner, L OBP: 0.247, SLG: 0.239										4	1	3	2	0	0	0						
Inning Stats	R: 0 E: 0 K: 0 S: 6	H: 1 LOB: 1 BB: 0 P: 9	R: 3 E: 1 K: 0 S: 15	H: 4 LOB: 2 BB: 0 P: 23	R: 0 E: 0 K: 0 S: 5	H: 1 LOB: 0 BB: 0 P: 9	R: 0 E: 0 K: 1 S: 11	H: 3 LOB: 2 BB: 0 P: 16	R: 0 E: 0 K: 2 S: 7	H: 0 LOB: 1 BB: 1 P: 12	R: 0 E: 0 K: 0 S: 6	H: 0 LOB: 0 BB: 0 P: 9	R: 0 E: 0 K: 0 S: 5	H: 0 LOB: 0 BB: 0 P: 7	R: 0 E: 0 K: 0 S: 7	H: 0 LOB: 0 BB: 0 P: 9	R: 1 E: 1 K: 0 S: 6	H: 2 LOB: 2 BB: 0 P: 8	1B: 11 2B: 0 3B: 0 HR: 0	SF: 0 SAC: 0 DP: 1 HBP: 0	WP: 0 PB: 0 SB: 0 CS: 0	PA: 36
PITCHER Allan Anderson, L ERA: 1.26	IP: 8.0 WLS: L BF: 35 H: 10 R: 4 ER: 0 SO: 3 BB: 1 IBB: 0 HBP: 0 BLK: 1 WP: 0 HR: 0 S: 65 P: 98 ERA: 0.00 WHIP: 1.375															PITCHER	IP: 8.0 WLS: L BF: 35 H: 10 R: 4 ER: 0 SO: 3 BB: 1 IBB: 0 HBP: 0 BLK: 1 WP: 0 HR: 0 S: 65 P: 98 ERA: 0.00 WHIP: 1.375					
PITCHER Juan Berenguer, R ERA: 5.97	IP: 0.0 WLS: 1 BF: 1 H: 1 R: 0 ER: 0 SO: 0 BB: 0 IBB: 0 HBP: 0 BLK: 0 WP: 0 HR: 3 S: 4 P: 4 ERA: 5.00 WHIP: 5.00															PITCHER	IP: 0.0 WLS: 1 BF: 1 H: 1 R: 0 ER: 0 SO: 0 BB: 0 IBB: 0 HBP: 0 BLK: 0 WP: 0 HR: 3 S: 4 P: 4 ERA: 5.00 WHIP: 5.00					

AB	35
R	4
H	11
RBI	4
BB	1
SO	3
LOB	9



Batter	1	2	3	4	5	6	7	8	9	10	11	AB	R	H	RBI	BB	SO	LOB	TOP																				
John Moses, S OBP: 0.400, SLG: 0.333 (1, 7)												5	0	2	0	0	1	2																					
Tom Herr, S OBP: 0.369, SLG: 0.313 (1, 4)												5	0	2	0	0	2	1																					
Kirby Puckett, R OBP: 0.303, SLG: 0.375 (1, 8)												5	0	1	0	0	0	4																					
Kent Hrbek, L OBP: 0.344, SLG: 0.552 Mark Davidson, R OBP: 0.239, SLG: 0.381 (9, 9)												3	1	1	1	1	0	1																					
Dan Gladden, R OBP: 0.343, SLG: 0.441 (10, 7)												5	1	3	0	0	0	0																					
Gary Gaetti, R OBP: 0.327, SLG: 0.543 (1, 5)																																							
Gene Larkin, S OBP: 0.349, SLG: 0.400 (1, 10)												4	0	0	1	0	0	2																					
Randy Bush, L OBP: 0.456, SLG: 0.522 (9, 3)												4	0	0	0	1	0	2																					
Greg Gagne, R OBP: 0.284, SLG: 0.366 (1, 6)												4	0	2	1	0	0	0																					
Tim Laudner, R OBP: 0.319, SLG: 0.476 (1, 2)												4	0	0	0	0	3																						
Inning Stats	R: 0 E: 0 K: 1 S: 7	H: 1 LOB: 1 BB: 0 P: 8	R: 0 E: 0 K: 0 S: 7	H: 1 LOB: 0 BB: 0 P: 13	R: 0 E: 0 K: 0 S: 5	H: 0 LOB: 0 BB: 0 P: 10	R: 1 E: 0 K: 1 S: 12	H: 1 LOB: 0 BB: 0 P: 17	R: 0 E: 0 K: 0 S: 5	H: 0 LOB: 0 BB: 0 P: 6	R: 0 E: 0 K: 1 S: 11	H: 1 LOB: 1 BB: 0 P: 17	R: 0 E: 0 K: 0 S: 13	H: 1 LOB: 1 BB: 0 P: 15	R: 0 E: 0 K: 0 S: 10	H: 3 LOB: 2 BB: 0 P: 17	R: 2 E: 0 K: 0 S: 9	H: 2 LOB: 2 BB: 2 P: 17	R: 0 E: 0 K: 0 S: 6	H: 1 LOB: 0 BB: 0 P: 11	R: 0 E: 0 K: 0 S: 6	H: 0 LOB: 0 BB: 0 P: 10	1B: 7 2B: 3 3B: 0 HR: 1	SF: 1 SAC: 0 DP: 2 HBP: 0	WP: 0 PB: 0 SB: 1 CS: 1	PA: 43													
PITCHER	IP 7.0	WLS 1.1	BF 26	H 4	R 2	ER 2	SO 0	BB 1	IBB 1	HBP 0	BLK 0	WP 0	HR 0	S 13	P 25	ERA 13.50	WHIP 3.750																						
Mark Williamson, R ERA: 3.41 (1, 1)																																							
Doug Sisk, R ERA: 2.45 (8, 1)																																							
Dave Schmidt, R ERA: 3.97 (9, 1)																																							

Minnesota Twins @ Baltimore Orioles
Memorial Stadium, Baltimore, MD
Wed May 04 1988, 7:05 PM EDT
Att. 12,325 - Unknown - 53 F

AB 40
R 3
H 11
RBI 3
BB 2
SO 3
LOB 16



Batter	1	2	3	4	5	6	7	8	9	10	11	AB	R	H	RBI	BB	SO	LOB	BOTTOM																			
Pete Stanicek, S OBP: 0.286, SLG: 0.296 (1, 7)												4	0	0	0	0	2	1																				
Tito Landrum, R OBP: 0.304, SLG: 0.263 (9, 7)												1	0	0	0	0	0	0																				
Rene Gonzales, R OBP: 0.308, SLG: 0.250 (11, 5)												0	0	0	0	0	0	0																				
Billy Ripken, R OBP: 0.236, SLG: 0.216 (1, 4)												5	1	0	0	0	0	1																				
Cal Ripken Jr., R OBP: 0.435, SLG: 0.543 (1, 6)												4	2	3	1	1	0	0																				
Eddie Murray, S OBP: 0.243, SLG: 0.309 (1, 3)												5	0	0	0	0	0	5																				
Larry Sheets, L OBP: 0.315, SLG: 0.312 (1, 10)												4	0	1	2	0	0	1																				
Fred Lynn, L OBP: 0.285, SLG: 0.354 (1, 8)												4	0	2	0	0	1	0																				
Keith Hughes, L OBP: 0.542, SLG: 0.471 (1, 9)												3	0	0	0	1	1	2																				
Carl Nichols, R OBP: 0.219, SLG: 0.172 (1, 2)												4	0	0	0	0	1	2																				
Craig Worthington, R OBP: 0.273, SLG: 0.222 Joe Orsulak, L OBP: 0.297, SLG: 0.290 (10, 7)												2	1	0	0	1	1	0																				
												1	0	0	0	0	0	0																				
Inning Stats	R: 0 E: 0 K: 0 S: 9	H: 0 LOB: 0 BB: 0 P: 14	R: 0 E: 0 K: 1 S: 12	H: 0 LOB: 0 BB: 0 P: 17	R: 0 E: 0 K: 0 S: 5	H: 0 LOB: 0 BB: 0 P: 8	R: 1 E: 1 K: 0 S: 14	H: 1 LOB: 1 BB: 1 P: 16	R: 0 E: 0 K: 0 S: 6	H: 0 LOB: 0 BB: 0 P: 13	R: 1 E: 0 K: 1 S: 15	H: 1 LOB: 1 BB: 1 P: 24	R: 0 E: 0 K: 2 S: 9	H: 0 LOB: 0 BB: 0 P: 12	R: 1 E: 0 K: 1 S: 13	H: 2 LOB: 1 BB: 0 P: 17	R: 0 E: 0 K: 1 S: 10	H: 0 LOB: 0 BB: 0 P: 13	R: 1 E: 0 K: 0 S: 12	H: 1 LOB: 1 BB: 1 P: 17	1B: 3 2B: 3 3B: 0 HR: 0	SF: 1 SAC: 0 DP: 1 HBP: 0	WP: 1 PB: 0 SB: 1 CS: 0	PA: 41														
PITCHER	IP 5.0	WLS 3.0	BF 17	H 2	R 1	ER 1	SO 3	BB 1	IBB 0	HBP 0	BLK 0	WP 1	HR 0	S 46	P 68	ERA 0.00	WHIP 0.400																					
Les Straker, R ERA: 3.32 (1, 1)																																						
Juan Berenguer, R ERA: 5.25 (6, 1)																																						
Jeff Reardon, R ERA: 2.08 (9, 1)																																						
Keith Atherton, R ERA: 1.76 (11, 1)																																						

Minnesota Twins @ Baltimore Orioles
Memorial Stadium, Baltimore, MD
Wed May 04 1988, 7:05 PM EDT
Att. 12,325 - Unknown - 53 F

AB 37
R 4
H 6
RBI 3
BB 3
SO 6
LOB 12



Batter	1	2	3	4	5	6	7	8	9	AB	R	H	RBI	BB	SO	LOB	TOP			
Marty Barrett, R (1.4) OBP: 0.292, SLG: 0.319	1-1 G5-3		1-2 F7		1-1 P3			1-0 F7		4	0	0	0	0	0	3	Boston Red Sox @ Minnesota Twins Hubert H. Humphrey Metrodome, Minneapolis, MN Fri May 06 1988, 8:05 PM EDT Att: 29,767 - Dome			
Jody Reed, R (1.6) OBP: 0.257, SLG: 0.167	2-2 F7		3-3 K			2-3 K		2-3 K		4	0	0	0	0	3	1				
Wade Boggs, L (1.5) OBP: 0.443, SLG: 0.442	1-1 FC6-4 1B			3-2 G1-3		1-0 L3			0-0 F7	4	0	1	0	0	0	0				
Dwight Evans, R (1.3) OBP: 0.330, SLG: 0.354	1-2 FC6-4			0-3 K		3-2 F8			2-2 1B	4	0	1	0	0	1	1				
Mike Greenwell, L (1.7) OBP: 0.460, SLG: 0.460		1-1 F7		0-0 F8			2-0 F8		1-2 1B	4	0	1	0	0	0	0				
Jim Rice, R (1.10) OBP: 0.284, SLG: 0.262		3-3 K			0-1 G4-3		0-0 1B		0-3 K	4	0	1	0	0	2	2				
Todd Benzinger, S (1.9) OBP: 0.304, SLG: 0.465		0-1 G5-3			0-1 F8		1-1 P4		3-2 F9	4	0	0	0	0	0	3				
John Marzano, R (1.2) OBP: 0.167, SLG: 0.172			0-1 F7		0-0 1B		0-0 G4-3			3	0	1	0	0	0	1				
Brady Anderson, L (1.8) OBP: 0.354, SLG: 0.324			0-1 1B		3-1 1B			1-0 F8		3	0	2	0	0	0	0				
Inning Stats	R: 0 E: 0 K: 0 S: 10	H: 1 LOB: 1 BB: 0 P: 15	R: 0 E: 0 K: 1 S: 8	H: 0 LOB: 0 BB: 0 P: 12	R: 0 E: 0 K: 1 S: 10	H: 1 LOB: 1 BB: 0 P: 14	R: 0 E: 0 K: 1 S: 8	H: 0 LOB: 0 BB: 0 P: 11	R: 0 E: 0 K: 0 S: 9	H: 2 LOB: 2 BB: 0 P: 13	R: 0 E: 0 K: 1 S: 5	H: 1 LOB: 1 BB: 0 P: 8	R: 0 E: 0 K: 1 S: 5	H: 0 LOB: 0 BB: 0 P: 9	R: 0 E: 0 K: 1 S: 17	H: 2 LOB: 2 BB: 0 P: 23	1B: 7 2B: 0 3B: 0 HR: 0	SF: 0 SAC: 0 DP: 0 HBP: 0	WP: 0 PB: 0 SB: 1 CS: 0	PA: 34
PITCHER Frank Viola, L (1.1) ERA: 2.61	IP: 9.0 WLS: W BF: 34 H: 7 R: 0 ER: 0 SO: 6 BB: 0 IBB: 0 HBP: 0 BLK: 0 WP: 0 HR: 0 S: 80 P: 119 ERA: 0.00 WHIP: 0.778															PITCHER				

Batter	1	2	3	4	5	6	7	8	9	AB	R	H	RBI	BB	SO	LOB	BOTTOM			
Dan Gladden, R (1.7) OBP: 0.340, SLG: 0.433	1-3 K		1-3 K			1-0 G6-3				4	1	1	0	0	2	0	Boston Red Sox @ Minnesota Twins Hubert H. Humphrey Metrodome, Minneapolis, MN Fri May 06 1988, 8:05 PM EDT Att: 29,767 - Dome			
Tom Herr, S (1.4) OBP: 0.377, SLG: 0.316	1-0 G6-3			4-2 BLK 1B	1-1 1B		0-0 SH3-4			2	1	1	0	1	0	0				
Kirby Puckett, R (1.8) OBP: 0.301, SLG: 0.370	3-3 K			0-0 L8	0-0 P6		1-1 1B			4	0	1	2	0	1	2				
Kent Hrbek, L (1.3) OBP: 0.370, SLG: 0.562		2-2 BLK 1B		4-2 1B BLK BB		4-0 1B FC4-6 BB	2-2 1B			2	2	2	0	2	0	0				
Gary Gaetti, R (1.5) OBP: 0.333, SLG: 0.542		2-3 K		1-1 BLK 1B	1-3 2-H 1B		3-3 K			4	0	2	1	0	2	3				
Gene Larkin, S (1.10) OBP: 0.329, SLG: 0.378		1-0 F8		3-0 F9	1-2 3-H 4-0 1B		0-3 K		1-1 G3	4	0	0	0	0	1	6				
Randy Bush, L (1.9) OBP: 0.443, SLG: 0.490		1-2 G4-3								3	0	0	1	1	0	2				
Mark Davidson, R (0.9) OBP: 0.238, SLG: 0.381		1-2 G4-3								0	0	0	0	0	0	0				
Greg Gagne, R (1.6) OBP: 0.272, SLG: 0.349			1-3 K	1-3 K						4	0	0	0	0	2	3				
Tim Laudner, R (1.2) OBP: 0.315, SLG: 0.455			3-1 F9		2-3 K			4-2 SH3-4 1B BB	1-1 P6	3	1	0	0	1	1	0				
Inning Stats	R: 0 E: 0 K: 2 S: 9	H: 0 LOB: 0 BB: 0 P: 14	R: 0 E: 0 K: 1 S: 12	H: 1 LOB: 1 BB: 0 P: 18	R: 0 E: 0 K: 2 S: 8	H: 0 LOB: 0 BB: 0 P: 13	R: 2 E: 0 K: 1 S: 11	H: 1 LOB: 2 BB: 3 P: 28	R: 0 E: 0 K: 1 S: 7	H: 1 LOB: 1 BB: 0 P: 11	R: 1 E: 0 K: 0 S: 16	H: 1 LOB: 1 BB: 1 P: 26	R: 2 E: 0 K: 1 S: 19	H: 3 LOB: 3 BB: 1 P: 30	R: 0 E: 0 K: 0 S: 6	H: 0 LOB: 0 BB: 0 P: 9	1B: 7 2B: 0 3B: 0 HR: 0	SF: 0 SAC: 1 DP: 0 HBP: 0	WP: 1 PB: 0 SB: 1 CS: 0	PA: 36
PITCHER Jeff Sellers, R (1.1) ERA: 3.41	IP: 6.0 WLS: L BF: 28 H: 5 R: 5 ER: 5 SO: 8 BB: 4 IBB: 0 HBP: 0 BLK: 0 WP: 0 HR: 0 S: 69 P: 120 ERA: 7.50 WHIP: 1.500															PITCHER				
PITCHER Dennis Lamp, R (7.1) ERA: 2.31	IP: 2.0 WLS: L BF: 8 H: 2 R: 0 ER: 0 SO: 1 BB: 0 IBB: 0 HBP: 0 BLK: 0 WP: 0 HR: 0 S: 19 P: 29 ERA: 0.00 WHIP: 1.000															PITCHER				



Batter	1	2	3	4	5	6	7	8	9	AB	R	H	RBI	BB	SO	LOB	TOP			
Brady Anderson, L (1, 8) OBP: 0.337, SLG: 0.306	L7		K	F8			F8			4	0	0	0	0	1	4	Boston Red Sox @ Minnesota Twins Hubert H. Humphrey Metrodome, Minneapolis, MN Sat May 07 1988, 4:33 AM EDT Att: 33,416 - Dome - 70 F livebaseballscorecards.com			
Marty Barrett, R (1, 4) OBP: 0.315, SLG: 0.336	G4-6-3 1B		FC4-6 1B		1B		CS HBP			3	0	3	1	0	0	0				
Wade Boggs, L (1, 5) OBP: 0.429, SLG: 0.424	G4-6-3 1-2		FC4-6 1-2		F8		F7			4	0	0	0	0	0	4				
Dwight Evans, R (1, 3) OBP: 0.327, SLG: 0.350		P2		BB 1B			P5			4	1	1	0	0	0	1				
Mike Greenwell, L (1, 7) OBP: 0.462, SLG: 0.449		BB		BB 1B BB			G4-3			2	0	0	0	2	0	1				
Sam Horn, L (1, 10) OBP: 0.206, SLG: 0.161	F8		K				G5-3			4	0	0	0	0	2	3				
Todd Benzinger, S (1, 9) OBP: 0.300, SLG: 0.447	G4-3		BB 1B				G4-3			4	0	1	1	0	1	1				
Rick Cerone, R (1, 2) OBP: 0.439, SLG: 0.510			G5-3		K		1B			4	0	1	0	0	2	2				
Jody Reed, R (1, 6) OBP: 0.289, SLG: 0.250			1B				L6			2	1	1	0	1	0	1				
Jim Rice, R (9, PH) OBP: 0.282, SLG: 0.259			3B		BB		G6-3			1	0	0	0	0	0	0				
Inning Stats	R: 0 E: 0 K: 0 S: 8	H: 1 LOB: 0 BB: 0 P: 10	R: 0 E: 0 K: 0 S: 7	H: 0 LOB: 1 BB: 1 P: 15	R: 1 E: 0 K: 1 S: 12	H: 2 LOB: 1 BB: 0 P: 17	R: 1 E: 0 K: 2 S: 11	H: 2 LOB: 3 BB: 2 P: 24	R: 0 E: 0 K: 0 S: 8	H: 1 LOB: 1 BB: 0 P: 9	R: 0 E: 0 K: 1 S: 3	H: 0 LOB: 0 BB: 0 P: 8	R: 0 E: 0 K: 1 S: 6	H: 0 LOB: 0 BB: 0 P: 8	R: 0 E: 0 K: 2 S: 10	H: 0 LOB: 0 BB: 0 P: 13	1B: 6 2B: 0 3B: 1 HR: 0	SF: 0 SAC: 0 DP: 1 HBP: 1	WP: 0 PB: 0 SB: 0 CS: 1	PA: 36
PITCHER Bert Blyleven, R (1, 1) ERA: 5.36	IP: 9.0 WLS: W BF: 36 H: 7 R: 2 ER: 2 SO: 6 BB: 3 IBB: 0 HBP: 1 BLK: 0 WP: 0 HR: 0 S: 73 P: 114 ERA: 2.00 WHIP: 1.111															PITCHER				

Batter	1	2	3	4	5	6	7	8	9	AB	R	H	RBI	BB	SO	LOB	BOTTOM			
Dan Gladden, R (1, 7) OBP: 0.345, SLG: 0.455	HR 2B		K			F8				4	1	2	2	0	1	0	Boston Red Sox @ Minnesota Twins Hubert H. Humphrey Metrodome, Minneapolis, MN Sat May 07 1988, 4:33 AM EDT Att: 33,416 - Dome - 70 F livebaseballscorecards.com			
Tom Herr, S (1, 4) OBP: 0.381, SLG: 0.317	F9		E S 1B		1B BB		L7			3	0	1	0	1	0	2				
Kirby Puckett, R (1, 8) OBP: 0.299, SLG: 0.366	K		P4		1B		K			4	0	1	0	0	2	2				
Kent Hrbek, L (1, 10) OBP: 0.375, SLG: 0.587	2H HR				WP BB		G4-3			3	1	1	2	1	0	2				
Gary Gaetti, R (1, 5) OBP: 0.321, SLG: 0.520	K		P3				K			4	0	0	0	0	2	1				
Gene Larkin, S (1, 3) OBP: 0.326, SLG: 0.385	G3-1		F7				F7			4	1	1	0	0	0	1				
Randy Bush, L (1, 9) OBP: 0.462, SLG: 0.519	P3		IBB				F9 2B			3	1	2	1	1	0	0				
Mark Davidson, R (6, PR) OBP: 0.238, SLG: 0.381							F7 S 1B			0	0	0	0	0	0	0				
Greg Gagne, R (1, 6) OBP: 0.271, SLG: 0.337	K		G6-3				F7			3	1	0	0	1	1	3				
Tom Nieto, R (1, 2) OBP: 0.080, SLG: 0.042			K				F9			3	0	0	0	0	1	2				
Inning Stats	R: 2 E: 0 K: 2 S: 12	H: 2 LOB: 0 BB: 0 P: 14	R: 0 E: 0 K: 1 S: 9	H: 0 LOB: 0 BB: 0 P: 13	R: 0 E: 0 K: 2 S: 12	H: 1 LOB: 1 BB: 0 P: 17	R: 0 E: 0 K: 0 S: 8	H: 0 LOB: 2 BB: 2 P: 21	R: 0 E: 0 K: 0 S: 5	H: 1 LOB: 2 BB: 1 P: 10	R: 3 E: 0 K: 0 S: 10	H: 3 LOB: 1 BB: 1 P: 16	R: 0 E: 0 K: 2 S: 8	H: 0 LOB: 0 BB: 0 P: 15	R: 0 E: 0 K: 0 S: 11	H: 1 LOB: 1 BB: 0 P: 18	1B: 3 2B: 4 3B: 0 HR: 1	SF: 0 SAC: 0 DP: 0 HBP: 0	WP: 1 PB: 0 SB: 2 CS: 0	PA: 35
PITCHER Steve Ellsworth, R (1, 1) ERA: 4.76	IP: 5.2 WLS: L BF: 28 H: 7 R: 5 ER: 5 SO: 5 BB: 3 IBB: 1 HBP: 0 BLK: 0 WP: 0 HR: 1 S: 53 P: 87 ERA: 7.94 WHIP: 1.765															PITCHER				
Mike Smithson, R (6, 1) ERA: 5.99	IP: 2.1 WLS: 7 BF: 1 H: 0 R: 0 ER: 0 SO: 2 BB: 0 IBB: 0 HBP: 0 BLK: 0 WP: 0 HR: 0 S: 22 P: 37 ERA: 0.00 WHIP: 0.429															PITCHER				

Batter	1	2	3	4	5	6	7	8	9	AB	R	H	RBI	BB	SO	LOB	TOP			
Paul Moltzer, R OBP: 0.395, SLG: 0.407										4	1	1	0	1	1	0	Milwaukee Brewers @ Minnesota Twins Hubert H. Humphrey Metrodome, Minneapolis, MN Mon May 09 1988, 8:05 PM EDT Att: 21,541 - Dome - 70 F			
Robin Yount, R OBP: 0.325, SLG: 0.452										5	2	3	0	0	0	1				
B.J. Surhoff, L OBP: 0.277, SLG: 0.241										5	1	1	0	0	1	2				
Greg Brock, L OBP: 0.429, SLG: 0.413										2	2	2	2	2	0	0				
Rob Deer, R OBP: 0.288, SLG: 0.421										3	2	2	4	1	0	1				
Glenn Braggs, R OBP: 0.339, SLG: 0.433										4	1	2	2	0	1	1				
Joey Meyer, R OBP: 0.205, SLG: 0.455										4	0	0	0	0	3	2				
Jim Cantner, L OBP: 0.263, SLG: 0.253										4	0	1	1	0	0	0				
Dale Sveum, S OBP: 0.280, SLG: 0.363										4	0	0	0	0	1	1				
Inning Stats	R: 0 E: 0 K: 0 S: 12	H: 1 LOB: 0 BB: 0 P: 17	R: 0 E: 0 K: 1 S: 10	H: 1 LOB: 1 BB: 2 P: 22	R: 0 E: 0 K: 1 S: 11	H: 0 LOB: 0 BB: 0 P: 15	R: 1 E: 0 K: 1 S: 15	H: 2 LOB: 1 BB: 0 P: 20	R: 0 E: 0 K: 2 S: 7	H: 0 LOB: 0 BB: 0 P: 10	R: 3 E: 0 K: 1 S: 16	H: 2 LOB: 0 BB: 1 P: 29	R: 5 E: 0 K: 1 S: 14	H: 4 LOB: 0 BB: 1 P: 26	R: 0 E: 0 K: 0 S: 6	H: 1 LOB: 1 BB: 0 P: 13	1B: 9 2B: 3 3B: 0 HR: 1	SF: 0 SAC: 0 DP: 2 HBP: 0	WP: 1 PB: 0 SB: 2 CS: 0	PA: 39
PITCHER	IP WLS BF H R ER SO BB IBB HBP BLK WP HR S P ERA WHIP																			
Charlie Lea, R ERA: 7.23	(1, 1) 6.0 23 6 3 3 5 3 0 0 0 1 0 0 63 98 4.50 1.500																			
Juan Berenguer, R ERA: 6.12	(7, 1) 1.0 6 2 3 3 1 1 0 0 0 0 1 0 14 26 27.00 3.000																			
Jeff Reardon, R ERA: 3.86	(8, 1) 1.0 L 6 3 3 3 1 0 0 0 0 0 0 1 12 20 27.00 3.000																			
Karl Best, R ERA:	(9, 1) 1.0 4 1 0 0 0 0 0 0 0 0 0 0 6 13 0.00 1.000																			

Batter	1	2	3	4	5	6	7	8	9	AB	R	H	RBI	BB	SO	LOB	BOTTOM					
Dan Gladden, R OBP: 0.350, SLG: 0.464										4	2	3	0	1	0	0	Milwaukee Brewers @ Minnesota Twins Hubert H. Humphrey Metrodome, Minneapolis, MN Mon May 09 1988, 8:05 PM EDT Att: 21,541 - Dome - 70 F					
Tom Herr, S OBP: 0.383, SLG: 0.312										5	2	2	0	0	0	3						
Kirby Puckett, R OBP: 0.307, SLG: 0.418										5	0	2	4	0	1	3						
Kent Hrbek, L OBP: 0.395, SLG: 0.640										4	1	2	2	1	0	2						
Gary Gaetti, R OBP: 0.311, SLG: 0.486										5	0	0	0	0	0	5						
Gene Larkin, S OBP: 0.309, SLG: 0.360										4	0	0	0	0	0	2						
Randy Bush, L OBP: 0.438, SLG: 0.525										4	0	0	0	0	0	0						
Tim Laudner, R OBP: 0.358, SLG: 0.493										3	1	3	0	1	0	0						
Greg Gagne, R OBP: 0.255, SLG: 0.316	(1, 6)									3	0	0	0	0	1	3						
John Moses, S OBP: 0.375, SLG: 0.308	(8, PH)									1	0	0	0	0	0	1						
Al Newman, S OBP: 0.250, SLG: 0.182	(9, 6)									0	0	0	0	0	0	0						
Inning Stats	R: 0 E: 0 K: 0 S: 7	H: 1 LOB: 1 BB: 0 P: 11	R: 0 E: 0 K: 0 S: 7	H: 0 LOB: 0 BB: 0 P: 13	R: 3 E: 0 K: 1 S: 14	H: 4 LOB: 2 BB: 1 P: 22	R: 0 E: 0 K: 0 S: 5	H: 1 LOB: 0 BB: 0 P: 11	R: 1 E: 0 K: 0 S: 14	H: 2 LOB: 1 BB: 0 P: 19	R: 0 E: 0 K: 0 S: 10	H: 0 LOB: 1 BB: 1 P: 20	R: 2 E: 0 K: 0 S: 5	H: 2 LOB: 0 BB: 0 P: 10	R: 0 E: 0 K: 0 S: 9	H: 1 LOB: 1 BB: 0 P: 15	R: 0 E: 0 K: 1 S: 9	H: 1 LOB: 2 BB: 1 P: 18	1B: 7 2B: 3 3B: 1 HR: 1	SF: 0 SAC: 0 DP: 1 HBP: 0	WP: 0 PB: 0 SB: 1 CS: 0	PA: 41
PITCHER	IP WLS BF H R ER SO BB IBB HBP BLK WP HR S P ERA WHIP																					
Mike Birkbeck, R ERA: 7.16	(1, 1) 4.1 21 8 4 4 1 1 0 0 0 0 0 1 32 56 8.31 2.077																					
Odele Jones, R ERA: 1.54	(5, 1) 3.2 W 15 3 2 2 0 1 0 0 0 0 0 1 32 56 4.91 1.091																					
Chuck Crim, R ERA: 4.2	(9, 1) 1.0 S 5 1 0 0 1 1 0 0 0 0 0 0 9 18 0.00 2.000																					



Batter	1	2	3	4	5	6	7	8	9	AB	R	H	RBI	BB	SO	LOB	TOP									
Paul Mollitor, R OBP: 0.398, SLG: 0.405 B.J. Surhoff, L OBP: 0.284, SLG: 0.250	L4		1B			FC6-4 BB		5-3	1B	3	0	1	0	1	0	1	Milwaukee Brewers @ Minnesota Twins Hubert H. Humphrey Metrodome, Minneapolis, MN Tue May 10 1988, 8:05 PM EDT Att: 25,587 - Dome - 70 F livebaseballscorecards.com									
Robin Yount, R OBP: 0.323, SLG: 0.445 Mike Felder, S OBP: 0.200, SLG: 0.200	F8		L8			FC6-4		1B	1B	4	0	1	1	0	0	2										
Glenn Braggs, R OBP: 0.336, SLG: 0.454	K		L8			FC6-4		HR		4	1	1	2	0	1	2										
Rob Deer, R OBP: 0.287, SLG: 0.414		K		4-3		K		HR	1B	4	0	1	0	0	2	1										
Greg Brock, L OBP: 0.431, SLG: 0.402		E		3-1			P3		BB	2	0	0	0	2	0	0										
Joey Meyer, R OBP: 0.208, SLG: 0.438		E6		5-3			K		BB	4	0	1	0	0	1	2										
Bill Schroeder, R OBP: 0.194, SLG: 0.229 Jim Adduci, L OBP: 0.303, SLG: 0.282		K				K		5-3		3	0	0	0	0	2	2										
Dale Sveum, S OBP: 0.273, SLG: 0.352 Ernest Riles, L OBP: 0.303, SLG: 0.282		K				P3		6-3		3	0	0	0	0	1	2										
Jim Gantner, L OBP: 0.273, SLG: 0.263				F9		4-3		5-3	1B	4	1	2	0	0	0	0										
Inning Stats	R: 0 E: 0 K: 1 S: 7	H: 0 LOB: 0 BB: 0 P: 10	R: 0 E: 1 K: 3 S: 11	H: 1 LOB: 2 BB: 1 P: 19	R: 0 E: 0 K: 0 S: 4	H: 1 LOB: 1 BB: 0 P: 5	R: 0 E: 0 K: 0 S: 6	H: 0 LOB: 0 BB: 0 P: 8	R: 0 E: 0 K: 1 S: 5	H: 0 LOB: 0 BB: 0 P: 7	R: 0 E: 0 K: 1 S: 10	H: 0 LOB: 1 BB: 1 P: 14	R: 0 E: 0 K: 1 S: 6	H: 0 LOB: 0 BB: 0 P: 11	R: 3 E: 0 K: 0 S: 14	H: 4 LOB: 2 BB: 1 P: 25	R: 0 E: 0 K: 2 S: 15	H: 2 LOB: 2 BB: 0 P: 21	1B: 7 2B: 5 3B: 0 HR: 1	SF: 0 SAC: 0 DP: 0 HBP: 0	WP: 0 PB: 0 SB: 0 CS: 0	PA: 38				
PITCHER	IP	WLS	BF	H	R	ER	SO	BB	IBB	HBP	BLK	WP	HR	S	P	ERA	WHIP									
Frank Viola, L ERA: 2.73	(1, 1)	7.2	W	32	6	3	3	7	3	0	0	0	0	1	62	97	3.52	1.174								
Mark Portugal, R ERA: 2.45	(8, 1)	1.1		6	2	0	0	2	0	0	0	0	0	0	16	23	0.00	1.500								

Batter	1	2	3	4	5	6	7	8	9	AB	R	H	RBI	BB	SO	LOB	BOTTOM										
Dan Gladden, R OBP: 0.344, SLG: 0.452	5-3		L7	1B		F9				5	1	1	1	0	1	1	Milwaukee Brewers @ Minnesota Twins Hubert H. Humphrey Metrodome, Minneapolis, MN Tue May 10 1988, 8:05 PM EDT Att: 25,587 - Dome - 70 F livebaseballscorecards.com										
Tom Herr, S OBP: 0.379, SLG: 0.310 Mark Davidson, R OBP: 0.227, SLG: 0.364	G3		F7	1B		4-3		F9		4	0	1	0	0	0	0											
Kirby Puckett, R OBP: 0.328, SLG: 0.468 John Moses, S OBP: 0.353, SLG: 0.286				HR				6-3		4	1	4	2	0	0	0											
Kent Hrbek, L OBP: 0.395, SLG: 0.654				HR		4-3		4-3		4	1	1	1	1	0	3											
Gary Gaetti, R OBP: 0.325, SLG: 0.518	FC6-4			2B		4-3				3	3	2	1	1	0	2											
Randy Bush, L OBP: 0.434, SLG: 0.508 Steve Lombardozzi, R OBP: 0.210, SLG: 0.242			G3-1	F9		4-3		2B		2	0	0	0	1	0	1											
Gene Larkin, S OBP: 0.317, SLG: 0.389			P5			G6-4-3		2B		4	1	2	2	0	0	2											
Greg Gagne, R OBP: 0.264, SLG: 0.354			6-3					5-3		4	1	2	2	0	0	1											
Tom Nieto, R OBP: 0.069, SLG: 0.036			5-3	G6-3				K		4	0	0	0	0	2	3											
Inning Stats	R: 0 E: 0 K: 0 S: 13	H: 1 LOB: 2 BB: 1 P: 22	R: 0 E: 0 K: 0 S: 3	H: 0 LOB: 0 BB: 0 P: 4	R: 0 E: 0 K: 0 S: 6	H: 0 LOB: 0 BB: 0 P: 8	R: 6 E: 0 K: 0 S: 20	H: 8 LOB: 2 BB: 0 P: 28	R: 1 E: 0 K: 1 S: 9	H: 1 LOB: 1 BB: 2 P: 20	R: 0 E: 0 K: 0 S: 7	H: 1 LOB: 1 BB: 0 P: 11	R: 2 E: 0 K: 2 S: 13	H: 3 LOB: 1 BB: 0 P: 18	R: 0 E: 0 K: 0 S: 6	H: 0 LOB: 0 BB: 0 P: 9	1B: 5 2B: 5 3B: 1 HR: 3	SF: 0 SAC: 0 DP: 1 HBP: 0	WP: 0 PB: 0 SB: 0 CS: 0	PA: 40							
PITCHER	IP	WLS	BF	H	R	ER	SO	BB	IBB	HBP	BLK	WP	HR	S	P	ERA	WHIP										
Bill Wegman, R ERA: 3.38	(1, 1)	3.1	L	17	8	4	4	1	2	0	0	0	0	0	1	28	49	13.50	3.750								
Dave Stapleton, L ERA: 5.93	(4, 1)	2.2		17	8	4	4	1	2	0	0	0	0	0	1	28	49	13.50	3.750								
Paul Mirabella, L ERA:	(7, 1)	2.0		6	0	0	0	2	0	0	0	0	0	0	15	21	0.00	0.000									

Batter	1	2	3	4	5	6	7	8	9	AB	R	H	RBI	BB	SO	LOB	TOP				
Paul Moltzer, R OBP: 0.397, SLG: 0.404 (1, 5)										3	0	1	0	0	0	2					
Mike Felder, S OBP: 0.156, SLG: 0.158 (1, 10)										4	0	0	0	0	1	2					
Robin Yount, R OBP: 0.313, SLG: 0.431 (1, 8)										4	0	0	0	0	0	1					
Greg Brock, L OBP: 0.415, SLG: 0.384 (1, 3)										4	0	0	0	0	2	0					
Glenn Bragg, R OBP: 0.333, SLG: 0.441 (1, 9)											3	0	0	0	0	0					
Rob Deer, R OBP: 0.294, SLG: 0.417 (1, 7)											4	1	2	0	0	1					
B.J. Surhoff, L OBP: 0.293, SLG: 0.261 (1, 2)											4	0	2	0	0	1					
Ernest Riles, L OBP: 0.304, SLG: 0.284 (1, 6)										3	0	1	1	0	0	2					
Jim Gantner, L OBP: 0.275, SLG: 0.276 (1, 4)										3	0	1	0	0	0	2					
Inning Stats	R: 0 E: 0 K: 0 S: 10	H: 1 LOB: 0 BB: 0 P: 13	R: 0 E: 0 K: 1 S: 15	H: 1 LOB: 2 BB: 0 P: 22	R: 0 E: 0 K: 0 S: 8	H: 1 LOB: 1 BB: 0 P: 13	R: 0 E: 0 K: 0 S: 12	H: 0 LOB: 0 BB: 0 P: 18	R: 0 E: 0 K: 1 S: 13	H: 0 LOB: 0 BB: 0 P: 15	R: 1 E: 0 K: 0 S: 9	H: 3 LOB: 2 BB: 0 P: 11	R: 0 E: 0 K: 1 S: 6	H: 0 LOB: 0 BB: 0 P: 9	R: 0 E: 0 K: 0 S: 7	H: 0 LOB: 0 BB: 0 P: 9	1B: 6 2B: 1 3B: 0 HR: 0	SF: 0 SAC: 1 DP: 1 HBP: 1	WP: 0 PB: 0 CS: 0	PA: 34	
PITCHER	IP	WLS	BF	H	R	ER	SO	BB	IBB	HBP	BLK	WP	HR	S	P	ERA	WHIP				
Bert Blyleven, R ERA: 4.86 (1, 1)	6.1		26	7	1	1	2	0	0	1	0	0	0	71	100	1.42	1.105				
Keith Atherton, R ERA: 1.29 (7, 1)	1.2	W	5	0	0	0	1	0	0	0	0	0	0	8	11	0.00	0.000				
Jeff Reardon, R ERA: 3.6 (9, 1)	1.0	S	3	0	0	0	0	0	0	0	0	0	0	7	9	0.00	0.000				

Milwaukee Brewers @ Minnesota Twins
Hubert H. Humphrey Metrodome, Minneapolis, MN
Wed May 11 1988, 8:05 PM EDT
Att: 24,510 - Dome - 70 F

AB 32
R 1
H 7
RBI 1
BB 0
SO 3
LOB 11

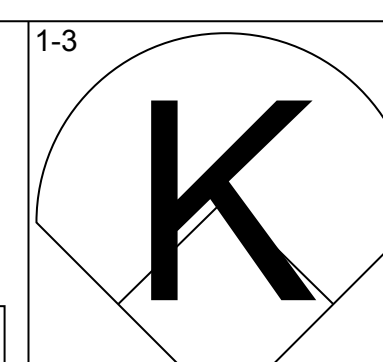
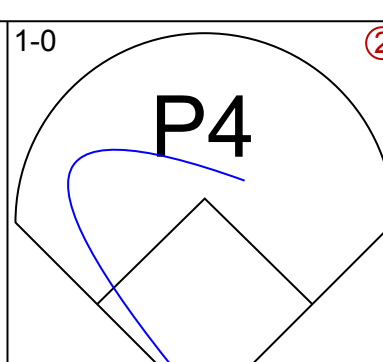
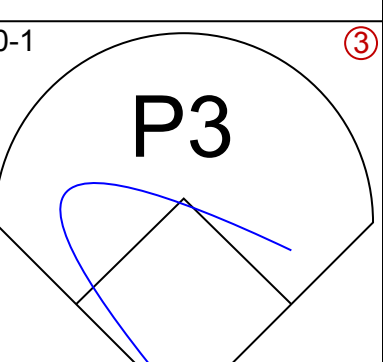
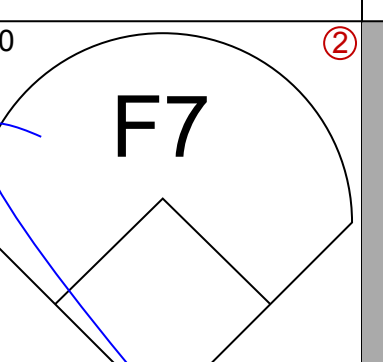
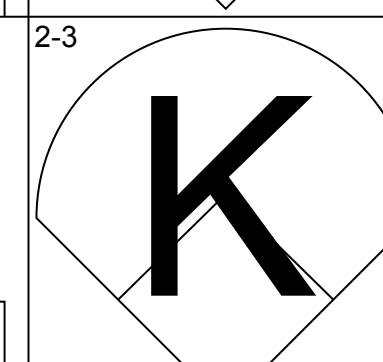
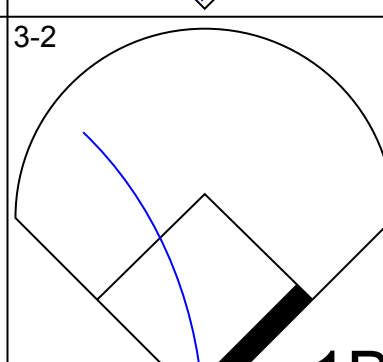
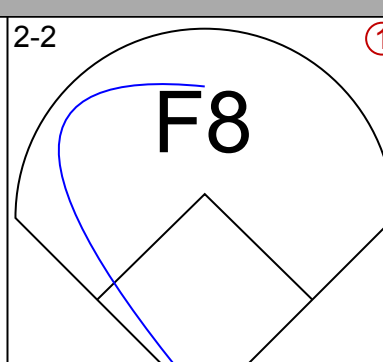
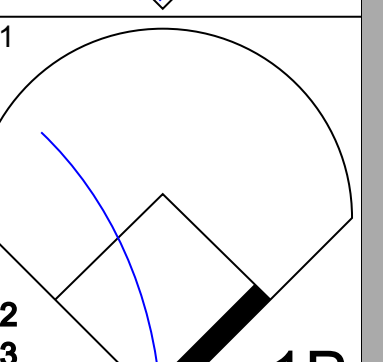
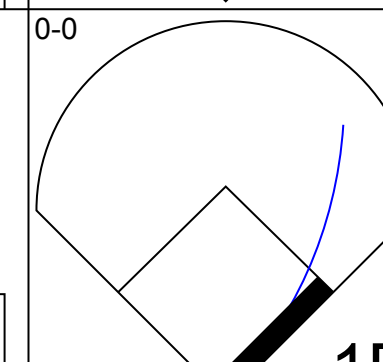
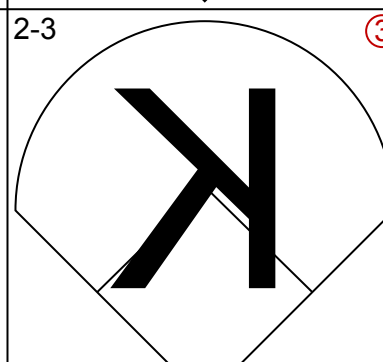
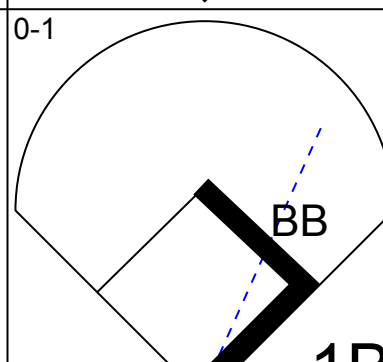
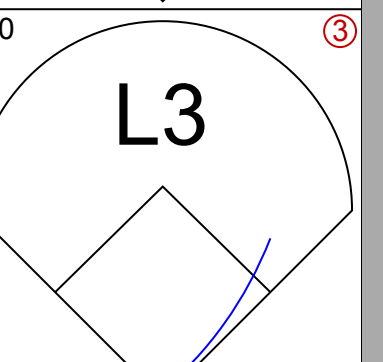
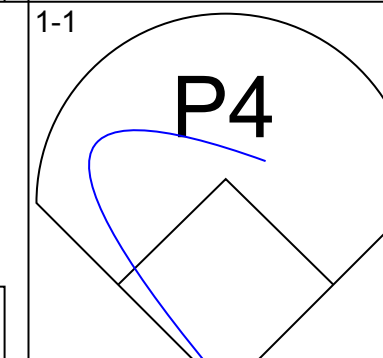
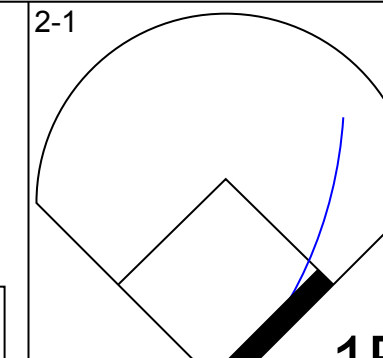
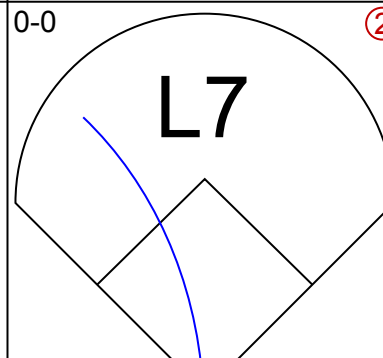
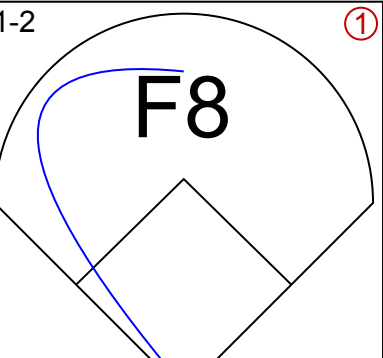
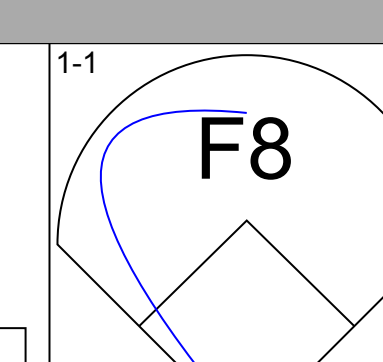
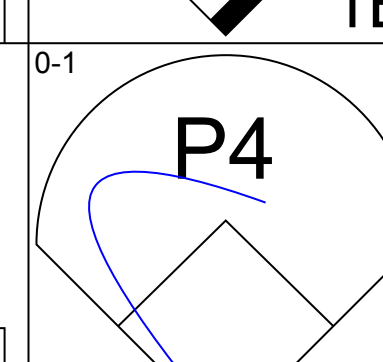
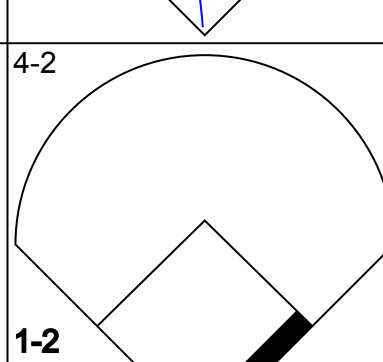
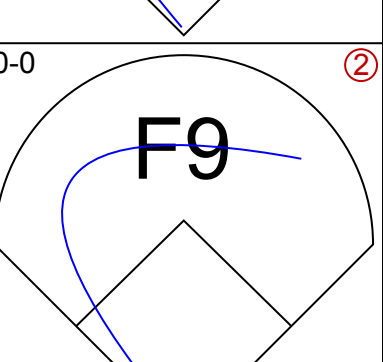
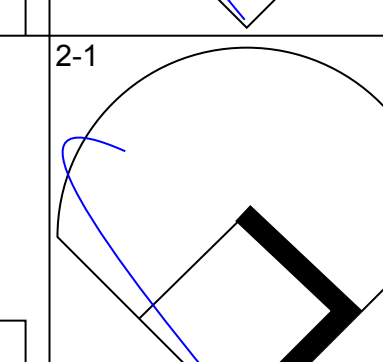
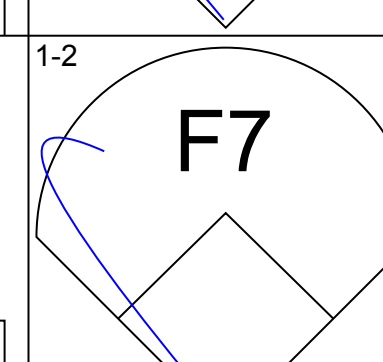
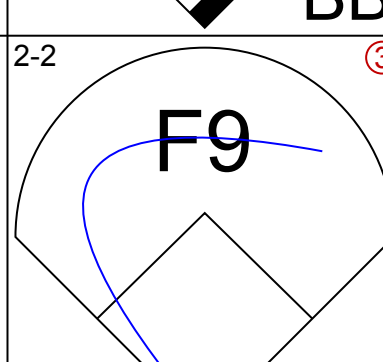
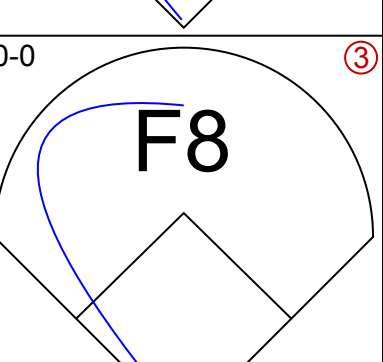
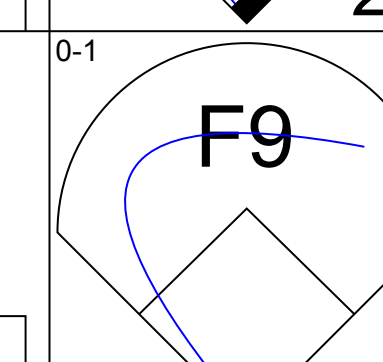
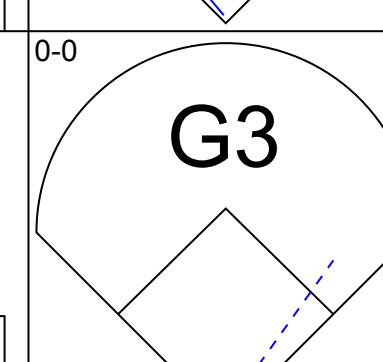
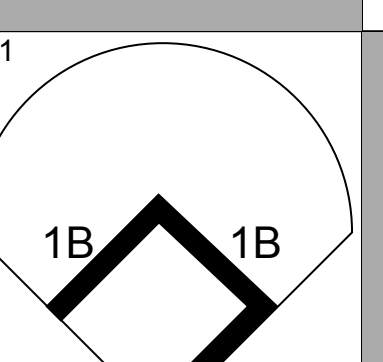
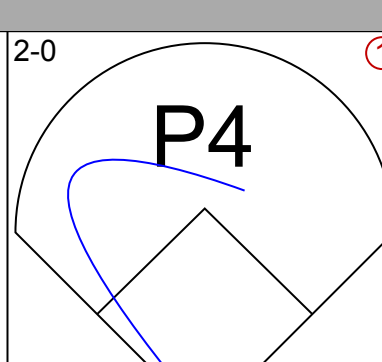
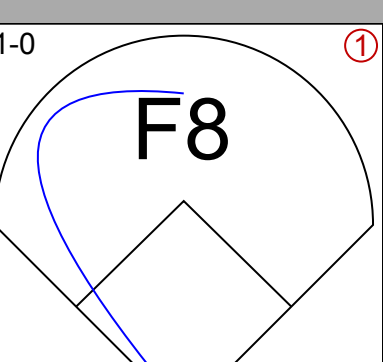
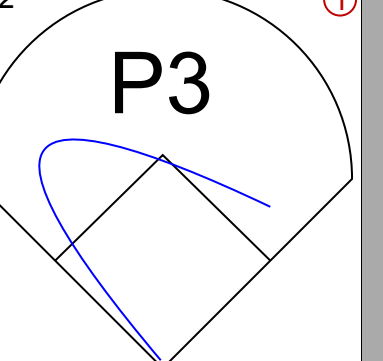
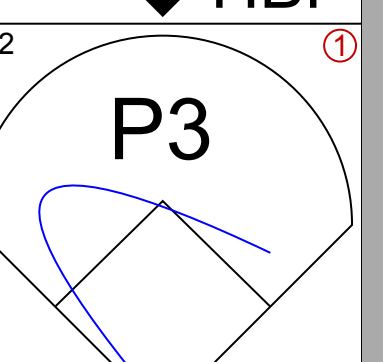
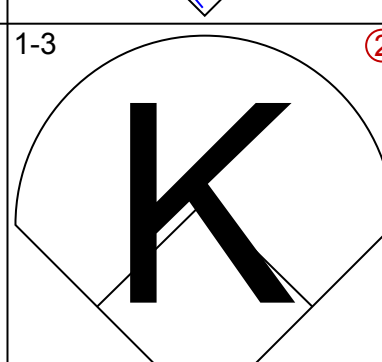
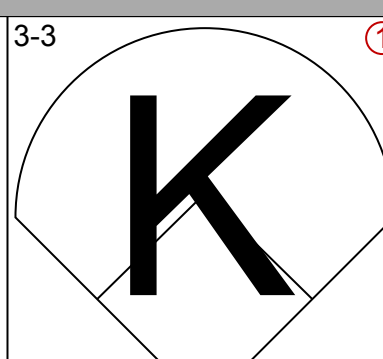
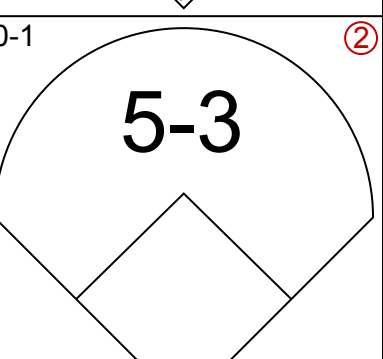
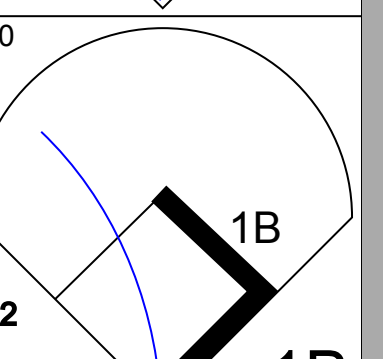
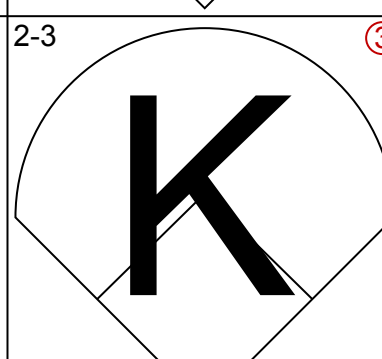


Batter	1	2	3	4	5	6	7	8	9	AB	R	H	RBI	BB	SO	LOB	BOTTOM				
John Moses, S OBP: 0.318, SLG: 0.222 (1, 7)										4	0	0	0	1	1	2					
Tom Herr, S OBP: 0.382, SLG: 0.325 (1, 4)										4	0	2	0	0	1	1					
Kirby Puckett, R OBP: 0.333, SLG: 0.469 (1, 8)										4	0	2	0	0	0	0					
Kent Hrbek, L OBP: 0.382, SLG: 0.630 (1, 3)										4	0	0	0	0	0	4					
Gary Gaetti, R OBP: 0.323, SLG: 0.509 (1, 5)										4	1	1	0	0	2	2					
Randy Bush, L OBP: 0.438, SLG: 0.500 Mark Davidson, R OBP: 0.227, SLG: 0.364 (1, 9) (9, 9)										3	1	1	0	1	0	0					
Gene Larkin, S OBP: 0.324, SLG: 0.398 (1, 10)										3	0	1	1	0	0	2					
Greg Gagne, R OBP: 0.264, SLG: 0.343 (1, 6)										3	0	0	0	1	2	3					
Tom Nieto, R OBP: 0.061, SLG: 0.031 (1, 2)										4	0	0	0	0	1	3					
Inning Stats	R: 0 E: 0 K: 2 S: 14	H: 2 LOB: 2 BB: 0 P: 20	R: 0 E: 0 K: 2 S: 9	H: 0 LOB: 1 BB: 0 P: 12	R: 0 E: 0 K: 1 S: 9	H: 0 LOB: 0 BB: 0 P: 17	R: 0 E: 0 K: 1 S: 10	H: 0 LOB: 1 BB: 1 P: 20	R: 0 E: 0 K: 1 S: 6	H: 0 LOB: 1 BB: 1 P: 13	R: 1 E: 1 K: 0 S: 8	H: 2 LOB: 2 BB: 0 P: 12	R: 0 E: 0 K: 0 S: 13	H: 2 LOB: 2 BB: 0 P: 21	R: 1 E: 1 K: 0 S: 13	H: 1 LOB: 2 BB: 1 P: 23	1B: 5 2B: 2 3B: 0 HR: 0	SF: 0 SAC: 0 DP: 0 HBP: 1	WP: 1 PB: 0 CS: 0	PA: 37	
PITCHER	IP	WLS	BF	H	R	ER	SO	BB	IBB	HBP	BLK	WP	HR	S	P	ERA	WHIP				
Chris Bosio, R ERA: 2.05 (1, 1)	8.0	L	37	7	2	0	7	2	1	1	0	1	0	82	138	0.00	1.125				

Milwaukee Brewers @ Minnesota Twins
Hubert H. Humphrey Metrodome, Minneapolis, MN
Wed May 11 1988, 8:05 PM EDT
Att: 24,510 - Dome - 70 F

AB 33
R 2
H 7
RBI 1
BB 3
SO 7
LOB 17

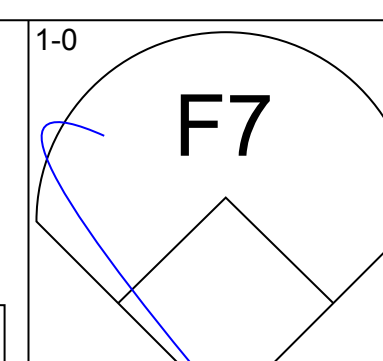
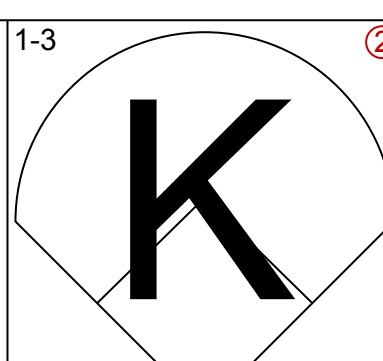
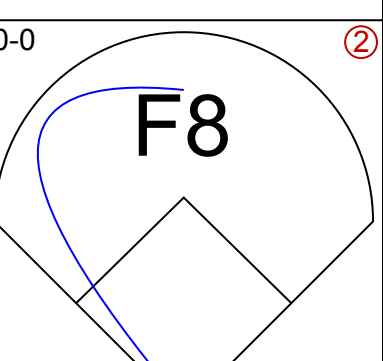
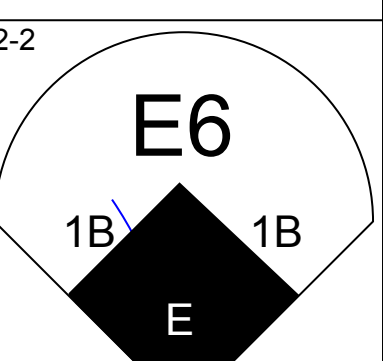
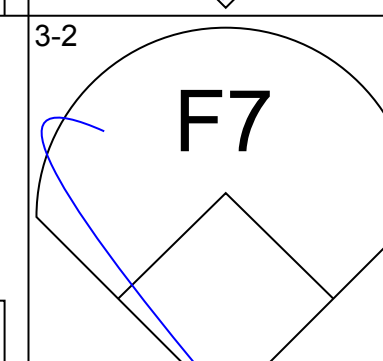
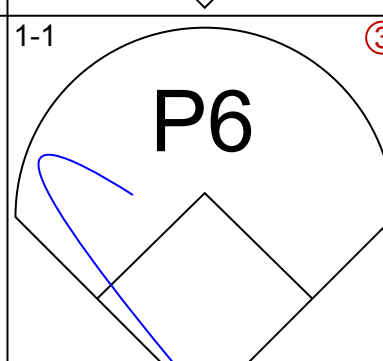
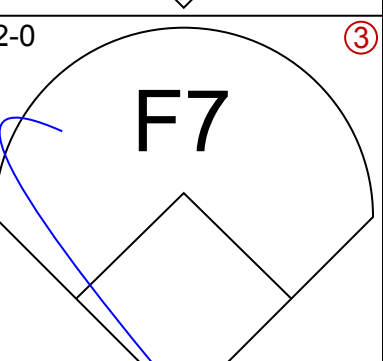
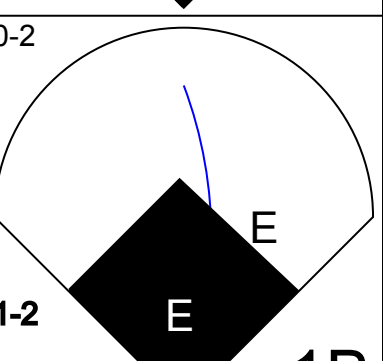
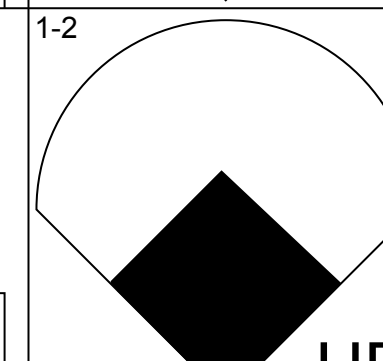
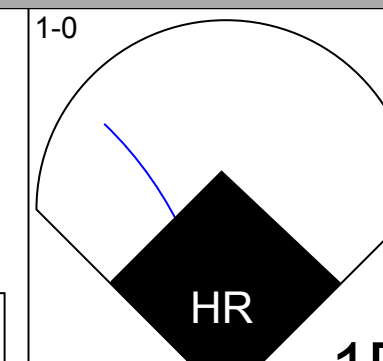
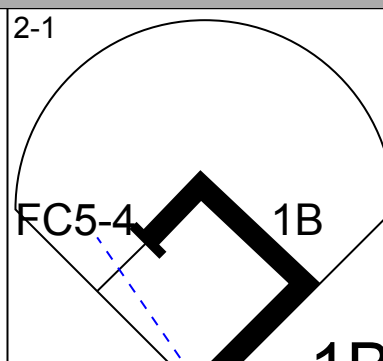
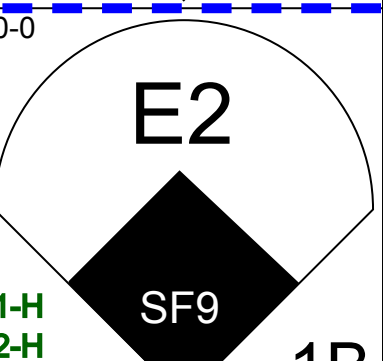
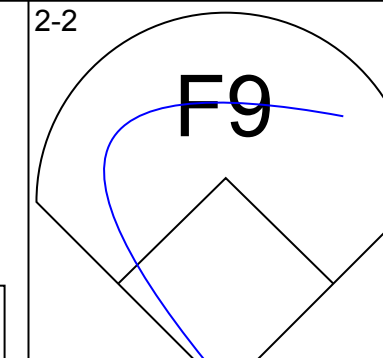
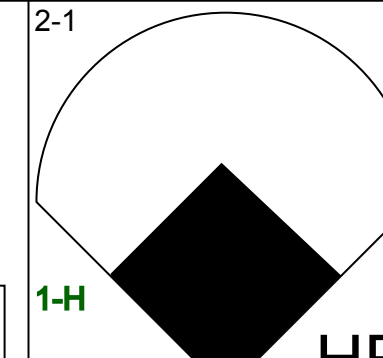
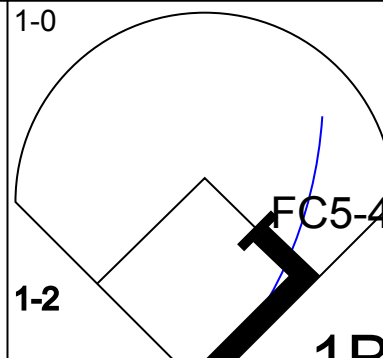
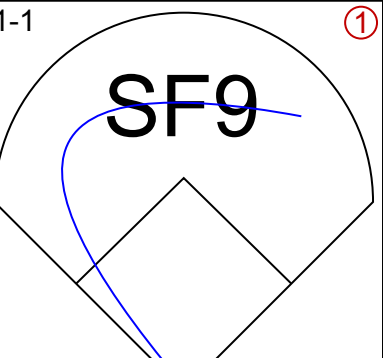
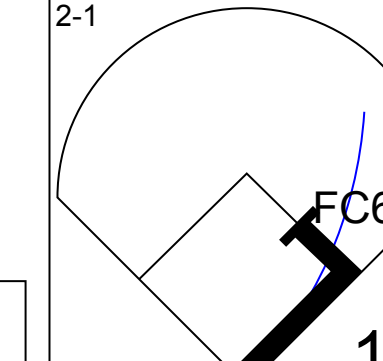
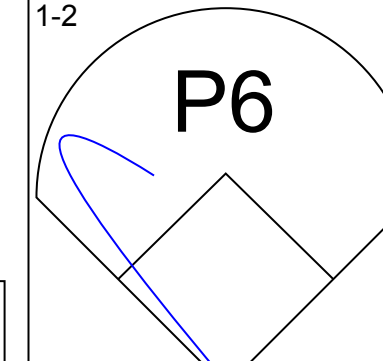
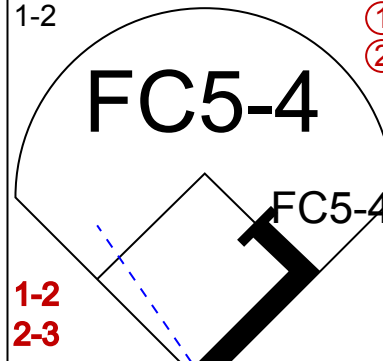
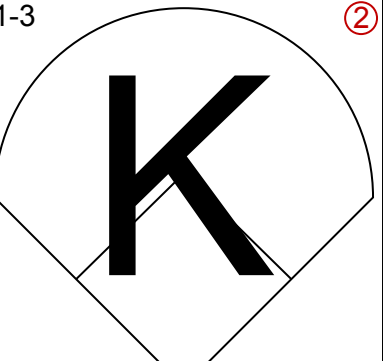
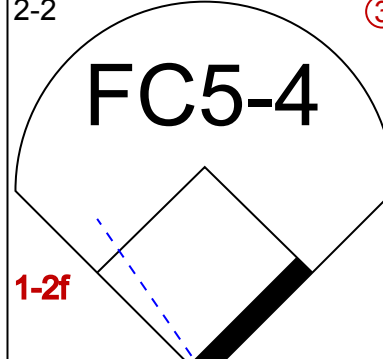
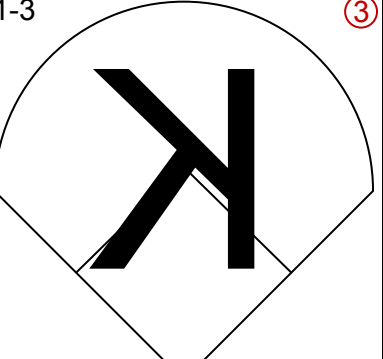
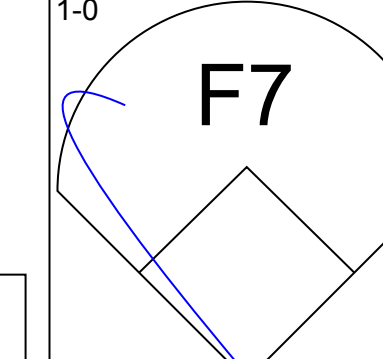
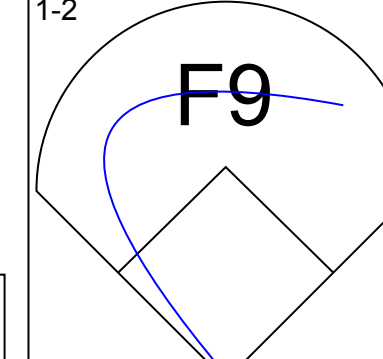


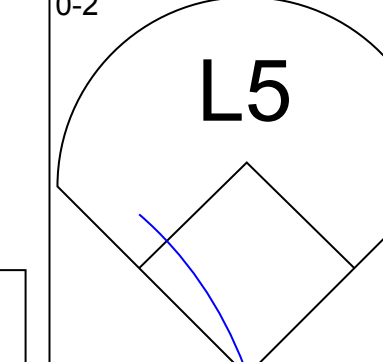
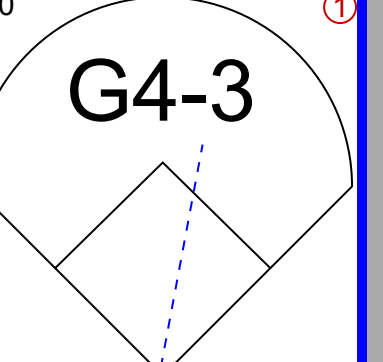
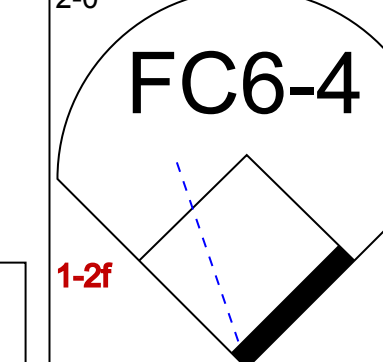
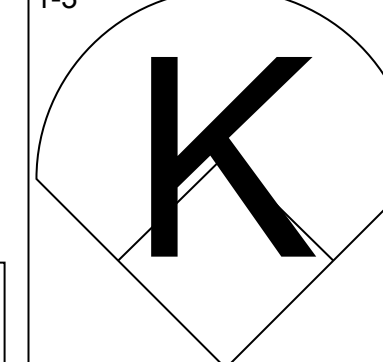
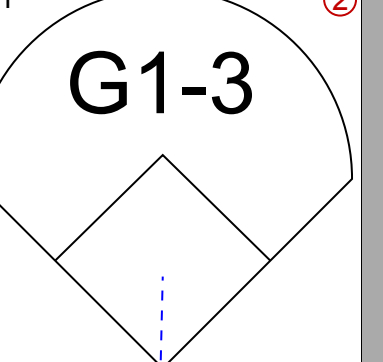
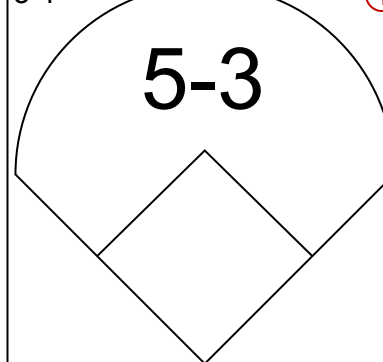
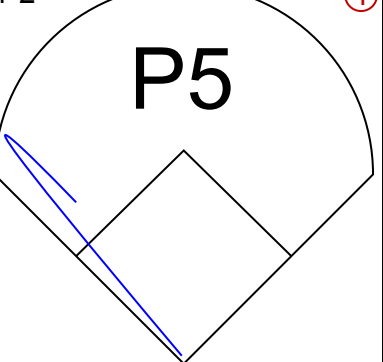
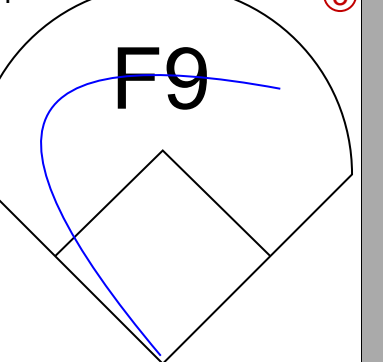


Batter	1	2	3	4	5	6	7	8	9	AB	R	H	RBI	BB	SO	LOB	TOP					
Dan Gladden, R OBP: 0.333, SLG: 0.437										4	0	0	0	0	1	2						
Tom Herr, S OBP: 0.386, SLG: 0.331										4	0	2	0	0	1	0						
Kirby Puckett, R OBP: 0.338, SLG: 0.470										4	0	2	0	0	1	4						
Kent Hrbek, L OBP: 0.378, SLG: 0.616										4	0	1	0	0	0	2						
Gary Gaetti, R OBP: 0.321, SLG: 0.496										3	0	0	0	1	0	1						
Randy Bush, L OBP: 0.429, SLG: 0.500										4	0	1	0	0	0	3						
Gene Larkin, S OBP: 0.321, SLG: 0.385										3	0	0	0	0	0	2						
Greg Gagne, R OBP: 0.257, SLG: 0.333										3	0	0	0	0	0	2						
John Moses, S OBP: 0.304, SLG: 0.211										1	0	0	0	0	1	0						
Tom Nieto, R OBP: 0.081, SLG: 0.056										4	0	1	0	0	2	0						
Inning Stats	R: 0 E: 0 K: 2 S: 9	H: 1 LOB: 1 BB: 0 P: 13	R: 0 E: 0 K: 0 S: 7	H: 1 LOB: 1 BB: 0 P: 10	R: 0 E: 0 K: 2 S: 12	H: 1 LOB: 1 BB: 0 P: 21	R: 0 E: 0 K: 0 S: 8	H: 1 LOB: 1 BB: 0 P: 11	R: 0 E: 0 K: 0 S: 5	H: 0 LOB: 0 BB: 1 P: 6	R: 0 E: 0 K: 0 S: 15	H: 1 LOB: 2 BB: 1 P: 23	R: 0 E: 0 K: 0 S: 9	H: 2 LOB: 3 BB: 0 P: 13	R: 0 E: 0 K: 2 S: 5	H: 0 LOB: 0 BB: 0 P: 6	R: 0 E: 0 K: 2 S: 8	H: 0 LOB: 0 BB: 0 P: 13	1B: 6 2B: 1 3B: 0 HR: 0	SF: 0 SAC: 0 DP: 0 HBP: 1	WP: 0 PB: 0 SB: 0 CS: 0	PA: 36
PITCHER Doyle Alexander, R ERA: 3.05	IP: 9.0 WLS: W BF: 36 H: 7 R: 0 ER: 0 SO: 6 BB: 1 IBB: 0 HBP: 1 BLK: 0 WP: 0 HR: 0 S: 78 P: 116 ERA: 0.00 WHIP: 0.889															PITCHER						

Minnesota Twins @ Detroit Tigers
Tiger Stadium, Detroit, MI
Fri May 13 1988, 7:05 PM EDT
Att: 24,147 - Unknown

AB 34
R 0
H 7
RBI 0
BB 1
SO 6
LOB 16



Batter	1	2	3	4	5	6	7	8	9	AB	R	H	RBI	BB	SO	LOB	BOTTOM			
Gary Pettis, S OBP: 0.301, SLG: 0.257										4	1	0	0	0	1	0				
Lou Whitaker, L OBP: 0.430, SLG: 0.456										4	1	1	0	0	0	0				
Luis Salazar, R OBP: 0.422, SLG: 0.627										4	3	4	1	0	0	0				
Alan Trammell, R OBP: 0.357, SLG: 0.476										3	1	2	3	0	0	0				
Larry Herndon, R OBP: 0.302, SLG: 0.385										3	0	1	0	0	0	2				
Darrell Evans, L OBP: 0.276, SLG: 0.234										1	0	0	0	0	1	0				
Chet Lemon, R OBP: 0.396, SLG: 0.424										4	0	0	0	0	1	2				
Ray Knight, R OBP: 0.239, SLG: 0.246										3	1	1	1	0	0	1				
Dave Bergman, L OBP: 0.341, SLG: 0.294										0	0	0	0	0	0	0				
Tom Brookens, R OBP: 0.388, SLG: 0.435										3	0	0	0	0	1	1				
Mike Heath, R OBP: 0.255, SLG: 0.200										3	0	0	0	0	0	0				
Inning Stats	R: 1 E: 0 K: 0 S: 13	H: 1 LOB: 0 BB: 0 P: 20	R: 0 E: 0 K: 0 S: 7	H: 1 LOB: 1 BB: 0 P: 12	R: 0 E: 0 K: 1 S: 7	H: 0 LOB: 0 BB: 0 P: 12	R: 3 E: 0 K: 1 S: 15	H: 3 LOB: 0 BB: 0 P: 23	R: 0 E: 0 K: 0 S: 6	H: 0 LOB: 0 BB: 0 P: 9	R: 0 E: 0 K: 0 S: 9	H: 2 LOB: 1 BB: 0 P: 15	R: 0 E: 0 K: 0 S: 5	H: 0 LOB: 0 BB: 0 P: 10	R: 3 E: 2 K: 2 S: 15	H: 2 LOB: 0 BB: 0 P: 20	1B: 6 2B: 0 3B: 0 HR: 3	SF: 1 SAC: 0 DP: 1 HBP: 0	WP: 0 PB: 0 SB: 0 CS: 0	PA: 33
PITCHER Allan Anderson, L ERA: 3.6	IP: 7.0 WLS: L BF: 29 H: 8 R: 6 ER: 4 SO: 2 BB: 0 IBB: 0 HBP: 0 BLK: 0 WP: 0 HR: 3 S: 68 P: 109 ERA: 5.14 WHIP: 1.143															PITCHER				
Karl Best, R ERA:	IP: 1.0 WLS: L BF: 4 H: 1 R: 1 ER: 0 SO: 2 BB: 0 IBB: 0 HBP: 0 BLK: 0 WP: 0 HR: 0 S: 9 P: 12 ERA: 0.00 WHIP: 1.000															PITCHER				


Minnesota Twins @ Detroit Tigers
Tiger Stadium, Detroit, MI
Fri May 13 1988, 7:05 PM EDT
Att: 24,147 - Unknown


AB 32
R 7
H 9
RBI 5
BB 0
SO 4
LOB 6



Batter	1	2	3	4	5	6	7	8	9	AB R H RBI BB SO LOB	TOP												
Dan Gladden, R OBP: 0.328, SLG: 0.423	G1		1B	G5-3		G5-3		K		4 1 0 0 1 1 0	Minnesota Twins @ Detroit Tigers Tiger Stadium, Detroit, MI Sat May 14 1988, 3:33 AM EDT Att: 35,429 - Unknown - 63 F												
Steve Lombardozzi, R OBP: 0.238, SLG: 0.293	S		1B	P3		K		4-3		5 1 2 0 0 1 0													
Kirby Puckett, R OBP: 0.340, SLG: 0.475	F9		1B			5-3		F9		5 2 2 1 0 0 1													
Gary Gaetti, R OBP: 0.317, SLG: 0.484	P4		1B		6-3			6-3		5 0 1 1 0 1 2													
Gene Larkin, S OBP: 0.342, SLG: 0.400			1B		6-3			4-3		4 2 3 1 1 0 0													
Kent Hrbek, L OBP: 0.378, SLG: 0.607	F8		K		2B		BB	6-3		5 0 2 3 0 1 3													
Greg Gagne, R OBP: 0.248, SLG: 0.321	FC5-4		K2-3		K		F9			4 0 0 0 0 2 5													
Mark Davidson, R OBP: 0.308, SLG: 0.560	FC6-4			HR						3 1 2 1 1 0 1													
Tom Nieto, R OBP: 0.073, SLG: 0.050			F7	G6-3		F8		K		4 0 0 0 0 1 4													
Inning Stats	R: 0 E: 0 K: 0 S: 8	H: 1 LOB: 1 BB: 0 P: 11	R: 0 E: 0 K: 0 S: 8	H: 1 LOB: 1 BB: 0 P: 12	R: 3 E: 1 K: 2 S: 14	H: 4 LOB: 2 BB: 1 P: 27	R: 1 E: 0 K: 0 S: 6	H: 1 LOB: 0 BB: 0 P: 10	R: 2 E: 0 K: 1 S: 18	H: 3 LOB: 2 BB: 1 P: 31		R: 0 E: 0 K: 1 S: 5	H: 0 LOB: 0 BB: 0 P: 7	R: 1 E: 0 K: 1 S: 10	H: 2 LOB: 2 BB: 1 P: 21	R: 0 E: 0 K: 1 S: 6	H: 0 LOB: 0 BB: 0 P: 6	R: 0 E: 0 K: 1 S: 7	H: 0 LOB: 0 BB: 0 P: 8	1B: 9 2B: 2 3B: 0 HR: 1	SF: 0 SAC: 0 DP: 0 HBP: 0	WP: 2 PB: 0 SB: 1 CS: 0	PA: 42
PITCHER	IP WLS BF H R ER SO BB IBB HBP BLK WP HR S P ERA WHIP											PITCHER	IP WLS BF H R ER SO BB IBB HBP BLK WP HR S P ERA WHIP										
Frank Tanana, L ERA: 4.73	(1, 1) 4.1 L 24 9 6 6 2 2 0 0 0 0 1 1 46 80 12.46 2.538																						
Don Heinkel, R ERA: 3.99	(5, 1) 2.2 12 3 1 1 3 1 0 0 0 1 0 23 39 3.38 1.500																						
Paul Gibson, L ERA: 4.09	(8, 1) 2.0 6 0 0 0 2 0 0 0 0 0 0 13 14 0.00 0.000																						

Batter	1	2	3	4	5	6	7	8	9	AB R H RBI BB SO LOB	BOTTOM												
Gary Pettis, S OBP: 0.306, SLG: 0.264	S		G4-3			1B			L8	4 0 2 0 0 0 0	Minnesota Twins @ Detroit Tigers Tiger Stadium, Detroit, MI Sat May 14 1988, 3:33 AM EDT Att: 35,429 - Unknown - 63 F												
Lou Whitaker, L OBP: 0.417, SLG: 0.439	P5		F8			F9		L6	4 0 0 0 0 0 2														
Luis Salazar, R OBP: 0.397, SLG: 0.587	P3			G6-3		6-3		F9	4 0 0 0 0 0 2														
Alan Trammell, R OBP: 0.356, SLG: 0.468				6-3					2 0 0 0 1 0 0														
Matt Nokes, L OBP: 0.278, SLG: 0.476	F8			G3		F7			3 0 0 0 0 0 2														
Darrell Evans, L OBP: 0.289, SLG: 0.227			G5-3		G6-3		F7		3 0 0 0 0 0 0														
Chet Lemon, R OBP: 0.373, SLG: 0.430			G4-3						3 0 2 0 0 0 0														
Pat Sheridan, L OBP: 0.391, SLG: 0.473			F7		L4-3			K	3 0 0 0 0 1 2														
Ray Knight, R OBP: 0.229, SLG: 0.234			F8			G6-3		G5-4-3	3 0 0 0 0 0 1														
Inning Stats	R: 0 E: 0 K: 0 S: 10	H: 1 LOB: 2 BB: 1 P: 22	R: 0 E: 0 K: 0 S: 5	H: 0 LOB: 0 BB: 0 P: 10	R: 0 E: 0 K: 0 S: 5	H: 0 LOB: 0 BB: 0 P: 10	R: 0 E: 0 K: 0 S: 7	H: 0 LOB: 0 BB: 0 P: 12	R: 0 E: 0 K: 0 S: 5	H: 1 LOB: 0 BB: 0 P: 7		R: 0 E: 0 K: 0 S: 6	H: 1 LOB: 1 BB: 0 P: 11	R: 0 E: 0 K: 0 S: 8	H: 0 LOB: 0 BB: 0 P: 10	R: 0 E: 0 K: 1 S: 8	H: 1 LOB: 0 BB: 0 P: 11	R: 0 E: 0 K: 0 S: 7	H: 0 LOB: 0 BB: 0 P: 12	1B: 4 2B: 1 3B: 0 HR: 0	SF: 0 SAC: 0 DP: 2 HBP: 0	WP: 0 PB: 0 SB: 1 CS: 0	PA: 30
PITCHER	IP WLS BF H R ER SO BB IBB HBP BLK WP HR S P ERA WHIP											PITCHER	IP WLS BF H R ER SO BB IBB HBP BLK WP HR S P ERA WHIP										
Les Straker, R ERA: 2.35	(1, 1) 9.0 W 30 4 0 0 1 1 0 0 0 0 0 0 61 105 0.00 0.556																						

Batter	1	2	3	4	5	6	7	8	9	AB	R	H	RBI	BB	SO	LOB	TOP	
Dan Gladden, R OBP: 0.324, SLG: 0.414	P4		B1	K		SF9 1B		F8		5	1	1	1	0	1	3	Minnesota Twins @ Detroit Tigers Tiger Stadium, Detroit, MI Sun May 15 1988, 3:33 AM EDT Att: 29,568 - Cloudy - 83 F	
Tom Herr, S OBP: 0.386, SLG: 0.357	G4-3		FC6-4 1B	F7		E6 G3-6-3		HR		5	1	2	1	0	0	4		
Kirby Puckett, R OBP: 0.342, SLG: 0.497	CS 1B		FC6-4 HR		F9	SF9		HR		4	2	2	2	0	0	1		
Kent Hrbek, L OBP: 0.380, SLG: 0.648	CS 1-2	F7		HR		G3-6-3		P6		5	2	2	3	0	0	1		
Gary Gaetti, R OBP: 0.333, SLG: 0.500		K 1B HBP	K		1B BLK 1B					4	2	3	0	0	1	0		
Randy Bush, L OBP: 0.420, SLG: 0.528	P5			HR	F9			K		4	1	1	1	0	1	3		
Mark Davidson, R OBP: 0.296, SLG: 0.538								K		1	0	0	0	0	1	1		
Gene Larkin, S ERA: 4.8	K 1B		SH1 1B HBP		BLK 1B			G5-3		1	0	0	0	0	1	1		
John Moses, S OBP: 0.320, SLG: 0.238	1-2									2	0	1	0	0	0	1		
Al Newman, S OBP: 0.240, SLG: 0.174										1	0	0	0	0	0	1		
Tim Laudner, R OBP: 0.360, SLG: 0.487	1-1		SH1 1B		K			K2-3		5	0	2	1	0	3	3		
Greg Gagne, R OBP: 0.250, SLG: 0.339	1-3 2-H			SH1 1-2 2-S				K		3	1	1	0	0	2	2		
																		
Inning Stats	R: 0 E: 0 K: 0 S: 9	H: 1 LOB: 0 BB: 0 P: 15	R: 1 E: 1 K: 2 S: 12	H: 1 LOB: 2 BB: 0 P: 22	R: 2 E: 0 K: 1 S: 9	H: 2 LOB: 0 BB: 0 P: 14	R: 1 E: 0 K: 1 S: 16	H: 2 LOB: 3 BB: 0 P: 25	R: 2 E: 0 K: 1 S: 14	H: 3 LOB: 1 BB: 0 P: 17	R: 0 E: 0 K: 2 S: 8	H: 1 LOB: 1 BB: 0 P: 12	R: 2 E: 0 K: 1 S: 10	H: 2 LOB: 0 BB: 0 P: 15	R: 0 E: 0 K: 2 S: 11	H: 1 LOB: 1 BB: 0 P: 18	1B: 8 SF: 1 2B: 1 SAC: 1 3B: 1 DP: 1 HR: 5 HBP: 2	WP: 0 PA: 45 FB: 0 SB: 1 CS: 1
PITCHER	IP WLS BF H R ER SO BB IBB HBP BLK WP HR S P ERA WHIP																	
Jack Morris, R ERA: 4.8	(1, 1) 6.0 L 31 11 8 7 5 0 0 0 2 1 0 3 65 102 10.50 1.833																	
Don Heinkel, R ERA: 3.63	(7, 1) 1.0 4 1 0 0 2 0 0 0 0 0 0 0 8 12 0.00 1.000																	
Willie Hernandez, L ERA: 3.0	(8, 1) 1.0 5 2 2 2 1 0 0 0 0 0 0 2 10 15 18.00 2.000																	
Paul Gibson, L ERA: 3.75	(9, 1) 1.0 4 1 0 0 2 0 0 0 0 0 0 0 11 18 0.00 1.000																	

Batter	1	2	3	4	5	6	7	8	9	AB	R	H	RBI	BB	SO	LOB	BOTTOM	
Gary Pettis, S OBP: 0.317, SLG: 0.273	E9 1B 1B	G4-3			F9 1B			FC6-4 BB		3	1	2	0	1	0	0	Minnesota Twins @ Detroit Tigers Tiger Stadium, Detroit, MI Sun May 15 1988, 3:33 AM EDT Att: 29,568 - Cloudy - 83 F	
Luis Salazar, R OBP: 0.389, SLG: 0.567	1B 1B 1B		K		F9 1-2			FC6-4 1-2		4	0	1	0	0	1	2		
Chet Lemon, R OBP: 0.370, SLG: 0.424	K		6-3				1B	K		4	0	1	0	0	2	3		
Alan Trammell, R OBP: 0.360, SLG: 0.492	1-2 3-H			HR			F7	F9		4	1	2	2	0	0	2		
Larry Herndon, R OBP: 0.304, SLG: 0.381	1-2 2-S									3	0	1	0	0	1	1		
Dave Bergman, L OBP: 0.333, SLG: 0.286							F9			1	0	0	0	0	0	0		
Ray Knight, R OBP: 0.216, SLG: 0.221	P4			G6-3		L4		G3		4	0	0	0	0	0	4		
Tom Brookens, R OBP: 0.377, SLG: 0.420	K				F9		P3	F9		3	0	0	0	0	1	3		
Darrell Evans, L OBP: 0.266, SLG: 0.224										1	0	0	0	0	0	0		
Mike Heath, R OBP: 0.255, SLG: 0.200		F8					G4-3			0	0	0	0	0	0	0		
Matt Nokes, L OBP: 0.269, SLG: 0.460										3	0	0	0	0	1	0		
Jim Walewander, S OBP: 0.182, SLG: 0.273		F8			B5-3		P6			3	0	0	0	0	0	0		
																		
Inning Stats	R: 1 E: 1 K: 2 S: 22	H: 4 LOB: 3 BB: 0 P: 29	R: 0 E: 0 K: 0 S: 10	H: 0 LOB: 0 BB: 0 P: 12	R: 1 E: 0 K: 2 S: 11	H: 1 LOB: 0 BB: 0 P: 16	R: 0 E: 0 K: 1 S: 6	H: 0 LOB: 0 BB: 0 P: 12	R: 0 E: 0 K: 0 S: 8	H: 1 LOB: 1 BB: 0 P: 14	R: 0 E: 0 K: 0 S: 7	H: 0 LOB: 0 BB: 0 P: 10	R: 0 E: 0 K: 1 S: 7	H: 0 LOB: 1 BB: 1 P: 14	R: 0 E: 0 K: 0 S: 8	H: 0 LOB: 0 BB: 0 P: 11	1B: 6 SF: 0 2B: 0 SAC: 0 3B: 0 DP: 0 HR: 1 HBP: 0	WP: 0 PA: 34 FB: 0 SB: 0 CS: 0
PITCHER	IP WLS BF H R ER SO BB IBB HBP BLK WP HR S P ERA WHIP																	
Frank Viola, L ERA: 2.76	(1, 1) 6.0 W 24 7 2 2 2 1 1 0 0 0 0 0 0 14 25 0.00 0.500																	
Keith Atherton, R ERA: 1.17	(7, 1) 2.0 7 0 0 0 1 1 0 0 0 0 0 0 14 25 0.00 0.500																	
Jeff Reardon, R ERA: 3.38	(9, 1) 1.0 3 0 0 0 0 0 0 0 0 0 0 0 8 11 0.00 0.000																	

Batter	1	2	3	4	5	6	7	8	9	AB	R	H	RBI	BB	SO	LOB	TOP								
Willie Wilson, S (1, 8) OBP: 0.316, SLG: 0.391			6-3-5				PO		P5	5	1	2	0	0	1	3	Kansas City Royals @ Minnesota Twins Hubert H. Humphrey Metrodome, Minneapolis, MN Tue May 17 1988, 8:05 PM EDT Att: 24,808 - Dome - 70 F livebaseballscorecards.com								
Kevin Seitzer, R (1, 5) OBP: 0.381, SLG: 0.402				F9	P3					2	0	0	0	2	0	1									
George Brett, L (1, 3) OBP: 0.420, SLG: 0.565				4-3	P5					4	0	1	1	0	1	2									
Danny Tartabull, R (1, 9) OBP: 0.404, SLG: 0.557				HR		5-3				4	1	1	1	0	2	3									
Bill Buckner, L (1, 10) OBP: 0.250, SLG: 0.216		F8		F8						4	0	1	0	0	0	2									
Frank White, R (1, 4) OBP: 0.221, SLG: 0.267	F9					5-3				4	1	2	0	0	0	0									
Bo Jackson, R (1, 7) OBP: 0.321, SLG: 0.496					P9		P6			4	0	0	0	0	2	2									
Jamie Quirk, L (1, 2) OBP: 0.222, SLG: 0.340			4-3				6-3			3	1	0	0	1	1	1									
Kurt Stillwell, S (1, 6) OBP: 0.313, SLG: 0.417										1	1	1	3	3	0	0									
Inning Stats	R: 0 E: 0 K: 3 S: 14	H: 0 LOB: 1 BB: 1 P: 25	R: 0 E: 0 K: 1 S: 8	H: 0 LOB: 0 BB: 0 P: 12	R: 0 E: 0 K: 0 S: 5	H: 0 LOB: 0 BB: 1 P: 9	R: 1 E: 0 K: 0 S: 7	H: 1 LOB: 0 BB: 0 P: 11	R: 3 E: 0 K: 0 S: 15	H: 3 LOB: 1 BB: 1 P: 23	R: 0 E: 0 K: 0 S: 5	H: 1 LOB: 0 BB: 0 P: 8	R: 0 E: 0 K: 0 S: 3	H: 0 LOB: 2 BB: 1 P: 11	R: 1 E: 0 K: 1 S: 9	H: 2 LOB: 1 BB: 1 P: 17	R: 0 E: 0 K: 2 S: 13	H: 1 LOB: 2 BB: 1 P: 21	1B: 4 2B: 3 3B: 0 HR: 2	SF: 0 SAC: 0 DP: 2 HBP: 0	WP: 0 PB: 0 SB: 3 CS: 0	PA: 38			
PITCHER	IP	WLS	BF	H	R	ER	SO	BB	IBB	HBP	BLK	WP	HR	S	P	ERA	WHIP								
Bert Blyleven, R (1, 1) ERA: 4.89	7.0		27	5	4	4	4	4	0	0	0	0	2	57	99	5.14	1.286								
Juan Berenguer, R (8, 1) ERA: 6.0	2.0	W	10	3	1	1	3	2	0	0	0	0	0	22	38	4.50	2.500								

Batter	1	2	3	4	5	6	7	8	9	AB	R	H	RBI	BB	SO	LOB	BOTTOM								
Dan Gladden, R (1, 7) OBP: 0.333, SLG: 0.424	F7		F8							4	2	2	0	1	0	0	Kansas City Royals @ Minnesota Twins Hubert H. Humphrey Metrodome, Minneapolis, MN Tue May 17 1988, 8:05 PM EDT Att: 24,808 - Dome - 70 F livebaseballscorecards.com								
Tom Herr, S (1, 4) OBP: 0.387, SLG: 0.354			4-3		E7			F9		4	0	1	1	1	1	2									
Kirby Puckett, R (1, 8) OBP: 0.344, SLG: 0.500	6-3				L7					5	3	2	0	0	0	3									
Kent Hrbek, L (1, 3) OBP: 0.380, SLG: 0.638		3-1			4-3					5	0	2	1	0	1	2									
Mark Davidson, R (9, PR) OBP: 0.296, SLG: 0.538										0	1	0	0	0	0	0									
Gary Gaetti, R (1, 5) OBP: 0.342, SLG: 0.511						L7				5	0	3	2	0	1	2									
Randy Bush, L (1, 9) OBP: 0.409, SLG: 0.500						F9		F8		4	0	0	0	1	2	5									
Gene Larkin, S (1, 10) OBP: 0.364, SLG: 0.410				F7						4	0	3	1	1	0	2									
Tim Laudner, R (1, 2) OBP: 0.344, SLG: 0.463						P4		G1-3		4	0	0	0	0	2	6									
Greg Gagne, R (1, 6) OBP: 0.244, SLG: 0.330			F9		6-3					3	0	0	0	0	0	0									
John Moses, S (8, PH) ERA: 3.04										1	0	0	0	0	0	1									
Al Newman, S (9, 6) OBP: 0.240, SLG: 0.174										0	0	0	0	0	0	0									
Inning Stats	R: 0 E: 0 K: 1 S: 7	H: 0 LOB: 0 BB: 0 P: 13	R: 0 E: 0 K: 2 S: 12	H: 2 LOB: 2 BB: 0 P: 18	R: 0 E: 0 K: 0 S: 8	H: 0 LOB: 0 BB: 0 P: 14	R: 1 E: 0 K: 2 S: 14	H: 2 LOB: 2 BB: 1 P: 25	R: 1 E: 1 K: 0 S: 12	H: 2 LOB: 1 BB: 0 P: 19	R: 0 E: 0 K: 0 S: 10	H: 0 LOB: 1 BB: 1 P: 19	R: 2 E: 0 K: 0 S: 16	H: 3 LOB: 2 BB: 1 P: 29	R: 0 E: 0 K: 0 S: 9	H: 1 LOB: 2 BB: 1 P: 20	R: 2 E: 1 K: 2 S: 14	H: 3 LOB: 1 BB: 0 P: 19	1B: 10 2B: 3 3B: 0 HR: 0	SF: 0 SAC: 0 DP: 0 HBP: 0	WP: 0 PB: 0 SB: 0 CS: 0	PA: 43			
PITCHER	IP	WLS	BF	H	R	ER	SO	BB	IBB	HBP	BLK	WP	HR	S	P	ERA	WHIP								
Ted Power, R (1, 1) ERA: 6.35	6.1		29	7	4	4	0	0	0	0	0	0	0	69	119	5.68	1.579								
Steve Farr, R (7, 1) ERA: 3.04	0.2		4	2	0	0	0	0	0	0	0	0	0	10	18	0.00	3.000								
Gene Garber, R (8, 1) ERA: 1.76	1.2	L	10	4	2	1	2	1	0	0	1	0	0	23	39	5.40	3.000								



Batter	1	2	3	4	5	6	7	8	9	AB	R	H	RBI	BB	SO	LOB	TOP								
Willie Wilson, S (1, 8) OBP: 0.319, SLG: 0.391 Jim Eisenreich, L (9, 8) OBP: 0.187, SLG: 0.218	2-3 K		1-2 1B		0-1 G3		1-3 K		0-0 1B	5	1	2	1	0	2	0	Kansas City Royals @ Minnesota Twins Hubert H. Humphrey Metrodome, Minneapolis, MN Wed May 18, 1988, 8:05 PM EDT Att: 23,518 - Dome livebaseballscorecards.com								
Kevin Seitzer, R (1, 5) OBP: 0.382, SLG: 0.409	1-2 1-3		2-2 P3		1-1 L3			2-1 HR	1-2 1B	5	2	2	1	0	0	2									
George Brett, L (1, 3) OBP: 0.419, SLG: 0.573	0-0 F8		1-0 G4-3		1-0 1B			0-1 F8	1-2 3B	5	0	2	1	0	0	3									
Danny Tartabull, R (1, 9) OBP: 0.404, SLG: 0.571		2-2 5-3		4-1 BB	2-3 K			1-2 HR	1-2 P3	4	1	1	2	1	1	2									
Steve Balboni, R (1, 10) OBP: 0.159, SLG: 0.274		0-0 G4-3		2-0 F8		0-0 F8		0-3 K		4	0	0	0	0	1	1									
Frank White, R (1, 4) OBP: 0.222, SLG: 0.261 Brad Wellman, R (8, 4) OBP: 0.182, SLG: 0.182		1-0 5-3		1-2 P3	1-2 1B	1-1 G5-4-3 HBP		0-0 5-3		3	0	0	0	0	0	1									
Bo Jackson, R (1, 7) OBP: 0.319, SLG: 0.512			1-0 HR	1-3 K		1-2 G5-4-3			0-0 4-3	4	1	1	1	0	1	2									
Mike Macfarlane, R (1, 2) OBP: 0.364, SLG: 0.377			0-0 G1-3		3-1 HR		2-1 F8		1-1 1B	4	2	2	0	0	0	0									
Kurt Stillwell, S (1, 6) OBP: 0.319, SLG: 0.444			2-2 1B		0-2 HR		3-2 4-3		0-3 K	4	1	2	2	0	1	1									
Inning Stats	R: 0 E: 0 K: 1 S: 7	H: 0 LOB: 0 BB: 0 P: 10	R: 0 E: 0 K: 0 S: 5	H: 0 LOB: 0 BB: 0 P: 8	R: 1 E: 0 K: 0 S: 17	H: 3 LOB: 2 BB: 0 P: 24	R: 0 E: 0 K: 1 S: 9	H: 0 LOB: 1 BB: 1 P: 17	R: 2 E: 0 K: 1 S: 13	H: 3 LOB: 1 BB: 0 P: 20	R: 0 E: 0 K: 0 S: 6	H: 0 LOB: 0 BB: 0 P: 8	R: 0 E: 0 K: 1 S: 10	H: 0 LOB: 0 BB: 0 P: 16	R: 2 E: 0 K: 1 S: 14	H: 2 LOB: 0 BB: 0 P: 17		R: 3 E: 0 K: 1 S: 17	H: 4 LOB: 1 BB: 0 P: 21	1B: 6 2B: 2 HR: 3	SF: 0 SAC: 0 HBP: 1	WP: 0 PB: 0 SB: 2 CS: 0	PA: 40		
PITCHER	IP	WLS	BF	H	R	ER	SO	BB	IBB	HBP	BLK	WP	HR	S	P	ERA	WHIP								
Allan Anderson, L (1, 1) ERA: 3.9	7.1	L	30	7	4	4	4	1	0	1	0	0	2	71	109	4.91	1.091								
Keith Atherton, R (8, 1) ERA: 1.52	0.2		3	1	1	1	1	0	0	0	0	0	1	10	11	13.50	1.500								
Karl Best, R (9, 1) ERA: 9.0	1.0		7	4	3	3	1	0	0	0	0	0	0	17	21	27.00	4.000								

Batter	1	2	3	4	5	6	7	8	9	AB	R	H	RBI	BB	SO	LOB	BOTTOM								
Dan Gladden, R (1, 7) OBP: 0.338, SLG: 0.430	2-2 1B		2-1 1B		1-0 F8			1-0 SF8		3	1	2	1	0	0	0	Kansas City Royals @ Minnesota Twins Hubert H. Humphrey Metrodome, Minneapolis, MN Wed May 18, 1988, 8:05 PM EDT Att: 23,518 - Dome livebaseballscorecards.com								
Tom Herr, S (1, 4) OBP: 0.383, SLG: 0.346	2-2 4-3		1-2 1B		1-2 6-3			1-0 G3		3	0	0	0	1	0	0									
Kirby Puckett, R (1, 8) OBP: 0.354, SLG: 0.520	1-2 1B		1-2 1B		0-1 4-3			2-2 3B		4	0	3	1	0	0	0									
Kent Hrbek, L (1, 10) OBP: 0.384, SLG: 0.631	0-0 F8		4-0 1B		0-2 1B			0-3 K		3	0	1	0	1	1	2									
Gary Gaetti, R (1, 5) OBP: 0.333, SLG: 0.496		1-0 E6	1-0 P4		1-0 5-3			0-0 F7		4	0	0	0	0	0	2									
Randy Bush, L (1, 9) OBP: 0.412, SLG: 0.487		4-2 BB		0-1 4-3			1-1 P4		4-2 1B	2	0	0	0	2	0	0									
Gene Larkin, S (1, 3) OBP: 0.352, SLG: 0.394		0-0 G4-6-3		2-0 P2			3-2 4-3		0-3 K	4	0	0	0	0	1	3									
Steve Lombardozzi, R (1, 6) OBP: 0.239, SLG: 0.262		0-1 G1-3		1-0 6-3			1-3 K		0-1 FC5-4	4	0	1	0	0	1	1									
Tom Nieto, R (1, 2) OBP: 0.070, SLG: 0.048 John Moses, S (8, PH) OBP: 0.333, SLG: 0.348 Tim Laudner, R (9, 2) OBP: 0.341, SLG: 0.458			0-0 P4		2-3 K			0-0 SF8	1-1 FC5-4	2	0	0	0	0	1	0									
Inning Stats	R: 0 E: 0 K: 0 S: 12	H: 2 LOB: 1 BB: 0 P: 17	R: 0 E: 1 K: 0 S: 6	H: 0 LOB: 1 BB: 1 P: 11	R: 1 E: 0 K: 0 S: 13	H: 2 LOB: 2 BB: 2 P: 24	R: 0 E: 0 K: 0 S: 4	H: 0 LOB: 0 BB: 0 P: 7	R: 0 E: 0 K: 1 S: 7	H: 0 LOB: 0 BB: 0 P: 11	R: 0 E: 0 K: 0 S: 6	H: 1 LOB: 0 BB: 0 P: 7	R: 0 E: 0 K: 1 S: 8	H: 0 LOB: 0 BB: 0 P: 13	R: 1 E: 0 K: 1 S: 10	H: 2 LOB: 1 BB: 0 P: 14		R: 0 E: 0 K: 1 S: 16	H: 1 LOB: 2 BB: 1 P: 21	1B: 6 2B: 0 3B: 2 HR: 0	SF: 1 SAC: 0 DP: 1 HBP: 0	WP: 0 PB: 0 SB: 1 CS: 0	PA: 36		
PITCHER	IP	WLS	BF	H	R	ER	SO	BB	IBB	HBP	BLK	WP	HR	S	P	ERA	WHIP								
Bret Saberhagen, R (1, 1) ERA: 3.42	9.0	W	36	8	2	2	4	3	1	0	0	0	0	82	125	2.00	1.222								

Batter	1	2	3	4	5	6	7	8	9	AB	R	H	RBI	BB	SO	LOB	TOP										
Kurt Stillwell, S (1, 6) OBP: 0.333, SLG: 0.488										5	3	3	4	1	2	4	Kansas City Royals @ Minnesota Twins Hubert H. Humphrey Metrodome, Minneapolis, MN Thu May 19 1988, 4:33 AM EDT Att: 26,860 - Dome - 70 F										
Willie Wilson, S (1, 8) OBP: 0.317, SLG: 0.394										4	0	1	0	0	2	2											
Jim Eisenreich, L (6, 8) OBP: 0.194, SLG: 0.236										2	1	1	0	0	0	1											
George Brett, L (1, 3) OBP: 0.430, SLG: 0.599										4	2	3	2	1	0	1											
Steve Balboni, R (7, 3) OBP: 0.156, SLG: 0.270										1	0	0	0	0	0	1											
Danny Tartabull, R (1, 9) OBP: 0.400, SLG: 0.557										3	1	0	0	1	0	3											
Bill Pecota, R (6, 9) OBP: 0.236, SLG: 0.316										2	0	1	0	0	1	1											
Kevin Seitzer, R (1, 5) OBP: 0.380, SLG: 0.409										5	1	1	2	1	1	3											
Bill Buckner, L (1, 10) OBP: 0.274, SLG: 0.351										6	2	3	3	0	0	1											
Bo Jackson, R (1, 7) OBP: 0.321, SLG: 0.511										4	1	1	2	1	1	0											
Scotti Madison, S (1, 2) OBP: 0.179, SLG: 0.154										3	2	2	0	2	1	0											
Brad Wellman, R (1, 4) OBP: 0.250, SLG: 0.250										5	1	2	1	0	0	5											
Inning Stats	R: 4 E: 0 K: 1 S: 19	H: 3 LOB: 3 BB: 4 P: 41	R: 0 E: 0 K: 0 S: 8	H: 1 LOB: 1 BB: 0 P: 17	R: 6 E: 0 K: 1 S: 24	H: 5 LOB: 0 BB: 1 P: 34	R: 0 E: 0 K: 0 S: 8	H: 0 LOB: 1 BB: 1 P: 16	R: 0 E: 0 K: 1 S: 11	H: 0 LOB: 0 BB: 0 P: 12	R: 2 E: 0 K: 0 S: 15	H: 4 LOB: 2 BB: 0 P: 20	R: 1 E: 0 K: 3 S: 12	H: 2 LOB: 1 BB: 0 P: 22	R: 1 E: 0 K: 1 S: 12	H: 2 LOB: 1 BB: 0 P: 20	1B: 8 2B: 5 3B: 1 HR: 4	SF: 0 SAC: 0 DP: 1 HBP: 0	WP: 1 PB: 0 SB: 1 CS: 0	PA: 51							
PITCHER	IP	WLS	BF	H	R	ER	SO	BB	IBB	HBP	BLK	WP	HR	S	P	ERA	WHIP										
Les Straker, R (1, 1) ERA: 3.48	0.1	L	6	2	4	4	0	3	0	0	0	0	0	12	26	108.00	15.000										
Mark Portugal, R (1, 1) ERA: 7.71	2.0		15	7	6	6	2	2	0	0	0	0	3	34	60	27.00	4.500										
Charlie Lea, R (3, 1) ERA: 6.67	4.2		20	5	2	2	2	2	0	0	0	1	0	48	70	3.86	1.500										
Karl Best, R (8, 1) ERA: 9.0	1.0		5	2	1	1	3	0	0	0	0	0	1	12	22	9.00	2.000										
Jeff Reardon, R (9, 1) ERA: 3.71	1.0		5	2	1	1	1	0	0	0	0	0	0	12	20	9.00	2.000										

Batter	1	2	3	4	5	6	7	8	9	AB	R	H	RBI	BB	SO	LOB	BOTTOM										
Al Newman, S (1, 4) OBP: 0.241, SLG: 0.154										3	0	0	0	1	0	1	Kansas City Royals @ Minnesota Twins Hubert H. Humphrey Metrodome, Minneapolis, MN Thu May 19 1988, 4:33 AM EDT Att: 26,860 - Dome - 70 F										
Dan Gladden, R (1, 7) OBP: 0.329, SLG: 0.417										4	0	0	0	0	1	2											
Kirby Puckett, R (1, 8) OBP: 0.348, SLG: 0.510										3	0	0	0	0	1	1											
John Moses, S (7, 8) OBP: 0.321, SLG: 0.333										1	0	0	0	0	0	0											
Gary Gaetti, R (1, 5) OBP: 0.327, SLG: 0.486										3	0	0	0	0	0	1											
Steve Lombardozzi, R (7, 4) OBP: 0.234, SLG: 0.256										1	0	0	0	0	1	0											
Gene Larkin, S (1, 10) OBP: 0.357, SLG: 0.398										4	0	2	0	0	0	0											
Kent Hrbek, L (1, 3) OBP: 0.383, SLG: 0.632										3	1	1	0	0	0	1											
Tom Nieto, R (8, 2) OBP: 0.068, SLG: 0.047										1	0	0	0	0	0	1											
Tim Laudner, R (1, 2) OBP: 0.330, SLG: 0.442										3	0	0	0	0	1	2											
Mark Davidson, R (1, 9) OBP: 0.333, SLG: 0.552										3	0	2	1	0	0	0											
Greg Gagne, R (1, 6) OBP: 0.238, SLG: 0.322										3	0	0	0	0	1	2											
Inning Stats	R: 0 E: 0 K: 1 S: 8	H: 0 LOB: 1 BB: 1 P: 17	R: 1 E: 0 K: 1 S: 10	H: 2 LOB: 1 BB: 0 P: 18	R: 0 E: 0 K: 0 S: 5	H: 0 LOB: 0 BB: 0 P: 8	R: 0 E: 0 K: 0 S: 11	H: 1 LOB: 1 BB: 0 P: 20	R: 0 E: 0 K: 0 S: 6	H: 0 LOB: 0 BB: 0 P: 10	R: 0 E: 0 K: 1 S: 8	H: 0 LOB: 0 BB: 0 P: 10	R: 0 E: 0 K: 0 S: 4	H: 0 LOB: 0 BB: 0 P: 6	R: 0 E: 0 K: 1 S: 12	H: 1 LOB: 1 BB: 0 P: 18	R: 0 E: 0 K: 1 S: 8	H: 1 LOB: 1 BB: 0 P: 12	1B: 4 2B: 1 3B: 0 HR: 0	SF: 0 SAC: 0 DP: 0 HBP: 0	WP: 0 PB: 0 SB: 0 CS: 0	PA: 33					
PITCHER	IP	WLS	BF	H	R	ER	SO	BB	IBB	HBP	BLK	WP	HR	S	P	ERA	WHIP										
Charlie Leibrandt, L (1, 1) ERA: 4.21	6.0	W	22	3	1	1	3	1	0	0	0	0	0	48	83	1.50	0.667										
Bud Black, L (7, 1) ERA: 6.14	2.0		7	1	0	0	1	0	0	0	0	0	0	16	24	0.00	0.500										
Dan Quisenberry, R (9, 1) ERA: 9.96	1.0		4	1	0	0	1	0	0	0	0	0	0	8	12	0.00	1.000										

AB	44
R	14
H	18
RBI	14
BB	7
SO	8
LOB	22



Batter	1	2	3	4	5	6	7	8	9	AB	R	H	RBI	BB	SO	LOB	TOP			
Dan Gladden, R OBP: 0.321, SLG: 0.406	1-2 G6-3			0-1 F9			0-0 L8		0-2 F8	4	0	0	0	0	0	1				
Tom Herr, S OBP: 0.380, SLG: 0.338	2-0 G5-3			3-2 G5-3			1-1 F9		4-2 BB	3	0	0	0	1	0	0				
Kirby Puckett, R OBP: 0.339, SLG: 0.497	1-0 F9			1-2 G2-3			3-1 F8		1-0 L6	4	0	0	0	0	0	2				
Gary Gaetti, R OBP: 0.327, SLG: 0.490		1-1 G6-3			0-1 F8			0-0 L5-4 2B		3	0	1	0	0	0	0				
Gene Larkin, S OBP: 0.356, SLG: 0.391		1-1 6-3			2-1 G3			4-1 BB		2	0	0	0	1	0	0				
Kent Hrbek, L OBP: 0.375, SLG: 0.618		2-2 G4-3			2-1 G3-1			2-3 K		3	0	0	0	0	1	2				
Tim Laudner, R OBP: 0.320, SLG: 0.427			0-1 5-3			1-0 G5-3		1-1 L5-4 2-3		3	0	0	0	0	0	2				
Mark Davidson, R OBP: 0.333, SLG: 0.516			1-0 G5-3			1-2 6-3		2-0 FC3-4 HBP		2	0	0	0	0	0	0				
Greg Gagne, R OBP: 0.233, SLG: 0.314			3-2 P9			1-3 K		2-1 FC3-4 BB 1-2		3	0	0	0	0	1	1				
Inning Stats	R: 0 E: 0 K: 0 S: 5	H: 0 LOB: 0 BB: 0 P: 9	R: 0 E: 0 K: 0 S: 8	H: 0 LOB: 0 BB: 0 P: 12	R: 0 E: 0 K: 0 S: 6	H: 0 LOB: 0 BB: 0 P: 10	R: 0 E: 0 K: 0 S: 8	H: 0 LOB: 0 BB: 0 P: 12	R: 0 E: 0 K: 1 S: 9	H: 0 LOB: 0 BB: 0 P: 12	R: 0 E: 0 K: 0 S: 5	H: 0 LOB: 0 BB: 0 P: 9	R: 0 E: 0 K: 1 S: 7	H: 1 LOB: 1 BB: 1 P: 14	R: 0 E: 0 K: 0 S: 11	H: 0 LOB: 2 BB: 1 P: 20	1B: 0 2B: 2 3B: 0 HR: 0	SF: 0 SAC: 0 DP: 1 HBP: 1	WP: 0 PB: 0 CS: 0	PA: 30
PITCHER Paul Kilgus, L ERA: 2.24	IP: 9.0 WLS: W BF: 30 H: 1 R: 0 ER: 0 SO: 2 BB: 2 IBB: 0 HBP: 1 BLK: 0 WP: 0 HR: 0 S: 65 P: 108 ERA: 0.00 WHIP: 0.333															PITCHER				

Minnesota Twins @ Texas Rangers
Arlington Stadium, Arlington, TX
Sat May 21 1988, 8:05 PM EDT
Att: 31,332 - Unknown - 77 F

AB 27
R 0
H 1
RBI 0
BB 2
SO 2
LOB 8



Batter	1	2	3	4	5	6	7	8	9	AB	R	H	RBI	BB	SO	LOB	BOTTOM			
Oddibe McDowell, L OBP: 0.271, SLG: 0.291	1-0 L4	3-3 K		4-2 BB		2-1 P5				3	0	0	0	1	1	2				
Scott Fletcher, R OBP: 0.291, SLG: 0.273	0-0 1B SF8	4-1 BB		1-0 5-3			1-2 F8			3	1	1	0	1	0	3				
Ruben Sierra, S OBP: 0.308, SLG: 0.412	0-0 1B BB	1-3 1B		1-3 K	0-1 G3-1 G6-3 1B		0-1 P6			4	1	2	0	0	1	0				
Pete Incaviglia, R OBP: 0.342, SLG: 0.538	4-2 1B BB	1-2 BB		2-0 G5-3	3-1 G6-3		0-0 HR			3	1	1	1	1	0	1				
Pete O'Brien, L OBP: 0.384, SLG: 0.489	1-0 SF8		0-1 4-3		1-1 G3-1		1-0 F9			3	0	0	1	0	0	1				
Larry Parrish, R OBP: 0.287, SLG: 0.378	1-1 1B			1-1 BB 1B	1-0 P9			1-0 P2		4	0	2	1	0	0	1				
Mike Stanley, R OBP: 0.346, SLG: 0.338	3-3 K			0-2 P9		2-3 K		4-2 BB		3	0	0	0	1	2	3				
Steve Buechele, R OBP: 0.387, SLG: 0.537		2-1 5-3		2-1 BB 1B	2-1 G6-3		2-1 K		1-3 K	4	0	1	0	0	1	1				
Jerry Browne, S OBP: 0.283, SLG: 0.215		1-1 CS S 1B		0-0 P8		4-2 BB		1-1 F9		3	0	1	0	1	0	3				
Inning Stats	R: 2 E: 0 K: 1 S: 11	H: 3 LOB: 2 BB: 1 P: 21	R: 0 E: 0 K: 1 S: 9	H: 1 LOB: 1 BB: 1 P: 19	R: 0 E: 0 K: 1 S: 6	H: 0 LOB: 0 BB: 0 P: 9	R: 0 E: 0 K: 0 S: 11	H: 2 LOB: 3 BB: 1 P: 19	R: 0 E: 0 K: 0 S: 7	H: 1 LOB: 1 BB: 0 P: 12	R: 0 E: 0 K: 1 S: 10	H: 0 LOB: 1 BB: 1 P: 19	R: 1 E: 0 K: 0 S: 7	H: 1 LOB: 0 BB: 0 P: 9	R: 0 E: 0 K: 1 S: 9	H: 0 LOB: 1 BB: 1 P: 16	1B: 7 2B: 0 3B: 0 HR: 1	SF: 1 SAC: 0 DP: 0 HBP: 0	WP: 0 PB: 0 CS: 1	PA: 36
PITCHER Bert Blyleven, R ERA: 4.71	IP: 8.0 WLS: L BF: 36 H: 8 R: 3 ER: 3 SO: 5 BB: 5 IBB: 0 HBP: 0 BLK: 0 WP: 0 HR: 1 S: 70 P: 124 ERA: 3.38 WHIP: 1.625															PITCHER				

Minnesota Twins @ Texas Rangers
Arlington Stadium, Arlington, TX
Sat May 21 1988, 8:05 PM EDT
Att: 31,332 - Unknown - 77 F

AB 30
R 3
H 8
RBI 3
BB 5
SO 5
LOB 15



Batter	1	2	3	4	5	6	7	8	9	AB	R	H	RBI	BB	SO	LOB	TOP											
John Moses, S OBP: 0.324, SLG: 0.310 (1, 7)	G3		4-3		F7	FC3-6 BB	4-3 2B 1B	F9		5	1	1	0	1	0	0												
Tom Herr, S OBP: 0.372, SLG: 0.338 (1, 4) (7, 6)	G5-3		F7		1B 2B	FC3-6 E	4-3		P4	6	1	1	1	0	0	4												
Kirby Puckett, R OBP: 0.347, SLG: 0.506 Steve Lombardozzi, R OBP: 0.293, SLG: 0.250 (1, 8) (7, 4)	K				FC6-4 2H 1B	E5	4-3 1B 2B		4-3	5	1	3	3	0	1	1												
Kent Hrbek, L OBP: 0.367, SLG: 0.596 (1, 3)		F8	G1-3		P3	P6	1B 2B BB		L7	5	1	0	0	1	0	4												
Gary Gaetti, R OBP: 0.329, SLG: 0.486 Greg Gagne, R OBP: 0.233, SLG: 0.314 (1, 5) (7, 8)		G6-3			G6-3	FC6-4				5	1	2	1	0	0	1												
Randy Bush, L OBP: 0.436, SLG: 0.500 Mark Davidson, R OBP: 0.353, SLG: 0.563 (1, 9) (7, 9)		S 2B BB			BLK 1B BB		2B 1B 1B			2	4	2	0	2	0	0												
Gene Larkin, S OBP: 0.350, SLG: 0.392 (1, 10)		1H HR 2B			K		L9		E3	5	2	1	1	0	1	5												
Tim Laudner, R OBP: 0.333, SLG: 0.484 (1, 2)		2H HR			1B		1B FC3-6 2B		SF7	4	2	3	4	0	0	0												
Al Newman, S OBP: 0.265, SLG: 0.194 (1, 6) (7, 5)		G3			L8		FC3-6 E 1B		4-3 1B 2B 1B	5	2	2	2	0	0	1												
Inning Stats	R: 0 E: 0 K: 1 S: 7	H: 0 LOB: 0 BB: 0 P: 12	R: 3 E: 0 K: 0 S: 14	H: 2 LOB: 0 BB: 0 P: 27	R: 0 E: 0 K: 0 S: 7	H: 1 LOB: 1 BB: 0 P: 10	R: 1 E: 0 K: 1 S: 10	H: 1 LOB: 1 BB: 0 P: 16	R: 1 E: 0 K: 0 S: 10	H: 2 LOB: 1 BB: 0 P: 14	R: 3 E: 1 K: 0 S: 20	H: 3 LOB: 2 BB: 1 P: 31	R: 7 E: 1 K: 0 S: 26	H: 7 LOB: 2 BB: 1 P: 39	R: 0 E: 0 K: 0 S: 5	H: 0 LOB: 0 BB: 0 P: 8	R: 0 E: 0 K: 0 S: 4	H: 0 LOB: 0 BB: 0 P: 7	1B: 10 2B: 5 3B: 0 HR: 1	SF: 1 SAC: 0 DP: 0 HBP: 0	WP: 0 PB: 0 SB: 1 CS: 0	PA: 49						
PITCHER	IP	WLS	BF	H	R	ER	SO	BB	IBB	HBP	BLK	WP	HR	S	P	ERA	WHIP											
Charlie Hough, R ERA: 4.11 (1, 1)	5.1	L	28	9	8	7	2	3	0	0	0	0	0	1	60	98	11.81	2.250										
Jose Cecena, R ERA: 3.24 (6, 1)	1.0		8	3	4	3	0	0	0	0	0	0	0	0	21	29	27.00	3.000										
Tony Fossas, L ERA: 9.0 (7, 1)	0.1		6	4	3	2	0	1	0	0	0	0	0	0	9	18	54.00	15.000										
Dale Mohorcic, R ERA: 0.52 (7, 1)	1.1		4	0	0	0	0	0	0	0	0	0	0	0	9	12	0.00	0.000										
Mitch Williams, L ERA: 3.69 (9, 1)	1.0		3	0	0	0	0	0	0	0	0	0	0	4	7	0.00	0.000											

Minnesota Twins @ Texas Rangers
Arlington Stadium, Arlington, TX
Sun May 22 1988, 4:33 AM EDT
Unknown - 69 F

AB 44
R 15
H 16
RBI 13
BB 4
SO 2
LOB 16



Batter	1	2	3	4	5	6	7	8	9	AB	R	H	RBI	BB	SO	LOB	BOTTOM										
Oddibe McDowell, L OBP: 0.284, SLG: 0.317 (1, 8)	FC3-6 BLK BB	F7			F8		1B 1B BB		HR	3	3	1	1	2	0	1											
Scott Fletcher, R OBP: 0.303, SLG: 0.282 Bob Brower, R OBP: 0.389, SLG: 0.323 Mike Stanley, R OBP: 0.344, SLG: 0.333 (1, 6) (7, FR) (8, 5)	FC3-6 BB		G5-4-3 1B		P5		WP 1B 1B		P8	3	0	2	0	1	0	0											
Ruben Sierra, S OBP: 0.308, SLG: 0.410 Jim Steels, L OBP: 0.263, SLG: 0.333 (1, 9) (7, PH) (8, 9)	FC3-6 BLK		G5-4-3 1B		K		WP 1B		L4	3	0	1	0	0	1	2											
Pete Incaviglia, R OBP: 0.342, SLG: 0.534 Cecil Espy, S OBP: 0.277, SLG: 0.356 (1, 7) (7, PH) (8, 3)	L7		G5-4-3			G3-6-3 1B	K			3	0	1	0	0	0	3											
Pete O'Brien, L OBP: 0.383, SLG: 0.482 Jerry Browne, S OBP: 0.281, SLG: 0.213 (1, 3) (7, PH) (8, 4)	4-3		IBB			G3-6-3 1B	K2-3			2	0	0	0	1	0	2											
Larry Parrish, R OBP: 0.274, SLG: 0.391 (1, 10)		G4-6-3 1B	K			2B			F9	4	0	2	0	0	1	2											
Geno Petralli, L OBP: 0.273, SLG: 0.328 (1, 2)		G4-6-3			F8		4-3		4-3	4	0	0	0	0	2												
Steve Buechele, R OBP: 0.388, SLG: 0.537 Steve Kemp, L OBP: 0.263, SLG: 0.229 (1, 5) (7, PH) (8, 7)		2B 1B			G4-3		1B G3 1B BB		K	2	1	1	0	0	1	0											
Curtis Wilkerson, S OBP: 0.377, SLG: 0.429 (1, 4) (8, 6)		1H 2B			K		G3		F7	4	0	1	1	0	1	1											
Inning Stats	R: 1 E: 0 K: 0 S: 7	H: 0 LOB: 1 BB: 2 P: 19	R: 1 E: 0 K: 0 S: 9	H: 3 LOB: 0 BB: 0 P: 13	R: 0 E: 0 K: 1 S: 9	H: 2 LOB: 2 BB: 1 P: 18	R: 0 E: 0 K: 1 S: 5	H: 0 LOB: 0 BB: 0 P: 8	R: 0 E: 0 K: 0 S: 7	H: 2 LOB: 1 BB: 0 P: 10	R: 2 E: 0 K: 2 S: 12	H: 2 LOB: 3 BB: 2 P: 24	R: 0 E: 0 K: 1 S: 7	H: 0 LOB: 0 BB: 0 P: 8	R: 1 E: 0 K: 0 S: 7	H: 1 LOB: 0 BB: 0 P: 12	1B: 7 2B: 2 3B: 0 HR: 1	SF: 0 SAC: 0 DP: 3 HBP: 0	WP: 1 PB: 0 SB: 0 CS: 0	PA: 39							
PITCHER	IP	WLS	BF	H	R	ER	SO	BB	IBB	HBP	BLK	WP	HR	S	P	ERA	WHIP										
Les Straker, R ERA: 3.86 (1, 1)	6.1	W	30	9	4	4	3	4	1	0	0	1	1	20	27	3.38	0.375										
Mark Portugal, R ERA: 6.75 (7, 1)	2.2		9	1	1	1	3	0	0	0	0	1	1	20	27	3.38	0.375										

Minnesota Twins @ Texas Rangers
Arlington Stadium, Arlington, TX
Sun May 22 1988, 4:33 AM EDT
Unknown - 69 F

AB 34
R 5
H 10
RBI 4
BB 5
SO 6
LOB 18



Batter	1	2	3	4	5	6	7	8	9	AB	R	H	RBI	BB	SO	LOB	TOP	
Dan Gladden, R OBP: 0.311, SLG: 0.392	1-0 6-3	2-3 K			1-0 5-3		0-1 F8		0-0 5-3	5	0	0	0	0	1	3		
Randy Bush, L OBP: 0.443, SLG: 0.494	4-0 1B		0-0 4-3		1-1 1B		0-0 P6		4-2 BB	3	0	1	0	2	0	1		
Mark Davidson, R OBP: 0.353, SLG: 0.563									BB	0	1	0	0	0	0	0		
Kirby Puckett, R OBP: 0.354, SLG: 0.506	0-1 1B		2-0 L9		0-3 K				1-0 BB	4	1	2	0	1	1	1		
Kent Hrbek, L OBP: 0.362, SLG: 0.579	2-3 K		0-0 E4		1-1 P2				1-0 F9	4	1	0	0	1	1	4		
Gary Gaetti, R OBP: 0.325, SLG: 0.497	1-2 P3		0-0 F8						1-3 K	5	1	1	4	0	1	4		
Gene Larkin, S OBP: 0.359, SLG: 0.400		2-1 1B		0-3 K					1-0 BB	5	0	3	0	0	1	0		
Steve Lombardozzi, R OBP: 0.264, SLG: 0.271		0-2 G5-2-3		3-2 1B					1-3 K	4	0	2	0	1	2	2		
Greg Gagne, R OBP: 0.241, SLG: 0.320		2-1 G5-2-3		0-0 F9					4-2 BB	4	0	2	0	0	0	4		
Tom Nieto, R OBP: 0.064, SLG: 0.043		1-2 1B		1-3 K					1-3 K	3	0	0	0	0	1	5		
Tom Herr, S OBP: 0.370, SLG: 0.336		1-0 G5-2-3		1-3 K					1-2 4-3	1	0	0	0	0	0	0		
Tim Laudner, R OBP: 0.333, SLG: 0.484		1-2 1B							1-2 4-3	0	0	0	0	0	0	0		
Inning Stats	R: 0 H: 1 E: 0 K: 1 S: 9	H: 3 LOB: 2 BB: 0 P: 17	R: 0 H: 0 E: 1 K: 0 S: 4	H: 0 LOB: 1 BB: 0 P: 6	R: 0 H: 1 E: 0 K: 2 S: 10	H: 1 LOB: 1 BB: 0 P: 14	R: 0 H: 0 E: 0 K: 1 S: 7	H: 0 LOB: 0 BB: 0 P: 10	R: 0 H: 1 E: 0 K: 1 S: 6	H: 1 LOB: 1 BB: 0 P: 8	R: 0 H: 1 E: 0 K: 1 S: 14	H: 1 LOB: 3 BB: 2 P: 26	R: 4 H: 3 E: 0 K: 1 S: 17	H: 3 LOB: 2 BB: 2 P: 30	1B: 10 2B: 0 3B: 0 HR: 1	SF: 0 SAC: 0 DP: 1 HBP: 0	WP: 0 PB: 0 SB: 0 CS: 0	PA: 43
PITCHER	IP WLS BF H R ER SO BB IBB HBP BLK WP HR S P ERA WHIP	8.2 L 39 9 2 2 7 4 0 0 0 0 1 10 123 2.08 1.500	0.1 S 4 2 2 2 1 1 0 0 0 0 1 10 17 54.00 9.000															

Minnesota Twins @ Texas Rangers
Arlington Stadium, Arlington, TX
Sun May 22 1988, 8:05 PM EDT
Att: 19,018 - Unknown - 75 F

AB	38
R	4
H	11
RBI	4
BB	5
SO	8
LOB	24



Batter	1	2	3	4	5	6	7	8	9	AB	R	H	RBI	BB	SO	LOB	BOTTOM	
Bob Brower, R OBP: 0.375, SLG: 0.314	3-2 F9		0-1 6-3			2-2 CS			1-3 K	4	0	1	0	0	1	0		
Scott Fletcher, R OBP: 0.308, SLG: 0.288	0-0 1B			0-2 5-3		1-2 P8			2-2 1B	4	1	2	0	0	0	1		
Ruben Sierra, S OBP: 0.314, SLG: 0.421	0-2 P3			0-0 2B					3-1 2B	4	1	2	0	0	0	1		
Pete Incaviglia, R OBP: 0.340, SLG: 0.533	1-1 5-3			1-2 F8					0-0 F9	4	0	1	2	0	0	2		
Mike Stanley, R OBP: 0.344, SLG: 0.333		2-3 K		2-3 K					2-2 F9	3	0	1	0	0	2	1		
Geno Petralli, L OBP: 0.269, SLG: 0.323									1-2 2B	1	0	0	0	0	0	1		
Larry Parrish, R OBP: 0.286, SLG: 0.378		3-2 G3			2-3 K				0-0 F8	4	0	0	0	0	2	2		
Steve Buechele, R OBP: 0.367, SLG: 0.532		3-2 5-3			1-0 G6-3				0-1 L4	3	0	1	0	0	0	0		
Cecil Espy, S OBP: 0.277, SLG: 0.356									1-0 SH1-4	0	0	0	0	0	0	0		
Curtis Wilkerson, S OBP: 0.377, SLG: 0.429									2-3 1B	0	0	0	0	0	0	0		
Jerry Browne, S OBP: 0.276, SLG: 0.209			1-2 5-3		0-3 K				1-0 SH1-4	2	0	0	0	0	1	0		
Jim Steels, L OBP: 0.238, SLG: 0.300									2-2 L4	2	0	0	0	0	1	0		
Pete O'Brien, L OBP: 0.380, SLG: 0.479			0-0 G3-1						2-3 L4	1	0	0	0	0	0	2		
Inning Stats	R: 0 H: 1 E: 0 K: 0 S: 10	H: 0 LOB: 0 BB: 0 P: 14	R: 0 H: 0 E: 0 K: 1 S: 9	H: 0 LOB: 0 BB: 0 P: 17	R: 0 H: 0 E: 0 K: 0 S: 7	H: 0 LOB: 0 BB: 0 P: 8	R: 0 H: 1 E: 0 K: 1 S: 11	H: 1 LOB: 0 BB: 0 P: 14	R: 0 H: 1 E: 0 K: 1 S: 8	H: 1 LOB: 1 BB: 0 P: 11	R: 0 H: 1 E: 0 K: 0 S: 7	H: 1 LOB: 1 BB: 0 P: 10	R: 2 H: 3 E: 0 K: 1 S: 13	H: 3 LOB: 1 BB: 0 P: 21	1B: 6 2B: 3 3B: 0 HR: 0	SF: 0 SAC: 1 DP: 1 HBP: 0	WP: 0 PB: 0 SB: 0 CS: 1	PA: 33
PITCHER	IP WLS BF H R ER SO BB IBB HBP BLK WP HR S P ERA WHIP	8.1 W 30 7 2 2 7 0 0 0 0 0 5 7 113 2.16 0.840	0.2 S 3 1 0 0 0 0 0 0 0 0 0 5 7 0.00 1.500															

Minnesota Twins @ Texas Rangers
Arlington Stadium, Arlington, TX
Sun May 22 1988, 8:05 PM EDT
Att: 19,018 - Unknown - 75 F

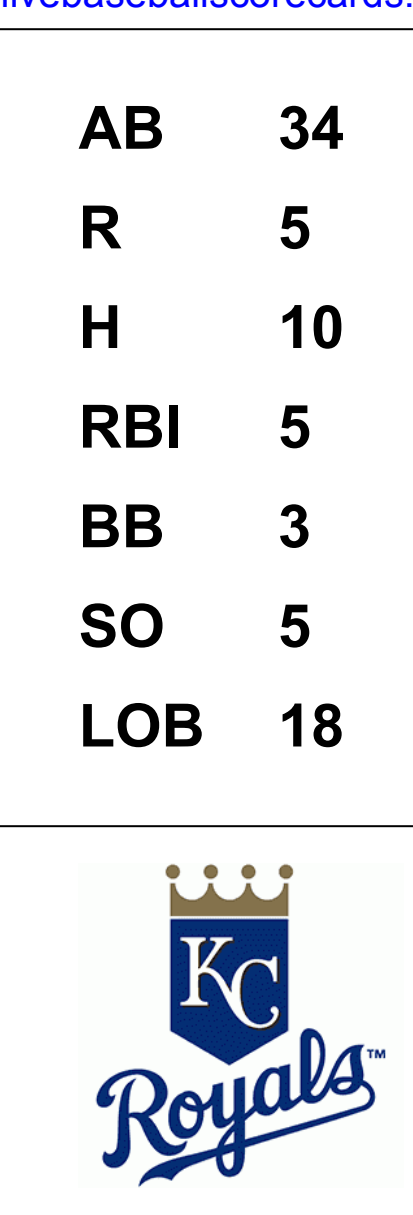
AB	32
R	2
H	8
RBI	2
BB	0
SO	7
LOB	10



Batter	1	2	3	4	5	6	7	8	9	AB R H RBI BB SO LOB	TOP											
Dan Gladden, R OBP: 0.313, SLG: 0.412	F8		6-3		F9 HR		K		1B	5 2 2 0 0 1 0	Minnesota Twins @ Kansas City Royals Royals Stadium, Kansas City, MO Mon May 23 1988, 8:05 PM EDT Att: 27,231 - Overcast - 62 F											
Tom Herr, S OBP: 0.365, SLG: 0.331	K		E3		F9		4-3		1B	5 0 1 1 0 1 1												
Kirby Puckett, R OBP: 0.350, SLG: 0.514	P4		F9		HR		6-3		4-3	5 1 1 2 0 0 2												
Kent Hrbek, L OBP: 0.357, SLG: 0.564		L8		1B SF8 BB	P5				F9	4 1 0 0 1 1 1												
Gary Gaetti, R OBP: 0.335, SLG: 0.510		G3 1B		L8		4-3 1B				4 3 3 0 0 0 1												
Randy Bush, L OBP: 0.436, SLG: 0.483		G3		1B		4-3				4 0 1 0 0 0 3												
Mark Davidson, R OBP: 0.353, SLG: 0.563								F8		0 0 0 0 0 0 0												
Gene Larkin, S OBP: 0.363, SLG: 0.406				SF8		F9				3 0 2 3 0 0 1												
Tim Laudner, R OBP: 0.330, SLG: 0.474		1B		L8				1B		4 0 1 1 0 0 3												
Greg Gagne, R OBP: 0.234, SLG: 0.310			6-3		5-3		P1		5-3	4 0 0 0 0 0 1												
Inning Stats	R: 0 E: 0 K: 1 S: 5	H: 0 LOB: 0 BB: 0 P: 6	R: 1 E: 0 K: 0 S: 13	H: 2 LOB: 1 BB: 0 P: 19	R: 0 E: 1 K: 0 S: 7	H: 0 LOB: 1 BB: 0 P: 13	R: 1 E: 0 K: 0 S: 8	H: 1 LOB: 1 BB: 1 P: 16	R: 2 E: 0 K: 0 S: 12	H: 2 LOB: 0 BB: 0 P: 14	R: 1 E: 0 K: 0 S: 12	H: 2 LOB: 1 BB: 0 P: 18	R: 0 E: 0 K: 1 S: 10	H: 0 LOB: 0 BB: 0 P: 15	R: 1 E: 0 K: 1 S: 10	H: 2 LOB: 1 BB: 0 P: 16	R: 1 E: 0 K: 0 S: 10	H: 2 LOB: 1 BB: 0 P: 16	1B: 7 2B: 2 3B: 1 HR: 1	SF: 1 SAC: 0 DP: 0 HBP: 0	WP: 0 PB: 0 SB: 1 CS: 1	PA: 40
PITCHER	IP WLS BF H R ER SO BB IBB HBP BLK WP HR S P ERA WHIP											PITCHER	IP WLS BF H R ER SO BB IBB HBP BLK WP HR S P ERA WHIP									
Bret Saberhagen, R ERA: 3.83	(1, 1) 8.1 L 38 11 7 7 3 1 0 0 0 0 0 1 83 127 7.56 1.440																					
Gene Garber, R ERA: 3.72	(9, 1) 0.1 1 0 0 0 0 0 0 0 0 0 0 0 3 5 0.00 0.000																					
Bud Black, L ERA: 5.87	(9, 1) 0.1 1 0 0 0 0 0 0 0 0 0 0 0 1 1 0.00 0.000																					

Batter	1	2	3	4	5	6	7	8	9	AB R H RBI BB SO LOB	BOTTOM											
Kurt Stillwell, S OBP: 0.342, SLG: 0.458	P5		F9		K		BLK 3B BB		K	4 1 0 0 1 2 2	Minnesota Twins @ Kansas City Royals Royals Stadium, Kansas City, MO Mon May 23 1988, 8:05 PM EDT Att: 27,231 - Overcast - 62 F											
Willie Wilson, S OBP: 0.315, SLG: 0.382	P4		K		1B		P6		P4	5 0 1 1 0 1 1												
George Brett, L OBP: 0.408, SLG: 0.584	L8		L9		L9		1H 3B		L8	5 0 1 1 0 0 2												
Danny Tartabull, R OBP: 0.401, SLG: 0.574		BB 1B 2B BB		5-3	F7		2-3 K			3 1 0 0 1 1 3												
Kevin Seitzer, R OBP: 0.394, SLG: 0.421		BB 2B 1B		6-3					1B SH1-3 1B	4 1 3 0 0 0 0												
Bill Pecota, R OBP: 0.238, SLG: 0.316		BB 2B 1B								0 0 0 0 0 0 0												
Bill Buckner, L OBP: 0.286, SLG: 0.338		2B L5 BB		F8		P3		SH1-3		2 0 0 0 1 0 1												
Bo Jackson, R OBP: 0.331, SLG: 0.514					2B 1B		K		1B HBP	3 1 2 2 0 1 1												
Frank White, R OBP: 0.230, SLG: 0.281		P3			1B 1B 2B		F9		1B	4 1 2 1 0 0 3												
Mike Macfarlane, R OBP: 0.350, SLG: 0.393					1B 2B				1B	3 0 1 0 0 0 2												
Jim Eisenreich, L OBP: 0.200, SLG: 0.260							F8		8-2	1 0 0 0 0 0 3												
Jamie Quirk, L OBP: 0.246, SLG: 0.358					1B					0 0 0 0 0 0 0												
Inning Stats	R: 0 E: 0 K: 0 S: 8	H: 0 LOB: 0 BB: 0 P: 11	R: 2 E: 0 K: 0 S: 8	H: 2 LOB: 1 BB: 2 P: 25	R: 0 E: 0 K: 1 S: 11	H: 0 LOB: 0 BB: 0 P: 16	R: 0 E: 0 K: 0 S: 5	H: 0 LOB: 0 BB: 0 P: 9	R: 2 E: 0 K: 1 S: 12	H: 4 LOB: 2 BB: 0 P: 21	R: 0 E: 0 K: 1 S: 9	H: 1 LOB: 1 BB: 0 P: 13	R: 1 E: 0 K: 1 S: 15	H: 1 LOB: 1 BB: 1 P: 30	R: 0 E: 0 K: 0 S: 9	H: 2 LOB: 2 BB: 0 P: 15	R: 0 E: 0 K: 1 S: 10	H: 0 LOB: 0 BB: 0 P: 14	1B: 6 2B: 5 3B: 1 HR: 0	SF: 0 SAC: 1 DP: 2 HBP: 1	WP: 0 PB: 0 SB: 0 CS: 0	PA: 39
PITCHER	IP WLS BF H R ER SO BB IBB HBP BLK WP HR S P ERA WHIP											PITCHER	IP WLS BF H R ER SO BB IBB HBP BLK WP HR S P ERA WHIP									
Allan Anderson, L ERA: 4.46	(1, 1) 4.0 18 3 1 1 2 1 0 0 1 0 0 0 29 68 3.38 1.500																					
Juan Berenguer, R ERA: 5.76	(5, 1) 2.2 12 3 1 1 2 1 0 0 1 0 0 0 9 14 0.00 3.000																					
Keith Atherton, R ERA: 1.48	(7, 1) 0.2 W 5 2 0 0 1 0 0 0 1 0 0 0 9 14 0.00 3.000																					
Jeff Reardon, R ERA: 3.26	(8, 1) 1.2 S 4 0 0 0 1 0 0 0 0 0 0 0 13 20 0.00 0.000																					

AB	38
R	7
H	11
RBI	7
BB	1
SO	3
LOB	13



Batter	1	2	3	4	5	6	7	8	9	AB	R	H	RBI	BB	SO	LOB	TOP																	
Pat Sheridan, L (1, 8) OBP: 0.353, SLG: 0.440	1-2 P6		0-2 F8			0-0 G3		2-2 HR		4	1	1	1	0	0	0	Detroit Tigers @ Minnesota Twins Hubert H. Humphrey Metrodome, Minneapolis, MN Sat May 28 1988, 8:05 PM EDT Att: 38,403 - Dome - 99 F livebaseballscorecards.com																	
Lou Whitaker, L (1, 4) OBP: 0.402, SLG: 0.431	1-1 WP FC2-5-1		2-1 G1-3			3-3 K		0-0 G3 SH1-3		4	0	2	0	0	1	0																		
Matt Nokes, L (1, 2) OBP: 0.277, SLG: 0.423	4-2 FC3-2-5-1				0-0 F9		0-1 FC3-6 1B	0-1 SH1-3		2	1	1	0	1	0	0																		
Alan Trammell, R (1, 6) OBP: 0.379, SLG: 0.506	3-2 FC5-2-5-1				3-2 G3-6-3		0-0 FC3-6 1B	0-2 G3		4	0	2	0	0	0	3																		
Darrell Evans, L (1, 3) OBP: 0.277, SLG: 0.278	1-1 L7				0-0 G3-6-3		3-1 FC3-6 1B BB	1-3 K		4	0	0	0	0	1	6																		
Chet Lemon, R (1, 9) OBP: 0.394, SLG: 0.446						1-3 K2-3		4-1 1B BB		2	0	0	0	2	1	0																		
Luis Salazar, R (1, 7) OBP: 0.362, SLG: 0.495						1-1 F8		0-1 FC5-4 BB		4	0	1	1	0	0	1																		
Dave Bergman, L (1, 10) OBP: 0.315, SLG: 0.277						0-0 4-3		1-2 2-3 3-H 0-0 P5		4	0	0	0	0	0	4																		
Tom Brookens, R (1, 5) OBP: 0.346, SLG: 0.377						3-2 6-3		3-3 K		3	0	0	0	0	1	3																		
Inning Stats	R: 0 E: 0 K: 0 S: 14	H: 1 LOB: 2 BB: 1 P: 24	R: 0 E: 0 K: 0 S: 6	H: 0 LOB: 0 BB: 0 P: 8	R: 0 E: 0 K: 0 S: 8	H: 0 LOB: 0 BB: 0 P: 13	R: 0 E: 0 K: 1 S: 6	H: 1 LOB: 0 BB: 0 P: 8	R: 0 E: 0 K: 2 S: 7	H: 0 LOB: 0 BB: 0 P: 13	R: 1 E: 0 K: 0 S: 10	H: 3 LOB: 3 BB: 1 P: 20	R: 1 E: 0 K: 1 S: 13	H: 2 LOB: 1 BB: 1 P: 16	R: 0 E: 0 K: 0 S: 8	H: 0 LOB: 0 BB: 1 P: 15	1B: 5 2B: 1 3B: 0 HR: 1	SF: 0 SAC: 1 DP: 2 HBP: 0	WP: 1 PB: 0 CS: 0	PA: 35														
PITCHER	IP WLS BF H R ER SO BB IBB HBP BLK WP HR S P ERA WHIP																																	
Les Straker, R (1, 1) ERA: 3.5	6.1	25	5	1	1	3	2	0	0	0	0	1	0	54	91	1.42	1.105																	
Keith Atherton, R (7, 1) ERA: 1.95	1.2	W 7	2	1	1	1	0	0	0	0	0	1	15	19	5.40	1.200																		
Jeff Reardon, R (9, 1) ERA: 2.74	1.0	S 3	0	0	0	0	1	0	0	0	0	0	8	15	0.00	1.000																		

Batter	1	2	3	4	5	6	7	8	9	AB	R	H	RBI	BB	SO	LOB	BOTTOM																	
Dan Gladden, R (1, 7) OBP: 0.337, SLG: 0.450	2-0 G6-3		2-2 G6-3 1B			3-3 K		0-0 1B FC3-6 1B		4	1	2	0	0	1	0	Detroit Tigers @ Minnesota Twins Hubert H. Humphrey Metrodome, Minneapolis, MN Sat May 28 1988, 8:05 PM EDT Att: 38,403 - Dome - 99 F livebaseballscorecards.com																	
Tom Herr, S (1, 4) OBP: 0.351, SLG: 0.327	2-2 4-3		1-1 G6-3			0-0 G4-3		0-0 B2		4	0	0	0	0	0	3																		
Kirby Puckett, R (1, 8) OBP: 0.359, SLG: 0.521	3-2 P4		0-1 HR			0-0 4-3		1-2 FC3-6 1B		4	1	2	2	0	0	0																		
Kent Hrbek, L (1, 3) OBP: 0.357, SLG: 0.567			0-1 FC4-6 F8 1B			0-0 4-3		0-1 FC3-6 HR		4	1	1	1	0	0	1																		
Gary Gaetti, R (1, 5) OBP: 0.332, SLG: 0.506			0-1 F8			0-1 G5-3		2-0 5-3		4	1	1	2	0	0	1																		
Randy Bush, L (1, 9) OBP: 0.438, SLG: 0.510			4-2 FC4-6 BB			4-1 FC4 BB		1-H HR		1	0	0	0	2	0	0																		
Mark Davidson, R (8, FH) OBP: 0.368, SLG: 0.583			3-1 FC4-6 BB			1-0 P2		3-1 G6-3		1	0	0	0	0	0	0																		
Gene Larkin, S (1, 10) OBP: 0.354, SLG: 0.379			1-2 2-3 FC4-6			2-1 P6				3	0	0	0	0	0	3																		
Tim Laudner, R (1, 2) OBP: 0.322, SLG: 0.441			2-2 G4-3			2-0 FC4				2	0	0	0	1	0	3																		
Steve Lombardozzi, R (1, 6) OBP: 0.300, SLG: 0.296			4-1 G6-3 1B HR BB			1-0 5-3				2	1	0	0	1	1	1																		
Greg Gagne, R (8, 6) OBP: 0.229, SLG: 0.303										0	0	0	0	0	0	0																		
Inning Stats	R: 0 E: 0 K: 0 S: 8	H: 0 LOB: 0 BB: 0 P: 15	R: 0 E: 0 K: 0 S: 12	H: 1 LOB: 2 BB: 1 P: 21	R: 2 E: 0 K: 0 S: 9	H: 2 LOB: 0 BB: 1 P: 16	R: 0 E: 0 K: 0 S: 5	H: 0 LOB: 1 BB: 1 P: 12	R: 0 E: 0 K: 1 S: 3	H: 0 LOB: 0 BB: 0 P: 5	R: 0 E: 0 K: 1 S: 9	H: 0 LOB: 1 BB: 1 P: 15	R: 3 E: 0 K: 0 S: 12	H: 3 LOB: 0 BB: 0 P: 16	1B: 4 2B: 0 3B: 0 HR: 2	SF: 0 SAC: 0 DP: 1 HBP: 0	WP: 0 PB: 0 CS: 0	PA: 33																
PITCHER	IP WLS BF H R ER SO BB IBB HBP BLK WP HR S P ERA WHIP																																	
Walt Terrell, R (1, 1) ERA: 3.98	7.2	L 32	6	5	5	2	4	0	0	0	0	0	2	61	104	5.87	1.304																	
Willie Hernandez, L (8, 1) ERA: 2.52	0.1	1	0	0	0	0	0	0	0	0	0	0	2	5	0.00	0.000																		

Batter	1	2	3	4	5	6	7	8	9	AB	R	H	RBI	BB	SO	LOB	TOP
Tom Brookens, R OBP: 0.346, SLG: 0.376 Dave Bergman, L OBP: 0.309, SLG: 0.271	2-2 2B 1B	1-0 L6-4			2-3 K			2-1 F8		3	1	1	0	0	1	1	Detroit Tigers @ Minnesota Twins Hubert H. Humphrey Metrodome, Minneapolis, MN Sun May 29 1988, 4:33 AM EDT Att: 43,727 - Dome livebaseballscorecards.com
Jim Morrison, R OBP: 0.211, SLG: 0.282	1-2 1B		1-0 G1-3		1-1 P4			2-1 F7		4	1	1	0	0	0	0	
Luis Salazar, R OBP: 0.358, SLG: 0.487	1-0 1B		0-2 F9		0-0 P4			0-1 F9		4	0	1	2	0	0	0	
Alan Trammell, R OBP: 0.382, SLG: 0.506	0-2 F9		2-2 CS 1B		1-0 G6-4-3 1B			2-2 F8		4	0	2	0	0	0	1	
Chet Lemon, R OBP: 0.362, SLG: 0.447	1-1 L8		2-1 CS	1-2 G1-3		0-0 L5		1-2 G6-3 2B		4	0	1	0	0	0	2	
Larry Hemdon, R OBP: 0.313, SLG: 0.404 Darrell Evans, L OBP: 0.275, SLG: 0.276	1-0 FC6-4 1B		2-1 HR		1-2 G6-4-3			0-1 G6-3		3	1	2	1	0	0	1	
Mike Heath, R OBP: 0.222 Matt Nokes, L OBP: 0.275, SLG: 0.420	0-2 FC6-4		0-0 2B		1-1 F8			1-3 K		3	0	1	0	0	0	2	
Pat Sheridan, L OBP: 0.352, SLG: 0.429		4-1 L6-4 SH3-4 BB		1-3 K		3-3 K				2	0	0	0	1	2	1	
Jim Walewander, S OBP: 0.278, SLG: 0.444		0-0 SH3-4		0-0 L9		1-3 K				2	0	0	0	0	1	1	
Inning Stats	R: 2 H: 4 E: 0 K: 0 S: 17	WLS: 1 BF: 27 LOB: 2 P: 23	H: 8 R: 3 ER: 3 SO: 4 BB: 1 LOB: 0 P: 8	R: 0 H: 0 E: 0 K: 0 S: 3	H: 1 R: 0 ER: 0 SO: 14 BB: 0 LOB: 0 P: 14	R: 1 H: 2 E: 0 K: 1 S: 10	H: 0 R: 0 ER: 0 SO: 9 BB: 0 LOB: 0 P: 9	R: 0 H: 0 E: 0 K: 2 S: 5	H: 0 R: 0 ER: 0 SO: 15 BB: 0 LOB: 0 P: 15	R: 0 H: 0 E: 0 K: 1 S: 11	H: 1 R: 0 ER: 1 SO: 15 BB: 1 LOB: 1 P: 15	1B: 5 2B: 4 3B: 0 HR: 1	SF: 0 SAC: 1 DP: 2 HBP: 0	WP: 0 PB: 0 SB: 0 CS: 1	PA: 35		
PITCHER	IP	WLS	BF	H	R	ER	SO	BB	IBB	HBP	BLK	WP	HR	S	P	ERA	WHIP
Allan Anderson, L ERA: 4.36	7.0	W	27	8	3	3	4	1	0	0	0	0	1	61	90	3.86	1.286
Juan Berenguer, R ERA: 5.23	1.0		3	0	0	0	0	0	0	0	0	0	0	6	10	0.00	0.000
Jeff Reardon, R ERA: 2.63	1.0	S	4	1	0	0	1	0	0	0	0	0	0	11	15	0.00	1.000

Batter	1	2	3	4	5	6	7	8	9	AB	R	H	RBI	BB	SO	LOB	BOTTOM
Dan Gladden, R OBP: 0.339, SLG: 0.463	3-2 HR	4-1 BB			0-3 K		0-0 G1-3	1-1 F9		4	1	1	1	1	1	2	Detroit Tigers @ Minnesota Twins Hubert H. Humphrey Metrodome, Minneapolis, MN Sun May 29 1988, 4:33 AM EDT Att: 43,727 - Dome livebaseballscorecards.com
Tom Herr, S OBP: 0.349, SLG: 0.325	1-3 K	0-2 G4-3			3-2 HR 1B		1-1 G3			4	1	1	0	0	1	2	
Kirby Puckett, R OBP: 0.361, SLG: 0.552	2-1 G3		1-1 HR		0-0 HR		0-0 F9			4	2	2	3	0	0	0	
Kent Hrbek, L OBP: 0.360, SLG: 0.563	4-2 BB		3-2 L3		0-0 1B			0-0 F8		3	0	1	0	1	0	0	
Gary Gaetti, R OBP: 0.330, SLG: 0.497	4-2 FC4-6 BB		2-2 G5-3		3-2 L8			2-0 G5-3		3	0	0	0	1	0	1	
Randy Bush, L OBP: 0.432, SLG: 0.520 Mark Davidson, R OBP: 0.368, SLG: 0.583	0-1 FC4-6		0-1 F9		2-1 G4-3			1-0 1B		4	1	1	0	0	0	3	
Gene Larkin, S OBP: 0.358, SLG: 0.378		2-2 L7		1-1 G4-6-3 1B		1-2 F8		4-0 1B 1B		3	1	1	0	1	0	0	
Brian Harper, R OBP: 0.250, SLG: 0.250		1-3 K		0-0 G4-6-3		0-0 P4		0-0 1B		4	0	1	1	0	1	1	
Greg Gagne, R OBP: 0.236, SLG: 0.316		1-1 2B		0-2 P5		0-0 P3		3-3 1B		4	0	2	1	0	0	0	
Inning Stats	R: 1 H: 1 E: 0 K: 1 S: 14	WLS: 1 BF: 35 LOB: 2 P: 28	H: 9 R: 6 ER: 3 SO: 3 BB: 1 LOB: 2 P: 20	R: 0 H: 0 E: 0 K: 0 S: 10	H: 1 R: 0 ER: 0 SO: 16 BB: 0 LOB: 0 P: 16	R: 0 H: 1 E: 0 K: 0 S: 6	H: 0 R: 0 ER: 0 SO: 29 BB: 0 LOB: 1 P: 29	R: 0 H: 0 E: 0 K: 0 S: 5	H: 0 R: 0 ER: 0 SO: 6 BB: 0 LOB: 0 P: 6	R: 0 H: 0 E: 0 K: 0 S: 4	H: 0 R: 0 ER: 0 SO: 5 BB: 0 LOB: 0 P: 5	R: 2 H: 3 E: 0 K: 0 S: 9	H: 3 R: 1 ER: 2 SO: 17 BB: 1 LOB: 2 P: 17	1B: 5 2B: 1 3B: 1 HR: 3	SF: 0 SAC: 0 DP: 1 HBP: 0	WP: 0 PB: 0 SB: 0 CS: 0	
PITCHER	IP	WLS	BF	H	R	ER	SO	BB	IBB	HBP	BLK	WP	HR	S	P	ERA	WHIP
Doyle Alexander, R ERA: 3.54	7.2	L	35	9	6	6	3	3	1	0	0	0	0	76	122	7.04	1.565
Eric King, R ERA:	0.1		2	1	0	0	0	0	0	0	0	0	0	5	6	0.00	3.000



Batter	1	2	3	4	5	6	7	8	9	AB	R	H	RBI	BB	SO	LOB	TOP								
Oddibe McDowell, L (1, 8) OBP: 0.287, SLG: 0.308	1-1 S 5-3 1B		4-1 CS BB		4-1 S 1B BB		2-0 P5		4-0 BB	2	1	1	0	3	0	0	Texas Rangers @ Minnesota Twins Hubert H. Humphrey Metrodome, Minneapolis, MN Mon May 30 1988, 4:33 AM EDT Att: 40,300 - Dome livebaseballscorecards.com								
Scott Fletcher, R (1, 6) OBP: 0.335, SLG: 0.324	1-1 5-3		1-0 CS	0-0 1B	2-1 2B 1B	1-2 F7		2-1 P6	5	2	2	1	0	0	2										
Ruben Sierra, S (1, 9) OBP: 0.304, SLG: 0.417	0-3 K			1-3 K	2-0 2B	2-2 4-3		1-0 F8	5	0	1	1	0	2	3										
Pete Incaviglia, R (1, 7) OBP: 0.355, SLG: 0.541	3-2 6-3			0-0 1B	4-1 G4-6-3 BB			0-0 HR	3	2	2	1	1	0	1										
Cecil Espy, S (8, 7) OBP: 0.305, SLG: 0.439	2-3			1-2 2B 1B					0	0	0	0	0	0	0										
Pete O'Brien, L (1, 3) OBP: 0.364, SLG: 0.446		2-0 4-3		0-1 2B 1B	0-1 G4-6-3			2-1 F8	4	1	1	1	0	0	2										
Larry Parrish, R (1, 10) OBP: 0.257, SLG: 0.357		1-3 K		0-0 G3 2B		1-3 K		1-0 6-3	4	0	1	2	0	2	0										
Geno Petralli, L (1, 2) OBP: 0.329, SLG: 0.372		3-0 G3		2-0 G3		2-0 1B		2-2 BLK 1B	4	0	2	0	0	0	1										
Steve Buechele, R (1, 5) OBP: 0.362, SLG: 0.500			3-2 P4	2-3 K		0-1 P3		2-1 F7	4	0	0	0	0	1	3										
Curtis Wilkerson, S (1, 4) OBP: 0.375, SLG: 0.448			3-2 F7		2-3 K		0-0 F9		2-3 K	4	0	0	0	0	2	1									
Inning Stats	R: 0 E: 0 K: 1 S: 11	H: 1 LOB: 1 BB: 0 P: 15	R: 0 E: 0 K: 1 S: 5	H: 0 LOB: 0 BB: 0 P: 11	R: 0 E: 0 K: 0 S: 8	H: 0 LOB: 0 BB: 1 P: 18	R: 3 E: 0 K: 2 S: 13	H: 4 LOB: 1 BB: 0 P: 18	R: 2 E: 0 K: 1 S: 10	H: 2 LOB: 1 BB: 2 P: 24	R: 0 E: 0 K: 1 S: 7	H: 1 LOB: 1 BB: 0 P: 10	R: 0 E: 0 K: 0 S: 7	H: 0 LOB: 0 BB: 0 P: 12	R: 1 E: 0 K: 0 S: 9	H: 2 LOB: 1 BB: 0 P: 16	R: 0 E: 0 K: 1 S: 7	H: 0 LOB: 1 BB: 1 P: 16	1B: 7 2B: 2 3B: 0 HR: 1	SF: 0 SAC: 0 DP: 1 HBP: 0	WP: 0 PB: 0 SB: 2 CS: 1	PA: 40			
PITCHER	IP	WLS	BF	H	R	ER	SO	BB	IBB	HBP	BLK	WP	HR	S	P	ERA	WHIP								
Bert Blyleven, R (1, 1) ERA: 4.79	4.1	L	22	7	5	5	5	3	0	0	0	0	0	45	84	10.38	2.308								
Mark Portugal, R (5, 1) ERA: 5.74	3.2		13	3	1	1	1	0	0	0	1	0	1	25	40	2.46	0.818								
Karl Best, R (9, 1) ERA: 6.0	1.0		4	0	0	0	1	1	0	0	0	0	0	7	16	0.00	1.000								



Batter	1	2	3	4	5	6	7	8	9	AB	R	H	RBI	BB	SO	LOB	BOTTOM								
Dan Gladden, R (1, 7) OBP: 0.332, SLG: 0.453	1-2 F9		2-1 P4		2-0 F8			0-2 P2		4	0	0	0	0	0	1	Texas Rangers @ Minnesota Twins Hubert H. Humphrey Metrodome, Minneapolis, MN Mon May 30 1988, 4:33 AM EDT Att: 40,300 - Dome livebaseballscorecards.com								
Tom Herr, S (1, 4) OBP: 0.347, SLG: 0.324	2-3 K		3-2 F7			3-1 F8		3-2 S 1B	4	0	1	0	0	1	0										
Kirby Puckett, R (1, 8) OBP: 0.364, SLG: 0.551	2-1 1B		0-0 6-3			0-1 1B 1B		0-2 P9	4	0	2	0	0	0	1										
Kent Hrbek, L (1, 10) OBP: 0.363, SLG: 0.559	0-0 P5			0-0 G3		3-1 G5-4-3 1B		4-2 1B BB	3	0	1	0	1	0	1										
Gary Gaetti, R (1, 5) OBP: 0.323, SLG: 0.486		1-1 G3		2-3 K		2-0 G5-4-3		0-2 F7	4	0	0	0	0	1	4										
Randy Bush, L (1, 9) OBP: 0.426, SLG: 0.505		4-1 1B BB		1-3 K			2-3 K		2-3 K	3	0	0	0	1	3	0									
Gene Larkin, S (1, 3) OBP: 0.361, SLG: 0.381		0-0 1B			2-1 4-3		0-0 F8		0-1 G5-4-3 1B	4	0	2	0	0	0	0									
Tim Laudner, R (1, 2) OBP: 0.320, SLG: 0.430		2-2 F8			4-0 BB		0-1 4-3		0-0 G5-4-3	3	0	0	0	1	0	3									
Greg Gagne, R (1, 6) OBP: 0.238, SLG: 0.338		3-3 K			0-0 F9			3-1 HR	3	1	1	1	0	1	3										
Inning Stats	R: 0 E: 0 K: 1 S: 10	H: 1 LOB: 1 BB: 0 P: 15	R: 0 E: 0 K: 1 S: 13	H: 1 LOB: 2 BB: 1 P: 23	R: 0 E: 0 K: 2 S: 6	H: 0 LOB: 0 BB: 0 P: 11	R: 0 E: 0 K: 2 S: 7	H: 0 LOB: 0 BB: 0 P: 10	R: 0 E: 0 K: 0 S: 4	H: 0 LOB: 1 BB: 1 P: 12	R: 0 E: 0 K: 0 S: 7	H: 2 LOB: 1 BB: 0 P: 15	R: 0 E: 0 K: 1 S: 6	H: 0 LOB: 0 BB: 0 P: 8	R: 1 E: 0 K: 0 S: 16	H: 2 LOB: 2 BB: 1 P: 26		R: 0 E: 0 K: 1 S: 7	H: 1 LOB: 0 BB: 0 P: 9	1B: 6 2B: 0 3B: 0 HR: 1	SF: 0 SAC: 0 DP: 2 HBP: 0	WP: 0 PB: 0 SB: 1 CS: 0	PA: 35		
PITCHER	IP	WLS	BF	H	R	ER	SO	BB	IBB	HBP	BLK	WP	HR	S	P	ERA	WHIP								
Jeff Russell, R (1, 1) ERA: 2.37	8.0	W	32	6	1	1	5	3	0	0	0	0	0	69	120	1.12	1.125								
Dale Mohorcic, R (9, 1) ERA: 0.39	1.0		3	1	0	0	1	0	0	0	0	0	0	7	9	0.00	1.000								



Batter	1	2	3	4	5	6	7	8	9	AB	R	H	RBI	BB	SO	LOB	TOP								
Cecil Espy, S OBP: 0.297, SLG: 0.419 (1, 10)	F7	K		P9		K			S	5	0	1	0	0	2	4	Texas Rangers @ Minnesota Twins Hubert H. Humphrey Metrodome, Minneapolis, MN Tue May 31 1988, 8:05 PM EDT Att: 15,151 - Dome livebaseballscorecards.com								
Scott Fletcher, R OBP: 0.337, SLG: 0.326 (1, 6)	HR		1B	K		L4			P4	5	2	2	0	0	1	1									
Ruben Sierra, S OBP: 0.312, SLG: 0.441 (1, 9)	HR		2B	E		P6			P8	5	2	3	2	0	0	1									
Pete Incaviglia, R OBP: 0.351, SLG: 0.528 (1, 7)	WP		F9	F9		K			F9	4	0	0	0	0	2	4									
Pete O'Brien, L OBP: 0.366, SLG: 0.450 (1, 3)	K		E9	E9		G1-3				3	1	1	1	1	1	1									
Oddibe McDowell, L OBP: 0.279, SLG: 0.301 (1, 8)	G3		SF8	SF8		K			F8	3	0	0	1	0	1	3									
Mike Stanley, R OBP: 0.330, SLG: 0.326 (8, PH)			F9	F9		K			G6-4-3	3	0	0	0	0	2	0									
Geno Petralli, L OBP: 0.337, SLG: 0.380 (8, 2)									1B	1	0	1	0	0	0	0									
Steve Buechele, R OBP: 0.365, SLG: 0.507 (1, 5)	F8			1B		1B			F8	4	1	2	0	0	0	1									
Curtis Wilkerson, S OBP: 0.395, SLG: 0.465 (1, 4)				1B		1B			G6-4-3	4	0	3	0	0	0	1									
Inning Stats	R: 2 E: 0 K: 1 S: 20	H: 2 LOB: 1 BB: 0 P: 31	R: 0 E: 0 K: 2 S: 17	H: 1 LOB: 1 BB: 0 P: 24	R: 3 E: 1 K: 0 S: 13	H: 3 LOB: 0 BB: 0 P: 18	R: 1 E: 0 K: 1 S: 13	H: 2 LOB: 0 BB: 0 P: 17	R: 0 E: 0 K: 1 S: 10	H: 0 LOB: 0 BB: 0 P: 15	R: 0 E: 0 K: 3 S: 16	H: 2 LOB: 2 BB: 0 P: 22	R: 0 E: 0 K: 1 S: 10	H: 1 LOB: 2 BB: 1 P: 17	R: 0 E: 0 K: 0 S: 9	H: 1 LOB: 1 BB: 0 P: 12	R: 0 E: 0 K: 0 S: 10	H: 1 LOB: 1 BB: 0 P: 11	1B: 10 2B: 2 3B: 0 HR: 1	SF: 1 SAC: 0 DP: 1 HBP: 1	WP: 1 PB: 1 SB: 3 CS: 0	PA: 40			
PITCHER	IP	WLS	BF	H	R	ER	SO	BB	IBB	HBP	BLK	WP	HR	S	P	ERA	WHIP								
Charlie Lea, R ERA: 6.99 (1, 1)	4.0		20	8	6	4	4	0	0	1	0	1	1	63	90	9.00	2.000								
Juan Berenguer, R ERA: 4.94 (5, 1)	2.2	W	12	3	0	0	5	1	0	0	0	0	0	34	51	0.00	1.500								
Keith Atherton, R ERA: 1.86 (7, 1)	1.1		4	1	0	0	0	0	0	0	0	0	0	11	15	0.00	0.750								
Jeff Reardon, R ERA: 2.52 (9, 1)	1.0	S	4	1	0	0	0	0	0	0	0	0	0	10	11	0.00	1.000								

Batter	1	2	3	4	5	6	7	8	9	AB	R	H	RBI	BB	SO	LOB	BOTTOM								
Dan Gladden, R OBP: 0.343, SLG: 0.478 (1, 7)			1B	P4		S				5	1	4	2	0	0	2	Texas Rangers @ Minnesota Twins Hubert H. Humphrey Metrodome, Minneapolis, MN Tue May 31 1988, 8:05 PM EDT Att: 15,151 - Dome livebaseballscorecards.com								
Steve Lombardozzi, R OBP: 0.353, SLG: 0.310 (1, 4)	K		G6-4-3	K		1B				4	0	2	1	1	2	3									
Tom Herr, S OBP: 0.338, SLG: 0.315 (1, 10)	K		G6-4-3			G3				5	0	0	0	0	3	7									
Kirby Puckett, R OBP: 0.360, SLG: 0.542 (1, 8)	G4-3			HBP		F8				5	1	1	0	0	0	4									
Gary Gaetti, R OBP: 0.322, SLG: 0.481 (1, 5)			F8	1B		F7				4	1	1	0	0	0	0									
Gene Larkin, S OBP: 0.358, SLG: 0.373 (1, 3)	L8			BLK		F7				3	1	0	0	0	0	0									
Tim Laudner, R OBP: 0.359, SLG: 0.436 (8, PR)	F8			SF8		HR				3	1	2	1	1	0	0									
John Moses, S OBP: 0.314, SLG: 0.300 (9, 9)				SF8		BB				0	1	0	0	0	0	0									
Mark Davidson, R OBP: 0.359, SLG: 0.568 (4, PH)			4-3	SF8		F8				1	0	0	0	0	0	0									
Randy Bush, L OBP: 0.417, SLG: 0.495 (5, 9)										2	0	0	1	0	0	2									
Brian Harper, R OBP: 0.250, SLG: 0.250 (9, 2)										0	0	0	0	0	0	0									
Greg Gagne, R OBP: 0.258, SLG: 0.373 (1, 6)			E1			HR				3	2	3	2	1	0	0									
Inning Stats	R: 0 E: 0 K: 2 S: 14	H: 1 LOB: 1 BB: 0 P: 21	R: 0 E: 0 K: 0 S: 6	H: 0 LOB: 0 BB: 0 P: 11	R: 1 E: 1 K: 0 S: 11	H: 3 LOB: 1 BB: 0 P: 17	R: 3 E: 0 K: 1 S: 15	H: 3 LOB: 2 BB: 1 P: 30	R: 0 E: 0 K: 0 S: 7	H: 0 LOB: 0 BB: 0 P: 12	R: 3 E: 0 K: 0 S: 15	H: 3 LOB: 1 BB: 1 P: 30	R: 0 E: 0 K: 0 S: 6	H: 0 LOB: 0 BB: 0 P: 9	R: 1 E: 0 K: 1 S: 21	H: 3 LOB: 3 BB: 1 P: 25	R: 1 E: 0 K: 1 S: 21	H: 3 LOB: 3 BB: 1 P: 25	1B: 9 2B: 3 3B: 0 HR: 1	SF: 1 SAC: 0 DP: 1 HBP: 1	WP: 0 PB: 0 SB: 2 CS: 0	PA: 40			
PITCHER	IP	WLS	BF	H	R	ER	SO	BB	IBB	HBP	BLK	WP	HR	S	P	ERA	WHIP								
Paul Kilgus, L ERA: 2.79 (1, 1)	3.0		16	7	4	4	2	0	0	1	0	0	1	24	47	6.75	1.125								
Jose Cecena, R ERA: 5.75 (4, 1)	2.2		11	1	2	2	2	2	0	0	1	0	1	24	47	6.75	1.125								
Dale Mohorcic, R ERA: 1.09 (6, 1)	1.2	L	10	5	2	2	0	0	0	0	0	0	0	25	34	10.80	3.000								
Mitch Williams, L ERA: 5.24 (8, 1)	0.2		3	0	0	0	1	1	0	0	0	0	0	11	14	0.00	1.500								

AB 37
R 6
H 13
RBI 4
BB 1
SO 9
LOB 16



AB 35
R 8
H 13
RBI 7
BB 3
SO 5
LOB 18



Batter	1	2	3	4	5	6	7	8	9	AB	R	H	RBI	BB	SO	LOB	TOP		
Bob Brower, R OBP: 0.339, SLG: 0.286 (1, 8)	2-2 1B		2-2 4-3			2-1 F8		2-2 F8		4	0	1	0	0	0	0	Texas Rangers @ Minnesota Twins Hubert H. Humphrey Metrodome, Minneapolis, MN Wed Jun 01 1988, 8:05 PM EDT Att: 22,361 - Dome livebaseballscorecards.com		
Scott Fletcher, R OBP: 0.335, SLG: 0.324 (1, 6)	0-1 1B		1-1 4-3			1-1 F8		0-1 5-3		4	0	1	0	0	0	0			
Ruben Sierra, S OBP: 0.305, SLG: 0.430 (1, 9)	1-2 P6			1-0 P4		0-1 5-3		0-1 P9		4	0	0	0	0	0	2			
Pete Incaviglia, R OBP: 0.354, SLG: 0.527 (1, 7)	2-3 K			3-2 G3-1 1B			1-0 BLK 1B		0-0 P2	4	1	2	0	0	1	2			
Pete O'Brien, L OBP: 0.359, SLG: 0.439 (1, 3)	0-1 F9			1-0 G3-1			0-0 F7		2-3 K	4	0	0	0	0	1	4			
Larry Parrish, R OBP: 0.250, SLG: 0.347 (1, 10)		3-2 F7		2-1 F8			2-2 P9		1-0 P6	4	0	0	0	0	0	2			
Mike Stanley, R OBP: 0.330, SLG: 0.320 (1, 2)		2-1 F9			1-0 6-3		4-1 1B BB			2	0	0	0	1	0	0			
Steve Buechele, R OBP: 0.365, SLG: 0.503 (1, 5)		3-2 L5			0-0 6-3		1-1 1-2 2H 1B			3	0	1	1	0	0	0			
Jerry Browne, S OBP: 0.287, SLG: 0.231 (1, 4)			1-1 G6-3		1-0 P3		0-1 F9			3	0	0	0	0	0	2			
Inning Stats	R: 0 E: 0 K: 1 S: 15	H: 2 LOB: 2 BB: 0 P: 20	R: 0 E: 0 K: 0 S: 8	H: 0 LOB: 0 BB: 0 P: 16	R: 0 E: 0 K: 0 S: 7	H: 0 LOB: 0 BB: 0 P: 11	R: 0 E: 0 K: 0 S: 9	H: 1 LOB: 1 BB: 0 P: 16	R: 0 E: 0 K: 0 S: 3	H: 0 LOB: 0 BB: 0 P: 5	R: 0 E: 0 K: 0 S: 6	H: 0 LOB: 0 BB: 0 P: 9	R: 1 E: 0 K: 0 S: 12	H: 2 LOB: 2 BB: 1 P: 20	R: 0 E: 0 K: 1 S: 5	H: 0 LOB: 0 BB: 0 P: 8	1B: 5 2B: 0 3B: 0 HR: 0	SF: 0 SAC: 0 DP: 0 HBP: 0	WP: 0 PA: 33 PB: 0 CS: 0
PITCHER Frank Viola, L ERA: 2.41 (1, 1)	IP: 9.0 WLS: W BF: 33 H: 5 R: 1 ER: 1 SO: 2 BB: 1 IBB: 0 HBP: 0 BLK: 1 WP: 0 HR: 0 S: 73 P: 115 ERA: 1.00 WHIP: 0.667																		

Batter	1	2	3	4	5	6	7	8	9	AB	R	H	RBI	BB	SO	LOB	BOTTOM		
Dan Gladden, R OBP: 0.345, SLG: 0.473 (1, 7)	1-2 1-3		1-2 6-3		4-2 E BB	1-1 WP S 2B 1B		1-1 P4		4	2	1	0	1	0	1	Texas Rangers @ Minnesota Twins Hubert H. Humphrey Metrodome, Minneapolis, MN Wed Jun 01 1988, 8:05 PM EDT Att: 22,361 - Dome livebaseballscorecards.com		
Steve Lombardozzi, R OBP: 0.363, SLG: 0.311 (1, 4)	3-2 E6		2-3 FC6-4 BB		0-0 E7 1B	4-2 SAFE 2B BB		3-1 L6		3	2	1	1	2	0	0			
Kirby Puckett, R OBP: 0.366, SLG: 0.553 (1, 8)	1-0 2B		0-0 FC6-4		2-1 1B 2B	0-1 1B 2B		1-1 F7		5	2	3	3	0	0	2			
John Moses, S OBP: 0.314, SLG: 0.300 (9, 8)			1-2 1-2		3-H 1B 2B	1-H 1B 2B				0	0	0	0	0	0	0			
Kent Hrbek, L OBP: 0.365, SLG: 0.557 (1, 10)	1-1 4-3			0-3 K	3-1 SAFE 2B 1B	2-1 SAFE 2B 1B				4	0	2	1	0	1	1			
Gary Gaetti, R OBP: 0.325, SLG: 0.492 (1, 5)		1-2 P5		0-1 L7	0-1 SAFE 2B 1B	1-1 SAFE 2B 1B				4	0	2	1	0	0	0			
Randy Bush, L OBP: 0.415, SLG: 0.486 (1, 9)		1-1 P2		2-0 4-3	3-H 2B BB	4-2 SAFE BB				2	0	0	0	1	0	0			
Mark Davidson, R OBP: 0.350, SLG: 0.553 (6, FH) (7, 9)						0-0 6-3				1	0	0	0	0	0	2			
Gene Larkin, S OBP: 0.362, SLG: 0.377 (1, 3)		0-3 K					2-2 G1-6-3 1B			4	0	2	0	0	1	3			
Tim Laudner, R OBP: 0.323, SLG: 0.421 (1, 2)			1-3 K		1-2 SAFE G6-4-3 1-2	0-3 SAFE K	1-3 SAFE K			4	0	0	0	0	3	2			
Greg Gagne, R OBP: 0.265, SLG: 0.384 (1, 6)			2-0 6-3 2B		0-1 SAFE E 1B	0-0 SAFE L8	1-2 SAFE G1-6-3			4	1	2	0	0	0	1			
Inning Stats	R: 0 E: 1 K: 0 S: 9	H: 1 LOB: 1 BB: 0 P: 15	R: 0 E: 0 K: 1 S: 8	H: 0 LOB: 0 BB: 0 P: 10	R: 0 E: 0 K: 1 S: 11	H: 1 LOB: 2 BB: 1 P: 19	R: 0 E: 0 K: 1 S: 6	H: 0 LOB: 0 BB: 0 P: 8	R: 4 E: 1 K: 0 S: 19	H: 6 LOB: 3 BB: 2 P: 34	R: 3 E: 0 K: 1 S: 16	H: 4 LOB: 2 BB: 1 P: 24	R: 0 E: 0 K: 1 S: 11	H: 1 LOB: 0 BB: 0 P: 15	R: 0 E: 0 K: 0 S: 6	H: 0 LOB: 0 BB: 0 P: 11	1B: 8 2B: 5 3B: 0 HR: 0	SF: 0 SAC: 0 DP: 2 HBP: 0	WP: 1 PA: 39 PB: 0 CS: 0
PITCHER Jose Guzman, R ERA: 3.24 (1, 1)	IP: 5.2 WLS: L BF: 30 H: 10 R: 7 ER: 7 SO: 4 BB: 4 IBB: 0 HBP: 0 BLK: 0 WP: 1 HR: 0 S: 64 P: 102 ERA: 11.12 WHIP: 2.471																		
Tony Fossas, L ERA: 4.79 (6, 1)	0.0 WLS: 2 BF: 2 H: 2 R: 0 ER: 0 SO: 0 BB: 0 IBB: 0 HBP: 0 BLK: 0 WP: 0 HR: 0 S: 4 P: 7 ERA: ∞ WHIP: ∞																		
Craig Murtry, R ERA: (6, 1)	2.1 WLS: 7 BF: 1 H: 0 R: 0 ER: 0 SO: 1 BB: 0 IBB: 0 HBP: 0 BLK: 0 WP: 0 HR: 0 S: 18 P: 27 ERA: 0.00 WHIP: 0.429																		



Batter	1	2	3	4	5	6	7	8	9	AB	R	H	RBI	BB	SO	LOB	TOP					
Carney Lansford, R OBP: 0.343, SLG: 0.534 (1, 5)										5	1	3	1	0	0	1						
Stan Javier, S OBP: 0.306, SLG: 0.345 (1, 7)										5	1	2	0	0	0	2						
Jose Canseco, R OBP: 0.400, SLG: 0.537 (1, 9)										4	2	2	1	0	0	3						
Dave Parker, L OBP: 0.340, SLG: 0.453 (1, 10)										4	1	1	2	1	0	4						
Mark McGwire, R OBP: 0.363, SLG: 0.495 (1, 3)										4	1	2	1	0	2	0						
Dave Henderson, R OBP: 0.338, SLG: 0.542 (1, 8)										5	0	1	2	0	1	2						
Terry Steinbach, R OBP: 0.278, SLG: 0.266 (1, 2)										5	0	0	0	0	0	2						
Glenn Hubbard, R OBP: 0.354, SLG: 0.286 (1, 4)										3	1	0	0	1	0	2						
Walt Weiss, S OBP: 0.297, SLG: 0.291 (1, 6)										4	1	2	1	0	0	2						
Inning Stats	R: 0 E: 0 K: 0 S: 4	H: 1 LOB: 1 BB: 0 P: 4	R: 0 E: 1 K: 0 S: 5	H: 1 LOB: 2 BB: 0 P: 5	R: 3 E: 0 K: 0 S: 9	H: 3 LOB: 1 BB: 1 P: 16	R: 4 E: 0 K: 0 S: 16	H: 3 LOB: 1 BB: 1 P: 28	R: 0 E: 0 K: 0 S: 7	H: 0 LOB: 0 BB: 0 P: 10	R: 0 E: 0 K: 2 S: 10	H: 2 LOB: 1 BB: 0 P: 12	R: 0 E: 0 K: 2 S: 9	H: 0 LOB: 0 BB: 0 P: 14	R: 1 E: 0 K: 0 S: 7	H: 3 LOB: 2 BB: 0 P: 9	R: 0 E: 0 K: 1 S: 5	H: 0 LOB: 0 BB: 0 P: 5	1B: 9 2B: 2 3B: 0 HR: 2	SF: 1 SAC: 0 DP: 0 HBP: 1	WP: 0 PB: 0 SB: 0 CS: 1	PA: 43
PITCHER	IP WLS BF H R ER SO BB IBB HBP BLK WP HR S P ERA WHIP																					
Les Straker, R ERA: 4.4 (1, 1)	3.1 L 20 7 6 6 0 2 0 0 0 0 0 1 26 39 16.20 2.700																					
Mark Portugal, R ERA: 5.49 (4, 1)	4.0 17 5 2 2 2 0 0 0 1 0 0 1 38 56 4.50 1.250																					
Keith Atherton, R ERA: 1.82 (8, 1)	0.2 3 1 0 0 0 0 0 0 0 0 0 0 3 3 0.00 1.500																					
Karl Best, R ERA: 5.14 (9, 1)	1.0 3 0 0 0 1 0 0 0 0 0 0 0 5 5 0.00 0.000																					

Oakland Athletics @ Minnesota Twins
Hubert H. Humphrey Metrodome, Minneapolis, MN
Fri Jun 03 1988, 8:05 PM EDT
Att: 43,177 - Dome

AB	39
R	8
H	13
RBI	8
BB	2
SO	3
LOB	18



Batter	1	2	3	4	5	6	7	8	9	AB	R	H	RBI	BB	SO	LOB	BOTTOM					
Dan Gladden, R OBP: 0.346, SLG: 0.477 (1, 7)										5	0	2	0	0	0	1						
Tom Herr, S OBP: 0.335, SLG: 0.308 (1, 4)										4	0	0	0	1	2	2						
Kirby Puckett, R OBP: 0.359, SLG: 0.542 (1, 8)										4	0	0	0	0	0	2						
Kent Hrbek, L OBP: 0.363, SLG: 0.548 (1, 10)										3	0	0	0	1	1	0						
Gary Gaetti, R OBP: 0.324, SLG: 0.487 (1, 5)										4	1	1	0	0	0	1						
Randy Bush, L OBP: 0.417, SLG: 0.486 (1, 9)										4	1	2	0	0	0	1						
Gene Larkin, S OBP: 0.359, SLG: 0.373 (1, 3)										4	0	1	0	0	2	4						
Tim Laudner, R OBP: 0.328, SLG: 0.444 (1, 2)										3	2	1	1	1	1	1						
Greg Gagne, R OBP: 0.270, SLG: 0.403 (1, 6)										3	1	1	4	1	1	1						
Inning Stats	R: 0 E: 0 K: 1 S: 5	H: 0 LOB: 0 BB: 0 P: 5	R: 4 E: 0 K: 2 S: 13	H: 3 LOB: 2 BB: 2 P: 24	R: 0 E: 0 K: 0 S: 8	H: 0 LOB: 0 BB: 0 P: 13	R: 0 E: 0 K: 0 S: 7	H: 1 LOB: 1 BB: 0 P: 13	R: 0 E: 0 K: 0 S: 6	H: 0 LOB: 0 BB: 0 P: 8	R: 0 E: 0 K: 2 S: 12	H: 1 LOB: 1 BB: 0 P: 17	R: 0 E: 0 K: 1 S: 7	H: 0 LOB: 2 BB: 2 P: 16	R: 0 E: 0 K: 0 S: 4	H: 1 LOB: 1 BB: 0 P: 4	R: 1 E: 0 K: 1 S: 9	H: 2 LOB: 0 BB: 0 P: 11	1B: 5 2B: 1 3B: 0 HR: 2	SF: 0 SAC: 0 DP: 1 HBP: 0	WP: 0 PB: 0 SB: 0 CS: 0	PA: 38
PITCHER	IP WLS BF H R ER SO BB IBB HBP BLK WP HR S P ERA WHIP																					
Dave Stewart, R ERA: 3.52 (1, 1)	8.0 W 34 6 4 4 6 4 0 0 0 0 0 1 62 100 4.50 1.250																					
Eric Plunk, R ERA: 2.81 (9, 1)	0.1 S 3 2 1 1 1 0 0 0 0 0 0 1 8 10 27.00 6.000																					
Dennis Eckersley, R ERA: 1.67 (9, 1)	0.2 S 1 0 0 0 0 0 0 0 0 0 0 0 1 1 0.00 0.000																					

Oakland Athletics @ Minnesota Twins
Hubert H. Humphrey Metrodome, Minneapolis, MN
Fri Jun 03 1988, 8:05 PM EDT
Att: 43,177 - Dome

AB	34
R	5
H	8
RBI	5
BB	4
SO	7
LOB	13



Batter	1	2	3	4	5	6	7	8	9	AB	R	H	RBI	BB	SO	LOB	TOP			
Carney Lansford, R OBP: 0.446, SLG: 0.536 (1, 5)	2-2 1B	2-0 5-3					0-0 SH5-3	0-0 1B	0-1 FC6-4	5	0	3	0	0	0	4				
Stan Javier, S OBP: 0.309, SLG: 0.347 (1, 8) (8, 7)	0-1 1B		2-2 G6-3 1B				0-3 K	0-2 P5		5	0	2	0	0	2	5				
Jose Canseco, R OBP: 0.400, SLG: 0.529 (1, 9)	0-3 K		1-3 K				3-3 K	4-2 BB		3	0	0	0	2	3	4				
Dave Parker, L OBP: 0.338, SLG: 0.454 Dave Henderson, R OBP: 0.336, SLG: 0.539 (1, 7) (8, PR) (8, 8)	0-0 P6		0-1 G6-3				0-3 K			4	0	1	0	0	1	5				
Mark McGwire, R OBP: 0.361, SLG: 0.490 (1, 3)	1-3 K		0-1 6-3				1-2 1B			4	1	1	0	0	1	3				
Ron Hassey, L OBP: 0.343, SLG: 0.452 Steve Ontiveros, R (8, PR) Orlando Mercado, R OBP: 0.211, SLG: 0.294 (8, PR) (9, 2)		0-0 G3					0-0 3-1			5	1	3	1	0	0	0				
Don Baylor, R OBP: 0.304, SLG: 0.288 (1, 10)		3-2 6-3					0-3 K	1-2 F9		5	1	1	3	0	1	2				
Glenn Hubbard, R OBP: 0.353, SLG: 0.299 Doug Jennings, L OBP: 0.429, SLG: 0.382 Mike Gallego, R OBP: 0.295, SLG: 0.253 (1, 4) (8, PH) (8, PR) (8, 4)		0-1 2B					1-2 5-3			3	1	1	0	0	0	1				
Walt Weiss, S OBP: 0.309, SLG: 0.308 (1, 6)	0-0 2B						0-3 K			3	0	2	2	1	1	0				
Inning Stats	R: 0 H: 2 E: 0 K: 2 S: 13	H: 2 LOB: 2 BB: 0 P: 16	R: 1 H: 2 E: 0 K: 0 S: 11	H: 2 LOB: 1 BB: 0 P: 16	R: 0 H: 1 E: 0 K: 1 S: 11	H: 1 LOB: 0 BB: 0 P: 14	R: 0 H: 0 E: 0 K: 1 S: 7	H: 0 LOB: 0 BB: 0 P: 8	R: 0 H: 1 E: 0 K: 3 S: 13	H: 2 LOB: 1 BB: 0 P: 12	R: 0 H: 0 E: 0 K: 2 S: 10	H: 0 LOB: 1 BB: 1 P: 17	R: 4 H: 4 E: 0 K: 1 S: 22	H: 4 LOB: 3 BB: 2 P: 37	R: 1 H: 3 E: 1 K: 0 S: 11	H: 3 LOB: 3 BB: 0 P: 20	1B: 10 2B: 4 3B: 0 HR: 1	SF: 0 SAC: 3 DP: 0 HBP: 0	WP: 0 PA: 46 PB: 0 SB: 3 CS: 0	
PITCHER	IP	WLS	BF	H	R	ER	SO	BB	IBB	HBP	BLK	WP	HR	S	P	ERA	WHIP			
Bert Blyleven, R ERA: 4.93 Juan Berenguer, R ERA: 4.71 Karl Best, R ERA: 5.63	(1, 1) 7.0	L 34	11	5	5	9	2	2	0	0	0	0	0	1	79	111	6.43	1.857		

Oakland Athletics @ Minnesota Twins
Hubert H. Humphrey Metrodome, Minneapolis, MN
Sat Jun 04 1988, 8:05 PM EDT
Att: 52,008 - Dome

AB	39
R	6
H	15
RBI	6
BB	4
SO	10
LOB	27



Batter	1	2	3	4	5	6	7	8	9	AB	R	H	RBI	BB	SO	LOB	BOTTOM				
Dan Gladden, R OBP: 0.338, SLG: 0.465 (1, 7)	1-1 4-3		0-0 F9				1-2 4-3		0-1 P3	5	0	0	0	0	0	4					
Tom Herr, S OBP: 0.332, SLG: 0.305 (1, 4)	2-2 6-3		0-0 4-3				3-1 P3		1-2 BB	5	0	1	1	0	0	1					
Kirby Puckett, R OBP: 0.356, SLG: 0.537 (1, 8)	1-2 4-3		1-2 1B				1-3 K		0-0 L8	4	0	1	1	0	1	1					
Kent Hrbek, L OBP: 0.374, SLG: 0.558 John Moses, S OBP: 0.314, SLG: 0.300 (1, 3) (8, PR)		2-1 1B	1-0 1B				1-0 F8		0-0 1B	4	2	3	0	1	0	0					
Gary Gaetti, R OBP: 0.330, SLG: 0.490 (1, 5)		0-0 1B	0-0 5-3				0-0 G4-6-3 1B		1-0 1B	5	0	3	1	0	0	4					
Randy Bush, L OBP: 0.498, SLG: 0.474 Mark Davidson, R OBP: 0.366, SLG: 0.564 (1, 9) (8, PH) (9, 9)		1-1 P6					2-2 4-3		2-1 G4-6-3 1B	3	0	0	0	0	0	3					
Gene Larkin, S OBP: 0.357, SLG: 0.370 (1, 10)	0-0 1B		3-2 F8				1-3 K		2-0 G6-3	4	0	1	1	0	1	2					
Greg Gagne, R OBP: 0.276, SLG: 0.412 (1, 6)		0-3 K					0-1 6-3			4	1	2	0	0	1	2					
Tim Laudner, R OBP: 0.333, SLG: 0.461 (1, 2)	1-0 4-3						2-2 F9		2-2 5-3	4	1	2	0	0	0	3					
Inning Stats	R: 0 H: 0 E: 0 K: 0 S: 8	H: 3 LOB: 2 BB: 0 P: 12	R: 1 H: 3 E: 0 K: 1 S: 10	H: 3 LOB: 0 BB: 0 P: 14	R: 0 H: 2 E: 0 K: 0 S: 7	H: 2 LOB: 0 BB: 0 P: 9	R: 0 H: 0 E: 0 K: 0 S: 8	H: 0 LOB: 0 BB: 0 P: 13	R: 0 H: 1 E: 0 K: 1 S: 11	H: 1 LOB: 1 BB: 0 P: 19	R: 0 H: 1 E: 0 K: 0 S: 6	H: 1 LOB: 0 BB: 0 P: 9	R: 0 H: 1 E: 0 K: 1 S: 13	H: 1 LOB: 1 BB: 0 P: 17	R: 1 H: 3 E: 0 K: 0 S: 8	H: 3 LOB: 2 BB: 0 P: 15	R: 2 H: 3 E: 0 K: 0 S: 13	H: 3 LOB: 2 BB: 1 P: 23	1B: 10 2B: 4 3B: 0 HR: 0	SF: 1 SAC: 0 DP: 1 HBP: 0	WP: 0 PA: 41 PB: 0 SB: 0 CS: 0
PITCHER	IP	WLS	BF	H	R	ER	SO	BB	IBB	HBP	BLK	WP	HR	S	P	ERA	WHIP				
Storm Davis, R ERA: 3.0 Gene Nelson, R ERA: 3.55 Rick Honeycutt, L ERA: 3.25 Dennis Eckersley, R ERA: 1.61	(1, 1) 7.0	W 28	4	2	1	1	0	0	0	0	0	0	0	5	8	13.50	3.000				

Oakland Athletics @ Minnesota Twins
Hubert H. Humphrey Metrodome, Minneapolis, MN
Sat Jun 04 1988, 8:05 PM EDT
Att: 52,008 - Dome

AB	39
R	4
H	14
RBI	4
BB	1
SO	3
LOB	20



Batter	1	2	3	4	5	6	7	8	9	AB	R	H	RBI	BB	SO	LOB	TOP					
Dan Gladden, R OBP: 0.338, SLG: 0.466 (1, 7)	2-1 6-3		2-2 1B	0-1 3-1			1-0 2B	2-2 6-3		5	1	2	0	0	0	1						
Tom Herr, S OBP: 0.332, SLG: 0.311 (1, 4)	0-1 G3		2-2 HR		2-1 FC6-4		0-2 P6	1-1 F8		5	1	2	0	0	0	1						
Kirby Puckett, R OBP: 0.363, SLG: 0.556 (1, 8)	0-2 1B		0-1 HR		0-0 FC6-4		0-1 1B		2-0 F9	5	2	3	3	0	0	1						
Kent Hrbek, L OBP: 0.391, SLG: 0.569 (1, 3)	0-1 1B		0-0 F8		1-2 SAFE		4-0 1B		0-1 HR	4	1	2	0	1	0	1						
Gary Gaetti, R OBP: 0.330, SLG: 0.478 (1, 5)	0-0 P6		1-0 F7		0-0 SAFE		1-1 L7		2-3 K	5	0	0	0	0	1	6						
Randy Bush, L OBP: 0.408, SLG: 0.487 Mark Davidson, R OBP: 0.381, SLG: 0.564 (6, PH) John Moses, S OBP: 0.357, SLG: 0.459 (7, PH) Gene Larkin, S OBP: 0.361, SLG: 0.371 (1, 10)		1-2 6-3		2-0 1B		4-2 G6-3	0-1 1B	1-0 HR		2	1	1	0	0	0	0						
Tim Laudner, R OBP: 0.338, SLG: 0.508 (1, 2)		0-0 4-3		0-1 F7		1-2 G6-3	2-1 G3	3-1 4-3		5	0	1	0	0	0	3						
Greg Gagne, R OBP: 0.275, SLG: 0.408 (1, 6)		1-0 HR		3-3 K		1-2 G6-3	1-0 HR			4	2	2	2	0	1	3						
Inning Stats	R: 0 E: 0 K: 0 S: 10	H: 2 LOB: 2 BB: 0 P: 12	R: 1 E: 0 K: 1 S: 8	H: 1 LOB: 0 BB: 0 P: 11	R: 2 E: 0 K: 0 S: 10	H: 3 LOB: 0 BB: 0 P: 15	R: 1 E: 0 K: 1 S: 12	H: 2 LOB: 1 BB: 0 P: 18	R: 0 E: 0 K: 0 S: 11	H: 1 LOB: 1 BB: 1 P: 16	R: 0 E: 0 K: 0 S: 11	H: 1 LOB: 1 BB: 1 P: 18	R: 2 E: 0 K: 0 S: 12	H: 3 LOB: 2 BB: 1 P: 20	R: 1 E: 0 K: 0 S: 7	H: 1 LOB: 0 BB: 0 P: 11	R: 2 E: 0 K: 1 S: 13	H: 2 LOB: 0 BB: 0 P: 21	1B: 8 2B: 4 3B: 0 HR: 4	SF: 0 SAC: 0 DP: 1 HBP: 0	WP: 0 PB: 0 CS: 1	PA: 43
PITCHER	IP	WLS	BF	H	R	ER	SO	BB	IBB	HBP	BLK	WP	HR	S	P	ERA	WHIP					
Joel Davis, R ERA: 8.31 Steve Rosenberg, L ERA: 7.35 Bill Long, R ERA: 3.66 Jeff Bittiger, R ERA: 4.94	4.1		21	9	4	4	2	0	0	0	0	0	2	43	61	8.31	2.077					

Minnesota Twins @ Chicago White Sox
Comiskey Park, Chicago, IL
Mon Jun 06 1988, 8:05 PM EDT
Att: 12,827 - Unknown - 81 F

AB 41
R 9
H 16
RBI 9
BB 2
SO 3
LOB 17



Batter	1	2	3	4	5	6	7	8	9	AB	R	H	RBI	BB	SO	LOB	BOTTOM					
Dave Gallagher, R OBP: 0.297, SLG: 0.345 Dan Pasqua, L OBP: 0.304, SLG: 0.375 (6, PH) Steve Lyons, L OBP: 0.357, SLG: 0.356 (1, 5)	0-2 SH1-3		2-2 L9		0-0 2B	3-3 K		1-2 1B	1-2 2B	3	1	2	0	0	0	0						
Gary Redus, R OBP: 0.366, SLG: 0.472 (7, 8)	1-2 F3		3-2 1B		3-2 F9	3-3 K	1-2 K	2-3 K		5	0	1	0	0	2	5						
Ivan Calderon, R OBP: 0.300, SLG: 0.484 (1, 9)	0-1 6-3		3-3 K		3-2 F7	2-3 K		2-1 F8		5	0	0	0	0	2	5						
Harold Baines, L OBP: 0.329, SLG: 0.365 (1, 10)		2-2 6-3		3-3 K		2-2 E4	4-1 BB	2-2 3-1		4	1	1	0	1	1	2						
Greg Walker, L OBP: 0.272, SLG: 0.322 (1, 3)		1-2 F5		0-1 F8		4-2 1B	1-0 F8			3	1	0	0	1	0	2						
Fred Manrique, R OBP: 0.242, SLG: 0.356 (1, 4)		2-0 1B		0-1 F8		0-2 1B	2-3 K			4	1	2	0	0	1	0						
Ozzie Guillen, L OBP: 0.280, SLG: 0.293 (1, 6)		0-1 1B		0-0 F5		1-1 WP	1-2 4-3			4	0	2	2	0	0	0						
Ron Karkovics, R OBP: 0.205, SLG: 0.225 Donnie Hill, S OBP: 0.299, SLG: 0.218 Mark Salas, L OBP: 0.313, SLG: 0.349 (7, 2)		0-3 K		2-3 K		1-3 4-3	1-1 3-1			2	0	0	0	0	2	2						
Inning Stats	R: 0 E: 0 K: 0 S: 11	H: 1 LOB: 1 BB: 0 P: 12	R: 0 E: 0 K: 1 S: 13	H: 2 LOB: 2 BB: 0 P: 18	R: 0 E: 0 K: 1 S: 14	H: 1 LOB: 1 BB: 0 P: 24	R: 0 E: 0 K: 1 S: 8	H: 0 LOB: 0 BB: 0 P: 11	R: 1 E: 0 K: 1 S: 13	H: 2 LOB: 1 BB: 0 P: 18	R: 3 E: 1 K: 1 S: 20	H: 3 LOB: 1 BB: 1 P: 34	R: 0 E: 0 K: 2 S: 10	H: 0 LOB: 2 BB: 2 P: 24	R: 0 E: 0 K: 1 S: 11	H: 0 LOB: 0 BB: 0 P: 15	R: 0 E: 0 K: 1 S: 15	H: 2 LOB: 2 BB: 0 P: 23	1B: 8 2B: 2 3B: 1 HR: 0	SF: 0 SAC: 1 DP: 0 HBP: 0	WP: 2 PB: 0 CS: 0	PA: 41
PITCHER	IP	WLS	BF	H	R	ER	SO	BB	IBB	HBP	BLK	WP	HR	S	P	ERA	WHIP					
Frank Viola, L ERA: 2.65 Juan Berenguer, R ERA: 4.39 Jeff Reardon, R ERA: 2.3	5.1	W	10	0	0	0	4	2	0	0	0	1	0	26	48	0.00	0.750					

Minnesota Twins @ Chicago White Sox
Comiskey Park, Chicago, IL
Mon Jun 06 1988, 8:05 PM EDT
Att: 12,827 - Unknown - 81 F

AB 37
R 4
H 11
RBI 3
BB 3
SO 9
LOB 18




Batter	1	2	3	4	5	6	7	8	9	AB	R	H	RBI	BB	SO	LOB	TOP								
Dan Gladden, R OBP: 0.332, SLG: 0.468 (1, 7)	3-1 HR	3-0 G6-4-3		1-0 F7		1-1 3B		0-0 4-3	1-3 K	6	1	2	2	0	1	6									
Steve Lombardozzi, R OBP: 0.353, SLG: 0.354 (1, 4)	4-2 1B BB		1-3 K		0-0 P4	4-0 FC6-4 IBB		4-0 PB IBB		2	1	0	0	3	1	0									
Tom Herr, S OBP: 0.351, SLG: 0.337 Kent Hrbek, L OBP: 0.385, SLG: 0.548 (3, PR)	1-1 1B		0-0 4-3 2B		1-1 F7	0-1 L1		4-2 G4-3 BB		2	0	2	0	0	0	0									
Kirby Puckett, R OBP: 0.359, SLG: 0.540 (1, 8)	0-0 1B		2-2 4-3		2-2 1B	1-1 FC6-4		3-H G4-3		5	0	2	1	0	0	5									
Gary Gaetti, R OBP: 0.332, SLG: 0.507 (1, 5)	0-1 P7		2-2 5-3		3-3 K	1-2 F6		1-2 HR		5	1	1	1	0	1	5									
Gene Larkin, S OBP: 0.372, SLG: 0.385 (1, 3)	0-1 L5			3-1 BB 1B		1-2 1B 1B		1-1 4-3 1B		4	1	3	0	1	0	2									
Tim Laudner, R OBP: 0.342, SLG: 0.514 (1, 2)	3-1 G3			3-3 K		1-1 2B 1B		1-1 P4		5	1	1	0	0	1	5									
Greg Gagne, R OBP: 0.291, SLG: 0.440 (1, 6)		1-0 4-3		4-0 1B		3-3 K		3-3 K		4	0	0	0	1	3	4									
Mark Davidson, R OBP: 0.417, SLG: 0.605 John Moses, S OBP: 0.378, SLG: 0.487 (8, PH)		4-1 BB		0-3 K		1-1 3B 2B		0-0 4-3 PB 2B		2	1	1	2	1	1	2									
Inning Stats	R: 2 E: 0 K: 0 S: 14	H: 3 LOB: 2 BB: 1 P: 25	R: 0 E: 0 K: 0 S: 3	H: 0 LOB: 0 BB: 1 P: 11	R: 0 E: 0 K: 1 S: 10	H: 1 LOB: 2 BB: 0 P: 15	R: 0 E: 0 K: 2 S: 10	H: 1 LOB: 1 BB: 0 P: 21	R: 0 E: 0 K: 1 S: 11	H: 1 LOB: 1 BB: 0 P: 17	R: 3 E: 0 K: 1 S: 17	H: 4 LOB: 2 BB: 1 P: 29	R: 0 E: 0 K: 1 S: 8	H: 0 LOB: 1 BB: 1 P: 17	R: 1 E: 0 K: 0 S: 5	H: 1 LOB: 1 BB: 2 P: 13	R: 1 E: 0 K: 2 S: 13	H: 2 LOB: 2 BB: 1 P: 24	1B: 7 2B: 3 3B: 1 HR: 2	SF: 0 SAC: 0 DP: 2 HBP: 0	WP: 0 PB: 2 SB: 1 CS: 1	PA: 46			
PITCHER	IP	WLS	BF	H	R	ER	SO	BB	IBB	HBP	BLK	WP	HR	S	P	ERA	WHIP								
Mark Langston, L ERA: 3.87 Julio Solano, R ERA: 4.09 Rod Scurry, L ERA: Jerry Reed, R ERA: 5.73	(1, 1)	6.0	L 31	10	5	5	5	3	1	0	0	0	1	65	118	7.50	2.167								
	(7, 1)	1.1	7	1	1	0	1	1	1	0	0	0	0	10	23	0.00	1.500								
	(8, 1)	0.0	1	0	0	0	1	0	0	0	0	0	0	2	6	∞	∞								
	(8, 1)	1.2	7	2	1	1	2	0	1	0	0	0	1	14	25	5.40	1.200								

Minnesota Twins @ Seattle Mariners
The Kingdome, Seattle, WA
Thu Jun 09 1988, 10:05 PM EDT
Att: 9,506 - Dome

livebaseballscores.com

AB 38
R 7
H 13
RBI 6
BB 8
SO 8
LOB 31




Batter	1	2	3	4	5	6	7	8	9	AB	R	H	RBI	BB	SO	LOB	BOTTOM								
Harold Reynolds, S OBP: 0.330, SLG: 0.433 (1, 4)	1-0 F7		1-0 P7			1-1 F7		0-0 2B 1B		4	1	1	0	0	0	0									
Henry Cotto, R OBP: 0.346, SLG: 0.408 Dave Hengel, R OBP: 0.231, SLG: 0.240 (7, 7)	1-3 K		1-3 K			1-3 K		1-2 1-H 3-H 2B		3	0	0	0	0	3	0									
Mike Kingery, L OBP: 0.352, SLG: 0.341 (7, 8)	3-1 5-3		0-0 3-1			1-1 F7		0-0 F3		4	0	0	0	0	0	1									
Alvin Davis, L OBP: 0.398, SLG: 0.541 (1, 3)		2-1 L8		1-0 P8		2-2 HR		1-2 F9		4	1	1	1	0	0	1									
Ken Phelps, L OBP: 0.395, SLG: 0.525 (1, 10)		4-1 2B 1B BB		3-0 F7		1-0 F8		0-1 G3		3	1	0	0	1	0	0									
Jim Presley, R OBP: 0.259, SLG: 0.335 (1, 5)		1-1 1B 2B		0-1 L5		1-3 K		0-1 F9		4	0	1	0	0	1	0									
Glenn Wilson, R OBP: 0.303, SLG: 0.340 (1, 9)		2-1 2-H 3-H 1B		3-1 6-3		1-3 K		1-1 1B		4	1	2	1	0	1	0									
Scott Bradley, L OBP: 0.286, SLG: 0.342 Steve Balboni, R OBP: 0.164, SLG: 0.278 (9, PH)		1-0 2-H 1B		0-2 F7		2-1 F8		0-3 K		3	0	1	1	0	0	0									
Rey Quinones, R OBP: 0.296, SLG: 0.399 (1, 6)		2-2 6-3		0-0 5-3		0-0 1B 2B				3	1	1	0	0	0	1									
Inning Stats	R: 0 E: 0 K: 1 S: 6	H: 0 LOB: 0 BB: 0 P: 11	R: 2 E: 0 K: 0 S: 11	H: 3 LOB: 1 BB: 1 P: 23	R: 0 E: 0 K: 1 S: 5	H: 0 LOB: 0 BB: 0 P: 7	R: 0 E: 0 K: 0 S: 5	H: 0 LOB: 0 BB: 0 P: 8	R: 0 E: 0 K: 1 S: 7	H: 0 LOB: 0 BB: 0 P: 10	R: 1 E: 0 K: 2 S: 11	H: 1 LOB: 0 BB: 0 P: 16	R: 2 E: 0 K: 0 S: 11	H: 3 LOB: 1 BB: 0 P: 15	R: 0 E: 0 K: 1 S: 9	H: 1 LOB: 0 BB: 0 P: 10	1B: 4 2B: 3 3B: 0 HR: 1	SF: 0 SAC: 0 DP: 0 HBP: 0	WP: 0 PB: 0 SB: 0 CS: 0	PA: 35					
PITCHER	IP	WLS	BF	H	R	ER	SO	BB	IBB	HBP	BLK	WP	HR	S	P	ERA	WHIP								
Bert Blyleven, R ERA: 5.03 Jeff Reardon, R ERA: 2.17	(1, 1)	7.1	W 29	7	5	5	5	1	0	0	0	0	0	58	94	6.14	1.091								
	(8, 1)	1.2	S 6	1	0	0	1	0	0	0	0	0	0	13	15	0.00	0.600								

Minnesota Twins @ Seattle Mariners
The Kingdome, Seattle, WA
Thu Jun 09 1988, 10:05 PM EDT
Att: 9,506 - Dome

livebaseballscores.com

AB 34
R 5
H 8
RBI 5
BB 1
SO 6
LOB 4



Batter	1	2	3	4	5	6	7	8	9	AB	R	H	RBI	BB	SO	LOB	TOP										
Dan Gladden, R OBP: 0.331, SLG: 0.464										4	1	1	1	0	1	0	Minnesota Twins @ Seattle Mariners The Kingdome, Seattle, WA Fri Jun 10 1988, 10:05 PM EDT Att: 19,605 - Dome										
Greg Gagne, R OBP: 0.290, SLG: 0.436										4	1	1	0	0	1												
Kirby Puckett, R OBP: 0.357, SLG: 0.539										4	0	1	2	0	1												
Kent Hrbek, L OBP: 0.378, SLG: 0.537										4	0	0	0	0	1												
Gary Gaetti, R OBP: 0.339, SLG: 0.511										4	0	3	0	0	0												
Randy Bush, L OBP: 0.394, SLG: 0.472										4	0	0	0	0	1	4											
Mark Davidson, R OBP: 0.417, SLG: 0.605										0	0	0	0	0	0	0											
Gene Larkin, S OBP: 0.365, SLG: 0.376										4	0	0	0	0	1	3											
Brian Harper, R OBP: 0.455, SLG: 0.500										2	1	2	0	1	0	0											
Al Newman, S OBP: 0.209, SLG: 0.150										2	0	0	0	0	0	2											
Inning Stats	R: 0 E: 0 K: 1 S: 5	H: 0 LOB: 0 BB: 0 P: 5	R: 0 E: 0 K: 0 S: 6	H: 1 LOB: 0 BB: 0 P: 10	R: 0 E: 0 K: 0 S: 3	H: 0 LOB: 0 BB: 1 P: 9	R: 2 E: 1 K: 2 S: 19	H: 3 LOB: 2 BB: 0 P: 26	R: 1 E: 0 K: 2 S: 10	H: 2 LOB: 1 BB: 0 P: 13	R: 0 E: 0 K: 0 S: 6	H: 1 LOB: 0 BB: 0 P: 7	R: 0 E: 0 K: 0 S: 8	H: 1 LOB: 0 BB: 0 P: 14	R: 0 E: 0 K: 1 S: 8	H: 0 LOB: 0 BB: 0 P: 13	R: 0 E: 0 K: 1 S: 8	H: 0 LOB: 0 BB: 0 P: 11	1B: 6 2B: 3 3B: 0 HR: 0	SF: 0 SAC: 1 DP: 1 HBP: 0	WP: 0 PB: 0 SB: 1 CS: 2	PA: 34					
PITCHER	IP	WLS	BF	H	R	ER	SO	BB	IBB	HBP	BLK	WP	HR	S	P	ERA	WHIP										
Ed Nunez, R ERA: 7.03	6.0	L	25	7	3	2	5	1	0	0	0	0	0	49	70	3.00	1.333										
Mike Moore, R ERA: 5.37	2.0		6	1	0	0	0	0	0	0	0	0	0	16	27	0.00	0.500										
Mike Schooler, R ERA:	1.0		3	0	0	0	1	0	0	0	0	0	0	8	11	0.00	0.000										

Batter	1	2	3	4	5	6	7	8	9	AB	R	H	RBI	BB	SO	LOB	BOTTOM										
Harold Reynolds, S OBP: 0.333, SLG: 0.434										4	1	2	0	0	0	3	Minnesota Twins @ Seattle Mariners The Kingdome, Seattle, WA Fri Jun 10 1988, 10:05 PM EDT Att: 19,605 - Dome										
Henry Cotto, R OBP: 0.344, SLG: 0.404										2	0	0	1	1	1	2											
Mickey Brantley, R OBP: 0.300, SLG: 0.491										4	0	0	0	0	0	2											
Alvin Davis, L OBP: 0.396, SLG: 0.533										3	0	0	0	1	1	1											
Steve Balboni, R OBP: 0.156, SLG: 0.263										4	0	0	0	0	1	3											
Jim Prestley, R OBP: 0.263, SLG: 0.343											4	0	2	0	0	0											
Dave Valle, R OBP: 0.272, SLG: 0.368											3	0	1	0	0	1		1									
Scott Bradley, L OBP: 0.283, SLG: 0.339											1	0	0	0	0	0		0									
Dave Hengel, R OBP: 0.207, SLG: 0.214											3	0	0	0	0	2		2									
Mike Kingery, L OBP: 0.345, SLG: 0.337											1	0	0	0	0	0	0										
Rey Quinones, R OBP: 0.299, SLG: 0.400										2	0	1	0	0	0	0	0										
Ken Phelps, L OBP: 0.393, SLG: 0.521										1	0	0	0	0	0	2											
Rick Renteria, R OBP: 0.240, SLG: 0.329										0	0	0	0	0	0	0											
Inning Stats	R: 0 E: 0 K: 1 S: 22	H: 1 LOB: 2 BB: 1 P: 32	R: 0 E: 0 K: 0 S: 7	H: 0 LOB: 0 BB: 0 P: 11	R: 1 E: 0 K: 0 S: 6	H: 1 LOB: 0 BB: 0 P: 11	R: 0 E: 0 K: 1 S: 7	H: 1 LOB: 1 BB: 0 P: 8	R: 0 E: 0 K: 0 S: 8	H: 0 LOB: 0 BB: 0 P: 15	R: 0 E: 0 K: 0 S: 7	H: 0 LOB: 0 BB: 0 P: 7	R: 0 E: 0 K: 1 S: 15	H: 2 LOB: 2 BB: 0 P: 23	R: 0 E: 0 K: 2 S: 17	H: 0 LOB: 1 BB: 1 P: 25	R: 0 E: 0 K: 0 S: 6	H: 0 LOB: 0 BB: 0 P: 9	1B: 5 2B: 1 3B: 0 HR: 0	SF: 1 SAC: 0 DP: 0 HBP: 0	WP: 0 PB: 0 SB: 4 CS: 0	PA: 35					
PITCHER	IP	WLS	BF	H	R	ER	SO	BB	IBB	HBP	BLK	WP	HR	S	P	ERA	WHIP										
Allan Anderson, L ERA: 4.14	6.1	W	26	6	1	1	4	1	0	0	0	0	0	24	36	0.00	0.600										
Juan Berenguer, R ERA: 4.04	1.2		6	0	0	0	2	1	0	0	0	0	0	6	9	0.00	0.000										
Jeff Reardon, R ERA: 2.1	1.0	S	3	0	0	0	0	0	0	0	0	0	0	6	9	0.00	0.000										

AB 32
R 3
H 8
RBI 3
BB 1
SO 6
LOB 12



AB 32
R 1
H 6
RBI 1
BB 2
SO 6
LOB 16



Batter	1	2	3	4	5	6	7	8	9	AB	R	H	RBI	BB	SO	LOB	TOP					
Dan Gladden, R OBP: 0.325, SLG: 0.456 (1, 7)	F3		E4 1B		F7			K		4	1	0	0	0	1	0	Minnesota Twins @ Seattle Mariners The Kingdome, Seattle, WA Sat Jun 11 1988, 10:05 PM EDT Att: 20,209 - Dome					
Steve Lombardozzi, R OBP: 0.368, SLG: 0.350 (1, 4)	K		1B		F9			K		4	0	1	1	0	2	0						
Kirby Puckett, R OBP: 0.355, SLG: 0.534 (1, 8)	6-3		F2		F8			1B		4	0	1	0	0	0	1						
Kent Hrbek, L OBP: 0.380, SLG: 0.534 (1, 10)			1B		F9			F8		3	0	1	0	1	0	1						
Gary Gaetti, R OBP: 0.333, SLG: 0.502 (1, 5)	F9		5-3		2-3			F9		4	0	0	0	0	0	3						
Randy Bush, L OBP: 0.390, SLG: 0.466 (1, 9)	F5		FC4-6 1B		P4			4-3		4	0	1	0	0	0	1						
Gene Larkin, S OBP: 0.363, SLG: 0.379 Mark Davidson, R OBP: 0.417, SLG: 0.605 (9, PR)	F8		FC4-6 1-2		F7			2B		4	0	1	0	0	0	2						
Tim Laudner, R OBP: 0.335, SLG: 0.503 Tom Herr, S OBP: 0.350, SLG: 0.335 (9, PH)			K		P4			4-1		3	0	0	0	0	1	1						
Greg Gagne, R OBP: 0.290, SLG: 0.431 (1, 6)			E HBP		F3			5-3		2	1	0	0	0	0	1						
Inning Stats	R: 0 E: 0 K: 1 S: 5	H: 0 LOB: 0 BB: 0 P: 8	R: 0 E: 0 K: 0 S: 5	H: 0 LOB: 1 BB: 1 P: 11	R: 2 E: 1 K: 1 S: 12	H: 2 LOB: 2 BB: 0 P: 16	R: 0 E: 0 K: 0 S: 7	H: 1 LOB: 1 BB: 0 P: 10	R: 0 E: 0 K: 0 S: 10	H: 0 LOB: 0 BB: 0 P: 13	R: 0 E: 0 K: 0 S: 6	H: 0 LOB: 0 BB: 0 P: 7	R: 0 E: 0 K: 0 S: 7	H: 0 LOB: 0 BB: 0 P: 10	R: 0 E: 0 K: 11 S: 11	H: 1 LOB: 1 BB: 0 P: 16		R: 0 E: 0 K: 0 S: 9	H: 1 LOB: 1 BB: 0 P: 12	1B: 4 2B: 1 3B: 0 HR: 0	SF: 0 SAC: 0 DP: 0 HBP: 1	WP: 0 PB: 0 SB: 1 CS: 0
PITCHER	IP	WLS	BF	H	R	ER	SO	BB	IBB	HBP	BLK	WP	HR	S	P	ERA	WHIP					
Scott Bankhead, R ERA: 2.43 (1, 1)	7.0		27	3	2	0	2	1	0	1	0	0	0	52	75	0.00	0.571					
Michael Jackson, R ERA: 2.51 (8, 1)	1.2	W	7	2	0	0	2	0	0	0	0	0	0	18	26	0.00	1.200					
Mike Schooler, R ERA: (9, 1)	0.1	S	1	0	0	0	0	0	0	0	0	0	0	2	2	0.00	0.000					


AB 33
R 2
H 5
RBI 1
BB 1
SO 4
LOB 11



Batter	1	2	3	4	5	6	7	8	9	AB	R	H	RBI	BB	SO	LOB	BOTTOM				
Harold Reynolds, S OBP: 0.341, SLG: 0.440 (1, 4)	F7		G4-6-3 1B			CS 1B		E 1B		4	0	3	0	0	0	0	Minnesota Twins @ Seattle Mariners The Kingdome, Seattle, WA Sat Jun 11 1988, 10:05 PM EDT Att: 20,209 - Dome				
Henry Cotto, R OBP: 0.338, SLG: 0.396 (1, 8)	K		G4-6-3 1-2		F7			P4		4	0	0	0	0	1	5					
Mickey Brantley, R OBP: 0.295, SLG: 0.482 (1, 7)	F7				5-3			CS		4	0	0	0	0	1	1					
Steve Balboni, R OBP: 0.150, SLG: 0.253 Alvin Davis, L OBP: 0.398, SLG: 0.533 (9, PH)			G3		K			P4		3	0	0	0	0	1	0					
Jim Prestey, R OBP: 0.263, SLG: 0.341 (1, 5)			F7		F3			1B		4	0	1	0	0	0	2					
Glenn Wilson, R OBP: 0.299, SLG: 0.335 (1, 10)			P4					K		3	0	0	0	0	1	1					
Dave Valle, R OBP: 0.280, SLG: 0.370 (1, 2)			1B 1B 1B		G3			HR BB		2	1	1	0	1	0	0					
Dave Hengel, R OBP: 0.219, SLG: 0.323 (1, 9)			K		F7			HR		3	1	1	2	0	1	1					
Rey Quinones, R OBP: 0.304, SLG: 0.419 (1, 6)			1B 1-2					K		3	1	2	1	0	1	0					
Inning Stats	R: 0 E: 0 K: 1 S: 8	H: 0 LOB: 0 BB: 0 P: 9	R: 0 E: 0 K: 0 S: 10	H: 0 LOB: 0 BB: 0 P: 14	R: 0 E: 0 K: 1 S: 10	H: 3 LOB: 2 BB: 0 P: 11	R: 0 E: 0 K: 1 S: 7	H: 0 LOB: 0 BB: 0 P: 7	R: 0 E: 0 K: 0 S: 11	H: 0 LOB: 0 BB: 0 P: 15	R: 0 E: 0 K: 1 S: 8	H: 1 LOB: 0 BB: 0 P: 10	R: 0 E: 0 K: 1 S: 11	H: 1 LOB: 1 BB: 0 P: 15	R: 3 E: 1 K: 1 S: 14	H: 3 LOB: 2 BB: 2 P: 26		1B: 6 2B: 0 3B: 0 HR: 2	SF: 0 SAC: 0 DP: 1 HBP: 0	WP: 0 PB: 0 SB: 0 CS: 1	PA: 33
PITCHER	IP	WLS	BF	H	R	ER	SO	BB	IBB	HBP	BLK	WP	HR	S	P	ERA	WHIP				
Frank Viola, L ERA: 2.74 (1, 1)	7.0	L	28	8	3	3	5	1	0	0	0	0	0	8	14	0.00	0.000				
Keith Atherton, R ERA: 2.67 (8, 1)	1.0		4	0	0	0	1	0	1	0	0	0	0	8	14	0.00	0.000				

AB 30
R 3
H 8
RBI 3
BB 2
SO 6
LOB 10




Batter	1	2	3	4	5	6	7	8	9	AB	R	H	RBI	BB	SO	LOB	TOP										
Gary Redus, R OBP: 0.336, SLG: 0.450 (1, 8)	L6		HR		F9		K2-3		L4	5	1	1	1	0	1	3	Chicago White Sox @ Minnesota Twins Hubert H. Humphrey Metrodome, Minneapolis, MN Mon Jun 13 1988, 8:05 PM EDT Att: 28,521 - Unknown livebaseballscorecards.com										
Steve Lyons, L OBP: 0.370, SLG: 0.375 (1, 5)	7-6-5 2B		K		L3		G6-3			4	0	1	0	0	1	2											
Harold Baines, L OBP: 0.324, SLG: 0.364 (1, 10)	7-6-5 2-3F		K		K		K		K	4	0	0	0	0	3	1											
Ivan Calderon, R OBP: 0.310, SLG: 0.498 (1, 9)		2B	1B		HR		2B			3	2	3	1	1	0	0											
Greg Walker, L OBP: 0.281, SLG: 0.336 (1, 3)	1-H 2B	BB	4-3		G3		P2			4	1	1	1	0	0	2											
Dan Pasqua, L OBP: 0.305, SLG: 0.394 (1, 7)	3-H 2B				3-1		K			4	0	2	1	0	1	1											
Mark Salas, L OBP: 0.337, SLG: 0.403 (1, 2)	G1-3		L3				2B		SH1-3 1B	4	0	2	0	0	0	2											
Ozzie Guillen, L OBP: 0.286, SLG: 0.302 (1, 6)	FC1-6-5-4-6 2-3		G4-6-3				2B		SH1-3	3	0	1	0	0	0	2											
Mike Woodard, L OBP: 0.273, SLG: 0.300 (1, 4)	4-3				4-3		G3		L4	4	0	0	0	0	0	4											
Fred Manrique, R OBP: 0.230, SLG: 0.337 (9, 4)										0	0	0	0	0	0	0											
Inning Stats	R: 0 E: 0 K: 0 S: 6	H: 1 LOB: 0 BB: 0 P: 7	R: 2 E: 0 K: 0 S: 6	H: 2 LOB: 1 BB: 1 P: 16	R: 1 E: 0 K: 2 S: 9	H: 2 LOB: 0 BB: 0 P: 14	R: 0 E: 0 K: 0 S: 5	H: 1 LOB: 0 BB: 0 P: 6	R: 0 E: 0 K: 1 S: 9	H: 0 LOB: 0 BB: 0 P: 15	R: 1 E: 0 K: 0 S: 9	H: 1 LOB: 0 BB: 0 P: 12	R: 0 E: 0 K: 1 S: 10	H: 2 LOB: 2 BB: 0 P: 16	R: 0 E: 0 K: 2 S: 10	H: 1 LOB: 1 BB: 0 P: 15		R: 0 E: 0 K: 0 S: 6	H: 1 LOB: 1 BB: 0 P: 8	1B: 3 2B: 7 3B: 0 HR: 2	SF: 0 SAC: 1 DP: 2 HBP: 0	WP: 0 PB: 0 CS: 0	PA: 37				
PITCHER	IP	WLS	BF	H	R	ER	SO	BB	IBB	HBP	BLK	WP	HR	S	P	ERA	WHIP										
Les Straker, R ERA: 4.33 (1, 1)	6.0	L	26	9	4	4	3	1	0	0	0	0	2	47	75	6.00	1.667										
Mark Portugal, R ERA: 4.76 (7, 1)	3.0		11	2	0	0	3	0	0	0	0	0	0	22	34	0.00	0.667										

Batter	1	2	3	4	5	6	7	8	9	AB	R	H	RBI	BB	SO	LOB	BOTTOM										
Dan Gladden, R OBP: 0.324, SLG: 0.452 (1, 7)	P4		G1-3			K				4	0	1	0	0	1	2	Chicago White Sox @ Minnesota Twins Hubert H. Humphrey Metrodome, Minneapolis, MN Mon Jun 13 1988, 8:05 PM EDT Att: 28,521 - Unknown livebaseballscorecards.com										
Steve Lombardozzi, R OBP: 0.330, SLG: 0.293 (1, 4)	F9		F7			F7				4	0	0	0	0	0	4											
Kirby Puckett, R OBP: 0.356, SLG: 0.532 (1, 8)	6-3				WP 1B	G5-3				4	1	2	0	0	0	0											
Kent Hrbek, L OBP: 0.387, SLG: 0.531 (1, 3)		G3			1-H CS 1B					4	0	2	1	0	1	1											
Gary Gaetti, R OBP: 0.329, SLG: 0.504 (1, 5)		K			1-2 K		F9			4	0	1	0	0	2	2											
Randy Bush, L OBP: 0.494, SLG: 0.500 (1, 9)																											
Mark Davidson, R OBP: 0.396, SLG: 0.553 (9, PH)		K2-3																									
John Moses, S OBP: 0.392, SLG: 0.511 (9, PH)																											
Gene Larkin, S OBP: 0.362, SLG: 0.379 (1, 10)			G1-3 BB 1B		CS					4	0	1	0	0	1	2											
Tim Laudner, R OBP: 0.341, SLG: 0.500 (1, 2)										1	0	0	0	1	0	0											
Greg Gagne, R OBP: 0.292, SLG: 0.430 (1, 6)																											
Tom Herr, S ERA: 4.81 (8, PH)																											
Al Newman, S OBP: 0.209, SLG: 0.150 (9, 6)																											
Inning Stats	R: 0 E: 0 K: 0 S: 7	H: 0 LOB: 0 BB: 0 P: 10	R: 0 E: 0 K: 2 S: 8	H: 0 LOB: 0 BB: 0 P: 11	R: 0 E: 0 K: 1 S: 13	H: 1 LOB: 2 BB: 1 P: 20	R: 1 E: 0 K: 0 S: 10	H: 2 LOB: 0 BB: 1 P: 19	R: 0 E: 0 K: 1 S: 5	H: 0 LOB: 0 BB: 0 P: 7	R: 0 E: 0 K: 0 S: 4	H: 1 LOB: 0 BB: 0 P: 6	R: 0 E: 0 K: 0 S: 13	H: 1 LOB: 2 BB: 0 P: 24	R: 0 E: 0 K: 3 S: 16	H: 2 LOB: 2 BB: 0 P: 22	1B: 7 2B: 1 3B: 0 HR: 0	SF: 0 SAC: 0 DP: 2 HBP: 1	WP: 1 PB: 0 SB: 0 CS: 2	PA: 35							
PITCHER	IP	WLS	BF	H	R	ER	SO	BB	IBB	HBP	BLK	WP	HR	S	P	ERA	WHIP										
Melido Perez, R ERA: 3.29 (1, 1)	8.0	W	30	6	1	1	5	2	0	1	0	0	0	4	6	0.00	3.000										
Ricky Horton, L ERA: 4.81 (9, 1)	0.1		2	1	0	0	1	0	0	0	0	0	0	4	6	0.00	3.000										
Bobby Thigpen, R ERA: 4.46 (9, 1)	0.2	S	2	0	0	0	2	0	0	0	0	0	0	9	12	0.00	0.000										




Batter	1	2	3	4	5	6	7	8	9	AB	R	H	RBI	BB	SO	LOB	TOP								
Gary Redus, R OBP: 0.331, SLG: 0.440 (1, 8)										5	0	1	0	0	2	4	Chicago White Sox @ Minnesota Twins Hubert H. Humphrey Metrodome, Minneapolis, MN Tue Jun 14 1988, 8:05 PM EDT Att: 25,527 - Unknown								
Steve Lyons, L OBP: 0.366, SLG: 0.380 (1, 5)										4	1	1	0	0	0	3									
Harold Baines, L OBP: 0.327, SLG: 0.371 (1, 10)										4	0	2	0	0	1	1									
Ivan Calderon, R OBP: 0.305, SLG: 0.488 (1, 9)										4	0	0	0	0	2	3									
Greg Walker, L OBP: 0.280, SLG: 0.335 (1, 3)										4	0	1	1	0	0	2									
Dan Pasqua, L OBP: 0.304, SLG: 0.390 (1, 7)										4	0	1	0	0	1	3									
Mark Salas, L OBP: 0.333, SLG: 0.395 (1, 2)										4	0	1	0	0	1	1									
Ozzie Guillen, L OBP: 0.289, SLG: 0.305 (1, 6)										4	0	2	0	0	1	1									
Mike Woodard, L OBP: 0.250, SLG: 0.273 (1, 4)										2	0	0	0	0	0	1									
Daryl Boston, L OBP: 0.276, SLG: 0.514 (7, PH)										1	0	1	0	0	0	0									
Fred Manrique, R OBP: 0.230, SLG: 0.337 (7, 4)										0	0	0	0	0	0	0									
Donnie Hill, S OBP: 0.295, SLG: 0.210 (9, PH)										1	0	0	0	0	0	1									
Inning Stats	R: 0 E: 0 K: 1 S: 7	H: 0 LOB: 0 BB: 0 P: 10	R: 0 E: 0 K: 2 S: 14	H: 1 LOB: 1 BB: 0 P: 17	R: 0 E: 0 K: 0 S: 12	H: 1 LOB: 1 BB: 0 P: 18	R: 0 E: 0 K: 0 S: 8	H: 1 LOB: 1 BB: 0 P: 10	R: 0 E: 0 K: 1 S: 9	H: 1 LOB: 1 BB: 0 P: 10	R: 1 E: 0 K: 0 S: 5	H: 2 LOB: 1 BB: 0 P: 8	R: 0 E: 0 K: 2 S: 12	H: 2 LOB: 2 BB: 0 P: 16	R: 0 E: 0 K: 2 S: 11	H: 1 LOB: 1 BB: 0 P: 14	R: 0 E: 0 K: 0 S: 8	H: 1 LOB: 1 BB: 0 P: 11	1B: 8 2B: 2 3B: 0 HR: 0	SF: 0 SAC: 0 DP: 0 HBP: 0	WP: 0 PB: 0 SB: 2 CS: 0	PA: 37			
PITCHER	IP	WLS	BF	H	R	ER	SO	BB	IBB	HBP	BLK	WP	HR	S	P	ERA	WHIP								
Bert Blyleven, R ERA: 4.79	(1, 1)	6.1	W	26	7	1	1	5	0	0	0	0	0	60	79	1.42	1.105								
Juan Berenguer, R ERA: 3.72	(7, 1)	1.2		7	2	0	0	3	0	0	0	0	0	18	24	0.00	1.200								
Jeff Reardon, R ERA: 2.03	(9, 1)	1.0	S	4	1	0	0	0	0	0	0	0	0	8	11	0.00	1.000								

AB	37
R	1
H	10
RBI	1
BB	0
SO	8
LOB	20



Batter	1	2	3	4	5	6	7	8	9	AB	R	H	RBI	BB	SO	LOB	BOTTOM								
Dan Gladden, R OBP: 0.327, SLG: 0.464 (1, 7)										3	2	1	1	1	0	2	Chicago White Sox @ Minnesota Twins Hubert H. Humphrey Metrodome, Minneapolis, MN Tue Jun 14 1988, 8:05 PM EDT Att: 25,527 - Unknown								
Greg Gagne, R OBP: 0.291, SLG: 0.437 (1, 6)										4	0	1	2	0	1	1									
Kirby Puckett, R OBP: 0.351, SLG: 0.523 (1, 8)										4	0	0	0	0	0	2									
Gary Gaetti, R OBP: 0.328, SLG: 0.500 (1, 5)										4	0	1	0	0	0	0									
Gene Larkin, S OBP: 0.355, SLG: 0.371 (1, 10)										4	0	0	0	0	1	1									
Tim Laudner, R OBP: 0.341, SLG: 0.497 (1, 2)										3	0	1	0	0	0	0									
Kent Hrbek, L OBP: 0.386, SLG: 0.528 (1, 3)										3	0	1	0	0	1	1									
Mark Davidson, R OBP: 0.382, SLG: 0.531 (7, PH)										2	0	0	0	0	0	1									
John Moses, S OBP: 0.365, SLG: 0.500 (8, 9)										1	0	0	0	0	0	0									
Steve Lombardozzi, R OBP: 0.350, SLG: 0.310 (1, 4)										2	1	2	0	1	0	0									
Inning Stats	R: 1 E: 0 K: 1 S: 8	H: 1 LOB: 0 BB: 0 P: 11	R: 0 E: 0 K: 1 S: 7	H: 1 LOB: 1 BB: 0 P: 12	R: 0 E: 0 K: 0 S: 5	H: 1 LOB: 1 BB: 0 P: 7	R: 0 E: 0 K: 0 S: 7	H: 0 LOB: 0 BB: 0 P: 7	R: 2 E: 0 K: 1 S: 15	H: 2 LOB: 1 BB: 1 P: 28	R: 0 E: 0 K: 0 S: 5	H: 1 LOB: 1 BB: 0 P: 8	R: 0 E: 0 K: 0 S: 9	H: 0 LOB: 0 BB: 1 P: 16	R: 0 E: 0 K: 0 S: 6	H: 1 LOB: 1 BB: 0 P: 9	1B: 5 2B: 0 3B: 1 HR: 1	SF: 0 SAC: 0 DP: 0 HBP: 0	WP: 0 PB: 0 SB: 1 CS: 1	PA: 32					
PITCHER	IP	WLS	BF	H	R	ER	SO	BB	IBB	HBP	BLK	WP	HR	S	P	ERA	WHIP								
Dave LaPoint, L ERA: 2.84	(1, 1)	6.0	L	25	6	3	3	3	1	0	0	0	0	15	25	0.00	1.167								
Jeff Blittiger, R ERA: 4.23	(7, 1)	2.0		7	1	0	0	0	1	0	0	0	0	15	25	0.00	1.000								

AB	30
R	3
H	7
RBI	3
BB	2
SO	3
LOB	8



Batter	1	2	3	4	5	6	7	8	9	AB	R	H	RBI	BB	SO	LOB	TOP				
Harold Reynolds, S (1, 4) OBP: 0.335, SLG: 0.421	4-1 S BB		0-1 HBP 1B		1-1 L8		1-0 SH5-3			2	0	1	0	1	0	0					
Henry Cotto, R (1, 8) OBP: 0.319, SLG: 0.372	2-3 SAFE K		2-2 P3		1-0 B2		1-1 P3			4	0	0	0	0	1	5					
Alvin Davis, L (1, 3) OBP: 0.391, SLG: 0.521	2-1 F7		1-1 HBP		0-1 2B		0-2 F7			3	0	1	0	0	0	3					
Steve Balboni, R (1, 10) OBP: 0.169, SLG: 0.299 Scott Bradley, L (8, PH) OBP: 0.272, SLG: 0.318	0-3 K		0-0 G6-3		1-1 G1-3			3-2 P4		3	0	0	0	0	1	4					
Mickey Brantley, R (1, 7) OBP: 0.297, SLG: 0.471		1-1 G6-3		1-1 G4-3		3-3 K		1-1 P4		4	0	0	0	0	1	0					
Glenn Wilson, R (1, 9) OBP: 0.290, SLG: 0.324		2-2 L9		0-0 G6-3		0-0 P3		0-1 F8		4	0	0	0	0	0	0					
Dave Valle, R (1, 2) OBP: 0.292, SLG: 0.389		1-0 FC6 1B		2-2 HR		3-3 K			2-3 K	4	1	2	1	0	2	0					
Jim Presley, R (1, 5) OBP: 0.256, SLG: 0.332		0-1 FC6 1B		2-1 FC6-4 1B			0-0 SH5-3 BB 1B		1-3 K	4	0	2	0	0	1	1					
Rey Quinones, R (1, 6) OBP: 0.304, SLG: 0.422			3-2 E5 1B		0-1 FC6-4 1B		4-0 SH5-3 BB		1-0 F7	3	0	0	0	1	0	1					
Inning Stats	R: 0 E: 0 K: 2 S: 10	H: 0 LOB: 1 BB: 1 P: 18	R: 0 E: 0 K: 0 S: 11	H: 1 LOB: 1 BB: 0 P: 15	R: 0 E: 1 K: 0 S: 15	H: 1 LOB: 2 BB: 0 P: 21	R: 1 E: 0 K: 0 S: 10	H: 2 LOB: 1 BB: 0 P: 15	R: 0 E: 0 K: 2 S: 7	H: 0 LOB: 0 BB: 0 P: 14	R: 0 E: 0 K: 0 S: 7	H: 1 LOB: 2 BB: 1 P: 13	R: 0 E: 0 K: 0 S: 9	H: 0 LOB: 0 BB: 0 P: 13	R: 0 E: 0 K: 2 S: 7	H: 0 LOB: 0 BB: 0 P: 11	1B: 4 2B: 1 3B: 0 HR: 1	SF: 0 SAC: 1 DP: 0 HBP: 1	WP: 0 PB: 0 SB: 1 CS: 0	PA: 36	
PITCHER	IP	WLS	BF	H	R	ER	SO	BB	IBB	HBP	BLK	WP	HR	S	P	ERA	WHIP				
Frank Viola, L (1, 1) ERA: 2.67	6.0	W	27	6	1	1	4	2	0	1	0	0	1	62	98	1.50	1.333				
Juan Berenguer, R (7, 1) ERA: 3.56	2.0		6	0	0	0	0	0	0	0	0	0	0	15	21	0.00	0.000				
Jeff Reardon, R (9, 1) ERA: 1.97	1.0	S	3	0	0	0	2	0	0	0	0	0	0	7	11	0.00	0.000				

Seattle Mariners @ Minnesota Twins
Hubert H. Humphrey Metrodome, Minneapolis, MN
Fri Jun 17 1988, 8:05 PM EDT
Att: 35,226 - Dome

AB 32
R 1
H 6
RBI 1
BB 2
SO 6
LOB 14



Batter	1	2	3	4	5	6	7	8	9	AB	R	H	RBI	BB	SO	LOB	BOTTOM				
Dan Gladden, R (1, 7) OBP: 0.331, SLG: 0.461	2-1 P4		2-2 1B 1-2 1B		0-0 G2-3	1-1 G3-1				4	0	1	0	0	0	2					
John Moses, S (1, 8) OBP: 0.375, SLG: 0.480	1-2 G3-1		2-1 SAFE BB 1-3 1B		1-1 F7		0-0 P5			4	0	1	0	0	0	1					
Tom Herr, S (1, 4) OBP: 0.349, SLG: 0.332	3-1 F7		4-0 BB 1-2 BB		0-0 G4-3		2-2 G6-3			3	0	0	0	1	0	1					
Kent Hrbek, L (1, 3) OBP: 0.386, SLG: 0.523		2-2 P2	0-0 F8			0-0 G3-1 BB 2B 1B		0-0 L3		4	1	1	0	0	0	3					
Gary Gaetti, R (1, 5) OBP: 0.337, SLG: 0.506		4-2 BB		1-1 1B 2B		4-2 G3-1 2B BB		1-1 G4-6-3 HBP		1	2	1	0	2	0	0					
Randy Bush, L (1, 9) OBP: 0.399, SLG: 0.482 Mark Davidson, R (9, 9) OBP: 0.382, SLG: 0.531		0-0 P6		1-2 P3		1-2 G3-1		2-0 G4-6-3		4	0	0	0	0	0	5					
Gene Larkin, S (1, 10) OBP: 0.356, SLG: 0.370		3-2 L4		2-1 G6-4-3 1B		4-0 2B IBB		0-0 G1-3		3	1	1	1	1	0	1					
Greg Gagne, R (1, 6) OBP: 0.297, SLG: 0.460			0-0 E6 CS		1-1 G6-4-3		0-0 P2			3	0	0	0	0	0	4					
Tim Laudner, R (1, 2) OBP: 0.347, SLG: 0.503			0-1 P3		4-0 G2-3 BB		3-2 2B			2	0	1	3	1	0	1					
Inning Stats	R: 0 E: 0 K: 0 S: 9	H: 0 LOB: 0 BB: 0 P: 15	R: 0 E: 0 K: 0 S: 12	H: 0 LOB: 1 BB: 1 P: 21	R: 0 E: 1 K: 0 S: 11	H: 2 LOB: 3 BB: 1 P: 18	R: 1 E: 0 K: 0 S: 11	H: 2 LOB: 0 BB: 0 P: 15	R: 0 E: 0 K: 0 S: 4	H: 0 LOB: 1 BB: 1 P: 9	R: 3 E: 0 K: 0 S: 12	H: 2 LOB: 1 BB: 2 P: 25	R: 0 E: 0 K: 0 S: 5	H: 0 LOB: 0 BB: 0 P: 7	R: 0 E: 0 K: 0 S: 3	H: 0 LOB: 0 BB: 0 P: 6	1B: 4 2B: 2 3B: 0 HR: 0	SF: 0 SAC: 0 DP: 2 HBP: 1	WP: 0 PB: 0 SB: 0 CS: 1	PA: 34	
PITCHER	IP	WLS	BF	H	R	ER	SO	BB	IBB	HBP	BLK	WP	HR	S	P	ERA	WHIP				
Scott Bankhead, R (1, 1) ERA: 2.79	5.0	L	23	5	3	3	0	4	0	0	0	0	0	50	85	5.40	1.800				
Ed Nunez, R (6, 1) ERA: 6.84	0.2		3	0	0	0	0	0	1	0	0	0	0	4	9	0.00	0.000				
Michael Jackson, R (6, 1) ERA: 2.31	2.1		8	1	1	1	0	0	0	1	0	0	0	13	22	3.86	0.429				

Seattle Mariners @ Minnesota Twins
Hubert H. Humphrey Metrodome, Minneapolis, MN
Fri Jun 17 1988, 8:05 PM EDT
Att: 35,226 - Dome

AB 28
R 4
H 6
RBI 4
BB 5
SO 0
LOB 18



Batter	1	2	3	4	5	6	7	8	9	AB	R	H	RBI	BB	SO	LOB	TOP					
Harold Reynolds, S OBP: 0.332, SLG: 0.414	(1, 4) K		(1, 1) L4		(1, 1) G3		(1, 0) F8		(1, 4) DI BB	4	0	0	0	1	1	3						
Rey Quinones, R OBP: 0.301, SLG: 0.417	(1, 6) F9		(2, 3) K			(1, 1) F9		(2, 1) 1B	(1, 3) K	5	1	1	0	0	2	1						
Alvin Davis, L OBP: 0.387, SLG: 0.511	(1, 3) BB		(3, 3) K			(2, 1) F8		(1, 2) F9	(0, 1) F7	4	0	0	0	1	1	2						
Ken Phelps, L OBP: 0.410, SLG: 0.510	(1, 10) L4			(4, 1) G5-4-3 BB		(4, 0) BB		(3, 1) 1B	(4, 2) BB	2	1	1	0	3	0	1						
Mickey Brantley, R OBP: 0.291, SLG: 0.461		(1, 2) G5-3		(1, 1) F8		(1, 2) L4		(2, 3) K	(3, 2) F7	5	0	0	0	0	1	6						
Dave Valle, R OBP: 0.303, SLG: 0.399		(2, 2) E 1B		(0, 0) G5-4-3			(1, 1) BB	(0, 0) BB		4	0	3	1	0	0	1						
Jim Presley, R OBP: 0.260, SLG: 0.332		(0, 0) L8			(1, 1) F9		(4, 0) BB	(1, 2) BB		3	0	1	0	1	0	1						
Henry Cotto, R OBP: 0.315, SLG: 0.367		(0, 1) E5			(2, 0) F7		(3, 3) K	(4, 2) BB		3	0	0	0	0	1	3						
Mike Kingery, L OBP: 0.336, SLG: 0.316		(1, 2) BB			(1, 1) F7			(1, 2) 2-3		0	0	0	1	1	0	0						
Dave Hengel, R OBP: 0.186, SLG: 0.268		(1, 3) K			(1, 1) BB		(1, 1) P3	(0, 0) F7		4	0	1	0	0	1	7						
Inning Stats	R: 0 E: 0 K: 1 S: 10	H: 0 LOB: 1 BB: 1 P: 18	R: 0 E: 1 K: 1 S: 13	H: 1 LOB: 2 BB: 0 P: 17	R: 0 E: 0 K: 2 S: 8	H: 0 LOB: 0 BB: 0 P: 13	R: 0 E: 0 K: 0 S: 4	H: 0 LOB: 0 BB: 1 P: 9	R: 0 E: 0 K: 0 S: 7	H: 1 LOB: 1 BB: 0 P: 12	R: 0 E: 0 K: 0 S: 8	H: 0 LOB: 1 BB: 1 P: 15	R: 0 E: 0 K: 1 S: 8	H: 1 LOB: 2 BB: 1 P: 17	R: 2 E: 0 K: 1 S: 19	H: 4 LOB: 3 BB: 1 P: 32	R: 0 E: 0 K: 1 S: 14	H: 0 LOB: 2 BB: 2 P: 26	1B: 7 2B: 0 3B: 0 HR: 0	SF: 0 SAC: 0 DP: 1 HBP: 0	WP: 0 PB: 0 CS: 0	PA: 41
PITCHER	IP	WLS	BF	H	R	ER	SO	BB	IBB	HBP	BLK	WP	HR	S	P	ERA	WHIP					
Charlie Lea, R ERA: 5.34	(1, 1) 7.0	W	28	3	0	0	5	4	0	0	0	0	0	58	101	0.00	1.000					
Keith Atherton, R ERA: 2.92	(8, 1) 1.0		8	4	2	2	1	1	0	0	0	0	0	19	32	18.00	5.000					
Karl Best, R ERA: 6.75	(9, 1) 0.2		4	0	0	0	1	2	0	0	0	0	0	9	18	0.00	3.000					
Jeff Reardon, R ERA: 1.95	(9, 1) 0.1	S	1	0	0	0	0	0	0	0	0	0	0	5	8	0.00	0.000					

Seattle Mariners @ Minnesota Twins
Hubert H. Humphrey Metrodome, Minneapolis, MN

AB 34
R 2
H 7
RBI 2
BB 7
SO 7
LOB 25



WP: 0 PA: 41
PB: 0
CS: 0

Sat Jun 18 1988, 8:05 PM EDT
Att: 40,561 - Dome - 71 F

livebaseballscores.com

Batter	1	2	3	4	5	6	7	8	9	AB	R	H	RBI	BB	SO	LOB	BOTTOM				
John Moses, S OBP: 0.383, SLG: 0.481	(1, 7) 2B	(0, 0) G4-3		(0, 0) F7-4			(1, 0) E 1B			4	2	2	0	0	0	3					
Tom Herr, S OBP: 0.336, SLG: 0.344	(1, 4) 2B		(1, 1) G3	(0, 1) G3-1			(1, 0) E9			4	3	3	1	0	0	0					
Steve Lombardozzi, R OBP: 0.340, SLG: 0.307	(8, 4) 2B		(8, 4) G3-1	(1, 1) G1-6-3			(1, 3) BLK			0	0	0	0	0	0	0					
Kirby Puckett, R OBP: 0.350, SLG: 0.515	(1, 8) G6-3		(1, 8) G1-6-3	(1, 0) F9			(0, 0) E			4	0	1	1	0	0	2					
Kent Hrbek, L OBP: 0.388, SLG: 0.524	(1, 3) 2B		(1, 3) G3	(4, 1) WP			(1, 2) G3-1			3	0	1	2	1	0	2					
Gary Gaetti, R OBP: 0.336, SLG: 0.500	(1, 5) K		(3, 2) F8	(3, 3) K			(4, 0) FC6-4			3	0	0	0	1	2	2					
Al Newman, S OBP: 0.209, SLG: 0.150	(7, PR) K		(8, 5) F8	(1, 2) K			(1, 2) IBB			0	0	0	0	0	0	0					
Randy Bush, L OBP: 0.392, SLG: 0.472	(1, 9) G3-1		(1, 9) G4-3	(1, 1) G4-3			(2, 0) F7			3	0	0	0	0	0	1					
Mark Davidson, R OBP: 0.375, SLG: 0.520	(7, PH) G3-1		(8, 9) G4-3	(1, 1) G4-3			(1, 2) FC6-4			1	0	0	0	0	0	2					
Gene Larkin, S OBP: 0.354, SLG: 0.368		(1, 10) G6-3		(1, 0) 1B			(2, 2) L9			4	1	1	0	0	0	0					
Brian Harper, R OBP: 0.435, SLG: 0.545		(1, 2) G4-3		(2, 2) F7-4			(3, 0) G6-3			4	0	1	0	0	0	0					
Greg Gagne, R OBP: 0.301, SLG: 0.461		(2, 2) BB		(0, 0) 1B			(0, 0) G5-3			4	0	2	1	0	0	0					
Inning Stats	R: 2 E: 0 K: 1 S: 17	H: 3 LOB: 1 BB: 0 P: 25	R: 0 E: 0 K: 0 S: 9	H: 1 LOB: 1 BB: 0 P: 12	R: 1 E: 0 K: 0 S: 7	H: 1 LOB: 0 BB: 0 P: 11	R: 1 E: 0 K: 0 S: 9	H: 3 LOB: 1 BB: 0 P: 13	R: 0 E: 0 K: 1 S: 7	H: 0 LOB: 1 BB: 1 P: 15	R: 0 E: 0 K: 0 S: 5	H: 0 LOB: 0 BB: 0 P: 12	R: 2 E: 2 K: 0 S: 7	H: 3 LOB: 2 BB: 1 P: 14	R: 0 E: 0 K: 0 S: 8	H: 0 LOB: 0 BB: 0 P: 8	1B: 9 2B: 3 3B: 0 HR: 0	SF: 0 SAC: 0 DP: 1 HBP: 0	WP: 2 PB: 0 CS: 0	PA: 36	
PITCHER	IP	WLS	BF	H	R	ER	SO	BB	IBB	HBP	BLK	WP	HR	S	P	ERA	WHIP				
Bill Swift, R ERA: 4.03	(1, 1) 6.1	L	30	11	6	6	2	1	0	0	0	0	0	59	94	8.53	1.895				
Rod Seury, L ERA	(7, 1) 0.1		2	0	0	0	0	0	1	0	1	0	0	1	7	0.00	0.000				
Jerry Reed, R ERA: 4.54	(7, 1) 1.1		4	0	0	0	0	0	0	0	0	0	0	9	9	0.00	0.000				

Seattle Mariners @ Minnesota Twins
Hubert H. Humphrey Metrodome, Minneapolis, MN

AB 34
R 6
H 11
RBI 5
BB 2
SO 2
LOB 12



WP: 2 PA: 36
PB: 0
CS: 0

Sat Jun 18 1988, 8:05 PM EDT
Att: 40,561 - Dome - 71 F

livebaseballscores.com

Batter	1	2	3	4	5	6	7	8	9	AB	R	H	RBI	BB	SO	LOB	TOP										
Harold Reynolds, S (1, 4) OBP: 0.335, SLG: 0.417	1-1 FC4-5 2B		1-1 G4-3			2-3 K		4-2 BB BB		3	0	1	0	1	1	1	Seattle Mariners @ Minnesota Twins Hubert H. Humphrey Metrodome, Minneapolis, MN Sun Jun 19 1988, 4:33 AM EDT Att: 36,164 - Dome - 75 F										
Rey Quinones, R (1, 6) OBP: 0.296, SLG: 0.409	2-0 FC4-5 CS 2-3			0-1 F8			0-3 K	3-3 K		4	0	0	0	0	2	3											
Alvin Davis, L (1, 3) OBP: 0.389, SLG: 0.509	1 SAFE 3-3 K			0-3 K			0-0 1B HBP 1B	4-1 BB		3	1	1	0	1	2	1											
Ken Phelps, L (1, 10) OBP: 0.406, SLG: 0.503		1-3 K		0-2 F7			0-0 HBP L7-2 1B	3-2 P4		4	0	1	0	0	1	3											
Mickey Brantley, R (1, 7) OBP: 0.290, SLG: 0.457		1-3 K			0-1 G5-3		2-1 HBP 1B	0-0 P6		4	0	1	0	0	1	0											
Dave Valle, R (1, 2) OBP: 0.302, SLG: 0.391		2-2 G5-3			1-1 F9		3-2 HBP	0-1 G6-3		3	0	0	1	0	0	0											
Jim Presley, R (1, 5) OBP: 0.256, SLG: 0.326			0-0 G5-3		1-1 G6-3		1-2 2-3 3-H 2-0 L7-2	0-2 P3		4	0	0	0	0	0	3											
Mike Kingery, L (1, 8) OBP: 0.336, SLG: 0.317			1-2 1B			0-1 L7		1-1 F7		3	0	1	0	0	0	0											
Dave Hengel, R (1, 9) OBP: 0.196, SLG: 0.273			0-0 L6			0-3 K		1-1 BB BB 1B		3	0	1	0	0	1	1											
Inning Stats	R: 0 E: 0 K: 1 S: 6	H: 1 LOB: 1 BB: 0 P: 12	R: 0 E: 0 K: 2 S: 10	H: 0 LOB: 0 BB: 0 P: 14	R: 0 E: 1 K: 0 S: 7	H: 1 LOB: 1 BB: 0 P: 9	R: 0 E: 0 K: 1 S: 8	H: 0 LOB: 0 BB: 0 P: 8	R: 0 E: 0 K: 0 S: 6	H: 0 LOB: 0 BB: 0 P: 8	R: 1 E: 0 K: 1 S: 12	H: 3 LOB: 2 BB: 0 P: 19	R: 0 E: 0 K: 1 S: 16	H: 1 LOB: 3 BB: 2 P: 32	R: 0 E: 0 K: 0 S: 6	H: 0 LOB: 0 BB: 0 P: 6	1B: 5 2B: 3 3B: 0 HR: 0	SF: 0 SAC: 0 DP: 2 HBP: 1	WP: 0 PB: 0 SB: 0 CS: 1	PA: 34							
PITCHER	IP	WLS	BF	H	R	ER	SO	BB	IBB	HBP	BLK	WP	HR	S	P	ERA	WHIP										
Bert Blyleven, R (1, 1) ERA: 4.56	7.0	W	25	5	1	1	7	0	0	1	0	0	0	58	81	1.29	0.714										
Juan Berenguer, R (8, 1) ERA: 3.51	0.2		5	1	0	0	1	2	0	0	0	0	0	13	26	0.00	4.500										
Jeff Reardon, R (8, 1) ERA: 1.87	1.1	S	4	0	0	0	0	0	0	0	0	0	0	9	12	0.00	0.000										

Batter	1	2	3	4	5	6	7	8	9	AB	R	H	RBI	BB	SO	LOB	BOTTOM										
Dan Gladden, R (1, 7) OBP: 0.332, SLG: 0.455	1-1 G5-3		4-2 BB		4-0 IBB		1 SAFE 1 SAFE K	1 SAFE 2-1 F8		3	0	0	0	2	1	2	Seattle Mariners @ Minnesota Twins Hubert H. Humphrey Metrodome, Minneapolis, MN Sun Jun 19 1988, 4:33 AM EDT Att: 36,164 - Dome - 75 F										
John Moses, S (1, 9) OBP: 0.359, SLG: 0.448	0-0 F8		1-2 PO	0-0 G3	1-2 P5		2-2 G5-3			4	0	0	0	0	0	4											
Kirby Puckett, R (1, 8) OBP: 0.356, SLG: 0.517	0-0 L4			1-2 G4-6-3 1B		1-0 BB 1B	4-0 BB IBB			3	1	2	0	1	0	0											
Kent Hrbek, L (1, 3) OBP: 0.385, SLG: 0.518		2-3 K		1-0 G4-6-3		1-0 F9	4-2 BB			3	0	0	0	1	1	2											
Gary Gaetti, R (1, 5) OBP: 0.342, SLG: 0.516		1-3 K			2-2 HR	1-1 BB	1-2 1B	1-2 2-3 1B		4	1	3	3	0	1	0											
Randy Bush, L (1, 10) OBP: 0.394, SLG: 0.476		0-3 K			1-1 G3-1 2B	4-1 BB	0-1 P3			3	0	1	0	1	1	2											
Tim Laudner, R (1, 2) OBP: 0.345, SLG: 0.494			0-3 K		4-2 G3-1 BB	1-3 K		1-1 L7		3	0	0	0	1	2	3											
Steve Lombardozzi, R (1, 4) OBP: 0.333, SLG: 0.293			3-2 L9		0-0 F8	1-2 L4		2-0 G5-3		4	0	0	0	0	0	5											
Al Newman, S (1, 6) OBP: 0.255, SLG: 0.186			0-0 PO BB 1B		0-1 G3-1		1-1 BB G5-3 1B	4-2 S BB		3	1	2	0	1	0	2											
Inning Stats	R: 0 E: 0 K: 0 S: 4	H: 0 LOB: 0 BB: 0 P: 5	R: 0 E: 0 K: 3 S: 10	H: 0 LOB: 0 BB: 0 P: 13	R: 0 E: 0 K: 1 S: 11	H: 1 LOB: 1 BB: 1 P: 19	R: 0 E: 0 K: 0 S: 5	H: 1 LOB: 0 BB: 0 P: 7	R: 0 E: 0 K: 0 S: 15	H: 2 LOB: 3 BB: 2 P: 27	R: 0 E: 0 K: 1 S: 12	H: 2 LOB: 2 BB: 1 P: 20	R: 2 E: 0 K: 1 S: 16	H: 2 LOB: 2 BB: 2 P: 28	R: 0 E: 0 K: 0 S: 8	H: 0 LOB: 1 BB: 1 P: 16	1B: 6 2B: 1 3B: 0 HR: 1	SF: 0 SAC: 0 DP: 1 HBP: 0	WP: 0 PB: 0 SB: 1 CS: 0	PA: 38							
PITCHER	IP	WLS	BF	H	R	ER	SO	BB	IBB	HBP	BLK	WP	HR	S	P	ERA	WHIP										
Mike Moore, R (1, 1) ERA: 5.08	6.2	L	30	7	3	3	6	3	2	0	0	0	0	66	107	4.05	1.500										
Rod Seery, L (7, 1) ERA:	0.0		1	0	0	0	0	1	0	0	0	0	0	2	6												
Michael Jackson, R (7, 1) ERA: 2.25	1.1		6	1	0	0	0	1	0	0	0	0	0	13	22	0.00	1.500										

AB	31
R	1
H	6
RBI	1
BB	2
SO	8
LOB	12



AB	30
R	3
H	8
RBI	3
BB	7
SO	6
LOB	20



Batter	1	2	3	4	5	6	7	8	9	AB	R	H	RBI	BB	SO	LOB	TOP									
Dick Schofield, R OBP: 0.316, SLG: 0.330	F8		G6-3		G6-3			SF9	F7	4	1	1	0	1	0	1	California Angels @ Minnesota Twins Hubert H. Humphrey Metrodome, Minneapolis, MN Mon Jun 20 1988, 8:05 PM EDT Att: 26,501 - Dome - 95 F									
Johnny Ray, S OBP: 0.332, SLG: 0.408	F9		G6-3			E6		HR	BLK	5	2	2	0	0	0	2										
Brian Downing, R OBP: 0.376, SLG: 0.455	G5-3			P6		SH1-3		SF9		2	0	0	1	1	0	0										
Chili Davis, S OBP: 0.299, SLG: 0.417		5-3		1B		F8		HR	F8	5	1	2	0	0	0	3										
Wally Joyner, L OBP: 0.340, SLG: 0.388		4-3		P2		F8		HR	F8	5	1	3	4	0	0	2										
Tony Armas, R OBP: 0.296, SLG: 0.336		6-3		P2		K		K		4	0	0	0	0	2	3										
Devon White, S OBP: 0.272, SLG: 0.326			5-3	G6-3			F9	1B		4	1	1	0	0	0	2										
Bob Boone, R OBP: 0.290, SLG: 0.301			G6-3		K		F9	1B		4	0	1	1	0	1	0										
Jack Howell, L OBP: 0.312, SLG: 0.341							F7	F8		4	0	2	0	0	0	1										
Inning Stats	R: 0 E: 0 K: 0 S: 6	H: 0 LOB: 0 BB: 0 P: 10	R: 0 E: 0 K: 0 S: 4	H: 0 LOB: 0 BB: 0 P: 5	R: 0 E: 0 K: 0 S: 8	H: 1 LOB: 2 BB: 1 P: 17	R: 0 E: 0 K: 0 S: 14	H: 2 LOB: 2 BB: 0 P: 23	R: 0 E: 0 K: 1 S: 6	H: 1 LOB: 0 BB: 0 P: 9	R: 1 E: 1 K: 1 S: 12	H: 1 LOB: 1 BB: 0 P: 20	R: 0 E: 0 K: 0 S: 4	H: 0 LOB: 0 BB: 0 P: 4	R: 5 E: 0 K: 1 S: 18	H: 6 LOB: 1 BB: 0 P: 22	R: 0 E: 0 K: 0 S: 6	H: 1 LOB: 2 BB: 1 P: 15	1B: 9 2B: 1 3B: 1 HR: 1	SF: 1 SAC: 1 DP: 1 HBP: 0	WP: 0 PB: 0 SB: 1 CS: 0	PA: 41				
PITCHER	IP	WLS	BF	H	R	ER	SO	BB	IBB	HBP	BLK	WP	HR	S	P	ERA	WHIP									
Allan Anderson, L ERA: 3.57	(1, 1)	7.0	L	29	7	3	2	2	1	0	0	0	0	0	57	92	2.57	1.143								
Keith Altherton, R ERA: 3.59	(8, 1)	0.2		6	4	3	3	1	0	0	0	0	1	14	17	40.50	6.000									
Karl Best, R ERA: 6.0	(8, 1)	1.1		6	1	0	0	0	1	0	0	1	0	7	16	0.00	1.500									

Batter	1	2	3	4	5	6	7	8	9	AB	R	H	RBI	BB	SO	LOB	BOTTOM									
Dan Gladden, R OBP: 0.330, SLG: 0.450	F9		F7		F8		L8-3		E9	5	0	1	0	0	0	3	California Angels @ Minnesota Twins Hubert H. Humphrey Metrodome, Minneapolis, MN Mon Jun 20 1988, 8:05 PM EDT Att: 26,501 - Dome - 95 F									
Steve Lombardozzi, R OBP: 0.330, SLG: 0.292			F7					P4	FC6-4	4	0	1	0	0	0	1										
Tom Herr, S OBP: 0.354, SLG: 0.343	6-3		F7					FC6-4		1	0	0	1	0	0	1										
John Moses, S OBP: 0.359, SLG: 0.448										0	0	0	0	0	0	0										
Kirby Puckett, R OBP: 0.357, SLG: 0.518			F9		1-3			E8	P3	5	1	2	0	0	0	3										
Kent Hrbek, L OBP: 0.378, SLG: 0.506								WP		5	0	0	1	0	1	2										
Gary Gaetti, R OBP: 0.344, SLG: 0.514			G6-3		G3		G3	4-3	K	5	0	0	1	0	1	2										
Randy Bush, L OBP: 0.397, SLG: 0.473			WP		5-3		6-3			3	1	1	0	1	0	0										
Gene Larkin, S OBP: 0.357, SLG: 0.367			G6-3					1B		3	0	1	0	1	0	2										
Brian Harper, R OBP: 0.407, SLG: 0.480								G3		3	1	1	1	1	1	1										
Greg Gagne, R OBP: 0.295, SLG: 0.452										3	1	0	0	1	0	2										
Inning Stats	R: 0 E: 0 K: 0 S: 9	H: 1 LOB: 1 BB: 0 P: 13	R: 1 E: 0 K: 0 S: 8	H: 0 LOB: 0 BB: 1 P: 15	R: 0 E: 0 K: 0 S: 6	H: 1 LOB: 1 BB: 0 P: 11	R: 0 E: 0 K: 0 S: 9	H: 1 LOB: 2 BB: 1 P: 21	R: 0 E: 0 K: 1 S: 6	H: 0 LOB: 0 BB: 1 P: 8	R: 0 E: 0 K: 0 S: 3	H: 0 LOB: 0 BB: 0 P: 4	R: 1 E: 1 K: 0 S: 11	H: 2 LOB: 1 BB: 0 P: 15	R: 3 E: 3 K: 1 S: 17	H: 1 LOB: 1 BB: 1 P: 30	1B: 6 2B: 2 3B: 0 HR: 0	SF: 0 SAC: 0 DP: 1 HBP: 0	WP: 2 PB: 0 SB: 1 CS: 0	PA: 40						
PITCHER	IP	WLS	BF	H	R	ER	SO	BB	IBB	HBP	BLK	WP	HR	S	P	ERA	WHIP									
Dan Petry, R ERA: 3.98	(1, 1)	5.0		4	1	1	0	0	1	0	0	0	0	8	13	0.00	1.000									
Sherman Corbett, L ERA: 2.0	(6, 1)	1.0		4	0	0	0	1	1	0	0	0	0	8	13	0.00	1.000									
Donnie Moore, R ERA: 6.57	(7, 1)	2.0	W	8	2	1	1	0	0	0	0	0	1	0	14	19	4.50	1.000								
Bryan Harvey, R ERA: 1.06	(9, 1)	1.0		7	1	3	0	1	1	0	0	0	0	17	30	0.00	2.000									

Batter	1	2	3	4	5	6	7	8	9	AB	R	H	RBI	BB	SO	LOB	TOP					
Dick Schofield, R (1, 6) OBP: 0.317, SLG: 0.332										4	0	1	0	0	1	0						
Johnny Ray, S (1, 4) OBP: 0.326, SLG: 0.403										3	1	0	0	1	0	1						
Brian Downing, R (1, 10) OBP: 0.374, SLG: 0.443										4	0	0	0	0	1	2						
Chili Davis, S (1, 9) OBP: 0.296, SLG: 0.422										4	0	0	1	0	2	0						
Wally Joyner, L (1, 3) OBP: 0.334, SLG: 0.380										3	0	1	0	0	0	0						
Tony Armas, R (1, 7) OBP: 0.297, SLG: 0.342										3	0	1	0	0	0	1						
Devon White, S (1, 8) OBP: 0.278, SLG: 0.352										3	0	0	0	0	1	2						
Darrell Miller, R (1, 2) OBP: 0.326, SLG: 0.359										3	0	0	0	0	0	0						
Jack Howell, L (1, 5) OBP: 0.308, SLG: 0.339										2	0	0	0	0	1	0						
George Hendrick, R (8, PH) OBP: 0.206, SLG: 0.238										1	0	0	0	0	0	0						
Junior Noboa, R (8, 5) OBP: 0.063, SLG: 0.063										0	0	0	0	0	0	0						
Inning Stats	R: 0 E: 0 K: 2 S: 7	H: 0 LOB: 0 BB: 0 P: 8	R: 0 E: 0 K: 2 S: 11	H: 1 LOB: 1 BB: 0 P: 14	R: 0 E: 0 K: 0 S: 3	H: 0 LOB: 0 BB: 0 P: 5	R: 1 E: 1 K: 0 S: 7	H: 0 LOB: 0 BB: 1 P: 15	R: 0 E: 0 K: 1 S: 5	H: 0 LOB: 0 BB: 0 P: 11	R: 0 E: 0 K: 1 S: 9	H: 1 LOB: 1 BB: 0 P: 17	R: 0 E: 0 K: 1 S: 8	H: 1 LOB: 1 BB: 0 P: 10	R: 0 E: 0 K: 0 S: 6	H: 0 LOB: 0 BB: 0 P: 7	R: 0 E: 0 K: 0 S: 11	H: 0 LOB: 0 BB: 0 P: 16	1B: 2 2B: 1 3B: 0 HR: 0	SF: 0 SAC: 0 DP: 0 HBP: 0	WP: 0 PB: 0 SB: 0 CS: 0	PA: 31
PITCHER Frank Viola, L (1, 1) ERA: 2.46	IP: 9.0 WLS: W BF: 31 H: 3 R: 1 ER: 0 SO: 6 BB: 1 IBB: 0 HBP: 0 BLK: 0 WP: 0 HR: 0 S: 67 P: 103 ERA: 0.00 WHIP: 0.444															PITCHER						

California Angels @ Minnesota Twins
Hubert H. Humphrey Metrodome, Minneapolis, MN
Wed Jun 22 1988, 4:33 AM EDT
Att: 41,755 - Dome

AB	30
R	1
H	3
RBI	1
BB	1
SO	6
LOB	6



Batter	1	2	3	4	5	6	7	8	9	AB	R	H	RBI	BB	SO	LOB	BOTTOM			
Dan Gladden, R (1, 7) OBP: 0.324, SLG: 0.440										4	0	0	0	0	0	1				
John Moses, S (1, 9) OBP: 0.391, SLG: 0.500										3	1	3	1	0	0	0				
Randy Bush, L (1, 10) OBP: 0.396, SLG: 0.471										3	0	1	0	0	1	2				
Kirby Puckett, R (1, 8) OBP: 0.353, SLG: 0.509										2	0	0	1	1	0	1				
Gary Gaetti, R (1, 5) OBP: 0.348, SLG: 0.515										4	1	2	0	0	1	3				
Gene Larkin, S (1, 3) OBP: 0.345, SLG: 0.354										4	0	0	0	0	0	4				
Tim Laudner, R (1, 2) OBP: 0.337, SLG: 0.479										3	0	0	0	0	1	1				
Greg Gagne, R (1, 6) OBP: 0.286, SLG: 0.436										3	0	0	0	0	1	0				
Al Newman, S (1, 4) OBP: 0.260, SLG: 0.196										3	1	1	0	0	0	0				
Inning Stats	R: 0 E: 0 K: 0 S: 8	H: 0 LOB: 1 BB: 0 P: 11	R: 1 E: 0 K: 0 S: 8	H: 1 LOB: 0 BB: 0 P: 15	R: 2 E: 0 K: 1 S: 15	H: 2 LOB: 1 BB: 0 P: 21	R: 0 E: 0 K: 1 S: 7	H: 0 LOB: 0 BB: 0 P: 9	R: 0 E: 0 K: 0 S: 7	H: 1 LOB: 1 BB: 0 P: 11	R: 0 E: 0 K: 0 S: 9	H: 1 LOB: 0 BB: 0 P: 8	R: 0 E: 0 K: 1 S: 9	H: 0 LOB: 0 BB: 0 P: 9	R: 0 E: 0 K: 0 S: 5	H: 2 LOB: 2 BB: 1 P: 11	1B: 4 2B: 2 3B: 1 HR: 0	SF: 1 SAC: 0 DP: 0 HBP: 2	WP: 1 PB: 1 SB: 1 CS: 0	PA: 33
PITCHER Willie Fraser, R (1, 1) ERA: 6.5	IP: 3.0 WLS: L BF: 14 H: 3 R: 3 ER: 2 SO: 1 BB: 0 IBB: 0 HBP: 0 BLK: 0 WP: 0 HR: 0 S: 31 P: 47 ERA: 6.00 WHIP: 1.000															PITCHER				
Steve Criburn, R (4, 1) ERA: 2.38	IP: 4.0 WLS: L BF: 14 H: 2 R: 0 ER: 0 SO: 3 BB: 0 IBB: 0 HBP: 0 BLK: 0 WP: 0 HR: 0 S: 32 P: 37 ERA: 0.00 WHIP: 0.500															PITCHER				
Donnie Moore, R (8, 1) ERA: 6.08	IP: 1.0 WLS: L BF: 5 H: 2 R: 0 ER: 0 SO: 0 BB: 1 IBB: 0 HBP: 0 BLK: 0 WP: 1 HR: 0 S: 5 P: 11 ERA: 0.00 WHIP: 2.000															PITCHER				

California Angels @ Minnesota Twins
Hubert H. Humphrey Metrodome, Minneapolis, MN
Wed Jun 22 1988, 4:33 AM EDT
Att: 41,755 - Dome

AB	29
R	3
H	7
RBI	2
BB	1
SO	4
LOB	12



Batter	1	2	3	4	5	6	7	8	9	AB	R	H	RBI	BB	SO	LOB	TOP										
Dan Gladden, R OBP: 0.322, SLG: 0.439	1-1 P5		0-0 G4-6-3		2-2 F9		3-3 K		1-0 WP SF7 2B	5	1	1	2	0	1	1	Minnesota Twins @ Oakland Athletics Oakland-Alameda County Coliseum, Oakland, CA Fri Jun 24 1988, 7:05 PM PDT Att: 30,826 - Unknown livebaseballscorecards.com										
John Moses, S OBP: 0.384, SLG: 0.485 Brian Harper, R OBP: 0.429, SLG: 0.480	0-0 G6-3			1-2 F8		0-0 1B 1B	3-1 G4-1		1-3 2-H 3-H 2B SF7 HR HBP	4	1	1	0	0	0	0											
Kirby Puckett, R OBP: 0.354, SLG: 0.509	0-2 FC4-6 1B			1-3 K		0-1 PB 1B 1B		1-3 K	1-1 SF7	4	0	2	1	0	2	0											
Randy Bush, L OBP: 0.391, SLG: 0.481	0-2 FC4-6 1-2			2-1 P5		3-2 P2		3-2 HR	3-2 F7	5	1	1	1	0	0	5											
Gary Gaetti, R OBP: 0.353, SLG: 0.539		0-1 G5-3			1-0 HR	1-2 PB 1B		2-0 P6	1-1 HR	5	2	3	4	0	0	0											
Gene Larkin, S OBP: 0.339, SLG: 0.346		2-3 K			0-1 F8	0-0 P5		1-3 K	0-0 G3	5	0	0	0	0	2	3											
Tim Laudner, R OBP: 0.346, SLG: 0.482 Mark Davidson, R OBP: 0.375, SLG: 0.520		0-3 K			2-0 HR 1B	4-0 1-2 2-3 BB			1-2 BLK SH 2B 1B	3	1	2	0	1	1	0											
Steve Lombardozi, R OBP: 0.328, SLG: 0.284			2-2 G6-3		0-1 F9	0-0 F8		1 SAFE 0-0 SH BLK 2B	1-2 2B	3	1	0	0	0	0	4											
Greg Gagne, R OBP: 0.294, SLG: 0.454			2-2 G4-6-3 1B		1-2 HR		2-1 G5-3		4-2 2B WP BB	3	2	2	2	1	0	0											
Inning Stats	R: 0 E: 0 K: 0 S: 9	H: 1 LOB: 1 BB: 0 P: 10	R: 0 E: 0 K: 2 S: 8	H: 0 LOB: 0 BB: 0 P: 10	R: 0 E: 0 K: 1 S: 10	H: 1 LOB: 0 BB: 0 P: 14	R: 0 E: 0 K: 1 S: 9	H: 0 LOB: 0 BB: 0 P: 13	R: 3 E: 0 K: 0 S: 14	H: 3 LOB: 3 BB: 0 P: 20	R: 1 E: 0 K: 2 S: 12	H: 3 LOB: 3 BB: 0 P: 20	R: 0 E: 0 K: 1 S: 7	H: 0 LOB: 0 BB: 0 P: 15	R: 1 E: 0 K: 2 S: 11	H: 1 LOB: 0 BB: 0 P: 18		R: 6 E: 0 K: 0 S: 19	H: 3 LOB: 1 BB: 1 P: 32	1B: 7 2B: 1 3B: 0 HR: 4	SF: 1 SAC: 1 DP: 1 HBP: 1	WP: 1 PB: 1 SB: 0 CS: 0	PA: 42				
PITCHER	IP	WLS	BF	H	R	ER	SO	BB	IBB	HBP	BLK	WP	HR	S	P	ERA	WHIP										
Storm Davis, R ERA: 3.51	(1, 1)	5.0	21	7	4	4	3	0	0	0	0	0	2	53	70	7.20	1.400										
Greg Cadaret, L ERA: 2.79	(6, 1)	0.1	1	0	0	0	0	0	0	0	0	0	0	4	7	0.00	0.000										
Gene Nelson, R ERA: 3.26	(6, 1)	2.2	L	12	3	2	3	1	0	0	0	0	1	26	47	6.75	1.500										
Rick Honeycutt, L ERA: 3.92	(9, 1)	0.0		4	1	2	2	0	1	0	1	1	0	8	15	∞	∞										
Eric Plunk, R ERA: 2.7	(9, 1)	1.0		4	1	3	3	0	0	0	0	0	1	8	13	27.00	1.000										

Batter	1	2	3	4	5	6	7	8	9	AB	R	H	RBI	BB	SO	LOB	BOTTOM										
Carney Lansford, R OBP: 0.384, SLG: 0.449	0-0 P3		0-2 F9	2-2 FC5-4 CS 1B		1-0 P6			0-0 F9	5	0	0	0	0	0	3	Minnesota Twins @ Oakland Athletics Oakland-Alameda County Coliseum, Oakland, CA Fri Jun 24 1988, 7:05 PM PDT Att: 30,826 - Unknown livebaseballscorecards.com										
Luis Polonia, L OBP: 0.286, SLG: 0.250	2-0 S 1B		0-2 WP 1B	1-2 CS 1B			3-3 K			4	2	3	1	0	1	0											
Dave Henderson, R OBP: 0.369, SLG: 0.551	1 SAFE G6-4-3 1B		1-3 K	0-3 K			1-2 F7			4	0	1	1	0	2	4											
Dave Parker, L OBP: 0.328, SLG: 0.447	1-0 G6-4-3 1-2		2-3 K 1B	1-2 2-3 K		3-1 P6		3-2 F7		4	0	0	0	0	1	3											
Ron Hassey, L OBP: 0.331, SLG: 0.450		2-2 G1-3	0-0 1B		3-2 F7		1-2 F7			4	0	1	2	0	0	0											
Mark McGwire, R OBP: 0.339, SLG: 0.446		2-1 F8	1-3 K		4-1 BB		3-3 K			3	0	0	0	1	2	2											
Stan Javier, S OBP: 0.315, SLG: 0.342	0-0 S 1B			0-1 1B 1B		0-1 G4-3		0-1 L4		4	1	2	0	0	0	1											
Glenn Hubbard, R OBP: 0.322, SLG: 0.282	1 SAFE G6-3			0-0 FC5-4 1B 1B		3-2 G4-3			0-1 F8	4	1	1	0	0	0	1											
Walt Weiss, S OBP: 0.324, SLG: 0.324			3-2 WP 1B HBP	0-0 FC5-4 1B		1-0 F7			0-3 K	3	1	1	1	0	1	0											
Inning Stats	R: 1 E: 0 K: 0 S: 6	H: 2 LOB: 0 BB: 0 P: 11	R: 0 E: 0 K: 0 S: 10	H: 1 LOB: 1 BB: 0 P: 14	R: 2 E: 0 K: 3 S: 20	H: 2 LOB: 2 BB: 0 P: 27	R: 2 E: 0 K: 1 S: 11	H: 4 LOB: 1 BB: 0 P: 14	R: 0 E: 0 K: 0 S: 8	H: 0 LOB: 0 BB: 1 P: 18	R: 0 E: 0 K: 0 S: 5	H: 0 LOB: 0 BB: 0 P: 10	R: 0 E: 0 K: 1 S: 14	H: 0 LOB: 0 BB: 0 P: 21	R: 0 E: 0 K: 1 S: 8	H: 0 LOB: 0 BB: 0 P: 12		R: 0 E: 0 K: 1 S: 6	H: 0 LOB: 0 BB: 0 P: 6	1B: 9 2B: 0 3B: 0 HR: 0	SF: 0 SAC: 0 DP: 1 HBP: 1	WP: 1 PB: 0 SB: 0 CS: 2	PA: 37				
PITCHER	IP	WLS	BF	H	R	ER	SO	BB	IBB	HBP	BLK	WP	HR	S	P	ERA	WHIP										
Bert Blyleven, R ERA: 4.8	(1, 1)	4.0	21	5	5	5	4	0	0	1	0	0	0	47	66	11.25	2.250										
Mark Portugal, R ERA: 3.94	(5, 1)	3.0	10	0	0	0	1	1	0	0	0	0	0	27	49	0.00	0.333										
Keith Atherton, R ERA: 3.4	(8, 1)	2.0	W	6	0	0	2	0	0	0	0	0	0	14	18	0.00	0.000										

AB	37
R	11
H	12
RBI	10
BB	2
SO	6
LOB	13



AB	35
R	5
H	9
RBI	5
BB	1
SO	7
LOB	14



Batter	1	2	3	4	5	6	7	8	9	AB	R	H	RBI	BB	SO	LOB	TOP								
Dan Gladden, R OBP: 0.316, SLG: 0.431 (1, 7)	F8		K		F9		F8		K	5	0	0	0	0	2	2									
John Moses, S OBP: 0.385, SLG: 0.479 (1, 9)	1B		1B SF8		F9		G4-3		P5	5	1	2	0	0	0	1									
Kirby Puckett, R OBP: 0.355, SLG: 0.509 (1, 8)	G6-3		1B		F8		E9		2B	4	1	2	1	0	0	1									
Randy Bush, L OBP: 0.388, SLG: 0.476 (1, 10)		K	SF8		F9		2B		BB	2	0	0	1	1	1	0									
Gary Gaetti, R OBP: 0.348, SLG: 0.531 (1, 5)	G5-3		F7		F7		F8		F8	4	0	0	0	0	0	3									
Gene Larkin, S OBP: 0.345, SLG: 0.352 (1, 3)	1B				K		2B		2B	2	0	1	1	2	1	0									
Brian Harper, R OBP: 0.452, SLG: 0.481 (8, PH)										2	0	1	0	0	1	1									
Kent Hrbek, L OBP: 0.379, SLG: 0.502 (8, FR)										0	0	0	0	1	0	0									
Al Newman, S OBP: 0.260, SLG: 0.196 (8, 6)										0	0	0	0	0	0	0									
Greg Gagne, R OBP: 0.290, SLG: 0.448 (8, PH)										3	0	0	0	0	1	3									
Kevin Torve, L OBP: 0.346, SLG: 0.482 (8, 2)										1	0	0	0	0	1	3									
Tim Laudner, R OBP: 0.346, SLG: 0.482 (8, 2)										0	0	0	0	0	0	0									
Sieve Lombardozzi, R OBP: 0.333, SLG: 0.292 (1, 4)			1B							4	1	2	0	0	1	0									
Inning Stats	R: 0 E: 0 K: 0 S: 7	H: 1 LOB: 0 BB: 0 P: 12	R: 0 E: 0 K: 2 S: 15	H: 1 LOB: 2 BB: 1 P: 23	R: 2 E: 0 K: 1 S: 17	H: 3 LOB: 1 BB: 0 P: 22	R: 0 E: 0 K: 1 S: 8	H: 0 LOB: 0 BB: 0 P: 14	R: 0 E: 0 K: 0 S: 5	H: 1 LOB: 1 BB: 1 P: 7	R: 0 E: 0 K: 1 S: 9	H: 0 LOB: 0 BB: 1 P: 18	R: 0 E: 0 K: 0 S: 10	H: 0 LOB: 0 BB: 0 P: 15	R: 1 E: 1 K: 1 S: 14	H: 2 LOB: 2 BB: 2 P: 25	R: 0 E: 0 K: 2 S: 8	H: 0 LOB: 0 BB: 0 P: 9	1B: 7 2B: 2 3B: 0 HR: 0	SF: 1 SAC: 0 DP: 1 HBP: 1	WP: 0 PB: 0 SB: 0 CS: 0	PA: 38			
PITCHER	IP	WLS	BF	H	R	ER	SO	BB	IBB	HBP	BLK	WP	HR	S	P	ERA	WHIP								
Bob Welch, R ERA: 3.46 (1, 1)	7.1	W	31	7	3	3	5	3	0	1	0	0	0	75	119	3.68	1.364								
Dennis Eckersley, R ERA: 1.73 (8, 1)	1.2	S	7	1	0	0	3	0	1	0	0	0	0	18	26	0.00	0.600								

Minnesota Twins @ Oakland Athletics
Oakland-Alameda County Coliseum, Oakland, CA
Sat Jun 25 1988, 3:33 AM PDT
Att: 38,299 - Sunny

AB	32
R	3
H	8
RBI	3
BB	4
SO	8
LOB	14



Batter	1	2	3	4	5	6	7	8	9	AB	R	H	RBI	BB	SO	LOB	BOTTOM								
Carney Lansford, R OBP: 0.382, SLG: 0.446 (1, 5)	P4		E6		F8		F7			4	1	1	0	0	0	2									
Dave Henderson, R OBP: 0.397, SLG: 0.550 (1, 8)	1B		F7		K		G6-3			4	1	1	0	0	1	2									
Jose Canseco, R OBP: 0.381, SLG: 0.525 (1, 9)	2B		HR		L8		F8			4	1	2	4	0	0	0									
Mark McGwire, R OBP: 0.334, SLG: 0.439 (1, 3)	1B		G6-3		G6-3		K			4	0	0	0	0	2	1									
Dave Parker, L OBP: 0.325, SLG: 0.442 (9, 7)	G4-3				G3-1		K			3	0	0	0	0	1	0									
Stan Javier, S OBP: 0.315, SLG: 0.342 (9, 7)										0	0	0	0	0	0	0									
Don Baylor, R OBP: 0.292, SLG: 0.289 (1, 10)	F7		P2		P2		1B			3	0	1	0	0	0	0									
Terry Steinbach, R OBP: 0.320, SLG: 0.383 (1, 2)	K		1B		1B		F9			3	0	1	0	0	1	1									
Mike Gallego, R OBP: 0.275, SLG: 0.254 (1, 4)			E5		FC5-4		F8			3	1	0	0	0	0	2									
Walt Weiss, S OBP: 0.324, SLG: 0.325 (1, 6)	F8		HR		G6-3		1B			3	0	1	0	0	0	1									
Inning Stats	R: 1 E: 0 K: 1 S: 9	H: 2 LOB: 0 BB: 0 P: 12	R: 0 E: 0 K: 1 S: 9	H: 0 LOB: 0 BB: 0 P: 13	R: 3 E: 2 K: 0 S: 10	H: 2 LOB: 0 BB: 0 P: 18	R: 0 E: 0 K: 0 S: 8	H: 1 LOB: 1 BB: 0 P: 13	R: 0 E: 0 K: 1 S: 7	H: 0 LOB: 0 BB: 0 P: 11	R: 0 E: 0 K: 0 S: 8	H: 0 LOB: 0 BB: 0 P: 13	R: 0 E: 0 K: 0 S: 8	H: 2 LOB: 2 BB: 0 P: 12	R: 0 E: 0 K: 1 S: 8	H: 0 LOB: 0 BB: 0 P: 17	1B: 5 2B: 1 3B: 0 HR: 1	SF: 0 SAC: 0 DP: 0 HBP: 0	WP: 0 PB: 0 SB: 0 CS: 1	PA: 31					
PITCHER	IP	WLS	BF	H	R	ER	SO	BB	IBB	HBP	BLK	WP	HR	S	P	ERA	WHIP								
Allan Anderson, L ERA: 3.36 (1, 1)	7.0	L	28	7	4	1	4	0	0	0	0	0	0	8	17	0.00	0.000								
Juan Berenguer, R ERA: 3.44 (8, 1)	1.0		3	0	0	0	1	0	0	0	0	0	0	8	17	0.00	0.000								

Minnesota Twins @ Oakland Athletics
Oakland-Alameda County Coliseum, Oakland, CA
Sat Jun 25 1988, 3:33 AM PDT
Att: 38,299 - Sunny

AB	31
R	4
H	7
RBI	4
BB	0
SO	5
LOB	9



Batter	1	2	3	4	5	6	7	8	9	AB	R	H	RBI	BB	SO	LOB	TOP					
Dan Gladden, R OBP: 0.320, SLG: 0.441 (1, 7)	0-0 HR		1-2 P6			4-1 1B WP 1B BB	0-0 G5-3	0-2 G5-3	2-1 1B	5	2	2	2	1	0	3	Minnesota Twins @ Oakland Athletics Oakland-Alameda County Coliseum, Oakland, CA Sun Jun 26 1988, 3:33 AM PDT Sunny					
Steve Lombardozzi, R OBP: 0.341, SLG: 0.291 (1, 4)	0-0 P3		4-2 FC6-4 BB			0-0 WP 1B FC4-6 1B	1-2 F9	4-0 1B HR BB	0-2 F8	4	2	1	0	2	0	2						
Kirby Puckett, R John Moses, S OBP: 0.356, SLG: 0.507 OBP: 0.385, SLG: 0.479 (1, 8) (8, 8)	2-1 G5-3		0-0 FC6-4			0-0 FC4-6 WP 1B SF8	1-1 L8	1-0 HR 1B		5	2	2	2	0	0	2						
Gary Gaetti, R Greg Gagne, R OBP: 0.352, SLG: 0.543 OBP: 0.290, SLG: 0.448 (1, 5) (8, 6)	3-2 F8					1-0 SH2-4 1B		1-2 F7	0-2 HR	5	1	3	3	0	0	0						
Gene Larkin, S OBP: 0.342, SLG: 0.349 (1, 3)		2-0 G4-3				0-0 SH2-4 1B	3-2 FC4-6 1B BLK E	2-3 K	1-1 G6-3	5	1	1	1	0	1	2						
Tim Laudner, R Kelvin Torve, L OBP: 0.348, SLG: 0.482 (9, FR)		4-1 G6-4-3 BB				0-0 SH2-4	2-1 SF8	0-1 G5-3	0-1 FC5-4 1B	2	0	1	1	1	0	0						
Brian Harper, R OBP: 0.472, SLG: 0.467 (1, 2)		0-2 G6-4-3				4-0 IBB	4-2 E BB	0-0 G5-3 1B	2-0 P3	3	1	1	0	2	0	2						
Mark Davidson, R OBP: 0.361, SLG: 0.491 (1, 9)			2-1 G6-3			0-3 K	1-2 E6	2-3 K	1-1 FC5-4 1B	5	1	1	0	0	2	5						
Al Newman, S OBP: 0.291, SLG: 0.235 (8, 5)			1-1 E2 1B			0-3 K	0-2 G6-3	1-1 G5-3 1B	2-1 1B	5	1	3	0	0	1	5						
Inning Stats	R: 1 E: 0 K: 0 S: 8	H: 1 LOB: 0 BB: 0 P: 13	R: 0 E: 0 K: 0 S: 6	H: 0 LOB: 0 BB: 1 P: 12	R: 0 E: 1 K: 0 S: 13	H: 1 LOB: 2 BB: 1 P: 21	R: 0 E: 0 K: 2 S: 9	H: 2 LOB: 3 BB: 1 P: 13	R: 4 E: 0 K: 0 S: 18	H: 4 LOB: 2 BB: 2 P: 33	R: 0 E: 0 K: 1 S: 6	H: 0 LOB: 0 BB: 0 P: 8	R: 0 E: 0 K: 1 S: 8	H: 0 LOB: 0 BB: 0 P: 11	R: 5 E: 0 K: 1 S: 15	H: 4 LOB: 0 BB: 1 P: 24		R: 1 E: 0 K: 0 S: 12	H: 3 LOB: 2 BB: 0 P: 19	1B: 13 2B: 0 3B: 0 HR: 2	SF: 1 SAC: 1 DP: 1 HBP: 0	WP: 1 PB: 0 SB: 0 CS: 0
PITCHER	IP WLS BF H R ER SO BB IBB HBP BLK WP HR S P ERA WHIP																					
Curt Young, L ERA: 4.52 (1, 1)	4.2 L 26 8 5 4 2 4 1 0 0 1 1 1 51 89 7.71 2.571																					
Gene Nelson, R ERA: 4.0 (5, 1)	4.1 21 7 6 6 2 1 0 0 0 0 0 1 44 65 12.46 1.846																					

Batter	1	2	3	4	5	6	7	8	9	AB	R	H	RBI	BB	SO	LOB	BOTTOM			
Luis Polonia, L OBP: 0.346, SLG: 0.360 (1, 7)	1-1 SH5-3 2B					2-2 G6-3 S 1B	3-2 S 1B		0-1 F7	5	0	3	0	0	1	3	Minnesota Twins @ Oakland Athletics Oakland-Alameda County Coliseum, Oakland, CA Sun Jun 26 1988, 3:33 AM PDT Sunny			
Stan Javier, S OBP: 0.314, SLG: 0.337 (1, 8) (9, 9)	2-0 SH5-3		3-2 G5-3			3-3 K	4-1 BB		0-0 L6	3	0	0	0	1	1	1				
Jose Canseco, R Dave Henderson, R OBP: 0.376, SLG: 0.518 OBP: 0.367, SLG: 0.550 (1, 9) (9, 8)	0-1 G5-3		0-0 P4			2-2 G6-3	0-3 K			4	0	0	0	0	1	4				
Dave Parker, L OBP: 0.324, SLG: 0.439 (1, 10)	0-0 F7		0-0 1B			1-0 F9	0-0 P4			4	0	1	0	0	0	4				
Ron Hassey, L Terry Steinbach, R OBP: 0.331, SLG: 0.450 OBP: 0.310, SLG: 0.369 (1, 2) (2, 2)		3-1 F9	3-1 P4			1-1 P6	1-1 P3			0	0	0	0	0	0	0				
Carney Lansford, R Doug Jennings, L OBP: 0.382, SLG: 0.443 OBP: 0.390, SLG: 0.326 (1, 5) (8, FH) (9, 3)		1-2 F8				4-2 S HBP		3-3 K		2	0	0	0	0	0	0				
Mark McGwire, R Mike Gallego, R OBP: 0.337, SLG: 0.442 OBP: 0.275, SLG: 0.254 (1, 3) (9, 5)		4-2 E 1B BB				0-0 F7		0-0 F8		3	0	1	0	1	0	1				
Glenn Hubbard, R OBP: 0.327, SLG: 0.284 (1, 4)		1-2 E 1B				0-0 F9		2-3 K		3	0	1	0	1	1	1				
Walt Weiss, S OBP: 0.318, SLG: 0.318 (1, 6)		1-2 E3				1-0 L7		0-1 F9		4	0	0	0	0	0	5				
Inning Stats	R: 0 E: 0 K: 0 S: 6	H: 1 LOB: 1 BB: 0 P: 9	R: 0 E: 1 K: 1 S: 17	H: 1 LOB: 3 BB: 1 P: 28	R: 0 E: 0 K: 0 S: 7	H: 1 LOB: 1 BB: 0 P: 13	R: 0 E: 0 K: 0 S: 5	H: 1 LOB: 1 BB: 0 P: 10	R: 0 E: 0 K: 1 S: 11	H: 0 LOB: 2 BB: 1 P: 20	R: 0 E: 0 K: 1 S: 13	H: 1 LOB: 1 BB: 1 P: 21	R: 0 E: 0 K: 2 S: 7	H: 0 LOB: 0 BB: 0 P: 12	R: 0 E: 0 K: 0 S: 4	H: 0 LOB: 0 BB: 0 P: 6		1B: 4 2B: 2 3B: 0 HR: 0	SF: 0 SAC: 1 DP: 0 HBP: 1	WP: 0 PB: 0 SB: 3 CS: 0
PITCHER	IP WLS BF H R ER SO BB IBB HBP BLK WP HR S P ERA WHIP																			
Charlie Lea, R ERA: 4.83 (1, 1)	6.0 W 27 5 0 0 2 2 0 0 0 0 0 0 59 101 0.00 1.167																			
Juan Berenguer, R ERA: 3.25 (7, 1)	3.0 S 11 1 0 0 3 1 0 0 0 0 0 0 24 39 0.00 0.667																			



Batter	1	2	3	4	5	6	7	8	9	AB	R	H	RBI	BB	SO	LOB	TOP					
Dan Gladden, R (1, 7) OBP: 0.324, SLG: 0.442	F8 1B		F8			G5-3		G6-4-3 1B		4	1	2	1	1	0	0	Minnesota Twins @ Oakland Athletics Oakland-Alameda County Coliseum, Oakland, CA Sun Jun 26 1988, 3:38 AM PDT Att: 43,154 - Sunny					
John Moses, S (1, 9) OBP: 0.398, SLG: 0.487	S 1B		G4-3 1B			K		G6-4-3 1B		5	1	3	0	0	1							
Kirby Puckett, R (1, 8) OBP: 0.360, SLG: 0.512	F8		G4-3							5	2	3	1	0	0	3						
Randy Bush, L (1, 10) OBP: 0.380, SLG: 0.464	K		P3							4	0	0	0	0	1	6						
Brian Harper, R (9, PH) OBP: 0.459, SLG: 0.452	K									1	0	0	0	0	0	1						
Gary Gaetti, R (1, 5) OBP: 0.353, SLG: 0.540										2	0	0	1	2	1	0						
Tim Laudner, R (1, 2) OBP: 0.358, SLG: 0.506	F8									4	0	3	2	0	0	3						
Kevin Torve, L (1, 3)										3	0	0	0	1	0	4						
Greg Gagne, R (1, 6) OBP: 0.294, SLG: 0.449	K									4	1	2	0	0	1	3						
Al Newman, S (1, 4) OBP: 0.276, SLG: 0.222	K									3	0	0	0	0	1	3						
Inning Stats	R: 0 E: 0 K: 1 S: 15	H: 2 LOB: 3 BB: 1 P: 29	R: 0 E: 0 K: 2 S: 11	H: 0 LOB: 0 BB: 1 P: 18	R: 0 E: 0 K: 0 S: 9	H: 1 LOB: 1 BB: 0 P: 12	R: 0 E: 0 K: 1 S: 8	H: 2 LOB: 2 BB: 0 P: 11	R: 3 E: 0 K: 0 S: 12	H: 3 LOB: 2 BB: 2 P: 25	R: 0 E: 0 K: 1 S: 7	H: 0 LOB: 0 BB: 0 P: 12	R: 1 E: 0 K: 0 S: 8	H: 2 LOB: 1 BB: 0 P: 12	R: 1 E: 0 K: 0 S: 4	H: 2 LOB: 0 BB: 0 P: 6	R: 0 E: 0 K: 0 S: 6	H: 1 LOB: 0 BB: 0 P: 6	1B: 10 2B: 2 3B: 1 HR: 0	SF: 1 SAC: 1 DP: 2 HBP: 0	WP: 2 PB: 0 CS: 1	PA: 41
PITCHER	IP WLS BF H R ER SO BB IBB HBP BLK WP HR S P ERA WHIP																					
Dave Stewart, R (1, 1) ERA: 3.67	7.0 L 34 10 4 4 5 3 1 0 0 2 0 70 119 5.14 1.857																					
Rick Honeycutt, L (8, 1) ERA: 3.95	2.0 7 3 1 1 0 0 0 0 0 0 0 10 12 4.50 1.500																					

AB	35
R	5
H	13
RBI	5
BB	4
SO	5
LOB	24



Batter	1	2	3	4	5	6	7	8	9	AB	R	H	RBI	BB	SO	LOB	BOTTOM					
Carney Lansford, R (1, 5) OBP: 0.376, SLG: 0.436	F8		F8			G6-3		F7		5	0	0	0	0	0	2	Minnesota Twins @ Oakland Athletics Oakland-Alameda County Coliseum, Oakland, CA Sun Jun 26 1988, 3:38 AM PDT Att: 43,154 - Sunny					
Dave Henderson, R (1, 8) OBP: 0.360, SLG: 0.539	F8		G6-3			G6-3		E4		4	0	0	0	0	0	2						
Jose Canseco, R (1, 9) OBP: 0.361, SLG: 0.519	BB		1B					P4		3	0	2	0	1	0	3						
Mark McGwire, R (1, 3) OBP: 0.335, SLG: 0.437	FC6-4 1B		P4					F9		3	0	0	0	1	1	5						
Don Baylor, R (1, 10) OBP: 0.291, SLG: 0.288	FC6-4									4	0	1	0	0	2	2						
Terry Steinbach, R (1, 2) OBP: 0.308, SLG: 0.365			F8					P2		4	0	1	0	0	0	2						
Stan Javier, S (1, 7) OBP: 0.313, SLG: 0.335								G4-3		4	0	1	0	0	1	3						
Mike Gallego, R (1, 4) OBP: 0.277, SLG: 0.256			F9							3	0	1	0	0	0	2						
Luis Polonia, L (9, PH) OBP: 0.333, SLG: 0.346										1	0	0	0	0	0	0						
Walt Weiss, S (1, 6) OBP: 0.317, SLG: 0.317										4	0	1	0	0	0	1						
Inning Stats	R: 0 E: 0 K: 0 S: 11	H: 0 LOB: 2 BB: 2 P: 20	R: 0 E: 0 K: 0 S: 9	H: 1 LOB: 1 BB: 0 P: 11	R: 0 E: 0 K: 2 S: 6	H: 1 LOB: 1 BB: 0 P: 12	R: 0 E: 0 K: 2 S: 10	H: 1 LOB: 1 BB: 0 P: 17	R: 0 E: 0 K: 0 S: 7	H: 0 LOB: 0 BB: 0 P: 10	R: 0 E: 0 K: 1 S: 11	H: 2 LOB: 2 BB: 0 P: 16	R: 0 E: 1 K: 0 S: 10	H: 2 LOB: 3 BB: 0 P: 16	R: 0 E: 0 K: 1 S: 8	H: 0 LOB: 0 BB: 0 P: 13	R: 0 E: 0 K: 0 S: 11	H: 0 LOB: 0 BB: 0 P: 15	1B: 7 2B: 0 3B: 0 HR: 0	SF: 0 SAC: 0 DP: 0 HBP: 0	WP: 0 PB: 0 CS: 0	PA: 37
PITCHER	IP WLS BF H R ER SO BB IBB HBP BLK WP HR S P ERA WHIP																					
Frank Viola, L (1, 1) ERA: 2.34	6.1 W 29 7 0 0 0 2 0 0 0 0 0 21 33 0.00 0.000																					
Keith Atherton, R (7, 1) ERA: 3.19	2.2 S 8 0 0 0 1 0 0 0 0 0 0 0 21 33 0.00 0.000																					

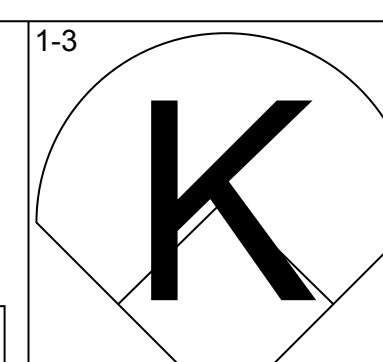
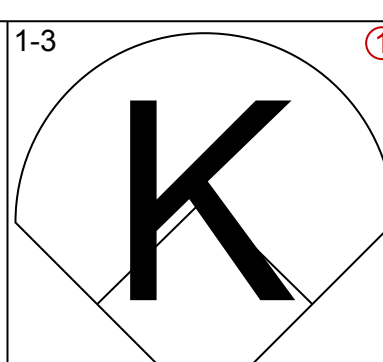
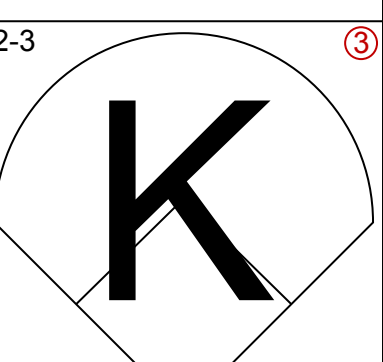
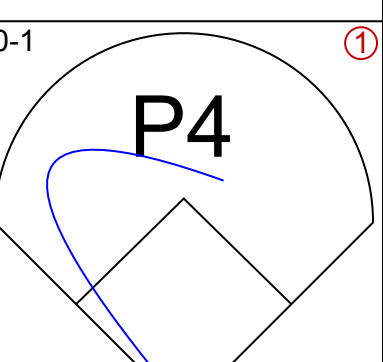
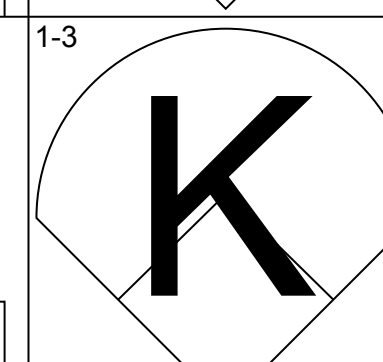
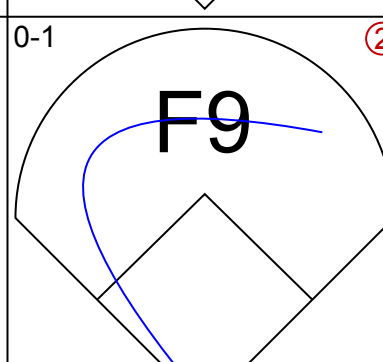
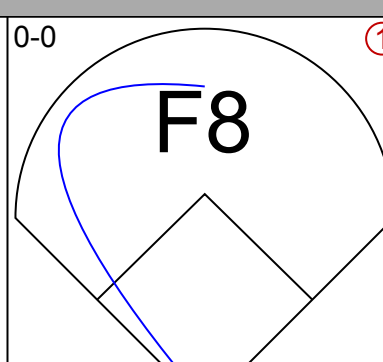
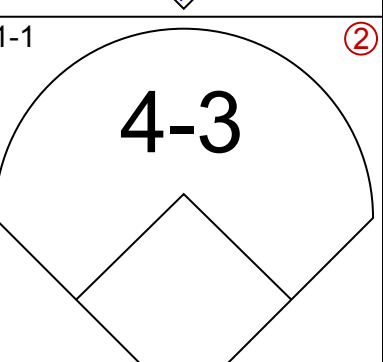
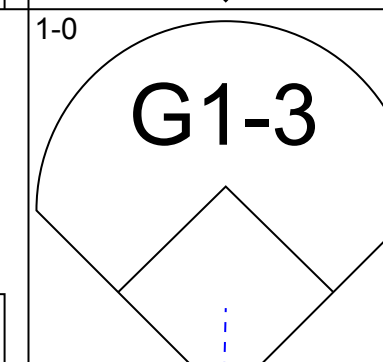
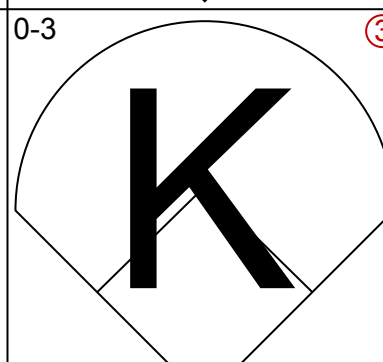
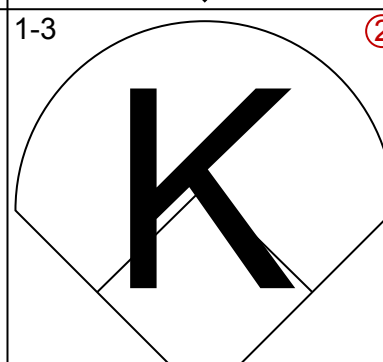
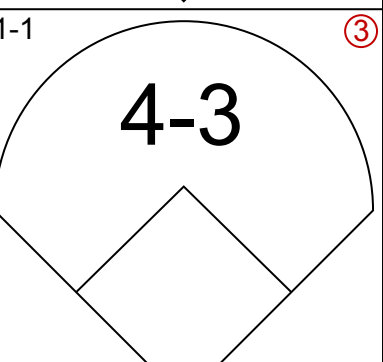
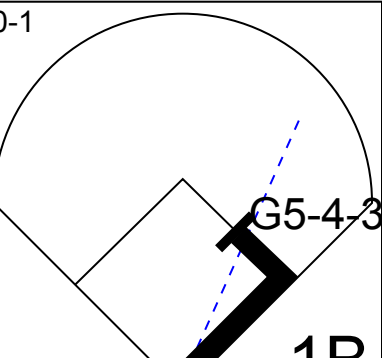
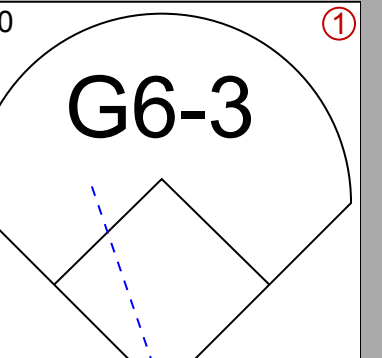
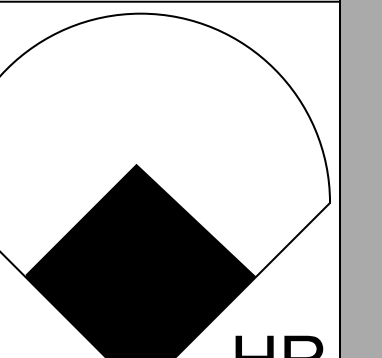
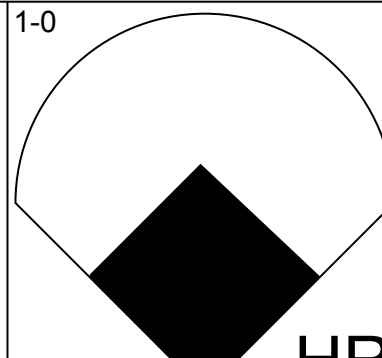
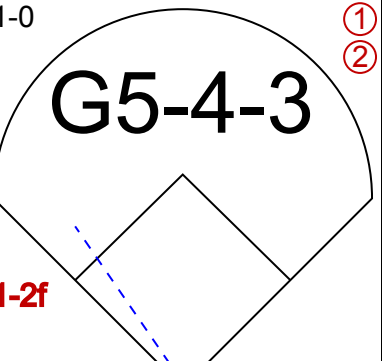

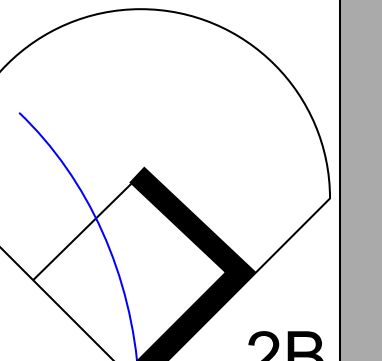
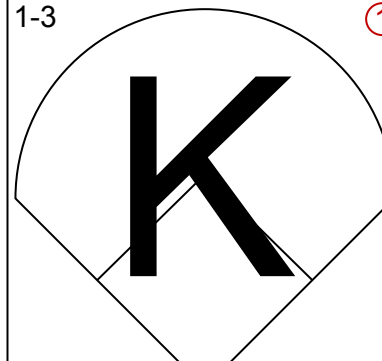
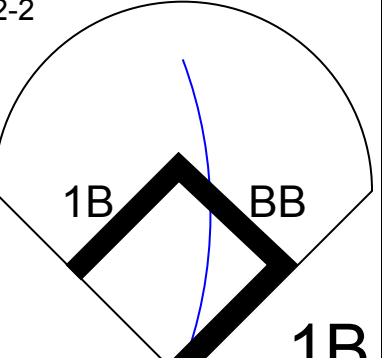
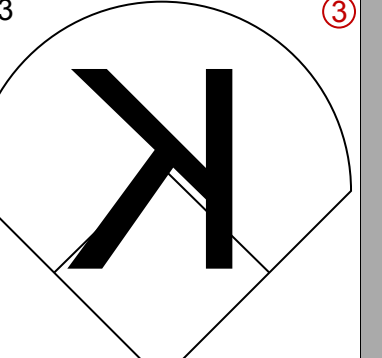
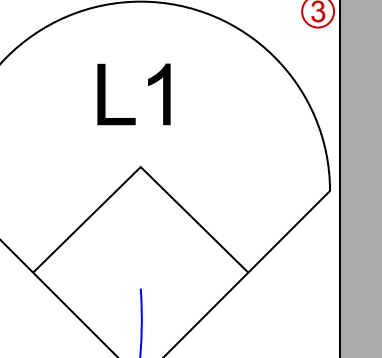
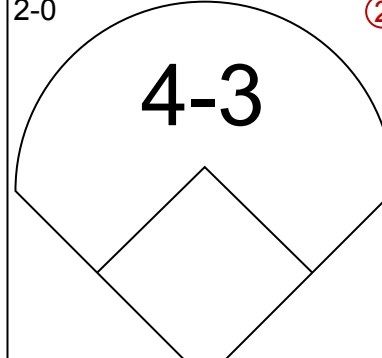
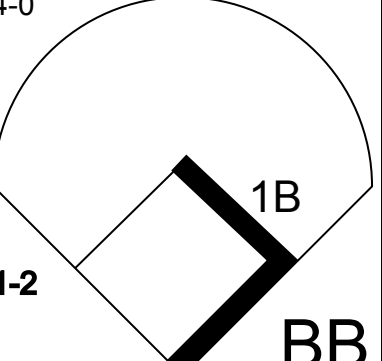
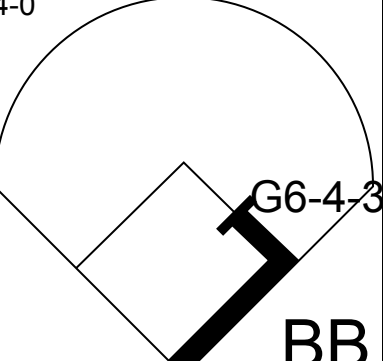
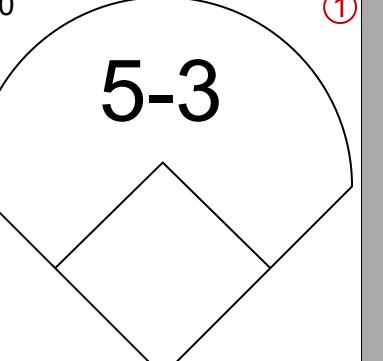
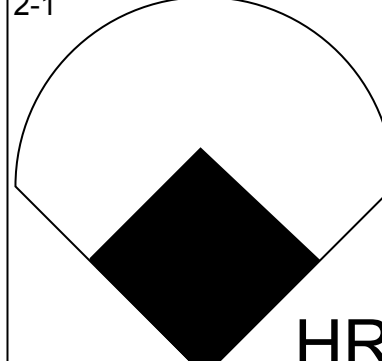
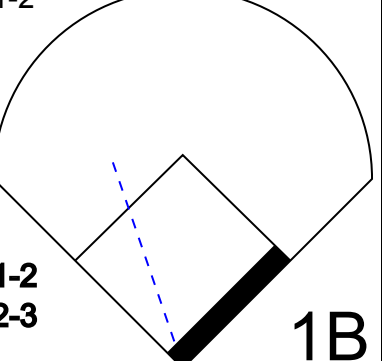
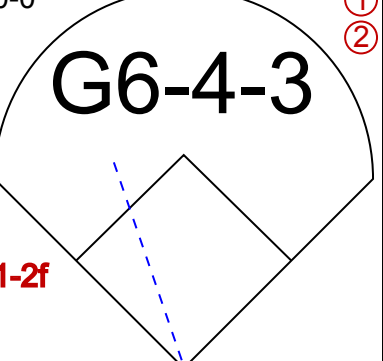
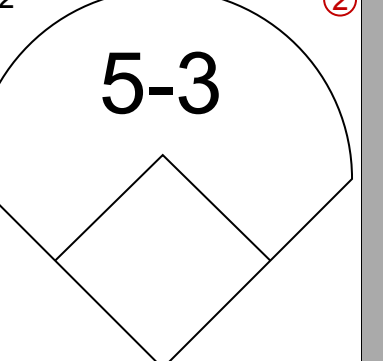
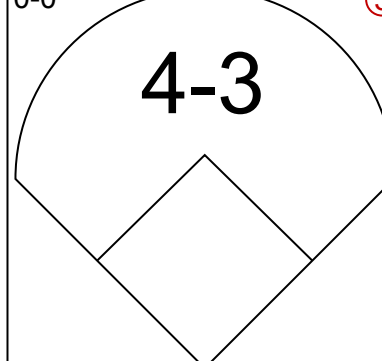
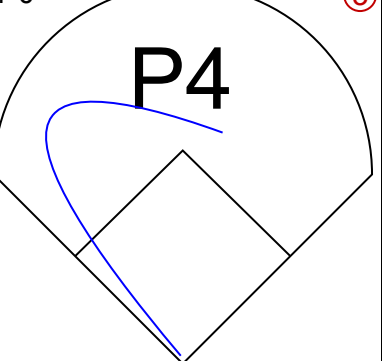
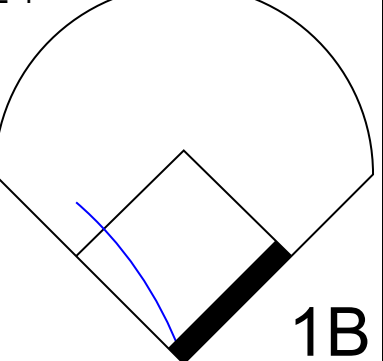
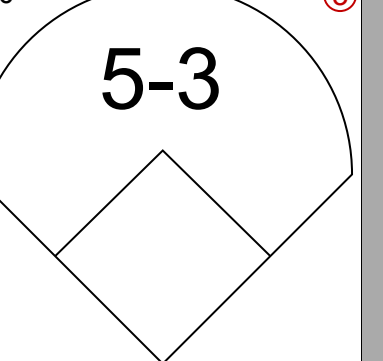
AB	35
R	0
H	7
RBI	0
BB	2
SO	4
LOB	22



Batter	1	2	3	4	5	6	7	8	9	AB	R	H	RBI	BB	SO	LOB	TOP							
Dan Gladden, R OBP: 0.322, SLG: 0.438 (1, 7)										5	1	1	0	0	0	4	Minnesota Twins @ California Angels Anaheim Stadium, Anaheim, CA Mon Jun 27 1988, 10:05 PM EDT Att: 22,167 - Sunny - 75 F							
Randy Bush, L OBP: 0.390, SLG: 0.471 (1, 9)										4	2	3	1	0	1	0								
Kirby Puckett, R OBP: 0.359, SLG: 0.520 John Moses, S OBP: 0.393, SLG: 0.481 (1, 8)										3	1	1	2	0	2	3								
Kent Hrbek, L OBP: 0.379, SLG: 0.498 Mark Davidson, R OBP: 0.361, SLG: 0.491 (1, 10)										4	0	1	1	1	0	4								
Gary Gaetti, R OBP: 0.358, SLG: 0.546 Al Newman, S OBP: 0.271, SLG: 0.218 (1, 5)										4	0	3	2	0	1	0								
Tim Laudner, R OBP: 0.350, SLG: 0.494 Brian Harper, R OBP: 0.447, SLG: 0.438 (1, 2)										4	0	0	0	0	2	5								
Kevin Torve, L OBP: 0.300, SLG: 0.556 (1, 3)										5	1	2	1	0	0	4								
Greg Gagne, R OBP: 0.297, SLG: 0.447 (1, 6)										3	1	1	0	1	0	0								
Steve Lombardozzi, R OBP: 0.346, SLG: 0.307 (1, 4)										4	1	2	0	0	1	2								
Inning Stats	R: 2 E: 0 K: 1 S: 16	H: 4 LOB: 2 BB: 0 P: 24	R: 0 E: 0 K: 1 S: 8	H: 0 LOB: 0 BB: 0 P: 12	R: 1 E: 0 K: 1 S: 15	H: 2 LOB: 1 BB: 0 P: 26	R: 0 E: 0 K: 0 S: 10	H: 2 LOB: 1 BB: 0 P: 15	R: 1 E: 0 K: 2 S: 14	H: 2 LOB: 2 BB: 1 P: 25	R: 1 E: 0 K: 0 S: 8	H: 1 LOB: 2 BB: 1 P: 17	R: 1 E: 0 K: 2 S: 10	H: 1 LOB: 0 BB: 0 P: 14	R: 1 E: 0 K: 1 S: 10	H: 2 LOB: 1 BB: 0 P: 13		R: 0 E: 0 K: 1 S: 6	H: 0 LOB: 0 BB: 0 P: 8	1B: 10 2B: 2 3B: 0 HR: 2	SF: 1 SAC: 0 DP: 0 HBP: 1	WP: 1 PB: 0 SB: 0 CS: 0	PA: 43	
PITCHER	IP WLS BF H R ER SO BB IBB HBP BLK WP HR S P ERA WHIP	IP WLS BF H R ER SO BB IBB HBP BLK WP HR S P ERA WHIP																						
Kirk McCaskill, R ERA: 3.91 (1, 1)	5.0 W 25 10 4 4 5	2.0 L 10 2 2 2	1.0 W 5 2 1 1	1.0 L 5 2 1 1	1.0 W 5 2 1 1	1.0 L 5 2 1 1	1.0 L 5 2 1 1	1.0 L 5 2 1 1	1.0 L 5 2 1 1	1.0 L 5 2 1 1	1.0 L 5 2 1 1	1.0 L 5 2 1 1	1.0 L 5 2 1 1	1.0 L 5 2 1 1	1.0 L 5 2 1 1	1.0 L 5 2 1 1	1.0 L 5 2 1 1	1.0 L 5 2 1 1	1.0 L 5 2 1 1	7.20 2.200	9.00 1.500	9.00 2.000	9.00 2.000	0.00 0.000
Dick Schofield, R OBP: 0.310, SLG: 0.336 (1, 6)										5	1	1	1	0	2	4	Minnesota Twins @ California Angels Anaheim Stadium, Anaheim, CA Mon Jun 27 1988, 10:05 PM EDT Att: 22,167 - Sunny - 75 F							
Johnny Ray, S OBP: 0.344, SLG: 0.415 Junior Noboa, R OBP: 0.063, SLG: 0.063 (1, 4)										5	3	2	0	1	0	0								
Wally Joyner, L OBP: 0.343, SLG: 0.381 Chico Walker, S OBP: 0.228, SLG: 0.178 (1, 3)										4	2	2	3	1	0	0								
Brian Downing, R OBP: 0.378, SLG: 0.438 (1, 10)										3	1	1	1	2	0	1								
Jim Eppard, L OBP: 0.387, SLG: 0.333 (7, 3)										3	2	2	0	1	0	1								
Devon White, S OBP: 0.291, SLG: 0.354 (1, 8)										5	3	2	3	0	1	5								
Jack Howell, L OBP: 0.325, SLG: 0.361 (1, 5)										3	2	3	4	2	0	0								
Tony Armas, R OBP: 0.286, SLG: 0.331 (1, 9)										5	0	0	0	0	2	9								
Bob Boone, R OBP: 0.316, SLG: 0.350 Darrell Miller, R OBP: 0.362, SLG: 0.381 (1, 2)										5	2	4	4	0	0	3								
Inning Stats	R: 0 E: 0 K: 1 S: 8	H: 0 LOB: 0 BB: 0 P: 12	R: 0 E: 0 K: 2 S: 13	H: 1 LOB: 3 BB: 2 P: 29	R: 5 E: 0 K: 0 S: 18	H: 5 LOB: 2 BB: 2 P: 34	R: 6 E: 1 K: 0 S: 20	H: 5 LOB: 0 BB: 0 P: 29	R: 0 E: 0 K: 0 S: 5	H: 0 LOB: 1 BB: 1 P: 11	R: 4 E: 0 K: 0 S: 17	H: 3 LOB: 1 BB: 2 P: 31	R: 1 E: 0 K: 2 S: 16	H: 3 LOB: 2 BB: 0 P: 20	R: 0 E: 0 K: 0 S: 5	H: 0 LOB: 0 BB: 0 P: 9		1B: 12 2B: 3 3B: 0 HR: 2	SF: 2 SAC: 1 DP: 0 HBP: 0	WP: 0 PB: 0 SB: 0 CS: 0	PA: 49			
PITCHER	IP WLS BF H R ER SO BB IBB HBP BLK WP HR S P ERA WHIP	IP WLS BF H R ER SO BB IBB HBP BLK WP HR S P ERA WHIP																						
Freddie Toliver, R ERA: 9.72 (3, 1)	1.0 L 10 6 5 4	2.2 L 15 4 5 5	1.0 W 5 2 1 1	1.0 L 5 2 1 1	1.0 L 5 2 1 1	1.0 L 5 2 1 1	1.0 L 5 2 1 1	1.0 L 5 2 1 1	1.0 L 5 2 1 1	1.0 L 5 2 1 1	1.0 L 5 2 1 1	1.0 L 5 2 1 1	1.0 L 5 2 1 1	1.0 L 5 2 1 1	1.0 L 5 2 1 1	1.0 L 5 2 1 1	1.0 L 5 2 1 1	1.0 L 5 2 1 1	1.0 L 5 2 1 1	36.00 6.000	16.88 2.625	9.00 3.000	0.00 0.000	
Mark Portugal, R ERA: 5.01 (4, 1)	2.2 L 15 4 5 5	1.0 W 5 2 1 1	1.0 L 5 2 1 1	1.0 L 5 2 1 1	1.0 L 5 2 1 1	1.0 L 5 2 1 1	1.0 L 5 2 1 1	1.0 L 5 2 1 1	1.0 L 5 2 1 1	1.0 L 5 2 1 1	1.0 L 5 2 1 1	1.0 L 5 2 1 1	1.0 L 5 2 1 1	1.0 L 5 2 1 1	1.0 L 5 2 1 1	1.0 L 5 2 1 1	1.0 L 5 2 1 1	1.0 L 5 2 1 1	1.0 L 5 2 1 1	0.00 0.000	0.00 0.000	0.00 0.000	0.00 0.000	

Batter	1	2	3	4	5	6	7	8	9	AB	R	H	RBI	BB	SO	LOB	TOP			
Dan Gladden, R OBP: 0.319, SLG: 0.433 (1, 7)	G3		L7		FC6-4			P3		4	0	0	0	0	0	2	Minnesota Twins @ California Angels Anaheim Stadium, Anaheim, CA Wed Jun 29 1988, 10:05 PM EDT Att: 29,050 - Unknown - 74 F			
Mark Davidson, R OBP: 0.344, SLG: 0.466 Randy Bush, L OBP: 0.384, SLG: 0.461 (8, 9)	6-3			K		5-3		G3		3	0	0	0	0	1	0				
Kirby Puckett, R OBP: 0.361, SLG: 0.518 (1, 8)	K					P3		6-3		4	0	1	0	0	1	0				
Gary Gaetti, R OBP: 0.357, SLG: 0.538 (1, 5)										4	0	1	0	0	0	1				
Gene Larkin, S OBP: 0.345, SLG: 0.365 John Moses, S OBP: 0.393, SLG: 0.481 (9, PR)										4	0	1	0	0	1	2				
Tim Laudner, R OBP: 0.356, SLG: 0.492 Kent Hrbek, L OBP: 0.385, SLG: 0.500 (9, PH)										2	0	1	0	1	0	0				
Brian Harper, R OBP: 0.429, SLG: 0.500 (1, 2)										4	1	1	1	0	0	3				
Greg Gagne, R OBP: 0.300, SLG: 0.439 (1, 6)										2	0	0	0	1	0	1				
Al Newman, S OBP: 0.274, SLG: 0.211 (1, 4)										2	0	0	0	1	1	1				
Inning Stats	R: 0 E: 0 K: 1 S: 9	H: 0 LOB: 0 BB: 0 P: 15	R: 0 E: 0 K: 1 S: 9	H: 1 LOB: 1 BB: 0 P: 11	R: 0 E: 0 K: 1 S: 7	H: 0 LOB: 0 BB: 0 P: 12	R: 0 E: 0 K: 1 S: 7	H: 1 LOB: 1 BB: 0 P: 13	R: 0 E: 0 K: 0 S: 9	H: 0 LOB: 2 BB: 2 P: 21	R: 0 E: 0 K: 0 S: 6	H: 1 LOB: 1 BB: 1 P: 12	R: 0 E: 0 K: 0 S: 6	H: 0 LOB: 0 BB: 0 P: 10	R: 0 E: 0 K: 0 S: 12	H: 1 LOB: 2 BB: 0 P: 16	1B: 4 2B: 0 3B: 0 HR: 1	SF: 0 SAC: 0 DP: 1 HBP: 0	WP: 0 PB: 0 SB: 2 CS: 0	PA: 34
PITCHER	IP	WLS	BF	H	R	ER	SO	BB	IBB	HBP	BLK	WP	HR	S	P	ERA	WHIP			
Chuck Finley, L ERA: 3.77 Bryan Harvey, R ERA: 1.33	(1, 1)	7.0	W	27	4	1	1	4	3	0	0	0	0	1	54	95	1.29	1.000		
(8, 1)	2.0	S	7	1	0	0	0	0	0	0	0	0	0	0	18	26	0.00	0.500		

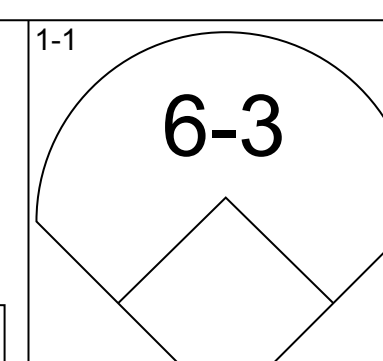
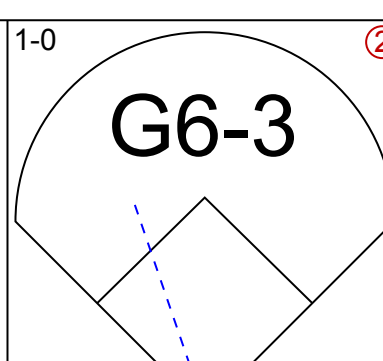
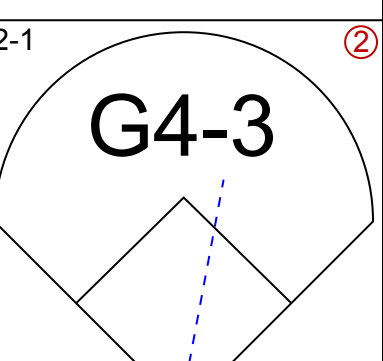
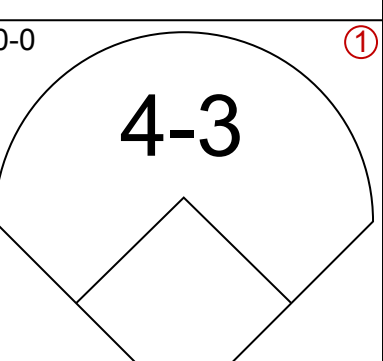
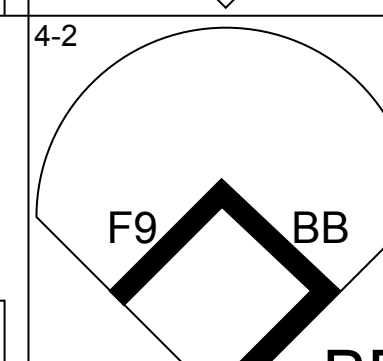
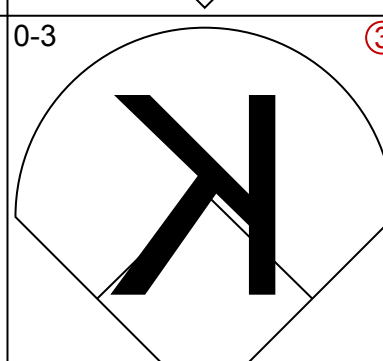
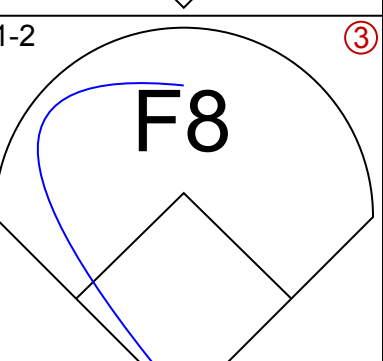
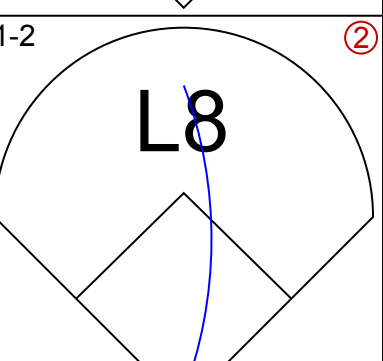
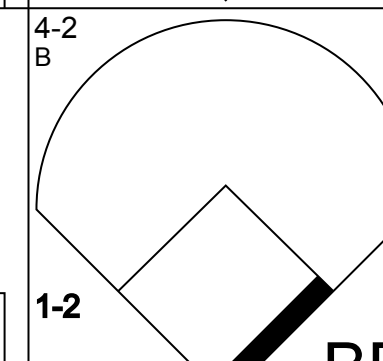
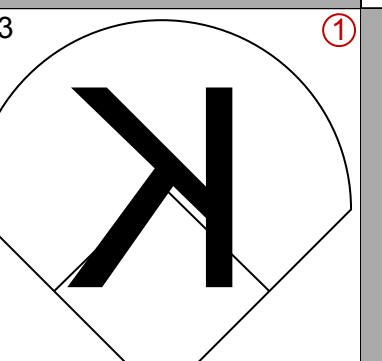
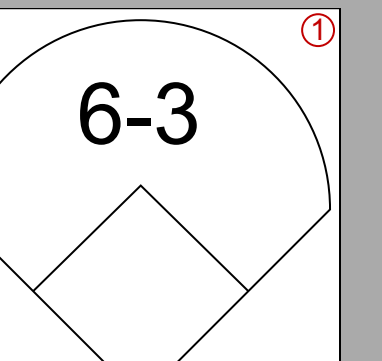
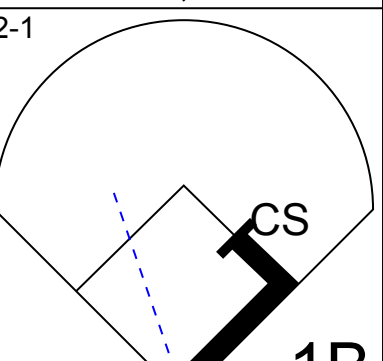
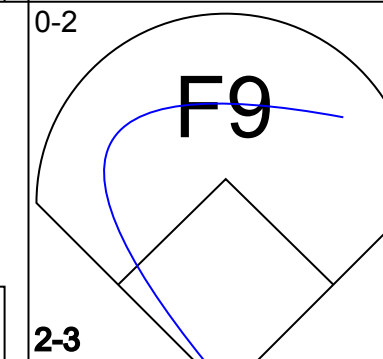
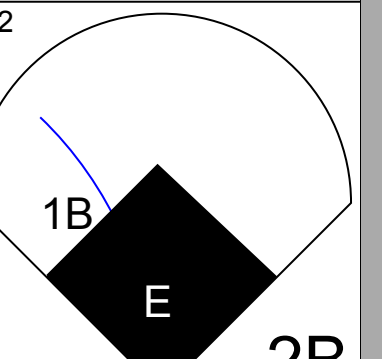
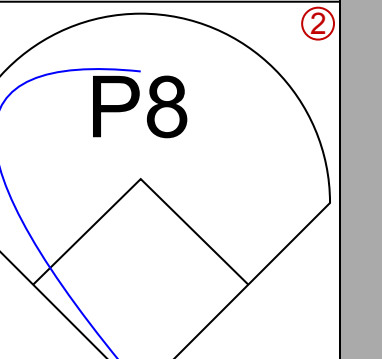
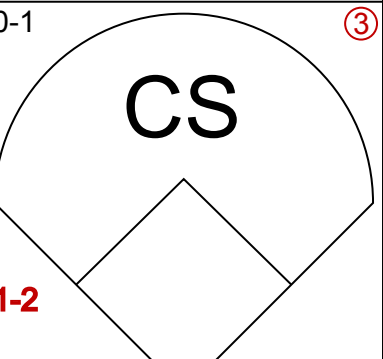
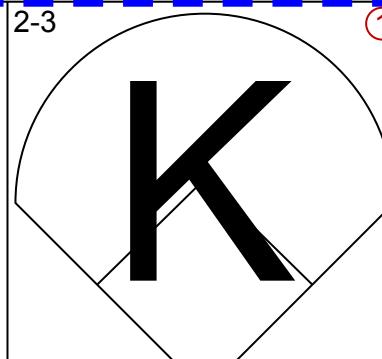
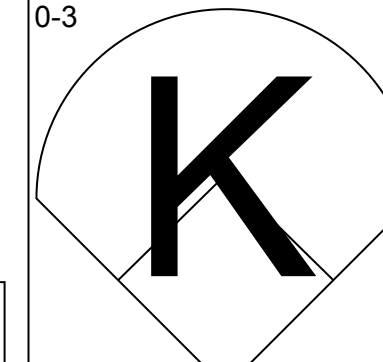
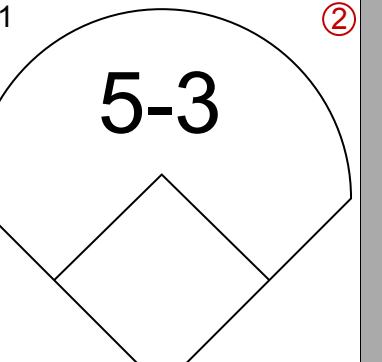
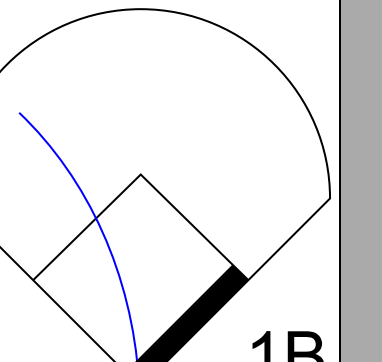
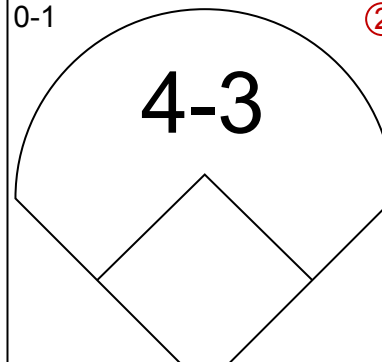
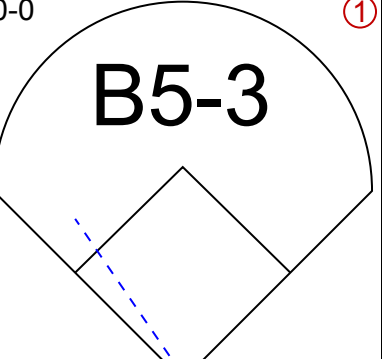
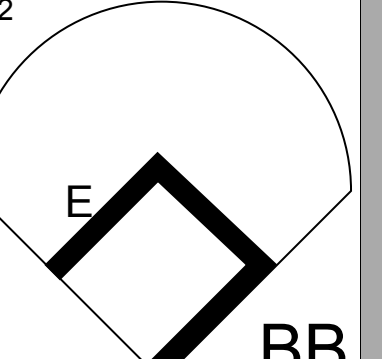
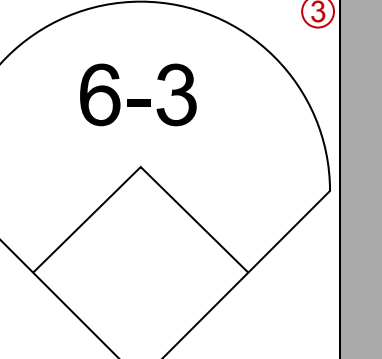
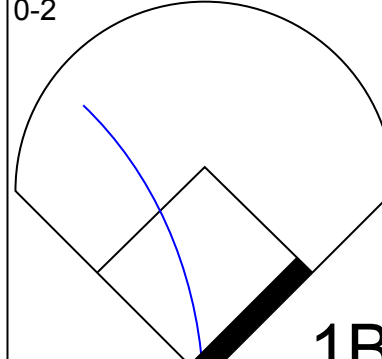
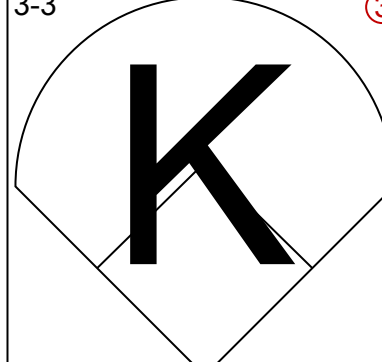
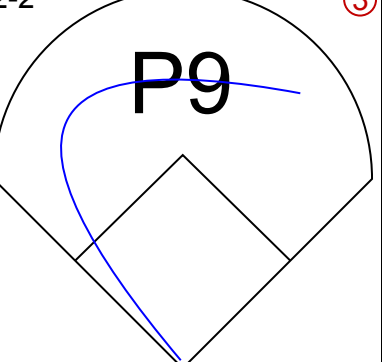






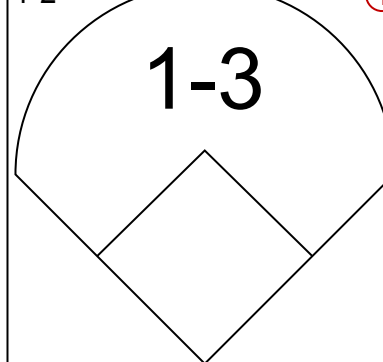
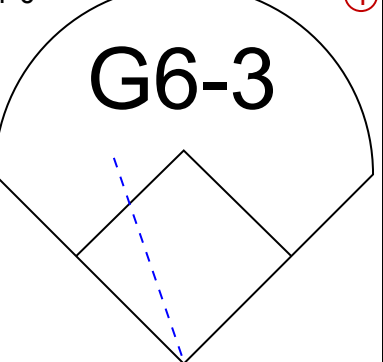
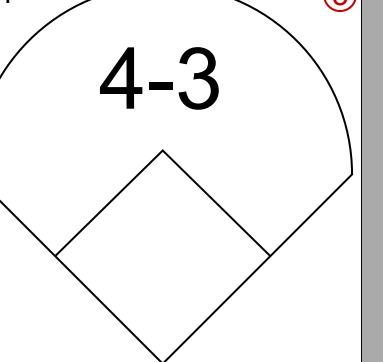
Batter	1	2	3	4	5	6	7	8	9	AB	R	H	RBI	BB	SO	LOB	BOTTOM			
Dick Schofield, R OBP: 0.301, SLG: 0.326 (1, 6)	K		4-3	FC6-4			6-3			4	0	0	0	0	1	2	Minnesota Twins @ California Angels Anaheim Stadium, Anaheim, CA Wed Jun 29 1988, 10:05 PM EDT Att: 29,050 - Unknown - 74 F			
Johnny Ray, S OBP: 0.345, SLG: 0.412 (1, 4)	F9					F7		K		4	0	1	1	0	1	0				
Brian Downing, R OBP: 0.374, SLG: 0.433 (1, 10)						4-3		6-3		3	0	0	0	1	1	1				
Chili Davis, S OBP: 0.287, SLG: 0.403 (1, 9)						L5		P6		4	0	2	0	0	0	0				
Wally Joyner, L OBP: 0.344, SLG: 0.381 (1, 3)	FC1-4					4-3		F8		4	0	1	0	0	0	2				
Tony Armas, R OBP: 0.285, SLG: 0.330 (1, 7)								K		4	1	1	0	0	2	3				
Devon White, S OBP: 0.291, SLG: 0.351 (1, 8)										3	0	1	0	0	0	1				
Darrell Miller, R OBP: 0.380, SLG: 0.400 (1, 2)										3	0	2	1	0	0	0				
Jack Howell, L OBP: 0.326, SLG: 0.365 Chico Walker, S OBP: 0.220, SLG: 0.171 (4, 5)										1	1	1	0	0	0	0				
Inning Stats	R: 0 E: 0 K: 1 S: 13	H: 1 LOB: 2 BB: 1 P: 24	R: 0 E: 0 K: 0 S: 4	H: 0 LOB: 0 BB: 0 P: 6	R: 1 E: 0 K: 2 S: 17	H: 4 LOB: 3 BB: 0 P: 26	R: 0 E: 0 K: 0 S: 10	H: 2 LOB: 1 BB: 0 P: 15	R: 0 E: 0 K: 0 S: 12	H: 2 LOB: 1 BB: 0 P: 17	R: 0 E: 0 K: 1 S: 10	H: 0 LOB: 0 BB: 0 P: 15	R: 0 E: 0 K: 1 S: 5	H: 0 LOB: 0 BB: 0 P: 9	1B: 8 2B: 1 3B: 0 HR: 0	SF: 0 SAC: 0 DP: 0 HBP: 0	WP: 0 PB: 0 SB: 0 CS: 1	PA: 33		
PITCHER	IP	WLS	BF	H	R	ER	SO	BB	IBB	HBP	BLK	WP	HR	S	P	ERA	WHIP			
Allan Anderson, L ERA: 3.33 Juan Berenguer, R ERA: 3.15	(1, 1)	6.0	L	27	9	2	2	3	1	0	0	0	0	0	63	98	3.00	1.667		
(7, 1)	2.0		6	0	0	0	2	0	0	0	0	0	0	15	24	0.00	0.000			

Batter	1	2	3	4	5	6	7	8	9	AB	R	H	RBI	BB	SO	LOB	TOP					
Dan Gladden, R OBP: 0.312, SLG: 0.416 (1, 7)										4	0	0	0	0	0	3	1					
John Moses, S OBP: 0.382, SLG: 0.463 (1, 9)										4	0	0	0	0	0	1	0					
Kirby Puckett, R OBP: 0.355, SLG: 0.505 (1, 8)										4	0	0	0	0	0	2	0					
Kent Hrbek, L OBP: 0.397, SLG: 0.553 (1, 10)		 1B								4	2	3	2	0	0	0						
Gary Gaetti, R OBP: 0.351, SLG: 0.534 (1, 5)		 1-2								4	0	1	0	0	2	1						
Gene Larkin, S OBP: 0.356, SLG: 0.375 (1, 3)		 1B								4	0	1	0	0	1	1						
Brian Harper, R OBP: 0.423, SLG: 0.523 (1, 2)		 BB			 BB					2	1	1	1	2	0	0						
Greg Gagne, R OBP: 0.305, SLG: 0.430 (1, 6)		 1B			 1-2					4	0	1	0	0	0	1						
Steve Lombardozzi, R OBP: 0.342, SLG: 0.310 (1, 4)										3	0	1	0	0	0	3						
Inning Stats	R: 0 E: 0 K: 2 S: 8	H: 0 LOB: 0 BB: 0 P: 11	R: 0 E: 0 K: 0 S: 10	H: 3 LOB: 3 BB: 1 P: 19	R: 0 E: 0 K: 2 S: 8	H: 0 LOB: 0 BB: 0 P: 9	R: 0 E: 0 K: 2 S: 8	H: 0 LOB: 0 BB: 0 P: 9	R: 0 E: 0 K: 0 S: 7	H: 1 LOB: 1 BB: 1 P: 15	R: 1 E: 0 K: 0 S: 8	H: 2 LOB: 1 BB: 0 P: 9	R: 0 E: 0 K: 0 S: 5	H: 0 LOB: 0 BB: 0 P: 7	R: 0 E: 0 K: 0 S: 6	H: 0 LOB: 0 BB: 0 P: 8	R: 2 E: 0 K: 1 S: 8	H: 2 LOB: 0 BB: 0 P: 14	1B: 4 2B: 1 3B: 0 HR: 3	SF: 0 SAC: 0 DP: 2 HBP: 0	WP: 0 PB: 0 SB: 0 CS: 0	PA: 35
PITCHER Don August, R ERA: 2.72 (1, 1)	IP: 9.0 WLS: L BF: 35 H: 8 R: 3 ER: 3 SO: 9 BB: 2 IBB: 0 HBP: 0 BLK: 0 WP: 0 HR: 3 S: 68 P: 101 ERA: 3.00 WHIP: 1.111																					


Minnesota Twins @ Milwaukee Brewers
Milwaukee County Stadium, Milwaukee, WI
Mon Jul 04 1988, 8:05 PM EDT
Att: 24,431 - Unknown - 90 F

AB 33
R 3
H 8
RBI 3
BB 2
SO 9
LOB 7



Batter	1	2	3	4	5	6	7	8	9	AB	R	H	RBI	BB	SO	LOB	BOTTOM					
Paul Molitor, R OBP: 0.389, SLG: 0.418 (1, 10)										4	0	0	0	0	0	0						
Jim Gantner, L OBP: 0.323, SLG: 0.333 (1, 4)	 BB									3	0	0	0	1	1	0						
Robin Yount, R OBP: 0.371, SLG: 0.476 (1, 8)	 BB							 1B		3	0	1	0	1	1	0						
Jeffrey Leonard, R OBP: 0.289, SLG: 0.353 (1, 7)	 2-3			 2B				 1-2		4	1	1	0	0	1	2						
Dale Sveum, S OBP: 0.279, SLG: 0.392 (1, 6)										4	0	1	0	0	1	3						
Bill Schroeder, R OBP: 0.213, SLG: 0.256 (9, FH)				 BB						2	0	0	0	1	0	1						
B.J. Surhoff, L OBP: 0.296, SLG: 0.324 (9, FH)										1	0	1	0	0	0	0						
Joey Meyer, R OBP: 0.252, SLG: 0.378 (1, 3)				 1B						4	0	1	0	0	3	1	AB 31 R 1 H 5 RBI 0 BB 3 SO 8 LOB 9					
Juan Castillo, S OBP: 0.260, SLG: 0.229 (1, 5)										3	0	0	0	0	1	2						
Darryl Hamilton, L OBP: 0.313, SLG: 0.333 (1, 9)										3	0	0	0	0	0	0						
Inning Stats	R: 0 E: 0 K: 1 S: 14	H: 0 LOB: 2 BB: 2 P: 23	R: 0 E: 0 K: 1 S: 7	H: 0 LOB: 0 BB: 0 P: 9	R: 0 E: 0 K: 1 S: 7	H: 0 LOB: 0 BB: 0 P: 9	R: 1 E: 1 K: 2 S: 16	H: 2 LOB: 2 BB: 1 P: 23	R: 0 E: 0 K: 0 S: 6	H: 0 LOB: 0 BB: 0 P: 10	R: 0 E: 0 K: 0 S: 9	H: 1 LOB: 1 BB: 0 P: 11	R: 0 E: 0 K: 0 S: 6	H: 0 LOB: 0 BB: 0 P: 11	R: 0 E: 0 K: 0 S: 7	H: 1 LOB: 0 BB: 0 P: 10	R: 0 E: 0 K: 2 S: 16	H: 1 LOB: 1 BB: 0 P: 21	1B: 4 2B: 1 3B: 0 HR: 0	SF: 0 SAC: 0 DP: 0 HBP: 0	WP: 0 PB: 0 SB: 0 CS: 1	PA: 35
PITCHER Allan Anderson, L ERA: 3.03 Jeff Reardon, R ERA: 2.41 (9, 1)	IP: 8.0 WLS: W BF: 30 H: 4 R: 1 ER: 0 SO: 6 BB: 3 IBB: 0 HBP: 0 BLK: 0 WP: 0 HR: 0 S: 72 P: 106 ERA: 0.00 WHIP: 0.875																					

Minnesota Twins @ Milwaukee Brewers
Milwaukee County Stadium, Milwaukee, WI
Mon Jul 04 1988, 8:05 PM EDT
Att: 24,431 - Unknown - 90 F



Batter	1	2	3	4	5	6	7	8	9	AB	R	H	RBI	BB	SO	LOB	TOP			
Wade Boggs, L (1, 5) OBP: 0.369, SLG: 0.470	1-2 F7		1-2 G4-3		3-3 K			0-1 BB SF8 1B		4	1	1	0	0	1	1				
Marty Barrett, R (1, 4) OBP: 0.347, SLG: 0.361	0-0 1B			0-1 G6-3	1-1 F9			2-0 BB 1B		4	0	2	0	0	0	0				
Dwight Evans, R (1, 9) OBP: 0.376, SLG: 0.458	1-3 K			1-2 2B 1B		2-3 K		4-2 BB		3	1	1	0	1	2	1				
Mike Greenwell, L (1, 7) OBP: 0.438, SLG: 0.580	1-2 F8			1-2 F7		4-2 BB		1-1 SF8		2	0	0	1	1	0	2				
Ellis Burks, R (1, 8) OBP: 0.388, SLG: 0.530		3-2 CS 1B		3-1 1B 2B		1-3 K		0-0 F9		4	1	2	0	0	1	3				
Jim Rice, R (1, 10) OBP: 0.336, SLG: 0.363		3-3 K		4-2 1B WP BB			0-3 K		1-2 P3	3	1	0	0	1	2	1				
Todd Benzinger, S (1, 3) OBP: 0.284, SLG: 0.376		2-0 F8		2-2 WP 1B			0-0 P6		0-3 K	4	0	1	2	0	1	0				
Rich Gedman, L (1, 2) OBP: 0.263, SLG: 0.287			1-2 G4-3 1B		4-3		0-0 G3		1-3 K	4	0	1	0	0	1	1				
Spike Owen, S (1, 6) OBP: 0.335, SLG: 0.399			1-1 P7			1-2 F8		3-2 F9		3	0	0	0	0	0	1				
Inning Stats	R: 0 E: 0 K: 1 S: 12	H: 1 LOB: 1 BB: 0 P: 15	R: 0 E: 0 K: 1 S: 8	H: 1 LOB: 0 BB: 0 P: 15	R: 0 E: 0 K: 0 S: 9	H: 1 LOB: 0 BB: 0 P: 12	R: 3 E: 0 K: 0 S: 20	H: 3 LOB: 1 BB: 1 P: 34	R: 0 E: 0 K: 1 S: 8	H: 0 LOB: 0 BB: 1 P: 13	R: 0 E: 0 K: 1 S: 5	H: 0 LOB: 0 BB: 0 P: 5	R: 0 E: 0 K: 1 S: 12	H: 2 LOB: 2 BB: 1 P: 22	R: 0 E: 0 K: 2 S: 11	H: 0 LOB: 0 BB: 0 P: 13	1B: 7 2B: 1 3B: 0 HR: 0	SF: 1 SAC: 0 DP: 1 HBP: 0	WP: 1 PB: 0 SB: 0 CS: 1	PA: 35
PITCHER	IP WLS BF H R ER SO BB IBB HBP BLK WP HR S P ERA WHIP																			
Freddie Toliver, R (1, 1) ERA: 7.53	6.0	23	6	3	3	5	2	0	0	0	0	1	0	66	105	4.50	1.333			
Juan Berenguer, R (7, 1) ERA: 3.1	2.0	W 9	2	1	1	1	1	0	0	0	0	0	0	17	27	4.50	1.500			
Jeff Reardon, R (9, 1) ERA: 2.35	1.0	S 3	0	0	0	2	0	0	0	0	0	0	0	11	13	0.00	0.000			

Boston Red Sox @ Minnesota Twins
 Hubert H. Humphrey Metrodome, Minneapolis, MN
 Tue Jul 05 1988, 8:05 PM EDT
 Att: 44,091 - Dome - 99 F

AB 31
 R 4
 H 8
 RBI 3
 BB 3
 SO 8
 LOB 10



Batter	1	2	3	4	5	6	7	8	9	AB	R	H	RBI	BB	SO	LOB	BOTTOM			
Dan Gladden, R (1, 7) OBP: 0.308, SLG: 0.411	0-3 K		1-2 G6-3		1-1 F8		0-0 G4-6-3			4	0	0	0	0	1	1				
Tim Laudner, R (1, 2) OBP: 0.341, SLG: 0.464	0-3 K		0-0 F8		2-3 K			0-3 K		4	0	0	0	0	3	0				
Kirby Puckett, R (1, 8) OBP: 0.362, SLG: 0.512	2-1 2B			0-1 WP 1B		4-1 G3-6-3 BB		2-2 1B HR 1B		3	2	3	0	1	0	0				
Kent Hrbek, L (1, 10) OBP: 0.395, SLG: 0.549	2-2 F7			0-0 F7		0-0 G3-6-3		1-1 HR 1B		4	1	1	0	0	0	3				
Gary Gaetti, R (1, 5) OBP: 0.356, SLG: 0.547		1-3 K		2-2 G3 1B 1B		1-0 S 1B		1-2 HR		4	2	3	4	0	1	0				
Gene Larkin, S (1, 3) OBP: 0.355, SLG: 0.376		2-2 2B		2-1 G3		2-2 4-3		0-1 G3		4	0	1	0	0	0	2				
Randy Bush, L (1, 9) OBP: 0.377, SLG: 0.466		0-0 P5		0-2 1B			0-0 SH1-3 1B 2B	2-1 1B		3	1	2	1	0	0	1				
Mark Davidson, R (6, PH) OBP: 0.348, SLG: 0.467				2-H 1B						1	0	1	0	0	0	0				
Greg Gagne, R (1, 6) OBP: 0.301, SLG: 0.425		2 SAFE 0-1 G5-3		2-3 K			0-1 SH1-3	1-2 G4-3		3	0	0	0	0	1	3				
Steve Lombardozzi, R (1, 4) OBP: 0.338, SLG: 0.305			2-1 F7				2-2 SH1-3 1B			2	0	0	0	0	0	0				
Kelvin Torve, L (7, PH) OBP: 0.333, SLG: 0.545					1-1 F8					1	0	1	1	0	0	0				
Al Newman, S (7, PR) OBP: 0.289, SLG: 0.226							3-H G4-6-3 1B			0	0	0	0	0	0	0				
Inning Stats	R: 0 E: 0 K: 2 S: 13	H: 1 LOB: 1 BB: 0 P: 17	R: 0 E: 0 K: 1 S: 9	H: 1 LOB: 0 BB: 0 P: 12	R: 0 E: 0 K: 0 S: 9	H: 0 LOB: 0 BB: 0 P: 12	R: 2 E: 0 K: 1 S: 14	H: 3 LOB: 1 BB: 0 P: 20	R: 0 E: 0 K: 1 S: 7	H: 0 LOB: 0 BB: 0 P: 11	R: 0 E: 0 K: 0 S: 8	H: 1 LOB: 1 BB: 1 P: 15	R: 1 E: 0 K: 0 S: 8	H: 2 LOB: 1 BB: 0 P: 10	R: 3 E: 0 K: 1 S: 21	H: 4 LOB: 1 BB: 0 P: 27	1B: 8 2B: 3 3B: 0 HR: 1	SF: 0 SAC: 1 DP: 2 HBP: 0	WP: 1 PB: 0 SB: 1 CS: 0	PA: 35
PITCHER	IP WLS BF H R ER SO BB IBB HBP BLK WP HR S P ERA WHIP																			
Wes Gardner, R (1, 1) ERA: 1.85	6.1	26	7	3	3	5	1	0	0	0	0	1	0	63	90	4.26	1.263			
Lee Smith, R (7, 1) ERA: 3.43	1.0	L 6	4	3	3	1	0	0	0	0	0	0	1	18	24	27.00	4.000			
Tom Bolton, L (8, 1) ERA:	0.1	2	1	0	0	0	0	0	0	0	0	0	0	4	6	0.00	3.000			
Bob Stanley, R (8, 1) ERA: 3.71	0.1	1	0	0	0	0	0	0	0	0	0	0	0	4	4	0.00	0.000			

Boston Red Sox @ Minnesota Twins
 Hubert H. Humphrey Metrodome, Minneapolis, MN
 Tue Jul 05 1988, 8:05 PM EDT
 Att: 44,091 - Dome - 99 F

AB 33
 R 6
 H 12
 RBI 6
 BB 1
 SO 6
 LOB 10



Batter	1	2	3	4	5	6	7	8	9	AB	R	H	RBI	BB	SO	LOB	TOP					
Wade Boggs, L (1,5) OBP: 0.463, SLG: 0.464	L5		L7		F8			4-3		4	0	0	0	0	0	2						
Marty Barrett, R (1,4) OBP: 0.346, SLG: 0.360	1B		P3			L7		6-3	6-3	4	0	1	0	0	0	1						
Dwight Evans, R (1,9) OBP: 0.375, SLG: 0.465	P4			HR		6-3		P7		4	1	1	1	0	0	1						
Mike Greenwell, L (1,7) OBP: 0.432, SLG: 0.572	5-3			6-3		L8		P6		4	0	0	0	0	0	1						
Ellis Burks, R (1,8) OBP: 0.384, SLG: 0.524		K		P6				5-3		3	0	0	0	0	1	0						
Jim Rice, R (1,10) OBP: 0.332, SLG: 0.358		F9		K				P4		3	0	0	0	0	1	0						
Todd Benzinger, S (1,3) OBP: 0.277, SLG: 0.367		K				F9		F9		3	0	0	0	0	1	0						
Rick Cerone, R (1,2) OBP: 0.388, SLG: 0.427				2B		F7		P6		3	0	1	0	0	0	0						
Spike Owen, S (1,6) OBP: 0.335, SLG: 0.395			K					K		2	0	0	0	1	2	1						
Inning Stats	R: 0 E: 0 K: 0 S: 13	H: 1 LOB: 1 BB: 0 P: 18	R: 0 E: 0 K: 2 S: 7	H: 0 LOB: 0 BB: 0 P: 11	R: 0 E: 0 K: 1 S: 10	H: 1 LOB: 1 BB: 0 P: 14	R: 1 E: 0 K: 1 S: 8	H: 1 LOB: 0 BB: 0 P: 10	R: 0 E: 0 K: 0 S: 6	H: 0 LOB: 1 BB: 1 P: 13	R: 0 E: 0 K: 0 S: 5	H: 0 LOB: 0 BB: 0 P: 8	R: 0 E: 0 K: 0 S: 6	H: 0 LOB: 0 BB: 0 P: 8	R: 0 E: 0 K: 1 S: 7	H: 0 LOB: 0 BB: 0 P: 11	R: 0 E: 0 K: 0 S: 5	H: 0 LOB: 0 BB: 0 P: 7	1B: 1 2B: 1 3B: 0 HR: 1	SF: 0 SAC: 0 DP: 0 HBP: 0	WP: 0 PB: 0 SB: 0 CS: 0	PA: 31
PITCHER Frank Viola, L (1,1) ERA: 2.24	IP: 9.0 WLS: W BF: 31 H: 3 R: 1 ER: 1 SO: 5 BB: 1 IBB: 0 HBP: 0 BLK: 0 WP: 0 HR: 1 S: 67 P: 100 ERA: 1.00 WHIP: 0.444															PITCHER						

Boston Red Sox @ Minnesota Twins
 Hubert H. Humphrey Metrodome, Minneapolis, MN
 Wed Jul 06 1988, 8:05 PM EDT
 Att: 41,027 - Dome - 100 F

AB 30
 R 1
 H 3
 RBI 1
 BB 1
 SO 5
 LOB 6



Batter	1	2	3	4	5	6	7	8	9	AB	R	H	RBI	BB	SO	LOB	BOTTOM					
Dan Gladden, R (1,7) OBP: 0.304, SLG: 0.404	G3	FC	F9			6-3	G4-3			5	1	0	0	0	0	1						
Mark Davidson, R (1,9) OBP: 0.352, SLG: 0.462	1B	P3		L5		2B		E3		5	2	2	0	0	0	2						
Kirby Puckett, R (1,8) OBP: 0.369, SLG: 0.523	1B			G6-3		1B		G3		5	1	4	2	0	0	0						
John Moses, S (6, PR) OBP: 0.382, SLG: 0.463	1B	2B		P8		1B		F9		0	0	0	0	0	0	0						
Gary Gaetti, R (1,5) OBP: 0.358, SLG: 0.543	K			P8		1B		F9		2	0	0	0	2	1	2						
Al Newman, S (6, PR) OBP: 0.295, SLG: 0.222		IBB				IBB				1	0	0	0	0	0	2						
Gene Larkin, S (1,3) OBP: 0.359, SLG: 0.376	BB	G3		4-3		1B		G3		3	0	1	3	1	0	3						
Kent Hrbek, L (1,10) OBP: 0.398, SLG: 0.550	F7		2B	HBP	4-3	1B		G3		3	1	1	0	2	0	4						
Tim Laudner, R (1,2) OBP: 0.338, SLG: 0.472		HR	6-3			K		FC6		5	1	1	1	0	1	7						
Greg Gagne, R (1,6) OBP: 0.304, SLG: 0.430		FC	2B		F9			6-3		4	2	2	1	0	0	1						
Steve Lombardozzi, R (1,4) OBP: 0.329, SLG: 0.295	K		6-3			6-3		F9		4	0	0	1	0	1	1						
Inning Stats	R: 0 E: 0 K: 1 S: 10	H: 2 LOB: 3 BB: 1 P: 23	R: 3 E: 0 K: 1 S: 18	H: 3 LOB: 2 BB: 1 P: 31	R: 2 E: 0 K: 0 S: 12	H: 2 LOB: 0 BB: 0 P: 21	R: 0 E: 0 K: 0 S: 5	H: 0 LOB: 0 BB: 0 P: 5	R: 0 E: 0 K: 1 S: 7	H: 0 LOB: 1 BB: 0 P: 11	R: 2 E: 0 K: 0 S: 13	H: 3 LOB: 3 BB: 2 P: 28	R: 0 E: 0 K: 0 S: 4	H: 0 LOB: 0 BB: 0 P: 4	R: 1 E: 1 K: 0 S: 9	H: 1 LOB: 2 BB: 1 P: 15	R: 0 E: 0 K: 0 S: 9	H: 0 LOB: 0 BB: 0 P: 15	1B: 6 2B: 4 3B: 0 HR: 1	SF: 0 SAC: 0 DP: 0 HBP: 1	WP: 0 PB: 0 SB: 4 CS: 0	PA: 43
PITCHER Bruce Hurst, L (1,1) ERA: 4.6	IP: 1.2 WLS: L BF: 13 H: 5 R: 3 ER: 3 SO: 2 BB: 1 IBB: 0 HBP: 0 BLK: 0 WP: 0 HR: 1 S: 27 P: 53 ERA: 16.20 WHIP: 3.600															PITCHER						
Dennis Lamp, R (2,1) ERA: 3.66	IP: 4.0 WLS: L BF: 19 H: 5 R: 4 ER: 4 SO: 1 BB: 0 IBB: 1 HBP: 1 BLK: 0 WP: 0 HR: 0 S: 33 P: 55 ERA: 9.00 WHIP: 1.250															PITCHER						
Tom Bolton, L (6,1) ERA:	IP: 2.1 WLS: L BF: 11 H: 1 R: 1 ER: 0 SO: 0 BB: 2 IBB: 0 HBP: 0 BLK: 0 WP: 0 HR: 0 S: 18 P: 30 ERA: 0.00 WHIP: 1.286															PITCHER						

Boston Red Sox @ Minnesota Twins
 Hubert H. Humphrey Metrodome, Minneapolis, MN
 Wed Jul 06 1988, 8:05 PM EDT
 Att: 41,027 - Dome - 100 F

AB 37
 R 8
 H 11
 RBI 8
 BB 5
 SO 3
 LOB 23



Batter	1	2	3	4	5	6	7	8	9	AB	R	H	RBI	BB	SO	LOB	TOP										
Wade Boggs, L (1, 5) OBP: 0.462, SLG: 0.461	G4-3		2B	1-3 2-H		G4-3			G6-3	4	0	1	1	1	0	0	Boston Red Sox @ Minnesota Twins Hubert H. Humphrey Metrodome, Minneapolis, MN Thu Jul 07 1988, 8:05 PM EDT Att: 32,724 - Dome - 71 F livebaseballscorecards.com										
Marty Barrett, R (1, 4) OBP: 0.344, SLG: 0.361	K		P3	F7			P4		BB	5	0	1	0	0	1	3											
Dwight Evans, R (1, 3) Kevin Romine, R (9, 9) OBP: 0.375, SLG: 0.470 OBP: 0.188, SLG: 0.194	K		2B						L3	5	0	2	0	0	2	1											
Mike Greenwell, L (1, 7) OBP: 0.435, SLG: 0.580		HR	P6						BB	3	1	1	1	2	0	2											
Ellis Burks, R (1, 8) OBP: 0.384, SLG: 0.524		2B	P4						IBB	4	0	1	0	1	1	4											
Jim Rice, R (1, 10) OBP: 0.333, SLG: 0.357		BB							BB	4	1	1	0	1	0	5											
Todd Benzinger, S (1, 9) (9, 3) OBP: 0.277, SLG: 0.364	K		G3						G4-3	4	1	1	0	0	1	2											
Rich Gedman, L (1, 2) OBP: 0.264, SLG: 0.288	K			HBP					L9	3	1	1	0	0	1	2											
Spike Owen, S (1, 6) Jody Reed, R (4, PR) OBP: 0.336, SLG: 0.392 OBP: 0.337, SLG: 0.310	G3			1B					P3	1	0	0	0	0	0	2											
				1B						1	0	0	1	0	0	0											
Inning Stats	R: 0 E: 0 K: 2 S: 9	H: 0 LOB: 0 BB: 0 P: 10	R: 1 E: 0 K: 2 S: 14	H: 2 LOB: 2 BB: 1 P: 22	R: 0 E: 0 K: 0 S: 17	H: 1 LOB: 2 BB: 1 P: 24	R: 1 E: 0 K: 0 S: 9	H: 2 LOB: 2 BB: 0 P: 18	R: 0 E: 0 K: 2 S: 9	H: 0 LOB: 0 BB: 0 P: 13	R: 2 E: 0 K: 0 S: 13	H: 2 LOB: 0 BB: 0 P: 21	R: 0 E: 0 K: 0 S: 11	H: 1 LOB: 2 BB: 1 P: 17	R: 0 E: 0 K: 0 S: 6	H: 0 LOB: 0 BB: 0 P: 9	R: 0 E: 0 K: 0 S: 6	H: 1 LOB: 3 BB: 2 P: 16	1B: 4 2B: 4 3B: 0 HR: 1	SF: 0 SAC: 2 DP: 0 HBP: 1	WP: 1 PB: 0 SB: 0 CS: 0	PA: 42					
PITCHER	IP	WLS	BF	H	R	ER	SO	BB	IBB	HBP	BLK	WP	HR	S	P	ERA	WHIP										
Charlie Lea, R (1, 1) ERA: 4.56	6.0	L	28	7	4	4	6	2	0	1	0	1	1	71	108	6.00	1.500										
Keith Atherton, R (7, 1) ERA: 3.29	2.2		13	2	0	0	0	1	2	0	0	0	0	21	39	0.00	1.125										
Mark Portugal, R (9, 1) ERA: 4.96	0.1		1	0	0	0	0	0	0	0	0	0	0	2	3	0.00	0.000										

Batter	1	2	3	4	5	6	7	8	9	AB	R	H	RBI	BB	SO	LOB	BOTTOM										
John Moses, S (1, 7) OBP: 0.372, SLG: 0.448	G3	G3					F7		F7	5	0	1	0	0	0	2	Boston Red Sox @ Minnesota Twins Hubert H. Humphrey Metrodome, Minneapolis, MN Thu Jul 07 1988, 8:05 PM EDT Att: 32,724 - Dome - 71 F livebaseballscorecards.com										
Randy Bush, L (1, 9) OBP: 0.373, SLG: 0.475	K		HR				G3-1		G5-3	5	1	1	1	0	1	1											
Kirby Puckett, R (1, 8) OBP: 0.372, SLG: 0.530	1B		G4-3				3B		G5-3	5	0	3	0	0	0	0											
Kent Hrbek, L (1, 10) OBP: 0.399, SLG: 0.551	K						G3			3	0	1	0	1	1	2											
Gary Gaetti, R (1, 5) (9, 6) OBP: 0.356, SLG: 0.549		HR	P6						F8	4	1	1	1	0	0	3											
Gene Larkin, S (1, 3) OBP: 0.361, SLG: 0.381	K		K						E8	4	1	2	0	0	2	1											
Brian Harper, R (1, 2) (9, 5) OBP: 0.436, SLG: 0.553							G5-3		SH3-4	3	0	2	1	0	0	0											
Greg Gagne, R (1, 6) Kevin Tovey, L (8, PH) Al Newman, S (9, 4) OBP: 0.301, SLG: 0.425 OBP: 0.508, SLG: 0.500 OBP: 0.265, SLG: 0.222							G4-3		K	3	0	0	0	0	1	2											
Steve Lombardozzi, R (1, 4) Tim Laudner, R (8, PH) OBP: 0.329, SLG: 0.291 OBP: 0.336, SLG: 0.470							K		K	2	0	0	0	0	0	0											
									FC6-4	2	0	0	0	1	1	1											
										1	0	0	0	0	1	1											
Inning Stats	R: 0 E: 0 K: 2 S: 8	H: 1 LOB: 1 BB: 0 P: 12	R: 1 E: 0 K: 2 S: 14	H: 2 LOB: 2 BB: 1 P: 22	R: 1 E: 0 K: 1 S: 12	H: 2 LOB: 1 BB: 0 P: 19	R: 0 E: 0 K: 1 S: 7	H: 0 LOB: 0 BB: 0 P: 8	R: 0 E: 0 K: 0 S: 7	H: 2 LOB: 1 BB: 0 P: 9	R: 1 E: 1 K: 0 S: 7	H: 2 LOB: 1 BB: 0 P: 9	R: 0 E: 0 K: 0 S: 7	H: 1 LOB: 2 BB: 1 P: 14	R: 0 E: 0 K: 2 S: 9	H: 1 LOB: 0 BB: 0 P: 13	R: 0 E: 0 K: 0 S: 6	H: 0 LOB: 0 BB: 0 P: 10	1B: 5 2B: 3 3B: 1 HR: 2	SF: 0 SAC: 1 DP: 0 HBP: 0	WP: 0 PB: 0 SB: 1 CS: 1	PA: 39					
PITCHER	IP	WLS	BF	H	R	ER	SO	BB	IBB	HBP	BLK	WP	HR	S	P	ERA	WHIP										
Oil Can Boyd, R (1, 1) ERA: 5.2	6.0	W	27	9	3	2	6	1	0	0	0	0	0	22	37	3.00	1.667										
Bob Stanley, R (7, 1) ERA: 3.41	3.0	S	12	2	0	0	2	1	0	0	0	0	0	22	37	0.00	1.000										




Batter	1	2	3	4	5	6	7	8	9	AB	R	H	RBI	BB	SO	LOB	TOP				
Paul Moltitor, R OBP: 0.394, SLG: 0.446 (1, 4)	P9		G4-3		6-3		G3		1B	5	1	1	1	0	0	2	Milwaukee Brewers @ Minnesota Twins Hubert H. Humphrey Metrodome, Minneapolis, MN Sat Jul 09 1988, 8:05 PM EDT Att: 52,293 - Dome livebaseballscorecards.com				
Juan Castillo, S OBP: 0.291, SLG: 0.264 Jim Gantner, L OBP: 0.324, SLG: 0.338 (9, PH)	F		F7				G5-4-3		F8	4	1	2	0	0	0	0					
Robin Yount, R OBP: 0.372, SLG: 0.482 (1, 8)	G3		F9				G5-4-3		F7	4	0	0	0	1	1	2					
Jeffrey Leonard, R OBP: 0.287, SLG: 0.366 (1, 7)	G3						1B			4	1	2	1	0	0	1					
Dale Sveum, S OBP: 0.271, SLG: 0.380 (1, 6)	G3-1						2B		F9	4	0	1	1	0	1	2					
B.J. Surhoff, L OBP: 0.297, SLG: 0.324 (1, 2)							1B		P8	4	0	1	0	0	0	1					
Joey Meyer, R OBP: 0.261, SLG: 0.380 (1, 10)							2B		K	4	0	1	0	0	1	1					
Bill Schroeder, R OBP: 0.298, SLG: 0.258 Billy Jo Robidoux, L OBP: 0.344, SLG: 0.356 (9, PH)							G3			3	0	0	0	0	0	2					
Darryl Hamilton, L OBP: 0.294, SLG: 0.313 (1, 9)							G3			3	1	1	0	1	0	2					
Inning Stats	R: 1 E: 1 K: 0 S: 9	H: 1 LOB: 1 BB: 1 P: 20	R: 0 E: 0 K: 0 S: 13	H: 1 LOB: 1 BB: 0 P: 15	R: 0 E: 0 K: 1 S: 6	H: 0 LOB: 0 BB: 0 P: 10	R: 0 E: 0 K: 1 S: 5	H: 1 LOB: 1 BB: 0 P: 9	R: 0 E: 0 K: 0 S: 7	H: 3 LOB: 1 BB: 1 P: 13	R: 0 E: 0 K: 0 S: 5	H: 0 LOB: 1 BB: 1 P: 10	R: 0 E: 0 K: 1 S: 9	H: 1 LOB: 1 BB: 0 P: 13	R: 3 E: 0 K: 1 S: 11	H: 4 LOB: 1 BB: 0 P: 15		1B: 7 2B: 4 3B: 0 HR: 0	SF: 0 SAC: 0 DP: 1 HBP: 0	WP: 0 PB: 0 CS: 0	PA: 39
PITCHER	IP	WLS	BF	H	R	ER	SO	BB	IBB	HBP	BLK	WP	HR	S	P	ERA	WHIP				
Allan Anderson, L ERA: 2.88 Jeff Reardon, R ERA: 2.97	(1, 1)	8.0	32	7	2	1	2	2	0	0	0	0	0	63	99	1.12	1.125				
(9, 1)	1.0	L	7	4	3	3	1	0	0	0	0	0	0	11	15	27.00	4.000				

Batter	1	2	3	4	5	6	7	8	9	AB	R	H	RBI	BB	SO	LOB	BOTTOM				
Dan Gladden, R OBP: 0.302, SLG: 0.398 (1, 7)	K		P3						4-3	4	0	0	0	1	2	2	Milwaukee Brewers @ Minnesota Twins Hubert H. Humphrey Metrodome, Minneapolis, MN Sat Jul 09 1988, 8:05 PM EDT Att: 52,293 - Dome livebaseballscorecards.com				
Steve Lombardozzi, R OBP: 0.351, SLG: 0.305 Gary Gaetti, R OBP: 0.360, SLG: 0.550 Kelvin Torve, L OBP: 0.308, SLG: 0.500 (9, PH)	5-3				L6		P8			4	0	0	0	0	0	1					
Gene Larkin, S OBP: 0.360, SLG: 0.375 (1, 3)	5-3				1-3		WP		FC6-4	3	0	0	0	2	0	1					
Kirby Puckett, R OBP: 0.368, SLG: 0.533 (1, 8)					K		K		K	5	1	2	1	0	3	2					
Kent Hrbek, L OBP: 0.405, SLG: 0.560 (1, 10)					HR		2B			1	1	1	0	3	0	0					
Brian Harper, R OBP: 0.433, SLG: 0.538 (1, 2)					BB		1B		1B	4	1	1	0	0	0	6					
Mark Davidson, R OBP: 0.356, SLG: 0.455 John Moses, S OBP: 0.365, SLG: 0.438 (6, PH)					BB		1B			1	1	0	0	1	1	1					
Greg Gagne, R OBP: 0.303, SLG: 0.421 (1, 6)					BB		1B			2	0	0	0	0	0	0					
Al Newman, S OBP: 0.264, SLG: 0.224 (1, 5)					1B					3	0	0	1	1	0	0					
Inning Stats	R: 0 E: 0 K: 1 S: 7	H: 0 LOB: 0 BB: 0 P: 12	R: 0 E: 0 K: 2 S: 10	H: 0 LOB: 1 BB: 1 P: 18	R: 0 E: 0 K: 0 S: 4	H: 0 LOB: 0 BB: 0 P: 6	R: 4 E: 0 K: 1 S: 16	H: 4 LOB: 2 BB: 2 P: 32	R: 0 E: 0 K: 0 S: 6	H: 0 LOB: 0 BB: 0 P: 7	R: 0 E: 0 K: 0 S: 5	H: 1 LOB: 3 BB: 3 P: 18	R: 0 E: 0 K: 1 S: 8	H: 0 LOB: 0 BB: 0 P: 11	R: 0 E: 0 K: 1 S: 8	H: 1 LOB: 1 BB: 0 P: 11		1B: 4 2B: 1 3B: 0 HR: 1	SF: 0 SAC: 0 DP: 0 HBP: 0	WP: 2 PB: 0 CS: 1	PA: 40
PITCHER	IP	WLS	BF	H	R	ER	SO	BB	IBB	HBP	BLK	WP	HR	S	P	ERA	WHIP				
Teddy Higuera, L ERA: 2.89 Don August, R ERA: 2.55 Chuck Crim, R ERA: 2.68 Dan Plesac, L ERA: 1.89	(1, 1)	3.2	18	4	4	4	3	3	0	0	0	1	0	16	39	0.00	1.000				
(4, 1)	3.0		12	0	0	0	2	3	1	0	0	0	0	12	21	0.00	0.600				
(7, 1)	1.2	W	7	1	0	0	1	0	1	0	0	0	0	7	9	0.00	1.500				
(9, 1)	0.2	S	3	1	0	0	1	0	0	0	0	0	0	7	9	0.00	1.500				

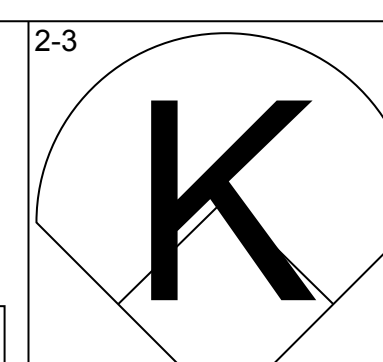
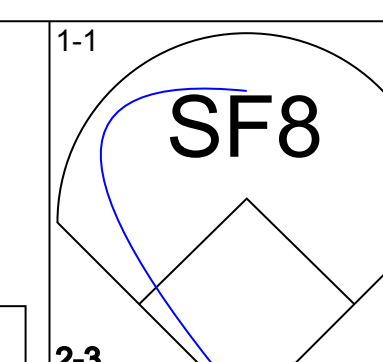
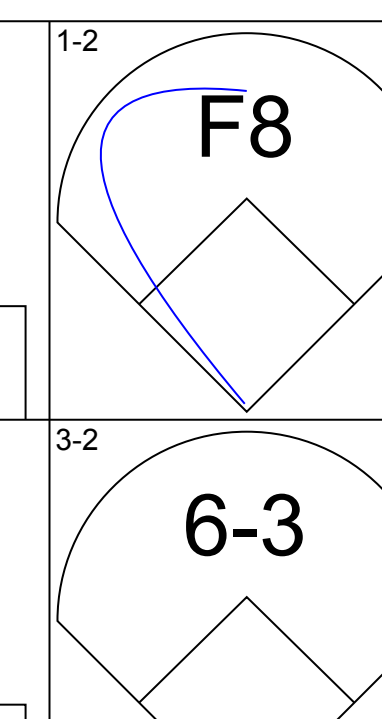
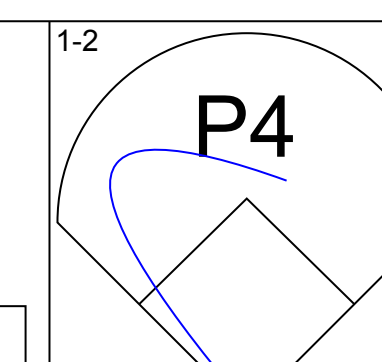
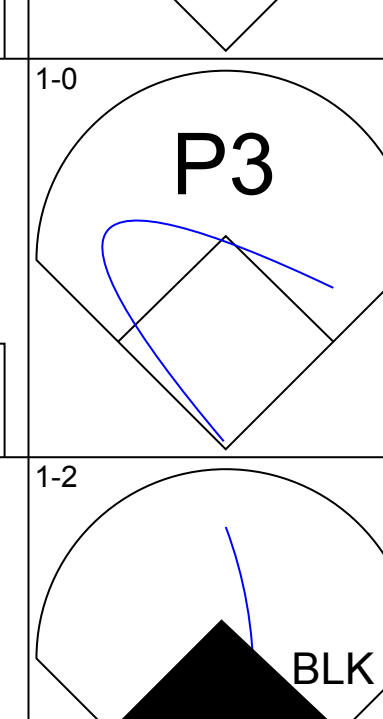
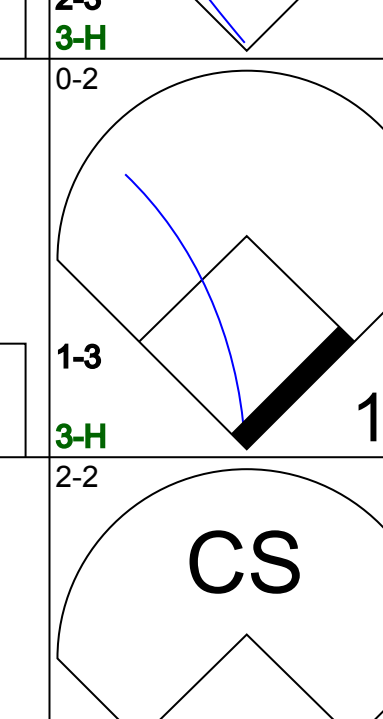
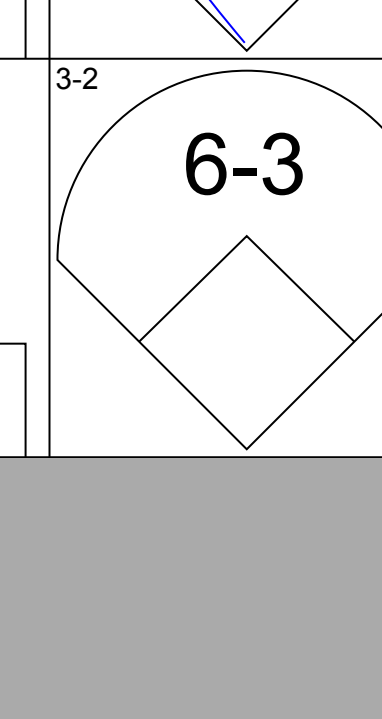
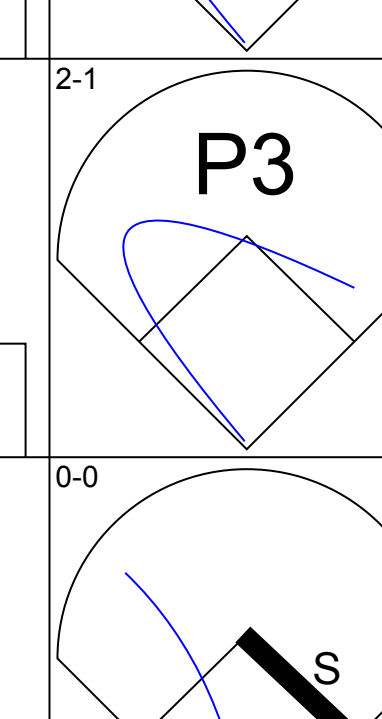
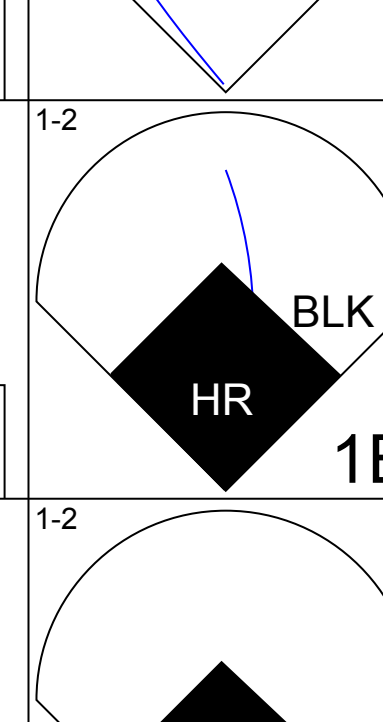
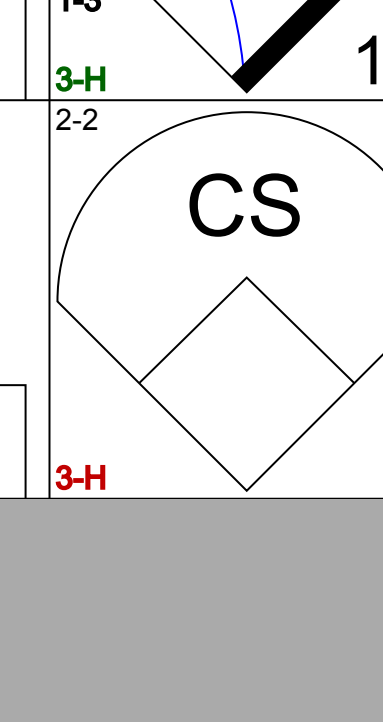
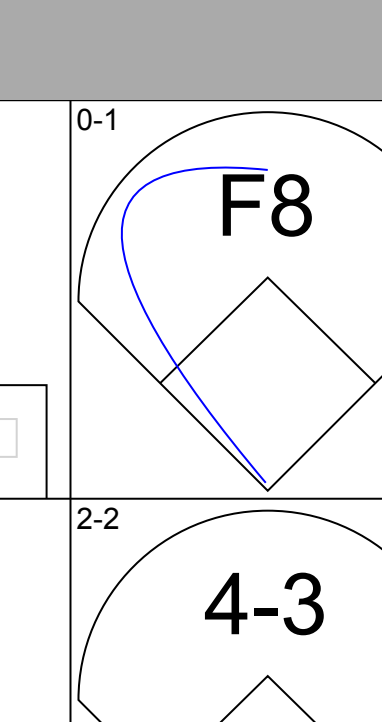
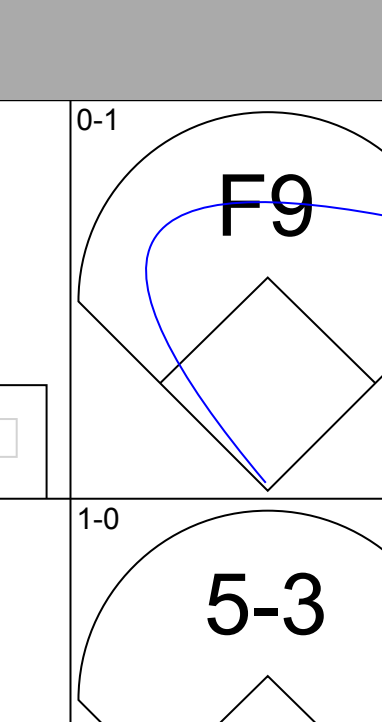
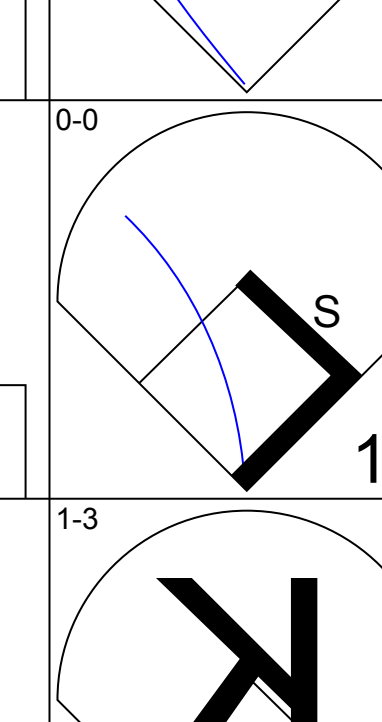
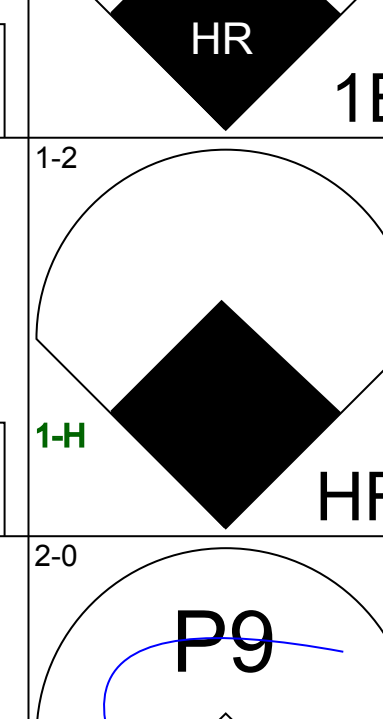
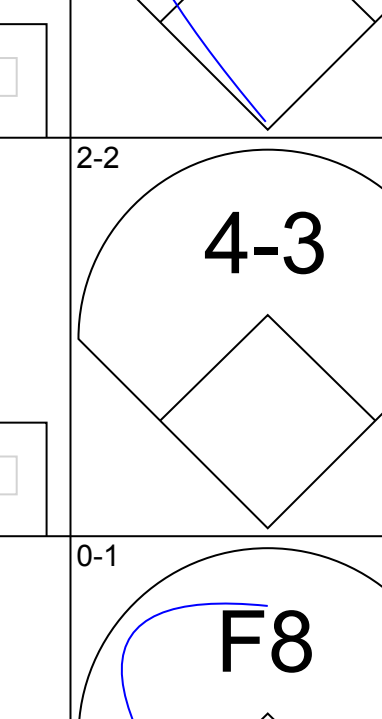
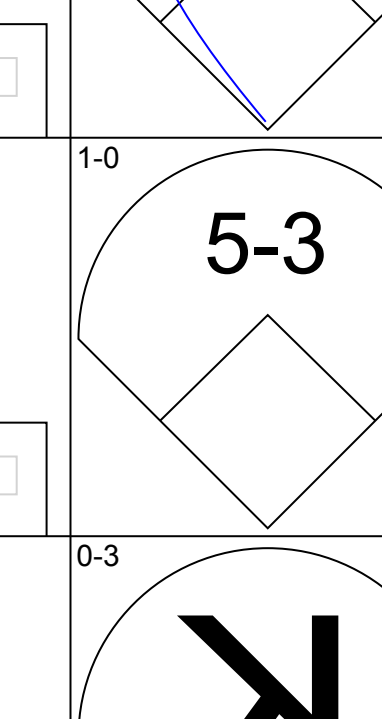
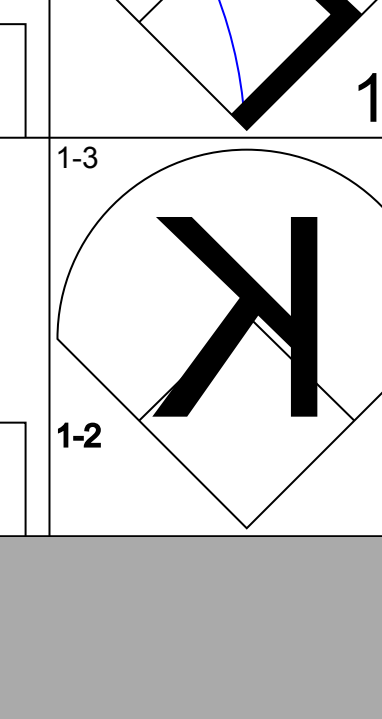
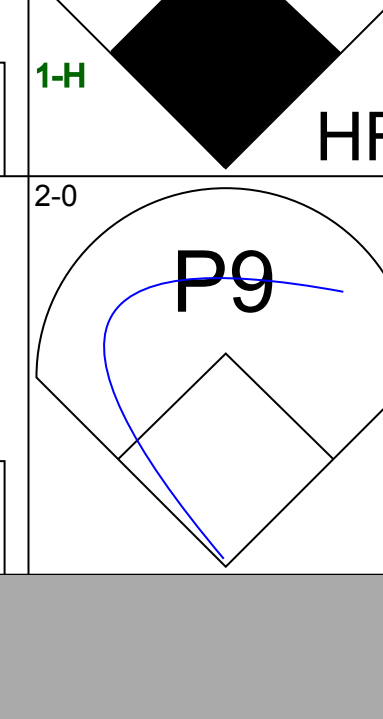
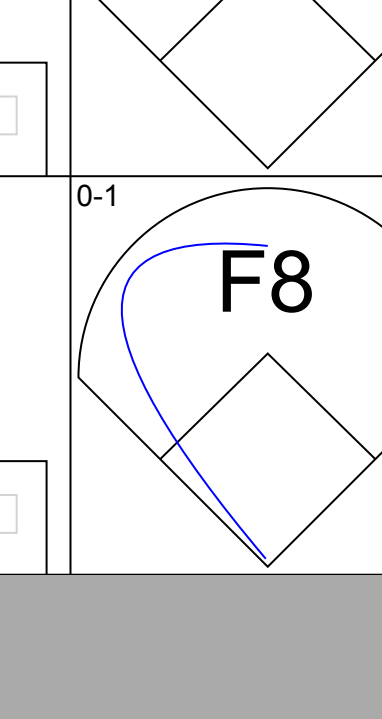
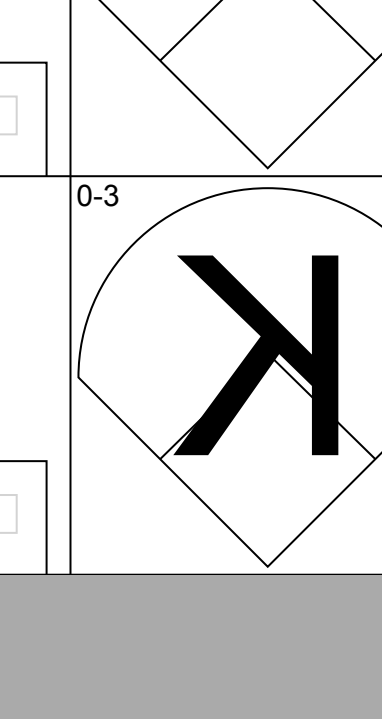
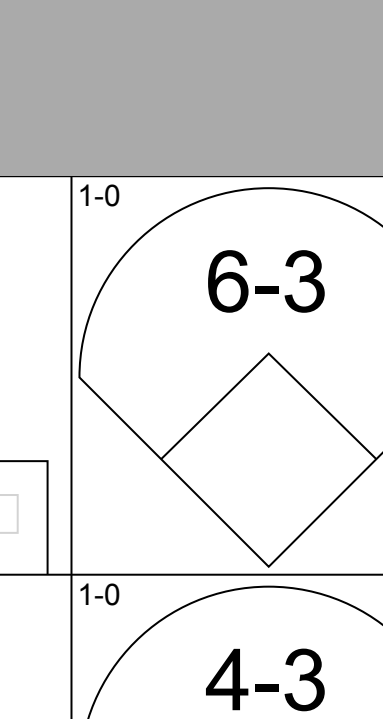
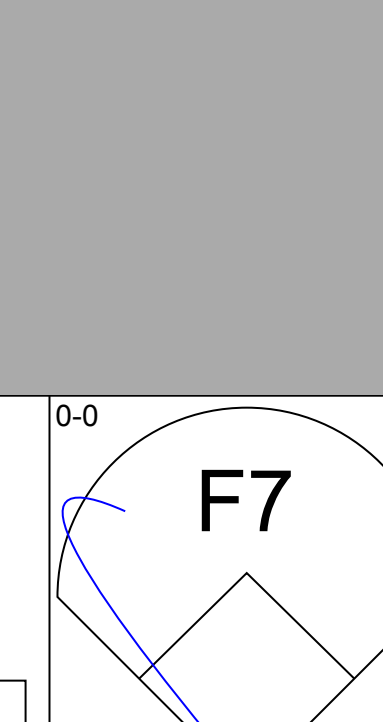
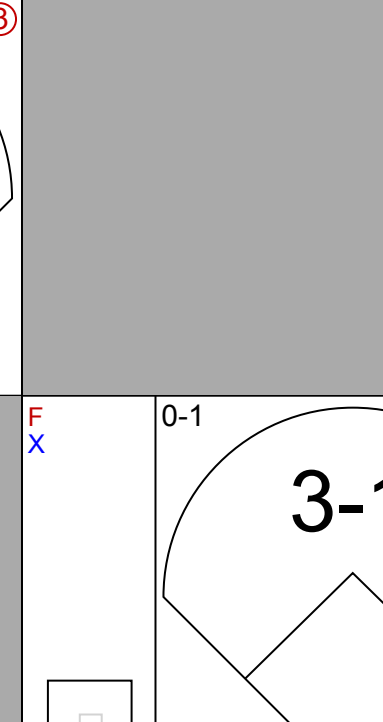
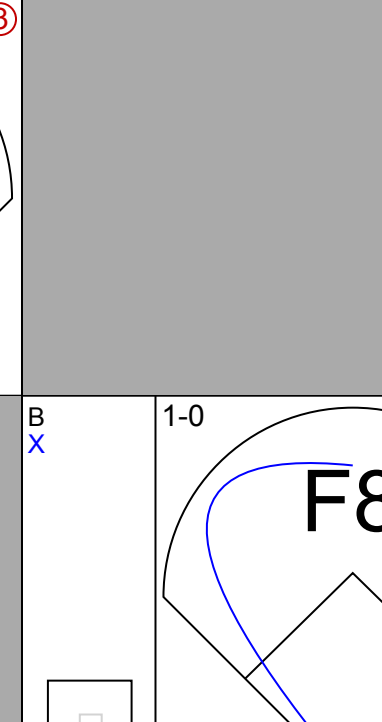
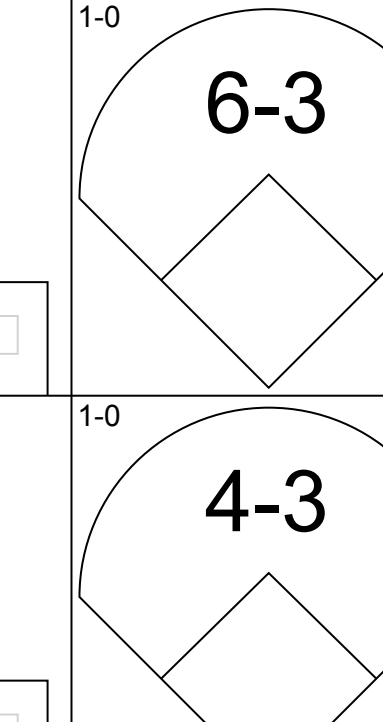
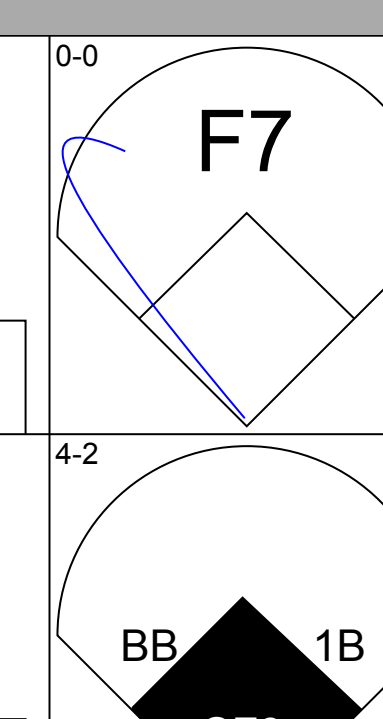
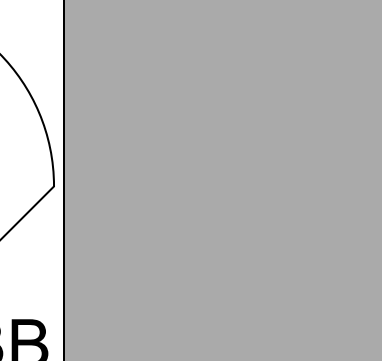
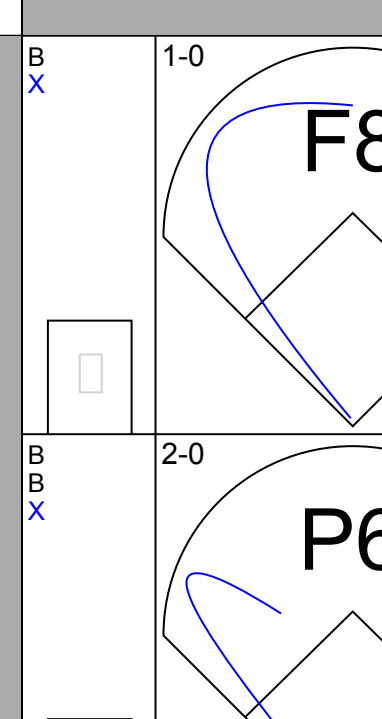
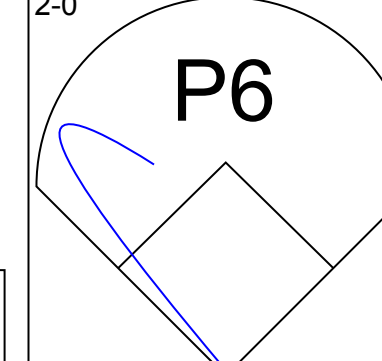
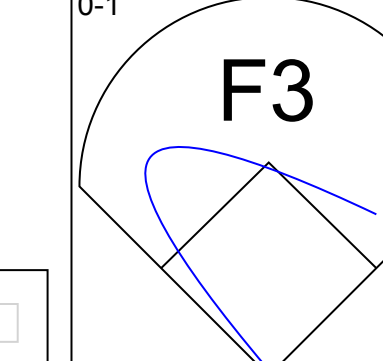
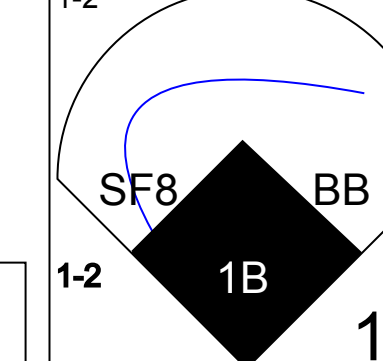
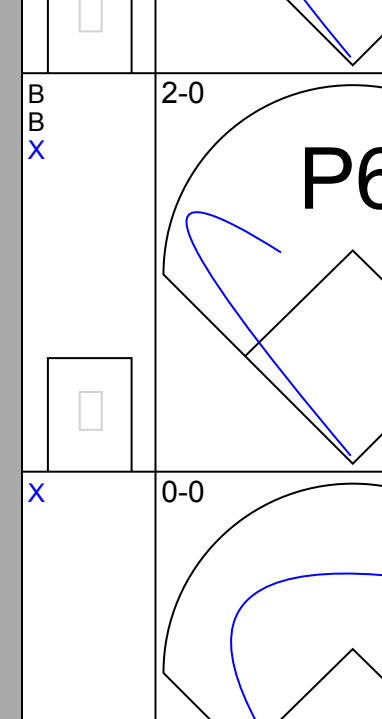
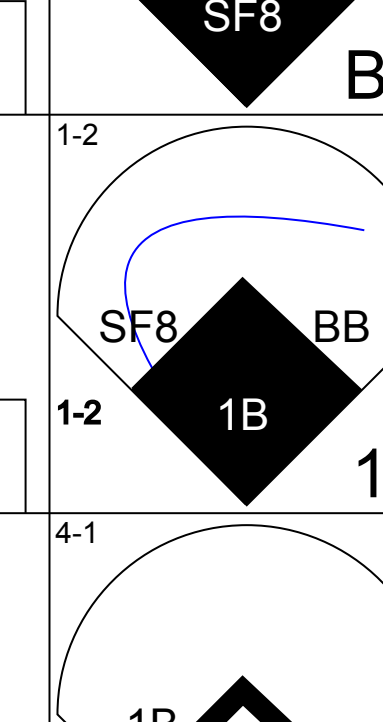
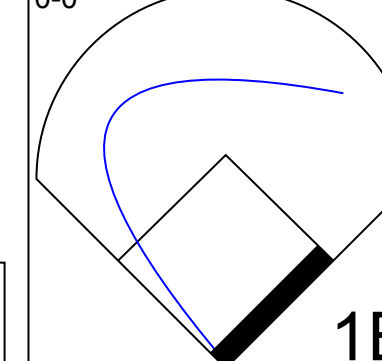
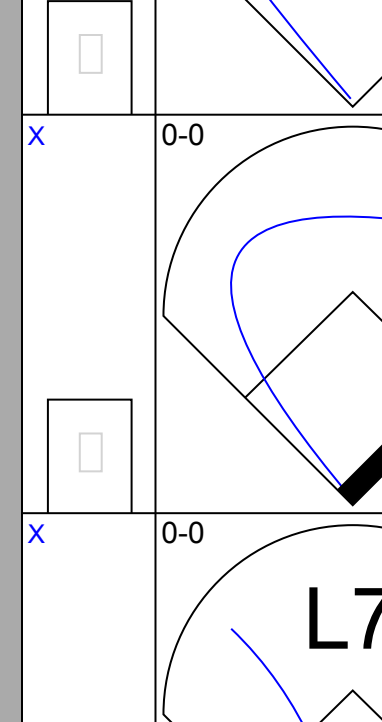
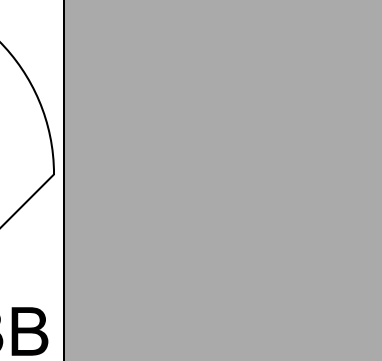
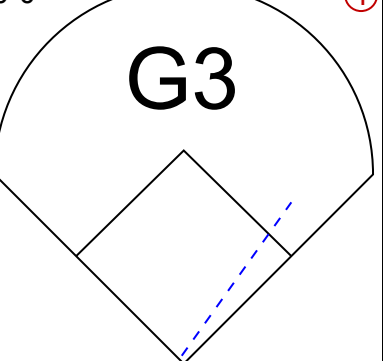
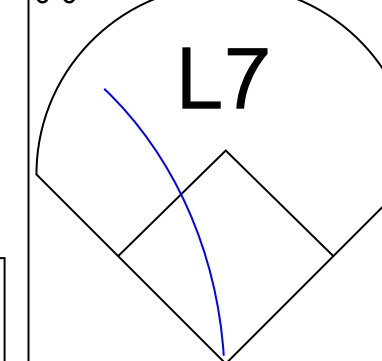
Batter	1	2	3	4	5	6	7	8	9	AB	R	H	RBI	BB	SO	LOB	TOP			
Paul Moltzer, R OBP: 0.392, SLG: 0.445 (1, 10)	2-1 SH1-3 1B 2B		1-0 L9		1-1 3-1		3-2 F9		1-0 FC1-6 2B	5	2	1	0	0	0	5	Milwaukee Brewers @ Minnesota Twins Hubert H. Humphrey Metrodome, Minneapolis, MN Sun Jul 10 1988, 4:33 AM EDT Att: 50,020 - Dome livebaseballscorecards.com			
Jim Gantner, L OBP: 0.323, SLG: 0.340 (1, 4)	0-0 SH1-3 2-3		2-2 6-3		2-0 1-3			2-0 P6	3-2 1-2 2-3 1-H 3-H 4-0	4	0	1	2	0	0	1				
Robin Yount, R OBP: 0.375, SLG: 0.482 (1, 8)	2-3 K		1-2 1B		1-2 4-3			2-1 1B	3-2 2B	4	0	2	0	1	1	1				
Jeffrey Leonard, R OBP: 0.289, SLG: 0.364 Jim Adduci, L OBP: 0.171, SLG: 0.212 (5, 7)	4-1 1B BB		1-2 F8		0-3 K			2-3 K	1-1 6-3	1	0	0	0	1	0	1				
B.J. Surhoff, L OBP: 0.300, SLG: 0.324 (1, 5)	0-0 1-2 3-H 1B			3-2 P9		0-1 5-3		4-0 1B		3	0	1	1	1	0	0				
Dale Sveum, S OBP: 0.271, SLG: 0.382 (1, 6)	1-3 K			2-3 K			2-2 SH3-1 FC1-2 2B	0-0 P2		4	0	1	0	0	2	4				
Billy Jo Robitoux, L OBP: 0.329, SLG: 0.339 (1, 3)		1-3 K		3-3 K			1-0 SH3-1		1-1 P9	3	0	0	0	0	2	0				
Darryl Hamilton, L OBP: 0.327, SLG: 0.320 (1, 9)		0-1 G3			4-1 3-1 5-3 BB		4-0 FC1-2 BB		1-0 FC1-6 1B 2B 1B	2	1	1	0	2	0	0				
Charlie O'Brien, R OBP: 0.206, SLG: 0.212 (1, 2)		1-0 P3			1-1 5-3		0-0 FC1-2		0-1 FC1-6 1B	4	0	1	0	0	0	3				
Inning Stats	R: 1 E: 0 K: 2 S: 14	H: 2 LOB: 2 BB: 1 P: 23	R: 0 E: 0 K: 1 S: 6	H: 0 LOB: 0 BB: 0 P: 8	R: 0 E: 0 K: 0 S: 10	H: 1 LOB: 1 BB: 0 P: 15	R: 0 E: 0 K: 2 S: 12	H: 0 LOB: 0 BB: 0 P: 20	R: 0 E: 0 K: 1 S: 7	H: 0 LOB: 1 BB: 1 P: 14	R: 0 E: 0 K: 1 S: 8	H: 1 LOB: 2 BB: 1 P: 20	R: 0 E: 0 K: 1 S: 8	H: 1 LOB: 2 BB: 1 P: 17	R: 2 E: 0 K: 0 S: 12	H: 3 LOB: 2 BB: 1 P: 23	1B: 5 2B: 3 3B: 0 HR: 0	SF: 0 SAC: 2 DP: 0 HBP: 0	WP: 0 PB: 0 SB: 2 CS: 0	PA: 40
PITCHER	IP WLS BF H R ER SO BB IBB HBP BLK WP HR S P ERA WHIP	IP WLS BF H R ER SO BB IBB HBP BLK WP HR S P ERA WHIP	IP WLS BF H R ER SO BB IBB HBP BLK WP HR S P ERA WHIP	IP WLS BF H R ER SO BB IBB HBP BLK WP HR S P ERA WHIP	IP WLS BF H R ER SO BB IBB HBP BLK WP HR S P ERA WHIP	IP WLS BF H R ER SO BB IBB HBP BLK WP HR S P ERA WHIP	IP WLS BF H R ER SO BB IBB HBP BLK WP HR S P ERA WHIP	IP WLS BF H R ER SO BB IBB HBP BLK WP HR S P ERA WHIP	IP WLS BF H R ER SO BB IBB HBP BLK WP HR S P ERA WHIP	IP WLS BF H R ER SO BB IBB HBP BLK WP HR S P ERA WHIP	IP WLS BF H R ER SO BB IBB HBP BLK WP HR S P ERA WHIP	IP WLS BF H R ER SO BB IBB HBP BLK WP HR S P ERA WHIP	IP WLS BF H R ER SO BB IBB HBP BLK WP HR S P ERA WHIP	IP WLS BF H R ER SO BB IBB HBP BLK WP HR S P ERA WHIP	IP WLS BF H R ER SO BB IBB HBP BLK WP HR S P ERA WHIP	IP WLS BF H R ER SO BB IBB HBP BLK WP HR S P ERA WHIP	IP WLS BF H R ER SO BB IBB HBP BLK WP HR S P ERA WHIP			
Freddie Toliver, R ERA: 5.66 (1, 1)	6.1 26 4 1 1 6 3 0 0 0 0 0 0 63 101 1.42 1.105	1.2 7 1 0 0 1 0 1 0 0 0 0 0 13 25 0.00 0.600	1.0 L 7 3 2 2 0 0 1 0 0 0 0 0 12 23 18.00 3.000																	
Juan Berenguer, R ERA: 3.06 Keith Atherton, R ERA: 3.59 (7, 1) (9, 1)																				

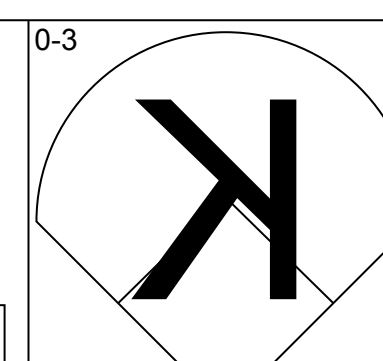
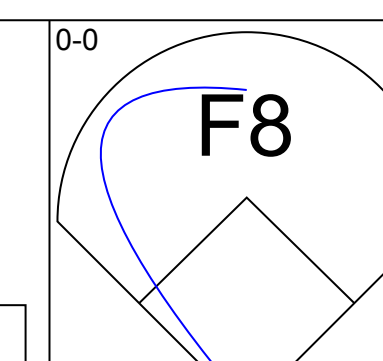
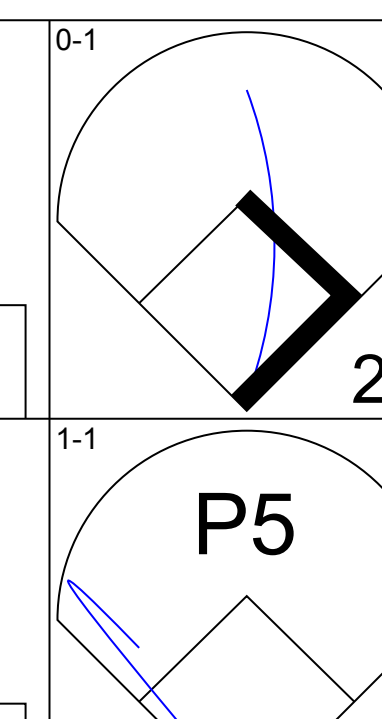
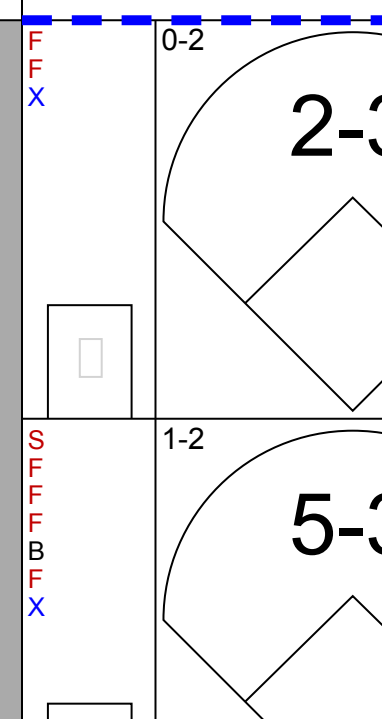
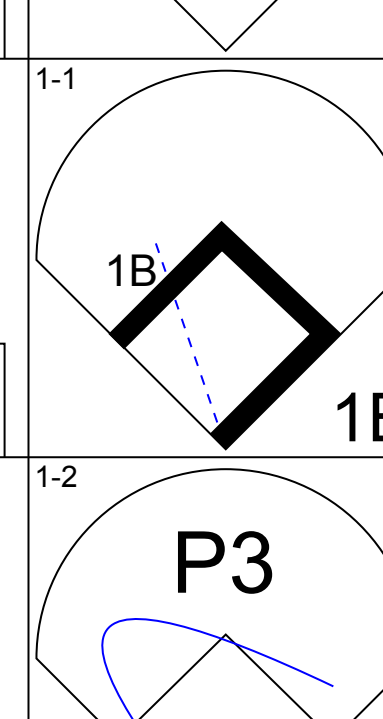
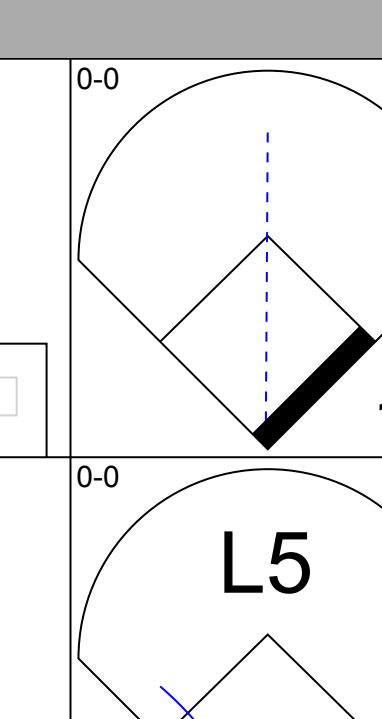
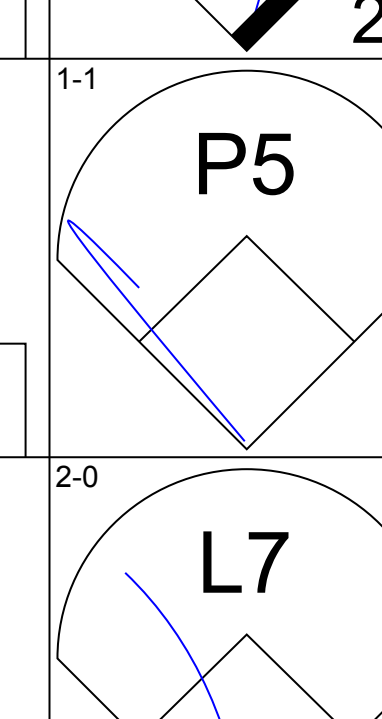
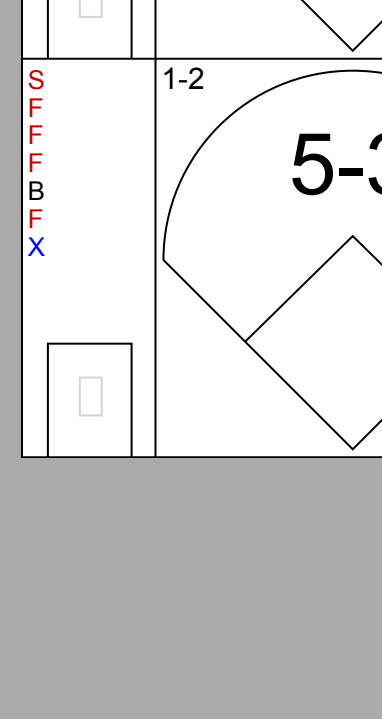
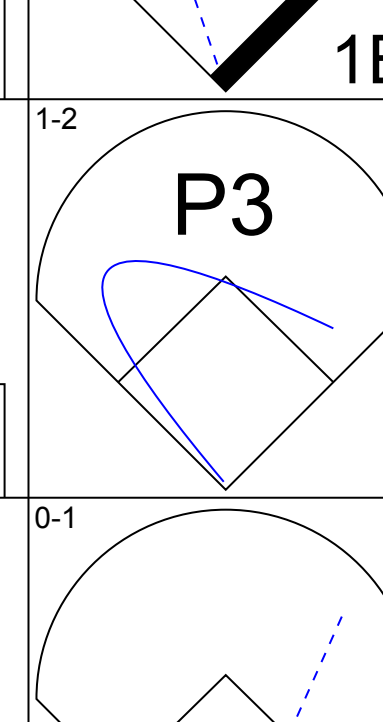
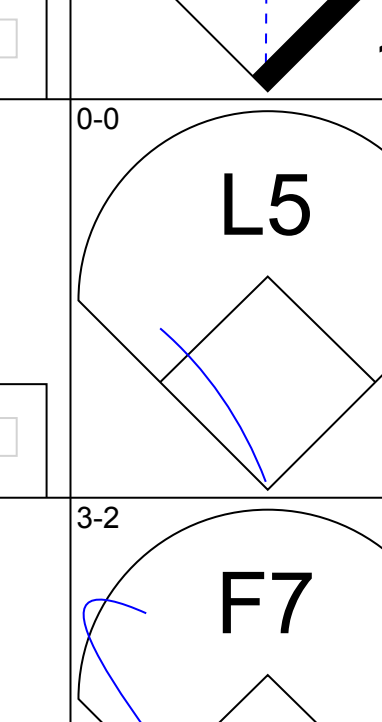
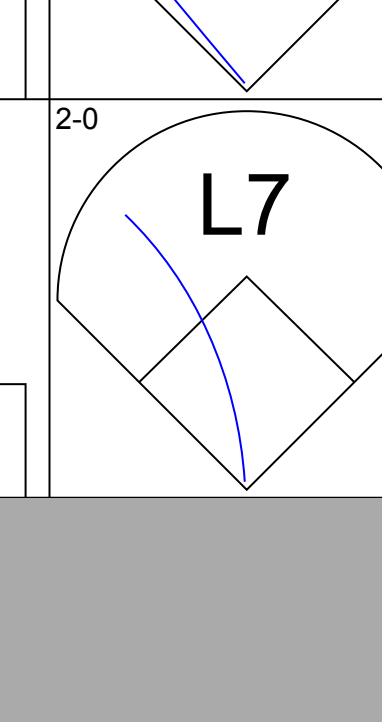
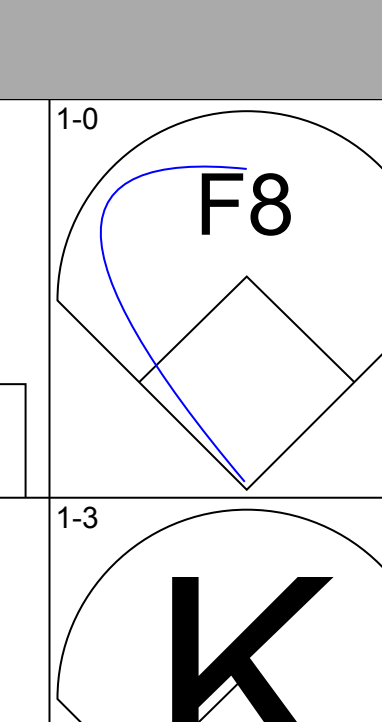
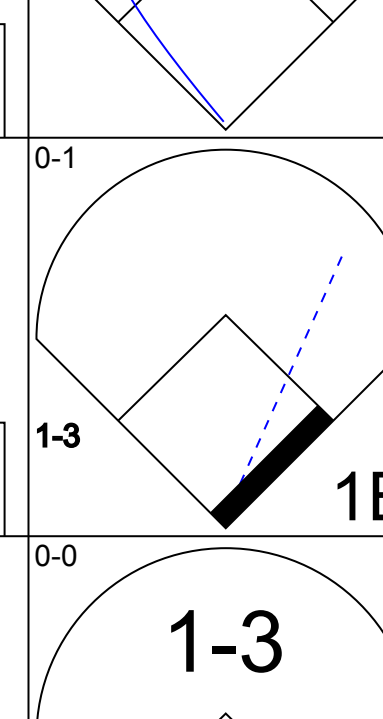
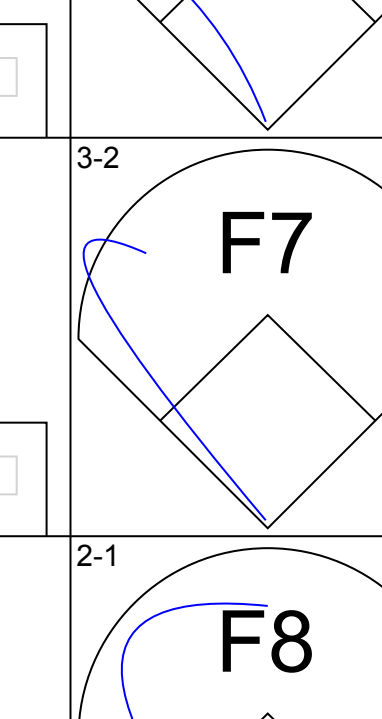
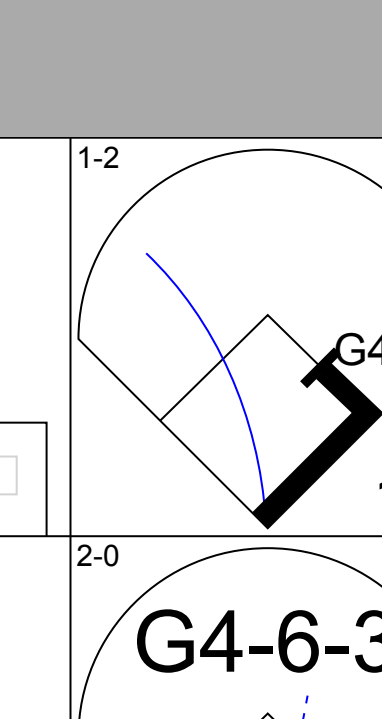

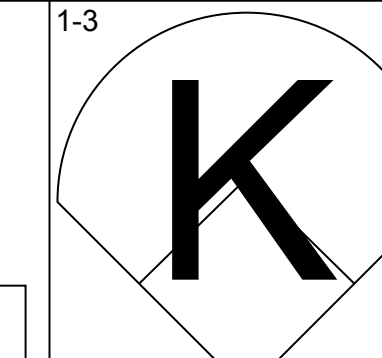
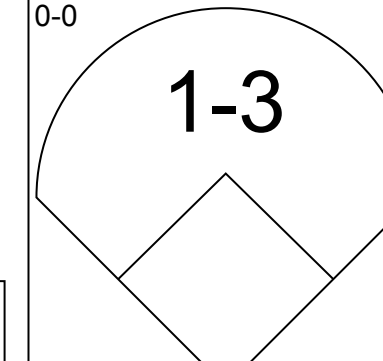
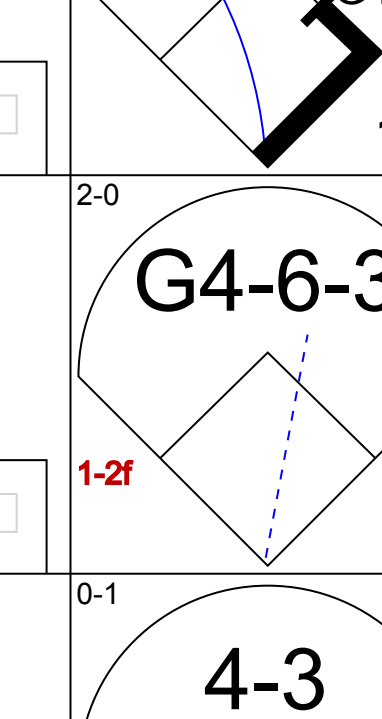
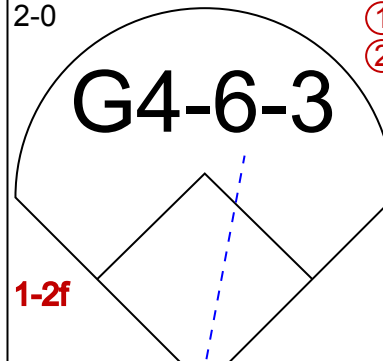

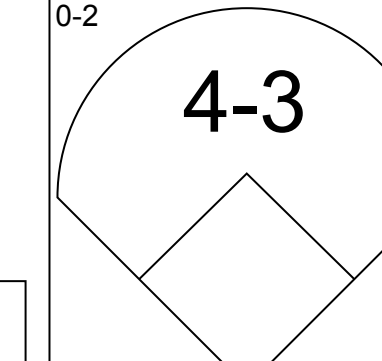
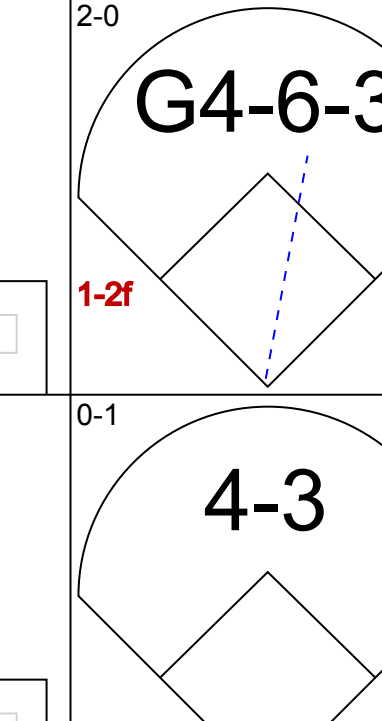
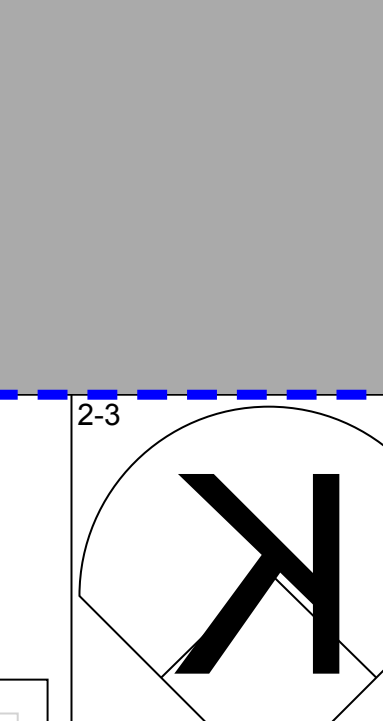
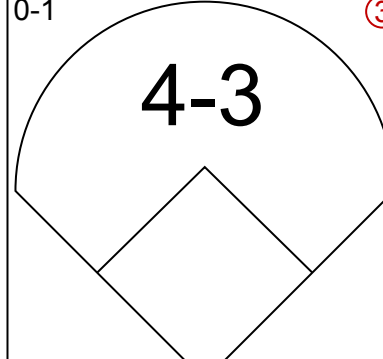
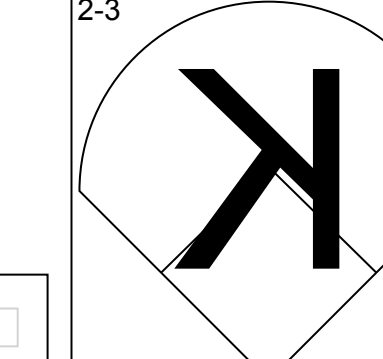
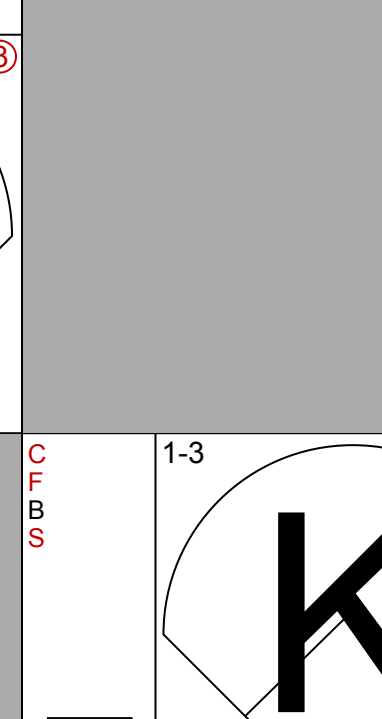
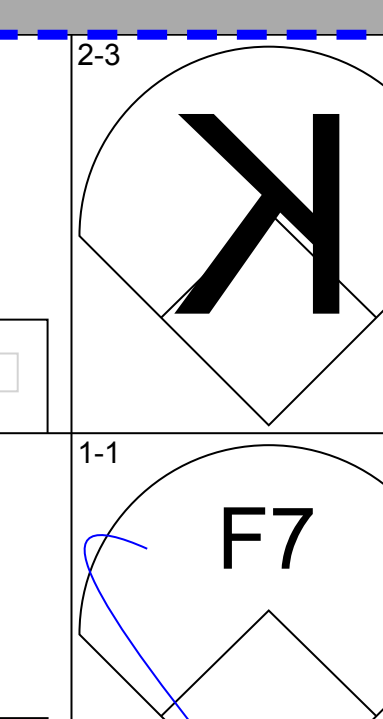
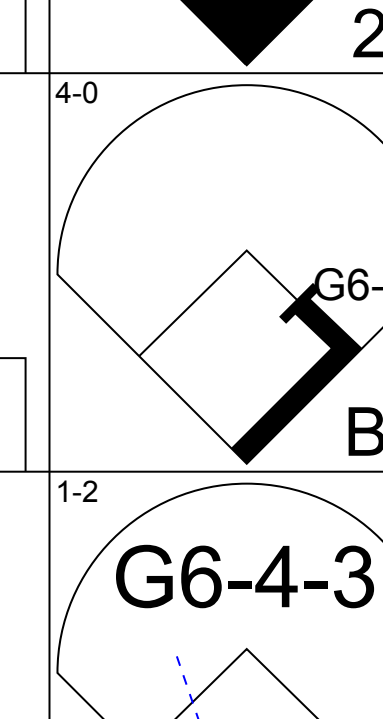
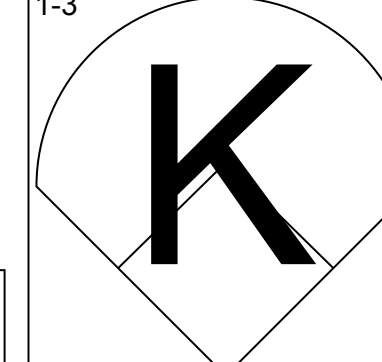
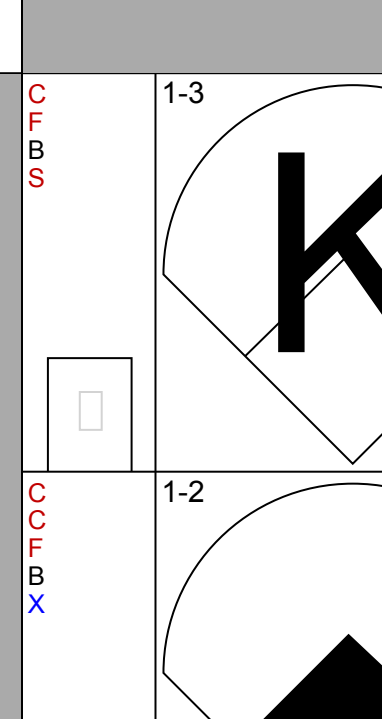
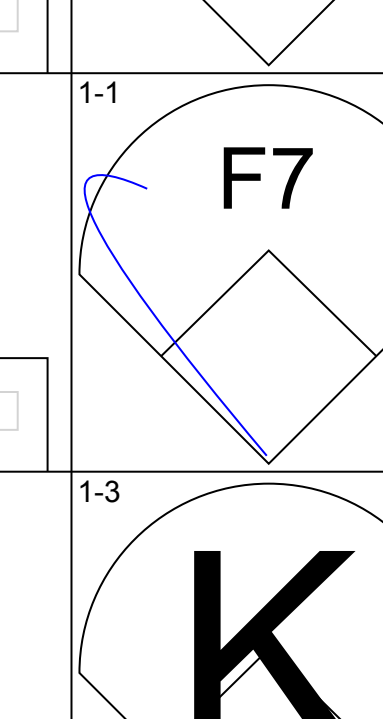
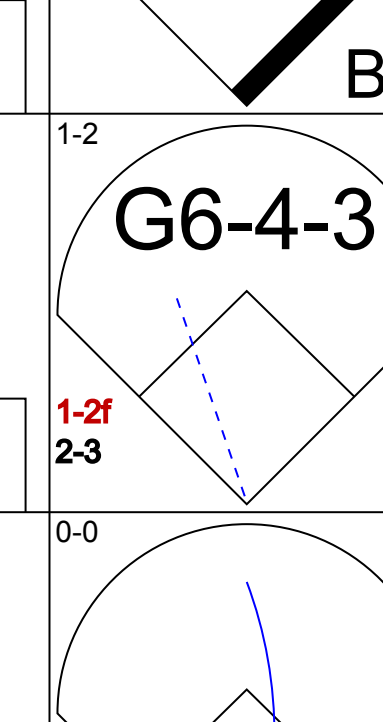
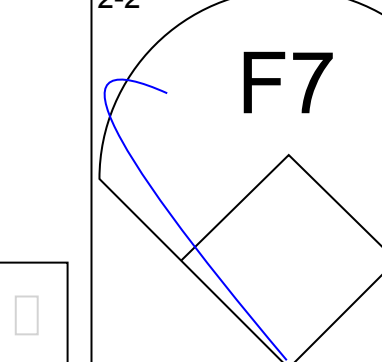
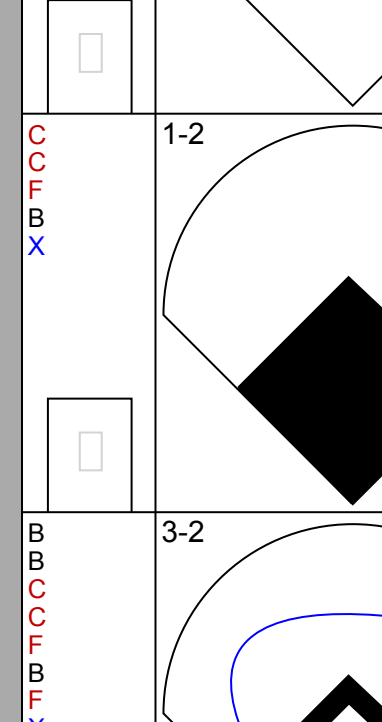
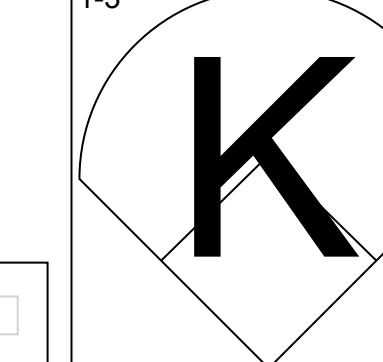
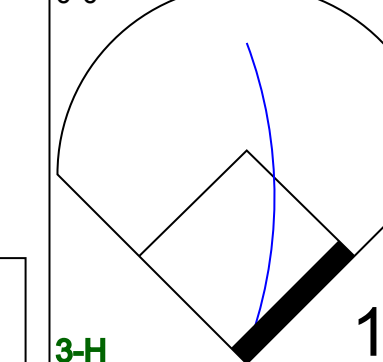
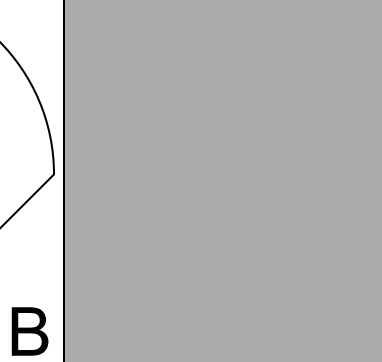
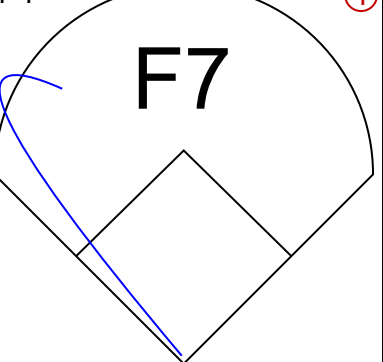
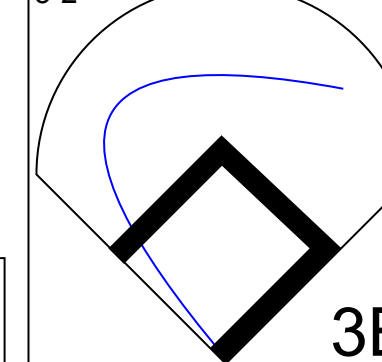
Batter	1	2	3	4	5	6	7	8	9	AB	R	H	RBI	BB	SO	LOB	BOTTOM	
John Moses, S OBP: 0.370, SLG: 0.441 Gary Gaetti, R OBP: 0.359, SLG: 0.548 (1, 7) (9, FH)	1-1 F7		1-0 G4-3 S 1B		3-1 F8		0-2 1B		0-1 F7	4	0	2	0	0	0	0	Milwaukee Brewers @ Minnesota Twins Hubert H. Humphrey Metrodome, Minneapolis, MN Sun Jul 10 1988, 4:33 AM EDT Att: 50,020 - Dome livebaseballscorecards.com	
Greg Gagne, R OBP: 0.302, SLG: 0.419 (1, 6)	1-1 1B 1B		0-0 P8		3-2 5-3		3-1 F9			4	1	1	0	0	0	3		
Kirby Puckett, R OBP: 0.370, SLG: 0.533 (1, 8)	0-1 1B 1B		1-2 G4-3		0-1 CS 1B		0-0 F9			4	0	2	0	0	0	1		
Kent Hrbek, L OBP: 0.400, SLG: 0.552 (1, 10)	1-3 K		0-0 1-3		3-3 K		2-0 4-3			4	0	0	0	0	2	4		
Gene Larkin, S OBP: 0.362, SLG: 0.375 (1, 3)	2-1 1B			3-2 E1 G4-3		4-0 BB		2-2 3-1		3	0	1	1	1	0	0		
Randy Bush, L OBP: 0.384, SLG: 0.461 Dan Gladden, R OBP: 0.304, SLG: 0.402 (1, 9) (9, FH)	2-3 K			1-1 G4-3		3-3 K		3-2 1B 2B		3	0	0	0	0	2	4		
Tim Laudner, R OBP: 0.329, SLG: 0.462 (1, 2)		0-2 P3		2-3 K			0-0 1B 2B		1-1 P6	4	0	1	0	0	1	2		
Steve Lombardozzi, R OBP: 0.319, SLG: 0.303 (1, 4)		1-1 G4-6-3 1B		1-2 L7			3-1 P9		1-2 P7	4	0	1	0	0	0	3		
Al Newman, S OBP: 0.257, SLG: 0.217 Brian Harper, R OBP: 0.435, SLG: 0.537 Mark Davidson, R OBP: 0.356, SLG: 0.455 (1, 5) (7, PH) (8, 5) (9, PR)		1-0 G4-6-3			2-3 K		0-0 F9		3-1 1B	2	0	0	0	0	1	1		
Inning Stats	R: 1 E: 0 K: 2 S: 16	H: 3 LOB: 2 BB: 0 P: 23	R: 0 E: 0 K: 0 S: 8	H: 1 LOB: 0 BB: 0 P: 10	R: 0 E: 1 K: 1 S: 11	H: 0 LOB: 1 BB: 0 P: 18	R: 0 E: 0 K: 2 S: 8	H: 1 LOB: 1 BB: 1 P: 21	R: 0 E: 0 K: 0 S: 9	H: 2 LOB: 2 BB: 0 P: 15	R: 0 E: 0 K: 0 S: 5	H: 0 LOB: 0 BB: 0 P: 9	R: 1 E: 0 K: 0 S: 13	H: 2 LOB: 1 BB: 0 P: 21	1B: 8 2B: 3 3B: 0 HR: 0	SF: 0 SAC: 0 DP: 2 HBP: 0	WP: 0 PB: 0 SB: 1 CS: 1	PA: 37
PITCHER	IP WLS BF H R ER SO BB IBB HBP BLK WP HR S P ERA WHIP	IP WLS BF H R ER SO BB IBB HBP BLK WP HR S P ERA WHIP	IP WLS BF H R ER SO BB IBB HBP BLK WP HR S P ERA WHIP	IP WLS BF H R ER SO BB IBB HBP BLK WP HR S P ERA WHIP	IP WLS BF H R ER SO BB IBB HBP BLK WP HR S P ERA WHIP	IP WLS BF H R ER SO BB IBB HBP BLK WP HR S P ERA WHIP	IP WLS BF H R ER SO BB IBB HBP BLK WP HR S P ERA WHIP	IP WLS BF H R ER SO BB IBB HBP BLK WP HR S P ERA WHIP	IP WLS BF H R ER SO BB IBB HBP BLK WP HR S P ERA WHIP	IP WLS BF H R ER SO BB IBB HBP BLK WP HR S P ERA WHIP	IP WLS BF H R ER SO BB IBB HBP BLK WP HR S P ERA WHIP	IP WLS BF H R ER SO BB IBB HBP BLK WP HR S P ERA WHIP	IP WLS BF H R ER SO BB IBB HBP BLK WP HR S P ERA WHIP	IP WLS BF H R ER SO BB IBB HBP BLK WP HR S P ERA WHIP	IP WLS BF H R ER SO BB IBB HBP BLK WP HR S P ERA WHIP	IP WLS BF H R ER SO BB IBB HBP BLK WP HR S P ERA WHIP		
Mike Birkbeck, R ERA: 4.86 Paul Mirabella, L ERA: 1.99 Chuck Crim, R ERA: 2.6 Dan Plesac, L ERA: 2.08 (1, 1) (6, 1) (7, 1) (9, 1)	5.2 23 3 1 0 0 1 0 0 0 0 0 0 8 14 0.00 1.500	0.2 6 1 0 0 0 0 0 0 0 0 0 0 11 18 0.00 0.600	1.0 S 5 2 1 1 0 0 0 0 0 0 0 13 21 9.00 2.000															



Batter	1	2	3	4	5	6	7	8	9	AB	R	H	RBI	BB	SO	LOB	TOP				
Mark Davidson, R OBP: 0.377, SLG: 0.456	0-0 1B FC4-6		4-2 BB CS		4-1 BB		1-3 K			2	1	1	0	2	1	3	Minnesota Twins @ Baltimore Orioles Memorial Stadium, Baltimore, MD Thu Jul 14 1988, 7:05 PM EDT Sunny - 93 F				
Randy Bush, L OBP: 0.382, SLG: 0.457	0-0 1B FC4-6		0-0 F3		0-0 F6		2-1 F9			4	0	1	0	0	0	5					
Kirby Puckett, R OBP: 0.368, SLG: 0.530	0-0 1B FC4-6		2-2 F6		0-0 1B G5-4-3		0-0 6-3			4	0	1	1	0	0	2					
Kent Hrbek, L OBP: 0.398, SLG: 0.546	4-1 1B 1-2		0-0 F9		0-0 F8		1-1 F8			3	0	0	0	1	0	1					
Gary Gaetti, R OBP: 0.359, SLG: 0.545	0-3 K		4-1 1B BB		1-1 G5-4-3		2-1 3-1			2	0	0	0	1	1	3					
Al Newman, S OBP: 0.253, SLG: 0.214					1-2 1B					1	0	0	0	0	0	0					
Gene Larkin, S OBP: 0.383, SLG: 0.375	0-0 1-3		0-2 1B L4-6				1-3 K		1-2 HBP G6-4-3	3	0	1	0	0	1	2					
Tim Laudner, R OBP: 0.328, SLG: 0.458		3-3 K	2-2 1B L4-6		0-0 1B BB		0-0 1B BB		1-2 G6-4-3	4	0	1	0	0	1	3					
Greg Gagne, R OBP: 0.301, SLG: 0.416		1-3 K		0-0 6-3		1-0 1B BB		0-1 F4		4	0	1	0	0	1	0					
Steve Lombardozzi, R OBP: 0.320, SLG: 0.299	1-2 F2		0-0 6-3		4-2 1B BB		1-2 2-3 BB			2	0	0	0	1	0	0					
Inning Stats	R: 1 E: 0 K: 1 S: 8	H: 2 LOB: 2 BB: 1 P: 12	R: 0 E: 0 K: 2 S: 12	H: 0 LOB: 0 BB: 0 P: 17	R: 0 E: 0 K: 0 S: 6	H: 1 LOB: 1 BB: 1 P: 14	R: 0 E: 0 K: 0 S: 4	H: 0 LOB: 1 BB: 0 P: 5	R: 0 E: 0 K: 2 S: 15	H: 2 LOB: 3 BB: 1 P: 24	R: 0 E: 0 K: 0 S: 5	H: 0 LOB: 0 BB: 0 P: 8	R: 0 E: 0 K: 0 S: 7	H: 0 LOB: 0 BB: 0 P: 9	1B: 6 2B: 1 3B: 0 HR: 0	SF: 0 SAC: 0 DP: 3 HBP: 1	WP: 0 PA: 35 PB: 0 SB: 0 CS: 1				
PITCHER Mike Boddicker, R ERA: 3.75	IP: 9.0 WLS: W BF: 35	H: 6 R: 1 ER: 1 SO: 5	BB: 5 IBB: 0 HBP: 1 BLK: 0	WP: 0 HR: 0 S: 69 P: 109	ERA: 1.00 WHIP: 1.222	PITCHER											IP: 9.0 WLS: W BF: 35	H: 6 R: 1 ER: 1 SO: 5	BB: 5 IBB: 0 HBP: 1 BLK: 0	WP: 0 HR: 0 S: 69 P: 109	ERA: 1.00 WHIP: 1.222

Batter	1	2	3	4	5	6	7	8	9	AB	R	H	RBI	BB	SO	LOB	BOTTOM						
Ken Gerhart, R OBP: 0.281, SLG: 0.396	0-2 1B HR	0-0 1B SF7-6-3		1-2 1B HR		4-2 BB		0-0 2B		4	3	3	0	1	0	0	Minnesota Twins @ Baltimore Orioles Memorial Stadium, Baltimore, MD Thu Jul 14 1988, 7:05 PM EDT Sunny - 93 F						
Fred Lynn, L OBP: 0.320, SLG: 0.518	1-0 1B HR	1-1 1B SF7-6-3		1-1 1B HR		0-0 F8		0-1 F6		5	2	3	4	0	0	3							
Cal Ripken Jr., R OBP: 0.389, SLG: 0.463	0-1 5-3	2-0 1B SF7-6-3		0-1 5-3		1-3 K				3	0	0	1	0	1	1							
Eddie Murray, S OBP: 0.344, SLG: 0.428	0-0 1B HR		0-0 1B HR		3-2 1B WP		1-0 4-3			4	2	3	2	0	0	0							
Jim Traber, L OBP: 0.284, SLG: 0.353	2-1 2B E		1-1 3-1		1-0 F8		1-0 F8			4	0	1	0	0	0	1							
Larry Sheets, L OBP: 0.298, SLG: 0.303	0-0 F8		1-1 L7		4-0 1B BB		1-2 F8			3	0	0	0	1	0	1							
Terry Kennedy, L OBP: 0.227, SLG: 0.247	1-1 E5		0-0 3-1		1-3 K		1-0 3-1			4	0	0	0	0	1	3							
Rick Schu, R OBP: 0.295, SLG: 0.341	0-0 F3		0-3 K		0-1 5-3		3-1 1B FC1-6			4	0	1	0	0	1	4							
Billy Ripken, R OBP: 0.263, SLG: 0.258		1-0 4-3		2-1 F8		0-1 F5		0-1 2B FC1-6		4	0	0	0	0	0	1							
Inning Stats	R: 3 E: 1 K: 0 S: 13	H: 4 LOB: 2 BB: 0 P: 17	R: 1 E: 1 K: 0 S: 5	H: 1 LOB: 0 BB: 0 P: 9	R: 1 E: 0 K: 0 S: 6	H: 1 LOB: 0 BB: 0 P: 8	R: 2 E: 0 K: 1 S: 12	H: 2 LOB: 0 BB: 0 P: 16	R: 0 E: 0 K: 1 S: 13	H: 1 LOB: 2 BB: 1 P: 22	R: 0 E: 0 K: 1 S: 8	H: 0 LOB: 1 BB: 1 P: 13	R: 0 E: 0 K: 0 S: 5	H: 0 LOB: 0 BB: 0 P: 8	R: 0 E: 0 K: 0 S: 8	H: 2 LOB: 2 BB: 0 P: 12	1B: 5 2B: 3 3B: 0 HR: 4	SF: 1 SAC: 0 DP: 1 HBP: 0	WP: 2 PA: 38 PB: 0 SB: 1 CS: 0				
PITCHER Bert Blyleven, R ERA: 4.76	IP: 4.0 WLS: L	BF: 21	H: 8 R: 7 ER: 6 SO: 1	BB: 0 IBB: 0 HBP: 0 BLK: 0	WP: 0 HR: 4 S: 36 P: 50	ERA: 13.50 WHIP: 2.000	PITCHER											IP: 4.0 WLS: L	BF: 21	H: 8 R: 7 ER: 6 SO: 1	BB: 0 IBB: 0 HBP: 0 BLK: 0	WP: 0 HR: 4 S: 36 P: 50	ERA: 13.50 WHIP: 2.000
PITCHER Jim Winn, R ERA: 7.2	IP: 5.1	WLS: 17	H: 3 R: 0 ER: 0 SO: 2	BB: 2 IBB: 0 HBP: 0 BLK: 0	WP: 1 HR: 0 S: 34 P: 55	ERA: 0.00 WHIP: 1.250	PITCHER											IP: 5.1	WLS: 17	H: 3 R: 0 ER: 0 SO: 2	BB: 2 IBB: 0 HBP: 0 BLK: 0	WP: 1 HR: 0 S: 34 P: 55	ERA: 0.00 WHIP: 1.250

Batter	1	2	3	4	5	6	7	8	9	AB	R	H	RBI	BB	SO	LOB	TOP			
Dan Gladden, R OBP: 0.304, SLG: 0.406 (1, 7)										3	0	0	1	0	1	0	Minnesota Twins @ Baltimore Orioles Memorial Stadium, Baltimore, MD Fri Jul 15 1988, 7:05 PM EDT Att: 26,775 - Unknown - 91 F			
Mark Davidson, R OBP: 0.361, SLG: 0.432 (1, 9)										4	0	1	1	0	0	0				
Kirby Puckett, R OBP: 0.370, SLG: 0.529 (1, 8)										4	1	2	0	0	0	0				
Gary Gaetti, R OBP: 0.357, SLG: 0.550 (1, 5)										4	1	1	2	0	1	1				
Gene Larkin, S OBP: 0.361, SLG: 0.381 (1, 10)										4	0	0	0	0	1	0				
Brian Harper, R OBP: 0.414, SLG: 0.532 (1, 2)										4	0	0	0	0	0	0				
Kent Hrbek, L OBP: 0.391, SLG: 0.531 (1, 3)										3	1	0	0	1	0	0				
Greg Gagne, R OBP: 0.307, SLG: 0.419 (1, 6)										3	1	2	0	0	0	0				
Steve Lombardozzi, R OBP: 0.318, SLG: 0.301 (1, 4)										2	0	0	0	1	0	1				
Inning Stats	R: 2 E: 0 K: 1 S: 12	H: 2 LOB: 0 BB: 0 P: 19	R: 2 E: 0 K: 0 S: 17	H: 2 LOB: 1 BB: 2 P: 29	R: 0 E: 0 K: 0 S: 7	H: 0 LOB: 0 BB: 0 P: 9	R: 0 E: 0 K: 0 S: 6	H: 0 LOB: 0 BB: 0 P: 6	R: 0 E: 0 K: 1 S: 7	H: 0 LOB: 0 BB: 0 P: 11	R: 0 E: 0 K: 0 S: 6	H: 1 LOB: 1 BB: 0 P: 7	R: 0 E: 0 K: 1 S: 10	H: 1 LOB: 1 BB: 0 P: 13	R: 0 E: 0 K: 0 S: 4	H: 0 LOB: 0 BB: 0 P: 6	1B: 5 2B: 0 3B: 0 HR: 1	SF: 1 SAC: 0 DP: 0 HBP: 0	WP: 0 PB: 0 SB: 1 CS: 1	PA: 35
PITCHER Jeff Ballard, L ERA: 4.86 (1, 1)	IP: 9.0 WLS: L BF: 34 H: 6 R: 4 ER: 4 SO: 3 BB: 2 IBB: 0 HBP: 0 BLK: 1 WP: 0 HR: 1 S: 73 P: 107 ERA: 4.00 WHIP: 0.889															PITCHER				

Batter	1	2	3	4	5	6	7	8	9	AB	R	H	RBI	BB	SO	LOB	BOTTOM					
Keith Hughes, L OBP: 0.311, SLG: 0.344 (1, 9)										4	0	1	0	0	1	2	Minnesota Twins @ Baltimore Orioles Memorial Stadium, Baltimore, MD Fri Jul 15 1988, 7:05 PM EDT Att: 26,775 - Unknown - 91 F					
Ken Gerhart, R OBP: 0.281, SLG: 0.388 (1, 8)										4	0	2	0	0	0	2						
Cal Ripken Jr., R OBP: 0.387, SLG: 0.456 (1, 6)										4	0	0	0	0	0	3						
Eddie Murray, S OBP: 0.345, SLG: 0.426 (1, 10)										4	0	2	0	0	1	1						
Jim Traber, L OBP: 0.276, SLG: 0.336 (1, 3)										4	0	0	0	0	0	4						
Larry Sheets, L OBP: 0.297, SLG: 0.306 (1, 7)										4	1	1	0	0	1	0						
Terry Kennedy, L OBP: 0.228, SLG: 0.243 (1, 2)										3	0	0	0	1	2	0						
Rick Schu, R OBP: 0.300, SLG: 0.368 (1, 5)										4	1	1	1	0	1	2						
Billy Ripken, R OBP: 0.265, SLG: 0.267 (1, 4)										3	0	2	1	0	0	0						
Inning Stats	R: 0 E: 0 K: 1 S: 13	H: 2 LOB: 2 BB: 0 P: 15	R: 1 E: 0 K: 0 S: 11	H: 2 LOB: 1 BB: 1 P: 19	R: 0 E: 0 K: 0 S: 8	H: 1 LOB: 1 BB: 0 P: 13	R: 0 E: 0 K: 1 S: 7	H: 0 LOB: 0 BB: 0 P: 12	R: 0 E: 0 K: 0 S: 7	H: 1 LOB: 1 BB: 0 P: 11	R: 0 E: 0 K: 0 S: 6	H: 1 LOB: 0 BB: 0 P: 9	R: 1 E: 0 K: 1 S: 21	H: 2 LOB: 1 BB: 0 P: 27	R: 0 E: 0 K: 1 S: 8	H: 0 LOB: 0 BB: 0 P: 10	R: 0 E: 0 K: 2 S: 10	H: 0 LOB: 0 BB: 0 P: 14	1B: 5 2B: 2 3B: 1 HR: 1	SF: 0 SAC: 0 DP: 2 HBP: 0	WP: 0 PB: 0 SB: 0 CS: 0	PA: 35
PITCHER Charlie Lea, R ERA: 4.43 Keith Aiherton, R ERA: 3.97 Jeff Reardon, R ERA: 2.9 (1, 1) (7, 1) (9, 1)	IP: 6.1 WLS: W BF: 27 H: 9 R: 2 ER: 2 SO: 3 BB: 1 IBB: 0 HBP: 0 BLK: 0 WP: 0 HR: 1 S: 64 P: 96 ERA: 2.84 WHIP: 1.579															PITCHER						

AB	31
R	4
H	6
RBI	4
BB	2
SO	3
LOB	2



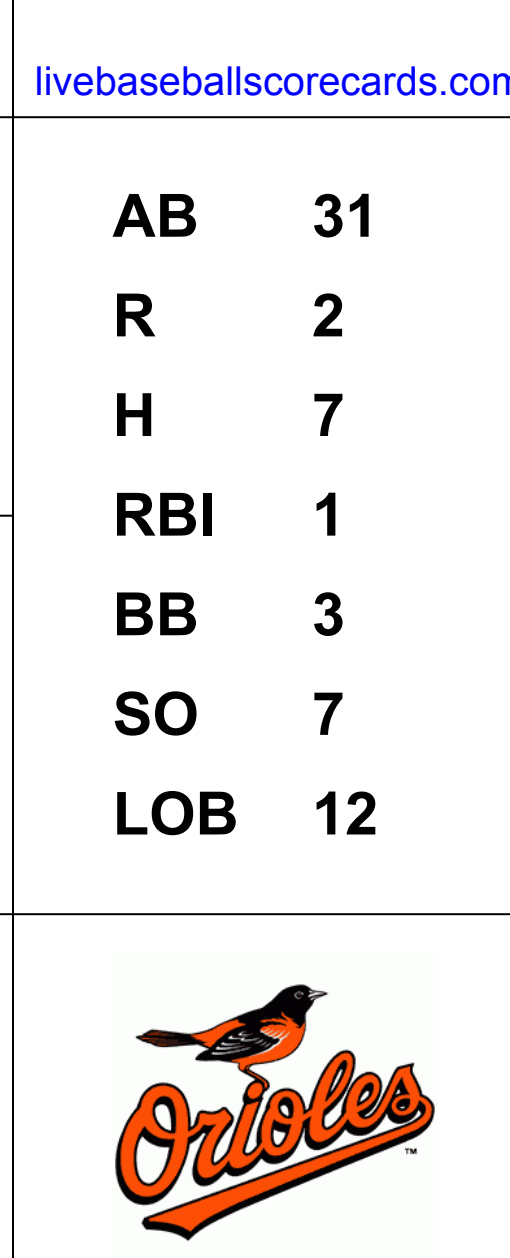
AB	34
R	2
H	9
RBI	2
BB	1
SO	6
LOB	14



Batter	1	2	3	4	5	6	7	8	9	AB	R	H	RBI	BB	SO	LOB	TOP										
Dan Gladden, R OBP: 0.313, SLG: 0.411 Mark Davidson, R OBP: 0.361, SLG: 0.432	L6		F8	BB		SH1-3 1B		WP BB		3	1	1	0	2	0	1	Minnesota Twins @ Baltimore Orioles Memorial Stadium, Baltimore, MD Sun Jul 17 1988, 3:33 AM EDT Att: 22,248 - Sunny - 97 F										
Greg Gagne, R OBP: 0.309, SLG: 0.439	S 1B		HR		SH1-3		K	K		4	1	2	2	0	2	2											
Randy Bush, L OBP: 0.370, SLG: 0.463 John Moses, S OBP: 0.364, SLG: 0.431	F9		2B 1B		HR 1B		FC5-4 1B	F8		4	1	3	2	0	0	1											
Kirby Puckett, R OBP: 0.369, SLG: 0.541	F2		F7		HR 1B		FC5-4	K		5	1	1	2	0	1	4											
Kent Hrbek, L OBP: 0.387, SLG: 0.527 Kelvin Torve, L OBP: 0.267, SLG: 0.429	F8		2B		WP 1B		F6	F8		4	0	2	0	0	0	1											
Gene Larkin, S OBP: 0.383, SLG: 0.390	HR		IBB		6-3 1B		G3	1B BB		3	1	1	1	2	0	1											
Tim Laudner, R OBP: 0.324, SLG: 0.445	F7		K		6-3		F9	F8		5	0	0	0	0	1	5											
Steve Lombardozi, R OBP: 0.319, SLG: 0.304	K				5-3		L6	FC6-4 BB		4	0	1	0	1	1	1											
Al Newman, S OBP: 0.286, SLG: 0.234			BLK HR BB		CS 1B		SH1-3 1B 1B	FC6-4		4	2	2	0	1	0	3											
Inning Stats	R: 0 E: 0 K: 0 S: 5	H: 1 LOB: 1 BB: 0 P: 8	R: 1 E: 0 K: 1 S: 11	H: 1 LOB: 0 BB: 0 P: 16	R: 2 E: 0 K: 1 S: 11	H: 3 LOB: 3 BB: 2 P: 23	R: 0 E: 0 K: 1 S: 14	H: 1 LOB: 1 BB: 1 P: 18	R: 2 E: 0 K: 0 S: 15	H: 3 LOB: 1 BB: 0 P: 22	R: 0 E: 0 K: 0 S: 9	H: 0 LOB: 1 BB: 1 P: 17	R: 0 E: 0 K: 2 S: 12	H: 0 LOB: 2 BB: 1 P: 21	R: 0 E: 0 K: 0 S: 16	H: 1 LOB: 2 BB: 1 P: 26		1B: 9 2B: 1 3B: 0 HR: 3	SF: 0 SAC: 1 DP: 0 HBP: 0	WP: 2 PB: 0 SB: 1 CS: 1	PA: 45						
PITCHER	IP	WLS	BF	H	R	ER	SO	BB	IBB	HBP	BLK	WP	HR	S	P	ERA	WHIP										
Jose Bautista, R ERA: 4.31	2.1	L	12	4	3	3	1	1	0	0	1	0	2	22	37	11.57	2.143										
Dave Schmidt, R ERA: 3.82	3.1		19	8	4	4	2	1	1	0	0	1	1	44	66	10.80	2.700										
Mark Thurmond, L ERA: 5.79	1.1		5	0	0	0	2	1	0	0	0	0	0	10	19	0.00	0.750										
Don Aase, R ERA: 5.7	2.0		9	1	0	0	2	2	0	0	0	1	0	28	47	0.00	1.500										

Batter	1	2	3	4	5	6	7	8	9	AB	R	H	RBI	BB	SO	LOB	BOTTOM										
Pete Stanicek, S OBP: 0.286, SLG: 0.308	K		5-3		G5-4-3		K			4	0	0	0	0	2	3	Minnesota Twins @ Baltimore Orioles Memorial Stadium, Baltimore, MD Sun Jul 17 1988, 3:33 AM EDT Att: 22,248 - Sunny - 97 F										
Cal Ripken Jr., R OBP: 0.391, SLG: 0.458	1B		BB		1B		G4-6-3 1B			3	0	3	1	1	0	0											
Eddie Murray, S OBP: 0.338, SLG: 0.417	F8		K		F7		F7			4	0	0	0	0	1	4											
Mickey Tettleton, S OBP: 0.280, SLG: 0.455	K				F7		K		G4-6-3	4	0	0	0	0	2	2											
Jim Traber, L OBP: 0.274, SLG: 0.327			K		G5-4-3 BB		K		F8	3	0	0	0	1	2	0											
Ken Gerhart, R OBP: 0.280, SLG: 0.396	5-3				G5-4-3		L6		F8	4	0	0	0	0	0	1											
Larry Sheets, L OBP: 0.302, SLG: 0.311	1B				1B BB		4-3		F4	4	1	2	0	0	0	0											
Rick Schu, R OBP: 0.301, SLG: 0.363	5-3				1B BB		1B			2	1	1	0	1	0	1											
Billy Ripken, R OBP: 0.263, SLG: 0.265			L6		1B		F9			3	0	1	0	0	0	1											
Inning Stats	R: 0 E: 0 K: 2 S: 11	H: 1 LOB: 1 BB: 0 P: 14	R: 0 E: 0 K: 1 S: 8	H: 1 LOB: 0 BB: 0 P: 12	R: 0 E: 0 K: 1 S: 9	H: 0 LOB: 1 BB: 1 P: 15	R: 0 E: 0 K: 0 S: 4	H: 0 LOB: 0 BB: 1 P: 10	R: 2 E: 0 K: 0 S: 14	H: 3 LOB: 1 BB: 1 P: 21	R: 0 E: 0 K: 2 S: 7	H: 0 LOB: 0 BB: 0 P: 9	R: 0 E: 0 K: 1 S: 8	H: 1 LOB: 1 BB: 0 P: 10	R: 0 E: 0 K: 0 S: 4	H: 1 LOB: 0 BB: 0 P: 5		R: 0 E: 0 K: 0 S: 5	H: 0 LOB: 0 BB: 0 P: 8	1B: 7 2B: 0 3B: 0 HR: 0	SF: 0 SAC: 0 DP: 3 HBP: 0	WP: 0 PB: 0 SB: 0 CS: 0	PA: 34				
PITCHER	IP	WLS	BF	H	R	ER	SO	BB	IBB	HBP	BLK	WP	HR	S	P	ERA	WHIP										
Frank Viola, L ERA: 2.29	5.0	W	21	5	2	2	4	3	0	0	0	0	0	46	72	3.60	1.600										
Mark Portugal, R ERA: 4.42	4.0	S	13	2	0	0	3	0	0	0	0	0	0	24	32	0.00	0.500										

livebaseballscores.com



Batter	1	2	3	4	5	6	7	8	9	AB	R	H	RBI	BB	SO	LOB	TOP				
John Moses, S OBP: 0.357, SLG: 0.421	0-2 F7		1-0 P4					1-1 G3		4	0	0	0	0	0	2					
Randy Bush, L OBP: 0.381, SLG: 0.449	2-1 F8								2-1 6-3	4	0	0	0	0	0	0					
Kirby Puckett, R OBP: 0.365, SLG: 0.535	0-1 6-3								0-0 4-3	4	0	1	0	0	0	0					
Kent Hrbek, L OBP: 0.392, SLG: 0.537									0-0 1B	4	0	1	0	0	0	1					
Gary Gaetti, R OBP: 0.358, SLG: 0.556									0-2 F7	3	0	0	0	1	1	2					
Gene Larkin, S OBP: 0.383, SLG: 0.385									1-2 1B	3	0	1	0	0	0	1					
Brian Harper, R OBP: 0.397, SLG: 0.508									1-2 F8	3	0	0	0	0	0	2					
Greg Gagne, R OBP: 0.310, SLG: 0.442									1-2 BB	2	0	0	0	1	0	0					
Al Newman, S OBP: 0.279, SLG: 0.228									1-2 2-3	2	0	0	0	0	0	0					
Kelvin Torve, L OBP: 0.250, SLG: 0.400									1-2 2-3	1	0	0	0	0	0	2					
Steve Lombardozzi, R OBP: 0.314, SLG: 0.299									1-2 2-3	0	0	0	0	0	0	0					
Inning Stats	R: 0 E: 0 K: 0 S: 7	H: 0 LOB: 0 BB: 0 P: 9	R: 0 E: 0 K: 0 S: 8	H: 0 LOB: 1 BB: 1 P: 13	R: 0 E: 0 K: 0 S: 5	H: 0 LOB: 0 BB: 0 P: 8	R: 0 E: 0 K: 0 S: 6	H: 0 LOB: 0 BB: 0 P: 10	R: 0 E: 0 K: 0 S: 7	H: 0 LOB: 0 BB: 0 P: 9	R: 0 E: 0 K: 1 S: 8	H: 1 LOB: 1 BB: 0 P: 14	R: 0 E: 0 K: 0 S: 9	H: 1 LOB: 2 BB: 1 P: 17	R: 0 E: 0 K: 0 S: 7	H: 1 LOB: 1 BB: 0 P: 9	1B: 3 2B: 0 3B: 0 HR: 0	SF: 0 SAC: 0 DP: 0 HBP: 0	WP: 0 PB: 0 SB: 0 CS: 0	PA: 32	
PITCHER	IP	WLS	BF	H	R	ER	SO	BB	IBB	HBP	BLK	WP	HR	S	P	ERA	WHIP				
Mike Smithson, R ERA: 5.14	(1, 1)	7.1	W	26	2	0	0	1	2	0	0	1	0	52	84	0.00	0.545				
Bob Stanley, R ERA: 3.11	(8, 1)	1.2		6	1	0	0	0	0	0	0	0	0	10	14	0.00	0.600				

Minnesota Twins @ Boston Red Sox
Fenway Park, Boston, MA
Tue Jul 19 1988, 7:05 PM EDT
Att: 32,036 - Unknown

AB	30
R	0
H	3
RBI	0
BB	2
SO	1
LOB	10




Batter	1	2	3	4	5	6	7	8	9	AB	R	H	RBI	BB	SO	LOB	BOTTOM				
Wade Boggs, L OBP: 0.364, SLG: 0.480	1-0 1B BLK 1B									3	1	1	1	0	1	2					
Marty Barrett, R OBP: 0.337, SLG: 0.363	1-2 BLK 1B									3	0	1	0	1	0	2					
Dwight Evans, R OBP: 0.377, SLG: 0.474	2-1 F7									4	0	0	0	0	0	5					
Mike Greenwell, L OBP: 0.435, SLG: 0.574	2-0 FC5-2-1 BLK 1B									4	1	2	0	0	0	0					
Ellis Burks, R OBP: 0.378, SLG: 0.549	2-2 FC5-2-5 PO									4	0	2	0	0	1	2					
Jim Rice, R OBP: 0.344, SLG: 0.369	1-3 2H 3H SAFE									4	2	2	0	0	1	2					
Jody Reed, R OBP: 0.346, SLG: 0.348										3	0	1	1	1	0	0					
Larry Parrish, R OBP: 0.258, SLG: 0.336										3	1	3	1	0	0	0					
Todd Benzinger, S OBP: 0.293, SLG: 0.379										1	0	0	0	0	0	0					
Rick Cerone, R OBP: 0.376, SLG: 0.424										4	0	0	0	0	0	5					
Inning Stats	R: 1 E: 0 K: 0 S: 10	H: 3 LOB: 1 BB: 0 P: 18	R: 1 E: 0 K: 0 S: 14	H: 2 LOB: 2 BB: 1 P: 27	R: 0 E: 0 K: 1 S: 7	H: 0 LOB: 0 BB: 0 P: 11	R: 1 E: 0 K: 0 S: 18	H: 3 LOB: 3 BB: 1 P: 30	R: 1 E: 0 K: 0 S: 6	H: 2 LOB: 0 BB: 0 P: 11	R: 1 E: 0 K: 1 S: 10	H: 1 LOB: 0 BB: 0 P: 11	R: 0 E: 0 K: 1 S: 8	H: 1 LOB: 1 BB: 0 P: 13	R: 0 E: 0 K: 0 S: 7	H: 0 LOB: 0 BB: 0 P: 12	1B: 7 2B: 3 3B: 1 HR: 1	SF: 1 SAC: 0 DP: 1 HBP: 0	WP: 1 PB: 0 SB: 0 CS: 0	PA: 37	
PITCHER	IP	WLS	BF	H	R	ER	SO	BB	IBB	HBP	BLK	WP	HR	S	P	ERA	WHIP				
Allan Anderson, L ERA: 2.98	(1, 1)	3.2	L	19	8	3	3	1	1	0	0	1	1	44	76	7.36	2.455				
Jim Winn, R ERA: 5.79	(4, 1)	4.1		17	4	2	2	2	1	0	0	0	1	36	57	4.15	1.154				

Minnesota Twins @ Boston Red Sox
Fenway Park, Boston, MA
Tue Jul 19 1988, 7:05 PM EDT
Att: 32,036 - Unknown

AB	33
R	5
H	12
RBI	3
BB	2
SO	3
LOB	18



Batter	1	2	3	4	5	6	7	8	9	AB	R	H	RBI	BB	SO	LOB	TOP										
Pete Stanicek, S (1, 7) OBP: 0.306, SLG: 0.311 Joe Orsulak, L (8, 7) OBP: 0.316, SLG: 0.326	4-0 SH1-3 BB		2-2 F7		2-3 K			4-1 FC3-6 BB		2	0	0	0	2	1	2											
Billy Ripken, R (1, 4) OBP: 0.258, SLG: 0.260	0-1 SH1-3		0-1 F8			2-1 F8		3-2 FC3-6 1-2f		3	0	0	0	0	0	3											
Cal Ripken Jr., R (1, 6) OBP: 0.390, SLG: 0.452	0-2 4-3		3-2 G3			3-2 G4-6-3 1B		0-1 F9		4	0	1	0	0	0	4											
Eddie Murray, S (1, 3) OBP: 0.333, SLG: 0.407	2-3 K			0-0 F7		0-0 G4-6-3 1-2f		3-2 L5		4	0	0	0	0	1	3											
Mickey Tettleton, S (1, 2) OBP: 0.272, SLG: 0.457		3-3 K		0-3 K			0-2 F6		2-2 4-3	4	0	0	0	0	2	0											
Larry Sheets, L (1, 9) OBP: 0.304, SLG: 0.321		0-0 F9		0-0 1B			4-2 2B BB		1-1 HR	3	1	2	1	1	0	0											
Ken Gerhart, R (1, 8) Keith Hughes, L (8, PH) OBP: 0.306, SLG: 0.337		0-3 K		0-0 F7			0-1 1-3 2B		3-3 K	3	0	1	0	0	1	1	AB 31 R 1 H 6 RBI 1 BB 3 SO 8 LOB 17										
Jim Traber, L (1, 10) OBP: 0.269, SLG: 0.335			1-1 1B 1B		1-2 6-3		1-1 F7		3-3 K	4	0	1	0	0	1	2											
Rick Schu, R (1, 5) OBP: 0.297, SLG: 0.357			0-0 1-2 1B		0-1 F8		0-3 K			3	0	1	0	0	1	2											
Inning Stats	R: 0 E: 0 K: 1 S: 9	H: 0 LOB: 1 BB: 1 P: 15	R: 0 E: 0 K: 2 S: 7	H: 0 LOB: 0 BB: 0 P: 10	R: 0 E: 0 K: 0 S: 11	H: 2 LOB: 2 BB: 0 P: 17	R: 0 E: 0 K: 1 S: 6	H: 1 LOB: 1 BB: 0 P: 6	R: 0 E: 0 K: 1 S: 8	H: 0 LOB: 0 BB: 0 P: 11	R: 0 E: 0 K: 0 S: 6	H: 1 LOB: 0 BB: 0 P: 11	R: 0 E: 0 K: 1 S: 13	H: 1 LOB: 2 BB: 1 P: 18	R: 0 E: 0 K: 0 S: 9	H: 0 LOB: 1 BB: 1 P: 19	R: 1 E: 0 K: 2 S: 13	H: 1 LOB: 0 BB: 0 P: 22	1B: 4 2B: 1 3B: 0 HR: 1	SF: 0 SAC: 1 DP: 1 HBP: 0	WP: 0 PB: 0 SB: 0 CS: 0	PA: 35					
PITCHER	IP	WLS	BF	H	R	ER	SO	BB	IBB	HBP	BLK	WP	HR	S	P	ERA	WHIP										
Frank Viola, L (1, 1) ERA: 2.17	8.0	W	31	5	0	0	6	3	0	0	0	0	0	69	107	0.00	1.000										
Juan Berenguer, R (8, 1) ERA: 3.36	1.0		4	1	1	1	2	0	0	0	0	0	1	13	22	9.00	1.000										

Baltimore Orioles @ Minnesota Twins
Hubert H. Humphrey Metrodome, Minneapolis, MN
Fri Jul 22 1988, 8:05 PM EDT
Att: 52,284 - Dome

AB 31
R 1
H 6
RBI 1
BB 3
SO 8
LOB 17



Batter	1	2	3	4	5	6	7	8	9	AB	R	H	RBI	BB	SO	LOB	BOTTOM										
Dan Gladden, R (1, 7) OBP: 0.329, SLG: 0.427 John Moses, S (8, 7) OBP: 0.353, SLG: 0.417	1-0 6-3	1-2 1-H 2-H 2B			2-1 F9 SF9 1B		2-3 K	1-1 FC6-4		4	1	2	2	0	1	1											
Greg Gagne, R (1, 6) OBP: 0.311, SLG: 0.436	1-2 5-3	2-3 K			3-2 SF9 HBP		0-1 6-3			3	0	0	0	0	1	2											
Kirby Puckett, R (1, 8) OBP: 0.366, SLG: 0.540	0-0 1B		1-2 G6-4-3 1B		0-0 F9		0-0 HR			4	1	3	2	0	0	2											
Gary Gaetti, R (1, 5) OBP: 0.352, SLG: 0.555 Steve Lombardozzi, R (7, PR) OBP: 0.311, SLG: 0.295	0-1 P3		0-0 G6-4-3 1-2f		2-0 SF9		2-0 E5			3	0	0	1	0	0	2											
Gene Larkin, S (1, 10) OBP: 0.365, SLG: 0.385		2-1 FC3-6 1B		0-0 1B	1-2 F8		2-1 G3			4	0	2	0	0	0	2											
Kent Hrbek, L (1, 3) OBP: 0.390, SLG: 0.533	0-1 FC3-6 1B 1-2f		3-2 1-3			0-3 K		1-2 F7		4	1	0	0	0	1	2											
Tim Laudner, R (1, 2) OBP: 0.319, SLG: 0.439	1-0 1B 1-3 2B 1B			2-0 6-3		2-3 K		1-0 F9		4	1	1	0	0	1	0											
Mark Davidson, R (1, 9) OBP: 0.349, SLG: 0.416 Tom Herr, S (8, PH) OBP: 0.357, SLG: 0.346 Randy Bush, L (8, PR) OBP: 0.360, SLG: 0.448	1-3 K			2-2 5-3		1-1 1-3		0-0 1B 1B		3	0	0	0	0	1	2											
Al Newman, S (1, 4) OBP: 0.305, SLG: 0.256	1-2 1-2 2B 1B 3-H			3-1 F8			4-2 6-3 HR BB	0-0 FC6-4 1B		3	2	2	1	1	0	0											
Inning Stats	R: 0 E: 0 K: 0 S: 8	H: 1 LOB: 1 BB: 0 P: 10	R: 3 E: 0 K: 2 S: 19	H: 4 LOB: 1 BB: 0 P: 27	R: 0 E: 0 K: 0 S: 10	H: 2 LOB: 1 BB: 0 P: 14	R: 0 E: 0 K: 0 S: 6	H: 0 LOB: 0 BB: 0 P: 13	R: 1 E: 0 K: 0 S: 10	H: 1 LOB: 1 BB: 0 P: 17	R: 0 E: 0 K: 2 S: 9	H: 0 LOB: 0 BB: 0 P: 12	R: 2 E: 1 K: 1 S: 13	H: 1 LOB: 1 BB: 1 P: 20	R: 0 E: 0 K: 0 S: 8	H: 2 LOB: 2 BB: 0 P: 11	1B: 9 2B: 1 3B: 0 HR: 1	SF: 1 SAC: 0 DP: 1 HBP: 1	WP: 0 PB: 0 SB: 2 CS: 0	PA: 37							
PITCHER	IP	WLS	BF	H	R	ER	SO	BB	IBB	HBP	BLK	WP	HR	S	P	ERA	WHIP										
Jeff Ballard, L (1, 1) ERA: 5.09	4.0	L	20	8	4	4	2	0	0	1	0	0	0	48	73	9.00	2.000										
Dave Schmidt, R (5, 1) ERA: 3.91	3.0		12	1	2	2	3	1	0	0	0	0	1	27	40	6.00	0.667										
Mark Thurmond, L (8, 1) ERA: 5.65	1.0		5	2	0	0	0	0	0	0	0	0	0	8	11	0.00	2.000										

Baltimore Orioles @ Minnesota Twins
Hubert H. Humphrey Metrodome, Minneapolis, MN
Fri Jul 22 1988, 8:05 PM EDT
Att: 52,284 - Dome

AB 34
R 6
H 11
RBI 6
BB 1
SO 5
LOB 15



Batter	1	2	3	4	5	6	7	8	9	AB	R	H	RBI	BB	SO	LOB	TOP										
Joe Orsulak, L OBP: 0.316, SLG: 0.337	0-3 K	1-0 1B 3B	0-3 K	0-0 F9		2-2 L3		1-2 1B		6	1	2	1	0	2	5											
Billy Ripken, R OBP: 0.256, SLG: 0.258	0-3 K	1-1 HR 1B	0-0 G6-3		0-0 G6-3		1-0 G5-3	1-0 F7		6	1	1	1	0	1	4											
Cal Ripken Jr., R OBP: 0.394, SLG: 0.451	4-2 HR BB	4-2 HR BB		1-2 G3-1	2-1 1B 1B		4-0 WP BB		3-1 P5	3	2	1	0	3	0	0											
Eddie Murray, S OBP: 0.342, SLG: 0.428	0-0 1B HR	2-0 HR		4-2 WP 1B BB	3-2 1B 1B		4-0 1B IBB	4-1 G3-6-3 BB		3	3	3	5	3	0	0											
Larry Sheets, L OBP: 0.304, SLG: 0.321	1-1 G3	3-1 1B		2-2 HR 1B	0-1 F8		0-0 F3	0-0 G3-6-3		6	1	2	1	0	0	5											
Jim Traber, L OBP: 0.272, SLG: 0.351				1-0 HR	0-0 G4-3		1-3 K			4	2	1	2	1	1	5											
Keith Hughes, L OBP: 0.306, SLG: 0.337										0	0	0	0	0	0	0											
Mickey Tettleton, S OBP: 0.282, SLG: 0.458		4-1 1B 3B BB	0-0 2B 1B	0-0 G6-3		2-0 FC6-4 1B		1-2 F8		4	1	2	0	1	0	0											
Ken Gerhart, R OBP: 0.259, SLG: 0.388		1-3 K	1-3 K	1-0 1B 1B		0-1 FC6-4 S		3-3 K		5	0	1	0	0	3	4											
Rick Schu, R OBP: 0.309, SLG: 0.370		1-1 1B	0-2 2B	2-2 1B		1-0 F8		4-1 1B BB		4	0	3	1	1	0	1											
Rene Gonzales, R OBP: 0.269, SLG: 0.303		1-3 1B	1-3 2B	1-2 1B		1-0 F8		1-0 1B BB		0	0	0	0	0	0	0											
Inning Stats	R: 2 E: 0 K: 2 S: 13	H: 1 LOB: 0 BB: 1 P: 18	R: 6 E: 0 K: 1 S: 19	H: 5 LOB: 1 BB: 3 P: 41	R: 0 E: 0 K: 2 S: 12	H: 2 LOB: 2 BB: 0 P: 14	R: 3 E: 0 K: 0 S: 19	H: 4 LOB: 2 BB: 1 P: 30	R: 0 E: 0 K: 0 S: 9	H: 2 LOB: 2 BB: 0 P: 14	R: 0 E: 0 K: 1 S: 9	H: 1 LOB: 1 BB: 0 P: 12	R: 0 E: 0 K: 1 S: 6	H: 0 LOB: 2 BB: 2 P: 16	R: 0 E: 0 K: 1 S: 16	H: 1 LOB: 2 BB: 1 P: 26	R: 0 E: 0 K: 0 S: 4	H: 0 LOB: 0 BB: 1 P: 11	1B: 11 2B: 1 3B: 1 HR: 3	SF: 0 SAC: 0 DP: 1 HBP: 0	WP: 2 PA: 50 PB: 0 SB: 1 CS: 1						
PITCHER	IP	WLS	BF	H	R	ER	SO	BB	IBB	HBP	BLK	WP	HR	S	P	ERA	WHIP										
Bert Blyleven, R ERA: 5.27	1.2	L	12	4	7	7	3	4	0	0	0	0	1	25	46	37.80	4.800										
Mark Portugal, R ERA: 4.91	1.2		12	6	4	4	2	1	0	0	0	1	2	32	48	21.60	4.200										
Jim Winn, R ERA: 4.5	2.2		13	5	0	0	0	0	0	0	0	0	0	24	35	0.00	1.875										
Freddie Toliver, R ERA: 4.97	0.1		3	0	0	0	0	1	1	0	0	1	0	1	10	0.00	3.000										
Keith Atherton, R ERA: 3.71	1.2		7	1	0	0	2	1	0	0	0	0	0	21	32	0.00	1.200										
PITCHER	IP	WLS	BF	H	R	ER	SO	BB	IBB	HBP	BLK	WP	HR	S	P	ERA	WHIP										
Juan Berenguer, R ERA: 3.31	1.0		3	0	0	0	0	1	0	0	0	0	0	4	11	0.00	1.000										

Baltimore Orioles @ Minnesota Twins
Hubert H. Humphrey Metrodome, Minneapolis, MN
Sat Jul 23 1988, 8:05 PM EDT
Att: 43,927 - Dome - 70 F

AB 41
R 11
H 16
RBI 11
BB 9
SO 7
LOB 24



Batter	1	2	3	4	5	6	7	8	9	AB	R	H	RBI	BB	SO	LOB	BOTTOM										
Dan Gladden, R OBP: 0.332, SLG: 0.427	1-0 S 2B 1B		4-2 S HR BB	4-0 1B BB		3-2 G5-3			1-2 G6-3	3	2	1	1	2	0	0											
Randy Bush, L OBP: 0.368, SLG: 0.470	2-2 1B G4-3 2B		2-1 HR	0-1 S 1B			4-2 G4-6-3 BB		1-2 E8 1B	4	2	3	5	1	0	0											
Kirby Puckett, R OBP: 0.367, SLG: 0.539	0-0 G4-3 S 1B		1-3 K	0-3 K			0-1 G4-6-3 1-2		0-0 1B	5	1	2	0	0	2	3											
Kent Hrbek, L OBP: 0.385, SLG: 0.525	0-2 G4-3		1-0 L8	3-2 L8			3-2 L4		2-1 G4-3	5	0	0	1	0	0	5											
Gary Gaetti, R OBP: 0.351, SLG: 0.551	0-0 CS 1B		0-3 K		3-2 G6-3			1-0 G1-3		4	0	1	1	0	1	0											
Gene Larkin, S OBP: 0.364, SLG: 0.381	2-1 L9			0-1 F8	2-2 G6-3			4-2 BB		3	0	0	0	1	0	1											
Tim Laudner, R OBP: 0.318, SLG: 0.436		1-1 G6-3		0-0 BB BB 1B	1-3 K			0-0 P2		4	1	1	0	0	1	1											
Greg Gagne, R OBP: 0.310, SLG: 0.432		0-0 F8		4-2 BB BB 1B BB	2-1 P3			1-1 F8		3	1	0	0	1	0	1											
Al Newman, S OBP: 0.306, SLG: 0.250		1-2 G4-3		4-0 BB BB 1B BB	2-3 K			1-2 G4-3		2	1	0	0	1	1	0											
Tom Herr, S OBP: 0.356, SLG: 0.344				1-2 1B BB						1	0	0	0	0	0	0											
Inning Stats	R: 3 E: 0 K: 0 S: 14	H: 4 LOB: 0 BB: 0 P: 18	R: 0 E: 0 K: 0 S: 6	H: 0 LOB: 0 BB: 0 P: 8	R: 2 E: 0 K: 2 S: 12	H: 1 LOB: 0 BB: 1 P: 20	R: 3 E: 0 K: 1 S: 14	H: 2 LOB: 2 BB: 3 P: 29	R: 0 E: 0 K: 1 S: 10	H: 0 LOB: 0 BB: 0 P: 16	R: 0 E: 0 K: 1 S: 8	H: 0 LOB: 0 BB: 0 P: 15	R: 0 E: 0 K: 0 S: 8	H: 0 LOB: 0 BB: 1 P: 15	R: 0 E: 0 K: 0 S: 6	H: 0 LOB: 1 BB: 1 P: 12	R: 0 E: 1 K: 0 S: 13	H: 1 LOB: 2 BB: 0 P: 18	1B: 6 2B: 1 3B: 0 HR: 1	SF: 0 SAC: 0 DP: 1 HBP: 0	WP: 0 PA: 40 PB: 0 SB: 4 CS: 1						
PITCHER	IP	WLS	BF	H	R	ER	SO	BB	IBB	HBP	BLK	WP	HR	S	P	ERA	WHIP										
Oswaldo Peraza, R ERA: 6.65	3.1		18	8	8	8	2	3	0	0	0	0	0	38	70	0.00	1.000										
Mike Morgan, R ERA: 4.87	4.0	W	15	1	0	0	3	3	0	0	0	0	0	16	22	0.00	0.600										
Tom Niedenfuer, R ERA: 2.91	1.2	S	7	1	0	0	0	0	0	0	0	0	0	16	22	0.00	0.600										

Baltimore Orioles @ Minnesota Twins
Hubert H. Humphrey Metrodome, Minneapolis, MN
Sat Jul 23 1988, 8:05 PM EDT
Att: 43,927 - Dome - 70 F

AB 34
R 8
H 8
RBI 8
BB 6
SO 5
LOB 11





Batter	1	2	3	4	5	6	7	8	9	AB	R	H	RBI	BB	SO	LOB	TOP				
Pete Stanicek, S (1, 7) OBP: 0.312, SLG: 0.312										3	0	1	0	1	0	3	Baltimore Orioles @ Minnesota Twins Hubert H. Humphrey Metrodome, Minneapolis, MN Sun Jul 24 1988, 4:33 AM EDT Att: 38,008 - Dome				
Joe Orsulak, L (9, PH) OBP: 0.315, SLG: 0.335										1	0	0	0	0	0	1					
Billy Ripken, R (1, 4) OBP: 0.256, SLG: 0.258										4	0	1	1	0	0	2					
Cal Ripken Jr., R (1, 6) OBP: 0.395, SLG: 0.455										4	0	2	0	0	0	1					
Eddie Murray, S (1, 3) OBP: 0.341, SLG: 0.426										4	0	1	0	0	0	2					
Mickey Tettleton, S (1, 2) OBP: 0.289, SLG: 0.466										4	0	2	0	0	0	0					
Ken Gerhart, R (1, 8) OBP: 0.299, SLG: 0.382										3	0	0	0	1	1	2					
Jim Traber, L (1, 9) OBP: 0.266, SLG: 0.343										4	0	0	0	0	0	5					
Rick Schu, R (1, 5) OBP: 0.308, SLG: 0.368										4	1	1	0	0	1	0					
Larry Sheets, L (1, 10) OBP: 0.309, SLG: 0.322										2	0	1	0	1	0	0					
Inning Stats	R: 0 E: 0 K: 0 S: 6	H: 2 LOB: 1 BB: 0 P: 10	R: 0 E: 0 K: 1 S: 8	H: 0 LOB: 0 BB: 0 P: 11	R: 0 E: 0 K: 0 S: 4	H: 0 LOB: 0 BB: 0 P: 7	R: 0 E: 0 K: 0 S: 15	H: 2 LOB: 3 BB: 0 P: 28	R: 0 E: 0 K: 0 S: 6	H: 0 LOB: 1 BB: 1 P: 10	R: 1 E: 0 K: 0 S: 10	H: 3 LOB: 1 BB: 0 P: 16	R: 0 E: 0 K: 0 S: 6	H: 0 LOB: 0 BB: 0 P: 8	R: 0 E: 0 K: 1 S: 11	H: 0 LOB: 1 BB: 1 P: 15	1B: 7 2B: 2 3B: 0 HR: 0	SF: 0 SAC: 0 DP: 2 HBP: 1	WP: 0 PB: 0 SB: 0 CS: 0	PA: 37	
PITCHER	IP	WLS	BF	H	R	ER	SO	BB	IBB	HBP	BLK	WP	HR	S	P	ERA	WHIP				
Allan Anderson, L (1, 1) ERA: 2.89	6.2	W	29	9	1	1	1	2	0	1	0	0	0	58	92	1.35	1.650				
Juan Berenguer, R (7, 1) ERA: 3.25	1.1		4	0	0	0	0	0	0	0	0	0	0	7	11	0.00	0.000				
Jeff Reardon, R (9, 1) ERA: 2.62	1.0		4	0	0	0	1	1	0	0	0	0	0	11	15	0.00	1.000				

Batter	1	2	3	4	5	6	7	8	9	AB	R	H	RBI	BB	SO	LOB	BOTTOM				
Al Newman, S (1, 6) OBP: 0.320, SLG: 0.261										4	1	2	1	1	0	1	Baltimore Orioles @ Minnesota Twins Hubert H. Humphrey Metrodome, Minneapolis, MN Sun Jul 24 1988, 4:33 AM EDT Att: 38,008 - Dome				
Randy Bush, L (1, 9) OBP: 0.376, SLG: 0.485										3	1	2	3	2	1	0					
Mark Davidson, R (9, 9) OBP: 0.349, SLG: 0.416										0	0	0	0	0	0	0					
Kirby Puckett, R (1, 8) OBP: 0.367, SLG: 0.537										5	0	2	0	0	2	6					
Kent Hrbek, L (1, 10) OBP: 0.382, SLG: 0.520										5	0	1	0	0	2	3					
Gary Gaetti, R (1, 5) OBP: 0.353, SLG: 0.556										4	1	2	0	0	0	1					
Gene Larkin, S (1, 3) OBP: 0.396, SLG: 0.381										3	1	1	0	1	1	2					
Brian Harper, R (1, 2) OBP: 0.383, SLG: 0.479										4	0	0	0	0	0	5					
John Moses, S (1, 7) OBP: 0.342, SLG: 0.402										4	1	0	1	0	0	0					
Steve Lombardozzi, R (1, 4) OBP: 0.311, SLG: 0.302										3	0	1	0	0	0	1					
Tom Herr, S (8, PH) OBP: 0.358, SLG: 0.352										1	0	1	0	0	0	0					
Greg Gagne, R (9, 6) OBP: 0.310, SLG: 0.432										0	1	0	0	0	0	0					
Inning Stats	R: 0 E: 0 K: 2 S: 9	H: 1 LOB: 1 BB: 0 P: 17	R: 3 E: 1 K: 1 S: 15	H: 3 LOB: 2 BB: 1 P: 28	R: 0 E: 0 K: 0 S: 11	H: 1 LOB: 1 BB: 0 P: 17	R: 0 E: 0 K: 1 S: 14	H: 1 LOB: 2 BB: 1 P: 23	R: 0 E: 0 K: 0 S: 5	H: 0 LOB: 1 BB: 1 P: 12	R: 0 E: 0 K: 0 S: 12	H: 2 LOB: 0 BB: 0 P: 19	R: 0 E: 0 K: 1 S: 9	H: 1 LOB: 1 BB: 0 P: 14	R: 3 E: 0 K: 1 S: 15	H: 3 LOB: 1 BB: 1 P: 27	1B: 7 2B: 4 3B: 0 HR: 1	SF: 0 SAC: 1 DP: 0 HBP: 0	WP: 0 PB: 0 SB: 2 CS: 0	PA: 41	
PITCHER	IP	WLS	BF	H	R	ER	SO	BB	IBB	HBP	BLK	WP	HR	S	P	ERA	WHIP				
Mike Boddicker, R (1, 1) ERA: 3.86	7.1	L	37	10	5	4	5	4	0	0	0	0	0	79	140	4.91	1.909				
Don Aase, R (8, 1) ERA: 5.92	0.2		4	2	1	1	1	0	0	0	0	0	1	11	17	13.50	3.000				

AB 33
R 1
H 9
RBI 1
BB 3
SO 2
LOB 16

AB 36
R 6
H 12
RBI 5
BB 4
SO 6
LOB 19

Batter	1	2	3	4	5	6	7	8	9	AB	R	H	RBI	BB	SO	LOB	TOP					
Tony Fernandez, S OBP: 0.325, SLG: 0.372 (1, 6)	1-1 F9		2-1 G4-3		1-2 SAFE 1-3 1B		0-0 HR 1B		2-1 G4-3	5	1	2	0	0	0	0	Toronto Blue Jays @ Minnesota Twins Hubert H. Humphrey Metrodome, Minneapolis, MN Mon Jul 25 1988, 8:05 PM EDT Att: 31,936 - Dome - 70 F AB 33 R 4 H 8 RBI 4 BB 7 SO 5 LOB 13 					
Lloyd Moseby, L OBP: 0.344, SLG: 0.383 (1, 8)	0-3 K		4-2 PO BB		1-1 G3		2-0 1-H 2-H HR		4-1 BLK BB BB	3	1	1	3	2	1	2						
Rance Mulliniks, L OBP: 0.397, SLG: 0.505 (1, 10)	4-2 BB 1B BB		0-0 F7		0-1 G1-3		1-2 G6-3		4-2 SAFE 1-2 BLK BB	3	0	0	0	2	0	1						
George Bell, R OBP: 0.309, SLG: 0.450 Sil Campusano, R OBP: 0.266, SLG: 0.317 (1, 7) (9, 7)	1-2 BB 1B		1-2 PO	3-2 F8		4-2 BB	2-1 G5-3		2-3 K	4	0	1	0	1	1	2						
Ernie Whitt, L OBP: 0.320, SLG: 0.320 (1, 2)	4-2 BB		2-0 P4		1-2 P5		1-1 P4		1-2 BB	3	0	0	0	1	0	1						
Fred McGriff, L OBP: 0.399, SLG: 0.575 (1, 3)	2-3 K		1-1 L8		1-2 F8		2-2 G5-3		2-3 K	4	0	0	0	0	1	4						
Jesse Barfield, R OBP: 0.268, SLG: 0.343 (1, 9)		4-2 G1-6-3 BB		2-2 L7		2-3 K	3-1 1B		2-1 F8	3	0	1	0	1	1	0						
Nelson Liriano, S OBP: 0.275, SLG: 0.325 Kelly Gruber, R OBP: 0.344, SLG: 0.490 (1, 4) (8, 5)	1-0 L8		1-0 F9		0-0 F9		2-1 HR F8		2-1 F8	4	1	1	1	0	0	2						
Manuel Lee, S OBP: 0.343, SLG: 0.363 (8, 4)	0-2 G1-6-3		0-2 1B 1B		0-2 1B 1B		0-2 HR 1B 1B		2-3 K	4	1	2	0	0	1	1						
Inning Stats	R: 0 E: 0 K: 2 S: 18	H: 1 LOB: 3 BB: 2 P: 30	R: 0 E: 0 K: 0 S: 6	H: 0 LOB: 0 BB: 1 P: 11	R: 0 E: 0 K: 0 S: 7	H: 0 LOB: 0 BB: 1 P: 14	R: 0 E: 0 K: 0 S: 6	H: 0 LOB: 0 BB: 0 P: 12	R: 0 E: 0 K: 0 S: 12	H: 2 LOB: 2 BB: 0 P: 17	R: 0 E: 0 K: 0 S: 11	H: 0 LOB: 1 BB: 1 P: 17	R: 4 E: 0 K: 1 S: 15	H: 4 LOB: 0 BB: 0 P: 22	R: 0 E: 0 K: 0 S: 9	H: 1 LOB: 1 BB: 0 P: 17	R: 0 E: 0 K: 2 S: 13	H: 0 LOB: 2 BB: 2 P: 26	1B: 6 2B: 0 3B: 0 HR: 2	SF: 0 SAC: 0 DP: 1 HBP: 0	WP: 0 PB: 0 SB: 0 CS: 0	PA: 41
PITCHER	IP WLS BF H R ER SO BB IBB HBP BLK WP HR S P ERA WHIP	IP WLS BF H R ER SO BB IBB HBP BLK WP HR S P ERA WHIP	IP WLS BF H R ER SO BB IBB HBP BLK WP HR S P ERA WHIP	IP WLS BF H R ER SO BB IBB HBP BLK WP HR S P ERA WHIP	IP WLS BF H R ER SO BB IBB HBP BLK WP HR S P ERA WHIP	IP WLS BF H R ER SO BB IBB HBP BLK WP HR S P ERA WHIP	IP WLS BF H R ER SO BB IBB HBP BLK WP HR S P ERA WHIP	IP WLS BF H R ER SO BB IBB HBP BLK WP HR S P ERA WHIP	IP WLS BF H R ER SO BB IBB HBP BLK WP HR S P ERA WHIP	IP WLS BF H R ER SO BB IBB HBP BLK WP HR S P ERA WHIP	IP WLS BF H R ER SO BB IBB HBP BLK WP HR S P ERA WHIP	IP WLS BF H R ER SO BB IBB HBP BLK WP HR S P ERA WHIP	IP WLS BF H R ER SO BB IBB HBP BLK WP HR S P ERA WHIP	IP WLS BF H R ER SO BB IBB HBP BLK WP HR S P ERA WHIP	IP WLS BF H R ER SO BB IBB HBP BLK WP HR S P ERA WHIP	IP WLS BF H R ER SO BB IBB HBP BLK WP HR S P ERA WHIP						
Charlie Lea, R ERA: 4.52 Keith Atherton, R ERA: 3.75 Jim Winn, R ERA: 4.15 (1, 1) (7, 1) (9, 1)	6.1 1.2 1.0	28 7 5	6 2 0	3 1 0	3 1 0	3 0 0	3 0 0	3 0 0	3 0 0	3 0 0	3 0 0	3 0 0	3 0 0	3 0 0	3 0 0	3 0 0	4.26 5.40 0.00	1.737 1.200 2.000				

Batter	1	2	3	4	5	6	7	8	9	AB	R	H	RBI	BB	SO	LOB	BOTTOM					
Dan Gladden, R OBP: 0.328, SLG: 0.421 (1, 7)	1-0 F8		2-2 G5-3		0-0 G5-3		0-1 F9		2-3 SAFE 1-2 SAFE K	5	0	0	0	0	1	2	Toronto Blue Jays @ Minnesota Twins Hubert H. Humphrey Metrodome, Minneapolis, MN Mon Jul 25 1988, 8:05 PM EDT Att: 31,936 - Dome - 70 F AB 33 R 5 H 11 RBI 5 BB 3 SO 5 LOB 16 					
Mark Davidson, R OBP: 0.337, SLG: 0.400 Randy Bush, L OBP: 0.377, SLG: 0.483 (1, 9) (7, PH) (8, 9)	2-2 F8		0-3 K		3-2 F9		1-0 L6-3		4-1 2B BB	3	0	0	0	0	1	0						
Kirby Puckett, R OBP: 0.372, SLG: 0.548 (1, 8)	1-2 F8		3-2 1B		0-0 E7 1B		1-2 E 3B		0-2 1-H 2-H 2B	5	1	4	2	0	0	0						
Gary Gaetti, R OBP: 0.354, SLG: 0.554 (1, 5)		1-0 SH1-3 SF7 HBP	0-0 L8		1-1 P3		2-2 E7 1B		2-2 E7 1B	3	1	1	1	0	0	2						
Gene Larkin, S OBP: 0.370, SLG: 0.382 (1, 10)		4-2 SF7 SH1-3 2B BB		2-2 1B 1B		0-1 F7		3-H 4-2 G5-4-3 BB		2	1	1	0	2	0	0						
Kent Hrbek, L OBP: 0.379, SLG: 0.515 (1, 3)		0-0 SH1-3		1-3 K		1-3 K		1-1 P6		3	0	0	0	0	2	3						
Brian Harper, R OBP: 0.388, SLG: 0.487 (1, 2)		1-1 SF7		0-0 1B		3-2 1B		1-2 G5-4-3		3	0	2	1	0	0	2						
Greg Gagne, R OBP: 0.310, SLG: 0.434 Tim Laudner, R OBP: 0.317, SLG: 0.434 (1, 6) (9, PH)		2-3 3-H 2B		0-0 F9		0-0 F8		0-1 G1-3		3	0	1	1	0	0	3						
Al Newman, S OBP: 0.327, SLG: 0.271 John Moses, S OBP: 0.342, SLG: 0.402 (1, 4) (9, PR)		3-H G1-3		2-3 K		2-1 L6-3 1B		0-1 2B 1B		4	0	2	0	0	1	3						
Inning Stats	R: 0 E: 0 K: 0 S: 8	H: 0 LOB: 0 BB: 0 P: 12	R: 2 E: 0 K: 0 S: 7	H: 1 LOB: 1 BB: 1 P: 13	R: 0 E: 0 K: 1 S: 12	H: 1 LOB: 1 BB: 0 P: 17	R: 0 E: 0 K: 2 S: 17	H: 2 LOB: 2 BB: 0 P: 22	R: 0 E: 0 K: 0 S: 8	H: 1 LOB: 1 BB: 0 P: 12	R: 0 E: 0 K: 1 S: 9	H: 1 LOB: 1 BB: 0 P: 13	R: 0 E: 0 K: 0 S: 5	H: 1 LOB: 0 BB: 0 P: 8	R: 1 E: 1 K: 0 S: 13	H: 2 LOB: 1 BB: 1 P: 22	R: 2 E: 0 K: 1 S: 12	H: 2 LOB: 2 BB: 1 P: 18	1B: 8 2B: 3 3B: 1 HR: 0	SF: 1 SAC: 1 DP: 2 HBP: 1	WP: 0 PB: 0 SB: 0 CS: 0	PA: 39
PITCHER	IP WLS BF H R ER SO BB IBB HBP BLK WP HR S P ERA WHIP	IP WLS BF H R ER SO BB IBB HBP BLK WP HR S P ERA WHIP	IP WLS BF H R ER SO BB IBB HBP BLK WP HR S P ERA WHIP	IP WLS BF H R ER SO BB IBB HBP BLK WP HR S P ERA WHIP	IP WLS BF H R ER SO BB IBB HBP BLK WP HR S P ERA WHIP	IP WLS BF H R ER SO BB IBB HBP BLK WP HR S P ERA WHIP	IP WLS BF H R ER SO BB IBB HBP BLK WP HR S P ERA WHIP	IP WLS BF H R ER SO BB IBB HBP BLK WP HR S P ERA WHIP	IP WLS BF H R ER SO BB IBB HBP BLK WP HR S P ERA WHIP	IP WLS BF H R ER SO BB IBB HBP BLK WP HR S P ERA WHIP	IP WLS BF H R ER SO BB IBB HBP BLK WP HR S P ERA WHIP	IP WLS BF H R ER SO BB IBB HBP BLK WP HR S P ERA WHIP	IP WLS BF H R ER SO BB IBB HBP BLK WP HR S P ERA WHIP	IP WLS BF H R ER SO BB IBB HBP BLK WP HR S P ERA WHIP	IP WLS BF H R ER SO BB IBB HBP BLK WP HR S P ERA WHIP	IP WLS BF H R ER SO BB IBB HBP BLK WP HR S P ERA WHIP						
Jimmy Key, L ERA: 2.15 Duane Ward, R ERA: 3.09 Tom Henke, R ERA: 2.78 (1, 1) (7, 1) (8, 1)	6.0 1.0 1.2	26 5 8	6 3 2	2 1 2	2 1 2	1 0 0	0 0 0	0 0 0	0 0 0	0 0 0	0 0 0	0 0 0	0 0 0	0 0 0	0 0 0	0 0 0	3.00 9.00 10.80	1.167 3.000 2.400				

Batter	1	2	3	4	5	6	7	8	9	AB	R	H	RBI	BB	SO	LOB	TOP					
Tony Fernandez, S (1, 6) OBP: 0.325, SLG: 0.369	G3		1-3														5 0 2 0 0 1 1					
Manuel Lee, S (1, 4) OBP: 0.339, SLG: 0.363	K		K														5 0 2 1 0 3 1					
Lloyd Moseby, L (1, 8) OBP: 0.341, SLG: 0.377	F9			4-3													5 0 0 0 0 0 3					
Kelly Gruber, R (1, 5) OBP: 0.342, SLG: 0.485																	4 0 1 0 0 2 0					
Cecil Fielder, R (1, 10) OBP: 0.336, SLG: 0.583																	3 0 0 0 0 2 1					
Rance Mulliniks, L (8, PH) OBP: 0.398, SLG: 0.507																	1 0 0 0 0 0 0					
Jesse Barfield, R (1, 9) OBP: 0.272, SLG: 0.358																	3 1 2 1 1 0 1					
Fred McGriff, L (1, 3) OBP: 0.398, SLG: 0.578																	3 1 1 1 1 1 2					
Sil Campusano, R (1, 7) OBP: 0.273, SLG: 0.346																	4 1 2 1 0 2 2					
Sal Butera, R (1, 2) OBP: 0.300, SLG: 0.400																	4 1 2 0 0 1 1					
Inning Stats	R: 0 E: 0 K: 1 S: 7	H: 0 LOB: 0 BB: 0 P: 9	R: 0 E: 0 K: 2 S: 10	H: 1 LOB: 1 BB: 0 P: 12	R: 0 E: 0 K: 2 S: 11	H: 1 LOB: 1 BB: 0 P: 16	R: 0 E: 0 K: 1 S: 11	H: 0 LOB: 0 BB: 0 P: 16	R: 2 E: 0 K: 0 S: 24	H: 4 LOB: 2 BB: 1 P: 34	R: 2 E: 0 K: 1 S: 15	H: 3 LOB: 1 BB: 0 P: 21	R: 0 E: 0 K: 2 S: 11	H: 0 LOB: 0 BB: 0 P: 15	R: 0 E: 0 K: 2 S: 10	H: 1 LOB: 2 BB: 1 P: 19	R: 0 E: 0 K: 1 S: 14	H: 2 LOB: 1 BB: 0 P: 20	1B: 6 2B: 3 3B: 0 HR: 3	SF: 0 SAC: 0 DP: 0 HBP: 0	WP: 0 PB: 0 SB: 1 CS: 1	PA: 39
PITCHER	IP	WLS	BF	H	R	ER	SO	BB	IBB	HBP	BLK	WP	HR	S	P	ERA	WHIP					
Frank Viola, L (1, 1) ERA: 2.32	6.0	L	27	9	4	4	7	1	0	0	0	0	3	78	108	6.00	1.667					
Juan Berenguer, R (7, 1) ERA: 3.11	3.0		12	3	0	0	5	0	1	0	0	0	0	35	54	0.00	1.000					

Toronto Blue Jays @ Minnesota Twins
Hubert H. Humphrey Metrodome, Minneapolis, MN

AB 37
R 4
H 12
RBI 4
BB 2
SO 12
LOB 12



Wed Jul 27 1988, 4:33 AM EDT
Att: 51,687 - Dome

Batter	1	2	3	4	5	6	7	8	9	AB	R	H	RBI	BB	SO	LOB	BOTTOM					
Dan Gladden, R (1, 7) OBP: 0.323, SLG: 0.418	F7		F7														4 0 0 0 0 0 1					
Steve Lombardozzi, R (1, 4) OBP: 0.323, SLG: 0.314	L9-4																3 0 1 0 1 0 0					
Kirby Puckett, R (1, 8) OBP: 0.374, SLG: 0.548	L9-4		1-3														4 0 0 0 0 0 3					
Gary Gaetti, R (1, 5) OBP: 0.357, SLG: 0.561																	4 1 3 1 0 0 0					
Gene Larkin, S (1, 10) OBP: 0.373, SLG: 0.384																	4 0 1 0 0 1 2					
Kent Hrbek, L (1, 3) OBP: 0.373, SLG: 0.504																	4 0 0 0 0 0 2					
Tim Laudner, R (1, 2) OBP: 0.312, SLG: 0.423																	3 0 0 0 0 0 1					
Eric Bullock, L (9, PH) ERA: 2.72																	1 0 0 0 0 0 1					
Mark Davidson, R (1, 9) OBP: 0.337, SLG: 0.398																	3 0 1 0 0 0 0					
Greg Gagne, R (1, 6) OBP: 0.309, SLG: 0.430																	3 0 1 0 0 0 1					
Inning Stats	R: 0 E: 0 K: 0 S: 7	H: 1 LOB: 0 BB: 0 P: 14	R: 1 E: 0 K: 0 S: 12	H: 1 LOB: 0 BB: 0 P: 18	R: 0 E: 0 K: 0 S: 7	H: 1 LOB: 1 BB: 1 P: 14	R: 0 E: 0 K: 0 S: 5	H: 1 LOB: 1 BB: 0 P: 7	R: 0 E: 0 K: 0 S: 7	H: 0 LOB: 0 BB: 0 P: 12	R: 0 E: 0 K: 0 S: 10	H: 1 LOB: 1 BB: 0 P: 15	R: 0 E: 1 K: 0 S: 10	H: 1 LOB: 1 BB: 0 P: 14	R: 0 E: 0 K: 0 S: 6	H: 0 LOB: 0 BB: 0 P: 9	R: 0 E: 0 K: 1 S: 9	H: 1 LOB: 1 BB: 0 P: 12	1B: 4 2B: 3 3B: 0 HR: 1	SF: 0 SAC: 0 DP: 1 HBP: 0	WP: 0 PB: 0 SB: 1 CS: 0	PA: 34
PITCHER	IP	WLS	BF	H	R	ER	SO	BB	IBB	HBP	BLK	WP	HR	S	P	ERA	WHIP					
John Cerutti, L (1, 1) ERA: 4.0	8.0	W	31	7	1	1	0	1	0	0	0	0	1	66	107	1.12	1.000					
Tom Henke, R (9, 1) ERA: 2.72	1.0	S	3	0	0	0	1	0	0	0	0	0	0	7	8	0.00	0.000					

Toronto Blue Jays @ Minnesota Twins
Hubert H. Humphrey Metrodome, Minneapolis, MN

AB 33
R 1
H 7
RBI 1
BB 1
SO 1
LOB 11



Wed Jul 27 1988, 4:33 AM EDT
Att: 51,687 - Dome

Batter	1	2	3	4	5	6	7	8	9	AB	R	H	RBI	BB	SO	LOB	TOP	
Dan Gladden, R OBP: 0.320, SLG: 0.414	F9		G6-3			G5-3		G6-3		4	0	0	0	0	0	0	Minnesota Twins @ Cleveland Indians Cleveland Municipal Stadium, Cleveland, OH Fri Jul 29 1988, 7:05 PM EDT Att: 20,179 - Unknown - 85 F livebaseballscorecards.com	
Steve Lombardozzi, R OBP: 0.322, SLG: 0.913	BB 1B		G5-3			F9			P3	4	0	1	0	0	0	0		
Kirby Puckett, R OBP: 0.375, SLG: 0.550	SAFE 1B		G1-3			G1-3				4	0	2	0	0	0	0		
Gary Gaetti, R OBP: 0.359, SLG: 0.559	BB									3	0	1	0	1	1	0		
Gene Larkin, S OBP: 0.369, SLG: 0.379	K					G6-3		G6-3		4	0	0	0	0	1	5		
Brian Harper, R OBP: 0.382, SLG: 0.475	G4-3					P5				4	0	1	0	0	0	5		
Tim Laudner, R OBP: 0.309, SLG: 0.418										3	0	0	0	0	0	1		
Mark Davidson, R OBP: 0.326, SLG: 0.384										3	0	0	0	0	2	0		
Greg Gagne, R OBP: 0.306, SLG: 0.426										3	0	0	0	0	1	0		
Inning Stats	R: 0 H: 2 E: 0 K: 1 S: 18	H: 2 LOB: 3 BB: 1 P: 26	R: 0 H: 0 E: 0 K: 0 S: 6	H: 0 LOB: 0 BB: 0 P: 9	R: 0 H: 0 E: 0 K: 0 S: 4	H: 0 LOB: 0 BB: 0 P: 5	R: 0 H: 0 E: 0 K: 2 S: 13	H: 0 LOB: 0 BB: 0 P: 17	R: 0 H: 0 E: 0 K: 0 S: 6	H: 1 LOB: 1 BB: 0 P: 12	R: 0 H: 0 E: 0 K: 1 S: 5	H: 0 LOB: 0 BB: 0 P: 7	R: 0 H: 2 E: 0 K: 0 S: 7	H: 2 LOB: 2 BB: 0 P: 9	1B: 4 2B: 1 3B: 0 HR: 0	SF: 0 SAC: 0 DP: 0 HBP: 0	WP: 0 PB: 0 SB: 0 CS: 0	PA: 33
PITCHER Greg Swindell, L ERA: 3.37	IP: 9.0 WLS: W BF: 33 H: 5 R: 0 ER: 0 SO: 5 BB: 1 IBB: 0 HBP: 0 BLK: 0 WP: 0 HR: 0 S: 72 P: 101 ERA: 0.00 WHIP: 0.667																	

Batter	1	2	3	4	5	6	7	8	9	AB	R	H	RBI	BB	SO	LOB	BOTTOM
Ron Washington, R OBP: 0.276, SLG: 0.346	F9		K			F9				4	1	1	1	0	1	0	Minnesota Twins @ Cleveland Indians Cleveland Municipal Stadium, Cleveland, OH Fri Jul 29 1988, 7:05 PM EDT Att: 20,179 - Unknown - 85 F livebaseballscorecards.com
Terry Francona, L OBP: 0.282, SLG: 0.341	K		G4-3			G4-3				4	0	1	1	0	1	0	
Julio Franco, R OBP: 0.366, SLG: 0.436	K		G6-3							4	1	1	0	0	1	1	
Joe Carter, R OBP: 0.323, SLG: 0.494										4	1	1	2	0	0	0	
Mel Hall, L OBP: 0.337, SLG: 0.420										4	2	3	0	0	0	0	
Ron Kittle, R OBP: 0.328, SLG: 0.549										3	1	2	2	0	0	0	
Willie Upshaw, L OBP: 0.332, SLG: 0.392										3	0	0	0	1	0	2	
Brook Jacoby, R OBP: 0.318, SLG: 0.373										3	1	1	1	0	1	2	
Chris Bando, S OBP: 0.225, SLG: 0.210										2	0	0	0	0	0	2	
Inning Stats	R: 0 H: 0 E: 0 K: 2 S: 7	H: 1 LOB: 2 BB: 1 P: 23	R: 0 H: 0 E: 0 K: 1 S: 12	H: 0 LOB: 0 BB: 0 P: 15	R: 2 H: 2 E: 0 K: 0 S: 11	H: 2 LOB: 0 BB: 0 P: 17	R: 0 H: 0 E: 0 K: 0 S: 6	H: 0 LOB: 0 BB: 0 P: 13	R: 2 H: 2 E: 0 K: 0 S: 9	H: 3 LOB: 0 BB: 0 P: 15	R: 0 H: 2 E: 0 K: 1 S: 11	H: 2 LOB: 2 BB: 0 P: 17	1B: 6 2B: 2 3B: 0 HR: 2	SF: 1 SAC: 1 DP: 1 HBP: 1	WP: 0 PB: 0 SB: 0 CS: 0	PA: 35	
PITCHER Bert Blyleven, R ERA: 5.47 Jim Winn, R ERA: 3.86 Mark Portugal, R ERA: 4.71	IP: 6.1 WLS: L BF: 28 H: 7 R: 3 ER: 0 SO: 3 BB: 1 IBB: 0 HBP: 0 BLK: 0 WP: 0 HR: 2 S: 59 P: 99 ERA: 9.95 WHIP: 1.263																

Batter	1	2	3	4	5	6	7	8	9	AB	R	H	RBI	BB	SO	LOB	TOP	
John Moses, S OBP: 0.347, SLG: 0.395 (1, 7)										2	1	0	0	2	1	3		
Randy Bush, L OBP: 0.377, SLG: 0.484 (1, 9)										3	0	1	0	0	0	0		
Kirby Puckett, R OBP: 0.372, SLG: 0.546 (1, 8)										3	1	0	0	0	1	2		
Kent Hrbek, L OBP: 0.370, SLG: 0.500 (1, 3)										3	0	0	0	0	1	2		
Gary Gaetti, R OBP: 0.359, SLG: 0.566 (1, 5)										3	1	1	3	0	0	0		
Gene Larkin, S OBP: 0.388, SLG: 0.379 (1, 10)										3	1	1	0	0	0	0		
Brian Harper, R OBP: 0.370, SLG: 0.458 (1, 2)										3	0	0	0	0	0	1		
Steve Lombardozzi, R OBP: 0.322, SLG: 0.313 (1, 4)										3	0	1	0	0	2	0		
Al Newman, S OBP: 0.324, SLG: 0.270 (1, 6)										3	0	1	0	0	0	1		
Inning Stats	R: 3 H: 2 E: 0 K: 1 S: 9	H: 2 LOB: 0 BB: 1 P: 15	R: 0 H: 1 E: 0 K: 2 S: 10	H: 1 LOB: 1 BB: 0 P: 17	R: 0 H: 0 E: 0 K: 1 S: 7	H: 0 LOB: 0 BB: 0 P: 8	R: 1 H: 2 E: 1 K: 0 S: 15	H: 2 LOB: 2 BB: 0 P: 24	R: 0 H: 0 E: 0 K: 0 S: 5	H: 0 LOB: 0 BB: 0 P: 8	R: 0 H: 0 E: 0 K: 1 S: 7	H: 0 LOB: 0 BB: 1 P: 10	R: 0 H: 0 E: 0 K: 1 S: 9	H: 0 LOB: 0 BB: 1 P: 17				
PITCHER Rod Nichols, R ERA: 3.86 (1, 1)	IP: 7.0 WLS: L BF: 28 H: 5 R: 4 ER: 3 SO: 5 BB: 2 IBB: 0 HBP: 0 BLK: 0 WP: 0 HR: 1 S: 62 P: 99 ERA: 3.86 WHIP: 1.000																	

Minnesota Twins @ Cleveland Indians
Cleveland Municipal Stadium, Cleveland, OH

Sat Jul 30 1988, 3:33 AM EDT
Att: 22,733 - Cloudy - 92 F

AB 26
R 4
H 5
RBI 3
BB 2
SO 5
LOB 9



WP: 0 PA: 29
PB: 0
SB: 1
CS: 1

Batter	1	2	3	4	5	6	7	8	9	AB	R	H	RBI	BB	SO	LOB	BOTTOM	
Ron Washington, R OBP: 0.272, SLG: 0.340 (1, 6)										3	0	0	0	0	0	1		
Domingo Ramos, R OBP: 0.318, SLG: 0.308 (1, 3)										3	0	1	0	0	1	1		
Julio Franco, R OBP: 0.366, SLG: 0.438 (1, 4)										3	0	1	1	0	0	1		
Joe Carter, R OBP: 0.323, SLG: 0.500 (1, 8)										3	1	1	1	0	0	1		
Ron Kittle, R OBP: 0.323, SLG: 0.539 (1, 10)										3	0	0	0	0	0	0		
Cory Snyder, R OBP: 0.332, SLG: 0.492 (1, 9)										3	0	2	0	0	0	0		
Carmen Castillo, R OBP: 0.316, SLG: 0.340 (1, 7)										3	0	0	0	0	2			
Brook Jacoby, R OBP: 0.316, SLG: 0.370 (1, 5)										3	0	0	0	2	1			
Chris Bando, S OBP: 0.233, SLG: 0.206 (1, 2)										1	1	0	0	1	0	0		
Inning Stats	R: 0 H: 0 E: 0 K: 1 S: 10	H: 1 LOB: 0 BB: 0 P: 16	R: 0 H: 1 E: 0 K: 0 S: 11	H: 1 LOB: 0 BB: 0 P: 16	R: 0 H: 0 E: 0 K: 1 S: 10	H: 0 LOB: 0 BB: 0 P: 14	R: 1 H: 2 E: 0 K: 0 S: 11	H: 2 LOB: 0 BB: 0 P: 14	R: 0 H: 0 E: 0 K: 0 S: 5	H: 0 LOB: 0 BB: 0 P: 8	R: 1 H: 1 E: 0 K: 0 S: 10	H: 1 LOB: 1 BB: 1 P: 18	R: 0 H: 1 E: 0 K: 1 S: 7	H: 1 LOB: 1 BB: 0 P: 11				
PITCHER Allan Anderson, L ERA: 2.87 (1, 1)	IP: 7.0 WLS: W BF: 26 H: 5 R: 2 ER: 2 SO: 3 BB: 1 IBB: 0 HBP: 0 BLK: 0 WP: 0 HR: 1 S: 64 P: 97 ERA: 2.57 WHIP: 0.857																	

Minnesota Twins @ Cleveland Indians
Cleveland Municipal Stadium, Cleveland, OH

Sat Jul 30 1988, 3:33 AM EDT
Att: 22,733 - Cloudy - 92 F


AB 25
R 2
H 5
RBI 2
BB 1
SO 3
LOB 7




WP: 0 PA: 26
PB: 0
SB: 0
CS: 0

Batter	1	2	3	4	5	6	7	8	9	AB	R	H	RBI	BB	SO	LOB	TOP										
Dan Gladden, R OBP: 0.324, SLG: 0.419 Mark Davidson, R OBP: 0.326, SLG: 0.384	F8		2B		E7 1B	FC3-6 1B	F8			5	1	3	1	0	0	1	Minnesota Twins @ Cleveland Indians Cleveland Municipal Stadium, Cleveland, OH Sun Jul 31 1988, 3:33 AM EDT Att: 24,045 - Sunny - 79 F										
Randy Bush, L OBP: 0.377, SLG: 0.480	G5-4-3 HBP		G6-3		P5	FC3-6 1B	G3			4	0	1	0	0	0	3											
Kirby Puckett, R OBP: 0.369, SLG: 0.541 John Moses, S OBP: 0.352, SLG: 0.400	G5-4-3				K	K	FC3-6 1B			4	1	0	1	0	2	3											
Kent Hrbek, L OBP: 0.374, SLG: 0.500 Eric Bullock, L (7, 7)					F8					2	2	1	0	2	0	0											
Gary Gaetti, R OBP: 0.360, SLG: 0.565 Al Newman, S OBP: 0.321, SLG: 0.267					P5					4	2	2	1	0	0	1											
Gene Larkin, S OBP: 0.374, SLG: 0.389					F7					4	2	3	2	1	0	0											
Tim Laudner, R OBP: 0.310, SLG: 0.430					F9					5	2	2	3	0	0	2											
Steve Lombardozzi, R OBP: 0.315, SLG: 0.305					L5					5	0	0	1	0	0	1											
Greg Gagne, R OBP: 0.305, SLG: 0.433					B1-3					4	2	1	1	0	0	2											
Inning Stats	R: 0 E: 0 K: 0 S: 6	H: 0 LOB: 0 BB: 0 P: 12	R: 0 E: 0 K: 0 S: 11	H: 2 LOB: 1 BB: 0 P: 17	R: 0 E: 0 K: 0 S: 10	H: 1 LOB: 1 BB: 0 P: 16	R: 0 E: 0 K: 1 S: 6	H: 0 LOB: 0 BB: 0 P: 6	R: 3 E: 1 K: 1 S: 16	H: 3 LOB: 1 BB: 1 P: 26	R: 9 E: 2 K: 0 S: 31	H: 7 LOB: 1 BB: 2 P: 55	R: 0 E: 1 K: 0 S: 5	H: 0 LOB: 0 BB: 0 P: 8	R: 0 E: 0 K: 0 S: 3	H: 1 LOB: 0 BB: 0 P: 4		R: 0 E: 0 K: 0 S: 3	H: 0 LOB: 0 BB: 0 P: 4	1B: 9 2B: 3 3B: 0 HR: 2	SF: 0 SAC: 0 DP: 2 HBP: 1	WP: 0 PB: 0 SB: 0 CS: 0	PA: 44				
PITCHER	IP	WLS	BF	H	R	ER	SO	BB	IBB	HBP	BLK	WP	HR	S	P	ERA	WHIP	PITCHER									
John Farrell, R ERA: 4.22	5.0	L	24	8	6	6	2	2	0	0	0	0	2	54	89	10.80	2.000										
Bill Laskey, R ERA: 5.06	0.0		2	1	0	0	0	0	0	0	0	0	0	6	9	∞	∞										
Don Gordon, R ERA: 5.04	0.2	7	4	6	5	0	1	0	0	0	1	0	0	17	31	67.50	7.500										
Rick Rodriguez, R ERA: 5.83	2.1	8	1	0	0	0	0	0	0	0	0	0	0	11	15	0.00	0.429										
Brad Havens, L ERA: 3.79	1.0	3	0	0	0	0	0	0	0	0	0	0	0	3	4	0.00	0.000										
Batter	1	2	3	4	5	6	7	8	9	AB	R	H	RBI	BB	SO	LOB	BOTTOM										
Ron Washington, R OBP: 0.273, SLG: 0.337 Paul Zuvella, R OBP: 0.063, SLG: 0.063	K		L9			BB 1B	FC6-4		P6	2	1	0	0	1	1	0	Minnesota Twins @ Cleveland Indians Cleveland Municipal Stadium, Cleveland, OH Sun Jul 31 1988, 3:33 AM EDT Att: 24,045 - Sunny - 79 F										
Terry Francona, L OBP: 0.303, SLG: 0.360	1B				BB 1B	BB 1B	F7			4	1	3	0	0	0	1											
Julio Franco, R OBP: 0.372, SLG: 0.439	G4-6-3 1B				G3-6-3 BB	1B BB				1	1	1	0	3	0	0											
Joe Carter, R OBP: 0.321, SLG: 0.496 Carmen Castillo, R OBP: 0.323, SLG: 0.358	G4-6-3				P4	P3				3	0	0	0	0	0	7											
Mel Hall, L OBP: 0.336, SLG: 0.418					G3-6-3					4	0	1	3	0	0	3											
Cory Snyder, R OBP: 0.329, SLG: 0.486					G5-3					4	0	0	1	0	1	2											
Willie Upshaw, L OBP: 0.332, SLG: 0.391					G1-3					4	0	1	0	0	1	2											
Brook Jacoby, R OBP: 0.313, SLG: 0.367 Domingo Ramos, R OBP: 0.311, SLG: 0.300					L8					3	0	0	0	0	0	1											
Chris Bando, S OBP: 0.234, SLG: 0.197					K2-3					3	0	0	0	1	1	1											
Inning Stats	R: 0 E: 0 K: 1 S: 11	H: 2 LOB: 0 BB: 0 P: 16	R: 0 E: 0 K: 0 S: 4	H: 0 LOB: 0 BB: 0 P: 9	R: 0 E: 0 K: 1 S: 7	H: 0 LOB: 0 BB: 0 P: 9	R: 0 E: 0 K: 0 S: 4	H: 1 LOB: 1 BB: 1 P: 10	R: 0 E: 0 K: 2 S: 6	H: 1 LOB: 1 BB: 0 P: 7	R: 2 E: 0 K: 2 S: 13	H: 2 LOB: 2 BB: 2 P: 28	R: 0 E: 0 K: 0 S: 7	H: 0 LOB: 1 BB: 1 P: 12	R: 2 E: 0 K: 0 S: 14	H: 1 LOB: 0 BB: 0 P: 21		R: 0 E: 0 K: 0 S: 7	H: 0 LOB: 0 BB: 0 P: 12	1B: 6 2B: 1 3B: 0 HR: 0	SF: 0 SAC: 0 DP: 2 HBP: 0	WP: 0 PB: 0 SB: 0 CS: 0	PA: 37				
PITCHER	IP	WLS	BF	H	R	ER	SO	BB	IBB	HBP	BLK	WP	HR	S	P	ERA	WHIP	PITCHER									
Freddie Toliver, R ERA: 4.24	5.1	W	23	6	2	2	2	3	0	0	0	0	0	39	68	3.38	1.688										
Mark Portugal, R ERA: 4.73	3.2	S	14	1	2	2	2	2	0	0	0	0	0	34	56	4.91	0.818										

AB 40
R 12
H 14
RBI 10
BB 3
SO 2
LOB 15



AB 32
R 4
H 7
RBI 4
BB 5
SO 4
LOB 18



Batter	1	2	3	4	5	6	7	8	9	AB	R	H	RBI	BB	SO	LOB	TOP			
Dan Gladden, R OBP: 0.321, SLG: 0.413	4-2 PB 1B BB	1-0 1B		1-1 FC1-6 2B 1-2		2-3 K		0-2 G3		4	2	1	0	1	1	1	Minnesota Twins @ Toronto Blue Jays Exhibition Stadium, Toronto, ON Wed Aug 03 1988, 7:05 PM EDT Att: 31,340 - Unknown - 90 F			
Steve Lombardozzi, R OBP: 0.321, SLG: 0.353	3-2 2B 1-H E	0-0 1B		2-1 2B 1-3		3-2 2B		0-3 K		5	2	4	1	0	1	0				
Kirby Puckett, R OBP: 0.367, SLG: 0.536	1-0 F8	1-3 K		0-0 2B 2-H 3-H		0-0 F9			0-0 3B 1B	5	1	2	2	0	1	4				
Gary Gaetti, R OBP: 0.361, SLG: 0.566	2-1 E7 1-H 1B 2B			2-1 E7 6-3 1B		P5		2-0 2B 1B	0-2 1-H 5-3 3B	5	3	4	1	0	0	1				
Gene Larkin, S OBP: 0.369, SLG: 0.386	1-1 1B 2-H		0-1 6-3		1-1 4-3		1-2 F9 1-H 2B		1-0 F8	5	0	2	2	0	0	2				
Tim Laudner, R OBP: 0.312, SLG: 0.424	2-2 1B 2-H		0-3 K		4-2 1B BB		3-1 F4		4-0 5-3 BB	3	0	1	0	2	1	2				
Kent Hrbek, L OBP: 0.372, SLG: 0.493	1-2 1-3		0-0 F7		2-0 G6-3 1B		0-1 F9		1-2 5-3	5	0	1	1	0	0	4				
Greg Gagne, R OBP: 0.298, SLG: 0.422		1-1 6-3		2-0 P4		3-2 G6-3 1-2		1-2 P3	3-3 6-3	5	0	0	0	0	0	4				
Mark Davidson, R OBP: 0.323, SLG: 0.379		1-2 6-3		1-0 FC1-6 1B		1-0 F9		2-2 P5		1	0	0	0	0	0	0				
Randy Bush, L OBP: 0.370, SLG: 0.467										3	0	1	0	0	0	0				
John Moses, S OBP: 0.357, SLG: 0.403										0	0	0	0	0	0	0				
Inning Stats	R: 3 E: 1 K: 0 S: 17	H: 4 LOB: 1 BB: 1 P: 31	R: 0 E: 0 K: 1 S: 11	H: 2 LOB: 2 BB: 0 P: 15	R: 0 E: 1 K: 1 S: 8	H: 1 LOB: 1 BB: 0 P: 10	R: 2 E: 0 K: 0 S: 15	H: 3 LOB: 1 BB: 0 P: 21	R: 0 E: 0 K: 0 S: 9	H: 1 LOB: 1 BB: 0 P: 15	R: 1 E: 0 K: 0 S: 11	H: 2 LOB: 1 BB: 0 P: 18	R: 0 E: 0 K: 1 S: 11	H: 0 LOB: 0 BB: 0 P: 13	R: 2 E: 0 K: 0 S: 10	H: 2 LOB: 1 BB: 1 P: 18	1B: 10 2B: 5 3B: 1 HR: 0	SF: 0 SAC: 0 DP: 1 HBP: 0	WP: 0 PB: 1 SB: 0 CS: 0	PA: 44
PITCHER	IP WLS BF H R ER SO BB IBB HBP BLK WP HR S P ERA WHIP	IP WLS BF H R ER SO BB IBB HBP BLK WP HR S P ERA WHIP																		
Jeff Musselman, L ERA: 1.96	(1, 1) 2.1 L 14 7 3 3 1 1 0 0 0 0 0 32 52 11.57 3.429	(3, 1) 3.2 18 7 3 3 2 1 0 0 0 0 0 41 66 7.36 2.182	(7, 1) 3.0 12 2 2 2 1 1 0 0 0 0 0 28 42 6.00 1.000																	

AB	41
R	8
H	16
RBI	7
BB	3
SO	4
LOB	18



Batter	1	2	3	4	5	6	7	8	9	AB	R	H	RBI	BB	SO	LOB	BOTTOM					
Tony Fernandez, S OBP: 0.328, SLG: 0.377	0-3 K		3-2 L6		1-0 1B		0-0 FC3-6 BB 1-2		0-0 1B	5	0	2	0	0	1	1	Minnesota Twins @ Toronto Blue Jays Exhibition Stadium, Toronto, ON Wed Aug 03 1988, 7:05 PM EDT Att: 31,340 - Unknown - 90 F					
Ernie Whitt, L OBP: 0.343, SLG: 0.345	4-2 G4-6-3 BB			4-2 BB HR BB	1-1 G3-6-3 1B		4-1 BB		0-1 F9	2	1	1	0	3	0	1						
Rance Mulliniks, L OBP: 0.394, SLG: 0.504	2-2 G4-6-3 1-2			4-0 HR BB	1-0 G3-6-3 1-2		0-1 4-3			3	1	0	0	1	0	5						
George Bell, R OBP: 0.306, SLG: 0.444		1-2 F8		2-3 K		1-2 4-3 1B		1-0 F9		4	0	1	0	0	1	2						
Fred McGriff, L OBP: 0.396, SLG: 0.599		1-1 3-1		1-1 HR		1-2 F2		0-0 L9		4	1	1	3	0	0	1						
Kelly Gruber, R OBP: 0.339, SLG: 0.471		4-0 S BB		2-3 K		0-0 4-3		0-0 1B		3	0	1	0	1	1	1						
Rick Leach, L OBP: 0.357, SLG: 0.368		1-2 F7		2-0 2B		0-1 F8		0-0 F8		4	0	1	0	0	0	3						
Jesse Barfield, R OBP: 0.284, SLG: 0.386			0-2 F8		3-1 F7		1-1 F4		1-3 K	4	0	0	0	0	1	1						
Manuel Lee, S OBP: 0.336, SLG: 0.353			2-0 1-3		0-0 F7		4-2 FC3-6 BB		2-2 4-3	3	0	0	0	1	0	0						
Inning Stats	R: 0 E: 0 K: 1 S: 9	H: 0 LOB: 0 BB: 1 P: 15	R: 0 E: 0 K: 0 S: 8	H: 0 LOB: 1 BB: 1 P: 15	R: 0 E: 0 K: 0 S: 7	H: 0 LOB: 0 BB: 0 P: 12	R: 3 E: 0 K: 2 S: 16	H: 2 LOB: 1 BB: 2 P: 34	R: 0 E: 0 K: 0 S: 5	H: 2 LOB: 1 BB: 0 P: 8	R: 0 E: 0 K: 0 S: 11	H: 1 LOB: 1 BB: 0 P: 13	R: 0 E: 0 K: 0 S: 9	H: 0 LOB: 2 BB: 2 P: 18	R: 0 E: 0 K: 0 S: 4	H: 1 LOB: 1 BB: 0 P: 5		R: 0 E: 0 K: 1 S: 9	H: 1 LOB: 1 BB: 0 P: 12	1B: 5 2B: 1 3B: 0 HR: 1	SF: 0 SAC: 0 DP: 2 HBP: 0	WP: 0 PB: 0 SB: 1 CS: 0
PITCHER	IP WLS BF H R ER SO BB IBB HBP BLK WP HR S P ERA WHIP	IP WLS BF H R ER SO BB IBB HBP BLK WP HR S P ERA WHIP																				
Juan Berenguer, R ERA: 3.3	(1, 1) 4.0 W 17 3 0 0 0 4 0 0 0 0 0 40 76 0.00 1.500	(5, 1) 3.0 W 13 3 0 0 0 2 0 0 0 0 0 25 39 0.00 1.667	(8, 1) 2.0 S 8 2 0 0 1 0 0 0 0 0 0 13 17 0.00 1.000																			

AB	32
R	3
H	7
RBI	3
BB	6
SO	4
LOB	15



Batter	1	2	3	4	5	6	7	8	9	AB	R	H	RBI	BB	SO	LOB	TOP					
John Moses, S OBP: 0.351, SLG: 0.407	F8		L8		SF8		L5		1B	4	1	1	1	0	0	0	Minnesota Twins @ New York Yankees Yankee Stadium, Bronx, NY Fri Aug 05 1988, 3:33 AM EDT Cloudy - 87 F					
Randy Bush, L OBP: 0.372, SLG: 0.464 Mark Davidson, R OBP: 0.330, SLG: 0.371	F7		G6-3 BB		HBP		G3-1		1B BB	2	0	0	0	1	0	0						
Kirby Puckett, R OBP: 0.367, SLG: 0.548	HR		G6-3		G4-3		F9 HR		L4	5	2	2	1	0	0	5						
Kent Hrbek, L OBP: 0.378, SLG: 0.493	FC5-4 BB				1B		1B		HR IBB	3	1	3	2	2	0	0						
Gary Gaetti, R OBP: 0.356, SLG: 0.554	FC5-4				F7		F8		F9	5	0	0	0	0	0	7						
Gene Larkin, S OBP: 0.396, SLG: 0.391		L8			P6		F7		HR	4	1	1	3	0	0	2						
Brian Harper, R OBP: 0.359, SLG: 0.479	F8				L3		P4		F9	4	0	0	0	0	0	2						
Steve Lombardozzi, R OBP: 0.323, SLG: 0.319					SH1-4 BLK SF8 BB		K		F9	3	1	1	0	1	1	0						
Al Newman, S OBP: 0.322, SLG: 0.271	G3				SH1-4		L6		2B 1B	3	1	1	0	0	0	1						
Inning Stats	R: 1 E: 0 K: 0 S: 6	H: 1 LOB: 1 BB: 1 P: 12	R: 0 E: 0 K: 0 S: 9	H: 1 LOB: 1 BB: 0 P: 16	R: 0 E: 0 K: 0 S: 6	H: 0 LOB: 0 BB: 1 P: 13	R: 0 E: 0 K: 0 S: 8	H: 1 LOB: 1 BB: 0 P: 11	R: 1 E: 0 K: 0 S: 6	H: 0 LOB: 0 BB: 0 P: 14	R: 0 E: 0 K: 1 S: 7	H: 1 LOB: 1 BB: 0 P: 11	R: 0 E: 0 K: 1 S: 5	H: 0 LOB: 0 BB: 0 P: 8	R: 3 E: 0 K: 0 S: 10	H: 2 LOB: 0 BB: 1 P: 19		R: 2 E: 0 K: 0 S: 12	H: 3 LOB: 2 BB: 1 P: 22	1B: 5 2B: 2 3B: 0 HR: 2	SF: 1 SAC: 1 DP: 1 HBP: 1	WP: 0 PB: 0 CS: 0
PITCHER	IP	WLS	BF	H	R	ER	SO	BB	IBB	HBP	BLK	WP	HR	S	P	ERA	WHIP					
Rick Rhoden, R ERA: 4.34	8.1	L	38	8	7	7	1	4	1	1	1	0	2	62	115	7.56	1.440					
Cecilio Guante, R ERA: 2.32	0.2		3	1	0	0	0	0	0	0	0	0	0	7	11	0.00	1.500					

Batter	1	2	3	4	5	6	7	8	9	AB	R	H	RBI	BB	SO	LOB	BOTTOM					
Rickey Henderson, R OBP: 0.411, SLG: 0.435	G5-3		G4-3		G5-3		BB		P4	4	0	0	0	1	0	2	Minnesota Twins @ New York Yankees Yankee Stadium, Bronx, NY Fri Aug 05 1988, 3:33 AM EDT Cloudy - 87 F					
Claudell Washington, L OBP: 0.352, SLG: 0.448	FC6-4 1B			WP BB BB	G3		K		HR	5	2	3	3	0	1	1						
Don Mattingly, L OBP: 0.374, SLG: 0.485	F8			BB WP BB			G3		2B	4	0	1	0	1	0	1						
Jack Clark, R OBP: 0.387, SLG: 0.461	FC6-4			BB WP BB			2B 1B		K	5	1	2	0	0	2	4						
Ken Phelps, L OBP: 0.424, SLG: 0.533				K			F8		L9	5	0	0	0	0	2	5						
Luis Aquayo, R OBP: 0.352, SLG: 0.389				K			G3			3	0	2	1	1	1	0						
Rafael Santana, R OBP: 0.294, SLG: 0.316 Dave Winfield, R OBP: 0.423, SLG: 0.580 Randy Velarde, R OBP: 0.240, SLG: 0.413	G4-3			BB BB			G6-3		F9	2	0	0	1	1	0	1						
Joel Skinner, R OBP: 0.246, SLG: 0.320 Don Stought, R OBP: 0.390, SLG: 0.533				BB BB					1B	1	0	0	0	0	0	2						
Alvaro Espinoza, R OBP: 0.281, SLG: 0.265	G4-3			BB BB					HR	3	0	0	0	0	0	0						
Inning Stats	R: 0 E: 0 K: 0 S: 9	H: 1 LOB: 0 BB: 0 P: 15	R: 0 E: 0 K: 2 S: 8	H: 0 LOB: 0 BB: 0 P: 13	R: 0 E: 0 K: 0 S: 8	H: 0 LOB: 0 BB: 0 P: 11	R: 1 E: 0 K: 3 S: 18	H: 1 LOB: 3 BB: 3 P: 34	R: 0 E: 0 K: 0 S: 5	H: 0 LOB: 0 BB: 0 P: 6	R: 1 E: 0 K: 0 S: 10	H: 2 LOB: 1 BB: 0 P: 13	R: 0 E: 0 K: 1 S: 6	H: 0 LOB: 1 BB: 1 P: 12	R: 0 E: 0 K: 0 S: 11	H: 2 LOB: 2 BB: 0 P: 18		R: 3 E: 0 K: 1 S: 16	H: 4 LOB: 1 BB: 0 P: 24	1B: 6 2B: 3 3B: 0 HR: 1	SF: 0 SAC: 0 DP: 0 HBP: 0	WP: 1 PB: 0 CS: 0
PITCHER	IP	WLS	BF	H	R	ER	SO	BB	IBB	HBP	BLK	WP	HR	S	P	ERA	WHIP					
Freddie Toliver, R ERA: 3.97	7.1	W	31	5	2	2	6	4	0	0	0	0	1	67	110	2.46	1.227					
Jeff Reardon, R ERA: 3.02	1.2	S	10	5	3	3	1	0	0	0	0	0	1	24	36	16.20	3.000					

Batter	1	2	3	4	5	6	7	8	9	AB	R	H	RBI	BB	SO	LOB	TOP				
John Moses, S OBP: 0.341, SLG: 0.394 (1, 7)	G4-3		G1-3			G4-3		G6-4-3		4	0	0	0	0	0	1	Minnesota Twins @ New York Yankees Yankee Stadium, Bronx, NY Sun Aug 07 1988, 3:33 AM EDT Att: 53,176 - Sunny - 85 F				
Randy Bush, L OBP: 0.371, SLG: 0.459 (1, 9)	G4-3			F8		G4-3		G5-3		4	0	0	0	0	0						
Kirby Puckett, R OBP: 0.363, SLG: 0.539 (1, 8)	K			F8		G6-3			G5-3	4	0	0	0	0	1						
Kent Hrbek, L OBP: 0.381, SLG: 0.507 (1, 3)		E4		G3-1			L3			4	1	1	1	0	0						
Gary Gaetti, R OBP: 0.350, SLG: 0.550 (1, 5)		E5			F9		K		L5	4	0	0	0	0	1						
Gene Larkin, S OBP: 0.372, SLG: 0.390 (1, 10)		F8			2B	BB	1B		1B	2	0	1	0	2	0						
Brian Harper, R OBP: 0.364, SLG: 0.480 (1, 2)		G3-6-1			F8		FC5-4	1B	1B	4	0	2	0	0	0	3					
Greg Gagne, R OBP: 0.305, SLG: 0.447 (1, 6)			K				FC5-4		P4	4	0	1	0	0	1	4					
Al Newman, S OBP: 0.322, SLG: 0.266 (1, 4)			G4-3			K				2	0	0	0	1	1	2					
Inning Stats	R: 0 E: 0 K: 1 S: 9	H: 0 LOB: 0 BB: 0 P: 13	R: 0 E: 2 K: 0 S: 11	H: 0 LOB: 1 BB: 0 P: 17	R: 0 E: 0 K: 1 S: 5	H: 0 LOB: 0 BB: 0 P: 7	R: 0 E: 0 K: 0 S: 5	H: 1 LOB: 2 BB: 1 P: 9	R: 0 E: 0 K: 0 S: 6	H: 0 LOB: 0 BB: 0 P: 8	R: 0 E: 0 K: 1 S: 13	H: 2 LOB: 2 BB: 0 P: 20	R: 0 E: 0 K: 0 S: 4	H: 0 LOB: 0 BB: 1 P: 10	R: 1 E: 0 K: 0 S: 11	H: 2 LOB: 2 BB: 1 P: 20	1B: 3 2B: 1 3B: 0 HR: 1	SF: 0 SAC: 0 DP: 2 HBP: 0	WP: 0 PB: 0 CS: 0	PA: 35	
PITCHER	IP	WLS	BF	H	R	ER	SO	BB	IBB	HBP	BLK	WP	HR	S	P	ERA	WHIP				
Richard Dotson, R ERA: 4.51 (1, 1)	8.2	W	33	4	1	1	4	3	0	0	0	0	1	70	114	1.04	0.808				
Steve Shields, R ERA: 3.09 (9, 1)	0.1		2	1	0	0	0	0	0	0	0	0	0	6	9	0.00	3.000				

Batter	1	2	3	4	5	6	7	8	9	AB	R	H	RBI	BB	SO	LOB	BOTTOM				
Claudell Washington, L OBP: 0.356, SLG: 0.459 (1, 8)	FC5	SF8		F7						3	1	2	2	0	0	1	Minnesota Twins @ New York Yankees Yankee Stadium, Bronx, NY Sun Aug 07 1988, 3:33 AM EDT Att: 53,176 - Sunny - 85 F				
Don Mattingly, L OBP: 0.373, SLG: 0.480 (1, 3)	FC5	E			G4-1		F7			3	1	1	0	1	0	0					
Dave Winfield, R OBP: 0.413, SLG: 0.563 (1, 9)	FC5				F8					4	1	0	0	0	1	4					
Gary Ward, R OBP: 0.286, SLG: 0.272 (8, 9)	E						K			0	0	0	0	0	0	0					
Jack Clark, R OBP: 0.381, SLG: 0.460 (1, 7)	F9			P2		P2			P5	4	0	0	0	0	0	2					
Ken Phelps, L OBP: 0.423, SLG: 0.544 (1, 10)	E2			P5					G3-1	4	1	2	2	0	0	0					
Don Slaught, R OBP: 0.377, SLG: 0.526 (1, 2)	F9			F7					F8	4	0	0	0	0	0	1					
Luis Aguayo, R OBP: 0.349, SLG: 0.382 (1, 5)					F8				G6-3	3	0	0	0	0	0	0					
Randy Velarde, R OBP: 0.250, SLG: 0.411 (1, 4)									F7	3	1	1	0	0	0	0					
Rafael Santana, R OBP: 0.295, SLG: 0.320 (1, 6)									L1-3	3	0	2	0	0	0	0					
Inning Stats	R: 2 E: 1 K: 0 S: 14	H: 3 LOB: 1 BB: 0 P: 18	R: 1 E: 0 K: 0 S: 11	H: 2 LOB: 2 BB: 1 P: 22	R: 0 E: 0 K: 0 S: 4	H: 0 LOB: 0 BB: 0 P: 5	R: 0 E: 0 K: 0 S: 11	H: 1 LOB: 1 BB: 0 P: 16	R: 0 E: 0 K: 0 S: 6	H: 0 LOB: 0 BB: 0 P: 8	R: 1 E: 0 K: 0 S: 10	H: 1 LOB: 0 BB: 0 P: 17	R: 1 E: 0 K: 1 S: 13	H: 1 LOB: 0 BB: 0 P: 20	R: 0 E: 0 K: 0 S: 6	H: 0 LOB: 0 BB: 0 P: 10	1B: 5 2B: 1 3B: 0 HR: 2	SF: 1 SAC: 0 DP: 0 HBP: 0	WP: 0 PB: 0 CS: 0	PA: 33	
PITCHER	IP	WLS	BF	H	R	ER	SO	BB	IBB	HBP	BLK	WP	HR	S	P	ERA	WHIP				
Charlie Lea, R ERA: 4.91 (1, 1)	6.0	L	26	7	4	3	0	0	1	0	0	0	1	56	86	4.50	1.167				
Jim Winn, R ERA: 5.4 (7, 1)	1.0		4	1	1	1	1	0	0	0	0	0	1	13	20	9.00	1.000				
German Gonzalez, R ERA: (8, 1)	1.0		3	0	0	0	0	0	0	0	0	0	0	6	10	0.00	0.000				

AB	32
R	1
H	5
RBI	1
BB	3
SO	4
LOB	13

AB	31
R	5
H	8
RBI	4
BB	1
SO	1
LOB	8



Batter	1	2	3	4	5	6	7	8	9	AB	R	H	RBI	BB	SO	LOB	TOP					
Ron Washington, R OBP: 0.294, SLG: 0.365	G5-3			7-4-3 1B		F7		2B		4	0	2	0	0	0	2	Cleveland Indians @ Minnesota Twins Hubert H. Humphrey Metrodome, Minneapolis, MN Mon Aug 08 1988, 8:05 PM EDT Att: 36,316 - Dome					
Willie Upshaw, L OBP: 0.325, SLG: 0.379 Andy Allanson, R OBP: 0.292, SLG: 0.321	G3			7-4-3 1B		P5		BB		3	0	1	0	1	0	2						
Joe Carter, R OBP: 0.317, SLG: 0.483	L5			7-4-3 1-2f 2-3f		P4		K		4	0	0	0	0	1	6						
Ron Kittle, R OBP: 0.328, SLG: 0.545		L8			G5-3		HR		K	4	1	1	1	0	1	0						
Carmen Castillo, R OBP: 0.304, SLG: 0.361		G6-3			HR		L7		F9	4	1	1	1	0	0	0						
Brook Jacoby, R OBP: 0.302, SLG: 0.359		K			G6-3		K		F8	4	0	0	0	0	2	0						
Mel Hall, L OBP: 0.327, SLG: 0.405				CS 1B	G5-3		G3-1			3	0	1	0	0	0	0						
Ron Tingley, R OBP: 0.400, SLG: 1.000 Terry Francoeur, L OBP: 0.306, SLG: 0.356				K		E6 1B		G5-4-3 1B		2	0	0	0	0	1	1						
Paul Zuvella, R OBP: 0.185, SLG: 0.192		L7						G5-4-3 1-2f		1	0	1	0	0	0	0						
										3	0	1	0	0	0	1						
Inning Stats	R: 0 E: 0 K: 0 S: 6	H: 0 LOB: 0 BB: 0 P: 10	R: 0 E: 0 K: 1 S: 8	H: 0 LOB: 0 BB: 0 P: 10	R: 0 E: 0 K: 1 S: 10	H: 1 LOB: 0 BB: 0 P: 17	R: 0 E: 0 K: 0 S: 4	H: 2 LOB: 0 BB: 0 P: 5	R: 1 E: 0 K: 0 S: 8	H: 1 LOB: 0 BB: 0 P: 15	R: 0 E: 1 K: 0 S: 13	H: 1 LOB: 2 BB: 0 P: 19	R: 1 E: 0 K: 1 S: 11	H: 1 LOB: 0 BB: 0 P: 17	R: 0 E: 0 K: 1 S: 18	H: 2 LOB: 2 BB: 1 P: 29	R: 0 E: 0 K: 1 S: 9	H: 0 LOB: 0 BB: 0 P: 15	1B: 5 2B: 1 3B: 1 HR: 2	SF: 0 SAC: 0 DP: 1 HBP: 0	WP: 0 PB: 0 SB: 0 CS: 1	PA: 33
PITCHER	IP	WLS	BF	H	R	ER	SO	BB	IBB	HBP	BLK	WP	HR	S	P	ERA	WHIP					
Allan Anderson, L ERA: 2.75	6.1	W	23	6	2	2	2	0	0	0	0	0	2	53	82	2.84	0.947					
Juan Berenguer, R ERA: 3.22	1.1		6	2	0	0	1	1	0	0	0	0	0	20	34	0.00	2.250					
Jeff Reardon, R ERA: 2.94	1.1	S	4	0	0	0	2	0	0	0	0	0	0	14	21	0.00	0.000					

Batter	1	2	3	4	5	6	7	8	9	AB	R	H	RBI	BB	SO	LOB	BOTTOM					
Dan Gladden, R OBP: 0.321, SLG: 0.407	K			G3-6-1 1B		G3-1		FC6-4 1B		5	1	3	1	0	1	1	Cleveland Indians @ Minnesota Twins Hubert H. Humphrey Metrodome, Minneapolis, MN Mon Aug 08 1988, 8:05 PM EDT Att: 36,316 - Dome					
Randy Bush, L OBP: 0.386, SLG: 0.453 Mark Davidson, R OBP: 0.317, SLG: 0.355	K		G3-6-1 1-2f		F8		G1-3	FC6-4 1-2f		4	0	0	0	0	1	2						
Kirby Puckett, R OBP: 0.364, SLG: 0.540	L6						G4-3			4	2	2	1	0	0	0						
Kent Hrbek, L OBP: 0.380, SLG: 0.503		K								3	0	0	0	1	2	2						
Gary Gaetti, R OBP: 0.351, SLG: 0.554		P3								4	1	2	2	0	1	1						
Gene Larkin, S OBP: 0.375, SLG: 0.400										3	2	2	2	0	0	1						
Brian Harper, R OBP: 0.367, SLG: 0.520										4	1	4	0	0	0	0						
Steve Lombardozzi, R OBP: 0.321, SLG: 0.315										2	0	0	1	1	1	3						
Greg Gagne, R OBP: 0.302, SLG: 0.441										4	0	0	0	0	1	4						
										1B: 8 2B: 4 3B: 1 HR: 1	SF: 1 SAC: 0 DP: 2 HBP: 1	WP: 0 PB: 0 SB: 1 CS: 0	PA: 38									
Inning Stats	R: 0 E: 0 K: 2 S: 7	H: 1 LOB: 2 BB: 0 P: 9	R: 0 E: 0 K: 1 S: 12	H: 1 LOB: 0 BB: 0 P: 19	R: 0 E: 0 K: 1 S: 8	H: 1 LOB: 0 BB: 0 P: 11	R: 3 E: 0 K: 1 S: 16	H: 4 LOB: 1 BB: 0 P: 21	R: 2 E: 0 K: 1 S: 19	H: 3 LOB: 1 BB: 0 P: 25	R: 0 E: 0 K: 0 S: 5	H: 1 LOB: 1 BB: 1 P: 10	R: 0 E: 0 K: 1 S: 11	H: 0 LOB: 1 BB: 1 P: 17	R: 2 E: 0 K: 0 S: 13	H: 3 LOB: 1 BB: 0 P: 21	R: 0 E: 0 K: 0 S: 9	H: 0 LOB: 0 BB: 0 P: 15	1B: 8 2B: 4 3B: 1 HR: 1	SF: 1 SAC: 0 DP: 2 HBP: 1	WP: 0 PB: 0 SB: 1 CS: 0	PA: 38
PITCHER	IP	WLS	BF	H	R	ER	SO	BB	IBB	HBP	BLK	WP	HR	S	P	ERA	WHIP					
Chris Codiroli, R ERA: 8.15	4.2	L	23	9	5	5	6	0	0	0	0	0	1	57	78	9.64	1.929					
Don Gordon, R ERA: 4.05	2.1		9	1	0	0	1	2	0	0	0	0	0	21	34	0.00	1.286					
Bill Laskey, R ERA: 5.66	1.0		6	3	2	2	0	0	0	0	0	0	0	13	21	18.00	3.000					

Batter	1	2	3	4	5	6	7	8	9	AB	R	H	RBI	BB	SO	LOB	TOP										
Julio Franco, R OBP: 0.366, SLG: 0.427 (1, 4)	4-0 1B 1B BB		0-1 G4-3 1B		0-3 K	1-0 L9			0-1 F9	4	0	1	0	1	1	2											
Terry Francona, L OBP: 0.321, SLG: 0.377 (1, 7)	0-1 1B		3-2 G4-3 1-2		2-2 1B		1-0 2B		0-2 F7	5	0	3	0	0	0	1											
Joe Carter, R OBP: 0.316, SLG: 0.480 (1, 8)	3-1 1B		0-1 G6-3		1-3 K		0-0 G6-3		0-1 F8	5	0	1	0	0	1	4											
Mel Hall, L OBP: 0.327, SLG: 0.404 (1, 9)	0-0 F7		0-0 F7			1-2 2B HR 1B		0-0 P6		4	1	1	0	0	0	5											
Ron Kittle, R OBP: 0.327, SLG: 0.544 (1, 10)	2-3 K			1-3 K		1-1 HR 2B		1-2 P4		4	1	1	0	0	2	4											
Willie Upshaw, L OBP: 0.329, SLG: 0.390 (1, 3)	0-3 K2-1-3			4-2 G5-4-3 BB		0-1 HR		0-2 1B		3	1	2	3	1	1	3											
Brook Jacoby, R OBP: 0.299, SLG: 0.355 (1, 5)		2-3 K		1-2 G5-4-3		2-0 F9		1-0 P2		4	0	0	0	0	1	2											
Andy Allanson, R OBP: 0.289, SLG: 0.317 (1, 2)	1-0 P6				2-2 G4-3	1-0 L6		1-3 K		4	0	0	0	0	1	1											
Paul Zuvella, R OBP: 0.233, SLG: 0.241 (1, 6)		2-1 G6-3			2-2 1B	0-1 1B		1-0 F7		3	0	2	0	0	0	0											
Carmen Castillo, R OBP: 0.301, SLG: 0.359 (8, PH)										1	0	0	0	0	0	1											
Ron Washington, R OBP: 0.294, SLG: 0.365 (8, 6)										0	0	0	0	0	0	0											
Inning Stats	R: 0 H: 2 E: 0 K: 2 S: 11	H: 2 LOB: 3 BB: 1 P: 20	R: 0 H: 0 E: 0 K: 1 S: 6	H: 0 LOB: 0 BB: 0 P: 11	R: 0 H: 1 E: 0 K: 0 S: 8	H: 0 LOB: 0 BB: 1 P: 14	R: 0 H: 2 E: 0 K: 2 S: 19	H: 2 LOB: 2 BB: 0 P: 26	R: 3 H: 4 E: 0 K: 0 S: 13	H: 4 LOB: 1 BB: 0 P: 19	R: 0 H: 1 E: 0 K: 1 S: 6	H: 1 LOB: 1 BB: 0 P: 8	R: 0 H: 1 E: 0 K: 1 S: 12	H: 1 LOB: 1 BB: 0 P: 15	R: 0 H: 0 E: 0 K: 0 S: 7	H: 0 LOB: 0 BB: 0 P: 7	1B: 8 2B: 2 3B: 0 HR: 1	SF: 0 SAC: 0 DP: 1 HBP: 0	WP: 0 PB: 0 SB: 0 CS: 0	PA: 39							
PITCHER	IP	WLS	BF	H	R	ER	SO	BB	IBB	HBP	BLK	WP	HR	S	P	ERA	WHIP										
Freddie Toliver, R ERA: 4.02 (1, 1)	6.0	W	28	9	3	3	6	2	0	0	0	0	1	65	101	4.50	1.833										
Keith Atherton, R ERA: 3.53 (7, 1)	2.0		8	2	0	0	1	0	0	0	0	0	0	18	23	0.00	1.000										
Jeff Reardon, R ERA: 2.89 (9, 1)	1.0	S	3	0	0	0	0	0	0	0	0	0	0	7	7	0.00	0.000										

Cleveland Indians @ Minnesota Twins
Hubert H. Humphrey Metrodome, Minneapolis, MN

AB 37
R 3
H 11
RBI 3
BB 2
SO 7
LOB 23



WP: 0 PA: 39
PB: 0
SB: 0
CS: 0

Cleveland Indians @ Minnesota Twins
Hubert H. Humphrey Metrodome, Minneapolis, MN

AB 31
R 4
H 10
RBI 4
BB 1
SO 5
LOB 13



WP: 0 PA: 33
PB: 0
SB: 1
CS: 0

Batter	1	2	3	4	5	6	7	8	9	AB	R	H	RBI	BB	SO	LOB	BOTTOM										
Dan Gladden, R OBP: 0.325, SLG: 0.410 (1, 7)	3-2 P6		2-2 S 1B		3-2 1B		0-0 F8-3 1B			4	1	3	0	0	0	0											
Steve Lombardozzi, R OBP: 0.316, SLG: 0.399 (1, 4)	1-3 K		1-0 L5		2-3 K		0-0 F8			4	0	0	0	0	2	3											
Kirby Puckett, R OBP: 0.363, SLG: 0.538 (1, 8)	2-2 HR 1B		1-3 K		0-0 P9		0-2 F8-3			4	1	1	0	0	1	3											
Gary Gaetti, R OBP: 0.352, SLG: 0.560 (1, 5)	2-0 HR		4-1 1B		1-0 F8		2-2 P6			3	1	1	2	1	0	1											
Gene Larkin, S OBP: 0.376, SLG: 0.404 (1, 10)	0-0 5-3		0-1 1B		0-0 E8 1B 2B		1-2 F7			4	1	2	1	0	0	0											
Kent Hrbek, L OBP: 0.381, SLG: 0.503 (1, 3)		3-2 1B		3-2 P2		1-0 G4-3 SH5-4 1B		1-2 F9		4	0	2	1	0	0	0											
Tim Laudner, R OBP: 0.317, SLG: 0.425 (1, 2)	3-2 P7		3-0 G5-3		0-0 SH5-4		1-2 1B			2	0	0	0	0	0	1											
John Christensen, R OBP: 0.333, SLG: 0.667 (1, 9)		2-3 K		1-2 2B		1-2 G4-3				3	0	1	0	0	1	2											
Mark Davidson, R OBP: 0.317, SLG: 0.355 (9, 9)										0	0	0	0	0	0	0											
Al Newman, S OBP: 0.315, SLG: 0.259 (1, 6)	2-2 F7		2-3 K		2-3 L9					3	0	0	0	0	1	3											
Inning Stats	R: 2 H: 2 E: 0 K: 1 S: 12	H: 2 LOB: 0 BB: 0 P: 20	R: 0 H: 1 E: 0 K: 1 S: 13	H: 1 LOB: 0 BB: 0 P: 23	R: 1 H: 2 E: 0 K: 1 S: 13	H: 2 LOB: 1 BB: 1 P: 20	R: 0 H: 1 E: 0 K: 1 S: 12	H: 1 LOB: 1 BB: 0 P: 21	R: 0 H: 1 E: 0 K: 0 S: 9	H: 2 LOB: 1 BB: 0 P: 14	R: 1 H: 2 E: 1 K: 0 S: 7	H: 2 LOB: 1 BB: 0 P: 10	R: 0 H: 1 E: 0 K: 0 S: 5	H: 1 LOB: 0 BB: 0 P: 5	R: 0 H: 0 E: 0 K: 0 S: 9	H: 0 LOB: 0 BB: 0 P: 13	1B: 7 2B: 3 3B: 0 HR: 1	SF: 0 SAC: 1 DP: 1 HBP: 0	WP: 0 PB: 0 SB: 1 CS: 0	PA: 33							
PITCHER	IP	WLS	BF	H	R	ER	SO	BB	IBB	HBP	BLK	WP	HR	S	P	ERA	WHIP										
Greg Swindell, L ERA: 3.33 (1, 1)	8.0	L	33	10	4	4	5	1	0	0	0	0	1	80	126	4.50	1.375										

WP: 0 PA: 33
PB: 0
SB: 1
CS: 0

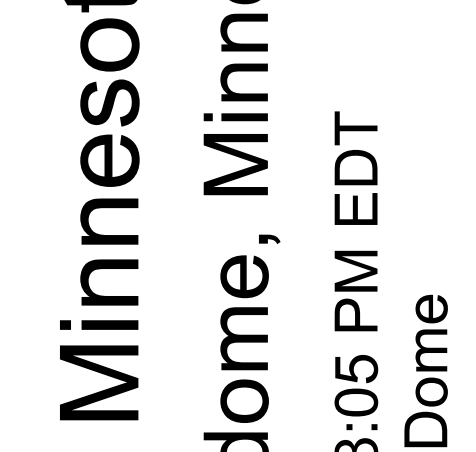
Batter	1	2	3	4	5	6	7	8	9	AB	R	H	RBI	BB	SO	LOB	TOP					
Julio Franco, R OBP: 0.368, SLG: 0.436										5	2	3	2	0	1	1	Cleveland Indians @ Minnesota Twins Hubert H. Humphrey Metrodome, Minneapolis, MN Wed Aug 10 1988, 8:05 PM EDT Att: 43,480 - Dome					
Willie Upshaw, L OBP: 0.327, SLG: 0.386										4	0	0	0	0	0	1						
Joe Carter, R OBP: 0.315, SLG: 0.478										4	0	1	0	0	0	2						
Ron Kittle, R OBP: 0.325, SLG: 0.538										4	0	1	1	0	2	2						
Carmen Castillo, R OBP: 0.299, SLG: 0.348										3	0	0	0	1	1	4						
Brook Jacoby, R OBP: 0.301, SLG: 0.355										3	1	1	0	1	0	1						
Mel Hall, L OBP: 0.323, SLG: 0.399										4	0	0	0	0	0	3						
Andy Allanson, R OBP: 0.285, SLG: 0.312										4	0	0	0	0	1	3						
Paul Zuvella, R OBP: 0.265, SLG: 0.250										3	1	1	1	1	0	0						
Inning Stats	R: 0 E: 0 K: 1 S: 10	H: 2 LOB: 2 BB: 0 P: 13	R: 0 E: 0 K: 1 S: 7	H: 0 LOB: 0 BB: 0 P: 12	R: 1 E: 0 K: 0 S: 12	H: 2 LOB: 2 BB: 0 P: 16	R: 1 E: 0 K: 1 S: 9	H: 1 LOB: 1 BB: 1 P: 16	R: 0 E: 0 K: 0 S: 10	H: 0 LOB: 0 BB: 0 P: 16	R: 0 E: 0 K: 1 S: 9	H: 0 LOB: 1 BB: 1 P: 13	R: 2 E: 0 K: 1 S: 9	H: 1 LOB: 0 BB: 1 P: 18	R: 0 E: 0 K: 0 S: 7	H: 1 LOB: 1 BB: 0 P: 11	R: 0 E: 0 K: 0 S: 4	H: 0 LOB: 0 BB: 0 P: 5	1B: 6 2B: 0 3B: 0 HR: 1	SF: 0 SAC: 0 DP: 0 HBP: 1	WP: 0 PB: 0 SB: 0 CS: 0	PA: 38
PITCHER	IP	WLS	BF	H	R	ER	SO	BB	IBB	HBP	BLK	WP	HR	S	P	ERA	WHIP					
Frank Viola, L ERA: 2.43	7.0	W	31	6	4	4	5	3	0	1	0	0	1	66	104	5.14	1.286					
Juan Berenguer, R ERA: 3.18	1.0		4	1	0	0	0	0	0	0	0	0	0	7	11	0.00	1.000					
German Gonzalez, R ERA:	1.0		3	0	0	0	0	0	0	0	0	0	0	4	5	0.00	0.000					

Batter	1	2	3	4	5	6	7	8	9	AB	R	H	RBI	BB	SO	LOB	BOTTOM				
Dan Gladden, R OBP: 0.328, SLG: 0.420										5	3	3	1	0	0	0	Cleveland Indians @ Minnesota Twins Hubert H. Humphrey Metrodome, Minneapolis, MN Wed Aug 10 1988, 8:05 PM EDT Att: 43,480 - Dome				
Randy Bush, L OBP: 0.380, SLG: 0.455										3	0	1	1	0	0	1					
John Christensen, R OBP: 0.500, SLG: 0.750										1	0	1	0	0	0	0					
Mark Davidson, R OBP: 0.314, SLG: 0.351									2	2	1	1	2	0	0	0					
Kirby Puckett, R OBP: 0.366, SLG: 0.538									1	0	0	0	0	0	0	0					
John Moses, S OBP: 0.338, SLG: 0.391									1	0	0	0	0	0	0	0					
Kent Hrbek, L OBP: 0.382, SLG: 0.514									3	1	2	3	0	1	2						
Gary Gaetti, R OBP: 0.349, SLG: 0.555									4	1	0	0	0	0	5						
Al Newman, S OBP: 0.315, SLG: 0.259									0	0	0	0	0	0	0						
Gene Larkin, S OBP: 0.375, SLG: 0.401									3	0	0	0	1	0	3						
Tim Laudner, R OBP: 0.316, SLG: 0.422									4	1	1	2	0	0	1						
Greg Gagne, R OBP: 0.304, SLG: 0.445									4	1	2	2	0	1	1						
Steve Lombardozzi, R OBP: 0.311, SLG: 0.303									4	0	0	0	0	2	4						
Inning Stats	R: 1 E: 0 K: 0 S: 10	H: 2 LOB: 1 BB: 0 P: 21	R: 0 E: 0 K: 0 S: 7	H: 0 LOB: 0 BB: 0 P: 9	R: 0 E: 0 K: 1 S: 7	H: 0 LOB: 0 BB: 0 P: 10	R: 2 E: 1 K: 1 S: 12	H: 3 LOB: 2 BB: 1 P: 24	R: 0 E: 0 K: 1 S: 8	H: 0 LOB: 1 BB: 1 P: 14	R: 5 E: 1 K: 1 S: 19	H: 5 LOB: 2 BB: 0 P: 29	R: 0 E: 0 K: 0 S: 8	H: 0 LOB: 0 BB: 0 P: 10	1B: 6 2B: 3 3B: 0 HR: 2	SF: 1 SAC: 0 DP: 0 HBP: 0	WP: 0 PB: 0 SB: 3 CS: 0	PA: 39			
PITCHER	IP	WLS	BF	H	R	ER	SO	BB	IBB	HBP	BLK	WP	HR	S	P	ERA	WHIP				
Rod Nichols, R ERA: 7.27	4.1	L	21	6	5	5	2	1	0	0	0	0	1	21	35	4.50	2.000				
Brad Havens, L ERA: 3.64	2.0		10	3	3	1	2	1	0	0	0	0	0	9	13	0.00	3.000				
Don Gordon, R ERA: 3.97	0.2		5	2	2	0	0	0	0	0	0	0	0	8	10	0.00	0.000				
Doug Jones, R ERA: 2.19	1.0		3	0	0	0	0	0	0	0	0	0	0	8	10	0.00	0.000				

AB	34
R	4
H	7
RBI	4
BB	3
SO	5
LOB	17



AB	35
R	10
H	11
RBI	10
BB	3
SO	4
LOB	17



Batter	1	2	3	4	5	6	7	8	9	AB	R	H	RBI	BB	SO	LOB	TOP										
Rickey Henderson, R OBP: 0.419, SLG: 0.434	2-1 S S 1B		1-2 S 6-3 HR 1B		0-1 L9		3-3 K		2-2 CS 1B	5	1	3	2	0	1	2											
Claudell Washington, L OBP: 0.356, SLG: 0.452	0-1 L4		1-2 6-3		1-2 FC6-4		0-1 F8		0-0 CS 1B	5	0	1	1	0	0	3											
Don Mattingly, L OBP: 0.375, SLG: 0.482	4-0 G4-6-3 BB		4-1 HR BB		0-0 F8		0-1 F8		0-1 F8	3	1	1	0	2	0	3											
Ken Phelps, L OBP: 0.416, SLG: 0.545	1-2 G4-6-3		1-0 HR		2-2 G4-1		1-0 F8		1-2 F8	4	1	1	3	0	0	3											
Dave Winfield, R OBP: 0.407, SLG: 0.548		0-1 6-3	0-1 G4-3		0-0 F7		0-1 P5			4	0	0	0	0	0	1											
Mike Pagliarulo, L OBP: 0.280, SLG: 0.362		2-1 G3		0-3 K		3-2 P4		0-2 F8		4	0	0	0	0	1	0											
Don Slaught, R OBP: 0.381, SLG: 0.529		2-2 1B		0-0 P8		4-0 BB		4-0 BB		2	0	1	0	2	0	0											
Wayne Tolleson, S OBP: 0.349, SLG: 0.316		2-3 K		0-0 P5		2-2 P5		1-1 BB		0	1	0	0	0	0	0											
Luis Aguayo, R OBP: 0.337, SLG: 0.366		2-3 K		0-0 P5		2-2 P5		1-2 1B		3	0	0	0	0	1	2											
Jack Clark, R OBP: 0.383, SLG: 0.462										1	1	1	0	0	0	0											
Joel Skinner, R OBP: 0.248, SLG: 0.317										0	0	0	0	0	0	0											
Rafael Santana, R OBP: 0.293, SLG: 0.316			0-1 L9		2-2 FC6-4 1B		2-2 F7		0-1 1B	4	1	2	0	0	0	1											
Inning Stats	R: 0 E: 0 K: 0 S: 7	H: 1 LOB: 1 BB: 0 P: 14	R: 0 E: 0 K: 1 S: 10	H: 1 LOB: 1 BB: 0 P: 16	R: 3 E: 0 K: 0 S: 12	H: 2 LOB: 0 BB: 1 P: 19	R: 0 E: 0 K: 1 S: 5	H: 0 LOB: 0 BB: 0 P: 5	R: 0 E: 0 K: 0 S: 12	H: 0 LOB: 0 BB: 0 P: 12	R: 0 E: 0 K: 1 S: 11	H: 0 LOB: 1 BB: 1 P: 22	R: 0 E: 0 K: 0 S: 7	H: 1 LOB: 1 BB: 0 P: 8	R: 3 E: 0 K: 0 S: 12	H: 4 LOB: 2 BB: 1 P: 21	1B: 9 2B: 0 3B: 0 HR: 1	SF: 0 SAC: 0 DP: 1 HBP: 0	WP: 0 PB: 0 CS: 2	PA: 39							
PITCHER	IP	WLS	BF	H	R	ER	SO	BB	IBB	HBP	BLK	WP	HR	S	P	ERA	WHIP										
Charlie Lea, R ERA: 4.84	7.0		28	5	3	3	3	3	0	0	0	0	1	64	103	3.86	1.143										
Juan Berenguer, R ERA: 3.24	1.1	6	1	1	1	0	1	0	0	0	0	0	0	10	15	6.75	1.500										
Jeff Reardon, R ERA: 3.19	0.2	L	5	4	2	2	0	0	0	0	0	0	0	9	14	27.00	6.000										

New York Yankees @ Minnesota Twins
Hubert H. Humphrey Metrodome, Minneapolis, MN

AB 35
R 6
H 10
RBI 6
BB 4
SO 3
LOB 15



WP: 0 PA: 39
PB: 0
CS: 2

Batter	1	2	3	4	5	6	7	8	9	AB	R	H	RBI	BB	SO	LOB	BOTTOM										
Dan Gladden, R OBP: 0.327, SLG: 0.417	6-3		1-1 G5-4-3 1B		1-0 FC6-4 1B S		0-0 P4		0-0 G1-3	5	0	1	0	0	0	1											
Brian Harper, R OBP: 0.397, SLG: 0.523	1-2 L4		0-1 G5-4-3 1B		2-2 1B		2-2 F8		0-1 1B	5	0	3	0	0	0	0											
Kirby Puckett, R OBP: 0.369, SLG: 0.545	0-2 1B		2-2 G5-4-3		0-0 G1-3		1-2 HR		0-0 BB	5	1	3	1	0	0	4											
Gary Gaetti, R OBP: 0.350, SLG: 0.552	0-0 1B		0-0 G1-3		2-3 K		4-0 BB		2-3 K	4	0	1	0	1	2	3											
Kent Hrbek, L OBP: 0.382, SLG: 0.510					0-0 G3		4-2 1B 2B BB		4-2 G5-4-3 BB	3	1	0	0	2	1	3											
John Moses, S OBP: 0.338, SLG: 0.391										0	0	0	0	0	0	0											
Gene Larkin, S OBP: 0.376, SLG: 0.399		4-2 G1-6-3 BB		2-2 P3		3-2 2B 1B		2-3 K		4	0	1	0	1	1	3											
John Christensen, R OBP: 0.429, SLG: 0.714		1-0 G1-6-3		2-1 G4-3		3-2 2B		2-3 K		3	0	1	1	0	0	1											
Steve Lombardozzi, R OBP: 0.310, SLG: 0.302										1	0	0	0	0	1	0											
Greg Gagne, R OBP: 0.309, SLG: 0.447		4-0 BB				0-0 FC6-4 1B		0-3 K		3	1	2	0	1	1	2											
Al Newman, S OBP: 0.310, SLG: 0.254		1-1 G4-3				0-1 FC6-4		1-1 G3		2	0	0	0	0	0	2											
Randy Bush, L OBP: 0.367, SLG: 0.466										2	1	1	2	0	0	2											
Mark Davidson, R OBP: 0.314, SLG: 0.351										0	0	0	0	0	0	0											
Inning Stats	R: 0 E: 0 K: 0 S: 10	H: 2 LOB: 2 BB: 0 P: 12	R: 0 E: 0 K: 0 S: 5	H: 0 LOB: 2 BB: 2 P: 15	R: 0 E: 0 K: 0 S: 8	H: 2 LOB: 1 BB: 0 P: 11	R: 0 E: 0 K: 0 S: 7	H: 0 LOB: 0 BB: 0 P: 11	R: 0 E: 0 K: 2 S: 9	H: 2 LOB: 2 BB: 0 P: 12	R: 1 E: 0 K: 2 S: 17	H: 2 LOB: 1 BB: 1 P: 30	R: 1 E: 0 K: 1 S: 10	H: 1 LOB: 1 BB: 1 P: 18	R: 2 E: 0 K: 2 S: 12	H: 2 LOB: 0 BB: 0 P: 17	R: 0 E: 0 K: 1 S: 11	H: 2 LOB: 3 BB: 1 P: 17	1B: 10 2B: 1 3B: 0 HR: 2	SF: 0 SAC: 0 DP: 3 HBP: 0	WP: 0 PB: 0 CS: 0	PA: 42					
PITCHER	IP	WLS	BF	H	R	ER	SO	BB	IBB	HBP	BLK	WP	HR	S	P	ERA	WHIP										
Tommy John, L ERA: 4.06	5.1		25	8	3	3	4	1	0	0	0	0	2	31	45	10.12	2.250										
Steve Shields, R ERA: 3.54	2.2	W	14	5	3	3	4	1	0	0	0	0	0	3	5	0.00	0.000										
Neil Allen, R ERA: 3.79	0.1		1	0	0	0	1	0	0	0	0	0	0	3	5	0.00	0.000										
Dave Righetti, L ERA: 3.86	0.2	S	2	0	0	0	0	1	0	0	0	0	0	5	9	0.00	1.500										

New York Yankees @ Minnesota Twins
Hubert H. Humphrey Metrodome, Minneapolis, MN

AB 37
R 4
H 13
RBI 4
BB 5
SO 6
LOB 21



WP: 0 PA: 42
PB: 0
CS: 0

Batter	1	2	3	4	5	6	7	8	9	AB	R	H	RBI	BB	SO	LOB	TOP																			
Rickey Henderson, R OBP: 0.415, SLG: 0.431	F9	SF8			F8		F8			3	0	0	1	0	0	1	New York Yankees @ Minnesota Twins Hubert H. Humphrey Metrodome, Minneapolis, MN Sat Aug 13 1988, 4:33 AM EDT Att: 51,963 - Dome																			
Claudell Washington, L OBP: 0.355, SLG: 0.450		F7			G4-3			F7		4	0	1	0	0	0	2																				
Don Mattingly, L OBP: 0.372, SLG: 0.477 Gary Ward, R OBP: 0.284, SLG: 0.266	P7			P2	F8			K		4	0	0	0	0	1	1																				
Ken Phelps, L OBP: 0.414, SLG: 0.544	L3							F9		4	0	1	0	0	0	1																				
Jack Clark, R OBP: 0.384, SLG: 0.459										2	1	0	0	1	1	1																				
Mike Pagliarulo, L OBP: 0.283, SLG: 0.363										4	1	2	0	0	1	1																				
Don Slaught, R OBP: 0.383, SLG: 0.529										4	0	2	0	0	0	2																				
Wayne Tolleson, S OBP: 0.341, SLG: 0.308 Luis Aguayo, R OBP: 0.337, SLG: 0.365										1	0	0	1	0	0	2																				
Rafael Santana, R OBP: 0.290, SLG: 0.313										3	0	1	0	0	0	3																				
Inning Stats	R: 0 E: 0 K: 0 S: 7	H: 1 LOB: 1 BB: 0 P: 9	R: 2 E: 1 K: 0 S: 12	H: 2 LOB: 2 BB: 0 P: 19	R: 0 E: 0 K: 2 S: 9	H: 1 LOB: 1 BB: 0 P: 15	R: 0 E: 0 K: 1 S: 5	H: 1 LOB: 0 BB: 0 P: 9	R: 0 E: 0 K: 0 S: 4	H: 0 LOB: 0 BB: 0 P: 7	R: 0 E: 0 K: 0 S: 8	H: 1 LOB: 1 BB: 0 P: 13	R: 0 E: 0 K: 1 S: 7	H: 0 LOB: 0 BB: 0 P: 12	R: 0 E: 0 K: 0 S: 10	H: 1 LOB: 2 BB: 1 P: 18	1B: 6 2B: 1 3B: 0 HR: 0	SF: 1 SAC: 0 DP: 1 HBP: 1	WP: 0 PB: 0 SB: 0 CS: 0	PA: 36																
PITCHER	IP	WLS	BF	H	R	ER	SO	BB	IBB	HBP	BLK	WP	HR	S	P	ERA	WHIP	PITCHER		IP	WLS	BF	H	R	ER	SO	BB	IBB	HBP	BLK	WP	HR	S	P	ERA	WHIP
Roy Smith, R ERA: 3.0	7.0	W	28	6	2	1	3	0	0	1	1	0	0	53	87	1.29	0.857																			
German Gonzalez, R ERA:	2.0		8	1	0	0	1	1	0	0	0	0	0	17	30	0.00	1.000																			

AB	33
R	2
H	7
RBI	2
BB	1
SO	4
LOB	20



Batter	1	2	3	4	5	6	7	8	9	AB	R	H	RBI	BB	SO	LOB	BOTTOM																			
Dan Gladden, R OBP: 0.334, SLG: 0.421 Mark Davidson, R OBP: 0.311, SLG: 0.347										3	2	3	0	2	0	0	New York Yankees @ Minnesota Twins Hubert H. Humphrey Metrodome, Minneapolis, MN Sat Aug 13 1988, 4:33 AM EDT Att: 51,963 - Dome																			
Greg Gagne, R OBP: 0.308, SLG: 0.445										4	0	1	1	0	0	3																				
Randy Bush, L OBP: 0.367, SLG: 0.463										4	1	1	1	1	2	5																				
Kent Hrbek, L OBP: 0.382, SLG: 0.510										4	2	2	1	0	0	2																				
Gary Gaetti, R OBP: 0.353, SLG: 0.555 Al Newman, S OBP: 0.307, SLG: 0.252										3	2	2	1	1	0	0																				
Gene Larkin, S OBP: 0.380, SLG: 0.412 John Christensen, R OBP: 0.429, SLG: 0.714										5	2	4	4	0	0	2																				
Tim Laudner, R OBP: 0.318, SLG: 0.434										4	1	2	2	0	0	1																				
John Moses, S OBP: 0.347, SLG: 0.402										4	0	2	1	1	0	1																				
Steve Lombardozzi, R OBP: 0.308, SLG: 0.305										4	1	1	1	0	0	2																				
Inning Stats	R: 0 E: 0 K: 0 S: 10	H: 1 LOB: 1 BB: 1 P: 17	R: 0 E: 0 K: 0 S: 8	H: 1 LOB: 1 BB: 0 P: 10	R: 2 E: 1 K: 1 S: 13	H: 3 LOB: 2 BB: 0 P: 21	R: 1 E: 0 K: 1 S: 10	H: 2 LOB: 2 BB: 1 P: 19	R: 3 E: 0 K: 0 S: 8	H: 4 LOB: 0 BB: 0 P: 13	R: 5 E: 0 K: 0 S: 16	H: 5 LOB: 1 BB: 1 P: 30	R: 0 E: 0 K: 0 S: 10	H: 0 LOB: 1 BB: 1 P: 14	R: 1 E: 0 K: 1 S: 15	H: 2 LOB: 2 BB: 1 P: 25	1B: 13 2B: 3 3B: 0 HR: 2	SF: 3 SAC: 1 DP: 1 HBP: 0	WP: 0 PB: 0 SB: 0 CS: 1	PA: 46																
PITCHER	IP	WLS	BF	H	R	ER	SO	BB	IBB	HBP	BLK	WP	HR	S	P	ERA	WHIP	PITCHER		IP	WLS	BF	H	R	ER	SO	BB	IBB	HBP	BLK	WP	HR	S	P	ERA	WHIP
Richard Dotson, R ERA: 4.66	4.0	L	23	9	5	4	2	2	0	0	0	0	1	43	72	9.00	2.750																			
Neil Allen, R ERA: 4.2	1.1		8	5	4	4	0	0	0	0	0	0	1	14	19	27.00	3.750																			
Tim Stoddard, R ERA: 6.38	2.2		15	4	3	3	1	3	0	0	0	0	0	33	58	10.12	2.625																			



Batter	1	2	3	4	5	6	7	8	9	AB	R	H	RBI	BB	SO	LOB	TOP	
Dan Gladden, R OBP: 0.332, SLG: 0.417	P3	P4			F8		G6-3			4	0	0	0	0	0	3		
John Moses, S OBP: 0.365, SLG: 0.441	1B				1B	FC6-4	HR			4	2	4	1	0	0	0		
Kirby Puckett, R OBP: 0.372, SLG: 0.550	G3-6-1				FC6-4		5-3			4	0	2	0	0	0	1		
Kent Hrbek, L OBP: 0.379, SLG: 0.506	G3-6-1				SF9					3	0	0	1	0	0	2		
Gary Gaetti, R OBP: 0.354, SLG: 0.551		G5-3			G6-4-3					3	0	1	0	0	0	1		
Al Newman, S OBP: 0.305, SLG: 0.252										1	0	0	0	0	0	0		
Randy Bush, L OBP: 0.388, SLG: 0.458					4-3					2	0	0	0	2	0	0		
Tim Laudner, R OBP: 0.322, SLG: 0.442					5-3					4	0	2	0	0	1	0		
Greg Gagne, R OBP: 0.305, SLG: 0.440					F8					4	0	0	0	0	1	5		
Steve Lombardozzi, R OBP: 0.310, SLG: 0.303					P4					3	0	0	0	1	1	0		
Inning Stats	R: 0 H: 2 E: 0 K: 0 S: 6	H: 1 LOB: 3 BB: 2 P: 12	R: 1 H: 2 E: 0 K: 0 S: 11	H: 2 LOB: 0 BB: 0 P: 14	R: 0 H: 0 E: 0 K: 0 S: 6	H: 0 LOB: 0 BB: 0 P: 12	R: 0 H: 1 E: 0 K: 0 S: 7	H: 2 LOB: 1 BB: 1 P: 20	R: 1 H: 1 E: 0 K: 1 S: 9	H: 1 LOB: 0 BB: 0 P: 11	R: 0 H: 0 E: 0 K: 0 S: 6	H: 0 LOB: 0 BB: 0 P: 10	R: 0 H: 0 E: 0 K: 1 S: 11	H: 0 LOB: 0 BB: 0 P: 16	1B: 8 2B: 0 3B: 0 HR: 1	SF: 1 SAC: 0 DP: 3 HBP: 0	WP: 0 PB: 0 SB: 1 CS: 0	PA: 36
PITCHER Walt Terrell, R ERA: 4.31	IP: 9.0 WLS: L BF: 36 H: 9 R: 2 ER: 2 SO: 3 BB: 2 IBB: 1 HBP: 0 BLK: 0 WP: 0 HR: 1 S: 81 P: 138 ERA: 2.00 WHIP: 1.222																	

Minnesota Twins @ Detroit Tigers
Tiger Stadium, Detroit, MI
Mon Aug 15 1988, 7:05 PM EDT
Att: 32,700 - Unknown - 86 F

AB 32
R 2
H 9
RBI 2
BB 3
SO 3
LOB 12



Batter	1	2	3	4	5	6	7	8	9	AB	R	H	RBI	BB	SO	LOB	BOTTOM			
Tom Brookens, R OBP: 0.347, SLG: 0.391	K	CS	F8		FC5-4			FC6-4		4	0	0	0	0	1	2				
Luis Salazar, R OBP: 0.318, SLG: 0.425	2B		K			L6		FC5-4		4	1	1	0	0	1	1				
Alan Trammell, R OBP: 0.380, SLG: 0.488	1B		L5			B5-3				4	0	2	0	0	0	0				
Chet Lemon, R OBP: 0.348, SLG: 0.429	1B				G5-3		F7			4	0	1	1	0	0	1				
Ray Knight, R OBP: 0.279, SLG: 0.296	K		P3			F9		P9		4	0	0	0	0	1	3				
Larry Hemdon, R OBP: 0.308, SLG: 0.321	K					P8				3	0	0	0	1	2	2				
Pat Sheridan, L OBP: 0.349, SLG: 0.455								FC4		0	0	0	0	0	0	0				
Mike Heath, R OBP: 0.324, SLG: 0.383			F7				G3			4	0	0	0	0	0	2				
Gary Pettis, S OBP: 0.293, SLG: 0.280		K						G1-3		3	0	0	0	0	2	0				
Jim Walewander, S OBP: 0.240, SLG: 0.247										2	0	2	0	0	0	0				
Lou Whitaker, L OBP: 0.371, SLG: 0.390								FC6-4		1	0	1	0	0	0	0				
Inning Stats	R: 1 H: 3 E: 0 K: 3 S: 14	H: 3 LOB: 2 BB: 0 P: 20	R: 0 H: 1 E: 0 K: 1 S: 6	H: 1 LOB: 0 BB: 0 P: 9	R: 0 H: 0 E: 0 K: 1 S: 9	H: 0 LOB: 0 BB: 0 P: 14	R: 0 H: 1 E: 0 K: 1 S: 8	H: 1 LOB: 1 BB: 0 P: 13	R: 0 H: 0 E: 0 K: 0 S: 5	H: 0 LOB: 0 BB: 0 P: 5	R: 0 H: 0 E: 0 K: 0 S: 7	H: 0 LOB: 0 BB: 0 P: 11	R: 0 H: 1 E: 0 K: 0 S: 10	H: 1 LOB: 1 BB: 0 P: 16	R: 0 H: 1 E: 0 K: 0 S: 9	H: 1 LOB: 2 BB: 1 P: 18	1B: 6 2B: 1 3B: 0 HR: 0	SF: 0 SAC: 0 DP: 0 HBP: 0	WP: 0 PB: 0 SB: 0 CS: 1	PA: 35
PITCHER Frank Viola, L ERA: 2.36	IP: 9.0 WLS: W BF: 34 H: 7 R: 1 ER: 1 SO: 7 BB: 1 IBB: 0 HBP: 0 BLK: 0 WP: 0 HR: 0 S: 74 P: 115 ERA: 1.00 WHIP: 0.889																			

Minnesota Twins @ Detroit Tigers
Tiger Stadium, Detroit, MI
Mon Aug 15 1988, 7:05 PM EDT
Att: 32,700 - Unknown - 86 F

AB 33
R 1
H 7
RBI 1
BB 1
SO 7
LOB 11



Batter	1	2	3	4	5	6	7	8	9	AB	R	H	RBI	BB	SO	LOB	TOP									
Dan Gladden, R OBP: 0.330, SLG: 0.419 (1, 7)										4	1	1	2	0	1	0										
John Moses, S OBP: 0.365, SLG: 0.441 Gary Gaetti, R OBP: 0.353, SLG: 0.549 Mark Davidson, R OBP: 0.311, SLG: 0.347 (1, 9)										4	0	1	0	0	1	0										
Kirby Puckett, R OBP: 0.370, SLG: 0.545 (1, 8)									4	0	0	0	0	2	1											
Kent Hrbek, L OBP: 0.384, SLG: 0.514 (1, 3)									3	0	2	0	1	0	0											
Brian Harper, R OBP: 0.394, SLG: 0.517 (1, 2)									4	0	1	0	0	0	3											
Randy Bush, L OBP: 0.388, SLG: 0.452 (1, 10)									2	0	1	0	2	0	2											
Greg Gagne, R OBP: 0.298, SLG: 0.430 (1, 6)									4	0	0	0	0	1	6											
Steve Lombardozi, R OBP: 0.312, SLG: 0.310 (1, 4)										4	0	1	0	0	1	0										
Al Newman, S OBP: 0.302, SLG: 0.252 (1, 5)										4	1	1	0	0	2	1										
Inning Stats	R: 0 E: 0 K: 2 S: 10	H: 0 LOB: 0 BB: 0 P: 15	R: 0 E: 0 K: 1 S: 12	H: 1 LOB: 1 BB: 0 P: 16	R: 0 E: 0 K: 1 S: 9	H: 0 LOB: 0 BB: 0 P: 14	R: 0 E: 0 K: 0 S: 15	H: 1 LOB: 3 BB: 2 P: 25	R: 0 E: 0 K: 3 S: 11	H: 0 LOB: 0 BB: 0 P: 16	R: 0 E: 0 K: 1 S: 9	H: 2 LOB: 2 BB: 0 P: 12	R: 2 E: 0 K: 0 S: 9	H: 2 LOB: 0 BB: 0 P: 11	R: 0 E: 0 K: 0 S: 9	H: 1 LOB: 2 BB: 1 P: 15	R: 0 E: 0 K: 0 S: 7	H: 1 LOB: 1 BB: 0 P: 11	1B: 5 2B: 2 3B: 0 HR: 1	SF: 0 SAC: 0 DP: 1 HBP: 1	WP: 0 PB: 0 SB: 0 CS: 0	PA: 38				
PITCHER	IP	WLS	BF	H	R	ER	SO	BB	IBB	HBP	BLK	WP	HR	S	P	ERA	WHIP									
Doyle Alexander, R ERA: 3.79 Willie Hernandez, L ERA: 2.79	(1, 1)	8.1	L	37	8	2	2	8	1	2	1	0	0	1	88	131	2.16	1.080								
(9, 1)	0.2	1	0	0	0	0	0	0	0	0	0	0	0	0	3	4	0.00	0.000								

Minnesota Twins @ Detroit Tigers
Tiger Stadium, Detroit, MI
Wed Aug 17 1988, 3:33 AM EDT
Att: 34,622 - Sunny - 93 F

AB	34
R	2
H	8
RBI	2
BB	3
SO	8
LOB	15



Batter	1	2	3	4	5	6	7	8	9	AB	R	H	RBI	BB	SO	LOB	BOTTOM									
Lou Whitaker, L OBP: 0.376, SLG: 0.404 (1, 4)										4	0	2	0	0	0	0										
Luis Salazar, R OBP: 0.315, SLG: 0.422 (1, 7)										3	0	0	0	0	1	1										
Alan Trammell, R OBP: 0.387, SLG: 0.495 (1, 6)										3	0	2	0	1	0	0										
Chet Lemon, R OBP: 0.345, SLG: 0.422 (1, 9)										3	0	0	0	1	0	4										
Larry Herndon, R OBP: 0.309, SLG: 0.317 Jim Walewander, S OBP: 0.240, SLG: 0.247 Dave Bergman, L OBP: 0.407, SLG: 0.434 (1, 10)										2	0	0	0	1	0	1										
Tom Brookens, R OBP: 0.341, SLG: 0.384 Darrell Evans, L OBP: 0.331, SLG: 0.368 (1, 5)										3	0	0	0	0	0	1										
Ray Knight, R OBP: 0.276, SLG: 0.292 (1, 3)										3	0	0	0	0	0	1										
Mike Heath, R OBP: 0.329, SLG: 0.408 (1, 2)										3	1	2	1	0	0	1										
Gary Pettis, S OBP: 0.289, SLG: 0.276 (1, 8)										3	0	0	0	0	0	1										
Inning Stats	R: 0 E: 0 K: 0 S: 8	H: 2 LOB: 1 BB: 0 P: 13	R: 0 E: 0 K: 0 S: 6	H: 0 LOB: 0 BB: 0 P: 6	R: 0 E: 0 K: 0 S: 7	H: 1 LOB: 0 BB: 0 P: 11	R: 0 E: 0 K: 0 S: 8	H: 1 LOB: 1 BB: 0 P: 13	R: 1 E: 0 K: 0 S: 9	H: 1 LOB: 0 BB: 0 P: 15	R: 0 E: 0 K: 0 S: 5	H: 1 LOB: 1 BB: 1 P: 11	R: 0 E: 0 K: 0 S: 8	H: 0 LOB: 1 BB: 1 P: 15	R: 0 E: 0 K: 1 S: 9	H: 0 LOB: 0 BB: 0 P: 16	R: 0 E: 0 K: 1 S: 12	H: 0 LOB: 1 BB: 1 P: 19	1B: 4 2B: 2 3B: 0 HR: 1	SF: 0 SAC: 1 DP: 3 HBP: 0	WP: 0 PB: 0 SB: 0 CS: 0	PA: 33				
PITCHER	IP	WLS	BF	H	R	ER	SO	BB	IBB	HBP	BLK	WP	HR	S	P	ERA	WHIP									
Allan Anderson, L ERA: 2.66 Jeff Reardon, R ERA: 3.09	(1, 1)	8.0	W	29	6	1	1	1	1	0	0	0	0	1	60	100	1.12	0.875								
(9, 1)	1.0	S	4	0	0	0	1	1	0	0	0	0	0	12	19	0.00	1.000									

Minnesota Twins @ Detroit Tigers
Tiger Stadium, Detroit, MI
Wed Aug 17 1988, 3:33 AM EDT
Att: 34,622 - Sunny - 93 F

AB	29
R	1
H	6
RBI	1
BB	3
SO	2
LOB	12



Batter	1	2	3	4	5	6	7	8	9	AB	R	H	RBI	BB	SO	LOB	TOP								
Oddibe McDowell, L (1, 8) OBP: 0.318, SLG: 0.347	1-2 4-3		0-0 SH4-3 PB 2B		1-0 HBP		0-3 K			3	1	1	0	0	1	2									
Scott Fletcher, R (1, 6) OBP: 0.362, SLG: 0.329	0-0 2B		0-0 SH4-3 2-3		3-2 G4-6-3 1-2			0-0 6-3		3	0	1	0	0	0	1									
Ruben Sierra, S (1, 9) OBP: 0.287, SLG: 0.413	2-1 P7		3-2 L3			0-3 K		2-2 4-3		4	0	0	0	0	1	1									
Pete O'Brien, L (1, 3) OBP: 0.352, SLG: 0.421	0-0 G3-1		3-H 4-1 BB			2-2 F8		3-2 HR		3	1	1	1	1	0	1									
Pete Incaviglia, R (1, 10) OBP: 0.322, SLG: 0.486		0-0 HR	2-3 K			2-2 P2		1-2 P4		4	1	1	1	0	1	1									
Geno Petralli, L (1, 2) OBP: 0.380, SLG: 0.436		0-1 HR		2-3 K			0-0 G3		1-2 F9	4	1	1	1	0	1	0									
Jim Sundberg, R (9, 2) OBP: 0.291, SLG: 0.350										0	0	0	0	0	0	0									
Cecil Espy, S (1, 7) OBP: 0.274, SLG: 0.338		1-1 G4-3		0-3 K			0-0 BB 1B		4-1 S BB	3	0	1	0	1	1	0									
Steve Buechele, R (1, 5) OBP: 0.341, SLG: 0.413		2-3 K		3-1 F8			4-2 BB SAFE		2-3 K	3	0	0	0	1	2	1									
Curtis Wilkerson, S (1, 4) OBP: 0.364, SLG: 0.392		1-1 F7			0-0 F9		2-3 K		1-0 F7	4	0	0	0	0	1	3									
Inning Stats	R: 0 H: 1 E: 0 K: 0 S: 9	H: 1 LOB: 1 BB: 0 P: 12	R: 2 H: 2 E: 0 K: 1 S: 10	H: 2 LOB: 0 BB: 0 P: 14	R: 1 H: 1 E: 0 K: 1 S: 9	H: 1 LOB: 1 BB: 1 P: 18	R: 0 H: 0 E: 0 K: 2 S: 8	H: 0 LOB: 0 BB: 0 P: 13	R: 0 H: 0 E: 0 K: 0 S: 6	H: 0 LOB: 0 BB: 0 P: 9	R: 0 H: 0 E: 0 K: 1 S: 10	H: 0 LOB: 0 BB: 0 P: 14	R: 0 H: 1 E: 0 K: 2 S: 11	H: 1 LOB: 2 BB: 1 P: 16	R: 1 H: 1 E: 0 K: 0 S: 12	H: 1 LOB: 0 BB: 0 P: 18	R: 0 H: 0 E: 0 K: 1 S: 9	H: 0 LOB: 1 BB: 1 P: 17	1B: 1 2B: 2 3B: 0 HR: 3	SF: 0 SAC: 1 DP: 1 HBP: 1	WP: 0 PB: 1 SB: 2 CS: 0	PA: 36			
PITCHER	IP	WLS	BF	H	R	ER	SO	BB	IBB	HBP	BLK	WP	HR	S	P	ERA	WHIP								
Charlie Lea, R (1, 1) ERA: 4.71	7.0	L	28	5	3	2	7	2	0	1	0	0	2	63	96	2.57	1.000								
Juan Berenguer, R (8, 1) ERA: 3.67	2.0		8	1	1	1	1	1	0	0	0	0	1	21	35	4.50	1.000								

Texas Rangers @ Minnesota Twins
 Hubert H. Humphrey Metrodome, Minneapolis, MN
 Thu Aug 18, 1988, 8:05 PM EDT
 Att: 40,656 - Dome

AB	31
R	4
H	6
RBI	3
BB	3
SO	8
LOB	10



Batter	1	2	3	4	5	6	7	8	9	AB	R	H	RBI	BB	SO	LOB	BOTTOM								
Dan Gladden, R (1, 7) OBP: 0.329, SLG: 0.417	0-1 G1-3			1-3 K		2-0 G1-3		2-2 1B WP 1B		4	1	1	1	0	1	0									
John Moses, S (1, 9) OBP: 0.369, SLG: 0.449	2-2 G4-3			2-1 4-3 2B		1-2 4-3		1-0 WP 1B		4	0	2	0	0	0	0									
Kirby Puckett, R (1, 8) OBP: 0.367, SLG: 0.540	1-0 G4-3			2-1 4-3			3-3 K	2-3 K		4	0	0	0	0	2	2									
Kent Hrbek, L (1, 3) OBP: 0.382, SLG: 0.510		2-1 F7		4-2 BB			0-2 5-3		1-0 G3	3	0	0	0	1	0	0									
Brian Harper, R (1, 2) OBP: 0.380, SLG: 0.504		2-1 6-3		0-1 5-3			1-1 HBP		0-1 F9	3	0	0	0	0	0	2									
Randy Bush, L (1, 10) OBP: 0.386, SLG: 0.453		2-0 P5			1-0 F7		0-3 K		0-0 2B	4	0	1	0	0	1	1									
Tom Herr, S (1, 4) OBP: 0.354, SLG: 0.347			0-1 6-3		0-1 F7			1-0 6-3	3	0	0	0	0	0	0	0									
Steve Lombardozzi, R (9, 4) OBP: 0.312, SLG: 0.310										0	0	0	0	0	0	0									
Gene Larkin, S (9, PH) OBP: 0.379, SLG: 0.416										1	0	0	0	0	0	1									
Greg Gagne, R (1, 6) OBP: 0.296, SLG: 0.426			3-1 L4		0-0 G3-1			0-1 P3		3	0	0	0	0	0	0									
Al Newman, S (1, 5) OBP: 0.303, SLG: 0.262			0-0 G1-3			2-2 L6		0-0 1B 2B		3	1	1	0	0	0	0									
Inning Stats	R: 0 H: 0 E: 0 K: 0 S: 7	H: 0 LOB: 0 BB: 0 P: 10	R: 0 H: 0 E: 0 K: 0 S: 5	H: 0 LOB: 0 BB: 0 P: 11	R: 0 H: 0 E: 0 K: 0 S: 5	H: 0 LOB: 0 BB: 0 P: 8	R: 0 H: 1 E: 0 K: 1 S: 11	H: 1 LOB: 2 BB: 1 P: 20	R: 0 H: 0 E: 0 K: 0 S: 4	H: 0 LOB: 0 BB: 0 P: 5	R: 0 H: 0 E: 0 K: 0 S: 9	H: 0 LOB: 0 BB: 0 P: 14	R: 0 H: 0 E: 0 K: 2 S: 10	H: 0 LOB: 1 BB: 0 P: 14	R: 2 H: 3 E: 0 K: 1 S: 13	H: 3 LOB: 1 BB: 0 P: 19	R: 0 H: 1 E: 0 K: 0 S: 7	H: 1 LOB: 1 BB: 0 P: 9	1B: 2 2B: 3 3B: 0 HR: 0	SF: 0 SAC: 0 DP: 0 HBP: 1	WP: 1 PB: 0 SB: 0 CS: 0	PA: 34			
PITCHER	IP	WLS	BF	H	R	ER	SO	BB	IBB	HBP	BLK	WP	HR	S	P	ERA	WHIP								
Jeff Russell, R (1, 1) ERA: 3.75	9.0	W	34	5	2	2	4	1	0	1	0	1	0	71	110	2.00	0.667								

Texas Rangers @ Minnesota Twins
 Hubert H. Humphrey Metrodome, Minneapolis, MN
 Thu Aug 18, 1988, 8:05 PM EDT
 Att: 40,656 - Dome

AB	32
R	2
H	5
RBI	1
BB	1
SO	4
LOB	6



Batter	1	2	3	4	5	6	7	8	9	AB	R	H	RBI	BB	SO	LOB	TOP										
Oddibe McDowell, L OBP: 0.316, SLG: 0.345 (1, 8)	0-0 4-3	0-3 K		3-1 L9			0-0 P6	1-1 1B		5	0	1	1	0	1	2	Texas Rangers @ Minnesota Twins Hubert H. Humphrey Metrodome, Minneapolis, MN Fri Aug 19 1988, 8:05 PM EDT Att: 41,675 - Dome livebaseballscorecards.com										
Scott Fletcher, R OBP: 0.381, SLG: 0.326 (1, 6)	3-2 P3	4-1 BB			0-0 F8		1-2 E6 2B	3-3 K		4	1	0	0	1	1	2											
Ruben Sierra, S OBP: 0.284, SLG: 0.409 (1, 9)	0-1 4-3	1-3 K			2-3 K		1-2 P2		1-1 L4-3	5	0	0	0	0	2	4											
Pete O'Brien, L OBP: 0.358, SLG: 0.429 (1, 3)		0-0 2B 1B	1-2 WP 1B		2-0 1B		0-0 1B 2B		4-0 BB	4	1	4	1	1	0	0											
Pete Incaviglia, R OBP: 0.321, SLG: 0.485 (1, 10)	1-1 1B 2B	0-3 K		3-2 P2			3-0 F8		2-3 K	5	1	1	0	0	2	4											
Geno Petralli, L OBP: 0.376, SLG: 0.431 (1, 2)	1-1 4-3 1B PB	2-0 F7			1-0 F8			2-0 F9	3-1 F8	5	1	1	1	0	0	2											
Cecil Espy, S OBP: 0.278, SLG: 0.338 (1, 7)	2-3 3-H 4-3	1-3 K			1-1 S 1B			4-2 E 1B BB		3	1	1	0	1	1	2											
Steve Buechele, R OBP: 0.340, SLG: 0.411 (1, 5)	1-2 WP 1B			0-0 F9		1 SAFE 1 SAFE 3-1 F9		0-2 6-3		4	0	1	1	0	0	2											
Curtis Wilkerson, S OBP: 0.386, SLG: 0.391 (1, 4)	0-0 WP 1B			1-2 F6		0-0 L4		4-1 1B BB		3	0	1	0	1	0	1											
Inning Stats	R: 0 E: 0 K: 0 S: 6	H: 0 LOB: 0 BB: 0 P: 9	R: 3 E: 0 K: 2 S: 19	H: 5 LOB: 3 BB: 1 P: 29	R: 0 E: 0 K: 2 S: 10	H: 1 LOB: 1 BB: 0 P: 14	R: 0 E: 0 K: 0 S: 6	H: 0 LOB: 0 BB: 0 P: 10	R: 0 E: 0 K: 1 S: 8	H: 1 LOB: 1 BB: 0 P: 15	R: 1 E: 1 K: 0 S: 9	H: 1 LOB: 1 BB: 0 P: 14	R: 1 E: 1 K: 1 S: 13	H: 1 LOB: 2 BB: 2 P: 27	R: 0 E: 0 K: 1 S: 7	H: 0 LOB: 1 BB: 1 P: 17	1B: 8 2B: 2 3B: 0 HR: 0	SF: 0 SAC: 0 DP: 0 HBP: 0	WP: 2 PB: 1 CS: 1	PA: 42							
PITCHER	IP	WLS	BF	H	R	ER	SO	BB	IBB	HBP	BLK	WP	HR	S	P	ERA	WHIP										
Freddie Toliver, R ERA: 4.39 (1, 1)	6.0	L	27	8	3	3	5	1	0	0	0	2	0	55	88	4.50	1.500										
Keith Altherton, R ERA: 3.59 (7, 1)	1.2		10	2	2	1	0	2	0	0	0	0	0	18	34	5.40	2.400										
German Gonzalez, R ERA: (8, 1)	1.1		5	0	0	0	2	1	0	0	0	0	0	11	24	0.00	0.750										

Batter	1	2	3	4	5	6	7	8	9	AB	R	H	RBI	BB	SO	LOB	BOTTOM										
Dan Gladden, R OBP: 0.326, SLG: 0.413 (1, 7)	1-1 F8		1-0 P6		0-1 L6			3-3 K		4	0	0	0	0	1	3	Texas Rangers @ Minnesota Twins Hubert H. Humphrey Metrodome, Minneapolis, MN Fri Aug 19 1988, 8:05 PM EDT Att: 41,675 - Dome livebaseballscorecards.com										
John Moses, S OBP: 0.360, SLG: 0.437 (1, 9)	0-3 K		3-3 K		0-0 G3-6-1 1-2			1-3 K		4	0	0	0	0	3	3											
Kent Hrbek, L OBP: 0.381, SLG: 0.506 (1, 3)	4-2 BB		2-0 P8			2-3 K2-3		2-1 P5		3	0	0	0	1	1	1											
Kirby Puckett, R OBP: 0.366, SLG: 0.538 (1, 8)	0-0 L8			1-2 F8		0-3 K			0-1 G4-3 1B	4	0	1	0	0	1	1											
Randy Bush, L OBP: 0.362, SLG: 0.447 (1, 10)		1-0 P3		0-0 4-3		1-0 G3			2-2 P3	4	0	0	0	0	0	1											
Tim Laudner, R OBP: 0.323, SLG: 0.436 (1, 2)	3-2 BLK 1B		4-1 BLK BB				0-0 G3		1-1 G4-3 1-2	3	0	1	0	1	0	1											
Tom Herr, S OBP: 0.354, SLG: 0.344 (1, 4)	2-3 K		1-3 K		1-2 K		4-2 BB			2	0	0	0	1	2	2											
Greg Gagne, R OBP: 0.296, SLG: 0.425 (1, 6)	0-3 K				3-2 1B 1B		1-3 K			3	0	1	0	0	2	2											
Al Newman, S OBP: 0.310, SLG: 0.271 (1, 5)			2-2 1B		0-0 G3-6-1 1-3 1B		3-2 F9			3	0	2	0	0	0	1											
Inning Stats	R: 0 E: 0 K: 1 S: 8	H: 0 LOB: 1 BB: 1 P: 13	R: 0 E: 0 K: 2 S: 10	H: 1 LOB: 1 BB: 0 P: 16	R: 0 E: 0 K: 1 S: 8	H: 1 LOB: 1 BB: 0 P: 16	R: 0 E: 0 K: 1 S: 10	H: 0 LOB: 1 BB: 1 P: 16	R: 0 E: 0 K: 0 S: 9	H: 0 LOB: 0 BB: 0 P: 12	R: 0 E: 0 K: 2 S: 8	H: 0 LOB: 0 BB: 0 P: 11	R: 0 E: 0 K: 1 S: 9	H: 0 LOB: 1 BB: 1 P: 17	R: 0 E: 0 K: 2 S: 8	H: 0 LOB: 0 BB: 0 P: 14	R: 0 E: 0 K: 0 S: 7	H: 1 LOB: 0 BB: 0 P: 10	1B: 5 2B: 0 3B: 0 HR: 0	SF: 0 SAC: 0 DP: 2 HBP: 0	WP: 0 PB: 0 CS: 0	PA: 33					
PITCHER	IP	WLS	BF	H	R	ER	SO	BB	IBB	HBP	BLK	WP	HR	S	P	ERA	WHIP										
Bobby Witt, R ERA: 3.84 (1, 1)	9.0	W	33	5	0	0	10	3	0	0	0	0	0	77	125	0.00	0.889										

Batter	1	2	3	4	5	6	7	8	9	AB	R	H	RBI	BB	SO	LOB	TOP					
Bob Brower, R OBP: 0.305, SLG: 0.289 (1, 8)										3	0	1	1	0	2		Texas Rangers @ Minnesota Twins Hubert H. Humphrey Metrodome, Minneapolis, MN Sat Aug 20 1988, 8:05 PM EDT Att: 48,325 - Dome livebaseballscorecards.com					
Scott Fletcher, R OBP: 0.380, SLG: 0.325 (1, 6)										4	0	1	0	0	4							
Ruben Sierra, S OBP: 0.281, SLG: 0.405 (1, 9)										4	0	0	0	0	2							
Pete Incaviglia, R OBP: 0.318, SLG: 0.480 (1, 7)										4	0	0	0	4	0							
Pete O'Brien, L OBP: 0.356, SLG: 0.425 (1, 3)										4	0	0	0	2	0							
Mike Stanley, R OBP: 0.308, SLG: 0.277 (1, 10)										2	0	0	0	1	1							
Cecil Espy, S OBP: 0.277, SLG: 0.336 (7, PR)										1	1	0	0	0	1							
Steve Buechele, R OBP: 0.342, SLG: 0.420 (1, 5)										4	1	2	2	0	0							
Jim Sundberg, R OBP: 0.298, SLG: 0.356 (1, 2)										4	1	2	0	0	1							
Jeff Kunkel, R OBP: 0.270, SLG: 0.404 (1, 4)										4	0	2	0	0	1							
Inning Stats	R: 0 E: 0 K: 0 S: 8	H: 0 LOB: 0 BB: 0 P: 14	R: 0 E: 0 K: 2 S: 8	H: 0 LOB: 0 BB: 0 P: 11	R: 1 E: 1 K: 0 S: 8	H: 2 LOB: 1 BB: 0 P: 12	R: 0 E: 0 K: 2 S: 7	H: 0 LOB: 0 BB: 0 P: 10	R: 0 E: 0 K: 0 S: 8	H: 2 LOB: 3 BB: 1 P: 14	R: 0 E: 0 K: 2 S: 8	H: 0 LOB: 0 BB: 0 P: 10	R: 2 E: 1 K: 2 S: 17	H: 2 LOB: 2 BB: 1 P: 26	R: 0 E: 0 K: 2 S: 8	H: 0 LOB: 0 BB: 0 P: 14	R: 0 E: 0 K: 0 S: 8	H: 1 LOB: 0 BB: 0 P: 11	1B: 6 2B: 0 3B: 0 HR: 1	SF: 0 SAC: 0 DP: 1 HBP: 0	WP: 0 PB: 0 SB: 0 CS: 0	PA: 36
PITCHER Frank Viola, L ERA: 2.35 (1, 1)	IP: 9.0 WLS: L BF: 36 H: 7 R: 3 ER: 2 SO: 10 BB: 2 IBB: 0 HBP: 0 BLK: 0 WP: 0 HR: 1 S: 80 P: 122 ERA: 2.00 WHIP: 1.000															PITCHER						

Batter	1	2	3	4	5	6	7	8	9	AB	R	H	RBI	BB	SO	LOB	BOTTOM					
Al Newman, S OBP: 0.302, SLG: 0.263 (1, 5)										4	0	0	0	0	0	1	Texas Rangers @ Minnesota Twins Hubert H. Humphrey Metrodome, Minneapolis, MN Sat Aug 20 1988, 8:05 PM EDT Att: 48,325 - Dome livebaseballscorecards.com					
Gary Gaetti, R OBP: 0.352, SLG: 0.548 (9, FH)										1	0	0	0	0	1							
Tom Herr, S OBP: 0.352, SLG: 0.342 (1, 4)										4	0	1	0	0	0							
Dan Gladden, R OBP: 0.328, SLG: 0.413 (1, 7)										3	0	1	0	1	0							
Kirby Puckett, R OBP: 0.365, SLG: 0.534 (1, 8)										3	0	0	0	1	0							
Brian Harper, R OBP: 0.376, SLG: 0.496 (1, 10)										4	1	1	0	0	0							
Kent Hrbek, L OBP: 0.382, SLG: 0.505 (1, 3)										3	1	1	0	1	0							
Tim Laudner, R OBP: 0.322, SLG: 0.432 (1, 2)										3	0	0	1	1	1							
John Moses, S OBP: 0.360, SLG: 0.437 (9, PR)										0	0	0	0	0	0							
John Christensen, R OBP: 0.375, SLG: 0.563 (1, 9)										4	0	1	1	0	1							
Greg Gagne, R OBP: 0.296, SLG: 0.423 (1, 6)										4	0	1	0	0	1							
Inning Stats	R: 0 E: 0 K: 0 S: 5	H: 3 LOB: 1 BB: 0 P: 13	R: 2 E: 0 K: 0 S: 9	H: 3 LOB: 1 BB: 0 P: 13	R: 0 E: 0 K: 0 S: 11	H: 0 LOB: 1 BB: 1 P: 20	R: 0 E: 0 K: 1 S: 9	H: 0 LOB: 1 BB: 1 P: 16	R: 0 E: 0 K: 0 S: 6	H: 1 LOB: 0 BB: 0 P: 14	R: 0 E: 0 K: 0 S: 6	H: 0 LOB: 0 BB: 0 P: 11	R: 0 E: 0 K: 0 S: 6	H: 1 LOB: 1 BB: 0 P: 8	R: 0 E: 0 K: 0 S: 8	H: 1 LOB: 2 BB: 1 P: 16	R: 0 E: 0 K: 2 S: 9	H: 0 LOB: 1 BB: 1 P: 14	1B: 5 2B: 1 3B: 0 HR: 0	SF: 0 SAC: 0 DP: 0 HBP: 0	WP: 0 PB: 0 SB: 0 CS: 0	PA: 37
PITCHER Paul Kilgus, L ERA: 3.9 (1, 1)	IP: 7.1 WLS: W BF: 31 H: 6 R: 2 ER: 2 SO: 1 BB: 3 IBB: 0 HBP: 0 BLK: 0 WP: 0 HR: 0 S: 59 P: 99 ERA: 2.46 WHIP: 1.227															PITCHER						
Mitch Williams, L ERA: 4.23 (8, 1)	IP: 1.2 WLS: S BF: 6 H: 0 R: 0 ER: 0 SO: 2 BB: 1 IBB: 0 HBP: 0 BLK: 0 WP: 0 HR: 0 S: 13 P: 20 ERA: 0.00 WHIP: 0.600															PITCHER						

Batter	1	2	3	4	5	6	7	8	9	AB	R	H	RBI	BB	SO	LOB	TOP											
Tom Brookens, R OBP: 0.339, SLG: 0.381 (1, 5)	1-1 P4			0-0 G5-3		2-2 P6		3-2 F7-4		4	0	0	0	0	0	2	Detroit Tigers @ Minnesota Twins Hubert H. Humphrey Metrodome, Minneapolis, MN Mon Aug 22 1988, 8:05 PM EDT Att: 37,704 - Dome - 78 F livebaseballscorecards.com											
Mike Heath, R OBP: 0.337, SLG: 0.420 (1, 2)	1-0 F7			2-1 2B			0-1 FC6-4 1B	3-2 1B		4	0	3	0	0	0	0												
Alan Trammell, R OBP: 0.383, SLG: 0.490 Dwayne Murphy, L OBP: 0.373, SLG: 0.349 (1, 6) (8, 7)	1-2 F7			2-1 P6			1-1 FC6-4 1B	3-2 1B		3	0	0	0	0	0	2												
Luis Salazar, R OBP: 0.308, SLG: 0.410 (8, 6)		0-1 G5-3		1-2 F7			1-2 P9	4-1 1B		3	0	0	0	0	0	2												
Matt Nokes, L OBP: 0.296, SLG: 0.400 (9, FH)								1-2 BB		0	0	0	0	1	0	0												
Chet Lemon, R OBP: 0.345, SLG: 0.418 (1, 9)		4-0 BB			3-2 G5-4-3 1B		2-1 E1 1B	1-3 1B		3	0	2	0	1	1	3												
Larry Hemdon, R OBP: 0.303, SLG: 0.310 Dave Bergman, L OBP: 0.405, SLG: 0.444 (1, 10) (9, FH)		1-2 G6-4-3			2-0 F8		3-2 P4	0-2 P5		3	0	0	0	0	0	4												
Ray Knight, R OBP: 0.288 Pat Sheridan, L OBP: 0.346, SLG: 0.444 (1, 3) (9, FH)				1-2 G5-3		2-1 G5-4-3		2-1 G6-3	0-3 K	3	0	0	0	0	0	1												
Gary Pettis, S OBP: 0.287, SLG: 0.277 (1, 8)				1-1 G4-3			3-1 G3	1-2 F7-4 1B		3	0	1	0	0	0	0												
Jim Walewander, S OBP: 0.243, SLG: 0.243 (1, 4)				2-1 G6-3			0-0 P4	1-2 1B		3	0	1	0	0	0	0												
Inning Stats	R: 0 E: 0 K: 0 S: 6	H: 0 LOB: 0 BB: 0 P: 9	R: 0 E: 0 K: 0 S: 5	H: 0 LOB: 0 BB: 1 P: 10	R: 0 E: 0 K: 0 S: 7	H: 0 LOB: 0 BB: 0 P: 11	R: 0 E: 0 K: 0 S: 8	H: 1 LOB: 1 BB: 0 P: 13	R: 0 E: 0 K: 0 S: 6	H: 0 LOB: 0 BB: 0 P: 11	R: 0 E: 1 K: 0 S: 12	H: 2 LOB: 2 BB: 0 P: 19	R: 0 E: 0 K: 0 S: 12	H: 2 LOB: 1 BB: 0 P: 19	R: 0 E: 0 K: 2 S: 20	H: 2 LOB: 3 BB: 1 P: 31		1B: 7 2B: 2 3B: 0 HR: 0	SF: 0 SAC: 0 DP: 3 HBP: 0	WP: 0 PB: 0 SB: 0 CS: 0	PA: 34							
PITCHER	IP	WLS	BF	H	R	ER	SO	BB	IBB	HBP	BLK	WP	HR	S	P	ERA		WHIP										
Allan Anderson, L ERA: 2.52 Jeff Reardon, R ERA: 3.04 (1, 1) (9, 1)	8.0	W	28	6	0	0	0	1	0	0	0	0	0	62	105	0.00		0.875										

Batter	1	2	3	4	5	6	7	8	9	AB	R	H	RBI	BB	SO	LOB	BOTTOM											
Dan Gladden, R OBP: 0.331, SLG: 0.414 (1, 7)	3-1 B1-3			0-1 FC3-6 1B				1-1 1B		5	0	3	1	0	1	3	Detroit Tigers @ Minnesota Twins Hubert H. Humphrey Metrodome, Minneapolis, MN Mon Aug 22 1988, 8:05 PM EDT Att: 37,704 - Dome - 78 F livebaseballscorecards.com											
Tom Herr, S OBP: 0.348, SLG: 0.338 (1, 4)	0-1 2B	2-2 G3-1		2-2 FC3-6 1B		1-3 K		1-2 L9		5	1	1	0	0	1	4												
Kirby Puckett, R OBP: 0.371, SLG: 0.537 John Moses, S OBP: 0.358, SLG: 0.434 (1, 8) (8, PR) (9, 8)	0-1 G3-1 1B			0-0 1B		0-1 WP 1B		1-1 1B		5	2	4	2	0	0	0												
Kent Hrbek, L OBP: 0.385, SLG: 0.511 (1, 3)	4-1 G3-1 1B			2-1 L3		3-2 P6		1-3 K		4	1	1	0	1	1	5												
Gene Larkin, S OBP: 0.383, SLG: 0.413 (1, 10)	3-2 G3-1			4-2 G5-4-3 BB		0-2 2B		0-3 K		3	0	1	1	2	1	4												
Brian Harper, R OBP: 0.380, SLG: 0.504 (1, 2)	0-1 1B			1-0 G5-4-3		0-0 2B		3-0 G4-3		4	0	2	2	0	0	2												
Randy Bush, L OBP: 0.365, SLG: 0.451 (1, 9)				1-1 FC5-6 1B		1-2 P3		1-1 SF7 3B		2	1	1	0	1	0	2												
Greg Gagne, R OBP: 0.297, SLG: 0.419 (1, 6)				0-0 FC5-6 1B		0-0 P3		0-0 SF7		2	1	1	1	1	0	2												
Al Newman, S OBP: 0.297, SLG: 0.255 (1, 5)		1-2 G4-3		1-1 FC5-6 1B		0-0 P9		3-0 P9		4	1	0	0	0	0	5												
Inning Stats	R: 3 E: 0 K: 0 S: 13	H: 3 LOB: 2 BB: 2 P: 27	R: 0 E: 0 K: 0 S: 9	H: 1 LOB: 0 BB: 0 P: 13	R: 0 E: 0 K: 0 S: 8	H: 1 LOB: 1 BB: 1 P: 17	R: 2 E: 0 K: 0 S: 14	H: 3 LOB: 2 BB: 0 P: 18	R: 0 E: 0 K: 1 S: 10	H: 1 LOB: 3 BB: 2 P: 19	R: 1 E: 0 K: 0 S: 13	H: 2 LOB: 1 BB: 0 P: 17	R: 1 E: 0 K: 0 S: 6	H: 1 LOB: 0 BB: 0 P: 11	R: 0 E: 0 K: 2 S: 13	H: 2 LOB: 2 BB: 0 P: 17		1B: 10 2B: 3 3B: 1 HR: 0	SF: 1 SAC: 0 DP: 1 HBP: 1	WP: 1 PB: 0 SB: 0 CS: 0	PA: 41							
PITCHER	IP	WLS	BF	H	R	ER	SO	BB	IBB	HBP	BLK	WP	HR	S	P	ERA		WHIP										
Doyle Alexander, R ERA: 3.96 Paul Gibson, L ERA: 3.17 Willie Hernandez, L ERA: 2.66 (1, 1) (4, 1) (8, 1)	3.2	L	21	6	2	2	2	1	1	0	0	1	0	37	58	4.91		1.909										

Batter	1	2	3	4	5	6	7	8	9	10	AB	R	H	RBI	BB	SO	LOB	TOP				
Lou Whitaker, L OBP: 0.381, SLG: 0.409	(1,4) 1-3 K	(1,3) 1-2 BB 1B		(1,3) 2-0 F8		(1,3) 0-0 4-3		(1,3) 1-0 1B		(1,3) 0-0 P2	6	0	2	1	0	1	2					
Pat Sheridan, L OBP: 0.344, SLG: 0.438	(1,7) 2-3 K	(1,7) 4-1 BB		(1,7) 0-0 F8		(1,7) 3-2 G3-1		(1,7) 3-2 P6			4	0	0	0	1	1	2					
Alan Trammell, R OBP: 0.383, SLG: 0.487	(1,6) 1-2 1B	(1,6) 1-1 5-3		(1,6) 4-0 HR		(1,6) 0-0 6-3		(1,6) 1-0 P3			4	1	1	0	1	0	5					
Dave Bergman, L OBP: 0.404, SLG: 0.459	(1,3) 0-1 F8			(1,3) 2-2 1B		(1,3) 2-0 HR		(1,3) 1-1 G6-3		(1,3) 1-3 K	5	1	2	2	0	1	1					
Matt Nokes, L OBP: 0.295, SLG: 0.400		(1,2) 0-2 G3 1B		(1,2) 3-3 K		(1,2) 2-2 P5		(1,2) 1-0 G6-3		(1,2) 0-0 G3	5	1	1	0	0	1	1					
Darrell Evans, L OBP: 0.331, SLG: 0.374		(1,10) 3-1 G3		(1,10) 4-0 BB 1B		(1,10) 2-2 G3		(1,10) 4-2 BB		(1,10) 3-1 G3-1	3	1	0	0	2	0	1					
Chet Lemon, R OBP: 0.350, SLG: 0.418	(1,9) 0-0 1B	(1,9) 3-1 1B		(1,9) 4-0 1B		(1,9) 4-0 BB		(1,9) 0-2 F8			2	1	1	1	3	0	1					
Gary Pettis, S OBP: 0.287, SLG: 0.277	(10, PR) 1-2 1B	(10, 8) 3-1 1B		(10, 8) 1-2 BB		(10, 8) 2-1 BB		(10, 8) 0-2 F8		(10, 8) 4-0 SH3-4	0	0	0	0	0	0	0					
Dwayne Murphy, L OBP: 0.387, SLG: 0.343	(1,8) 1-0 P7	(10, 9) 1-0 P5		(1,8) 1-2 1B		(1,8) 2-1 P5		(1,8) 1-0 G3		(1,8) 2-0 SH3-4	4	0	1	1	0	0	2					
Luis Salazar, R OBP: 0.309, SLG: 0.408	(1,5) 1-2 BB 1B	(1,5) 1-2 BB 1B		(1,5) 2-2 F8		(1,5) 0-0 L5		(1,5) 4-1 1B		(1,5) 2-3 K	4	0	1	0	1	1	5					
Inning Stats	R: 0 E: 0 K: 2 S: 12	H: 1 LOB: 1 BB: 0 P: 16	R: 2 E: 0 K: 0 S: 14	H: 4 LOB: 3 BB: 1 P: 26	R: 1 E: 0 K: 1 S: 14	H: 2 LOB: 2 BB: 2 P: 30	R: 2 E: 0 K: 0 S: 8	H: 1 LOB: 0 BB: 1 P: 18	R: 0 E: 0 K: 0 S: 6	H: 0 LOB: 0 BB: 0 P: 9	R: 0 E: 0 K: 0 S: 8	H: 0 LOB: 1 BB: 1 P: 14	R: 0 E: 0 K: 0 S: 9	H: 1 LOB: 2 BB: 1 P: 19	R: 0 E: 0 K: 1 S: 6	H: 0 LOB: 0 BB: 0 P: 10	R: 0 E: 0 K: 1 S: 5	H: 0 LOB: 2 BB: 1 P: 13	1B: 7 2B: 2 3B: 0 HR: 1	SF: 0 SAC: 1 DP: 1 HBP: 0	WP: 0 PB: 0 SB: 0 CS: 1	PA: 46
PITCHER	IP	WLS	BF	H	R	ER	SO	BB	IBB	HBP	BLK	WP	HR	S	P	ERA	WHIP					
Charlie Lea, R ERA: 4.94	(1,1) 3.2		22	8	5	5	3	4	0	0	0	0	1	43	83	12.27	3.273					
Roy Smith, R ERA: 2.04	(4,1) 3.2		15	1	0	0	0	3	0	0	0	0	0	28	53	0.00	1.091					
Keith Atherton, R ERA: 3.5	(8,1) 1.2		6	0	0	0	1	1	0	0	0	0	0	12	24	0.00	0.600					
Jeff Reardon, R ERA: 2.98	(10,1) 1.0	W	3	0	0	0	1	0	0	0	0	0	0	5	9	0.00	0.000					

Detroit Tigers @ Minnesota Twins
Hubert H. Humphrey Metrodome, Minneapolis, MN
Tue Aug 23 1988, 8:05 PM EDT
Att. 40,935 - Dome

AB 37
R 5
H 9
RBI 5
BB 8
SO 5
LOB 20



Batter	1	2	3	4	5	6	7	8	9	10	AB	R	H	RBI	BB	SO	LOB	BOTTOM						
Dan Gladden, R OBP: 0.330, SLG: 0.411	(1,7) 0-1 F9		(1,7) 1-2 P4		(1,7) 0-0 F7		(1,7) 0-1 F7		(1,7) 0-0 G4-6-3		5	0	1	0	0	0	0							
Tom Herr, S OBP: 0.345, SLG: 0.332	(1,4) 4-0 FC6-4		(1,4) 2-3 K		(1,4) 2-2 G3-1		(1,4) 0-3 K		(1,4) 2-2 G4-6-3		4	0	0	0	1	2	2							
Kirby Puckett, R OBP: 0.369, SLG: 0.534	(1,8) 2-2 FC6-4		(1,8) 0-0 6-3		(1,8) 3-2 L6-3		(1,8) 0-1 FC5-4		(1,8) 1-2 1B		5	3	1	0	0	0	2							
Kent Hrbek, L OBP: 0.387, SLG: 0.526	(1,3) 1-0 HR		(1,3) 0-3 K		(1,3) 1-0 F9		(1,3) 2-2 1B		(1,3) 1-1 HR		5	2	3	4	0	1	0							
Gene Larkin, S OBP: 0.396, SLG: 0.413	(1,10) 1-2 L3		(1,10) 4-1 BB 1B		(1,10) 4-1 FC5-4		(1,10) 2-0 1B		(1,10) 1-2 HR		2	1	1	1	2	0	0							
Randy Bush, L OBP: 0.365, SLG: 0.450	(1,9) 1-2 HR		(1,9) 3-2 F8		(1,9) 0-1 L5		(1,9) 1-2 F7		(1,9) 1-2 1B		3	1	1	1	0	0	2							
John Christensen, R ERA: 3.62, SLG: 0.563	(8, PH) 3-1 HR		(8, PH) 1-2 L3		(8, PH) 4-2 BB		(8, PH) 0-1 L5		(8, PH) 1-2 1B		0	0	0	0	0	0	0							
Eric Bullock, L ERA: 3.95	(8, PH) 1-2 HR		(8, PH) 3-2 F8		(8, PH) 0-1 L5		(8, PH) 1-2 F7		(8, PH) 1-2 1B		1	0	0	0	0	0	2							
John Moses, S OBP: 0.358, SLG: 0.434	(8, 9) 1-2 HR		(8, 9) 3-2 F8		(8, 9) 0-1 L5		(8, 9) 1-2 F7		(8, 9) 1-2 1B		0	0	0	0	0	0	0							
Tim Laudner, R OBP: 0.328, SLG: 0.441	(1,2) 1-2 L1-3		(1,2) 4-2 BB 1B		(1,2) 4-2 FC5-4		(1,2) 0-2 G5-3		(1,2) 0-2 G5-3		3	0	0	0	1	0	3							
Greg Gagne, R OBP: 0.296, SLG: 0.418	(1,6) 3-1 F9		(1,6) 0-1 1B		(1,6) 0-1 F8		(1,6) 1-0 F8		(1,6) 1-3 K		4	0	1	1	0	1	0							
Al Newman, S OBP: 0.296, SLG: 0.255	(1,5) 0-0 4-3		(1,5) 0-0 F7		(1,5) 1-0 F8		(1,5) 1-0 F8		(1,5) 1-1 1B		4	0	1	0	0	0	2							
Inning Stats	R: 2 E: 0 K: 0 S: 10	H: 1 LOB: 0 BB: 1 P: 18	R: 1 E: 0 K: 0 S: 9	H: 1 LOB: 0 BB: 0 P: 14	R: 0 E: 0 K: 1 S: 7	H: 0 LOB: 0 BB: 0 P: 10	R: 1 E: 0 K: 1 S: 12	H: 1 LOB: 2 BB: 2 P: 23	R: 0 E: 0 K: 0 S: 7	H: 0 LOB: 0 BB: 0 P: 12	R: 0 E: 0 K: 0 S: 6	H: 0 LOB: 1 BB: 1 P: 13	R: 0 E: 0 K: 0 S: 4	H: 0 LOB: 0 BB: 0 P: 6	R: 1 E: 0 K: 1 S: 15	H: 2 LOB: 2 BB: 0 P: 20	R: 0 E: 0 K: 1 S: 9	H: 2 LOB: 1 BB: 0 P: 13	R: 2 E: 0 K: 0 S: 6	H: 2 LOB: 0 BB: 0 P: 8	1B: 6 2B: 0 3B: 0 HR: 3	SF: 0 SAC: 0 DP: 1 HBP: 0	WP: 1 PB: 0 SB: 0 CS: 0	PA: 40
PITCHER	IP	WLS	BF	H	R	ER	SO	BB	IBB	HBP	BLK	WP	HR	S	P	ERA	WHIP							
Jeff Robinson, R ERA: 2.98	(1,1) 7.1		30	3	5	3	3	4	0	0	0	1	2	60	101	6.14	0.955							
Willie Hernandez, L ERA: 3.66	(8,1) 0.0		2	2	0	0	0	0	0	0	0	0	0	4	8									
Mike Henneman, R ERA: 2.0	(8,1) 1.2	L	8	4	2	2	1	0	0	0	0	0	1	21	28	10.80	2.400							

Detroit Tigers @ Minnesota Twins
Hubert H. Humphrey Metrodome, Minneapolis, MN
Tue Aug 23 1988, 8:05 PM EDT
Att. 40,935 - Dome

AB 36
R 7
H 9
RBI 7
BB 4
SO 4
LOB 13



Batter	1	2	3	4	5	6	7	8	9	AB	R	H	RBI	BB	SO	LOB	TOP					
Lou Whitaker, L (1, 4) OBP: 0.384, SLG: 0.416										4	1	3	0	0	1	0	Detroit Tigers @ Minnesota Twins Hubert H. Humphrey Metrodome, Minneapolis, MN Wed Aug 24 1988, 8:05 PM EDT Att: 46,054 - Dome					
Pat Sheridan, L (1, 7) OBP: 0.340, SLG: 0.432										4	0	0	0	0	0	3						
Alan Trammell, R (1, 6) OBP: 0.350, SLG: 0.486 Jim Walewander, S (6, 6) OBP: 0.241, SLG: 0.240										3	0	1	0	0	0	0						
Dave Bergman, L (1, 3) OBP: 0.402, SLG: 0.455										4	0	1	1	0	1	1						
Matt Nokes, L (1, 2) OBP: 0.303, SLG: 0.414										2	1	2	1	2	0	0						
Darrell Evans, L (1, 10) OBP: 0.330, SLG: 0.371										3	0	0	0	1	0	4						
Chet Lemon, R (1, 9) OBP: 0.374, SLG: 0.416 Gary Pettis, S (7, 8) OBP: 0.286, SLG: 0.276										2	0	0	0	1	0	2						
Dwayne Murphy, L (1, 8) OBP: 0.349, SLG: 0.324										4	0	0	0	0	0	5						
Luis Salazar, R (1, 5) OBP: 0.306, SLG: 0.404										4	0	0	0	0	1	0						
Inning Stats	R: 0 E: 0 K: 0 S: 6	H: 1 LOB: 0 BB: 0 P: 11	R: 0 E: 0 K: 0 S: 9	H: 0 LOB: 2 BB: 2 P: 21	R: 0 E: 0 K: 1 S: 7	H: 0 LOB: 0 BB: 0 P: 8	R: 0 E: 0 K: 0 S: 13	H: 2 LOB: 3 BB: 1 P: 23	R: 0 E: 0 K: 0 S: 6	H: 1 LOB: 0 BB: 0 P: 9	R: 1 E: 0 K: 0 S: 8	H: 1 LOB: 0 BB: 0 P: 9	R: 0 E: 0 K: 0 S: 8	H: 0 LOB: 0 BB: 0 P: 13	R: 1 E: 0 K: 1 S: 13	H: 2 LOB: 2 BB: 1 P: 27	R: 0 E: 0 K: 2 S: 8	H: 0 LOB: 0 BB: 0 P: 11	1B: 5 2B: 2 3B: 0 HR: 1	SF: 0 SAC: 0 DP: 2 HBP: 0	WP: 1 PB: 0 SB: 0 CS: 0	PA: 36
PITCHER	IP WLS BF H R ER SO BB IBB HBP BLK WP HR S P ERA WHIP																					
Freddie Toliver, R (1, 1) ERA: 4.17	7.2 W 31 7 2 2 3 3 0 0 0 1 1 66 110 2.35 1.304																					
Juan Berenguer, R (8, 1) ERA: 3.61	1.1 5 0 0 0 2 1 0 0 0 0 0 0 12 22 0.00 0.750																					

Batter	1	2	3	4	5	6	7	8	9	AB	R	H	RBI	BB	SO	LOB	BOTTOM			
Dan Gladden, R (1, 7) OBP: 0.331, SLG: 0.418										4	2	3	0	0	0	0	Detroit Tigers @ Minnesota Twins Hubert H. Humphrey Metrodome, Minneapolis, MN Wed Aug 24 1988, 8:05 PM EDT Att: 46,054 - Dome			
Tom Herr, S (1, 4) OBP: 0.340, SLG: 0.326										4	0	0	0	0	2	1				
Kirby Puckett, R (1, 8) OBP: 0.374, SLG: 0.545 John Moses, S (7, PR) OBP: 0.358, SLG: 0.434										4	1	4	2	0	0	0				
Gene Larkin, S (1, 10) OBP: 0.383, SLG: 0.409										4	0	0	0	0	1	3				
Brian Harper, R (1, 2) OBP: 0.369, SLG: 0.489										4	0	0	0	0	0	2				
Kent Hrbek, L (1, 3) OBP: 0.386, SLG: 0.526										4	1	1	0	0	0	1				
John Christensen, R (1, 9) OBP: 0.361, SLG: 0.550										4	1	1	1	0	0	0				
Greg Gagne, R (1, 6) OBP: 0.297, SLG: 0.417 Randy Bush, L (8, PH) OBP: 0.384, SLG: 0.458 Al Newman, S (9, 6) OBP: 0.296, SLG: 0.255										3	1	1	0	0	1	1				
Steve Lombardozzi, R (1, 5) OBP: 0.317, SLG: 0.322										4	2	2	2	0	0	0				
Inning Stats	R: 6 E: 0 K: 0 S: 8	H: 6 LOB: 1 BB: 0 P: 15	R: 0 E: 0 K: 1 S: 16	H: 0 LOB: 0 BB: 0 P: 25	R: 0 E: 1 K: 0 S: 7	H: 0 LOB: 1 BB: 0 P: 10	R: 2 E: 0 K: 1 S: 10	H: 3 LOB: 1 BB: 0 P: 12	R: 0 E: 0 K: 1 S: 8	H: 0 LOB: 0 BB: 0 P: 11	R: 0 E: 0 K: 1 S: 8	H: 0 LOB: 0 BB: 0 P: 12	R: 0 E: 0 K: 0 S: 8	H: 1 LOB: 1 BB: 0 P: 12	R: 0 E: 0 K: 0 S: 4	H: 0 LOB: 0 BB: 0 P: 8	1B: 4 2B: 4 3B: 1 HR: 2	SF: 0 SAC: 0 DP: 0 HBP: 0	WP: 0 PB: 0 SB: 0 CS: 0	PA: 36
PITCHER	IP WLS BF H R ER SO BB IBB HBP BLK WP HR S P ERA WHIP																			
Frank Tanana, L (1, 1) ERA: 4.2	1.2 L 12 7 6 6 0 0 0 0 0 0 0 0 49 71 2.84 0.632																			
Eric King, R (2, 1) ERA: 3.34	6.1 24 4 2 2 4 0 0 0 0 0 0 0 0 49 71 2.84 0.632																			



Batter	1	2	3	4	5	6	7	8	9	AB	R	H	RBI	BB	SO	LOB	TOP					
Dan Gladden, R OBP: 0.329, SLG: 0.415	1-3 K			2-2 P6	3-3 K			0-0 6-3		4	0	0	0	0	2	1	Minnesota Twins @ Kansas City Royals Royals Stadium, Kansas City, MO Fri Aug 26 1988, 8:05 PM EDT Att: 41,097 - Unknown - 77 F					
Tom Herr, S OBP: 0.338, SLG: 0.329	1-1 G6-3			1-1 6-3 BLK 2B			0-2 1-3	2-3 K		4	1	1	0	0	1	0						
Kirby Puckett, R OBP: 0.371, SLG: 0.541	3-1 6-3			1-0 6-3			0-1 L4		2-2 F8	4	0	0	0	0	0	1						
Gene Larkin, S OBP: 0.384, SLG: 0.410		2-2 G4-6-3 1B		3-0 F8			2-0 1B		0-0 4-3	4	0	2	0	0	0	0						
Kent Hrbek, L OBP: 0.383, SLG: 0.521	2-1 G4-6-3 1-2F				3-1 G4-3		0-0 1-3		0-1 G4-3	4	0	0	0	0	0	2						
Tim Laudner, R OBP: 0.328, SLG: 0.440	1-0 P3				1-0 6-3			2-2 G6-4-3 1B		3	0	1	0	0	0	0						
John Christensen, R OBP: 0.375, SLG: 0.522			2-2 6-3		0-0 2B 1B		1-1 F9			3	1	1	0	0	0	1						
Greg Gagne, R OBP: 0.297, SLG: 0.419			1-1 G6-3		3-1 1B 2B		0-0 G6-4-3 1-2F			3	1	1	0	0	0	1						
Al Newman, S OBP: 0.297, SLG: 0.257			2-2 F8		0-0 1B			0-0 B1-3		3	0	1	2	0	0	0						
Inning Stats	R: 0 E: 0 K: 1 S: 7	H: 0 LOB: 0 BB: 0 P: 12	R: 0 E: 0 K: 0 S: 6	H: 1 LOB: 0 BB: 0 P: 11	R: 0 E: 0 K: 0 S: 9	H: 0 LOB: 0 BB: 0 P: 14	R: 1 E: 0 K: 0 S: 9	H: 1 LOB: 0 BB: 0 P: 16	R: 2 E: 0 K: 1 S: 11	H: 3 LOB: 1 BB: 0 P: 21	R: 0 E: 0 K: 0 S: 7	H: 1 LOB: 1 BB: 0 P: 9	R: 0 E: 0 K: 0 S: 6	H: 1 LOB: 0 BB: 0 P: 9	R: 0 E: 0 K: 0 S: 5	H: 0 LOB: 0 BB: 0 P: 7	R: 0 E: 0 K: 0 S: 7	H: 0 LOB: 0 BB: 0 P: 9	1B: 5 2B: 2 3B: 0 HR: 0	SF: 0 SAC: 0 DP: 2 HBP: 0	WP: 0 PB: 0 SB: 0 CS: 0	PA: 32
PITCHER Charlie Leibrandt, L ERA: 3.58	IP: 9.0 WLS: W BF: 32 H: 7 R: 3 ER: 3 SO: 3 BB: 0 IBB: 0 HBP: 0 BLK: 1 WP: 0 HR: 0 S: 67 P: 108 ERA: 3.00 WHIP: 0.778															PITCHER						

Batter	1	2	3	4	5	6	7	8	9	AB	R	H	RBI	BB	SO	LOB	BOTTOM			
Willie Wilson, S OBP: 0.290, SLG: 0.346	1-2 G4-3			0-0 FC6-4 CS WP			1-0 G5-3			4	0	1	0	0	0	1	Minnesota Twins @ Kansas City Royals Royals Stadium, Kansas City, MO Fri Aug 26 1988, 8:05 PM EDT Att: 41,097 - Unknown - 77 F			
Kurt Stillwell, S OBP: 0.328, SLG: 0.410	1-1 F9		3-2 1B	3-2 CS	3-3 K		0-0 F7			4	0	1	0	0	1	0				
Kevin Seitzer, R OBP: 0.378, SLG: 0.413	2-2 G3		2-2 F8		2-2 G3			0-3 K		4	0	0	0	0	1	2				
George Brett, L OBP: 0.406, SLG: 0.545		3-1 P5		0-0 1B 1B	3-3 K			1-0 F7		4	1	1	0	0	1	0				
Pat Tabler, R OBP: 0.355, SLG: 0.354		1-0 1-3		0-0 1B HR 1B		4-1 G6-4-3 BB		2-0 E BB 1B		3	1	2	0	1	0	0				
Danny Tartabull, R OBP: 0.386, SLG: 0.493		0-0 2B		1-0 HR 1B		2-0 G6-4-3 1B		4-0 E BB		3	1	3	1	1	0	0				
Frank White, R OBP: 0.283, SLG: 0.366	1-1 5-3			0-0 F7		1-1 G6-4-3		1-2 E6 FC6-4		4	0	0	0	0	0	7				
Bo Jackson, R OBP: 0.285, SLG: 0.474			3-3 K	2-0 HR		2-3 K		0-1 FC6-4		4	1	1	3	0	2	4				
Larry Owen, R OBP: 0.310, SLG: 0.216			3-3 K	4-1 FC6-4 BB			1-0 F7			2	0	0	0	1	1	0				
Inning Stats	R: 0 E: 0 K: 0 S: 8	H: 0 LOB: 0 BB: 0 P: 12	R: 0 E: 0 K: 0 S: 6	H: 1 LOB: 1 BB: 0 P: 11	R: 0 E: 0 K: 2 S: 17	H: 2 LOB: 2 BB: 0 P: 29	R: 4 E: 0 K: 0 S: 9	H: 4 LOB: 0 BB: 1 P: 19	R: 0 E: 0 K: 1 S: 10	H: 0 LOB: 0 BB: 0 P: 18	R: 0 E: 0 K: 1 S: 7	H: 1 LOB: 1 BB: 1 P: 16	R: 0 E: 0 K: 0 S: 3	H: 0 LOB: 0 BB: 0 P: 5	R: 0 E: 1 K: 1 S: 11	H: 1 LOB: 3 BB: 1 P: 19	1B: 7 2B: 1 3B: 0 HR: 1	SF: 0 SAC: 0 DP: 1 HBP: 0	WP: 1 PB: 0 SB: 0 CS: 1	PA: 36
PITCHER Frank Viola, L ERA: 2.43 Keith Altherton, R ERA: 3.45	IP: 7.2 WLS: L BF: 33 H: 9 R: 4 ER: 4 SO: 6 BB: 3 IBB: 0 HBP: 0 BLK: 0 WP: 1 HR: 1 S: 65 P: 122 ERA: 4.70 WHIP: 1.565															PITCHER				

AB	32
R	3
H	7
RBI	2
BB	0
SO	3
LOB	6



AB	32
R	4
H	9
RBI	4
BB	3
SO	6
LOB	14



Batter	1	2	3	4	5	6	7	8	9	AB	R	H	RBI	BB	SO	LOB	TOP					
John Moses, S OBP: 0.361, SLG: 0.436 (1, 7)	G3			HBP 1B	1-3			1B 1B		4	1	2	0	0	0	1						
Tom Herr, S OBP: 0.333, SLG: 0.324 (1, 4)	G3			P4		F7		K		4	0	0	0	0	1	2						
Kirby Puckett, R OBP: 0.368, SLG: 0.537 (1, 8)	4-3			F9		K		L4		4	0	0	0	0	1	2						
Kent Hrbek, L OBP: 0.386, SLG: 0.521 (1, 10)		L3 BB		HBP BB		K		1B 1B		2	0	1	0	2	1	0						
Gene Larkin, S OBP: 0.387, SLG: 0.410 (1, 3)	L3			HBP BB				1B BB		2	0	1	1	1	0	1						
Randy Bush, L OBP: 0.383, SLG: 0.455 (1, 9)	K			HBP				1B		4	0	1	0	0	3	5						
Tim Laudner, R OBP: 0.327, SLG: 0.438 (1, 2)			K					K		4	0	1	0	0	3	2						
Greg Gagne, R OBP: 0.295, SLG: 0.417 (1, 6)			K					K		2	0	0	0	0	2	1						
Eric Bullock, L (7, PH)			K					K		1	0	0	0	0	1	2						
Al Newman, S OBP: 0.295, SLG: 0.255 (7, 6)			K					K		1	0	0	0	0	1	0						
Steve Lombardozzi, R OBP: 0.314, SLG: 0.319 (1, 5)			4-3							3	0	0	0	0	1	3						
Brian Harper, R OBP: 0.366, SLG: 0.485 (9, PH)			4-3		P4			K		1	0	0	0	0	0	0						
Inning Stats	R: 0 E: 0 K: 0 S: 5	H: 0 LOB: 0 BB: 0 P: 10	R: 0 E: 0 K: 1 S: 5	H: 0 LOB: 0 BB: 1 P: 11	R: 0 E: 0 K: 2 S: 8	H: 0 LOB: 0 BB: 0 P: 14	R: 0 E: 0 K: 1 S: 12	H: 1 LOB: 3 BB: 1 P: 22	R: 0 E: 0 K: 1 S: 11	H: 1 LOB: 1 BB: 0 P: 15	R: 0 E: 0 K: 2 S: 8	H: 0 LOB: 0 BB: 0 P: 13	R: 0 E: 0 K: 3 S: 12	H: 1 LOB: 2 BB: 1 P: 21	R: 1 E: 0 K: 2 S: 15	H: 3 LOB: 2 BB: 0 P: 23	R: 0 E: 0 K: 2 S: 8	H: 0 LOB: 0 BB: 0 P: 13	1B: 6 2B: 1 3B: 0 HR: 0	SF: 0 SAC: 0 DP: 1 HBP: 1	WP: 0 PB: 0 SB: 1 CS: 0	PA: 36
PITCHER Mark Gubicza, R ERA: 2.7 (1, 1)	IP: 9.0 WLS: W BF: 36 H: 6 R: 1 ER: 1 SO: 14 BB: 3 IBB: 0 HBP: 1 BLK: 0 WP: 0 HR: 0 S: 84 P: 142 ERA: 1.00 WHIP: 1.000															PITCHER						

Minnesota Twins @ Kansas City Royals
 Royals Stadium, Kansas City, MO
 Sat Aug 27 1988, 8:05 PM EDT
 Att: 38,326 - Unknown - 69 F

AB	32
R	1
H	6
RBI	1
BB	3
SO	14
LOB	19



Batter	1	2	3	4	5	6	7	8	9	AB	R	H	RBI	BB	SO	LOB	BOTTOM					
Willie Wilson, S OBP: 0.292, SLG: 0.347 (1, 8)	1B		F8		SF8 BB 1B		1-3			4	1	2	0	0	0	0						
Kurt Stillwell, S OBP: 0.327, SLG: 0.407 (1, 6)	F9-8		4-3		BB			K		3	0	0	0	1	1	1						
Kevin Seitzer, R OBP: 0.381, SLG: 0.418 (1, 5)	1B			HR HBP	SF8			4-3 2B		2	1	2	2	0	0	0						
George Brett, L OBP: 0.403, SLG: 0.540 (1, 3)	6-3		F8		K			4-3		4	0	0	0	0	1	4						
Pat Tabler, R OBP: 0.354, SLG: 0.355 (1, 10)		6-3 2B	F8				4-3	F9		4	0	1	0	0	0	2						
Danny Tartabull, R OBP: 0.388, SLG: 0.500 (1, 9)	6-3			HR			G5-4-3 BB			2	1	1	2	1	0	1						
Frank White, R OBP: 0.281, SLG: 0.363 (1, 4)	K		F8				G5-4-3			3	0	0	0	0	1	2						
Bo Jackson, R OBP: 0.283, SLG: 0.470 (1, 7)	K				K			K		3	0	0	0	0	3	1						
Jamie Quirk, L OBP: 0.323, SLG: 0.390 (1, 2)			3-1		BB 1B SF8 1B			F7		3	1	1	0	0	0	0						
Inning Stats	R: 1 E: 0 K: 0 S: 8	H: 2 LOB: 0 BB: 0 P: 13	R: 0 E: 0 K: 2 S: 14	H: 1 LOB: 1 BB: 0 P: 17	R: 0 E: 0 K: 0 S: 5	H: 0 LOB: 0 BB: 0 P: 10	R: 2 E: 0 K: 0 S: 9	H: 1 LOB: 0 BB: 0 P: 14	R: 1 E: 0 K: 2 S: 9	H: 2 LOB: 2 BB: 1 P: 16	R: 0 E: 0 K: 0 S: 8	H: 0 LOB: 0 BB: 1 P: 13	R: 0 E: 0 K: 1 S: 8	H: 0 LOB: 0 BB: 0 P: 12	R: 0 E: 0 K: 1 S: 8	H: 1 LOB: 1 BB: 0 P: 12	R: 0 E: 0 K: 2 S: 8	H: 0 LOB: 0 BB: 0 P: 13	1B: 4 2B: 2 3B: 0 HR: 1	SF: 1 SAC: 0 DP: 1 HBP: 1	WP: 0 PB: 0 SB: 1 CS: 0	PA: 32
PITCHER Bert Blyleven, R ERA: 5.14 (1, 1)	IP: 8.0 WLS: L BF: 32 H: 7 R: 4 ER: 4 SO: 6 BB: 2 IBB: 0 HBP: 1 BLK: 0 WP: 0 HR: 1 S: 69 P: 107 ERA: 4.50 WHIP: 1.125															PITCHER						

Minnesota Twins @ Kansas City Royals
 Royals Stadium, Kansas City, MO
 Sat Aug 27 1988, 8:05 PM EDT
 Att: 38,326 - Unknown - 69 F

AB	28
R	4
H	7
RBI	4
BB	2
SO	6
LOB	11



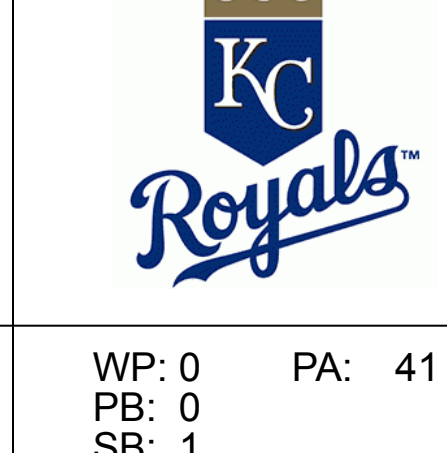
Batter	1	2	3	4	5	6	7	8	9	AB	R	H	RBI	BB	SO	LOB	TOP								
Dan Gladden, R OBP: 0.326, SLG: 0.411 (1, 7)										5	0	0	0	0	1	3	Minnesota Twins @ Kansas City Royals Royals Stadium, Kansas City, MO Sun Aug 28 1988, 4:33 AM EDT Att: 27,578 - Cloudy - 75 F								
Tom Herr, S OBP: 0.331, SLG: 0.319 (1, 4)										4	0	0	0	1	1	2									
Kirby Puckett, R OBP: 0.365, SLG: 0.533 (1, 8)										4	0	0	0	0	1	1									
Kent Hrbek, L OBP: 0.389, SLG: 0.528 Tim Laudner, R OBP: 0.327, SLG: 0.438 (8, 3)										4	1	3	0	0	0	0									
Gene Larkin, S OBP: 0.388, SLG: 0.410 (1, 10)										3	0	1	0	1	0	1									
Randy Bush, L OBP: 0.381, SLG: 0.453 John Christensen, R OBP: 0.385, SLG: 0.500 (6, PH) (6, 9)										2	0	0	0	0	0	3									
Brian Harper, R OBP: 0.363, SLG: 0.474 (1, 2)										3	0	0	1	1	0	2									
Greg Gagne, R OBP: 0.297, SLG: 0.416 (1, 6)										3	1	1	0	1	0	5									
Al Newman, S OBP: 0.306, SLG: 0.268 (1, 5)										4	1	3	0	0	0	3									
Inning Stats	R: 0 E: 0 K: 0 S: 6	H: 0 LOB: 0 BB: 0 P: 11	R: 0 E: 0 K: 0 S: 9	H: 1 LOB: 2 BB: 1 P: 20	R: 0 E: 0 K: 0 S: 7	H: 1 LOB: 0 BB: 0 P: 13	R: 0 E: 0 K: 0 S: 10	H: 1 LOB: 1 BB: 0 P: 20	R: 2 E: 1 K: 0 S: 9	H: 1 LOB: 0 BB: 1 P: 17	R: 1 E: 0 K: 0 S: 12	H: 2 LOB: 2 BB: 1 P: 25	R: 0 E: 0 K: 2 S: 8	H: 0 LOB: 1 BB: 1 P: 15	R: 0 E: 0 K: 0 S: 6	H: 0 LOB: 0 BB: 0 P: 8		R: 0 E: 0 K: 1 S: 10	H: 2 LOB: 2 BB: 0 P: 15	1B: 6 2B: 3 3B: 0 HR: 0	SF: 0 SAC: 0 DP: 2 HBP: 0	WP: 1 PB: 0 SB: 0 CS: 1	PA: 38		
PITCHER	IP	WLS	BF	H	R	ER	SO	BB	IBB	HBP	BLK	WP	HR	S	P	ERA	WHIP								
Luis Aquino, R ERA: 3.6 (1, 1)	5.0		20	4	2	0	0	2	0	0	0	0	0	41	81	0.00	1.200								
Israel Sanchez, L ERA: 4.94 (6, 1)	0.1		4	2	1	1	0	0	1	0	0	1	0	8	16	27.00	6.000								
Jeff Montgomery, R ERA: 2.87 (6, 1)	2.2	W	9	0	0	0	2	2	0	0	0	0	0	18	32	0.00	0.750								
Steve Farr, R ERA: 2.22 (9, 1)	1.0		5	2	0	0	1	0	0	0	0	0	0	10	15	0.00	2.000								

Batter	1	2	3	4	5	6	7	8	9	AB	R	H	RBI	BB	SO	LOB	BOTTOM								
Willie Wilson, S OBP: 0.293, SLG: 0.349 Jim Eisenreich, L OBP: 0.217, SLG: 0.255 (7, PH) (8, 8)										4	2	2	0	0	0	1	Minnesota Twins @ Kansas City Royals Royals Stadium, Kansas City, MO Sun Aug 28 1988, 4:33 AM EDT Att: 27,578 - Cloudy - 75 F								
Kurt Stillwell, S OBP: 0.326, SLG: 0.404 (1, 6)										5	1	1	0	0	0	1									
Kevin Seitzer, R OBP: 0.382, SLG: 0.416 (1, 5)										3	2	0	1	2	0	0									
George Brett, L OBP: 0.403, SLG: 0.545 (1, 3)										5	1	2	4	0	0	2									
Pat Tabler, R OBP: 0.357, SLG: 0.362 (1, 10)										4	2	2	2	1	2	1									
Danny Tartabull, R OBP: 0.389, SLG: 0.498 (1, 9)										2	1	0	0	2	0	1									
Frank White, R OBP: 0.283, SLG: 0.364 Bill Pecota, R OBP: 0.229, SLG: 0.265 (8, 4)										4	0	2	0	0	0	3									
Bo Jackson, R OBP: 0.282, SLG: 0.476 (1, 7)										4	1	1	3	0	2	5									
Larry Owen, R OBP: 0.305, SLG: 0.212 Brad Wellman, R OBP: 0.286, SLG: 0.260 Jamie Quirk, L OBP: 0.325, SLG: 0.413 (6, PH) (6, PH) (7, 2)										1	0	0	0	0	1	1									
Inning Stats	R: 0 E: 0 K: 0 S: 14	H: 0 LOB: 0 BB: 0 P: 20	R: 0 E: 0 K: 1 S: 7	H: 0 LOB: 0 BB: 0 P: 11	R: 0 E: 0 K: 2 S: 10	H: 1 LOB: 1 BB: 0 P: 12	R: 0 E: 0 K: 0 S: 7	H: 0 LOB: 0 BB: 0 P: 13	R: 0 E: 0 K: 0 S: 7	H: 1 LOB: 1 BB: 1 P: 12	R: 5 E: 1 K: 2 S: 23	H: 4 LOB: 2 BB: 2 P: 39	R: 7 E: 0 K: 0 S: 20	H: 5 LOB: 0 BB: 2 P: 33	R: 0 E: 0 K: 1 S: 10	H: 1 LOB: 1 BB: 0 P: 14		1B: 8 2B: 0 3B: 1 HR: 3	SF: 0 SAC: 0 DP: 1 HBP: 0	WP: 0 PB: 0 SB: 1 CS: 0	PA: 41				
PITCHER	IP	WLS	BF	H	R	ER	SO	BB	IBB	HBP	BLK	WP	HR	S	P	ERA	WHIP								
Allan Anderson, L ERA: 2.66 (1, 1)	5.1	L	23	6	5	4	3	2	0	0	0	0	0	57	89	6.75	1.500								
Juan Berenguer, R ERA: 4.19 (6, 1)	1.1		12	4	6	6	2	3	0	0	0	0	2	27	47	40.50	5.250								
German Gonzalez, R ERA: 0.82 (7, 1)	1.1		6	2	1	1	1	0	0	0	0	0	1	14	18	6.75	1.500								

AB	33
R	3
H	8
RBI	1
BB	5
SO	3
LOB	20



AB	36
R	12
H	12
RBI	11
BB	5
SO	6
LOB	17



Batter	1	2	3	4	5	6	7	8	9	AB	R	H	RBI	BB	SO	LOB	TOP			
John Moses, S OBP: 0.358, SLG: 0.431 (1, 8)	F7	1B						F8		4	0	1	1	0	0	1	Minnesota Twins @ Texas Rangers Arlington Stadium, Arlington, TX Mon Aug 29 1988, 8:05 PM EDT Att: 15,095 - Unknown - 80 F			
Tom Herr, S OBP: 0.330, SLG: 0.315 (1, 4)	G4-3		E1		F7			G4-3		3	0	0	0	1	0	1				
Dan Gladden, R OBP: 0.323, SLG: 0.407 (1, 7)	L9		FC4-6		F8			G4-3		4	0	0	0	0	0	3				
Kent Hrbek, L OBP: 0.389, SLG: 0.527 (1, 3)		K	F8-3					SH1-3	1B	4	0	2	0	0	1	1				
Gene Larkin, S OBP: 0.389, SLG: 0.409 (1, 10)	F7			G3	FC5-4			SH1-3	1B	3	0	1	0	1	0	1				
Brian Harper, R OBP: 0.362, SLG: 0.471 (1, 2)	1B	1B		P4				SH1-3	1B	3	1	1	0	0	1	2				
Randy Bush, L OBP: 0.362, SLG: 0.451 (1, 9)	1B	1B		G3				IBB		3	1	1	0	1	0	1				
Greg Gagne, R OBP: 0.298, SLG: 0.415 (9, PH)	1B	1B		K				K		3	1	1	1	0	1	1				
Jim Dwyer, L OBP: 0.358, SLG: 0.222 (9, 5)	1B	1B								1	0	0	0	0	1	3				
Steve Lombardozzi, R OBP: 0.314, SLG: 0.319 (9, 5)	1B	1B								0	0	0	0	0	0	0				
Al Newman, S OBP: 0.310, SLG: 0.269 (9, 6)	1B	1B						4-3		3	0	1	1	1	0	3				
Inning Stats	R: 0 E: 0 K: 0 S: 6	H: 0 LOB: 0 BB: 0 P: 9	R: 3 E: 0 K: 1 S: 16	H: 5 LOB: 2 BB: 0 P: 20	R: 0 E: 1 K: 0 S: 3	H: 0 LOB: 0 BB: 0 P: 3	R: 0 E: 0 K: 1 S: 6	H: 0 LOB: 1 BB: 1 P: 11	R: 0 E: 0 K: 0 S: 7	H: 1 LOB: 0 BB: 0 P: 16	R: 0 E: 0 K: 0 S: 6	H: 0 LOB: 0 BB: 0 P: 7	R: 0 E: 0 K: 0 S: 5	H: 0 LOB: 0 BB: 0 P: 13	R: 0 E: 0 K: 0 S: 5	H: 2 LOB: 3 BB: 1 P: 20	1B: 8 2B: 1 3B: 0 HR: 0	SF: 0 SAC: 1 DP: 2 HBP: 0	WP: 0 PB: 0 SB: 1 CS: 1	PA: 36
PITCHER Jeff Russell, R ERA: 3.69 (1, 1)	IP: 9.0 WLS: L BF: 36 H: 8 R: 3 ER: 3 SO: 4 BB: 3 IBB: 1 HBP: 0 BLK: 0 WP: 0 HR: 0 S: 66 P: 108 ERA: 3.00 WHIP: 1.222															PITCHER				

Batter	1	2	3	4	5	6	7	8	9	AB	R	H	RBI	BB	SO	LOB	BOTTOM			
Oddibe McDowell, L OBP: 0.309, SLG: 0.354 (1, 8)	SH3		K		G4-3		G3-1			4	1	1	0	0	1	1	Minnesota Twins @ Texas Rangers Arlington Stadium, Arlington, TX Mon Aug 29 1988, 8:05 PM EDT Att: 15,095 - Unknown - 80 F			
Scott Fletcher, R OBP: 0.354, SLG: 0.319 (1, 6)	SH3		BB		F8		F8			3	0	1	0	0	0	1				
Pete O'Brien, L OBP: 0.362, SLG: 0.422 (1, 3)	G3		BB		P6		G4-3			3	0	0	1	1	0	0				
Ruben Sierra, S OBP: 0.291, SLG: 0.418 (1, 9)	L3		F9				L7			3	0	0	0	1	0	2				
Geno Petralli, L OBP: 0.374, SLG: 0.432 (1, 2)		SH2-4	K		FC4-6		K			4	1	1	0	0	2	3				
Pete Incaviglia, R OBP: 0.324, SLG: 0.476 (1, 10)	1B	SH2-4		G6-3		F9		K		4	0	1	0	0	1	1				
Cecil Espy, S OBP: 0.284, SLG: 0.350 (1, 7)	SH2-4		CS		1B		1B			3	0	2	0	0	1	0				
Steve Buechele, R OBP: 0.356, SLG: 0.433 (9, PR)	1B						G3-1	SH3-4		3	0	3	1	1	0	0				
Bob Brower, R OBP: 0.305, SLG: 0.286 (9, PR)	1B						SH3-4	2B		0	0	0	0	0	0	0				
Curtis Wilkerson, S OBP: 0.352, SLG: 0.370 (1, 4)	G4-3		G3				SH3-4	G4-3		3	0	0	0	0	0	3				
Inning Stats	R: 1 E: 0 K: 0 S: 7	H: 1 LOB: 0 BB: 0 P: 11	R: 1 E: 0 K: 0 S: 8	H: 3 LOB: 1 BB: 0 P: 10	R: 0 E: 0 K: 2 S: 15	H: 1 LOB: 2 BB: 1 P: 27	R: 0 E: 0 K: 0 S: 7	H: 1 LOB: 1 BB: 1 P: 16	R: 0 E: 0 K: 0 S: 4	H: 1 LOB: 2 BB: 1 P: 10	R: 0 E: 0 K: 0 S: 8	H: 1 LOB: 1 BB: 0 P: 11	R: 0 E: 0 K: 1 S: 10	H: 0 LOB: 0 BB: 0 P: 13	R: 0 E: 0 K: 2 S: 10	H: 1 LOB: 1 BB: 0 P: 14	1B: 7 2B: 2 3B: 0 HR: 0	SF: 0 SAC: 3 DP: 0 HBP: 0	WP: 0 PB: 0 SB: 1 CS: 1	PA: 36
PITCHER Freddie Toliver, R ERA: 4.08 (1, 1)	IP: 6.0 WLS: W BF: 25 H: 7 R: 2 ER: 2 SO: 2 BB: 3 IBB: 0 HBP: 0 BLK: 0 WP: 0 HR: 0 S: 45 P: 80 ERA: 3.00 WHIP: 1.667															PITCHER				
Keith Atherton, R ERA: 3.39 (7, 1)	IP: 2.0 WLS: S BF: 7 H: 1 R: 0 ER: 0 SO: 1 BB: 0 IBB: 0 HBP: 0 BLK: 0 WP: 0 HR: 0 S: 18 P: 24 ERA: 0.00 WHIP: 0.500																			
Jeff Reardon, R ERA: 2.93 (9, 1)	IP: 1.0 WLS: S BF: 4 H: 1 R: 0 ER: 0 SO: 2 BB: 0 IBB: 0 HBP: 0 BLK: 0 WP: 0 HR: 0 S: 10 P: 14 ERA: 0.00 WHIP: 1.000																			

Minnesota Twins @ Texas Rangers
Arlington Stadium, Arlington, TX
Mon Aug 29 1988, 8:05 PM EDT
Att: 15,095 - Unknown - 80 F

AB 31
R 3
H 8
RBI 3
BB 4
SO 4
LOB 17



Minnesota Twins @ Texas Rangers
Arlington Stadium, Arlington, TX
Mon Aug 29 1988, 8:05 PM EDT
Att: 15,095 - Unknown - 80 F

AB 30
R 2
H 9
RBI 2
BB 3
SO 5
LOB 11



Batter	1	2	3	4	5	6	7	8	9	AB	R	H	RBI	BB	SO	LOB	TOP					
John Moses, S OBP: 0.356, SLG: 0.423	1-1 G3-1		1-0 P3	2-2 F8		1-0 SH3		1-0 CS HBP		3	0	0	0	0	0	3						
Tom Herr, S OBP: 0.334, SLG: 0.318	4-2 G5-4-3 BB			2-0 WP BB 1B	3-2 G4-3 HR 1B	0-2 G3		1-2 CS	2-2 G5-3	4	2	0	1	0	1							
Kirby Puckett, R OBP: 0.364, SLG: 0.529	0-0 G5-4-3			0-3 K	1-1 G4-3	1-3 K			0-1 BB 1B	5	0	1	0	0	2	4						
Kent Hrbek, L OBP: 0.388, SLG: 0.530		2-1 F8		0-0 F9					0-0 P6	5	1	1	2	0	0	2						
Gene Larkin, S OBP: 0.389, SLG: 0.406	1-0 G3			4-0 WP BB 1B	1-0 F8		1-3 K		4-2 FC6 BB	3	1	0	0	2	1	0						
Randy Bush, L OBP: 0.386, SLG: 0.452	2-1 F9			4-2 BB WP 1B	1-2 BB 1B		4-0 BB		3-1 FC6	2	1	1	0	2	0	0						
John Christensen, R OBP: 0.370, SLG: 0.480				1-2 2-3 3-H BB	4-0 BB 1B				1-2 BB	1	0	0	0	0	0	2						
Tim Laudner, R OBP: 0.329, SLG: 0.435			2-3 K	4-2 BB 1B BB	1-2 BB		0-1 F9			2	1	0	0	2	1	1						
Greg Gagne, R OBP: 0.297, SLG: 0.412			0-0 P3	4-1 BB 1B BB	1-2 L7		1-3 K			3	0	0	1	1	1	2						
Al Newman, S OBP: 0.320, SLG: 0.276			4-0 BB	2-2 BB 1B		2-1 G3 SH3 1B		0-1 B5-3		3	0	2	2	1	0	0						
Inning Stats	R: 0 E: 0 K: 0 S: 8	H: 0 LOB: 0 BB: 1 P: 13	R: 0 E: 0 K: 0 S: 5	H: 0 LOB: 0 BB: 0 P: 10	R: 0 E: 0 K: 1 S: 5	H: 0 LOB: 1 BB: 1 P: 12	R: 4 E: 0 K: 1 S: 19	H: 2 LOB: 2 BB: 4 P: 41	R: 2 E: 0 K: 0 S: 15	H: 3 LOB: 2 BB: 1 P: 26	R: 0 E: 0 K: 1 S: 14	H: 1 LOB: 1 BB: 0 P: 18	R: 0 E: 0 K: 1 S: 10	H: 0 LOB: 1 BB: 1 P: 17	R: 0 E: 0 K: 1 S: 11	H: 0 LOB: 0 BB: 0 P: 14	R: 0 E: 0 K: 0 S: 10	H: 1 LOB: 2 BB: 1 P: 19	1B: 6 2B: 0 3B: 0 HR: 1	SF: 0 SAC: 1 DP: 1 HBP: 1	WP: 2 PB: 0 SB: 0 CS: 1	PA: 43
PITCHER	IP	WLS	BF	H	R	ER	SO	BB	IBB	HBP	BLK	WP	HR	S	P	ERA	WHIP					
Bobby Witt, R ERA: 4.05	8.0		37	6	6	6	5	8	0	1	0	2	1	87	151	6.75	1.750					
Ed Vande Berg, L ERA: 3.74	1.0	W	5	1	0	0	0	1	0	0	0	0	0	10	19	0.00	2.000					

Minnesota Twins @ Texas Rangers
Arlington Stadium, Arlington, TX
Tue Aug 30 1988, 8:05 PM EDT
Att: 15,245 - Unknown

AB 31
R 6
H 7
RBI 5
BB 9
SO 5
LOB 15



Batter	1	2	3	4	5	6	7	8	9	AB	R	H	RBI	BB	SO	LOB	BOTTOM					
Oddibe McDowell, L OBP: 0.305, SLG: 0.348	1-1 B1	3-1 P5		0-0 G4-3		0-0 F8		3-2 G4-3		5	0	0	0	0	0	2						
Scott Fletcher, R OBP: 0.360, SLG: 0.328	2-2 HR 1B	3-2 BLK 2B		1-1 G3 BLK 1B		1-3 BB 1B		1-1 BB		5	1	5	0	0	0	0						
Pete O'Brien, L OBP: 0.363, SLG: 0.427	2-0 1-H HR	3-2 F8		3-2 G3		4-0 BB		1-0 P4		4	1	1	2	1	0	4						
Ruben Sierra, S OBP: 0.292, SLG: 0.425	2-0 BB FC4-6 1B		2-1 HR	1-1 F8		0-0 SF8		2-2 F9		4	2	2	2	0	0	3						
Geno Petralli, L OBP: 0.377, SLG: 0.431	4-0 FC4-6 BB BB		0-1 F7		3-2 1B	0-0 P7		4-2 HR BB		3	0	1	0	2	0	2						
Bob Brower, R OBP: 0.305, SLG: 0.286	1-2 BB									0	1	0	0	0	0	0						
Pete Incaviglia, R OBP: 0.323, SLG: 0.471	4-2 FC4-6 BB		2-0 P5		1-3 K		1-3 K		2-2 P4	4	0	0	0	1	2	2						
Cecil Espy, S OBP: 0.286, SLG: 0.364	0-1 FC4-6		1-2 E 1B		0-0 F7		1-3 K		1-1 HR	5	2	2	3	0	1	3						
Steve Buechele, R OBP: 0.355, SLG: 0.431	0-1 F7		1 SAFE E6 1B		0-1 L4		1-0 G4-3			4	0	1	1	0	0	3						
Curtis Wilkerson, S OBP: 0.354, SLG: 0.369		0-1 G3	3-3 K		2-1 1B SF8 1B		4-0 1B G4-3 BB			3	1	1	0	1	1	1						
Inning Stats	R: 3 E: 0 K: 0 S: 17	H: 3 LOB: 2 BB: 2 P: 32	R: 0 E: 0 K: 0 S: 11	H: 1 LOB: 0 BB: 0 P: 20	R: 2 E: 1 K: 1 S: 14	H: 3 LOB: 1 BB: 0 P: 25	R: 0 E: 0 K: 0 S: 9	H: 1 LOB: 1 BB: 0 P: 14	R: 0 E: 0 K: 0 S: 10	H: 1 LOB: 2 BB: 1 P: 14	R: 1 E: 0 K: 0 S: 6	H: 2 LOB: 2 BB: 1 P: 12	R: 0 E: 0 K: 2 S: 7	H: 0 LOB: 0 BB: 0 P: 10	R: 0 E: 0 K: 0 S: 10	H: 1 LOB: 2 BB: 1 P: 21	R: 2 E: 0 K: 0 S: 10	H: 1 LOB: 1 BB: 1 P: 17	1B: 9 2B: 1 3B: 0 HR: 3	SF: 1 SAC: 0 DP: 0 HBP: 0	WP: 0 PB: 0 SB: 3 CS: 0	PA: 43
PITCHER	IP	WLS	BF	H	R	ER	SO	BB	IBB	HBP	BLK	WP	HR	S	P	ERA	WHIP					
Roy Smith, R ERA: 3.98	2.2		17	7	5	5	0	2	0	0	1	0	0	26	40	3.38	1.500					
Mark Portugal, R ERA: 4.65	2.2		12	4	1	1	2	0	0	0	1	0	0	26	40	3.38	1.500					
Juan Berenguer, R ERA: 4.25	3.0	L	14	2	2	2	2	3	0	0	0	0	1	29	54	6.00	1.667					

Minnesota Twins @ Texas Rangers
Arlington Stadium, Arlington, TX
Tue Aug 30 1988, 8:05 PM EDT
Att: 15,245 - Unknown

AB 37
R 8
H 13
RBI 8
BB 5
SO 4
LOB 20



Batter	1	2	3	4	5	6	7	8	9	AB	R	H	RBI	BB	SO	LOB	TOP								
Dan Gladden, R OBP: 0.321, SLG: 0.403	G1-3	2B 1B BB	P4		F7			P7	P8	5	1	0	1	1	0	3									
Tom Harr, S OBP: 0.339, SLG: 0.327 Steve Lombardozi, R OBP: 0.314, SLG: 0.319	FC4-6 1B	1B 2B			F9		5-3	FC4-6 1B		5	2	3	2	0	0	0									
Kirby Puckett, R OBP: 0.366, SLG: 0.541	FC4-6							E5		5	2	3	4	0	0	2									
Gene Larkin, S OBP: 0.387, SLG: 0.402	L8							FC4-6 1B		4	1	0	0	1	1	4									
Kent Hrbek, L OBP: 0.390, SLG: 0.533		G4-3	2B		P4					5	1	3	1	0	0	1									
Tim Laudner, R OBP: 0.333, SLG: 0.439		1B BB FC5-2	2B		FC6-4			FC5-4 1B		4	0	2	2	1	0	2									
John Christensen, R OBP: 0.367, SLG: 0.444 John Moses, S OBP: 0.352, SLG: 0.418		FC5-2 1B BB	K					G5-3		2	1	0	0	1	1	1									
Greg Gagne, R OBP: 0.296, SLG: 0.410		BB FC5-2 2B 1B	K					F9		5	1	1	0	0	2	1									
Al Newman, S OBP: 0.322, SLG: 0.281		FC5-2 2B BB						F8		4	1	1	0	1	0	3									
Inning Stats	R: 0 E: 0 K: 0 S: 5	H: 1 LOB: 1 BB: 0 P: 7	R: 5 E: 0 K: 1 S: 18	H: 3 LOB: 1 BB: 3 P: 39	R: 1 E: 0 K: 2 S: 15	H: 2 LOB: 2 BB: 1 P: 28	R: 1 E: 0 K: 0 S: 14	H: 1 LOB: 1 BB: 1 P: 22	R: 0 E: 0 K: 0 S: 7	H: 1 LOB: 1 BB: 0 P: 11	R: 1 E: 0 K: 0 S: 8	H: 2 LOB: 1 BB: 0 P: 12	R: 0 E: 0 K: 0 S: 7	H: 0 LOB: 0 BB: 0 P: 9	R: 2 E: 1 K: 1 S: 23	H: 3 LOB: 2 BB: 0 P: 31	R: 0 E: 0 K: 1 S: 7	H: 0 LOB: 0 BB: 0 P: 9	1B: 7 2B: 4 3B: 0 HR: 2	SF: 0 SAC: 0 DP: 0 HBP: 0	WP: 0 PB: 0 SB: 0 CS: 0	PA: 46			
PITCHER	IP	WLS	BF	H	R	ER	SO	BB	IBB	HBP	BLK	WP	HR	S	P	ERA	WHIP								
Paul Kilgus, L ERA: 3.97	1.2	L	12	4	5	5	0	3	0	0	0	0	0	20	42	27.00	4.200								
Guy Hoffman, L ERA: 5.49	4.1		21	6	3	3	3	2	0	0	0	0	2	47	77	6.23	1.846								
Craig McMurtry, R ERA: 2.57	1.0		3	0	0	0	0	0	0	0	0	0	0	7	9	0.00	0.000								
Mitch Williams, L ERA: 4.55	1.0		7	3	2	0	1	0	0	0	0	0	0	23	31	0.00	3.000								
Jeff Kunkel, R ERA:	1.0		3	0	0	0	1	0	0	0	0	0	0	7	9	0.00	0.000								

Minnesota Twins @ Texas Rangers
Arlington Stadium, Arlington, TX
Wed Aug 31 1988, 8:05 PM EDT
Att: 10,286 - Unknown

AB 41
R 10
H 13
RBI 10
BB 5
SO 5
LOB 19



Batter	1	2	3	4	5	6	7	8	9	AB	R	H	RBI	BB	SO	LOB	BOTTOM								
Oddibe McDowell, L OBP: 0.305, SLG: 0.348 Cecil Espy, S OBP: 0.284, SLG: 0.361	K		G4-3			1B E 1B	F8		FC6-4	3	1	1	0	0	1	2									
Scott Fletcher, R OBP: 0.361, SLG: 0.329 Geno Petralli, L OBP: 0.379, SLG: 0.433						E6 G4-6-3 E				2	0	1	0	1	0	1									
Ruben Sierra, S OBP: 0.292, SLG: 0.424		F9				E7 G4-6-3 1B				4	0	1	0	0	1	5									
Pete Incaviglia, R OBP: 0.322, SLG: 0.470 Barbato Garbey, R OBP: 0.214, SLG: 0.200						F8				1	0	0	0	0	1	1									
Pete O'Brien, L OBP: 0.361, SLG: 0.425 Jim Sundberg, R OBP: 0.282, SLG: 0.333		P4				G4-6-3				3	0	0	0	0	0	3									
Mike Stanley, R OBP: 0.322, SLG: 0.304						G5-3				2	0	0	0	0	0	2									
Steve Buechele, R OBP: 0.353, SLG: 0.429 Curtis Wilkerson, S OBP: 0.352, SLG: 0.367										3	0	1	0	1	0	0									
Steve Buechele, R OBP: 0.353, SLG: 0.429 Curtis Wilkerson, S OBP: 0.352, SLG: 0.367						6-3				2	0	0	0	0	1	2									
Jeff Kunkel, R OBP: 0.278, SLG: 0.430										4	0	1	0	0	2	2									
Bob Brower, R OBP: 0.314, SLG: 0.292										3	0	2	0	1	1	0									
Inning Stats	R: 0 E: 0 K: 2 S: 14	H: 1 LOB: 1 BB: 0 P: 17	R: 0 E: 0 K: 1 S: 7	H: 0 LOB: 0 BB: 0 P: 10	R: 0 E: 0 K: 0 S: 7	H: 1 LOB: 2 BB: 2 P: 17	R: 0 E: 0 K: 0 S: 9	H: 0 LOB: 0 BB: 0 P: 13	R: 0 E: 0 K: 2 S: 8	H: 0 LOB: 0 BB: 0 P: 9	R: 1 E: 2 K: 0 S: 11	H: 2 LOB: 1 BB: 0 P: 16	R: 0 E: 0 K: 0 S: 8	H: 1 LOB: 2 BB: 1 P: 14	R: 0 E: 0 K: 1 S: 9	H: 1 LOB: 1 BB: 0 P: 14	R: 0 E: 0 K: 2 S: 14	H: 2 LOB: 2 BB: 0 P: 20	1B: 8 2B: 0 3B: 0 HR: 0	SF: 0 SAC: 0 DP: 2 HBP: 0	WP: 0 PB: 0 SB: 0 CS: 0	PA: 37			
PITCHER	IP	WLS	BF	H	R	ER	SO	BB	IBB	HBP	BLK	WP	HR	S	P	ERA	WHIP								
Frank Viola, L ERA: 2.36	7.0	W	28	5	1	0	5	3	0	0	0	0	0	64	96	0.00	1.143								
German Gonzalez, R ERA: 0.69	2.0		9	3	0	0	3	0	0	0	0	0	0	23	34	0.00	1.500								

Minnesota Twins @ Texas Rangers
Arlington Stadium, Arlington, TX
Wed Aug 31 1988, 8:05 PM EDT
Att: 10,286 - Unknown

AB 34
R 1
H 8
RBI 0
BB 3
SO 8
LOB 22



Batter	1	2	3	4	5	6	7	8	9	AB	R	H	RBI	BB	SO	LOB	TOP										
Willie Wilson, S (1, 8) OBP: 0.291, SLG: 0.344	G3		1-1 1B	0-0 4-3			3-3 K			4	0	1	1	0	1	2	Kansas City Royals @ Minnesota Twins Hubert H. Humphrey Metrodome, Minneapolis, MN Thu Sep 01 1988, 8:05 PM EDT Att: 28,865 - Dome livebaseballscorecards.com										
Kevin Seitzer, R (1, 5) OBP: 0.375, SLG: 0.407	P3		3-H 1-2 F8		1-2 6-3		3-2 P3			4	0	0	0	0	0	1											
George Brett, L (1, 3) OBP: 0.400, SLG: 0.536	F8			1-1 FC6-4 1B	1-3 K			2-3 K		4	0	1	0	0	2	0											
Pat Tabler, R (1, 10)		2-1 4-3		1-0 FC6-4 1B	1-2 G4-3			1-1 6-3		4	1	0	0	0	0	1											
Danny Tartabull, R (1, 9) OBP: 0.370, SLG: 0.501	F9		1-2 P3 1B	1-2 P3 1B		2-2 G1-3		3-3 K		4	1	1	0	0	1	0											
Frank White, R (1, 4) OBP: 0.280, SLG: 0.359	6-3		1-2 1B	0-0 1B		1-2 G1-3			0-0 F7	4	1	1	1	0	0	0											
Bo Jackson, R (1, 7) OBP: 0.289, SLG: 0.474			0-0 P9 1B	2-2 P3		2-3 K			3-3 K	4	1	1	0	0	2	2											
Jamie Quirk, L (1, 2) OBP: 0.330, SLG: 0.428			0-0 P9	0-0 1B			3-2 HR		1-3 K	4	1	2	2	0	1	1											
Bill Pecota, R (1, 6) OBP: 0.246, SLG: 0.273			2-3 L6	1-1 1B			1-0 F8			3	0	1	1	0	0	1											
Inning Stats	R: 0 E: 0 K: 0 S: 6	H: 0 LOB: 0 BB: 0 P: 9	R: 0 E: 0 K: 0 S: 6	H: 0 LOB: 0 BB: 0 P: 10	R: 1 E: 0 K: 0 S: 9	H: 2 LOB: 1 BB: 0 P: 12	R: 3 E: 0 K: 0 S: 14	H: 5 LOB: 2 BB: 0 P: 19	R: 0 E: 0 K: 1 S: 11	H: 0 LOB: 0 BB: 0 P: 14	R: 0 E: 0 K: 1 S: 9	H: 0 LOB: 0 BB: 0 P: 14	R: 1 E: 0 K: 1 S: 13	H: 1 LOB: 0 BB: 0 P: 23	R: 0 E: 0 K: 2 S: 8	H: 0 LOB: 0 BB: 0 P: 14	R: 0 E: 0 K: 2 S: 7	H: 0 LOB: 0 BB: 0 P: 11	1B: 6 2B: 1 3B: 0 HR: 1	SF: 0 SAC: 0 DP: 0 HBP: 0	WP: 0 PB: 0 SB: 0 CS: 0	PA: 35					
PITCHER	IP	WLS	BF	H	R	ER	SO	BB	IBB	HBP	BLK	WP	HR	S	P	ERA	WHIP										
Bert Blyleven, R (1, 1) ERA: 5.19	7.0	L	29	8	5	5	3	0	0	0	0	0	1	68	101	6.43	1.143										
Dan Schatzeder, L (8, 1) ERA: 8.5	2.0		6	0	0	0	4	0	0	0	0	0	0	15	25	0.00	0.000										

Batter	1	2	3	4	5	6	7	8	9	AB	R	H	RBI	BB	SO	LOB	BOTTOM										
Dan Gladden, R (1, 7) OBP: 0.321, SLG: 0.402	L8		0-0 G3-1		2-0 G3			0-0 BLK 1B		4	1	1	0	0	0	0	Kansas City Royals @ Minnesota Twins Hubert H. Humphrey Metrodome, Minneapolis, MN Thu Sep 01 1988, 8:05 PM EDT Att: 28,865 - Dome livebaseballscorecards.com										
Tom Herr, S (1, 4) OBP: 0.334, SLG: 0.322	K		1-2 E5 CS			3-2 L4		2-2 L7		4	0	0	0	0	1	1											
Kirby Puckett, R (1, 8) OBP: 0.369, SLG: 0.546	1B HBP		3-3 K			2-1 1B		0-0 G3-6-3 1B		3	1	2	1	0	1	1											
Kent Hrbek, L (1, 3) OBP: 0.392, SLG: 0.535	1-0 1B		1-2 K		0-1 1B		1-1 1B	0-1 G3-6-3		4	0	3	1	0	0	1											
Gene Larkin, S (1, 10) OBP: 0.386, SLG: 0.401	0-1 P5		2-2 F7		2-2 F7		1-0 G3-6-1 1B		2-2 F8	4	0	1	0	0	0	3											
Randy Bush, L (1, 9) OBP: 0.383, SLG: 0.446		1-0 G3		1-3 K		2-0 G3-6-1		2-2 F8		4	0	0	0	0	1	3											
Brian Harper, R (1, 2) OBP: 0.359, SLG: 0.465		0-0 1B		0-3 K			0-0 6-3		0-3 K	4	0	1	0	0	2	1											
Greg Gagne, R (1, 6) OBP: 0.296, SLG: 0.409		2-3 K			3-2 G4-6-3 1B		1-3 K			3	0	1	0	0	2	1											
Al Newman, S (1, 5) OBP: 0.317, SLG: 0.276		2-3 K			0-1 G4-6-3		1-1 4-3			3	0	0	0	0	1	2											
Inning Stats	R: 0 E: 0 K: 1 S: 9	H: 1 LOB: 2 BB: 0 P: 18	R: 0 E: 0 K: 2 S: 10	H: 1 LOB: 1 BB: 0 P: 15	R: 0 E: 1 K: 1 S: 8	H: 0 LOB: 0 BB: 0 P: 12	R: 0 E: 0 K: 2 S: 11	H: 1 LOB: 1 BB: 0 P: 14	R: 0 E: 0 K: 0 S: 6	H: 3 LOB: 1 BB: 0 P: 18	R: 0 E: 0 K: 1 S: 6	H: 0 LOB: 0 BB: 0 P: 8	R: 1 E: 0 K: 0 S: 9	H: 2 LOB: 0 BB: 0 P: 11	R: 0 E: 0 K: 1 S: 9	H: 0 LOB: 0 BB: 0 P: 13	1B: 8 2B: 0 3B: 1 HR: 0	SF: 0 SAC: 0 DP: 3 HBP: 1	WP: 0 PB: 0 SB: 0 CS: 1	PA: 34							
PITCHER	IP	WLS	BF	H	R	ER	SO	BB	IBB	HBP	BLK	WP	HR	S	P	ERA	WHIP										
Mark Gubicza, R (1, 1) ERA: 2.68	9.0	W	34	9	2	2	8	0	0	1	1	0	0	77	120	2.00	1.000										

Batter	1	2	3	4	5	6	7	8	9	AB	R	H	RBI	BB	SO	LOB	TOP								
Willie Wilson, S (1, 8) OBP: 0.293, SLG: 0.346	F9		SF9			1B		SH5-3 1B		3	1	2	1	0	0	0	Kansas City Royals @ Minnesota Twins Hubert H. Humphrey Metrodome, Minneapolis, MN Fri Sep 02 1988, 8:05 PM EDT Att: 36,291 - Dome livebaseballscorecards.com								
Kevin Seitzer, R (1, 5) OBP: 0.377, SLG: 0.411	2B		G6-4-3			1B		SH5-3 1B		3	1	2	0	0	0	1									
George Brett, L (1, 3) OBP: 0.401, SLG: 0.534	K					1B				3	0	1	1	1	1	1									
Pat Tabler, R (1, 10) OBP: 0.346, SLG: 0.350	P4					1B		BB		4	0	1	1	0	0	3									
Danny Tartabull, R (1, 9) OBP: 0.369, SLG: 0.499						1B				4	0	1	0	0	1	4									
Frank White, R (1, 4) OBP: 0.280, SLG: 0.358	P9					1B				4	0	1	0	0	1	3									
Bo Jackson, R (1, 7) OBP: 0.286, SLG: 0.468	K					1B				4	0	0	0	0	4	2									
Bill Pecota, R (1, 6) OBP: 0.250, SLG: 0.277						1B				2	1	1	0	0	0	1									
Kurt Stillwell, S (7, PH) OBP: 0.323, SLG: 0.401						1B				1	0	0	0	0	0	0									
Brad Wellman, R (7, PH) OBP: 0.286, SLG: 0.260						1B				0	0	0	0	0	0	0									
Bill Buckner, L (9, PH) OBP: 0.272, SLG: 0.322						1B				1	0	0	0	0	0	0									
Larry Owen, R (1, 2) OBP: 0.297, SLG: 0.211						1B				2	0	1	0	0	1	0									
Jamie Quirk, L (7, PH) OBP: 0.328, SLG: 0.425						1B				1	0	0	0	0	0	0									
Inning Stats	R: 0 E: 0 K: 1 S: 13	H: 1 LOB: 1 BB: 0 P: 18	R: 0 E: 0 K: 1 S: 6	H: 1 LOB: 0 BB: 0 P: 8	R: 1 E: 0 K: 0 S: 8	H: 2 LOB: 0 BB: 0 P: 11	R: 0 E: 0 K: 0 S: 7	H: 0 LOB: 0 BB: 0 P: 12	R: 0 E: 0 K: 1 S: 5	H: 1 LOB: 0 BB: 0 P: 9	R: 2 E: 0 K: 1 S: 17	H: 4 LOB: 2 BB: 0 P: 25	R: 0 E: 0 K: 1 S: 7	H: 0 LOB: 0 BB: 0 P: 11	R: 0 E: 0 K: 2 S: 10	H: 1 LOB: 2 BB: 1 P: 15	R: 0 E: 0 K: 2 S: 9	H: 0 LOB: 0 BB: 0 P: 11	1B: 9 2B: 1 3B: 0 HR: 0	SF: 1 SAC: 1 DP: 2 HBP: 0	WP: 0 PB: 0 SB: 0 CS: 1	PA: 35			
PITCHER	IP	WLS	BF	H	R	ER	SO	BB	IBB	HBP	BLK	WP	HR	S	P	ERA	WHIP	PITCHER							
Allan Anderson, L (1, 1) ERA: 2.74	5.1	W	22	9	3	3	4	0	0	0	0	0	0	51	77	5.06	1.688								
Keith Altherton, R (6, 1) ERA: 3.29	2.0		7	1	0	0	1	0	0	0	0	0	0	16	21	0.00	0.500								
Jeff Reardon, R (8, 1) ERA: 2.85	1.2	S	6	0	0	0	3	1	0	0	0	0	0	15	22	0.00	0.600								

Batter	1	2	3	4	5	6	7	8	9	AB	R	H	RBI	BB	SO	LOB	BOTTOM								
Dan Gladden, R (1, 7) OBP: 0.323, SLG: 0.408	S 2B 1B		4-3 3B	K			BB 1B	K		5	2	3	1	0	2	2	Kansas City Royals @ Minnesota Twins Hubert H. Humphrey Metrodome, Minneapolis, MN Fri Sep 02 1988, 8:05 PM EDT Att: 36,291 - Dome livebaseballscorecards.com								
Tom Herr, S (1, 4) OBP: 0.330, SLG: 0.317	K		4-3			G6-3	K			4	0	0	1	0	2	3									
Kirby Puckett, R (1, 8) OBP: 0.368, SLG: 0.549	5-3		E5 BB E			HR	P4			4	2	1	1	0	0	3									
Gene Larkin, S (1, 3) OBP: 0.389, SLG: 0.404	2B		E BB			F8	BB 1B			2	0	1	1	2	0	0									
Kent Hrbek, L (1, 10) OBP: 0.391, SLG: 0.533	G3-1		E3 G5-4-3			K	BB 1B			4	0	1	1	0	1	2									
Brian Harper, R (1, 2) OBP: 0.350, SLG: 0.452	K		G5-4-3			K	L1			4	0	0	0	0	2	5									
John Christensen, R (1, 9) ERA: 4.73						6-3				2	0	0	0	0	1	0									
Randy Bush, L (6, PH) OBP: 0.362, SLG: 0.445						K				1	0	0	0	0	0	0									
John Moses, S (8, 9) OBP: 0.396, SLG: 0.434						K		FC5-2 3B		1	0	1	0	0	0	0									
Greg Gagne, R (1, 6) OBP: 0.294, SLG: 0.405	K					K	L6-3			4	0	0	0	0	2	1									
Al Newman, S (1, 5) OBP: 0.321, SLG: 0.277						3B 1B	BB	FC5-2		3	2	1	0	1	0	1									
Inning Stats	R: 1 E: 0 K: 1 S: 8	H: 2 LOB: 1 BB: 0 P: 14	R: 0 E: 0 K: 2 S: 10	H: 0 LOB: 0 BB: 0 P: 16	R: 3 E: 2 K: 0 S: 13	H: 2 LOB: 1 BB: 1 P: 25	R: 0 E: 0 K: 3 S: 13	H: 0 LOB: 1 BB: 1 P: 18	R: 1 E: 0 K: 1 S: 10	H: 1 LOB: 0 BB: 0 P: 14	R: 0 E: 0 K: 1 S: 6	H: 0 LOB: 0 BB: 0 P: 9	R: 1 E: 1 K: 1 S: 18	H: 2 LOB: 3 BB: 1 P: 27	R: 0 E: 0 K: 1 S: 15	H: 1 LOB: 1 BB: 0 P: 24	R: 0 E: 0 K: 2 S: 9	H: 0 LOB: 0 BB: 0 P: 11	1B: 4 2B: 1 3B: 2 HR: 1	SF: 0 SAC: 0 DP: 1 HBP: 0	WP: 0 PB: 0 SB: 3 CS: 0	PA: 37			
PITCHER	IP	WLS	BF	H	R	ER	SO	BB	IBB	HBP	BLK	WP	HR	S	P	ERA	WHIP	PITCHER							
Floyd Bannister, L (1, 1) ERA: 4.73	5.0	L	23	5	5	4	7	2	0	0	0	0	0	54	87	7.20	1.400								
Jeff Montgomery, R (6, 1) ERA: 2.76	1.2		8	1	1	0	2	1	0	0	0	0	0	19	30	0.00	1.200								
Jerry Don Gleaton, L (7, 1) ERA: 2.87	1.1		6	2	0	0	1	0	0	0	0	0	0	20	30	0.00	1.500								

AB	32
R	3
H	10
RBI	3
BB	1
SO	8
LOB	15

AB	34
R	6
H	8
RBI	5
BB	3
SO	10
LOB	17



Batter	1	2	3	4	5	6	7	8	9	AB	R	H	RBI	BB	SO	LOB	TOP										
Willie Wilson, S OBP: 0.298, SLG: 0.347 (1, 8)	4-1 BLK WP G4-3 BB		3-2 1B		0-0 1-2 G1-6-3 1B		4-0 1B BB		1-1 F9	3	2	2	0	2	0	0											
Kevin Seitzer, R OBP: 0.379, SLG: 0.412 (1, 5)	2-2 G4-3 1-H		1-2 1-3 1B		1-1 G1-6-3 1-2		4-0 1B BB		3-2 1B	4	0	2	1	1	0	2											
George Brett, L OBP: 0.401, SLG: 0.535 (1, 3)	1-2 F7		2-2 G3			3-2 1B 2B		0-1 F8	2-0 1-3 1B	5	1	2	0	0	0	4											
Danny Tartabull, R OBP: 0.368, SLG: 0.497 Bo Jackson, R OBP: 0.295, SLG: 0.467 (7, 9)	1-0 G5-3			3-3 K		0-1 2B 1B		2-3 K	0-0 P2	4	1	1	1	0	2	2											
Bill Buckner, L OBP: 0.274, SLG: 0.328 (1, 10)		1-2 L6		0-0 P5		0-2 SH3 1-H HR 2B		0-1 1-3 2-H 1B	0-0 F8	5	1	2	1	0	0	2											
Frank White, R OBP: 0.280, SLG: 0.356 (1, 4)		1-1 G5-3		4-0 BB		1-1 SH3		1-2 L7		2	0	0	0	1	0	2											
Jim Eisenreich, L OBP: 0.217, SLG: 0.272 (1, 7)		2-3 K		1-2 F7		2-1 HR		1-0 G4-3		4	1	1	2	0	1	1											
Jamie Quirk, L OBP: 0.322, SLG: 0.417 Kurt Stillwell, S OBP: 0.323, SLG: 0.400 Brad Wellman, R OBP: 0.286, SLG: 0.260 (8, 6)			0-2 G6-3		2-1 G6-3		0-0 F9		0-3 K	3	0	0	0	0	0	0											
Bill Pecota, R OBP: 0.252, SLG: 0.278 Pat Tabler, R OBP: 0.348, SLG: 0.349 Larry Owen, R OBP: 0.297, SLG: 0.211 (8, 2)			0-1 G4-3		2-2 1B		2-0 F9		2-1 F8	3	0	1	0	0	0	0											
Inning Stats	R: 1 E: 0 K: 0 S: 10	H: 0 LOB: 0 BB: 1 P: 18	R: 0 E: 0 K: 1 S: 10	H: 0 LOB: 0 BB: 0 P: 14	R: 0 E: 0 K: 0 S: 19	H: 2 LOB: 2 BB: 0 P: 24	R: 0 E: 0 K: 1 S: 7	H: 0 LOB: 1 BB: 1 P: 15	R: 0 E: 0 K: 0 S: 8	H: 2 LOB: 1 BB: 0 P: 13	R: 4 E: 0 K: 0 S: 14	H: 4 LOB: 0 BB: 0 P: 22	R: 1 E: 0 K: 1 S: 10	H: 1 LOB: 2 BB: 2 P: 21	R: 0 E: 0 K: 1 S: 6	H: 0 LOB: 0 BB: 0 P: 9	R: 0 E: 0 K: 0 S: 8	H: 2 LOB: 2 BB: 0 P: 14	1B: 8 2B: 2 3B: 0 HR: 1	SF: 0 SAC: 1 DP: 1 HBP: 0	WP: 1 PB: 0 SB: 1 CS: 0	PA: 41					
PITCHER	IP	WLS	BF	H	R	ER	SO	BB	IBB	HBP	BLK	WP	HR	S	P	ERA	WHIP										
Freddie Toliver, R ERA: 4.27 Juan Berenguer, R ERA: 4.4 Mark Portugal, R ERA: 4.56 Dan Schatzeder, L ERA: 8.05 Jeff Reardon, R ERA: 2.6	(1, 1)	5.0	23	7	4	4	2	2	0	0	1	1	0	62	95	7.20	1.800										

Kansas City Royals @ Minnesota Twins
Hubert H. Humphrey Metrodome, Minneapolis, MN
Sat Sep 03 1988, 4:33 AM EDT
Att: 47,658 - Dome

AB 36
R 6
H 11
RBI 5
BB 4
SO 4
LOB 15



Batter	1	2	3	4	5	6	7	8	9	AB	R	H	RBI	BB	SO	LOB	BOTTOM										
Dan Gladden, R OBP: 0.324, SLG: 0.414 (1, 7)	2-1 G1-3	2-3 K			1-0 HR					5	2	2	1	0	1	3											
Tom Herr, S OBP: 0.331, SLG: 0.316 (1, 4)	4-1 1B BB		3-2 F7		1-1 L5		2-1 2B 1B		3-2 G3-1	4	1	1	1	1	0	0											
Kirby Puckett, R OBP: 0.370, SLG: 0.551 (1, 8)	1-0 1-2 1B		0-0 G6-3		0-0 1B		1-0 1-3 2-H 2B		2-1 F8	5	1	3	1	0	0	0											
Kent Hrbek, L OBP: 0.390, SLG: 0.531 (1, 3)	1-3 K		0-1 G3		0-0 F8		2-1 1B FC4-2 2B		0-1 P6	5	0	1	2	0	1	3											
Gene Larkin, S OBP: 0.390, SLG: 0.406 (1, 10)	0-0 P6			0-2 G6-3		3-1 WP FC5-2 2B		1-0 FC4-2 1B HBP		3	1	1	0	0	0	2											
Randy Bush, L OBP: 0.386, SLG: 0.458 John Moses, S OBP: 0.356, SLG: 0.434 (8, 9)		3-1 HR		2-2 G5-3 1B		1-1 P4		0-0 FC4-2 1B 1B		4	2	3	1	0	0	1											
Tim Laudner, R OBP: 0.330, SLG: 0.434 (1, 2)		3-2 F7		0-0 G5-3		0-0 FC5-2		0-0 FC4-2 1B		4	0	0	0	0	0	5											
Greg Gagne, R OBP: 0.292, SLG: 0.402 Jim Dwyer, L OBP: 0.368, SLG: 0.236 Steve Lombardozzi, R OBP: 0.314, SLG: 0.319 (8, 5)		1-3 K		1-1 G1-3		3-2 G3		1-0 1-2 2-H 3-H 1B		3	0	0	0	0	1	2											
Al Newman, S OBP: 0.325, SLG: 0.282 (8, 6)		2-2 S 1B		0-0 G1-3				0-0 K		4	1	2	0	0	1	2											
Inning Stats	R: 0 E: 0 K: 1 S: 9	H: 1 LOB: 2 BB: 1 P: 17	R: 1 E: 0 K: 2 S: 16	H: 2 LOB: 1 BB: 0 P: 27	R: 0 E: 0 K: 0 S: 7	H: 0 LOB: 0 BB: 0 P: 10	R: 0 E: 0 K: 0 S: 9	H: 1 LOB: 1 BB: 0 P: 12	R: 1 E: 0 K: 0 S: 6	H: 2 LOB: 1 BB: 0 P: 8	R: 0 E: 0 K: 0 S: 12	H: 1 LOB: 1 BB: 0 P: 19	R: 6 E: 0 K: 1 S: 18	H: 7 LOB: 2 BB: 0 P: 29	R: 0 E: 0 K: 0 S: 8	H: 0 LOB: 0 BB: 0 P: 13	R: 0 E: 0 K: 0 S: 8	H: 0 LOB: 0 BB: 0 P: 13	1B: 9 2B: 3 3B: 0 HR: 2	SF: 0 SAC: 0 DP: 0 HBP: 1	WP: 1 PB: 0 SB: 1 CS: 0	PA: 40					
PITCHER	IP	WLS	BF	H	R	ER	SO	BB	IBB	HBP	BLK	WP	HR	S	P	ERA	WHIP										
Bret Saberhagen, R ERA: 3.91 Jeff Montgomery, R ERA: 2.95 Jerry Don Gleaton, L ERA: 3.45 Steve Farr, R ERA: 2.11	(1, 1)	6.0	29	10	5	5	3	1	0	0	0	0	0	1	2	7.50	1.833										

Kansas City Royals @ Minnesota Twins
Hubert H. Humphrey Metrodome, Minneapolis, MN
Sat Sep 03 1988, 4:33 AM EDT
Att: 47,658 - Dome

AB 38
R 8
H 14
RBI 8
BB 1
SO 4
LOB 18



Batter	1	2	3	4	5	6	7	8	9	AB	R	H	RBI	BB	SO	LOB	TOP					
Willie Wilson, S (1, 8) OBP: 0.299, SLG: 0.347										4	0	1	0	1	1	1	Kansas City Royals @ Minnesota Twins Hubert H. Humphrey Metrodome, Minneapolis, MN Sun Sep 04 1988, 4:33 AM EDT Att: 40,967 - Dome livebaseballscorecards.com					
Kevin Seitzer, R (1, 5) OBP: 0.380, SLG: 0.411										4	1	1	0	1	1	4						
George Brett, L (1, 3) OBP: 0.401, SLG: 0.536										5	0	2	1	0	1	5						
Pat Tabler, R (1, 10) OBP: 0.345, SLG: 0.348										4	0	1	0	0	0	1						
Frank White, R (1, 4) OBP: 0.282, SLG: 0.358										4	1	2	0	0	0	2						
Jim Eisenreich, L (1, 7) OBP: 0.218, SLG: 0.272										4	0	1	0	0	0	3						
Bo Jackson, R (1, 9) OBP: 0.282, SLG: 0.462										4	0	0	1	0	0	2						
Jamie Quirk, L (1, 2) OBP: 0.332, SLG: 0.440										3	1	2	1	1	0	1						
Bill Pecota, R (1, 6) OBP: 0.260, SLG: 0.280										3	0	1	0	1	0	1						
Inning Stats	R: 0 E: 0 K: 0 S: 10	H: 0 LOB: 0 BB: 1 P: 16	R: 1 E: 0 K: 0 S: 12	H: 2 LOB: 1 BB: 0 P: 14	R: 0 E: 0 K: 0 S: 6	H: 0 LOB: 1 BB: 2 P: 15	R: 0 E: 0 K: 0 S: 7	H: 1 LOB: 1 BB: 0 P: 10	R: 2 E: 0 K: 0 S: 13	H: 3 LOB: 1 BB: 0 P: 22	R: 0 E: 0 K: 0 S: 7	H: 0 LOB: 0 BB: 0 P: 10	R: 0 E: 0 K: 1 S: 8	H: 0 LOB: 0 BB: 1 P: 14	R: 0 E: 0 K: 0 S: 11	H: 2 LOB: 2 BB: 0 P: 20	R: 0 E: 0 K: 2 S: 20	H: 3 LOB: 3 BB: 0 P: 31	1B: 9 2B: 1 3B: 0 HR: 1	SF: 0 SAC: 0 DP: 2 HBP: 0	WP: 0 PB: 0 SB: 1 CS: 1	PA: 39
PITCHER	IP WLS BF H R ER SO BB IBB HBP BLK WP HR S P ERA WHIP																					
Les Straker, R (1, 1) ERA: 4.43	4.2 L 21 6 3 3 0 3 0 0 0 0 0 1 46 73 5.79 1.929																					
Mark Portugal, R (5, 1) ERA: 4.31	3.0 11 2 0 0 1 1 0 0 0 0 0 0 25 44 0.00 1.000																					
Dan Schatzeder, L (8, 1) ERA: 7.78	0.2 5 3 0 0 0 0 0 0 0 0 0 0 14 22 0.00 4.500																					
German Gonzalez, R (9, 1) ERA: 0.66	0.2 2 0 0 0 2 0 0 0 0 0 0 0 9 13 0.00 0.000																					

Batter	1	2	3	4	5	6	7	8	9	AB	R	H	RBI	BB	SO	LOB	BOTTOM					
Dan Gladden, R (1, 7) OBP: 0.323, SLG: 0.412										5	0	1	0	0	0	2	Kansas City Royals @ Minnesota Twins Hubert H. Humphrey Metrodome, Minneapolis, MN Sun Sep 04 1988, 4:33 AM EDT Att: 40,967 - Dome livebaseballscorecards.com					
Tom Herr, S (1, 4) OBP: 0.335, SLG: 0.316										3	1	1	0	2	1	2						
Kirby Puckett, R (1, 8) OBP: 0.369, SLG: 0.548										3	0	0	0	1	0	4						
Kent Hrbek, L (1, 3) OBP: 0.388, SLG: 0.529										4	0	1	1	0	1	1						
Gene Larkin, S (1, 10) OBP: 0.386, SLG: 0.402										4	0	0	0	0	1	2						
Randy Bush, L (1, 9) OBP: 0.388, SLG: 0.458										2	0	1	0	1	0	0						
John Christensen, R (8, PH) OBP: 0.333, SLG: 0.400										1	0	0	0	0	0	0						
Tim Laudner, R (1, 2) OBP: 0.329, SLG: 0.429										3	0	0	0	1	0	1						
Greg Gagne, R (1, 6) OBP: 0.292, SLG: 0.401										3	1	1	0	0	0	2						
Al Newman, S (1, 5) OBP: 0.320, SLG: 0.278										3	0	0	0	0	0	2						
Brian Harper, R (9, PH) OBP: 0.354, SLG: 0.452										0	0	0	0	1	0	0						
John Moses, S (9, PR) OBP: 0.356, SLG: 0.434										0	0	0	0	0	0	0						
Inning Stats	R: 0 E: 0 K: 0 S: 7	H: 1 LOB: 1 BB: 0 P: 13	R: 0 E: 0 K: 0 S: 9	H: 0 LOB: 2 BB: 2 P: 20	R: 1 E: 0 K: 1 S: 11	H: 1 LOB: 2 BB: 2 P: 23	R: 1 E: 1 K: 0 S: 14	H: 2 LOB: 3 BB: 1 P: 25	R: 0 E: 0 K: 0 S: 4	H: 0 LOB: 0 BB: 0 P: 10	R: 0 E: 0 K: 0 S: 7	H: 0 LOB: 0 BB: 0 P: 13	R: 0 E: 0 K: 0 S: 5	H: 0 LOB: 0 BB: 0 P: 8	R: 0 E: 0 K: 1 S: 6	H: 0 LOB: 0 BB: 0 P: 9	R: 0 E: 0 K: 1 S: 12	H: 1 LOB: 2 BB: 1 P: 20	1B: 5 2B: 0 3B: 0 HR: 0	SF: 0 SAC: 0 DP: 1 HBP: 0	WP: 0 PB: 0 SB: 3 CS: 0	PA: 38
PITCHER	IP WLS BF H R ER SO BB IBB HBP BLK WP HR S P ERA WHIP																					
Luis Aquino, R (1, 1) ERA: 3.38	4.0 W 21 1 0 0 1 1 0 0 0 0 0 0 28 53 0.00 0.462																					
Israel Sanchez, L (5, 1) ERA: 4.18	4.1 W 15 1 0 0 1 1 0 0 0 0 0 0 28 53 0.00 0.462																					
Steve Farr, R (9, 1) ERA: 2.09	0.2 S 2 0 0 0 1 0 0 0 0 0 0 0 6 7 0.00 0.000																					

Batter	1	2	3	4	5	6	7	8	9	AB	R	H	RBI	BB	SO	LOB	TOP							
Mickey Brantley, R OBP: 0.295, SLG: 0.419	0-1 P5		1-2 P4			1-2 FC1-6 1B			0-2 6-3	4	0	1	0	0	0	0								
Harold Reynolds, S OBP: 0.336, SLG: 0.391	0-2 S 1B			0-0 P3		0-0 FC1-6 CS			1-2 4-3	4	0	1	0	0	0	1								
Darnell Coles, R OBP: 0.310, SLG: 0.418	1-1 P3			3-2 2B		1-1 CS	2-3 K		4-0 BB	3	0	1	0	1	1	1								
Steve Balboni, R OBP: 0.257, SLG: 0.428	2-3 K			1-2 P3		0-0 P3			3-0 L7	4	0	0	0	0	1	3								
Alvin Davis, L OBP: 0.404, SLG: 0.475		2-3 K		0-1 F8			2-2 F7			3	0	0	0	0	1	1								
Dave Valle, R OBP: 0.296, SLG: 0.428		1-2 G5-4-3 1B			1-1 6-3			0-2 6-3		3	0	1	0	0	0	0								
Jay Buhner, R OBP: 0.326, SLG: 0.457		2-2 G5-4-3			1-0 P8			2-3 K		3	0	0	0	0	1	1								
Edgar Martinez, R OBP: 0.300, SLG: 0.235			0-3 K		1-1 P3			1-2 1B		3	0	1	0	0	1	0								
Rey Quinones, R OBP: 0.293, SLG: 0.419			0-3 K			1-3 K		2-3 K		3	0	0	0	0	3	1								
Inning Stats	R: 0 E: 0 K: 1 S: 11	H: 1 LOB: 1 BB: 0 P: 14	R: 0 E: 0 K: 1 S: 9	H: 1 LOB: 0 BB: 0 P: 14	R: 0 E: 0 K: 2 S: 9	H: 0 LOB: 0 BB: 0 P: 10	R: 0 E: 0 K: 0 S: 10	H: 1 LOB: 1 BB: 0 P: 14	R: 0 E: 0 K: 0 S: 5	H: 0 LOB: 0 BB: 0 P: 8	R: 0 E: 0 K: 1 S: 8	H: 1 LOB: 0 BB: 0 P: 11	R: 0 E: 0 K: 1 S: 7	H: 0 LOB: 0 BB: 0 P: 11	R: 0 E: 0 K: 2 S: 14	H: 1 LOB: 1 BB: 0 P: 19	R: 0 E: 0 K: 0 S: 7	H: 0 LOB: 1 BB: 1 P: 15	1B: 4 2B: 1 3B: 0 HR: 0	SF: 0 SAC: 0 DP: 1 HBP: 0	WP: 0 PB: 0 SB: 1 CS: 1	PA: 32		
PITCHER	IP WLS BF H R ER SO BB IBB HBP BLK WP HR S P ERA WHIP	8.2 W 30 5 0 0 8 1 0 0 0 0 0 79 112 0.00 0.692	0.1 S 1 0 0 0 0 0 0 0 0 0 0 1 4 0.00 0.000																					

Seattle Mariners @ Minnesota Twins
Hubert H. Humphrey Metrodome, Minneapolis, MN
Mon Sep 05 1988, 4:33 AM EDT
Att: 31,133 - Dome

AB 30
R 0
H 5
RBI 0
BB 1
SO 8
LOB 8



Batter	1	2	3	4	5	6	7	8	9	AB	R	H	RBI	BB	SO	LOB	BOTTOM							
John Moses, S OBP: 0.353, SLG: 0.429	2-2 L5		3-2 F8			1-0 F7		2-0 1B		4	1	1	1	0	0	0								
Al Newman, S OBP: 0.316, SLG: 0.277	0-0 F9		2-2 G3			0-0 P9		2-0 G6-4-3 1B		4	0	1	1	0	0	0								
Kirby Puckett, R OBP: 0.368, SLG: 0.546	1-1 1B			0-0 6-3		0-1 P6		0-0 G6-4-3		4	0	1	0	0	0	1								
Kent Hrbek, L OBP: 0.390, SLG: 0.530	2-1 G3			1-1 1B		3-1 FC6-4 1B				3	0	2	0	0	0	1								
Gene Larkin, S OBP: 0.384, SLG: 0.399		1-3 K		0-2 F9		1-1 P6				3	0	0	0	0	1	2								
Randy Bush, L OBP: 0.385, SLG: 0.454		3-1 F8		1-2 F7		2-3 K				3	0	0	0	0	1	2								
Tim Laudner, R OBP: 0.331, SLG: 0.433		4-2 BB			3-1 SH3 FC9-2 2B		1-0 FC6-4			2	0	1	0	1	0	1								
Greg Gagne, R OBP: 0.291, SLG: 0.400		3-2 6-3			0-0 SH3			1-0 E6 SH1-3 1B		2	1	0	0	0	0	1								
Steve Lombardozzi, R OBP: 0.311, SLG: 0.316			3-1 F8		0-0 FC9-2			1-0 SH1-3		2	0	0	0	0	0	1								
Inning Stats	R: 0 E: 0 K: 0 S: 8	H: 1 LOB: 1 BB: 0 P: 13	R: 0 E: 0 K: 1 S: 11	H: 0 LOB: 1 BB: 1 P: 22	R: 0 E: 0 K: 0 S: 10	H: 0 LOB: 0 BB: 0 P: 18	R: 0 E: 0 K: 0 S: 10	H: 1 LOB: 1 BB: 0 P: 12	R: 0 E: 0 K: 0 S: 4	H: 1 LOB: 1 BB: 0 P: 7	R: 0 E: 0 K: 0 S: 4	H: 0 LOB: 0 BB: 0 P: 5	R: 0 E: 0 K: 1 S: 8	H: 1 LOB: 1 BB: 0 P: 15	R: 2 E: 1 K: 0 S: 5	H: 2 LOB: 0 BB: 0 P: 11	R: 0 E: 0 K: 0 S: 5	H: 0 LOB: 0 BB: 0 P: 11	1B: 5 2B: 2 3B: 0 HR: 0	SF: 0 SAC: 2 DP: 2 HBP: 0	WP: 0 PB: 0 SB: 0 CS: 0	PA: 30		
PITCHER	IP WLS BF H R ER SO BB IBB HBP BLK WP HR S P ERA WHIP	7.1 L 29 6 2 0 2 1 0 0 0 0 0 59 102 0.00 0.955	0.2 1 0 0 0 0 0 0 0 0 0 0 0 1 1 0.00 0.000																					

Seattle Mariners @ Minnesota Twins
Hubert H. Humphrey Metrodome, Minneapolis, MN
Mon Sep 05 1988, 4:33 AM EDT
Att: 31,133 - Dome

AB 27
R 2
H 6
RBI 2
BB 1
SO 2
LOB 9



Batter	1	2	3	4	5	6	7	8	9	AB	R	H	RBI	BB	SO	LOB	TOP
Harold Reynolds, S (1,4) OBP: 0.339, SLG: 0.391	0-1 4-3	0-1 1B		0-2 1B		3-2 G3		0-2 P6		5	0	2	3	0	0	1	
Mike Kingery, L (1,9) OBP: 0.321, SLG: 0.291	2-3 K	0-0 F7-4		0-0 1B		3-3 K			1-1 G3	5	0	1	0	0	2	2	
Darnell Coles, R (1,7) OBP: 0.309, SLG: 0.416	1-1 1B		2-1 6-3		0-1 P2		3-2 F9		2-1 1B	4	0	1	0	0	0	0	
Henry Cotto, R (7,8) OBP: 0.305, SLG: 0.373									2B	1	1	1	0	0	0	0	
Alvin Davis, L (1,3) OBP: 0.406, SLG: 0.474	2-2 G4-3		4-1 BB		0-0 1B		1-0 F9		4-0 1B	3	2	1	0	2	0	1	
Steve Balboni, R (1,10) OBP: 0.259, SLG: 0.427		1-3 K	2-2 F8		1-1 F9		0-0 1B		1-1 1B	5	0	2	1	0	1	2	
Scott Bradley, L (1,2) OBP: 0.304, SLG: 0.351		0-2 1B	0-0 G4-3		0-0 1B		0-1 F7		0-0 2B	5	2	3	1	0	0	2	
Mickey Brantley, R (1,8) OBP: 0.296, SLG: 0.419		1-1 BB		0-1 F8		0-2 1B		1-2 F7	1-1 6-3	5	1	2	2	0	0	2	
Jim Presley, R (1,5) OBP: 0.274, SLG: 0.356		0-0 1B		2-3 K	1-1 5-3		0-1 4-3		1-3 K	5	1	2	1	0	2	3	
Rey Quinones, R (1,6) OBP: 0.295, SLG: 0.419		4-1 1B		0-0 1B			0-1 G4-3			0	0	0	0	1	0	0	
Mario Diaz, R (3,6) OBP: 0.348, SLG: 0.413		1-2 BB						2-3 4-3		3	1	1	0	0	0	1	
Inning Stats	R: 0 H: 1 E: 0 K: 1 S: 10	H: 4 R: 6 ER: 6 SO: 3 LOB: 1 BB: 0 P: 15	R: 0 H: 0 E: 0 K: 0 S: 7	H: 3 R: 1 ER: 0 SO: 13 LOB: 2 BB: 0 P: 13	R: 2 H: 3 E: 0 K: 0 S: 11	R: 0 H: 0 E: 0 K: 0 S: 10	R: 0 H: 1 E: 0 K: 0 S: 7	R: 0 H: 1 E: 0 K: 0 S: 10	R: 2 H: 3 E: 0 K: 1 S: 12	R: 0 H: 0 E: 0 K: 0 S: 10	1B: 12 2B: 5 3B: 0 HR: 0	SF: 0 SAC: 0 DP: 1 HBP: 0	WP: 1 PB: 0 SB: 0 CS: 0	PA: 44			
PITCHER	IP WLS BF H R ER SO BB IBB HBP BLK WP HR S P ERA WHIP																
Bert Blyleven, R (1,1) ERA: 5.36	4.2 L 25 11 6 6 3 2 0 0 0 0 1 0 51 73 11.57 2.786																
Roy Smith, R (5,1) ERA: 3.57	2.1 8 1 0 0 1 0 0 0 0 0 0 19 30 0.00 0.429																
German Gonzalez, R (8,1) ERA: 0.61	1.0 4 1 0 0 0 0 0 0 0 0 0 10 11 0.00 1.000																
Jim Winn, R (9,1) ERA: 6.0	1.0 7 3 2 2 1 0 1 0 0 0 0 12 22 18.00 3.000																

Seattle Mariners @ Minnesota Twins
Hubert H. Humphrey Metrodome, Minneapolis, MN
Tue Sep 06 1988, 8:05 PM EDT
Att: 17,185 - Dome

AB 41
R 8
H 16
RBI 8
BB 3
SO 5
LOB 14



Batter	1	2	3	4	5	6	7	8	9	AB	R	H	RBI	BB	SO	LOB	BOTTOM
John Moses, S (1,9) OBP: 0.360, SLG: 0.428	1-0 F8		1-3 K		2-2 1B		4-1 FC5		4-1 BB	3	0	1	0	2	1	0	
Dan Gladden, R (1,7) OBP: 0.302, SLG: 0.415	3-2 P3		0-0 HR		2-2 5-3		1-0 FC5		1-3 K	5	1	1	1	0	1	4	
Kent Hrbek, L (1,3) OBP: 0.391, SLG: 0.529	4-1 BB		0-0 G3				0-0 1B		2-2 4-3	3	0	1	0	1	0	0	
Kirby Puckett, R (1,8) OBP: 0.368, SLG: 0.544	1-1 4-3				0-0 F9		1-1 F9		1-2 2B	4	1	1	0	0	0	2	
Jim Dwyer, L (1,10) OBP: 0.361, SLG: 0.254		0-0 F8		3-3 K		1-1 P6		3-2 2B		4	0	1	1	0	1	1	
Tim Laudner, R (1,2) OBP: 0.328, SLG: 0.428		2-2 P3		2-0 E1		1-1 G3-4-3		0-3 K		4	0	0	0	0	1	2	
Greg Gagne, R (1,6) OBP: 0.291, SLG: 0.401		3-2 1B		2-2 P4			0-1 G6-3		1-3 K	3	1	1	0	0	0	1	
Randy Bush, L (8,PH) OBP: 0.364, SLG: 0.452										1	0	0	0	0	1	1	
Al Newman, S (1,5) OBP: 0.327, SLG: 0.280		0-1 1B			1-2 G6-3		4-2 FC5		4-0 G6-4-3	2	0	1	1	2	0	0	
Steve Lombardozzi, R (1,4) OBP: 0.307, SLG: 0.311			1-3 K		3-1 P6		2-2 P5		1-2 G6-4-3	4	0	0	0	0	1	2	
Inning Stats	R: 0 H: 0 E: 0 K: 0 S: 7	H: 2 R: 2 ER: 2 SO: 3 LOB: 1 BB: 0 P: 16	R: 1 H: 1 E: 0 K: 2 S: 8	H: 0 R: 0 ER: 0 SO: 16 LOB: 1 BB: 0 P: 10	R: 0 H: 0 E: 1 K: 1 S: 9	R: 0 H: 1 E: 0 K: 0 S: 14	R: 0 H: 1 E: 0 K: 0 S: 7	R: 0 H: 0 E: 0 K: 0 S: 9	R: 1 H: 2 E: 0 K: 2 S: 18	R: 0 H: 0 E: 0 K: 1 S: 9	1B: 4 2B: 2 3B: 0 HR: 1	SF: 0 SAC: 0 DP: 1 HBP: 0	WP: 0 PB: 0 SB: 0 CS: 0	PA: 38			
PITCHER	IP WLS BF H R ER SO BB IBB HBP BLK WP HR S P ERA WHIP																
Mike Campbell, R (1,1) ERA: 5.09	6.2 W 28 5 2 2 3 3 0 0 0 0 0 1 64 108 2.70 1.200																
Bill Swift, R (7,1) ERA: 4.51	0.2 4 2 1 1 0 0 0 0 0 0 0 13 20 13.50 3.000																
Mike Schooler, R (8,1) ERA: 3.4	1.2 S 6 0 0 0 3 2 0 0 0 0 0 0 15 26 0.00 1.200																

Seattle Mariners @ Minnesota Twins
Hubert H. Humphrey Metrodome, Minneapolis, MN
Tue Sep 06 1988, 8:05 PM EDT
Att: 17,185 - Dome

AB 33
R 3
H 7
RBI 3
BB 5
SO 6
LOB 13



Batter	1	2	3	4	5	6	7	8	9	10	AB	R	H	RBI	BB	SO	LOB	TOP							
Henry Cotto, R OBP: 0.304, SLG: 0.373 (1, 8)	L6		K					G6-3		G4-3	5	0	1	0	0	1	3								
Harold Reynolds, S OBP: 0.339, SLG: 0.393 (1, 4)	4-3			K				6-3			5	1	2	1	0	1	1								
Darnell Coles, R OBP: 0.319, SLG: 0.288 (1, 7)	K			HBP					SH1-4		2	0	0	0	0	2	0								
Mike Kingery, L (9, 7)	K									K	1	0	0	0	0	1	1								
Steve Balboni, R OBP: 0.274, SLG: 0.425 (1, 10)		L7									4	0	1	1	0	0	1								
Mickey Brantley, R OBP: 0.296, SLG: 0.419 (9, PR)				P3				F7			0	0	0	0	0	0	0								
Alvin Davis, L OBP: 0.409, SLG: 0.476 (1, 3)									1B		3	0	2	0	1	0	1								
Dave Valle, R OBP: 0.294, SLG: 0.421 (1, 2)									1B		4	0	0	0	0	0	4								
Jay Buhner, R OBP: 0.321, SLG: 0.448 (1, 9)											4	0	0	0	0	1	3								
Jim Presley, R OBP: 0.274, SLG: 0.356 (1, 5)											3	0	1	0	0	0	0								
Bruce Fields, L OBP: 0.302, SLG: 0.380 (8, PR)				6-3							0	0	0	0	0	0	0								
Edgar Martinez, R OBP: 0.333, SLG: 0.235 (8, 5)											0	0	0	0	1	0	0								
Mario Diaz, R OBP: 0.338, SLG: 0.400 (1, 6)											2	0	0	0	0	0	0								
Rey Quinones, R OBP: 0.294, SLG: 0.417 (8, 6)				G5-3							2	1	0	0	0	0	2								
Inning Stats	R: 0 E: 0 K: 1 S: 7	H: 0 LOB: 0 BB: 0 P: 11	R: 0 E: 0 K: 10 S: 10	H: 1 LOB: 1 BB: 0 P: 14	R: 0 E: 0 K: 1 S: 10	H: 0 LOB: 0 BB: 0 P: 14	R: 0 E: 0 K: 1 S: 7	H: 0 LOB: 1 BB: 0 P: 11	R: 0 E: 0 K: 1 S: 13	H: 0 LOB: 0 BB: 0 P: 20	R: 0 E: 0 K: 0 S: 7	H: 1 LOB: 0 BB: 0 P: 10	R: 0 E: 0 K: 1 S: 11	H: 0 LOB: 1 BB: 1 P: 17	R: 0 E: 0 K: 0 S: 5	H: 1 LOB: 2 BB: 0 P: 7	R: 1 E: 0 K: 0 S: 10	H: 3 LOB: 2 BB: 0 P: 20	R: 1 E: 0 K: 1 S: 8	H: 1 LOB: 1 BB: 1 P: 14	1B: 4 2B: 3 3B: 0 HR: 0	SF: 0 SAC: 1 DP: 0 HBP: 1	WP: 0 PA: 39 PB: 0 SB: 0 CS: 0		
PITCHER	IP WLS BF H R ER SO BB IBB HBP BLK WP HR S P ERA WHIP	IP WLS BF H R ER SO BB IBB HBP BLK WP HR S P ERA WHIP	IP WLS BF H R ER SO BB IBB HBP BLK WP HR S P ERA WHIP	IP WLS BF H R ER SO BB IBB HBP BLK WP HR S P ERA WHIP	IP WLS BF H R ER SO BB IBB HBP BLK WP HR S P ERA WHIP	IP WLS BF H R ER SO BB IBB HBP BLK WP HR S P ERA WHIP	IP WLS BF H R ER SO BB IBB HBP BLK WP HR S P ERA WHIP	IP WLS BF H R ER SO BB IBB HBP BLK WP HR S P ERA WHIP	IP WLS BF H R ER SO BB IBB HBP BLK WP HR S P ERA WHIP	IP WLS BF H R ER SO BB IBB HBP BLK WP HR S P ERA WHIP	IP WLS BF H R ER SO BB IBB HBP BLK WP HR S P ERA WHIP	IP WLS BF H R ER SO BB IBB HBP BLK WP HR S P ERA WHIP	IP WLS BF H R ER SO BB IBB HBP BLK WP HR S P ERA WHIP	IP WLS BF H R ER SO BB IBB HBP BLK WP HR S P ERA WHIP	IP WLS BF H R ER SO BB IBB HBP BLK WP HR S P ERA WHIP	IP WLS BF H R ER SO BB IBB HBP BLK WP HR S P ERA WHIP	IP WLS BF H R ER SO BB IBB HBP BLK WP HR S P ERA WHIP	IP WLS BF H R ER SO BB IBB HBP BLK WP HR S P ERA WHIP	IP WLS BF H R ER SO BB IBB HBP BLK WP HR S P ERA WHIP	IP WLS BF H R ER SO BB IBB HBP BLK WP HR S P ERA WHIP	IP WLS BF H R ER SO BB IBB HBP BLK WP HR S P ERA WHIP	IP WLS BF H R ER SO BB IBB HBP BLK WP HR S P ERA WHIP	IP WLS BF H R ER SO BB IBB HBP BLK WP HR S P ERA WHIP	IP WLS BF H R ER SO BB IBB HBP BLK WP HR S P ERA WHIP	IP WLS BF H R ER SO BB IBB HBP BLK WP HR S P ERA WHIP
Alan Anderson, L ERA: 2.61 (1, 1)	8.0	3	2	1	1	0	0	0	0	0	0	0	4	6	27.00	6.000									
Keith Atherton, R ERA: 3.39 (9, 1)	0.1	3	2	1	1	0	0	0	0	0	0	0	4	6	27.00	6.000									
Dan Schatzeder, L ERA: 7.84 (9, 1)	1.0	L	5	1	1	1	0	1	0	0	0	0	8	20	9.00	2.000									
Jeff Reardon, R ERA: 2.76 (10, 1)	0.2	3	1	0	0	0	1	0	0	0	0	0	6	8	0.00	1.500									

Seattle Mariners @ Minnesota Twins
Hubert H. Humphrey Metrodome, Minneapolis, MN
Wed Sep 07 1988, 8:05 PM EDT
Att: 27,288 - Dome

AB 35
R 2
H 7
RBI 2
BB 2
SO 6
LOB 16



Batter	1	2	3	4	5	6	7	8	9	10	AB	R	H	RBI	BB	SO	LOB	BOTTOM							
Dan Gladden, R OBP: 0.321, SLG: 0.412 (1, 7)	F8		G1-3								4	0	0	0	1	1	1								
Al Newman, S OBP: 0.324, SLG: 0.274 (1, 5)	K			P4							4	1	0	0	1	1	1								
Kirby Puckett, R OBP: 0.370, SLG: 0.546 (1, 8)	K										4	0	3	0	0	1	0								
Kent Hrbek, L OBP: 0.390, SLG: 0.525 (1, 10)											3	0	0	0	1	1	2								
Gene Larkin, S OBP: 0.395, SLG: 0.400 (1, 3)											2	0	1	1	1	0	1								
Randy Bush, L OBP: 0.364, SLG: 0.451 (1, 9)											3	0	1	0	0	0	3								
Gary Gaetti, R OBP: 0.351, SLG: 0.547 (9, PH)											1	0	0	0	0	0	2								
John Moses, S OBP: 0.360, SLG: 0.428 (10, 9)											0	0	0	0	0	0	0								
Brian Harper, R OBP: 0.350, SLG: 0.446 (1, 2)											2	0	0	0	0	0	2								
Jim Dwyer, L OBP: 0.356, SLG: 0.250 (7, PH)											1	0	0	0	0	0	2								
Tim Laidner, R OBP: 0.327, SLG: 0.426 (8, 2)											1	0	0	0	0	0	2								
Greg Gagne, R OBP: 0.290, SLG: 0.400 (1, 6)											4	0	1	0	0	1	1								
Steve Lombardozzi, R OBP: 0.303, SLG: 0.306 (1, 4)											4	0	0	0	0	1	1								
Inning Stats	R: 0 E: 0 K: 2 S: 9	H: 0 LOB: 0 BB: 0 P: 15	R: 0 E: 0 K: 1 S: 8	H: 1 LOB: 1 BB: 0 P: 13	R: 0 E: 0 K: 1 S: 11	H: 0 LOB: 0 BB: 0 P: 18	R: 0 E: 0 K: 0 S: 16	H: 1 LOB: 1 BB: 0 P: 22	R: 0 E: 0 K: 0 S: 10	H: 1 LOB: 0 BB: 0 P: 15	R: 0 E: 0 K: 0 S: 8	H: 0 LOB: 0 BB: 0 P: 12	R: 0 E: 0 K: 0 S: 11	H: 1 LOB: 2 BB: 1 P: 21	R: 0 E: 0 K: 0 S: 7	H: 1 LOB: 0 BB: 0 P: 10	R: 1 E: 0 K: 0 S: 10	H: 1 LOB: 2 BB: 2 P: 22	R: 0 E: 0 K: 0 S: 7	H: 0 LOB: 1 BB: 1 P: 13	1B: 6 2B: 0 3B: 0 HR: 0	SF: 1 SAC: 0 DP: 0 HBP: 0	WP: 0 PA: 39 PB: 0 SB: 0 CS: 2		
PITCHER	IP WLS BF H R ER SO BB IBB HBP BLK WP HR S P ERA WHIP	IP WLS BF H R ER SO BB IBB HBP BLK WP HR S P ERA WHIP	IP WLS BF H R ER SO BB IBB HBP BLK WP HR S P ERA WHIP	IP WLS BF H R ER SO BB IBB HBP BLK WP HR S P ERA WHIP	IP WLS BF H R ER SO BB IBB HBP BLK WP HR S P ERA WHIP	IP WLS BF H R ER SO BB IBB HBP BLK WP HR S P ERA WHIP	IP WLS BF H R ER SO BB IBB HBP BLK WP HR S P ERA WHIP	IP WLS BF H R ER SO BB IBB HBP BLK WP HR S P ERA WHIP	IP WLS BF H R ER SO BB IBB HBP BLK WP HR S P ERA WHIP	IP WLS BF H R ER SO BB IBB HBP BLK WP HR S P ERA WHIP	IP WLS BF H R ER SO BB IBB HBP BLK WP HR S P ERA WHIP	IP WLS BF H R ER SO BB IBB HBP BLK WP HR S P ERA WHIP	IP WLS BF H R ER SO BB IBB HBP BLK WP HR S P ERA WHIP	IP WLS BF H R ER SO BB IBB HBP BLK WP HR S P ERA WHIP	IP WLS BF H R ER SO BB IBB HBP BLK WP HR S P ERA WHIP	IP WLS BF H R ER SO BB IBB HBP BLK WP HR S P ERA WHIP	IP WLS BF H R ER SO BB IBB HBP BLK WP HR S P ERA WHIP	IP WLS BF H R ER SO BB IBB HBP BLK WP HR S P ERA WHIP	IP WLS BF H R ER SO BB IBB HBP BLK WP HR S P ERA WHIP	IP WLS BF H R ER SO BB IBB HBP BLK WP HR S P ERA WHIP	IP WLS BF H R ER SO BB IBB HBP BLK WP HR S P ERA WHIP	IP WLS BF H R ER SO BB IBB HBP BLK WP HR S P ERA WHIP	IP WLS BF H R ER SO BB IBB HBP BLK WP HR S P ERA WHIP	IP WLS BF H R ER SO BB IBB HBP BLK WP HR S P ERA WHIP	IP WLS BF H R ER SO BB IBB HBP BLK WP HR S P ERA WHIP
Mike Moore, R ERA: 3.89 (8, 1)	1.0	2	0	0	0	0	0	0	0	0	6	9	0.00	0.000											
Michael Jackson, R ERA: 2.71 (9, 1)	0.0	2	1	1	1	0	1	0	0	0	2	6	∞	∞											
Mike Scholter, R ERA: 3.63 (9, 1)	0.1	2	0	0	0	0	1	0	0	0	5	12	0.00	3.000											
Bill Wilkinson, L ERA: 4.09 (9, 1)	1.2	W	6	0	0	0	1	0	0	0	10	17	0.00	0.600											

Seattle Mariners @ Minnesota Twins
Hubert H. Humphrey Metrodome, Minneapolis, MN
Wed Sep 07 1988, 8:05 PM EDT
Att: 27,288 - Dome

AB 33
R 1
H 6
RBI 1
BB 4
SO 6
LOB 18



Batter	1	2	3	4	5	6	7	8	9	AB	R	H	RBI	BB	SO	LOB	TOP		
Dan Gladden, R OBP: 0.320, SLG: 0.413 (1, 7)	F8		2B			K		FC9-6-5		4	0	1	1	0	1	1			
Al Newman, S OBP: 0.322, SLG: 0.269 (1, 5)	B5-3		G6-3						L1-4-3	3	0	0	0	1	0	1			
Kirby Puckett, R OBP: 0.369, SLG: 0.544 (1, 8)	G6-3			L9		K			G3 1B	4	0	1	0	0	1	1			
Kent Hrbek, L OBP: 0.389, SLG: 0.525 (1, 3)		G4-3		2B		F8			G3	4	0	1	0	0	0	2			
Gene Larkin, S OBP: 0.384, SLG: 0.398 (1, 10)		G4-3		F8			FC6-4 1B		G1-3	4	0	1	0	0	0	2			
Randy Bush, L OBP: 0.381, SLG: 0.447 (1, 9)	K			P4			FC6-4 CS			3	0	0	0	0	1	2			
Tim Laudner, R OBP: 0.324, SLG: 0.422 (1, 2)			F8		G6-3					3	0	0	0	0	1	1			
Greg Gagne, R OBP: 0.293, SLG: 0.404 (1, 6)			G6-3 2B		P2			SH1-3 1B		3	1	2	0	0	0	0			
Steve Lombardozzi, R OBP: 0.301, SLG: 0.304 (1, 4)			G6-3		G5-3			SH1-3		2	0	0	0	0	0	1			
Inning Stats	R: 0 E: 0 K: 0 S: 6	H: 0 LOB: 0 BB: 0 P: 9	R: 0 E: 0 K: 1 S: 7	H: 0 LOB: 0 BB: 0 P: 11	R: 1 E: 0 K: 0 S: 18	H: 2 LOB: 1 BB: 0 P: 26	R: 0 E: 0 K: 0 S: 8	H: 1 LOB: 1 BB: 0 P: 13	R: 0 E: 0 K: 2 S: 7	H: 0 LOB: 0 BB: 0 P: 12	R: 0 E: 0 K: 1 S: 10	H: 1 LOB: 0 BB: 0 P: 13	R: 0 E: 0 K: 0 S: 4	H: 1 LOB: 0 BB: 0 P: 4	R: 0 E: 0 K: 0 S: 8	H: 1 LOB: 1 BB: 0 P: 10	1B: 3 2B: 4 3B: 0 HR: 0	SF: 0 SAC: 1 DP: 1 HBP: 0	WP: 0 PA: 32
PITCHER Bill Long, R ERA: 4.1 (1, 1)	IP: 9.0 WLS: L BF: 32 H: 6 R: 1 ER: 1 SO: 4 BB: 1 IBB: 0 HBP: 0 BLK: 0 WP: 0 HR: 0 S: 75 P: 112 ERA: 1.00 WHIP: 0.778																		

Minnesota Twins @ Chicago White Sox
Comiskey Park, Chicago, IL
Fri Sep 09 1988, 8:05 PM EDT
Att: 11,548 - Unknown - 90 F

AB 30
R 1
H 6
RBI 1
BB 1
SO 4
LOB 11



Batter	1	2	3	4	5	6	7	8	9	AB	R	H	RBI	BB	SO	LOB	BOTTOM				
Dave Gallagher, R OBP: 0.338, SLG: 0.391 (1, 8)	G5-3		L7			F9			F8	4	0	0	0	0	0	1					
Steve Lyons, L OBP: 0.311, SLG: 0.371 (1, 5)	G3			F7-3 BB			G1-6-3 1B		1B	3	0	2	0	1	0	0					
Harold Baines, L OBP: 0.344, SLG: 0.395 (1, 10)				F9					1B	4	0	1	0	0	0	2					
Kenny Williams, R OBP: 0.236, SLG: 0.330 (9, PR)	F7			F9					1B	0	0	0	0	0	0	0					
Carlton Fisk, R OBP: 0.397, SLG: 0.584 (1, 2)		K		F7-3					F8	3	0	0	0	1	1	3					
Dan Pasqua, L OBP: 0.299, SLG: 0.397 (1, 9)		K			L5					3	0	0	0	0	2	1					
Mike Diaz, R OBP: 0.294, SLG: 0.245 (1, 3)		P4			K				F8	3	0	0	0	0	1	0					
Daryl Boston, L OBP: 0.270, SLG: 0.447 (1, 7)			K		G4-3				K	3	0	0	0	0	2	0					
Ozzie Guillen, L OBP: 0.284, SLG: 0.300 (1, 6)						P6			L6	2	0	0	0	1	0	0					
Fred Manrique, R OBP: 0.291, SLG: 0.370 (1, 4)						F9				1	0	0	0	0	0	0					
Mark Salas, L OBP: 0.313, SLG: 0.343 (9, PH)									K	1	0	0	0	0	1	0					
Inning Stats	R: 0 E: 0 K: 0 S: 5	H: 0 LOB: 0 BB: 0 P: 8	R: 0 E: 0 K: 2 S: 10	H: 0 LOB: 0 BB: 0 P: 13	R: 0 E: 0 K: 1 S: 7	H: 0 LOB: 1 BB: 1 P: 13	R: 0 E: 0 K: 0 S: 4	H: 0 LOB: 0 BB: 1 P: 11	R: 0 E: 0 K: 1 S: 7	H: 0 LOB: 0 BB: 0 P: 10	R: 0 E: 0 K: 0 S: 4	H: 0 LOB: 0 BB: 0 P: 8	R: 0 E: 0 K: 1 S: 11	H: 1 LOB: 1 BB: 1 P: 17	R: 0 E: 0 K: 1 S: 6	H: 0 LOB: 0 BB: 0 P: 8	R: 0 E: 0 K: 1 S: 16	H: 2 LOB: 2 BB: 0 P: 20	1B: 3 2B: 1 3B: 0 HR: 0	SF: 0 SAC: 0 DP: 2 HBP: 1	WP: 0 PA: 31
PITCHER Freddie Toliver, R ERA: 3.9 Jeff Reardon, R ERA: 2.71 (1, 1)	IP: 8.0 WLS: W BF: 26 H: 1 R: 0 ER: 0 SO: 6 BB: 3 IBB: 0 HBP: 1 BLK: 0 WP: 0 HR: 0 S: 54 P: 88 ERA: 0.00 WHIP: 0.500																				
PITCHER	IP: 1.0 WLS: S BF: 5 H: 2 R: 0 ER: 0 SO: 1 BB: 0 IBB: 0 HBP: 0 BLK: 0 WP: 0 HR: 0 S: 16 P: 20 ERA: 0.00 WHIP: 2.000																				

Minnesota Twins @ Chicago White Sox
Comiskey Park, Chicago, IL
Fri Sep 09 1988, 8:05 PM EDT
Att: 11,548 - Unknown - 90 F

AB 27
R 0
H 3
RBI 0
BB 3
SO 7
LOB 7



Batter	1	2	3	4	5	6	7	8	9	10	11	12	AB	R	H	RBI	BB	SO	LOB	TOP										
Dan Gladden, R OBP: 0.320, SLG: 0.413	E6 G6-3 1B		K		SF9		K		BB 1B		L7		5	0	2	1	0	2	0											
Tom Herr, S OBP: 0.337, SLG: 0.313	K		G3		BB 1B			F8	BB SAFE	BB 1B	P3		3	0	0	0	2	1	1											
Tom Nieto, R OBP: 0.063, SLG: 0.043					BB SAFE								1	0	0	0	0	0	0											
Kirby Puckett, R OBP: 0.371, SLG: 0.543	G6-3				2B SF8 1B			F7	BB SAFE	K		BB 1B	6	1	3	1	0	1	3											
Kent Hrbek, L OBP: 0.392, SLG: 0.531	F8				LG 1B			BB 1B				BB 1B	6	1	4	0	0	1	3											
Gene Larkin, S OBP: 0.383, SLG: 0.400		F7			SF8			K		F8		BB 1B	5	0	2	2	0	1	1											
Randy Bush, L OBP: 0.360, SLG: 0.445												BB 1B																		
John Moses, S OBP: 0.293, SLG: 0.431		P7										BB 1B																		
John Christensen, R OBP: 0.333, SLG: 0.400					L6			L4				BB 1B																		
Eric Bullock, L OBP: 0.311, SLG: 0.347												BB 1B																		
Mark Davidson, R OBP: 0.311, SLG: 0.347												BB 1B																		
Tim Laudner, R OBP: 0.324, SLG: 0.420								K				BB 1B																		
Jim Dwyer, L OBP: 0.351, SLG: 0.246								K				BB 1B																		
Doug Baker, S												BB 1B																		
Greg Gagne, R OBP: 0.293, SLG: 0.402												BB 1B																		
Gary Caselli, R OBP: 0.353, SLG: 0.555												BB 1B																		
Steve Lombardozzi, R OBP: 0.300, SLG: 0.303												BB 1B																		
Al Newman, S OBP: 0.315, SLG: 0.263												BB 1B																		
Inning Stats	R: 0 E: 1 K: 11 S: 11	H: 1 LOB: 1 BB: 0 P: 23	R: 0 E: 0 K: 6 S: 6	H: 0 LOB: 1 BB: 1 P: 12	R: 0 E: 0 K: 1 S: 5	H: 0 LOB: 0 BB: 0 P: 7	R: 1 E: 0 K: 0 S: 9	H: 2 LOB: 0 BB: 0 P: 14	R: 2 E: 1 K: 2 S: 15	H: 1 LOB: 2 BB: 2 P: 27	R: 0 E: 0 K: 2 S: 7	H: 0 LOB: 0 BB: 0 P: 12	R: 0 E: 0 K: 2 S: 9	H: 0 LOB: 0 BB: 0 P: 13	R: 0 E: 0 K: 10 S: 10	H: 1 LOB: 1 BB: 0 P: 13	R: 2 E: 1 K: 2 S: 21	H: 3 LOB: 2 BB: 1 P: 35	R: 0 E: 0 K: 1 S: 13	H: 3 LOB: 2 BB: 0 P: 17	R: 0 E: 0 K: 0 S: 4	H: 0 LOB: 0 BB: 0 P: 7	R: 1 E: 0 K: 10 S: 10	H: 3 LOB: 1 BB: 0 P: 13	1B: 10 2B: 5 3B: 0 HR: 1	SF: 2 SAC: 0 DP: 2 HBP: 0	WP: 0 PB: 0 CS: 0	PA: 52		
PITCHER	IP WLS BF H R ER SO BB IBB HBP BLK WP HR S P ERA WHIP	IP WLS BF H R ER SO BB IBB HBP BLK WP HR S P ERA WHIP	IP WLS BF H R ER SO BB IBB HBP BLK WP HR S P ERA WHIP	IP WLS BF H R ER SO BB IBB HBP BLK WP HR S P ERA WHIP	IP WLS BF H R ER SO BB IBB HBP BLK WP HR S P ERA WHIP	IP WLS BF H R ER SO BB IBB HBP BLK WP HR S P ERA WHIP	IP WLS BF H R ER SO BB IBB HBP BLK WP HR S P ERA WHIP	IP WLS BF H R ER SO BB IBB HBP BLK WP HR S P ERA WHIP	IP WLS BF H R ER SO BB IBB HBP BLK WP HR S P ERA WHIP	IP WLS BF H R ER SO BB IBB HBP BLK WP HR S P ERA WHIP	IP WLS BF H R ER SO BB IBB HBP BLK WP HR S P ERA WHIP	IP WLS BF H R ER SO BB IBB HBP BLK WP HR S P ERA WHIP	IP WLS BF H R ER SO BB IBB HBP BLK WP HR S P ERA WHIP	IP WLS BF H R ER SO BB IBB HBP BLK WP HR S P ERA WHIP	IP WLS BF H R ER SO BB IBB HBP BLK WP HR S P ERA WHIP	IP WLS BF H R ER SO BB IBB HBP BLK WP HR S P ERA WHIP	IP WLS BF H R ER SO BB IBB HBP BLK WP HR S P ERA WHIP	IP WLS BF H R ER SO BB IBB HBP BLK WP HR S P ERA WHIP	IP WLS BF H R ER SO BB IBB HBP BLK WP HR S P ERA WHIP	IP WLS BF H R ER SO BB IBB HBP BLK WP HR S P ERA WHIP	IP WLS BF H R ER SO BB IBB HBP BLK WP HR S P ERA WHIP	IP WLS BF H R ER SO BB IBB HBP BLK WP HR S P ERA WHIP	IP WLS BF H R ER SO BB IBB HBP BLK WP HR S P ERA WHIP	IP WLS BF H R ER SO BB IBB HBP BLK WP HR S P ERA WHIP	IP WLS BF H R ER SO BB IBB HBP BLK WP HR S P ERA WHIP	IP WLS BF H R ER SO BB IBB HBP BLK WP HR S P ERA WHIP	IP WLS BF H R ER SO BB IBB HBP BLK WP HR S P ERA WHIP	IP WLS BF H R ER SO BB IBB HBP BLK WP HR S P ERA WHIP	IP WLS BF H R ER SO BB IBB HBP BLK WP HR S P ERA WHIP	IP WLS BF H R ER SO BB IBB HBP BLK WP HR S P ERA WHIP

Minnesota Twins @ Chicago White Sox
Comiskey Park, Chicago, IL

Sat Sep 10 1988, 8:05 PM EDT
Att. 21,119 - Unknown - 73 F

AB 46
R 6
H 14
RBI 6
BB 4
SO 12
LOB 20



Batter	1	2	3	4	5	6	7	8	9	10	11	12	AB	R	H	RBI	BB	SO	LOB	BOTTOM										
Dave Gallagher, R OBP: 0.343, SLG: 0.389	G4-6-3 BB		2B 1B		P6			G6-3	F7		IBB		4	1	1	1	2	0	3											
Kenny Williams, R OBP: 0.236, SLG: 0.325	P2		K		BB 1B			K		E5 G3-1 S	K		6	0	1	0	0	3	4											
Harold Baines, L OBP: 0.344, SLG: 0.398	G4-6-3		BB 1B 2B		F8			K		G3-1		BB 1B	6	1	2	1	0	1	3											
Carlton Fisk, R OBP: 0.400, SLG: 0.595		K	BB 1B		F8			HR		IBB		BB 1B	5	1	2	2	1	2	1											
Mike Diaz, R OBP: 0.289, SLG: 0.262		HR	K		G6-3			G6-3	L5	FC5-2-5		F9	6	1	1	1	0	1	4											
Carlos Martinez, R OBP: 0.182, SLG: 0.182					F9			G6-3		BB 1B		F7	3	0	0	0	0	0	0											
Steve Lyons, L OBP: 0.311, SLG: 0.371		5-3						G6-3		BB 1B		F7	3	0	1	0	0	0	3											
Russ Morman, R OBP: 0.271, SLG: 0.287		F7						G5-3		BB 1B		SH1-4 1B	3	0	1	0	0	0	0											
Daryl Boston, L OBP: 0.275, SLG: 0.451					G5-4-3 1B				BB 1B			SH1-4 1B	2	0	2	0	0	0	0											
Ozzie Guillen, L OBP: 0.286, SLG: 0.300			SH1-3 1B		G5-4-3			F8		BB 1B		SH1-4	3	1	1	0	1	0	1											
Fred Manrique, R OBP: 0.298, SLG: 0.368								G6-3		BB 1B		G5-3	2	0	0	0	0	1	0											
Dan Pasqua, L OBP: 0.298, SLG: 0.396										BB 1B		G5-3	1	0	0	0	0	3												
Donnie Hill, S OBP: 0.297, SLG: 0.278										BB 1B		G5-3	1	0	0	0	0	1												
Inning Stats	R: 0 E: 0 K: 0 S: 6	H: 0 LOB: 0 BB: 1 P: 13	R: 1 E: 0 K: 12 S: 12	H: 1 LOB: 0 BB: 0 P: 16	R: 3 E: 0 K: 2 S: 16	H: 4 LOB: 1 BB: 0 P: 24	R: 0 E: 0 K: 0 S: 4	H: 1 LOB: 0 BB: 0 P: 6	R: 0 E: 0 K: 1 S: 13	H: 1 LOB: 1 BB: 0 P: 22	R: 0 E: 0 K: 2 S: 4	H: 0 LOB: 0 BB: 0 P: 4	R: 0 E: 0 K: 0 S: 11	H: 0 LOB: 0 BB: 0 P: 17	R: 0 E: 0 K: 13 S: 13	H: 0 LOB: 0 BB: 0 P: 21	R: 1 E: 0 K: 0 S: 13	H: 3 LOB: 3 BB: 1 P: 22	R: 0 E: 1 K: 0 S: 9	H: 0 LOB: 2 BB: 1 P: 18	R: 0 E: 0 K: 1 S: 7	H: 1 LOB: 2 BB: 1 P: 15	R: 0 E: 0 K: 10 S: 10	H: 1 LOB: 1 BB: 0 P: 15	1B: 8 2B: 2 3B: 0 HR: 2	SF: 0 SAC: 2 DP: 2 HBP: 0	WP: 0 PB: 0 CS: 0	PA: 51		
PITCHER	IP WLS BF H R ER SO BB IBB HBP BLK WP HR S P ERA WHIP	IP WLS BF H R ER SO BB IBB HBP BLK WP HR S P ERA WHIP	IP WLS BF H R ER SO BB IBB HBP BLK WP HR S P ERA WHIP	IP WLS BF H R ER SO BB IBB HBP BLK WP HR S P ERA WHIP	IP WLS BF H R ER SO BB IBB HBP BLK WP HR S P ERA WHIP	IP WLS BF H R ER SO BB IBB HBP BLK WP HR S P ERA WHIP	IP WLS BF H R ER SO BB IBB HBP BLK WP HR S P ERA WHIP	IP WLS BF H R ER SO BB IBB HBP BLK WP HR S P ERA WHIP	IP WLS BF H R ER SO BB IBB HBP BLK WP HR S P ERA WHIP	IP WLS BF H R ER SO BB IBB HBP BLK WP HR S P ERA WHIP	IP WLS BF H R ER SO BB IBB HBP BLK WP HR S P ERA WHIP	IP WLS BF H R ER SO BB IBB HBP BLK WP HR S P ERA WHIP	IP WLS BF H R ER SO BB IBB HBP BLK WP HR S P ERA WHIP	IP WLS BF H R ER SO BB IBB HBP BLK WP HR S P ERA WHIP	IP WLS BF H R ER SO BB IBB HBP BLK WP HR S P ERA WHIP	IP WLS BF H R ER SO BB IBB HBP BLK WP HR S P ERA WHIP	IP WLS BF H R ER SO BB IBB HBP BLK WP HR S P ERA WHIP	IP WLS BF H R ER SO BB IBB HBP BLK WP HR S P ERA WHIP	IP WLS BF H R ER SO BB IBB HBP BLK WP HR S P ERA WHIP	IP WLS BF H R ER SO BB IBB HBP BLK WP HR S P ERA WHIP	IP WLS BF H R ER SO BB IBB HBP BLK WP HR S P ERA WHIP	IP WLS BF H R ER SO BB IBB HBP BLK WP HR S P ERA WHIP	IP WLS BF H R ER SO BB IBB HBP BLK WP HR S P ERA WHIP	IP WLS BF H R ER SO BB IBB HBP BLK WP HR S P ERA WHIP	IP WLS BF H R ER SO BB IBB HBP BLK WP HR S P ERA WHIP	IP WLS BF H R ER SO BB IBB HBP BLK WP HR S P ERA WHIP	IP WLS BF H R ER SO BB IBB HBP BLK WP HR S P ERA WHIP	IP WLS BF H R ER SO BB IBB HBP BLK WP HR S P ERA WHIP	IP WLS BF H R ER SO BB IBB HBP BLK WP HR S P ERA WHIP	IP WLS BF H R ER SO BB IBB HBP BLK WP HR S P ERA WHIP

Minnesota Twins @ Chicago White Sox
Comiskey Park, Chicago, IL

Sat Sep 10 1988, 8:05 PM EDT
Att. 21,119 - Unknown - 73 F

AB 45
R 5
H 12
RBI 5
BB 4
SO 8
LOB 23



Batter	1	2	3	4	5	6	7	8	9	AB	R	H	RBI	BB	SO	LOB	TOP								
Dan Gladden, R OBP: 0.318, SLG: 0.410 (1, 7)	F9		G6-4-3			P4		G4-3		4	0	0	0	0	0	3	Minnesota Twins @ Chicago White Sox Comiskey Park, Chicago, IL Sun Sep 11 1988, 4:33 AM EDT Att: 10,902 - Cloudy - 78 F								
Tom Harr, S OBP: 0.336, SLG: 0.311 Gary Gaetti, R OBP: 0.354, SLG: 0.558 Steve Lombardozzi, R OBP: 0.300, SLG: 0.303 (1, 4) (8, PH) (8, PR) (8, 4)	G5-4-3 BB			G4-3		G6-3		2B		2	0	0	0	1	0	0									
Kirby Puckett, R OBP: 0.368, SLG: 0.539 (1, 8)	G5-4-3			G4-3		G3-1		G6-3		4	0	0	0	0	0	3									
Kent Hrbek, L OBP: 0.391, SLG: 0.531 (1, 10)		G3 2B		F4			P2		P6	4	0	1	0	0	0	0									
Gene Larkin, S OBP: 0.382, SLG: 0.398 (1, 3)		G3			FC5 BB BB		F8		F8	3	0	0	0	1	0	1									
Randy Bush, L OBP: 0.380, SLG: 0.443 Tim Laudner, R OBP: 0.323, SLG: 0.419 (1, 9) (8, PH)	K						G6-3		G1-3	2	0	0	0	1	1	1									
Greg Gagne, R OBP: 0.291, SLG: 0.400 (1, 6)		L8								3	0	0	0	0	2	3									
Al Newman, S OBP: 0.312, SLG: 0.260 John Moses, S OBP: 0.366, SLG: 0.434 Brian Harper, R OBP: 0.350, SLG: 0.446 (1, 5) (8, PH) (8, 2)			F8			F7		G4-3 BB 2B 1B		2	0	0	0	0	0	2									
Tom Nieto, R OBP: 0.080, SLG: 0.061 Jim Dwyer, L OBP: 0.360, SLG: 0.246 Doug Baker, S (1, 2) (8, PH) (8, PR) (8, 5)						FC5		G4-3 BB 2B		2	0	1	0	0	0	2									
										0	0	0	0	1	0	0									
										0	1	0	0	0	0	0									
Inning Stats	R: 0 E: 0 K: 0 S: 5	H: 0 LOB: 0 BB: 1 P: 11	R: 0 E: 0 K: 1 S: 7	H: 1 LOB: 1 BB: 0 P: 12	R: 0 E: 0 K: 0 S: 6	H: 1 LOB: 0 BB: 0 P: 9	R: 0 E: 0 K: 0 S: 9	H: 0 LOB: 0 BB: 0 P: 16	R: 0 E: 0 K: 1 S: 8	H: 0 LOB: 2 BB: 2 P: 19	R: 0 E: 0 K: 0 S: 6	H: 0 LOB: 0 BB: 0 P: 9	R: 0 E: 0 K: 0 S: 6	H: 0 LOB: 0 BB: 0 P: 9	R: 2 E: 0 K: 1 S: 17	H: 2 LOB: 2 BB: 1 P: 24	R: 0 E: 0 K: 0 S: 6	H: 0 LOB: 0 BB: 0 P: 12	1B: 2 2B: 2 3B: 0 HR: 0	SF: 0 SAC: 0 DP: 2 HBP: 0	WP: 0 PB: 0 SB: 0 CS: 0	PA: 33			
PITCHER	IP	WLS	BF	H	R	ER	SO	BB	IBB	HBP	BLK	WP	HR	S	P	ERA	WHIP								
Shawn Hillegas, R ERA: 4.24 (1, 1)	8.0	W	30	4	2	2	3	4	0	0	0	0	0	65	111	2.25	1.000								
Ken Patterson, L ERA: 3.66 (9, 1)	1.0	S	3	0	0	0	0	0	0	0	0	0	0	6	12	0.00	0.000								

AB	29
R	2
H	4
RBI	2
BB	4
SO	3
LOB	15



Batter	1	2	3	4	5	6	7	8	9	AB	R	H	RBI	BB	SO	LOB	BOTTOM								
Dave Gallagher, R OBP: 0.345, SLG: 0.398 (1, 8)	G4-3					F4				4	1	2	2	0	0	0	Minnesota Twins @ Chicago White Sox Comiskey Park, Chicago, IL Sun Sep 11 1988, 4:33 AM EDT Att: 10,902 - Cloudy - 78 F								
Steve Lyons, L OBP: 0.311, SLG: 0.372 (1, 5)	B2		2B			F9		G5-3		4	0	1	1	0	0	1									
Harold Baines, L OBP: 0.342, SLG: 0.396 (1, 10)	G3		L8			F8				3	0	0	0	0	0	1									
Mark Salas, L OBP: 0.308, SLG: 0.337 (1, 2)		P6			F9			P6		3	0	0	0	0	0	0									
Dan Pasqua, L OBP: 0.296, SLG: 0.393 (1, 9)		P4			G4-3			K		3	0	0	0	0	1	0									
Daryl Boston, L OBP: 0.272, SLG: 0.446 (1, 7)		G4-3			G1-3			K		3	0	0	0	0	1	0									
Mike Diaz, R OBP: 0.290, SLG: 0.258 Russ Morman, R OBP: 0.271, SLG: 0.267 (1, 3) (9, 3)			FC3-6 HBP			K		K		2	0	0	0	0	0	0									
Ozzie Guillen, L OBP: 0.286, SLG: 0.305 (1, 6)			FC3-6 G4-3 2B			F7		2B		3	2	1	0	0	0	1									
Donnie Hill, S OBP: 0.298, SLG: 0.279 Fred Manrique, R OBP: 0.289, SLG: 0.368 (1, 4) (9, 4)			G4-3					K		3	0	1	0	0	1	2									
										0	0	0	0	0	0	0									
Inning Stats	R: 0 E: 0 K: 0 S: 8	H: 0 LOB: 0 BB: 0 P: 11	R: 0 E: 0 K: 0 S: 8	H: 0 LOB: 0 BB: 0 P: 12	R: 2 E: 0 K: 0 S: 18	H: 2 LOB: 1 BB: 0 P: 27	R: 0 E: 0 K: 0 S: 11	H: 0 LOB: 0 BB: 0 P: 14	R: 0 E: 0 K: 1 S: 7	H: 1 LOB: 0 BB: 0 P: 11	R: 0 E: 0 K: 0 S: 7	H: 0 LOB: 0 BB: 0 P: 10	R: 0 E: 0 K: 2 S: 8	H: 0 LOB: 0 BB: 0 P: 12	R: 1 E: 0 K: 2 S: 11	H: 2 LOB: 1 BB: 0 P: 15	R: 0 E: 0 K: 0 S: 6	H: 0 LOB: 0 BB: 0 P: 12	1B: 1 2B: 3 3B: 1 HR: 0	SF: 0 SAC: 0 DP: 0 HBP: 1	WP: 0 PB: 0 SB: 1 CS: 1	PA: 30			
PITCHER	IP	WLS	BF	H	R	ER	SO	BB	IBB	HBP	BLK	WP	HR	S	P	ERA	WHIP								
Bert Blyleven, R ERA: 5.28 (1, 1)	8.0	L	29	5	3	3	5	0	0	1	0	0	0	78	112	3.38	0.625								



Batter	1	2	3	4	5	6	7	8	9	AB	R	H	RBI	BB	SO	LOB	TOP					
Tom Herr, S OBP: 0.339, SLG: 0.311 (1,4)	G4-6-3		BB			1B 2B		L8		3	1	1	0	1	0	0	Minnesota Twins @ Seattle Mariners The Kingdome, Seattle, WA Mon Sep 12 1988, 10:05 PM EDT Att: 8,621 - Dome					
John Moses, S OBP: 0.394, SLG: 0.430 (1,7)	G3		G3-1			2B 1B		G1-3		4	0	1	0	0	0	2						
Kirby Puckett, R OBP: 0.367, SLG: 0.539 (1,8)	K					2B		G1-4-3		4	0	1	1	0	2	0						
Kent Hrbek, L OBP: 0.388, SLG: 0.526 (1,3)		K				K		P6		4	0	0	0	0	2	2						
Gene Larkin, S OBP: 0.380, SLG: 0.394 (1,10)	P5					5-3		G3		4	0	0	0	0	0	2						
Randy Bush, L OBP: 0.380, SLG: 0.442 (1,9)	L4-3							G3		3	0	1	0	0	0	0						
Brian Harper, R OBP: 0.350, SLG: 0.444 (1,2)						G1-6-3 1B		G3		3	0	1	0	0	0	1						
Al Newman, S OBP: 0.308, SLG: 0.256 (1,5)						L9		G3-1		3	0	0	0	0	0	1						
Doug Baker, S (1,6)								L3		2	0	0	0	0	2	1						
Eric Bullock, L (8,PH)										1	0	0	0	0	0	0						
Greg Gagne, R OBP: 0.291, SLG: 0.400 (8,6)										0	0	0	0	0	0	0						
Inning Stats	R: 0 E: 0 K: 1 S: 7	H: 0 LOB: 0 BB: 0 P: 10	R: 0 E: 0 K: 1 S: 7	H: 0 LOB: 0 BB: 0 P: 12	R: 0 E: 1 K: 1 S: 10	H: 1 LOB: 2 BB: 1 P: 17	R: 0 E: 0 K: 1 S: 9	H: 0 LOB: 0 BB: 0 P: 13	R: 0 E: 0 K: 0 S: 8	H: 1 LOB: 0 BB: 0 P: 13	R: 1 E: 0 K: 2 S: 16	H: 3 LOB: 2 BB: 0 P: 22	R: 0 E: 0 K: 0 S: 6	H: 0 LOB: 0 BB: 0 P: 8	R: 0 E: 0 K: 0 S: 7	H: 0 LOB: 0 BB: 0 P: 12	R: 0 E: 0 K: 0 S: 5	H: 0 LOB: 0 BB: 0 P: 5	1B: 4 2B: 1 3B: 0 HR: 0	SF: 0 SAC: 0 DP: 1 HBP: 0	WP: 0 PB: 0 SB: 0 CS: 0	PA: 32
PITCHER Mike Moore, R ERA: 3.77 (1,1)	IP: 9.0 WLS: W BF: 32 H: 5 R: 1 ER: 1 SO: 6 BB: 1 IBB: 0 HBP: 0 BLK: 0 WP: 0 HR: 0 S: 75 P: 112 ERA: 1.00 WHIP: 0.667											PITCHER	IP: 9.0 WLS: W BF: 32 H: 5 R: 1 ER: 1 SO: 6 BB: 1 IBB: 0 HBP: 0 BLK: 0 WP: 0 HR: 0 S: 75 P: 112 ERA: 1.00 WHIP: 0.667									

Batter	1	2	3	4	5	6	7	8	9	AB	R	H	RBI	BB	SO	LOB	BOTTOM			
Henry Cotto, R OBP: 0.305, SLG: 0.381 (1,8)	HR					P6				4	1	2	1	0	1	1	Minnesota Twins @ Seattle Mariners The Kingdome, Seattle, WA Mon Sep 12 1988, 10:05 PM EDT Att: 8,621 - Dome			
Harold Reynolds, S OBP: 0.336, SLG: 0.388 (1,4)	BB					1B				3	1	2	0	1	0	2				
Mickey Brantley, R OBP: 0.296, SLG: 0.413 (1,7)	BB					F7				4	0	1	0	0	1	2				
Steve Balboni, R OBP: 0.261, SLG: 0.423 (1,3)	K					SF8 1B				4	1	1	1	0	2	3				
Alvin Davis, L OBP: 0.409, SLG: 0.471 (1,10)	BB					SF8 1B				1	0	1	0	3	0	0				
Dave Valle, R OBP: 0.285, SLG: 0.404 (1,2)	P3					SF8				3	0	0	1	0	1	6				
Jay Buhner, R OBP: 0.305, SLG: 0.422 (1,9)	K					P3 P4				4	0	0	0	0	1	4				
Jim Presley, R OBP: 0.280, SLG: 0.363 (1,5)						L7				4	0	2	0	0	0	0				
Rey Quinones, R OBP: 0.289, SLG: 0.407 (1,6)	HBP					G1				3	0	0	0	0	1	2				
Inning Stats	R: 1 E: 0 K: 2 S: 18	H: 3 LOB: 3 BB: 1 P: 29	R: 0 E: 0 K: 0 S: 7	H: 1 LOB: 1 BB: 0 P: 11	R: 0 E: 0 K: 1 S: 10	H: 0 LOB: 1 BB: 1 P: 16	R: 0 E: 0 K: 1 S: 8	H: 1 LOB: 0 BB: 0 P: 11	R: 2 E: 0 K: 0 S: 17	H: 3 LOB: 1 BB: 0 P: 24	R: 0 E: 0 K: 0 S: 6	H: 1 LOB: 0 BB: 0 P: 8	R: 0 E: 0 K: 2 S: 12	H: 0 LOB: 2 BB: 2 P: 22	R: 0 E: 0 K: 1 S: 6	H: 0 LOB: 0 BB: 0 P: 10		1B: 6 2B: 2 3B: 0 HR: 1	SF: 1 SAC: 0 DP: 1 HBP: 1	WP: 0 PB: 0 SB: 0 CS: 1
PITCHER Allan Anderson, L ERA: 2.69 (1,1)	IP: 5.0 WLS: L BF: 25 H: 8 R: 3 ER: 3 SO: 4 BB: 2 IBB: 0 HBP: 1 BLK: 0 WP: 0 HR: 1 S: 60 P: 91 ERA: 5.40 WHIP: 2.000											PITCHER	IP: 5.0 WLS: L BF: 25 H: 8 R: 3 ER: 3 SO: 4 BB: 2 IBB: 0 HBP: 1 BLK: 0 WP: 0 HR: 1 S: 60 P: 91 ERA: 5.40 WHIP: 2.000							
PITCHER Juan Berenguer, R ERA: 4.26 (6,1)	IP: 3.0 WLS: 11 BF: 1 H: 0 R: 0 ER: 0 SO: 3 BB: 1 IBB: 1 HBP: 0 BLK: 0 WP: 0 HR: 0 S: 24 P: 40 ERA: 0.00 WHIP: 0.667											PITCHER	IP: 3.0 WLS: 11 BF: 1 H: 0 R: 0 ER: 0 SO: 3 BB: 1 IBB: 1 HBP: 0 BLK: 0 WP: 0 HR: 0 S: 24 P: 40 ERA: 0.00 WHIP: 0.667							

Batter	1	2	3	4	5	6	7	8	9	AB	R	H	RBI	BB	SO	LOB	TOP										
Tom Herr, S OBP: 0.336, SLG: 0.309 (1,4)	L7		K			L4		BB	G4-3	5	0	1	1	0	1	3	Minnesota Twins @ Seattle Mariners The Kingdome, Seattle, WA Tue Sep 13 1988, 10:05 PM EDT Att: 7,469 - Dome										
Dan Gladden, R OBP: 0.318, SLG: 0.408 (1,7)	G4-3 1B		G3-1			BB		BB	F7	4	0	1	0	1	1	6											
Kent Hrbek, L OBP: 0.389, SLG: 0.525 (1,3)	G4-3					P6		G6-3		3	0	1	0	1	0	2											
Kirby Puckett, R OBP: 0.365, SLG: 0.535 (1,8)	F9		G4-6-3					G6-3		4	0	0	0	0	0	5											
Randy Bush, L OBP: 0.361, SLG: 0.442 (1,9)		G4-3				FC3-6 1B			1B	4	0	2	0	0	0	0											
Mark Davidson, R OBP: 0.311, SLG: 0.347 (9, PR)						1B			1B	0	1	0	0	0	0	0											
Gary Gaetti, R OBP: 0.357, SLG: 0.560 (1,5)		P2				G3-6 1B		FC3-6 1B	SH1-4 1B	4	0	3	0	0	0	0											
Al Newman, S OBP: 0.308, SLG: 0.256 (9,5)						1B		1B	G4-3 1B	0	1	0	0	0	0	0											
Jim Dwyer, L OBP: 0.354, SLG: 0.246 (1,10)			K			G3-6		FC3-6	G4-3 SH1-4 1B	4	0	1	1	0	1	3											
Tim Laudner, R OBP: 0.321, SLG: 0.415 (1,2)			F8			F8		K	SH1-4	3	0	0	0	0	1	2											
Greg Gagne, R OBP: 0.292, SLG: 0.400 (8, PH)										2	0	1	0	0	0	0											
John Moses, S OBP: 0.307, SLG: 0.433 (8, PH)										1	0	1	0	0	0	0											
Doug Baker, S OBP: 0.301, SLG: 0.396 (8, PH)										0	0	0	0	0	0	0											
Gene Larkin, S OBP: 0.301, SLG: 0.396 (8, PH)										0	0	0	0	0	0	0											
Steve Lombardozzi, R OBP: 0.306, SLG: 0.303 (8, PH)			S 1B			P3		BB 1B	G4-3 IBB	0	0	0	0	0	0	0											
Inning Stats	R: 0 E: 0 K: 0 S: 8	H: 1 LOB: 1 BB: 0 P: 13	R: 0 E: 0 K: 1 S: 8	H: 0 LOB: 0 BB: 0 P: 13	R: 0 E: 0 K: 1 S: 8	H: 1 LOB: 1 BB: 0 P: 10	R: 0 E: 0 K: 0 S: 5	H: 1 LOB: 0 BB: 0 P: 7	R: 0 E: 0 K: 0 S: 10	H: 0 LOB: 0 BB: 1 P: 17	R: 0 E: 0 K: 1 S: 9	H: 2 LOB: 2 BB: 0 P: 14	R: 0 E: 0 K: 1 S: 11	H: 2 LOB: 2 BB: 1 P: 19	R: 2 E: 0 K: 0 S: 6	H: 3 LOB: 3 BB: 1 P: 15	1B: 11 2B: 0 3B: 0 HR: 0	SF: 0 SAC: 1 DP: 3 HBP: 0	WP: 0 PB: 0 SB: 1 CS: 0	PA: 38							
PITCHER	IP	WLS	BF	H	R	ER	SO	BB	IBB	HBP	BLK	WP	HR	S	P	ERA	WHIP										
Terry Taylor, R ERA: 4.91 (1,1)	6.1		24	6	0	0	2	1	0	0	0	0	0	52	80	0.00	1.105										
Michael Jackson, R ERA: 2.69 (7,1)	0.2		4	2	0	0	1	0	0	0	0	0	0	10	16	0.00	3.000										
Mike Schooler, R ERA: 3.46 (8,1)	0.1		1	0	0	0	1	0	0	0	0	0	0	3	4	0.00	0.000										
Gene Walter, L ERA: 4.15 (8,1)	0.0		1	0	0	0	0	1	0	0	0	0	0	1	5	∞	∞										
Bill Swift, R ERA: 4.76 (8,1)	1.2	L	8	3	2	2	0	0	1	0	0	0	0	7	16	10.80	1.800										

Batter	1	2	3	4	5	6	7	8	9	AB	R	H	RBI	BB	SO	LOB	BOTTOM										
Henry Cotto, R OBP: 0.303, SLG: 0.378 (1,8)	F8		G5-4-3			L7			P5	3	0	0	0	0	0	1	Minnesota Twins @ Seattle Mariners The Kingdome, Seattle, WA Tue Sep 13 1988, 10:05 PM EDT Att: 7,469 - Dome										
Bruce Fields, L OBP: 0.286, SLG: 0.358 (9, PH)			1-2F			K			G6-3 1B	1	0	0	0	0	0	0											
Harold Reynolds, S OBP: 0.337, SLG: 0.389 (1,4)	G1-3		PB S 1B			K			G6-3 1B	4	0	2	0	0	1	0											
Darnell Coles, R OBP: 0.310, SLG: 0.410 (1,7)			G6-3			P8			G6-3	3	1	1	0	0	0	1											
Mickey Brantley, R OBP: 0.296, SLG: 0.413 (7,7)			1B							0	0	0	0	0	0	0											
Scott Bradley, L OBP: 0.308, SLG: 0.358 (9, PH)			1-3							1	0	0	0	0	0	1											
Alvin Davis, L OBP: 0.409, SLG: 0.470 (1,10)						P5		L8		3	0	1	1	0	0	0											
Steve Balboni, R OBP: 0.261, SLG: 0.422 (1,3)			F9 G5-3 1B			F9		P5		3	0	1	0	0	0	0											
Dave Valle, R OBP: 0.282, SLG: 0.399 (1,2)			G5-3			F7		G3		3	0	0	0	0	0	1											
Jay Buhner, R OBP: 0.301, SLG: 0.417 (1,9)			F9			6-3			K	3	0	0	0	0	1	1											
Jim Presley, R OBP: 0.278, SLG: 0.361 (1,5)			K			G6-3			K	3	0	0	0	0	2	1											
Rey Quinones, R OBP: 0.289, SLG: 0.407 (1,6)			G5-4-3 1B			F9			P7	3	0	1	0	0	0	0											
Inning Stats	R: 1 E: 0 K: 0 S: 7	H: 2 LOB: 1 BB: 0 P: 11	R: 0 E: 0 K: 1 S: 10	H: 1 LOB: 0 BB: 0 P: 13	R: 0 E: 0 K: 0 S: 11	H: 2 LOB: 1 BB: 0 P: 18	R: 0 E: 0 K: 0 S: 7	H: 0 LOB: 0 BB: 0 P: 10	R: 0 E: 0 K: 1 S: 6	H: 0 LOB: 0 BB: 0 P: 10	R: 0 E: 0 K: 2 S: 7	H: 0 LOB: 0 BB: 0 P: 11	R: 0 E: 0 K: 0 S: 4	H: 1 LOB: 0 BB: 0 P: 7	1B: 5 2B: 1 3B: 0 HR: 0	SF: 0 SAC: 0 DP: 2 HBP: 0	WP: 0 PB: 1 SB: 1 CS: 0	PA: 30									
PITCHER	IP	WLS	BF	H	R	ER	SO	BB	IBB	HBP	BLK	WP	HR	S	P	ERA	WHIP										
Les Straker, R ERA: 4.13 (1,1)	7.0		24	5	1	1	2	0	0	0	0	0	0	54	79	1.29	0.714										
Keith Altherton, R ERA: 3.34 (8,1)	1.0	W	3	0	0	0	2	0	0	0	0	0	0	7	11	0.00	0.000										
Jeff Reardon, R ERA: 2.77 (9,1)	1.0	S	3	1	0	0	0	0	0	0	0	0	0	4	7	0.00	1.000										

AB	34
R	2
H	11
RBI	2
BB	3
SO	4
LOB	21



livebaseballscorecards.com

livebaseballscorecards.com

Batter	1	2	3	4	5	6	7	8	9	AB	R	H	RBI	BB	SO	LOB	TOP				
Dan Gladden, R OBP: 0.317, SLG: 0.405	F8		F9			F8		G1-6-3		4	0	0	0	0	0	1	Minnesota Twins @ Seattle Mariners The Kingdome, Seattle, WA Wed Sep 14 1988, 10:05 PM EDT Att: 7,130 - Dome				
Tom Herr, S OBP: 0.338, SLG: 0.309				K				6-3		3	0	1	0	1	1	0					
Kirby Puckett, R OBP: 0.363, SLG: 0.532	P4			F7		P3			G5-3	4	0	0	0	0	2						
Gary Gaetti, R OBP: 0.356, SLG: 0.556	CS	G5-3		BB		K			P3	3	0	0	0	1	1						
Gene Larkin, S OBP: 0.383, SLG: 0.396				BB					G4-3	3	0	2	0	1	0						
Brian Harper, R OBP: 0.343, SLG: 0.435		G1-6-3		BB			P4			3	0	0	0	0	4						
Tim Laudner, R OBP: 0.318, SLG: 0.411		6-3				F9				3	0	0	0	0	2						
Greg Gagne, R OBP: 0.290, SLG: 0.397			K			K				3	0	0	0	0	3	1					
Mark Davidson, R OBP: 0.312, SLG: 0.340			K			G3				2	0	0	0	1	1	0					
Inning Stats	R: 0 E: 0 K: 0 S: 3	H: 1 LOB: 0 BB: 0 P: 5	R: 0 E: 0 K: 0 S: 7	H: 1 LOB: 1 BB: 0 P: 12	R: 0 E: 0 K: 2 S: 11	H: 0 LOB: 0 BB: 0 P: 16	R: 0 E: 0 K: 1 S: 7	H: 0 LOB: 2 BB: 2 P: 19	R: 0 E: 0 K: 1 S: 7	H: 0 LOB: 0 BB: 0 P: 13	R: 0 E: 0 K: 1 S: 8	H: 1 LOB: 1 BB: 1 P: 16	R: 0 E: 0 K: 0 S: 5	H: 0 LOB: 0 BB: 1 P: 12	R: 0 E: 0 K: 0 S: 4	H: 0 LOB: 0 BB: 0 P: 5	1B: 3 2B: 0 3B: 0 HR: 0	SF: 0 SAC: 0 DP: 1 HBP: 0	WP: 0 PB: 0 SB: 0 CS: 1	PA: 33	
PITCHER	IP	WLS	BF	H	R	ER	SO	BB	IBB	HBP	BLK	WP	HR	S	P	ERA	WHIP				
Mark Langston, L ERA: 3.68	(1, 1)	8.0	W	29	3	0	6	4	0	0	0	0	0	60	111	0.00	0.875				
Mike Schooler, R ERA: 3.38	(9, 1)	1.0	S	3	0	0	0	0	0	0	0	0	0	4	5	0.00	0.000				

Batter	1	2	3	4	5	6	7	8	9	AB	R	H	RBI	BB	SO	LOB	BOTTOM				
Mickey Brantley, R OBP: 0.295, SLG: 0.412	S		L6			4-3		F7		4	0	1	0	0	0	0	Minnesota Twins @ Seattle Mariners The Kingdome, Seattle, WA Wed Sep 14 1988, 10:05 PM EDT Att: 7,130 - Dome				
Harold Reynolds, S OBP: 0.337, SLG: 0.387	B5		K							2	0	0	0	1	1	1					
Darnell Coles, R OBP: 0.308, SLG: 0.406	F9				G5-3					3	0	0	0	0	0	1					
Henry Cotto, R OBP: 0.303, SLG: 0.378						CS	P2			0	0	0	0	0	0	0					
Alvin Davis, L OBP: 0.408, SLG: 0.468	G3				L6-3					2	0	0	0	1	0	1					
Steve Balboni, R OBP: 0.262, SLG: 0.430					5-3					3	1	1	1	0	0	1					
Scott Bradley, L OBP: 0.306, SLG: 0.354						F8				3	0	0	0	0	1	1					
Dave Valle, R OBP: 0.282, SLG: 0.399								F8		0	0	0	0	0	0	0					
Edgar Martinez, R OBP: 0.320, SLG: 0.286								F9		3	0	0	0	0	0	0					
Bruce Fields, L OBP: 0.288, SLG: 0.345										2	1	0	0	1	0	0					
Jay Buhner, R OBP: 0.301, SLG: 0.417										0	0	0	0	0	0	0					
Rey Quinones, R OBP: 0.290, SLG: 0.406										3	0	1	1	0	0	0					
Inning Stats	R: 0 E: 0 K: 0 S: 9	H: 1 LOB: 1 BB: 0 P: 16	R: 1 E: 0 K: 1 S: 11	H: 1 LOB: 0 BB: 0 P: 17	R: 0 E: 0 K: 1 S: 8	H: 0 LOB: 0 BB: 0 P: 14	R: 0 E: 0 K: 0 S: 5	H: 0 LOB: 0 BB: 0 P: 7	R: 0 E: 0 K: 0 S: 6	H: 0 LOB: 1 BB: 1 P: 17	R: 0 E: 0 K: 0 S: 3	H: 0 LOB: 1 BB: 1 P: 9	R: 1 E: 1 K: 0 S: 5	H: 1 LOB: 0 BB: 1 P: 14	1B: 2 2B: 0 3B: 0 HR: 1	SF: 0 SAC: 0 DP: 0 HBP: 0	WP: 0 PB: 0 SB: 1 CS: 1	PA: 29			
PITCHER	IP	WLS	BF	H	R	ER	SO	BB	IBB	HBP	BLK	WP	HR	S	P	ERA	WHIP				
Freddie Toliver, R ERA: 3.7	(1, 1)	7.1	L	26	2	2	1	2	3	0	0	0	0	1	48	1.23	0.682				
Juan Berenguer, R ERA: 4.23	(8, 1)	0.2		2	1	0	0	0	0	0	0	0	0	3	6	0.00	1.500				

Batter	1	2	3	4	5	6	7	8	9	AB	R	H	RBI	BB	SO	LOB	TOP					
Dave Gallagher, R (1, 8) OBP: 0.340, SLG: 0.389										4	1	1	0	0	0	3						
Steve Lyons, L (1, 9) OBP: 0.300, SLG: 0.358										4	0	0	0	0	2	1						
Harold Baines, L (1, 10) OBP: 0.344, SLG: 0.402										4	0	1	0	0	0	0						
Carlton Fisk, R (1, 2) OBP: 0.390, SLG: 0.579										3	1	2	2	1	1	0						
Mark Salas, L (8, 2) OBP: 0.308, SLG: 0.337										0	0	0	0	0	0	0						
Mike Diaz, R (1, 3) OBP: 0.283, SLG: 0.271										4	0	0	0	0	0	3						
Russ Morman, R (1, 7) OBP: 0.296, SLG: 0.296										4	1	2	0	0	1	0						
Carlos Martinez, R (1, 5) OBP: 0.278, SLG: 0.278										4	0	2	0	0	1	0						
Fred Manrique, R (1, 6) OBP: 0.286, SLG: 0.359										3	0	0	0	0	0	4						
Jerry Hairston, S (9, PH)										1	0	0	0	0	0	0						
Donnie Hill, S (1, 4) OBP: 0.294, SLG: 0.276										2	0	0	1	0	1	2						
Inning Stats	R: 1 E: 0 K: 0 S: 13	H: 3 LOB: 1 BB: 0 P: 17	R: 1 E: 0 K: 0 S: 13	H: 2 LOB: 1 BB: 0 P: 20	R: 0 E: 0 K: 2 S: 9	H: 0 LOB: 0 BB: 0 P: 12	R: 0 E: 0 K: 1 S: 9	H: 0 LOB: 0 BB: 0 P: 11	R: 0 E: 0 K: 0 S: 5	H: 0 LOB: 0 BB: 0 P: 9	R: 0 E: 0 K: 1 S: 7	H: 0 LOB: 1 BB: 1 P: 14	R: 0 E: 0 K: 1 S: 12	H: 2 LOB: 2 BB: 0 P: 14	R: 1 E: 0 K: 0 S: 8	H: 1 LOB: 0 BB: 0 P: 13	R: 0 E: 0 K: 1 S: 8	H: 0 LOB: 0 BB: 0 P: 12	1B: 7 2B: 0 3B: 0 HR: 1	SF: 1 SAC: 0 DP: 1 HBP: 0	WP: 0 PB: 0 SB: 0 CS: 0	PA: 35
PITCHER	IP WLS BF H R ER SO BB IBB HBP BLK WP HR S P ERA WHIP																					
Frank Viola, L (1, 1) ERA: 2.35	7.0 W 28 7 2 2 5 1 0 0 0 0 0 0 68 97 2.57 1.143																					
Frank Viola, L (7, 1) ERA: 2.35	7.0 W 28 7 2 2 5 1 0 0 0 0 0 0 68 97 2.57 1.143																					
Dan Schatzeder, L (8, 1) ERA: 7.33	1.0 4 1 1 1 0 0 0 0 0 0 0 1 8 13 9.00 1.000																					
German Gonzalez, R (9, 1) ERA: 0.54	1.0 3 0 0 0 1 0 0 0 0 0 0 0 8 12 0.00 0.000																					

Chicago White Sox @ Minnesota Twins
 Hubert H. Humphrey Metrodome, Minneapolis, MN
 Thu Sep 15 1988, 8:05 PM EDT
 Att: 40,964 - Dome

AB 33
 R 3
 H 8
 RBI 3
 BB 1
 SO 6
 LOB 13



Batter	1	2	3	4	5	6	7	8	9	AB	R	H	RBI	BB	SO	LOB	BOTTOM			
Tom Herr, S (1, 4) OBP: 0.339, SLG: 0.306										3	2	0	0	2	1	1				
John Moses, S (1, 7) OBP: 0.368, SLG: 0.429										4	2	1	0	1	1	1				
Kirby Puckett, R (1, 8) OBP: 0.366, SLG: 0.537										5	2	4	1	0	0	0				
Kent Hrbek, L (1, 3) OBP: 0.388, SLG: 0.524										1	0	0	0	0	0	1				
Dan Gladden, R (4, 7) OBP: 0.316, SLG: 0.404										1	0	0	0	0	0	0				
Eric Bullock, L (6, PH)										0	1	0	1	1	0	0				
Mark Davidson, R (7, 9) OBP: 0.306, SLG: 0.333										2	0	0	0	0	0	2				
Gene Larkin, S (1, 10) OBP: 0.385, SLG: 0.394										2	2	0	1	3	0	4				
Randy Bush, L (1, 9) OBP: 0.380, SLG: 0.440										2	0	0	0	0	1	1				
Gary Gaetti, R (6, PH) OBP: 0.356, SLG: 0.555										1	0	0	0	1	3					
Tom Nieto, R (7, 2) OBP: 0.098, SLG: 0.061										0	0	0	0	0	0	0				
Tim Laudner, R (1, 2) OBP: 0.317, SLG: 0.409										2	0	0	0	0	2	0				
Jim Dwyer, L (5, PH) OBP: 0.263, SLG: 0.303										1	1	1	4	0	0	0				
Frank Viola, L (7, 1) ERA: 4.36										0	0	1	2	0	0	0				
John Christensen, R (7, PH) OBP: 0.353, SLG: 0.449										0	0	0	0	0	0	0				
Dan Schatzeder, L (8, 1) ERA: 7.33										0	0	0	0	0	0	0				
Doug Baker, S (9, 9)										0	0	0	0	0	0	0				
Greg Gagne, R (1, 6) OBP: 0.288, SLG: 0.394										4	0	0	0	0	2	2				
German Gonzalez, R (9, 1) ERA: 0.54										0	0	0	0	0	0	0				
Al Newman, S (1, 5) OBP: 0.307, SLG: 0.256										4	0	1	0	0	1	0				
Inning Stats	R: 1 E: 1 K: 1 S: 8	H: 2 LOB: 1 BB: 0 P: 15	R: 0 E: 0 K: 2 S: 12	H: 0 LOB: 0 BB: 0 P: 13	R: 0 E: 0 K: 2 S: 9	H: 0 LOB: 0 BB: 0 P: 11	R: 0 E: 0 K: 0 S: 9	H: 0 LOB: 1 BB: 1 P: 16	R: 0 E: 0 K: 1 S: 7	H: 0 LOB: 0 BB: 0 P: 12	R: 6 E: 0 K: 2 S: 21	H: 3 LOB: 1 BB: 4 P: 45	R: 2 E: 0 K: 1 S: 10	H: 2 LOB: 2 BB: 1 P: 22	R: 1 E: 1 K: 0 S: 15	H: 1 LOB: 2 BB: 1 P: 30	1B: 5 2B: 2 3B: 0 HR: 1	SF: 0 SAC: 0 DP: 1 HBP: 1	WP: 0 PB: 0 SB: 0 CS: 0	PA: 41
PITCHER	IP WLS BF H R ER SO BB IBB HBP BLK WP HR S P ERA WHIP																			
Melido Perez, R (1, 1) ERA: 4.13	5.0 L 22 5 0 0 0 0 1 0 0 0 0 0 4 8 4.13 1.400																			
Steve Rosenberg, L (6, 1) ERA: 4.36	0.0 1 0 0 0 0 1 0 0 0 0 0 0 4 8 4.36 1.400																			
Donn Pall, R (6, 1) ERA: 3.7	1.0 5 2 2 2 2 0 0 0 0 0 0 1 12 19 3.7 2.000																			
John Davis, R (7, 1) ERA: 6.57	2.0 13 3 3 3 1 2 0 1 0 0 0 0 25 52 6.57 2.500																			

Chicago White Sox @ Minnesota Twins
 Hubert H. Humphrey Metrodome, Minneapolis, MN
 Thu Sep 15 1988, 8:05 PM EDT
 Att: 40,964 - Dome

AB 33
 R 10
 H 8
 RBI 9
 SO 9
 LOB 15



Batter	1	2	3	4	5	6	7	8	9	AB	R	H	RBI	BB	SO	LOB	TOP										
Dave Gallagher, R OBP: 0.341, SLG: 0.390 (1, 8)	0-0 G4-3 1B	0-2 1B		3-1 F8		2-2 G1-3			2-3 K	5	2	2	0	0	1	1											
Steve Lyons, L OBP: 0.299, SLG: 0.356 (1, 9)	0-0 G3	2-1 1B		2-1 F8			0-0 F9		1-2 F7	5	0	1	1	0	0	1											
Harold Baines, L OBP: 0.345, SLG: 0.401 (1, 10)	0-0 G4-3	0-2 1B			2-2 G1-3		4-0 BB		1-0 F7	4	0	1	1	1	0	1											
Mark Salas, L OBP: 0.308, SLG: 0.337 (7, PH)	0-1 1B	1-1 FC6-4			3-2 P4		0-1 G6-4-3			3	0	1	1	0	0	2											
Carlton Fisk, R OBP: 0.399, SLG: 0.576 (7, 2)										1	0	0	0	0	0	1											
Dan Pasqua, L OBP: 0.298, SLG: 0.398 (1, 7)	0-0 F7		0-0 F8		4-2 BB			1-0 1B		3	0	1	0	1	0	1											
Mike Diaz, R OBP: 0.282, SLG: 0.271 (1, 3)		0-0 3B		1-0 P2		0-3 K		2-3 K		4	1	1	0	0	2	2											
Ozzie Guillen, L OBP: 0.290, SLG: 0.311 (1, 6)		1-0 3B		4-0 BB		0-1 1B		1-2 1B		3	0	3	1	1	0	0											
Carlos Martinez, R OBP: 0.227, SLG: 0.227 (1, 5)		1-0 FC1-5-2-5-3		0-3 K		0-2 G1-3		1-2 P4		4	0	0	0	0	1	5											
Fred Manrique, R OBP: 0.286, SLG: 0.359 (8, PH)		2-1 1B			1-0 G6-3		2-0 FC5-4-5		0-2 P6	3	1	1	0	0	0	1											
Daryl Boston, L OBP: 0.266, SLG: 0.435 (8, 4)										1	0	0	0	0	0	2											
Donnie Hill, S OBP: 0.294, SLG: 0.276 (8, 4)										0	0	0	0	0	0	0											
Inning Stats	R: 1 E: 0 K: 0 S: 6	H: 2 LOB: 1 BB: 0 P: 6	R: 3 E: 0 K: 0 S: 15	H: 6 LOB: 2 BB: 0 P: 22	R: 0 E: 0 K: 1 S: 5	H: 0 LOB: 1 BB: 1 P: 10	R: 0 E: 0 K: 0 S: 5	H: 0 LOB: 0 BB: 0 P: 11	R: 0 E: 0 K: 1 S: 12	H: 1 LOB: 1 BB: 0 P: 13	R: 0 E: 0 K: 0 S: 3	H: 0 LOB: 0 BB: 1 P: 7	R: 0 E: 0 K: 1 S: 14	H: 2 LOB: 2 BB: 0 P: 19	R: 0 E: 0 K: 1 S: 8	H: 0 LOB: 0 BB: 0 P: 12	1B: 10 2B: 1 3B: 1 HR: 0	SF: 0 SAC: 0 DP: 2 HBP: 0	WP: 0 PB: 0 SB: 2 CS: 0	PA: 39							
PITCHER	IP	WLS	BF	H	R	ER	SO	BB	IBB	HBP	BLK	WP	HR	S	P	ERA	WHIP										
Bert Blyleven, R ERA: 5.3 (1, 1)	6.0	W	28	9	4	4	2	2	0	0	0	0	0	52	83	6.00	1.833										
Dan Schatzeder, L ERA: 7.23 (7, 1)	0.1		2	0	0	0	0	1	0	0	0	0	0	1	5	0.00	3.000										
Keith Atherton, R ERA: 3.3 (7, 1)	1.0	S	4	2	0	0	1	0	0	0	0	0	0	9	13	0.00	2.000										
Jeff Reardon, R ERA: 2.7 (8, 1)	1.2	S	5	0	0	0	1	0	0	0	0	0	0	15	20	0.00	0.000										

Chicago White Sox @ Minnesota Twins
Hubert H. Humphrey Metrodome, Minneapolis, MN

AB 36
R 4
H 11
RBI 4
BB 3
SO 4
LOB 17



WP: 0 PA: 39
PB: 0
SB: 2
CS: 0

Chicago White Sox @ Minnesota Twins
Hubert H. Humphrey Metrodome, Minneapolis, MN

AB 31
R 5
H 7
RBI 5
BB 4
SO 6
LOB 13



WP: 0 PA: 35
PB: 0
SB: 1
CS: 0

Batter	1	2	3	4	5	6	7	8	9	AB	R	H	RBI	BB	SO	LOB	BOTTOM											
John Moses, S OBP: 0.366, SLG: 0.426 (1, 7)	0-1 G4-3	1-0 F7			0-1 F7		0-1 G5-3			4	0	1	0	0	0	1												
Tom Herr, S OBP: 0.338, SLG: 0.303 (1, 4)	4-2 2B	1-0 G4-6-3			2-3 K		1-0 G5-3		1-2 1B	3	1	0	0	1	1	2												
Randy Bush, L OBP: 0.359, SLG: 0.437 (1, 9)	1-1 E9		2-1 G4-3		4-0 BB		0-3 K			2	1	0	0	1	0	1												
Gary Gaetti, R OBP: 0.355, SLG: 0.554 (7, PH)										1	0	0	0	1	1													
Mark Davidson, R OBP: 0.306, SLG: 0.333 (8, 9)										0	0	0	0	0	0	0												
Kirby Puckett, R OBP: 0.365, SLG: 0.537 (1, 8)	0-0 1B		2-3 K		1-0 F9		0-3 K			4	1	1	2	0	2	2												
Jim Dwyer, L OBP: 0.369, SLG: 0.357 (1, 10)	0-0 1B		3-0 P5			1-1 HR		1-3 K		4	1	2	2	0	1	0												
Gene Larkin, S OBP: 0.384, SLG: 0.400 (1, 3)	3-1 P6			1-2 G1-3		1-1 HR		0-2 G6-3		4	1	1	1	0	0	1												
Al Newman, S OBP: 0.315, SLG: 0.258 (1, 5)	2-1 1B			4-1 G6-3		1-2 G6-3		4-2 BB		2	0	1	0	2	0	0												
Steve Lombardozzi, R OBP: 0.296, SLG: 0.298 (1, 6)	1-2 F8			2-2 G6-3		1-1 F8		3-2 G3		4	0	0	0	0	0	4												
Greg Gagne, R OBP: 0.288, SLG: 0.394 (8, 6)				1-2 G6-3				1-2 G3		0	0	0	0	0	0	0												
Tom Nieto, R OBP: 0.111, SLG: 0.077 (1, 2)		3-1 G4-6-3		0-2 L9		0-3 K				3	0	1	0	0	1	1												
Inning Stats	R: 3 E: 1 K: 0 S: 15	H: 3 LOB: 2 BB: 1 P: 26	R: 0 E: 0 K: 0 S: 4	H: 1 LOB: 0 BB: 0 P: 9	R: 0 E: 0 K: 1 S: 6	H: 0 LOB: 0 BB: 0 P: 13	R: 0 E: 0 K: 0 S: 11	H: 0 LOB: 1 BB: 1 P: 17	R: 0 E: 0 K: 1 S: 7	H: 0 LOB: 0 BB: 1 P: 14	R: 2 E: 0 K: 1 S: 12	H: 2 LOB: 0 BB: 0 P: 16	R: 0 E: 0 K: 2 S: 9	H: 1 LOB: 1 BB: 0 P: 10	R: 0 E: 0 K: 1 S: 11	H: 0 LOB: 1 BB: 1 P: 19	1B: 4 2B: 1 3B: 0 HR: 2	SF: 0 SAC: 0 DP: 1 HBP: 0	WP: 0 PB: 0 SB: 1 CS: 0	PA: 35								
PITCHER	IP	WLS	BF	H	R	ER	SO	BB	IBB	HBP	BLK	WP	HR	S	P	ERA	WHIP											
Shawn Hillegas, R ERA: 4.38 (1, 1)	6.0	L	28	7	5	4	3	3	0	0	0	0	0	2	57	9	6.00	1.667										
Steve Rosenberg, L ERA: 4.33 (7, 1)	0.1		1	0	0	0	0	0	0	0	0	0	0	1	2	0.00	0.000											
Barry Jones, R ERA: 2.96 (7, 1)	1.2		6	0	0	0	3	1	0	0	0	0	0	17	25	0.00	0.600											

WP: 0 PA: 35
PB: 0
SB: 1
CS: 0

Batter	1	2	3	4	5	6	7	8	9	AB	R	H	RBI	BB	SO	LOB	TOP										
Dave Gallagher, R OBP: 0.343, SLG: 0.389 (1, 8)	G5-3		1B		1B		E3			3	1	1	0	1	0	0	Chicago White Sox @ Minnesota Twins Hubert H. Humphrey Metrodome, Minneapolis, MN Sat Sep 17 1988, 4:33 AM EDT Att: 46,439 - Dome livebaseballscores.com										
Steve Lyons, L OBP: 0.303, SLG: 0.358 (1, 9)	BB		1B		1B		F8			3	0	2	0	1	0	1											
Harold Baines, L OBP: 0.344, SLG: 0.400 (1, 10)	L4		1B		1B			L9		4	0	1	1	0	1	3											
Carlton Fisk, R OBP: 0.382, SLG: 0.565 (1, 2)	G5-3		P3		P5			G5-3		4	0	0	0	0	0	5											
Mike Diaz, R OBP: 0.281, SLG: 0.276 (1, 3)		K2-3				F8		G4-3		4	0	1	0	0	1	0											
Russ Morman, R OBP: 0.283, SLG: 0.281 (1, 7)		K			2B		G6-3		G5-3	3	0	0	0	0	2	1											
Jerry Hairston, S (9, PH)		K			K					1	0	0	0	0	0	0											
Carlos Martinez, R OBP: 0.200, SLG: 0.200 (1, 5)		K			K		G5-3		F9	3	0	0	0	0	2	1											
Daryl Boston, L OBP: 0.265, SLG: 0.433 (9, PH)		K			K					1	0	0	0	0	0	0											
Ozzie Guillen, L OBP: 0.288, SLG: 0.308 (1, 6)			K		G6-3			P6	L6	4	0	0	0	0	1	1											
Fred Manrique, R OBP: 0.284, SLG: 0.356 (1, 4)			G5-3				F7		K	3	0	0	0	0	1	0											
Inning Stats	R: 0 E: 1 K: 0 S: 8	H: 0 LOB: 1 BB: 1 P: 14	R: 0 E: 0 K: 3 S: 9	H: 0 LOB: 0 BB: 0 P: 13	R: 1 E: 0 K: 1 S: 13	H: 3 LOB: 2 BB: 0 P: 16	R: 0 E: 0 K: 2 S: 14	H: 1 LOB: 1 BB: 0 P: 21	R: 0 E: 0 K: 1 S: 17	H: 1 LOB: 2 BB: 1 P: 27	R: 0 E: 1 K: 0 S: 9	H: 0 LOB: 1 BB: 0 P: 12	R: 0 E: 0 K: 0 S: 6	H: 0 LOB: 0 BB: 0 P: 10	R: 0 E: 0 K: 0 S: 8	H: 0 LOB: 0 BB: 0 P: 9	1B: 4 2B: 1 3B: 0 HR: 0	SF: 0 SAC: 0 DP: 0 HBP: 0	WP: 0 PB: 0 SB: 0 CS: 0	PA: 35							
PITCHER	IP	WLS	BF	H	R	ER	SO	BB	IBB	HBP	BLK	WP	HR	S	P	ERA	WHIP										
Allan Anderson, L ERA: 2.62 (1, 1)	8.0	W	32	5	1	1	8	2	0	0	0	0	0	84	124	1.12	0.875										
Jeff Reardon, R ERA: 2.66 (9, 1)	1.0	S	3	0	0	0	0	0	0	0	0	0	0	8	9	0.00	0.000										

Batter	1	2	3	4	5	6	7	8	9	AB	R	H	RBI	BB	SO	LOB	BOTTOM										
Dan Gladden, R OBP: 0.316, SLG: 0.403 (1, 7)	G5-3		G6-3		G1-3			G5-3		4	1	1	0	0	0	0	Chicago White Sox @ Minnesota Twins Hubert H. Humphrey Metrodome, Minneapolis, MN Sat Sep 17 1988, 4:33 AM EDT Att: 46,439 - Dome livebaseballscores.com										
Tom Herr, S OBP: 0.340, SLG: 0.301 (1, 4)	BB		G6-3			HR		L8		2	1	0	0	2	0	1											
Kirby Puckett, R OBP: 0.366, SLG: 0.537 (1, 8)	FC5-4		CS		F9			G6-3		4	0	2	1	0	0	1											
Gary Gaetti, R OBP: 0.355, SLG: 0.559 (1, 10)	F9		L4			HR				3	1	1	2	0	0	3											
Gene Larkin, S OBP: 0.382, SLG: 0.397 (1, 3)	FC5-4		CS		F9		G5-3			3	0	0	0	0	0	2											
Brian Harper, R OBP: 0.337, SLG: 0.427 (1, 2)		G6-3			F9		L3			3	0	0	0	0	0	0											
John Christensen, R OBP: 0.351, SLG: 0.412 (1, 9)					G4-3			P6		3	0	1	0	0	0	0											
John Moses, S OBP: 0.366, SLG: 0.426 (8, 9)										0	0	0	0	0	0	0											
Steve Lombardozzi, R OBP: 0.293, SLG: 0.295 (1, 6)	G5-3						F8		G6-3	3	0	0	0	0	0	1											
Greg Gagne, R OBP: 0.288, SLG: 0.394 (8, 6)										0	0	0	0	0	0	0											
Al Newman, S OBP: 0.311, SLG: 0.255 (1, 5)							G5-3		F9	3	0	0	0	0	0	1											
Inning Stats	R: 0 E: 0 K: 0 S: 8	H: 1 LOB: 2 BB: 1 P: 18	R: 0 E: 0 K: 0 S: 7	H: 1 LOB: 0 BB: 0 P: 9	R: 1 E: 0 K: 0 S: 10	H: 2 LOB: 0 BB: 0 P: 13	R: 0 E: 0 K: 0 S: 7	H: 0 LOB: 0 BB: 0 P: 10	R: 0 E: 0 K: 0 S: 5	H: 0 LOB: 0 BB: 0 P: 5	R: 2 E: 0 K: 0 S: 8	H: 1 LOB: 0 BB: 1 P: 14	R: 0 E: 0 K: 0 S: 5	H: 0 LOB: 0 BB: 0 P: 7	R: 0 E: 0 K: 0 S: 4	H: 0 LOB: 0 BB: 0 P: 5	1B: 4 2B: 0 3B: 0 HR: 1	SF: 0 SAC: 0 DP: 0 HBP: 0	WP: 0 PB: 1 SB: 1 CS: 1	PA: 31							
PITCHER	IP	WLS	BF	H	R	ER	SO	BB	IBB	HBP	BLK	WP	HR	S	P	ERA	WHIP										
Jerry Reuss, L ERA: 3.62 (1, 1)	7.0	L	27	5	3	3	0	2	0	0	0	0	0	50	76	3.86	1.000										
Tom McCarthy, R ERA: (8, 1)	1.0		3	0	0	0	0	0	0	0	0	0	0	4	5	0.00	0.000										



Batter	1	2	3	4	5	6	7	8	9	AB	R	H	RBI	BB	SO	LOB	TOP					
Dave Gallagher, R (1, 8) OBP: 0.348, SLG: 0.407	1-1 HR		2-1 1B		0-1 F9		2-1 1B 2B	0-0 SH1-3		4	2	3	1	0	0	2	Chicago White Sox @ Minnesota Twins Hubert H. Humphrey Metrodome, Minneapolis, MN Sun Sep 18, 1988, 4:33 AM EDT Att. 47,172 - Dome livebaseballscorecards.com					
Steve Lyons, L (1, 9) OBP: 0.301, SLG: 0.356	0-0 F8		1-2 P6		1-0 F9		0-0 1B	1-2 G1-3		5	1	1	0	0	0	4						
Harold Baines, L (1, 10) OBP: 0.348, SLG: 0.402	1-1 1B		2-1 F7		1-0 1B		0-2 1B HR	4-0 FC6-4 IBB		4	1	3	2	1	0	1						
Carlton Fisk, R (1, 2) OBP: 0.383, SLG: 0.560	1-2 L9			4-2 F8 1B		1-0 F8	3-H 2-2 HR	1-1 FC6-4		4	1	1	1	1	0	5						
Dan Pasqua, L (1, 7) OBP: 0.306, SLG: 0.420	4-2 1B			1-2 G4-6-3 1B		3-2 2B 1B	0-0 HR	2-2 HR		4	2	4	4	1	0	0						
Mike Diaz, R (1, 3) OBP: 0.281, SLG: 0.275	1-1 1B			0-2 F8		0-1 F9	0-0 G1-3	1-3 K		4	0	1	0	0	0	3						
Russ Morman, R (7, 3) OBP: 0.279, SLG: 0.276	1-2 1B			2-3 F8				1-0 F8		1	0	0	0	0	1	0						
Ozzie Guillen, L (1, 6) OBP: 0.287, SLG: 0.309				1-0 G4-6-3		0-0 2B	1-2 F7	0-0 P6		5	0	1	0	0	0	2						
Carlos Martinez, R (1, 5) OBP: 0.200, SLG: 0.200				0-0 G5-3		1-0 F9 1B	0-2 F8	1-1 F8		5	1	1	0	0	0	2						
Fred Manrique, R (1, 4) OBP: 0.286, SLG: 0.355				2-1 F8		4-1 1B	1-2 F7	1-0 SH1-3 1B		3	0	1	0	1	0	2						
Inning Stats	R: 1 E: 0 K: 0 S: 12	H: 3 LOB: 2 BB: 1 P: 20	R: 0 E: 0 K: 0 S: 4	H: 0 LOB: 0 BB: 0 P: 7	R: 0 E: 0 K: 0 S: 7	H: 1 LOB: 1 BB: 0 P: 12	R: 0 E: 0 K: 0 S: 10	H: 1 LOB: 1 BB: 1 P: 16	R: 1 E: 0 K: 0 S: 7	H: 2 LOB: 2 BB: 1 P: 15	R: 0 E: 0 K: 0 S: 11	H: 2 LOB: 2 BB: 0 P: 15	R: 5 E: 0 K: 0 S: 18	H: 5 LOB: 0 BB: 0 P: 23	R: 0 E: 0 K: 0 S: 7	H: 1 LOB: 2 BB: 1 P: 14	R: 1 E: 0 K: 1 S: 10	H: 1 LOB: 0 BB: 0 P: 14	1B: 11 2B: 2 3B: 0 HR: 3	SF: 0 SAC: 1 DP: 1 HBP: 0	WP: 0 PB: 0 SB: 0 CS: 1	PA: 44
PITCHER	IP WLS BF H R ER SO BB IBB HBP BLK WP HR S P ERA WHIP																					
Les Straker, R (1, 1) ERA: 4.09	5.0	22	7	2	2	0	3	0	0	0	0	0	0	0	1	40	70	3.60	2.000			
Mark Portugal, R (6, 1) ERA: 4.89	1.0	L	8	5	3	3	0	0	0	0	0	0	0	0	1	17	23	27.00	5.000			
Keith Atherton, R (7, 1) ERA: 3.5	1.0		5	2	2	0	0	0	0	0	0	0	0	1	12	15	18.00	2.000				
German Gonzalez, R (8, 1) ERA: 0.96	2.0		9	2	1	1	1	0	1	0	0	0	0	1	17	28	4.50	1.000				

Batter	1	2	3	4	5	6	7	8	9	AB	R	H	RBI	BB	SO	LOB	BOTTOM					
Dan Gladden, R (1, 7) OBP: 0.316, SLG: 0.402	2-1 F8		4-1 1B	0-0 1B		2-0 G6-3		1-1 P2		4	1	1	0	1	0	2	Chicago White Sox @ Minnesota Twins Hubert H. Humphrey Metrodome, Minneapolis, MN Sun Sep 18, 1988, 4:33 AM EDT Att. 47,172 - Dome livebaseballscorecards.com					
Doug Baker, S (9, 6)			1-2 1B	2-1 1B						0	0	0	0	0	0	0						
Tom Herr, S (1, 4) OBP: 0.344, SLG: 0.313	3-2 G6-3		0-1 FC6-4 1B	2-1 F8			0-0 1B	1-1 E9 G6-3 2B		5	3	3	0	0	0	1						
Kirby Puckett, R (1, 8) OBP: 0.365, SLG: 0.534	3-3 K		0-0 P3		3-2 F8		0-2 G5-3 1B	0-0 G6-3		5	0	1	1	0	1	3						
Gary Gaetti, R (1, 10) OBP: 0.355, SLG: 0.556		0-1 F8	0-0 FC6-4 1B	1-2 HBP		2-0 G5-3	2-0 G5-3	0-3 K		4	0	1	3	0	1	1						
Gene Larkin, S (1, 3) OBP: 0.384, SLG: 0.395		4-0 1B	2-2 FC6-4 1B	4-2 HBP		1-3 K	1-3 K	4-1 WP BB		2	0	0	0	3	1	3						
Tim Laudner, R (1, 2) OBP: 0.319, SLG: 0.411		3-1 BB	0-0 FC6-4 1B	1-2 BB		0-0 G6-3	1-0 F8	4-2 BB		3	0	2	1	0	0	2						
Randy Bush, L (7, PH) OBP: 0.360, SLG: 0.436		1-2 1B	1-2 1B	1-2 1B		1-2 G6-3		1-3 BB		1	0	0	0	1	0	1						
Greg Gagne, R (1, 6) OBP: 0.286, SLG: 0.391		0-3 K	2-2 G5-3		1-2 G5-3			2-1 L7	1-1 P6	3	0	0	0	0	1	4						
John Moses, S (6, PH) OBP: 0.364, SLG: 0.423										1	0	0	0	0	0	0						
Jim Dwyer, L (9, PH) OBP: 0.365, SLG: 0.352										1	0	0	0	0	0	2						
Mark Davidson, R (1, 9) OBP: 0.298, SLG: 0.324		2-0 F6		1-3 K		0-2 G4-3		3-2 FC6-4 1B		3	0	0	0	0	1	2						
Tom Nieto, R (8, 2) OBP: 0.311, SLG: 0.077										0	0	0	0	0	0	0						
Eric Bullock, L (8, PH) OBP: 0.333, SLG: 0.143										1	0	1	0	0	0	0						
Brian Harper, R (9, 2) OBP: 0.337, SLG: 0.427										0	0	0	0	0	0	0						
Al Newman, S (1, 5) OBP: 0.314, SLG: 0.260			4-2 1B	1-2 G4-3		0-0 2B		3-2 FC6-4		3	1	1	0	1	0	1						
Inning Stats	R: 0 E: 0 K: 1 S: 8	H: 0 LOB: 0 BB: 0 P: 16	R: 0 E: 0 K: 1 S: 8	H: 1 LOB: 2 BB: 1 P: 17	R: 3 E: 0 K: 0 S: 14	H: 3 LOB: 2 BB: 2 P: 26	R: 0 E: 0 K: 1 S: 9	H: 1 LOB: 1 BB: 0 P: 13	R: 0 E: 0 K: 0 S: 10	H: 0 LOB: 1 BB: 1 P: 18	R: 0 E: 0 K: 0 S: 9	H: 1 LOB: 1 BB: 0 P: 12	R: 1 E: 0 K: 1 S: 9	H: 2 LOB: 1 BB: 0 P: 13	R: 0 E: 0 K: 0 S: 11	H: 1 LOB: 0 BB: 0 P: 20	R: 1 E: 1 K: 1 S: 12	H: 1 LOB: 2 BB: 2 P: 22	1B: 7 2B: 3 3B: 0 HR: 0	SF: 0 SAC: 0 DP: 1 HBP: 1	WP: 2 PB: 0 SB: 0 CS: 0	PA: 43
PITCHER	IP WLS BF H R ER SO BB IBB HBP BLK WP HR S P ERA WHIP																					
Ken Patterson, L (1, 1) ERA: 4.76	4.0	20	5	3	3	3	3	0	0	0	0	0	0	0	23	34	4.50	2.000				
Tom McCarthy, R (5, 1) ERA: 3.0	2.0	W	10	3	1	1	0	1	0	1	0	0	0	0	26	48	3.38	1.500				
Barry Jones, R (7, 1) ERA: 2.97	2.2		12	2	1	1	2	2	0	0	0	0	0	0	0	0	0					
Bobby Thigpen, R (9, 1) ERA: 3.13	0.1	S	1	0	0	0	0	0	0	0	0	0	0	0	2	3	0.00	0.000				



Batter	1	2	3	4	5	6	7	8	9	AB	R	H	RBI	BB	SO	LOB	TOP			
John Moses, S OBP: 0.365, SLG: 0.423 (1, 7)										5	1	2	0	0	1	1	Minnesota Twins @ Oakland Athletics Oakland-Alameda County Coliseum, Oakland, CA Mon Sep 19 1988, 7:05 PM PDT Att: 42,186 - Unknown - 61 F			
Tom Herr, S OBP: 0.343, SLG: 0.312 (1, 4)										4	1	1	0	0	1	2				
Randy Bush, L OBP: 0.360, SLG: 0.435 Dan Gladden, R OBP: 0.316, SLG: 0.401 (7, PH) (7, 7)										3	0	1	2	0	0	0				
Kirby Puckett, R OBP: 0.364, SLG: 0.532 (1, 8)										4	0	1	1	0	1	1				
Jim Dwyer, L OBP: 0.375, SLG: 0.365 John Christensen, R OBP: 0.351, SLG: 0.412 Eric Bullock, L OBP: 0.300, SLG: 0.125 (8, PH) (8, PH)										3	0	2	0	0	0	2				
Gene Larkin, S OBP: 0.383, SLG: 0.393 (1, 3)										3	0	0	0	1	0	3				
Tim Laudner, R OBP: 0.316, SLG: 0.406 (1, 2)										4	0	0	0	0	3	3				
Al Newman, S OBP: 0.313, SLG: 0.257 (1, 5)										3	0	0	0	1	0	1				
Greg Gagne, R OBP: 0.287, SLG: 0.391 Gary Gaetti, R OBP: 0.355, SLG: 0.555 Doug Baker, S (6, PH) (6, 6)										2	1	1	0	0	1	0				
Brian Harper, R OBP: 0.335, SLG: 0.424 (9, PH)										1	0	0	0	0	0	0				
Inning Stats	R: 1 E: 0 K: 1 S: 12	H: 1 LOB: 0 BB: 0 P: 20	R: 0 E: 0 K: 0 S: 6	H: 1 LOB: 1 BB: 0 P: 8	R: 2 E: 0 K: 1 S: 17	H: 4 LOB: 2 BB: 0 P: 25	R: 0 E: 0 K: 2 S: 13	H: 0 LOB: 0 BB: 0 P: 16	R: 0 E: 0 K: 0 S: 8	H: 1 LOB: 3 BB: 2 P: 31	R: 0 E: 0 K: 1 S: 8	H: 1 LOB: 1 BB: 0 P: 12	R: 0 E: 0 K: 1 S: 11	H: 0 LOB: 0 BB: 0 P: 16	R: 0 E: 0 K: 0 S: 10	H: 0 LOB: 0 BB: 0 P: 13	1B: 8 2B: 0 3B: 0 HR: 0	SF: 0 SAC: 0 DP: 0 HBP: 0	WP: 0 PB: 0 SB: 0 CS: 0	PA: 37
PITCHER	IP WLS BF H R ER SO BB IBB HBP BLK WP HR S P ERA WHIP																			
Dave Stewart, R ERA: 3.33 (1, 1)	6.1 W 29 8 3 3 6 2 0 0 0 1 0 0 79 116 4.26 1.579																			
Rick Honeycutt, L ERA: 3.7 (7, 1)	0.2 S 6 0 0 0 0 0 0 0 0 0 0 0 4 6 0.00 0.000																			
Dennis Eckersley, R ERA: 2.36 (8, 1)	2.0 S 6 0 0 0 1 0 0 0 0 0 0 0 21 29 0.00 0.000																			

Batter	1	2	3	4	5	6	7	8	9	AB	R	H	RBI	BB	SO	LOB	BOTTOM	
Luis Polonia, L OBP: 0.346, SLG: 0.391 (1, 7)										3	0	2	0	2	0	2	Minnesota Twins @ Oakland Athletics Oakland-Alameda County Coliseum, Oakland, CA Mon Sep 19 1988, 7:05 PM PDT Att: 42,186 - Unknown - 61 F	
Dave Henderson, R OBP: 0.355, SLG: 0.533 (1, 8)										4	0	0	0	0	1	5		
Jose Canseco, R OBP: 0.386, SLG: 0.564 (1, 9)										4	1	2	0	1	0	3		
Dave Parker, L OBP: 0.310, SLG: 0.394 (1, 10)										5	1	2	2	0	0	4		
Carney Lansford, R OBP: 0.333, SLG: 0.369 (1, 5)										3	1	1	0	1	1	1		
Terry Steinbach, R OBP: 0.330, SLG: 0.395 Lance Blankenship, R (7, PR) Ron Hassey, L OBP: 0.319, SLG: 0.370 (8, 2)										3	1	1	0	1	0	1		
Stan Javier, S OBP: 0.320, SLG: 0.326 (1, 3)										4	1	1	1	0	0	2		
Walt Weiss, S OBP: 0.306, SLG: 0.308 (1, 6)										4	0	1	0	0	1	2		
Mike Gallego, R OBP: 0.297, SLG: 0.253 (1, 4)										3	0	2	1	1	0	0		
Inning Stats	R: 0 E: 0 K: 0 S: 7	H: 1 LOB: 0 BB: 0 P: 13	R: 2 E: 1 K: 2 S: 25	H: 3 LOB: 3 BB: 2 P: 40	R: 3 E: 0 K: 0 S: 15	H: 5 LOB: 2 BB: 0 P: 22	R: 0 E: 0 K: 0 S: 11	H: 2 LOB: 1 BB: 0 P: 18	R: 0 E: 0 K: 0 S: 9	H: 1 LOB: 2 BB: 1 P: 16	R: 0 E: 0 K: 1 S: 7	H: 0 LOB: 2 BB: 1 P: 14	R: 0 E: 0 K: 0 S: 5	H: 0 LOB: 2 BB: 2 P: 15	1B: 11 2B: 0 3B: 0 HR: 1	SF: 0 SAC: 1 DP: 1 HBP: 0		WP: 1 PB: 0 SB: 1 CS: 1
PITCHER	IP WLS BF H R ER SO BB IBB HBP BLK WP HR S P ERA WHIP																	
Freddie Toliver, R ERA: 4.05 (1, 1)	2.2 L 17 8 0 5 2 0 2 0 0 0 0 1 44 71 16.88 3.750																	
Roy Smith, R ERA: 3.12 (3, 1)	3.1 14 4 0 0 0 0 1 0 0 0 0 30 52 0.00 1.200																	
Juan Berenguer, R ERA: 4.14 (7, 1)	2.0 9 0 0 0 0 1 3 0 0 1 0 0 12 29 0.00 1.500																	



Batter	1	2	3	4	5	6	7	8	9	AB	R	H	RBI	BB	SO	LOB	TOP																					
Dan Gladden, R OBP: 0.317, SLG: 0.401 Mark Davidson, R OBP: 0.296, SLG: 0.320 (7, 7)	F9		F8		WP 1B		1B BB	K		3	0	1	0	1	0	1																						
Tom Herr, S OBP: 0.344, SLG: 0.311 (1, 4)	G1-6-3 BB		L7		L8		1B 1B	G6-3		4	1	1	0	1	0	2																						
Randy Bush, L OBP: 0.359, SLG: 0.433 John Christensen, R OBP: 0.342, SLG: 0.400 (1, 9) (9, PH)	G1-6-3			P3	G6-3		1B	G1-3		4	0	1	1	0	0	2																						
Kirby Puckett, R OBP: 0.368, SLG: 0.534 (1, 8)		G4-3 WP 1B		BB 1B		BB 1B	G5-4-3	P3		5	0	4	1	0	0	0																						
Jim Dwyer, L OBP: 0.385, SLG: 0.360 Gary Gaetti, R OBP: 0.354, SLG: 0.554 (1, 10) (7, PH)		K		BB		BB	G5-4-3			1	0	0	0	2	1	1																						
Gene Larkin, S OBP: 0.381, SLG: 0.389 (1, 3)		G4-3		K		BB		G5-3		4	0	0	0	0	1	5																						
Tim Laudner, R OBP: 0.315, SLG: 0.405 (1, 2)		L7		K		P6		FC5 BB 1B		4	0	1	0	0	1	5																						
Al Newman, S OBP: 0.316, SLG: 0.258 (1, 5)				1B	F7		K	FC5 BB		3	0	1	0	1	1	2																						
Greg Gagne, R OBP: 0.287, SLG: 0.397 (1, 6)			P3		HR		K	FC5		4	1	1	1	0	1	3																						
Inning Stats	R: 0 E: 0 K: 0 S: 8	H: 0 LOB: 0 BB: 1 P: 13	R: 0 E: 0 K: 1 S: 9	H: 1 LOB: 1 BB: 0 P: 14	R: 0 E: 0 K: 0 S: 15	H: 1 LOB: 1 BB: 0 P: 23	R: 0 E: 0 K: 2 S: 18	H: 1 LOB: 2 BB: 1 P: 31	R: 1 E: 0 K: 0 S: 11	H: 2 LOB: 1 BB: 0 P: 21	R: 0 E: 0 K: 1 S: 10	H: 1 LOB: 2 BB: 1 P: 20	R: 2 E: 0 K: 1 S: 11	H: 3 LOB: 2 BB: 1 P: 20	R: 0 E: 0 K: 1 S: 10	H: 1 LOB: 2 BB: 1 P: 20	R: 0 E: 0 K: 0 S: 6	H: 0 LOB: 0 BB: 0 P: 9	1B: 9 2B: 0 3B: 0 HR: 1	SF: 0 SAC: 0 DP: 2 HBP: 0	WP: 2 PA: 40 PB: 0 SB: 0 CS: 0																	
PITCHER	IP	WLS	BF	H	R	ER	SO	BB	IBB	HBP	BLK	WP	HR	S	P	ERA	WHIP	PITCHER				IP	WLS	BF	H	R	ER	SO	BB	IBB	HBP	BLK	WP	HR	S	P	ERA	WHIP
Storm Davis, R ERA: 3.46 (1, 1)	5.0	W	23	6	1	1	3	3	0	0	0	2	1	63	109	1.80	1.800																					
Eric Plunk, R ERA: 3.09 (6, 1)	1.1		8	3	2	2	2	1	0	0	0	0	0	18	32	13.50	3.000																					
Rick Honeycutt, L ERA: 3.58 (7, 1)	2.2	S	9	1	0	0	1	1	0	0	0	0	0	17	30	0.00	0.750																					

Minnesota Twins @ Oakland Athletics
Oakland-Alameda County Coliseum, Oakland, CA

AB 35
R 3
H 10
RBI 3
BB 5
SO 6
LOB 25



WP: 2 PA: 40
PB: 0 SB: 0 CS: 0

Minnesota Twins @ Oakland Athletics
Oakland-Alameda County Coliseum, Oakland, CA

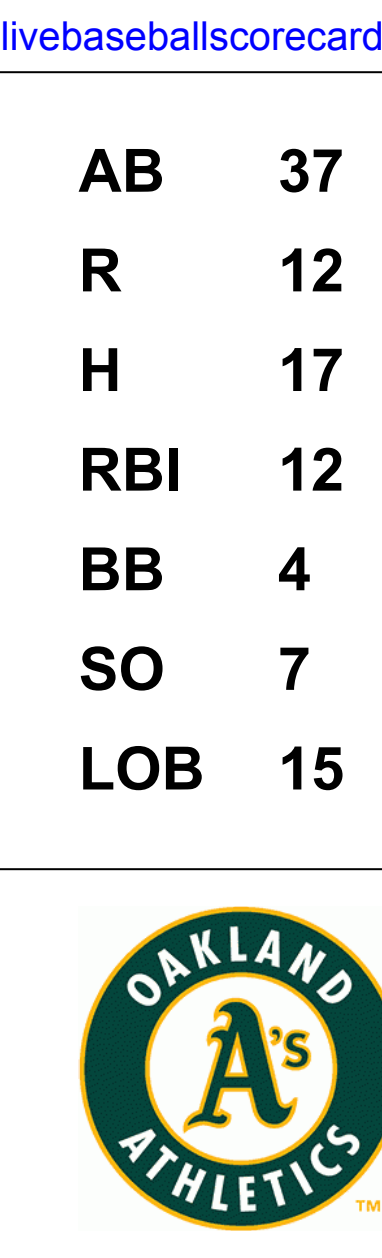
AB 37
R 12
H 17
RBI 12
BB 4
SO 7
LOB 15



WP: 0 PA: 44
PB: 0 SB: 1 CS: 0

Batter	1	2	3	4	5	6	7	8	9	AB	R	H	RBI	BB	SO	LOB	BOTTOM																					
Tony Phillips, S OBP: 0.305, SLG: 0.301 (1, 7) (7, 9)	L9	FC4-6		1B 2B		FC6-4 BB		HR		4	2	3	1	0	1																							
Dave Henderson, R OBP: 0.360, SLG: 0.532 (1, 8)	F9	K		2B 1B		FC6-4		BB 1B		5	1	2	1	0	1	3																						
Jose Canseco, R OBP: 0.369, SLG: 0.568 Luis Polonia, L OBP: 0.348, SLG: 0.392 (1, 9) (6, PH) (7, 7)	1B		SH5-3 SF8 BB	2B		K		BB 1B HBP 1B		2	1	2	0	1	0	0																						
Carney Lansford, R OBP: 0.333, SLG: 0.368 (1, 5)	K		SH5-3	F8		K		HBP BB 1B 1B		4	1	1	0	0	2	3																						
Terry Steinbach, R OBP: 0.331, SLG: 0.394 (1, 2)		1B 2B 1B	SF8		L4		K	1B HBP BB		3	1	1	2	1	1	0																						
Don Baylor, R OBP: 0.340, SLG: 0.343 (1, 10)	2B 1B		P3		G6-4-3 1B		HR	1B HBP		4	2	3	2	0	0																							
Stan Javier, S OBP: 0.319, SLG: 0.324 (1, 3)	K			K	G6-4-3		F8	G4-6-3 1B		5	0	1	1	0	2	3																						
Mike Gallego, R OBP: 0.296, SLG: 0.256 (1, 4)	1B 2B			P2		F8		6-3 G4-6-3		5	1	1	1	0	0	3																						
Walt Weiss, S OBP: 0.312, SLG: 0.315 (1, 6)	FC4-6 1B			2B 1B		FC6-4 2B		HR BB		3	2	3	2	1	0	0																						
Inning Stats	R: 0 E: 0 K: 1 S: 10	H: 1 LOB: 1 BB: 0 P: 13	R: 3 E: 0 K: 2 S: 13	H: 4 LOB: 1 BB: 0 P: 18	R: 1 E: 0 K: 0 S: 8	H: 0 LOB: 0 BB: 1 P: 14	R: 2 E: 0 K: 1 S: 15	H: 4 LOB: 2 BB: 0 P: 22	R: 0 E: 0 K: 0 S: 5	H: 1 LOB: 0 BB: 0 P: 7	R: 0 E: 0 K: 1 S: 12	H: 1 LOB: 2 BB: 1 P: 23	R: 1 E: 0 K: 2 S: 12	H: 1 LOB: 0 BB: 0 P: 14	R: 5 E: 0 K: 0 S: 14	H: 5 LOB: 2 BB: 2 P: 26	1B: 11 2B: 4 3B: 0 HR: 2	SF: 1 SAC: 1 DP: 2 HBP: 1	WP: 0 PA: 44 PB: 0 SB: 1 CS: 0																			
PITCHER	IP	WLS	BF	H	R	ER	SO	BB	IBB	HBP	BLK	WP	HR	S	P	ERA	WHIP	PITCHER				IP	WLS	BF	H	R	ER	SO	BB	IBB	HBP	BLK	WP	HR	S	P	ERA	WHIP
Frank Viola, L ERA: 2.54 (1, 1)	3.2	L	21	9	6	6	4	1	0	0	0	0	0	14	24	0.00	1.500																					
Mark Portugal, R ERA: 4.53 (4, 1)	2.0		8	2	0	0	0	1	0	0	0	0	0	14	24	0.00	1.500																					
German Gonzalez, R ERA: 3.54 (6, 1)	1.2		12	5	6	6	3	2	0	0	0	0	2	27	42	32.40	4.200																					
Dan Schatzeder, L ERA: 7.03 (8, 1)	0.2		3	1	0	0	0	0	0	1	0	0	0	3	5	0.00	1.500																					

AB 37
R 12
H 17
RBI 12
BB 4
SO 7
LOB 15



WP: 0 PA: 44
PB: 0 SB: 1 CS: 0

Batter	1	2	3	4	5	6	7	8	9	AB	R	H	RBI	BB	SO	LOB	TOP					
John Moses, S OBP: 0.367, SLG: 0.429	G3-1		FC4-6 1B 2B		F8			E PB G4-3 1B		4	2	2	0	0	0	0	Minnesota Twins @ Oakland Athletics Oakland-Alameda County Coliseum, Oakland, CA Wed Sep 21 1988, 3:33 AM PDT Att: 23,200 - Sunny					
Tom Herr, S OBP: 0.343, SLG: 0.308	G4-3		FC4-6 BB		G4-3			E6 G4-3 BB		3	0	0	0	1	0	1						
Randy Bush, L OBP: 0.359, SLG: 0.432 John Christensen, R OBP: 0.359, SLG: 0.400	CS		FC4-6 BB 1B 1-2 2-3		K			G4-3 BB		3	0	1	0	0	1	2						
Kirby Puckett, R OBP: 0.368, SLG: 0.534 Mark Davidson, R OBP: 0.296, SLG: 0.320	CS	G3-1 BB G6-3 1B	BB 1B 1-2 3-H		K			F8		4	1	2	1	0	1	3						
Jim Dwyer, L OBP: 0.389, SLG: 0.351		G3-1 BB	BB 1B 1-2 3-H		L5			G4-3		2	0	0	1	2	0	2						
Gene Larkin, S OBP: 0.376, SLG: 0.386	G3-1		K		F7			P5		4	0	0	0	0	1	7						
Al Newman, S OBP: 0.311, SLG: 0.253	G6-3			F7				K		4	0	0	1	0	1	1						
Tom Nieto, R OBP: 0.105, SLG: 0.073 Eric Bullock, L OBP: 0.273, SLG: 0.111	G3			K2-3				F8		3	0	0	0	0	1	1						
Doug Baker, S Gary Gaetti, R OBP: 0.353, SLG: 0.552			L6	K				F9		3	0	0	0	0	1	0						
Inning Stats	R: 0 E: 0 K: 0 S: 8	H: 1 LOB: 0 BB: 0 P: 11	R: 1 E: 0 K: 0 S: 8	H: 1 LOB: 1 BB: 1 P: 15	R: 1 E: 0 K: 1 S: 17	H: 2 LOB: 2 BB: 2 P: 35	R: 0 E: 0 K: 0 S: 9	H: 0 LOB: 0 BB: 0 P: 15	R: 0 E: 0 K: 1 S: 10	H: 0 LOB: 0 BB: 0 P: 13	R: 0 E: 0 K: 0 S: 4	H: 0 LOB: 0 BB: 0 P: 5	R: 1 E: 1 K: 0 S: 11	H: 1 LOB: 2 BB: 1 P: 19	R: 0 E: 0 K: 1 S: 5	H: 0 LOB: 0 BB: 0 P: 7		1B: 4 2B: 1 3B: 0 HR: 0	SF: 0 SAC: 0 DP: 0 HBP: 0	WP: 0 PB: 1 SB: 0 CS: 1	PA: 37	
PITCHER	IP	WLS	BF	H	R	ER	SO	BB	IBB	HBP	BLK	WP	HR	S	P	ERA	WHIP					
Bob Welch, R ERA: 3.63	(1, 1)	7.0	W	28	5	3	2	5	3	0	0	0	0	0	67	110	2.57	1.143				
Greg Cadaret, L ERA: 2.25	(8, 1)	0.0		2	0	0	0	0	1	0	0	0	0	5	10	=	=					
Gene Nelson, R ERA: 3.28	(8, 1)	1.0		3	0	0	0	0	0	0	0	0	0	5	8	0.00	0.000					
Dennis Eckersley, R ERA: 2.33	(9, 1)	1.0	S	3	0	0	0	1	0	0	0	0	0	5	7	0.00	0.000					

AB	32
R	3
H	5
RBI	3
BB	4
SO	6
LOB	17



Batter	1	2	3	4	5	6	7	8	9	AB	R	H	RBI	BB	SO	LOB	BOTTOM				
Luis Polonia, L OBP: 0.346, SLG: 0.388	G6-3		HBP 1B BB	L4		G1-3				3	1	0	0	1	0	0	Minnesota Twins @ Oakland Athletics Oakland-Alameda County Coliseum, Oakland, CA Wed Sep 21 1988, 3:33 AM PDT Att: 23,200 - Sunny				
Stan Javier, S OBP: 0.320, SLG: 0.327			1B HBP	L5		F8				3	1	1	0	0	0	0					
Dave Parker, L OBP: 0.312, SLG: 0.395 Carney Lansford, R OBP: 0.333, SLG: 0.368	G3		1B 2-H 3-H	1B		3B 1B		K		4	1	2	2	0	1	1					
Don Baylor, R OBP: 0.339, SLG: 0.339 Lance Blankenship, R OBP: 0.333, SLG: 0.368	K		P3	P2				G4-6-3 BB		3	0	0	0	1	1	4					
Ron Hassey, L OBP: 0.324, SLG: 0.375			BB 1B	BB 1B		3B 1B		G4-6-3		4	1	3	1	0	0	1					
Doug Jennings, L OBP: 0.384, SLG: 0.312 Dave Henderson, R OBP: 0.360, SLG: 0.532	K		K	K		K		F9		4	0	0	0	0	3	6					
Tony Phillips, S OBP: 0.309, SLG: 0.312	K		BB	K		K		G3		3	1	1	2	1	1	1					
Walt Weiss, S OBP: 0.312, SLG: 0.317	G3		G4-3	G4-3		2B		F9		4	0	1	1	0	0	4					
Mike Gallego, R OBP: 0.295, SLG: 0.256			HBP BB 1B	F8		K		K		4	1	1	0	0	2	1					
Inning Stats	R: 0 E: 0 K: 1 S: 10	H: 1 LOB: 1 BB: 0 P: 15	R: 0 E: 0 K: 2 S: 11	H: 1 LOB: 0 BB: 0 P: 14	R: 3 E: 0 K: 1 S: 18	H: 3 LOB: 3 BB: 2 P: 36	R: 0 E: 0 K: 0 S: 7	H: 0 LOB: 0 BB: 0 P: 11	R: 3 E: 0 K: 2 S: 15	H: 4 LOB: 1 BB: 0 P: 22	R: 0 E: 0 K: 1 S: 7	H: 0 LOB: 0 BB: 1 P: 14	R: 0 E: 0 K: 0 S: 5	H: 0 LOB: 1 BB: 1 P: 12	R: 0 E: 0 K: 1 S: 6	H: 0 LOB: 0 BB: 0 P: 10		1B: 6 2B: 2 3B: 1 HR: 0	SF: 0 SAC: 0 DP: 1 HBP: 1	WP: 0 PB: 0 SB: 0 CS: 0	PA: 36
PITCHER	IP	WLS	BF	H	R	ER	SO	BB	IBB	HBP	BLK	WP	HR	S	P	ERA	WHIP				
Bert Blyleven, R ERA: 5.45	(1, 1)	4.2	L	26	9	6	6	5	2	0	1	0	0	15	29	0.00	0.429				
Les Straker, R ERA: 3.97	(5, 1)	2.1		7	0	0	0	2	1	0	0	0	0	6	10	0.00	0.000				
Keith Atherton, R ERA: 3.45	(8, 1)	1.0		3	0	0	0	1	0	0	0	0	0	6	10	0.00	0.000				

AB	32
R	6
H	9
RBI	6
BB	3
SO	8
LOB	18



Batter	1	2	3	4	5	6	7	8	9	AB	R	H	RBI	BB	SO	LOB	TOP									
John Moses, S OBP: 0.373, SLG: 0.431 (1, 9)										4	1	2	0	1	0	1	Minnesota Twins @ California Angels Anaheim Stadium, Anaheim, CA Thu Sep 22 1988, 10:05 PM EDT Att: 20,338 - Unknown									
Tom Herr, S OBP: 0.341, SLG: 0.306 Mark Davidson, R OBP: 0.296, SLG: 0.320 (1, 4) (8, 9)										5	0	1	1	0	1	5										
Randy Bush, L OBP: 0.360, SLG: 0.440 Gary Gaetti, R OBP: 0.352, SLG: 0.551 Kent Hrbek, L OBP: 0.388, SLG: 0.524 (1, 3) (6, PH) (8, 3)										3	1	2	1	0	0	1										
Kirby Puckett, R OBP: 0.369, SLG: 0.533 (1, 8)										5	2	2	1	0	1	0										
Jim Dwyer, L OBP: 0.390, SLG: 0.338 (1, 10)										3	0	0	0	1	0	1										
Brian Harper, R OBP: 0.349, SLG: 0.438 (1, 2)										4	0	3	2	1	0	2										
Eric Bullock, L OBP: 0.333, SLG: 0.231 Steve Lombardozzi, R OBP: 0.292, SLG: 0.294 (1, 7) (8, 4)										4	1	2	0	0	0	3										
Al Newman, S OBP: 0.307, SLG: 0.250 (1, 5)										3	0	0	0	0	0	3										
Greg Gagne, R OBP: 0.288, SLG: 0.398 (1, 6)										4	1	2	0	0	0	1										
Inning Stats	R: 0 E: 0 K: 1 S: 8	H: 1 LOB: 0 BB: 0 P: 12	R: 0 E: 0 K: 1 S: 13	H: 2 LOB: 2 BB: 0 P: 22	R: 3 E: 0 K: 0 S: 15	H: 5 LOB: 2 BB: 1 P: 23	R: 0 E: 0 K: 0 S: 9	H: 2 LOB: 1 BB: 0 P: 14	R: 2 E: 0 K: 0 S: 13	H: 3 LOB: 1 BB: 0 P: 18	R: 0 E: 1 K: 0 S: 8	H: 0 LOB: 0 BB: 0 P: 14	R: 0 E: 1 K: 0 S: 9	H: 0 LOB: 0 BB: 0 P: 13	R: 1 E: 1 K: 0 S: 13	H: 1 LOB: 2 BB: 1 P: 22	R: 0 E: 0 K: 0 S: 3	H: 0 LOB: 1 BB: 1 P: 8	1B: 12 2B: 2 3B: 1 HR: 0	SF: 1 SAC: 1 DP: 2 HBP: 1	WP: 0 PB: 1 CS: 3	PA: 44				
PITCHER	IP	WLS	BF	H	R	ER	SO	BB	IBB	HBP	BLK	WP	HR	S	P	ERA	WHIP									
Terry Clark, R ERA: 5.07 (1, 1)	4.0	L	22	12	5	5	2	0	1	0	1	0	0	0	19	30	11.25	3.000								
Rich Monteleone, R ERA: (5, 1)	2.0		10	1	0	0	0	0	0	1	0	0	0	0	18	29	0.00	0.500								
Stu Cliburn, R ERA: (7, 1)	1.2		6	1	1	0	0	0	1	0	0	0	0	0	18	20	0.00	0.600								
Sherman Corbett, L ERA: 3.74 (8, 1)	1.1		5	0	0	0	0	1	0	0	0	0	0	5	10	0.00	0.750									

Batter	1	2	3	4	5	6	7	8	9	AB	R	H	RBI	BB	SO	LOB	BOTTOM								
Dick Schofield, R OBP: 0.307, SLG: 0.327 (1, 6)										3	0	1	0	0	0	1	Minnesota Twins @ California Angels Anaheim Stadium, Anaheim, CA Thu Sep 22 1988, 10:05 PM EDT Att: 20,338 - Unknown								
Brian Downing, R OBP: 0.360, SLG: 0.434 (1, 10)										4	0	0	0	0	0	3									
Wally Joyner, L OBP: 0.362, SLG: 0.429 (1, 3)										4	1	2	0	0	0	1									
Chili Davis, S OBP: 0.330, SLG: 0.445 (1, 9)										4	0	0	0	0	1	3									
Johnny Ray, S OBP: 0.341, SLG: 0.420 (1, 4)										4	1	2	0	0	0	0									
Tony Armas, R OBP: 0.312, SLG: 0.442 (1, 7) (7, 8)										4	0	1	1	0	1	2									
Bob Boone, R OBP: 0.250, SLG: 0.387 Darrell Miller, R OBP: 0.286, SLG: 0.283 Mark McLemore, S OBP: 0.316, SLG: 0.339 (1, 2) (3, 2) (9, PH)										1	0	0	0	0	0	0									
Dante Bichette, R OBP: 0.250, SLG: 0.250 George Hendrick, R OBP: 0.288, SLG: 0.331 Mike Brown, R OBP: 0.238, SLG: 0.286 Devon White, S OBP: 0.296, SLG: 0.387 (1, 8) (6, PH) (7, 7) (9, PH)										2	0	0	0	0	0	0									
Jack Howell, L OBP: 0.317, SLG: 0.408 (1, 5)										3	0	1	0	0	1	0									
Inning Stats	R: 0 E: 0 K: 0 S: 7	H: 0 LOB: 0 BB: 0 P: 10	R: 0 E: 0 K: 0 S: 3	H: 0 LOB: 0 BB: 0 P: 4	R: 0 E: 0 K: 2 S: 12	H: 2 LOB: 2 BB: 0 P: 18	R: 0 E: 0 K: 1 S: 7	H: 0 LOB: 0 BB: 0 P: 11	R: 2 E: 1 K: 0 S: 16	H: 3 LOB: 2 BB: 0 P: 26	R: 0 E: 0 K: 0 S: 10	H: 1 LOB: 0 BB: 0 P: 15	R: 0 E: 0 K: 0 S: 6	H: 0 LOB: 0 BB: 0 P: 9	R: 0 E: 0 K: 2 S: 7	H: 0 LOB: 0 BB: 0 P: 10	1B: 7 2B: 0 3B: 0 HR: 0	SF: 0 SAC: 0 DP: 1 HBP: 1	WP: 0 PB: 0 CS: 0	PA: 35					
PITCHER	IP	WLS	BF	H	R	ER	SO	BB	IBB	HBP	BLK	WP	HR	S	P	ERA	WHIP								
Allan Anderson, L ERA: 2.56 (1, 1)	8.0	W	32	7	2	1	3	0	0	1	0	0	0	70	107	1.12	0.875								
Jeff Reardon, R ERA: 2.62 (9, 1)	1.0		3	0	0	0	2	0	0	0	0	0	0	7	10	0.00	0.000								

AB 37
R 6
H 14
RBI 5
BB 3
SO 2
LOB 20



AB 34
R 2
H 7
RBI 1
BB 0
SO 5
LOB 15



Batter	1	2	3	4	5	6	7	8	9	AB	R	H	RBI	BB	SO	LOB	TOP																			
Dan Gladden, R OBP: 0.319, SLG: 0.403 Mark Davidson, R OBP: 0.296, SLG: 0.320	F9		S			1B	K		2B	5	1	3	1	0	1	0	Minnesota Twins @ California Angels Anaheim Stadium, Anaheim, CA Fri Sep 23 1988, 10:05 PM EDT Att: 23,902 - Unknown																			
Tom Herr, S OBP: 0.344, SLG: 0.312 Doug Baker, S	P4		F4			2B		2B	1B	4	3	2	1	1	0	1																				
Kirby Puckett, R OBP: 0.372, SLG: 0.538	G6-3					1B		2B	2B	4	1	3	3	1	0	0																				
Gary Gaetti, R OBP: 0.349, SLG: 0.546		L5				2B		2B	1B	4	0	0	1	0	0	4																				
Gene Larkin, S OBP: 0.375, SLG: 0.383		K				L7		F7		4	0	0	0	0	1	3																				
Tim Laudner, R OBP: 0.317, SLG: 0.406		1B				1B		F9		4	0	2	1	0	0	2																				
John Christensen, R OBP: 0.307, SLG: 0.378 John Moses, S OBP: 0.371, SLG: 0.429		K				F9			G6-3	2	0	0	0	0	1	2																				
Greg Gagne, R OBP: 0.286, SLG: 0.394			F8			G6-4-3		G6-3	K	4	0	0	0	0	1	1																				
Al Newman, S OBP: 0.306, SLG: 0.250			K			F7		K	1B	4	1	1	0	0	2	0																				
Inning Stats	R: 0 H: 0 E: 0 K: 0 S: 7	H: 0 LOB: 0 BB: 0 P: 12	R: 0 H: 1 E: 0 K: 2 S: 11	LOB: 1 BB: 0 P: 15	R: 0 H: 1 E: 0 K: 1 S: 13	LOB: 1 BB: 0 P: 20	R: 0 H: 0 E: 0 K: 0 S: 13	H: 0 LOB: 1 BB: 1 P: 22	R: 0 H: 0 E: 0 K: 2 S: 9	H: 0 LOB: 0 BB: 0 P: 14	R: 3 H: 4 E: 0 K: 0 S: 14	H: 4 LOB: 1 BB: 0 P: 25	R: 0 H: 0 E: 0 K: 2 S: 7	H: 0 LOB: 0 BB: 0 P: 14	R: 1 H: 1 E: 0 K: 0 S: 9	H: 1 LOB: 1 BB: 1 P: 15	R: 3 H: 4 E: 0 K: 1 S: 21	H: 4 LOB: 2 BB: 0 P: 35	1B: 8 2B: 3 3B: 0 HR: 0	SF: 1 SAC: 0 DP: 1 HBP: 1	WP: 1 PA: 40 CS: 0															
PITCHER	IP	WLS	BF	H	R	ER	SO	BB	IBB	HBP	BLK	WP	HR	S	P	ERA	WHIP	PITCHER		IP	WLS	BF	H	R	ER	SO	BB	IBB	HBP	BLK	WP	HR	S	P	ERA	WHIP
Chuck Finley, L ERA: 4.16 Stu Cliburn, R ERA: 4.19	(1, 1)	7.0	L	30	7	4	4	5	2	0	1	0	0	76	128	5.14	1.286			(8, 1)	2.0	10	4	3	3	1	0	0	0	1	0	0	28	44	13.50	2.000

AB	36
R	7
H	11
RBI	7
BB	2
SO	6
LOB	13



Batter	1	2	3	4	5	6	7	8	9	AB	R	H	RBI	BB	SO	LOB	BOTTOM																				
Mark McLemore, S OBP: 0.315, SLG: 0.335	K		G3			BLK		F9		3	0	0	0	1	1	1	Minnesota Twins @ California Angels Anaheim Stadium, Anaheim, CA Fri Sep 23 1988, 10:05 PM EDT Att: 23,902 - Unknown																				
Johnny Ray, S OBP: 0.336, SLG: 0.417	F7		L8			K		P5		4	0	0	0	0	1	2																					
Jack Howell, L OBP: 0.315, SLG: 0.405	G3-1					G4-3		G4-3		4	0	0	0	0	1	0																					
Wally Joyner, L OBP: 0.361, SLG: 0.427		G3-1				1B		F8		4	1	1	0	0	0	0																					
Chili Davis, S OBP: 0.330, SLG: 0.444		G4-3				1B		G1-3		4	0	1	0	0	1	0																					
Jim Eppard, L OBP: 0.357, SLG: 0.343						1B		K		3	0	1	0	1	1	2																					
Dante Bichette, R OBP: 0.292, SLG: 0.292		P4				PO		1B		4	0	2	1	0	0	2																					
Darrell Miller, R OBP: 0.285, SLG: 0.290						PO		F9		4	0	1	0	0	2	3																					
Dick Schofield, R OBP: 0.306, SLG: 0.325			G4-3			L7		F8		3	0	0	0	0	0	2																					
Inning Stats	R: 0 H: 0 E: 0 K: 1 S: 10	H: 0 LOB: 0 BB: 0 P: 15	R: 0 H: 0 E: 0 K: 0 S: 6	H: 0 LOB: 1 BB: 1 P: 13	R: 0 H: 1 E: 0 K: 0 S: 11	H: 1 LOB: 1 BB: 0 P: 14	R: 1 H: 3 E: 0 K: 0 S: 17	H: 3 LOB: 1 BB: 0 P: 28	R: 0 H: 0 E: 0 K: 2 S: 9	H: 0 LOB: 0 BB: 1 P: 17	R: 0 H: 0 E: 0 K: 0 S: 6	H: 0 LOB: 0 BB: 0 P: 8	R: 0 H: 1 E: 0 K: 1 S: 11	H: 1 LOB: 1 BB: 0 P: 14	R: 0 H: 0 E: 0 K: 1 S: 8	H: 0 LOB: 0 BB: 0 P: 12	R: 0 H: 1 E: 1 K: 2 S: 12	H: 1 LOB: 2 BB: 0 P: 22	1B: 5 2B: 1 3B: 0 HR: 0	SF: 0 SAC: 0 DP: 0 HBP: 0	WP: 0 PA: 36 CS: 0																
PITCHER	IP	WLS	BF	H	R	ER	SO	BB	IBB	HBP	BLK	WP	HR	S	P	ERA	WHIP	PITCHER		IP	WLS	BF	H	R	ER	SO	BB	IBB	HBP	BLK	WP	HR	S	P	ERA	WHIP	
Charlie Lea, R ERA: 4.85 Roy Smith, R ERA: 2.61	(1, 1)	4.0		16	4	1	1	1	1	0	0	0	0	44	70	2.25	1.250			(5, 1)	5.0	W	19	2	0	0	6	1	0	0	1	0	0	46	73	0.00	0.600


AB	33
R	1
H	6
RBI	1
BB	2
SO	7
LOB	12



Batter	1	2	3	4	5	6	7	8	9	AB	R	H	RBI	BB	SO	LOB	TOP			
Al Newman, S (1, 5) OBP: 0.305, SLG: 0.247	4-2 CS BB		0-2 G6-3			0-0 G4-3		2-3 K		3	0	0	0	1	1	0	Minnesota Twins @ California Angels Anaheim Stadium, Anaheim, CA Sat Sep 24 1988, 10:05 PM EDT Att: 25,290 - Unknown			
Tom Herr, S (1, 4) OBP: 0.346, SLG: 0.312	0-2 F8			0-0 G4-3 1B		1-1 F7		4-0 1B BB		3	0	1	0	1	0	1				
Randy Bush, L (1, 9) OBP: 0.363, SLG: 0.441	2-2 FC4-6 1B			1-0 G4-3			4-2 2B BB	2-2 1B		3	1	2	0	1	0	1				
Greg Gagne, R (9, 6) OBP: 0.286, SLG: 0.394				1-2			SAFE	SAFE		0	0	0	0	0	0	0				
Kirby Puckett, R (1, 8) OBP: 0.371, SLG: 0.537	1-1 FC4-6			3-2 F8			SAFE	SAFE	1-2 G1-3	4	1	1	1	0	0	3				
Kent Hrbek, L (1, 3) OBP: 0.387, SLG: 0.522		2-0 F9			1-0 L7				0-0 1B SF7 1B	4	0	1	0	0	0	1				
Mark Davidson, R (9, PR) OBP: 0.296, SLG: 0.320										0	1	0	0	0	0	0				
Dan Gladden, R (1, 7) OBP: 0.321, SLG: 0.403		2-3 K			4-1 B1-3 BB		3-1 SF8	2-1 SAFE G4-3 1B		2	0	1	1	1	1	0				
Jim Dwyer, L (1, 10)		1-2 G4-3			0-1 SAFE SAFE B1-3		3-H 4-2 BB		0-0 SAFE SF7	2	0	0	1	1	0	1				
Steve Lombardozzi, R (1, 6) OBP: 0.289, SLG: 0.290			0-1 P6		0-0 F8			3-2 L8	0-1 SAFE SAFE G4-3	3	0	0	0	0	0	2				
Gene Larkin, S (9, PH) OBP: 0.375, SLG: 0.382									0-1 SAFE SAFE G4-3	1	0	0	0	0	0	1				
Tom Nieto, R (1, 2) OBP: 0.100, SLG: 0.069			1-1 G6-3			3-2 F9		1-3 K		3	0	0	0	0	1	0				
Inning Stats	R: 0 E: 0 K: 0 S: 11	H: 1 LOB: 1 BB: 1 P: 18	R: 0 E: 0 K: 1 S: 7	H: 0 LOB: 0 BB: 0 P: 12	R: 0 E: 0 K: 0 S: 7	H: 0 LOB: 0 BB: 0 P: 8	R: 0 E: 0 K: 0 S: 5	H: 1 LOB: 1 BB: 0 P: 9	R: 0 E: 0 K: 0 S: 5	H: 0 LOB: 1 BB: 1 P: 10	R: 2 E: 0 K: 0 S: 15	H: 1 LOB: 1 BB: 2 P: 30	R: 0 E: 0 K: 2 S: 12	H: 1 LOB: 2 BB: 1 P: 22	R: 1 E: 0 K: 0 S: 6	H: 2 LOB: 1 BB: 0 P: 8	1B: 5 2B: 1 3B: 0 HR: 0	SF: 2 SAC: 0 DP: 1 HBP: 0	WP: 0 PB: 0 CS: 1	PA: 35
PITCHER Mike Witt, R (1, 1) ERA: 4.01	IP: 9.0 WLS: L BF: 35 H: 6 R: 3 ER: 3 SO: 3 BB: 5 IBB: 0 HBP: 0 BLK: 0 WP: 0 HR: 0 S: 74 P: 127 ERA: 3.00 WHIP: 1.222															PITCHER				

Batter	1	2	3	4	5	6	7	8	9	AB	R	H	RBI	BB	SO	LOB	BOTTOM					
Mark McLemore, S (1, 4) OBP: 0.311, SLG: 0.330	1-2 F8		2-2 F7			2-1 SH1-4		2-0 SH1-4	0-0 F9	3	0	0	0	0	0	2	Minnesota Twins @ California Angels Anaheim Stadium, Anaheim, CA Sat Sep 24 1988, 10:05 PM EDT Att: 25,290 - Unknown					
Johnny Ray, S (1, 10) OBP: 0.340, SLG: 0.417	1-2 G6-3		2-1 L9			4-2 FC6-4 BB		1-0 1B		3	0	1	2	1	0	0						
Jack Howell, L (1, 5) OBP: 0.316, SLG: 0.405	1-0 G4-3			4-0 G4-6-3 BB		1-3 K		2-H 3-H 2-2 1B		3	0	1	0	1	1	2						
Wally Joyner, L (1, 3) OBP: 0.359, SLG: 0.424		0-1 G4-3		0-0 F8		3-1 FC6-4		1-2 F8		4	0	0	0	0	0	6						
Chili Davis, S (1, 9) OBP: 0.329, SLG: 0.442		2-1 BB 1B		0-0 G4-6-3		0-1 G3		1-1 G3		4	0	1	0	0	0	4						
Jim Eppard, L (1, 7) OBP: 0.382, SLG: 0.343		4-2 SAFE SAFE BB 1B			2-2 G4-3		0-1 G4-3		3-2 1B SH5-3 1B	3	0	1	0	1	0	0						
Dante Bichette, R (1, 8) OBP: 0.259, SLG: 0.259		2-1 L8			1-2 F9		1-1 F9		0-0 SH5-3	3	0	0	0	0	0	2						
Devon White, S (9, PH) OBP: 0.296, SLG: 0.387									1-2 SH5-3	0	0	0	0	0	0	0						
Darrell Miller, R (1, 2) OBP: 0.281, SLG: 0.286		2-3 K			1-2 G4-3			0-1 SH1-4 BB 1B	1-2 F7	2	0	0	0	0	1	2						
Brian Downing, R (9, PH) OBP: 0.361, SLG: 0.435								4-0 SH1-4 BB 1B		1	0	1	0	0	0	0						
Thad Bosley, L (8, PR) OBP: 0.306, SLG: 0.313								1-2 SH1-4 BB 1B		0	1	0	0	0	0	0						
Bob Boone, R (9, 2) OBP: 0.351, SLG: 0.386								1-2 SH1-4 BB 1B		1	0	0	0	0	0	1						
Dick Schofield, R (1, 6) OBP: 0.309, SLG: 0.327			0-2 G1-3			0-0 PB SH1-4 1B		4-0 SH1-4 BB 1B	0-0 1B	3	1	2	0	1	0	0						
Inning Stats	R: 0 E: 0 K: 0 S: 8	H: 0 LOB: 0 BB: 0 P: 11	R: 0 E: 0 K: 1 S: 11	H: 1 LOB: 2 BB: 1 P: 21	R: 0 E: 0 K: 0 S: 11	H: 0 LOB: 0 BB: 0 P: 15	R: 0 E: 0 K: 0 S: 2	H: 0 LOB: 0 BB: 1 P: 6	R: 0 E: 0 K: 0 S: 10	H: 0 LOB: 0 BB: 0 P: 14	R: 0 E: 0 K: 1 S: 10	H: 1 LOB: 2 BB: 1 P: 20	R: 0 E: 0 K: 0 S: 6	H: 0 LOB: 0 BB: 0 P: 7	R: 2 E: 0 K: 0 S: 12	H: 3 LOB: 3 BB: 1 P: 23	R: 0 E: 0 K: 0 S: 10	H: 2 LOB: 2 BB: 0 P: 14	1B: 7 2B: 0 3B: 0 HR: 0	SF: 0 SAC: 3 DP: 1 HBP: 0	WP: 0 PB: 1 CS: 0	PA: 37
PITCHER Freddie Toliver, R (1, 1) ERA: 3.95	IP: 7.0 WLS: W BF: 27 H: 3 R: 2 ER: 2 SO: 2 BB: 4 IBB: 0 HBP: 0 BLK: 0 WP: 0 HR: 0 S: 60 P: 100 ERA: 2.57 WHIP: 1.000															PITCHER						
Jeff Reardon, R (8, 1) ERA: 2.55	IP: 2.0 WLS: W BF: 10 H: 4 R: 0 ER: 0 SO: 0 BB: 0 IBB: 0 HBP: 0 BLK: 0 WP: 0 HR: 0 S: 20 P: 31 ERA: 0.00 WHIP: 2.000															PITCHER						

AB 28
R 3
H 6
RBI 3
BB 5
SO 3
LOB 10



AB 30
R 2
H 7
RBI 2
BB 4
SO 2
LOB 19



Batter	1	2	3	4	5	6	7	8	9	AB	R	H	RBI	BB	SO	LOB	TOP	
Dan Gladden, R OBP: 0.320, SLG: 0.400	G4-3		G4-3		G5-3		G3-1	FC5-4		4	1	0	0	1	0	2	Minnesota Twins @ California Angels Anaheim Stadium, Anaheim, CA Sun Sep 25 1988, 6:33 AM EDT Att: 34,745 - Sunny	
Tom Herr, S OBP: 0.346, SLG: 0.313	P5		K		1B		G3-1		5	1	2	0	0	1	1			
Randy Bush, L John Moses, S OBP: 0.365, SLG: 0.441 OBP: 0.369, SLG: 0.426	G4-3		FC6-4		1B		F9		3	0	1	0	1	0	0			
Kirby Puckett, R Mark Davidson, R OBP: 0.371, SLG: 0.542 OBP: 0.296, SLG: 0.320		1B	FC6-4		K			HR	4	2	2	2	0	1	3			
Kent Hrbek, L Gene Larkin, S OBP: 0.387, SLG: 0.521 OBP: 0.373, SLG: 0.380	E8		G3		K		F7	F8	3	1	1	0	0	1	2			
Tim Laudner, R OBP: 0.317, SLG: 0.404	K		BB		1B		F7	G6-3	4	0	1	0	0	1	2			
Jim Dwyer, L OBP: 0.398, SLG: 0.341	E9		BB		1B		G4-3	1B	3	1	2	1	1	0	0			
Steve Lombardozzi, R OBP: 0.289, SLG: 0.291	SF7		F7		G5-3		G5-3	1B	3	0	1	1	0	0	2			
Al Newman, S OBP: 0.305, SLG: 0.247	G4-3		K				K	FC5-4	4	0	1	1	0	2	3			
Inning Stats	R: 0 H: 0 E: 0 K: 0 S: 7	H: 0 LOB: 0 BB: 0 P: 12	R: 2 H: 3 E: 2 K: 1 S: 15	LOB: 1 BB: 0 P: 21	R: 0 H: 0 E: 0 K: 1 S: 8	H: 1 LOB: 2 BB: 1 P: 14	R: 0 H: 0 E: 0 K: 2 S: 11	H: 2 LOB: 2 BB: 0 P: 17	R: 0 H: 0 E: 0 K: 1 S: 7	H: 0 LOB: 0 BB: 1 P: 16	R: 2 H: 4 E: 0 K: 0 S: 11	H: 0 LOB: 2 BB: 0 P: 17	R: 1 H: 1 E: 0 K: 0 S: 11	H: 1 LOB: 0 BB: 0 P: 17	1B: 10 2B: 0 3B: 0 HR: 1	SF: 2 SAC: 0 DP: 0 HBP: 0		WP: 0 PA: 41 SB: 3 CS: 0
PITCHER	IP	WLS	BF	H	R	ER	SO	BB	IBB	HBP	BLK	WP	HR	S	P	ERA	WHIP	
Dan Petry, R ERA: 4.06	(1, 1)	7.2	L 35	9	5	5	6	3	0	0	0	0	1	72	118	5.87	1.565	
Greg Minton, R ERA: 2.77	(8, 1)	1.1	6	2	1	0	0	0	0	0	0	0	0	14	23	0.00	1.500	

Batter	1	2	3	4	5	6	7	8	9	AB	R	H	RBI	BB	SO	LOB	BOTTOM	
Dick Schofield, R Chili Davis, S OBP: 0.307, SLG: 0.325 OBP: 0.330, SLG: 0.442	G4-3	K			G3		SH5-3		3	0	0	0	0	1	3	Minnesota Twins @ California Angels Anaheim Stadium, Anaheim, CA Sun Sep 25 1988, 6:33 AM EDT Att: 34,745 - Sunny		
Johnny Ray, S OBP: 0.336, SLG: 0.413	G5-3		G3		F9		G4-3	G3	5	0	0	0	0	3				
Brian Downing, R OBP: 0.366, SLG: 0.444	1B		HR		IBB		IBB		2	1	2	1	2	0				
Wally Joyner, L OBP: 0.357, SLG: 0.421	K		F8		F8		P5		4	0	0	0	0	1				
Tony Armas, R OBP: 0.311, SLG: 0.443		1B	K				K	K	4	1	1	0	0	3				
George Hendrick, R OBP: 0.287, SLG: 0.328		FC6-4			F8		F9	G6-3	4	0	1	0	0	0				
Dante Bichette, R OBP: 0.290, SLG: 0.367		SF9			PO		2B	K	3	0	2	1	0	1				
Domingo Ramos, R Jack Howell, L OBP: 0.269, SLG: 0.246 OBP: 0.316, SLG: 0.404	FC6-4		F8		F8		G3	K	3	0	0	0	0	3				
Darrell Miller, R OBP: 0.293, SLG: 0.314		1B			PO		G4-3	P6	4	0	3	0	0	0				
Inning Stats	R: 0 H: 1 E: 0 K: 1 S: 16	H: 3 LOB: 2 BB: 0 P: 15	R: 1 H: 1 E: 0 K: 1 S: 9	LOB: 0 BB: 0 P: 16	R: 0 H: 1 E: 0 K: 0 S: 6	H: 1 LOB: 0 BB: 0 P: 10	R: 0 H: 1 E: 0 K: 0 S: 7	H: 1 LOB: 2 BB: 1 P: 17	R: 0 H: 1 E: 0 K: 1 S: 10	H: 1 LOB: 2 BB: 1 P: 19	R: 0 H: 0 E: 0 K: 2 S: 10	H: 0 LOB: 0 BB: 0 P: 13	R: 0 H: 0 E: 0 K: 1 S: 11	H: 0 LOB: 1 BB: 1 P: 22	1B: 4 2B: 3 3B: 1 HR: 1		SF: 1 SAC: 1 DP: 0 HBP: 0	WP: 0 PA: 39 SB: 0 CS: 0
PITCHER	IP	WLS	BF	H	R	ER	SO	BB	IBB	HBP	BLK	WP	HR	S	P	ERA	WHIP	
Frank Viola, L ERA: 2.54	(1, 1)	7.0	W 31	9	2	2	4	0	2	0	0	0	1	65	111	2.57	1.286	
Juan Berenguer, R ERA: 4.05	(8, 1)	2.0	S 7	0	0	0	3	1	0	0	0	0	0	21	35	0.00	0.500	

Batter	1	2	3	4	5	6	7	8	9	AB	R	H	RBI	BB	SO	LOB	TOP			
Carney Lansford, R OBP: 0.333, SLG: 0.366	1-0 E S 1B		2-0 P3			0-0 G6-3		0-0 B1-3		4	0	1	0	0	0	1				
Dave Henderson, R OBP: 0.355, SLG: 0.517	1-1 SAFE F8			2-0 6-3		2-0 F9			0-1 F8	4	0	0	0	0	0	1				
Jose Canseco, R OBP: 0.387, SLG: 0.565	1-1 P9			4-2 CS BB		1-2 P2			3-1 P5	3	0	0	0	1	0	1				
Mark McGwire, R OBP: 0.352, SLG: 0.471	1-0 F8			1-1 P3			0-0 P4		1-1 P4	4	0	0	0	0	0	2				
Dave Parker, L OBP: 0.310, SLG: 0.393		0-0 G4-1		2-2 F8			0-0 G4-3			3	0	0	0	0	0	1				
Don Baylor, R OBP: 0.337, SLG: 0.333		2-2 G5-3			1-0 G5-3		0-3 K			3	0	0	0	0	1	0				
Terry Steinbach, R OBP: 0.329, SLG: 0.391		3-2 G5-3			1-0 1B			2-2 F9		3	0	1	0	0	0	0				
Mike Gallego, R OBP: 0.299, SLG: 0.263			1-0 G5-4-3 1B		0-0 F8			4-2 BB		2	0	1	0	1	0	1				
Walt Weiss, S OBP: 0.311, SLG: 0.317		1-0 G5-4-3			2-1 F9			2-0 L6		3	0	0	0	0	0	3				
Inning Stats	R: 0 E: 0 K: 0 S: 7	H: 1 LOB: 1 BB: 0 P: 13	R: 0 E: 0 K: 0 S: 7	H: 0 LOB: 0 BB: 12 P: 12	R: 0 E: 0 K: 0 S: 3	H: 1 LOB: 0 BB: 0 P: 7	R: 0 E: 0 K: 0 S: 8	H: 0 LOB: 1 BB: 1 P: 17	R: 0 E: 0 K: 0 S: 5	H: 1 LOB: 1 BB: 0 P: 9	R: 0 E: 0 K: 1 S: 5	H: 0 LOB: 0 BB: 0 P: 5	R: 0 E: 0 K: 0 S: 8	H: 0 LOB: 1 BB: 1 P: 16	R: 0 E: 0 K: 0 S: 6	H: 0 LOB: 0 BB: 0 P: 10	1B: 3 2B: 0 3B: 0 HR: 0	SF: 0 SAC: 0 DP: 1 HBP: 0	WP: 0 PB: 0 SB: 1 CS: 1	PA: 31
PITCHER Allan Anderson, L ERA: 2.45	IP: 9.0 WLS: W BF: 31 H: 3 R: 0 ER: 0 SO: 1 BB: 2 IBB: 0 HBP: 0 BLK: 0 WP: 0 HR: 0 S: 54 P: 97 ERA: 0.00 WHIP: 0.556																			

Oakland Athletics @ Minnesota Twins
Hubert H. Humphrey Metrodome, Minneapolis, MN
Tue Sep 27 1988, 8:05 PM EDT
Att: 48,300 - Dome

AB	29
R	0
H	3
RBI	0
BB	2
SO	1
LOB	10



Batter	1	2	3	4	5	6	7	8	9	AB	R	H	RBI	BB	SO	LOB	BOTTOM	
Dan Gladden, R OBP: 0.319, SLG: 0.402	1-2 F7	0-0 2H 3B	0-3 K		3-2 F8			1-0 G5-3		5	0	1	1	0	1	1		
Tom Herr, S OBP: 0.347, SLG: 0.313	0-1 BB BB	4-2 BB BB		2-2 G4-3		0-3 K		3-2 L7		4	0	1	0	1	1	0		
Randy Bush, L OBP: 0.405, SLG: 0.437	4-2 SAFE BB	1-3 K		1-0 F9		3-1 P3				3	0	0	0	1	1	2		
John Moses, S OBP: 0.369, SLG: 0.426	1-2 SAFE BB									0	0	0	0	0	0	0		
Kirby Puckett, R OBP: 0.374, SLG: 0.546	4-2 SAFE BB			0-2 1B 2B	0-2 1B 2B	2-2 G6-3				3	2	2	0	1	0	0		
Jim Dwyer, L OBP: 0.405, SLG: 0.352	3-3 K		1-0 2B	0-0 BB			2-1 F8			3	1	2	2	0	1	3		
Tim Laudner, R (7, PH) OBP: 0.316, SLG: 0.403			2H 2B	BB 1B	2H 1B					1	0	0	0	0	0	0		
Gene Larkin, S OBP: 0.372, SLG: 0.378	2-1 F9		1-2 L8	4-1 BB			1-0 G4-3			3	0	0	0	1	0	4		
Brian Harper, R OBP: 0.346, SLG: 0.430		2-2 G6-3	0-1 F6	1-0 L7			4-2 BB			3	0	0	0	1	0	3		
Greg Gagne, R OBP: 0.288, SLG: 0.393		1-0 G1-3 3B HBP	4-1 2B BB		2-3 K		1-3 K			2	2	0	0	1	2	1		
Al Newman, S OBP: 0.304, SLG: 0.251		3-2 SAFE G1-3	1-0 2B		3-1 F8			1-1 L5		4	0	1	2	0	0	1		
Inning Stats	R: 0 E: 0 K: 1 S: 18	H: 1 LOB: 3 BB: 2 P: 32	R: 1 E: 0 K: 1 S: 14	H: 1 LOB: 2 BB: 1 P: 25	R: 3 E: 0 K: 1 S: 12	H: 3 LOB: 1 BB: 1 P: 19	R: 1 E: 0 K: 0 S: 12	H: 2 LOB: 2 BB: 1 P: 20	R: 0 E: 0 K: 1 S: 9	H: 0 LOB: 0 BB: 0 P: 16	R: 0 E: 0 K: 1 S: 9	H: 0 LOB: 0 BB: 1 P: 17	R: 0 E: 0 K: 0 S: 7	H: 0 LOB: 0 BB: 0 P: 12	1B: 3 2B: 3 3B: 1 HR: 0	SF: 0 SAC: 0 DP: 0 HBP: 1	WP: 0 PB: 0 SB: 0 CS: 0	PA: 38
PITCHER Bob Welch, R ERA: 3.76	IP: 3.2 WLS: L BF: 24 H: 7 R: 5 ER: 5 SO: 3 BB: 5 IBB: 0 HBP: 1 BLK: 0 WP: 0 HR: 0 S: 55 P: 94 ERA: 12.27 WHIP: 3.273																	
Greg Cadaret, L ERA: 2.67	IP: 2.1 WLS: 7 BF: 7 H: 0 R: 0 ER: 0 SO: 2 BB: 0 IBB: 0 HBP: 0 BLK: 0 WP: 0 HR: 0 S: 18 P: 32 ERA: 0.00 WHIP: 0.000																	
Jim Corsi, R ERA: 3.8	IP: 2.0 WLS: 7 BF: 7 H: 0 R: 0 ER: 0 SO: 1 BB: 1 IBB: 0 HBP: 0 BLK: 0 WP: 0 HR: 0 S: 16 P: 29 ERA: 0.00 WHIP: 0.500																	

Oakland Athletics @ Minnesota Twins
Hubert H. Humphrey Metrodome, Minneapolis, MN
Tue Sep 27 1988, 8:05 PM EDT
Att: 48,300 - Dome

AB	31
R	5
H	7
RBI	5
BB	6
SO	6
LOB	15



Batter	1	2	3	4	5	6	7	8	9	AB	R	H	RBI	BB	SO	LOB	TOP								
Luis Polonia, L OBP: 0.344, SLG: 0.388 (1, 9)	F8	K				G1-3			P7	5	1	1	1	0	1	3									
Stan Javier, S OBP: 0.311, SLG: 0.317 (1, 8)	F7		G4-3						G4-3	5	1	1	0	0	0	0									
Dave Parker, L OBP: 0.314, SLG: 0.490 Dave Henderson, R OBP: 0.356, SLG: 0.517 (7, PR)	G5-3									4	1	3	1	0	0	0									
Don Baylor, R OBP: 0.338, SLG: 0.332 (1, 10)			F7							4	1	1	1	0	0	3									
Ron Hassey, L OBP: 0.325, SLG: 0.373 Terry Steinbach, R OBP: 0.329, SLG: 0.389 (2, 2)										0	0	0	0	0	0	0									
Glenn Hubbard, R OBP: 0.328, SLG: 0.336 (1, 4)										2	0	0	0	1	2	3									
Doug Jennings, L OBP: 0.349, SLG: 0.390 Carney Lansford, R OBP: 0.333, SLG: 0.366 (8, 3)										3	0	0	1	0	1	5									
Tony Phillips, S OBP: 0.314, SLG: 0.303 (1, 5)										4	0	1	1	0	0	1									
Walt Weiss, S OBP: 0.310, SLG: 0.318 (1, 6)										0	0	0	0	0	0	0									
Inning Stats	R: 0 H: 0 E: 0 K: 0 S: 6	H: 0 LOB: 0 BB: 0 P: 10	R: 1 H: 1 E: 0 K: 3 S: 21	H: 1 LOB: 3 BB: 0 P: 30	R: 0 H: 1 E: 0 K: 1 S: 7	H: 1 LOB: 1 BB: 0 P: 9	R: 0 H: 0 E: 0 K: 0 S: 7	H: 0 LOB: 0 BB: 0 P: 11	R: 4 H: 5 E: 0 K: 1 S: 13	H: 5 LOB: 1 BB: 0 P: 21	R: 0 H: 0 E: 0 K: 0 S: 6	H: 0 LOB: 0 BB: 0 P: 9	R: 0 H: 1 E: 0 K: 0 S: 10	H: 1 LOB: 3 BB: 1 P: 18	R: 0 H: 0 E: 0 K: 1 S: 8	H: 0 LOB: 0 BB: 0 P: 15	R: 0 H: 0 E: 0 K: 0 S: 9	H: 0 LOB: 1 BB: 1 P: 13	1B: 5 2B: 3 3B: 0 HR: 0	SF: 1 SAC: 0 DP: 0 HBP: 3	WP: 1 PB: 0 SB: 0 CS: 0	PA: 40			
PITCHER Bert Blyleven, R ERA: 5.43 (1, 1)	IP: 9.0 WLS: L BF: 40	H: 8 R: 5 ER: 5 SO: 6	BB: 2 IBB: 0 HBP: 3 BLK: 0	WP: 1 HR: 0 S: 87 P: 136	ERA: 5.00 WHIP: 1.111																				

Oakland Athletics @ Minnesota Twins
Hubert H. Humphrey Metrodome, Minneapolis, MN
Wed Sep 28, 1988, 8:05 PM EDT
Att: 47,620 - Dome

AB 34
R 5
H 8
RBI 5
BB 2
SO 6
LOB 18



Batter	1	2	3	4	5	6	7	8	9	AB	R	H	RBI	BB	SO	LOB	BOTTOM								
Dan Gladden, R OBP: 0.321, SLG: 0.405 (1, 7)	G5-3									3	1	2	0	1	0	0									
Tom Herr, S OBP: 0.349, SLG: 0.313 (1, 4)	K									3	0	1	0	1	1	1									
Randy Bush, L OBP: 0.361, SLG: 0.434 Brian Harper, R OBP: 0.346, SLG: 0.430 Eric Bullock, L OBP: 0.375, SLG: 0.286 (8, PH)	K									3	0	0	0	0	2	2									
Kirby Puckett, R OBP: 0.373, SLG: 0.544 (1, 8)										4	0	1	0	0	1	2									
Gene Larkin, S OBP: 0.370, SLG: 0.375 (1, 3)										4	0	0	0	0	1	1									
Jim Dwyer, L OBP: 0.400, SLG: 0.341 (1, 10)										3	0	0	0	1	1	0									
Tim Laudner, R OBP: 0.313, SLG: 0.399 John Moses, S OBP: 0.368, SLG: 0.424 (9, PH)										3	0	0	0	0	0	1									
Steve Lombardozzi, R OBP: 0.292, SLG: 0.306 (1, 6)										1	0	0	0	0	1	0									
Al Newman, S OBP: 0.300, SLG: 0.248 (1, 5)										3	1	2	1	0	0	0									
Inning Stats	R: 0 H: 0 E: 0 K: 2 S: 7	H: 0 LOB: 0 BB: 0 P: 11	R: 0 H: 0 E: 0 K: 1 S: 7	H: 0 LOB: 1 BB: 1 P: 16	R: 0 H: 2 E: 0 K: 0 S: 9	H: 2 LOB: 0 BB: 0 P: 14	R: 0 H: 2 E: 0 K: 0 S: 5	H: 2 LOB: 1 BB: 0 P: 6	R: 0 H: 0 E: 0 K: 1 S: 6	H: 0 LOB: 0 BB: 0 P: 10	R: 0 H: 0 E: 0 K: 1 S: 7	H: 0 LOB: 1 BB: 1 P: 13	R: 0 H: 0 E: 0 K: 0 S: 3	H: 0 LOB: 0 BB: 0 P: 3	R: 2 H: 3 E: 0 K: 2 S: 17	H: 3 LOB: 2 BB: 1 P: 27	R: 0 H: 0 E: 0 K: 1 S: 8	H: 0 LOB: 0 BB: 0 P: 9	1B: 5 2B: 1 3B: 0 HR: 1	SF: 0 SAC: 0 DP: 1 HBP: 0	WP: 0 PB: 0 SB: 0 CS: 2	PA: 35			
PITCHER Todd Burns, R ERA: 3.18 (1, 1)	IP: 7.2 WLS: W BF: 28	H: 6 R: 2 ER: 2 SO: 6	BB: 2 IBB: 0 HBP: 0 BLK: 0	WP: 0 HR: 0 S: 53 P: 88	ERA: 2.35 WHIP: 1.043																				
Rick Honeycutt, L ERA: 3.5 (8, 1)	0.0	1	0	0	0	0	0	0	0	2	6														
Gene Nelson, R ERA: 3.18 (8, 1)	0.1	2	1	0	0	1	0	0	0	6	6	0.00	3.000												
Dennis Eckerlesley, R ERA: 2.39 (9, 1)	1.0	S	3	0	0	0	1	0	0	8	9	0.00	0.000												


Oakland Athletics @ Minnesota Twins
Hubert H. Humphrey Metrodome, Minneapolis, MN
Wed Sep 28, 1988, 8:05 PM EDT
Att: 47,620 - Dome

AB 31
R 2
H 7
RBI 2
BB 3
SO 8
LOB 8



Batter	1	2	3	4	5	6	7	8	9	AB	R	H	RBI	BB	SO	LOB	TOP			
Luis Polonia, L OBP: 0.341, SLG: 0.384 Mark McGwire, R OBP: 0.351, SLG: 0.469 (6, 3)	F8	L7		F8		K		P3		3	0	0	0	0	0	4	Oakland Athletics @ Minnesota Twins Hubert H. Humphrey Metrodome, Minneapolis, MN Thu Sep 29 1988, 4:33 AM EDT Att: 39,528 - Dome			
Stan Javier, S OBP: 0.310, SLG: 0.314 (6, 7)	G1-3	G4-6-3		F9		2B BB		K		4	0	0	0	1	1	4				
Jose Canseco, R OBP: 0.388, SLG: 0.566 (1, 9)	2B 1B			G6-3		P9		2B BB		4	1	2	2	1	0	0				
Dave Parker, L OBP: 0.313, SLG: 0.400 (1, 10)	1B 2B			F8		K		F7		5	1	1	1	0	1	3				
Dave Henderson, R OBP: 0.358, SLG: 0.520 (1, 8)	1B			G6-3		G6-3		F7		5	0	3	1	0	0	0				
Terry Steinbach, R OBP: 0.327, SLG: 0.386 (1, 2)	K			K		FC4-6 1B		P3		5	0	1	0	0	2	4				
Tony Phillips, S OBP: 0.317, SLG: 0.300 (1, 5)				K		FC4-6 1B				2	2	0	0	2	1	1				
Glenn Hubbard, R OBP: 0.334, SLG: 0.340 Mike Gallego, R OBP: 0.286, SLG: 0.262 (6, 4)	1B BB			1B		BB 1B		L9		2	0	2	0	1	0	0				
Walt Weiss, S OBP: 0.314, SLG: 0.322 (1, 6)	1B			E1		BB 1B		F7		4	1	3	2	0	0	0				
Inning Stats	R: 2 H: 3 E: 0 K: 1 S: 16	H: 3 LOB: 1 BB: 0 P: 22	R: 1 H: 1 E: 0 K: 0 S: 8	H: 1 LOB: 1 BB: 2 P: 20	R: 0 H: 1 E: 1 K: 1 S: 11	H: 1 LOB: 2 BB: 0 P: 15	R: 0 H: 2 E: 1 K: 1 S: 12	H: 0 LOB: 0 BB: 0 P: 13	R: 3 H: 4 E: 0 K: 1 S: 20	H: 2 LOB: 2 BB: 1 P: 30	R: 0 H: 0 E: 0 K: 0 S: 5	H: 0 LOB: 1 BB: 1 P: 12	R: 0 H: 0 E: 0 K: 1 S: 6	H: 0 LOB: 0 BB: 0 P: 11	R: 0 H: 1 E: 0 K: 0 S: 4	H: 1 LOB: 1 BB: 1 P: 10		1B: 9 2B: 3 3B: 0 HR: 0	SF: 0 SAC: 0 DP: 2 HBP: 0	WP: 0 PB: 0 SB: 0 CS: 0
PITCHER	IP WLS BF H R ER SO BB IBB HBP BLK WP HR S P ERA WHIP	IP WLS BF H R ER SO BB IBB HBP BLK WP HR S P ERA WHIP	IP WLS BF H R ER SO BB IBB HBP BLK WP HR S P ERA WHIP	IP WLS BF H R ER SO BB IBB HBP BLK WP HR S P ERA WHIP	IP WLS BF H R ER SO BB IBB HBP BLK WP HR S P ERA WHIP	IP WLS BF H R ER SO BB IBB HBP BLK WP HR S P ERA WHIP	IP WLS BF H R ER SO BB IBB HBP BLK WP HR S P ERA WHIP	IP WLS BF H R ER SO BB IBB HBP BLK WP HR S P ERA WHIP	IP WLS BF H R ER SO BB IBB HBP BLK WP HR S P ERA WHIP	IP WLS BF H R ER SO BB IBB HBP BLK WP HR S P ERA WHIP	IP WLS BF H R ER SO BB IBB HBP BLK WP HR S P ERA WHIP	IP WLS BF H R ER SO BB IBB HBP BLK WP HR S P ERA WHIP	IP WLS BF H R ER SO BB IBB HBP BLK WP HR S P ERA WHIP	IP WLS BF H R ER SO BB IBB HBP BLK WP HR S P ERA WHIP	IP WLS BF H R ER SO BB IBB HBP BLK WP HR S P ERA WHIP	IP WLS BF H R ER SO BB IBB HBP BLK WP HR S P ERA WHIP	IP WLS BF H R ER SO BB IBB HBP BLK WP HR S P ERA WHIP			
Freddie Toliver, R ERA: 4.24 Dan Schatzeder, L ERA: 6.93 Juan Berenguer, R ERA: 3.96 German Gonzalez, R ERA: 3.38 (1, 1)	5.1 L	2 0	0 0	0 1	1 0	0 0	0 0	0 0	0 0	6 12	0 2	0 0	0 0	0 0	0 0	0 0	10.12 3.000			
PITCHER	IP WLS BF H R ER SO BB IBB HBP BLK WP HR S P ERA WHIP	IP WLS BF H R ER SO BB IBB HBP BLK WP HR S P ERA WHIP	IP WLS BF H R ER SO BB IBB HBP BLK WP HR S P ERA WHIP	IP WLS BF H R ER SO BB IBB HBP BLK WP HR S P ERA WHIP	IP WLS BF H R ER SO BB IBB HBP BLK WP HR S P ERA WHIP	IP WLS BF H R ER SO BB IBB HBP BLK WP HR S P ERA WHIP	IP WLS BF H R ER SO BB IBB HBP BLK WP HR S P ERA WHIP	IP WLS BF H R ER SO BB IBB HBP BLK WP HR S P ERA WHIP	IP WLS BF H R ER SO BB IBB HBP BLK WP HR S P ERA WHIP	IP WLS BF H R ER SO BB IBB HBP BLK WP HR S P ERA WHIP	IP WLS BF H R ER SO BB IBB HBP BLK WP HR S P ERA WHIP	IP WLS BF H R ER SO BB IBB HBP BLK WP HR S P ERA WHIP	IP WLS BF H R ER SO BB IBB HBP BLK WP HR S P ERA WHIP	IP WLS BF H R ER SO BB IBB HBP BLK WP HR S P ERA WHIP	IP WLS BF H R ER SO BB IBB HBP BLK WP HR S P ERA WHIP	IP WLS BF H R ER SO BB IBB HBP BLK WP HR S P ERA WHIP	IP WLS BF H R ER SO BB IBB HBP BLK WP HR S P ERA WHIP			

AB	37
R	6
H	12
RBI	6
BB	5
SO	6
LOB	19



Batter	1	2	3	4	5	6	7	8	9	AB	R	H	RBI	BB	SO	LOB	BOTTOM			
Al Newman, S OBP: 0.299, SLG: 0.247 (1, 5)	K			FC6-4 1B		P4		P6		5	1	1	0	0	1	1	Oakland Athletics @ Minnesota Twins Hubert H. Humphrey Metrodome, Minneapolis, MN Thu Sep 29 1988, 4:33 AM EDT Att: 39,528 - Dome			
Tom Herr, S OBP: 0.352, SLG: 0.320 (1, 4)	G5-3			FC6-4 1B		FC5-4 1B		E		5	0	3	0	0	0	1				
Kirby Puckett, R OBP: 0.372, SLG: 0.542 (1, 8)	2B 1B			FC6-4 1B		FC5-4 1B		E5		4	1	1	0	0	0	4				
Gary Gaetti, R OBP: 0.352, SLG: 0.550 (1, 10)	1B 2B			1B		1B		K		4	0	3	2	0	1	2				
Gene Larkin, S OBP: 0.369, SLG: 0.374 (1, 3)	L8			L9		G5-4-3 1B		F7		4	0	1	0	0	0	3				
Dan Gladden, R OBP: 0.324, SLG: 0.406 (1, 7)				CS BB		FC5-4 BB		F8		2	0	1	0	2	0	0				
Mark Davidson, R OBP: 0.311, SLG: 0.311 Tim Laudner, R OBP: 0.313, SLG: 0.398 (8, 2)	F9			FC5-4 CS		G5-4-3		K		3	0	0	0	0	0	4				
Greg Gagne, R OBP: 0.288, SLG: 0.391 Eric Bullock, L OBP: 0.412, SLG: 0.333 (9, PH)	P6			BB		K		FC4 1B		2	0	0	0	1	1	2				
Tom Nieto, R OBP: 0.097, SLG: 0.067 John Moses, S OBP: 0.366, SLG: 0.422 (7, PH)	F9			G6-3		G3		K		2	0	0	0	0	0	0				
Randy Bush, L OBP: 0.360, SLG: 0.433 (9, PH)										1	0	0	0	0	1	1				
Inning Stats	R: 1 H: 2 E: 0 K: 1 S: 11	H: 2 LOB: 1 BB: 0 P: 17	R: 0 H: 0 E: 0 K: 0 S: 6	H: 0 LOB: 0 BB: 1 P: 12	R: 1 H: 3 E: 0 K: 0 S: 9	H: 3 LOB: 0 BB: 0 P: 10	R: 0 H: 0 E: 0 K: 0 S: 9	H: 0 LOB: 1 BB: 2 P: 18	R: 0 H: 2 E: 0 K: 1 S: 9	H: 2 LOB: 1 BB: 0 P: 13	R: 0 H: 1 E: 1 K: 1 S: 9	H: 1 LOB: 2 BB: 0 P: 11	R: 0 H: 0 E: 0 K: 1 S: 8	H: 0 LOB: 0 BB: 0 P: 12	R: 0 H: 1 E: 0 K: 1 S: 11	H: 1 LOB: 1 BB: 0 P: 17	1B: 9 2B: 2 3B: 0 HR: 0	SF: 0 SAC: 0 DP: 1 HBP: 0	WP: 0 PB: 1 SB: 0 CS: 2	PA: 38
PITCHER	IP WLS BF H R ER SO BB IBB HBP BLK WP HR S P ERA WHIP	IP WLS BF H R ER SO BB IBB HBP BLK WP HR S P ERA WHIP	IP WLS BF H R ER SO BB IBB HBP BLK WP HR S P ERA WHIP	IP WLS BF H R ER SO BB IBB HBP BLK WP HR S P ERA WHIP	IP WLS BF H R ER SO BB IBB HBP BLK WP HR S P ERA WHIP	IP WLS BF H R ER SO BB IBB HBP BLK WP HR S P ERA WHIP	IP WLS BF H R ER SO BB IBB HBP BLK WP HR S P ERA WHIP	IP WLS BF H R ER SO BB IBB HBP BLK WP HR S P ERA WHIP	IP WLS BF H R ER SO BB IBB HBP BLK WP HR S P ERA WHIP	IP WLS BF H R ER SO BB IBB HBP BLK WP HR S P ERA WHIP	IP WLS BF H R ER SO BB IBB HBP BLK WP HR S P ERA WHIP	IP WLS BF H R ER SO BB IBB HBP BLK WP HR S P ERA WHIP	IP WLS BF H R ER SO BB IBB HBP BLK WP HR S P ERA WHIP	IP WLS BF H R ER SO BB IBB HBP BLK WP HR S P ERA WHIP	IP WLS BF H R ER SO BB IBB HBP BLK WP HR S P ERA WHIP	IP WLS BF H R ER SO BB IBB HBP BLK WP HR S P ERA WHIP	IP WLS BF H R ER SO BB IBB HBP BLK WP HR S P ERA WHIP			
Curt Young, L ERA: 4.14 Gene Nelson, R ERA: 3.12 Eric Plunk, R ERA: 3.04 (1, 1)	6.0 W	8 1	0 0	2 2	0 0	0 0	0 0	0 0	0 0	17 23	0 0	0 0	0 0	0 0	0 0	0 0	3.00 0.500			
PITCHER	IP WLS BF H R ER SO BB IBB HBP BLK WP HR S P ERA WHIP	IP WLS BF H R ER SO BB IBB HBP BLK WP HR S P ERA WHIP	IP WLS BF H R ER SO BB IBB HBP BLK WP HR S P ERA WHIP	IP WLS BF H R ER SO BB IBB HBP BLK WP HR S P ERA WHIP	IP WLS BF H R ER SO BB IBB HBP BLK WP HR S P ERA WHIP	IP WLS BF H R ER SO BB IBB HBP BLK WP HR S P ERA WHIP	IP WLS BF H R ER SO BB IBB HBP BLK WP HR S P ERA WHIP	IP WLS BF H R ER SO BB IBB HBP BLK WP HR S P ERA WHIP	IP WLS BF H R ER SO BB IBB HBP BLK WP HR S P ERA WHIP	IP WLS BF H R ER SO BB IBB HBP BLK WP HR S P ERA WHIP	IP WLS BF H R ER SO BB IBB HBP BLK WP HR S P ERA WHIP	IP WLS BF H R ER SO BB IBB HBP BLK WP HR S P ERA WHIP	IP WLS BF H R ER SO BB IBB HBP BLK WP HR S P ERA WHIP	IP WLS BF H R ER SO BB IBB HBP BLK WP HR S P ERA WHIP	IP WLS BF H R ER SO BB IBB HBP BLK WP HR S P ERA WHIP	IP WLS BF H R ER SO BB IBB HBP BLK WP HR S P ERA WHIP	IP WLS BF H R ER SO BB IBB HBP BLK WP HR S P ERA WHIP			

AB	35
R	2
H	11
RBI	2
BB	3
SO	5
LOB	19



Batter	1	2	3	4	5	6	7	8	9	AB	R	H	RBI	BB	SO	LOB	TOP					
Brian Downing, R OBP: 0.364, SLG: 0.446 (1, 10)										5	0	1	0	0	1	2	California Angels @ Minnesota Twins Hubert H. Humphrey Metrodome, Minneapolis, MN Fri Sep 30 1988, 8:05 PM EDT Att: 34,898 - Dome					
Johnny Ray, S OBP: 0.344, SLG: 0.424 (1, 4)										5	2	4	0	0	0	1						
Wally Joyner, L OBP: 0.355, SLG: 0.418 (1, 3)										5	1	2	1	0	0	3						
Chili Davis, S OBP: 0.330, SLG: 0.438 (1, 9)										4	1	2	2	0	0	1						
Mike Brown, R OBP: 0.235, SLG: 0.260 (1, 7)										4	0	1	1	0	2	4						
Dante Bichette, R OBP: 0.256, SLG: 0.325 (1, 8)										3	0	0	1	0	0	2						
Bob Boone, R OBP: 0.347, SLG: 0.383 (1, 2)										4	0	0	0	0	0	1						
Dick Schofield, R OBP: 0.304, SLG: 0.320 (1, 6)										4	0	0	0	0	0	1						
Jack Howell, L OBP: 0.321, SLG: 0.411 (1, 5)										4	1	2	0	0	1	0						
Inning Stats	R: 0 E: 0 K: 0 S: 4	H: 1 LOB: 0 BB: 0 P: 8	R: 0 E: 0 K: 0 S: 8	H: 0 LOB: 0 BB: 0 P: 11	R: 0 E: 0 K: 1 S: 6	H: 0 LOB: 0 BB: 0 P: 10	R: 0 E: 0 K: 1 S: 14	H: 1 LOB: 2 BB: 0 P: 22	R: 0 E: 0 K: 0 S: 3	H: 0 LOB: 0 BB: 0 P: 5	R: 2 E: 0 K: 1 S: 13	H: 4 LOB: 2 BB: 0 P: 23	R: 0 E: 0 K: 0 S: 9	H: 1 LOB: 1 BB: 0 P: 15	R: 3 E: 0 K: 0 S: 17	H: 4 LOB: 1 BB: 0 P: 27	R: 0 E: 0 K: 1 S: 10	H: 1 LOB: 1 BB: 0 P: 15	1B: 9 2B: 3 3B: 0 HR: 0	SF: 1 SAC: 0 DP: 1 HBP: 0	WP: 0 PB: 0 SB: 1 CS: 0	PA: 39
PITCHER	IP	WLS	BF	H	R	ER	SO	BB	IBB	HBP	BLK	WP	HR	S	P	ERA	WHIP					
Frank Viola, L ERA: 2.64 (1, 1)	7.0	W	32	11	5	5	3	0	0	0	0	0	0	70	116	6.43	1.571					
Keith Atherton, R ERA: 3.41 (8, 1)	1.0		3	0	0	0	0	0	0	0	0	0	0	4	5	0.00	0.000					
Jeff Reardon, R ERA: 2.51 (9, 1)	1.0	S	4	1	0	0	1	0	0	0	0	0	0	10	15	0.00	1.000					

Batter	1	2	3	4	5	6	7	8	9	AB	R	H	RBI	BB	SO	LOB	BOTTOM				
Dan Gladden, R OBP: 0.326, SLG: 0.405 (1, 7)										3	0	1	0	2	1	0	California Angels @ Minnesota Twins Hubert H. Humphrey Metrodome, Minneapolis, MN Fri Sep 30 1988, 8:05 PM EDT Att: 34,898 - Dome				
Tom Herr, S OBP: 0.355, SLG: 0.324 (1, 4)										5	2	3	1	0	1	2					
Doug Baker, S (9, 6)										0	0	0	0	0	0	0					
Randy Bush, L OBP: 0.362, SLG: 0.430 (1, 9)										2	1	0	0	2	1	3					
Gary Gaetti, R OBP: 0.353, SLG: 0.551 (8, PH)										1	0	1	0	0	0	0					
Mark Davidson, R OBP: 0.288, SLG: 0.311 (8, FR)										0	0	0	0	0	0	0					
Kirby Puckett, R OBP: 0.374, SLG: 0.542 (1, 8)										5	1	3	2	0	0	1					
Gene Larkin, S OBP: 0.368, SLG: 0.373 (1, 3)										4	1	1	1	0	0	2					
Jim Dwyer, L OBP: 0.395, SLG: 0.330 (1, 10)										3	1	0	0	1	0	0					
Tim Laudner, R OBP: 0.319, SLG: 0.411 (1, 2)										3	1	3	2	1	0	0					
Steve Lombardozzi, R OBP: 0.292, SLG: 0.305 (1, 6)										4	1	1	1	0	0	2					
Al Newman, S OBP: 0.298, SLG: 0.244 (1, 5)										3	0	0	0	1	1	3					
Inning Stats	R: 3 E: 1 K: 0 S: 13	H: 2 LOB: 0 BB: 1 P: 25	R: 1 E: 0 K: 0 S: 12	H: 2 LOB: 2 BB: 2 P: 23	R: 0 E: 0 K: 0 S: 6	H: 0 LOB: 0 BB: 0 P: 11	R: 1 E: 0 K: 2 S: 21	H: 1 LOB: 1 BB: 1 P: 34	R: 2 E: 0 K: 1 S: 12	H: 4 LOB: 2 BB: 1 P: 22	R: 1 E: 0 K: 0 S: 13	H: 2 LOB: 1 BB: 1 P: 23	R: 0 E: 0 K: 0 S: 6	H: 1 LOB: 1 BB: 0 P: 9	R: 0 E: 0 K: 0 S: 6	H: 1 LOB: 1 BB: 1 P: 13	1B: 12 2B: 0 3B: 0 HR: 1	SF: 0 SAC: 0 DP: 3 HBP: 0	WP: 0 PB: 0 SB: 1 CS: 1	PA: 40	
PITCHER	IP	WLS	BF	H	R	ER	SO	BB	IBB	HBP	BLK	WP	HR	S	P	ERA	WHIP				
Mike Witt, R ERA: 4.15 (1, 1)	5.0	L	27	9	7	6	3	5	0	0	0	0	0	64	115	10.80	2.800				
Mike Cook, R ERA: 4.91 (6, 1)	2.0		9	3	1	1	1	1	0	0	0	0	0	19	32	4.50	2.000				
Vance Lovelace, L ERA: 13.5 (8, 1)	1.0		4	1	0	0	0	1	0	0	0	0	0	6	13	0.00	2.000				

Batter	1	2	3	4	5	6	7	8	9	AB	R	H	RBI	BB	SO	LOB	TOP				
Mark McLemore, S OBP: 0.312, SLG: 0.330 (1, 4)	L9		G4-3				L3		K	5	1	1	0	0	1	1	California Angels @ Minnesota Twins Hubert H. Humphrey Metrodome, Minneapolis, MN Sat Oct 01 1988, 8:05 PM EDT Att: 52,625 - Dome livebaseballscorecards.com				
Johnny Ray, S OBP: 0.345, SLG: 0.428 (1, 10)	E7		L7				F7			4	1	2	1	0	0	0					
Devon White, S OBP: 0.295, SLG: 0.387 (1, 8)	F7		G5-3				K			4	0	0	0	0	1	1					
Chili Davis, S OBP: 0.328, SLG: 0.435 (1, 9)	G5-3									4	0	0	0	0	0	1					
Jack Howell, L OBP: 0.325, SLG: 0.425 (1, 5)										4	3	4	1	0	0	0					
Jim Eppard, L OBP: 0.341, SLG: 0.321 (1, 3)										4	0	0	0	0	0	3					
Dante Bichette, R OBP: 0.295, SLG: 0.326 (1, 7)										3	0	1	2	0	0	0					
Bob Boone, R OBP: 0.351, SLG: 0.385 (9, PR)										3	0	2	0	1	0	2					
Darrell Miller, R OBP: 0.292, SLG: 0.307 (9, PR)										0	0	0	0	0	0	0					
Dick Schofield, R OBP: 0.303, SLG: 0.318 (1, 6)										3	0	0	0	0	0	2					
Brian Downing, R OBP: 0.363, SLG: 0.445 (9, PH)										1	0	0	0	0	0	1					
Inning Stats	R: 1 E: 1 K: 0 S: 9	H: 1 LOB: 0 BB: 0 P: 12	R: 0 E: 0 K: 0 S: 6	H: 1 LOB: 1 BB: 1 P: 14	R: 0 E: 0 K: 0 S: 5	H: 0 LOB: 0 BB: 0 P: 9	R: 0 E: 0 K: 0 S: 10	H: 2 LOB: 2 BB: 0 P: 19	R: 1 E: 0 K: 0 S: 9	H: 2 LOB: 1 BB: 0 P: 13	R: 0 E: 0 K: 1 S: 12	H: 0 LOB: 0 BB: 0 P: 18	R: 1 E: 0 K: 0 S: 8	H: 1 LOB: 0 BB: 0 P: 14	R: 0 E: 0 K: 1 S: 8	H: 1 LOB: 1 BB: 0 P: 12	1B: 5 2B: 4 3B: 0 HR: 1	SF: 1 SAC: 0 DP: 1 HBP: 0	WP: 0 PB: 0 SB: 1 CS: 0	PA: 37	
PITCHER	IP	WLS	BF	H	R	ER	SO	BB	IBB	HBP	BLK	WP	HR	S	P	ERA	WHIP				
Charlie Lea, R ERA: 4.85 (1, 1)	5.2	W	26	8	4	3	0	1	0	0	0	0	0	47	79	4.76	1.588				
Les Straker, R ERA: 3.92 (6, 1)	3.1	S	11	2	1	1	2	0	0	0	0	0	1	31	49	2.70	0.600				

Batter	1	2	3	4	5	6	7	8	9	AB	R	H	RBI	BB	SO	LOB	BOTTOM					
Tom Herr, S OBP: 0.356, SLG: 0.325 (1, 4)	G3									5	0	2	2	0	0	3	California Angels @ Minnesota Twins Hubert H. Humphrey Metrodome, Minneapolis, MN Sat Oct 01 1988, 8:05 PM EDT Att: 52,625 - Dome livebaseballscorecards.com					
Doug Baker, S (8, 6)										0	0	0	0	0	0	0						
Randy Bush, L OBP: 0.386, SLG: 0.433 (1, 9)										2	1	2	0	0	0	0						
Dan Gladden, R OBP: 0.325, SLG: 0.404 (5, PH)										2	0	0	0	0	0	2						
Kirby Puckett, R OBP: 0.376, SLG: 0.547 (1, 8)										4	2	2	2	1	2	3						
John Moses, S OBP: 0.366, SLG: 0.422 (8, PR)										0	1	0	0	0	0	0						
Jim Dwyer, L OBP: 0.410, SLG: 0.330 (1, 10)										0	1	0	0	3	0	0						
Brian Harper, R OBP: 0.344, SLG: 0.428 (6, PH)										1	0	0	0	0	1	1						
Kent Hrbek, L OBP: 0.388, SLG: 0.522 (8, PH)										1	0	1	0	0	0	0						
Gene Larkin, S OBP: 0.368, SLG: 0.381 (1, 3)										5	2	2	3	0	0	4						
Tim Laudner, R OBP: 0.318, SLG: 0.411 (1, 2)										5	1	1	1	0	3	3						
Tom Nieto, R OBP: 0.097, SLG: 0.067 (9, 2)										0	0	0	0	0	0	0						
Eric Bullock, L OBP: 0.400, SLG: 0.294 (1, 7)										2	1	0	0	1	0	1						
John Christensen, R OBP: 0.349, SLG: 0.368 (6, PH)										1	0	0	0	0	0	0						
Steve Lombardozzi, R OBP: 0.294, SLG: 0.309 (1, 6)										3	1	1	1	1	1	1						
Al Newman, S OBP: 0.301, SLG: 0.245 (1, 5)										3	0	1	0	1	0	2						
Inning Stats	R: 2 E: 0 K: 0 S: 7	H: 1 LOB: 1 BB: 1 P: 16	R: 0 E: 0 K: 1 S: 13	H: 1 LOB: 2 BB: 1 P: 22	R: 0 E: 0 K: 1 S: 7	H: 1 LOB: 1 BB: 1 P: 15	R: 1 E: 0 K: 1 S: 8	H: 2 LOB: 2 BB: 1 P: 17	R: 4 E: 0 K: 0 S: 13	H: 4 LOB: 1 BB: 1 P: 20	R: 2 E: 0 K: 2 S: 11	H: 2 LOB: 0 BB: 0 P: 17	R: 0 E: 0 K: 1 S: 10	H: 0 LOB: 1 BB: 1 P: 17	R: 1 E: 0 K: 1 S: 7	H: 1 LOB: 1 BB: 1 P: 14	1B: 7 2B: 3 3B: 0 HR: 2	SF: 0 SAC: 0 DP: 2 HBP: 1	WP: 0 PB: 0 SB: 0 CS: 0	PA: 42		
PITCHER	IP	WLS	BF	H	R	ER	SO	BB	IBB	HBP	BLK	WP	HR	S	P	ERA	WHIP					
Dan Petry, R ERA: 4.38 (1, 1)	4.1	L	26	8	3	2	2	0	0	0	0	0	1	16	23	10.80	1.800					
Sherman Corbett, L ERA: 4.14 (5, 1)	1.2		8	3	2	2	2	0	0	0	0	0	0	1	16	23	10.80	1.800				
Stu Cliburn, R ERA: 4.07 (7, 1)	1.0		4	0	0	0	1	1	0	0	0	0	0	10	17	0.00	1.000					
Greg Minton, R ERA: 2.85 (8, 1)	1.0		4	1	1	1	1	1	0	0	0	0	0	7	14	9.00	2.000					

Batter	1	2	3	4	5	6	7	8	9	AB	R	H	RBI	BB	SO	LOB	TOP										
Brian Downing, R (1, 10) OBP: 0.362, SLG: 0.442	1-3 K		1-2 L4		0-0 F8			4-2 G4-6-3 BB		3	0	0	0	1	1	2	California Angels @ Minnesota Twins Hubert H. Humphrey Metrodome, Minneapolis, MN Sun Oct 02 1988, 4:33 AM EDT Att: 35,952 - Dome										
Johnny Ray, S (1, 4) OBP: 0.345, SLG: 0.429	1-1 F7		0-0 L9			0-1 WP 1B 2B		1-2 G4-6-3 1-2f		4	1	1	0	0	0	3											
Devon White, S (1, 8) OBP: 0.297, SLG: 0.389	1-2 L9		2-2 1B			1-2 G6-4-3 2-H 1B		1-1 G6-3		3	0	2	2	0	0	0											
George Hendrick, R (8, PH) OBP: 0.283, SLG: 0.323										1	0	0	0	0	0	0											
Mike Brown, R (8, 7) OBP: 0.235, SLG: 0.260			1-3 2-H 1B							0	0	0	0	0	0	0											
Wally Joyner, L (1, 3) OBP: 0.356, SLG: 0.419		0-1 1B				2-1 P9				4	0	2	0	0	0	3											
Mark McLemore, S (9, PR) OBP: 0.312, SLG: 0.330						1-1 1B				0	0	0	0	0	0	0											
Chili Davis, S (1, 9) OBP: 0.326, SLG: 0.432		2-1 F8				0-0 G6-4-3 1-2f				4	0	0	0	0	0	3											
Jack Howell, L (1, 5) OBP: 0.323, SLG: 0.422		1-0 F7								4	0	0	0	0	1	2											
Dante Bichette, R (1, 7) OBP: 0.240, SLG: 0.304		1-2 P6								3	0	0	0	0	1	1											
Jim Eppard, L (9, PH) OBP: 0.347, SLG: 0.327										1	0	1	0	0	0	0											
Bob Boone, R (1, 2) OBP: 0.352, SLG: 0.386			2-2 1B BB			0-0 F7				4	1	2	0	0	0	2											
Dick Schofield, R (1, 6) OBP: 0.303, SLG: 0.317			4-2 1B BB			1-0 G1-3				2	0	0	0	1	0	1											
Inning Stats	R: 0 E: 0 K: 1 S: 9	H: 0 LOB: 0 BB: 0 P: 12	R: 0 E: 0 K: 0 S: 10	H: 1 LOB: 1 BB: 0 P: 14	R: 1 E: 0 K: 0 S: 16	H: 2 LOB: 2 BB: 1 P: 26	R: 0 E: 0 K: 1 S: 5	H: 0 LOB: 0 BB: 0 P: 8	R: 0 E: 0 K: 0 S: 3	H: 0 LOB: 0 BB: 0 P: 4	R: 1 E: 0 K: 0 S: 10	H: 2 LOB: 0 BB: 0 P: 13	R: 0 E: 0 K: 1 S: 7	H: 1 LOB: 1 BB: 0 P: 14	R: 0 E: 0 K: 0 S: 7	H: 0 LOB: 0 BB: 1 P: 13	R: 0 E: 0 K: 0 S: 9	H: 2 LOB: 2 BB: 0 P: 15	1B: 7 2B: 1 3B: 0 HR: 0	SF: 0 SAC: 0 DP: 2 HBP: 0	WP: 1 PB: 0 SB: 0 CS: 0	PA: 35					
PITCHER	IP	WLS	BF	H	R	ER	SO	BB	IBB	HBP	BLK	WP	HR	S	P	ERA	WHIP										
Roy Smith, R (1, 1) ERA: 2.68	6.0	W	23	5	2	2	2	1	0	0	0	1	0	53	77	3.00	1.000										
Dan Schatzeder, L (7, 1) ERA: 8.49	1.2		6	1	0	0	1	1	0	0	0	0	0	12	24	0.00	1.200										
Jeff Reardon, R (8, 1) ERA: 2.47	1.1	S	6	2	0	0	0	0	0	0	0	0	0	11	18	0.00	1.500										

Batter	1	2	3	4	5	6	7	8	9	AB	R	H	RBI	BB	SO	LOB	BOTTOM										
Dan Gladden, R (1, 7) OBP: 0.325, SLG: 0.403	2-1 G5-3	1-2 G6-3								4	0	1	0	0	0	0	California Angels @ Minnesota Twins Hubert H. Humphrey Metrodome, Minneapolis, MN Sun Oct 02 1988, 4:33 AM EDT Att: 35,952 - Dome										
Randy Bush, L (1, 9) OBP: 0.385, SLG: 0.434	2-2 P6	1-2 2B								4	0	1	0	0	0	1											
Mark Davidson, R (8, 9) OBP: 0.288, SLG: 0.311										0	0	0	0	0	0	0											
Kirby Puckett, R (1, 8) OBP: 0.375, SLG: 0.545	1-0 1B 2B	0-3 K								4	1	1	0	0	3	2											
Kent Hrbek, L (1, 3) OBP: 0.387, SLG: 0.520	1-0 2B 1B									4	0	1	0	0	0	1											
Gene Larkin, S (1, 10) OBP: 0.368, SLG: 0.382	2-2 1B	1-1 F9								4	0	1	1	0	0	0											
Tim Laudner, R (1, 2) OBP: 0.316, SLG: 0.408	1-3 2B	3-1 G6-3								3	0	0	0	0	1	2											
Steve Lombardozzi, R (1, 4) OBP: 0.299, SLG: 0.307		2-0 F7								2	0	0	0	1	0	0											
Al Newman, S (1, 5) OBP: 0.301, SLG: 0.250		0-0 HR 2B								3	1	1	0	0	0	1											
Greg Gagne, R (1, 6) OBP: 0.288, SLG: 0.397		1-1 2-H HR								3	1	1	2	0	0	0											
Inning Stats	R: 1 E: 0 K: 0 S: 11	H: 3 LOB: 2 BB: 0 P: 19	R: 2 E: 0 K: 1 S: 13	H: 3 LOB: 1 BB: 0 P: 18	R: 0 E: 0 K: 0 S: 5	H: 0 LOB: 0 BB: 0 P: 9	R: 0 E: 0 K: 0 S: 6	H: 0 LOB: 0 BB: 0 P: 8	R: 0 E: 0 K: 1 S: 11	H: 1 LOB: 1 BB: 0 P: 17	R: 0 E: 0 K: 1 S: 9	H: 0 LOB: 1 BB: 1 P: 15	R: 0 E: 0 K: 0 S: 7	H: 0 LOB: 0 BB: 0 P: 9	R: 0 E: 0 K: 1 S: 7	H: 0 LOB: 0 BB: 0 P: 9	1B: 3 2B: 3 3B: 0 HR: 1	SF: 0 SAC: 0 DP: 0 HBP: 0	WP: 0 PB: 0 SB: 1 CS: 0	PA: 32							
PITCHER	IP	WLS	BF	H	R	ER	SO	BB	IBB	HBP	BLK	WP	HR	S	P	ERA	WHIP										
Willie Fraser, R (1, 1) ERA: 5.41	8.0	L	32	7	3	3	4	1	0	0	0	0	1	69	104	3.38	1.000										

AB	33
R	2
H	8
RBI	2
BB	2
SO	3
LOB	17



AB	31
R	3
H	7
RBI	3
BB	1
SO	4
LOB	7

