

Minnesota Twins - 1990

Batter	1	2	3	4	5	6	7	8	9	AB	R	H	RBI	BB	SO	LOB	TOP					
Dan Gladden, R (1, 7)	F8		F9		G6-3		L8		F8	5	0	0	0	0	0	0	Minnesota Twins @ Oakland Athletics Oakland-Alameda County Coliseum, Oakland, CA Mon Apr 09 1990, 7:05 PM PDT Att: 48,219 - Unknown - 64 F					
Randy Bush, L (1, 9) Shane Mack, R (9, PH)	K				G4-3		E 1B		G5-3	4	0	2	0	0	1	0						
Kirby Puckett, R (1, 8) OBP: 0.600, SLG: 0.600			F8				E5		G5-3	5	1	3	0	0	0	1						
Kent Hrbek, L (1, 3)	G4-3		G4-3				F7			4	0	0	0	0	1	5						
Gary Gaetti, R (1, 5)					F6		G6-3		K	4	0	0	0	0	1	1						
Brian Harper, R (1, 2) OBP: 0.500, SLG: 0.500					F8				G6-3	4	0	2	1	0	0	0						
Gene Larkin, S (1, 10) OBP: 0.750, SLG: 0.500					F7					2	1	1	0	2	0	0						
Greg Gagne, R (1, 6) OBP: 0.500, SLG: 1.500							L8			4	1	2	2	0	0	4						
Al Newman, S (1, 4) Carmen Castillo, R (8, PH) Doug Baker, S (8, 4)					G4-1				F8	3	0	0	0	0	0	2						
Inning Stats	R: 0 E: 0 K: 1 S: 13	H: 1 LOB: 1 BB: 0 P: 21	R: 0 E: 0 K: 0 S: 9	H: 2 LOB: 2 BB: 0 P: 17	R: 0 E: 0 K: 0 S: 9	H: 1 LOB: 1 BB: 0 P: 15	R: 0 E: 0 K: 0 S: 9	H: 0 LOB: 0 BB: 0 P: 14	R: 1 E: 0 K: 0 S: 6	H: 1 LOB: 0 BB: 0 P: 11	R: 1 E: 0 K: 0 S: 8	H: 2 LOB: 2 BB: 1 P: 17	R: 0 E: 1 K: 1 S: 13	H: 2 LOB: 2 BB: 0 P: 19	R: 1 E: 0 K: 1 S: 9	H: 1 LOB: 1 BB: 1 P: 16	R: 0 E: 0 K: 0 S: 7	H: 0 LOB: 0 BB: 0 P: 10	1B: 8 2B: 1 3B: 0 HR: 1	SF: 0 SAC: 0 DP: 0 HBP: 0	WP: 0 PB: 0 SB: 1 CS: 0	PA: 39
PITCHER	IP WLS BF H R ER SO BB IBB HBP BLK WP HR S P ERA WHIP																					
Dave Stewart, R (1, 1) ERA: 3.18	5.2 W 24 7 2 2 1 0 0 0 0 0 1 52 88 3.18 1.235																					
Gene Nelson, R (6, 1) ERA:	1.0 6 2 0 0 0 1 0 0 0 0 0 12 22 0.00 3.000																					
Rick Honeycutt, L (7, 1) ERA: 3.86	2.1 S 9 1 1 1 2 1 0 0 0 0 0 0 19 30 3.86 0.857																					

Batter	1	2	3	4	5	6	7	8	9	AB	R	H	RBI	BB	SO	LOB	BOTTOM			
Rickey Henderson, R (1, 7) OBP: 0.600, SLG: 0.750	L8								P4	4	1	2	0	1	0	1	Minnesota Twins @ Oakland Athletics Oakland-Alameda County Coliseum, Oakland, CA Mon Apr 09 1990, 7:05 PM PDT Att: 48,219 - Unknown - 64 F			
Carney Lansford, R (1, 5) OBP: 0.400, SLG: 0.600									L8	5	1	2	0	0	0	4				
Jose Canseco, R (1, 9) OBP: 0.600, SLG: 0.333										3	1	1	0	2	1	2				
Mark McGwire, R (1, 3)	F8									3	1	0	1	1	1	5				
Dave Henderson, R (1, 8) OBP: 0.750, SLG: 1.667										3	2	2	3	1	1	0				
Terry Steinbach, R (1, 2) OBP: 0.250, SLG: 1.000										4	1	1	1	0	1	5				
Stan Javier, S (1, 10) OBP: 0.250, SLG: 0.250										4	0	1	2	0	0	0				
Mike Gallego, R (1, 4)										3	0	0	0	1	0	2				
Walt Weiss, S (1, 6) OBP: 0.667, SLG: 0.667										3	1	2	0	0	0	0				
Inning Stats	R: 1 E: 0 K: 1 S: 15	H: 2 LOB: 2 BB: 1 P: 25	R: 0 E: 0 K: 0 S: 8	H: 0 LOB: 0 BB: 0 P: 11	R: 3 E: 0 K: 0 S: 19	H: 3 LOB: 2 BB: 2 P: 32	R: 1 E: 1 K: 0 S: 9	H: 2 LOB: 1 BB: 0 P: 11	R: 0 E: 0 K: 1 S: 7	H: 0 LOB: 0 BB: 0 P: 10	R: 0 E: 0 K: 0 S: 11	H: 0 LOB: 1 BB: 2 P: 20	R: 3 E: 0 K: 1 S: 13	H: 2 LOB: 0 BB: 1 P: 22	R: 0 E: 0 K: 1 S: 11	H: 2 LOB: 2 BB: 0 P: 17	1B: 7 2B: 2 3B: 0 HR: 2	SF: 1 SAC: 1 DP: 2 HBP: 0	WP: 0 PB: 0 SB: 0 CS: 0	PA: 40
PITCHER	IP WLS BF H R ER SO BB IBB HBP BLK WP HR S P ERA WHIP																			
Allan Anderson, L (1, 1) ERA: 9.0	4.0 L 22 7 5 4 1 3 0 0 0 0 0 2 51 79 9.00 2.500																			
Juan Berenguer, R (5, 1) ERA: 11.57	2.1 11 2 3 3 2 3 0 0 0 0 0 2 27 46 11.57 2.143																			
Terry Leach, R (7, 1) ERA:	1.2 7 2 0 0 1 0 0 0 0 0 0 0 15 23 0.00 1.200																			

AB	37
R	3
H	10
RBI	3
BB	2
SO	3
LOB	14



AB	32
R	8
H	11
RBI	7
BB	6
SO	4
LOB	19



Batter	1	2	3	4	5	6	7	8	9	AB	R	H	RBI	BB	SO	LOB	TOP								
Dan Gladden, R (1.7) OBP: 0.400, SLG: 0.778										4	1	3	1	1	1	0	Minnesota Twins @ Oakland Athletics Oakland-Alameda County Coliseum, Oakland, CA Tue Apr 10 1990, 7:05 PM PDT Att: 19,757 - Unknown - 65 F								
Randy Bush, L (1.9) OBP: 0.429, SLG: 0.429 Carmen Castillo, R (7, PH) (7.9)										3	0	1	0	0	0	1									
Kirby Puckett, R (1.8) OBP: 0.400, SLG: 0.400										5	1	1	0	0	1	1									
Kent Hrbek, L (1.3) OBP: 0.375, SLG: 0.333										2	1	1	0	2	0	0									
Gary Gaetti, R (1.5) OBP: 0.375, SLG: 0.375										4	0	3	0	0	0	1									
Brian Harper, R (1.2) OBP: 0.375, SLG: 0.375										4	0	1	1	0	0	4									
Gene Larkin, S (1.10) OBP: 0.625, SLG: 0.400										3	0	1	0	0	1	4									
Greg Gagne, R (1.6) OBP: 0.286, SLG: 0.857 John Moses, S (8, PH) Junior Ortiz, R (8.2)										3	0	0	0	0	0	2									
Al Newman, S (1.4) Jim Dwyer, L (7, PH) Doug Baker, S (7.4)										2	0	0	0	0	0	0									
Inning Stats	R: 1 E: 0 K: 0 S: 6	H: 1 LOB: 0 BB: 0 P: 9	R: 0 E: 0 K: 0 S: 5	H: 1 LOB: 1 BB: 0 P: 9	R: 0 E: 0 K: 0 S: 13	H: 2 LOB: 1 BB: 0 P: 20	R: 0 E: 0 K: 1 S: 12	H: 1 LOB: 1 BB: 0 P: 19	R: 0 E: 0 K: 0 S: 7	H: 1 LOB: 1 BB: 0 P: 10	R: 0 E: 0 K: 0 S: 6	H: 1 LOB: 1 BB: 1 P: 14	R: 0 E: 0 K: 0 S: 5	H: 1 LOB: 2 BB: 1 P: 10	R: 2 E: 0 K: 0 S: 8	H: 3 LOB: 2 BB: 1 P: 15		R: 0 E: 0 K: 2 S: 12	H: 0 LOB: 0 BB: 0 P: 13	1B: 8 2B: 3 3B: 0 HR: 1	SF: 1 SAC: 0 DP: 2 HBP: 1	WP: 0 PB: 0 SB: 0 CS: 1	PA: 39		
PITCHER	IP	WLS	BF	H	R	ER	SO	BB	IBB	HBP	BLK	WP	HR	S	P	ERA	WHIP								
Bob Welch, R (1.1) ERA: 1.69	5.1	W	22	6	1	1	1	1	0	1	0	0	1	46	75	1.69	1.312								
Todd Burns, R (6.1) ERA: 1.69	1.1		6	2	0	0	0	1	0	0	0	0	0	7	15	0.00	2.250								
Joe Klink, L (7.1) ERA: 54.0	0.1		3	1	2	2	0	1	0	0	0	0	0	2	6	54.00	6.000								
Dennis Eckersley, R (8.1) ERA: 1.000	2.0	S	8	2	0	0	2	0	0	0	0	0	0	19	23	0.00	1.000								

Batter	1	2	3	4	5	6	7	8	9	AB	R	H	RBI	BB	SO	LOB	BOTTOM								
Rickey Henderson, R (1.7) OBP: 0.500, SLG: 0.500										4	0	1	0	1	1	0	Minnesota Twins @ Oakland Athletics Oakland-Alameda County Coliseum, Oakland, CA Tue Apr 10 1990, 7:05 PM PDT Att: 19,757 - Unknown - 65 F								
Camey Lansford, R (1.5) OBP: 0.222, SLG: 0.333										4	0	0	0	0	1	3									
Jose Canseco, R (1.9) OBP: 0.667, SLG: 1.000										3	2	2	1	1	0	1									
Mark McGwire, R (1.3) OBP: 0.222, SLG: 0.571										4	1	1	2	0	0	2									
Dave Henderson, R (1.8) OBP: 0.625, SLG: 1.000										4	1	2	0	0	0	0									
Ken Phelps, L (1.10) OBP: 0.500, SLG: 0.500 Terry Steinbach, R (5, PH) OBP: 0.333, SLG: 1.000										2	1	1	0	0	1	0									
Ron Hassey, L (1.2) OBP: 0.500, SLG: 0.667										3	0	1	2	1	0	2									
Walt Weiss, S (1.6) OBP: 0.429, SLG: 0.429										4	0	1	0	0	0	1									
Mike Gallego, R (1.4)										4	0	0	0	0	0	3									
Inning Stats	R: 0 E: 0 K: 1 S: 7	H: 0 LOB: 1 BB: 1 P: 14	R: 0 E: 0 K: 1 S: 10	H: 1 LOB: 2 BB: 1 P: 19	R: 0 E: 0 K: 0 S: 8	H: 1 LOB: 1 BB: 0 P: 13	R: 2 E: 1 K: 0 S: 15	H: 3 LOB: 2 BB: 1 P: 23	R: 1 E: 0 K: 1 S: 11	H: 2 LOB: 1 BB: 0 P: 18	R: 0 E: 0 K: 1 S: 11	H: 0 LOB: 0 BB: 0 P: 15	R: 2 E: 0 K: 0 S: 12	H: 3 LOB: 1 BB: 0 P: 19	R: 0 E: 0 K: 0 S: 6	H: 0 LOB: 0 BB: 0 P: 7		R: 0 E: 0 K: 0 S: 12	H: 0 LOB: 0 BB: 0 P: 13	1B: 6 2B: 2 3B: 0 HR: 2	SF: 0 SAC: 0 DP: 0 HBP: 0	WP: 0 PB: 0 SB: 2 CS: 0	PA: 37		
PITCHER	IP	WLS	BF	H	R	ER	SO	BB	IBB	HBP	BLK	WP	HR	S	P	ERA	WHIP								
Roy Smith, R (1.1) ERA: 6.23	4.1	L	23	7	3	3	2	3	0	0	0	0	0	16	23	6.23	2.308								
John Candelaria, L (5.1) ERA: 9.0	1.2		5	0	0	0	2	0	0	0	0	0	0	16	23	0.00	0.000								
Tim Drummond, R (7.1) ERA: 9.0	2.0		9	3	2	2	0	0	0	0	0	0	1	18	26	9.00	1.500								

AB	34
R	3
H	11
RBI	3
BB	3
SO	3
LOB	18



AB	34
R	5
H	10
RBI	5
BB	3
SO	4
LOB	13



Batter	1	2	3	4	5	6	7	8	9	AB	R	H	RBI	BB	SO	LOB	TOP					
Dan Gladden, R OBP: 0.444, SLG: 0.625 (1, 7)	2-2 P6	2-0 G6-3			1-0 G4-6-3 1B		2 SAFE 2-2 E6 SF9-5 1B	0-0 F9-6 1B		5	1	2	0	0	0	3						
Shane Mack, R OBP: 0.429, SLG: 0.333 Jim Dwyer, L OBP: 0.429, SLG: 0.333 Fred Manrique, R (7, 4)	4-2 1B SF7 BB		1-2 G5-3		1-1 G4-6-3		2-1 SF9-5 E 1B	1-1 F9-6 1B		2	1	0	0	1	0	1						
Kirby Puckett, R OBP: 0.391, SLG: 0.300 (1, 8)	2-1 BB 1B		4-2 G6-4-3 BB		1-0 FC5-4 1B		1-2 2-3 E6 2B	0-0 G6-3		4	1	2	0	1	0	2						
Gary Gaetti, R OBP: 0.381, SLG: 0.333 (1, 5)	4-0 BB		0-0 G6-4-3		0-1 FC5-4 1-2		3-1 SF9-5 1-2 2-3 3-H	0-0 G5-4-3 1B		3	0	1	1	1	0	2						
Brian Harper, R OBP: 0.412, SLG: 0.533 (1, 2)	0-1 SF7				1-1 FC1 2B		1-1 FC5-4 1B	0-0 G5-4-3 1B		4	1	2	2	0	0	2						
Gene Larkin, S OBP: 0.412, SLG: 0.250 (1, 3)	1-2 G3				1-1 FC1 E		0-0 BB BB	0-0 P5		4	1	1	0	0	0	3						
Carmen Castillo, R (1, 10)			1-0 F7		1-0 G6-3		3-3 K	4-1 BB BB		2	0	0	0	0	0	0						
Kent Hrbek, L OBP: 0.389, SLG: 0.462 (6, PH)			0-1 G6-3		1-1 G6-3					3	1	2	1	1	0	0						
Greg Gagne, R OBP: 0.474, SLG: 0.706 (1, 6)										2	0	0	0	0	0	0						
Al Newman, S John Moses, S OBP: 0.429, SLG: 0.250 (7, PH) (7, 9)			1-3 K				2-1 P3			2	0	0	0	0	1	1						
										1	1	0	0	1	0	3						
Inning Stats	R: 1 H: 1 E: 0 K: 0 S: 14	H: 1 LOB: 2 BB: 2 P: 27	R: 0 H: 1 E: 0 K: 1 S: 8	LOB: 1 BB: 0 P: 12	R: 0 H: 0 E: 0 K: 0 S: 6	LOB: 0 BB: 1 P: 11	R: 1 H: 1 E: 1 K: 0 S: 6	H: 1 LOB: 0 BB: 0 P: 9	R: 0 H: 1 E: 0 K: 0 S: 5	H: 2 LOB: 2 BB: 0 P: 14	R: 5 H: 3 E: 2 K: 0 S: 17	H: 3 LOB: 3 BB: 3 P: 40	R: 0 H: 1 E: 0 K: 0 S: 4	H: 1 LOB: 0 BB: 0 P: 5	R: 0 H: 1 E: 0 K: 0 S: 3	LOB: 0 BB: 0 P: 3	1B: 8 2B: 5 3B: 0 HR: 0	SF: 2 SAC: 0 DP: 5 HBP: 1	WP: 0 PB: 0 CS: 0	PA: 42		
PITCHER	IP WLS BF H R ER SO BB IBB HBP BLK WP HR S P ERA WHIP	IP WLS BF H R ER SO BB IBB HBP BLK WP HR S P ERA WHIP	IP WLS BF H R ER SO BB IBB HBP BLK WP HR S P ERA WHIP	IP WLS BF H R ER SO BB IBB HBP BLK WP HR S P ERA WHIP	IP WLS BF H R ER SO BB IBB HBP BLK WP HR S P ERA WHIP	IP WLS BF H R ER SO BB IBB HBP BLK WP HR S P ERA WHIP	IP WLS BF H R ER SO BB IBB HBP BLK WP HR S P ERA WHIP	IP WLS BF H R ER SO BB IBB HBP BLK WP HR S P ERA WHIP	IP WLS BF H R ER SO BB IBB HBP BLK WP HR S P ERA WHIP	IP WLS BF H R ER SO BB IBB HBP BLK WP HR S P ERA WHIP	IP WLS BF H R ER SO BB IBB HBP BLK WP HR S P ERA WHIP	IP WLS BF H R ER SO BB IBB HBP BLK WP HR S P ERA WHIP	IP WLS BF H R ER SO BB IBB HBP BLK WP HR S P ERA WHIP	IP WLS BF H R ER SO BB IBB HBP BLK WP HR S P ERA WHIP	IP WLS BF H R ER SO BB IBB HBP BLK WP HR S P ERA WHIP	IP WLS BF H R ER SO BB IBB HBP BLK WP HR S P ERA WHIP	IP WLS BF H R ER SO BB IBB HBP BLK WP HR S P ERA WHIP	IP WLS BF H R ER SO BB IBB HBP BLK WP HR S P ERA WHIP	IP WLS BF H R ER SO BB IBB HBP BLK WP HR S P ERA WHIP	IP WLS BF H R ER SO BB IBB HBP BLK WP HR S P ERA WHIP	IP WLS BF H R ER SO BB IBB HBP BLK WP HR S P ERA WHIP	
Jim Abbott, L ERA: 1.8 Mike Witt, R ERA: 2.45 Scott Bailes, L ERA: Bryan Harvey, R ERA:	(1, 1) (6, 1) (7, 1) (9, 1)	(1, 1) (6, 1) (7, 1) (9, 1)	(1, 1) (6, 1) (7, 1) (9, 1)	(1, 1) (6, 1) (7, 1) (9, 1)	(1, 1) (6, 1) (7, 1) (9, 1)	(1, 1) (6, 1) (7, 1) (9, 1)	(1, 1) (6, 1) (7, 1) (9, 1)	(1, 1) (6, 1) (7, 1) (9, 1)	(1, 1) (6, 1) (7, 1) (9, 1)	(1, 1) (6, 1) (7, 1) (9, 1)	(1, 1) (6, 1) (7, 1) (9, 1)	(1, 1) (6, 1) (7, 1) (9, 1)	(1, 1) (6, 1) (7, 1) (9, 1)	(1, 1) (6, 1) (7, 1) (9, 1)	(1, 1) (6, 1) (7, 1) (9, 1)	(1, 1) (6, 1) (7, 1) (9, 1)	(1, 1) (6, 1) (7, 1) (9, 1)	(1, 1) (6, 1) (7, 1) (9, 1)	(1, 1) (6, 1) (7, 1) (9, 1)	(1, 1) (6, 1) (7, 1) (9, 1)	(1, 1) (6, 1) (7, 1) (9, 1)	(1, 1) (6, 1) (7, 1) (9, 1)

Minnesota Twins @ California Angels
Anaheim Stadium, Anaheim, CA
Fri Apr 13 1990, 10:05 PM EDT
Att: 33,217 - Unknown - 70 F

AB 33
R 7
H 11
RBI 6
BB 6
SO 2
LOB 20



Batter	1	2	3	4	5	6	7	8	9	AB	R	H	RBI	BB	SO	LOB	BOTTOM					
Devon White, S OBP: 0.250, SLG: 0.227 (1, 8)	1-0 E7 SH2-3 WP 1B		0-1 B1-3	0-0 2B		1 SAFE 0-0 CS	0-0 F9		2-3 K	5	1	2	0	0	1	0						
Johnny Ray, S OBP: 0.250, SLG: 0.353 (1, 4)	0-0 SH2-3		1-0 G5-3	0-1 G1-3			2-2 F7		0-2 G6-3	4	0	0	0	0	0	2						
Wally Joyner, L OBP: 0.381, SLG: 0.353 (1, 3)	4-1 WP BB		1-2 F8		1-3 K		1-0 E3			3	0	0	0	1	1	0						
Chili Davis, S OBP: 0.286, SLG: 0.421 (1, 7)	3-3 K			2-0 G3 1B 2B	1-0 P6		2-3 K			4	1	1	0	0	2	2						
Brian Downing, R OBP: 0.333, SLG: 0.545 (1, 10)	4-2 BB			0-0 G3	2-1 1B			1-1 F8		3	0	1	0	1	0	1						
Dante Bichette, R OBP: 0.316, SLG: 0.500 (1, 9)	1-0 G5-3			1-2 HR 1B	0-2 P2			1-2 G3		4	1	1	1	0	0	3						
Lance Parrish, R OBP: 0.333, SLG: 0.500 (1, 2)		1-2 F9		3-H 1B HR		2-0 5-3		3-1 1B		4	1	2	2	0	0	0						
Jack Howell, L OBP: 0.455, SLG: 0.636 (1, 5)		1-1 G6-3		1-3 K		0-1 F8		1-3 K		4	0	0	0	0	2	1						
Kent Anderson, R OBP: 0.600, SLG: 0.600 Claudell Washington, L (9, PH)		0-0 G4-3		1-2 2B 1B		1-2 CS 1B			1-0 G3	3	0	2	0	0	0	0						
										1	0	0	0	0	0	0						
Inning Stats	R: 1 H: 1 E: 1 K: 1 S: 11	H: 0 LOB: 0 BB: 0 P: 9	R: 0 H: 0 E: 0 K: 0 S: 6	LOB: 0 BB: 0 P: 8	R: 3 H: 5 E: 0 K: 1 S: 17	H: 5 LOB: 2 BB: 0 P: 24	R: 0 H: 1 E: 0 K: 0 S: 9	H: 1 LOB: 0 BB: 0 P: 13	R: 0 H: 1 E: 0 K: 0 S: 10	H: 1 LOB: 1 BB: 0 P: 13	R: 0 H: 0 E: 1 K: 1 S: 8	H: 0 LOB: 1 BB: 0 P: 13	R: 0 H: 1 E: 0 K: 1 S: 10	H: 1 LOB: 0 BB: 0 P: 16	R: 0 H: 0 E: 0 K: 1 S: 9	LOB: 0 BB: 0 P: 12	1B: 6 2B: 2 3B: 0 HR: 1	SF: 0 SAC: 1 DP: 0 HBP: 0	WP: 1 PB: 0 CS: 1	PA: 39		
PITCHER	IP WLS BF H R ER SO BB IBB HBP BLK WP HR S P ERA WHIP	IP WLS BF H R ER SO BB IBB HBP BLK WP HR S P ERA WHIP	IP WLS BF H R ER SO BB IBB HBP BLK WP HR S P ERA WHIP	IP WLS BF H R ER SO BB IBB HBP BLK WP HR S P ERA WHIP	IP WLS BF H R ER SO BB IBB HBP BLK WP HR S P ERA WHIP	IP WLS BF H R ER SO BB IBB HBP BLK WP HR S P ERA WHIP	IP WLS BF H R ER SO BB IBB HBP BLK WP HR S P ERA WHIP	IP WLS BF H R ER SO BB IBB HBP BLK WP HR S P ERA WHIP	IP WLS BF H R ER SO BB IBB HBP BLK WP HR S P ERA WHIP	IP WLS BF H R ER SO BB IBB HBP BLK WP HR S P ERA WHIP	IP WLS BF H R ER SO BB IBB HBP BLK WP HR S P ERA WHIP	IP WLS BF H R ER SO BB IBB HBP BLK WP HR S P ERA WHIP	IP WLS BF H R ER SO BB IBB HBP BLK WP HR S P ERA WHIP	IP WLS BF H R ER SO BB IBB HBP BLK WP HR S P ERA WHIP	IP WLS BF H R ER SO BB IBB HBP BLK WP HR S P ERA WHIP	IP WLS BF H R ER SO BB IBB HBP BLK WP HR S P ERA WHIP	IP WLS BF H R ER SO BB IBB HBP BLK WP HR S P ERA WHIP	IP WLS BF H R ER SO BB IBB HBP BLK WP HR S P ERA WHIP	IP WLS BF H R ER SO BB IBB HBP BLK WP HR S P ERA WHIP	IP WLS BF H R ER SO BB IBB HBP BLK WP HR S P ERA WHIP	IP WLS BF H R ER SO BB IBB HBP BLK WP HR S P ERA WHIP	
Allan Anderson, L ERA: 6.3 John Candetaria, L ERA: Rick Aguilera, R ERA:	(1, 1) (7, 1) (9, 1)	(1, 1) (7, 1) (9, 1)	(1, 1) (7, 1) (9, 1)	(1, 1) (7, 1) (9, 1)	(1, 1) (7, 1) (9, 1)	(1, 1) (7, 1) (9, 1)	(1, 1) (7, 1) (9, 1)	(1, 1) (7, 1) (9, 1)	(1, 1) (7, 1) (9, 1)	(1, 1) (7, 1) (9, 1)	(1, 1) (7, 1) (9, 1)	(1, 1) (7, 1) (9, 1)	(1, 1) (7, 1) (9, 1)	(1, 1) (7, 1) (9, 1)	(1, 1) (7, 1) (9, 1)	(1, 1) (7, 1) (9, 1)	(1, 1) (7, 1) (9, 1)	(1, 1) (7, 1) (9, 1)	(1, 1) (7, 1) (9, 1)	(1, 1) (7, 1) (9, 1)	(1, 1) (7, 1) (9, 1)	(1, 1) (7, 1) (9, 1)

Minnesota Twins @ California Angels
Anaheim Stadium, Anaheim, CA
Fri Apr 13 1990, 10:05 PM EDT
Att: 33,217 - Unknown - 70 F

AB 35
R 4
H 9
RBI 3
BB 2
SO 6
LOB 9



Batter	1	2	3	4	5	6	7	8	9	10	11	12	AB	R	H	RBI	BB	SO	LOB	TOP								
Dan Gladden, R OBP: 0.375, SLG: 0.545 (1, 7)	3-1 G4-3 2B		2-2 P6		0-1 B3			3-1 F7	0-0 FC1-2		2-2 G1-3		6	1	1	0	0	0	3									
Fred Manrique, R OBP: 0.200, SLG: 0.400 Al Newman, S OBP: 0.071, SLG: 0.071 (8, PR) (8, 4)	0-2 G4-3		1-2 WP G5-3 2B		3-3 K			0-1 E6 3B	3-H F7			1-1 BB 1B	4	1	1	0	0	1	1	2	2	1	0	0	0	2		
Kirby Puckett, R OBP: 0.379, SLG: 0.360 (1, 8)	2-1 G4-3		1-1 G5-3					0-0 G4-3				1-1 F9	5	0	1	3	1	0	1									
Kent Hrbek, L OBP: 0.458, SLG: 0.647 (1, 3)	3-H HR		2-1 F6					2-0 F8				1-1 F9-2 BB	4	1	2	1	2	0	0									
Gary Gaetti, R OBP: 0.370, SLG: 0.375 (1, 5)	0-0 P3				0-0 G4-3 FC5-2 2B			1-0 F8				0-0 F9-2 BB	6	0	2	1	0	1	4									
Randy Bush, L OBP: 0.238, SLG: 0.250 John Moses, S OBP: 0.429, SLG: 0.250 (1, 9) (12, 9)		1-1 G1-3			0-0 G4-3			2-1 F9	2-2 F9			0-1 G3-6-1	5	0	0	0	1	0	5									
Brian Harper, R OBP: 0.381, SLG: 0.474 Shane Mack, R Junior Ortiz, R (9, PR) (9, 2)		0-0 G6-3			2-2 FC5-2			2-3 K				1-1 SH1-3 FC1-2 1B	4	0	1	0	0	1	1									
Gene Larkin, S OBP: 0.429, SLG: 0.267 (1, 10)		2-1 1B			3-H G3			4-2 BB FC6-4				1-3 K	3	0	1	0	1	1	1									
Greg Gagne, R OBP: 0.458, SLG: 0.636 (1, 6)		0-0 G5-3			1-1 CS 1B			0-1 FC6-4				0-1 G6-3	5	0	2	0	0	0	2									
Inning Stats	R: 2 E: 0 K: 10 S: 10	H: 2 LOB: 0 BB: 0 P: 17	R: 0 E: 0 K: 6 S: 6	H: 1 LOB: 1 BB: 0 P: 9	R: 1 E: 0 K: 0 S: 14	H: 1 LOB: 0 BB: 0 P: 19	R: 0 E: 0 K: 0 S: 7	H: 1 LOB: 0 BB: 0 P: 11	R: 0 E: 0 K: 1 S: 3	H: 0 LOB: 0 BB: 0 P: 6	R: 0 E: 0 K: 1 S: 9	H: 1 LOB: 1 BB: 1 P: 17	R: 1 E: 1 K: 14 S: 12	H: 3 LOB: 3 BB: 1 P: 25	R: 0 E: 0 K: 6 S: 6	H: 2 LOB: 2 BB: 0 P: 9	R: 0 E: 0 K: 1 S: 7	H: 1 LOB: 2 BB: 2 P: 21	R: 0 E: 0 K: 1 S: 9	H: 0 LOB: 0 BB: 0 P: 12	R: 1 E: 0 K: 0 S: 8	H: 2 LOB: 1 BB: 1 P: 13	1B: 7 2B: 4 3B: 1 HR: 1	SF: 0 SAC: 1 DP: 2 HBP: 0	WP: 1 PB: 0 SB: 0 CS: 1	PA: 51		
PITCHER	IP WLS BF H R ER SO BB IBB HBP BLK WP HR S P ERA WHIP	6.0 1.1 7 1 1 0 1 1 0 0 0 0 0 14 25 0.00 1.500	6.0 1.1 7 1 1 0 1 1 0 0 0 0 0 14 25 0.00 1.500	6.0 1.1 7 1 1 0 1 1 0 0 0 0 0 14 25 0.00 1.500	6.0 1.1 7 1 1 0 1 1 0 0 0 0 0 14 25 0.00 1.500	6.0 1.1 7 1 1 0 1 1 0 0 0 0 0 14 25 0.00 1.500	6.0 1.1 7 1 1 0 1 1 0 0 0 0 0 14 25 0.00 1.500	6.0 1.1 7 1 1 0 1 1 0 0 0 0 0 14 25 0.00 1.500	6.0 1.1 7 1 1 0 1 1 0 0 0 0 0 14 25 0.00 1.500	6.0 1.1 7 1 1 0 1 1 0 0 0 0 0 14 25 0.00 1.500	6.0 1.1 7 1 1 0 1 1 0 0 0 0 0 14 25 0.00 1.500	6.0 1.1 7 1 1 0 1 1 0 0 0 0 0 14 25 0.00 1.500	6.0 1.1 7 1 1 0 1 1 0 0 0 0 0 14 25 0.00 1.500	6.0 1.1 7 1 1 0 1 1 0 0 0 0 0 14 25 0.00 1.500	6.0 1.1 7 1 1 0 1 1 0 0 0 0 0 14 25 0.00 1.500	6.0 1.1 7 1 1 0 1 1 0 0 0 0 0 14 25 0.00 1.500	6.0 1.1 7 1 1 0 1 1 0 0 0 0 0 14 25 0.00 1.500	6.0 1.1 7 1 1 0 1 1 0 0 0 0 0 14 25 0.00 1.500	6.0 1.1 7 1 1 0 1 1 0 0 0 0 0 14 25 0.00 1.500	6.0 1.1 7 1 1 0 1 1 0 0 0 0 0 14 25 0.00 1.500	6.0 1.1 7 1 1 0 1 1 0 0 0 0 0 14 25 0.00 1.500	6.0 1.1 7 1 1 0 1 1 0 0 0 0 0 14 25 0.00 1.500	6.0 1.1 7 1 1 0 1 1 0 0 0 0 0 14 25 0.00 1.500	6.0 1.1 7 1 1 0 1 1 0 0 0 0 0 14 25 0.00 1.500	6.0 1.1 7 1 1 0 1 1 0 0 0 0 0 14 25 0.00 1.500	6.0 1.1 7 1 1 0 1 1 0 0 0 0 0 14 25 0.00 1.500	6.0 1.1 7 1 1 0 1 1 0 0 0 0 0 14 25 0.00 1.500	6.0 1.1 7 1 1 0 1 1 0 0 0 0 0 14 25 0.00 1.500

Minnesota Twins @ California Angels
 Anaheim Stadium, Anaheim, CA
 Sat Apr 14 1990, 10:05 PM EDT
 Att. 34,407 - Unknown - 64 F

AB 45
 R 5
 H 12
 RBI 5
 BB 5
 SO 5
 LOB 22



Batter	1	2	3	4	5	6	7	8	9	10	11	12	AB	R	H	RBI	BB	SO	LOB	BOTTOM							
Devon White, S OBP: 0.233, SLG: 0.250 (1, 8)	1-3 K		2-2 L5 2B		0-1 G4-3			1-0 FC3-6 2B	0-1 L3			2-1 F8	6	0	1	0	0	1	3								
Johnny Ray, S OBP: 0.308, SLG: 0.409 (1, 4)	1-1 G1-3		3-1 L5		4-2 BB			2-1 2B				2-2 HR 1B	5	1	2	1	1	0	1								
Wally Joyner, L OBP: 0.333, SLG: 0.435 (1, 3)	2-1 HR		2-2 F8		2-3 K			0-0 F8				1-0 G5-3	6	1	1	1	0	1	2								
Chili Davis, S OBP: 0.333, SLG: 0.417 (1, 10)	3-1 1B				3-2 G4-3			2-0 L4				4-1 HR 1B	5	1	2	0	1	0	0								
Dante Bichette, R OBP: 0.320, SLG: 0.583 (9, 9)	2-2 F8				1-1 F8			2-0 G2-3				0-1 SH1-4 1B	6	1	2	3	0	1	2								
Claudell Washington, L Brian Downing, R Max Venable, L (1, 9) (8, PH) (9, 7)		3-3 K			4-2 HR BB			1-3 K				0-0 SH1-4	2	1	0	0	1	2	0								
Lance Parrish, R OBP: 0.300, SLG: 0.579 (1, 2)		3-1 G5-3			2-1 HR			1-0 F7				0-3 K	5	1	1	2	0	1	1								
Jack Howell, L OBP: 0.438, SLG: 0.600 (1, 5)		1-2 E1			3-2 F7			2-0 FC3-6 2B				4-0 1B	4	1	1	0	1	1	0								
Mark McLemore, S OBP: 0.313, SLG: 0.154 Donnie Hill, S (11, PH) (12, 6)		1-1 F7			0-1 F7			4-2 FC3-6 BB				1-3 K	3	0	1	0	1	0	1								
Inning Stats	R: 1 E: 0 K: 15 S: 15	H: 2 LOB: 1 BB: 0 P: 24	R: 0 E: 1 K: 10 S: 10	H: 0 LOB: 1 BB: 0 P: 18	R: 0 E: 0 K: 0 S: 15	H: 1 LOB: 0 BB: 0 P: 15	R: 2 E: 0 K: 0 S: 15	H: 1 LOB: 0 BB: 1 P: 28	R: 0 E: 0 K: 0 S: 9	H: 0 LOB: 1 BB: 1 P: 15	R: 0 E: 0 K: 0 S: 5	H: 1 LOB: 1 BB: 0 P: 10	R: 0 E: 0 K: 1 S: 12	H: 1 LOB: 1 BB: 0 P: 17	R: 0 E: 0 K: 0 S: 6	H: 0 LOB: 0 BB: 0 P: 9	R: 0 E: 0 K: 2 S: 9	H: 1 LOB: 2 BB: 1 P: 14	R: 0 E: 0 K: 0 S: 11	H: 2 LOB: 1 BB: 1 P: 20	1B: 5 2B: 4 3B: 0 HR: 3	SF: 0 SAC: 1 DP: 1 HBP: 0	WP: 0 PB: 0 SB: 2 CS: 0	PA: 50			
PITCHER	IP WLS BF H R ER SO BB IBB HBP BLK WP HR S P ERA WHIP	4.0 3.0 0.2 3.1 0.2	4.0 3.0 1.0 2.0 0.2	4.0 3.0 1.0 2.0 0.2	4.0 3.0 1.0 2.0 0.2	4.0 3.0 1.0 2.0 0.2	4.0 3.0 1.0 2.0 0.2	4.0 3.0 1.0 2.0 0.2	4.0 3.0 1.0 2.0 0.2	4.0 3.0 1.0 2.0 0.2	4.0 3.0 1.0 2.0 0.2	4.0 3.0 1.0 2.0 0.2	4.0 3.0 1.0 2.0 0.2	4.0 3.0 1.0 2.0 0.2	4.0 3.0 1.0 2.0 0.2	4.0 3.0 1.0 2.0 0.2	4.0 3.0 1.0 2.0 0.2	4.0 3.0 1.0 2.0 0.2	4.0 3.0 1.0 2.0 0.2	4.0 3.0 1.0 2.0 0.2	4.0 3.0 1.0 2.0 0.2	4.0 3.0 1.0 2.0 0.2	4.0 3.0 1.0 2.0 0.2	4.0 3.0 1.0 2.0 0.2	4.0 3.0 1.0 2.0 0.2	4.0 3.0 1.0 2.0 0.2	4.0 3.0 1.0 2.0 0.2

Minnesota Twins @ California Angels
 Anaheim Stadium, Anaheim, CA
 Sat Apr 14 1990, 10:05 PM EDT
 Att. 34,407 - Unknown - 64 F

AB 44
 R 7
 H 11
 RBI 7
 BB 5
 SO 8
 LOB 13




Batter	1	2	3	4	5	6	7	8	9	AB	R	H	RBI	BB	SO	LOB	TOP								
Dan Gladden, R OBP: 0.424, SLG: 0.581	2-2 FC5-4 1B		1-0 1B	3-1 SAFE G4-6-3 1B		3-1 G5-3		0-3 K		5	1	3	0	0	1	3									
Gene Larkin, S OBP: 0.333, SLG: 0.259	1-0 F5		1-3 K	1-2 SAFE SAFE G4-6-3			0-0 F9		3-3 K	5	0	0	0	0	2	3									
Kirby Puckett, R OBP: 0.357, SLG: 0.378	0-0 FC5-4 1-2		0-0 1B 1B		4-2 BB		2-0 G5-3		0-0 1B 2B	4	2	2	1	1	0	1									
Kent Hrbek, L OBP: 0.500, SLG: 0.615	3-2 P6		0-1 1B		1-1 SAFE P5		1-0 2B		2-0 2H 1B	5	0	3	1	0	0	2									
Gary Gaetti, R OBP: 0.350, SLG: 0.472		0-0 SF9 3B	3-1 1-2 1B		2-3 SAFE SAFE K		3-1 F7		2-2 P4	5	1	2	1	0	1	3									
Randy Bush, L OBP: 0.231, SLG: 0.217 Carmen Castillo, R (9, PH)		2-0 SF9	0-1 G1-3		0-1 G4-3			0-1 F7	1-0 P6	3	0	0	1	0	0	3									
John Moses, S OBP: 0.375, SLG: 0.200		3-3 K		1-2 P4		1-0 2B				3	0	1	0	0	0	1									
Brian Harper, R OBP: 0.393, SLG: 0.458 Shane Mack, R OBP: 0.400, SLG: 0.250 Junior Ortiz, R (8, PR)										3	0	1	0	0	1	0									
Greg Gagne, R OBP: 0.312, SLG: 0.600		3-3 K		4-1 2B BB		1-3 K		1-3 K		3	1	0	0	1	3	2									
Al Newman, S OBP: 0.158, SLG: 0.167			2-3 K	2-2 1-H E 2B		1-0 G1-3		4-1 BB		3	1	1	1	1	1	1									
Inning Stats	R: 0 E: 0 K: 0 S: 8	H: 1 LOB: 1 BB: 0 P: 14	R: 1 E: 0 K: 2 S: 8	H: 1 LOB: 0 BB: 0 P: 15	R: 2 E: 0 K: 2 S: 14	H: 4 LOB: 2 BB: 0 P: 21	R: 2 E: 0 K: 0 S: 13	H: 2 LOB: 0 BB: 1 P: 24	R: 0 E: 0 K: 1 S: 9	H: 0 LOB: 1 BB: 1 P: 16	R: 0 E: 0 K: 1 S: 7	H: 1 LOB: 1 BB: 0 P: 13	R: 0 E: 0 K: 0 S: 5	H: 1 LOB: 1 BB: 0 P: 11	R: 0 E: 0 K: 2 S: 9	H: 0 LOB: 2 BB: 1 P: 15	R: 1 E: 0 K: 1 S: 9	H: 2 LOB: 1 BB: 0 P: 17	1B: 6 2B: 5 3B: 1 HR: 0	SF: 1 SAC: 0 DP: 1 HBP: 1	WP: 0 PB: 0 SB: 2 CS: 0	PA: 42			
PITCHER	IP	WLS	BF	H	R	ER	SO	BB	IBB	HBP	BLK	WP	HR	S	P	ERA	WHIP								
Erik Hanson, R ERA: 5.4	3.1		19	8	5	5	4	1	0	0	0	0	0	40	70	13.50	2.700								
Jerry Reed, R ERA: 4.05	2.2		9	1	0	0	2	1	0	0	0	0	0	19	33	0.00	0.750								
Michael Jackson, R ERA:	2.0		9	1	0	0	2	1	0	1	0	0	0	14	26	0.00	1.000								
Keith Comstock, L ERA: 2.25	1.0	L	5	2	1	1	1	0	0	0	0	0	0	9	17	9.00	2.000								

Minnesota Twins @ Seattle Mariners
The Kingdome, Seattle, WA
Tue Apr 17 1990, 10:05 PM EDT
Att: 9,053 - Dome

livebaseballscores.com

AB 37
R 6
H 12
RBI 5
BB 3
SO 9
LOB 19




Batter	1	2	3	4	5	6	7	8	9	AB	R	H	RBI	BB	SO	LOB	BOTTOM								
Harold Reynolds, S OBP: 0.229, SLG: 0.212	0-2 G4-3		2-1 E6 2B	1-1 G3-1			2-2 P4		0-1 G3-1	5	1	0	0	0	0	0									
Ken Griffey Jr., L OBP: 0.383, SLG: 0.515	3-3 K		1-3 K	1-2 1B	0-1 1B		3-2 F8		0-3 K	5	0	1	0	0	3	1									
Alvin Davis, L OBP: 0.375, SLG: 0.517	2-3 K		0-0 FC5 2B		2-3 K		3-1 2B			4	0	2	1	0	2	1									
Jeffrey Leonard, R OBP: 0.281, SLG: 0.467		2-2 1B 2B	4-1 FC5 IBB		1-2 1B		4-0 IBB			2	1	2	0	2	0	0									
Pete O'Brien, L OBP: 0.200, SLG: 0.296		2-2 HR 1B	1-2 FC5		2-1 P4		0-1 P3			4	1	1	1	0	0	6									
Darnell Coles, R OBP: 0.211, SLG: 0.444		0-1 HR	3-2 F8		2-1 G1-3			2-2 F9		4	1	1	2	0	0	4									
Henry Cotto, R OBP: 0.308, SLG: 0.500		2-0 G6-4-3 1B		0-2 2B		1-0 G6-3		2-0 P2		4	0	2	0	0	0	0									
Dave Valle, R OBP: 0.346, SLG: 0.500		1-2 G6-4-3		2-2 HR		2-2 G5-3		1-3 K		4	1	1	1	0	1	1									
Brian Giles, R Scott Bradley, L (9, PH)		2-0 G5-3		2-1 G4-3		1-3 K			0-3 K	3	0	0	0	0	1	0									
Inning Stats	R: 0 E: 0 K: 2 S: 12	H: 0 LOB: 0 BB: 0 P: 17	R: 3 E: 0 K: 0 S: 13	H: 4 LOB: 0 BB: 0 P: 22	R: 1 E: 1 K: 1 S: 14	H: 1 LOB: 2 BB: 1 P: 25	R: 1 E: 0 K: 0 S: 11	H: 2 LOB: 0 BB: 0 P: 16	R: 0 E: 0 K: 1 S: 13	H: 2 LOB: 2 BB: 0 P: 20	R: 0 E: 0 K: 1 S: 7	H: 0 LOB: 0 BB: 0 P: 11	R: 0 E: 0 K: 0 S: 11	H: 1 LOB: 2 BB: 1 P: 23	R: 0 E: 0 K: 1 S: 8	H: 0 LOB: 0 BB: 0 P: 13	R: 0 E: 0 K: 2 S: 8	H: 0 LOB: 0 BB: 0 P: 8	1B: 4 2B: 4 3B: 0 HR: 2	SF: 0 SAC: 0 DP: 1 HBP: 0	WP: 0 PB: 0 SB: 1 CS: 0	PA: 38			
PITCHER	IP	WLS	BF	H	R	ER	SO	BB	IBB	HBP	BLK	WP	HR	S	P	ERA	WHIP								
Allan Anderson, L ERA: 6.92	3.0		15	4	4	3	3	0	0	0	0	0	1	39	64	9.00	1.667								
Rich Yett, R ERA: 4.5	1.0		4	2	1	1	0	0	0	0	0	0	1	11	16	9.00	2.000								
Mark Guthrie, L ERA:	3.0		13	3	0	0	2	0	1	0	0	0	0	31	54	0.00	1.000								
Juan Berenguer, R ERA: 5.88	1.0	W	3	0	0	0	1	0	0	0	0	0	0	8	13	0.00	0.000								
Rick Aquilera, R ERA: 7.38	1.0	S	3	0	0	0	2	0	0	0	0	0	0	8	8	0.00	0.000								

Minnesota Twins @ Seattle Mariners
The Kingdome, Seattle, WA
Tue Apr 17 1990, 10:05 PM EDT
Att: 9,053 - Dome

livebaseballscores.com

AB 36
R 5
H 10
RBI 5
BB 2
SO 8
LOB 13



Batter	1	2	3	4	5	6	7	8	9	AB	R	H	RBI	BB	SO	LOB	TOP				
Dan Gladden, R OBP: 0.395, SLG: 0.528 (1, 7)	G5-3		F8	CS			G5-3	G6-3		5	0	1	2	0	0	3					
Fred Manrique, R OBP: 0.200, SLG: 0.267 Al Newman, S OBP: 0.150, SLG: 0.158 (7, FR) (7, 4)	FC5-4 1B		F9	CS					G1-3	4	0	2	0	0	1	0					
Kirby Puckett, R OBP: 0.340, SLG: 0.341 (1, 8)	FC5-4 E 1-2		G1-3						G1-3	4	0	0	0	1	1	1					
Gary Gaetti, R OBP: 0.333, SLG: 0.425 (1, 5)	E2 1-3 BB			E4 E 1B				G6-3	F9	4	1	0	0	1	1	2					
Brian Harper, R OBP: 0.375, SLG: 0.429 (1, 2)	G5-3			E 1B				G6-3		4	1	1	0	0	0	2					
Kent Hrbek, L OBP: 0.450, SLG: 0.533 (1, 3)			K	FC1 1B				P3		4	1	0	0	0	2	2					
Gene Larkin, S OBP: 0.378, SLG: 0.323 (1, 10)			E5	E 1B				1B		4	1	3	2	0	0	0					
Carmen Castillo, R (1, 9)			P3	G5-3				1B		3	0	0	0	0	0	4					
John Moses, S OBP: 0.444, SLG: 0.333 (8, PH) (8, 9)				G5-3				FC6-4 1-2		1	0	1	0	0	0	0					
Greg Gagne, R OBP: 0.395, SLG: 0.545 (1, 6)			K	P8				F7		3	0	0	0	1	1	3					
Inning Stats	R: 0 E: 1 K: 0 S: 10	H: 1 LOB: 2 BB: 1 P: 19	R: 0 E: 1 K: 2 S: 10	H: 0 LOB: 1 BB: 0 P: 17	R: 0 E: 0 K: 0 S: 6	H: 0 LOB: 0 BB: 0 P: 10	R: 4 E: 2 K: 0 S: 17	H: 3 LOB: 0 BB: 0 P: 23	R: 0 E: 0 K: 1 S: 14	H: 1 LOB: 1 BB: 0 P: 19	R: 0 E: 0 K: 0 S: 13	H: 1 LOB: 2 BB: 1 P: 20	R: 0 E: 0 K: 0 S: 11	H: 2 LOB: 3 BB: 1 P: 21	R: 0 E: 0 K: 0 S: 8	H: 0 LOB: 0 BB: 0 P: 10	1B: 8 2B: 0 3B: 0 HR: 0	SF: 0 SAC: 0 DP: 0 HBP: 0	WP: 1 PB: 0 SB: 1 CS: 1	PA: 41	
PITCHER	IP WLS BF H R ER SO BB IBB HBP BLK WP HR S P ERA WHIP	IP WLS BF H R ER SO BB IBB HBP BLK WP HR S P ERA WHIP	IP WLS BF H R ER SO BB IBB HBP BLK WP HR S P ERA WHIP	IP WLS BF H R ER SO BB IBB HBP BLK WP HR S P ERA WHIP	IP WLS BF H R ER SO BB IBB HBP BLK WP HR S P ERA WHIP	IP WLS BF H R ER SO BB IBB HBP BLK WP HR S P ERA WHIP	IP WLS BF H R ER SO BB IBB HBP BLK WP HR S P ERA WHIP	IP WLS BF H R ER SO BB IBB HBP BLK WP HR S P ERA WHIP	IP WLS BF H R ER SO BB IBB HBP BLK WP HR S P ERA WHIP	IP WLS BF H R ER SO BB IBB HBP BLK WP HR S P ERA WHIP	IP WLS BF H R ER SO BB IBB HBP BLK WP HR S P ERA WHIP	IP WLS BF H R ER SO BB IBB HBP BLK WP HR S P ERA WHIP	IP WLS BF H R ER SO BB IBB HBP BLK WP HR S P ERA WHIP	IP WLS BF H R ER SO BB IBB HBP BLK WP HR S P ERA WHIP	IP WLS BF H R ER SO BB IBB HBP BLK WP HR S P ERA WHIP	IP WLS BF H R ER SO BB IBB HBP BLK WP HR S P ERA WHIP	IP WLS BF H R ER SO BB IBB HBP BLK WP HR S P ERA WHIP	IP WLS BF H R ER SO BB IBB HBP BLK WP HR S P ERA WHIP	IP WLS BF H R ER SO BB IBB HBP BLK WP HR S P ERA WHIP	IP WLS BF H R ER SO BB IBB HBP BLK WP HR S P ERA WHIP	IP WLS BF H R ER SO BB IBB HBP BLK WP HR S P ERA WHIP

Minnesota Twins @ Seattle Mariners
The Kingdome, Seattle, WA
Wed Apr 18 1990, 10:05 PM EDT
Att: 9,425 - Dome

AB	37
R	4
H	8
RBI	4
BB	3
SO	6
LOB	17



Batter	1	2	3	4	5	6	7	8	9	AB	R	H	RBI	BB	SO	LOB	BOTTOM				
Harold Reynolds, S OBP: 0.231, SLG: 0.216 (1, 4)	F7		G1-4-3				G1-3			4	1	1	0	0	0	0					
Ken Griffey Jr., L OBP: 0.395, SLG: 0.568 (1, 8)	G5-4-3 1B		K							4	1	3	2	0	1	0					
Alvin Davis, L OBP: 0.389, SLG: 0.531 Brian Giles, R (8, PR) (8, 9)	G5-4-3 1-2			K						3	0	1	1	1	1	1					
Jeffrey Leonard, R OBP: 0.306, SLG: 0.471 (1, 7)										4	0	2	0	0	1	3					
Pete O'Brien, L OBP: 0.176, SLG: 0.258 (1, 3)										4	0	0	0	0	1	4					
Darnell Coles, R OBP: 0.217, SLG: 0.409 (1, 5)										4	0	1	0	0	0	3					
Greg Briley, L OBP: 0.111, SLG: 0.222 (1, 9)										4	0	1	0	0	1	0					
Dave Valle, R OBP: 0.300, SLG: 0.429 (1, 2)										4	0	0	0	0	1	2					
Mike Brumley, S OBP: 0.125, SLG: 0.125 Scott Bradley, L (9, PH)										3	1	1	0	0	0	0					
Inning Stats	R: 0 E: 0 K: 0 S: 10	H: 3 LOB: 2 BB: 0 P: 17	R: 0 E: 0 K: 1 S: 9	H: 0 LOB: 0 BB: 0 P: 14	R: 0 E: 0 K: 1 S: 9	H: 1 LOB: 1 BB: 0 P: 15	R: 3 E: 0 K: 2 S: 21	H: 4 LOB: 1 BB: 0 P: 32	R: 0 E: 0 K: 0 S: 4	H: 0 LOB: 0 BB: 0 P: 7	R: 0 E: 0 K: 0 S: 5	H: 0 LOB: 0 BB: 0 P: 8	R: 0 E: 0 K: 1 S: 11	H: 1 LOB: 2 BB: 1 P: 19	R: 0 E: 0 K: 0 S: 6	H: 0 LOB: 0 BB: 0 P: 11	1B: 7 2B: 3 3B: 0 HR: 0	SF: 0 SAC: 0 DP: 2 HBP: 0	WP: 1 PB: 0 SB: 1 CS: 0	PA: 36	
PITCHER	IP WLS BF H R ER SO BB IBB HBP BLK WP HR S P ERA WHIP	IP WLS BF H R ER SO BB IBB HBP BLK WP HR S P ERA WHIP	IP WLS BF H R ER SO BB IBB HBP BLK WP HR S P ERA WHIP	IP WLS BF H R ER SO BB IBB HBP BLK WP HR S P ERA WHIP	IP WLS BF H R ER SO BB IBB HBP BLK WP HR S P ERA WHIP	IP WLS BF H R ER SO BB IBB HBP BLK WP HR S P ERA WHIP	IP WLS BF H R ER SO BB IBB HBP BLK WP HR S P ERA WHIP	IP WLS BF H R ER SO BB IBB HBP BLK WP HR S P ERA WHIP	IP WLS BF H R ER SO BB IBB HBP BLK WP HR S P ERA WHIP	IP WLS BF H R ER SO BB IBB HBP BLK WP HR S P ERA WHIP	IP WLS BF H R ER SO BB IBB HBP BLK WP HR S P ERA WHIP	IP WLS BF H R ER SO BB IBB HBP BLK WP HR S P ERA WHIP	IP WLS BF H R ER SO BB IBB HBP BLK WP HR S P ERA WHIP	IP WLS BF H R ER SO BB IBB HBP BLK WP HR S P ERA WHIP	IP WLS BF H R ER SO BB IBB HBP BLK WP HR S P ERA WHIP	IP WLS BF H R ER SO BB IBB HBP BLK WP HR S P ERA WHIP	IP WLS BF H R ER SO BB IBB HBP BLK WP HR S P ERA WHIP	IP WLS BF H R ER SO BB IBB HBP BLK WP HR S P ERA WHIP	IP WLS BF H R ER SO BB IBB HBP BLK WP HR S P ERA WHIP	IP WLS BF H R ER SO BB IBB HBP BLK WP HR S P ERA WHIP	IP WLS BF H R ER SO BB IBB HBP BLK WP HR S P ERA WHIP

Minnesota Twins @ Seattle Mariners
The Kingdome, Seattle, WA
Wed Apr 18 1990, 10:05 PM EDT
Att: 9,425 - Dome

AB	35
R	3
H	10
RBI	3
BB	1
SO	6
LOB	13



Batter	1	2	3	4	5	6	7	8	9	AB	R	H	RBI	BB	SO	LOB	TOP										
Devon White, S (1, 8) OBP: 0.209, SLG: 0.244 Max Venable, L (7, 8) OBP: 0.143, SLG: 0.286	F7		F7		F7			F8		3	0	1	0	0	0	1	California Angels @ Minnesota Twins Hubert H. Humphrey Metrodome, Minneapolis, MN Fri Apr 20 1990, 8:05 PM EDT Att: 37,975 - Dome										
Johnny Ray, S (1, 4) OBP: 0.289, SLG: 0.333 Donnie Hill, S (7, 4)	G6-3		F8			G4-3			K	3	0	0	0	0	1	1											
Wally Joyner, L (1, 3) OBP: 0.279, SLG: 0.316 Rick Schu, R (7, 3)	F8			F7		F7			E6 1B	3	0	0	0	0	0	0											
Chili Davis, S (1, 10)		K			F7				K	4	0	1	0	0	2	1											
Dante Bichette, R (1, 7)		L1			K					4	0	1	0	0	1	1											
Jack Howell, L (1, 5)					P6					4	0	2	1	0	0	1											
Lance Parrish, R (1, 2) John Orton, R (6, 2)										4	0	2	1	0	0	1											
Claudell Washington, L (1, 9) OBP: 0.222, SLG: 0.125										2	0	0	0	0	0	1											
Mark McLemore, S (1, 6) OBP: 0.240, SLG: 0.095										2	0	0	0	0	0	2											
Inning Stats	R: 0 E: 0 K: 0 S: 4	H: 0 LOB: 0 BB: 0 P: 4	R: 0 E: 0 K: 1 S: 9	H: 1 LOB: 1 BB: 0 P: 13	R: 0 E: 0 K: 1 S: 8	H: 1 LOB: 1 BB: 0 P: 12	R: 0 E: 0 K: 1 S: 9	H: 1 LOB: 1 BB: 0 P: 14	R: 0 E: 0 K: 0 S: 10	H: 0 LOB: 0 BB: 0 P: 8	R: 0 E: 0 K: 0 S: 8	H: 0 LOB: 0 BB: 0 P: 11	R: 0 E: 0 K: 0 S: 4	H: 0 LOB: 0 BB: 0 P: 6	R: 1 E: 1 K: 2 S: 10	H: 2 LOB: 2 BB: 0 P: 17		1B: 4 2B: 2 3B: 0 HR: 0	SF: 0 SAC: 0 DP: 0 HBP: 0	WP: 0 PB: 0 SB: 1 CS: 0	PA: 34						
PITCHER	IP	WLS	BF	H	R	ER	SO	BB	IBB	HBP	BLK	WP	HR	S	P	ERA	WHIP										
Kevin Tapani, R (1, 1) ERA: 0.95	8.0	W	28	4	0	0	3	0	0	0	0	0	0	58	82	0.00	0.500										
Gary Wayne, L (9, 1) ERA:	1.0		6	2	1	0	2	0	0	0	0	0	0	10	17	0.00	2.000										

AB	34
R	1
H	6
RBI	1
BB	0
SO	5
LOB	9



Batter	1	2	3	4	5	6	7	8	9	AB	R	H	RBI	BB	SO	LOB	BOTTOM										
Dan Gladden, R (1, 7) OBP: 0.372, SLG: 0.525 Shane Mack, R (7, 7) OBP: 0.364, SLG: 0.222	F9			F9						4	0	1	1	0	0	3	California Angels @ Minnesota Twins Hubert H. Humphrey Metrodome, Minneapolis, MN Fri Apr 20 1990, 8:05 PM EDT Att: 37,975 - Dome										
Gene Larkin, S (1, 10)	F9									5	3	3	1	0	1	1											
Kirby Puckett, R (1, 8) John Moses, S (7, 8) OBP: 0.500, SLG: 0.333	G4-3									3	2	1	2	1	0	1											
Gary Gaetti, R (1, 5) Fred Manrique, R (7, 4) OBP: 0.186, SLG: 0.250										4	0	0	0	0	1	3											
Brian Harper, R (1, 2) Junior Ortiz, R (7, PH) (8, 2)										3	3	2	2	0	0	0											
Carmen Castillo, R (1, 9) OBP: 0.150, SLG: 0.105										4	2	2	0	1	0	1											
Kent Hrbek, L (1, 3) Randy Bush, L (7, 3) OBP: 0.222, SLG: 0.208										2	1	1	2	1	0	0											
Greg Gagne, R (1, 6) OBP: 0.442, SLG: 0.543										2	1	1	2	3	0	0											
Al Newman, S (1, 4) (7, 5) OBP: 0.240, SLG: 0.143										2	1	0	1	3	0	4											
Inning Stats	R: 0 E: 0 K: 0 S: 6	H: 0 LOB: 0 BB: 0 P: 7	R: 0 E: 0 K: 0 S: 10	H: 1 LOB: 3 BB: 2 P: 25	R: 0 E: 0 K: 1 S: 8	H: 1 LOB: 1 BB: 0 P: 15	R: 2 E: 0 K: 0 S: 10	H: 2 LOB: 1 BB: 0 P: 15	R: 9 E: 1 K: 1 S: 23	H: 5 LOB: 0 BB: 4 P: 49	R: 1 E: 0 K: 0 S: 12	H: 1 LOB: 2 BB: 2 P: 21	R: 1 E: 0 K: 0 S: 8	H: 1 LOB: 1 BB: 1 P: 21	R: 0 E: 0 K: 2 S: 11	H: 0 LOB: 1 BB: 1 P: 22		1B: 7 2B: 2 3B: 0 HR: 2	SF: 2 SAC: 1 DP: 0 HBP: 1	WP: 1 PB: 0 SB: 0 CS: 0	PA: 46						
PITCHER	IP	WLS	BF	H	R	ER	SO	BB	IBB	HBP	BLK	WP	HR	S	P	ERA	WHIP										
Jim Abbott, L (1, 1) ERA: 7.71	0.1		5	2	4	4	0	2	0	0	0	0	1	11	21	108.00	12.000										
Willie Fraser, R (5, 1) ERA: 18.0	2.1		12	2	2	2	1	3	0	0	0	0	1	23	47	7.71	2.143										
Scott Bailes, L (5, 1) ERA: 3.86	1.0		4	0	0	0	2	1	0	0	0	0	0	11	22	0.00	1.000										
Sherman Corbett, L (8, 1) ERA:																											

AB	32
R	13
H	11
RBI	12
BB	10
SO	4
LOB	16



Batter	1	2	3	4	5	6	7	8	9	AB	R	H	RBI	BB	SO	LOB	TOP										
Brian Downing, R OBP: 0.231, SLG: 0.261 (1, 10)										3	0	0	0	1	1	1	California Angels @ Minnesota Twins Hubert H. Humphrey Metrodome, Minneapolis, MN Sat Apr 21 1990, 8:05 PM EDT Att: 21,600 - Dome										
Devon White, S OBP: 0.239, SLG: 0.256 Max Venable, L OBP: 0.222, SLG: 0.444 (1, 8) (6, 8)										2	0	1	0	0	1	2											
Johnny Ray, S OBP: 0.262, SLG: 0.297 (1, 4)										4	0	0	0	0	0	4											
Wally Joyner, L OBP: 0.298, SLG: 0.333 (1, 3)										4	0	2	0	0	1	0											
Chili Davis, S OBP: 0.396, SLG: 0.488 (1, 7)										2	0	1	0	2	0	1											
Dante Bichette, R OBP: 0.333, SLG: 0.558 (1, 9)										4	0	0	0	0	2	5											
John Orton, R (1, 2)										3	0	0	0	1	3	2											
Jack Howell, L OBP: 0.303, SLG: 0.438 (1, 5)										4	0	1	0	0	0	3											
Kent Anderson, R OBP: 0.250, SLG: 0.200 (1, 6)										3	0	0	0	1	0	1											
Inning Stats	R: 0 E: 0 K: 1 S: 8	H: 0 LOB: 0 BB: 0 P: 15	R: 0 E: 0 K: 2 S: 9	H: 0 LOB: 1 BB: 1 P: 18	R: 0 E: 0 K: 0 S: 9	H: 1 LOB: 2 BB: 1 P: 17	R: 0 E: 0 K: 0 S: 5	H: 1 LOB: 0 BB: 0 P: 8	R: 0 E: 0 K: 1 S: 12	H: 0 LOB: 2 BB: 1 P: 19	R: 0 E: 0 K: 1 S: 20	H: 1 LOB: 3 BB: 2 P: 33	R: 0 E: 0 K: 1 S: 14	H: 1 LOB: 0 BB: 0 P: 18	R: 0 E: 0 K: 2 S: 9	H: 1 LOB: 1 BB: 0 P: 12		R: 0 E: 0 K: 1 S: 9	H: 1 LOB: 1 BB: 0 P: 14	1B: 4 2B: 2 3B: 0 HR: 0	SF: 0 SAC: 0 DP: 1 HBP: 2	WP: 0 PB: 0 SB: 0 CS: 1	PA: 38				
PITCHER	IP	WLS	BF	H	R	ER	SO	BB	IBB	HBP	BLK	WP	HR	S	P	ERA	WHIP										
David West, L ERA: 1.93 John Candelaria, L ERA: 2.25 John Candelaria, L ERA: 2.25	(1, 1) (6, 1) (9, 1)	5.2 3.1 3.1	W S S	25 13 13	3 3 3	0 0 0	6 3 3	5 0 0	0 0 0	2 0 0	0 0 0	0 0 0	0 0 0	62 33 33	109 45 45	0.00 0.00 0.00	1.412 0.900 0.900										

Batter	1	2	3	4	5	6	7	8	9	AB	R	H	RBI	BB	SO	LOB	BOTTOM										
Dan Gladden, R OBP: 0.404, SLG: 0.548 Jim Dwyer, L OBP: 0.444, SLG: 0.286 Greg Gagne, R OBP: 0.442, SLG: 0.543 (1, 7) (7, FH) (8, 6)										2	2	1	1	1	0	0	California Angels @ Minnesota Twins Hubert H. Humphrey Metrodome, Minneapolis, MN Sat Apr 21 1990, 8:05 PM EDT Att: 21,600 - Dome										
Gene Larkin, S OBP: 0.404, SLG: 0.375 (1, 10) (9, 9)										4	0	1	1	1	0	4											
Kirby Puckett, R OBP: 0.393, SLG: 0.438 John Candelaria, L (1, 8) (9, 1)										4	1	3	1	1	1	0											
Kent Hrbek, L OBP: 0.458, SLG: 0.583 (1, 3)										4	1	1	2	1	0	3											
Gary Gaetti, R OBP: 0.321, SLG: 0.396 John Moses, S OBP: 0.455, SLG: 0.286 (1, 5) (8, 7)										4	1	2	0	0	0	0											
Randy Bush, L OBP: 0.375, SLG: 0.346 Shane Mack, R OBP: 0.429, SLG: 0.364 (1, 9) (5, FH) (9, 8)										2	1	1	2	0	0	1											
Brian Harper, R OBP: 0.241, SLG: 0.514 Junior Ortiz, R (1, 2) (8, 2)										4	0	0	0	0	0	2											
Fred Manrique, R OBP: 0.150, SLG: 0.200 (1, 4)										4	0	0	1	0	0	1											
Al Newman, S OBP: 0.276, SLG: 0.200 (1, 6) (8, 5)										4	1	2	0	0	0	0											
Inning Stats	R: 5 E: 0 K: 0 S: 18	H: 4 LOB: 0 BB: 0 P: 28	R: 0 E: 0 K: 0 S: 5	H: 0 LOB: 0 BB: 0 P: 6	R: 0 E: 0 K: 1 S: 10	H: 1 LOB: 1 BB: 0 P: 16	R: 2 E: 0 K: 0 S: 12	H: 4 LOB: 2 BB: 0 P: 16	R: 0 E: 0 K: 0 S: 6	H: 1 LOB: 1 BB: 0 P: 9	R: 0 E: 0 K: 0 S: 9	H: 0 LOB: 3 BB: 3 P: 26	R: 1 E: 1 K: 0 S: 14	H: 1 LOB: 2 BB: 2 P: 28	R: 0 E: 0 K: 1 S: 15	H: 1 LOB: 2 BB: 1 P: 22		1B: 7 2B: 3 3B: 0 HR: 2	SF: 0 SAC: 0 DP: 0 HBP: 1	WP: 0 PB: 0 SB: 2 CS: 0	PA: 43						
PITCHER	IP	WLS	BF	H	R	ER	SO	BB	IBB	HBP	BLK	WP	HR	S	P	ERA	WHIP										
Bert Blyleven, R ERA: 9.0 Sherman Corbett, L ERA: Mike Witt, R ERA: 4.05 Mark Eichhorn, R ERA: 1.69	(1, 1) (5, 1) (6, 1) (7, 1)	4.0 1.2 1.0 1.1	L R R R	21 8 8 6	1 1 1 1	0 0 0 0	0 0 0 1	0 2 3 1	0 0 0 0	0 0 0 0	0 0 0 0	0 0 0 0	0 0 0 0	12 16 16 16	26 35 24	0.00 0.00 0.00	1.800 4.000 1.500										



Batter	1	2	3	4	5	6	7	8	9	AB	R	H	RBI	BB	SO	LOB	TOP										
Brian Downing, R OBP: 0.290, SLG: 0.296 (1, 10)	G5-3		G5-3														4 0 2 2 1 0 0										
Donnie Hill, S OBP: 0.625, SLG: 0.857 (1, 4)	2B																4 0 3 1 0 1 1										
Wally Joyner, L OBP: 0.288, SLG: 0.304 (1, 3)	F7																4 0 0 0 1 0 4										
Chili Davis, S OBP: 0.377, SLG: 0.457 (1, 7)	F9																5 0 1 1 0 0 2										
Dante Bichette, R OBP: 0.320, SLG: 0.542 (1, 9)																	5 0 1 0 0 1 3										
Lance Parrish, R OBP: 0.294, SLG: 0.400 Mark McLemore, S OBP: 0.240, SLG: 0.095 John Orton, R (8, 2)	G4-3																3 0 0 0 1 0 1 0 0 0 0 0 0 0 0 0 0 0 0 0 0										
Rick Schu, R OBP: 0.294, SLG: 0.313 (1, 5)	L7																4 0 1 0 0 0 1										
Max Venable, L OBP: 0.308, SLG: 0.364 (1, 8)																	2 3 0 0 2 0 1										
Kent Anderson, R OBP: 0.300, SLG: 0.316 (1, 6)																	4 2 2 0 0 1 1										
Inning Stats	R: 0 H: 1 E: 0 K: 0 S: 8	H: 1 LOB: 1 BB: 0 P: 14	R: 0 H: 0 E: 0 K: 0 S: 9	H: 0 LOB: 0 BB: 0 P: 14	R: 0 H: 0 E: 0 K: 1 S: 8	H: 0 LOB: 0 BB: 0 P: 13	R: 0 H: 1 E: 0 K: 0 S: 8	H: 1 LOB: 1 BB: 0 P: 15	R: 2 H: 2 E: 0 K: 1 S: 20	H: 2 LOB: 1 BB: 1 P: 32	R: 0 H: 1 E: 0 K: 0 S: 9	H: 1 LOB: 1 BB: 0 P: 14	R: 1 H: 3 E: 0 K: 0 S: 10	H: 3 LOB: 2 BB: 0 P: 13	R: 0 H: 0 E: 0 K: 0 S: 12	H: 0 LOB: 1 BB: 1 P: 21	R: 2 H: 2 E: 0 K: 1 S: 16	H: 2 LOB: 2 BB: 3 P: 30	1B: 6 2B: 4 3B: 0 HR: 0	SF: 0 SAC: 1 DP: 0 HBP: 0	WP: 1 PA: 41 PB: 0 SB: 0 CS: 0						
PITCHER	IP	WLS	BF	H	R	ER	SO	BB	IBB	HBP	BLK	WP	HR	S	P	ERA	WHIP										
Allan Anderson, L ERA: 5.95 (1, 1)	6.2	L	29	8	3	3	2	1	0	0	0	0	0	70	111	4.05	1.350										
Gary Wayne, L ERA (7, 1)	0.1		1	0	0	0	0	0	0	0	0	0	0	2	4	0.00	0.000										
Juan Berenguer, R ERA: 7.36 (8, 1)	1.0		7	1	2	2	0	3	0	0	0	1	0	21	38	18.00	4.000										
Terry Leach, R ERA (9, 1)	1.0		4	1	0	0	1	0	1	0	0	0	0	7	13	0.00	1.000										

California Angels @ Minnesota Twins
Hubert H. Humphrey Metrodome, Minneapolis, MN
Sun Apr 22 1990, 4:33 AM EDT
Att: 20,875 - Unknown

AB 35
R 5
H 10
RBI 4
BB 5
SO 3
LOB 14



Batter	1	2	3	4	5	6	7	8	9	AB	R	H	RBI	BB	SO	LOB	BOTTOM										
Dan Gladden, R OBP: 0.392, SLG: 0.522 (1, 7)	G1-3																4 0 1 1 0 0 1										
Gene Larkin, S OBP: 0.392, SLG: 0.364 (1, 3)	1B																4 0 1 0 0 0 2										
Kirby Puckett, R OBP: 0.383, SLG: 0.442 (1, 8)	G4-6-3																4 0 1 0 0 1 1										
Gary Gaetti, R OBP: 0.298, SLG: 0.365 (1, 5)																	4 0 0 0 0 3 1										
Brian Harper, R OBP: 0.395, SLG: 0.526 John Moses, S OBP: 0.417, SLG: 0.250 (7, PR) (8, 9)	G5-3																3 0 2 0 0 0 0 1 0 0 0 0 0 1										
Carmen Castillo, R OBP: 0.174, SLG: 0.136 Jim Dwyer, L OBP: 0.400, SLG: 0.250 (9, PH)	F7																3 0 1 0 0 0 1 1 0 0 0 0 1 1										
Shane Mack, R OBP: 0.438, SLG: 0.462 Randy Bush, L OBP: 0.233, SLG: 0.333 Junior Ortiz, R (8, 2)	2B																2 1 1 0 0 0 0 1 0 0 0 0 0 2 0 0 0 0 0 0 0										
Greg Gagne, R OBP: 0.444, SLG: 0.528 (1, 6)	SH1-3																1 0 0 0 1 0 0										
Al Newman, S OBP: 0.281, SLG: 0.250 (1, 4)	1B																3 1 1 1 0 0 1										
Inning Stats	R: 0 H: 1 E: 0 K: 0 S: 4	H: 0 LOB: 0 BB: 0 P: 5	R: 0 H: 0 E: 0 K: 0 S: 5	H: 0 LOB: 0 BB: 0 P: 12	R: 2 H: 3 E: 0 K: 0 S: 8	H: 3 LOB: 0 BB: 0 P: 13	R: 0 H: 1 E: 0 K: 2 S: 13	H: 1 LOB: 1 BB: 0 P: 18	R: 0 H: 0 E: 0 K: 0 S: 5	H: 0 LOB: 0 BB: 0 P: 9	R: 0 H: 0 E: 0 K: 0 S: 5	H: 0 LOB: 0 BB: 0 P: 6	R: 0 H: 2 E: 0 K: 1 S: 8	H: 2 LOB: 1 BB: 0 P: 12	R: 0 H: 0 E: 0 K: 0 S: 10	H: 0 LOB: 1 BB: 1 P: 19	R: 0 H: 1 E: 0 K: 2 S: 8	H: 1 LOB: 1 BB: 0 P: 10	1B: 5 2B: 3 3B: 0 HR: 0	SF: 0 SAC: 1 DP: 3 HBP: 0	WP: 0 PA: 33 PB: 0 SB: 1 CS: 0						
PITCHER	IP	WLS	BF	H	R	ER	SO	BB	IBB	HBP	BLK	WP	HR	S	P	ERA	WHIP										
Chuck Finley, L ERA: 0.87 (1, 1)	6.1	W	24	7	2	2	3	0	0	0	0	0	0	19	31	0.00	0.750										
Mark Eichhorn, R ERA: 1.35 (7, 1)	2.2	S	9	1	0	0	2	1	0	0	0	0	0	19	31	0.00	0.750										

California Angels @ Minnesota Twins
Hubert H. Humphrey Metrodome, Minneapolis, MN
Sun Apr 22 1990, 4:33 AM EDT
Att: 20,875 - Unknown

AB 31
R 2
H 8
RBI 2
BB 1
SO 5
LOB 11



Batter	1	2	3	4	5	6	7	8	9	AB	R	H	RBI	BB	SO	LOB	TOP								
Tony Phillips, S OBP: 0.308, SLG: 0.267 (1, 5)	G6-3		F8				S G1-3 1B		G5-3 BB	4	2	2	1	1	0	1	Detroit Tigers @ Minnesota Twins Hubert H. Humphrey Metrodome, Minneapolis, MN Mon Apr 23 1990, 8:05 PM EDT Att: 13,129 - Dome livebaseballscorecards.com								
Alan Trammell, R OBP: 0.391, SLG: 0.404 (1, 6)	K		5-3				G1-3 1B		G5-3	5	0	1	1	0	1	3									
Lou Whitaker, L OBP: 0.294, SLG: 0.244 (1, 4)	P2						P6 1B		F7	4	0	1	1	1	0	3									
Matt Nokes, L OBP: 0.300, SLG: 0.324 (1, 2)			4-3				G4-3 1B			4	1	2	1	0	0	3									
Lloyd Moseby, L OBP: 0.353, SLG: 0.362 (1, 8)							F9 1B			4	1	2	0	0	1	2									
Cecil Fielder, R OBP: 0.294, SLG: 0.391 (1, 3)							K		P9 2B	3	0	0	1	0	1	1									
Larry Sheets, L OBP: 0.361, SLG: 0.387 (1, 10)							F8		G1-6-3 IBB	2	0	0	1	1	0	0									
Chet Lemon, R OBP: 0.219, SLG: 0.143 (1, 9)							G4-3 1B		G1-6-3	4	0	0	0	0	0	2									
Tracy Jones, R OBP: 0.455, SLG: 0.579 Kenny Williams, R OBP: 0.286, SLG: 0.167 (1, 7) (9, 7)							1B 1B		K	4	2	3	0	0	1	0									
Inning Stats	R: 0 E: 0 K: 1 S: 9	H: 0 LOB: 0 BB: 0 P: 13	R: 2 E: 0 K: 0 S: 11	H: 2 LOB: 0 BB: 0 P: 17	R: 0 E: 0 K: 0 S: 14	H: 1 LOB: 2 BB: 1 P: 26	R: 0 E: 0 K: 1 S: 8	H: 0 LOB: 0 BB: 0 P: 12	R: 2 E: 0 K: 0 S: 12	H: 4 LOB: 2 BB: 0 P: 18	R: 0 E: 0 K: 1 S: 7	H: 0 LOB: 0 BB: 0 P: 10	R: 2 E: 0 K: 0 S: 6	H: 3 LOB: 0 BB: 0 P: 11	R: 0 E: 0 K: 0 S: 7	H: 1 LOB: 1 BB: 1 P: 13		R: 0 E: 0 K: 1 S: 9	H: 0 LOB: 1 BB: 1 P: 16	1B: 7 2B: 3 3B: 1 HR: 0	SF: 2 SAC: 0 DP: 2 HBP: 0	WP: 0 PB: 0 SB: 2 CS: 0	PA: 39		
PITCHER	IP	WLS	BF	H	R	ER	SO	BB	IBB	HBP	BLK	WP	HR	S	P	ERA	WHIP								
Roy Smith, R ERA: 6.0 (1, 1)	5.0	L	23	7	4	3	2	1	0	0	0	0	0	54	86	5.40	1.600								
Tim Drummond, R ERA: 5.14 (6, 1)	2.0		8	3	2	2	1	0	0	0	0	0	0	13	21	9.00	1.500								
Rich Yett, R ERA: 3.0 (8, 1)	1.0		4	1	0	0	0	0	1	0	0	0	0	7	13	0.00	1.000								
Rick Aguilera, R ERA: 4.05 (9, 1)	1.0		4	0	0	0	1	1	0	0	0	0	0	9	16	0.00	1.000								


Batter	1	2	3	4	5	6	7	8	9	AB	R	H	RBI	BB	SO	LOB	BOTTOM								
Dan Gladden, R OBP: 0.382, SLG: 0.500 (1, 7)	L9						E5			4	1	1	0	0	0	1	Detroit Tigers @ Minnesota Twins Hubert H. Humphrey Metrodome, Minneapolis, MN Mon Apr 23 1990, 8:05 PM EDT Att: 13,129 - Dome livebaseballscorecards.com								
Gene Larkin, S OBP: 0.382, SLG: 0.354 (1, 10)	L6						P8			4	0	1	0	0	0	2									
Kirby Puckett, R OBP: 0.375, SLG: 0.429 (1, 8)	E5						L3			4	0	1	1	0	0	0									
Gary Gaetti, R OBP: 0.311, SLG: 0.364 (1, 5)	CS						F8			3	0	1	0	1	1	2									
Brian Harper, R OBP: 0.370, SLG: 0.488 (8, PH) John Moses, S OBP: 0.385, SLG: 0.222 Junior Ortiz, R (9, 2)	FC4-6						F6		F7	3	0	0	0	0	0	2									
Carmen Castillo, R OBP: 0.194, SLG: 0.120 Randy Bush, L OBP: 0.233, SLG: 0.333 Shane Mack, R OBP: 0.471, SLG: 0.462 (1, 9) (9, PH) (9, PH)	L7						G5-3		G4-3 BB	3	0	0	0	0	0	2									
Kent Hrbek, L OBP: 0.442, SLG: 0.538 (1, 3)	CS						F6		F7	3	1	0	0	0	0	2									
Greg Gagne, R OBP: 0.429, SLG: 0.525 (1, 6)							P2		G4-3	4	1	1	0	0	0	1									
Al Newman, S OBP: 0.265, SLG: 0.233 Fred Manrique, R OBP: 0.190, SLG: 0.238 (1, 4) (7, PH) (8, 4)							P6			2	0	0	0	0	1	0									
Inning Stats	R: 0 E: 1 K: 0 S: 13	H: 0 LOB: 0 BB: 0 P: 18	R: 0 E: 0 K: 0 S: 6	H: 0 LOB: 0 BB: 1 P: 16	R: 0 E: 0 K: 1 S: 8	H: 0 LOB: 0 BB: 0 P: 13	R: 0 E: 0 K: 0 S: 8	H: 0 LOB: 0 BB: 0 P: 13	R: 1 E: 0 K: 1 S: 14	H: 3 LOB: 2 BB: 0 P: 17	R: 2 E: 1 K: 0 S: 19	H: 2 LOB: 2 BB: 0 P: 26	R: 0 E: 0 K: 0 S: 5	H: 0 LOB: 0 BB: 0 P: 7	R: 0 E: 0 K: 0 S: 5	H: 0 LOB: 0 BB: 1 P: 9		1B: 5 2B: 1 3B: 0 HR: 0	SF: 0 SAC: 0 DP: 1 HBP: 1	WP: 0 PB: 0 SB: 0 CS: 2	PA: 37				
PITCHER	IP	WLS	BF	H	R	ER	SO	BB	IBB	HBP	BLK	WP	HR	S	P	ERA	WHIP								
Frank Tanana, L ERA: 6.23 (1, 1)	6.2	W	27	6	3	3	2	1	0	1	0	0	0	69	104	4.05	1.050								
Ed Nunez, R ERA: 2.38 (7, 1)	1.1		5	0	0	0	0	0	0	0	0	0	0	10	15	0.00	0.000								
Jerry Don Gleaton, L ERA: 1.8 (9, 1)	0.1		2	0	0	0	0	1	0	0	0	0	0	2	6	0.00	3.000								
Mike Henneman, R ERA: 1.93 (9, 1)	0.2	S	1	0	0	0	0	0	0	0	0	0	0	3	3	0.00	0.000								



Batter	1	2	3	4	5	6	7	8	9	AB	R	H	RBI	BB	SO	LOB	TOP										
Tony Phillips, S OBP: 0.286, SLG: 0.246 (1, 5)	G5-3	G6-3		G4-3			G6-3		G6-3	5	0	0	0	0	0	5											
Alan Trammell, R OBP: 0.388, SLG: 0.417 Ed Romero, R (1, 6) (7, 5)	HR		P6		G6-3			F8		3	1	1	0	0	0	0											
Lou Whitaker, L OBP: 0.296, SLG: 0.318 Johnny Paredes, R OBP: 0.250, SLG: 0.143 (1, 4) (7, 4)	HR		K		P7			P4		3	1	1	2	0	1	0											
Gary Ward, R OBP: 0.382, SLG: 0.458 (1, 10)	G5-3				F9			G5-3		3	0	0	0	1	0	0											
Chet Lemon, R OBP: 0.194, SLG: 0.125 (1, 9)	G5-3		K		P2			P6		4	0	0	0	0	1	1											
Cecil Fielder, R OBP: 0.281, SLG: 0.460 (1, 3)		1B		G5-3				HR		4	1	2	1	0	0	0											
Tracy Jones, R OBP: 0.500, SLG: 0.696 (1, 7)		1B			F7			G3		4	1	3	0	0	0	0											
Mike Heath, R OBP: 0.433, SLG: 0.556 Mark Salas, L OBP: 0.444, SLG: 0.667 (1, 2) (7, 2)		1B		F8			G6-3	G3		3	0	1	0	0	0	1											
Kenny Williams, R OBP: 0.333, SLG: 0.200 (1, 8)		1B					P5	E9		3	0	1	1	1	1	2											
Inning Stats	R: 2 E: 0 K: 0 S: 10	H: 2 LOB: 0 BB: 0 P: 16	R: 0 E: 0 K: 1 S: 11	H: 3 LOB: 2 BB: 0 P: 19	R: 0 E: 0 K: 2 S: 12	H: 0 LOB: 1 BB: 1 P: 22	R: 0 E: 0 K: 0 S: 11	H: 1 LOB: 0 BB: 0 P: 21	R: 0 E: 0 K: 0 S: 8	H: 0 LOB: 0 BB: 0 P: 13	R: 0 E: 0 K: 0 S: 5	H: 0 LOB: 0 BB: 0 P: 9	R: 0 E: 0 K: 0 S: 4	H: 0 LOB: 0 BB: 0 P: 5	R: 2 E: 1 K: 0 S: 11	H: 3 LOB: 1 BB: 0 P: 14	1B: 4 2B: 3 3B: 0 HR: 2	SF: 0 SAC: 0 DP: 0 HBP: 0	WP: 0 PA: 37 PB: 0 SB: 0 CS: 0								
PITCHER	IP	WLS	BF	H	R	ER	SO	BB	IBB	HBP	BLK	WP	HR	S	P	ERA	WHIP										
Mark Guthrie, L ERA: 2.57 (1, 1)	4.0		19	6	2	2	3	2	0	0	0	0	1	44	78	4.50	2.000										
John Candelaria, L ERA: 2.77 (5, 1)	5.0	W	18	3	2	2	0	0	0	0	0	0	1	36	57	3.60	0.600										

Detroit Tigers @ Minnesota Twins
 Hubert H. Humphrey Metrodome, Minneapolis, MN
 Tue Apr 24 1990, 8:05 PM EDT
 Att: 13,561 - Dome


AB 35
R 4
H 9
RBI 4
BB 2
SO 3
LOB 10



Batter	1	2	3	4	5	6	7	8	9	AB	R	H	RBI	BB	SO	LOB	BOTTOM										
Dan Gladden, R OBP: 0.400, SLG: 0.519 Carmen Castillo, R OBP: 0.148, SLG: 0.115 (1, 7) (7, 9)	1B	G6-4-3		G1-3		F9		F8		4	2	2	1	1	0	3											
Gene Larkin, S OBP: 0.417, SLG: 0.434 Jim Dwyer, L OBP: 0.455, SLG: 0.250 (1, 10) (8, PH)	BB	K		BB				2B		5	2	4	3	0	1	1											
Kirby Puckett, R OBP: 0.397, SLG: 0.448 John Moses, S OBP: 0.467, SLG: 0.455 (1, 8) (6, PH) (7, 8)	BB	G6-4-3		BB				2B		2	2	1	1	2	0	1											
Kent Hrbek, L OBP: 0.483, SLG: 0.571 (1, 3)	SF8-5			G5-3				2B		3	1	2	3	3	0	0											
Gary Gaetti, R OBP: 0.338, SLG: 0.368 Al Newman, S OBP: 0.250, SLG: 0.219 (1, 5) (6, PR) (7, 5)	BB			2B		P4		G6-3		2	0	1	1	2	0	3											
Randy Bush, L OBP: 0.273, SLG: 0.414 Shane Mack, R OBP: 0.550, SLG: 0.733 (1, 9) (6, PH) (7, 7)	SF8-5			1B		G4-6-3		HBP		2	0	2	1	0	0	0											
Brian Harper, R OBP: 0.350, SLG: 0.455 Junior Ortiz, R (1, 2) (7, 2)	FC5-4			G4-3		G4-6-3		G4-3		3	1	0	0	0	0	3											
Fred Manrique, R OBP: 0.222, SLG: 0.240 (1, 4)	HR			P3				F7		4	1	1	1	1	0	2											
Greg Gagne, R OBP: 0.463, SLG: 0.605 (1, 6)	HR			G1-3				K		3	2	2	2	2	1	2											
Inning Stats	R: 3 E: 0 K: 0 S: 9	H: 1 LOB: 4 BB: 1 P: 27	R: 2 E: 0 K: 1 S: 7	H: 2 LOB: 1 BB: 1 P: 14	R: 0 E: 0 K: 0 S: 6	H: 2 LOB: 1 BB: 0 P: 9	R: 1 E: 0 K: 0 S: 11	H: 2 LOB: 3 BB: 2 P: 23	R: 0 E: 0 K: 0 S: 15	H: 2 LOB: 2 BB: 1 P: 26	R: 7 E: 0 K: 1 S: 27	H: 7 LOB: 3 BB: 2 P: 52	R: 1 E: 0 K: 0 S: 11	H: 1 LOB: 1 BB: 1 P: 22	R: 2 E: 0 K: 0 S: 11	H: 2 LOB: 2 BB: 1 P: 17	1B: 10 2B: 8 3B: 0 HR: 2	SF: 2 SAC: 0 DP: 3 HBP: 2	WP: 1 PA: 53 PB: 1 SB: 0 CS: 0								
PITCHER	IP	WLS	BF	H	R	ER	SO	BB	IBB	HBP	BLK	WP	HR	S	P	ERA	WHIP										
Kevin Ritz, R ERA: 11.00 (1, 1)	0.0	L	5	1	3	3	0	4	0	0	0	0	1	26	49	7.36	2.182										
Paul Gibson, L ERA: 4.5 (4, 1)	1.1		10	5	4	4	0	2	0	0	0	0	0	23	42	27.00	5.250										
Jerry Don Gleaton, L ERA: 6.35 (6, 1)	0.2		6	3	3	3	1	0	0	1	0	0	0	13	21	40.50	4.500										
Urbano Lugo, R ERA: 5.25 (6, 1)	2.1		15	4	3	3	0	3	0	1	0	1	1	30	57	11.57	3.000										

Detroit Tigers @ Minnesota Twins
 Hubert H. Humphrey Metrodome, Minneapolis, MN
 Tue Apr 24 1990, 8:05 PM EDT
 Att: 13,561 - Dome

AB 37
R 16
H 19
RBI 15
BB 12
SO 2
LOB 22



Batter	1	2	3	4	5	6	7	8	9	AB	R	H	RBI	BB	SO	LOB	TOP							
Tony Phillips, S OBP: 0.280, SLG: 0.271 (1, 5)										5	1	1	0	0	2	3								
Alan Trammell, R OBP: 0.375, SLG: 0.400 (1, 6)										5	0	1	1	0	1	0								
Lou Whitaker, L OBP: 0.322, SLG: 0.304 (1, 4)										2	1	0	0	3	0	0								
Matt Nokes, L OBP: 0.318, SLG: 0.341 Mike Heath, R OBP: 0.452, SLG: 0.571 (8, PH) (8, 2)										4	2	2	0	0	1	3								
Lloyd Moseby, L OBP: 0.375, SLG: 0.431 (1, 8)										4	2	2	0	1	0	3								
Cecil Fielder, R OBP: 0.290, SLG: 0.455 (1, 3)										5	0	2	3	0	2	3								
Larry Sheets, L OBP: 0.366, SLG: 0.382 (1, 10)										3	0	1	2	1	0	0								
Chet Lemon, R OBP: 0.220, SLG: 0.189 (1, 9)										5	0	2	0	0	0	4								
Tracy Jones, R OBP: 0.433, SLG: 0.593 Kenny Williams, R OBP: 0.333, SLG: 0.200 (7, 7)										4	0	0	0	0	2	5								
										0	0	0	0	0	0	0								
Inning Stats	R: 3 E: 0 K: 0 S: 16	H: 3 LOB: 2 BB: 2 P: 31	R: 0 E: 0 K: 1 S: 7	H: 0 LOB: 0 BB: 0 P: 9	R: 2 E: 1 K: 1 S: 12	H: 3 LOB: 2 BB: 1 P: 22	R: 0 E: 0 K: 1 S: 8	H: 0 LOB: 1 BB: 1 P: 15	R: 1 E: 0 K: 2 S: 15	H: 3 LOB: 2 BB: 0 P: 22	R: 0 E: 0 K: 0 S: 15	H: 1 LOB: 2 BB: 1 P: 23	R: 0 E: 0 K: 1 S: 8	H: 1 LOB: 1 BB: 0 P: 11	R: 0 E: 0 K: 1 S: 12	H: 1 LOB: 1 BB: 0 P: 16	R: 0 E: 0 K: 1 S: 9	H: 0 LOB: 0 BB: 0 P: 13	1B: 8 2B: 2 3B: 2 HR: 0	SF: 1 SAC: 0 DP: 0 HBP: 0	WP: 0 PB: 0 SB: 0 CS: 0	PA: 44		
PITCHER	IP WLS BF H R ER SO BB IBB HBP BLK WP HR S P ERA WHIP	IP WLS BF H R ER SO BB IBB HBP BLK WP HR S P ERA WHIP	IP WLS BF H R ER SO BB IBB HBP BLK WP HR S P ERA WHIP	IP WLS BF H R ER SO BB IBB HBP BLK WP HR S P ERA WHIP	IP WLS BF H R ER SO BB IBB HBP BLK WP HR S P ERA WHIP	IP WLS BF H R ER SO BB IBB HBP BLK WP HR S P ERA WHIP	IP WLS BF H R ER SO BB IBB HBP BLK WP HR S P ERA WHIP	IP WLS BF H R ER SO BB IBB HBP BLK WP HR S P ERA WHIP	IP WLS BF H R ER SO BB IBB HBP BLK WP HR S P ERA WHIP	IP WLS BF H R ER SO BB IBB HBP BLK WP HR S P ERA WHIP	IP WLS BF H R ER SO BB IBB HBP BLK WP HR S P ERA WHIP	IP WLS BF H R ER SO BB IBB HBP BLK WP HR S P ERA WHIP	IP WLS BF H R ER SO BB IBB HBP BLK WP HR S P ERA WHIP	IP WLS BF H R ER SO BB IBB HBP BLK WP HR S P ERA WHIP	IP WLS BF H R ER SO BB IBB HBP BLK WP HR S P ERA WHIP	IP WLS BF H R ER SO BB IBB HBP BLK WP HR S P ERA WHIP	IP WLS BF H R ER SO BB IBB HBP BLK WP HR S P ERA WHIP	IP WLS BF H R ER SO BB IBB HBP BLK WP HR S P ERA WHIP	IP WLS BF H R ER SO BB IBB HBP BLK WP HR S P ERA WHIP	IP WLS BF H R ER SO BB IBB HBP BLK WP HR S P ERA WHIP	IP WLS BF H R ER SO BB IBB HBP BLK WP HR S P ERA WHIP	IP WLS BF H R ER SO BB IBB HBP BLK WP HR S P ERA WHIP	IP WLS BF H R ER SO BB IBB HBP BLK WP HR S P ERA WHIP	IP WLS BF H R ER SO BB IBB HBP BLK WP HR S P ERA WHIP

Detroit Tigers @ Minnesota Twins
Hubert H. Humphrey Metrodome, Minneapolis, MN
Wed Apr 25 1990, 8:05 PM EDT
Att: 14,865 - Dome

AB 38
R 6
H 12
RBI 6
BB 5
SO 8
LOB 21



Batter	1	2	3	4	5	6	7	8	9	AB	R	H	RBI	BB	SO	LOB	BOTTOM							
Dan Gladden, R OBP: 0.391, SLG: 0.500 (1, 7)										4	1	1	0	0	0	2								
Gene Larkin, S OBP: 0.422, SLG: 0.474 (1, 10)										4	0	2	0	0	0	2								
Kirby Puckett, R OBP: 0.375, SLG: 0.419 (1, 8)										4	0	0	0	0	0	3								
Kent Hrbek, L OBP: 0.484, SLG: 0.556 (1, 3)										3	0	1	0	1	0	1								
Gary Gaetti, R OBP: 0.333, SLG: 0.377 (1, 5)										4	1	1	0	0	1	2								
Randy Bush, L OBP: 0.243, SLG: 0.364 (1, 9)										4	0	0	0	0	1	1								
Brian Harper, R OBP: 0.352, SLG: 0.438 (1, 2)										4	1	1	0	0	0	0								
Fred Manrique, R OBP: 0.258, SLG: 0.379 Al Newman, S OBP: 0.250, SLG: 0.219 (9, PR)										4	1	2	3	0	0	0								
Greg Gagne, R OBP: 0.466, SLG: 0.617 (1, 6)										4	0	2	0	0	0	1								
Inning Stats	R: 1 E: 0 K: 1 S: 10	H: 1 LOB: 1 BB: 1 P: 19	R: 0 E: 0 K: 0 S: 4	H: 0 LOB: 0 BB: 0 P: 7	R: 0 E: 0 K: 0 S: 9	H: 2 LOB: 1 BB: 0 P: 15	R: 0 E: 0 K: 0 S: 8	H: 0 LOB: 0 BB: 0 P: 12	R: 0 E: 0 K: 0 S: 5	H: 0 LOB: 0 BB: 0 P: 9	R: 0 E: 0 K: 0 S: 7	H: 1 LOB: 1 BB: 0 P: 13	R: 3 E: 0 K: 1 S: 15	H: 4 LOB: 1 BB: 0 P: 22	R: 0 E: 0 K: 0 S: 5	H: 1 LOB: 0 BB: 0 P: 10	R: 0 E: 0 K: 0 S: 7	H: 1 LOB: 1 BB: 0 P: 12	1B: 5 2B: 4 3B: 0 HR: 1	SF: 0 SAC: 0 DP: 2 HBP: 0	WP: 1 PB: 0 SB: 0 CS: 0	PA: 36		
PITCHER	IP WLS BF H R ER SO BB IBB HBP BLK WP HR S P ERA WHIP	IP WLS BF H R ER SO BB IBB HBP BLK WP HR S P ERA WHIP	IP WLS BF H R ER SO BB IBB HBP BLK WP HR S P ERA WHIP	IP WLS BF H R ER SO BB IBB HBP BLK WP HR S P ERA WHIP	IP WLS BF H R ER SO BB IBB HBP BLK WP HR S P ERA WHIP	IP WLS BF H R ER SO BB IBB HBP BLK WP HR S P ERA WHIP	IP WLS BF H R ER SO BB IBB HBP BLK WP HR S P ERA WHIP	IP WLS BF H R ER SO BB IBB HBP BLK WP HR S P ERA WHIP	IP WLS BF H R ER SO BB IBB HBP BLK WP HR S P ERA WHIP	IP WLS BF H R ER SO BB IBB HBP BLK WP HR S P ERA WHIP	IP WLS BF H R ER SO BB IBB HBP BLK WP HR S P ERA WHIP	IP WLS BF H R ER SO BB IBB HBP BLK WP HR S P ERA WHIP	IP WLS BF H R ER SO BB IBB HBP BLK WP HR S P ERA WHIP	IP WLS BF H R ER SO BB IBB HBP BLK WP HR S P ERA WHIP	IP WLS BF H R ER SO BB IBB HBP BLK WP HR S P ERA WHIP	IP WLS BF H R ER SO BB IBB HBP BLK WP HR S P ERA WHIP	IP WLS BF H R ER SO BB IBB HBP BLK WP HR S P ERA WHIP	IP WLS BF H R ER SO BB IBB HBP BLK WP HR S P ERA WHIP	IP WLS BF H R ER SO BB IBB HBP BLK WP HR S P ERA WHIP	IP WLS BF H R ER SO BB IBB HBP BLK WP HR S P ERA WHIP	IP WLS BF H R ER SO BB IBB HBP BLK WP HR S P ERA WHIP	IP WLS BF H R ER SO BB IBB HBP BLK WP HR S P ERA WHIP	IP WLS BF H R ER SO BB IBB HBP BLK WP HR S P ERA WHIP	IP WLS BF H R ER SO BB IBB HBP BLK WP HR S P ERA WHIP

Detroit Tigers @ Minnesota Twins
Hubert H. Humphrey Metrodome, Minneapolis, MN
Wed Apr 25 1990, 8:05 PM EDT
Att: 14,865 - Dome

AB 35
R 4
H 10
RBI 3
BB 1
SO 2
LOB 12



Batter	1	2	3	4	5	6	7	8	9	AB	R	H	RBI	BB	SO	LOB	TOP	
Dan Gladden, R OBP: 0.382, SLG: 0.484 (1, 7)										4	0	1	0	0	0	0		
Fred Manrique, R OBP: 0.314, SLG: 0.515 (1, 4)										4	1	3	1	0	0	1		
Kirby Puckett, R OBP: 0.368, SLG: 0.455 (1, 8)										4	1	1	1	0	0	3		
Gary Gaetti, R OBP: 0.329, SLG: 0.371 Al Newman, S OBP: 0.256, SLG: 0.229 (4, PH) (4, 5)										1	0	0	0	0	0	1		
Gene Larkin, S OBP: 0.397, SLG: 0.443 (1, 3)										4	0	0	0	0	1	2		
Brian Harper, R OBP: 0.333, SLG: 0.412 John Moses, S OBP: 0.438, SLG: 0.417 (9, PH)										3	0	0	0	0	0	1		
Carmen Castillo, R OBP: 0.133, SLG: 0.103 (1, 10)										3	0	0	0	0	2	1		
Greg Gagne, R OBP: 0.243, SLG: 0.580 (1, 6)										3	0	0	0	0	1	0		
Shane Mack, R OBP: 0.478, SLG: 0.611 (1, 9)										3	0	0	0	0	0	0		
Inning Stats	R: 0 H: 1 E: 0 K: 0 S: 8	WLS: 1 BF: 12 LOB: 0 BB: 0 P: 12	R: 0 H: 0 E: 0 K: 2 S: 8	R: 0 H: 0 E: 0 K: 1 S: 5	R: 0 H: 1 E: 0 K: 0 S: 9	R: 0 H: 0 E: 0 K: 0 S: 7	R: 0 H: 1 E: 0 K: 0 S: 9	R: 0 H: 1 E: 0 K: 1 S: 4	R: 2 H: 2 E: 0 K: 0 S: 10	1B: 4 2B: 0 3B: 0 HR: 2	SF: 0 SAC: 0 DP: 0 HBP: 0	WP: 0 PB: 0 SB: 0 CS: 0	PA: 33					
PITCHER	IP: 8.0 WLS: W BF: 30 ERA: 2.73	IP: 1.0 WLS: 3 BF: 0 ERA: 1.93	IP: 0.0 WLS: 0 BF: 0 ERA: 0.00	IP: 0.0 WLS: 0 BF: 0 ERA: 0.00	IP: 0.0 WLS: 0 BF: 0 ERA: 0.00	IP: 0.0 WLS: 0 BF: 0 ERA: 0.00	IP: 0.0 WLS: 0 BF: 0 ERA: 0.00	IP: 0.0 WLS: 0 BF: 0 ERA: 0.00	IP: 0.0 WLS: 0 BF: 0 ERA: 0.00	IP: 0.0 WLS: 0 BF: 0 ERA: 0.00	IP: 0.0 WLS: 0 BF: 0 ERA: 0.00	IP: 0.0 WLS: 0 BF: 0 ERA: 0.00	IP: 0.0 WLS: 0 BF: 0 ERA: 0.00	IP: 0.0 WLS: 0 BF: 0 ERA: 0.00	IP: 0.0 WLS: 0 BF: 0 ERA: 0.00	IP: 0.0 WLS: 0 BF: 0 ERA: 0.00	IP: 0.0 WLS: 0 BF: 0 ERA: 0.00	IP: 0.0 WLS: 0 BF: 0 ERA: 0.00

Minnesota Twins @ Cleveland Indians
Cleveland Municipal Stadium, Cleveland, OH

AB 33
R 2
H 6
RBI 2
BB 0
SO 4
LOB 10



WP: 0 PA: 33
PB: 0
SB: 0
CS: 0

Batter	1	2	3	4	5	6	7	8	9	AB	R	H	RBI	BB	SO	LOB	BOTTOM	
Jerry Browne, S OBP: 0.195, SLG: 0.200 (1, 4)										4	1	1	0	1	1	2		
Mitch Webster, S OBP: 0.366, SLG: 0.600 (1, 8)										5	0	1	0	0	0	2		
Carlos Baerga, S OBP: 0.250, SLG: 0.310 (1, 5)										5	1	1	2	0	0	2		
Cory Snyder, R OBP: 0.355, SLG: 0.593 (1, 9)										3	2	1	0	2	2	1		
Candy Maldonado, R OBP: 0.371, SLG: 0.596 (1, 7)										4	2	2	2	0	0	3		
Albert Belle, R OBP: 0.294, SLG: 0.438 (1, 10)										4	1	3	2	0	0	0		
Keith Hernandez, L OBP: 0.309, SLG: 0.306 (1, 3)										3	0	1	1	1	0	0		
Sandy Alomar Jr., R OBP: 0.308, SLG: 0.375 (1, 2)										4	0	2	0	0	0	4		
Felix Fermin, R OBP: 0.233, SLG: 0.379 (1, 6)										4	0	0	0	0	0	6		
Inning Stats	R: 0 H: 0 E: 0 K: 1 S: 13	R: 2 H: 3 E: 0 K: 0 S: 11	R: 0 H: 2 E: 0 K: 0 S: 8	R: 0 H: 1 E: 0 K: 0 S: 6	R: 4 H: 3 E: 1 K: 0 S: 14	R: 0 H: 0 E: 0 K: 1 S: 6	R: 1 H: 3 E: 0 K: 0 S: 13	R: 0 H: 0 E: 0 K: 1 S: 9	R: 0 H: 0 E: 0 K: 1 S: 9	1B: 8 2B: 1 3B: 0 HR: 3	SF: 0 SAC: 0 DP: 0 HBP: 0	WP: 0 PB: 0 SB: 0 CS: 1	PA: 40					
PITCHER	IP: 4.1 WLS: L BF: 25 ERA: 3.52	IP: 3.2 WLS: 15 BF: 3 ERA: 4.22	IP: 0.0 WLS: 0 BF: 0 ERA: 0.00	IP: 0.0 WLS: 0 BF: 0 ERA: 0.00	IP: 0.0 WLS: 0 BF: 0 ERA: 0.00	IP: 0.0 WLS: 0 BF: 0 ERA: 0.00	IP: 0.0 WLS: 0 BF: 0 ERA: 0.00	IP: 0.0 WLS: 0 BF: 0 ERA: 0.00	IP: 0.0 WLS: 0 BF: 0 ERA: 0.00	IP: 0.0 WLS: 0 BF: 0 ERA: 0.00	IP: 0.0 WLS: 0 BF: 0 ERA: 0.00	IP: 0.0 WLS: 0 BF: 0 ERA: 0.00	IP: 0.0 WLS: 0 BF: 0 ERA: 0.00	IP: 0.0 WLS: 0 BF: 0 ERA: 0.00	IP: 0.0 WLS: 0 BF: 0 ERA: 0.00	IP: 0.0 WLS: 0 BF: 0 ERA: 0.00	IP: 0.0 WLS: 0 BF: 0 ERA: 0.00	IP: 0.0 WLS: 0 BF: 0 ERA: 0.00

Minnesota Twins @ Cleveland Indians
Cleveland Municipal Stadium, Cleveland, OH

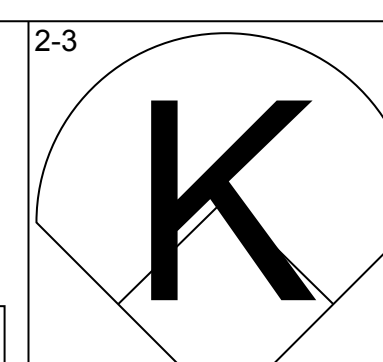
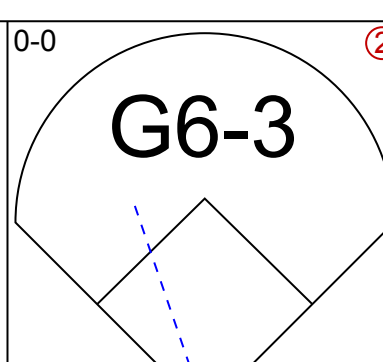
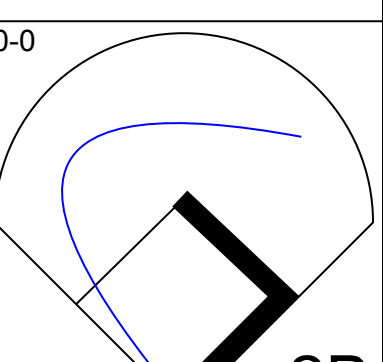
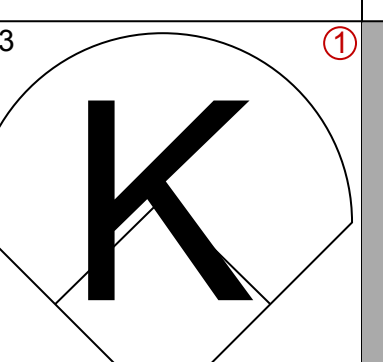
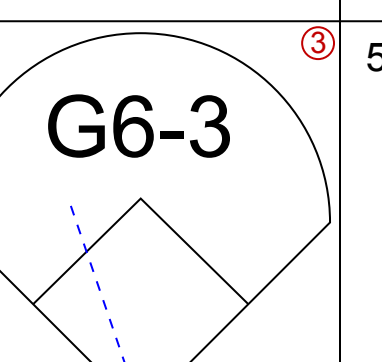
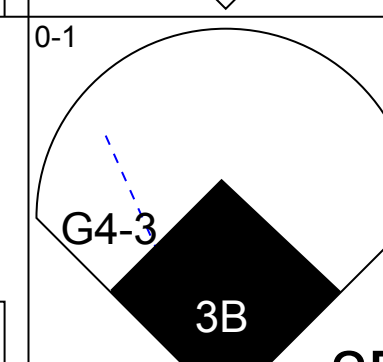
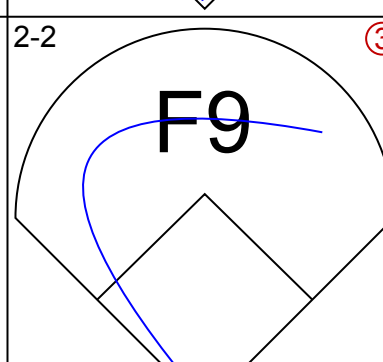
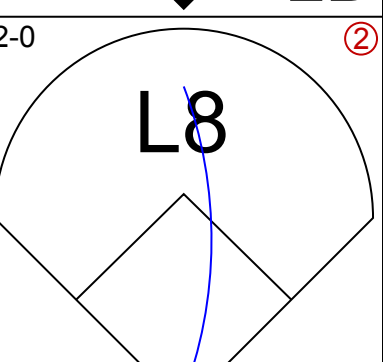
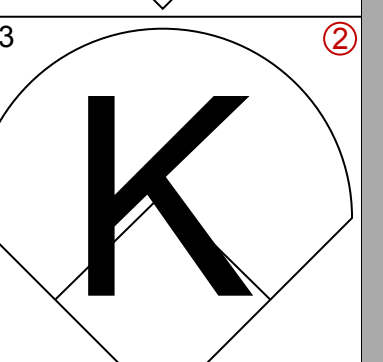
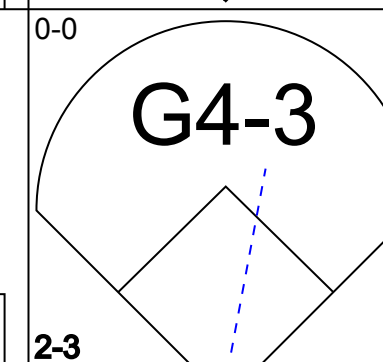
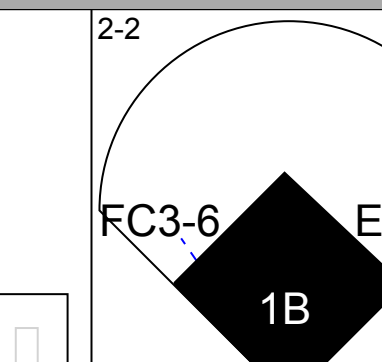
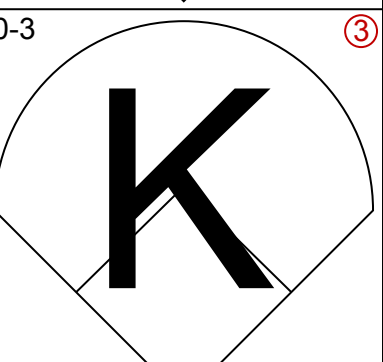
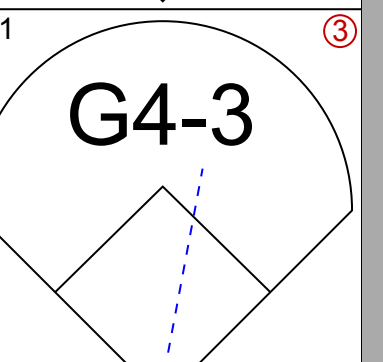
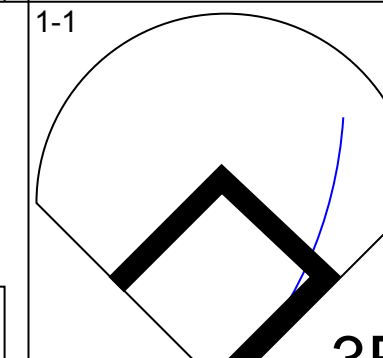
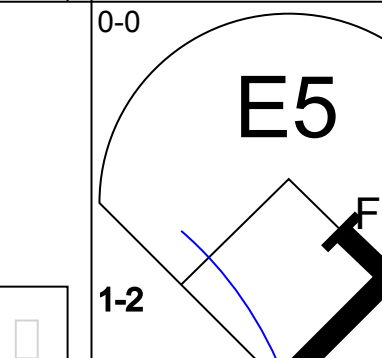


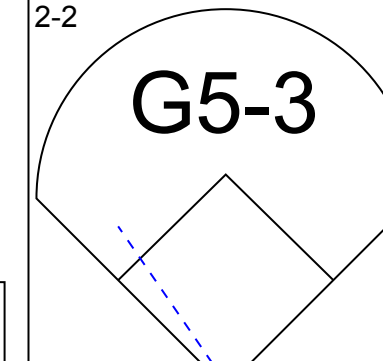
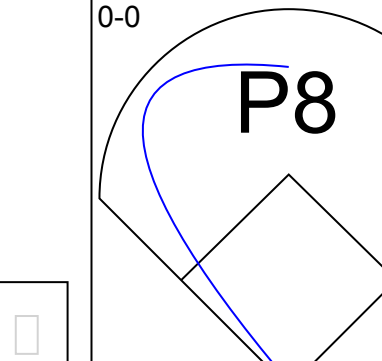


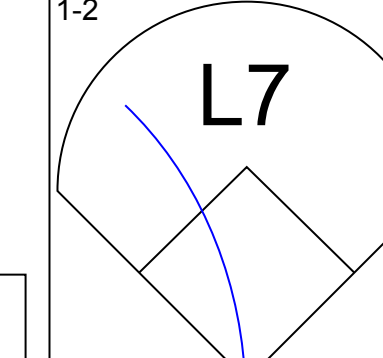
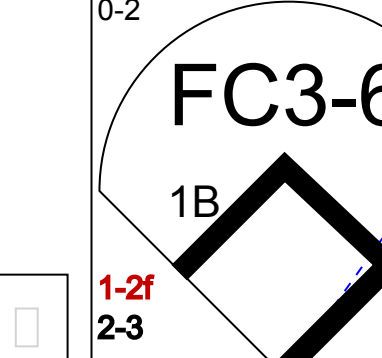


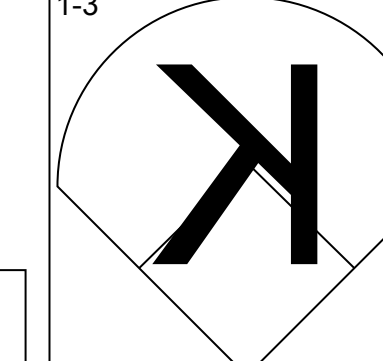
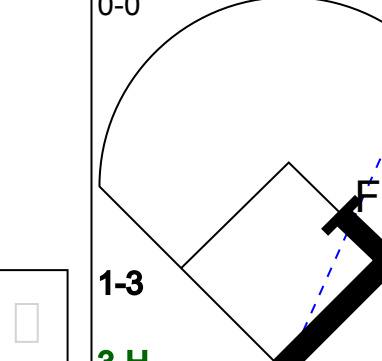


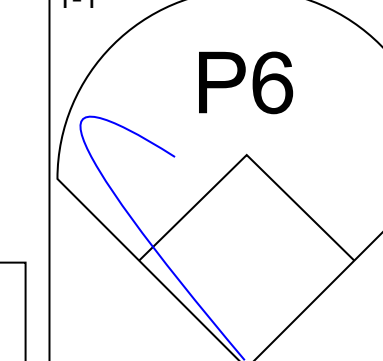
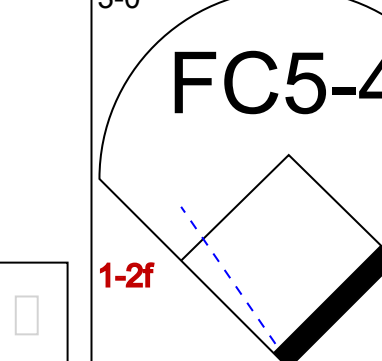

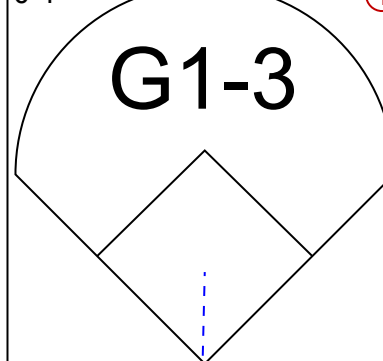
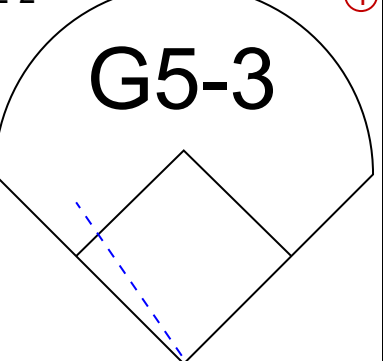


AB 36
R 7
H 12
RBI 7
BB 4
SO 3
LOB 20

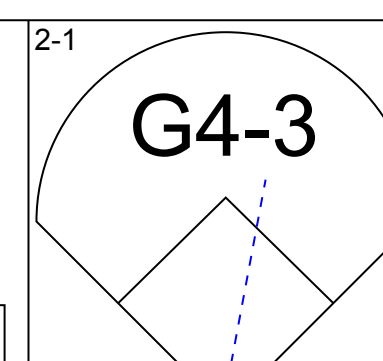
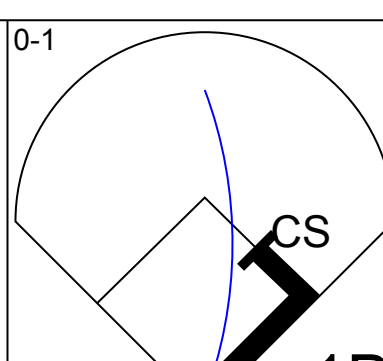
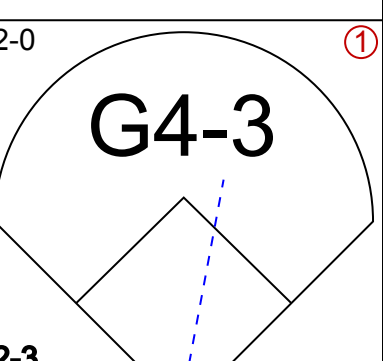
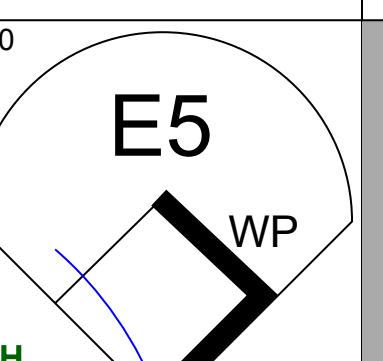
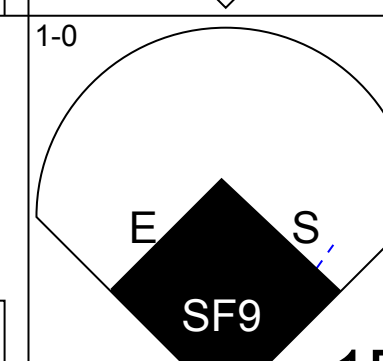
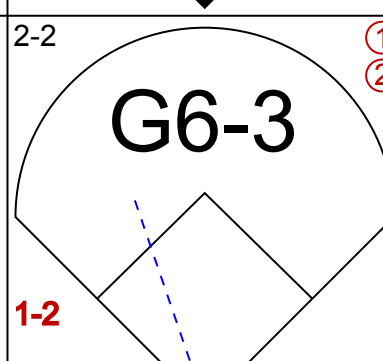
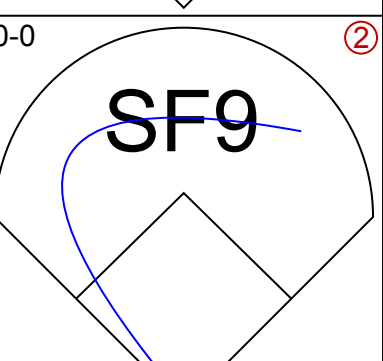
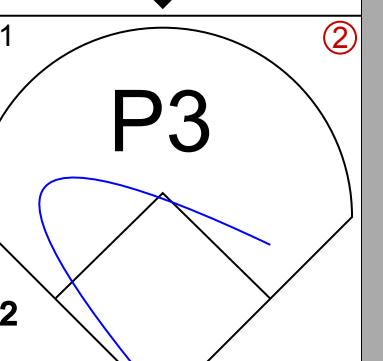
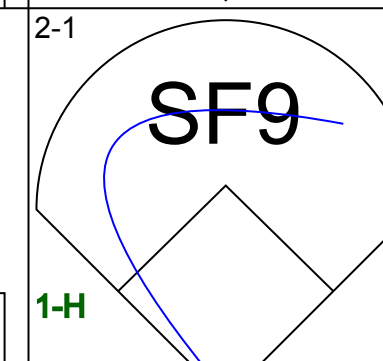
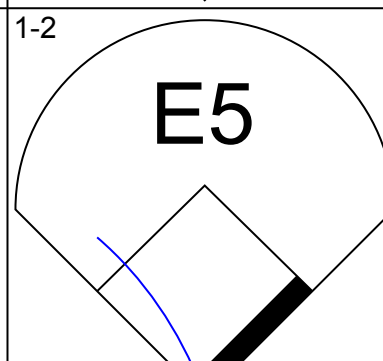
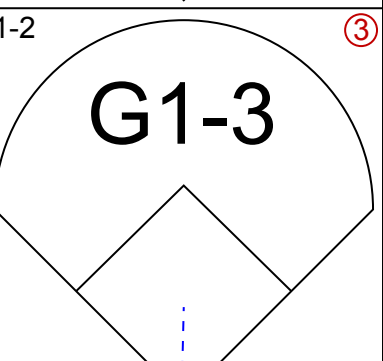
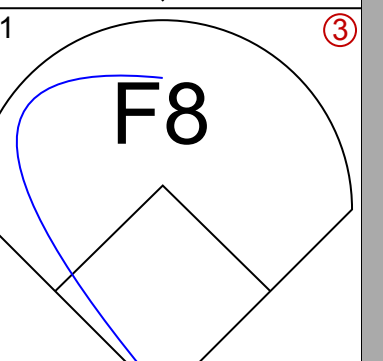
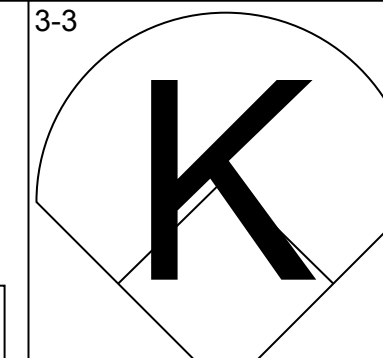
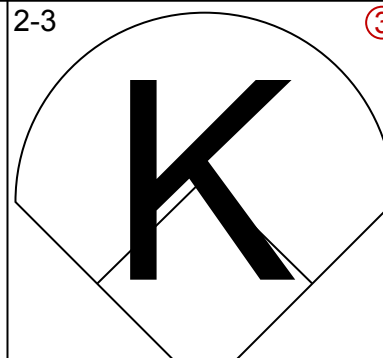


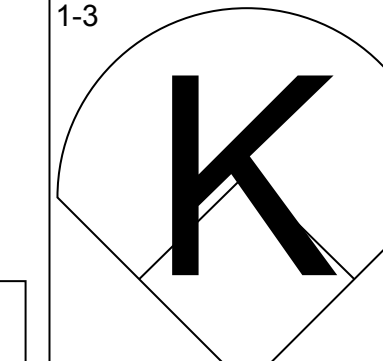
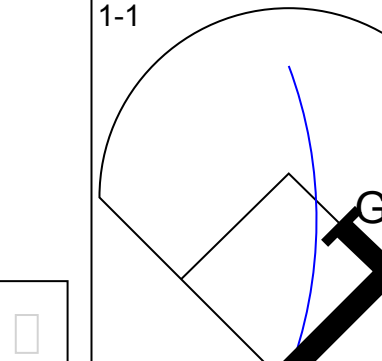


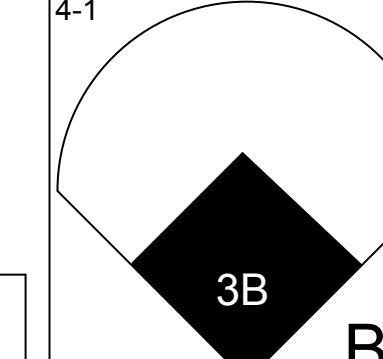
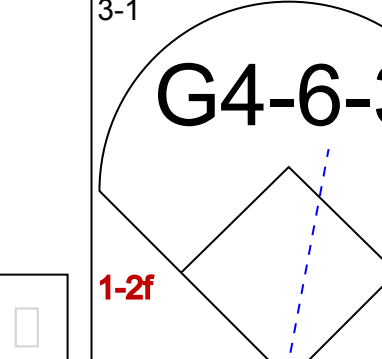


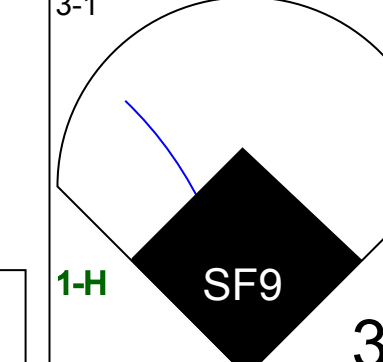
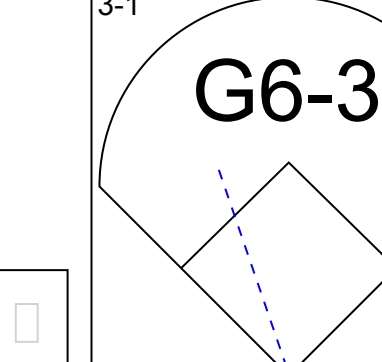

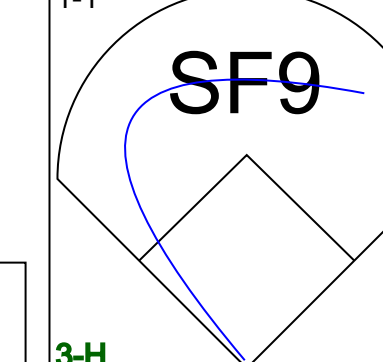
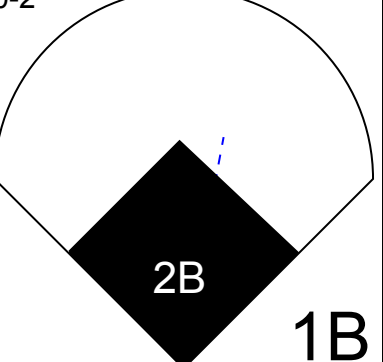
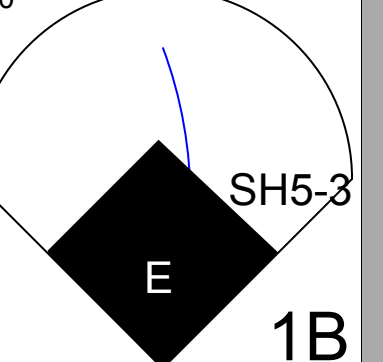
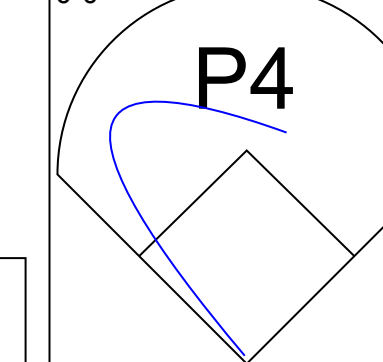

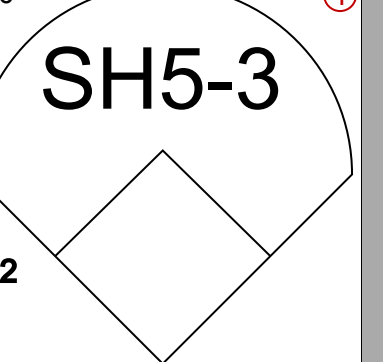


WP: 0 PA: 40
PB: 0
SB: 0
CS: 1

Batter	1	2	3	4	5	6	7	8	9	AB	R	H	RBI	BB	SO	LOB	TOP										
Al Newman, S OBP: 0.279, SLG: 0.256 (1, 5)										4	0	2	0	0	1	0	Minnesota Twins @ Cleveland Indians Cleveland Municipal Stadium, Cleveland, OH Sat Apr 28 1990, 3:33 AM EDT Att. 9,978 - Unknown - 76 F AB 31 R 0 H 6 RBI 0 BB 0 SO 2 LOB 6 										
John Moses, S OBP: 0.400, SLG: 0.375 (1, 7)										4	0	1	0	0	0	3											
Kirby Puckett, R OBP: 0.363, SLG: 0.443 (1, 8)										4	0	1	0	0	0	0											
Kent Hrbek, L OBP: 0.455, SLG: 0.510 (1, 3)										4	0	0	0	0	0	2											
Fred Manrique, R OBP: 0.316, SLG: 0.500 (1, 4)										3	0	1	0	0	0	0											
Randy Bush, L OBP: 0.225, SLG: 0.333 (1, 9)										3	0	0	0	0	0	1											
Jim Dwyer, L OBP: 0.357, SLG: 0.182 (1, 10)										3	0	0	0	0	0	0											
Greg Gagne, R OBP: 0.422, SLG: 0.547 (1, 6)										3	0	0	0	0	1	0											
Junior Ortiz, R OBP: 0.071, SLG: 0.077 (1, 2)										3	0	1	0	0	0	0											
Inning Stats	R: 0 E: 0 K: 0 S: 5	H: 0 LOB: 0 BB: 0 P: 9	R: 0 E: 0 K: 0 S: 5	H: 0 LOB: 0 BB: 0 P: 8	R: 0 E: 0 K: 0 S: 6	H: 0 LOB: 0 BB: 0 P: 8	R: 0 E: 0 K: 0 S: 4	H: 1 LOB: 0 BB: 0 P: 8	R: 0 E: 0 K: 0 S: 4	H: 0 LOB: 0 BB: 0 P: 6	R: 0 E: 0 K: 1 S: 10	H: 2 LOB: 2 BB: 0 P: 18	R: 0 E: 1 K: 0 S: 9	H: 1 LOB: 1 BB: 0 P: 14	R: 0 E: 0 K: 0 S: 7	H: 0 LOB: 0 BB: 0 P: 12	R: 0 E: 0 K: 1 S: 12	H: 2 LOB: 1 BB: 0 P: 19	1B: 6 2B: 0 3B: 0 HR: 0	SF: 0 SAC: 0 DP: 2 HBP: 0	WP: 0 PB: 0 SB: 0 CS: 0	PA: 31					
PITCHER	IP	WLS	BF	H	R	ER	SO	BB	IBB	HBP	BLK	WP	HR	S	P	ERA	WHIP										
John Farrell, R ERA: 4.32 (1, 1)	8.1	W	30	6	0	0	2	0	0	0	0	0	0	58	97	0.00	0.720										
Jesse Orosco, L ERA: 1.59 (9, 1)	0.2	S	1	0	0	0	0	0	0	0	0	0	0	4	5	0.00	0.000										

Batter	1	2	3	4	5	6	7	8	9	AB	R	H	RBI	BB	SO	LOB	BOTTOM										
Jerry Browne, S OBP: 0.178, SLG: 0.182 (1, 4)										4	0	0	0	0	0	3	Minnesota Twins @ Cleveland Indians Cleveland Municipal Stadium, Cleveland, OH Sat Apr 28 1990, 3:33 AM EDT Att. 9,978 - Unknown - 76 F AB 31 R 3 H 9 RBI 3 BB 1 SO 1 LOB 13 										
Mitch Webster, S OBP: 0.378, SLG: 0.636 (1, 8)										4	0	2	3	0	0	0											
Carlos Baerga, S OBP: 0.222, SLG: 0.273 (1, 5)										4	0	0	0	0	0	2											
Cory Snyder, R OBP: 0.348, SLG: 0.571 (1, 9)										4	0	1	0	0	0	0											
Candy Maldonado, R OBP: 0.394, SLG: 0.607 (1, 7)										4	0	3	0	0	1	1											
Albert Belle, R OBP: 0.238, SLG: 0.350 (1, 10)										4	0	0	0	0	0	4											
Keith Hernandez, L OBP: 0.310, SLG: 0.294 (1, 3)										2	0	0	0	1	0	1											
Sandy Alomar Jr., R OBP: 0.327, SLG: 0.392 (1, 2)										3	2	2	0	0	0	2											
Felix Fermin, R OBP: 0.250, SLG: 0.387 (1, 6)										2	1	1	0	0	0	0											
Inning Stats	R: 0 E: 0 K: 0 S: 7	H: 0 LOB: 0 BB: 0 P: 10	R: 0 E: 0 K: 1 S: 12	H: 1 LOB: 2 BB: 1 P: 20	R: 0 E: 0 K: 0 S: 6	H: 0 LOB: 0 BB: 0 P: 9	R: 0 E: 0 K: 0 S: 11	H: 1 LOB: 1 BB: 0 P: 15	R: 2 E: 0 K: 0 S: 9	H: 3 LOB: 1 BB: 0 P: 19	R: 0 E: 0 K: 0 S: 9	H: 1 LOB: 1 BB: 0 P: 14	R: 1 E: 0 K: 0 S: 10	H: 2 LOB: 1 BB: 0 P: 16	R: 0 E: 0 K: 0 S: 8	H: 1 LOB: 0 BB: 0 P: 11	R: 0 E: 0 K: 0 S: 7	H: 1 LOB: 0 BB: 0 P: 11	1B: 7 2B: 2 3B: 0 HR: 0	SF: 0 SAC: 1 DP: 1 HBP: 0	WP: 0 PB: 0 SB: 0 CS: 0	PA: 33					
PITCHER	IP	WLS	BF	H	R	ER	SO	BB	IBB	HBP	BLK	WP	HR	S	P	ERA	WHIP										
Allan Anderson, L ERA: 5.47 (1, 1)	6.2	L	29	8	3	3	1	0	0	0	0	0	0	62	101	4.05	1.350										
Terry Leach, R ERA: (7, 1)	0.1		1	0	0	0	0	0	0	0	0	0	0	2	2	0.00	0.000										
Rick Aguilera, R ERA: 3.52 (8, 1)	1.0		3	1	0	0	0	0	0	0	0	0	0	8	11	0.00	1.000										

Batter	1	2	3	4	5	6	7	8	9	AB	R	H	RBI	BB	SO	LOB	TOP					
Dan Gladden, R OBP: 0.370, SLG: 0.478 (1, 7)										5	0	1	0	0	2	1	Minnesota Twins @ Cleveland Indians Cleveland Municipal Stadium, Cleveland, OH Sun Apr 29 1990, 3:33 AM EDT Att: 14,956 - Sunny - 70 F					
Al Newman, S OBP: 0.277, SLG: 0.279 (1, 5)	 3B									4	1	1	0	0	1	1						
Kirby Puckett, R OBP: 0.357, SLG: 0.432 (1, 8)				 1B						4	1	1	0	0	1	2						
Gene Larkin, S OBP: 0.403, SLG: 0.469 (1, 10)				 FC3-6		 G5-3				3	1	1	1	1	0	1						
Brian Harper, R OBP: 0.333, SLG: 0.426 (1, 2)						 2B		 G4-6-3		3	1	1	0	0	0	3						
John Moses, S OBP: 0.381, SLG: 0.353 (8, PH)										1	0	0	0	0	0	0						
Junior Ortiz, R OBP: 0.071, SLG: 0.077 (8, 2)										0	0	0	0	0	0	0						
Fred Manrique, R OBP: 0.286, SLG: 0.450 (1, 4)				 1B				 1-2f		4	0	0	1	0	0	4						
Kent Hrbek, L OBP: 0.457, SLG: 0.528 (1, 3)				 1B						4	0	2	1	0	1	1						
Carmen Castillo, R OBP: 0.152, SLG: 0.125 (9, PH)				 1-2f						3	0	1	1	0	0	2						
Randy Bush, L OBP: 0.220, SLG: 0.324 (9, PH)										1	0	0	0	0	0	1						
Greg Gagne, R OBP: 0.403, SLG: 0.518 (1, 6)										3	0	0	0	0	0	1						
Jim Dwyer, L OBP: 0.333, SLG: 0.167 (9, PH)										1	0	0	0	0	0	1						
Inning Stats	R: 1 E: 0 K: 1 S: 12	H: 2 LOB: 1 BB: 0 P: 17	R: 0 E: 0 K: 1 S: 9	H: 0 LOB: 0 BB: 0 P: 12	R: 0 E: 0 K: 0 S: 6	H: 0 LOB: 0 BB: 0 P: 8	R: 1 E: 1 K: 0 S: 10	H: 2 LOB: 2 BB: 0 P: 15	R: 0 E: 0 K: 1 S: 8	H: 1 LOB: 1 BB: 0 P: 12	R: 2 E: 0 K: 0 S: 10	H: 2 LOB: 1 BB: 1 P: 17	R: 0 E: 0 K: 2 S: 8	H: 0 LOB: 0 BB: 0 P: 13	R: 0 E: 1 K: 0 S: 4	H: 0 LOB: 0 BB: 0 P: 5	R: 0 E: 0 K: 0 S: 8	H: 1 LOB: 1 BB: 0 P: 11	1B: 3 2B: 4 3B: 1 HR: 0	SF: 0 SAC: 0 DP: 1 HBP: 0	WP: 0 PB: 0 SB: 0 CS: 0	PA: 37
PITCHER	IP	WLS	BF	H	R	ER	SO	BB	IBB	HBP	BLK	WP	HR	S	P	ERA	WHIP					
Greg Swindell, L ERA: 4.79 (1, 1)	5.2	W	26	7	4	3	3	1	0	0	0	0	0	53	79	4.76	1.412					
Steve Olin, R ERA: 2.25 (6, 1)	1.1		4	0	0	0	2	0	0	0	0	0	0	10	15	0.00	0.000					
Doug Jones, R ERA: (8, 1)	2.0	S	7	1	0	0	0	0	0	0	0	0	0	12	16	0.00	0.500					

Batter	1	2	3	4	5	6	7	8	9	AB	R	H	RBI	BB	SO	LOB	BOTTOM				
Jerry Browne, S OBP: 0.184, SLG: 0.188 (1, 4)			 1B				 WP			4	0	1	0	0	0	1	Minnesota Twins @ Cleveland Indians Cleveland Municipal Stadium, Cleveland, OH Sun Apr 29 1990, 3:33 AM EDT Att: 14,956 - Sunny - 70 F				
Mitch Webster, S OBP: 0.397, SLG: 0.617 (1, 8)	 1B									3	1	1	1	0	0	2					
Dion James, L OBP: 0.294, SLG: 0.267 (1, 10)										2	0	0	1	0	0	0					
Chris James, R OBP: 0.122, SLG: 0.179 (7, PH)										1	0	0	0	0	0	1					
Cory Snyder, R OBP: 0.343, SLG: 0.552 (1, 9)										4	0	1	0	0	2	1					
Candy Maldonado, R OBP: 0.386, SLG: 0.585 (1, 7)				 1B						4	0	1	0	0	2	1					
Keith Hernandez, L OBP: 0.306, SLG: 0.278 (1, 3)		 BB		 1-2f						3	1	0	0	1	1	2					
Carlos Baerga, S OBP: 0.231, SLG: 0.333 (1, 5)		 3B								3	1	1	1	0	1	1					
Sandy Alomar Jr., R OBP: 0.345, SLG: 0.415 (1, 2)					 1B		 E			2	2	2	1	0	0	0					
Felix Fermin, R OBP: 0.265, SLG: 0.424 (1, 6)					 1-2f					2	1	1	1	0	0	0					
Inning Stats	R: 1 E: 0 K: 1 S: 9	H: 1 LOB: 0 BB: 1 P: 17	R: 2 E: 0 K: 1 S: 9	H: 1 LOB: 1 BB: 1 P: 18	R: 0 E: 1 K: 1 S: 12	H: 1 LOB: 1 BB: 0 P: 17	R: 0 E: 0 K: 0 S: 6	H: 1 LOB: 0 BB: 0 P: 13	R: 2 E: 0 K: 0 S: 12	H: 2 LOB: 0 BB: 0 P: 17	R: 0 E: 0 K: 3 S: 14	H: 1 LOB: 1 BB: 0 P: 19	R: 1 E: 1 K: 0 S: 7	H: 1 LOB: 1 BB: 0 P: 13	R: 0 E: 0 K: 0 S: 5	H: 0 LOB: 0 BB: 0 P: 8	1B: 6 2B: 1 3B: 1 HR: 0	SF: 3 SAC: 1 DP: 1 HBP: 0	WP: 1 PB: 0 SB: 1 CS: 1	PA: 33	
PITCHER	IP	WLS	BF	H	R	ER	SO	BB	IBB	HBP	BLK	WP	HR	S	P	ERA	WHIP				
Roy Smith, R ERA: 6.26 (1, 1)	5.0	L	21	6	5	4	3	1	0	0	0	0	0	48	82	7.20	1.400				
John Candetaria, L ERA: 3.0 (6, 1)	2.0		9	2	1	1	3	0	0	0	0	1	0	21	32	4.50	1.000				
Terry Leach, R ERA: (8, 1)	1.0		3	0	0	0	0	0	0	0	0	0	0	5	8	0.00	0.000				

AB	36
R	4
H	8
RBI	4
BB	1
SO	5
LOB	18



AB	28
R	6
H	8
RBI	5
BB	1
SO	6
LOB	9



Batter	1	2	3	4	5	6	7	8	9	AB	R	H	RBI	BB	SO	LOB	TOP							
Dan Gladden, R (1, 7) OBP: 0.372, SLG: 0.472	F8		HR	2B	E5		G1-3			5	1	2	0	0	0	1								
Gene Larkin, S (1, 10) OBP: 0.403, SLG: 0.478	K		G3-6-3-2					K		5	0	2	3	0	2	2								
Kirby Puckett, R (1, 8) OBP: 0.360, SLG: 0.462	F8		HR		G5-3			F9		4	1	1	2	1	0	2								
Kent Hrbek, L (1, 3) OBP: 0.473, SLG: 0.589										3	2	2	1	0	0	3								
John Moses, S (7, 3) OBP: 0.394, SLG: 0.333										1	0	0	0	0	0	0								
Gary Gaetti, R (1, 5) OBP: 0.347, SLG: 0.369										3	1	1	0	2	0	1								
Fred Manrique, R (1, 4) OBP: 0.277, SLG: 0.444										5	0	1	1	0	1	3								
Al Newman, S (9, 4) OBP: 0.277, SLG: 0.279										0	0	0	0	0	0	0								
Randy Bush, L (1, 9) OBP: 0.256, SLG: 0.324										0	1	0	0	1	0	0								
Shane Mack, R (5, PH) OBP: 0.462, SLG: 0.550										2	1	0	0	1	0	2								
Brian Harper, R (1, 2) OBP: 0.323, SLG: 0.424										5	1	1	1	0	0	4								
Greg Gagne, R (1, 6) OBP: 0.408, SLG: 0.517										4	1	2	0	0	1	2								
Inning Stats	R: 0 E: 0 K: 1 S: 8	H: 0 LOB: 0 BB: 0 P: 11	R: 0 E: 0 K: 0 S: 10	H: 1 LOB: 2 BB: 2 P: 24	R: 3 E: 1 K: 0 S: 7	H: 4 LOB: 0 BB: 0 P: 13	R: 2 E: 0 K: 0 S: 13	H: 3 LOB: 3 BB: 1 P: 24	R: 3 E: 1 K: 1 S: 18	H: 2 LOB: 2 BB: 2 P: 34	R: 1 E: 0 K: 0 S: 6	H: 1 LOB: 0 BB: 0 P: 9	R: 0 E: 0 K: 0 S: 10	H: 0 LOB: 0 BB: 0 P: 18	R: 0 E: 0 K: 1 S: 9	H: 0 LOB: 0 BB: 0 P: 14	R: 0 E: 0 K: 1 S: 9	H: 1 LOB: 1 BB: 0 P: 13	1B: 7 2B: 5 3B: 0 HR: 2	SF: 0 SAC: 0 DP: 2 HBP: 2	WP: 1 PB: 0 SB: 2 CS: 0	PA: 44		
PITCHER	IP	WLS	BF	H	R	ER	SO	BB	IBB	HBP	BLK	WP	HR	S	P	ERA	WHIP							
Urbano Lugo, R (1, 1) ERA: 6.48	3.2		20	8	5	5	1	2	0	1	0	0	2	37	67	12.27	2.727							
Paul Gibson, L (4, 1) ERA: 6.17	1.2	L	13	3	4	2	1	2	1	1	0	0	0	23	45	10.80	3.000							
Jerry Don Gleaton, L (6, 1) ERA: 3.72	2.2		7	0	0	0	1	0	0	0	0	0	0	21	35	0.00	0.000							
Mike Henneman, R (9, 1) ERA: 1.35	1.0		4	1	0	0	1	0	0	0	0	1	0	9	13	0.00	1.000							

Minnesota Twins @ Detroit Tigers
Tiger Stadium, Detroit, MI
Tue May 01 1990, 7:05 PM EDT
Att: 10,563 - Unknown - 61 F

AB 37
R 9
H 12
RBI 8
BB 5
SO 4
LOB 20



Batter	1	2	3	4	5	6	7	8	9	AB	R	H	RBI	BB	SO	LOB	BOTTOM							
Tony Phillips, S (1, 5) OBP: 0.253, SLG: 0.266	CS		HR	P7			G6-3		K	5	1	2	0	0	1	2								
Alan Trammell, R (1, 6) OBP: 0.400, SLG: 0.464	CS		P7				G6-3		F9	4	0	1	0	0	0	1								
Lou Whitaker, L (1, 4) OBP: 0.321, SLG: 0.303										2	1	1	0	2	1	0								
Lloyd Moseby, L (1, 8) OBP: 0.390, SLG: 0.457										4	1	1	3	0	2	3								
Cecil Fielder, R (1, 10) OBP: 0.310, SLG: 0.527										4	0	0	0	0	4	1								
Matt Nokes, L (1, 2) OBP: 0.321, SLG: 0.340										2	0	0	0	0	0	0								
Mike Heath, R (6, PH) OBP: 0.463, SLG: 0.605										2	0	1	0	0	1	1								
Dave Bergman, L (1, 3) OBP: 0.318, SLG: 0.300										2	1	1	0	0	0	0								
Gary Ward, R (6, PH) OBP: 0.373, SLG: 0.414										1	0	0	0	1	0	1								
Larry Sheets, L (1, 9) OBP: 0.358, SLG: 0.457										2	1	1	1	0	0	1								
Kenny Williams, R (6, PH) OBP: 0.290, SLG: 0.182										2	0	0	0	0	2	2								
Tracy Jones, R (1, 7) OBP: 0.425, SLG: 0.514										4	0	1	1	0	0	1								
Inning Stats	R: 0 E: 0 K: 1 S: 9	H: 2 LOB: 2 BB: 1 P: 17	R: 0 E: 0 K: 1 S: 6	H: 0 LOB: 0 BB: 0 P: 9	R: 4 E: 0 K: 1 S: 20	H: 3 LOB: 1 BB: 1 P: 30	R: 1 E: 0 K: 0 S: 11	H: 2 LOB: 1 BB: 0 P: 17	R: 0 E: 0 K: 2 S: 11	H: 1 LOB: 1 BB: 0 P: 17	R: 0 E: 0 K: 0 S: 5	H: 0 LOB: 0 BB: 0 P: 7	R: 0 E: 0 K: 3 S: 16	H: 1 LOB: 1 BB: 0 P: 21	R: 0 E: 0 K: 2 S: 8	H: 0 LOB: 1 BB: 1 P: 14	R: 0 E: 0 K: 2 S: 8	H: 0 LOB: 1 BB: 1 P: 14	1B: 6 2B: 2 3B: 0 HR: 2	SF: 0 SAC: 0 DP: 1 HBP: 0	WP: 0 PB: 0 SB: 0 CS: 2	PA: 37		
PITCHER	IP	WLS	BF	H	R	ER	SO	BB	IBB	HBP	BLK	WP	HR	S	P	ERA	WHIP							
Kevin Tapani, R (1, 1) ERA: 4.15	4.0		19	7	5	5	3	2	0	0	0	0	0	34	47	0.00	0.600							
John Candelaria, L (5, 1) ERA: 2.45	3.1	W	12	2	0	0	4	0	0	0	0	0	0	15	23	0.00	0.600							
Juan Berenguer, R (8, 1) ERA: 5.25	1.2		6	0	0	0	4	1	0	0	0	0	0	15	23	0.00	0.600							

Minnesota Twins @ Detroit Tigers
Tiger Stadium, Detroit, MI
Tue May 01 1990, 7:05 PM EDT
Att: 10,563 - Unknown - 61 F

AB 34
R 5
H 9
RBI 5
BB 3
SO 11
LOB 13



Batter	1	2	3	4	5	6	7	8	9	AB	R	H	RBI	BB	SO	LOB	TOP			
Dan Gladden, R OBP: 0.333, SLG: 0.425	2-1 FC6-5 PB 1B		1-0 FC5-2 WP 2B	3-3 K2-3			1-2 FC6-4 S 1B	2-3 K		5	1	2	0	0	2	4				
Gene Larkin, S OBP: 0.396, SLG: 0.450	2-3 K		4-1 WP FC5-2 SF9 BB		1-1 G3		0-2 G6-3		4-2 2B BB	3	1	0	0	2	1	2				
Kirby Puckett, R OBP: 0.359, SLG: 0.438	1-0 FC6-5		0-0 FC5-2 SF9 WP 2B		0-1 G6-3			0-0 G6-3	3-2 L6 2B	5	1	1	0	0	0	4				
Kent Hrbek, L OBP: 0.483, SLG: 0.563 John Moses, S OBP: 0.333, SLG: 0.300	0-2 P6		1-2 2-3 3-H SF9		1-1 F9			4-0 1B BB 1B	3-2 L6 2B	2	0	0	1	1	0	1				
Gary Gaetti, R OBP: 0.348, SLG: 0.487		0-0 G1-3	0-2 2B			1-1 E5 L4-3		4-2 1B 1B BB	2-1 F8	4	1	1	1	1	0	1				
Fred Manrique, R OBP: 0.271, SLG: 0.404 Al Newman, S OBP: 0.308, SLG: 0.298		0-2 G6-3	0-0 P6			3-2 L4-3		0-1 1B HR		4	1	1	0	0	0	2				
Randy Bush, L OBP: 0.260, SLG: 0.386 Carmen Castillo, R OBP: 0.176, SLG: 0.152 Shane Mack, R OBP: 0.500, SLG: 0.565		1-1 HR		0-0 G4-3 1B			0-1 F8	2-2 1B HR		3	1	2	1	0	0	0				
Brian Harper, R OBP: 0.329, SLG: 0.522		2-1 F8		0-0 G4-3			1-1 L5	1-0 HR		4	1	1	4	0	0	1				
Greg Gagne, R OBP: 0.388, SLG: 0.478			1-2 2B FC5-2 1B		0-1 P2		1-1 FC6-4 1B	2-3 K		4	0	2	0	0	1	3				
Inning Stats	R: 0 E: 0 K: 1 S: 11	H: 1 LOB: 1 BB: 0 P: 16	R: 1 E: 0 K: 0 S: 10	H: 1 LOB: 0 BB: 0 P: 13	R: 3 E: 0 K: 0 S: 14	H: 3 LOB: 1 BB: 1 P: 22	R: 0 E: 0 K: 1 S: 7	H: 1 LOB: 1 BB: 0 P: 10	R: 0 E: 1 K: 0 S: 7	H: 0 LOB: 0 BB: 0 P: 11	R: 0 E: 0 K: 0 S: 8	H: 1 LOB: 1 BB: 0 P: 10	R: 5 E: 0 K: 2 S: 19	H: 3 LOB: 2 BB: 2 P: 34	R: 0 E: 0 K: 0 S: 12	H: 1 LOB: 1 BB: 1 P: 24	1B: 6 2B: 5 3B: 0 HR: 2	SF: 1 SAC: 0 DP: 2 HBP: 0	WP: 1 PB: 1 SB: 1 CS: 0	PA: 41
PITCHER	IP WLS BF H R ER SO BB IBB HBP BLK WP HR S P ERA WHIP	IP WLS BF H R ER SO BB IBB HBP BLK WP HR S P ERA WHIP	IP WLS BF H R ER SO BB IBB HBP BLK WP HR S P ERA WHIP	IP WLS BF H R ER SO BB IBB HBP BLK WP HR S P ERA WHIP	IP WLS BF H R ER SO BB IBB HBP BLK WP HR S P ERA WHIP	IP WLS BF H R ER SO BB IBB HBP BLK WP HR S P ERA WHIP	IP WLS BF H R ER SO BB IBB HBP BLK WP HR S P ERA WHIP	IP WLS BF H R ER SO BB IBB HBP BLK WP HR S P ERA WHIP	IP WLS BF H R ER SO BB IBB HBP BLK WP HR S P ERA WHIP	IP WLS BF H R ER SO BB IBB HBP BLK WP HR S P ERA WHIP	IP WLS BF H R ER SO BB IBB HBP BLK WP HR S P ERA WHIP	IP WLS BF H R ER SO BB IBB HBP BLK WP HR S P ERA WHIP	IP WLS BF H R ER SO BB IBB HBP BLK WP HR S P ERA WHIP	IP WLS BF H R ER SO BB IBB HBP BLK WP HR S P ERA WHIP	IP WLS BF H R ER SO BB IBB HBP BLK WP HR S P ERA WHIP	IP WLS BF H R ER SO BB IBB HBP BLK WP HR S P ERA WHIP	IP WLS BF H R ER SO BB IBB HBP BLK WP HR S P ERA WHIP			
Chris Bosio, R ERA: 2.09	6.1	27	7	4	4	2	1	0	0	0	0	1	1	59	86	5.68	1.263			
Chuck Cmm, R ERA: 4.5	1.0	L	6	1	3	3	0	0	0	0	0	0	0	11	19	27.00	3.000			
Dan Plesac, L ERA: 3.0	0.2	A	2	2	2	2	0	0	0	0	0	1	12	19	27.00	3.000				
Tony Fossas, L ERA: 6.39	1.0	A	1	0	0	0	1	0	0	0	0	0	12	24	0.00	2.000				

Minnesota Twins @ Milwaukee Brewers
Milwaukee County Stadium, Milwaukee, WI
Sat May 05 1990, 8:05 PM EDT
Att: 35,002 - Unknown - 58 F

AB 36
R 9
H 11
RBI 8
BB 4
SO 4
LOB 20



Batter	1	2	3	4	5	6	7	8	9	AB	R	H	RBI	BB	SO	LOB	BOTTOM					
Paul Molitor, R OBP: 0.250, SLG: 0.355	0-0 G4-3		3-2 E2 CS	2-2 P3		1-1 F8			1-3 K	5	0	0	0	0	1	1						
Gary Sheffield, R OBP: 0.380, SLG: 0.429 Dale Sveum, S OBP: 0.310, SLG: 0.217	4-2 S 1B BB		1-2 1B 1B				0-0 K		2-1 G3	1	1	1	0	1	0	0						
Robin Yount, R OBP: 0.362, SLG: 0.446	1-2 P3		2-1 L6			0-1 E4 SF8 2B		1-3 K		4	1	1	0	0	1	2						
Dave Parker, L OBP: 0.349, SLG: 0.474	3-1 1B 2H 1B		1-1 1B 1B			3-1 SF8		0-1 G3		3	0	2	2	0	0	0						
Greg Brock, L OBP: 0.389, SLG: 0.468	3-1 1B		0-2 1B			1-1 P2		2-1 G1-3		4	0	2	1	0	0	0						
Greg Vaughn, R OBP: 0.319, SLG: 0.476	3-3 K		1-2 P6			0-1 B3		1-0 P3		4	0	0	0	0	1	4						
B.J. Surhoff, L OBP: 0.348, SLG: 0.439		2-2 L7		2-1 F7		3-2 HR 1B		4-2 BB		3	1	1	0	1	0	0						
Rob Deer, R OBP: 0.386, SLG: 0.622		3-3 K		2-2 F7		0-1 HR		2-3 K		4	1	1	2	0	2	1						
Edgar Diaz, R OBP: 0.333, SLG: 0.288 Mike Felder, S OBP: 0.294, SLG: 0.214		2-2 P4		0-0 1B		1-0 G5-3		2-2 L6		3	0	1	0	0	0	0						
Inning Stats	R: 1 E: 0 K: 1 S: 16	H: 2 LOB: 2 BB: 1 P: 30	R: 0 E: 0 K: 1 S: 9	H: 0 LOB: 0 BB: 0 P: 16	R: 1 E: 1 K: 0 S: 17	H: 3 LOB: 2 BB: 0 P: 26	R: 0 E: 0 K: 0 S: 9	H: 1 LOB: 1 BB: 0 P: 15	R: 1 E: 1 K: 1 S: 9	H: 1 LOB: 0 BB: 0 P: 14	R: 2 E: 0 K: 0 S: 14	H: 2 LOB: 0 BB: 0 P: 19	R: 0 E: 0 K: 1 S: 6	H: 0 LOB: 0 BB: 1 P: 7	R: 0 E: 0 K: 1 S: 9	H: 0 LOB: 1 BB: 1 P: 18	R: 0 E: 0 K: 1 S: 10	H: 0 LOB: 0 BB: 0 P: 15	1B: 7 2B: 1 3B: 0 HR: 1	SF: 1 SAC: 0 DP: 0 HBP: 0	WP: 0 PB: 0 SB: 1 CS: 1	PA: 38
PITCHER	IP WLS BF H R ER SO BB IBB HBP BLK WP HR S P ERA WHIP	IP WLS BF H R ER SO BB IBB HBP BLK WP HR S P ERA WHIP	IP WLS BF H R ER SO BB IBB HBP BLK WP HR S P ERA WHIP	IP WLS BF H R ER SO BB IBB HBP BLK WP HR S P ERA WHIP	IP WLS BF H R ER SO BB IBB HBP BLK WP HR S P ERA WHIP	IP WLS BF H R ER SO BB IBB HBP BLK WP HR S P ERA WHIP	IP WLS BF H R ER SO BB IBB HBP BLK WP HR S P ERA WHIP	IP WLS BF H R ER SO BB IBB HBP BLK WP HR S P ERA WHIP	IP WLS BF H R ER SO BB IBB HBP BLK WP HR S P ERA WHIP	IP WLS BF H R ER SO BB IBB HBP BLK WP HR S P ERA WHIP	IP WLS BF H R ER SO BB IBB HBP BLK WP HR S P ERA WHIP	IP WLS BF H R ER SO BB IBB HBP BLK WP HR S P ERA WHIP	IP WLS BF H R ER SO BB IBB HBP BLK WP HR S P ERA WHIP	IP WLS BF H R ER SO BB IBB HBP BLK WP HR S P ERA WHIP	IP WLS BF H R ER SO BB IBB HBP BLK WP HR S P ERA WHIP	IP WLS BF H R ER SO BB IBB HBP BLK WP HR S P ERA WHIP	IP WLS BF H R ER SO BB IBB HBP BLK WP HR S P ERA WHIP					
Roy Smith, R ERA: 5.79	5.0	23	7	3	2	3	1	0	0	0	0	0	0	0	0	0						
John Candelaria, L ERA: 3.1	2.0	W	8	2	2	2	1	0	0	0	0	1	20	26	9.00	1.000						
Gary Wayne, L ERA:	1.0	A	4	0	0	0	1	1	0	0	0	0	9	18	0.00	1.000						
Terry Leach, R ERA:	1.0	A	3	0	0	0	1	0	0	0	0	0	10	15	0.00	0.000						

Minnesota Twins @ Milwaukee Brewers
Milwaukee County Stadium, Milwaukee, WI
Sat May 05 1990, 8:05 PM EDT
Att: 35,002 - Unknown - 58 F

AB 35
R 5
H 9
RBI 5
BB 2
SO 6
LOB 8



Batter	1	2	3	4	5	6	7	8	9	AB	R	H	RBI	BB	SO	LOB	TOP								
Dan Gladden, R OBP: 0.337, SLG: 0.424										5	0	2	1	0	2	0	Minnesota Twins @ Milwaukee Brewers Milwaukee County Stadium, Milwaukee, WI Sun May 06 1990, 4:33 AM EDT Att: 27,314 - Unknown - 54 F								
Gene Larkin, S OBP: 0.396, SLG: 0.452										4	1	1	0	1	0	1									
Kirby Puckett, R OBP: 0.346, SLG: 0.419										4	0	0	0	0	0	3									
Gary Gaetti, R OBP: 0.344, SLG: 0.476										4	1	1	1	0	2	2									
Fred Manrique, R OBP: 0.254, SLG: 0.377 Al Newman, S OBP: 0.308, SLG: 0.298										4	0	0	0	0	0	3									
Brian Harper, R OBP: 0.325, SLG: 0.507										0	0	0	0	0	0	0									
Kent Hrbek, L OBP: 0.484, SLG: 0.559										4	1	2	0	0	1	0									
Shane Mack, R OBP: 0.500, SLG: 0.556										4	0	2	1	0	0	1									
Greg Gagne, R OBP: 0.369, SLG: 0.452										4	0	0	0	0	2	3									
Inning Stats	R: 1 E: 3 K: 1 S: 13	H: 0 LOB: 1 BB: 0 P: 21	R: 0 E: 0 K: 2 S: 11	H: 1 LOB: 1 BB: 0 P: 16	R: 0 E: 0 K: 2 S: 10	H: 1 LOB: 1 BB: 0 P: 13	R: 0 E: 0 K: 1 S: 12	H: 1 LOB: 1 BB: 0 P: 16	R: 0 E: 0 K: 1 S: 9	H: 0 LOB: 1 BB: 1 P: 14	R: 3 E: 0 K: 0 S: 15	H: 5 LOB: 2 BB: 0 P: 21	R: 0 E: 0 K: 1 S: 8	H: 0 LOB: 0 BB: 0 P: 13	R: 0 E: 0 K: 0 S: 6	H: 0 LOB: 0 BB: 0 P: 9	R: 0 E: 0 K: 0 S: 9	H: 1 LOB: 1 BB: 0 P: 12	1B: 8 2B: 1 3B: 0 HR: 0	SF: 0 SAC: 0 DP: 1 HBP: 0	WP: 0 PB: 0 SB: 2 CS: 0	PA: 38			
PITCHER	IP	WLS	BF	H	R	ER	SO	BB	IBB	HBP	BLK	WP	HR	S	P	ERA	WHIP								
Teddy Higuera, L ERA: 1.82	(1, 1)	6.0	L	28	8	4	3	7	1	0	0	0	0	70	101	4.50	1.500								
Bill Wegman, R ERA:	(7, 1)	2.0		6	0	0	0	1	0	0	0	0	0	14	22	0.00	0.000								
Paul Mirabella, L ERA: 5.4	(9, 1)	1.0		4	1	0	0	0	0	0	0	0	0	9	12	0.00	1.000								

Batter	1	2	3	4	5	6	7	8	9	AB	R	H	RBI	BB	SO	LOB	BOTTOM								
Paul Molitor, R OBP: 0.250, SLG: 0.343										4	0	1	0	0	0	1	Minnesota Twins @ Milwaukee Brewers Milwaukee County Stadium, Milwaukee, WI Sun May 06 1990, 4:33 AM EDT Att: 27,314 - Unknown - 54 F								
B.J. Surhoff, L OBP: 0.329, SLG: 0.410										4	0	0	0	0	1	3									
Robin Yount, R OBP: 0.347, SLG: 0.425										4	0	0	0	0	0	0									
Dave Parker, L OBP: 0.333, SLG: 0.451										4	0	0	0	0	4	0									
Greg Brock, L OBP: 0.395, SLG: 0.470 Darryl Hamilton, L OBP: 0.500, SLG: 0.333										4	0	2	0	0	0	0									
Glenn Briggs, R OBP: 0.333, SLG: 0.405										4	0	0	0	0	2	2									
Rob Deer, R OBP: 0.367, SLG: 0.583										3	0	0	0	0	1	2									
Charlie O'Brien, R OBP: 0.233, SLG: 0.185										3	0	0	0	0	1	0									
Edgar Diaz, R OBP: 0.346, SLG: 0.303										3	0	2	0	0	0	0									
Inning Stats	R: 0 E: 0 K: 0 S: 9	H: 0 LOB: 0 BB: 0 P: 14	R: 0 E: 0 K: 1 S: 8	H: 0 LOB: 0 BB: 0 P: 12	R: 0 E: 0 K: 1 S: 15	H: 2 LOB: 2 BB: 0 P: 18	R: 0 E: 1 K: 1 S: 11	H: 1 LOB: 2 BB: 0 P: 15	R: 0 E: 0 K: 1 S: 9	H: 1 LOB: 1 BB: 0 P: 11	R: 0 E: 0 K: 1 S: 9	H: 0 LOB: 0 BB: 0 P: 12	R: 0 E: 0 K: 2 S: 7	H: 0 LOB: 0 BB: 0 P: 10	R: 0 E: 0 K: 0 S: 3	H: 0 LOB: 0 BB: 0 P: 5	R: 0 E: 0 K: 2 S: 13	H: 1 LOB: 1 BB: 0 P: 17	1B: 5 2B: 0 3B: 0 HR: 0	SF: 0 SAC: 0 DP: 0 HBP: 0	WP: 0 PB: 0 SB: 0 CS: 0	PA: 33			
PITCHER	IP	WLS	BF	H	R	ER	SO	BB	IBB	HBP	BLK	WP	HR	S	P	ERA	WHIP								
Kevin Tapani, R ERA: 3.09	(1, 1)	9.0	W	33	5	0	0	9	0	0	0	0	0	84	114	0.00	0.556								

Batter	1	2	3	4	5	6	7	8	9	AB	R	H	RBI	BB	SO	LOB	TOP										
Mitch Webster, S OBP: 0.310, SLG: 0.457 (1, 8)										4	1	0	0	0	1	2	Cleveland Indians @ Minnesota Twins Hubert H. Humphrey Metrodome, Minneapolis, MN Tue May 08 1990, 8:05 PM EDT Att: 13,608 - Unknown livebaseballscorecards.com										
Jerry Browne, S OBP: 0.256, SLG: 0.213 (1, 4)										3	1	1	0	1	0	0											
Keith Hernandez, L OBP: 0.333, SLG: 0.278 (1, 3)										3	0	1	1	1	0	1											
Cory Snyder, R OBP: 0.278, SLG: 0.396 (1, 9)										4	0	0	0	0	2	4											
Candy Maldonado, R OBP: 0.367, SLG: 0.618 (1, 10)										3	1	0	0	1	1	2											
Brook Jacoby, R OBP: 0.413, SLG: 0.583 (1, 5)										4	1	1	1	0	1	2											
Chris James, R OBP: 0.156, SLG: 0.230 (8, PH)										3	1	1	3	0	0	0											
Dion James, L OBP: 0.328, SLG: 0.275 (8, 7)										1	0	0	0	0	0	0											
Joel Skinner, R OBP: 0.250, SLG: 0.250 (9, PH)										3	0	1	0	0	0	0											
Felix Fermin, R OBP: 0.283, SLG: 0.368 (9, PH)										2	0	0	0	1	0	0											
Carlos Baerga, S OBP: 0.250, SLG: 0.308 (9, PH)										1	0	0	0	0	0	0											
Inning Stats	R: 5 E: 0 K: 1 S: 16	H: 4 LOB: 2 BB: 2 P: 31	R: 0 E: 0 K: 1 S: 7	H: 0 LOB: 0 BB: 0 P: 10	R: 0 E: 0 K: 1 S: 6	H: 0 LOB: 0 BB: 0 P: 8	R: 0 E: 0 K: 0 S: 8	H: 0 LOB: 0 BB: 0 P: 12	R: 0 E: 0 K: 0 S: 10	H: 1 LOB: 2 BB: 1 P: 15	R: 0 E: 0 K: 0 S: 6	H: 0 LOB: 1 BB: 1 P: 14	R: 0 E: 0 K: 1 S: 9	H: 0 LOB: 0 BB: 0 P: 13	R: 0 E: 0 K: 2 S: 8	H: 0 LOB: 0 BB: 0 P: 12	1B: 4 2B: 0 3B: 0 HR: 1	SF: 0 SAC: 0 DP: 0 HBP: 1	WP: 0 PB: 0 SB: 0 CS: 0	PA: 37							
PITCHER	IP	WLS	BF	H	R	ER	SO	BB	IBB	HBP	BLK	WP	HR	S	P	ERA	WHIP										
David West, L ERA: 3.96 (1, 1)	4.1		22	5	5	5	3	3	0	1	1	0	1	43	71	10.38	1.846										
Juan Berenguer, R ERA: 4.02 (5, 1)	3.2	W	12	0	0	0	1	1	0	0	0	0	0	26	39	0.00	0.273										
Rick Aguilera, R ERA: 2.79 (9, 1)	1.0	S	3	0	0	0	2	0	0	0	0	0	0	8	12	0.00	0.000										

Batter	1	2	3	4	5	6	7	8	9	AB	R	H	RBI	BB	SO	LOB	BOTTOM										
Dan Gladden, R OBP: 0.353, SLG: 0.463 (8, PH)										3	1	2	2	1	1	1	Cleveland Indians @ Minnesota Twins Hubert H. Humphrey Metrodome, Minneapolis, MN Tue May 08 1990, 8:05 PM EDT Att: 13,608 - Unknown livebaseballscorecards.com										
John Moses, S OBP: 0.333, SLG: 0.300 (8, PH)										4	1	0	0	1	1	4											
Shane Mack, R OBP: 0.514, SLG: 0.571 (9, 7)										4	1	1	0	0	1	2											
Gene Larkin, S OBP: 0.342, SLG: 0.423 (1, 8)										3	0	1	1	1	0	2											
Kirby Puckett, R OBP: 0.342, SLG: 0.549 (1, 3)										4	1	3	1	0	0	1											
Kent Hrbek, L OBP: 0.484, SLG: 0.549 (1, 5)										4	1	3	1	0	0	1											
Gary Gaetti, R OBP: 0.361, SLG: 0.512 (1, 4)										4	0	0	1	0	0	4											
Fred Manrique, R OBP: 0.239, SLG: 0.354 (8, 6)										0	0	0	0	0	0	0											
Randy Bush, L OBP: 0.259, SLG: 0.396 (1, 9)										4	1	1	0	0	0	1											
Brian Harper, R OBP: 0.321, SLG: 0.493 (1, 2)										4	0	1	0	0	2	1											
Al Newman, S OBP: 0.339, SLG: 0.353 (8, 4)										4	1	3	1	0	0	1											
Inning Stats	R: 0 E: 0 K: 1 S: 12	H: 1 LOB: 1 BB: 0 P: 20	R: 1 E: 0 K: 0 S: 10	H: 2 LOB: 1 BB: 0 P: 16	R: 1 E: 0 K: 0 S: 9	H: 3 LOB: 0 BB: 1 P: 16	R: 3 E: 1 K: 0 S: 10	H: 3 LOB: 0 BB: 0 P: 18	R: 0 E: 0 K: 2 S: 12	H: 1 LOB: 0 BB: 0 P: 16	R: 1 E: 0 K: 1 S: 13	H: 1 LOB: 1 BB: 1 P: 19	R: 0 E: 0 K: 1 S: 11	H: 2 LOB: 2 BB: 0 P: 16	1B: 8 2B: 3 3B: 1 HR: 1	SF: 0 SAC: 0 DP: 1 HBP: 0	WP: 0 PB: 0 SB: 1 CS: 0	PA: 38									
PITCHER	IP	WLS	BF	H	R	ER	SO	BB	IBB	HBP	BLK	WP	HR	S	P	ERA	WHIP										
John Farrell, R ERA: 5.51 (1, 1)	4.0		22	9	5	5	1	2	0	0	0	0	0	41	74	11.25	2.750										
Steve Olin, R ERA: 3.68 (5, 1)	3.2	L	14	3	1	1	4	1	0	0	0	0	0	41	58	2.46	1.091										
Kevin Wickander, L ERA: 4.15 (8, 1)	0.1		2	1	0	0	0	0	0	0	0	0	0	3	5	0.00	3.000										



Batter	1	2	3	4	5	6	7	8	9	AB	R	H	RBI	BB	SO	LOB	TOP					
Jerry Browne, S (1, 4) OBP: 0.264, SLG: 0.247	G6-3		F7				G4-3		G5-3	5	2	2	0	0	0	0	Cleveland Indians @ Minnesota Twins Hubert H. Humphrey Metrodome, Minneapolis, MN Wed May 09 1990, 8:05 PM EDT Att: 16,748 - Unknown - 48 F					
Mitch Webster, S (1, 8) OBP: 0.326, SLG: 0.506	F8		F9				G3		G5-3	4	2	2	2	1	0	0						
Chris James, R (1, 7) OBP: 0.174, SLG: 0.246 Stan Jefferson, S (9, PR) (9, 7)	G4-3						G3		G5-3	4	0	1	2	1	0	1						
Candy Maldonado, R (1, 10) OBP: 0.369, SLG: 0.606							G3		G5-3	5	1	2	1	0	0	2						
Brook Jacoby, R (1, 3) OBP: 0.402, SLG: 0.562 (8, 5)							F8		P9	5	0	1	0	0	0	4						
Cory Snyder, R (1, 9) OBP: 0.277, SLG: 0.400									L7	4	1	1	0	0	1	2						
Tom Brookens, R (1, 5) OBP: 0.235, SLG: 0.412 Keith Hernandez, L (8, PH) (8, 3)									G4-3	3	0	1	1	0	0	2						
Joel Skinner, R (1, 2) OBP: 0.250, SLG: 0.250									G3-1	4	0	1	1	0	1	1						
Felix Fermin, R (1, 6) OBP: 0.281, SLG: 0.361									1B	4	1	1	0	0	0	3						
Inning Stats	R: 0 E: 0 K: 0 S: 5	H: 0 LOB: 0 BB: 0 P: 11	R: 1 E: 0 K: 1 S: 10	H: 3 LOB: 2 BB: 0 P: 15	R: 0 E: 0 K: 0 S: 8	H: 1 LOB: 2 BB: 1 P: 14	R: 0 E: 0 K: 0 S: 4	H: 0 LOB: 0 BB: 0 P: 6	R: 2 E: 0 K: 0 S: 12	H: 2 LOB: 0 BB: 0 P: 15	R: 1 E: 0 K: 1 S: 15	H: 2 LOB: 1 BB: 0 P: 21	R: 0 E: 0 K: 0 S: 7	H: 1 LOB: 0 BB: 0 P: 9	R: 0 E: 0 K: 0 S: 7	H: 0 LOB: 0 BB: 0 P: 10		R: 3 E: 0 K: 0 S: 16	H: 3 LOB: 2 BB: 1 P: 25	1B: 6 2B: 4 3B: 1 HR: 1	SF: 0 SAC: 0 DP: 0 HBP: 0	WP: 0 PB: 0 SB: 1 CS: 0
PITCHER	IP	WLS	BF	H	R	ER	SO	BB	IBB	HBP	BLK	WP	HR	S	P	ERA	WHIP					
John Candelaria, L (1, 1) ERA: 3.86	5.1	L	25	8	4	4	1	1	0	0	0	0	1	49	75	6.75	1.688					
Terry Leach, R (6, 1) ERA: 1.56	3.0		14	4	3	3	1	0	1	0	0	0	0	29	43	9.00	1.333					
Gary Wayne, L (9, 1) ERA:	0.2		2	0	0	0	0	0	0	0	0	0	0	6	8	0.00	0.000					

AB 39
R 7
H 12
RBI 7
BB 2
SO 2
LOB 15



Batter	1	2	3	4	5	6	7	8	9	AB	R	H	RBI	BB	SO	LOB	BOTTOM					
Dan Gladden, R (1, 7) OBP: 0.355, SLG: 0.470	K	F9					P8			5	0	2	1	0	1	2	Cleveland Indians @ Minnesota Twins Hubert H. Humphrey Metrodome, Minneapolis, MN Wed May 09 1990, 8:05 PM EDT Att: 16,748 - Unknown - 48 F					
Al Newman, S (1, 4) OBP: 0.326, SLG: 0.357	K		G4-3	G3					G5-3	5	0	1	0	0	1	3						
Kirby Puckett, R (1, 8) OBP: 0.339, SLG: 0.416	G1-3						G6-3		G6-3	4	0	1	0	0	0	1						
Kent Hrbek, L (1, 3) OBP: 0.485, SLG: 0.587										4	1	2	1	0	0	1						
Gary Gaetti, R (1, 5) OBP: 0.356, SLG: 0.494										3	0	0	0	1	0	1						
Randy Bush, L (1, 9) OBP: 0.259, SLG: 0.373										3	1	0	0	1	1	2						
Gene Larkin, S (1, 10) OBP: 0.400, SLG: 0.440										3	0	2	0	1	0	0						
Greg Gagne, R (1, 6) OBP: 0.356, SLG: 0.434 John Moses, S (9, PH) (9, PH)										3	0	0	0	0	0	3						
Junior Ortiz, R (1, 2) OBP: 0.200, SLG: 0.211 Jim Dwyer, L (9, PH) (9, PH)										0	0	0	0	1	0	0						
Inning Stats	R: 0 E: 0 K: 2 S: 7	H: 0 LOB: 0 BB: 0 P: 10	R: 2 E: 0 K: 0 S: 8	H: 3 LOB: 2 BB: 1 P: 15	R: 0 E: 0 K: 1 S: 9	H: 1 LOB: 2 BB: 1 P: 13	R: 1 E: 0 K: 0 S: 9	H: 2 LOB: 1 BB: 1 P: 18	R: 0 E: 0 K: 0 S: 6	H: 0 LOB: 0 BB: 0 P: 11	R: 0 E: 0 K: 0 S: 8	H: 0 LOB: 0 BB: 0 P: 14	R: 0 E: 0 K: 0 S: 7	H: 1 LOB: 1 BB: 0 P: 11	R: 0 E: 0 K: 0 S: 3	H: 1 LOB: 0 BB: 0 P: 5		R: 0 E: 0 K: 0 S: 9	H: 2 LOB: 2 BB: 1 P: 14	1B: 7 2B: 2 3B: 0 HR: 1	SF: 0 SAC: 0 DP: 2 HBP: 0	WP: 0 PB: 0 SB: 0 CS: 0
PITCHER	IP	WLS	BF	H	R	ER	SO	BB	IBB	HBP	BLK	WP	HR	S	P	ERA	WHIP					
Sergio Valdez, R (1, 1) ERA: 4.61	7.0	W	30	7	3	3	3	3	0	0	0	0	0	12	19	0.00	2.000					
Doug Jones, R (8, 1) ERA:	2.0	S	8	3	0	0	0	1	0	0	0	0	0	0	0	0	0					

AB 34
R 3
H 10
RBI 3
BB 4
SO 3
LOB 15



Batter	1	2	3	4	5	6	7	8	9	AB	R	H	RBI	BB	SO	LOB	TOP										
Jerry Browne, S (1, 4) OBP: 0.263, SLG: 0.247	F8			L7				FC6-4		4	0	1	0	0	0	1											
Mitch Webster, S (1, 8) OBP: 0.323, SLG: 0.494				P5					B6	4	0	1	0	0	0	1											
Dion James, L (1, 7) OBP: 0.323, SLG: 0.273				G4-3					G4-3	4	0	1	0	0	0	1											
Candy Maldonado, R (1, 10) OBP: 0.355, SLG: 0.582										4	0	0	0	0	3	1											
Brook Jacoby, R (1, 5) OBP: 0.400, SLG: 0.554				F8						3	0	1	0	0	0	0											
Keith Hernandez, L (1, 3) OBP: 0.330, SLG: 0.276										3	1	1	0	0	1	1											
Cory Snyder, R (1, 9) OBP: 0.278, SLG: 0.426										3	1	1	2	0	2	0											
Sandy Alomar Jr., R (1, 2) OBP: 0.314, SLG: 0.413										3	0	0	0	0	1	0											
Felix Fermin, R (1, 6) OBP: 0.273, SLG: 0.349										2	0	0	0	0	0	0											
Carlos Baerga, S (8, PH) OBP: 0.263, SLG: 0.321										1	0	1	0	0	0	0											
Inning Stats	R: 0 E: 0 K: 0 S: 8	H: 1 LOB: 0 BB: 0 P: 14	R: 0 E: 0 K: 2 S: 7	H: 0 LOB: 0 BB: 0 P: 10	R: 0 E: 0 K: 1 S: 9	H: 0 LOB: 0 BB: 0 P: 14	R: 0 E: 0 K: 0 S: 5	H: 0 LOB: 0 BB: 0 P: 8	R: 2 E: 0 K: 0 S: 10	H: 2 LOB: 0 BB: 0 P: 17	R: 0 E: 0 K: 1 S: 9	H: 1 LOB: 0 BB: 0 P: 13	R: 0 E: 0 K: 1 S: 10	H: 2 LOB: 1 BB: 0 P: 15	R: 0 E: 0 K: 2 S: 10	H: 1 LOB: 1 BB: 0 P: 11	R: 0 E: 0 K: 1 S: 8	H: 0 LOB: 0 BB: 0 P: 11	1B: 6 2B: 0 3B: 0 HR: 1	SF: 0 SAC: 0 DP: 0 HBP: 0	WP: 0 PB: 0 SB: 0 CS: 3	PA: 32					
PITCHER	IP	WLS	BF	H	R	ER	SO	BB	IBB	HBP	BLK	WP	HR	S	P	ERA	WHIP										
Roy Smith, R (1, 1) ERA: 5.19	6.2	W	23	6	2	2	4	0	0	0	0	0	1	56	88	2.70	0.900										
Gary Wayne, L (7, 1) ERA:	0.1		1	0	0	0	0	0	0	0	0	0	0	2	3	0.00	0.000										
Rick Aguilera, R (8, 1) ERA: 2.31	2.0	S	7	1	0	0	3	0	0	0	0	0	0	18	22	0.00	0.500										

Cleveland Indians @ Minnesota Twins
 Hubert H. Humphrey Metrodome, Minneapolis, MN
 Thu May 10 1990, 8:05 PM EDT
 Att: 13,439 - Dome

AB 31
 R 2
 H 7
 RBI 2
 BB 0
 SO 7
 LOB 5



Batter	1	2	3	4	5	6	7	8	9	AB	R	H	RBI	BB	SO	LOB	BOTTOM										
Dan Gladden, R (1, 7) OBP: 0.351, SLG: 0.462	G6-3									4	1	1	1	0	0	2											
Al Newman, S (1, 4) OBP: 0.313, SLG: 0.339										3	0	0	0	0	1	2											
Kirby Puckett, R (1, 8) OBP: 0.345, SLG: 0.413										3	1	1	0	1	0	0											
Gary Gaetti, R (1, 5) OBP: 0.356, SLG: 0.500										3	0	1	2	0	0	1											
Gene Larkin, S (1, 10) OBP: 0.389, SLG: 0.426										3	0	0	0	0	1	2											
Brian Harper, R (1, 2) OBP: 0.310, SLG: 0.474										3	0	0	0	0	0	1											
Kent Hrbek, L (1, 3) OBP: 0.480, SLG: 0.577										3	0	1	0	0	0	0											
Shane Mack, R (1, 9) OBP: 0.500, SLG: 0.548										3	0	1	0	0	1	1											
Greg Gagne, R (1, 6) OBP: 0.378, SLG: 0.474										2	1	2	0	1	0	0											
Inning Stats	R: 0 E: 0 K: 0 S: 5	H: 0 LOB: 0 BB: 0 P: 7	R: 0 E: 0 K: 0 S: 6	H: 0 LOB: 0 BB: 0 P: 11	R: 0 E: 0 K: 0 S: 8	H: 2 LOB: 2 BB: 0 P: 11	R: 0 E: 0 K: 0 S: 5	H: 1 LOB: 0 BB: 0 P: 5	R: 0 E: 0 K: 0 S: 7	H: 1 LOB: 0 BB: 0 P: 11	R: 3 E: 0 K: 1 S: 10	H: 3 LOB: 1 BB: 1 P: 17	R: 0 E: 0 K: 1 S: 8	H: 0 LOB: 0 BB: 1 P: 16	R: 0 E: 0 K: 1 S: 7	H: 0 LOB: 0 BB: 0 P: 9	R: 0 E: 0 K: 1 S: 7	H: 0 LOB: 0 BB: 0 P: 9	1B: 5 2B: 2 3B: 1 HR: 0	SF: 0 SAC: 1 DP: 2 HBP: 0	WP: 0 PB: 0 SB: 0 CS: 1	PA: 31					
PITCHER	IP	WLS	BF	H	R	ER	SO	BB	IBB	HBP	BLK	WP	HR	S	P	ERA	WHIP										
Greg Swindell, L (1, 1) ERA: 4.54	8.0	L	30	7	3	3	3	2	0	0	0	0	0	56	87	3.38	1.125										

Cleveland Indians @ Minnesota Twins
 Hubert H. Humphrey Metrodome, Minneapolis, MN
 Thu May 10 1990, 8:05 PM EDT
 Att: 13,439 - Dome

AB 27
 R 3
 H 7
 RBI 3
 BB 2
 SO 3
 LOB 9



Batter	1	2	3	4	5	6	7	8	9	AB	R	H	RBI	BB	SO	LOB	TOP									
Paul Moltitor, R OBP: 0.321, SLG: 0.529	0-2 HR		0-0 1B SF9	1-1 2B		2-0 L7			2-0 1B	5	2	4	2	0	0	0										
Dale Sveum, S OBP: 0.311, SLG: 0.243 Gus Poldior, R OBP: 0.111, SLG: 0.111	1-0 L1		0-2 1B FC6-4	1-3 2B		2-2 G4-3			3-3 K	5	1	1	0	0	2	2										
Robin Yount, R OBP: 0.348, SLG: 0.400	4-2 G6-3 BB		0-1 SF9	0-0 F9			1-1 F7		4-0 FC6 IBB	2	0	0	1	2	0	1										
Dave Parker, L OBP: 0.363, SLG: 0.484 Greg Vaughn, R OBP: 0.295, SLG: 0.423	0-0 G6-3		0-0 FC6-4 BB 1B		0-1 SF8 3B		1-0 CS 1B		1-2 FC6	4	1	3	0	0	0	1										
Rob Deer, R OBP: 0.382, SLG: 0.610 Darryl Hamilton, L OBP: 0.500, SLG: 0.333	1-1 F7		4-2 FC6-4 BB 1B		0-2 F8		0-3 K			3	0	0	0	1	1	3										
Greg Brock, L OBP: 0.380, SLG: 0.468		2-0 G3 SF8 2B	3-2 FC6-4 BB 1B		0-1 SF8		1-2 CS		3-2 F8	3	1	1	2	0	0	2										
Glenn Braggs, R OBP: 0.305, SLG: 0.377 Mike Felder, S OBP: 0.294, SLG: 0.214	0-0 G3		0-1 L9		0-0 1B				0-2 L5-3	4	0	1	0	0	0	3										
B.J. Surhoff, L OBP: 0.294, SLG: 0.400	0-0 SF8			1-0 S 2B 1B	2-0 G6-3				1-3 K	3	1	1	1	0	1	1										
Edgar Diaz, R OBP: 0.316, SLG: 0.270	1-2 G6-3			1-2 L3		0-1 L9			0-1 G4-3	4	0	0	0	0	0	1										
Inning Stats	R: 1 E: 0 K: 0 S: 10	H: 1 LOB: 1 BB: 1 P: 16	R: 1 E: 0 K: 0 S: 6	H: 1 LOB: 0 BB: 0 P: 9	R: 2 E: 0 K: 0 S: 16	H: 3 LOB: 2 BB: 1 P: 23	R: 1 E: 0 K: 1 S: 12	H: 2 LOB: 1 BB: 0 P: 16	R: 1 E: 0 K: 0 S: 9	H: 2 LOB: 1 BB: 0 P: 11	R: 0 E: 0 K: 0 S: 6	H: 0 LOB: 0 BB: 0 P: 10	R: 0 E: 0 K: 1 S: 10	H: 1 LOB: 1 BB: 0 P: 12	R: 0 E: 0 K: 1 S: 9	H: 0 LOB: 0 BB: 0 P: 13	R: 0 E: 0 K: 1 S: 10	H: 1 LOB: 2 BB: 1 P: 19	1B: 7 2B: 2 3B: 1 HR: 1	SF: 3 SAC: 0 DP: 0 HBP: 0	WP: 0 PB: 0 SB: 2 CS: 1	PA: 41				
PITCHER	IP	WLS	BF	H	R	ER	SO	BB	IBB	HBP	BLK	WP	HR	S	P	ERA	WHIP									
Allan Anderson, L ERA: 5.06	(1, 1)	3.0	L	16	5	4	4	0	2	0	0	0	0	1	32	48	12.00	2.333								
Tim Drummond, R ERA: 4.4	(4, 1)	3.2		16	5	2	2	2	0	0	0	0	0	0	35	47	4.91	1.364								
Gary Wayne, L ERA:	(7, 1)	1.1		3	0	0	0	1	0	0	0	0	0	11	15	0.00	0.000									
Terry Leach, R ERA: 1.47	(9, 1)	1.0		5	1	0	0	1	0	1	0	0	0	10	19	0.00	1.000									

Milwaukee Brewers @ Minnesota Twins
Hubert H. Humphrey Metrodome, Minneapolis, MN
Fri May 11 1990, 8:05 PM EDT
Att: 32,804 - Dome

AB 34
R 6
H 11
RBI 6
BB 3
SO 4
LOB 16



Batter	1	2	3	4	5	6	7	8	9	AB	R	H	RBI	BB	SO	LOB	BOTTOM								
Dan Gladden, R OBP: 0.362, SLG: 0.477	2-2 F7		0-0 2B		0-0 1B				0-0 FC6-4	5	0	3	0	0	0	1									
Randy Bush, L OBP: 0.258, SLG: 0.364	0-1 G4-3		1-0 G4-3		0-1 G4-3				1-2 E1	4	0	1	0	0	0	3									
Kirby Puckett, R OBP: 0.350, SLG: 0.426	0-0 1B			3-2 L9		1-0 G4-3 G6-3 2B			1-3 K	4	1	2	0	0	1	2									
Kent Hrbek, L OBP: 0.462, SLG: 0.549	2-0 L8			2-1 L4-3		1-1 G4-3			0-0 F7	4	0	0	0	0	0	2									
Gary Gaetti, R OBP: 0.343, SLG: 0.479		2-2 L7		2-3 K		1-1 G6-3			0-2 G6-3	4	0	0	1	0	1	0									
Fred Manrique, R OBP: 0.239, SLG: 0.362		1-3 K			1-0 F8 1B 2B	2-1 F9			0-0 F8	4	1	1	0	0	1	0									
Jim Dwyer, L OBP: 0.278, SLG: 0.133 John Moses, S OBP: 0.370, SLG: 0.318		3-1 P3			2-2 F8				0-0 G6-3	2	0	0	0	0	0	1									
Brian Harper, R OBP: 0.318, SLG: 0.469			0-2 P1		0-1 1B				4-1 FC6-4 BB	3	0	1	1	1	0	1									
Greg Gagne, R OBP: 0.366, SLG: 0.457 Gene Larkin, S OBP: 0.385, SLG: 0.421			0-3 K		3-1 K				1-3 K	3	1	0	0	0	2	2									
Inning Stats	R: 0 E: 0 K: 0 S: 7	H: 1 LOB: 1 BB: 0 P: 11	R: 0 E: 0 K: 1 S: 8	H: 0 LOB: 0 BB: 0 P: 14	R: 0 E: 0 K: 1 S: 9	H: 1 LOB: 1 BB: 0 P: 10	R: 0 E: 0 K: 1 S: 9	H: 0 LOB: 0 BB: 0 P: 16	R: 1 E: 0 K: 0 S: 13	H: 3 LOB: 2 BB: 0 P: 17	R: 1 E: 0 K: 0 S: 7	H: 1 LOB: 0 BB: 0 P: 12	R: 1 E: 1 K: 1 S: 11	H: 3 LOB: 2 BB: 0 P: 13	R: 0 E: 0 K: 0 S: 7	H: 0 LOB: 0 BB: 0 P: 7	R: 0 E: 0 K: 1 S: 6	H: 0 LOB: 1 BB: 1 P: 11	1B: 6 2B: 3 3B: 0 HR: 0	SF: 0 SAC: 0 DP: 0 HBP: 0	WP: 0 PB: 0 SB: 0 CS: 0	PA: 37			
PITCHER	IP	WLS	BF	H	R	ER	SO	BB	IBB	HBP	BLK	WP	HR	S	P	ERA	WHIP								
Bill Wegman, R ERA: 1.59	(1, 1)	5.0	W	21	6	2	2	4	0	0	0	0	0	7	11	0.00	1.000								
Bill Krueger, L ERA: 3.27	(6, 1)	1.0		4	1	1	0	0	0	0	0	0	0	7	11	0.00	1.000								
Chuck Crim, R ERA: 3.93	(7, 1)	2.0		8	2	0	0	1	0	0	0	0	0	17	19	0.00	1.000								
Dan Plesac, L ERA: 2.4	(9, 1)	1.0	S	4	0	0	0	1	1	0	0	0	0	6	11	0.00	1.000								

Milwaukee Brewers @ Minnesota Twins
Hubert H. Humphrey Metrodome, Minneapolis, MN
Fri May 11 1990, 8:05 PM EDT
Att: 32,804 - Dome

AB 36
R 3
H 9
RBI 2
BB 1
SO 6
LOB 13



Batter	1	2	3	4	5	6	7	8	9	AB	R	H	RBI	BB	SO	LOB	TOP								
Paul Moltzer, R OBP: 0.317, SLG: 0.500 (1, 10)	F9			F8		F8		FC6-4		5	0	1	1	0	0	3									
Gary Sheffield, R OBP: 0.371, SLG: 0.405 (1, 5)	G4-3	P3		G4-6-3			L8		L1	5	0	0	0	0	0	2									
Robin Yount, R OBP: 0.344, SLG: 0.385 (1, 8)	2B	BB		E6		G1-3			G1-3	4	2	2	0	1	0	0									
Rob Deer, R OBP: 0.395, SLG: 0.619 (1, 3)	1-H	2B		P6		L4		FC6-4		4	1	2	1	1	0	1									
Greg Vaughn, R OBP: 0.299, SLG: 0.423 (1, 7)	K			SF7			FC6-4		E7	3	1	1	2	1	1	3									
Glenn Braggs, R OBP: 0.336, SLG: 0.452 (1, 9)		HR				F8		P3		5	1	3	2	0	0	3									
Dale Sveum, S OBP: 0.319, SLG: 0.237 (6, PH)	F8									1	0	0	0	1	0	0									
Mike Felder, S OBP: 0.333, SLG: 0.214 (6, PH)										0	0	0	0	1	0	0									
Gus Polidor, R OBP: 0.100, SLG: 0.100 (9, PH)										1	0	0	0	0	1	0									
Dave Parker, L OBP: 0.370, SLG: 0.485 (9, PH)										1	0	1	0	0	0	0									
Darryl Hamilton, L OBP: 0.500, SLG: 0.333 (9, PH)										0	0	0	0	0	0	0									
Charlie O'Brien, R OBP: 0.235, SLG: 0.226 (9, PH)										4	1	1	0	0	0	3									
B.J. Surhoff, L OBP: 0.311, SLG: 0.413 (9, PH)	2B			L4		B2		F7		1	0	0	0	0	0	2									
Edgar Diaz, R OBP: 0.330, SLG: 0.309 (1, 6)	P3					K				4	0	2	0	0	1	2									
Inning Stats	R: 1 E: 0 K: 1 S: 11	H: 1 LOB: 1 BB: 1 P: 20	R: 2 E: 0 K: 0 S: 16	H: 3 LOB: 1 BB: 0 P: 20	R: 1 E: 1 K: 0 S: 13	H: 2 LOB: 2 BB: 1 P: 22	R: 0 E: 0 K: 0 S: 9	H: 1 LOB: 1 BB: 0 P: 10	R: 0 E: 0 K: 0 S: 10	H: 0 LOB: 1 BB: 1 P: 18	R: 0 E: 0 K: 1 S: 8	H: 0 LOB: 1 BB: 1 P: 15	R: 0 E: 0 K: 0 S: 12	H: 1 LOB: 2 BB: 1 P: 18	R: 0 E: 0 K: 1 S: 8	H: 1 LOB: 0 BB: 0 P: 14	R: 2 E: 1 K: 0 S: 13	H: 4 LOB: 2 BB: 0 P: 22	1B: 8 2B: 4 3B: 0 HR: 1	SF: 1 SAC: 0 DP: 1 HBP: 0	WP: 1 PB: 0 SB: 1 CS: 0	PA: 44			
PITCHER	IP	WLS	BF	H	R	ER	SO	BB	IBB	HBP	BLK	WP	HR	S	P	ERA	WHIP								
David West, L ERA: 4.7 (1, 1)	2.0		12	5	4	4	1	1	0	0	0	0	1	28	41	18.00	3.000								
Tim Drummond, R ERA: 3.53 (3, 1)	3.0	W	12	2	0	0	0	2	0	0	0	1	0	31	49	0.00	1.333								
Juan Berenguer, R ERA: 3.32 (6, 1)	2.0		9	1	0	0	1	2	0	0	0	0	0	20	33	0.00	1.500								
Gary Wayne, L ERA: 2.37 (8, 1)	1.0		4	1	0	0	1	0	0	0	0	0	0	8	14	0.00	1.000								
Terry Leach, R ERA: 2.37 (9, 1)	0.2		6	4	2	2	0	0	0	0	0	0	0	10	18	27.00	6.000								

Milwaukee Brewers @ Minnesota Twins
Hubert H. Humphrey Metrodome, Minneapolis, MN

AB 38
R 6
H 13
RBI 6
BB 5
SO 3
LOB 19



WP: 1 PA: 44
PB: 0
SB: 1
CS: 0

Sun May 13 1990, 4:33 AM EDT
Att: 24,123 - Dome - 69 F

Batter	1	2	3	4	5	6	7	8	9	AB	R	H	RBI	BB	SO	LOB	BOTTOM								
Al Newman, S OBP: 0.306, SLG: 0.323 (1, 4)	1B	SF9		FC1-2-5				F8		3	2	1	1	1	0	1									
John Moses, S OBP: 0.379, SLG: 0.333 (1, 7)	1B	P3		G6-3				F8		2	1	1	0	0	0	0									
Shane Mack, R OBP: 0.488, SLG: 0.529 (4, PH)	G1-3							F8		3	1	1	2	0	0	1									
Kirby Puckett, R OBP: 0.371, SLG: 0.456 (5, 7)	1B									2	1	1	1	3	0	1									
Kent Hrbek, L OBP: 0.435, SLG: 0.511 (1, 10)	G1-3			BLK						2	1	1	1	3	0	1									
Kent Hrbek, L OBP: 0.435, SLG: 0.511 (1, 10)	1B			F9				F8		4	0	1	2	0	0	3									
Gary Gaetti, R OBP: 0.345, SLG: 0.471 (1, 5)	1B									4	0	1	0	0	1	2									
Randy Bush, L OBP: 0.271, SLG: 0.371 (8, 3)	1B									3	0	1	1	0	0	3									
Gene Larkin, S OBP: 0.388, SLG: 0.446 (1, 3)	FC3-6									3	1	1	0	0	0	3									
Dan Gladden, R OBP: 0.364, SLG: 0.482 (7, PH)	1B									1	0	1	0	0	0	0									
Greg Gagne, R OBP: 0.361, SLG: 0.471 (1, 6)										3	0	1	0	0	0	2									
Junior Ortiz, R OBP: 0.227, SLG: 0.286 (1, 2)										2	1	1	0	0	0	1									
Brian Harper, R OBP: 0.330, SLG: 0.471 (6, PH)										1	1	0	0	1	1	2									
Inning Stats	R: 2 E: 0 K: 0 S: 17	H: 4 LOB: 2 BB: 0 P: 23	R: 1 E: 1 K: 0 S: 9	H: 1 LOB: 0 BB: 0 P: 14	R: 1 E: 1 K: 1 S: 9	H: 1 LOB: 1 BB: 1 P: 14	R: 0 E: 0 K: 0 S: 6	H: 1 LOB: 1 BB: 0 P: 8	R: 0 E: 0 K: 0 S: 6	H: 1 LOB: 1 BB: 0 P: 7	R: 4 E: 1 K: 0 S: 8	H: 2 LOB: 3 BB: 3 P: 23	R: 0 E: 0 K: 1 S: 11	H: 1 LOB: 2 BB: 0 P: 18	R: 0 E: 0 K: 0 S: 8	H: 0 LOB: 1 BB: 1 P: 16	R: 0 E: 0 K: 0 S: 13	H: 4 LOB: 2 BB: 0 P: 22	1B: 7 2B: 4 3B: 1 HR: 0	SF: 2 SAC: 1 DP: 1 HBP: 1	WP: 0 PB: 0 SB: 0 CS: 0	PA: 40			
PITCHER	IP	WLS	BF	H	R	ER	SO	BB	IBB	HBP	BLK	WP	HR	S	P	ERA	WHIP								
Jaime Navarro, R ERA: 6.61 (1, 1)	3.1		18	7	4	3	1	1	0	0	1	1	0	37	54	8.10	2.400								
Bill Krueger, L ERA: 4.51 (4, 1)	2.2	L	13	3	4	3	0	1	2	0	0	0	0	18	35	10.12	1.500								
Paul Mirabella, L ERA: 3.21 (7, 1)	2.0		9	1	0	0	1	1	0	1	0	0	0	19	34	0.00	1.000								

Milwaukee Brewers @ Minnesota Twins
Hubert H. Humphrey Metrodome, Minneapolis, MN

AB 31
R 8
H 11
RBI 7
BB 5
SO 2
LOB 19



WP: 0 PA: 40
PB: 0
SB: 0
CS: 0

Sun May 13 1990, 4:33 AM EDT
Att: 24,123 - Dome - 69 F

Batter	1	2	3	4	5	6	7	8	9	AB	R	H	RBI	BB	SO	LOB	TOP					
Rickey Henderson, R OBP: 0.425, SLG: 0.600	L7		2B		F9			P9		4	0	1	0	0	0	1						
Carney Lansford, R OBP: 0.360, SLG: 0.383	2B		BB			K		F9		3	0	1	0	1	1	0						
Jose Canseco, R OBP: 0.433, SLG: 0.604	K		L5			HR			HR	4	2	2	2	0	1	3						
Terry Steinbach, R OBP: 0.274, SLG: 0.341	F9			G5-3		BB		G1-3		3	0	0	0	1	0	1						
Dave Henderson, R OBP: 0.315, SLG: 0.372		K		K		G6-3		G6-3		3	0	0	0	1	2	1						
Mark McGwire, R OBP: 0.371, SLG: 0.485		G6-4-3 BB		G6-3			G6-3	G6-3		3	0	0	0	1	0	1						
Walt Weiss, S OBP: 0.311, SLG: 0.366		G6-4-3			F9		F8	G6-3		4	0	0	0	0	0	2						
Mike Gallego, R OBP: 0.235, SLG: 0.269			L3		K		L9			3	0	0	0	0	1	0						
Lance Blankenship, R OBP: 0.211, SLG: 0.091			G3					G6-3		2	0	0	0	1	0	0						
Inning Stats	R: 0 E: 0 K: 1 S: 6	H: 1 LOB: 1 BB: 0 P: 9	R: 0 E: 0 K: 1 S: 7	H: 0 LOB: 0 BB: 1 P: 13	R: 0 E: 0 K: 0 S: 11	H: 1 LOB: 2 BB: 1 P: 21	R: 0 E: 0 K: 1 S: 9	H: 0 LOB: 0 BB: 0 P: 15	R: 0 E: 0 K: 1 S: 9	H: 0 LOB: 1 BB: 1 P: 15	R: 1 E: 0 K: 0 S: 6	H: 1 LOB: 0 BB: 1 P: 11	R: 0 E: 0 K: 0 S: 5	H: 0 LOB: 0 BB: 0 P: 5	R: 0 E: 0 K: 0 S: 5	H: 0 LOB: 0 BB: 0 P: 6	R: 1 E: 0 K: 0 S: 9	H: 1 LOB: 1 BB: 1 P: 13	1B: 0 2B: 2 3B: 0 HR: 2	SF: 0 SAC: 0 DP: 2 HBP: 0	WP: 0 PB: 0 SB: 0 CS: 0	PA: 34
PITCHER Allan Anderson, L ERA: 4.47	IP: 9.0 WLS: W BF: 34 H: 4 R: 2 ER: 2 SO: 5 BB: 5 IBB: 0 HBP: 0 BLK: 0 WP: 0 HR: 2 S: 67 P: 108 ERA: 2.00 WHIP: 1.000															PITCHER						

Oakland Athletics @ Minnesota Twins
Hubert H. Humphrey Metrodome, Minneapolis, MN
Mon May 14 1990, 8:05 PM EDT
Att: 18,966 - Dome

AB	29
R	2
H	4
RBI	2
BB	5
SO	5
LOB	9



Batter	1	2	3	4	5	6	7	8	9	AB	R	H	RBI	BB	SO	LOB	BOTTOM			
Dan Gladden, R OBP: 0.373, SLG: 0.487	1B	L9		1B	BB			L7		5	1	3	0	0	0	1				
Randy Bush, L OBP: 0.270, SLG: 0.354	1B			1B	BB					3	1	0	0	1	0	4				
Shane Mack, R OBP: 0.476, SLG: 0.514	F8	G3-1		1B	BB			L5		1	0	0	0	0	0	0				
Kirby Puckett, R OBP: 0.394, SLG: 0.496	1B		WP	1B	SF7			2B		5	1	5	1	0	0	0				
Kent Hrbek, L OBP: 0.425, SLG: 0.505	FC3-6		L1-3	2B		G4-3		G4-3		5	0	1	2	0	0	5				
Gary Gaetti, R OBP: 0.333, SLG: 0.458	K		P3	SF7		L4-5				3	0	0	1	0	1	4				
Jim Dwyer, L OBP: 0.273, SLG: 0.111		L8		P6		G4-3				3	0	0	0	1	0	1				
Brian Harper, R OBP: 0.327, SLG: 0.461		HR		FC4		G6-3		G5-3		4	1	1	0	0	0	2				
Fred Manrique, R OBP: 0.256, SLG: 0.408				1B		G4-3				4	2	3	2	0	0	0				
Al Newman, S OBP: 0.305, SLG: 0.323		HR		1B	1B			1B		0	0	0	0	0	0	0				
Greg Gagne, R OBP: 0.366, SLG: 0.483	2B			K				F8		4	0	2	0	0	1	2				
Inning Stats	R: 0 E: 0 K: 1 S: 11	H: 2 LOB: 2 BB: 0 P: 14	R: 2 E: 0 K: 0 S: 10	H: 3 LOB: 1 BB: 0 P: 14	R: 0 E: 0 K: 0 S: 11	H: 1 LOB: 2 BB: 1 P: 17	R: 4 E: 0 K: 1 S: 18	H: 4 LOB: 1 BB: 1 P: 33	R: 0 E: 0 K: 0 S: 7	H: 2 LOB: 2 BB: 0 P: 8	R: 0 E: 0 K: 0 S: 8	H: 1 LOB: 0 BB: 0 P: 10	R: 0 E: 0 K: 0 S: 6	H: 1 LOB: 1 BB: 0 P: 7	R: 0 E: 0 K: 0 S: 9	H: 1 LOB: 1 BB: 0 P: 11	1B: 10 2B: 5 3B: 0 HR: 1	SF: 1 SAC: 0 DP: 1 HBP: 0	WP: 1 PB: 0 SB: 0 CS: 0	PA: 40
PITCHER Dave Stewart, R ERA: 2.36 Todd Burns, R ERA: 3.09 Joe Klink, L ERA: 2.45	IP: 4.0 WLS: L BF: 24 H: 10 R: 6 ER: 6 SO: 2 BB: 2 IBB: 0 HBP: 0 BLK: 0 WP: 0 HR: 1 S: 50 P: 78 ERA: 13.50 WHIP: 3.000															PITCHER				

Oakland Athletics @ Minnesota Twins
Hubert H. Humphrey Metrodome, Minneapolis, MN
Mon May 14 1990, 8:05 PM EDT
Att: 18,966 - Dome

AB	37
R	6
H	15
RBI	6
BB	2
SO	2
LOB	19



Batter	1	2	3	4	5	6	7	8	9	AB	R	H	RBI	BB	SO	LOB	TOP			
Dan Gladden, R OBP: 0.364, SLG: 0.475 John Moses, S OBP: 0.400, SLG: 0.360										3	0	0	0	0	3	1	Minnesota Twins @ New York Yankees Yankee Stadium, Bronx, NY Tue May 15 1990, 7:05 PM EDT Att: 16,586 - Unknown			
Shane Mack, R OBP: 0.476, SLG: 0.500										3	0	1	0	1	1					
Kirby Puckett, R OBP: 0.397, SLG: 0.520										4	1	2	2	0	2					
Gary Gaetti, R OBP: 0.323, SLG: 0.441										4	0	0	0	0	2	3				
Fred Manrique, R OBP: 0.247, SLG: 0.392 Al Newman, S OBP: 0.301, SLG: 0.318										3	0	0	0	0	1	2				
Brian Harper, R OBP: 0.317, SLG: 0.446 Randy Bush, L OBP: 0.267, SLG: 0.348										3	0	0	0	0	1	0				
Kent Hrbek, L OBP: 0.419, SLG: 0.495										4	1	1	0	0	1	0				
Carmen Castillo, R OBP: 0.162, SLG: 0.139										3	0	0	0	0	1	1				
Greg Gagne, R OBP: 0.365, SLG: 0.489										3	0	1	1	0	0	0				
Inning Stats	R: 0 E: 0 K: 2 S: 12	H: 1 LOB: 1 BB: 0 P: 20	R: 0 E: 0 K: 1 S: 8	H: 0 LOB: 0 BB: 0 P: 11	R: 0 E: 0 K: 2 S: 8	H: 0 LOB: 0 BB: 0 P: 10	R: 0 E: 0 K: 1 S: 12	H: 0 LOB: 1 BB: 1 P: 18	R: 1 E: 0 K: 1 S: 7	H: 2 LOB: 1 BB: 0 P: 12	R: 0 E: 0 K: 1 S: 8	H: 0 LOB: 0 BB: 0 P: 11	R: 2 E: 0 K: 2 S: 11	H: 2 LOB: 0 BB: 0 P: 17	R: 0 E: 0 K: 0 S: 4	H: 0 LOB: 0 BB: 0 P: 7		1B: 4 2B: 1 3B: 0 HR: 1	SF: 0 SAC: 0 DP: 0 HBP: 0	WP: 0 PB: 0 CS: 1
PITCHER	IP WLS BF H R ER SO BB IBB HBP BLK WP HR S P ERA WHIP																			
Chuck Cary, L ERA: 1.29	(1, 1) 7.0 W 26 4 1 1 8 1 0 0 0 0 0 63 94 1.29 0.714																			
Jeff Robinson, R ERA: 3.93	(8, 1) 2.0 8 2 2 2 2 0 0 0 0 0 1 15 24 9.00 1.000																			

Batter	1	2	3	4	5	6	7	8	9	AB	R	H	RBI	BB	SO	LOB	BOTTOM			
Steve Sax, R OBP: 0.346, SLG: 0.328										3	2	1	0	1	0	1	Minnesota Twins @ New York Yankees Yankee Stadium, Bronx, NY Tue May 15 1990, 7:05 PM EDT Att: 16,586 - Unknown			
Roberto Kelly, R OBP: 0.350, SLG: 0.395										3	1	0	0	1	0	2				
Don Mattingly, L OBP: 0.369, SLG: 0.441										4	1	2	4	0	0	0				
Mel Hall, L OBP: 0.271, SLG: 0.440										4	1	2	0	0	1	1				
Claudell Washington, L OBP: 0.218, SLG: 0.257										4	1	1	0	0	0	1				
Jesse Barfield, R OBP: 0.352, SLG: 0.484										4	1	1	1	0	2	1				
Bob Geren, R OBP: 0.353, SLG: 0.410										2	0	1	1	1	1	0				
Mike Blowers, R OBP: 0.298, SLG: 0.390										4	0	1	1	0	2	3				
Alvaro Espinoza, R OBP: 0.218, SLG: 0.227										3	0	1	0	0	0	1				
Inning Stats	R: 3 E: 0 K: 2 S: 19	H: 4 LOB: 2 BB: 1 P: 29	R: 0 E: 0 K: 0 S: 5	H: 1 LOB: 0 BB: 0 P: 9	R: 0 E: 0 K: 1 S: 8	H: 0 LOB: 0 BB: 0 P: 11	R: 0 E: 0 K: 2 S: 7	H: 0 LOB: 0 BB: 0 P: 11	R: 0 E: 0 K: 0 S: 7	H: 0 LOB: 0 BB: 0 P: 12	R: 3 E: 0 K: 0 S: 17	H: 4 LOB: 1 BB: 0 P: 25	R: 1 E: 0 K: 0 S: 11	H: 1 LOB: 0 BB: 1 P: 18	R: 0 E: 0 K: 1 S: 7	H: 0 LOB: 1 BB: 1 P: 16		1B: 8 2B: 1 3B: 0 HR: 1	SF: 1 SAC: 0 DP: 2 HBP: 0	WP: 0 PB: 0 CS: 0
PITCHER	IP WLS BF H R ER SO BB IBB HBP BLK WP HR S P ERA WHIP																			
Roy Smith, R ERA: 5.85	(1, 1) 5.1 L 24 8 6 6 5 1 0 0 0 0 0 53 83 10.12 1.688																			
Juan Berenguer, R ERA: 3.6	(6, 1) 1.0 5 1 1 1 0 1 0 0 0 0 0 16 24 9.00 2.000																			
Gary Wayne, L ERA:	(7, 1) 1.2 6 1 0 0 1 1 0 0 0 0 0 12 24 0.00 1.200																			

Batter	1	2	3	4	5	6	7	8	9	AB	R	H	RBI	BB	SO	LOB	TOP								
Dan Gladden, R OBP: 0.366, SLG: 0.480										5	2	2	0	0	0	2									
Shane Mack, R OBP: 0.469, SLG: 0.488										3	0	1	0	0	1	2									
Kirby Puckett, R OBP: 0.393, SLG: 0.508										3	0	0	0	1	1	2									
Gary Gaetti, R OBP: 0.328, SLG: 0.443										4	0	2	1	0	0	1									
Gene Larkin, S OBP: 0.375, SLG: 0.433										3	0	0	1	0	0	1									
Fred Manrique, R OBP: 0.290, SLG: 0.390										3	0	1	0	0	0	0									
Al Newman, S OBP: 0.297, SLG: 0.313										1	0	0	0	0	0	2									
Kent Hrbek, L OBP: 0.414, SLG: 0.515										4	1	1	1	0	0	1									
Brian Harper, R OBP: 0.324, SLG: 0.490										4	1	2	1	0	0	0									
Greg Gagne, R OBP: 0.370, SLG: 0.500										4	0	2	0	0	1	1									
Inning Stats	R: 1 E: 0 K: 1 S: 13	H: 2 LOB: 1 BB: 0 P: 22	R: 1 E: 0 K: 0 S: 9	H: 3 LOB: 0 BB: 0 P: 11	R: 0 E: 0 K: 0 S: 4	H: 1 LOB: 1 BB: 0 P: 6	R: 0 E: 0 K: 0 S: 5	H: 0 LOB: 0 BB: 0 P: 7	R: 0 E: 0 K: 1 S: 12	H: 1 LOB: 1 BB: 0 P: 17	R: 0 E: 0 K: 0 S: 4	H: 0 LOB: 0 BB: 0 P: 6	R: 1 E: 0 K: 1 S: 7	H: 1 LOB: 0 BB: 0 P: 8	R: 1 E: 0 K: 0 S: 8	H: 2 LOB: 2 BB: 1 P: 18	R: 0 E: 0 K: 0 S: 10	H: 1 LOB: 1 BB: 0 P: 15	1B: 6 2B: 3 3B: 0 HR: 2	SF: 1 SAC: 1 DP: 1 HBP: 0	WP: 0 PB: 0 CS: 1	PA: 38			
PITCHER	IP WLS BF H R ER SO BB IBB HBP BLK WP HR S P ERA WHIP	IP WLS BF H R ER SO BB IBB HBP BLK WP HR S P ERA WHIP	IP WLS BF H R ER SO BB IBB HBP BLK WP HR S P ERA WHIP	IP WLS BF H R ER SO BB IBB HBP BLK WP HR S P ERA WHIP	IP WLS BF H R ER SO BB IBB HBP BLK WP HR S P ERA WHIP	IP WLS BF H R ER SO BB IBB HBP BLK WP HR S P ERA WHIP	IP WLS BF H R ER SO BB IBB HBP BLK WP HR S P ERA WHIP	IP WLS BF H R ER SO BB IBB HBP BLK WP HR S P ERA WHIP	IP WLS BF H R ER SO BB IBB HBP BLK WP HR S P ERA WHIP	IP WLS BF H R ER SO BB IBB HBP BLK WP HR S P ERA WHIP	IP WLS BF H R ER SO BB IBB HBP BLK WP HR S P ERA WHIP	IP WLS BF H R ER SO BB IBB HBP BLK WP HR S P ERA WHIP	IP WLS BF H R ER SO BB IBB HBP BLK WP HR S P ERA WHIP	IP WLS BF H R ER SO BB IBB HBP BLK WP HR S P ERA WHIP	IP WLS BF H R ER SO BB IBB HBP BLK WP HR S P ERA WHIP	IP WLS BF H R ER SO BB IBB HBP BLK WP HR S P ERA WHIP	IP WLS BF H R ER SO BB IBB HBP BLK WP HR S P ERA WHIP	IP WLS BF H R ER SO BB IBB HBP BLK WP HR S P ERA WHIP	IP WLS BF H R ER SO BB IBB HBP BLK WP HR S P ERA WHIP	IP WLS BF H R ER SO BB IBB HBP BLK WP HR S P ERA WHIP	IP WLS BF H R ER SO BB IBB HBP BLK WP HR S P ERA WHIP	IP WLS BF H R ER SO BB IBB HBP BLK WP HR S P ERA WHIP	IP WLS BF H R ER SO BB IBB HBP BLK WP HR S P ERA WHIP	IP WLS BF H R ER SO BB IBB HBP BLK WP HR S P ERA WHIP	IP WLS BF H R ER SO BB IBB HBP BLK WP HR S P ERA WHIP

Minnesota Twins @ New York Yankees
 Yankee Stadium, Bronx, NY
 Thu May 17, 1990, 7:05 PM EDT
 Att: 16,267 - Unknown - 59 F

AB 34
R 4
H 11
RBI 4
BB 1
SO 3
LOB 12

Batter	1	2	3	4	5	6	7	8	9	AB	R	H	RBI	BB	SO	LOB	BOTTOM								
Steve Sax, R OBP: 0.345, SLG: 0.325										4	0	1	0	0	0	2									
Roberto Kelly, R OBP: 0.355, SLG: 0.398										4	0	2	0	0	1	2									
Don Mattingly, L OBP: 0.358, SLG: 0.426										4	0	0	0	0	1	3									
Mel Hall, L OBP: 0.270, SLG: 0.443										4	1	1	0	0	1	0									
Claudell Washington, L OBP: 0.220, SLG: 0.256										4	0	1	1	0	1	0									
Jesse Barfield, R OBP: 0.342, SLG: 0.469										3	0	0	0	0	0	1									
Bob Geren, R OBP: 0.338, SLG: 0.391										3	0	0	0	0	2	1									
Mike Blowers, R OBP: 0.299, SLG: 0.388										3	0	1	0	0	1	0									
Alvaro Espinoza, R OBP: 0.221, SLG: 0.230										3	0	1	0	0	0	0									
Inning Stats	R: 0 E: 0 K: 0 S: 7	H: 1 LOB: 0 BB: 0 P: 10	R: 0 E: 0 K: 0 S: 6	H: 0 LOB: 0 BB: 0 P: 8	R: 0 E: 0 K: 2 S: 8	H: 0 LOB: 0 BB: 0 P: 11	R: 0 E: 0 K: 1 S: 10	H: 0 LOB: 0 BB: 0 P: 12	R: 1 E: 0 K: 0 S: 6	H: 2 LOB: 0 BB: 0 P: 10	R: 0 E: 0 K: 0 S: 10	H: 2 LOB: 2 BB: 0 P: 15	R: 0 E: 0 K: 1 S: 8	H: 0 LOB: 0 BB: 0 P: 12	R: 0 E: 0 K: 1 S: 9	H: 2 LOB: 2 BB: 0 P: 13	R: 0 E: 0 K: 2 S: 9	H: 0 LOB: 0 BB: 0 P: 14	1B: 6 2B: 1 3B: 0 HR: 0	SF: 0 SAC: 0 DP: 2 HBP: 0	WP: 0 PB: 0 CS: 0	PA: 32			
PITCHER	IP WLS BF H R ER SO BB IBB HBP BLK WP HR S P ERA WHIP	IP WLS BF H R ER SO BB IBB HBP BLK WP HR S P ERA WHIP	IP WLS BF H R ER SO BB IBB HBP BLK WP HR S P ERA WHIP	IP WLS BF H R ER SO BB IBB HBP BLK WP HR S P ERA WHIP	IP WLS BF H R ER SO BB IBB HBP BLK WP HR S P ERA WHIP	IP WLS BF H R ER SO BB IBB HBP BLK WP HR S P ERA WHIP	IP WLS BF H R ER SO BB IBB HBP BLK WP HR S P ERA WHIP	IP WLS BF H R ER SO BB IBB HBP BLK WP HR S P ERA WHIP	IP WLS BF H R ER SO BB IBB HBP BLK WP HR S P ERA WHIP	IP WLS BF H R ER SO BB IBB HBP BLK WP HR S P ERA WHIP	IP WLS BF H R ER SO BB IBB HBP BLK WP HR S P ERA WHIP	IP WLS BF H R ER SO BB IBB HBP BLK WP HR S P ERA WHIP	IP WLS BF H R ER SO BB IBB HBP BLK WP HR S P ERA WHIP	IP WLS BF H R ER SO BB IBB HBP BLK WP HR S P ERA WHIP	IP WLS BF H R ER SO BB IBB HBP BLK WP HR S P ERA WHIP	IP WLS BF H R ER SO BB IBB HBP BLK WP HR S P ERA WHIP	IP WLS BF H R ER SO BB IBB HBP BLK WP HR S P ERA WHIP	IP WLS BF H R ER SO BB IBB HBP BLK WP HR S P ERA WHIP	IP WLS BF H R ER SO BB IBB HBP BLK WP HR S P ERA WHIP	IP WLS BF H R ER SO BB IBB HBP BLK WP HR S P ERA WHIP	IP WLS BF H R ER SO BB IBB HBP BLK WP HR S P ERA WHIP	IP WLS BF H R ER SO BB IBB HBP BLK WP HR S P ERA WHIP	IP WLS BF H R ER SO BB IBB HBP BLK WP HR S P ERA WHIP	IP WLS BF H R ER SO BB IBB HBP BLK WP HR S P ERA WHIP	IP WLS BF H R ER SO BB IBB HBP BLK WP HR S P ERA WHIP

Minnesota Twins @ New York Yankees
 Yankee Stadium, Bronx, NY
 Thu May 17, 1990, 7:05 PM EDT
 Att: 16,267 - Unknown - 59 F

AB 32
R 1
H 7
RBI 1
BB 0
SO 7
LOB 9

Batter	1	2	3	4	5	6	7	8	9	AB	R	H	RBI	BB	SO	LOB	TOP					
Dan Gladden, R OBP: 0.364, SLG: 0.474										6	1	2	1	0	1	7						
Gene Larkin, S OBP: 0.368, SLG: 0.417										4	0	0	0	1	1	5						
Kirby Puckett, R OBP: 0.393, SLG: 0.504										5	0	2	1	0	0	1						
Shane Mack, R OBP: 0.469, SLG: 0.488										0	0	0	0	0	0	0						
Kent Hrbek, L OBP: 0.421, SLG: 0.514										4	0	2	0	1	1	4						
Gary Gaetti, R OBP: 0.323, SLG: 0.462										4	1	1	2	0	3	3						
Fred Manrique, R OBP: 0.283, SLG: 0.400										3	0	1	0	0	0	3						
Al Newman, S OBP: 0.316, SLG: 0.333										2	2	2	0	0	0	0						
Randy Bush, L OBP: 0.273, SLG: 0.353										2	0	1	0	0	0	0						
John Moses, S OBP: 0.424, SLG: 0.370										2	1	1	0	0	0	1						
Brian Harper, R OBP: 0.339, SLG: 0.495										3	0	2	0	1	0	2						
Jim Dwyer, L OBP: 0.304, SLG: 0.158										1	0	1	0	0	0	0						
Junior Ortiz, R OBP: 0.227, SLG: 0.286										0	0	0	0	0	0	0						
Greg Gagne, R OBP: 0.366, SLG: 0.490										4	1	1	2	0	1	5						
Inning Stats	R: 1 E: 0 K: 0 S: 10	H: 2 LOB: 2 BB: 1 P: 18	R: 0 E: 0 K: 0 S: 7	H: 1 LOB: 2 BB: 1 P: 15	R: 0 E: 0 K: 1 S: 9	H: 1 LOB: 0 BB: 0 P: 18	R: 0 E: 0 K: 1 S: 10	H: 1 LOB: 1 BB: 0 P: 13	R: 0 E: 0 K: 1 S: 7	H: 0 LOB: 1 BB: 1 P: 12	R: 3 E: 0 K: 2 S: 16	H: 4 LOB: 3 BB: 0 P: 24	R: 2 E: 0 K: 0 S: 9	H: 4 LOB: 1 BB: 0 P: 10	R: 0 E: 0 K: 1 S: 11	H: 1 LOB: 1 BB: 0 P: 17	R: 0 E: 0 K: 1 S: 9	H: 2 LOB: 2 BB: 0 P: 17	1B: 14 2B: 1 3B: 0 HR: 1	SF: 1 SAC: 1 DP: 1 HBP: 1	WP: 0 PB: 1 SB: 0 CS: 0	PA: 46
PITCHER	IP WLS BF H R ER SO BB IBB HBP BLK WP HR S P ERA WHIP	5.1 L 27 7 4 4 3 3 0 1 0 0 0 48 86 6.75 1.875	6.1 3 2 0 0 1 0 0 0 0 0 0 7 10 0.00 6.000	6.1 3 2 2 2 1 0 0 0 0 0 1 8 8 54.00 9.000	7.1 3.0 12 4 0 0 2 0 0 0 0 0 25 40 0.00 1.333	PITCHER										IP WLS BF H R ER SO BB IBB HBP BLK WP HR S P ERA WHIP						

Minnesota Twins @ Boston Red Sox
Fenway Park, Boston, MA
Fri May 18 1990, 7:05 PM EDT
Att: 31,779 - Unknown - 57 F

AB 40
R 6
H 16
RBI 6
BB 3
SO 7
LOB 31



Batter	1	2	3	4	5	6	7	8	9	AB	R	H	RBI	BB	SO	LOB	BOTTOM					
Wade Boggs, L OBP: 0.315, SLG: 0.413										4	0	0	0	0	3	2						
Jody Reed, R OBP: 0.353, SLG: 0.373										3	0	3	0	1	0	0						
Mike Greenwell, L OBP: 0.331, SLG: 0.294										4	0	2	0	0	0	4						
Tom Brunansky, R OBP: 0.313, SLG: 0.305										4	0	0	0	0	1	6						
Dwight Evans, R OBP: 0.359, SLG: 0.424										4	0	2	0	0	2	0						
Tony Peña, R OBP: 0.317, SLG: 0.410										4	0	1	0	0	1	4						
Ellis Burks, R OBP: 0.315, SLG: 0.403										3	0	0	0	0	0	1						
Danny Heep, L OBP: 0.241, SLG: 0.231										1	0	0	0	0	0	0						
Carlos Quintana, R OBP: 0.394, SLG: 0.438										3	0	0	0	0	0	1						
Bill Buckner, L OBP: 0.263, SLG: 0.286										1	0	0	0	0	0	0						
Luis Rivera, R OBP: 0.400, SLG: 0.450										3	0	1	0	1	0	0						
Inning Stats	R: 0 E: 0 K: 1 S: 9	H: 2 LOB: 1 BB: 0 P: 14	R: 0 E: 0 K: 1 S: 9	H: 1 LOB: 0 BB: 0 P: 12	R: 0 E: 0 K: 1 S: 17	H: 1 LOB: 2 BB: 1 P: 24	R: 0 E: 0 K: 2 S: 10	H: 0 LOB: 0 BB: 0 P: 13	R: 0 E: 0 K: 1 S: 13	H: 1 LOB: 2 BB: 1 P: 24	R: 0 E: 0 K: 0 S: 5	H: 1 LOB: 0 BB: 0 P: 7	R: 0 E: 0 K: 0 S: 5	H: 0 LOB: 0 BB: 0 P: 7	R: 0 E: 0 K: 1 S: 13	H: 3 LOB: 3 BB: 0 P: 17	R: 0 E: 0 K: 0 S: 6	H: 0 LOB: 0 BB: 0 P: 9	1B: 9 2B: 0 3B: 0 HR: 0	SF: 0 SAC: 0 DP: 2 HBP: 0	WP: 0 PB: 0 SB: 0 CS: 0	PA: 36
PITCHER	IP WLS BF H R ER SO BB IBB HBP BLK WP HR S P ERA WHIP	4.2 W 10 3 0 0 1 0 0 0 0 0 19 26 0.00 1.125	5.1 3.59 12 4 0 0 2 0 0 0 0 0 25 40 0.00 1.333	8.1 1.2 6 1 0 0 0 0 0 0 0 0 12 17 0.00 0.600	PITCHER										IP WLS BF H R ER SO BB IBB HBP BLK WP HR S P ERA WHIP							

Minnesota Twins @ Boston Red Sox
Fenway Park, Boston, MA
Fri May 18 1990, 7:05 PM EDT
Att: 31,779 - Unknown - 57 F

AB 34
R 0
H 9
RBI 0
BB 2
SO 7
LOB 18



Batter	1	2	3	4	5	6	7	8	9	AB	R	H	RBI	BB	SO	LOB	TOP										
Dan Gladden, R OBP: 0.364, SLG: 0.485 Junior Ortiz, R OBP: 0.217, SLG: 0.273	0-3 K		0-0 3B		2-3 K			0-0 L8		3	0	1	1	0	2	2											
John Moses, S OBP: 0.465, SLG: 0.355	0-0 F7		1-1 L3		2-2 G4-3			1-1 1B 1B		4	0	1	0	0	0	3											
Kirby Puckett, R OBP: 0.392, SLG: 0.507 Shane Mack, R OBP: 0.460, SLG: 0.476	1-1 F7			3-2 G4-3 2B		0-0 G3-1		0-3 K		3	0	1	0	0	0	0											
Kent Hrbek, L OBP: 0.416, SLG: 0.505		0-2 L5		2-0 G4-3		0-0 P5		0-2 1B		4	0	1	0	0	0	1											
Gary Gaetti, R OBP: 0.316, SLG: 0.451 Greg Gagne, R OBP: 0.363, SLG: 0.485		1-0 G5-3		3-1 G2-3		1-1 G6-3		2-3 K		3	0	0	0	0	0	1											
Gene Larkin, S OBP: 0.382, SLG: 0.409 Jim Dwyer, L OBP: 0.280, SLG: 0.143		3-2 F8		3-2 G4-3			1-2 G6-3		0-0 G4-3	2	0	0	0	0	0	1											
Brian Harper, R OBP: 0.351, SLG: 0.515 Carmen Castillo, R OBP: 0.179, SLG: 0.158			2-1 F8 G5-3 3B 1B		0-0 G4-3 2B		1-0 FC4 1B		0-0 F9	2	1	2	0	0	0	0											
Fred Manrique, R OBP: 0.242, SLG: 0.382			2-2 G5-3		0-0 G4-3		1-1 P3		2-1 F7	3	4	0	0	0	0	3											
Al Newman, S OBP: 0.316, SLG: 0.324			2-2 F8		4-2 BB		0-0 FC4			2	0	0	0	1	0	2											
Inning Stats	R: 0 E: 0 K: 1 S: 6	H: 0 LOB: 0 BB: 0 P: 7	R: 0 E: 0 K: 0 S: 7	H: 0 LOB: 0 BB: 0 P: 11	R: 1 E: 0 K: 0 S: 11	H: 2 LOB: 1 BB: 0 P: 18	R: 0 E: 0 K: 0 S: 11	H: 1 LOB: 1 BB: 0 P: 22	R: 0 E: 0 K: 0 S: 12	H: 1 LOB: 2 BB: 1 P: 20	R: 0 E: 0 K: 0 S: 4	H: 0 LOB: 0 BB: 0 P: 5	R: 0 E: 0 K: 0 S: 7	H: 1 LOB: 0 BB: 0 P: 10	R: 0 E: 0 K: 2 S: 13	H: 2 LOB: 2 BB: 0 P: 16	R: 0 E: 0 K: 0 S: 4	H: 0 LOB: 0 BB: 0 P: 6	1B: 4 2B: 2 3B: 1 HR: 0	SF: 0 SAC: 0 DP: 0 HBP: 0	WP: 0 PB: 0 SB: 0 CS: 0	PA: 35					
PITCHER	IP	WLS	BF	H	R	ER	SO	BB	IBB	HBP	BLK	WP	HR	S	P	ERA	WHIP										
Roger Clemens, R ERA: 3.23	7.0	W	27	5	1	1	2	1	0	0	0	0	0	58	93	1.29	0.857										
Wes Gardner, R ERA: 14.4	1.0		5	2	0	0	2	0	0	0	0	0	0	13	16	0.00	2.000										
Jeff Reardon, R ERA: 3.29	1.0		3	0	0	0	0	0	0	0	0	0	0	4	6	0.00	0.000										

Minnesota Twins @ Boston Red Sox
Fenway Park, Boston, MA
Sat May 19 1990, 3:33 AM EDT
Att: 34,145 - Unknown - 63 F

AB 34
R 1
H 7
RBI 1
BB 1
SO 4
LOB 16



Batter	1	2	3	4	5	6	7	8	9	AB	R	H	RBI	BB	SO	LOB	BOTTOM										
Wade Boggs, L OBP: 0.418, SLG: 0.408 Randy Kutcher, R OBP: 0.343, SLG: 0.414	1B G6-3		3-2 P7		4-1 F9 1B BB			1-2 F7		4	2	1	0	1	1	5											
Jody Reed, R OBP: 0.360, SLG: 0.387	1-2 L6		3-2 P7		0-1 FC5 1B 1B		1-2 HR 1B	0-0 WP 2B		6	1	3	1	0	0	2											
Mike Greenwell, L OBP: 0.343, SLG: 0.309 Kevin Romine, R OBP: 0.256, SLG: 0.297	2-2 2B 1B	0-1 1B 1B		0-2 HR 1B		0-0 F9		4-2 HR BB		4	2	3	0	0	0	2											
Tom Brunansky, R OBP: 0.342, SLG: 0.410 Danny Heep, L OBP: 0.233, SLG: 0.222	1-2 1B BLK	0-1 1B		1-1 HR 1B		2-0 1B		0-0 HR BB		5	3	5	7	0	0	0											
Dwight Evans, R OBP: 0.361, SLG: 0.419	1-2 BLK 1B HBP	1-2 1B		1-1 G6-3		1-2 FC5		2-2 F9		4	1	1	0	0	0	2											
Tony Peña, R OBP: 0.313, SLG: 0.402 Rich Gedman, L OBP: 0.455, SLG: 0.143	1-0 1B BLK	0-1 P9		2-1 P6		1-0 F9		0-0 L3		5	1	1	1	0	0	3											
Ellis Burks, R OBP: 0.318, SLG: 0.410	2-2 P2		0-2 P6		3-2 G6-3		0-0 BB 1B	0-2 2B		5	0	2	0	0	0	5											
Carlos Quintana, R OBP: 0.395, SLG: 0.426	0-0 1B		0-0 F8		2-0 P4		4-0 F8		3-1 F8	4	0	1	2	1	0	1											
Luis Rivera, R OBP: 0.440, SLG: 0.477	1-3 1B		4-1 S BB		0-2 E5 1B 1B		2-3 K		2-1 2B G5-3 1B	4	2	3	0	1	1	2											
Inning Stats	R: 5 E: 1 K: 0 S: 27	H: 6 LOB: 2 BB: 0 P: 41	R: 0 E: 0 K: 0 S: 13	H: 3 LOB: 3 BB: 0 P: 14	R: 0 E: 0 K: 0 S: 8	H: 0 LOB: 1 BB: 1 P: 18	R: 2 E: 0 K: 0 S: 14	H: 2 LOB: 0 BB: 0 P: 21	R: 2 E: 1 K: 0 S: 13	H: 3 LOB: 2 BB: 1 P: 22	R: 0 E: 0 K: 2 S: 8	H: 1 LOB: 2 BB: 1 P: 17	R: 3 E: 0 K: 0 S: 19	H: 3 LOB: 1 BB: 1 P: 29	R: 1 E: 0 K: 0 S: 10	H: 2 LOB: 1 BB: 0 P: 15	1B: 15 2B: 3 3B: 0 HR: 2	SF: 0 SAC: 0 DP: 0 HBP: 1	WP: 1 PB: 0 SB: 1 CS: 0	PA: 49							
PITCHER	IP	WLS	BF	H	R	ER	SO	BB	IBB	HBP	BLK	WP	HR	S	P	ERA	WHIP										
Allan Anderson, L ERA: 5.36	0.2	L	8	5	5	5	0	0	0	0	0	0	0	22	33	67.50	7.500										
Juan Berenguer, R ERA: 4.56	3.2		21	8	4	4	0	2	0	0	0	0	1	47	74	9.82	2.727										
Gary Wayne, L ERA: 2.13	2.2		15	5	3	3	2	2	0	0	0	0	1	33	55	10.12	2.625										
John Moses, L ERA: 9.0	1.0		5	2	1	1	0	0	0	0	0	1	0	10	15	9.00	2.000										

Minnesota Twins @ Boston Red Sox
Fenway Park, Boston, MA
Sat May 19 1990, 3:33 AM EDT
Att: 34,145 - Unknown - 63 F

AB 44
R 13
H 20
RBI 12
BB 4
SO 2
LOB 25



Batter	1	2	3	4	5	6	7	8	9	AB	R	H	RBI	BB	SO	LOB	TOP										
Dan Gladden, R OBP: 0.348, SLG: 0.473	G5-3	FC5-4		G4-3		P3		K		5	0	0	0	0	1	6	Minnesota Twins @ Baltimore Orioles Memorial Stadium, Baltimore, MD Tue May 22 1990, 7:05 PM EDT Att: 18,892 - Unknown - 63 F										
Al Newman, S OBP: 0.315, SLG: 0.321	BB	G5-3		G4-3		F7		L6		5	0	1	1	0	0	5											
Kirby Puckett, R Fred Manrique, R OBP: 0.398, SLG: 0.507 OBP: 0.240, SLG: 0.372	BB		SH1-3	K		G6-3		L4		2	0	1	0	1	1	1											
Gary Gaetti, R Carmen Castillo, R OBP: 0.299, SLG: 0.420 OBP: 0.195, SLG: 0.175	P8		SH1-3	BB		E5		K		2	0	0	0	1	0	2											
Gene Larkin, S Jim Dwyer, L OBP: 0.372, SLG: 0.407 OBP: 0.296, SLG: 0.174	L9		SH1-3	BB		F7		K		2	0	0	0	0	0	3											
Brian Harper, R Junior Ortiz, R OBP: 0.345, SLG: 0.505 OBP: 0.259, SLG: 0.346	WP	BB	G5-3			F9				4	1	2	0	0	0	4											
Kent Hrbek, L John Moses, S OBP: 0.447, SLG: 0.368	K		L6			G3-6-1		WP		3	0	0	0	0	1	5											
Shane Mack, R OBP: 0.481, SLG: 0.511	FC5-4		G4-3			G4-3		WP		3	1	2	0	1	0	0											
Greg Gagne, R OBP: 0.344, SLG: 0.446	FC5-4		G4-3			F9		F9		3	0	1	1	1	0	2											
Inning Stats	R: 0 E: 0 K: 0 S: 6	H: 1 LOB: 2 BB: 1 P: 15	R: 1 E: 0 K: 1 S: 11	H: 2 LOB: 2 BB: 1 P: 23	R: 0 E: 0 K: 0 S: 6	H: 1 LOB: 1 BB: 1 P: 11	R: 1 E: 0 K: 1 S: 11	H: 1 LOB: 1 BB: 1 P: 17	R: 0 E: 0 K: 0 S: 8	H: 0 LOB: 0 BB: 0 P: 9	R: 0 E: 0 K: 0 S: 7	H: 2 LOB: 2 BB: 0 P: 11	R: 0 E: 0 K: 1 S: 9	H: 2 LOB: 2 BB: 0 P: 15	R: 0 E: 0 K: 2 S: 10	H: 0 LOB: 0 BB: 0 P: 13		1B: 7 2B: 3 3B: 0 HR: 0	SF: 0 SAC: 1 DP: 1 HBP: 0	WP: 2 PB: 0 SB: 1 CS: 0	PA: 41						
PITCHER	IP	WLS	BF	H	R	ER	SO	BB	IBB	HBP	BLK	WP	HR	S	P	ERA	WHIP										
Jeff Ballard, L ERA: 4.05	3.0		18	5	2	2	1	4	0	0	0	1	0	24	54	6.00	3.000										
Mark Williamson, R ERA: 2.35	4.0	W	15	3	0	0	1	0	0	0	0	0	0	32	45	0.00	0.750										
Joe Price, L ERA: 2.95	2.0		8	2	0	0	3	0	0	0	0	1	0	19	28	0.00	1.000										

Batter	1	2	3	4	5	6	7	8	9	AB	R	H	RBI	BB	SO	LOB	BOTTOM										
Steve Finley, L OBP: 0.336, SLG: 0.355	BB		K		BB	HBP		BB		5	2	4	1	0	1	0	Minnesota Twins @ Baltimore Orioles Memorial Stadium, Baltimore, MD Tue May 22 1990, 7:05 PM EDT Att: 18,892 - Unknown - 63 F										
Randy Milligan, R OBP: 0.383, SLG: 0.307	S		G1-3		BB	K		P3		4	1	1	1	1	1	2											
Brady Anderson, L OBP: 0.390, SLG: 0.226	K		F7		BB			L4		4	1	1	1	0	1	2											
Cal Ripken Jr., R Marty Brown, R OBP: 0.339, SLG: 0.392 OBP: 0.111, SLG: 0.111	P8		F7		HR					4	1	1	2	0	0	3											
Mickey Tettleton, S OBP: 0.368, SLG: 0.429	K		HR		BB			E5		3	2	1	1	1	1	1											
Joe Orsulak, L Brad Kommink, R OBP: 0.387, SLG: 0.519 OBP: 0.389, SLG: 0.433	HR		F7		HR			G6-4-3		3	2	2	4	0	0	0											
Craig Worthington, R OBP: 0.294, SLG: 0.341	K		K		G5-3			G6-4-3		4	0	0	0	0	2	2											
David Segui, S OBP: 0.263, SLG: 0.286	K		K		F7			F7		4	1	1	0	0	1	1											
Rene Gonzales, R OBP: 0.333, SLG: 0.296	F9				G6-3			G3		3	0	0	0	0	0	0											
Inning Stats	R: 1 E: 0 K: 2 S: 11	H: 2 LOB: 1 BB: 0 P: 17	R: 1 E: 0 K: 2 S: 8	H: 1 LOB: 0 BB: 0 P: 13	R: 0 E: 0 K: 1 S: 8	H: 0 LOB: 0 BB: 0 P: 11	R: 1 E: 0 K: 1 S: 11	H: 1 LOB: 0 BB: 0 P: 17	R: 6 E: 0 K: 0 S: 15	H: 4 LOB: 0 BB: 2 P: 29	R: 1 E: 0 K: 1 S: 17	H: 2 LOB: 2 BB: 0 P: 26	R: 0 E: 1 K: 0 S: 11	H: 0 LOB: 1 BB: 1 P: 20	R: 0 E: 0 K: 0 S: 11	H: 1 LOB: 1 BB: 0 P: 16		1B: 6 2B: 1 3B: 1 HR: 3	SF: 0 SAC: 1 DP: 1 HBP: 1	WP: 0 PB: 0 SB: 1 CS: 0	PA: 39						
PITCHER	IP	WLS	BF	H	R	ER	SO	BB	IBB	HBP	BLK	WP	HR	S	P	ERA	WHIP										
Kevin Tapani, R ERA: 3.91	4.2	L	23	7	8	8	6	2	0	0	0	0	1	20	29	13.50	2.250										
Juan Berenguer, R ERA: 5.04	1.1		8	3	2	2	1	0	0	1	0	0	0	22	36	0.00	1.000										
Gary Wayne, L ERA: 1.84	2.0		8	1	0	0	0	1	0	0	0	0	0	22	36	0.00	1.000										



Batter	1	2	3	4	5	6	7	8	9	AB	R	H	RBI	BB	SO	LOB	TOP							
Deion Sanders, L (1, 7) OBP: 0.250, SLG: 0.474	G4-3 1B		E5 1B SF7	HR		K	G4-3			5	2	2	3	0	1	2								
Steve Sax, R (1, 4) OBP: 0.338, SLG: 0.329	G4-3			L9		P3		G4-3		4	0	1	0	0	0	2								
Wayne Tolleson, S (7, 4) OBP: 0.111, SLG: 0.375	G4-3		G4-6-3 1B							1	0	0	0	0	0	0								
Roberto Kelly, R (1, 8) OBP: 0.344, SLG: 0.406	K		SF7					K	L4	4	1	1	2	0	2	1								
Don Mattingly, L (1, 3) OBP: 0.350, SLG: 0.448	K		G4-6-3			F7		G5-3		5	1	1	0	0	1	2								
Tim Leary, R (8, 1)	K					HR	1B			0	0	0	0	0	0	0								
Mel Hall, L (1, 10) OBP: 0.250, SLG: 0.443										2	1	1	1	0	0	0								
Steve Balboni, R (5, PH) OBP: 0.304, SLG: 0.319										3	2	2	3	0	1	0								
Bob Geren, R (1, 2) OBP: 0.310, SLG: 0.380	G3					K		G6-3		5	1	1	0	0	1	0								
Jesse Barfield, R (1, 9) OBP: 0.331, SLG: 0.455						1B		G6-3		4	2	2	2	1	0	0								
Randy Velarde, R (1, 5) OBP: 0.340, SLG: 0.227	K					1B		G4-3		4	1	1	0	0	2	1								
Alvaro Espinoza, R (1, 6) OBP: 0.223, SLG: 0.233	K					HR	1B			3	1	2	1	1	1	1								
Inning Stats	R: 0 H: 1 E: 0 K: 2 S: 13	H: 1 LOB: 1 BB: 0 P: 19	R: 1 H: 2 E: 0 K: 2 S: 11	H: 1 LOB: 1 BB: 0 P: 15	R: 1 H: 1 E: 1 K: 0 S: 8	H: 1 LOB: 0 BB: 0 P: 12	R: 4 H: 3 E: 0 K: 0 S: 8	H: 3 LOB: 0 BB: 1 P: 16	R: 2 H: 2 E: 0 K: 1 S: 10	H: 2 LOB: 0 BB: 0 P: 12	R: 0 H: 1 E: 0 K: 2 S: 12	H: 1 LOB: 1 BB: 0 P: 15	R: 4 H: 4 E: 0 K: 1 S: 18	H: 4 LOB: 1 BB: 1 P: 29	R: 0 H: 0 E: 0 K: 1 S: 4	H: 0 LOB: 0 BB: 0 P: 6	R: 0 H: 0 E: 0 K: 1 S: 8	H: 0 LOB: 0 BB: 0 P: 9	1B: 8 2B: 0 3B: 0 HR: 6	SF: 1 SAC: 0 DP: 1 HBP: 0	WP: 0 PB: 0 SB: 1 CS: 0	PA: 43		
PITCHER	IP	WLS	BF	H	R	ER	SO	BB	IBB	HBP	BLK	WP	HR	S	P	ERA	WHIP							
Tim Drummond, R (1, 1) ERA: 4.15	4.0	L	20	7	6	5	4	1	0	0	0	0	2	40	62	11.25	2.000							
John Candelaria, L (5, 1) ERA: 4.89	2.1		14	7	6	6	4	0	0	0	0	0	4	36	48	23.14	3.000							
Terry Leach, R (7, 1) ERA: 2.08	2.2		9	0	0	0	1	1	0	0	0	0	0	16	23	0.00	0.375							

New York Yankees @ Minnesota Twins
Hubert H. Humphrey Metrodome, Minneapolis, MN
Wed May 23, 1990, 8:05 PM EDT
Att. 17,195 - Dome

AB 40
R 12
H 14
RBI 12
BB 2
SO 9
LOB 9



Batter	1	2	3	4	5	6	7	8	9	AB	R	H	RBI	BB	SO	LOB	BOTTOM							
Dan Gladden, R (1, 7) OBP: 0.348, SLG: 0.471	K					G6-3			F7	3	0	1	0	0	1	0								
Carmen Castillo, R (8, 9) OBP: 0.190, SLG: 0.171										1	0	0	0	0	0	0								
John Moses, S (1, 9) OBP: 0.431, SLG: 0.357	G4-3					G6-3			BB	4	0	1	0	0	1	1								
Kirby Puckett, R (1, 8) OBP: 0.391, SLG: 0.497	K					G4-3			1B	3	0	0	0	0	1	0								
Shane Mack, R (8, 7) OBP: 0.473, SLG: 0.500	K									1	0	0	0	0	1	1								
Kent Hrbek, L (1, 3) OBP: 0.425, SLG: 0.552										3	0	2	0	1	0	0								
Gary Gaetti, R (1, 5) OBP: 0.293, SLG: 0.410										3	0	0	0	0	1	2								
Al Newman, S (8, 5) OBP: 0.311, SLG: 0.317										1	0	0	0	0	0	2								
Gene Larkin, S (1, 10) OBP: 0.364, SLG: 0.397										3	0	0	0	0	2	2								
Brian Harper, R (1, 2) OBP: 0.336, SLG: 0.491										3	0	0	0	0	0	1								
Junior Ortiz, R (9, 2) OBP: 0.259, SLG: 0.346										0	0	0	0	0	0	0								
Fred Manrique, R (1, 4) OBP: 0.232, SLG: 0.361										3	0	0	0	0	2	0								
Greg Gagne, R (1, 6) OBP: 0.336, SLG: 0.435										3	0	0	0	0	2	0								
Inning Stats	R: 0 H: 0 E: 0 K: 2 S: 9	H: 1 LOB: 1 BB: 0 P: 13	R: 0 H: 1 E: 0 K: 0 S: 10	H: 1 LOB: 1 BB: 0 P: 17	R: 0 H: 1 E: 0 K: 1 S: 8	H: 1 LOB: 1 BB: 0 P: 12	R: 0 H: 0 E: 0 K: 2 S: 7	H: 0 LOB: 0 BB: 0 P: 10	R: 0 H: 0 E: 0 K: 1 S: 5	H: 0 LOB: 0 BB: 0 P: 6	R: 0 H: 1 E: 0 K: 1 S: 10	H: 1 LOB: 2 BB: 1 P: 15	1B: 4 2B: 0 3B: 0 HR: 0	SF: 0 SAC: 0 DP: 0 HBP: 0	WP: 1 PB: 0 SB: 1 CS: 0	PA: 32								
PITCHER	IP	WLS	BF	H	R	ER	SO	BB	IBB	HBP	BLK	WP	HR	S	P	ERA	WHIP							
Tim Leary, R (1, 1) ERA: 2.56	9.0	W	32	4	0	0	11	1	0	0	0	1	0	77	114	0.00	0.556							
Tim Leary, R (8, 1) ERA: 2.56	9.0	W	32	4	0	0	11	1	0	0	0	1	0	77	114	0.00	0.556							

New York Yankees @ Minnesota Twins
Hubert H. Humphrey Metrodome, Minneapolis, MN
Wed May 23, 1990, 8:05 PM EDT
Att. 17,195 - Dome

AB 31
R 0
H 4
RBI 0
BB 1
SO 11
LOB 9



Batter	1	2	3	4	5	6	7	8	9	AB	R	H	RBI	BB	SO	LOB	TOP								
Deion Sanders, L (1, 7) OBP: 0.208, SLG: 0.391	G4-3			K		F8		FC1-2		4	0	0	0	0	1	2	New York Yankees @ Minnesota Twins Hubert H. Humphrey Metrodome, Minneapolis, MN Thu May 24 1990, 8:05 PM EDT Att: 19,649 - Dome - 68 F								
Steve Sax, R (1, 4) OBP: 0.335, SLG: 0.327	G6-3			L5				P3		4	0	1	0	0	0	2									
Roberto Kelly, R (1, 8) OBP: 0.342, SLG: 0.422	G6-3			K		G5-3			HR	4	1	1	1	0	1										
Don Mattingly, L (1, 3) OBP: 0.348, SLG: 0.443		P3			P6			G4-3		4	1	1	0	0	0	0									
Steve Balboni, R (1, 10) OBP: 0.333, SLG: 0.400		L5							1B WP	3	1	2	1	1	0	0									
Wayne Tolleson, S (9, PR) OBP: 0.111, SLG: 0.375								G6-4-3	1B	0	0	0	0	0	0	0									
Bob Geren, R (1, 2) OBP: 0.311, SLG: 0.415										3	1	1	1	0	0	1									
Mel Hall, L (9, PH) OBP: 0.248, SLG: 0.439								G6-4-3	1B	1	0	0	0	0	0	1									
Rick Cerone, R (9, 2) OBP: 0.298, SLG: 0.446										0	0	0	0	0	0	0									
Jesse Barfield, R (1, 9) OBP: 0.343, SLG: 0.466										4	0	3	0	0	0	0									
Randy Velarde, R (1, 5) OBP: 0.351, SLG: 0.292										4	0	2	0	0	0	2									
Alvaro Espinoza, R (1, 6) OBP: 0.220, SLG: 0.229										2	0	0	0	0	1	1									
Inning Stats	R: 0 E: 0 K: 0 S: 5	H: 0 LOB: 0 BB: 0 P: 8	R: 0 E: 0 K: 0 S: 5	H: 0 LOB: 0 BB: 0 P: 8	R: 0 E: 0 K: 0 S: 5	H: 1 LOB: 0 BB: 0 P: 10	R: 0 E: 0 K: 2 S: 8	H: 0 LOB: 0 BB: 0 P: 10	R: 2 E: 0 K: 1 S: 13	H: 3 LOB: 1 BB: 0 P: 17	R: 0 E: 0 K: 0 S: 9	H: 1 LOB: 0 BB: 0 P: 13	R: 0 E: 0 K: 0 S: 6	H: 0 LOB: 0 BB: 1 P: 12	R: 0 E: 0 K: 0 S: 7	H: 2 LOB: 2 BB: 0 P: 10	R: 2 E: 0 K: 0 S: 14	H: 4 LOB: 1 BB: 0 P: 19	1B: 7 2B: 1 3B: 1 HR: 3	SF: 0 SAC: 1 DP: 3 HBP: 0	WP: 1 PB: 0 SB: 0 CS: 1	PA: 35			
PITCHER	IP	WLS	BF	H	R	ER	SO	BB	IBB	HBP	BLK	WP	HR	S	P	ERA	WHIP								
Allan Anderson, L (1, 1) ERA: 4.97	7.1		27	7	2	2	3	1	0	0	0	0	2	54	83	2.46	1.091								
Rick Aguilera, R (8, 1) ERA: 2.5	1.2	W	8	4	2	2	0	0	0	0	0	1	1	18	24	10.80	2.400								

AB	33
R	4
H	11
RBI	3
BB	1
SO	3
LOB	10



Batter	1	2	3	4	5	6	7	8	9	AB	R	H	RBI	BB	SO	LOB	BOTTOM								
Dan Gladden, R (1, 7) OBP: 0.345, SLG: 0.462	K	K								3	0	0	0	1	3	0	New York Yankees @ Minnesota Twins Hubert H. Humphrey Metrodome, Minneapolis, MN Thu May 24 1990, 8:05 PM EDT Att: 19,649 - Dome - 68 F								
Al Newman, S (1, 5) OBP: 0.298, SLG: 0.302	G1-6-3		P5		G1-4-3			F9		4	0	0	0	0	1										
Kirby Puckett, R (1, 8) OBP: 0.393, SLG: 0.497										4	0	2	0	0	1										
Kent Hrbek, L (1, 10) OBP: 0.414, SLG: 0.535										4	0	0	0	0	2										
Brian Harper, R (1, 2) OBP: 0.349, SLG: 0.509										4	2	3	0	0	0										
Shane Mack, R (9, PR) OBP: 0.473, SLG: 0.500										0	1	0	0	0	0										
Gene Larkin, S (1, 3) OBP: 0.388, SLG: 0.400										4	1	2	1	0	1										
Fred Manrique, R (1, 4) OBP: 0.252, SLG: 0.406										4	1	3	3	0	1										
John Moses, S (1, 9) OBP: 0.407, SLG: 0.333										3	0	0	0	0	1										
Carmen Castillo, R (9, PH) ERA: 3.99										0	0	0	0	0	0										
Jim Dwyer, L (9, PH) OBP: 0.321, SLG: 0.174										0	0	0	0	1	0										
Greg Gagne, R (1, 6) OBP: 0.328, SLG: 0.424										3	0	0	0	0	1										
Gary Gaetti, R (9, PH) OBP: 0.291, SLG: 0.407										1	0	0	1	0	2										
Inning Stats	R: 0 E: 0 K: 1 S: 10	H: 1 LOB: 1 BB: 0 P: 17	R: 3 E: 0 K: 2 S: 14	H: 3 LOB: 0 BB: 0 P: 21	R: 0 E: 0 K: 0 S: 5	H: 0 LOB: 0 BB: 0 P: 7	R: 0 E: 0 K: 0 S: 6	H: 1 LOB: 1 BB: 0 P: 13	R: 0 E: 0 K: 0 S: 5	H: 0 LOB: 0 BB: 1 P: 13	R: 1 E: 0 K: 1 S: 13	H: 2 LOB: 1 BB: 0 P: 19	R: 0 E: 0 K: 1 S: 5	H: 0 LOB: 0 BB: 0 P: 9	R: 0 E: 0 K: 0 S: 6	H: 1 LOB: 0 BB: 0 P: 9	R: 0 E: 0 K: 0 S: 16	H: 2 LOB: 3 BB: 1 P: 25	1B: 8 2B: 1 3B: 0 HR: 1	SF: 0 SAC: 0 DP: 0 HBP: 0	WP: 0 PB: 0 SB: 0 CS: 2	PA: 36			
PITCHER	IP	WLS	BF	H	R	ER	SO	BB	IBB	HBP	BLK	WP	HR	S	P	ERA	WHIP								
Mike Witt, R (1, 1) ERA: 2.16	7.0		28	7	4	4	4	1	0	0	0	0	0	3	5	0.00	3.000								
Lance McCullers, R (8, 1) ERA: 3.99	0.1		2	1	0	0	0	0	0	0	0	0	0	3	5	0.00	3.000								
Greg Cadaret, L (8, 1) ERA: 5.94	1.0	L	4	2	1	1	0	0	0	0	0	0	0	15	19	9.00	2.000								
Jeff Robinson, R (9, 1) ERA: 3.74	0.1		2	0	0	0	0	1	0	0	0	0	0	4	10	0.00	3.000								



Batter	1	2	3	4	5	6	7	8	9	AB	R	H	RBI	BB	SO	LOB	TOP			
Wade Boggs, L (1.5) OBP: 0.425, SLG: 0.408 Marty Barrett, R (7.5) OBP: 0.326, SLG: 0.244	L7		F8			G6-3			G1-4-3	3	0	0	0	0	0	0				
Jody Reed, R (1.4) OBP: 0.341, SLG: 0.369 Bill Buckner, L (9. PH) OBP: 0.238, SLG: 0.263	F7		P6			P4			F7	3	0	0	0	0	0	0				
Mike Greenwell, L (1.7) OBP: 0.339, SLG: 0.297 Kevin Romine, R (7.7) OBP: 0.288, SLG: 0.289	FC6-4 1B		G6-4-3 1B			F7			K	3	0	2	0	0	0	0				
Tom Brunansky, R (1.9) OBP: 0.338, SLG: 0.415 Danny Heep, L (7.9) OBP: 0.235, SLG: 0.200	FC6-4 1-2		G6-4-3 1-2			F8			F8	3	0	0	0	0	0	2				
Dwight Evans, R (1.10) OBP: 0.343, SLG: 0.388 Randy Kutcher, R (8.9) OBP: 0.343, SLG: 0.414	K		G6-3			P2				3	0	0	0	0	1	0				
Tony Peña, R (1.2) OBP: 0.313, SLG: 0.397 Rich Gedman, L (5.2) OBP: 0.400, SLG: 0.182	1B		F7			F7			E9 1B	2	0	1	0	0	0	0				
Ellis Burks, R (1.8) OBP: 0.337, SLG: 0.471	F9 1B		G5-3			F7			F7	3	0	0	0	0	0	2				
Carlos Quintana, R (1.3) OBP: 0.360, SLG: 0.375	F9		F9			F9			F9	3	0	0	0	0	0	2				
Luis Rivera, R (1.6) OBP: 0.386, SLG: 0.413			K			F9			F7	3	0	0	0	0	1	1				
Inning Stats	R: 0 E: 0 K: 0 S: 8	H: 1 LOB: 1 BB: 0 P: 11	R: 0 E: 0 K: 1 S: 9	H: 1 LOB: 1 BB: 0 P: 16	R: 0 E: 0 K: 1 S: 8	H: 0 LOB: 0 BB: 0 P: 13	R: 0 E: 0 K: 0 S: 7	H: 1 LOB: 0 BB: 0 P: 12	R: 0 E: 0 K: 0 S: 8	H: 0 LOB: 0 BB: 0 P: 11	R: 0 E: 0 K: 0 S: 9	H: 0 LOB: 0 BB: 0 P: 14	R: 0 E: 1 K: 0 S: 9	H: 1 LOB: 1 BB: 0 P: 14	R: 0 E: 0 K: 1 S: 9	H: 0 LOB: 0 BB: 0 P: 10	1B: 4 2B: 0 3B: 0 HR: 0	SF: 0 SAC: 0 DP: 1 HBP: 0	WP: 0 PB: 0 SB: 0 CS: 0	PA: 30
PITCHER Roy Smith, R (1.1) ERA: 4.8	IP: 9.0 WLS: W BF: 30 H: 4 R: 0 ER: 0 SO: 3 BB: 0 IBB: 0 HBP: 0 BLK: 0 WP: 0 HR: 0 S: 74 P: 112 ERA: 0.00 WHIP: 0.444															PITCHER				

Boston Red Sox @ Minnesota Twins
 Hubert H. Humphrey Metrodome, Minneapolis, MN
 Fri May 25 1990, 8:05 PM EDT
 Att: 31,564 - Dome

livebaseballscorecards.com

AB 30
R 0
H 4
RBI 0
BB 0
SO 3
LOB 7



Batter	1	2	3	4	5	6	7	8	9	AB	R	H	RBI	BB	SO	LOB	BOTTOM			
Dan Gladden, R (1.7) OBP: 0.351, SLG: 0.465 Shane Mack, R (6. PH) OBP: 0.483, SLG: 0.592	BB 3B 1B		P3			1B 3B			G5-4-3	3	2	2	0	0	0	0				
John Moses, S (1.9) OBP: 0.424, SLG: 0.367	3B BB		E SF9 2B			1B FC6-4 1B			E3 G3-1	4	3	2	1	1	1	1				
Kirby Puckett, R (1.8) OBP: 0.398, SLG: 0.519 Carmen Castillo, R (6. PH) OBP: 0.205, SLG: 0.186	1B 3B		E6 BB 1B			FC6-4 1B			G3-1	3	3	2	3	0	0	1				
Kent Hrbek, L (1.3) OBP: 0.416, SLG: 0.538 Greg Gagne, R (7. PH) OBP: 0.326, SLG: 0.420	1B G6-4-3		SF9 1B			FC6-4 1B			P4	3	0	2	2	0	0	1				
Gary Gaetti, R (1.5) OBP: 0.301, SLG: 0.417	G6-4-3 1-2		1B 2B BB			FC6-4 G6-4-3			1B FC3-6 2B	4	2	2	2	1	0	3				
Brian Harper, R (1.2) OBP: 0.348, SLG: 0.504 Junior Ortiz, R (6. PH) OBP: 0.276, SLG: 0.357	G5-3		2B 1B			G6-4-3			FC3-6 1B	3	1	1	1	0	0	1				
Gene Larkin, S (1.10) OBP: 0.397, SLG: 0.406 Jim Dwyer, L (7. PH) OBP: 0.300, SLG: 0.160	K		E 2B			F7			E7 SF7	2	1	0	1	0	0	1				
Fred Manrique, R (1.4) OBP: 0.259, SLG: 0.406	G4-3		E3 2B			G4-3			SF7 3B 1B	5	1	2	0	0	0	0				
Al Newman, S (1.6) OBP: 0.293, SLG: 0.300	P4		F7			L9			SF7 G5-4-3 1B	4	0	1	1	0	0	1				
Inning Stats	R: 3 E: 0 K: 0 S: 9	H: 3 LOB: 0 BB: 1 P: 19	R: 0 E: 0 K: 1 S: 7	H: 0 LOB: 0 BB: 0 P: 12	R: 5 E: 2 K: 0 S: 13	H: 3 LOB: 1 BB: 1 P: 25	R: 2 E: 0 K: 1 S: 14	H: 3 LOB: 1 BB: 0 P: 23	R: 0 E: 0 K: 0 S: 5	H: 0 LOB: 0 BB: 0 P: 9	R: 2 E: 0 K: 0 S: 12	H: 4 LOB: 1 BB: 0 P: 17	R: 3 E: 2 K: 0 S: 12	H: 2 LOB: 1 BB: 0 P: 17	R: 1 E: 0 K: 0 S: 10	H: 4 LOB: 2 BB: 0 P: 14	1B: 12 2B: 4 3B: 3 HR: 0	SF: 2 SAC: 0 DP: 3 HBP: 0	WP: 1 PB: 0 SB: 0 CS: 0	PA: 46
PITCHER Eric Hetzel, R (1.1) ERA: 5.23 Dennis Lamp, R (3.1) ERA: 2.94 Wes Gardner, R (5.1) ERA: 10.0 Jerry Reed, R (7.1) ERA: 4.12 Danny Heep, L (8.1) ERA: 9.0	IP: 2.2 WLS: L BF: 15 H: 5 R: 4 ER: 3 SO: 1 BB: 0 IBB: 0 HBP: 0 BLK: 0 WP: 0 HR: 0 S: 23 P: 47 ERA: 10.12 WHIP: 2.625															PITCHER				

Boston Red Sox @ Minnesota Twins
 Hubert H. Humphrey Metrodome, Minneapolis, MN
 Fri May 25 1990, 8:05 PM EDT
 Att: 31,564 - Dome

livebaseballscorecards.com

AB 42
R 16
H 19
RBI 14
BB 2
SO 2
LOB 16



Batter	1	2	3	4	5	6	7	8	9	AB	R	H	RBI	BB	SO	LOB	TOP										
Wade Boggs, L (1,5) OBP: 0.315, SLG: 0.397	F7	G4-3			G6-3		F7			4	0	0	0	0	0	2	Boston Red Sox @ Minnesota Twins Hubert H. Humphrey Metrodome, Minneapolis, MN Sat May 26 1990, 8:05 PM EDT Att: 32,048 - Dome livebaseballscorecards.com										
Luis Rivera, R (1,6) OBP: 0.385, SLG: 0.388	L7		K			K		K		4	0	0	0	0	3	0											
Mike Greenwell, L (1,7) OBP: 0.331, SLG: 0.289	K		G5-3			F7		F8		4	0	0	0	0	1	0											
Tom Brunansky, R (1,9) OBP: 0.329, SLG: 0.402		K		F8		K		F9		4	0	0	0	0	2	0											
Dwight Evans, R (1,10) OBP: 0.341, SLG: 0.381		1B 2B BB		F9		K		P4		3	1	0	0	1	1	0											
Tony Peña, R (1,2) OBP: 0.318, SLG: 0.400 Randy Kutcher, R (9, PR) OBP: 0.343, SLG: 0.414	2B 1B		G4-3			F9		G6-4-3 1B		4	1	2	0	0	0	0											
Ellis Burks, R (1,8) OBP: 0.347, SLG: 0.478	1B 2B			CS BB		2B BB		G6-4-3 1-2		2	2	1	1	2	0	1											
Carlos Quintana, R (1,3) OBP: 0.370, SLG: 0.398				CS	G6-3			1B 2B		3	1	2	3	0	0	0											
Marty Barrett, R (1,4) OBP: 0.319, SLG: 0.238 Danny Heep, L (7, PH) OBP: 0.257, SLG: 0.226 Jody Reed, R (7, PR) OBP: 0.341, SLG: 0.369	F9				F9			1B 2B		2	0	0	0	0	0	1											
								1B		1	0	1	1	0	0	0											
										0	0	0	0	0	0	0											
Inning Stats	R: 0 E: 0 K: 1 S: 6	H: 0 LOB: 0 BB: 0 P: 13	R: 3 E: 0 K: 1 S: 14	H: 3 LOB: 1 BB: 1 P: 25	R: 0 E: 0 K: 1 S: 7	H: 0 LOB: 0 BB: 0 P: 11	R: 0 E: 0 K: 0 S: 6	H: 0 LOB: 0 BB: 0 P: 13	R: 0 E: 0 K: 2 S: 8	H: 0 LOB: 0 BB: 0 P: 11	R: 2 E: 0 K: 1 S: 11	H: 2 LOB: 1 BB: 1 P: 19	R: 0 E: 0 K: 1 S: 8	H: 0 LOB: 0 BB: 0 P: 11	R: 0 E: 0 K: 0 S: 6	H: 1 LOB: 1 BB: 0 P: 10	1B: 4 2B: 2 3B: 0 HR: 0	SF: 0 SAC: 0 DP: 1 HBP: 0	WP: 0 PB: 0 SB: 0 CS: 1	PA: 35							
PITCHER	IP	WLS	BF	H	R	ER	SO	BB	IBB	HBP	BLK	WP	HR	S	P	ERA	WHIP										
Mark Guthrie, L (1,1) ERA: 4.0	6.2		26	4	5	5	6	3	0	0	0	0	0	52	89	6.75	1.050										
Terry Leach, R (7,1) ERA: 2.09	0.0	1	1	0	0	0	0	0	0	0	0	0	0	3	5	∞	∞										
John Candelaria, L (7,1) ERA: 4.68	1.1	W	4	0	0	0	1	0	0	0	0	0	0	11	16	0.00	0.000										
Rick Aguilera, R (9,1) ERA: 2.37	1.0	S	3	1	0	0	0	0	0	0	0	0	0	6	10	0.00	1.000										



Batter	1	2	3	4	5	6	7	8	9	AB	R	H	RBI	BB	SO	LOB	BOTTOM										
Dan Gladden, R (1,7) OBP: 0.355, SLG: 0.460	1B G4-6-3 BB	G5-3			L5					2	1	0	0	2	0	1	Boston Red Sox @ Minnesota Twins Hubert H. Humphrey Metrodome, Minneapolis, MN Sat May 26 1990, 8:05 PM EDT Att: 32,048 - Dome livebaseballscorecards.com										
Al Newman, S (1,6) OBP: 0.291, SLG: 0.298	G4-6-3 1B		G6-3		G4-3		G6-3			4	0	1	0	0	0	1											
Kirby Puckett, R (1,8) OBP: 0.400, SLG: 0.544	G4-6-3 1-2 3-H		G4-3 1B 2B		F7					4	2	2	1	0	0	1											
Kent Hrbek, L (1,3) OBP: 0.406, SLG: 0.522	G4-3		G4-3			P4		L9		4	0	0	0	0	0	1											
Gary Gaetti, R (1,5) OBP: 0.306, SLG: 0.427		HR 2B		1B		G6-3		P2		4	1	2	1	0	0	0											
Gene Larkin, S (1,9) OBP: 0.371, SLG: 0.455 Greg Gagne, R (9,6) OBP: 0.326, SLG: 0.420		HR 2B		L8				G5-3		4	2	2	3	0	0	1											
Brian Harper, R (1,2) OBP: 0.341, SLG: 0.492		HR			G3-1		L6			3	0	0	0	0	0	0											
Jim Dwyer, L (1,10) OBP: 0.273, SLG: 0.143		G4-3			L9					3	0	0	0	0	1	0											
Fred Manrique, R (1,4) OBP: 0.261, SLG: 0.404 John Moses, S (9,9) OBP: 0.424, SLG: 0.367					G6-3		G3-1			3	0	1	0	0	0	0											
										0	0	0	0	0	0	0											
Inning Stats	R: 1 E: 0 K: 0 S: 10	H: 1 LOB: 0 BB: 1 P: 19	R: 2 E: 0 K: 0 S: 11	H: 3 LOB: 1 BB: 0 P: 19	R: 1 E: 0 K: 0 S: 10	H: 2 LOB: 1 BB: 0 P: 18	R: 0 E: 0 K: 0 S: 7	H: 0 LOB: 0 BB: 0 P: 12	R: 0 E: 0 K: 0 S: 6	H: 0 LOB: 0 BB: 0 P: 10	R: 1 E: 0 K: 1 S: 8	H: 1 LOB: 1 BB: 1 P: 12	R: 0 E: 0 K: 0 S: 9	H: 0 LOB: 1 BB: 1 P: 22	R: 1 E: 0 K: 0 S: 6	H: 1 LOB: 0 BB: 0 P: 7	1B: 3 2B: 2 3B: 0 HR: 3	SF: 0 SAC: 0 DP: 1 HBP: 0	WP: 0 PB: 0 SB: 1 CS: 0	PA: 33							
PITCHER	IP	WLS	BF	H	R	ER	SO	BB	IBB	HBP	BLK	WP	HR	S	P	ERA	WHIP										
Mike Boddicker, R (1,1) ERA: 3.53	6.2		28	7	5	5	1	2	0	0	0	0	1	8	12	6.75	1.350										
Rob Murphy, L (7,1) ERA: 5.13	1.1	L	5	1	1	1	0	0	0	0	0	0	1	8	12	6.75	0.750										



Batter	1	2	3	4	5	6	7	8	9	AB	R	H	RBI	BB	SO	LOB	TOP					
Wade Boggs, L (1, 5) OBP: 0.315, SLG: 0.400	4-2 2B BB		2-0 P6		1-1 G4-3			3-2 E7 1B 2B	3-2 F7	4	1	1	0	1	0	1	Boston Red Sox @ Minnesota Twins Hubert H. Humphrey Metrodome, Minneapolis, MN Sun May 27 1990, 4:33 AM EDT Att: 28,173 - Dome livebaseballscorecards.com					
Jody Reed, R (1, 6) OBP: 0.355, SLG: 0.386	1-2 1B 2B		4-2 1B BB			0-2 1B 1B		3-1 1B HBP 1B	1-1 P5	4	0	3	1	1	0	1						
Mike Greenwell, L (1, 7) OBP: 0.337, SLG: 0.296	3-3 K		0-0 1B			1-1 1B		1-1 1B HBP		3	0	2	0	0	1	2						
Dwight Evans, R (8, PH) OBP: 0.345, SLG: 0.381										0	0	0	0	0	0	0						
Kevin Romine, R (8, FR) OBP: 0.268, SLG: 0.289										0	0	0	0	0	0	0						
Tom Brunansky, R (1, 9) OBP: 0.320, SLG: 0.389	1-3 K		2-1 L6			0-0 L3		2-1 F9		4	0	0	0	0	1	8						
Danny Heep, L (1, 10) OBP: 0.256, SLG: 0.229	2-3 K				1-0 F7		0-0 L8		0-0 1B	4	0	1	0	0	1	4						
Ellis Burks, R (1, 8) OBP: 0.339, SLG: 0.466		1-0 F9		3-2 F8		1-0 G1-3		3-2 P2		4	0	0	0	0	0	5						
Carlos Quintana, R (1, 3) OBP: 0.358, SLG: 0.384		2-2 G5-3		2-2 G5-3			0-0 G4-3	1-0 F9		3	0	0	0	0	0	0						
Bill Buckner, L (8, PH) OBP: 0.233, SLG: 0.256										1	0	0	0	0	0	3						
Rich Gedman, L (1, 2) OBP: 0.353, SLG: 0.154		0-3 K			1-3 K		0-1 G4-3		1-3 K	2	0	0	0	0	2	0						
Tony Peña, R (7, PH) OBP: 0.314, SLG: 0.395										2	0	0	0	0	1	0						
Marty Barrett, R (1, 4) OBP: 0.309, SLG: 0.229			1-2 F8		0-0 G1-3		0-0 G5-3		1-0 1B	3	0	0	0	0	0	0						
Luis Rivera, R (8, PH) OBP: 0.373, SLG: 0.397										1	0	1	0	0	0	0						
Inning Stats	R: 0 H: 1 E: 0 K: 3 S: 22	H: 1 LOB: 2 BB: 1 P: 33	R: 0 H: 0 E: 0 K: 1 S: 7	H: 0 LOB: 0 BB: 0 P: 10	R: 0 H: 1 E: 0 K: 0 S: 9	H: 2 LOB: 2 BB: 1 P: 18	R: 0 H: 0 E: 0 K: 0 S: 8	H: 0 LOB: 0 BB: 0 P: 14	R: 0 H: 2 E: 0 K: 0 S: 9	H: 2 LOB: 2 BB: 0 P: 11	R: 0 H: 0 E: 0 K: 0 S: 4	H: 0 LOB: 0 BB: 0 P: 4	R: 1 H: 3 E: 1 K: 0 S: 13	H: 3 LOB: 3 BB: 0 P: 26	R: 0 H: 1 E: 0 K: 1 S: 10	H: 1 LOB: 1 BB: 0 P: 16	1B: 6 2B: 2 3B: 0 HR: 0	SF: 0 SAC: 0 DP: 0 HBP: 1	WP: 0 PB: 0 SB: 0 CS: 0	PA: 38		
PITCHER	IP WLS BF H R ER SO BB IBB HBP BLK WP HR S P ERA WHIP	IP WLS BF H R ER SO BB IBB HBP BLK WP HR S P ERA WHIP	IP WLS BF H R ER SO BB IBB HBP BLK WP HR S P ERA WHIP	IP WLS BF H R ER SO BB IBB HBP BLK WP HR S P ERA WHIP	IP WLS BF H R ER SO BB IBB HBP BLK WP HR S P ERA WHIP	IP WLS BF H R ER SO BB IBB HBP BLK WP HR S P ERA WHIP	IP WLS BF H R ER SO BB IBB HBP BLK WP HR S P ERA WHIP	IP WLS BF H R ER SO BB IBB HBP BLK WP HR S P ERA WHIP	IP WLS BF H R ER SO BB IBB HBP BLK WP HR S P ERA WHIP	IP WLS BF H R ER SO BB IBB HBP BLK WP HR S P ERA WHIP	IP WLS BF H R ER SO BB IBB HBP BLK WP HR S P ERA WHIP	IP WLS BF H R ER SO BB IBB HBP BLK WP HR S P ERA WHIP	IP WLS BF H R ER SO BB IBB HBP BLK WP HR S P ERA WHIP	IP WLS BF H R ER SO BB IBB HBP BLK WP HR S P ERA WHIP	IP WLS BF H R ER SO BB IBB HBP BLK WP HR S P ERA WHIP	IP WLS BF H R ER SO BB IBB HBP BLK WP HR S P ERA WHIP	IP WLS BF H R ER SO BB IBB HBP BLK WP HR S P ERA WHIP	IP WLS BF H R ER SO BB IBB HBP BLK WP HR S P ERA WHIP	IP WLS BF H R ER SO BB IBB HBP BLK WP HR S P ERA WHIP	IP WLS BF H R ER SO BB IBB HBP BLK WP HR S P ERA WHIP	IP WLS BF H R ER SO BB IBB HBP BLK WP HR S P ERA WHIP	
Kevin Tapani, R (1, 1) ERA: 3.6	7.0 W 29 6 1 1 5 2 0 0 0 0 0 0 71 110 1.29 1.143	0.0 L 1 0 0 0 0 0 0 1 0 0 0 0 1 2 ∞ ∞	2.0 S 8 2 0 0 1 0 0 0 0 0 0 0 17 29 0.00 1.000																			
Gary Wayne, L (8, 1) ERA: 1.94																						
Rick Aguilera, R (8, 1) ERA: 2.14																						

Batter	1	2	3	4	5	6	7	8	9	AB	R	H	RBI	BB	SO	LOB	BOTTOM					
Dan Gladden, R (1, 7) OBP: 0.358, SLG: 0.479	1-0 HR		1-0 1B 1B		1-1 G5-3			1-0 G6-3		4	2	2	1	0	0	0	Boston Red Sox @ Minnesota Twins Hubert H. Humphrey Metrodome, Minneapolis, MN Sun May 27 1990, 4:33 AM EDT Att: 28,173 - Dome livebaseballscorecards.com					
Al Newman, S (1, 4) OBP: 0.290, SLG: 0.296	0-0 G6-3		2-2 CS 1B		0-0 G4-3			0-1 G4-1		4	0	1	1	0	0	0						
Kirby Puckett, R (1, 8) OBP: 0.399, SLG: 0.547	0-0 F9		1-0 CS 1B		2-1 G5-3 1B 2B		0-2 G1-3			3	1	1	0	0	0	0						
Kent Hrbek, L (1, 3) OBP: 0.399, SLG: 0.511	2-1 G3-1				0-1 F8		1-0 L3			3	0	0	0	0	0	1						
Gary Gaetti, R (1, 5) OBP: 0.301, SLG: 0.418		0-3 K		2-0 G5-3		0-3 K				3	0	0	0	0	2	1						
Gene Larkin, S (1, 10) OBP: 0.377, SLG: 0.455		0-0 G4-3		4-0 1B IBB			0-0 CS 1B			2	0	1	0	1	0	0						
Brian Harper, R (1, 2) OBP: 0.341, SLG: 0.488		1-0 L7		0-0 1B			1-3 K			3	0	1	1	0	1	1						
John Moses, S (1, 9) OBP: 0.403, SLG: 0.346			0-1 G3-1		1-1 F7		0-1 G6-3			3	0	0	0	0	0	3						
Greg Gagne, R (1, 6) OBP: 0.319, SLG: 0.410			0-1 G1-3			0-2 G1-3		0-2 P5		3	0	0	0	0	0	0						
Inning Stats	R: 1 H: 1 E: 0 K: 0 S: 5	H: 1 LOB: 0 BB: 0 P: 8	R: 0 H: 0 E: 0 K: 1 S: 5	H: 0 LOB: 0 BB: 0 P: 6	R: 1 H: 2 E: 0 K: 0 S: 8	H: 2 LOB: 2 BB: 1 P: 12	R: 1 H: 2 E: 0 K: 0 S: 8	H: 2 LOB: 2 BB: 1 P: 17	R: 0 H: 0 E: 0 K: 0 S: 7	H: 0 LOB: 0 BB: 0 P: 8	R: 0 H: 0 E: 0 K: 1 S: 6	H: 1 LOB: 0 BB: 0 P: 7	R: 0 H: 0 E: 0 K: 0 S: 7	H: 0 LOB: 0 BB: 0 P: 8	R: 0 H: 0 E: 0 K: 0 S: 7	H: 0 LOB: 0 BB: 0 P: 8		1B: 4 2B: 1 3B: 0 HR: 1	SF: 0 SAC: 0 DP: 0 HBP: 0	WP: 0 PB: 0 SB: 1 CS: 2	PA: 30	
PITCHER	IP WLS BF H R ER SO BB IBB HBP BLK WP HR S P ERA WHIP	IP WLS BF H R ER SO BB IBB HBP BLK WP HR S P ERA WHIP	IP WLS BF H R ER SO BB IBB HBP BLK WP HR S P ERA WHIP	IP WLS BF H R ER SO BB IBB HBP BLK WP HR S P ERA WHIP	IP WLS BF H R ER SO BB IBB HBP BLK WP HR S P ERA WHIP	IP WLS BF H R ER SO BB IBB HBP BLK WP HR S P ERA WHIP	IP WLS BF H R ER SO BB IBB HBP BLK WP HR S P ERA WHIP	IP WLS BF H R ER SO BB IBB HBP BLK WP HR S P ERA WHIP	IP WLS BF H R ER SO BB IBB HBP BLK WP HR S P ERA WHIP	IP WLS BF H R ER SO BB IBB HBP BLK WP HR S P ERA WHIP	IP WLS BF H R ER SO BB IBB HBP BLK WP HR S P ERA WHIP	IP WLS BF H R ER SO BB IBB HBP BLK WP HR S P ERA WHIP	IP WLS BF H R ER SO BB IBB HBP BLK WP HR S P ERA WHIP	IP WLS BF H R ER SO BB IBB HBP BLK WP HR S P ERA WHIP	IP WLS BF H R ER SO BB IBB HBP BLK WP HR S P ERA WHIP	IP WLS BF H R ER SO BB IBB HBP BLK WP HR S P ERA WHIP	IP WLS BF H R ER SO BB IBB HBP BLK WP HR S P ERA WHIP	IP WLS BF H R ER SO BB IBB HBP BLK WP HR S P ERA WHIP	IP WLS BF H R ER SO BB IBB HBP BLK WP HR S P ERA WHIP	IP WLS BF H R ER SO BB IBB HBP BLK WP HR S P ERA WHIP	IP WLS BF H R ER SO BB IBB HBP BLK WP HR S P ERA WHIP	
Dana Kiecker, R (1, 1) ERA: 5.16	7.0 L 26 6 3 3 3 0 0 0 0 0 0 46 66 3.86 0.857	1.0 3 0 0 0 0 0 0 0 0 0 0 0 7 8 0.00 0.000																				
Jeff Reardon, R (8, 1) ERA: 2.76																						



Batter	1	2	3	4	5	6	7	8	9	AB	R	H	RBI	BB	SO	LOB	TOP				
Phil Bradley, R OBP: 0.335, SLG: 0.284	G4-3		FC3-6 BB	K			G6-3		F9	4	0	0	0	1	1	1	Baltimore Orioles @ Minnesota Twins Hubert H. Humphrey Metrodome, Minneapolis, MN Mon May 28 1990, 4:33 AM EDT Att: 21,226 - Dome				
Joe Orsulak, L OBP: 0.406, SLG: 0.566	SF7 3B		FC3-6 BB WP		F7		K			4	2	1	0	0	1	1					
Cal Ripken Jr., R OBP: 0.347, SLG: 0.367	SF7		WP BB		P4		F9			2	0	0	1	1	0	0					
Mickey Tettleton, S OBP: 0.376, SLG: 0.426	P6		WP BB		K			K		3	0	0	0	1	2	0					
Randy Milligan, R OBP: 0.412, SLG: 0.331		HR	FC6-4 BB			SH5-4 BB		G4-3-6 BB		1	1	1	1	3	0	0					
Craig Worthington, R OBP: 0.236, SLG: 0.322	G5-3		FC6-4			SH5-4 BB		G4-3-6		3	0	0	0	1	0	4					
Bob Melvin, R OBP: 0.275, SLG: 0.384	F9				SH1-4 G6-3 2B		SH5-4		FC6-4 BB	2	1	1	0	1	0	0					
Brad Komminsk, R OBP: 0.341, SLG: 0.368					SH1-4		K		FC6-4	1	0	0	0	0	1	0					
Steve Finley, L OBP: 0.312, SLG: 0.328	K								FC6-4	2	0	0	0	0	1	3					
Rene Gonzales, R OBP: 0.300, SLG: 0.279			F8		G6-3		F8		L7	4	0	0	1	0	0	3					
Inning Stats	R: 1 E: 0 K: 0 S: 5	H: 1 LOB: 0 BB: 0 P: 8	R: 1 E: 0 K: 1 S: 10	H: 1 LOB: 0 BB: 0 P: 15	R: 1 E: 0 K: 0 S: 9	H: 0 LOB: 3 BB: 4 P: 27	R: 1 E: 0 K: 1 S: 8	H: 1 LOB: 0 BB: 0 P: 10	R: 0 E: 0 K: 1 S: 7	H: 0 LOB: 0 BB: 0 P: 12	R: 0 E: 0 K: 1 S: 8	H: 0 LOB: 2 BB: 2 P: 17	R: 0 E: 0 K: 1 S: 7	H: 0 LOB: 0 BB: 0 P: 11	R: 0 E: 0 K: 1 S: 6	H: 0 LOB: 1 BB: 1 P: 12	1B: 0 2B: 1 3B: 1 HR: 1	SF: 1 SAC: 2 DP: 1 HBP: 0	WP: 1 PB: 0 SB: 0 CS: 0	PA: 37	
PITCHER	IP	WLS	BF	H	R	ER	SO	BB	IBB	HBP	BLK	WP	HR	S	P	ERA	WHIP				
David West, L ERA: 5.05	4.0		19	3	4	4	2	4	0	0	0	1	1	32	60	9.00	1.750				
Tim Drummond, R ERA: 3.95	1.1	6	0	0	0	0	1	2	0	0	0	0	0	11	24	0.00	1.500				
Juan Berenguer, R ERA: 4.67	2.0	W	7	0	0	0	3	1	0	0	0	0	0	15	26	0.00	0.500				
Terry Leach, R ERA: 2.03	0.2		2	0	0	0	0	1	0	0	0	0	0	5	9	0.00	1.500				
John Canetaria, L ERA: 4.54	1.0	S	3	0	0	0	0	0	0	0	0	0	0	5	7	0.00	0.000				

Batter	1	2	3	4	5	6	7	8	9	AB	R	H	RBI	BB	SO	LOB	BOTTOM				
Dan Gladden, R OBP: 0.361, SLG: 0.479	P3		FC4-6 1B				P3		HR 1B	4	1	2	0	0	0	0	Baltimore Orioles @ Minnesota Twins Hubert H. Humphrey Metrodome, Minneapolis, MN Mon May 28 1990, 4:33 AM EDT Att: 21,226 - Dome				
Fred Manrique, R OBP: 0.282, SLG: 0.389	G6-3		FC4-6 FC4-6		G5-3		K			4	0	0	0	0	1	3					
Al Newman, S OBP: 0.290, SLG: 0.296			FC4-6							0	0	0	0	0	0	0					
Kirby Puckett, R OBP: 0.406, SLG: 0.588	HR		FC4-6			SH1-5 BB 1B		HR		4	2	3	4	0	0	1					
Kent Hrbek, L OBP: 0.401, SLG: 0.507	G4-3				G4-6-3 1B		G6-3			3	0	1	0	1	0	0					
Gary Gaetti, R OBP: 0.301, SLG: 0.436		P4		G4-6-3		SH1-5		HR		3	1	1	1	0	0	1					
Gene Larkin, S OBP: 0.386, SLG: 0.489									HR	3	1	2	1	1	0	2					
John Moses, S OBP: 0.403, SLG: 0.346		2B		HR		P9		G6-4-3 BB		0	0	0	0	0	0	0					
Jim Dwyer, L OBP: 0.286, SLG: 0.167		F8				G5-3		G6-4-3		2	0	1	0	0	0	1					
Carmen Castillo, R OBP: 0.196, SLG: 0.178										2	0	0	0	0	0	3					
Greg Gagne, R OBP: 0.309, SLG: 0.397		K					K		G5-3	4	0	0	0	0	3	2					
Junior Ortiz, R OBP: 0.281, SLG: 0.387			P4				F9		1B HR 2B	3	1	1	0	0	0	0					
Inning Stats	R: 1 E: 0 K: 0 S: 6	H: 1 LOB: 0 BB: 0 P: 9	R: 0 E: 0 K: 1 S: 8	H: 1 LOB: 1 BB: 0 P: 14	R: 0 E: 0 K: 0 S: 5	H: 1 LOB: 1 BB: 0 P: 7	R: 1 E: 0 K: 1 S: 11	H: 3 LOB: 1 BB: 0 P: 15	R: 0 E: 0 K: 0 S: 5	H: 0 LOB: 0 BB: 0 P: 8	R: 0 E: 0 K: 0 S: 8	H: 1 LOB: 2 BB: 1 P: 17	R: 3 E: 0 K: 2 S: 17	H: 3 LOB: 0 BB: 0 P: 27	R: 1 E: 0 K: 0 S: 5	H: 1 LOB: 0 BB: 1 P: 10	1B: 5 2B: 2 3B: 0 HR: 4	SF: 0 SAC: 1 DP: 2 HBP: 0	WP: 0 PB: 0 SB: 0 CS: 0	PA: 35	
PITCHER	IP	WLS	BF	H	R	ER	SO	BB	IBB	HBP	BLK	WP	HR	S	P	ERA	WHIP				
Dave Johnson, R ERA: 4.31	5.1		23	7	2	2	2	1	0	0	0	0	2	39	61	3.38	1.500				
Joe Price, L ERA: 4.07	1.2	L	10	4	4	4	2	1	0	0	0	0	2	24	43	21.60	3.000				
Mickey Weston, R ERA: 3.0	1.0		2	0	0	0	0	0	0	0	0	0	0	2	3	0.00	0.000				



Batter	1	2	3	4	5	6	7	8	9	AB	R	H	RBI	BB	SO	LOB	TOP										
Phil Bradley, R OBP: 0.326, SLG: 0.277 (1, 7)	G6-3		FC6-4		G5-3		G6-3			4	0	0	0	0	0	2	Baltimore Orioles @ Minnesota Twins Hubert H. Humphrey Metrodome, Minneapolis, MN Tue May 29 1990, 8:05 PM EDT Att: 15,225 - Dome										
Joe Orsulak, L OBP: 0.397, SLG: 0.549 (1, 9)	L4		G5-3		P6			L8		4	0	0	0	0	2												
Cal Ripken Jr., R OBP: 0.345, SLG: 0.371 (1, 6)	P6			P3		2B		K		4	1	1	0	0	1												
Mickey Tettleton, S OBP: 0.366, SLG: 0.414 (1, 10)		G1-3		G4-3		K		P5		4	0	0	0	0	1												
Randy Milligan, R OBP: 0.420, SLG: 0.396 (1, 3)		HR		K					HR	4	2	3	3	0	1												
Craig Worthington, R OBP: 0.297, SLG: 0.327 (1, 5)	G6-3				2B		F7		K	4	1	1	0	0	1												
Bob Melvin, R OBP: 0.284, SLG: 0.400 (1, 2)	G6-3				2B		K			4	0	2	1	0	1												
Brad Komminsk, R OBP: 0.354, SLG: 0.390 (1, 8)			FC1-5		1B	CS		FC6-4		3	1	1	0	1	0												
Rene Gonzales, R OBP: 0.296, SLG: 0.277 (1, 4)			FC1-5				L4		G4-3	4	0	1	0	0	2												
Inning Stats	R: 0 E: 0 K: 0 S: 5	H: 0 LOB: 0 BB: 0 P: 8	R: 1 E: 0 K: 0 S: 11	H: 1 LOB: 0 BB: 0 P: 19	R: 0 E: 0 K: 0 S: 7	H: 1 LOB: 1 BB: 0 P: 10	R: 0 E: 0 K: 1 S: 7	H: 0 LOB: 0 BB: 0 P: 9	R: 2 E: 0 K: 0 S: 15	H: 3 LOB: 1 BB: 1 P: 27	R: 1 E: 0 K: 2 S: 12	H: 2 LOB: 1 BB: 0 P: 16	R: 0 E: 0 K: 0 S: 9	H: 0 LOB: 0 BB: 0 P: 12	R: 0 E: 0 K: 1 S: 8	H: 0 LOB: 0 BB: 0 P: 12		R: 1 E: 0 K: 1 S: 11	H: 2 LOB: 1 BB: 0 P: 13	1B: 2 2B: 5 3B: 0 HR: 2	SF: 0 SAC: 0 DP: 0 HBP: 0	WP: 1 PB: 0 CS: 2	PA: 36				
PITCHER	IP	WLS	BF	H	R	ER	SO	BB	IBB	HBP	BLK	WP	HR	S	P	ERA	WHIP										
Allan Anderson, L ERA: 5.13 (1, 1)	5.1	L	23	7	4	4	2	1	0	0	0	1	1	51	83	6.75	1.500										
Terry Leach, R ERA: 2.09 (6, 1)	3.2		13	2	1	1	3	0	0	0	0	0	1	34	43	2.46	0.545										

AB	35
R	5
H	9
RBI	4
BB	1
SO	5
LOB	10



Batter	1	2	3	4	5	6	7	8	9	AB	R	H	RBI	BB	SO	LOB	BOTTOM										
Dan Gladden, R OBP: 0.359, SLG: 0.474 (1, 7)	FC4-6		G6-3		F8		G1-3			4	0	1	0	0	0	2	Baltimore Orioles @ Minnesota Twins Hubert H. Humphrey Metrodome, Minneapolis, MN Tue May 29 1990, 8:05 PM EDT Att: 15,225 - Dome										
Al Newman, S OBP: 0.286, SLG: 0.294 (1, 4)	FC4-6				G4-3			P6		4	1	1	0	0	0	2											
Kirby Puckett, R OBP: 0.408, SLG: 0.589 (1, 8)	F9						F9		G4-6-3	3	0	1	1	1	0	1											
Kent Hrbek, L OBP: 0.392, SLG: 0.493 (1, 3)	F7				K				G4-6-3	4	0	0	0	0	2	3											
Gary Gaetti, R OBP: 0.300, SLG: 0.438 (1, 5)		L5			P4				L5	4	0	1	0	0	0	0											
Gene Larkin, S OBP: 0.389, SLG: 0.489 (1, 10)					P3					4	0	2	0	0	0	1											
Brian Harper, R OBP: 0.331, SLG: 0.473 (1, 2)					G6-3					4	0	0	0	0	1	2											
John Moses, S OBP: 0.394, SLG: 0.339 (1, 9)									G1-3	4	0	1	0	0	1	2											
Greg Gagne, R OBP: 0.310, SLG: 0.395 (1, 6)					P2					3	0	1	0	0	0	1											
Inning Stats	R: 0 E: 0 K: 0 S: 7	H: 1 LOB: 1 BB: 0 P: 11	R: 0 E: 0 K: 0 S: 8	H: 1 LOB: 0 BB: 0 P: 13	R: 1 E: 0 K: 1 S: 12	H: 2 LOB: 1 BB: 0 P: 18	R: 0 E: 0 K: 0 S: 4	H: 0 LOB: 0 BB: 0 P: 7	R: 0 E: 0 K: 1 S: 10	H: 1 LOB: 1 BB: 0 P: 14	R: 0 E: 0 K: 1 S: 12	H: 1 LOB: 1 BB: 0 P: 16	R: 0 E: 0 K: 0 S: 6	H: 1 LOB: 0 BB: 0 P: 9	R: 0 E: 0 K: 0 S: 5	H: 0 LOB: 0 BB: 1 P: 12		R: 0 E: 0 K: 1 S: 11	H: 1 LOB: 1 BB: 0 P: 17	1B: 6 2B: 2 3B: 0 HR: 0	SF: 0 SAC: 0 DP: 1 HBP: 0	WP: 0 PB: 0 SB: 1 CS: 0	PA: 35				
PITCHER	IP	WLS	BF	H	R	ER	SO	BB	IBB	HBP	BLK	WP	HR	S	P	ERA	WHIP										
Bob Milacki, R ERA: 4.88 (1, 1)	6.1	W	26	7	1	1	3	0	0	0	0	0	0	56	85	1.42	1.105										
Mark Williamson, R ERA: 1.95 (7, 1)	1.2		5	0	0	0	0	1	0	0	0	0	0	8	15	0.00	0.600										
Gregg Olson, R ERA: 0.33 (9, 1)	1.0		4	1	0	0	1	0	0	0	0	0	0	11	17	0.00	1.000										

AB	34
R	1
H	8
RBI	1
BB	1
SO	4
LOB	14



Batter	1	2	3	4	5	6	7	8	9	AB	R	H	RBI	BB	SO	LOB	TOP																					
Dan Gladden, R OBP: 0.348, SLG: 0.452 (1, 7)	F8		B1-3			FC6-4		G5-3		4	0	0	0	0	0	2																						
Gene Larkin, S OBP: 0.385, SLG: 0.480 John Moses, S OBP: 0.356, SLG: 0.302 (1, 9)	G4-3			G3		F8		F8		4	0	0	0	0	0	1																						
Kirby Puckett, R OBP: 0.412, SLG: 0.583 (1, 8)	1B			G5-3			G6-3		G6-3	4	0	1	0	0	0	0																						
Kent Hrbek, L OBP: 0.385, SLG: 0.481 (1, 3)	G5-3			G1-3			G4-3		G5-3	4	0	0	0	0	0	1																						
Gary Gaetti, R OBP: 0.311, SLG: 0.451 (1, 5)			G1-3				K			3	0	1	0	0	1	0																						
Jim Dwyer, L OBP: 0.300, SLG: 0.286 (1, 10)	G6-3			K						3	1	1	1	0	1	1																						
Brian Harper, R OBP: 0.340, SLG: 0.486 (1, 2)	G5-3			G6-3				HR		3	0	0	0	0	0	1																						
Fred Manrique, R OBP: 0.264, SLG: 0.393 (1, 4)			G5-3			F8		G4-3		3	0	0	0	0	0	0																						
Greg Gagne, R OBP: 0.317, SLG: 0.417 (1, 6)			F9							3	0	2	0	0	0	0																						
Inning Stats	R: 0 E: 0 K: 0 S: 8	H: 1 LOB: 1 BB: 0 P: 13	R: 0 E: 0 K: 0 S: 6	H: 0 LOB: 0 BB: 0 P: 11	R: 0 E: 0 K: 0 S: 4	H: 0 LOB: 0 BB: 0 P: 6	R: 0 E: 0 K: 0 S: 10	H: 0 LOB: 0 BB: 0 P: 14	R: 0 E: 0 K: 1 S: 7	H: 1 LOB: 0 BB: 0 P: 10	R: 0 E: 0 K: 0 S: 4	H: 1 LOB: 1 BB: 0 P: 8	R: 0 E: 0 K: 1 S: 6	H: 0 LOB: 0 BB: 0 P: 8	R: 1 E: 0 K: 0 S: 6	H: 2 LOB: 1 BB: 0 P: 8	R: 0 E: 0 K: 0 S: 5	H: 0 LOB: 0 BB: 0 P: 9	1B: 3 2B: 0 3B: 1 HR: 1	SF: 0 SAC: 0 DP: 1 HBP: 0	WP: 0 PA: 31 CS: 0																	
PITCHER	IP	WLS	BF	H	R	ER	SO	BB	IBB	HBP	BLK	WP	HR	S	P	ERA	WHIP	PITCHER				IP	WLS	BF	H	R	ER	SO	BB	IBB	HBP	BLK	WP	HR	S	P	ERA	WHIP
Melido Perez, R ERA: 3.98 (1, 1)	7.2		27	5	1	1	2	0	0	0	0	0	1	50	76	1.17	0.652																					
Barry Jones, R ERA: 1.46 (8, 1)	1.1	W	4	0	0	0	0	0	0	0	0	0	0	6	11	0.00	0.000																					

Minnesota Twins @ Chicago White Sox
Comiskey Park, Chicago, IL
Fri Jun 01 1990, 8:05 PM EDT
Att: 17,552 - Unknown - 85 F

livebaseballscorecards.com

AB 31
R 1
H 5
RBI 1
BB 0
SO 2
LOB 6



Batter	1	2	3	4	5	6	7	8	9	AB	R	H	RBI	BB	SO	LOB	BOTTOM																					
Lance Johnson, L OBP: 0.333, SLG: 0.319 (1, 8)	G6-3		B1-3			G4-3				4	0	1	0	0	0	0																						
Robin Ventura, L OBP: 0.290, SLG: 0.280 (1, 5)	G4-3			G4-3		K		F7		4	0	0	0	0	1	1																						
Ivan Calderon, R OBP: 0.370, SLG: 0.446 (1, 7)	G4-3			2B				E5		4	1	2	0	0	0	1																						
Dan Pasqua, L OBP: 0.470, SLG: 0.647 Sammy Sosa, R OBP: 0.290, SLG: 0.388 (1, 9)				1B		K		L7		3	0	2	1	0	1	1																						
Ron Kittle, R OBP: 0.357, SLG: 0.528 (1, 10)	FC1-6			P2						4	0	0	0	0	1	2																						
Steve Lyons, L OBP: 0.298, SLG: 0.333 (1, 3)	F7			G4-3						4	1	2	0	0	0	2																						
Ron Karkovics, R OBP: 0.368, SLG: 0.412 (1, 2)	F8									3	0	1	0	0	0	1																						
Scott Fletcher, R OBP: 0.299, SLG: 0.287 (1, 4)			G4-3			G4-3				4	0	0	0	0	0	3																						
Craig Grebeck, R OBP: 0.146, SLG: 0.128 Carlos Martinez, R OBP: 0.226, SLG: 0.321 (1, 6)			L1			G1-3				3	0	0	0	0	0	0																						
Inning Stats	R: 0 E: 0 K: 0 S: 7	H: 0 LOB: 0 BB: 0 P: 10	R: 0 E: 0 K: 0 S: 5	H: 1 LOB: 1 BB: 0 P: 10	R: 0 E: 0 K: 0 S: 7	H: 0 LOB: 0 BB: 0 P: 10	R: 1 E: 0 K: 0 S: 10	H: 2 LOB: 1 BB: 0 P: 14	R: 0 E: 0 K: 2 S: 12	H: 1 LOB: 1 BB: 0 P: 15	R: 0 E: 0 K: 1 S: 7	H: 1 LOB: 0 BB: 0 P: 9	R: 0 E: 1 K: 0 S: 14	H: 1 LOB: 2 BB: 0 P: 19	R: 1 E: 0 K: 0 S: 13	H: 3 LOB: 2 BB: 0 P: 18	1B: 8 2B: 1 3B: 0 HR: 0	SF: 0 SAC: 1 DP: 0 HBP: 0	WP: 0 PA: 36 CS: 0																			
PITCHER	IP	WLS	BF	H	R	ER	SO	BB	IBB	HBP	BLK	WP	HR	S	P	ERA	WHIP	PITCHER				IP	WLS	BF	H	R	ER	SO	BB	IBB	HBP	BLK	WP	HR	S	P	ERA	WHIP
Kevin Tapani, R ERA: 3.31 (1, 1)	8.0	L	5	3	1	1	0	0	0	0	0	0	0	13	18	13.50	4.500																					
Terry Leach, R ERA: 2.32 (9, 1)	0.2		5	3	1	1	0	0	0	0	0	0	0	13	18	13.50	4.500																					

Minnesota Twins @ Chicago White Sox
Comiskey Park, Chicago, IL
Fri Jun 01 1990, 8:05 PM EDT
Att: 17,552 - Unknown - 85 F

livebaseballscorecards.com

AB 35
R 2
H 9
RBI 2
BB 0
SO 3
LOB 13



Batter	1	2	3	4	5	6	7	8	9	AB	R	H	RBI	BB	SO	LOB	TOP										
Dan Gladden, R (1, 7) OBP: 0.347, SLG: 0.453	G1-3		G6-3			K		FC5 1-H 2B		4	0	1	1	0	1	0	Minnesota Twins @ Chicago White Sox Comiskey Park, Chicago, IL Sat Jun 02 1990, 8:05 PM EDT Att: 30,153 - Unknown - 85 F										
John Moses, S (1, 9) OBP: 0.342, SLG: 0.288	P6		G4-3			K		FC5 BB		3	0	0	0	0	1	0											
Shane Mack, R (8, PH) OBP: 0.492, SLG: 0.588										0	0	0	0	0	1	0											
Kirby Puckett, R (1, 8) OBP: 0.404, SLG: 0.571	G6-3				K			FC5		4	0	0	0	0	1	2											
Gene Larkin, S (1, 3) OBP: 0.382, SLG: 0.471		G4-3			K			G4-3		3	0	0	0	1	1	3											
Gary Gaetti, R (1, 5) OBP: 0.304, SLG: 0.440	E8 1B				G6-3			G6-3		4	1	0	0	0	0	1											
Jim Dwyer, L (1, 10) OBP: 0.295, SLG: 0.282						G3		G1-4-3 1B		4	0	1	0	0	1	1											
Brian Harper, R (1, 2) OBP: 0.338, SLG: 0.479	WP 2-H 1B					F8		G4-3		4	0	1	1	0	0	1											
Fred Manrique, R (1, 4) OBP: 0.266, SLG: 0.392								G3		3	0	1	0	0	0	1											
Al Newman, S (8, 4) OBP: 0.293, SLG: 0.288	G3					FC6-4 1B				0	0	0	0	0	0	0											
Greg Gagne, R (1, 6) OBP: 0.318, SLG: 0.415			P4			FC6-4 1-2		2B 1B		3	1	1	0	0	0	1											
Inning Stats	R: 0 E: 0 K: 0 S: 5	H: 0 LOB: 0 BB: 0 P: 8	R: 1 E: 1 K: 1 S: 12	H: 1 LOB: 1 BB: 0 P: 16	R: 0 E: 0 K: 0 S: 6	H: 0 LOB: 0 BB: 0 P: 9	R: 0 E: 0 K: 2 S: 9	H: 0 LOB: 0 BB: 0 P: 12	R: 0 E: 0 K: 0 S: 9	H: 1 LOB: 1 BB: 0 P: 12	R: 0 E: 0 K: 2 S: 7	H: 0 LOB: 0 BB: 0 P: 11	R: 0 E: 0 K: 0 S: 6	H: 0 LOB: 1 BB: 1 P: 11	R: 1 E: 0 K: 0 S: 10	H: 2 LOB: 3 BB: 1 P: 19	R: 0 E: 0 K: 0 S: 5	H: 1 LOB: 0 BB: 0 P: 7	1B: 4 2B: 1 3B: 0 HR: 0	SF: 0 SAC: 0 DP: 2 HBP: 0	WP: 1 PB: 0 SB: 0 CS: 0	PA: 34					
PITCHER	IP	WLS	BF	H	R	ER	SO	BB	IBB	HBP	BLK	WP	HR	S	P	ERA	WHIP										
Eric King, R (1, 1) ERA: 2.44	7.2	L	28	4	2	1	5	1	0	0	0	1	0	61	89	1.17	0.652										
Scott Radinsky, L (8, 1) ERA: 1.99	0.0		1	0	0	0	0	1	0	0	0	0	0	4	∞	∞											
Donn Pall, R (8, 1) ERA: 2.37	1.1		5	1	0	0	0	0	0	0	0	0	0	8	12	0.00	0.750										

Batter	1	2	3	4	5	6	7	8	9	AB	R	H	RBI	BB	SO	LOB	BOTTOM										
Sammy Sosa, R (1, 9) OBP: 0.286, SLG: 0.410	F8 3B		1B 2B			K				4	1	2	0	0	2	2	Minnesota Twins @ Chicago White Sox Comiskey Park, Chicago, IL Sat Jun 02 1990, 8:05 PM EDT Att: 30,153 - Unknown - 85 F										
Robin Ventura, L (1, 5) OBP: 0.298, SLG: 0.289	F8									3	0	2	1	0	0	1											
Ron Kittle, R (7, PH) OBP: 0.354, SLG: 0.523										1	0	0	0	0	0	1											
Craig Grebeck, R (8, 5) OBP: 0.146, SLG: 0.128										0	0	0	0	0	0	0											
Ivan Calderon, R (1, 7) OBP: 0.368, SLG: 0.443										1	0	0	0	0	1	0											
Dave Gallagher, R (3, 8) OBP: 0.176, SLG: 0.188										2	0	0	0	0	1	3											
Steve Lyons, L (8, PH) OBP: 0.293, SLG: 0.327										1	0	0	0	0	0	0											
Carlton Fisk, R (1, 10) OBP: 0.358, SLG: 0.366	L1-3					F7		P4		3	0	0	0	1	0	0											
Carlos Martinez, R (1, 3) OBP: 0.229, SLG: 0.321										3	0	1	0	0	1	1											
Dan Pasqua, L (8, PH) OBP: 0.464, SLG: 0.638	G1-4-3					FC4-6 1B				1	0	0	0	0	1	0											
Ron Karkovics, R (1, 2) OBP: 0.397, SLG: 0.378	E S BB					P2				3	0	0	0	1	2	2											
Scott Fletcher, R (1, 4) OBP: 0.292, SLG: 0.279	G6-3					L6				4	0	0	0	0	0	3											
Lance Johnson, L (1, 8) OBP: 0.331, SLG: 0.329										4	0	1	0	0	2	0											
Ozzie Guillen, L (1, 6) OBP: 0.375, SLG: 0.437										3	0	1	0	0	0	1											
Inning Stats	R: 0 E: 0 K: 1 S: 7	H: 1 LOB: 0 BB: 0 P: 9	R: 0 E: 0 K: 0 S: 6	H: 0 LOB: 1 BB: 1 P: 12	R: 1 E: 0 K: 2 S: 14	H: 2 LOB: 1 BB: 0 P: 20	R: 0 E: 0 K: 1 S: 13	H: 0 LOB: 1 BB: 1 P: 20	R: 0 E: 0 K: 2 S: 13	H: 2 LOB: 2 BB: 0 P: 18	R: 0 E: 0 K: 1 S: 9	H: 1 LOB: 1 BB: 0 P: 11	R: 0 E: 0 K: 1 S: 13	H: 1 LOB: 1 BB: 0 P: 20	R: 0 E: 0 K: 1 S: 7	H: 0 LOB: 0 BB: 0 P: 9	R: 0 E: 0 K: 1 S: 8	H: 0 LOB: 0 BB: 0 P: 13	1B: 4 2B: 1 3B: 2 HR: 0	SF: 0 SAC: 0 DP: 0 HBP: 0	WP: 0 PB: 0 SB: 1 CS: 0	PA: 35					
PITCHER	IP	WLS	BF	H	R	ER	SO	BB	IBB	HBP	BLK	WP	HR	S	P	ERA	WHIP										
David West, L (1, 1) ERA: 4.61	6.1		27	7	1	1	7	2	0	0	0	0	0	70	101	1.42	1.421										
Juan Berenguer, R (7, 1) ERA: 4.45	0.1		1	0	0	0	1	0	0	0	0	0	0	3	5	0.00	0.000										
John Candelaria, L (7, 1) ERA: 4.37	0.1	W	1	0	0	0	0	0	0	0	0	0	0	2	4	0.00	0.000										
Rick Aguilera, R (8, 1) ERA: 1.8	2.0	S	6	0	0	0	2	0	0	0	0	0	0	15	22	0.00	0.000										

AB	32
R	2
H	5
RBI	2
BB	2
SO	5
LOB	10

AB	33
R	1
H	7
RBI	1
BB	2
SO	10
LOB	14

Batter	1	2	3	4	5	6	7	8	9	AB	R	H	RBI	BB	SO	LOB	TOP											
Dan Gladden, R OBP: 0.350, SLG: 0.454	3-2 S E 1B		1-0 1B		1-2 F8		1-2 G5-4-3			4	1	2	0	0	0	1												
Al Newman, S OBP: 0.274, SLG: 0.278	1-3 K		0-2 P8		1-1 L4			2-1 P8		4	0	0	0	0	1	2												
Kirby Puckett, R OBP: 0.406, SLG: 0.585	1-2 1-H 1B		1-2 F9		0-0 HR			0-3 K		4	1	2	2	0	1	1												
Kent Hrbek, L OBP: 0.382, SLG: 0.472	4-2 B		0-0 L9		0-1 P2			1-3 K		3	0	0	0	1	1	1												
John Moses, S OBP: 0.342, SLG: 0.288	1-2 BB									0	0	0	0	0	0	0												
Gary Gaetti, R OBP: 0.298, SLG: 0.429	2-3 K			0-0 E3 1B				0-3 F9		4	0	0	0	0	2	2												
Jim Dwyer, L OBP: 0.313, SLG: 0.302	0-3 K			1-2 1B				1-0 P5		4	0	2	0	0	1	2												
Brian Harper, R OBP: 0.335, SLG: 0.469				1-3 K				2-2 P6		3	0	0	0	1	1	2												
Shane Mack, R OBP: 0.477, SLG: 0.564				1-3 K				0-0 G5-4-3 1B		4	0	1	0	0	2	4												
Greg Gagne, R OBP: 0.311, SLG: 0.406				0-3 K				1-3 K		3	0	0	0	0	2	3												
Gene Larkin, S OBP: 0.380, SLG: 0.468								0-0 F9		1	0	0	0	0	0	2												
Inning Stats	R: 1 E: 1 K: 3 S: 20	H: 2 LOB: 2 BB: 1 P: 31	R: 0 E: 0 K: 0 S: 5	H: 0 LOB: 0 BB: 0 P: 9	R: 0 E: 0 K: 0 S: 9	H: 1 LOB: 1 BB: 0 P: 11	R: 0 E: 0 K: 3 S: 13	H: 1 LOB: 2 BB: 0 P: 16	R: 1 E: 0 K: 0 S: 10	H: 1 LOB: 0 BB: 0 P: 12	R: 0 E: 0 K: 1 S: 9	H: 1 LOB: 0 BB: 0 P: 11	R: 0 E: 0 K: 2 S: 9	H: 0 LOB: 0 BB: 0 P: 12	R: 0 E: 0 K: 2 S: 8	H: 1 LOB: 2 BB: 1 P: 13	1B: 6 2B: 0 3B: 0 HR: 1	SF: 0 SAC: 0 DP: 1 HBP: 0	WP: 0 PB: 0 SB: 1 CS: 0	PA: 36								
PITCHER	IP	WLS	BF	H	R	ER	SO	BB	IBB	HBP	BLK	WP	HR	S	P	ERA	WHIP											
Jack McDowell, R ERA: 4.62	(1, 1)	6.1	W	27	6	2	1	7	1	0	0	0	0	1	69	95	1.42	1.105										
Donn Patti, R ERA: 2.25	(7, 1)	1.2		4	0	0	0	2	0	0	0	0	0	0	12	16	0.00	0.000										
Bobby Thigpen, R ERA: 2.0	(9, 1)	1.0	S	5	1	0	0	2	1	0	0	0	0	0	8	13	0.00	2.000										

Minnesota Twins @ Chicago White Sox
Comiskey Park, Chicago, IL
Sun Jun 03 1990, 8:05 PM EDT
Att: 15,952 - Unknown - 55 F

AB 34
R 2
H 7
RBI 2
BB 2
SO 11
LOB 20

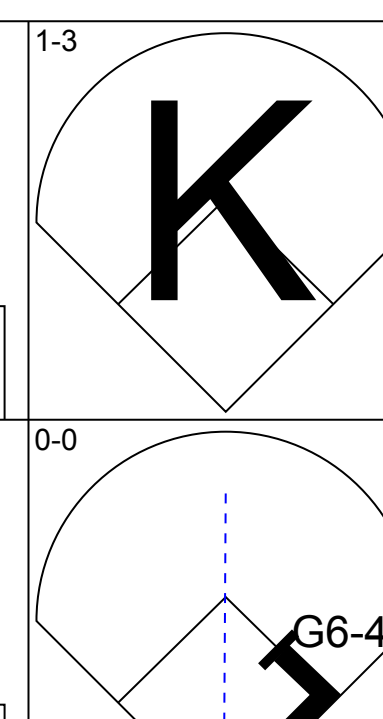
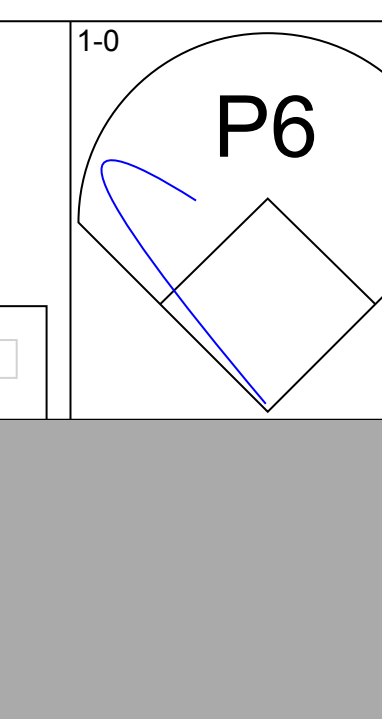
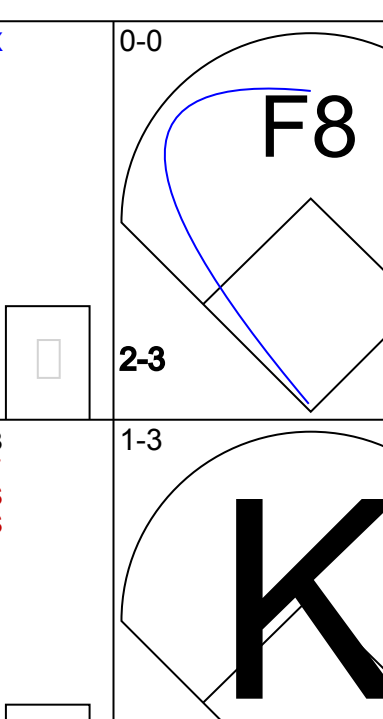
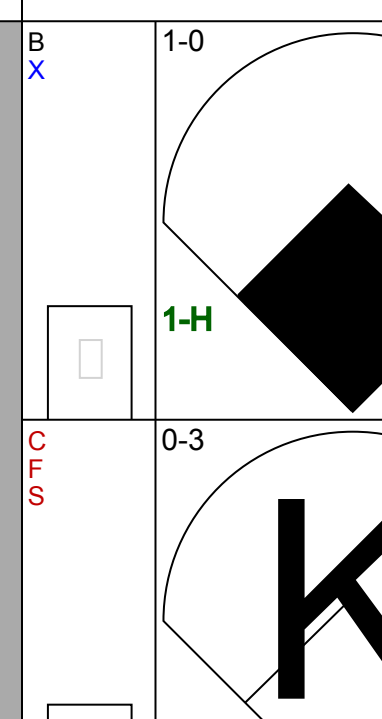
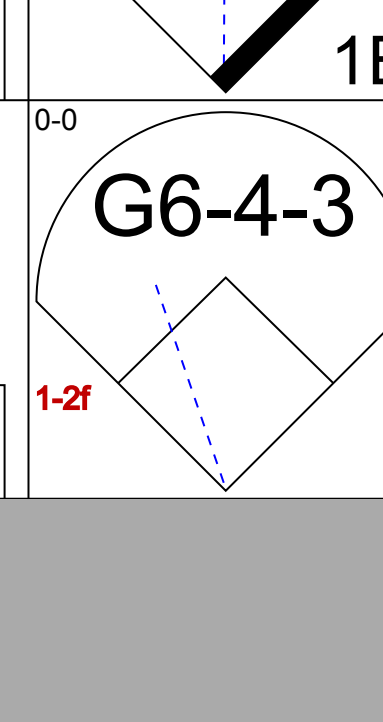
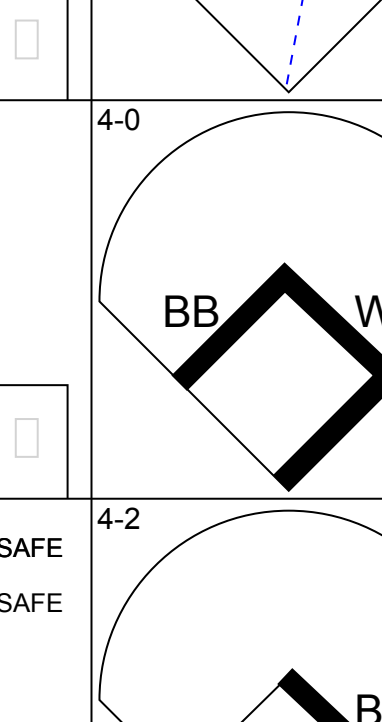

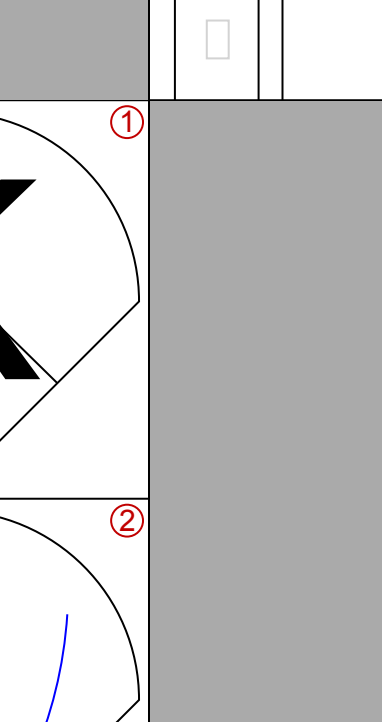

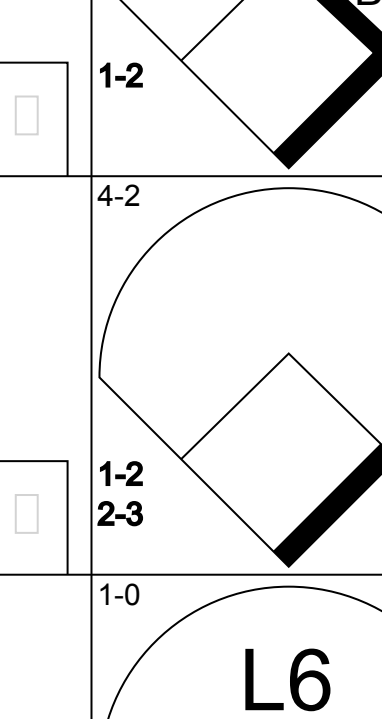

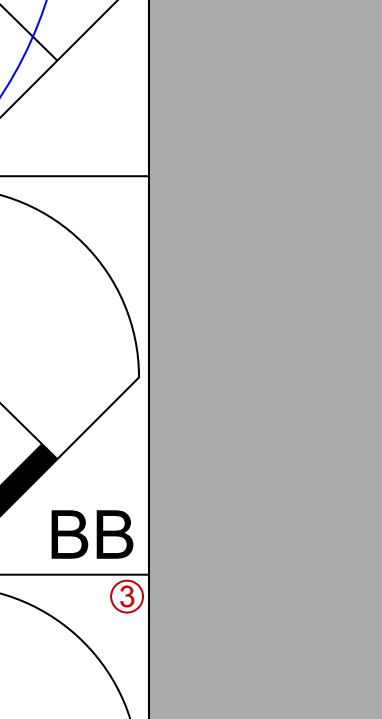
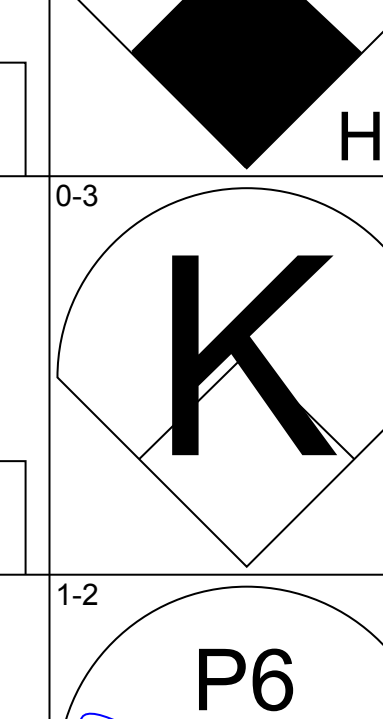
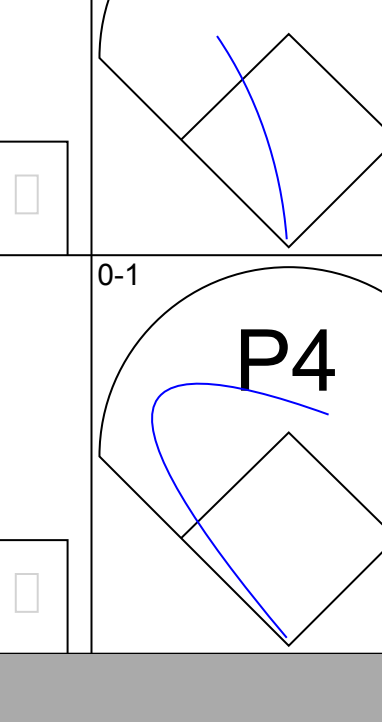

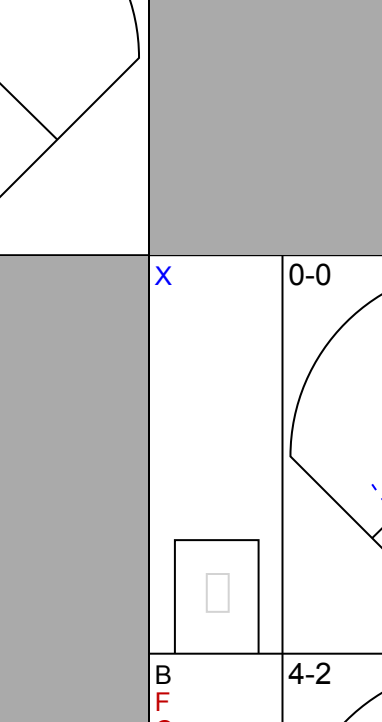


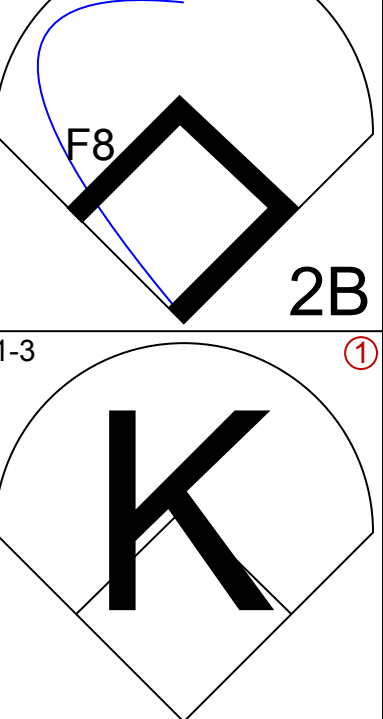
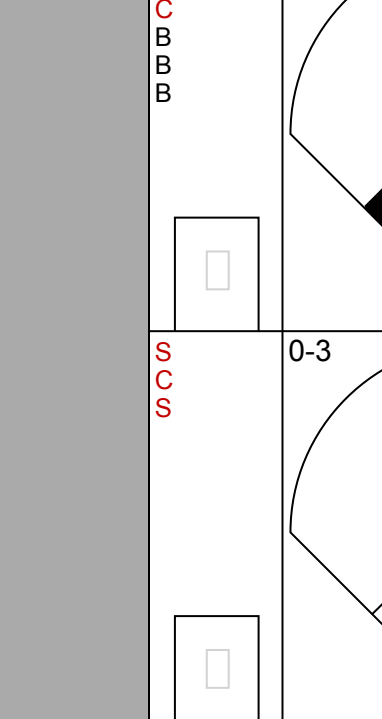

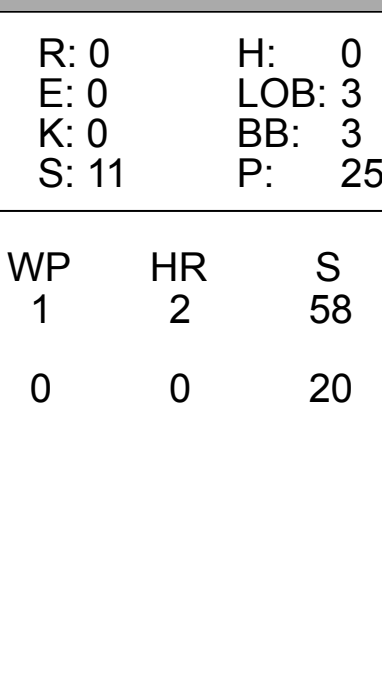
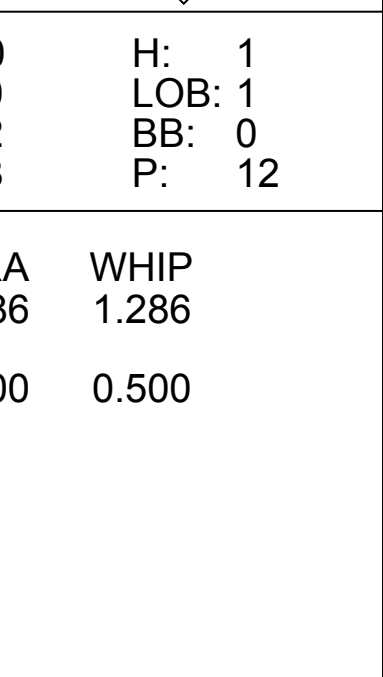
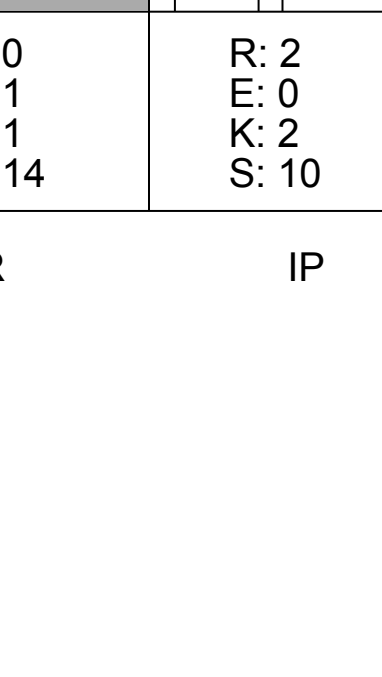
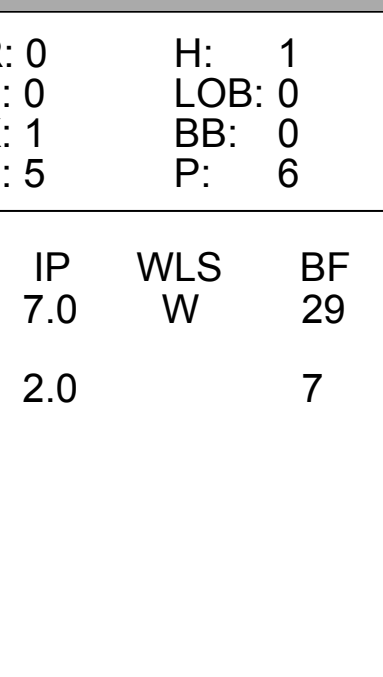

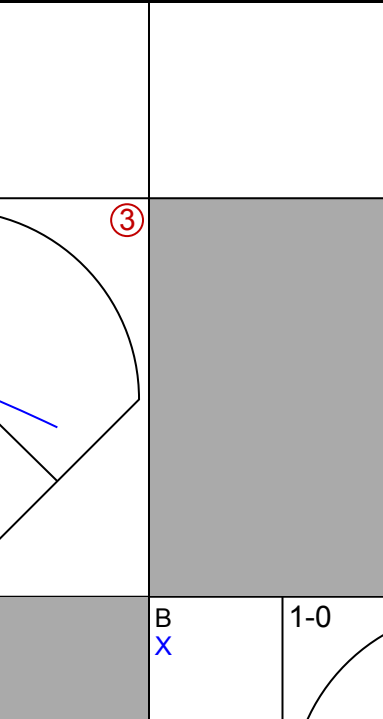
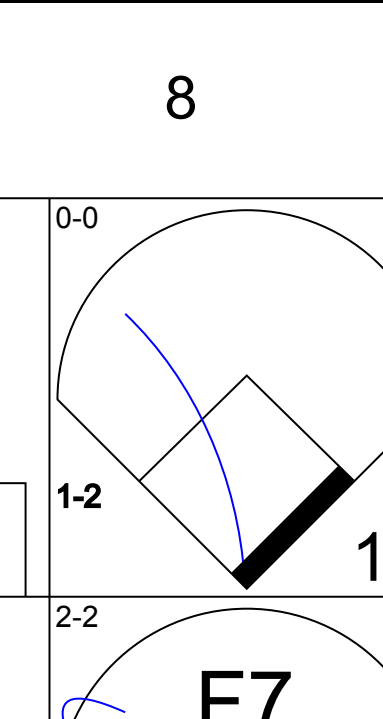
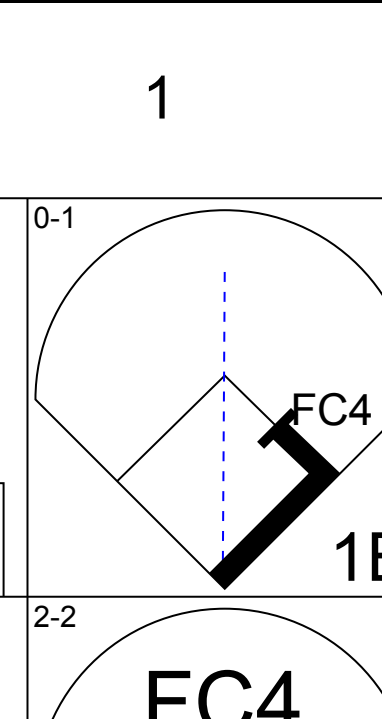
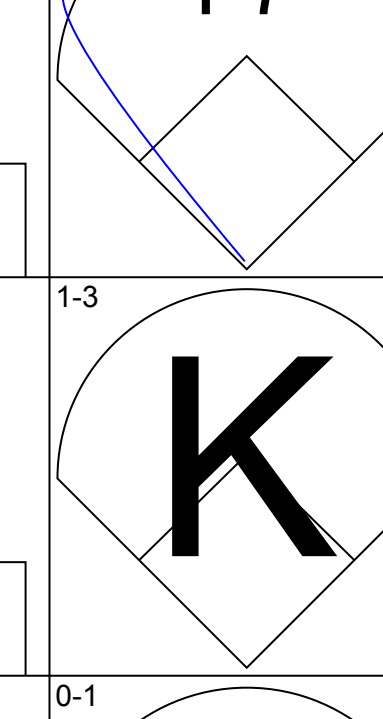
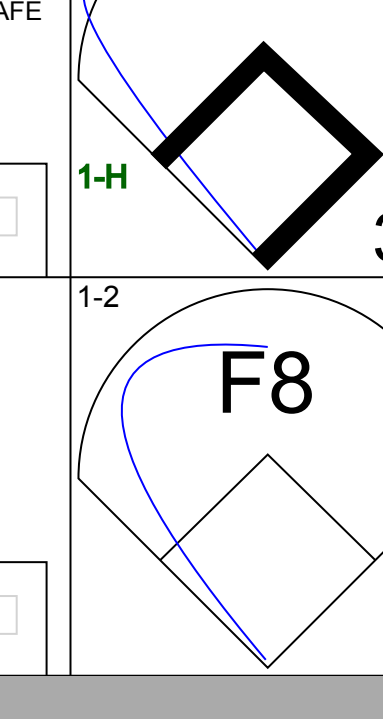
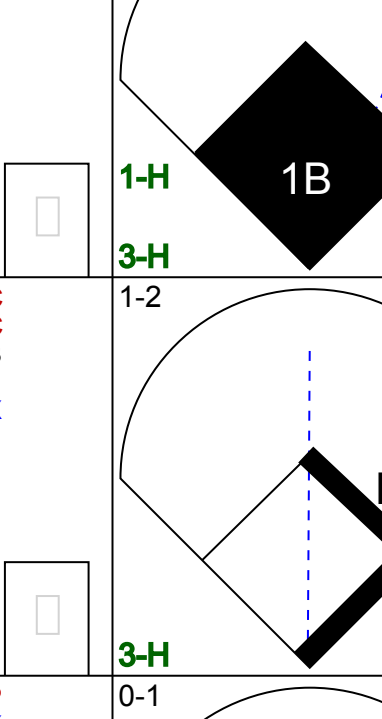
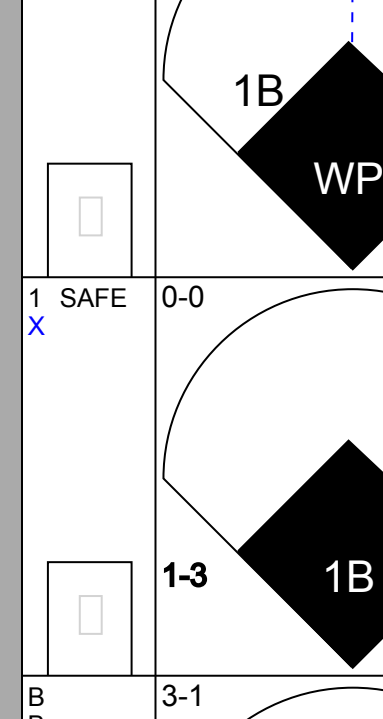
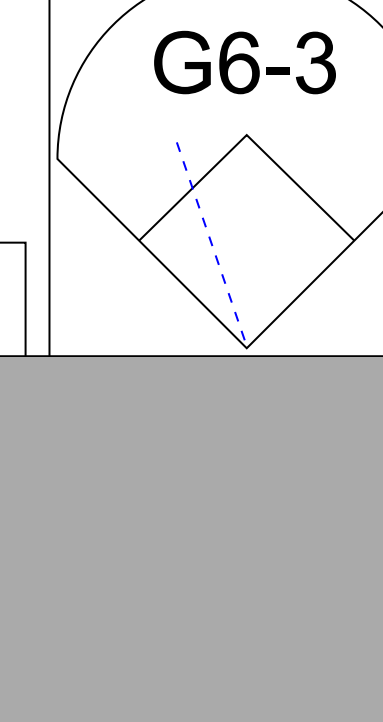

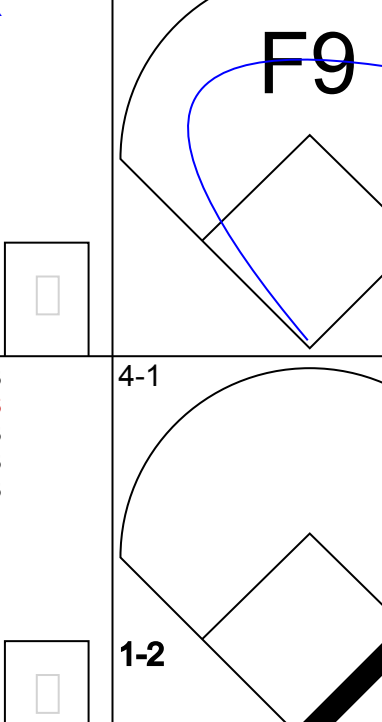
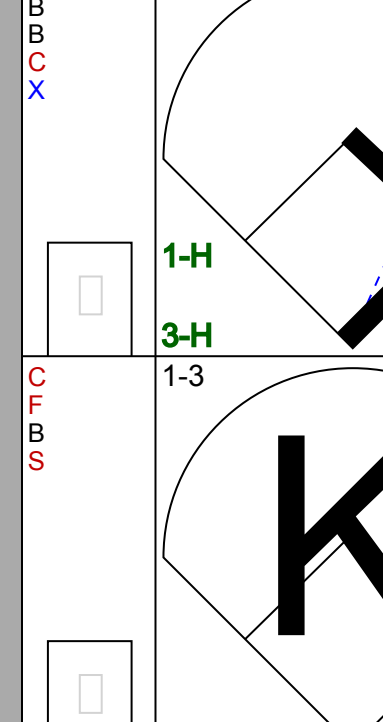



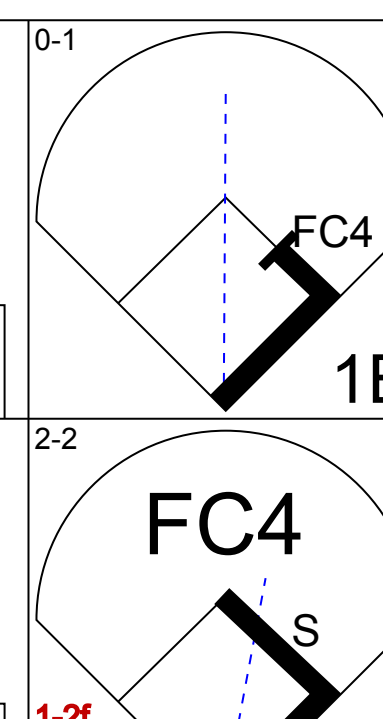
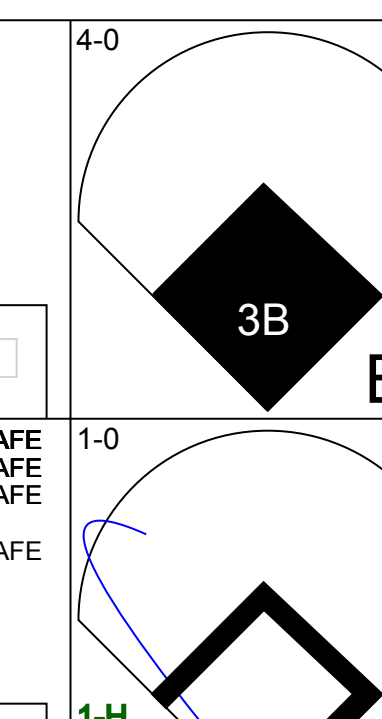
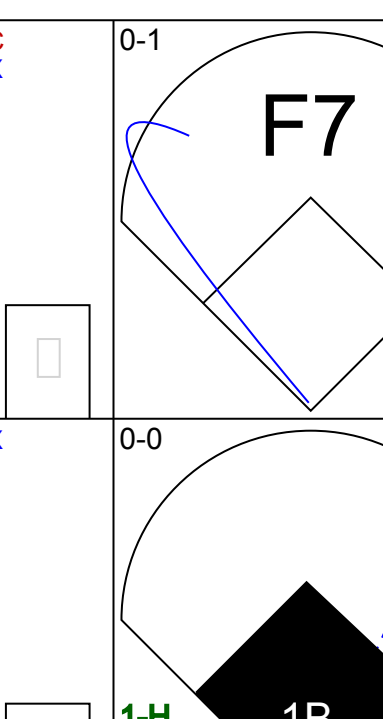
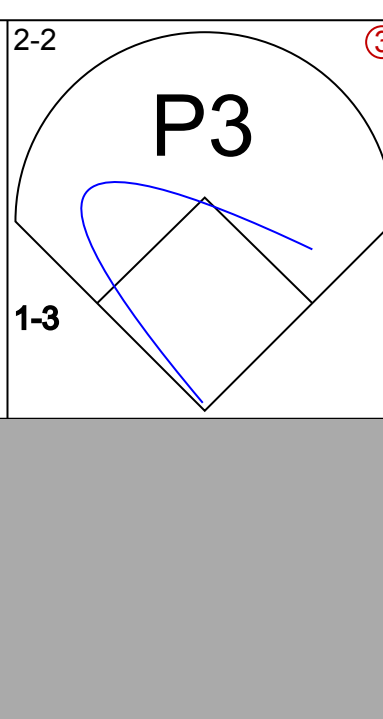
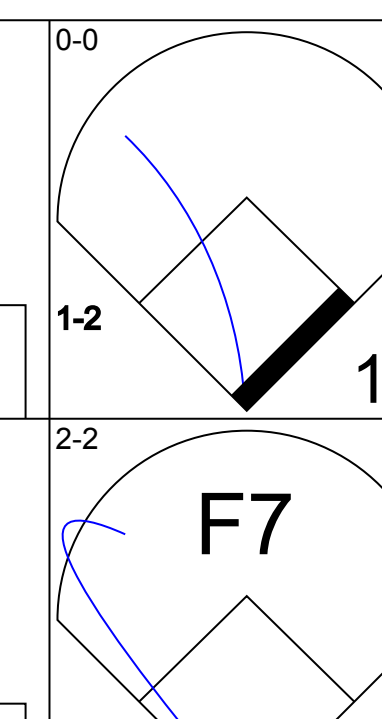
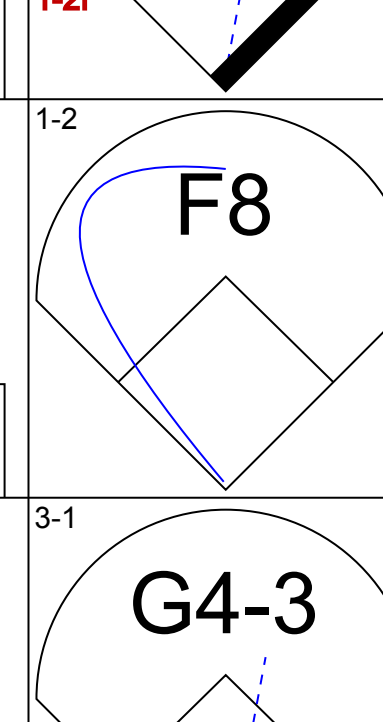
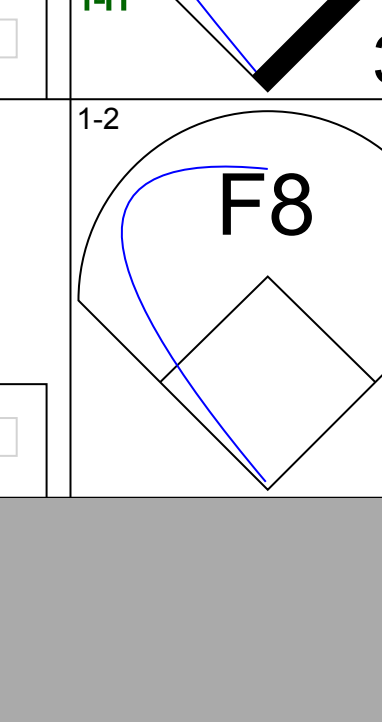
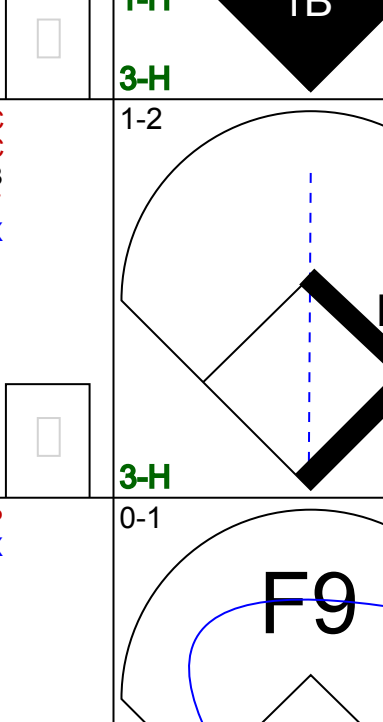
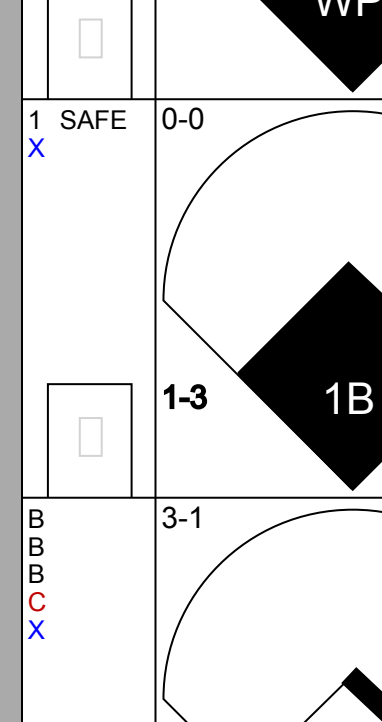
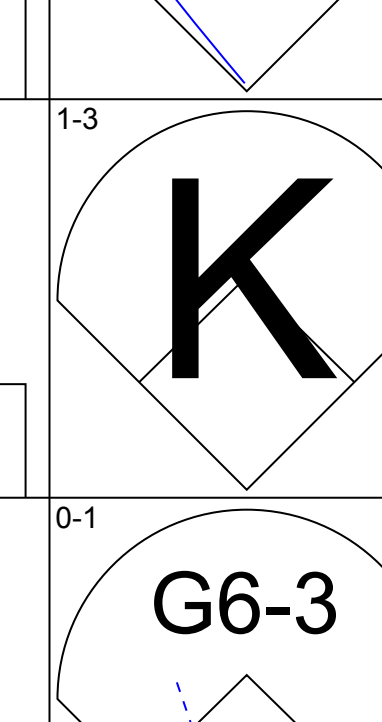


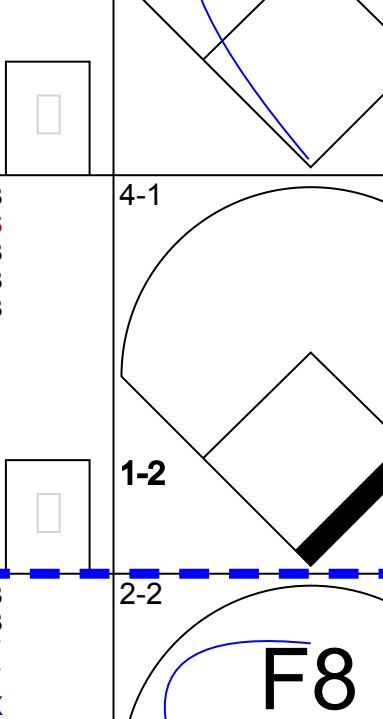




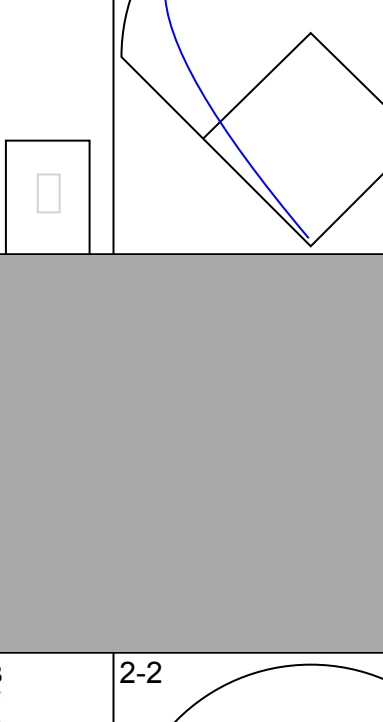
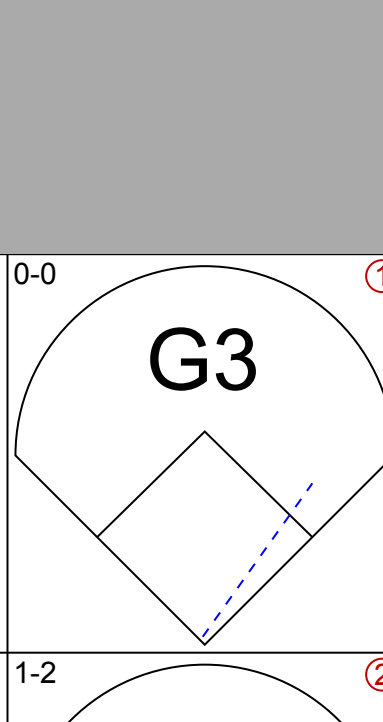


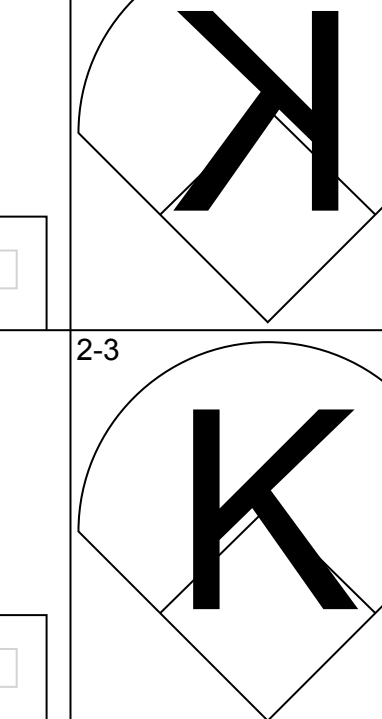
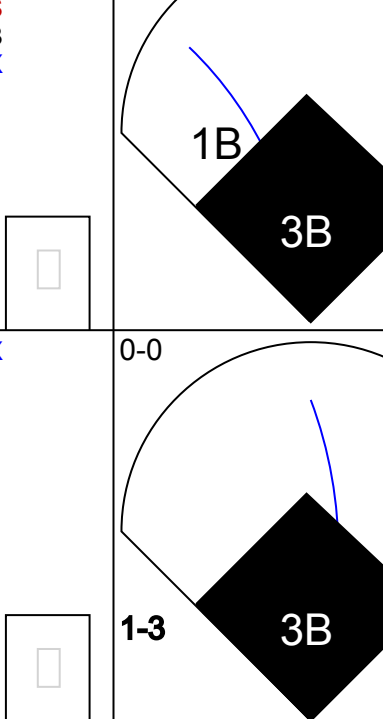
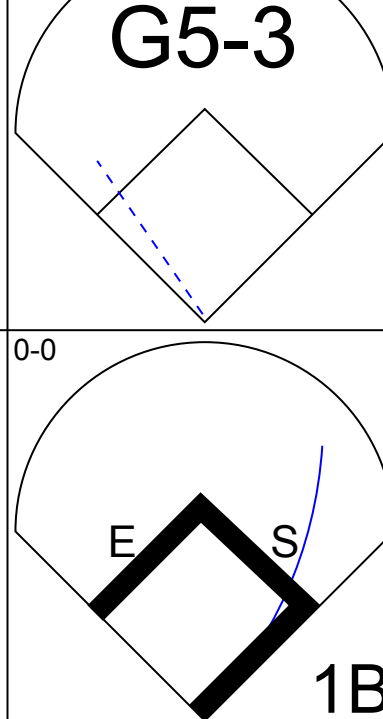
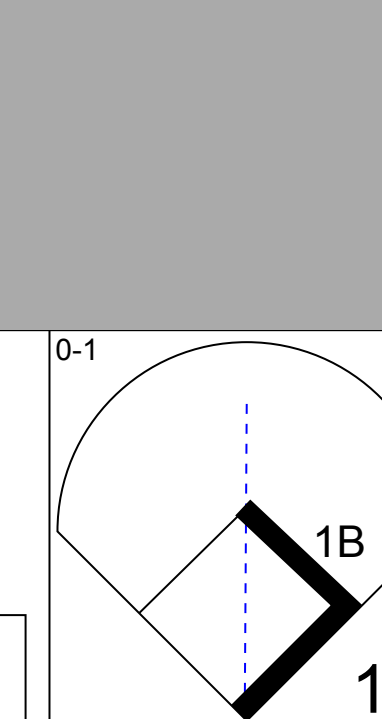
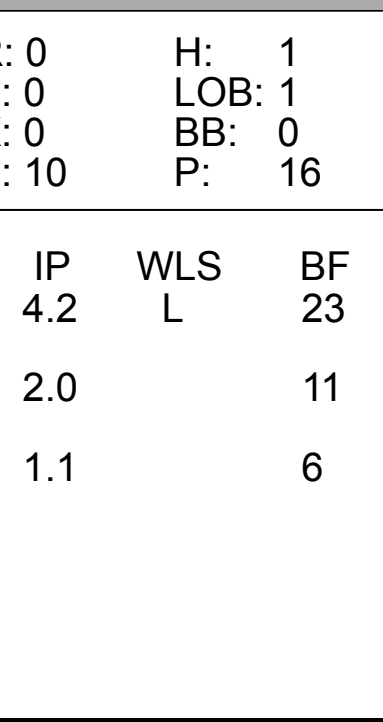
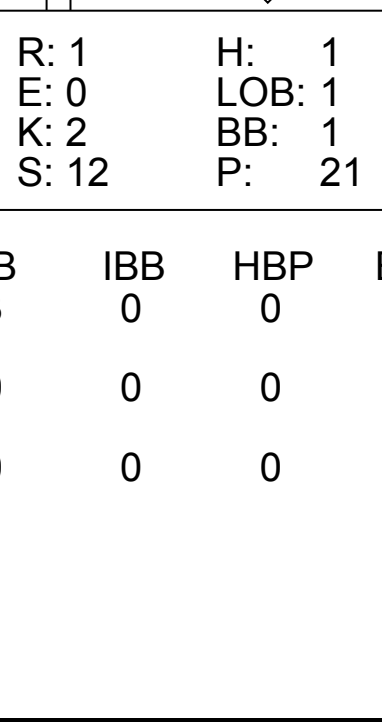
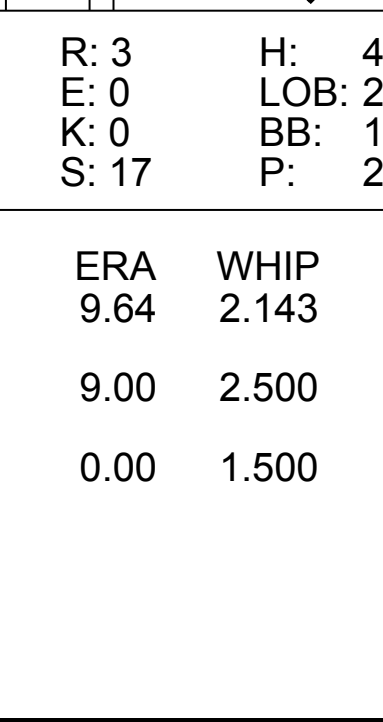
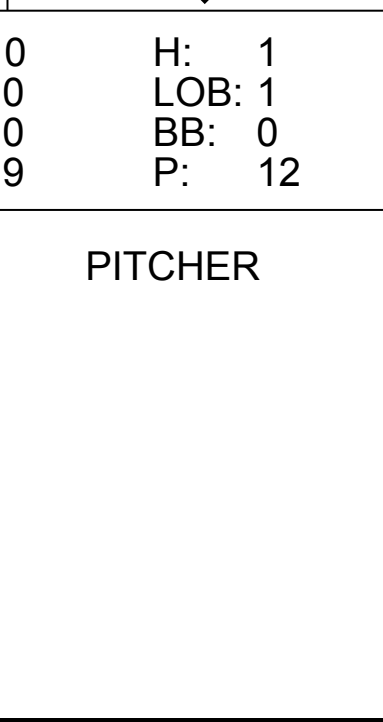
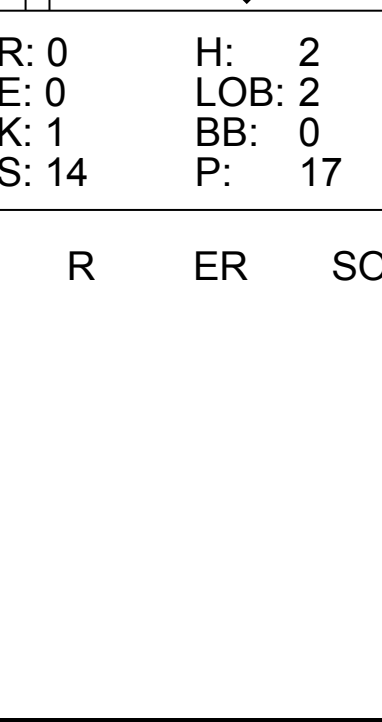
Batter	1	2	3	4	5	6	7	8	9	AB	R	H	RBI	BB	SO	LOB	BOTTOM											
Sammy Sosa, R OBP: 0.285, SLG: 0.406	0-0 G5-3	1-0 S 1B		1-1 G6-3			2-1 G6-3			4	0	1	2	0	0	0												
Robin Ventura, L OBP: 0.297, SLG: 0.282	1-3 K	3-2 L8			2-1 G6-3		4-1 2B BB			3	1	0	0	1	1	1												
Ivan Calderon, R OBP: 0.376, SLG: 0.459	4-1 BB	1-2 F8			1-0 2B		1-0 2B			3	0	2	1	1	0	1												
Ron Kittle, R OBP: 0.345, SLG: 0.508	1-1 F9		0-2 G1-3		1-3 K		1-3 K			4	0	0	0	0	2	3												
Carlton Fisk, R OBP: 0.355, SLG: 0.363		0-1 1B 1B	2-1 F7		0-0 G5-3		1-3 K			4	1	1	0	0	1	2												
Carlos Martinez, R OBP: 0.236, SLG: 0.333		0-1 L6	0-1 FC6-4 1B			1-1 G6-3 2B		1-2 F9		4	0	2	0	0	0	1												
Scott Fletcher, R OBP: 0.291, SLG: 0.278		0-0 1B 1B	0-0 FC6-4			0-1 G6-3		1-0 F7		4	1	1	0	0	0	2												
Lance Johnson, L OBP: 0.335, SLG: 0.333		0-1 1B 1B		0-0 CS 1B		2-2 G4-3		1-0 F7		4	1	2	1	0	0	1												
Ozzie Guillen, L OBP: 0.374, SLG: 0.435		0-1 1B 1B		1-1 G6-3			0-0 G4-3			3	1	1	1	0	0	2												
Inning Stats	R: 0 E: 0 K: 1 S: 7	H: 0 LOB: 1 BB: 1 P: 13	R: 4 E: 0 K: 0 S: 17	H: 5 LOB: 1 BB: 0 P: 22	R: 0 E: 0 K: 0 S: 10	H: 1 LOB: 0 BB: 0 P: 12	R: 0 E: 0 K: 0 S: 5	H: 1 LOB: 1 BB: 0 P: 7	R: 0 E: 0 K: 1 S: 7	H: 1 LOB: 0 BB: 0 P: 11	R: 0 E: 0 K: 0 S: 8	H: 1 LOB: 1 BB: 0 P: 11	R: 1 E: 0 K: 2 S: 11	H: 1 LOB: 1 BB: 1 P: 20	R: 0 E: 0 K: 0 S: 5	H: 0 LOB: 0 BB: 0 P: 8	1B: 7 2B: 3 3B: 0 HR: 0	SF: 0 SAC: 0 DP: 0 HBP: 0	WP: 0 PB: 0 SB: 1 CS: 1	PA: 35								
PITCHER	IP	WLS	BF	H	R	ER	SO	BB	IBB	HBP	BLK	WP	HR	S	P	ERA	WHIP											
Allan Anderson, L ERA: 5.32	(1, 1)	6.1	L	30	10	5	2	10	2	0	0	0	0	0	58	87	7.11	1.895										
Juan Berenguer, R ERA: 4.2	(7, 1)	1.2		5	0	0	0	2	0	0	0	0	0	0	12	17	0.00	0.000										

Minnesota Twins @ Chicago White Sox
Comiskey Park, Chicago, IL
Sun Jun 03 1990, 8:05 PM EDT
Att: 15,952 - Unknown - 55 F

AB 33
R 5
H 10
RBI 5
BB 2
SO 4
LOB 13



Batter	1	2	3	4	5	6	7	8	9	AB	R	H	RBI	BB	SO	LOB	TOP									
Shane Mack, R OBP: 0.464, SLG: 0.593										4	1	1	2	0	1	1	Minnesota Twins @ Toronto Blue Jays SkyDome, Toronto, ON Tue Jun 05 1990, 7:05 PM EDT Att: 49,741 - Unknown									
Fred Manrique, R OBP: 0.265, SLG: 0.388										4	0	1	0	0	2	1										
Kirby Puckett, R OBP: 0.403, SLG: 0.576										3	0	0	0	1	1	1										
Gary Gaetti, R OBP: 0.302, SLG: 0.445										3	1	1	1	1	0	0										
Gene Larkin, S OBP: 0.388, SLG: 0.468										2	0	1	0	2	1	0										
Brian Harper, R OBP: 0.327, SLG: 0.457										4	0	0	0	0	0	5										
Carmen Castillo, R OBP: 0.173, SLG: 0.157										3	0	0	0	0	1	3										
John Moses, S OBP: 0.338, SLG: 0.284										1	0	0	0	0	1	0										
Kent Hrbek, L OBP: 0.385, SLG: 0.475										3	1	1	0	1	2	0										
Greg Gagne, R OBP: 0.303, SLG: 0.394										4	0	0	0	0	2	2										
Inning Stats	R: 0 E: 0 K: 1 S: 5	H: 1 LOB: 0 BB: 0 P: 6	R: 1 E: 0 K: 2 S: 12	H: 1 LOB: 0 BB: 0 P: 16	R: 0 E: 0 K: 1 S: 5	H: 0 LOB: 0 BB: 0 P: 9	R: 0 E: 0 K: 0 S: 11	H: 0 LOB: 3 BB: 3 P: 25	R: 0 E: 0 K: 2 S: 8	H: 0 LOB: 1 BB: 1 P: 12	R: 0 E: 0 K: 1 S: 7	H: 0 LOB: 1 BB: 1 P: 14	R: 2 E: 0 K: 2 S: 10	H: 1 LOB: 0 BB: 1 P: 15	R: 0 E: 0 K: 0 S: 12	H: 1 LOB: 1 BB: 0 P: 14	R: 0 E: 0 K: 2 S: 8	H: 0 LOB: 0 BB: 0 P: 12	1B: 2 2B: 1 3B: 0 HR: 2	SF: 0 SAC: 0 DP: 1 HBP: 0	WP: 1 PB: 0 SB: 0 CS: 0	PA: 36				
PITCHER	IP	WLS	BF	H	R	ER	SO	BB	IBB	HBP	BLK	WP	HR	S	P	ERA	WHIP									
David Wells, L ERA: 3.05	(1, 1)	7.0	W	29	4	3	3	9	5	0	0	0	1	2	58	97	3.86	1.286								
Duane Ward, R ERA: 3.99	(8, 1)	2.0		7	1	0	0	2	0	0	0	0	0	0	20	26	0.00	0.500								

Batter	1	2	3	4	5	6	7	8	9	AB	R	H	RBI	BB	SO	LOB	BOTTOM									
Junior Felix, S OBP: 0.390, SLG: 0.570										4	1	2	0	1	0	3	Minnesota Twins @ Toronto Blue Jays SkyDome, Toronto, ON Tue Jun 05 1990, 7:05 PM EDT Att: 49,741 - Unknown									
Tony Fernandez, S OBP: 0.358, SLG: 0.394										5	2	3	3	0	0	3										
Kelly Gruber, R OBP: 0.372, SLG: 0.590										5	1	2	1	0	1	4										
George Bell, R OBP: 0.309, SLG: 0.435										5	0	1	1	0	1	4										
Fred McGriff, L OBP: 0.394, SLG: 0.442										3	1	1	1	1	1	1										
John Olerud, L OBP: 0.385, SLG: 0.377										2	0	0	0	1	0	2										
Glenallen Hill, R OBP: 0.269, SLG: 0.416										1	0	0	0	0	0	1										
Greg Myers, L OBP: 0.303, SLG: 0.318										4	0	1	0	0	1	1										
Manuel Lee, S OBP: 0.313, SLG: 0.484										4	1	1	0	0	2	2										
Mookie Wilson, S OBP: 0.294, SLG: 0.304										4	1	3	0	0	1	0										
Inning Stats	R: 0 E: 0 K: 0 S: 10	H: 1 LOB: 1 BB: 0 P: 16	R: 0 E: 0 K: 1 S: 11	H: 0 LOB: 0 BB: 0 P: 19	R: 1 E: 0 K: 2 S: 12	H: 1 LOB: 1 BB: 1 P: 21	R: 1 E: 0 K: 1 S: 8	H: 1 LOB: 0 BB: 1 P: 17	R: 3 E: 0 K: 0 S: 17	H: 4 LOB: 2 BB: 1 P: 26	R: 0 E: 0 K: 0 S: 9	H: 1 LOB: 1 BB: 0 P: 12	R: 2 E: 0 K: 2 S: 15	H: 4 LOB: 2 BB: 0 P: 21	R: 0 E: 0 K: 1 S: 14	H: 2 LOB: 2 BB: 0 P: 17	1B: 11 2B: 1 3B: 2 HR: 1	SF: 0 SAC: 0 DP: 1 HBP: 0	WP: 1 PB: 0 SB: 2 CS: 0	PA: 40						
PITCHER	IP	WLS	BF	H	R	ER	SO	BB	IBB	HBP	BLK	WP	HR	S	P	ERA	WHIP									
Roy Smith, R ERA: 5.0	(1, 1)	4.2	L	23	7	5	5	4	0	0	0	0	0	0	0	0	9.64	2.143								
Gary Wayne, L ERA: 2.7	(5, 1)	2.0		11	5	2	2	1	0	0	0	1	0	24	35	9.00	2.500									
Terry Leach, R ERA: 2.23	(7, 1)	1.1		6	2	0	0	2	0	0	0	0	0	17	20	0.00	1.500									

Batter	1	2	3	4	5	6	7	8	9	AB	R	H	RBI	BB	SO	LOB	TOP					
Shane Mack, R OBP: 0.440, SLG: 0.554 (1, 7)										6	1	1	0	0	2	2						
Gene Larkin, S OBP: 0.388, SLG: 0.472 John Moses, S OBP: 0.333, SLG: 0.279 (1, 9) (8, 9)										5	2	2	0	0	0	1						
Kirby Puckett, R OBP: 0.416, SLG: 0.592 (1, 8)										5	3	5	1	0	0	0						
Kent Hrbek, L OBP: 0.390, SLG: 0.476 (1, 3)										4	1	2	1	1	1	3						
Gary Gaetti, R OBP: 0.299, SLG: 0.444 (1, 5)										5	1	1	2	0	1	4						
Jim Dwyer, L OBP: 0.314, SLG: 0.289 Carmen Castillo, R OBP: 0.167, SLG: 0.151 (1, 10) (6, PH)										2	0	0	0	1	0	0						
Fred Manrique, R OBP: 0.270, SLG: 0.410 Al Newman, S OBP: 0.274, SLG: 0.278 (1, 4) (8, 4)										5	2	4	3	0	0	0						
Greg Gagne, R OBP: 0.313, SLG: 0.422 (1, 6)										5	2	3	3	0	0	3						
Junior Ortiz, R OBP: 0.263, SLG: 0.351 (1, 2)										5	0	1	1	0	0	1						
Inning Stats	R: 3 E: 0 K: 1 S: 17	H: 4 LOB: 2 BB: 1 P: 27	R: 0 E: 0 K: 0 S: 4	H: 0 LOB: 0 BB: 0 P: 7	R: 1 E: 0 K: 0 S: 13	H: 2 LOB: 0 BB: 0 P: 19	R: 3 E: 0 K: 1 S: 12	H: 4 LOB: 1 BB: 0 P: 17	R: 2 E: 1 K: 1 S: 15	H: 3 LOB: 1 BB: 0 P: 22	R: 0 E: 0 K: 0 S: 10	H: 1 LOB: 2 BB: 1 P: 20	R: 0 E: 0 K: 0 S: 8	H: 1 LOB: 1 BB: 0 P: 13	R: 3 E: 0 K: 0 S: 11	H: 4 LOB: 1 BB: 0 P: 14	R: 0 E: 0 K: 1 S: 6	H: 0 LOB: 0 BB: 0 P: 11	1B: 14 2B: 4 3B: 0 HR: 1	SF: 0 SAC: 0 DP: 1 HBP: 0	WP: 0 PB: 1 SB: 0 CS: 0	PA: 47
PITCHER	IP WLS BF H R ER SO BB IBB HBP BLK WP HR S P ERA WHIP	IP WLS BF H R ER SO BB IBB HBP BLK WP HR S P ERA WHIP																				
Willie Blair, R ERA: 4.68 Frank Willis, R ERA: 5.96 Paul Kilgus, L ERA: 7.43 Jim Acker, R ERA: 3.08 (1, 1) (4, 1) (6, 1) (8, 1)	3.2 L 20 9 7 7 2 0 1 0 0 0 1 44 67 17.18 2.455	1.1 8 4 2 1 1 0 0 0 0 0 0 17 25 6.75 3.000	2.0 9 2 0 0 1 0 0 0 0 0 0 18 33 0.00 1.500	2.0 10 4 3 3 1 0 0 0 0 0 0 17 25 13.50 2.000																		

Minnesota Twins @ Toronto Blue Jays
SkyDome, Toronto, ON
Wed Jun 06 1990, 3:33 AM EDT
Att: 49,652 - Sunny

AB	45
R	12
H	19
RBI	11
BB	2
SO	4
LOB	17



Batter	1	2	3	4	5	6	7	8	9	AB	R	H	RBI	BB	SO	LOB	BOTTOM					
Junior Felix, S OBP: 0.385, SLG: 0.557 (1, 9)										4	0	0	0	1	1	3						
Tony Fernandez, S OBP: 0.393, SLG: 0.393 (1, 6)										3	1	1	0	2	1	1						
Kelly Gruber, R OBP: 0.377, SLG: 0.601 (1, 5)										3	1	1	2	2	0	1						
George Bell, R OBP: 0.307, SLG: 0.430 (1, 7)										5	0	1	0	0	0	5						
Fred McGriff, L OBP: 0.389, SLG: 0.434 (1, 3)										5	1	1	0	0	0	2						
Pat Borders, R OBP: 0.308, SLG: 0.560 Greg Myers, L OBP: 0.299, SLG: 0.313 (1, 2) (7, PH) (8, 2)										3	0	0	0	0	0	1						
Glenallen Hill, R OBP: 0.270, SLG: 0.413 Rance Mulliniks, L OBP: 0.429, SLG: 0.567 (1, 10) (6, PH)										3	1	1	0	0	0	0						
Manuel Lee, S OBP: 0.320, SLG: 0.479 (1, 4)										3	1	1	0	1	1	2						
Mookie Wilson, S OBP: 0.298, SLG: 0.314 (1, 8)										4	0	2	2	0	1	2						
Inning Stats	R: 0 E: 0 K: 0 S: 7	H: 0 LOB: 1 BB: 1 P: 17	R: 2 E: 1 K: 1 S: 12	H: 3 LOB: 1 BB: 0 P: 17	R: 2 E: 0 K: 0 S: 15	H: 2 LOB: 0 BB: 0 P: 21	R: 1 E: 0 K: 0 S: 13	H: 0 LOB: 3 BB: 4 P: 31	R: 0 E: 0 K: 0 S: 6	H: 0 LOB: 0 BB: 0 P: 8	R: 0 E: 0 K: 1 S: 9	H: 1 LOB: 1 BB: 0 P: 15	R: 0 E: 0 K: 0 S: 12	H: 1 LOB: 1 BB: 0 P: 17	R: 0 E: 0 K: 3 S: 13	H: 1 LOB: 1 BB: 0 P: 17	R: 0 E: 0 K: 0 S: 6	H: 0 LOB: 1 BB: 1 P: 14	1B: 6 2B: 1 3B: 0 HR: 1	SF: 0 SAC: 0 DP: 0 HBP: 0	WP: 1 PB: 0 SB: 0 CS: 0	PA: 41
PITCHER	IP WLS BF H R ER SO BB IBB HBP BLK WP HR S P ERA WHIP	IP WLS BF H R ER SO BB IBB HBP BLK WP HR S P ERA WHIP																				
Mark Guthrie, L ERA: 4.73 John Candelaria, L ERA: 4.03 Juan Berenguer, R ERA: 4.02 Rick Aguilera, R ERA: 1.73 (1, 1) (4, 1) (7, 1) (9, 1)	3.2 W 12 2 0 0 1 1 0 0 0 1 23 38 0.00 1.000	1.1 5 1 0 0 3 0 0 0 0 0 0 20 27 0.00 0.750	1.0 4 0 0 0 0 1 0 0 0 0 0 6 14 0.00 1.000																			

Minnesota Twins @ Toronto Blue Jays
SkyDome, Toronto, ON
Wed Jun 06 1990, 3:33 AM EDT
Att: 49,652 - Sunny

AB	35
R	5
H	8
RBI	4
BB	6
SO	5
LOB	18



Batter	1	2	3	4	5	6	7	8	9	AB	R	H	RBI	BB	SO	LOB	TOP				
Dan Gladden, R OBP: 0.348, SLG: 0.449 Shane Mack, R OBP: 0.434, SLG: 0.545	F4		K				F8		G6-3	4	0	1	0	0	1	0	Minnesota Twins @ Toronto Blue Jays SkyDome, Toronto, ON Thu Jun 07 1990, 7:05 PM EDT Att: 49,845 - Unknown - 73 F				
Gene Larkin, S OBP: 0.383, SLG: 0.461	F9		L3					F8	F8	4	0	0	0	0	0	1					
Kirby Puckett, R OBP: 0.418, SLG: 0.590 John Moses, S OBP: 0.333, SLG: 0.279	G4-3		F9					FC3-6		4	0	2	0	0	0	0					
Kent Hrbek, L OBP: 0.382, SLG: 0.465		G1-3						FC3-6		4	0	0	0	0	1	4					
Gary Gaetti, R OBP: 0.299, SLG: 0.440 Greg Gagne, R OBP: 0.313, SLG: 0.422		P2								4	0	1	0	0	1	0					
Jim Dwyer, L OBP: 0.327, SLG: 0.292										0	0	0	0	0	0	0					
Brian Harper, R OBP: 0.337, SLG: 0.474										3	1	1	0	1	0	2					
Fred Manrique, R OBP: 0.291, SLG: 0.420										3	2	2	1	0	0	0					
Al Newman, S OBP: 0.266, SLG: 0.269										4	0	2	1	0	0	2					
										4	0	0	0	0	1	3					
Inning Stats	R: 0 E: 0 K: 0 S: 7	H: 0 LOB: 0 BB: 0 P: 11	R: 2 E: 0 K: 0 S: 14	H: 2 LOB: 1 BB: 1 P: 22	R: 0 E: 0 K: 1 S: 8	H: 0 LOB: 0 BB: 0 P: 11	R: 0 E: 0 K: 1 S: 11	H: 1 LOB: 2 BB: 0 P: 16	R: 0 E: 0 K: 0 S: 6	H: 0 LOB: 0 BB: 0 P: 7	R: 0 E: 0 K: 0 S: 4	H: 0 LOB: 0 BB: 0 P: 7	R: 0 E: 0 K: 0 S: 9	H: 2 LOB: 2 BB: 0 P: 16	R: 1 E: 0 K: 1 S: 10	H: 2 LOB: 1 BB: 0 P: 12	1B: 7 2B: 2 3B: 1 HR: 0	SF: 0 SAC: 0 DP: 1 HBP: 2	WP: 0 PB: 0 SB: 1 CS: 0	PA: 38	
PITCHER	IP	WLS	BF	H	R	ER	SO	BB	IBB	HBP	BLK	WP	HR	S	P	ERA	WHIP				
Todd Stottlemyre, R ERA: 4.42 Tom Gillies, R ERA: 9.0	(1, 1) (8, 1)	8.0 1.0	W 5	33 2	7 1	2 1	3 1	1 0	0 0	2 0	0 0	0 0	0 0	66 10	103 12	2.25 9.00	1.000 2.000				

Batter	1	2	3	4	5	6	7	8	9	AB	R	H	RBI	BB	SO	LOB	BOTTOM				
Junior Felix, S OBP: 0.381, SLG: 0.556	F8	SF7		G6-3		G4-3		G4-3		4	0	1	2	0	0	1	Minnesota Twins @ Toronto Blue Jays SkyDome, Toronto, ON Thu Jun 07 1990, 7:05 PM EDT Att: 49,845 - Unknown - 73 F				
Tony Fernandez, S OBP: 0.372, SLG: 0.411		HR						G4-3		5	2	4	2	0	0	1					
Kelly Gruber, R OBP: 0.373, SLG: 0.606										5	1	1	2	0	0	4					
George Bell, R OBP: 0.315, SLG: 0.454 Glenallen Hill, R OBP: 0.270, SLG: 0.413										4	2	3	2	0	0	0					
Fred McGriff, L OBP: 0.391, SLG: 0.460										4	1	2	2	0	0	1					
Rance Mulliniks, L OBP: 0.385, SLG: 0.500										4	0	0	0	0	2	2					
Greg Myers, L OBP: 0.296, SLG: 0.310										4	0	1	0	0	0	1					
Nelson Liriano, S OBP: 0.304, SLG: 0.350										4	2	2	0	0	1	1					
Mookie Wilson, S OBP: 0.301, SLG: 0.328										4	2	2	0	0	0	1					
										4	2	2	0	0	0	1					
Inning Stats	R: 2 E: 0 K: 1 S: 9	H: 3 LOB: 1 BB: 0 P: 18	R: 2 E: 0 K: 0 S: 12	H: 3 LOB: 1 BB: 0 P: 20	R: 1 E: 0 K: 1 S: 9	H: 1 LOB: 0 BB: 0 P: 12	R: 0 E: 0 K: 1 S: 9	H: 0 LOB: 0 BB: 0 P: 15	R: 3 E: 0 K: 0 S: 13	H: 4 LOB: 1 BB: 0 P: 19	R: 1 E: 0 K: 0 S: 7	H: 2 LOB: 0 BB: 0 P: 8	R: 0 E: 0 K: 0 S: 13	H: 1 LOB: 1 BB: 0 P: 19	R: 1 E: 0 K: 0 S: 9	H: 2 LOB: 1 BB: 0 P: 13	1B: 5 2B: 8 3B: 0 HR: 3	SF: 1 SAC: 0 DP: 1 HBP: 0	WP: 0 PB: 0 SB: 0 CS: 0	PA: 39	
PITCHER	IP	WLS	BF	H	R	ER	SO	BB	IBB	HBP	BLK	WP	HR	S	P	ERA	WHIP				
Kevin Tapani, R ERA: 3.98 Tim Drummond, R ERA: 4.18	(1, 1) (5, 1)	4.1 3.2	L 17	22 7	9 3	7 3	3 0	0 0	0 0	0 0	0 0	0 0	0 1	36 51	73 51	14.54 7.36	2.077 1.909				

Batter	1	2	3	4	5	6	7	8	9	AB	R	H	RBI	BB	SO	LOB	TOP									
Lance Johnson, L (1, 8) OBP: 0.325, SLG: 0.326	2-2 1B		2-2 L3-1	2-2 1B		1-1 G4-3			1-1 G4-3	5	1	2	2	0	0	2										
Robin Ventura, L (1, 5) OBP: 0.310, SLG: 0.299	2-1 2B		1-2 F8	1-0 1B		1-2 G4-3			0-1 G1-3	5	0	2	1	0	0	2										
Ivan Calderon, R (1, 10) OBP: 0.368, SLG: 0.474	1-1 F8		2-1 HR	1-1 F8			1-2 SH3-1		1-1 1B	5	1	3	2	0	0	2										
Dan Pasqua, L (1, 7) OBP: 0.462, SLG: 0.618	4-2 BB		0-0 1B		1-1 G3-1			0-0 SH3-1	2-2 F8	2	0	1	0	1	0	0										
Dave Gallagher, R (5, 7)			2-3 2B					1-2 1B		1	0	0	0	0	0	1										
Ron Kittle, R (1, 3) OBP: 0.331, SLG: 0.497	1-3 K		0-0 1B		0-3 K			1-1 P9		3	0	1	0	0	2	2										
Scott Fletcher, R (5, 4) OBP: 0.300, SLG: 0.299			2-3 1B					0-3 K		1	0	0	0	0	0	1										
Steve Lyons, L (1, 4) OBP: 0.284, SLG: 0.328		3-2 F8	2-1 P5		0-3 K			0-3 K		4	0	0	0	0	2	3										
Sammy Sosa, R (1, 9) OBP: 0.294, SLG: 0.396		1-3 K		1-3 K		0-0 E5		0-1 F9		4	1	0	0	0	2	0										
Ron Karkovics, R (1, 2) OBP: 0.302, SLG: 0.313		3-2 F8		2-2 E5		0-0 SH3		0-0 P3		3	1	0	0	0	0	0										
Ozzie Guillen, L (1, 6)			1-2 F8	0-1 L3-1		1-1 G4-3		0-2 P5		4	1	3	0	0	0	0										
Inning Stats	R: 0 E: 0 K: 1 S: 16	H: 2 LOB: 2 BB: 1 P: 25	R: 0 E: 0 K: 1 S: 11	H: 0 LOB: 0 BB: 0 P: 18	R: 2 E: 0 K: 0 S: 17	H: 4 LOB: 2 BB: 0 P: 25	R: 2 E: 1 K: 1 S: 15	H: 3 LOB: 1 BB: 0 P: 21	R: 0 E: 0 K: 2 S: 8	H: 0 LOB: 0 BB: 0 P: 9	R: 1 E: 1 K: 0 S: 8	H: 1 LOB: 1 BB: 0 P: 11	R: 0 E: 0 K: 1 S: 9	H: 1 LOB: 1 BB: 0 P: 11	R: 0 E: 0 K: 0 S: 6	H: 0 LOB: 0 BB: 0 P: 6	R: 0 E: 0 K: 0 S: 9	H: 1 LOB: 1 BB: 0 P: 13	1B: 8 2B: 3 3B: 0 HR: 1	SF: 0 SAC: 2 DP: 0 HBP: 0	WP: 0 PB: 0 SB: 1 CS: 2	PA: 40				
PITCHER	IP	WLS	BF	H	R	ER	SO	BB	IBB	HBP	BLK	WP	HR	S	P	ERA	WHIP									
Roy Smith, R (1, 1) ERA: 4.99	3.2	L	19	8	4	2	3	1	0	0	0	0	0	1	56	84	4.91	2.455								
Mark Guttrine, L (4, 1) ERA: 4.34	2.1		10	2	1	0	2	0	0	0	0	0	0	0	19	25	0.00	0.857								
Tim Drummond, R (7, 1) ERA: 3.93	2.0		7	1	0	0	1	0	0	0	0	0	0	0	15	17	0.00	0.500								
Gary Wayne, L (9, 1) ERA: 2.6	0.2		3	1	0	0	0	0	0	0	0	0	0	6	8	0.00	1.500									
Rick Aquilera, R (9, 1) ERA: 1.67	0.1		1	0	0	0	0	0	0	0	0	0	0	3	5	0.00	0.000									

Chicago White Sox @ Minnesota Twins
Hubert H. Humphrey Metrodome, Minneapolis, MN
Sun Jun 10 1990, 4:33 AM EDT
Att: 21,268 - Dome - 81 F

AB 37
R 5
H 12
RBI 5
BB 1
SO 6
LOB 13



Batter	1	2	3	4	5	6	7	8	9	AB	R	H	RBI	BB	SO	LOB	BOTTOM								
Dan Gladden, R (1, 7) OBP: 0.348, SLG: 0.438	2-1 P3		0-2 BB		0-3 K		1-3 K	4-0 FC4-6		4	0	1	0	1	2	0									
Al Newman, S (1, 4) OBP: 0.281, SLG: 0.280	0-0 1B		4-0 BB		0-0 G5-3		0-0 1B	0-1 FC4-6		4	0	2	0	1	0	3									
Kirby Puckett, R (1, 8) OBP: 0.412, SLG: 0.567	0-0 G6-3		1-1 G6-4-3		0-0 F8		0-0 F8		4-1 1B	4	0	0	0	1	0	5									
Gene Larkin, S (1, 3) OBP: 0.369, SLG: 0.436		0-0 G6-3		3-2 G6-3		1-3 K		4-2 G6-4-3	1-3 K	4	1	0	0	1	2	1									
Gary Gaetti, R (1, 5) OBP: 0.294, SLG: 0.438		2-3 K		0-1 E7		1-1 F8		2-0 G6-4-3	1-0 L6	4	1	0	0	0	1	1									
Brian Harper, R (1, 2) OBP: 0.345, SLG: 0.482		4-0 BB		0-2 F9		1-1 E		0-0 G6-4-3	2-0 1B	4	0	2	0	1	0	3									
Carmen Castillo, R (1, 10) OBP: 0.172, SLG: 0.158		1-2 FC6-4		1-0 E		1-2 E6		1-0 1B	2-2 F9	3	0	1	1	0	0	2									
Jim Dwyer, L (8, PH) OBP: 0.344, SLG: 0.278				2-H 1B		2-3 K		2-3 2B		2	1	1	1	0	0	2									
Shane Mack, R (1, 9) OBP: 0.418, SLG: 0.522			2-3 K		2-0 E5			0-2 2B		3	0	0	0	0	2	3									
John Moses, S (8, PH) OBP: 0.338, SLG: 0.286				1-2 FC6-4				1-2 1B		1	0	1	0	0	0	0									
Fred Manrique, R (9, 4) OBP: 0.293, SLG: 0.424					2-0 FC6-4			1-2 1B		0	0	0	0	0	0	0									
Greg Gagne, R (1, 6) OBP: 0.306, SLG: 0.414			0-0 BB		2-0 FC6-4			3-0 1B		3	0	1	0	0	0	2									
Kent Hrbek, L (8, PH) OBP: 0.380, SLG: 0.458				1-2 1B				1-3 2B		1	0	1	1	0	0	0									
Inning Stats	R: 0 E: 0 K: 0 S: 4	H: 1 LOB: 0 BB: 0 P: 6	R: 0 E: 0 K: 1 S: 7	H: 0 LOB: 1 BB: 1 P: 14	R: 0 E: 0 K: 1 S: 12	H: 2 LOB: 1 BB: 1 P: 19	R: 1 E: 2 K: 0 S: 13	H: 1 LOB: 2 BB: 0 P: 21	R: 0 E: 0 K: 1 S: 5	H: 0 LOB: 0 BB: 0 P: 5	R: 0 E: 1 K: 2 S: 13	H: 1 LOB: 2 BB: 0 P: 19	R: 0 E: 0 K: 1 S: 6	H: 1 LOB: 1 BB: 0 P: 8	R: 2 E: 0 K: 0 S: 14	H: 3 LOB: 3 BB: 2 P: 28	R: 0 E: 0 K: 1 S: 12	H: 1 LOB: 2 BB: 1 P: 22	1B: 8 2B: 2 3B: 0 HR: 0	SF: 0 SAC: 0 DP: 3 HBP: 1	WP: 0 PB: 0 SB: 0 CS: 0	PA: 43			
PITCHER	IP	WLS	BF	H	R	ER	SO	BB	IBB	HBP	BLK	WP	HR	S	P	ERA	WHIP								
Greg Hibbard, L (1, 1) ERA: 2.82	7.0	W	31	6	2	1	6	3	0	0	0	0	0	66	102	1.29	1.286								
Donn Palt, R (8, 1) ERA: 2.39	0.2		4	2	0	0	0	0	0	1	0	0	0	5	8	0.00	3.000								
Barry Jones, R (8, 1) ERA: 1.27	0.1		3	1	1	1	0	0	1	0	0	0	0	3	10	27.00	3.000								
Bobby Thigpen, R (9, 1) ERA: 1.76	1.0	S	5	1	0	0	1	1	0	0	0	0	0	12	22	0.00	2.000								

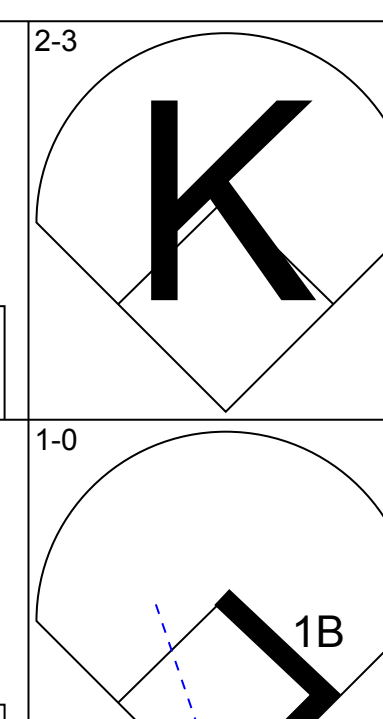
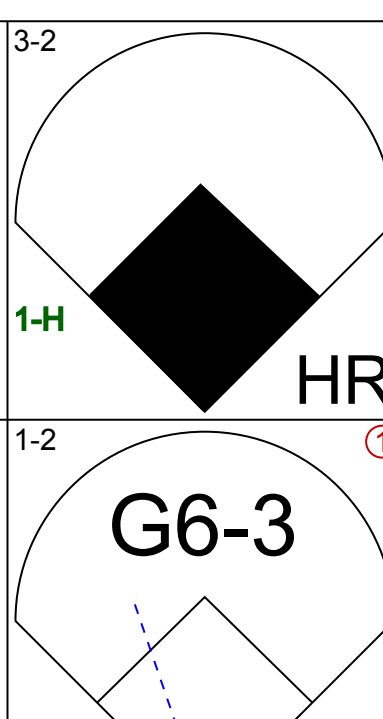
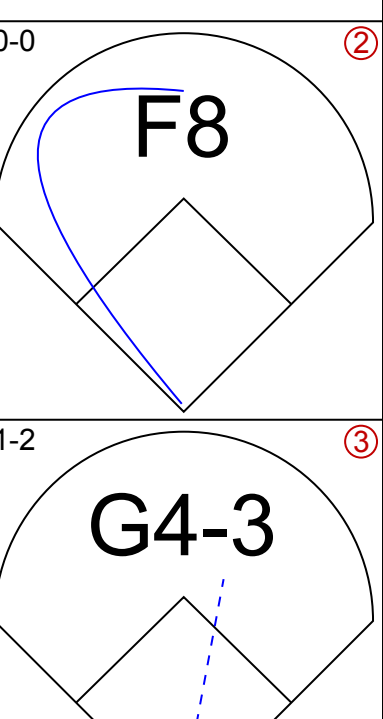
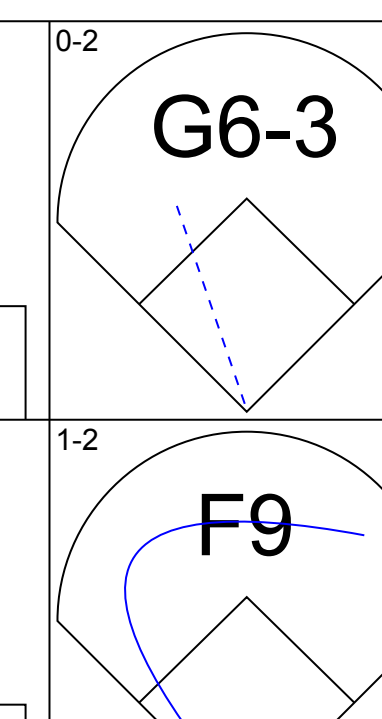
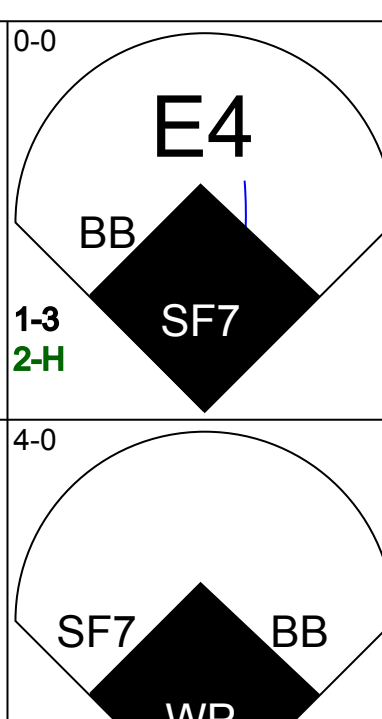
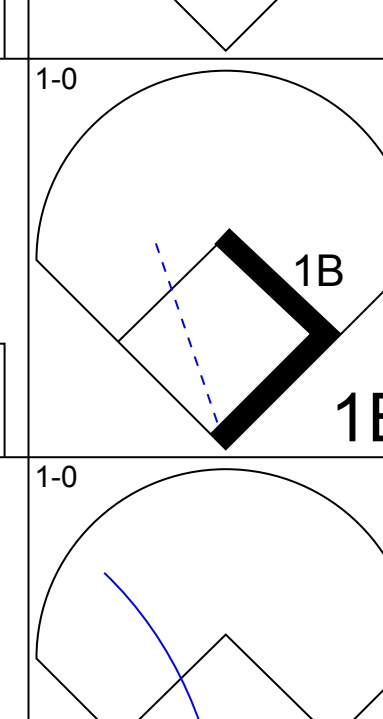
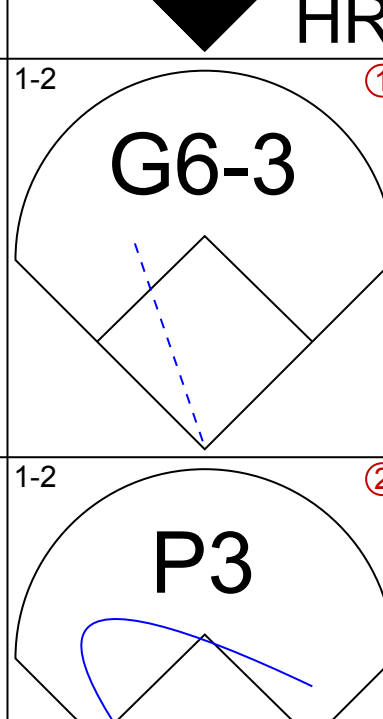
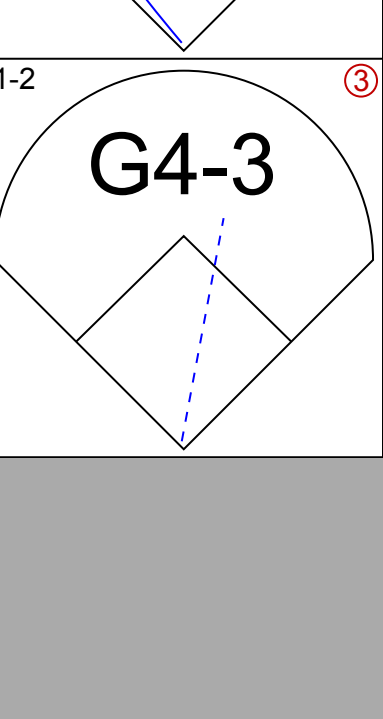
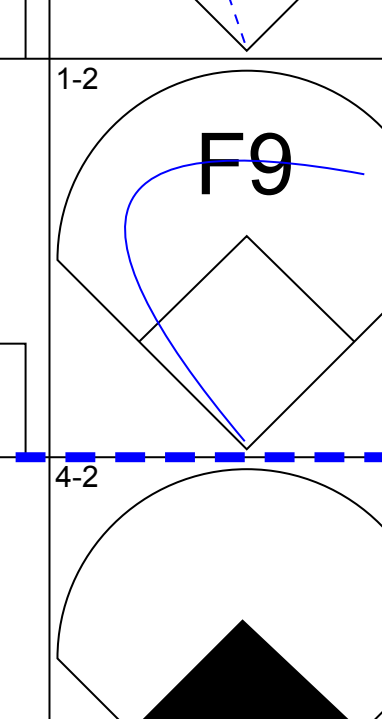
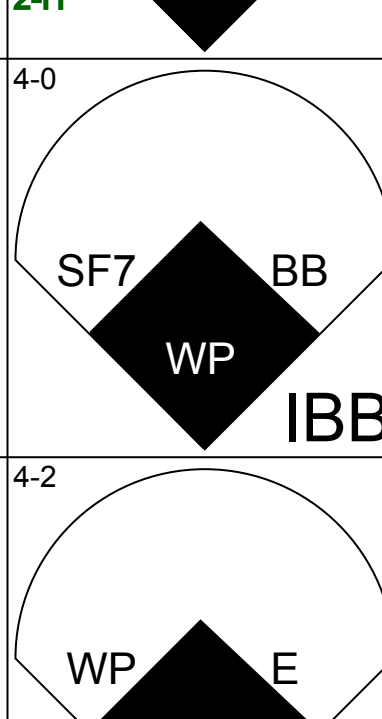
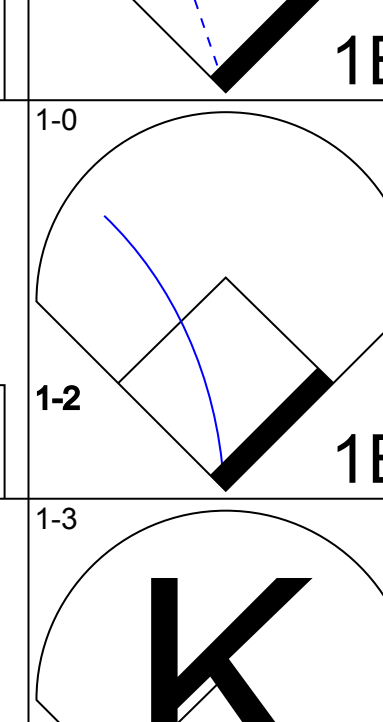
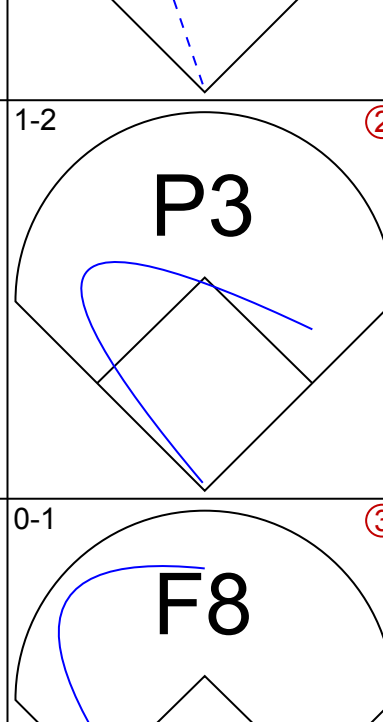

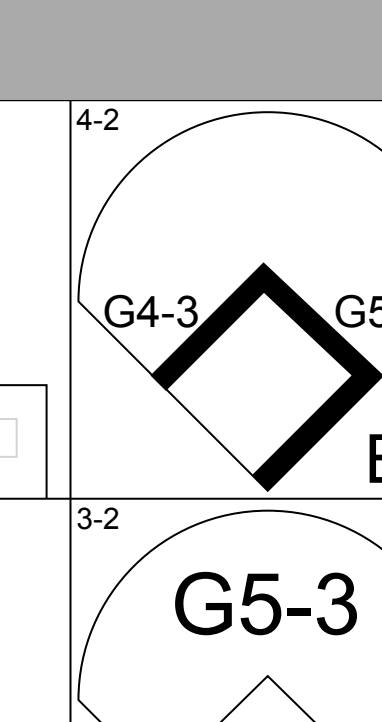
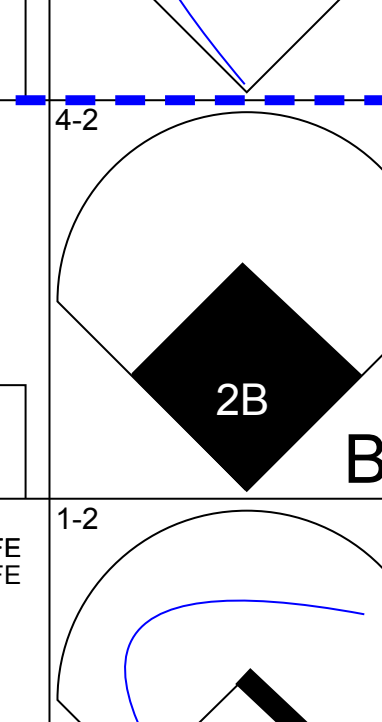
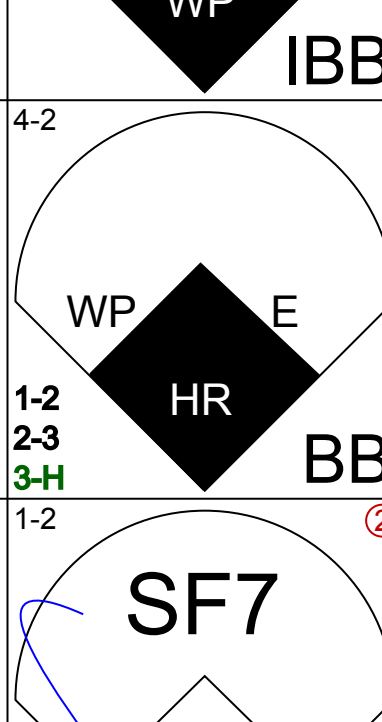
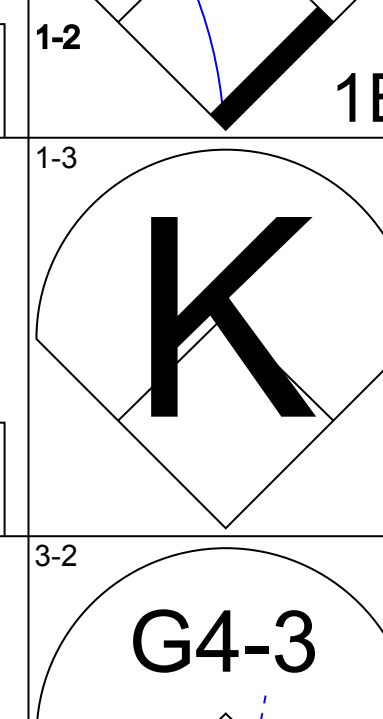
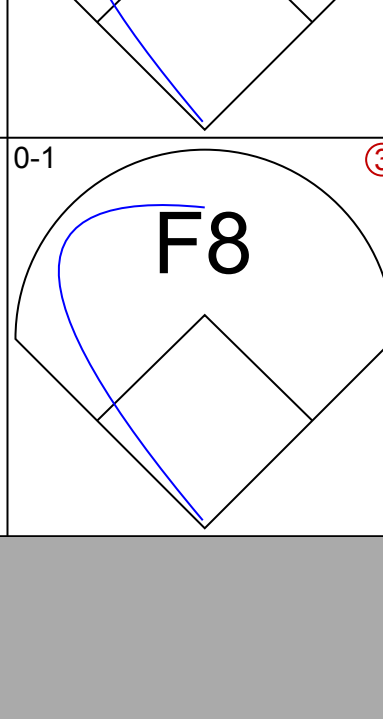

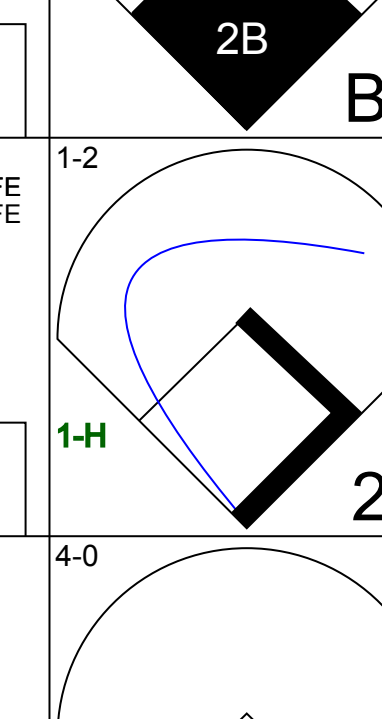
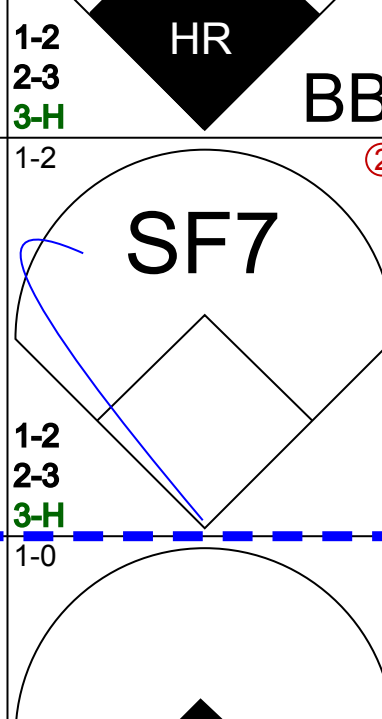
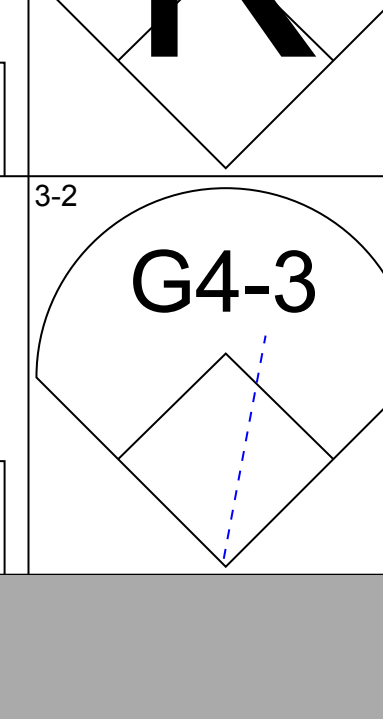
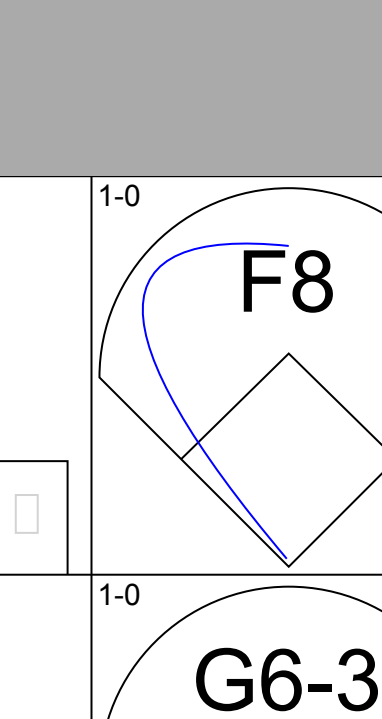

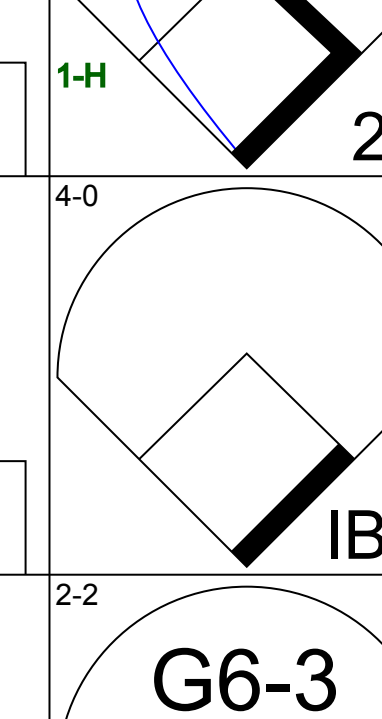
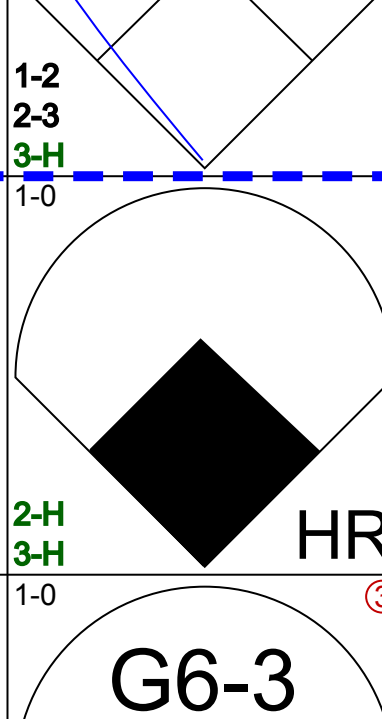
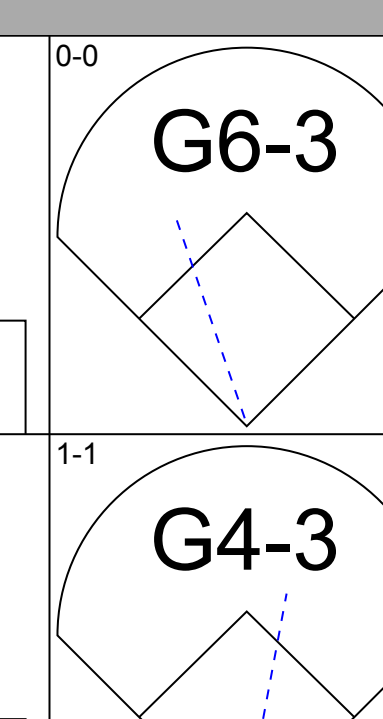
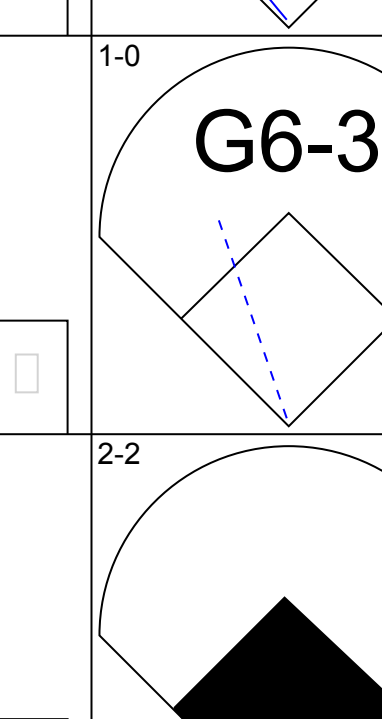

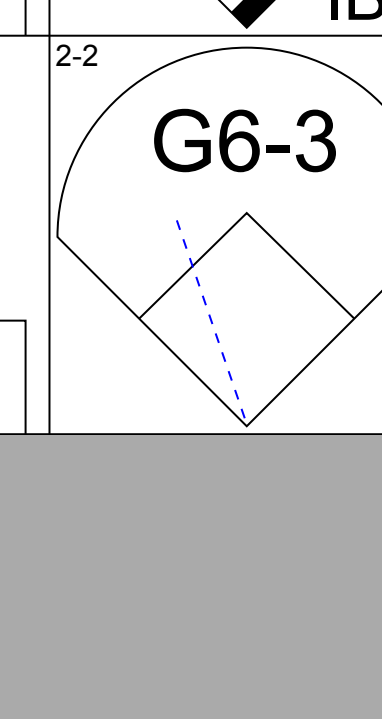
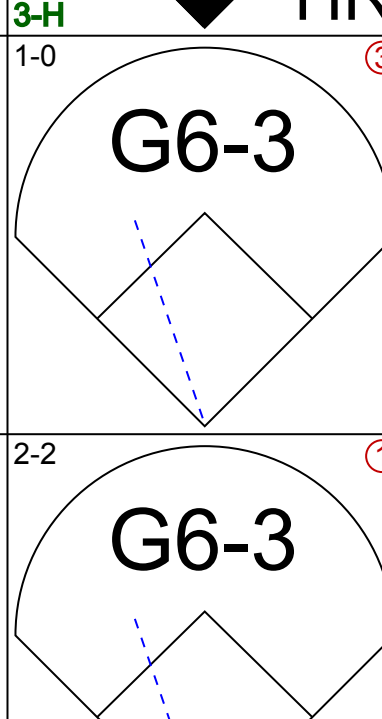
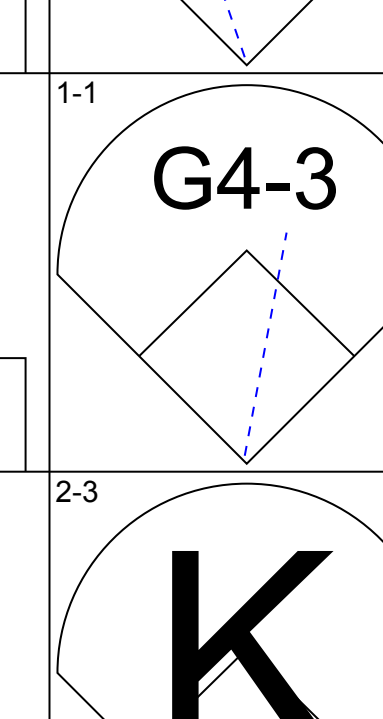
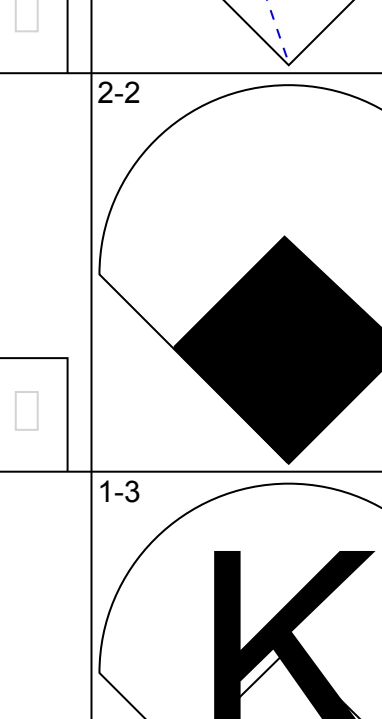

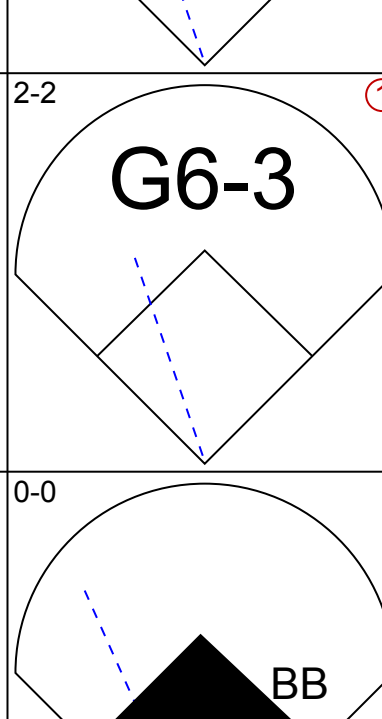
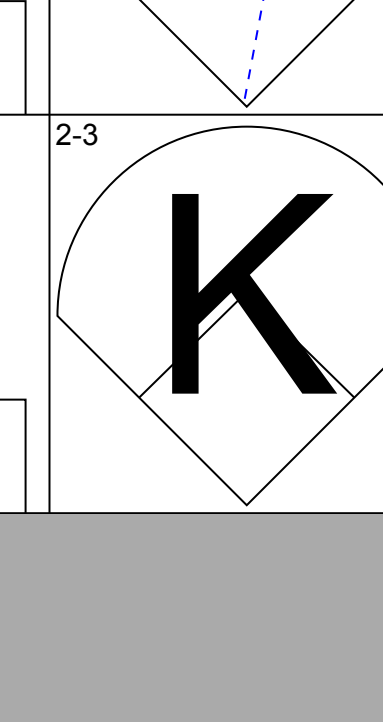
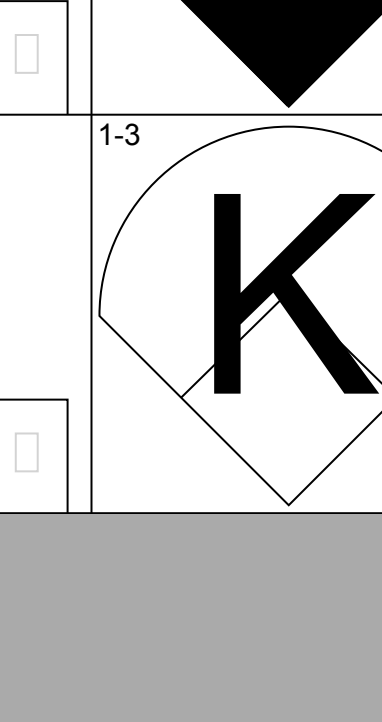

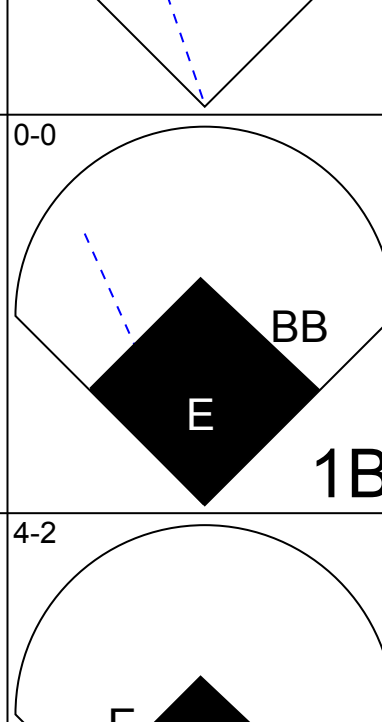
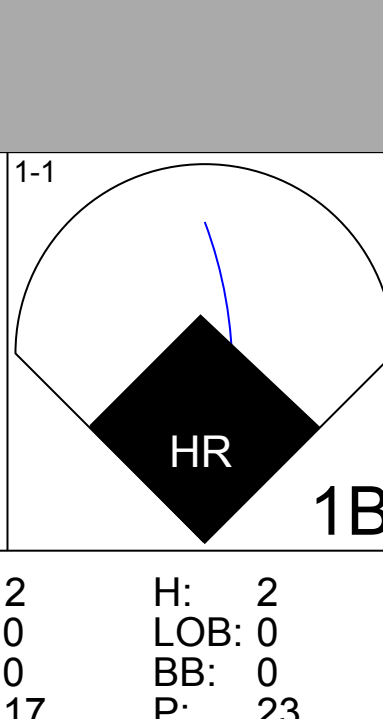
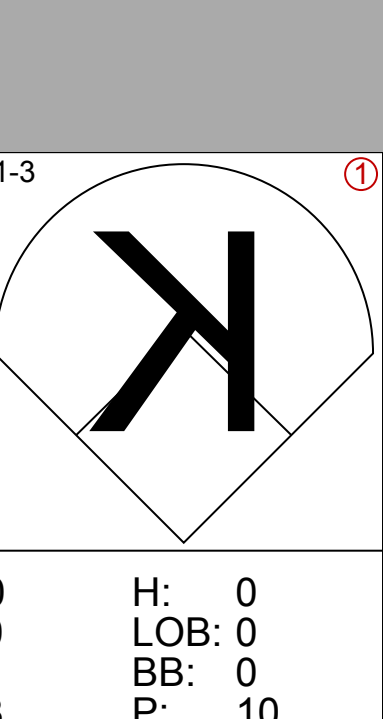

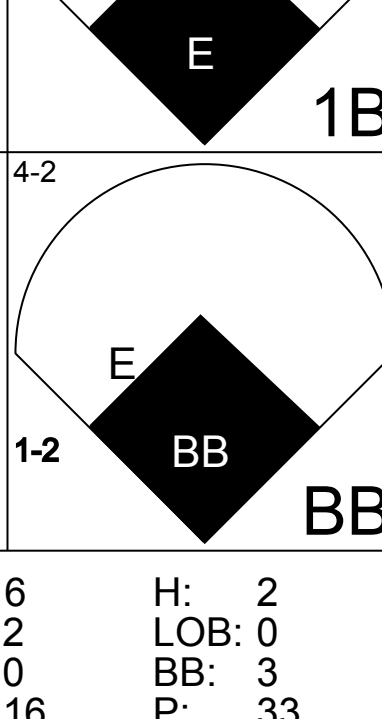
Chicago White Sox @ Minnesota Twins
Hubert H. Humphrey Metrodome, Minneapolis, MN
Sun Jun 10 1990, 4:33 AM EDT
Att: 21,268 - Dome - 81 F

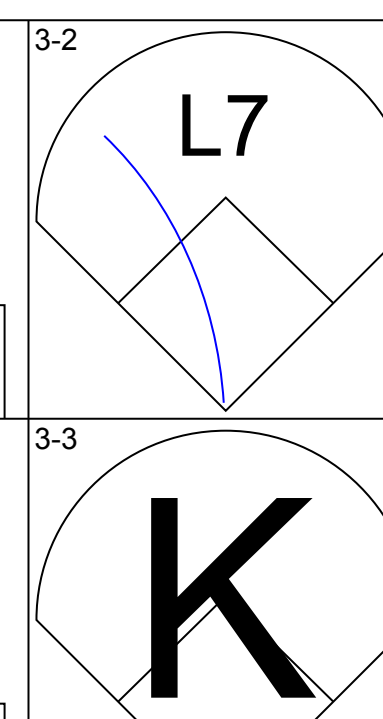
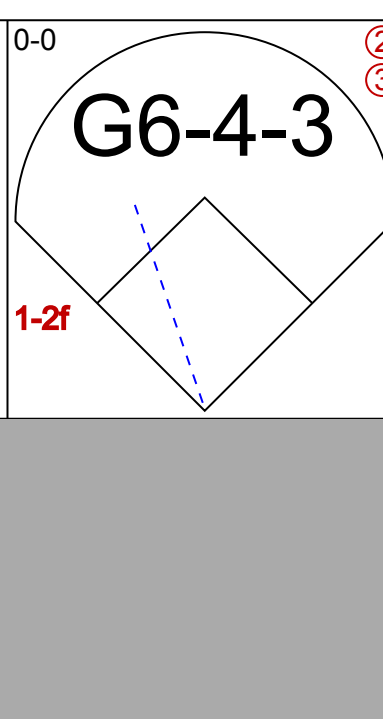

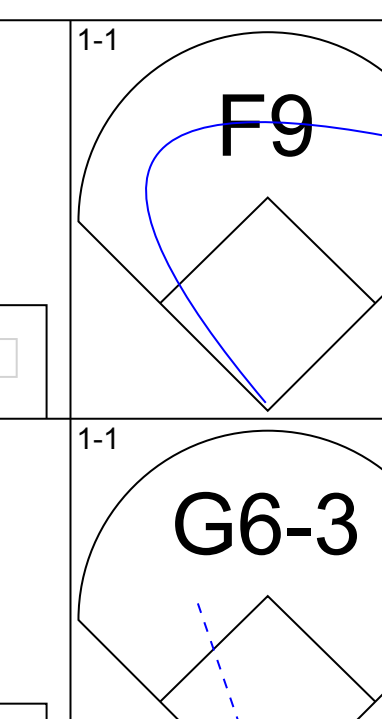
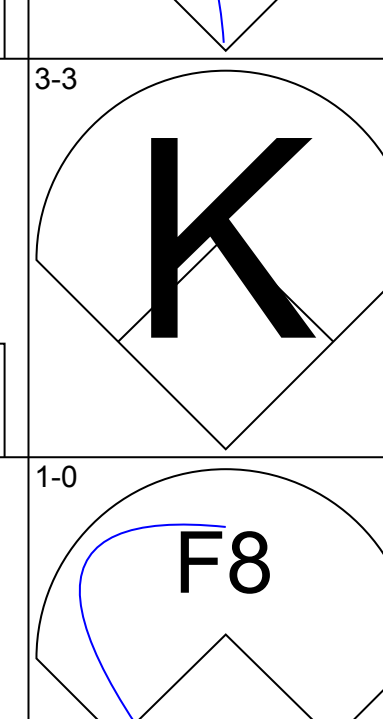
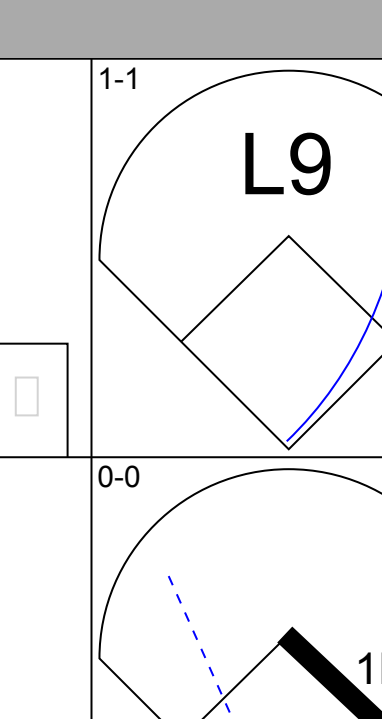

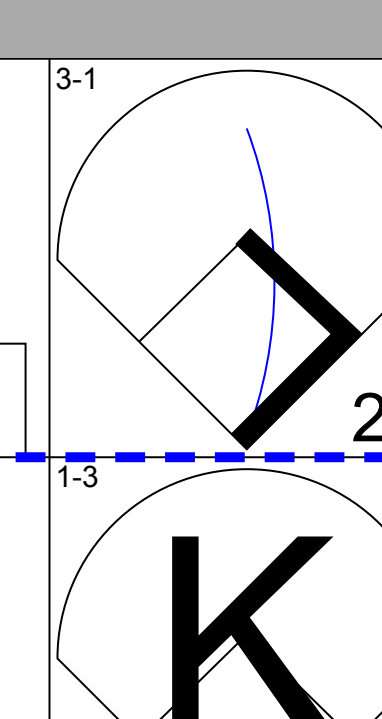
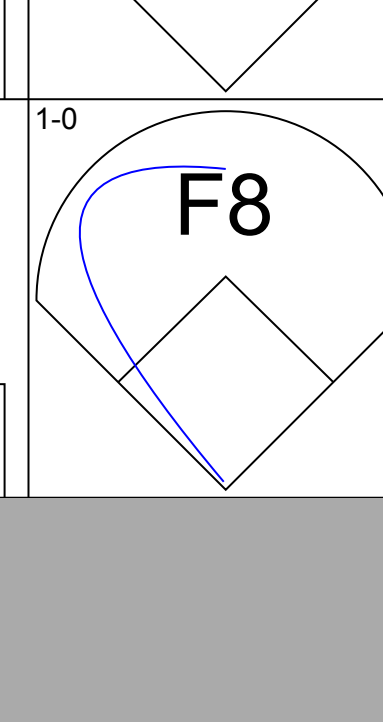
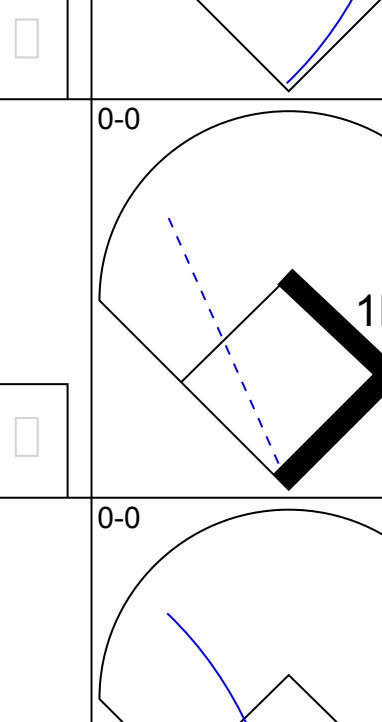

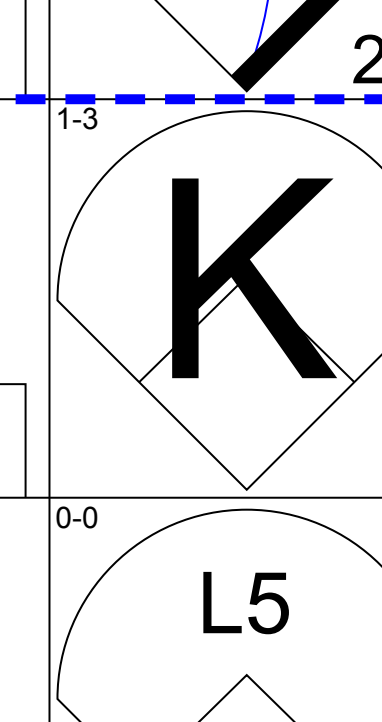
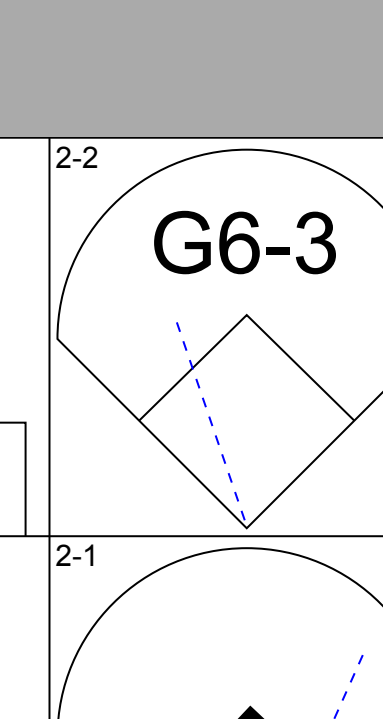
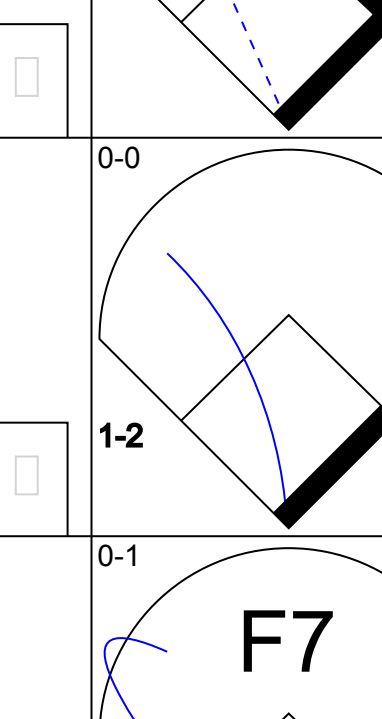

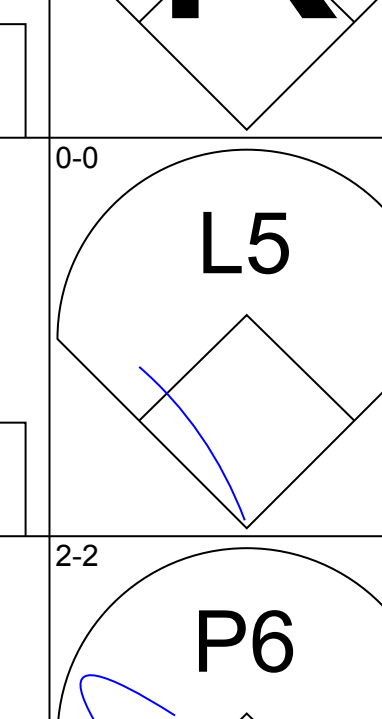
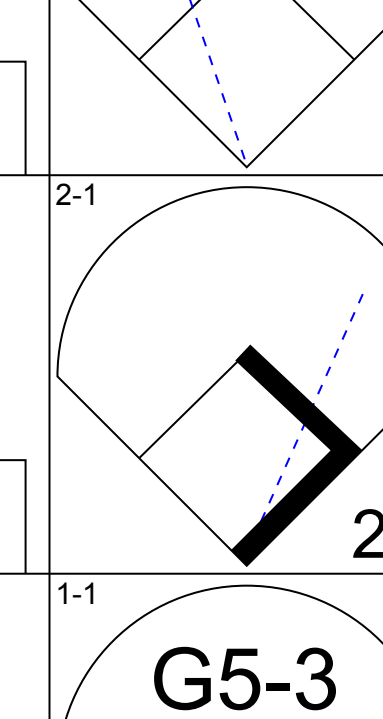
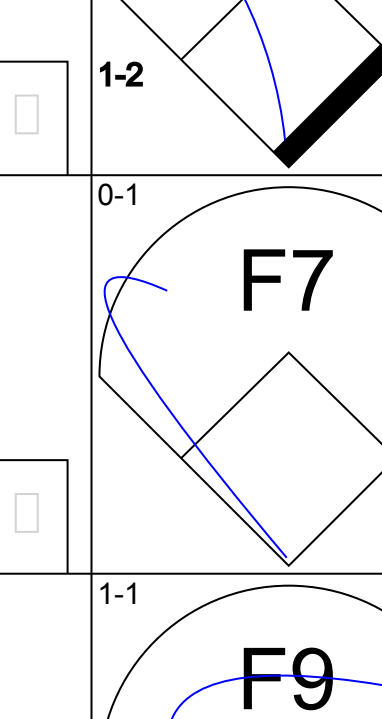

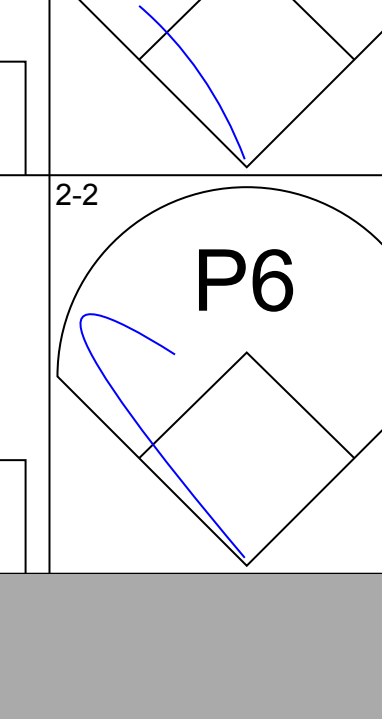


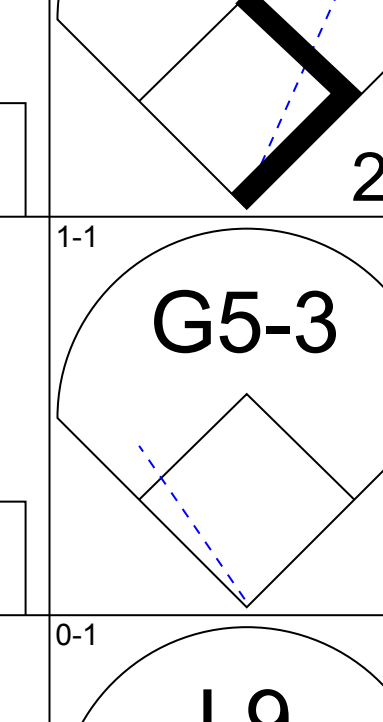
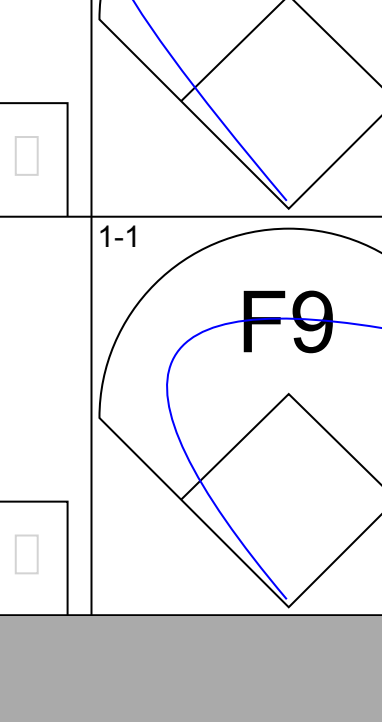


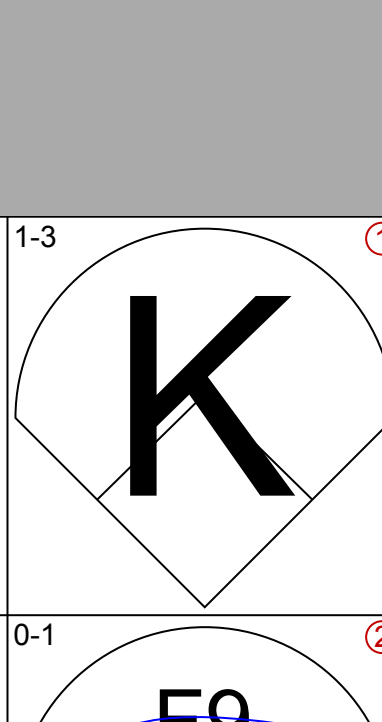
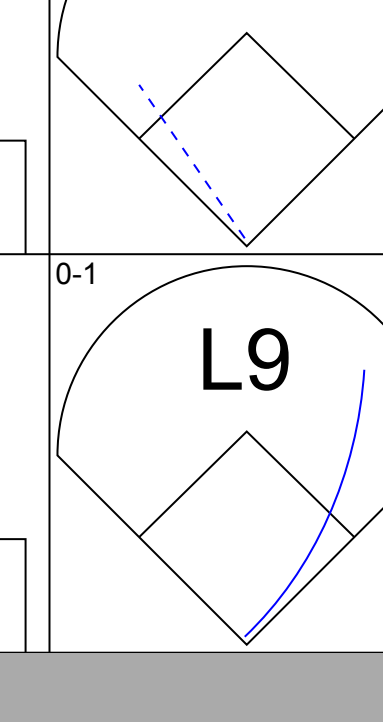
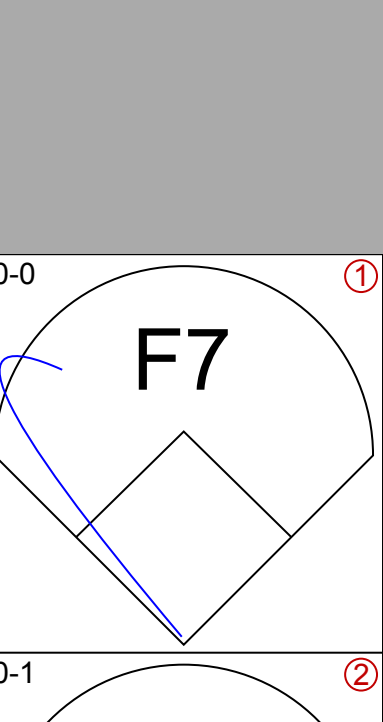


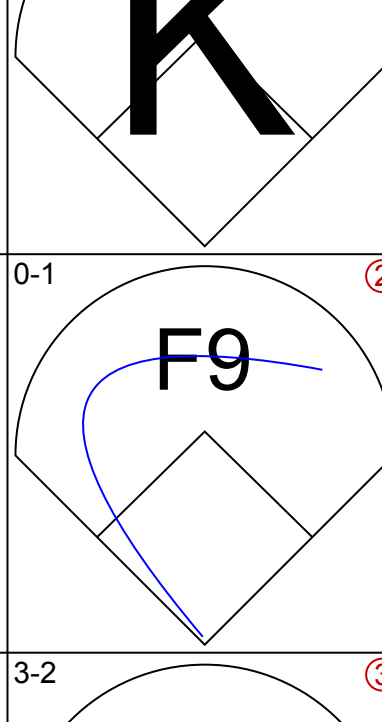
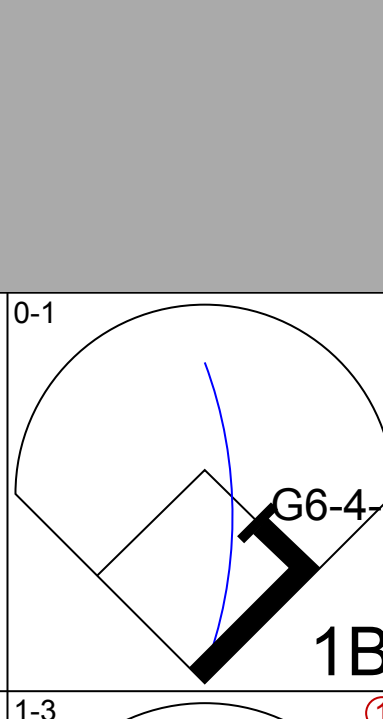
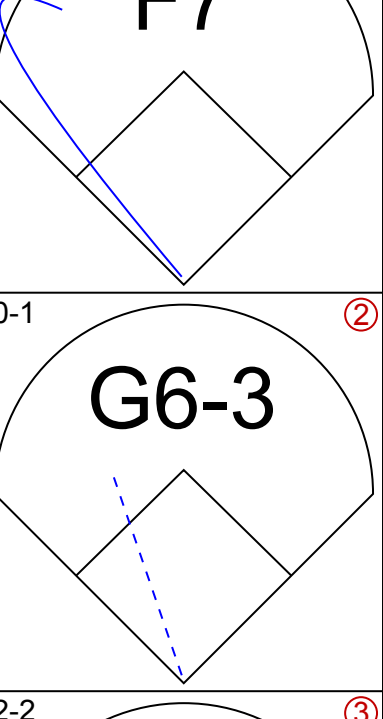

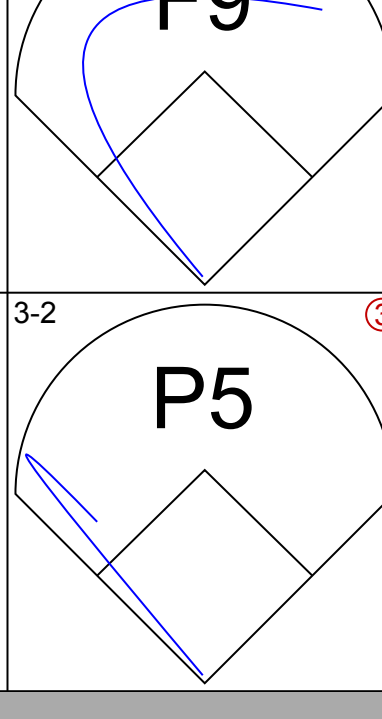

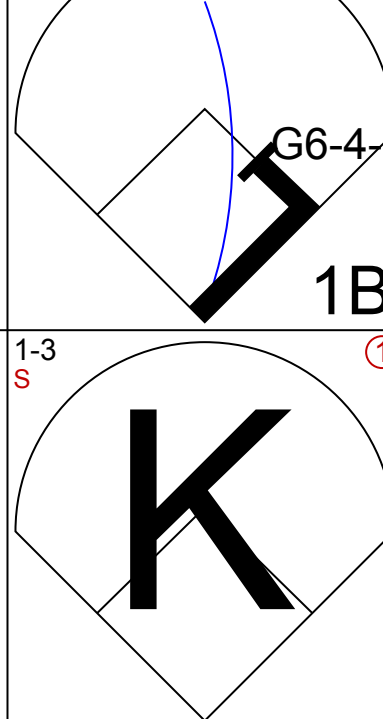
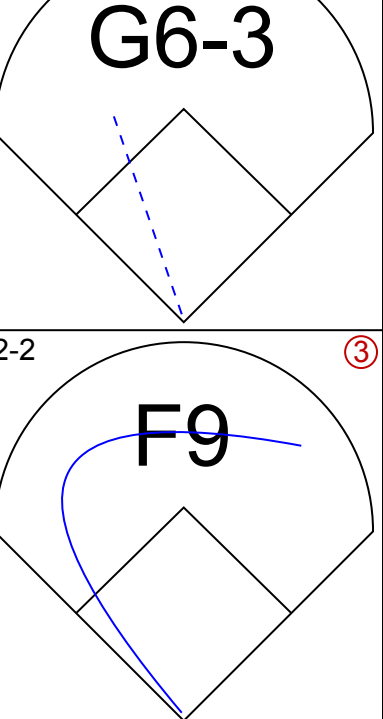

AB 37
R 3
H 10
RBI 3
BB 5
SO 7
LOB 22



Batter	1	2	3	4	5	6	7	8	9	AB	R	H	RBI	BB	SO	LOB	TOP										
Junior Felix, S OBP: 0.383, SLG: 0.537 (1, 9)										5	2	1	0	1	1		Toronto Blue Jays @ Minnesota Twins Hubert H. Humphrey Metrodome, Minneapolis, MN Tue Jun 12 1990, 8:05 PM EDT Att: 18,298 - Dome livebaseballscorecards.com										
Tony Fernandez, S OBP: 0.372, SLG: 0.397 (1, 6)										3	0	0	1	0	0	3											
Kelly Gruber, R OBP: 0.371, SLG: 0.592 (1, 5)										4	1	1	0	0	0	0											
George Bell, R OBP: 0.322, SLG: 0.477 (1, 7)										3	0	0	1	0	0	0											
Fred McGriff, L OBP: 0.385, SLG: 0.425 (1, 3)										2	0	1	1	2	0	0											
John Olerud, L OBP: 0.382, SLG: 0.381 (1, 10)										4	0	0	0	0	2	3											
Greg Myers, L OBP: 0.337, SLG: 0.409 (1, 2)										4	1	2	0	0	2	1											
Nelson Liriano, S OBP: 0.288, SLG: 0.327 (1, 4)										4	0	0	0	0	2	2											
Mookie Wilson, S OBP: 0.319, SLG: 0.349 (1, 8)										2	1	1	0	2	1	1											
Inning Stats	R: 2 E: 0 K: 1 S: 19	H: 3 LOB: 1 BB: 0 P: 25	R: 1 E: 0 K: 1 S: 9	H: 2 LOB: 1 BB: 1 P: 16	R: 0 E: 0 K: 0 S: 12	H: 0 LOB: 0 BB: 1 P: 22	R: 0 E: 0 K: 1 S: 9	H: 1 LOB: 0 BB: 0 P: 11	R: 0 E: 0 K: 0 S: 4	H: 0 LOB: 0 BB: 0 P: 10	R: 0 E: 0 K: 1 S: 7	H: 0 LOB: 1 BB: 0 P: 11	R: 2 E: 1 K: 0 S: 13	H: 1 LOB: 0 BB: 0 P: 18	R: 0 E: 0 K: 1 S: 7	H: 0 LOB: 0 BB: 0 P: 10	R: 0 E: 0 K: 3 S: 12	H: 0 LOB: 1 BB: 1 P: 18	1B: 7 2B: 1 3B: 0 HR: 0	SF: 2 SAC: 0 DP: 1 HBP: 0	WP: 1 PB: 0 CS: 1	PA: 37					
PITCHER	IP	WLS	BF	H	R	ER	SO	BB	IBB	HBP	BLK	WP	HR	S	P	ERA	WHIP										
Kevin Tapani, R ERA: 4.0 (1, 1)	6.1		27	7	4	3	4	3	0	0	0	1	0	64	102	4.26	1.579										
John Candelaria, L ERA: 3.76 (7, 1)	2.2	L	10	0	1	0	4	1	0	0	0	0	0	28	39	0.00	0.375										

Batter	1	2	3	4	5	6	7	8	9	AB	R	H	RBI	BB	SO	LOB	BOTTOM										
Dan Gladden, R OBP: 0.351, SLG: 0.437 (1, 7)										3	0	1	0	1	0	2	Toronto Blue Jays @ Minnesota Twins Hubert H. Humphrey Metrodome, Minneapolis, MN Tue Jun 12 1990, 8:05 PM EDT Att: 18,298 - Dome livebaseballscorecards.com										
John Moses, S OBP: 0.345, SLG: 0.288 (1, 9)										3	1	1	0	1	0	1											
Kirby Puckett, R OBP: 0.409, SLG: 0.561 (1, 8)										4	1	1	0	0	1	3											
Kent Hrbek, L OBP: 0.378, SLG: 0.459 (1, 3)										4	1	1	0	0	0	2											
Gary Gaetti, R OBP: 0.298, SLG: 0.442 (1, 5)										3	1	2	2	0	1	0											
Jim Dwyer, L OBP: 0.324, SLG: 0.259 (1, 10)										4	0	0	0	0	0	3											
Brian Harper, R OBP: 0.348, SLG: 0.482 (1, 2)										4	0	2	2	0	0	0											
Fred Manrique, R OBP: 0.287, SLG: 0.415 (1, 4)										3	0	0	0	0	0	1											
Greg Gagne, R OBP: 0.306, SLG: 0.413 (1, 6)										3	0	1	0	0	0	1											
Inning Stats	R: 0 E: 0 K: 1 S: 7	H: 1 LOB: 0 BB: 0 P: 13	R: 1 E: 1 K: 0 S: 8	H: 1 LOB: 0 BB: 0 P: 14	R: 0 E: 0 K: 0 S: 6	H: 0 LOB: 2 BB: 2 P: 16	R: 0 E: 0 K: 0 S: 5	H: 1 LOB: 0 BB: 0 P: 7	R: 3 E: 0 K: 0 S: 13	H: 4 LOB: 1 BB: 0 P: 18	R: 0 E: 0 K: 0 S: 6	H: 1 LOB: 0 BB: 0 P: 11	R: 0 E: 0 K: 0 S: 7	H: 0 LOB: 0 BB: 0 P: 10	R: 0 E: 0 K: 1 S: 8	H: 0 LOB: 0 BB: 0 P: 11	1B: 8 2B: 1 3B: 0 HR: 0	SF: 1 SAC: 0 DP: 1 HBP: 0	WP: 0 PB: 0 CS: 2	PA: 35							
PITCHER	IP	WLS	BF	H	R	ER	SO	BB	IBB	HBP	BLK	WP	HR	S	P	ERA	WHIP										
Todd Stottlemire, R ERA: 4.42 (1, 1)	6.0		25	8	4	3	1	2	0	0	0	0	0	46	77	4.50	1.667										
Duane Ward, R ERA: 3.8 (7, 1)	3.0	S	9	1	0	0	1	0	0	0	0	0	0	21	32	0.00	0.333										

Batter	1	2	3	4	5	6	7	8	9	AB	R	H	RBI	BB	SO	LOB	TOP			
Junior Felix, S OBP: 0.379, SLG: 0.544 (1, 9)										5	2	1	2	0	1	1	Toronto Blue Jays @ Minnesota Twins Hubert H. Humphrey Metrodome, Minneapolis, MN Wed Jun 13 1990, 8:05 PM EDT Att: 17,086 - Dome - 71 F livebaseballscorecards.com			
Tony Fernandez, S OBP: 0.373, SLG: 0.395 (1, 6)										4	1	1	0	1	0	0				
Kelly Gruber, R OBP: 0.379, SLG: 0.591 (1, 5)										2	2	1	1	3	0	0				
George Bell, R OBP: 0.319, SLG: 0.477 (1, 10)										4	0	1	2	0	1	3				
Fred McGriff, L OBP: 0.385, SLG: 0.438 (1, 3)										4	1	1	2	1	0	3				
Pat Borders, R OBP: 0.297, SLG: 0.530 (8, PH)										3	0	0	0	0	0	1				
Greg Myers, L OBP: 0.330, SLG: 0.400 (8, 2)										2	0	0	0	0	0	2				
Glenallen Hill, R OBP: 0.267, SLG: 0.425 (1, 7)										4	1	1	1	0	0	0				
Manuel Lee, S OBP: 0.313, SLG: 0.439 (1, 4)										4	1	1	0	0	2	0				
Mookie Wilson, S OBP: 0.322, SLG: 0.349 (1, 8)										3	2	1	0	1	1	0				
Inning Stats	R: 0 E: 0 K: 2 S: 11	H: 2 LOB: 2 BB: 0 P: 19	R: 0 E: 0 K: 1 S: 7	H: 0 LOB: 0 BB: 0 P: 10	R: 2 E: 0 K: 0 S: 17	H: 2 LOB: 0 BB: 0 P: 23	R: 1 E: 0 K: 1 S: 8	H: 1 LOB: 0 BB: 0 P: 13	R: 0 E: 0 K: 0 S: 13	H: 0 LOB: 0 BB: 1 P: 22	R: 0 E: 0 K: 0 S: 3	H: 0 LOB: 0 BB: 0 P: 4	R: 1 E: 0 K: 0 S: 15	H: 1 LOB: 2 BB: 2 P: 27	R: 6 E: 2 K: 0 S: 16	H: 2 LOB: 0 BB: 3 P: 33	1B: 4 2B: 1 3B: 0 HR: 3	SF: 1 SAC: 0 DP: 0 HBP: 0	WP: 1 PB: 0 SB: 0 CS: 0	PA: 42
PITCHER	IP	WLS	BF	H	R	ER	SO	BB	IBB	HBP	BLK	WP	HR	S	P	ERA	WHIP			
David West, L ERA: 4.28 (1, 1)	7.2	L	29	5	3	3	5	1	0	0	0	0	2	73	108	3.52	0.783			
Juan Berenguer, R ERA: 4.46 (8, 1)	1.0		11	2	6	3	0	3	2	0	0	0	0	23	49	27.00	5.000			
Gary Wayne, L ERA: 3.06 (9, 1)	0.1		2	1	1	0	0	0	0	0	0	1	1	2	4	0.00	3.000			

Batter	1	2	3	4	5	6	7	8	9	AB	R	H	RBI	BB	SO	LOB	BOTTOM					
Dan Gladden, R OBP: 0.345, SLG: 0.429 (1, 7)										4	0	0	0	0	0	3	Toronto Blue Jays @ Minnesota Twins Hubert H. Humphrey Metrodome, Minneapolis, MN Wed Jun 13 1990, 8:05 PM EDT Att: 17,086 - Dome - 71 F livebaseballscorecards.com					
Al Newman, S OBP: 0.281, SLG: 0.287 (1, 5)										4	0	1	0	0	1	0						
Kirby Puckett, R OBP: 0.411, SLG: 0.558 (1, 8)										3	0	1	0	1	1	1						
Gary Gaetti, R OBP: 0.297, SLG: 0.438 (1, 3)										4	0	1	0	0	0	2						
Brian Harper, R OBP: 0.353, SLG: 0.491 (8, PH)										3	0	2	0	0	0	2						
Gene Larkin, S OBP: 0.367, SLG: 0.433 (8, PH)										1	0	0	0	0	0	1						
Junior Ortiz, R OBP: 0.275, SLG: 0.359 (9, 2)										0	0	0	0	0	0	0						
Fred Manrique, R OBP: 0.286, SLG: 0.411 (1, 4)										4	1	1	0	0	1	3						
Carmen Castillo, R OBP: 0.177, SLG: 0.164 (1, 10)										4	0	1	0	0	0	1						
Shane Mack, R OBP: 0.415, SLG: 0.514 (1, 9)										3	0	1	0	0	0	3						
Jim Dwyer, L OBP: 0.319, SLG: 0.254 (9, PH)										1	0	0	0	0	0	0						
Greg Gagne, R OBP: 0.301, SLG: 0.407 (1, 6)										2	0	0	1	0	1	1						
Inning Stats	R: 0 E: 0 K: 1 S: 9	H: 0 LOB: 0 BB: 0 P: 16	R: 0 E: 0 K: 0 S: 10	H: 1 LOB: 1 BB: 0 P: 15	R: 0 E: 0 K: 1 S: 7	H: 1 LOB: 0 BB: 0 P: 8	R: 0 E: 0 K: 0 S: 8	H: 2 LOB: 2 BB: 0 P: 10	R: 0 E: 0 K: 0 S: 6	H: 0 LOB: 0 BB: 0 P: 8	R: 0 E: 0 K: 0 S: 7	H: 0 LOB: 1 BB: 1 P: 16	R: 1 E: 0 K: 0 S: 10	H: 3 LOB: 2 BB: 0 P: 17	R: 0 E: 0 K: 1 S: 9	H: 1 LOB: 1 BB: 0 P: 15	R: 0 E: 0 K: 1 S: 9	H: 0 LOB: 0 BB: 0 P: 13	1B: 6 2B: 2 3B: 0 HR: 0	SF: 1 SAC: 0 DP: 1 HBP: 0	WP: 0 PB: 0 SB: 0 CS: 0	PA: 35
PITCHER	IP	WLS	BF	H	R	ER	SO	BB	IBB	HBP	BLK	WP	HR	S	P	ERA	WHIP					
John Cerutti, L ERA: 3.91 (1, 1)	7.0	W	29	8	1	1	2	1	0	0	0	0	0	59	95	1.29	1.286					
Tom Henke, R ERA: 1.69 (8, 1)	2.0	S	6	0	0	0	2	0	0	0	0	0	0	16	23	0.00	0.000					



Batter	1	2	3	4	5	6	7	8	9	AB R H RBI BB SO LOB	TOP											
Junior Felix, S OBP: 0.384, SLG: 0.550 (1, 9)										5 1 3 3 0 2 2	Toronto Blue Jays @ Minnesota Twins Hubert H. Humphrey Metrodome, Minneapolis, MN Thu Jun 14 1990, 8:05 PM EDT Att: 18,679 - Dome											
Tony Fernandez, S OBP: 0.366, SLG: 0.387 (1, 6)									5 0 0 0 0 0 4													
Kelly Gruber, R OBP: 0.376, SLG: 0.585 (1, 5)									4 1 1 1 0 0 2													
George Bell, R OBP: 0.314, SLG: 0.470 (1, 10)									4 0 0 0 0 0 1													
Fred McGriff, L OBP: 0.396, SLG: 0.444 (1, 3)									2 1 2 0 2 0 0													
Pat Borders, R OBP: 0.303, SLG: 0.551 (1, 2)									4 1 2 3 0 0 2													
Glenallen Hill, R OBP: 0.266, SLG: 0.414 (1, 7)									3 1 0 0 1 0 2													
Manuel Lee, S OBP: 0.319, SLG: 0.459 (1, 4)									4 2 2 0 0 0 1													
Mookie Wilson, S OBP: 0.325, SLG: 0.352 (1, 8)									4 0 2 0 0 1 3													
Inning Stats	R: 1 E: 0 K: 0 S: 11	H: 1 LOB: 0 BB: 0 P: 19	R: 0 E: 0 K: 0 S: 7	H: 1 LOB: 1 BB: 1 P: 14	R: 0 E: 0 K: 1 S: 11	H: 1 LOB: 0 BB: 0 P: 14	R: 0 E: 0 K: 0 S: 4	H: 1 LOB: 1 BB: 0 P: 6	R: 0 E: 0 K: 1 S: 8	H: 1 LOB: 0 BB: 0 P: 12	R: 3 E: 0 K: 0 S: 10	H: 3 LOB: 0 BB: 0 P: 19	R: 1 E: 0 K: 0 S: 6	H: 2 LOB: 1 BB: 0 P: 8	R: 0 E: 0 K: 0 S: 4	H: 0 LOB: 0 BB: 1 P: 11	R: 2 E: 0 K: 1 S: 13	H: 2 LOB: 1 BB: 1 P: 25	1B: 8 2B: 3 3B: 0 HR: 1	SF: 1 SAC: 0 DP: 2 HBP: 0	WP: 0 PB: 0 SB: 1 CS: 1	PA: 39
PITCHER	IP WLS BF H R ER SO BB IBB HBP BLK WP HR S P ERA WHIP											IP WLS BF H R ER SO BB IBB HBP BLK WP HR S P ERA WHIP										
Allan Anderson, L ERA: 5.35 (1, 1)	6.2 L 29 10 5 5 2 1 0 0 0 0 0 1 55 90 6.75 1.650																					
Terry Leach, R ERA: 2.27 (7, 1)	1.1 4 0 0 0 0 1 0 0 0 0 0 0 6 13 0.00 0.750																					
Gary Wayne, L ERA: 3.86 (9, 1)	1.0 6 2 2 2 1 1 0 0 0 0 0 0 13 25 18.00 3.000																					

AB	35
R	7
H	12
RBI	7
BB	3
SO	3
LOB	17



Batter	1	2	3	4	5	6	7	8	9	AB R H RBI BB SO LOB	BOTTOM											
Dan Gladden, R OBP: 0.347, SLG: 0.430 (1, 7)										4 0 2 0 0 0 1	Toronto Blue Jays @ Minnesota Twins Hubert H. Humphrey Metrodome, Minneapolis, MN Thu Jun 14 1990, 8:05 PM EDT Att: 18,679 - Dome											
Gene Larkin, S OBP: 0.365, SLG: 0.446 (1, 9)									4 1 1 1 0 1 4													
Kirby Puckett, R OBP: 0.404, SLG: 0.548 (1, 8)									4 0 0 0 0 0 3													
Kent Hrbek, L OBP: 0.371, SLG: 0.449 (1, 3)									4 0 0 0 0 1 0													
Gary Gaetti, R OBP: 0.301, SLG: 0.449 (1, 5)									4 0 2 0 0 0 0													
Jim Dwyer, L OBP: 0.315, SLG: 0.242 (1, 10)									3 0 0 0 1 0 1													
Fred Manrique, R OBP: 0.278, SLG: 0.490 (1, 4)									4 0 0 0 0 1 3													
Al Newman, S OBP: 0.275, SLG: 0.280 (1, 6)									3 0 0 0 0 0 0													
Junior Ortiz, R OBP: 0.302, SLG: 0.366 (1, 2)									2 0 1 0 1 0 0													
Inning Stats	R: 1 E: 0 K: 0 S: 12	H: 1 LOB: 0 BB: 0 P: 16	R: 0 E: 0 K: 1 S: 6	H: 0 LOB: 0 BB: 0 P: 7	R: 0 E: 0 K: 1 S: 12	H: 2 LOB: 2 BB: 0 P: 16	R: 0 E: 0 K: 1 S: 8	H: 1 LOB: 1 BB: 0 P: 11	R: 0 E: 0 K: 0 S: 9	H: 1 LOB: 1 BB: 0 P: 13	R: 0 E: 0 K: 0 S: 4	H: 0 LOB: 0 BB: 0 P: 7	R: 0 E: 0 K: 0 S: 7	H: 0 LOB: 0 BB: 0 P: 14	R: 0 E: 0 K: 0 S: 10	H: 0 LOB: 1 BB: 1 P: 19	R: 0 E: 0 K: 0 S: 7	H: 1 LOB: 1 BB: 1 P: 12	1B: 3 2B: 2 3B: 0 HR: 1	SF: 0 SAC: 0 DP: 1 HBP: 0	WP: 0 PB: 0 SB: 0 CS: 0	PA: 34
PITCHER	IP WLS BF H R ER SO BB IBB HBP BLK WP HR S P ERA WHIP											IP WLS BF H R ER SO BB IBB HBP BLK WP HR S P ERA WHIP										
Dave Stieb, R ERA: 2.46 (1, 1)	7.0 W 26 5 1 1 3 0 0 0 0 0 0 1 58 84 1.29 0.714																					
Jim Acker, R ERA: 2.83 (8, 1)	1.0 4 0 0 0 0 1 0 0 0 0 0 0 10 19 0.00 1.000																					
Duane Ward, R ERA: 3.72 (9, 1)	1.0 4 1 0 0 0 1 0 0 0 0 0 0 7 12 0.00 2.000																					

AB	32
R	1
H	6
RBI	1
BB	2
SO	3
LOB	12



Batter	1	2	3	4	5	6	7	8	9	AB	R	H	RBI	BB	SO	LOB	TOP									
Dan Gladden, R OBP: 0.340, SLG: 0.419	1-3 K		1-2 G4-6-3			0-1 P4		2-2 P6		4	0	0	0	0	1	2										
Fred Manrique, R OBP: 0.294, SLG: 0.409	1-3 K			0-0 1B G3-6-3		1-1 G6-3			1-2 2B 1B	4	2	2	0	0	1	0										
Kirby Puckett, R OBP: 0.399, SLG: 0.541	2-3 K			0-0 1B G3-6-3		0-0 G6-3			0-0 WP 1-H G6-3	4	1	2	1	0	1	0										
Kent Hrbek, L OBP: 0.367, SLG: 0.453		3-1 F7		2-2 G3-6-3			2-1 G3		1-0 G6-3	4	0	0	1	0	0	1										
Gary Gaetti, R OBP: 0.291, SLG: 0.432	1-3 K			1-2 3-H K			3-3 K		0-1 G5-3	4	0	0	0	0	3	0										
Gene Larkin, S OBP: 0.382, SLG: 0.445		0-1 G3			0-0 G3		0-2 2B		0-3 K	4	0	1	0	0	1	0										
Brian Harper, R OBP: 0.363, SLG: 0.497			1-2 FC4-6 1B		1-0 1B		1-2 F7			3	0	2	0	0	0	1										
Shane Mack, R OBP: 0.395, SLG: 0.487			0-0 FC4-6 1-2 S		0-0 F9			2-2 G5-3		3	0	0	0	0	0	2										
Greg Gagne, R OBP: 0.297, SLG: 0.395			4-1 G4-6-3 BB		3-1 F8			3-2 G5-3		2	0	0	0	1	0	1										
Inning Stats	R: 0 E: 0 K: 3 S: 12	H: 0 LOB: 0 BB: 0 P: 16	R: 0 E: 0 K: 1 S: 7	H: 0 LOB: 0 BB: 0 P: 11	R: 0 E: 0 K: 0 S: 9	H: 1 LOB: 1 BB: 1 P: 15	R: 1 E: 0 K: 1 S: 8	H: 2 LOB: 0 BB: 0 P: 12	R: 0 E: 0 K: 0 S: 5	H: 1 LOB: 1 BB: 0 P: 9	R: 0 E: 0 K: 0 S: 5	H: 0 LOB: 0 BB: 0 P: 6	R: 0 E: 0 K: 1 S: 13	H: 1 LOB: 1 BB: 0 P: 19	R: 0 E: 0 K: 0 S: 10	H: 0 LOB: 0 BB: 0 P: 17	R: 2 E: 0 K: 1 S: 12	H: 2 LOB: 0 BB: 0 P: 14	1B: 4 2B: 3 3B: 0 HR: 0	SF: 0 SAC: 0 DP: 2 HBP: 0	WP: 1 PB: 0 SB: 1 CS: 1	PA: 33				
PITCHER	IP	WLS	BF	H	R	ER	SO	BB	IBB	HBP	BLK	WP	HR	S	P	ERA	WHIP									
Tom Gordon, R ERA: 3.16	(1, 1)	6.0	W	21	4	1	1	5	1	0	0	0	0	46	69	1.50	0.833									
Steve Farr, R ERA: 2.56	(7, 1)	1.0		4	1	0	0	1	0	0	0	0	0	13	19	0.00	1.000									
Steve Crawford, R ERA: 3.05	(8, 1)	1.0		3	0	0	0	0	0	0	0	0	0	10	17	0.00	0.000									
Jeff Montgomery, R ERA: 2.41	(9, 1)	1.0		5	2	2	2	1	0	0	0	0	1	0	12	14	18.00	2.000								

Minnesota Twins @ Kansas City Royals
Royals Stadium, Kansas City, MO
Sat Jun 16 1990, 8:05 PM EDT
Att: 38,006 - Unknown - 88 F

AB 32
R 3
H 7
RBI 2
BB 1
SO 7
LOB 7



Batter	1	2	3	4	5	6	7	8	9	AB	R	H	RBI	BB	SO	LOB	BOTTOM									
Kevin Seitzer, R OBP: 0.335, SLG: 0.357	2-3 K	2-1 G5-3		0-0 HR		2-2 FC4-6				4	1	1	2	0	1	3										
Kurt Stillwell, S OBP: 0.388, SLG: 0.420	0-0 HR		1-0 F7	1-0 F8			0-0 F9			4	1	1	0	0	0	0										
Steve Jeltz, S OBP: 0.178, SLG: 0.146										0	0	0	0	0	0	0										
Danny Tartabull, R OBP: 0.280, SLG: 0.465	0-2 HR		4-1 G4-3 1B BB		3-3 K		0-3 K 1B			3	1	1	2	1	2	0										
Bo Jackson, R OBP: 0.343, SLG: 0.404	4-2 FC3-6 1B CS BB		2-2 G4-3 1B		2-3 K		1-3 K			3	1	1	0	1	2	1										
George Brett, L OBP: 0.324, SLG: 0.330	0-0 FC3-6 1B		3-1 G4-3		0-1 G6-3		0-1 1B			4	0	2	0	0	0	2										
Jim Eisenreich, L OBP: 0.347, SLG: 0.392	2-2 FC3-6 CS		0-0 G1-3			4-1 1B S BB		0-0 G3		3	0	0	0	1	0	6										
Willie Wilson, S OBP: 0.380, SLG: 0.394	0-1 CS	2-2 S S 1B		4-2 L6 S BB		2-1 F7		0-1 P3		3	0	1	0	1	0	1										
Mike Macfarlane, R OBP: 0.309, SLG: 0.407		2-2 F7		1-1 L6		1-0 P4		0-0 G6-3		4	0	0	0	0	0	3										
Frank White, R OBP: 0.237, SLG: 0.318		1-3 K		0-1 HR 1B		0-2 FC4-6 1B		2-1 F8		4	1	2	0	0	1	1										
Inning Stats	R: 3 E: 0 K: 1 S: 15	H: 3 LOB: 1 BB: 1 P: 23	R: 0 E: 0 K: 1 S: 12	H: 1 LOB: 0 BB: 0 P: 19	R: 0 E: 0 K: 0 S: 8	H: 1 LOB: 2 BB: 1 P: 18	R: 2 E: 0 K: 0 S: 10	H: 2 LOB: 0 BB: 1 P: 16	R: 0 E: 0 K: 2 S: 9	H: 0 LOB: 0 BB: 0 P: 14	R: 0 E: 0 K: 0 S: 11	H: 1 LOB: 2 BB: 1 P: 19	R: 0 E: 0 K: 2 S: 10	H: 1 LOB: 2 BB: 0 P: 11	R: 0 E: 0 K: 0 S: 5	H: 0 LOB: 0 BB: 0 P: 7	R: 0 E: 0 K: 0 S: 5	H: 0 LOB: 0 BB: 0 P: 7	1B: 7 2B: 1 3B: 0 HR: 2	SF: 0 SAC: 0 DP: 1 HBP: 0	WP: 1 PB: 0 SB: 4 CS: 2	PA: 37				
PITCHER	IP	WLS	BF	H	R	ER	SO	BB	IBB	HBP	BLK	WP	HR	S	P	ERA	WHIP									
Mark Guthrie, L ERA: 5.18	(1, 1)	4.0	L	20	7	5	5	2	3	0	0	0	1	0	30	44	0.00	1.000								
Juan Berenguer, R ERA: 4.1	(5, 1)	3.0		13	2	0	0	4	1	0	0	0	0	5	7	0.00	0.000									
Gary Wayne, L ERA: 3.66	(8, 1)	1.0		3	0	0	0	0	0	0	0	0	0	5	7	0.00	0.000									

Minnesota Twins @ Kansas City Royals
Royals Stadium, Kansas City, MO
Sat Jun 16 1990, 8:05 PM EDT
Att: 38,006 - Unknown - 88 F

AB 32
R 5
H 9
RBI 4
BB 4
SO 6
LOB 17



Batter	1	2	3	4	5	6	7	8	9	AB	R	H	RBI	BB	SO	LOB	TOP								
Dan Gladden, R OBP: 0.341, SLG: 0.419 (1, 7)	F8			1B	P4		FC6-4		F9	5	1	2	0	0	0	3									
Fred Manrique, R OBP: 0.283, SLG: 0.405 Gary Gaetti, R OBP: 0.291, SLG: 0.432 (9, PH) (9, 5)	G4-3			1B	L1		FC6-4		CS	4	1	1	0	0	0	3									
Kirby Puckett, R OBP: 0.397, SLG: 0.541 (1, 8)	G3-1			1B						4	0	1	0	0	0	2									
Kent Hrbek, L OBP: 0.361, SLG: 0.444 (1, 3)		G3		K						4	0	0	0	0	1	3									
Brian Harper, R OBP: 0.361, SLG: 0.492 (1, 10)	G4-3				G5-3					4	0	1	2	0	0	1									
Gene Larkin, S OBP: 0.357, SLG: 0.438 John Moses, S OBP: 0.341, SLG: 0.276 (8, 9)	P5				F9					3	0	0	0	0	0	2									
Junior Ortiz, R OBP: 0.340, SLG: 0.444 (1, 2)			L1-4-3							4	1	3	0	0	0	0									
Al Newman, S OBP: 0.277, SLG: 0.277 (9, 4)			P7		G1-3					3	0	1	1	0	0	1									
Greg Gagne, R OBP: 0.296, SLG: 0.392 (1, 6)	G4-3									4	0	1	1	0	1	3									
Inning Stats	R: 0 E: 0 K: 0 S: 9	H: 0 LOB: 0 BB: 0 P: 14	R: 0 E: 0 K: 0 S: 6	H: 0 LOB: 0 BB: 0 P: 9	R: 0 E: 0 K: 0 S: 6	H: 0 LOB: 0 BB: 0 P: 9	R: 2 E: 0 K: 1 S: 14	H: 3 LOB: 1 BB: 0 P: 19	R: 1 E: 0 K: 0 S: 10	H: 2 LOB: 1 BB: 0 P: 13	R: 0 E: 0 K: 0 S: 10	H: 1 LOB: 1 BB: 0 P: 12	R: 0 E: 0 K: 1 S: 12	H: 2 LOB: 2 BB: 0 P: 15	R: 0 E: 0 K: 0 S: 5	H: 0 LOB: 0 BB: 0 P: 6	R: 1 E: 0 K: 0 S: 9	H: 2 LOB: 1 BB: 1 P: 14	1B: 8 2B: 1 3B: 1 HR: 0	SF: 0 SAC: 1 DP: 0 HBP: 0	WP: 0 PB: 0 SB: 1 CS: 1	PA: 38			
PITCHER	IP	WLS	BF	H	R	ER	SO	BB	IBB	HBP	BLK	WP	HR	S	P	ERA	WHIP								
Bret Saberhagen, R ERA: 2.82 Steve Crawford, R ERA: 3.18	7.0	L	29	8	3	3	2	0	0	0	0	0	0	67	91	3.86	1.143								

Minnesota Twins @ Kansas City Royals
Royals Stadium, Kansas City, MO
Sun Jun 17 1990, 4:33 AM EDT
Att: 28,370 - Overcast - 90 F

AB 35
R 4
H 10
RBI 4
BB 1
SO 2
LOB 18



Batter	1	2	3	4	5	6	7	8	9	AB	R	H	RBI	BB	SO	LOB	BOTTOM								
Kevin Seitzer, R OBP: 0.330, SLG: 0.351 (1, 5)	G4-3			K						4	0	0	0	0	1	1									
Kurt Stillwell, S OBP: 0.362, SLG: 0.412 (1, 6)	L5			F7						4	0	0	0	0	0	1									
Danny Tartabull, R OBP: 0.278, SLG: 0.456 (1, 10)	K				G6-3					4	0	1	0	0	2	0									
Bo Jackson, R OBP: 0.342, SLG: 0.415 (1, 8)		G1-6-3			HR					4	1	1	1	0	1	1									
Gerald Perry, L OBP: 0.317, SLG: 0.376 (1, 3)		1B			P6					4	0	2	0	0	0	1									
Jim Eisenreich, L OBP: 0.346, SLG: 0.389 (1, 9)		2B			L7					4	0	1	0	0	0	2									
Willie Wilson, S OBP: 0.383, SLG: 0.397 (1, 7)		P5								4	0	1	0	0	0	2									
Rey Palacios, R OBP: 0.375, SLG: 0.591 (1, 2)		CS								4	0	2	0	0	0	4									
Steve Jeltz, S OBP: 0.170, SLG: 0.140 Bill Pecota, R OBP: 0.429, SLG: 0.500 (8, PH) (9, 4)		1B								4	0	2	0	0	0	4									
Rey Palacios, R OBP: 0.375, SLG: 0.591 (1, 2)		CS								3	0	1	0	0	2	3									
Steve Jeltz, S OBP: 0.170, SLG: 0.140 Bill Pecota, R OBP: 0.429, SLG: 0.500 (8, PH) (9, 4)		F7								2	0	0	0	0	0	1									
Steve Jeltz, S OBP: 0.170, SLG: 0.140 Bill Pecota, R OBP: 0.429, SLG: 0.500 (8, PH) (9, 4)		F7								1	0	0	0	0	1	0									
Inning Stats	R: 0 E: 0 K: 1 S: 11	H: 0 LOB: 0 BB: 0 P: 16	R: 0 E: 0 K: 0 S: 11	H: 2 LOB: 1 BB: 0 P: 16	R: 0 E: 0 K: 1 S: 9	H: 1 LOB: 1 BB: 0 P: 11	R: 1 E: 0 K: 0 S: 10	H: 1 LOB: 0 BB: 0 P: 13	R: 0 E: 0 K: 1 S: 8	H: 1 LOB: 0 BB: 0 P: 10	R: 0 E: 0 K: 1 S: 7	H: 0 LOB: 0 BB: 0 P: 7	R: 0 E: 0 K: 1 S: 12	H: 1 LOB: 2 BB: 0 P: 17	R: 0 E: 0 K: 1 S: 7	H: 0 LOB: 0 BB: 0 P: 8	R: 0 E: 0 K: 1 S: 13	H: 2 LOB: 2 BB: 0 P: 20	1B: 5 2B: 2 3B: 0 HR: 1	SF: 0 SAC: 0 DP: 0 HBP: 0	WP: 0 PB: 0 SB: 0 CS: 2	PA: 35			
PITCHER	IP	WLS	BF	H	R	ER	SO	BB	IBB	HBP	BLK	WP	HR	S	P	ERA	WHIP								
Kevin Tapani, R ERA: 3.78 John Candelaria, L ERA: 3.67 Rick Aguilera, R ERA: 1.55	7.0	W	26	6	1	1	5	0	0	0	0	0	0	7	8	0.00	0.000								
Rick Aguilera, R ERA: 1.55	1.0	S	5	2	0	0	1	0	0	0	0	0	0	13	20	0.00	2.000								

Minnesota Twins @ Kansas City Royals
Royals Stadium, Kansas City, MO
Sun Jun 17 1990, 4:33 AM EDT
Att: 28,370 - Overcast - 90 F

AB 34
R 1
H 8
RBI 1
BB 0
SO 7
LOB 14



Batter	1	2	3	4	5	6	7	8	9	AB	R	H	RBI	BB	SO	LOB	TOP			
Dan Gladden, R OBP: 0.340, SLG: 0.414 Shane Mack, R OBP: 0.395, SLG: 0.487	(1, 7) K2-3		(1, 2) FC6-4 BB		(0, 2) G6-3		(1, 3) K			3	0	0	0	1	2	0	Minnesota Twins @ Texas Rangers Arlington Stadium, Arlington, TX Mon Jun 18 1990, 8:05 PM EDT Att: 26,766 - Unknown - 96 F			
Al Newman, S OBP: 0.270, SLG: 0.270	(1, 5) L6		(3, 2) P6		(1, 2) G4-3			(2, 2) G6-3		4	0	0	0	0	2					
Kirby Puckett, R OBP: 0.395, SLG: 0.534 Carmen Castillo, R OBP: 0.177, SLG: 0.164	(1, 8) G4-3		(2, 2) FC6-4			(4, 0) 1B BB		(0, 0) F7		3	0	0	0	1	0	2				
Kent Hrbek, L OBP: 0.359, SLG: 0.437		(4, 0) S BB		(0, 0) F7		(1, 2) F8		(3, 3) K		3	0	0	0	1	1					
Brian Harper, R OBP: 0.354, SLG: 0.481		(2, 3) K		(1, 1) E5 1B SF7		(1, 0) F7			(2, 3) K	4	1	0	0	2	2					
Gene Larkin, S OBP: 0.384, SLG: 0.449		(3, 3) K		(0, 0) S 1B		(0, 0) FC5-4 1B		(2, 1) G3 2B		4	0	3	0	0	1					
Fred Manrique, R OBP: 0.276, SLG: 0.398		(3, 3) K		(1, 2) SF7		(0, 0) FC5-4 1-2		(0, 0) G3		3	0	0	1	0	4					
John Moses, S OBP: 0.337, SLG: 0.275	(1, 9) G4-3		(0, 2) BB 1B		(1, 2) G4-3			(2, 1) F7		4	0	1	0	0	2					
Greg Gagne, R OBP: 0.291, SLG: 0.385		(1, 0) F9		(0, 2) F8			(0, 1) F9			3	0	0	0	0	1					
Inning Stats	R: 0 E: 0 K: 1 S: 8	H: 0 LOB: 0 BB: 0 P: 11	R: 0 E: 0 K: 3 S: 9	H: 0 LOB: 1 BB: 1 P: 21	R: 0 E: 0 K: 0 S: 12	H: 1 LOB: 2 BB: 1 P: 22	R: 1 E: 1 K: 0 S: 11	H: 1 LOB: 1 BB: 0 P: 15	R: 0 E: 0 K: 0 S: 9	H: 0 LOB: 0 BB: 0 P: 10	R: 0 E: 0 K: 1 S: 6	H: 1 LOB: 0 BB: 1 P: 12	R: 0 E: 0 K: 1 S: 11	H: 0 LOB: 0 BB: 0 P: 16	R: 0 E: 0 K: 1 S: 9	H: 1 LOB: 1 BB: 0 P: 15		1B: 3 2B: 1 3B: 0 HR: 0	SF: 1 SAC: 0 DP: 0 HBP: 0	WP: 0 PB: 0 SB: 2 CS: 0
PITCHER Charlie Hough, R ERA: 3.6	(1, 1)	IP: 9.0 WLS: W BF: 35 H: 4 R: 1 ER: 0 SO: 7 BB: 3 IBB: 0 HBP: 0 BLK: 0 WP: 0 HR: 0 S: 81 P: 129 ERA: 0.00 WHIP: 0.778																		

Batter	1	2	3	4	5	6	7	8	9	AB	R	H	RBI	BB	SO	LOB	BOTTOM			
Gary Pettis, S OBP: 0.333, SLG: 0.360	(1, 8) G4-3	(4, 2) 1B 1-2 2-3 BB		(2, 1) HR		(3, 2) 1B		(1, 2) G5-4-3		4	2	2	1	1	0	1	Minnesota Twins @ Texas Rangers Arlington Stadium, Arlington, TX Mon Jun 18 1990, 8:05 PM EDT Att: 26,766 - Unknown - 96 F			
Scott Coolbaugh, R OBP: 0.256, SLG: 0.197	(1, 5) 1B	(2, 2) 1B		(0, 3) K		(2, 3) K				4	0	2	2	0	2	1				
Julio Franco, R OBP: 0.372, SLG: 0.431	(1, 4) K	(1, 0) G4-6-3 1-2 3-H 1B		(2, 3) K		(2, 1) G5-3				4	0	1	1	0	2	2				
Ruben Sierra, S OBP: 0.328, SLG: 0.420 Cecil Espy, S OBP: 0.234, SLG: 0.100	(1, 9) P4	(0, 2) G4-6-3			(2, 1) P6		(0, 1) G4-3			4	0	0	0	0	0	3				
Pete Incaviglia, R OBP: 0.325, SLG: 0.460		(3, 2) BB 1B		(0, 0) G4-3		(1, 0) L9		(0, 1) 2B		4	1	2	0	0	0					
Harold Baines, L OBP: 0.372, SLG: 0.444		(4, 2) 1B 1-2 BB		(4, 2) 1B BB		(4, 2) 2B BB		(2, 2) P5		1	2	0	0	3	0	1				
John Russell, L ERA: 4.85 Jack Daugherty, S OBP: 0.286, SLG: 0.311	(1, 3) K	(0, 3) K		(1, 1) G5-4-3 1-2 1B		(1, 1) 1-H 2B		(3, 2) G2-3		2	0	1	0	0	1	2				
Mike Stanley, R OBP: 0.269, SLG: 0.265		(2, 2) BB 1B		(0, 0) G5-4-3		(2, 2) G6-3		(3, 1) G5-4-3 1B		4	1	2	1	0	0	3				
Jeff Kunkel, R OBP: 0.165, SLG: 0.165	(1, 6) K	(0, 1) BB 1-2 1B		(0, 3) K		(0, 0) F8		(1, 3) K		4	1	1	1	0	2	1				
Inning Stats	R: 0 E: 0 K: 1 S: 13	H: 1 LOB: 1 BB: 0 P: 15	R: 5 E: 0 K: 1 S: 28	H: 5 LOB: 1 BB: 2 P: 44	R: 0 E: 0 K: 0 S: 6	H: 1 LOB: 1 BB: 1 P: 11	R: 1 E: 0 K: 3 S: 11	H: 1 LOB: 0 BB: 0 P: 15	R: 1 E: 0 K: 0 S: 10	H: 1 LOB: 1 BB: 1 P: 20	R: 0 E: 0 K: 1 S: 9	H: 1 LOB: 1 BB: 0 P: 16	R: 0 E: 0 K: 0 S: 10	H: 1 LOB: 1 BB: 0 P: 15	R: 0 E: 0 K: 1 S: 10	H: 1 LOB: 0 BB: 0 P: 15		1B: 9 2B: 2 3B: 0 HR: 1	SF: 0 SAC: 0 DP: 3 HBP: 0	WP: 0 PB: 0 SB: 0 CS: 0
PITCHER David West, L ERA: 4.85 Roy Smith, R ERA: 4.79 Gary Wayne, L ERA: 3.32	(1, 1)	IP: 1.1 WLS: L BF: 12 H: 4 R: 2 ER: 2 SO: 4 BB: 2 IBB: 0 HBP: 0 BLK: 0 WP: 0 HR: 1 S: 39 P: 65 ERA: 3.86 WHIP: 1.286																		

Batter	1	2	3	4	5	6	7	8	9	AB	R	H	RBI	BB	SO	LOB	TOP								
Dan Gladden, R OBP: 0.337, SLG: 0.411										4	0	1	1	0	2	2									
Al Newman, S OBP: 0.280, SLG: 0.288										5	1	3	1	0	1	1									
Kirby Puckett, R OBP: 0.396, SLG: 0.542										4	1	2	1	0	1	1									
Gene Larkin, S OBP: 0.358, SLG: 0.441										4	0	0	0	0	1	4									
Brian Harper, R OBP: 0.347, SLG: 0.471										4	0	0	0	0	0	3									
Gary Gaetti, R OBP: 0.294, SLG: 0.431										3	0	1	1	1	0	0									
Carmen Castillo, R OBP: 0.169, SLG: 0.156 Jim Dwyer, L OBP: 0.315, SLG: 0.242 Fred Manrique, R OBP: 0.275, SLG: 0.395										3	0	0	0	0	1	1									
Shane Mack, R OBP: 0.400, SLG: 0.488										4	1	2	0	0	1	1									
Greg Gagne, R OBP: 0.295, SLG: 0.393										4	1	2	0	0	1	0									
Inning Stats	R: 0 E: 0 K: 1 S: 7	H: 1 LOB: 0 BB: 0 P: 10	R: 0 E: 0 K: 1 S: 6	H: 0 LOB: 0 BB: 0 P: 8	R: 0 E: 0 K: 2 S: 8	H: 0 LOB: 0 BB: 0 P: 11	R: 0 E: 0 K: 1 S: 10	H: 2 LOB: 2 BB: 0 P: 14	R: 0 E: 0 K: 1 S: 9	H: 2 LOB: 2 BB: 0 P: 12	R: 2 E: 0 K: 0 S: 16	H: 3 LOB: 1 BB: 0 P: 20	R: 2 E: 0 K: 0 S: 14	H: 3 LOB: 1 BB: 0 P: 20	R: 0 E: 0 K: 0 S: 15	H: 0 LOB: 1 BB: 1 P: 21	R: 0 E: 0 K: 2 S: 8	H: 0 LOB: 0 BB: 0 P: 13	1B: 8 2B: 2 3B: 1 HR: 0	SF: 1 SAC: 0 DP: 1 HBP: 0	WP: 0 PB: 0 SB: 0 CS: 0	PA: 38			
PITCHER	IP	WLS	BF	H	R	ER	SO	BB	IBB	HBP	BLK	WP	HR	S	P	ERA	WHIP								
Mike Jeffcoat, L ERA: 3.88	6.1		29	11	4	4	6	0	0	0	0	0	0	64	85	5.68	1.737								
Brad Arnsberg, R ERA: 1.09	1.0	W	4	0	0	0	0	1	0	0	0	0	0	12	20	0.00	1.000								
Kenny Rogers, L ERA: 4.5	1.2	S	5	0	0	0	2	0	0	0	0	0	0	17	24	0.00	0.000								

Minnesota Twins @ Texas Rangers
Arlington Stadium, Arlington, TX
Tue Jun 19 1990, 8:05 PM EDT
Att: 19,068 - Unknown - 98 F

AB 36
R 4
H 11
RBI 4
BB 1
SO 8
LOB 14





Batter	1	2	3	4	5	6	7	8	9	AB	R	H	RBI	BB	SO	LOB	BOTTOM								
Gary Pettis, S OBP: 0.330, SLG: 0.356										5	0	1	1	0	1	6									
Rafael Palmeiro, L OBP: 0.350, SLG: 0.464										5	0	1	0	0	0	3									
Julio Franco, R OBP: 0.369, SLG: 0.427										5	0	1	0	0	0	3									
Pete Incaviglia, R OBP: 0.324, SLG: 0.470										4	1	1	1	0	0	2									
Ruben Sierra, S OBP: 0.331, SLG: 0.421										4	1	2	0	0	0	2									
Harold Baines, L OBP: 0.370, SLG: 0.440										4	1	1	0	0	2	3									
Mike Stanley, R OBP: 0.266, SLG: 0.264										4	0	1	0	0	2	2									
Scott Coolbaugh, R OBP: 0.268, SLG: 0.216										3	1	2	2	0	0	0									
Jeff Kunkel, R OBP: 0.198, SLG: 0.202										3	1	3	0	1	0	0									
Inning Stats	R: 0 E: 0 K: 0 S: 7	H: 0 LOB: 0 BB: 0 P: 11	R: 1 E: 0 K: 0 S: 12	H: 3 LOB: 3 BB: 1 P: 23	R: 0 E: 0 K: 1 S: 10	H: 2 LOB: 2 BB: 0 P: 15	R: 0 E: 0 K: 1 S: 11	H: 1 LOB: 1 BB: 0 P: 18	R: 0 E: 0 K: 0 S: 6	H: 0 LOB: 0 BB: 0 P: 9	R: 3 E: 2 K: 1 S: 20	H: 3 LOB: 1 BB: 0 P: 30	R: 1 E: 0 K: 1 S: 11	H: 2 LOB: 1 BB: 0 P: 18	R: 0 E: 0 K: 1 S: 10	H: 2 LOB: 2 BB: 0 P: 12	1B: 11 2B: 1 3B: 0 HR: 1	SF: 1 SAC: 0 DP: 1 HBP: 0	WP: 1 PB: 0 SB: 0 CS: 0	PA: 39					
PITCHER	IP	WLS	BF	H	R	ER	SO	BB	IBB	HBP	BLK	WP	HR	S	P	ERA	WHIP								
Allan Anderson, L ERA: 5.1	5.2		28	9	4	1	3	0	0	0	0	0	0	65	104	1.59	1.765								
John Candelaria, L ERA: 3.74	1.2	L	10	4	1	1	2	0	0	0	0	0	1	21	31	5.40	2.400								
Terry Leach, R ERA: 2.23	0.2		1	0	0	0	0	0	0	0	0	0	0	1	1	0.00	0.000								

Minnesota Twins @ Texas Rangers
Arlington Stadium, Arlington, TX
Tue Jun 19 1990, 8:05 PM EDT
Att: 19,068 - Unknown - 98 F

AB 37
R 5
H 13
RBI 4
BB 1
SO 5
LOB 21



Batter	1	2	3	4	5	6	7	8	9	AB	R	H	RBI	BB	SO	LOB	TOP			
Dan Gladden, R (1, 7) OBP: 0.340, SLG: 0.412	G6-3		FC4-6 1B			F7			G3 1B	4	0	2	0	0	0	0	Minnesota Twins @ Texas Rangers Arlington Stadium, Arlington, TX Wed Jun 20 1990, 8:05 PM EDT Att: 37,821 - Unknown AB 31 R 0 H 4 RBI 0 BB 0 SO 4 LOB 9 			
Fred Manrique, R (1, 4) OBP: 0.270, SLG: 0.388 Carmen Castillo, R (9, PH) OBP: 0.167, SLG: 0.154	G3		FC4-6			G1-3			K	3	0	0	0	0	0	2				
Gene Larkin, S (1, 10) OBP: 0.358, SLG: 0.439 Jim Dwyer, L (9, PH) OBP: 0.311, SLG: 0.238	1B		G3			F8			G3	3	0	1	0	0	0	2				
Kent Hrbek, L (1, 3) OBP: 0.353, SLG: 0.429	G4-3					F8			G4-3	4	0	0	0	0	0	2				
Gary Gaetti, R (1, 5) OBP: 0.290, SLG: 0.425 Al Newman, S (8, 5) OBP: 0.280, SLG: 0.288		K				G6-3			K	3	0	0	0	0	0	2				
Brian Harper, R (1, 2) OBP: 0.343, SLG: 0.466 Junior Ortiz, R (7, PH) OBP: 0.333, SLG: 0.435	G6-3		G6-3			G6-3			K	2	0	0	0	0	0	0				
John Moses, S (1, 8) OBP: 0.326, SLG: 0.265	G5-3					L5			G6-3	3	0	0	0	0	0	0				
Shane Mack, R (1, 9) OBP: 0.398, SLG: 0.482			FC4-6 1B			G4-3			G1-3	3	0	1	0	0	0	0				
Greg Gagne, R (1, 6) OBP: 0.291, SLG: 0.387			L9			L4			G5-3	3	0	0	0	0	0	1				
Inning Stats	R: 0 E: 0 K: 0 S: 9	H: 1 LOB: 1 BB: 0 P: 15	R: 0 E: 0 K: 1 S: 11	H: 0 LOB: 0 BB: 0 P: 13	R: 0 E: 0 K: 0 S: 8	H: 2 LOB: 2 BB: 0 P: 12	R: 0 E: 0 K: 0 S: 4	H: 0 LOB: 0 BB: 0 P: 4	R: 0 E: 0 K: 0 S: 5	H: 0 LOB: 0 BB: 0 P: 7	R: 0 E: 0 K: 0 S: 4	H: 0 LOB: 0 BB: 0 P: 8	R: 0 E: 0 K: 0 S: 7	H: 0 LOB: 0 BB: 0 P: 7	R: 0 E: 0 K: 1 S: 7	H: 1 LOB: 1 BB: 0 P: 8		1B: 4 2B: 0 3B: 0 HR: 0	SF: 0 SAC: 0 DP: 0 HBP: 0	WP: 0 PB: 0 CS: 0
PITCHER Kevin Brown, R (1, 1) ERA: 3.04	IP: 9.0 WLS: W BF: 31 H: 4 R: 0 ER: 0 SO: 4 BB: 0 IBB: 0 HBP: 0 BLK: 0 WP: 0 HR: 0 S: 60 P: 79 ERA: 0.00 WHIP: 0.444											PITCHER	IP: WLS: BF: H: R: ER: SO: BB: IBB: HBP: BLK: WP: HR: S: P: ERA: WHIP:							

Batter	1	2	3	4	5	6	7	8	9	AB	R	H	RBI	BB	SO	LOB	BOTTOM			
Gary Pettis, S (1, 8) OBP: 0.329, SLG: 0.356 Cecil Espy, S (8, 8) OBP: 0.229, SLG: 0.098	K	SF8		L4-6 1B		G4-3		G6-4-3		3	0	1	2	0	1	1	Minnesota Twins @ Texas Rangers Arlington Stadium, Arlington, TX Wed Jun 20 1990, 8:05 PM EDT Att: 37,821 - Unknown AB 32 R 8 H 11 RBI 8 BB 2 SO 7 LOB 12 			
Julio Franco, R (1, 4) OBP: 0.371, SLG: 0.428 Jeff Kunkel, R (6, FR) OBP: 0.198, SLG: 0.202	G4-3	1B		L4-6 1B		E6				4	0	2	1	0	0	1				
Rafael Palmeiro, L (1, 3) OBP: 0.348, SLG: 0.463 Jack Daugherty, S (9, 3) OBP: 0.286, SLG: 0.311	BB 1B	F9		L4-6		SF8				3	1	1	1	0	0	3				
Pete Incaviglia, R (1, 7) OBP: 0.322, SLG: 0.464	BB 1B	K		L4-6		F9		K		3	1	0	0	1	2	2				
Ruben Sierra, S (1, 9) OBP: 0.330, SLG: 0.416 Kevin Reimer, L (8, 9) OBP: 0.333, SLG: 0.333	1B 2B BB		K			G6-3		G6-3		3	1	0	0	1	1	0				
Harold Baines, L (1, 10) OBP: 0.374, SLG: 0.444 John Russell, R (7, PH) OBP: 0.308, SLG: 0.417	2B 1B		K			K		K		3	1	2	2	0	1	0				
Geno Petralli, L (1, 2) OBP: 0.336, SLG: 0.298 Mike Stanley, R (7, PH) OBP: 0.265, SLG: 0.261	2B		G3-1			F9		L7		3	0	1	2	0	0	1				
Scott Coolbaugh, R (1, 5) OBP: 0.291, SLG: 0.234	G6-3					1B 1B		G6-4-3 HBP		3	2	2	0	0	0	1				
Jeff Huson, L (1, 6) OBP: 0.348, SLG: 0.333		WP SF8 1B		F7		E SF8 1B		K		4	2	2	0	0	1	2				
Inning Stats	R: 4 E: 0 K: 1 S: 21	H: 3 LOB: 1 BB: 2 P: 38	R: 1 E: 0 K: 1 S: 12	H: 2 LOB: 1 BB: 0 P: 19	R: 0 E: 0 K: 2 S: 7	H: 0 LOB: 0 BB: 0 P: 10	R: 1 E: 0 K: 0 S: 7	H: 3 LOB: 1 BB: 0 P: 9	R: 0 E: 0 K: 0 S: 12	H: 1 LOB: 1 BB: 0 P: 20	R: 2 E: 1 K: 1 S: 13	H: 2 LOB: 1 BB: 0 P: 20	R: 0 E: 0 K: 1 S: 7	H: 0 LOB: 0 BB: 0 P: 8	R: 0 E: 0 K: 1 S: 7	H: 0 LOB: 0 BB: 0 P: 10		1B: 10 2B: 2 3B: 0 HR: 0	SF: 2 SAC: 0 DP: 2 HBP: 1	WP: 1 PB: 0 CS: 0
PITCHER Tim Drummond, R (1, 1) ERA: 5.19 Juan Berenguer, R (5, 1) ERA: 4.19 Gary Wayne, L (6, 1) ERA: 3.09 Rick Aguilera, R (8, 1) ERA: 1.5	IP: 4.0 WLS: L BF: 21 H: 8 R: 3 ER: 2 SO: 6 BB: 6 IBB: 6 HBP: 4 BLK: 0 WP: 1 HR: 0 S: 20 P: 32 ERA: 6.75 WHIP: 2.250											PITCHER	IP: WLS: BF: H: R: ER: SO: BB: IBB: HBP: BLK: WP: HR: S: P: ERA: WHIP:							

Batter	1	2	3	4	5	6	7	8	9	AB	R	H	RBI	BB	SO	LOB	TOP								
Kevin Seitzer, R OBP: 0.348, SLG: 0.398 (1, 5)	G5-3		G5-3			G6-3		G5-3		4	0	0	0	0	0	1	Kansas City Royals @ Minnesota Twins Hubert H. Humphrey Metrodome, Minneapolis, MN Fri Jun 22 1990, 8:05 PM EDT Att: 21,033 - Dome - 70 F livebaseballscorecards.com								
Steve Jeltz, S OBP: 0.193, SLG: 0.208 (1, 6) (8, 4)	FC5		G1-5-3			B1-3		K		4	0	1	0	0	1	1									
Danny Tartabull, R OBP: 0.311, SLG: 0.454 (1, 10)	FC5		F8			K				3	1	1	0	1	1	0									
Bo Jackson, R OBP: 0.344, SLG: 0.426 (1, 8)	FC5					K				4	0	0	0	0	2	3									
Jim Eisenreich, L OBP: 0.345, SLG: 0.393 (1, 9)	K					G6-3		F7		4	0	1	0	0	1	2									
Gerald Perry, L OBP: 0.305, SLG: 0.365 (1, 3)						P8		F7		4	0	0	0	0	2	2									
Willie Wilson, S OBP: 0.377, SLG: 0.403 (1, 7)	G4-3					K				4	1	2	1	0	1	0									
Mike Macfarlane, R OBP: 0.305, SLG: 0.392 (9, PR)						G5-3		L6		3	0	1	0	1	0	1									
Bill Pecota, R OBP: 0.381, SLG: 0.429 (9, PR)										0	0	0	0	0	0	0									
Frank White, R OBP: 0.226, SLG: 0.297 (8, PH)						G5-3				2	0	0	0	0	0	1									
Kurt Stillwell, S OBP: 0.362, SLG: 0.419 (8, 6)										2	0	1	1	0	0	3									
Inning Stats	R: 0 E: 0 K: 1 S: 8	H: 1 LOB: 2 BB: 1 P: 16	R: 0 E: 0 K: 1 S: 11	H: 1 LOB: 1 BB: 0 P: 16	R: 0 E: 0 K: 0 S: 5	H: 0 LOB: 0 BB: 0 P: 7	R: 0 E: 0 K: 1 S: 6	H: 0 LOB: 0 BB: 0 P: 10	R: 0 E: 0 K: 1 S: 9	H: 0 LOB: 0 BB: 0 P: 12	R: 0 E: 0 K: 0 S: 5	H: 0 LOB: 0 BB: 0 P: 6	R: 0 E: 0 K: 0 S: 6	H: 0 LOB: 0 BB: 0 P: 8	R: 1 E: 0 K: 1 S: 10	H: 2 LOB: 1 BB: 0 P: 12	R: 1 E: 0 K: 2 S: 16	H: 3 LOB: 3 BB: 1 P: 25	1B: 3 2B: 3 3B: 1 HR: 0	SF: 0 SAC: 0 DP: 0 HBP: 0	WP: 0 PB: 0 SB: 0 CS: 0	PA: 36			
PITCHER	IP	WLS	BF	H	R	ER	SO	BB	IBB	HBP	BLK	WP	HR	S	P	ERA	WHIP								
Kevin Tapani, R ERA: 3.56	8.0	W	29	4	1	1	6	1	0	0	0	0	0	60	87	1.12	0.625								
Rick Aguilera, R ERA: 1.69	1.0	S	7	3	1	1	2	1	0	0	0	0	0	16	25	9.00	4.000								

Batter	1	2	3	4	5	6	7	8	9	AB	R	H	RBI	BB	SO	LOB	BOTTOM								
Dan Gladden, R OBP: 0.341, SLG: 0.419 (1, 7)	L9		G6-3			P8		P3		4	0	0	0	0	0	2	Kansas City Royals @ Minnesota Twins Hubert H. Humphrey Metrodome, Minneapolis, MN Fri Jun 22 1990, 8:05 PM EDT Att: 21,033 - Dome - 70 F livebaseballscorecards.com								
Fred Manrique, R OBP: 0.289, SLG: 0.382 (1, 4) (8, 4)	G5-3		G6-3					FC6		4	0	1	1	0	0	1									
Al Newman, S OBP: 0.278, SLG: 0.286 (8, 4)										0	0	0	0	0	0	0									
Kirby Puckett, R OBP: 0.388, SLG: 0.532 (1, 8)	G6-3		G6-3			F8				4	0	0	0	0	1	1									
Kent Hrbek, L OBP: 0.348, SLG: 0.422 (1, 3)						G3-1		G3-1		4	1	1	0	0	0	0									
Gary Gaetti, R OBP: 0.300, SLG: 0.445 (1, 5)										4	1	3	2	0	0	0									
Gene Larkin, S OBP: 0.356, SLG: 0.431 (9, 9)										3	0	0	0	0	0	2									
John Moses, S OBP: 0.323, SLG: 0.262 (9, 9)										0	0	0	0	0	0	0									
Paul Sorrento, L (1, 10)										3	0	0	0	0	2	2									
Junior Ortiz, R OBP: 0.365, SLG: 0.460 (1, 2)										3	1	2	0	0	0	0									
Greg Gagne, R OBP: 0.292, SLG: 0.382 (1, 6)										2	0	1	0	0	0	1									
Inning Stats	R: 0 E: 0 K: 0 S: 5	H: 0 LOB: 0 BB: 0 P: 6	R: 2 E: 0 K: 1 S: 20	H: 3 LOB: 1 BB: 0 P: 31	R: 0 E: 0 K: 0 S: 10	H: 0 LOB: 0 BB: 0 P: 13	R: 0 E: 0 K: 1 S: 11	H: 1 LOB: 1 BB: 0 P: 16	R: 1 E: 0 K: 0 S: 16	H: 2 LOB: 1 BB: 0 P: 23	R: 0 E: 0 K: 0 S: 6	H: 1 LOB: 1 BB: 0 P: 9	R: 0 E: 0 K: 0 S: 10	H: 1 LOB: 1 BB: 0 P: 14	R: 0 E: 0 K: 1 S: 9	H: 0 LOB: 0 BB: 0 P: 14	1B: 5 2B: 2 3B: 0 HR: 1	SF: 0 SAC: 1 DP: 0 HBP: 0	WP: 0 PB: 0 SB: 0 CS: 0	PA: 32					
PITCHER	IP	WLS	BF	H	R	ER	SO	BB	IBB	HBP	BLK	WP	HR	S	P	ERA	WHIP								
Bret Saberhagen, R ERA: 2.89	7.0	L	29	8	3	3	2	0	0	0	0	0	0	78	112	3.86	1.143								
Mark Davis, L ERA: 4.91	1.0		3	0	0	0	1	0	0	0	0	0	0	9	14	0.00	0.000								



Batter	1	2	3	4	5	6	7	8	9	AB	R	H	RBI	BB	SO	LOB	TOP										
Kevin Seitzer, R (1, 5) OBP: 0.347, SLG: 0.394	F7					F9		G4-3		3	0	0	0	1	0	0	Kansas City Royals @ Minnesota Twins Hubert H. Humphrey Metrodome, Minneapolis, MN Sat Jun 23 1990, 8:05 PM EDT Att: 26,795 - Dome										
Kurt Stillwell, S (1, 6) OBP: 0.360, SLG: 0.414	K		L8			G6-3		G5-4-3 BB		3	0	0	0	1	1												
Danny Tartabull, R (1, 10) OBP: 0.309, SLG: 0.441						K		G5-4-3		3	0	0	0	1	2												
Bo Jackson, R (1, 8) OBP: 0.346, SLG: 0.427	K					K				4	1	2	0	0	2												
Jim Eisenreich, L (1, 9) OBP: 0.339, SLG: 0.386						K				4	0	0	0	0	1												
Willie Wilson, S (1, 7) OBP: 0.397, SLG: 0.392	K					K				4	0	0	0	0	2												
Pat Tabler, R (1, 3) OBP: 0.330, SLG: 0.313	G5-3									2	0	1	0	1	0												
Mike Macfarlane, R (1, 2) OBP: 0.305, SLG: 0.391						F9				3	0	1	1	0	1												
Frank White, R (1, 4) OBP: 0.220, SLG: 0.288						P3				3	0	0	0	0	3												
Inning Stats	R: 0 H: 0 E: 0 K: 2 S: 9	H: 0 LOB: 1 BB: 1 P: 18	R: 0 H: 0 E: 0 K: 1 S: 6	H: 0 LOB: 0 BB: 0 P: 6	R: 0 H: 0 E: 0 K: 1 S: 8	H: 0 LOB: 1 BB: 1 P: 15	R: 0 H: 0 E: 0 K: 3 S: 11	H: 0 LOB: 0 BB: 0 P: 18	R: 0 H: 0 E: 0 K: 1 S: 7	H: 0 LOB: 1 BB: 1 P: 13	R: 0 H: 0 E: 0 K: 1 S: 7	H: 0 LOB: 0 BB: 0 P: 12	R: 1 H: 3 E: 0 K: 0 S: 13	H: 3 LOB: 2 BB: 0 P: 21	R: 0 H: 0 E: 0 K: 0 S: 8	H: 0 LOB: 0 BB: 1 P: 16	R: 0 H: 1 E: 0 K: 0 S: 7	H: 1 LOB: 0 BB: 0 P: 12	1B: 4 2B: 0 3B: 0 HR: 0	SF: 0 SAC: 0 DP: 1 HBP: 0	WP: 1 PB: 0 SB: 0 CS: 0	PA: 33					
PITCHER	IP	WLS	BF	H	R	ER	SO	BB	IBB	HBP	BLK	WP	HR	S	P	ERA	WHIP										
David West, L (1, 1) ERA: 4.5	7.1	W	29	3	1	1	9	4	0	0	0	0	0	67	115	1.23	0.955										
Jack Savage, R (8, 1) ERA:	1.2	S	4	1	0	0	0	0	0	0	0	1	0	9	16	0.00	0.600										

AB	29
R	1
H	4
RBI	1
BB	4
SO	9
LOB	11



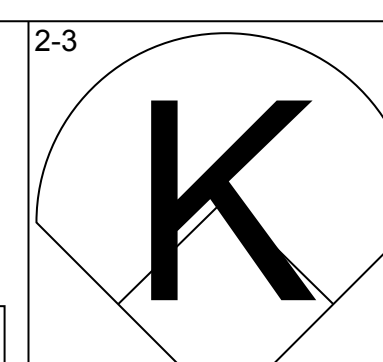
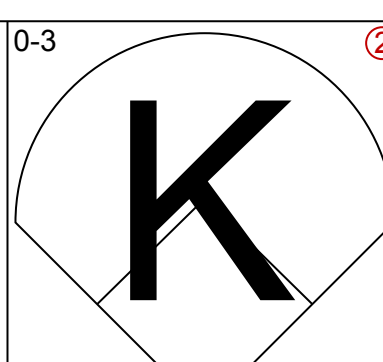
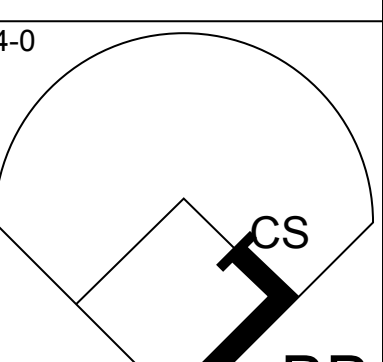
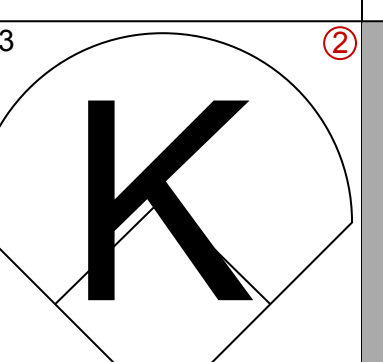
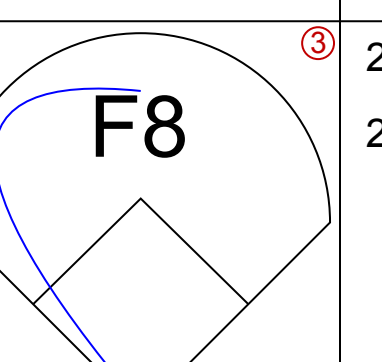
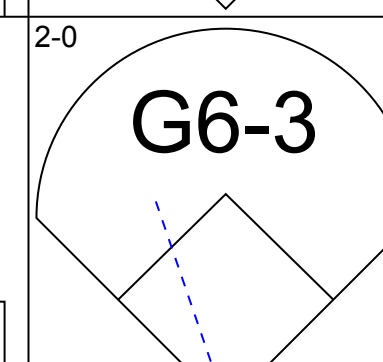
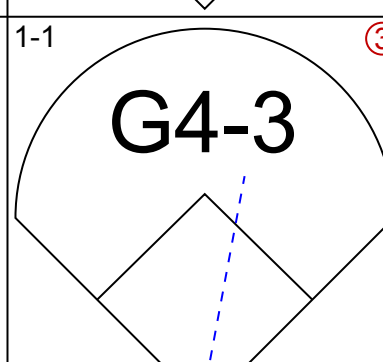
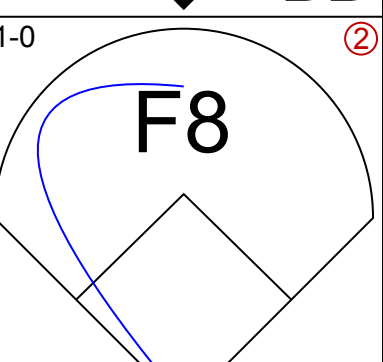
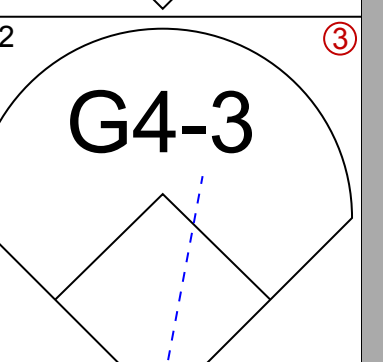
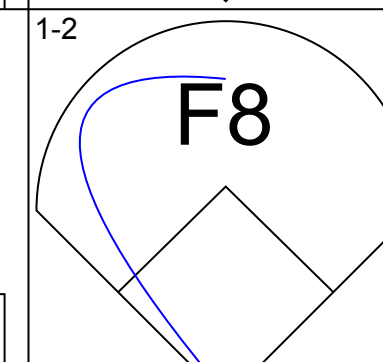
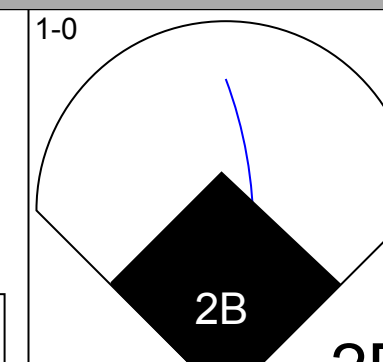
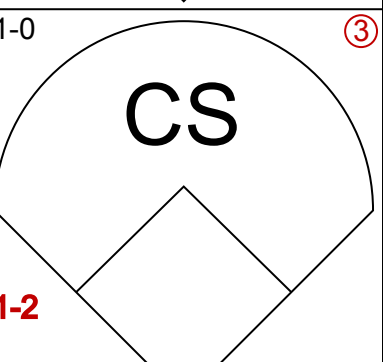
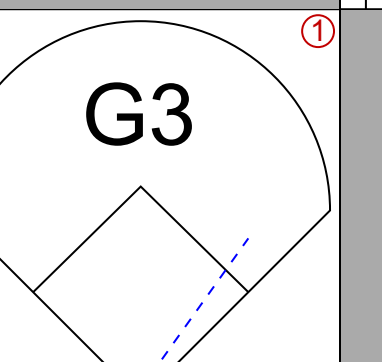

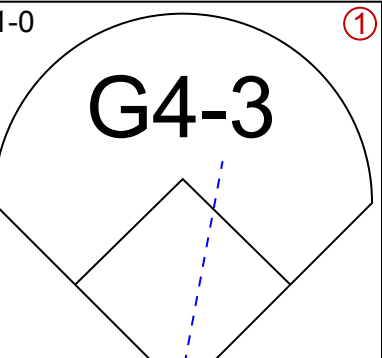
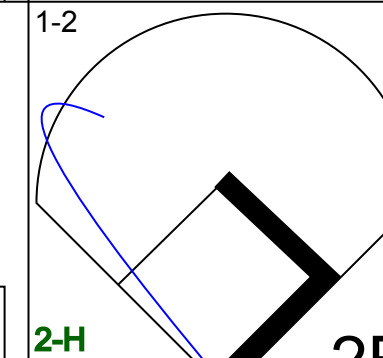
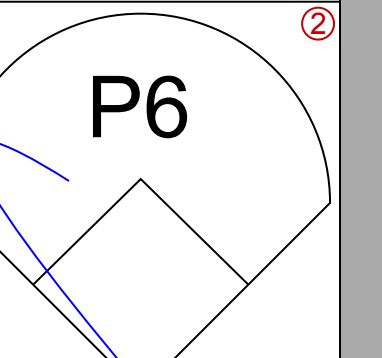
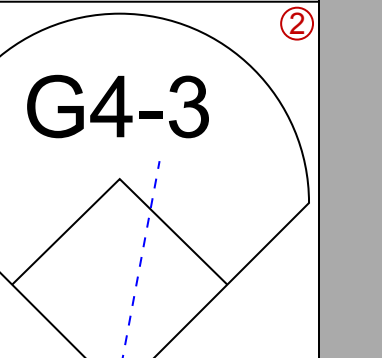
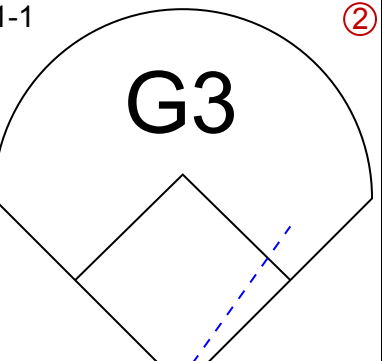
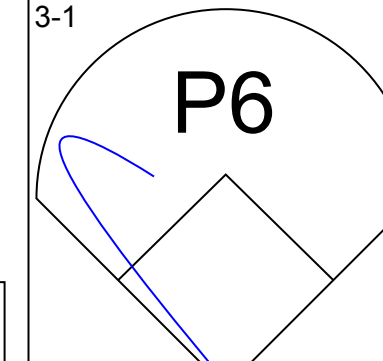
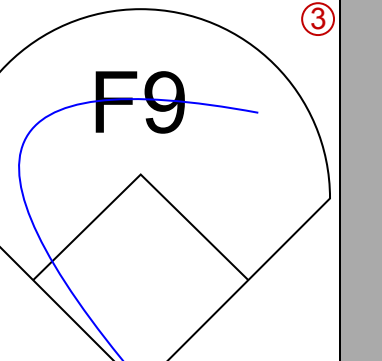
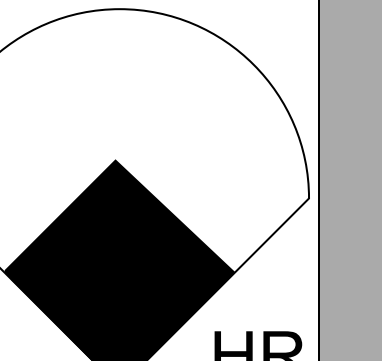
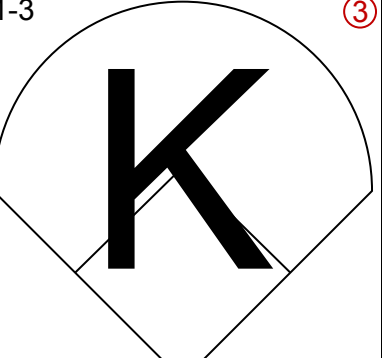
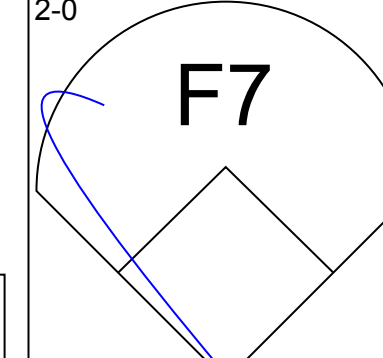
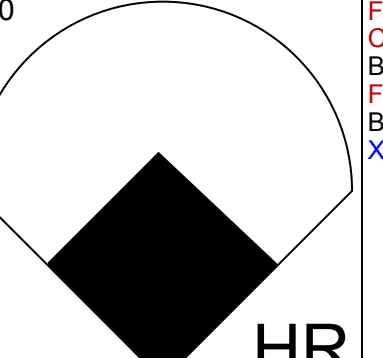
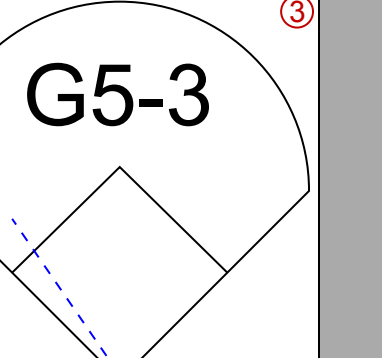
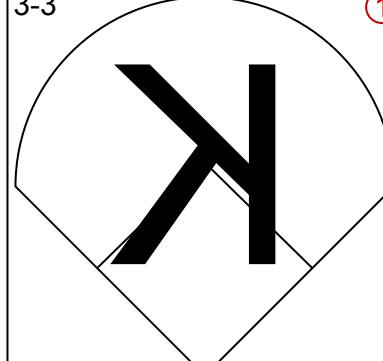
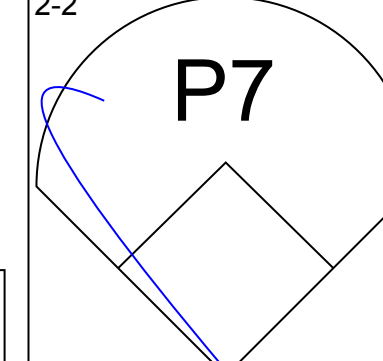
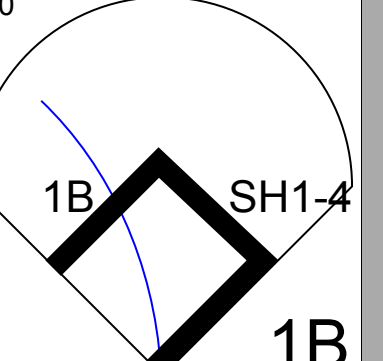
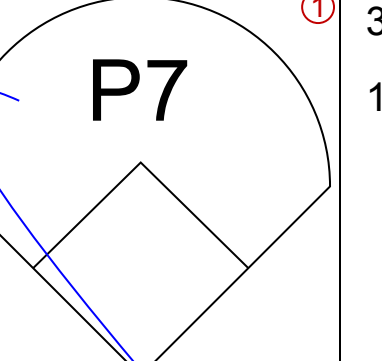
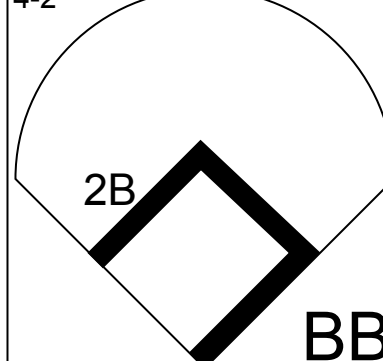
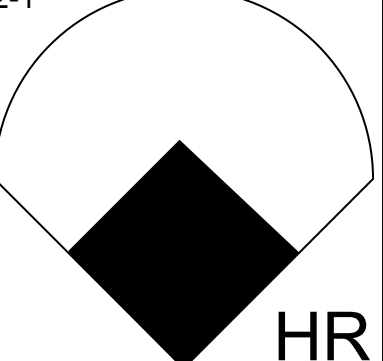
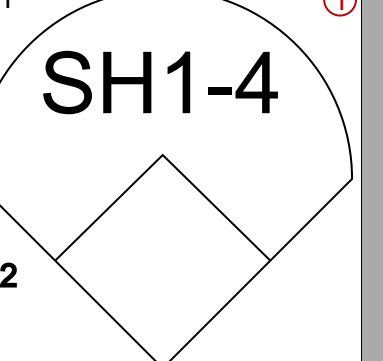
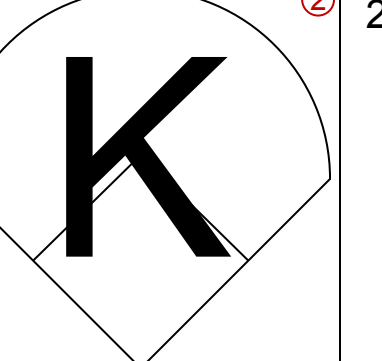
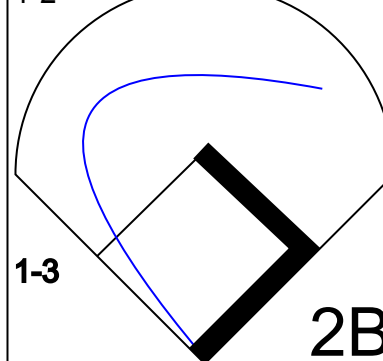
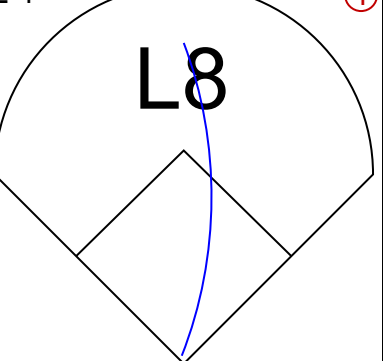
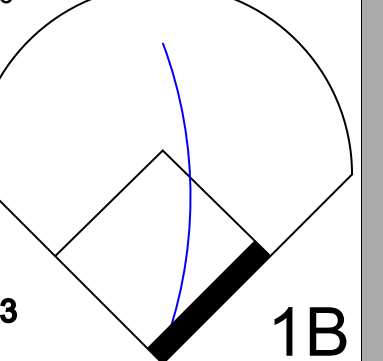
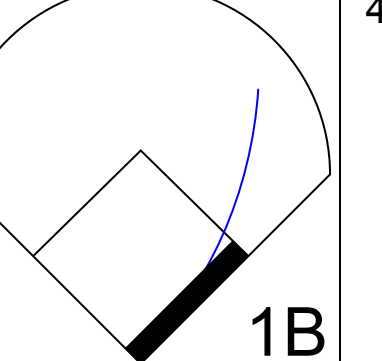
Batter	1	2	3	4	5	6	7	8	9	AB	R	H	RBI	BB	SO	LOB	BOTTOM										
Dan Gladden, R (1, 7) OBP: 0.339, SLG: 0.420	L8									4	1	1	1	0	1	1	Kansas City Royals @ Minnesota Twins Hubert H. Humphrey Metrodome, Minneapolis, MN Sat Jun 23 1990, 8:05 PM EDT Att: 26,795 - Dome										
Fred Manrique, R (1, 4) OBP: 0.270, SLG: 0.381	K									3	0	1	0	0	1												
Al Newman, S (8, 4) OBP: 0.277, SLG: 0.284	K									1	0	0	0	0	0												
Kirby Puckett, R (1, 8) OBP: 0.390, SLG: 0.532	K									2	1	1	1	1	1												
Kent Hrbek, L (1, 3) OBP: 0.346, SLG: 0.419										4	0	1	0	0	1												
Gary Gaetti, R (1, 5) OBP: 0.299, SLG: 0.439										3	0	0	0	1	0												
Gene Larkin, S (1, 9) OBP: 0.351, SLG: 0.425										3	0	0	0	0	2												
John Moses, S (8, 9) OBP: 0.320, SLG: 0.259										1	0	0	0	0	1												
Paul Sorrento, L (1, 10) OBP: 0.333, SLG: 0.200										2	1	1	0	1	0												
Junior Ortiz, R (1, 2) OBP: 0.382, SLG: 0.491										3	1	2	0	0	1												
Greg Gagne, R (1, 6) OBP: 0.294, SLG: 0.388										2	1	1	2	0	0												
Inning Stats	R: 0 H: 0 E: 0 K: 2 S: 7	H: 1 LOB: 2 BB: 1 P: 25	R: 0 H: 0 E: 0 K: 1 S: 10	H: 0 LOB: 0 BB: 0 P: 12	R: 0 H: 1 E: 0 K: 0 S: 4	H: 1 LOB: 0 BB: 0 P: 5	R: 4 H: 4 E: 0 K: 1 S: 16	H: 4 LOB: 1 BB: 1 P: 27	R: 0 H: 0 E: 0 K: 1 S: 6	H: 0 LOB: 0 BB: 0 P: 11	R: 0 H: 1 E: 0 K: 0 S: 7	H: 1 LOB: 0 BB: 0 P: 12	R: 1 H: 1 E: 1 K: 1 S: 9	H: 1 LOB: 1 BB: 1 P: 15	1B: 5 2B: 4 3B: 0 HR: 0	SF: 1 SAC: 1 DP: 2 HBP: 0	WP: 0 PB: 0 SB: 0 CS: 0	PA: 33									
PITCHER	IP	WLS	BF	H	R	ER	SO	BB	IBB	HBP	BLK	WP	HR	S	P	ERA	WHIP										
Mark Gubicza, R (1, 1) ERA: 4.6	7.0	L	28	7	4	4	7	2	0	0	0	0	0	63	105	5.14	1.286										
Jeff Montgomery, R (8, 1) ERA: 2.2	1.0		5	1	1	0	1	1	0	0	0	0	0	9	15	0.00	2.000										

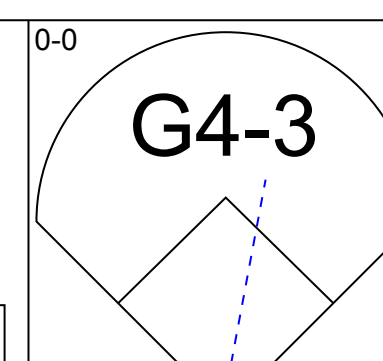
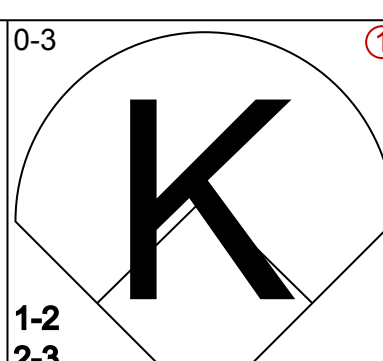
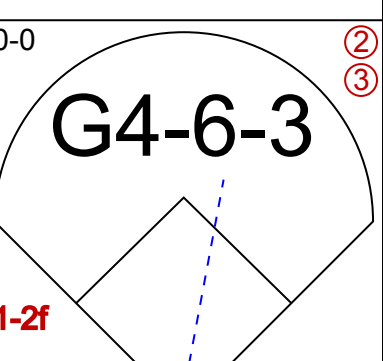
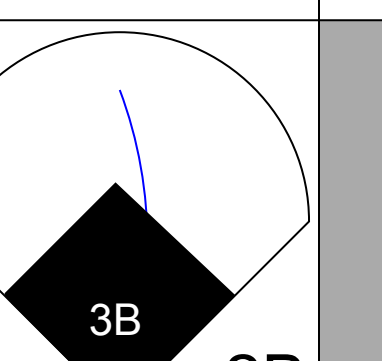
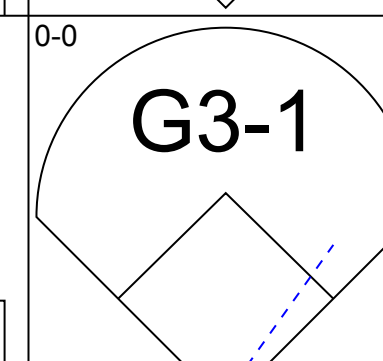
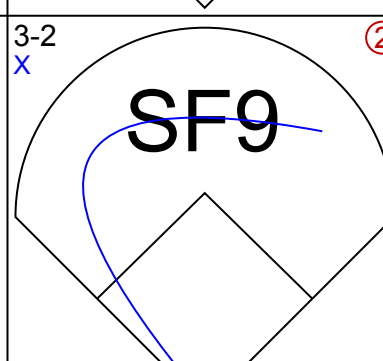
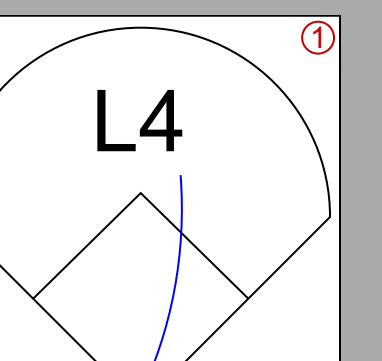
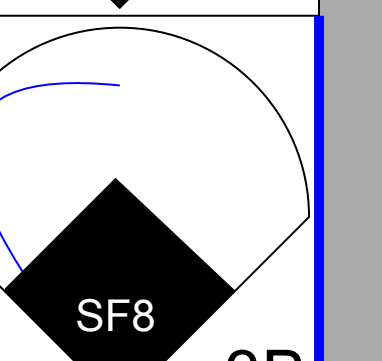
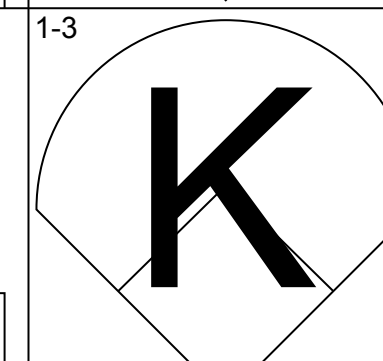
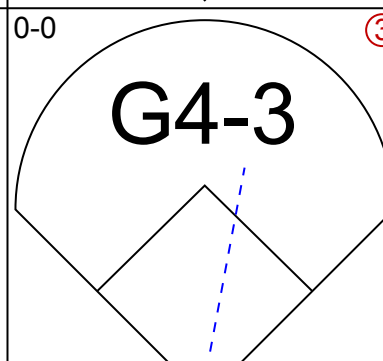
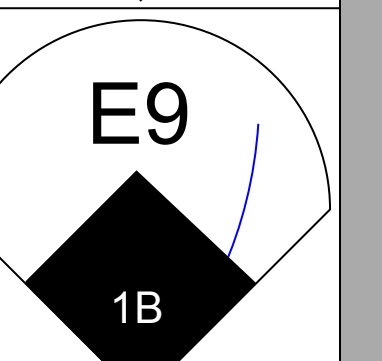
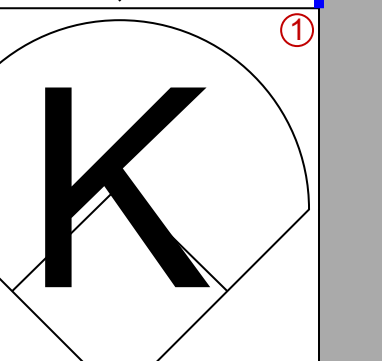
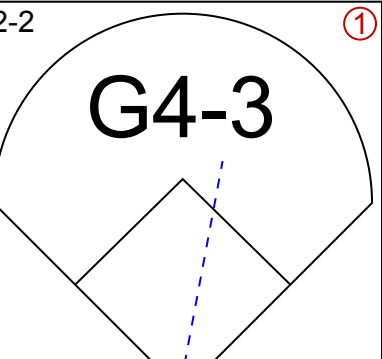
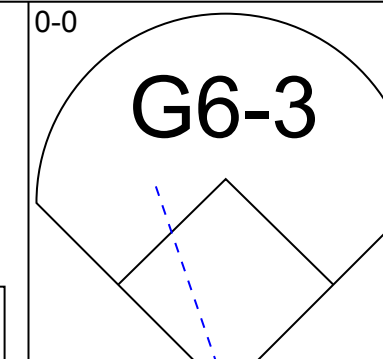
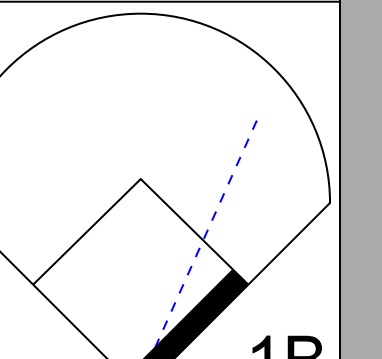
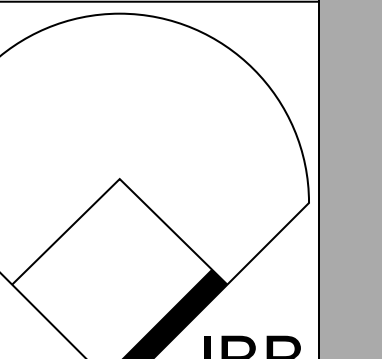
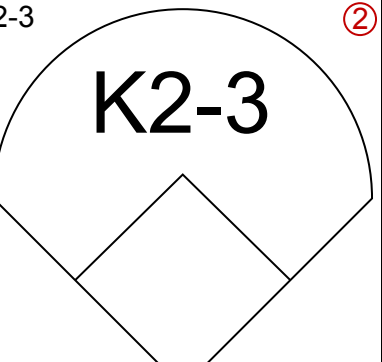
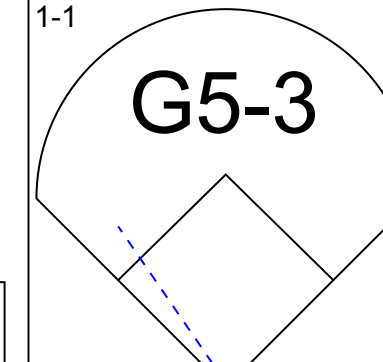
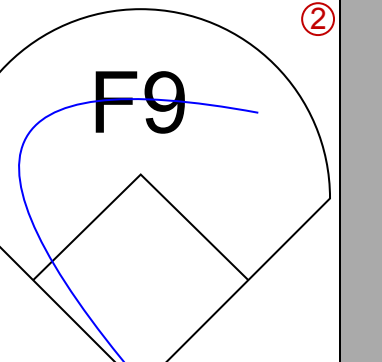
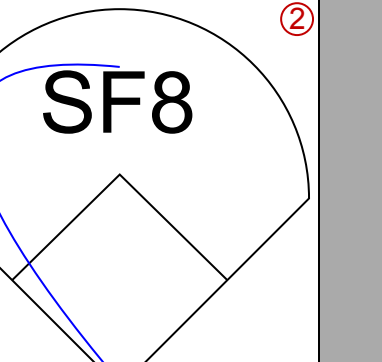
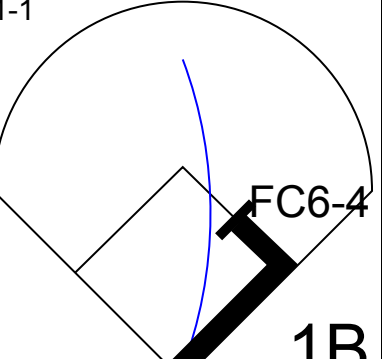
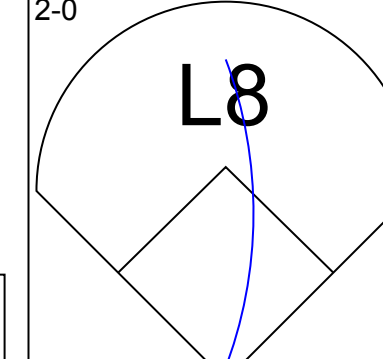
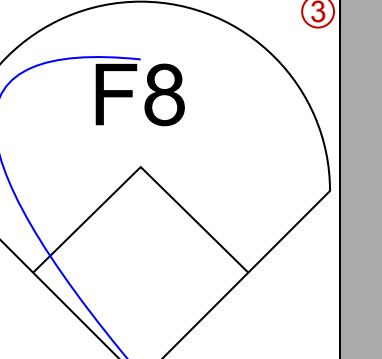
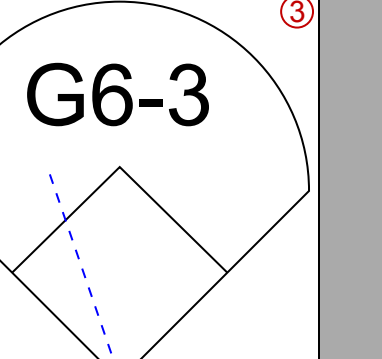
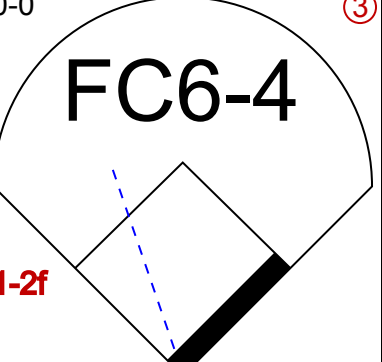
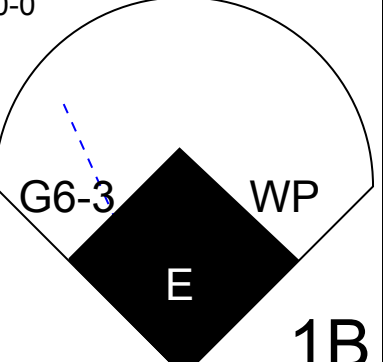
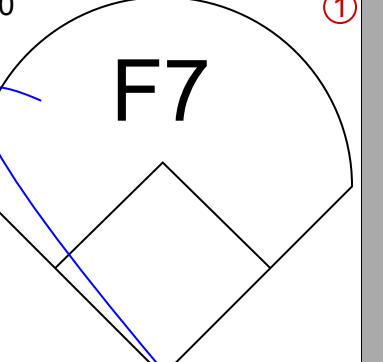
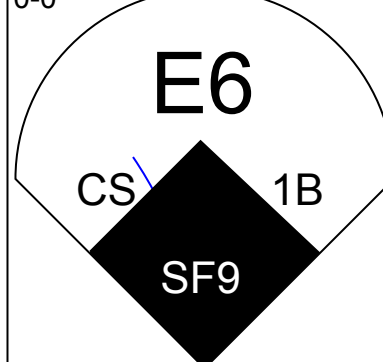
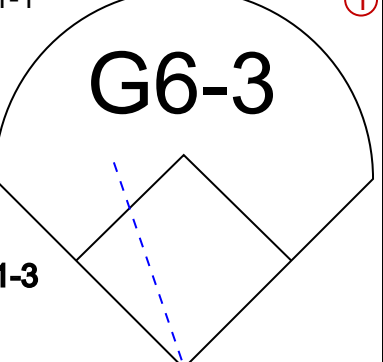
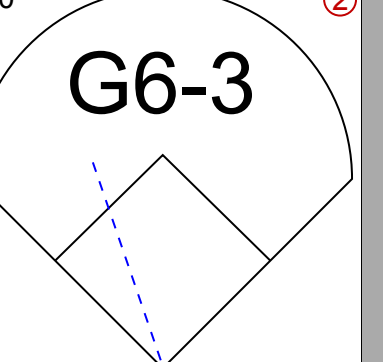
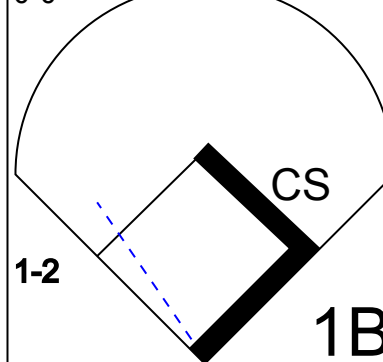
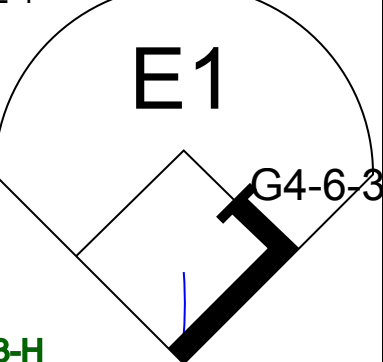
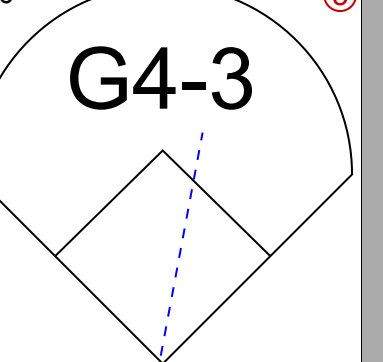
AB	28
R	5
H	8
RBI	4
BB	3
SO	8
LOB	9




Batter	1	2	3	4	5	6	7	8	9	AB	R	H	RBI	BB	SO	LOB	TOP	
Jeff Huson, L OBP: 0.342, SLG: 0.316 (1, 6)	G4-3		G4-3		F7		G4-3			4	0	0	0	0	0	3	<p>Texas Rangers @ Minnesota Twins Hubert H. Humphrey Metrodome, Minneapolis, MN Mon Jun 25 1990, 8:05 PM EDT Att: 13,687 - Dome</p>	
Julio Franco, R OBP: 0.359, SLG: 0.407 (1, 4)	G4-3			L9		1B BB		G6-3		3	1	0	0	1	0	0		
Rafael Palmeiro, L OBP: 0.333, SLG: 0.466 Jack Daugherty, S OBP: 0.319, SLG: 0.330 (6, PH) (8, 3)	1B			F8		1B 1B		K		3	0	2	0	0	0	0		
Ruben Sierra, S OBP: 0.317, SLG: 0.397 (1, 9)	F7			K		K		G5-6-3		4	0	0	0	0	2	3		
Harold Baines, L OBP: 0.374, SLG: 0.440 Mike Stanley, R OBP: 0.272, SLG: 0.253 (9, PH)		F7			K			F9		3	0	1	1	0	1	0		
Pete Incauiglia, R OBP: 0.315, SLG: 0.444 (1, 7)	F9			WP HBP 1B		K		G5-3		4	0	1	0	0	1	2		
Geno Petralli, L OBP: 0.333, SLG: 0.292 John Russell, R OBP: 0.306, SLG: 0.413 (5, PR) (5, 2)	F7			HBP		FC5-4		F8		1	0	0	0	0	0	0		
Scott Coolbaugh, R OBP: 0.304, SLG: 0.301 (1, 5)			F7		G5-3		K			3	0	0	0	0	1	2		
Cecil Espy, S OBP: 0.241, SLG: 0.109 (1, 8)			G4-3				K			2	0	0	0	1	1	0		
Inning Stats	R: 0 E: 0 K: 0 S: 7	H: 1 LOB: 1 BB: 0 P: 16	R: 0 E: 0 K: 0 S: 6	H: 0 LOB: 0 BB: 0 P: 9	R: 0 E: 0 K: 0 S: 7	H: 0 LOB: 0 BB: 0 P: 12	R: 0 E: 0 K: 1 S: 7	H: 1 LOB: 3 BB: 1 P: 9	R: 1 E: 0 K: 2 S: 11	H: 2 LOB: 2 BB: 0 P: 21	R: 0 E: 0 K: 2 S: 9	H: 0 LOB: 0 BB: 0 P: 11	R: 0 E: 0 K: 0 S: 7	H: 0 LOB: 0 BB: 0 P: 11	1B: 4 2B: 0 3B: 0 HR: 0	SF: 0 SAC: 0 DP: 0 HBP: 1		WP: 1 PB: 0 SB: 0 CS: 0
PITCHER	IP WLS BF H R ER SO BB IBB HBP BLK WP HR S P ERA WHIP	IP WLS BF H R ER SO BB IBB HBP BLK WP HR S P ERA WHIP																
Scott Erickson, R ERA: 1.5 (1, 1)	6.0 W 25 4 1 1 4	3.0 S 9 0 0 0 3																
John Candelaria, L ERA: 3.8 (7, 1)	3.0 S 9 0 0 0 3																	

Batter	1	2	3	4	5	6	7	8	9	AB	R	H	RBI	BB	SO	LOB	BOTTOM	
Dan Gladden, R OBP: 0.336, SLG: 0.414 (1, 7)	G1-3			HR 1B	F8	F8		F7		5	1	1	0	0	0	2	<p>Texas Rangers @ Minnesota Twins Hubert H. Humphrey Metrodome, Minneapolis, MN Mon Jun 25 1990, 8:05 PM EDT Att: 13,687 - Dome</p>	
Al Newman, S OBP: 0.280, SLG: 0.278 (1, 4)	G6-3			HR BB				F8		2	1	0	0	2	0	0		
Kirby Puckett, R OBP: 0.390, SLG: 0.537 (1, 8)	L9			HR	K			G3-1		4	1	1	3	0	1	1		
Gary Gaetti, R OBP: 0.294, SLG: 0.433 (1, 5)		F7		1B 2B	F8	F8		F8		4	1	1	0	0	0	0		
Brian Harper, R OBP: 0.340, SLG: 0.453 (1, 10)		L7		1B SH1-3 1B		2B BB		G3-6-1 1B		3	1	2	0	1	0	0		
Kent Hrbek, L OBP: 0.348, SLG: 0.425 (1, 3)		G4-1		SH1-3		1B 2B		G3-6-1		3	1	1	1	0	0	1		
Shane Mack, R OBP: 0.410, SLG: 0.511 (1, 9)			K	G4-6-3 1B		1B 2B IBB		HR		3	2	2	2	1	1	0		
Junior Ortiz, R OBP: 0.390, SLG: 0.491 (1, 2)			G5-3	G4-6-3		2B 1B		2B 1B		4	1	2	1	0	0	2		
Greg Gagne, R OBP: 0.299, SLG: 0.400 (1, 6)			G5-3		K	1B 2B		2B		4	0	2	2	0	1	0		
Inning Stats	R: 0 E: 0 K: 0 S: 7	H: 0 LOB: 0 BB: 0 P: 13	R: 0 E: 0 K: 0 S: 7	H: 0 LOB: 0 BB: 0 P: 12	R: 0 E: 0 K: 1 S: 8	H: 0 LOB: 0 BB: 0 P: 14	R: 4 E: 0 K: 0 S: 13	H: 5 LOB: 1 BB: 1 P: 20	R: 0 E: 0 K: 2 S: 14	H: 0 LOB: 1 BB: 1 P: 26	R: 4 E: 1 K: 0 S: 4	H: 3 LOB: 0 BB: 2 P: 4	R: 0 E: 0 K: 0 S: 11	H: 4 LOB: 2 BB: 0 P: 14	1B: 6 2B: 4 3B: 0 HR: 2	SF: 0 SAC: 1 DP: 2 HBP: 0		WP: 0 PB: 0 SB: 0 CS: 0
PITCHER	IP WLS BF H R ER SO BB IBB HBP BLK WP HR S P ERA WHIP	IP WLS BF H R ER SO BB IBB HBP BLK WP HR S P ERA WHIP																
Mike Jeffcoat, L ERA: 4.61 (1, 1)	5.1 L 26 7 8 8 3	2.2 11 5 1 1 0																
Jamie Moyer, L ERA: 3.61 (6, 1)	2.2 11 5 1 1 0																	


Batter	1	2	3	4	5	6	7	8	9	AB	R	H	RBI	BB	SO	LOB	TOP					
Cecil Espy, S (1, 8) OBP: 0.246, SLG: 0.104 Ruben Sierra, S (7, PH) OBP: 0.315, SLG: 0.394 (7, 9)										2	0	0	0	1	2	2	Texas Rangers @ Minnesota Twins Hubert H. Humphrey Metrodome, Minneapolis, MN Tue Jun 26 1990, 8:05 PM EDT Att: 15,934 - Dome - 70 F					
Julio Franco, R (1, 4) OBP: 0.355, SLG: 0.401										4	0	0	0	0	0	5						
Rafael Palmeiro, L (1, 3) OBP: 0.355, SLG: 0.466										4	1	1	0	0	1	0						
Harold Baines, L (1, 10) OBP: 0.372, SLG: 0.441										4	0	1	1	0	0	0						
Pete Incaviglia, R (1, 7) OBP: 0.314, SLG: 0.454 (7, 8)										4	1	1	1	0	0	1						
Kevin Reimer, L (1, 9) OBP: 0.384, SLG: 0.727 (7, 7)										4	1	1	1	0	1	1						
John Russell, R (1, 2) Jack Daugherty, S (9, PH) OBP: 0.316, SLG: 0.327										3	0	1	0	0	1	1						
Scott Coolbaugh, R (1, 5) OBP: 0.314, SLG: 0.337										2	1	1	1	1	1	0						
Jeff Huson, L (1, 6) OBP: 0.350, SLG: 0.331										4	0	3	0	0	0	0						
Inning Stats	R: 0 E: 0 K: 1 S: 7	H: 0 LOB: 0 BB: 0 P: 12	R: 0 E: 0 K: 1 S: 6	H: 0 LOB: 0 BB: 0 P: 9	R: 0 E: 0 K: 2 S: 14	H: 1 LOB: 2 BB: 1 P: 23	R: 1 E: 0 K: 0 S: 10	H: 2 LOB: 1 BB: 0 P: 19	R: 1 E: 0 K: 0 S: 5	H: 1 LOB: 0 BB: 1 P: 15	R: 0 E: 0 K: 0 S: 7	H: 0 LOB: 0 BB: 0 P: 15	R: 1 E: 0 K: 1 S: 14	H: 3 LOB: 2 BB: 0 P: 18	R: 1 E: 0 K: 1 S: 10	H: 1 LOB: 1 BB: 0 P: 12		R: 0 E: 0 K: 1 S: 11	H: 1 LOB: 1 BB: 0 P: 20	1B: 3 2B: 3 3B: 0 HR: 3	SF: 0 SAC: 1 DP: 0 HBP: 0	WP: 0 PB: 0 SB: 0 CS: 1
PITCHER	IP	WLS	BF	H	R	ER	SO	BB	IBB	HBP	BLK	WP	HR	S	P	ERA	WHIP					
Roy Smith, R (1, 1) ERA: 4.7	6.0		25	6	3	3	4	2	0	0	0	0	2	51	95	4.50	1.333					
Juan Berenguer, R (7, 1) ERA: 4.43	2.0	W	8	2	1	1	2	0	0	0	0	0	1	22	28	4.50	1.000					
Rick Aguilera, R (9, 1) ERA: 1.64	1.0	S	4	1	0	0	1	0	0	0	0	0	0	11	20	0.00	1.000					

Batter	1	2	3	4	5	6	7	8	9	AB	R	H	RBI	BB	SO	LOB	BOTTOM				
Dan Gladden, R (1, 7) OBP: 0.334, SLG: 0.415										4	1	1	0	0	1	3	Texas Rangers @ Minnesota Twins Hubert H. Humphrey Metrodome, Minneapolis, MN Tue Jun 26 1990, 8:05 PM EDT Att: 15,934 - Dome - 70 F				
Gene Larkin, S (1, 9) OBP: 0.348, SLG: 0.430 John Moses, S (9, 9) OBP: 0.320, SLG: 0.259										3	1	1	2	0	0	0					
Kirby Puckett, R (1, 8) OBP: 0.384, SLG: 0.529										4	1	0	0	0	2	2					
Kent Hrbek, L (1, 3) OBP: 0.351, SLG: 0.424										3	0	1	1	1	0	0					
Gary Gaetti, R (1, 5) OBP: 0.289, SLG: 0.427										3	0	0	1	0	1	1					
Brian Harper, R (1, 2) OBP: 0.338, SLG: 0.449										4	0	1	0	0	0	2					
Paul Sorrento, L (1, 10) OBP: 0.385, SLG: 0.545										3	1	1	0	0	0	1					
Greg Gagne, R (1, 6) OBP: 0.294, SLG: 0.394										3	1	0	0	0	0	1					
Al Newman, S (1, 4) OBP: 0.281, SLG: 0.279										3	0	1	1	0	0	0					
Inning Stats	R: 0 E: 0 K: 1 S: 5	H: 0 LOB: 0 BB: 0 P: 6	R: 0 E: 0 K: 1 S: 11	H: 1 LOB: 0 BB: 0 P: 16	R: 1 E: 1 K: 1 S: 13	H: 1 LOB: 1 BB: 0 P: 16	R: 0 E: 0 K: 0 S: 4	H: 0 LOB: 0 BB: 0 P: 7	R: 1 E: 1 K: 0 S: 6	H: 1 LOB: 0 BB: 0 P: 9	R: 1 E: 1 K: 0 S: 13	H: 1 LOB: 1 BB: 0 P: 16	R: 0 E: 0 K: 1 S: 3	H: 0 LOB: 0 BB: 0 P: 5	R: 2 E: 0 K: 1 S: 11	H: 2 LOB: 1 BB: 1 P: 19		1B: 4 2B: 1 3B: 1 HR: 0	SF: 2 SAC: 0 DP: 1 HBP: 0	WP: 1 PB: 0 SB: 0 CS: 2	PA: 33
PITCHER	IP	WLS	BF	H	R	ER	SO	BB	IBB	HBP	BLK	WP	HR	S	P	ERA	WHIP				
Kevin Brown, R (1, 1) ERA: 3.06	8.0	L	33	6	5	3	4	0	1	0	0	1	0	66	94	3.38	0.750				

AB 34
R 4
H 9
RBI 4
BB 2
SO 7
LOB 13



AB 30
R 5
H 6
RBI 5
BB 1
SO 4
LOB 10



Batter	1	2	3	4	5	6	7	8	9	AB	R	H	RBI	BB	SO	LOB	TOP					
Jeff Huson, L OBP: 0.391, SLG: 0.330 (1, 6)	F7		F8	G3				1B		4	1	1	1	1	0	2	Texas Rangers @ Minnesota Twins Hubert H. Humphrey Metrodome, Minneapolis, MN Wed Jun 27 19:00, 8:05 PM EDT Att: 28,495 - Dome - 70 F					
Julio Franco, R OBP: 0.380, SLG: 0.410 Gary Green, R (1, 4) (7, 6)	G4-3		G6-3	1B		G4-3		K		4	0	3	4	0	0	0						
Rafael Palmeiro, L OBP: 0.352, SLG: 0.461 (1, 3)	K		G6-3	G6-3		G4-3				5	0	1	0	0	1	3						
Ruben Sierra, S OBP: 0.313, SLG: 0.398 (1, 9)				G3-1	F9	G6-3		F8		5	1	1	0	0	0	3						
Harold Baines, L OBP: 0.376, SLG: 0.451 Kevin Reimer, L OBP: 0.308, SLG: 0.615 (1, 10) (7, PH)		SF8		1B	G5-3		L4		F9	2	2	1	0	1	0	0						
Pete Incaviglia, R OBP: 0.317, SLG: 0.456 Jack Daugherty, S OBP: 0.322, SLG: 0.333 (1, 7) (8, 7)	SF8		1B	FC5			K		1B	3	1	2	2	0	1	0						
John Russell, R OBP: 0.316, SLG: 0.407 (1, 2)	K		1B	G3	F9				P5	5	1	2	0	0	1	3						
Scott Coolbaugh, R OBP: 0.318, SLG: 0.340 (1, 5)			1B	FC5		2B	L9		F9	5	2	2	2	0	0	3						
Cecil Espy, S OBP: 0.246, SLG: 0.115 (1, 8)	K			G3		F8		G3		4	1	1	0	0	1	2						
Inning Stats	R: 0 E: 0 K: 1 S: 7	H: 0 LOB: 0 BB: 0 P: 12	R: 2 E: 0 K: 2 S: 12	H: 2 LOB: 1 BB: 1 P: 21	R: 0 E: 0 K: 0 S: 7	H: 1 LOB: 0 BB: 0 P: 8	R: 5 E: 0 K: 0 S: 21	H: 5 LOB: 1 BB: 0 P: 29	R: 0 E: 0 K: 0 S: 10	H: 1 LOB: 1 BB: 0 P: 13	R: 2 E: 0 K: 0 S: 13	H: 2 LOB: 1 BB: 1 P: 22	R: 0 E: 0 K: 1 S: 9	H: 1 LOB: 1 BB: 0 P: 13	R: 0 E: 0 K: 1 S: 10	H: 2 LOB: 2 BB: 0 P: 15		R: 0 E: 0 K: 0 S: 6	H: 1 LOB: 1 BB: 0 P: 9	1B: 12 2B: 1 3B: 2 HR: 0	SF: 1 SAC: 0 DP: 1 HBP: 0	WP: 0 PB: 0 SB: 1 CS: 0
PITCHER	IP	WLS	BF	H	R	ER	SO	BB	IBB	HBP	BLK	WP	HR	S	P	ERA	WHIP					
Kevin Tapani, R ERA: 4.07 (1, 1)	3.2	L	20	8	7	7	3	1	0	0	0	0	0	46	69	17.18	2.455					
Jack Savage, R ERA: 4.5 (4, 1)	2.1		11	3	2	2	0	1	0	0	0	0	0	24	36	7.71	1.714					
Terry Leach, R ERA: 2.55 (7, 1)	2.0		9	3	0	0	2	0	0	0	0	0	0	19	28	0.00	1.500					
Tim Drummond, R ERA: 5.36 (9, 1)	1.0		4	1	0	0	0	0	0	0	0	0	0	6	9	0.00	1.000					

Batter	1	2	3	4	5	6	7	8	9	AB	R	H	RBI	BB	SO	LOB	BOTTOM					
Dan Gladden, R OBP: 0.334, SLG: 0.414 Shane Mack, R OBP: 0.406, SLG: 0.506 (1, 7) (7, 7)	2B		F8			F9		G6-3		3	1	1	0	0	0	1	Texas Rangers @ Minnesota Twins Hubert H. Humphrey Metrodome, Minneapolis, MN Wed Jun 27 19:00, 8:05 PM EDT Att: 28,495 - Dome - 70 F					
Gene Larkin, S OBP: 0.352, SLG: 0.435 Carmen Castillo, R OBP: 0.162, SLG: 0.149 (1, 9) (8, PH) (9, 9)	1B		F9			G6-4-3		P4		2	0	1	1	1	0	1						
Kirby Puckett, R OBP: 0.394, SLG: 0.527 John Moses, S OBP: 0.327, SLG: 0.267 (1, 8) (7, 8)	1B			F9		G6-4-3		1B		3	0	1	0	0	0	1						
Kent Hrbek, L OBP: 0.353, SLG: 0.423 (1, 3)	F9			1B			K		1B	3	0	1	0	1	1	1						
Gary Gaetti, R OBP: 0.286, SLG: 0.422 Fred Manrique, R OBP: 0.268, SLG: 0.376 (1, 5) (8, 4)	F7			P5		G5-3		K		3	0	0	0	0	0	2						
Brian Harper, R OBP: 0.336, SLG: 0.445 (1, 2)	G5-3			G5-3			1B		G6-4-3	4	0	1	0	0	0	3						
Paul Sorrento, L OBP: 0.313, SLG: 0.429 (1, 10)	K				F7		P5			3	0	0	0	0	1	1						
Greg Gagne, R OBP: 0.295, SLG: 0.398 (1, 6)	K				F9			WP		3	1	1	0	0	1	0						
Al Newman, S OBP: 0.282, SLG: 0.280 (1, 4) (8, 5)				CS		P6		G3		3	0	1	1	0	0	0						
Inning Stats	R: 1 E: 0 K: 0 S: 14	H: 3 LOB: 1 BB: 0 P: 21	R: 0 E: 0 K: 2 S: 9	H: 0 LOB: 0 BB: 0 P: 14	R: 0 E: 0 K: 0 S: 7	H: 1 LOB: 0 BB: 0 P: 12	R: 0 E: 0 K: 0 S: 11	H: 1 LOB: 1 BB: 0 P: 17	R: 0 E: 0 K: 0 S: 7	H: 0 LOB: 0 BB: 0 P: 10	R: 0 E: 0 K: 0 S: 5	H: 0 LOB: 0 BB: 1 P: 9	R: 0 E: 0 K: 1 S: 9	H: 1 LOB: 1 BB: 0 P: 12	R: 1 E: 0 K: 0 S: 9	H: 1 LOB: 0 BB: 0 P: 12		R: 0 E: 0 K: 1 S: 8	H: 1 LOB: 1 BB: 1 P: 14	1B: 6 2B: 2 3B: 0 HR: 0	SF: 0 SAC: 0 DP: 2 HBP: 0	WP: 1 PB: 0 SB: 0 CS: 1
PITCHER	IP	WLS	BF	H	R	ER	SO	BB	IBB	HBP	BLK	WP	HR	S	P	ERA	WHIP					
Nolan Ryan, R ERA: 3.94 (1, 1)	7.0	W	25	6	1	1	3	1	0	0	0	0	0	62	95	1.29	1.000					
Brad Arnsberg, R ERA: 1.37 (8, 1)	1.0		4	1	1	1	0	0	0	0	0	1	0	9	12	9.00	1.000					
Kenny Rogers, L ERA: 4.05 (9, 1)	1.0		4	1	0	0	1	1	0	0	0	0	0	8	14	0.00	2.000					



Batter	1	2	3	4	5	6	7	8	9	AB	R	H	RBI	BB	SO	LOB	TOP										
Cecil Espy, S (1, 8) OBP: 0.239, SLG: 0.121	F8	2B	F7		L9		G4-3		P8	6	1	1	1	0	0	4	Texas Rangers @ Minnesota Twins Hubert H. Humphrey Metrodome, Minneapolis, MN Thu Jun 28 1990, 4:33 AM EDT Att: 25,666 - Dome livebaseballscorecards.com										
Jack Daugherty, S (1, 3) OBP: 0.338, SLG: 0.387	G4-3	2B		BB	L4		FC3-2		G6-3	6	3	4	1	0	0	2											
Julio Franco, R (1, 4) OBP: 0.363, SLG: 0.408	G4-3	1B			F9		F9		G6-3	4	1	1	2	2	0	2											
Ruben Sierra, S (1, 9) OBP: 0.323, SLG: 0.407		1B			E		FC6-4		FC6-4	4	0	3	1	2	0	2											
Pete Incaviglia, R (1, 7) OBP: 0.317, SLG: 0.455	G1-3	G5-3			F8				G5-3	5	1	1	0	1	0	6											
John Russell, R (1, 10) OBP: 0.338, SLG: 0.436		2B			E4		F9			1	1	1	0	1	0	0											
Rafael Palmeiro, L (4, PH) OBP: 0.352, SLG: 0.460		2B	SH5-3		G4-6-3					3	0	1	2	0	0	4											
Scott Coolbaugh, R (1, 5) OBP: 0.322, SLG: 0.330	G6-3				G4-6-3				P4	3	0	0	0	2	0	5											
Mike Stanley, R (1, 2) OBP: 0.271, SLG: 0.263	1B		SH5-3		F8		F8		K	4	1	1	1	0	1	4											
Gary Green, R (1, 6) OBP: 0.286, SLG: 0.571	P4						G4-3		G3	1	0	0	0	0	0	1											
Kevin Reimer, L (3, PH) OBP: 0.355, SLG: 0.341							FC3-2			1	0	0	0	0	1	2											
Jeff Huson, L (3, 6) OBP: 0.355, SLG: 0.341										3	0	2	0	0	0	1											
Inning Stats	R: 0 E: 0 K: 0 S: 8	H: 1 LOB: 2 BB: 1 P: 15	R: 5 E: 0 K: 0 S: 23	H: 6 LOB: 1 BB: 0 P: 37	R: 0 E: 0 K: 1 S: 10	H: 0 LOB: 2 BB: 2 P: 19	R: 1 E: 1 K: 0 S: 15	H: 1 LOB: 2 BB: 0 P: 29	R: 0 E: 0 K: 0 S: 9	H: 1 LOB: 3 BB: 2 P: 17	R: 0 E: 0 K: 0 S: 9	H: 1 LOB: 2 BB: 1 P: 16	R: 1 E: 0 K: 1 S: 11	H: 2 LOB: 1 BB: 0 P: 18	1B: 7 2B: 7 3B: 1 HR: 0	SF: 0 SAC: 1 DP: 1 HBP: 0	WP: 0 PB: 0 SB: 1 CS: 0	PA: 50									
PITCHER	IP	WLS	BF	H	R	ER	SO	BB	IBB	HBP	BLK	WP	HR	S	P	ERA	WHIP										
David West, L (1, 1) ERA: 4.98	1.2	L	13	7	5	5	0	1	0	0	0	0	0	29	50	27.00	4.800										
Juan Berenguer, R (2, 1) ERA: 4.21	4.1		22	3	1	1	1	6	0	0	0	0	0	42	76	2.08	2.077										
John Candelaria, L (7, 1) ERA: 3.72	1.0		5	1	0	0	0	1	0	0	0	0	0	9	16	0.00	2.000										
Tim Drummond, R (8, 1) ERA: 5.44	1.0		5	2	1	1	1	0	0	0	0	0	0	9	12	9.00	2.000										
Terry Leach, R (9, 1) ERA: 2.7	1.0		5	2	1	1	0	0	0	0	0	0	0	11	18	9.00	2.000										

Batter	1	2	3	4	5	6	7	8	9	AB	R	H	RBI	BB	SO	LOB	BOTTOM										
John Moses, S (1, 7) OBP: 0.320, SLG: 0.264	K			F8			F7		FC6-4	5	0	1	2	0	2	3	Texas Rangers @ Minnesota Twins Hubert H. Humphrey Metrodome, Minneapolis, MN Thu Jun 28 1990, 4:33 AM EDT Att: 25,666 - Dome livebaseballscorecards.com										
Al Newman, S (9, 4) OBP: 0.282, SLG: 0.280	K									0	0	0	0	0	0	0											
Shane Mack, R (9, PH) OBP: 0.402, SLG: 0.500										1	0	0	0	0	0	2											
Fred Manrique, R (1, 4) OBP: 0.288, SLG: 0.370	L6-4						G6-3			3	0	0	0	0	1	0											
Dan Gladden, R (8, PH) OBP: 0.333, SLG: 0.412	HBP									1	0	0	0	0	0	2											
Kirby Puckett, R (1, 8) OBP: 0.384, SLG: 0.526	BB						F8			4	0	1	0	1	0	2											
Kent Hrbek, L (1, 10) OBP: 0.354, SLG: 0.420	L6-4						G3			4	1	1	0	1	0	3											
Gary Gaetti, R (1, 5) OBP: 0.292, SLG: 0.426		BB					P7			5	2	3	0	0	0	1											
Gene Larkin, S (1, 9) OBP: 0.349, SLG: 0.430	K						G4-3			5	0	1	0	0	2	4											
Paul Sorrento, L (1, 3) OBP: 0.421, SLG: 0.500										2	0	2	0	1	0	0											
Carmen Castillo, R (8, PH) OBP: 0.171, SLG: 0.159	1B									2	2	1	0	0	0	2											
Junior Ortiz, R (1, 2) OBP: 0.422, SLG: 0.516							FC6-4			5	1	4	3	0	0	1											
Greg Gagne, R (1, 6) OBP: 0.291, SLG: 0.392										3	0	0	0	0	2	5											
Brian Harper, R (8, PH) OBP: 0.342, SLG: 0.448	K						FC5-4			1	0	1	1	1	0	0											
Inning Stats	R: 0 E: 0 K: 1 S: 8	H: 0 LOB: 1 BB: 1 P: 16	R: 1 E: 0 K: 3 S: 15	H: 2 LOB: 2 BB: 1 P: 27	R: 0 E: 0 K: 1 S: 15	H: 2 LOB: 0 BB: 0 P: 23	R: 0 E: 0 K: 0 S: 10	H: 1 LOB: 1 BB: 0 P: 21	R: 0 E: 0 K: 1 S: 12	H: 2 LOB: 2 BB: 0 P: 18	R: 0 E: 0 K: 0 S: 9	H: 1 LOB: 1 BB: 0 P: 15	R: 3 E: 0 K: 1 S: 18	H: 4 LOB: 2 BB: 1 P: 29	R: 2 E: 0 K: 0 S: 18	H: 3 LOB: 2 BB: 1 P: 27	1B: 14 2B: 2 3B: 0 HR: 0	SF: 0 SAC: 0 DP: 1 HBP: 1	WP: 0 PB: 0 SB: 0 CS: 0	PA: 46							
PITCHER	IP	WLS	BF	H	R	ER	SO	BB	IBB	HBP	BLK	WP	HR	S	P	ERA	WHIP										
Bobby Witt, R (1, 1) ERA: 4.68	7.0	W	31	8	1	1	6	2	0	0	0	0	0	11	14	81.00	9.000										
Jamie Moyer, L (8, 1) ERA: 4.22	0.1		4	3	3	3	1	0	0	0	0	0	0	7	15	0.00	3.000										
Brad Arnsberg, R (8, 1) ERA: 1.33	0.2		4	1	0	0	0	1	0	0	0	0	0	7	15	0.00	3.000										
Kenny Rogers, L (9, 1) ERA: 4.34	1.0		7	3	2	2	0	1	0	0	0	0	0	18	27	18.00	4.000										



Batter	1	2	3	4	5	6	7	8	9	AB	R	H	RBI	BB	SO	LOB	TOP								
Mike Devereaux, R (1, 8) OBP: 0.252, SLG: 0.310										5	0	2	1	0	1	1	<p>Baltimore Orioles @ Minnesota Twins Hubert H. Humphrey Metrodome, Minneapolis, MN Fri Jun 29 1990, 8:05 PM EDT Att: 20,110 - Dome</p> <p>livebaseballscores.com</p> <p>AB 35 R 6 H 12 RBI 6 BB 3 SO 5 LOB 12</p>								
Billy Ripken, R (1, 4) OBP: 0.288, SLG: 0.333										5	0	2	0	0	0	2									
Randy Milligan, R (1, 3) OBP: 0.429, SLG: 0.504										3	1	0	0	1	0	2									
Mickey Tettleton, S (1, 10)										3	1	2	0	1	1	0									
Cal Ripken Jr., R (1, 6) OBP: 0.353, SLG: 0.398										3	1	1	0	1	0	2									
Craig Worthington, R (1, 5) OBP: 0.312, SLG: 0.353										4	1	1	1	0	1	3									
Bob Melvin, R (1, 2) OBP: 0.268, SLG: 0.360										4	0	2	2	0	0	0									
Brad Komminsk, R (1, 9) OBP: 0.347, SLG: 0.357										2	0	0	0	0	2	1									
Tim Hulett, R (7, PH) OBP: 0.436, SLG: 0.500										1	1	0	1	0	0	1									
Joe Orsulak, L (7, 9) OBP: 0.358, SLG: 0.432										1	0	0	0	0	0	0									
Donell Nixon, R (1, 7) OBP: 0.286, SLG: 0.350										3	0	1	1	0	0	0									
Steve Finley, L (7, 7) OBP: 0.303, SLG: 0.316										1	1	1	0	0	0	0									
Inning Stats	R: 0 E: 0 K: 0 S: 8	H: 1 LOB: 0 BB: 0 P: 14	R: 0 E: 0 K: 1 S: 9	H: 0 LOB: 0 BB: 0 P: 13	R: 0 E: 0 K: 1 S: 8	H: 0 LOB: 0 BB: 0 P: 11	R: 0 E: 0 K: 0 S: 4	H: 1 LOB: 1 BB: 0 P: 7	R: 1 E: 0 K: 1 S: 11	H: 2 LOB: 1 BB: 1 P: 18	R: 0 E: 0 K: 1 S: 6	H: 0 LOB: 0 BB: 0 P: 9	R: 4 E: 0 K: 0 S: 18	H: 3 LOB: 1 BB: 2 P: 36	R: 0 E: 0 K: 1 S: 11	H: 3 LOB: 2 BB: 0 P: 13	R: 1 E: 0 K: 0 S: 10	H: 2 LOB: 1 BB: 0 P: 14	1B: 9 2B: 3 3B: 0 HR: 0	SF: 0 SAC: 0 DP: 2 HBP: 0	WP: 0 PB: 0 SB: 0 CS: 2	PA: 38			
PITCHER	IP	WLS	BF	H	R	ER	SO	BB	IBB	HBP	BLK	WP	HR	S	P	ERA	WHIP								
Allan Anderson, L (1, 1) ERA: 5.63	6.0	L	22	4	3	3	4	3	0	0	0	0	0	52	86	4.50	1.167								
Jack Savage, R (7, 1) ERA: 8.31	0.1		3	2	0	0	0	0	0	0	0	0	0	5	10	0.00	6.000								
John Candelaria, L (7, 1) ERA: 3.6	1.2		8	4	2	2	1	0	0	0	0	0	0	18	25	10.80	2.400								
Rick Aguilera, R (9, 1) ERA: 1.85	1.0		5	2	1	1	0	0	0	0	0	0	0	10	14	9.00	2.000								

Batter	1	2	3	4	5	6	7	8	9	AB	R	H	RBI	BB	SO	LOB	BOTTOM								
Dan Gladden, R (1, 7) OBP: 0.331, SLG: 0.409										5	0	1	0	0	2	1	<p>Baltimore Orioles @ Minnesota Twins Hubert H. Humphrey Metrodome, Minneapolis, MN Fri Jun 29 1990, 8:05 PM EDT Att: 20,110 - Dome</p> <p>livebaseballscores.com</p> <p>AB 35 R 2 H 8 RBI 2 BB 2 SO 7 LOB 10</p>								
Gene Larkin, S (1, 9) OBP: 0.351, SLG: 0.426										2	0	0	0	2	0	0									
Kirby Puckett, R (1, 8) OBP: 0.379, SLG: 0.518										4	0	0	0	0	2	3									
Kent Hrbek, L (1, 3) OBP: 0.360, SLG: 0.447										4	2	3	1	0	0	0									
Gary Gaetti, R (1, 5) OBP: 0.291, SLG: 0.423										4	0	1	0	0	1	1									
Brian Harper, R (1, 2) OBP: 0.341, SLG: 0.444										4	0	1	1	0	0	1									
Paul Sorrento, L (1, 10) OBP: 0.391, SLG: 0.500										4	0	1	0	0	1	3									
Greg Gagne, R (1, 6) OBP: 0.286, SLG: 0.385										4	0	0	0	0	1	1									
Al Newman, S (1, 4) OBP: 0.282, SLG: 0.280										4	0	1	0	0	0	0									
Inning Stats	R: 0 E: 0 K: 1 S: 9	H: 0 LOB: 0 BB: 0 P: 13	R: 0 E: 0 K: 1 S: 9	H: 1 LOB: 1 BB: 0 P: 13	R: 0 E: 0 K: 0 S: 7	H: 0 LOB: 0 BB: 0 P: 14	R: 1 E: 0 K: 0 S: 9	H: 3 LOB: 2 BB: 0 P: 14	R: 0 E: 0 K: 0 S: 5	H: 1 LOB: 2 BB: 1 P: 11	R: 1 E: 0 K: 0 S: 12	H: 2 LOB: 1 BB: 0 P: 17	R: 0 E: 0 K: 2 S: 10	H: 0 LOB: 1 BB: 1 P: 19	R: 0 E: 0 K: 1 S: 9	H: 0 LOB: 0 BB: 0 P: 14		R: 0 E: 0 K: 2 S: 18	H: 1 LOB: 1 BB: 0 P: 26	1B: 4 2B: 3 3B: 0 HR: 1	SF: 0 SAC: 0 DP: 0 HBP: 0	WP: 0 PB: 0 SB: 0 CS: 0	PA: 37		
PITCHER	IP	WLS	BF	H	R	ER	SO	BB	IBB	HBP	BLK	WP	HR	S	P	ERA	WHIP								
Dave Johnson, R (1, 1) ERA: 3.87	6.2	W	29	7	2	2	3	2	0	0	0	0	0	30	44	0.00	0.429								
Curt Schilling, R (7, 1) ERA:	2.1	S	8	1	0	0	4	0	0	0	0	0	0	30	44	0.00	0.429								

Batter	1	2	3	4	5	6	7	8	9	AB	R	H	RBI	BB	SO	LOB	TOP				
Steve Finley, L OBP: 0.300, SLG: 0.313 (1, 9)	G6-3		G4-3	BB		G6-3		G3		5	0	1	1	0	0	2	<p>Baltimore Orioles @ Minnesota Twins</p> <p>Hubert H. Humphrey Metrodome, Minneapolis, MN</p> <p>Sat Jun 30 1990, 8:05 PM EDT Att: 21,080 - Dome - 70 F</p>				
Tim Hulett, R OBP: 0.432, SLG: 0.500 Craig Worthington, R OBP: 0.312, SLG: 0.353 (1, 5) (8, 5)	K		G6-3	BB		F8		2B		4	0	1	1	1	1	1					
Randy Milligan, R OBP: 0.425, SLG: 0.498 (1, 3)	G4-3		1B	BB				P4		5	0	1	1	0	1	3					
Mickey Tettleton, S OBP: 0.411, SLG: 0.464 (1, 10)		G5-3	BB			L9		E3		4	1	2	0	1	1	0					
Joe Orsulak, L OBP: 0.363, SLG: 0.436 (1, 7)	G5-3		BB			BB		G5-3		3	1	1	0	2	0	1					
Cal Ripken Jr., R OBP: 0.383, SLG: 0.396 (1, 6)	K		FC4-6			L9		G5-3		4	1	1	0	1	1	6					
Bob Melvin, R OBP: 0.265, SLG: 0.350 (1, 2)	K					G6-3		G5-3		4	1	0	1	1	2	6					
Billy Ripken, R OBP: 0.294, SLG: 0.335 (1, 4)			G4-3			SH1-3		G4-3		2	1	1	2	0	0	2					
Mike Devereaux, R OBP: 0.252, SLG: 0.302 (1, 8)			G4-3			G6-3		G5-3		3	1	0	0	1	0	1					
			BB					L8													
Inning Stats	R: 0 E: 0 K: 1 S: 7	H: 0 LOB: 0 BB: 0 P: 10	R: 0 E: 0 K: 2 S: 10	H: 0 LOB: 1 BB: 1 P: 18	R: 2 E: 0 K: 0 S: 16	H: 2 LOB: 2 BB: 2 P: 32	R: 1 E: 0 K: 1 S: 13	H: 1 LOB: 2 BB: 2 P: 27	R: 0 E: 0 K: 0 S: 6	H: 0 LOB: 0 BB: 0 P: 9	R: 3 E: 1 K: 0 S: 12	H: 2 LOB: 1 BB: 1 P: 22	R: 0 E: 0 K: 0 S: 6	H: 1 LOB: 1 BB: 0 P: 10	R: 0 E: 0 K: 1 S: 10	H: 1 LOB: 1 BB: 0 P: 14	1B: 6 2B: 2 3B: 0 HR: 0	SF: 0 SAC: 1 DP: 0 HBP: 1	WP: 0 PB: 0 SB: 0 CS: 0	PA: 43	
PITCHER	IP WLS BF H R ER SO BB IBB HBP BLK WP HR S P ERA WHIP	6.1 L 32 5 5 4 5 6 0 1 0 0 0 0 65 121 5.68 1.737	2.2 11 3 1 0 1 0 1 0 0 0 0 0 22 36 0.00 1.125					PITCHER	IP WLS BF H R ER SO BB IBB HBP BLK WP HR S P ERA WHIP												
Scott Erickson, R ERA: 2.92 Terry Leach, R ERA: 2.74																					

Batter	1	2	3	4	5	6	7	8	9	AB	R	H	RBI	BB	SO	LOB	BOTTOM					
Al Newman, S OBP: 0.281, SLG: 0.279 (1, 4)	G4-3		CS			G4-3				4	0	1	0	0	0	0	<p>Baltimore Orioles @ Minnesota Twins</p> <p>Hubert H. Humphrey Metrodome, Minneapolis, MN</p> <p>Sat Jun 30 1990, 8:05 PM EDT Att: 21,080 - Dome - 70 F</p>					
Dan Gladden, R OBP: 0.327, SLG: 0.403 (1, 7)	P5		CS			G1-3				4	0	0	0	0	2	0						
Kirby Puckett, R OBP: 0.375, SLG: 0.513 (1, 8)	F9					F8				3	0	0	0	0	0	0						
Kent Hrbek, L OBP: 0.363, SLG: 0.451 (1, 3)			F9			G1-3				2	0	1	0	1	0	0						
Gary Gaetti, R OBP: 0.292, SLG: 0.422 (1, 5)			F9			F8				3	0	1	0	0	0	1						
Gene Larkin, S OBP: 0.351, SLG: 0.422 (1, 9)			G3-6-3			F8				2	0	0	0	1	0	0						
Paul Sorrento, L OBP: 0.346, SLG: 0.435 (1, 10)			G3-6-3							3	0	0	0	0	1	2						
Junior Ortiz, R OBP: 0.403, SLG: 0.492 (1, 2)			P3			F8				3	0	0	0	0	0	0						
Greg Gagne, R OBP: 0.283, SLG: 0.381 John Moses, S OBP: 0.317, SLG: 0.261 (1, 6) (9, PH)			K			P3				2	0	0	0	0	1	0						
										1	0	0	0	0	0	0						
Inning Stats	R: 0 E: 0 K: 0 S: 4	H: 0 LOB: 0 BB: 0 P: 8	R: 0 E: 0 K: 0 S: 8	H: 0 LOB: 1 BB: 2 P: 19	R: 0 E: 0 K: 1 S: 7	H: 1 LOB: 0 BB: 0 P: 12	R: 0 E: 0 K: 1 S: 6	H: 2 LOB: 2 BB: 0 P: 8	R: 0 E: 0 K: 1 S: 9	H: 0 LOB: 0 BB: 0 P: 12	R: 0 E: 0 K: 0 S: 6	H: 0 LOB: 0 BB: 0 P: 10	R: 0 E: 0 K: 0 S: 6	H: 0 LOB: 0 BB: 0 P: 9	R: 0 E: 0 K: 0 S: 3	H: 0 LOB: 0 BB: 0 P: 4	R: 0 E: 0 K: 1 S: 7	H: 0 LOB: 0 BB: 0 P: 9	1B: 2 2B: 1 3B: 0 HR: 0	SF: 0 SAC: 0 DP: 1 HBP: 0	WP: 0 PB: 0 SB: 0 CS: 1	PA: 30
PITCHER	IP WLS BF H R ER SO BB IBB HBP BLK WP HR S P ERA WHIP	9.0 W 29 3 0 0 4 2 0 0 0 0 0 56 91 0.00 0.556						PITCHER	IP WLS BF H R ER SO BB IBB HBP BLK WP HR S P ERA WHIP													
Bob Miliacki, R ERA: 4.36																						

AB 34
R 6
H 8
RBI 6
BB 7
SO 6
LOB 22



AB 27
R 0
H 3
RBI 0
BB 2
SO 4
LOB 3



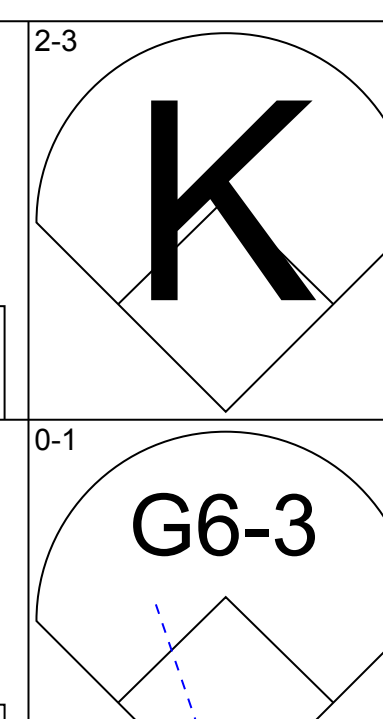
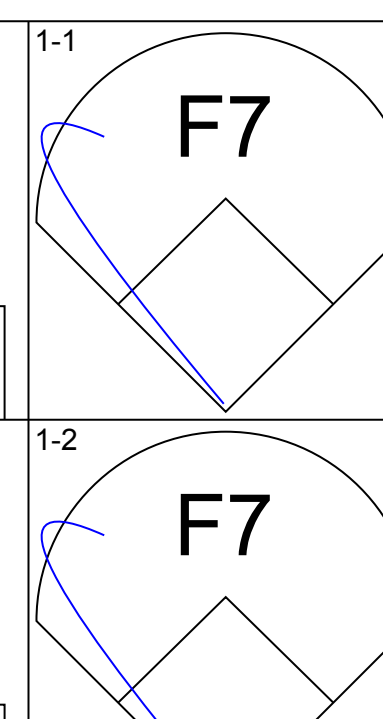
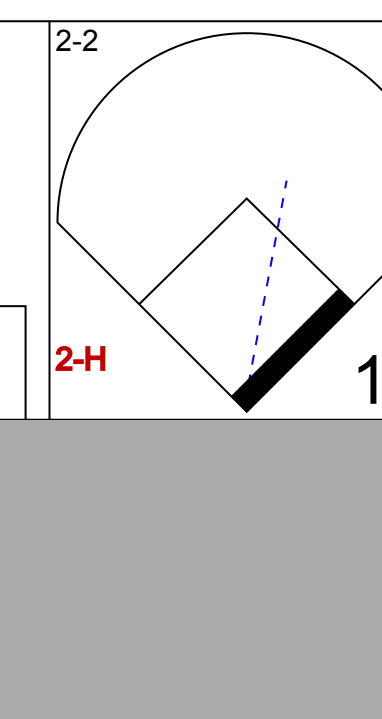
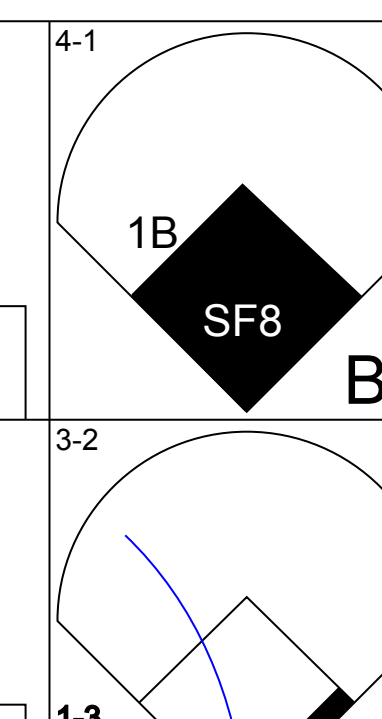
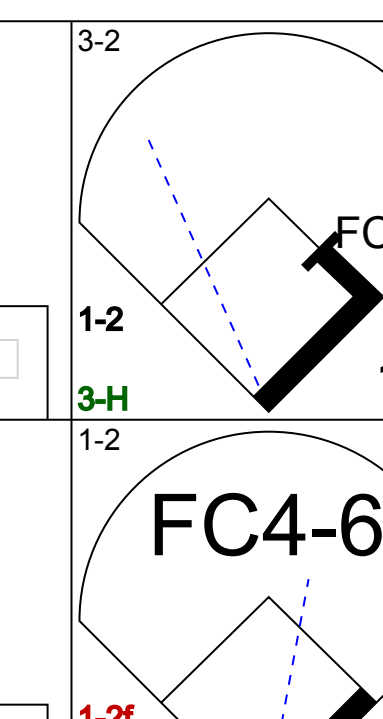

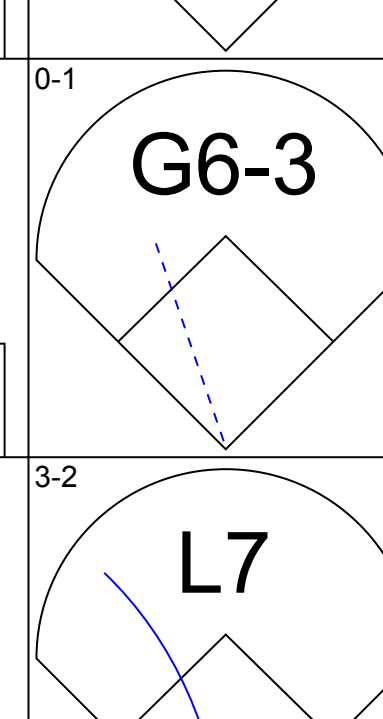
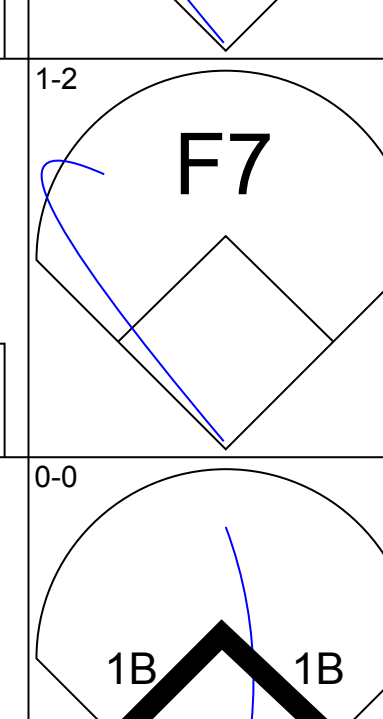
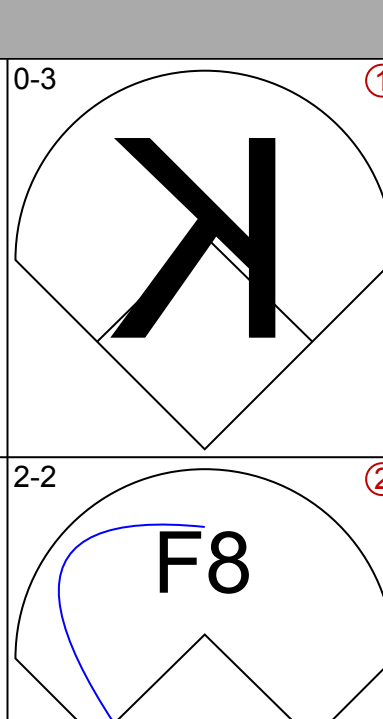
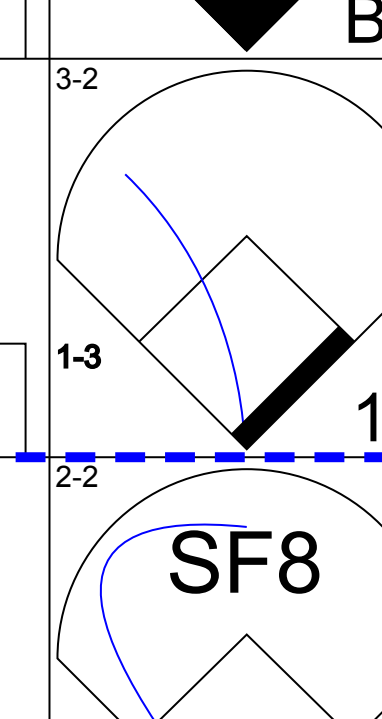
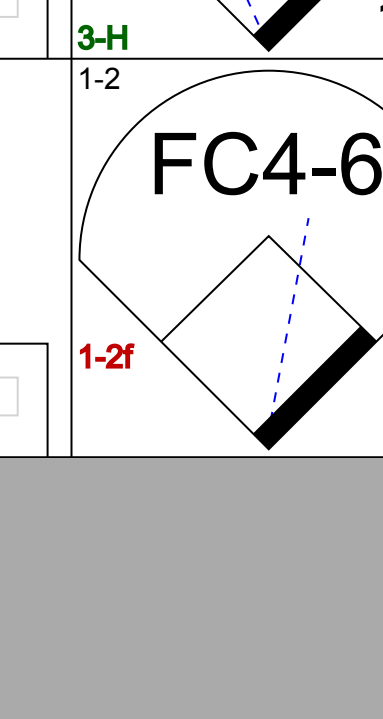
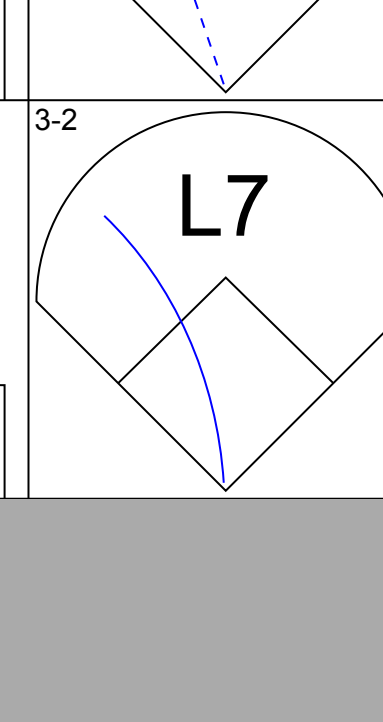
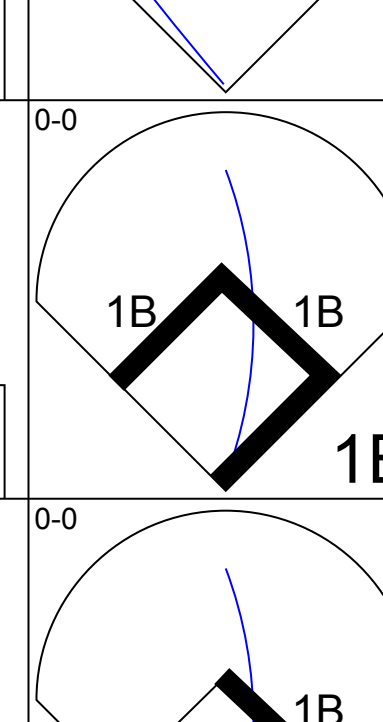
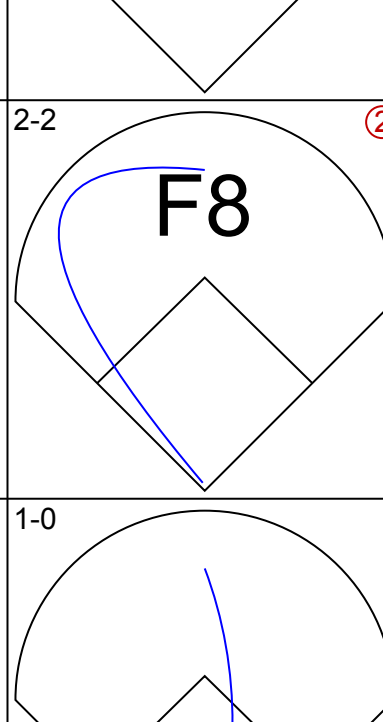
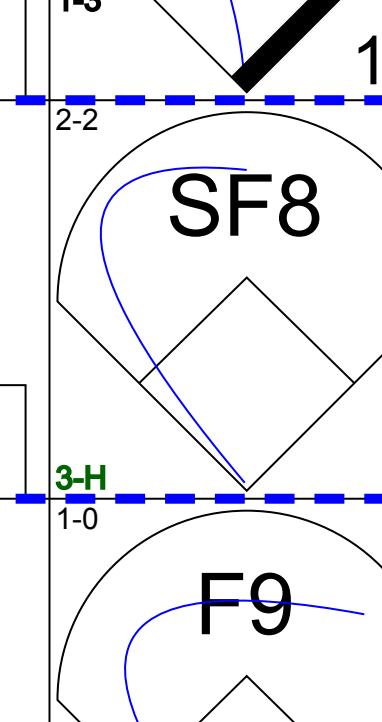
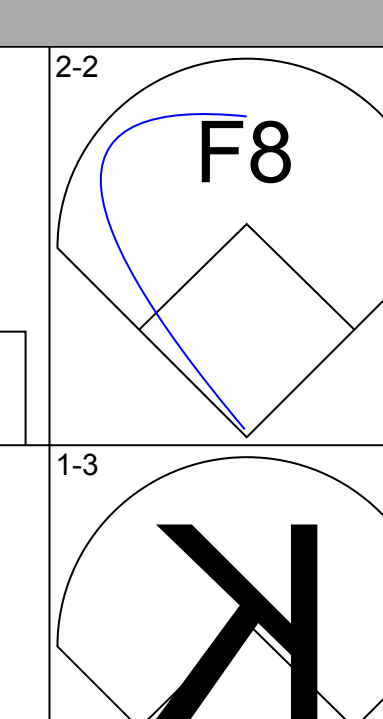
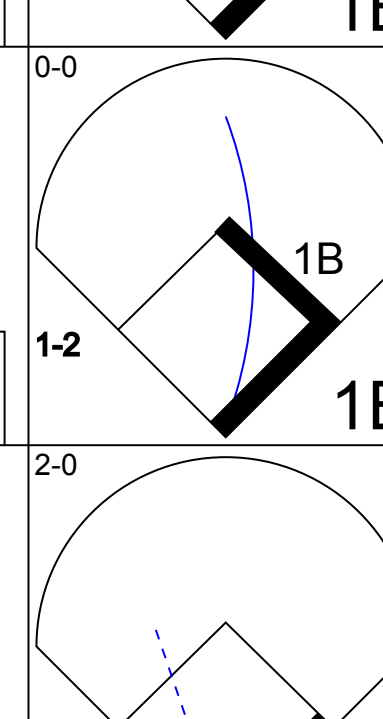
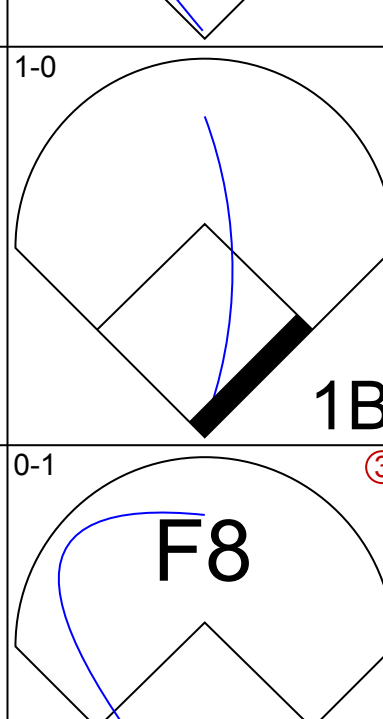
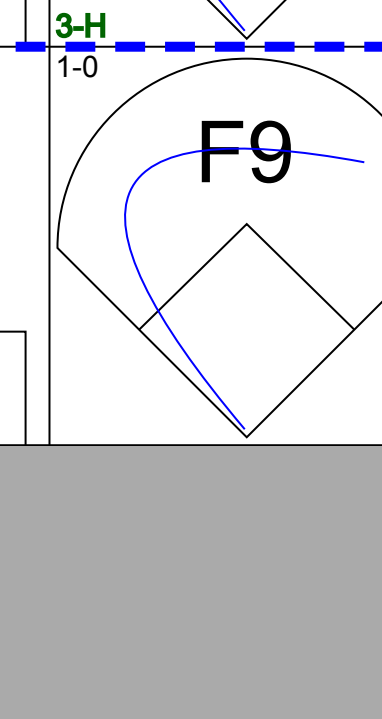

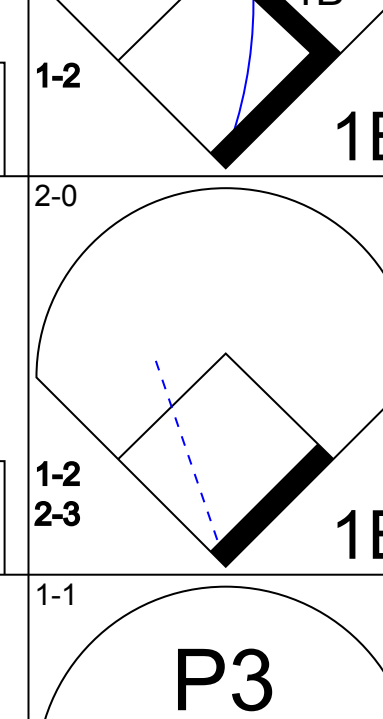
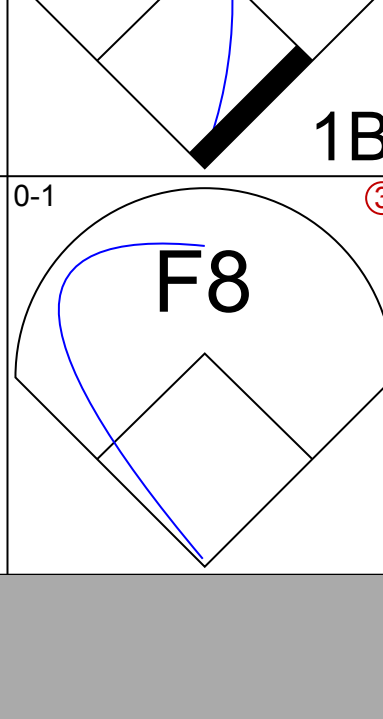
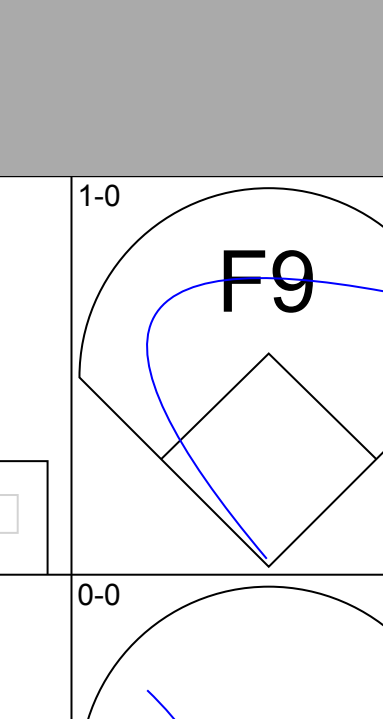

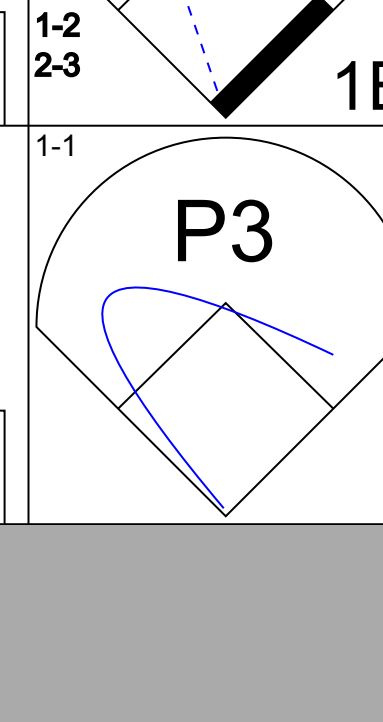
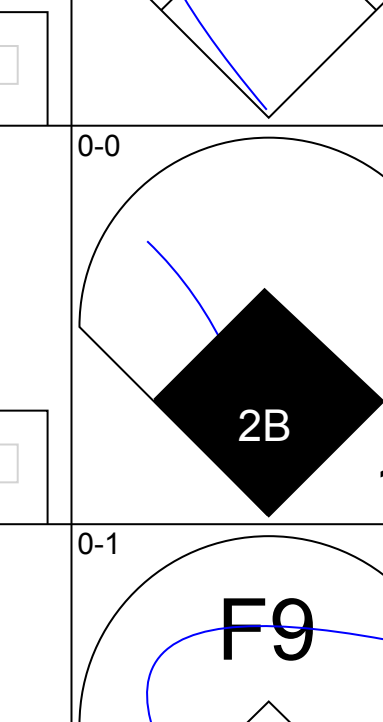
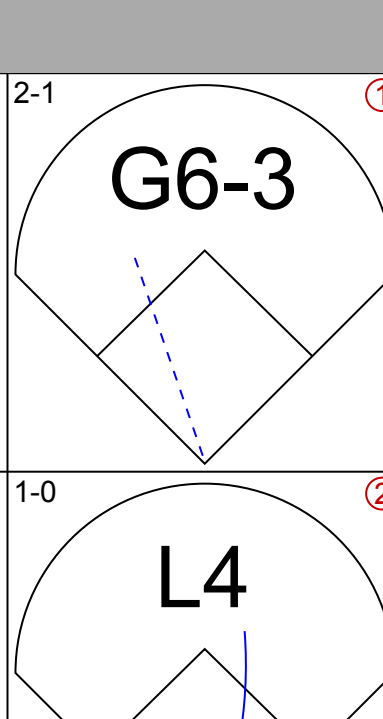
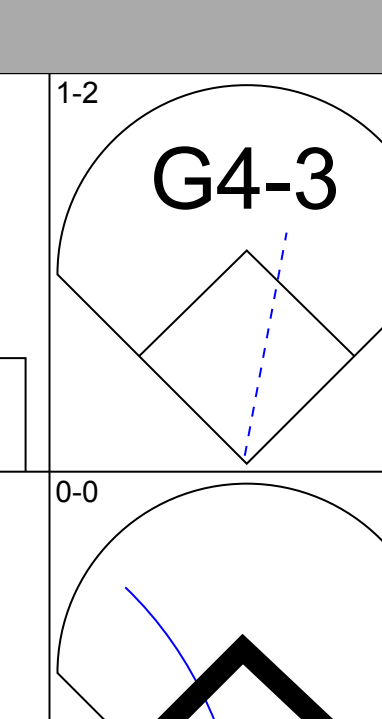
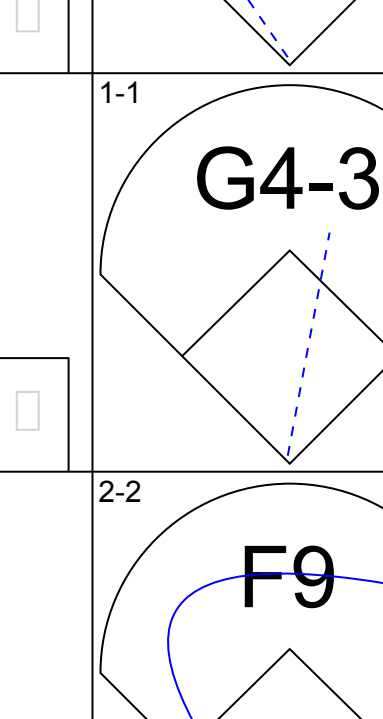
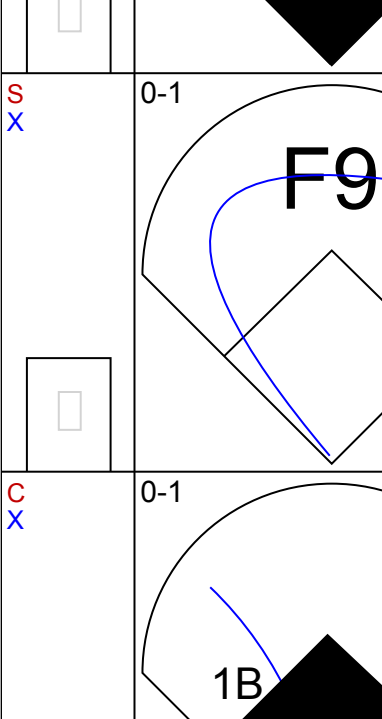
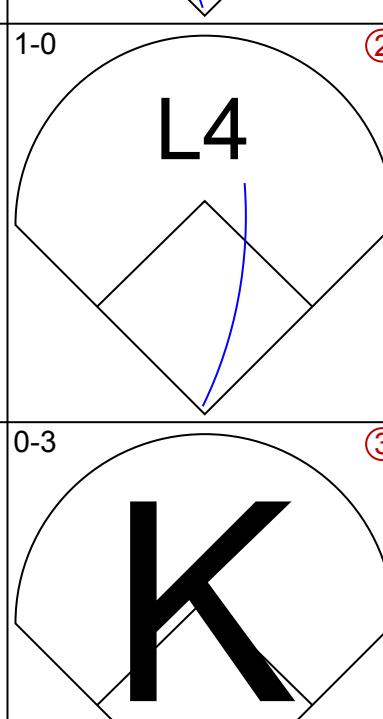
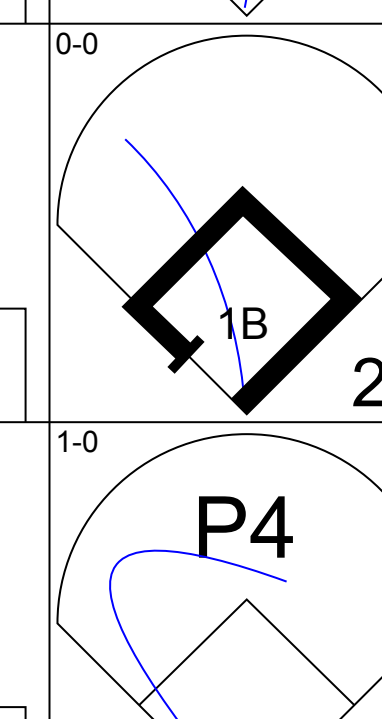
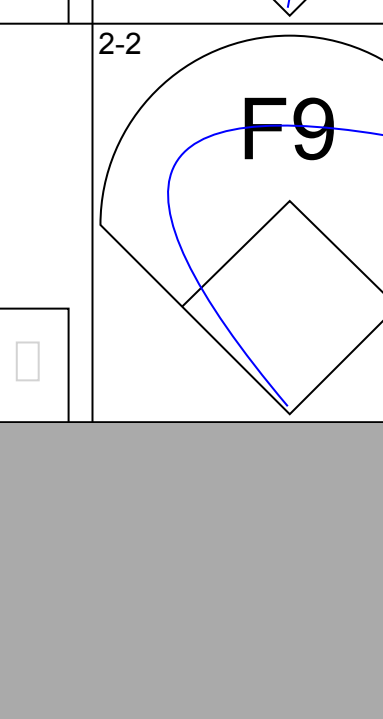
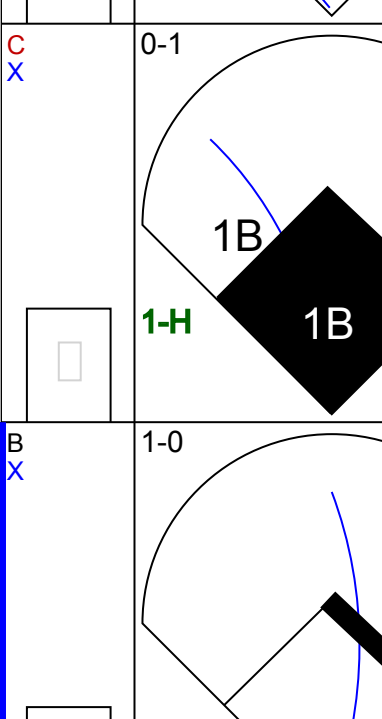

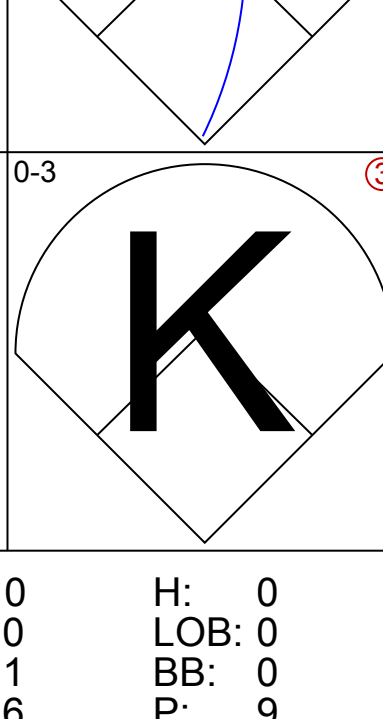
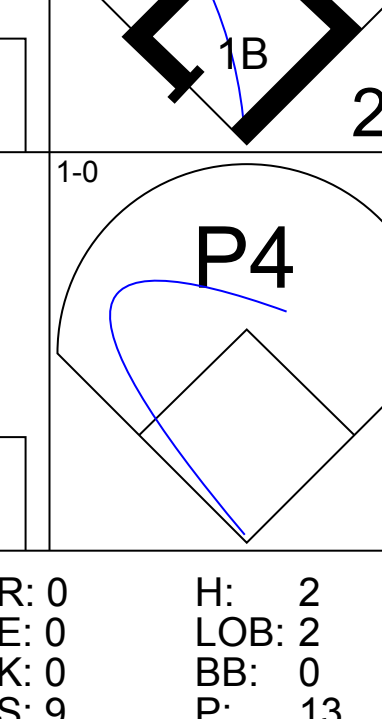
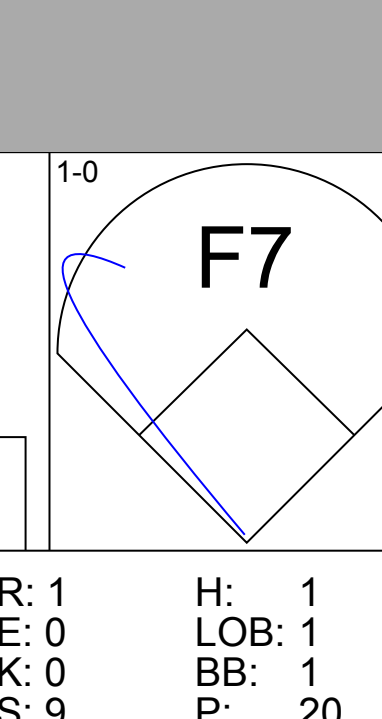
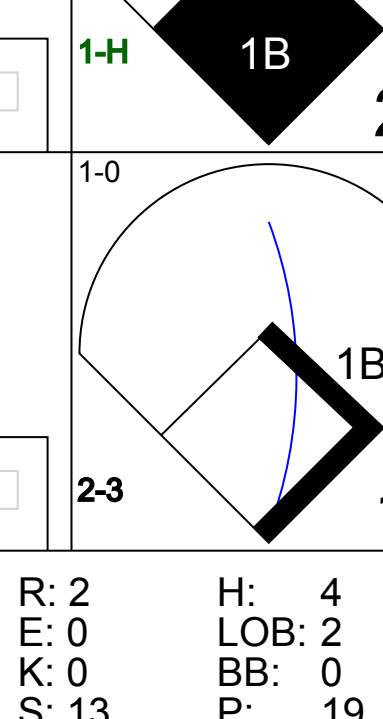
Batter	1	2	3	4	5	6	7	8	9	AB	R	H	RBI	BB	SO	LOB	TOP										
Steve Finley, L (1,9) OBP: 0.307, SLG: 0.330	1-1 P6		1-2 1B		0-1 HR		0-2 F8	4-0 IBB		4	1	2	1	1	0	0	<p>Baltimore Orioles @ Minnesota Twins</p> <p>Hubert H. Humphrey Metrodome, Minneapolis, MN</p> <p>Sun Jul 01 1990, 8:05 PM EDT</p> <p>Att: 31,785 - Dome - 72 F</p>										
Tim Lincecum, R (1,4) OBP: 0.406, SLG: 0.489	3-2 F8		2-0 P3		2-3 K		1-0 F8	1-3 K		5	0	1	0	0	2	4											
Randy Milligan, R (1,3) OBP: 0.424, SLG: 0.494	3-2 1B		2-0 G6-3		4-1 BB		1-1 F8		3-3 K	4	0	1	0	1	1	2											
Mickey Tettleton, S (1,10)	3-1 P3			2-1 1B	3-3 K		3-3 K		4-0 BB	4	0	1	0	1	2	3											
Joe Orsulak, L (1,7)		1-1 FC5-4 1B		1-3 K		1-2 G3-1		0-0 1B 2B	2-3 K	5	1	2	0	0	2	2											
Cal Ripken Jr., R (1,6) OBP: 0.357, SLG: 0.410	1-2 FC5-4 WP 1-2t		1-2 1B		0-1 HR		0-1 1B	0-1 F7		5	1	3	2	0	0	2											
Craig Worthington, R (1,5) Donell Nixon, R (8, PR) Brad Kaminski, R (8, 9) OBP: 0.290, SLG: 0.350 OBP: 0.347, SLG: 0.357	3-2 P4		1-2 F8		0-3 K		0-3 K	2-0 1B		4	0	1	0	0	1	3											
Bob Melvin, R (1,2) OBP: 0.265, SLG: 0.347		0-3 K		1-1 L7		3-2 FC6-4 1B		1-3 K	1-2 K	4	0	1	0	0	2	5											
Mike Devereaux, R (1,8) Greg Walker, L (8, PH) Rene Gonzales, R (8, 5) OBP: 0.246, SLG: 0.294 OBP: 0.233, SLG: 0.154 OBP: 0.297, SLG: 0.281			2-2 P3		1-0 F7	2-1 FC6-4 1-2t		3-3 K		3	0	0	0	0	0	1											
Inning Stats	R: 0 E: 0 K: 0 S: 10	H: 1 LOB: 1 BB: 0 P: 20	R: 0 E: 0 K: 1 S: 11	H: 1 LOB: 1 BB: 0 P: 16	R: 0 E: 0 K: 0 S: 9	H: 1 LOB: 1 BB: 0 P: 15	R: 0 E: 0 K: 1 S: 12	H: 2 LOB: 2 BB: 0 P: 19	R: 1 E: 0 K: 2 S: 10	H: 1 LOB: 1 BB: 1 P: 20	R: 1 E: 0 K: 1 S: 13	H: 2 LOB: 1 BB: 0 P: 19	R: 0 E: 0 K: 1 S: 9	H: 1 LOB: 1 BB: 0 P: 14	R: 1 E: 0 K: 3 S: 14	H: 3 LOB: 3 BB: 1 P: 25		R: 0 E: 0 K: 2 S: 11	H: 0 LOB: 1 BB: 1 P: 20	1B: 8 2B: 2 3B: 0 HR: 2	SF: 0 SAC: 0 DP: 0 HBP: 0	WP: 1 PB: 0 SB: 1 CS: 0	PA: 42				
PITCHER	IP	WLS	BF	H	R	ER	SO	BB	IBB	HBP	BLK	WP	HR	S	P	ERA	WHIP										
Roy Smith, R (1, 1) ERA: 4.58	6.0		27	8	2	2	5	1	0	0	0	1	2	65	109	3.00	1.500										
Juan Berenguer, R (7, 1) ERA: 4.31	1.0		7	4	1	1	1	0	0	0	0	0	0	13	20	9.00	4.000										
Rick Aguilera, R (8, 1) ERA: 1.75	2.0	W	8	0	0	0	5	1	1	0	0	0	0	21	39	0.00	0.500										

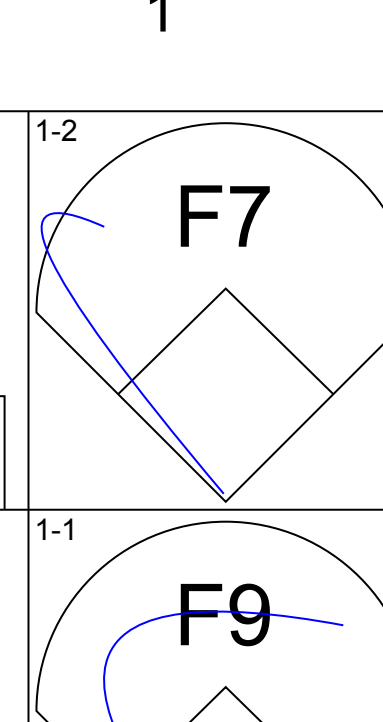
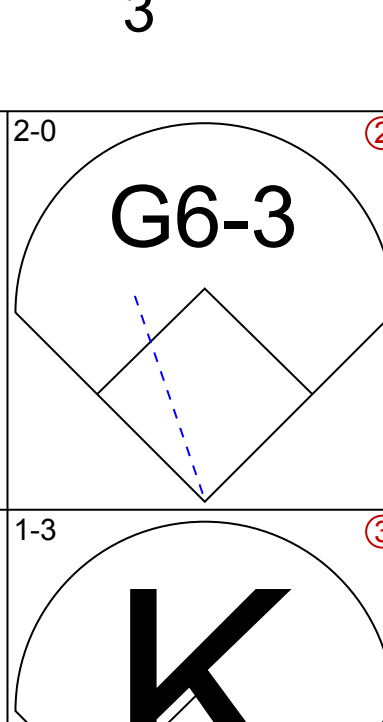
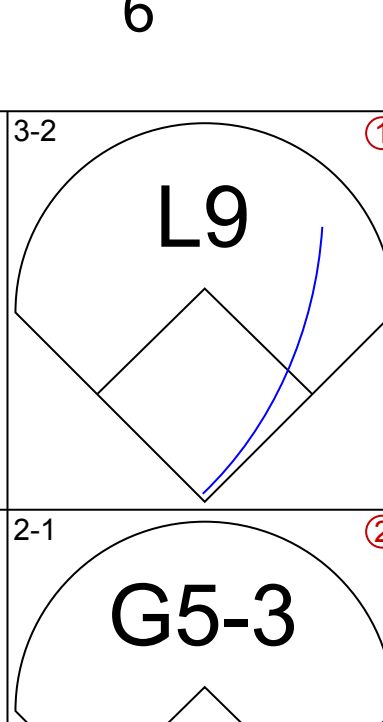
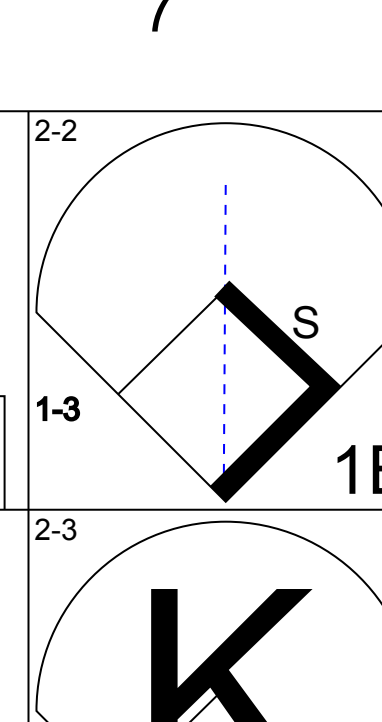
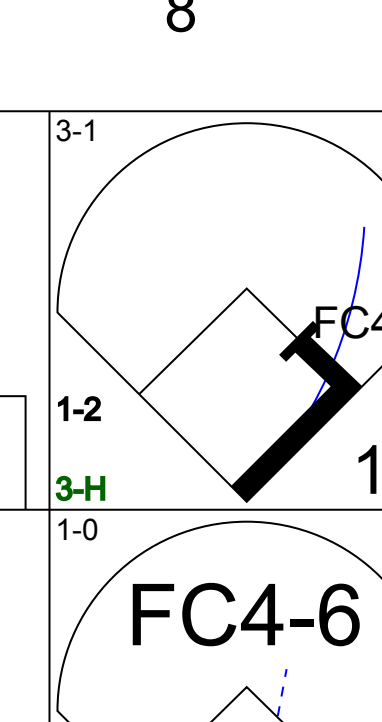

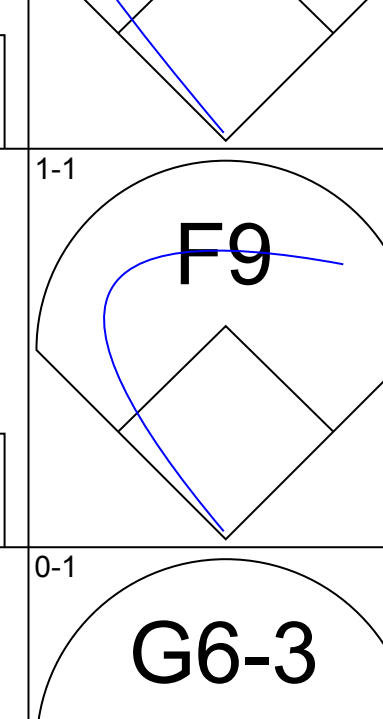
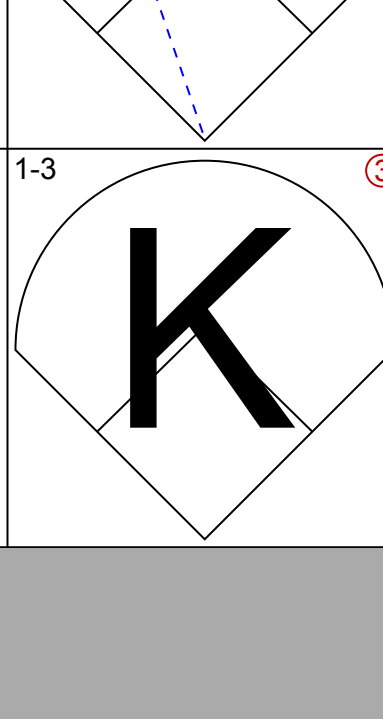
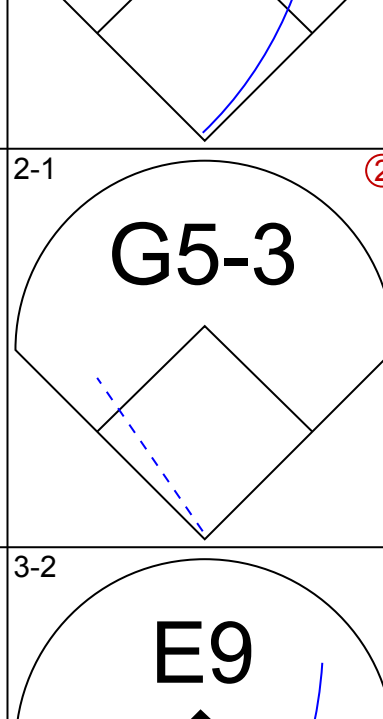
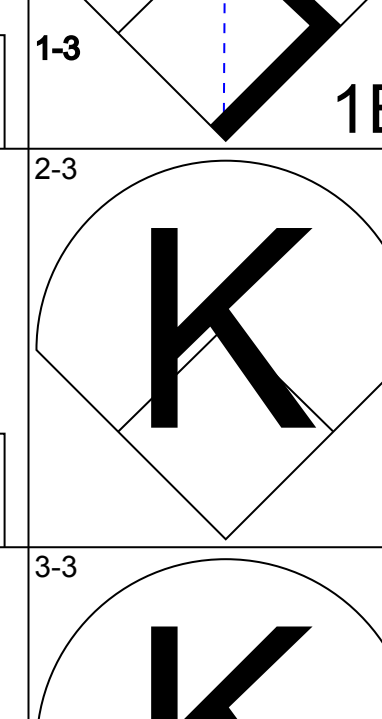
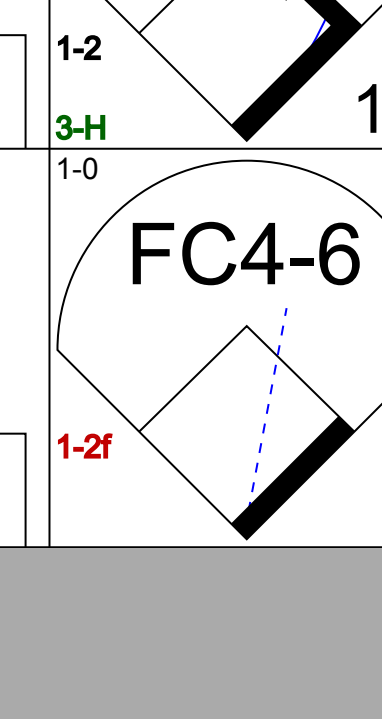
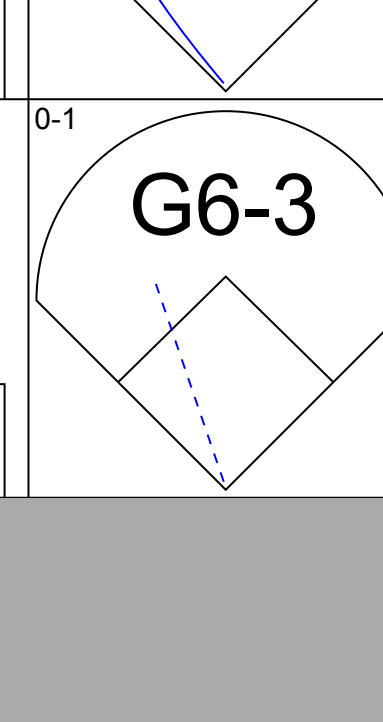
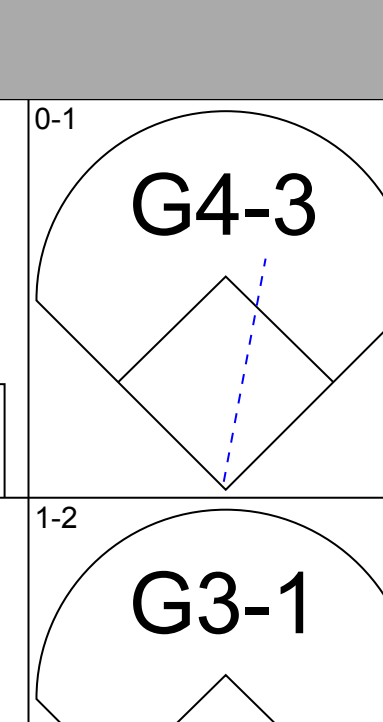
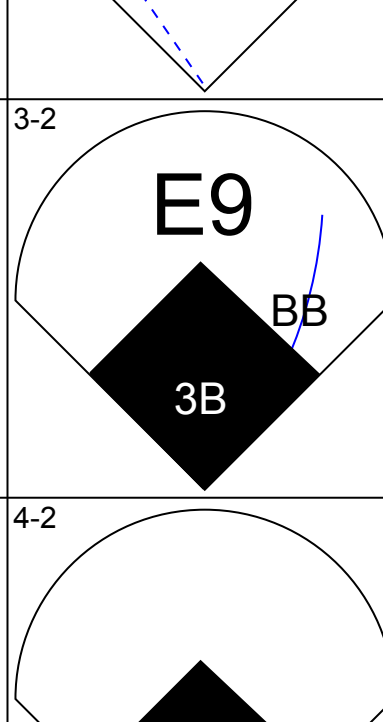
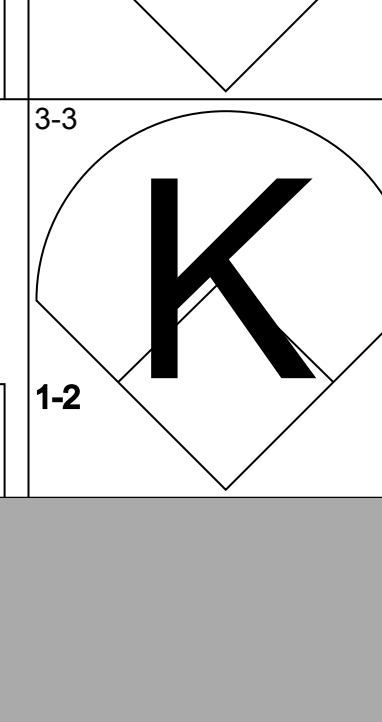
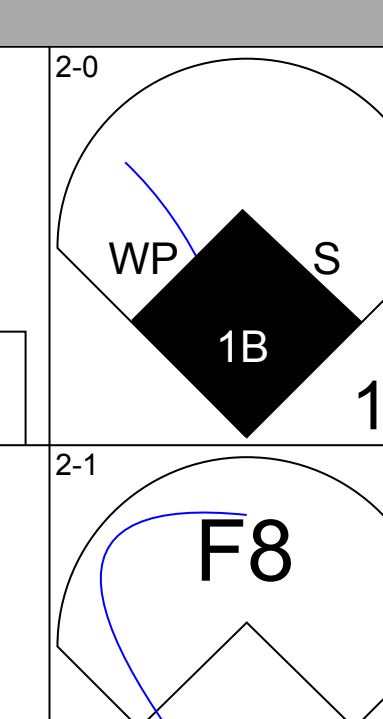
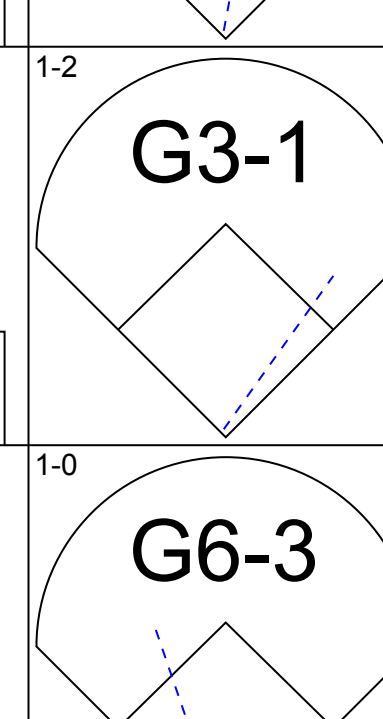
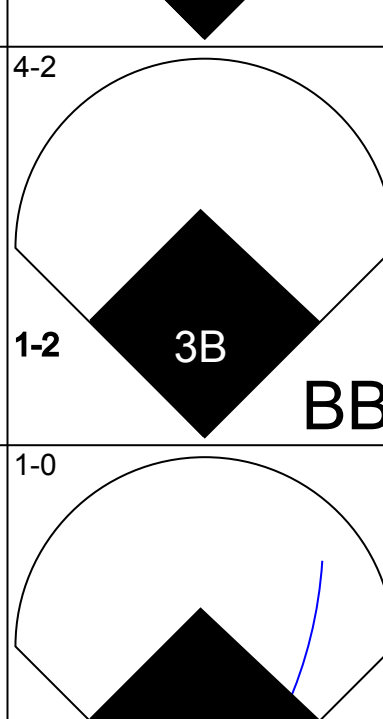
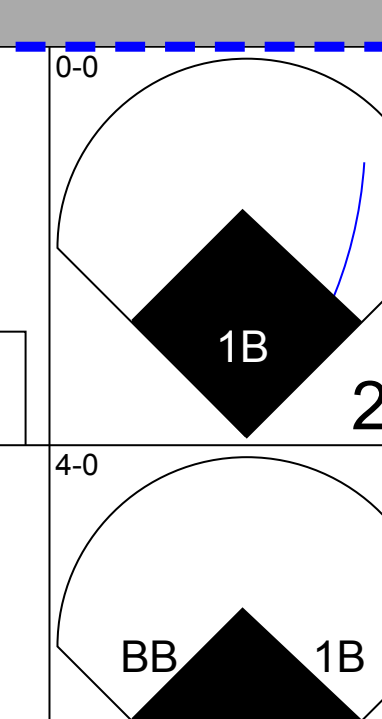
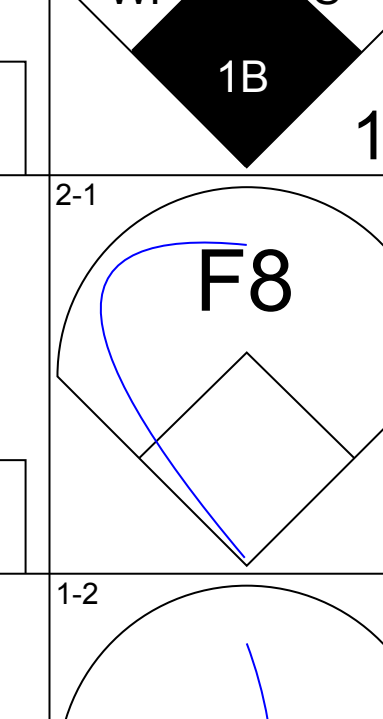
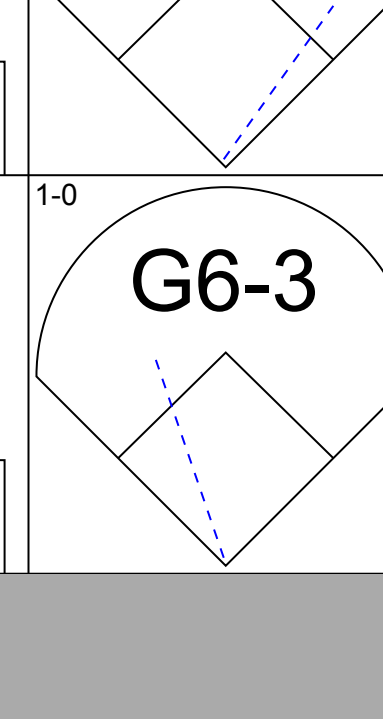
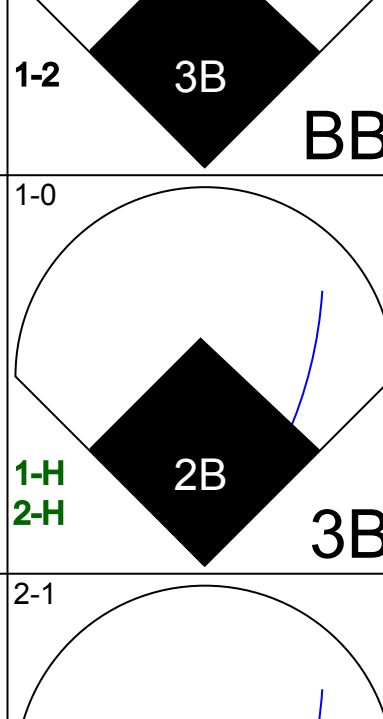
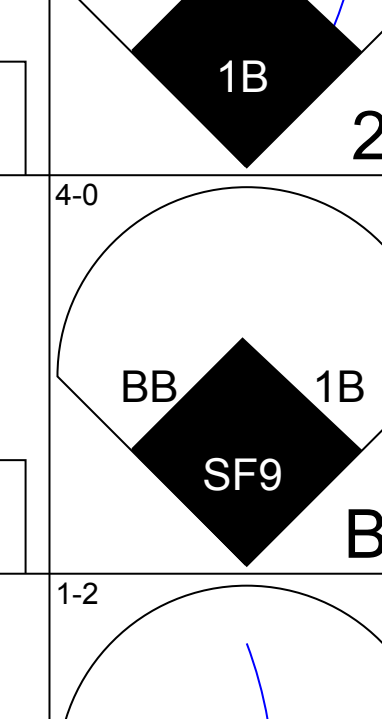
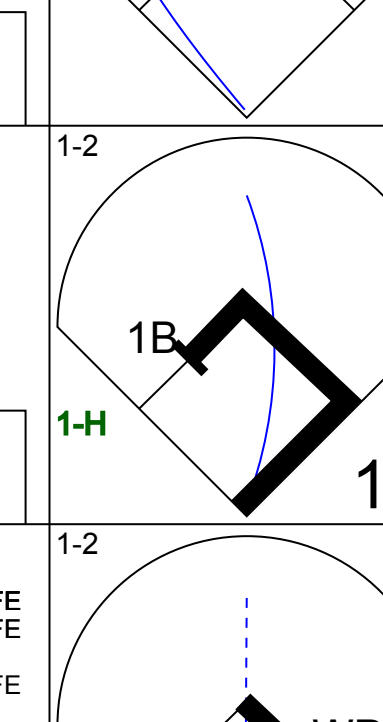
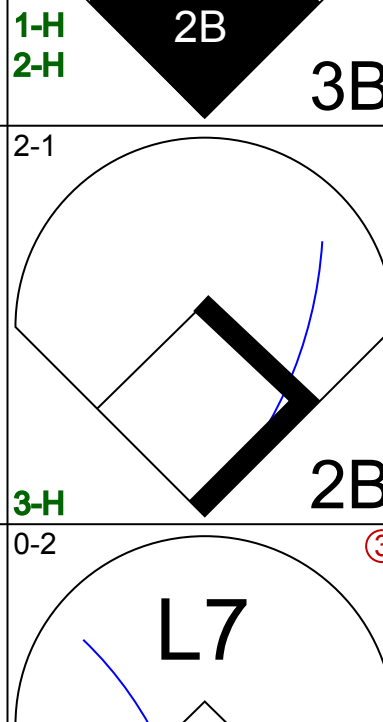
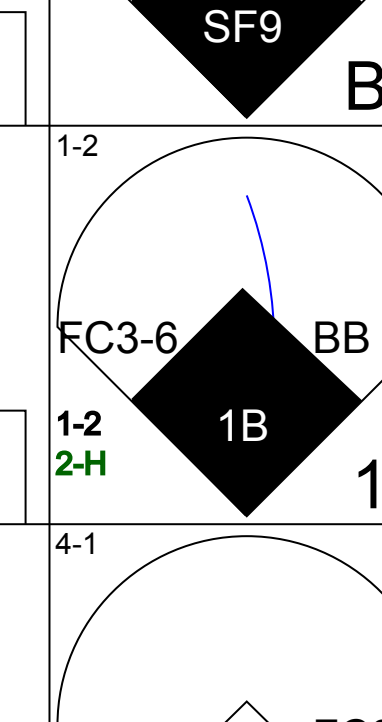
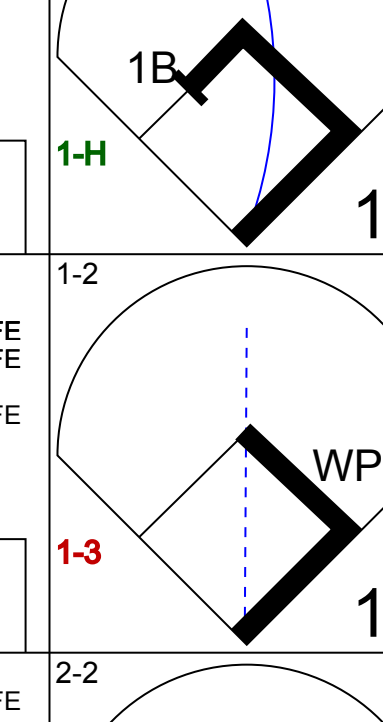
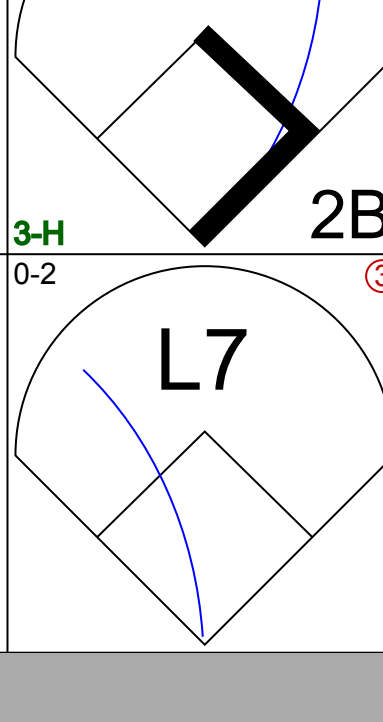
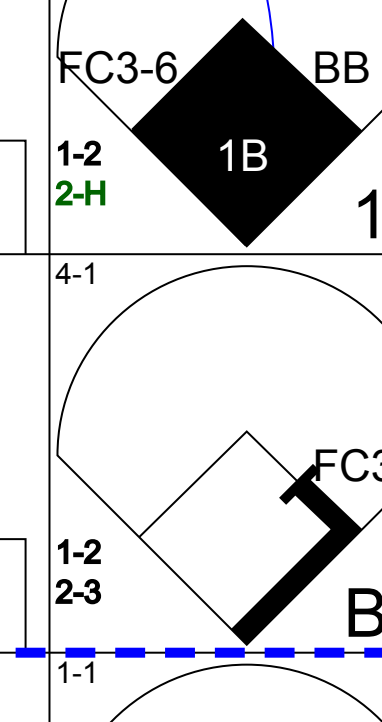
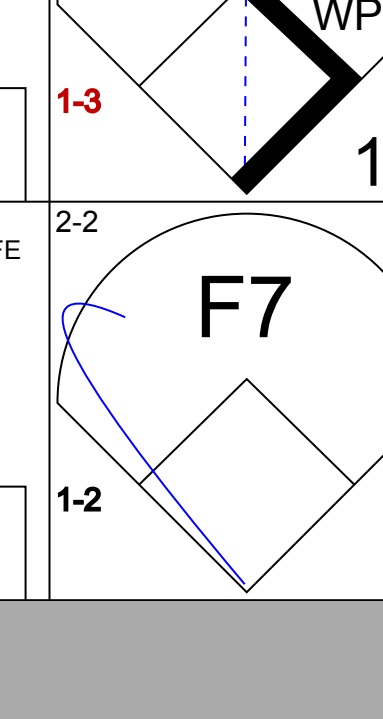
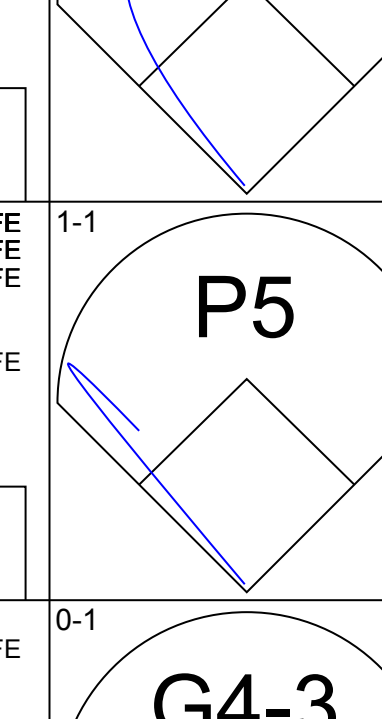
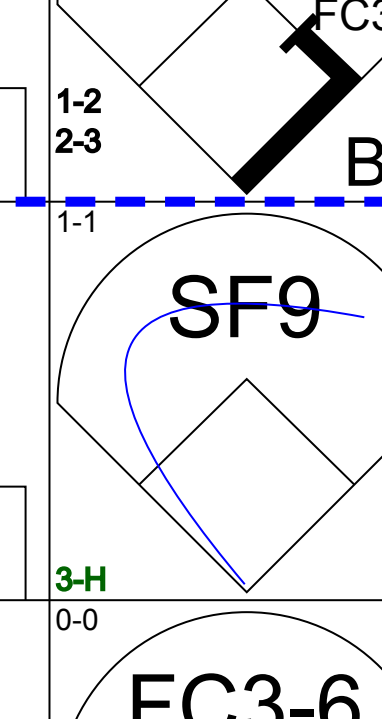
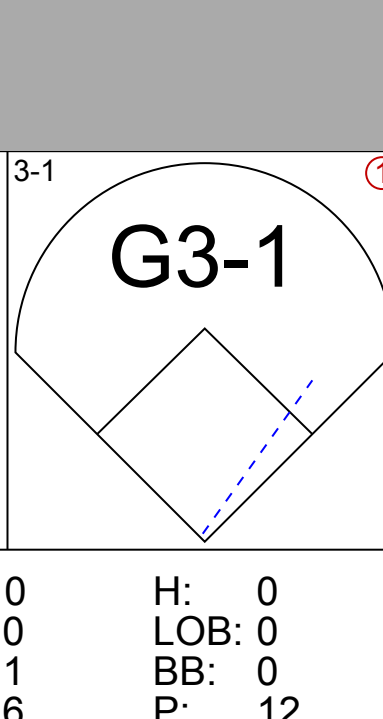
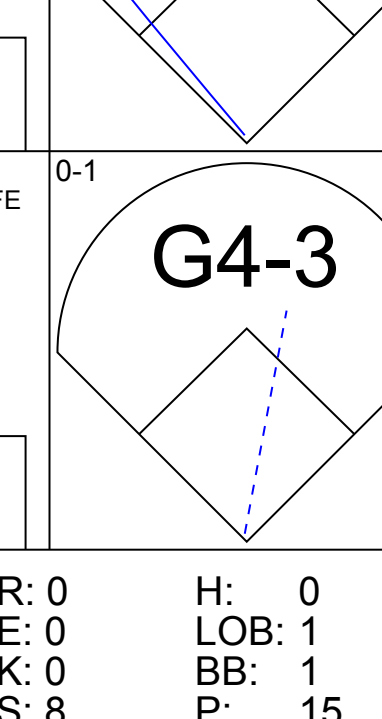
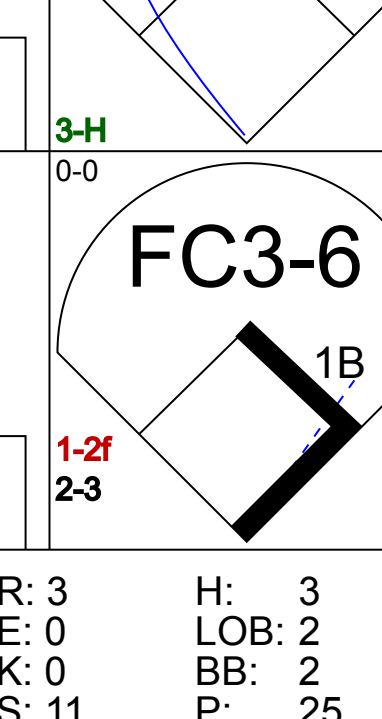
Batter	1	2	3	4	5	6	7	8	9	AB	R	H	RBI	BB	SO	LOB	BOTTOM										
Al Newman, S (1,4) OBP: 0.295, SLG: 0.286	1-1 S 1B		4-2 BB 1B	0-2 G4-3		2-1 1B		4-0 BB		3	0	2	0	2	0	2	<p>Baltimore Orioles @ Minnesota Twins</p> <p>Hubert H. Humphrey Metrodome, Minneapolis, MN</p> <p>Sun Jul 01 1990, 8:05 PM EDT</p> <p>Att: 31,785 - Dome - 72 F</p>										
Gene Larkin, S (1,9)	0-0 L9		0-1 L9		1-1 HR 1B	1-0 L9		3-3 K		5	1	1	0	0	1	5											
Kirby Puckett, R (1,8) OBP: 0.382, SLG: 0.516	1-3 K		0-0 FC5 1B		1-2 HR 1B		0-1 FC5-4 1B	4-1 1B BB		4	2	3	0	1	1	1											
Kent Hrbek, L (1,3) OBP: 0.367, SLG: 0.465	1-1 G4-3		4-2 BB		2-1 HR		2-1 P4	1-2 FC6-4 1B		4	1	2	3	1	0	2											
Gary Gaetti, R (1,5) OBP: 0.290, SLG: 0.418		1-2 G6-3	2-2 FC5		2-1 L4-3 1B		0-0 FC5-4 1-2t	2-0 FC6-4 1B		5	0	1	0	0	0	6											
Brian Harper, R (1,2) OBP: 0.338, SLG: 0.438	0-1 F8			0-2 F9	0-1 L4-3		0-1 F8	1-2 1B		5	0	1	1	0	0	2											
Paul Sorrento, L (1,10)	0-1 2B			1-2 F7	3-3 K			1-3 K2-3		4	0	1	0	0	2	0											
John Moses, S (1,7) OBP: 0.315, SLG: 0.260		3-3 K		0-2 1B		1-0 G4-3		2-0 F8		4	0	1	0	0	1	1											
Greg Gagne, R (1,6) OBP: 0.287, SLG: 0.383			2-0 L9		2-2 1B	0-2 L8		2-1 WP BB 1B		4	0	2	0	0	0	0											
Inning Stats	R: 0 E: 0 K: 1 S: 8	H: 1 LOB: 1 BB: 0 P: 11	R: 0 E: 0 K: 1 S: 10	H: 1 LOB: 1 BB: 0 P: 14	R: 0 E: 0 K: 0 S: 11	H: 1 LOB: 2 BB: 2 P: 23	R: 0 E: 0 K: 0 S: 20	H: 2 LOB: 2 BB: 0 P: 23	R: 3 E: 0 K: 1 S: 16	H: 4 LOB: 0 BB: 0 P: 25	R: 0 E: 0 K: 0 S: 7	H: 1 LOB: 1 BB: 0 P: 11	R: 0 E: 0 K: 0 S: 7	H: 1 LOB: 1 BB: 0 P: 9	R: 0 E: 0 K: 2 S: 10	H: 1 LOB: 2 BB: 1 P: 21		R: 1 E: 0 K: 0 S: 8	H: 2 LOB: 2 BB: 1 P: 16	1B: 12 2B: 2 3B: 0 HR: 1	SF: 0 SAC: 0 DP: 1 HBP: 0	WP: 1 PB: 0 SB: 1 CS: 0	PA: 42				
PITCHER	IP	WLS	BF	H	R	ER	SO	BB	IBB	HBP	BLK	WP	HR	S	P	ERA	WHIP										
Pete Harnisch, R (1, 1) ERA: 3.91	6.0		29	10	3	3	3	2	0	0	0	0	1	72	107	4.50	2.000										
Curt Schilling, R (7, 1) ERA: 1.31	1.0		4	1	0	0	0	0	0	0	0	0	0	7	9	0.00	1.000										
Gregg Olson, R (8, 1) ERA: 1.31	1.1	L	9	3	1	1	2	2	0	0	0	1	0	18	37	6.75	3.750										

AB	39
R	3
H	12
RBI	3
BB	3
SO	11
LOB	25

AB	38
R	4
H	14
RBI	4
BB	4
SO	5
LOB	19



Batter	1	2	3	4	5	6	7	8	9	AB	R	H	RBI	BB	SO	LOB	TOP								
Wade Boggs, L OBP: 0.412, SLG: 0.438 (1, 5)										4	1	2	1	1	1	0	Boston Red Sox @ Minnesota Twins Hubert H. Humphrey Metrodome, Minneapolis, MN Tue Jul 03 1990, 8:05 PM EDT Att: 20,521 - Dome - 72 F AB 36 R 3 H 11 RBI 3 BB 1 SO 4 LOB 9 								
Jody Reed, R OBP: 0.363, SLG: 0.416 (1, 4) (8, 6)										5	0	1	0	0	1	2									
Mike Greenwell, L OBP: 0.356, SLG: 0.332 Kevin Romine, R OBP: 0.323, SLG: 0.400 (8, PH) (8, 7)										3	0	1	0	0	0	0									
Tom Brunansky, R OBP: 0.354, SLG: 0.432 (1, 9)										4	0	2	0	0	0	1									
Dwight Evans, R OBP: 0.358, SLG: 0.400 (1, 10)										4	0	1	0	0	1	1									
Ellis Burks, R OBP: 0.350, SLG: 0.500 (1, 8)										4	1	1	0	0	0	3									
Tony Peña, R OBP: 0.314, SLG: 0.367 (1, 2)										4	0	0	0	0	0	1									
Carlos Quintana, R OBP: 0.364, SLG: 0.443 (1, 3)										4	1	2	1	0	0	0									
Luis Rivera, R OBP: 0.278, SLG: 0.301 Billy Jo Roddoux, L OBP: 0.345, SLG: 0.542 Marty Barrett, R OBP: 0.302, SLG: 0.252 (8, PH) (8, 4)										2	0	0	0	0	1	1									
Inning Stats	R: 0 E: 0 K: 1 S: 10	H: 0 LOB: 0 BB: 0 P: 15	R: 0 E: 0 K: 1 S: 7	H: 0 LOB: 0 BB: 0 P: 12	R: 0 E: 0 K: 1 S: 6	H: 0 LOB: 0 BB: 0 P: 9	R: 0 E: 0 K: 0 S: 11	H: 3 LOB: 3 BB: 0 P: 16	R: 0 E: 0 K: 0 S: 9	H: 2 LOB: 2 BB: 0 P: 13	R: 0 E: 0 K: 1 S: 9	H: 1 LOB: 1 BB: 0 P: 12	R: 0 E: 0 K: 0 S: 6	H: 0 LOB: 0 BB: 0 P: 9	R: 1 E: 0 K: 0 S: 9	H: 1 LOB: 1 BB: 0 P: 20	R: 2 E: 0 K: 0 S: 13	H: 4 LOB: 2 BB: 0 P: 19	1B: 9 2B: 2 3B: 0 HR: 0	SF: 1 SAC: 0 DP: 0 HBP: 0	WP: 0 PB: 0 SB: 0 CS: 0	PA: 38			
PITCHER	IP	WLS	BF	H	R	ER	SO	BB	IBB	HBP	BLK	WP	HR	S	P	ERA	WHIP								
Kevin Tapani, R ERA: 3.87 (1, 1)	7.1	W	29	7	1	1	4	1	0	0	0	0	0	63	99	1.23	1.091								
John Candelaria, L ERA: 3.59 (8, 1)	0.1		1	0	0	0	0	0	0	0	0	0	0	3	5	0.00	0.000								
Rick Aguilera, R ERA: 2.17 (8, 1)	1.1	S	8	4	2	2	0	0	0	0	0	0	0	14	21	13.50	3.000								

Batter	1	2	3	4	5	6	7	8	9	AB	R	H	RBI	BB	SO	LOB	BOTTOM									
Dan Gladden, R OBP: 0.328, SLG: 0.403 (1, 7)										5	0	2	1	0	0	0	Boston Red Sox @ Minnesota Twins Hubert H. Humphrey Metrodome, Minneapolis, MN Tue Jul 03 1990, 8:05 PM EDT Att: 20,521 - Dome - 72 F AB 33 R 7 H 10 RBI 7 BB 4 SO 3 LOB 14 									
Fred Manrique, R OBP: 0.284, SLG: 0.365 John Moses, S OBP: 0.309, SLG: 0.255 (1, 4) (7, 9) (9, 3)										3	0	0	0	0	1	0										
Kirby Puckett, R OBP: 0.377, SLG: 0.509 (1, 8)										4	1	0	0	0	1	2										
Kent Hrbek, L OBP: 0.372, SLG: 0.471 Shane Mack, R OBP: 0.402, SLG: 0.500 (1, 3) (9, 9)										3	3	2	0	1	0	0										
Gary Gaetti, R OBP: 0.293, SLG: 0.424 (1, 5)										3	2	1	2	1	0	1										
Gene Larkin, S OBP: 0.385, SLG: 0.427 Greg Gagne, R OBP: 0.290, SLG: 0.386 (1, 9) (7, 6)										2	0	2	2	1	0	0										
Brian Harper, R OBP: 0.340, SLG: 0.437 (1, 2)										1	1	1	1	0	0	0										
Paul Sorrento, L OBP: 0.294, SLG: 0.400 (1, 10)										3	0	0	1	0	0	2										
Al Newman, S OBP: 0.294, SLG: 0.285 (1, 6) (7, 4)										4	0	1	0	0	0	3										
Inning Stats	R: 0 E: 0 K: 0 S: 7	H: 3 LOB: 1 BB: 0 P: 20	R: 1 E: 0 K: 0 S: 12	H: 3 LOB: 1 BB: 0 P: 12	R: 0 E: 0 K: 1 S: 6	H: 0 LOB: 0 BB: 0 P: 9	R: 0 E: 0 K: 0 S: 6	H: 0 LOB: 0 BB: 0 P: 8	R: 0 E: 0 K: 0 S: 8	H: 0 LOB: 1 BB: 1 P: 15	R: 3 E: 1 K: 0 S: 17	H: 2 LOB: 1 BB: 1 P: 32	R: 0 E: 0 K: 2 S: 17	H: 2 LOB: 2 BB: 0 P: 28	R: 3 E: 0 K: 0 S: 11	H: 3 LOB: 2 BB: 2 P: 25		1B: 7 2B: 2 3B: 1 HR: 0	SF: 1 SAC: 0 DP: 0 HBP: 0	WP: 2 PB: 0 SB: 0 CS: 0	PA: 38					
PITCHER	IP	WLS	BF	H	R	ER	SO	BB	IBB	HBP	BLK	WP	HR	S	P	ERA		WHIP								
Roger Clemens, R ERA: 2.57 (1, 1)	7.0	L	30	7	4	1	3	2	0	0	0	0	0	73	124	1.29		1.286								
Jeff Gray, R ERA: 5.94 (8, 1)	0.0		4	2	3	3	0	2	0	0	0	0	0	5	14	∞		∞								
Jerry Reed, R ERA: 3.32 (8, 1)	1.0		4	1	0	0	0	0	0	0	0	0	0	6	11	0.00		1.000								

Batter	1	2	3	4	5	6	7	8	9	AB	R	H	RBI	BB	SO	LOB	TOP										
Wade Boggs, L OBP: 0.309, SLG: 0.434 (1, 5)	F7		G4-3		K		G1-3		1B HR	5	1	1	0	0	1	4	Boston Red Sox @ Minnesota Twins Hubert H. Humphrey Metrodome, Minneapolis, MN Wed Jul 04 1990, 4:33 AM EDT Att: 23,604 - Dome - 72 F livebaseballscorecards.com										
Jody Reed, R OBP: 0.364, SLG: 0.413 (1, 6)	P6			P3	1B				P3	4	0	1	0	1	0	1											
Mike Greenwell, L OBP: 0.359, SLG: 0.333 Tony Peña, R OBP: 0.316, SLG: 0.368 (7, PH) (7, 2)				BB	F7		G3-1		HR	2	1	1	0	1	0	2											
Tom Brunansky, R OBP: 0.348, SLG: 0.423 (1, 9)	F9			L8					K	5	0	0	0	0	2	4											
Dwight Evans, R OBP: 0.361, SLG: 0.410 (1, 10)		P3		2B	BB		F8		F8	3	1	1	3	2	0	0											
Ellis Burks, R OBP: 0.351, SLG: 0.502 (1, 8)	F7					G5-4-3			F8	5	0	2	1	0	0	1											
Carlos Quintana, R OBP: 0.367, SLG: 0.444 (1, 3)	F8			G6-3						4	0	2	0	0	0	2											
John Marzano, R OBP: 0.304, SLG: 0.364 Randy Kutcher, R OBP: 0.373, SLG: 0.442 (7, PH) (7, 7)			G5-3		G6-3					3	0	1	0	0	0	0											
Billy Jo Robinson, L OBP: 0.307, SLG: 0.342 Kevin Romine, R OBP: 0.303, SLG: 0.400 (8, PH) (8, 7)							SH5-4			0	0	0	0	0	0	0											
Marty Barrett, R OBP: 0.302, SLG: 0.248 (1, 4)	F8						SH5-4		F7	2	0	0	0	1	0	3											
Inning Stats	R: 0 E: 0 K: 0 S: 10	H: 0 LOB: 1 BB: 1 P: 17	R: 0 E: 0 K: 0 S: 8	H: 0 LOB: 0 BB: 0 P: 14	R: 0 E: 0 K: 0 S: 7	H: 0 LOB: 0 BB: 0 P: 11	R: 1 E: 0 K: 0 S: 13	H: 2 LOB: 2 BB: 1 P: 24	R: 0 E: 0 K: 0 S: 4	H: 0 LOB: 0 BB: 1 P: 9	R: 0 E: 0 K: 0 S: 8	H: 2 LOB: 3 BB: 1 P: 19	R: 0 E: 0 K: 1 S: 18	H: 2 LOB: 3 BB: 1 P: 31	R: 3 E: 0 K: 1 S: 19	H: 3 LOB: 0 BB: 0 P: 25	1B: 8 2B: 1 3B: 0 HR: 1	SF: 0 SAC: 1 DP: 1 HBP: 0	WP: 0 PB: 0 SB: 0 CS: 0	PA: 42							
PITCHER	IP	WLS	BF	H	R	ER	SO	BB	IBB	HBP	BLK	WP	HR	S	P	ERA	WHIP										
David West, L ERA: 4.73 (1, 1)	6.0		26	5	1	1	1	4	0	0	0	0	0	58	106	1.50	1.500										
John Candelaria, L ERA: 3.51 (7, 1)	1.0		4	0	0	0	0	0	1	0	0	0	0	4	10	0.00	0.000										
Juan Berenguer, R ERA: 4.25 (8, 1)	0.2		4	2	0	0	1	0	0	0	0	0	0	14	22	0.00	3.000										
Rick Aguilera, R ERA: 2.79 (8, 1)	1.1	L	8	3	3	3	1	1	0	0	0	0	1	23	34	20.25	3.000										

Batter	1	2	3	4	5	6	7	8	9	AB	R	H	RBI	BB	SO	LOB	BOTTOM										
Dan Gladden, R OBP: 0.329, SLG: 0.403 (1, 7)	CS		G6-3		F8		G1-3		FC1-4	5	0	2	1	0	0	0	Boston Red Sox @ Minnesota Twins Hubert H. Humphrey Metrodome, Minneapolis, MN Wed Jul 04 1990, 4:33 AM EDT Att: 23,604 - Dome - 72 F livebaseballscorecards.com										
Fred Manrique, R OBP: 0.284, SLG: 0.359 Al Newman, S OBP: 0.293, SLG: 0.283 (1, 4) (8, 4)	F9		BB		K		G6-3		FC1-4	3	0	0	0	1	1	1											
Kirby Puckett, R OBP: 0.382, SLG: 0.507 (1, 8)	2B		BB		1B					1	1	0	0	3	0	0											
Gary Gaetti, R OBP: 0.299, SLG: 0.431 (1, 5)	2B		BB		1B		G5-3			3	0	2	1	1	0	0											
Gene Larkin, S OBP: 0.350, SLG: 0.420 John Moses, S OBP: 0.309, SLG: 0.255 (1, 9) (9, 9)	K		G4-3		G3-1		G4-3			4	0	0	0	0	1	6											
Brian Harper, R OBP: 0.343, SLG: 0.442 (1, 10)		G5-3		1B	2B		F7		G4-3	4	2	2	0	0	0	0											
Paul Sorrento, L OBP: 0.289, SLG: 0.382 (1, 3)		G1-4-3		CS	1B		G1-3		G4-3	4	0	1	1	0	0	1											
Junior Ortiz, R OBP: 0.408, SLG: 0.507 (1, 2)		2B		CS	1B		G4-3		G6-3	4	0	2	0	0	0	1											
Greg Gagne, R OBP: 0.286, SLG: 0.381 Kent Hrbek, L OBP: 0.375, SLG: 0.471 Shane Mack, R OBP: 0.402, SLG: 0.500 (1, 6) (9, PH) (9, PR)			G5-3		F9		G6-3		1B	3	0	0	0	0	0	1											
Inning Stats	R: 1 E: 0 K: 1 S: 17	H: 2 LOB: 1 BB: 1 P: 32	R: 0 E: 0 K: 0 S: 10	H: 1 LOB: 0 BB: 0 P: 15	R: 0 E: 0 K: 0 S: 14	H: 0 LOB: 3 BB: 3 P: 29	R: 1 E: 0 K: 0 S: 10	H: 3 LOB: 0 BB: 0 P: 16	R: 0 E: 0 K: 0 S: 9	H: 1 LOB: 2 BB: 1 P: 18	R: 0 E: 0 K: 0 S: 6	H: 0 LOB: 0 BB: 0 P: 7	R: 0 E: 0 K: 0 S: 3	H: 0 LOB: 0 BB: 0 P: 5	R: 0 E: 0 K: 0 S: 6	H: 0 LOB: 0 BB: 0 P: 12		R: 1 E: 0 K: 0 S: 8	H: 2 LOB: 2 BB: 1 P: 16	1B: 6 2B: 3 3B: 0 HR: 0	SF: 0 SAC: 0 DP: 0 HBP: 0	WP: 0 PB: 0 SB: 1 CS: 3	PA: 38				
PITCHER	IP	WLS	BF	H	R	ER	SO	BB	IBB	HBP	BLK	WP	HR	S	P	ERA	WHIP										
Greg Harris, R ERA: 3.12 (1, 1)	5.0		23	7	2	2	2	5	0	0	0	0	0	60	110	3.60	2.400										
Dennis Lamp, R ERA: 2.54 (6, 1)	3.0	W	9	0	0	0	0	0	0	0	0	0	0	15	24	0.00	0.000										
Jeff Reardon, R ERA: 3.22 (9, 1)	1.0	S	6	2	1	1	0	1	0	0	0	0	0	8	16	9.00	3.000										



Batter	1	2	3	4	5	6	7	8	9	AB	R	H	RBI	BB	SO	LOB	TOP			
Wade Boggs, L OBP: 0.314, SLG: 0.440 (1, 5)	1-2 F9 BB 1B		1-1 F8		3-2 1B 1B	2-2 1B		3-2 1B		5	1	4	0	0	0	0	Boston Red Sox @ Minnesota Twins Hubert H. Humphrey Metrodome, Minneapolis, MN Thu Jul 05 1990, 4:33 AM EDT Att: 18,473 - Dome			
Jody Read, R OBP: 0.368, SLG: 0.415 (1, 6) (8, 4)	4-2 BB		2-3 K		2-0 2B 1B	0-0 1B		1-3 K		4	1	2	0	1	2	1				
Mike Greenwell, L OBP: 0.353, SLG: 0.328 (1, 7)	0-0 F9 2-3		1-0 G6-3		0-0 F7 1B	1-0 F7			1-1 G6-3	5	0	0	0	0	0	6				
Tom Brunansky, R OBP: 0.352, SLG: 0.431 (1, 9)				1-0 G5-4-3 1B	0-0 1B 2B				2-2 1B	5	1	3	2	0	2	2				
Dwight Evans, R OBP: 0.356, SLG: 0.403 (1, 10)				2-1 G5-4-3 1-2f	1-1 G5-3				1-0 L3	5	0	0	0	0	1	5				
Ellis Burks, R OBP: 0.356, SLG: 0.503 Randy Kutcher, R OBP: 0.365, SLG: 0.432 (1, 8) (7, 8)		1-0 G5-3		4-2 1B BB	0-1 1B				2-3 K	3	1	2	1	1	0	0				
Tony Peña, R OBP: 0.315, SLG: 0.367 (1, 2)		2-1 G5-3		3-2 1B 1-H	3-3 K					4	0	1	1	0	2	2				
Carlos Quintana, R OBP: 0.369, SLG: 0.442 (1, 3)		3-0 FC4 1B		4-1 1-2 BB					1-1 F9	3	0	1	0	1	0	0				
Marty Barrett, R OBP: 0.295, SLG: 0.241 Billy Jo Robidoux, L OBP: 0.307, SLG: 0.342 Luis Rivera, R OBP: 0.277, SLG: 0.299 (1, 4) (8, PH) (8, PH) (8, 6)		2-2 FC4		2-3 K					0-0 P4	3	0	0	0	0	1	3				
										0	0	0	0	0	0	0				
										1	0	0	0	0	0	0				
Inning Stats	R: 0 E: 0 K: 1 S: 12	H: 1 LOB: 2 BB: 1 P: 19	R: 0 E: 0 K: 0 S: 7	H: 1 LOB: 1 BB: 0 P: 15	R: 0 E: 0 K: 1 S: 6	H: 0 LOB: 0 BB: 0 P: 10	R: 1 E: 0 K: 1 S: 14	H: 2 LOB: 2 BB: 2 P: 30	R: 3 E: 0 K: 0 S: 15	H: 4 LOB: 2 BB: 0 P: 23	R: 0 E: 0 K: 3 S: 12	H: 1 LOB: 1 BB: 0 P: 16	R: 0 E: 0 K: 1 S: 9	H: 1 LOB: 1 BB: 0 P: 14	R: 0 E: 0 K: 1 S: 10	H: 1 LOB: 1 BB: 0 P: 16	1B: 12 2B: 1 3B: 0 HR: 0	SF: 0 SAC: 0 DP: 1 HBP: 0	WP: 0 PB: 0 SB: 2 CS: 0	PA: 42
PITCHER	IP WLS BF H R ER SO BB IBB HBP BLK WP HR S P ERA WHIP	IP WLS BF H R ER SO BB IBB HBP BLK WP HR S P ERA WHIP	IP WLS BF H R ER SO BB IBB HBP BLK WP HR S P ERA WHIP	IP WLS BF H R ER SO BB IBB HBP BLK WP HR S P ERA WHIP	IP WLS BF H R ER SO BB IBB HBP BLK WP HR S P ERA WHIP	IP WLS BF H R ER SO BB IBB HBP BLK WP HR S P ERA WHIP	IP WLS BF H R ER SO BB IBB HBP BLK WP HR S P ERA WHIP	IP WLS BF H R ER SO BB IBB HBP BLK WP HR S P ERA WHIP	IP WLS BF H R ER SO BB IBB HBP BLK WP HR S P ERA WHIP	IP WLS BF H R ER SO BB IBB HBP BLK WP HR S P ERA WHIP	IP WLS BF H R ER SO BB IBB HBP BLK WP HR S P ERA WHIP	IP WLS BF H R ER SO BB IBB HBP BLK WP HR S P ERA WHIP	IP WLS BF H R ER SO BB IBB HBP BLK WP HR S P ERA WHIP	IP WLS BF H R ER SO BB IBB HBP BLK WP HR S P ERA WHIP	IP WLS BF H R ER SO BB IBB HBP BLK WP HR S P ERA WHIP	IP WLS BF H R ER SO BB IBB HBP BLK WP HR S P ERA WHIP	IP WLS BF H R ER SO BB IBB HBP BLK WP HR S P ERA WHIP			



Batter	1	2	3	4	5	6	7	8	9	AB	R	H	RBI	BB	SO	LOB	BOTTOM											
Dan Gladden, R OBP: 0.333, SLG: 0.404 (1, 7)	3-1 S 1B		3-2 G3		0-0 P4	2-1 E9 FC5-4 1B		4-2 SH1-3 S 2B BB		4	1	2	0	1	0	1	Boston Red Sox @ Minnesota Twins Hubert H. Humphrey Metrodome, Minneapolis, MN Thu Jul 05 1990, 4:33 AM EDT Att: 18,473 - Dome											
Gene Larkin, S OBP: 0.349, SLG: 0.415 (1, 9) (8, 3)	1-0 F7		4-2 1B BB		3-2 G4-3	0-0 FC5-4		1-1 SH1-3		3	0	0	0	1	0	3												
Kirby Puckett, R OBP: 0.385, SLG: 0.516 (1, 8)	3-3 K		0-1 HBP 1B		0-0 2B			1-1 1B 2B		5	1	3	2	0	1	1												
Gary Gaetti, R OBP: 0.301, SLG: 0.426 (1, 5)	4-0 BB		0-3 K		1-0 FC6-4 HBP			1-3 K		3	1	0	0	1	2	3												
Brian Harper, R OBP: 0.346, SLG: 0.439 John Moses, S OBP: 0.315, SLG: 0.263 (1, 10) (7, PR)	0-3 K		2-1 HBP		3-1 FC6-4			1-0 1B		2	0	0	0	1	1	4												
Paul Sorrento, L OBP: 0.283, SLG: 0.378 Shane Mack, R OBP: 0.404, SLG: 0.511 (1, 3) (7, PH) (8, 9)		0-0 G1-6-3 1B		2-0 F7		0-3 K		0-1 2B		3	0	1	0	0	1	3												
Fred Manrique, R OBP: 0.283, SLG: 0.362 Greg Gagne, R OBP: 0.286, SLG: 0.381 (1, 4) (7, PR) (8, 6)		2-0 G1-6-3		2-3 K		0-0 G4-3		1-0 2B		4	0	1	2	0	1	1												
Junior Ortiz, R OBP: 0.413, SLG: 0.493 (1, 2)		3-1 F9		4-0 G4-3 BB		2-0 1B BB E		0-3 K		2	1	0	0	1	2													
Al Newman, S OBP: 0.297, SLG: 0.284 (1, 6) (8, 4)			3-1 WP S 1B		1-1 G4-3			0-1 G3		3	1	1	0	1	0	3												
										1B: 6 2B: 4 3B: 0 HR: 0	SF: 0 SAC: 1 DP: 2 HBP: 3	WP: 1 PB: 0 SB: 3 CS: 0	PA: 42															
Inning Stats	R: 0 E: 0 K: 2 S: 10	H: 1 LOB: 2 BB: 1 P: 21	R: 0 E: 0 K: 0 S: 4	H: 1 LOB: 0 BB: 0 P: 9	R: 1 E: 0 K: 1 S: 17	H: 2 LOB: 3 BB: 1 P: 31	R: 0 E: 0 K: 1 S: 6	H: 0 LOB: 0 BB: 1 P: 13	R: 0 E: 0 K: 1 S: 7	H: 1 LOB: 2 BB: 0 P: 14	R: 1 E: 1 K: 1 S: 8	H: 1 LOB: 2 BB: 1 P: 16	R: 3 E: 1 K: 1 S: 15	H: 2 LOB: 2 BB: 1 P: 21	R: 2 E: 0 K: 2 S: 13	H: 2 LOB: 1 BB: 1 P: 21	IP WLS BF H R ER SO BB IBB HBP BLK WP HR S P ERA WHIP	IP WLS BF H R ER SO BB IBB HBP BLK WP HR S P ERA WHIP	IP WLS BF H R ER SO BB IBB HBP BLK WP HR S P ERA WHIP	IP WLS BF H R ER SO BB IBB HBP BLK WP HR S P ERA WHIP	IP WLS BF H R ER SO BB IBB HBP BLK WP HR S P ERA WHIP	IP WLS BF H R ER SO BB IBB HBP BLK WP HR S P ERA WHIP	IP WLS BF H R ER SO BB IBB HBP BLK WP HR S P ERA WHIP	IP WLS BF H R ER SO BB IBB HBP BLK WP HR S P ERA WHIP	IP WLS BF H R ER SO BB IBB HBP BLK WP HR S P ERA WHIP	IP WLS BF H R ER SO BB IBB HBP BLK WP HR S P ERA WHIP	IP WLS BF H R ER SO BB IBB HBP BLK WP HR S P ERA WHIP	IP WLS BF H R ER SO BB IBB HBP BLK WP HR S P ERA WHIP



Batter	1	2	3	4	5	6	7	8	9	10	11	12	AB	R	H	RBI	BB	SO	LOB	TOP			
Dan Gladden, R OBP: 0.326, SLG: 0.397 (1, 7)			G6-3			F8			P6		K		5	0	0	0	0	2	2				
Fred Manrique, R OBP: 0.262, SLG: 0.355 Greg Gagne, R OBP: 0.266, SLG: 0.381 (12, PR)				F7					P3			G3 1B BB	4	0	0	0	1	2	0				
Kirby Puckett, R OBP: 0.380, SLG: 0.507 (1, 8)	G6-3									G4-3		G3	5	0	0	0	0	2	1				
Kent Hrbek, L OBP: 0.378, SLG: 0.470 Shane Mack, R OBP: 0.404, SLG: 0.511 (12, PR)		1B BB		F8						G4-3		1B 1B BB	3	0	1	0	2	0	0				
Gary Gaetti, R OBP: 0.296, SLG: 0.418 (1, 5)		K				F8				F8		P2	5	0	0	0	0	1	4				
Brian Harper, R OBP: 0.347, SLG: 0.438 (1, 2)											F9	1B 1B 2H	5	0	2	1	0	0	1				
Gene Larkin, S OBP: 0.397, SLG: 0.420 John Moses, S OBP: 0.315, SLG: 0.263 (12, PR)											F8	1B 1B 3H	4	0	3	1	0	0	1				
Paul Sorrento, L OBP: 0.283, SLG: 0.341 (1, 3)												L6	4	0	0	0	1	0	4				
Al Newman, S OBP: 0.291, SLG: 0.278 (12, 4)													4	0	0	0	0	1	2				
Inning Stats	R: 0 E: 0 K: 2 S: 7	H: 0 LOB: 0 BB: 0 P: 9	R: 0 E: 0 K: 1 S: 6	H: 1 LOB: 2 BB: 1 P: 12	R: 0 E: 0 K: 1 S: 8	H: 0 LOB: 0 BB: 0 P: 12	R: 0 E: 0 K: 1 S: 8	H: 0 LOB: 0 BB: 0 P: 11	R: 0 E: 0 K: 0 S: 9	H: 1 LOB: 1 BB: 0 P: 13	R: 0 E: 0 K: 1 S: 10	H: 0 LOB: 0 BB: 0 P: 11	R: 0 E: 0 K: 0 S: 6	H: 0 LOB: 0 BB: 0 P: 10	R: 0 E: 0 K: 1 S: 10	H: 1 LOB: 2 BB: 1 P: 15	R: 2 E: 0 K: 0 S: 9	H: 2 LOB: 2 BB: 2 P: 22	1B: 6 2B: 0 3B: 0 HR: 0	SF: 0 SAC: 0 DP: 2 HBP: 1	WP: 0 PB: 0 SB: 0 CS: 0	PA: 44	
PITCHER	IP WLS BF L	WLS L	BF L	H R ER SO	BB IBB HBP BLK	WP HR S P	ERA WHIP	PITCHER	IP WLS BF H R ER SO	BB IBB HBP BLK	WP HR S P	ERA WHIP											
Andy Hawkins, R ERA: 5.24 Alan Mills, R ERA: 2.36 (1, 1) (12, 1)	11.2 0.1	43 1	6 0	2 0	8 0	0 0	1.54 0.00																

Minnesota Twins @ New York Yankees
Yankee Stadium, Bronx, NY
Fri Jul 06 1990, 3:33 AM EDT
Sunny - 78 F

AB 39
R 2
H 6
RBI 2
BB 4
SO 8
LOB 15



Batter	1	2	3	4	5	6	7	8	9	10	11	12	AB	R	H	RBI	BB	SO	LOB	BOTTOM			
Roberto Kelly, R OBP: 0.320, SLG: 0.384 (1, 8)	F7		K			1B						2B	6	0	2	0	0	1	2				
Steve Sax, R OBP: 0.328, SLG: 0.330 (1, 4)	G6-3			E6		B2						P3	6	0	1	0	0	1	3				
Jesse Barfield, R OBP: 0.349, SLG: 0.468 (1, 9)	K			P4		F7						K	6	0	1	0	0	2	4				
Steve Balboni, R OBP: 0.300, SLG: 0.380 (1, 3)		G5-3			K	G6-3				F7		P4	6	0	0	0	0	1	5				
Jim Levritz, R OBP: 0.344, SLG: 0.425 (1, 7)		F8			P4								5	0	2	0	0	0	1				
Mike Blowers, R OBP: 0.283, SLG: 0.312 (1, 5)		G5-3											5	0	2	0	0	0	2				
Mel Hall, L OBP: 0.285, SLG: 0.472 (1, 10)						G4-1							4	0	1	0	1	0	2				
Bob Geren, R OBP: 0.274, SLG: 0.367 (1, 2)													5	0	1	0	0	0	6				
Alvaro Espinoza, R OBP: 0.278, SLG: 0.270 Manny Delgado, L OBP: 0.318, SLG: 0.454 Wayne Tolleson, S OBP: 0.143, SLG: 0.222 (11, 6)													3	0	0	0	0	1	4				
Kevin Maas, L OBP: 0.265, SLG: 0.438 Randy Velarde, R OBP: 0.265, SLG: 0.270 (12, 6)													1	0	0	0	0	1	2				
Inning Stats	R: 0 E: 0 K: 1 S: 13	H: 0 LOB: 0 BB: 0 P: 17	R: 0 E: 0 K: 0 S: 6	H: 0 LOB: 0 BB: 0 P: 8	R: 0 E: 0 K: 2 S: 12	H: 1 LOB: 1 BB: 0 P: 13	R: 0 E: 1 K: 1 S: 13	H: 0 LOB: 1 BB: 0 P: 19	R: 0 E: 0 K: 0 S: 6	H: 1 LOB: 1 BB: 0 P: 7	R: 0 E: 0 K: 2 S: 10	H: 1 LOB: 2 BB: 0 P: 16	R: 0 E: 0 K: 0 S: 9	H: 2 LOB: 2 BB: 0 P: 14	R: 0 E: 0 K: 1 S: 9	H: 2 LOB: 2 BB: 1 P: 22	R: 0 E: 0 K: 1 S: 9	H: 1 LOB: 1 BB: 0 P: 14	1B: 10 2B: 1 3B: 0 HR: 0	SF: 0 SAC: 0 DP: 0 HBP: 0	WP: 0 PB: 0 SB: 2 CS: 1	PA: 49	
PITCHER	IP WLS BF L	WLS L	BF L	H R ER SO	BB IBB HBP BLK	WP HR S P	ERA WHIP	PITCHER	IP WLS BF H R ER SO	BB IBB HBP BLK	WP HR S P	ERA WHIP											
Alian Anderson, L ERA: 5.13 Juan Berenguer, R ERA: 4.09 Rick Aguilera, R ERA: 2.68 (1, 1) (10, 1) (12, 1)	9.0 2.0 1.0	35 W 10 S 4	7 3 1	0 0 0	4 2 1	0 0 0	0.00 0.00 0.00																

Minnesota Twins @ New York Yankees
Yankee Stadium, Bronx, NY
Fri Jul 06 1990, 3:33 AM EDT
Sunny - 78 F

AB 48
R 0
H 11
RBI 0
BB 1
SO 7
LOB 31



Batter	1	2	3	4	5	6	7	8	9	AB	R	H	RBI	BB	SO	LOB	TOP					
Al Newman, S OBP: 0.289, SLG: 0.276 (1, 4)	G1-6-3		G6-3	L6		K			L3	5	0	1	0	0	1	3	Minnesota Twins @ New York Yankees Yankee Stadium, Bronx, NY Fri Jul 06 1990, 7:05 PM EDT Att: 25,120 - Unknown					
Shane Mack, R OBP: 0.385, SLG: 0.485 (1, 7)	L4		G5-3		K		P4		L3	5	0	0	0	0	1							
Kirby Puckett, R OBP: 0.383, SLG: 0.505 (1, 8)	F7		F8		2B		1B		1B	3	1	1	0	2	0	0						
Gary Gaetti, R OBP: 0.301, SLG: 0.425 (1, 5)		1B		K			FC5-4-5		1B	5	0	3	1	0	1	1						
Gene Larkin, S OBP: 0.354, SLG: 0.424 (1, 3)	F9		G6-3		K		P6		P3	5	1	1	0	0	1	5						
Brian Harper, R OBP: 0.345, SLG: 0.435 (1, 10)	1B		G6-3		G5-3				F7	4	0	1	1	0	0	1						
Carmen Castillo, R OBP: 0.178, SLG: 0.167 John Moses, S OBP: 0.321, SLG: 0.263 (8, PH)	P4		E				P6		FC5-4	3	1	1	0	0	0	2						
Junior Ortiz, R OBP: 0.418, SLG: 0.479 (1, 2)							G4-3		L4	2	0	0	0	2	0	1						
Greg Gagne, R OBP: 0.287, SLG: 0.385 Kent Hrbek, L OBP: 0.378, SLG: 0.470 Fred Manrique, R OBP: 0.261, SLG: 0.353 (8, PH)	K		E3						FC5-4	3	0	1	0	0	1	4						
Inning Stats	R: 0 E: 0 K: 0 S: 5	H: 0 LOB: 0 BB: 0 P: 6	R: 0 E: 0 K: 1 S: 11	H: 2 LOB: 3 BB: 1 P: 22	R: 0 E: 0 K: 0 S: 6	H: 0 LOB: 0 BB: 0 P: 8	R: 2 E: 1 K: 1 S: 14	H: 2 LOB: 2 BB: 1 P: 22	R: 1 E: 0 K: 2 S: 12	H: 1 LOB: 1 BB: 0 P: 19	R: 0 E: 0 K: 1 S: 9	H: 1 LOB: 1 BB: 0 P: 12	R: 0 E: 0 K: 0 S: 9	H: 1 LOB: 1 BB: 0 P: 18	R: 0 E: 0 K: 0 S: 5	H: 0 LOB: 1 BB: 1 P: 10		R: 0 E: 0 K: 0 S: 13	H: 2 LOB: 2 BB: 1 P: 21	1B: 6 2B: 3 3B: 1 HR: 0	SF: 0 SAC: 0 DP: 1 HBP: 0	WP: 0 PB: 0 CS: 0
PITCHER	IP	WLS	BF	H	R	ER	SO	BB	IBB	HBP	BLK	WP	HR	S	P	ERA	WHIP					
Dave LaPoint, L ERA: 4.45 (1, 1)	5.0	W	24	5	3	2	4	3	0	0	0	0	0	48	77	3.60	1.600					
Jeff Robinson, R ERA: 4.52 (8, 1)	2.2		11	2	0	0	1	1	0	0	0	0	0	22	39	0.00	1.125					
Lee Guetterman, L ERA: 3.04 (8, 1)	0.1		1	0	0	0	0	0	0	0	0	0	0	1	1	0.00	0.000					
Dave Righetti, L ERA: 3.96 (9, 1)	1.0	S	5	2	0	0	0	1	0	0	0	0	0	13	21	0.00	3.000					

Batter	1	2	3	4	5	6	7	8	9	AB	R	H	RBI	BB	SO	LOB	BOTTOM				
Roberto Kelly, R OBP: 0.322, SLG: 0.389 (1, 8)	E6					G5-3				4	1	2	1	0	0	1	Minnesota Twins @ New York Yankees Yankee Stadium, Bronx, NY Fri Jul 06 1990, 7:05 PM EDT Att: 25,120 - Unknown				
Steve Sax, R OBP: 0.324, SLG: 0.326 (1, 4)	L7				L9				G5-3	4	0	0	0	0	0	3					
Matt Nokes, L OBP: 0.317, SLG: 0.446 (1, 10)	BB		F9		G3				P7	3	0	0	0	1	0	0					
Mel Hall, L OBP: 0.284, SLG: 0.468 (5, 9)	2B		K		F9				F9	4	1	1	1	0	1	0					
Jesse Barfield, R OBP: 0.351, SLG: 0.472 Bob Geren, R OBP: 0.276, SLG: 0.369 (5, 2)	PB		F9						G1-3	2	1	1	1	0	0	0					
Jim Leyritz, R OBP: 0.340, SLG: 0.418 (5, 7)	1B				G4-3				G6-3	4	0	1	1	0	1	1					
Kevin Maas, L OBP: 0.417, SLG: 0.500 Steve Balboni, R OBP: 0.300, SLG: 0.380 (9, 3)	P8					WP			P5	4	1	2	0	0	0	1					
Randy Velarde, R OBP: 0.271, SLG: 0.267 (1, 5)					WP					1	1	0	0	2	1	0					
Wayne Tolleson, S OBP: 0.129, SLG: 0.200 (1, 6)					F9				FC4-2-5-2	3	0	0	0	0	1	4					
Inning Stats	R: 3 E: 1 K: 0 S: 13	H: 3 LOB: 1 BB: 1 P: 29	R: 0 E: 0 K: 2 S: 9	H: 1 LOB: 1 BB: 0 P: 12	R: 0 E: 0 K: 1 S: 5	H: 0 LOB: 0 BB: 0 P: 8	R: 2 E: 0 K: 1 S: 14	H: 2 LOB: 1 BB: 1 P: 25	R: 0 E: 0 K: 0 S: 10	H: 1 LOB: 1 BB: 0 P: 17	R: 0 E: 0 K: 0 S: 9	H: 1 LOB: 1 BB: 1 P: 16	R: 0 E: 0 K: 0 S: 5	H: 0 LOB: 0 BB: 0 P: 8	R: 0 E: 0 K: 0 S: 6	H: 0 LOB: 0 BB: 0 P: 9		1B: 5 2B: 4 3B: 0 HR: 0	SF: 0 SAC: 0 DP: 1 HBP: 0	WP: 3 PB: 2 CS: 2	PA: 34
PITCHER	IP	WLS	BF	H	R	ER	SO	BB	IBB	HBP	BLK	WP	HR	S	P	ERA	WHIP				
Roy Smith, R ERA: 4.58 (1, 1)	4.0	L	20	6	5	2	4	2	0	0	0	1	0	41	74	4.50	2.000				
Jack Savage, R ERA: 4.32 (5, 1)	4.0		14	2	0	0	0	1	0	0	0	1	0	30	50	0.00	0.750				

Batter	1	2	3	4	5	6	7	8	9	10	11	12	AB	R	H	RBI	BB	SO	LOB	TOP			
John Moses, S Shane Mack, R OBP: 0.319, SLG: 0.262 (R, FH) OBP: 0.378, SLG: 0.475 (9, 7)	K		F8	G6-4-3 1B		G6-3			G6-3			F8	4	0	1	1	0	1	1				
Gene Larkin, S OBP: 0.354, SLG: 0.423 (1, 9)	1B 2B		2B BB	G6-4-3 1-2			G6-3		G6-3			G4-3	5	2	1	0	1	0	2				
Kirby Puckett, R OBP: 0.382, SLG: 0.508 (1, 8)	K		2B BB	2B			F8					G4-1	6	0	2	1	0	2	1				
Kent Hrbek, L OBP: 0.379, SLG: 0.472 (1, 10)	1B		2B	2B			G6-3					G4-3	5	0	2	1	0	0	1				
Gary Gaetti, R OBP: 0.306, SLG: 0.424 (6, 3)	L5		BB	BB				G6-3				1B	3	0	1	0	2	0	1				
Brian Harper, R OBP: 0.346, SLG: 0.446 (1, 2)		HR	FC6-4	G6-4-3 BB			G6-3		1B			L4	5	1	2	1	0	0	5				
Paul Sorrento, L OBP: 0.271, SLG: 0.326 (6, FH) AI Newman, S OBP: 0.289, SLG: 0.273 (6, 5)	G3-1		K	G6-3 BB			G6-3		F8			G6-3	2	0	0	0	0	1	0				
Fred Manrique, R OBP: 0.258, SLG: 0.349 (1, 4)	G6-3		WP 1B	1B			P6		F8			F9	5	1	1	0	0	0	2				
Greg Gagne, R OBP: 0.265, SLG: 0.378 (1, 6)	L5		1B BB	1B			G6-3					L8	4	0	0	0	1	0	1				
Inning Stats	R: 1 E: 0 K: 2 S: 11	H: 2 LOB: 1 BB: 0 P: 18	R: 1 E: 0 K: 7 S: 7	H: 1 LOB: 0 BB: 9	R: 1 E: 0 K: 0 S: 11	H: 2 LOB: 2 BB: 2	R: 1 E: 0 K: 1 S: 14	H: 2 LOB: 1 BB: 1 P: 23	R: 0 E: 0 K: 0 S: 6	H: 1 LOB: 1 BB: 1 P: 13	R: 0 E: 0 K: 0 S: 6	H: 0 LOB: 0 BB: 0 P: 8	R: 0 E: 0 K: 1 S: 8	H: 1 LOB: 1 BB: 0 P: 11	R: 0 E: 0 K: 0 S: 8	H: 0 LOB: 0 BB: 0 P: 13	R: 0 E: 0 K: 0 S: 4	H: 0 LOB: 0 BB: 6	1B: 5 2B: 4 3B: 0 HR: 1	SF: 0 SAC: 0 DP: 2 HBP: 0	WP: 2 PB: 0 SB: 0 CS: 0	PA: 48	
PITCHER	IP WLS BF H R ER SO BB IBB HBP BLK WP HR S P ERA WHIP	IP WLS BF H R ER SO BB IBB HBP BLK WP HR S P ERA WHIP	IP WLS BF H R ER SO BB IBB HBP BLK WP HR S P ERA WHIP	IP WLS BF H R ER SO BB IBB HBP BLK WP HR S P ERA WHIP	IP WLS BF H R ER SO BB IBB HBP BLK WP HR S P ERA WHIP	IP WLS BF H R ER SO BB IBB HBP BLK WP HR S P ERA WHIP	IP WLS BF H R ER SO BB IBB HBP BLK WP HR S P ERA WHIP	IP WLS BF H R ER SO BB IBB HBP BLK WP HR S P ERA WHIP	IP WLS BF H R ER SO BB IBB HBP BLK WP HR S P ERA WHIP	IP WLS BF H R ER SO BB IBB HBP BLK WP HR S P ERA WHIP	IP WLS BF H R ER SO BB IBB HBP BLK WP HR S P ERA WHIP	IP WLS BF H R ER SO BB IBB HBP BLK WP HR S P ERA WHIP	IP WLS BF H R ER SO BB IBB HBP BLK WP HR S P ERA WHIP	IP WLS BF H R ER SO BB IBB HBP BLK WP HR S P ERA WHIP	IP WLS BF H R ER SO BB IBB HBP BLK WP HR S P ERA WHIP	IP WLS BF H R ER SO BB IBB HBP BLK WP HR S P ERA WHIP	IP WLS BF H R ER SO BB IBB HBP BLK WP HR S P ERA WHIP	IP WLS BF H R ER SO BB IBB HBP BLK WP HR S P ERA WHIP	IP WLS BF H R ER SO BB IBB HBP BLK WP HR S P ERA WHIP	IP WLS BF H R ER SO BB IBB HBP BLK WP HR S P ERA WHIP			
Jimmy Jones, R ERA: 5.96 Greg Cadaret, L ERA: 4.35 Lee Guetterman, L ERA: 2.83	7.1 2.2 5.1 4.0	29 13 22 13	6 3 4 1	4 1 1 0	4 0 0 0	1 0 48 26	85 1.69 1.500 0.00	0.250															

Minnesota Twins @ New York Yankees
Yankee Stadium, Bronx, NY

Sat Jul 07 1990, 3:33 AM EDT
Att. 30,201 - Sunny - 81 F

AB 43
R 4
H 10
RBI 4
BB 5
SO 4
LOB 15



Batter	1	2	3	4	5	6	7	8	9	10	11	12	AB	R	H	RBI	BB	SO	LOB	BOTTOM			
Roberto Kelly, R OBP: 0.323, SLG: 0.392 (1, 8)	F4		F7			G4-3 1B 2B		SH1-3		K		1B	5	1	2	1	0	1	0				
Steve Sax, R OBP: 0.325, SLG: 0.325 (1, 4)	G4-3		G6-3			B2				CS 1B			4	0	1	0	1	0	1				
Matt Nokes, L OBP: 0.312, SLG: 0.439 (8, FH) Bob Geren, R OBP: 0.273, SLG: 0.364 (9, 2)	G4-3		P1			G4-3		IBB K		K			3	0	0	0	0	0	1				
Mel Hall, L OBP: 0.282, SLG: 0.463 (1, 7)		K		P5		FC5-4 1B		F8				G6-3	5	0	1	1	0	1	2				
Jim Levritz, R OBP: 0.343, SLG: 0.411 (9, 9)		2B HR 1B		G1-3		FC5-4 1B		G6-3 SH1-3 BB				G4-3	4	1	1	0	1	0	1				
Steve Balboni, R OBP: 0.299, SLG: 0.383 (1, 3)		HR 2B		F9				K		SH1-3		G5-3	4	1	1	0	0	1	0				
Kevin Maas, L OBP: 0.414, SLG: 0.583 (1, 10)		HR				K		K		G6-3 IBB		F8	4	1	1	3	1	2	0				
Mike Blowers, R OBP: 0.252, SLG: 0.298 (1, 5)	G6-3		G6-3			F9		F6		G6-3		K	5	0	0	0	0	1	2				
Alvaro Espinoza, R ERA: 3.94 Wayne Tolleson, S OBP: 0.152, SLG: 0.219 (8, PR) (9, 6)	G3-1		P4			SH1-3 1B		SH1-3 F8				1B 1B	3	0	1	0	0	0	0				
Inning Stats	R: 0 E: 0 K: 0 S: 8	H: 0 LOB: 0 BB: 0 P: 12	R: 3 E: 0 K: 13 S: 13	H: 3 LOB: 0 BB: 0 P: 20	R: 0 E: 0 K: 0 S: 5	H: 0 LOB: 0 BB: 0 P: 6	R: 0 E: 0 K: 0 S: 6	H: 0 LOB: 0 BB: 0 P: 12	R: 0 E: 0 K: 1 S: 9	H: 1 LOB: 2 BB: 1 P: 16	R: 0 E: 0 K: 0 S: 5	H: 0 LOB: 2 BB: 2 P: 13	R: 0 E: 0 K: 1 S: 11	H: 1 LOB: 1 BB: 0 P: 12	R: 0 E: 0 K: 0 S: 11	H: 0 LOB: 0 BB: 0 P: 16	R: 1 E: 0 K: 15 S: 15	H: 2 LOB: 1 BB: 0 P: 20	1B: 6 2B: 3 3B: 0 HR: 1	SF: 0 SAC: 2 DP: 1 HBP: 0	WP: 0 PB: 0 SB: 0 CS: 1	PA: 46	
PITCHER	IP WLS BF H R ER SO BB IBB HBP BLK WP HR S P ERA WHIP	IP WLS BF H R ER SO BB IBB HBP BLK WP HR S P ERA WHIP	IP WLS BF H R ER SO BB IBB HBP BLK WP HR S P ERA WHIP	IP WLS BF H R ER SO BB IBB HBP BLK WP HR S P ERA WHIP	IP WLS BF H R ER SO BB IBB HBP BLK WP HR S P ERA WHIP	IP WLS BF H R ER SO BB IBB HBP BLK WP HR S P ERA WHIP	IP WLS BF H R ER SO BB IBB HBP BLK WP HR S P ERA WHIP	IP WLS BF H R ER SO BB IBB HBP BLK WP HR S P ERA WHIP	IP WLS BF H R ER SO BB IBB HBP BLK WP HR S P ERA WHIP	IP WLS BF H R ER SO BB IBB HBP BLK WP HR S P ERA WHIP	IP WLS BF H R ER SO BB IBB HBP BLK WP HR S P ERA WHIP	IP WLS BF H R ER SO BB IBB HBP BLK WP HR S P ERA WHIP	IP WLS BF H R ER SO BB IBB HBP BLK WP HR S P ERA WHIP	IP WLS BF H R ER SO BB IBB HBP BLK WP HR S P ERA WHIP	IP WLS BF H R ER SO BB IBB HBP BLK WP HR S P ERA WHIP	IP WLS BF H R ER SO BB IBB HBP BLK WP HR S P ERA WHIP	IP WLS BF H R ER SO BB IBB HBP BLK WP HR S P ERA WHIP	IP WLS BF H R ER SO BB IBB HBP BLK WP HR S P ERA WHIP	IP WLS BF H R ER SO BB IBB HBP BLK WP HR S P ERA WHIP	IP WLS BF H R ER SO BB IBB HBP BLK WP HR S P ERA WHIP			
Kevin Tapani, R ERA: 3.4 John Candelaria, L ERA: 3.4 Terry Letcher, R ERA: 2.72	7.1 0.2 3.2	29 2 15	6 0 3	4 0 1	0 0 1	0 0 0	0 0 40	57 0.818 0.000 1.091	88	0	0	61	4.91	0.818	0.000	0.000	2.46	1.091					

Minnesota Twins @ New York Yankees
Yankee Stadium, Bronx, NY

Sat Jul 07 1990, 3:33 AM EDT
Att. 30,201 - Sunny - 81 F

AB 41
R 5
H 9
RBI 5
BB 3
SO 8
LOB 12



Batter	1	2	3	4	5	6	7	8	9	AB	R	H	RBI	BB	SO	LOB	TOP					
Al Newman, S OBP: 0.287, SLG: 0.271 (1, 4)	G4-3		G4-3			G4-3		P8		5	1	1	0	0	0	3	Minnesota Twins @ New York Yankees Yankee Stadium, Bronx, NY Sun Jul 08 1990, 3:33 AM EDT Att: 38,119 - Sunny					
Shane Mack, R OBP: 0.371, SLG: 0.456 (1, 7)	K		K			K			G4-3	4	0	0	0	1	2	1						
Kent Hrbek, L OBP: 0.376, SLG: 0.465 (1, 10)	G3-1		K						G3-1	4	1	0	0	1	1	1						
Gary Gaetti, R OBP: 0.304, SLG: 0.420 (1, 5)		P5	G6-3						F9	5	0	1	1	0	0	1						
Gene Larkin, S OBP: 0.359, SLG: 0.426 (1, 9)										3	1	2	0	1	0	0						
Brian Harper, R OBP: 0.348, SLG: 0.451 (1, 2)										4	0	2	1	0	0	1						
Paul Sorrento, L OBP: 0.269, SLG: 0.304 (1, 3)										3	0	0	0	1	0	4						
John Moses, S OBP: 0.325, SLG: 0.271 (1, 8)										4	1	2	0	0	0	2						
Greg Gagne, R OBP: 0.289, SLG: 0.397 (1, 6)										4	2	2	2	0	0	4						
Inning Stats	R: 0 E: 0 K: 1 S: 6	H: 0 LOB: 0 BB: 0 P: 8	R: 0 E: 0 K: 0 S: 7	H: 1 LOB: 1 BB: 0 P: 8	R: 2 E: 0 K: 1 S: 14	H: 2 LOB: 1 BB: 1 P: 26	R: 0 E: 0 K: 0 S: 7	H: 2 LOB: 2 BB: 0 P: 11	R: 3 E: 1 K: 0 S: 10	H: 3 LOB: 1 BB: 2 P: 23	R: 1 E: 0 K: 1 S: 15	H: 1 LOB: 0 BB: 0 P: 16	R: 0 E: 0 K: 0 S: 6	H: 0 LOB: 0 BB: 0 P: 10	R: 0 E: 0 K: 0 S: 8	H: 1 LOB: 2 BB: 1 P: 14	R: 0 E: 0 K: 0 S: 5	H: 0 LOB: 0 BB: 0 P: 8	1B: 7 2B: 2 3B: 0 HR: 1	SF: 0 SAC: 0 DP: 0 HBP: 0	WP: 1 PB: 1 CS: 3	PA: 40
PITCHER	IP	WLS	BF	H	R	ER	SO	BB	IBB	HBP	BLK	WP	HR	S	P	ERA	WHIP					
Tim Leary, R ERA: 3.85 (1, 1)	4.2	L	24	8	5	5	2	3	0	0	0	1	0	43	74	9.64	2.357					
Jeff Robinson, R ERA: 4.54 (5, 1)	2.2		9	1	1	1	1	0	0	0	0	0	1	26	33	3.38	0.375					
Chuck Cary, L ERA: 4.6 (8, 1)	1.2		7	1	0	0	0	1	0	0	0	0	0	9	17	0.00	1.200					

AB	36
R	6
H	10
RBI	4
BB	4
SO	3
LOB	17



Batter	1	2	3	4	5	6	7	8	9	AB	R	H	RBI	BB	SO	LOB	BOTTOM					
Roberto Kelly, R OBP: 0.319, SLG: 0.387 (1, 8)	G5-3		K							4	0	0	0	0	1	2	Minnesota Twins @ New York Yankees Yankee Stadium, Bronx, NY Sun Jul 08 1990, 3:33 AM EDT Att: 38,119 - Sunny					
Steve Sax, R OBP: 0.322, SLG: 0.321 (1, 4)	G6-3		K							4	0	0	0	0	1	1						
Mel Hall, L OBP: 0.282, SLG: 0.459 (1, 7)	F7									4	1	1	0	0	0	0						
Steve Balboni, R OBP: 0.304, SLG: 0.390 (1, 3)										3	0	1	0	1	0	0						
Jim Leyritz, R OBP: 0.359, SLG: 0.406 (1, 9)										1	1	0	0	3	0	0						
Mike Blowers, R OBP: 0.280, SLG: 0.331 (1, 10)										4	1	2	2	0	2	5						
Randy Velarde, R OBP: 0.273, SLG: 0.269 (1, 5)										3	0	1	0	0	1	4						
Kevin Maas, L OBP: 0.400, SLG: 0.560 (9, PH)										1	0	0	0	0	0	1						
Bob Geren, R OBP: 0.269, SLG: 0.358 (1, 2)										3	0	0	0	0	1	3						
Matt Nokes, L OBP: 0.315, SLG: 0.442 (9, PH)										1	0	1	0	0	0	0						
Alvaro Espinoza, R OBP: 0.252, SLG: 0.275 (1, 6)										4	0	2	0	0	0	2						
Inning Stats	R: 0 E: 0 K: 0 S: 7	H: 0 LOB: 0 BB: 0 P: 10	R: 0 E: 0 K: 1 S: 6	H: 0 LOB: 2 BB: 2 P: 14	R: 0 E: 0 K: 2 S: 13	H: 1 LOB: 1 BB: 0 P: 15	R: 1 E: 0 K: 3 S: 15	H: 2 LOB: 2 BB: 1 P: 25	R: 0 E: 0 K: 0 S: 10	H: 0 LOB: 0 BB: 0 P: 12	R: 2 E: 0 K: 0 S: 12	H: 2 LOB: 1 BB: 1 P: 22	R: 0 E: 0 K: 0 S: 7	H: 1 LOB: 0 BB: 0 P: 10	R: 0 E: 0 K: 0 S: 6	H: 0 LOB: 0 BB: 0 P: 9	R: 0 E: 0 K: 0 S: 16	H: 2 LOB: 1 BB: 0 P: 19	1B: 6 2B: 1 3B: 0 HR: 1	SF: 0 SAC: 0 DP: 3 HBP: 0	WP: 1 PB: 0 CS: 0	PA: 36
PITCHER	IP	WLS	BF	H	R	ER	SO	BB	IBB	HBP	BLK	WP	HR	S	P	ERA	WHIP					
David West, L ERA: 4.72 (1, 1)	6.0	W	26	5	3	3	6	4	0	0	0	1	1	63	98	4.50	1.500					
Tim Drummond, R ERA: 4.91 (7, 1)	3.0	S	10	3	0	0	0	0	0	0	0	0	0	29	38	0.00	1.000					

AB	32
R	3
H	8
RBI	2
BB	4
SO	6
LOB	18



Batter	1	2	3	4	5	6	7	8	9	AB	R	H	RBI	BB	SO	LOB	TOP																
Rickey Henderson, R OBP: 0.442, SLG: 0.603 Steve Howard, R OBP: 0.263, SLG: 0.302										4	2	2	1	1	0	0																	
Cammy Lansford, R OBP: 0.328, SLG: 0.340 Walt Weiss, S OBP: 0.331, SLG: 0.345										3	1	1	1	0	0	1																	
Jose Canseco, R OBP: 0.393, SLG: 0.616 Rick Honeycutt, L Todd Burns, R Dennis Eckersley, R										5	2	3	3	0	1	0																	
Dave Henderson, R OBP: 0.320, SLG: 0.465										4	1	2	0	1	1	2																	
Mark McGwire, R OBP: 0.361, SLG: 0.498										5	1	2	1	0	0	3																	
Felix Jose, S OBP: 0.291, SLG: 0.373										4	3	3	3	0	0	0																	
Jamie Quirk, L OBP: 0.376, SLG: 0.561										4	0	3	0	0	1	1																	
Willie Randolph, R OBP: 0.326, SLG: 0.324										5	1	1	1	0	0	3																	
Mike Gallego, R OBP: 0.267, SLG: 0.286										5	0	1	1	0	2	2																	
Inning Stats	R: 2 E: 0 K: 1 S: 15	H: 4 LOB: 3 BB: 0 P: 21	R: 0 E: 0 K: 0 S: 7	H: 0 LOB: 0 BB: 0 P: 12	R: 0 E: 0 K: 0 S: 5	H: 1 LOB: 1 BB: 0 P: 6	R: 5 E: 0 K: 1 S: 19	H: 6 LOB: 1 BB: 0 P: 31	R: 1 E: 0 K: 1 S: 13	H: 2 LOB: 2 BB: 1 P: 27	R: 0 E: 0 K: 1 S: 9	H: 1 LOB: 1 BB: 0 P: 15	R: 0 E: 0 K: 0 S: 6	H: 0 LOB: 0 BB: 0 P: 8	R: 3 E: 0 K: 1 S: 10	H: 4 LOB: 0 BB: 0 P: 12	1B: 14 2B: 2 3B: 0 HR: 2	SF: 0 SAC: 1 DP: 2 HBP: 1	WP: 2 PB: 0 SB: 3 CS: 0	PA: 45													
PITCHER	IP WLS BF H R ER SO BB IBB HBP BLK WP HR S P ERA WHIP	IP WLS BF H R ER SO BB IBB HBP BLK WP HR S P ERA WHIP																															
Allan Anderson, L ERA: 5.54	4.0	23	11	7	7	2	0	0	1	0	0	1	46	70	15.75	2.750																	
Jack Savage, R ERA: 3.65	4.0	16	3	1	1	2	2	0	0	0	2	0	35	62	2.25	1.250																	
Scott Erickson, R ERA: 5.4	1.0	6	4	3	3	1	0	0	0	0	0	1	10	12	27.00	4.000																	

Oakland Athletics @ Minnesota Twins
Hubert H. Humphrey Metrodome, Minneapolis, MN
Wed Jul 11 1990, 8:05 PM EDT
Att: 20,948 - Dome

AB 41
R 11
H 18
RBI 11
BB 2
SO 5
LOB 14





Batter	1	2	3	4	5	6	7	8	9	AB	R	H	RBI	BB	SO	LOB	BOTTOM																
Dan Gladden, R OBP: 0.330, SLG: 0.399 John Moses, S OBP: 0.328, SLG: 0.275										4	1	2	0	0	0	1																	
Gene Larkin, S OBP: 0.359, SLG: 0.425										5	2	2	0	0	1	3																	
Kirby Puckett, R OBP: 0.388, SLG: 0.519										5	2	4	3	0	1	0																	
Kent Hrbek, L OBP: 0.381, SLG: 0.467 Carmen Castillo, R OBP: 0.176, SLG: 0.167										3	0	2	0	1	0	1																	
Gary Gaetti, R OBP: 0.302, SLG: 0.416										5	0	1	0	0	0	6																	
Brian Harper, R OBP: 0.349, SLG: 0.454										5	1	2	1	0	1	5																	
Paul Sorrento, L OBP: 0.268, SLG: 0.300 Shane Mack, R OBP: 0.376, SLG: 0.462										4	0	1	0	0	1	0																	
Fred Manrique, R OBP: 0.260, SLG: 0.346 Al Newman, S OBP: 0.289, SLG: 0.273										2	0	0	0	0	1	1																	
Greg Gagne, R OBP: 0.284, SLG: 0.391 Junior Ortiz, R OBP: 0.425, SLG: 0.486										4	0	0	0	0	1	2																	
Inning Stats	R: 2 E: 0 K: 0 S: 13	H: 4 LOB: 2 BB: 0 P: 18	R: 0 E: 0 K: 1 S: 6	H: 0 LOB: 0 BB: 0 P: 8	R: 1 E: 0 K: 1 S: 15	H: 2 LOB: 1 BB: 0 P: 27	R: 0 E: 0 K: 2 S: 11	H: 2 LOB: 2 BB: 0 P: 17	R: 0 E: 0 K: 0 S: 6	H: 0 LOB: 1 BB: 0 P: 10	R: 0 E: 0 K: 1 S: 11	H: 2 LOB: 2 BB: 0 P: 16	R: 0 E: 0 K: 1 S: 7	H: 0 LOB: 0 BB: 0 P: 12	R: 4 E: 0 K: 0 S: 22	H: 7 LOB: 3 BB: 0 P: 34	1B: 15 2B: 3 3B: 0 HR: 0	SF: 1 SAC: 0 DP: 0 HBP: 1	WP: 0 PB: 0 SB: 1 CS: 0	PA: 46													
PITCHER	IP WLS BF H R ER SO BB IBB HBP BLK WP HR S P ERA WHIP	IP WLS BF H R ER SO BB IBB HBP BLK WP HR S P ERA WHIP																															
Scott Sanderson, R ERA: 3.85	5.1	26	9	3	3	4	1	0	0	0	0	0	23	36	0.00	0.750																	
Gene Nelson, R ERA: 1.14	2.2	10	2	0	0	2	0	0	0	0	0	0	11	18	54.00	6.000																	
Rick Honeycutt, L ERA: 2.95	0.2	6	4	4	4	0	0	0	0	0	0	0	7	10	=	=																	
Todd Burns, R ERA: 2.53	0.0	3	3	0	0	0	0	0	0	0	0	0	4	6	0.00	0.000																	
Dennis Eckersley, R ERA: 0.49	0.1	S	1	0	0	0	0	0	0	0	0	0	4	6	0.00	0.000																	

Oakland Athletics @ Minnesota Twins
Hubert H. Humphrey Metrodome, Minneapolis, MN
Wed Jul 11 1990, 8:05 PM EDT
Att: 20,948 - Dome

AB 43
R 7
H 18
RBI 7
BB 1
SO 6
LOB 22



Batter	1	2	3	4	5	6	7	8	9	AB	R	H	RBI	BB	SO	LOB	TOP											
Dan Gladden, R (1.7) OBP: 0.334, SLG: 0.403	4-1 F7-3 BB		0-0 G4-3		1-1 1B		1-0 G6-3 2B		1-3 K	4	0	2	0	1	1	1	<p>Minnesota Twins @ Baltimore Orioles Memorial Stadium, Baltimore, MD Fri Jul 13 1990, 7:05 PM EDT Overcast - 65 F</p> <p>livebaseballscores.com</p> <p>AB 36 R 5 H 9 RBI 5 BB 3 SO 7 LOB 14</p> 											
Gene Larkin, S (1.9) John Moses, S (3.9) OBP: 0.357, SLG: 0.422 OBP: 0.328, SLG: 0.270	1-1 F7-3		1-2 E5		2-2 P6		1-1 G6-3		4-0 BB	2	0	0	0	0	0	1												
Kirby Puckett, R (1.8) OBP: 0.382, SLG: 0.511	2-0 G4-3		2-2 G3		1-2 G6-3		2-1 G4-3		0-0 P3	5	0	0	0	0	0	5												
Kent Hrbek, L (1.3) OBP: 0.385, SLG: 0.481		0-2 HR 1B		4-2 HR BB		2-1 HR		1-0 G1-5-3		3	3	2	1	1	0	0												
Gary Gaetti, R (1.5) OBP: 0.302, SLG: 0.424		1-2 F7		2-2 HR		3-3 K		3-2 P4		4	1	1	2	0	1	1												
Brian Harper, R (1.2) OBP: 0.352, SLG: 0.455		3-0 P6		0-0 G5-3		1-1 FC6-4 1B		1-2 1B		4	0	2	0	0	0	1												
Paul Sorrento, L (1.10) OBP: 0.267, SLG: 0.352		3-2 HR		1-3 K		2-3 K		0-3 K		4	1	1	2	0	3	2												
Greg Gagne, R (1.6) OBP: 0.280, SLG: 0.384		1-3 K		0-0 G5-3		0-0 FC6-4				4	0	0	0	0	1	1												
Al Newman, S (1.4) OBP: 0.288, SLG: 0.273			0-2 F7		2-3 K		0-0 G1-3		1-1 BB 1B	4	0	1	0	0	1	0												
Inning Stats	R: 0 E: 0 K: 0 S: 4	H: 0 LOB: 0 BB: 1 P: 11	R: 2 E: 0 K: 1 S: 13	H: 2 LOB: 0 BB: 21	R: 0 E: 1 K: 0 S: 12	H: 0 LOB: 1 BB: 0 P: 15	R: 2 E: 0 K: 1 S: 13	H: 1 LOB: 0 BB: 20	R: 0 E: 0 K: 1 S: 13	H: 1 LOB: 1 BB: 0 P: 19	R: 1 E: 0 K: 2 S: 11	H: 2 LOB: 1 BB: 0 P: 19	R: 0 E: 0 K: 0 S: 6	H: 1 LOB: 1 BB: 0 P: 10	R: 0 E: 0 K: 1 S: 14	H: 1 LOB: 1 BB: 0 P: 19	R: 0 E: 0 K: 1 S: 8	H: 1 LOB: 2 BB: 1 P: 14	1B: 5 2B: 2 3B: 0 HR: 3	SF: 0 SAC: 0 DP: 1 HBP: 0	WP: 0 PB: 0 SB: 1 CS: 0	PA: 39						
PITCHER	IP	WLS	BF	H	R	ER	SO	BB	IBB	HBP	BLK	WP	HR	S	P	ERA	WHIP											
Pete Harnisch, R (1.1) ERA: 4.23	5.1		24	6	5	5	4	2	0	0	0	0	0	3	62	99	8.44	1.500										
Jeff Ballard, L (6.1) ERA: 5.03	0.2		2	0	0	0	1	0	0	0	0	0	0	4	6	0.00	0.000											
Mark Williamson, R (7.1) ERA: 1.41	2.0	W	8	2	0	0	1	0	0	0	0	0	0	20	29	0.00	1.000											
Gregg Olson, R (9.1) ERA: 1.17	1.0	S	5	1	0	0	1	1	0	0	0	0	0	8	14	0.00	2.000											

Batter	1	2	3	4	5	6	7	8	9	AB	R	H	RBI	BB	SO	LOB	BOTTOM											
Steve Finley, L (1.9) OBP: 0.315, SLG: 0.340	0-0 1B S 1B		0-2 G4-3		1-1 G4-3		1-1 G3		4-1 HR IBB	4	1	1	0	0	0	3	<p>Minnesota Twins @ Baltimore Orioles Memorial Stadium, Baltimore, MD Fri Jul 13 1990, 7:05 PM EDT Overcast - 65 F</p> <p>livebaseballscores.com</p> <p>AB 30 R 8 H 9 RBI 8 BB 10 SO 4 LOB 18</p> 											
Bob Melvin, R (8, PH) OBP: 0.265, SLG: 0.340										0	0	0	0	1	0	0												
Brad Komminsk, R (8, PR) OBP: 0.333, SLG: 0.364										0	1	0	0	0	0	0												
Joe Orsulak, L (1.7) OBP: 0.361, SLG: 0.447	3-2 1B BB		4-2 1B F7-2 BB		2-2 G4-3		1-0 F8		1-0 HR	3	1	1	0	1	0	0												
Phil Bradley, R (8, PH) OBP: 0.361, SLG: 0.348	1-3 1B		2-2 1B BB		0-0 HR		3-2 HR		1-0 G4-3	4	2	3	2	1	0	1												
Randy Milligan, R (1.3) OBP: 0.421, SLG: 0.518	4-1 1B BB		2-2 1B		0-0 HR		3-2 HR		0-0 G4-3	4	2	3	2	1	0	1												
Mickey Tettleton, S (1.2) OBP: 0.395, SLG: 0.429	1-2 G4-6-3 1B		4-2 1B BB		3-2 F7		1-0 G3		3-3 K	4	0	1	2	1	1	1												
Cal Ripken Jr., R (1.6) OBP: 0.359, SLG: 0.402	0-1 F8		0-1 F7-2		1-2 2B		2-2 1B			4	0	2	0	0	0	5												
Sam Horn, L (1.10) OBP: 0.318, SLG: 0.406	0-0 G4-6-3			2-2 P5		2-3 K		0-3 K		4	0	0	0	0	2	4												
Tim Lincecum, R (1.4) OBP: 0.397, SLG: 0.474		1-0 G6-3		4-0 BB BB		4-2 BB		1-2 F9		2	0	0	0	2	0	0												
Craig Worthington, R (1.5) OBP: 0.311, SLG: 0.333		4-0 G6-4-3 BB		2-1 F7		2-2 F7		4-2 S BB HR BB		2	0	0	0	2	0	2												
Rene Gonzalez, R (8, PR) OBP: 0.297, SLG: 0.281										0	1	0	0	0	0	0												
Mike Devereaux, R (1.8) OBP: 0.267, SLG: 0.318		1-0 G6-4-3		4-2 1B BB		1-3 K		4-0 S HR BB		2	1	0	0	2	1	2												
Inning Stats	R: 2 E: 0 K: 0 S: 11	H: 3 LOB: 1 BB: 1 P: 19	R: 0 E: 0 K: 0 S: 2	H: 0 LOB: 0 BB: 1 P: 8	R: 0 E: 0 K: 0 S: 16	H: 1 LOB: 2 BB: 2 P: 26	R: 0 E: 0 K: 0 S: 9	H: 0 LOB: 2 BB: 2 P: 22	R: 1 E: 0 K: 1 S: 17	H: 2 LOB: 1 BB: 0 P: 25	R: 0 E: 0 K: 1 S: 13	H: 0 LOB: 1 BB: 1 P: 21	R: 1 E: 0 K: 1 S: 13	H: 2 LOB: 1 BB: 0 P: 20	R: 4 E: 0 K: 1 S: 13	H: 1 LOB: 1 BB: 3 P: 30	1B: 5 2B: 2 3B: 0 HR: 3	SF: 0 SAC: 0 DP: 3 HBP: 0	WP: 0 PB: 0 SB: 3 CS: 0	PA: 40								
PITCHER	IP	WLS	BF	H	R	ER	SO	BB	IBB	HBP	BLK	WP	HR	S	P	ERA	WHIP											
Kevin Tapani, R (1.1) ERA: 4.1	0.0		21	4	1	1	0	6	0	0	0	0	0	1	48	88	1.93	2.143										
Scott Erickson, R (1.1) ERA: 4.7	4.2		21	4	1	1	0	6	0	0	0	0	0	1	48	88	1.93	2.143										
Juan Berenguer, R (5.1) ERA: 4.39	2.2	L	13	2	3	3	3	3	0	0	0	0	0	1	35	61	10.12	1.875										
John Candelaria, L (8.1) ERA: 3.89	0.2		4	1	2	2	1	0	1	0	0	0	0	1	7	15	27.00	1.500										


Batter	1	2	3	4	5	6	7	8	9	AB	R	H	RBI	BB	SO	LOB	TOP			
Shane Mack, R OBP: 0.380, SLG: 0.458 (1, 7)	4-2 HR BB	1-2 1B			1-2 P4			1-3 K		3	1	1	0	1	1	0	Minnesota Twins @ Baltimore Orioles Memorial Stadium, Baltimore, MD Fri Jul 13 1990, 7:05 PM EDT Att: 32,915 - Unknown - 63 F livebaseballscorecards.com			
John Moses, S OBP: 0.326, SLG: 0.296 (1, 8)	1-0 HR	1-0 P6			2-2 G5-3			0-0 P2		4	1	1	2	0	0	1				
Kent Hrbek, L OBP: 0.387, SLG: 0.496 (1, 10)	1-2 G3 2B		3-2 F9			2-1 HR		0-0 P6		4	1	2	1	0	0	0				
Gary Gaetti, R OBP: 0.301, SLG: 0.420 (1, 5)	4-2 G3 BB		0-0 P5			2-2 G3-1		0-0 G5-3		3	0	0	0	1	0	0				
Paul Sorrento, L OBP: 0.250, SLG: 0.328 (1, 3)	2-2 P8		1-3 K			2-1 F8		0-0 G3		4	0	0	0	0	1	2				
Fred Manrique, R OBP: 0.295, SLG: 0.340 Al Newman, S OBP: 0.288, SLG: 0.273 (1, 4) (9, 4)	0-1 G3			0-1 G5-3		0-0 G4-3		3-2 F9		4	0	0	0	0	0	2				
Carmen Castillo, R OBP: 0.169, SLG: 0.160 Dan Gladden, R OBP: 0.334, SLG: 0.403 (1, 9) (9, 7)	0-2 G5-3			1-0 F9			0-0 L8			3	0	0	0	0	0	2				
Junior Ortiz, R OBP: 0.410, SLG: 0.468 (1, 2)		2-3 K		0-1 G6-3			2-0 G4-3			3	0	0	0	0	1	0				
Greg Gagne, R OBP: 0.276, SLG: 0.379 (1, 6)		1-2 G6-3			0-1 G5-3		2-2 G5-3			3	0	0	0	0	0	0				
Inning Stats	R: 2 H: 2 E: 0 K: 0 S: 19	L: 2 LOB: 2 BB: 2 P: 31	R: 0 H: 1 E: 0 K: 1 S: 12	LOB: 1 BB: 0 P: 17	R: 0 H: 0 E: 0 K: 1 S: 7	LOB: 0 BB: 0 P: 11	R: 0 H: 0 E: 0 K: 0 S: 5	LOB: 0 BB: 0 P: 6	R: 0 H: 0 E: 0 K: 0 S: 9	LOB: 0 BB: 0 P: 15	R: 0 H: 0 E: 0 K: 0 S: 5	LOB: 0 BB: 0 P: 9	R: 0 H: 0 E: 0 K: 1 S: 5	LOB: 0 BB: 0 P: 6	R: 0 H: 0 E: 0 K: 0 S: 5	LOB: 0 BB: 0 P: 8	1B: 1 2B: 1 3B: 0 HR: 2	SF: 0 SAC: 0 DP: 0 HBP: 0	WP: 0 PB: 0 SB: 0 CS: 0	PA: 33
PITCHER Dave Johnson, R ERA: 4.2 (1, 1)	IP: 9.0 WLS: L BF: 33 H: 4 R: 3 ER: 3 SO: 3 BB: 2 IBB: 0 HBP: 0 BLK: 0 WP: 0 HR: 2 S: 76 P: 115 ERA: 3.00 WHIP: 0.667															PITCHER				

Batter	1	2	3	4	5	6	7	8	9	AB	R	H	RBI	BB	SO	LOB	BOTTOM			
Mike Devereaux, R OBP: 0.278, SLG: 0.331 (1, 8)	4-0 CS BB		2-2 2B		1-3 K		1-1 1B			3	0	2	1	1	1	1	Minnesota Twins @ Baltimore Orioles Memorial Stadium, Baltimore, MD Fri Jul 13 1990, 7:05 PM EDT Att: 32,915 - Unknown - 63 F livebaseballscorecards.com			
Phil Bradley, R OBP: 0.355, SLG: 0.342 (1, 7)	3-3 K		1-1 P8			0-1 G4-3		1-0 P4		4	0	0	0	0	1	4				
Randy Milligan, R OBP: 0.419, SLG: 0.513 (1, 3)	4-2 BB		0-1 G4-3			0-0 F8		0-0 F9		3	0	0	0	1	0	3				
Mickey Tettleton, S OBP: 0.393, SLG: 0.424 (1, 10)	2-3 K			1-2 G5-3		4-1 1B BB		1-0 G3-1		3	0	0	0	1	1	1				
Cal Ripken Jr., R OBP: 0.358, SLG: 0.400 (1, 6)		3-2 G3		2-2 P3		0-2 1B		2-3 K		4	0	1	0	0	1	0				
Tim Lincecum, R OBP: 0.388, SLG: 0.450 (1, 5)		4-0 FC6 BB		3-3 K		1-2 K		1-2 G5-3		3	0	0	0	1	2	2				
Bob Melvin, R OBP: 0.251, SLG: 0.333 Steve Finley, L OBP: 0.314, SLG: 0.339 (9, PH) (9, PH)		2-3 K			1-3 K		3-2 F8		2-1 G1-6-3	3	0	0	0	0	2	1				
Billy Ripken, R OBP: 0.311, SLG: 0.341 (1, 4)		0-0 FC6			0-1 G6-3		1-1 1B 1B		0-1 G4-3	4	1	1	0	0	0	1				
Brad Komminsk, R OBP: 0.339, SLG: 0.369 (1, 9)			2-3 K			0-0 1B		2-2 1B		1-2 F8	4	0	2	0	0	1	0			
Inning Stats	R: 0 H: 0 E: 0 K: 2 S: 9	W: 0 LOB: 1 BB: 2 P: 22	R: 0 H: 0 E: 0 K: 1 S: 14	LOB: 1 BB: 1 P: 23	R: 0 H: 1 E: 0 K: 1 S: 12	LOB: 0 BB: 0 P: 17	R: 0 H: 0 E: 0 K: 1 S: 13	LOB: 0 BB: 0 P: 19	R: 0 H: 1 E: 0 K: 2 S: 9	LOB: 2 BB: 1 P: 17	R: 1 H: 3 E: 0 K: 0 S: 13	LOB: 2 BB: 0 P: 21	R: 0 H: 0 E: 0 K: 1 S: 9	LOB: 0 BB: 0 P: 13	R: 0 H: 0 E: 0 K: 0 S: 7	LOB: 0 BB: 0 P: 10	1B: 5 2B: 2 3B: 0 HR: 0	SF: 0 SAC: 0 DP: 1 HBP: 0	WP: 0 PB: 0 SB: 0 CS: 1	PA: 36
PITCHER David West, L ERA: 4.5 Terry Leach, R ERA: 2.99 (1, 1) (7, 1)	IP: 6.1 WLS: W BF: 27 H: 5 R: 1 ER: 1 SO: 8 BB: 4 IBB: 0 HBP: 0 BLK: 0 WP: 0 HR: 0 S: 77 P: 124 ERA: 1.42 WHIP: 1.421															PITCHER				


Batter	1	2	3	4	5	6	7	8	9	AB	R	H	RBI	BB	SO	LOB	TOP					
Dan Gladden, R OBP: 0.332, SLG: 0.398 (1, 7)	G6-3		FC6-4 1B					G5-3		4	0	0	1	0	1	1	Minnesota Twins @ Boston Red Sox Fenway Park, Boston, MA Mon Jul 16 1990, 7:05 PM EDT Att: 33,445 - Unknown - 85 F					
Shane Mack, R OBP: 0.377, SLG: 0.448 (1, 9)	K						G4-3	G5-3		4	0	1	0	0	1	0						
Kirby Puckett, R OBP: 0.380, SLG: 0.520 (1, 8)	G1-3		K				G4-3	F9		4	0	0	0	0	1	2						
Kent Hrbek, L OBP: 0.395, SLG: 0.507 Greg Gagne, R OBP: 0.275, SLG: 0.379 (9, 6)		E6	G4-3				G4-3		1B 2B	4	0	1	0	0	0	2						
Gary Gaetti, R OBP: 0.302, SLG: 0.417 (1, 5)	G5-4-3						K		L7	4	0	1	0	0	1	2						
Brian Harper, R OBP: 0.351, SLG: 0.455 (1, 2)							G6-3			4	1	2	1	0	0	1						
Paul Sorrento, L OBP: 0.276, SLG: 0.353 (1, 10)							K			3	0	1	1	1	2	2						
Fred Manrique, R OBP: 0.254, SLG: 0.348 John Moses, S OBP: 0.321, SLG: 0.292 (9, 3)										4	1	1	0	0	0	3						
Al Newman, S OBP: 0.289, SLG: 0.281 (9, 4)										3	0	1	0	0	0	1						
Inning Stats	R: 0 E: 0 K: 1 S: 7	H: 0 LOB: 0 BB: 0 P: 10	R: 0 E: 1 K: 1 S: 9	H: 1 LOB: 1 BB: 0 P: 13	R: 1 E: 0 K: 1 S: 12	H: 3 LOB: 2 BB: 0 P: 15	R: 0 E: 0 K: 1 S: 7	H: 1 LOB: 1 BB: 0 P: 9	R: 0 E: 0 K: 1 S: 8	H: 0 LOB: 0 BB: 0 P: 11	R: 0 E: 0 K: 0 S: 5	H: 0 LOB: 0 BB: 0 P: 8	R: 0 E: 0 K: 0 S: 12	H: 0 LOB: 1 BB: 1 P: 19	R: 0 E: 0 K: 0 S: 7	H: 0 LOB: 0 BB: 0 P: 8		R: 2 E: 0 K: 0 S: 14	H: 3 LOB: 1 BB: 0 P: 18	1B: 4 2B: 3 3B: 1 HR: 0	SF: 0 SAC: 0 DP: 1 HBP: 0	WP: 0 PB: 0 SB: 3 CS: 0
PITCHER	IP	WLS	BF	H	R	ER	SO	BB	IBB	HBP	BLK	WP	HR	S	P	ERA	WHIP					
Wes Gardner, R ERA: 5.29 Jeff Gray, R ERA: 6.05	(1, 1)	7.0	27	5	1	1	6	1	0	0	0	0	0	60	85	1.29	0.857					
(8, 1)	2.0	L	8	3	2	2	0	0	0	0	0	0	0	21	26	9.00	1.500					

Batter	1	2	3	4	5	6	7	8	9	AB	R	H	RBI	BB	SO	LOB	BOTTOM					
Wade Boggs, L OBP: 0.309, SLG: 0.439 (1, 5)	1B		G5-3							4	0	3	0	0	0	0	Minnesota Twins @ Boston Red Sox Fenway Park, Boston, MA Mon Jul 16 1990, 7:05 PM EDT Att: 33,445 - Unknown - 85 F					
Jody Read, R OBP: 0.374, SLG: 0.418 (1, 4)			G5-3							4	0	2	0	0	1	2						
Carlos Quintana, R OBP: 0.369, SLG: 0.437 (1, 3)	L6									4	1	1	0	0	0	4						
Tom Brunansky, R OBP: 0.358, SLG: 0.427 (1, 9)	L3									4	0	0	0	0	0	3						
Ellis Burks, R OBP: 0.357, SLG: 0.511 (1, 10)										3	1	1	0	1	0	1						
Mike Greenwell, L OBP: 0.350, SLG: 0.333 (1, 7)										4	0	1	0	0	0	1						
Tony Peña, R OBP: 0.310, SLG: 0.355 (1, 2)	G4-6-3									4	0	0	0	0	1	2						
Kevin Romine, R OBP: 0.360, SLG: 0.474 Randy Kutcher, R OBP: 0.373, SLG: 0.408 Billy Jo Robitoux, L OBP: 0.341, SLG: 0.424 (9, 8)										3	0	1	0	0	1	0						
Billy Jo Robitoux, L OBP: 0.341, SLG: 0.424 (9, 8)										0	0	0	0	0	0	0						
Tim Lincecum, R OBP: 0.341, SLG: 0.424 (9, 8)										1	0	0	0	0	0	0						
Tim Lincecum, R OBP: 0.341, SLG: 0.424 (9, 8)										4	0	0	0	0	3	1						
Inning Stats	R: 0 E: 0 K: 0 S: 8	H: 2 LOB: 1 BB: 0 P: 12	R: 1 E: 0 K: 1 S: 9	H: 2 LOB: 0 BB: 0 P: 15	R: 0 E: 0 K: 0 S: 5	H: 0 LOB: 0 BB: 0 P: 9	R: 0 E: 0 K: 0 S: 8	H: 0 LOB: 1 BB: 1 P: 13	R: 0 E: 0 K: 2 S: 13	H: 2 LOB: 2 BB: 0 P: 17	R: 1 E: 1 K: 0 S: 7	H: 1 LOB: 1 BB: 0 P: 15	R: 0 E: 0 K: 1 S: 10	H: 2 LOB: 2 BB: 0 P: 16	R: 0 E: 0 K: 0 S: 6	H: 0 LOB: 0 BB: 0 P: 8	R: 0 E: 0 K: 2 S: 11	H: 0 LOB: 0 BB: 0 P: 15	1B: 7 2B: 3 3B: 0 HR: 0	SF: 0 SAC: 0 DP: 2 HBP: 0	WP: 0 PB: 0 SB: 0 CS: 0	PA: 36
PITCHER	IP	WLS	BF	H	R	ER	SO	BB	IBB	HBP	BLK	WP	HR	S	P	ERA	WHIP					
Mark Guthrie, L ERA: 4.79 Juan Berenguer, R ERA: 4.29 Rick Aguilera, R ERA: 2.59	(1, 1)	6.2	29	9	2	1	4	1	0	0	0	0	0	8	13	0.00	0.000					
(9, 1)	1.0	S	3	0	0	0	2	0	0	0	0	0	0	11	15	0.00	0.000					

AB 34
R 3
H 8
RBI 3
BB 1
SO 6
LOB 14

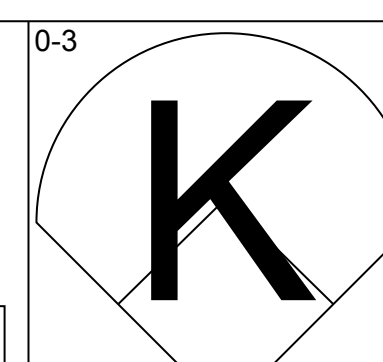
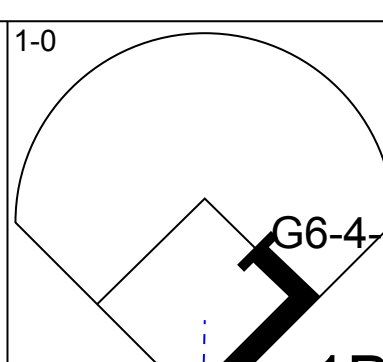
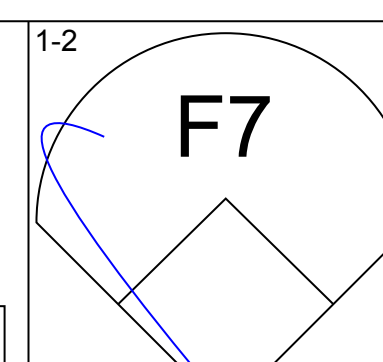
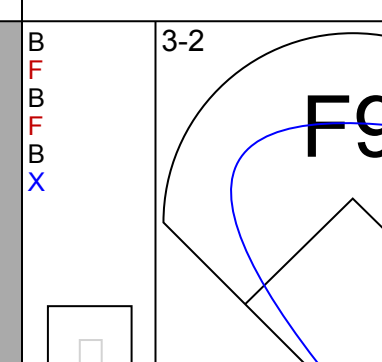
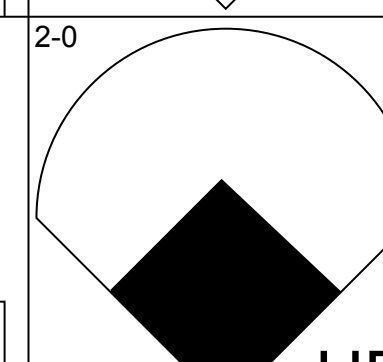
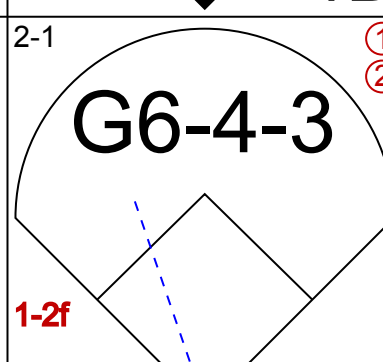
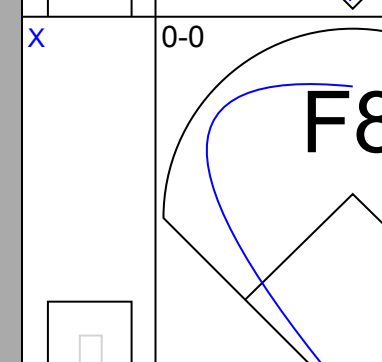
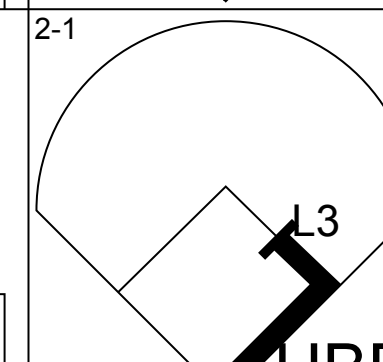
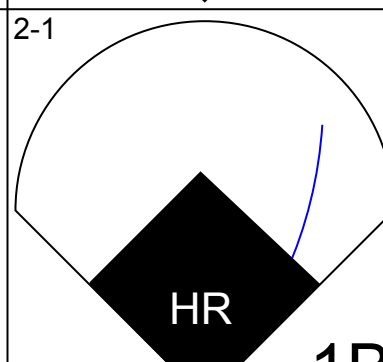
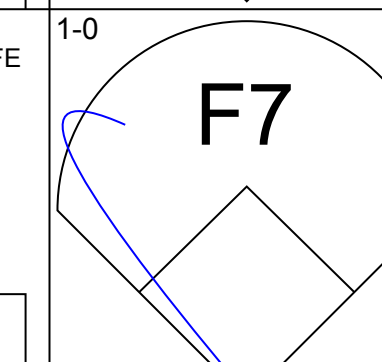
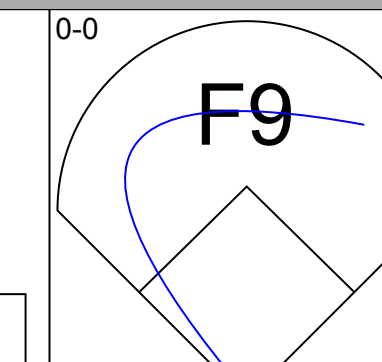
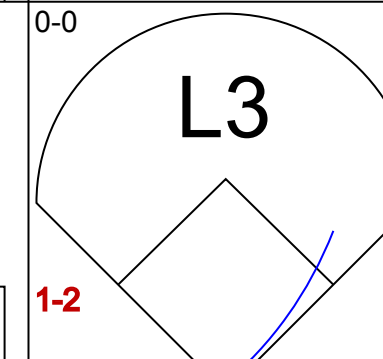
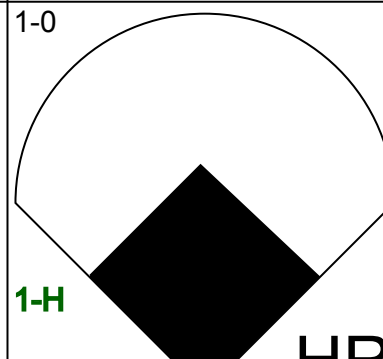
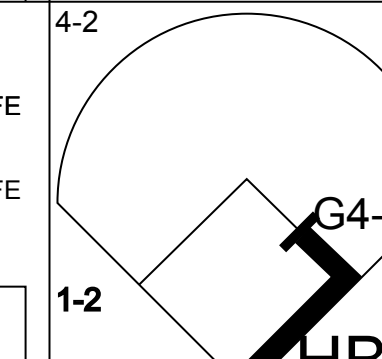
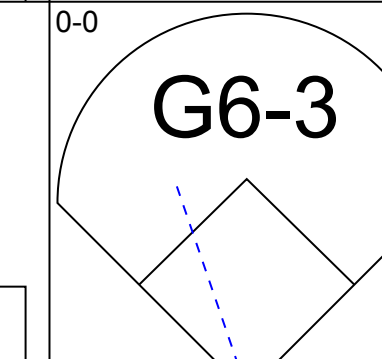
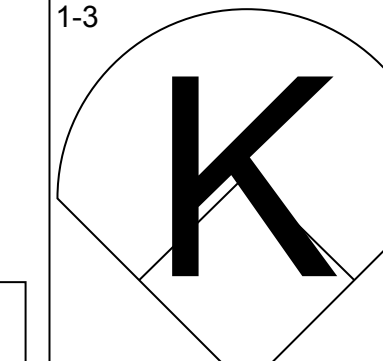
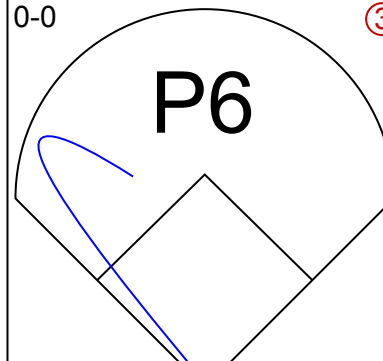
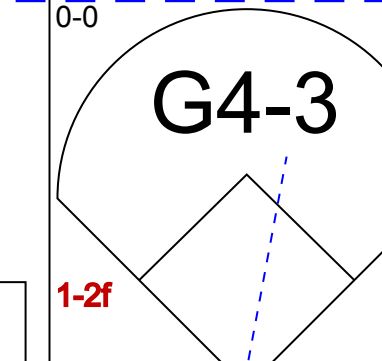
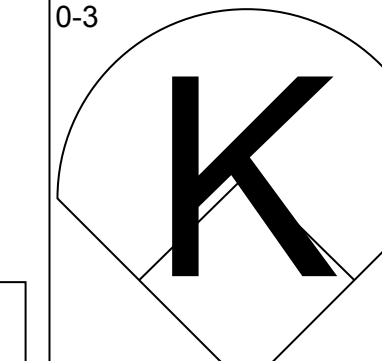
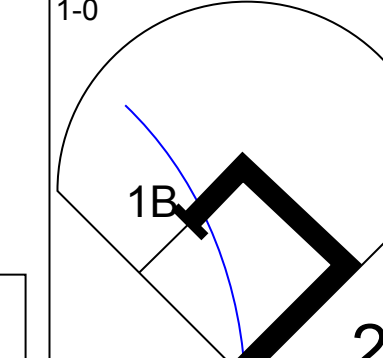
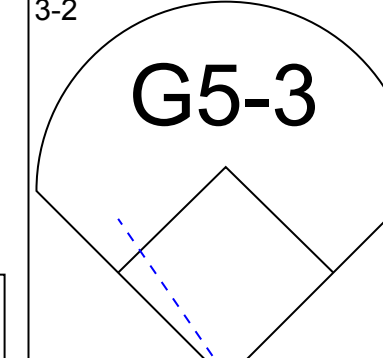
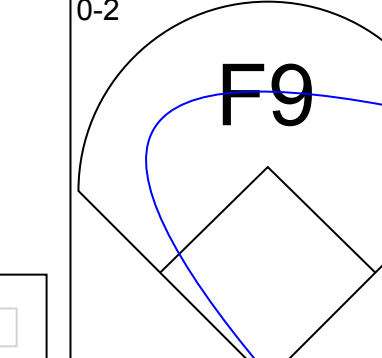
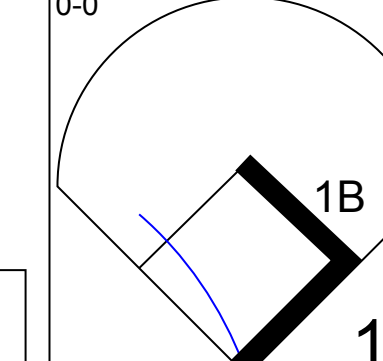
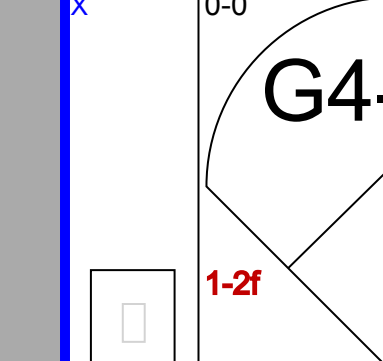
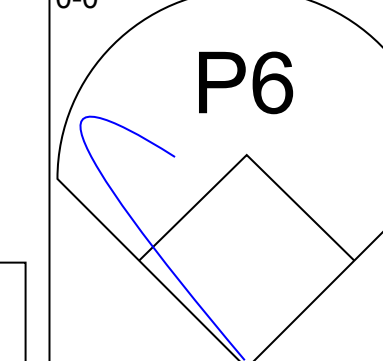
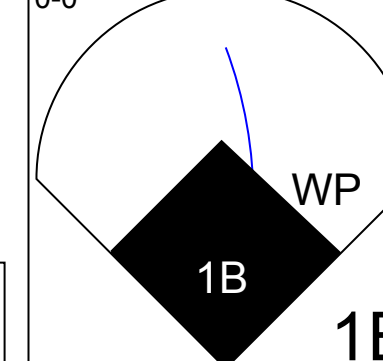
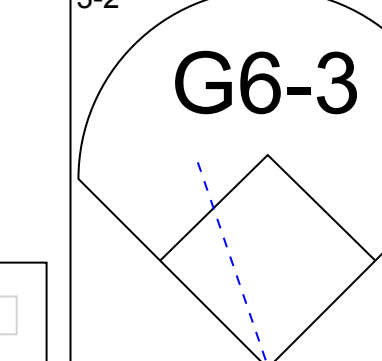
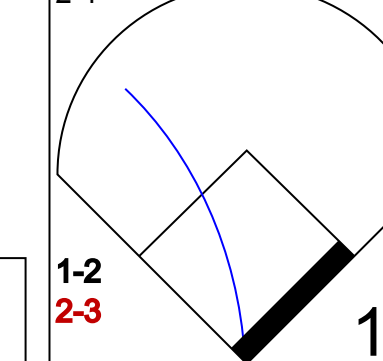
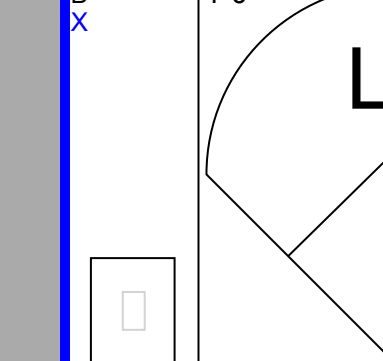
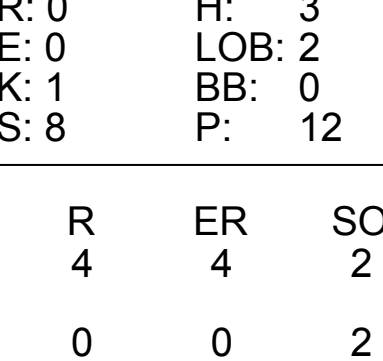
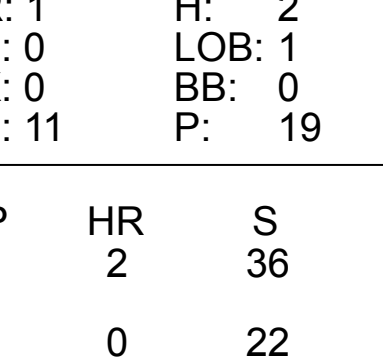
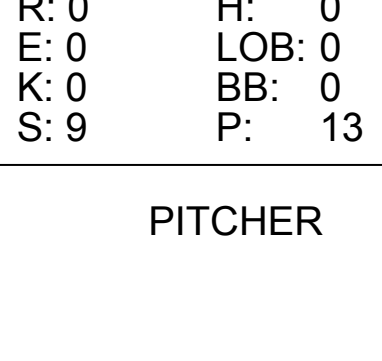
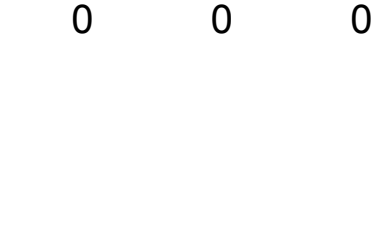

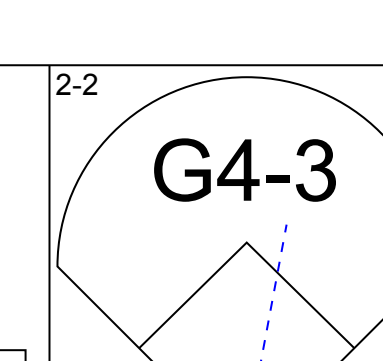

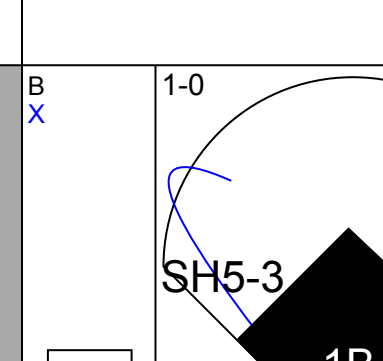


AB 35
R 2
H 9
RBI 0
BB 1
SO 6
LOB 14



Batter	1	2	3	4	5	6	7	8	9	AB	R	H	RBI	BB	SO	LOB	TOP			
Shane Mack, R OBP: 0.366, SLG: 0.433	E6 BB SH1-3	CS 1-2	F8		G5-3		F9			4	0	0	0	0	0	1	Minnesota Twins @ Boston Red Sox Fenway Park, Boston, MA Tue Jul 17 1990, 7:05 PM EDT Att: 34,113 - Unknown - 85 F			
Al Newman, S OBP: 0.286, SLG: 0.277	SH1-3 1-2		K		G6-3		G5-4-3			3	0	0	0	0	1					
Kirby Puckett, R OBP: 0.378, SLG: 0.515	K		K	2B BB	G5-3			G6-3		3	0	0	0	1	1					
Gary Gaetti, R OBP: 0.304, SLG: 0.419	BB BB		BB BB	BB BB	G5-3			F8		3	0	1	0	1	0	0				
Kent Hrbek, L OBP: 0.396, SLG: 0.505	BB BB		G6-3		E 1B			F7		3	0	1	0	1	0	2				
Dan Gladden, R OBP: 0.331, SLG: 0.394	K		G6-3		E4 1-2			S BB		3	0	0	0	1	1	4				
Carmen Castillo, R OBP: 0.183, SLG: 0.188		L8						P5		3	0	1	0	0	1	2				
Paul Sorrento, L OBP: 0.273, SLG: 0.348				2B						1	0	0	0	0	0	1				
Junior Ortiz, R OBP: 0.402, SLG: 0.453				K				F9		4	0	1	0	0	2	4				
Greg Gagne, R OBP: 0.276, SLG: 0.378										3	0	1	0	0	0	2				
John Moses, S OBP: 0.319, SLG: 0.289			F9		G6-3			G5-4-3 1B		1	0	0	0	0	0	1				
Inning Stats	R: 0 H: 0 E: 1 K: 2 S: 9	H: 0 LOB: 3 BB: 2 P: 23	R: 0 H: 1 E: 0 K: 0 S: 6	H: 1 LOB: 0 BB: 0 P: 8	R: 0 H: 1 E: 0 K: 1 S: 12	H: 1 LOB: 2 BB: 1 P: 20	R: 0 H: 1 E: 0 K: 0 S: 4	H: 0 LOB: 0 BB: 0 P: 6	R: 0 H: 1 E: 0 K: 2 S: 14	H: 1 LOB: 2 BB: 0 P: 20	R: 0 H: 1 E: 0 K: 0 S: 4	H: 0 LOB: 0 BB: 0 P: 8	R: 0 H: 0 E: 0 K: 0 S: 4	H: 0 LOB: 1 BB: 1 P: 9	R: 0 H: 0 E: 0 K: 0 S: 4	H: 0 LOB: 0 BB: 0 P: 8	1B: 3 2B: 2 3B: 0 HR: 0	SF: 0 SAC: 1 DP: 1 HBP: 0	WP: 0 PB: 0 SB: 1 CS: 1	PA: 37
PITCHER	IP WLS BF H R ER SO BB IBB HBP BLK WP HR S P ERA WHIP	IP WLS BF H R ER SO BB IBB HBP BLK WP HR S P ERA WHIP																		
Tom Bolton, L ERA: 3.0	(1, 1) 8.0 W 33 5 0 0 6 4 0 0 0 0 0 0 64 112 0.00 1.125	(9, 1) 1.0 S 3 0 0 0 0 0 0 0 0 0 0 0 4 5 0.00 0.000																		

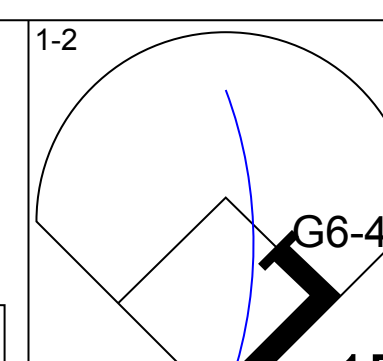
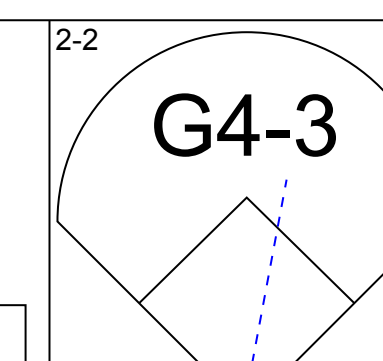
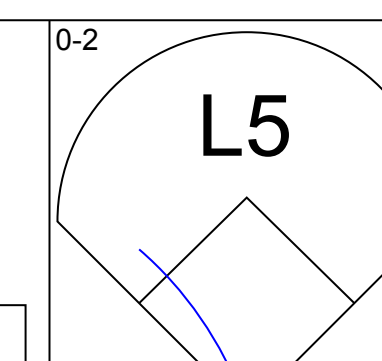
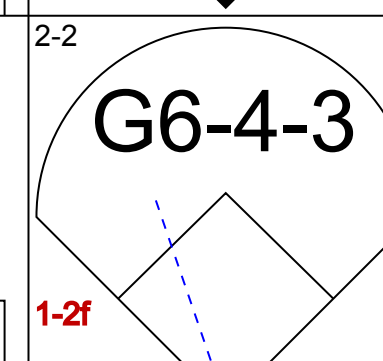
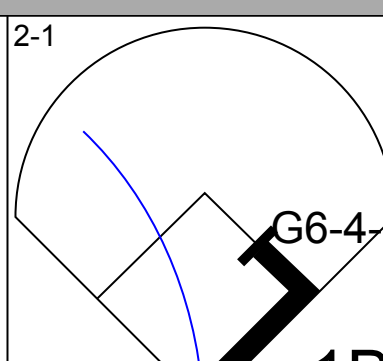
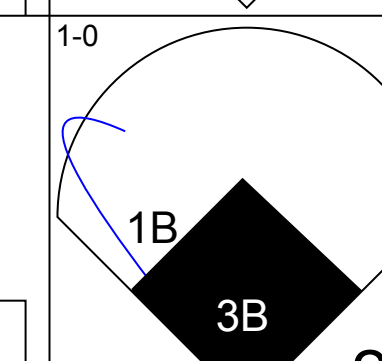
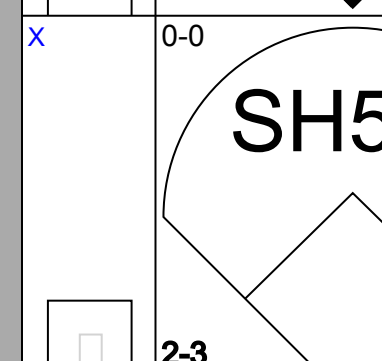

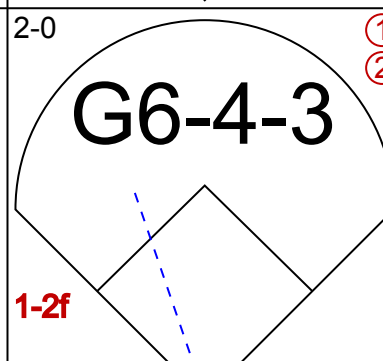
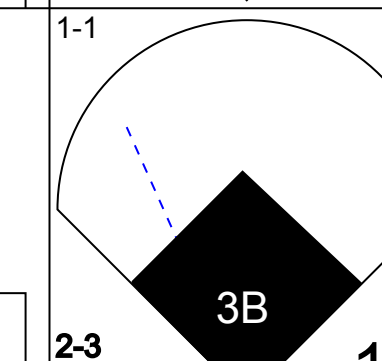
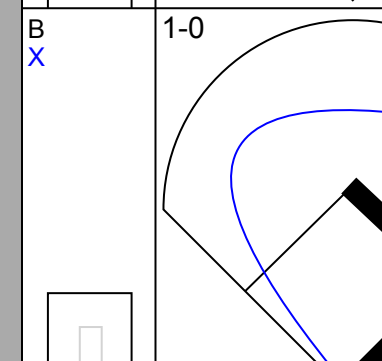

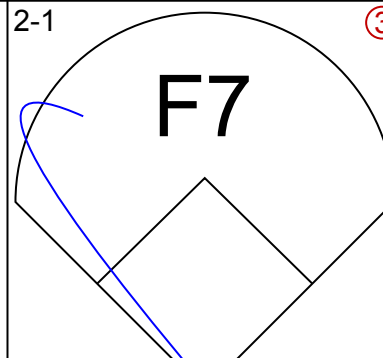
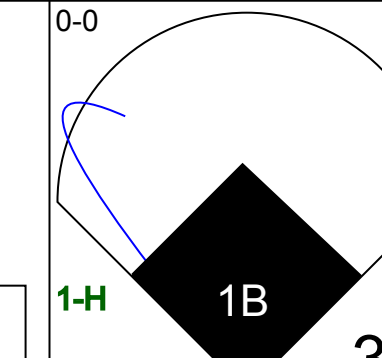
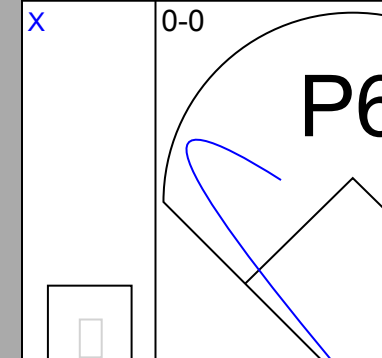
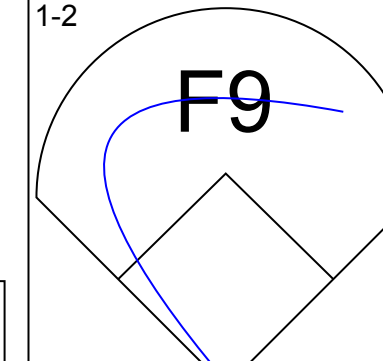
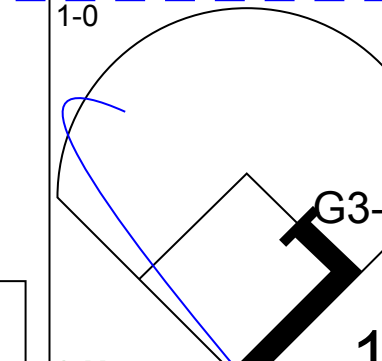
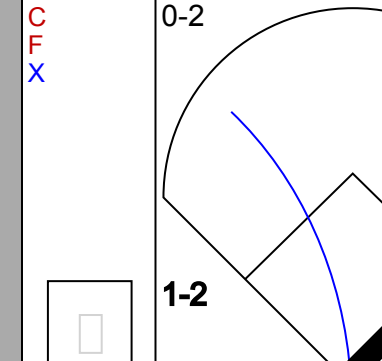
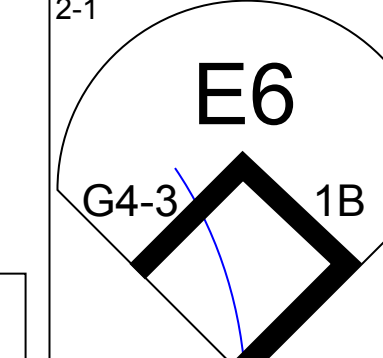
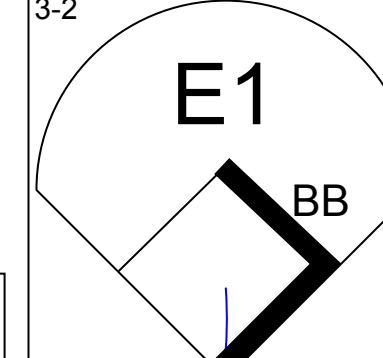

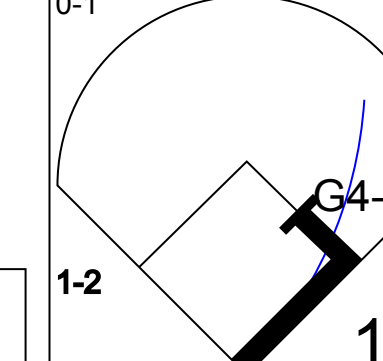
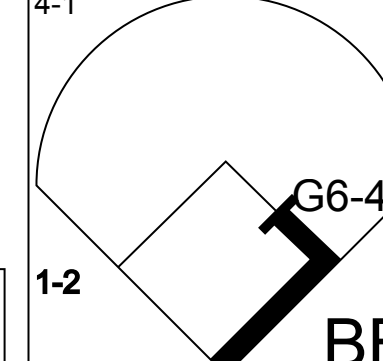
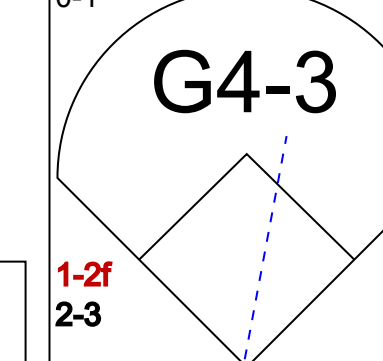
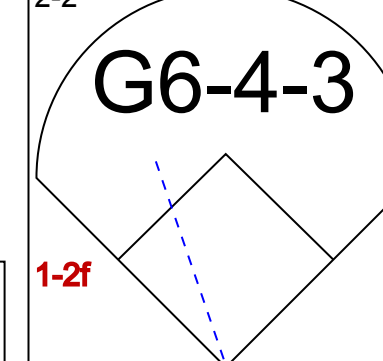
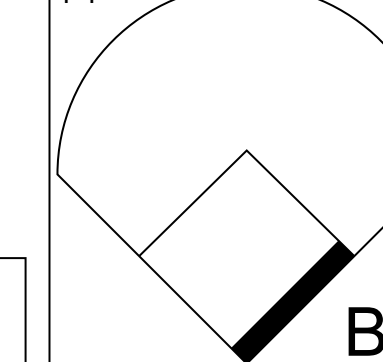
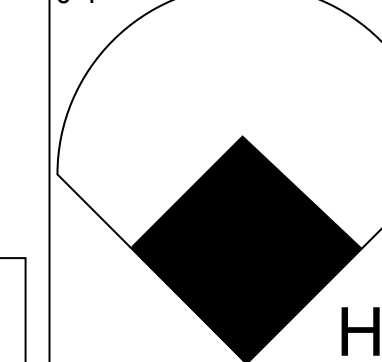

Batter	1	2	3	4	5	6	7	8	9	AB	R	H	RBI	BB	SO	LOB	BOTTOM			
Wade Boggs, L OBP: 0.412, SLG: 0.442	G4-3			2B BB		SH3 2B		G5-4-3 BB		2	0	1	0	2	0	0	Minnesota Twins @ Boston Red Sox Fenway Park, Boston, MA Tue Jul 17 1990, 7:05 PM EDT Att: 34,113 - Unknown - 85 F			
Jody Read, R OBP: 0.373, SLG: 0.421	G5-3			G5-4-3 2B		SH3		G5-4-3		3	0	1	0	0	0	2				
Carlos Quintana, R OBP: 0.369, SLG: 0.434	K			G5-4-3 BB		G4-3				2	0	0	0	1	1					
Tom Brunansky, R OBP: 0.358, SLG: 0.424			K	G5-4-3				IBB		2	0	0	0	1	1	3				
Ellis Burks, R OBP: 0.354, SLG: 0.506						G6-3		K		3	0	0	0	0	1	2				
Randy Kutcher, R OBP: 0.373, SLG: 0.408										0	0	0	0	0	0	0				
Mike Greenwell, L OBP: 0.347, SLG: 0.330						E6 FC1-6 1B		F8		3	1	0	0	0	0	0				
Tony Peña, R OBP: 0.311, SLG: 0.355			K			G6-3		G6-3		3	0	1	0	0	1	0				
Billy Jo Robidoux, L OBP: 0.318, SLG: 0.389			F8			FC1-6 1B		K		3	0	0	0	0	1	2				
Tim Lincecum, R OBP: 0.286, SLG: 0.429			G5-3					G5-4-3 2B		3	0	2	1	0	0	0				
Inning Stats	R: 0 H: 0 E: 0 K: 1 S: 6	H: 0 LOB: 0 BB: 0 P: 10	R: 0 H: 0 E: 0 K: 1 S: 6	H: 0 LOB: 0 BB: 0 P: 10	R: 0 H: 0 E: 0 K: 1 S: 6	H: 0 LOB: 0 BB: 0 P: 11	R: 0 H: 1 E: 0 K: 0 S: 8	H: 1 LOB: 1 BB: 2 P: 19	R: 1 H: 2 E: 1 K: 0 S: 10	H: 2 LOB: 2 BB: 0 P: 14	R: 0 H: 1 E: 0 K: 1 S: 9	H: 0 LOB: 2 BB: 1 P: 14	R: 0 H: 0 E: 0 K: 1 S: 5	H: 0 LOB: 0 BB: 0 P: 7	R: 0 H: 1 E: 0 K: 0 S: 4	H: 1 LOB: 0 BB: 1 P: 10	1B: 2 2B: 3 3B: 2 HR: 0	SF: 0 SAC: 1 DP: 0 HBP: 0	WP: 0 PB: 0 SB: 0 CS: 0	PA: 29
PITCHER	IP WLS BF H R ER SO BB IBB HBP BLK WP HR S P ERA WHIP	IP WLS BF H R ER SO BB IBB HBP BLK WP HR S P ERA WHIP																		
Scott Erickson, R ERA: 3.72	(1, 1) 6.0 L 23 4 1 0 4 2 0 0 0 0 0 0 45 78 0.00 1.000	(7, 1) 2.0 6 1 0 0 1 1 0 0 0 0 0 0 9 17 0.00 1.000																		

Batter	1	2	3	4	5	6	7	8	9	AB	R	H	RBI	BB	SO	LOB	TOP								
Dan Gladden, R OBP: 0.330, SLG: 0.392										4	0	1	0	0	1	1									
Shane Mack, R OBP: 0.370, SLG: 0.460										4	1	2	1	0	0	1									
Kirby Puckett, R OBP: 0.380, SLG: 0.514										3	1	1	0	0	0	1									
Kent Hrbek, L OBP: 0.397, SLG: 0.514										3	1	1	2	0	0	1									
Gary Gaetti, R OBP: 0.301, SLG: 0.414										4	0	0	0	0	2	2									
Brian Harper, R OBP: 0.353, SLG: 0.459										4	0	2	0	0	0	0									
Greg Gagne, R OBP: 0.276, SLG: 0.378										0	0	0	0	0	0	0									
Fred Manrique, R OBP: 0.255, SLG: 0.348										3	0	1	0	0	0	0									
John Moses, S OBP: 0.316, SLG: 0.287										1	0	0	0	0	0	1									
Junior Ortiz, R OBP: 0.406, SLG: 0.456										4	1	2	0	0	0	2									
Al Newman, S OBP: 0.291, SLG: 0.282																									
Paul Sorrento, L OBP: 0.269, SLG: 0.343										3	0	2	1	0	1	0									
Inning Stats	R: 1 E: 0 K: 1 S: 6	H: 1 LOB: 0 BB: 0 P: 10	R: 0 E: 0 K: 1 S: 8	H: 3 LOB: 2 BB: 0 P: 12	R: 2 E: 0 K: 0 S: 7	H: 3 LOB: 0 BB: 0 P: 13	R: 1 E: 0 K: 0 S: 11	H: 2 LOB: 1 BB: 0 P: 19	R: 0 E: 0 K: 0 S: 5	H: 0 LOB: 0 BB: 0 P: 10	R: 0 E: 0 K: 1 S: 9	H: 0 LOB: 0 BB: 0 P: 13	R: 0 E: 0 K: 1 S: 7	H: 0 LOB: 0 BB: 0 P: 10	R: 0 E: 0 K: 1 S: 5	H: 0 LOB: 0 BB: 0 P: 5	R: 0 E: 0 K: 0 S: 7	H: 2 LOB: 1 BB: 0 P: 8	1B: 9 2B: 2 3B: 0 HR: 2	SF: 0 SAC: 0 DP: 4 HBP: 2	WP: 1 PB: 0 SB: 0 CS: 0	PA: 36			
PITCHER	IP	WLS	BF	H	R	ER	SO	BB	IBB	HBP	BLK	WP	HR	S	P	ERA	WHIP								
Mike Boddicker, R ERA: 3.62	4.1		22	10	4	4	2	0	0	2	0	1	2	36	63	8.31	2.308								
Dennis Lamp, R ERA: 2.95	3.2	W	10	0	0	0	2	0	0	0	0	0	0	22	29	0.00	0.000								
Jeff Reardon, R ERA: 2.98	1.0	S	4	2	0	0	0	0	0	0	0	0	0	7	8	0.00	2.000								

Minnesota Twins @ Boston Red Sox
Fenway Park, Boston, MA
Wed Jul 18 1990, 7:05 PM EDT
Att: 34,838 - Unknown - 90 F

AB	34
R	4
H	12
RBI	4
BB	0
SO	4
LOB	10



Batter	1	2	3	4	5	6	7	8	9	AB	R	H	RBI	BB	SO	LOB	BOTTOM								
Wade Boggs, L OBP: 0.313, SLG: 0.446										4	1	2	0	0	0	2									
Jody Read, R OBP: 0.376, SLG: 0.426										3	1	2	0	0	0	1									
Carlos Quintana, R OBP: 0.375, SLG: 0.439										4	1	3	1	0	0	1									
Tom Brunansky, R OBP: 0.360, SLG: 0.436										4	1	2	2	0	0	1									
Ellis Burks, R OBP: 0.356, SLG: 0.506										4	0	2	1	0	0	2									
Mike Greenwell, L OBP: 0.343, SLG: 0.326										4	0	0	0	0	0	3									
Tony Peña, R OBP: 0.313, SLG: 0.355										3	0	1	0	1	0	0									
Kevin Romine, R OBP: 0.356, SLG: 0.463										4	0	1	0	0	0	4									
Tim Lincecum, R OBP: 0.364, SLG: 0.700										3	1	1	1	1	1	1									
Inning Stats	R: 0 E: 0 K: 0 S: 13	H: 3 LOB: 2 BB: 0 P: 20	R: 0 E: 1 K: 0 S: 12	H: 1 LOB: 2 BB: 1 P: 20	R: 0 E: 0 K: 0 S: 5	H: 1 LOB: 0 BB: 0 P: 11	R: 0 E: 1 K: 0 S: 8	H: 0 LOB: 1 BB: 1 P: 17	R: 4 E: 0 K: 0 S: 11	H: 5 LOB: 0 BB: 0 P: 16	R: 0 E: 0 K: 1 S: 5	H: 0 LOB: 0 BB: 0 P: 7	R: 1 E: 0 K: 0 S: 9	H: 3 LOB: 2 BB: 0 P: 11	R: 0 E: 0 K: 0 S: 4	H: 1 LOB: 0 BB: 0 P: 7	1B: 9 2B: 3 3B: 1 HR: 1	SF: 0 SAC: 1 DP: 6 HBP: 0	WP: 0 PB: 0 SB: 0 CS: 0	PA: 36					
PITCHER	IP	WLS	BF	H	R	ER	SO	BB	IBB	HBP	BLK	WP	HR	S	P	ERA	WHIP								
David West, L ERA: 4.66	4.1		22	9	4	4	0	0	0	0	0	0	0	20	30	2.46	1.364								
Juan Berenguer, R ERA: 4.17	3.2	L	14	5	1	1	1	0	0	0	0	0	0	20	30	2.46	1.364								

Minnesota Twins @ Boston Red Sox
Fenway Park, Boston, MA
Wed Jul 18 1990, 7:05 PM EDT
Att: 34,838 - Unknown - 90 F

AB	33
R	5
H	14
RBI	5
BB	2
SO	1
LOB	15



Batter	1	2	3	4	5	6	7	8	9	AB	R	H	RBI	BB	SO	LOB	TOP										
Deion Sanders, L OBP: 0.233, SLG: 0.241 (1, 8)										3	0	0	0	1	2	0	New York Yankees @ Minnesota Twins Hubert H. Humphrey Metrodome, Minneapolis, MN Thu Jul 19 1990, 8:05 PM EDT Att: 29,988 - Dome livebaseballscorecards.com										
Steve Sax, R OBP: 0.330, SLG: 0.337 (1, 4)										4	0	1	1	0	0	1											
Don Mattingly, L OBP: 0.301, SLG: 0.340 (1, 3)										4	0	2	0	0	0	3											
Matt Nokes, L OBP: 0.330, SLG: 0.457 Jesse Barfield, R OBP: 0.339, SLG: 0.449 (8, PH) (8, 9)										2	0	0	0	1	0	3											
Jim Leyritz, R OBP: 0.351, SLG: 0.369 (1, 5)											4	0	0	0	0	3											
Kevin Maas, L OBP: 0.367, SLG: 0.581 Steve Balboni, R OBP: 0.318, SLG: 0.432 (9, PH)											3	0	0	0	0	1											
Oscar Azocar, L OBP: 0.625, SLG: 1.125 Bob Geren, R OBP: 0.261, SLG: 0.360 (8, 2)											3	1	1	0	0	0											
Alvaro Espinoza, R OBP: 0.257, SLG: 0.270 (1, 6)											4	0	1	0	0	1											
Roberto Kelly, R OBP: 0.317, SLG: 0.386 (1, 7)											4	1	1	0	0	1											
Inning Stats	R: 0 H: 1 E: 0 K: 1 S: 11	H: 1 LOB: 1 BB: 0 P: 19	R: 0 H: 0 E: 0 K: 1 S: 7	H: 0 LOB: 0 BB: 0 P: 11	R: 0 H: 0 E: 0 K: 2 S: 10	H: 0 LOB: 2 BB: 1 P: 14	R: 0 H: 1 E: 0 K: 0 S: 7	H: 1 LOB: 2 BB: 1 P: 14	R: 2 H: 2 E: 1 K: 0 S: 17	H: 0 LOB: 0 BB: 0 P: 8	R: 0 H: 0 E: 0 K: 0 S: 4	H: 0 LOB: 0 BB: 0 P: 5	R: 0 H: 1 E: 0 K: 1 S: 8	H: 1 LOB: 1 BB: 0 P: 10	R: 0 H: 1 E: 0 K: 2 S: 13	H: 1 LOB: 1 BB: 0 P: 18		1B: 6 2B: 0 3B: 0 HR: 0	SF: 0 SAC: 0 DP: 0 HBP: 0	WP: 2 PA: 36 SB: 0 CS: 1							
PITCHER	IP	WLS	BF	H	R	ER	SO	BB	IBB	HBP	BLK	WP	HR	S	P	ERA	WHIP										
Roy Smith, R ERA: 4.22 (1, 1)	7.1	L	30	5	2	1	4	2	0	0	0	1	0	64	103	1.23	0.955										
John Candelaria, L ERA: 3.51 (8, 1)	0.2		2	0	0	0	1	0	0	0	0	1	0	5	6	0.00	0.000										
Jack Savage, R ERA: 3.6 (9, 1)	1.0	S	4	1	0	0	2	0	0	0	0	0	0	13	18	0.00	1.000										

Batter	1	2	3	4	5	6	7	8	9	AB	R	H	RBI	BB	SO	LOB	BOTTOM										
Dan Gladden, R OBP: 0.330, SLG: 0.390 (1, 7)										4	0	1	0	0	0	0	New York Yankees @ Minnesota Twins Hubert H. Humphrey Metrodome, Minneapolis, MN Thu Jul 19 1990, 8:05 PM EDT Att: 29,988 - Dome livebaseballscorecards.com										
Shane Mack, R OBP: 0.369, SLG: 0.457 (1, 9)										3	0	1	0	0	1	0											
Kirby Puckett, R OBP: 0.381, SLG: 0.513 (1, 8)										4	0	2	0	0	1	1											
Kent Hrbek, L OBP: 0.392, SLG: 0.507 (1, 3)										4	0	0	0	0	0	4											
Gary Gaetti, R OBP: 0.297, SLG: 0.409 (1, 5)										4	0	0	0	0	0	1											
Randy Bush, L OBP: 0.288, SLG: 0.366 Carmen Castillo, R OBP: 0.193, SLG: 0.188 John Moses, S OBP: 0.316, SLG: 0.287 (9, PR)											3	0	2	0	0	0											
Brian Harper, R OBP: 0.355, SLG: 0.463 (1, 2)										4	1	2	0	0	0	2											
Al Newman, S OBP: 0.290, SLG: 0.282 (1, 4)											4	0	1	1	0	3											
Greg Gagne, R OBP: 0.273, SLG: 0.374 Fred Manrique, R OBP: 0.254, SLG: 0.346 (9, PH)											3	0	0	0	0	2											
Inning Stats	R: 0 H: 1 E: 0 K: 1 S: 11	H: 2 LOB: 1 BB: 0 P: 15	R: 1 H: 2 E: 0 K: 0 S: 11	H: 2 LOB: 1 BB: 0 P: 16	R: 0 H: 0 E: 0 K: 0 S: 5	H: 0 LOB: 0 BB: 0 P: 7	R: 0 H: 1 E: 0 K: 0 S: 10	H: 1 LOB: 1 BB: 0 P: 15	R: 0 H: 0 E: 0 K: 0 S: 5	H: 0 LOB: 0 BB: 0 P: 8	R: 0 H: 1 E: 0 K: 1 S: 9	H: 1 LOB: 1 BB: 0 P: 13	R: 0 H: 1 E: 0 K: 0 S: 6	H: 1 LOB: 1 BB: 0 P: 8	R: 0 H: 2 E: 0 K: 0 S: 9	H: 2 LOB: 1 BB: 0 P: 13		R: 0 H: 1 E: 0 K: 0 S: 9	H: 1 LOB: 2 BB: 0 P: 15	1B: 8 2B: 1 3B: 0 HR: 0	SF: 0 SAC: 1 DP: 1 HBP: 1	WP: 2 PA: 36 SB: 0 CS: 0					
PITCHER	IP	WLS	BF	H	R	ER	SO	BB	IBB	HBP	BLK	WP	HR	S	P	ERA	WHIP										
Tim Leary, R ERA: 4.07 (1, 1)	7.1	W	30	8	1	1	2	0	0	0	0	2	0	63	90	1.23	1.091										
Greg Cadaret, L ERA: 4.02 (8, 1)	0.2		1	0	0	0	0	0	0	0	0	0	0	3	5	0.00	0.000										
Dave Righetti, L ERA: 3.41 (9, 1)	1.0	S	5	1	0	0	0	0	0	1	0	0	0	9	15	0.00	1.000										



Batter	1	2	3	4	5	6	7	8	9	AB	R	H	RBI	BB	SO	LOB	TOP					
Deion Sanders, L OBP: 0.226, SLG: 0.232 (1, 8)	G3-1		L8		P5			G1-3		4	0	0	0	0	0	1	New York Yankees @ Minnesota Twins Hubert H. Humphrey Metrodome, Minneapolis, MN Fri Jul 20 1990, 8:05 PM EDT Att: 25,146 - Dome - 70 F livebaseballscorecards.com					
Steve Sax, R OBP: 0.326, SLG: 0.336 (1, 4)	1B		G4-3		L8			F9		4	0	1	0	0	0	0						
Don Mattingly, L OBP: 0.297, SLG: 0.335 (1, 3)	F9		F7		G4-3			G6-3		4	0	0	0	0	1							
Steve Balboni, R OBP: 0.322, SLG: 0.450 (1, 10)	K				P5			HR		3	1	1	1	1	1							
Jim Leyritz, R OBP: 0.355, SLG: 0.363 (1, 5)					G6-4-3			K		2	0	0	0	0	2							
Jesse Barfield, R OBP: 0.334, SLG: 0.442 (1, 9)					G6-4-3					4	0	0	0	0	2							
Bob Geren, R OBP: 0.262, SLG: 0.356 (1, 2)										2	0	0	0	1	0							
Alvaro Espinoza, R OBP: 0.257, SLG: 0.271 (1, 6)										3	0	1	0	0	0							
Roberto Kelly, R OBP: 0.317, SLG: 0.385 (1, 7)										3	0	1	0	0	1							
Inning Stats	R: 0 E: 0 K: 1 S: 11	H: 1 LOB: 1 BB: 0 P: 17	R: 0 E: 0 K: 2 S: 9	H: 1 LOB: 2 BB: 0 P: 15	R: 0 E: 0 K: 0 S: 6	H: 0 LOB: 0 BB: 0 P: 7	R: 0 E: 0 K: 0 S: 7	H: 0 LOB: 0 BB: 0 P: 11	R: 0 E: 0 K: 0 S: 8	H: 1 LOB: 1 BB: 1 P: 10	R: 0 E: 0 K: 1 S: 7	H: 0 LOB: 1 BB: 1 P: 13	R: 0 E: 0 K: 0 S: 7	H: 0 LOB: 0 BB: 1 P: 13	R: 0 E: 0 K: 1 S: 9	H: 0 LOB: 0 BB: 0 P: 12	R: 1 E: 0 K: 2 S: 11	H: 1 LOB: 0 BB: 0 P: 14	1B: 3 2B: 0 3B: 0 HR: 1	SF: 0 SAC: 0 DP: 2 HBP: 2	WP: 0 PB: 0 CS: 0	PA: 33
PITCHER Allan Anderson, L ERA: 4.96 (1, 1)	IP: 9.0 WLS: W BF: 33 H: 4 R: 1 ER: 1 SO: 6 BB: 2 IBB: 0 HBP: 2 BLK: 0 WP: 0 HR: 1 S: 75 P: 112 ERA: 1.00 WHIP: 0.667															PITCHER						

Batter	1	2	3	4	5	6	7	8	9	AB	R	H	RBI	BB	SO	LOB	BOTTOM			
Dan Gladden, R OBP: 0.326, SLG: 0.386 (1, 7)	F9		B1-3		P3			F7		4	0	0	0	0	0	0	New York Yankees @ Minnesota Twins Hubert H. Humphrey Metrodome, Minneapolis, MN Fri Jul 20 1990, 8:05 PM EDT Att: 25,146 - Dome - 70 F livebaseballscorecards.com			
Shane Mack, R OBP: 0.372, SLG: 0.458 (1, 9)	1B		G6-3		FC6			G6-3		4	0	2	0	0	0	0				
Kirby Puckett, R OBP: 0.380, SLG: 0.510 (1, 8)	G4-3				FC6			F9		4	1	1	0	0	0	2				
Gary Gaetti, R OBP: 0.297, SLG: 0.407 (1, 5)					G3			F8		4	0	1	0	0	0	1				
Brian Harper, R OBP: 0.354, SLG: 0.464 (1, 10)					F7					4	0	1	0	0	0	3				
John Moses, S OBP: 0.316, SLG: 0.287 (9, PR)	L4							1B		0	1	0	0	0	0	0				
Kent Hrbek, L OBP: 0.394, SLG: 0.505 (1, 3)					FC5			1B		3	0	1	1	1	0	0				
Junior Ortiz, R OBP: 0.410, SLG: 0.457 (1, 2)					1B			IBB		4	0	2	1	0	0	0				
Al Newman, S OBP: 0.286, SLG: 0.278 (1, 4)					FC5					3	0	0	0	0	1	3				
Greg Gagne, R OBP: 0.270, SLG: 0.370 (1, 6)										3	0	0	0	0	0	0				
Inning Stats	R: 0 E: 0 K: 0 S: 9	H: 2 LOB: 2 BB: 0 P: 13	R: 0 E: 1 K: 0 S: 4	H: 0 LOB: 0 BB: 0 P: 4	R: 0 E: 0 K: 0 S: 6	H: 0 LOB: 0 BB: 0 P: 9	R: 1 E: 0 K: 0 S: 13	H: 3 LOB: 2 BB: 0 P: 19	R: 0 E: 0 K: 0 S: 7	H: 1 LOB: 1 BB: 0 P: 10	R: 0 E: 0 K: 1 S: 5	H: 0 LOB: 0 BB: 0 P: 4	R: 0 E: 0 K: 0 S: 8	H: 0 LOB: 0 BB: 0 P: 10	R: 1 E: 0 K: 0 S: 10	H: 2 LOB: 2 BB: 1 P: 18	1B: 7 2B: 1 3B: 0 HR: 0	SF: 0 SAC: 0 DP: 1 HBP: 0	WP: 0 PB: 0 CS: 0	PA: 34
PITCHER Dave LaPoint, L ERA: 4.29 (1, 1)	IP: 8.1 WLS: L BF: 34 H: 8 R: 2 ER: 2 SO: 1 BB: 0 IBB: 1 HBP: 0 BLK: 0 WP: 0 HR: 0 S: 65 P: 95 ERA: 2.16 WHIP: 0.960															PITCHER				

Batter	1	2	3	4	5	6	7	8	9	AB	R	H	RBI	BB	SO	LOB	TOP		
Steve Sax, R OBP: 0.324, SLG: 0.333 (1, 4)	G6-3		G4-3		G6-3		K		G1-3 1B 2B	5	1	1	1	0	1	2			
Don Mattingly, L OBP: 0.295, SLG: 0.330 (1, 3)	L8		HR		G6-3		L8		G1-3 1B IBB	4	2	1	1	1	0	0			
Oscar Azocar, L OBP: 0.371, SLG: 1.071 Jesse Barfield, R OBP: 0.332, SLG: 0.438 (8, PH) (8, 9)	L8		HR		G6-3		FC5-4 1B		G1-3 1-2 2-3	3	2	2	2	0	0	0			
Matt Nokes, L OBP: 0.329, SLG: 0.453 Bob Geren, R OBP: 0.295, SLG: 0.357 (8, 2)	L8	L8	G4-3		E9		FC5-4 1B		G1-3 1-2 2-3	3	0	1	0	0	0	0			
Kevin Maas, L OBP: 0.385, SLG: 0.578 Steve Balboni, R OBP: 0.320, SLG: 0.441 (8, PH)	G4-6-3 1B				G1-3		FC5 CS IBB		G6-3	2	0	1	0	1	0	0			
Jim Levritz, R OBP: 0.399, SLG: 0.362 Randy Velarde, R OBP: 0.268, SLG: 0.272 (9, 5)	G4-6-3 1-2				K		G6-3		E 1B	3	1	1	0	1	1	1			
Roberto Kelly, R OBP: 0.316, SLG: 0.380 (1, 7)			1B E G4-3 HBP		F9		FC5 2-3		E5 1-2 E	3	2	0	0	0	0	3			
Wayne Tolleson, S OBP: 0.135, SLG: 0.194 Alvaro Espinoza, R OBP: 0.256, SLG: 0.283 (9, 6)	E6 G4-3 1B				G3-1		P6		E3 1-2 2B	4	2	0	0	0	0	1			
Deion Sanders, L OBP: 0.227, SLG: 0.233 (1, 8)	L8 G4-3 1B				L8		G6-3		P6	4	0	1	0	0	0	1			
Inning Stats	R: 0 E: 0 K: 0 S: 4	H: 0 LOB: 0 BB: 0 P: 7	R: 0 E: 0 K: 0 S: 7	H: 1 LOB: 0 BB: 0 P: 12	R: 4 E: 1 K: 0 S: 16	H: 3 LOB: 0 BB: 0 P: 21	R: 0 E: 0 K: 1 S: 7	H: 0 LOB: 0 BB: 0 P: 8	R: 0 E: 0 K: 1 S: 10	H: 2 LOB: 2 BB: 2 P: 20	R: 0 E: 0 K: 1 S: 6	H: 0 LOB: 0 BB: 0 P: 10	R: 0 E: 1 K: 0 S: 7	H: 1 LOB: 1 BB: 0 P: 12	R: 5 E: 2 K: 0 S: 14	H: 3 LOB: 1 BB: 1 P: 26	1B: 8 2B: 1 3B: 0 HR: 1	SF: 0 SAC: 0 DP: 2 HBP: 1	WP: 0 PA: 40 CS: 2
PITCHER	IP	WLS	BF	H	R	ER	SO	BB	IBB	HBP	BLK	WP	HR	S	P	ERA	WHIP		
Scott Erickson, R ERA: 3.15 Juan Berenguer, R ERA: 4.05 John Candelaria, L ERA: 3.47 Terry Leach, R ERA: 2.88 Rick Aguilera, R ERA: 2.49	5.1	23	6	5	0	1	0	0	1	0	0	0	0	10	18	0.00	0.600		
Jack Savage, R ERA: 3.45	0.2	2	1	0	0	0	0	0	0	0	0	0	0	5	9	0.00	1.500		

New York Yankees @ Minnesota Twins
Hubert H. Humphrey Metrodome, Minneapolis, MN

Sun Jul 22 1990, 4:33 AM EDT
Att: 29,238 - Dome

AB 36
R 10
H 10
RBI 6
BB 3
SO 2
LOB 12



Batter	1	2	3	4	5	6	7	8	9	AB	R	H	RBI	BB	SO	LOB	BOTTOM		
Shane Mack, R OBP: 0.383, SLG: 0.475 (1, 9)	K		F9		G6-3		1B BB			4	1	2	2	1	1	0			
Al Newman, S OBP: 0.292, SLG: 0.281 (1, 4)	1B BB		F7		G6-3		1B G6-3		F7	4	1	1	0	1	0	2			
Kirby Puckett, R OBP: 0.381, SLG: 0.513 (1, 8)	G3-6-3 1B		F9		G6-3		G6-3 SF8		K	5	1	3	1	0	1	0			
Kent Hrbek, L OBP: 0.388, SLG: 0.495 (1, 3)	G3-6-3 1-2		F7		G6-3		G6-3		G3	5	0	0	0	0	0	4			
Gary Gaetti, R OBP: 0.296, SLG: 0.407 (1, 5)		SH1-3 SF8 2B	F8		G6-3		SF8		G6-3	4	1	2	1	0	0	0			
Randy Bush, L OBP: 0.291, SLG: 0.368 Carmen Castillo, R OBP: 0.190, SLG: 0.185 (7, PH)	SH1-3 BB		G3-1		G6-3		1B 2B		P6	2	0	1	0	1	0	0			
Junior Ortiz, R OBP: 0.427, SLG: 0.474 (1, 2)	SH1-3 1-2 2-3		FC6-4 1B		G6-3		BB 1B		G3-6 1B	3	0	3	0	0	0	0			
John Moses, S OBP: 0.310, SLG: 0.278 Dan Gladden, R OBP: 0.325, SLG: 0.385 (9, 7)	SF8		FC6-4 1B		G6-3		BB 1B		G3-6	1	1	0	1	1	0	1			
Greg Gagne, R OBP: 0.274, SLG: 0.366 (1, 6)	F8		K		K		K		3B 1B	4	1	1	0	0	2	5			
Inning Stats	R: 0 E: 0 K: 1 S: 11	H: 1 LOB: 1 BB: 1 P: 21	R: 1 E: 0 K: 0 S: 13	H: 1 LOB: 1 BB: 1 P: 21	R: 0 E: 0 K: 0 S: 6	H: 0 LOB: 0 BB: 0 P: 7	R: 0 E: 0 K: 0 S: 4	H: 0 LOB: 0 BB: 0 P: 4	R: 1 E: 0 K: 1 S: 11	H: 2 LOB: 1 BB: 0 P: 16	R: 1 E: 0 K: 1 S: 14	H: 3 LOB: 3 BB: 1 P: 24	R: 2 E: 0 K: 0 S: 13	H: 3 LOB: 1 BB: 1 P: 24	R: 1 E: 0 K: 0 S: 13	H: 3 LOB: 0 BB: 0 P: 21	1B: 9 2B: 3 3B: 1 HR: 0	SF: 2 SAC: 1 DP: 3 HBP: 0	WP: 0 PA: 41 CS: 0
PITCHER	IP	WLS	BF	H	R	ER	SO	BB	IBB	HBP	BLK	WP	HR	S	P	ERA	WHIP		
Andy Hawkins, R ERA: 6.18 Alan Mills, R ERA: 3.99 Greg Cadaret, L ERA: 4.03 Dave Righetti, L ERA: 3.3	5.2	26	7	3	3	2	3	0	0	0	0	0	0	7	16	54.00	6.000		
	2.0	9	5	1	1	0	0	0	0	0	0	0	0	22	34	4.50	2.500		
	1.0	3	0	0	0	1	0	0	0	0	0	0	0	6	10	0.00	0.000		

New York Yankees @ Minnesota Twins
Hubert H. Humphrey Metrodome, Minneapolis, MN

Sun Jul 22 1990, 4:33 AM EDT
Att: 29,238 - Dome

AB 34
R 6
H 13
RBI 5
BB 4
SO 4
LOB 14



Batter	1	2	3	4	5	6	7	8	9	AB	R	H	RBI	BB	SO	LOB	TOP			
Harold Reynolds, S OBP: 0.344, SLG: 0.338 (1,4)										5	0	0	0	0	0	3				
Henry Cotto, R OBP: 0.321, SLG: 0.374 (1,9)										3	1	1	0	1	0	0				
Ken Griffey Jr., L OBP: 0.389, SLG: 0.489 (1,8)										4	0	1	0	0	1	2				
Jeffrey Leonard, R OBP: 0.268, SLG: 0.354 (1,7)										4	0	1	0	0	0	3				
Greg Briley, L OBP: 0.303, SLG: 0.369 (7,7)										0	0	0	0	0	0	0				
Alvin Davis, L OBP: 0.392, SLG: 0.405 (1,10)										4	1	1	1	0	0	1				
Edgar Martinez, R OBP: 0.404, SLG: 0.448 (1,5)										3	1	2	0	0	0	1				
Jeff Schaefer, R OBP: 0.193, SLG: 0.200 (6,5)										1	1	0	0	0	0	0				
Pete O'Brien, L OBP: 0.306, SLG: 0.300 (1,3)										3	1	1	1	1	0	1				
Dave Valle, R OBP: 0.294, SLG: 0.347 (1,2)										3	2	1	1	1	1	1				
Omar Vizquel, S OBP: 0.354, SLG: 0.468 (1,6)										4	1	2	5	0	0	1				
Inning Stats	R: 0 E: 0 K: 1 S: 6	H: 0 LOB: 0 BB: 0 P: 9	R: 0 E: 0 K: 0 S: 5	H: 1 LOB: 0 BB: 0 P: 10	R: 0 E: 0 K: 1 S: 8	H: 0 LOB: 1 BB: 1 P: 19	R: 0 E: 0 K: 0 S: 9	H: 1 LOB: 0 BB: 0 P: 10	R: 3 E: 0 K: 0 S: 11	H: 2 LOB: 0 BB: 1 P: 20	R: 5 E: 0 K: 0 S: 14	H: 6 LOB: 2 BB: 0 P: 22	R: 0 E: 0 K: 0 S: 6	H: 0 LOB: 0 BB: 1 P: 9	R: 0 E: 0 K: 0 S: 8	H: 0 LOB: 0 BB: 0 P: 12	1B: 6 2B: 3 3B: 0 HR: 1	SF: 0 SAC: 0 DP: 3 HBP: 0	WP: 0 PB: 0 CS: 0	PA: 37
PITCHER	IP WLS BF H R ER SO BB IBB HBP BLK WP HR S P ERA WHIP																			
David West, L ERA: 5.09 (1,1)	5.2 L 27 10 8 8 2 2 0 0 0 0 1 52 88 12.71 2.118																			
Tim Drummond, R ERA: 4.45 (6,1)	3.1 10 0 0 0 0 1 0 0 0 0 0 18 32 0.00 0.300																			

Seattle Mariners @ Minnesota Twins
Hubert H. Humphrey Metrodome, Minneapolis, MN
Tue Jul 24 1990, 8:05 PM EDT
Att: 17,380 - Dome

AB	34
R	8
H	10
RBI	8
BB	3
SO	2
LOB	13



Batter	1	2	3	4	5	6	7	8	9	AB	R	H	RBI	BB	SO	LOB	BOTTOM					
Dan Gladden, R OBP: 0.326, SLG: 0.385 (1,7)										5	0	2	0	0	0	4						
Shane Mack, R OBP: 0.386, SLG: 0.468 (1,9)										2	0	0	0	2	1	1						
Kirby Puckett, R OBP: 0.380, SLG: 0.510 (1,8)										4	0	1	1	0	0	3						
Gary Gaetti, R OBP: 0.295, SLG: 0.405 (1,5)										4	0	1	0	0	2	6						
Brian Harper, R OBP: 0.352, SLG: 0.463 (1,10)										4	1	1	0	0	0	1						
Kent Hrbek, L OBP: 0.383, SLG: 0.488 (1,3)										4	0	0	0	0	0	2						
Junior Ortiz, R OBP: 0.411, SLG: 0.455 (1,2)										4	0	0	0	0	1	2						
Al Newman, S OBP: 0.299, SLG: 0.291 (1,4)										3	1	2	1	1	0	0						
Greg Gagne, R OBP: 0.275, SLG: 0.366 (1,6)										3	0	1	0	0	0	1						
John Moses, S OBP: 0.315, SLG: 0.278 (9,PH)										0	0	0	0	1	0	0						
Inning Stats	R: 0 E: 0 K: 1 S: 9	H: 0 LOB: 0 BB: 0 P: 13	R: 0 E: 0 K: 1 S: 6	H: 0 LOB: 0 BB: 0 P: 9	R: 0 E: 0 K: 1 S: 6	H: 0 LOB: 0 BB: 0 P: 11	R: 0 E: 0 K: 0 S: 6	H: 1 LOB: 0 BB: 0 P: 10	R: 0 E: 0 K: 0 S: 9	H: 1 LOB: 1 BB: 0 P: 14	R: 0 E: 0 K: 1 S: 11	H: 2 LOB: 3 BB: 1 P: 20	R: 0 E: 0 K: 0 S: 5	H: 0 LOB: 0 BB: 0 P: 7	R: 1 E: 0 K: 0 S: 15	H: 2 LOB: 2 BB: 2 P: 29	R: 1 E: 0 K: 0 S: 12	H: 2 LOB: 2 BB: 1 P: 24	1B: 6 2B: 2 3B: 0 HR: 0	SF: 0 SAC: 0 DP: 2 HBP: 0	WP: 1 PB: 0 CS: 0	PA: 37
PITCHER	IP WLS BF H R ER SO BB IBB HBP BLK WP HR S P ERA WHIP																					
Matt Young, L ERA: 3.82 (1,1)	8.0 W 31 6 1 1 1 4 1 0 0 0 0 0 67 113 1.12 1.125																					
Gene Harris, R ERA: 3.95 (9,1)	1.0 6 2 1 1 0 1 0 0 0 0 0 0 12 24 9.00 3.000																					

Seattle Mariners @ Minnesota Twins
Hubert H. Humphrey Metrodome, Minneapolis, MN
Tue Jul 24 1990, 8:05 PM EDT
Att: 17,380 - Dome

AB	33
R	2
H	8
RBI	2
BB	4
SO	4
LOB	20



Batter	1	2	3	4	5	6	7	8	9	AB	R	H	RBI	BB	SO	LOB	TOP										
Harold Reynolds, S (1, 4) OBP: 0.343, SLG: 0.337	G6-3			FC3-6 1B		F8		FC6-4									4 0 1 0 0 0 2										
Greg Britley, L (1, 9) OBP: 0.304, SLG: 0.369																	3 0 1 0 0 0 1										
Henry Cotto, R (9, PH) OBP: 0.319, SLG: 0.372				FC3-6 1B													1 0 0 0 0 1 0										
Ken Griffey Jr., L (1, 8) OBP: 0.385, SLG: 0.484																	4 0 0 0 0 1 2										
Avin Davis, L (1, 10) OBP: 0.387, SLG: 0.399																	4 0 0 0 0 1 1										
Jeffrey Leonard, R (1, 7) OBP: 0.266, SLG: 0.351																	3 0 0 0 0 2 0										
Pete O'Brien, L (1, 3) OBP: 0.306, SLG: 0.301																	3 0 1 0 0 0 0										
Edgar Martinez, R (1, 5) OBP: 0.404, SLG: 0.447																	3 0 1 0 0 0 1										
Scott Bradley, L (1, 2) OBP: 0.277, SLG: 0.300																	3 0 1 0 0 0 1										
Omar Vizquel, S (1, 6) OBP: 0.333, SLG: 0.440																	3 0 0 0 0 0 2										
Inning Stats	R: 0 E: 0 K: 1 S: 11	H: 1 LOB: 0 BB: 0 P: 18	R: 0 E: 0 K: 2 S: 9	H: 0 LOB: 0 BB: 0 P: 15	R: 0 E: 0 K: 0 S: 11	H: 0 LOB: 0 BB: 0 P: 15	R: 0 E: 0 K: 0 S: 7	H: 1 LOB: 1 BB: 0 P: 13	R: 0 E: 0 K: 1 S: 10	H: 1 LOB: 1 BB: 0 P: 15	R: 0 E: 0 K: 0 S: 4	H: 0 LOB: 0 BB: 0 P: 8	R: 0 E: 0 K: 0 S: 4	H: 0 LOB: 0 BB: 0 P: 6	R: 0 E: 0 K: 0 S: 5	H: 2 LOB: 2 BB: 0 P: 8	R: 0 E: 0 K: 1 S: 8	H: 0 LOB: 0 BB: 0 P: 13	1B: 5 2B: 0 3B: 0 HR: 0	SF: 0 SAC: 0 DP: 0 HBP: 0	WP: 0 PB: 0 SB: 1 CS: 1	PA: 32					
PITCHER	IP	WLS	BF	H	R	ER	SO	BB	IBB	HBP	BLK	WP	HR	S	P	ERA	WHIP										
Kevin Tapani, R (1, 1) ERA: 3.84	7.2	W	27	5	0	0	4	0	0	0	0	0	0	60	97	0.00	0.652										
John Candelaria, L (8, 1) ERA: 3.39	1.1	S	4	0	0	0	1	0	0	0	0	0	0	9	14	0.00	0.000										

Seattle Mariners @ Minnesota Twins
 Hubert H. Humphrey Metrodome, Minneapolis, MN
 Wed Jul 25 1990, 8:05 PM EDT
 Att: 21,384 - Dome

AB	31
R	0
H	5
RBI	0
BB	0
SO	5
LOB	10



Batter	1	2	3	4	5	6	7	8	9	AB	R	H	RBI	BB	SO	LOB	BOTTOM										
Dan Gladden, R (1, 7) OBP: 0.325, SLG: 0.386	SH3 1B 2B																4 1 1 0 0 1 1										
Al Newman, S (1, 4) OBP: 0.304, SLG: 0.289																	1 2 0 0 2 0 0										
Kirby Puckett, R (1, 8) OBP: 0.383, SLG: 0.514																	3 1 2 2 1 0 0										
Gary Gaetti, R (1, 5) OBP: 0.298, SLG: 0.418																	4 2 2 3 0 2 2										
Brian Harper, R (1, 3) OBP: 0.351, SLG: 0.463																	4 0 1 1 0 1 1										
Shane Mack, R (1, 9) OBP: 0.383, SLG: 0.462																	4 0 1 0 0 2 0										
Junior Ortiz, R (1, 2) OBP: 0.405, SLG: 0.448																	4 0 1 0 0 2 2										
Carmen Castillo, R (1, 10) OBP: 0.195, SLG: 0.202																	3 0 1 0 0 1 1										
Randy Bush, L (8, PH) OBP: 0.291, SLG: 0.368																	0 0 0 0 0 0 0										
John Moses, S (8, PH) OBP: 0.313, SLG: 0.276																	1 0 0 0 0 0 2										
Greg Gagne, R (1, 6) OBP: 0.271, SLG: 0.361																	4 0 0 0 0 2 3										
Inning Stats	R: 1 E: 0 K: 2 S: 12	H: 2 LOB: 1 BB: 0 P: 22	R: 0 E: 0 K: 3 S: 10	H: 0 LOB: 0 BB: 0 P: 12	R: 1 E: 0 K: 2 S: 16	H: 1 LOB: 1 BB: 1 P: 28	R: 0 E: 0 K: 0 S: 8	H: 1 LOB: 0 BB: 0 P: 12	R: 0 E: 0 K: 1 S: 8	H: 1 LOB: 1 BB: 0 P: 12	R: 0 E: 0 K: 2 S: 11	H: 1 LOB: 1 BB: 0 P: 13	R: 3 E: 1 K: 1 S: 19	H: 3 LOB: 2 BB: 2 P: 33	R: 0 E: 0 K: 1 S: 11	H: 0 LOB: 0 BB: 0 P: 8	R: 0 E: 0 K: 2 S: 11	H: 1 LOB: 1 BB: 0 P: 13	R: 3 E: 1 K: 1 S: 19	H: 3 LOB: 2 BB: 2 P: 33	1B: 3 2B: 5 3B: 0 HR: 1	SF: 0 SAC: 1 DP: 0 HBP: 0	WP: 0 PB: 0 SB: 1 CS: 0	PA: 36			
PITCHER	IP	WLS	BF	H	R	ER	SO	BB	IBB	HBP	BLK	WP	HR	S	P	ERA	WHIP										
Randy Johnson, L (1, 1) ERA: 3.59	7.0	L	29	6	4	4	10	2	0	0	0	0	1	73	113	5.14	1.143										
Michael Jackson, R (8, 1) ERA: 4.09	0.1		5	3	2	2	0	1	0	0	0	0	0	12	21	54.00	12.000										
Keith Comstock, L (8, 1) ERA: 1.53	0.2		2	0	0	0	1	0	0	0	0	0	0	5	6	0.00	0.000										

Seattle Mariners @ Minnesota Twins
 Hubert H. Humphrey Metrodome, Minneapolis, MN
 Wed Jul 25 1990, 8:05 PM EDT
 Att: 21,384 - Dome

AB	32
R	6
H	9
RBI	6
BB	3
SO	11
LOB	12



Batter	1	2	3	4	5	6	7	8	9	AB	R	H	RBI	BB	SO	LOB	TOP				
Harold Reynolds, S (1, 4) OBP: 0.345, SLG: 0.344	1-1 F8			3-1 1B	2-2 G6-3			0-0 SF9		4	2	2	0	0	0	0					
Henry Cotto, R (1, 9) OBP: 0.318, SLG: 0.372	0-3 K			2-3 K			2-1 1B	0-0 SF9		3	0	1	1	0	2	1					
Ken Griffey Jr., L (1, 8) OBP: 0.386, SLG: 0.492	3-3 K			1-2 1B	1-2 HR		0-0 L8	3-H 2-2 HR		4	2	2	1	0	1	1					
Jeffrey Leonard, R (1, 7) OBP: 0.266, SLG: 0.350		0-0 F8		2-2 HR	1-2 HR		1-2 F8	2-3 K		4	1	1	1	0	1	1					
Alvin Davis, L (1, 10) OBP: 0.385, SLG: 0.397		2-1 G6-4-3 1B		1-2 P5			0-1 G3	3-3 K		4	0	1	0	0	1	3					
Edgar Martinez, R (1, 5) OBP: 0.402, SLG: 0.453		2-1 G6-4-3		0-1 HR						4	1	1	3	0	0	1					
Pete O'Brien, L (1, 3) OBP: 0.301, SLG: 0.294			0-0 P2	0-3 K			1-0 G3	1-1 G4-3		4	0	0	0	0	1	0					
Dave Valle, R (1, 2) OBP: 0.293, SLG: 0.341			0-2 G5-3		1-0 G5-3		4-2 BB	3-2 G1-3		3	0	0	0	1	0	0					
Omar Vizquel, S (1, 6) OBP: 0.315, SLG: 0.415			2-2 L7		0-2 G5-3		0-0 F9			3	0	0	0	0	0	1					
Inning Stats	R: 0 E: 0 K: 2 S: 10	H: 0 LOB: 0 BB: 0 P: 14	R: 0 E: 0 K: 0 S: 5	H: 1 LOB: 0 BB: 0 P: 9	R: 0 E: 0 K: 0 S: 7	H: 0 LOB: 0 BB: 0 P: 9	R: 4 E: 0 K: 2 S: 19	H: 4 LOB: 0 BB: 0 P: 28	R: 0 E: 0 K: 0 S: 8	H: 1 LOB: 1 BB: 0 P: 11	R: 0 E: 0 K: 0 S: 9	H: 0 LOB: 1 BB: 1 P: 14	R: 2 E: 0 K: 2 S: 15	H: 2 LOB: 0 BB: 2 P: 22	R: 0 E: 0 K: 0 S: 7	H: 0 LOB: 0 BB: 0 P: 12	1B: 5 2B: 0 3B: 1 HR: 2	SF: 1 SAC: 0 DP: 1 HBP: 0	WP: 0 PB: 0 CS: 0	PA: 35	
PITCHER	IP	WLS	BF	H	R	ER	SO	BB	IBB	HBP	BLK	WP	HR	S	P	ERA	WHIP				
Allan Anderson, L (1, 1) ERA: 5.09	7.1	L	30	8	6	6	4	1	0	0	0	0	2	74	106	7.36	1.227				
Juan Berenguer, R (8, 1) ERA: 4.01	0.2		2	0	0	0	2	0	0	0	0	0	0	7	12	0.00	0.000				
Terry Leach, R (9, 1) ERA: 2.63	1.0	S	3	0	0	0	0	0	0	0	0	0	0	7	12	0.00	0.000				

Seattle Mariners @ Minnesota Twins
 Hubert H. Humphrey Metrodome, Minneapolis, MN
 Thu Jul 26 1990, 4:33 AM EDT
 Att: 29,455 - Dome

AB	33
R	6
H	8
RBI	6
BB	1
SO	6
LOB	8



Batter	1	2	3	4	5	6	7	8	9	AB	R	H	RBI	BB	SO	LOB	BOTTOM				
Dan Gladden, R (1, 7) OBP: 0.324, SLG: 0.384	2-2 G4-3	1-0 G3		2-1 G3			0-1 L9		3-2 FC4-6 1B	5	0	1	0	0	0	4					
John Moses, S (1, 9) OBP: 0.302, SLG: 0.265	2-0 G4-3		0-0 G6-3		2-0 G3		3-2 G4-3	1-2 FC4-6	1-2 FC4-6	5	0	0	1	0	0	2					
Kirby Puckett, R (1, 8) OBP: 0.381, SLG: 0.510	1-0 1B		1-2 G3		0-1 G6-3		1-1 G6-3	1-2 K	3-H 2-3 K	5	0	1	0	0	1	2					
Kent Hrbek, L (1, 3) OBP: 0.386, SLG: 0.507	2-0 F7		1-0 WP 2B		0-0 2B			0-0 HR	2-3 K	5	1	3	1	0	1	2					
Gary Gaetti, R (1, 5) OBP: 0.294, SLG: 0.413		0-0 G6-3	2-2 F7		0-0 G5-3			0-2 G6-3		4	0	0	0	0	0	2					
Randy Bush, L (1, 10) OBP: 0.300, SLG: 0.367		1-1 2B G4-3 HBP		1-0 SH1-3 1B		2-2 G4-3		2-1 L9		3	1	1	0	0	0	0					
Brian Harper, R (1, 2) OBP: 0.356, SLG: 0.469		3-1 G4-3 E 2B		1-2 SH1-3 1B		0-0 G5-3		4-0 BB		3	1	2	0	1	0	0					
Al Newman, S (1, 4) OBP: 0.300, SLG: 0.286		2-0 G4-3		1-2 SH1-3		0-0 G6-3		1-1 G3		3	0	0	1	0	0	2					
Greg Gagne, R (1, 6) OBP: 0.274, SLG: 0.366		0-0 E4 WP		2-1 P4			0-0 G4-3 S 1B		0-0 FC4-6 2B	4	1	2	0	0	0	2					
Inning Stats	R: 0 E: 0 K: 0 S: 6	H: 1 LOB: 1 BB: 0 P: 13	R: 2 E: 1 K: 0 S: 7	H: 1 LOB: 1 BB: 0 P: 14	R: 0 E: 0 K: 0 S: 8	H: 1 LOB: 1 BB: 0 P: 12	R: 0 E: 0 K: 0 S: 14	H: 2 LOB: 2 BB: 0 P: 20	R: 0 E: 0 K: 0 S: 5	H: 0 LOB: 0 BB: 0 P: 7	R: 0 E: 0 K: 0 S: 6	H: 1 LOB: 1 BB: 0 P: 12	R: 1 E: 0 K: 0 S: 8	H: 1 LOB: 1 BB: 1 P: 15	R: 1 E: 0 K: 2 S: 16	H: 2 LOB: 1 BB: 0 P: 24	1B: 5 2B: 4 3B: 0 HR: 1	SF: 0 SAC: 1 DP: 0 HBP: 1	WP: 2 PB: 0 SB: 1 CS: 0	PA: 40	
PITCHER	IP	WLS	BF	H	R	ER	SO	BB	IBB	HBP	BLK	WP	HR	S	P	ERA	WHIP				
Bill Swift, R (1, 1) ERA: 2.14	6.1	W	28	7	2	1	0	0	0	0	0	0	0	49	77	1.42	1.105				
Michael Jackson, R (7, 1) ERA: 4.15	1.1		6	1	1	1	0	1	0	0	0	0	1	11	21	6.75	1.500				
Mike Schooler, R (8, 1) ERA: 2.18	1.1	S	6	2	1	1	2	0	0	0	0	0	0	18	27	6.75	1.500				

Seattle Mariners @ Minnesota Twins
 Hubert H. Humphrey Metrodome, Minneapolis, MN
 Thu Jul 26 1990, 4:33 AM EDT
 Att: 29,455 - Dome

AB	37
R	4
H	10
RBI	3
BB	1
SO	2
LOB	16



Batter	1	2	3	4	5	6	7	8	9	AB	R	H	RBI	BB	SO	LOB	TOP					
Rickey Henderson, R OBP: 0.439, SLG: 0.603 Ozzie Canseco, R OBP: 0.150, SLG: 0.158	G6-3		2B		1-H		HR		K	4	2	3	2	0	0	0						
Watt Weiss, S OBP: 0.329, SLG: 0.336	G3-1		2B		G3		G1-4-3			3	0	1	1	1	0	0						
Jose Canseco, R OBP: 0.401, SLG: 0.647	K		F8		3-H		G1-4-3			4	0	1	0	0	1	3						
Ron Hassey, L OBP: 0.276, SLG: 0.309		WP			F7		G4-3			4	0	1	0	0	0	1						
Felix Jose, S OBP: 0.304, SLG: 0.386	K		G4-3				G3-1			4	0	1	0	0	2	1						
Mark McCwire, R OBP: 0.351, SLG: 0.492	K		G4-3				HR			4	1	2	1	0	1	2						
Doug Jennings, L OBP: 0.261, SLG: 0.275	G5-3		G4-3				G5-4-3			4	0	1	0	0	0	3						
Mike Gallego, R OBP: 0.271, SLG: 0.302 Jamie Quirk, L OBP: 0.326, SLG: 0.442			G5-3				P6			3	0	0	0	0	0	1						
Lance Blankenship, R OBP: 0.212, SLG: 0.132 Dave Henderson, R OBP: 0.327, SLG: 0.474			G1-3				G5-4-3			1	0	0	0	0	0	0						
			G1-3				G4-3			3	1	1	0	0	0	0						
							3B			1	0	0	0	0	1	0						
Inning Stats	R: 0 E: 0 K: 1 S: 14	H: 0 LOB: 0 BB: 0 P: 22	R: 0 E: 0 K: 2 S: 10	H: 1 LOB: 1 BB: 0 P: 15	R: 0 E: 0 K: 0 S: 10	H: 2 LOB: 2 BB: 0 P: 12	R: 0 E: 0 K: 0 S: 5	H: 1 LOB: 1 BB: 0 P: 8	R: 2 E: 0 K: 0 S: 7	H: 3 LOB: 1 BB: 0 P: 11	R: 1 E: 0 K: 0 S: 6	H: 2 LOB: 0 BB: 0 P: 9	R: 1 E: 0 K: 0 S: 8	H: 1 LOB: 0 BB: 1 P: 16	R: 0 E: 0 K: 1 S: 13	H: 1 LOB: 1 BB: 0 P: 18	R: 0 E: 0 K: 2 S: 10	H: 0 LOB: 0 BB: 0 P: 14	1B: 7 2B: 1 3B: 1 HR: 2	SF: 0 SAC: 0 DP: 2 HBP: 0	WP: 1 PB: 0 SB: 0 CS: 0	PA: 37
PITCHER	IP	WLS	BF	H	R	ER	SO	BB	IBB	HBP	BLK	WP	HR	S	P	ERA	WHIP					
Scott Erickson, R ERA: 3.54	6.1	W	28	10	4	4	3	0	0	0	0	1	2	56	84	5.68	1.579					
Tim Drummond, R ERA: 4.35	1.2		6	1	0	0	1	1	0	0	0	0	0	17	27	0.00	1.200					
Rick Aguilera, R ERA: 2.44	1.0		3	0	0	0	2	0	0	0	0	0	0	10	14	0.00	0.000					

Oakland Athletics @ Minnesota Twins
Hubert H. Humphrey Metrodome, Minneapolis, MN

AB 36
R 4
H 11
RBI 4
BB 1
SO 6
LOB 11



Sat Jul 28 1990, 8:05 PM EDT
Att: 51,017 - Dome - 70 F

Batter	1	2	3	4	5	6	7	8	9	AB	R	H	RBI	BB	SO	LOB	BOTTOM					
Al Newman, S OBP: 0.301, SLG: 0.289	S	F8	2B	FC4			P6			4	2	1	0	1	0	2						
Randy Bush, L OBP: 0.337, SLG: 0.433	G3-1	1B	2B		F7		G3-1			3	1	1	1	1	0	0						
Kirby Puckett, R OBP: 0.376, SLG: 0.497 Shane Mack, R OBP: 0.376, SLG: 0.447	K	1B	G6-3		G4-3		G6-3			4	0	1	0	0	1	3						
Gary Gaetti, R OBP: 0.297, SLG: 0.412	G3-1	G5-3	G5-3		P3		1B			5	1	2	1	0	0	3						
Kent Hrbek, L OBP: 0.397, SLG: 0.502 Carmen Castillo, R OBP: 0.193, SLG: 0.200	G3-1		1B	FC6-4		FC6-4	WP		K	4	1	3	0	0	0	2						
Brian Harper, R OBP: 0.363, SLG: 0.470	1B		1B	FC6-4		FC6-4	1B		G4-3	3	2	1	0	2	0	2						
Junior Ortiz, R OBP: 0.417, SLG: 0.468	1B		3B	2B		FC6-4	G6-4-3			4	1	3	3	0	0	2						
John Moses, S OBP: 0.307, SLG: 0.281	K		SF7	SF8		G6-4-3				3	1	1	2	1	1	4						
Chip Hale, L		F9	SF7	SF8			K			2	0	0	2	0	1	0						
Inning Stats	R: 3 E: 0 K: 2 S: 19	H: 2 LOB: 2 BB: 3 P: 39	R: 0 E: 0 K: 0 S: 9	H: 1 LOB: 0 BB: 0 P: 16	R: 5 E: 0 K: 0 S: 17	H: 6 LOB: 1 BB: 0 P: 28	R: 1 E: 0 K: 0 S: 10	H: 2 LOB: 2 BB: 1 P: 16	R: 0 E: 0 K: 0 S: 5	H: 0 LOB: 0 BB: 0 P: 6	R: 0 E: 0 K: 0 S: 11	H: 1 LOB: 1 BB: 1 P: 17	R: 0 E: 0 K: 1 S: 6	H: 0 LOB: 0 BB: 0 P: 9	R: 0 E: 0 K: 1 S: 8	H: 1 LOB: 1 BB: 0 P: 10	1B: 10 2B: 2 3B: 1 HR: 0	SF: 2 SAC: 0 DP: 1 HBP: 1	WP: 1 PB: 0 SB: 1 CS: 0	PA: 42		
PITCHER	IP	WLS	BF	H	R	ER	SO	BB	IBB	HBP	BLK	WP	HR	S	P	ERA	WHIP					
Bob Welch, R ERA: 3.06	2.0	L	17	7	7	7	2	2	0	0	0	1	0	34	66	31.50	4.500					
Gene Nelson, R ERA: 1.54	3.1		17	5	2	2	0	2	0	0	0	0	0	36	55	5.40	2.100					
Joe Klink, L ERA: 2.42	2.2		8	1	0	0	2	0	0	0	0	0	0	15	20	0.00	0.375					

Oakland Athletics @ Minnesota Twins
Hubert H. Humphrey Metrodome, Minneapolis, MN

AB 34
R 9
H 13
RBI 9
BB 5
SO 4
LOB 19



Sat Jul 28 1990, 8:05 PM EDT
Att: 51,017 - Dome - 70 F

Batter	1	2	3	4	5	6	7	8	9	AB	R	H	RBI	BB	SO	LOB	TOP					
Brian Downing, R (1, 10) OBP: 0.349, SLG: 0.454	G5-3			K		G1-3	L5			4	0	0	0	0	1	2	California Angels @ Minnesota Twins Hubert H. Humphrey Metrodome, Minneapolis, MN Mon Jul 30 1990, 8:05 PM EDT Att: 19,608 - Dome - 70 F					
Luis Polonia, L (1, 7) OBP: 0.333, SLG: 0.369	K			G3-1		F7		G4-3		4	0	0	0	0	1							
Devon White, S (1, 8) OBP: 0.294, SLG: 0.360	F7			BB		K		1B		3	0	1	0	1	1							
Lance Parrish, R (1, 2) OBP: 0.366, SLG: 0.500		K		G4-3			L7	K		4	0	0	0	0	2							
Lee Stevens, L (1, 3) OBP: 0.263, SLG: 0.321	F9				G6-4-3 1B		F9	F7		4	0	1	0	0	0							
Dave Winfield, R (1, 9) OBP: 0.295, SLG: 0.418	K				G6-4-3 1B		1B	3B	G4-3	4	1	2	0	0	1							
Johnny Ray, S (1, 4) OBP: 0.305, SLG: 0.355			F9		G6-4-3		1B	3B	F8	4	1	1	0	0	0							
Donnie Hill, S (1, 6) OBP: 0.312, SLG: 0.350			G3-1		G1-3		2B	3B	P2	4	1	1	2	0	0							
Kent Anderson, R (1, 5) OBP: 0.336, SLG: 0.354			F8			G1-3	1B	2B		3	0	2	1	0	0							
Inning Stats	R: 0 E: 0 K: 1 S: 9	H: 0 LOB: 0 BB: 0 P: 14	R: 0 E: 0 K: 2 S: 7	H: 0 LOB: 0 BB: 0 P: 9	R: 0 E: 0 K: 0 S: 7	H: 0 LOB: 0 BB: 0 P: 8	R: 0 E: 0 K: 1 S: 10	H: 0 LOB: 1 BB: 1 P: 18	R: 0 E: 0 K: 0 S: 11	H: 2 LOB: 1 BB: 0 P: 18	R: 0 E: 0 K: 1 S: 9	H: 1 LOB: 1 BB: 0 P: 11	R: 3 E: 0 K: 0 S: 16	H: 4 LOB: 1 BB: 0 P: 23	R: 0 E: 0 K: 1 S: 7	H: 1 LOB: 1 BB: 0 P: 12	R: 0 E: 0 K: 0 S: 10	H: 0 LOB: 0 BB: 0 P: 16	1B: 6 2B: 1 3B: 1 HR: 0	SF: 0 SAC: 0 DP: 1 HBP: 0	WP: 0 PB: 0 SB: 1 CS: 0	PA: 35
PITCHER	IP	WLS	BF	H	R	ER	SO	BB	IBB	HBP	BLK	WP	HR	S	P	ERA	WHIP					
Kevin Tapani, R (1, 1) ERA: 3.85	6.2	W	27	7	3	3	5	1	0	0	0	0	0	68	99	4.05	1.200					
Terry Leach, R (7, 1) ERA: 2.96	2.1	S	8	1	0	0	1	0	0	0	0	0	0	18	30	0.00	0.429					

Batter	1	2	3	4	5	6	7	8	9	AB	R	H	RBI	BB	SO	LOB	BOTTOM					
Al Newman, S (1, 6) OBP: 0.306, SLG: 0.302	G4-3		L6			1B	G4-3			4	1	1	0	0	0	1	California Angels @ Minnesota Twins Hubert H. Humphrey Metrodome, Minneapolis, MN Mon Jul 30 1990, 8:05 PM EDT Att: 19,608 - Dome - 70 F					
Nelson Lirio, S (1, 4) OBP: 0.289, SLG: 0.293	F9		G6-3			F7	1B	2B	BB	3	1	0	0	1	0							
Kirby Puckett, R (1, 8) OBP: 0.380, SLG: 0.496	K		G3-1			1B	1B	2B	1B	4	2	2	1	0	1							
Gary Gaetti, R (1, 5) OBP: 0.305, SLG: 0.427		HR			F9	1B	SF9	1B	2B	4	2	3	4	0	0							
Kent Hrbek, L (1, 10) OBP: 0.390, SLG: 0.500		P6			G4-6-3 1B			1B	HBP	3	0	2	1	0	0							
Brian Harper, R (1, 2) OBP: 0.396, SLG: 0.471		FC3			G4-6-3		SF9		1B	3	0	2	1	0	0							
Randy Bush, L (1, 3) OBP: 0.333, SLG: 0.426	FC3					G3		G3		4	0	1	0	0	0							
Shane Mack, R (1, 9) OBP: 0.376, SLG: 0.440	K				B1-3		G4-3	G3	G6-3	3	1	0	0	1	2							
John Moses, S (1, 7) OBP: 0.299, SLG: 0.273	G4-3				G4-3		G3	G4-3		4	0	0	0	0	0							
Inning Stats	R: 0 E: 0 K: 1 S: 6	H: 0 LOB: 0 BB: 0 P: 11	R: 1 E: 1 K: 1 S: 12	H: 2 LOB: 2 BB: 0 P: 21	R: 0 E: 0 K: 0 S: 5	H: 0 LOB: 0 BB: 0 P: 7	R: 0 E: 0 K: 0 S: 6	H: 1 LOB: 0 BB: 0 P: 8	R: 0 E: 0 K: 0 S: 5	H: 1 LOB: 0 BB: 0 P: 6	R: 3 E: 0 K: 0 S: 11	H: 4 LOB: 1 BB: 0 P: 12	R: 3 E: 0 K: 0 S: 19	H: 3 LOB: 2 BB: 2 P: 37	R: 0 E: 0 K: 0 S: 3	H: 0 LOB: 0 BB: 0 P: 7	R: 0 E: 0 K: 0 S: 10	H: 0 LOB: 0 BB: 0 P: 16	1B: 9 2B: 1 3B: 0 HR: 1	SF: 1 SAC: 0 DP: 1 HBP: 1	WP: 0 PB: 0 SB: 0 CS: 0	PA: 36
PITCHER	IP	WLS	BF	H	R	ER	SO	BB	IBB	HBP	BLK	WP	HR	S	P	ERA	WHIP					
Bert Blyleven, R (1, 1) ERA: 5.41	6.2	L	29	8	6	6	2	2	0	0	0	0	0	51	83	8.10	1.500					
Mark Eichhorn, R (7, 1) ERA: 3.39	1.1		7	3	1	1	0	0	0	1	0	0	0	16	26	6.75	2.250					

Batter	1	2	3	4	5	6	7	8	9	AB	R	H	RBI	BB	SO	LOB	TOP					
Brian Downing, R OBP: 0.353, SLG: 0.457 (1, 10)	P2			F9 F7-2 2B	FC6 FC5-2 1B	K		1B 1B	BB 1B BB	5	2	2	0	1	1	4						
Donnie Hill, L OBP: 0.316, SLG: 0.351 (1, 4)	G6-3			F9	FC5-2 1B BB	F8		1B 1B	BB 1B	5	2	2	2	1	0	3						
Devon White, S OBP: 0.292, SLG: 0.354 (1, 8)	G6-3			F7-2 3-H	FC5-2 1B		G4-3	K	BB BB	5	0	0	1	1	1	6						
Dave Winfield, R OBP: 0.300, SLG: 0.421 Luis Polonia, L OBP: 0.332, SLG: 0.367 (8, PR) (8, 7)		P4					G4-3	1B 1B	P3	5	1	3	3	0	0	0						
Lance Parrish, R OBP: 0.369, SLG: 0.500 (1, 2)		K						WP HR 1B	F9	6	2	3	1	0	1	5						
Rick Schu, R OBP: 0.288, SLG: 0.414 Lee Stevens, L OBP: 0.283, SLG: 0.411 (1, 3) (5, 3)		G6-3					F9	1B 2B	G3-1	2	0	0	0	0	0	2						
Dante Bichette, R OBP: 0.273, SLG: 0.418 (8, 9)			F8					1B 1B	G3	5	1	3	1	0	0	0						
Kent Anderson, R OBP: 0.348, SLG: 0.375 (1, 5)			F9					FC6 BB 1B	1B 1B	5	2	3	1	0	0	1						
Dick Schofield, R OBP: 0.296, SLG: 0.207 (1, 6)			G1-3					BB FC5-2 1B	F9	4	1	2	2	1	0	0						
Inning Stats	R: 0 E: 0 K: 0 S: 5	H: 0 LOB: 0 BB: 0 P: 7	R: 0 E: 0 K: 1 S: 5	H: 0 LOB: 0 BB: 0 P: 8	R: 0 E: 0 K: 0 S: 7	H: 0 LOB: 0 BB: 0 P: 11	R: 0 E: 0 K: 0 S: 4	H: 1 LOB: 0 BB: 0 P: 8	R: 6 E: 1 K: 0 S: 28	H: 6 LOB: 2 BB: 1 P: 46	R: 1 E: 0 K: 1 S: 12	H: 3 LOB: 2 BB: 1 P: 26	R: 2 E: 0 K: 0 S: 18	H: 3 LOB: 1 BB: 0 P: 27	R: 2 E: 0 K: 1 S: 22	H: 4 LOB: 2 BB: 2 P: 33	R: 2 E: 0 K: 0 S: 14	H: 3 LOB: 3 BB: 2 P: 29	1B: 16 2B: 4 3B: 0 HR: 1	SF: 0 SAC: 0 DP: 1 HBP: 0	WP: 1 PB: 0 CS: 2	PA: 50
PITCHER	IP WLS BF H R ER SO BB IBB HBP BLK WP HR S P ERA WHIP	IP WLS BF H R ER SO BB IBB HBP BLK WP HR S P ERA WHIP	IP WLS BF H R ER SO BB IBB HBP BLK WP HR S P ERA WHIP	IP WLS BF H R ER SO BB IBB HBP BLK WP HR S P ERA WHIP	IP WLS BF H R ER SO BB IBB HBP BLK WP HR S P ERA WHIP	IP WLS BF H R ER SO BB IBB HBP BLK WP HR S P ERA WHIP	IP WLS BF H R ER SO BB IBB HBP BLK WP HR S P ERA WHIP	IP WLS BF H R ER SO BB IBB HBP BLK WP HR S P ERA WHIP	IP WLS BF H R ER SO BB IBB HBP BLK WP HR S P ERA WHIP	IP WLS BF H R ER SO BB IBB HBP BLK WP HR S P ERA WHIP	IP WLS BF H R ER SO BB IBB HBP BLK WP HR S P ERA WHIP	IP WLS BF H R ER SO BB IBB HBP BLK WP HR S P ERA WHIP	IP WLS BF H R ER SO BB IBB HBP BLK WP HR S P ERA WHIP	IP WLS BF H R ER SO BB IBB HBP BLK WP HR S P ERA WHIP	IP WLS BF H R ER SO BB IBB HBP BLK WP HR S P ERA WHIP	IP WLS BF H R ER SO BB IBB HBP BLK WP HR S P ERA WHIP	IP WLS BF H R ER SO BB IBB HBP BLK WP HR S P ERA WHIP	IP WLS BF H R ER SO BB IBB HBP BLK WP HR S P ERA WHIP	IP WLS BF H R ER SO BB IBB HBP BLK WP HR S P ERA WHIP			

California Angels @ Minnesota Twins
Hubert H. Humphrey Metrodome, Minneapolis, MN
Tue Jul 31 1990, 8:05 PM EDT
Att: 20,607 - Dome - 70 F

AB 46
R 13
H 20
RBI 13
BB 4
SO 3
LOB 26



Batter	1	2	3	4	5	6	7	8	9	AB	R	H	RBI	BB	SO	LOB	BOTTOM					
Nelson Liriano, S OBP: 0.281, SLG: 0.285 (1, 4)	E5 1B	FC6			G4-3		F8		G5-4-3	5	1	0	0	0	0	4						
Shane Mack, R OBP: 0.390, SLG: 0.469 (1, 7) (9, 8)	1B							1B 2-3 BB		3	1	3	1	1	0	0						
Kirby Puckett, R OBP: 0.379, SLG: 0.493 John Moses, S OBP: 0.299, SLG: 0.273 (8, 8) (9, 1)	1B				F9		F9		G4-3	4	0	1	1	0	0	4						
Gary Gaetti, R OBP: 0.303, SLG: 0.423 Al Newman, S OBP: 0.305, SLG: 0.301 (8, 5) (9, 7)	P5				G5-3				P4	3	0	0	0	0	0	2						
Brian Harper, R OBP: 0.364, SLG: 0.468 (1, 3) (9, 5)	P4				G3-1					4	0	1	0	0	1	2						
Kent Hrbek, L OBP: 0.388, SLG: 0.498 Carmen Castillo, R OBP: 0.189, SLG: 0.195 Randy Bush, L OBP: 0.333, SLG: 0.426 (1, 10) (8, PH) (9, 3)	FC6				L4-6 WP 1B		G6-3		F8	3	0	1	0	0	0	2						
Gene Larkin, S OBP: 0.353, SLG: 0.416 (1, 9)		P8			F8				F8	4	0	0	0	0	0	2						
Junior Ortiz, R OBP: 0.418, SLG: 0.466 (1, 2)					L4-6				G6-3	4	0	2	0	0	0	1						
Greg Gagne, R OBP: 0.275, SLG: 0.361 (1, 6)									G5-4-3 HBP	3	0	2	0	0	0	0						
Inning Stats	R: 1 E: 1 K: 0 S: 14	H: 2 LOB: 2 BB: 0 P: 21	R: 0 E: 0 K: 0 S: 11	H: 2 LOB: 1 BB: 0 P: 20	R: 1 E: 0 K: 0 S: 9	H: 1 LOB: 0 BB: 0 P: 12	R: 0 E: 0 K: 0 S: 6	H: 1 LOB: 0 BB: 0 P: 8	R: 0 E: 0 K: 1 S: 10	H: 0 LOB: 0 BB: 0 P: 15	R: 0 E: 0 K: 1 S: 6	H: 0 LOB: 0 BB: 0 P: 9	R: 0 E: 0 K: 0 S: 8	H: 2 LOB: 3 BB: 1 P: 13	R: 0 E: 0 K: 0 S: 6	H: 1 LOB: 1 BB: 0 P: 7	R: 0 E: 0 K: 0 S: 5	H: 0 LOB: 0 BB: 0 P: 8	1B: 9 2B: 1 3B: 0 HR: 1	SF: 0 SAC: 0 DP: 2 HBP: 1	WP: 1 PB: 0 CS: 1	PA: 37
PITCHER	IP WLS BF H R ER SO BB IBB HBP BLK WP HR S P ERA WHIP	IP WLS BF H R ER SO BB IBB HBP BLK WP HR S P ERA WHIP	IP WLS BF H R ER SO BB IBB HBP BLK WP HR S P ERA WHIP	IP WLS BF H R ER SO BB IBB HBP BLK WP HR S P ERA WHIP	IP WLS BF H R ER SO BB IBB HBP BLK WP HR S P ERA WHIP	IP WLS BF H R ER SO BB IBB HBP BLK WP HR S P ERA WHIP	IP WLS BF H R ER SO BB IBB HBP BLK WP HR S P ERA WHIP	IP WLS BF H R ER SO BB IBB HBP BLK WP HR S P ERA WHIP	IP WLS BF H R ER SO BB IBB HBP BLK WP HR S P ERA WHIP	IP WLS BF H R ER SO BB IBB HBP BLK WP HR S P ERA WHIP	IP WLS BF H R ER SO BB IBB HBP BLK WP HR S P ERA WHIP	IP WLS BF H R ER SO BB IBB HBP BLK WP HR S P ERA WHIP	IP WLS BF H R ER SO BB IBB HBP BLK WP HR S P ERA WHIP	IP WLS BF H R ER SO BB IBB HBP BLK WP HR S P ERA WHIP	IP WLS BF H R ER SO BB IBB HBP BLK WP HR S P ERA WHIP	IP WLS BF H R ER SO BB IBB HBP BLK WP HR S P ERA WHIP	IP WLS BF H R ER SO BB IBB HBP BLK WP HR S P ERA WHIP	IP WLS BF H R ER SO BB IBB HBP BLK WP HR S P ERA WHIP	IP WLS BF H R ER SO BB IBB HBP BLK WP HR S P ERA WHIP			

California Angels @ Minnesota Twins
Hubert H. Humphrey Metrodome, Minneapolis, MN
Tue Jul 31 1990, 8:05 PM EDT
Att: 20,607 - Dome - 70 F

AB 35
R 2
H 10
RBI 2
BB 1
SO 1
LOB 18



Batter	1	2	3	4	5	6	7	8	9	AB	R	H	RBI	BB	SO	LOB	TOP										
Luis Polonia, L OBP: 0.333, SLG: 0.368 (1, 7)	G4-3			K		P5			E	5	1	2	1	0	1	1											
Donnie Hill, S OBP: 0.321, SLG: 0.354 (1, 4)	G6-3		1B	G6-3			CS		E6	4	2	2	0	1	0	0											
Devon White, S OBP: 0.290, SLG: 0.351 (1, 8)	K		1B		G6-3		K		E6	5	2	1	0	0	2	2											
Dave Winfield, R OBP: 0.305, SLG: 0.422 Dante Bichette, R OBP: 0.273, SLG: 0.418 (9, 9)		1B	F9		K		1B		FC5-4	4	1	2	0	1	1	2											
Lee Stevens, L OBP: 0.292, SLG: 0.410 (1, 3)		BB	1B		K		K		K	5	1	2	1	0	3	4											
Brian Downing, R OBP: 0.359, SLG: 0.464 (1, 10)		2B	1B	HR		G6-3		G5-3	FC5-4	4	2	2	3	1	0	0											
Bill Schroeder, R OBP: 0.300, SLG: 0.724 (1, 2)	1B	2B	HR		L4			F7	FC5-4	5	1	2	4	0	0	2											
Kent Anderson, R OBP: 0.350, SLG: 0.394 (1, 5)	K		G4-3			1B		1B	G5-6-3	5	1	2	0	0	1	5											
Dick Schofield, R OBP: 0.295, SLG: 0.208 (1, 6)	F7				F8			K		4	0	1	1	0	1	3											
Inning Stats	R: 0 E: 0 K: 1 S: 9	H: 0 LOB: 0 BB: 0 P: 13	R: 3 E: 0 K: 1 S: 16	H: 4 LOB: 2 BB: 1 P: 26	R: 4 E: 0 K: 0 S: 17	H: 5 LOB: 0 BB: 0 P: 23	R: 0 E: 0 K: 1 S: 7	H: 0 LOB: 0 BB: 0 P: 10	R: 0 E: 0 K: 2 S: 14	H: 0 LOB: 0 BB: 0 P: 19	R: 1 E: 0 K: 0 S: 12	H: 2 LOB: 1 BB: 0 P: 20	R: 0 E: 0 K: 1 S: 11	H: 1 LOB: 1 BB: 1 P: 18	R: 0 E: 0 K: 1 S: 13	H: 1 LOB: 1 BB: 0 P: 18	R: 3 E: 2 K: 1 S: 15	H: 3 LOB: 3 BB: 1 P: 25	1B: 12 2B: 2 3B: 1 HR: 1	SF: 0 SAC: 0 DP: 0 HBP: 0	WP: 0 PB: 0 CS: 1	PA: 44					
PITCHER	IP	WLS	BF	H	R	ER	SO	BB	IBB	HBP	BLK	WP	HR	S	P	ERA	WHIP										
Roy Smith, R ERA: 4.59 (1, 1)	2.2	L	15	8	6	6	2	1	0	0	0	0	0	36	56	20.25	3.375										
David West, L ERA: 5.25 (3, 1)	3.1		13	3	2	2	3	0	0	0	0	0	1	39	55	5.40	0.900										
Juan Berenguer, R ERA: 3.66 (7, 1)	2.0		8	2	0	0	3	1	0	0	0	0	0	24	36	0.00	1.500										
Rick Aguilera, R ERA: 2.87 (9, 1)	0.1		6	3	3	2	1	1	0	0	0	0	0	12	20	54.00	12.000										
Terry Leach, R ERA: 2.54 (9, 1)	0.2		2	0	0	0	0	0	0	0	0	0	0	3	5	0.00	0.000										

California Angels @ Minnesota Twins
Hubert H. Humphrey Metrodome, Minneapolis, MN
Wed Aug 01 1990, 4:33 AM EDT
Att: 21,260 - Dome - 80 F

AB 41
R 11
H 16
RBI 10
BB 3
SO 9
LOB 19



Batter	1	2	3	4	5	6	7	8	9	AB	R	H	RBI	BB	SO	LOB	BOTTOM										
Al Newman, S OBP: 0.310, SLG: 0.304 (1, 5)	P6		FC6-4		3B		PB		G4-6-3	4	2	2	0	1	0	3											
Nelson Liriano, S OBP: 0.284, SLG: 0.299 (1, 4)	G6-3		FC6-4		2B		1B		K	5	1	2	2	0	1	1											
Kirby Puckett, R OBP: 0.382, SLG: 0.496 (1, 8)	S		K		2B		F9		1B	4	0	2	1	1	1	3											
Gene Larkin, S OBP: 0.350, SLG: 0.412 (1, 9)	G6-3		P3		F7		G6-4-3		L4	5	0	1	1	0	0	4											
Brian Harper, R OBP: 0.362, SLG: 0.467 (1, 2)		F9		G4-3	F9		G6-4-3		F9	5	1	1	0	0	0	4											
Kent Hrbek, L OBP: 0.390, SLG: 0.497 (1, 3)		1B		G4-3	F8			1B		3	0	1	0	1	0	2											
Shane Mack, R OBP: 0.392, SLG: 0.470 (1, 7)		1B		L3		G5-3		K		4	0	2	1	0	1	1											
Carmen Castillo, R OBP: 0.183, SLG: 0.189 John Moses, S OBP: 0.304, SLG: 0.279 (8, PH)		K		L3		P2		BB		3	0	0	0	0	1	3											
Greg Gagne, R OBP: 0.276, SLG: 0.361 Randy Bush, L OBP: 0.339, SLG: 0.426 (8, PH)		F8			1B		K		G4-6-3	3	1	1	0	0	1	2											
Inning Stats	R: 0 E: 0 K: 0 S: 8	H: 2 LOB: 2 BB: 1 P: 16	R: 0 E: 0 K: 1 S: 11	H: 2 LOB: 0 BB: 0 P: 17	R: 0 E: 0 K: 1 S: 10	H: 1 LOB: 1 BB: 0 P: 15	R: 1 E: 0 K: 0 S: 9	H: 2 LOB: 0 BB: 0 P: 13	R: 3 E: 0 K: 0 S: 13	H: 4 LOB: 1 BB: 0 P: 26	R: 0 E: 0 K: 1 S: 7	H: 0 LOB: 0 BB: 0 P: 10	R: 1 E: 0 K: 0 S: 10	H: 2 LOB: 1 BB: 1 P: 19	R: 0 E: 0 K: 1 S: 11	H: 1 LOB: 2 BB: 2 P: 23	R: 0 E: 0 K: 1 S: 12	H: 1 LOB: 1 BB: 0 P: 13	1B: 10 2B: 3 3B: 1 HR: 0	SF: 0 SAC: 0 DP: 3 HBP: 0	WP: 0 PB: 1 CS: 0	PA: 41					
PITCHER	IP	WLS	BF	H	R	ER	SO	BB	IBB	HBP	BLK	WP	HR	S	P	ERA	WHIP										
Mark Langston, L ERA: 4.28 (1, 1)	6.0	W	29	10	5	4	3	2	0	0	0	0	0	61	105	6.00	2.000										
Wille Fraser, R ERA: 3.92 (7, 1)	1.1		6	2	0	0	1	1	0	0	0	0	0	15	27	0.00	2.250										
Bryan Harvey, R ERA: 2.59 (8, 1)	1.2	S	6	1	0	0	1	1	0	0	0	0	0	15	20	0.00	1.200										

California Angels @ Minnesota Twins
Hubert H. Humphrey Metrodome, Minneapolis, MN
Wed Aug 01 1990, 4:33 AM EDT
Att: 21,260 - Dome - 80 F

AB 37
R 5
H 13
RBI 5
BB 4
SO 5
LOB 23



Batter	1	2	3	4	5	6	7	8	9	AB	R	H	RBI	BB	SO	LOB	TOP			
Nelson Liriano, S (1, 4) OBP: 0.284, SLG: 0.298	G3		G3		G4-3		WP 1B			4	0	1	0	0	0	0	Minnesota Twins @ Seattle Mariners The Kingdome, Seattle, WA Thu Aug 02 1990, 10:05 PM EDT Att: 14,004 - Dome			
Randy Bush, L (1, 10) OBP: 0.336, SLG: 0.418	P5		CS 1B		P6		1-2 2-3			4	0	1	0	0	1	2				
Kirby Puckett, R (1, 8) OBP: 0.378, SLG: 0.491 John Moses, S (8, 8) OBP: 0.304, SLG: 0.279	G5-3		P2		K		1-2 2-3	F9		4	0	0	0	0	1	1				
Gary Gaetti, R (1, 5) OBP: 0.302, SLG: 0.421 Greg Gagne, R (8, 6) OBP: 0.276, SLG: 0.361		2B 1B	CS 1-2	G4-3		G5-3		P4		4	1	1	0	0	0	0				
Kent Hrbek, L (1, 3) OBP: 0.389, SLG: 0.497		G5-3 2B		F7		G3		K		4	0	1	0	0	1	0				
Brian Harper, R (1, 2) OBP: 0.363, SLG: 0.466		G5-3 1B		BB 1B HBP		L3		F7		3	1	1	1	0	0	0				
Gene Larkin, S (1, 9) OBP: 0.349, SLG: 0.408		K		1B BB		G3		F9		3	0	0	0	1	1	2				
Shane Mack, R (1, 7) OBP: 0.389, SLG: 0.465		G5-3		1B		K		K		4	0	1	1	0	2	2				
Al Newman, S (1, 6) OBP: 0.310, SLG: 0.305		F8		F8		WP 1B		1B		3	0	1	0	0	0	4				
Inning Stats	R: 0 E: 0 K: 0 S: 6	H: 0 LOB: 0 BB: 0 P: 10	R: 1 E: 0 K: 1 S: 12	H: 3 LOB: 2 BB: 0 P: 19	R: 0 E: 0 K: 0 S: 8	H: 1 LOB: 0 BB: 0 P: 13	R: 1 E: 0 K: 0 S: 9	H: 1 LOB: 2 BB: 1 P: 21	R: 0 E: 0 K: 1 S: 6	H: 0 LOB: 0 BB: 0 P: 10	R: 0 E: 0 K: 1 S: 9	H: 2 LOB: 2 BB: 0 P: 18	R: 0 E: 0 K: 1 S: 7	H: 0 LOB: 0 BB: 0 P: 8	R: 0 E: 0 K: 1 S: 7	H: 0 LOB: 0 BB: 0 P: 11	1B: 6 2B: 1 3B: 0 HR: 0	SF: 0 SAC: 0 DP: 0 HBP: 1	WP: 1 PB: 0 SB: 0 CS: 1	PA: 36
PITCHER	IP	WLS	BF	H	R	ER	SO	BB	IBB	HBP	BLK	WP	HR	S	P	ERA	WHIP			
Brian Holman, R (1, 1) ERA: 3.8	8.0	W	32	7	2	2	5	1	0	1	0	1	0	70	112	2.25	1.000			
Michael Jackson, R (9, 1) ERA: 4.45	1.0		3	0	0	0	1	0	0	0	0	0	0	7	11	0.00	0.000			

Batter	1	2	3	4	5	6	7	8	9	AB	R	H	RBI	BB	SO	LOB	BOTTOM			
Harold Reynolds, S (1, 4) OBP: 0.341, SLG: 0.340	G6-3	P5		S 1B BB		G5-3 1B	G6-3			4	1	1	0	1	0	3	Minnesota Twins @ Seattle Mariners The Kingdome, Seattle, WA Thu Aug 02 1990, 10:05 PM EDT Att: 14,004 - Dome			
Henry Cotto, R (1, 9) OBP: 0.323, SLG: 0.374 Greg Briley, L (7, PH) OBP: 0.306, SLG: 0.364	F9	F7		K		G5-3	G3			4	0	0	0	0	1	5				
Ken Griffey Jr., L (1, 8) OBP: 0.391, SLG: 0.506				1B 1B		1B				3	1	2	1	2	0	0				
Jeffrey Leonard, R (1, 7) OBP: 0.273, SLG: 0.347	K		L7	P3		G1-3				5	0	1	0	0	1	6				
Alvin Davis, L (1, 3) OBP: 0.392, SLG: 0.410		2B 1B BB		1B		F7		HR		4	2	3	1	1	0	0				
Edgar Martinez, R (1, 5) OBP: 0.404, SLG: 0.453		1B 1B 2B		K		F8		1B		5	2	2	0	0	1	4				
Tracy Jones, R (1, 10) OBP: 0.314, SLG: 0.405		1B 1B		1B		L5		L4		5	0	2	2	0	1	3				
Dave Valle, R (1, 2) OBP: 0.302, SLG: 0.335		1B		K		K		1B WP 1B		4	1	2	1	0	2	2				
Omar Vizquel, S (1, 6) OBP: 0.291, SLG: 0.372	K			G4-3		G5-3 1B		1B		4	0	2	1	0	1	2				
Inning Stats	R: 0 E: 0 K: 1 S: 9	H: 0 LOB: 1 BB: 1 P: 16	R: 2 E: 0 K: 1 S: 14	H: 3 LOB: 2 BB: 1 P: 26	R: 1 E: 0 K: 2 S: 15	H: 3 LOB: 2 BB: 0 P: 22	R: 1 E: 0 K: 1 S: 9	H: 1 LOB: 1 BB: 1 P: 17	R: 0 E: 0 K: 0 S: 6	H: 0 LOB: 0 BB: 0 P: 9	R: 0 E: 0 K: 1 S: 12	H: 2 LOB: 3 BB: 1 P: 20	R: 3 E: 0 K: 0 S: 18	H: 4 LOB: 1 BB: 0 P: 31	R: 0 E: 0 K: 1 S: 12	H: 2 LOB: 2 BB: 0 P: 19	1B: 13 2B: 1 3B: 0 HR: 1	SF: 0 SAC: 0 DP: 0 HBP: 0	WP: 1 PB: 0 SB: 3 CS: 0	PA: 43
PITCHER	IP	WLS	BF	H	R	ER	SO	BB	IBB	HBP	BLK	WP	HR	S	P	ERA	WHIP			
Mark Guthrie, L (1, 1) ERA: 4.45	5.2	L	30	9	4	4	6	3	0	0	0	0	0	61	104	6.35	2.118			
Jack Savage, R (6, 1) ERA: 4.66	0.2		6	4	3	3	0	0	0	0	0	0	1	17	29	40.50	6.000			
Terry Leach, R (7, 1) ERA: 2.47	1.2		7	2	0	0	1	0	0	0	0	1	0	17	27	0.00	1.200			

AB 33
R 2
H 7
RBI 2
BB 1
SO 6
LOB 11



AB 39
R 7
H 15
RBI 6
BB 4
SO 7
LOB 26



Batter	1	2	3	4	5	6	7	8	9	10	11	12	13	AB	R	H	RBI	BB	SO	LOB	TOP						
Dan Gladden, R OBP: 0.350, SLG: 0.380 (1.7) (9, 8) (11, 7)	G5-3		G4-6-3 BB		G1-3			CS 1B		F8		K		5	0	1	0	1	1	2							
Nelson Lirio, S OBP: 0.285, SLG: 0.295 (1.4)	FC6-4 1B		G4-6-3 1-2			HR BB		K		G4-3			L8	5	1	1	0	1	1	2							
Gene Larkin, S OBP: 0.344, SLG: 0.401 Kirby Puckett, R OBP: 0.380, SLG: 0.492 (1.9) (11, 8)	FC6-4 1-2			F9		K		G1-3			G1-3		FC4 1B SF8	5	0	0	0	0	1	2							
Gary Gaetti, R OBP: 0.300, SLG: 0.417 (1.5)	F9			F7		F7			P6		F7		HR 1B	6	1	1	0	0	0	2							
Brian Harper, R OBP: 0.365, SLG: 0.475 John Moses, S OBP: 0.306, SLG: 0.289 (1.10) (9, PR) (13, 9)		K		G6-3		HR			BB 1B				FC4 1B HR	4	1	2	2	0	1	0							
Kent Hrbek, L OBP: 0.391, SLG: 0.497 (1.3)		1B				P2			BB 1B		2B		SF8	4	0	2	1	1	1	0							
Shane Mack, R OBP: 0.363, SLG: 0.457 Randy Bush, L OBP: 0.345, SLG: 0.450 (1.8) (9, PH) (9, 7) (11, 9)			K		K			K		G5-4-3 BB		G3		3	0	0	0	0	3	1							
Rick Aguilera, R OBP: 0.406, SLG: 0.451 Junior Ortiz, R OBP: 0.406, SLG: 0.451 (1.2)	L6							F9		1-2 2-3			HR	0	0	0	0	0	0	0							
Greg Gagne, R OBP: 0.277, SLG: 0.361 Al Newman, S OBP: 0.308, SLG: 0.302 (1.6) (10, PH) (10, 6)			G4-3					G5-3				F9		3	0	1	0	0	0	0							
												L5		2	0	0	0	0	0	0							
Inning Stats	R: 0 E: 0 K: 0 S: 6	H: 1 LOB: 1 BB: 0 P: 10	R: 0 E: 0 K: 2 S: 14	H: 1 LOB: 1 BB: 18	R: 0 E: 0 K: 0 S: 4	H: 0 LOB: 0 BB: 1 P: 10	R: 0 E: 0 K: 2 S: 8	H: 2 LOB: 2 BB: 0 P: 16	R: 0 E: 0 K: 1 S: 8	H: 1 LOB: 0 BB: 0 P: 10	R: 0 E: 0 K: 0 S: 13	H: 2 LOB: 2 BB: 1 P: 22	R: 0 E: 0 K: 0 S: 6	H: 0 LOB: 0 BB: 0 P: 12	R: 0 E: 0 K: 0 S: 8	H: 1 LOB: 2 BB: 1 P: 18	R: 0 E: 0 K: 1 S: 13	H: 0 LOB: 0 BB: 0 P: 11	R: 4 E: 1 K: 1 S: 13	H: 3 LOB: 0 BB: 0 P: 19	1B: 9 2B: 1 3B: 0 HR: 2	SF: 1 SAC: 0 DP: 2 HBP: 0	W/P: 0 PB: 0 SB: 1 CS: 1	PA: 53			
PITCHER	IP 7.0	WLS 28	BF 6	H 2	R 2	ER 2	SO 6	BB 2	IBB 0	HBP 0	BLK 0	WP 0	HR 1	S 67	P 104	ERA 2.57	WHIP 1.143										
Matt Young, L ERA: 3.69	(1.1)																										
Keith Comstock, L ERA: 1.86	(8.1)	1.1	5	2	0	0	1	0	0	0	0	0	0	15	21	0.00	1.500										
Michael Jackson, R ERA: 4.37	(9.1)	1.0	3	0	0	0	0	1	0	0	0	0	0	6	14	0.00	1.000										
Mike Schooler, R ERA: 2.16	(10.1)	3.1	L 16	4	4	0	1	0	1	0	0	0	1	30	51	0.00	1.200										
Gene Harris, R ERA: 4.31	(13.1)	0.1	1	0	0	0	1	0	0	0	0	0	0	3	3	0.00	0.000										

Minnesota Twins @ Seattle Mariners
The Kingdome, Seattle, WA
Fr Aug 03 1990, 6:33 AM EDT
Att. 13,818 - Dome

AB 48
R 6
H 12
RBI 6
BB 4
SO 9
LOB 17



Batter	1	2	3	4	5	6	7	8	9	10	11	12	13	AB	R	H	RBI	BB	SO	LOB	BOTTOM							
Harold Reynolds, S OBP: 0.340, SLG: 0.338 Jeff Schaefer, R OBP: 0.186, SLG: 0.193 (1.4) (10, 6)	G3-1		F8				G4-3			G4-3		L4		5	0	1	0	0	0	2								
Greg Briley, L OBP: 0.353, SLG: 0.368 (1.9)	G4-3		F7		G3		3B				L9		K	6	0	1	1	0	1	2								
Ken Griffey Jr., L OBP: 0.386, SLG: 0.501 (1.8)	G3-1			G4-3			P6			F9		G4-3		6	0	1	0	0	0	1								
Alvin Davis, L OBP: 0.390, SLG: 0.410 Henry Cotto, R OBP: 0.323, SLG: 0.374 Pete O'Brien, L OBP: 0.264, SLG: 0.273 (1.3) (10, PR) (11, 3)		E4 FC5-4		K2-3	FC9-2			F8		BB 2B			1B	5	0	1	0	0	1	2								
Jeffrey Leonard, R OBP: 0.274, SLG: 0.345 (1.10)	FC5-4 1-2			1B BB BB			F9		G6-3		BB 1B		G3	5	1	1	0	1	0	2								
Edgar Martinez, R OBP: 0.406, SLG: 0.452 (1.5)	FC5-4 1-2			BB 1B BB			G6-4-3 1B		FC5-4 BB		BB			3	0	1	0	3	0	1								
Tracy Jones, R OBP: 0.314, SLG: 0.403 (1.7)	G1-3					G6-4-3 1-2 2-3		FC5-4		K				6	0	2	0	0	1	6								
Dave Valle, R OBP: 0.307, SLG: 0.330 (1.2)							G4-3 SH1-4 3B BB			F8		G1-3		3	1	0	1	3	0	1								
Omar Vizquel, S OBP: 0.284, SLG: 0.363 Scott Bradley, R OBP: 0.251, SLG: 0.289 Mike Brumley, S OBP: 0.262, SLG: 0.305 (1.6) (9, PH) (10, 4)			F8		G4-3					F8		G5-3		2	0	0	0	0	0	4								
													G6-3	1	0	0	0	0	0	0								
														2	0	0	0	0	0	1								
Inning Stats	R: 0 E: 0 K: 0 S: 5	H: 0 LOB: 0 BB: 0 P: 9	R: 0 E: 1 K: 0 S: 6	H: 0 LOB: 1 BB: 0 P: 9	R: 0 E: 0 K: 0 S: 17	H: 0 LOB: 1 BB: 1 P: 28	R: 1 E: 0 K: 1 S: 13	H: 2 LOB: 3 BB: 2 P: 25	R: 0 E: 0 K: 0 S: 6	H: 1 LOB: 0 BB: 0 P: 9	R: 1 E: 0 K: 0 S: 7	H: 1 LOB: 1 BB: 1 P: 16	R: 0 E: 0 K: 0 S: 9	H: 0 LOB: 1 BB: 1 P: 15	R: 0 E: 0 K: 0 S: 7	H: 0 LOB: 0 BB: 0 P: 10	R: 0 E: 0 K: 1 S: 11	H: 1 LOB: 3 BB: 0 P: 21	R: 0 E: 0 K: 1 S: 7	H: 0 LOB: 0 BB: 0 P: 13	R: 0 E: 0 K: 1 S: 11	H: 1 LOB: 1 BB: 0 P: 18	R: 0 E: 0 K: 0 S: 10	H: 1 LOB: 1 BB: 0 P: 14	1B: 7 2B: 2 3B: 1 HR: 0	SF: 0 SAC: 1 DP: 2 HBP: 0	W/P: 0 PB: 0 SB: 0 CS: 0	PA: 54
PITCHER	IP 6.1	WLS 27	BF 5	H 2	R 2	ER 2	SO 1	BB 4	IBB 0	HBP 0	BLK 0	WP 0	HR 0	S 57	P 98	ERA 2.84	WHIP 1.421											
Scott Erickson, R ERA: 3.45	(1.1)																											
Juan Benavenger, R ERA: 3.49	(7.1)	3.1	14	2	0	0	0	1	1	0	0	0	0	28	48	0.00	0.900											
Rick Aguilera, R ERA: 2.68	(10.1)	3.1	W 13	2	0	0	2	1	0	0	0	0	0	32	53	0.00	0.900											
Rick Aguilera, R ERA: 2.68	(13.1)	3.1	W 13	2	0	0	2	1	0	0	0	0	0	32	53	0.00	0.900											

Minnesota Twins @ Seattle Mariners
The Kingdome, Seattle, WA
Fr Aug 03 1990, 6:33 AM EDT
Att. 13,818 - Dome

AB 46
R 2
H 9
RBI 2
BB 7
SO 3
LOB 22



Batter	1	2	3	4	5	6	7	8	9	AB	R	H	RBI	BB	SO	LOB	TOP								
Dan Gladden, R OBP: 0.318, SLG: 0.378 (1, 7)	F9		G6-3		G1-3			G1-3 1B	G1-3	5	0	1	0	0	0	4									
Nelson Liriano, S OBP: 0.294, SLG: 0.291 (1, 4)	G1-6-3 BB			K		G4-3		G1-3		3	0	0	0	1	1										
Kirby Puckett, R OBP: 0.378, SLG: 0.489 (1, 8)	G1-6-3 1-2			G6-3 2B		K		G6-3		3	1	0	0	1	1	2									
Gary Gaetti, R OBP: 0.297, SLG: 0.413 (1, 5)				G6-3		K		G6-3		4	0	0	0	0	2	2									
Brian Harper, R OBP: 0.366, SLG: 0.477 John Moses, S OBP: 0.306, SLG: 0.289 (9, PR) (9, 9)	G6-3			G6-3		G5-3			SH3-4 G3-4-3 1B	3	1	1	1	1	0	0									
Kent Hrbek, L OBP: 0.394, SLG: 0.500 (1, 3)	F8			G6-3 2H		G5-3		G3-4-3 SH3-4	SH3-4 BB	4	0	3	1	0	0	0									
Junior Ortiz, R OBP: 0.405, SLG: 0.444 (1, 10) (9, 2)				SH2-3 BB		G5-3		SH3-4	SH3-4 1B	2	0	0	0	1	0	2									
Shane Mack, R OBP: 0.385, SLG: 0.454 Gene Larkin, S OBP: 0.349, SLG: 0.401 Jack Savage, R (9, 1)	SH2-3			SH2-3		K		G3-4-3 IBB		1	0	0	0	1	1	0									
Al Newman, S OBP: 0.304, SLG: 0.298 (1, 6)	F8			F8		L8		G3-4-3		4	0	0	1	0	0	5									
Inning Stats	R: 0 E: 0 K: 0 S: 5	H: 0 LOB: 0 BB: 1 P: 12	R: 0 E: 0 K: 1 S: 7	H: 0 LOB: 0 BB: 0 P: 11	R: 0 E: 0 K: 0 S: 10	H: 0 LOB: 1 BB: 1 P: 16	R: 2 E: 0 K: 1 S: 14	H: 2 LOB: 1 BB: 1 P: 24	R: 0 E: 0 K: 1 S: 8	H: 0 LOB: 0 BB: 0 P: 13	R: 0 E: 0 K: 0 S: 10	H: 0 LOB: 2 BB: 0 P: 13	R: 0 E: 0 K: 0 S: 11	H: 1 LOB: 2 BB: 1 P: 16	R: 0 E: 0 K: 0 S: 12	H: 1 LOB: 1 BB: 0 P: 23	R: 1 E: 0 K: 0 S: 9	H: 1 LOB: 3 BB: 2 P: 22	1B: 4 2B: 1 3B: 0 HR: 0	SF: 0 SAC: 2 DP: 1 HBP: 0	WP: 0 PB: 0 CS: 0	PA: 37			
PITCHER	IP	WLS	BF	H	R	ER	SO	BB	IBB	HBP	BLK	WP	HR	S	P	ERA	WHIP								
Randy Johnson, L ERA: 3.61	(1, 1)	8.0	33	5	3	3	5	5	0	0	0	0	0	81	139	3.38	1.250								
Michael Jackson, R ERA: 4.29	(9, 1)	1.0	W	4	0	0	0	0	1	0	0	0	0	5	11	0.00	0.000								

Minnesota Twins @ Seattle Mariners
The Kingdome, Seattle, WA
Sat Aug 04 1990, 10:05 PM EDT
Att: 20,508 - Dome - 70 F

livebaseballscores.com

AB 29
R 3
H 5
RBI 3
BB 6
SO 5
LOB 16



Batter	1	2	3	4	5	6	7	8	9	AB	R	H	RBI	BB	SO	LOB	BOTTOM								
Harold Reynolds, S OBP: 0.340, SLG: 0.340 (1, 4)	G2-3		G4-6-3 1-2			BB BB BB	P2		1-H 2B	4	1	1	1	1	0	2									
Greg Britley, L OBP: 0.301, SLG: 0.365 Henry Cotto, R OBP: 0.324, SLG: 0.373 (6, PH) (7, 9)	G4-3			F8		BB BB BB		P3		2	0	0	0	0	0	0									
Ken Griffey Jr., L OBP: 0.387, SLG: 0.498 (1, 8)	F8			F7		BB BB		G6-3		3	0	0	0	1	0	0									
Alvin Davis, L OBP: 0.391, SLG: 0.413 (1, 10)				F7				1B 2B		3	1	1	1	1	0	0									
Pete O'Brien, L OBP: 0.287, SLG: 0.277 (1, 3)	P5			G6-4-3 1B		G3-1		FC6-4 1B		4	0	2	1	0	0	3									
Edgar Martinez, R OBP: 0.409, SLG: 0.456 (1, 5)	FC6-4 1B			G6-4-3 1-2		SH3-4 2B		FC6-4 1-2		4	1	2	0	0	0	2									
Tracy Jones, R OBP: 0.310, SLG: 0.397 (1, 7)	FC6-4 1-2			K		SH3-4		F8		3	0	0	0	0	1	1									
Scott Bradley, L OBP: 0.272, SLG: 0.300 (1, 2)				G1-3		F7		G4-3 2B		4	1	2	1	0	0	0									
Omar Vizquel, S OBP: 0.282, SLG: 0.349 (1, 6)				G4-6-3 BB		F8		P2		3	0	0	0	1	0	2									
Inning Stats	R: 0 E: 0 K: 0 S: 9	H: 0 LOB: 0 BB: 0 P: 14	R: 0 E: 0 K: 0 S: 9	H: 1 LOB: 1 BB: 0 P: 13	R: 0 E: 0 K: 0 S: 7	H: 0 LOB: 0 BB: 1 P: 11	R: 0 E: 0 K: 0 S: 6	H: 0 LOB: 0 BB: 0 P: 13	R: 0 E: 0 K: 1 S: 5	H: 1 LOB: 0 BB: 0 P: 10	R: 1 E: 0 K: 0 S: 11	H: 0 LOB: 3 BB: 4 P: 32	R: 1 E: 0 K: 0 S: 8	H: 2 LOB: 1 BB: 0 P: 13	R: 1 E: 0 K: 0 S: 13	H: 2 LOB: 1 BB: 0 P: 21	R: 1 E: 0 K: 0 S: 8	H: 2 LOB: 1 BB: 0 P: 10	1B: 4 2B: 4 3B: 0 HR: 0	SF: 0 SAC: 1 DP: 2 HBP: 0	WP: 0 PB: 0 CS: 0	PA: 37			
PITCHER	IP	WLS	BF	H	R	ER	SO	BB	IBB	HBP	BLK	WP	HR	S	P	ERA	WHIP								
Kevin Tapani, R ERA: 3.75	(1, 1)	5.2	19	2	1	1	1	2	0	0	0	0	0	2	14	∞	∞								
David West, L ERA: 5.25	(6, 1)	0.0	3	0	0	0	0	3	0	0	0	0	0	2	14	∞	∞								
Terry Leach, R ERA: 2.66	(6, 1)	2.1	11	4	2	2	0	0	0	0	0	0	0	24	39	7.71	1.714								
Jack Savage, R ERA: 4.95	(9, 1)	0.2	L	4	2	1	1	0	0	0	0	0	0	8	10	13.50	3.000								

Minnesota Twins @ Seattle Mariners
The Kingdome, Seattle, WA
Sat Aug 04 1990, 10:05 PM EDT
Att: 20,508 - Dome - 70 F

livebaseballscores.com

AB 31
R 4
H 8
RBI 4
BB 5
SO 1
LOB 10



Batter	1	2	3	4	5	6	7	8	9	AB	R	H	RBI	BB	SO	LOB	TOP			
Nelson Liriano, S OBP: 0.287, SLG: 0.286	G3-1			F7					P2	3	0	0	0	2	0	1	Minnesota Twins @ Seattle Mariners The Kingdome, Seattle, WA Sun Aug 05 1990, 10:05 PM EDT Att: 17,248 - Dome - 70 F			
John Moses, S OBP: 0.395, SLG: 0.283	K			FC6-4 HBP					F9	3	0	0	0	0	1	3				
Kirby Puckett, R OBP: 0.377, SLG: 0.485	G4-3			FC6-4 2B 1-2					F8	3	0	0	0	1	0	2				
Gary Gaetti, R OBP: 0.297, SLG: 0.414		F9							F9	4	0	1	0	0	0	1				
Kent Hrbek, L OBP: 0.395, SLG: 0.499									G4-3	3	0	1	0	1	0	2				
Brian Harper, R OBP: 0.382, SLG: 0.471									F9	4	0	0	0	0	0	6				
Randy Bush, L OBP: 0.347, SLG: 0.446										1	0	0	0	1	0	0				
Junior Ortiz, R OBP: 0.406, SLG: 0.440				L6					P4	1	0	0	0	1	0	0				
Al Newman, S OBP: 0.300, SLG: 0.293										4	0	0	0	0	1	4				
Greg Gagne, R OBP: 0.274, SLG: 0.357										3	0	0	0	0	2	1				
Shane Mack, R OBP: 0.388, SLG: 0.463				G6-3						1	0	1	0	0	0	0				
Inning Stats	R: 0 E: 0 K: 1 S: 6	H: 0 LOB: 0 BB: 0 P: 11	R: 0 E: 0 K: 0 S: 7	H: 1 LOB: 0 BB: 0 P: 9	R: 0 E: 0 K: 0 S: 5	H: 0 LOB: 0 BB: 0 P: 5	R: 0 E: 0 K: 0 S: 10	H: 1 LOB: 3 BB: 1 P: 20	R: 0 E: 0 K: 1 S: 14	H: 0 LOB: 2 BB: 2 P: 20	R: 0 E: 1 K: 1 S: 8	H: 0 LOB: 1 BB: 1 P: 15	R: 0 E: 0 K: 0 S: 9	H: 0 LOB: 0 BB: 0 P: 12	R: 0 E: 0 K: 1 S: 12	H: 1 LOB: 1 BB: 0 P: 16	1B: 1 2B: 2 3B: 0 HR: 0	SF: 0 SAC: 0 DP: 1 HBP: 1	WP: 0 PB: 0 SB: 0 CS: 0	PA: 37
PITCHER	IP	WLS	BF	H	R	ER	SO	BB	IBB	HBP	BLK	WP	HR	S	P	ERA	WHIP			
Bill Swift, R ERA: 1.85	3.2		13	2	0	0	1	0	0	1	0	0	0	25	38	0.00	0.545			
Gene Harris, R ERA: 4.13	1.1	W	9	0	0	0	1	4	0	0	0	0	0	17	37	0.00	3.000			
Keith Comstock, L ERA: 1.69	4.0	S	15	1	0	0	2	2	0	0	0	0	0	39	59	0.00	0.750			

AB	30
R	0
H	3
RBI	0
BB	6
SO	4
LOB	20



Batter	1	2	3	4	5	6	7	8	9	AB	R	H	RBI	BB	SO	LOB	BOTTOM			
Harold Reynolds, S OBP: 0.342, SLG: 0.342	1B 2B	G5-3							P6	3	1	1	0	1	0	2	Minnesota Twins @ Seattle Mariners The Kingdome, Seattle, WA Sun Aug 05 1990, 10:05 PM EDT Att: 17,248 - Dome - 70 F			
Henry Cotto, R OBP: 0.323, SLG: 0.371	1B 2B								G5-4-3	4	1	1	0	0	1	4				
Ken Griffey Jr., L OBP: 0.388, SLG: 0.496	1B SF8								F7	3	2	1	1	1	0	2				
Jeffrey Leonard, R OBP: 0.274, SLG: 0.344	G4-3								G5-3	4	0	1	1	0	2	4				
Alvin Davis, L OBP: 0.392, SLG: 0.418	SF8									3	0	2	1	0	0	0				
Mike Brumley, S OBP: 0.262, SLG: 0.305										0	0	0	0	0	0	0				
Edgar Martinez, R OBP: 0.407, SLG: 0.452	G4-3								G6-3	3	0	0	0	1	0	2				
Pete O'Brien, L OBP: 0.283, SLG: 0.272	P6								G6-3	4	0	0	1	0	0	4				
Matt Sinatro, R OBP: 0.400, SLG: 0.361									G4-3	4	0	1	0	0	2	4				
Omar Vizquel, S OBP: 0.295, SLG: 0.372										3	0	2	0	0	1	0				
Inning Stats	R: 3 E: 0 K: 0 S: 16	H: 4 LOB: 1 BB: 0 P: 24	R: 0 E: 0 K: 2 S: 9	H: 0 LOB: 0 BB: 0 P: 12	R: 0 E: 0 K: 1 S: 8	H: 0 LOB: 0 BB: 1 P: 15	R: 0 E: 0 K: 0 S: 9	H: 0 LOB: 0 BB: 0 P: 14	R: 0 E: 0 K: 1 S: 18	H: 1 LOB: 2 BB: 1 P: 28	R: 0 E: 0 K: 1 S: 10	H: 1 LOB: 2 BB: 1 P: 21	R: 0 E: 0 K: 1 S: 11	H: 1 LOB: 0 BB: 0 P: 14	1B: 6 2B: 3 3B: 0 HR: 0	SF: 1 SAC: 0 DP: 1 HBP: 0	WP: 0 PB: 0 SB: 1 CS: 1	PA: 35		
PITCHER	IP	WLS	BF	H	R	ER	SO	BB	IBB	HBP	BLK	WP	HR	S	P	ERA	WHIP			
Allan Anderson, L ERA: 5.09	6.0	L	26	7	4	3	4	2	0	0	0	0	0	66	100	4.50	1.500			
Tim Drummond, R ERA: 4.66	2.0		9	2	0	0	2	1	0	0	0	0	0	21	35	0.00	1.500			

AB	31
R	4
H	9
RBI	4
BB	3
SO	6
LOB	22



Batter	1	2	3	4	5	6	7	8	9	AB	R	H	RBI	BB	SO	LOB	TOP					
Paul Moltzer, R OBP: 0.359, SLG: 0.493	F7		F9	F9			F7		F9	5	1	2	0	0	0	1						
B.J. Surhoff, L OBP: 0.335, SLG: 0.397	G6-3		SF7						1B	4	0	3	1	1	0	0						
Gary Sheffield, R OBP: 0.358, SLG: 0.456	P5		SF7		G5-3		F7		F9	4	0	0	1	0	0	3						
Dave Parker, L OBP: 0.347, SLG: 0.479		1B						F9		5	0	3	0	0	1	0						
Edgar Diaz, R OBP: 0.346, SLG: 0.300									1B	0	0	0	0	0	0	0						
Robin Yount, R OBP: 0.340, SLG: 0.377	F9								1B	5	2	2	0	0	1	3						
Rob Deer, R OBP: 0.335, SLG: 0.443																						
Mike Felder, S OBP: 0.296, SLG: 0.298	K								1B	4	0	1	0	0	2	2						
Darryl Hamilton, L OBP: 0.333, SLG: 0.378	G6-3								1B	0	1	0	0	0	0	0						
Jim Cantner, L OBP: 0.318, SLG: 0.265										4	1	2	2	0	0	1						
Ron Robinson, R OBP: 0.091, SLG: 0.091										3	1	1	2	1	0	1						
Bill Spiers, L OBP: 0.286, SLG: 0.350										0	0	0	0	0	0	0						
Inning Stats	R: 0 H: 0 E: 0 K: 0 S: 8	H: 0 LOB: 0 BB: 0 P: 10	R: 0 H: 1 E: 0 K: 1 S: 11	LOB: 1 BB: 0 P: 15	R: 2 H: 3 E: 0 K: 0 S: 9	H: 3 LOB: 2 BB: 1 P: 18	R: 2 H: 3 E: 0 K: 1 S: 13	H: 3 LOB: 1 BB: 0 P: 21	R: 0 H: 1 E: 0 K: 0 S: 6	H: 0 LOB: 0 BB: 0 P: 11	R: 0 H: 0 E: 0 K: 0 S: 7	H: 0 LOB: 0 BB: 0 P: 12	R: 0 H: 1 E: 0 K: 0 S: 10	H: 1 LOB: 2 BB: 1 P: 18	R: 2 H: 3 E: 0 K: 0 S: 9	H: 3 LOB: 3 BB: 0 P: 12	R: 0 H: 2 E: 0 K: 1 S: 8	H: 2 LOB: 2 BB: 0 P: 16	1B: 10 2B: 3 3B: 1 HR: 0	SF: 1 SAC: 0 DP: 0 HBP: 0	WP: 1 PB: 0 SB: 1 CS: 0	PA: 41
PITCHER	IP	WLS	BF	H	R	ER	SO	BB	IBB	HBP	BLK	WP	HR	S	P	ERA	WHIP					
Roy Smith, R ERA: 4.75	7.1	L	33	11	6	6	3	1	1	0	0	1	0	69	112	7.36	1.636					
Juan Berenguer, R ERA: 3.41	1.2		8	3	0	0	1	0	0	0	0	0	0	12	21	0.00	1.800					

Milwaukee Brewers @ Minnesota Twins
Hubert H. Humphrey Metrodome, Minneapolis, MN
Mon Aug 06 1990, 8:05 PM EDT
Att: 27,583 - Dome - 70 F

AB 38
R 6
H 14
RBI 6
BB 2
SO 4
LOB 15

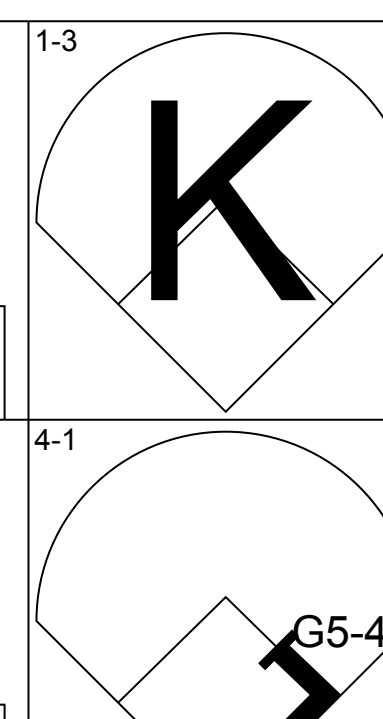
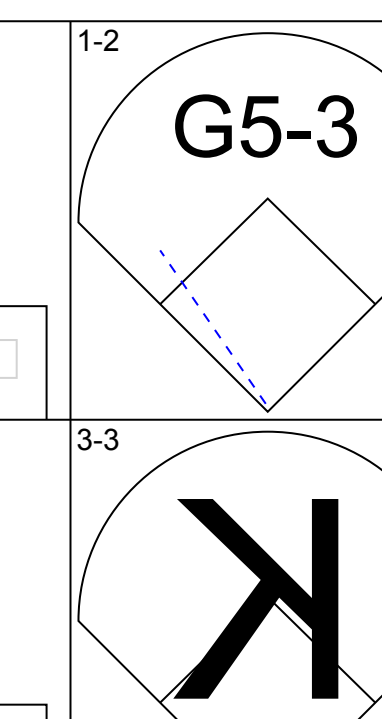
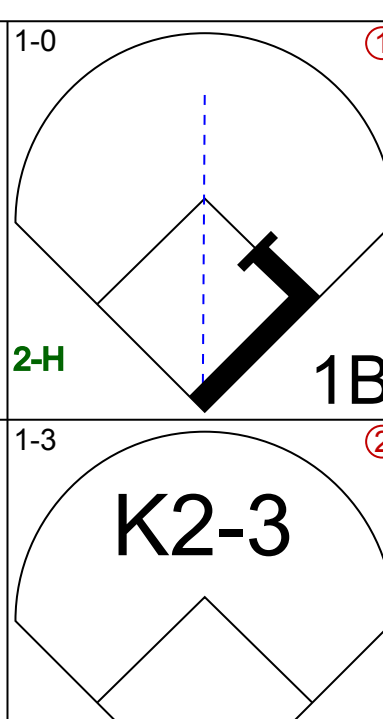
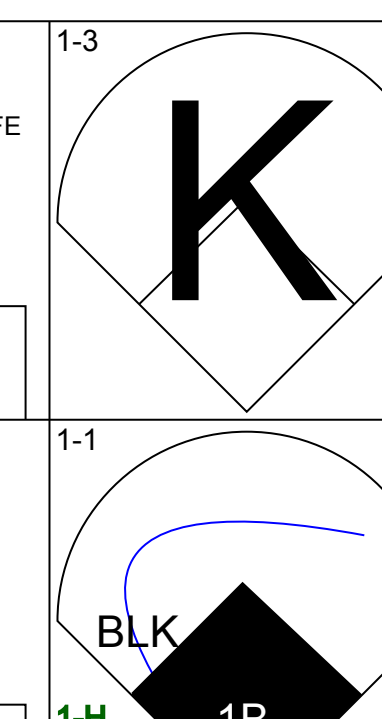
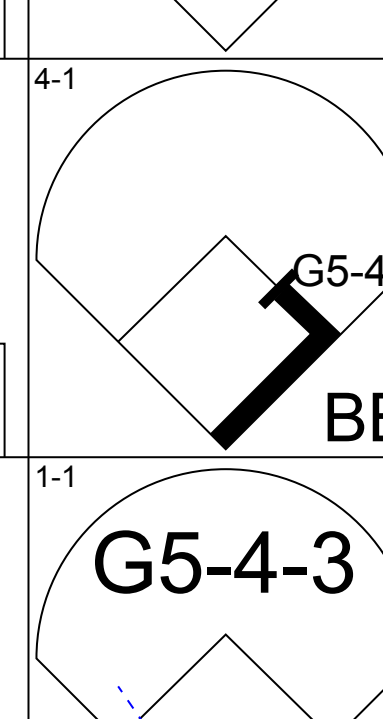
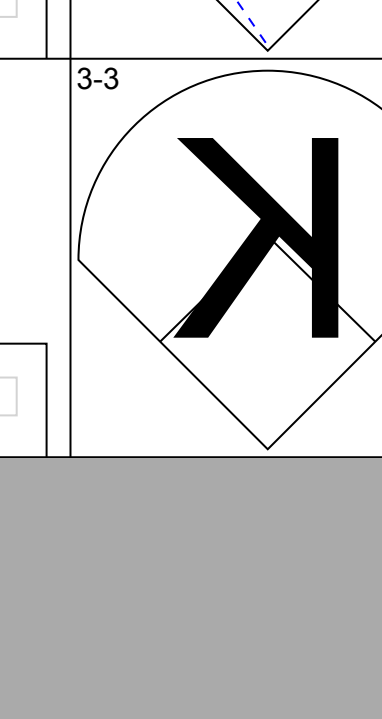
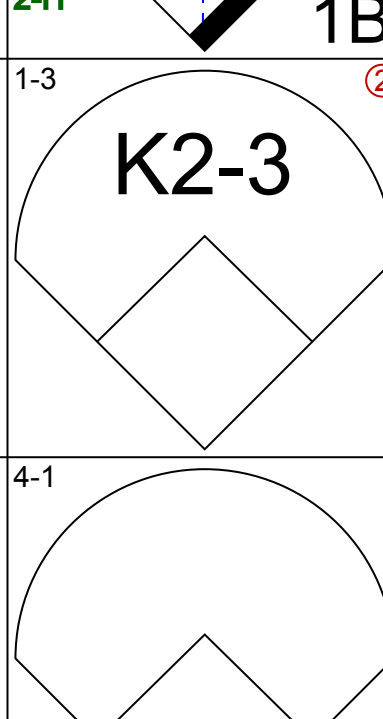
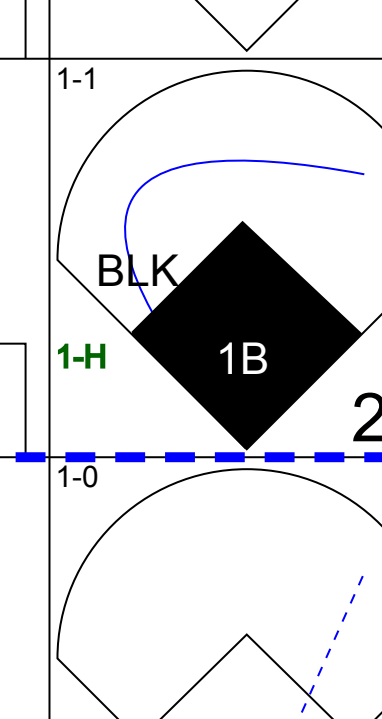
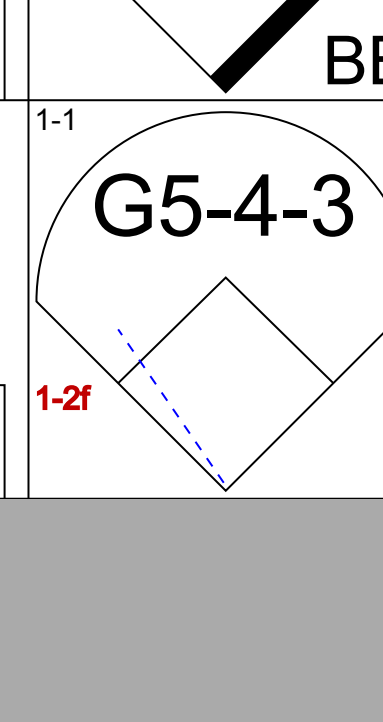
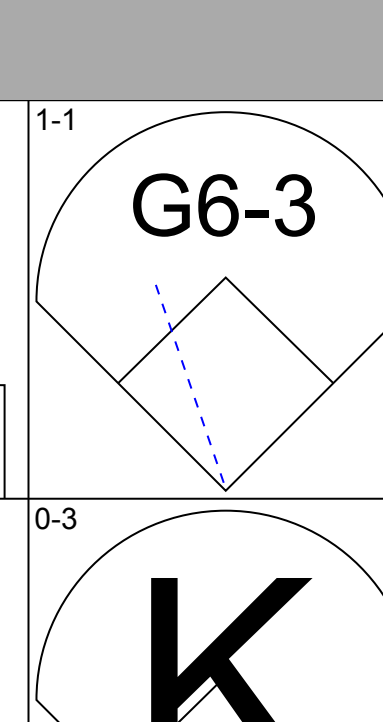
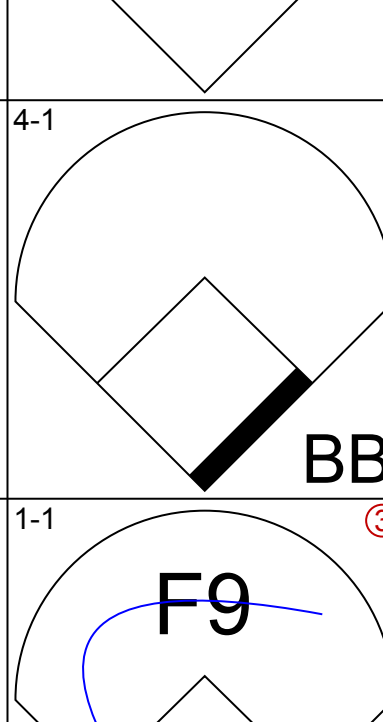
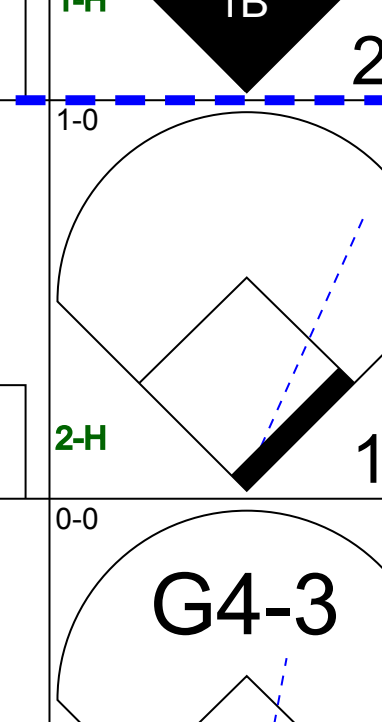
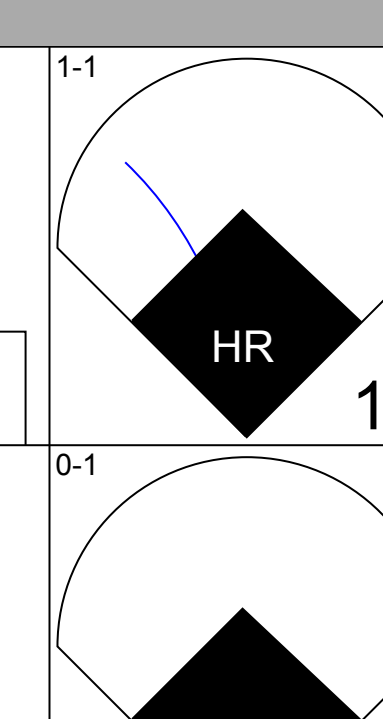
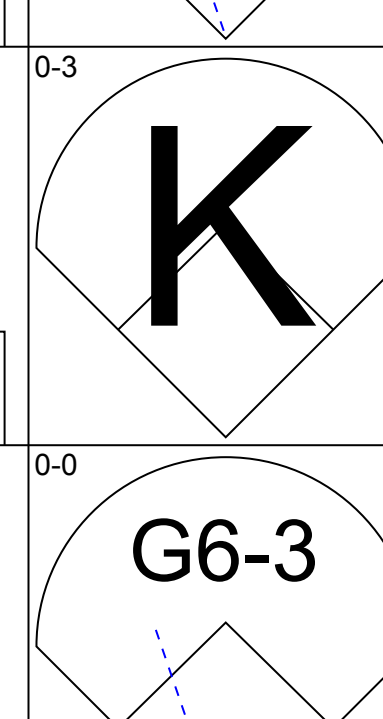
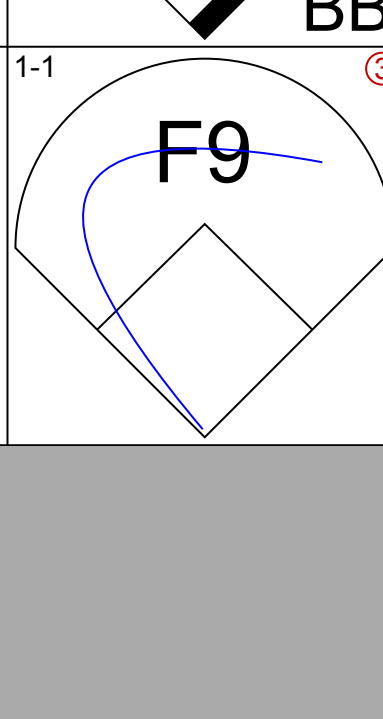
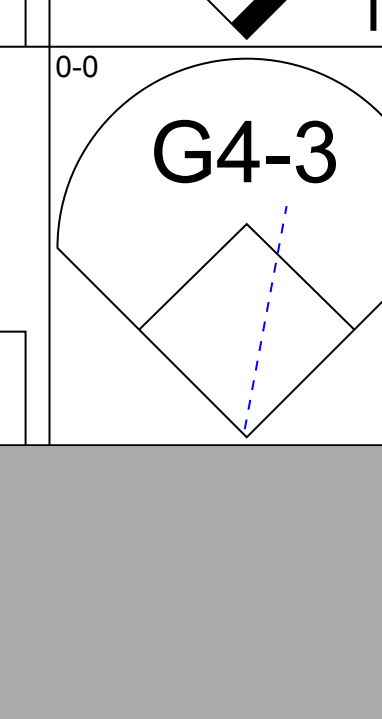
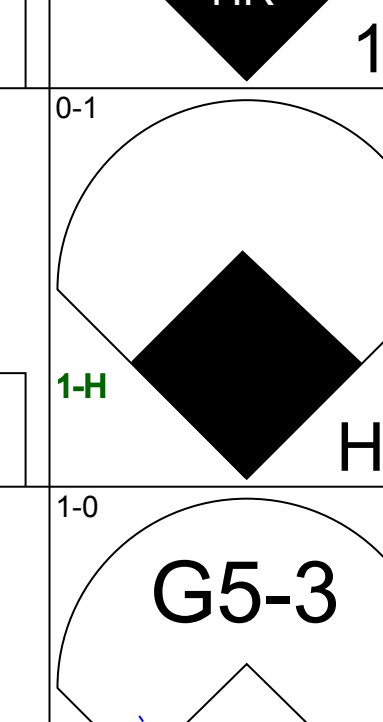
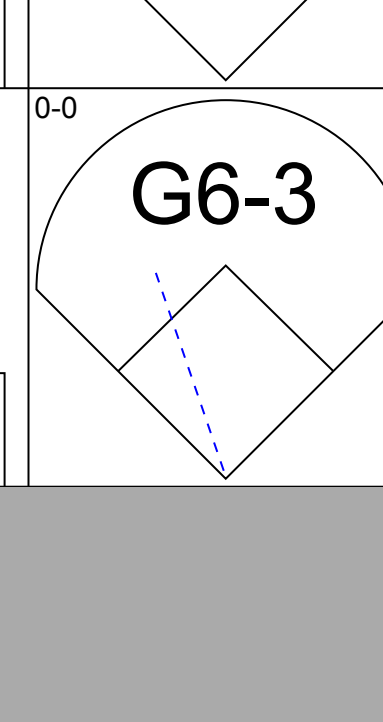
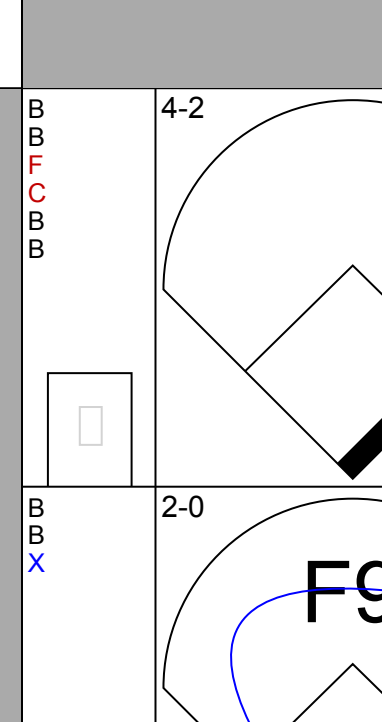
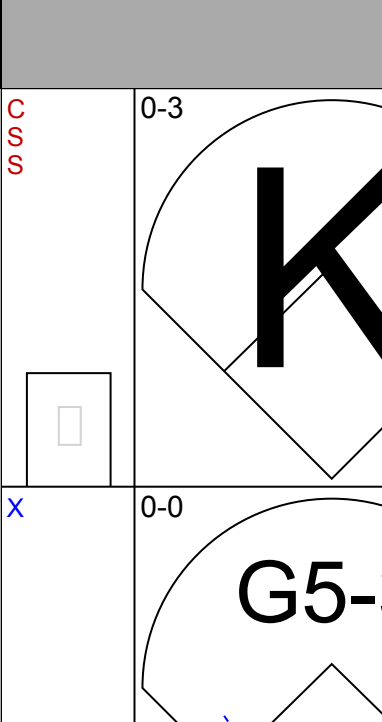
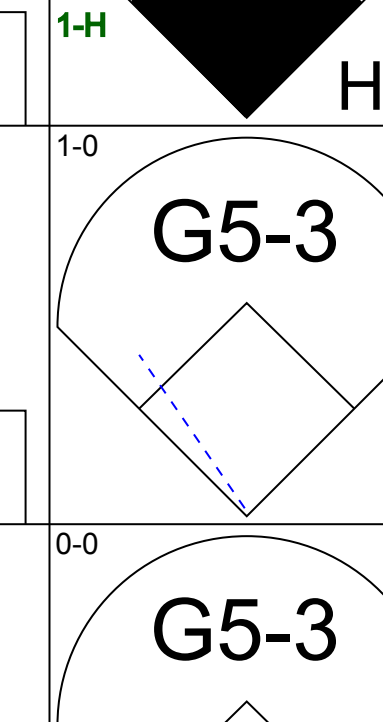
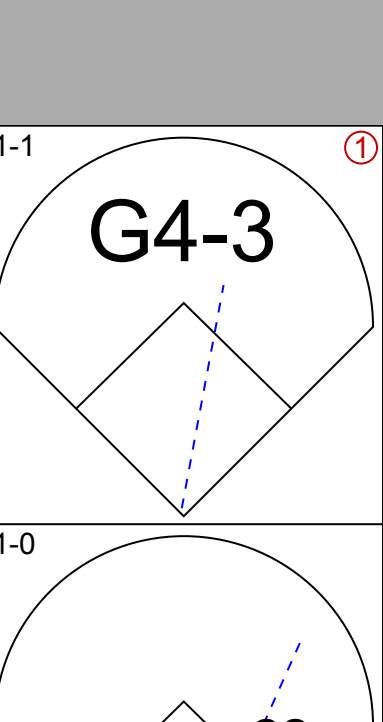
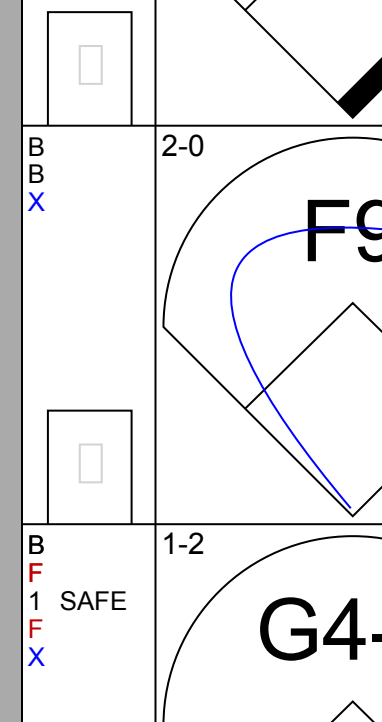
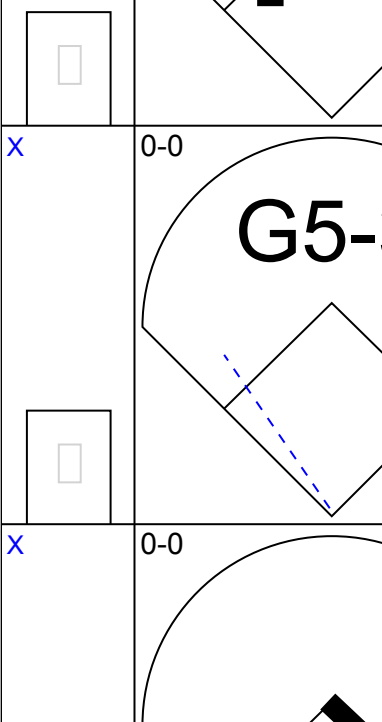
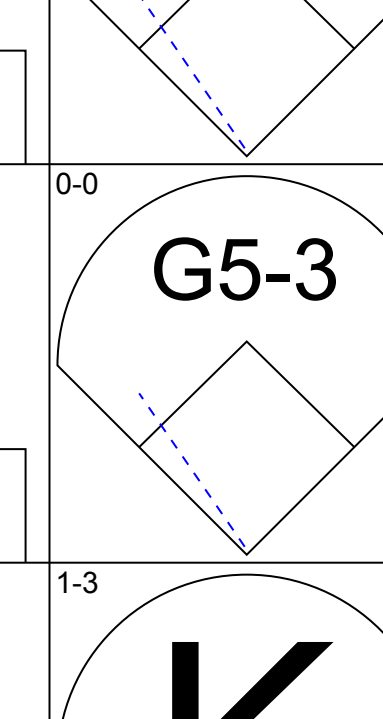
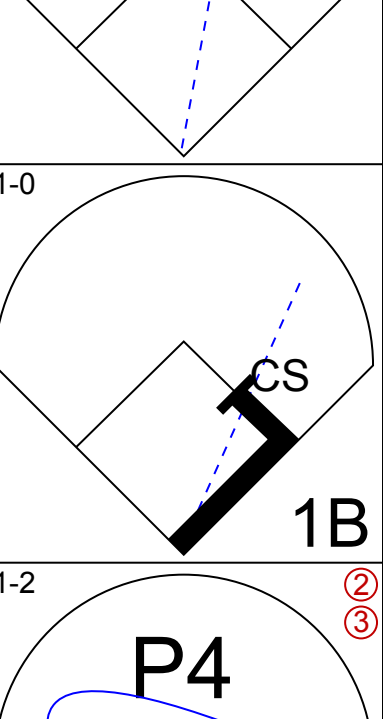
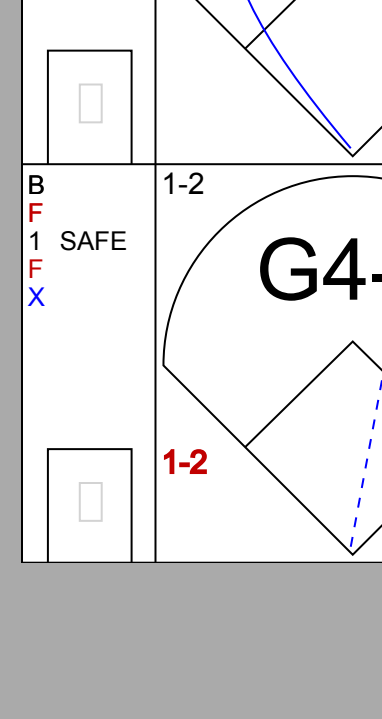
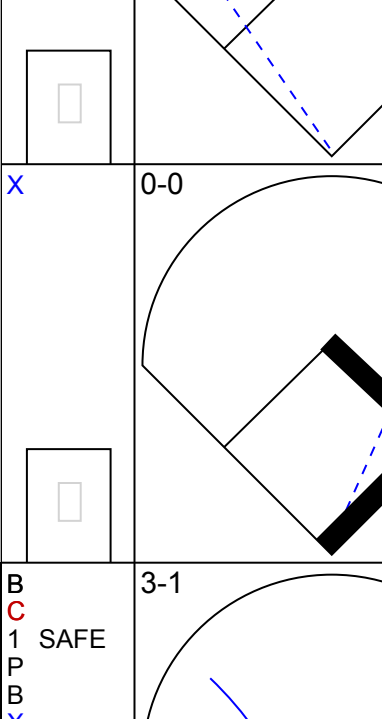
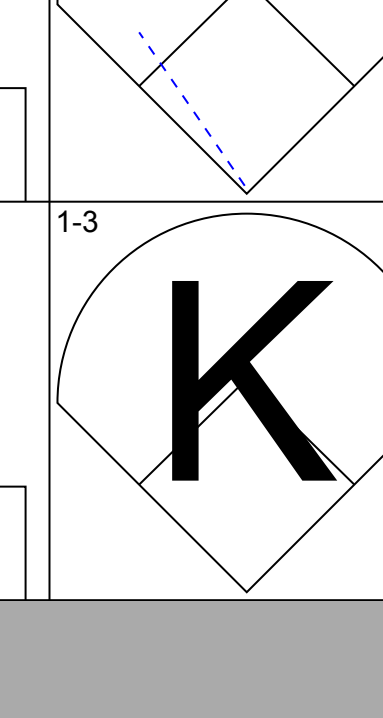
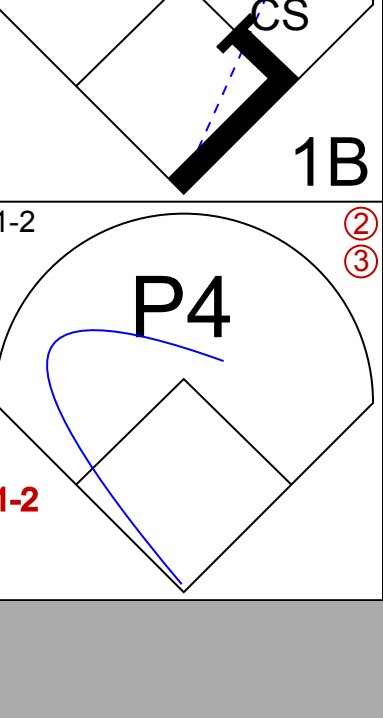
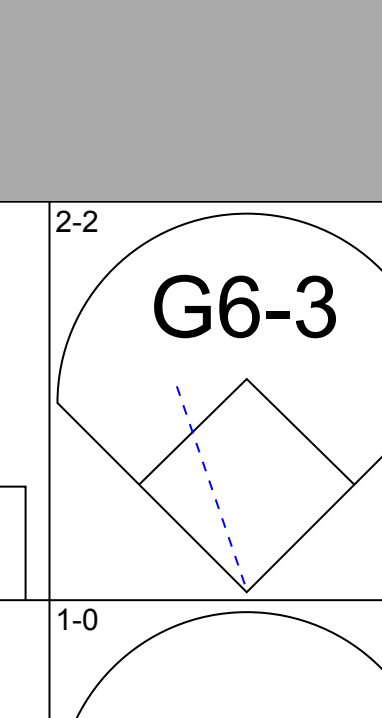
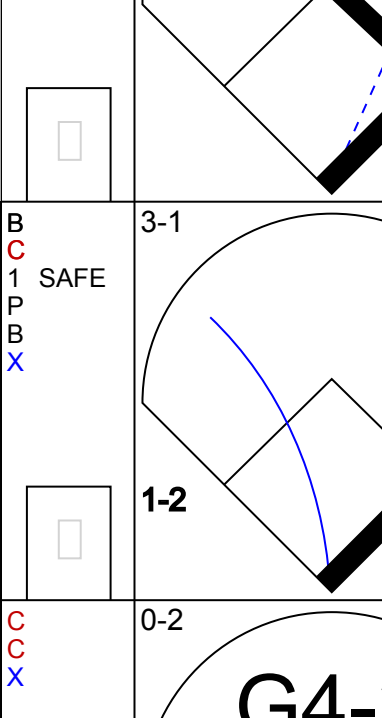
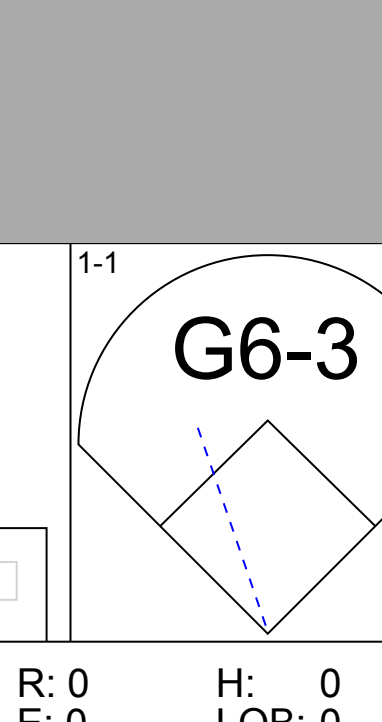
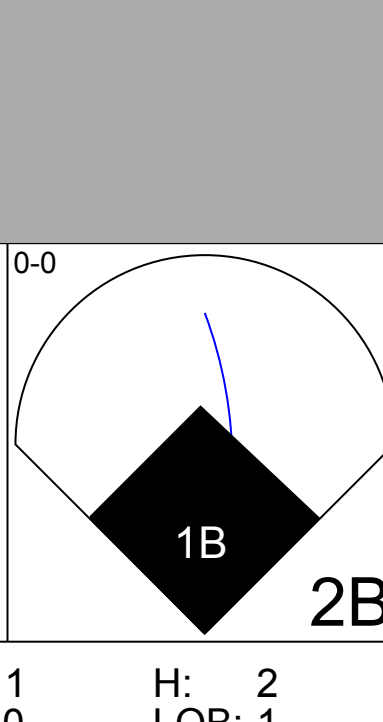
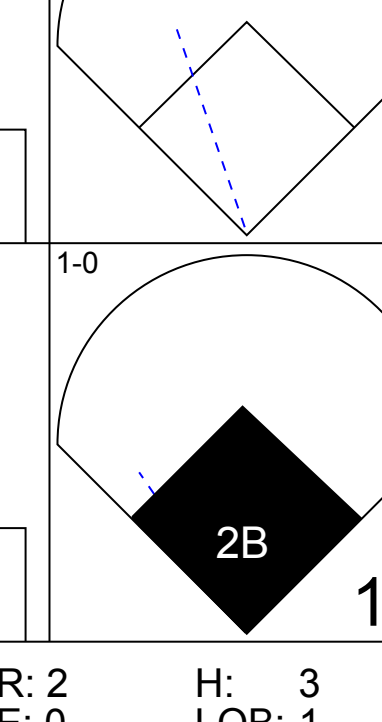
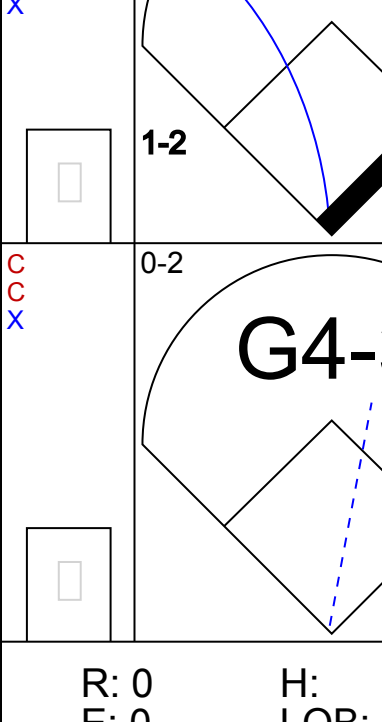


Batter	1	2	3	4	5	6	7	8	9	AB	R	H	RBI	BB	SO	LOB	BOTTOM					
Nelson Liriano, S OBP: 0.291, SLG: 0.291	1B		1B		L3			G3-1		4	0	2	0	0	0	0						
Randy Bush, L OBP: 0.361, SLG: 0.457	1B		G6-4-3		F9			1B		4	0	3	0	0	0	0						
Kirby Puckett, R OBP: 0.374, SLG: 0.480	P3		G6-4-3				P3	G1-3		4	0	0	0	0	0	5						
Gary Gaetti, R OBP: 0.294, SLG: 0.409	K				F7		G5-3		K	4	0	0	0	0	2	2						
Kent Hrbek, L OBP: 0.391, SLG: 0.493	G4-3				P5		F9		G3	4	0	0	0	0	0	2						
Brian Harper, R OBP: 0.361, SLG: 0.469	L6				BB		F9		E6	4	0	1	0	0	0	0						
Gene Larkin, S OBP: 0.344, SLG: 0.397	L4				BB		G6-3		F9	3	0	0	0	1	0	1						
Shane Mack, R OBP: 0.382, SLG: 0.455	G5-3				F9		G4-3			3	0	0	0	0	0	2						
Al Newman, S OBP: 0.297, SLG: 0.290	G4-3				G3			G3-1		3	0	0	0	0	0	0						
Inning Stats	R: 0 H: 2 E: 0 K: 1 S: 10	H: 0 LOB: 0 BB: 0 P: 15	R: 0 H: 0 E: 0 K: 0 S: 8	H: 0 LOB: 0 BB: 0 P: 14	R: 0 H: 2 E: 0 K: 0 S: 10	H: 2 LOB: 1 BB: 0 P: 15	R: 0 H: 1 E: 0 K: 0 S: 9	H: 1 LOB: 2 BB: 1 P: 20	R: 0 H: 0 E: 0 K: 0 S: 8	H: 0 LOB: 0 BB: 0 P: 12	R: 0 H: 0 E: 0 K: 0 S: 7	H: 0 LOB: 0 BB: 0 P: 9	R: 0 H: 0 E: 0 K: 0 S: 12	H: 0 LOB: 0 BB: 0 P: 17	R: 0 H: 1 E: 0 K: 0 S: 7	H: 1 LOB: 1 BB: 0 P: 12	R: 0 H: 0 E: 1 K: 1 S: 9	H: 0 LOB: 1 BB: 0 P: 13	1B: 6 2B: 0 3B: 0 HR: 0	SF: 0 SAC: 0 DP: 1 HBP: 0	WP: 0 PB: 0 SB: 0 CS: 0	PA: 34
PITCHER	IP	WLS	BF	H	R	ER	SO	BB	IBB	HBP	BLK	WP	HR	S	P	ERA	WHIP					
Ron Robinson, R ERA: 3.97	9.0	W	34	6	0	0	2	1	0	0	0	0	0	80	127	0.00	0.778					
Ron Robinson, R ERA: 3.97	9.0	W	34	6	0	0	2	1	0	0	0	0	0	80	127	0.00	0.778					

Milwaukee Brewers @ Minnesota Twins
Hubert H. Humphrey Metrodome, Minneapolis, MN
Mon Aug 06 1990, 8:05 PM EDT
Att: 27,583 - Dome - 70 F

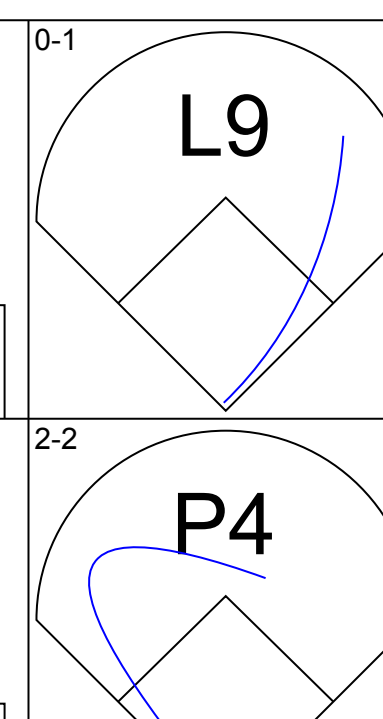
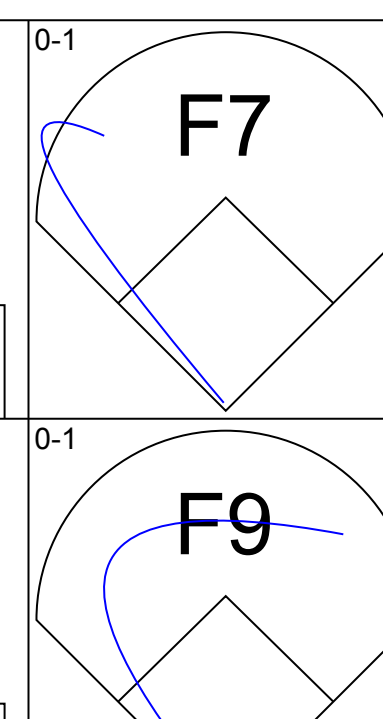
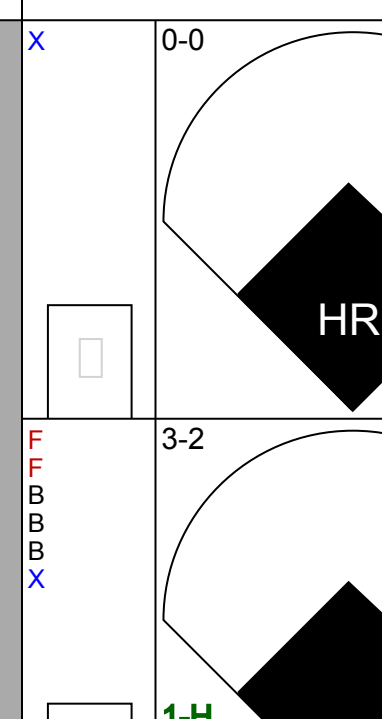
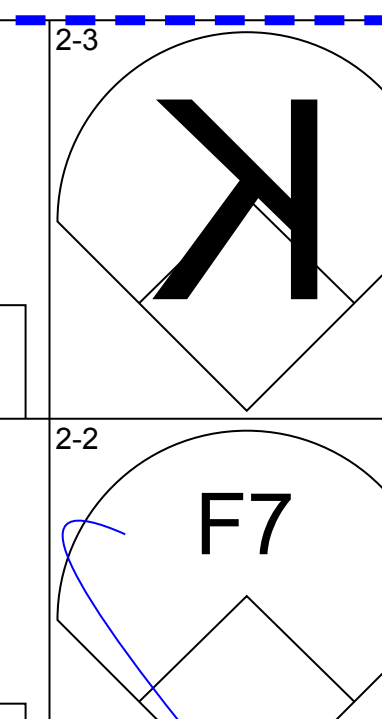
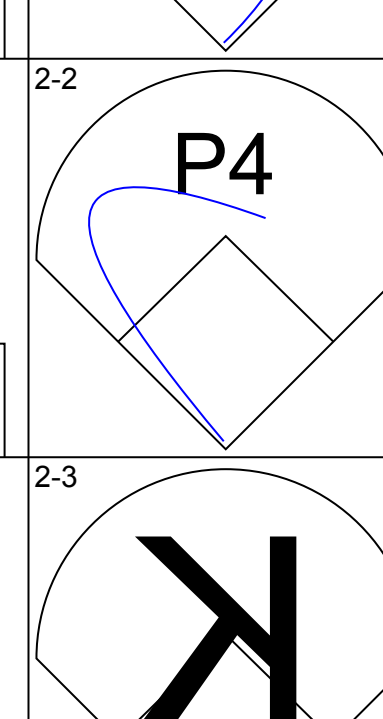
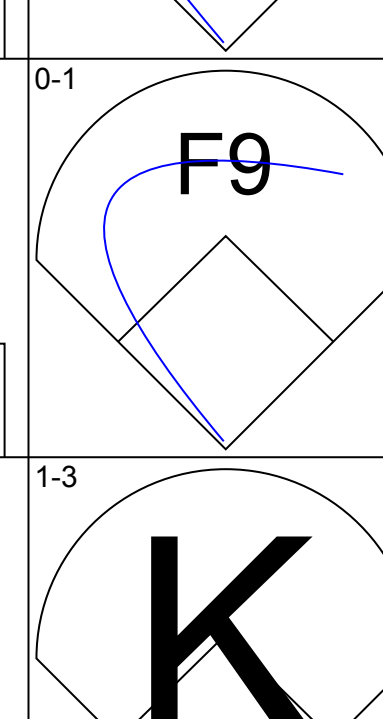
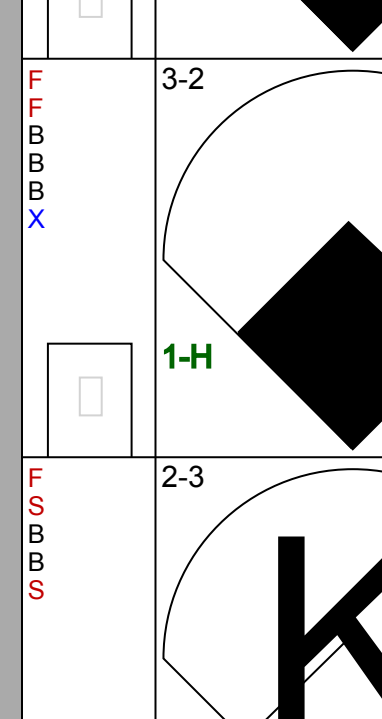
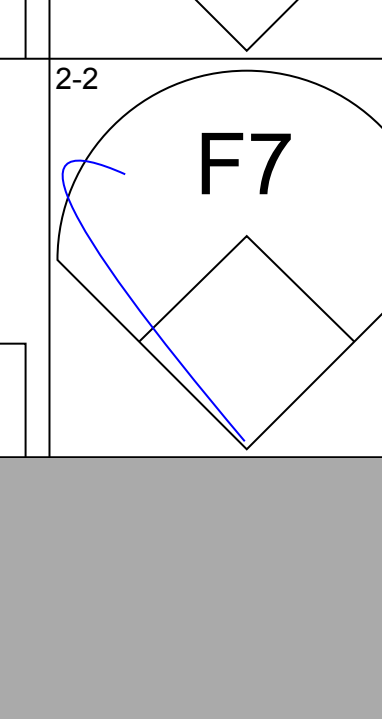
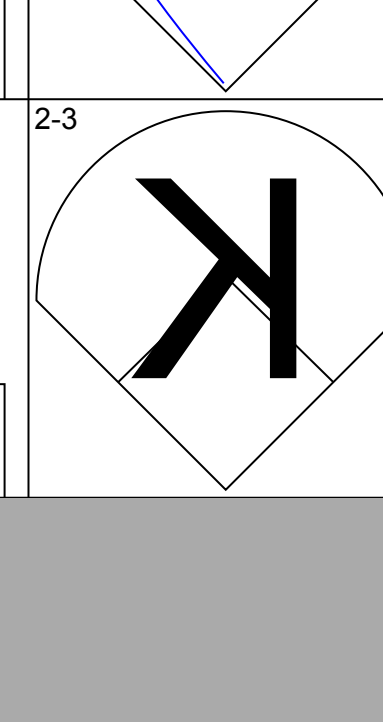
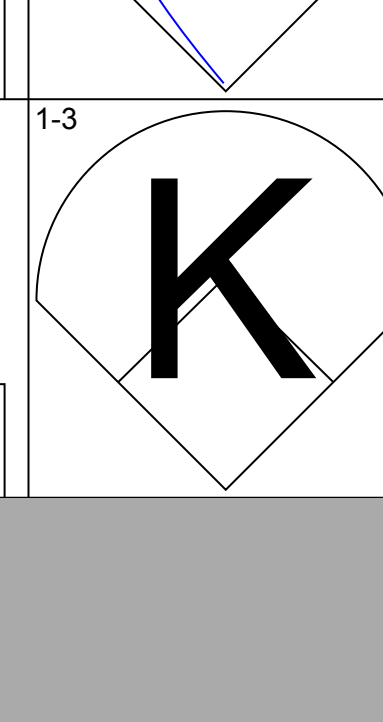
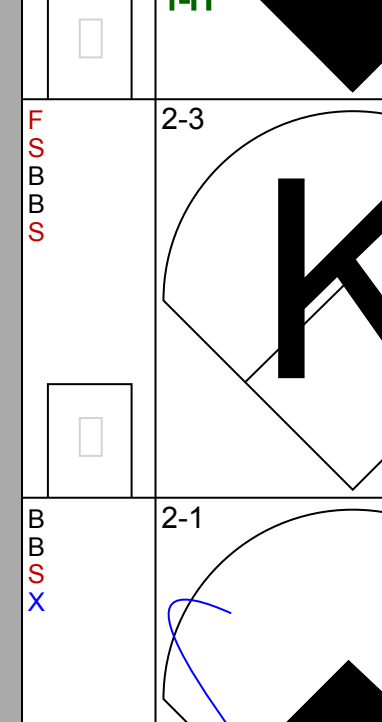
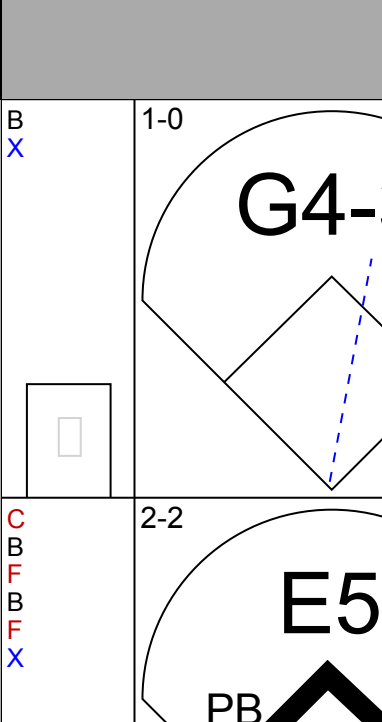
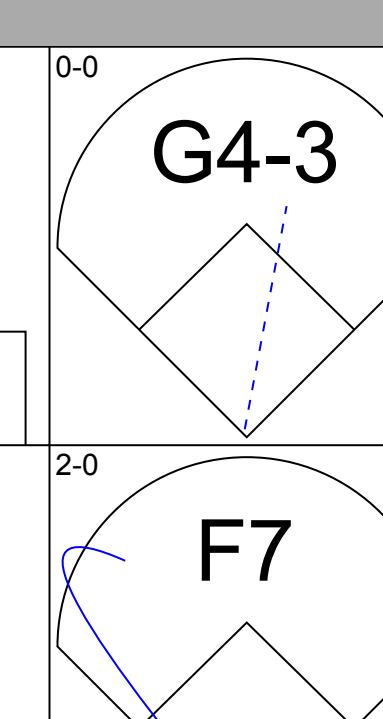
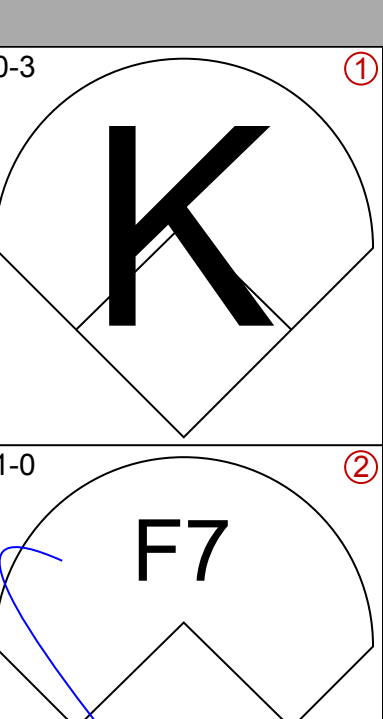
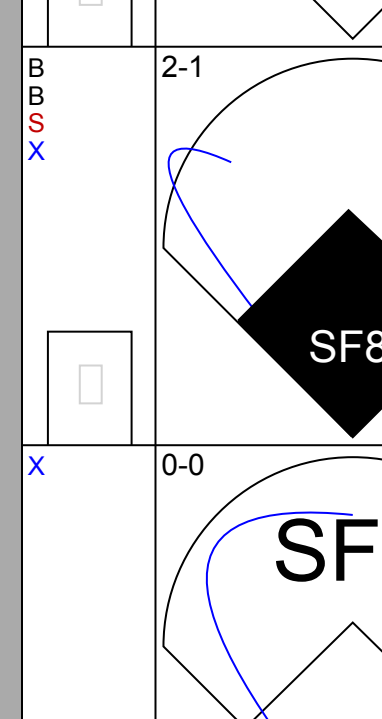
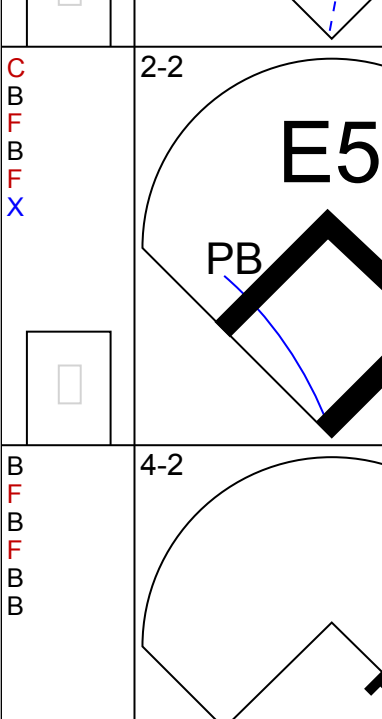
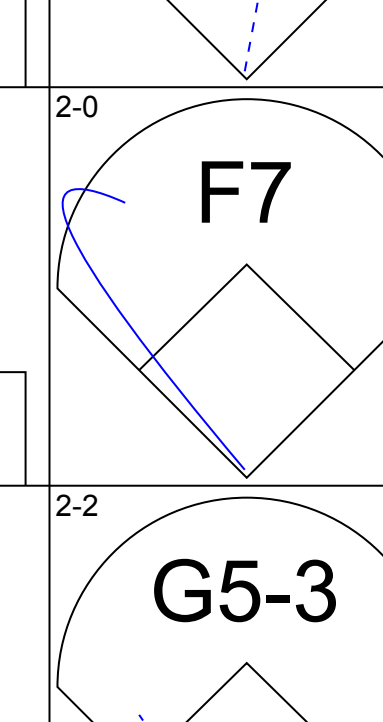
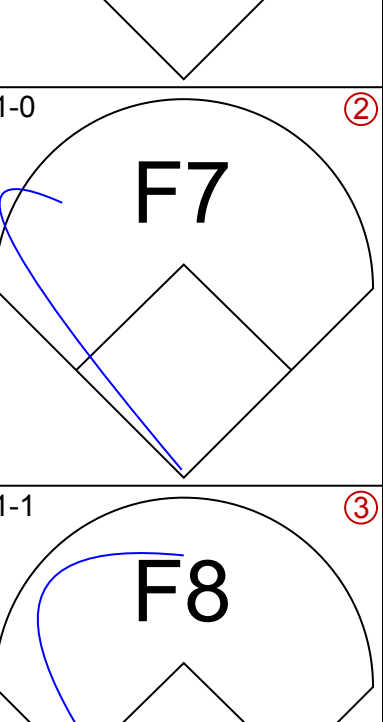
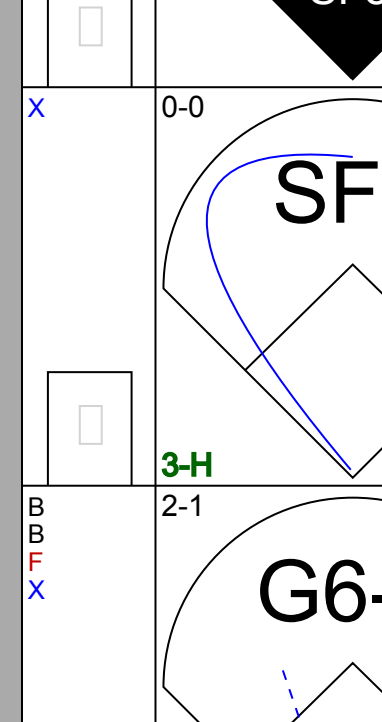
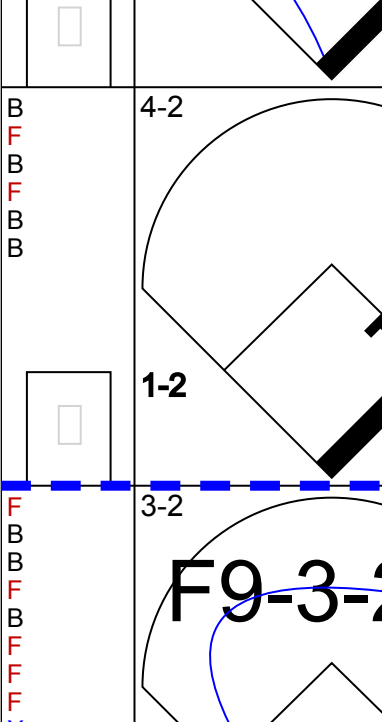
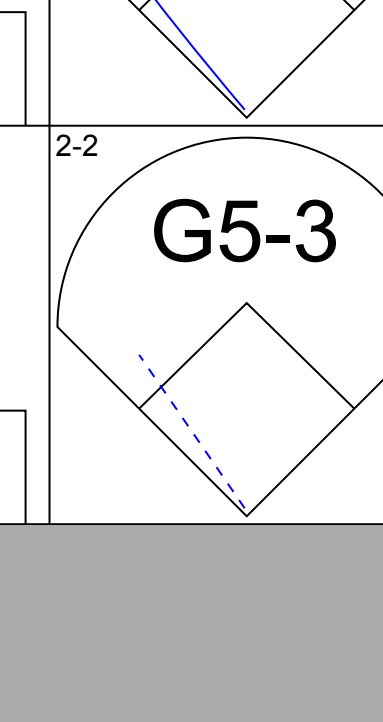
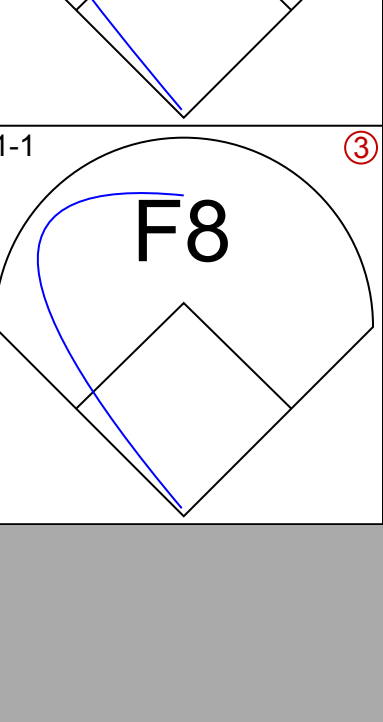
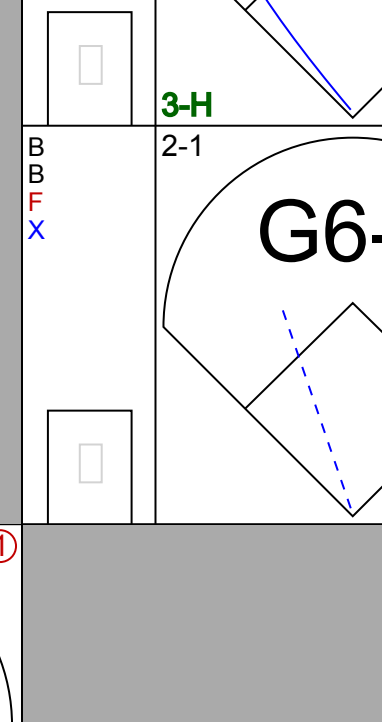
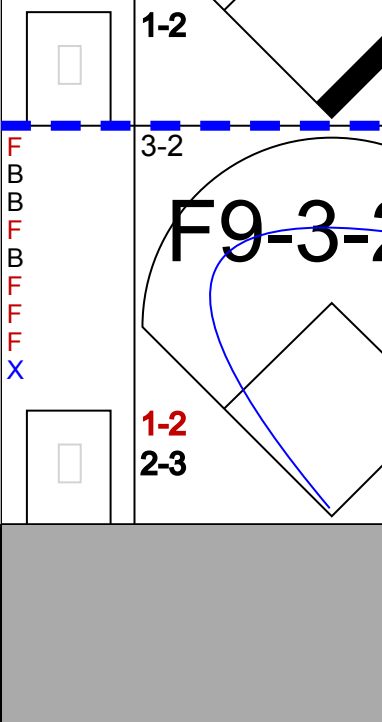
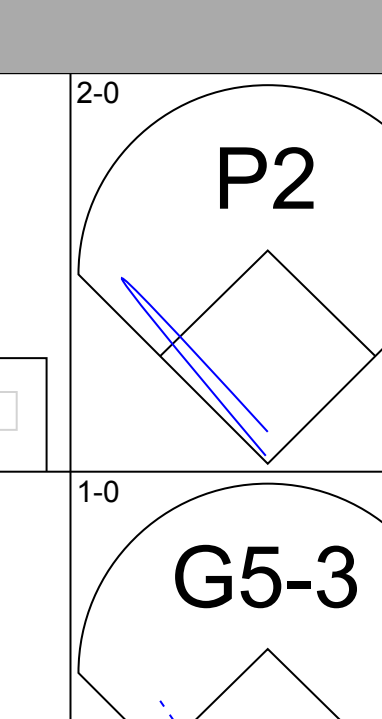
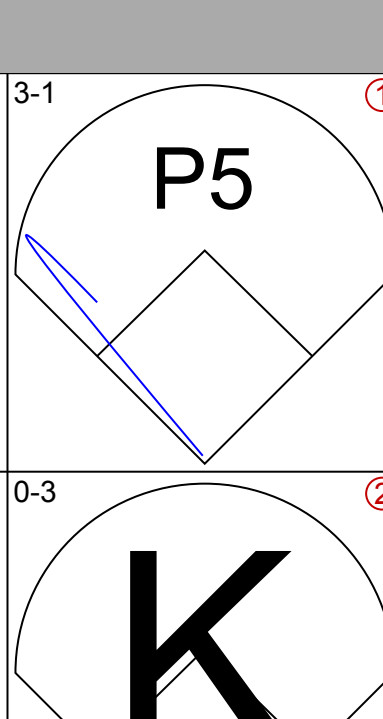
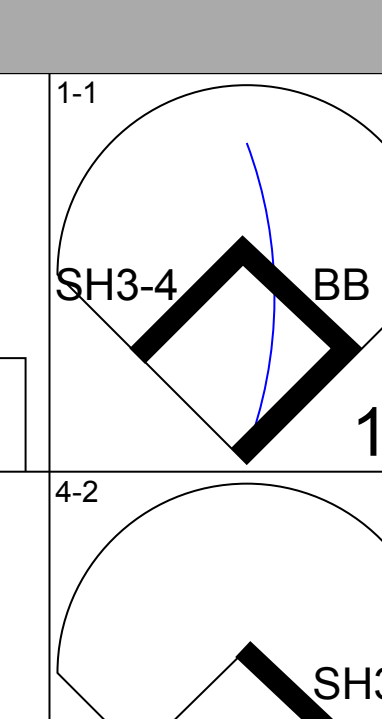
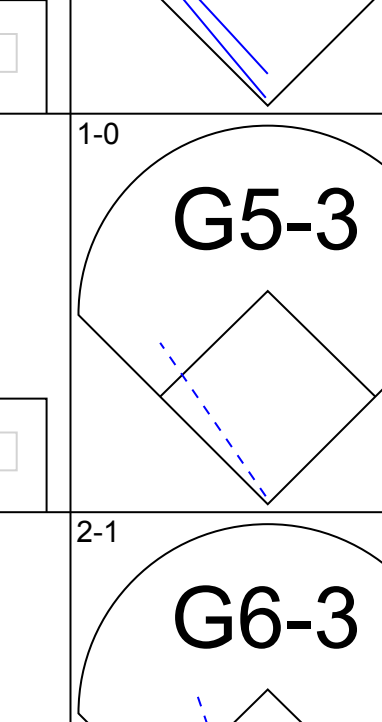
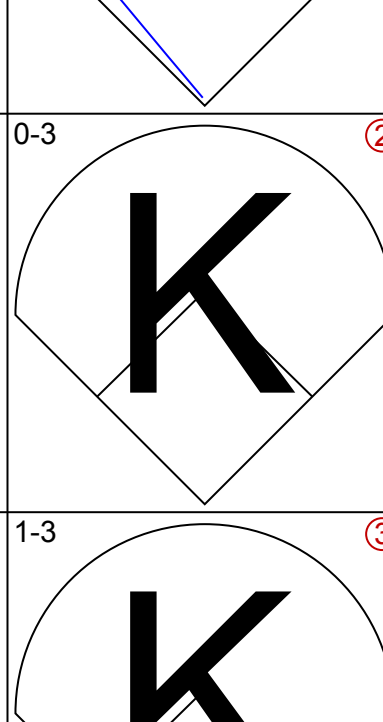
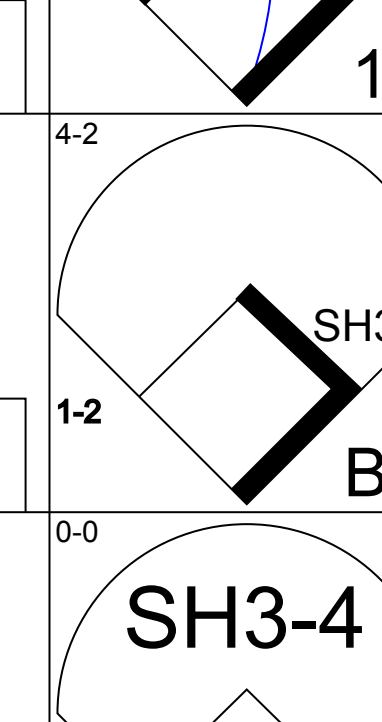
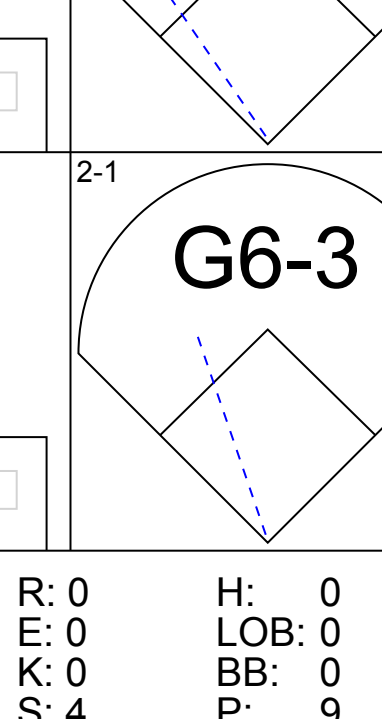
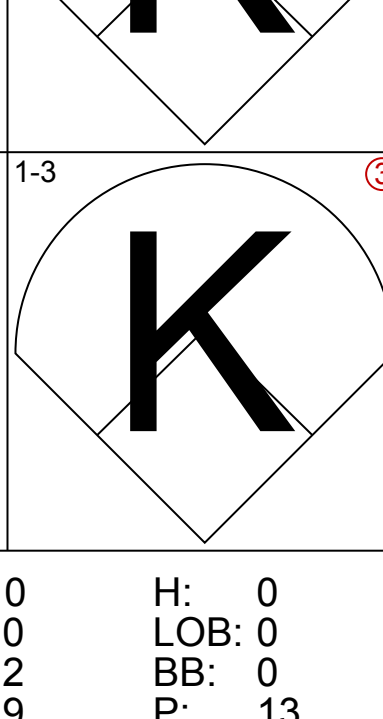
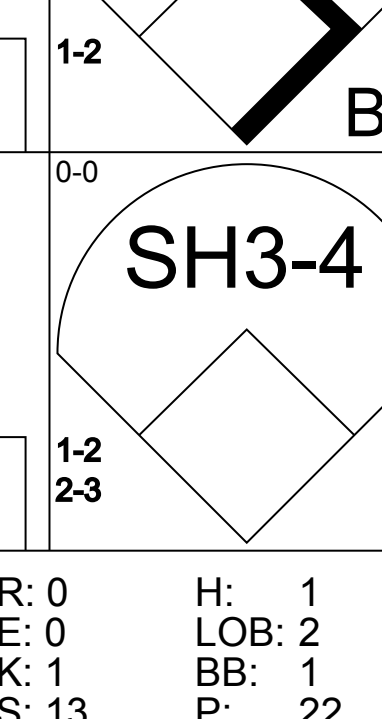

AB 33
R 0
H 6
RBI 0
BB 1
SO 2
LOB 12



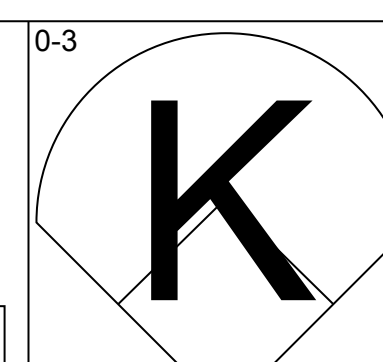
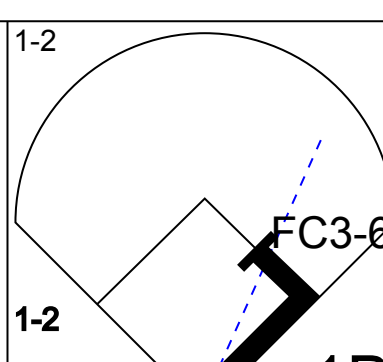
Batter	1	2	3	4	5	6	7	8	9	AB	R	H	RBI	BB	SO	LOB	TOP					
Paul Moltzer, R OBP: 0.357, SLG: 0.489 (1, 3)										4	0	1	1	0	2	1	Milwaukee Brewers @ Minnesota Twins Hubert H. Humphrey Metrodome, Minneapolis, MN Tue Aug 07 1990, 8:05 PM EDT Att: 23,426 - Dome - 70 F					
Robin Yount, R OBP: 0.341, SLG: 0.379 (1, 8)										3	1	1	1	1	2	0						
Gary Sheffield, R OBP: 0.360, SLG: 0.455 (1, 5)										3	0	1	1	1	0	1						
Dave Parker, L OBP: 0.346, SLG: 0.477 (1, 10)										4	1	1	0	0	1	2						
Rob Deer, R OBP: 0.337, SLG: 0.452 Mike Felder, S OBP: 0.296, SLG: 0.298 (1, 9) (9, 9)										3	1	1	2	1	1	0						
Greg Vaughn, R OBP: 0.280, SLG: 0.423 Darryl Hamilton, L OBP: 0.333, SLG: 0.378 (1, 7) (9, 7)										4	0	0	0	0	0	1						
Jim Gantner, L OBP: 0.322, SLG: 0.271 (1, 4)										4	0	2	0	0	0	1						
Charlie O'Brien, R OBP: 0.240, SLG: 0.261 (1, 2)										4	0	1	0	0	1	1						
Edgar Diaz, R OBP: 0.349, SLG: 0.310 (1, 6)										4	2	2	0	0	0	2						
Inning Stats	R: 0 E: 0 K: 1 S: 6	H: 0 LOB: 0 BB: 1 P: 12	R: 2 E: 0 K: 1 S: 9	H: 2 LOB: 0 BB: 0 P: 12	R: 0 E: 0 K: 1 S: 8	H: 0 LOB: 0 BB: 0 P: 13	R: 0 E: 0 K: 1 S: 6	H: 0 LOB: 0 BB: 0 P: 7	R: 0 E: 0 K: 0 S: 6	H: 1 LOB: 0 BB: 0 P: 9	R: 1 E: 0 K: 1 S: 8	H: 2 LOB: 1 BB: 1 P: 15	R: 0 E: 0 K: 0 S: 6	H: 0 LOB: 0 BB: 1 P: 13	R: 2 E: 0 K: 1 S: 14	H: 3 LOB: 1 BB: 0 P: 20		R: 0 E: 0 K: 1 S: 11	H: 2 LOB: 2 BB: 0 P: 13	1B: 7 2B: 2 3B: 0 HR: 1	SF: 0 SAC: 0 DP: 1 HBP: 0	WP: 0 PB: 0 CS: 2
PITCHER	IP WLS BF H R ER SO BB IBB HBP BLK WP HR S P ERA WHIP																					
Mark Guthrie, L ERA: 4.61 Terry Leach, R ERA: 2.6 (1, 1) (8, 1)	7.2 L 29 7 5 5 6 3 0 0 0 0 0 1 61 98 5.87 1.304																					

AB	33
R	5
H	10
RBI	5
BB	3
SO	7
LOB	9



Batter	1	2	3	4	5	6	7	8	9	AB	R	H	RBI	BB	SO	LOB	BOTTOM			
Nelson Liriano, S OBP: 0.290, SLG: 0.290 (1, 4)										4	1	1	0	0	1	2	Milwaukee Brewers @ Minnesota Twins Hubert H. Humphrey Metrodome, Minneapolis, MN Tue Aug 07 1990, 8:05 PM EDT Att: 23,426 - Dome - 70 F			
Randy Bush, L OBP: 0.380, SLG: 0.481 Dan Gladden, R OBP: 0.318, SLG: 0.377 (1, 9) (8, PH) (9, 7)										3	1	1	2	0	0	0				
Kirby Puckett, R OBP: 0.371, SLG: 0.475 (1, 8)										4	0	0	0	0	3	0				
Gary Gaetti, R OBP: 0.294, SLG: 0.413 (1, 5)										4	1	1	0	0	1	0				
Kent Hrbek, L OBP: 0.390, SLG: 0.490 John Moses, S OBP: 0.305, SLG: 0.283 (1, 3) (9, PR)										2	0	0	1	1	0	0				
Brian Harper, R OBP: 0.357, SLG: 0.463 (1, 2)										4	0	0	0	0	0	2				
Gene Larkin, S OBP: 0.344, SLG: 0.396 (1, 10)										3	0	1	0	0	0	0				
Shane Mack, R OBP: 0.381, SLG: 0.450 (1, 7) (9, 9)										2	0	0	0	1	1	0				
Greg Gagne, R OBP: 0.272, SLG: 0.355 Al Newman, S OBP: 0.297, SLG: 0.290 (1, 6) (8, PH) (9, 6)										2	0	0	0	0	1	0				
Inning Stats	R: 0 E: 0 K: 1 S: 10	H: 0 LOB: 0 BB: 0 P: 14	R: 0 E: 0 K: 0 S: 6	H: 0 LOB: 0 BB: 0 P: 10	R: 0 E: 0 K: 0 S: 4	H: 0 LOB: 0 BB: 0 P: 9	R: 0 E: 0 K: 1 S: 8	H: 0 LOB: 0 BB: 0 P: 9	R: 0 E: 0 K: 2 S: 9	H: 0 LOB: 0 BB: 0 P: 8	R: 3 E: 0 K: 1 S: 12	H: 3 LOB: 0 BB: 0 P: 21	R: 0 E: 0 K: 1 S: 13	H: 1 LOB: 2 BB: 1 P: 22	R: 0 E: 1 K: 0 S: 13	H: 0 LOB: 2 BB: 1 P: 23		1B: 2 2B: 1 3B: 1 HR: 1	SF: 1 SAC: 1 DP: 1 HBP: 0	WP: 0 PB: 1 CS: 0
PITCHER	IP WLS BF H R ER SO BB IBB HBP BLK WP HR S P ERA WHIP																			
Jaime Navarro, R ERA: 4.87 Paul Mirabella, L ERA: 3.5 Tom Edens, R ERA: 4.06 (1, 1) (8, 1) (9, 1)	7.1 W 27 4 3 3 6 1 0 0 0 0 0 0 62 96 3.68 0.682																			



Batter	1	2	3	4	5	6	7	8	9	AB	R	H	RBI	BB	SO	LOB	TOP										
Paul Mollitor, R OBP: 0.356, SLG: 0.485			G6-3					G5-4-3		4	0	1	0	0	1	1	Milwaukee Brewers @ Minnesota Twins Hubert H. Humphrey Metrodome, Minneapolis, MN Wed Aug 08 1990, 8:05 PM EDT Att: 23,748 - Dome - 70 F										
B.J. Surhoff, L OBP: 0.334, SLG: 0.395			L5				FC3-6 1B		F8	4	0	1	0	0	0	2											
Gary Sheffield, R OBP: 0.361, SLG: 0.454	G6-3			G5-3					F9 1B E HBP	3	1	1	1	0	0	1											
Dave Parker, L OBP: 0.345, SLG: 0.474 Mike Felder, S OBP: 0.296, SLG: 0.298	G4-3			F7					F9 1B E S	4	0	1	0	0	0	3											
Robin Yount, R OBP: 0.338, SLG: 0.375		F9		F8					F9	4	0	0	0	0	1	2											
Rob Deer, R OBP: 0.336, SLG: 0.448		K			L5				F9	3	0	0	0	1	1	0											
Darryl Hamilton, L OBP: 0.344, SLG: 0.381 Greg Brock, L OBP: 0.320, SLG: 0.354									F9	3	0	0	0	1	1	0											
Jim Cantner, L OBP: 0.322, SLG: 0.268									F9	2	0	1	0	1	0	0											
Bill Spiers, L OBP: 0.286, SLG: 0.349									F9	1	0	0	0	0	0	2											
									F9	2	0	0	0	1	1	2											
Inning Stats	R: 0 E: 0 K: 1 S: 8	H: 1 LOB: 1 BB: 0 P: 10	R: 0 E: 0 K: 1 S: 12	H: 0 LOB: 1 BB: 1 P: 21	R: 0 E: 0 K: 0 S: 9	H: 0 LOB: 0 BB: 0 P: 12	R: 0 E: 0 K: 0 S: 4	H: 0 LOB: 0 BB: 0 P: 5	R: 0 E: 0 K: 1 S: 7	H: 1 LOB: 0 BB: 0 P: 7	R: 1 E: 0 K: 0 S: 8	H: 3 LOB: 1 BB: 0 P: 11	R: 0 E: 0 K: 1 S: 9	H: 0 LOB: 0 BB: 0 P: 14	R: 0 E: 0 K: 1 S: 6	H: 0 LOB: 0 BB: 1 P: 14	R: 1 E: 1 K: 0 S: 15	H: 1 LOB: 2 BB: 1 P: 27	1B: 6 2B: 0 3B: 0 HR: 0	SF: 0 SAC: 0 DP: 2 HBP: 1	WP: 0 PB: 0 SB: 1 CS: 0	PA: 34					
PITCHER	IP	WLS	BF	H	R	ER	SO	BB	IBB	HBP	BLK	WP	HR	S	P	ERA	WHIP										
Scott Erickson, R ERA: 3.17	(1, 1)	7.0	W	26	5	1	1	4	2	0	0	0	0	57	84	1.29	1.000										
Rick Aguilera, R ERA: 2.99	(8, 1)	2.0	S	8	1	1	0	1	1	0	1	0	0	21	37	0.00	1.000										

Batter	1	2	3	4	5	6	7	8	9	AB	R	H	RBI	BB	SO	LOB	BOTTOM										
Nelson Liriano, S OBP: 0.294, SLG: 0.303	L3			F7						4	2	2	1	0	0	1	Milwaukee Brewers @ Minnesota Twins Hubert H. Humphrey Metrodome, Minneapolis, MN Wed Aug 08 1990, 8:05 PM EDT Att: 23,748 - Dome - 70 F										
Randy Bush, L OBP: 0.357, SLG: 0.500 John Moses, S OBP: 0.305, SLG: 0.283	F8		HR	F9						4	1	1	2	0	0	2											
Kirby Puckett, R OBP: 0.374, SLG: 0.478										4	0	3	1	0	0	0											
Kent Hrbek, L OBP: 0.391, SLG: 0.490	F7									4	0	2	0	0	0	2											
Gary Gaetti, R OBP: 0.293, SLG: 0.411										4	0	1	0	0	0	3											
Gene Larkin, S OBP: 0.343, SLG: 0.397										4	0	1	0	0	0	2											
Junior Ortiz, R OBP: 0.409, SLG: 0.433										2	0	0	0	2	0	2											
Shane Mack, R OBP: 0.374, SLG: 0.440										4	0	0	0	0	0	3											
Greg Gagne, R OBP: 0.275, SLG: 0.360										4	1	2	0	0	0	1											
										4	1	2	0	0	0	1											
Inning Stats	R: 0 E: 0 K: 0 S: 10	H: 1 LOB: 1 BB: 0 P: 19	R: 0 E: 0 K: 0 S: 7	H: 1 LOB: 1 BB: 1 P: 14	R: 3 E: 0 K: 0 S: 10	H: 5 LOB: 2 BB: 0 P: 15	R: 0 E: 0 K: 0 S: 9	H: 1 LOB: 1 BB: 0 P: 15	R: 0 E: 0 K: 0 S: 5	H: 1 LOB: 0 BB: 0 P: 13	R: 0 E: 0 K: 0 S: 6	H: 0 LOB: 0 BB: 0 P: 7	R: 1 E: 0 K: 0 S: 12	H: 3 LOB: 2 BB: 0 P: 21	R: 0 E: 1 K: 0 S: 6	H: 0 LOB: 2 BB: 1 P: 13	R: 0 E: 1 K: 0 S: 6	H: 0 LOB: 2 BB: 1 P: 13	1B: 8 2B: 2 3B: 1 HR: 1	SF: 0 SAC: 0 DP: 0 HBP: 0	WP: 0 PB: 0 SB: 0 CS: 3	PA: 37					
PITCHER	IP	WLS	BF	H	R	ER	SO	BB	IBB	HBP	BLK	WP	HR	S	P	ERA	WHIP										
Mark Knudson, R ERA: 3.54	(1, 1)	6.2	L	30	11	4	4	0	1	0	0	0	0	55	97	5.40	1.800										
Mark Lee, L ERA	(7, 1)	0.0		1	1	0	0	0	0	0	0	0	0	2	3	∞	∞										
Randy Veres, R ERA: 4.94	(7, 1)	0.1		1	0	0	0	0	0	0	0	0	0	2	4	0.00	0.000										
Dan Plesac, L ERA: 4.62	(8, 1)	1.0		4	0	0	0	0	1	0	0	0	0	6	13	0.00	1.000										

Batter	1	2	3	4	5	6	7	8	9	AB	R	H	RBI	BB	SO	LOB	TOP				
Dan Gladden, R OBP: 0.316, SLG: 0.374 (1, 7)	F9	K			F9		FC3-6 1B		L9	5	0	1	0	0	1	2					
Nelson Liriano, S OBP: 0.300, SLG: 0.312 (1, 4)	FC5-4 BB		1B		L6		FC3-6 1B 1-2 2-3		FC5 2B	4	1	2	0	1	0	2					
Kirby Puckett, R OBP: 0.374, SLG: 0.477 (1, 8)	F8		1B		G6-3		HR 1B		FC5	5	1	2	1	0	0	2					
Gary Gaetti, R OBP: 0.293, SLG: 0.417 (1, 5)	FC5-4 1-2		FC6-4 1B		F8		HR 1B			4	1	1	3	0	0	2					
Brian Harper, R OBP: 0.356, SLG: 0.464 (1, 2)		1B 2B	F9		G5-3		F8			4	1	1	0	0	0	1					
Kent Hrbek, L OBP: 0.390, SLG: 0.487 (1, 3)	F8				P4		HR 1B		L8	4	1	1	0	0	0	1					
Shane Mack, R OBP: 0.376, SLG: 0.457 (1, 9)	1B 2H				G6-3		HR		G1-3	4	1	2	3	0	0	0					
Carmen Castillo, R OBP: 0.196, SLG: 0.202 (1, 10)		1B 2H	F9		F9		FC3-6 1B SH1-4 1B		K	4	1	2	0	0	1	0					
Greg Gagne, R OBP: 0.272, SLG: 0.356 (1, 6)	E5				F9		SH1-4		L4	3	0	0	0	0	0	1					
Inning Stats	R: 0 E: 0 K: 0 S: 11	H: 0 LOB: 1 BB: 1 P: 18	R: 1 E: 1 K: 1 S: 14	H: 3 LOB: 2 BB: 0 P: 21	R: 0 E: 0 K: 0 S: 7	H: 2 LOB: 1 BB: 0 P: 13	R: 0 E: 0 K: 0 S: 8	H: 0 LOB: 0 BB: 0 P: 15	R: 0 E: 0 K: 0 S: 4	H: 0 LOB: 0 BB: 0 P: 6	R: 6 E: 0 K: 0 S: 15	H: 6 LOB: 0 BB: 0 P: 17	R: 0 E: 0 K: 1 S: 6	H: 0 LOB: 0 BB: 0 P: 7	R: 0 E: 0 K: 0 S: 6	H: 1 LOB: 1 BB: 0 P: 9	1B: 8 2B: 2 3B: 0 HR: 2	SF: 0 SAC: 1 DP: 0 HBP: 0	WP: 0 PB: 0 SB: 0 CS: 0	PA: 39	
PITCHER	IP	WLS	BF	H	R	ER	SO	BB	IBB	HBP	BLK	WP	HR	S	P	ERA	WHIP				
John Cerutti, L ERA: 4.67 (1, 1)	6.1	L	27	8	4	4	1	1	0	0	0	0	1	59	95	5.68	1.421				
Frank Wilts, R ERA: 5.25 (7, 1)	1.2		8	3	3	3	1	0	0	0	0	0	1	13	14	16.20	1.800				
Tom Henke, R ERA: 2.0 (9, 1)	1.0		4	1	0	0	0	0	0	0	0	0	0	6	9	0.00	1.000				

Minnesota Twins @ Toronto Blue Jays
SkyDome, Toronto, ON
Fri Aug 10 1990, 7:05 PM EDT
Att: 49,888 - Unknown

AB	37
R	7
H	12
RBI	7
BB	1
SO	2
LOB	11



Batter	1	2	3	4	5	6	7	8	9	AB	R	H	RBI	BB	SO	LOB	BOTTOM					
Junior Felix, S OBP: 0.355, SLG: 0.490 (1, 8)	G6-3	F9			1B 2B			K		4	1	1	0	0	1	1						
Tony Fernandez, S OBP: 0.338, SLG: 0.358 (1, 6)	F9		G5-3		2H 1B		G4-3			4	0	1	1	0	0	0						
Kelly Gruber, R OBP: 0.328, SLG: 0.498 (1, 5)	1B 2B		K		G5-3		F9			4	1	1	0	0	1	1						
George Bell, R OBP: 0.309, SLG: 0.466 (1, 7)	2B 1B		G6-3				G6-4-3 1B		F8	4	1	2	0	0	0	0						
Fred McGriff, L OBP: 0.400, SLG: 0.531 (1, 3)	1H 2H 2B				G1-3		K		K	4	0	1	2	0	2	1						
Pat Borders, R OBP: 0.330, SLG: 0.540 (1, 2)	F8				L6		G6-4-3 1-2		G1-3	4	0	0	0	0	0	2						
Glenallen Hill, R OBP: 0.281, SLG: 0.447 (1, 10)			P4		F3		K			3	0	0	0	0	1	0						
Mark Whiten, S OBP: 0.275, SLG: 0.323 (1, 9)		G5-3			F9		F8			3	0	0	0	0	0	0						
Manuel Lee, S OBP: 0.282, SLG: 0.362 (1, 4)		BB			F9		G4-3			2	0	0	0	1	0	0						
Inning Stats	R: 2 E: 0 K: 0 S: 13	H: 3 LOB: 1 BB: 0 P: 20	R: 0 E: 0 K: 0 S: 7	H: 0 LOB: 1 BB: 1 P: 12	R: 0 E: 0 K: 1 S: 8	H: 0 LOB: 0 BB: 0 P: 11	R: 0 E: 0 K: 0 S: 7	H: 0 LOB: 0 BB: 0 P: 9	R: 1 E: 0 K: 0 S: 8	H: 2 LOB: 1 BB: 0 P: 12	R: 0 E: 0 K: 1 S: 5	H: 1 LOB: 0 BB: 0 P: 8	R: 0 E: 0 K: 1 S: 8	H: 0 LOB: 0 BB: 0 P: 10	R: 0 E: 0 K: 1 S: 9	H: 0 LOB: 0 BB: 0 P: 14	R: 0 E: 0 K: 1 S: 9	H: 0 LOB: 0 BB: 0 P: 16	1B: 4 2B: 2 3B: 0 HR: 0	SF: 0 SAC: 0 DP: 1 HBP: 0	WP: 0 PB: 0 SB: 0 CS: 0	PA: 33
PITCHER	IP	WLS	BF	H	R	ER	SO	BB	IBB	HBP	BLK	WP	HR	S	P	ERA	WHIP					
David West, L ERA: 5.09 (1, 1)	9.0	W	33	6	3	3	5	1	0	0	0	0	0	74	112	3.00	0.778					

Minnesota Twins @ Toronto Blue Jays
SkyDome, Toronto, ON
Fri Aug 10 1990, 7:05 PM EDT
Att: 49,888 - Unknown

AB	32
R	3
H	6
RBI	3
BB	1
SO	5
LOB	5



Batter	1	2	3	4	5	6	7	8	9	AB	R	H	RBI	BB	SO	LOB	TOP			
Dan Gladden, R OBP: 0.313, SLG: 0.370	G1-3		F7			E4 1B SF7	F8			4	1	0	0	0	0	2	Minnesota Twins @ Toronto Blue Jays SkyDome, Toronto, ON Sat Aug 11 1990, 3:33 AM EDT Att: 49,873 - Overcast - 79 F			
Nelson Liriano, S OBP: 0.299, SLG: 0.311	G4-3			G3-1		HR 1B		G1-3		4	1	1	1	0	0					
Kirby Puckett, R OBP: 0.371, SLG: 0.474	K			G3		SF7		L9		3	0	0	1	0	1					
Kent Hrbek, L OBP: 0.388, SLG: 0.493		G3-1		G3-1		HR		G3		4	1	1	2	0	0					
Gary Gaetti, R OBP: 0.293, SLG: 0.415	G6-3			K		K		FC4-6 1B		4	0	1	0	0	2					
Randy Bush, L OBP: 0.353, SLG: 0.487	P4			G4-3		HBP		K		3	0	0	0	0	1					
Gene Larkin, S OBP: 0.345, SLG: 0.399			F7-4 1B	1B		K		FC4-6 1-2		4	0	2	0	0	1					
Junior Ortiz, R OBP: 0.404, SLG: 0.423			SAFE	G1-3		G6-3		F7		3	0	0	0	1	0					
Al Newman, S OBP: 0.297, SLG: 0.291			F7-4			E 1B		F7		3	1	1	0	0	0	2				
Inning Stats	R: 0 E: 0 K: 1 S: 9	H: 0 LOB: 0 BB: 0 P: 13	R: 0 E: 0 K: 0 S: 5	H: 0 LOB: 0 BB: 0 P: 5	R: 0 E: 0 K: 0 S: 4	H: 1 LOB: 1 BB: 1 P: 13	R: 0 E: 0 K: 0 S: 6	H: 0 LOB: 0 BB: 0 P: 10	R: 0 E: 0 K: 1 S: 11	H: 1 LOB: 1 BB: 0 P: 17	R: 4 E: 1 K: 2 S: 15	H: 3 LOB: 1 BB: 0 P: 25	R: 0 E: 0 K: 0 S: 4	H: 0 LOB: 0 BB: 0 P: 7	R: 0 E: 0 K: 1 S: 8	H: 1 LOB: 1 BB: 0 P: 13	1B: 5 2B: 1 3B: 0 HR: 1	SF: 1 SAC: 0 DP: 1 HBP: 1	WP: 0 PB: 0 SB: 0 CS: 0	PA: 35
PITCHER	IP WLS BF H R ER SO BB IBB HBP BLK WP HR S P ERA WHIP																			
Dave Stieb, R ERA: 3.12	(1, 1) 7.2 W 30 5 4 3 4 1 0 1 0 0 1 58 95 3.52 0.783																			
Tom Henke, R ERA: 1.95	(8, 1) 1.1 S 5 1 0 0 1 0 0 0 0 0 0 9 17 0.00 0.750																			

Batter	1	2	3	4	5	6	7	8	9	AB	R	H	RBI	BB	SO	LOB	BOTTOM			
Junior Felix, S OBP: 0.356, SLG: 0.487	1B 1B		G6-3				G3	FC1-2		4	1	1	0	1	0	4	Minnesota Twins @ Toronto Blue Jays SkyDome, Toronto, ON Sat Aug 11 1990, 3:33 AM EDT Att: 49,873 - Overcast - 79 F			
Tony Fernandez, S OBP: 0.339, SLG: 0.363	1B 1B		L9		BB		F8	P6		5	2	2	1	0	0	5				
Kelly Gruber, R OBP: 0.326, SLG: 0.501	F9		F8			G5-3	HR	FC5		5	1	1	2	0	0	5				
George Bell, R OBP: 0.311, SLG: 0.466	F8 1B			F8		F9 1B		F7		4	0	2	1	0	0	0				
Fred McGriff, L OBP: 0.401, SLG: 0.530	SF7-6-3		G6-3			G6-3		1B BB		1	1	0	1	2	0	0				
John Olerud, L OBP: 0.370, SLG: 0.461		G6-3 BB		G5-3		F9		1B BB		2	1	0	0	2	0	2				
Greg Myers, L OBP: 0.295, SLG: 0.355		G6-3				F7		1B BB		3	0	1	0	1	0	3				
Kenny Williams, R OBP: 0.191, SLG: 0.167		1-2			WP BB			FC1-2 1B		0	0	0	0	0	0	0				
Manuel Lee, S OBP: 0.285, SLG: 0.361					F7		G4-3	FC1-2 1B		3	0	1	1	1	0	1				
Glenallen Hill, R OBP: 0.282, SLG: 0.451								FC1-2 1B		3	1	1	0	0	1	2				
Rance Mulliniks, L OBP: 0.433, SLG: 0.389								FC5 FC1-2		1	0	1	1	0	0	0				
Pat Borders, R OBP: 0.330, SLG: 0.540								1B		0	0	0	0	0	0	0				
Inning Stats	R: 2 E: 0 K: 0 S: 15	H: 3 LOB: 0 BB: 0 P: 24	R: 0 E: 0 K: 0 S: 7	H: 0 LOB: 2 BB: 2 P: 17	R: 0 E: 0 K: 0 S: 7	H: 0 LOB: 0 BB: 0 P: 13	R: 0 E: 0 K: 0 S: 8	H: 0 LOB: 0 BB: 0 P: 13	R: 0 E: 0 K: 1 S: 8	H: 0 LOB: 2 BB: 2 P: 18	R: 0 E: 0 K: 0 S: 10	H: 1 LOB: 2 BB: 1 P: 20	R: 3 E: 0 K: 0 S: 8	H: 3 LOB: 0 BB: 0 P: 10	R: 2 E: 0 K: 0 S: 13	H: 3 LOB: 3 BB: 2 P: 27	1B: 7 2B: 2 3B: 1 HR: 1	SF: 1 SAC: 0 DP: 2 HBP: 0	WP: 1 PB: 0 SB: 0 CS: 0	PA: 39
PITCHER	IP WLS BF H R ER SO BB IBB HBP BLK WP HR S P ERA WHIP																			
Roy Smith, R ERA: 4.7	(1, 1) 5.1 L 23 4 2 2 1 5 0 0 0 0 0 1 13 20 16.20 1.800																			
Terry Leach, R ERA: 2.94	(6, 1) 1.2 L 8 3 3 3 0 0 0 0 0 0 0 1 13 20 16.20 1.800																			
Jack Savage, R ERA: 5.85	(8, 1) 0.0 4 2 2 2 0 2 0 0 0 0 0 6 16 ∞ ∞																			
Juan Berenguer, R ERA: 3.36	(8, 1) 1.0 4 1 0 0 0 0 0 0 0 0 0 7 11 0.00 1.000																			

AB	32
R	4
H	6
RBI	4
BB	1
SO	5
LOB	9



AB	31
R	7
H	10
RBI	7
BB	7
SO	1
LOB	22



Batter	1	2	3	4	5	6	7	8	9	AB	R	H	RBI	BB	SO	LOB	TOP																		
Dan Gladden, R OBP: 0.319, SLG: 0.377										4	1	3	0	1	0	0	Minnesota Twins @ Toronto Blue Jays SkyDome, Toronto, ON Sun Aug 12 1990, 3:33 AM EDT Att: 49,892 - Unknown																		
Nelson Liriano, S OBP: 0.298, SLG: 0.309										4	0	1	0	0	1	3																			
Kirby Puckett, R OBP: 0.368, SLG: 0.469										4	0	0	0	0	1	5																			
Gary Gaetti, R OBP: 0.294, SLG: 0.416										4	2	2	1	0	1	0																			
Brian Harper, R OBP: 0.358, SLG: 0.467										4	2	2	1	0	0	0																			
Gene Larkin, S OBP: 0.348, SLG: 0.401										3	0	2	1	0	0	0																			
Carmen Castillo, R OBP: 0.198, SLG: 0.204										4	0	1	0	0	0	3																			
Shane Mack, R OBP: 0.377, SLG: 0.458										2	0	1	2	0	1	2																			
John Moses, S OBP: 0.301, SLG: 0.279										2	0	0	0	0	0	0																			
Greg Gagne, R OBP: 0.269, SLG: 0.352										4	0	0	0	0	1	0																			
Inning Stats	R: 3 E: 0 K: 3 S: 18	H: 5 LOB: 2 BB: 0 P: 25	R: 0 E: 0 K: 0 S: 10	H: 1 LOB: 1 BB: 0 P: 14	R: 2 E: 0 K: 0 S: 7	H: 3 LOB: 0 BB: 0 P: 11	R: 0 E: 0 K: 1 S: 10	H: 1 LOB: 1 BB: 1 P: 14	R: 0 E: 0 K: 0 S: 5	H: 0 LOB: 0 BB: 0 P: 7	R: 0 E: 0 K: 0 S: 7	H: 0 LOB: 0 BB: 0 P: 8	R: 0 E: 0 K: 0 S: 9	H: 1 LOB: 0 BB: 0 P: 9	R: 0 E: 0 K: 0 S: 9	H: 1 LOB: 1 BB: 0 P: 13	R: 0 E: 0 K: 0 S: 8	H: 0 LOB: 0 BB: 0 P: 11	1B: 10 2B: 2 3B: 0 HR: 0	SF: 0 SAC: 1 DP: 1 HBP: 0	WP: 0 PB: 0 SB: 3 CS: 2	PA: 39													
PITCHER	IP WLS BF H R ER SO BB IBB HBP BLK WP HR S P ERA WHIP	IP WLS BF H R ER SO BB IBB HBP BLK WP HR S P ERA WHIP																																	
Jimmy Key, L ERA: 5.09	(1, 1)	3.0	L	17	9	5	5	3	0	0	0	0	0	0	0	35	50	15.00	3.000																
Frank Willis, R ERA: 4.95	(4, 1)	4.0		13	2	0	0	2	1	0	0	0	0	0	29	38	0.00	0.750																	
Jim Acker, R ERA: 3.33	(8, 1)	1.0		4	1	0	0	2	0	0	0	0	0	9	13	0.00	1.000																		
Duane Ward, R ERA: 3.39	(9, 1)	1.0		3	0	0	0	0	0	0	0	0	0	8	11	0.00	0.000																		

AB	35
R	5
H	12
RBI	5
BB	1
SO	5
LOB	13



Batter	1	2	3	4	5	6	7	8	9	AB	R	H	RBI	BB	SO	LOB	BOTTOM																	
Junior Felix, S OBP: 0.355, SLG: 0.487										4	1	1	0	0	1	0	Minnesota Twins @ Toronto Blue Jays SkyDome, Toronto, ON Sun Aug 12 1990, 3:33 AM EDT Att: 49,892 - Unknown																	
Tony Fernandez, S OBP: 0.340, SLG: 0.367										4	0	2	1	0	0	0																		
Kelly Gruber, R OBP: 0.328, SLG: 0.501										4	0	2	0	0	1	1																		
George Bell, R OBP: 0.310, SLG: 0.464										4	0	1	0	0	1	2																		
Fred McGriff, L OBP: 0.402, SLG: 0.537										4	2	2	1	0	0	2																		
Pat Borders, R OBP: 0.332, SLG: 0.552										4	1	2	2	0	0	0																		
Glenallen Hill, R OBP: 0.276, SLG: 0.442										4	0	0	0	0	0	1																		
Manuel Lee, S OBP: 0.282, SLG: 0.357										3	0	0	0	0	1	0																		
Luis Sojo, R OBP: 0.267, SLG: 0.214										3	0	0	0	0	0	0																		
Inning Stats	R: 0 E: 0 K: 1 S: 6	H: 1 LOB: 1 BB: 0 P: 11	R: 0 E: 0 K: 0 S: 5	H: 1 LOB: 0 BB: 0 P: 7	R: 0 E: 0 K: 0 S: 7	H: 0 LOB: 0 BB: 0 P: 12	R: 0 E: 0 K: 1 S: 7	H: 0 LOB: 0 BB: 0 P: 10	R: 1 E: 0 K: 1 S: 6	H: 1 LOB: 0 BB: 0 P: 7	R: 1 E: 0 K: 0 S: 14	H: 4 LOB: 2 BB: 0 P: 21	R: 0 E: 0 K: 0 S: 4	H: 0 LOB: 0 BB: 0 P: 5	R: 0 E: 0 K: 1 S: 10	H: 0 LOB: 0 BB: 0 P: 15		R: 2 E: 0 K: 0 S: 8	H: 3 LOB: 0 BB: 0 P: 13	1B: 6 2B: 2 3B: 0 HR: 2	SF: 0 SAC: 0 DP: 2 HBP: 0	WP: 0 PB: 0 SB: 0 CS: 0	PA: 34											
PITCHER	IP WLS BF H R ER SO BB IBB HBP BLK WP HR S P ERA WHIP	IP WLS BF H R ER SO BB IBB HBP BLK WP HR S P ERA WHIP																																
Allan Anderson, L ERA: 5.02	(1, 1)	9.0	W	34	10	4	4	4	0	0	0	0	0	0	67	101	4.00	1.111																

AB	34
R	4
H	10
RBI	4
BB	0
SO	4
LOB	6

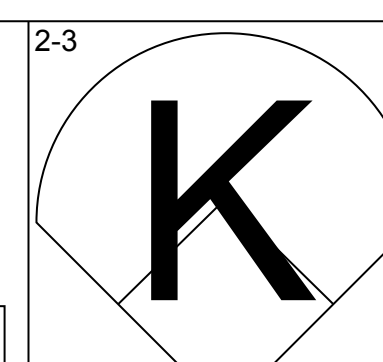
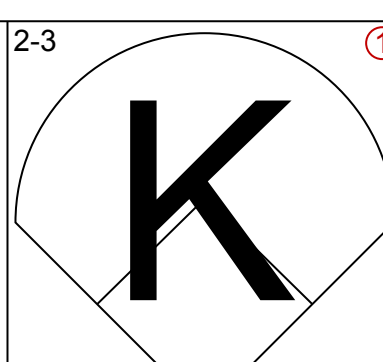
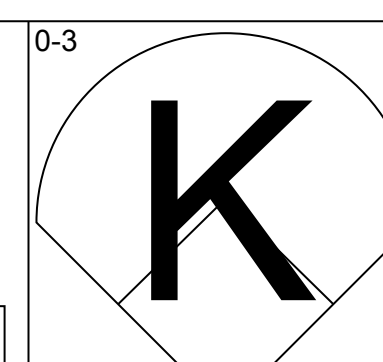
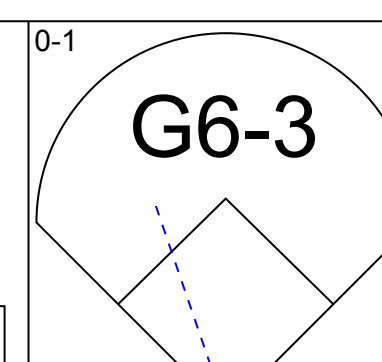
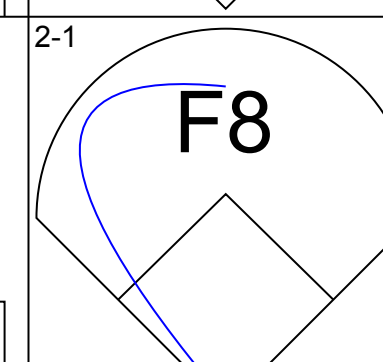
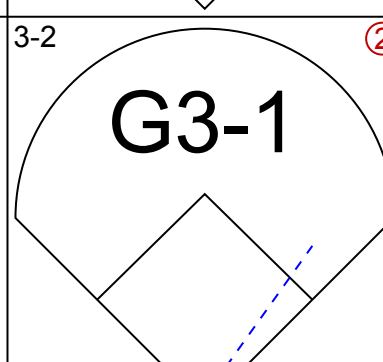
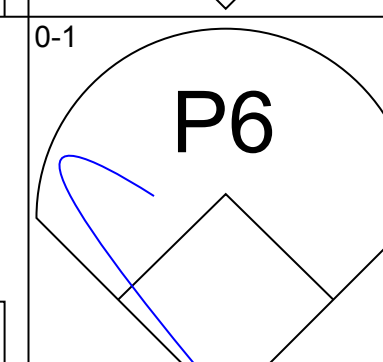
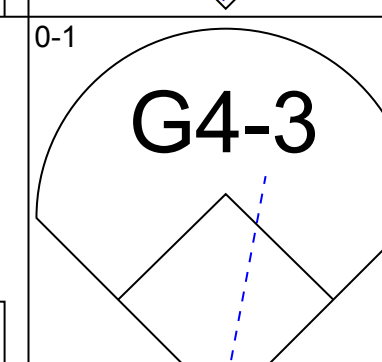
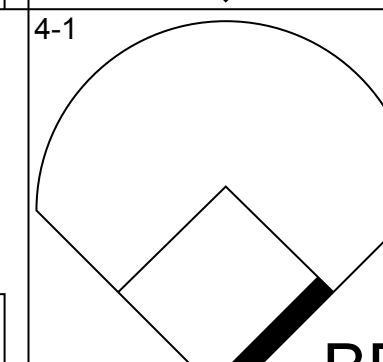
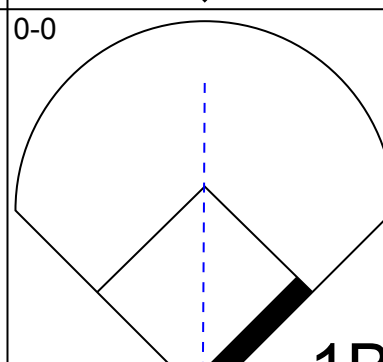
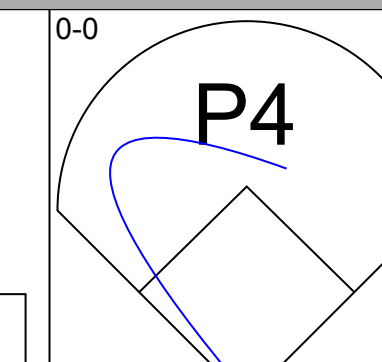
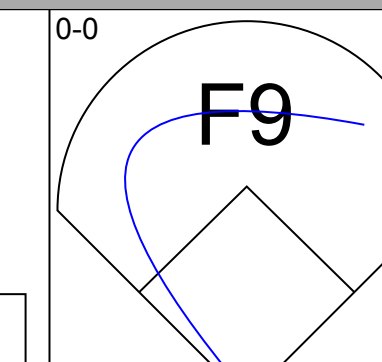
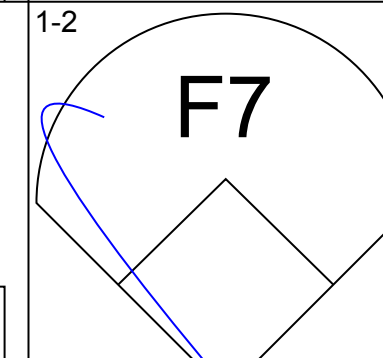
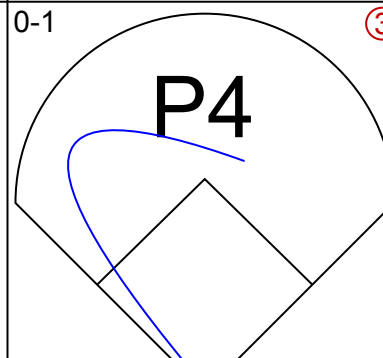
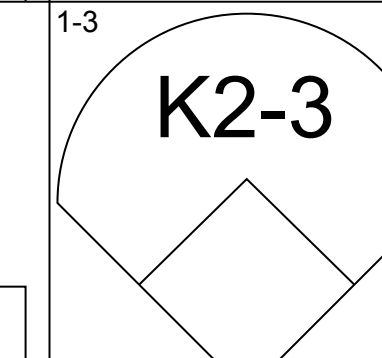
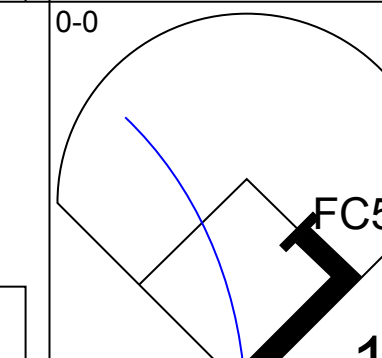
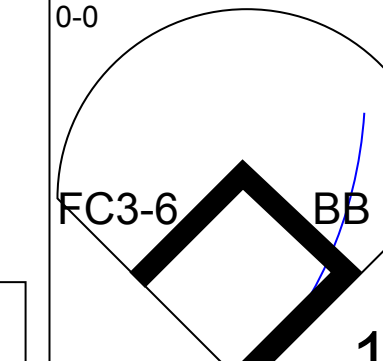
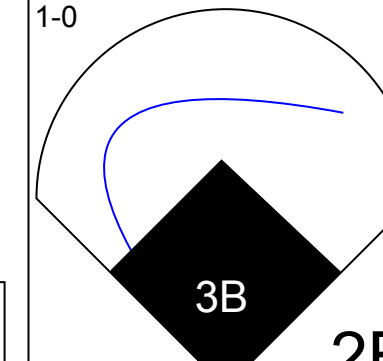
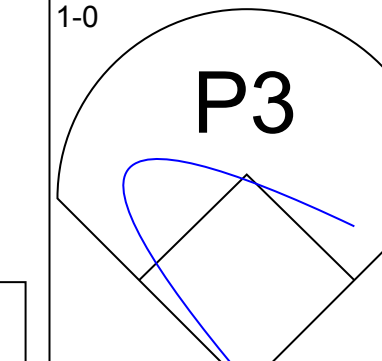
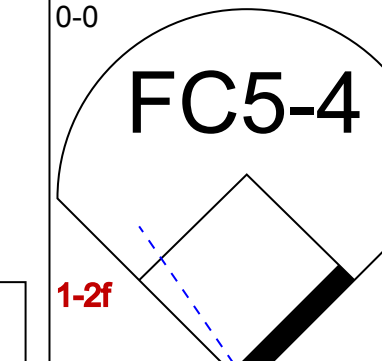
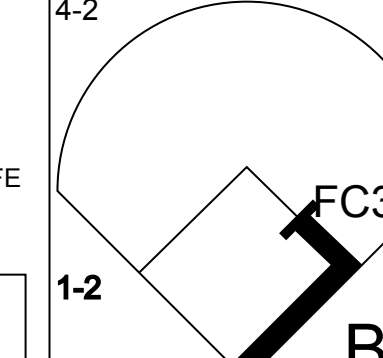
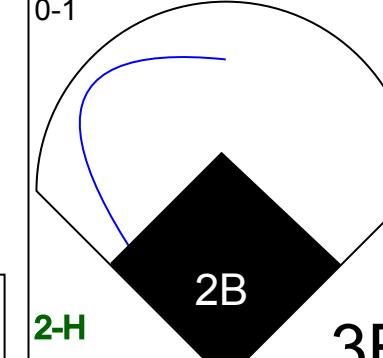

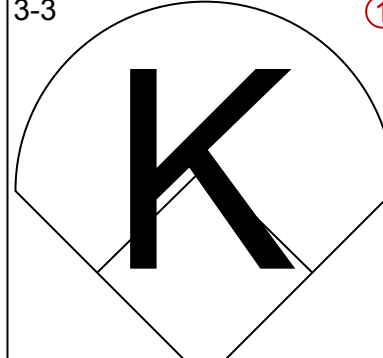
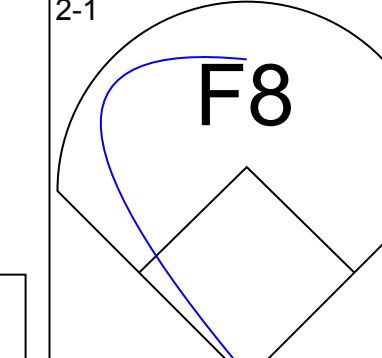
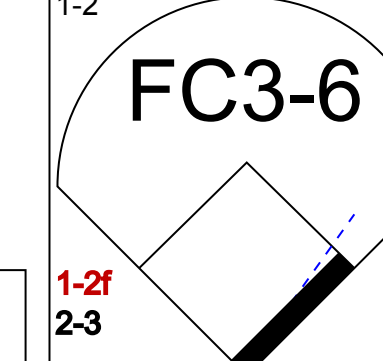
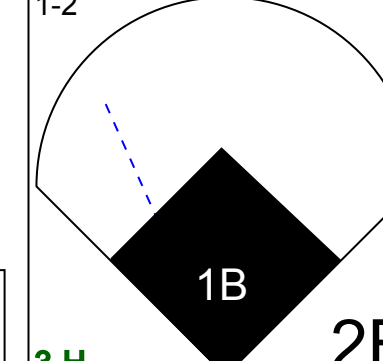

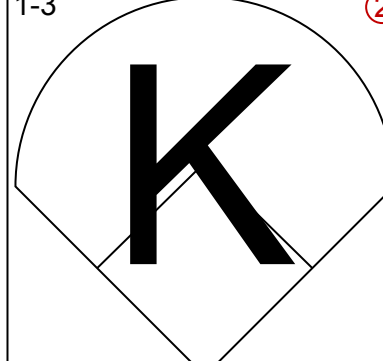
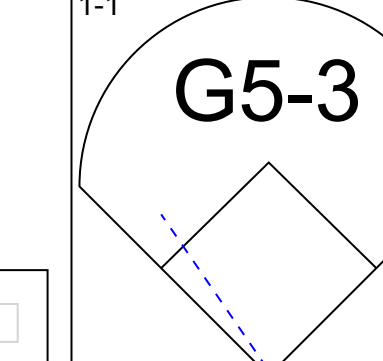
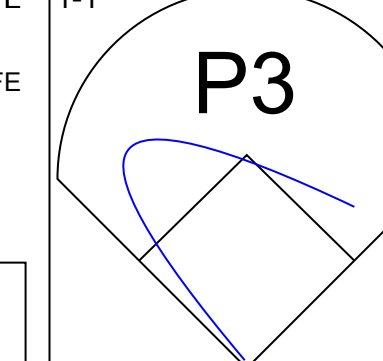
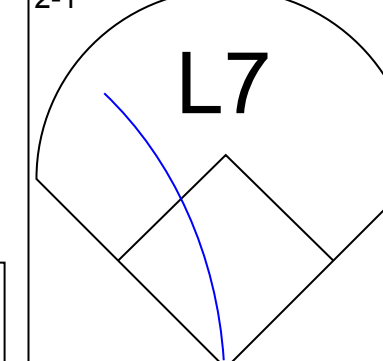
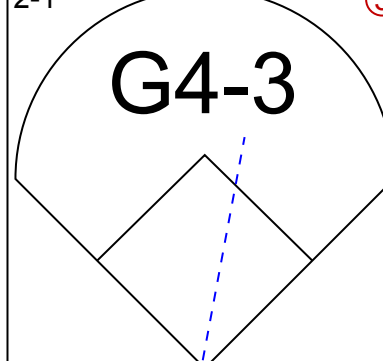
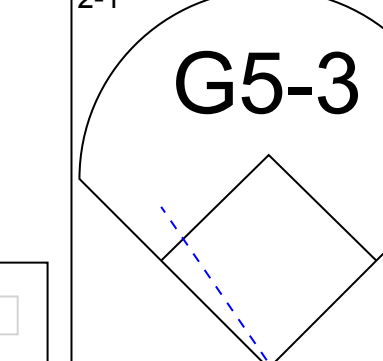
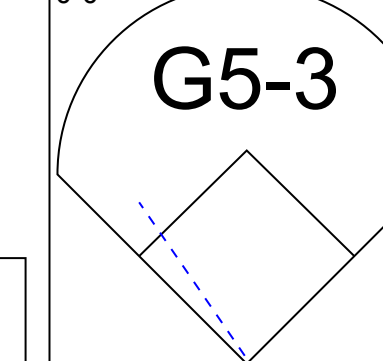
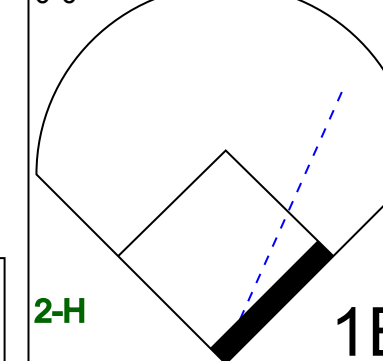
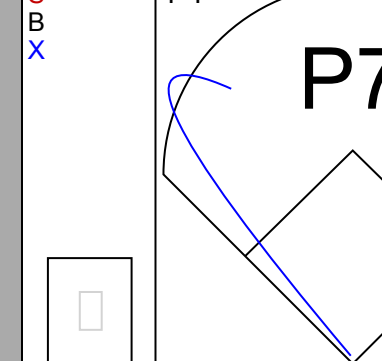
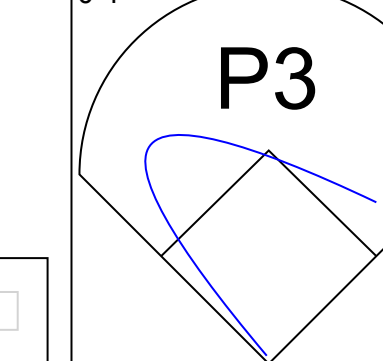


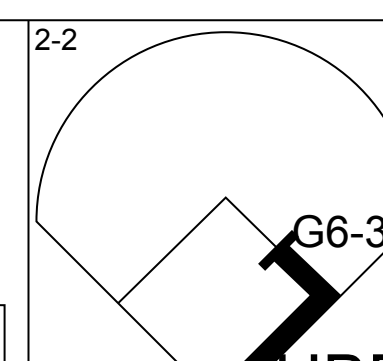
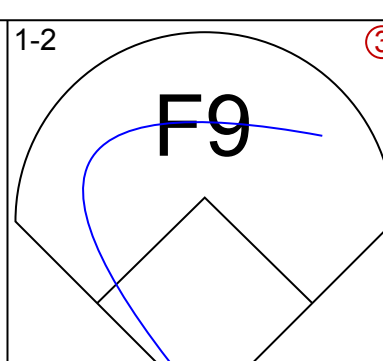
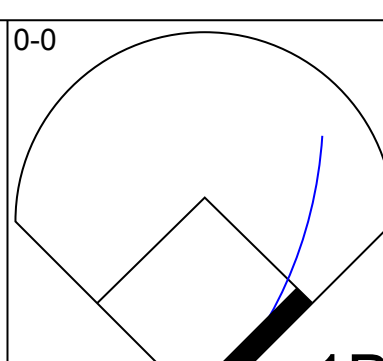
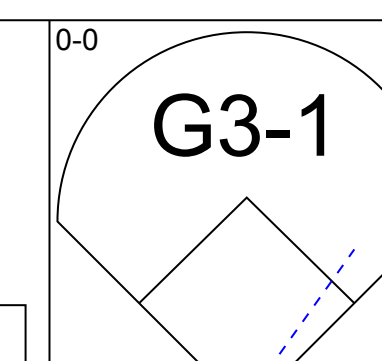
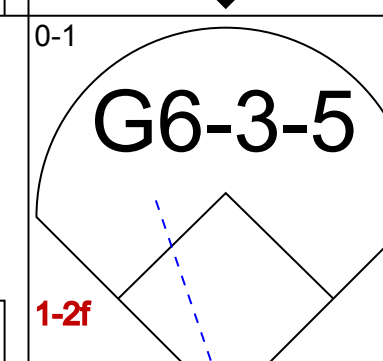
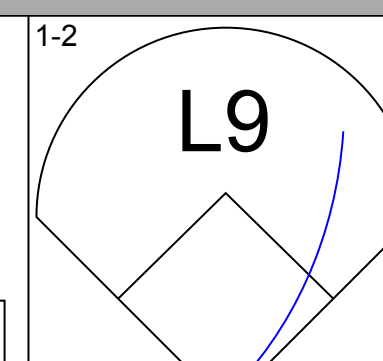
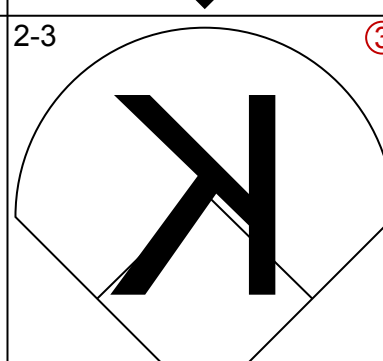
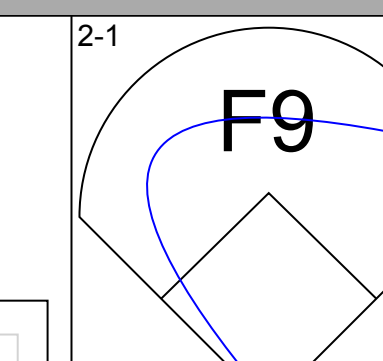
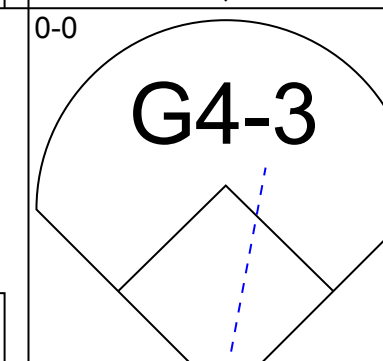
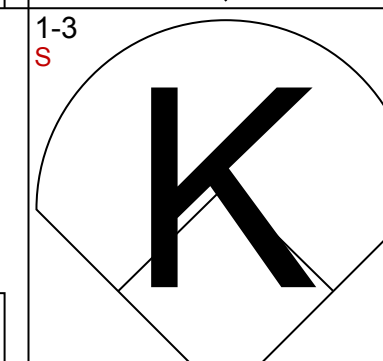
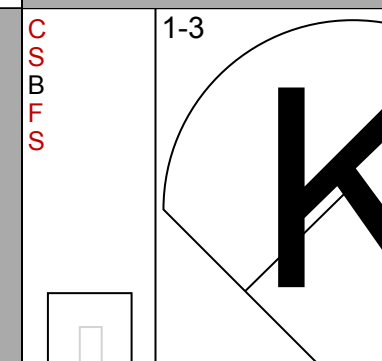
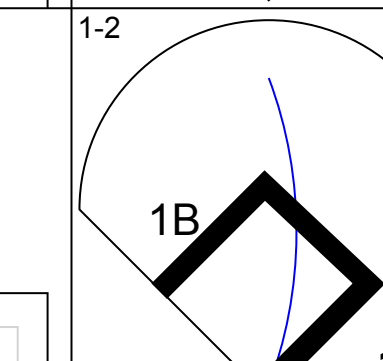
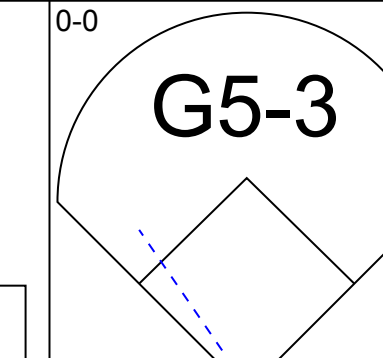
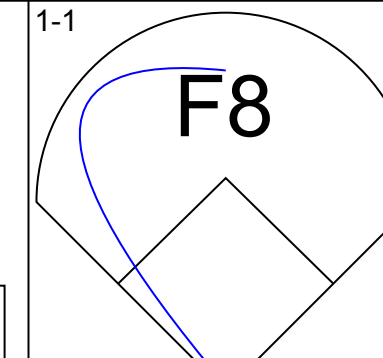
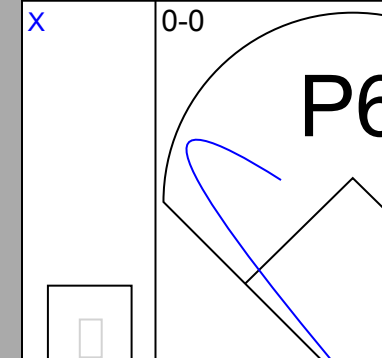
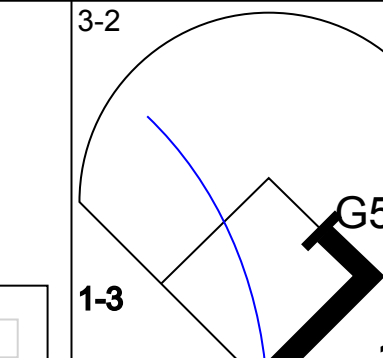
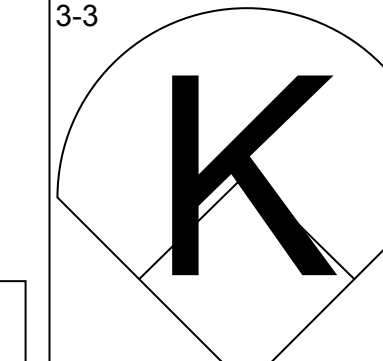
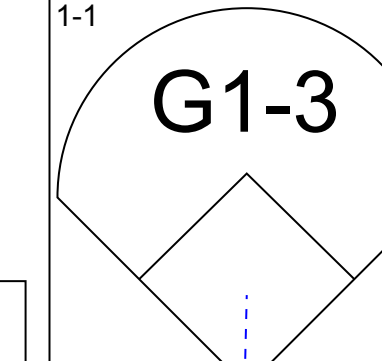
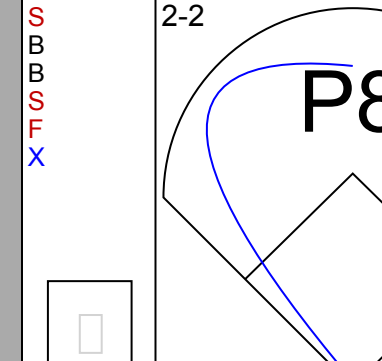
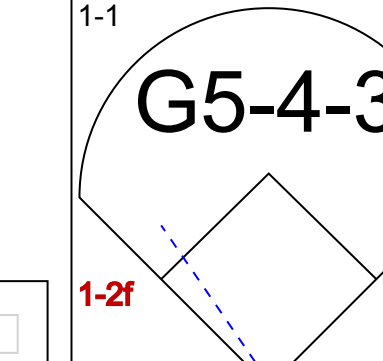
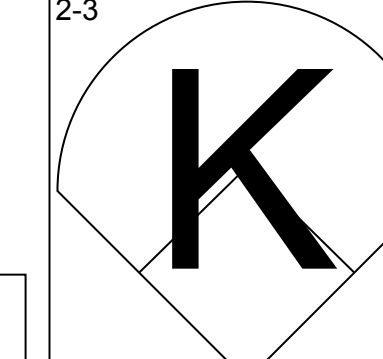
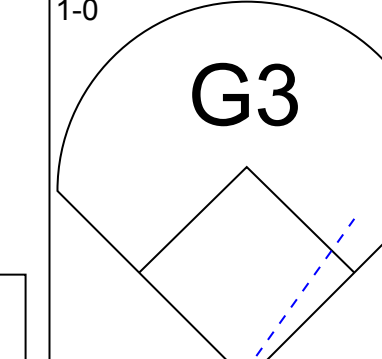
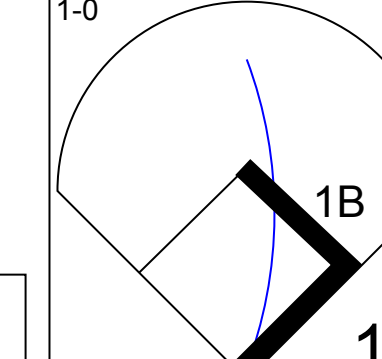
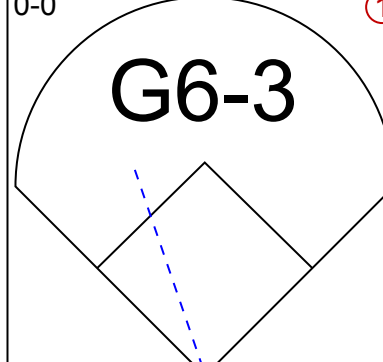
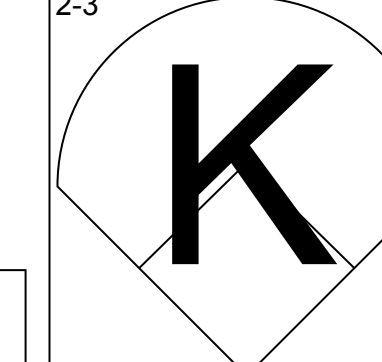
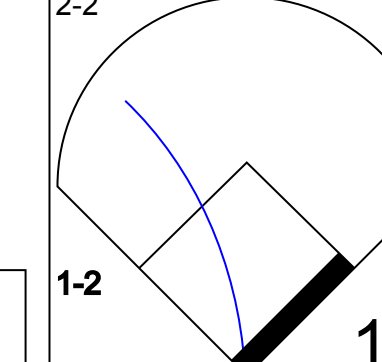
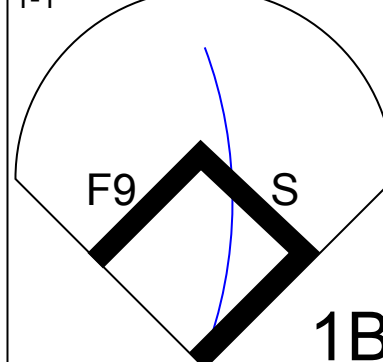
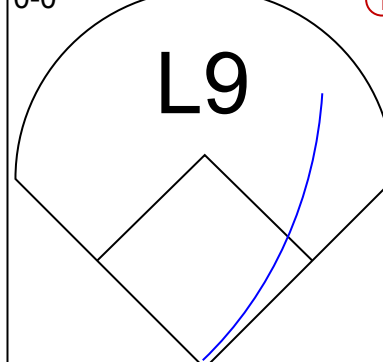
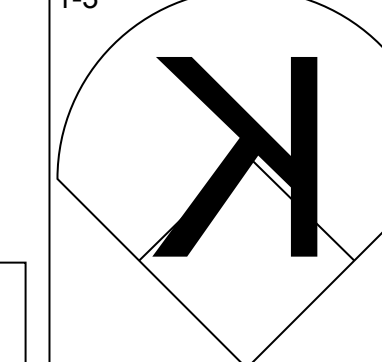
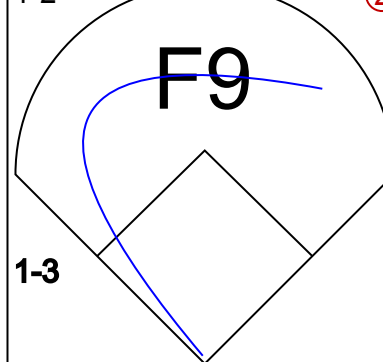
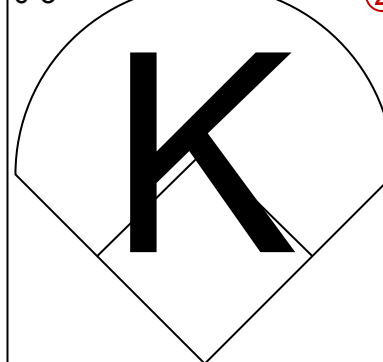
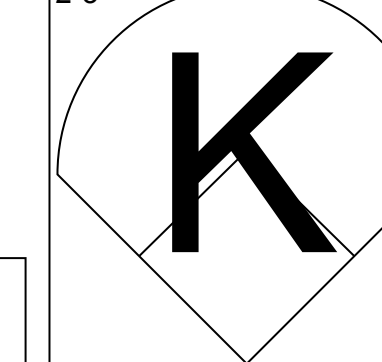
Batter	1	2	3	4	5	6	7	8	9	AB	R	H	RBI	BB	SO	LOB	TOP							
Dan Gladden, R OBP: 0.317, SLG: 0.375	0-1 G6-3	0-0 1B		0-0 F7		2-1 G6-3			2-2 P4	5	0	1	1	0	0	0	Minnesota Twins @ Cleveland Indians Cleveland Municipal Stadium, Cleveland, OH Tue Aug 14, 1990, 7:05 PM EDT Att: 11,270 - Unknown - 68 F livebaseballscorecards.com							
Al Newman, S OBP: 0.299, SLG: 0.293	0-0 CS 1B	0-0 G6-3		1-0 P4		2-2 G4-3			1-1 FC6-4 1B	5	0	2	0	0	0	2								
Kirby Puckett, R OBP: 0.370, SLG: 0.471	1-1 FC4 1B		0-1 WP E 1B	2-2 S 1B		1-3 K			1-2 FC6-4 1-2	5	1	3	0	0	1	1								
Gary Gaetti, R OBP: 0.291, SLG: 0.411	1-2 FC4 1-2		1-2 P3	2-0 P9					3-2 L6	5	0	0	0	0	0	4								
Brian Harper, R OBP: 0.356, SLG: 0.464		0-1 1B BB 1B	0-1 E9 E		2-3 K				0-2 G5-3	4	2	1	0	0	1	0								
Kent Hrbek, L OBP: 0.389, SLG: 0.501	2-2 BB 1B 1-2 1B		0-1 E3 1B		1-1 HR				0-0 L7	4	2	2	2	0	0	0								
Carmen Castillo, R OBP: 0.202, SLG: 0.208		3-2 BB 1B	0-3 K		0-0 G6-3				1-0 P5	3	0	1	0	0	1	1								
Randy Bush, L OBP: 0.351, SLG: 0.483	1-2 BB 1B 2-3								0-1 G4-3	2	0	1	0	1	1	3								
Shane Mack, R OBP: 0.381, SLG: 0.458		0-3 K	0-1 1B		4-1 BB				3-1 G1-3	3	0	0	1	1	1	3								
John Moses, S OBP: 0.209, SLG: 0.277			1-2 1B		1-0 P9																			
Greg Gagne, R OBP: 0.269, SLG: 0.348	4-1 1B BB 1-2 2-3		1-3 K		1-0 P9																			
Inning Stats	R: 0 E: 0 K: 0 S: 8	H: 2 LOB: 1 BB: 0 P: 10	R: 2 E: 0 K: 1 S: 19	H: 4 LOB: 2 BB: 1 P: 31	R: 2 E: 2 K: 2 S: 17	H: 2 LOB: 2 BB: 0 P: 19	R: 0 E: 0 K: 0 S: 6	H: 1 LOB: 1 BB: 0 P: 11	R: 1 E: 0 K: 1 S: 8	H: 1 LOB: 0 BB: 1 P: 16	R: 0 E: 0 K: 0 S: 8	H: 0 LOB: 0 BB: 0 P: 13	R: 0 E: 0 K: 0 S: 7	H: 0 LOB: 0 BB: 0 P: 7	R: 0 E: 0 K: 0 S: 5	H: 0 LOB: 0 BB: 0 P: 9	R: 0 E: 0 K: 0 S: 15	H: 1 LOB: 1 BB: 0 P: 22	1B: 10 2B: 9 3B: 0 HR: 1	SF: 0 SAC: 0 DP: 0 HBP: 0	WP: 1 PB: 0 SB: 1 CS: 1	PA: 40		
PITCHER	IP WLS BF H R ER SO BB IBB HBP BLK WP HR S P ERA WHIP	5.0 L 27 10 5 3 4 2 0 0 0 1 1 58 87 5.40 2.400	6.1 13 1 0 0 1 0 0 0 0 0 0 0 35 51 0.00 0.250											6.1 13 1 0 0 1 0 0 0 0 0 0 35 51 0.00 0.250										

Batter	1	2	3	4	5	6	7	8	9	AB	R	H	RBI	BB	SO	LOB	BOTTOM							
Alex Cole, L OBP: 0.458, SLG: 0.403	2-3 K		1-0 G4-6-3 1-2		1-0 1B		2-1 G1-3			4	0	1	2	0	1	2	Minnesota Twins @ Cleveland Indians Cleveland Municipal Stadium, Cleveland, OH Tue Aug 14, 1990, 7:05 PM EDT Att: 11,270 - Unknown - 68 F livebaseballscorecards.com							
Jerry Browne, S OBP: 0.329, SLG: 0.351	0-2 E5 FC5-4 1B		2-2 P3		0-0 P8				2-2 P8	4	0	0	0	0	0	1								
Mitch Webster, S OBP: 0.291, SLG: 0.424	1-2 FC5-4 1B			1-0 P4		0-1 WP G4-3 1B			2-3 K	4	1	2	0	0	1	0								
Candy Maldonado, R OBP: 0.330, SLG: 0.442	2-1 FC5-4 1-2 2-3			0-1 F8		3-1 G4-3 1-H			0-1 F8	4	0	0	1	0	0	2								
Chris James, R OBP: 0.340, SLG: 0.454	2-3 K		1-0 G6-3		0-1 G5-4-3 1B				0-2 F9	4	0	1	0	0	1	2								
Brook Jacoby, R OBP: 0.371, SLG: 0.443		0-1 F9			0-1 G6-3	0-1 G5-4-3 1-2			4-0 2B G6-3 BB	3	1	0	0	1	0	1								
Cory Snyder, R OBP: 0.282, SLG: 0.431		2-2 G5-3			0-2 P3		1-0 P7		0-2 G6-3 1-3 2B	4	0	1	0	0	0	0								
Sandy Alomar Jr., R OBP: 0.323, SLG: 0.389		3-2 F9			4-0 2B 1B BB		1-2 G6-3		1-2 G6-3	3	1	0	1	1	0	1								
Felix Fermin, R OBP: 0.273, SLG: 0.299					1-2 2B 1B BB		2-2 G6-3		2-3 3-H G4-3	3	1	3	0	0	0	0								
Dion James, L OBP: 0.353, SLG: 0.381					1-3 1B 2B				1-2 G4-3	1	0	0	0	0	0	1								
Inning Stats	R: 0 E: 1 K: 2 S: 17	H: 1 LOB: 2 BB: 0 P: 24	R: 0 E: 0 K: 0 S: 10	H: 0 LOB: 0 BB: 0 P: 15	R: 0 E: 0 K: 0 S: 7	H: 1 LOB: 0 BB: 0 P: 10	R: 0 E: 0 K: 0 S: 4	H: 0 LOB: 0 BB: 0 P: 6	R: 2 E: 0 K: 0 S: 10	H: 2 LOB: 1 BB: 1 P: 16	R: 1 E: 0 K: 0 S: 8	H: 2 LOB: 0 BB: 0 P: 11	R: 0 E: 0 K: 0 S: 11	H: 1 LOB: 1 BB: 0 P: 17	R: 0 E: 0 K: 1 S: 10	H: 0 LOB: 0 BB: 0 P: 14	R: 1 E: 0 K: 0 S: 15	H: 1 LOB: 1 BB: 1 P: 21	1B: 6 2B: 2 3B: 0 HR: 0	SF: 0 SAC: 0 DP: 2 HBP: 0	WP: 2 PB: 0 SB: 0 CS: 0	PA: 36		
PITCHER	IP WLS BF H R ER SO BB IBB HBP BLK WP HR S P ERA WHIP	7.0 W 28 7 3 3 2 1 0 0 0 0 0 13 21 6.75 0.750	1.1 5 0 1 1 1 1 0 0 0 0 0 0 12 14 0.00 1.500											1.1 5 0 1 1 1 1 0 0 0 0 0 12 14 0.00 1.500										

Batter	1	2	3	4	5	6	7	8	9	AB	R	H	RBI	BB	SO	LOB	TOP									
Al Newman, S OBP: 0.303, SLG: 0.297 (1, 5) C X	0-1 G5-3	2-1 F7		0-0 1B			0-0 G6-3 1B		0-0 1B	5	2	3	0	0	0	2	Minnesota Twins @ Cleveland Indians Cleveland Municipal Stadium, Cleveland, OH Thu Aug 16 1990, 7:05 PM EDT Att: 11,085 - Unknown livebaseballscorecards.com									
Nelson Liriano, S OBP: 0.309, SLG: 0.325 (1, 4) B C X	1-1 1B		2-2 G3-1 BLK	2-3 K			0-1 G5-3		2-2 1B	5	2	3	0	0	1	3										
Kirby Puckett, R OBP: 0.375, SLG: 0.472 (1, 9) SAFE B X	1-1 1B		0-0 G3-1		0-0 1B		0-0 G6-3		2-3 K	5	0	2	0	0	1	4										
Gene Larkin, S OBP: 0.345, SLG: 0.396 (1, 3) SAFE B X	3-3 K		2-2 G6-3		1-0 F8		2-2 1B		0-2 1B	5	0	2	2	0	1	3										
Dan Gladden, R OBP: 0.318, SLG: 0.371 Kent Hrbek, L OBP: 0.386, SLG: 0.497 (1, 7) F X	0-1 L4		0-0 G6-3		0-0 F8		3-H 1-0 P3		1-1 G6-4-3 1B	4	0	0	0	0	0	4										
Shane Mack, R OBP: 0.379, SLG: 0.454 Gary Gaetti, R OBP: 0.290, SLG: 0.407 (1, 8) SAFE B X		0-0 F8		0-0 F8 FC6-4 1B		0-0 F9		0-0 F8	4	1	1	0	0	0	1											
Carmen Castillo, R OBP: 0.204, SLG: 0.210 Randy Bush, L OBP: 0.355, SLG: 0.479 (1, 10) SAFE B X		1-1 L9		1-1 FC6-4 1B		1-3 K		2-2 1B	3	0	1	0	0	1	0											
Junior Ortiz, R OBP: 0.400, SLG: 0.418 (1, 2) SAFE B X		2-1 1B		1-0 F8		2-2 G5-3		0-0 F9	4	0	1	0	0	0	3											
Greg Gagne, R OBP: 0.273, SLG: 0.349 John Moses, S OBP: 0.298, SLG: 0.275 (1, 6) SAFE B X		0-1 1B		0-1 FC6-4 1B		1-0 G5-3		1-0 F7	3	0	1	1	0	0	1											
Inning Stats	R: 0 E: 0 K: 1 S: 11	H: 2 LOB: 2 BB: 0 P: 16	R: 0 E: 0 K: 0 S: 9	H: 2 LOB: 0 BB: 0 P: 14	R: 1 E: 0 K: 0 S: 8	H: 1 LOB: 0 BB: 0 P: 12	R: 1 E: 0 K: 1 S: 10	H: 3 LOB: 2 BB: 0 P: 14	R: 0 E: 0 K: 0 S: 5	H: 1 LOB: 1 BB: 0 P: 6	R: 0 E: 0 K: 0 S: 7	H: 0 LOB: 0 BB: 0 P: 11	R: 1 E: 0 K: 0 S: 8	H: 2 LOB: 1 BB: 0 P: 11	R: 0 E: 0 K: 0 S: 7	H: 1 LOB: 1 BB: 0 P: 10		R: 2 E: 0 K: 1 S: 15	H: 4 LOB: 1 BB: 0 P: 21	1B: 15 2B: 1 3B: 0 HR: 0	SF: 0 SAC: 0 DP: 1 HBP: 0	WP: 0 PB: 0 SB: 0 CS: 0	PA: 42			
PITCHER	IP	WLS	BF	H	R	ER	SO	BB	IBB	HBP	BLK	WP	HR	S	P	ERA		WHIP								
Greg Swindell, L ERA: 3.89 (1, 1)	7.0	W	32	11	3	3	3	0	0	0	1	0	0	58	84	3.86		1.571								
Colby Ward, R ERA: 3.44 (8, 1)	1.0		6	3	2	2	0	0	0	0	0	0	0	11	16	18.00	3.000									
Doug Jones, R ERA: 1.34 (9, 1)	1.0	S	4	2	0	0	1	0	0	0	0	0	0	11	15	0.00	2.000									

Batter	1	2	3	4	5	6	7	8	9	AB	R	H	RBI	BB	SO	LOB	BOTTOM									
Alex Cole, L OBP: 0.452, SLG: 0.388 (1, 8) SAFE B X	2-3 K	4-1 CS		1-0 S 1B		2-2 F7		0-0 G6-3		4	0	1	0	1	1	1	Minnesota Twins @ Cleveland Indians Cleveland Municipal Stadium, Cleveland, OH Thu Aug 16 1990, 7:05 PM EDT Att: 11,085 - Unknown livebaseballscorecards.com									
Jerry Browne, S OBP: 0.338, SLG: 0.358 (1, 4) SAFE B X	4-0 1B	2-1 CS	1-1 2B	2-3 K		1-2 1B		2-2 L6		4	2	2	0	1	1	2										
Dion James, L OBP: 0.356, SLG: 0.388 Jeff Manto, R OBP: 0.333, SLG: 0.194 (1, 3) SAFE B X	1-0 1B		1-0 1B	3-2 G6-3		2-1 F8		2-1 F8		4	1	2	1	0	0	2										
Candy Maldonado, R OBP: 0.329, SLG: 0.439 (1, 7) SAFE B X	0-0 F7		0-3 K	1-2 SF8 1B		3-2 F8				4	1	1	0	0	1	4										
Chris James, R OBP: 0.348, SLG: 0.457 (1, 10) SAFE B X	1-0 1B		4-0 1B	2-1 1B		4-1 FC5-4 1B				2	1	2	1	2	0	0										
Brook Jacoby, R OBP: 0.371, SLG: 0.442 (1, 5) SAFE B X	0-0 L5		0-0 1B	2-2 SF9		1-0 F9				3	0	1	1	0	0	3										
Cory Snyder, R OBP: 0.279, SLG: 0.426 (1, 9) SAFE B X		2-2 G5-3	0-0 SF8	1-2 2B		1-2 2B		1-1 P6		3	1	1	1	0	0	1										
Sandy Alomar Jr., R OBP: 0.318, SLG: 0.392 (1, 2) SAFE B X		0-0 HR	3-3 K	0-0 P2		2-2 FC5-4				4	1	1	1	0	1	5										
Felix Fermin, R OBP: 0.278, SLG: 0.309 (1, 6) SAFE B X		2-1 G6-3		1-2 F9		1-1 2B		3-2 G6-3		4	0	2	2	0	0	0										
Inning Stats	R: 1 E: 0 K: 1 S: 10	H: 2 LOB: 1 BB: 1 P: 17	R: 1 E: 0 K: 0 S: 9	H: 1 LOB: 0 BB: 1 P: 18	R: 2 E: 0 K: 2 S: 15	H: 3 LOB: 2 BB: 1 P: 24	R: 0 E: 0 K: 1 S: 12	H: 1 LOB: 1 BB: 0 P: 18	R: 3 E: 0 K: 0 S: 12	H: 4 LOB: 1 BB: 0 P: 19	R: 0 E: 0 K: 0 S: 11	H: 1 LOB: 1 BB: 0 P: 19	R: 0 E: 0 K: 0 S: 9	H: 0 LOB: 1 BB: 1 P: 17	R: 0 E: 0 K: 0 S: 9	H: 1 LOB: 1 BB: 0 P: 16		1B: 9 2B: 2 3B: 1 HR: 1	SF: 2 SAC: 0 DP: 0 HBP: 0	WP: 0 PB: 0 SB: 1 CS: 1	PA: 40					
PITCHER	IP	WLS	BF	H	R	ER	SO	BB	IBB	HBP	BLK	WP	HR	S	P	ERA		WHIP								
Kevin Tapani, R ERA: 3.95 (1, 1)	2.1	L	13	5	4	4	2	2	0	0	0	0	0	52	44	15.43		3.000								
Roy Smith, R ERA: 4.73 (3, 1)	4.2		22	7	3	3	2	1	1	0	0	0	0	52	88	5.79	1.714									
Tim Drummond, R ERA: 4.98 (8, 1)	1.0		4	1	0	0	0	0	0	0	0	0	0	9	16	0.00	1.000									

Batter	1	2	3	4	5	6	7	8	9	AB	R	H	RBI	BB	SO	LOB	TOP			
Junior Felix, S OBP: 0.344, SLG: 0.464 (1, 9)										4	0	0	0	0	3	1	<p>Toronto Blue Jays @ Minnesota Twins Hubert H. Humphrey Metrodome, Minneapolis, MN Sat Aug 18 1990, 8:05 PM EDT Att: 32,605 - Dome - 70 F</p> <p>livebaseballscorecards.com</p>			
Tony Fernandez, S OBP: 0.343, SLG: 0.369 (1, 6)										4	0	0	0	0	0	1				
Fred McGriff, L OBP: 0.407, SLG: 0.556 (1, 3)										3	0	1	0	1	0	0				
George Bell, R OBP: 0.309, SLG: 0.460 (1, 7)										4	0	1	0	0	1	2				
Pat Borders, R OBP: 0.335, SLG: 0.552 (1, 2)										4	1	2	0	0	0	1				
Glenallen Hill, R OBP: 0.289, SLG: 0.478 (1, 10)										3	1	1	1	1	1	1				
Manuel Lee, S OBP: 0.285, SLG: 0.356 (1, 4)										4	1	1	1	0	1	2				
Luis Sojo, R OBP: 0.235, SLG: 0.188 Rance Mulliniks, L OBP: 0.424, SLG: 0.378 (9, 5)										4	0	0	0	0	0	3				
Mookie Wilson, S OBP: 0.301, SLG: 0.348 (1, 8)										4	0	1	1	0	0	2				
Inning Stats	R: 0 E: 0 K: 1 S: 9	H: 0 LOB: 1 BB: 1 P: 18	R: 0 E: 0 K: 0 S: 10	H: 1 LOB: 2 BB: 1 P: 16	R: 0 E: 0 K: 1 S: 10	H: 1 LOB: 1 BB: 0 P: 15	R: 3 E: 0 K: 1 S: 14	H: 4 LOB: 0 BB: 0 P: 18	R: 0 E: 0 K: 1 S: 5	H: 0 LOB: 0 BB: 0 P: 7	R: 0 E: 0 K: 0 S: 6	H: 0 LOB: 0 BB: 0 P: 7	R: 0 E: 0 K: 0 S: 5	H: 1 LOB: 1 BB: 0 P: 7	R: 0 E: 0 K: 0 S: 6	H: 0 LOB: 0 BB: 0 P: 9		1B: 4 2B: 2 3B: 1 HR: 0	SF: 0 SAC: 0 DP: 0 HBP: 0	WP: 0 PB: 0 SB: 0 CS: 0
PITCHER Allan Anderson, L ERA: 4.91 (1, 1)	IP: 9.0 WLS: L BF: 36 H: 7 R: 3 ER: 3 SO: 6 BB: 2 IBB: 0 HBP: 0 BLK: 0 WP: 0 HR: 0 S: 73 P: 111 ERA: 3.00 WHIP: 1.000															PITCHER				

Batter	1	2	3	4	5	6	7	8	9	AB	R	H	RBI	BB	SO	LOB	BOTTOM			
Dan Gladden, R OBP: 0.317, SLG: 0.367 (1, 7)										3	0	1	0	0	0	3	<p>Toronto Blue Jays @ Minnesota Twins Hubert H. Humphrey Metrodome, Minneapolis, MN Sat Aug 18 1990, 8:05 PM EDT Att: 32,605 - Dome - 70 F</p> <p>livebaseballscorecards.com</p>			
Nelson Lirjano, S OBP: 0.307, SLG: 0.331 (1, 4)										4	0	0	0	0	1	2				
Kirby Puckett, R OBP: 0.373, SLG: 0.470 (9, 8)										4	0	1	0	0	2	0				
Gary Gaetti, R OBP: 0.288, SLG: 0.403 (1, 5)										4	0	1	0	0	0	0				
Brian Harper, R OBP: 0.349, SLG: 0.454 (1, 2)										4	0	0	0	0	1	2				
Kent Hrbek, L OBP: 0.383, SLG: 0.491 (1, 3)										3	0	1	0	0	1	0				
Carmen Castillo, R OBP: 0.207, SLG: 0.213 (1, 10)										3	0	1	0	0	1	0				
Shane Mack, R OBP: 0.380, SLG: 0.455 Randy Bush, L OBP: 0.352, SLG: 0.472 (8, PH) (9, 9)										2	0	1	0	0	0	0				
Greg Gagne, R OBP: 0.271, SLG: 0.347 Al Newman, S OBP: 0.302, SLG: 0.296 (8, PH) (9, 6)										2	0	0	0	0	1	1				
Inning Stats	R: 0 E: 0 K: 0 S: 5	H: 0 LOB: 0 BB: 0 P: 7	R: 0 E: 0 K: 2 S: 7	H: 0 LOB: 0 BB: 0 P: 12	R: 0 E: 0 K: 0 S: 10	H: 1 LOB: 1 BB: 0 P: 12	R: 0 E: 0 K: 1 S: 14	H: 0 LOB: 0 BB: 0 P: 17	R: 0 E: 0 K: 2 S: 10	H: 1 LOB: 1 BB: 0 P: 12	R: 0 E: 0 K: 1 S: 9	H: 0 LOB: 0 BB: 0 P: 12	R: 0 E: 0 K: 2 S: 12	H: 2 LOB: 2 BB: 0 P: 18	R: 0 E: 0 K: 0 S: 12	H: 2 LOB: 1 BB: 0 P: 19		1B: 6 2B: 1 3B: 0 HR: 0	SF: 0 SAC: 0 DP: 2 HBP: 1	WP: 0 PB: 0 SB: 1 CS: 0
PITCHER Jimmy Key, L ERA: 4.74 Tom Henke, R ERA: 1.85 (8, 1)	IP: 7.0 WLS: W BF: 25 H: 4 R: 0 ER: 0 SO: 7 BB: 0 IBB: 0 HBP: 1 BLK: 0 WP: 0 HR: 0 S: 66 P: 90 ERA: 0.00 WHIP: 0.571															PITCHER				

Batter	1	2	3	4	5	6	7	8	9	AB	R	H	RBI	BB	SO	LOB	TOP					
Mookie Wilson, S OBP: 0.302, SLG: 0.356	P4		F8		F8		1B	G4-3		5	2	2	4	0	0	2						
Tony Fernandez, S OBP: 0.342, SLG: 0.367	K		G5-3			P6	1B	G4-3		5	1	1	1	0	1	1						
Fred McGriff, L OBP: 0.407, SLG: 0.554	G3-1					K	1B	G3		5	0	2	1	0	1	0						
George Bell, R OBP: 0.310, SLG: 0.459						L7				5	0	2	1	0	0	1						
Pat Borders, R OBP: 0.332, SLG: 0.545										5	0	1	0	0	2	3						
Glenallen Hill, R OBP: 0.291, SLG: 0.481										5	1	2	0	0	0	3						
Manuel Lee, S OBP: 0.281, SLG: 0.351										4	1	0	0	0	2	2						
Luis Sojo, R OBP: 0.259, SLG: 0.216										3	1	2	0	0	1	0						
Rance Mulliniks, L OBP: 0.430, SLG: 0.378										0	1	0	0	1	0	0						
Kenny Williams, R OBP: 0.207, SLG: 0.185										4	2	3	0	0	0	1						
Inning Stats	R: 0 H: 0 E: 0 K: 1 S: 7	H: 0 LOB: 0 BB: 0 P: 12	R: 0 H: 2 E: 0 K: 0 S: 6	LOB: 1 BB: 0 P: 10	R: 0 H: 1 E: 1 K: 1 S: 8	LOB: 1 BB: 0 P: 15	R: 0 H: 2 E: 0 K: 0 S: 5	H: 1 LOB: 1 BB: 0 P: 10	R: 0 H: 1 E: 0 K: 1 S: 7	LOB: 1 BB: 0 P: 11	R: 0 H: 0 E: 0 K: 1 S: 7	H: 0 LOB: 0 BB: 0 P: 12	R: 6 H: 7 E: 2 K: 1 S: 17	H: 7 LOB: 2 BB: 0 P: 29	R: 3 H: 2 E: 0 K: 1 S: 19	H: 2 LOB: 1 BB: 1 P: 32	R: 0 H: 0 E: 0 K: 1 S: 7	LOB: 0 BB: 0 P: 11	1B: 12 2B: 2 3B: 1 HR: 0	SF: 0 SAC: 0 DP: 2 HBP: 0	WP: 0 PB: 0 SB: 1 CS: 1	PA: 42
PITCHER	IP	WLS	BF	H	R	ER	SO	BB	IBB	HBP	BLK	WP	HR	S	P	ERA	WHIP					
Mark Guthrie, L ERA: 4.73	(1, 1)	6.1	L	30	12	6	5	5	0	0	0	0	0	53	91	7.11	1.895					
Jack Savage, R ERA: 6.35	(7, 1)	2.2		12	3	3	3	2	1	0	0	0	0	30	51	10.12	1.500					

Toronto Blue Jays @ Minnesota Twins
Hubert H. Humphrey Metrodome, Minneapolis, MN

AB 41
R 9
H 15
RBI 7
BB 1
SO 7
LOB 13



WP: 0 PA: 42
PB: 0
SB: 1
CS: 1

Toronto Blue Jays @ Minnesota Twins
Hubert H. Humphrey Metrodome, Minneapolis, MN

AB 30
R 1
H 5
RBI 1
BB 2
SO 5
LOB 12



WP: 1 PA: 33
PB: 0
SB: 0
CS: 1

Batter	1	2	3	4	5	6	7	8	9	AB	R	H	RBI	BB	SO	LOB	BOTTOM					
Dan Gladden, R OBP: 0.316, SLG: 0.368	K		L6			1B		F8		4	1	1	0	0	1	2						
Nelson Lirio, S OBP: 0.302, SLG: 0.325	K					B1-4		L8		4	0	0	0	0	1	2						
Kirby Puckett, R OBP: 0.374, SLG: 0.473	K							G4-3		4	0	2	1	0	1	1						
Brian Harper, R OBP: 0.345, SLG: 0.449										4	0	0	0	0	1	2						
Gene Larkin, S OBP: 0.338, SLG: 0.388										4	0	0	0	0	0	1						
Carmen Castillo, R OBP: 0.209, SLG: 0.214										4	0	1	0	0	1	0						
Shane Mack, R OBP: 0.379, SLG: 0.450										2	0	0	0	1	0	1						
Al Newman, S OBP: 0.302, SLG: 0.297										3	0	1	0	0	0	2						
Greg Gagne, R OBP: 0.273, SLG: 0.346										1	0	0	0	1	0	1						
Inning Stats	R: 0 H: 0 E: 0 K: 3 S: 11	H: 0 LOB: 0 BB: 0 P: 16	R: 0 H: 0 E: 0 K: 1 S: 7	LOB: 0 BB: 0 P: 10	R: 0 H: 1 E: 0 K: 0 S: 7	LOB: 1 BB: 0 P: 9	R: 0 H: 1 E: 0 K: 0 S: 7	LOB: 1 BB: 0 P: 11	R: 0 H: 0 E: 0 K: 0 S: 7	LOB: 0 BB: 0 P: 11	R: 1 H: 2 E: 0 K: 1 S: 9	H: 2 LOB: 0 BB: 0 P: 13	R: 0 H: 1 E: 0 K: 0 S: 7	H: 1 LOB: 1 BB: 0 P: 11	R: 0 H: 0 E: 0 K: 0 S: 5	H: 0 LOB: 1 BB: 1 P: 12	R: 0 H: 0 E: 0 K: 0 S: 6	LOB: 0 BB: 0 P: 12	1B: 3 2B: 2 3B: 0 HR: 0	SF: 0 SAC: 1 DP: 0 HBP: 0	WP: 1 PB: 0 SB: 0 CS: 1	PA: 33
PITCHER	IP	WLS	BF	H	R	ER	SO	BB	IBB	HBP	BLK	WP	HR	S	P	ERA	WHIP					
David Wells, L ERA: 3.21	(1, 1)	8.0	W	30	5	1	1	5	2	0	0	0	0	60	93	0.00	0.875					
Bob MacDonald, L ERA:	(9, 1)	1.0		3	0	0	0	0	0	0	0	0	0	6	12	0.00	0.000					

Toronto Blue Jays @ Minnesota Twins
Hubert H. Humphrey Metrodome, Minneapolis, MN

AB 30
R 1
H 5
RBI 1
BB 2
SO 5
LOB 12



WP: 1 PA: 33
PB: 0
SB: 0
CS: 1

Batter	1	2	3	4	5	6	7	8	9	AB	R	H	RBI	BB	SO	LOB	TOP		
Dan Gladden, R OBP: 0.315, SLG: 0.369 (1, 7)										4	1	1	0	0	0	0	Minnesota Twins @ Kansas City Royals Royals Stadium, Kansas City, MO Mon Aug 20 1990, 8:05 PM EDT Att: 31,368 - Unknown - 75 F		
Nelson Liriano, S OBP: 0.301, SLG: 0.324 (1, 4)										4	0	1	1	0	0	1			
Kirby Puckett, R OBP: 0.373, SLG: 0.473 (1, 8)										4	0	1	0	0	1	1			
Kent Hrbek, L OBP: 0.379, SLG: 0.486 (1, 3)										4	0	0	0	0	1	2			
Brian Harper, R OBP: 0.344, SLG: 0.447 (1, 2)										4	0	1	0	0	0	0			
Randy Bush, L OBP: 0.356, SLG: 0.468 (1, 9)										3	0	1	0	1	2	0			
Gene Larkin, S OBP: 0.337, SLG: 0.386 (1, 10)										4	0	1	0	0	0	3			
Gary Gaetti, R OBP: 0.286, SLG: 0.400 (1, 5)										3	0	0	0	0	1	2			
Al Newman, S OBP: 0.300, SLG: 0.294 (1, 6)										3	0	0	0	0	0	1			
Inning Stats	R: 1 E: 0 K: 1 S: 13	H: 2 LOB: 0 BB: 0 P: 18	R: 0 E: 0 K: 0 S: 10	H: 0 LOB: 1 BB: 1 P: 17	R: 0 E: 0 K: 0 S: 7	H: 0 LOB: 0 BB: 0 P: 9	R: 0 E: 0 K: 1 S: 10	H: 1 LOB: 1 BB: 0 P: 12	R: 0 E: 0 K: 1 S: 7	H: 0 LOB: 0 BB: 0 P: 12	R: 0 E: 1 K: 1 S: 10	H: 0 LOB: 1 BB: 0 P: 17	R: 0 E: 0 K: 0 S: 15	H: 2 LOB: 2 BB: 0 P: 19	1B: 4 2B: 2 3B: 0 HR: 0	SF: 0 SAC: 0 DP: 1 HBP: 0	WP: 0 PB: 0 SB: 0 CS: 0	PA: 34	
PITCHER	IP WLS BF H R ER SO BB IBB HBP BLK WP HR S P ERA WHIP	8.0 W 29 4 1 1 5 1 0 0 0 0 0 69 104 1.12 0.625	1.0 5 2 0 0 0 0 0 0 0 0 0 15 19 0.00 2.000																

AB	33
R	1
H	6
RBI	1
BB	1
SO	5
LOB	10



Batter	1	2	3	4	5	6	7	8	9	AB	R	H	RBI	BB	SO	LOB	BOTTOM			
Kevin Seitzer, R OBP: 0.343, SLG: 0.376 (1, 5)											5	1	1	0	0	4	Minnesota Twins @ Kansas City Royals Royals Stadium, Kansas City, MO Mon Aug 20 1990, 8:05 PM EDT Att: 31,368 - Unknown - 75 F			
Brian McRae, S OBP: 0.362, SLG: 0.467 (1, 8)										4	1	2	0	0	0	0				
George Brett, L OBP: 0.376, SLG: 0.480 (1, 3)										3	1	0	0	1	0	1				
Danny Tartabull, R OBP: 0.323, SLG: 0.448 (1, 10)										2	1	1	1	1	0	0				
Pat Tabler, R OBP: 0.343, SLG: 0.369 (1, 9)										2	0	1	0	1	0	1				
Jim Eisenreich, L OBP: 0.343, SLG: 0.400 (6, PR) (7, 9)										1	1	0	0	0	0	0				
Willie Wilson, S OBP: 0.346, SLG: 0.368 (1, 7)										3	2	2	2	0	0	0				
Mike MacFarlane, R OBP: 0.316, SLG: 0.493 (1, 2)										3	0	1	2	0	1	2				
Bill Pecota, R OBP: 0.342, SLG: 0.381 (1, 6)										3	0	0	0	1	0	4				
Frank White, R OBP: 0.259, SLG: 0.313 (1, 4)										4	0	1	2	0	0	3				
Inning Stats	R: 3 E: 0 K: 0 S: 13	H: 3 LOB: 2 BB: 2 P: 25	R: 0 E: 0 K: 0 S: 5	H: 0 LOB: 0 BB: 0 P: 8	R: 0 E: 0 K: 0 S: 6	H: 0 LOB: 0 BB: 1 P: 12	R: 0 E: 1 K: 1 S: 12	H: 0 LOB: 1 BB: 0 P: 13	R: 0 E: 0 K: 0 S: 7	H: 1 LOB: 0 BB: 0 P: 11	R: 3 E: 1 K: 0 S: 10	H: 3 LOB: 2 BB: 0 P: 17	R: 0 E: 0 K: 0 S: 4	H: 0 LOB: 0 BB: 0 P: 5	R: 1 E: 0 K: 0 S: 9	H: 2 LOB: 2 BB: 1 P: 17	1B: 6 2B: 3 3B: 0 HR: 0	SF: 2 SAC: 1 DP: 2 HBP: 0	WP: 0 PB: 0 SB: 0 CS: 0	PA: 37
PITCHER	IP WLS BF H R ER SO BB IBB HBP BLK WP HR S P ERA WHIP	5.2 L 27 7 6 4 1 3 0 0 0 0 0 1 1 6.35 1.765	0.1 1 0 0 0 0 0 0 0 0 0 0 1 1 0.00 0.000	2.0 9 2 1 1 0 1 0 0 0 0 0 0 13 22 4.50 1.500																

AB	30
R	7
H	9
RBI	7
BB	4
SO	1
LOB	15



Batter	1	2	3	4	5	6	7	8	9	AB	R	H	RBI	BB	SO	LOB	TOP									
Dan Gladden, R OBP: 0.316, SLG: 0.375	1-1 F9	1-1 L8		2-0 HR		2-1 F9		4-1 BB		4	1	3	1	0	2											
Nelson Liriano, S OBP: 0.296, SLG: 0.317	1-2 E6 G4-3		1-0 G5-3	3-1 G6-3		2-2 P6		0-3 K		5	0	0	0	0	1	2										
Kirby Puckett, R OBP: 0.373, SLG: 0.472	0-0 G4-3		1-0 L3		1-2 2B		2-1 WP	2-1 G4-3		3	1	1	0	0	0	1										
John Moses, S OBP: 0.298, SLG: 0.276	2-3				1-0 1B		3-2 1B			2	0	1	0	0	0	2										
Gary Gaetti, R OBP: 0.285, SLG: 0.400	2-2 G5-3		0-1 2B		1-0 P3		3-2 G1-3		1-1 F7	5	0	1	0	0	0	3										
Brian Harper, R OBP: 0.345, SLG: 0.452		2-2 1B	1-0 P4		0-0 2B		0-0 L4	1-2 P4		5	2	2	1	0	0	1										
Kent Hrbek, L OBP: 0.379, SLG: 0.487		2-1 P5		0-0 HR	0-0 F7		1-2 F7	1-2 2B		5	1	2	0	0	0	2										
Carmen Castillo, R OBP: 0.218, SLG: 0.233		1-0 1B		1-2 L7	1-1 1B		2-2 F9	2-3 K		4	1	2	2	0	0	1										
Gene Larkin, S OBP: 0.336, SLG: 0.385		2-H			2-H					1	0	0	0	0	1											
Shane Mack, R OBP: 0.381, SLG: 0.450		1-3 K		1-1 HR	1-2 1B		2-0 G4-3			2	1	1	0	0	1	1										
Randy Bush, L OBP: 0.365, SLG: 0.477					2-H					2	0	2	1	0	0	0										
Greg Gagne, R OBP: 0.273, SLG: 0.346		1-2 1B		0-0 P4	3-2 F7		1-1 G4-3			3	0	1	0	0	0	3										
Al Newman, S OBP: 0.299, SLG: 0.293										1	0	0	0	0	0	1										
Inning Stats	R: 0 E: 1 K: 0 S: 9	H: 0 LOB: 1 BB: 0 P: 13	R: 1 E: 0 K: 1 S: 13	H: 3 LOB: 2 BB: 0 P: 22	R: 0 E: 0 K: 0 S: 5	H: 1 LOB: 1 BB: 0 P: 8	R: 3 E: 0 K: 0 S: 10	H: 3 LOB: 0 BB: 0 P: 17	R: 3 E: 0 K: 0 S: 16	H: 4 LOB: 1 BB: 0 P: 23	R: 0 E: 0 K: 0 S: 11	H: 1 LOB: 1 BB: 0 P: 20	R: 0 E: 0 K: 0 S: 8	H: 0 LOB: 0 BB: 0 P: 11	R: 0 E: 0 K: 1 S: 11	H: 1 LOB: 2 BB: 1 P: 20	R: 0 E: 0 K: 1 S: 12	H: 1 LOB: 1 BB: 0 P: 17	1B: 8 2B: 5 3B: 0 HR: 1	SF: 0 SAC: 0 DP: 0 HBP: 0	WP: 1 PB: 0 SB: 1 CS: 0	PA: 43				
PITCHER	IP	WLS	BF	H	R	ER	SO	BB	IBB	HBP	BLK	WP	HR	S	P	ERA	WHIP									
Jim Campbell, L ERA: 13.5	(1, 1)	4.2		25	10	7	7	1	0	0	0	0	0	1	45	71	13.50	2.143								
Steve Crawford, R ERA: 2.97	(5, 1)	2.1	W	9	2	0	0	0	0	0	0	1	0	27	43	0.00	0.857									
Jeff Montgomery, R ERA: 2.18	(8, 1)	2.0	S	9	2	0	0	2	1	0	0	0	0	23	37	0.00	1.500									

Minnesota Twins @ Kansas City Royals
Royals Stadium, Kansas City, MO
Tue Aug 21 1990, 8:05 PM EDT
Att: 22,751 - Unknown - 79 F

AB 42
R 7
H 14
RBI 7
BB 1
SO 3
LOB 20



Batter	1	2	3	4	5	6	7	8	9	AB	R	H	RBI	BB	SO	LOB	BOTTOM									
Kevin Seitzer, R OBP: 0.345, SLG: 0.376	4-1 BB		3-2 CS	4-1 G3	2-0 L7			1-1 L9		3	2	1	0	2	0	2										
Brian McRae, S OBP: 0.346, SLG: 0.438	1-3 K		1-2 3B	1-1 SF8	1-1 G6-3			1-2 G4-3		3	1	0	1	1	1	3										
George Brett, L OBP: 0.379, SLG: 0.485	4-2 1B		0-0 2B	4-0 G3		2-2 G4-3				2	3	1	1	2	0	0										
Danny Tartabull, R OBP: 0.326, SLG: 0.451	4-0 1B		2-1 1B	2-0 G3		1-3 K				3	0	1	1	1	1	2										
Jim Eisenreich, L OBP: 0.345, SLG: 0.401	1-2 2-3		1-0 S	0-0 WP		2-3 K				4	0	2	2	0	1	3										
Willie Wilson, S OBP: 0.348, SLG: 0.367	0-1 1B		3-3 K	2-H 3-H			1-2 G6-3			3	0	1	2	1	1	2										
Kurt Stillwell, S OBP: 0.315, SLG: 0.361		3-2 G6-3	0-2 G6-3	2-2 G1-6-3			0-2 G4-3			4	0	0	0	0	0	4										
Frank White, R OBP: 0.264, SLG: 0.322		0-0 F7		3-2 E	1-2 BB		1-2 P6			4	1	2	0	0	0	0										
Bob Boone, R OBP: 0.333, SLG: 0.272		0-3 K		0-0 E4	4-0 G6-3			1-0 G5-3		3	1	0	0	1	1	0										
Inning Stats	R: 2 E: 0 K: 1 S: 14	H: 1 LOB: 3 BB: 3 P: 30	R: 0 E: 0 K: 1 S: 7	H: 0 LOB: 0 BB: 0 P: 10	R: 2 E: 0 K: 1 S: 18	H: 4 LOB: 2 BB: 1 P: 30	R: 4 E: 2 K: 0 S: 15	H: 2 LOB: 2 BB: 3 P: 35	R: 0 E: 0 K: 0 S: 6	H: 1 LOB: 1 BB: 1 P: 14	R: 0 E: 0 K: 2 S: 9	H: 0 LOB: 0 BB: 0 P: 14	R: 0 E: 0 K: 0 S: 9	H: 0 LOB: 0 BB: 0 P: 11	R: 0 E: 0 K: 0 S: 6	H: 0 LOB: 0 BB: 0 P: 9	1B: 5 2B: 2 3B: 1 HR: 0	SF: 1 SAC: 0 DP: 1 HBP: 0	WP: 1 PB: 0 SB: 2 CS: 1	PA: 38						
PITCHER	IP	WLS	BF	H	R	ER	SO	BB	IBB	HBP	BLK	WP	HR	S	P	ERA	WHIP									
Paul Abbott, R ERA: 21.0	(1, 1)	3.0	L	19	6	7	7	3	5	0	0	0	0	1	0	12	21.00	3.667								
Roy Smith, R ERA: 4.75	(4, 1)	1.1		9	2	1	1	0	2	1	0	0	1	0	12	32	6.75	3.000								
Juan Berenguer, R ERA: 3.5	(5, 1)	3.2		10	0	0	0	2	0	0	0	0	0	26	37	0.00	0.000									

Minnesota Twins @ Kansas City Royals
Royals Stadium, Kansas City, MO
Tue Aug 21 1990, 8:05 PM EDT
Att: 22,751 - Unknown - 79 F

AB 29
R 8
H 8
RBI 7
BB 8
SO 5
LOB 16



Batter	1	2	3	4	5	6	7	8	9	AB	R	H	RBI	BB	SO	LOB	TOP					
Dan Gladden, R OBP: 0.315, SLG: 0.376 (1, 7)	K	FC4		K					P6	5	0	1	0	0	2	2	Minnesota Twins @ Kansas City Royals Royals Stadium, Kansas City, MO Wed Aug 22 1990, 8:05 PM EDT Att: 24,483 - Unknown - 79 F livebaseballscorecards.com					
Nelson Liriano, S OBP: 0.294, SLG: 0.313 (1, 4)	F9		1B BB	K		G4-3			G4-3	4	1	0	0	1	1							
Randy Bush, L John Moses, S OBP: 0.371, SLG: 0.477 OBP: 0.301, SLG: 0.279 (5, 9)	BB		BB 1B	G3-1					L9	2	1	1	0	1	0							
Kent Hrbek, L OBP: 0.380, SLG: 0.486 (1, 3)	BB		BB			G6-3				3	0	1	0	1	1							
Gary Gaetti, R OBP: 0.283, SLG: 0.396 (1, 5)	K		K			G4-3			F7	4	0	0	0	0	2							
Gene Larkin, S OBP: 0.338, SLG: 0.387 (1, 10)		1B WP	K						K	3	0	1	0	1	2							
Shane Mack, R OBP: 0.378, SLG: 0.444 (1, 8)	K		BB			G4-3			F8	3	0	0	1	1	2							
Junior Ortiz, R OBP: 0.391, SLG: 0.407 (1, 2)	L6		BB						G1-3	4	0	1	1	0	0							
Al Newman, S OBP: 0.298, SLG: 0.292 (1, 6)	BB	FC4	F9			F7			F7	4	0	1	0	0	0							
Inning Stats	R: 0 E: 0 K: 2 S: 10	H: 1 LOB: 2 BB: 1 P: 19	R: 0 E: 0 K: 1 S: 11	H: 1 LOB: 2 BB: 1 P: 21	R: 2 E: 0 K: 2 S: 17	H: 2 LOB: 3 BB: 3 P: 33	R: 0 E: 0 K: 2 S: 7	H: 0 LOB: 0 BB: 0 P: 11	R: 0 E: 0 K: 0 S: 4	H: 1 LOB: 1 BB: 0 P: 6	R: 0 E: 0 K: 0 S: 6	H: 1 LOB: 1 BB: 0 P: 8	R: 0 E: 0 K: 2 S: 16	H: 1 LOB: 0 BB: 0 P: 19	R: 0 E: 0 K: 0 S: 4	H: 0 LOB: 0 BB: 0 P: 6	R: 0 E: 0 K: 0 S: 6	H: 0 LOB: 0 BB: 0 P: 7	1B: 5 2B: 2 3B: 0 HR: 0	SF: 0 SAC: 0 DP: 0 HBP: 0	WP: 1 PB: 0 SB: 0 CS: 0	PA: 39
PITCHER Tom Gordon, R ERA: 3.62 (1, 1)	IP: 9.0 WLS: W BF: 39 H: 7 R: 2 ER: 2 SO: 9 BB: 5 IBB: 0 HBP: 0 BLK: 0 WP: 1 HR: 0 S: 81 P: 130 ERA: 2.00 WHIP: 1.333															PITCHER						

Batter	1	2	3	4	5	6	7	8	9	AB	R	H	RBI	BB	SO	LOB	BOTTOM			
Kevin Seitzer, R OBP: 0.346, SLG: 0.377 (1, 5)	L9	FC5-4		F7-3			SH			4	1	2	0	0	0	1	Minnesota Twins @ Kansas City Royals Royals Stadium, Kansas City, MO Wed Aug 22 1990, 8:05 PM EDT Att: 24,483 - Unknown - 79 F livebaseballscorecards.com			
Brian McRae, S OBP: 0.364, SLG: 0.440 (1, 8)	BB	BB		F7-3		SH	BB			2	1	1	0	1	0					
George Brett, L OBP: 0.380, SLG: 0.485 (1, 10)	BB	G4-3		F9			G1-6-3			4	0	2	1	0	0					
Danny Tartabull, R OBP: 0.325, SLG: 0.445 (1, 9)	E6		BB	G4-3		G6-3	P8			3	1	0	0	1	0					
Gerald Perry, L OBP: 0.330, SLG: 0.383 (1, 3)	F7		BB	F7		F7	G1-6-3			4	1	1	0	0	0					
Jim Eisenreich, L OBP: 0.346, SLG: 0.402 (1, 7)	BB		BB	G4-3		F8				4	0	2	2	0	0					
Kurt Stillwell, S OBP: 0.315, SLG: 0.360 (1, 6)	L6		BB	FC4		G5-4-3	BB		F8	4	1	1	1	0	0					
Mike Macfarlane, R OBP: 0.319, SLG: 0.413 (1, 2)		HR		G4-6-3		G5-4-3	P4			4	1	2	2	0	0					
Frank White, R OBP: 0.284, SLG: 0.321 (1, 4)	BB	FC5-4		G4-6-3		F9	P6			4	0	1	0	0	0					
Inning Stats	R: 1 E: 1 K: 0 S: 9	H: 2 LOB: 3 BB: 1 P: 17	R: 1 E: 0 K: 0 S: 9	H: 3 LOB: 1 BB: 0 P: 16	R: 3 E: 1 K: 0 S: 8	H: 2 LOB: 0 BB: 1 P: 17	R: 0 E: 0 K: 0 S: 4	H: 1 LOB: 0 BB: 0 P: 9	R: 0 E: 0 K: 0 S: 7	H: 0 LOB: 0 BB: 0 P: 12	R: 0 E: 0 K: 0 S: 6	H: 1 LOB: 0 BB: 0 P: 11	R: 1 E: 0 K: 0 S: 9	H: 2 LOB: 1 BB: 0 P: 12	R: 0 E: 0 K: 0 S: 12	H: 1 LOB: 1 BB: 0 P: 16	1B: 10 2B: 2 3B: 0 HR: 1	SF: 0 SAC: 1 DP: 4 HBP: 0	WP: 1 PB: 0 SB: 0 CS: 1	PA: 36
PITCHER Scott Erickson, R ERA: 3.43 Tim Drummond, R ERA: 4.72 Gary Wayne, L ERA: 5.04 Rick Aguilera, R ERA: 2.5 (1, 1) (3, 1) (7, 1) (8, 1)	IP: 2.1 WLS: L BF: 17 H: 7 R: 5 ER: 3 SO: 3 BB: 2 IBB: 0 HBP: 0 BLK: 0 WP: 0 HR: 1 S: 25 P: 47 ERA: 11.57 WHIP: 3.857															PITCHER				

AB 34
R 2
H 7
RBI 2
BB 5
SO 9
LOB 20



AB 33
R 6
H 12
RBI 6
BB 2
SO 0
LOB 21



Batter	1	2	3	4	5	6	7	8	9	AB	R	H	RBI	BB	SO	LOB	TOP					
Dan Gladden, R OBP: 0.312, SLG: 0.372 (1, 7)	F8		P4			G5-3		F8		4	0	0	0	0	0	1						
Nelson Liriano, S OBP: 0.290, SLG: 0.308 (1, 4)	G4-3			G2-3		P4		G3		4	0	0	0	0	0	0						
Kent Hrbek, L OBP: 0.381, SLG: 0.485 (1, 3)				G3			1B	G3		3	0	1	0	1	0	0						
Gary Gaetti, R OBP: 0.280, SLG: 0.393 (1, 5)	K			G5-3		K		F7		4	0	0	0	0	2	2						
Gene Larkin, S OBP: 0.343, SLG: 0.391 (1, 10)										2	0	2	0	1	0	0						
Brian Harper, R OBP: 0.343, SLG: 0.448 (1, 2)										3	0	0	0	0	0	3						
Shane Mack, R OBP: 0.373, SLG: 0.438 (1, 8)										3	0	0	0	0	0	1						
John Moses, S OBP: 0.307, SLG: 0.282 (1, 9)										2	0	1	0	1	0	0						
Greg Gagne, R OBP: 0.272, SLG: 0.344 (1, 6)										2	0	0	0	0	0	3						
Al Newman, S OBP: 0.297, SLG: 0.291 (8, PH)										1	0	0	0	0	0	0						
Inning Stats	R: 0 E: 0 K: 1 S: 9	H: 0 LOB: 1 BB: 1 P: 18	R: 0 E: 0 K: 0 S: 6	H: 1 LOB: 0 BB: 0 P: 7	R: 0 E: 0 K: 0 S: 6	H: 1 LOB: 0 BB: 0 P: 12	R: 0 E: 0 K: 0 S: 9	H: 0 LOB: 0 BB: 0 P: 11	R: 0 E: 0 K: 0 S: 7	H: 0 LOB: 2 BB: 2 P: 19	R: 0 E: 0 K: 1 S: 7	H: 1 LOB: 1 BB: 0 P: 8	R: 0 E: 0 K: 0 S: 7	H: 1 LOB: 0 BB: 0 P: 8	R: 0 E: 0 K: 0 S: 9	H: 0 LOB: 0 BB: 0 P: 15	R: 0 E: 0 K: 0 S: 4	H: 0 LOB: 0 BB: 0 P: 4	1B: 4 2B: 0 3B: 0 HR: 0	SF: 0 SAC: 0 DP: 2 HBP: 0	WP: 0 PB: 0 SB: 0 CS: 1	PA: 31
PITCHER	IP	WLS	BF	H	R	ER	SO	BB	IBB	HBP	BLK	WP	HR	S	P	ERA	WHIP					
Craig McMurry, R ERA: 4.13 (1, 1)	5.0		18	2	0	0	1	3	0	0	0	0	0	37	67	0.00	1.000					
John Barfield, L ERA: 2.97 (6, 1)	2.0	W	7	2	0	0	1	0	0	0	0	0	0	14	16	0.00	1.000					
Brad Arnsberg, R ERA: 1.09 (8, 1)	2.0	S	6	0	0	0	0	0	0	0	0	0	0	13	19	0.00	0.000					

Minnesota Twins @ Texas Rangers
Arlington Stadium, Arlington, TX
Fri Aug 24 1990, 8:05 PM EDT
Att: 22,301 - Unknown - 97 F

AB 28
R 0
H 4
RBI 0
BB 3
SO 2
LOB 10



Batter	1	2	3	4	5	6	7	8	9	AB	R	H	RBI	BB	SO	LOB	BOTTOM				
Gary Pettis, S OBP: 0.329, SLG: 0.345 (1, 8)	K		G5-3			P4		K		4	0	0	0	0	2	4					
Jeff Kunkel, R OBP: 0.228, SLG: 0.282 (1, 5)	F8		G6-3			P3		2B		4	0	1	2	0	0	1					
Rafael Palmeiro, L OBP: 0.358, SLG: 0.476 (1, 3)										3	0	2	0	1	0	0					
Ruben Sierra, S OBP: 0.340, SLG: 0.462 (1, 9)	K									4	0	2	0	0	1	3					
Julio Franco, R OBP: 0.382, SLG: 0.395 (1, 4)										4	0	0	0	0	1	3					
Pete Incaviglia, R OBP: 0.308, SLG: 0.421 (1, 7)										3	0	0	0	0	2	2					
Harold Baines, L OBP: 0.379, SLG: 0.457 (1, 10)										4	1	1	0	0	0	0					
Mike Stanley, R OBP: 0.335, SLG: 0.336 (1, 2)										1	0	0	0	1	0	0					
Gary Green, R OBP: 0.227, SLG: 0.226 (1, 6)										2	0	1	0	0	0	1					
John Russell, R OBP: 0.330, SLG: 0.365 (7, PH)										0	1	0	0	1	0	0					
Jeff Huson, L OBP: 0.342, SLG: 0.308 (8, 6)										0	0	0	0	0	0	0					
Inning Stats	R: 0 E: 0 K: 2 S: 9	H: 1 LOB: 0 BB: 0 P: 17	R: 0 E: 0 K: 0 S: 8	H: 0 LOB: 0 BB: 0 P: 12	R: 0 E: 0 K: 0 S: 10	H: 1 LOB: 1 BB: 0 P: 16	R: 0 E: 0 K: 0 S: 9	H: 1 LOB: 1 BB: 0 P: 19	R: 0 E: 0 K: 1 S: 12	H: 2 LOB: 2 BB: 2 P: 15	R: 2 E: 0 K: 1 S: 10	H: 2 LOB: 2 BB: 2 P: 20	R: 0 E: 0 K: 2 S: 9	H: 0 LOB: 0 BB: 0 P: 10	1B: 4 2B: 3 3B: 0 HR: 0	SF: 0 SAC: 1 DP: 0 HBP: 1	WP: 0 PB: 0 SB: 1 CS: 0	PA: 35			
PITCHER	IP	WLS	BF	H	R	ER	SO	BB	IBB	HBP	BLK	WP	HR	S	P	ERA	WHIP				
Mark Guthrie, L ERA: 4.58 (1, 1)	6.2	L	29	7	2	2	4	2	0	1	0	0	0	70	112	2.70	1.350				
Terry Leach, R ERA: 2.6 (7, 1)	1.1		5	0	0	0	2	0	1	0	0	0	0	10	16	0.00	0.000				

Minnesota Twins @ Texas Rangers
Arlington Stadium, Arlington, TX
Fri Aug 24 1990, 8:05 PM EDT
Att: 22,301 - Unknown - 97 F

AB 29
R 2
H 7
RBI 2
BB 3
SO 6
LOB 14



Batter	1	2	3	4	5	6	7	8	9	AB	R	H	RBI	BB	SO	LOB	TOP			
Dan Gladden, R (1, 7) OBP: 0.310, SLG: 0.370	F7		G4-3			G6-4-3			G6-3	4	0	0	0	0	0	1				
Nelson Liriano, S (1, 4) OBP: 0.289, SLG: 0.303				P5		K			P3	3	0	0	0	1	1	0				
Gene Larkin, S (1, 10) OBP: 0.341, SLG: 0.389	P2			K		K			P4	3	0	0	0	1	1	1				
Kent Hrbek, L (1, 3) OBP: 0.378, SLG: 0.479	CS		K		G4-3				P6	4	0	1	0	0	1	1				
Brian Harper, R (1, 2) OBP: 0.348, SLG: 0.457				G6-3						3	0	1	0	0	0	1				
Gary Gaetti, R (1, 5) OBP: 0.284, SLG: 0.393						FC5-4			FC5-4	3	0	1	0	0	0	2				
John Moses, S (1, 9) OBP: 0.311, SLG: 0.278				F7						2	0	0	0	1	1	1				
Shane Mack, R (1, 8) OBP: 0.366, SLG: 0.427			L9			K			G6-3	3	0	0	0	0	1	1				
Greg Gagne, R (1, 6) OBP: 0.278, SLG: 0.352			K						B1-3	3	0	1	0	0	1	0				
Inning Stats	R: 0 H: 0 E: 0 K: 0 S: 4	H: 0 LOB: 0 BB: 1 P: 11	R: 0 H: 1 E: 0 K: 1 S: 8	LOB: 1 BB: 0 P: 13	R: 0 H: 0 E: 0 K: 1 S: 11	LOB: 0 BB: 0 P: 15	R: 0 H: 0 E: 0 K: 1 S: 7	LOB: 0 BB: 0 P: 12	R: 0 H: 1 E: 0 K: 1 S: 12	LOB: 1 BB: 1 P: 17	R: 0 H: 1 E: 0 K: 0 S: 7	LOB: 1 BB: 0 P: 11	R: 0 H: 0 E: 0 K: 1 S: 7	LOB: 0 BB: 0 P: 8	R: 0 H: 0 E: 0 K: 0 S: 3	LOB: 1 BB: 1 P: 8	1B: 4 2B: 0 3B: 0 HR: 0	SF: 0 SAC: 0 DP: 1 HBP: 0	WP: 0 PB: 0 CS: 2	PA: 32
PITCHER Bobby Witt, R (1, 1) ERA: 3.45	IP: 9.0 WLS: W BF: 31 H: 4 R: 0 ER: 0 SO: 6 BB: 3 IBB: 0 HBP: 0 BLK: 0 WP: 0 HR: 0 S: 67 P: 109 ERA: 0.00 WHIP: 0.778															PITCHER				

Minnesota Twins @ Texas Rangers
Arlington Stadium, Arlington, TX
Sun Aug 26 1990, 8:05 PM EDT
Att: 17,691 - Unknown - 102 F

AB 28
R 0
H 4
RBI 0
BB 3
SO 6
LOB 8



Batter	1	2	3	4	5	6	7	8	9	AB	R	H	RBI	BB	SO	LOB	BOTTOM	
Gary Pettis, S (1, 8) OBP: 0.335, SLG: 0.342	SH5-3		G1-3		K			F7		2	0	0	0	2	1	0		
Jeff Huson, L (1, 6) OBP: 0.338, SLG: 0.304	SH5-3		G1-3		F9			F7		3	0	0	0	0	0	1		
Rafael Palmeiro, L (1, 3) OBP: 0.358, SLG: 0.472	P6		P7			G4-3				3	0	0	0	1	0	2		
Ruben Sierra, S (1, 9) OBP: 0.337, SLG: 0.458	F7		G1-3			K		K		4	0	0	0	0	2	3		
Julio Franco, R (1, 4) OBP: 0.382, SLG: 0.398				G4-3		P6			1B	4	1	3	0	0	0	0		
Harold Baines, L (1, 10) OBP: 0.373, SLG: 0.448	G3		G4-3		F7				1B	4	0	1	0	0	0	1		
Kevin Reimer, L (1, 7) OBP: 0.325, SLG: 0.434										2	0	0	0	1	1	1		
Pete Incaviglia, R (9, 7) OBP: 0.307, SLG: 0.421									SF9	0	0	0	1	0	0	0		
Geno Petralli, L (1, 2) OBP: 0.352, SLG: 0.299										2	0	1	0	1	1	1		
Jeff Kunkel, R (1, 5) OBP: 0.232, SLG: 0.299										3	0	0	0	0	2	3		
Inning Stats	R: 0 H: 0 E: 0 K: 0 S: 9	H: 2 LOB: 2 BB: 1 P: 16	R: 0 H: 0 E: 0 K: 0 S: 10	LOB: 0 BB: 1 P: 18	R: 0 H: 1 E: 0 K: 2 S: 10	LOB: 1 BB: 0 P: 17	R: 0 H: 0 E: 0 K: 1 S: 9	LOB: 0 BB: 0 P: 15	R: 0 H: 0 E: 0 K: 1 S: 8	LOB: 1 BB: 1 P: 16	R: 0 H: 0 E: 0 K: 1 S: 7	LOB: 0 BB: 1 P: 16	R: 1 H: 2 E: 0 K: 0 S: 6	LOB: 1 BB: 0 P: 10	1B: 4 2B: 1 3B: 0 HR: 0	SF: 1 SAC: 1 DP: 0 HBP: 0	WP: 0 PB: 0 CS: 0	PA: 34
PITCHER Paul Abbott, R (1, 1) ERA: 5.73 Terry Leach, R (9, 1) ERA: 2.92	IP: 8.0 WLS: L BF: 3 H: 2 R: 1 ER: 1 SO: 7 BB: 5 IBB: 0 HBP: 0 BLK: 0 WP: 0 HR: 0 S: 71 P: 128 ERA: 0.00 WHIP: 1.000															PITCHER		

Minnesota Twins @ Texas Rangers
Arlington Stadium, Arlington, TX
Sun Aug 26 1990, 8:05 PM EDT
Att: 17,691 - Unknown - 102 F

AB 27
R 1
H 5
RBI 1
BB 5
SO 7
LOB 12



Batter	1	2	3	4	5	6	7	8	9	AB	R	H	RBI	BB	SO	LOB	TOP					
Sammy Sosa, R OBP: 0.283, SLG: 0.411	1-1 G6-3		0-0 G1-3			0-0 G4-3		0-3 K		4	0	0	0	0	1	1	Chicago White Sox @ Minnesota Twins Hubert H. Humphrey Metrodome, Minneapolis, MN Mon Aug 27 1990, 8:05 PM EDT Att: 15,329 - Dome - 72 F					
Phil Bradley, R OBP: 0.344, SLG: 0.341	0-3 K			0-0 G6-3		3-2 G4-3			1-2 L1-3 2B	4	0	1	0	0	1	0						
Ivan Calderon, R OBP: 0.343, SLG: 0.444	1-0 G1-3			1-3 K		0-0 G6-3			0-0 G5-3	4	0	0	0	0	1	1						
Carlton Fisk, R OBP: 0.379, SLG: 0.445		0-0 G4-6-3 1B		1-2 F8			2-0 G5-3		1-1 L1-3	4	0	1	0	0	0	1						
Frank Thomas, R OBP: 0.447, SLG: 0.474		2-2 G4-6-3 1-2			1-3 K		4-2 FC6-4 BB		3-2 G6-3	3	0	0	0	1	1	2						
Ron Karkovics, R OBP: 0.322, SLG: 0.413		1-1 P3			0-0 P6		2-3 K			3	0	0	0	0	1	1						
Scott Fletcher, R OBP: 0.312, SLG: 0.317			1-1 P4		2-2 1B 1B		1-0 FC6-4 1-2			3	0	1	0	0	0	1						
Craig Grebeck, R OBP: 0.234, SLG: 0.242			4-2 BB		0-0 1B			0-0 P3		2	0	1	0	1	0	0						
Ozzie Guillen, L OBP: 0.321, SLG: 0.358			0-0 F7		0-0 G6-3			1-1 P7		3	0	0	0	0	0	3						
Inning Stats	R: 0 E: 0 K: 1 S: 6	H: 0 LOB: 0 BB: 0 P: 8	R: 0 E: 0 K: 0 S: 6	H: 1 LOB: 0 BB: 0 P: 9	R: 0 E: 0 K: 0 S: 9	H: 0 LOB: 1 BB: 1 P: 14	R: 0 E: 0 K: 1 S: 7	H: 0 LOB: 0 BB: 0 P: 9	R: 0 E: 0 K: 1 S: 9	H: 2 LOB: 2 BB: 0 P: 12	R: 0 E: 0 K: 0 S: 5	H: 0 LOB: 0 BB: 0 P: 8	R: 0 E: 0 K: 1 S: 8	H: 0 LOB: 1 BB: 1 P: 17	R: 0 E: 0 K: 1 S: 6	H: 0 LOB: 0 BB: 0 P: 7	R: 0 E: 0 K: 0 S: 9	H: 1 LOB: 1 BB: 0 P: 14	1B: 3 2B: 1 3B: 0 HR: 0	SF: 0 SAC: 0 DP: 1 HBP: 0	WP: 0 PB: 0 SB: 0 CS: 0	PA: 32
PITCHER Allan Anderson, L ERA: 4.64	IP: 9.0 WLS: W BF: 32 H: 4 R: 0 ER: 0 SO: 5 BB: 2 IBB: 0 HBP: 0 BLK: 0 WP: 0 HR: 0 S: 65 P: 98 ERA: 0.00 WHIP: 0.667															PITCHER						

Batter	1	2	3	4	5	6	7	8	9	AB	R	H	RBI	BB	SO	LOB	BOTTOM					
Dan Gladden, R OBP: 0.309, SLG: 0.368	3-3 K		0-1 3B 1B	0-3 K			0-2 L6	0-1 G6-3		5	1	1	0	0	2	4	Chicago White Sox @ Minnesota Twins Hubert H. Humphrey Metrodome, Minneapolis, MN Mon Aug 27 1990, 8:05 PM EDT Att: 15,329 - Dome - 72 F					
Nelson Liriano, S OBP: 0.295, SLG: 0.315	2-2 P2		0-0 1B 3B		4-1 S BB		3-2 2H 1B			3	1	2	2	1	0	0						
Kent Hrbek, L OBP: 0.377, SLG: 0.477	2-1 BB HR 1B		0-3 K		3-3 K		3-2 F8			4	1	1	0	0	2	3						
Gary Gaetti, R OBP: 0.284, SLG: 0.391	4-1 HR BB		2-3 K		0-1 G5-3		1-3 K			3	1	0	0	1	2	3						
Gene Larkin, S OBP: 0.345, SLG: 0.408	3-2 1H 2H HR		0-0 1B		3-3 K			0-0 2B 3B		4	2	3	4	0	1	1						
Brian Harper, R OBP: 0.345, SLG: 0.452	1-1 G6-3		2-2 G6-3			0-0 P4		0-0 G6-3		4	0	0	0	0	0	2						
Paul Sorrento, L OBP: 0.259, SLG: 0.329		0-3 K2-3		0-0 G3		0-0 F9		4-1 2B BB		3	0	0	0	0	1	0						
Carmen Castillo, R OBP: 0.225, SLG: 0.233										0	0	0	0	1	0	0						
Shane Mack, R OBP: 0.360, SLG: 0.419		3-3 K		1-2 G5-3		1-0 G6-3		1-3 K		4	0	0	0	0	2	2						
Greg Gagne, R OBP: 0.283, SLG: 0.357		0-0 F9		4-2 BB			0-1 E9 1B	0-0 2B		3	1	2	1	1	0	0						
Inning Stats	R: 3 E: 0 K: 1 S: 19	H: 2 LOB: 0 BB: 1 P: 34	R: 0 E: 0 K: 2 S: 7	H: 0 LOB: 0 BB: 0 P: 10	R: 2 E: 0 K: 2 S: 17	H: 3 LOB: 1 BB: 0 P: 21	R: 0 E: 0 K: 1 S: 9	H: 0 LOB: 1 BB: 1 P: 14	R: 0 E: 0 K: 2 S: 9	H: 0 LOB: 1 BB: 1 P: 19	R: 0 E: 0 K: 0 S: 3	H: 0 LOB: 0 BB: 0 P: 4	R: 1 E: 1 K: 1 S: 14	H: 2 LOB: 1 BB: 0 P: 21	R: 1 E: 0 K: 1 S: 9	H: 2 LOB: 2 BB: 1 P: 14	R: 0 E: 0 K: 1 S: 9	H: 2 LOB: 2 BB: 1 P: 14	1B: 5 2B: 1 3B: 2 HR: 1	SF: 0 SAC: 0 DP: 0 HBP: 0	WP: 0 PB: 0 SB: 1 CS: 0	PA: 37
PITCHER Melido Perez, R ERA: 4.52 Ken Patterson, L ERA: 3.77	IP: 7.1 WLS: L BF: 33 H: 8 R: 7 ER: 7 SO: 9 BB: 3 IBB: 0 HBP: 0 BLK: 0 WP: 0 HR: 1 S: 80 P: 125 ERA: 8.59 WHIP: 1.500															PITCHER						

AB	30
R	0
H	4
RBI	0
BB	2
SO	5
LOB	10


AB	33
R	7
H	9
RBI	7
BB	4
SO	10
LOB	15




Batter	1	2	3	4	5	6	7	8	9	AB	R	H	RBI	BB	SO	LOB	TOP										
Phil Bradley, R OBP: 0.345, SLG: 0.341 (1, 10)	F9		1B	FC4-6			P4			3	0	1	0	1	0	0	Chicago White Sox @ Minnesota Twins Hubert H. Humphrey Metrodome, Minneapolis, MN Tue Aug 28 1990, 8:05 PM EDT Att: 19,899 - Dome - 72 F										
Lance Johnson, L OBP: 0.307, SLG: 0.339 (1, 8)	G6-3		1B	FC4-6			G4-3			4	0	1	1	0	0	3											
Ivan Calderon, R OBP: 0.342, SLG: 0.444 (1, 7)	K		CS	2B	P5			B2-3		4	1	1	0	0	1	0											
Dan Pasqua, L OBP: 0.352, SLG: 0.535 (1, 9)		HR		FC6-5	K			P2		4	1	2	2	0	1	0											
Carlton Fisk, R OBP: 0.376, SLG: 0.440 (1, 2)	G5-3			FC6-5	L4			K		4	1	0	0	0	1	1											
Frank Thomas, R OBP: 0.448, SLG: 0.525 (1, 3)	G6-3			FC4-6			P3			4	2	2	1	0	0	0											
Robin Ventura, L OBP: 0.309, SLG: 0.299 (1, 5)	G6-3			FC4-6			L4			3	0	0	0	1	0	0											
Scott Fletcher, R OBP: 0.312, SLG: 0.316 (1, 4)				FC4-6			L6			4	0	1	1	0	1	2											
Ozzie Guillen, L OBP: 0.320, SLG: 0.357 (1, 6)			FC3-6	1B			G4-3			4	1	1	1	0	0	1											
Inning Stats	R: 0 E: 0 K: 1 S: 9	H: 0 LOB: 0 BB: 0 P: 12	R: 1 E: 0 K: 0 S: 11	H: 1 LOB: 0 BB: 0 P: 20	R: 1 E: 0 K: 0 S: 10	H: 3 LOB: 0 BB: 0 P: 17	R: 3 E: 0 K: 0 S: 17	H: 4 LOB: 3 BB: 2 P: 30	R: 0 E: 0 K: 1 S: 11	H: 0 LOB: 0 BB: 0 P: 15	R: 0 E: 0 K: 0 S: 6	H: 0 LOB: 0 BB: 0 P: 10	R: 0 E: 0 K: 0 S: 8	H: 0 LOB: 0 BB: 0 P: 14	R: 0 E: 0 K: 1 S: 6	H: 0 LOB: 0 BB: 0 P: 7		R: 1 E: 0 K: 1 S: 9	H: 1 LOB: 0 BB: 0 P: 15	1B: 4 2B: 3 3B: 0 HR: 2	SF: 0 SAC: 0 DP: 0 HBP: 0	WP: 0 PB: 0 SB: 0 CS: 1	PA: 37				
PITCHER	IP	WLS	BF	H	R	ER	SO	BB	IBB	HBP	BLK	WP	HR	S	P	ERA	WHIP										
Scott Erickson, R ERA: 3.93 (1, 1)	3.1		15	7	5	5	1	0	0	0	0	0	1	39	62	13.50	2.100										
Tim Drummond, R ERA: 4.56 (4, 1)	2.2	W	11	1	0	0	1	2	0	0	0	0	0	25	42	0.00	1.125										
Gary Wayne, L ERA: 4.66 (7, 1)	3.0	S	10	1	1	1	2	0	0	0	0	0	1	23	36	3.00	0.333										

Batter	1	2	3	4	5	6	7	8	9	AB	R	H	RBI	BB	SO	LOB	BOTTOM										
Dan Gladden, R OBP: 0.308, SLG: 0.366 (1, 7)	F8		K	G5-4-3			F8	BB		5	1	1	1	0	1	4	Chicago White Sox @ Minnesota Twins Hubert H. Humphrey Metrodome, Minneapolis, MN Tue Aug 28 1990, 8:05 PM EDT Att: 19,899 - Dome - 72 F										
Nelson Liriano, S OBP: 0.299, SLG: 0.319 (1, 4)	K						E4	1B		3	1	2	1	0	1	0											
Al Newman, S OBP: 0.301, SLG: 0.293 (7, PH) (8, 4)			G6-3		HR		1B	BB		1	0	1	0	1	0	0											
Kent Hrbek, L OBP: 0.378, SLG: 0.483 (1, 3)	G1-3		G6-3		HR		F8	G5-3		5	1	2	4	0	0	3											
Gary Gaetti, R OBP: 0.283, SLG: 0.389 (1, 5)		F9		2B	G6-3		L6	G5-3		5	1	1	0	0	0	3											
Gene Larkin, S OBP: 0.344, SLG: 0.409 (1, 9)	F7			1B	F8			P3		4	1	1	0	0	0	0											
Paul Sorrento, L OBP: 0.282, SLG: 0.320 (1, 10)				1B				1B		2	1	0	0	0	0	0											
Carmen Castillo, R OBP: 0.231, SLG: 0.239 (8, PH)	F7			BB	SF8			1B		1	1	1	0	0	0	0											
Junior Ortiz, R OBP: 0.400, SLG: 0.408 (1, 2)			1B	SF8			F7	1B		2	2	1	1	2	0	0											
John Moses, S OBP: 0.321, SLG: 0.286 (1, 8)			1B	1B			F8	1B		3	2	2	2	1	0	0											
Shane Mack, R OBP: 0.350, SLG: 0.419 (9, 8)			1B	1B				1B		0	0	0	0	0	0	0											
Greg Gagne, R OBP: 0.285, SLG: 0.360 (1, 6)			1B	SF8			F8	1B		3	1	2	3	0	0	0											
Inning Stats	R: 0 E: 0 K: 1 S: 8	H: 0 LOB: 0 BB: 0 P: 14	R: 0 E: 0 K: 0 S: 9	H: 0 LOB: 0 BB: 0 P: 13	R: 2 E: 0 K: 1 S: 16	H: 3 LOB: 1 BB: 1 P: 27	R: 3 E: 0 K: 0 S: 11	H: 3 LOB: 1 BB: 1 P: 18	R: 2 E: 0 K: 0 S: 11	H: 2 LOB: 0 BB: 0 P: 15	R: 0 E: 0 K: 0 S: 7	H: 0 LOB: 0 BB: 0 P: 10	R: 0 E: 1 K: 0 S: 10	H: 1 LOB: 1 BB: 0 P: 13	R: 5 E: 0 K: 0 S: 14	H: 5 LOB: 1 BB: 2 P: 25	R: 1 E: 0 K: 0 S: 14	H: 1 LOB: 1 BB: 2 P: 25	1B: 12 2B: 1 3B: 0 HR: 1	SF: 1 SAC: 0 DP: 3 HBP: 1	WP: 0 PB: 0 SB: 0 CS: 0	PA: 40					
PITCHER	IP	WLS	BF	H	R	ER	SO	BB	IBB	HBP	BLK	WP	HR	S	P	ERA	WHIP										
Alex Fernandez, R ERA: 4.78 (1, 1)	3.0		17	5	5	5	2	0	0	0	0	0	1	24	33	5.40	0.600										
Adam Peterson, R ERA: 4.46 (4, 1)	3.1	L	11	2	2	2	0	0	0	0	0	0	0	22	34	27.00	4.800										
Scott Radinsky, L ERA: 3.65 (7, 1)	1.2		6	5	5	0	2	0	0	0	0	0	0	22	34	27.00	4.800										

AB 34
R 6
H 9
RBI 6
BB 2
SO 4
LOB 7



AB 34
R 12
H 14
RBI 12
BB 4
SO 2
LOB 10



livebaseballscorecards.com

livebaseballscorecards.com

Batter	1	2	3	4	5	6	7	8	9	AB	R	H	RBI	BB	SO	LOB	TOP			
Sammy Sosa, R OBP: 0.280, SLG: 0.407 (1, 9)										4	0	0	0	0	2	0	Chicago White Sox @ Minnesota Twins Hubert H. Humphrey Metrodome, Minneapolis, MN Wed Aug 29 1990, 8:05 PM EDT Att: 18,159 - Dome - 72 F livebaseballscorecards.com			
Lance Johnson, L OBP: 0.306, SLG: 0.338 (1, 8)										4	0	1	0	0	0	0				
Ivan Calderon, R OBP: 0.342, SLG: 0.443 (1, 7)										4	0	1	0	0	0	1				
Frank Thomas, R OBP: 0.441, SLG: 0.506 (1, 10)										3	0	0	0	1	1	1				
Carlton Fisk, R OBP: 0.372, SLG: 0.434 (1, 2)										4	0	0	0	0	2	1				
Carlos Martinez, R OBP: 0.247, SLG: 0.329 (1, 3)										3	1	2	1	0	0	0				
Robin Ventura, L OBP: 0.307, SLG: 0.296 (1, 5)										3	0	0	0	0	0	1				
Scott Fletcher, R OBP: 0.312, SLG: 0.316 (1, 4)										3	0	1	0	0	0	0				
Ozzie Guillen, L OBP: 0.318, SLG: 0.354 (1, 6)										3	0	0	0	0	0	1				
Inning Stats	R: 0 E: 0 K: 1 S: 9	H: 1 LOB: 0 BB: 0 P: 12	R: 0 E: 0 K: 0 S: 9	H: 1 LOB: 1 BB: 0 P: 14	R: 0 E: 0 K: 0 S: 4	H: 0 LOB: 0 BB: 0 P: 6	R: 0 E: 0 K: 1 S: 9	H: 0 LOB: 1 BB: 1 P: 18	R: 0 E: 0 K: 0 S: 8	H: 1 LOB: 1 BB: 0 P: 12	R: 1 E: 0 K: 0 S: 8	H: 1 LOB: 0 BB: 0 P: 13	R: 0 E: 0 K: 1 S: 8	H: 0 LOB: 0 BB: 0 P: 12	R: 0 E: 0 K: 1 S: 6	H: 0 LOB: 0 BB: 0 P: 8	1B: 4 2B: 0 3B: 0 HR: 1	SF: 0 SAC: 0 DP: 0 HBP: 0	WP: 1 PB: 0 CS: 1	PA: 32
PITCHER Mark Guthrie, L ERA: 4.26 (1, 1)	IP: 9.0 WLS: W BF: 32 H: 5 R: 1 ER: 1 SO: 5 BB: 1 IBB: 0 HBP: 0 BLK: 0 WP: 1 HR: 1 S: 73 P: 113 ERA: 1.00 WHIP: 0.667															PITCHER				

Batter	1	2	3	4	5	6	7	8	9	AB	R	H	RBI	BB	SO	LOB	BOTTOM			
Dan Gladden, R OBP: 0.310, SLG: 0.366 (1, 7)										3	0	1	0	1	0	2	Chicago White Sox @ Minnesota Twins Hubert H. Humphrey Metrodome, Minneapolis, MN Wed Aug 29 1990, 8:05 PM EDT Att: 18,159 - Dome - 72 F livebaseballscorecards.com			
Al Newman, S OBP: 0.300, SLG: 0.290 (1, 4)										3	0	0	1	1	0	3				
Brian Harper, R OBP: 0.341, SLG: 0.448 (1, 2)										4	0	0	0	0	0	4				
Gary Gaetti, R OBP: 0.281, SLG: 0.385 (1, 5)										4	0	0	0	0	1	1				
Gene Larkin, S OBP: 0.349, SLG: 0.413 (1, 9)										4	1	3	0	0	0	0				
Kent Hrbek, L OBP: 0.376, SLG: 0.483 (1, 3)										4	1	2	0	0	0	1				
Carmen Castillo, R OBP: 0.234, SLG: 0.242 (1, 10)										3	1	1	1	0	0	2				
Nelson Liriano, S OBP: 0.301, SLG: 0.321 (6, PH)										1	0	1	0	0	0	0				
Shane Mack, R OBP: 0.358, SLG: 0.421 (1, 8)										4	1	1	1	0	0	3				
Greg Gagne, R OBP: 0.288, SLG: 0.374 (1, 6)										4	2	2	1	0	0	1				
Inning Stats	R: 0 E: 0 K: 0 S: 7	H: 0 LOB: 0 BB: 0 P: 9	R: 4 E: 4 K: 1 S: 20	H: 4 LOB: 2 BB: 1 P: 36	R: 0 E: 0 K: 0 S: 15	H: 2 LOB: 2 BB: 0 P: 20	R: 1 E: 0 K: 0 S: 7	H: 1 LOB: 1 BB: 1 P: 12	R: 0 E: 0 K: 0 S: 3	H: 0 LOB: 0 BB: 0 P: 6	R: 1 E: 0 K: 0 S: 8	H: 2 LOB: 0 BB: 0 P: 11	R: 0 E: 0 K: 0 S: 6	H: 1 LOB: 1 BB: 0 P: 6	R: 0 E: 0 K: 0 S: 5	H: 1 LOB: 0 BB: 0 P: 6	1B: 8 2B: 2 3B: 0 HR: 1	SF: 0 SAC: 0 DP: 3 HBP: 0	WP: 0 PB: 0 CS: 0	PA: 36
PITCHER Wayne Edwards, L ERA: 3.24 Donn Pall, R ERA: 3.16 (8, 1)	IP: 7.0 WLS: L BF: 33 H: 10 R: 6 ER: 4 SO: 1 BB: 2 IBB: 0 HBP: 0 BLK: 0 WP: 0 HR: 1 S: 66 P: 100 ERA: 5.14 WHIP: 1.714															PITCHER				



Batter	1	2	3	4	5	6	7	8	9	AB	R	H	RBI	BB	SO	LOB	TOP										
Tony Phillips, S OBP: 0.358, SLG: 0.342 (1, 7)	0-0 F7	4-1 1B WP BB	1-1 HR 1B		1-2 L6		4-1 BB BB		3-1 F7	4	2	1	0	2	0	0											
Lou Whitaker, L OBP: 0.351, SLG: 0.426 (1, 4)	4-0 2B 3B BB	2-2 F 1B 1B	1-1 HR		1-2 F7		0-1 F7		4-1 1B FC6-4 BB	4	4	2	3	2	0	2											
Alan Trammell, R OBP: 0.392, SLG: 0.471 (1, 6)	1-2 3B 2B	1-3 K	0-1 L9		0-1 G6-3		4-0 BB		0-0 FC6-4 BB 1-3 1B	5	1	2	0	1	1	1											
Cecil Fielder, R OBP: 0.394, SLG: 0.616 (1, 3)	2-2 1B 3B	4-2 BB 1B BB		1-1 F7		1-1 F8	2-1 G5-3		4-2 FC6-4 BB 1-2 BB	4	2	1	2	2	0	3											
Lloyd Moseby, L OBP: 0.340, SLG: 0.421 (1, 10)	0-0 G3	4-2 1B BB		2-2 WP 2B 2B		1-2 HR		1-0 L3	1-1 FC6-4	5	2	2	2	1	0	3											
Larry Sheets, L OBP: 0.326, SLG: 0.433 (6, PH)	2-2 1B	3-2 1B		1-3 K		0-0 G6-3		1-2 F8 1B	2-3 K	3	0	2	3	0	1	1											
Chet Lemon, R OBP: 0.361, SLG: 0.390 (6, 9)	3-3 K	1-1 F7		3-2 2B		2-2 F7		0-2 1B		4	0	1	1	0	1	3											
John Shelby, S OBP: 0.308, SLG: 0.371 (8, 7)		3-3 K		4-1 IBB				1-2 1B		1	0	1	0	0	0	0											
Mark Salas, L OBP: 0.314, SLG: 0.415 (1, 2)		3-3 K	2-1 P6		4-1 IBB		2-3 K	0-0 F8		4	0	0	0	1	2	2											
Travis Fryman, R OBP: 0.362, SLG: 0.479 (1, 5)		4-0 1B BB	1-2 F9		3-2 F8		3-1 BB 2B	3-3 K		4	1	1	0	1	1	4											
Inning Stats	R: 3 E: 0 K: 1 S: 15	H: 3 LOB: 1 BB: 1 P: 27	R: 4 E: 1 K: 2 S: 21	H: 2 LOB: 2 BB: 4 P: 47	R: 2 E: 0 K: 0 S: 14	H: 2 LOB: 0 BB: 0 P: 19	R: 1 E: 0 K: 1 S: 16	H: 2 LOB: 1 BB: 1 P: 30	R: 0 E: 0 K: 0 S: 9	H: 0 LOB: 0 BB: 0 P: 11	R: 1 E: 0 K: 0 S: 10	H: 1 LOB: 0 BB: 0 P: 14	R: 0 E: 0 K: 1 S: 10	H: 1 LOB: 3 BB: 2 P: 25	R: 0 E: 0 K: 1 S: 11	H: 2 LOB: 2 BB: 0 P: 16	R: 1 E: 0 K: 1 S: 14	H: 1 LOB: 2 BB: 2 P: 28	1B: 7 2B: 4 3B: 1 HR: 2	SF: 0 SAC: 0 DP: 0 HBP: 0	WP: 2 PB: 0 SB: 1 CS: 0	PA: 51					
PITCHER	IP	WLS	BF	H	R	ER	SO	BB	IBB	HBP	BLK	WP	HR	S	P	ERA	WHIP										
Paul Abbott, R ERA: 9.49	1.1	L	11	4	6	6	2	3	0	0	0	0	0	22	47	40.50	5.250										
Roy Smith, R ERA: 4.92	2.2		16	5	4	4	2	2	1	0	0	2	1	44	76	13.50	2.625										
Gary Wayne, L ERA: 4.55	2.2		11	2	1	1	1	1	0	0	0	0	1	27	42	3.38	1.125										
Tim Drummond, R ERA: 4.84	2.1		13	3	1	1	2	3	0	0	0	0	0	27	52	3.86	2.571										

Detroit Tigers @ Minnesota Twins
Hubert H. Humphrey Metrodome, Minneapolis, MN

AB 41
R 12
H 14
RBI 11
BB 10
SO 7
LOB 21



WP: 2 PA: 51
PB: 0
SB: 1
CS: 0

Batter	1	2	3	4	5	6	7	8	9	AB	R	H	RBI	BB	SO	LOB	BOTTOM										
Nelson Liriano, S OBP: 0.302, SLG: 0.321 (1, 4)	3-2 G3-1		2-1 G3-1 HR 1B	3-1 F7		1-2 G3		0-2 FC6-4		5	1	1	0	0	0	3											
Shane Mack, R OBP: 0.359, SLG: 0.418 (1, 8)	2-0 G5-3		3-2 G3-1 HR HBP	0-0 F7		1-1 F8 1B		0-1 F9		4	1	1	0	0	0	1											
Gene Larkin, S OBP: 0.351, SLG: 0.410 (1, 9)	2-2 G6-3		2-0 G3-1		0-0 G4-3		2-2 FC6-4 1B		0-1 G3-1	5	0	1	0	0	0	2											
Kent Hrbek, L OBP: 0.378, SLG: 0.493 (1, 3)		4-1 2B G6-3 BB	2-1 HR		0-2 G4-3		1-0 F8		3-2 F8	4	2	1	3	1	0	2											
Brian Harper, R OBP: 0.340, SLG: 0.451 (1, 2)		1-2 G1-4-3 2B	2-2 HR 3B		0-0 F9		2-2 FC6-4			4	1	2	0	0	0	2											
Gary Gaetti, R OBP: 0.276, SLG: 0.387 (1, 5)		1-0 G6-3	3-1 HR			3-2 F7		1-3 K		4	1	1	3	0	1	1											
Paul Sorrento, L OBP: 0.261, SLG: 0.349 (1, 10)		3-3 G1-4-3	2-1 G3-1			2-2 G6-3		2-3 K2-3		4	0	0	0	0	1	1											
Dan Gladden, R OBP: 0.311, SLG: 0.373 (1, 7)		0-0 G6-3		1-1 2B		2-0 3B		2-2 1B 1B		4	0	3	0	0	0	1											
Greg Gagne, R OBP: 0.285, SLG: 0.369 (1, 6)			0-0 P5		0-0 L9		1-3 K2-3		0-0 FC6-4 1B	4	0	1	0	0	1	2											
Inning Stats	R: 0 E: 0 K: 0 S: 7	H: 0 LOB: 0 BB: 0 P: 14	R: 1 E: 0 K: 0 S: 7	H: 1 LOB: 1 BB: 1 P: 14	R: 5 E: 0 K: 0 S: 15	H: 4 LOB: 0 BB: 0 P: 31	R: 0 E: 0 K: 0 S: 6	H: 1 LOB: 1 BB: 0 P: 10	R: 0 E: 0 K: 1 S: 11	H: 1 LOB: 0 BB: 0 P: 19	R: 0 E: 0 K: 0 S: 12	H: 2 LOB: 2 BB: 0 P: 19	R: 0 E: 0 K: 2 S: 15	H: 2 LOB: 2 BB: 0 P: 20	R: 0 E: 0 K: 0 S: 9	H: 0 LOB: 0 BB: 0 P: 12	1B: 5 2B: 2 3B: 2 HR: 2	SF: 0 SAC: 0 DP: 0 HBP: 1	WP: 0 PB: 0 SB: 0 CS: 0	PA: 40							
PITCHER	IP	WLS	BF	H	R	ER	SO	BB	IBB	HBP	BLK	WP	HR	S	P	ERA	WHIP										
Jeff Robinson, R ERA: 5.96	2.2		15	4	0	0	1	0	0	0	0	0	0	32	50	0.00	1.091										
Clay Parker, R ERA: 3.75	3.1	W	15	4	0	0	1	0	0	0	0	0	0	1	2	0.00	0.000										
Paul Gibson, L ERA: 3.16	0.1		1	0	0	0	0	0	0	0	0	0	0	1	2	0.00	0.000										
Ed Nunez, R ERA: 1.62	2.1		9	2	0	0	2	0	0	0	0	0	0	27	37	0.00	0.857										

Detroit Tigers @ Minnesota Twins
Hubert H. Humphrey Metrodome, Minneapolis, MN

AB 38
R 6
H 11
RBI 6
BB 1
SO 3
LOB 15



WP: 0 PA: 40
PB: 0
SB: 0
CS: 0

Batter	1	2	3	4	5	6	7	8	9	AB	R	H	RBI	BB	SO	LOB	TOP								
Tony Phillips, S OBP: 0.361, SLG: 0.347 (1, 4)	1-1 5-3	2-2 2B 1B		4-0 BB S BB	0-1 1B 2B		2-3 K		2-0 WP 1B	5	2	3	2	1	1	1									
Travis Fryman, R OBP: 0.361, SLG: 0.479 (1, 5)	3-1 L3	1-0 1B 2B		2-3 K	0-0 1B		1-3 K		3-1 F8	6	0	2	3	0	2	4									
Alan Trammell, R OBP: 0.389, SLG: 0.466 (1, 6)	2-0 5-3	2-1 F8		0-2 L9			1-2 F8		1-0 F3	5	0	0	0	0	0	4									
Cecil Fielder, R OBP: 0.396, SLG: 0.615 (1, 3)		1-2 BB 1B 1B	2-1 F4	4-2 BB BB			1-0 1B 1B		2-3 K	4	1	2	0	1	1	0									
Gary Ward, R OBP: 0.316, SLG: 0.386 (1, 7)		1-1 F7	1-0 HR	4-2 BB			1-0 1B		4-2 BB	3	1	2	2	2	0	1									
Chet Lemon, R OBP: 0.392, SLG: 0.391 (1, 8)		0-0 BB 1B	2-1 FC4-6 1B	3-3 K			2-3 K		0-0 F8	5	1	2	0	0	2	6									
Lloyd Moseby, L OBP: 0.336, SLG: 0.418 (1, 10)		1-2 F7	1-2 FC4-6 1B		2-3 K		3-2 FC4 1B		1-1 4-3	5	0	1	0	0	1	4									
Darnell Coles, R OBP: 0.278, SLG: 0.297 (6, PH)		4-1 BB 1B BB	2-3 K		1-2 G6-3		0-0 FC4		2-2 G3-6-3 HBP	2	1	0	0	1	1	1									
Larry Sheets, L OBP: 0.327, SLG: 0.431 (6, 9)		1-2 2-3 1B BB					1-2 2-3 1B			1	0	0	0	0	0	3									
Mike Heath, R OBP: 0.323, SLG: 0.395 (1, 2)		2-0 1B 2B 1B		2-2 L9 BB HBP	4-2 BB 2B BB		2-0 E5		1-0 G3-6-3	3	3	1	2	1	0	1									
Inning Stats	R: 0 E: 0 K: 0 S: 5	H: 0 LOB: 0 BB: 0 P: 11	R: 5 E: 0 K: 0 S: 17	H: 5 LOB: 1 BB: 1 P: 31	R: 1 E: 0 K: 1 S: 11	H: 2 LOB: 1 BB: 0 P: 19	R: 1 E: 0 K: 2 S: 18	H: 0 LOB: 3 BB: 3 P: 37	R: 2 E: 0 K: 1 S: 12	H: 2 LOB: 1 BB: 1 P: 19	R: 0 E: 0 K: 1 S: 13	H: 3 LOB: 3 BB: 0 P: 21	R: 0 E: 1 K: 2 S: 8	H: 0 LOB: 0 BB: 0 P: 14	R: 0 E: 0 K: 1 S: 8	H: 0 LOB: 1 BB: 1 P: 15	R: 0 E: 0 K: 0 S: 6	H: 1 LOB: 1 BB: 0 P: 14	1B: 10 2B: 2 3B: 0 HR: 1	SF: 0 SAC: 0 DP: 1 HBP: 2	WP: 1 PB: 0 SB: 1 CS: 0	PA: 47			
PITCHER	IP	WLS	BF	H	R	ER	SO	BB	IBB	HBP	BLK	WP	HR	S	P	ERA	WHIP								
Allan Anderson, L ERA: 4.89 (1, 1)	2.2	L	16	7	6	6	0	1	0	0	0	0	1	30	56	20.25	3.000								
Juan Berenguer, R ERA: 3.6 (3, 1)	2.1		13	2	3	3	4	4	0	1	0	0	0	33	61	11.57	2.571								
Terry Leach, R ERA: 2.8 (6, 1)	3.0		14	3	0	0	4	1	0	0	0	0	0	29	50	0.00	1.333								
Rick Aguilera, R ERA: 2.37 (9, 1)	1.0		4	1	0	0	0	0	0	1	0	1	0	6	14	0.00	1.000								

Detroit Tigers @ Minnesota Twins
Hubert H. Humphrey Metrodome, Minneapolis, MN
Sat Sep 01 1990, 8:05 PM EDT
Att: 17,370 - Dome

AB	39
R	9
H	13
RBI	9
BB	6
SO	8
LOB	25





Batter	1	2	3	4	5	6	7	8	9	AB	R	H	RBI	BB	SO	LOB	BOTTOM								
Nelson Liriano, S OBP: 0.300, SLG: 0.317 (1, 4)	1-2 4-3	1-0 G3		0-0 G4-6-3			4-1 FC3-6 1B BB		2-2 G3	4	1	0	0	1	0	2									
Shane Mack, R OBP: 0.363, SLG: 0.435 (1, 8)	0-0 HR		1-0 S 1B	1-3 K			1-1 FC3-6 1B		2-3 K	5	2	3	1	0	2	0									
Gene Larkin, S OBP: 0.349, SLG: 0.410 (1, 9)	3-1 E SF8 2B		2-0 F6		2-2 L8		0-0 FC3-6 1B		0-0 L9	5	1	1	0	0	0	3									
Kent Hrbek, L OBP: 0.383, SLG: 0.494 (1, 3)	4-0 IBB		4-0 WP FC5 1B		4-0 1B BB		0-0 PB 1B		1-2 3-H 1B	1	1	1	1	3	0	0									
Brian Harper, R OBP: 0.341, SLG: 0.453 (1, 2)	0-1 SF8		0-0 FC5 1B		0-0 G6-4-3 1B		0-3 K		1-2 2-3 F6	3	0	2	2	0	1	2									
Gary Gaetti, R OBP: 0.276, SLG: 0.384 (1, 5)	3-2 4-3		3-2 FC5		2-1 G6-4-3		2-0 F6			4	0	0	1	0	0	6									
Pedro Munoz, R (1, 10)		1-0 6-3	2-3 K		0-0 6-3		0-3 K			4	0	0	0	0	2	2									
Dan Gladden, R OBP: 0.310, SLG: 0.371 (1, 7)		2-0 FC4-6 1B	0-0 5-3		2-1 F9		3-2 G4-3			4	0	1	0	0	0	2									
Al Newman, S OBP: 0.300, SLG: 0.288 (1, 6)		1-0 FC4-6		4-0 G4-6-3 BB		1-2 F6		1-0 L8		3	0	0	0	1	0	1									
Inning Stats	R: 2 E: 0 K: 0 S: 11	H: 2 LOB: 1 BB: 1 P: 22	R: 0 E: 0 K: 0 S: 5	H: 1 LOB: 1 BB: 0 P: 9	R: 2 E: 0 K: 1 S: 12	H: 2 LOB: 2 BB: 1 P: 24	R: 0 E: 0 K: 1 S: 4	H: 0 LOB: 0 BB: 1 P: 9	R: 0 E: 0 K: 0 S: 6	H: 0 LOB: 0 BB: 0 P: 14	R: 0 E: 0 K: 0 S: 6	H: 0 LOB: 0 BB: 0 P: 9	R: 1 E: 0 K: 1 S: 9	H: 2 LOB: 2 BB: 1 P: 16	R: 0 E: 0 K: 1 S: 8	H: 0 LOB: 0 BB: 0 P: 12	R: 0 E: 0 K: 1 S: 7	H: 0 LOB: 0 BB: 0 P: 11	1B: 6 2B: 1 3B: 0 HR: 1	SF: 1 SAC: 0 DP: 2 HBP: 0	WP: 1 PB: 1 SB: 1 CS: 0	PA: 39			
PITCHER	IP	WLS	BF	H	R	ER	SO	BB	IBB	HBP	BLK	WP	HR	S	P	ERA	WHIP								
Randy Nosek, R ERA: 6.0 (1, 1)	6.0	W	28	6	5	4	2	4	1	0	0	0	1	45	92	6.00	1.667								
Mike Hemmema, R ERA: 3.29 (7, 1)	3.0	S	11	2	0	0	3	0	0	0	0	0	0	23	34	0.00	0.667								

Detroit Tigers @ Minnesota Twins
Hubert H. Humphrey Metrodome, Minneapolis, MN
Sat Sep 01 1990, 8:05 PM EDT
Att: 17,370 - Dome

AB	33
R	5
H	8
RBI	5
BB	5
SO	5
LOB	18



Batter	1	2	3	4	5	6	7	8	9	AB	R	H	RBI	BB	SO	LOB	TOP										
Tony Phillips, S OBP: 0.363, SLG: 0.354 (1, 5)	4-0 FC6-4 BB	1-3 K			0-1 F7		2-0 1-H HR		2-1 G4-6-3 1B	4	1	2	3	1	1	1	Detroit Tigers @ Minnesota Twins Hubert H. Humphrey Metrodome, Minneapolis, MN Sun Sep 02 1990, 4:33 AM EDT Att: 21,894 - Dome - 70 F AB 32 R 3 H 8 RBI 3 BB 6 SO 5 LOB 17 										
Lou Whitaker, L OBP: 0.347, SLG: 0.421 (1, 4)	1-1 P5		0-1 F8		0-1 F9		1-1 F7		3-2 G4-6-3 1-2f	5	0	0	0	0	0	3											
Alan Trammell, R OBP: 0.388, SLG: 0.465 (1, 6)	0-1 FC6-4 BB 1-2f		3-3 K		1-1 F8				0-0 G6-3 1B	4	0	1	0	0	1	1											
Cecil Fielder, R OBP: 0.395, SLG: 0.612 (1, 3)	1-1 BB 1-2		1-3 K				1-3 K		1-3 K	4	0	1	0	0	3	1											
Dave Bergman, L OBP: 0.382, SLG: 0.389 (1, 10)	4-2 BB 1-2 2-3			4-2 G4-6-3 BB		4-2 G5-6-3 BB		1 SAFE 0-1 SAFE G6-3	0-1 G6-3 1-2	1	0	0	0	3	0	1											
Larry Sheets, L OBP: 0.323, SLG: 0.426 (1, 9)	2-2 G4-3			2-1 G4-6-3 1-2f		3-2 G5-6-3 1-2f		1-2 G4-3		4	0	0	0	0	0	6											
Gary Ward, R OBP: 0.319, SLG: 0.391 (1, 7)		1-2 F9		1-0 2B			0-1 G6-3		0-0 BB 1B	4	1	2	0	0	0	0											
Chet Lemon, R OBP: 0.364, SLG: 0.390 (1, 8)	2-2 G5-3 1B			4-0 BB			1-0 G3		2-0 P6	3	0	1	0	1	0	1											
Mike Heath, R OBP: 0.323, SLG: 0.394 (1, 2)		0-0 G5-3		1-1 F7			1-1 HR 1B		4-2 1B BB	3	1	1	0	0	0	3											
Mark Salas, L OBP: 0.318, SLG: 0.415 (9, PH)	1-2 G5-3									0	0	0	0	1	0	0											
Inning Stats	R: 0 H: 1 E: 0 K: 0 S: 13	H: 1 LOB: 3 BB: 2 P: 25	R: 0 H: 1 E: 0 K: 1 S: 11	H: 1 LOB: 1 BB: 0 P: 15	R: 0 H: 0 E: 0 K: 2 S: 8	H: 0 LOB: 0 BB: 0 P: 12	R: 0 H: 1 E: 0 K: 0 S: 7	H: 1 LOB: 2 BB: 2 P: 19	R: 0 H: 0 E: 0 K: 1 S: 6	H: 0 LOB: 0 BB: 1 P: 7	R: 2 H: 2 E: 0 K: 0 S: 8	H: 2 LOB: 0 BB: 0 P: 13	R: 0 H: 1 E: 0 K: 1 S: 9	H: 1 LOB: 1 BB: 0 P: 11	R: 1 H: 2 E: 0 K: 0 S: 10	H: 2 LOB: 1 BB: 1 P: 21	1B: 6 2B: 1 3B: 0 HR: 1	SF: 0 SAC: 0 DP: 3 HBP: 0	WP: 0 PB: 0 SB: 0 CS: 0	PA: 38							
PITCHER	IP	WLS	BF	H	R	ER	SO	BB	IBB	HBP	BLK	WP	HR	S	P	ERA	WHIP										
Scott Erickson, R ERA: 3.77 (1, 1)	7.2	W	32	6	2	2	5	5	0	0	0	0	1	67	114	2.35	1.435										
Rick Aguilera, R ERA: 2.47 (8, 1)	1.1	S	6	2	1	1	0	1	0	0	0	0	0	13	25	6.75	2.250										

Batter	1	2	3	4	5	6	7	8	9	AB	R	H	RBI	BB	SO	LOB	BOTTOM										
Al Newman, S OBP: 0.299, SLG: 0.287 (1, 5)	1-1 S 1B	0-0 FC6-4 1-2f		0-1 G6-3			0-2 G4-3 2-3			4	1	1	0	0	0	2	Detroit Tigers @ Minnesota Twins Hubert H. Humphrey Metrodome, Minneapolis, MN Sun Sep 02 1990, 4:33 AM EDT Att: 21,894 - Dome - 70 F AB 30 R 4 H 7 RBI 4 BB 3 SO 6 LOB 11 										
Nelson Lirjano, S OBP: 0.300, SLG: 0.314 (1, 4)	0-0 F7		1-0 G4-3		1-3 K			4-2 S BB		3	1	0	0	1	1	1											
Pedro Munoz, R OBP: 0.143, SLG: 0.286 (1, 9)	1-3 K		0-1 G6-3		1-1 G6-3		1 SAFE 0-0 SAFE B2		0-0 B2	3	0	1	0	0	1	1											
John Moses, S OBP: 0.312, SLG: 0.277 (6, PH) (9, 9)	1-2 K			0-1 2B			1 SAFE 0-1 SAFE SAFE K		1-3 K 1-2	4	0	1	1	0	1	2											
Kent Hrbek, L OBP: 0.382, SLG: 0.492 (1, 10)	1-2 1B 2H		0-1 P5		0-2 L4		1 SAFE 0-1 SAFE SAFE K		1-2 K	4	0	1	1	0	1	2											
Shane Mack, R OBP: 0.365, SLG: 0.436 (1, 8)	0-0 1B		1-1 P5			0-0 L6		0-0 1B 2H		4	0	2	1	0	0	1											
Paul Sorrento, L OBP: 0.250, SLG: 0.333 (1, 3)	2-3 K			3-2 G3-1		1-1 F8		0-1 P4		4	0	0	0	0	1	3											
Junior Ortiz, R OBP: 0.392, SLG: 0.490 (1, 2)		0-1 P6		0-0 G6-3		3-3 K				3	0	0	0	0	1	0											
Dan Gladden, R OBP: 0.310, SLG: 0.370 (1, 7)		2-3 K		4-2 HR BB			1-2 P3			2	1	0	0	1	1	0											
Greg Gagne, R OBP: 0.291, SLG: 0.384 (1, 6)	4-1 FC6-4 BB			0-0 HR			0-1 CS 2B			2	1	2	2	1	0	0											
Inning Stats	R: 1 H: 3 E: 0 K: 2 S: 14	H: 3 LOB: 2 BB: 0 P: 19	R: 0 H: 0 E: 0 K: 1 S: 7	H: 1 LOB: 1 BB: 1 P: 13	R: 0 H: 1 E: 0 K: 0 S: 7	H: 1 LOB: 0 BB: 0 P: 9	R: 2 H: 1 E: 0 K: 0 S: 10	H: 1 LOB: 0 BB: 1 P: 18	R: 0 H: 0 E: 0 K: 1 S: 8	H: 0 LOB: 0 BB: 0 P: 10	R: 0 H: 0 E: 0 K: 1 S: 7	H: 0 LOB: 0 BB: 0 P: 11	R: 0 H: 1 E: 0 K: 0 S: 12	H: 1 LOB: 0 BB: 0 P: 13	R: 1 H: 1 E: 0 K: 1 S: 9	H: 1 LOB: 1 BB: 1 P: 14	1B: 4 2B: 2 3B: 0 HR: 1	SF: 0 SAC: 0 DP: 0 HBP: 0	WP: 0 PB: 0 SB: 2 CS: 1	PA: 33							
PITCHER	IP	WLS	BF	H	R	ER	SO	BB	IBB	HBP	BLK	WP	HR	S	P	ERA	WHIP										
Jack Morris, R ERA: 4.97 (1, 1)	8.0	L	33	7	4	4	6	3	0	0	0	0	1	74	107	4.50	1.250										

Batter	1	2	3	4	5	6	7	8	9	AB	R	H	RBI	BB	SO	LOB	TOP										
Pedro Munoz, R OBP: 0.375, SLG: 0.400 (1, 9)	G6-3		2B						1B	4	2	2	0	1	1	1	Minnesota Twins @ Milwaukee Brewers Milwaukee County Stadium, Milwaukee, WI Mon Sep 03 1990, 4:38 AM EDT Att: 17,110 - Cloudy - 77 F										
Al Newman, S OBP: 0.299, SLG: 0.290 (9, 6)	G5-3		P4		F7		F8		2B	5	0	1	1	0	0	4											
Gary Gaetti, R OBP: 0.278, SLG: 0.387 (1, 5)	K		2B		K				2B	5	1	3	2	0	2	1											
Brian Harper, R OBP: 0.343, SLG: 0.457 (8, PR)		G6-3	E5						2B	4	2	2	0	0	0	2											
Dan Gladden, R OBP: 0.312, SLG: 0.370 (6, PR)									2B	0	2	0	0	1	0	0											
Kent Hrbek, L OBP: 0.380, SLG: 0.486 (1, 3)	G6-3		P5						2B	5	1	1	0	0	0	7											
Shane Mack, R OBP: 0.375, SLG: 0.446 (1, 8)									2B	4	0	3	5	1	0	0											
Carmen Castillo, R OBP: 0.238, SLG: 0.246 (6, PH)									2B	2	0	1	1	0	0	0											
John Moses, S OBP: 0.307, SLG: 0.272 (6, 7)									2B	3	0	0	0	0	1	6											
Junior Ortiz, R OBP: 0.393, SLG: 0.403 (1, 2)									2B	4	0	1	0	1	1	4											
Scott Leius, R OBP: 0.333, SLG: 0.333 (9, PH)									2B	3	0	1	0	0	0	1											
Kirby Puckett, R OBP: 0.377, SLG: 0.474 (9, PR)									2B	1	0	1	0	0	0	0											
Nelson Liriano, S OBP: 0.297, SLG: 0.308 (9, 4)									2B	1	1	0	0	0	0	2											
Inning Stats	R: 0 E: 0 K: 1 S: 6	H: 0 LOB: 0 BB: 0 P: 10	R: 1 E: 0 K: 0 S: 12	H: 2 LOB: 1 BB: 1 P: 22	R: 1 E: 1 K: 0 S: 11	H: 3 LOB: 2 BB: 0 P: 16	R: 0 E: 0 K: 1 S: 5	H: 0 LOB: 0 BB: 0 P: 7	R: 0 E: 0 K: 1 S: 8	H: 0 LOB: 1 BB: 1 P: 13	R: 1 E: 0 K: 0 S: 8	H: 2 LOB: 0 BB: 0 P: 13	R: 0 E: 0 K: 1 S: 10	H: 1 LOB: 1 BB: 0 P: 16	R: 1 E: 0 K: 1 S: 14	H: 3 LOB: 2 BB: 0 P: 17	R: 5 E: 0 K: 0 S: 20	H: 5 LOB: 2 BB: 2 P: 33	1B: 11 2B: 6 3B: 0 HR: 0	SF: 0 SAC: 0 DP: 1 HBP: 0	WP: 1 PB: 0 SB: 2 CS: 1	PA: 45					
PITCHER	IP	WLS	BF	H	R	ER	SO	BB	IBB	HBP	BLK	WP	HR	S	P	ERA	WHIP										
Bill Krueger, L ERA: 3.73 (1, 1)	5.1		24	7	3	3	3	2	0	0	0	0	0	47	78	5.06	1.688										
Randy Veres, R ERA: 3.72 (6, 1)	1.2		5	1	0	0	1	0	0	0	0	1	0	11	19	0.00	0.600										
Chuck Crim, R ERA: 3.41 (8, 1)	1.0		6	3	1	1	1	0	0	0	0	0	0	14	17	9.00	3.000										
Dan Plesac, L ERA: 4.99 (9, 1)	0.1	L	7	5	5	5	0	0	1	0	0	0	0	14	21	135.00	15.000										
Paul Mirabella, L ERA: 3.5 (9, 1)	0.2		3	0	0	0	0	1	0	0	0	0	0	6	12	0.00	1.500										

Batter	1	2	3	4	5	6	7	8	9	AB	R	H	RBI	BB	SO	LOB	BOTTOM										
Paul Moltzer, R OBP: 0.359, SLG: 0.486 (1, 4)	G6-3		K						F9	5	0	2	2	0	1	0	Minnesota Twins @ Milwaukee Brewers Milwaukee County Stadium, Milwaukee, WI Mon Sep 03 1990, 4:38 AM EDT Att: 17,110 - Cloudy - 77 F										
Robin Yount, R OBP: 0.319, SLG: 0.347 (1, 8)	F7		K		F8		P4		F8	5	0	0	0	0	1	2											
Gary Sheffield, R OBP: 0.349, SLG: 0.423 (1, 5)	E1		F7		F7				G5-3	4	2	0	0	1	0	1											
Dave Parker, L OBP: 0.350, SLG: 0.491 (1, 10)									2B	4	0	1	0	0	1	1											
B.J. Surhoff, L OBP: 0.339, SLG: 0.390 (1, 2)									2B	4	1	2	2	0	1	0											
Greg Vaughn, R OBP: 0.275, SLG: 0.407 (1, 7)									2B	4	0	2	1	0	1	2											
Greg Brock, L OBP: 0.323, SLG: 0.377 (1, 3)									2B	3	0	1	0	1	0	1											
Mike Felder, S OBP: 0.326, SLG: 0.348 (1, 9)									2B	4	2	3	0	0	0	2											
Bill Spiers, L OBP: 0.273, SLG: 0.316 (1, 6)									2B	2	0	0	0	0	1	2											
Rob Deer, R OBP: 0.327, SLG: 0.474 (7, PH)									2B	1	0	0	0	0	1	1											
Edgar Diaz, R OBP: 0.338, SLG: 0.299 (8, 6)									2B	1	0	0	0	0	0	2											
Inning Stats	R: 1 E: 1 K: 0 S: 10	H: 2 LOB: 2 BB: 0 P: 16	R: 0 E: 0 K: 0 S: 6	H: 2 LOB: 0 BB: 0 P: 12	R: 0 E: 0 K: 2 S: 10	H: 0 LOB: 0 BB: 0 P: 14	R: 0 E: 0 K: 2 S: 10	H: 1 LOB: 1 BB: 0 P: 19	R: 1 E: 0 K: 1 S: 11	H: 2 LOB: 1 BB: 0 P: 17	R: 0 E: 0 K: 1 S: 7	H: 0 LOB: 0 BB: 0 P: 14	R: 1 E: 0 K: 1 S: 11	H: 2 LOB: 1 BB: 0 P: 18	R: 2 E: 0 K: 0 S: 14	H: 2 LOB: 2 BB: 2 P: 32	R: 0 E: 0 K: 0 S: 12	H: 0 LOB: 0 BB: 0 P: 21	1B: 8 2B: 3 3B: 0 HR: 0	SF: 0 SAC: 0 DP: 1 HBP: 0	WP: 0 PB: 1 SB: 3 CS: 0	PA: 39					
PITCHER	IP	WLS	BF	H	R	ER	SO	BB	IBB	HBP	BLK	WP	HR	S	P	ERA	WHIP										
Paul Abbott, R ERA: 7.27 (1, 1)	5.0		21	7	2	1	2	0	0	0	0	0	0	16	30	5.40	1.200										
Gary Wayne, L ERA: 4.59 (6, 1)	1.2		7	2	1	1	2	0	0	0	0	0	0	6	13	13.50	1.500										
Terry Leach, R ERA: 2.89 (7, 1)	0.2		3	0	1	1	0	1	0	0	0	0	0	6	13	13.50	1.500										
Rick Aguilera, R ERA: 2.55 (8, 1)	1.2	W	8	2	1	1	0	0	1	0	0	0	0	22	42	5.40	1.200										

AB 41
R 9
H 16
RBI 9
BB 4
SO 5
LOB 28



AB 37
R 5
H 11
RBI 5
SO 7
LOB 14



Batter	1	2	3	4	5	6	7	8	9	AB	R	H	RBI	BB	SO	LOB	TOP				
Pedro Munoz, R OBP: 0.370, SLG: 0.385 (1, 9)										5	1	0	0	0	1	3	Minnesota Twins @ Milwaukee Brewers Milwaukee County Stadium, Milwaukee, WI Wed Sep 05 1990, 8:05 PM EDT Att: 10,232 - Unknown - 78 F livebaseballscores.com				
Nelson Liriano, S OBP: 0.306, SLG: 0.320 (1, 4)										4	1	2	0	0	0	1					
Kirby Puckett, R OBP: 0.378, SLG: 0.474 (1, 7)										4	1	1	1	0	0	2					
Kent Hrbek, L OBP: 0.382, SLG: 0.489 (1, 3)										4	0	2	1	0	0	0					
Gary Gaetti, R OBP: 0.285, SLG: 0.395 (1, 5)										3	0	2	1	0	0	1					
Brian Harper, R OBP: 0.342, SLG: 0.456 (1, 2)										4	0	2	0	0	0	2					
Shane Mack, R OBP: 0.378, SLG: 0.454 (1, 8)										4	1	2	0	0	2	3					
Paul Sorrento, L OBP: 0.266, SLG: 0.351 (1, 10)										4	0	1	1	0	0	2					
Greg Gagne, R OBP: 0.290, SLG: 0.382 (1, 6)										4	0	1	0	0	0	2					
Inning Stats	R: 2 E: 1 K: 0 S: 13	H: 2 LOB: 1 BB: 0 P: 19	R: 0 E: 0 K: 0 S: 8	H: 1 LOB: 1 BB: 0 P: 9	R: 1 E: 0 K: 1 S: 14	H: 3 LOB: 2 BB: 0 P: 19	R: 0 E: 0 K: 1 S: 7	H: 0 LOB: 0 BB: 0 P: 14	R: 0 E: 0 K: 1 S: 10	H: 1 LOB: 1 BB: 0 P: 18	R: 0 E: 0 K: 0 S: 7	H: 1 LOB: 0 BB: 0 P: 10	R: 0 E: 0 K: 0 S: 7	H: 2 LOB: 2 BB: 0 P: 10	R: 1 E: 0 K: 0 S: 6	H: 2 LOB: 0 BB: 0 P: 7	1B: 10 2B: 4 3B: 1 HR: 0	SF: 1 SAC: 0 DP: 3 HBP: 0	WP: 0 PB: 0 SB: 1 CS: 0	PA: 37	
PITCHER	IP	WLS	BF	H	R	ER	SO	BB	IBB	HBP	BLK	WP	HR	S	P	ERA	WHIP				
Ron Robinson, R ERA: 3.52	(1, 1)	8.0	W	33	11	3	2	3	0	0	0	0	0	72	107	2.25	1.375				
Chuck Cmm, R ERA: 3.48	(9, 1)	1.0		4	2	1	1	0	0	0	0	0	0	6	7	9.00	2.000				

Batter	1	2	3	4	5	6	7	8	9	AB	R	H	RBI	BB	SO	LOB	BOTTOM					
Paul Mollitor, R OBP: 0.353, SLG: 0.485 (1, 3)										5	1	1	3	0	0	1	Minnesota Twins @ Milwaukee Brewers Milwaukee County Stadium, Milwaukee, WI Wed Sep 05 1990, 8:05 PM EDT Att: 10,232 - Unknown - 78 F livebaseballscores.com					
Jim Gantner, L OBP: 0.321, SLG: 0.293 (1, 4)										4	0	1	0	1	0	1						
Gary Sheffield, R OBP: 0.350, SLG: 0.421 (1, 5)										4	0	1	1	0	0	1						
Dave Parker, L OBP: 0.350, SLG: 0.490										3	0	1	0	1	0	2						
George Canale, L (8, PR)										0	0	0	0	0	0	0						
Robin Yount, R OBP: 0.320, SLG: 0.346 (1, 8)										4	1	1	0	0	0	4						
B.J. Surhoff, L OBP: 0.340, SLG: 0.388 (1, 2)										3	1	2	0	1	0	0						
Greg Vaughn, R OBP: 0.280, SLG: 0.429 (1, 7)										4	2	3	2	0	0	1						
Mike Felder, S OBP: 0.321, SLG: 0.343										3	0	0	0	0	1	3						
Greg Brock, L OBP: 0.326, SLG: 0.375										0	0	0	0	1	0	0						
Rob Deer, R OBP: 0.326, SLG: 0.471 (9, 9)										0	1	0	0	0	0	0						
Bill Spiers, L OBP: 0.274, SLG: 0.316 (1, 6)										4	1	1	0	0	0	3						
Inning Stats	R: 0 E: 0 K: 0 S: 7	H: 0 LOB: 0 BB: 0 P: 11	R: 0 E: 0 K: 0 S: 10	H: 2 LOB: 2 BB: 0 P: 18	R: 1 E: 0 K: 1 S: 9	H: 1 LOB: 1 BB: 0 P: 14	R: 0 E: 0 K: 1 S: 9	H: 1 LOB: 0 BB: 0 P: 15	R: 1 E: 0 K: 0 S: 11	H: 1 LOB: 0 BB: 0 P: 15	R: 0 E: 0 K: 0 S: 5	H: 0 LOB: 0 BB: 0 P: 6	R: 5 E: 0 K: 0 S: 12	H: 3 LOB: 1 BB: 3 P: 26	R: 1 E: 0 K: 0 S: 7	H: 7 LOB: 2 3B: 0 HR: 2	SF: 0 SAC: 0 DP: 0 HBP: 0	WP: 1 PB: 0 SB: 1 CS: 2	PA: 38			
PITCHER	IP	WLS	BF	H	R	ER	SO	BB	IBB	HBP	BLK	WP	HR	S	P	ERA	WHIP					
Roy Smith, R ERA: 4.84	(1, 1)	6.0		27	8	2	2	1	0	0	0	0	0	56	95	3.00	1.500					
Juan Berenguer, R ERA: 3.66	(7, 1)	1.0		5	1	2	2	0	1	0	0	0	0	9	14	18.00	2.000					
Gary Wayne, L ERA: 4.81	(8, 1)	0.1	L	1	0	0	0	0	1	0	0	0	0	4	4	0.00	3.000					
Rick Aguilera, R ERA: 2.97	(8, 1)	0.2		5	2	3	3	0	0	1	0	0	1	1	8	14	40.50	3.000				

Batter	1	2	3	4	5	6	7	8	9	AB	R	H	RBI	BB	SO	LOB	TOP										
Alex Cole, L OBP: 0.395, SLG: 0.372 Cory Snyder, R OBP: 0.268, SLG: 0.404 (1, 8) (8, FH) (8, 9)	G4-3		G1-3			FC5-6		F8		3	0	0	0	0	0	1											
Jerry Browne, S OBP: 0.348, SLG: 0.377 (1, 4)	WP G5-3 BB			G4-3	G5-3	G6-3			G5-3	3	0	1	0	1	0	1											
Chris James, R Mark McLemore, S OBP: 0.347, SLG: 0.440 OBP: 0.204, SLG: 0.180 (1, 10) (9, PR)	G5-3			G5-3			G6-3		1B	4	0	1	0	0	0	2											
Candy Maldonado, R Stan Jefferson, S OBP: 0.336, SLG: 0.447 OBP: 0.234, SLG: 0.148 (1, 9) (8, 7) (9, PR)	F8			G4-3			K		1B	4	0	1	0	0	1	2											
Sandy Alomar Jr., R OBP: 0.317, SLG: 0.396 (1, 2)		P8		G6-3			FC6-4		K	4	0	1	0	0	1	3											
Brook Jacoby, R OBP: 0.356, SLG: 0.414 (1, 3)	G6-3					K			K	4	0	0	0	0	2	3											
Tom Brookens, R OBP: 0.291, SLG: 0.309 (1, 5)		P6		G4-3				FC6-4		3	0	1	0	0	0	0											
Felix Fermin, R OBP: 0.272, SLG: 0.296 (1, 6)			F7			F8		FC6-4		3	0	0	0	0	0	1											
Mitch Webster, S OBP: 0.285, SLG: 0.423 (1, 7) (8, 8)		L7					E5	F7		3	0	0	0	0	0	1											
Inning Stats	R: 0 E: 0 K: 0 S: 14	H: 0 LOB: 1 BB: 1 P: 25	R: 0 E: 0 K: 0 S: 9	H: 0 LOB: 0 BB: 0 P: 10	R: 0 E: 0 K: 0 S: 10	H: 0 LOB: 0 BB: 0 P: 15	R: 0 E: 0 K: 0 S: 8	H: 1 LOB: 1 BB: 0 P: 8	R: 0 E: 0 K: 1 S: 6	H: 0 LOB: 0 BB: 0 P: 8	R: 0 E: 1 K: 0 S: 6	H: 0 LOB: 0 BB: 0 P: 10	R: 0 E: 0 K: 1 S: 10	H: 1 LOB: 1 BB: 0 P: 14	R: 0 E: 0 K: 0 S: 10	H: 1 LOB: 1 BB: 0 P: 14	R: 0 E: 0 K: 2 S: 12	H: 2 LOB: 2 BB: 0 P: 17	1B: 5 2B: 0 3B: 0 HR: 0	SF: 0 SAC: 0 DP: 0 HBP: 0	WP: 1 PB: 0 SB: 0 CS: 1	PA: 33					
PITCHER	IP	WLS	BF	H	R	ER	SO	BB	IBB	HBP	BLK	WP	HR	S	P	ERA	WHIP										
Allan Anderson, L ERA: 4.66 Rick Aguilera, R ERA: 2.93 (1, 1) (9, 1)	8.1	W	31	5	0	0	2	1	0	0	0	1	0	76	108	0.00	0.720										
																		AB	R	H	RBI	BB	SO	LOB	WP	PA	
																		32	0	5	0	1	4	15	1	33	

Cleveland Indians @ Minnesota Twins
Hubert H. Humphrey Metrodome, Minneapolis, MN
Fri Sep 07 1990, 8:05 PM EDT
Att: 18,696 - Dome - 70 F

AB	32
R	0
H	5
RBI	0
BB	1
SO	4
LOB	15



Batter	1	2	3	4	5	6	7	8	9	AB	R	H	RBI	BB	SO	LOB	BOTTOM										
Pedro Munoz, R OBP: 0.387, SLG: 0.400 (1, 9)	G5-3					L6				4	0	2	0	0	0	0											
Al Newman, S OBP: 0.296, SLG: 0.287 (1, 4)	K					P3		F7		4	0	0	0	0	1	2											
Kirby Puckett, R OBP: 0.376, SLG: 0.471 (1, 8)	G4-3					G4-3				3	0	0	0	0	0	0											
Gary Gaetti, R OBP: 0.285, SLG: 0.395 (1, 5)		G5-3				P3		1B F8		3	1	1	0	0	0	0											
Brian Harper, R OBP: 0.342, SLG: 0.460 (1, 2)		G6-3				G1		F8		3	1	1	0	0	0	1											
Kent Hrbek, L OBP: 0.382, SLG: 0.488 (1, 3)		G6-3				F8		FC6-4		3	0	1	1	0	0	0											
Carmen Castillo, R OBP: 0.240, SLG: 0.256 (1, 10)		G5-3				E7		FC6-4		3	0	1	1	0	0	1											
Dan Gladden, R OBP: 0.310, SLG: 0.368 (1, 7)						L7		FC6-2		3	0	0	0	0	0	1											
Greg Gagne, R OBP: 0.288, SLG: 0.379 (1, 6)						G4-3		K		3	0	0	0	0	1	1											
Inning Stats	R: 0 E: 0 K: 1 S: 6	H: 0 LOB: 0 BB: 0 P: 8	R: 1 E: 0 K: 0 S: 10	H: 1 LOB: 0 BB: 0 P: 15	R: 0 E: 0 K: 0 S: 6	H: 1 LOB: 1 BB: 0 P: 9	R: 0 E: 0 K: 0 S: 6	H: 0 LOB: 0 BB: 0 P: 11	R: 0 E: 1 K: 1 S: 10	H: 1 LOB: 1 BB: 0 P: 14	R: 0 E: 0 K: 0 S: 8	H: 0 LOB: 0 BB: 0 P: 11	R: 1 E: 0 K: 0 S: 13	H: 2 LOB: 0 BB: 0 P: 19	R: 0 E: 0 K: 0 S: 9	H: 1 LOB: 1 BB: 0 P: 12	1B: 4 2B: 1 3B: 1 HR: 0	SF: 0 SAC: 0 DP: 0 HBP: 0	WP: 0 PB: 0 SB: 0 CS: 1	PA: 30							
PITCHER	IP	WLS	BF	H	R	ER	SO	BB	IBB	HBP	BLK	WP	HR	S	P	ERA	WHIP										
Bud Black, L ERA: 3.57 (1, 1)	8.0	L	29	6	2	2	2	0	0	0	0	0	0	68	99	2.25	0.750										
																		AB	R	H	RBI	BB	SO	LOB	WP	PA	
																		29	2	6	2	0	2	6	0	30	

Cleveland Indians @ Minnesota Twins
Hubert H. Humphrey Metrodome, Minneapolis, MN
Fri Sep 07 1990, 8:05 PM EDT
Att: 18,696 - Dome - 70 F

AB	29
R	2
H	6
RBI	2
BB	0
SO	2
LOB	6



Batter	1	2	3	4	5	6	7	8	9	AB	R	H	RBI	BB	SO	LOB	TOP						
Alex Cole, L OBP: 0.398, SLG: 0.375 (1, 8)	F7		1B			FC3-6 1B		G6-3		4	0	2	0	0	0	0							
Stan Jefferson, S OBP: 0.221, SLG: 0.138 (1, 7)	G3			G4-3		FC3-6 G6-4-3		G3		4	0	0	0	0	0	2							
Jerry Browne, S OBP: 0.345, SLG: 0.376 (1, 4)	L6			K		G6-4-3		1B		4	0	1	0	0	1	2							
Candy Maldonado, R OBP: 0.339, SLG: 0.455 (1, 9)		F9		FC6 1B				1B		4	1	3	1	0	0	0							
Ken Phelps, L OBP: 0.280, SLG: 0.192 (1, 10)	G3			FC6			G1-3	F8		4	0	0	0	0	0	3							
Carlos Baerga, S OBP: 0.275, SLG: 0.359 (8, 6)	F8				G4-3		P5	G3		4	0	0	0	0	0	2							
Dion James, L OBP: 0.340, SLG: 0.361 (1, 3)			G3-1		F7		G4-3			3	0	0	0	0	0	0							
Joel Skinner, R OBP: 0.277, SLG: 0.310 (8, PH)			K		K			K		2	0	0	0	0	2	0							
Mark McLemore, S OBP: 0.200, SLG: 0.176 (8, 5)										1	0	0	0	0	1	0							
Felix Fermin, R OBP: 0.275, SLG: 0.298 (8, PH)								G5-3		1	0	1	0	1	0	0							
Sandy Alomar Jr., R OBP: 0.316, SLG: 0.395 (8, 2)			1B		FC3-6 1B BB					1	0	0	0	0	0	0							
Inning Stats	R: 0 E: 0 K: 0 S: 5	H: 0 LOB: 0 BB: 0 P: 10	R: 0 E: 0 K: 0 S: 6	H: 0 LOB: 0 BB: 0 P: 9	R: 0 E: 0 K: 1 S: 12	H: 2 LOB: 2 BB: 0 P: 21	R: 0 E: 0 K: 1 S: 9	H: 1 LOB: 1 BB: 0 P: 14	R: 0 E: 0 K: 1 S: 5	H: 0 LOB: 0 BB: 0 P: 8	R: 0 E: 0 K: 0 S: 9	H: 1 LOB: 1 BB: 1 P: 15	R: 1 E: 0 K: 0 S: 9	H: 1 LOB: 0 BB: 0 P: 10	R: 0 E: 0 K: 1 S: 6	H: 0 LOB: 0 BB: 0 P: 10	R: 0 E: 0 K: 0 S: 10	H: 2 LOB: 2 BB: 0 P: 14	1B: 6 2B: 0 3B: 0 HR: 1	SF: 0 SAC: 0 DP: 1 HBP: 0	WP: 0 PB: 0 SB: 1 CS: 0	PA: 33	
PITCHER Scott Erickson, R ERA: 3.47 (1, 1)	IP: 9.0 WLS: W BF: 33 H: 7 R: 1 ER: 1 SO: 4 BB: 1 IBB: 0 HBP: 0 BLK: 0 WP: 0 HR: 1 S: 71 P: 111 ERA: 1.00 WHIP: 0.889											PITCHER	IP: 9.0 WLS: W BF: 33 H: 7 R: 1 ER: 1 SO: 4 BB: 1 IBB: 0 HBP: 0 BLK: 0 WP: 0 HR: 1 S: 71 P: 111 ERA: 1.00 WHIP: 0.889										

Cleveland Indians @ Minnesota Twins
Hubert H. Humphrey Metrodome, Minneapolis, MN

AB 32
R 1
H 7
RBI 1
BB 1
SO 4
LOB 9



Sat Sep 08 1990, 4:33 AM EDT
Att: 17,394 - Dome - 70 F

Batter	1	2	3	4	5	6	7	8	9	AB	R	H	RBI	BB	SO	LOB	BOTTOM						
Pedro Munoz, R OBP: 0.361, SLG: 0.371 (1, 9)	3B		G5-3		G6-4-3	K		K		5	1	1	0	0	2	1							
Nelson Liriano, S OBP: 0.315, SLG: 0.331 (1, 4)	1B				FC5 BB					2	2	2	1	2	0	0							
Scott Leius, R OBP: 0.125, SLG: 0.125 (7, 6)	3B		1B	SF7 BB	HBP BB	1B				0	0	0	0	0	0	0							
Kirby Puckett, R OBP: 0.377, SLG: 0.470 (1, 7)	G6-3		SF7 1B		PB HBP	FC5				3	0	1	0	1	0	2							
Kent Hrbek, L OBP: 0.383, SLG: 0.487 (1, 3)	FC6-4 BB		SF7		PB HBP		G3-1			1	0	0	1	1	0	0							
Gary Gaetti, R OBP: 0.283, SLG: 0.391 (1, 5)	FC6-4		P6		G4-3		L7			4	0	0	0	0	0	4							
Randy Bush, L OBP: 0.361, SLG: 0.463 (1, 10)		F9			F8		P2			4	0	0	0	0	1	0							
Shane Mack, R OBP: 0.379, SLG: 0.471 (1, 8)	G4-3			K		1B		HR		4	2	2	1	0	1	0							
Junior Ortiz, R OBP: 0.395, SLG: 0.405 (1, 2)				G4-3		2B		F9		4	1	2	1	0	0	0							
Al Newman, S OBP: 0.297, SLG: 0.287 (7, 4)	G1-3				G6-4-3 1B		F9	F7		4	0	1	0	0	0	2							
Inning Stats	R: 1 E: 0 K: 0 S: 11	H: 2 LOB: 1 BB: 1 P: 17	R: 0 E: 0 K: 0 S: 5	H: 1 LOB: 1 BB: 0 P: 6	R: 1 E: 0 K: 0 S: 11	H: 1 LOB: 1 BB: 1 P: 19	R: 0 E: 0 K: 1 S: 6	H: 0 LOB: 0 BB: 0 P: 10	R: 1 E: 0 K: 0 S: 13	H: 2 LOB: 2 BB: 1 P: 26	R: 2 E: 0 K: 2 S: 13	H: 2 LOB: 2 BB: 1 P: 21	R: 0 E: 0 K: 0 S: 5	H: 0 LOB: 0 BB: 0 P: 8	R: 1 E: 0 K: 1 S: 7	H: 1 LOB: 0 BB: 0 P: 12	1B: 6 2B: 1 3B: 1 HR: 1	SF: 1 SAC: 0 DP: 1 HBP: 1	WP: 2 PB: 1 SB: 0 CS: 0	PA: 37			
PITCHER Mike Walker, R ERA: 4.76 (1, 1)	IP: 5.1 WLS: L BF: 26 H: 8 R: 5 ER: 4 SO: 2 BB: 3 IBB: 0 HBP: 1 BLK: 0 WP: 0 HR: 0 S: 52 P: 85 ERA: 6.75 WHIP: 2.062											PITCHER	IP: 5.1 WLS: L BF: 26 H: 8 R: 5 ER: 4 SO: 2 BB: 3 IBB: 0 HBP: 1 BLK: 0 WP: 0 HR: 0 S: 52 P: 85 ERA: 6.75 WHIP: 2.062										
Colby Ward, R ERA: 3.82 (6, 1)	1.2 7 0 0 0 1 1 0 0 0 0 0 1 0 12 22 0.00 0.600												1.2 7 0 0 0 1 1 0 0 0 0 0 1 0 12 22 0.00 0.600										
Jesse Orosco, L ERA: 3.81 (8, 1)	1.0 4 1 1 1 1 0 0 0 0 0 0 0 1 7 12 9.00 1.000												1.0 4 1 1 1 1 0 0 0 0 0 0 0 1 7 12 9.00 1.000										

Cleveland Indians @ Minnesota Twins
Hubert H. Humphrey Metrodome, Minneapolis, MN

AB 31
R 6
H 9
RBI 4
BB 4
SO 4
LOB 9



Sat Sep 08 1990, 4:33 AM EDT
Att: 17,394 - Dome - 70 F

Batter	1	2	3	4	5	6	7	8	9	AB	R	H	RBI	BB	SO	LOB	TOP					
Stan Jefferson, S (1, 8) <small>OBP: 0.225, SLG: 0.148</small> Dion James, L (7, PH) <small>OBP: 0.342, SLG: 0.364</small> Alex Cole, L (7, PR) <small>OBP: 0.395, SLG: 0.373</small>										3 0 1 0 0 0 1 2												
Jerry Browne, S (1, 4) <small>OBP: 0.347, SLG: 0.378</small>										3 2 1 1 2 1 0												
Chris James, R (1, 10) <small>OBP: 0.350, SLG: 0.446</small>										5 1 3 2 0 1 3												
Candy Maldonado, R (1, 9) <small>OBP: 0.340, SLG: 0.457</small>										5 1 2 2 0 0 3												
Sandy Alomar Jr., R (1, 2) <small>OBP: 0.317, SLG: 0.395</small>										5 1 2 2 0 0 1												
Brook Jacoby, R (1, 3) <small>OBP: 0.354, SLG: 0.414</small>										5 0 1 0 0 0 3												
Tom Brookens, R (1, 5) <small>OBP: 0.301, SLG: 0.333</small>										5 3 3 1 0 0 1												
Felix Fermin, R (1, 6) <small>OBP: 0.280, SLG: 0.303</small>										4 1 3 1 0 1 0												
Mitch Webster, S (1, 7) <small>OBP: 0.290, SLG: 0.431</small>										4 2 3 2 0 0 0												
Inning Stats	R: 0 E: 0 K: 0 S: 10	H: 2 LOB: 1 BB: 1 P: 18	R: 0 E: 0 K: 0 S: 6	H: 1 LOB: 0 BB: 0 P: 10	R: 0 E: 0 K: 1 S: 8	H: 0 LOB: 0 BB: 0 P: 10	R: 1 E: 0 K: 0 S: 13	H: 2 LOB: 1 BB: 0 P: 18	R: 0 E: 0 K: 1 S: 10	H: 2 LOB: 1 BB: 0 P: 14	R: 0 E: 0 K: 2 S: 11	H: 0 LOB: 0 BB: 0 P: 14	R: 7 E: 0 K: 0 S: 20	H: 8 LOB: 1 BB: 0 P: 31	R: 3 E: 0 K: 0 S: 13	H: 3 LOB: 1 BB: 1 P: 22	R: 1 E: 0 K: 0 S: 8	H: 2 LOB: 1 BB: 0 P: 9	1B: 11 2B: 10 3B: 0 HR: 0	SF: 0 SAC: 1 DP: 2 HBP: 0	WP: 2 PB: 2 SB: 0 CS: 1	PA: 44
PITCHER	IP: 6.1 WLS: 4 BF: 27 ERA: 4.08	H: 11 R: 5 ER: 5 SO: 4	BB: 1 IBB: 0 HBP: 0 BLK: 0	WP: 1 HR: 0 S: 68 P: 98	ERA: 7.11 WHIP: 1.895	PITCHER	IP: 6.1 WLS: 4 BF: 27 ERA: 4.08	H: 11 R: 5 ER: 5 SO: 4	BB: 1 IBB: 0 HBP: 0 BLK: 0	WP: 1 HR: 0 S: 68 P: 98	ERA: 7.11 WHIP: 1.895	PITCHER	IP: 6.1 WLS: 4 BF: 27 ERA: 4.08	H: 11 R: 5 ER: 5 SO: 4	BB: 1 IBB: 0 HBP: 0 BLK: 0	WP: 1 HR: 0 S: 68 P: 98	ERA: 7.11 WHIP: 1.895					
Mark Guthrie, L (1, 1) <small>ERA: 4.08</small>	Jack Savage, R (7, 1) <small>ERA: 7.5</small>	Terry Leach, R (7, 1) <small>ERA: 3.21</small>	Larry Casian, L (8, 1) <small>ERA: 6.75</small>																			

Cleveland Indians @ Minnesota Twins
Hubert H. Humphrey Metrodome, Minneapolis, MN
Sun Sep 09 1990, 4:33 AM EDT
Att: 14,414 - Dome

AB 41
R 12
H 20
RBI 12
BB 2
SO 4
LOB 14



Batter	1	2	3	4	5	6	7	8	9	AB	R	H	RBI	BB	SO	LOB	BOTTOM			
Shane Mack, R (1, 8) <small>OBP: 0.387, SLG: 0.473</small>										3 2 2 1 2 1 1										
Nelson Lirjano, S (1, 4) <small>OBP: 0.319, SLG: 0.332</small>										2 2 1 1 2 0 1										
Kirby Puckett, R (1, 9) <small>OBP: 0.379, SLG: 0.476</small>										5 0 3 4 0 0 2										
Kent Hrbek, L (1, 3) <small>OBP: 0.383, SLG: 0.486</small>										5 0 2 0 0 1 2										
Brian Harper, R (1, 2) <small>OBP: 0.338, SLG: 0.455</small>										5 0 0 0 0 2 5										
Randy Bush, L (1, 10) <small>OBP: 0.356, SLG: 0.449</small>										4 1 0 0 1 1 3										
Dan Gladden, R (1, 7) <small>OBP: 0.311, SLG: 0.374</small>										5 2 2 0 0 1 0										
Al Newman, S (1, 5) <small>OBP: 0.299, SLG: 0.288</small>										5 1 2 1 0 1 2										
Greg Gagne, R (1, 6) <small>OBP: 0.288, SLG: 0.379</small> Gene Larkin, S (8, PH) <small>OBP: 0.349, SLG: 0.409</small> Scott Leius, R (9, 6) <small>OBP: 0.125, SLG: 0.125</small>										3 1 1 0 0 2 3										
Inning Stats	R: 1 E: 0 K: 1 S: 11	H: 2 LOB: 1 BB: 0 P: 17	R: 2 E: 1 K: 1 S: 12	H: 1 LOB: 2 BB: 2 P: 22	R: 0 E: 1 K: 0 S: 7	H: 1 LOB: 1 BB: 0 P: 10	R: 0 E: 0 K: 2 S: 9	H: 1 LOB: 1 BB: 0 P: 15	R: 1 E: 1 K: 2 S: 14	H: 3 LOB: 2 BB: 0 P: 19	R: 0 E: 0 K: 0 S: 4	H: 0 LOB: 0 BB: 0 P: 6	R: 4 E: 0 K: 2 S: 20	H: 3 LOB: 1 BB: 2 P: 36	R: 0 E: 0 K: 1 S: 12	H: 0 LOB: 0 BB: 0 P: 15	1B: 9 2B: 5 3B: 1 HR: 0	SF: 1 SAC: 0 DP: 3 HBP: 0	WP: 0 PB: 0 SB: 1 CS: 0	PA: 44
PITCHER	IP: 3.0 WLS: 1 BF: 15 ERA: 5.65	H: 8 R: 5 ER: 4 SO: 4	BB: 2 IBB: 0 HBP: 0 BLK: 0	WP: 0 HR: 0 S: 47 P: 77	ERA: 8.31 WHIP: 2.308	PITCHER	IP: 3.0 WLS: 1 BF: 15 ERA: 5.65	H: 8 R: 5 ER: 4 SO: 4	BB: 2 IBB: 0 HBP: 0 BLK: 0	WP: 0 HR: 0 S: 47 P: 77	ERA: 8.31 WHIP: 2.308	PITCHER	IP: 3.0 WLS: 1 BF: 15 ERA: 5.65	H: 8 R: 5 ER: 4 SO: 4	BB: 2 IBB: 0 HBP: 0 BLK: 0	WP: 0 HR: 0 S: 47 P: 77	ERA: 8.31 WHIP: 2.308			
Sergio Valdez, R (1, 1) <small>ERA: 5.65</small>	Steve Olin, R (4, 1) <small>ERA: 4.14</small>	Doug Jones, R (8, 1) <small>ERA: 2.99</small>																		

Cleveland Indians @ Minnesota Twins
Hubert H. Humphrey Metrodome, Minneapolis, MN
Sun Sep 09 1990, 4:33 AM EDT
Att: 14,414 - Dome

AB 38
R 9
H 13
RBI 7
BB 5
SO 9
LOB 20



Batter	1	2	3	4	5	6	7	8	9	AB	R	H	RBI	BB	SO	LOB	TOP					
Shane Mack, R OBP: 0.390, SLG: 0.475 (1, 8)										4	0	1	0	0	2	0	Minnesota Twins @ California Angels Anaheim Stadium, Anaheim, CA Tue Sep 11 1990, 10:05 PM EDT Att: 21,908 - Unknown livebaseballscorecards.com					
Dan Gladden, R OBP: 0.311, SLG: 0.372 (1, 10)										4	0	0	0	0	1	1						
Kirby Puckett, R OBP: 0.375, SLG: 0.470 (1, 7)											4	0	0	0	0	1						
Gary Gaetti, R OBP: 0.283, SLG: 0.389 (1, 5)											4	0	1	0	0	1						
Brian Harper, R OBP: 0.338, SLG: 0.451 (1, 2)											2	0	0	0	1	0						
Gene Larkin, S OBP: 0.352, SLG: 0.412 (1, 3)											3	0	2	0	0	0						
Pedro Munoz, R OBP: 0.326, SLG: 0.357 (1, 9)											3	0	0	0	0	4						
Scott Leius, R OBP: 0.143, SLG: 0.357 (1, 6)										3	0	0	0	0	1	2						
Al Newman, S OBP: 0.297, SLG: 0.284 (1, 4)										3	0	0	0	0	0	0						
Inning Stats	R: 0 E: 0 K: 1 S: 11	H: 1 LOB: 1 BB: 0 P: 14	R: 0 E: 0 K: 0 S: 8	H: 1 LOB: 1 BB: 1 P: 13	R: 0 E: 0 K: 1 S: 9	H: 0 LOB: 0 BB: 0 P: 12	R: 0 E: 0 K: 1 S: 6	H: 0 LOB: 0 BB: 0 P: 7	R: 0 E: 0 K: 1 S: 5	H: 0 LOB: 0 BB: 0 P: 8	R: 0 E: 0 K: 1 S: 6	H: 0 LOB: 0 BB: 0 P: 10	R: 0 E: 0 K: 0 S: 16	H: 2 LOB: 2 BB: 0 P: 22	R: 0 E: 0 K: 1 S: 6	H: 0 LOB: 0 BB: 0 P: 11	R: 0 E: 0 K: 0 S: 3	H: 0 LOB: 0 BB: 0 P: 5	1B: 4 2B: 0 3B: 0 HR: 0	SF: 0 SAC: 0 DP: 1 HBP: 0	WP: 0 PB: 0 SB: 1 CS: 0	PA: 31
PITCHER Mark Langston, L ERA: 4.47 (1, 1)	IP: 9.0 WLS: W BF: 31 H: 4 R: 0 ER: 0 SO: 6 BB: 1 IBB: 0 HBP: 0 BLK: 0 WP: 0 HR: 0 S: 70 P: 102 ERA: 0.00 WHIP: 0.556																					

Batter	1	2	3	4	5	6	7	8	9	AB	R	H	RBI	BB	SO	LOB	BOTTOM			
Luis Polonia, L OBP: 0.350, SLG: 0.393 (1, 7)										5	1	3	0	0	0	0	Minnesota Twins @ California Angels Anaheim Stadium, Anaheim, CA Tue Sep 11 1990, 10:05 PM EDT Att: 21,908 - Unknown livebaseballscorecards.com			
Johnny Ray, S OBP: 0.310, SLG: 0.359 (1, 4)										5	1	1	0	0	1	2				
Chili Davis, S OBP: 0.361, SLG: 0.407 (1, 10)										4	1	3	1	0	1	0				
Dave Winfield, R OBP: 0.332, SLG: 0.431 (1, 9)										4	2	2	2	0	0	2				
Lee Stevens, L OBP: 0.282, SLG: 0.326 (1, 3)										4	0	1	0	0	0	1				
Lance Parrish, R OBP: 0.344, SLG: 0.448 (1, 2)										4	0	1	0	0	1	1				
Jack Howell, L OBP: 0.321, SLG: 0.364 (1, 5)										3	1	1	1	1	0	0				
Dick Schofield, R OBP: 0.363, SLG: 0.276 (1, 6)										4	1	1	0	0	0	2				
Devon White, S OBP: 0.285, SLG: 0.347 (1, 8)										4	2	2	1	0	1	0				
Inning Stats	R: 2 E: 0 K: 0 S: 13	H: 3 LOB: 0 BB: 0 P: 16	R: 0 E: 0 K: 0 S: 5	H: 0 LOB: 0 BB: 0 P: 9	R: 0 E: 0 K: 1 S: 8	H: 0 LOB: 0 BB: 0 P: 11	R: 1 E: 0 K: 1 S: 17	H: 3 LOB: 2 BB: 0 P: 26	R: 3 E: 0 K: 0 S: 15	H: 5 LOB: 1 BB: 0 P: 24	R: 0 E: 0 K: 0 S: 9	H: 0 LOB: 0 BB: 0 P: 11	R: 0 E: 0 K: 1 S: 8	H: 1 LOB: 1 BB: 0 P: 11	R: 3 E: 1 K: 1 S: 20	H: 3 LOB: 1 BB: 1 P: 37	1B: 13 2B: 1 3B: 0 HR: 1	SF: 0 SAC: 0 DP: 2 HBP: 0	WP: 0 PB: 0 SB: 1 CS: 0	PA: 38
PITCHER Kevin Tapani, R ERA: 4.0 Roy Smith, R ERA: 4.99 Gary Wayne, L ERA: 4.67 Jack Savage, R ERA: 7.56	IP: 3.0 WLS: L BF: 11 H: 3 R: 2 ER: 2 SO: 1 BB: 0 IBB: 0 HBP: 0 BLK: 0 WP: 0 HR: 1 S: 26 P: 36 ERA: 6.00 WHIP: 1.000	IP: 4.1 WLS: L BF: 16 H: 8 R: 4 ER: 4 SO: 1 BB: 0 IBB: 0 HBP: 0 BLK: 0 WP: 0 HR: 1 S: 41 P: 61 ERA: 12.00 WHIP: 2.667	IP: 7.1 WLS: L BF: 4 H: 1 R: 0 ER: 0 SO: 1 BB: 0 IBB: 0 HBP: 0 BLK: 0 WP: 0 HR: 0 S: 8 P: 11 ERA: 0.00 WHIP: 1.000	IP: 8.1 WLS: L BF: 7 H: 3 R: 3 ER: 3 SO: 1 BB: 1 IBB: 0 HBP: 0 BLK: 0 WP: 0 HR: 0 S: 20 P: 37 ERA: 9.00 WHIP: 4.000																

Minnesota Twins @ California Angels
 Anaheim Stadium, Anaheim, CA
 Tue Sep 11 1990, 10:05 PM EDT
 Att: 21,908 - Unknown

AB	30
R	0
H	4
RBI	0
BB	1
SO	6
LOB	10



Batter	1	2	3	4	5	6	7	8	9	AB	R	H	RBI	BB	SO	LOB	TOP				
Pedro Munoz, R (1, 7) OBP: 0.326, SLG: 0.356 Dan Gladden, R (5, 7) OBP: 0.310, SLG: 0.371	G6-3	G5-3-6				G4-3		G6-4-3		3	1	1	0	0	0	1					
Nelson Liriano, S (1, 4) OBP: 0.319, SLG: 0.337	K		G3				E3			4	2	1	1	1	1	0					
Gary Gaetti, R (1, 5) OBP: 0.285, SLG: 0.391	HBP 1B		K							5	1	3	1	0	2	1					
Kent Hrbek, L (1, 3) OBP: 0.381, SLG: 0.482	BB HBP		P6							5	0	1	0	0	0	3					
Gene Larkin, S (1, 9) OBP: 0.351, SLG: 0.409	BB			K			F8			3	0	0	0	0	1	2					
Shane Mack, R (1, 8) OBP: 0.395, SLG: 0.478	BB			K						3	1	2	2	1	1	0					
Randy Bush, L (1, 10) OBP: 0.345, SLG: 0.434	G4-3			G3-1						4	0	0	0	0	0	6					
Junior Ortiz, R (1, 2) OBP: 0.400, SLG: 0.410 Al Newman, S (8, PH) OBP: 0.304, SLG: 0.284					G4-3					3	1	2	0	0	0	0					
Greg Gagne, R (1, 6) OBP: 0.289, SLG: 0.378 John Moses, S (8, PH) OBP: 0.304, SLG: 0.269 Brian Harper, R (8, 2) OBP: 0.338, SLG: 0.451						L4				3	0	1	1	0	0	1					
Inning Stats	R: 1 E: 0 K: 1 S: 16	H: 2 LOB: 3 BB: 1 P: 26	R: 0 E: 1 K: 0 S: 6	H: 1 LOB: 0 BB: 0 P: 9	R: 0 E: 0 K: 1 S: 7	H: 0 LOB: 0 BB: 0 P: 11	R: 0 E: 0 K: 2 S: 11	H: 0 LOB: 0 BB: 0 P: 13	R: 2 E: 0 K: 0 S: 12	H: 3 LOB: 1 BB: 0 P: 32	R: 1 E: 1 K: 0 S: 12	H: 2 LOB: 2 BB: 0 P: 15	R: 0 E: 0 K: 1 S: 8	H: 0 LOB: 0 BB: 1 P: 17	R: 0 E: 0 K: 1 S: 6	H: 0 LOB: 0 BB: 1 P: 11	1B: 10 2B: 2 3B: 1 HR: 0	SF: 0 SAC: 0 DP: 3 HBP: 1	WP: 0 PB: 0 CS: 0	PA: 40	
PITCHER	IP	WLS	BF	H	R	ER	SO	BB	IBB	HBP	BLK	WP	HR	S	P	ERA	WHIP				
Joe Grahe, R (1, 1) ERA: 6.23	6.0	W	28	9	5	4	4	1	0	1	0	0	0	73	108	6.00	1.667				
Willie Fraser, R (7, 1) ERA: 2.94	2.0		9	2	1	0	0	1	0	0	0	0	0	20	32	0.00	1.500				
Bryan Harvey, R (9, 1) ERA: 2.14	1.0	S	3	0	0	0	1	1	0	0	0	0	0	6	11	0.00	1.000				

Minnesota Twins @ California Angels
Anaheim Stadium, Anaheim, CA
Wed Sep 12 1990, 10:05 PM EDT
Att: 21,480 - Unknown

AB	36
R	6
H	11
RBI	5
BB	3
SO	5
LOB	17





Batter	1	2	3	4	5	6	7	8	9	AB	R	H	RBI	BB	SO	LOB	BOTTOM				
Dick Schofield, R (1, 6) OBP: 0.367, SLG: 0.286	1B	G4-6-3				G4-3				5	1	3	0	0	0	2					
Johnny Ray, S (1, 4) OBP: 0.311, SLG: 0.369	1B		G4-3			G6-3		F8		5	2	2	1	0	0	2					
Brian Downing, R (1, 10) OBP: 0.378, SLG: 0.491	PB					F7				2	1	1	1	2	0	1					
Dave Winfield, R (1, 9) OBP: 0.334, SLG: 0.433	PB									3	1	2	0	0	0	1					
Dante Bichette, R (1, 7) OBP: 0.298, SLG: 0.443	F9				G3					4	1	1	0	0	1	4					
Lee Stevens, L (1, 3) OBP: 0.286, SLG: 0.328	SF8				K					2	1	1	1	1	1	0					
Lance Parrish, R (1, 2) OBP: 0.341, SLG: 0.444	G6-3				F8					4	0	0	0	0	1	6					
Jack Howell, L (1, 5) OBP: 0.320, SLG: 0.360										3	0	0	1	1	2	2					
Devon White, S (1, 8) OBP: 0.290, SLG: 0.358										4	1	3	3	0	0	1					
Inning Stats	R: 3 E: 0 K: 0 S: 13	H: 4 LOB: 1 BB: 0 P: 23	R: 0 E: 0 K: 0 S: 5	H: 0 LOB: 0 BB: 1 P: 9	R: 0 E: 0 K: 0 S: 9	H: 0 LOB: 0 BB: 1 P: 16	R: 0 E: 0 K: 1 S: 7	H: 0 LOB: 0 BB: 0 P: 9	R: 1 E: 0 K: 1 S: 12	H: 2 LOB: 1 BB: 0 P: 20	R: 3 E: 0 K: 1 S: 13	H: 4 LOB: 1 BB: 0 P: 19	R: 1 E: 0 K: 0 S: 15	H: 1 LOB: 2 BB: 2 P: 28	R: 0 E: 0 K: 1 S: 13	H: 2 LOB: 1 BB: 0 P: 20	1B: 10 2B: 1 3B: 0 HR: 2	SF: 1 SAC: 1 DP: 2 HBP: 0	WP: 0 PB: 1 CS: 0	PA: 38	
PITCHER	IP	WLS	BF	H	R	ER	SO	BB	IBB	HBP	BLK	WP	HR	S	P	ERA	WHIP				
Larry Casian, L (1, 1) ERA: 5.68	5.0		21	6	4	3	2	2	0	0	0	0	1	26	40	21.60	3.600				
Tim Drummond, R (6, 1) ERA: 4.57	1.2	L	11	5	4	4	2	1	0	0	0	0	0	1	5	∞	∞				
Gary Wayne, L (7, 1) ERA: 4.67	0.0		1	0	0	0	0	1	0	0	0	0	0	1	5	∞	∞				
Terry Leach, R (7, 1) ERA: 3.16	1.1		5	2	0	0	1	0	0	0	0	0	0	14	22	0.00	1.500				

Minnesota Twins @ California Angels
Anaheim Stadium, Anaheim, CA
Wed Sep 12 1990, 10:05 PM EDT
Att: 21,480 - Unknown

AB	32
R	8
H	13
RBI	7
BB	4
SO	5
LOB	19



Batter	1	2	3	4	5	6	7	8	9	10	AB	R	H	RBI	BB	SO	LOB	TOP								
Dan Gladden, R OBP: 0.308, SLG: 0.368 (1, 7)	G4-3		P8			G6-3		L4				4	0	0	0	0	1	Minnesota Twins @ Oakland Athletics Oakland-Alameda County Coliseum, Oakland, CA Thu Sep 13 1990, 7:05 PM PDT Att: 26,622 - Unknown - 66 F livebaseballscorecards.com AB 34 R 3 H 5 RBI 3 BB 2 SO 1 LOB 9 								
Nelson Liriano, S OBP: 0.316, SLG: 0.333 Al Newman, S OBP: 0.298, SLG: 0.283 (9, PH) (9, 4)	6-3		G1-3			B4-3			G6-3		3	0	0	0	0	0	0									
Kirby Puckett, R OBP: 0.375, SLG: 0.467 (1, 8)			G6-3			G6-3			P3		3	0	0	0	1	0	0									
Gary Gaetti, R OBP: 0.285, SLG: 0.390 (1, 5)	P6			5-3					G1-3		4	0	1	0	0	0	1									
Kent Hrbek, L OBP: 0.380, SLG: 0.486 (1, 3)				P5					G4-3		4	1	1	1	0	0	1									
Brian Harper, R OBP: 0.338, SLG: 0.450 Scott Leius, R OBP: 0.143, SLG: 0.357 Junior Ortiz, R OBP: 0.400, SLG: 0.410 (10, PR) (10, 2)				P3						HR	3	0	1	0	1	0	0									
Randy Bush, L OBP: 0.341, SLG: 0.428 Shane Mack, R OBP: 0.393, SLG: 0.476 Paul Sorrento, L OBP: 0.273, SLG: 0.388 (10, PH)										BB	0	1	0	0	0	0	0									
Gene Larkin, S OBP: 0.351, SLG: 0.408 John Moses, S OBP: 0.303, SLG: 0.267 (8, 9)	F9					P4				HR	2	0	0	0	0	1	0									
Gene Larkin, S OBP: 0.351, SLG: 0.408 John Moses, S OBP: 0.303, SLG: 0.267 (8, 9)	F8					G3			G4-3		3	0	1	0	0	0	1									
Greg Gagne, R OBP: 0.286, SLG: 0.374 (1, 6)	G1-3					P4			F9		4	0	0	0	0	0	3									
Inning Stats	R: 0 E: 0 K: 0 S: 3	H: 0 LOB: 1 BB: 1 P: 7	R: 1 E: 0 K: 0 S: 5	H: 2 LOB: 1 BB: 0 P: 5	R: 0 E: 0 K: 0 S: 7	H: 0 LOB: 0 BB: 0 P: 8	R: 0 E: 0 K: 0 S: 4	H: 0 LOB: 0 BB: 0 P: 4	R: 0 E: 0 K: 0 S: 6	H: 0 LOB: 0 BB: 0 P: 10	R: 0 E: 0 K: 0 S: 3	H: 1 LOB: 0 BB: 0 P: 11	R: 0 E: 0 K: 0 S: 8	H: 1 LOB: 1 BB: 0 P: 10	R: 0 E: 0 K: 0 S: 8	H: 0 LOB: 0 BB: 0 P: 11	R: 2 E: 0 K: 0 S: 11		H: 1 LOB: 1 BB: 1 P: 22	1B: 3 2B: 1 3B: 0 HR: 2	SF: 0 SAC: 0 DP: 1 HBP: 0	WP: 0 PB: 0 SB: 1 CS: 0	PA: 36			
PITCHER	IP 7.0	WLS 24	BF 31	H 3	R 1	ER 1	SO 0	BB 1	IBB 0	HBP 0	BLK 0	WP 0	HR 0	S 35	P 48	ERA 1.29	WHIP 0.571									
Todd Burns, R ERA: 2.57 Rick Honeycutt, L ERA: 2.56 Dennis Eckersley, R ERA: 0.7 Gene Nelson, R ERA: 1.74	IP 7.0	WLS 24	BF 31	H 3	R 1	ER 1	SO 0	BB 1	IBB 0	HBP 0	BLK 0	WP 0	HR 0	S 35	P 48	ERA 1.29	WHIP 0.571									

Batter	1	2	3	4	5	6	7	8	9	10	AB	R	H	RBI	BB	SO	LOB	BOTTOM								
Doug Jennings, L OBP: 0.273, SLG: 0.303 (1, 7)	PB SF7 1B BB			G4-3							4	1	0	0	1	1	3	Minnesota Twins @ Oakland Athletics Oakland-Alameda County Coliseum, Oakland, CA Thu Sep 13 1990, 7:05 PM PDT Att: 26,622 - Unknown - 66 F livebaseballscorecards.com AB 29 R 1 H 3 RBI 1 BB 9 SO 7 LOB 18 								
Willie McGee, S OBP: 0.375, SLG: 0.424 (1, 8)			G5-3	G1-3					G4-3		4	0	1	0	1	0	1									
Jose Canseco, R OBP: 0.368, SLG: 0.558 (1, 9)				F7							5	0	0	0	0	2	3									
Harold Baines, L OBP: 0.390, SLG: 0.449 Lance Blankenship, R OBP: 0.294, SLG: 0.184 Jamie Quirk, L OBP: 0.336, SLG: 0.390 Rickey Henderson, R OBP: 0.436, SLG: 0.590 (10, PH) (10, PR)											1	0	0	1	2	0	0									
Carney Lansford, R OBP: 0.335, SLG: 0.329 (1, 5)											3	0	0	0	0	1	2									
Mark McGwire, R OBP: 0.354, SLG: 0.487 (1, 3)											3	0	0	0	2	2	2									
Terry Steinbach, R OBP: 0.277, SLG: 0.361 (1, 2)											4	0	1	0	0	0	5									
Willie Randolph, R OBP: 0.327, SLG: 0.316 Ron Hassey, L OBP: 0.267, SLG: 0.305 Walt Weiss, S OBP: 0.337, SLG: 0.337 (9, 6)											1	0	0	0	2	0	0									
Mike Gallego, R OBP: 0.282, SLG: 0.284 (9, 4)											3	0	1	0	0	1	0									
Inning Stats	R: 1 E: 0 K: 1 S: 6	H: 1 LOB: 1 BB: 1 P: 10	R: 0 E: 0 K: 1 S: 11	H: 2 LOB: 2 BB: 1 P: 19	R: 0 E: 0 K: 0 S: 13	H: 0 LOB: 3 BB: 2 P: 26	R: 0 E: 0 K: 0 S: 5	H: 0 LOB: 1 BB: 1 P: 12	R: 0 E: 0 K: 1 S: 5	H: 0 LOB: 0 BB: 0 P: 7	R: 0 E: 0 K: 1 S: 5	H: 0 LOB: 1 BB: 0 P: 14	R: 0 E: 0 K: 0 S: 6	H: 0 LOB: 2 BB: 2 P: 15	R: 0 E: 0 K: 1 S: 10	H: 0 LOB: 0 BB: 0 P: 16	R: 0 E: 0 K: 2 S: 10		H: 0 LOB: 2 BB: 1 P: 18	1B: 3 2B: 0 3B: 0 HR: 0	SF: 1 SAC: 2 DP: 0 HBP: 1	WP: 0 PB: 2 SB: 1 CS: 1	PA: 42			
PITCHER	IP 8.0	WLS 35	BF 70	H 3	R 1	ER 0	SO 4	BB 7	IBB 1	HBP 1	BLK 0	WP 0	HR 0	S 59	P 112	ERA 0.00	WHIP 1.250									
Scott Erickson, R ERA: 3.16 Juan Berenguer, R ERA: 3.5	IP 8.0	WLS 35	BF 70	H 3	R 1	ER 0	SO 4	BB 7	IBB 1	HBP 1	BLK 0	WP 0	HR 0	S 59	P 112	ERA 0.00	WHIP 1.250									

Batter	1	2	3	4	5	6	7	8	9	AB	R	H	RBI	BB	SO	LOB	TOP						
Dan Gladden, R OBP: 0.309, SLG: 0.369 (1, 7)	G6-3		FC4				1B										4 0 2 1 0 0 1						
Nelson Lirjano, S OBP: 0.318, SLG: 0.335 (1, 4)	G4-3						1B										4 0 2 0 0 0 1						
Kirby Puckett, R OBP: 0.373, SLG: 0.465 (1, 9)	G1-3																3 0 0 0 0 0 2						
Gary Gaetti, R OBP: 0.283, SLG: 0.387 Scott Leius, R OBP: 0.143, SLG: 0.357 (8, 5)		G4-3															4 0 0 0 0 0 1 0 0 0 0 0 0 0						
Kent Hrbek, L OBP: 0.383, SLG: 0.486 (1, 3)		G3-1															2 0 1 0 2 0 0						
Brian Harper, R OBP: 0.336, SLG: 0.446 (1, 2)		G6-3															4 0 0 0 0 1 4						
Randy Bush, L OBP: 0.333, SLG: 0.416 (1, 10)			L9														4 0 0 0 0 2 1						
Shane Mack, R OBP: 0.393, SLG: 0.472 Paul Sorrento, L OBP: 0.270, SLG: 0.384 (9, PH)			G6-3														2 1 0 0 1 1 0 1 0 0 0 0 1 0						
Al Newman, S OBP: 0.297, SLG: 0.281 (1, 6)																	3 0 0 0 1 1 1						
Inning Stats	R: 0 E: 0 K: 0 S: 7	H: 0 LOB: 0 BB: 0 P: 10	R: 0 E: 0 K: 0 S: 7	H: 0 LOB: 0 BB: 0 P: 10	R: 0 E: 0 K: 0 S: 10	H: 0 LOB: 1 BB: 1 P: 18	R: 0 E: 0 K: 0 S: 9	H: 1 LOB: 2 BB: 1 P: 13	R: 1 E: 0 K: 0 S: 12	H: 2 LOB: 2 BB: 1 P: 21	R: 0 E: 0 K: 1 S: 8	H: 0 LOB: 1 BB: 1 P: 16	R: 0 E: 0 K: 2 S: 13	H: 1 LOB: 1 BB: 0 P: 15	R: 0 E: 0 K: 1 S: 11	H: 1 LOB: 1 BB: 0 P: 13	R: 0 E: 0 K: 2 S: 9	H: 0 LOB: 0 BB: 0 P: 12	1B: 5 2B: 0 3B: 0 HR: 0	SF: 0 SAC: 1 DP: 0 HBP: 0	WP: 0 PB: 0 SB: 1 CS: 0	PA: 36	
PITCHER Dave Stewart, R ERA: 2.7 (1, 1)	IP: 9.0 WLS: W BF: 36 H: 5 R: 1 ER: 1 SO: 6 BB: 4 IBB: 0 HBP: 0 BLK: 0 WP: 0 HR: 0 S: 86 P: 128 ERA: 1.00 WHIP: 1.000											PITCHER	IP: 9.0 WLS: W BF: 36 H: 5 R: 1 ER: 1 SO: 6 BB: 4 IBB: 0 HBP: 0 BLK: 0 WP: 0 HR: 0 S: 86 P: 128 ERA: 1.00 WHIP: 1.000										

Minnesota Twins @ Oakland Athletics
Oakland-Alameda County Coliseum, Oakland, CA
Fri Sep 14 1990, 7:05 PM PDT
Att: 34,091 - Unknown

AB	31
R	1
H	5
RBI	1
BB	4
SO	6
LOB	11



Batter	1	2	3	4	5	6	7	8	9	AB	R	H	RBI	BB	SO	LOB	BOTTOM						
Rickey Henderson, R OBP: 0.438, SLG: 0.588 (1, 7)	K		F8														5 1 2 0 0 1 1						
Willie McGee, S OBP: 0.376, SLG: 0.429 (1, 8)	F9		G6-3														5 3 3 2 0 0 1						
Jose Canseco, R OBP: 0.259, SLG: 0.179 Harold Baines, L OBP: 0.383, SLG: 0.449 (6, PH)																	2 2 1 0 2 1 0 0 0 0 1 0 0 0						
Mark McGwire, R OBP: 0.356, SLG: 0.491 (1, 3)																	5 1 3 2 0 1 1						
Carney Lansford, R OBP: 0.339, SLG: 0.331 (1, 5)																	3 1 2 0 2 0 0						
Terry Steinbach, R OBP: 0.280, SLG: 0.363 (1, 2)																	4 0 2 4 0 0 5						
Lance Blankenship, R OBP: 0.259, SLG: 0.179 Doug Jennings, L OBP: 0.273, SLG: 0.303 Darren Lewis, R OBP: 0.450, SLG: 0.353 (7, PH)																	3 0 0 0 0 0 3 0 0 0 0 0 0 0 1 0 0 0 0 1 2						
Walt Weiss, S OBP: 0.339, SLG: 0.338 (1, 6)																	4 0 2 0 0 0 3						
Mike Gallego, R OBP: 0.283, SLG: 0.283 (1, 4)																	2 1 0 0 1 1 1						
Inning Stats	R: 0 E: 0 K: 2 S: 10	H: 0 LOB: 0 BB: 0 P: 16	R: 0 E: 0 K: 0 S: 6	H: 2 LOB: 1 BB: 0 P: 10	R: 0 E: 0 K: 0 S: 8	H: 1 LOB: 1 BB: 0 P: 13	R: 2 E: 0 K: 0 S: 13	H: 3 LOB: 1 BB: 0 P: 20	R: 1 E: 0 K: 1 S: 12	H: 3 LOB: 3 BB: 2 P: 24	R: 0 E: 0 K: 0 S: 6	H: 1 LOB: 0 BB: 0 P: 8	R: 3 E: 0 K: 1 S: 16	H: 3 LOB: 2 BB: 2 P: 33	R: 3 E: 0 K: 1 S: 12	H: 2 LOB: 0 BB: 1 P: 26	1B: 13 2B: 1 3B: 1 HR: 0	SF: 1 SAC: 1 DP: 1 HBP: 0	WP: 1 PB: 0 SB: 2 CS: 2	PA: 42			
PITCHER Mark Guthrie, L ERA: 4.24 Terry Leach, R ERA: 3.27 Gary Wayne, L ERA: 4.58 Jack Savage, R ERA: 8.31 (1, 1)	IP: 6.1 WLS: L BF: 29 H: 11 R: 4 ER: 4 SO: 3 BB: 1 IBB: 1 HBP: 0 BLK: 0 WP: 0 HR: 0 S: 60 P: 98 ERA: 5.68 WHIP: 1.895											PITCHER	IP: 6.1 WLS: L BF: 29 H: 11 R: 4 ER: 4 SO: 3 BB: 1 IBB: 1 HBP: 0 BLK: 0 WP: 0 HR: 0 S: 60 P: 98 ERA: 5.68 WHIP: 1.895										

Minnesota Twins @ Oakland Athletics
Oakland-Alameda County Coliseum, Oakland, CA
Fri Sep 14 1990, 7:05 PM PDT
Att: 34,091 - Unknown

AB	34
R	9
H	15
RBI	9
BB	5
SO	5
LOB	17




Batter	1	2	3	4	5	6	7	8	9	AB	R	H	RBI	BB	SO	LOB	TOP					
Dan Gladden, R (1, 7) OBP: 0.311, SLG: 0.368	P4		2H 1B			S BB		K		3	0	1	1	1	1	0	Minnesota Twins @ Oakland Athletics Oakland-Alameda County Coliseum, Oakland, CA Sat Sep 15 1990, 3:33 AM PDT Att: 43,151 - Sunny - 72 F					
Nelson Liriano, S (1, 4) OBP: 0.315, SLG: 0.331	G4-3			L8		F8		G4-3		4	0	0	0	0	0	1						
Kirby Puckett, R (1, 9) OBP: 0.370, SLG: 0.461	G4-3			P3		L3		P2		4	0	0	0	0	0	1						
Kent Hrbek, L (1, 3) OBP: 0.380, SLG: 0.482		P6		F8				P3		4	0	0	0	0	1	0						
Gary Gaetti, R (1, 5) OBP: 0.282, SLG: 0.385		K			F8			F9		3	0	0	0	0	1	0						
Randy Bush, L (1, 10) OBP: 0.333, SLG: 0.411		F7			F9			HBP		2	0	0	0	0	0	0						
Shane Mack, R (1, 8) OBP: 0.392, SLG: 0.471			G4-3					L9		3	0	1	0	0	0	1						
Junior Ortiz, R (1, 2) OBP: 0.393, SLG: 0.403			E8 1B		P5			P2		3	1	0	0	0	0	1						
Greg Gagne, R (1, 6) OBP: 0.284, SLG: 0.372										2	0	0	0	0	1	1						
Al Newman, S (8, PH) OBP: 0.296, SLG: 0.280						B4-3		F7		1	0	0	0	0	0	0						
Inning Stats	R: 0 E: 0 K: 0 S: 7	H: 0 LOB: 0 BB: 0 P: 11	R: 0 E: 0 K: 1 S: 9	H: 0 LOB: 0 BB: 0 P: 11	R: 1 E: 1 K: 1 S: 12	H: 1 LOB: 1 BB: 0 P: 16	R: 0 E: 0 K: 0 S: 3	H: 0 LOB: 0 BB: 0 P: 4	R: 0 E: 0 K: 0 S: 7	H: 1 LOB: 1 BB: 0 P: 10	R: 0 E: 0 K: 0 S: 10	H: 0 LOB: 1 BB: 1 P: 18	R: 0 E: 0 K: 0 S: 11	H: 0 LOB: 0 BB: 0 P: 16	R: 0 E: 0 K: 1 S: 8	H: 0 LOB: 0 BB: 0 P: 11	R: 0 E: 0 K: 1 S: 7	H: 0 LOB: 0 BB: 0 P: 7	1B: 2 2B: 0 3B: 0 HR: 0	SF: 0 SAC: 0 DP: 0 HBP: 1	WP: 0 PB: 0 SB: 1 CS: 0	PA: 31
PITCHER	IP	WLS	BF	H	R	ER	SO	BB	IBB	HBP	BLK	WP	HR	S	P	ERA	WHIP					
Bob Welch, R (1, 1) ERA: 3.04	8.0	W	28	2	1	0	3	1	0	1	0	0	0	67	97	0.00	0.375					
Dennis Eckersley, R (9, 1) ERA: 0.69	1.0	S	3	0	0	0	1	0	0	0	0	0	0	7	7	0.00	0.000					

Batter	1	2	3	4	5	6	7	8	9	AB	R	H	RBI	BB	SO	LOB	BOTTOM				
Rickey Henderson, R (1, 7) OBP: 0.437, SLG: 0.586	BB 1B BB		G5-3		F8		SH 1B SF6			2	1	0	0	1	0	1	Minnesota Twins @ Oakland Athletics Oakland-Alameda County Coliseum, Oakland, CA Sat Sep 15 1990, 3:33 AM PDT Att: 43,151 - Sunny - 72 F				
Willie McGee, S (1, 8) OBP: 0.377, SLG: 0.430	F9-2-6 1B		G4-3		F8		FC5-4 1B			4	0	2	2	0	0	1					
Jose Canseco, R (1, 9) OBP: 0.370, SLG: 0.554	1-2 2-3 BB		K			P4	K			3	0	0	0	1	2	2					
Harold Baines, L (1, 10) OBP: 0.381, SLG: 0.447	F9-2-6			K			SF6			2	0	0	1	1	1	3					
Carney Lansford, R (1, 5) OBP: 0.337, SLG: 0.328	F8			P3		F8	FC5-4			4	0	0	0	0	0	4					
Mark McGwire, R (1, 3) OBP: 0.357, SLG: 0.489		B2-3 G4-3 BB				K		L8		2	0	0	0	2	1	1					
Ron Hassey, L (1, 2) OBP: 0.286, SLG: 0.302		G4-3		G3			1B BB			2	0	0	0	1	0	2					
Walt Weiss, S (7, PH) OBP: 0.340, SLG: 0.338							1B BB			0	1	0	0	1	0	0					
Willie Randolph, R (1, 4) OBP: 0.327, SLG: 0.315		B2-3			E5		SH 1B 1B	K		4	1	1	0	0	1	2					
Mike Gallego, R (1, 6) OBP: 0.281, SLG: 0.281					F8		SH 1B 1B			2	0	0	0	0	0	2					
Terry Steinbach, R (7, PH) OBP: 0.281, SLG: 0.363							1-2 3H 1B 1B	F9		2	1	1	1	0	0	1					
Inning Stats	R: 0 E: 0 K: 0 S: 9	H: 1 LOB: 2 BB: 2 P: 18	R: 0 E: 0 K: 0 S: 8	H: 0 LOB: 1 BB: 1 P: 14	R: 0 E: 0 K: 1 S: 7	H: 0 LOB: 0 BB: 0 P: 15	R: 0 E: 0 K: 1 S: 8	H: 0 LOB: 1 BB: 1 P: 16	R: 0 E: 0 K: 1 S: 8	H: 0 LOB: 1 BB: 1 P: 16	R: 4 E: 1 K: 1 S: 16	H: 3 LOB: 1 BB: 1 P: 27	R: 0 E: 0 K: 1 S: 11	H: 0 LOB: 1 BB: 1 P: 21	1B: 4 2B: 1 3B: 0 HR: 0	SF: 1 SAC: 1 DP: 1 HBP: 0	WP: 0 PB: 0 SB: 1 CS: 0	PA: 36			
PITCHER	IP	WLS	BF	H	R	ER	SO	BB	IBB	HBP	BLK	WP	HR	S	P	ERA	WHIP				
Paul Abbott, R (1, 1) ERA: 6.14	6.0	L	27	3	3	3	3	6	0	0	0	0	0	55	106	4.50	1.500				
Terry Leach, R (7, 1) ERA: 3.29	0.1		3	1	0	0	1	0	0	0	0	0	0	7	11	0.00	3.000				
Gary Wayne, L (7, 1) ERA: 4.54	0.1		1	0	1	0	0	0	0	0	0	0	0	3	6	0.00	0.000				
Tim Drummond, R (7, 1) ERA: 4.5	1.1		5	0	0	0	1	1	0	0	0	0	0	12	22	0.00	0.750				

AB	29
R	1
H	2
RBI	1
BB	1
SO	4
LOB	5



AB	27
R	4
H	4
RBI	4
BB	7
SO	5
LOB	19



Batter	1	2	3	4	5	6	7	8	9	AB	R	H	RBI	BB	SO	LOB	TOP										
Gary Thurman, R OBP: 0.333, SLG: 0.355 (1, 9)	2-1 		1-3 				1-2 			4	1	3	0	0	1	0	Kansas City Royals @ Minnesota Twins Hubert H. Humphrey Metrodome, Minneapolis, MN Mon Sep 17 1990, 8:05 PM EDT Att: 10,818 - Dome										
Kevin Seitzer, R OBP: 0.341, SLG: 0.368 (1, 4) (8, 5)	4-0 		1-3 			1-0 	2-2 			3	0	0	0	1	1	3											
Jeff Conine, R OBP: 0.400, SLG: 0.250 Gerald Perry, L OBP: 0.316, SLG: 0.364 (1, 3) (8, PH) (8, 3)	2-3 			0-0 		0-1 		1-0 		3	0	1	0	0	1	2											
Bo Jackson, R OBP: 0.356, SLG: 0.532 (1, 7)	2-2 			2-2 		1-0 		1-3 		4	0	1	1	0	1	2											
Russ Morman, R OBP: 0.233, SLG: 0.444 Jeff Schultz, L OBP: 0.361, SLG: 0.418 (1, 10) (8, PH) (8, 3)		0-1 		0-0 		1-2 		2-1 		3	0	1	0	0	0	2											
Mike Macfarlane, R OBP: 0.304, SLG: 0.382 (1, 2)	1-3 		2-1 			0-3 		0-3 		4	0	0	0	0	3	3											
Bill Pecota, R OBP: 0.350, SLG: 0.408 (1, 6) (8, 4)	2-2 			0-0 			1-2 		0-2 	4	0	1	0	0	0	0											
Sean Berry, R Kurt Stillwell, S OBP: 0.304, SLG: 0.346 (1, 5) (8, 6)	0-1 			1-2 		2-3 		2-1 		3	0	0	0	0	1	1											
Brian McRae, S OBP: 0.316, SLG: 0.395 (1, 8)			0-2 		0-3 		0-0 			3	0	1	0	0	1	0											
Inning Stats	R: 0 E: 0 K: 1 S: 8	H: 1 LOB: 1 BB: 1 P: 18	R: 0 E: 0 K: 1 S: 10	H: 1 LOB: 1 BB: 0 P: 13	R: 0 E: 0 K: 2 S: 9	H: 0 LOB: 0 BB: 0 P: 11	R: 0 E: 0 K: 0 S: 7	H: 1 LOB: 1 BB: 0 P: 11	R: 0 E: 0 K: 1 S: 7	H: 0 LOB: 0 BB: 0 P: 8	R: 1 E: 0 K: 1 S: 18	H: 3 LOB: 2 BB: 0 P: 23	R: 0 E: 0 K: 1 S: 13	H: 2 LOB: 2 BB: 0 P: 19	R: 0 E: 0 K: 1 S: 7	H: 0 LOB: 0 BB: 0 P: 11		R: 0 E: 0 K: 1 S: 8	H: 0 LOB: 0 BB: 0 P: 10	1B: 4 2B: 4 3B: 0 HR: 0	SF: 0 SAC: 0 DP: 1 HBP: 0	WP: 0 PB: 0 SB: 0 CS: 0	PA: 35				
PITCHER	IP	WLS	BF	H	R	ER	SO	BB	IBB	HBP	BLK	WP	HR	S	P	ERA	WHIP										
Larry Casian, L ERA: 3.38 Terry Leach, R ERA: 3.18	(1, 1) (8, 1)	7.0 L	29 29	8 8	1 1	1 1	7 7	1 0	0 0	0 0	0 0	0 0	0 0	72 15	103 21	1.29 0.00	1.286 0.000										

Batter	1	2	3	4	5	6	7	8	9	AB	R	H	RBI	BB	SO	LOB	BOTTOM										
Pedro Munoz, R OBP: 0.300, SLG: 0.327 (1, 9)	1-3 		0-0 			1-1 		2-2 		4	0	0	0	0	1	1	Kansas City Royals @ Minnesota Twins Hubert H. Humphrey Metrodome, Minneapolis, MN Mon Sep 17 1990, 8:05 PM EDT Att: 10,818 - Dome										
Nelson Lirjano, S OBP: 0.311, SLG: 0.327 (1, 4)	1-3 		0-3 			0-3 		0-1 		4	0	0	0	0	3	1											
Kirby Puckett, R OBP: 0.369, SLG: 0.457 (1, 7)	1-2 			0-1 		0-0 		0-1 		4	0	1	0	0	0	0											
Kent Hrbek, L OBP: 0.378, SLG: 0.478 (1, 3)	0-1 			1-0 		3-2 		3-1 		4	0	0	0	0	0	2											
Brian Harper, R OBP: 0.334, SLG: 0.443 (1, 2)		2-2 		1-1 		2-2 		0-0 		4	0	0	0	0	0	0											
Paul Sorrento, L OBP: 0.272, SLG: 0.382 Greg Gagne, R OBP: 0.284, SLG: 0.371 (1, 10) (7, FR)		2-0 			2-1 		0-0 			3	0	1	0	0	0	0											
Gary Gaetti, R OBP: 0.281, SLG: 0.383 (1, 5)	1-0 				0-2 		0-0 			3	0	1	0	0	0	1											
Shane Mack, R OBP: 0.390, SLG: 0.466 (1, 8)		2-2 			1-1 		1-0 		0-1 	3	0	2	0	0	0	1											
Scott Leius, R OBP: 0.125, SLG: 0.313 (1, 6)			0-0 		0-0 			0-1 		2	0	0	0	0	0	1											
Inning Stats	R: 0 E: 0 K: 2 S: 12	H: 1 LOB: 1 BB: 0 P: 15	R: 0 E: 0 K: 0 S: 8	H: 1 LOB: 0 BB: 0 P: 15	R: 0 E: 0 K: 1 S: 5	H: 0 LOB: 0 BB: 0 P: 5	R: 0 E: 1 K: 0 S: 5	H: 0 LOB: 0 BB: 0 P: 7	R: 0 E: 0 K: 0 S: 5	H: 0 LOB: 0 BB: 0 P: 7	R: 0 E: 0 K: 1 S: 6	H: 0 LOB: 0 BB: 0 P: 7	R: 0 E: 0 K: 0 S: 11	H: 1 LOB: 1 BB: 0 P: 16	R: 0 E: 0 K: 0 S: 8	H: 1 LOB: 1 BB: 0 P: 11		R: 0 E: 0 K: 0 S: 5	H: 0 LOB: 0 BB: 0 P: 8	1B: 5 2B: 0 3B: 0 HR: 0	SF: 0 SAC: 1 DP: 1 HBP: 0	WP: 0 PB: 0 SB: 1 CS: 0	PA: 32				
PITCHER	IP	WLS	BF	H	R	ER	SO	BB	IBB	HBP	BLK	WP	HR	S	P	ERA	WHIP										
Steve Farr, R ERA: 2.16 Steve Crawford, R ERA: 3.79 Jeff Montgomery, R ERA: 2.27	(1, 1) (8, 1) (9, 1)	7.0 W	25 4	4 1	0 0	0 0	0 0	0 0	0 0	0 0	0 0	0 0	0 0	8 5	11 8	0.00 0.00	1.000 0.000										

livebaseballscorecards.com

AB 34
R 1
H 8
RBI 1
BB 1
SO 9
LOB 13

livebaseballscorecards.com

AB 31
R 0
H 5
RBI 0
BB 0
SO 4
LOB 7

Batter	1	2	3	4	5	6	7	8	9	AB	R	H	RBI	BB	SO	LOB	TOP										
Brian McRae, S OBP: 0.312, SLG: 0.403	G6-3		1-0 3B		1-3 K		0-0 G5-3		3-1 G4-3	5	0	1	2	0	1	2	Kansas City Royals @ Minnesota Twins Hubert H. Humphrey Metrodome, Minneapolis, MN Tue Sep 18, 1990, 8:05 PM EDT Att: 11,621 - Dome livebaseballscorecards.com										
Kevin Seitzer, R OBP: 0.341, SLG: 0.368	F8		0-0 G1-3		1-0 P5			2-1 FC6-4 1B		4	0	1	0	0	0	1											
George Brett, L OBP: 0.384, SLG: 0.506	G6-3		0-0 G5-3			0-0 FC6-4 1B		1-0 F8		4	0	1	0	0	0	2											
Bo Jackson, R OBP: 0.353, SLG: 0.526		2-3 K	3-3 K			3-2 FC6-4 1-2 1B		2-2 FC6-4 1-2 1B		4	0	0	0	0	2	3											
Gerald Perry, L OBP: 0.318, SLG: 0.365		3-3 K		1-2 G4-3 G5-3 2B		3-2 F8		1-3 K		4	1	1	0	0	2	2											
Jim Eisenreich, L OBP: 0.338, SLG: 0.403		0-1 G4-3		0-0 G4-3		0-0 E4		0-0 F9		4	0	0	0	0	0	2											
Sean Berry, R OBP: 0.167, SLG: 0.333 Jeff Schutz, L OBP: 0.355, SLG: 0.411			1-2 1B 2B	2-2 G5-3		1-3 K		1-2 G1-3		3	1	1	1	0	1	2											
Brent Mayne, L OBP: 0.500, SLG: 0.333			1-0 HBP 3B 1B	0-0 F9			1-1 G3-1		4-2 1B BB	3	1	1	1	1	0	0											
Kurt Stillwell, S OBP: 0.305, SLG: 0.346			1-2 3B HBP		3-1 G3		2-0 G4-3		1-0 1B	3	1	1	0	0	0	0											
Inning Stats	R: 0 E: 0 K: 0 S: 6	H: 0 LOB: 0 BB: 0 P: 10	R: 0 E: 0 K: 2 S: 9	H: 0 LOB: 0 BB: 0 P: 14	R: 3 E: 0 K: 1 S: 12	H: 3 LOB: 1 BB: 0 P: 19	R: 1 E: 0 K: 0 S: 9	H: 1 LOB: 0 BB: 0 P: 12	R: 0 E: 0 K: 1 S: 6	H: 0 LOB: 0 BB: 0 P: 11	R: 0 E: 1 K: 0 S: 12	H: 1 LOB: 2 BB: 0 P: 19	R: 0 E: 0 K: 0 S: 4	H: 0 LOB: 0 BB: 0 P: 7	R: 0 E: 0 K: 1 S: 9	H: 1 LOB: 1 BB: 1 P: 15		R: 0 E: 0 K: 0 S: 9	H: 1 LOB: 2 BB: 1 P: 18	1B: 4 2B: 2 3B: 1 HR: 0	SF: 0 SAC: 0 DP: 0 HBP: 1	WP: 0 PB: 0 SB: 0 CS: 0	PA: 37				
PITCHER	IP	WLS	BF	H	R	ER	SO	BB	IBB	HBP	BLK	WP	HR	S	P	ERA	WHIP										
Scott Erickson, R ERA: 3.31	(1, 1)	7.0	W	28	5	4	4	5	0	0	1	0	0	58	92	5.14	0.714										
Tim Drummond, R ERA: 4.45	(8, 1)	1.0		4	1	0	0	1	0	0	0	0	0	9	15	0.00	1.000										
Rich Garces, R ERA:	(9, 1)	1.0		5	1	0	0	0	1	0	0	0	0	9	18	0.00	2.000										


Batter	1	2	3	4	5	6	7	8	9	AB	R	H	RBI	BB	SO	LOB	BOTTOM										
Dan Gladden, R OBP: 0.314, SLG: 0.374	G6-3		4-1 FC6-4 BB					3-3 K		4	1	2	1	1	1	1	Kansas City Royals @ Minnesota Twins Hubert H. Humphrey Metrodome, Minneapolis, MN Tue Sep 18, 1990, 8:05 PM EDT Att: 11,621 - Dome livebaseballscorecards.com										
Nelson Liriano, S OBP: 0.313, SLG: 0.334	FC6-4 1B		1-2 FC6-4 G4-6-3					1-1 SF7 3B		5	1	2	2	0	0	3											
Kirby Puckett, R OBP: 0.370, SLG: 0.458 Shane Mack, R OBP: 0.390, SLG: 0.466	FC6-4 2B		0-1 G4-6-3		0-0 1B 2B		0-1 L9	4-1 SF7 BB		4	2	1	0	1	0	2											
Kent Hrbek, L OBP: 0.378, SLG: 0.480	1-0 2B			2-2 P7	0-0 F8 1B 1B		2-3 K	3-1 SF7		4	1	2	3	0	1	0											
Gary Gaetti, R OBP: 0.282, SLG: 0.382 Scott Leius, R OBP: 0.125, SLG: 0.313	4-1 BB			1-2 P3	2-2 1B 1B		1-1 G1-6-3	0-1 L4		4	1	1	0	1	0	2											
Randy Bush, L OBP: 0.330, SLG: 0.404	2-3 K			0-0 E 1B	0-1 F8		2-3 K			4	1	1	0	0	2	4											
Pedro Munoz, R OBP: 0.296, SLG: 0.321		2-3 K2-3		1-0 E5	1-1 1B 1B 1B		3-3 K			4	1	1	1	0	2	1											
Junior Ortiz, R OBP: 0.390, SLG: 0.399		3-3 K		1-1 E6	1-1 1B 1B		3-0 F7			4	1	1	1	0	1	1											
Al Newman, S OBP: 0.300, SLG: 0.282		1-0 G3-1		2-3 K	2-2 1B 1B			4-2 E S 3B BB		3	1	1	1	1	1	2											
Inning Stats	R: 1 E: 0 K: 1 S: 9	H: 2 LOB: 2 BB: 1 P: 21	R: 0 E: 0 K: 2 S: 8	H: 0 LOB: 0 BB: 0 P: 14	R: 0 E: 0 K: 0 S: 6	H: 0 LOB: 1 BB: 1 P: 11	R: 1 E: 2 K: 1 S: 17	H: 1 LOB: 2 BB: 0 P: 24	R: 6 E: 0 K: 0 S: 25	H: 8 LOB: 2 BB: 0 P: 36	R: 0 E: 0 K: 1 S: 8	H: 0 LOB: 0 BB: 0 P: 11	R: 0 E: 0 K: 2 S: 9	H: 0 LOB: 0 BB: 0 P: 17	R: 2 E: 1 K: 1 S: 13	H: 1 LOB: 2 BB: 2 P: 28		1B: 8 2B: 2 3B: 2 HR: 0	SF: 1 SAC: 0 DP: 1 HBP: 0	WP: 0 PB: 0 SB: 0 CS: 0	PA: 41						
PITCHER	IP	WLS	BF	H	R	ER	SO	BB	IBB	HBP	BLK	WP	HR	S	P	ERA	WHIP										
Tom Gordon, R ERA: 3.8	(1, 1)	4.2	L	25	8	7	6	4	2	0	0	0	0	54	89	11.57	2.143										
Andy McCaffigan, R ERA: 4.03	(5, 1)	0.1		4	3	1	1	0	0	0	0	0	0	11	17	27.00	9.000										
Israel Sanchez, L ERA: 9.59	(6, 1)	1.0		3	0	0	0	1	0	0	0	0	0	8	11	0.00	0.000										
Carlos Maldonado, R ERA: 18.0	(7, 1)	1.1		7	1	2	2	3	2	0	0	0	0	18	38	13.50	2.250										
Daryl Smith, R ERA:	(8, 1)	0.2		2	0	0	0	0	0	0	0	0	0	4	7	0.00	0.000										

Batter	1	2	3	4	5	6	7	8	9	10	11	AB	R	H	RBI	BB	SO	LOB	TOP								
Gary Thurman, R OBP: 0.342, SLG: 0.389 Steve Jeltz, S OBP: 0.202, SLG: 0.196	1-0 SH2-3 2B		0-0 F9		3-2 G3			2-1 SAFE 1-2 1B		1-0 F9		5 0	2 0	0 0	0 0	0 0	0 0	3 0									
Kevin Seltzer, R OBP: 0.340, SLG: 0.366	0-1 SH2-3 2-3		3-2 G6-3			1-1 G4-3		2-3 K		4-2 BB		3 0	0 0	0 0	1 1	1 2											
George Brett, L OBP: 0.384, SLG: 0.507	1-3 K			3-2 F8 2B		0-1 G6-4-3 1B		2-3 K		1-3 K		5 0	2 0	0 0	0 3	6											
Bo Jackson, R OBP: 0.348, SLG: 0.519	3-3 K			0-1 F8 2-3		2-1 G6-4-3 1-2f			3-3 K		1-3 K	5 0	0 0	0 0	0 3	3											
Jeff Conine, R OBP: 0.200, SLG: 0.111		1-3 K		2-1 F9		1-3 K			0-0 G5-3		0-0 F8	5 0	0 0	0 0	0 2	1											
Mike MacFarlane, R OBP: 0.303, SLG: 0.380	1-0 1B		1-2 P3			1-3 K			2-2 F7		2-0 F8	5 0	1 0	0 0	1 1												
Bill Pecota, R OBP: 0.348, SLG: 0.403	2-1 P9			4-0 CS BB		1-1 F7			1-2 P3			3 0	0 0	0 1	0 1												
Sean Berry, R OBP: 0.200, SLG: 0.300 Terry Shumpert, R OBP: 0.292, SLG: 0.363 Kurt Stillwell, S OBP: 0.305, SLG: 0.346	0-0 F8			2-2 F7 1-2		2-1 F9			2-2 F7		2-2 BB E 1B	4 0	1 0	0 0	0 0	0 2											
Brian McRae, S OBP: 0.317, SLG: 0.406		2-1 B1-3		1-1 S 1B					2-2 WP 1B 1B		0-0 E4 BB	4 0	2 0	0 0	0 1												
Inning Stats	R: 0 E: 0 K: 2 S: 9	H: 1 LOB: 1 BB: 0 P: 14	R: 0 E: 0 K: 1 S: 7	H: 1 LOB: 1 BB: 0 P: 11	R: 0 E: 0 K: 0 S: 7	H: 0 LOB: 0 BB: 0 P: 12	R: 0 E: 0 K: 0 S: 11	H: 1 LOB: 1 BB: 0 P: 17	R: 0 E: 0 K: 0 S: 8	H: 1 LOB: 1 BB: 1 P: 18	R: 0 E: 0 K: 2 S: 6	H: 0 LOB: 0 BB: 0 P: 9	R: 0 E: 0 K: 1 S: 7	H: 0 LOB: 0 BB: 0 P: 12	R: 0 E: 0 K: 1 S: 14	H: 2 LOB: 2 BB: 0 P: 24	R: 0 E: 0 K: 1 S: 7	H: 0 LOB: 0 BB: 0 P: 12	R: 0 E: 0 K: 1 S: 5	H: 0 LOB: 0 BB: 0 P: 8	1B: 6 2B: 2 3B: 0 HR: 0	SF: 0 SAC: 1 DP: 1 HBP: 0	WP: 1 PB: 0 SB: 1 CS: 1	PA: 42			
PITCHER	IP 9.0	WLS 33	BF 33	H 7	R 0	ER 0	SO 8	BB 1	IBB 0	HBP 0	BLK 0	WP 0	HR 0	S 19	P 31	ERA 0.00	WHIP 1.000										
Mark Guthrie, L ERA: 3.95 Gary Wayne, L ERA: 4.3	(1, 1) (10, 1)	2.0 W	9 9	1 1	0 0	0 0	2 2	1 1	0 0	0 0	0 0	0 0	0 0	19 19	31 31	0.00 0.00	1.000 1.000										

Kansas City Royals @ Minnesota Twins
 Hubert H. Humphrey Metrodome, Minneapolis, MN
 Wed Sep 19 1990, 8:05 PM EDT
 Att: 10,690 - Dome

livebaseballscorecards.com

AB 39
R 0
H 8
RBI 0
BB 2
SO 10
LOB 20




Batter	1	2	3	4	5	6	7	8	9	10	11	AB	R	H	RBI	BB	SO	LOB	BOTTOM								
Dan Gladden, R OBP: 0.313, SLG: 0.372	0-1 P8		0-1 SAFE G3-6-3 1-2f			0-1 F9		0-0 F9			1-0 1B 1B	5 1	1 1	0 0	0 0	0 3											
Nelson Liriano, S OBP: 0.309, SLG: 0.329	3-2 G4-3		1-0 G6-3			0-2 G6-3			0-2 G6-3		0-0 SAFE B5	5 0	0 0	0 0	0 0	0 1											
Kirby Puckett, R OBP: 0.370, SLG: 0.457	1-3 K			0-1 G6-3		1-3 K			2-2 S 1B		0-1 SAFE 1B IBB 1B	5 0	2 0	0 0	2 0												
Kent Hrbek, L OBP: 0.379, SLG: 0.478		0-1 G6-4-3 1B		1-0 P9		1-0 P4			3-2 P5		4-0 1B IBB	4 0	1 0	1 1	0 1												
Gary Gaetti, R OBP: 0.280, SLG: 0.378		1-1 G6-4-3 1-2f		2-3 K		3-1 P4			2-2 L7		0-0 P9	5 0	0 0	0 0	1 1	5											
Randy Bush, L OBP: 0.335, SLG: 0.405 Shane Mack, R OBP: 0.390, SLG: 0.466		0-1 BB 1B			3-3 K			4-2 FC1-6 BB		0-0 G6-3		2 2	0 1	0 1	1 0	0 0											
Brian Harper, R OBP: 0.334, SLG: 0.442 Scott Leius, R OBP: 0.176, SLG: 0.353		4-0 BB 1B		3-2 G6-3		0-1 FC1-6 WP 1-2f			0-1 1B		0-0 1B	2 1	0 0	1 0	0 0												
Gene Larkin, S OBP: 0.344, SLG: 0.399		2-2 F7		1-1 G3-1		3-2 P6			3-2 P6		2-2 F8	4 0	0 0	0 0	0 4												
Greg Gagne, R OBP: 0.265, SLG: 0.372 Paul Sorrento, L OBP: 0.270, SLG: 0.379 Junior Ortiz, R OBP: 0.368, SLG: 0.396			1-2 G3-6-3 1B			0-0 G6-3			1-3 K		2-3 K	2 1	0 0	0 0	0 1	1 1											
Inning Stats	R: 0 E: 0 K: 1 S: 8	H: 0 LOB: 0 BB: 0 P: 12	R: 0 E: 0 K: 0 S: 9	H: 2 LOB: 2 BB: 1 P: 16	R: 0 E: 0 K: 0 S: 6	H: 1 LOB: 0 BB: 0 P: 8	R: 0 E: 0 K: 1 S: 6	H: 0 LOB: 0 BB: 0 P: 9	R: 0 E: 0 K: 1 S: 10	H: 0 LOB: 0 BB: 0 P: 17	R: 0 E: 0 K: 0 S: 6	H: 0 LOB: 0 BB: 0 P: 6	R: 0 E: 0 K: 1 S: 6	H: 0 LOB: 0 BB: 0 P: 11	R: 0 E: 0 K: 1 S: 11	H: 0 LOB: 2 BB: 1 P: 19	R: 0 E: 0 K: 0 S: 12	H: 1 LOB: 1 BB: 0 P: 19	R: 0 E: 0 K: 1 S: 8	H: 1 LOB: 1 BB: 0 P: 12	R: 1 E: 0 K: 0 S: 6	H: 3 LOB: 3 BB: 1 P: 11	1B: 8 2B: 0 3B: 0 HR: 0	SF: 0 SAC: 0 DP: 2 HBP: 0	WP: 1 PB: 0 SB: 0 CS: 0	PA: 42	
PITCHER	IP 9.0	WLS L	BF 32	H 4	R 1	ER 1	SO 5	BB 2	IBB 0	HBP 0	BLK 0	WP 0	HR 0	S 14	P 23	ERA 5.40	WHIP 2.400										
Kevin Appier, R ERA: 2.76 Jeff Montgomery, R ERA: 2.33	(1, 1) (10, 1)	1.2 L	10 10	4 4	1 1	1 1	1 1	0 0	0 0	0 0	0 0	0 0	0 0	14 14	23 23	5.40 5.40	2.400 2.400										

Kansas City Royals @ Minnesota Twins
 Hubert H. Humphrey Metrodome, Minneapolis, MN
 Wed Sep 19 1990, 8:05 PM EDT
 Att: 10,690 - Dome

livebaseballscorecards.com

AB 39
R 1
H 8
RBI 1
BB 3
SO 6
LOB 17



Batter	1	2	3	4	5	6	7	8	9	AB	R	H	RBI	BB	SO	LOB	TOP								
Jeff Huson, L OBP: 0.318, SLG: 0.282 (1, 6)	G4-3		P4		G4-3		G1-3			4	0	0	0	0	0	0	Texas Rangers @ Minnesota Twins Hubert H. Humphrey Metrodome, Minneapolis, MN Fri Sep 21 1990, 8:05 PM EDT Att: 13,400 - Dome - 70 F livebaseballscores.com								
Julio Franco, R OBP: 0.380, SLG: 0.404 (1, 4)	K			FC5-4 1B		F8		G5-3		4	1	1	0	0	1	0									
Rafael Palmeiro, L OBP: 0.365, SLG: 0.472 (1, 3)	L8			FC5-4 1B		1B		G4-3		4	1	2	0	0	0	0									
Ruben Sierra, S OBP: 0.337, SLG: 0.441 (1, 9)				FC5-4 F9 1B		1B		K		4	0	2	0	0	1	2									
Jack Daugherty, S OBP: 0.361, SLG: 0.449 Gary Pettis, S OBP: 0.331, SLG: 0.336 (9, PR) (9, 8)	FC3-6			1B		1B			F9 FC4-2 1B	4	0	3	2	0	0	1									
Pete Incaviglia, R OBP: 0.300, SLG: 0.421 (1, 8) (9, 7)	K			1B		1B			F9	4	0	0	0	0	1	6									
Juan Gonzalez, R OBP: 0.329, SLG: 0.603 (1, 10)	F8			1B		1B			FC4-2	4	0	0	0	0	1	7									
Geno Petralli, L OBP: 0.348, SLG: 0.296 (1, 2)			F7		F7		K		P6	4	0	0	0	0	1	1									
Steve Buechele, R OBP: 0.301, SLG: 0.335 (1, 5)	G5-3			P4		G5-3				3	0	0	0	0	0	0									
Inning Stats	R: 0 E: 0 K: 1 S: 12	H: 0 LOB: 0 BB: 0 P: 18	R: 0 E: 0 K: 1 S: 9	H: 1 LOB: 1 BB: 0 P: 13	R: 0 E: 0 K: 0 S: 11	H: 0 LOB: 0 BB: 0 P: 14	R: 1 E: 0 K: 0 S: 14	H: 3 LOB: 2 BB: 0 P: 17	R: 0 E: 0 K: 1 S: 10	H: 0 LOB: 0 BB: 0 P: 14	R: 1 E: 0 K: 1 S: 15	H: 3 LOB: 2 BB: 0 P: 22	R: 0 E: 0 K: 1 S: 8	H: 0 LOB: 0 BB: 0 P: 13	R: 0 E: 0 K: 1 S: 7	H: 0 LOB: 0 BB: 0 P: 9		R: 0 E: 0 K: 0 S: 8	H: 1 LOB: 1 BB: 0 P: 13	1B: 8 2B: 0 3B: 0 HR: 0	SF: 0 SAC: 0 DP: 0 HBP: 0	WP: 0 PB: 0 SB: 1 CS: 0	PA: 35		
PITCHER	IP	WLS	BF	H	R	ER	SO	BB	IBB	HBP	BLK	WP	HR	S	P	ERA	WHIP								
Kevin Tapani, R ERA: 4.06 (1, 1)	5.0		19	4	1	1	2	0	0	0	0	0	0	56	76	1.80	0.800								
Juan Berenguer, R ERA: 3.43 (6, 1)	4.0	L	16	4	1	1	3	0	0	0	0	0	0	38	57	2.25	1.000								

Batter	1	2	3	4	5	6	7	8	9	AB	R	H	RBI	BB	SO	LOB	BOTTOM								
Shane Mack, R OBP: 0.387, SLG: 0.462 Randy Bush, L OBP: 0.333, SLG: 0.403 (8, FH) (9, 9)	K	G5-3			K			F9		3	0	0	0	0	2	3	Texas Rangers @ Minnesota Twins Hubert H. Humphrey Metrodome, Minneapolis, MN Fri Sep 21 1990, 8:05 PM EDT Att: 13,400 - Dome - 70 F livebaseballscores.com								
Nelson Liriano, S OBP: 0.308, SLG: 0.326 (1, 4)	G3-1		G3 BB		G4-3			K		3	0	0	0	1	1	0									
Kirby Puckett, R OBP: 0.367, SLG: 0.454 John Moses, S OBP: 0.303, SLG: 0.267 (1, 7) (9, 8)	G6-3		F9			G4-3		F9		4	0	0	0	0	0	1									
Kent Hrbek, L OBP: 0.378, SLG: 0.476 (1, 3)		P6	G3			1B			F8	4	0	1	0	0	0	1									
Gary Gaetti, R OBP: 0.278, SLG: 0.375 (1, 5)	K	G6-3			K			G5-3		4	0	0	0	0	2	2									
Brian Harper, R OBP: 0.333, SLG: 0.439 (1, 2)		WP 1B BB		F8		P5		F9		3	1	0	0	1	0	1									
Paul Sorrento, L OBP: 0.271, SLG: 0.371 (1, 10)		WP 1B BB		K			G3			2	0	0	0	1	1	0									
Pedro Munoz, R OBP: 0.298, SLG: 0.321 (1, 9) (9, 7)		WP 1B BB		K			F8			3	0	1	1	0	1	0									
Al Newman, S OBP: 0.300, SLG: 0.281 (1, 6)		WP 1B BB		K			G1-3			2	0	0	0	1	1	0									
Inning Stats	R: 0 E: 0 K: 1 S: 6	H: 0 LOB: 0 BB: 0 P: 11	R: 1 E: 0 K: 1 S: 15	H: 1 LOB: 3 BB: 3 P: 30	R: 0 E: 0 K: 0 S: 5	H: 0 LOB: 1 BB: 1 P: 11	R: 0 E: 0 K: 2 S: 10	H: 0 LOB: 0 BB: 0 P: 12	R: 0 E: 0 K: 2 S: 7	H: 0 LOB: 0 BB: 0 P: 10	R: 0 E: 0 K: 1 S: 7	H: 1 LOB: 1 BB: 0 P: 10	R: 0 E: 0 K: 0 S: 4	H: 0 LOB: 0 BB: 0 P: 4	R: 0 E: 0 K: 1 S: 6	H: 0 LOB: 0 BB: 0 P: 8		R: 0 E: 0 K: 0 S: 5	H: 0 LOB: 0 BB: 0 P: 5	1B: 2 2B: 0 3B: 0 HR: 0	SF: 0 SAC: 0 DP: 0 HBP: 0	WP: 2 PB: 0 SB: 0 CS: 0	PA: 33		
PITCHER	IP	WLS	BF	H	R	ER	SO	BB	IBB	HBP	BLK	WP	HR	S	P	ERA	WHIP								
Bobby Witt, R ERA: 3.29 (1, 1)	9.0	W	33	2	1	1	8	4	0	0	0	2	0	65	101	1.00	0.667								

Batter	1	2	3	4	5	6	7	8	9	AB	R	H	RBI	BB	SO	LOB	TOP										
Gary Pettis, S (1, 8) OBP: 0.329, SLG: 0.333 Kevin Reimer, L (9, PH) OBP: 0.351, SLG: 0.460										3	0	0	0	0	1	0	Texas Rangers @ Minnesota Twins Hubert H. Humphrey Metrodome, Minneapolis, MN Sat Sep 22 1990, 8:05 PM EDT Att: 26,977 - Dome - 70 F livebaseballscorecards.com										
Julio Franco, R (1, 4) OBP: 0.379, SLG: 0.404										4	0	1	0	0	0	1											
Rafael Palmeiro, L (1, 3) OBP: 0.364, SLG: 0.470										4	0	1	0	0	0	1											
Ruben Sierra, S (1, 9) OBP: 0.337, SLG: 0.441										3	0	1	0	0	0	2											
Pete Incaviglia, R (1, 7) OBP: 0.298, SLG: 0.419										3	0	0	0	0	1	1											
Juan Gonzalez, R (1, 10) OBP: 0.316, SLG: 0.579										3	0	0	0	0	0	0											
Mike Stanley, R (1, 2) OBP: 0.352, SLG: 0.342 Geno Petralli, L (8, PH) OBP: 0.347, SLG: 0.295										2	0	0	0	0	0	0											
Steve Buechele, R (1, 5) OBP: 0.299, SLG: 0.332 Jack Daugherty, S (8, PH) OBP: 0.360, SLG: 0.448 Jeff Kunkel, R (8, 5) OBP: 0.230, SLG: 0.293										2	0	0	0	0	0	0											
Gary Green, R (1, 6) OBP: 0.247, SLG: 0.250 Jeff Huson, L (9, PH) OBP: 0.319, SLG: 0.282										2	0	0	0	0	0	0											
Inning Stats	R: 0 E: 0 K: 1 S: 10	H: 0 LOB: 0 BB: 0 P: 15	R: 0 E: 0 K: 1 S: 10	H: 0 LOB: 0 BB: 0 P: 13	R: 0 E: 0 K: 0 S: 8	H: 2 LOB: 1 BB: 0 P: 11	R: 0 E: 0 K: 0 S: 8	H: 0 LOB: 0 BB: 0 P: 9	R: 0 E: 0 K: 0 S: 4	H: 0 LOB: 0 BB: 0 P: 6	R: 0 E: 0 K: 0 S: 8	H: 1 LOB: 1 BB: 0 P: 15	R: 0 E: 0 K: 0 S: 3	H: 0 LOB: 0 BB: 0 P: 6	R: 0 E: 0 K: 0 S: 8	H: 0 LOB: 1 BB: 1 P: 16		1B: 2 2B: 1 3B: 0 HR: 0	SF: 0 SAC: 0 DP: 1 HBP: 0	WP: 0 PB: 0 SB: 1 CS: 0	PA: 30						
PITCHER	IP	WLS	BF	H	R	ER	SO	BB	IBB	HBP	BLK	WP	HR	S	P	ERA	WHIP										
Allan Anderson, L (1, 1) ERA: 4.53	5.0		16	2	0	0	2	0	0	0	0	0	0	43	58	0.00	0.400										
Larry Casian, L (8, 1) ERA: 2.93	2.0	W	7	1	0	0	0	0	0	0	0	0	0	12	21	0.00	0.500										
Rich Garcés, R (8, 1) ERA:	2.0	S	7	0	0	0	0	1	0	0	0	0	0	11	22	0.00	0.500										

Batter	1	2	3	4	5	6	7	8	9	AB	R	H	RBI	BB	SO	LOB	BOTTOM										
Dan Gladden, R (1, 7) OBP: 0.313, SLG: 0.373										4	1	1	0	0	0	0	Texas Rangers @ Minnesota Twins Hubert H. Humphrey Metrodome, Minneapolis, MN Sat Sep 22 1990, 8:05 PM EDT Att: 26,977 - Dome - 70 F livebaseballscorecards.com										
Nelson Lirjano, S (1, 4) OBP: 0.310, SLG: 0.328 Shane Mack, R (8, 9) OBP: 0.387, SLG: 0.462										4	0	2	0	0	0	0											
Kirby Puckett, R (1, 8) OBP: 0.368, SLG: 0.454										4	0	2	1	0	1	2											
Kent Hrbek, L (1, 3) OBP: 0.377, SLG: 0.474										3	0	0	0	1	0	3											
Brian Harper, R (1, 2) OBP: 0.335, SLG: 0.441										4	1	2	0	0	0	0											
Randy Bush, L (1, 10) OBP: 0.348, SLG: 0.420 John Moses, S (8, FR) OBP: 0.303, SLG: 0.267										3	0	3	1	1	0	0											
Gary Gaetti, R (1, 5) OBP: 0.278, SLG: 0.375										4	0	1	0	0	0	4											
Gene Larkin, S (1, 9) OBP: 0.342, SLG: 0.396 Al Newman, S (8, 4) OBP: 0.299, SLG: 0.280										3	0	0	0	0	1	5											
Greg Gagne, R (1, 6) OBP: 0.283, SLG: 0.369										3	0	0	0	0	1	2											
Inning Stats	R: 0 E: 0 K: 0 S: 7	H: 1 LOB: 1 BB: 0 P: 10	R: 0 E: 0 K: 1 S: 9	H: 1 LOB: 1 BB: 0 P: 17	R: 0 E: 0 K: 2 S: 10	H: 1 LOB: 2 BB: 1 P: 13	R: 0 E: 0 K: 0 S: 7	H: 1 LOB: 1 BB: 0 P: 15	R: 0 E: 0 K: 0 S: 10	H: 0 LOB: 1 BB: 0 P: 16	R: 1 E: 0 K: 0 S: 9	H: 3 LOB: 2 BB: 1 P: 18	R: 1 E: 0 K: 0 S: 6	H: 3 LOB: 0 BB: 0 P: 9	R: 0 E: 0 K: 0 S: 7	H: 1 LOB: 1 BB: 0 P: 10		1B: 8 2B: 3 3B: 0 HR: 0	SF: 0 SAC: 0 DP: 1 HBP: 0	WP: 0 PB: 0 SB: 1 CS: 1	PA: 35						
PITCHER	IP	WLS	BF	H	R	ER	SO	BB	IBB	HBP	BLK	WP	HR	S	P	ERA	WHIP										
Scott Chiamparino, R (1, 1) ERA: 2.85	6.0	L	30	10	2	2	3	2	0	0	0	0	0	55	94	3.00	2.000										
John Barfield, L (7, 1) ERA: 4.25	1.0		1	0	0	0	0	0	0	0	0	0	0	3	4	0.00	0.000										
Brad Arnsberg, R (8, 1) ERA: 1.67	1.0		4	1	0	0	0	0	0	0	0	0	0	7	10	0.00	1.000										

AB 29
R 0
H 3
RBI 0
BB 1
SO 2
LOB 6



AB 33
R 2
H 11
RBI 2
BB 2
SO 3
LOB 17



Batter	1	2	3	4	5	6	7	8	9	AB	R	H	RBI	BB	SO	LOB	TOP								
Julio Franco, R OBP: 0.378, SLG: 0.401										4	0	0	0	1	2	3	Texas Rangers @ Minnesota Twins Hubert H. Humphrey Metrodome, Minneapolis, MN Sun Sep 23 1990, 4:33 AM EDT Att: 12,730 - Dome - 70 F livebaseballscorecards.com								
Jack Daugherty, S OBP: 0.354, SLG: 0.441										4	0	0	1	0	1	3									
Rafael Palmeiro, L OBP: 0.363, SLG: 0.489 Scott Coolbaugh, R OBP: 0.271, SLG: 0.267										4	0	1	1	0	0	1									
Ruben Sierra, S OBP: 0.337, SLG: 0.440										4	0	1	0	0	0	1									
Kevin Reimer, L OBP: 0.347, SLG: 0.444										3	0	0	0	1	1	1									
Juan Gonzalez, R OBP: 0.313, SLG: 0.563										4	1	1	0	0	0	2									
Geno Petralli, L OBP: 0.351, SLG: 0.299										3	1	2	0	1	0	1									
Steve Buechele, R OBP: 0.297, SLG: 0.329 Gary Pettis, S OBP: 0.332, SLG: 0.333										2	0	0	0	0	0	3									
Jeff Huson, L OBP: 0.320, SLG: 0.281 Pete Incaviglia, R OBP: 0.298, SLG: 0.418										2	1	0	0	1	0	2									
Inning Stats	R: 0 E: 0 K: 1 S: 7	H: 0 LOB: 0 BB: 0 P: 10	R: 0 E: 0 K: 0 S: 8	H: 0 LOB: 0 BB: 0 P: 13	R: 0 E: 0 K: 0 S: 5	H: 1 LOB: 0 BB: 0 P: 7	R: 0 E: 0 K: 1 S: 8	H: 0 LOB: 0 BB: 0 P: 13	R: 0 E: 0 K: 0 S: 9	H: 2 LOB: 2 BB: 0 P: 13	R: 0 E: 0 K: 0 S: 6	H: 0 LOB: 1 BB: 1 P: 12	R: 0 E: 0 K: 0 S: 5	H: 0 LOB: 1 BB: 1 P: 13	R: 2 E: 1 K: 0 S: 9	H: 1 LOB: 1 BB: 1 P: 20		R: 2 E: 1 K: 1 S: 18	H: 1 LOB: 2 BB: 3 P: 36	1B: 5 2B: 0 3B: 0 HR: 0	SF: 1 SAC: 0 DP: 1 HBP: 0	WP: 0 PB: 0 SB: 2 CS: 0	PA: 38		
PITCHER	IP	WLS	BF	H	R	ER	SO	BB	IBB	HBP	BLK	WP	HR	S	P	ERA	WHIP								
Scott Erickson, R ERA: 3.07	(1, 1)	7.2	W	30	4	2	0	3	3	0	0	0	0	56	100	0.00	0.913								
Terry Leach, R ERA: 3.25	(8, 1)	0.2	S	5	1	2	1	0	2	0	0	0	0	13	24	13.50	4.500								
Rick Aguilera, R ERA: 2.9	(9, 1)	0.2	S	3	0	0	0	1	1	0	0	0	0	6	13	0.00	1.500								

Batter	1	2	3	4	5	6	7	8	9	AB	R	H	RBI	BB	SO	LOB	BOTTOM								
Dan Gladden, R OBP: 0.316, SLG: 0.378										4	1	3	0	0	0	0	Texas Rangers @ Minnesota Twins Hubert H. Humphrey Metrodome, Minneapolis, MN Sun Sep 23 1990, 4:33 AM EDT Att: 12,730 - Dome - 70 F livebaseballscorecards.com								
Pedro Munoz, R OBP: 0.295, SLG: 0.333										4	1	1	0	0	2	2									
Kirby Puckett, R OBP: 0.371, SLG: 0.456										4	1	3	1	0	0	0									
Randy Bush, L OBP: 0.346, SLG: 0.412										3	1	0	0	1	1	2									
Gary Gaetti, R OBP: 0.277, SLG: 0.379										4	1	1	4	0	1	1									
Gene Larkin, S OBP: 0.343, SLG: 0.394										2	1	0	0	2	0	0									
Junior Ortiz, R OBP: 0.387, SLG: 0.395										3	0	1	0	0	0	1									
Al Newman, S OBP: 0.300, SLG: 0.278										2	0	0	0	1	1	3									
Greg Gagne, R OBP: 0.281, SLG: 0.366										4	0	0	0	0	1	2									
Inning Stats	R: 5 E: 0 K: 0 S: 12	H: 5 LOB: 1 BB: 2 P: 26	R: 1 E: 0 K: 1 S: 11	H: 2 LOB: 1 BB: 0 P: 16	R: 0 E: 0 K: 2 S: 12	H: 0 LOB: 1 BB: 1 P: 20	R: 0 E: 0 K: 2 S: 8	H: 0 LOB: 0 BB: 0 P: 12	R: 0 E: 0 K: 0 S: 7	H: 1 LOB: 1 BB: 1 P: 17	R: 0 E: 0 K: 0 S: 4	H: 1 LOB: 0 BB: 0 P: 7	R: 0 E: 0 K: 0 S: 8	H: 0 LOB: 0 BB: 0 P: 12	1B: 6 2B: 2 3B: 0 HR: 1	SF: 0 SAC: 0 DP: 2 HBP: 0		WP: 0 PB: 2 SB: 1 CS: 0	PA: 34						
PITCHER	IP	WLS	BF	H	R	ER	SO	BB	IBB	HBP	BLK	WP	HR	S	P	ERA	WHIP								
Charlie Hough, R ERA: 4.07	(1, 1)	6.0	L	28	8	6	5	6	4	0	0	0	0	1	58	7.50	2.000								
Gary Mielke, R ERA: 3.59	(7, 1)	1.0	S	3	1	0	0	0	0	0	0	0	0	4	7	0.00	1.000								
Jeff Russell, R ERA: 4.56	(8, 1)	1.0	S	3	0	0	0	0	0	0	0	0	0	8	12	0.00	0.000								

Batter	1	2	3	4	5	6	7	8	9	AB	R	H	RBI	BB	SO	LOB	TOP								
Shane Mack, R OBP: 0.391, SLG: 0.464 (1, 8)										3	1	2	1	1	0	0	Minnesota Twins @ Chicago White Sox Comiskey Park, Chicago, IL Tue Sep 25 1990, 8:05 PM EDT Att: 24,455 - Unknown - 78 F								
Nelson Liriano, S OBP: 0.309, SLG: 0.326 Al Newman, S OBP: 0.300, SLG: 0.278 (1, 4) (8, 4)										3	1	0	0	1	0	2									
Kirby Puckett, R OBP: 0.368, SLG: 0.453 (1, 7)										4	0	0	0	0	0	3									
Randy Bush, L OBP: 0.338, SLG: 0.402 (1, 10)										4	0	0	0	0	2	4									
Gary Gaetti, R OBP: 0.279, SLG: 0.389 (1, 5)										4	1	2	3	0	1	0									
Brian Harper, R OBP: 0.332, SLG: 0.438 (1, 2)										4	0	0	0	0	1	1									
Paul Sorrento, L OBP: 0.279, SLG: 0.376 (1, 3)										4	0	2	0	0	2	0									
Pedro Munoz, R OBP: 0.292, SLG: 0.328 (1, 9)										4	1	1	0	0	1	2									
Greg Gagne, R OBP: 0.279, SLG: 0.363 (1, 6)										3	0	0	0	0	0	2									
Inning Stats	R: 3 E: 0 K: 1 S: 21	H: 1 LOB: 0 BB: 2 P: 35	R: 0 E: 0 K: 1 S: 8	H: 0 LOB: 0 BB: 0 P: 11	R: 0 E: 0 K: 0 S: 11	H: 0 LOB: 0 BB: 0 P: 14	R: 0 E: 0 K: 0 S: 4	H: 0 LOB: 0 BB: 0 P: 7	R: 1 E: 0 K: 1 S: 14	H: 2 LOB: 1 BB: 0 P: 22	R: 0 E: 0 K: 1 S: 9	H: 1 LOB: 1 BB: 0 P: 14	R: 0 E: 0 K: 1 S: 7	H: 1 LOB: 0 BB: 0 P: 11	R: 0 E: 1 K: 1 S: 10	H: 1 LOB: 2 BB: 0 P: 14	R: 0 E: 0 K: 1 S: 10	H: 1 LOB: 1 BB: 0 P: 16	1B: 5 2B: 1 3B: 1 HR: 1	SF: 0 SAC: 0 DP: 1 HBP: 0	WP: 1 PB: 0 SB: 4 CS: 0	PA: 35			
PITCHER	IP WLS BF H R ER SO BB IBB HBP BLK WP HR S P ERA WHIP	IP WLS BF H R ER SO BB IBB HBP BLK WP HR S P ERA WHIP	IP WLS BF H R ER SO BB IBB HBP BLK WP HR S P ERA WHIP	IP WLS BF H R ER SO BB IBB HBP BLK WP HR S P ERA WHIP	IP WLS BF H R ER SO BB IBB HBP BLK WP HR S P ERA WHIP	IP WLS BF H R ER SO BB IBB HBP BLK WP HR S P ERA WHIP	IP WLS BF H R ER SO BB IBB HBP BLK WP HR S P ERA WHIP	IP WLS BF H R ER SO BB IBB HBP BLK WP HR S P ERA WHIP	IP WLS BF H R ER SO BB IBB HBP BLK WP HR S P ERA WHIP	IP WLS BF H R ER SO BB IBB HBP BLK WP HR S P ERA WHIP	IP WLS BF H R ER SO BB IBB HBP BLK WP HR S P ERA WHIP	IP WLS BF H R ER SO BB IBB HBP BLK WP HR S P ERA WHIP	IP WLS BF H R ER SO BB IBB HBP BLK WP HR S P ERA WHIP	IP WLS BF H R ER SO BB IBB HBP BLK WP HR S P ERA WHIP	IP WLS BF H R ER SO BB IBB HBP BLK WP HR S P ERA WHIP	IP WLS BF H R ER SO BB IBB HBP BLK WP HR S P ERA WHIP	IP WLS BF H R ER SO BB IBB HBP BLK WP HR S P ERA WHIP	IP WLS BF H R ER SO BB IBB HBP BLK WP HR S P ERA WHIP	IP WLS BF H R ER SO BB IBB HBP BLK WP HR S P ERA WHIP	IP WLS BF H R ER SO BB IBB HBP BLK WP HR S P ERA WHIP	IP WLS BF H R ER SO BB IBB HBP BLK WP HR S P ERA WHIP	IP WLS BF H R ER SO BB IBB HBP BLK WP HR S P ERA WHIP	IP WLS BF H R ER SO BB IBB HBP BLK WP HR S P ERA WHIP	IP WLS BF H R ER SO BB IBB HBP BLK WP HR S P ERA WHIP	IP WLS BF H R ER SO BB IBB HBP BLK WP HR S P ERA WHIP

AB	33
R	4
H	7
RBI	4
BB	2
SO	7
LOB	14



Batter	1	2	3	4	5	6	7	8	9	AB	R	H	RBI	BB	SO	LOB	BOTTOM								
Ivan Calderon, R OBP: 0.334, SLG: 0.434 (1, 7)										4	1	1	0	0	0	1	Minnesota Twins @ Chicago White Sox Comiskey Park, Chicago, IL Tue Sep 25 1990, 8:05 PM EDT Att: 24,455 - Unknown - 78 F								
Lance Johnson, L OBP: 0.316, SLG: 0.343 (1, 8)										4	1	1	0	0	0	0									
Carlton Fisk, R OBP: 0.378, SLG: 0.457 (1, 2)										4	0	1	2	0	2	0									
Frank Thomas, R OBP: 0.469, SLG: 0.531 (1, 3)										3	1	1	0	1	2	1									
Sammy Sosa, R OBP: 0.281, SLG: 0.406 Dan Pasqua, L OBP: 0.345, SLG: 0.498 (1, 9) (9, PH)										3	0	0	0	0	1	3									
Carlos Martinez, R OBP: 0.252, SLG: 0.327 Steve Lyons, L OBP: 0.247, SLG: 0.269 (1, 10) (9, PH)										3	0	0	0	0	2	2									
Robin Ventura, L OBP: 0.322, SLG: 0.318 (1, 5)										4	0	1	1	0	0	0									
Scott Fletcher, R OBP: 0.301, SLG: 0.316 (1, 4)										3	0	0	0	0	0	1									
Ozzie Guillen, L OBP: 0.312, SLG: 0.344 (1, 6)										3	0	1	0	0	0	0									
Inning Stats	R: 0 E: 0 K: 0 S: 8	H: 0 LOB: 0 BB: 0 P: 10	R: 1 E: 0 K: 1 S: 13	H: 1 LOB: 1 BB: 1 P: 25	R: 2 E: 0 K: 1 S: 8	H: 3 LOB: 0 BB: 0 P: 13	R: 0 E: 0 K: 1 S: 9	H: 0 LOB: 0 BB: 0 P: 13	R: 0 E: 0 K: 2 S: 12	H: 1 LOB: 1 BB: 0 P: 17	R: 0 E: 0 K: 2 S: 12	H: 1 LOB: 1 BB: 0 P: 17	R: 0 E: 0 K: 2 S: 8	H: 0 LOB: 0 BB: 0 P: 10	R: 0 E: 0 K: 0 S: 5	H: 0 LOB: 0 BB: 0 P: 8	R: 0 E: 0 K: 0 S: 5	H: 0 LOB: 0 BB: 0 P: 8	1B: 4 2B: 2 3B: 0 HR: 0	SF: 0 SAC: 0 DP: 0 HBP: 0	WP: 1 PB: 0 SB: 1 CS: 0	PA: 34			
PITCHER	IP WLS BF H R ER SO BB IBB HBP BLK WP HR S P ERA WHIP	IP WLS BF H R ER SO BB IBB HBP BLK WP HR S P ERA WHIP	IP WLS BF H R ER SO BB IBB HBP BLK WP HR S P ERA WHIP	IP WLS BF H R ER SO BB IBB HBP BLK WP HR S P ERA WHIP	IP WLS BF H R ER SO BB IBB HBP BLK WP HR S P ERA WHIP	IP WLS BF H R ER SO BB IBB HBP BLK WP HR S P ERA WHIP	IP WLS BF H R ER SO BB IBB HBP BLK WP HR S P ERA WHIP	IP WLS BF H R ER SO BB IBB HBP BLK WP HR S P ERA WHIP	IP WLS BF H R ER SO BB IBB HBP BLK WP HR S P ERA WHIP	IP WLS BF H R ER SO BB IBB HBP BLK WP HR S P ERA WHIP	IP WLS BF H R ER SO BB IBB HBP BLK WP HR S P ERA WHIP	IP WLS BF H R ER SO BB IBB HBP BLK WP HR S P ERA WHIP	IP WLS BF H R ER SO BB IBB HBP BLK WP HR S P ERA WHIP	IP WLS BF H R ER SO BB IBB HBP BLK WP HR S P ERA WHIP	IP WLS BF H R ER SO BB IBB HBP BLK WP HR S P ERA WHIP	IP WLS BF H R ER SO BB IBB HBP BLK WP HR S P ERA WHIP	IP WLS BF H R ER SO BB IBB HBP BLK WP HR S P ERA WHIP	IP WLS BF H R ER SO BB IBB HBP BLK WP HR S P ERA WHIP	IP WLS BF H R ER SO BB IBB HBP BLK WP HR S P ERA WHIP	IP WLS BF H R ER SO BB IBB HBP BLK WP HR S P ERA WHIP	IP WLS BF H R ER SO BB IBB HBP BLK WP HR S P ERA WHIP	IP WLS BF H R ER SO BB IBB HBP BLK WP HR S P ERA WHIP	IP WLS BF H R ER SO BB IBB HBP BLK WP HR S P ERA WHIP	IP WLS BF H R ER SO BB IBB HBP BLK WP HR S P ERA WHIP	IP WLS BF H R ER SO BB IBB HBP BLK WP HR S P ERA WHIP



Batter	1	2	3	4	5	6	7	8	9	AB	R	H	RBI	BB	SO	LOB	TOP			
Dan Gladden, R (1, 7) OBP: 0.315, SLG: 0.377	G6-3			G4-3 BLK G3 1B		G4-3			G6-4-3	4	1	1	0	0	0	2				
Shane Mack, R (1, 8) OBP: 0.391, SLG: 0.462 Randy Bush, L (9, FH) OBP: 0.342, SLG: 0.402	G6-3 1B			G4-3		G6-3			G6-3	3	0	1	0	0	0	2				
Kirby Puckett, R (1, 9) OBP: 0.366, SLG: 0.449	G6-3 1-2			G3					G6-3	4	0	0	1	0	0	2				
Gary Gaetti, R (1, 5) OBP: 0.278, SLG: 0.387		L7		P4					G1-3	3	0	0	0	0	0	0				
Brian Harper, R (1, 2) OBP: 0.330, SLG: 0.435		L8					F8		G6-3	3	0	0	0	0	0	0				
Gene Larkin, S (1, 3) OBP: 0.341, SLG: 0.391		L5					F8		F7	3	0	0	0	0	0	0				
Carmen Castillo, R (1, 10) OBP: 0.235, SLG: 0.250				G6-3			K		K	3	0	0	0	0	2	0				
Scott Leius, R (1, 6) OBP: 0.200, SLG: 0.350				F9					F8	3	0	1	0	0	0	0				
Al Newman, S (1, 4) OBP: 0.300, SLG: 0.279				P2					G6-4-3 1B	3	0	1	0	0	1	1				
Inning Stats	R: 0 E: 0 K: 0 S: 4	H: 1 LOB: 0 BB: 0 P: 7	R: 0 E: 0 K: 0 S: 8	H: 0 LOB: 0 BB: 0 P: 12	R: 0 E: 0 K: 0 S: 6	H: 0 LOB: 0 BB: 0 P: 11	R: 1 E: 0 K: 0 S: 10	H: 1 LOB: 0 BB: 0 P: 16	R: 0 E: 0 K: 1 S: 9	H: 0 LOB: 0 BB: 0 P: 11	R: 0 E: 0 K: 0 S: 8	H: 0 LOB: 0 BB: 0 P: 11	R: 0 E: 0 K: 1 S: 8	H: 0 LOB: 0 BB: 0 P: 11	R: 0 E: 0 K: 0 S: 9	H: 1 LOB: 1 BB: 1 P: 15	1B: 4 2B: 0 3B: 0 HR: 0	SF: 0 SAC: 0 DP: 2 HBP: 0	WP: 0 PB: 0 CS: 0	PA: 30
PITCHER	IP	WLS	BF	H	R	ER	SO	BB	IBB	HBP	BLK	WP	HR	S	P	ERA	WHIP			
Greg Hibbard, L (1, 1) ERA: 3.13	8.0	W	26	3	1	1	3	0	0	0	1	0	0	60	88	1.12	0.375			
Bobby Thigpen, R (9, 1) ERA: 1.94	1.0	S	4	1	0	0	0	1	0	0	0	0	0	9	15	0.00	2.000			

Minnesota Twins @ Chicago White Sox
Comiskey Park, Chicago, IL
Wed Sep 26 1990, 8:05 PM EDT
Att: 25,617 - Unknown - 68 F

AB 29
R 1
H 4
RBI 1
BB 1
SO 3
LOB 7



Batter	1	2	3	4	5	6	7	8	9	AB	R	H	RBI	BB	SO	LOB	BOTTOM			
Ivan Calderon, R (1, 7) OBP: 0.332, SLG: 0.431 Phil Bradley, R (8, 7) OBP: 0.349, SLG: 0.332	K	G1-3			G5-3		K			4	0	0	0	0	2	0				
Lance Johnson, L (1, 8) OBP: 0.316, SLG: 0.342	P7			P6	G4-3				G6-3 1B	4	1	1	0	0	0	0				
Carlton Fisk, R (1, 10) OBP: 0.377, SLG: 0.455	1B			F8	P9				K	4	1	1	0	0	1	1				
Frank Thomas, R (1, 3) OBP: 0.464, SLG: 0.524	1B			G1-3			K		G6-3	4	1	1	1	0	1	0				
Dan Pasqua, L (1, 9) OBP: 0.345, SLG: 0.497 Sammy Sosa, R (8, 9) OBP: 0.282, SLG: 0.406	1B			G4-3			L1		G6-3 BB	3	0	1	1	0	0	0				
Robin Ventura, L (1, 5) OBP: 0.325, SLG: 0.322				1B			1B		K	4	0	3	1	0	1	1				
Ron Karkovics, R (1, 2) OBP: 0.305, SLG: 0.413	G4-3			K			P3			3	0	0	0	0	1	4				
Scott Fletcher, R (1, 4) OBP: 0.301, SLG: 0.316		G5-3							F8	3	0	1	0	0	0	0				
Ozzie Guillen, L (1, 6) OBP: 0.311, SLG: 0.342	G3-1			F8			P5			3	0	0	0	0	2					
Inning Stats	R: 2 E: 0 K: 1 S: 14	H: 4 LOB: 2 BB: 0 P: 18	R: 0 E: 0 K: 0 S: 9	H: 0 LOB: 0 BB: 0 P: 11	R: 0 E: 0 K: 0 S: 6	H: 0 LOB: 0 BB: 0 P: 8	R: 0 E: 0 K: 1 S: 11	H: 2 LOB: 2 BB: 0 P: 17	R: 0 E: 0 K: 0 S: 8	H: 0 LOB: 0 BB: 0 P: 9	R: 0 E: 0 K: 1 S: 10	H: 1 LOB: 1 BB: 0 P: 17	R: 0 E: 0 K: 1 S: 5	H: 0 LOB: 0 BB: 0 P: 8	R: 1 E: 0 K: 2 S: 11	H: 1 LOB: 1 BB: 1 P: 21	1B: 8 2B: 0 3B: 0 HR: 0	SF: 0 SAC: 0 DP: 0 HBP: 0	WP: 0 PB: 0 CS: 0	PA: 33
PITCHER	IP	WLS	BF	H	R	ER	SO	BB	IBB	HBP	BLK	WP	HR	S	P	ERA	WHIP			
Kevin Tapani, R (1, 1) ERA: 3.99	7.0	L	28	7	2	2	4	0	0	0	0	0	0	8	88	2.57	1.000			
Rich Garces, R (8, 1) ERA: 2.45	0.2		4	1	1	1	1	1	0	0	0	0	0	8	15	13.50	3.000			
Gary Wayne, L (8, 1) ERA: 4.26	0.1		1	0	0	0	1	0	0	0	0	0	0	3	6	0.00	0.000			

Minnesota Twins @ Chicago White Sox
Comiskey Park, Chicago, IL
Wed Sep 26 1990, 8:05 PM EDT
Att: 25,617 - Unknown - 68 F

AB 32
R 3
H 8
RBI 3
BB 1
SO 6
LOB 8



Batter	1	2	3	4	5	6	7	8	9	AB	R	H	RBI	BB	SO	LOB	TOP				
Pedro Munoz, R OBP: 0.301, SLG: 0.352 (1, 9)	G1-3		SF8		SAFE SAFE SAFE 1-2 FC6-4 1B		SH2-4		F8	3	0	1	1	0	0	1					
Al Newman, S OBP: 0.300, SLG: 0.277 (1, 4)	P2		F9		SAFE 1-3 FC6-4		SH1-3		WP BB	3	0	0	1	1	0	3					
Kirby Puckett, R OBP: 0.366, SLG: 0.450 (1, 7)	G4-3				SAFE 2-1 F9		F8		FC5-4 IBB	4	0	1	0	1	0	1					
Gary Gaetti, R OBP: 0.275, SLG: 0.383 (1, 5)		F7			SAFE 2-2 P3		K		P2 FC5-4	5	0	0	0	0	1	4					
Shane Mack, R OBP: 0.390, SLG: 0.458 (1, 8)	F9				SAFE 0-0 FC5-4 1B		HBP		F9	3	0	1	0	0	0	0					
Gene Larkin, S OBP: 0.340, SLG: 0.390 (1, 3)	G5-3				SAFE 0-0 FC5-4		F9		1B	4	0	1	0	0	0	3					
Carmen Castillo, R OBP: 0.237, SLG: 0.252 (1, 10)			E7		SAFE 1-0 SH3-4 SF8 1B		F9		P6	3	1	1	0	0	1	2					
Randy Bush, L OBP: 0.338, SLG: 0.393 (8, PH)					SAFE 4-2 SF8 SH3-4 1B		F8		SH2-4 SH1-3 1B	3	1	2	0	1	0	0					
Lenny Webster, R OBP: 0.750, SLG: 1.000 (1, 2)					SAFE 0-0 SH3-4		1B		FC2-5 WP BB	2	0	1	0	1	0	1					
Greg Gagne, R OBP: 0.282, SLG: 0.364 (1, 6)					SAFE 1-2 2-3 BB																
Inning Stats	R: 0 E: 0 K: 0 S: 6	H: 0 LOB: 0 BB: 0 P: 13	R: 0 E: 0 K: 0 S: 7	H: 0 LOB: 0 BB: 0 P: 10	R: 1 E: 1 K: 0 S: 8	H: 1 LOB: 1 BB: 1 P: 15	R: 0 E: 0 K: 0 S: 9	H: 1 LOB: 1 BB: 0 P: 13	R: 0 E: 0 K: 2 S: 10	H: 1 LOB: 2 BB: 0 P: 13	R: 1 E: 0 K: 0 S: 6	H: 2 LOB: 1 BB: 0 P: 6	R: 0 E: 0 K: 0 S: 6	H: 1 LOB: 1 BB: 0 P: 9	R: 0 E: 0 K: 0 S: 12	H: 1 LOB: 3 BB: 2 P: 25	1B: 6 2B: 2 3B: 0 HR: 0	SF: 1 SAC: 3 DP: 0 HBP: 1	WP: 1 PB: 0 SB: 0 CS: 0	PA: 40	
PITCHER	IP	WLS	BF	H	R	ER	SO	BB	IBB	HBP	BLK	WP	HR	S	P	ERA	WHIP				
Scott Aldred, L ERA: 3.77 (1, 1)	6.0	L	25	4	1	1	2	2	0	1	0	0	0	49	83	1.50	1.000				
Dan Petry, R ERA: 4.45 (7, 1)	2.2		13	4	1	1	0	1	0	0	0	0	0	21	32	3.38	1.875				
Clay Parker, R ERA: 3.63 (9, 1)	0.1		2	0	0	0	0	0	1	0	0	1	0	3	8	0.00	0.000				

Minnesota Twins @ Detroit Tigers
Tiger Stadium, Detroit, MI
Sat Sep 29 1990, 3:33 AM EDT
Att: 19,727 - Unknown - 67 F

AB 31
R 2
H 8
RBI 2
BB 4
SO 2
LOB 16



Batter	1	2	3	4	5	6	7	8	9	AB	R	H	RBI	BB	SO	LOB	BOTTOM					
Tony Phillips, S OBP: 0.368, SLG: 0.356 (1, 4)	G4-6-3 BB		BB			F9		P6		2	0	0	0	2	0	2						
John Shelby, S OBP: 0.286, SLG: 0.379 (1, 7)	G4-6-3		BB			G6-3				2	0	0	0	1	0	1						
Gary Ward, R OBP: 0.323, SLG: 0.383 (8, PH)	G4-6-3		BB							0	0	0	0	0	0	0						
Larry Sheets, L OBP: 0.312, SLG: 0.408 (9, 7)	G4-6-3		BB							0	0	0	0	1	0	0						
Cecil Fielder, R OBP: 0.381, SLG: 0.592 (1, 10)	F9		F8			F7		F7		4	0	0	0	0	0	6						
Lloyd Moseby, L OBP: 0.329, SLG: 0.406 (1, 8)		F7				L8		G6-3		4	0	1	0	0	0	0						
Dave Bergman, L OBP: 0.369, SLG: 0.360 (1, 3)	G4-3		G4-3			G4-3		G4-3		4	0	1	0	0	0	0						
Travis Fryman, R OBP: 0.352, SLG: 0.475 (1, 6)	G5-3		L6			G6-3		G6-3		4	0	0	0	0	1	2						
Mark Salas, L OBP: 0.328, SLG: 0.422 (1, 2)			F9			F8		1B BB		3	0	0	0	1	1	2						
Chet Lemon, R OBP: 0.357, SLG: 0.375 (1, 9)			F9			G6-3		F7		4	0	1	0	0	0	1						
Darnell Coles, R OBP: 0.268, SLG: 0.299 (1, 5)			BB BB 1B			F7		BB 1B		4	0	2	0	0	1	3						
Inning Stats	R: 0 E: 0 K: 0 S: 4	H: 0 LOB: 0 BB: 1 P: 9	R: 0 E: 0 K: 0 S: 5	H: 0 LOB: 0 BB: 0 P: 6	R: 0 E: 0 K: 0 S: 16	H: 1 LOB: 3 BB: 2 P: 29	R: 0 E: 0 K: 0 S: 6	H: 0 LOB: 0 BB: 0 P: 13	R: 0 E: 0 K: 0 S: 8	H: 0 LOB: 0 BB: 0 P: 14	R: 0 E: 0 K: 0 S: 6	H: 0 LOB: 0 BB: 0 P: 12	R: 0 E: 0 K: 0 S: 7	H: 0 LOB: 0 BB: 0 P: 14	R: 0 E: 0 K: 0 S: 14	H: 1 LOB: 3 BB: 2 P: 29	R: 0 E: 0 K: 3 S: 20	H: 3 LOB: 3 BB: 0 P: 29	1B: 5 2B: 0 3B: 0 HR: 0	SF: 0 SAC: 0 DP: 1 HBP: 0	WP: 0 PB: 0 SB: 0 CS: 0	PA: 36
PITCHER	IP	WLS	BF	H	R	ER	SO	BB	IBB	HBP	BLK	WP	HR	S	P	ERA	WHIP					
Scott Erickson, R ERA: 2.87 (1, 1)	7.1	W	27	2	0	0	0	4	0	0	0	0	0	57	109	0.00	0.818					
Gary Wayne, L ERA: 4.23 (8, 1)	0.1		1	0	0	0	0	0	0	0	0	0	0	2	4	0.00	0.000					
Rick Aguilera, R ERA: 2.8 (8, 1)	1.1	S	8	3	0	0	3	1	0	0	0	0	0	27	42	0.00	3.000					

Minnesota Twins @ Detroit Tigers
Tiger Stadium, Detroit, MI
Sat Sep 29 1990, 3:33 AM EDT
Att: 19,727 - Unknown - 67 F

AB 31
R 0
H 5
RBI 0
BB 5
SO 3
LOB 17



Batter	1	2	3	4	5	6	7	8	9	AB	R	H	RBI	BB	SO	LOB	TOP										
Harold Reynolds, S OBP: 0.338, SLG: 0.352 (1,4)	G4-3		G3			HR	FC4-6 BB			4	1	1	1	1	1	2	Seattle Mariners @ Minnesota Twins Hubert H. Humphrey Metrodome, Minneapolis, MN Mon Oct 01 1990, 8:05 PM EDT Att: 9,202 - Dome - 72 F										
Henry Cotto, R OBP: 0.304, SLG: 0.344 (1,8)	1B		G5-3			2B		G2-3		5	0	2	0	0	0	2											
Ken Griffey, L OBP: 0.358, SLG: 0.423 (1,7)	G6-3		1B			P6		L3		5	1	2	0	0	0	2											
Alvin Davis, L OBP: 0.387, SLG: 0.431 (1,10)	K									3	2	2	1	1	1	1											
Jay Buhner, R OBP: 0.362, SLG: 0.465 (1,9)			K							5	1	3	1	0	1	4											
Tino Martinez, L OBP: 0.314, SLG: 0.283 (1,3)										3	0	1	0	0	1	3											
Jeffrey Leonard, R OBP: 0.305, SLG: 0.354 (7, PH)										1	0	1	2	0	0	0											
Pete O'Brien, L OBP: 0.308, SLG: 0.315 (7,3)										1	0	0	0	0	0	1											
Scott Bradley, L OBP: 0.260, SLG: 0.274 (1,5)										3	0	0	0	2	0	2											
Dave Valle, R OBP: 0.331, SLG: 0.336 (1,2)										4	0	1	0	1	0	4											
Omar Vizquel, S OBP: 0.288, SLG: 0.286 (1,6)										5	0	0	0	0	0	6											
Inning Stats	R: 0 E: 0 K: 1 S: 8	H: 1 LOB: 1 BB: 0 P: 9	R: 0 E: 0 K: 1 S: 7	H: 1 LOB: 2 BB: 1 P: 14	R: 0 E: 0 K: 1 S: 8	H: 1 LOB: 2 BB: 1 P: 17	R: 0 E: 0 K: 0 S: 6	H: 1 LOB: 1 BB: 0 P: 9	R: 1 E: 0 K: 0 S: 10	H: 3 LOB: 2 BB: 0 P: 15	R: 0 E: 0 K: 0 S: 10	H: 1 LOB: 2 BB: 1 P: 16	R: 3 E: 0 K: 1 S: 19	H: 3 LOB: 1 BB: 1 P: 36	R: 1 E: 0 K: 0 S: 12	H: 2 LOB: 1 BB: 0 P: 18	R: 0 E: 0 K: 0 S: 7	H: 0 LOB: 0 BB: 1 P: 14	1B: 7 2B: 4 3B: 0 HR: 2	SF: 0 SAC: 0 DP: 1 HBP: 1	WP: 0 PB: 1 SB: 2 CS: 0	PA: 45					
PITCHER	IP	WLS	BF	H	R	ER	SO	BB	IBB	HBP	BLK	WP	HR	S	P	ERA	WHIP										
Kevin Tapani, R ERA: 4.07 (1,1)	6.0	W	32	10	4	4	3	3	0	1	0	0	1	56	92	6.00	2.167										
Gary Wayne, L ERA: 4.23 (7,1)	0.0		2	1	0	0	0	1	0	0	0	0	0	3	7	∞	∞										
Juan Berenguer, R ERA: 3.41 (7,1)	2.0		8	2	1	1	1	0	0	0	0	0	1	21	35	4.50	1.000										
Rich Garces, R ERA: 1.93 (9,1)	1.0	S	3	0	0	0	0	1	0	0	0	0	0	7	14	0.00	1.000										

AB	39
R	5
H	13
RBI	5
BB	5
SO	4
LOB	27



Batter	1	2	3	4	5	6	7	8	9	AB	R	H	RBI	BB	SO	LOB	BOTTOM										
Dan Gladden, R OBP: 0.314, SLG: 0.377 (1,7)	G4-3									3	0	1	1	0	0	0	Seattle Mariners @ Minnesota Twins Hubert H. Humphrey Metrodome, Minneapolis, MN Mon Oct 01 1990, 8:05 PM EDT Att: 9,202 - Dome - 72 F										
Pedro Munoz, R OBP: 0.288, SLG: 0.329 (1,9)		SF9 2B								2	0	0	1	0	0	0											
Randy Bush, L OBP: 0.340, SLG: 0.390 (7, PH)	G6-3	SF9								1	0	0	0	0	1	1											
John Moses, S OBP: 0.303, SLG: 0.267 (7, PR)										0	0	0	0	0	0	0											
Kirby Puckett, R OBP: 0.365, SLG: 0.447 (1,10)	G1-3	L8								4	0	2	1	0	0	1											
Gary Gaetti, R OBP: 0.273, SLG: 0.378 (1,5)		E7 1B								4	1	0	0	0	0	3											
Brian Harper, R OBP: 0.328, SLG: 0.432 (1,2)										4	0	1	0	0	0	1											
Shane Mack, R OBP: 0.391, SLG: 0.457 (1,8)										4	1	2	1	0	0	1											
Gene Larkin, S OBP: 0.342, SLG: 0.392 (1,3)										3	1	1	0	1	1	1											
Scott Leius, R OBP: 0.261, SLG: 0.435 (1,6)										3	2	2	2	0	0	1											
Al Newman, S OBP: 0.302, SLG: 0.278 (1,4)										2	2	1	0	0	0	0											
Inning Stats	R: 0 E: 0 K: 0 S: 8	H: 0 LOB: 0 BB: 0 P: 11	R: 5 E: 1 K: 0 S: 17	H: 5 LOB: 1 BB: 0 P: 25	R: 0 E: 0 K: 0 S: 8	H: 1 LOB: 0 BB: 0 P: 14	R: 0 E: 0 K: 0 S: 7	H: 0 LOB: 1 BB: 1 P: 12	R: 0 E: 0 K: 1 S: 7	H: 1 LOB: 0 BB: 0 P: 9	R: 2 E: 0 K: 1 S: 11	H: 2 LOB: 1 BB: 0 P: 15	R: 0 E: 0 K: 0 S: 4	H: 0 LOB: 0 BB: 0 P: 7	1B: 7 2B: 3 3B: 0 HR: 0	SF: 1 SAC: 1 DP: 2 HBP: 1	WP: 1 PB: 0 SB: 0 CS: 2	PA: 35									
PITCHER	IP	WLS	BF	H	R	ER	SO	BB	IBB	HBP	BLK	WP	HR	S	P	ERA	WHIP										
Russ Swan, L ERA: 3.65 (1,1)	2.0	L	12	5	5	3	0	0	0	0	0	0	0	25	36	13.50	2.500										
Mike Gardiner, R ERA: 10.66 (3,1)	4.0		13	3	0	0	1	1	0	0	0	0	0	33	51	0.00	1.000										
Dave Burba, R ERA: 6.0 (7,1)	0.1		3	1	2	2	0	0	0	1	0	0	0	3	4	54.00	3.000										
Michael Jackson, R ERA: 4.54 (7,1)	0.2		3	1	0	0	1	0	0	0	0	1	0	8	11	0.00	1.500										
Bill Swift, R ERA: 2.35 (8,1)	1.0		3	0	0	0	0	0	0	0	0	0	0	4	7	0.00	0.000										

AB	30
R	7
H	10
RBI	6
BB	1
SO	2
LOB	9



Batter	1	2	3	4	5	6	7	8	9	AB	R	H	RBI	BB	SO	LOB	TOP										
Harold Reynolds, S OBP: 0.338, SLG: 0.350 (1, 4)	1-2 E HBP	1-0 F7				4-1 S BB	3-3 K		0-0 G4-3	3	1	0	0	1	1	2	Seattle Mariners @ Minnesota Twins Hubert H. Humphrey Metrodome, Minneapolis, MN Tue Oct 02 1990, 8:05 PM EDT Att: 10,091 - Dome livebaseballscorecards.com										
Henry Cotto, R OBP: 0.353, SLG: 0.348 (1, 8)	0-0 E3 SF8 2B		0-1 G6-3			2-0 F8	0-1 G5-3 1B		0-2 F7	5	1	2	1	0	0	1											
Ken Griffey, L OBP: 0.353, SLG: 0.414 Greg Briley, L OBP: 0.317, SLG: 0.354 (1, 7) (9, 7)	2-2 SF8		2-2 F8			4-0 F8 1B BB	1-2 G5-3		2-2 P5	3	1	0	1	1	0	2											
Alvin Davis, L OBP: 0.388, SLG: 0.431 (1, 10)	1-3 K		0-0 F8			1-0 BB E 1B	4-0 1B IBB			3	0	1	0	1	1	0											
Jay Buhner, R OBP: 0.359, SLG: 0.465 (1, 9)	0-0 2B				0-0 F7	2-2 F8	3-3 K			4	0	1	0	0	1	5											
Tino Martinez, L OBP: 0.297, SLG: 0.266 (1, 3)	1-3 K		0-1 G3-1			0-1 E4 BB		2-3 K		4	0	0	1	0	2	2											
Scott Bradley, L OBP: 0.265, SLG: 0.276 (8, PH) Jeff Schaefer, R OBP: 0.236, SLG: 0.231 (8, 5)		2-1 G4-3 WP 1B		0-0 G4-3		1-2 E 1 LOB: 2 BB		0-0 FC6-4 1B		2	0	1	0	1	0	0											
Dave Valle, R OBP: 0.328, SLG: 0.331 (1, 2)		3-2 G5-3			1-2 G5-3	1-2 G4-6-3 BB		0-1 FC6-4		4	0	0	0	0	0	5											
Omar Vizquel, S OBP: 0.288, SLG: 0.294 (1, 6)		0-0 G4-3			1-0 P5		0-2 3B	1-3 K		4	0	1	0	0	1	2											
Inning Stats	R: 2 E: 1 K: 2 S: 15	H: 2 LOB: 1 BB: 0 P: 20	R: 0 E: 0 K: 0 S: 8	H: 1 LOB: 1 BB: 0 P: 14	R: 0 E: 0 K: 0 S: 6	H: 0 LOB: 0 BB: 0 P: 8	R: 0 E: 0 K: 0 S: 4	H: 0 LOB: 0 BB: 0 P: 4	R: 0 E: 0 K: 0 S: 6	H: 0 LOB: 1 BB: 1 P: 14	R: 1 E: 1 K: 0 S: 12	H: 1 LOB: 3 BB: 2 P: 24	R: 0 E: 0 K: 2 S: 15	H: 2 LOB: 3 BB: 1 P: 26	R: 0 E: 0 K: 2 S: 9	H: 1 LOB: 1 BB: 0 P: 12	R: 0 E: 0 K: 0 S: 7	H: 0 LOB: 0 BB: 0 P: 9	1B: 4 2B: 2 3B: 1 HR: 0	SF: 1 SAC: 0 DP: 1 HBP: 1	WP: 1 PB: 0 SB: 2 CS: 0	PA: 39					
PITCHER	IP	WLS	BF	H	R	ER	SO	BB	IBB	HBP	BLK	WP	HR	S	P	ERA	WHIP										
Paul Abbott, R ERA: 5.97 (1, 1)	5.1	L	25	4	3	3	2	3	0	1	0	1	0	47	79	5.06	1.312										
Terry Leach, R ERA: 3.2 (8, 1)	1.2		7	2	0	0	2	0	1	0	0	0	0	19	31	0.00	1.200										
Gary Wayne, L ERA: 4.19 (8, 1)	0.1		2	1	0	0	1	0	0	0	0	0	0	4	6	0.00	3.000										
Roy Smith, R ERA: 4.81 (8, 1)	1.2		5	0	0	0	1	0	0	0	0	0	0	12	15	0.00	0.000										

Batter	1	2	3	4	5	6	7	8	9	AB	R	H	RBI	BB	SO	LOB	BOTTOM										
Dan Gladden, R OBP: 0.314, SLG: 0.376 (1, 7)	0-0 L3		3-2 G6-3			0-3 K		3-2 1B		4	0	1	0	0	1	1	Seattle Mariners @ Minnesota Twins Hubert H. Humphrey Metrodome, Minneapolis, MN Tue Oct 02 1990, 8:05 PM EDT Att: 10,091 - Dome livebaseballscorecards.com										
Nelson Liriano, S OBP: 0.308, SLG: 0.327 (1, 4)	2-3 K		2-1 G6-3			1-3 K		1-3 K		4	0	0	0	0	3	1											
Pedro Munoz, R OBP: 0.274, SLG: 0.313 (1, 9)	0-0 F9				1-0 F8	0-0 G6-3		1-0 P6		4	0	0	0	0	0	1											
Randy Bush, L OBP: 0.338, SLG: 0.387 (1, 10)		2-2 P5			0-0 G5-3 1B	1-1 G3			2-1 G3-1	4	0	1	0	0	0	0											
Gary Gaetti, R OBP: 0.273, SLG: 0.377 (1, 5)		2-3 K			0-0 G5-3				0-0 1B	4	0	1	0	0	1	1											
Paul Sorrento, L OBP: 0.276, SLG: 0.367 (1, 3)		2-1 1B			1-2 F9				0-0 F8	4	0	2	0	0	0	2											
Shane Mack, R OBP: 0.389, SLG: 0.455 (1, 8)		1-2 1B			0-0 P3				1-3 K	4	0	1	0	0	1	2											
Lenny Webster, R OBP: 0.429, SLG: 0.500 (1, 2)		1-0 F7			1-3 K				1-0 F7	3	0	0	0	0	1	3											
Al Newman, S OBP: 0.302, SLG: 0.279 (1, 6)			1-1 F8			1-0 1B			2-1 F8	3	0	1	0	0	0	0											
Inning Stats	R: 0 E: 0 K: 1 S: 5	H: 0 LOB: 0 BB: 0 P: 7	R: 0 E: 0 K: 1 S: 13	H: 2 LOB: 2 BB: 0 P: 21	R: 0 E: 0 K: 0 S: 10	H: 0 LOB: 0 BB: 0 P: 16	R: 0 E: 0 K: 0 S: 4	H: 1 LOB: 1 BB: 0 P: 7	R: 0 E: 0 K: 2 S: 8	H: 1 LOB: 1 BB: 0 P: 10	R: 0 E: 0 K: 1 S: 6	H: 0 LOB: 0 BB: 0 P: 8	R: 0 E: 0 K: 0 S: 6	H: 1 LOB: 1 BB: 0 P: 10	R: 0 E: 0 K: 1 S: 11	H: 1 LOB: 1 BB: 0 P: 18	R: 0 E: 0 K: 1 S: 7	H: 1 LOB: 1 BB: 0 P: 10	1B: 6 2B: 1 3B: 0 HR: 0	SF: 0 SAC: 0 DP: 0 HBP: 0	WP: 0 PB: 0 SB: 0 CS: 0	PA: 34					
PITCHER	IP	WLS	BF	H	R	ER	SO	BB	IBB	HBP	BLK	WP	HR	S	P	ERA	WHIP										
Erik Hanson, R ERA: 3.24 (1, 1)	9.0	W	34	7	0	0	7	0	0	0	0	0	0	70	107	0.00	0.778										

Batter	1	2	3	4	5	6	7	8	9	AB	R	H	RBI	BB	SO	LOB	TOP										
Harold Reynolds, S OBP: 0.336, SLG: 0.347 (1, 4)	G6-3	G1-3			L8		G6-3		F9	5	0	0	0	0	0	2	Seattle Mariners @ Minnesota Twins Hubert H. Humphrey Metrodome, Minneapolis, MN Wed Oct 03 1990, 4:33 AM EDT Alt. 9:826 - Dome - 70 F AB 36 R 4 H 12 RBI 3 BB 1 SO 2 LOB 14										
Henry Cotto, R OBP: 0.239, SLG: 0.349 (1, 8)	2B	1B	G5-3		G5-3			1B		4	2	2	0	0	0	0											
Jeffrey Leonard, R OBP: 0.239, SLG: 0.356 (1, 7)	HR		L5		K2-3			E7		3	1	1	1	0	1	0											
Greg Britley, L OBP: 0.319, SLG: 0.356 (6, 7)	HR	2B						1B		1	0	1	0	0	0	0											
Avin Davis, L OBP: 0.387, SLG: 0.429 (1, 10)	P8		FC6-4		1B		K	G3		4	0	1	0	0	1	2											
Jay Buhner, R OBP: 0.357, SLG: 0.479 (1, 9)	HR		FC6-4				F8	G5-3		4	1	1	2	0	0	2											
Tino Martinez, L OBP: 0.308, SLG: 0.279 (1, 3)	G6-3				BB		FC5-4	G4-3		4	0	2	0	0	0	1											
Jeff Schaefer, R OBP: 0.234, SLG: 0.234 (1, 5)			F8				FC5-4	F9		3	0	1	0	0	0	2											
Scott Bradley, L OBP: 0.264, SLG: 0.275 (9, PH)			1B							1	0	0	0	0	0	0											
Omar Vizquel, S OBP: 0.295, SLG: 0.298 (1, 6)	G5-4-3				G5-4-3			PB		3	0	2	0	1	0	1											
Matt Sinatro, R OBP: 0.352, SLG: 0.320 (1, 2)			BB					1B		3	0	1	0	0	0	3											
Pete O'Brien, L OBP: 0.308, SLG: 0.314 (9, PH)			G5-4-3				G6-4-3	P6		1	0	0	0	0	0	1											
Inning Stats	R: 3 E: 0 K: 0 S: 12	H: 3 LOB: 0 BB: 0 P: 19	R: 0 E: 0 K: 0 S: 11	H: 2 LOB: 1 BB: 0 P: 14	R: 0 E: 0 K: 0 S: 9	H: 1 LOB: 1 BB: 0 P: 11	R: 0 E: 0 K: 0 S: 4	H: 1 LOB: 1 BB: 1 P: 9	R: 0 E: 0 K: 1 S: 11	H: 0 LOB: 0 BB: 0 P: 13	R: 0 E: 0 K: 1 S: 7	H: 1 LOB: 1 BB: 0 P: 13	R: 0 E: 1 K: 0 S: 10	H: 2 LOB: 1 BB: 0 P: 20	R: 0 E: 0 K: 0 S: 5	H: 1 LOB: 1 BB: 0 P: 9	1B: 10 2B: 1 3B: 0 HR: 1	SF: 0 SAC: 0 DP: 3 HBP: 0	WP: 0 PB: 1 SB: 0 CS: 0	PA: 37							
PITCHER	IP	WLS	BF	H	R	ER	SO	BB	IBB	HBP	BLK	WP	HR	S	P	ERA	WHIP										
Larry Casian, L ERA: 3.22 (1, 1)	7.0	W	28	9	3	3	2	1	0	0	0	0	1	60	89	3.86	1.429										
Rich Garcés, R ERA: 1.59 (8, 1)	1.0		5	2	1	0	0	0	0	0	0	0	0	10	20	0.00	2.000										
Rick Aguilera, R ERA: 2.76 (9, 1)	1.0	S	4	1	0	0	0	0	0	0	0	0	0	5	9	0.00	1.000										

Batter	1	2	3	4	5	6	7	8	9	AB	R	H	RBI	BB	SO	LOB	BOTTOM										
Pedro Munoz, R OBP: 0.281, SLG: 0.341 (1, 7)	1B		2B		F8		G5-3			5	2	2	0	0	1	4	Seattle Mariners @ Minnesota Twins Hubert H. Humphrey Metrodome, Minneapolis, MN Wed Oct 03 1990, 4:33 AM EDT Alt. 9:826 - Dome - 70 F AB 34 R 7 H 11 RBI 7 BB 6 SO 3 LOB 24										
Al Newman, S OBP: 0.304, SLG: 0.278 (1, 4)	FC5-4		K		G4-3		F7			4	1	1	1	1	1	4											
Kirby Puckett, R OBP: 0.365, SLG: 0.446 (1, 9)	E4		2B		F8			G6-3		5	0	2	0	0	0	3											
Gary Gaetti, R OBP: 0.274, SLG: 0.376 (1, 5)	FC5-4		K				G6-4-3			4	1	1	1	1	1	4											
Shane Mack, R OBP: 0.392, SLG: 0.460 (1, 8)	F9		FC5				HBP	G1-6-3		5	2	3	1	0	0	2											
Gene Larkin, S OBP: 0.343, SLG: 0.392 (1, 3)	FC6-4				SH5-3			F7		3	1	1	0	1	0	2											
Carmen Castillo, R OBP: 0.239, SLG: 0.248 (1, 10)			E6		FC5					2	0	0	0	1	0	3											
Paul Sorrento, L OBP: 0.281, SLG: 0.380 (6, PH)			F8-3							1	0	1	2	0	0	0											
Junior Ortiz, R OBP: 0.384, SLG: 0.388 (1, 2)	F8-3				L9			G6-3		3	0	0	1	0	0	2											
Scott Leius, R OBP: 0.296, SLG: 0.400 (1, 6)	F8							G4-3		2	0	0	1	2	0	0											
Inning Stats	R: 2 E: 1 K: 0 S: 14	H: 2 LOB: 1 BB: 0 P: 20	R: 0 E: 1 K: 0 S: 7	H: 0 LOB: 0 BB: 0 P: 10	R: 1 E: 0 K: 2 S: 16	H: 3 LOB: 3 BB: 1 P: 22	R: 0 E: 0 K: 0 S: 9	H: 0 LOB: 2 BB: 2 P: 20	R: 2 E: 0 K: 1 S: 16	H: 4 LOB: 1 BB: 0 P: 17	R: 0 E: 0 K: 0 S: 4	H: 0 LOB: 0 BB: 0 P: 6	R: 0 E: 1 K: 0 S: 16	H: 1 LOB: 1 BB: 0 P: 25	1B: 8 2B: 3 3B: 1 HR: 0	SF: 0 SAC: 1 DP: 2 HBP: 1	WP: 0 PB: 0 SB: 0 CS: 0	PA: 42									
PITCHER	IP	WLS	BF	H	R	ER	SO	BB	IBB	HBP	BLK	WP	HR	S	P	ERA	WHIP										
Randy Johnson, L ERA: 3.65 (1, 1)	4.1	L	27	6	5	4	2	6	0	0	0	0	0	17	23	5.40	2.400										
Bill Swift, R ERA: 2.39 (5, 1)	1.2		8	4	2	1	1	0	0	0	0	0	0	20	31	0.00	0.500										
Dave Burba, R ERA: 4.5 (7, 1)	2.0		7	1	0	0	0	0	0	0	0	0	0	20	31	0.00	0.500										