

Minnesota Twins - 1991

Batter	1	2	3	4	5	6	7	8	9	AB R H RBI BB SO LOB	TOP											
Dan Gladden, R (1, 7) Randy Bush, L (8, PH) (8, 3)	1-0 G5-3		2-0 P8		3-3 K			4-2 BB BB		3 0 0 0 0 1 1 0 0 0 0 1 0 0												
Chuck Knoblauch, R (1, 4)	2-1 F9		2-0 F7			1-0 P9		4-1 BB		3 0 0 0 1 0 1												
Kirby Puckett, R (1, 9) OBP: 0.250, SLG: 0.250	0-2 1B		2-0 CS	1-2 F9		0-2 F9		1-3 K		4 0 1 0 0 1 3												
Kent Hrbek, L (1, 3) Carmen Castillo, R (8, PH) (8, 7)	0-0 G3			0-0 L9		2-2 G4-3		0-0 G3		3 0 0 0 0 0 1 1 0 0 0 0 0 3												
Chili Davis, S (1, 10) OBP: 0.500, SLG: 1.333			3-3 K	4-2 BB			2-3 K		2-0 HR	3 1 1 1 1 2 0												
Brian Harper, R (1, 2) Junior Ortiz, R (7, 2)			1-0 F7	3-3 K			0-1 G6-3		1-0 G1-3	3 0 0 0 0 1 1 1 0 0 0 0 0 0												
Mike Pagliarulo, L (1, 5) OBP: 0.333, SLG: 0.333 Scott Leius, R (7, 5)			2-2 FC6-4 1B		2-2 L4		2-0 F9		1-3 K	3 0 1 0 0 0 0 1 0 0 0 0 1 0												
Shane Mack, R (1, 8)			3-1 FC6-4 1-2f		1-1 G1-3			1-3 K	1-0 G6-3	4 0 0 0 0 1 1												
Greg Gagne, R (1, 6) OBP: 1.000, SLG: 3.000			4-2 CS BB		2-0 HR			1-2 BB 2B		2 1 2 1 1 0 0												
Inning Stats	R: 0 E: 0 K: 0 S: 7	H: 1 LOB: 1 BB: 0 P: 10	R: 0 E: 0 K: 1 S: 10	H: 1 LOB: 1 BB: 0 P: 19	R: 0 E: 0 K: 0 S: 5	H: 0 LOB: 0 BB: 1 P: 14	R: 0 E: 0 K: 1 S: 11	H: 0 LOB: 1 BB: 1 P: 19	R: 1 E: 0 K: 1 S: 10	H: 1 LOB: 0 BB: 0 P: 18	R: 0 E: 0 K: 0 S: 9	H: 0 LOB: 0 BB: 0 P: 12	R: 0 E: 0 K: 1 S: 6	H: 0 LOB: 0 BB: 0 P: 10	R: 0 E: 0 K: 2 S: 15	H: 1 LOB: 3 BB: 2 P: 26	R: 1 E: 0 K: 1 S: 7	H: 1 LOB: 0 BB: 0 P: 12	1B: 2 2B: 1 3B: 0 HR: 2	SF: 0 SAC: 0 DP: 0 HBP: 0	WP: 0 PB: 0 SB: 0 CS: 1	PA: 36
PITCHER	IP WLS BF H R ER SO BB IBB HBP BLK WP HR S P ERA WHIP																					
Dave Stewart, R (1, 1) ERA: 1.29	7.0 W 25 3 1 1 4 2 0 0 0 0 1 58 102 1.29 0.714																					
Steve Chitren, R (8, 1) ERA:	0.2 5 1 0 0 2 2 0 0 0 0 0 14 25 0.00 4.500																					
Joe Klink, L (8, 1) ERA: 6.75	1.1 5 1 1 1 1 0 0 0 0 0 1 8 13 6.75 0.750																					

Minnesota Twins @ Oakland Athletics
Oakland-Alameda County Coliseum, Oakland, CA

Tue Apr 09 1991, 7:05 PM PDT
Att. 44,373 - Sunny - 58 F

livebaseballscores.com

AB	31
R	2
H	5
RBI	2
BB	4
SO	7
LOB	11




Batter	1	2	3	4	5	6	7	8	9	AB	R	H	RBI	BB	SO	LOB
Rickey Henderson, R OBP: 0.600, SLG: 0.500 (1, 7)	2-1 F9 S 1B		0-2 FC1-5 BB 1B	4-2 HR BB	1-0 E4		1-2 F8			4	2	2	0	1	0	3
Dave Henderson, R OBP: 0.800, SLG: 2.000 (1, 8)	4-2 1B 1-2 BB		4-2 FC1-5 BB 1B	3-2 HR BB	1-2 L9		2-2 2B			3	2	2	3	2	0	3
Jose Canseco, R (1, 9)	3-1 F9 2-3		0-0 FC1-5 BB 1B	2-0 G6-3		2-3 K	4-0 IBB			4	0	0	0	1	1	4
Harold Baines, L OBP: 0.200, SLG: 0.200 (1, 10)	2-3 K		1-3 K		3-2 BB BB SF7 1B	1-2 F8	1-1 G1-3			5	1	1	0	0	2	7
Terry Steinbach, R OBP: 0.600, SLG: 0.600 (1, 2)	0-1 FC6-4 1-2 3-H 1B		2-2 1B		3-2 F9	2-0 1B		1-0 F7		5	0	3	2	0	0	1
Mark McGwire, R OBP: 0.400, SLG: 0.250 (1, 3)	2-0 FC6-4 1-2f		0-0 L8		4-2 1B BB E BB	1-0 1B		0-0 F8		4	1	1	0	1	0	4
Ernest Riles, L OBP: 0.500, SLG: 0.333 Vance Law, R OBP: 1.000, SLG: 2.000 (8, PH) (9, 5)		1-3 K		0-1 FC1-6 1B	4-2 E 1B 1-2 2-3 BB	0-2 G1-3		3-2 2B		3	0	1	0	1	1	2
Walt Weiss, S (1, 6)		0-1 G4-3		1-1 FC1-6 S 1-2f HR	1-0 SF7		0-0 F9	0-0 G5-3		4	1	0	1	0	0	2
Mike Gallego, R OBP: 0.500, SLG: 0.500 (1, 4)		1-3 K		1-0 F9	1-2 E 1-2 2-3 1B		2-1 2B 1B			4	0	2	0	0	1	1

Inning Stats	R: 1	H: 2	E: 0	K: 1	S: 12	LOB: 2	BB: 1	P: 25	R: 0	H: 0	E: 0	K: 2	S: 8	LOB: 0	BB: 0	P: 10	R: 1	H: 2	E: 0	K: 1	S: 15	LOB: 2	BB: 1	P: 21	R: 3	H: 2	E: 0	K: 0	S: 11	LOB: 0	BB: 1	P: 22	R: 2	H: 2	E: 1	K: 0	S: 19	LOB: 3	BB: 2	P: 39	R: 0	H: 2	E: 0	K: 1	S: 11	LOB: 2	BB: 0	P: 17	R: 0	H: 2	E: 0	K: 0	S: 13	LOB: 3	BB: 1	P: 23	R: 0	H: 1	E: 0	K: 0	S: 8	LOB: 1	BB: 0	P: 12
1B: 10	SF: 1	2B: 2	SAC: 0	3B: 0	DP: 0	HR: 1	HBP: 0	WP: 0	PA: 44																																																							

PITCHER	IP	WLS	BF	H	R	ER	SO	BB	IBB	HBP	BLK	WP	HR	S	P	ERA	WHIP
Jack Morris, R ERA: 5.79 (1, 1)	4.2	L	28	8	7	3	4	5	0	0	0	0	1	62	111	5.79	2.786
Terry Leach, R ERA: (5, 1)	1.0		5	2	0	0	1	0	0	0	0	0	0	11	20	0.00	2.000
Larry Casian, L ERA: (6, 1)	2.1		11	3	0	0	0	0	1	0	0	0	0	24	38	0.00	1.286

MINNESOTA TWINS @ OAKLAND ATHLETICS
Oakland-Alameda County Coliseum, Oakland, CA
 Tue Apr 09 1991, 7:05 PM PDT
 Att. 44,373 - Sunny - 58 F

AB	37
R	7
H	13
RBI	6
BB	6
SO	5
LOB	27



Batter	1	2	3	4	5	6	7	8	9	AB R H RBI BB SO LOB	TOP											
Dan Gladden, R (1, 7) C X	0-1 F9 ①		2-2 P3 ①		X 0-0 F9 ①		B B X 2-0 G4-3 ③			4 0 0 0 0 0 0	Minnesota Twins @ Oakland Athletics Oakland-Alameda County Coliseum, Oakland, CA Wed Apr 10 1991, 7:05 PM PDT Att. 22,958 - Sunny - 55 F											
Chuck Knoblauch, R (1, 4) OBP: 0.375, SLG: 0.286 B C C X	2-2 G1-3 ②		X 0-0 BB SH 1B 1B		C B B X 2-1 G5-3 ②		C X 0-1 G4-6-3 1B			4 1 2 0 0 0 0												
Kirby Puckett, R (1, 9) OBP: 0.286, SLG: 0.286 C X	0-1 1B		X 0-0 SH BB 1-2 1B		F B X 1-1 F9 ③		X 0-0 G4-6-3 ① ② 1-2f			3 1 1 0 0 0 1												
Kent Hrbek, L (1, 3) S SAFE S C	0-3 K ③		B B B 4-0 CS 1B 1-2 2-3 BB		F S F S 1-3 K2-3 ①		B C B B X 3-1 P6 ③			3 0 0 0 1 2 1												
Chili Davis, S (1, 10) OBP: 0.500, SLG: 0.857 X		0-0 HR 1B	S C B X 1-2 2-H 3-H 1B		B B F F X 3-2 F8 ②		B F B B X 3-2 F8 ①			4 1 2 2 0 0 0												
Brian Harper, R (1, 2) OBP: 0.286, SLG: 0.667 B X		1-0 HR 1-H	B B S S 3-3 K 2-3		F F H 1-2 HBP		C X 0-1 F9 ②			3 1 1 2 0 1 2												
Mike Pagliarulo, L (1, 5) OBP: 0.143, SLG: 0.143 Al Newman, S (9, 5)		1-1 G3 ①	B X 1-0 P6 ①		X 0-0 G4-3 ③		C X 0-1 G4-3 ③			4 0 0 0 0 0 1 0 0 0 0 0 0 0												
Shane Mack, R (1, 8)		0-0 G6-3 ②	L C T S 0-3 K ②		B C B X 1-1 G5-3 ①					3 0 0 0 0 1 0												
Greg Gagne, R (1, 6) OBP: 0.500, SLG: 1.200 C X		0-2 P3 ③	B B S S 3-3 K ③		B C B X 0-2 P3 ②					3 0 0 0 0 1 0												
Inning Stats	R: 0 E: 0 K: 1 S: 10	H: 1 LOB: 1 BB: 0 P: 12	R: 2 E: 0 K: 0 S: 9	H: 2 LOB: 0 BB: 0 P: 11	R: 2 E: 1 K: 1 S: 13	H: 2 LOB: 2 BB: 1 P: 23	R: 0 E: 0 K: 2 S: 7	H: 0 LOB: 0 BB: 0 P: 11	R: 0 E: 0 K: 1 S: 10	H: 0 LOB: 1 BB: 0 P: 15		R: 0 E: 0 K: 0 S: 6	H: 0 LOB: 0 BB: 0 P: 9	R: 0 E: 0 K: 0 S: 5	H: 1 LOB: 0 BB: 0 P: 8	R: 0 E: 0 K: 0 S: 7	H: 0 LOB: 0 BB: 0 P: 10	1B: 5 2B: 1 3B: 0 HR: 1	SF: 0 SAC: 1 DP: 2 HBP: 1	WP: 0 PB: 0 SB: 0 CS: 1	PA: 34	
PITCHER Bob Welch, R (1, 1) ERA: 3.0	IP 9.0	WLS L	BF 34	H 6	R 4	ER 3	SO 5	BB 1	IBB 0	HBP 1	BLK 0	WP 0	HR 1	S 72	P 107	ERA 3.00	WHIP 0.778					

livebaseballscorecards.com

AB	31
R	4
H	6
RBI	4
BB	1
SO	5
LOB	5



Batter	1	2	3	4	5	6	7	8	9	AB	R	H	RBI	BB	SO	LOB
Rickey Henderson, R OBP: 0.444, SLG: 0.286 (1, 7)	2-2 P4			4-2 CS G1-3 BB		1-0 G5-4-3		0-1 G4-3		3	0	0	1	1	0	3
Dave Henderson, R OBP: 0.556, SLG: 1.000 (1, 8)	4-0 G5-4-3 BB			0-0 G1-3		1-1 F8		1-3 K		3	0	0	0	1	1	3
Jose Canseco, R OBP: 0.333, SLG: 0.143 (1, 9)	2-0 G5-4-3			4-0 SAFE S BB		1-0 F9		2-2 2B 1B		3	0	1	0	1	0	1
Terry Steinbach, R OBP: 0.444, SLG: 0.556 (1, 2)			1-2 L4	3-3 SAFE K		1-0 G5-3		2-0 2B		4	0	1	0	0	1	1
Harold Baines, L OBP: 0.111, SLG: 0.111 (1, 10)			2-1 G3-1	0-1 G4-3		2-1 F8		1-3 K		4	0	0	0	0	1	2
Mark McGwire, R OBP: 0.444, SLG: 0.429 (1, 3)			1-0 F9	0-1 2B		4-1 BB 1B G4-3 BB		0-0 P2		3	1	1	0	1	0	2
Vance Law, R OBP: 0.250, SLG: 0.500 Ernest Riles, L OBP: 0.400, SLG: 0.250 (9, PH)			2-3 K	0-0 F8		1-1 P4		1-3 K		3	0	0	0	0	1	2
Walt Weiss, S OBP: 0.125, SLG: 0.143 (1, 6)			2-2 G6-3	2-2 G6-3		0-1 G4-3 BB 1B				3	0	1	0	0	0	1
Mike Gallego, R OBP: 0.571, SLG: 0.400 (1, 4)			1-1 F8	4-0 G5-4-3 BB		4-2 G4-3 BB				1	0	0	0	2	0	0

Inning Stats	R: 0	H: 0	E: 0	K: 0	S: 4	LOB: 0	BB: 1	P: 12	R: 0	H: 0	E: 0	K: 0	S: 6	LOB: 0	BB: 0	P: 10	R: 0	H: 0	E: 0	K: 1	S: 11	LOB: 0	BB: 0	P: 16	R: 0	H: 0	E: 0	K: 1	S: 8	LOB: 1	BB: 2	P: 19	R: 0	H: 1	E: 0	K: 0	S: 8	LOB: 1	BB: 0	P: 10	R: 0	H: 0	E: 0	K: 0	S: 3	LOB: 0	BB: 1	P: 9	R: 0	H: 0	E: 0	K: 0	S: 4	LOB: 0	BB: 0	P: 8	R: 1	H: 1	E: 0	K: 1	S: 13	LOB: 2	BB: 2	P: 23	R: 0	H: 2	E: 0	K: 2	S: 12	LOB: 2	BB: 0	P: 18	1B: 2	SF: 0	2B: 2	SAC: 0	3B: 0	DP: 2	HR: 0	HBP: 0	WP: 0	PA: 34
PITCHER	IP	WLS	BF	H	R	ER	SO	BB	IBB	HBP	BLK	WP	HR	S	P	ERA	WHIP																																																																	
Allan Anderson, L ERA: 1.23 Rick Aguilera, R ERA:	(1, 1)	7.1	W	27	2	1	2	6	0	0	0	0	0	52	101	1.23	1.091																																																																	
	(8, 1)	1.2	S	7	2	0	3	0	0	0	0	0	0	17	24	0.00	1.200																																																																	

BOTTOM

Minnesota Twins @ Oakland Athletics
Oakland-Alameda County Coliseum, Oakland, CA

Wed Apr 10 1991, 7:05 PM PDT
Att. 22,958 - Sunny - 55 F

livebaseballscores.com

AB	28
R	1
H	4
RBI	1
BB	6
SO	5
LOB	17



Batter	1	2	3	4	5	6	7	8	9	AB R H RBI BB SO LOB	TOP													
Chuck Knoblauch, R (1, 4) <small>OBP: 0.250, SLG: 0.182</small>	3-1 		1-2 		3-3 			2-2 		4 0 0 0 0 1 3	Minnesota Twins @ Oakland Athletics Oakland-Alameda County Coliseum, Oakland, CA Thu Apr 11 1991, 3:33 AM PDT Att. 22,169 - Sunny - 61 F													
Randy Bush, L (1, 7) <small>OBP: 0.400, SLG: 0.250</small>	2-0 		2-0 	1-0 		1-0 		1-3 		4 0 1 0 0 1 0														
Kirby Puckett, R (1, 8) <small>OBP: 0.182, SLG: 0.182</small>	1-0 			0-2 		1-2 		0-0 		4 0 0 0 0 0 1														
Kent Hrbek, L (1, 3) <small>OBP: 0.182, SLG: 0.100</small>		0-0 		1-2 		1-0 		0-0 		4 0 1 0 0 0 0														
Chili Davis, S (1, 10) <small>OBP: 0.500, SLG: 0.667</small>		2-3 		4-0 		4-0 		2-2 		2 0 0 0 2 1 0														
Mike Pagliarulo, L (1, 5) <small>OBP: 0.182, SLG: 0.182</small>		3-2 		0-0 		0-2 		1-2 		4 0 1 0 0 0 3														
Gene Larkin, S (1, 9) Dan Gladden, R (5, PR)		0-1 		2-1 		0-1 				2 0 1 0 0 0 1														
Junior Ortiz, R (1, 2)			0-1 		2-1 		4-2 			1 0 0 0 0 0 1														
Al Newman, S (1, 6) <small>OBP: 0.333, SLG: 0.333</small>			0-0 		2-0 		2-1 			2 0 0 0 1 0 1														
Inning Stats	R: 0 E: 0 K: 0 S: 4	H: 0 LOB: 0 BB: 0 P: 10	R: 0 E: 0 K: 1 S: 9	H: 1 LOB: 1 BB: 0 P: 14	R: 0 E: 0 K: 0 S: 7	H: 1 LOB: 0 BB: 0 P: 9	R: 0 E: 0 K: 0 S: 8	H: 2 LOB: 2 BB: 1 P: 14	R: 0 E: 1 K: 1 S: 9	H: 1 LOB: 2 BB: 0 P: 18	R: 0 E: 0 K: 0 S: 5	H: 0 LOB: 0 BB: 0 P: 8	R: 0 E: 0 K: 0 S: 9	H: 0 LOB: 2 BB: 2 P: 19	R: 0 E: 0 K: 1 S: 9	H: 0 LOB: 0 BB: 0 P: 12	R: 0 E: 0 K: 0 S: 8	H: 0 LOB: 0 BB: 0 P: 11	1B: 5 2B: 0 3B: 0 HR: 0	SF: 0 SAC: 0 DP: 1 HBP: 0	WP: 1 PB: 0 SB: 0 CS: 1	PA: 34		
PITCHER Joe Slusarski, R (1, 1) <small>ERA:</small>	IP: 7.0 WLS: W BF: 27 H: 5 R: 0 ER: 0 SO: 2 BB: 3 IBB: 0 HBP: 0 BLK: 0 WP: 1 HR: 0 S: 51 P: 92 ERA: 0.00 WHIP: 1.143		Dennis Eckersley, R (8, 1) <small>ERA:</small>	IP: 2.0 WLS: S BF: 6 H: 0 R: 0 ER: 0 SO: 1 BB: 0 IBB: 0 HBP: 0 BLK: 0 WP: 0 HR: 0 S: 17 P: 23 ERA: 0.00 WHIP: 0.000		PITCHER IP WLS BF H R ER SO BB IBB HBP BLK WP HR S P ERA WHIP																		

livebaseballscorecards.com

AB	30
R	0
H	5
RBI	0
BB	3
SO	3
LOB	14



Batter	1	2	3	4	5	6	7	8	9
Rickey Henderson, R OBP: 0.385, SLG: 0.273 Dave Henderson, R OBP: 0.556, SLG: 1.000	2-1 G3		3-2 CS 1B		2-3 K		3-2 G6-3		
Ernest Riles, L OBP: 0.333, SLG: 0.250	1-1 G1-3		3-1 SAFE SAFE 1-2 G1-3		1-1 SAFE 1-2 1B		1-0 G4-3		
Jose Canseco, R OBP: 0.385, SLG: 0.200	2-0 1B		0-1 G5-3		2-2 F9		4-2 2B BB		
Harold Baines, L OBP: 0.154, SLG: 0.231 Lance Blankenship, R OBP: 0.154, SLG: 0.231	1-1 G1-3			2-2 G1-3		1-1 G4-3	2-2 SAFE G4-3 1-H 2B		
Mark McGwire, R OBP: 0.462, SLG: 0.500		1-2 G5-3		3-1 G6-3 PB 2B		4-1 G3-6 BB	1-3 K		
Willie Wilson, S OBP: 0.154, SLG: 0.231		0-0 E4 1B		1-0 G6-3		2-0 G3-6	2-2 G4-3		
Jamie Quirk, L OBP: 0.500, SLG: 0.500		1-0 SAFE SAFE 1-3 1B		1-3 K		2-2 SH1-4 3B 1B	1-0 P6		
Walt Weiss, S OBP: 0.100, SLG: 0.111		0-3 K			0-0 G5-3		1-1 SH1-4		
Mike Gallego, R OBP: 0.600, SLG: 0.750		3-2 G6-3			0-0 1B 1B		2-0 2-H 3B		

AB	R	H	RBI	BB	SO	LOB	
4	0	1	0	0	1	2	
0	0	0	0	0	0	0	
4	0	1	0	0	0	2	
3	1	1	0	1	0	2	
4	0	1	1	0	0	1	
0	0	0	0	0	0	0	
3	1	1	0	1	1	1	
4	0	0	0	0	0	3	
4	1	2	0	0	1	2	
2	0	0	0	0	1	2	
3	0	2	1	0	0	2	
1B: 6	SF: 0	2B: 2	SAC: 1	3B: 1	DP: 1	HR: 0	HBP: 0

BOTTOM

Minnesota Twins @ Oakland Athletics
Oakland-Alameda County Coliseum, Oakland, CA

Thu Apr 11 1991, 3:33 AM PDT
Att: 22,169 - Sunny - 61 F

livebaseballscores.com

AB	31
R	3
H	9
RBI	2
BB	2
SO	4
LOB	17



Inning Stats	R: 0	H: 1	E: 0	LOB: 1	K: 0	S: 7	R: 0	H: 1	E: 1	LOB: 2	K: 1	S: 12	R: 0	H: 1	E: 0	LOB: 0	K: 0	S: 9	R: 1	H: 1	E: 0	LOB: 0	K: 1	S: 9	R: 0	H: 2	E: 0	LOB: 2	K: 1	S: 10	R: 0	H: 0	E: 0	LOB: 0	K: 0	S: 4	R: 1	H: 2	E: 0	LOB: 1	K: 0	S: 11	R: 1	H: 1	E: 0	LOB: 2	K: 1	S: 13		

PITCHER	IP	WLS	BF	H	R	ER	SO	BB	IBB	HBP	BLK	WP	HR	S	P	ERA	WHIP
Scott Erickson, R ERA: 1.29	(1, 1)	7.0	L	29	8	2	1	3	1	0	0	0	0	62	106	1.29	1.286
Steve Bedrosian, R ERA: 9.0	(8, 1)	1.0		5	1	1	1	1	0	0	0	0	0	13	23	9.00	2.000

WP	PA	ERA	WHIP
0	34		
1			
0			
1			

Batter	1	2	3	4	5	6	7	8	9	AB R H RBI BB SO LOB	TOP																				
Luis Polonia, L (1, 7) OBP: 0.389, SLG: 0.267	1-3 K		0-1 1B		1-0 FC6-4			0-0 L8		4 0 1 0 0 1 1																					
Luis Sojo, R (1, 4) OBP: 0.250, SLG: 0.333	0-0 F8		0-2 L4			1-1 G5-4-3 1B		1-2 1B		4 0 2 0 0 0 2																					
Wally Joyner, L (1, 3) OBP: 0.412, SLG: 0.333	3-2 G4-3		2-3 K			0-0 G5-4-3 1B		1-2 L9		4 0 1 0 0 1 3																					
Dave Winfield, R (1, 9) OBP: 0.235, SLG: 0.375		1-0 G5-3		2-2 G5-3		1-0 G5-4-3		1-3 K		4 0 0 0 0 1 3																					
Dave Parker, L (1, 10) OBP: 0.294, SLG: 0.563		0-0 P6		1-3 K		0-0 F7		2-3 K		4 0 0 0 0 2 1																					
Lance Parrish, R (1, 2) OBP: 0.538, SLG: 0.545		1-1 1B		2-3 K			3-2 F8	2-3 K		4 0 1 0 0 2 0																					
Gary Gaetti, R (1, 5) OBP: 0.118, SLG: 0.235		1-0 F9			2-2 F9		0-0 G3 2B	0-3 K		4 0 1 0 0 1 1																					
Junior Felix, S (1, 8) OBP: 0.200, SLG: 0.214			1-2 1B HBP		3-2 F8		0-0 G3			2 0 0 0 0 0 1																					
Dick Schofield, R (1, 6) OBP: 0.533, SLG: 0.300			1-3 K		1-1 FC6-4 1B		1-1 L9			3 0 1 0 0 1 2																					
Inning Stats	R: 0 E: 0 K: 1 S: 7	H: 0 LOB: 0 BB: 0 P: 11	R: 0 E: 0 K: 0 S: 5	H: 1 LOB: 1 BB: 0 P: 8	R: 0 E: 0 K: 2 S: 13	H: 1 LOB: 2 BB: 0 P: 17	R: 0 E: 0 K: 2 S: 10	H: 0 LOB: 0 BB: 0 P: 15	R: 0 E: 0 K: 0 S: 9	H: 1 LOB: 1 BB: 0 P: 16	R: 0 E: 0 K: 0 S: 5	H: 2 LOB: 1 BB: 0 P: 7	R: 0 E: 0 K: 0 S: 8	H: 1 LOB: 1 BB: 0 P: 12	R: 0 E: 0 K: 1 S: 10	H: 1 LOB: 1 BB: 0 P: 13	R: 0 E: 0 K: 3 S: 10	H: 0 LOB: 0 BB: 0 P: 14	R: 0 E: 0 K: 3 S: 10	H: 0 LOB: 0 BB: 0 P: 14	1B: 6 2B: 1 3B: 0 HR: 0	SF: 0 SAC: 0 DP: 1 HBP: 1	WP: 0 PB: 0 SB: 0 CS: 0	PA: 34							
PITCHER Kevin Tapani, R (1, 1) ERA:	IP 9.0	WLS W	BF 34	H 7	R 0	ER 0	SO 9	BB 0	IBB 0	HBP 1	BLK 0	WP 0	HR 0	S 77	P 113	ERA 0.00	WHIP 0.778														
											PITCHER	IP	WLS	BF	H	R	ER	SO	BB	IBB	HBP	BLK	WP	HR	S	P	ERA	WHIP			

California Angels @ Minnesota Twins
 Hubert H. Humphrey Metrodome, Minneapolis, MN

Fri Apr 12 1991, 8:05 PM EDT
 Att: 45,866 - Dome - 70 F

AB	33
R	0
H	7
RBI	0
BB	0
SO	9
LOB	14



Batter	1	2	3	4	5	6	7	8	9	AB	R	H	RBI	BB	SO	LOB
Dan Gladden, R (1, 7) C B F F X	1-2 F8	2-1 FC6-2		1-0 E5		0-2 L5				4	0	0	0	0	0	1
Chuck Knoblauch, R (1, 4) OBP: 0.313, SLG: 0.214 F B B B B	4-2 2B 1B BB	0-1 FC6-4			1-2 1B 1B	0-0 P6				3	2	1	0	1	0	1
Kirby Puckett, R (1, 9) OBP: 0.333, SLG: 0.400 B 1 SAFE SAFE X	1-1 1B 2B		0-1 E SF8 1B		0-2 1B 1B		1-1 F9			4	2	3	0	0	0	0
Chili Davis, S (1, 10) OBP: 0.500, SLG: 0.615 B B B X	3-0 1B		0-2 E7 SF8 G6-3 1B		1-1 G6-3		2-2 P4			4	1	2	1	0	0	2
Brian Harper, R (1, 2) OBP: 0.273, SLG: 0.500 1 SAFE C X	1-1 F9		1-0 SF8		4-0 1B IBB		0-1 G5-3			2	0	0	1	1	0	2
Shane Mack, R (1, 8) F B SAFE B B X	3-1 G5-3		1-2 G6-3		1-3 K		0-0 F7			4	0	0	1	0	1	5
Kent Hrbek, L (1, 3) OBP: 0.200, SLG: 0.143 B B S S X		2-2 G6-3	1-3 K		0-0 1B		1-2 G4-3			4	0	1	2	0	1	0
Scott Leius, R (1, 5) OBP: 0.400, SLG: 0.800 X		0-0 3B 3B		0-0 F8	1-3 K		0-2 CS 1B			4	1	2	0	0	1	2
Greg Gagne, R (1, 6) OBP: 0.444, SLG: 1.125 B C X		1-1 FC6-2 3B		0-0 L4		0-1 G5-3		3-2 CS		3	0	1	1	0	0	0

Inning Stats	R: 1	H: 2	E: 0	LOB: 2	K: 0	BB: 1	S: 13	R: 1	H: 2	E: 0	LOB: 1	K: 0	BB: 0	S: 10	R: 2	H: 2	E: 1	LOB: 0	K: 1	BB: 0	S: 13	R: 0	H: 0	E: 1	LOB: 1	K: 0	BB: 0	S: 3	R: 2	H: 3	E: 0	LOB: 2	K: 2	BB: 1	S: 20	R: 0	H: 0	E: 0	LOB: 0	K: 0	BB: 0	S: 6	R: 0	H: 0	E: 0	LOB: 0	K: 0	BB: 0	S: 8	R: 0	H: 1	E: 0	LOB: 0	K: 0	BB: 0	S: 10	R: 0	H: 1	E: 0	LOB: 0	K: 0	BB: 0	S: 14
--------------	------	------	------	--------	------	-------	-------	------	------	------	--------	------	-------	-------	------	------	------	--------	------	-------	-------	------	------	------	--------	------	-------	------	------	------	------	--------	------	-------	-------	------	------	------	--------	------	-------	------	------	------	------	--------	------	-------	------	------	------	------	--------	------	-------	-------	------	------	------	--------	------	-------	-------

PITCHER	IP	WLS	BF	H	R	ER	SO	BB	IBB	HBP	BLK	WP	HR	S	P	ERA	WHIP
Jim Abbott, L (1, 1) ERA: 9.0	5.0	L	26	9	6	5	3	1	1	0	0	0	0	59	89	9.00	2.000
Floyd Bannister, L (6, 1) ERA:	2.0		6	0	0	0	0	0	0	0	0	0	0	14	17	0.00	0.000
Cliff Young, L (8, 1) ERA:	1.0		3	1	0	0	0	0	0	0	0	0	0	10	14	0.00	1.000

BOTTOM

California Angels @ Minnesota Twins
 Hubert H. Humphrey Metrodome, Minneapolis, MN


Fri Apr 12 1991, 8:05 PM EDT
 Att: 45,866 - Dome - 70 F

livebaseballscorecards.com

AB	32
R	6
H	10
RBI	6
BB	2
SO	3
LOB	13



1B: 7	SF: 1	WP: 0	PA: 36
2B: 1	SAC: 0	PB: 0	
3B: 2	DP: 0	SB: 0	
HR: 0	HBP: 0	CS: 1	

Batter	1	2	3	4	5	6	7	8	9	AB R H RBI BB SO LOB	TOP										
Dick Schofield, R (1, 6) OBP: 0.476, SLG: 0.267	1-2 G5-3		0-0 3B 1B	4-1 G5-4-3 BB		1-2 G4-3	1-3 K		1-1 F9	5 1 1 0 1 1 2											
Luis Sojo, R (1, 4) OBP: 0.267, SLG: 0.467 Donnie Hill, S (6, PH) OBP: 0.750, SLG: 1.000	1-3 K		1-1 HR 3B	2-2 G5-4-3 1-2f 2-3		1-2 1B 2B	1-1 G3		4-1 2B BB	3 1 1 1 0 1 2 2 2 1 1 1 0 0											
Wally Joyner, L (1, 3) OBP: 0.478, SLG: 0.450	2-2 HR 1B		2-3 K	2-2 G3-1		2-2 2B 1B 1B		4-2 FC4 BB	2-1 1B 2B	5 3 3 3 1 1 2											
Dave Winfield, R (1, 9) OBP: 0.391, SLG: 0.955 Max Venable, L (9, PR)	2-2 HR		1-0 HR		2-1 HR	1-0 1B SF9 2B		2-2 FC4 1B	1-2 BB 1B	6 4 5 6 0 0 1 0 0 0 0 0 0 0											
Lance Parrish, R (1, 10) OBP: 0.579, SLG: 0.714	1-1 HR		4-1 2B 1B BB		0-1 P3	4-0 SF9 1B IBB		2-3 K	4-1 BB	3 2 1 1 3 1 1											
Gary Gaetti, R (1, 5) OBP: 0.261, SLG: 0.391	1-1 G6-3		0-0 2B		2-2 G5-3 1B	0-2 1B		0-0 1B	2-1 F8	6 0 4 1 0 0 2											
Junior Felix, S (1, 8) OBP: 0.200, SLG: 0.222		0-3 K2-3	0-0 G5-4-3 1B		1-2 G5-3	0-0 SF9		0-3 K		4 0 1 2 0 2 3	AB 43 R 15 H 21 RBI 15 BB 6 SO 6 LOB 19										
Dave Gallagher, R (1, 7) OBP: 0.400, SLG: 0.400		3-1 G6-4-3 1B	1-0 G5-4-3		2-2 F9	2-2 F7			0-1 SH1-3 2B 1B	5 1 2 0 0 0 5											
John Orton, R (1, 2) OBP: 0.250, SLG: 0.375		0-0 G6-4-3		2-2 G5-4-3 2B		1-0 G4-3 2B 1B		3-2 G6-3	0-0 SH1-3	4 1 2 0 0 0 1											
Inning Stats	R: 3 E: 0 K: 1 S: 17	H: 3 LOB: 0 BB: 0 P: 25	R: 0 E: 0 K: 1 S: 6	H: 1 LOB: 0 BB: 0 P: 9	R: 4 E: 0 K: 1 S: 11	H: 5 LOB: 1 BB: 1 P: 20	R: 0 E: 0 K: 0 S: 10	H: 1 LOB: 1 BB: 1 P: 20	R: 1 E: 0 K: 0 S: 14	H: 2 LOB: 1 BB: 0 P: 21	R: 4 E: 0 K: 0 S: 23	H: 5 LOB: 2 BB: 1 P: 35	R: 0 E: 0 K: 1 S: 8	H: 0 LOB: 0 BB: 0 P: 13	R: 0 E: 0 K: 2 S: 13	H: 1 LOB: 2 BB: 1 P: 21	R: 3 E: 0 K: 0 S: 15	H: 3 LOB: 2 BB: 2 P: 29	1B: 11 2B: 5 3B: 1 HR: 4	SF: 1 SAC: 1 DP: 3 HBP: 0	WP: 1 PA: 51 PB: 0 SB: 0 CS: 0
PITCHER	IP WLS BF H R ER SO BB IBB HBP BLK WP HR S P ERA WHIP																				
Mark Guthrie, L (1, 1) ERA: 23.14	2.1 L 13 7 6 6 3 0 0 0 0 0 0 3 30 45 23.14 3.000																				
Larry Casian, L (3, 1) ERA: 5.4	2.2 14 6 3 3 0 2 0 0 0 0 0 1 29 52 10.12 3.000																				
Terry Leach, R (6, 1) ERA: 13.5	1.0 8 4 3 3 0 0 1 0 0 0 1 0 22 33 27.00 4.000																				
Steve Bedrosian, R (7, 1) ERA: 3.0	2.0 8 1 0 0 3 1 0 0 0 0 0 0 21 34 0.00 1.000																				
Gary Wayne, L (9, 1) ERA: 27.0	1.0 8 3 3 3 0 2 0 0 0 0 0 0 15 29 27.00 5.000																				

California Angels @ Minnesota Twins
 Hubert H. Humphrey Metrodome, Minneapolis, MN

Sat Apr 13 1991, 8:05 PM EDT
 Att: 32,782 - Dome - 70 F

livebaseballscorecards.com

Batter	1	2	3	4	5	6	7	8	9	AB	R	H	RBI	BB	SO	LOB
Dan Gladden, R OBP: 0.059, SLG: 0.059 (1, 7)	F7		K		E8 WP 1B	G5-4-3		P3		5	1	1	1	0	1	3
Chuck Knoblauch, R OBP: 0.476, SLG: 0.353 (1, 4)	HR BB		S 1B		WP 1B	WP BB		G4-6-3 1B		3	2	3	1	2	0	0
Kirby Puckett, R OBP: 0.350, SLG: 0.550 (1, 8)	HR		G5-3		HR 1B	G4-3		F9		5	2	2	3	0	0	3
Kent Hrbek, L OBP: 0.200, SLG: 0.316 (1, 3)	G4-3		P4		HR	G3-1		G4-6-3		5	1	1	2	0	0	1
Chili Davis, S OBP: 0.450, SLG: 0.529 (1, 10)	G4-3		K		G4-6-3 1B	L8				4	0	1	0	0	1	0
Mike Pagliarulo, L OBP: 0.214, SLG: 0.286 (1, 5)		G4-3			G4-6-3	K				3	0	1	0	0	0	1
Scott Leius, R OBP: 0.333, SLG: 0.667 (7, PH) (8, 5)					2B					1	0	0	0	0	1	0
Brian Harper, R OBP: 0.333, SLG: 0.583 (1, 2)		P4			G1-3			WP 1B 2B		4	1	2	0	0	0	1
Randy Bush, L OBP: 0.375, SLG: 0.167 (1, 9)						G6-3		K 1B BB		2	1	0	0	1	0	0
Carmen Castillo, R (8, PH) (9, 9)		G3-1				G5-4-3 1B BB		K		1	0	0	0	0	1	1
Greg Gagne, R OBP: 0.462, SLG: 1.000 (1, 6)			K2-3		E 2B	G5-4-3 1B		F9		4	1	2	1	0	1	1

Inning Stats	R: 2	H: 1	E: 0	K: 0	S: 11	LOB: 0	BB: 1	P: 19	R: 0	H: 0	E: 0	K: 0	S: 8	LOB: 0	BB: 0	P: 12	R: 0	H: 1	E: 0	K: 2	S: 16	LOB: 1	BB: 0	P: 20	R: 0	H: 1	E: 0	K: 1	S: 8	LOB: 1	BB: 0	P: 16	R: 5	H: 6	E: 1	K: 0	S: 19	LOB: 0	BB: 0	P: 33	R: 2	H: 2	E: 0	K: 0	S: 12	LOB: 1	BB: 2	P: 26	R: 0	H: 0	E: 0	K: 1	S: 6	LOB: 0	BB: 0	P: 9	R: 0	H: 1	E: 0	K: 1	S: 15	LOB: 1	BB: 0	P: 22	R: 0	H: 1	E: 0	K: 0	S: 6	LOB: 0	BB: 0	P: 7	1B: 8	2B: 3	3B: 0	HR: 2	SF: 0	SAC: 0	DP: 3	HBP: 0	WP: 6	PB: 0	SB: 1	CS: 0	PA: 40
--------------	------	------	------	------	-------	--------	-------	-------	------	------	------	------	------	--------	-------	-------	------	------	------	------	-------	--------	-------	-------	------	------	------	------	------	--------	-------	-------	------	------	------	------	-------	--------	-------	-------	------	------	------	------	-------	--------	-------	-------	------	------	------	------	------	--------	-------	------	------	------	------	------	-------	--------	-------	-------	------	------	------	------	------	--------	-------	------	-------	-------	-------	-------	-------	--------	-------	--------	-------	-------	-------	-------	--------

PITCHER	IP	WLS	BF	H	R	ER	SO	BB	IBB	HBP	BLK	WP	HR	S	P	ERA	WHIP
Scott Lewis, R ERA: 12.46 (1, 1)	4.1		21	7	6	6	3	1	0	0	0	2	1	57	90	12.46	1.846
Cliff Young, L ERA: 5.4 (5, 1)	0.2		3	2	1	1	0	0	0	0	0	0	1	5	10	13.50	3.000
Jeff Robinson, R ERA: 4.5 (6, 1)	1.0		6	2	2	2	0	2	0	0	0	2	0	12	26	18.00	4.000
Scott Bailes, L ERA: (7, 1)	2.0	W	7	1	0	0	2	0	0	0	0	1	0	21	31	0.00	0.500
Bryan Harvey, R ERA: (9, 1)	1.0		3	1	0	0	0	0	0	0	0	0	0	6	7	0.00	1.000

BOTTOM

California Angels @ Minnesota Twins
Hubert H. Humphrey Metrodome, Minneapolis, MN
 Sat Apr 13 1991, 8:05 PM EDT
 Att: 32,782 - Dome - 70 F

livebaseballscores.com

AB	37
R	9
H	13
RBI	8
BB	3
SO	5
LOB	11



Batter	1	2	3	4	5	6	7	8	9	AB R H RBI BB SO LOB	TOP											
Luis Polonia, L OBP: 0.478, SLG: 0.368 (1, 7) C X	0-1 G3-1 S SF7 1B		4-2 1B S 1B BB	0-0 1-2 3-H 1B		1-2 1B S 1B	0-1 P5			4 3 3 2 1 0 2												
Donnie Hill, S OBP: 0.538, SLG: 0.636 (1, 4) B C B B X	3-1 G3-1 1-3		2-1 G6-3 1B 1-3 1B	1-2 F9 2-3		2-3 K		3-1 F7		5 1 1 0 0 1 5												
Gary Gaetti, R OBP: 0.286, SLG: 0.407 (1, 5) X	0-0 SF7 3-H		0-0 G6-3 1B 1-2 3-H 1B	1-3 K		0-1 1-H 2-H 1B		0-2 F7		4 0 2 4 0 1 2												
Dave Parker, L OBP: 0.318, SLG: 0.500 (1, 10) F X	0-1 1B		0-0 G6-3 1-2f 2-3		2-3 K2-3	2-3 K		1-2 FC5-4 HBP		4 0 1 0 0 2 3												
Lance Parrish, R OBP: 0.542, SLG: 0.789 (1, 2) B B F C C X	2-2 F8		0-1 1B 3-H		0-0 F9		1-0 HR	2-0 FC5-4 1-2f		5 1 2 2 0 0 2												
Jack Howell, L OBP: 0.400, SLG: 0.500 (1, 3) B X		1-0 WP G6-3 2B	1-3 K		1-2 F7		4-0 BB BB	1-0 L7		4 1 1 0 1 1 1												
Junior Felix, S OBP: 0.200, SLG: 0.217 (1, 8) S B B B B X		2-2 G6-3 2-H		1-1 1B S 1B 1B		0-3 K		0-0 F7	2-1 G5-3	5 1 1 1 0 1 1	AB 38 R 9 H 14 RBI 9 BB 4 SO 8 LOB 19											
Max Venable, L OBP: 0.400, SLG: 0.500 (1, 9) B B B C B B X		4-2 G4-6-3 BB		1-3 K 1-2		0-0 1B 2B		1-1 F8	1-3 K	4 1 1 0 1 2 2												
Dick Schofield, R OBP: 0.520, SLG: 0.333 (1, 6) C B B X		1-2 G4-6-3 1-2f		0-1 F9 1B 2-3 1B		2-1 S 1B 1B		4-2 BB		3 1 2 0 1 0 1												
Inning Stats	R: 1 E: 0 K: 0 S: 11	H: 2 LOB: 1 BB: 0 P: 16	R: 1 E: 0 K: 0 S: 9	H: 1 LOB: 0 BB: 1 P: 17	R: 2 E: 0 K: 1 S: 11	H: 3 LOB: 1 BB: 1 P: 18	R: 1 E: 0 K: 2 S: 14	H: 3 LOB: 2 BB: 0 P: 18	R: 0 E: 0 K: 1 S: 7	H: 0 LOB: 0 BB: 0 P: 10	R: 3 E: 0 K: 3 S: 17	H: 4 LOB: 1 BB: 0 P: 24	R: 1 E: 0 K: 0 S: 8	H: 1 LOB: 2 BB: 2 P: 18	R: 0 E: 0 K: 0 S: 8	H: 0 LOB: 1 BB: 0 P: 14	R: 0 E: 0 K: 1 S: 6	H: 0 LOB: 0 BB: 0 P: 10	1B: 11 2B: 2 3B: 0 HR: 1	SF: 1 SAC: 0 DP: 2 HBP: 1	WP: 1 PB: 0 SB: 5 CS: 0	PA: 44
PITCHER	IP WLS BF H R ER SO BB IBB HBP BLK WP HR S P ERA WHIP																					
Jack Morris, R ERA: 9.58 (1, 1)	5.2 L 30 13 8 8 6 2 0 0 0 1 0 66 98 12.71 2.647																					
Steve Bedrosian, R ERA: 4.15 (6, 1)	1.1 7 1 1 1 1 2 0 0 0 0 1 11 23 6.75 2.250																					
Gary Wayne, L ERA: 13.5 (8, 1)	1.0 4 0 0 0 0 0 0 0 1 0 0 0 8 14 0.00 0.000																					
Rick Aguilera, R ERA: (9, 1)	1.0 3 0 0 0 0 1 0 0 0 0 0 0 6 10 0.00 0.000																					

California Angels @ Minnesota Twins
 Hubert H. Humphrey Metrodome, Minneapolis, MN
 Sun Apr 14 1991, 4:33 AM EDT
 Att: 22,513 - Dome - 70 F

livebaseballscorecards.com



Batter	1	2	3	4	5	6	7	8	9	AB	R	H	RBI	BB	SO	LOB
Dan Gladden, R OBP: 0.048, SLG: 0.048 (1, 7)	3-1 G4-3			0-0 G4-3	2-3 K		0-0 G6-4-3			4	0	0	0	0	1	3
Chuck Knoblauch, R OBP: 0.520, SLG: 0.450 (1, 4)	1-1 L7			1-1 2B	0-1 FC5 1B			4-0 G1-3 1B BB		3	2	2	1	1	0	0
Kirby Puckett, R OBP: 0.375, SLG: 0.583 (1, 9) (9, 8)	3-2 G6-3			1-1 2B	SAFE FC5 1B			0-2 G3 G1-3 1B		4	0	2	1	0	0	2
Chili Davis, S OBP: 0.375, SLG: 0.429 (1, 10)			2-3 K	3-3 K		2-1 F8		0-2 G1-3		4	0	0	0	0	2	3
Kent Hrbek, L OBP: 0.167, SLG: 0.261 (1, 3)			2-0 G4-3	0-0 G6-3		2-3 K		1-1 G3		4	0	0	1	0	1	2
Shane Mack, R OBP: 0.143, SLG: 0.231 (1, 8) Randy Bush, L OBP: 0.333, SLG: 0.143 (8, PH) (9, 9)			0-3 K		1-0 G3-1 3B	4-2 BB		0-1 G4-3		2	1	1	0	0	1	0
Junior Ortiz, R (1, 2)			1-2 G6-3		1-0 G3-1	3-2 G6-3			2-0 G6-3	4	0	0	1	0	0	1
Scott Leius, R OBP: 0.444, SLG: 0.571 (1, 5) Mike Pagliarulo, L OBP: 0.200, SLG: 0.267 (9, PH)			4-2 G5-4-3 BB		4-2 BB 1B		2-0 F9		1-2 L9	1	1	0	0	2	0	0
Greg Gagne, R OBP: 0.500, SLG: 0.929 (1, 6) Al Newman, S OBP: 0.250, SLG: 0.250 (8, 6)			1-0 G5-4-3		4-2 FC5 1B BB		0-0 G6-4-3 1B		2-1 F7	2	0	1	0	1	0	1

Inning Stats	R: 0	H: 0	E: 0	K: 0	S: 7	R: 0	H: 0	E: 0	K: 2	S: 7	R: 0	H: 0	E: 0	K: 0	S: 6	R: 1	H: 2	E: 0	K: 1	S: 11	R: 2	H: 2	E: 0	K: 1	S: 15	R: 0	H: 0	E: 0	K: 1	S: 10	R: 0	H: 1	E: 0	K: 0	S: 3	R: 1	H: 1	E: 0	K: 0	S: 10	R: 0	H: 0	E: 0	K: 0	S: 6	R: 0	H: 0	E: 0	K: 0	S: 6	1B: 3	SF: 0	2B: 2	SAC: 0	3B: 1	DP: 2	HR: 0	HBP: 0	WP: 0	PA: 36
--------------	------	------	------	------	------	------	------	------	------	------	------	------	------	------	------	------	------	------	------	-------	------	------	------	------	-------	------	------	------	------	-------	------	------	------	------	------	------	------	------	------	-------	------	------	------	------	------	------	------	------	------	------	-------	-------	-------	--------	-------	-------	-------	--------	-------	--------

PITCHER	IP	WLS	BF	H	R	ER	SO	BB	IBB	HBP	BLK	WP	HR	S	P	ERA	WHIP
Chuck Finley, L ERA: 3.77 (1, 1)	7.0	W	29	5	4	4	5	5	0	0	0	0	0	59	111	5.14	1.429
Mark Eichhorn, R ERA: (8, 1)	2.0		7	1	0	0	0	0	0	0	0	0	0	16	22	0.00	0.500

BOTTOM

California Angels @ Minnesota Twins
Hubert H. Humphrey Metrodome, Minneapolis, MN
 Sun Apr 14 1991, 4:33 AM EDT
 Att: 22,513 - Dome - 70 F

AB	31
R	4
H	6
RBI	4
BB	5
SO	5
LOB	13



WP	PA	ERA	WHIP
0	36		

Batter	1	2	3	4	5	6	7	8	9	AB R H RBI BB SO LOB	TOP									
Chuck Knoblauch, R (1, 4) <small>OBP: 0.483, SLG: 0.458</small>	1-3 		1-0 		1-1 			1-3 		4 1 1 0 0 2 0	Minnesota Twins @ Seattle Mariners The Kingdom, Seattle, WA Mon Apr 15 1991, 10:05 PM EDT Att: 15,120 - Dome - 70 F									
Shane Mack, R (1, 8) <small>OBP: 0.167, SLG: 0.412</small>	0-3 		0-0 		3-1 			1-1 		4 1 1 2 0 1 0										
Kirby Puckett, R (1, 9) <small>OBP: 0.429, SLG: 0.593</small>	1-2 		0-1 			4-1 		0-0 		3 0 2 0 1 0 0										
Chili Davis, S (1, 10) <small>OBP: 0.357, SLG: 0.375</small>	1-0 	1-1 		4-1 		0-2 		2-0 		3 1 0 0 1 0 2										
Brian Harper, R (1, 2) <small>OBP: 0.421, SLG: 0.625</small>				1-0 		0-1 		2-1 		4 1 3 0 0 0 1										
Kent Hrbek, L (1, 3) <small>OBP: 0.148, SLG: 0.231</small> Al Newman, S (9, PH) <small>OBP: 0.200, SLG: 0.200</small>		3-2 		1-1 		1-1 		0-3 		3 0 0 1 0 0 3										
Dan Gladden, R (1, 7) <small>OBP: 0.080, SLG: 0.043</small>		1-2 		2-1 		4-0 		0-1 		2 0 0 1 1 0 2										
Scott Leius, R (1, 5) <small>OBP: 0.385, SLG: 0.400</small>			4-0 	1-3 		2-2 		2-2 		3 0 0 0 1 1 2										
Greg Gagne, R (1, 6) <small>OBP: 0.421, SLG: 0.765</small>			2-2 		2-3 		3-2 			3 0 0 0 0 1 1										
Inning Stats	R: 0 E: 0 K: 2 S: 9	H: 1 LOB: 0 BB: 0 P: 12	R: 0 E: 0 K: 0 S: 9	H: 1 LOB: 1 BB: 0 P: 14	R: 2 E: 0 K: 0 S: 8	H: 2 LOB: 0 BB: 1 P: 15	R: 2 E: 0 K: 1 S: 9	H: 1 LOB: 0 BB: 1 P: 18	R: 0 E: 0 K: 1 S: 7	H: 0 LOB: 0 BB: 0 P: 13	R: 0 E: 0 K: 0 S: 6	H: 0 LOB: 0 BB: 1 P: 15	R: 0 E: 0 K: 1 S: 10	H: 1 LOB: 1 BB: 0 P: 14	1B: 5 2B: 1 3B: 0 HR: 1	SF: 1 SAC: 0 DP: 2 HBP: 0	WP: 1 PB: 0 SB: 0 CS: 1	PA: 36		
PITCHER Randy Johnson, L (1, 1) <small>ERA: 5.65</small>	IP: 9.0 WLS: W BF: 35 H: 7 R: 4 ER: 4 SO: 6 BB: 4 IBB: 0 HBP: 0 BLK: 1 WP: 1 HR: 1 S: 74 P: 126 ERA: 4.00 WHIP: 1.222								PITCHER											

livebaseballscorecards.com

AB	30
R	4
H	7
RBI	4
BB	4
SO	6
LOB	12



Batter	1	2	3	4	5	6	7	8	9
Harold Reynolds, S OBP: 0.344, SLG: 0.333 (1, 4)	1-1 1B HR 1B	1-0 F9		4-2 G6-4-3 BB		3-1 2B		4-0 1B BB	
Tracy Jones, R OBP: 0.250, SLG: 0.625 Greg Briley, L OBP: 0.368, SLG: 0.500 (1, 7) (7, 7)	0-1 1-2 HR 1B		1-0 HR	1-0 F9		2-2 F9		0-0 1B	
Edgar Martinez, R OBP: 0.567, SLG: 0.700 (1, 5)	2-1 HR		0-1 F7 BB 1B	2-2 G6-4-3		4-0 IBB		1-2 G1-3	
Ken Griffey Jr., L OBP: 0.310, SLG: 0.321 (1, 8)	2-0 P6		4-0 1B BB 1B		1-3 K	0-1 F8			
Alvin Davis, L OBP: 0.267, SLG: 0.154 (1, 10)	3-3 K		0-0 F7		3-1 F8		1-1 G4-3		
Jay Buhner, R OBP: 0.259, SLG: 0.400 (1, 9)	3-1 2B		1-1 P6		1-0 G6-3		1-2 G6-3		
Pete O'Brien, L OBP: 0.214, SLG: 0.222 (1, 3)	2-0 G4-3		1-0 1B 1B			0-1 G4-3		1-3 K	
Dave Valle, R OBP: 0.318, SLG: 0.286 (1, 2)		0-1 G4-3	1-2 FC5-4 1B			1-2 E 1B 2B 1B		0-0 G5-3	
Jeff Schaefer, R OBP: 0.167, SLG: 0.167 (1, 6)		1-1 G6-3	0-1 FC5-4			0-0 E5 2B 1B		0-1 G5-3	

Inning Stats	R: 3	H: 4	E: 0	K: 1	S: 13	LOB: 1	BB: 0	P: 26	R: 0	H: 0	E: 0	K: 0	S: 5	LOB: 0	BB: 0	P: 7	R: 3	H: 4	E: 0	K: 0	S: 14	LOB: 2	BB: 1	P: 22	R: 0	H: 0	E: 0	K: 0	S: 12	LOB: 0	BB: 1	P: 19	R: 0	H: 0	E: 0	K: 1	S: 6	LOB: 0	BB: 0	P: 11	R: 2	H: 3	E: 1	K: 0	S: 14	LOB: 2	BB: 1	P: 24	R: 0	H: 0	E: 0	K: 1	S: 8	LOB: 0	BB: 0	P: 11	R: 0	H: 1	E: 0	K: 0	S: 9	LOB: 2	BB: 1	P: 14
--------------	------	------	------	------	-------	--------	-------	-------	------	------	------	------	------	--------	-------	------	------	------	------	------	-------	--------	-------	-------	------	------	------	------	-------	--------	-------	-------	------	------	------	------	------	--------	-------	-------	------	------	------	------	-------	--------	-------	-------	------	------	------	------	------	--------	-------	-------	------	------	------	------	------	--------	-------	-------

PITCHER	IP	WLS	BF	H	R	ER	SO	BB	IBB	HBP	BLK	WP	HR	S	P	ERA	WHIP
Allan Anderson, L ERA: 6.3 (1, 1)	2.2	L	17	8	6	6	1	1	0	0	0	0	2	30	53	20.25	3.375
Larry Casian, L ERA: 3.86 (3, 1)	4.1		17	3	2	1	2	1	1	0	0	0	0	42	67	2.08	0.923
Terry Leach, R ERA: 9.0 (8, 1)	1.0		5	1	0	0	0	1	0	0	0	0	0	9	14	0.00	2.000

BOTTOM


Minnesota Twins @ Seattle Mariners
The Kingdome, Seattle, WA

Mon Apr 15 1991, 10:05 PM EDT
Att: 15,120 - Dome - 70 F

AB	R	H	RBI	BB	SO	LOB
3	1	2	2	2	0	0
4	2	2	1	0	0	2
1	0	1	0	0	0	0
4	2	2	3	1	0	3
3	1	0	0	1	1	2
4	0	0	0	0	1	2
4	0	1	0	0	0	2
4	0	1	1	0	1	1
4	1	2	1	0	0	0
4	1	1	0	0	0	2

AB	35
R	8
H	12
RBI	8
BB	4
SO	3
LOB	14

WP: 0 PA: 39
PB: 0
SB: 0
CS: 0



PITCHER	IP	WLS	BF	H	R	ER	SO	BB	IBB	HBP	BLK	WP	HR	S	P	ERA	WHIP
---------	----	-----	----	---	---	----	----	----	-----	-----	-----	----	----	---	---	-----	------

Batter	1	2	3	4	5	6	7	8	9	AB R H RBI BB SO LOB	TOP
Chuck Knoblauch, R (1, 4) OBP: 0.424, SLG: 0.393										4 0 0 0 0 1 2	
Randy Bush, L (1, 7) OBP: 0.308, SLG: 0.182										4 0 1 0 0 1 1	
Kirby Puckett, R (1, 9) OBP: 0.406, SLG: 0.548										4 0 1 0 0 1 1	
Kent Hrbek, L (1, 3) OBP: 0.129, SLG: 0.200										4 0 0 0 0 0 2	
Chili Davis, S (1, 10) OBP: 0.344, SLG: 0.357										4 0 1 0 0 0 1	
Mike Pagliarulo, L (1, 5) OBP: 0.222, SLG: 0.278										3 0 1 0 0 0 0	
Shane Mack, R (1, 8) OBP: 0.190, SLG: 0.400										3 0 1 0 0 0 0	
Junior Ortiz, R (1, 2) 										2 0 0 0 1 0 2	
Al Newman, S (1, 6) OBP: 0.250, SLG: 0.143										2 0 0 0 1 0 3	
Inning Stats	R: 0 H: 1 E: 0 LOB: 1 K: 2 BB: 0 S: 10 P: 16	R: 0 H: 3 E: 0 LOB: 2 K: 0 BB: 0 S: 13 P: 19	R: 0 H: 0 E: 0 LOB: 0 K: 1 BB: 0 S: 5 P: 6	R: 0 H: 0 E: 0 LOB: 0 K: 0 BB: 0 S: 5 P: 9	R: 0 H: 0 E: 0 LOB: 1 K: 0 BB: 1 S: 7 P: 15	R: 0 H: 1 E: 0 LOB: 1 K: 0 BB: 0 S: 10 P: 18	R: 0 H: 0 E: 0 LOB: 0 K: 0 BB: 0 S: 6 P: 10	R: 0 H: 0 E: 0 LOB: 0 K: 0 BB: 1 S: 4 P: 8	R: 0 H: 0 E: 0 LOB: 0 K: 0 BB: 0 S: 6 P: 7	1B: 5 SF: 0 2B: 0 SAC: 0 3B: 0 DP: 1 HR: 0 HBP: 0	WP: 0 PA: 32 PB: 0 SB: 0 CS: 0
PITCHER Brian Holman, R (1, 1) ERA: 1.2	IP WLS BF H R ER SO BB IBB HBP BLK WP HR S P ERA WHIP 9.0 W 32 5 0 0 3 2 0 0 0 0 0 0 66 108 0.00 0.778										

Minnesota Twins @ Seattle Mariners
 The Kingdom, Seattle, WA
 Tue Apr 16 1991, 10:05 PM EDT
 Att. 8,837 - Dome - 70 F

livebaseballscorecards.com

AB	30
R	0
H	5
RBI	0
BB	2
SO	3
LOB	12



Batter	1	2	3	4	5	6	7	8	9
Harold Reynolds, S (1, 4) OBP: 0.361, SLG: 0.333	3-1 G4-3		2-0 1B 1B		4-0 1B G5-3 BB		1-2 P6		
Ken Griffey, L (1, 7) Greg Briley, L (7, 7) OBP: 0.350, SLG: 0.471	2-3 K		1-3 K		0-0 G5-3		3-1 G4-3		
Ken Griffey Jr., L (1, 8) OBP: 0.394, SLG: 0.367	4-0 S BB		0-0 1B 1B		0-1 G4-6-3 1B		4-0 IBB		
Edgar Martinez, R (1, 5) OBP: 0.529, SLG: 0.625	3-1 G5-3		3-2 BB 1B		1-1 G4-6-3		2-1 F7		
Alvin Davis, L (1, 10) OBP: 0.324, SLG: 0.207		2-1 L8-6 CS 1B	4-1 BB		1-2 SH1-3 1B		0-0 F7		
Jay Buhner, R (1, 9) OBP: 0.233, SLG: 0.357		3-3 K	0-3 K		0-0 SH1-3		2-2 F8		
Pete O'Brien, L (1, 3) OBP: 0.219, SLG: 0.323		2-2 L8-6		1-0 G6-3		1-3 K	1-2 HR		
Dave Valle, R (1, 2) OBP: 0.308, SLG: 0.250			3-2 G1-3	3-3 K		0-1 G1	4-1 BB		
Jeff Schaefer, R (1, 6) OBP: 0.300, SLG: 0.300			0-1 1B 1B	2-1 F9		0-0 G4-3 1B	0-3 K2-3		

AB	R	H	RBI	BB	SO	LOB
3	1	1	0	1	0	1
3	0	0	0	0	2	3
1	0	0	0	0	0	1
2	0	2	0	2	0	0
4	0	1	2	0	0	5
3	0	2	0	1	0	0
3	0	0	0	0	2	4
4	1	1	1	0	1	2
3	0	0	0	1	1	1
4	1	2	0	0	1	1

BOTTOM

Minnesota Twins @ Seattle Mariners
The Kingdom, Seattle, WA
Tue Apr 16 1991, 10:05 PM EDT
Att. 8,837 - Dome - 70 F

livebaseballscorecards.com

AB	30
R	3
H	9
RBI	3
BB	5
SO	7
LOB	18



Inning Stats		R: 0	H: 0	R: 0	H: 1	R: 2	H: 4	R: 0	H: 1	R: 0	H: 1	R: 0	H: 1	R: 1	H: 1
		E: 0	LOB: 1	E: 0	LOB: 0	E: 0	LOB: 3	E: 0	LOB: 0	E: 0	LOB: 1	E: 0	LOB: 2	E: 0	LOB: 1
		K: 1	BB: 1	K: 1	BB: 0	K: 2	BB: 1	K: 1	BB: 0	K: 1	BB: 0	K: 0	BB: 1	K: 1	BB: 1
		S: 7	P: 19	S: 8	P: 15	S: 17	P: 30	S: 7	P: 13	S: 10	P: 12	S: 9	P: 18	S: 13	P: 20

PITCHER		IP	WLS	BF	H	R	ER	SO	BB	IBB	HBP	BLK	WP	HR	S	P	ERA	WHIP
Scott Erickson, R (1, 1)	ERA: 2.45	7.2	L	35	9	3	3	6	4	1	0	0	0	1	73	134	3.52	1.696
Mark Guthrie, L (8, 1)	ERA: 20.25	0.1		1	0	0	0	1	0	0	0	0	0	3	3	0.00	0.000	

WP	PA	3B	DP	HR	S	P	ERA	WHIP
0	36	0	2	1				
0		1	0					
0		0	0					
0		1	0					

Batter	1	2	3	4	5	6	7	8	9	10	11	AB R H RBI BB SO LOB	TOP		
Chuck Knoblauch, R (1, 4) <small>OBP: 0.395, SLG: 0.375</small>	0-0 	1-0 			2-1 		1-1 		1-2 			4 1 1 1 0 0 0			
Randy Bush, L (1, 7) <small>OBP: 0.294, SLG: 0.267</small> Dan Gladden, R (7, PR) <small>OBP: 0.077, SLG: 0.042</small> (7, 7)	1-1 	1-0 			0-0 		1-0 		2-2 			4 0 1 0 0 0 2 1 0 0 0 0 0 0			
Kirby Puckett, R (1, 9) <small>OBP: 0.405, SLG: 0.514</small>	2-2 		1-0 		2-0 		4-0 			0-0 		4 0 1 0 1 0 1			
Kent Hrbek, L (1, 3) <small>OBP: 0.167, SLG: 0.206</small>	4-1 		0-2 		2-0 		0-0 			1-1 		4 0 1 1 1 0 2			
Chili Davis, S (1, 10) <small>OBP: 0.378, SLG: 0.375</small>	0-0 		0-0 		2-3 			1-0 		4-1 		4 0 2 0 1 1 1			
Brian Harper, R (1, 2) <small>OBP: 0.417, SLG: 0.667</small>		1-2 		0-1 		2-0 		2-1 		0-1 		5 1 2 0 0 0 2			
Mike Pagliarulo, L (1, 5) <small>OBP: 0.238, SLG: 0.286</small> Carmen Castillo, R (8, PH) Scott Leius, R (8, 5) <small>OBP: 0.357, SLG: 0.364</small>		1-0 		1-0 		1-0 		1-1 		1-1 		3 0 1 1 0 0 0 1 0 0 0 0 0 1 1 0 0 0 0 0 0			
Shane Mack, R (1, 8) <small>OBP: 0.192, SLG: 0.400</small>		3-1 		0-0 		2-3 		3-1 		1-2 		5 1 1 0 0 1 1			
Greg Gagne, R (1, 6) <small>OBP: 0.364, SLG: 0.650</small> Al Newman, S (9, PH) <small>OBP: 0.200, SLG: 0.111</small> (9, 6)		1-1 		1-3 		3-1 			1-2 		2-1 	3 0 0 0 0 1 1 2 0 0 0 0 0 0			
Inning Stats	R: 0 H: 2 E: 0 LOB: 2 K: 0 BB: 1 S: 8 P: 15	R: 2 H: 3 E: 1 LOB: 1 K: 0 BB: 0 S: 10 P: 18	R: 0 H: 1 E: 0 LOB: 1 K: 0 BB: 0 S: 7 P: 8	R: 0 H: 0 E: 0 LOB: 0 K: 1 BB: 0 S: 5 P: 7	R: 1 H: 2 E: 0 LOB: 1 K: 1 BB: 0 S: 8 P: 16	R: 0 H: 0 E: 0 LOB: 0 K: 1 BB: 0 S: 5 P: 10	R: 0 H: 1 E: 0 LOB: 2 K: 0 BB: 1 S: 6 P: 15	R: 0 H: 1 E: 0 LOB: 1 K: 0 BB: 0 S: 7 P: 14	R: 0 H: 0 E: 0 LOB: 0 K: 0 BB: 0 S: 12 P: 16	R: 0 H: 0 E: 0 LOB: 1 K: 0 BB: 1 S: 6 P: 11	R: 0 H: 0 E: 0 LOB: 0 K: 0 BB: 0 S: 7 P: 11	1B: 6 SF: 1 2B: 4 SAC: 0 3B: 0 DP: 0 HR: 0 HBP: 0	WP: 0 PA: 45 PB: 0 SB: 0 CS: 0		
PITCHER	IP WLS BF H R ER SO BB IBB HBP BLK WP HR S P ERA WHIP														
Scott Bankhead, R (1, 1) <small>ERA: 6.1</small> Russ Swan, L (7, 1) <small>ERA:</small> Michael Jackson, R (8, 1) <small>ERA: 1.35</small>	6.2 30 9 3 2 3 1 1 0 0 0 0 4 29 88 2.70 1.500	0.2 3 1 0 0 0 0 0 0 0 0 0 0 0 7 0.00 1.500	3.2 12 0 0 0 0 1 0 0 0 0 0 0 29 46 0.00 0.273												

Minnesota Twins @ Seattle Mariners
 The Kingdome, Seattle, WA
 Wed Apr 17 1991, 10:05 PM EDT
 Att: 9,628 - Dome - 70 F

livebaseballscores.com

AB 41
 R 3
 H 10
 RBI 3
 BB 3
 SO 3
 LOB 11




Batter	1	2	3	4	5	6	7	8	9	10	11	AB	R	H	RBI	BB	SO	LOB
Harold Reynolds, S OBP: 0.317, SLG: 0.286 (1, 4)	L7		F9		G4-3			G3		F7		5	0	0	1	0	0	1
Ken Griffey, L OBP: 0.286, SLG: 0.429 (1, 7)	F7			G4-3								4	0	2	1	0	0	0
Ken Griffey Jr., L OBP: 0.368, SLG: 0.324 Greg Briley, L OBP: 0.381, SLG: 0.471 (1, 8) (8, PR) (9, 7)	F9			L5				1B		2B		4	0	0	0	1	1	2
Edgar Martinez, R OBP: 0.538, SLG: 0.621 (1, 5)					G4-3			1B		1BB		5	0	3	0	0	1	1
Alvin Davis, L OBP: 0.308, SLG: 0.206 Henry Cotto, R OBP: 0.333, SLG: 0.333 (1, 10) (11, PR)		L9						K				5	0	1	0	0	3	5
Jay Buhner, R OBP: 0.257, SLG: 0.438 (1, 9)								K				0	1	0	0	0	0	0
Pete O'Brien, L OBP: 0.189, SLG: 0.278 (1, 3)								K				4	1	1	1	1	2	4
Dave Valle, R OBP: 0.300, SLG: 0.250 Scott Bradley, L OBP: 0.200, SLG: 0.200 (1, 2) (11, PH)												5	0	0	0	0	1	3
Jeff Schaefer, R OBP: 0.286, SLG: 0.357 (1, 6)												4	1	1	0	0	0	0

Inning Stats	R: 0	H: 0	R: 0	H: 1	R: 0	H: 0	R: 0	H: 1	R: 3	H: 4	R: 0	H: 0	R: 0	H: 0	R: 0	H: 2	R: 0	H: 0	R: 1	H: 2	
E: 0	LOB: 0	E: 0	LOB: 1	E: 0	LOB: 0	E: 0	LOB: 1	E: 0	LOB: 1	E: 0	LOB: 0	E: 0	LOB: 0	E: 0	LOB: 0	E: 0	LOB: 3	E: 0	LOB: 1	E: 0	LOB: 2
K: 0	BB: 0	K: 1	BB: 0	K: 1	BB: 0	K: 0	BB: 0	K: 1	BB: 0	K: 0	BB: 0	K: 3	BB: 0	K: 1	BB: 0	K: 1	BB: 1	K: 0	BB: 0	K: 1	BB: 1
S: 10	P: 15	S: 10	P: 17	S: 5	P: 9	S: 13	P: 19	S: 14	P: 18	S: 9	P: 16	S: 16	P: 22	S: 15	P: 26	S: 9	P: 13	S: 13	P: 23	S: 12	P: 19

MINNESOTA TWINS @ SEATTLE MARINERS
The Kingdome, Seattle, WA
 Wed Apr 17 1991, 10:05 PM EDT
 Att: 9,628 - Dome - 70 F

AB	41
R	4
H	10
RBI	4
BB	3
SO	10
LOB	16



WP: 0	PA: 44
PB: 0	
SB: 2	
CS: 0	

Batter	1	2	3	4	5	6	7	8	9	AB R H RBI BB SO LOB	TOP											
Dan Gladden, R (1, 7) OBP: 0.100, SLG: 0.037	1-2 L5		2-2 P4			0-1 F9			4-1 FC4-6 BB	3 0 0 0 1 0 1												
Chuck Knoblauch, R (1, 4) OBP: 0.357, SLG: 0.333	2-1 F9			1-0 F8		0-3 K			2-1 FC4-6 G5-4-3 1-2f	4 0 0 0 0 1 2												
Kirby Puckett, R (1, 9) OBP: 0.390, SLG: 0.487	3-2 1B			1-3 K			2-3 K		0-1 G5-4-3 1-2f	4 0 1 0 0 2 1												
Chili Davis, S (1, 10) OBP: 0.350, SLG: 0.343	2-3 K			0-0 G6-3			2-3 K			3 0 0 0 0 2 1												
Brian Harper, R (1, 2) OBP: 0.370, SLG: 0.583			3-2 F9		1-2 G5-3		0-1 G5-3			3 0 0 0 0 0 0												
Shane Mack, R (1, 8) OBP: 0.172, SLG: 0.357			1-0 F9		2-3 K			2-3 K		3 0 0 0 0 2 0												
Kent Hrbek, L (1, 3) OBP: 0.154, SLG: 0.189			2-3 K		0-0 P5			1-3 K		3 0 0 0 0 2 0												
Scott Leius, R (1, 5) OBP: 0.353, SLG: 0.308				0-2 G6-3		2-2 G5-3		4-2 BB		2 0 0 0 1 0 0												
Greg Gagne, R (1, 6) OBP: 0.360, SLG: 0.652			3-2 P3			1-1 2B		1-2 F9		3 0 1 0 0 0 1												
Inning Stats	R: 0 E: 0 K: 1 S: 11	H: 1 LOB: 1 BB: 0 P: 19	R: 0 E: 0 K: 1 S: 8	H: 0 LOB: 0 BB: 0 P: 14	R: 0 E: 0 K: 0 S: 9	H: 0 LOB: 0 BB: 0 P: 14	R: 0 E: 0 K: 1 S: 5	H: 0 LOB: 0 BB: 0 P: 7	R: 0 E: 0 K: 1 S: 7	H: 0 LOB: 0 BB: 0 P: 10	R: 0 E: 0 K: 1 S: 11	H: 1 LOB: 1 BB: 0 P: 14	R: 0 E: 0 K: 2 S: 8	H: 0 LOB: 0 BB: 0 P: 12	R: 0 E: 0 K: 2 S: 12	H: 0 LOB: 1 BB: 1 P: 20	R: 0 E: 0 K: 0 S: 5	H: 0 LOB: 0 BB: 1 P: 11	1B: 1 2B: 1 3B: 0 HR: 0	SF: 0 SAC: 0 DP: 1 HBP: 0	WP: 0 PB: 0 SB: 0 CS: 0	PA: 30
PITCHER Chuck Finley, L (1, 1) ERA: 2.31	IP: 9.0 WLS: W BF: 30 H: 2 R: 0 ER: 0 SO: 9 BB: 2 IBB: 0 HBP: 0 BLK: 0 WP: 0 HR: 0 S: 76 P: 121 ERA: 0.00 WHIP: 0.444											PITCHER	IP: 9.0 WLS: W BF: 30 H: 2 R: 0 ER: 0 SO: 9 BB: 2 IBB: 0 HBP: 0 BLK: 0 WP: 0 HR: 0 S: 76 P: 121 ERA: 0.00 WHIP: 0.444									

Minnesota Twins @ California Angels
Anaheim Stadium, Anaheim, CA

Fri Apr 19 1991, 10:05 PM EDT
Att. 22,583 - Sunny - 62 F

livebaseballscorecards.com

AB 28
R 0
H 2
RBI 0
BB 2
SO 9
LOB 6



Batter	1	2	3	4	5	6	7	8	9	AB R H RBI BB SO LOB	TOP											
Dan Gladden, R (1, 7) OBP: 0.088, SLG: 0.032	2-2 G6-3			2-2 L6		0-0 G1-3			3-2 F9	4 0 0 0 0 0 0												
Chuck Knoblauch, R (1, 4) OBP: 0.370, SLG: 0.333	4-1 G6-4-3 BB			2-3 K		0-0 G1-6-3 1B			2-3 K	3 0 1 0 1 2 0												
Kirby Puckett, R (1, 8) OBP: 0.364, SLG: 0.452	1-2 G6-4-3 1-2f			2-1 L4		1-2 F7			1-2 F7	3 0 0 0 0 0 2												
Kent Hrbek, L (1, 3) OBP: 0.167, SLG: 0.200		1-1 G4-3		2-2 FC4-6 1B		1-0 G1-6-3 1-2f			1-0 G1-6-3	3 0 1 0 0 0 1												
Chili Davis, S (1, 10) OBP: 0.349, SLG: 0.421		2-1 G6-3		1-3 K				0-1 HR	0-1 HR	3 1 1 1 0 1 1												
Mike Pagliarulo, L (1, 5) OBP: 0.208, SLG: 0.250		1-1 F7		3-1 FC4-6 1-2f				0-2 G4-3	0-2 G4-3	3 0 0 0 0 0 1												
Brian Harper, R (1, 2) OBP: 0.333, SLG: 0.519			2-1 F9		1-1 G1-3			1-2 G6-3	1-2 G6-3	3 0 0 0 0 0 1												
Randy Bush, L (1, 9) OBP: 0.250, SLG: 0.222			1-2 G5-3			1-1 F7		1-0 L3	1-0 L3	3 0 0 0 0 0 0												
Greg Gagne, R (1, 6) OBP: 0.333, SLG: 0.600			3-1 P3			2-1 G4-3			0-1 G4-3	2 0 0 0 0 0 0												
Gene Larkin, S (9, PH) OBP: 0.333, SLG: 0.333										1 0 0 0 0 0 0												
Inning Stats	R: 0 E: 0 K: 0 S: 7	H: 0 LOB: 0 BB: 1 P: 14	R: 0 E: 0 K: 0 S: 6	H: 0 LOB: 0 BB: 0 P: 10	R: 0 E: 0 K: 0 S: 7	H: 0 LOB: 0 BB: 0 P: 13	R: 0 E: 0 K: 1 S: 10	H: 1 LOB: 1 BB: 0 P: 16	R: 0 E: 0 K: 1 S: 10	H: 1 LOB: 1 BB: 0 P: 17	R: 0 E: 0 K: 0 S: 5	H: 0 LOB: 0 BB: 0 P: 8	R: 0 E: 0 K: 0 S: 6	H: 1 LOB: 0 BB: 0 P: 8	R: 1 E: 0 K: 0 S: 9	H: 1 LOB: 0 BB: 0 P: 11	R: 0 E: 0 K: 1 S: 8	H: 0 LOB: 0 BB: 0 P: 13	1B: 2 2B: 0 3B: 0 HR: 1	SF: 0 SAC: 0 DP: 2 HBP: 0	WP: 0 PB: 0 SB: 0 CS: 0	PA: 29
PITCHER	IP WLS BF H R ER SO BB IBB HBP BLK WP HR S P ERA WHIP																					
Kirk McCaskill, R (1, 1) ERA: 3.43	8.0 W 26 3 1 1 2 1 0 0 0 0 0 1 60 97 1.12 0.500																					
Bryan Harvey, R (9, 1) ERA:	1.0 S 3 0 0 0 1 0 0 0 0 0 0 0 8 13 0.00 0.000																					

Minnesota Twins @ California Angels
Anaheim Stadium, Anaheim, CA

Sat Apr 20 1991, 10:05 PM EDT
Att. 34,767 - Cloudy - 61 F

livebaseballscorecards.com

AB	28
R	1
H	3
RBI	1
BB	1
SO	3
LOB	6



Minnesota Twins @ California Angels
 Anaheim Stadium, Anaheim, CA

Sun Apr 21 1991, 6:33 AM EDT
 Att. 41,337 - Cloudy - 72 F

AB	32
R	4
H	8
RBI	3
BB	5
SO	9
LOB	16



AB	R	H	RBI	BB	SO	LOB
5	1	2	0	0	0	1
3	0	0	0	1	3	2
4	1	1	1	0	1	4
3	1	2	2	1	1	1
3	0	0	0	0	1	0
1	1	0	0	0	0	1
3	0	1	0	1	1	0
4	0	2	0	0	0	2
0	0	0	0	0	0	0
2	0	0	0	1	0	2
1	0	0	0	0	1	0
0	0	0	0	0	0	0
3	0	0	0	1	1	3
1B:	4	SF:	0			
2B:	2	SAC:	0			
3B:	0	DP:	2			
HR:	2	HBP:	0			
WP:	0	PA:	38			
PB:	0					
SB:	2					
CS:	0					

Batter	1	2	3	4	5	6	7	8	9	
Dan Gladden, R OBP: 0.128, SLG: 0.111 (1, 7)	2-2 F8		1-1 HR 2B		2-0 G6-3 S 1B		1-0 G5-3		2-1 P6	
Greg Gagne, R OBP: 0.323, SLG: 0.536 (1, 6)	2-3 K		2-3 K		3-3 K 1-2		4-1 G1-4-3 BB			
Kirby Puckett, R OBP: 0.354, SLG: 0.500 (1, 8) (8, 9)	1-0 HR		1-3 K		2-1 G6-3 2-3		1-1 G1-4-3 1-2f			
Chili Davis, S OBP: 0.383, SLG: 0.512 (1, 10)	4-1 PO BB		1-2 2-H HR		1-3 K		1-1 FC4-6 1B			
Carmen Castillo, R Kent Hrbek, L OBP: 0.163, SLG: 0.195 (1, 9) (8, PH) (8, 3)	2-1 PO 1-2	1-1 P3	1-2 G3-1		0-3 K		0-0 FC4-6 1-2f E			
Junior Ortiz, R OBP: 0.267, SLG: 0.083 (1, 2)		3-1 P6		4-1 BB	1-3 K		1-1 E9 1-H 1B			
Gene Larkin, S Shane Mack, R OBP: 0.429, SLG: 0.571 OBP: 0.172, SLG: 0.357 (1, 3) (8, 8)		0-0 2B		0-1 L5	1-1 1B		1-2 G3-6-3 1-2f			
Scott Leius, R Mike Pagliarulo, L Chuck Knoblauch, R OBP: 0.350, SLG: 0.267 OBP: 0.200, SLG: 0.240 OBP: 0.370, SLG: 0.333 (1, 5) (9, PH) (9, 4)		4-1 BB		0-0 P3	3-1 F9		3-1 K2-3			
Al Newman, S OBP: 0.214, SLG: 0.083 (1, 4) (9, 5)		0-3 K		3-1 G5-3	4-2 G5-3 BB		1-1 F7			
Inning Stats	R: 1 E: 0 K: 1 S: 10 H: 1 LOB: 0 BB: 1 P: 21	R: 0 E: 0 K: 1 S: 9 H: 1 LOB: 2 BB: 1 P: 17	R: 2 E: 0 K: 2 S: 14 H: 2 LOB: 0 BB: 0 P: 20	R: 0 E: 0 K: 0 S: 6 H: 0 LOB: 1 BB: 1 P: 13	R: 0 E: 0 K: 2 S: 10 H: 1 LOB: 1 BB: 0 P: 18	R: 0 E: 0 K: 2 S: 10 H: 1 LOB: 1 BB: 0 P: 15	R: 0 E: 0 K: 0 S: 6 H: 0 LOB: 1 BB: 2 P: 16	R: 1 E: 1 K: 0 S: 10 H: 2 LOB: 0 BB: 0 P: 13	R: 0 E: 0 K: 1 S: 7 H: 0 LOB: 0 BB: 0 P: 11	
PITCHER	IP WLS BF H R ER SO BB IBB HBP BLK WP HR S P ERA WHIP									IP WLS BF H R ER SO BB IBB HBP BLK WP HR S P ERA WHIP
Mark Langston, L ERA: 4.32 Mark Eichhorn, R ERA:	(1, 1) 6.1 L 29 6 3 3 8 5 0 0 0 0 2 63 117 4.26 1.737									(7, 1) 2.2 L 8 2 1 0 1 0 0 0 0 0 0 19 27 0.00 0.750

livebaseballscorecards.com

Batter	1	2	3	4	5	6	7	8	9	AB R H RBI BB SO LOB
Luis Polonia, L (1, 7) OBP: 0.415, SLG: 0.362	1-1 G4-3		1-1 G4-3		3-2 CS 1B			0-0 2B		4 0 2 0 0 0 0
Donnie Hill, S (1, 4) OBP: 0.516, SLG: 0.538	2-0 G4-3			2-1 2B 1B	2-3 1-2			0-0 1B		4 1 2 0 0 1 1
Wally Joyner, L (1, 3) OBP: 0.500, SLG: 0.462	1-2 1B			0-0 P5	1-0 G4-3			1-3 1B		4 0 1 0 0 1 2
Dave Parker, L (1, 10) OBP: 0.250, SLG: 0.327	0-1 G3			0-0 PB 1B 2B		0-3 K2-3		1-0 F9		4 1 1 1 0 1 2
Junior Felix, S (1, 8) OBP: 0.286, SLG: 0.304		1-0 G4-3		1-0 BB 1B		4-0 CS BB		3-2 L3		3 1 1 1 1 0 0
Jack Howell, L (1, 5) OBP: 0.308, SLG: 0.273		3-1 G3		4-1 1B BB		1-0 F7		1-3 1B		3 0 0 0 1 1 1
Max Venable, L (1, 9) OBP: 0.278, SLG: 0.250		0-0 F7		2-1 1-3 2-H 1B		0-2 CS 1-2	0-1 P4	0-0 B1		4 0 1 1 0 0 0
John Orton, R (1, 2) OBP: 0.182, SLG: 0.273			0-0 G6-3	1-3 1B		0-3 K				3 0 0 0 0 2 2
Dick Schofield, R (1, 6) OBP: 0.447, SLG: 0.276			0-3 K2-3	1-0 F9			0-0 G4-3			3 0 0 0 0 1 2

Inning Stats	R: 0 E: 0 K: 0 S: 9	H: 1 LOB: 1 BB: 0 P: 13	R: 0 E: 0 K: 0 S: 4	H: 0 LOB: 0 BB: 0 P: 8	R: 0 E: 0 K: 1 S: 6	H: 0 LOB: 0 BB: 0 P: 7	R: 3 E: 0 K: 1 S: 13	H: 4 LOB: 2 BB: 1 P: 23	R: 0 E: 0 K: 1 S: 9	H: 1 LOB: 0 BB: 0 P: 14	R: 0 E: 0 K: 1 S: 6	H: 0 LOB: 0 BB: 1 P: 11	R: 0 E: 0 K: 1 S: 7	H: 0 LOB: 0 BB: 0 P: 7	R: 0 E: 0 K: 1 S: 6	H: 2 LOB: 1 BB: 0 P: 8	R: 0 E: 0 K: 1 S: 7	H: 0 LOB: 0 BB: 0 P: 11	1B: 6 2B: 2 3B: 0 HR: 0	SF: 0 SAC: 0 DP: 0 HBP: 0	WP: 0 PB: 1 SB: 0 CS: 2	PA: 35
--------------	------------------------------	----------------------------------	------------------------------	---------------------------------	------------------------------	---------------------------------	-------------------------------	----------------------------------	------------------------------	----------------------------------	------------------------------	----------------------------------	------------------------------	---------------------------------	------------------------------	---------------------------------	------------------------------	----------------------------------	----------------------------------	------------------------------------	----------------------------------	--------

PITCHER	IP	WLS	BF	H	R	ER	SO	BB	IBB	HBP	BLK	WP	HR	S	P	ERA	WHIP
Scott Erickson, R (1, 1) ERA: 2.86	7.1	W	28	7	3	3	5	2	0	0	0	0	0	55	84	3.68	1.227
Larry Casian, L (8, 1) ERA: 3.6	0.2		3	1	0	0	1	0	0	0	0	0	0	5	7	0.00	1.500
Rick Aguilera, R (9, 1) ERA: 1.8	1.0	S	3	0	0	0	1	0	0	0	0	0	0	7	11	0.00	0.000


BOTTOM

Minnesota Twins @ California Angels
Anaheim Stadium, Anaheim, CA

Sun Apr 21 1991, 6:33 AM EDT
 Att: 41,337 - Cloudy - 72 F

livebaseballscorecards.com

AB	32
R	3
H	8
RBI	3
BB	2
SO	7
LOB	10



Batter	1	2	3	4	5	6	7	8	9	AB R H RBI BB SO LOB	TOP																									
Willie Wilson, S (1, 8) OBP: 0.293, SLG: 0.250	1-2 G4-3		1-0 BLK 1B		0-1 G4-3			1-1 S HBP		3 1 1 0 0 0 1																										
Dave Henderson, R (1, 7) OBP: 0.508, SLG: 0.922	2-2 F9		2-2 1 SAFE 1B			4-2 BB		2-1 P3		3 0 1 1 1 0 1																										
Jose Canseco, R (1, 9) OBP: 0.351, SLG: 0.457	1-2 S 1B			3-3 K		1-3 K		1-2 F7		4 0 1 0 0 2 2																										
Harold Baines, L (1, 10) OBP: 0.340, SLG: 0.362	2-2 F8 1-2			2-2 F7		0-0 F8		4-1 1B		3 0 0 0 1 0 2																										
Terry Steinbach, R (1, 2) OBP: 0.271, SLG: 0.298		3-2 F8		2-2 2B		3-3 K		0-3 K		4 0 1 0 0 2 3																										
Mark McGwire, R (1, 3) OBP: 0.310, SLG: 0.286		0-0 F8		1-1 P4			1-2 1B 2B		3-3 K	3 0 1 0 0 0 1																										
Scott Hemond, R (7, PR) OBP: 0.333, SLG: 0.200										0 1 0 0 0 0 0																										
Doug Jennings, L (9, PH)										1 0 0 0 0 1 0																										
Ernest Riles, L (1, 5) OBP: 0.325, SLG: 0.371		3-2 P6			1-2 G4-3		1-2 G1-3 1B		1-2 G4-3	4 0 1 1 0 0 0																										
Lance Blankenship, R (1, 4) OBP: 0.345, SLG: 0.348			4-1 BB		0-1 S 1B		2-2 G1-3		1-2 1B	1 0 1 0 1 0 0																										
Jamie Quirk, L (7, PH) OBP: 0.316, SLG: 0.235					0-2 G1-3		1-1 F8		1-1 P3	2 0 1 0 0 0 2																										
Fred Manrique, R (9, PR)										0 0 0 0 0 0 0																										
Mike Gallego, R (1, 6) OBP: 0.412, SLG: 0.300			0-1 G6-4-3		1-2 G1-3					4 0 0 0 0 0 4																										
Inning Stats	R: 0 E: 0 K: 0 S: 14	H: 1 LOB: 1 BB: 0 P: 20	R: 0 E: 0 K: 0 S: 9	H: 0 LOB: 0 BB: 0 P: 15	R: 1 E: 0 K: 0 S: 7	H: 2 LOB: 1 BB: 1 P: 14	R: 0 E: 0 K: 1 S: 13	H: 1 LOB: 1 BB: 0 P: 21	R: 0 E: 0 K: 2 S: 12	H: 0 LOB: 1 BB: 1 P: 20	R: 1 E: 0 K: 0 S: 11	H: 2 LOB: 1 BB: 0 P: 16	R: 0 E: 0 K: 1 S: 10	H: 0 LOB: 2 BB: 1 P: 18	R: 0 E: 0 K: 1 S: 11	H: 1 LOB: 1 BB: 0 P: 17	1B: 6 2B: 2 3B: 0 HR: 0	SF: 0 SAC: 0 DP: 1 HBP: 1	WP: 0 PB: 0 SB: 3 CS: 0	PA: 36																
PITCHER	IP WLS BF H R ER SO BB IBB HBP BLK WP HR S P ERA WHIP																																			
Kevin Tapani, R (1, 1) ERA: 2.05	6.0		25	7	2	2	3	2	0	0	1	0	0	71	109	3.00	1.500																			
Larry Casian, L (7, 1) ERA: 3.18	1.1		4	0	0	0	0	0	0	1	0	0	0	8	14	0.00	0.000																			
Steve Bedrosian, R (8, 1) ERA: 2.57	0.2	W	3	0	0	0	1	0	1	0	0	0	0	7	12	0.00	0.000																			
Rick Aguilera, R (9, 1) ERA: 1.5	1.0	S	4	1	0	0	1	0	0	0	0	0	0	11	17	0.00	1.000																			

Oakland Athletics @ Minnesota Twins
 Hubert H. Humphrey Metrodome, Minneapolis, MN
 Mon Apr 22 1991, 8:05 PM EDT
 Att: 12,998 - Dome - 70 F

AB	32
R	2
H	8
RBI	2
BB	3
SO	5
LOB	16



Batter	1	2	3	4	5	6	7	8	9
Dan Gladden, R OBP: 0.136, SLG: 0.122 (1, 7)	2-2 CS 1B		2-2 P4		2-2 F7	2-1 F9		2-2 F7	
Randy Bush, L OBP: 0.304, SLG: 0.211 Shane Mack, R OBP: 0.167, SLG: 0.345 (7, PH) (8, 8)	0-3 K		4-2 BB		4-1 1B 1B BB		0-1 G3		
Kirby Puckett, R OBP: 0.365, SLG: 0.500 (1, 8) (8, 9)	2-2 WP 1B		0-3 K		1-0 1B 1B		1-3 K		
Kent Hrbek, L OBP: 0.213, SLG: 0.209 (1, 3)	4-1 1B BB			4-1 F8 1B BB	1-0 1B		1-3 K		
Chili Davis, S OBP: 0.373, SLG: 0.489 (1, 10)	3-2 G3			0-2 G3-6 1B	1-3 K			2-0 G5-3	
Brian Harper, R OBP: 0.324, SLG: 0.484 Al Newman, S OBP: 0.214, SLG: 0.083 (8, PR) (9, 5)		2-3 K		0-1 F8		2-2 FC1-5 1B		1-1 E5 CS	
Mike Pagliarulo, L OBP: 0.214, SLG: 0.250 Scott Leius, R OBP: 0.381, SLG: 0.267 Junior Ortiz, R OBP: 0.267, SLG: 0.083 (1, 5) (8, PH) (9, 2)		0-0 G4-3		0-0 G3-6		1-0 FC1-5 1B		4-2 1B BB	
Chuck Knoblauch, R OBP: 0.360, SLG: 0.326 (1, 4)		1-1 F8			2-0 P1	0-0 FC1-5		0-0 WP 1B	
Greg Gagne, R OBP: 0.343, SLG: 0.531 (1, 6)			1-3 K		3-2 1B	2-3 K		0-2 WP 1B	

Inning Stats	R: 0 E: 0 K: 1 S: 14	H: 2 LOB: 2 BB: 1 P: 25	R: 0 E: 0 K: 1 S: 6	H: 0 LOB: 0 BB: 0 P: 9	R: 0 E: 0 K: 2 S: 11	H: 0 LOB: 1 BB: 1 P: 18	R: 0 E: 0 K: 0 S: 7	H: 1 LOB: 1 BB: 1 P: 11	R: 2 E: 0 K: 1 S: 15	H: 3 LOB: 2 BB: 1 P: 29	R: 0 E: 0 K: 1 S: 10	H: 2 LOB: 2 BB: 0 P: 17	R: 0 E: 0 K: 2 S: 11	H: 0 LOB: 0 BB: 0 P: 13	R: 1 E: 1 K: 0 S: 13	H: 2 LOB: 3 BB: 1 P: 22
--------------	-------------------------------	----------------------------------	------------------------------	---------------------------------	-------------------------------	----------------------------------	------------------------------	----------------------------------	-------------------------------	----------------------------------	-------------------------------	----------------------------------	-------------------------------	----------------------------------	-------------------------------	----------------------------------

PITCHER	IP	WLS	BF	H	R	ER	SO	BB	IBB	HBP	BLK	WP	HR	S	P	ERA	WHIP
Mike Moore, R ERA: 1.96 (1, 1)	6.0		28	8	2	2	6	4	0	0	0	2	0	63	109	3.00	2.000
Joe Klink, L ERA: 2.45 (7, 1)	1.2	L	8	2	1	1	2	1	0	0	0	0	0	21	30	5.40	1.800
John Briscoe, R ERA: 9.0 (8, 1)	0.1		1	0	0	0	0	0	0	0	0	1	0	3	5	0.00	0.000

BOTTOM


Oakland Athletics @ Minnesota Twins
 Hubert H. Humphrey Metrodome, Minneapolis, MN

Mon Apr 22 1991, 8:05 PM EDT
 Att. 12,998 - Dome - 70 F

AB	R	H	RBI	BB	SO	LOB
5	0	1	0	0	0	5
1	1	0	0	2	1	1
1	0	0	0	0	0	0
4	0	2	1	0	2	1
2	0	1	1	2	1	0
4	0	1	0	0	1	4
4	0	1	0	0	1	2
0	0	0	0	0	0	0
3	0	1	0	0	0	2
0	1	0	0	1	0	0
0	0	0	0	0	0	0
4	0	1	0	0	0	2
4	1	2	1	0	2	2

AB	32
R	3
H	10
RBI	3
BB	5
SO	8
LOB	19

livebaseballscores.com



WP	PA
3	37

Batter	1	2	3	4	5	6	7	8	9	AB R H RBI BB SO LOB	TOP											
Willie Wilson, S (1, 8) OBP: 0.304, SLG: 0.317	1-3 K	1-1 F8		1-0 2B		1-1 CS 1B		2-0 G4-3		5 1 2 1 0 1 0												
Dave Henderson, R (1, 7) OBP: 0.500, SLG: 0.911	3-1 WP HR 2B	0-0 P3		0-0 2B		0-0 L7		0-1 G4-3		5 1 2 1 0 0 1												
Jose Canseco, R (1, 10) OBP: 0.387, SLG: 0.469	4-2 HR BB		1-0 WP S 1B	4-0 FC6-4 IBB		0-1 F8			3-1 G3 G5-3 1B	3 2 2 0 2 0 1												
Terry Steinbach, R (1, 2) OBP: 0.283, SLG: 0.353	3-1 HR		1 SAFE 3-2 G6-3	0-3 K		1-1 CS	1-0 G4-6-3 1B HBP		0-0 G5-3	4 2 1 3 0 1 4												
Mark McGwire, R (1, 3) OBP: 0.349, SLG: 0.294	4-1 F8 1B BB		4-2 E S BB	0-0 FC6-4			0-0 G4-6-3 1B		4-2 G3 BB	2 0 1 0 3 0 2												
Brad Komminsk, R (1, 9) OBP: 0.200, SLG: 0.200	0-1 FC6-4 1B		3-3 K		2-0 G4-3		0-0 G4-6-3		2-1 G3	1 0 1 0 0 0 0												
Harold Baines, L (3, PH) OBP: 0.316, SLG: 0.333	1-2 1B		3 SAFE				1-2 2-3		1-2 2-3	4 0 0 0 0 1 6												
Lance Blankenship, R (1, 5) OBP: 0.353, SLG: 0.357	2-1 F8		0-0 G6-3		0-2 FC4-6 1B		2-2 1B		2-2 F7	5 0 2 1 0 0 5												
Fred Manrique, R (1, 6) OBP: 0.143, SLG: 0.143	1-0 FC6-4		1-3 3-H	2-2 SH1-3 3B 1B	1 SAFE 0-2 FC4-6		1-0 G4-3			4 1 1 0 0 0 4												
Mike Gallego, R (1, 4) OBP: 0.389, SLG: 0.279		0-2 G4-3		0-0 SH1-3 1-2	1-0 G4-3			0-0 G5-3		3 0 0 0 0 0 1												
Inning Stats	R: 3 E: 0 K: 1 S: 15	H: 3 LOB: 2 BB: 2 P: 33	R: 0 E: 0 K: 0 S: 6	H: 0 LOB: 0 BB: 0 P: 7	R: 1 E: 0 K: 1 S: 13	H: 1 LOB: 1 BB: 1 P: 24	R: 2 E: 0 K: 1 S: 10	H: 3 LOB: 2 BB: 1 P: 17	R: 0 E: 0 K: 0 S: 8	H: 1 LOB: 1 BB: 0 P: 11	R: 0 E: 0 K: 0 S: 6	H: 1 LOB: 0 BB: 0 P: 8	R: 1 E: 0 K: 0 S: 6	H: 2 LOB: 1 BB: 0 P: 10	R: 0 E: 0 K: 0 S: 4	H: 0 LOB: 0 BB: 0 P: 6	R: 0 E: 0 K: 0 S: 13	H: 1 LOB: 2 BB: 1 P: 24	1B: 8 2B: 2 3B: 1 HR: 1	SF: 0 SAC: 1 DP: 1 HBP: 1	WP: 2 PB: 0 SB: 3 CS: 1	PA: 44
PITCHER	IP WLS BF H R ER SO BB IBB HBP BLK WP HR S P ERA WHIP	IP WLS BF H R ER SO BB IBB HBP BLK WP HR S P ERA WHIP																				
Mark Guthrie, L (1, 1) ERA: 18.0	2.1 L 14 4 4 4 1 3 0 0 0 2 1 27 54 15.43 3.000	4.2 21 7 3 3 2 0 0 1 1 0 0 0 37 56 5.79 1.500	8.1 8 1 0 0 0 1 0 0 0 0 0 0 17 30 0.00 1.000																			

Oakland Athletics @ Minnesota Twins
 Hubert H. Humphrey Metrodome, Minneapolis, MN

Tue Apr 23 1991, 8:05 PM EDT
 Att: 12,574 - Dome - 70 F

AB	36
R	7
H	12
RBI	6
BB	5
SO	3
LOB	24



Batter	1	2	3	4	5	6	7	8	9	AB	R	H	RBI	BB	SO	LOB
Dan Gladden, R OBP: 0.143, SLG: 0.196 (1, 7)	2-1 F9		2-2 G6-3		0-0 F9		2-2 SAFE 1-H HR		3-2 F9	5	1	1	2	0	0	0
Chuck Knoblauch, R OBP: 0.345, SLG: 0.313 (1, 4)	3-2 P4		0-2 G5-3		3-2 1B		3-2 L5		0-0 F8	5	0	1	0	0	0	0
Kirby Puckett, R OBP: 0.333, SLG: 0.455 (1, 8) (7, 9) (9, 8)	2-1 F7			0-1 G5-3	2-1 P3		0-2 F9		0-0 G5-3	5	0	0	0	0	0	1
Kent Hrbek, L OBP: 0.235, SLG: 0.217 (1, 3)		3-2 G4-3		4-1 1B BB		0-0 1B WP	0-0 F8			3	2	1	0	1	0	0
Chili Davis, S OBP: 0.400, SLG: 0.511 (1, 10)		4-1 1B BB		4-1 1B BB		3-3 1-2		0-1 F8 2B		2	0	1	0	2	1	1
Brian Harper, R OBP: 0.368, SLG: 0.514 (1, 2)		0-1 1B		1-1 F7 1B		2-2 1B		0-0 F8		4	0	3	2	0	0	1
Mike Pagliarulo, L OBP: 0.233, SLG: 0.267 Scott Leius, R OBP: 0.391, SLG: 0.294 (6, PH) (7, 5)		2-1 1-2 2-H 1B		0-1 F7		1-1 G5-4-3 1B		1-3 K		2	0	1	0	0	0	2
Randy Bush, L OBP: 0.280, SLG: 0.190 Shane Mack, R OBP: 0.161, SLG: 0.333 (6, PH) (7, 8) Gene Larkin, S OBP: 0.375, SLG: 0.500 (8, PH) (9, 9)		0-3 K		2-0 G3		0-0 G5-4-3		3-1 F7		2	0	0	0	0	1	4
Greg Gagne, R OBP: 0.359, SLG: 0.611 (1, 6)			3-2 F7		1-1 L7		2-2 HR 1B		0-1 HR	4	2	2	1	0	0	0

Inning Stats	R: 0	H: 0	LOB: 0	BB: 0	P: 14	R: 0	H: 2	LOB: 2	BB: 1	P: 20	R: 0	H: 0	LOB: 0	BB: 0	P: 16	R: 1	H: 1	LOB: 2	BB: 2	P: 20	R: 0	H: 1	LOB: 1	BB: 0	P: 15	R: 1	H: 3	LOB: 1	BB: 0	P: 19	R: 2	H: 2	LOB: 0	BB: 0	P: 24	R: 0	H: 1	LOB: 1	BB: 0	P: 12	R: 1	H: 1	LOB: 0	BB: 0	P: 10	1B: 8	SF: 0	2B: 1	SAC: 0	3B: 0	DP: 1	HR: 2	HBP: 0	WP: 1	PA: 39
--------------	------	------	--------	-------	-------	------	------	--------	-------	-------	------	------	--------	-------	-------	------	------	--------	-------	-------	------	------	--------	-------	-------	------	------	--------	-------	-------	------	------	--------	-------	-------	------	------	--------	-------	-------	------	------	--------	-------	-------	-------	-------	-------	--------	-------	-------	-------	--------	-------	--------

PITCHER	IP	WLS	BF	H	R	ER	SO	BB	IBB	HBP	BLK	WP	HR	S	P	ERA	WHIP
Kirk Dressendorfer, R ERA: 3.38 (1, 1)	5.1	W	24	6	2	2	2	3	0	0	0	1	0	57	100	3.38	1.688
Curt Young, L ERA: 6.0 (6, 1)	0.2		4	3	2	2	0	0	0	0	0	0	1	13	18	27.00	4.500
Steve Chitren, R ERA: (7, 1)	2.0		7	1	0	0	1	0	0	0	0	0	0	15	22	0.00	0.500
Dennis Eckersley, R ERA: 5.14 (9, 1)	1.0	S	4	1	1	1	0	0	0	0	0	0	1	7	10	9.00	1.000

BOTTOM

Oakland Athletics @ Minnesota Twins
 Hubert H. Humphrey Metrodome, Minneapolis, MN
 Tue Apr 23 1991, 8:05 PM EDT
 Att: 12,574 - Dome - 70 F

livebaseballscorecards.com

AB	36
R	5
H	11
RBI	5
BB	3
SO	3
LOB	13



Batter	1	2	3	4	5	6	7	8	9	AB R H RBI BB SO LOB	TOP											
Willie Wilson, S (1, 8) OBP: 0.294, SLG: 0.326	1-0 G6-3			0-2 G3		G4-3 1B 2B G1-3			2-2 G5-3	5 1 1 0 0 0 4	Oakland Athletics @ Minnesota Twins Hubert H. Humphrey Metrodome, Minneapolis, MN Wed Apr 24 1991, 4:33 AM EDT Att. 18,950 - Dome - 70 F livebaseballscorecards.com											
Dave Henderson, R (1, 7) OBP: 0.464, SLG: 0.836	2-1 P3			1-1 L6		G4-3 2-3	G4-3		2-3 K	5 0 0 0 0 1 2												
Jose Canseco, R (1, 9) OBP: 0.388, SLG: 0.453	2-0 G4-3			4-1 1B BB		1-2 3B 1B	1-3 K		2-3 K	4 1 1 1 1 2 1												
Harold Baines, L (1, 10) OBP: 0.328, SLG: 0.382		0-0 F7		2-1 1B		0-0 1B 3B	0-2 G5-3			4 1 2 1 0 0 0												
Terry Steinbach, R (1, 2) OBP: 0.298, SLG: 0.352		2-2 G1-6-3 HBP		2-3 K		0-0 1B 1B		2-3 K		3 1 1 1 0 2 2												
Mark McGwire, R (1, 3) OBP: 0.343, SLG: 0.291		1-1 G1-6-3 1-2f			3-2 P3	0-1 BB 1B 1B		0-3 K		4 0 1 0 0 1 1												
Ernest Riles, L (1, 5) OBP: 0.318, SLG: 0.342			0-1 G3		1-3 K	0-1 F7		4-2 BB		3 0 0 0 1 1 2												
Lance Blankenship, R (1, 4) OBP: 0.378, SLG: 0.367			3-3 K		4-1 FC4-6 BB	0-0 BB 1B		0-0 F9		2 0 1 1 1 1 0												
Mike Gallego, R (6, 4) OBP: 0.389, SLG: 0.279						1-2 2-H				0 0 0 0 0 0 0												
Jamie Quirk, L (8, PH) OBP: 0.300, SLG: 0.222										1 0 0 0 0 0 1												
Fred Manrique, R (1, 6) OBP: 0.200, SLG: 0.111			3-2 G1-3		1 SAFE 3-1 FC4-6 1-2f	4-1 BB			4-0 G5-3 BB	2 0 0 0 1 0 1												
Doug Jennings, L (9, PH)										0 0 0 0 1 0 0												
Inning Stats	R: 0 E: 0 K: 0 S: 4	H: 0 LOB: 0 BB: 0 P: 9	R: 0 E: 0 K: 0 S: 5	H: 0 LOB: 0 BB: 0 P: 8	R: 0 E: 0 K: 1 S: 9	H: 0 LOB: 0 BB: 0 P: 15	R: 0 E: 0 K: 1 S: 12	H: 1 LOB: 2 BB: 1 P: 21	R: 0 E: 0 K: 1 S: 9	H: 0 LOB: 1 BB: 1 P: 20	R: 4 E: 0 K: 0 S: 19	H: 6 LOB: 3 BB: 1 P: 28	R: 0 E: 0 K: 1 S: 8	H: 0 LOB: 0 BB: 0 P: 9	R: 0 E: 0 K: 2 S: 9	H: 0 LOB: 1 BB: 1 P: 15	R: 0 E: 0 K: 2 S: 12	H: 0 LOB: 1 BB: 1 P: 22	1B: 5 2B: 1 3B: 1 HR: 0	SF: 0 SAC: 0 DP: 1 HBP: 1	WP: 0 PB: 0 SB: 0 CS: 0	PA: 39
PITCHER	IP WLS BF H R ER SO BB IBB HBP BLK WP HR S P ERA WHIP																					
Jack Morris, R (1, 1) ERA: 5.88	7.2 W 34 7 4 4 6 4 0 1 0 0 0 0 74 124 4.70 1.435																					
Rick Aguilera, R (8, 1) ERA: 1.23	1.1 S 5 0 0 0 2 1 0 0 0 0 0 0 0 13 23 0.00 0.750																					

Oakland Athletics @ Minnesota Twins
 Hubert H. Humphrey Metrodome, Minneapolis, MN
 Wed Apr 24 1991, 4:33 AM EDT
 Att. 18,950 - Dome - 70 F

AB	33
R	4
H	7
RBI	4
BB	5
SO	8
LOB	14



Batter	1	2	3	4	5	6	7	8	9	10	AB	R	H	RBI	BB	SO	LOB
Dan Gladden, R OBP: 0.169, SLG: 0.185 (1, 7)	F7		G3-1			G4-6-3	BB		L6		4	0	0	0	1	0	2
Chuck Knoblauch, R OBP: 0.400, SLG: 0.393 (1, 4)	G6-4-3 1B			G3		1B BB	G5-3			FC1-6 1B	4	0	2	0	1	0	3
Kirby Puckett, R OBP: 0.343, SLG: 0.484 (1, 8) (10, 9)	G6-4-3			CS 1B		1B		F9		FC1-6 2B WP	5	1	2	0	0	0	2
Kent Hrbek, L OBP: 0.233, SLG: 0.218 Al Newman, S OBP: 0.267, SLG: 0.231 (8, PR) (9, 6)		K		P6		L8		HBP 1B		E 2B	4	0	1	0	0	1	3
Chili Davis, S OBP: 0.422, SLG: 0.481 (1, 10)		BB		CS	P6		F9 1B	HBP 1B		WP IBB	2	1	1	0	2	0	0
Brian Harper, R OBP: 0.381, SLG: 0.513 (1, 2)		F8			1B		BB 1B	F9		WP	5	0	2	0	0	0	4
Mike Pagliarulo, L OBP: 0.237, SLG: 0.263 (1, 5)		G4-3			P3		F9	1B			4	0	1	1	0	0	4
Gene Larkin, S OBP: 0.438, SLG: 0.500 Shane Mack, R OBP: 0.161, SLG: 0.333 (9, PR) (10, 8)			F7		G3		BB 1B		B1-6-3 1B		4	0	2	1	0	0	1
Greg Gagne, R OBP: 0.348, SLG: 0.558 Randy Bush, L OBP: 0.269, SLG: 0.182 (1, 6) (9, 3)			G5-3			G4-6-3 1B	P3		B1-6-3 1B		3	0	1	0	0	0	2


Inning Stats	R: 0	H: 1	E: 0	K: 0	S: 6	R: 0	H: 0	E: 0	K: 1	S: 7	R: 0	H: 0	E: 0	K: 0	S: 6	R: 0	H: 1	E: 0	K: 0	S: 6	R: 0	H: 2	E: 0	K: 0	S: 8	R: 1	H: 3	E: 0	K: 0	S: 15	R: 0	H: 2	E: 0	K: 0	S: 8	R: 0	H: 1	E: 0	K: 0	S: 5	R: 2	H: 2	E: 1	K: 0	S: 6	1B: 12	SF: 0	2B: 1	SAC: 0	3B: 0	DP: 3	HR: 0	HBP: 1	WP: 3	PA: 43
PITCHER	IP	WLS	BF	H	R	ER	SO	BB	IBB	HBP	BLK	WP	HR	S	P	ERA	WHIP																																						
Erik Hanson, R ERA: 2.97 Michael Jackson, R ERA: 2.38	(1, 1)	7.0		29	8	1	1	1	3	0	0	0	0	56	100	1.29	1.571																																						
	(8, 1)	2.1	L	13	5	3	2	0	0	1	1	0	1	0	19	30	7.71	2.143																																					

Seattle Mariners @ Minnesota Twins
 Hubert H. Humphrey Metrodome, Minneapolis, MN

Thu Apr 25 1991, 8:05 PM EDT
 Att: 10,230 - Dome - 70 F

livebaseballscorecards.com

AB	37
R	4
H	13
RBI	2
BB	4
SO	1
LOB	22



Batter	1	2	3	4	5	6	7	8	9	AB R H RBI BB SO LOB	TOP
Harold Reynolds, S (1, 4) OBP: 0.295, SLG: 0.310 Jeff Schaefer, R (7, 4) OBP: 0.217, SLG: 0.261	2-1 	2-2 			0-1 		3-2 			4 0 1 0 0 0 1 0 0 0 0 0 0 0	Seattle Mariners @ Minnesota Twins Hubert H. Humphrey Metrodome, Minneapolis, MN Fri Apr 26 1991, 8:05 PM EDT Att: 15,965 - Dome - 70 F livebaseballscorecards.com
Ken Griffey, L (1, 7) OBP: 0.400, SLG: 0.333 Matt Sinatro, R (7, 2)	4-1 		1-2 		4-2 		1-1 			2 0 0 0 2 0 1 0 0 0 0 0 0 0	
Ken Griffey Jr., L (1, 8) OBP: 0.348, SLG: 0.367	3-2 		0-1 		3-2 			1-1 		4 0 1 0 0 0 2	
Edgar Martinez, R (1, 5) OBP: 0.583, SLG: 0.642 Tracy Jones, R (7, 7) OBP: 0.263, SLG: 0.389	0-0 		2-2 		0-3 			1-0 		2 0 1 0 0 1 0 1 0 0 0 0 0 1	
Alvin Davis, L (1, 10) OBP: 0.329, SLG: 0.310	4-2 		1-2 		4-0 			1-0 		2 0 1 0 2 0 1	
Pete O'Brien, L (1, 3) OBP: 0.296, SLG: 0.394	1-1 			0-1 		2-1 		2-0 		4 0 0 0 0 0 6	
Greg Briley, L (1, 9) OBP: 0.333, SLG: 0.343		0-2 		2-0 		0-0 		0-1 		4 0 0 0 0 0 1	
Scott Bradley, L (1, 2) OBP: 0.111, SLG: 0.111			1-1 		0-0 		1-0 		1-0 	4 0 0 0 0 0 0	
Omar Vizquel, S (1, 6) OBP: 0.268, SLG: 0.270			1-0 		1-1 		2-2 		0-0 	4 0 1 0 0 0 0	
Inning Stats	R: 0 H: 1 E: 0 LOB: 3 K: 0 BB: 2 S: 13 P: 27	R: 0 H: 1 E: 0 LOB: 1 K: 0 BB: 0 S: 9 P: 13	R: 0 H: 0 E: 0 LOB: 1 K: 0 BB: 0 S: 10 P: 14	R: 0 H: 0 E: 0 LOB: 0 K: 0 BB: 0 S: 4 P: 6	R: 0 H: 0 E: 0 LOB: 1 K: 0 BB: 1 S: 11 P: 19	R: 0 H: 0 E: 1 LOB: 1 K: 1 BB: 1 S: 7 P: 13	R: 0 H: 1 E: 0 LOB: 1 K: 0 BB: 0 S: 10 P: 17	R: 0 H: 2 E: 0 LOB: 1 K: 0 BB: 0 S: 5 P: 10	R: 0 H: 0 E: 0 LOB: 0 K: 0 BB: 0 S: 4 P: 5	1B: 3 SF: 0 2B: 3 SAC: 0 3B: 0 DP: 1 HR: 0 HBP: 1	WP: 0 PA: 36 PB: 0 SB: 0 CS: 0
PITCHER Scott Erickson, R (1, 1) ERA: 2.03	IP WLS BF H R ER SO BB IBB HBP BLK WP HR S P ERA WHIP 9.0 W 36 5 0 0 1 4 0 1 0 0 0 73 124 0.00 1.000										

Batter	1	2	3	4	5	6	7	8	9
Dan Gladden, R OBP: 0.219, SLG: 0.241 (1, 7)	3-3 K	3-2 E 2B		4-2 FC6-4 BB		2-2 1B	3-2 1B		
Chuck Knoblauch, R OBP: 0.406, SLG: 0.400 (1, 4)	0-2 BB 1B	2-2 E6		0-0 FC6-4 1B		3-2 1B FC6-4	1-0 1B		
Al Newman, S OBP: 0.313, SLG: 0.286 (7, PH)	G1-2-3 1B	2-3		1-2f 1B		1-2 1B FC6-4	1-3 1B		
Kirby Puckett, R OBP: 0.366, SLG: 0.500 (1, 9)	1-1 G1-2-3 1B	3-3 K		1-1 1B		0-1 FC6-4 1B	0-0 F7		
Randy Bush, L OBP: 0.259, SLG: 0.174 (7, 9)	1-2 1B			1-3 1B		1-3 1B			
Chili Davis, S OBP: 0.456, SLG: 0.556 (1, 10)	4-1 G1-2-3 BB		0-2 HR	1-2 1B		4-2 1B FC6-4	3-0 3B		
Carmen Castillo, R OBP: 0.143, SLG: 0.429 (8, PH)	1-2 2-3 3-Hf		0-1 G4-3-5 1B	3-1 G5-3		0-1 1B FC6-4	0-1 G3		
Gene Larkin, S OBP: 0.381, SLG: 0.429 (1, 3)	1-0 G1-2-3		0-1 G4-3-5	3-1 G5-3		1-2f 2-3 3-H			
Junior Ortiz, R OBP: 0.458, SLG: 0.278 (1, 2)		4-0 G6-4-3 BB	0-1 G4-3-5		1-2 G4-6-3 1B	2-0 1B FC6-4	4-2 BB		
Shane Mack, R OBP: 0.167, SLG: 0.294 (1, 8)		2-1 G6-4-3	4-0 E BB		1-2 G4-6-3	2-1 1B FC6-4	0-3 K		
Scott Leius, R OBP: 0.393, SLG: 0.250 (1, 5)		4-2 BB 2B	1-3 K		4-2 S BB		0-0 F9	2-3 K	
Greg Gagne, R OBP: 0.340, SLG: 0.522 (1, 6)		4-1 2B		2-1 G4-3		2-1 F9			

Inning Stats	R: 0	H: 2	E: 0	K: 1	S: 10	R: 2	H: 1	E: 1	K: 1	S: 15	R: 1	H: 2	E: 1	K: 1	S: 11	R: 1	H: 2	E: 0	K: 0	S: 14	R: 0	H: 1	E: 0	K: 0	S: 13	R: 2	H: 4	E: 0	K: 0	S: 17	R: 0	H: 2	E: 0	K: 0	S: 11	R: 0	H: 1	E: 0	K: 2	S: 11
	LOB: 2	BB: 1	P: 19			LOB: 2	BB: 3	P: 37			LOB: 1	BB: 1	P: 16			LOB: 2	BB: 1	P: 21			LOB: 2	BB: 1	P: 30			LOB: 2	BB: 0	P: 17			LOB: 2	BB: 1	P: 20			LOB: 2	BB: 1	P: 20		


PITCHER										PITCHER																														
IP	WLS	BF	H	R	ER	SO	BB	IBB	HBP	BLK	WP	HR	S	P	ERA	WHIP	IP	WLS	BF	H	R	ER	SO	BB	IBB	HBP	BLK	WP	HR	S	P	ERA	WHIP							
Randy Johnson, L ERA: 4.94 (1, 1)	5.0	L	27	8	4	4	3	7	0	0	0	0	63	118	7.20	3.000																								
Bill Krueger, L ERA: 7.2 (6, 1)	2.0		12	6	2	2	0	1	0	0	0	0	28	47	9.00	3.500																								
Bill Swift, R ERA: (8, 1)	1.0		5	1	0	0	2	1	0	0	0	0	11	20	0.00	2.000																								

BOTTOM

AB	R	H	RBI	BB	SO	LOB
4	0	3	2	1	1	0
4	2	2	0	0	0	2
1	0	1	0	0	0	0
4	1	3	0	0	1	2
1	0	0	0	0	0	2
2	1	2	2	2	0	0
1	0	1	0	0	0	0
5	0	1	1	0	0	8
3	0	2	1	2	0	1
4	0	0	0	1	1	6
3	1	0	0	2	2	3
3	1	0	0	1	0	1

AB 35
R 6
H 15
RBI 6
BB 9
SO 5
LOB 25

WP: 0 PA: 44
PB: 0
SB: 1
CS: 0



Seattle Mariners @ Minnesota Twins
Hubert H. Humphrey Metrodome, Minneapolis, MN
Fri Apr 26 1991, 8:05 PM EDT
Att: 15,965 - Dome - 70 F

livebaseballscorecards.com

Batter	1	2	3	4	5	6	7	8	9	AB	R	H	RBI	BB	SO	LOB
Dan Gladden, R OBP: 0.261, SLG: 0.262 (1, 7)	3-1 G3 HR 1B	4-1 1B BB		1 SAFE 0-0 L7		4-2 FC6-4 BB		1-1 1B E 1B		3	2	2	1	2	0	1
Chuck Knoblauch, R OBP: 0.405, SLG: 0.400 (1, 4)	0-0 G3 1-2	0-2 1-2 2-3 1B		1-1 F8		1 SAFE 1-1 FC6-4 1-2f		2-3 3-H 2-2 SAFE 1-3 3-H G6-3 1B		5	0	2	1	0	0	3
Kirby Puckett, R OBP: 0.355, SLG: 0.479 (1, 8) (9, 9)	1-1 G5-3	1-3 K			1-1 L8		0-1 G4-3 SH5-3 1B	2-0 G6-3 1-2 3-H		5	0	1	0	0	1	5
Kent Hrbek, L OBP: 0.250, SLG: 0.276 (1, 3)	2-0 2-H HR			4-2 L4-6 BB BB		1-2 G4-3	0-0 SH5-3 1-2	0-0 G4-3		3	1	1	2	1	0	1
Chili Davis, S OBP: 0.472, SLG: 0.545 (1, 10)	4-1 BB			4-2 BB BB		4-1 HR BB	3-1 G4-3			1	1	0	0	3	0	1
Brian Harper, R OBP: 0.370, SLG: 0.558 (1, 2)	3-2 G6-3			3-2 F7		1-0 1-H HR	2-0 F9			4	1	1	2	0	0	4
Mike Pagliarulo, L OBP: 0.220, SLG: 0.244 Greg Gagne, R OBP: 0.353, SLG: 0.532 (8, PH) (9, 6)		0-1 G4-3		0-1 L4-6 2-3		0-3 K		0-2 SH1-4 E 1B 1B		3	0	0	0	0	1	2
Gene Larkin, S OBP: 0.400, SLG: 0.480 Shane Mack, R OBP: 0.167, SLG: 0.294 (1, 9) (9, 8)		2-1 1B 2B		2-1 1B		0-1 F8		0-0 E4 1B SH1-4 1B		4	1	2	0	0	0	1
Al Newman, S OBP: 0.263, SLG: 0.235 (1, 6) (9, 5)		1-0 F8		3-2 P5		2-1 G4-3		0-1 SH1-4		0	0	0	0	0	0	2

Inning Stats	R: 2	H: 2	E: 0	K: 0	S: 10	LOB: 1	BB: 1	P: 23	R: 0	H: 2	E: 0	K: 1	S: 12	LOB: 3	BB: 1	P: 20	R: 0	H: 0	E: 0	K: 0	S: 11	LOB: 1	BB: 2	P: 22	R: 0	H: 1	E: 0	K: 0	S: 8	LOB: 1	BB: 0	P: 14	R: 2	H: 1	E: 0	K: 1	S: 11	LOB: 0	BB: 1	P: 18	R: 0	H: 0	E: 0	K: 0	S: 8	LOB: 1	BB: 1	P: 15	R: 0	H: 1	E: 0	K: 0	S: 6	LOB: 1	BB: 0	P: 11	R: 3	H: 3	E: 2	K: 0	S: 14	LOB: 1	BB: 0	P: 19
--------------	------	------	------	------	-------	--------	-------	-------	------	------	------	------	-------	--------	-------	-------	------	------	------	------	-------	--------	-------	-------	------	------	------	------	------	--------	-------	-------	------	------	------	------	-------	--------	-------	-------	------	------	------	------	------	--------	-------	-------	------	------	------	------	------	--------	-------	-------	------	------	------	------	-------	--------	-------	-------

PITCHER	IP	WLS	BF	H	R	ER	SO	BB	IBB	HBP	BLK	WP	HR	S	P	ERA	WHIP
Brian Holman, R ERA: 2.83 (1, 1)	6.0	L	30	7	4	4	2	6	0	0	0	0	2	62	114	6.00	2.167
Russ Swan, L ERA: 0.93 (7, 1)	1.1		6	1	2	2	0	0	0	0	0	0	0	11	16	13.50	0.750
Bill Swift, R ERA: 6.75 (8, 1)	0.1		3	2	1	0	0	0	0	0	0	0	0	6	11	0.00	6.000
Rob Murphy, L ERA: 1.93 (8, 1)	0.1		1	0	0	0	0	0	0	0	0	0	0	1	1	0.00	0.000


BOTTOM

Seattle Mariners @ Minnesota Twins
 Hubert H. Humphrey Metrodome, Minneapolis, MN

Sat Apr 27 1991, 4:33 AM EDT
 Att: 16,247 - Dome - 70 F

AB	32
R	7
H	10
RBI	6
BB	6
SO	2
LOB	20

WP: 0 PA: 40
 PB: 0
 SB: 0
 CS: 0



PITCHER	IP	WLS	BF	H	R	ER	SO	BB	IBB	HBP	BLK	WP	HR	S	P	ERA	WHIP
---------	----	-----	----	---	---	----	----	----	-----	-----	-----	----	----	---	---	-----	------

Batter	1	2	3	4	5	6	7	8	9	AB R H RBI BB SO LOB	TOP											
Harold Reynolds, S (1, 4) OBP: 0.276, SLG: 0.288	1-2 G5-3		0-1 F8	1-0 F7			1-1 F9		2-1 G4-3	5 0 0 0 0 0 3												
Greg Briley, L (1, 7) OBP: 0.348, SLG: 0.342	1-0 1B		2-1 F7			4-1 CS BB	4-2 1B BB		1-3 K	2 1 1 0 1 0 0 1 0 0 0 1 1 0												
Tracy Jones, R (7, PH) OBP: 0.273, SLG: 0.350																						
Ken Griffey Jr., L (1, 8) OBP: 0.372, SLG: 0.449	3-2 1B		0-0 P3			1-1 F8	2-0 1B		0-0 2B	5 0 3 1 0 0 1												
Edgar Martinez, R (1, 5) OBP: 0.568, SLG: 0.600	0-2 F7			0-0 WP 1B 1B		1-0 G5-3	2-2 L8		2-2 F9	5 1 1 0 0 0 4												
Pete O'Brien, L (1, 3) OBP: 0.291, SLG: 0.392	3-1 G4-3			2-0 1B WP 1B		0-1 2B	1-0 G4-3			4 0 2 0 0 0 3												
Jay Buhner, R (1, 9) OBP: 0.304, SLG: 0.438		1-3 K		2-3 K		2-3 K		3-2 1B		3 0 0 0 0 3 3 5 0 3 1 0 0 1												
Ken Griffey Jr., L (8, PH) OBP: 0.372, SLG: 0.449																						
Henry Cotto, R (1, 10) OBP: 0.350, SLG: 0.400		2-0 WP S 1B		2-2 G1-3		2-1 G5-3		3-2 F7		3 0 1 0 0 0 3 1 0 0 0 0 0 1												
Alvin Davis, L (8, PH) OBP: 0.320, SLG: 0.302				1-2 2-3																		
Omar Vizquel, S (1, 6) OBP: 0.289, SLG: 0.275		1-0 P1		1-0 HBP 1B		4-1 BB		1-0 P4		3 0 1 1 1 0 2												
Dave Valle, R (1, 2) OBP: 0.310, SLG: 0.200		3-1 G6-3		2-3 3-H		0-0 G4-3		0-0 G6-3		2 0 0 0 0 0 3 1 0 0 0 0 0 1												
Scott Bradley, L (8, PH) OBP: 0.105, SLG: 0.105				2-1 HBP																		
Inning Stats	R: 1 E: 0 K: 0 S: 19	H: 2 LOB: 1 BB: 0 P: 26	R: 0 E: 0 K: 1 S: 7	H: 1 LOB: 1 BB: 0 P: 14	R: 0 E: 0 K: 0 S: 5	H: 0 LOB: 0 BB: 0 P: 7	R: 1 E: 0 K: 1 S: 12	H: 3 LOB: 3 BB: 0 P: 22	R: 0 E: 0 K: 0 S: 4	H: 0 LOB: 0 BB: 1 P: 10	R: 0 E: 0 K: 1 S: 9	H: 1 LOB: 2 BB: 1 P: 17	R: 0 E: 0 K: 0 S: 11	H: 1 LOB: 2 BB: 1 P: 21	R: 0 E: 0 K: 0 S: 9	H: 1 LOB: 1 BB: 0 P: 16	R: 0 E: 0 K: 1 S: 10	H: 1 LOB: 1 BB: 0 P: 15	1B: 8 2B: 2 3B: 0 HR: 0	SF: 0 SAC: 0 DP: 0 HBP: 1	WP: 2 PB: 0 SB: 3 CS: 1	PA: 40
PITCHER	IP WLS BF H R ER SO BB IBB HBP BLK WP HR S P ERA WHIP																					
Jack Morris, R (1, 1) ERA: 5.34	6.0 W 27 7 2 2 3 2 0 1 0 2 0 56 96 3.00 1.500																					
Mark Guthrie, L (7, 1) ERA: 16.88	0.1 3 1 0 0 0 1 0 0 0 0 0 7 14 0.00 6.000																					
Steve Bedrosian, R (7, 1) ERA: 2.53	1.2 6 1 0 0 0 0 0 0 0 0 0 13 23 0.00 0.600																					
Terry Leach, R (9, 1) ERA: 4.76	0.2 2 0 0 0 1 0 0 0 0 0 0 5 8 0.00 0.000																					
Rick Aguilera, R (9, 1) ERA: 1.17	0.1 2 1 0 0 0 0 0 0 0 0 0 5 7 0.00 3.000																					

Seattle Mariners @ Minnesota Twins
 Hubert H. Humphrey Metrodome, Minneapolis, MN

Sun Apr 28 1991, 4:33 AM EDT
 Att: 18,039 - Dome - 70 F

livebaseballscorecards.com

AB	35
R	2
H	9
RBI	2
BB	3
SO	4
LOB	24



BOTTOM

Seattle Mariners @ Minnesota Twins
Hubert H. Humphrey Metrodome, Minneapolis, MN

Sun Apr 28 1991, 4:33 AM EDT
Att: 18,039 - Dome - 70 F

livebaseballscorecards.com

AB	34
R	8
H	11
RBI	8
BB	3
SO	3
LOB	12



WP:	0	PA:	38
PB:	0	SB:	0
CS:	0		

AB	R	H	RBI	BB	SO	LOB
4	1	0	0	0	0	1
5	1	2	1	0	1	1
3	2	2	3	1	0	1
4	2	2	1	0	0	2
4	0	2	2	0	0	1
2	0	0	0	2	0	1
3	0	0	0	0	1	1
1	0	0	0	0	0	2
3	0	1	0	0	0	1
1	1	1	0	0	0	0
3	1	1	1	0	0	0
1	0	0	0	0	1	1
1B:	5	SF:	0			
2B:	5	SAC:	0			
3B:	1	DP:	1			
HR:	1	HBP:	1			

Batter	1	2	3	4	5	6	7	8	9																		
Dan Gladden, R OBP: 0.257, SLG: 0.246 (1, 7)	2-1 F8 ①		2-2 P5 ②		2-2 L7 ②		1-1 1B FC6-4 HBP	1-2 G6-3 ②																			
Chuck Knoblauch, R OBP: 0.405, SLG: 0.429 (1, 4)	0-1 G6-3 ②		3-1 1B 3B		1-3 K ③		0-0 1B FC6-4 1-3 2-H	0-1 G3-1 ③																			
Kirby Puckett, R OBP: 0.375, SLG: 0.526 (1, 8) (8, 9)	3-2 HR		1-0 1B 3-H			4-0 2B BB	0-0 FC6-4 FC1-4 1-2f 3-H																				
Kent Hrbek, L OBP: 0.265, SLG: 0.306 (1, 3)	2-2 1B		2-2 F7 ③			0-0 1B 2B 1-H	2-0 FC1-4 2B 1-2f																				
Chili Davis, S OBP: 0.474, SLG: 0.559 (1, 10)	1-2 P6 ③			0-1 F7 ①		0-0 1B 2B 2-H L1-3	1-1 2B 2-H																				
Brian Harper, R OBP: 0.380, SLG: 0.533 (1, 2)		2-1 G5-3 ①		4-0 G1-3 BB		2-2 L1-3 1-2	4-0 BB																				
Mike Pagliarulo, L OBP: 0.205, SLG: 0.227 (1, 5)		2-1 F7 ②		0-0 G1-3 1-2		0-3 K ③	0-0 F7 ③																				
Al Newman, S OBP: 0.250, SLG: 0.222 (7, 5)																											
Gene Larkin, S OBP: 0.393, SLG: 0.464 Shane Mack, R OBP: 0.189, SLG: 0.343 (7, PR) (8, 8)		1-2 G3 ③		1-0 G4-3 ③			0-1 2B 1B	1-0 2B																			
Greg Gagne, R OBP: 0.352, SLG: 0.540 Scott Leius, R OBP: 0.379, SLG: 0.238 (8, PH) (9, 6)			1-1 F8 ①		0-0 F9 ①		1-0 1B 2B 1-H	3-3 K ①																			
Inning Stats	R: 1 E: 0 K: 0 S: 13	H: 2 LOB: 1 BB: 0 P: 21	R: 0 E: 0 K: 0 S: 7	H: 0 LOB: 0 BB: 0 P: 12	R: 1 E: 0 K: 0 S: 13	H: 2 LOB: 1 BB: 0 P: 21	R: 0 E: 0 K: 0 S: 4	H: 0 LOB: 1 BB: 1 P: 9	R: 0 E: 0 K: 1 S: 7	H: 0 LOB: 0 BB: 0 P: 10	R: 2 E: 0 K: 1 S: 8	H: 2 LOB: 0 BB: 1 P: 14	R: 4 E: 1 K: 0 S: 10	H: 4 LOB: 2 BB: 1 P: 19	R: 0 E: 0 K: 1 S: 9	H: 1 LOB: 1 BB: 0 P: 14	1B: 5 2B: 5 3B: 1 HR: 1	SF: 0 SAC: 0 DP: 1 HBP: 1	WP: 0 PB: 0 SB: 0 CS: 0	PA: 38							
PITCHER	IP	WLS	BF	H	R	ER	SO	BB	IBB	HBP	BLK	WP	HR	S	P	ERA	WHIP										
Scott Bankhead, R ERA: 5.01 (1, 1)	6.0	L	27	8	7	7	2	2	0	0	0	0	1	55	91	10.50	1.667										
Michael Jackson, R ERA: 3.86 (7, 1)	0.1		3	1	0	0	0	0	0	1	0	0	0	3	4	0.00	3.000										
Rob Murphy, L ERA: 1.42 (7, 1)	1.2		8	2	1	1	1	1	0	0	0	0	0	13	25	5.40	1.800										

Batter	1	2	3	4	5	6	7	8	9	AB R H RBI BB SO LOB	TOP																								
Wade Boggs, L (1, 5) OBP: 0.429, SLG: 0.507	3-2 F8		0-0 G4-3		2-0 F8		3-1 F8		4-0 BB	4 0 0 0 1 0 2																									
Jody Reed, R (1, 4) OBP: 0.197, SLG: 0.152	0-1 L9		3-1 HR 1B		0-1 G5-3		1-0 P1		1-2 P5	5 1 1 0 0 0 3																									
Mike Greenwell, L (1, 7) OBP: 0.372, SLG: 0.529	0-0 G1-3		0-0 HR		2-1 G4-1			2-1 HR 2B	0-1 G4-3	5 2 2 2 0 0 1																									
Jack Clark, R (1, 10) OBP: 0.386, SLG: 0.421		0-0 2B 1B	3-1 G6-3		1-2 FC5-4 1B			0-1 L1		4 1 2 0 0 0 1																									
Ellis Burks, R (1, 8) OBP: 0.338, SLG: 0.375		0-0 1B 2B	1-0 G4-3		1-1 FC5-4 L1-5-3			4-0 HR BB		3 2 1 0 1 0 1																									
Tom Brunansky, R (1, 9) OBP: 0.343, SLG: 0.467		1-0 F9 G4-3 1B		0-2 F8		0-1 L1-5-3		0-2 P4		4 0 1 2 0 0 3																									
Carlos Quintana, R (1, 3) OBP: 0.317, SLG: 0.407		1-2 G4-3		2-0 F8		0-1 F8 G4-3 1B		1-0 HR		4 1 2 3 0 0 1																									
Tony Peña, R (1, 2) OBP: 0.191, SLG: 0.269		1-0 F9		3-2 1B		0-0 G4-3		0-2 F9		4 0 1 0 0 0 2																									
Luis Rivera, R (1, 6) OBP: 0.154, SLG: 0.154		3-2 G4-3		0-0 P2		1-1 E4		2-2 P3		4 0 0 0 0 0 3																									
Inning Stats	R: 0 E: 0 K: 0 S: 7	H: 0 LOB: 0 BB: 0 P: 10	R: 2 E: 0 K: 0 S: 12	H: 3 LOB: 1 BB: 0 P: 18	R: 2 E: 0 K: 0 S: 7	H: 2 LOB: 0 BB: 0 P: 14	R: 0 E: 0 K: 0 S: 9	H: 1 LOB: 1 BB: 0 P: 14	R: 0 E: 0 K: 0 S: 5	H: 0 LOB: 0 BB: 0 P: 9	R: 0 E: 1 K: 0 S: 8	H: 1 LOB: 2 BB: 0 P: 13	R: 3 E: 0 K: 0 S: 12	H: 2 LOB: 0 BB: 1 P: 19	R: 0 E: 0 K: 0 S: 9	H: 0 LOB: 1 BB: 1 P: 16	1B: 6 2B: 3 3B: 0 HR: 2	SF: 0 SAC: 0 DP: 1 HBP: 0	WP: 0 PB: 0 SB: 0 CS: 0	PA: 39															
PITCHER	IP WLS BF H R ER SO BB IBB HBP BLK WP HR S P ERA WHIP																																		
Allan Anderson, L (1, 1) ERA: 4.06	6.0		25	8	4	4	0	0	0	0	0	1	49	76	6.00	1.333																			
Terry Leach, R (7, 1) ERA: 4.5	0.1		2	0	0	0	0	0	0	0	0	0	3	4	0.00	0.000																			
Larry Casian, L (7, 1) ERA: 3.86	0.2		3	1	1	1	0	0	0	0	0	0	5	11	13.50	1.500																			
Steve Bedrosian, R (8, 1) ERA: 3.55	2.0	L	9	1	2	2	0	2	0	0	0	1	19	31	9.00	1.500																			

Boston Red Sox @ Minnesota Twins
Hubert H. Humphrey Metrodome, Minneapolis, MN

Tue Apr 30 1991, 8:05 PM EDT
Att: 15,343 - Dome - 70 F

livebaseballscorecards.com

AB	37
R	7
H	10
RBI	7
BB	2
SO	0
LOB	17



Batter	1	2	3	4	5	6	7	8	9	AB	R	H	RBI	BB	SO	LOB
Dan Gladden, R OBP: 0.278, SLG: 0.275 (1, 7)	1-1 G6-3		1-2 2B 1B		4-0 FC1-2 BB		2-1 F8 2B		2-1 F9	4	1	2	2	1	0	0
Chuck Knoblauch, R OBP: 0.393, SLG: 0.427 (1, 4)	0-0 G4-3		1-2 G6-3 2B		0-1 FC1-2 G6-3		1-1 F8		2-2 P3	5	0	1	1	0	0	4
Kirby Puckett, R OBP: 0.369, SLG: 0.506 (1, 8) (8, 9) (9, 8)	0-1 G4-3		1-0 G6-3		2-0 G6-3		4-0 IBB			3	0	0	0	1	0	4
Chili Davis, S OBP: 0.450, SLG: 0.524 (1, 10)		1-3 K	3-3 K		2-1 G6-3		3-3 K			4	0	0	0	0	3	3
Brian Harper, R OBP: 0.370, SLG: 0.510 (1, 2)		1-1 G4-3		0-0 G3-1		2-0 G3-6-3 1B		2-1 F8		4	0	1	0	0	0	0
Kent Hrbek, L OBP: 0.250, SLG: 0.288 (1, 3)		1-1 G4-3		3-2 G5-3		0-1 G3-6-3		3-2 P5		4	0	0	0	0	0	1
Gene Larkin, S OBP: 0.387, SLG: 0.452 (1, 9) Shane Mack, R OBP: 0.189, SLG: 0.343 (8, 8) Randy Bush, L OBP: 0.286, SLG: 0.208 (8, PH) (9, 9)			0-1 HR 1B		2-0 G5-3		1-0 F7		1-2 1B	3	1	1	0	0	0	0
Scott Leius, R OBP: 0.438, SLG: 0.435 (1, 5) Mike Pagliarulo, L OBP: 0.200, SLG: 0.222 (8, PH) (9, 5)			1-0 HR		3-2 BB E FC1-2 1B		4-1 1B 2B BB		1-1 G3	2	2	2	2	1	0	0
Greg Gagne, R OBP: 0.351, SLG: 0.528 (1, 6) Al Newman, S OBP: 0.238, SLG: 0.211 (9, PH)			1-3 K		0-0 E4 FC1-2 BB		1-2 2B 1B		1-1 G4-3	3	1	1	0	0	1	1

Inning Stats	R: 0	H: 0	E: 0	LOB: 0	K: 0	BB: 0	S: 5	P: 6	R: 0	H: 0	E: 0	LOB: 0	K: 1	BB: 0	S: 7	P: 10	R: 0	H: 0	E: 0	LOB: 0	K: 0	BB: 0	S: 6	P: 11	R: 0	H: 1	E: 1	LOB: 2	K: 0	BB: 1	S: 7	P: 16	R: 0	H: 1	E: 0	LOB: 0	K: 0	BB: 0	S: 5	P: 9	R: 2	H: 2	E: 0	LOB: 2	K: 1	BB: 2	S: 12	P: 28	R: 0	H: 1	E: 0	LOB: 1	K: 0	BB: 0	S: 11	P: 18	R: 0	H: 0	E: 0	LOB: 0	K: 0	BB: 0	S: 11	P: 16	1B: 6	SF: 0	2B: 2	SAC: 0	3B: 0	DP: 2	HR: 1	HBP: 0	WP: 0	PA: 38
--------------	------	------	------	--------	------	-------	------	------	------	------	------	--------	------	-------	------	-------	------	------	------	--------	------	-------	------	-------	------	------	------	--------	------	-------	------	-------	------	------	------	--------	------	-------	------	------	------	------	------	--------	------	-------	-------	-------	------	------	------	--------	------	-------	-------	-------	------	------	------	--------	------	-------	-------	-------	-------	-------	-------	--------	-------	-------	-------	--------	-------	--------

PITCHER	IP	WLS	BF	H	R	ER	SO	BB	IBB	HBP	BLK	WP	HR	S	P	ERA	WHIP
Matt Young, L ERA: 3.55 (1, 1)	6.1		27	7	5	5	3	2	0	0	0	0	1	51	87	7.11	1.421
Jeff Gray, R ERA: 1.93 (7, 1)	1.1	W	7	2	0	0	1	0	1	0	0	0	0	16	32	0.00	1.500
Jeff Reardon, R ERA: 1.04 (8, 1)	1.1	S	4	0	0	0	0	0	0	0	0	0	0	13	19	0.00	0.000

BOTTOM

Boston Red Sox @ Minnesota Twins
Hubert H. Humphrey Metrodome, Minneapolis, MN

livebaseballscores.com

AB	35
R	5
H	9
RBI	5
BB	3
SO	4
LOB	14



Tue Apr 30 1991, 8:05 PM EDT
Att: 15,343 - Dome - 70 F

Batter	1	2	3	4	5	6	7	8	9
Dan Gladden, R OBP: 0.289, SLG: 0.329 (1, 7)	2-2 G6-3		1-1 E5 FC6-4			3-1 F9 G6-3 1B		2-0 HR	
Chuck Knoblauch, R OBP: 0.375, SLG: 0.405 (1, 4)	1-1 G5-3		1-0 FC6-4			1-1 G6-3		0-0 G6-3	
Kirby Puckett, R OBP: 0.352, SLG: 0.482 (1, 8) (9, 9)	2-3 K				1-3 K	3-2 F9		0-0 G5-3	
Kent Hrbek, L OBP: 0.276, SLG: 0.284 (1, 3)		2-3 K		4-2 BB		4-0 FC4-6 IBB		4-2 BB	
Chili Davis, S OBP: 0.429, SLG: 0.493 (1, 10)		2-2 G5-3		0-3 K		0-0 FC4-6		0-1 F9	
Gene Larkin, S OBP: 0.382, SLG: 0.441 Al Newman, S OBP: 0.238, SLG: 0.211 (1, 9) (9, 5)		1-0 P6		1-2 G4-3			0-1 E G6-3 1B		
Junior Ortiz, R OBP: 0.407, SLG: 0.238 (1, 2)			1-3 K		0-0 G4-3		0-0 G6-3		
Mike Pagliarulo, L OBP: 0.188, SLG: 0.208 Shane Mack, R OBP: 0.189, SLG: 0.343 (1, 5) (9, 8)			2-1 G1-3		2-1 G1-3		2-3 K		
Greg Gagne, R OBP: 0.350, SLG: 0.536 (1, 6)			3-2 E 2B		1-2 G5-3		0-0 P4		

Inning Stats	R: 0 E: 0 K: 1 S: 8	H: 0 LOB: 0 BB: 0 P: 13	R: 0 E: 0 K: 1 S: 10	H: 0 LOB: 0 BB: 0 P: 15	R: 0 E: 1 K: 1 S: 13	H: 1 LOB: 2 BB: 0 P: 21	R: 0 E: 0 K: 2 S: 11	H: 0 LOB: 1 BB: 1 P: 17	R: 0 E: 0 K: 0 S: 7	H: 0 LOB: 0 BB: 0 P: 10	R: 0 E: 0 K: 0 S: 9	H: 1 LOB: 2 BB: 1 P: 19	R: 0 E: 1 K: 1 S: 7	H: 1 LOB: 1 BB: 0 P: 9	R: 1 E: 0 K: 0 S: 7	H: 1 LOB: 1 BB: 1 P: 13
--------------	------------------------------	----------------------------------	-------------------------------	----------------------------------	-------------------------------	----------------------------------	-------------------------------	----------------------------------	------------------------------	----------------------------------	------------------------------	----------------------------------	------------------------------	---------------------------------	------------------------------	----------------------------------

PITCHER	IP	WLS	BF	H	R	ER	SO	BB	IBB	HBP	BLK	WP	HR	S	P	ERA	WHIP
Greg Harris, R ERA: 2.76 (1, 1)	7.0		27	3	0	0	6	1	1	0	0	0	0	65	104	0.00	0.571
Jeff Gray, R ERA: 2.45 (8, 1)	0.2	L	3	1	1	1	0	0	0	0	0	0	1	3	5	13.50	1.500
Joe Hesketh, L ERA: 3.72 (8, 1)	0.1		2	0	0	0	0	1	0	0	0	0	0	4	8	0.00	3.000

BOTTOM

AB R H RBI BB SO LOB

4 1 2 1 0 0 1

4 0 0 0 0 0 3

4 0 0 0 0 2 1

1 0 0 0 3 1 0

4 0 0 0 0 1 4

3 0 1 0 0 0 1

0 0 0 0 0 0 0

3 0 0 0 0 1 1

3 0 0 0 0 1 1

0 0 0 0 0 0 0

3 0 1 0 0 0 1

1B: 2 SF: 0
2B: 1 SAC: 0
3B: 0 DP: 0
HR: 1 HBP: 0

WP: 0 PA: 32
PB: 0
SB: 0
CS: 0

Boston Red Sox @ Minnesota Twins
Hubert H. Humphrey Metrodome, Minneapolis, MN

Wed May 01 1991, 8:05 PM EDT
Att. 14,449 - Dome - 70 F

livebaseballscorecards.com



Batter	1	2	3	4	5	6	7	8	9	AB	R	H	RBI	BB	SO	LOB
Paul Molitor, R OBP: 0.398, SLG: 0.449 (1, 10)	1-3 K		1-2 G5-3		0-0 1B		2-1 2B			4	0	2	0	0	1	0
Jim Gantner, L OBP: 0.284, SLG: 0.339 (1, 5)	1-2 G4-3		1-1 1B		0-1 L5		0-0 G6-3			4	0	1	0	0	0	2
Robin Yount, R OBP: 0.378, SLG: 0.563 (1, 8)	1-1 L9		1-3 K			3-2 SH5-4 BB SF9 1B	0-0 F7			4	1	1	0	0	1	2
Franklin Stubbs, L OBP: 0.293, SLG: 0.397 (1, 3)		2-2 1B 2B		0-1 G4-3		4-0 SF9 SH5-4 1-2 1B BB	0-1 F8			3	2	1	0	1	0	0
Greg Vaughn, R OBP: 0.368, SLG: 0.593 (1, 7)		2-3 K		0-0 2B		1-1 SH5-4	4-1 2B BB			2	1	1	0	1	1	1
Darryl Hamilton, L OBP: 0.342, SLG: 0.250 (9, 7)		SAFE K				1-2 2-3 2B				0	0	0	0	0	0	0
Dante Bichette, R OBP: 0.273, SLG: 0.405 (1, 9)		2-2 G5-3		1-3 K		0-0 SF9	1-2 2B E			3	1	1	2	0	1	2
Willie Randolph, R OBP: 0.350, SLG: 0.257 (1, 4)		1-1 1B		1-1 G4-3		2-3 3-H 2-2 WP 1B	0-1 E9 G4-3 2-H			4	0	2	2	0	0	1
B.J. Surhoff, L OBP: 0.200, SLG: 0.154 (1, 2)		0-0 G3			1-1 G4-3	2-2 F7	1-2 G4-3			4	0	0	0	0	0	3
Dale Sveum, S OBP: 0.125, SLG: 0.045 (1, 6)			3-3 K		0-1 F7		2-2 F7	1-0 G1-3		4	0	0	0	0	1	1

Inning Stats	R: 0	H: 0	E: 0	K: 1	S: 11	R: 1	H: 2	E: 0	K: 1	S: 12	R: 0	H: 1	E: 0	K: 2	S: 12	R: 0	H: 1	E: 0	K: 1	S: 8	R: 0	H: 1	E: 0	K: 0	S: 7	R: 2	H: 2	E: 0	K: 0	S: 16	R: 0	H: 1	E: 0	K: 0	S: 8	R: 2	H: 1	E: 1	K: 0	S: 14	R: 0	H: 0	E: 0	K: 1	S: 11	R: 1	H: 2	E: 0	K: 1	S: 12	R: 0	H: 1	E: 0	K: 2	S: 12	R: 0	H: 1	E: 0	K: 1	S: 8	R: 0	H: 1	E: 0	K: 0	S: 7	R: 0	H: 2	E: 0	K: 0	S: 12	R: 2	H: 2	E: 0	K: 0	S: 16	R: 0	H: 1	E: 0	K: 0	S: 8	R: 2	H: 1	E: 1	K: 0	S: 14	R: 0	H: 0	E: 0	K: 1	S: 11
Kevin Tapani, R ERA: 2.43 (1, 1)	IP: 7.0	WLS: L	BF: 30	H: 8	R: 3	ER: 3	SO: 5	BB: 1	IBB: 0	HBP: 0	BLK: 0	WP: 1	HR: 0	S: 74	P: 109	ERA: 3.86	WHIP: 1.286																																																																									
Terry Leach, R ERA: 5.14 (8, 1)	IP: 1.0	WLS: L	BF: 6	H: 1	R: 2	ER: 1	SO: 0	BB: 1	IBB: 0	HBP: 0	BLK: 0	WP: 0	HR: 0	S: 14	P: 20	ERA: 9.00	WHIP: 2.000																																																																									

BOTTOM

Minnesota Twins @ Milwaukee Brewers
Milwaukee County Stadium, Milwaukee, WI

Thu May 02 1991, 8:05 PM EDT
Att. 8,902 - Sunny - 60 F

livebaseballscores.com

AB	32
R	5
H	9
RBI	4
BB	2
SO	5
LOB	12

WP: 1 PA: 36
PB: 0
SB: 2
CS: 0



Batter	1	2	3	4	5	6	7	8	9	AB R H RBI BB SO LOB	TOP									
Dan Gladden, R (1, 7) OBP: 0.293, SLG: 0.321	2-2 G4-3	0-1 1B FC4 1B		1-0 G4-6-3 1B			3-1 F8		1-1 P6	5 1 2 1 0 0 1										
Chuck Knoblauch, R (1, 4) OBP: 0.381, SLG: 0.432	2-1 2B	1-0 FC4 1B		1-1 G4-6-3 1-2f			2-1 2B		2-2 F9	5 0 3 1 0 0 2										
Kirby Puckett, R (1, 8) (8, 9) OBP: 0.344, SLG: 0.478	1-0 G5-3	0-2 FC4 1B		0-2 F9			1-3 K			4 0 0 1 0 1 3										
Kent Hrbek, L (1, 3) OBP: 0.274, SLG: 0.270	3-2 P5	0-2 WP 1B		0-0 G4-3			0-0 G1-3			4 0 1 0 0 0 2										
Chili Davis, S (1, 10) OBP: 0.420, SLG: 0.479		HR 1B		2-0 G5-3			3-3 K			4 1 1 0 0 1 2										
Brian Harper, R (1, 2) OBP: 0.371, SLG: 0.536		HR 1B	0-0 E4	3-2 G6-3			1-0 F8			4 1 1 2 0 0 0										
Gene Larkin, S (1, 9) Shane Mack, R (8, 8) OBP: 0.310, SLG: 0.357 OBP: 0.189, SLG: 0.343		F8	2-0 P3		1-0 G3		2-2 G4-3			4 0 0 0 0 0 1 0 0 0 0 0 0 0	AB 37 R 5 H 10 RBI 5 BB 1 SO 3 LOB 13									
Mike Pagliarulo, L (1, 5) OBP: 0.192, SLG: 0.212		1B 1B	1 SAFE F8		2-2 G4-3				2-3 K2-3	4 1 1 0 0 1 1										
Al Newman, S (1, 6) OBP: 0.269, SLG: 0.217		1B 1B	0-0 G4-3		1-1 G4-3				4-1 BB	3 1 1 0 1 0 1										
Inning Stats	R: 0 E: 0 K: 0 S: 9	H: 1 LOB: 1 BB: 0 P: 17	R: 5 E: 0 K: 0 S: 27	H: 7 LOB: 2 BB: 0 P: 36	R: 0 E: 1 K: 0 S: 8	H: 0 LOB: 1 BB: 0 P: 11	R: 0 E: 0 K: 0 S: 6	H: 1 LOB: 0 BB: 0 P: 8	R: 0 E: 0 K: 0 S: 6	H: 0 LOB: 0 BB: 0 P: 11	R: 0 E: 0 K: 1 S: 8	H: 1 LOB: 1 BB: 0 P: 14	R: 0 E: 0 K: 1 S: 8	H: 0 LOB: 0 BB: 0 P: 14	R: 0 E: 0 K: 1 S: 10	H: 0 LOB: 1 BB: 1 P: 19	1B: 7 2B: 2 3B: 0 HR: 1	SF: 0 SAC: 0 DP: 1 HBP: 0	WP: 1 PB: 0 SB: 0 CS: 0	PA: 38
PITCHER	IP WLS BF H R ER SO BB IBB HBP BLK WP HR S P ERA WHIP																			
Jaime Navarro, R (1, 1) ERA: 6.08	8.0 W 34 10 5 5 2 0 0 0 0 0 1 1 78 121 5.62 1.250																			
Ed Nunez, R (9, 1) ERA: 4.5	1.0 S 4 0 0 0 1 1 0 0 0 0 0 0 10 19 0.00 1.000																			

Minnesota Twins @ Milwaukee Brewers
Milwaukee County Stadium, Milwaukee, WI

Fri May 03 1991, 8:05 PM EDT
Att. 13,033 - Cloudy - 41 F

livebaseballscorecards.com



Batter	1	2	3	4	5	6	7	8	9	AB R H RBI BB SO LOB
Paul Molitor, R OBP: 0.424, SLG: 0.500 (1, 10)	1-0 WP G1 G5-3 1B		2-1 BB 1B SF9 1B		1-1 1B 3B		0-1 1B			4 3 4 0 0 0 0
Jim Gantner, L OBP: 0.296, SLG: 0.348 (1, 5)	0-0 G1 1-2		1-0 SF9 BB G1-4-3 1B		0-2 L5-3 1B		0-0 G1-3			4 1 2 1 0 0 2
Robin Yount, R OBP: 0.373, SLG: 0.544 (1, 8)	2-2 G5-3 2-H		4-0 G1-4-3 BB		0-0 L5-3 1-2		3-3 K			3 0 0 1 1 1 1
Franklin Stubbs, L OBP: 0.304, SLG: 0.400 (1, 3)	2-3 K		0-0 SF9		4-1 CS BB		0-0 PB BB 3B 1B			2 1 1 1 1 1 0
Greg Vaughn, R OBP: 0.375, SLG: 0.597 (1, 7)		2-2 G1-3 2B	1-2 G1-4-3		0-1 CS	2-3 K	4-1 PB 3B BB			3 1 1 1 1 1 1
Darryl Hamilton, L OBP: 0.342, SLG: 0.250 (9, 7)			1-2 3-H		1-2		1-2 3B BB			0 0 0 0 0 0 0
Dante Bichette, R OBP: 0.272, SLG: 0.420 (1, 9)		1-1 G1-3 2-3	0-2 G5-3		1-3 K2-3		0-0 1-H 2-H 3B			4 0 1 2 0 1 2
Willie Randolph, R OBP: 0.318, SLG: 0.231 (1, 4)		2-3 K		0-2 L8	3-2 G4-3		2-3 K			4 0 0 0 0 2 2
B.J. Surhoff, L OBP: 0.216, SLG: 0.149 (1, 2)		4-1 BB		0-0 G6-3		1-0 G4-3	4-0 IBB			2 0 0 0 2 0 0
Dale Sveum, S OBP: 0.107, SLG: 0.038 (1, 6)		0-1 F8		1-0 G1-3		1-2 P3	0-3 K			4 0 0 0 0 1 4

Inning Stats	R: 1	H: 1	E: 0	LOB: 0	K: 1	S: 12	P: 17	R: 0	H: 1	E: 0	LOB: 2	K: 1	S: 12	P: 21	R: 2	H: 2	E: 0	LOB: 1	K: 0	S: 10	P: 18	R: 0	H: 0	E: 0	LOB: 0	K: 0	S: 5	P: 6	R: 1	H: 2	E: 0	LOB: 0	K: 0	S: 8	P: 13	R: 0	H: 0	E: 0	LOB: 0	K: 2	S: 13	P: 19	R: 0	H: 1	E: 0	LOB: 1	K: 0	S: 8	P: 10	R: 2	H: 2	E: 0	LOB: 2	K: 3	S: 16	P: 29
Jack Morris, R ERA: 5.49 (1, 1)	IP	WLS	BF	H	R	ER	SO	BB	IBB	HBP	BLK	WP	HR	S	P	ERA	WHIP																																							
Rick Aguilera, R ERA: 2.16 (8, 1)	0.2	L	5	1	1	1	2	1	1	0	0	0	0	9	19	13.50	3.000																																							


BOTTOM

Minnesota Twins @ Milwaukee Brewers
Milwaukee County Stadium, Milwaukee, WI

Fri May 03 1991, 8:05 PM EDT
Att. 13,033 - Cloudy - 41 F

livebaseballscorecards.com

AB	30
R	6
H	9
RBI	6
BB	5
SO	7
LOB	12



WP: 1	PA: 37
PB: 1	CS: 1
SB: 0	
1B: 6	SF: 1
2B: 2	SAC: 0
3B: 2	DP: 1
HR: 0	HBP: 0

Batter	1	2	3	4	5	6	7	8	9	AB R H RBI BB SO LOB	TOP											
Dan Gladden, R (1, 7) OBP: 0.289, SLG: 0.314	0-3 K		0-3 K		1-1 F8 BB 2-H 1B		0-2 FC6-5 BB 2B		3-1 P4	5 1 1 1 0 2 1	Minnesota Twins @ Milwaukee Brewers Milwaukee County Stadium, Milwaukee, WI Sat May 04 1991, 4:33 AM EDT Att. 26,503 - Sunny - 52 F livebaseballscorecards.com											
Chuck Knoblauch, R (1, 4) OBP: 0.382, SLG: 0.418	1-1 F9		0-0 G5-3		4-1 F8 1-2 BB		4-1 2B BB		3-3 K	3 1 0 0 2 1 0												
Kent Hrbek, L (1, 3) OBP: 0.281, SLG: 0.291	2-3 K			0-1 G3	1-0 F8 1-2 2-3		3-2 1B 1B 2B 1-H 2-H		0-0 2B 1B	5 2 2 2 0 1 2												
Chili Davis, S (1, 10) OBP: 0.430, SLG: 0.513		1-0 WP G4-3 2B		2-1 G3-1	0-0 G4-3		3-1 1B 1B 2-3		3-2 1B 2B 1-H	5 1 3 1 0 0 2												
Randy Bush, L (1, 9) OBP: 0.324, SLG: 0.267		2-3 K2-3		0-0 1B 1B		1-1 G5-4-3 1B	3-2 1B 1B 1-3 3-H		1-1 G4-3	5 0 3 1 0 1 2												
Junior Ortiz, R (1, 2) OBP: 0.387, SLG: 0.240		0-1 G4-3 2-H		1-0 1B 1-2 1B		0-0 G5-4-3 1-2f	3-3 K 1-2			4 0 1 1 0 1 3												
Shane Mack, R (1, 8) OBP: 0.244, SLG: 0.368		4-1 CS BB		0-0 P4		0-0 E5 1B		0-1 G6-3 1B		3 0 2 0 1 0 2												
Mike Pagliarulo, L (1, 5) OBP: 0.179, SLG: 0.196		0-1 CS	0-1 G6-3		0-1 F9	1-1 L3		0-0 G6-3 1-2f		4 0 0 0 0 0 2												
Al Newman, S (8, 5) OBP: 0.269, SLG: 0.217										0 0 0 0 0 0 0												
Greg Gagne, R (1, 6) OBP: 0.373, SLG: 0.619			2-2 HR		2-1 1B 2B		3-2 FC6-5 2B		0-3 K	4 2 3 1 0 1 0												
Inning Stats	R: 0 E: 0 K: 2 S: 8	H: 0 LOB: 0 BB: 0 P: 11	R: 1 E: 0 K: 1 S: 8	H: 1 LOB: 0 BB: 1 P: 15	R: 1 E: 0 K: 1 S: 9	H: 1 LOB: 0 BB: 0 P: 11	R: 0 E: 0 K: 0 S: 7	H: 2 LOB: 2 BB: 0 P: 10	R: 1 E: 0 K: 0 S: 9	H: 2 LOB: 2 BB: 1 P: 17	R: 0 E: 1 K: 0 S: 6	H: 2 LOB: 1 BB: 0 P: 8	R: 3 E: 0 K: 1 S: 22	H: 4 LOB: 2 BB: 1 P: 41	R: 0 E: 0 K: 1 S: 6	H: 1 LOB: 0 BB: 0 P: 6	R: 1 E: 0 K: 1 S: 14	H: 2 LOB: 1 BB: 0 P: 24	1B: 9 2B: 6 3B: 0 HR: 1	SF: 0 SAC: 0 DP: 3 HBP: 0	WP: 1 PB: 0 SB: 0 CS: 2	PA: 42
PITCHER	IP WLS BF H R ER SO BB IBB HBP BLK WP HR S P ERA WHIP																					
Chris Bosio, R (1, 1) ERA: 2.98	6.1 L 30 10 6 6 4 3 0 0 0 0 1 1 59 94 8.53 2.053																					
Darren Holmes, R (7, 1) ERA: 2.08	2.2 11 5 1 1 3 0 0 0 0 0 0 0 30 49 3.38 1.875																					

Minnesota Twins @ Milwaukee Brewers
Milwaukee County Stadium, Milwaukee, WI

Sat May 04 1991, 4:33 AM EDT
 Att. 26,503 - Sunny - 52 F

AB	38
R	7
H	15
RBI	7
BB	3
SO	7
LOB	14



BOTTOM

Minnesota Twins @ Milwaukee Brewers
 Milwaukee County Stadium, Milwaukee, WI

Sat May 04 1991, 4:33 AM EDT
 Att. 26,503 - Sunny - 52 F

livebaseballscorecards.com

AB	33
R	4
H	7
RBI	4
BB	3
SO	6
LOB	13



WP:	1	PA:	36
PB:	0		
SB:	0		
CS:	0		

AB R H RBI BB SO LOB

4 0 0 0 0 1 0

4 0 2 0 0 0 0

4 0 1 0 0 1 1

3 1 1 0 1 1 2

3 1 1 2 1 1 4

3 1 1 0 1 0 1

4 0 0 0 0 0 3

4 1 1 2 0 0 1

3 0 0 0 0 2 1

1 0 0 0 0 0 0

1B: 5 SF: 0
 2B: 0 SAC: 0
 3B: 0 DP: 2
 HR: 2 HBP: 0

Batter	1	2	3	4	5	6	7	8	9
Paul Molitor, R OBP: 0.406, SLG: 0.477 (1, 10)	1-0 G5-3			2-3 K		0-0 F9		2-2 G5-3	
Willie Randolph, R OBP: 0.333, SLG: 0.256 (1, 4)	1-2 G5-3			0-0 WP 1B		2-2 1B 1B		0-0 L4	
Robin Yount, R OBP: 0.368, SLG: 0.532 (1, 8)	1-1 G5-3			2-0 F8		0-0 1B		2-3 K	
Franklin Stubbs, L OBP: 0.313, SLG: 0.397 (1, 3)			1-3 K	4-2 BB		1-1 P3		1-1 HR 1B	
Greg Vaughn, R OBP: 0.382, SLG: 0.631 (1, 7)			4-2 BB	1-2 P3		2-3 K		1-2 HR	
Dante Bichette, R OBP: 0.281, SLG: 0.418 (1, 9)			0-1 G4-6-3		4-0 BB		0-2 G3-6-3 1B	2-2 E5 HR	
Jim Gantner, L OBP: 0.280, SLG: 0.329 (1, 5)			1-2 F8	1-1 G3-1		0-0 G3-6-3		0-0 F7	
Rick Dempsey, R OBP: 0.333, SLG: 0.611 (1, 2)			1-2 G5-3	0-2 G6-3		2-0 F9		3-2 HR	
Dale Sveum, S OBP: 0.097, SLG: 0.034 (1, 6)			3-3 K	2-1 F9				2-2 G3-1	
Greg Brock, L OBP: 0.412, SLG: 0.231 (9, PH)									

Inning Stats	R: 0	H: 0	R: 0	H: 0	R: 0	H: 0	R: 0	H: 2	R: 0	H: 1	R: 0	H: 0	R: 0	H: 0	R: 4	H: 3	R: 3	H: 0
	E: 0	LOB: 0	E: 0	LOB: 0	E: 0	LOB: 0	E: 0	LOB: 2	E: 0	LOB: 1	E: 0	LOB: 0	E: 0	LOB: 0	E: 1	LOB: 0	E: 1	LOB: 0
	K: 0	BB: 0	K: 1	BB: 1	K: 1	BB: 0	K: 0	BB: 1	K: 1	BB: 0	K: 0	BB: 0	K: 1	BB: 0	K: 1	BB: 0	K: 1	BB: 0
	S: 9	P: 12	S: 8	P: 13	S: 11	P: 16	S: 14	P: 23	S: 7	P: 14	S: 5	P: 7	S: 11	P: 16	S: 9	P: 14	S: 21	P: 32

PITCHER	IP	WLS	BF	H	R	ER	SO	BB	IBB	HBP	BLK	WP	HR	S	P	ERA	WHIP
Mark Guthrie, L ERA: 7.94 (1, 1)	6.0	W	23	3	0	0	4	3	0	0	0	1	0	60	94	0.00	1.000
Steve Bedrosian, R ERA: 4.02 (7, 1)	3.0	S	13	4	4	2	2	0	0	0	0	0	2	35	53	6.00	1.333

PITCHER	IP	WLS	BF	H	R	ER	SO	BB	IBB	HBP	BLK	WP	HR	S	P	ERA	WHIP
Mark Guthrie, L ERA: 7.94 (1, 1)	6.0	W	23	3	0	0	4	3	0	0	0	1	0	60	94	0.00	1.000
Steve Bedrosian, R ERA: 4.02 (7, 1)	3.0	S	13	4	4	2	2	0	0	0	0	0	2	35	53	6.00	1.333

Batter	1	2	3	4	5	6	7	8	9
Wade Boggs, L OBP: 0.420, SLG: 0.462 (1, 5)	1-0 1B 2B	2-1 1-2 2-H BB 1B	4-0 1-2 IBB		1-2 2B 1B		4-0 1-2 2-3 3-H 2B BB		
Jody Reed, R OBP: 0.240, SLG: 0.200 (1, 4)	1-0 2-3 1B	4-2 1-2 2-3 BB	1-2 L7		0-0 1-H 2B		3-1 1-3 2-H 3-H 2B		
Ellis Burks, R OBP: 0.337, SLG: 0.341 (1, 8)	2-0 F9	0-1 F8		1-1 1B SF8 1B	3-2 G1-3		1-3 K		
Jack Clark, R OBP: 0.326, SLG: 0.316 (1, 10)	1-3 K		0-0 F9	3-1 F9		1-0 G6-3	2-3 K		
Mike Greenwell, L OBP: 0.356, SLG: 0.457 (1, 7)	3-1 G4-3		4-1 WP BB 1B BB	1-0 FC6 1B		0-0 G4-3	1-1 L8		
Tom Brunansky, R OBP: 0.358, SLG: 0.506 (1, 9)		1-2 CS 1B	4-2 1-2 WP BB 1B BB	3-1 SF8		2-3 K	0-1 L5		
Carlos Quintana, R OBP: 0.321, SLG: 0.370 (1, 3)		2-2 1-2 BB 1B 1B	4-1 FC5-4 1B BB	0-0 FC6		0-2 E BB 1B	2-1 G5-3		
Tony Peña, R OBP: 0.213, SLG: 0.307 (1, 2)		2-1 F8	0-0 FC5-4 1B		0-1 P2	0-1 SAFE E5	0-1 BB 2B	0-1 G5-3	
Luis Rivera, R OBP: 0.382, SLG: 0.367 (1, 6)		4-2 BB 1B BB	0-2 FC5-4 S		0-0 P4	4-1 BB 2B BB			

Inning Stats	R: 0	H: 2	E: 0	K: 1	S: 8	L: 2	LOB: 2	BB: 0	P: 16	R: 1	H: 3	E: 0	K: 0	S: 17	R: 2	H: 1	E: 0	K: 0	S: 13	R: 1	H: 2	E: 0	K: 1	S: 8	R: 1	H: 2	E: 0	K: 0	S: 10	R: 0	H: 0	E: 0	K: 1	S: 6	R: 3	H: 2	E: 1	K: 2	S: 18	R: 0	H: 0	E: 0	K: 0	S: 6	R: 0	H: 0	E: 0	K: 0	S: 6	1B: 9	2B: 3	3B: 0	HR: 0	SF: 1	SAC: 0	DP: 0	HBP: 0	WP: 1	PB: 0	SB: 1	CS: 1	PA: 44
--------------	------	------	------	------	------	------	--------	-------	-------	------	------	------	------	-------	------	------	------	------	-------	------	------	------	------	------	------	------	------	------	-------	------	------	------	------	------	------	------	------	------	-------	------	------	------	------	------	------	------	------	------	------	-------	-------	-------	-------	-------	--------	-------	--------	-------	-------	-------	-------	--------

PITCHER	IP	WLS	BF	H	R	ER	SO	BB	IBB	HBP	BLK	WP	HR	S	P	ERA	WHIP
Jack Morris, R ERA: 5.89 (1, 1)	5.0	L	30	10	5	5	1	5	1	0	0	1	0	56	108	9.00	3.000
Carl Willis, R ERA: 7.94 (6, 1)	1.0		8	2	3	2	1	2	0	0	0	0	0	15	29	18.00	4.000
Terry Leach, R ERA: 4.0 (7, 1)	2.0		6	0	0	0	2	0	0	0	0	0	0	15	21	0.00	0.000

BOTTOM

AB	R	H	RBI	BB	SO	LOB
3	1	3	2	2	0	0
4	0	3	3	1	0	3
5	1	1	0	0	1	8
5	0	0	0	0	2	5
4	1	1	0	1	0	4
3	1	1	1	1	1	0
4	2	2	0	1	0	1
5	1	1	2	0	0	2
2	1	0	0	2	0	2

AB	35
R	8
H	12
RBI	8
BB	8
SO	4
LOB	25



WP	HR	S	P	ERA	WHIP
1	0	8	1	4.00	1.000

Minnesota Twins @ Boston Red Sox
Fenway Park, Boston, MA
 Wed May 08 1991, 7:05 PM EDT
 Att. 25,134 - Sunny - 66 F

livebaseballscorecards.com

Batter	1	2	3	4	5	6	7	8	9	AB R H RBI BB SO LOB	TOP
Tony Phillips, S OBP: 0.364, SLG: 0.433 (1, 5) (8, 7)	0-0 L4		0-0 L4-6			2-1 F7		2-3 K		4 0 0 0 0 1 1	
Alan Trammell, R OBP: 0.368, SLG: 0.426 (1, 6)	2-0 G6-3			4-1 HR BB		0-0 G3-1 S 1B		0-2 F9		3 1 1 0 1 0 0	
Lou Whitaker, L OBP: 0.423, SLG: 0.517 (1, 4)	1-3 K			0-0 F8		1-2 G3-1		4-2 E BB		3 0 0 0 1 1 2	
Cecil Fielder, R OBP: 0.348, SLG: 0.402 (1, 3)		2-3 K		1-1 1-H HR		1-3 K		1-0 E3		4 1 1 2 0 2 2	
Mickey Tettleton, S OBP: 0.359, SLG: 0.427 (1, 2)		2-2 F8		0-3 K			0-0 HR	1-1 G3		4 1 1 1 0 1 2	
Rob Deer, R OBP: 0.382, SLG: 0.557 (1, 9)		4-2 BB		1-2 P2			3-3 K		2-3 K	3 0 0 0 1 2 0	
Lloyd Moseby, L OBP: 0.323, SLG: 0.379 (1, 10)		0-0 G6-3			1-2 G6-3		2-0 F8 S 1B		2-1 P6	4 0 1 0 0 0 1	
Pete Incaviglia, R OBP: 0.210, SLG: 0.213 Travis Fryman, R OBP: 0.275, SLG: 0.341 (1, 7) (8, 5)			1-2 L4-6 SH3-4 1B		0-1 G6-3		1-2 F8		3-2 F8	3 0 1 0 0 0 1 1 0 0 0 0 0 0	
Milt Cuyler, S OBP: 0.338, SLG: 0.298 (1, 8)			1-1 SH3-4		0-0 P3		2-3 K			2 0 0 0 0 1 1	
Inning Stats	R: 0 E: 0 K: 1 S: 5 H: 0 LOB: 0 BB: 0 P: 8	R: 0 E: 0 K: 1 S: 11 H: 0 LOB: 1 BB: 1 P: 19	R: 0 E: 0 K: 0 S: 6 H: 1 LOB: 0 BB: 0 P: 8	R: 2 E: 0 K: 1 S: 10 H: 1 LOB: 0 BB: 1 P: 16	R: 0 E: 0 K: 0 S: 8 H: 0 LOB: 0 BB: 0 P: 9	R: 0 E: 0 K: 1 S: 10 H: 1 LOB: 1 BB: 0 P: 14	R: 1 E: 0 K: 2 S: 12 H: 2 LOB: 1 BB: 0 P: 20	R: 0 E: 1 K: 1 S: 15 H: 0 LOB: 2 BB: 1 P: 23	R: 0 E: 0 K: 1 S: 8 H: 0 LOB: 0 BB: 0 P: 15	1B: 3 2B: 1 3B: 0 HR: 2 SF: 0 SAC: 1 DP: 1 HBP: 0	WP: 0 PB: 0 SB: 2 CS: 0 PA: 35
PITCHER Kevin Tapani, R ERA: 2.66 Steve Bedrosian, R ERA: 3.57 (1, 1) (8, 1)	IP 7.0 WLS L BF 27 H 5 R 3 ER 3 SO 6 BB 2 IBB 0 HBP 0 BLK 0 WP 0 HR 2 S 62 P 94 ERA 3.86 WHIP 1.000	IP 2.0 WLS L BF 8 H 0 R 0 ER 0 SO 2 BB 1 IBB 0 HBP 0 BLK 0 WP 0 HR 0 S 23 P 38 ERA 0.00 WHIP 0.500	PITCHER IP WLS BF H R ER SO BB IBB HBP BLK WP HR S P ERA WHIP								

Detroit Tigers @ Minnesota Twins
 Hubert H. Humphrey Metrodome, Minneapolis, MN
 Thu May 09 1991, 8:05 PM EDT
 Att. 10,765 - Dome - 70 F

AB	31
R	3
H	5
RBI	3
BB	3
SO	8
LOB	10




Batter	1	2	3	4	5	6	7	8	9	AB	R	H	RBI	BB	SO	LOB
Dan Gladden, R OBP: 0.297, SLG: 0.349 (1, 7)	1-2 1B 3B	0-0 FC6-4 1-2f		0-1 SH2-3 1-2 2-3		2-2 CS 1B		1-2 G6-3 1-2f		4	1	2	0	0	0	4
Pedro Munoz, R OBP: 0.250, SLG: 0.250 (1, 9)	2-2 F9		1-2 G6-4-3 1B	1-2 G4-3		2-3 K 1-2				4	0	1	1	0	1	3
Kirby Puckett, R OBP: 0.345, SLG: 0.468 (1, 8)	0-0 G1-3 1B		1-1 G6-4-3 1-2f	0-0 G4-3		0-0 F9				4	0	1	1	0	0	2
Chili Davis, S OBP: 0.426, SLG: 0.489 (1, 10)	0-0 G1-3 1-2		4-0 2B BB		0-0 P6		3-2 F7			3	1	0	0	1	0	1
Brian Harper, R OBP: 0.380, SLG: 0.534 (1, 2)	2-1 G5-3		1-1 1B 2B		1-0 2B 1B		0-1 P4			4	2	2	1	0	0	1
Mike Pagliarulo, L OBP: 0.243, SLG: 0.286 (1, 5)		2-2 G3 2B	3-1 1B		2-0 FC5-2 2B		2-2 G5-3			3	0	3	2	0	0	0
Scott Leius, R OBP: 0.410, SLG: 0.357 (7, PH) (8, 5)			2-H 1B		1-H FC5-2 2B					1	0	0	0	0	0	0
Gene Larkin, S OBP: 0.293, SLG: 0.304 (1, 3)		0-0 G3	2-2 F8		4-2 FC6-4 FC5-2 BB		1-1 1B 1B			3	0	1	0	1	0	2
Greg Gagne, R OBP: 0.353, SLG: 0.550 (1, 6)		2-2 P6		1-0 SH2-3 1B G4-3		0-0 FC5-2 FC6-4		1-1 SAFE 0-0 G6-3 1B		4	1	1	0	0	0	3
Al Newman, S OBP: 0.324, SLG: 0.267 (1, 4)		4-2 FC6-4 BB		0-0 SH2-3 1B		1-1 FC6-4 1-2f 2-3		1-0 P3		3	0	1	0	1	0	4

Inning Stats	R: 1	H: 2	E: 0	K: 0	S: 10	LOB: 1	BB: 0	P: 15	R: 0	H: 1	E: 0	K: 0	S: 10	LOB: 2	BB: 1	P: 18	R: 2	H: 3	E: 0	K: 0	S: 14	LOB: 1	BB: 1	P: 26	R: 1	H: 1	E: 1	K: 0	S: 8	LOB: 1	BB: 0	P: 10	R: 1	H: 2	E: 0	K: 0	S: 8	LOB: 2	BB: 1	P: 16	R: 0	H: 1	E: 0	K: 1	S: 10	LOB: 0	BB: 0	P: 13	R: 0	H: 0	E: 0	K: 0	S: 10	LOB: 0	BB: 0	P: 15	R: 0	H: 2	E: 0	K: 0	S: 7	LOB: 1	BB: 0	P: 10
1B: 8	SF: 0	2B: 3	SAC: 1	3B: 1	DP: 2	HR: 0	HBP: 0	WP: 0	PA: 37																																																							

PITCHER	IP	WLS	BF	H	R	ER	SO	BB	IBB	HBP	BLK	WP	HR	S	P	ERA	WHIP
Walt Terrell, R ERA: 4.28 (1, 1)	4.1	L	24	9	5	4	0	2	0	0	0	0	0	45	75	8.31	2.538
Mark Leiter, R ERA: 3.0 (5, 1)	2.1		8	1	0	0	1	1	0	0	0	0	0	21	32	0.00	0.857
Jerry Don Gleaton, L ERA: 5.4 (7, 1)	1.1		5	2	0	0	0	0	0	0	0	0	0	11	16	0.00	1.500

DETROIT TIGERS @ MINNESOTA TWINS
Hubert H. Humphrey Metrodome, Minneapolis, MN
Fri May 10 1991, 8:05 PM EDT
Att: 16,012 - Dome - 70 F

AB	33
R	5
H	12
RBI	5
BB	3
SO	1
LOB	20



PITCHER	IP	WLS	BF	H	R	ER	SO	BB	IBB	HBP	BLK	WP	HR	S	P	ERA	WHIP
Walt Terrell, R ERA: 4.28 (1, 1)	4.1	L	24	9	5	4	0	2	0	0	0	0	0	45	75	8.31	2.538
Mark Leiter, R ERA: 3.0 (5, 1)	2.1		8	1	0	0	1	1	0	0	0	0	0	21	32	0.00	0.857
Jerry Don Gleaton, L ERA: 5.4 (7, 1)	1.1		5	2	0	0	0	0	0	0	0	0	0	11	16	0.00	1.500

Batter	1	2	3	4	5	6	7	8	9	AB R H RBI BB SO LOB	TOP																									
Tony Phillips, S OBP: 0.364, SLG: 0.418 (1, 4) (8, 7)	3-1 1B S SF8 1B	4-1 SAFE SAFE 1B		1-2 L8 1-2			0-0 G4-3 1		3-3 K 3	4 1 1 0 1 1 2																										
Alan Trammell, R OBP: 0.351, SLG: 0.402 (1, 6)	3-2 BB HR 1B	1-1 P6 2-3		2-1 L7 3			2-2 F8 2			4 1 1 0 0 0 3																										
Rob Deer, R OBP: 0.373, SLG: 0.521 (1, 9)	4-2 HR BB 1-2	1-0 F8 3				0-0 G5-3 1		1-3 K 3		3 1 0 0 1 1 2																										
Cecil Fielder, R OBP: 0.350, SLG: 0.410 (1, 3)	1-2 P4 1		1-1 G6-3 1			1-3 K 2		0-1 P2 1		4 0 0 0 0 1 3																										
Pete Incaviglia, R OBP: 0.218, SLG: 0.225 (8, PH) (8, 4)	1-1 SF8 2		1-3 K 2			0-1 1B 1		0-0 F8 2		2 0 1 1 0 1 0 1 0 0 0 0 0 0																										
Travis Fryman, R OBP: 0.286, SLG: 0.416 (1, 5)	3-2 HR 1-1 2-1 HR 1		0-0 S 1B 1			0-1 G1-3 3		0-0 F7 3		4 1 2 3 0 0 1																										
Luis de los Santos, R OBP: 0.217, SLG: 0.190 (6, PH) (6, 4)	2-2 G6-3 3		2-0 F8 3			1-2 L3 1		0-1 1B 1		2 0 0 0 0 0 1 2 0 1 0 0 0 0																										
Andy Allanson, R OBP: 0.219, SLG: 0.258 (9, PH) (9, 2)		2-2 F7 1		2-3 K 1		1-1 F7 2		2-2 P6 1		3 0 0 0 0 1 0 1 0 0 0 0 0 1																										
Milt Cuyler, S OBP: 0.352, SLG: 0.317 (1, 8) (9, PH) (9, 2)		0-0 S BB 1B 1		0-0 S 1B 1		0-0 F8 3		1-3 K 2		3 0 2 0 0 0 0 1 0 0 0 0 1 1																										
Inning Stats	R: 4 E: 0 K: 0 S: 22	H: 3 LOB: 0 BB: 1 P: 39	R: 0 E: 0 K: 0 S: 8	H: 1 LOB: 2 BB: 1 P: 16	R: 0 E: 0 K: 1 S: 7	H: 1 LOB: 1 BB: 0 P: 11	R: 0 E: 0 K: 1 S: 11	H: 1 LOB: 1 BB: 0 P: 16	R: 0 E: 0 K: 0 S: 6	H: 0 LOB: 0 BB: 0 P: 8	R: 0 E: 0 K: 1 S: 7	H: 0 LOB: 0 BB: 0 P: 10	R: 0 E: 0 K: 0 S: 4	H: 0 LOB: 0 BB: 0 P: 4	R: 0 E: 0 K: 2 S: 16	H: 1 LOB: 1 BB: 0 P: 22	1B: 7 2B: 0 3B: 0 HR: 1	SF: 1 SAC: 0 DP: 0 HBP: 0	WP: 0 PB: 0 SB: 4 CS: 0	PA: 37																
PITCHER	IP WLS BF H R ER SO BB IBB HBP BLK WP HR S P ERA WHIP																																			
Allan Anderson, L ERA: 4.07 (1, 1)	4.0		20	6	4	4	2	2	0	0	0	0	1	48	82	9.00	2.000																			
Carl Willis, R ERA: 5.19 (5, 1)	3.0	W	10	1	0	0	2	0	0	0	0	0	0	22	28	0.00	0.333																			
Steve Bedrosian, R ERA: 3.38 (8, 1)	1.0		3	0	0	0	0	0	0	0	0	0	0	4	4	0.00	0.000																			
Rick Aguilera, R ERA: 1.98 (9, 1)	1.0	S	4	1	0	0	2	0	0	0	0	0	0	16	22	0.00	1.000																			

Detroit Tigers @ Minnesota Twins
 Hubert H. Humphrey Metrodome, Minneapolis, MN
 Sat May 11 1991, 8:05 PM EDT
 Att. 23,063 - Dome - 70 F

AB	34
R	4
H	8
RBI	4
BB	2
SO	6
LOB	14



WP: 0	PA: 37
PB: 0	
SB: 4	
CS: 0	

ERA	WHIP

livebaseballscorecards.com

Batter	1	2	3	4	5	6	7	8	9
Dan Gladden, R OBP: 0.317, SLG: 0.376 (1, 7)	2-2 G5-3	2-0 SAFE E 3B		4-0 FC5-4 BB BB		4-1 BB		1-1 CS 1B	
Chuck Knoblauch, R OBP: 0.382, SLG: 0.417 (1, 4)	0-0 1B 2B 1B	0-0 E8 2B		4-1 FC5-4 BB 1-2		1-3 K 1-2		1-0 CS 1-2	
Kirby Puckett, R OBP: 0.342, SLG: 0.469 (1, 8)	0-3 K	1-3 K		1-0 FC5-4 WP 1B 1-2 2-3			0-0 1B 2B		
Chili Davis, S OBP: 0.445, SLG: 0.531 (1, 10)	2-1 2B 1-2 1B		0-0 HR	4-2 1B 1-2 BB			4-0 1B CS IBB		
Brian Harper, R OBP: 0.410, SLG: 0.571 (1, 2)	1-2 1-3 2-H 2B		0-0 1B 1B	0-1 1-2 2-H 1B			0-0 CS 1B		
Pedro Munoz, R OBP: 0.250, SLG: 0.143 (1, 9)	1-3 K		0-0 L5		4-1 G5-4-3 BB		1-3 K		
Gene Larkin, S OBP: 0.290, SLG: 0.300 (1, 3)		3-1 G4-3	2-0 FC4-6 1B		1 SAFE 2-1 F8		3-2 F9		
Greg Gagne, R OBP: 0.348, SLG: 0.530 (1, 6)		4-2 3B BB	2-3 K		1 SAFE 0-0 G5-4-3 1-2f			1-0 P3	
Scott Leius, R OBP: 0.381, SLG: 0.323 (1, 5)		1-1 L8	1-1 FC4-6			0-1 F9		0-0 F8	
Al Newman, S OBP: 0.314, SLG: 0.258 (8, PH) (9, 5)									

Inning Stats	R: 1	H: 3	E: 0	K: 2	S: 16	LOB: 2	BB: 0	P: 22
	R: 2	H: 2	E: 1	K: 1	S: 13	LOB: 1	BB: 1	P: 24
	R: 1	H: 3	E: 0	K: 1	S: 15	LOB: 2	BB: 0	P: 20
	R: 0	H: 1	E: 0	K: 0	S: 7	LOB: 2	BB: 3	P: 20
	R: 0	H: 0	E: 0	K: 0	S: 5	LOB: 0	BB: 1	P: 10
	R: 0	H: 0	E: 0	K: 1	S: 6	LOB: 0	BB: 1	P: 11
	R: 1	H: 2	E: 0	K: 1	S: 11	LOB: 1	BB: 1	P: 19
	R: 0	H: 1	E: 0	K: 0	S: 4	LOB: 0	BB: 0	P: 7

PITCHER	IP	WLS	BF	H	R	ER	SO	BB	IBB	HBP	BLK	WP	HR	S	P	ERA	WHIP
Steve Searcy, L ERA: 7.45 (1, 1)	2.1		16	8	4	4	3	1	0	0	0	0	1	33	52	15.43	3.857
Mark Leiter, R ERA: 2.63 (3, 1)	1.2		7	1	0	0	1	3	0	0	0	1	0	18	34	0.00	2.400
Jerry Don Gleaton, L ERA: 4.61 (5, 1)	2.0		6	0	0	0	1	2	0	0	0	0	0	11	21	0.00	1.000
Mike Henneman, R ERA: 2.11 (7, 1)	2.0	L	8	3	1	1	1	0	1	0	0	0	0	15	26	4.50	1.500

AB	R	H	RBI	BB	SO	LOB
3	1	2	1	2	0	0
3	1	2	1	1	1	1
4	1	1	0	0	2	4
2	1	2	1	2	0	0
4	0	4	2	0	0	0
3	0	0	0	1	2	5
4	0	1	0	0	0	3
3	1	0	0	1	1	3
3	0	0	0	0	0	3
1	0	0	0	0	0	0

AB	30
R	5
H	12
RBI	5
BB	7
SO	6
LOB	19



Detroit Tigers @ Minnesota Twins
 Hubert H. Humphrey Metrodome, Minneapolis, MN
 Sat May 11 1991, 8:05 PM EDT
 Att. 23,063 - Dome - 70 F

livebaseballscorecards.com


WP	PA
1	38
PB: 0	
SB: 0	
CS: 3	

Batter	1	2	3	4	5	6	7	8	9	AB R H RBI BB SO LOB	TOP											
Tony Phillips, S (1, 6) OBP: 0.353, SLG: 0.404	1-1 F8		2-2 G6-4-3 1-2f			1-1 F7		0-0 FC3-6 2B 1-2f		4 0 0 0 0 0 2												
Lloyd Moseby, L (1, 10) OBP: 0.316, SLG: 0.389	3-2 G1-6-3			1-0 F8		0-1 F9		0-0 1-3 2B		4 0 1 0 0 0 0												
Lou Whitaker, L (1, 4) OBP: 0.405, SLG: 0.476	0-2 G4-3			4-0 G5-4-3 BB		0-2 G3-1		0-1 G3		3 0 0 0 1 0 2												
Cecil Fielder, R (1, 3) OBP: 0.347, SLG: 0.431		2-3 K		0-0 G5-4-3 1-2f		0-0 G5-3		0-1 HR		4 1 1 1 0 1 1												
Mickey Tettleton, S (1, 2) OBP: 0.357, SLG: 0.420		2-2 1B			2-1 E3 FC5-4		1-0 FC6-4 1B		3-3 K	4 0 2 0 0 1 0												
Rob Deer, R (1, 9) OBP: 0.361, SLG: 0.500		1-3 K			0-0 FC5-4 WP 1-2f		3-1 F7		0-0 G5-3	4 0 0 0 0 1 3												
Pete Incaviglia, R (1, 7) OBP: 0.220, SLG: 0.226		1-3 K			3-1 FC		0-0 FC6-4 1-2f		3-1 HR 1B	4 1 1 0 0 1 3												
Travis Fryman, R (1, 5) OBP: 0.284, SLG: 0.441			2-2 F7		2-2 F7		1-3 K		0-0 HR 1-H	4 1 1 2 0 1 2												
Milt Cuyler, S (1, 8) Luis de los Santos, R (9, PH) OBP: 0.365, SLG: 0.333 OBP: 0.208, SLG: 0.182			0-0 G6-4-3 1B		3-2 G4-3		0-0 FC3-6 1B		2-1 G3	3 0 2 0 0 0 2 1 0 0 0 0 0 0												
Inning Stats	R: 0 E: 0 K: 0 S: 9	H: 0 LOB: 0 BB: 0 P: 13	R: 0 E: 0 K: 3 S: 12	H: 1 LOB: 1 BB: 0 P: 18	R: 0 E: 0 K: 0 S: 8	H: 1 LOB: 0 BB: 0 P: 12	R: 0 E: 0 K: 0 S: 2	H: 0 LOB: 0 BB: 1 P: 7	R: 0 E: 2 K: 0 S: 11	H: 0 LOB: 2 BB: 0 P: 21	R: 0 E: 0 K: 0 S: 7	H: 0 LOB: 0 BB: 0 P: 8	R: 0 E: 0 K: 0 S: 5	H: 1 LOB: 1 BB: 0 P: 9	R: 0 E: 0 K: 1 S: 9	H: 2 LOB: 2 BB: 0 P: 10	R: 3 E: 0 K: 1 S: 11	H: 3 LOB: 0 BB: 0 P: 19	1B: 5 2B: 1 3B: 0 HR: 2	SF: 0 SAC: 0 DP: 2 HBP: 0	WP: 1 PB: 0 SB: 0 CS: 0	PA: 36
PITCHER	IP WLS BF H R ER SO BB IBB HBP BLK WP HR S P ERA WHIP																					
Scott Erickson, R (1, 1) ERA: 1.45	7.0 W 25 3 0 0 3 1 0 0 0 0 1 0 54 88 0.00 0.571																					
Terry Leach, R (8, 1) ERA: 3.18	0.2 4 2 0 0 1 0 0 0 0 0 0 0 7 8 0.00 3.000																					
Larry Casian, L (8, 1) ERA: 5.28	1.1 7 3 3 3 1 0 0 0 0 0 0 2 13 21 20.25 2.250																					

Detroit Tigers @ Minnesota Twins
 Hubert H. Humphrey Metrodome, Minneapolis, MN
 Sun May 12 1991, 4:33 AM EDT
 Att. 13,189 - Dome - 70 F

AB	35
R	3
H	8
RBI	3
BB	1
SO	5
LOB	15



Batter	1	2	3	4	5	6	7	8	9	AB R H RBI BB SO LOB	TOP											
Paul Molitor, R (1, 10) OBP: 0.362, SLG: 0.422	0-0 P4			3-1 G5-3		1-3 K			1-3 K	4 0 0 0 0 2 0	Milwaukee Brewers @ Minnesota Twins Hubert H. Humphrey Metrodome, Minneapolis, MN Tue May 14 1991, 4:33 AM EDT Att. 13,395 - Dome - 70 F AB 28 R 1 H 2 RBI 1 BB 2 SO 7 LOB 7 											
Jim Gantner, L (1, 5) OBP: 0.295, SLG: 0.380	2-3 K			1-0 2B			2-1 FC6-4 2B		2-1 F8	4 1 2 0 0 1 0												
Greg Vaughn, R (1, 7) OBP: 0.346, SLG: 0.554	0-0 G6-3			1-3 K			4-1 FC6-4 BB		1-2 P4	3 0 0 0 1 1 1												
Robin Yount, R (1, 8) OBP: 0.351, SLG: 0.525		0-1 G5-3		3-1 G6-3			2-1 FC6-4 FC4-6			3 0 0 0 0 0 3												
Greg Brock, L (1, 3) OBP: 0.417, SLG: 0.222		0-1 P5			1-2 G4-3		0-2 FC4-6			3 0 0 1 0 0 1												
Dante Bichette, R (1, 9) OBP: 0.243, SLG: 0.355		1-3 K			0-1 G6-3		0-3 K			3 0 0 0 0 2 1												
Willie Randolph, R (1, 4) OBP: 0.356, SLG: 0.266			0-1 G3		1-0 G6-3			4-2 G4-6-3 BB		2 0 0 0 1 0 0												
B.J. Surhoff, L (1, 2) OBP: 0.233, SLG: 0.183			0-0 F7			0-2 G4-3		2-1 G4-6-3		3 0 0 0 0 0 1												
Bill Spiers, L (1, 6) OBP: 0.304, SLG: 0.397			2-0 G3			2-3 K		1-1 G3-1		3 0 0 0 0 1 0												
Inning Stats	R: 0 E: 0 K: 1 S: 5	H: 0 LOB: 0 BB: 0 P: 7	R: 0 E: 0 K: 1 S: 8	H: 0 LOB: 0 BB: 0 P: 9	R: 0 E: 0 K: 0 S: 4	H: 0 LOB: 0 BB: 0 P: 6	R: 0 E: 0 K: 1 S: 9	H: 1 LOB: 1 BB: 0 P: 17	R: 0 E: 0 K: 0 S: 6	H: 0 LOB: 0 BB: 0 P: 8	R: 0 E: 0 K: 2 S: 9	H: 0 LOB: 0 BB: 0 P: 12	R: 1 E: 0 K: 1 S: 11	H: 1 LOB: 1 BB: 1 P: 19	R: 0 E: 0 K: 0 S: 8	H: 0 LOB: 0 BB: 1 P: 15	R: 0 E: 0 K: 1 S: 8	H: 0 LOB: 0 BB: 0 P: 12	1B: 0 2B: 2 3B: 0 HR: 0	SF: 0 SAC: 0 DP: 1 HBP: 0	WP: 0 PB: 0 SB: 0 CS: 0	PA: 30
PITCHER Jack Morris, R (1, 1) ERA: 5.06	IP: 9.0 WLS: W BF: 30 H: 2 R: 1 ER: 1 SO: 7 BB: 2 IBB: 0 HBP: 0 BLK: 0 WP: 0 HR: 0 S: 68 P: 105 ERA: 1.00 WHIP: 0.444											PITCHER	IP: 9.0 WLS: W BF: 30 H: 2 R: 1 ER: 1 SO: 7 BB: 2 IBB: 0 HBP: 0 BLK: 0 WP: 0 HR: 0 S: 68 P: 105 ERA: 1.00 WHIP: 0.444									

Batter	1	2	3	4	5	6	7	8	9
Dan Gladden, R OBP: 0.320, SLG: 0.386 (1, 7)	2-3 K		1-2 G6-3		0-0 2B	2-2 FC5-4		2-2 1B	
Chuck Knoblauch, R OBP: 0.391, SLG: 0.424 (1, 4)	0-1 G1-3		0-3 K		1-1 P5		2-2 F9	3-1 1B	
Kirby Puckett, R OBP: 0.338, SLG: 0.455 (1, 8)	1-1 1B		0-0 F8			1-1 B1-3	3-2 F9	0-0 G4-3	
Kent Hrbek, L OBP: 0.299, SLG: 0.302 (1, 3)	3-2 FC6-4 1B			2-1 F8		0-0 HR 1B	2-1 E 2B 1B		
Chili Davis, S OBP: 0.445, SLG: 0.610 (1, 10)	0-1 FC6-4 1-2f			1-0 FC6-4 1B		1-2 HR 1-H	0-0 E5 2B		
Brian Harper, R OBP: 0.414, SLG: 0.580 (1, 2)		2-0 FC4-6 1B		1-0 F8		0-2 G5-3	2-1 1-H 2-H 2B		
Pedro Munoz, R OBP: 0.333, SLG: 0.357 (1, 9)		0-0 P4		2-2 FC6-4 1-2f		3-2 2B 1B	2-1 G3-1		
Randy Bush, L OBP: 0.283, SLG: 0.220 (7, PH)									
Shane Mack, R OBP: 0.309, SLG: 0.449 (8, 9)									
Mike Pagliarulo, L OBP: 0.234, SLG: 0.286 (1, 5)		1-2 FC4-6 1-2f			0-3 K	0-0 2B 1-H		1-1 G4-3	
Al Newman, S OBP: 0.308, SLG: 0.257 (9, 5)									
Greg Gagne, R OBP: 0.344, SLG: 0.512 (1, 6)		2-1 P3			1-0 P6	4-1 FC5-4 BB		1-3 K	

AB	R	H	RBI	BB	SO	LOB
5	0	2	0	0	1	2
5	0	1	0	0	1	1
5	0	1	0	0	0	2
4	2	3	0	0	0	0
4	2	2	2	0	0	3
4	0	2	2	0	0	1
3	1	1	0	0	0	2
1	0	0	0	0	0	1
0	0	0	0	0	0	0
4	0	1	1	0	1	1
0	0	0	0	0	0	0
3	0	0	0	1	1	1

AB	R	H	RBI	BB	SO	LOB
38	5	13	5	1	4	14

Inning	1	2	3	4	5	6	7	8	9
R: 0	R: 0	R: 0	R: 0	R: 0	R: 0	R: 3	R: 2	R: 0	R: 0
E: 0	E: 0	E: 0	E: 0	E: 0	E: 0	E: 0	E: 1	E: 0	E: 0
K: 1	K: 0	K: 0	K: 1	K: 0	K: 1	K: 0	K: 0	K: 1	K: 0
S: 14	S: 7	S: 7	S: 7	S: 7	S: 7	S: 20	S: 13	S: 12	S: 19
H: 2	H: 1	H: 0	H: 0	H: 1	H: 1	H: 4	H: 2	H: 2	H: 2
LOB: 2	LOB: 1	LOB: 0	LOB: 0	LOB: 1	LOB: 1	LOB: 2	LOB: 1	LOB: 2	LOB: 2
BB: 0	BB: 0	BB: 0	BB: 0	BB: 0	BB: 0	BB: 1	BB: 0	BB: 0	BB: 0
P: 20	P: 12	P: 8	P: 13	P: 9	P: 9	P: 31	P: 24	P: 19	P: 19

WP	HR	S	P	ERA	WHIP
0	0	0	0	0	0

PITCHER	IP	WLS	BF	H	R	ER	SO	BB	IBB	HBP	BLK	WP	HR	S	P	ERA	WHIP
Jaime Navarro, R ERA: 5.05 (1, 1)	5.2	L	27	9	3	3	3	1	0	0	0	0	1	59	88	4.76	1.765
Julio Machado, R ERA: 2.66 (6, 1)	1.0		3	0	0	0	0	0	0	0	0	0	0	9	16	0.00	0.000
Mark Lee, L ERA: 1.45 (7, 1)	0.0		2	1	0	0	0	0	0	0	0	0	0	3	5	∞	∞
Darren Holmes, R ERA: 1.78 (7, 1)	1.1		7	3	2	0	1	0	0	0	0	0	0	16	27	0.00	2.250

Milwaukee Brewers @ Minnesota Twins
 Hubert H. Humphrey Metrodome, Minneapolis, MN
 Tue May 14 1991, 4:33 AM EDT
 Att. 13,395 - Dome - 70 F

livebaseballscorecards.com



Batter	1	2	3	4	5	6	7	8	9	AB R H RBI BB SO LOB	TOP											
Paul Molitor, R (1, 10) OBP: 0.379, SLG: 0.488	0-0 G6-3 3B		1-2 G4-3 1B		3-1 BB 2B		1-2 HR		2-2 G5-3	5 2 4 1 0 0 0												
Jim Gantner, L (1, 5) OBP: 0.282, SLG: 0.362	2-1 G6-3		1-0 G4-3		1-0 G1-3		0-0 F8		2-1 F9	5 0 0 2 0 0 2												
Greg Vaughn, R (1, 7) Dante Bichette, R (9, 9) OBP: 0.339, SLG: 0.531 OBP: 0.243, SLG: 0.355	0-0 G1-3		1-2 G5-3		4-2 BB BB		1-3 K		3-2 G6-3	4 0 0 0 1 1 1 0 0 0 0 0 0 0												
Robin Yount, R (1, 8) OBP: 0.355, SLG: 0.529	0-1 G5-3			1-0 F8 G3 2B	4-2 BB 1-2 2-3 BB		2-2 F8			3 1 1 0 1 0 0												
Greg Brock, L (1, 3) OBP: 0.393, SLG: 0.227		1-2 G4-3		1-2 F8 2-3	2-3 K			2-1 1B 1B		4 0 1 0 0 1 4												
Darryl Hamilton, L (1, 9) OBP: 0.294, SLG: 0.222		0-0 F7		1-1 G3		0-0 B4-3		1-0 P1		4 0 0 1 0 0 1												
Willie Randolph, R (1, 4) OBP: 0.364, SLG: 0.279		2-1 G6-3		3-2 WP 1B		2-2 G4-3		3-2 1B 1B		4 0 2 0 0 0 0												
B.J. Surhoff, L (1, 2) OBP: 0.245, SLG: 0.188			0-1 1B G4-3 1B	1-1 L8	4-0 BB		2-3 K			3 1 1 0 1 1 3												
Bill Spiers, L (1, 6) OBP: 0.289, SLG: 0.377			1-1 F7		1-1 P2	0-0 F9		1-0 G4-3		4 0 0 0 0 0 4												
Inning Stats	R: 1 E: 0 K: 0 S: 6	H: 1 LOB: 0 BB: 0 P: 8	R: 0 E: 0 K: 0 S: 6	H: 0 LOB: 0 BB: 0 P: 9	R: 1 E: 0 K: 0 S: 12	H: 2 LOB: 1 BB: 0 P: 16	R: 1 E: 0 K: 0 S: 12	H: 2 LOB: 1 BB: 0 P: 19	R: 0 E: 0 K: 1 S: 14	H: 1 LOB: 3 BB: 2 P: 29	R: 0 E: 0 K: 0 S: 5	H: 0 LOB: 1 BB: 1 P: 11	R: 1 E: 0 K: 1 S: 14	H: 1 LOB: 0 BB: 0 P: 18	R: 0 E: 0 K: 1 S: 12	H: 2 LOB: 2 BB: 0 P: 21	R: 0 E: 0 K: 0 S: 9	H: 0 LOB: 0 BB: 0 P: 16	1B: 5 2B: 2 3B: 1 HR: 1	SF: 0 SAC: 0 DP: 0 HBP: 0	WP: 1 PB: 0 SB: 0 CS: 0	PA: 39
PITCHER	IP WLS BF H R ER SO BB IBB HBP BLK WP HR S P ERA WHIP																					
Kevin Tapani, R (1, 1) ERA: 3.0	7.0 L 31 7 4 4 2 3 0 0 0 0 1 1 69 110 5.14 1.429																					
Larry Casian, L (8, 1) ERA: 4.96	1.0 5 2 0 0 1 0 0 0 0 0 0 0 12 21 0.00 2.000																					
Steve Bedrosian, R (9, 1) ERA: 3.2	1.0 3 0 0 0 0 0 0 0 0 0 0 0 9 16 0.00 0.000																					

Milwaukee Brewers @ Minnesota Twins
 Hubert H. Humphrey Metrodome, Minneapolis, MN

AB	36
R	4
H	9
RBI	4
BB	3
SO	3
LOB	15



Wed May 15 1991, 8:05 PM EDT
 Att. 15,992 - Dome - 70 F

livebaseballscorecards.com

Batter	1	2	3	4	5	6	7	8	9	AB	R	H	RBI	BB	SO	LOB
Dan Gladden, R OBP: 0.318, SLG: 0.381 (1, 7)	0-0 F8		1-1 G5-3			1-1 F9		0-0 SAFE SAFE SAFE G4-3 1B		4	0	1	0	0	0	1
Chuck Knoblauch, R OBP: 0.380, SLG: 0.410 (1, 4)	1-2 G5-3			0-0 G4-3		1-0 B1-3		1-0 G4-3		4	0	0	0	0	0	2
Kirby Puckett, R OBP: 0.328, SLG: 0.441 (1, 8)	3-2 P4			2-2 G4-3		1-1 F8			2-1 F9	4	0	0	0	0	0	0
Kent Hrbek, L OBP: 0.300, SLG: 0.303 (1, 3)		2-1 G3		0-0 F9			3-2 L1-3 1B		2-2 G5-3	3	0	1	0	0	0	0
Shane Mack, R OBP: 0.304, SLG: 0.440 (9, PH)										1	0	0	0	0	0	0
Chili Davis, S OBP: 0.432, SLG: 0.587 (1, 10)		0-0 G4-3			0-0 L8		0-0 L1-3		1-0 P4	4	0	0	0	0	0	1
Randy Bush, L OBP: 0.286, SLG: 0.227 (1, 9)		2-3 K			0-0 E6 1B		2-2 G4-3			3	1	1	0	0	1	0
Brian Harper, R OBP: 0.422, SLG: 0.595 (1, 2)			0-1 F8		0-0 2-H 1B			0-0 G4-3 1B 2B		3	1	2	1	0	0	0
Mike Pagliarulo, L OBP: 0.238, SLG: 0.288 (1, 5)			3-1 FC5-4 1B		2-0 L5			0-1 G4-3		3	0	1	0	0	0	2
Greg Gagne, R OBP: 0.344, SLG: 0.506 (1, 6)			3-1 FC5-4 1-2f		0-0 G5-3			1-0 1B 3-H 1B		3	0	1	1	0	0	2

Inning Stats	R: 0	H: 0	E: 0	LOB: 0	K: 0	S: 9	R: 0	H: 0	E: 0	LOB: 0	K: 1	S: 6	R: 0	H: 1	E: 0	LOB: 1	K: 0	S: 8	R: 0	H: 0	E: 0	LOB: 0	K: 0	S: 5	R: 1	H: 2	E: 1	LOB: 1	K: 0	S: 5	R: 0	H: 0	E: 0	LOB: 0	K: 0	S: 5	R: 0	H: 1	E: 0	LOB: 0	K: 0	S: 9	R: 1	H: 3	E: 0	LOB: 1	K: 0	S: 6	R: 0	H: 0	E: 0	LOB: 0	K: 0	S: 7	1B: 6	SF: 0	2B: 2	SAC: 0	3B: 0	DP: 2	HR: 0	HBP: 0	WP: 0	PA: 32
--------------	------	------	------	--------	------	------	------	------	------	--------	------	------	------	------	------	--------	------	------	------	------	------	--------	------	------	------	------	------	--------	------	------	------	------	------	--------	------	------	------	------	------	--------	------	------	------	------	------	--------	------	------	------	------	------	--------	------	------	-------	-------	-------	--------	-------	-------	-------	--------	-------	--------

PITCHER	IP	WLS	BF	H	R	ER	SO	BB	IBB	HBP	BLK	WP	HR	S	P	ERA	WHIP
Chris Bosio, R ERA: 2.52 (1, 1)	7.1	W	27	6	2	1	1	0	0	0	0	0	0	51	79	1.23	0.818
Chuck Crim, R ERA: 4.7 (8, 1)	1.0		3	1	0	0	0	0	0	0	0	0	0	4	7	0.00	1.000
Dan Plesac, L ERA: 3.97 (9, 1)	0.2	S	2	0	0	0	0	0	0	0	0	0	0	5	8	0.00	0.000

BOTTOM

Milwaukee Brewers @ Minnesota Twins
 Hubert H. Humphrey Metrodome, Minneapolis, MN

Wed May 15 1991, 8:05 PM EDT
 Att. 15,992 - Dome - 70 F

livebaseballscorecards.com

AB	32
R	2
H	7
RBI	2
BB	0
SO	1
LOB	8



Batter	1	2	3	4	5	6	7	8	9	AB R H RBI BB SO LOB	TOP	
Paul Molitor, R (1, 10) OBP: 0.380, SLG: 0.480 Bill Spiers, L (9, PR) OBP: 0.289, SLG: 0.377	2-2 G4-3 S 1B HBP		0-3 K	2-0 G5-4-3 1-2f			1-0 G4-3		0-2 BB 1B	4 1 1 0 0 1 2 0 0 0 0 0 0 0		
Willie Randolph, R (1, 4) OBP: 0.378, SLG: 0.292	2-0 G4-3 1-3		1-2 G6-3			2-1 1B 1B	2-2 E G5-3 1B		4-0 G5-4-3 BB	4 0 2 1 1 0 1		
Greg Vaughn, R (1, 7) OBP: 0.351, SLG: 0.554 Darryl Hamilton, L (9, 7) OBP: 0.294, SLG: 0.222	2-2 1B		2-1 1B 3B			0-1 L4-3 1B	2-1 G5-3		2-3 K	5 1 3 1 0 1 4 0 0 0 0 0 0 0		
Robin Yount, R (1, 8) OBP: 0.357, SLG: 0.548	1-2 HR		2-1 2B 1B			1-1 F9	0-1 E4		0-0 G5-4-3 1-2f	5 2 2 2 0 0 6		
Franklin Stubbs, L (1, 3) OBP: 0.284, SLG: 0.347	0-2 G1-3		2-2 2B			2-1 L4-3 1-2	3-0 P4			4 0 1 1 0 0 4		
Dante Bichette, R (1, 9) OBP: 0.252, SLG: 0.381		1-1 HR	4-0 IBB			0-1 G6-3		1-1 F9		3 1 1 1 1 0 0		
Jim Gantner, L (1, 5) OBP: 0.281, SLG: 0.358		2-1 F7	2-2 L7			1-1 L3 1B		2-0 G4-3		4 0 1 0 0 0 2		
Rick Dempsey, R (1, 2) OBP: 0.250, SLG: 0.414		0-0 L7		2-2 F8		1 SAFE L3 1B		1-1 F7		4 0 0 0 0 0 1		
Dale Sveum, S (1, 6) OBP: 0.150, SLG: 0.108		1-3 K		1-0 G5-4-3 1B			3-1 G4-3 1B 2B		4-2 BB 1B BB	3 1 2 0 1 1 0		
Inning Stats	R: 2 H: 2 E: 0 LOB: 0 K: 0 BB: 0 S: 13 P: 20	R: 1 H: 1 E: 0 LOB: 0 K: 1 BB: 0 S: 8 P: 12	R: 2 H: 3 E: 0 LOB: 2 K: 1 BB: 1 S: 17 P: 30	R: 0 H: 1 E: 0 LOB: 0 K: 0 BB: 0 S: 5 P: 10	R: 0 H: 2 E: 0 LOB: 1 K: 0 BB: 0 S: 8 P: 13	R: 0 H: 1 E: 0 LOB: 0 K: 0 BB: 0 S: 6 P: 8	R: 1 H: 2 E: 1 LOB: 2 K: 0 BB: 0 S: 12 P: 23	R: 0 H: 0 E: 0 LOB: 0 K: 0 BB: 0 S: 5 P: 9	R: 0 H: 1 E: 0 LOB: 3 K: 1 BB: 2 S: 11 P: 21	1B: 8 SF: 0 2B: 4 SAC: 0 3B: 1 DP: 4 HR: 2 HBP: 1	WP: 0 PA: 40 PB: 0 SB: 1 CS: 0	
PITCHER	IP WLS BF H R ER SO BB IBB HBP BLK WP HR S P ERA WHIP											
Allan Anderson, L (1, 1) ERA: 4.8	3.0 L 16 6 5 5 2 0 1 1 0 0 0 2 38 62 15.00 2.000											
Carl Willis, R (4, 1) ERA: 4.5	3.1 12 5 1 1 0 0 0 0 0 0 0 0 22 38 2.70 1.500											
Terry Leach, R (7, 1) ERA: 2.77	1.2 7 1 0 0 0 0 0 0 0 0 0 0 14 25 0.00 0.600											
Rick Aguilera, R (9, 1) ERA: 1.84	1.0 5 1 0 0 1 2 0 0 0 0 0 0 11 21 0.00 3.000											

Milwaukee Brewers @ Minnesota Twins
 Hubert H. Humphrey Metrodome, Minneapolis, MN
 Thu May 16 1991, 4:33 AM EDT
 Att. 15,182 - Dome - 70 F

livebaseballscorecards.com

AB 36
R 6
H 13
RBI 6
BB 3
SO 3
LOB 20



Batter	1	2	3	4	5	6	7	8	9	AB R H RBI BB SO LOB
Greg Gagne, R (1, 6) <small>OBP: 0.350, SLG: 0.538</small> Randy Bush, L (9, PH) <small>OBP: 0.280, SLG: 0.222</small>	1-0 HR	1-3 SAFE			1-0 1B		1-3 K		3-2 P4	4 1 2 1 0 2 2 1 0 0 0 0 0 0
Shane Mack, R (1, 7) <small>OBP: 0.300, SLG: 0.415</small>	1-2 F9 1B SF9 HBP		2-2 P3		3-1 F7		0-0 L9			3 1 0 0 0 0 2
Kirby Puckett, R (1, 8) <small>OBP: 0.326, SLG: 0.435</small>	2-2 1B		2-0 L8		0-0 P6			0-2 L3		4 0 1 0 0 0 1
Chili Davis, S (1, 10) <small>OBP: 0.419, SLG: 0.566</small>	1-1 F9		3-1 F7		2-1 G6-3			0-1 G4-3		4 0 0 0 0 0 2
Brian Harper, R (1, 2) <small>OBP: 0.415, SLG: 0.586</small>	1-1 SF9			2-1 G6-3		0-2 P4		2-0 E7 1B		3 0 1 1 0 0 0
Mike Pagliarulo, L (1, 5) <small>OBP: 0.250, SLG: 0.310</small>	1-3 K		2-2 2B		3-2 1B		3-2 1B	0-0 G6-3		4 0 2 0 0 1 2
Pedro Munoz, R (1, 9) <small>OBP: 0.368, SLG: 0.529</small>		4-2 G3-6-3 BB		3-2 F9		3-2 F9		2-1 HR		3 1 1 1 1 0 2
Gene Larkin, S (1, 3) <small>OBP: 0.294, SLG: 0.292</small>		2-0 G3-6-3		3-2 G1-6-3		2-1 G4-3 1B		3-2 F8		4 0 1 0 0 0 2
Al Newman, S (1, 4) <small>OBP: 0.302, SLG: 0.256</small>		0-0 1B			2-1 G3-1		1-1 G4-3	1-2 G4-3		4 0 1 0 0 0 1

Inning Stats	R: 2	H: 2	E: 0	K: 1	S: 14	LOB: 1	BB: 0	P: 21	R: 0	H: 1	E: 0	K: 1	S: 8	LOB: 1	BB: 1	P: 15	R: 0	H: 0	E: 0	K: 0	S: 7	LOB: 0	BB: 0	P: 14	R: 0	H: 1	E: 0	K: 0	S: 13	LOB: 1	BB: 0	P: 23	R: 0	H: 1	E: 0	K: 0	S: 6	LOB: 1	BB: 0	P: 12	R: 0	H: 1	E: 0	K: 0	S: 12	LOB: 1	BB: 0	P: 20	R: 0	H: 1	E: 0	K: 1	S: 9	LOB: 1	BB: 0	P: 13	R: 0	H: 1	E: 1	K: 0	S: 7	LOB: 1	BB: 0	P: 9	R: 1	H: 1	E: 0	K: 0	S: 12	LOB: 0	BB: 0	P: 21	1B: 6	SF: 1	2B: 1	SAC: 0	3B: 0	DP: 1	HR: 2	HBP: 1	WP: 0	PA: 37
--------------	------	------	------	------	-------	--------	-------	-------	------	------	------	------	------	--------	-------	-------	------	------	------	------	------	--------	-------	-------	------	------	------	------	-------	--------	-------	-------	------	------	------	------	------	--------	-------	-------	------	------	------	------	-------	--------	-------	-------	------	------	------	------	------	--------	-------	-------	------	------	------	------	------	--------	-------	------	------	------	------	------	-------	--------	-------	-------	-------	-------	-------	--------	-------	-------	-------	--------	-------	--------

PITCHER	IP	WLS	BF	H	R	ER	SO	BB	IBB	HBP	BLK	WP	HR	S	P	ERA	WHIP
Bill Wegman, R (1, 1) <small>ERA: 3.52</small>	5.0	W	21	5	2	2	2	1	0	1	0	0	1	48	85	3.60	1.200
Darren Holmes, R (6, 1) <small>ERA: 1.84</small>	4.0	S	16	4	1	1	1	0	0	0	0	0	1	40	63	2.25	1.000

BOTTOM

Milwaukee Brewers @ Minnesota Twins
Hubert H. Humphrey Metrodome, Minneapolis, MN
 Thu May 16 1991, 4:33 AM EDT
 Att. 15,182 - Dome - 70 F

AB	34
R	3
H	9
RBI	3
BB	1
SO	3
LOB	14



WP	0	PA	37
PB	0		
SB	0		
CS	0		

Batter	1	2	3	4	5	6	7	8	9	AB	R	H	RBI	BB	SO	LOB	TOP								
Dan Gladden, R OBP: 0.314, SLG: 0.374 (1, 7)	F9	P6			F8-4	1B		L9		5	0	1	0	0	0	3									
Chuck Knoblauch, R OBP: 0.373, SLG: 0.409 (1, 4)	L8		G4-3		1B	F8		G6-3		5	1	1	0	0	0	2									
Kirby Puckett, R OBP: 0.343, SLG: 0.448 Shane Mack, R OBP: 0.300, SLG: 0.415 (1, 8) (9, PR) (9, 8)	2B		L9		2B	E	G4-6-3	E	1B	3	2	2	1	2	0	0									
Kent Hrbek, L OBP: 0.314, SLG: 0.323 Randy Bush, L OBP: 0.280, SLG: 0.222 (1, 3) (9, 3)	P6		G4-3		E8	1B	G4-6-3	E8	1B	4	1	2	0	1	0	1									
Chili Davis, S OBP: 0.426, SLG: 0.564 (1, 10)		G4-6-3		G4-3	1B	IBB		G4-6-3	1B	4	2	2	1	1	0	2									
Pedro Munoz, R OBP: 0.417, SLG: 0.619 (1, 9)		G4-6-3		G6-3	K			PB	BB	4	0	2	2	1	1	2									
Mike Pagliarulo, L OBP: 0.241, SLG: 0.299 Scott Leius, R OBP: 0.400, SLG: 0.313 (1, 5) (7, PH) (7, 5)		G4-6-3		G6-3			G3	K		3	0	0	0	0	0	2									
Junior Ortiz, R OBP: 0.370, SLG: 0.289 (1, 2)		E			1B	2B		G6-3	G6-4-3	4	1	2	1	1	0	2									
Greg Gagne, R OBP: 0.346, SLG: 0.526 (1, 6)		E6			1B	K		L1		4	0	1	1	0	1	2									
Inning Stats	R: 0 E: 0 K: 0 S: 10	H: 1 LOB: 1 BB: 0 P: 16	R: 1 E: 1 K: 0 S: 18	H: 3 LOB: 2 BB: 0 P: 28	R: 0 E: 0 K: 0 S: 11	H: 0 LOB: 0 BB: 0 P: 17	R: 0 E: 0 K: 0 S: 4	H: 0 LOB: 0 BB: 0 P: 5	R: 3 E: 1 K: 1 S: 16	H: 5 LOB: 2 BB: 1 P: 27	R: 0 E: 0 K: 1 S: 18	H: 1 LOB: 2 BB: 1 P: 30	R: 1 E: 0 K: 1 S: 9	H: 0 LOB: 1 BB: 3 P: 27	R: 0 E: 0 K: 0 S: 7	H: 0 LOB: 0 BB: 0 P: 12	R: 3 E: 1 K: 0 S: 12	H: 3 LOB: 2 BB: 2 P: 23	1B: 7 2B: 6 3B: 1 HR: 0	SF: 0 SAC: 0 DP: 4 HBP: 0	WP: 0 PB: 1 SB: 0 CS: 0	PA: 44			
PITCHER	IP	WLS	BF	H	R	ER	SO	BB	IBB	HBP	BLK	WP	HR	S	P	ERA	WHIP								
Bill Gullickson, R ERA: 4.89 (1, 1)	4.2	L	23	9	4	3	0	0	1	0	0	0	0	54	86	5.79	1.929								
Mark Leiter, R ERA: 2.37 (5, 1)	2.0		10	1	1	0	2	4	0	0	0	0	0	28	57	0.00	2.500								
Paul Gibson, L ERA: 1.88 (7, 1)	2.1		11	3	3	3	1	2	0	0	0	0	0	23	42	11.57	2.143								

Minnesota Twins @ Detroit Tigers
Tiger Stadium, Detroit, MI
Fri May 17 1991, 7:05 PM EDT
Att. 13,673 - Cloudy - 55 F

livebaseballscorecards.com

AB	37
R	8
H	13
RBI	6
BB	7
SO	3
LOB	17




Batter	1	2	3	4	5	6	7	8	9	AB	R	H	RBI	BB	SO	LOB
Tony Phillips, S OBP: 0.359, SLG: 0.392 (1, 7)	4-2 BB	4-1 BB			1-0 1B		2-1 F9	0-0 F8		3	0	1	0	2	0	1
Lou Whitaker, L OBP: 0.379, SLG: 0.420 (1, 4)	1-3 BB	1-0 F9			1-1 1B		0-1 BB HBP		1-1 G3-1	5	0	2	0	0	1	4
Alan Trammell, R OBP: 0.333, SLG: 0.368 (1, 6)	0-3 SAFE				0-0 P2		2-2 BB HBP		2-2 P3	4	0	0	0	0	1	3
Cecil Fielder, R OBP: 0.329, SLG: 0.392 (1, 3)	0-0 G5-3				0-1 P3		4-2 BB		0-0 L7	4	0	0	0	1	1	3
Mickey Tettleton, S OBP: 0.379, SLG: 0.411 (1, 2)		1-0 E SF8			4-1 BB		0-0 P6			3	1	1	0	1	0	3
John Shelby, S OBP: 0.343, SLG: 0.469 (1, 9)		1-1 G6-3			0-2 F7		1-3 K			4	0	0	0	0	1	7
Dave Bergman, L OBP: 0.276, SLG: 0.269 (1, 10)		3-0 BB			2-2 L6		0-1 G4-3		0-1 L8	4	0	1	0	0	0	0
Travis Fryman, R OBP: 0.286, SLG: 0.440 (1, 5)		0-0 SF8			0-1 2B		0-1 G6-3		1-1 P3	3	0	1	1	0	0	0
Milt Cuyler, S OBP: 0.364, SLG: 0.312 (1, 8)		4-2 BB			0-1 G4-3		2-2 G6-3		1-0 1B	3	0	1	0	1	0	1

Inning Stats	R: 0	H: 0	E: 0	K: 2	S: 13	R: 1	H: 2	E: 1	K: 0	S: 9	R: 0	H: 0	E: 0	K: 1	S: 7	R: 0	H: 1	E: 0	K: 0	S: 9	R: 0	H: 2	E: 0	K: 10	S: 10	R: 0	H: 1	E: 0	K: 1	S: 13	R: 0	H: 1	E: 0	K: 0	S: 6	R: 0	H: 0	E: 0	K: 0	S: 7	R: 0	H: 0	E: 0	K: 0	S: 7	1B: 6	SF: 1	2B: 1	3B: 0	HR: 0
	LOB: 1	BB: 1	P: 18	LOB: 3	BB: 2	P: 23	LOB: 0	BB: 0	P: 13	LOB: 1	BB: 0	P: 12	LOB: 3	BB: 1	P: 16	LOB: 0	BB: 0	P: 9	LOB: 3	BB: 1	P: 22	LOB: 1	BB: 0	P: 8	LOB: 0	BB: 0	P: 10	LOB: 0	BB: 0	P: 10	LOB: 0	BB: 0	P: 10	LOB: 0	BB: 0	P: 10	LOB: 0	BB: 0	P: 10	1B: 0	SF: 0	2B: 0	3B: 0	HR: 0						

PITCHER	IP	WLS	BF	H	R	ER	SO	BB	IBB	HBP	BLK	WP	HR	S	P	ERA	WHIP
Scott Erickson, R ERA: 1.44 (1, 1)	6.1	W	31	6	1	1	3	5	0	1	0	0	0	63	107	1.42	1.737
Steve Bedrosian, R ERA: 2.82 (7, 1)	2.2	S	9	1	0	0	1	0	0	0	0	0	0	18	24	0.00	0.375

MINNESOTA TWINS @ DETROIT TIGERS
Tiger Stadium, Detroit, MI
Fri May 17 1991, 7:05 PM EDT
Att. 13,673 - Cloudy - 55 F

AB	33
R	1
H	7
RBI	1
BB	5
SO	4
LOB	22



Batter	1	2	3	4	5	6	7	8	9	AB R H RBI BB SO LOB	TOP											
Dan Gladden, R OBP: 0.303, SLG: 0.359 (1, 7)	2-1 F9	2-2 L5		1-0 F7			2-2 L8		1-2 G6-4-3	5 0 0 0 0 0 4												
Chuck Knoblauch, R OBP: 0.370, SLG: 0.405 (1, 4)	1-2 P4		1-0 1B		1-0 F9		3-2 G6-3			4 0 1 0 0 0 0												
Kirby Puckett, R OBP: 0.347, SLG: 0.471 (1, 8)	0-0 HR		1-1 L8		2-1 G6-4-3 1B		0-0 G5-3			4 1 2 1 0 0 1												
Chili Davis, S OBP: 0.421, SLG: 0.550 (1, 10)	2-1 G5-3		0-0 F8		2-0 G6-4-3			4-1 F8 BB		3 0 0 0 1 0 2												
Brian Harper, R OBP: 0.408, SLG: 0.571 (1, 2)		1-1 BB HR 1B	2-1 P6		3-2 G6-3		0-1 F8		1-2	4 1 1 0 0 0 2												
Kent Hrbek, L OBP: 0.321, SLG: 0.316 (1, 3)		4-2 HR BB		4-2 FC5-4 BB		1-0 G3		1-3 K		2 1 0 0 2 1 1												
Shane Mack, R OBP: 0.313, SLG: 0.464 (1, 9)		1-0 HR		1-1 FC5-4 E		4-1 1B BB		1-0 F9		3 1 1 3 1 0 2												
Scott Leius, R OBP: 0.396, SLG: 0.314 (1, 5)		1-0 F9		2-0 E2		0-2 1B		3-1 G5-3		3 0 1 0 0 0 1												
Al Newman, S OBP: 0.295, SLG: 0.250 (9, PH) (9, 5)				1-2 1B		1-2 1B				1 0 0 0 0 0 0												
Greg Gagne, R OBP: 0.352, SLG: 0.525 (1, 6)		3-2 CS 1B		2-3 K		1-0 F8		0-0 G6-4-3 1B		4 0 2 0 0 1 4												
Inning Stats	R: 1 E: 0 K: 0 S: 8	H: 1 LOB: 0 BB: 0 P: 13	R: 3 E: 0 K: 0 S: 15	H: 3 LOB: 0 BB: 1 P: 27	R: 0 E: 0 K: 0 S: 6	H: 1 LOB: 1 BB: 0 P: 10	R: 0 E: 1 K: 1 S: 12	H: 0 LOB: 2 BB: 1 P: 22	R: 0 E: 0 K: 0 S: 4	H: 1 LOB: 0 BB: 0 P: 9	R: 0 E: 0 K: 0 S: 11	H: 1 LOB: 2 BB: 1 P: 20	R: 0 E: 0 K: 0 S: 8	H: 0 LOB: 0 BB: 0 P: 13	R: 0 E: 0 K: 1 S: 7	H: 0 LOB: 1 BB: 1 P: 13	R: 0 E: 0 K: 0 S: 6	H: 1 LOB: 0 BB: 0 P: 10	1B: 6 2B: 0 3B: 0 HR: 2	SF: 0 SAC: 0 DP: 2 HBP: 0	WP: 0 PB: 0 SB: 0 CS: 1	PA: 37
PITCHER	IP WLS BF H R ER SO BB IBB HBP BLK WP HR S P ERA WHIP																					
Frank Tanana, L ERA: 4.71 (1, 1)	8.0 L 34 7 4 4 2 4 0 0 0 0 0 2 71 127 4.50 1.375																					
Mike Henneman, R ERA: 1.99 (9, 1)	1.0 3 1 0 0 0 0 0 0 0 0 0 0 6 10 0.00 1.000																					

Minnesota Twins @ Detroit Tigers
Tiger Stadium, Detroit, MI
Sat May 18 1991, 3:33 AM EDT
Att. 31,432 - Cloudy - 57 F

livebaseballscorecards.com

AB	33
R	4
H	8
RBI	4
BB	4
SO	2
LOB	17



Batter	1	2	3	4	5	6	7	8	9	AB R H RBI BB SO LOB
Tony Phillips, S OBP: 0.354, SLG: 0.382 (1, 10)	1-0 G6-3	0-0 SF8			3-2 G6-3		2-2 G1-3		4-0 WP BB	3 0 0 1 1 0 1
Lou Whitaker, L OBP: 0.370, SLG: 0.400 (1, 4)	2-2 F7	2-1 F8			0-1 F7		1-1 F8		4-2 BB	4 0 0 0 1 0 2
Alan Trammell, R OBP: 0.336, SLG: 0.364 (1, 6)	4-2 BB BB				2-2 1B		2-1 L9		1-0 F7	4 0 1 0 1 0 4
Cecil Fielder, R OBP: 0.327, SLG: 0.383 (1, 3)	4-2 BB BB				1-1 F7			2-0 P2		3 0 0 0 1 0 1
Rob Deer, R OBP: 0.360, SLG: 0.463 (1, 9)	4-0 BB				2-3 K			0-2 P1		3 0 1 0 1 1 0
Travis Fryman, R OBP: 0.285, SLG: 0.429 (1, 5)	1-3 K				4-0 S BB			3-3 K		3 0 0 0 1 3 4
Pete Incaviglia, R OBP: 0.245, SLG: 0.299 (1, 7)		1-0 F8			1-1 P4			1-1 G5-3		3 0 1 0 0 0 1
Lloyd Moseby, L OBP: 0.294, SLG: 0.347 (9, PH)					1-1 P4			1-1 G5-3		1 0 0 0 0 0 0
Andy Allanson, R OBP: 0.229, SLG: 0.294 (1, 2)					1-1 F8			4-0 WP BB BB		3 1 1 0 0 0 3
Dave Bergman, L OBP: 0.300, SLG: 0.269 (9, PH)					1-2 F8			4-0 WP BB BB		0 0 0 0 1 0 0
Milt Cuyler, S OBP: 0.374, SLG: 0.325 (1, 8)		0-0 1B			1-2 L8			3-1 F9		3 0 2 0 0 0 1
Mickey Tettleton, S OBP: 0.376, SLG: 0.406 (9, PH)					1-2 L8			3-1 F9		1 0 0 0 0 0 1

Inning Stats	R: 0 E: 0 K: 1 S: 14	H: 0 LOB: 3 BB: 3 P: 30	R: 1 E: 0 K: 0 S: 10	H: 2 LOB: 1 BB: 0 P: 16	R: 0 E: 0 K: 1 S: 6	H: 0 LOB: 0 BB: 0 P: 10	R: 0 E: 0 K: 0 S: 7	H: 0 LOB: 1 BB: 1 P: 14	R: 0 E: 0 K: 0 S: 11	H: 1 LOB: 1 BB: 0 P: 17	R: 0 E: 0 K: 1 S: 9	H: 2 LOB: 1 BB: 0 P: 16	R: 0 E: 0 K: 0 S: 11	H: 1 LOB: 1 BB: 0 P: 18	R: 0 E: 0 K: 1 S: 8	H: 0 LOB: 0 BB: 0 P: 13	R: 0 E: 0 K: 0 S: 7	H: 0 LOB: 3 BB: 3 P: 24	1B: 5 2B: 1 3B: 0 HR: 0	SF: 1 SAC: 0 DP: 1 HBP: 0
--------------	-------------------------------	----------------------------------	-------------------------------	----------------------------------	------------------------------	----------------------------------	------------------------------	----------------------------------	-------------------------------	----------------------------------	------------------------------	----------------------------------	-------------------------------	----------------------------------	------------------------------	----------------------------------	------------------------------	----------------------------------	----------------------------------	------------------------------------

BOTTOM

Minnesota Twins @ Detroit Tigers
Tiger Stadium, Detroit, MI
Sat May 18 1991, 3:33 AM EDT
Att. 31,432 - Cloudy - 57 F

livebaseballscorecards.com

AB	31
R	1
H	6
RBI	1
BB	7
SO	4
LOB	18



PITCHER	IP	WLS	BF	H	R	ER	SO	BB	IBB	HBP	BLK	WP	HR	S	P	ERA	WHIP
Mark Guthrie, L ERA: 5.01 (1, 1)	6.0	W	26	5	1	1	3	4	0	0	0	0	0	57	103	1.50	1.500
Terry Leach, R ERA: 2.7 (7, 1)	0.1		2	1	0	0	0	0	0	0	0	0	0	7	11	0.00	3.000
Larry Casian, L ERA: 4.76 (7, 1)	0.2		2	0	0	0	0	0	0	0	0	0	0	4	7	0.00	0.000
Rick Aguilera, R ERA: 1.62 (8, 1)	2.0	S	9	0	0	0	1	3	0	0	0	1	0	15	37	0.00	1.500

Batter	1	2	3	4	5	6	7	8	9	AB R H RBI BB SO LOB	TOP		
Dan Gladden, R (1, 7) OBP: 0.295, SLG: 0.348	2-2 G6-3		2-1 L9		3-2 G5-3			1-0 F9		4 0 0 0 0 0 2	Minnesota Twins @ Detroit Tigers Tiger Stadium, Detroit, MI Sun May 19 1991, 3:33 AM EDT Att. 17,148 - Sunny - 66 F		
Pedro Munoz, R (1, 9) OBP: 0.407, SLG: 0.583 Randy Bush, L (8, PH) OBP: 0.275, SLG: 0.217	1-0 P4-1 1B		2-3 K		3-1 F9			1-1 P3		3 0 1 0 0 1 2 1 0 0 0 0 0 0			
Kirby Puckett, R (1, 8) OBP: 0.344, SLG: 0.465	3-1 P4-1 1-2f		0-2 P3		1-1 P4			3-1 G6-4-3 1B		4 0 1 0 0 0 2			
Kent Hrbek, L (1, 3) OBP: 0.310, SLG: 0.303		0-0 F8		2-1 L9		2-0 G4-3		0-0 G6-4-3 1-2f		4 0 0 0 0 0 1			
Chili Davis, S (1, 10) OBP: 0.412, SLG: 0.537 Gene Larkin, S (9, PH) OBP: 0.290, SLG: 0.288		1-1 F7		1-3 K		0-1 G3		3-3 K		3 0 0 0 0 1 0 1 0 0 0 0 1 0			
Brian Harper, R (1, 2) OBP: 0.396, SLG: 0.553		2-1 G6-3		1-2 G6-3		1-0 F8				3 0 0 0 0 0 0			
Mike Pagliarulo, L (1, 5) OBP: 0.267, SLG: 0.389			0-0 IHR		0-1 HR		0-1 G5-4-3 1B			3 2 3 2 0 0 0			
Greg Gagne, R (1, 6) OBP: 0.351, SLG: 0.529			1-2 E 2B		0-0 G4-3		3-1 G5-4-3 1-2f			3 1 1 0 0 0 1			
Al Newman, S (1, 4) OBP: 0.319, SLG: 0.279			0-0 E1 2-H 1B		0-0 G5-3 1B		3-2 G4-3			3 0 2 0 0 0 0			
Inning Stats	R: 0 H: 1 E: 0 LOB: 0 K: 0 BB: 0 S: 6 P: 12	R: 0 H: 0 E: 0 LOB: 0 K: 0 BB: 0 S: 5 P: 8	R: 2 H: 3 E: 1 LOB: 1 K: 1 BB: 0 S: 13 P: 18	R: 0 H: 0 E: 0 LOB: 0 K: 1 BB: 0 S: 9 P: 13	R: 1 H: 2 E: 0 LOB: 1 K: 0 BB: 0 S: 9 P: 15	R: 0 H: 0 E: 0 LOB: 0 K: 0 BB: 0 S: 5 P: 8	R: 0 H: 1 E: 0 LOB: 0 K: 0 BB: 0 S: 5 P: 9	R: 0 H: 0 E: 0 LOB: 0 K: 1 BB: 0 S: 8 P: 14	R: 0 H: 1 E: 0 LOB: 0 K: 1 BB: 0 S: 8 P: 14	1B: 5 SF: 0 2B: 2 SAC: 0 3B: 0 DP: 3 HR: 2 HBP: 0		WP: 0 PA: 32 PB: 0 SB: 0 CS: 0	
PITCHER	IP WLS BF H R ER SO BB IBB HBP BLK WP HR S P ERA WHIP											PITCHER	IP WLS BF H R ER SO BB IBB HBP BLK WP HR S P ERA WHIP
Dan Petry, R (1, 1) ERA: 2.27	8.0 W 30 8 3 2 2 0 0 0 0 0 0 1 60 99 2.25 1.000												
Paul Gibson, L (9, 1) ERA: 1.82	1.0 2 0 0 0 1 0 0 0 0 0 0 0 6 9 0.00 0.000												

livebaseballscorecards.com

AB	32
R	3
H	8
RBI	2
BB	0
SO	3
LOB	8



Batter	1	2	3	4	5	6	7	8	9	AB	R	H	RBI	BB	SO	LOB	TOP
Jack Daugherty, S (1, 7) OBP: 0.234, SLG: 0.161 Gary Pettis, S (8, 8) OBP: 0.361, SLG: 0.310	1-2 		0-0 		2-2 		0-2 	0-1 		4	0	0	1	0	0	1	
Rafael Palmeiro, L (1, 3) OBP: 0.368, SLG: 0.511	2-3 		3-1 		0-1 		4-1 	4-0 		3	1	2	1	2	1	0	
Ruben Sierra, S (1, 9) OBP: 0.358, SLG: 0.533	2-3 		2-1 		1-2 		0-0 	0-0 		5	0	0	0	0	1	5	
Julio Franco, R (1, 4) OBP: 0.365, SLG: 0.433		0-1 	3-2 		2-2 		4-0 		1-1 	4	0	2	1	1	0	1	
Kevin Reimer, L (1, 10) OBP: 0.342, SLG: 0.414		4-2 		3-2 	2-2 		0-0 		1-0 	4	0	1	0	1	0	3	
Juan Gonzalez, R (1, 8) OBP: 0.429, SLG: 0.638 (8, 7)	2-3 		0-1 		0-0 		1-1 	3-3 		5	1	1	0	0	2	3	
Geno Petralli, L (1, 2) OBP: 0.345, SLG: 0.324	0-1 		1-2 		0-0 		3-2 		3-1 	3	1	1	0	0	0	3	
Steve Buechele, R (1, 5) OBP: 0.345, SLG: 0.491	2-3 		1-0 		0-0 		1-0 	1-2 		4	2	2	2	0	1	3	
Jeff Huson, L (1, 6) OBP: 0.345, SLG: 0.342		2-1 	2-3 		0-1 		4-0 	1-2 		3	1	1	0	1	1	1	
Inning Stats	R: 0 E: 0 K: 2 S: 10 H: 0 LOB: 0 BB: 0 P: 15	R: 0 E: 0 K: 2 S: 13 H: 1 LOB: 2 BB: 1 P: 21	R: 1 E: 0 K: 0 S: 10 H: 2 LOB: 1 BB: 0 P: 20	R: 2 E: 0 K: 1 S: 14 H: 2 LOB: 0 BB: 0 P: 21	R: 1 E: 0 K: 0 S: 15 H: 2 LOB: 1 BB: 0 P: 21	R: 0 E: 0 K: 0 S: 5 H: 1 LOB: 1 BB: 0 P: 5	R: 0 E: 0 K: 0 S: 6 H: 0 LOB: 2 BB: 2 P: 14	R: 2 E: 0 K: 0 S: 12 H: 2 LOB: 2 BB: 2 P: 25	R: 0 E: 0 K: 1 S: 7 H: 0 LOB: 0 BB: 0 P: 12	1B: 5 2B: 4 3B: 0 HR: 1 SF: 1 SAC: 1 DP: 0 HBP: 0	WP: 0 PB: 0 SB: 3 CS: 0	PA: 42					
PITCHER Kevin Tapani, R (1, 1) ERA: 3.28 Larry Casian, L (7, 1) ERA: 4.67 Steve Bedrosian, R (8, 1) ERA: 3.09 Terry Leach, R (9, 1) ERA: 2.51	IP WLS BF H R ER SO BB IBB HBP BLK WP HR S P ERA WHIP	IP WLS BF H R ER SO BB IBB HBP BLK WP HR S P ERA WHIP															

Texas Rangers @ Minnesota Twins
 Hubert H. Humphrey Metrodome, Minneapolis, MN
 Tue May 21 1991, 8:05 PM EDT
 Att. 12,427 - Dome - 70 F

livebaseballscorecards.com

AB 35
R 6
H 10
RBI 5
BB 5
SO 6
LOB 20




Batter	1	2	3	4	5	6	7	8	9	AB R H RBI BB SO LOB
Dan Gladden, R (1, 7) OBP: 0.293, SLG: 0.346	3-2 WP S SF9 1B	1-1 G3-1			1-3 K		0-0 SH1-3-4		1-2 G6-3	4 1 1 0 0 1 2
Chuck Knoblauch, R (1, 4) OBP: 0.371, SLG: 0.400	1-1 L4		2-2 HR 1B		4-0 BB		0-1 G5-3		0-2 G3	4 1 1 0 1 0 2
Kirby Puckett, R (1, 8) OBP: 0.340, SLG: 0.479	2-1 SF9 1-H		0-1 HR 1-H		0-3 K		1-1 F9		1-0 G6-3	4 1 1 3 0 1 2
Kent Hrbek, L (1, 3) OBP: 0.325, SLG: 0.307	4-2 BB		2-2 G4-3		4-2 BB			1-2 2B 1B		2 1 1 0 2 0 0
Chili Davis, S (1, 10) OBP: 0.408, SLG: 0.535	0-1 G5-3		1-3 K		3-2 G3-1			1-1 2B 2B		4 1 1 0 0 1 3
Mike Pagliarulo, L (1, 5) OBP: 0.258, SLG: 0.376		1-0 G4-3	1-3 K		1-3 K			3-1 F9		3 0 0 0 0 2 0
Gene Larkin, S (8, PH) OBP: 0.286, SLG: 0.284										1 0 0 0 0 0 2
Scott Leius, R (9, 5) OBP: 0.396, SLG: 0.314										0 0 0 0 0 0 0
Brian Harper, R (1, 2) OBP: 0.390, SLG: 0.551		0-1 F9		1-2 G4-3		2-3 K		0-1 G1-3 2B		4 0 1 2 0 1 0
Shane Mack, R (8, PR) (9, 9) OBP: 0.313, SLG: 0.464								2-H 3-H		0 0 0 0 0 0 0
Randy Bush, L (1, 9) OBP: 0.273, SLG: 0.204		4-0 BB BB		0-0 G4-3		2-3 K		0-2 G1-3		3 0 0 0 1 1 1
Junior Ortiz, R (9, 2) OBP: 0.370, SLG: 0.289								2-3		0 0 0 0 0 0 0
Al Newman, S (1, 6) OBP: 0.333, SLG: 0.267		4-0 BB 1-2 BB		2-1 G4-3			4-2 G5-3 SH1-3-4 BB	1-0 G3		2 0 0 0 2 0 2

Inning Stats	R: 1	H: 1	E: 0	K: 0	S: 11	LOB: 1	BB: 1	P: 21	R: 0	H: 0	E: 0	K: 0	S: 5	LOB: 2	BB: 2	P: 15	R: 2	H: 2	E: 0	K: 2	S: 16	LOB: 0	BB: 0	P: 22	R: 0	H: 0	E: 0	K: 0	S: 6	LOB: 0	BB: 0	P: 9	R: 0	H: 0	E: 0	K: 2	S: 11	LOB: 2	BB: 2	P: 23	R: 0	H: 0	E: 0	K: 3	S: 11	LOB: 0	BB: 0	P: 16	R: 0	H: 0	E: 0	K: 0	S: 7	LOB: 1	BB: 1	P: 12	R: 2	H: 3	E: 0	K: 0	S: 15	LOB: 2	BB: 0	P: 21	R: 0	H: 0	E: 0	K: 0	S: 8	LOB: 0	BB: 0	P: 10	1B: 3	SF: 1	2B: 2	SAC: 1	3B: 0	DP: 0	HR: 1	HBP: 0
--------------	------	------	------	------	-------	--------	-------	-------	------	------	------	------	------	--------	-------	-------	------	------	------	------	-------	--------	-------	-------	------	------	------	------	------	--------	-------	------	------	------	------	------	-------	--------	-------	-------	------	------	------	------	-------	--------	-------	-------	------	------	------	------	------	--------	-------	-------	------	------	------	------	-------	--------	-------	-------	------	------	------	------	------	--------	-------	-------	-------	-------	-------	--------	-------	-------	-------	--------

TEXAS RANGERS @ MINNESOTA TWINS
 Hubert H. Humphrey Metrodome, Minneapolis, MN
 Tue May 21 1991, 8:05 PM EDT
 Att. 12,427 - Dome - 70 F

AB	31
R	5
H	6
RBI	5
BB	6
SO	7
LOB	14

livebaseballscorecards.com



PITCHER	IP	WLS	BF	H	R	ER	SO	BB	IBB	HBP	BLK	WP	HR	S	P	ERA	WHIP
Bobby Witt, R (1, 1) ERA: 4.05	6.1	W	28	3	3	3	7	6	0	0	0	1	1	63	113	4.26	1.421
Rich Gossage, R (7, 1) ERA: 2.37	0.2		2	0	0	0	0	0	0	0	0	0	0	4	5	0.00	0.000
Mike Jeffcoat, L (8, 1) ERA: 2.51	0.1		3	2	2	2	0	0	0	0	0	0	0	8	13	54.00	6.000
Jeff Russell, R (8, 1) ERA: 1.29	1.2	S	6	1	0	0	0	0	0	0	0	0	0	15	18	0.00	0.600

Batter	1	2	3	4	5	6	7	8	9	10	11	AB R H RBI BB SO LOB	TOP													
Jack Daugherty, S (1, 7) OBP: 0.254, SLG: 0.194	0-1 G4-3 1B	1-2 G6-3			1-0 1B		1-0 L3		0-0 G4-3		2-0 SH5-3	5 0 2 0 0 0 1														
Rafael Palmeiro, L (1, 3) OBP: 0.360, SLG: 0.497	1-0 G4-3		1-2 G4-3		0-1 SF8		0-0 HR 1B		1-0 F7		4-0 2B IBB	4 2 1 1 1 0 1														
Ruben Sierra, S (1, 9) OBP: 0.375, SLG: 0.558	0-0 CS 1B		0-0 L7		1-1 1B		2-2 HR			1-0 E3 1B	2-0 2B 2B	6 2 4 5 0 0 0														
Julio Franco, R (1, 4) OBP: 0.354, SLG: 0.417	2-1 G6-3		1-0 G6-3		1-3 K		1-1 1B			0-3 K	1-1 P3	4 0 1 0 0 1 4														
Mario Diaz, R (7, PR) OBP: 0.277, SLG: 0.311	1-2											2 0 0 0 0 1 2														
Kevin Reimer, L (1, 10) OBP: 0.357, SLG: 0.432		2-2 HR 1B		0-2 2B	1-3 K		1-0 F8			3-1 1B	4-2 2B BB	4 1 2 0 0 1 3														
Brian Downing, R (10, PH) OBP: 0.459, SLG: 0.473												1 0 1 0 0 0 0														
Gary Pettis, S (10, PR) OBP: 0.356, SLG: 0.297												0 1 0 0 1 0 0														
Juan Gonzalez, R (1, 8) OBP: 0.408, SLG: 0.630		2-1 HR		1-2 G6-3		1-3 K		1-1 F9		1-0 F8	1-2 2B	6 1 2 4 0 1 3														
Denny Walling, L (1, 5) OBP: 0.179, SLG: 0.120		1-0 G5-3		3-3 K		0-0 G3		0-3 K		2-2 F7	0-2 F9	3 0 0 0 0 1 1														
Steve Buechele, R (6, 5) OBP: 0.347, SLG: 0.478												3 0 0 0 0 1 3														
Geno Petralli, L (1, 2) OBP: 0.337, SLG: 0.329		0-0 G6-3		0-0 G5-3		0-0 G4-3		2-2 G4-3			1-0 SH5-3 2B 2B	5 1 1 0 0 0 1														
Jeff Huson, L (1, 6) OBP: 0.351, SLG: 0.333		4-0 BB			3-1 E8 1B SF8		0-1 G4-3		3-2 F7		4-0 SH5-3 2B BB	3 2 0 0 2 0 0														
Inning Stats	R: 0 E: 0 K: 0 S: 6	H: 2 LOB: 1 BB: 0 P: 9	R: 2 E: 0 K: 0 S: 11	H: 2 LOB: 1 BB: 1 P: 21	R: 0 E: 0 K: 0 S: 5	H: 0 LOB: 0 BB: 0 P: 7	R: 0 E: 0 K: 1 S: 10	H: 1 LOB: 1 BB: 0 P: 14	R: 1 E: 1 K: 2 S: 13	H: 2 LOB: 2 BB: 0 P: 20	R: 0 E: 0 K: 1 S: 5	H: 0 LOB: 0 BB: 0 P: 6	R: 2 E: 0 K: 0 S: 10	H: 3 LOB: 1 BB: 0 P: 15	R: 0 E: 0 K: 1 S: 9	H: 0 LOB: 0 BB: 0 P: 12	R: 0 E: 0 K: 0 S: 5	H: 0 LOB: 0 BB: 0 P: 9	R: 0 E: 1 K: 1 S: 10	H: 1 LOB: 2 BB: 0 P: 17	R: 5 E: 0 K: 0 S: 13	H: 3 LOB: 1 BB: 3 P: 32	1B: 8 2B: 4 3B: 0 HR: 2	SF: 1 SAC: 1 DP: 0 HBP: 0	WP: 0 PB: 0 SB: 0 CS: 1	PA: 52
PITCHER	IP WLS BF H R ER SO BB IBB HBP BLK WP HR S P ERA WHIP												IP WLS BF H R ER SO BB IBB HBP BLK WP HR S P ERA WHIP													
Scott Erickson, R (1, 1) ERA: 1.82	7.0 32 10 5 4 4 1 0 0 0 0 0 2 60 92 5.14 1.571																									
Terry Leach, R (8, 1) ERA: 2.08	2.1 8 0 0 0 2 0 0 0 0 0 0 0 18 26 0.00 0.000																									
Larry Casian, L (10, 1) ERA: 5.19	0.0 1 1 0 0 0 0 0 0 0 0 0 0 2 5 ∞ ∞																									
Steve Bedrosian, R (10, 1) ERA: 4.5	1.2 L 11 3 5 5 0 2 1 0 0 0 0 17 39 27.00 3.000																									

Texas Rangers @ Minnesota Twins
 Hubert H. Humphrey Metrodome, Minneapolis, MN
 Thu May 23 1991, 4:33 AM EDT
 Att. 16,036 - Dome - 70 F

AB	46
R	10
H	14
RBI	10
BB	4
SO	6
LOB	19



Batter	1	2	3	4	5	6	7	8	9	AB R H RBI BB SO LOB	TOP
Brian McRae, S (1, 8) OBP: 0.267, SLG: 0.374	1-0 F9		1-3 K		1-1 P5		0-1 P6			4 0 0 0 0 1 1	
Kirk Gibson, L (1, 7) OBP: 0.317, SLG: 0.400	2-2 F8		4-1 BB		1-1 F8			2-0 F8		3 0 0 0 1 0 1	
George Brett, L (1, 10) OBP: 0.222, SLG: 0.235	0-1 P6		0-1 F7			2-1 HR		3-2 F8		4 1 1 1 0 0 1	
Danny Tartabull, R (1, 9) OBP: 0.314, SLG: 0.456		0-3 K		3-1 2B		2-3 K		3-1 P2		4 0 1 0 0 2 0	
Mike Macfarlane, R (1, 2) OBP: 0.318, SLG: 0.440		0-0 1B 2B		0-2 P7		1-3 K		0-0 G5-3		4 1 1 0 0 1 1	
Carmelo Martinez, R (1, 3) OBP: 0.333, SLG: 0.262		2-2 G6-3		1-1 G5-3		4-2 FC6-4 BB		4-1 S BB		2 0 0 0 2 0 2	
Gary Thurman, R (9, PR) OBP: 0.326, SLG: 0.419										0 0 0 0 0 0 0	
Kurt Stillwell, S (1, 6) OBP: 0.306, SLG: 0.318		1-2 2-H 1B		4-0 BB		0-0 FC6-4		1-3 K		3 0 1 1 1 1 2	
Bill Pecota, R (1, 5) OBP: 0.321, SLG: 0.387		1-1 G4-3		0-1 G1-3			2-1 P2		1-3 K	3 0 0 0 0 0 3	
Jim Eisenreich, L (9, PH) OBP: 0.329, SLG: 0.391								1-2 K		1 0 0 0 0 1 1	
Terry Shumpert, R (1, 4) OBP: 0.231, SLG: 0.241			1-0 P3		0-0 CS 1B		0-1 F9			3 0 1 0 0 0 0	
Inning Stats	R: 0 E: 0 K: 0 S: 6 H: 0 LOB: 0 BB: 0 P: 9	R: 1 E: 0 K: 1 S: 12 H: 2 LOB: 1 BB: 0 P: 16	R: 0 E: 0 K: 1 S: 7 H: 0 LOB: 1 BB: 1 P: 13	R: 0 E: 0 K: 0 S: 9 H: 1 LOB: 2 BB: 1 P: 17	R: 0 E: 0 K: 0 S: 5 H: 1 LOB: 0 BB: 0 P: 7	R: 1 E: 0 K: 2 S: 11 H: 1 LOB: 1 BB: 1 P: 20	R: 0 E: 0 K: 0 S: 6 H: 0 LOB: 0 BB: 0 P: 8	R: 0 E: 0 K: 0 S: 7 H: 0 LOB: 0 BB: 0 P: 15	R: 0 E: 0 K: 2 S: 9 H: 0 LOB: 2 BB: 1 P: 15	1B: 2 2B: 2 3B: 0 HR: 1 SF: 0 SAC: 0 DP: 0 HBP: 0	WP: 0 PB: 0 SB: 1 CS: 1 PA: 35
PITCHER	IP WLS BF H R ER SO BB IBB HBP BLK WP HR S P ERA WHIP										
Jack Morris, R (1, 1) ERA: 4.93	8.1 W 33 5 2 2 4 4 0 0 0 0 1 65 111 2.16 1.080										
Rick Aguilera, R (9, 1) ERA: 1.77	0.2 S 2 0 0 0 2 0 0 0 0 0 0 7 9 0.00 0.000										

Kansas City Royals @ Minnesota Twins
Hubert H. Humphrey Metrodome, Minneapolis, MN

Fri May 24 1991, 8:05 PM EDT
 Att. 16,394 - Dome - 70 F

AB	31
R	2
H	5
RBI	2
BB	4
SO	6
LOB	12



Batter	1	2	3	4	5	6	7	8	9	AB	R	H	RBI	BB	SO	LOB
Dan Gladden, R OBP: 0.304, SLG: 0.340 (1, 7)	2-2 F8		2-1 F8			4-2 CS BB		0-3 K		3	0	0	0	1	1	0
Greg Gagne, R OBP: 0.363, SLG: 0.504 (1, 6)	2-2 G6-3 1B			0-1 FC4-6 1B		0-0 L9		1-0 F9		4	0	2	0	0	0	1
Kirby Puckett, R OBP: 0.358, SLG: 0.497 (1, 8)	1-0 G6-3 1-2f			2-1 FC4-6 2B		1-2 CS		0-0 G1-3	1-0 G6-3	4	1	0	0	0	0	2
Kent Hrbek, L OBP: 0.346, SLG: 0.310 (1, 3)		1-1 FC6-4 1B		4-1 2B BB		3-2 F8		0-1 G4-1		3	1	1	0	1	0	0
Chili Davis, S OBP: 0.417, SLG: 0.549 (1, 10)		3-2 FC6-4 1B		2-2 SF9 2B		1-0 E 1B		0-0 1B		4	1	4	2	0	0	0
Brian Harper, R OBP: 0.386, SLG: 0.538 (1, 2)		2-0 FC6-4 G6-4-3 1-2f 2-3		1-0 SF9 3-H		1-2 E 1B		1-2 P4		3	0	1	1	0	0	3
Pedro Munoz, R OBP: 0.400, SLG: 0.514 (1, 9)		1-0 G6-4-3 1-2f		3-2 2B		1-1 E6 1-2 2-3				3	0	1	0	0	0	4
Mike Pagliarulo, L OBP: 0.250, SLG: 0.354 (1, 5)			2-1 F8	3-2 L8		2-2 G3-1				3	0	0	0	0	0	4
Chuck Knoblauch, R OBP: 0.348, SLG: 0.372 (1, 4)			2-1 G6-3		0-0 G6-3		2-0 L3			3	0	0	0	0	0	0

BOTTOM

Kansas City Royals @ Minnesota Twins
 Hubert H. Humphrey Metrodome, Minneapolis, MN

Fri May 24 1991, 8:05 PM EDT
 Att: 16,394 - Dome - 70 F

livebaseballscorecards.com

AB	30
R	3
H	9
RBI	3
BB	2
SO	1
LOB	14



Inning Stats	R: 0	H: 1	E: 0	K: 0	S: 8	LOB: 0	BB: 0	P: 13	R: 0	H: 2	E: 0	K: 0	S: 7	LOB: 1	BB: 0	P: 14	R: 0	H: 0	E: 0	K: 0	S: 6	LOB: 0	BB: 0	P: 12	R: 3	H: 3	E: 1	K: 0	S: 18	LOB: 1	BB: 1	P: 33	R: 0	H: 0	E: 0	K: 0	S: 7	LOB: 0	BB: 1	P: 11	R: 0	H: 2	E: 1	K: 0	S: 17	LOB: 3	BB: 0	P: 25	R: 0	H: 0	E: 0	K: 1	S: 5	LOB: 0	BB: 0	P: 8	R: 0	H: 1	E: 0	K: 0	S: 8	LOB: 1	BB: 0	P: 10
1B: 7	SF: 1	WP: 0	PA: 34																																																													
2B: 2	SAC: 0	PB: 0																																																														
3B: 0	DP: 2	SB: 0																																																														
HR: 0	HBP: 0	CS: 1																																																														

PITCHER	IP	WLS	BF	H	R	ER	SO	BB	IBB	HBP	BLK	WP	HR	S	P	ERA	WHIP
Storm Davis, R ERA: 4.18 (1, 1)	5.2	L	24	8	3	3	3	0	2	0	0	0	0	55	97	4.76	1.765
Luis Aquino, R ERA: 4.91 (6, 1)	1.1		5	0	0	0	1	0	0	0	0	0	0	13	19	0.00	0.000
Steve Crawford, R ERA: 6.0 (8, 1)	1.0		4	1	0	0	0	0	0	0	0	0	0	8	10	0.00	1.000

Batter	1	2	3	4	5	6	7	8	9	AB R H RBI BB SO LOB	TOP											
Brian McRae, S (1, 8) OBP: 0.265, SLG: 0.375	2-2 L9			2-2 F9		1-2 L7	3-2 G4-3		2-2 G2-3 1B 2B	5 1 1 0 0 0 0												
Kirk Gibson, L (1, 7) OBP: 0.327, SLG: 0.415	1-0 G4-3			2-0 S 1B 1B		3-2 BB 1B	2-2 2B 2B		1-0 G2-3	5 2 3 0 0 0 1												
George Brett, L (1, 10) OBP: 0.271, SLG: 0.259	1-3 K			0-0 PB 1B		4-1 1B BB	4-0 2B IBB		1-0 WP 1B HR 1B	3 3 2 1 2 1 0												
Danny Tartabull, R (1, 9) OBP: 0.323, SLG: 0.468		2-0 F8		3-3 K		2-0 1B 1B	1-1 2B		0-0 WP HR 1B	5 2 3 3 0 1 2												
Mike Macfarlane, R (1, 2) OBP: 0.313, SLG: 0.430		2-2 G6-3		0-3 K		3-1 1B 1B	0-0 L5		1-2 G5-3	5 1 1 1 0 1 5												
Carmelo Martinez, R (1, 3) OBP: 0.350, SLG: 0.277		3-3 K			1-0 G4-6-3 1B	1-2 1B 1B		0-0 F9	4-1 HR BB	4 1 2 1 1 1 0												
Kurt Stillwell, S (1, 6) OBP: 0.322, SLG: 0.358			1-1 CS 1B		1-1 G4-6-3	0-0 1B		1-0 1B	0-0 HR	5 1 4 5 0 0 1												
Bill Pecota, R (1, 5) OBP: 0.314, SLG: 0.375			1-2 P2		0-3 K	1-1 F9		0-1 F9	0-0 1B	5 0 1 0 0 1 4												
Terry Shumpert, R (1, 4) OBP: 0.219, SLG: 0.227			1-0 P4			2-3 K2-3	3-3 K	2-0 F9	1-1 G5-3	5 0 0 0 0 2 2												
Inning Stats	R: 0 E: 0 K: 1 S: 7	H: 0 LOB: 0 BB: 0 P: 11	R: 0 E: 0 K: 1 S: 10	H: 0 LOB: 0 BB: 0 P: 17	R: 0 E: 0 K: 0 S: 8	H: 1 LOB: 0 BB: 0 P: 11	R: 0 E: 0 K: 2 S: 13	H: 2 LOB: 2 BB: 0 P: 20	R: 0 E: 0 K: 1 S: 6	H: 1 LOB: 0 BB: 0 P: 8	R: 4 E: 0 K: 1 S: 21	H: 5 LOB: 2 BB: 1 P: 38	R: 2 E: 0 K: 1 S: 14	H: 2 LOB: 1 BB: 1 P: 27	R: 0 E: 0 K: 0 S: 5	H: 1 LOB: 1 BB: 0 P: 8	R: 5 E: 0 K: 0 S: 16	H: 5 LOB: 1 BB: 1 P: 26	1B: 13 2B: 3 3B: 0 HR: 1	SF: 0 SAC: 0 DP: 1 HBP: 0	WP: 1 PB: 1 SB: 1 CS: 1	PA: 45
PITCHER	IP WLS BF H R ER SO BB IBB HBP BLK WP HR S P ERA WHIP																					
Mark Guthrie, L (1, 1) ERA: 5.28	5.2 L 23 7 4 4 6 1 0 0 0 0 0 0 59 97 6.35 1.412																					
Terry Leach, R (6, 1) ERA: 2.95	1.0 8 4 2 2 1 0 1 0 0 0 0 0 19 34 18.00 4.000																					
Carl Willis, R (7, 1) ERA: 4.08	1.1 5 1 0 0 0 0 0 0 0 0 0 0 6 9 0.00 0.750																					
Larry Casian, L (9, 1) ERA: 7.36	1.0 9 5 5 5 0 1 0 0 0 0 1 1 16 26 45.00 6.000																					

Kansas City Royals @ Minnesota Twins
 Hubert H. Humphrey Metrodome, Minneapolis, MN

Sat May 25 1991, 8:05 PM EDT
 Att. 19,943 - Dome - 70 F

AB	42
R	11
H	17
RBI	11
BB	3
SO	7
LOB	15



Batter	1	2	3	4	5	6	7	8	9	AB	R	H	RBI	BB	SO	LOB
Dan Gladden, R OBP: 0.309, SLG: 0.351 Gene Larkin, S OBP: 0.282, SLG: 0.279	1-0 F7		0-1 1B		0-2 PB 2B	0-3 K			1-2 G1-6-3	4	1	2	1	0	1	3
Chuck Knoblauch, R OBP: 0.349, SLG: 0.373	3-1 G6-3		1-0 1B		2-1 1B			3-1 F8	0-0 G6-3	5	0	2	0	0	0	0
Kirby Puckett, R OBP: 0.354, SLG: 0.494	2-1 G4-3		0-0 G3		1-3 K			3-3 K	1-1 2B	5	0	1	0	0	2	3
Kent Hrbek, L OBP: 0.336, SLG: 0.299 Scott Leius, R OBP: 0.385, SLG: 0.308		0-2 L8		1-1 P5	3-1 G4-3			1-1 E4	2-2 F8	4	0	0	0	0	0	1
Chili Davis, S OBP: 0.413, SLG: 0.541		1-1 G4-3		0-0 1B		1-2 F7		0-3 K		4	0	1	0	0	1	1
Brian Harper, R OBP: 0.390, SLG: 0.555		0-1 2B		0-3 K		0-1 L6		0-0 2B		4	0	2	0	0	1	1
Pedro Munoz, R OBP: 0.386, SLG: 0.487		1-1 G5-3		1-1 F9		3-2 BB 1B 1B		1-2 L4		4	0	1	0	0	0	3
Mike Pagliarulo, L OBP: 0.250, SLG: 0.350			2-0 L8		1-0 G3			2-0 BB 1B		4	0	1	0	0	1	1
Greg Gagne, R OBP: 0.367, SLG: 0.500			3-1 G6-3		2-1 2B 1B			4-0 BB	1-2 F8	3	1	1	0	1	0	1

Inning Stats	R: 0	H: 0	E: 0	K: 5	S: 5	LOB: 0	BB: 0	P: 11	R: 0	H: 1	E: 0	K: 0	S: 9	LOB: 1	BB: 0	P: 11	R: 0	H: 2	E: 0	K: 0	S: 7	LOB: 2	BB: 0	P: 13	R: 0	H: 1	E: 0	K: 1	S: 10	LOB: 1	BB: 0	P: 12	R: 2	H: 3	E: 0	K: 1	S: 13	LOB: 1	BB: 0	P: 22	R: 0	H: 2	E: 0	K: 1	S: 12	LOB: 3	BB: 1	P: 22	R: 0	H: 0	E: 1	K: 2	S: 10	LOB: 1	BB: 0	P: 17	R: 0	H: 1	E: 0	K: 1	S: 11	LOB: 1	BB: 0	P: 14	R: 0	H: 1	E: 0	K: 0	S: 11	LOB: 1	BB: 0	P: 15	1B: 7	2B: 4	3B: 0	HR: 0	SF: 0	SAC: 0	DP: 0	HBP: 0	WP: 0	PB: 1	SB: 1	CS: 0	PA: 40
--------------	------	------	------	------	------	--------	-------	-------	------	------	------	------	------	--------	-------	-------	------	------	------	------	------	--------	-------	-------	------	------	------	------	-------	--------	-------	-------	------	------	------	------	-------	--------	-------	-------	------	------	------	------	-------	--------	-------	-------	------	------	------	------	-------	--------	-------	-------	------	------	------	------	-------	--------	-------	-------	------	------	------	------	-------	--------	-------	-------	-------	-------	-------	-------	-------	--------	-------	--------	-------	-------	-------	-------	--------

PITCHER	IP	WLS	BF	H	R	ER	SO	BB	IBB	HBP	BLK	WP	HR	S	P	ERA	WHIP
Mark Gubicza, R ERA: 5.17	(1, 1)	5.2	26	9	2	2	2	0	0	0	0	0	0	53	84	3.18	1.588
Jeff Montgomery, R ERA: 3.57	(6, 1)	2.1	10	1	0	0	4	1	0	0	0	0	0	24	38	0.00	0.857
Mark Davis, L ERA: 4.82	(9, 1)	0.1	1	0	0	0	0	0	0	0	0	0	0	3	4	0.00	0.000
Dan Schatzeder, L ERA: 9.45	(9, 1)	0.2	3	1	0	0	0	0	0	0	0	0	0	8	11	0.00	1.500

BOTTOM

Kansas City Royals @ Minnesota Twins
 Hubert H. Humphrey Metrodome, Minneapolis, MN

Sat May 25 1991, 8:05 PM EDT
 Att. 19,943 - Dome - 70 F

livebaseballscorecards.com

AB	39
R	2
H	11
RBI	1
BB	1
SO	6
LOB	15



Batter	1	2	3	4	5	6	7	8	9	AB R H RBI BB SO LOB	TOP											
Brian McRae, S OBP: 0.277, SLG: 0.406 (1, 8)	2-2 2B 1B	1-0 HR		0-1 2-H 1B		3-1 F7			2-0 G3	5 2 3 2 0 0 0												
Kirk Gibson, L OBP: 0.326, SLG: 0.422 (1, 7)	0-0 1B 1B	1-2 FC4-6 1B		2-0 F7			0-0 G3-1		2-2 G5-3	5 1 2 1 0 0 1												
George Brett, L OBP: 0.286, SLG: 0.276 (1, 10)	1-1 E 1B 1B	2-1 FC4-6		0-0 F7			1-0 G6-4-3 1B			4 1 2 0 0 0 2												
Danny Tartabull, R OBP: 0.321, SLG: 0.462 (1, 9)	1-1 E7 1B 1B	3-2 F8		2-2 G4-3			0-1 G6-4-3			4 0 1 1 0 0 3												
Carmelo Martinez, R OBP: 0.345, SLG: 0.265 (1, 3)	2-1 P5	1-2 F7		2-2 L5			4-1 FC3-6 1B BB			3 0 0 0 1 0 3												
Brent Mayne, L OBP: 0.346, SLG: 0.333 (1, 2)	0-2 FC1-2 1B		0-3 K	1-2 F8			2-2 FC3-6 1B			4 0 2 1 0 1 0												
Kurt Stillwell, S OBP: 0.320, SLG: 0.350 (1, 6)	4-1 FC1-2 BB		1-1 G3-1	2-3 K			1-1 FC3-6 G4-6-3			3 0 0 0 1 1 2												
Bill Pecota, R OBP: 0.300, SLG: 0.357 (1, 5)	1-1 FC1-2 FC6-4		0-0 P3			1-0 F7	1-1 G4-6-3			4 0 0 0 0 0 5												
Terry Shumpert, R OBP: 0.220, SLG: 0.239 (1, 4)	0-0 FC6-4			2-2 1B 2B		3-2 F9			1-3 K	4 1 1 0 0 1 3												
Inning Stats	R: 3 E: 1 K: 0 S: 19	H: 5 LOB: 3 BB: 1 P: 30	R: 1 E: 0 K: 0 S: 13	H: 2 LOB: 1 BB: 0 P: 21	R: 0 E: 0 K: 1 S: 6	H: 0 LOB: 0 BB: 0 P: 7	R: 1 E: 0 K: 0 S: 11	H: 2 LOB: 1 BB: 0 P: 17	R: 0 E: 0 K: 1 S: 9	H: 0 LOB: 0 BB: 0 P: 14	R: 0 E: 0 K: 0 S: 6	H: 0 LOB: 0 BB: 0 P: 13	R: 0 E: 0 K: 0 S: 4	H: 1 LOB: 0 BB: 0 P: 5	R: 0 E: 0 K: 0 S: 8	H: 1 LOB: 1 BB: 1 P: 16	R: 0 E: 0 K: 1 S: 9	H: 0 LOB: 0 BB: 0 P: 14	1B: 8 2B: 2 3B: 0 HR: 1	SF: 0 SAC: 0 DP: 2 HBP: 0	WP: 0 PB: 0 SB: 1 CS: 0	PA: 38
PITCHER	IP WLS BF H R ER SO BB IBB HBP BLK WP HR S P ERA WHIP																					
Kevin Tapani, R ERA: 3.79 (1, 1)	4.0 L 22 9 5 5 1 1 0 0 0 0 0 1 49 75 11.25 2.500																					
Carl Willis, R ERA: 3.48 (5, 1)	3.0 9 1 0 0 1 0 0 0 0 0 0 0 19 32 0.00 0.333																					
Steve Bedrosian, R ERA: 4.33 (8, 1)	1.0 4 1 0 0 0 1 0 0 0 0 0 0 8 16 0.00 2.000																					
Rick Aguilera, R ERA: 1.69 (9, 1)	1.0 3 0 0 0 0 1 0 0 0 0 0 0 9 14 0.00 0.000																					

Kansas City Royals @ Minnesota Twins
Hubert H. Humphrey Metrodome, Minneapolis, MN

AB	36
R	5
H	11
RBI	5
BB	2
SO	3
LOB	19



Sun May 26 1991, 4:33 AM EDT
Att. 21,941 - Dome - 70 F

Batter	1	2	3	4	5	6	7	8	9	AB R H RBI BB SO LOB	TOP											
Dan Gladden, R (1, 7) OBP: 0.312, SLG: 0.353	2-1 BB 1B	1-0 L6		3-2 P6		2-2 L9			0-0 BB 1B	5 2 2 0 0 0 4												
Chuck Knoblauch, R (1, 4) OBP: 0.366, SLG: 0.370	4-1 G4-6-3 1B 1-2 BB		4-2 G3-1 1B BB		4-0 HR BB		1-0 G6-3		4-1 BB 1B 1-2 BB	1 1 0 0 4 0 0												
Kirby Puckett, R (1, 8) OBP: 0.364, SLG: 0.497	1-1 G4-6-3 1B 1-2 2-H		1-2 G3-1 1B		3-2 F8		0-0 2B 1B		2-1 BB 1B 1-2 2-3	5 0 4 1 0 0 1												
Kent Hrbek, L (1, 3) OBP: 0.336, SLG: 0.320	3-2 G4-6-3 1-2f 2-3		0-1 G3-1		2-1 HR 1-H		1-0 F9		4-1 BB 1-2 2-3 3-H	4 1 1 3 1 0 5												
Chili Davis, S (1, 10) OBP: 0.409, SLG: 0.535	0-1 G4-3		3-3 K		3-3 K		1-0 2B		1-3 K	5 0 1 0 0 3 6												
Brian Harper, R (1, 2) OBP: 0.378, SLG: 0.529		0-0 G4-6-3 BB 1B	1-0 G6-3		0-0 F8		0-1 G5-3		0-2 L9	5 0 1 0 0 0 7												
Pedro Munoz, R (1, 9) OBP: 0.388, SLG: 0.465		4-2 G4-6-3 1-2 BB		1-0 G4-3 SH3 1B		3-1 F7		0-1 G6-3	1-3 K	4 0 1 0 1 1 3												
Greg Gagne, R (1, 6) OBP: 0.366, SLG: 0.492		3-1 G4-6-3 1-2f 2-3		0-1 SH3		1-3 K		4-1 G6-3 BB		2 0 0 0 1 1 2												
Scott Leius, R (8, 6) OBP: 0.385, SLG: 0.308				1-2						0 0 0 0 0 0 0												
Al Newman, S (1, 5) OBP: 0.328, SLG: 0.259		4-1 BB		3-1 G4-3 2-3		0-0 1B		2-2 G6-3 1-2f		3 0 1 0 1 0 2												
Inning Stats	R: 1 E: 0 K: 0 S: 10	H: 2 LOB: 1 BB: 1 P: 20	R: 0 E: 0 K: 0 S: 7	H: 1 LOB: 2 BB: 2 P: 19	R: 0 E: 0 K: 1 S: 13	H: 1 LOB: 1 BB: 1 P: 22	R: 0 E: 0 K: 0 S: 8	H: 1 LOB: 1 BB: 0 P: 15	R: 2 E: 0 K: 1 S: 11	H: 1 LOB: 0 BB: 1 P: 23	R: 0 E: 0 K: 1 S: 11	H: 1 LOB: 1 BB: 0 P: 17	R: 0 E: 0 K: 0 S: 6	H: 2 LOB: 2 BB: 0 P: 9	R: 0 E: 0 K: 0 S: 6	H: 0 LOB: 0 BB: 1 P: 12	R: 1 E: 0 K: 2 S: 14	H: 2 LOB: 3 BB: 2 P: 26	1B: 9 2B: 1 3B: 0 HR: 1	SF: 0 SAC: 1 DP: 3 HBP: 0	WP: 0 PB: 0 SB: 0 CS: 0	PA: 43
PITCHER	IP WLS BF H R ER SO BB IBB HBP BLK WP HR S P ERA WHIP																					
Kevin Brown, R (1, 1) ERA: 5.66	5.0 W 24 6 3 3 2 5 0 0 0 0 0 1 49 99 5.40 2.200																					
Joe Bitker, R ERA:	1.2 8 3 0 0 1 0 0 0 0 0 0 0 15 24 0.00 1.800																					
Gerald Alexander, R ERA: 1.42	1.1 4 0 0 0 0 1 0 0 0 0 0 0 8 14 0.00 0.750																					
Eric Nolte, L ERA: 11.45	0.0 4 2 1 1 0 2 0 0 0 0 0 0 5 15 ∞ ∞																					
Kenny Rogers, L ERA: 6.46	1.0 3 0 0 0 2 0 0 0 0 0 0 0 9 11 0.00 0.000																					

Minnesota Twins @ Texas Rangers
Arlington Stadium, Arlington, TX
Mon May 27 1991, 8:05 PM EDT
Att. 31,302 - Sunny - 93 F

livebaseballscorecards.com

AB 34
R 4
H 11
RBI 4
BB 8
SO 5
LOB 30



Batter	1	2	3	4	5	6	7	8	9	AB	R	H	RBI	BB	SO	LOB
Brian Downing, R OBP: 0.492, SLG: 0.611 (1, 10)	3-2 G6-3	2-3 K		4-0 1B SF9	4-2 BB BB		1-2 3B			3	1	1	2	2	1	0
Rafael Palmeiro, L OBP: 0.367, SLG: 0.488 Jeff Huson, L OBP: 0.333, SLG: 0.314 (1, 3) (8, 6)	1-1 2B	0-2 1B		0-0 3B	2-2 G3-6-3		1-3 K			5	2	3	0	0	1	2
Ruben Sierra, S OBP: 0.392, SLG: 0.561 (1, 9)	3-2 2B	2-2 G1-3		0-0 SF9		2-3 K		4-2 HR		3	2	1	1	1	1	1
Julio Franco, R OBP: 0.358, SLG: 0.451 (1, 4)	0-2 G5-3		2-3 K	3-1 1B		0-0 G6-3		3-2 HR		5	2	2	3	0	1	2
Juan Gonzalez, R OBP: 0.419, SLG: 0.636 (1, 7)	2-2 1B		1-0 1B	2-2 BB		0-3 K		1-0 P4		5	2	3	3	0	1	0
Mike Stanley, R OBP: 0.420, SLG: 0.491 (1, 2)	2-2 1B		1-2 F9	0-0 F8			1-1 SH5-4 3B	1-3 K		5	1	2	1	0	1	2
Steve Buechele, R OBP: 0.364, SLG: 0.516 (1, 5)	3-2 1B		3-0 1B	4-2 BB			1-0 SH5-4	1-3 K		3	0	2	0	1	1	0
Mario Diaz, R OBP: 0.278, SLG: 0.308 Jack Daugherty, S OBP: 0.231, SLG: 0.174 (1, 6) (7, PH) (8, 3)	2-1 F8		0-0 1B	0-0 L9			2-3 K			3	0	1	1	0	0	4
Gary Pettis, S OBP: 0.378, SLG: 0.313 (1, 8)		1-2 L4	0-1 F9		4-2 CS		4-2 3B			1	0	0	2	0	2	

Inning Stats	R: 3	H: 5	E: 0	LOB: 2	K: 0	S: 26	P: 42	R: 0	H: 1	E: 0	LOB: 1	K: 1	S: 14	P: 19	R: 1	H: 3	E: 0	LOB: 2	K: 1	S: 12	P: 19	R: 3	H: 3	E: 0	LOB: 2	K: 0	S: 12	P: 25	R: 0	H: 0	E: 0	LOB: 0	K: 0	S: 9	P: 19	R: 0	H: 0	E: 0	LOB: 0	K: 2	S: 7	P: 9	R: 2	H: 2	E: 0	LOB: 1	K: 2	S: 15	P: 25	R: 2	H: 1	E: 0	LOB: 0	K: 2	S: 13	P: 23	1B: 9	SF: 1	2B: 3	SAC: 1	3B: 2	DP: 1	HR: 1	HBP: 0	WP: 0	PA: 43
--------------	------	------	------	--------	------	-------	-------	------	------	------	--------	------	-------	-------	------	------	------	--------	------	-------	-------	------	------	------	--------	------	-------	-------	------	------	------	--------	------	------	-------	------	------	------	--------	------	------	------	------	------	------	--------	------	-------	-------	------	------	------	--------	------	-------	-------	-------	-------	-------	--------	-------	-------	-------	--------	-------	--------

PITCHER	IP	WLS	BF	H	R	ER	SO	BB	IBB	HBP	BLK	WP	HR	S	P	ERA	WHIP
Allan Anderson, L ERA: 5.2 (1, 1)	3.1	L	22	11	7	7	2	1	0	0	0	0	0	56	91	18.90	3.600
Paul Abbott, R ERA: 5.4 (4, 1)	3.1		15	3	2	2	3	4	0	0	0	0	0	35	62	5.40	2.100
Terry Leach, R ERA: 3.66 (7, 1)	1.1		6	1	2	2	3	1	0	0	0	0	1	17	28	13.50	1.500

BOTTOM

Minnesota Twins @ Texas Rangers
Arlington Stadium, Arlington, TX
Mon May 27 1991, 8:05 PM EDT
Att: 31,302 - Sunny - 93 F

livebaseballscorecards.com

AB	35
R	11
H	15
RBI	11
BB	6
SO	8
LOB	14



Batter	1	2	3	4	5	6	7	8	9	AB	R	H	RBI	BB	SO	LOB
Jack Daugherty, S (1, 7) OBP: 0.232, SLG: 0.178	1-3 K		1-0 G4-3		0-0 1B		2-2 FC3-6			4	0	1	0	0	1	2
Rafael Palmeiro, L (1, 3) OBP: 0.364, SLG: 0.482	2-1 1B		1-0 G6-3		2-3 K		0-0 G3			4	0	1	0	0	1	3
Ruben Sierra, S (1, 9) OBP: 0.395, SLG: 0.560	1-0 1B		2-2 G3-1		0-0 FC6-4		0-3 K			4	0	2	0	0	1	2
Julio Franco, R (1, 4) OBP: 0.355, SLG: 0.443	1-0 P4			1-3 K	0-1 FC6-4			4-2 FC6-4		3	0	0	0	1	1	4
Kevin Reimer, L (1, 10) OBP: 0.330, SLG: 0.391	3-3 K			0-1 F8		1-2 P5		1-1 FC6-4		4	0	0	0	0	1	3
Juan Gonzalez, R (1, 8) OBP: 0.414, SLG: 0.623		3-3 K		1-0 1B		0-1 G5-3		1-2 G6-4-3		4	0	1	0	0	1	1
Geno Petralli, L (1, 2) OBP: 0.364, SLG: 0.345		2-1 1B		2-0 1B		2-1 G4-3			4-0 G5-4-3	3	0	2	0	1	0	0
Mario Diaz, R (9, PR) OBP: 0.278, SLG: 0.308				1-3 1B						0	0	0	0	0	0	0
Denny Walling, L (1, 5) OBP: 0.188, SLG: 0.107		0-0 F8		1-0 F8			4-2 FC3-6		3-2 F7	3	0	0	0	1	0	4
Jeff Huson, L (1, 6) OBP: 0.324, SLG: 0.303		2-0 G3			1-3 K			1-2 E4		3	0	0	0	0	1	2
Brian Downing, R (9, PH) OBP: 0.489, SLG: 0.606									2-2 G5-4-3	1	0	0	0	0	0	1

Inning Stats	R: 0	H: 2	E: 0	K: 2	S: 10	LOB: 2	BB: 0	P: 18	R: 0	H: 1	E: 0	K: 1	S: 7	LOB: 1	BB: 0	P: 14	R: 0	H: 0	E: 0	K: 0	S: 6	LOB: 0	BB: 0	P: 10	R: 0	H: 2	E: 0	K: 2	S: 10	LOB: 2	BB: 0	P: 15	R: 0	H: 0	E: 0	K: 1	S: 7	LOB: 0	BB: 0	P: 10	R: 0	H: 0	E: 1	K: 1	S: 14	LOB: 2	BB: 1	P: 21	R: 0	H: 0	E: 0	K: 0	S: 8	LOB: 0	BB: 1	P: 14	R: 0	H: 0	E: 0	K: 0	S: 10	LOB: 1	BB: 1	P: 19	1B: 7	2B: 0	3B: 0	HR: 0	SF: 0	SAC: 0	DP: 2	HBP: 0	WP: 0	PB: 0	SB: 0	CS: 0	PA: 36
--------------	------	------	------	------	-------	--------	-------	-------	------	------	------	------	------	--------	-------	-------	------	------	------	------	------	--------	-------	-------	------	------	------	------	-------	--------	-------	-------	------	------	------	------	------	--------	-------	-------	------	------	------	------	-------	--------	-------	-------	------	------	------	------	------	--------	-------	-------	------	------	------	------	-------	--------	-------	-------	-------	-------	-------	-------	-------	--------	-------	--------	-------	-------	-------	-------	--------

PITCHER	IP	WLS	BF	H	R	ER	SO	BB	IBB	HBP	BLK	WP	HR	S	P	ERA	WHIP
Scott Erickson, R (1, 1) ERA: 1.63	8.0	W	34	7	0	0	7	3	0	0	0	0	0	72	119	0.00	1.250
Rick Aguilera, R (9, 1) ERA: 1.61	1.0	S	2	0	0	0	0	0	0	0	0	0	0	10	15	0.00	0.000

BOTTOM

Minnesota Twins @ Texas Rangers
Arlington Stadium, Arlington, TX
Tue May 28 1991, 8:05 PM EDT
Att. 26,518 - Cloudy - 90 F

livebaseballscorecards.com

AB	33
R	0
H	7
RBI	0
BB	3
SO	7
LOB	22



Batter	1	2	3	4	5	6	7	8	9	AB	R	H	RBI	BB	SO	LOB	TOP
Chuck Knoblauch, R (1, 4) <small>OBP: 0.355, SLG: 0.358</small>	3-3 	3-3 			1-1 	2-2 			2-1 	5	0	0	0	0	2	1	
Al Newman, S (1, 5) <small>OBP: 0.306, SLG: 0.238</small>	1-0 		1-0 		1-3 		2-0 	2-2 	5	0	0	0	0	0	1	0	
Kirby Puckett, R (1, 8) <small>OBP: 0.359, SLG: 0.489</small> Dan Gladden, R (7, 7) <small>OBP: 0.310, SLG: 0.369</small>	0-2 		3-2 			0-0 	3-1 		4	0	0	0	0	0	0	0	
Kent Hrbek, L (1, 3) <small>OBP: 0.344, SLG: 0.362</small>		2-2 	0-0 		0-1 	1-0 			4	2	3	1	0	0	0		
Chili Davis, S (1, 10) <small>OBP: 0.402, SLG: 0.528</small>		0-0 		1-3 	2-3 	2-1 			4	1	1	1	0	2	1		
Brian Harper, R (1, 2) <small>OBP: 0.382, SLG: 0.521</small>		4-2 		0-3 	4-1 		0-0 		2	2	0	0	2	1	0		
Gene Larkin, S (1, 9) <small>OBP: 0.313, SLG: 0.342</small>		3-2 		1-1 	2-1 		3-1 		4	2	2	2	0	0	2		
Shane Mack, R (1, 7) <small>OBP: 0.325, SLG: 0.459</small>		0-1 		0-2 	1-1 		1-0 		4	1	2	1	0	0	2		
Greg Gagne, R (1, 6) <small>OBP: 0.377, SLG: 0.528</small> Scott Leius, R (8, 6) <small>OBP: 0.370, SLG: 0.293</small>		2-2 	1-0 	0-3 	1-2 		2-3 		3	1	2	4	0	1	0		
Inning Stats	R: 0 E: 0 K: 1 S: 9 H: 0 LOB: 0 BB: 0 P: 13	R: 4 E: 0 K: 1 S: 19 H: 3 LOB: 0 BB: 1 P: 33	R: 0 E: 0 K: 0 S: 6 H: 0 LOB: 0 BB: 0 P: 10	R: 1 E: 0 K: 2 S: 11 H: 2 LOB: 0 BB: 0 P: 14	R: 0 E: 0 K: 2 S: 8 H: 0 LOB: 0 BB: 0 P: 10	R: 4 E: 0 K: 1 S: 18 H: 4 LOB: 1 BB: 1 P: 30	R: 0 E: 0 K: 0 S: 6 H: 1 LOB: 1 BB: 0 P: 14	R: 0 E: 0 K: 0 S: 4 H: 0 LOB: 0 BB: 0 P: 8	R: 0 E: 0 K: 1 S: 10 H: 0 LOB: 0 BB: 0 P: 16	1B: 4 2B: 3 3B: 0 HR: 3 SF: 0 SAC: 0 DP: 0 HBP: 0	WP: 0 PB: 0 SB: 1 CS: 1 PA: 39						
PITCHER Nolan Ryan, R (1, 1) <small>ERA: 3.57</small> Joe Bitker, R (5, 1) <small>ERA: 6.35</small> John Barfield, L (7, 1) <small>ERA: 3.12</small> Eric Nolte, L (8, 1) <small>ERA: 10.5</small>	IP WLS BF H R ER SO BB IBB HBP BLK WP HR S P ERA WHIP	IP WLS BF H R ER SO BB IBB HBP BLK WP HR S P ERA WHIP															

Minnesota Twins @ Texas Rangers
 Arlington Stadium, Arlington, TX
 Wed May 29 1991, 8:05 PM EDT
 Att. 31,340 - Cloudy - 89 F

AB	36
R	9
H	10
RBI	9
BB	2
SO	8
LOB	6



Batter	1	2	3	4	5	6	7	8	9	AB R H RBI BB SO LOB	TOP																						
Greg Gagne, R (1, 6) OBP: 0.372, SLG: 0.515	0-1 P3		3-3 K			3-2 G5-3		2-1 G6-3		4 0 0 0 0 1 2																							
Al Newman, S (1, 4) OBP: 0.303, SLG: 0.242	1-0 G4-3		0-0 SF8			2-0 1B		2-1 F8		3 0 1 1 0 0 0																							
Kent Hrbek, L (1, 3) OBP: 0.340, SLG: 0.370	2-1 3B		3-H 2-0 P4			1-2 P6		2-2 F8		4 0 1 0 0 0 3																							
Chili Davis, S (1, 10) OBP: 0.391, SLG: 0.526	0-3 K				0-2 F7		2-1 L8		1-2 L9	4 0 0 0 0 1 2																							
Gene Larkin, S (1, 9) OBP: 0.326, SLG: 0.337		4-2 G6-4-3 BB			3-1 F8		1-0 F7			2 0 0 0 1 0 0																							
Shane Mack, R (1, 8) OBP: 0.314, SLG: 0.442		0-0 G6-4-3 1-2f			2-1 F9		1-0 P4			3 0 0 0 0 0 1																							
Pedro Munoz, R (1, 7) OBP: 0.365, SLG: 0.435		1-3 K			1-0 G4-3		0-3 K			3 0 0 0 0 2 0																							
Junior Ortiz, R (1, 2) OBP: 0.351, SLG: 0.292			0-0 1B SF8 2B		2-1 G1-3		0-0 F8			1 0 1 0 0 0 0																							
Brian Harper, R (3, PR) OBP: 0.365, SLG: 0.496					1-0 G5-3		2-2 G4-3			2 1 0 0 0 0 0																							
Scott Leius, R (1, 5) OBP: 0.368, SLG: 0.295			1-2 1B							3 0 1 0 0 0 0																							
Inning Stats	R: 0 E: 0 K: 1 S: 8	H: 1 LOB: 1 BB: 0 P: 11	R: 0 E: 0 K: 1 S: 6	H: 0 LOB: 0 BB: 1 P: 11	R: 1 E: 0 K: 1 S: 10	H: 2 LOB: 2 BB: 0 P: 16	R: 0 E: 0 K: 0 S: 7	H: 0 LOB: 0 BB: 0 P: 12	R: 0 E: 0 K: 0 S: 4	H: 0 LOB: 0 BB: 0 P: 8	R: 0 E: 0 K: 0 S: 13	H: 1 LOB: 1 BB: 0 P: 21	R: 0 E: 0 K: 1 S: 5	H: 0 LOB: 0 BB: 0 P: 7	R: 0 E: 0 K: 0 S: 7	H: 0 LOB: 0 BB: 0 P: 11	R: 0 E: 0 K: 0 S: 8	H: 0 LOB: 0 BB: 0 P: 13	1B: 2 2B: 1 3B: 1 HR: 0	SF: 1 SAC: 0 DP: 1 HBP: 0	WP: 0 PB: 0 SB: 0 CS: 0	PA: 31											
PITCHER Bret Saberhagen, R (1, 1) ERA: 2.72	IP 9.0	WLS W	BF 31	H 4	R 1	ER 1	SO 4	BB 1	IBB 0	HBP 0	BLK 0	WP 0	HR 0	S 68	P 110	ERA 1.00	WHIP 0.556																
											PITCHER	IP	WLS	BF	H	R	ER	SO	BB	IBB	HBP	BLK	WP	HR	S	P	ERA	WHIP					

Minnesota Twins @ Kansas City Royals
Royals Stadium, Kansas City, MO
Fri May 31 1991, 8:05 PM EDT
Att. 26,321 - Cloudy - 83 F

livebaseballscorecards.com

AB	29
R	1
H	4
RBI	1
BB	1
SO	4
LOB	8



Batter	1	2	3	4	5	6	7	8	9	AB R H RBI BB SO LOB
Brian McRae, S OBP: 0.280, SLG: 0.375 (1, 8) B S X	1-1 FC6-5 1B		1-3 K		2-2 G4-3		2-2 1B 1-H 2-H			4 0 2 1 0 1 0
Kirk Gibson, L OBP: 0.328, SLG: 0.418 (1, 7) P S B S	3-3 K 1-2		0-1 G5-3		1-3 K		0-0 F7			4 0 0 0 0 2 2
George Brett, L OBP: 0.298, SLG: 0.289 (1, 10) F S B X	2-2 FC6-5 2-3			0-0 2B		0-0 F8		0-0 F8		4 1 1 0 0 0 1
Jim Eisenreich, L OBP: 0.333, SLG: 0.395 (1, 9) B X	1-0 L8			2-2 G3-1 1B 2B		1-2 FC5-4 1B		1-3 K		4 1 2 1 0 1 1
Mike Macfarlane, R OBP: 0.318, SLG: 0.467 (1, 2) B B X		2-0 HR		0-0 G3-1		2-0 FC5-4 1-2f		2-0 P5		4 1 1 1 0 0 2
Kevin Seitzer, R OBP: 0.262, SLG: 0.241 (1, 5) B B X		2-0 G3-1		1-1 G3-1 1B		1-0 F8				3 0 1 1 0 0 1
Warren Cromartie, L OBP: 0.316, SLG: 0.370 (1, 3) C X		0-1 G3-1		0-1 G3-1			1-2 1B 1B			3 1 1 0 0 0 1
Kurt Stillwell, S OBP: 0.301, SLG: 0.338 (1, 6) B C B X		2-1 G3		0-2 G4-3			1-1 P6			3 0 0 0 0 0 2
Terry Shumpert, R OBP: 0.261, SLG: 0.302 (1, 4) F B X			1-1 F8		3-2 F8		0-0 1B 1B 1B			3 0 1 0 0 0 0


Inning Stats	R: 0	H: 1	E: 0	K: 1	S: 11	LOB: 1	BB: 0	P: 16	R: 1	H: 1	E: 0	K: 0	S: 6	LOB: 0	BB: 0	P: 12	R: 0	H: 0	E: 0	K: 1	S: 7	LOB: 0	BB: 0	P: 9	R: 2	H: 3	E: 0	K: 0	S: 15	LOB: 1	BB: 0	P: 18	R: 0	H: 0	E: 0	K: 1	S: 10	LOB: 0	BB: 0	P: 16	R: 0	H: 1	E: 0	K: 0	S: 6	LOB: 1	BB: 0	P: 10	R: 1	H: 3	E: 0	K: 0	S: 11	LOB: 1	BB: 0	P: 15	R: 0	H: 0	E: 0	K: 1	S: 5	LOB: 0	BB: 0	P: 8
Kevin Tapani, R ERA: 3.93 (1, 1)	IP	WLS	BF	H	R	ER	SO	BB	IBB	HBP	BLK	WP	HR	S	P	ERA	WHIP																																															
Steve Bedrosian, R ERA: 4.18 (8, 1)	1.0	3	0	0	0	1	0	0	0	0	0	0	0	5	8	0.00	0.000																																															

BOTTOM

Minnesota Twins @ Kansas City Royals
Royals Stadium, Kansas City, MO

Fri May 31 1991, 8:05 PM EDT
Att. 26,321 - Cloudy - 83 F

AB	32
R	4
H	9
RBI	4
BB	0
SO	4
LOB	10



1B: 6	SF: 0	WP: 0	PA: 32
2B: 2	SAC: 0	PB: 0	
3B: 0	DP: 0	SB: 2	
HR: 1	HBP: 0	CS: 0	

PITCHER	IP	WLS	BF	H	R	ER	SO	BB	IBB	HBP	BLK	WP	HR	S	P	ERA	WHIP
Kevin Tapani, R ERA: 3.93 (1, 1)	7.0	L	29	9	4	4	3	0	0	0	0	0	1	66	96	5.14	1.286
Steve Bedrosian, R ERA: 4.18 (8, 1)	1.0		3	0	0	0	1	0	0	0	0	0	0	5	8	0.00	0.000

BOTTOM

Minnesota Twins @ Kansas City Royals
Royals Stadium, Kansas City, MO

livebaseballscorecards.com

AB	34
R	4
H	9
RBI	4
BB	4
SO	2
LOB	16



WP:	1	PA:	38
PB:	0		
SB:	1		
CS:	0		

Sat Jun 01 1991, 8:05 PM EDT
Att. 29,985 - Cloudy - 86 F

AB R H RBI BB SO LOB

5	0	2	2	0	1	1
4	0	1	1	1	1	1
3	0	1	0	1	0	1
4	0	1	0	0	0	3
3	0	0	0	0	0	2
1	0	1	0	0	0	0
3	0	1	0	1	0	2
3	0	0	0	0	0	3
1	0	0	0	0	0	1
2	1	0	0	1	0	0
1	0	0	0	0	0	1
3	3	2	1	0	0	1
1	0	0	0	0	0	0

1B:	7	SF:	0
2B:	1	SAC:	0
3B:	0	DP:	2
HR:	1	HBP:	0

WP: 1 PA: 38

1B:	7	SF:	0
2B:	1	SAC:	0
3B:	0	DP:	2
HR:	1	HBP:	0

Batter	1	2	3	4	5	6	7	8	9
Brian McRae, S OBP: 0.284, SLG: 0.376 (1, 8)	0-1 1B ①		0-1 G4-3 ②		1-0 G4-6-3 1B ①		1-3 K ②		1-1 F9 ②
Kirk Gibson, L OBP: 0.330, SLG: 0.414 (1, 7)	1-1 P5 ②		0-0 1B ②		1-1 G4-6-3 ②		4-2 WP BB ③		1-3 K ③
George Brett, L OBP: 0.307, SLG: 0.304 (1, 10)	1-0 G4-3 ③		0-0 G3 ③			0-1 2B ①	4-2 BB ①		
Mike Macfarlane, R OBP: 0.316, SLG: 0.461 (1, 2)		1-1 G4-3 1B ①		0-0 F7 ①		0-0 F7 ①	1-1 F9 ③		
Carmelo Martinez, R OBP: 0.320, SLG: 0.235 Warren Cromartie, L OBP: 0.328, SLG: 0.382 (8, PH) (9, 3)		2-1 F8 ①		0-1 G4-3 ②		2-2 P5 ②		0-0 FC6-4 1B ①	
Kevin Seitzer, R OBP: 0.275, SLG: 0.246 (1, 5)		2-2 G4-3 ②		1-1 FC6-4 1B ③		4-2 FC4-6 BB ③		2-2 FC6-4 ①	
Gary Thurman, R OBP: 0.283, SLG: 0.360 Jim Eisenreich, L OBP: 0.331, SLG: 0.392 (8, PH) (9, 9)			0-2 F7 ①	0-1 FC6-4 ③		1-0 FC4-6 ③		0-1 P2 ②	
David Howard, S OBP: 0.190, SLG: 0.056 Kurt Stillwell, S OBP: 0.299, SLG: 0.335 (8, PH) (9, 6)			4-1 E G4-3 BB ①		0-0 G5-3 ①		1-1 G6-3 ①	1-0 P4 ③	
Terry Shumpert, R OBP: 0.271, SLG: 0.339 Brent Mayne, L OBP: 0.355, SLG: 0.345 (9, PH)			1-1 E5 G4-3 1B ①		0-1 S 1B ①		1-0 HR ①	1-2 F7 ①	

Inning Stats	R: 0	H: 1	E: 0	LOB: 0	K: 0	S: 5	R: 0	H: 1	E: 0	LOB: 0	K: 0	S: 9	R: 2	H: 1	E: 1	LOB: 1	K: 0	S: 11	R: 0	H: 1	E: 0	LOB: 1	K: 0	S: 7	R: 1	H: 2	E: 0	LOB: 0	K: 0	S: 6	R: 0	H: 1	E: 0	LOB: 2	K: 0	S: 12	R: 1	H: 1	E: 0	LOB: 2	K: 1	S: 12	R: 0	H: 1	E: 1	LOB: 1	K: 0	S: 7	R: 0	H: 0	E: 0	LOB: 0	K: 1	S: 8	1B: 7	SF: 0	2B: 1	SAC: 0	3B: 0	DP: 2	HR: 1	HBP: 0
--------------	------	------	------	--------	------	------	------	------	------	--------	------	------	------	------	------	--------	------	-------	------	------	------	--------	------	------	------	------	------	--------	------	------	------	------	------	--------	------	-------	------	------	------	--------	------	-------	------	------	------	--------	------	------	------	------	------	--------	------	------	-------	-------	-------	--------	-------	-------	-------	--------

PITCHER	IP	WLS	BF	H	R	ER	SO	BB	IBB	HBP	BLK	WP	HR	S	P	ERA	WHIP
Allan Anderson, L ERA: 4.96 (1, 1)	6.1		27	8	4	2	0	2	0	0	0	0	1	53	77	2.84	1.579
Carl Willis, R ERA: 3.38 (7, 1)	0.2		4	0	0	0	1	2	0	0	0	1	0	9	19	0.00	3.000
Terry Leach, R ERA: 3.32 (8, 1)	2.0		7	1	0	0	1	0	0	0	0	0	0	15	21	0.00	0.500

BOTTOM

Minnesota Twins @ Kansas City Royals
Royals Stadium, Kansas City, MO

Sun Jun 02 1991, 4:33 AM EDT
Att. 25,394 - Cloudy - 81 F

livebaseballscorecards.com

AB	31
R	1
H	5
RBI	1
BB	2
SO	8
LOB	13



WP:	1	PA:	33
PB:	0	SB:	0
CS:	0		

AB R H RBI BB SO LOB

4 0 0 0 0 1 2

4 0 1 1 0 0 1

4 0 0 0 0 2 1

4 0 3 0 0 0 0

3 0 0 0 1 1 2

4 0 0 0 0 0 4

3 0 0 0 0 1 2

2 0 0 0 0 2 0

1 0 1 0 0 0 0

2 1 0 0 1 1 1

1B:	4	SF:	0
2B:	2	SAC:	0
3B:	0	DP:	1
HR:	0	HBP:	0

Batter	1	2	3	4	5	6	7	8	9
Brian McRae, S OBP: 0.277, SLG: 0.366 (1, 8)	K2-3		G5-3			G1-3		F7	
Kirk Gibson, L OBP: 0.328, SLG: 0.410 (1, 7)	L6		G5-3			G1-3		G6-3	
George Brett, L OBP: 0.293, SLG: 0.289 (1, 10)	K		G3			G1-3		K	
Jim Eisenreich, L OBP: 0.342, SLG: 0.408 (1, 9)						G6-3		G4-3	
Brent Mayne, L OBP: 0.343, SLG: 0.313 (1, 2)						K		G6-3	
Kevin Seitzer, R OBP: 0.260, SLG: 0.231 (1, 5)						G4-3		G4-3	
Carmelo Martinez, R OBP: 0.311, SLG: 0.227 (1, 3)						G6-3		F7	
Kurt Stillwell, S OBP: 0.295, SLG: 0.331 (1, 6)						K			
Bill Pecota, R OBP: 0.311, SLG: 0.351 (8, 6)						K			
Terry Shumpert, R OBP: 0.273, SLG: 0.333 (1, 4)						K			

Inning Stats	R: 0	H: 0	E: 0	K: 2	S: 10	R: 0	H: 1	E: 0	K: 1	S: 12	R: 1	H: 1	E: 0	K: 1	S: 10	R: 0	H: 0	E: 0	K: 1	S: 6	R: 0	H: 0	E: 0	K: 2	S: 11	R: 0	H: 1	E: 0	K: 0	S: 8	R: 0	H: 1	E: 0	K: 0	S: 7	R: 0	H: 1	E: 0	K: 0	S: 8	R: 0	H: 1	E: 0	K: 1	S: 9	1B: 4	2B: 2	3B: 0	HR: 0	SF: 0	SAC: 0	DP: 1	HBP: 0	WP: 1	PB: 0	SB: 0	CS: 0	PA: 33
--------------	------	------	------	------	-------	------	------	------	------	-------	------	------	------	------	-------	------	------	------	------	------	------	------	------	------	-------	------	------	------	------	------	------	------	------	------	------	------	------	------	------	------	------	------	------	------	------	-------	-------	-------	-------	-------	--------	-------	--------	-------	-------	-------	-------	--------

PITCHER	IP	WLS	BF	H	R	ER	SO	BB	IBB	HBP	BLK	WP	HR	S	P	ERA	WHIP
Scott Erickson, R ERA: 1.58 (1, 1)	8.1	W	31	5	1	1	8	1	0	0	0	1	0	78	119	1.08	0.720
Rick Aguilera, R ERA: 1.82 (9, 1)	0.2	S	2	0	0	0	0	1	0	0	0	0	0	3	7	0.00	1.500

Batter	1	2	3	4	5	6	7	8	9	AB R H RBI BB SO LOB	TOP	
Mike Devereaux, R (1, 8) OBP: 0.354, SLG: 0.503	0-2 P6		3-1 FC5-4			0-2 P4		1-2 P6		4 0 0 0 0 0 1		
Tim Hulett, R (1, 5) OBP: 0.272, SLG: 0.419	1-3 K		3-3 K			4-0 2B BB		0-2 G6-3		3 1 0 0 1 2 1		
Cal Ripken Jr., R (1, 6) OBP: 0.413, SLG: 0.615	1-1 1B			1-0 L9		0-1 2B			1-1 2B 1B	4 1 3 1 0 0 0		
Joe Orsulak, L (1, 9) OBP: 0.293, SLG: 0.333	2-3 K			1-2 F3		2-1 L6			0-3 K	4 0 0 0 0 2 3		
Randy Milligan, R (1, 10) OBP: 0.343, SLG: 0.361 Sam Horn, L (9, PH) OBP: 0.327, SLG: 0.490 Chris Hoiles, R (9, PR) OBP: 0.314, SLG: 0.318		2-1 P6		3-2 F7			1-3 K		1-0 2B	3 0 0 0 0 1 0 1 0 1 1 0 0 0 0 0 0 0 0 0 0		
David Segui, S (1, 3) OBP: 0.308, SLG: 0.351		2-1 1B			2-1 1B		1-1 F9		1-1 FC1-6-5 BB	4 0 2 0 0 0 1		
Ernie Whitt, L (1, 2) OBP: 0.318, SLG: 0.237		3-1 G3-6-3			0-1 G6-4-3		2-2 2B		4-0 BB	3 0 1 0 1 0 2		
Jeff McKnight, S (1, 7) OBP: 0.209, SLG: 0.195			2-2 G4-3		0-1 G1-3		2-3 K		0-2 P5	4 0 0 0 0 1 3		
Billy Ripken, R (1, 4) OBP: 0.235, SLG: 0.230 Dwight Evans, R (8, PH) OBP: 0.390, SLG: 0.370 Juan Bell, R (8, 4) OBP: 0.132, SLG: 0.184			1-2 FC5-4 1B			2-1 G6-3		3-2 F8		2 0 1 0 0 0 0 1 0 0 0 0 0 0 0 0 0 0 0 0 0		
Inning Stats	R: 0 H: 1 E: 0 LOB: 1 K: 2 BB: 0 S: 14 P: 18	R: 0 H: 1 E: 0 LOB: 0 K: 0 BB: 0 S: 6 P: 13	R: 0 H: 1 E: 0 LOB: 1 K: 1 BB: 0 S: 13 P: 21	R: 0 H: 0 E: 0 LOB: 0 K: 0 BB: 0 S: 9 P: 14	R: 0 H: 1 E: 0 LOB: 0 K: 0 BB: 0 S: 6 P: 8	R: 1 H: 1 E: 0 LOB: 1 K: 0 BB: 1 S: 9 P: 17	R: 0 H: 1 E: 0 LOB: 1 K: 2 BB: 0 S: 12 P: 18	R: 0 H: 0 E: 0 LOB: 0 K: 0 BB: 0 S: 13 P: 17	R: 1 H: 2 E: 0 LOB: 2 K: 1 BB: 1 S: 13 P: 20	1B: 5 SF: 0 2B: 3 SAC: 0 3B: 0 DP: 2 HR: 0 HBP: 0	WP: 0 PA: 35 PB: 0 SB: 0 CS: 0	
PITCHER	IP WLS BF H R ER SO BB IBB HBP BLK WP HR S P ERA WHIP											
Jack Morris, R (1, 1) ERA: 4.25	8.0 W 30 7 2 2 5 1 0 0 0 0 0 0 84 129 2.25 1.000											
Rick Aguilera, R (9, 1) ERA: 1.75	1.0 S 5 1 0 0 1 1 0 0 0 0 0 0 11 17 0.00 2.000											

Baltimore Orioles @ Minnesota Twins
 Hubert H. Humphrey Metrodome, Minneapolis, MN

Mon Jun 03 1991, 8:05 PM EDT
 Att. 12,497 - Dome - 70 F

livebaseballscorecards.com

AB	33
R	2
H	8
RBI	2
BB	2
SO	6
LOB	11



Batter	1	2	3	4	5	6	7	8	9	AB	R	H	RBI	BB	SO	LOB
Greg Gagne, R OBP: 0.374, SLG: 0.514 (1, 6)	3-1 F7		0-1 G3		1-1 1B		1-0 P4			4	1	1	0	0	0	1
Chuck Knoblauch, R OBP: 0.352, SLG: 0.364 (1, 4)	0-0 2B		0-0 F8		0-2 F8		0-0 F8			4	0	1	0	0	0	2
Kirby Puckett, R OBP: 0.357, SLG: 0.493 (1, 8)	2-3 K			0-0 G6-3	1-0 2B		1-1 G4-3			4	1	1	1	0	1	1
Kent Hrbek, L OBP: 0.347, SLG: 0.393 (1, 3)	3-3 K			0-1 HR	1-2 2B		1-0 G1			4	1	2	2	0	1	1
Chili Davis, S OBP: 0.389, SLG: 0.549 (1, 10)		3-1 L4-3 1B		0-0 G6-3 2B	4-0 FC4-6 IBB		2-3 K			3	0	2	0	1	1	0
Brian Harper, R OBP: 0.349, SLG: 0.471 (1, 2)		3-2 L4-3 1-2		0-0 G6-3 2-3	1-1 FC4-6 1-2f		3-3 K			4	0	0	0	0	1	4
Gene Larkin, S OBP: 0.326, SLG: 0.330 Dan Gladden, R OBP: 0.310, SLG: 0.361 (4, PR) (5, 7)		0-0 L9		3-2 HBP		2-3 K				1	0	0	0	0	0	0
Mike Pagliarulo, L OBP: 0.250, SLG: 0.336 Al Newman, S OBP: 0.284, SLG: 0.225 (1, 5) (7, 5)			1-3 K	1-1 F9		0-0 G5-3				3	0	0	0	0	1	2
Pedro Munoz, R OBP: 0.349, SLG: 0.421 (1, 7) (5, 9)			0-0 G3 2B		0-0 P4	0-1 G6-3				0	0	0	0	0	0	0

Inning Stats	R: 0	H: 1	E: 0	K: 2	S: 14	LOB: 1	BB: 0	P: 22	R: 0	H: 1	E: 0	K: 0	S: 8	LOB: 0	BB: 0	P: 14	R: 0	H: 1	E: 0	K: 1	S: 7	LOB: 1	BB: 0	P: 8	R: 1	H: 2	E: 0	K: 0	S: 10	LOB: 2	BB: 0	P: 14	R: 2	H: 3	E: 0	K: 0	S: 13	LOB: 2	BB: 1	P: 21	R: 0	H: 0	E: 0	K: 1	S: 6	LOB: 0	BB: 0	P: 8	R: 0	H: 0	E: 0	K: 0	S: 4	LOB: 0	BB: 0	P: 6	R: 0	H: 0	E: 0	K: 2	S: 11	LOB: 0	BB: 0	P: 17
--------------	------	------	------	------	-------	--------	-------	-------	------	------	------	------	------	--------	-------	-------	------	------	------	------	------	--------	-------	------	------	------	------	------	-------	--------	-------	-------	------	------	------	------	-------	--------	-------	-------	------	------	------	------	------	--------	-------	------	------	------	------	------	------	--------	-------	------	------	------	------	------	-------	--------	-------	-------

PITCHER	IP	WLS	BF	H	R	ER	SO	BB	IBB	HBP	BLK	WP	HR	S	P	ERA	WHIP
Jeff Robinson, R ERA: 4.0 (1, 1)	4.2	L	23	8	3	3	3	0	1	1	0	0	1	50	76	5.79	1.714
Todd Frohwrth, R ERA: (5, 1)	2.1		7	0	0	0	1	0	0	0	0	0	0	12	17	0.00	0.000
Paul Kilgus, L ERA: 3.22 (8, 1)	1.0		3	0	0	0	2	0	0	0	0	0	0	11	17	0.00	0.000


BOTTOM

Baltimore Orioles @ Minnesota Twins
 Hubert H. Humphrey Metrodome, Minneapolis, MN

Mon Jun 03 1991, 8:05 PM EDT
 Att. 12,497 - Dome - 70 F

livebaseballscorecards.com

AB	31
R	3
H	8
RBI	3
BB	1
SO	6
LOB	11



WP: 0	PA: 33
PB: 0	
SB: 0	
CS: 0	

BOTTOM

Baltimore Orioles @ Minnesota Twins
Hubert H. Humphrey Metrodome, Minneapolis, MN

Tue Jun 04 1991, 8:05 PM EDT
Att: 11,672 - Dome - 70 F

livebaseballscores.com



AB R H RBI BB SO LOB

5 0 2 1 0 1 1

5 0 0 0 0 0 3

5 1 2 1 0 0 1

3 0 0 0 2 0 1

5 0 3 0 0 0 3

0 1 0 0 0 0 0

4 0 1 0 1 1 1

4 0 1 0 0 1 2

1 0 1 1 0 0 0

4 1 2 0 0 0 1

3 1 1 1 1 0 0

AB 39
R 4
H 13
RBI 4
BB 4
SO 3
LOB 13

WP: 2 PA: 44
PB: 0
SB: 2
CS: 1

1B: 10 SF: 0
2B: 1 SAC: 0
3B: 1 DP: 1
HR: 1 HBP: 0

Batter	1	2	3	4	5	6	7	8	9	10
Dan Gladden, R OBP: 0.312, SLG: 0.363 (1, 7)	F8	1B			WP S 1B		K		F9	
Chuck Knoblauch, R OBP: 0.343, SLG: 0.354 (1, 4)	F9	F9			F9		F9		F8	
Kirby Puckett, R OBP: 0.358, SLG: 0.505 (1, 8)	HR				F9			FC5-4 1B		P3
Chili Davis, S OBP: 0.389, SLG: 0.540 (1, 10)	E 1B BB				G6-3			FC5-4 WP 1-2f		G6-3
Brian Harper, R OBP: 0.358, SLG: 0.482 (1, 2)	E9				P4			FC6-5-4 1B 1-3		BB 1B
Pedro Munoz, R OBP: 0.349, SLG: 0.421 (10, PR)	1B				BLK 2B					BB 1B
Kent Hrbek, L OBP: 0.348, SLG: 0.390 (1, 3)		G1-3			F9		K	FC6-4 1B		1B BB
Shane Mack, R OBP: 0.311, SLG: 0.432 (1, 9)		F9			G6-3 1B		K	FC6-4 1-2f		1B
Randy Bush, L OBP: 0.271, SLG: 0.208 (10, PH)										1-2 2-H 1B
Scott Leius, R OBP: 0.377, SLG: 0.313 (1, 5)					G6-3		CS 1B		G6-3	
Greg Gagne, R OBP: 0.377, SLG: 0.524 (1, 6)					P3		CS	L5		BB

Inning Stats	R: 1	H: 2	E: 1	K: 0	S: 11	H: 2	LOB: 2	BB: 1	P: 23	R: 2	H: 3	E: 0	K: 0	S: 11	H: 1	LOB: 1	BB: 0	P: 19	R: 0	H: 1	E: 0	K: 0	S: 6	H: 1	LOB: 1	BB: 0	P: 8	R: 0	H: 1	E: 0	K: 0	S: 10	H: 0	LOB: 0	BB: 0	P: 15	R: 0	H: 1	E: 0	K: 2	S: 11	H: 1	LOB: 0	BB: 0	P: 17	R: 0	H: 0	E: 0	K: 1	S: 7	H: 0	LOB: 0	BB: 0	P: 9	R: 0	H: 2	E: 0	K: 0	S: 12	H: 2	LOB: 2	BB: 0	P: 20	R: 0	H: 0	E: 0	K: 0	S: 9	H: 0	LOB: 1	BB: 1	P: 15	R: 1	H: 2	E: 0	K: 0	S: 7	H: 2	LOB: 2	BB: 1	P: 14
--------------	------	------	------	------	-------	------	--------	-------	-------	------	------	------	------	-------	------	--------	-------	-------	------	------	------	------	------	------	--------	-------	------	------	------	------	------	-------	------	--------	-------	-------	------	------	------	------	-------	------	--------	-------	-------	------	------	------	------	------	------	--------	-------	------	------	------	------	------	-------	------	--------	-------	-------	------	------	------	------	------	------	--------	-------	-------	------	------	------	------	------	------	--------	-------	-------

PITCHER	IP	WLS	BF	H	R	ER	SO	BB	IBB	HBP	BLK	WP	HR	S	P	ERA	WHIP
Jeff Ballard, L ERA: 4.15 (1, 1)	4.0		19	8	3	3	0	1	0	0	1	0	1	39	68	6.75	2.250
Mark Williamson, R ERA: 4.6 (5, 1)	3.0		11	2	0	0	3	1	0	0	0	1	0	29	46	0.00	1.000
Mike Flanagan, L ERA: 3.27 (8, 1)	2.0		8	1	0	0	0	1	0	0	0	1	0	18	30	0.00	1.000
Gregg Olson, R ERA: 2.66 (10, 1)	0.2	L	5	2	1	1	0	1	0	0	0	0	0	7	14	13.50	4.500

PITCHER	IP	WLS	BF	H	R	ER	SO	BB	IBB	HBP	BLK	WP	HR	S	P	ERA	WHIP
---------	----	-----	----	---	---	----	----	----	-----	-----	-----	----	----	---	---	-----	------

Batter	1	2	3	4	5	6	7	8	9	AB R H RBI BB SO LOB	TOP	
Mike Devereaux, R (1, 8) OBP: 0.359, SLG: 0.500	1-1 G6-3		3-2 1B			1-2 1B BB		2-3 K		4 1 2 0 0 1 0		
Tim Hulett, R (1, 5) OBP: 0.267, SLG: 0.394	2-3 K		0-0 F7			4-1 E 1B 1-2 BB		2-2 1B 1B		3 0 1 0 1 1 1		
Cal Ripken Jr., R (1, 6) OBP: 0.419, SLG: 0.622	1-0 1B			0-0 F8		0-0 P6		2-0 1B 1-2 1B		4 0 2 0 0 0 2		
Joe Orsulak, L (1, 7) OBP: 0.297, SLG: 0.336	2-0 G4-3			0-1 G3		1-2 E7 1-3 2-H 1B		0-0 G4-3		4 0 1 1 0 0 3		
Sam Horn, L (1, 10) OBP: 0.313, SLG: 0.465		0-0 F8		1-2 G3		1-2 P3			1-3 K	4 0 0 0 0 1 1		
Randy Milligan, R (1, 3) OBP: 0.343, SLG: 0.374		0-2 G5-3			2-1 1B		0-3 K		1-2 HR	4 1 2 1 0 1 0		
David Segui, S (1, 9) OBP: 0.302, SLG: 0.415		3-2 F7			0-0 F7		3-2 G6-3		1-2 HR	4 1 1 1 0 0 1		
Chris Hoiles, R (1, 2) OBP: 0.309, SLG: 0.323			0-3 K		0-0 F7		0-0 G6-3		2-3 K	4 0 0 0 0 2 1		
Juan Bell, R (1, 4) OBP: 0.114, SLG: 0.159 Ernie Whitt, L (9, PH) OBP: 0.311, SLG: 0.231			0-1 G4-3		0-0 P6			1-2 G4-3	2-3 K	3 0 0 0 0 0 1 1 0 0 0 0 1 0		
Inning Stats	R: 0 H: 1 E: 0 LOB: 1 K: 1 BB: 0 S: 7 P: 13	R: 0 H: 0 E: 0 LOB: 0 K: 0 BB: 0 S: 7 P: 10	R: 0 H: 1 E: 0 LOB: 1 K: 1 BB: 0 S: 10 P: 13	R: 0 H: 0 E: 0 LOB: 0 K: 0 BB: 0 S: 6 P: 7	R: 0 H: 1 E: 0 LOB: 1 K: 0 BB: 0 S: 5 P: 7	R: 1 H: 2 E: 1 LOB: 1 K: 0 BB: 1 S: 13 P: 20	R: 0 H: 0 E: 0 LOB: 0 K: 1 BB: 0 S: 8 P: 11	R: 0 H: 2 E: 0 LOB: 2 K: 1 BB: 0 S: 11 P: 18	R: 2 H: 2 E: 0 LOB: 0 K: 3 BB: 0 S: 18 P: 25	1B: 7 SF: 0 2B: 0 SAC: 0 3B: 0 DP: 0 HR: 2 HBP: 0	WP: 0 PA: 36 PB: 0 SB: 0 CS: 0	
PITCHER	IP WLS BF H R ER SO BB IBB HBP BLK WP HR S P ERA WHIP											
Kevin Tapani, R (1, 1) ERA: 3.66	7.2 W 30 7 1 1 4 1 0 0 0 0 0 0 66 98 1.17 1.043											
Rick Aguilera, R (8, 1) ERA: 2.33	1.1 S 6 2 2 2 3 0 0 0 0 0 0 2 19 26 13.50 1.500											

Baltimore Orioles @ Minnesota Twins
Hubert H. Humphrey Metrodome, Minneapolis, MN
Wed Jun 05 1991, 8:05 PM EDT
Att. 12,464 - Dome - 70 F

AB	35
R	3
H	9
RBI	3
BB	1
SO	7
LOB	10



Batter	1	2	3	4	5	6	7	8	9	AB	R	H	RBI	BB	SO	LOB
Dan Gladden, R OBP: 0.306, SLG: 0.354 (1, 7)	2-2 G5-3		1-1 F8			2-2 F8		0-1 F8		4	0	0	0	0	0	0
Al Newman, S OBP: 0.271, SLG: 0.213 (1, 4) (7, 5)	0-0 G4-3			2-1 G3-1		0-0 G4-3		2-1 G6-3		4	0	0	0	0	0	0
Kirby Puckett, R OBP: 0.356, SLG: 0.498 (1, 8)	1-1 F9			4-0 1B BB		0-1 F9		2-2 G4-3		3	0	0	0	1	0	0
Kent Hrbek, L OBP: 0.346, SLG: 0.386 (1, 3)		1-1 G5-3		1-1 P4		0-0 1B 1B		2-3 K		4	1	1	0	0	1	1
Chili Davis, S OBP: 0.395, SLG: 0.545 (1, 10)		2-2 G3		2-0 1 SAFE 1 SAFE 1 SAFE 1B		1-0 1B 1B		0-0 BB 1B		4	1	3	0	0	0	0
Shane Mack, R OBP: 0.319, SLG: 0.429 (1, 9)		4-2 BB		2-3 K		0-2 E3 1B 1-H 2-H		3-2 F9		3	0	1	1	1	1	3
Mike Pagliarulo, L OBP: 0.260, SLG: 0.339 (1, 5) Chuck Knoblauch, R OBP: 0.346, SLG: 0.354 (6, PR) (7, 4)		0-1 SAFE G4-3			2-1 HR 1B		4-0 S IBB		4-1 BB 1-2 BB	2	1	1	0	1	0	1
Lenny Webster, R OBP: 0.500, SLG: 1.333 (1, 2)			2-1 G6-3		1-2 HR 1B		2-3 SAFE K		3-2 F8	4	1	1	2	0	1	4
Greg Gagne, R OBP: 0.370, SLG: 0.514 (1, 6)			3-2 G5-3		1-1 G6-3		2-0 G1-3			3	0	0	0	0	0	3

Inning Stats	R: 0	H: 0	E: 0	K: 0	S: 6	LOB: 0	BB: 0	P: 9	R: 0	H: 0	E: 0	K: 0	S: 9	LOB: 1	BB: 1	P: 16	R: 0	H: 0	E: 0	K: 0	S: 8	LOB: 0	BB: 0	P: 14	R: 0	H: 1	E: 0	K: 1	S: 8	LOB: 2	BB: 1	P: 19	R: 2	H: 2	E: 0	K: 0	S: 11	LOB: 0	BB: 0	P: 17	R: 2	H: 3	E: 1	K: 0	S: 11	LOB: 3	BB: 1	P: 20	R: 0	H: 0	E: 0	K: 0	S: 8	LOB: 0	BB: 0	P: 12	R: 0	H: 1	E: 0	K: 1	S: 14	LOB: 2	BB: 1	P: 26
1B: 6	SF: 0	2B: 0	SAC: 0	3B: 0	DP: 0	HR: 1	HBP: 0	WP: 0	PA: 35																																																							

PITCHER	IP	WLS	BF	H	R	ER	SO	BB	IBB	HBP	BLK	WP	HR	S	P	ERA	WHIP
Jose Mesa, R ERA: 4.14 (1, 1)	5.1	L	25	6	4	3	1	2	1	0	0	0	1	49	87	5.06	1.500
Todd Frohwrth, R ERA: (6, 1)	1.2		5	0	0	0	1	0	0	0	0	0	0	12	20	0.00	0.000
Kevin Hickey, L ERA: 7.71 (8, 1)	1.0		5	1	0	0	1	1	0	0	0	0	0	14	26	0.00	2.000

BOTTOM

Baltimore Orioles @ Minnesota Twins
 Hubert H. Humphrey Metrodome, Minneapolis, MN
 Wed Jun 05 1991, 8:05 PM EDT
 Att: 12,464 - Dome - 70 F

livebaseballscores.com

AB	31
R	4
H	7
RBI	3
BB	4
SO	3
LOB	12



Batter	1	2	3	4	5	6	7	8	9	AB R H RBI BB SO LOB	TOP											
Mike Huff, R (1, 8) OBP: 0.409, SLG: 0.337 Beau Allred, L (9, PH) OBP: 0.388, SLG: 0.376	0-1 G5-3			2-2 G5-4-3 1B		1-0 F7			1-3 K	3 0 1 0 0 0 0 1 0 0 0 0 1 0	Cleveland Indians @ Minnesota Twins Hubert H. Humphrey Metrodome, Minneapolis, MN Fri Jun 07 1991, 8:05 PM EDT Att. 18,200 - Dome - 70 F livebaseballscorecards.com											
Mark Lewis, R (1, 4) OBP: 0.352, SLG: 0.387	1-3 K		1 SAFE 0-0 G5-4-3 1-2f	1-1 F8		1-0 F8		1-1 F8	1-1 F9	4 0 0 0 0 1 1												
Carlos Baerga, S (1, 5) OBP: 0.340, SLG: 0.405	3-2 F8		1-1 F8	1-1 F8		1-1 FC6-4 HBP		2-2 F8	2-2 F8	3 0 0 0 0 0 0												
Luis Medina, R (1, 10)		1-2 F9		2-2 G6-3		0-2 FC6-4 1-2f BB				3 0 0 0 0 0 1												
Brook Jacoby, R (1, 3) OBP: 0.276, SLG: 0.357		2-1 F9		0-3 K		4-2 SAFE 1-2 BB				2 0 0 0 1 1 0												
Chris James, R (1, 7) OBP: 0.320, SLG: 0.361		1-0 G5-3		0-0 E5		0-0 F9				3 0 0 0 0 0 2												
Joel Skinner, R (1, 2) OBP: 0.329, SLG: 0.456 Alex Cole, L (8, PR) OBP: 0.362, SLG: 0.379 Eddie Taubensee, L (8, 2)			1-3 K	0-0 G5-3				0-0 CS 2B		3 0 1 0 0 1 1 0 0 0 0 0 0 0 0 0 0 0 0 0 0												
Felix Fermin, R (1, 6) OBP: 0.260, SLG: 0.267		0-0 L3		2-1 G4-3		0-1 P3				3 0 0 0 0 0 1												
Turner Ward, S (1, 9) OBP: 0.282, SLG: 0.284		0-0 L8		0-0 P4		2-2 SAFE 2-2 F7 2-3				3 0 0 0 0 0 1												
Inning Stats	R: 0 E: 0 K: 1 S: 11	H: 0 LOB: 0 BB: 0 P: 15	R: 0 E: 0 K: 0 S: 8	H: 0 LOB: 0 BB: 0 P: 12	R: 0 E: 0 K: 1 S: 5	H: 0 LOB: 0 BB: 0 P: 6	R: 0 E: 0 K: 0 S: 6	H: 1 LOB: 0 BB: 0 P: 9	R: 0 E: 1 K: 1 S: 8	H: 0 LOB: 1 BB: 0 P: 10		R: 0 E: 0 K: 0 S: 4	H: 0 LOB: 0 BB: 0 P: 7	R: 0 E: 0 K: 0 S: 8	H: 0 LOB: 2 BB: 1 P: 14	R: 0 E: 0 K: 0 S: 6	H: 1 LOB: 1 BB: 0 P: 8	R: 0 E: 0 K: 1 S: 8	H: 0 LOB: 0 BB: 0 P: 12	1B: 1 2B: 1 3B: 0 HR: 0	SF: 0 SAC: 0 DP: 1 HBP: 1	WP: 0 PB: 0 SB: 0 CS: 1
PITCHER Allan Anderson, L (1, 1) ERA: 4.39 Rick Aguilera, R (9, 1) ERA: 2.25	IP: 8.0 WLS: W BF: 27 H: 2 R: 0 ER: 0 SO: 3 BB: 1 IBB: 0 HBP: 1 BLK: 0 WP: 0 HR: 0 S: 56 P: 81 ERA: 0.00 WHIP: 0.375	IP: 1.0 WLS: S BF: 3 H: 0 R: 0 ER: 0 SO: 1 BB: 0 IBB: 0 HBP: 0 BLK: 0 WP: 0 HR: 0 S: 8 P: 12 ERA: 0.00 WHIP: 0.000											PITCHER IP: 0 WLS: 0 BF: 0 H: 0 R: 0 ER: 0 SO: 0 BB: 0 IBB: 0 HBP: 0 BLK: 0 WP: 0 HR: 0 S: 0 P: 0 ERA: 0.00 WHIP: 0.000	ERA: 0.00 WHIP: 0.000								



Batter	1	2	3	4	5	6	7	8	9	AB	R	H	RBI	BB	SO	LOB
Greg Gagne, R (1, 6) OBP: 0.367, SLG: 0.507	3-3 K		1-0 P4		1-1 1B		0-0 F9			4	0	1	0	0	1	0
Chuck Knoblauch, R (1, 4) OBP: 0.344, SLG: 0.351	1-1 G6-3		1-2 E5 PB		0-0 G1-3			2-2 1B WP 1B		4	1	1	0	0	0	1
Kirby Puckett, R (1, 8) OBP: 0.350, SLG: 0.488	3-1 E6		3-1 G5-3			2-3 K		0-1 F8		4	0	0	0	0	1	2
Kent Hrbek, L (1, 3) OBP: 0.355, SLG: 0.391	2-2 G4-3			4-1 S BB		0-0 BB 1B		1-2 WP 1B		3	0	2	0	1	0	1
Chili Davis, S (1, 10) OBP: 0.397, SLG: 0.557		3-1 HR		0-0 F8		4-0 BB		1-3 K		3	1	1	1	1	1	3
Brian Harper, R (1, 2) OBP: 0.355, SLG: 0.472		0-0 G5-3		1-2 F7		1-3 K		4-0 1B IBB		3	0	0	0	1	1	3
Mike Pagliarulo, L (1, 5) OBP: 0.254, SLG: 0.331 Al Newman, S (8, PH) OBP: 0.267, SLG: 0.211		2-3 K		0-1 L7		0-0 G4-3		1-1 L9		3	0	0	0	0	1	3
Shane Mack, R (1, 9) OBP: 0.309, SLG: 0.414		3-1 L7			2-2 F8		1-1 F9			3	0	0	0	0	0	0
Dan Gladden, R (1, 7) OBP: 0.301, SLG: 0.348			1-1 P2		2-3 K		3-2 P3			3	0	0	0	0	1	0

Inning Stats	R: 0	H: 0	E: 1	K: 1	S: 11	LOB: 1	BB: 0	P: 20	R: 1	H: 1	E: 0	K: 1	S: 8	LOB: 0	BB: 0	P: 16	R: 0	H: 0	E: 0	K: 0	S: 7	LOB: 1	BB: 1	P: 12	R: 0	H: 1	E: 0	K: 1	S: 9	LOB: 2	BB: 1	P: 16	R: 0	H: 0	E: 0	K: 0	S: 6	LOB: 0	BB: 0	P: 10	R: 1	H: 2	E: 0	K: 1	S: 17	LOB: 2	BB: 1	P: 26
PITCHER	IP	WLS	BF	H	R	ER	SO	BB	IBB	HBP	BLK	WP	HR	S	P	ERA	WHIP																															
Tom Candiotti, R (1, 1) ERA: 2.27	7.1	L	31	5	2	2	5	2	0	0	0	0	1	68	115	2.46	0.955																															
Jesse Orosco, L (8, 1) ERA: 2.87	0.2		3	0	0	0	1	0	1	0	0	1	0	7	13	0.00	0.000																															

BOTTOM

Cleveland Indians @ Minnesota Twins
 Hubert H. Humphrey Metrodome, Minneapolis, MN

Fri Jun 07 1991, 8:05 PM EDT
 Att: 18,200 - Dome - 70 F

livebaseballscores.com

AB	31
R	2
H	5
RBI	1
BB	3
SO	6
LOB	15

MINNESOTA
Twins
 BASEBALL CLUB

1B: 4	SF: 0	WP: 1	PA: 34
2B: 0	SAC: 0	PB: 1	
3B: 0	DP: 0	SB: 1	
HR: 1	HBP: 0	CS: 0	

Batter	1	2	3	4	5	6	7	8	9	AB R H RBI BB SO LOB	TOP											
Alex Cole, L (1, 8) OBP: 0.382, SLG: 0.394	0-0 G4-6-3 1B		0-1 1B		0-2 L3			2-1 FC4-6 1B	4-2 BB	4 0 3 0 1 0 1												
Mark Lewis, R (1, 4) OBP: 0.348, SLG: 0.387	1-2 G4-6-3 1-2f		2-1 G6-3			1-0 G4-3 2B		0-1 P3	1-0 F9	5 0 1 0 0 0 6												
Carlos Baerga, S (1, 5) OBP: 0.333, SLG: 0.397	0-3 K			0-0 P3		0-2 G4-3		1-0 FC4-6 1-2f		4 0 0 0 0 1 2												
Luis Medina, R (1, 10)		1-3 K		4-1 FC5-4 BB		0-0 G2-3		2-2 G4-3		3 0 0 0 1 1 2												
Brook Jacoby, R (1, 3) OBP: 0.276, SLG: 0.349		4-2 G4-3 BB		0-1 FC5-4 1-2f		0-1 G6-3			1-1 G6-3	3 0 0 0 1 0 2												
Beau Allred, L (1, 9) OBP: 0.377, SLG: 0.363		2-1 G4-3 1-2		0-0 F7			3-1 G4-3		0-3 K	4 0 0 0 0 1 2												
Chris James, R (1, 7) OBP: 0.324, SLG: 0.369		1-0 G5-3			2-3 K		0-2 2B		0-1 1B 1B	4 1 2 0 0 1 1												
Joel Skinner, R (1, 2) OBP: 0.318, SLG: 0.439			2-3 K		3-3 K		0-0 G6-3		1-1 BB 1B 1B	3 0 0 0 0 2 1 1 0 1 0 0 0 0												
Jerry Browne, S (9, PH) OBP: 0.239, SLG: 0.240																						
Felix Fermin, R (1, 6) OBP: 0.262, SLG: 0.269			2-3 K		0-1 1B		0-0 G4-3		0-1 BB 1B	3 0 1 0 0 1 1 1 0 1 1 0 0 0												
Turner Ward, S (9, PH) OBP: 0.288, SLG: 0.292																						
Inning Stats	R: 0 E: 0 K: 1 S: 7	H: 1 LOB: 0 BB: 0 P: 8	R: 0 E: 0 K: 1 S: 10	H: 0 LOB: 1 BB: 1 P: 18	R: 0 E: 0 K: 2 S: 12	H: 1 LOB: 1 BB: 0 P: 18	R: 0 E: 0 K: 0 S: 5	H: 0 LOB: 1 BB: 1 P: 9	R: 0 E: 0 K: 0 S: 11	H: 1 LOB: 1 BB: 0 P: 16	R: 0 E: 0 K: 0 S: 7	H: 1 LOB: 1 BB: 0 P: 8	R: 0 E: 0 K: 0 S: 8	H: 1 LOB: 1 BB: 0 P: 11	R: 0 E: 0 K: 0 S: 9	H: 1 LOB: 1 BB: 0 P: 14	R: 1 E: 0 K: 1 S: 14	H: 3 LOB: 3 BB: 1 P: 21	1B: 7 2B: 2 3B: 0 HR: 0	SF: 0 SAC: 0 DP: 1 HBP: 0	WP: 0 PB: 0 SB: 0 CS: 0	PA: 38
PITCHER	IP WLS BF H R ER SO BB IBB HBP BLK WP HR S P ERA WHIP												PITCHER	IP WLS BF H R ER SO BB IBB HBP BLK WP HR S P ERA WHIP								
Scott Erickson, R (1, 1) ERA: 1.53	8.2 W 36 9 1 1 7 2 0 0 0 0 0 0 80 115 1.04 1.269																					
Rick Aguilera, R (9, 1) ERA: 2.22	0.1 S 2 0 0 0 0 1 0 0 0 0 0 0 3 8 0.00 3.000																					

Cleveland Indians @ Minnesota Twins
 Hubert H. Humphrey Metrodome, Minneapolis, MN

Sat Jun 08 1991, 8:05 PM EDT
 Att. 25,313 - Dome - 70 F

AB	35
R	1
H	9
RBI	1
BB	3
SO	7
LOB	18



Batter	1	2	3	4	5	6	7	8	9	AB R H RBI BB SO LOB
Dan Gladden, R OBP: 0.305, SLG: 0.354 (1, 7)	0-2 F8		2-1 F9 2B		1-0 G3-1		4-2 G1-3 1B BB			3 1 1 0 1 0 0
Chuck Knoblauch, R OBP: 0.343, SLG: 0.349 (1, 4)	0-1 BB 1B		2-2 F9 2-3			2-2 F8	1-0 G1-3 1-2			4 0 1 0 0 0 2
Kirby Puckett, R OBP: 0.357, SLG: 0.488 (1, 8)	4-0 1-2 BB		0-1 P4			1-1 BB 2B 1B	4-0 1B IBB			2 1 1 0 2 0 1
Kent Hrbek, L OBP: 0.358, SLG: 0.390 (1, 3)	1-3 K		1-2 G6-3			4-0 2B BB	0-1 1-3 2-H 1B			3 0 1 1 1 1 3
Chili Davis, S OBP: 0.395, SLG: 0.556 (1, 10)	3-0 G4-3			1-3 K		1-1 2B	3-2 P6			4 0 1 1 0 1 4
Gene Larkin, S OBP: 0.333, SLG: 0.330 (1, 9)		1-2 FC4-6 1B		1-1 G4-3		4-0 IBB	2-1 L8			3 0 1 0 1 0 0
Shane Mack, R OBP: 0.309, SLG: 0.414 (9, 9)										0 0 0 0 0 0 0
Lenny Webster, R OBP: 0.333, SLG: 0.800 (1, 2)		1-3 K		1-0 F8		0-3 K	2-1 F8			4 0 0 0 0 2 4
Mike Pagliarulo, L OBP: 0.248, SLG: 0.323 (1, 5)		0-0 FC4-6 1-2f			0-2 G5-3	0-0 G3		0-0 2B		3 0 0 0 0 0 4
Scott Leius, R OBP: 0.387, SLG: 0.347 (8, PH) (9, 5)										1 0 1 0 0 0 0
Greg Gagne, R OBP: 0.365, SLG: 0.500 (1, 6)		3-1 F9			1-2 1B		0-0 G6-3	3-2 F9		4 0 1 0 0 0 2

Inning Stats	R: 0 E: 0 K: 1 S: 10	H: 1 LOB: 2 BB: 1 P: 18	R: 0 E: 0 K: 1 S: 11	H: 1 LOB: 1 BB: 0 P: 16	R: 0 E: 0 K: 0 S: 10	H: 1 LOB: 0 BB: 0 P: 15	R: 0 E: 0 K: 1 S: 7	H: 0 LOB: 0 BB: 0 P: 10	R: 0 E: 0 K: 0 S: 7	H: 1 LOB: 0 BB: 0 P: 9	R: 1 E: 0 K: 1 S: 12	H: 2 LOB: 3 BB: 2 P: 24	R: 1 E: 0 K: 0 S: 9	H: 1 LOB: 2 BB: 2 P: 21	R: 0 E: 0 K: 0 S: 8	H: 1 LOB: 1 BB: 0 P: 15	1B: 5 2B: 3 3B: 0 HR: 0	SF: 0 SAC: 0 DP: 0 HBP: 0	WP: 0 PB: 0 SB: 0 CS: 0	PA: 36
--------------	-------------------------------	----------------------------------	-------------------------------	----------------------------------	-------------------------------	----------------------------------	------------------------------	----------------------------------	------------------------------	---------------------------------	-------------------------------	----------------------------------	------------------------------	----------------------------------	------------------------------	----------------------------------	----------------------------------	------------------------------------	----------------------------------	--------

PITCHER	IP	WLS	BF	H	R	ER	SO	BB	IBB	HBP	BLK	WP	HR	S	P	ERA	WHIP
Charles Nagy, R ERA: 3.67 (1, 1)	6.2	L	30	6	2	2	4	3	2	0	0	0	0	61	105	2.70	1.350
Jesse Orosco, L ERA: 2.7 (7, 1)	1.0		4	1	0	0	0	0	0	0	0	0	0	9	16	0.00	1.000
Mike Walker, R ERA: 3.38 (8, 1)	0.1		2	1	0	0	0	0	0	0	0	0	0	4	7	0.00	3.000


BOTTOM

Cleveland Indians @ Minnesota Twins
 Hubert H. Humphrey Metrodome, Minneapolis, MN

Sat Jun 08 1991, 8:05 PM EDT
 Att. 25,313 - Dome - 70 F

livebaseballscorecards.com

AB	31
R	2
H	8
RBI	2
BB	5
SO	4
LOB	20




Batter	1	2	3	4	5	6	7	8	9	AB R H RBI BB SO LOB	TOP											
Alex Cole, L (1, 8) OBP: 0.386, SLG: 0.392	4-1 BLK BB		3-2 1B			3-2 L6		2-1 G4-3 1-2f		3 0 1 0 1 0 3												
Mark Lewis, R (1, 6) OBP: 0.345, SLG: 0.384	1-3 SAFE K			0-1 G3		2-0 1B		1-1 F9		4 0 1 1 0 1 2												
Jerry Browne, S (1, 4) OBP: 0.231, SLG: 0.231	1-2 P6			0-1 G3-1		0-0 G4-3			2-1 G4-3	4 0 0 0 0 0 2												
Carlos Baerga, S (1, 5) OBP: 0.336, SLG: 0.393	3-3 K			1-1 G4-3		4-0 BB			4-0 2B BB	2 0 0 0 2 1 1												
Brook Jacoby, R (1, 3) OBP: 0.269, SLG: 0.340		0-0 F8		2-0 L7		1-0 G6-4-3			3-2 P3	4 0 0 0 0 0 2												
Chris James, R (1, 7) OBP: 0.322, SLG: 0.372		0-1 F9		1-0 G6-3		1-0 F8			2-1 2B	4 0 1 0 0 0 0												
Luis Lopez, R (1, 10) OBP: 0.111, SLG: 0.111		0-0 F9		1-0 G5-3				2-2 1B 2B	1-0 F7	4 1 1 0 0 0 2												
Turner Ward, S (1, 9) OBP: 0.299, SLG: 0.306			2-1 L8		4-2 BB			1-1 1B 2B		2 0 1 0 1 0 0												
Joel Skinner, R (1, 2) OBP: 0.318, SLG: 0.435			0-3 K		0-2 1B			0-1 G4-3 1B		3 1 1 1 0 1 1												
Inning Stats	R: 0 E: 0 K: 2 S: 11	H: 0 LOB: 1 BB: 1 P: 20	R: 0 E: 0 K: 0 S: 4	H: 0 LOB: 0 BB: 0 P: 4	R: 0 E: 0 K: 1 S: 8	H: 1 LOB: 1 BB: 0 P: 13	R: 0 E: 0 K: 0 S: 6	H: 0 LOB: 0 BB: 0 P: 7	R: 0 E: 0 K: 0 S: 3	H: 0 LOB: 0 BB: 0 P: 7	R: 1 E: 0 K: 0 S: 12	H: 1 LOB: 1 BB: 1 P: 21	R: 0 E: 0 K: 0 S: 2	H: 0 LOB: 0 BB: 1 P: 8	R: 1 E: 0 K: 0 S: 12	H: 3 LOB: 1 BB: 0 P: 18	R: 0 E: 0 K: 0 S: 8	H: 1 LOB: 2 BB: 1 P: 20	1B: 4 2B: 2 3B: 0 HR: 0	SF: 0 SAC: 0 DP: 2 HBP: 0	WP: 0 PB: 1 SB: 0 CS: 0	PA: 34
PITCHER	IP WLS BF H R ER SO BB IBB HBP BLK WP HR S P ERA WHIP																					
Jack Morris, R (1, 1) ERA: 3.97	8.0 W 29 5 2 1 3 3 0 0 0 0 0 0 58 98 1.12 1.000																					
Steve Bedrosian, R (9, 1) ERA: 3.77	1.0 5 1 0 0 0 1 0 0 0 0 0 0 8 20 0.00 2.000																					

Cleveland Indians @ Minnesota Twins
 Hubert H. Humphrey Metrodome, Minneapolis, MN
 Sun Jun 09 1991, 4:33 AM EDT
 Att. 20,677 - Dome - 70 F

livebaseballscorecards.com

AB	30
R	2
H	6
RBI	2
BB	4
SO	3
LOB	13



Batter	1	2	3	4	5	6	7	8	9	AB R H RBI BB SO LOB	TOP																									
Mike Huff, R (1, 8) OBP: 0.409, SLG: 0.368	3-2 HR	3-1 E5 1B 1B		2-3 K		0-0 F9			1-1 G4-6-3 1-2f	5 2 2 2 0 1 3	Cleveland Indians @ Minnesota Twins Hubert H. Humphrey Metrodome, Minneapolis, MN Mon Jun 10 1991, 8:05 PM EDT Att. 14,171 - Dome - 70 F livebaseballscorecards.com AB 38 R 5 H 13 RBI 4 BB 1 SO 5 LOB 17 																									
Felix Fermin, R (1, 6) OBP: 0.282, SLG: 0.298	1-1 FC5-4 1B	2-0 1B			0-1 G6-3			1-1 F9 G4-3 1B	1-2 1B 2B	5 1 4 1 0 0 0																										
Jerry Browne, S (1, 4) OBP: 0.230, SLG: 0.229	1-0 F9	1-1 F7			1-0 P6			2-1 F9 1-3	1-1 1B	5 0 1 0 0 0 3																										
Chris James, R (1, 7) OBP: 0.320, SLG: 0.368	0-1 FC5-4 WP 1-2f				2-0 F8 1B			1-2 G4-3 3-H	1-1 F9	5 0 1 1 0 0 3																										
Brook Jacoby, R (1, 5) OBP: 0.268, SLG: 0.344	2-2 G4-3 1-2				1-0 P3			1-0 F7		4 0 1 0 0 0 2																										
Luis Medina, R (1, 10) OBP: 0.182, SLG: 0.100					2-2 G4-3 2-3			3-2 F7		4 0 1 0 0 1 1																										
Luis Lopez, R (1, 3) OBP: 0.231, SLG: 0.231					1-2 P4			0-0 G3-1		4 1 2 0 0 0 1																										
Turner Ward, S (1, 9) OBP: 0.300, SLG: 0.300					1-0 F7			0-0 SH1-3 1-2 2-3		2 1 0 0 1 0 0																										
Joel Skinner, R (1, 2) OBP: 0.308, SLG: 0.420					1-3 K			2-3 K		3 0 0 0 0 3 4																										
Alex Cole, L (9, PH) OBP: 0.391, SLG: 0.398									1-2 G4-6-3 1B	1 0 1 0 0 0 0																										
Inning Stats	R: 1 E: 0 K: 0 S: 11	H: 2 LOB: 1 BB: 0 P: 18	R: 3 E: 1 K: 2 S: 15	H: 3 LOB: 1 BB: 1 P: 28	R: 0 E: 0 K: 0 S: 8	H: 1 LOB: 1 BB: 0 P: 14	R: 0 E: 0 K: 2 S: 8	H: 0 LOB: 0 BB: 0 P: 12	R: 0 E: 0 K: 1 S: 9	H: 2 LOB: 2 BB: 0 P: 13	R: 1 E: 0 K: 0 S: 8	H: 1 LOB: 0 BB: 0 P: 13	R: 0 E: 0 K: 0 S: 6	H: 0 LOB: 0 BB: 0 P: 9	R: 0 E: 0 K: 0 S: 13	H: 3 LOB: 2 BB: 0 P: 18	1B: 10 2B: 2 3B: 0 HR: 1	SF: 0 SAC: 1 DP: 1 HBP: 0	WP: 2 PB: 0 SB: 1 CS: 0	PA: 40																
PITCHER	IP WLS BF H R ER SO BB IBB HBP BLK WP HR S P ERA WHIP																																			
Mark Guthrie, L (1, 1) ERA: 5.15	2.0		12	5	4	4	2	1	0	0	0	2	1	26	46	18.00	3.000																			
Paul Abbott, R (3, 1) ERA: 2.45	4.0	W	16	4	0	0	3	0	0	0	0	0	0	34	53	0.00	1.000																			
Terry Leach, R (7, 1) ERA: 3.12	2.2		11	4	1	1	0	0	0	0	0	0	0	25	37	3.38	1.500																			
Rick Aguilera, R (9, 1) ERA: 2.2	0.1	S	1	0	0	0	0	0	0	0	0	0	0	2	3	0.00	0.000																			

Batter	1	2	3	4	5	6	7	8	9	AB R H RBI BB SO LOB
Dan Gladden, R OBP: 0.312, SLG: 0.353 (1, 7)	4-1 F9 1B SF7 BB	1-2 FC5-4-2-6 1-2 2-H		1 SAFE 0-0 P6		1-1 1B SF8 1B	4-1 BB			3 2 1 0 2 0 3
Shane Mack, R OBP: 0.336, SLG: 0.469 (1, 9)	2-1 BB 1-2 1B		0-0 1B FC4-6 1B	0-2 G5-3		1-1 SF8 SF9 1B	2-1 F7			5 2 3 0 0 0 3
Kirby Puckett, R OBP: 0.351, SLG: 0.480 (1, 8)	2-1 F9		0-1 FC4-6 1-3 1B		1-1 HBP 1B 2B	1-2 SF8		0-0 G1-3		4 1 2 1 0 0 2
Kent Hrbek, L OBP: 0.367, SLG: 0.398 (1, 3)	0-0 SF7		0-0 FC4-6 1B 1-2f 3-H		1-1 HBP 2B 1B	2-3 3-H 4-0 BB		2-0 1B 1B 1B		3 2 2 2 1 0 1
Chili Davis, S OBP: 0.388, SLG: 0.541 (1, 10)	4-0 BB 1-2 BB		0-0 1B 1-3 1B		1-1 P6	2-2 SF9		2-0 L8		3 0 1 1 1 0 3
Brian Harper, R OBP: 0.366, SLG: 0.480 (1, 2)	3-2 G5-3		1-0 G4-6-3 1-2 3-H 1B		1-2 2B HBP	0-1 F8		2-0 1B 1-2 1B		4 1 2 1 0 0 3
Mike Pagliarulo, L OBP: 0.250, SLG: 0.331 (1, 5)		2-0 G4-3	1-0 G4-6-3 1-2f		2-1 2B		0-0 G6-3 SH1-4 1B	1-1 FC6-4 1-2 2-3 1B		3 0 1 3 0 0 2 2 0 2 0 0 0 0
Scott Leius, R OBP: 0.403, SLG: 0.370 (7, PH) (8, 5)										
Greg Gagne, R OBP: 0.358, SLG: 0.484 (1, 6)		4-1 BB FC5-4-2-6 BB		1-2 L7		1-0 P6	1 SAFE 0-1 SH1-4	1-1 FC6-4 1-2f		3 0 0 0 1 0 4
Al Newman, S OBP: 0.277, SLG: 0.217 (1, 4)		4-2 BB FC5-4-2-6 BB		1-1 E3		1-0 P4	2-0 G6-3 2-3			3 0 0 0 1 0 2

Inning Stats	R: 1	H: 1	E: 0	K: 0	S: 10	LOB: 2	BB: 2	P: 25	R: 0	H: 0	E: 0	K: 0	S: 7	LOB: 1	BB: 2	P: 18	R: 2	H: 4	E: 0	K: 0	S: 7	LOB: 1	BB: 0	P: 9	R: 0	H: 0	E: 1	K: 0	S: 10	LOB: 1	BB: 0	P: 12	R: 3	H: 3	E: 0	K: 0	S: 12	LOB: 1	BB: 0	P: 20	R: 2	H: 2	E: 0	K: 0	S: 14	LOB: 1	BB: 1	P: 23	R: 0	H: 1	E: 0	K: 0	S: 7	LOB: 2	BB: 1	P: 15	R: 0	H: 3	E: 0	K: 0	S: 8	LOB: 3	BB: 0	P: 16
--------------	------	------	------	------	-------	--------	-------	-------	------	------	------	------	------	--------	-------	-------	------	------	------	------	------	--------	-------	------	------	------	------	------	-------	--------	-------	-------	------	------	------	------	-------	--------	-------	-------	------	------	------	------	-------	--------	-------	-------	------	------	------	------	------	--------	-------	-------	------	------	------	------	------	--------	-------	-------

PITCHER	IP	WLS	BF	H	R	ER	SO	BB	IBB	HBP	BLK	WP	HR	S	P	ERA	WHIP
Eric King, R ERA: 5.42 (1, 1)	4.1	L	25	8	6	6	0	4	0	0	0	0	0	44	80	12.46	2.769
Sergio Valdez, R ERA: 5.51 (5, 1)	1.0		5	2	2	2	0	0	0	0	0	0	0	9	14	18.00	2.000
Efrain Valdez, L ERA: 1.5 (6, 1)	1.0		5	1	0	0	0	1	0	0	0	0	0	10	16	0.00	2.000
Mike Walker, R ERA: 2.08 (7, 1)	1.2		9	3	0	0	0	1	0	0	0	0	0	12	28	0.00	2.400


BOTTOM

Cleveland Indians @ Minnesota Twins
 Hubert H. Humphrey Metrodome, Minneapolis, MN

Mon Jun 10 1991, 8:05 PM EDT
 Att. 14,171 - Dome - 70 F

AB	33
R	8
H	14
RBI	8
BB	6
SO	0
LOB	23

livebaseballscores.com



WP	HR	S	P	ERA	WHIP
0	0	0	0	0	0

Batter	1	2	3	4	5	6	7	8	9	AB R H RBI BB SO LOB	TOP									
Roberto Kelly, R (1, 8) OBP: 0.333, SLG: 0.420	0-2 G4-3			1-3 K		0-0 F8		2-2 HR		4 1 1 1 0 1 0										
Steve Sax, R (1, 4) OBP: 0.304, SLG: 0.345	2-1 G5-3			1-3 K		0-1 G4-3		0-0 G6-3		4 0 0 0 0 1 0										
Don Mattingly, L (1, 3) OBP: 0.361, SLG: 0.418	1-3 K			1-0 F9			4-0 HR BB		0-0 G3-1	3 1 0 0 1 1 0										
Kevin Maas, L (1, 10) OBP: 0.403, SLG: 0.449		2-0 P5			1-1 P5		1-2 F4		3-2 F9	4 0 0 0 0 0 1										
Mel Hall, L (1, 7) OBP: 0.315, SLG: 0.564		1-2 G4-3			0-0 1B 1B		2-0 HR		3-2 P3	4 1 2 2 0 0 0										
Jesse Barfield, R (1, 9) OBP: 0.340, SLG: 0.489		0-0 G5-3			1-1 P6		2-2 G3-6-1 1B			3 0 1 0 0 0 1										
Matt Nokes, L (1, 2) OBP: 0.322, SLG: 0.503			0-0 P5		1-0 FC6-4 1B		0-0 G3-6-1			3 0 1 0 0 0 1										
Alvaro Espinoza, R (1, 6) OBP: 0.292, SLG: 0.342			1-0 L5-3 1B		0-0 FC6-4			1-1 F9		3 0 1 0 0 0 2										
Pat Kelly, R (1, 5) OBP: 0.265, SLG: 0.413			0-1 L5-3		0-1 P3			1-3 K		3 0 0 0 0 1 1										
Inning Stats	R: 0 E: 0 K: 1 S: 9	H: 0 LOB: 0 BB: 0 P: 12	R: 0 E: 0 K: 0 S: 7	H: 0 LOB: 0 BB: 0 P: 10	R: 0 E: 0 K: 0 S: 4	H: 1 LOB: 0 BB: 0 P: 5	R: 0 E: 0 K: 2 S: 7	H: 0 LOB: 0 BB: 0 P: 10	R: 0 E: 0 K: 0 S: 5	H: 0 LOB: 0 BB: 0 P: 5	R: 2 E: 0 K: 0 S: 9	H: 2 LOB: 0 BB: 1 P: 18	R: 1 E: 0 K: 1 S: 11	H: 1 LOB: 0 BB: 0 P: 15	R: 0 E: 0 K: 0 S: 9	H: 0 LOB: 0 BB: 0 P: 15	1B: 4 2B: 1 3B: 0 HR: 2	SF: 0 SAC: 0 DP: 2 HBP: 0	WP: 0 PB: 0 SB: 0 CS: 0	PA: 32
PITCHER	IP WLS BF H R ER SO BB IBB HBP BLK WP HR S P ERA WHIP																			
Kevin Tapani, R (1, 1) ERA: 3.63	8.0 W 29 6 3 3 4 1 0 0 0 0 2 59 85 3.38 0.875																			
Rick Aguilera, R (9, 1) ERA: 2.12	1.0 S 3 0 0 0 0 0 0 0 0 0 0 0 9 15 0.00 0.000																			

New York Yankees @ Minnesota Twins
 Hubert H. Humphrey Metrodome, Minneapolis, MN
 Tue Jun 11 1991, 8:05 PM EDT
 Att. 18,233 - Dome - 70 F

AB	31
R	3
H	6
RBI	3
BB	1
SO	4
LOB	6



Batter	1	2	3	4	5	6	7	8	9
Dan Gladden, R OBP: 0.311, SLG: 0.351 (1, 7)	1-3 K		2-1 G6-3 1-H		1 SAFE 0-0 G5-4-3 1-2f			0-0 BB 1B	
Chuck Knoblauch, R OBP: 0.341, SLG: 0.344 (1, 4)	0-2 G6-3		2-2 G6-3			1-0 G3-6-3 1B		4-0 BB 1B BB	
Kirby Puckett, R OBP: 0.346, SLG: 0.471 (1, 8)	1-1 E5			1-0 G4-3		1-3 K		1-3 K	
Kent Hrbek, L OBP: 0.369, SLG: 0.400 (1, 3)	1-1 F7			2-1 1B 1B		2-1 G3-6-3 1-2f		0-1 BB BB 1B	
Chili Davis, S OBP: 0.390, SLG: 0.543 (1, 10)		2-0 F9-5 2B		0-1 P5			1-1 G4-3	4-2 BB BB	
Brian Harper, R OBP: 0.363, SLG: 0.474 (1, 2)		3-2 P6		1-1 S 1B			2-2 G6-3	0-0 P4	
Gene Larkin, S OBP: 0.337, SLG: 0.319 (1, 9)		3-2 F9-5		1-3 K			1-1 G3	4-2 BB	
Scott Leius, R OBP: 0.403, SLG: 0.370 (9, 5)				1-2				1-2 2-3 3-H	
Mike Pagliarulo, L OBP: 0.252, SLG: 0.331 (1, 5)			0-1 G3		0-1 G3			1-2 BB 1B	
Al Newman, S OBP: 0.274, SLG: 0.214 (8, PR) (9, 6)								G3-1	
Greg Gagne, R OBP: 0.365, SLG: 0.491 (1, 6)			1-1		1-2			0-0 BB 1B	
Randy Bush, L OBP: 0.283, SLG: 0.208 (8, PH)								1-2 1B 1B	
Shane Mack, R OBP: 0.343, SLG: 0.474 (8, PH) (9, 9)			E S G6-3 1B		G5-4-3 1B				

Inning Stats	R: 0	H: 0	E: 1	LOB: 1	K: 1	S: 13	P: 16	R: 0	H: 1	E: 0	LOB: 0	K: 0	S: 8	P: 16	R: 1	H: 1	E: 0	LOB: 0	K: 0	S: 9	P: 14	R: 0	H: 2	E: 0	LOB: 2	K: 1	S: 13	P: 18	R: 0	H: 1	E: 0	LOB: 0	K: 0	S: 6	P: 7	R: 0	H: 1	E: 0	LOB: 0	K: 1	S: 6	P: 10	R: 0	H: 0	E: 0	LOB: 0	K: 0	S: 7	P: 11	R: 4	H: 4	E: 0	LOB: 3	K: 1	S: 18	P: 34
--------------	------	------	------	--------	------	-------	-------	------	------	------	--------	------	------	-------	------	------	------	--------	------	------	-------	------	------	------	--------	------	-------	-------	------	------	------	--------	------	------	------	------	------	------	--------	------	------	-------	------	------	------	--------	------	------	-------	------	------	------	--------	------	-------	-------

PITCHER	IP	WLS	BF	H	R	ER	SO	BB	IBB	HBP	BLK	WP	HR	S	P	ERA	WHIP
Scott Sanderson, R ERA: 3.5 (1, 1)	7.0		26	7	2	1	3	0	0	0	0	0	0	65	96	1.29	1.000
Steve Howe, L ERA: 1.45 (8, 1)	0.0		1	1	0	0	0	0	0	0	0	0	0	1	1	∞	∞
John Habyan, R ERA: 2.32 (8, 1)	0.1	L	3	1	0	0	1	1	0	0	0	0	0	4	9	0.00	6.000
Greg Cadaret, L ERA: 3.12 (8, 1)	0.0		2	1	2	2	0	1	0	0	0	0	0	4	8	∞	∞
Steve Farr, R ERA: 2.15 (8, 1)	0.2		3	0	1	1	0	1	0	0	0	0	0	6	12	13.50	1.500

BOTTOM

New York Yankees @ Minnesota Twins
 Hubert H. Humphrey Metrodome, Minneapolis, MN


Tue Jun 11 1991, 8:05 PM EDT
 Att. 18,233 - Dome - 70 F

AB	R	H	RBI	BB	SO	LOB
4	1	1	1	0	1	1
3	1	1	1	1	0	0
4	0	0	0	0	2	4
4	0	2	2	0	0	2
3	0	1	0	1	0	1
4	0	1	0	0	0	4
3	0	0	1	1	1	3
0	0	0	0	0	0	0
3	0	1	0	0	0	0
1	1	0	0	0	0	3
2	1	2	0	0	0	0
0	0	0	0	0	0	0
1	1	1	0	0	0	0

AB	32
R	5
H	10
RBI	5
BB	3
SO	4
LOB	18

livebaseballscores.com

1B	2B	3B	HR	SF	SAC	DP	HBP	WP	PA
9	2	0	0	0	0	3	0	0	35



Batter	1	2	3	4	5	6	7	8	9	AB R H RBI BB SO LOB	TOP											
Roberto Kelly, R (1, 8) OBP: 0.326, SLG: 0.410	1-3 K		3-2 F8		2-3 K		0-0 FC6-4		0-1 P3	5 0 0 0 0 2 2												
Steve Sax, R (1, 4) OBP: 0.303, SLG: 0.348	0-1 G6-3		1-2 G5-3		2-1 2B		2-2 F9			4 0 1 0 0 0 2												
Don Mattingly, L (1, 10) OBP: 0.359, SLG: 0.414	0-2 F7			0-0 FC5-4 1B	0-1 G3			0-1 F7		4 0 1 0 0 0 1												
Kevin Maas, L (1, 3) OBP: 0.400, SLG: 0.450		3-2 G4-3		1-1 FC5-4 HR		2-2 P6		0-1 1B 2B		4 1 1 0 0 0 1												
Jesse Barfield, R (1, 9) OBP: 0.343, SLG: 0.522		1-2 HR		0-0 HR		2-0 G5-3		1-3 K		4 2 2 3 0 1 1												
Hensley Meulens, R (1, 7) OBP: 0.256, SLG: 0.320		0-0 E 1B		0-3 K		2-3 K		1-0 1B		3 0 1 0 0 2 0												
Mel Hall, L (8, PH) OBP: 0.319, SLG: 0.567								2-3 1B		1 0 1 0 0 0 0												
Matt Nokes, L (1, 2) OBP: 0.321, SLG: 0.497		0-0 E4		1-0 1B			0-0 F9	1-3 K		4 0 1 0 0 1 3												
Alvaro Espinoza, R (1, 6) OBP: 0.291, SLG: 0.339		2-2 F7		0-0 F8			0-1 FC6-4 1B		1-1 G6-3	4 0 1 0 0 0 2												
Pat Kelly, R (1, 5) OBP: 0.268, SLG: 0.409			0-0 G6-3		2-1 G3		1-2 FC6-4 1B		2-3 K	3 0 1 0 0 0 0												
Pat Sheridan, L (9, PH) OBP: 0.167, SLG: 0.250										1 0 0 0 0 1 0												
Inning Stats	R: 0 E: 0 K: 1 S: 8	H: 0 LOB: 0 BB: 0 P: 9	R: 1 E: 1 K: 0 S: 13	H: 2 LOB: 1 BB: 0 P: 19	R: 0 E: 0 K: 0 S: 7	H: 0 LOB: 0 BB: 0 P: 11	R: 2 E: 0 K: 1 S: 9	H: 3 LOB: 1 BB: 0 P: 11	R: 0 E: 0 K: 1 S: 9	H: 1 LOB: 1 BB: 0 P: 15	R: 0 E: 0 K: 1 S: 8	H: 0 LOB: 0 BB: 0 P: 14	R: 0 E: 0 K: 0 S: 10	H: 2 LOB: 2 BB: 0 P: 13	R: 0 E: 0 K: 2 S: 11	H: 2 LOB: 2 BB: 0 P: 14	R: 0 E: 0 K: 1 S: 9	H: 0 LOB: 0 BB: 0 P: 12	1B: 6 2B: 2 3B: 0 HR: 2	SF: 0 SAC: 0 DP: 0 HBP: 0	WP: 0 PB: 0 SB: 0 CS: 0	PA: 37
PITCHER	IP WLS BF H R ER SO BB IBB HBP BLK WP HR S P ERA WHIP																					
Allan Anderson, L (1, 1) ERA: 4.38	6.1 W 27 8 3 3 4 0 0 0 0 0 2 60 86 4.26 1.263																					
Carl Willis, R (7, 1) ERA: 3.04	1.1 6 2 0 0 1 0 0 0 0 0 0 0 12 16 0.00 1.500																					
Steve Bedrosian, R (8, 1) ERA: 3.62	1.1 S 4 0 0 0 2 0 0 0 0 0 0 0 12 16 0.00 0.000																					

New York Yankees @ Minnesota Twins
 Hubert H. Humphrey Metrodome, Minneapolis, MN

Wed Jun 12 1991, 8:05 PM EDT
 Att. 19,178 - Dome - 70 F

AB	37
R	3
H	10
RBI	3
BB	0
SO	7
LOB	12



WP: 0	PA: 37
PB: 0	
SB: 0	
CS: 0	

ERA	4.26
WHIP	1.263

livebaseballscorecards.com

Batter	1	2	3	4	5	6	7	8	9	AB R H RBI BB SO LOB	TOP											
Roberto Kelly, R OBP: 0.324, SLG: 0.407 (1, 8) X	0-0 G6-3		0-0 1B 1B		0-0 SF9		0-0 G6-4-3 1-2f		0-1 G5-3	4 0 1 1 0 0 1												
Steve Sax, R OBP: 0.310, SLG: 0.355 (1, 4) C B B B F X	3-2 FC4-6 1B		1-0 F8		0-1 1B			1-1 1B G5-3 1B		4 1 3 0 0 0 2												
Don Mattingly, L OBP: 0.362, SLG: 0.416 (1, 3) B X	1-0 FC4-6 1-2f		1-1 1B		3-1 G4-3			1-0 G5-3 1B 1-2 1B		4 0 2 0 0 0 2												
Kevin Maas, L OBP: 0.402, SLG: 0.466 (1, 10) S B C B X	2-2 G1-3			2-3 K		1-0 HR		2-1 G5-3 1B 1-2 2-3		4 1 2 1 0 1 1												
Mel Hall, L OBP: 0.318, SLG: 0.558 (1, 7) B X T C B B S		3-2 P4		0-0 1B		0-0 G3		0-0 P2		4 0 1 0 0 0 3												
Jesse Barfield, R OBP: 0.336, SLG: 0.511 (1, 9) B B T B B S		3-3 K		1-0 P4		1-3 K		1-2 G5-3 1-2 2-3 3-H		4 0 0 1 0 2 3												
Matt Nokes, L OBP: 0.313, SLG: 0.483 (1, 2) X		0-0 G3		0-0 F8		2-1 P6		1-1 G3		4 0 0 0 0 0 3												
Alvaro Espinoza, R OBP: 0.290, SLG: 0.337 (1, 6) B C C B X			2-2 1B 1B		0-1 G4-3		0-3 K2-3		0-1 G4-3	4 0 1 0 0 1 0												
Pat Kelly, R OBP: 0.280, SLG: 0.443 (1, 5) C T C B X			1-3 K		2-2 SF9 3B		0-1 G6-4-3 1B		2-1 G1-3	4 1 2 0 0 1 1												
Inning Stats	R: 0 E: 0 K: 0 S: 8	H: 1 LOB: 1 BB: 0 P: 14	R: 0 E: 0 K: 1 S: 8	H: 0 LOB: 0 BB: 0 P: 14	R: 0 E: 0 K: 1 S: 11	H: 3 LOB: 2 BB: 0 P: 16	R: 0 E: 0 K: 1 S: 6	H: 1 LOB: 1 BB: 0 P: 9	R: 1 E: 0 K: 0 S: 10	H: 2 LOB: 1 BB: 0 P: 15	R: 1 E: 0 K: 1 S: 7	H: 1 LOB: 0 BB: 0 P: 11	R: 0 E: 0 K: 1 S: 6	H: 1 LOB: 0 BB: 0 P: 6	R: 1 E: 0 K: 0 S: 11	H: 3 LOB: 2 BB: 0 P: 17	R: 0 E: 0 K: 0 S: 6	H: 0 LOB: 0 BB: 0 P: 8	1B: 10 2B: 0 3B: 1 HR: 1	SF: 1 SAC: 0 DP: 1 HBP: 0	WP: 0 PB: 0 SB: 0 CS: 0	PA: 37
PITCHER	IP WLS BF H R ER SO BB IBB HBP BLK WP HR S P ERA WHIP												PITCHER	IP WLS BF H R ER SO BB IBB HBP BLK WP HR S P ERA WHIP								
Scott Erickson, R ERA: 1.6 (1, 1)	7.0 W 28 9 2 2 5 0 0 0 0 0 0 1 56 85 2.57 1.286																					
Terry Leach, R ERA: 3.21 (8, 1)	2.0 9 3 1 1 0 0 0 0 0 0 0 0 17 25 4.50 1.500																					

New York Yankees @ Minnesota Twins
 Hubert H. Humphrey Metrodome, Minneapolis, MN
 Thu Jun 13 1991, 8:05 PM EDT
 Att. 29,867 - Dome - 70 F

AB	36
R	3
H	12
RBI	3
BB	0
SO	5
LOB	16



Minnesota Twins @ Cleveland Indians

Cleveland Municipal Stadium, Cleveland, OH

Sat Jun 15 1991, 7:05 PM EDT
Att. 20,997 - Cloudy - 92 F

AB	38
R	11
H	15
RBI	11
BB	3
SO	2
LOB	16



WP	1	PA	43
PB	0		
SB	1		
CS	0		

AB R H RBI BB SO LOB

5	1	3	0	0	0	2
5	2	3	0	0	0	2
4	1	1	2	0	0	3
1	0	0	0	0	0	1
3	2	1	1	2	1	1
3	2	2	1	0	0	1
1	0	0	0	0	0	0
3	1	0	1	1	0	2
1	0	0	0	0	0	0
5	2	1	1	0	1	3
4	0	3	4	0	0	0
3	0	1	1	0	0	1
0	0	0	0	0	0	0

1B	12	SF	1
2B	3	SAC	0
3B	1	DP	3
HR	0	HBP	1

Batter	1	2	3	4	5	6	7	8	9
Dan Gladden, R (1, 7) OBP: 0.321, SLG: 0.360	3-2 F8		2-0 1B 3B 1B	2-0 FC3-6 1B	0-1 G5-3			0-0 FC4-6 1B	
Chuck Knoblauch, R (1, 4) OBP: 0.357, SLG: 0.349	1-1 G6-3 1B		1-1 3B 1B	1-0 FC3-6 G6-4-3 1-2f		2-1 G4-6-3 1B		2-1 FC4-6 WP 1-2f	
Kirby Puckett, R (1, 8) OBP: 0.351, SLG: 0.473 Pedro Munoz, R (8, PH) OBP: 0.356, SLG: 0.478	0-1 G6-3 1-2		0-1 1B 3B 1-H 2-H	1-1 G6-4-3 1-2f		0-1 G4-6-3 1-2f		2-2 G5-3 1-2	
Chili Davis, S (1, 10) OBP: 0.396, SLG: 0.562	3-2 2-H 1B		4-2 BB 1B FC6-4 BB		4-2 2B G6-3 BB		1-2 F7	2-3 K	
Brian Harper, R (1, 2) OBP: 0.372, SLG: 0.479 Lenny Webster, R (8, 2) OBP: 0.353, SLG: 0.667	1-2 F7		1-0 FC6-4 BB 1B 1B 3-H		1-0 F9 1B 2B 1-3		3-2 FC4 HBP	2-2 G4-3	
Kent Hrbek, L (1, 3) OBP: 0.365, SLG: 0.413 Randy Bush, L (9, PH) OBP: 0.292, SLG: 0.246		1-2 G4-3	4-1 FC6-4 BB 1-2 2-3		1-1 G6-3		2-0 FC4 2B 1B 1-2f	0-0 F9	
Shane Mack, R (1, 9) OBP: 0.336, SLG: 0.495		1-1 G5-3	0-2 FC6-4 S 1B 1-2f 2-3 3-H		0-0 F9		1-1 1B SF9-3-6 2B 1-3	0-3 K	
Scott Leius, R (1, 5) OBP: 0.421, SLG: 0.387		2-1 G4-3	1-2 SAFE 1-2 1-H 3-H 1B		0-1 1B 3-H 1B		0-0 SF9-3-6 1B 2-3 3-H		
Greg Gagne, R (1, 6) OBP: 0.353, SLG: 0.471 Al Newman, S (8, 6) OBP: 0.273, SLG: 0.207			G6-3 SAFE P2		1-1 SAFE 1-3 1B		1-2 SF9-3-6 1-2 3-H		

Inning Stats	R	H	E	K	S	R	H	E	K	S	R	H	E	K	S	R	H	E	K	S	R	H	E	K	S	R	H	E	K	S	R	H	E	K	S	R	H	E	K	S	R	H	E	K	S																														
	1	2	0	0	14	0	0	0	0	8	6	5	0	0	27	0	1	0	0	5	2	3	0	0	14	0	1	0	0	7	2	2	0	0	9	0	0	0	0	11	0	0	0	0	8	0	0	0	0	10	2	2	0	0	16	0	1	0	0	17	0	0	0	0	10	0	0	0	0	12	0	0	0	0	10

PITCHER	IP	WLS	BF	H	R	ER	SO	BB	IBB	HBP	BLK	WP	HR	S	P	ERA	WHIP
Jeff Mutis, L (1, 1) ERA: 27.0	2.1	L	15	6	7	7	0	2	0	0	0	0	0	37	62	27.00	3.429
Eric King, R (3, 1) ERA: 8.49	2.1		12	5	2	2	0	1	0	0	0	0	0	29	42	7.71	2.571
Mike York, R (5, 1) ERA: 5.4	3.1		13	4	2	2	1	0	0	1	0	1	0	29	45	5.40	1.200
Doug Jones, R (9, 1) ERA: 7.97	1.0		3	0	0	0	1	0	0	0	0	0	0	8	10	0.00	0.000

livebaseballscorecards.com

Batter	1	2	3	4	5	6	7	8	9	AB	R	H	RBI	BB	SO	LOB
Mike Huff, R (1, 8) OBP: 0.390, SLG: 0.339 Alex Cole, L (8, PH) OBP: 0.389, SLG: 0.373 (9, 8)	3-2 1B SF8 1B	4-0 1B BB	3-3 K		0-0 P4			0-2 F9		3	2	1	0	1	1	2
Felix Fermin, R (1, 6) OBP: 0.298, SLG: 0.303	0-0 G4-6-3 2B 1B	3-1 BB 1B 1-2 2-H 1B		1-1 SH3 1B		2-2 L7		4-1 1-2 BB		4	1	3	1	1	0	0
Mark Lewis, R (1, 4) OBP: 0.330, SLG: 0.358	2-0 SF8 3-H	0-0 F7		1-0 SH3 1-2		1-2 F9		3-0 F7		3	0	0	1	0	0	4
Chris James, R (1, 9) OBP: 0.309, SLG: 0.357	1-1 G4-6-3 1-2	2-2 FC5 BB 1-2 2-H 1B		2-2 G5-3		2-0 G6-3		1-0 G4-6-3 2B		5	1	2	1	0	0	2
Brook Jacoby, R (1, 5) OBP: 0.271, SLG: 0.333 (9, 3)	4-2 2B BB	4-2 1-2 2-3 BB		1-0 G6-3		1-0 P7		0-0 G4-6-3 2B 2-3 1B		3	1	1	0	2	0	1
Jeff Manto, R (1, 3) OBP: 0.324, SLG: 0.296 (9, 2)	0-0 2B	2-1 FC5 1-H 2-H		4-0 FC5-4 BB FC3-6 BB		1-2 P6		0-1 G4-6-3 1-2f 3-H		4	1	1	2	1	0	4
Luis Lopez, R (1, 10) OBP: 0.227, SLG: 0.227 Mike Aldrete, L (5, PH) OBP: 0.200, SLG: 0.048	1-1 L9		1-1 P4		4-0 FC5-4 BB		2-3 K		3-2 F9		2	0	0	0	0	1
Joel Skinner, R (1, 2) OBP: 0.295, SLG: 0.402 Carlos Baerga, S (8, PH) OBP: 0.327, SLG: 0.379 (9, 5)		0-2 E5 SH5-3 1B	1-3 K		0-2 FC5-4 FC3-6 1-2f 2-3		3-2 P3			3	1	0	0	0	1	2
Jerry Browne, S (1, 7) OBP: 0.229, SLG: 0.222		0-0 SH5-3 1-2	1-1 1B		0-1 FC3-6 1-2f 3-H		4-0 BB BB			2	0	1	1	1	0	1

Inning Stats	R: 3	H: 3	E: 0	K: 0	S: 12	LOB: 1	BB: 1	P: 23	R: 2	H: 2	E: 1	K: 0	S: 14	LOB: 3	BB: 2	P: 29	R: 0	H: 1	E: 0	K: 2	S: 12	LOB: 1	BB: 0	P: 18	R: 0	H: 1	E: 0	K: 0	S: 7	LOB: 1	BB: 0	P: 12	R: 1	H: 0	E: 0	K: 0	S: 6	LOB: 1	BB: 2	P: 14	R: 0	H: 0	E: 0	K: 1	S: 8	LOB: 0	BB: 0	P: 12	R: 0	H: 0	E: 0	K: 0	S: 9	LOB: 2	BB: 2	P: 23	R: 1	H: 2	E: 0	K: 0	S: 7	LOB: 0	BB: 0	P: 11	1B: 7	2B: 2	3B: 0	HR: 0	SF: 1	SAC: 2	DP: 1	HBP: 0	WP: 0	PA: 43
--------------	------	------	------	------	-------	--------	-------	-------	------	------	------	------	-------	--------	-------	-------	------	------	------	------	-------	--------	-------	-------	------	------	------	------	------	--------	-------	-------	------	------	------	------	------	--------	-------	-------	------	------	------	------	------	--------	-------	-------	------	------	------	------	------	--------	-------	-------	------	------	------	------	------	--------	-------	-------	-------	-------	-------	-------	-------	--------	-------	--------	-------	--------

PITCHER	IP	WLS	BF	H	R	ER	SO	BB	IBB	HBP	BLK	WP	HR	S	P	ERA	WHIP
Mark Guthrie, L (1, 1) ERA: 5.6	1.1		11	4	5	3	0	2	0	0	0	0	0	18	36	20.25	4.500
Paul Abbott, R (2, 1) ERA: 1.98	6.1	W	27	3	1	1	3	5	0	0	0	0	0	56	103	1.42	1.263
Steve Bedrosian, R (8, 1) ERA: 3.74	1.1		5	2	1	1	0	0	0	0	0	0	0	8	15	6.75	1.500

BOTTOM

Minnesota Twins @ Cleveland Indians
 Cleveland Municipal Stadium, Cleveland, OH

Sat Jun 15 1991, 7:05 PM EDT
 Att. 20,997 - Cloudy - 92 F

livebaseballscorecards.com

AB	33
R	7
H	9
RBI	6
BB	7
SO	3
LOB	18



BOTTOM

Minnesota Twins @ Cleveland Indians
Cleveland Municipal Stadium, Cleveland, OH

Sun Jun 16 1991, 3:33 AM EDT
Att. 20,725 - Cloudy - 77 F

livebaseballscorecards.com

AB	34
R	2
H	7
RBI	1
BB	3
SO	3
LOB	12



WP:	0	PA:	38
PB:	0		
SB:	0		
CS:	0		

AB R H RBI BB SO LOB

5	0	1	0	0	1	1
5	1	2	1	0	0	0
3	0	2	0	1	1	0
4	0	1	0	0	0	5
3	0	0	0	0	0	1
4	0	0	0	0	0	2
4	0	1	0	0	0	1
2	0	0	0	0	1	0
1	1	0	0	1	0	1
3	0	0	0	1	0	1

Batter	1	2	3	4	5	6	7	8	9	10
Alex Cole, L OBP: 0.382, SLG: 0.365 (1, 8)	0-3 K		2-1 G4-3			0-1 G4-3		0-0 SAFE E 1-3 1B		1-1 G6-4-3 1-2f
Felix Fermin, R OBP: 0.301, SLG: 0.306 (1, 6)	0-0 G6-3			0-1 1B E 1B		0-1 G6-3		1-1 SAFE E 1-3 1B		1-1 G5-3
Mike Aldrete, L OBP: 0.276, SLG: 0.125 (1, 10)	2-2 1B			1-2 E8 1-H 1B		2-3 K		4-0 G6-4-3 IBB		
Chris James, R OBP: 0.308, SLG: 0.356 (1, 7)	2-2 F9			1-0 G6-3			2-0 G4-3 SH3-4 1B	2-0 G6-4-3 1-2f		
Beau Allred, L OBP: 0.365, SLG: 0.339 (1, 9)		1-2 G3		3-2 P3			2-1 SH3-4		1-1 L9	
Brook Jacoby, R OBP: 0.265, SLG: 0.325 (9, 3)		1-0 F9		0-1 G4-3			2-2 G4-3		0-0 P4	
Jeff Manto, R OBP: 0.316, SLG: 0.290 (9, 2)		2-1 G4-3			1-0 F7		2-1 G6-3		2-1 1B	
Joel Skinner, R OBP: 0.290, SLG: 0.394 Carlos Baerga, S OBP: 0.329, SLG: 0.377 (8, PH) (9, 5)			0-0 G6-3		1-3 K			4-1 1B E BB	1-1 G1-3	
Mark Lewis, R OBP: 0.328, SLG: 0.352 (1, 4)			0-1 G4-3		2-0 F9			0-0 P3		4-1 G6-4-3 BB

Inning Stats	R: 0	H: 1	E: 0	K: 1	S: 10	R: 0	H: 0	E: 0	K: 0	S: 6	R: 0	H: 0	E: 0	K: 0	S: 5	R: 1	H: 2	E: 1	K: 0	S: 11	R: 0	H: 0	E: 0	K: 1	S: 5	R: 0	H: 0	E: 0	K: 1	S: 7	R: 0	H: 1	E: 0	K: 0	S: 10	R: 1	H: 2	E: 1	K: 0	S: 6	R: 0	H: 1	E: 0	K: 0	S: 7	R: 0	H: 0	E: 0	K: 0	S: 5	R: 0	H: 0	E: 0	K: 0	S: 11	R: 0	H: 0	E: 0	K: 1	S: 7	R: 0	H: 1	E: 0	K: 0	S: 10	R: 1	H: 2	E: 1	K: 0	S: 6	R: 0	H: 1	E: 0	K: 0	S: 7	R: 0	H: 1	E: 0	K: 0	S: 11	R: 0	H: 0	E: 0	K: 0	S: 11	R: 0	H: 0	E: 0	K: 0	S: 11	R: 0	H: 0	E: 0	K: 0	S: 11	R: 0	H: 0	E: 0	K: 0	S: 11
--------------	------	------	------	------	-------	------	------	------	------	------	------	------	------	------	------	------	------	------	------	-------	------	------	------	------	------	------	------	------	------	------	------	------	------	------	-------	------	------	------	------	------	------	------	------	------	------	------	------	------	------	------	------	------	------	------	-------	------	------	------	------	------	------	------	------	------	-------	------	------	------	------	------	------	------	------	------	------	------	------	------	------	-------	------	------	------	------	-------	------	------	------	------	-------	------	------	------	------	-------	------	------	------	------	-------

PITCHER	IP	WLS	BF	H	R	ER	SO	BB	IBB	HBP	BLK	WP	HR	S	P	ERA	WHIP
Kevin Tapani, R ERA: 3.35 (1, 1)	7.0		25	4	1	0	3	0	0	0	0	0	0	54	82	0.00	0.571
Rick Aguilera, R ERA: 2.2 (8, 1)	3.0	W	13	3	1	1	0	2	1	0	0	0	0	18	39	3.00	1.667

Batter	1	2	3	4	5	6	7	8	9	AB	R	H	RBI	BB	SO	LOB
Mike Devereaux, R OBP: 0.328, SLG: 0.467 (1, 8)	1-0 G4-3		2-2 HR	0-2 E4			3-2 SH1-4 F9-2 2B		0-0 SH5-3	4	1	2	1	0	0	1
Billy Ripken, R OBP: 0.255, SLG: 0.277 Joe Orsulak, L OBP: 0.273, SLG: 0.313 (9, PH)	0-0 2B 1B		1-2 G6-3	0-1 SF7			0-0 SH1-4		0-0 SF7	2	0	1	1	0	0	0
Cal Ripken Jr., R OBP: 0.411, SLG: 0.614 (1, 6)	0-2 1-3 2B		0-0 HR	0-1 F8			3-2 F9-2		3-H 4-0 2B IBB	4	2	2	1	1	0	2
Randy Milligan, R OBP: 0.364, SLG: 0.388 (1, 3)	1-2 P4		1-0 G4-1 BB 1B			2-2 G4-3		4-1 1B BB	1-2 2B	4	0	2	2	1	0	2
Leo Gomez, R OBP: 0.361, SLG: 0.407 (1, 5)	4-2 BB		4-1 G4-1 BB			1-0 F9		2-0 F8		2	0	0	0	2	0	1
Bob Melvin, R OBP: 0.304, SLG: 0.333 Ernie Whitt, L OBP: 0.356, SLG: 0.294 (8, PH) (9, 2)	0-0 P4		0-0 G4-1			1-2 F8		1-0 G3-6-3 1B		3	0	0	0	0	0	5
Chris Hoiles, R OBP: 0.301, SLG: 0.292 Sam Horn, L OBP: 0.340, SLG: 0.508 (8, PH) (1, 10)			0-0 P3			0-0 F9		1-1 G3-6-3		3	0	0	0	0	1	2
David Segui, S OBP: 0.284, SLG: 0.366 Juan Bell, R OBP: 0.109, SLG: 0.152 (9, PR)			1-1 CS 1B			3-1 G5-3		1-1 G5-3		4	0	2	0	0	0	0
Brady Anderson, L OBP: 0.312, SLG: 0.218 (1, 9)			3-3 K			3-2 E SF7 1B		1-2 G5-3		0	1	0	0	0	0	0

Inning Stats	R: 0	H: 2	E: 0	K: 0	S: 13	R: 0	H: 1	E: 0	K: 2	S: 8	R: 2	H: 3	E: 0	K: 0	S: 11	R: 1	H: 1	E: 1	K: 0	S: 14	R: 0	H: 0	E: 0	K: 0	S: 7	R: 0	H: 1	E: 0	K: 0	S: 6	R: 0	H: 1	E: 0	K: 0	S: 7	R: 0	H: 1	E: 0	K: 0	S: 5	R: 3	H: 3	E: 0	K: 0	S: 11	R: 0	H: 3	E: 0	K: 0	S: 11	1B: 7	SF: 2	2B: 5	SAC: 2	3B: 0	DP: 3	HR: 2	HBP: 0	WP: 0	PA: 40
--------------	------	------	------	------	-------	------	------	------	------	------	------	------	------	------	-------	------	------	------	------	-------	------	------	------	------	------	------	------	------	------	------	------	------	------	------	------	------	------	------	------	------	------	------	------	------	-------	------	------	------	------	-------	-------	-------	-------	--------	-------	-------	-------	--------	-------	--------

PITCHER	IP	WLS	BF	H	R	ER	SO	BB	IBB	HBP	BLK	WP	HR	S	P	ERA	WHIP
Allan Anderson, L ERA: 4.26 (1, 1)	6.1		29	8	3	2	2	2	0	0	0	0	2	63	96	2.84	1.579
Steve Bedrosian, R ERA: 3.57 (7, 1)	1.2		5	1	0	0	0	1	0	0	0	0	0	8	19	0.00	1.200
Rick Aguilera, R ERA: 2.97 (9, 1)	0.2	L	6	3	3	3	0	0	1	0	0	0	0	11	18	40.50	4.500

BOTTOM

Minnesota Twins @ Baltimore Orioles
Memorial Stadium, Baltimore, MD

Mon Jun 17 1991, 7:05 PM EDT
Att. 25,600 - Cloudy - 89 F

AB	32
R	6
H	12
RBI	6
BB	4
SO	2
LOB	16



WP	HR	S	P	ERA	WHIP
0	2	3	3	0.00	1.200

Batter	1	2	3	4	5	6	7	8	9	AB R H RBI BB SO LOB	TOP																
Al Newman, S (1, 4) OBP: 0.286, SLG: 0.222 Randy Bush, L (9, PH) OBP: 0.303, SLG: 0.246 Scott Leius, R (9, PR) OBP: 0.407, SLG: 0.364 (9, 5)	0-0 G6-3	1-0 F7			2-1 G4-3		2-3 K		4-1 WP IBB	4 0 0 0 0 1 2 0 0 0 0 1 0 0 0 1 0 0 0 0 0																	
Shane Mack, R (1, 7) OBP: 0.338, SLG: 0.480 (9, 9)	2-2 G6-3	1-3 K			0-0 G5-3			0-0 F8	4-2 1B BB	4 1 0 0 1 1 2																	
Kirby Puckett, R (1, 8) OBP: 0.360, SLG: 0.490 (9, 5)	2-0 1B HR HBP		3-3 K		2-1 G3			1-3 K	3-2 FC4-6 1B	4 1 1 1 0 2 0																	
Kent Hrbek, L (1, 3) OBP: 0.369, SLG: 0.424 (9, 5)	0-0 1-3 HR 1B		2-1 F9			2-2 G1-4-3		0-1 2B	2-0 F8	5 1 2 0 0 0 3																	
Chili Davis, S (1, 10) OBP: 0.378, SLG: 0.553 (9, 5)	1-2 1-H 3-H HR		2-3 K		1-2 G3-1			0-2 F8	0-0 FC4-6 1-2f	5 1 1 3 0 1 4																	
Brian Harner, R (1, 2) OBP: 0.373, SLG: 0.483 Dan Gladden, R (9, PR) OBP: 0.323, SLG: 0.351 (9, 7)	1-2 G6-3			3-2 G1-6-3		0-0 E5			0-2 1B 1B	4 0 1 0 0 0 0 0 1 0 0 0 0 0																	
Pedro Munoz, R (1, 9) OBP: 0.338, SLG: 0.452 Gene Larkin, S (9, PH) OBP: 0.347, SLG: 0.352 Chuck Knoblauch, R (9, PR) OBP: 0.355, SLG: 0.347 (9, 4)		1-1 G1-3		3-2 G6-3		1-0 L3			2-1 WP 1B 1B	3 0 0 0 0 0 1 1 0 1 0 0 0 0 0 1 0 0 0 0 0																	
Mike Pagliarulo, L (1, 5) OBP: 0.280, SLG: 0.347 Junior Ortiz, R (9, 2) OBP: 0.355, SLG: 0.302 (9, 2)		1-0 2B HBP		0-1 1B			0-1 G6-3		1-1 WP E 1B	3 1 2 1 0 0 0 0 0 0 0 0 0 0																	
Greg Gagne, R (1, 6) OBP: 0.342, SLG: 0.454 (9, 1)		1-1 1-3 2B		1-0 P4			2-1 G5-3		0-3 K	4 0 1 0 0 1 3																	
Inning Stats	R: 3 E: 0 K: 0 S: 12	H: 2 LOB: 0 BB: 0 P: 18	R: 0 E: 0 K: 1 S: 8	H: 1 LOB: 2 BB: 0 P: 13	R: 0 E: 0 K: 2 S: 8	H: 0 LOB: 0 BB: 0 P: 15	R: 0 E: 0 K: 0 S: 10	H: 1 LOB: 1 BB: 0 P: 17	R: 0 E: 0 K: 0 S: 5	H: 0 LOB: 0 BB: 0 P: 9	R: 0 E: 1 K: 0 S: 8	H: 0 LOB: 1 BB: 0 P: 12	R: 0 E: 0 K: 1 S: 7	H: 0 LOB: 0 BB: 0 P: 11	R: 0 E: 0 K: 1 S: 12	H: 1 LOB: 1 BB: 0 P: 13	R: 5 E: 0 K: 1 S: 21	H: 4 LOB: 3 BB: 2 P: 36	1B: 6 2B: 2 3B: 0 HR: 1	SF: 0 SAC: 0 DP: 0 HBP: 2	WP: 4 PB: 0 SB: 0 CS: 0	PA: 41					
PITCHER	IP	WLS	BF	H	R	ER	SO	BB	IBB	HBP	BLK	WP	HR	S	P	ERA	WHIP										
Jeff Robinson, R (1, 1) ERA: 4.54	7.2		31	5	3	3	5	0	0	2	0	0	1	67	105	3.52	0.652										
Gregg Olson, R (8, 1) ERA: 3.86	0.2	L	8	4	5	5	1	1	1	0	0	2	0	22	35	67.50	7.500										
Kevin Hickey, L (9, 1) ERA: 6.3	0.2		2	0	0	0	0	0	0	0	0	0	0	2	4	0.00	0.000										

Minnesota Twins @ Baltimore Orioles
 Memorial Stadium, Baltimore, MD
 Wed Jun 19 1991, 3:33 AM EDT
 Att. 44,742 - Cloudy - 66 F

AB	37
R	8
H	9
RBI	5
BB	2
SO	6
LOB	15



Batter	1	2	3	4	5	6	7	8	9	AB	R	H	RBI	BB	SO	LOB
Mike Devereaux, R (1, 8) OBP: 0.329, SLG: 0.466	0-3 K		1-2 G5-3			0-2 K CS 1B		0-3 K		4	0	1	0	0	2	0
Brady Anderson, L (1, 7) OBP: 0.305, SLG: 0.202	3-2 F7		0-1 F7			2-3 K 1-2		1-0 G4-3		4	0	0	0	0	1	1
Cal Ripken Jr., R (1, 6) OBP: 0.401, SLG: 0.597	1-0 P1				1-2 G6-3			0-1 G6-3		4	0	0	0	0	0	0
Sam Horn, L (1, 10) OBP: 0.340, SLG: 0.493 Randy Milligan, R (7, PH) OBP: 0.354, SLG: 0.376		0-0 F9		0-3 K			0-3 K		3-3 K	2	0	0	0	0	1	0
Joe Orsulak, L (1, 9) OBP: 0.272, SLG: 0.306		4-2 HR BB		2-1 F7			1-0 BB 1B		2-1 P2	3	2	1	0	1	0	0
Leo Gomez, R (1, 5) OBP: 0.381, SLG: 0.440		0-0 HR			4-2 F9 1B BB		4-2 1B BB		0-0 G3	2	2	1	2	2	0	0
David Segui, S (1, 3) OBP: 0.295, SLG: 0.373		1-1 G4-3			1-1 G6-3 1B		1-0 1B			3	0	2	1	0	0	0
Ernie Whitt, L (1, 2) OBP: 0.355, SLG: 0.296 Bob Melvin, R (9, 2) OBP: 0.311, SLG: 0.340		3-1 F8			0-0 F9		1-2 G6-3 1B			3	0	1	1	0	0	2
Billy Ripken, R (1, 4) OBP: 0.245, SLG: 0.265			1-0 G6-3		1-2 G6-3 1-2f		0-1 G6-3 1-2f			0	0	0	0	0	0	4

Inning Stats	R: 0	H: 0	E: 0	K: 1	S: 9	R: 2	H: 1	E: 0	K: 0	S: 8	R: 0	H: 0	E: 0	K: 0	S: 6	R: 0	H: 0	E: 0	K: 1	S: 8	R: 0	H: 1	E: 0	K: 0	S: 9	R: 0	H: 1	E: 0	K: 1	S: 10	R: 2	H: 3	E: 0	K: 1	S: 15	R: 0	H: 0	E: 0	K: 1	S: 6	R: 0	H: 0	E: 0	K: 1	S: 6	R: 0	H: 0	E: 0	K: 1	S: 6	R: 0	H: 0	E: 0	K: 1	S: 6	1B: 5	SF: 0	2B: 1	SAC: 0	3B: 0	DP: 3	HR: 1	HBP: 0	WP: 0	PA: 33
PITCHER Jack Morris, R (1, 1) ERA: 3.71	IP	WLS	BF	H	R	ER	SO	BB	IBB	HBP	BLK	WP	HR	S	P	ERA	WHIP																			IP	WLS	BF	H	R	ER	SO	BB	IBB	HBP	BLK	WP	HR	S	P	ERA	WHIP													

MINNESOTA TWINS @ BALTIMORE ORIOLES
Memorial Stadium, Baltimore, MD
 Wed Jun 19 1991, 3:33 AM EDT
 Att: 44,742 - Cloudy - 66 F

AB	30
R	4
H	6
RBI	4
BB	3
SO	6
LOB	7



WP: 0	PA: 33
PB: 0	SB: 0
CS: 1	

livebaseballscorecards.com

Batter	1	2	3	4	5	6	7	8	9	AB R H RBI BB SO LOB	TOP													
Dan Gladden, R OBP: 0.329, SLG: 0.375 (1, 7) X	0-0 HR		2-2 F9	2-2 1B 2B			0-1 G6-4-3 1B		1-3 K	5 2 3 2 0 1 1														
Chuck Knoblauch, R OBP: 0.361, SLG: 0.359 (1, 4) X	0-0 2B		0-1 G6-3	2-2 1B			1-1 G6-4-3 1B			4 0 3 2 0 0 0														
Kirby Puckett, R OBP: 0.358, SLG: 0.487 (1, 8) C S X	0-2 F9		0-2 1B	1-2 P4			0-0 G6-4-3			4 0 1 0 0 0 4														
Kent Hrbek, L OBP: 0.363, SLG: 0.415 (1, 3) B F S	1-3 K		1-0 L9		3-2 P3		1-0 G6-3			4 0 0 0 0 1 3														
Chili Davis, S OBP: 0.376, SLG: 0.548 (1, 10) B C B X	2-1 P3			0-0 1B 1B	1-3 K			2-3 K		4 1 1 0 0 2 1														
Brian Harper, R OBP: 0.371, SLG: 0.478 (1, 2)		3-2 F8		2-2 1B 1B	1-2 P3			1-2 F7		4 1 1 0 0 0 0														
Shane Mack, R OBP: 0.342, SLG: 0.481 (1, 9) B X		1-0 1B		3-2 2B 1B 1B		2-1 G4-3		3-3 K		4 1 2 1 0 1 0														
Mike Pagliarulo, L OBP: 0.275, SLG: 0.340 Al Newman, S OBP: 0.292, SLG: 0.222 (9, PH) (9, 6)		3-3 K		0-0 F9		0-0 P5			4-2 K BB	3 0 0 0 0 1 3 0 0 0 0 1 0 0														
Greg Gagne, R OBP: 0.337, SLG: 0.447 Gene Larkin, S OBP: 0.345, SLG: 0.349 Scott Leius, R OBP: 0.407, SLG: 0.364 (1, 6) (9, PH) (9, 5)		1-3 K		0-2 F7		2-1 F8			0-1 F9	3 0 0 0 0 1 3 1 0 0 0 0 0 1 0 0 0 0 0 0 0														
Inning Stats	R: 1 E: 0 K: 1 S: 10	H: 2 LOB: 1 BB: 0 P: 13	R: 0 E: 0 K: 2 S: 12	H: 1 LOB: 1 BB: 0 P: 20	R: 0 E: 0 K: 0 S: 12	H: 1 LOB: 1 BB: 0 P: 15	R: 4 E: 0 K: 0 S: 24	H: 5 LOB: 1 BB: 0 P: 34	R: 0 E: 0 K: 1 S: 10	H: 0 LOB: 0 BB: 0 P: 15	R: 0 E: 0 K: 0 S: 5	H: 0 LOB: 0 BB: 0 P: 9	R: 0 E: 0 K: 0 S: 7	H: 2 LOB: 1 BB: 0 P: 8	R: 0 E: 0 K: 2 S: 10	H: 0 LOB: 0 BB: 0 P: 16	R: 0 E: 0 K: 1 S: 8	H: 0 LOB: 0 BB: 1 P: 13	1B: 8 2B: 2 3B: 0 HR: 1	SF: 0 SAC: 0 DP: 1 HBP: 0	WP: 0 PB: 0 SB: 2 CS: 0	PA: 37		
SCOTT SANDERSON, R ERA: 3.84 (1, 1)	IP: 5.0 WLS: L BF: 24 H: 9 R: 5 ER: 5 SO: 4 BB: 0 IBB: 0 HBP: 0 BLK: 0 WP: 0 HR: 1 S: 68 P: 97 ERA: 9.00 WHIP: 1.800																							
Greg Cadaret, L ERA: 2.8 (6, 1)	IP: 3.0 WLS: L BF: 11 H: 2 R: 0 ER: 0 SO: 2 BB: 1 IBB: 0 HBP: 0 BLK: 0 WP: 0 HR: 0 S: 25 P: 40 ERA: 0.00 WHIP: 1.000																							
John Habyan, R ERA: 2.04 (9, 1)	IP: 1.0 WLS: L BF: 2 H: 0 R: 0 ER: 0 SO: 1 BB: 0 IBB: 0 HBP: 0 BLK: 0 WP: 0 HR: 0 S: 5 P: 6 ERA: 0.00 WHIP: 0.000																							

Minnesota Twins @ New York Yankees
Yankee Stadium, Bronx, NY
Fri Jun 21 1991, 7:05 PM EDT
Att. 32,209 - Sunny - 87 F

livebaseballscorecards.com

AB	36
R	5
H	11
RBI	5
BB	1
SO	7
LOB	16



Batter	1	2	3	4	5	6	7	8	9	AB R H RBI BB SO LOB
Steve Sax, R (1, 4) OBP: 0.320, SLG: 0.351	2-2 1B	0-0 G6-3 1-2f			0-0 B1-3 1-2		4-1 HR BB		2-2 F9	4 1 1 0 1 0 3
Don Mattingly, L (1, 3) OBP: 0.359, SLG: 0.413	1-3 K		1-0 G5-4-3 1B		1-2 G1-3		0-1 HR 1-H		3-3 K	5 1 2 2 0 2 2
Roberto Kelly, R (1, 8) OBP: 0.300, SLG: 0.368	1-2 F9		1-1 G5-4-3 1-2f		1-3 K		1-3 K			4 0 0 0 0 2 3
Kevin Maas, L (1, 10) OBP: 0.391, SLG: 0.468	2-1 F8 1-2		0-1 G3-1			0-2 P2		0-3 K		4 0 0 0 0 1 1
Hensley Meulens, R (1, 7) OBP: 0.255, SLG: 0.315		1-1 G4-3		2-3 K		0-1 F9		0-1 1B 1B		3 0 0 0 0 1 0 1 0 1 0 0 0 0
Pat Sheridan, L (8, PH) OBP: 0.211, SLG: 0.263 (9, 9)										
Mel Hall, L (1, 9) OBP: 0.318, SLG: 0.525 (9, 7)		3-2 1B 1B		1-1 P1		1-2 1B		0-0 P4		4 1 2 0 0 0 1
Alvaro Espinoza, R (1, 5) OBP: 0.290, SLG: 0.333		0-0 E8 1B 1B		1-1 1B		1-3 K		0-1 1B		4 1 2 0 0 1 2
Bob Geren, R (1, 2) OBP: 0.222, SLG: 0.186		1-2 1B 1B		0-0 F8			1-0 G5-3	1-3 K		3 0 1 1 0 0 1 1 0 0 0 0 1 2
Matt Nokes, L (8, PH) OBP: 0.306, SLG: 0.494 (9, 2)		1-3 2-H 1B 1B								
Carlos Rodriguez, S (1, 6) OBP: 0.273, SLG: 0.273		0-0 G6-3 1B			1-1 B1-3 1B		1-1 P9		1-3 K	3 0 2 1 0 0 0 1 0 0 0 0 1 0
Jesse Barfield, R (9, PH) OBP: 0.326, SLG: 0.486										

Inning Stats	R: 0 E: 0 K: 1 S: 12	H: 1 LOB: 1 BB: 0 P: 18	R: 2 E: 1 K: 0 S: 12	H: 3 LOB: 1 BB: 0 P: 17	R: 0 E: 0 K: 0 S: 5	H: 1 LOB: 0 BB: 0 P: 7	R: 0 E: 0 K: 1 S: 8	H: 1 LOB: 1 BB: 0 P: 12	R: 0 E: 0 K: 1 S: 9	H: 1 LOB: 1 BB: 0 P: 12	R: 0 E: 0 K: 1 S: 13	H: 1 LOB: 1 BB: 0 P: 15	R: 2 E: 0 K: 1 S: 9	H: 1 LOB: 0 BB: 1 P: 16	R: 0 E: 0 K: 2 S: 11	H: 2 LOB: 2 BB: 0 P: 12	R: 0 E: 0 K: 2 S: 9	H: 0 LOB: 0 BB: 0 P: 15	1B: 10 2B: 0 3B: 0 HR: 1	SF: 0 SAC: 0 DP: 2 HBP: 0	WP: 0 PB: 0 SB: 1 CS: 0	PA: 38
--------------	-------------------------------	----------------------------------	-------------------------------	----------------------------------	------------------------------	---------------------------------	------------------------------	----------------------------------	------------------------------	----------------------------------	-------------------------------	----------------------------------	------------------------------	----------------------------------	-------------------------------	----------------------------------	------------------------------	----------------------------------	-----------------------------------	------------------------------------	----------------------------------	--------

PITCHER	IP	WLS	BF	H	R	ER	SO	BB	IBB	HBP	BLK	WP	HR	S	P	ERA	WHIP
Mark Guthrie, L (1, 1) ERA: 5.37	7.0	W	30	9	4	3	5	1	0	0	0	0	1	68	97	3.86	1.429
Steve Bedrosian, R (8, 1) ERA: 3.47	1.0		5	2	0	0	2	0	0	0	0	0	0	11	12	0.00	2.000
Rick Aguilera, R (9, 1) ERA: 2.88	1.0	S	3	0	0	0	2	0	0	0	0	0	0	9	15	0.00	0.000

BOTTOM

Minnesota Twins @ New York Yankees
 Yankee Stadium, Bronx, NY
 Fri Jun 21 1991, 7:05 PM EDT
 Att: 32,209 - Sunny - 87 F

livebaseballscorecards.com

AB	37
R	4
H	11
RBI	4
BB	1
SO	9
LOB	15



Batter	1	2	3	4	5	6	7	8	9	AB R H RBI BB SO LOB	TOP
Dan Gladden, R OBP: 0.327, SLG: 0.368 (1, 7)	4-2 FC3-6 HBP 1B BB		2-3 K		0-0 F8		1-2 G1-3		3-3 K	4 1 0 0 1 2 1	
Chuck Knoblauch, R OBP: 0.363, SLG: 0.358 (1, 4)	3-1 FC3-6 HBP		0-0 G4-3		0-1 2-H 1B			0-0 G4-3		3 0 1 1 0 0 0	
Kirby Puckett, R OBP: 0.357, SLG: 0.483 (1, 8)	0-0 FC3-6 1B 1-2f 2-3		1-2 G5-3		0-3 K			1-0 1B 2B 1B		4 1 1 0 0 1 3	
Chili Davis, S OBP: 0.378, SLG: 0.547 (1, 10)	3-1 1-2 3-H 1B			1-0 P6				3-2 1-3 2B 1B		4 1 2 1 0 0 0	
Brian Harper, R OBP: 0.368, SLG: 0.479 (1, 2)	2-1 P3			1-2 G6-3				0-0 FC5 1-H 3-H 2B		4 0 1 2 0 0 2	
Gene Larkin, S OBP: 0.350, SLG: 0.348 (1, 3)	1-2 F7			3-2 1B				0-0 F9		3 0 1 0 1 0 3	
Shane Mack, R OBP: 0.333, SLG: 0.467 (1, 9)				1-3 K				1-0 FC5 2-3		4 0 0 0 0 1 3	
Mike Pagliarulo, L OBP: 0.270, SLG: 0.333 Scott Leius, R OBP: 0.402, SLG: 0.358 (9, PH) (9, 5)			1-3 K		0-0 E6 SH5-4 1B				2-2 F8	3 1 0 0 0 2 0 1 0 0 0 0 0 0	
Al Newman, S OBP: 0.284, SLG: 0.216 (1, 6)			3-2 G6-3		0-0 SH5-4				2-2 G4-3	3 0 0 0 0 1 0	
Inning Stats	R: 1 H: 1 E: 0 LOB: 2 K: 0 BB: 1 S: 11 P: 24	R: 0 H: 0 E: 0 LOB: 0 K: 1 BB: 0 S: 10 P: 14	R: 0 H: 0 E: 0 LOB: 0 K: 1 BB: 0 S: 9 P: 12	R: 0 H: 1 E: 0 LOB: 1 K: 1 BB: 0 S: 10 P: 16	R: 1 H: 1 E: 1 LOB: 1 K: 1 BB: 0 S: 8 P: 8	R: 0 H: 0 E: 0 LOB: 1 K: 0 BB: 1 S: 12 P: 20	R: 0 H: 0 E: 0 LOB: 0 K: 2 BB: 0 S: 9 P: 11	R: 2 H: 3 E: 0 LOB: 1 K: 0 BB: 0 S: 9 P: 14	R: 0 H: 0 E: 0 LOB: 0 K: 1 BB: 0 S: 9 P: 16	1B: 5 SF: 0 2B: 1 SAC: 1 3B: 0 DP: 0 HR: 0 HBP: 1	WP: 0 PA: 37 PB: 0 SB: 0 CS: 0
PITCHER Wade Taylor, R ERA: 8.84 Eric Plunk, R ERA: 5.63 Lee Guetterman, L ERA: 2.3	IP WLS BF H R ER SO BB IBB HBP BLK WP HR S P ERA WHIP										
	(1, 1) 7.1 L 31 5 4 3 6 2 0 1 0 0 0 0 75 115 3.68 0.955										
	(8, 1) 0.2 3 1 0 0 0 0 0 0 0 0 0 0 3 4 0.00 1.500										
	(9, 1) 1.0 3 0 0 0 0 1 0 0 0 0 0 0 9 16 0.00 0.000										

Minnesota Twins @ New York Yankees
 Yankee Stadium, Bronx, NY
 Sat Jun 22 1991, 7:05 PM EDT
 Att. 25,352 - Cloudy - 64 F

livebaseballscorecards.com

AB	33
R	4
H	6
RBI	4
BB	2
SO	7
LOB	12



Batter	1	2	3	4	5	6	7	8	9	AB	R	H	RBI	BB	SO	LOB
Steve Sax, R OBP: 0.319, SLG: 0.350 (1, 4)	G6-3			G5-3		FC6 1B		G6-3		4	0	1	0	0	0	0
Don Mattingly, L OBP: 0.357, SLG: 0.410 (1, 3)	G4-3			FC4-6 1B		FC6 1-2f			G3-1	4	0	1	0	0	0	1
Kevin Maas, L OBP: 0.385, SLG: 0.460 (1, 10)	G4-3			FC4-6 2B 1-2f		F9			P5	4	0	0	0	0	0	2
Mel Hall, L OBP: 0.322, SLG: 0.530 (1, 7)		K		1-2 2B		G6-3			0-0 2B 1B	4	1	2	0	0	1	0
Matt Nokes, L OBP: 0.310, SLG: 0.500 (1, 2)		P6		0-1 G4-3		G5-4-3 1B			0-0 2B 2B 1-H	4	1	2	1	0	0	2
Jesse Barfield, R OBP: 0.325, SLG: 0.486 (1, 9)		G6-3		1-1 G5-3		G5-4-3 1-2f			2-2 2B 2-H	4	0	1	1	0	0	1
Roberto Kelly, R OBP: 0.303, SLG: 0.367 (1, 8)		G4-3		1-0 1B		1-0 1B			0-0 F9 IBB	3	0	1	0	1	0	0
Alvaro Espinoza, R OBP: 0.289, SLG: 0.347 (1, 5) (9, 6)		G6-3		0-0 F7		0-0 F7			1-3 K	4	1	1	1	0	1	2
Carlos Rodriguez, S OBP: 0.231, SLG: 0.231 (1, 6) Pat Sheridan, L OBP: 0.200, SLG: 0.250 (8, PH) Pat Kelly, R OBP: 0.299, SLG: 0.432 (9, 5)		F9		2-0 F9		2-1 G1-3			1-0 G3	2	0	0	0	0	0	0

Inning Stats	R: 0	H: 0	E: 0	K: 0	S: 12	LOB: 0	BB: 0	P: 16	R: 0	H: 0	E: 0	K: 1	S: 5	LOB: 0	BB: 0	P: 7	R: 0	H: 0	E: 0	K: 0	S: 5	LOB: 0	BB: 0	P: 8	R: 0	H: 2	E: 0	K: 0	S: 13	LOB: 2	BB: 0	P: 19	R: 0	H: 1	E: 0	K: 0	S: 4	LOB: 0	BB: 0	P: 6	R: 0	H: 1	E: 0	K: 0	S: 7	LOB: 1	BB: 0	P: 10	R: 0	H: 1	E: 0	K: 0	S: 8	LOB: 0	BB: 0	P: 11	R: 1	H: 1	E: 0	K: 0	S: 4	LOB: 0	BB: 0	P: 5	R: 2	H: 3	E: 0	K: 1	S: 19	LOB: 2	BB: 1	P: 27	1B: 5	SF: 0	2B: 3	SAC: 0	3B: 0	DP: 1	HR: 1	HBP: 0	WP: 0	PA: 35
--------------	------	------	------	------	-------	--------	-------	-------	------	------	------	------	------	--------	-------	------	------	------	------	------	------	--------	-------	------	------	------	------	------	-------	--------	-------	-------	------	------	------	------	------	--------	-------	------	------	------	------	------	------	--------	-------	-------	------	------	------	------	------	--------	-------	-------	------	------	------	------	------	--------	-------	------	------	------	------	------	-------	--------	-------	-------	-------	-------	-------	--------	-------	-------	-------	--------	-------	--------

PITCHER	IP	WLS	BF	H	R	ER	SO	BB	IBB	HBP	BLK	WP	HR	S	P	ERA	WHIP
Kevin Tapani, R ERA: 3.33 (1, 1)	8.2	W	32	8	3	3	1	0	0	0	0	0	1	67	92	3.12	0.923
Rick Aguilera, R ERA: 2.86 (9, 1)	0.1	S	3	1	0	0	1	0	1	0	0	0	0	10	17	0.00	3.000

BOTTOM

Minnesota Twins @ New York Yankees
 Yankee Stadium, Bronx, NY
 Sat Jun 22 1991, 7:05 PM EDT
 Att. 25,352 - Cloudy - 64 F

AB	34
R	3
H	9
RBI	3
BB	1
SO	2
LOB	8



WP	PA	ERA	WHIP
0	35		

Batter	1	2	3	4	5	6	7	8	9	AB R H RBI BB SO LOB	TOP									
Dan Gladden, R (1, 7) OBP: 0.328, SLG: 0.369	2-2 1B		2-1 G4-3		2-2 G4-3		0-0 F8		2-1 1B	5 0 2 0 0 0 0										
Chuck Knoblauch, R (1, 4) OBP: 0.360, SLG: 0.355	1-0 F8		3-2 G6-3		0-1 WP 1B			2-0 G5-3	1-2 G6-3	5 0 1 0 0 0 3										
Randy Bush, L (1, 3) OBP: 0.314, SLG: 0.361	0-0 F8		1-1 HR		1-0 P6			0-1 HR		4 2 2 2 0 0 2										
Chili Davis, S (1, 10) OBP: 0.373, SLG: 0.538	2-2 F9		1-3 K		1-0 F9			2-1 P5		4 0 0 0 0 1 2										
Brian Harper, R (1, 2) OBP: 0.371, SLG: 0.482										3 0 1 0 0 0 0										
Junior Ortiz, R (8, 2) OBP: 0.355, SLG: 0.302										0 0 0 0 0 0 0										
Gene Larkin, S (1, 9) OBP: 0.346, SLG: 0.345										4 0 1 0 0 0 2										
Shane Mack, R (1, 8) OBP: 0.331, SLG: 0.457										3 0 0 0 1 0 1										
Scott Leius, R (1, 5) OBP: 0.384, SLG: 0.338										4 0 0 0 0 2 5										
Greg Gagne, R (1, 6) OBP: 0.330, SLG: 0.438										4 0 0 0 0 2 5										
Inning Stats	R: 0 E: 0 K: 0 S: 8	H: 1 LOB: 1 BB: 0 P: 13	R: 0 E: 1 K: 0 S: 9	H: 1 LOB: 2 BB: 0 P: 12	R: 1 E: 0 K: 1 S: 10	H: 1 LOB: 0 BB: 1 P: 17	R: 0 E: 0 K: 1 S: 12	H: 1 LOB: 2 BB: 1 P: 19	R: 0 E: 0 K: 1 S: 7	H: 0 LOB: 0 BB: 0 P: 11	R: 0 E: 0 K: 1 S: 10	H: 0 LOB: 0 BB: 0 P: 12	R: 1 E: 0 K: 0 S: 10	H: 1 LOB: 1 BB: 0 P: 20	R: 0 E: 1 K: 2 S: 22	H: 1 LOB: 2 BB: 0 P: 28	1B: 4 2B: 1 3B: 0 HR: 2	SF: 0 SAC: 0 DP: 0 HBP: 1	WP: 1 PB: 0 SB: 1 CS: 0	PA: 38
PITCHER	IP WLS BF H R ER SO BB IBB HBP BLK WP HR S P ERA WHIP																			
Scott Kamieniecki, R (1, 1) ERA: 2.63	7.2 W 32 6 2 2 3 1 0 1 0 1 2 72 111 2.35 0.913																			
Steve Howe, L (8, 1) ERA: 1.09	0.1 1 0 0 0 0 0 0 0 0 0 0 2 4 0.00 0.000																			
Steve Farr, R (9, 1) ERA: 1.8	1.0 5 1 0 0 2 0 0 0 0 0 0 22 28 0.00 1.000																			

Minnesota Twins @ New York Yankees
 Yankee Stadium, Bronx, NY
 Sun Jun 23 1991, 3:33 AM EDT
 Att. 36,952 - Cloudy - 66 F

AB	36
R	2
H	7
RBI	2
BB	1
SO	5
LOB	20



WP: 1	PA: 38
PB: 0	
SB: 1	
CS: 0	

Batter	1	2	3	4	5	6	7	8	9
Steve Sax, R OBP: 0.325, SLG: 0.353 Pat Sheridan, L OBP: 0.190, SLG: 0.238	1-2 CS 1B	1-0 G5-3		4-2 G6-4-3 BB		2-2 1B		1-2 F8	
Don Mattingly, L OBP: 0.354, SLG: 0.405	1-2 P6	1-0 E3 HR		1-0 G6-4-3		0-0 F8		2-2 1B	
Roberto Kelly, R OBP: 0.315, SLG: 0.392	0-2 S 1B	1-2 HR		2-2 E S 1B		0-0 BB 1B		0-1 1B	
Kevin Maas, L OBP: 0.386, SLG: 0.454	3-2 F9	4-2 S BB		1-3 K		4-0 2B BB		1-0 F7	
Jesse Barfield, R OBP: 0.320, SLG: 0.477 Carlos Rodriguez, S OBP: 0.286, SLG: 0.286		G5-3		K		1-3 K		0-1 1B	
Hensley Meulens, R OBP: 0.268, SLG: 0.333		0-0 1B 1B		2-2 G5-4-3 1B		1-3 K		0-2 WP 2B	
Alvaro Espinoza, R OBP: 0.288, SLG: 0.345		0-2 1B G5-3 1B		1-0 G5-4-3		1-0 F8		2-3 K	
Bob Geren, R OBP: 0.239, SLG: 0.222		2-0 G5-3 HBP E 1B		1-3 K		2-3 K		1-2 2B	
Pat Kelly, R OBP: 0.308, SLG: 0.429		1-2 G5-3 E HBP		2-2 G6-4-3 S 1B 1B		1-0 P6		0-2 F9	

Inning Stats	R: 0	H: 2	E: 0	K: 0	S: 14	R: 6	H: 4	E: 1	K: 0	S: 17	R: 0	H: 1	E: 0	K: 1	S: 8	R: 1	H: 2	E: 0	K: 1	S: 14	R: 0	H: 0	E: 0	K: 2	S: 8	R: 0	H: 1	E: 0	K: 1	S: 8	R: 3	H: 3	E: 0	K: 2	S: 22	R: 1	H: 3	E: 0	K: 1	S: 14
	LOB: 1	BB: 0	BB: 0	BB: 0	BB: 19	LOB: 1	BB: 1	LOB: 1	BB: 1	BB: 31	LOB: 0	BB: 0	LOB: 0	BB: 0	BB: 12	LOB: 1	BB: 1	LOB: 0	BB: 0	BB: 10	LOB: 1	BB: 0	LOB: 0	BB: 0	LOB: 0	LOB: 1	BB: 0	LOB: 1	BB: 0	LOB: 1	BB: 1	LOB: 2	BB: 0	LOB: 2	BB: 0	LOB: 2	BB: 0	LOB: 2		


PITCHER	IP	WLS	BF	H	R	ER	SO	BB	IBB	HBP	BLK	WP	HR	S	P	ERA	WHIP
Allan Anderson, L ERA: 4.39	1.2	L	13	6	6	2	0	1	0	0	0	0	1	30	48	10.80	4.200
Paul Abbott, R ERA: 3.32	5.1		23	7	4	4	7	2	0	0	0	1	0	61	91	6.75	1.688
Terry Leach, R ERA: 3.41	1.0		6	3	1	1	1	0	0	0	0	0	0	14	20	9.00	3.000

MINNESOTA TWINS @ NEW YORK YANKEES
Yankee Stadium, Bronx, NY
 Sun Jun 23 1991, 3:33 AM EDT
 Att: 36,952 - Cloudy - 66 F

AB	R	H	RBI	BB	SO	LOB
3	0	2	1	1	0	2
1	0	0	0	0	0	0
5	2	1	0	0	0	4
5	2	5	3	0	0	0
3	1	0	0	2	1	4
4	0	0	0	0	2	3
1	0	1	1	0	0	0
5	2	3	2	0	2	2
4	1	1	0	0	1	2
4	1	2	2	0	2	0
3	2	1	0	0	0	1

AB	38
R	11
H	16
RBI	9
BB	3
SO	8
LOB	18

WP: 1 PA: 42
 PB: 0
 SB: 5
 CS: 1



Batter	1	2	3	4	5	6	7	8	9	AB R H RBI BB SO LOB	TOP
Dan Gladden, R (1, 7) OBP: 0.327, SLG: 0.376	1-0 F9			3-2 L9		0-0 2-H 3B		3-2 G4-3		4 0 1 1 0 0 0	
Chuck Knoblauch, R (1, 4) OBP: 0.355, SLG: 0.349	2-2 G5-3			0-2 G4-3		1-0 G5-3			0-1 P4	4 0 0 0 0 0 1	
Kirby Puckett, R (1, 8) OBP: 0.359, SLG: 0.494	1-1 G6-3			0-2 P4			1-1 HR		3-2 HR 1B	4 2 2 1 0 0 0	
Shane Mack, R (1, 9) OBP: 0.335, SLG: 0.486		2-2 L7			2-2 F7		0-0 1B 2B		0-0 1B HR	4 2 2 2 0 0 0	
Pedro Munoz, R (1, 10) OBP: 0.333, SLG: 0.442		0-0 G4-3			1-0 L9		1-1 L6-4 SH1-3 1B		0-3 K	4 0 1 1 0 1 0	
Gene Larkin, S (1, 3) OBP: 0.338, SLG: 0.336		0-0 G1-3			1-1 G6-3		1-1 SH1-3		0-0 L5	3 0 0 0 0 0 0	
Junior Ortiz, R (1, 2) OBP: 0.354, SLG: 0.291			0-0 G6-3			4-2 SH1-4 3B BB		0-2 L6-4		2 1 0 0 1 0 1	
Scott Leius, R (1, 5) OBP: 0.375, SLG: 0.329			1-0 G6-3			0-0 SH1-4			0-1 G4-3	2 0 0 0 0 0 0	
Greg Gagne, R (1, 6) OBP: 0.325, SLG: 0.431			2-2 G4-3			1-0 G6-3		1-2 F9		3 0 0 0 0 0 1	
Inning Stats	R: 0 H: 0 E: 0 LOB: 0 K: 0 BB: 0 S: 6 P: 10	R: 0 H: 0 E: 0 LOB: 0 K: 0 BB: 0 S: 5 P: 7	R: 0 H: 0 E: 0 LOB: 0 K: 0 BB: 0 S: 6 P: 9	R: 0 H: 0 E: 0 LOB: 0 K: 0 BB: 0 S: 11 P: 14	R: 0 H: 0 E: 0 LOB: 0 K: 0 BB: 0 S: 6 P: 10	R: 1 H: 1 E: 0 LOB: 1 K: 0 BB: 1 S: 6 P: 12	R: 2 H: 3 E: 0 LOB: 0 K: 0 BB: 0 S: 9 P: 11	R: 0 H: 0 E: 0 LOB: 0 K: 0 BB: 0 S: 9 P: 13	R: 2 H: 2 E: 0 LOB: 0 K: 1 BB: 0 S: 12 P: 15	1B: 2 SF: 0 2B: 2 SAC: 2 3B: 1 DP: 1 HR: 2 HBP: 0	WP: 0 PA: 33 PB: 0 SB: 0 CS: 0
PITCHER Jeff Johnson, L (1, 1) ERA: 3.67 Greg Cadaret, L (9, 1) ERA: 3.13	IP WLS BF H R ER SO BB IBB HBP BLK WP HR S P ERA WHIP										
	8.0 L 28 4 3 3 0 1 0 0 0 0 0 1 58 86 3.38 0.625										
	1.0 5 2 2 2 1 0 0 0 0 0 0 1 12 15 18.00 2.000										

Minnesota Twins @ New York Yankees
 Yankee Stadium, Bronx, NY
 Mon Jun 24 1991, 7:05 PM EDT
 Att. 23,142 - Sunny - 78 F

livebaseballscorecards.com

AB	30
R	5
H	6
RBI	5
BB	1
SO	1
LOB	3




Batter	1	2	3	4	5	6	7	8	9	AB R H RBI BB SO LOB
Steve Sax, R OBP: 0.321, SLG: 0.348 (1, 4)	1-0 G4-3		2-2 G6-3			0-1 G5-3			0-1 G5-3	4 0 0 0 0 0 0
Don Mattingly, L OBP: 0.352, SLG: 0.403 (1, 3)	1-1 1B		0-0 P6			0-1 G6-3			0-0 G6-3	4 0 1 0 0 0 0
Kevin Maas, L OBP: 0.384, SLG: 0.448 (1, 10)	0-2 F8				1-1 F8			4-0 BB	3-3 K	3 0 0 0 1 1 1
Mel Hall, L OBP: 0.317, SLG: 0.521 (1, 7)	0-0 G6-3				2-1 G4-3			0-1 P5		3 0 0 0 0 0 2
Matt Nokes, L OBP: 0.311, SLG: 0.503 (1, 2)		0-1 WP 2B			2-2 G1-6-3			1-0 F8		3 0 1 0 0 0 1
Roberto Kelly, R OBP: 0.312, SLG: 0.387 (1, 8)		1-2 F8			2-3 K			2-0 F9		3 0 0 0 0 1 2
Jesse Barfield, R OBP: 0.316, SLG: 0.471 (1, 9)		2-3 K			0-0 P4			3-3 K		3 0 0 0 0 2 1
Alvaro Espinoza, R OBP: 0.284, SLG: 0.340 (1, 6)		2-2 G6-3			2-3 K			2-3 K		3 0 0 0 0 2 1
Pat Kelly, R OBP: 0.298, SLG: 0.414 (1, 5)			1-1 G5-3			0-0 G5-3		0-1 G5-3		3 0 0 0 0 0 0

Inning Stats	R: 0 E: 0 K: 0 S: 7	H: 1 LOB: 1 BB: 0 P: 9	R: 0 E: 0 K: 1 S: 13	H: 1 LOB: 1 BB: 0 P: 18	R: 0 E: 0 K: 0 S: 7	H: 0 LOB: 0 BB: 0 P: 10	R: 0 E: 0 K: 0 S: 8	H: 0 LOB: 0 BB: 0 P: 13	R: 0 E: 0 K: 2 S: 9	H: 0 LOB: 0 BB: 0 P: 13	R: 0 E: 0 K: 0 S: 5	H: 0 LOB: 0 BB: 0 P: 5	R: 0 E: 0 K: 0 S: 4	H: 0 LOB: 1 BB: 1 P: 11	R: 0 E: 0 K: 2 S: 8	H: 0 LOB: 0 BB: 0 P: 13	R: 0 E: 0 K: 1 S: 7	H: 0 LOB: 0 BB: 0 P: 10	1B: 1 2B: 1 3B: 0 HR: 0	SF: 0 SAC: 0 DP: 0 HBP: 0	WP: 1 PB: 0 SB: 0 CS: 0	PA: 30
--------------	------------------------------	---------------------------------	-------------------------------	----------------------------------	------------------------------	----------------------------------	------------------------------	----------------------------------	------------------------------	----------------------------------	------------------------------	---------------------------------	------------------------------	----------------------------------	------------------------------	----------------------------------	------------------------------	----------------------------------	----------------------------------	------------------------------------	----------------------------------	--------

PITCHER	IP	WLS	BF	H	R	ER	SO	BB	IBB	HBP	BLK	WP	HR	S	P	ERA	WHIP
Scott Erickson, R ERA: 1.39 (1, 1)	9.0	W	30	2	0	0	6	1	0	0	0	1	0	68	102	0.00	0.333

MINNESOTA TWINS @ NEW YORK YANKEES
Yankee Stadium, Bronx, NY
 Mon Jun 24 1991, 7:05 PM EDT
 Att. 23,142 - Sunny - 78 F

AB	29
R	0
H	2
RBI	0
BB	1
SO	6
LOB	8



Batter	1	2	3	4	5	6	7	8	9	AB R H RBI BB SO LOB	TOP											
Devon White, S (1, 8) OBP: 0.358, SLG: 0.403	1-0 G4-3 1B		2-3 K	3-2 S 1B		4-1 SAFE BB			2-2 G4-3	4 1 2 0 1 1 0	Toronto Blue Jays @ Minnesota Twins Hubert H. Humphrey Metrodome, Minneapolis, MN Tue Jun 25 1991, 8:05 PM EDT Att. 26,350 - Dome - 70 F livebaseballscorecards.com											
Roberto Alomar, S (1, 4) OBP: 0.341, SLG: 0.437	0-0 G4-3		4-1 WP S BB	1-2 SAFE S 1B		3-2 L8		2-1 G6-3	4 0 1 1 1 0 3													
Joe Carter, R (1, 9) OBP: 0.367, SLG: 0.576	0-3 K		3-1 F7	1-3 K			2-2 G6-3	2-2 F9	5 0 0 0 0 2 3													
Kelly Gruber, R (1, 5) OBP: 0.333, SLG: 0.429	1-0 F8			0-0 HR		2-2 P4		0-0 G5-3	4 1 1 1 0 0 1													
Rance Mulliniks, L (1, 10) OBP: 0.471, SLG: 0.450		0-2 G4-3		1-1 G6-3		0-1 F8		2-2 G4-3	4 0 0 0 0 0 0													
John Olerud, L (1, 3) OBP: 0.311, SLG: 0.394		0-0 G3-1		2-1 HR		0-2 G3		2-2 F8	4 1 1 1 0 0 0													
Greg Myers, L (1, 2) OBP: 0.345, SLG: 0.432		2-0 1B		3-2 1B E 1B		0-0 FC3-6 1B		1-1 HR	4 2 4 1 0 0 0													
Manuel Lee, S (1, 6) OBP: 0.325, SLG: 0.336		0-3 K		0-1 E9 SF9 1B		0-2 FC3-6 BB		3-2 G6-3	4 1 1 0 0 1 2													
Mookie Wilson, S (1, 7) OBP: 0.280, SLG: 0.399			1-0 G4-3	0-2 SF9		1-2 P6		1-1 G1-3	3 0 0 1 0 0 1													
Inning Stats	R: 0 E: 0 K: 1 S: 7	H: 1 LOB: 1 BB: 0 P: 9	R: 0 E: 0 K: 1 S: 9	H: 1 LOB: 1 BB: 0 P: 11	R: 0 E: 0 K: 1 S: 7	H: 0 LOB: 1 BB: 1 P: 17	R: 5 E: 1 K: 1 S: 24	H: 6 LOB: 1 BB: 0 P: 35	R: 0 E: 0 K: 0 S: 8	H: 0 LOB: 0 BB: 0 P: 10		R: 0 E: 0 K: 0 S: 14	H: 1 LOB: 2 BB: 1 P: 22	R: 0 E: 0 K: 0 S: 8	H: 0 LOB: 0 BB: 0 P: 12	R: 1 E: 0 K: 0 S: 11	H: 1 LOB: 0 BB: 0 P: 18	R: 0 E: 0 K: 0 S: 12	H: 0 LOB: 0 BB: 0 P: 18	1B: 7 2B: 0 3B: 0 HR: 3	SF: 1 SAC: 0 DP: 0 HBP: 0	WP: 1 PB: 0 SB: 3 CS: 0
PITCHER	IP WLS BF H R ER SO BB IBB HBP BLK WP HR S P ERA WHIP																					
Jack Morris, R (1, 1) ERA: 3.88	7.0 W 32 9 5 5 4 2 0 0 0 1 2 77 116 6.43 1.571																					
Steve Bedrosian, R (8, 1) ERA: 3.62	1.0 4 1 1 1 0 0 0 0 0 0 1 11 18 9.00 1.000																					
Rick Aguilera, R (9, 1) ERA: 2.78	1.0 S 3 0 0 0 0 0 0 0 0 0 0 0 12 18 0.00 0.000																					

Toronto Blue Jays @ Minnesota Twins
 Hubert H. Humphrey Metrodome, Minneapolis, MN
 Tue Jun 25 1991, 8:05 PM EDT
 Att. 26,350 - Dome - 70 F

AB	36
R	6
H	10
RBI	5
BB	2
SO	4
LOB	10



Batter	1	2	3	4	5	6	7	8	9
Dan Gladden, R OBP: 0.332, SLG: 0.382 (1, 7)	2-3 K		0-0 FC6-4 1B SF8 1B	3-2 2B		4-1 BB		2-2 F8	
Chuck Knoblauch, R OBP: 0.356, SLG: 0.350 (1, 4)	0-1 HR 1B		0-1 FC6-4 1B	2-3 K		1-0 F9		0-0 P4	
Kirby Puckett, R OBP: 0.359, SLG: 0.495 (1, 8)	2-2 F9		0-1 FC6-4 1B BB 1B		0-0 P6		1-0 SH1-4 S SF9 HBP	0-0 2B	
Chili Davis, S OBP: 0.380, SLG: 0.550 (1, 10)	1-0 HR		4-2 1B BB BB		3-3 K		4-2 SF9 1B SH1-4 BB	4-0 FC5-4 IBB	
Brian Harper, R OBP: 0.368, SLG: 0.479 (1, 2)	2-1 1B		0-0 SF8		2-1 G5-3		0-1 SH1-4	2-1 FC5-4	
Shane Mack, R OBP: 0.333, SLG: 0.479 (1, 9)	2-2 F8		4-2 1B BB		0-3 K		0-2 SF9		
Gene Larkin, S OBP: 0.358, SLG: 0.352 (1, 3)		2-2 G3-6-3 1B	0-1 1B		0-1 HR 1B		4-0 1B IBB		
Mike Pagliarulo, L OBP: 0.271, SLG: 0.352 (1, 5)		1-2 G3-6-3		2-0 G4-3		0-0 HR	1-1 1B		
Al Newman, S OBP: 0.291, SLG: 0.223 (7, PH) (8, 5)						1-H HR	1-2 3-H 1B		
Greg Gagne, R OBP: 0.319, SLG: 0.422 (1, 6)		0-3 K		2-3 K		0-2 G4-3	1-2 F7		

AB	R	H	RBI	BB	SO	LOB
4	1	2	0	1	1	0
5	1	2	0	0	1	2
4	2	1	0	0	0	3
2	2	1	2	3	1	0
3	0	1	1	0	0	2
2	0	0	1	1	1	1
3	1	3	1	1	0	0
3	1	1	2	0	0	1
1	0	1	1	0	0	0
4	0	0	0	0	2	2

AB	R	H	RBI	BB	SO	LOB
31	8	12	8	6	6	11

Inning Stats		R	H	ER	SO	BB	IBB	HBP	BLK	WP	HR	S	P	ERA	WHIP
R: 2	H: 3	0	1	0	6	3	0	0	0	0	2	65	104	9.00	2.167
E: 0	LOB: 1	0	LOB: 0	0	0	0	0	0	0	0	0	8	13	27.00	1.500
K: 1	BB: 0	K: 1	BB: 0	K: 0	BB: 2	K: 2	BB: 0	K: 1	BB: 1	K: 0	BB: 2	6	12	0.00	3.000
S: 15	P: 24	S: 9	P: 12	S: 13	P: 21	S: 11	P: 20	S: 6	P: 11	S: 11	P: 16	S: 14	P: 25	S: 7	P: 15

WP	HR	S	P	ERA	WHIP
0	0	0	0	0.00	1.000

Toronto Blue Jays @ Minnesota Twins
 Hubert H. Humphrey Metrodome, Minneapolis, MN
 Tue Jun 25 1991, 8:05 PM EDT
 Att. 26,350 - Dome - 70 F

livebaseballscores.com



PITCHER	IP	WLS	BF	H	R	ER	SO	BB	IBB	HBP	BLK	WP	HR	S	P	ERA	WHIP
Todd Stottliemyre, R ERA: 3.32 (1, 1)	6.0	L	29	10	6	6	6	3	0	0	0	0	2	65	104	9.00	2.167
Jim Acker, R ERA: 5.57 (7, 1)	0.2		4	0	2	2	0	1	0	1	0	0	0	8	13	27.00	1.500
Bob MacDonald, L ERA: 0.92 (7, 1)	0.1		3	1	0	0	0	0	1	0	0	0	0	6	12	0.00	3.000
Mickey Weston, R ERA: (8, 1)	1.0		5	1	0	0	0	0	1	0	0	0	0	7	15	0.00	1.000

Batter	1	2	3	4	5	6	7	8	9	AB R H RBI BB SO LOB	TOP											
Devon White, S OBP: 0.362, SLG: 0.418 (1, 8)	2-2 S 3B 2B	1-0 G6-3		1-0 1-H 1B 3B		3-3 K 2-3		1-1 SAFE 1B FC5 1-2		5 2 3 1 0 1 2												
Roberto Alomar, S OBP: 0.345, SLG: 0.445 (1, 4)	2-1 2-H 2B 3B		3-2 F7	4-2 1B BB		0-1 3-H 1B		0-0 FC5 1-2f		4 1 2 2 1 0 2												
Joe Carter, R OBP: 0.374, SLG: 0.587 (1, 9)	1-2 F9 2B		1-2 2B	1-0 1-2 1B		3-1 F8		0-0 F8-3 1B		5 0 4 2 0 0 1												
Kelly Gruber, R OBP: 0.328, SLG: 0.414 (1, 5)	0-1 F9 2-3		4-2 BB	2-1 P5 1B		1-0 F8		0-1 F8-3 1B 1-2		4 0 0 0 1 0 4												
Pat Tabler, R OBP: 0.331, SLG: 0.263 (1, 10) Rance Mulliniks, L OBP: 0.462, SLG: 0.439 (7, PH)	0-0 G5-3		1-1 P3		0-1 F9		2-3 K	0-1 G4-3		3 0 0 0 0 0 3 2 0 0 0 0 1 0												
Ed Sprague, R OBP: 0.370, SLG: 0.406 (1, 3) John Olerud, L OBP: 0.310, SLG: 0.392 (7, PH)	1-2 G6-3		0-0 G4-3		2-3 K		2-2 G3			3 0 0 0 0 1 3 1 0 0 0 0 0 0												
Pat Borders, R OBP: 0.243, SLG: 0.277 (1, 2)								0-0 L9		4 0 0 0 0 1 0												
Manuel Lee, S OBP: 0.324, SLG: 0.335 (1, 6)								0-2 F8		4 1 1 0 0 1 0												
Glenallen Hill, R OBP: 0.296, SLG: 0.434 (1, 7)								1-1 1B 1B		4 1 3 0 0 0 1												
Inning Stats	R: 2 E: 0 K: 0 S: 15	H: 3 LOB: 1 BB: 0 P: 21	R: 0 E: 0 K: 0 S: 9	H: 1 LOB: 1 BB: 0 P: 16	R: 0 E: 0 K: 0 S: 12	H: 1 LOB: 2 BB: 1 P: 21	R: 2 E: 0 K: 1 S: 12	H: 3 LOB: 2 BB: 1 P: 24	R: 0 E: 0 K: 2 S: 8	H: 0 LOB: 0 BB: 0 P: 11	R: 1 E: 0 K: 1 S: 15	H: 2 LOB: 1 BB: 0 P: 22	R: 0 E: 0 K: 1 S: 7	H: 0 LOB: 0 BB: 0 P: 12	R: 0 E: 0 K: 0 S: 10	H: 2 LOB: 2 BB: 0 P: 12	R: 0 E: 0 K: 0 S: 5	H: 1 LOB: 0 BB: 0 P: 5	1B: 7 2B: 5 3B: 2 HR: 0	SF: 0 SAC: 0 DP: 1 HBP: 0	WP: 1 PB: 0 SB: 2 CS: 0	PA: 41
PITCHER	IP WLS BF H R ER SO BB IBB HBP BLK WP HR S P ERA WHIP																					
Mark Guthrie, L ERA: 5.66 (1, 1)	3.2 L 21 8 4 4 1 2 0 0 0 0 0 0 46 78 9.82 2.727																					
Carl Willis, R ERA: 3.03 (4, 1)	4.0 16 4 1 1 4 0 0 0 0 1 0 41 60 2.25 1.000																					
Terry Leach, R ERA: 3.26 (8, 1)	1.1 4 1 0 0 0 0 0 0 0 0 0 6 6 0.00 0.750																					

Toronto Blue Jays @ Minnesota Twins
Hubert H. Humphrey Metrodome, Minneapolis, MN

Wed Jun 26 1991, 8:05 PM EDT
Att. 25,503 - Dome - 70 F

AB	39
R	5
H	13
RBI	5
BB	2
SO	5
LOB	16



WP: 1	PA: 41
PB: 0	
SB: 2	
CS: 0	

livebaseballscorecards.com

Batter	1	2	3	4	5	6	7	8	9	AB	R	H	RBI	BB	SO	LOB
Chuck Knoblauch, R <small>OBP: 0.356, SLG: 0.348</small> (1, 4)	3-2 		2-2 			0-0 		4-2 		3	0	0	0	1	0	1
Shane Mack, R <small>OBP: 0.329, SLG: 0.467</small> (1, 7)	1-3 		1-2 			0-0 		2-1 		4	0	1	0	0	1	2
Kirby Puckett, R <small>OBP: 0.353, SLG: 0.482</small> (1, 8)	1-0 					2-3 			1-3 	4	0	0	0	0	3	1
Chili Davis, S <small>OBP: 0.380, SLG: 0.558</small> (1, 10)		1-0 		1-0 			4-1 		1-2 	3	0	0	0	1	0	0
Randy Bush, L <small>OBP: 0.293, SLG: 0.333</small> (1, 3)		1-1 		2-1 			3-3 		3-3 	4	0	0	0	0	2	2
Pedro Munoz, R <small>OBP: 0.333, SLG: 0.438</small> (1, 9)		2-3 			2-2 		1-0 			3	0	1	0	0	1	1
Junior Ortiz, R <small>OBP: 0.338, SLG: 0.276</small> (1, 2)		2-3 			0-1 		1-2 			3	0	0	0	0	1	2
Mike Pagliarulo, L <small>OBP: 0.272, SLG: 0.352</small> (1, 5)			1-0 		1-0 			0-2 		3	0	1	0	0	0	0
Al Newman, S <small>OBP: 0.281, SLG: 0.215</small> (1, 6)			3-1 			2-1 		3-2 		3	0	0	0	0	0	1

Inning Stats	R: 0	H: 0	E: 0	K: 1	S: 9	R: 0	H: 0	E: 1	K: 2	S: 10	R: 0	H: 1	E: 0	K: 0	S: 10	R: 0	H: 0	E: 0	K: 1	S: 6	R: 0	H: 0	E: 0	K: 0	S: 6	R: 0	H: 1	E: 0	K: 1	S: 7	R: 0	H: 1	E: 0	K: 1	S: 10	R: 0	H: 0	E: 0	K: 0	S: 12	R: 0	H: 0	E: 0	K: 2	S: 9	1B: 3	2B: 1	3B: 0	HR: 0	SF: 0	SAC: 0	DP: 1	HBP: 0	WP: 0	PB: 0	SB: 1	CS: 1	PA: 32
--------------	------	------	------	------	------	------	------	------	------	-------	------	------	------	------	-------	------	------	------	------	------	------	------	------	------	------	------	------	------	------	------	------	------	------	------	-------	------	------	------	------	-------	------	------	------	------	------	-------	-------	-------	-------	-------	--------	-------	--------	-------	-------	-------	-------	--------

PITCHER	IP	WLS	BF	H	R	ER	SO	BB	IBB	HBP	BLK	WP	HR	S	P	ERA	WHIP
Juan Guzman, R <small>ERA: 3.09</small>	(1, 1)	7.2	28	3	0	0	6	2	0	0	0	0	0	68	113	0.00	0.652
Duane Ward, R <small>ERA: 2.68</small>	(8, 1)	0.1	1	0	0	0	0	0	0	0	0	0	0	2	4	0.00	0.000
Tom Henke, R <small>ERA: 1.45</small>	(9, 1)	1.0	3	0	0	0	2	0	0	0	0	0	0	9	14	0.00	0.000

BOTTOM

Toronto Blue Jays @ Minnesota Twins
 Hubert H. Humphrey Metrodome, Minneapolis, MN

Thu Jun 27 1991, 4:33 AM EDT
 Att. 35,598 - Dome - 70 F

livebaseballscorecards.com

AB	30
R	0
H	3
RBI	0
BB	2
SO	8
LOB	10

Batter	1	2	3	4	5	6	7	8	9	AB R H RBI BB SO LOB	TOP
Tim Raines, S (1, 7) OBP: 0.378, SLG: 0.379 B F B F X	2-2 G5-3 1B	1-0 1B			0-2 G6-3 1B		0-0 FC5-4 1-2f			4 0 1 0 0 0 1	
Robin Ventura, L (1, 5) OBP: 0.344, SLG: 0.344 B C B S X	2-2 G5-3 1B	3-2 G4-3 1-2			3-2 L5			0-2 L8		4 0 1 0 0 0 1	
Frank Thomas, R (1, 10) OBP: 0.451, SLG: 0.530 B F B X	2-1 G5-3 1-2		1-1 G6-3			3-3 K		2-3 K		4 0 0 0 0 2 1	
Carlton Fisk, R (1, 3) OBP: 0.329, SLG: 0.393 (8, 2) C F X	0-2 F9		0-0 F9			1-0 P3		2-3 K		4 0 0 0 0 1 1	
Craig Grebeck, R (1, 4) OBP: 0.333, SLG: 0.472		0-1 E HR 1B	1-0 P4			3-2 1B		1-1 G1-3		4 1 2 0 0 0 0	
Cory Snyder, R (1, 9) OBP: 0.220, SLG: 0.286 (8, 3)		0-0 E4 HR 1-3		1-0 G4-3		1 SAFE 1-3 K		1-0 HR		4 2 1 1 0 1 2	
Sammy Sosa, R (1, 8) OBP: 0.244, SLG: 0.354 (8, 9)		1-0 HR 1-H 3-H		2-3 K		1-0 P8		0-2 P6		4 1 1 3 0 1 0	
Don Wakamatsu, R (1, 2) OBP: 0.259, SLG: 0.231 Lance Johnson, L (8, 8) OBP: 0.278, SLG: 0.277		2-1 L9		0-0 G4-3		1-1 G5-3		0-1 1B		3 0 0 0 0 0 0 1 0 1 0 0 0 0	
Ozzie Guillen, L (1, 6) OBP: 0.277, SLG: 0.317		1-1 P6		0-1 F8		1-0 FC5-4 1B		0-0 F8		4 0 1 0 0 0 1	
Inning Stats	R: 0 H: 1 E: 0 LOB: 1 K: 0 BB: 0 S: 11 P: 17	R: 3 H: 3 E: 1 LOB: 1 K: 0 BB: 0 S: 13 P: 21	R: 0 H: 0 E: 0 LOB: 0 K: 0 BB: 0 S: 4 P: 6	R: 0 H: 0 E: 0 LOB: 0 K: 1 BB: 0 S: 5 P: 8	R: 0 H: 0 E: 0 LOB: 0 K: 0 BB: 0 S: 8 P: 11	R: 0 H: 1 E: 0 LOB: 1 K: 2 BB: 0 S: 10 P: 18	R: 0 H: 1 E: 0 LOB: 1 K: 0 BB: 0 S: 5 P: 8	R: 0 H: 0 E: 0 LOB: 0 K: 2 BB: 0 S: 10 P: 14	R: 1 H: 2 E: 0 LOB: 1 K: 0 BB: 0 S: 9 P: 11	1B: 6 SF: 0 2B: 0 SAC: 0 3B: 0 DP: 0 HR: 2 HBP: 0	WP: 0 PA: 36 PB: 0 SB: 1 CS: 0
PITCHER Allan Anderson, L (1, 1) ERA: 4.26	IP WLS BF H R ER SO BB IBB HBP BLK WP HR S P ERA WHIP 9.0 L 36 8 4 3 5 0 0 0 0 0 2 75 114 3.00 0.889	PITCHER IP WLS BF H R ER SO BB IBB HBP BLK WP HR S P ERA WHIP									

Chicago White Sox @ Minnesota Twins
 Hubert H. Humphrey Metrodome, Minneapolis, MN
 Fri Jun 28 1991, 8:05 PM EDT
 Att. 37,865 - Dome - 70 F

AB	36
R	4
H	8
RBI	4
BB	0
SO	5
LOB	7



Batter	1	2	3	4	5	6	7	8	9	AB R H RBI BB SO LOB	TOP
Tim Raines, S (1, 7) OBP: 0.379, SLG: 0.383 B C C B X 2-2 	1B 		G4-6-3 1-2f 		L9 		F9 1-H 2-H 3B 2B 	F9 1-2 		5 2 2 2 0 0 2	Chicago White Sox @ Minnesota Twins Hubert H. Humphrey Metrodome, Minneapolis, MN Sat Jun 29 1991, 8:05 PM EDT Att. 50,525 - Dome - 70 F livebaseballscorecards.com
Robin Ventura, L (1, 5) OBP: 0.351, SLG: 0.351 C C F 1 X SAFE 0-2 	1B 		4-1 		1-0 F8 	4-0 3B IBB 		1-1 FC9-6-4 2B 		3 1 2 0 2 0 0	
Frank Thomas, R (1, 10) OBP: 0.447, SLG: 0.524 B B B C X 3-1 	1B 		1-0 G5-3 		1-0 G6-3 	1-2 F9 2-3 		2-2 FC9-6-4 2-3 		5 0 1 1 0 0 4	
Dan Pasqua, L (1, 9) OBP: 0.339, SLG: 0.450 C B C C B S 2-3 	K 			0-0 	1-1 1B 	3-1 1-H 3-H 3B 		1-0 1B 		5 1 4 3 0 1 2	
Carlton Fisk, R (1, 2) OBP: 0.327, SLG: 0.388 B X 1-0 G5-4-3 1-2f 				2-0 FC3-6 1B 	2-1 P4 	0-0 F9 		0-0 F8 		5 0 1 0 0 0 6	
Matt Merullo, L (1, 3) OBP: 0.293, SLG: 0.393 Sammy Sosa, R (7, PR) OBP: 0.243, SLG: 0.352 C B B T T T T X 2-2 		G4-3 		0-0 FC3-6 L4-3 1-2f 		0-1 1B 1B 		1-2 G5-3 		3 0 1 0 0 0 1 1 1 0 0 0 0 0	
Lance Johnson, L (1, 8) OBP: 0.281, SLG: 0.284 X 0-0 G4-3 		G4-3 		0-1 L4-3 1-2 		0-0 1B 2B 1B 		0-0 G4-3 1B 2B 		4 2 2 0 0 0 1	
Craig Grebeck, R (1, 4) OBP: 0.317, SLG: 0.447 C X 0-1 F7 		F7 			3-2 G5-3 		0-0 P1 	0-0 G4-3 		4 0 0 0 0 0 3	
Ozzie Guillen, L (1, 6) OBP: 0.285, SLG: 0.324 B X 1-0 G4-6-3 1B 					1-1 P5 		1-0 1-2 2-H 2B 1B 	0-0 S 1B 		4 1 3 2 0 0 0	
Inning Stats	R: 1 H: 3 E: 0 LOB: 1 K: 1 BB: 0 S: 13 P: 21	R: 0 H: 0 E: 0 LOB: 0 K: 0 BB: 0 S: 7 P: 9	R: 0 H: 1 E: 0 LOB: 1 K: 0 BB: 1 S: 4 P: 12	R: 1 H: 2 E: 0 LOB: 0 K: 0 BB: 0 S: 5 P: 7	R: 0 H: 0 E: 0 LOB: 0 K: 0 BB: 0 S: 8 P: 14	R: 0 H: 1 E: 0 LOB: 1 K: 0 BB: 0 S: 6 P: 11	R: 5 H: 5 E: 0 LOB: 2 K: 0 BB: 1 S: 15 P: 27	R: 1 H: 2 E: 0 LOB: 1 K: 0 BB: 0 S: 7 P: 10	R: 0 H: 2 E: 0 LOB: 1 K: 0 BB: 0 S: 7 P: 11	1B: 11 SF: 0 2B: 5 SAC: 0 3B: 1 DP: 4 HR: 1 HBP: 0	WP: 0 PA: 41 PB: 0 SB: 1 CS: 0
PITCHER Scott Erickson, R (1, 1) ERA: 1.83 Steve Bedrosian, R (7, 1) ERA: 3.69 Terry Leach, R (9, 1) ERA: 3.16	IP WLS BF H R ER SO BB IBB HBP BLK WP HR S P ERA WHIP 6.1 L 29 11 7 7 1 1 1 0 0 0 0 1 52 91 9.95 1.895 1.2 8 3 1 1 0 0 0 0 0 0 0 0 13 20 5.40 1.800 1.0 4 2 0 0 0 0 0 0 0 0 0 0 7 11 0.00 2.000	PITCHER IP WLS BF H R ER SO BB IBB HBP BLK WP HR S P ERA WHIP									



Batter	1	2	3	4	5	6	7	8	9	AB	R	H	RBI	BB	SO	LOB
Chuck Knoblauch, R <small>(1, 4) OBP: 0.353, SLG: 0.345</small>	2-1 G5-3 HR 1B		1-0 G5-3		2-2 F7			0-2 F9		4	1	1	0	0	0	0
Scott Leius, R <small>(1, 5) OBP: 0.365, SLG: 0.325</small>	0-0 G5-3		1-0 G4-3			1-0 G6-3		0-2 F8		4	0	0	0	0	0	1
Kirby Puckett, R <small>(1, 8) OBP: 0.359, SLG: 0.498</small>	1-2 HR 2-H		0-0 P4			3-0 2B		0-0 G1-3		4	1	2	2	0	0	0
Chili Davis, S <small>(1, 10) OBP: 0.375, SLG: 0.558</small>	2-2 HR			1-2 L7		0-0 E5 G6-4-3		0-0 FC1-6 1B		4	1	2	1	0	0	1
Shane Mack, R <small>(1, 7) OBP: 0.320, SLG: 0.469</small>	0-0 G3			1-2 G6-3		0-0 G6-4-3 1-2f		3-2 F8		4	0	0	0	0	0	3
Pedro Munoz, R <small>(1, 9) OBP: 0.340, SLG: 0.471</small>	1-3 K			3-0 1B		2-1 G6-3		0-0 FC1-6 1-2f		4	0	1	0	0	1	1
Kent Hrbek, L <small>(1, 3) OBP: 0.364, SLG: 0.429</small>		0-0 G4-3		0-2 P5		0-0 HR		0-0 G4-3		4	1	1	1	0	0	2
Junior Ortiz, R <small>(1, 2) OBP: 0.336, SLG: 0.267</small>		2-0 F7			4-1 F8-3 BB		0-0 B5-3		2	0	0	0	1	0	0	
Greg Gagne, R <small>(1, 6) OBP: 0.308, SLG: 0.406</small>		2-0 F9			0-2 F8-3 1-2		0-1 F8		3	0	0	0	0	0	1	

Inning Stats	R: 3	H: 3	LOB: 3	E: 0	K: 1	S: 14	R: 0	H: 0	LOB: 0	E: 0	K: 0	S: 3	R: 0	H: 0	LOB: 0	E: 0	K: 0	S: 3	R: 0	H: 1	LOB: 1	E: 0	K: 0	S: 11	R: 0	H: 0	LOB: 0	E: 0	K: 0	S: 7	R: 1	H: 1	LOB: 0	E: 0	K: 0	S: 6	R: 0	H: 0	LOB: 0	E: 0	K: 0	S: 7	R: 0	H: 1	LOB: 1	E: 0	K: 0	S: 10	1B: 3	SF: 0	2B: 2	SAC: 0	3B: 0	DP: 2	HR: 3	HBP: 0	WP: 0	PA: 34
--------------	------	------	--------	------	------	-------	------	------	--------	------	------	------	------	------	--------	------	------	------	------	------	--------	------	------	-------	------	------	--------	------	------	------	------	------	--------	------	------	------	------	------	--------	------	------	------	------	------	--------	------	------	-------	-------	-------	-------	--------	-------	-------	-------	--------	-------	--------

PITCHER	IP	WLS	BF	H	R	ER	SO	BB	IBB	HBP	BLK	WP	HR	S	P	ERA	WHIP
Greg Hibbard, L <small>(1, 1) ERA: 3.96</small>	9.0	W	34	7	4	4	1	1	0	0	0	0	3	62	94	4.00	0.889

BOTTOM

Chicago White Sox @ Minnesota Twins
 Hubert H. Humphrey Metrodome, Minneapolis, MN

Sat Jun 29 1991, 8:05 PM EDT
 Att: 50,525 - Dome - 70 F

livebaseballscorecards.com

AB	33
R	4
H	7
RBI	4
BB	1
SO	1
LOB	9

Batter	1	2	3	4	5	6	7	8	9	AB R H RBI BB SO LOB	TOP
Tim Raines, S (1, 7) <small>OBP: 0.377, SLG: 0.379</small>	1-0 		4-2 			1-0 		0-0 		3 0 0 0 1 0 1	
Robin Ventura, L (1, 5) <small>OBP: 0.353, SLG: 0.353</small>	3-1 		1-2 			3-2 		2-1 		4 0 2 0 0 0 1	
Frank Thomas, R (1, 10) <small>OBP: 0.441, SLG: 0.516</small>	1-1 			1-0 		3-3 		3-3 		4 0 0 0 0 2 2	
Dan Pasqua, L (1, 3) <small>OBP: 0.337, SLG: 0.445</small>		3-2 		1-2 		2-1 		0-2 		4 0 1 0 0 0 1	
Matt Merullo, L (1, 2) <small>OBP: 0.292, SLG: 0.386</small>		2-1 		0-1 		0-1 		1-2 		4 0 1 0 0 0 2	
Lance Johnson, L (1, 8) <small>OBP: 0.281, SLG: 0.284</small>		0-2 		0-0 		2-0 				3 0 1 0 0 0 1	
Warren Newson, L (1, 9) <small>OBP: 0.382, SLG: 0.250</small>		0-0 		0-1 		2-1 				3 0 0 0 0 0 2	
Craig Grebeck, R (1, 4) <small>OBP: 0.306, SLG: 0.430</small>		1-2 		1-0 		0-3 				3 0 0 0 0 1 2	
Ozzie Guillen, L (1, 6) <small>OBP: 0.285, SLG: 0.324</small>			1-1 			0-0 		0-0 		3 0 1 0 0 0 0	
Inning Stats	R: 0 H: 0 E: 0 LOB: 0 K: 0 BB: 0 S: 5 P: 10	R: 0 H: 2 E: 0 LOB: 2 K: 0 BB: 0 S: 12 P: 18	R: 0 H: 0 E: 0 LOB: 0 K: 0 BB: 1 S: 7 P: 13	R: 0 H: 0 E: 0 LOB: 0 K: 0 BB: 0 S: 6 P: 8	R: 0 H: 0 E: 0 LOB: 0 K: 0 BB: 0 S: 4 P: 5	R: 0 H: 1 E: 0 LOB: 1 K: 1 BB: 0 S: 10 P: 17	R: 0 H: 1 E: 0 LOB: 0 K: 0 BB: 0 S: 5 P: 9	R: 0 H: 1 E: 0 LOB: 1 K: 1 BB: 0 S: 7 P: 9	R: 0 H: 1 E: 0 LOB: 1 K: 1 BB: 0 S: 12 P: 18	1B: 6 SF: 0 2B: 0 SAC: 0 3B: 0 DP: 2 HR: 0 HBP: 0	WP: 0 PA: 32 PB: 0 SB: 0 CS: 0
PITCHER Jack Morris, R (1, 1) <small>ERA: 3.6</small>	IP: 9.0 WLS: W BF: 32 H: 6 R: 0 ER: 0 SO: 3 BB: 1 IBB: 0 HBP: 0 BLK: 0 WP: 0 HR: 0 S: 68 P: 107 ERA: 0.00 WHIP: 0.778										

Chicago White Sox @ Minnesota Twins
 Hubert H. Humphrey Metrodome, Minneapolis, MN

Sun Jun 30 1991, 4:33 AM EDT
 Att: 51,085 - Dome - 70 F

livebaseballscorecards.com

AB 31
R 0
H 6
RBI 0
BB 1
SO 3
LOB 12



Batter	1	2	3	4	5	6	7	8	9	AB	R	H	RBI	BB	SO	LOB
Shane Mack, R OBP: 0.313, SLG: 0.460 (1, 7)	3-1 P4			1-2 G6-3	0-0 SF7		1 SAFE 3-3 K			3	0	0	1	0	1	1
Al Newman, S OBP: 0.280, SLG: 0.216 (1, 4)	1-0 P4			2-0 L8	0-0 F9			0-0 CS		4	0	1	0	0	0	1
Kirby Puckett, R OBP: 0.361, SLG: 0.498 (1, 8)	3-2 F8			1-1 1B	1-0 FC5-4			1 SAFE 3-0 2B		4	1	2	0	0	0	1
Kent Hrbek, L OBP: 0.366, SLG: 0.435 (1, 3)		0-0 F9		2-0 S		0-0 G3-1		0-0 1B		4	0	2	1	0	0	0
Chili Davis, S OBP: 0.374, SLG: 0.552 (1, 10)		0-1 G4-3		4-2 1B		2-3 K		1-3 K		3	0	0	0	1	2	1
Brian Harper, R OBP: 0.353, SLG: 0.456 (1, 2)		1-3 K		0-1 F8		1-3 K		0-0 G5-3		4	0	0	0	0	2	4
Gene Larkin, S OBP: 0.352, SLG: 0.341 (1, 9)			2-3 K		0-0 2B		0-1 G3-1			3	1	1	0	0	1	0
Mike Pagliarulo, L OBP: 0.280, SLG: 0.359 (1, 5)			0-0 F7		2-1 1B		0-2 F9			3	1	1	1	0	0	0
Scott Leius, R OBP: 0.374, SLG: 0.337 (1, 6)			0-1 G6-3		0-0 FC5-4		0-2 E			3	0	2	0	0	0	0

Inning Stats	R: 0	H: 0	E: 0	LOB: 0	K: 0	S: 8	P: 15	R: 0	H: 0	E: 0	LOB: 0	K: 1	S: 6	P: 7	R: 0	H: 0	E: 0	LOB: 0	K: 1	S: 6	P: 8	R: 0	H: 2	E: 0	LOB: 3	K: 0	S: 11	P: 21	R: 2	H: 3	E: 0	LOB: 1	K: 0	S: 7	P: 10	R: 0	H: 0	E: 0	LOB: 0	K: 2	S: 7	P: 10	R: 0	H: 1	E: 0	LOB: 1	K: 1	S: 11	P: 14	R: 1	H: 3	E: 0	LOB: 1	K: 1	S: 7	P: 11
1B: 7	SF: 1	2B: 2	SAC: 0	3B: 0	DP: 0	HR: 0	HBP: 0																																																	

PITCHER	IP	WLS	BF	H	R	ER	SO	BB	IBB	HBP	BLK	WP	HR	S	P	ERA	WHIP
Jack McDowell, R ERA: 3.25 (1, 1)	7.1	L	31	9	3	3	5	1	0	0	0	0	0	59	91	3.68	1.364
Scott Radinsky, L ERA: 1.97 (8, 1)	0.2		2	0	0	0	1	0	0	0	0	0	0	4	5	0.00	0.000


BOTTOM

Chicago White Sox @ Minnesota Twins
 Hubert H. Humphrey Metrodome, Minneapolis, MN

Sun Jun 30 1991, 4:33 AM EDT
 Att: 51,085 - Dome - 70 F

livebaseballscorecards.com

AB	31
R	3
H	9
RBI	3
BB	1
SO	6
LOB	8



WP	PA	ERA	WHIP
0	33		

Batter	1	2	3	4	5	6	7	8	9	10	AB	R	H	RBI	BB	SO	LOB
Chuck Knoblauch, R (1, 4) OBP: 0.351, SLG: 0.342	1-1 		1-1 			2-2 		2-1 	2-2 		5	1	1	0	0	0	2
Gene Larkin, S (1, 9) OBP: 0.356, SLG: 0.346 Pedro Munoz, R (2, 9) OBP: 0.337, SLG: 0.461	2-2 			2-0 		1-1 		4-2 		1-3 	1	0	1	0	0	0	0
Kirby Puckett, R (1, 8) OBP: 0.368, SLG: 0.513	1-2 			0-0 		1-0 		0-0 		0-2 	5	1	4	2	0	0	1
Kent Hrbek, L (1, 3) OBP: 0.364, SLG: 0.432 Mark Guthrie, R (8, PR) Paul Sorrento, L (9, 3) OBP: 1.000, SLG: 1.000		3-1 		0-1 		0-0 		0-1 		2-0 	4	0	1	1	0	0	1
Chili Davis, S (1, 10) OBP: 0.371, SLG: 0.544		1-0 		3-3 		4-0 		3-2 		1-1 	4	0	0	0	1	1	4
Brian Harper, R (1, 2) OBP: 0.351, SLG: 0.452 Scott Leius, R (9, PR) OBP: 0.370, SLG: 0.333		2-1 			2-2 	2-1 			2-1 	2-2 	4	0	1	0	0	0	2
Shane Mack, R (1, 7) OBP: 0.314, SLG: 0.455		2-2 			4-2 		2-2 		0-1 		2	0	0	0	1	0	1
Mike Pagliarulo, L (1, 5) OBP: 0.277, SLG: 0.355 Al Newman, S (7, PH) OBP: 0.283, SLG: 0.221			3-1 		1-1 		1-1 		0-0 		2	0	0	0	0	0	1
Greg Gagne, R (1, 6) OBP: 0.308, SLG: 0.402 Randy Bush, L (9, PH) OBP: 0.299, SLG: 0.328 Junior Ortiz, R (10, 2) OBP: 0.338, SLG: 0.267			0-3 			4-0 	2-2 		4-0 		2	1	0	0	1	1	1

Inning Stats	R: 0	H: 1	E: 0	LOB: 0	K: 0	S: 8	P: 12	R: 0	H: 1	E: 0	LOB: 1	K: 0	BB: 0	S: 8	P: 16	R: 0	H: 0	E: 0	LOB: 0	K: 1	BB: 0	S: 7	P: 11	R: 1	H: 1	E: 0	LOB: 0	K: 1	BB: 0	S: 7	P: 12	R: 0	H: 0	E: 0	LOB: 0	K: 0	BB: 1	S: 9	P: 15	R: 2	H: 2	E: 0	LOB: 2	K: 0	BB: 2	S: 11	P: 25	R: 0	H: 1	E: 0	LOB: 0	K: 0	BB: 0	S: 10	P: 15	R: 1	H: 2	E: 0	LOB: 2	K: 0	BB: 1	S: 13	P: 22	R: 0	H: 0	E: 1	LOB: 3	K: 0	BB: 1	S: 10	P: 18	R: 0	H: 2	E: 0	LOB: 2	K: 1	BB: 0	S: 12	P: 18	1B: 9	SF: 1	2B: 0	SAC: 1	3B: 0	DP: 2	HR: 1	HBP: 0	WP: 2	PA: 42
--------------	------	------	------	--------	------	------	-------	------	------	------	--------	------	-------	------	-------	------	------	------	--------	------	-------	------	-------	------	------	------	--------	------	-------	------	-------	------	------	------	--------	------	-------	------	-------	------	------	------	--------	------	-------	-------	-------	------	------	------	--------	------	-------	-------	-------	------	------	------	--------	------	-------	-------	-------	------	------	------	--------	------	-------	-------	-------	------	------	------	--------	------	-------	-------	-------	-------	-------	-------	--------	-------	-------	-------	--------	-------	--------

PITCHER	IP	WLS	BF	H	R	ER	SO	BB	IBB	HBP	BLK	WP	HR	S	P	ERA	WHIP
Ramon Garcia, R (1, 1) ERA: 5.01	5.0		19	4	3	3	2	2	0	0	0	0	1	44	77	5.40	1.200
Melido Perez, R (6, 1) ERA: 3.73	1.0		5	1	0	0	0	1	0	0	0	2	0	6	14	0.00	2.000
Ken Patterson, L (7, 1) ERA: 2.79	1.1		4	1	0	0	0	0	0	0	0	0	0	12	19	0.00	0.750
Scott Radinsky, L (8, 1) ERA: 2.25	0.0		3	2	1	1	0	1	0	0	0	0	0	6	10	∞	∞
Bobby Thigpen, R (8, 1) ERA: 3.89	2.2	W	11	2	0	0	1	0	1	0	0	0	0	27	44	0.00	0.750

BOTTOM

Chicago White Sox @ Minnesota Twins
 Hubert H. Humphrey Metrodome, Minneapolis, MN
 Mon Jul 01 1991, 8:05 PM EDT
 Att: 26,427 - Dome - 70 F

livebaseballscorecards.com

AB	35
R	4
H	10
RBI	4
BB	5
SO	3
LOB	17



Batter	1	2	3	4	5	6	7	8	9	AB R H RBI BB SO LOB	TOP
Chuck Knoblauch, R (1, 4) OBP: 0.348, SLG: 0.337	1-3 		4-2 	2-3 			1-1 		3-1 	4 1 0 0 1 2 1	
Pedro Munoz, R (1, 9) OBP: 0.337, SLG: 0.451 Jarvis Brown, R (5, 9)	2-2 		1-1 		3-2 	1-3 		0-1 	2 0 0 0 0 0 0 2 0 0 0 0 1 0		
Kirby Puckett, R (1, 8) OBP: 0.366, SLG: 0.508	4-2 		2-2 		0-0 	1-0 		1-0 	3 0 0 0 1 0 2		
Chili Davis, S (1, 10) OBP: 0.370, SLG: 0.542	2-2 		3-2 		0-0 	1-0 		1-3 	3 0 1 1 0 0 1		
Brian Harper, R (1, 2) OBP: 0.345, SLG: 0.444		0-2 	0-2 		0-1 	2-2 		2-2 	4 0 0 0 0 0 4		
Paul Sorrento, L (1, 3) OBP: 0.400, SLG: 0.250		4-2 		2-2 		0-0 		2-2 	3 0 0 0 1 0 0		
Shane Mack, R (1, 7) OBP: 0.312, SLG: 0.450		2-2 		1-2 		1-0 		0-0 	4 2 1 0 0 0 1		
Mike Pagliarulo, L (1, 5) OBP: 0.287, SLG: 0.360		2-1 		0-1 		4-2 		2-2 	3 0 2 0 1 0 0		
Greg Gagne, R (1, 6) OBP: 0.303, SLG: 0.394		1-2 		0-1 		0-0 		0-3 	4 0 0 1 0 1 3		
Inning Stats	R: 0 H: 0 E: 0 LOB: 1 K: 1 BB: 1 S: 13 P: 22	R: 1 H: 1 E: 1 LOB: 1 K: 0 BB: 1 S: 18 P: 27	R: 1 H: 0 E: 0 LOB: 1 K: 0 BB: 1 S: 16 P: 26	R: 1 H: 2 E: 0 LOB: 1 K: 1 BB: 0 S: 14 P: 19	R: 0 H: 0 E: 1 LOB: 1 K: 0 BB: 0 S: 8 P: 11	R: 0 H: 0 E: 0 LOB: 1 K: 0 BB: 1 S: 5 P: 10	R: 0 H: 1 E: 2 LOB: 2 K: 1 BB: 0 S: 10 P: 16	R: 0 H: 0 E: 0 LOB: 0 K: 0 BB: 0 S: 10 P: 14	R: 0 H: 0 E: 0 LOB: 0 K: 1 BB: 0 S: 7 P: 10	1B: 4 SF: 1 2B: 0 SAC: 0 3B: 0 DP: 0 HR: 0 HBP: 1	WP: 0 PA: 38 PB: 0 SB: 2 CS: 0
PITCHER Juan Guzman, R (1, 1) ERA: 3.08 Mike Timlin, R (4, 1) ERA: 3.11 Duane Ward, R (9, 1) ERA: 2.41	IP WLS BF H R ER SO BB IBB HBP BLK WP HR S P ERA WHIP 3.0 0 14 1 2 1 1 3 0 1 0 0 0 47 75 3.00 1.333 5.0 0 21 3 1 1 2 1 0 0 0 0 0 47 70 1.80 0.800 1.0 W 3 0 0 0 1 0 0 0 0 0 0 0 7 10 0.00 0.000	PITCHER IP WLS BF H R ER SO BB IBB HBP BLK WP HR S P ERA WHIP									

Minnesota Twins @ Toronto Blue Jays
 SkyDome, Toronto, ON
 Tue Jul 02 1991, 7:05 PM EDT
 Att. 48,676 - Cloudy - 74 F

AB	32
R	3
H	4
RBI	2
BB	4
SO	4
LOB	12




Batter	1	2	3	4	5	6	7	8	9	AB R H RBI BB SO LOB
Devon White, S OBP: 0.362, SLG: 0.434 (1, 8) X	0-0 F8		0-1 B5-3		1-1 S 1B		2-2 FC6-4 1B 1-2 1B		3-1 1B 1B	5 1 3 0 0 0 0
Roberto Alomar, S OBP: 0.347, SLG: 0.442 (1, 4) B B C B	4-1 E BB		1-0 F7		1-2 G4-3		2-2 FC6-4 1B 1-2 2-3 1B		3-2 1B 1B 1-3 1B	4 0 2 0 1 0 1
Joe Carter, R OBP: 0.370, SLG: 0.563 (1, 9) 1 SAFE 1 B 1 SAFE 1 B 1 SAFE 1 F 1 SAFE 1 X	2-2 G5-3		0-0 FC4-6 1B			1-2 G6-3	1-1 FC6-4		4-0 1B 1-2 IBB	4 0 1 1 1 0 3
Rance Mulliniks, L OBP: 0.427, SLG: 0.388 (1, 10) B 1 SAFE 1 B 1 SAFE 1 F 1 SAFE 1 X	1-3 K		2-2 FC4-6 1-2f			0-0 1B 1B	0-0 F7		0-1 1-2 2-3 3-H 1B	5 0 2 1 0 1 4
Greg Myers, L OBP: 0.347, SLG: 0.438 (1, 2) B B X		2-0 1B 2B		1-2 L1-3 1B		2-2 FC6 1B		0-0 G1-3		4 0 3 0 0 0 0
John Olerud, L OBP: 0.328, SLG: 0.396 (1, 3) B B C C C		2-2 G4-6-3 1B		1-1 L9		1-1 P6		1-1 S 2B 1B		4 0 2 0 0 0 3 0 1 0 0 0 0 0 0 0 0 0 0 0 0
Derek Bell, R (8, PR) B B C C C		2-3 1B								
Ed Sprague, R OBP: 0.355, SLG: 0.387 (9, 3) B B C C C				1-2 L1-3 1-2		0-2 FC6 1-2f		1-3 K		4 0 0 0 0 1 6
Mookie Wilson, S OBP: 0.269, SLG: 0.386 (1, 7) X		0-0 L5								
Manuel Lee, S OBP: 0.309, SLG: 0.322 (1, 6) X		0-0 G4-6-3 1-2f		1-1 G4-3			2-2 1B 1B FC6-4 1B	1-1 1-H 2B		4 1 2 1 0 0 2
Rene Gonzales, R OBP: 0.300, SLG: 0.294 (1, 5) F B X			1-1 HR		0-0 G6-3		2-2 F8	2-2 G6-3		4 1 1 1 0 0 3

Inning Stats	R: 0	H: 0	E: 1	K: 1	S: 9	LOB: 1	BB: 1	P: 16	R: 0	H: 2	E: 0	K: 0	S: 7	LOB: 1	BB: 0	P: 11	R: 1	H: 2	E: 0	K: 0	S: 9	LOB: 1	BB: 0	P: 13	R: 0	H: 1	E: 0	K: 0	S: 8	LOB: 0	BB: 0	P: 11	R: 0	H: 2	E: 0	K: 0	S: 12	LOB: 2	BB: 0	P: 16	R: 1	H: 3	E: 0	K: 0	S: 16	LOB: 2	BB: 0	P: 25	R: 1	H: 2	E: 0	K: 1	S: 11	LOB: 2	BB: 0	P: 16	R: 1	H: 3	E: 0	K: 0	S: 8	LOB: 3	BB: 1	P: 17	1B: 13	2B: 3	3B: 0	HR: 1	SF: 0	SAC: 0	DP: 2	HBP: 0	WP: 0	PA: 40
--------------	------	------	------	------	------	--------	-------	-------	------	------	------	------	------	--------	-------	-------	------	------	------	------	------	--------	-------	-------	------	------	------	------	------	--------	-------	-------	------	------	------	------	-------	--------	-------	-------	------	------	------	------	-------	--------	-------	-------	------	------	------	------	-------	--------	-------	-------	------	------	------	------	------	--------	-------	-------	--------	-------	-------	-------	-------	--------	-------	--------	-------	--------

PITCHER	IP	WLS	BF	H	R	ER	SO	BB	IBB	HBP	BLK	WP	HR	S	P	ERA	WHIP
Kevin Tapani, R ERA: 3.04 (1, 1)	6.1		29	11	2	2	1	1	0	0	0	0	1	66	99	2.84	1.895
Terry Leach, R ERA: 3.55 (7, 1)	1.2	L	10	4	2	2	1	0	1	0	0	0	0	20	35	10.80	2.400
Steve Bedrosian, R ERA: 3.98 (9, 1)	0.0		1	1	0	0	0	0	0	0	0	0	0	2	2	∞	∞

MINNESOTA TWINS @ TORONTO BLUE JAYS
SkyDome, Toronto, ON
 Tue Jul 02 1991, 7:05 PM EDT
 Att: 48,676 - Cloudy - 74 F

AB	38
R	4
H	16
RBI	4
BB	2
SO	2
LOB	22



Batter	1	2	3	4	5	6	7	8	9	AB R H RBI BB SO LOB	TOP											
Jarvis Brown, R OBP: 0.167, SLG: 0.167 (1, 7)	1-0 BB 1B		2-1 G6-3		2-3 K		1-0 G4-3			4 0 1 0 0 1 2												
Randy Bush, L OBP: 0.309, SLG: 0.329 (1, 9)	4-2 BB BB 1-2 BB		2-2 1B		0-1 F8		2-1 L4			3 0 1 0 1 0 2												
Kirby Puckett, R OBP: 0.362, SLG: 0.502 (1, 8)	1-3 K		3-2 F8		1-1 G6-3		1-3 K			4 0 0 0 0 2 3												
Chili Davis, S OBP: 0.368, SLG: 0.536 (1, 10)	4-2 BB 1-2 BB		0-0 F7		2-2 G6-3		1-2 F9			3 0 0 0 1 0 1												
Paul Sorrento, L OBP: 0.333, SLG: 0.143 (1, 3)	2-3 K			4-2 2B BB		2-2 P6		0-3 K		3 0 0 0 1 2 2												
Brian Harper, R OBP: 0.352, SLG: 0.459 (1, 2)		1-1 G1-3 1B		1-0 2B 1-H		1-0 2B		0-0 P6		4 0 3 0 0 0 0												
Mike Pagliarulo, L OBP: 0.281, SLG: 0.352 (1, 5)		1-1 G1-3		0-3 K		1-2 G4-3		1-0 P3		4 0 0 0 0 1 3												
Scott Leius, R OBP: 0.356, SLG: 0.318 (1, 6)		1-3 K		3-3 K			1-3 K G4-3 G4-3		2-2 G5-3	4 0 0 0 0 3 2												
Al Newman, S OBP: 0.285, SLG: 0.224 (1, 4)		3-2 G4-3			1-1 S 1B		1-1 G4-3			3 0 1 0 0 0 2												
Inning Stats	R: 0 E: 0 K: 2 S: 12	H: 1 LOB: 2 BB: 2 P: 24	R: 0 E: 0 K: 1 S: 12	H: 1 LOB: 1 BB: 0 P: 18	R: 0 E: 0 K: 0 S: 9	H: 1 LOB: 1 BB: 1 P: 16	R: 0 E: 0 K: 2 S: 10	H: 1 LOB: 1 BB: 1 P: 18	R: 0 E: 0 K: 1 S: 9	H: 1 LOB: 1 BB: 0 P: 13	R: 0 E: 0 K: 0 S: 11	H: 1 LOB: 1 BB: 0 P: 17	R: 0 E: 0 K: 1 S: 9	H: 0 LOB: 1 BB: 0 P: 14	R: 0 E: 0 K: 2 S: 10	H: 0 LOB: 0 BB: 0 P: 12	R: 0 E: 0 K: 0 S: 5	H: 0 LOB: 0 BB: 0 P: 8	1B: 4 2B: 2 3B: 0 HR: 0	SF: 0 SAC: 0 DP: 0 HBP: 0	WP: 0 PB: 1 SB: 1 CS: 0	PA: 35
PITCHER	IP WLS BF H R ER SO BB IBB HBP BLK WP HR S P ERA WHIP																					
Tom Candiotti, R ERA: 2.23 (1, 1)	7.0 W 29 6 0 0 7 3 0 0 0 0 0 0 72 120 0.00 1.286																					
Duane Ward, R ERA: 2.36 (8, 1)	1.0 3 0 0 0 2 0 0 0 0 0 0 0 10 12 0.00 0.000																					
Tom Henke, R ERA: 1.37 (9, 1)	1.0 3 0 0 0 0 0 0 0 0 0 0 0 5 8 0.00 0.000																					

Minnesota Twins @ Toronto Blue Jays
SkyDome, Toronto, ON
Wed Jul 03 1991, 7:05 PM EDT
Att. 50,071 - Cloudy - 75 F

livebaseballscorecards.com

AB	32
R	0
H	6
RBI	0
BB	3
SO	9
LOB	17



Batter	1	2	3	4	5	6	7	8	9	AB R H RBI BB SO LOB
Devon White, S OBP: 0.362, SLG: 0.442 (1, 8) B F B B X	3-1 G5-3 SAFE	4-0 BB		2-1 HR		3-2 G5-3		1-3 K		4 1 1 1 1 1 1
Roberto Alomar, S OBP: 0.352, SLG: 0.448 (1, 4) B F B X	2-1 HR 2B	1-2 FC5 2-3f		1-0 CS HBP		1-1 1B				3 1 2 0 0 0 3
Joe Carter, R OBP: 0.371, SLG: 0.582 (1, 9) C 2 SAFE X	0-1 HR 2-H		0-1 HR	2-2 P3 1-2		3-3 K				4 2 2 3 0 1 2
Pat Tabler, R OBP: 0.333, SLG: 0.273 (1, 10) C B F B X	3-2 G5-3		0-0 G6-3 1B	0-0 FC5-4 1B			1-0 F9			4 0 2 0 0 0 0
Derek Bell, R (1, 7) B X	1-0 F9		1-3 K	1-0 FC5-4 1-2f			2-1 G6-3			4 0 0 0 0 1 2
Ed Sprague, R OBP: 0.359, SLG: 0.391 (1, 3) B F X		1-1 P4	2-0 G6-3 1B		2-2 CS 1B		0-0 P4			4 0 2 0 0 0 0
Pat Borders, R OBP: 0.234, SLG: 0.273 (1, 2) C X		0-1 G6-3	0-0 G6-3	1-2 2-3	1-0 SAFE F7 1-2			1-2 2B		4 0 1 0 0 0 3
Manuel Lee, S OBP: 0.312, SLG: 0.322 (1, 6) B F B X		2-1 1B 1B	4-0 BB		1-2 F7			0-3 K		3 0 1 0 1 1 1
Rene Gonzales, R OBP: 0.297, SLG: 0.291 (1, 5) B C C X		1-2 FC5 BB 1B	1-2 G4-3			0-0 G6-3		1-3 K		4 0 1 0 0 1 4


Inning Stats	R: 2 E: 0 K: 0 S: 10	H: 2 LOB: 0 BB: 0 P: 19	R: 0 E: 0 K: 0 S: 12	H: 2 LOB: 3 BB: 1 P: 21	R: 1 E: 0 K: 1 S: 11	H: 3 LOB: 3 BB: 1 P: 19	R: 1 E: 0 K: 0 S: 9	H: 2 LOB: 1 BB: 0 P: 15	R: 0 E: 0 K: 0 S: 7	H: 1 LOB: 0 BB: 0 P: 11	R: 0 E: 0 K: 1 S: 9	H: 1 LOB: 1 BB: 0 P: 16	R: 0 E: 0 K: 0 S: 4	H: 0 LOB: 0 BB: 0 P: 7	R: 0 E: 0 K: 3 S: 12	H: 1 LOB: 1 BB: 0 P: 15
--------------	-------------------------------	----------------------------------	-------------------------------	----------------------------------	-------------------------------	----------------------------------	------------------------------	----------------------------------	------------------------------	----------------------------------	------------------------------	----------------------------------	------------------------------	---------------------------------	-------------------------------	----------------------------------

PITCHER	IP	WLS	BF	H	R	ER	SO	BB	IBB	HBP	BLK	WP	HR	S	P	ERA	WHIP
Allan Anderson, L ERA: 4.5 (1, 1)	3.0	L	20	8	4	4	1	2	0	1	0	0	3	35	64	12.00	3.333
Mark Guthrie, L ERA: 5.19 (4, 1)	5.0		17	4	0	0	4	0	0	0	0	0	0	39	59	0.00	0.800

BOTTOM

Minnesota Twins @ Toronto Blue Jays
SkyDome, Toronto, ON
 Wed Jul 03 1991, 7:05 PM EDT
 Att: 50,071 - Cloudy - 75 F

AB	34
R	4
H	12
RBI	4
BB	2
SO	5
LOB	16



1B	2B	3B	HR	SF	SAC	DP	HBP	WP	HR	S	P	ERA	WHIP
7	2	0	3	0	0	0	1	0	0	0	0	0.00	0.800

Batter	1	2	3	4	5	6	7	8	9	AB R H RBI BB SO LOB	TOP
Al Newman, S (1, 3) <small>OBP: 0.276, SLG: 0.217</small> (8, 5)	1-0 		0-0 		0-1 			1-2 		4 0 0 0 0 0 2	Minnesota Twins @ Toronto Blue Jays SkyDome, Toronto, ON Thu Jul 04 1991, 3:33 AM EDT Att. 50,293 - Cloudy - 77 F
Chuck Knoblauch, R (1, 4) <small>OBP: 0.350, SLG: 0.343</small>	0-0 		0-0 		0-1 			1-2 		4 0 2 0 0 0 1	
Kirby Puckett, R (1, 8) <small>OBP: 0.357, SLG: 0.495</small>	0-2 		2-2 			2-2 		1-0 		4 0 0 0 0 0 2	
Chili Davis, S (1, 10) <small>OBP: 0.367, SLG: 0.532</small>	1-0 			3-3 		2-1 		0-0 		4 0 1 0 0 1 1	
Pedro Munoz, R (1, 9) <small>OBP: 0.343, SLG: 0.463</small>		3-2 		2-2 		1-3 		2-3 		4 1 2 0 0 2 1	
Shane Mack, R (1, 7) <small>OBP: 0.313, SLG: 0.448</small> Randy Bush, L (9, PH) <small>OBP: 0.305, SLG: 0.324</small> Jarvis Brown, R (9, 7) <small>OBP: 0.167, SLG: 0.167</small>		3-2 		2-2 		0-0 		1-3 		3 0 1 0 0 0 1 1 0 0 0 0 1 1 0 0 0 0 0 0 0	
Junior Ortiz, R (1, 2) <small>OBP: 0.324, SLG: 0.254</small>		1-0 		2-2 		0-0 				3 0 0 1 0 0 2	
Scott Leius, R (1, 5) <small>OBP: 0.364, SLG: 0.322</small> Kent Hrbek, L (8, 3) <small>OBP: 0.364, SLG: 0.432</small>		2-2 			4-0 		3-2 			2 0 1 0 1 0 1 0 0 0 0 0 0 0	
Greg Gagne, R (1, 6) <small>OBP: 0.303, SLG: 0.394</small>		0-2 		1-1 		2-3 				3 0 1 0 0 1 2	
Inning Stats	R: 0 H: 1 E: 0 LOB: 1 K: 0 BB: 0 S: 6 P: 8	R: 1 H: 2 E: 0 LOB: 1 K: 0 BB: 0 S: 15 P: 24	R: 0 H: 0 E: 0 LOB: 0 K: 0 BB: 0 S: 5 P: 7	R: 0 H: 1 E: 0 LOB: 1 K: 1 BB: 0 S: 13 P: 22	R: 0 H: 1 E: 0 LOB: 1 K: 0 BB: 1 S: 6 P: 11	R: 0 H: 0 E: 0 LOB: 0 K: 1 BB: 0 S: 8 P: 13	R: 0 H: 1 E: 0 LOB: 1 K: 1 BB: 0 S: 9 P: 14	R: 0 H: 1 E: 0 LOB: 0 K: 0 BB: 0 S: 8 P: 10	R: 0 H: 1 E: 0 LOB: 0 K: 2 BB: 0 S: 8 P: 11	1B: 6 SF: 0 2B: 2 SAC: 0 3B: 0 DP: 1 HR: 0 HBP: 0	
PITCHER Jimmy Key, L (1, 1) <small>ERA: 2.23</small> Duane Ward, R (8, 1) <small>ERA: 2.29</small>	IP WLS BF H R ER SO BB IBB HBP BLK WP HR S P ERA WHIP 7.1 L 29 7 1 1 3 1 0 0 0 0 0 0 68 107 1.23 1.091						PITCHER IP WLS BF H R ER SO BB IBB HBP BLK WP HR S P ERA WHIP 1.2 4 1 0 0 2 0 0 0 0 0 0 10 13 0.00 0.600				

livebaseballscorecards.com

AB	32
R	1
H	8
RBI	1
BB	1
SO	5
LOB	14



Batter	1	2	3	4	5	6	7	8	9	AB	R	H	RBI	BB	SO	LOB
Devon White, S (1, 8) OBP: 0.361, SLG: 0.443	0-0 P3		1-3 K			1-0 G6-3		1-0 2B		4	0	1	0	0	1	1
Roberto Alomar, S (1, 4) OBP: 0.348, SLG: 0.442	2-2 F8			1-0 L7		2-3 K		2-1 F7		4	0	0	0	0	1	1
Joe Carter, R (1, 9) OBP: 0.370, SLG: 0.581	1-2 L3			0-0 2B		3-2 G6-3			1-1 F8	4	0	1	0	0	0	0
Pat Tabler, R (1, 10) OBP: 0.326, SLG: 0.265 Rance Mulliniks, L (9, PH) OBP: 0.424, SLG: 0.384		2-1 P6		1-3 K			2-1 F8		0-0 P5	3	0	0	0	0	1	1
Derek Bell, R (1, 7) OBP: 0.214, SLG: 0.083 Rob Ducey, L (9, PH) OBP: 0.333, SLG: 0.556		3-2 F7		4-1 FC6-4 BB			3-1 F9 WP 1B		1-1 F7	2	0	1	0	1	0	0
Ed Sprague, R (1, 3) OBP: 0.351, SLG: 0.381		1-0 F8		0-0 FC6-4 1-2f			3-1 F9 1-3			3	0	0	0	0	0	3
Pat Borders, R (1, 2) OBP: 0.228, SLG: 0.266			1-2 G6-3		2-3 K		0-0 G1-3			3	0	0	0	0	1	1
Manuel Lee, S (1, 6) OBP: 0.308, SLG: 0.318			3-2 F8		2-3 K			1-3 K		3	0	0	0	0	2	0
Rene Gonzales, R (1, 5) OBP: 0.284, SLG: 0.276			2-1 E1		1-2 G4-3			2-1 F7		3	0	0	0	0	0	0

Inning Stats	R: 0	H: 0	E: 0	K: 0	S: 7	R: 0	H: 0	E: 0	K: 0	S: 7	R: 0	H: 1	E: 0	K: 1	S: 15	R: 0	H: 0	E: 0	K: 2	S: 10	R: 0	H: 0	E: 0	K: 1	S: 12	R: 0	H: 1	E: 0	K: 0	S: 7	R: 0	H: 1	E: 0	K: 1	S: 8	R: 0	H: 0	E: 0	K: 0	S: 5	1B: 1	2B: 2	3B: 0	HR: 0	SF: 0	SAC: 0	DP: 0	HBP: 0	WP: 1	PB: 0	SB: 0	CS: 0	PA: 32
--------------	------	------	------	------	------	------	------	------	------	------	------	------	------	------	-------	------	------	------	------	-------	------	------	------	------	-------	------	------	------	------	------	------	------	------	------	------	------	------	------	------	------	-------	-------	-------	-------	-------	--------	-------	--------	-------	-------	-------	-------	--------

PITCHER	IP	WLS	BF	H	R	ER	SO	BB	IBB	HBP	BLK	WP	HR	S	P	ERA	WHIP
David West, L (1, 1) ERA: 0.00	7.0	W	25	2	0	0	5	1	0	0	0	1	0	65	106	0.00	0.429
Steve Bedrosian, R (8, 1) ERA: 3.89	1.0		4	1	0	0	1	0	0	0	0	0	0	8	14	0.00	1.000
Rick Aguilera, R (9, 1) ERA: 2.84	1.0	S	3	0	0	0	0	0	0	0	0	0	0	5	7	0.00	0.000

BOTTOM

Minnesota Twins @ Toronto Blue Jays
SkyDome, Toronto, ON
 Thu Jul 04 1991, 3:33 AM EDT
 Att: 50,293 - Cloudy - 77 F

livebaseballscorecards.com

AB	31
R	0
H	3
RBI	0
BB	1
SO	6
LOB	7



Batter	1	2	3	4	5	6	7	8	9	AB R H RBI BB SO LOB	TOP
Chuck Knoblauch, R (1, 4) OBP: 0.349, SLG: 0.346	2-1 		3-1 		0-0 			2-3 		4 0 1 1 0 1 2	
Pedro Munoz, R (1, 9) OBP: 0.339, SLG: 0.449	1-3 		0-0 		0-0 			4-2 		3 0 0 0 1 1 1	
Kirby Puckett, R (1, 8) OBP: 0.353, SLG: 0.489	1-1 		2-1 		1-0 			0-2 		4 0 0 0 0 0 3	
Kent Hrbek, L (1, 3) OBP: 0.362, SLG: 0.429		2-1 		2-3 		0-2 		0-1 		4 0 1 0 0 1 2	
Chili Davis, S (1, 10) OBP: 0.368, SLG: 0.528	1 SAFE 	4-2 		0-2 		3-2 		4-2 		2 0 0 0 2 0 0	
Brian Harper, R (1, 2) OBP: 0.350, SLG: 0.455		1-0 		1-2 		2-2 		1-2 		4 0 1 0 0 0 3	
Shane Mack, R (1, 7) OBP: 0.308, SLG: 0.440 Randy Bush, L (9, PH) OBP: 0.313, SLG: 0.333 Jarvis Brown, R (9, PR) OBP: 0.167, SLG: 0.167		2-2 		1-1 		3-3 		0-0 		3 0 0 0 0 1 2	
Mike Pagliarulo, L (1, 5) OBP: 0.286, SLG: 0.367			0-1 		0-2 			0-0 		4 2 2 0 0 0 1	
Scott Leius, R (1, 6) OBP: 0.361, SLG: 0.319 Al Newman, S (8, PH) OBP: 0.281, SLG: 0.223 (8, 6)			0-0 		1-2 			0-0 		1 0 0 0 0 0 0	
Inning Stats	R: 0 H: 0 E: 0 LOB: 0 K: 1 BB: 0 S: 7 P: 11	R: 0 H: 1 E: 0 LOB: 1 K: 0 BB: 1 S: 9 P: 18	R: 1 H: 2 E: 0 LOB: 1 K: 0 BB: 0 S: 8 P: 13	R: 0 H: 1 E: 0 LOB: 1 K: 1 BB: 0 S: 12 P: 16	R: 0 H: 0 E: 0 LOB: 0 K: 0 BB: 0 S: 8 P: 9	R: 0 H: 0 E: 0 LOB: 0 K: 0 BB: 0 S: 6 P: 7	R: 0 H: 0 E: 0 LOB: 0 K: 1 BB: 0 S: 14 P: 22	R: 1 H: 2 E: 0 LOB: 2 K: 1 BB: 1 S: 17 P: 23	R: 0 H: 1 E: 0 LOB: 1 K: 0 BB: 1 S: 9 P: 14	1B: 4 SF: 0 2B: 3 SAC: 1 3B: 0 DP: 2 HR: 0 HBP: 0	WP: 0 PA: 35 PB: 1 SB: 0 CS: 0
PITCHER Jack McDowell, R (1, 1) ERA: 3.2 Scott Radinsky, L (8, 1) ERA: 2.16 Bobby Thigpen, R (9, 1) ERA: 3.69	IP WLS BF H R ER SO BB IBB HBP BLK WP HR S P ERA WHIP 7.2 W 30 6 2 2 4 2 0 0 0 0 0 0 79 117 2.35 1.043 0.1 2 0 0 0 0 1 0 0 0 0 0 0 5 9 0.00 3.000 1.0 S 3 1 0 0 0 0 0 0 0 0 0 0 6 7 0.00 1.000	PITCHER IP WLS BF H R ER SO BB IBB HBP BLK WP HR S P ERA WHIP									

Minnesota Twins @ Chicago White Sox
 Comiskey Park, Chicago, IL
 Fri Jul 05 1991 - 8:05 PM EDT
 Att. 41,657 - Cloudy - 83 F

livebaseballscorecards.com

AB	31
R	2
H	7
RBI	1
BB	3
SO	4
LOB	14



Batter	1	2	3	4	5	6	7	8	9
Tim Raines, S OBP: 0.367, SLG: 0.371 (1, 7)	1-0 G3-1		4-1 G4-6-3 BB		1-1 G4-3		4-0 HR BB		
Robin Ventura, L OBP: 0.360, SLG: 0.371 (1, 5)	2-1 F7		0-0 G4-6-3 1-2f		2-1 G4-3		1-0 1-H 2-H HR		
Frank Thomas, R OBP: 0.444, SLG: 0.505 (1, 10)	4-2 BB		1-2 1B		4-1 SH1-3 2B BB		0-3 K		
Matt Merullo, L OBP: 0.296, SLG: 0.354 Craig Grebeck, R OBP: 0.296, SLG: 0.418 (1, 3) (8, 4)	1-0 F7		0-2 L7		0-0 SH1-3 1-2		0-0 G6-3		
Carlton Fisk, R OBP: 0.328, SLG: 0.409 (1, 2)		2-1 G5-3		1-1 G1-3		2-3 K		0-3 K	
Dan Pasqua, L OBP: 0.340, SLG: 0.442 (1, 9) (8, 3)		0-2 G6-3 1B 1B		2-3 K		0-0 2-H 2B		0-1 G3-1	
Lance Johnson, L OBP: 0.286, SLG: 0.299 (1, 8)		0-0 G6-3 1-2 1B		1-1 S 1B		0-0 G3-1		0-0 B3-1	
Scott Fletcher, R OBP: 0.279, SLG: 0.271 Sammy Sosa, R OBP: 0.242, SLG: 0.356 (7, PR) (8, 9)		1-2 G6-3		2-1 F8		0-1 SH1-3 HR 1B			
Ozzie Guillen, L OBP: 0.273, SLG: 0.313 (1, 6)		1-1 G1-3		0-0 F7		0-0 SH1-3			

AB	R	H	RBI	BB	SO	LOB
2	1	0	0	2	0	0
4	1	1	3	0	0	1
2	1	1	0	2	1	1
3	0	0	0	0	0	3
0	0	0	0	0	0	0
4	0	0	0	0	2	1
4	0	2	1	0	1	0
4	0	2	0	0	0	1
3	0	1	0	0	0	3
0	1	0	0	0	0	0
2	0	0	0	0	0	2

BOTTOM

Minnesota Twins @ Chicago White Sox
Comiskey Park, Chicago, IL
Fri Jul 05 1991, 8:05 PM EDT
Att: 41,657 - Cloudy - 83 F

livebaseballscorecards.com

AB	28
R	4
H	7
RBI	4
BB	4
SO	4
LOB	12



1B: 5	SF: 0	WP: 0	PA: 34
2B: 1	SAC: 2	PB: 0	
3B: 0	DP: 1	SB: 1	
HR: 1	HBP: 0	CS: 0	

Inning	1	2	3	4	5	6	7	8	9
R	0	0	0	0	0	1	3	0	0
H	0	2	1	1	0	1	2	0	0
E	0	0	0	0	0	0	0	0	0
K	0	0	1	1	0	1	1	1	0
S	6	11	8	9	5	7	8	6	6
BB	1	0	1	1	0	1	1	0	0
SO	14	15	13	15	8	13	13	6	6

PITCHER	IP	WLS	BF	H	R	ER	SO	BB	IBB	HBP	BLK	WP	HR	S	P	ERA	WHIP
Jack Morris, R ERA: 3.65 (1, 1)	8.0	L	34	7	4	4	4	4	0	0	0	0	1	60	97	4.50	1.375

Batter	1	2	3	4	5	6	7	8	9	AB R H RBI BB SO LOB	TOP		
Chuck Knoblauch, R (1, 4) OBP: 0.347, SLG: 0.342 BB G3-6-3			1-0 G5-3			3-1 G6-3		2-1 G4-3		3 0 0 0 1 0 0			
Randy Bush, L (1, 9) OBP: 0.314, SLG: 0.333 Shane Mack, R (8, PH) OBP: 0.306, SLG: 0.438 (8, 7)	1-2 G3-6-3 1-2f			2-3 K			3-2 HR BB 1B	1-3 K		3 1 1 0 0 1 1 1 0 0 0 0 1 0			
Kirby Puckett, R (1, 8)	0-1 G5-3			2-2 F9			3-1 F8	1-2 HR 1B		4 1 1 0 0 0 1			
Kent Hrbek, L (1, 3) OBP: 0.364, SLG: 0.441		4-1 L1-3 BB		2-0 G3			0-0 P5	1-2 HR 1-H		3 1 1 2 1 0 1			
Chili Davis, S (1, 10) OBP: 0.367, SLG: 0.522		1-2 L1-3 1-2			0-1 G3-1		4-2 HR BB	0-3 K		3 1 0 0 1 1 1			
Brian Harner, R (1, 2) OBP: 0.357, SLG: 0.473 Jarvis Brown, R (9, PR) OBP: 0.167, SLG: 0.167 Junior Ortiz, R (9, 2) OBP: 0.324, SLG: 0.254		1-0 1B			1-1 F8		0-2 HR 1-H 2-H		1-0 SH3-4 1B	4 1 3 3 0 0 0 0 0 0 0 0 0 0 0 0 0 0 0 0 0			
Mike Pagliarulo, L (1, 5) OBP: 0.286, SLG: 0.366 Al Newman, S (9, PH) OBP: 0.281, SLG: 0.223 (9, 5)		2-2 L1			1-0 G3-1		2-1 1B 1B	1-1 SH3-4	1-1 SH3-4 1-2	3 0 1 0 0 0 1 0 0 0 0 0 0 0			
Pedro Munoz, R (1, 7) OBP: 0.336, SLG: 0.441 (8, 9)			0-0 F9			3-3 K	1-1 FC6-4 1B	1-3 L9	0-0 L9	4 0 1 0 0 1 2			
Greg Gagne, R (1, 6) OBP: 0.298, SLG: 0.386			3-2 F9			0-0 F7	2-1 FC6-4 1-2f	1-0 G4-3	1-0 G4-3	4 0 0 0 0 0 4			
Inning Stats	R: 0 H: 0 E: 0 LOB: 0 K: 0 BB: 1 S: 7 P: 12	R: 0 H: 1 E: 0 LOB: 1 K: 0 BB: 1 S: 9 P: 17	R: 0 H: 0 E: 0 LOB: 0 K: 0 BB: 0 S: 7 P: 11	R: 0 H: 0 E: 0 LOB: 0 K: 1 BB: 0 S: 8 P: 14	R: 0 H: 0 E: 0 LOB: 0 K: 0 BB: 0 S: 5 P: 7	R: 0 H: 0 E: 0 LOB: 0 K: 1 BB: 0 S: 7 P: 13	R: 3 H: 4 E: 0 LOB: 2 K: 0 BB: 1 S: 19 P: 34	R: 2 H: 2 E: 0 LOB: 0 K: 2 BB: 0 S: 15 P: 20	R: 0 H: 1 E: 0 LOB: 2 K: 0 BB: 0 S: 5 P: 8	1B: 6 SF: 0 2B: 1 SAC: 1 3B: 0 DP: 2 HR: 2 HBP: 0	WP: 0 PA: 36 PB: 0 SB: 0 CS: 0		
PITCHER	IP WLS BF H R ER SO BB IBB HBP BLK WP HR S P ERA WHIP Ramon Garcia, R (1, 1) ERA: 4.88 Melido Perez, R (7, 1) ERA: 3.58 Scott Radinsky, L (8, 1) ERA: 2.6 Bobby Thigpen, R (9, 1) ERA: 3.66											PITCHER	IP WLS BF H R ER SO BB IBB HBP BLK WP HR S P ERA WHIP

Minnesota Twins @ Chicago White Sox
 Comiskey Park, Chicago, IL
 Sat Jul 06 1991, 8:05 PM EDT
 Att. 41,606 - Sunny - 96 F

livebaseballscorecards.com



Batter	1	2	3	4	5	6	7	8	9	AB	R	H	RBI	BB	SO	LOB
Tim Raines, S OBP: 0.365, SLG: 0.367 (1, 7)	0-2 G4-3		1-0 P6		4-2 HR BB		0-1 F8			3	1	0	0	1	0	2
Robin Ventura, L OBP: 0.361, SLG: 0.381 (1, 5)	4-0 BB		2-1 G6-3		3-1 HR			2-1 L9		3	1	1	3	1	0	1
Frank Thomas, R OBP: 0.444, SLG: 0.520 (1, 10)	2-2 P4			3-1 HR	1-1 2B			1-0 L8		4	1	2	1	0	0	1
Dan Pasqua, L OBP: 0.343, SLG: 0.446 (1, 3)	1-3 K			4-2 BB	0-1 F7			0-0 2B		3	0	1	0	1	1	2
Ozzie Guillen, L OBP: 0.273, SLG: 0.313 (8, PR)										0	0	0	0	0	0	0
Cory Snyder, R OBP: 0.230, SLG: 0.302 (9, 3)										0	0	0	0	0	0	0
Carlton Fisk, R OBP: 0.324, SLG: 0.402 (1, 2)		2-3 K		3-1 G5-3-5		1-1 G6-3		2-0 F8		4	0	0	0	0	1	2
Lance Johnson, L OBP: 0.282, SLG: 0.295 (1, 8)		3-1 G3-1		2-2 G4-3		0-1 L9			1-3 K	4	0	0	0	0	1	0
Sammy Sosa, R OBP: 0.239, SLG: 0.351 (1, 9)		2-0 G4-3			2-3 K	0-0 F9			3-2 1B	3	0	0	0	0	1	0
Warren Newson, L OBP: 0.410, SLG: 0.313 (9, PH)										1	0	1	0	0	0	0
Craig Grebeck, R OBP: 0.307, SLG: 0.413 (1, 6)			4-2 SH1 BB		4-1 HR BB				2-2 G6-3	1	1	0	0	2	1	0
Matt Merullo, L OBP: 0.294, SLG: 0.351 (9, PH)									1-2 F7	1	0	0	0	0	0	1
Scott Fletcher, R OBP: 0.275, SLG: 0.266 (1, 4)			0-0 SH1		3-2 F7		2-2 E4 CS		0-0 F7	3	0	0	0	0	0	2

Inning Stats	R: 0	H: 0	E: 0	K: 1	S: 9	R: 0	H: 0	E: 0	K: 1	S: 7	R: 0	H: 0	E: 0	K: 0	S: 7	R: 1	H: 1	E: 0	K: 0	S: 12	R: 3	H: 2	E: 0	K: 1	S: 16	R: 0	H: 0	E: 0	K: 0	S: 5	R: 0	H: 0	E: 1	K: 1	S: 10	R: 0	H: 1	E: 0	K: 0	S: 5	R: 0	H: 1	E: 0	K: 1	S: 11	1B: 1	2B: 3	3B: 0	HR: 2	SF: 0	SAC: 1	DP: 1	HBP: 0	WP: 0	PA: 36
PITCHER	IP	WLS	BF	H	R	ER	SO	BB	IBB	HBP	BLK	WP	HR	S	P	ERA	WHIP																																						
Paul Abbott, R ERA: 3.64 (1, 1)	4.2		21	3	4	4	3	5	0	0	0	0	0	49	99	7.71	1.714																																						
Carl Willis, R ERA: 2.95 (5, 1)	3.0	W	10	1	0	0	1	0	0	0	0	0	0	21	28	0.00	0.333																																						
Rick Aguilera, R ERA: 2.75 (8, 1)	1.1	S	5	1	0	0	1	0	0	0	0	0	0	12	20	0.00	0.750																																						

BOTTOM

Minnesota Twins @ Chicago White Sox
Comiskey Park, Chicago, IL
Sat Jul 06 1991, 8:05 PM EDT
Att: 41,606 - Sunny - 96 F

livebaseballscorecards.com

AB	30
R	4
H	5
RBI	4
BB	5
SO	5
LOB	11



Minnesota Twins @ Chicago White Sox
Comiskey Park, Chicago, IL
Sun Jul 07 1991, 4:33 AM EDT
Att. 41,900 - Sunny - 93 F

AB	31
R	3
H	6
RBI	3
BB	2
SO	3
LOB	13



Batter	1	2	3	4	5	6	7	8	9	AB	R	H	RBI	BB	SO	LOB						
Greg Gagne, R (1, 6) OBP: 0.298, SLG: 0.386	P3			G1-6-3 1B		SF8	G1-3			3	0	1	1	0	0	2						
Randy Bush, L (1, 9) Jarvis Brown, R (8, PH) OBP: 0.143, SLG: 0.143	G4-3			F9		1B BB		G3		2	1	0	0	1	0	1						
Kirby Puckett, R (1, 8) OBP: 0.351, SLG: 0.483	G6-3			G1-6-3 1-2f		1B 1-2 2-H		G6-3		4	0	1	1	0	0	1						
Kent Hrbek, L (1, 3) OBP: 0.363, SLG: 0.437		G6-3			K	1-3 2-H		G3		4	0	1	1	0	1	0						
Pedro Munoz, R (1, 7) Shane Mack, R (3, 7) Chuck Knoblauch, R (9, PH) OBP: 0.350, SLG: 0.344		F9			K	F8		1B	2-2	1	0	0	0	0	0	0						
Paul Sorrento, L (1, 10) OBP: 0.231, SLG: 0.091		K			P5			G4-3	3-2	4	0	0	0	0	1	1						
Junior Ortiz, R (1, 2) Chili Davis, S (9, PH) OBP: 0.336, SLG: 0.262			G3			2B SF8 HBP	BB 1B	F7	2-2	2	1	1	0	0	0	0						
Mike Pagliarulo, L (1, 5) OBP: 0.291, SLG: 0.371		P6				1B 2B	BB	L8	3-2	3	1	1	0	1	0	1						
Al Newman, S (1, 4) OBP: 0.275, SLG: 0.218			G1-3			P4	P4			3	0	0	0	0	0	4						
Inning Stats	R: 0 E: 0 K: 0 S: 6	H: 0 LOB: 0 BB: 0 P: 9	R: 0 E: 0 K: 1 S: 9	H: 0 LOB: 0 BB: 0 P: 14	R: 0 E: 0 K: 0 S: 8	H: 0 LOB: 0 BB: 0 P: 11	R: 0 E: 0 K: 0 S: 6	H: 1 LOB: 0 BB: 0 P: 7	R: 0 E: 0 K: 2 S: 14	H: 0 LOB: 0 BB: 0 P: 20	R: 3 E: 0 K: 0 S: 15	H: 3 LOB: 2 BB: 1 P: 28	R: 0 E: 0 K: 0 S: 10	H: 1 LOB: 2 BB: 1 P: 19	R: 0 E: 0 K: 0 S: 4	H: 0 LOB: 0 BB: 0 P: 7	R: 0 E: 0 K: 0 S: 12	H: 1 LOB: 1 BB: 0 P: 22	1B: 5 2B: 1 3B: 0 HR: 0	SF: 1 SAC: 0 DP: 1 HBP: 1	WP: 0 PB: 0 SB: 0 CS: 0	PA: 35

Batter	1	2	3	4	5	6	7	8	9								
Alex Fernandez, R (1, 1) ERA: 5.53	IP 5.2	WLS	BF 22	H 4	R 3	ER 3	SO 3	BB 1	IBB 0	HBP 1	BLK 0	WP 0	HR 0	S 57	P 88	ERA 4.76	WHIP 0.882
Donn Pall, R (6, 1) ERA: 1.17	0.2		4	1	0	0	0	1	0	0	0	0	0	8	15	0.00	3.000
Ken Patterson, L (7, 1) ERA: 2.61	1.2	W	5	0	0	0	0	0	0	0	0	0	0	7	12	0.00	0.000
Bobby Thigpen, R (9, 1) ERA: 3.57	1.0	S	4	1	0	0	0	0	0	0	0	0	0	12	22	0.00	1.000

WP: 0	PA: 35
-------	--------

Batter	1	2	3	4	5	6	7	8	9	AB	R	H	RBI	BB	SO	LOB
Tim Raines, S OBP: 0.364, SLG: 0.369 (1, 7)	0-1 G4-3		3-1 HR 2B	2-1 G6-3			1-0 L9			4	1	1	0	0	0	1
Robin Ventura, L OBP: 0.363, SLG: 0.391 (1, 5)	1-3 K		2-1 HR 2-H	0-1 G4-3			4-0 CS BB			3	1	1	2	1	1	1
Frank Thomas, R OBP: 0.445, SLG: 0.516 (1, 10)	4-0 1B BB		0-0 F9		4-1 G3-6-3 BB		3-3 K 1-2			2	0	0	0	2	1	1
Dan Pasqua, L OBP: 0.350, SLG: 0.465 (1, 3)	0-1 1-3 1B		4-2 1B BB		0-0 G3-6-3 1-2f		1-0 HR			3	2	2	1	1	0	1
Matt Merullo, L OBP: 0.292, SLG: 0.347 (1, 2)	0-0 F7		0-1 1B 1-2 1B		0-0 P5		3-1 G4-3			4	0	1	0	0	0	2
Ron Karkovics, R OBP: 0.325, SLG: 0.342 (9, 2)										0	0	0	0	0	0	0
Warren Newson, L OBP: 0.415, SLG: 0.324 (1, 9)		0-3 K	2-2 1-3 2-H 1B		1-1 G6-3		1-0 CS 2B			2	0	1	1	0	1	0
Sammy Sosa, R OBP: 0.241, SLG: 0.357 (6, PH) (7, 9)										2	0	1	0	0	0	0
Lance Johnson, L OBP: 0.282, SLG: 0.292 (1, 8)		3-2 G4-3	0-0 L4		4-0 BB		0-0 L1			3	0	0	0	1	0	3
Scott Fletcher, R OBP: 0.276, SLG: 0.267 (1, 4)		1-2 G6-3		1-1 G6-3 SH1-3 1B		1-0 SAFE F8	2-1 CS			3	0	1	0	0	0	1
Ozzie Guillen, L OBP: 0.271, SLG: 0.310 (1, 6)			2-2 G6-3	1-0 SAFE SH1-3		0-0 P4				2	0	0	0	0	0	1

Inning Stats	R: 0	H: 1	E: 0	K: 1	S: 8	LOB: 2	BB: 1	P: 13	R: 0	H: 0	E: 0	K: 1	S: 9	LOB: 0	BB: 0	P: 13	R: 3	H: 4	E: 0	K: 0	S: 17	LOB: 2	BB: 1	P: 30	R: 0	H: 1	E: 0	K: 0	S: 7	LOB: 1	BB: 0	P: 11	R: 0	H: 0	E: 0	K: 0	S: 3	LOB: 0	BB: 1	P: 7	R: 0	H: 0	E: 0	K: 1	S: 5	LOB: 1	BB: 1	P: 13	R: 1	H: 2	E: 0	K: 0	S: 6	LOB: 0	BB: 0	P: 13
--------------	------	------	------	------	------	--------	-------	-------	------	------	------	------	------	--------	-------	-------	------	------	------	------	-------	--------	-------	-------	------	------	------	------	------	--------	-------	-------	------	------	------	------	------	--------	-------	------	------	------	------	------	------	--------	-------	-------	------	------	------	------	------	--------	-------	-------

PITCHER	IP	WLS	BF	H	R	ER	SO	BB	IBB	HBP	BLK	WP	HR	S	P	ERA	WHIP
Kevin Tapani, R ERA: 3.14 (1, 1)	5.0		23	6	3	3	2	3	0	0	0	0	1	44	74	5.40	1.800
Mark Guthrie, L ERA: 5.12 (6, 1)	2.2	L	11	2	1	1	1	2	0	0	0	0	1	14	33	3.38	1.500
Terry Leach, R ERA: 3.51 (8, 1)	0.1		0	0	0	0	0	0	0	0	0	0	0	1	3	0.00	0.000


BOTTOM

Minnesota Twins @ Chicago White Sox
Comiskey Park, Chicago, IL


Sun Jul 07 1991, 4:33 AM EDT
Att: 41,900 - Sunny - 93 F

livebaseballscorecards.com

AB	28
R	4
H	8
RBI	4
BB	5
SO	3
LOB	11



WP: 0	PA: 35
PB: 0	
SB: 0	
CS: 2	

Batter	1	2	3	4	5	6	7	8	9	AB R H RBI BB SO LOB	TOP																
Wade Boggs, L (1, 5) OBP: 0.427, SLG: 0.469	1-2 G1-3		1-2 1B 2B		1-1 G3-1 2B	1-1 L6			0-1 G3	5 1 2 0 0 0 2	Boston Red Sox @ Minnesota Twins Hubert H. Humphrey Metrodome, Minneapolis, MN Thu Jul 11 1991, 8:05 PM EDT Att. 31,409 - Dome - 70 F livebaseballscorecards.com AB 38 R 3 H 13 RBI 3 BB 1 SO 2 LOB 22 																
Jody Reed, R (1, 4) OBP: 0.326, SLG: 0.356	1-3 K		1-1 G6-3		0-2 G6-3		0-1 1B	4-2 G4-6-3 BB	4 0 1 0 1 1 2																		
Mo Vaughn, L (1, 3) OBP: 0.380, SLG: 0.545	1-2 F8		1-0 1B 1B		2-2 G3-1		1 SAFE 1 SAFE P6	0-0 G4-6-3	5 1 1 1 0 0 3																		
Jack Clark, R (1, 10) OBP: 0.349, SLG: 0.371		3-2 G6-3	0-1 1B 1B		0-0 G6-3		1 SAFE 1 SAFE F9		4 0 1 0 0 0 2																		
Mike Greenwell, L (1, 7) OBP: 0.372, SLG: 0.446		3-2 1B 1B	0-1 1B 1B		2-1 1B 3B		0-0 F7		4 1 3 1 0 0 1																		
Ellis Burks, R (1, 8) OBP: 0.310, SLG: 0.416		1-1 1B	3-2 F8		1-0 G5-3		0-1 F8		4 0 1 0 0 0 3																		
Tom Brunansky, R (1, 9) OBP: 0.300, SLG: 0.390		0-3 K		1-2 G5-3		0-0 1B 1B		0-0 2B	4 0 2 1 0 1 2																		
Tony Peña, R (1, 2) OBP: 0.310, SLG: 0.349		0-1 L7		2-2 L9-6 2B		0-0 1B 1B		0-1 G6-3	4 0 2 0 0 0 3																		
Luis Rivera, R (1, 6) OBP: 0.362, SLG: 0.441			1-0 G4-3		0-1 L9-6		1-0 P3		0-0 G4-3	3 0 0 0 0 0 3																	
Steve Lyons, L (8, PH) OBP: 0.324, SLG: 0.424				2-3						1 0 0 0 0 0 1																	
Inning Stats	R: 0 E: 0 K: 1 S: 11	H: 0 LOB: 0 BB: 0 P: 14	R: 0 E: 0 K: 1 S: 15	H: 2 LOB: 2 BB: 0 P: 22	R: 2 E: 0 K: 0 S: 15	H: 4 LOB: 2 BB: 0 P: 22	R: 0 E: 0 K: 0 S: 8	H: 1 LOB: 0 BB: 0 P: 11	R: 0 E: 0 K: 0 S: 9	H: 1 LOB: 1 BB: 0 P: 12	R: 1 E: 0 K: 0 S: 8	H: 3 LOB: 2 BB: 0 P: 13	R: 0 E: 0 K: 0 S: 7	H: 1 LOB: 1 BB: 0 P: 8	R: 0 E: 0 K: 0 S: 6	H: 1 LOB: 1 BB: 0 P: 6	R: 0 E: 0 K: 0 S: 6	H: 0 LOB: 0 BB: 1 P: 10	1B: 8 2B: 5 3B: 1 HR: 0	SF: 0 SAC: 0 DP: 2 HBP: 0	WP: 0 PB: 0 SB: 0 CS: 0	PA: 39					
PITCHER	IP WLS BF H R ER SO BB IBB HBP BLK WP HR S P ERA WHIP																										
Kevin Tapani, R (1, 1) ERA: 3.22	5.1		26	11	3	3	2	0	0	0	0	0	0	63	89	5.06	2.062										
Carl Willis, R (6, 1) ERA: 2.75	2.2	W	10	2	0	0	0	0	0	0	0	0	0	16	19	0.00	0.750										
Mark Guthrie, L (9, 1) ERA: 5.04	1.0		3	0	0	0	0	1	0	0	0	0	0	6	10	0.00	1.000										

Batter	1	2	3	4	5	6	7	8	9	AB	R	H	RBI	BB	SO	LOB	TOP								
Wade Boggs, L (1, 5) OBP: 0.422, SLG: 0.463	1-1 F7		0-0 F7		1-1 F8		3-2 L4			4	0	0	0	0	0	0									
Jody Reed, R (1, 4) OBP: 0.328, SLG: 0.355	1-1 FC6-4 1B		1-2 G5-3		4-2 F8 WP BB		0-3 K			3	1	1	0	1	1	0									
Carlos Quintana, R (1, 3) OBP: 0.378, SLG: 0.408	0-0 FC6-4 WP 1-2f		2-1 G6-3		1 SAFE 1-2 F8		2-2 G5-4-3 1B			4	0	1	0	0	0	2									
Jack Clark, R (1, 10) OBP: 0.351, SLG: 0.368	4-1 1-2 BB			1-1 P3		4-2 BB		3-2 G5-4-3 1-2f		2	0	0	0	2	0	1									
Mike Greenwell, L (1, 7) OBP: 0.368, SLG: 0.440	0-0 F7			0-2 G6-3		2-1 P6		3-2 P5		4	0	0	0	0	0	3									
Ellis Burks, R (1, 8) OBP: 0.307, SLG: 0.412		0-1 F7								3	0	0	0	0	2	0									
Steve Lyons, L (9, PH) OBP: 0.319, SLG: 0.418										1	0	0	0	0	1	0									
Tom Brunansky, R (1, 9) OBP: 0.302, SLG: 0.391		0-1 1B								4	1	2	0	0	1	0									
Tony Peña, R (1, 2) OBP: 0.311, SLG: 0.360		2-1 F8								3	1	1	2	0	0	1									
Mo Vaughn, L (9, PH) OBP: 0.373, SLG: 0.533										1	0	0	0	0	1	0									
Luis Rivera, R (1, 6) OBP: 0.362, SLG: 0.455		0-0 L7								3	1	1	1	0	0	1									
Inning Stats	R: 0 E: 0 K: 0 S: 7	H: 1 LOB: 2 BB: 1 P: 13	R: 0 E: 0 K: 0 S: 7	H: 1 LOB: 1 BB: 0 P: 9	R: 0 E: 0 K: 0 S: 6	H: 0 LOB: 0 BB: 0 P: 9	R: 0 E: 0 K: 1 S: 8	H: 0 LOB: 0 BB: 0 P: 10	R: 4 E: 0 K: 0 S: 21	H: 3 LOB: 1 BB: 2 P: 34	R: 0 E: 0 K: 2 S: 7	H: 0 LOB: 0 BB: 0 P: 9	R: 0 E: 0 K: 1 S: 8	H: 0 LOB: 0 BB: 0 P: 14	R: 0 E: 0 K: 0 S: 13	H: 1 LOB: 0 BB: 0 P: 21	R: 0 E: 0 K: 2 S: 8	H: 0 LOB: 0 BB: 0 P: 13	1B: 4 2B: 0 3B: 0 HR: 2	SF: 0 SAC: 0 DP: 1 HBP: 0	WP: 2 PB: 0 SB: 1 CS: 0	PA: 35			
PITCHER	IP	WLS	BF	H	R	ER	SO	BB	IBB	HBP	BLK	WP	HR	S	P	ERA	WHIP								
Allan Anderson, L (1, 1) ERA: 4.63	5.0		23	5	4	4	1	3	0	0	0	2	2	49	75	7.20	1.600								
Paul Abbott, R (6, 1) ERA: 3.41	2.0	W	6	0	0	0	3	0	0	0	0	0	0	15	23	0.00	0.000								
Steve Bedrosian, R (8, 1) ERA: 3.8	1.0		3	1	0	0	0	0	0	0	0	0	0	13	21	0.00	1.000								
Rick Aguilera, R (9, 1) ERA: 2.68	1.0	S	3	0	0	0	2	0	0	0	0	0	0	8	13	0.00	0.000								

Boston Red Sox @ Minnesota Twins
 Hubert H. Humphrey Metrodome, Minneapolis, MN

Fri Jul 12 1991, 8:05 PM EDT
 Att: 37,262 - Dome - 70 F

livebaseballscorecards.com

AB	32
R	4
H	6
RBI	3
BB	3
SO	6
LOB	8



Batter	1	2	3	4	5	6	7	8	9
Greg Gagne, R OBP: 0.291, SLG: 0.375 (1, 6)	F9		G6-3		K2-3	P2		F9	
Chuck Knoblauch, R OBP: 0.346, SLG: 0.344 (1, 4)	G6-3		F9		S E 1B		SH3 1B 2B	G4-3	
Kirby Puckett, R OBP: 0.352, SLG: 0.482 (1, 8)	HR 1B		1B		E5 1-H		SH3 2-3		
Kent Hrbek, L OBP: 0.370, SLG: 0.451 (1, 3)	HR		G6-3		G4-3		1B IBB		
Chili Davis, S OBP: 0.363, SLG: 0.512 (1, 10)	K			G4-3		K	1B		
Mike Pagliarulo, L OBP: 0.310, SLG: 0.409 (1, 5)		CS 1B		1B		BB G1-3 1B	K		
Shane Mack, R OBP: 0.302, SLG: 0.424 (1, 7)		SAFE K		K		G1-3 BB 1B	L4		
Randy Bush, L OBP: 0.316, SLG: 0.329 (1, 9)		2B		K		G1-3 BB	K SH3		
Jarvis Brown, R OBP: 0.125, SLG: 0.125 (8, 9)									
Junior Ortiz, R OBP: 0.321, SLG: 0.246 (1, 2)									
Paul Sorrento, L OBP: 0.267, SLG: 0.385 (6, PH)									
Brian Harper, R OBP: 0.357, SLG: 0.473 (7, 2)									

Inning Stats	R: 2	H: 2	E: 0	K: 1	S: 11	R: 0	H: 2	E: 0	K: 1	S: 12	R: 0	H: 1	E: 0	K: 0	S: 12	R: 0	H: 1	E: 0	K: 2	S: 13	R: 1	H: 1	E: 1	K: 1	S: 9	R: 1	H: 2	E: 0	K: 1	S: 12	R: 0	H: 0	E: 0	K: 1	S: 13	R: 1	H: 2	E: 0	K: 1	S: 12	R: 0	H: 0	E: 0	K: 1	S: 13	1B: 8	2B: 3	3B: 0	HR: 1	SF: 0	SAC: 2	DP: 1	HBP: 0	WP: 1	PB: 0	SB: 1	CS: 1	PA: 38
--------------	------	------	------	------	-------	------	------	------	------	-------	------	------	------	------	-------	------	------	------	------	-------	------	------	------	------	------	------	------	------	------	-------	------	------	------	------	-------	------	------	------	------	-------	------	------	------	------	-------	-------	-------	-------	-------	-------	--------	-------	--------	-------	-------	-------	-------	--------

PITCHER	IP	WLS	BF	H	R	ER	SO	BB	IBB	HBP	BLK	WP	HR	S	P	ERA	WHIP
Roger Clemens, R ERA: 2.38 (1, 1)	6.1	L	32	11	5	4	6	1	1	0	0	0	1	73	129	5.68	1.895
Tony Fossas, L ERA: 2.59 (7, 1)	0.1		1	0	0	0	1	0	0	0	0	0	0	3	5	0.00	0.000
Jeff Gray, R ERA: 2.38 (7, 1)	1.1		5	0	0	0	1	0	0	0	0	1	0	18	23	0.00	0.000

BOTTOM


Boston Red Sox @ Minnesota Twins
 Hubert H. Humphrey Metrodome, Minneapolis, MN

Fri Jul 12 1991, 8:05 PM EDT
 Att: 37,262 - Dome - 70 F

livebaseballscorecards.com

AB	34
R	5
H	11
RBI	4
BB	2
SO	8
LOB	16



Batter	1	2	3	4	5	6	7	8	9	AB R H RBI BB SO LOB	TOP		
Wade Boggs, L (1, 5) OBP: 0.420, SLG: 0.462	2-1 L5		2-2 F8			1-2 SF9			1-2 G3	3 0 1 1 0 0 1	Boston Red Sox @ Minnesota Twins Hubert H. Humphrey Metrodome, Minneapolis, MN Sat Jul 13 1991, 8:05 PM EDT Att. 42,803 - Dome - 70 F livebaseballscorecards.com AB 29 R 1 H 5 RBI 1 BB 0 SO 2 LOB 7 		
Jody Reed, R (1, 4) OBP: 0.327, SLG: 0.354	1-2 G4-6-3 1B			0-0 P3		2-0 P4		1-2 G3	4 0 1 0 0 0 1				
Carlos Quintana, R (1, 3) OBP: 0.376, SLG: 0.406	1-2 G4-6-3 1-2f			1-1 G5-3			0-1 G4-6-3 1B	0-0 G6-3	4 0 1 0 0 0 2				
Mo Vaughn, L (1, 10) OBP: 0.352, SLG: 0.500		3-3 K		0-0 G5-3		2-0 F8			3 0 0 0 0 1 1				
Mike Greenwell, L (1, 7) OBP: 0.365, SLG: 0.436		0-1 F8			1-2 G4-3		1-0 G4-6-3 1-2f		3 0 0 0 0 0 1				
Ellis Burks, R (1, 8) OBP: 0.304, SLG: 0.408		3-3 K			1-2 P3			1-1 P6	3 0 0 0 0 1 0				
Tom Brunansky, R (1, 9) OBP: 0.299, SLG: 0.387			2-1 G5-3		0-1 F9			0-0 L8	3 0 0 0 0 0 0				
Tony Peña, R (1, 2) OBP: 0.311, SLG: 0.360			1-2 G4-3 1B			0-1 F9		0-2 G5-3	3 0 1 0 0 0 0				
Luis Rivera, R (1, 6) OBP: 0.361, SLG: 0.464			0-1 G4-3			1-0 SF9 3B		2-2 P3	3 1 1 0 0 0 1				
Inning Stats	R: 0 H: 1 E: 0 LOB: 0 K: 0 BB: 0 S: 10 P: 14	R: 0 H: 0 E: 0 LOB: 0 K: 2 BB: 0 S: 8 P: 14	R: 0 H: 1 E: 0 LOB: 1 K: 0 BB: 0 S: 10 P: 15	R: 0 H: 0 E: 0 LOB: 0 K: 0 BB: 0 S: 4 P: 5	R: 0 H: 0 E: 0 LOB: 0 K: 0 BB: 0 S: 8 P: 10	R: 1 H: 1 E: 0 LOB: 0 K: 0 BB: 0 S: 7 P: 11	R: 0 H: 1 E: 0 LOB: 0 K: 0 BB: 0 S: 4 P: 7	R: 0 H: 0 E: 0 LOB: 0 K: 0 BB: 0 S: 6 P: 7	R: 0 H: 1 E: 0 LOB: 1 K: 0 BB: 0 S: 10 P: 14	1B: 4 SF: 1 2B: 0 SAC: 0 3B: 1 DP: 2 HR: 0 HBP: 0	WP: 0 PA: 30 PB: 0 SB: 0 CS: 0		
PITCHER	IP WLS BF H R ER SO BB IBB HBP BLK WP HR S P ERA WHIP											PITCHER	IP WLS BF H R ER SO BB IBB HBP BLK WP HR S P ERA WHIP
Jack Morris, R (1, 1) ERA: 3.5	8.1 W 28 5 1 1 2 0 0 0 0 0 0 0 63 92 1.08 0.600												
Rick Aguilera, R (9, 1) ERA: 2.63	0.2 S 2 0 0 0 0 0 0 0 0 0 0 0 4 5 0.00 0.000												

Batter	1	2	3	4	5	6	7	8	9	AB R H RBI BB SO LOB	TOP		
Wade Boggs, L (1, 5) OBP: 0.423, SLG: 0.462	1-2 G6-3 2B 1B		2-1 F7 1B	0-2 G3		4-0 BB IBB		1-0 1B		4 1 2 0 1 0 1			
Luis Rivera, R (1, 6) OBP: 0.367, SLG: 0.480	1-1 G6-3 1-3 SF7 2B		1-0 BB 2B 1B		3-2 1B 2B	2-0 SF9		1-1 G6-3		4 3 3 1 0 0 1			
Carlos Quintana, R (1, 3) OBP: 0.380, SLG: 0.403	1-1 G6-3 2-3 3-H		4-1 2B 1-2 BB		4-0 G5-3 1B BB	4-0 BB		0-1 F7		2 0 0 1 3 0 1			
Jack Clark, R (1, 10) OBP: 0.355, SLG: 0.374	4-2 SF7 BB		0-0 1-3 2-H 2B		0-0 G5-3 1-2 2-H 1B	1-3 K		1-0 G6-3		4 0 2 2 1 1 2			
Tom Brunansky, R (1, 9) OBP: 0.301, SLG: 0.392	2-2 SF7 1-2 3-H		2-1 P3		3-3 K		0-1 CS 1B	0-1 2B		4 0 2 1 0 1 4			
Ellis Burks, R (1, 8) OBP: 0.299, SLG: 0.401	1-1 L7		3-2 F9		2-2 G5-3 1-2 2-3	3-3 K	3-3 K	0-2 F9		5 0 0 0 0 1 7			
Kevin Romine, R (1, 7) OBP: 0.208, SLG: 0.283		0-0 F9		1-0 F9		0-1 G1-3		0-0 L7		2 0 0 0 0 0 0			
Mike Greenwell, L (5, PH) OBP: 0.363, SLG: 0.433										2 0 0 0 0 0 2			
Tony Peña, R (1, 2) OBP: 0.310, SLG: 0.362		2-2 P4		2-3 K		0-0 SH1 SF9 2B		0-0 P4		4 1 1 0 0 1 0			
Mike Brumley, S (1, 4) OBP: 0.243, SLG: 0.229		2-3 K		1-0 1B		0-0 SH1		2-0 F8		3 0 1 0 0 1 0			
Inning Stats	R: 2 H: 2 E: 0 LOB: 1 K: 0 BB: 1 S: 14 P: 24	R: 0 H: 0 E: 0 LOB: 0 K: 1 BB: 0 S: 11 P: 15	R: 1 H: 2 E: 0 LOB: 2 K: 0 BB: 1 S: 10 P: 22	R: 0 H: 1 E: 0 LOB: 1 K: 1 BB: 0 S: 9 P: 13	R: 1 H: 2 E: 0 LOB: 2 K: 1 BB: 1 S: 13 P: 25	R: 1 H: 1 E: 0 LOB: 2 K: 1 BB: 2 S: 6 P: 17	R: 0 H: 1 E: 0 LOB: 0 K: 1 BB: 0 S: 7 P: 10	R: 0 H: 1 E: 0 LOB: 1 K: 0 BB: 0 S: 5 P: 9	R: 0 H: 1 E: 0 LOB: 1 K: 0 BB: 0 S: 8 P: 9	1B: 6 SF: 2 2B: 6 SAC: 1 3B: 0 DP: 1 HR: 0 HBP: 0	WP: 0 PA: 42 PB: 0 SB: 0 CS: 1		
PITCHER	IP WLS BF H R ER SO BB IBB HBP BLK WP HR S P ERA WHIP											PITCHER	IP WLS BF H R ER SO BB IBB HBP BLK WP HR S P ERA WHIP
David West, L (1, 1) ERA: 3.27	4.0 L 21 6 4 4 2 3 0 0 0 0 0 0 47 84 9.00 2.250												
Paul Abbott, R (5, 1) ERA: 3.51	1.2 9 2 1 1 1 1 1 0 0 0 0 0 13 28 5.40 1.800												
Carl Willis, R (6, 1) ERA: 2.66	1.1 4 1 0 0 2 0 0 0 0 0 0 0 10 14 0.00 0.750												
Terry Leach, R (8, 1) ERA: 3.31	2.0 8 2 0 0 0 0 0 0 0 0 0 0 13 18 0.00 1.000												

Boston Red Sox @ Minnesota Twins
 Hubert H. Humphrey Metrodome, Minneapolis, MN
 Sun Jul 14 1991, 4:33 AM EDT
 Att. 38,066 - Dome - 70 F

livebaseballscorecards.com

AB 34
R 5
H 11
RBI 5
BB 5
SO 5
LOB 18



Batter	1	2	3	4	5	6	7	8	9	AB	R	H	RBI	BB	SO	LOB
Chuck Knoblauch, R (1, 4) OBP: 0.339, SLG: 0.344	1-3 K		0-0 G1-3		3-2 3B			2-3 K		4	0	1	0	0	2	1
Al Newman, S (1, 6) OBP: 0.281, SLG: 0.227	0-0 F9		2-2 G4-3		2-1 P3			3-2 F8		4	0	0	0	0	0	2
Kirby Puckett, R (1, 8) OBP: 0.353, SLG: 0.485	3-2 G4-3			0-0 3B		0-0 F9		0-1 L8		4	1	1	0	0	0	0
Chili Davis, S (1, 10) OBP: 0.361, SLG: 0.505		0-0 1B		0-1 P4		0-0 G6-3		2-1 F8		4	0	1	0	0	0	1
Kent Hrbek, L (1, 3) OBP: 0.363, SLG: 0.441		1-3 K		0-1 G3-1		1-2 G6-3		0-1 G3		4	0	0	1	0	1	1
Shane Mack, R (1, 7) OBP: 0.316, SLG: 0.442 Randy Bush, L (9, PH) OBP: 0.323, SLG: 0.373		3-1 F8		2-0 1B		0-0 F8		1-2 HR		3	0	1	0	0	0	1
Brian Harper, R (1, 2) OBP: 0.355, SLG: 0.474		3-1 P6		1-3 K		2-0 1B		1-1 F8		4	1	1	0	0	1	2
Pedro Munoz, R (1, 9) OBP: 0.333, SLG: 0.434			1-1 G1-3		3-3 K		3-2 L8			3	0	1	0	0	1	1
Scott Leius, R (1, 5) OBP: 0.348, SLG: 0.309			1-0 F9		0-1 G4-3		1-1 1B			3	0	1	1	0	0	1

Inning Stats	R: 0	H: 0	E: 0	K: 1	S: 9	R: 0	H: 1	E: 0	K: 1	S: 8	R: 0	H: 1	E: 0	K: 0	S: 9	R: 1	H: 2	E: 0	K: 1	S: 9	R: 0	H: 1	E: 0	K: 1	S: 11	R: 0	H: 0	E: 0	K: 0	S: 6	R: 1	H: 2	E: 0	K: 0	S: 7	R: 0	H: 0	E: 0	K: 1	S: 8	R: 1	H: 1	E: 0	K: 0	S: 9	1B: 4	SF: 0	2B: 1	SAC: 0	3B: 2	DP: 0	HR: 1	HBP: 0	WP: 0	PA: 34
--------------	------	------	------	------	------	------	------	------	------	------	------	------	------	------	------	------	------	------	------	------	------	------	------	------	-------	------	------	------	------	------	------	------	------	------	------	------	------	------	------	------	------	------	------	------	------	-------	-------	-------	--------	-------	-------	-------	--------	-------	--------

PITCHER	IP	WLS	BF	H	R	ER	SO	BB	IBB	HBP	BLK	WP	HR	S	P	ERA	WHIP
Joe Hesketh, L (1, 1) ERA: 3.74	7.0	W	27	7	2	2	4	0	0	0	0	0	0	59	92	2.57	1.000
Jeff Gray, R (8, 1) ERA: 2.33	1.0		3	0	0	0	1	0	0	0	0	0	0	8	13	0.00	0.000
Jeff Reardon, R (9, 1) ERA: 2.9	1.0	S	4	1	1	1	0	0	0	0	0	0	1	9	13	9.00	1.000

BOTTOM

Boston Red Sox @ Minnesota Twins
 Hubert H. Humphrey Metrodome, Minneapolis, MN

Sun Jul 14 1991, 4:33 AM EDT
 Att: 38,066 - Dome - 70 F

livebaseballscorecards.com

AB	34
R	3
H	8
RBI	3
BB	0
SO	5
LOB	10



Batter	1	2	3	4	5	6	7	8	9	AB R H RBI BB SO LOB	TOP											
Randy Bush, L (1, 9) OBP: 0.323, SLG: 0.372 Jarvis Brown, R (6, PH) OBP: 0.182, SLG: 0.182 (6, 9)	1-2 G3-1	0-1 PB 1B	0-1 G6-3			1-1 F8	3-3 K		0-0 F8 BLK 1B	3 0 1 0 0 0 0 3 1 1 0 0 1 2												
Chuck Knoblauch, R (1, 4) OBP: 0.345, SLG: 0.349	4-1 WP E G4-3 BB	0-1 PB 1B		2-1 G4-3		1-2 1B 2B	4-1 BB	1-2 2-3 BB	0-0 F8 1-3	4 2 2 0 2 0 1												
Kirby Puckett, R (1, 8) OBP: 0.352, SLG: 0.482	1-2 E4 G4-3 WP 1-2	2-3 K 1-2 2-3		2-3 K		0-0 2B G4-3 1B	2-3 K		1-0 1B 3-H	6 1 2 2 0 3 6												
Kent Hrbek, L (1, 3) OBP: 0.363, SLG: 0.440	1-2 G4-3 1-3 2-H		4-2 BB BB FC5-4 BB	3-2 2B		0-0 G4-3 1-2	1-3 K		0-0 G4-3 3-H	5 2 1 1 1 1 6												
Chili Davis, S (1, 10) OBP: 0.364, SLG: 0.507	3-3 K		4-2 FC5-4 BB 1-2 FC1-2 BB	1-1 2B 2-H		4-0 2B IBB		2-3 K		3 0 1 1 2 2 1												
Mike Pagliarulo, L (1, 5) OBP: 0.322, SLG: 0.421		2-1 HR 1B	4-2 FC5-4 BB 1-2 2-3 BB	1-2 G5-3		1-2 2B 1-3 2-H		1-0 1B		4 1 3 1 1 0 1												
Shane Mack, R (1, 7) OBP: 0.313, SLG: 0.451		1-1 HR 1-H	0-0 FC5-4 FC1-2 HR		1-1 F9	0-0 F8		0-3 K		5 2 1 3 0 1 5												
Junior Ortiz, R (1, 2) OBP: 0.311, SLG: 0.244		2-0 G6-3	0-0 FC1-2 HR		0-2 L6		0-1 BB BB 1B	1-1 P3		5 1 1 0 0 0 3												
Greg Gagne, R (1, 6) OBP: 0.292, SLG: 0.381		1-0 G4-3	2-2 HR 1-H 2-H		3-2 P4		4-1 BB BB		2-1 F7	4 1 1 3 1 0 0												
Inning Stats	R: 1 E: 1 K: 1 S: 17	H: 0 LOB: 1 BB: 1 P: 27	R: 2 E: 0 K: 1 S: 13	H: 4 LOB: 2 BB: 0 P: 21	R: 4 E: 0 K: 0 S: 15	H: 1 LOB: 0 BB: 3 P: 29	R: 1 E: 0 K: 1 S: 17	H: 2 LOB: 1 BB: 0 P: 26	R: 0 E: 0 K: 0 S: 10	H: 0 LOB: 0 BB: 0 P: 14	R: 2 E: 0 K: 0 S: 11	H: 3 LOB: 2 BB: 1 P: 18	R: 0 E: 0 K: 3 S: 14	H: 1 LOB: 3 BB: 2 P: 28	R: 0 E: 0 K: 2 S: 9	H: 1 LOB: 1 BB: 0 P: 13	R: 1 E: 0 K: 0 S: 6	H: 2 LOB: 1 BB: 0 P: 9	1B: 8 2B: 4 3B: 0 HR: 2	SF: 0 SAC: 0 DP: 0 HBP: 0	WP: 1 PB: 1 SB: 0 CS: 0	PA: 49
PITCHER	IP WLS BF H R ER SO BB IBB HBP BLK WP HR S P ERA WHIP																					
Jim Hunter, R (1, 1) ERA: 8.56	3.0 L 19 5 7 6 2 4 0 0 0 1 2 45 77 18.00 3.000																					
Doug Henry, R (4, 1) ERA: 4.5	2.0 8 2 1 1 1 0 0 0 0 0 0 27 40 4.50 1.000																					
Mark Lee, L (6, 1) ERA: 3.79	0.2 6 3 2 2 0 0 0 1 0 0 0 10 17 27.00 4.500																					
Julio Machado, R (6, 1) ERA: 3.56	1.1 7 1 0 0 3 2 0 0 0 0 0 15 29 0.00 2.250																					
Chuck Crim, R (8, 1) ERA: 4.75	2.0 9 3 1 1 2 0 0 0 0 1 0 0 15 22 4.50 1.500																					

Minnesota Twins @ Milwaukee Brewers
Milwaukee County Stadium, Milwaukee, WI

Mon Jul 15 1991, 8:05 PM EDT
Att. 16,201 - Sunny - 77 F

AB	42
R	11
H	14
RBI	11
BB	7
SO	8
LOB	25



WP: 1	PA: 49
-------	--------

ERA	WHIP
-----	------

Batter	1	2	3	4	5	6	7	8	9	AB R H RBI BB SO LOB	TOP						
Randy Bush, L (1, 9) OBP: 0.327, SLG: 0.378 Rick Aguilera, R (9, 1)	0-0 F9		3-2 G3-1		1 SAFE 2-2 2B			0-0 G3-1	4-2 BB	4 0 1 1 1 0 0 0 0 0 0 0 0 0							
Chuck Knoblauch, R (1, 4) OBP: 0.340, SLG: 0.343	1-1 P6		0-0 G4-3		1-3 K			0-0 L9	1-2 G5-3	5 0 0 0 0 1 4							
Kirby Puckett, R (1, 8) OBP: 0.357, SLG: 0.491	0-0 P3			0-1 F9 2B		0-0 G3 2-1 2B		2-0 1B		4 0 3 0 0 0 0							
Kent Hrbek, L (1, 3) OBP: 0.358, SLG: 0.433		1-1 G4-3		0-0 L7		0-0 G3		1-1 F8		4 0 0 0 0 0 3							
Chili Davis, S (1, 10) OBP: 0.363, SLG: 0.502 Jarvis Brown, R (9, PR) OBP: 0.182, SLG: 0.182		1-3 K		0-0 F9		0-0 P8			4-0 HR BB	3 0 0 0 1 1 2 0 1 0 0 0 0 0							
Brian Harper, R (1, 2) OBP: 0.357, SLG: 0.487		1-1 1B 1B		2-2 G5-3		1-0 2-1 3-H	1-0 G6-3		1-0 HR	4 1 2 2 0 0 1							
Mike Pagliarulo, L (1, 5) OBP: 0.327, SLG: 0.425 Scott Leius, R (9, PH) OBP: 0.353, SLG: 0.316		2-0 1B			0-1 G6-3		1-1 FC6-4 1B		1-2 BB BB 1B	3 0 2 0 0 0 0 1 0 1 0 0 0 0	AB 35 R 3 H 10 RBI 3 BB 3 SO 3 LOB 16						
Shane Mack, R (1, 7) OBP: 0.312, SLG: 0.444		0-0 P4			0-1 G6-3		0-1 F7		4-1 G5-3 BB BB	3 0 0 0 1 0 3							
Greg Gagne, R (1, 6) OBP: 0.292, SLG: 0.379			1-2 F8		1-1 2B 1B		1-0 FC6-4		1-3 K	4 1 1 0 0 1 3							
Inning Stats	R: 0 E: 0 K: 0 S: 4 H: 0 LOB: 0 P: 5	R: 0 E: 0 K: 1 S: 9 H: 2 LOB: 2 P: 14	R: 0 E: 0 K: 0 S: 11 H: 0 LOB: 0 P: 15	R: 0 E: 0 K: 0 S: 7 H: 1 LOB: 1 P: 9	R: 1 E: 0 K: 1 S: 12 H: 2 LOB: 1 P: 16	R: 0 E: 0 K: 0 S: 3 H: 1 LOB: 1 P: 4	R: 0 E: 0 K: 0 S: 6 H: 1 LOB: 1 P: 9	R: 0 E: 0 K: 0 S: 5 H: 1 LOB: 1 P: 8	R: 2 E: 0 K: 1 S: 15 H: 2 LOB: 2 P: 31	1B: 6 2B: 3 3B: 0 HR: 1 SF: 0 SAC: 0 DP: 1 HBP: 0	WP: 0 PB: 0 SB: 0 CS: 0 PA: 38						
PITCHER	IP WLS BF H R ER SO BB IBB HBP BLK WP HR S P ERA WHIP																
Chris Bosio, R (1, 1) ERA: 3.12	7.0	28	7	1	1	2	0	0	0	0	0	0	0	52	72	1.29	1.000
Chuck Crim, R (8, 1) ERA: 4.7	0.2	3	1	0	0	0	0	0	0	0	0	0	0	3	5	0.00	1.500
Dan Plesac, L (8, 1) ERA: 3.45	0.1	5	2	2	2	0	2	0	0	0	0	1	7	18	54.00	12.000	
Doug Henry, R (9, 1) ERA: 3.0	1.0	W 3	0	0	0	1	1	0	0	0	0	0	10	16	0.00	1.000	

Minnesota Twins @ Milwaukee Brewers
Milwaukee County Stadium, Milwaukee, WI

Tue Jul 16 1991, 8:05 PM EDT
Att. 15,954 - Sunny - 88 F

livebaseballscorecards.com



BOTTOM

Minnesota Twins @ Milwaukee Brewers
Milwaukee County Stadium, Milwaukee, WI

Tue Jul 16 1991, 8:05 PM EDT
Att. 15,954 - Sunny - 88 F

livebaseballscorecards.com

AB	34
R	4
H	10
RBI	4
BB	2
SO	4
LOB	11



WP	1	PA	38
PB	0		
SB	1		
CS	0		

AB R H RBI BB SO LOB

5	2	2	1	0	0	1
3	0	3	1	2	0	0
3	0	1	1	0	0	2
3	0	0	1	0	1	3
4	0	1	0	0	0	1
4	0	1	0	0	1	2
3	0	0	0	0	0	1
1	0	0	0	0	0	0
4	1	1	0	0	0	0
4	1	1	0	0	2	1

Batter	1	2	3	4	5	6	7	8	9
Paul Molitor, R OBP: 0.395, SLG: 0.513	3-2 SH1-4 SF8 1B 1B		2-1 G4-3		0-1 F9		0-0 G4-3		2-1 WP 1B 2B
Darryl Hamilton, L OBP: 0.344, SLG: 0.319	1-1 SF8 SH1-4 1B 1-2		2-1 BLK 1B		4-0 1B BB 1-2		4-0 FC4-6 BB		1-0 2B 1B
B.J. Surhoff, L OBP: 0.288, SLG: 0.282	0-1 SH1-4 1-2 2-3		1-1 F8		0-0 1-2 2-H 1B		0-0 FC4-6 FC1-6 1-2f		
Greg Vaughn, R OBP: 0.321, SLG: 0.495	1-0 SF8 2-3 3-H			0-0 L4	1-3 K		0-2 FC1-6 1B 1-2f		
Gary Sheffield, R OBP: 0.299, SLG: 0.364	1-0 G6-3			2-2 P6		0-2 P3	1-2 FC6 1B		
Franklin Stubbs, L OBP: 0.276, SLG: 0.342		1-1 F7		0-0 1B		1-3 K	0-1 FC6 1-2f		
Candy Maldonado, R OBP: 0.281, SLG: 0.380		0-0 G6-3		1-1 G5-3		2-2 L5		1-0 G5-3	
Dante Bichette, R OBP: 0.278, SLG: 0.415									
Jim Gantner, L OBP: 0.314, SLG: 0.343		0-2 F7			1-2 S 1B		1-0 F8	1-2 G1	
Bill Spiers, L OBP: 0.300, SLG: 0.338			2-3 K		2-3 K		2-1 P7	3-1 2B 1B	

Inning Stats	R: 1	H: 2	E: 0	K: 0	S: 11	R: 0	H: 0	E: 0	K: 0	S: 6	R: 0	H: 1	E: 0	K: 1	S: 10	R: 0	H: 1	E: 0	K: 0	S: 7	R: 1	H: 2	E: 0	K: 2	S: 14	R: 0	H: 0	E: 0	K: 1	S: 9	R: 0	H: 0	E: 0	K: 0	S: 4	R: 0	H: 1	E: 0	K: 0	S: 9	R: 2	H: 3	E: 0	K: 0	S: 9
--------------	------	------	------	------	-------	------	------	------	------	------	------	------	------	------	-------	------	------	------	------	------	------	------	------	------	-------	------	------	------	------	------	------	------	------	------	------	------	------	------	------	------	------	------	------	------	------

PITCHER	IP	WLS	BF	H	R	ER	SO	BB	IBB	HBP	BLK	WP	HR	S	P	ERA	WHIP
Kevin Tapani, R ERA: 3.16	(1, 1)	8.0		7	2	2	4	2	0	0	1	0	0	70	106	2.25	1.125
Rick Aguilera, R ERA: 3.02	(9, 1)	0.2	L	5	3	2	0	0	0	0	0	1	0	9	17	27.00	4.500

PITCHER	IP	WLS	BF	H	R	ER	SO	BB	IBB	HBP	BLK	WP	HR	S	P	ERA	WHIP
---------	----	-----	----	---	---	----	----	----	-----	-----	-----	----	----	---	---	-----	------

Batter	1	2	3	4	5	6	7	8	9	AB R H RBI BB SO LOB	TOP
Scott Leius, R (1, 5) <small>OBP: 0.364, SLG: 0.347</small>	1-3 		4-1 	4-2 		1-0 			2-1 	3 3 1 1 2 1 0	
Al Newman, S (1, 4) <small>OBP: 0.278, SLG: 0.234</small>	1-2 		3-1 	1-1 		0-1 			0-0 	5 2 1 2 0 0 1	
Kirby Puckett, R (1, 8) Jarvis Brown, R (6, 8) <small>OBP: 0.358, SLG: 0.491</small> <small>OBP: 0.167, SLG: 0.167</small>	0-1 		1-0 	0-0 		0-1 			0-0 	4 2 2 2 0 0 0 1 0 0 0 0 0 0	
Chili Davis, S (1, 10) <small>OBP: 0.360, SLG: 0.506</small>		3-1 	0-0 	1-2 		0-0 			1-1 	5 1 1 4 0 0 1	
Brian Harper, R (1, 2) <small>OBP: 0.356, SLG: 0.483</small>		2-3 	0-0 	1-0 		0-1 				4 1 1 0 0 1 0	
Shane Mack, R (1, 7) <small>OBP: 0.316, SLG: 0.446</small>		2-0 	0-0 	2-3 		1-1 				4 0 2 2 0 1 0	
Kent Hrbek, L (1, 3) Randy Bush, L (8, 7) <small>OBP: 0.356, SLG: 0.430</small> <small>OBP: 0.327, SLG: 0.378</small>	2-0 		1-3 		3-3 				0-2 	4 0 1 0 0 2 2 0 0 0 0 0 0 0	AB 38 R 11 H 12 RBI 11 BB 2 SO 6 LOB 6
Gene Larkin, S (1, 9) <small>OBP: 0.353, SLG: 0.343</small>			2-1 		1-3 				0-1 	4 1 1 0 0 1 2	
Greg Gagne, R (1, 6) Chuck Knoblauch, R (8, 6) <small>OBP: 0.295, SLG: 0.381</small> <small>OBP: 0.340, SLG: 0.343</small>			0-0 	1-1 	2-0 				1-0 	4 1 2 0 0 0 0 0 0 0 0 0 0 0	
Inning Stats	R: 0 H: 0 E: 0 LOB: 0 K: 1 BB: 0 S: 8 P: 10	R: 0 H: 1 E: 0 LOB: 1 K: 1 BB: 0 S: 8 P: 17	R: 6 H: 6 E: 0 LOB: 1 K: 1 BB: 1 S: 16 P: 29	R: 4 H: 2 E: 1 LOB: 0 K: 1 BB: 1 S: 16 P: 26	R: 0 H: 0 E: 0 LOB: 0 K: 2 BB: 0 S: 10 P: 16	R: 0 H: 0 E: 0 LOB: 0 K: 0 BB: 0 S: 5 P: 6	R: 0 H: 0 E: 0 LOB: 0 K: 0 BB: 0 S: 5 P: 6	R: 0 H: 2 E: 0 LOB: 1 K: 0 BB: 0 S: 6 P: 7	R: 1 H: 1 E: 0 LOB: 0 K: 0 BB: 0 S: 6 P: 9	1B: 9 SF: 0 2B: 1 SAC: 0 3B: 0 DP: 1 HR: 2 HBP: 0	WP: 0 PA: 40 PB: 0 SB: 1 CS: 0
PITCHER Kevin Morton, L (1, 1) <small>ERA: 5.29</small> Dennis Lamp, R (3, 1) <small>ERA: 3.8</small> Tom Bolton, L (5, 1) <small>ERA: 4.47</small>	IP WLS BF H R ER SO BB IBB HBP BLK WP HR S P ERA WHIP 2.1 L 14 6 6 6 2 1 0 0 0 0 0 1 23 36 16.20 2.400	IP WLS BF H R ER SO BB IBB HBP BLK WP HR S P ERA WHIP 5.0 16 3 1 1 2 0 0 0 0 0 0 1 32 44 1.80 0.600	PITCHER IP WLS BF H R ER SO BB IBB HBP BLK WP HR S P ERA WHIP								

Minnesota Twins @ Boston Red Sox
Fenway Park, Boston, MA
 Thu Jul 18 1991, 7:05 PM EDT
 Att. 34,630 - Sunny - 92 F

livebaseballscorecards.com



Batter	1	2	3	4	5	6	7	8	9	AB	R	H	RBI	BB	SO	LOB
Wade Boggs, L (1, 5) OBP: 0.416, SLG: 0.454 Mike Brumley, S (8, 5) OBP: 0.237, SLG: 0.222	2-1 G6-3			1-0 L7		1-1 G6-3		3-1 G3-1		3	0	0	0	0	0	0
Jody Reed, R (1, 4) OBP: 0.323, SLG: 0.348 Kevin Romine, R (9, PH) OBP: 0.204, SLG: 0.277	1-1 F8			1-1 1B PB		2-0 L7		0-3 K		3	1	1	0	0	0	0
Mo Vaughn, L (1, 3) OBP: 0.292, SLG: 0.414	3-3 K			1-2 L7		2-2 G3-1		1-2 G5-3		4	0	0	0	0	1	1
Jack Clark, R (1, 10) OBP: 0.361, SLG: 0.395		2-2 P6		3-2 1B 1-H		1-3 K		2-2 HR		4	1	2	2	0	1	0
Mike Greenwell, L (1, 7) OBP: 0.362, SLG: 0.426 Mike Marshall, R (9, PH) OBP: 0.290, SLG: 0.403		0-0 G4-3		1-2 F8		4-1 G5-3 BB		1-1 1B		2	0	0	0	1	0	1
Carlos Quintana, R (1, 9) OBP: 0.372, SLG: 0.404		2-3 K			1-3 K		2-2 G5-3		0-1 F9	4	0	0	0	0	2	2
Ellis Burks, R (1, 8) OBP: 0.299, SLG: 0.404			0-0 G6-3		1-1 HR		1-3 K			3	1	1	1	0	1	1
Tony Peña, R (1, 2) OBP: 0.312, SLG: 0.361 John Marzano, R (6, 2) OBP: 0.279, SLG: 0.366			1-2 G1-3		2-3 K			2-3 K		2	0	0	0	0	1	0
Luis Rivera, R (1, 6) OBP: 0.362, SLG: 0.467			2-3 K		2-3 K			0-0 G5-3		1	0	0	0	0	1	0
										3	0	0	0	0	2	0

BOTTOM

Minnesota Twins @ Boston Red Sox
 Fenway Park, Boston, MA
 Thu Jul 18 1991, 7:05 PM EDT
 Att. 34,630 - Sunny - 92 F

livebaseballscorecards.com

AB	32
R	3
H	5
RBI	3
BB	1
SO	10
LOB	5



Inning Stats	R: 0	H: 0	E: 0	K: 1	S: 11	R: 0	H: 0	E: 0	K: 1	S: 7	R: 0	H: 0	E: 0	K: 1	S: 7	R: 1	H: 2	E: 0	K: 0	S: 12	R: 1	H: 1	E: 0	K: 3	S: 11	R: 0	H: 0	E: 0	K: 0	S: 6	R: 0	H: 0	E: 0	K: 2	S: 10	R: 0	H: 0	E: 0	K: 1	S: 6	R: 1	H: 2	E: 0	K: 1	S: 13	1B: 3	2B: 0	3B: 0	HR: 2	SF: 0	SAC: 0	DP: 0	HBP: 0	WP: 0	PB: 1	SB: 1	CS: 0	PA: 33
PITCHER	IP	WLS	BF	H	R	ER	SO	BB	IBB	HBP	BLK	WP	HR	S	P	ERA	WHIP																																									
Jack Morris, R (1, 1) ERA: 3.39	7.0	W	25	3	2	1	8	1	0	0	0	0	1	64	103	1.29	0.571																																									
Terry Leach, R (8, 1) ERA: 3.22	1.0		3	0	0	0	1	0	0	0	0	0	0	6	11	0.00	0.000																																									
Allan Anderson, L (9, 1) ERA: 4.68	1.0		5	2	1	1	1	0	0	0	0	0	1	13	17	9.00	2.000																																									

Batter	1	2	3	4	5	6	7	8	9	10	11	AB R H RBI BB SO LOB	TOP														
Scott Leius, R (1, 5) <small>OBP: 0.376, SLG: 0.390</small> Randy Bush, L (9, PH) <small>OBP: 0.333, SLG: 0.418</small> Mike Pagliarulo, L (9, 5) <small>OBP: 0.330, SLG: 0.428</small>	1-0 1B	2-3 K			2-2 FC4-2-5-1 3B		1-1 2B		1-2 HR		2-2 1B	4 1 3 0 0 1 2 1 1 1 1 0 0 0 1 0 1 1 0 0 0															
Al Newman, S (1, 4) <small>OBP: 0.274, SLG: 0.231</small>	1-1 1B				2-2 P9		0-1 F7		0-2 G5-3		1-1 G4-3	6 0 1 0 0 0 3															
Kirby Puckett, R (1, 8) <small>OBP: 0.356, SLG: 0.490</small>	0-3 K				3-0 FC4-2-5-1		3-2 2B		0-3 K			5 0 1 1 0 2 3															
Chili Davis, S (1, 10) <small>OBP: 0.358, SLG: 0.500</small>	0-3 K				0-1 F8		4-2 BB				0-1 G6-3	4 0 0 0 1 2 3															
Brian Harper, R (1, 2) <small>OBP: 0.349, SLG: 0.473</small>	0-2 F8				0-1 F8		0-0 L4				0-0 P5	5 0 0 0 0 0 4															
Shane Mack, R (1, 7) <small>OBP: 0.322, SLG: 0.447</small>		0-0 CS 1B			4-0 FC4-6 BB		1-1 CS 1B		1-1 G5-3		3-3 K	4 0 2 0 1 1 0															
Kent Hrbek, L (1, 3) <small>OBP: 0.365, SLG: 0.437</small> Jarvis Brown, R (8, PR) <small>OBP: 0.154, SLG: 0.154</small>		4-2 2B BB			1-0 FC4-6 1B		0-1 1B		0-0 G5-4-3 1B		0-0 G4-3	3 0 3 0 1 0 0 1 0 0 0 0 0 0															
Gene Larkin, S (1, 9) <small>OBP: 0.348, SLG: 0.345</small>		0-1 2B			0-0 FC4-6		3-3 K		2-2 G5-4-3		2-2 G3	5 0 1 0 0 1 5															
Greg Gagne, R (1, 6) <small>OBP: 0.292, SLG: 0.376</small> Chuck Knoblauch, R (9, PH) <small>OBP: 0.341, SLG: 0.344</small>		1-0 P3			0-0 P4		0-0 L9		1-2 F9		2-2 1B 1B	3 0 0 0 0 0 4 2 1 1 0 0 0 0															
Inning Stats	R: 0 E: 0 S: 14	H: 2 LOB: 2 P: 16	R: 0 E: 0 S: 12	H: 2 LOB: 1 P: 19	R: 0 E: 0 S: 9	H: 0 LOB: 0 P: 15	R: 0 E: 0 S: 5	H: 1 LOB: 2 P: 10	R: 0 E: 0 S: 9	H: 1 LOB: 1 P: 16	R: 0 E: 0 S: 10	H: 2 LOB: 2 P: 14	R: 1 E: 0 S: 11	H: 2 LOB: 2 P: 19	R: 0 E: 0 S: 6	H: 1 LOB: 1 P: 9	R: 1 E: 0 S: 15	H: 1 LOB: 0 P: 17	R: 0 E: 0 S: 6	H: 0 LOB: 0 P: 9	R: 1 E: 0 S: 15	H: 2 LOB: 1 P: 21	1B: 9 2B: 4 3B: 1 HR: 1	SF: 0 SAC: 0 DP: 2 HBP: 0	WP: 0 PB: 0 SB: 0 CS: 2	PA: 47	
PITCHER	IP	WLS	BF	H	R	ER	SO	BB	IBB	HBP	BLK	WP	HR	S	P	ERA	WHIP										
Joe Hesketh, L (1, 1) <small>ERA: 3.5</small>	6.1		28	9	1	1	5	2	0	0	0	0	0	62	94	1.42	1.737										
Jeff Gray, R (7, 1) <small>ERA: 2.21</small>	1.0		6	2	0	0	0	1	0	0	0	0	0	11	19	0.00	3.000										
Tony Fossas, L (8, 1) <small>ERA: 3.76</small>	0.2		1	0	0	0	0	0	0	0	0	0	0	3	5	0.00	0.000										
Jeff Reardon, R (9, 1) <small>ERA: 3.21</small>	1.0		4	1	1	1	1	0	0	0	0	0	1	15	17	9.00	1.000										
Greg Harris, R (10, 1) <small>ERA: 4.33</small>	2.0	L	8	2	1	1	1	0	0	0	0	0	0	21	30	4.50	1.000										

Minnesota Twins @ Boston Red Sox
Fenway Park, Boston, MA
Fri Jul 19 1991, 7:05 PM EDT
Att: 33,758 - Sunny - 91 F

AB	44
R	3
H	14
RBI	3
BB	3
SO	7
LOB	24



1B	9	SF	0
2B	4	SAC	0
3B	1	DP	2
HR	1	HBP	0

WP	0	PA	47
PB	0		
SB	0		
CS	2		

livebaseballscorecards.com

Batter	1	2	3	4	5	6	7	8	9	10	11	AB R H RBI BB SO LOB
Wade Boggs, L (1, 5) Mike Brumley, S (9, 5) OBP: 0.422, SLG: 0.467 OBP: 0.231, SLG: 0.216	G4-6-3 BB 1B		1-1 FC1-5 1B		3-2 1B 3B		1-2 SAFE 1B			3-3 K		4 1 4 0 0 0 0 1 0 0 0 0 1 0
Jody Reed, R (1, 4) OBP: 0.324, SLG: 0.347	4-0 G4-6-3 1B BB		0-0 FC1-5 1B		1-1 G6-4-3 1B		2-2 L7			0-0 P4		4 0 1 1 1 0 4
Carlos Quintana, R (1, 3) Mo Vaughn, L (6, 3) OBP: 0.372, SLG: 0.404 OBP: 0.284, SLG: 0.400	0-1 G4-6-3 1-2f 2-3		2-2 1B		0-1 G6-4-3 1-2f					1-1 F8		3 0 1 0 0 0 3 2 0 0 0 0 0 0
Jack Clark, R (1, 10) OBP: 0.358, SLG: 0.389	4-2 FC6-4 BB		1-1 P4									4 0 0 0 1 0 2
Tom Brunansky, R (1, 9) Mike Greenwell, L (11, PH) Mike Marshall, R (11, PR) OBP: 0.295, SLG: 0.379 OBP: 0.364, SLG: 0.428 OBP: 0.290, SLG: 0.403	1-0 FC6-4 1-2f											4 0 0 0 0 1 2 1 0 1 0 0 0 0 0 0 0 0 0 0 0
Ellis Burks, R (1, 8) OBP: 0.300, SLG: 0.405												4 0 1 0 1 0 1
Kevin Romine, R (1, 7) Steve Lyons, L (9, PH) OBP: 0.192, SLG: 0.260 OBP: 0.316, SLG: 0.419												3 0 0 0 0 0 1 2 0 0 0 0 0 2
Tony Peña, R (1, 2) OBP: 0.311, SLG: 0.370												4 1 1 1 0 0 2
Luis Rivera, R (1, 6) OBP: 0.364, SLG: 0.465												3 0 1 0 1 0 1

Inning Stats	R: 0	H: 1	E: 0	LOB: 2	K: 0	BB: 2	S: 10	P: 22	R: 0	H: 0	E: 0	LOB: 0	K: 0	BB: 1	S: 8	P: 15	R: 0	H: 3	E: 0	LOB: 2	K: 0	BB: 0	S: 10	P: 15	R: 0	H: 0	E: 0	LOB: 0	K: 0	BB: 0	S: 6	P: 10	R: 2	H: 3	E: 0	LOB: 0	K: 0	BB: 0	S: 13	P: 19	R: 0	H: 0	E: 0	LOB: 0	K: 0	BB: 0	S: 8	P: 13	R: 0	H: 1	E: 0	LOB: 2	K: 0	BB: 1	S: 8	P: 18	R: 0	H: 0	E: 0	LOB: 0	K: 1	BB: 0	S: 6	P: 10	R: 0	H: 1	E: 0	LOB: 1	K: 0	BB: 0	S: 5	P: 8	R: 0	H: 0	E: 0	LOB: 0	K: 1	BB: 0	S: 7	P: 11	R: 0	H: 1	E: 0	LOB: 1	K: 0	BB: 0	S: 8	P: 13	1B: 7	SF: 0	2B: 1	SAC: 0	3B: 1	DP: 3	HR: 1	HBP: 0
--------------	------	------	------	--------	------	-------	-------	-------	------	------	------	--------	------	-------	------	-------	------	------	------	--------	------	-------	-------	-------	------	------	------	--------	------	-------	------	-------	------	------	------	--------	------	-------	-------	-------	------	------	------	--------	------	-------	------	-------	------	------	------	--------	------	-------	------	-------	------	------	------	--------	------	-------	------	-------	------	------	------	--------	------	-------	------	------	------	------	------	--------	------	-------	------	-------	------	------	------	--------	------	-------	------	-------	-------	-------	-------	--------	-------	-------	-------	--------

PITCHER	IP	WLS	BF	H	R	ER	SO	BB	IBB	HBP	BLK	WP	HR	S	P	ERA	WHIP
David West, L (1, 1) ERA: 3.18	6.0		24	7	2	2	0	3	0	0	0	0	1	55	94	3.00	1.667
Carl Willis, R (7, 1) ERA: 2.59	1.0		5	1	0	0	0	1	0	0	0	0	0	8	18	0.00	2.000
Mark Guthrie, L (8, 1) ERA: 5.13	0.1		1	0	0	0	0	0	0	0	0	0	0	2	3	0.00	0.000
Steve Bedrosian, R (8, 1) ERA: 3.35	2.2	W	9	1	0	0	2	0	0	0	0	0	0	16	26	0.00	0.375
Rick Aguilera, R (11, 1) ERA: 2.95	1.0	S	4	1	0	0	0	0	0	0	0	0	0	8	13	0.00	1.000

BOTTOM


Minnesota Twins @ Boston Red Sox
Fenway Park, Boston, MA
Fri Jul 19 1991, 7:05 PM EDT
Att. 33,758 - Sunny - 91 F

livebaseballscores.com

AB	39
R	2
H	10
RBI	2
BB	4
SO	2
LOB	18



WP: 0	PA: 43
PB: 0	
SB: 0	
CS: 0	

Batter	1	2	3	4	5	6	7	8	9	AB R H RBI BB SO LOB	TOP		
Randy Bush, L (1, 7) OBP: 0.330, SLG: 0.404 Jarvis Brown, R (7, 9) OBP: 0.214, SLG: 0.214	1-2 G2-3		2-1 F7		4-2 FC6-4 BB		2-1 G3-6		1-1 1B 1B	3 0 0 0 1 0 1 1 0 1 0 0 0 0			
Chuck Knoblauch, R (1, 4) OBP: 0.339, SLG: 0.342	1-1 E3 HR		0-0 F9		1-0 FC6-4			0-1 P5	0-0 1B G4-6-3	5 1 1 2 0 0 2			
Kirby Puckett, R (1, 8) OBP: 0.359, SLG: 0.499	0-0 1-H HR		3-3 K		4-2 BB			1-1 E6 1B G4-3	2-2 G4-6-3 1-2f	4 1 2 2 1 1 2			
Kent Hrbek, L (1, 3) OBP: 0.360, SLG: 0.430	0-0 L7			0-0 F7	2-1 G3-1			3-1 G4-3		4 0 0 0 0 0 4			
Chili Davis, S (1, 10) OBP: 0.357, SLG: 0.495	0-3 K			1-2 F8		0-0 L9		4-0 IBB		3 0 0 0 1 1 0			
Mike Pagliarulo, L (1, 5) OBP: 0.330, SLG: 0.424 Al Newman, S (8, PH) OBP: 0.272, SLG: 0.229 (8, 5)				0-0 G3-1		2-2 F7		2-1 G5-3		2 0 0 0 1 0 0 1 0 0 0 0 0 2			
Shane Mack, R (1, 9) OBP: 0.325, SLG: 0.450 (7, 7)						1-0 F9	3-2 P3		2-2 G3 FC 2B	3 1 1 0 1 0 0	AB 34 R 5 H 8 RBI 5 BB 5 SO 2 LOB 17		
Junior Ortiz, R (1, 2) OBP: 0.319, SLG: 0.256						0-0 BB FC6-4 1B		1-2 FC1-6 1B	2-2 G3 2-3	4 1 2 0 0 0 3			
Greg Gagne, R (1, 6) OBP: 0.291, SLG: 0.374						0-0 FC6-4 BB 1B		0-0 FC1-6 G3-6	3-2 FC 1B 3-H	4 1 1 1 0 0 3			
Inning Stats	R: 2 H: 1 E: 1 LOB: 0 K: 1 BB: 0 S: 11 P: 13	R: 0 H: 0 E: 0 LOB: 1 K: 0 BB: 2 S: 13 P: 26	R: 0 H: 0 E: 0 LOB: 0 K: 1 BB: 0 S: 6 P: 11	R: 0 H: 0 E: 0 LOB: 0 K: 0 BB: 0 S: 5 P: 6	R: 1 H: 2 E: 0 LOB: 3 K: 0 BB: 2 S: 10 P: 22	R: 0 H: 0 E: 0 LOB: 0 K: 0 BB: 0 S: 8 P: 13	R: 0 H: 1 E: 0 LOB: 0 K: 0 BB: 0 S: 8 P: 10	R: 0 H: 1 E: 1 LOB: 2 K: 0 BB: 1 S: 8 P: 18	R: 2 H: 3 E: 0 LOB: 1 K: 0 BB: 0 S: 18 P: 27	1B: 6 SF: 0 2B: 1 SAC: 0 3B: 0 DP: 2 HR: 1 HBP: 0	WP: 0 PA: 39 PB: 0 SB: 1 CS: 2		
PITCHER	IP WLS BF H R ER SO BB IBB HBP BLK WP HR S P ERA WHIP											PITCHER	IP WLS BF H R ER SO BB IBB HBP BLK WP HR S P ERA WHIP
Mike Gardiner, R (1, 1) ERA: 4.62	7.1 L 30 5 3 2 2 4 0 0 0 0 0 1 65 106 2.46 1.227												
Tony Fossas, L (8, 1) ERA: 3.67	0.2 3 0 0 0 0 0 1 0 0 0 0 4 13 0.00 0.000												
Dennis Lamp, R (9, 1) ERA: 4.11	1.0 6 3 2 2 0 0 0 0 0 0 0 0 18 27 18.00 3.000												

Minnesota Twins @ Boston Red Sox
Fenway Park, Boston, MA
Sat Jul 20 1991, 3:33 AM EDT
Att. 33,005 - Sunny - 96 F

livebaseballscorecards.com

Batter	1	2	3	4	5	6	7	8	9	AB	R	H	RBI	BB	SO	LOB
Wade Boggs, L OBP: 0.423, SLG: 0.471 (1, 5)	1-0 G3		2-1 FC5-4 1B			0-1 2B		1-1 F8		4	0	2	0	0	0	1
Jody Reed, R OBP: 0.323, SLG: 0.345 (1, 4)	1-0 F7		2-0 FC5-4 1-2f			0-0 G5-3 BB 1B		1-2 FC5-4 WP 1-2f		4	0	1	0	0	0	2
Mo Vaughn, L OBP: 0.310, SLG: 0.413 (1, 3)	3-1 1B			2-1 G6-4-3 1B		4-1 G5-3 BB		0-3 K 1-2		3	0	2	0	1	1	1
Jack Clark, R OBP: 0.357, SLG: 0.387 (1, 10)	0-1 F7			1-0 G6-4-3 1-2f		0-0 G5-3 1-2 2-3			1-1 1B	4	0	1	0	0	0	4
Mike Greenwell, L OBP: 0.363, SLG: 0.426 (1, 7)		0-0 G4-3		0-0 1B		1-0 G6-3			0-0 F7	4	0	1	0	0	0	3
Ellis Burks, R OBP: 0.299, SLG: 0.401 (1, 8)		1-2 G6-4-3 HBP		2-1 P4			1-0 G6-3		2-3 K	3	0	0	0	0	1	2
Tom Brunansky, R OBP: 0.292, SLG: 0.374 (1, 9)		1-0 G6-4-3 1-2f			2-3 K		0-0 F8		0-3 K	4	0	0	0	0	2	2
John Marzano, R OBP: 0.283, SLG: 0.364 (1, 2)			1-1 G5-4-3 1B		0-0 G5-3		0-2 G5-3			3	0	1	0	0	0	0
Luis Rivera, R OBP: 0.364, SLG: 0.463 (1, 6)			0-0 G5-4-3 1-2f		1-0 F8			0-0 FC5-4 1B		3	0	1	0	0	0	1

Inning Stats		R: 0	H: 1	R: 0	H: 0	R: 0	H: 2	R: 0	H: 2	R: 0	H: 0	R: 0	H: 2	R: 0	H: 0	R: 0	H: 1	R: 0	H: 1	1B: 8	SF: 0	WP: 1	PA: 34
		E: 0	LOB: 1	E: 0	LOB: 0	E: 0	LOB: 1	E: 0	LOB: 1	E: 0	LOB: 0	E: 0	LOB: 2	E: 0	LOB: 0	E: 0	LOB: 1	E: 0	LOB: 1	2B: 1	SAC: 0	PB: 0	
		K: 0	BB: 0	K: 0	BB: 0	K: 0	BB: 0	K: 1	BB: 0	K: 0	BB: 0	K: 0	BB: 1	K: 0	BB: 0	K: 1	BB: 0	K: 2	BB: 0	3B: 0	DP: 3	SB: 0	
		S: 6	P: 11	S: 4	P: 6	S: 6	P: 11	S: 6	P: 9	S: 6	P: 6	S: 5	P: 11	S: 5	P: 6	S: 10	P: 12	S: 10	P: 13	HR: 0	HBP: 1	CS: 0	
PITCHER	IP	WLS	BF	H	R	ER	SO	BB	IBB	HBP	BLK	WP	HR	S	P	ERA	WHIP						
Scott Erickson, R ERA: 2.02 (1, 1)	7.0	W	26	7	0	0	1	1	0	1	0	0	0	39	65	0.00	1.143						
Terry Leach, R ERA: 3.22 (8, 1)	0.0		1	1	0	0	0	0	0	0	0	0	0	1	1	∞	∞						
Mark Guthrie, L ERA: 4.98 (8, 1)	2.0	S	7	1	0	0	3	0	0	0	0	1	0	19	24	0.00	0.500						

MINNESOTA TWINS @ BOSTON RED SOX
 Fenway Park, Boston, MA
 Sat Jul 20 1991, 3:33 AM EDT
 Att: 33,005 - Sunny - 96 F

AB	32
R	0
H	9
RBI	0
BB	1
SO	4
LOB	16



Batter	1	2	3	4	5	6	7	8	9	AB R H RBI BB SO LOB	TOP
Scott Leius, R OBP: 0.382, SLG: 0.400 (1, 5)	1-0 BB 1B		1-3 K	4-1 BB 1B	1-1 SF7	0-0 FC5-4 1B		3-2 G5-3		5 3 2 1 1 1 1	
Chuck Knoblauch, R OBP: 0.345, SLG: 0.342 (1, 4)	4-0 1B E BB		4-2 1B PB BB	4-1 1B PO BB	1-1 1B 2B	2-1 FC5-4		1-2 F7		3 3 1 1 3 1 1	
Kirby Puckett, R OBP: 0.361, SLG: 0.499 Jarvis Brown, R OBP: 0.250, SLG: 0.250 (1, 8) (5, PR) (5, 8)	1-1 FC4-6 1B		0-0 F8	1-2 BB 1B	1-1 E 1B 1B	1-1 G4-3		1-3 K		4 0 2 3 0 0 2 2 0 1 0 0 0 0	
Chili Davis, S OBP: 0.362, SLG: 0.500 (1, 10) (8, 7)	1-1 FC4-6 FC7-4 1-2f 2-H		0-0 S 1B 1B	4-2 PO BB	2-1 E5 1B		1-2 L7		2-0 2B 1B	5 1 3 1 1 0 1	
Brian Harper, R OBP: 0.348, SLG: 0.470 (1, 2)	0-0 FC7-4 2-3		1-2 2B 1B	1-2 PO	0-0 1B		1-2 F8		0-0 1B 2B	6 2 2 1 0 0 5	
Shane Mack, R OBP: 0.335, SLG: 0.465 Paul Abbott, R Allan Anderson, L (1, 7) (8, 1) (9, 1)		2-1 G6-3	2-0 2B				3-1 G1-3		1-2 F8	4 2 3 1 1 0 0 0 0 0 0 0 0 0 0 0 0 0 0 0 0	
Kent Hrbek, L OBP: 0.359, SLG: 0.431 Randy Bush, L OBP: 0.327, SLG: 0.400 (1, 3) (6, 3)		2-2 2B	1-0 F8		4-1 3B BB	2-1 G4-3 WP 2B		0-0 1B		4 0 1 0 0 0 4 1 0 0 0 0 0 1	AB 41 R 14 H 18 RBI 11 BB 8 SO 2 LOB 19
Gene Larkin, S OBP: 0.356, SLG: 0.359 (1, 9)		4-1 G6-4-3 BB		0-0 F9	1-1 P8	2-1 G4-3		3-2 F7		3 2 1 2 2 0 1	
Greg Gagne, R OBP: 0.291, SLG: 0.379 Al Newman, S OBP: 0.275, SLG: 0.233 (1, 6) (5, 6)		1-0 G6-4-3		1-1 BB 2B	2-2 SF7 3B	4-2 1B FC5-4 BB		1-2 F8		2 1 1 1 0 0 2 2 0 1 0 0 0 1	
Inning Stats	R: 2 H: 2 E: 1 LOB: 0 K: 0 BB: 1 S: 6 P: 13	R: 0 H: 1 E: 0 LOB: 1 K: 0 BB: 1 S: 8 P: 17	R: 3 H: 3 E: 0 LOB: 1 K: 1 BB: 1 S: 15 P: 24	R: 2 H: 2 E: 0 LOB: 2 K: 0 BB: 3 S: 14 P: 29	R: 5 H: 5 E: 1 LOB: 2 K: 0 BB: 1 S: 21 P: 34	R: 2 H: 2 E: 0 LOB: 1 K: 0 BB: 1 S: 11 P: 22	R: 0 H: 0 E: 0 LOB: 0 K: 0 BB: 0 S: 9 P: 14	R: 0 H: 1 E: 0 LOB: 1 K: 0 BB: 0 S: 10 P: 17	R: 0 H: 2 E: 0 LOB: 2 K: 1 BB: 0 S: 11 P: 16	1B: 11 SF: 1 2B: 8 SAC: 0 3B: 1 DP: 3 HR: 0 HBP: 0	WP: 1 PA: 51 PB: 1 SB: 1 CS: 0
PITCHER	IP WLS BF H R ER SO BB IBB HBP BLK WP HR S P ERA WHIP	PITCHER									
Tom Bolton, L ERA: 4.73 Kevin Morton, L ERA: 6.11 Dennis Lamp, R ERA: 4.75 Tony Fossas, L ERA: 3.99 Dana Kiecker, R ERA: 6.92	(1, 1) 2.2 L 14 5 5 4 1 3 0 0 0 0 0 0 27 49 13.50 3.000	(3, 1) 0.2 8 3 2 2 0 3 0 0 0 0 0 0 12 29 27.00 9.000	(4, 1) 1.1 9 5 5 4 0 1 0 0 0 0 0 0 22 36 27.00 4.500	(5, 1) 2.1 10 2 2 2 0 1 0 0 0 1 0 0 23 39 7.71 1.286	(8, 1) 1.0 4 1 0 0 0 0 0 0 0 0 0 0 10 17 0.00 1.000	(9, 1) 1.0 5 2 0 0 1 0 0 0 0 0 0 11 16 0.00 2.000					

Minnesota Twins @ Boston Red Sox
Fenway Park, Boston, MA
Sun Jul 21 1991, 3:33 AM EDT
Att. 32,849 - Sunny - 98 F

livebaseballscorecards.com



Batter	1	2	3	4	5	6	7	8	9	AB R H RBI BB SO LOB	TOP		
Scott Leius, R (1, 5) OBP: 0.378, SLG: 0.395 Mike Pagliarulo, L (9, PH) OBP: 0.329, SLG: 0.422	2-1 		2-2 		2-2 			2-0 	0-2 	4 1 1 0 0 0 0 1 0 0 0 0 0 1			
Chuck Knoblauch, R (1, 4) OBP: 0.346, SLG: 0.342	1-1 		1-0 			1-2 		4-2 		3 1 1 0 1 0 0			
Kirby Puckett, R (1, 8) OBP: 0.363, SLG: 0.500	0-0 			0-1 		2-0 		1-1 		3 1 2 0 0 0 0			
Chili Davis, S (1, 10) OBP: 0.363, SLG: 0.503	0-0 			3-1 		2-3 		3-2 		4 0 2 2 0 1 1			
Brian Harper, R (1, 2) OBP: 0.343, SLG: 0.464	1-0 			0-0 			0-0 	3-1 		3 0 0 1 0 0 3			
Shane Mack, R (1, 7) OBP: 0.333, SLG: 0.458		1-1 		2-3 			4-1 	1-1 		3 0 0 0 1 1 3			
Kent Hrbek, L (1, 3) OBP: 0.354, SLG: 0.425		0-2 		2-2 			2-1 		3-2 	4 0 0 0 0 0 2			
Gene Larkin, S (1, 9) OBP: 0.354, SLG: 0.356		1-1 			1-1 		1-1 		3-3 	4 0 1 0 0 1 0			
Greg Gagne, R (1, 6) OBP: 0.289, SLG: 0.376 Randy Bush, L (7, PH) OBP: 0.327, SLG: 0.400 Al Newman, S (7, PH) OBP: 0.278, SLG: 0.236 (7, 6)			0-0 		0-1 		2-3 		0-0 	2 0 0 0 0 0 0 0 0 0 0 0 0 0 2 0 1 0 0 1 2			
Inning Stats	R: 1 H: 2 E: 0 LOB: 1 K: 0 BB: 0 S: 7 P: 11	R: 0 H: 0 E: 0 LOB: 0 K: 0 BB: 0 S: 7 P: 9	R: 0 H: 0 E: 0 LOB: 0 K: 0 BB: 0 S: 5 P: 8	R: 1 H: 2 E: 0 LOB: 1 K: 1 BB: 0 S: 11 P: 18	R: 0 H: 0 E: 0 LOB: 0 K: 0 BB: 0 S: 8 P: 11	R: 0 H: 0 E: 0 LOB: 0 K: 1 BB: 0 S: 8 P: 13	R: 0 H: 1 E: 0 LOB: 2 K: 1 BB: 1 S: 9 P: 18	R: 1 H: 2 E: 0 LOB: 2 K: 0 BB: 1 S: 13 P: 27	R: 0 H: 1 E: 0 LOB: 1 K: 1 BB: 0 S: 10 P: 16	1B: 7 SF: 1 2B: 1 SAC: 1 3B: 0 DP: 0 HR: 0 HBP: 0	WP: 0 PA: 37 PB: 0 SB: 0 CS: 0		
PITCHER	IP WLS BF H R ER SO BB IBB HBP BLK WP HR S P ERA WHIP											PITCHER	IP WLS BF H R ER SO BB IBB HBP BLK WP HR S P ERA WHIP
Frank Tanana, L (1, 1) ERA: 3.46 Rusty Meacham, R (7, 1) ERA: 5.82 Paul Gibson, L (7, 1) ERA: 4.33 Mike Henneman, R (8, 1) ERA: 2.87	6.0 W 22 4 2 2 2 0 0 0 0 0 0 0 46 70 3.00 0.667												

Minnesota Twins @ Detroit Tigers
 Tiger Stadium, Detroit, MI
 Tue Jul 23 1991, 7:05 PM EDT
 Att. 21,976 - Sunny - 82 F

livebaseballscorecards.com

AB	33
R	3
H	8
RBI	3
BB	2
SO	4
LOB	12



Batter	1	2	3	4	5	6	7	8	9	AB R H RBI BB SO LOB	TOP									
Randy Bush, L (1, 9) OBP: 0.330, SLG: 0.394	1-0 P4		2-1 F9		1-1 FC5-4 1B			4-0 HR BB	0-2 G4-3	4 1 1 0 1 0 1	Minnesota Twins @ Detroit Tigers Tiger Stadium, Detroit, MI Wed Jul 24 1991, 7:05 PM EDT Att. 18,391 - Cloudy - 79 F									
Chuck Knoblauch, R (1, 4) OBP: 0.343, SLG: 0.338	0-1 P2		1-0 G5-3		2-1 FC5-4 1-2f			1-2 P2		4 0 0 0 0 0 2										
Kirby Puckett, R (1, 8) OBP: 0.365, SLG: 0.499	2-0 1B		4-2 BB		1-1 F8 1-2			0-1 F8		3 0 1 0 1 0 2										
Kent Hrbek, L (1, 3) OBP: 0.353, SLG: 0.422	1-2 G4-3		1-0 G4-3			3-3 K		0-0 HR 1B		4 1 1 0 0 1 2										
Chili Davis, S (1, 10) OBP: 0.365, SLG: 0.515		2-0 1B 2B		0-0 L7		0-3 K		1-0 HR		4 1 2 3 0 1 0										
Brian Harper, R (1, 2) OBP: 0.342, SLG: 0.461		2-2 F9		0-1 F8 1B		2-2 G5-3		2-2 G5-3 1-H 2-H		4 0 1 0 0 0 1										
Shane Mack, R (1, 7) OBP: 0.332, SLG: 0.455		2-0 BB 1B		1-2 F8 1-2		1-1 F9		1-2 G3		4 0 1 0 0 0 1										
Mike Pagliarulo, L (1, 5) OBP: 0.332, SLG: 0.425		4-2 G5-3 BB		0-0 G3		1-1 G6-3		2-2 2B		3 0 1 0 1 0 1										
Greg Gagne, R (1, 6) OBP: 0.286, SLG: 0.372		1-1 G5-3 1-2f		1-1 P2		2-1 F8		0-0 F9		3 0 0 0 0 0 3										
Gene Larkin, S (9, PH) OBP: 0.352, SLG: 0.353										1 0 0 0 0 0 1										
Inning Stats	R: 0 E: 0 K: 0 S: 9	H: 1 LOB: 1 BB: 0 P: 12	R: 0 E: 0 K: 0 S: 9	H: 2 LOB: 2 BB: 1 P: 20	R: 0 E: 0 K: 0 S: 6	H: 0 LOB: 1 BB: 1 P: 14	R: 0 E: 0 K: 0 S: 7	H: 1 LOB: 1 BB: 0 P: 8	R: 0 E: 0 K: 2 S: 12	H: 0 LOB: 0 BB: 0 P: 17	R: 0 E: 0 K: 0 S: 6	H: 0 LOB: 0 BB: 0 P: 10	R: 3 E: 0 K: 0 S: 11	H: 2 LOB: 0 BB: 1 P: 19	R: 0 E: 0 K: 0 S: 10	H: 1 LOB: 1 BB: 0 P: 13	1B: 5 2B: 2 3B: 0 HR: 1	SF: 0 SAC: 0 DP: 1 HBP: 0	WP: 0 PB: 0 SB: 1 CS: 0	PA: 37
PITCHER Bill Gullickson, R (1, 1) ERA: 4.15 Mike Henneman, R (8, 1) ERA: 2.8	IP: 7.2 WLS: W BF: 32 H: 7 R: 3 ER: 3 SO: 2 BB: 3 IBB: 0 HBP: 0 BLK: 0 WP: 0 HR: 1 S: 64 P: 107 ERA: 3.52 WHIP: 1.304	IP: 1.1 WLS: S BF: 5 H: 1 R: 0 ER: 0 SO: 0 BB: 0 IBB: 0 HBP: 0 BLK: 0 WP: 0 HR: 0 S: 14 P: 19 ERA: 0.00 WHIP: 0.750																		

livebaseballscorecards.com

AB	34
R	3
H	8
RBI	3
BB	3
SO	2
LOB	14



Batter	1	2	3	4	5	6	7	8	9	AB R H RBI BB SO LOB	TOP											
Dan Gladden, R (1, 7) OBP: 0.330, SLG: 0.381 Jarvis Brown, R (7, 9) OBP: 0.235, SLG: 0.235	2-2 F9	3-2 E7 1B		0-0 1B 2B	2-3 K		3-2 G1-3		0-1 FC5	5 1 2 4 0 1 2 1 0 0 0 0 0 2												
Chuck Knoblauch, R (1, 4) OBP: 0.340, SLG: 0.332	2-1 P3	1-0 F9		4-2 1B BB		1-0 G1-3	2-2 G4-3		1-1 P4	5 0 0 0 1 0 4												
Kirby Puckett, R (1, 8) OBP: 0.370, SLG: 0.501	2-1 S 1B		4-0 G6-4-3 BB	2-2 BB 1B		1-2 FC6-4 1B		0-0 G5-3		4 0 3 1 1 0 0												
Chili Davis, S (1, 10) OBP: 0.365, SLG: 0.512	2-3 K		0-0 G6-4-3	4-1 BB		1-0 FC6-4 WP		2-2 G5-4-3 1B		4 0 1 0 1 1 3												
Brian Harper, R (1, 2) OBP: 0.343, SLG: 0.458		1-1 SH1-3 1B 1B	0-1 L5	2-1 F8		4-1 FC5 IBB		1-0 G5-4-3		4 1 1 0 1 0 4												
Shane Mack, R (1, 9) OBP: 0.333, SLG: 0.451 (7, 7)		1-1 SH1-3 1B 1B		3-2 G1-3	4-1 G5-4-3 BB BLK		0-2 FC5		0-3 K	4 2 1 0 1 1 2												
Kent Hrbek, L (1, 3) OBP: 0.358, SLG: 0.434		1-0 SH1-3		4-0 1B 2B BB	4-2 G5-4-3 BB		3-1 P5		1-1 HR	2 2 1 1 2 0 0												
Scott Leius, R (1, 5) OBP: 0.383, SLG: 0.427		4-0 1B E IBB		0-2 2B 1B	0-0 G5-4-3		1-1 HR		4-0 FC5 1B BB	3 3 2 1 2 0 2												
Greg Gagne, R (1, 6) OBP: 0.292, SLG: 0.380		1-2 P6		0-3 K	2-0 S 1B		1-1 2B		1-2 FC5 1B	5 0 3 0 0 1 5												
Inning Stats	R: 0 E: 0 K: 1 S: 11	H: 1 LOB: 1 BB: 0 P: 19	R: 3 E: 1 K: 0 S: 12	H: 3 LOB: 1 BB: 1 P: 24	R: 0 E: 0 K: 0 S: 3	H: 0 LOB: 0 BB: 1 P: 7	R: 3 E: 1 K: 1 S: 20	H: 3 LOB: 3 BB: 3 P: 39	R: 1 E: 0 K: 1 S: 11	H: 1 LOB: 1 BB: 2 P: 21	R: 0 E: 0 K: 0 S: 9	H: 1 LOB: 2 BB: 1 P: 16	R: 1 E: 0 K: 0 S: 12	H: 2 LOB: 1 BB: 0 P: 22	R: 0 E: 0 K: 0 S: 5	H: 1 LOB: 0 BB: 0 P: 8	R: 1 E: 0 K: 1 S: 13	H: 2 LOB: 2 BB: 1 P: 20	1B: 10 2B: 2 3B: 0 HR: 2	SF: 0 SAC: 1 DP: 3 HBP: 0	WP: 1 PB: 0 SB: 2 CS: 0	PA: 47
PITCHER	IP WLS BF H R ER SO BB IBB HBP BLK WP HR S P ERA WHIP																					
Scott Aldred, L (1, 1) ERA: 8.1	3.2 L 19 6 6 5 2 2 1 0 0 0 0 37 68 12.27 2.182																					
Rusty Meacham, R (4, 1) ERA: 5.87	1.1 9 2 1 1 1 4 0 0 1 0 0 20 42 6.75 4.500																					
John Cerutti, L (6, 1) ERA: 4.21	2.0 10 3 1 1 0 0 1 0 0 1 1 21 38 4.50 1.500																					
Jerry Don Gleaton, L (8, 1) ERA: 3.63	1.0 3 1 0 0 0 0 0 0 0 0 0 5 8 0.00 1.000																					
Paul Gibson, L (9, 1) ERA: 4.4	1.0 6 2 1 1 1 1 0 0 0 0 1 13 20 9.00 3.000																					

Minnesota Twins @ Detroit Tigers
Tiger Stadium, Detroit, MI
Thu Jul 25 1991, 7:05 PM EDT
Att. 20,007 - Sunny - 78 F

livebaseballscorecards.com

AB	37
R	9
H	14
RBI	7
BB	9
SO	4
LOB	24



Batter	1	2	3	4	5	6	7	8	9	AB R H RBI BB SO LOB	TOP		
Paul Molitor, R (1, 10) OBP: 0.389, SLG: 0.491	1-0 G4-3			0-1 G6-3		1-0 3B 2B		1-3 K		4 1 1 1 0 1 0			
Darryl Hamilton, L (1, 8) OBP: 0.337, SLG: 0.333	3-2 F7			2-2 G4-3		1-1 2-H G4-3 3B		2-2 F8		4 1 1 1 0 0 0			
B.J. Surhoff, L (1, 2) OBP: 0.280, SLG: 0.282	1-2 L6			2-2 1B		2-2 G4-3		1-3 K		4 0 1 1 0 1 0			
Greg Vaughn, R (1, 7) OBP: 0.316, SLG: 0.474		2-0 F9		3-2 G1-3		2-3 K		1-1 F8		4 0 0 0 0 1 1			
Franklin Stubbs, L (1, 3) OBP: 0.281, SLG: 0.347		1-1 P6			0-2 F8-3 1B		2-3 K			3 0 1 0 0 1 0			
Candy Maldonado, R (1, 9) OBP: 0.261, SLG: 0.299		1-1 F8			1-3 K		3-3 K			3 0 0 0 0 2 1			
Jim Gantner, L (1, 4) OBP: 0.313, SLG: 0.341			1-1 F8		1 SAFE 0-0 F8-3		0-0 G1-6-3			3 0 0 0 0 0 1			
Bill Spiers, L (1, 6) OBP: 0.305, SLG: 0.362			2-2 G4-3			1-3 K		2-1 G5-3		3 0 0 0 0 1 0			
Dale Sveum, S (1, 5) OBP: 0.302, SLG: 0.333			0-2 G3			0-0 2B 2B		1-0 G4-3		3 1 1 0 0 0 0			
Inning Stats	R: 0 H: 0 E: 0 LOB: 0 K: 0 BB: 0 S: 8 P: 13	R: 0 H: 0 E: 0 LOB: 0 K: 0 BB: 0 S: 5 P: 9	R: 0 H: 0 E: 0 LOB: 0 K: 0 BB: 0 S: 8 P: 11	R: 0 H: 1 E: 0 LOB: 1 K: 0 BB: 0 S: 13 P: 20	R: 0 H: 1 E: 0 LOB: 0 K: 1 BB: 0 S: 7 P: 8	R: 3 H: 3 E: 0 LOB: 0 K: 2 BB: 0 S: 15 P: 22	R: 0 H: 0 E: 0 LOB: 0 K: 2 BB: 0 S: 7 P: 12	R: 0 H: 0 E: 0 LOB: 0 K: 1 BB: 0 S: 9 P: 13	R: 0 H: 0 E: 0 LOB: 0 K: 1 BB: 0 S: 9 P: 13	1B: 2 SF: 0 2B: 3 SAC: 0 3B: 1 DP: 1 HR: 0 HBP: 0	WP: 0 PA: 31 PB: 0 SB: 0 CS: 0		
PITCHER	IP WLS BF H R ER SO BB IBB HBP BLK WP HR S P ERA WHIP											PITCHER	IP WLS BF H R ER SO BB IBB HBP BLK WP HR S P ERA WHIP
Kevin Tapani, R (1, 1) ERA: 3.05	8.0 W 28 5 3 3 6 0 0 0 0 0 0 0 72 108 3.38 0.625												
Rick Aguilera, R (9, 1) ERA: 2.86	1.0 S 3 0 0 0 1 0 0 0 0 0 0 0 9 13 0.00 0.000												

Milwaukee Brewers @ Minnesota Twins
 Hubert H. Humphrey Metrodome, Minneapolis, MN

Fri Jul 26 1991, 8:05 PM EDT
 Att: 39,211 - Dome - 70 F

livebaseballscorecards.com

AB	31
R	3
H	5
RBI	3
BB	0
SO	7
LOB	3



Batter	1	2	3	4	5	6	7	8	9	AB	R	H	RBI	BB	SO	LOB
Dan Gladden, R OBP: 0.327, SLG: 0.382 (1, 7)	1-3 K	0-0 FC6-4		0-0 B1-3			0-1 G6-3	3-1 SH4-3 1-H 2-H 3-H 2B		5	0	1	3	0	1	2
Randy Bush, L OBP: 0.336, SLG: 0.392 Jarvis Brown, R OBP: 0.235, SLG: 0.235 (7, PR) (8, 9)	4-2 BB		1-3 K		2-3 K		1-1 F8 BB 2B 1B	1-1 SH4-3 2-3		3	0	1	0	1	2	0
Kirby Puckett, R OBP: 0.373, SLG: 0.501 (1, 8)	2-3 K		0-0 BB 1B		1-2 BB 1B		4-0 2B 1-2 BB	0-0 G4-3		4	1	2	0	1	1	3
Kent Hrbek, L OBP: 0.358, SLG: 0.429 (1, 3)	0-0 F7		1 SAFE 1B BB BB	4-0 1B BB	1-2 BB BB		2-0 F8 2-3	0-1 F8		3	0	0	0	2	0	5
Chili Davis, S OBP: 0.369, SLG: 0.525 (1, 10)		1-2 HR	1-0 F7		4-2 G4-6-3 BB		1-0 2B			3	1	2	2	1	0	2
Brian Harper, R OBP: 0.345, SLG: 0.456 (1, 2)		4-1 FC4-6 BB	1 SAFE 1B	1-2 1B	0-0 G4-6-3		2-2 G1-3			3	0	1	1	1	0	6
Mike Pagliarulo, L OBP: 0.335, SLG: 0.427 Chuck Knoblauch, R OBP: 0.340, SLG: 0.332 (8, PR) (9, 4)		1-0 FC4-6 1B	1-0 F7		3-2 G3		1-1 SH SH 2B 1B			4	0	2	0	0	0	2
Greg Gagne, R OBP: 0.292, SLG: 0.379 (1, 6)	2-3 K		0-1 G6-3 1B		1-2 L9		0-1 SH SH 2B			3	1	1	0	0	1	2
Al Newman, S OBP: 0.273, SLG: 0.232 (9, 5)	1-1 FC4-6 FC6-4		1 SAFE 1B BB BB	1-0 G6-3		0-1 G4-3	0-1 SH 2B			3	1	0	0	0	0	3

Inning Stats	R: 0	H: 0	E: 0	K: 2	S: 9	LOB: 1	BB: 1	P: 16
	R: 1	H: 2	E: 0	K: 1	S: 13	LOB: 2	BB: 1	P: 22
	R: 1	H: 2	E: 0	K: 1	S: 10	LOB: 2	BB: 1	P: 18
	R: 0	H: 1	E: 0	K: 0	S: 4	LOB: 0	BB: 0	P: 5
	R: 0	H: 1	E: 0	K: 1	S: 12	LOB: 2	BB: 2	P: 23
	R: 0	H: 0	E: 0	K: 0	S: 9	LOB: 0	BB: 0	P: 13
	R: 1	H: 2	E: 0	K: 0	S: 9	LOB: 3	BB: 1	P: 19
	R: 3	H: 2	E: 1	K: 0	S: 13	LOB: 2	BB: 0	P: 18
	R: 3	H: 0	E: 0	K: 0	S: 13	LOB: 0	BB: 0	P: 18

PITCHER	IP	WLS	BF	H	R	ER	SO	BB	IBB	HBP	BLK	WP	HR	S	P	ERA	WHIP
Chris Bosio, R ERA: 3.02 (1, 1)	6.1		30	7	3	3	5	6	0	0	0	0	1	61	106	4.26	2.053
Darren Holmes, R ERA: 5.3 (7, 1)	0.2	L	7	3	3	2	0	0	0	0	0	0	0	13	22	27.00	4.500
Doug Henry, R ERA: 3.6 (8, 1)	1.0		3	0	0	0	0	0	0	0	0	0	0	5	6	0.00	0.000

BOTTOM

Milwaukee Brewers @ Minnesota Twins
Hubert H. Humphrey Metrodome, Minneapolis, MN

Fri Jul 26 1991, 8:05 PM EDT
Att. 39,211 - Dome - 70 F

livebaseballscores.com

AB	31
R	6
H	10
RBI	6
BB	6
SO	5
LOB	25



1B: 7	SF: 0	WP: 0	PA: 40
2B: 2	SAC: 3	PB: 0	
3B: 0	DP: 2	SB: 0	
HR: 1	HBP: 0	CS: 0	

Batter	1	2	3	4	5	6	7	8	9	AB R H RBI BB SO LOB	TOP																	
Paul Molitor, R (1, 3) OBP: 0.389, SLG: 0.492	2-1 FC6-4 1B		3-3 K		0-0 2B		0-2 F8	0-1 F9		5 0 2 0 0 1 2																		
Willie Randolph, R (1, 4) OBP: 0.419, SLG: 0.347	2-3 K		4-1 BB		2-1 P5		0-0 E9 2B		3-2 G4-3	4 0 1 0 1 1 2																		
Greg Vaughn, R (1, 10) OBP: 0.315, SLG: 0.468	3-1 L7		2-3 K		4-2 BB		3-1 P3		1-3 K	4 0 0 0 1 2 3																		
Dante Bichette, R (1, 9) OBP: 0.281, SLG: 0.404	0-0 FC6-4 1-2f			3-2 SH1-3 SF9 1B	1-3 K			0-0 HR 1B	2-2 G4-3	5 2 2 0 0 1 3																		
Candy Maldonado, R (1, 7) OBP: 0.283, SLG: 0.358		3-2 G5-3		3-1 SF9 SH1-3 1-2 1B		1-0 FC4-6 1B		3-1 HR 1-H		4 1 3 2 0 0 0																		
Darryl Hamilton, L (1, 8) OBP: 0.337, SLG: 0.333		3-3 K		1-1 SH1-3 1-2 2-3		0-0 FC4-6 1-2f		2-2 F8 1B		3 0 1 0 0 1 1																		
Dale Sveum, S (1, 5) OBP: 0.306, SLG: 0.356		3-2 HR		2-1 SF9 2-3 3-H		1-3 K		1-0 1B		3 1 2 2 0 1 1																		
Rick Dempsey, R (1, 2) OBP: 0.302, SLG: 0.362		3-2 P3		2-2 F9		1-3 K		1-1 P2		4 0 0 0 0 1 4																		
Bill Spiers, L (1, 6) OBP: 0.300, SLG: 0.356			3-3 K		2-2 F8		1-0 P5	0-0 F8		4 0 0 0 0 1 2																		
Inning Stats	R: 0 E: 0 K: 1 S: 8	H: 1 LOB: 1 BB: 0 P: 15	R: 1 E: 0 K: 1 S: 21	H: 1 LOB: 0 BB: 0 P: 33	R: 0 E: 0 K: 3 S: 10	H: 0 LOB: 1 BB: 1 P: 22	R: 1 E: 0 K: 0 S: 19	H: 2 LOB: 1 BB: 0 P: 30	R: 0 E: 0 K: 1 S: 13	H: 1 LOB: 2 BB: 1 P: 22	R: 0 E: 1 K: 0 S: 7	H: 1 LOB: 1 BB: 0 P: 11	R: 0 E: 1 K: 0 S: 7	H: 1 LOB: 1 BB: 0 P: 11	R: 2 E: 0 K: 0 S: 12	H: 4 LOB: 2 BB: 0 P: 19	R: 0 E: 0 K: 1 S: 9	H: 0 LOB: 0 BB: 0 P: 15	1B: 7 2B: 2 3B: 0 HR: 2	SF: 1 SAC: 1 DP: 0 HBP: 0	WP: 0 PB: 0 SB: 0 CS: 0	PA: 40						
PITCHER	IP WLS BF H R ER SO BB IBB HBP BLK WP HR S P ERA WHIP																											
Denny Neagle, L (1, 1) ERA: 6.0	3.0		14	4	2	2	5	1	0	0	0	0	0	1	46	83	6.00	1.667										
Paul Abbott, R (4, 1) ERA: 3.43	4.0		18	5	2	2	3	1	0	0	0	0	1	43	67	4.50	1.500											
Mark Guthrie, L (8, 1) ERA: 4.94	0.2		4	2	0	0	0	0	0	0	0	0	0	7	11	0.00	3.000											
Carl Willis, R (8, 1) ERA: 2.36	1.1	W	4	0	0	0	1	0	0	0	0	0	0	11	17	0.00	0.000											

Milwaukee Brewers @ Minnesota Twins
 Hubert H. Humphrey Metrodome, Minneapolis, MN
 Sat Jul 27 1991, 8:05 PM EDT
 Att: 47,632 - Dome - 70 F

AB	36
R	4
H	11
RBI	4
BB	2
SO	9
LOB	18



Batter	1	2	3	4	5	6	7	8	9	AB R H RBI BB SO LOB												
Paul Molitor, R (1, 10) OBP: 0.395, SLG: 0.497	0-0 1B G4-3 1B	3-2 1B G4-3 1B	1-0 F8		0-0 FC3-6 1B		1-0 G1-6-3 1B	0-0 1B		6 2 5 0 0 0 2												
Darryl Hamilton, L (1, 8) OBP: 0.352, SLG: 0.356	3-1 G6-3 1B G4-3 1B	2-2 G4-3 HR 1B	0-0 1B 2B		1-2 FC3-6 1B		2-0 G1-6-3 1B	1-0 F7		6 3 5 1 0 0 1												
B.J. Surhoff, L (1, 2) OBP: 0.278, SLG: 0.279	0-0 G4-3	1-2 G4-3	1-1 1B		0-1 FC3-6		0-0 G1-6-3		0-0 F7	6 0 1 3 0 0 6												
Candy Maldonado, R (1, 7) OBP: 0.296, SLG: 0.402	1-1 G6-3	0-2 HR	0-0 1B		2-3 K		0-3 K		3-2 1B	6 1 3 3 0 2 4												
Franklin Stubbs, L (1, 3) OBP: 0.285, SLG: 0.360	0-1 BB 1B	4-2 S BB	1-3 K		2-2 G4-3			0-0 HR	1-3 K	5 1 2 2 1 2 5												
Dante Bichette, R (1, 9) OBP: 0.285, SLG: 0.409	0-0 BB 1B	0-1 L8			0-2 F9		0-1 2B	0-0 2B SF9 1B	2-3 K	6 1 3 0 0 1 2												
Jim Gantner, L (1, 4) OBP: 0.318, SLG: 0.350	4-2 BB		0-0 2B 2B		0-0 G6-3		1-1 F9	0-1 SF9 SF8 2B		4 2 2 0 1 0 1												
Dale Sveum, S (1, 5) OBP: 0.308, SLG: 0.361	1-3 K		3-1 2B 1B HBP		0-2 2B		1-0 L8	2-1 SF9		3 1 1 1 0 1 4												
Bill Spiers, L (1, 6) OBP: 0.294, SLG: 0.350		0-0 P2	1-3 K		2-2 G4-3		1-1 G3	1-0 SF8		4 0 0 1 0 1 4												
Inning Stats	R: 2 E: 0 K: 1 S: 15	H: 4 LOB: 3 BB: 1 P: 24	R: 3 E: 0 K: 0 S: 19	H: 3 LOB: 1 BB: 1 P: 29	R: 3 E: 0 K: 2 S: 13	H: 4 LOB: 2 BB: 0 P: 20	R: 0 E: 0 K: 0 S: 11	H: 1 LOB: 1 BB: 0 P: 13	R: 0 E: 0 K: 1 S: 13	H: 2 LOB: 2 BB: 0 P: 18	R: 0 E: 0 K: 1 S: 7	H: 1 LOB: 1 BB: 0 P: 10	R: 0 E: 0 K: 1 S: 6	H: 2 LOB: 1 BB: 0 P: 9	R: 3 E: 0 K: 0 S: 9	H: 4 LOB: 1 BB: 0 P: 13	R: 0 E: 0 K: 2 S: 10	H: 1 LOB: 1 BB: 0 P: 16	1B: 15 2B: 5 3B: 0 HR: 2	SF: 2 SAC: 0 DP: 1 HBP: 1	WP: 0 PB: 0 SB: 3 CS: 0	PA: 51
PITCHER	IP WLS BF H R ER SO BB IBB HBP BLK WP HR S P ERA WHIP																					
Jack Morris, R (1, 1) ERA: 3.89	2.2 L 20 9 8 8 2 2 0 0 1 0 0 1 41 65 27.00 4.125																					
Terry Leach, R (3, 1) ERA: 3.07	4.1 20 8 0 0 3 0 0 0 0 0 0 0 43 58 0.00 1.846																					
Steve Bedrosian, R (8, 1) ERA: 3.57	1.0 7 4 3 3 0 0 0 0 0 0 0 1 9 13 27.00 4.000																					
Rick Aguilera, R (9, 1) ERA: 2.8	1.0 4 1 0 0 2 0 0 0 0 0 0 0 10 16 0.00 1.000																					

Milwaukee Brewers @ Minnesota Twins
 Hubert H. Humphrey Metrodome, Minneapolis, MN
 Sun Jul 28 1991, 4:33 AM EDT
 Att. 47,524 - Dome - 70 F

AB	46
R	11
H	22
RBI	11
BB	2
SO	7
LOB	29



WP: 0	PA: 51
-------	--------

ERA	WHIP
-----	------

Batter	1	2	3	4	5	6	7	8	9	AB R H RBI BB SO LOB	TOP											
Tony Phillips, S (1, 4) OBP: 0.383, SLG: 0.452	2-2 SH1-3 2B		2-0 HR		0-3 K		1-1 F8		1-0 P6	5 1 2 1 0 1 1												
Skeeter Barnes, R (1, 5) OBP: 0.338, SLG: 0.574	0-1 SH1-3		0-0 P6		2-1 G5-3			0-0 P3		3 0 0 0 0 0 0												
Travis Fryman, R (1, 6) OBP: 0.297, SLG: 0.434	1-3 K		2-1 1B 2B		1-1 G6-3			4-2 BB BB		3 1 1 0 0 1 1												
Cecil Fielder, R (1, 3) OBP: 0.354, SLG: 0.525	0-0 G6-3		0-0 P6			1-3 K		0-2 L8		4 0 0 0 0 1 3												
Mickey Tettleton, S (1, 10) OBP: 0.384, SLG: 0.513		2-3 K	0-1 1B		0-0 2B			4-0 BB BB		3 0 2 1 1 1 0												
Rob Deer, R (1, 9) OBP: 0.305, SLG: 0.409		0-1 HR	3-2 F7		3-3 K			2-3 K		4 1 1 1 0 2 4												
John Shelby, S (1, 7) OBP: 0.226, SLG: 0.320 Lloyd Moseby, L (9, PH) OBP: 0.308, SLG: 0.381		1-3 K		1-0 G5-3		3-3 K		1-3 K		3 0 0 0 0 2 1 1 0 0 0 0 1 0	AB 32											
Andy Allanson, R (1, 2) OBP: 0.250, SLG: 0.330 Mark Salas, L (9, PH) OBP: 0.109, SLG: 0.093		4-2 BB		1-1 P6		2-1 G5-3		1-2 HBP		2 0 0 0 1 0 0 0 0 0 0 0 0 0	R 3											
Milt Cuyler, S (1, 8) OBP: 0.316, SLG: 0.316 Dave Bergman, L (9, PH) OBP: 0.336, SLG: 0.337		0-0 P5		3-2 L5		1-0 F7		0-0 F9		3 0 0 0 0 0 1 1 0 0 0 0 0 1	H 6											
Inning Stats	R: 0 E: 0 K: 1 S: 10	H: 1 LOB: 1 BB: 0 P: 13	R: 1 E: 0 K: 2 S: 16	H: 1 LOB: 1 BB: 1 P: 23	R: 2 E: 0 K: 0 S: 10	H: 3 LOB: 1 BB: 0 P: 17	R: 0 E: 0 K: 0 S: 7	H: 0 LOB: 0 BB: 0 P: 12	R: 0 E: 0 K: 1 S: 7	H: 0 LOB: 0 BB: 0 P: 10	R: 0 E: 0 K: 3 S: 11	H: 1 LOB: 1 BB: 0 P: 18	R: 0 E: 0 K: 0 S: 5	H: 0 LOB: 0 BB: 0 P: 9	R: 0 E: 0 K: 1 S: 11	H: 0 LOB: 2 BB: 2 P: 21	R: 0 E: 0 K: 1 S: 7	H: 0 LOB: 1 BB: 0 P: 10	1B: 1 2B: 3 3B: 0 HR: 2	SF: 0 SAC: 1 DP: 0 HBP: 1	WP: 0 PB: 0 SB: 0 CS: 0	PA: 37
PITCHER	IP WLS BF H R ER SO BB IBB HBP BLK WP HR S P ERA WHIP																					
David West, L (1, 1) ERA: 3.6	7.1 W 30 6 3 3 7 2 0 0 0 0 2 70 110 3.68 1.091																					
Steve Bedrosian, R (8, 1) ERA: 3.54	0.1 2 0 0 0 0 1 0 0 0 0 0 3 7 0.00 3.000																					
Rick Aguilera, R (8, 1) ERA: 2.72	1.1 S 5 0 0 0 2 0 0 1 0 0 0 11 16 0.00 0.000																					

Detroit Tigers @ Minnesota Twins
 Hubert H. Humphrey Metrodome, Minneapolis, MN
 Mon Jul 29 1991, 8:05 PM EDT
 Att. 35,599 - Dome - 70 F

AB	32
R	3
H	6
RBI	3
BB	3
SO	9
LOB	12




Batter	1	2	3	4	5	6	7	8	9	AB R H RBI BB SO LOB
Dan Gladden, R OBP: 0.338, SLG: 0.403 (1, 7)	0-2 G5-3 1B	1-3 K			3-2 FC1-6 1B	0-1 P3		4-2 FC5-2 BB		4 1 2 1 1 1 3
Chuck Knoblauch, R OBP: 0.343, SLG: 0.343 (1, 4)	1-1 G5-3 1-2		1-0 1B 1B		0-0 FC1-6 1-2f		2-0 L7	2-2 FC5-2 FC6-4		5 1 1 0 0 0 5
Kirby Puckett, R OBP: 0.367, SLG: 0.491 (1, 8)	1-0 G6-4-3 1B		0-0 F8 1B		0-1 P4		0-0 F8	0-0 FC6-4		5 0 2 1 0 0 4
Kent Hrbek, L OBP: 0.363, SLG: 0.428 (1, 3)	3-1 G6-4-3 1-2f		2-0 G6-4-3 1B		1-0 F8		4-2 BB			3 0 1 1 1 0 2
Chili Davis, S OBP: 0.367, SLG: 0.519 (1, 10)		3-2 G4-6-3 1B	1-1 F8		1-2 G3-1		1-0 F9			4 0 1 0 0 0 3
Brian Harper, R OBP: 0.346, SLG: 0.453 (1, 2)		0-1 G4-6-3 1-2f	1-0 G6-4-3 1-2f		0-2 3B 1B		0-2 1B HBP FC5-2 1B			4 1 2 0 0 0 3
Shane Mack, R OBP: 0.341, SLG: 0.472 (1, 9)		1-0 1B 2B		0-3 K	0-2 1B 3B		2-1 FC5-2 1B HBP			3 3 2 1 0 1 0
Mike Pagliarulo, L OBP: 0.332, SLG: 0.414 (1, 5)		4-0 1B IBB		3-2 G6-3	3-2 F9		1-2 BB FC5-2 1B			2 0 0 0 1 0 1
Scott Leius, R OBP: 0.397, SLG: 0.432 (8, PH) (9, 5)							1-2 FC5-2 1B			1 0 1 0 0 0 0
Greg Gagne, R OBP: 0.292, SLG: 0.377 (1, 6)		1-1 1B		0-3 K	3-2 1B		1-0 FC5-2 BB			4 0 2 2 0 1 3

Inning Stats	R: 1 E: 0 K: 0 S: 10	H: 2 LOB: 0 BB: 0	P: 14	R: 1 E: 0 K: 1 S: 13	H: 3 LOB: 2 BB: 1 P: 23	R: 1 E: 0 K: 0 S: 6	H: 3 LOB: 1 BB: 0 P: 11	R: 0 E: 0 K: 2 S: 13	H: 0 LOB: 0 BB: 0 P: 16	R: 0 E: 0 K: 0 S: 7	H: 1 LOB: 1 BB: 0 P: 11	R: 2 E: 0 K: 0 S: 19	H: 3 LOB: 1 BB: 0 P: 26	R: 0 E: 0 K: 0 S: 5	H: 0 LOB: 1 BB: 1 P: 12	R: 1 E: 0 K: 0 S: 18	H: 2 LOB: 3 BB: 1 P: 28	1B: 12 2B: 1 3B: 1 HR: 0	SF: 0 SAC: 0 DP: 3 HBP: 1	WP: 0 PB: 0 SB: 1 CS: 0	PA: 39
--------------	-------------------------------	-------------------------	-------	-------------------------------	----------------------------------	------------------------------	----------------------------------	-------------------------------	----------------------------------	------------------------------	----------------------------------	-------------------------------	----------------------------------	------------------------------	----------------------------------	-------------------------------	----------------------------------	-----------------------------------	------------------------------------	----------------------------------	--------

PITCHER	IP	WLS	BF	H	R	ER	SO	BB	IBB	HBP	BLK	WP	HR	S	P	ERA	WHIP
Bill Gullickson, R ERA: 4.31 (1, 1)	5.2	L	27	12	5	5	3	0	0	0	0	0	0	66	99	7.94	2.118
Paul Gibson, L ERA: 4.52 (6, 1)	1.1		7	1	1	1	0	1	0	1	0	0	0	13	22	6.75	1.500
John Kiely, R ERA: 43.2 (8, 1)	1.0		5	1	0	0	0	1	0	0	0	0	0	12	20	0.00	2.000

DETROIT TIGERS @ MINNESOTA TWINS
Hubert H. Humphrey Metrodome, Minneapolis, MN
 Mon Jul 29 1991, 8:05 PM EDT
 Att: 35,599 - Dome - 70 F

AB	35
R	6
H	14
RBI	6
BB	3
SO	3
LOB	24



Batter	1	2	3	4	5	6	7	8	9	AB R H RBI BB SO LOB	TOP																
Tony Phillips, S (1, 4) OBP: 0.384, SLG: 0.451	2-2 G4-3	2-0 G4-3		1-2 L7		1-2 1B			2-1 FC6-4 1B	5 0 2 0 0 0 1																	
Scott Livingstone, L (1, 5) OBP: 0.417, SLG: 0.406 Skeeter Barnes, R (9, PH) OBP: 0.333, SLG: 0.565	1-1 2B 1B	1-2 F7		1-3 K		0-0 G4-3			3-2 FC6-4 2B	4 1 1 0 0 1 3 1 1 0 0 0 0 1																	
Lloyd Moseby, L (1, 10) OBP: 0.318, SLG: 0.403	1-2 2B 1-3 2B			1-0 1B 2B 1B				0-0 F8	1-2 WP G4-3 2B	5 3 3 1 0 0 0																	
Cecil Fielder, R (1, 3) OBP: 0.353, SLG: 0.524	1-0 2B			0-2 F9		2-2 G5-3		0-0 L5	2-2 G4-3	5 0 1 3 0 0 1																	
Mickey Tettleton, S (1, 2) OBP: 0.387, SLG: 0.513	4-1 FC5 BB			2-1 2B E 1B		2-0 G3		2-2 1B	2-2 G5-3	4 1 2 0 1 0 0																	
Travis Fryman, R (1, 6) OBP: 0.296, SLG: 0.435	2-3 K			0-1 E 2B		1-2 L6		0-0 F9		4 1 1 1 0 1 3																	
Rob Deer, R (1, 9) OBP: 0.304, SLG: 0.407	1-1 FC5			1-2 E7 G4-3 1B		0-3 K			1-1 G4-3	4 0 1 2 0 1 2																	
John Shelby, S (1, 7) OBP: 0.220, SLG: 0.311				1-0 G1-3		0-1 G4-3			3-3 K	4 0 0 0 0 1 1																	
Milt Cuyler, S (1, 8) OBP: 0.319, SLG: 0.316				2-2 G4-3 S BB		3-2 1B 1B			2-1 F9	3 0 1 0 1 0 1																	
Inning Stats	R: 2 E: 0 K: 1 S: 15	H: 3 LOB: 2 BB: 1 P: 27	R: 0 E: 0 K: 0 S: 5	H: 0 LOB: 1 BB: 1 P: 13	R: 3 E: 1 K: 0 S: 17	H: 4 LOB: 1 BB: 0 P: 23	R: 0 E: 0 K: 1 S: 9	H: 0 LOB: 0 BB: 0 P: 12	R: 0 E: 0 K: 0 S: 8	H: 0 LOB: 0 BB: 0 P: 13	R: 0 E: 0 K: 1 S: 13	H: 2 LOB: 2 BB: 0 P: 16	R: 0 E: 0 K: 0 S: 7	H: 1 LOB: 1 BB: 0 P: 9	R: 0 E: 0 K: 1 S: 7	H: 0 LOB: 0 BB: 0 P: 13	R: 2 E: 1 K: 0 S: 15	H: 2 LOB: 0 BB: 0 P: 25	1B: 8 2B: 4 3B: 0 HR: 0	SF: 0 SAC: 0 DP: 0 HBP: 0	WP: 1 PB: 0 SB: 1 CS: 0	PA: 41					
PITCHER	IP WLS BF H R ER SO BB IBB HBP BLK WP HR S P ERA WHIP																										
Scott Erickson, R (1, 1) ERA: 2.34	3.0		18	7	5	5	1	2	0	0	0	0	0	37	63	15.00	3.000										
Carl Willis, R (4, 1) ERA: 2.16	4.1	W	16	3	0	0	2	0	0	0	0	0	0	39	53	0.00	0.692										
Mark Guthrie, L (8, 1) ERA: 5.08	1.2		7	2	2	2	1	0	0	0	0	1	0	20	35	10.80	1.200										

Detroit Tigers @ Minnesota Twins
Hubert H. Humphrey Metrodome, Minneapolis, MN

Tue Jul 30 1991, 4:33 AM EDT
 Att: 42,035 - Dome - 70 F

AB	39
R	7
H	12
RBI	7
BB	2
SO	4
LOB	13



Batter	1	2	3	4	5	6	7	8	9	AB	R	H	RBI	BB	SO	LOB
Dan Gladden, R OBP: 0.341, SLG: 0.401 (1, 7)	4-0 1B 3B BB	3-2 FC6-4 1B	1-3 K		0-0 L6	1-2 F8		4-1 BB BB		4	1	1	0	2	1	4
Chuck Knoblauch, R OBP: 0.345, SLG: 0.345 (1, 4)	2-1 3B 1B	0-0 SF7	1-0 1B		2-1 G5-3		0-1 G5-3	4-1 FC6-4 BB		4	1	2	2	1	0	0
Kirby Puckett, R OBP: 0.366, SLG: 0.496 (1, 8)	2-1 WP 3B	1-0 FC6-4 1B BB	2-3 K		2-2 1B 2B		0-0 F9	0-1 FC6-4		6	1	2	2	0	1	5
Chili Davis, S OBP: 0.370, SLG: 0.517 (1, 10)	3-3 K	4-2 1B BB		3-2 G6-3	3-2 1B		4-2 2B BB			3	1	1	0	2	1	0
Shane Mack, R OBP: 0.349, SLG: 0.488 (1, 9)	1-0 2B	2-2 1B		2-2 WP 1B	0-3 K		2-0 2B			5	1	4	1	0	1	2
Gene Larkin, S OBP: 0.362, SLG: 0.357 (1, 3)	4-1 BB		1-1 2B 1B	2-0 P4		0-1 1B 1B	4-1 BB			3	1	2	0	2	0	1
Scott Leius, R OBP: 0.407, SLG: 0.451 (1, 5)	1-2 F9		3-1 F9 1B 2B	1-1 3B 1B		1-1 1B	1-1 F8			4	2	3	2	0	0	2
Al Newman, S OBP: 0.271, SLG: 0.231 (7, PH)			1-H 1B 2B	2-H 3B 1B		1-2 1B				1	0	0	0	0	0	2
Junior Ortiz, R OBP: 0.310, SLG: 0.273 (1, 2)	1-0 G1-3		0-1 F9	0-0 1-H 3B		1-2 F8		0-0 P4		5	0	1	1	0	0	5
Greg Gagne, R OBP: 0.294, SLG: 0.379 (1, 6)		3-1 1B SF7 2B	4-0 1B BB	1-0 F9		1-3 K		1-3 K2-3		4	1	1	0	1	2	3

Inning Stats	R: 3	H: 3	E: 0	LOB: 2	K: 1	P: 14	R: 1	H: 3	E: 0	LOB: 3	K: 0	P: 15	R: 2	H: 3	E: 0	LOB: 2	K: 2	P: 13	R: 2	H: 3	E: 0	LOB: 1	K: 0	P: 11	R: 0	H: 2	E: 0	LOB: 2	K: 1	P: 13	R: 0	H: 2	E: 0	LOB: 2	K: 1	P: 14	R: 1	H: 1	E: 0	LOB: 2	K: 0	P: 9	R: 0	H: 0	E: 0	LOB: 2	K: 1	P: 9
	S: 14	BB: 2		P: 32		S: 15	BB: 1		S: 28		BB: 1		S: 25		BB: 0		S: 20		S: 11		BB: 0		S: 20		S: 14		BB: 0		S: 18		BB: 2		S: 20		S: 9		BB: 2		S: 20		S: 9		BB: 2		S: 18			

PITCHER	IP	WLS	BF	H	R	ER	SO	BB	IBB	HBP	BLK	WP	HR	S	P	ERA	WHIP
Scott Aldred, L ERA: 10.45 (1, 1)	0.1		6	3	3	3	1	2	0	0	0	1	0	10	26	81.00	15.000
Rusty Meacham, R ERA: 5.2 (1, 1)	1.2		8	3	1	1	0	1	0	0	0	0	0	19	34	5.40	2.400
John Cerutti, L ERA: 4.62 (3, 1)	2.0	L	13	6	4	4	2	1	0	0	0	1	0	24	45	18.00	3.500
Jerry Don Gleaton, L ERA: 3.46 (5, 1)	2.2		15	5	1	1	2	2	0	0	0	0	0	34	55	3.38	2.625
Mike Henneman, R ERA: 2.66 (7, 1)	1.1		6	0	0	0	1	2	0	0	0	0	0	11	21	0.00	1.500

BOTTOM

AB R H RBI BB SO LOB

4 1 1 0 2 1 4

4 1 2 2 1 0 0

6 1 2 2 0 1 5

3 1 1 0 2 1 0

5 1 4 1 0 1 2

3 1 2 0 2 0 1

4 2 3 2 0 0 2

1 0 0 0 0 0 2

5 0 1 1 0 0 5

4 1 1 0 1 2 3

AB 39

R 9

H 17

RBI 8

BB 8

SO 6

LOB 24

1B: 10 **SF: 1** **WP: 2** **PA: 48**

2B: 5 **SAC: 0** **PB: 0**

3B: 2 **DP: 0** **SB: 0**

HR: 0 **HBP: 0** **CS: 0**

MINNESOTA
Twins
BASEBALL CLUB

Detroit Tigers @ Minnesota Twins

Hubert H. Humphrey Metrodome, Minneapolis, MN

Tue Jul 30 1991, 4:33 AM EDT

Att. 42,035 - Dome - 70 F

livebaseballscorecards.com

Batter	1	2	3	4	5	6	7	8	9	AB R H RBI BB SO LOB	TOP
Dan Gladden, R (1, 7) OBP: 0.343, SLG: 0.402 Randy Bush, L (7, PH) OBP: 0.347, SLG: 0.402 (7, 7)	2-2 	1-2 		3-2 	1-3 		2-1 		2-0 	4 1 2 1 0 1 3 2 0 2 1 0 0 0	
Chuck Knoblauch, R (1, 4) OBP: 0.343, SLG: 0.342	1-1 	1-2 		0-1 	0-0 		2-3 		3-2 	6 1 1 1 0 1 6	
Kirby Puckett, R (1, 8) OBP: 0.368, SLG: 0.495 Gene Larkin, S (6, PR) OBP: 0.360, SLG: 0.354 (6, 9)	2-1 	4-0 		0-0 		1-1 	1-1 			3 1 1 0 1 0 0 1 1 0 0 0 0 1	
Kent Hrbek, L (1, 3) OBP: 0.367, SLG: 0.441		G3 		2-1 		0-2 		2-0 		5 2 3 5 0 0 0	
Chili Davis, S (1, 10) OBP: 0.370, SLG: 0.524				0-0 		0-3 		3-3 		5 1 2 1 0 2 4	
Brian Harper, R (1, 2) OBP: 0.340, SLG: 0.444 Junior Ortiz, R (8, 2) OBP: 0.310, SLG: 0.273				0-0 	0-0 		1-1 	0-0 		5 0 0 0 0 0 3 0 0 0 0 0 0 0	
Shane Mack, R (1, 9) OBP: 0.354, SLG: 0.514 (6, 8)		1-1 	3-2 		0-1 	1-0 			0-3 	5 2 3 3 0 1 0	AB 46 R 12 H 20 RBI 12 BB 1 SO 6 LOB 20
Mike Pagliarulo, L (1, 5) OBP: 0.342, SLG: 0.422		0-1 	2-0 		0-2 	0-0 			1-2 	5 2 4 0 0 0 0	
Greg Gagne, R (1, 6) OBP: 0.296, SLG: 0.380 Al Newman, S (6, 6) OBP: 0.269, SLG: 0.229	1-1 	1-1 		0-1 	0-1 		0-3 		3-1 	4 1 2 0 0 1 2 1 0 0 0 0 0 1	
Inning Stats	R: 0 H: 0 E: 0 LOB: 0 K: 0 BB: 0 S: 7 P: 12	R: 8 H: 8 E: 0 LOB: 1 K: 0 BB: 1 S: 26 P: 38	R: 0 H: 0 E: 0 LOB: 0 K: 0 BB: 0 S: 7 P: 12	R: 0 H: 3 E: 0 LOB: 2 K: 0 BB: 0 S: 9 P: 14	R: 0 H: 3 E: 0 LOB: 3 K: 1 BB: 0 S: 12 P: 13	R: 3 H: 3 E: 1 LOB: 2 K: 2 BB: 0 S: 15 P: 18	R: 0 H: 1 E: 0 LOB: 0 K: 1 BB: 0 S: 7 P: 12	R: 0 H: 0 E: 0 LOB: 0 K: 1 BB: 0 S: 5 P: 10	R: 1 H: 2 E: 0 LOB: 1 K: 1 BB: 0 S: 13 P: 22	1B: 16 SF: 0 2B: 0 SAC: 0 3B: 0 DP: 2 HR: 4 HBP: 0	WP: 0 PA: 47 PB: 0 SB: 0 CS: 0
PITCHER Scott Sanderson, R (1, 1) ERA: 4.4 Eric Plunk, R (2, 1) ERA: 5.07 Tim Leary, R (7, 1) ERA: 6.71	IP WLS BF H R ER SO BB IBB HBP BLK WP HR S P ERA WHIP 1.2 L 14 8 8 8 0 1 0 0 0 0 0 3 31 47 43.20 5.400 4.1 22 9 3 0 3 0 0 0 0 0 0 1 45 60 0.00 2.077 3.0 11 3 1 1 3 0 0 0 0 0 0 0 25 44 3.00 1.000	PITCHER IP WLS BF H R ER SO BB IBB HBP BLK WP HR S P ERA WHIP									

Minnesota Twins @ New York Yankees
 Yankee Stadium, Bronx, NY
 Wed Jul 31 1991, 7:05 PM EDT
 Att. 24,300 - Cloudy - 80 F

livebaseballscorecards.com



Batter	1	2	3	4	5	6	7	8	9	AB R H RBI BB SO LOB
Bernie Williams, S (1, 8) <small>OBP: 0.386, SLG: 0.423</small>	1-2 G5-3		1-0 L1		2-3 K			4-0 1B BB	0-0 1B	4 0 1 1 1 1 1
Steve Sax, R (1, 4) <small>OBP: 0.341, SLG: 0.394</small> Carlos Rodriguez, S (9, 4) <small>OBP: 0.229, SLG: 0.206</small>	2-1 F9		2-0 2B			1-1 G1-3		2-2 FC5-4 1B	1-2 F9	4 0 2 1 0 0 0 1 0 0 0 0 0 2
Don Mattingly, L (1, 3) Hensley Meulens, R (7, 3) <small>OBP: 0.265, SLG: 0.333</small>	1-0 F7		1-0 F8			1-1 P4		2-3 K		3 0 0 0 0 0 1 1 0 0 0 0 1 2
Mel Hall, L (1, 7) <small>OBP: 0.343, SLG: 0.516</small> Mike Humphreys, R (8, PH) (9, 7)			1-1 P5		2-1 P5		0-0 F7	2-2 FC5-4		3 0 0 0 0 0 0 1 0 0 0 0 0 2
Matt Nokes, L (1, 2) <small>OBP: 0.314, SLG: 0.526</small> Bob Geren, R (8, 2) <small>OBP: 0.226, SLG: 0.239</small>			1-0 FC4-6 1B		1-0 G4-3		1-2 P5		2-2 F7	3 0 1 0 0 0 0 1 0 0 0 0 0 0
Pat Sheridan, L (1, 9) <small>OBP: 0.290, SLG: 0.458</small>			1-0 FC1-4-6		1-1 2B		2-1 FC6 1B		0-3 K	4 0 2 0 0 1 1
Kevin Maas, L (1, 10) <small>OBP: 0.347, SLG: 0.391</small>			0-0 F9		2-3 K		1-0 P5		3-2 WP E 1B	4 1 1 0 0 1 3
Alvaro Espinoza, R (1, 6) <small>OBP: 0.299, SLG: 0.364</small> Randy Velarde, R (9, PH) <small>OBP: 0.322, SLG: 0.294</small>			0-0 F9 2B 2B		1-1 G1-3		0-0 FC6		4-2 E 1B BB	3 1 1 0 0 0 1 0 1 0 0 1 0 0
Pat Kelly, R (1, 5) <small>OBP: 0.286, SLG: 0.361</small>			1-0 F9		1-2 G6-3		1-3 K		0-0 E5 1B	4 0 0 0 0 1 2

Inning Stats	R: 0	H: 0	E: 0	K: 0	S: 7	R: 0	H: 1	E: 0	K: 0	S: 5	R: 0	H: 2	E: 0	K: 0	S: 5	R: 0	H: 1	E: 0	K: 1	S: 8	R: 0	H: 0	E: 0	K: 1	S: 8	R: 0	H: 0	E: 0	K: 0	S: 5	R: 0	H: 1	E: 0	K: 2	S: 14	R: 2	H: 2	E: 1	K: 1	S: 19	1B: 5	2B: 3	3B: 0	HR: 0	SF: 0	SAC: 0	DP: 0	HBP: 0	WP: 2	PB: 0	SB: 0	CS: 0
Kevin Tapani, R (1, 1) <small>ERA: 2.97</small> Willie Banks, R (8, 1) <small>ERA:</small>	IP	WLS	BF	H	R	ER	SO	BB	IBB	HBP	BLK	WP	HR	S	P	ERA	WHIP																																			
	7.0	W	26	5	1	1	2	0	0	0	0	0	0	46	74	1.29	0.714																																			
	2.0		12	3	2	0	3	2	0	0	0	1	0	33	54	0.00	2.500																																			

MINNESOTA TWINS @ NEW YORK YANKEES

Yankee Stadium, Bronx, NY

Wed Jul 31 1991, 7:05 PM EDT
 Att. 24,300 - Cloudy - 80 F

AB	36
R	3
H	8
RBI	2
BB	2
SO	5
LOB	15

livebaseballscorecards.com



Batter	1	2	3	4	5	6	7	8	9	AB R H RBI BB SO LOB	TOP
Dan Gladden, R OBP: 0.344, SLG: 0.400 (1, 7)	4-1 CS BB		0-1 CS 2-H 1B		3-2 F9		2-0 L9		1-0 G5-3	4 0 1 1 1 0 1	
Chuck Knoblauch, R OBP: 0.344, SLG: 0.344 (1, 4)	SAFE 2-3 F B C SAFE SAFE SAFE SAFE 1-2		2-1 1B 1B		2-1 G4-3		0-0 FC5-4 1B			4 0 2 0 0 1 1	
Kirby Puckett, R OBP: 0.367, SLG: 0.493 (1, 8)	1-2 G6-3		0-0 FC5 1B		1-2 G6-3		1-0 FC5-4 G1-3 1-2f			4 0 1 0 0 0 1	
Chili Davis, S OBP: 0.371, SLG: 0.531 (1, 10)		4-2 BB BB	3-3 K		3-2 HR		3-1 G1-3 1-2			3 1 1 1 1 1 3	
Brian Harper, R OBP: 0.336, SLG: 0.438 (1, 2)		1-3 K	1-1 FC5		0-1 G6-3		1-2 G6-3			4 0 0 0 0 1 4	
Shane Mack, R OBP: 0.360, SLG: 0.528 (1, 9)	SAFE 4-2 B SAFE 1-2 BB			0-0 1B		3-3 K		0-0 HR		3 1 2 1 1 1 0	
Kent Hrbek, L OBP: 0.363, SLG: 0.435 (1, 3)		1-3 K		1-0 F8		0-1 G4-3		2-3 K		4 0 0 0 0 2 3	
Scott Leius, R OBP: 0.396, SLG: 0.437 (1, 5)		2-0 G4-3		3-2 P4		0-0 L4		2-1 F8		4 0 0 0 0 0 3	
Greg Gagne, R OBP: 0.297, SLG: 0.383 Al Newman, S OBP: 0.273, SLG: 0.234 (1, 6) (7, 6)			2-2 1B 2B		2-3 K		0-0 F9		1-1 1B	3 1 1 0 0 1 1 1 0 1 0 0 0 0	
Inning Stats	R: 0 H: 0 E: 0 LOB: 0 K: 1 BB: 1 S: 9 P: 16	R: 0 H: 0 E: 0 LOB: 2 K: 2 BB: 2 S: 14 P: 26	R: 1 H: 4 E: 0 LOB: 2 K: 1 BB: 0 S: 16 P: 24	R: 0 H: 1 E: 0 LOB: 1 K: 1 BB: 0 S: 8 P: 14	R: 0 H: 0 E: 0 LOB: 0 K: 0 BB: 0 S: 9 P: 15	R: 1 H: 1 E: 0 LOB: 0 K: 1 BB: 0 S: 10 P: 16	R: 0 H: 0 E: 0 LOB: 0 K: 0 BB: 0 S: 3 P: 5	R: 0 H: 1 E: 0 LOB: 1 K: 0 BB: 0 S: 8 P: 13	R: 1 H: 2 E: 0 LOB: 1 K: 1 BB: 0 S: 9 P: 15	1B: 6 SF: 0 2B: 1 SAC: 0 3B: 0 DP: 0 HR: 2 HBP: 0	WP: 0 PA: 37 PB: 0 SB: 0 CS: 2
PITCHER Greg Cadaret, L ERA: 3.29 Lee Guetterman, L ERA: 2.4	IP WLS BF H R ER SO BB IBB HBP BLK WP HR S P ERA WHIP										
	(1, 1) 7.0 W 28 6 2 2 6 3 0 0 0 0 0 1 69 116 2.57 1.286										
	(8, 1) 2.0 9 3 1 1 1 0 0 0 0 0 0 1 17 28 4.50 1.500										

Minnesota Twins @ New York Yankees
Yankee Stadium, Bronx, NY
Thu Aug 01 1991, 3:33 AM EDT
Att. 25,711 - Sunny - 83 F

livebaseballscorecards.com

AB	34
R	3
H	9
RBI	3
BB	3
SO	7
LOB	17



Batter	1	2	3	4	5	6	7	8	9	AB R H RBI BB SO LOB	TOP											
Dan Gladden, R (1, 7) OBP: 0.343, SLG: 0.398	1-3 K		1-1 P3		2-0 G6-3			3-2 CS 1B		4 0 1 0 0 1 3												
Chuck Knoblauch, R (1, 4) OBP: 0.346, SLG: 0.344	0-0 F8		1-2 1B			1-0 G6-4-3 HBP		1-1 F8		3 0 1 1 0 0 1												
Kirby Puckett, R (1, 8) OBP: 0.363, SLG: 0.488	1-1 F8		0-1 F7			1-1 G6-4-3 1-2f		0-1 CS	1-1 G6-3	4 0 0 0 0 0 3												
Kent Hrbek, L (1, 3) OBP: 0.361, SLG: 0.432		0-0 CS 1B		1-0 G6-3		2-2 F8			1-0 G1-3	4 0 1 0 0 0 0												
Chili Davis, S (1, 10) OBP: 0.372, SLG: 0.533		2-3 K		2-1 G3-1			0-0 CS 2B		1-0 1B	4 0 2 0 0 1 1												
Shane Mack, R (1, 9) OBP: 0.355, SLG: 0.520		3-3 K 1-2		0-0 F7			0-0 F8		1-2 F9	4 0 0 0 0 1 3												
Brian Harper, R (1, 2) OBP: 0.339, SLG: 0.442			0-2 1B 2B		1-2 E6 CS		4-2 BB			2 1 1 0 1 0 0												
Mike Pagliarulo, L (1, 5) OBP: 0.337, SLG: 0.417			2-1 L8		0-2 F4		3-3 K 2-3			3 0 0 0 0 1 4												
Greg Gagne, R (1, 6) OBP: 0.300, SLG: 0.384			4-1 1B BB		1 SAFE 2-1 1B			1-3 K		2 0 1 0 1 1 0												
Inning Stats	R: 0 E: 0 K: 1 S: 9	H: 0 LOB: 0 BB: 0 P: 11	R: 0 E: 0 K: 2 S: 8	H: 1 LOB: 1 BB: 0 P: 13	R: 1 E: 0 K: 0 S: 14	H: 2 LOB: 2 BB: 1 P: 22	R: 0 E: 0 K: 0 S: 4	H: 0 LOB: 0 BB: 0 P: 7	R: 0 E: 1 K: 0 S: 14	H: 1 LOB: 1 BB: 0 P: 18	R: 0 E: 0 K: 0 S: 6	H: 0 LOB: 0 BB: 0 P: 10	R: 0 E: 0 K: 1 S: 7	H: 1 LOB: 2 BB: 1 P: 14	R: 0 E: 0 K: 1 S: 10	H: 1 LOB: 0 BB: 0 P: 15	R: 0 E: 0 K: 0 S: 7	H: 1 LOB: 1 BB: 0 P: 11	1B: 5 2B: 4 3B: 0 HR: 0	SF: 0 SAC: 0 DP: 3 HBP: 1	WP: 0 PB: 0 SB: 0 CS: 4	PA: 34
PITCHER Bob Welch, R (1, 1) ERA: 3.84	IP: 9.0 WLS: W BF: 33 H: 7 R: 1 ER: 1 SO: 5 BB: 2 IBB: 0 HBP: 1 BLK: 0 WP: 0 HR: 0 S: 79 P: 121 ERA: 1.00 WHIP: 1.000																					

Minnesota Twins @ Oakland Athletics
Oakland-Alameda County Coliseum, Oakland, CA

Fri Aug 02 1991, 7:05 PM PDT
Att. 44,160 - Cloudy - 59 F

AB	30
R	1
H	7
RBI	1
BB	2
SO	5
LOB	15



Batter	1	2	3	4	5	6	7	8	9
Rickey Henderson, R OBP: 0.416, SLG: 0.393 (1, 7) C C B B X	1-2 G3-1 ①		4-1 1B BB		2-2 S 1B		1-3 K ③		
Dave Henderson, R OBP: 0.359, SLG: 0.495 (1, 8) B B F F X	2-1 G4-3 ②		3-2 FC4 1B 1-3 2-H		0-3 K ② 1-2			2-0 L8 ①	
Jose Canseco, R OBP: 0.369, SLG: 0.563 (1, 9) B S B F S	3-3 K ③		2-1 FC4 ③ 1-2f		4-1 BB			1-1 WP S G6-3 HBP	
Harold Baines, L OBP: 0.402, SLG: 0.503 (1, 10) X		0-0 L8 ①		0-1 F8 ① X	0-0 F8 ③			4-1 G6-3 WP 1-2 IBB	
Terry Steinbach, R OBP: 0.335, SLG: 0.444 (1, 2) G C S S		0-3 K ②		3-2 G6-3 1B 2B		3-3 K ① B B F B F C		4-0 G6-3 1-2 2-3 IBB	
Brook Jacoby, R OBP: 0.293, SLG: 0.345 (1, 5) X C B B F X		2-2 G5-3 ③		3-1 G6-3 ② 2-3		0-0 G4-3 ② X		1-1 G6-3 ② 1-2 2-3 3-H	
Mark McGwire, R OBP: 0.344, SLG: 0.382 (1, 3) F F F S B S C			1-3 K ① F F F B B X	2-2 1B		1-3 K ③ C B S C		2-3 K ③ F S B F F S S	
Mike Gallego, R OBP: 0.349, SLG: 0.356 (1, 4) X			0-0 G4-3 1B 1B	3-H P6 ③			1-0 L7 ① B X		
Mike Bordick, R OBP: 0.250, SLG: 0.259 (1, 6) B X			1-0 G4-3 ② 1-2		0-3 K ① F S S S		1-1 F9 ② B C C X		

Inning Stats	R: 0	H: 0	E: 0	K: 1	S: 8	R: 0	H: 0	E: 0	K: 1	S: 7	R: 1	H: 2	E: 0	K: 1	S: 13	R: 1	H: 2	E: 0	K: 0	S: 15	R: 0	H: 1	E: 0	K: 2	S: 12	R: 0	H: 0	E: 0	K: 2	S: 7	R: 0	H: 0	E: 0	K: 1	S: 6	R: 1	H: 0	E: 0	K: 1	S: 9	R: 3	H: 1	E: 0	K: 1	S: 9
	LOB: 0	BB: 0	P: 14	LOB: 0	BB: 0	P: 9	LOB: 2	BB: 1	P: 24	LOB: 1	BB: 0	P: 24	LOB: 2	BB: 1	P: 18	LOB: 0	BB: 0	P: 11	LOB: 0	BB: 0	P: 9	LOB: 2	BB: 2	P: 23	LOB: 0	BB: 0	P: 23	LOB: 0	BB: 0	P: 1	LOB: 0	BB: 0	P: 1	LOB: 0	BB: 0	P: 1	LOB: 0	BB: 0	P: 1	LOB: 0	BB: 0	P: 1	LOB: 0	BB: 0	P: 1

PITCHER	IP	WLS	BF	H	R	ER	SO	BB	IBB	HBP	BLK	WP	HR	S	P	ERA	WHIP	IP	WLS	BF	H	R	ER	SO	BB	IBB	HBP	BLK	WP	HR	S	P	ERA	WHIP													
Jack Morris, R ERA: 3.87 (1, 1)	8.0	L	34	5	3	3	9	2	2	1	0	1	0	77	132	3.38	0.875																														

BOTTOM

Minnesota Twins @ Oakland Athletics
Oakland-Alameda County Coliseum, Oakland, CA

Fri Aug 02 1991, 7:05 PM PDT
Att. 44,160 - Cloudy - 59 F

AB	29
R	3
H	5
RBI	3
BB	4
SO	9
LOB	12

livebaseballscores.com



1B:	4	SF:	0	WP:	1	PA:	34
2B:	1	SAC:	0	PB:	0		
3B:	0	DP:	0	SB:	2		
HR:	0	HBP:	1	CS:	0		

Batter	1	2	3	4	5	6	7	8	9	AB R H RBI BB SO LOB	TOP																
Shane Mack, R OBP: 0.359, SLG: 0.533 (1, 7) (8, 9)	1-3 K		0-0 P4			2-1 G5-4-3 1B		0-1 2B 1B	2-2 HR	5 2 3 1 0 1 1																	
Chuck Knoblauch, R OBP: 0.344, SLG: 0.344 (1, 4)	3-2 L9			0-1 G5-3		0-0 G5-4-3 1-2f		1-2 1B 2B	2-0 F8	5 1 1 1 0 0 1																	
Kirby Puckett, R OBP: 0.366, SLG: 0.491 (1, 8)	2-0 P4			0-1 G5-3			0-0 G4-6-3 1B	0-0 BB 1B	0-0 2B	5 1 3 2 0 0 0																	
Kent Hrbek, L OBP: 0.362, SLG: 0.430 (1, 3)		1-0 F7		0-2 FC6 1B			1-0 G4-6-3 1-2f	4-2 BB 1B HR BB	3-3 K	4 1 1 0 1 1 2																	
Chili Davis, S OBP: 0.373, SLG: 0.531 (1, 10)		2-0 P6		0-2 FC6 1-2f			2-2 1B 1B	0-2 HR 1B	1-1 G6-3	5 1 2 1 0 0 2																	
Brian Harper, R OBP: 0.341, SLG: 0.453 (1, 2)		0-2 L3			0-0 F7		1-1 FC6 1B	0-1 HR		4 1 2 3 0 0 0																	
Mike Pagliarulo, L OBP: 0.336, SLG: 0.414 (1, 5)			1-2 FC5-4 1B		0-0 F7		0-0 FC6 1-2f	0-0 F7		4 0 1 0 0 0 2																	
Gene Larkin, S OBP: 0.358, SLG: 0.348 Dan Gladden, R OBP: 0.343, SLG: 0.398 (8, PR) (8, 7)			1-1 F8		3-2 G4-3			2-1 F7		3 0 0 0 1 0 1 0 0 0 0 0 0 0																	
Greg Gagne, R OBP: 0.300, SLG: 0.380 (1, 6)			0-1 FC5-4 1-2f			2-2 G4-3		4-0 BB 2B BB	3-3 K	3 1 0 0 1 1 2																	
Inning Stats	R: 0 E: 0 K: 1 S: 8	H: 0 LOB: 0 BB: 0 P: 14	R: 0 E: 0 K: 0 S: 5	H: 0 LOB: 0 BB: 0 P: 8	R: 0 E: 0 K: 0 S: 8	H: 1 LOB: 1 BB: 0 P: 10	R: 0 E: 0 K: 0 S: 10	H: 1 LOB: 1 BB: 0 P: 10	R: 0 E: 0 K: 0 S: 5	H: 0 LOB: 0 BB: 0 P: 8	R: 0 E: 0 K: 0 S: 6	H: 1 LOB: 0 BB: 0 P: 10	R: 0 E: 0 K: 0 S: 8	H: 3 LOB: 2 BB: 0 P: 12	R: 7 E: 0 K: 1 S: 26	H: 5 LOB: 1 BB: 3 P: 44	R: 1 E: 0 K: 1 S: 10	H: 2 LOB: 1 BB: 0 P: 18	1B: 9 2B: 2 3B: 0 HR: 2	SF: 0 SAC: 0 DP: 2 HBP: 0	WP: 0 PB: 0 SB: 0 CS: 0	PA: 41					
PITCHER	IP WLS BF H R ER SO BB IBB HBP BLK WP HR S P ERA WHIP																										
Joe Slusarski, R ERA: 4.66 (1, 1)	7.1		30	9	4	4	1	1	0	0	0	0	0	58	87	4.91	1.364										
Joe Klink, L ERA: 3.23 (8, 1)	0.0	L	2	1	0	0	0	1	0	0	0	0	0	10	14	∞	∞										
Kevin Campbell, R ERA: 3.0 (8, 1)	1.0		7	3	4	4	1	1	0	0	0	0	2	13	24	36.00	4.000										
Rick Honeycutt, L ERA: 3.72 (9, 1)	0.2		2	0	0	0	1	0	0	0	0	0	0	5	9	0.00	0.000										

Minnesota Twins @ Oakland Athletics
Oakland-Alameda County Coliseum, Oakland, CA

Sat Aug 03 1991, 3:33 AM PDT
Att. 43,119 - Cloudy - 60 F

livebaseballscorecards.com

AB	38
R	8
H	13
RBI	8
BB	3
SO	3
LOB	11



Batter	1	2	3	4	5	6	7	8	9	AB	R	H	RBI	BB	SO	LOB
Rickey Henderson, R OBP: 0.411, SLG: 0.387 (1, 10)	1-0 P7	1-3 K		3-3 K		1-0 F9		1-1 G1-3		5	0	0	0	0	2	2
Dave Henderson, R OBP: 0.362, SLG: 0.520 (1, 8)	2-2 HR		0-0 HR		3-2 HR	2-3 K		0-0 P2		5	3	3	3	0	1	2
Jose Canseco, R OBP: 0.367, SLG: 0.566 (1, 9)	1-3 K		3-2 G4-3		0-3 K		3-2 HR	3-3 K		5	1	1	1	0	3	0
Terry Steinbach, R OBP: 0.336, SLG: 0.442 (1, 2)	4-2 BB 1B BB		2-2 G6-3		1-3 K		0-1 G4-3	0-1 1B		4	0	1	0	1	1	0
Brook Jacoby, R OBP: 0.295, SLG: 0.343 (1, 5)	0-2 BB 1-2 1B		4-2 2B BB		2-2 G4-3		2-0 P3	0-0 F7		4	0	1	0	1	0	1
Mark McGwire, R OBP: 0.348, SLG: 0.398 (1, 3)	4-1 FC5-4 1-2 2-3 BB		0-2 1-3 2B		0-0 HR		2-2 F8			3	1	2	1	1	0	0
Willie Wilson, S OBP: 0.298, SLG: 0.312 (1, 7)	1-1 FC5-4 1-2f		2-2 G6-3		0-2 2B		0-2 2B	0-1 L7		4	0	1	0	0	0	5
Ernest Riles, L OBP: 0.297, SLG: 0.318 (9, 6)		1-0 F8		1-3 K		0-0 P6		3-2 F8		4	0	0	0	0	1	1
Mike Bordick, R OBP: 0.253, SLG: 0.253 Harold Baines, L OBP: 0.404, SLG: 0.514 Mike Gallego, R OBP: 0.349, SLG: 0.356 (8, PH) (9, 4)		1-2 F7		2-0 F8		4-0 BB		0-0 HR		2	0	0	0	1	0	0
										1	1	1	1	0	0	0
										0	0	0	0	0	0	0

Inning Stats	R: 1	H: 2	E: 0	K: 1	S: 20	H: 2	LOB: 3	BB: 2	P: 33	R: 0	H: 0	E: 0	K: 1	S: 7	R: 1	H: 2	E: 0	K: 0	S: 17	R: 0	H: 0	E: 0	K: 2	S: 8	R: 1	H: 1	E: 0	K: 2	S: 13	R: 1	H: 2	E: 0	K: 1	S: 9	R: 1	H: 1	E: 0	K: 0	S: 9	R: 1	H: 1	E: 0	K: 1	S: 9	R: 0	H: 1	E: 0	K: 1	S: 8	1B: 2	2B: 2	3B: 0	HR: 6	SF: 0	SAC: 0	DP: 0	HBP: 0	WP: 0	PB: 0	SB: 0	CS: 0	PA: 41
--------------	------	------	------	------	-------	------	--------	-------	-------	------	------	------	------	------	------	------	------	------	-------	------	------	------	------	------	------	------	------	------	-------	------	------	------	------	------	------	------	------	------	------	------	------	------	------	------	------	------	------	------	------	-------	-------	-------	-------	-------	--------	-------	--------	-------	-------	-------	-------	--------

PITCHER	IP	WLS	BF	H	R	ER	SO	BB	IBB	HBP	BLK	WP	HR	S	P	ERA	WHIP
David West, L ERA: 4.08 (1, 1)	5.1		27	7	4	4	6	4	0	0	0	0	4	70	113	6.75	2.062
Steve Bedrosian, R ERA: 3.6 (6, 1)	1.2	W	6	1	1	1	1	0	0	0	0	0	1	13	23	5.40	0.600
Terry Leach, R ERA: 2.82 (8, 1)	0.2		2	0	0	0	0	0	0	0	0	0	0	6	9	0.00	0.000
Mark Guthrie, L ERA: 5.19 (8, 1)	0.0		1	1	1	1	0	0	0	0	0	0	1	1	1	∞	∞
Rick Aguilera, R ERA: 2.64 (8, 1)	1.1	S	5	1	0	0	1	0	0	0	0	0	0	10	14	0.00	0.750

BOTTOM

Minnesota Twins @ Oakland Athletics
Oakland-Alameda County Coliseum, Oakland, CA

Sat Aug 03 1991, 3:33 AM PDT
Att: 43,119 - Cloudy - 60 F

livebaseballscores.com

AB	37
R	6
H	10
RBI	6
BB	4
SO	8
LOB	11



Batter	1	2	3	4	5	6	7	8	9	AB	R	H	RBI	BB	SO	LOB
Rickey Henderson, R OBP: 0.408, SLG: 0.383 Willie Wilson, S OBP: 0.296, SLG: 0.311	2-2 G5-3		0-1 F4			1-2 G3		1-2 F7		3	0	0	0	0	0	1
Ernest Riles, L OBP: 0.293, SLG: 0.312	0-1 G3			1-2 G1-3		0-1 P6		0-2 G4-3		4	0	0	0	0	0	0
Jose Canseco, R OBP: 0.364, SLG: 0.560	1-1 F9			1-2 G6-3		2-3 K			2-2 F8	4	0	0	0	0	1	0
Harold Baines, L OBP: 0.402, SLG: 0.511		0-0 L7		2-1 G5-3			3-1 G3 1B B1-3 1B		2-2 G4-3	4	1	1	0	0	0	0
Dave Henderson, R OBP: 0.360, SLG: 0.517		2-2 G5-3			2-3 K		0-1 B1-3		0-0 1B	4	0	1	0	0	1	1
Jamie Quirk, L OBP: 0.308, SLG: 0.278		1-1 L8			0-1 2B 1B		0-0 G3		0-0 F7	4	1	1	0	0	0	2
Mark McGwire, R OBP: 0.348, SLG: 0.397			1-1 F8		0-0 P3		2-2 1B			3	0	1	1	0	0	1
Brook Jacoby, R OBP: 0.296, SLG: 0.347			0-1 G6-3		0-0 2B		3-H G5-3			3	0	1	1	0	0	1
Mike Bordick, R OBP: 0.255, SLG: 0.256			2-2 1B		1-1 F8			3-2 L8		3	0	1	0	0	0	1

Inning Stats	R: 0	H: 0	E: 0	K: 0	S: 7	R: 0	H: 0	E: 0	K: 0	S: 6	R: 0	H: 1	E: 0	K: 0	S: 9	R: 0	H: 0	E: 0	K: 0	S: 9	R: 1	H: 2	E: 0	K: 1	S: 9	R: 0	H: 0	E: 0	K: 1	S: 12	R: 1	H: 2	E: 0	K: 0	S: 10	R: 0	H: 0	E: 0	K: 0	S: 10	R: 0	H: 1	E: 0	K: 0	S: 10	1B: 5	SF: 0	2B: 1	SAC: 0	3B: 0	DP: 0	HR: 0	HBP: 0	WP: 0	PA: 33
PITCHER	IP	WLS	BF	H	R	ER	SO	BB	IBB	HBP	BLK	WP	HR	S	P	ERA	WHIP																																						
Scott Erickson, R ERA: 2.36	(1, 1)	6.2	W	25	5	2	2	2	0	0	0	0	0	0	0	2.70	0.750																																						
Carl Willis, R ERA: 2.06	(7, 1)	2.1	S	8	1	0	0	0	0	0	0	0	0	0	22	0.00	0.429																																						

BOTTOM

Minnesota Twins @ Oakland Athletics
Oakland-Alameda County Coliseum, Oakland, CA

Sun Aug 04 1991, 3:33 AM PDT
Att: 44,088 - Cloudy - 61 F

livebaseballscorecards.com

AB	33
R	2
H	6
RBI	2
BB	0
SO	2
LOB	7



Batter	1	2	3	4	5	6	7	8	9	AB R H RBI BB SO LOB	TOP											
Dan Gladden, R (1, 7) OBP: 0.342, SLG: 0.394	0-1 BB 1B	2-0 G4-3		1-0 FC4-6 1B			2-2 G6-3 1-H 2B 1B		1-1 F8	5 2 3 1 0 0 1												
Chuck Knoblauch, R (1, 4) OBP: 0.341, SLG: 0.340	4-0 1B 2B BB	0-1 G3		1-0 FC4-6 1-2f			3-2 G6-3 1-3		1-1 F9	4 1 0 0 1 0 3												
Kent Hrbek, L (1, 3) OBP: 0.357, SLG: 0.423	0-2 BB 2B 1B	1-1 G4-3			1-2 G1-3		3-3 K		0-0 F7	5 1 1 1 0 1 2												
Chili Davis, S (1, 10) OBP: 0.379, SLG: 0.544	4-2 2B 2B BB		3-2 P6		2-2 G3		2-1 PB 2B			3 1 1 1 1 0 0												
Brian Harper, R (1, 2) OBP: 0.340, SLG: 0.454	1-2 2B 2B		1-2 P4		0-0 G5-3		1-0 G6-3 2-3			4 1 1 2 0 0 1												
Randy Bush, L (1, 9) OBP: 0.352, SLG: 0.423	0-0 G6-3 2B		0-0 2B			0-1 G4-3		1-2 F7		4 0 2 2 0 0 0												
Shane Mack, R (1, 8) OBP: 0.361, SLG: 0.534	1-0 G6-3 2-3		3-2 F7			0-0 G6-3		2-3 K		4 0 0 0 0 1 2												
Mike Pagliarulo, L (1, 5) OBP: 0.329, SLG: 0.404	0-2 G1-3			1-0 F7		3-2 G3		1-3 K		4 0 0 0 0 1 1												
Greg Gagne, R (1, 6) OBP: 0.299, SLG: 0.378	2-1 G1-3			0-2 F9			1-0 E4 1B		1-0 1B	4 1 1 0 0 0 1												
Inning Stats	R: 5 E: 0 K: 0 S: 18	H: 4 LOB: 1 BB: 2 P: 30	R: 0 E: 0 K: 0 S: 5	H: 0 LOB: 0 BB: 0 P: 8	R: 0 E: 0 K: 0 S: 12	H: 1 LOB: 1 BB: 0 P: 19	R: 0 E: 0 K: 0 S: 6	H: 1 LOB: 1 BB: 0 P: 9	R: 0 E: 0 K: 0 S: 9	H: 0 LOB: 0 BB: 0 P: 12	R: 0 E: 0 K: 0 S: 7	H: 0 LOB: 0 BB: 0 P: 10	R: 2 E: 1 K: 1 S: 16	H: 2 LOB: 1 BB: 0 P: 27	R: 0 E: 0 K: 2 S: 10	H: 0 LOB: 0 BB: 0 P: 14	R: 0 E: 0 K: 0 S: 6	H: 1 LOB: 1 BB: 0 P: 9	1B: 5 2B: 4 3B: 0 HR: 0	SF: 0 SAC: 0 DP: 0 HBP: 0	WP: 0 PB: 1 SB: 2 CS: 0	PA: 39
PITCHER	IP WLS BF H R ER SO BB IBB HBP BLK WP HR S P ERA WHIP																					
Joe Grahe, R (1, 1) ERA: 6.94	7.0 L 32 8 7 5 1 2 0 0 0 0 0 0 73 115 6.43 1.429																					
Chris Beasley, R (8, 1) ERA: 2.08	2.0 7 1 0 0 2 0 0 0 0 0 0 0 16 23 0.00 0.500																					

Minnesota Twins @ California Angels
Anaheim Stadium, Anaheim, CA
Mon Aug 05 1991, 10:05 PM EDT
Att. 25,439 - Sunny - 73 F

livebaseballscorecards.com

AB	37
R	7
H	9
RBI	7
BB	2
SO	3
LOB	11



Batter	1	2	3	4	5	6	7	8	9	AB R H RBI BB SO LOB
Luis Polonia, L OBP: 0.340, SLG: 0.363 (1, 7) B B C B X	3-1 1B G5-4-3 1B		0-1 B5-3			1-2 G6-3		1-0 G4-3		4 1 1 0 0 0 0
Wally Joyner, L OBP: 0.362, SLG: 0.463 (1, 3) C B B X	2-1 G5-4-3 1-3 1B		1-2 G4-3			3-3 K		1-0 F7		4 0 1 0 0 1 0
Dave Winfield, R OBP: 0.323, SLG: 0.516 (1, 9) C B F B X	2-2 G5-4-3 1-2f 3-H			0-1 S 1B		0-0 HR		2-3 K		4 1 2 1 0 1 1
Dave Parker, L OBP: 0.279, SLG: 0.357 (1, 10) F X	0-1 G4-3			2-3 K		1-0 F7		0-0 2B 2B		4 1 1 0 0 1 1
Gary Gaetti, R OBP: 0.292, SLG: 0.401 (1, 5) X		0-0 HR		3-3 SAFE K		2-1 G6-3		3-3 K		4 1 1 1 0 2 2
Lance Parrish, R OBP: 0.292, SLG: 0.382 (1, 2) C C C C B B X		2-2 G5-3		3-3 K		1-0 F7		2-2 2B		4 0 1 1 0 1 1
Dave Gallagher, R OBP: 0.373, SLG: 0.377 (1, 8) C B B C X		3-2 G6-3			1-0 P3		1-0 1B	0-0 L4		4 0 1 0 0 0 1
Luis Sojo, R OBP: 0.292, SLG: 0.315 (1, 4) X		0-0 G6-3			2-1 F9		2-0 F7			3 0 0 0 0 0 1
Dick Schofield, R OBP: 0.342, SLG: 0.290 (1, 6) C B B S X			3-2 L6			1-1 F8		2-1 G6-3		3 0 0 0 0 0 0

Inning Stats	R: 1 E: 0 K: 0 S: 9	H: 2 LOB: 0 BB: 0 P: 16	R: 1 E: 0 K: 0 S: 8	H: 1 LOB: 0 BB: 0 P: 13	R: 0 E: 0 K: 0 S: 8	H: 0 LOB: 0 BB: 0 P: 12	R: 0 E: 0 K: 3 S: 15	H: 1 LOB: 1 BB: 0 P: 23	R: 0 E: 0 K: 0 S: 5	H: 0 LOB: 0 BB: 0 P: 9	R: 1 E: 0 K: 1 S: 9	H: 1 LOB: 0 BB: 0 P: 14	R: 0 E: 0 K: 0 S: 5	H: 1 LOB: 1 BB: 0 P: 11	R: 0 E: 0 K: 0 S: 4	H: 0 LOB: 0 BB: 0 P: 8	R: 1 E: 0 K: 2 S: 13	H: 2 LOB: 1 BB: 0 P: 20	1B: 4 2B: 2 3B: 0 HR: 2	SF: 0 SAC: 0 DP: 1 HBP: 0	WP: 0 PB: 0 SB: 1 CS: 0	PA: 34
--------------	------------------------------	----------------------------------	------------------------------	----------------------------------	------------------------------	----------------------------------	-------------------------------	----------------------------------	------------------------------	---------------------------------	------------------------------	----------------------------------	------------------------------	----------------------------------	------------------------------	---------------------------------	-------------------------------	----------------------------------	----------------------------------	------------------------------------	----------------------------------	--------

PITCHER	IP	WLS	BF	H	R	ER	SO	BB	IBB	HBP	BLK	WP	HR	S	P	ERA	WHIP
Kevin Tapani, R ERA: 3.03 (1, 1)	8.2	W	33	8	4	4	6	0	0	0	0	0	2	75	125	4.15	0.923
Rick Aguilera, R ERA: 2.63 (9, 1)	0.1	S	1	0	0	0	0	0	0	0	0	0	0	1	1	0.00	0.000

BOTTOM

Minnesota Twins @ California Angels
Anaheim Stadium, Anaheim, CA
 Mon Aug 05 1991, 10:05 PM EDT
 Att: 25,439 - Sunny - 73 F

livebaseballscorecards.com

AB	34
R	4
H	8
RBI	3
BB	0
SO	6
LOB	7



Batter	1	2	3	4	5	6	7	8	9	AB R H RBI BB SO LOB	TOP											
Dan Gladden, R OBP: 0.341, SLG: 0.392 (1, 7)	1-2 FC6-4 HBP	0-2 SF9		0-0 G4-3			0-0 SH3-4		1 SAFE 0-0 G1-6-3	2 0 0 1 0 0 2												
Chuck Knoblauch, R OBP: 0.337, SLG: 0.335 (1, 4)	0-1 FC6-4 G4-3 1-2f HR	2-0 G6-3			0-1 F8		0-0 FC6-2 1B		1-2 G4-3	5 2 0 0 0 0 3												
Kirby Puckett, R OBP: 0.365, SLG: 0.489 (1, 8)	1-2 G4-3		0-0 F8		3-2 G6-3		1-1 1B			4 0 1 1 0 0 1												
Chili Davis, S OBP: 0.378, SLG: 0.549 (1, 10)	2-2 HR		3-1 F9		1-0 F8		1-1 P3			4 1 1 2 0 0 1												
Brian Harper, R OBP: 0.335, SLG: 0.448 (1, 2)	1-0 L4		1-0 P3			1-2 G4-3		2-2 F9		4 0 0 0 0 0 0												
Shane Mack, R OBP: 0.363, SLG: 0.537 (1, 9)				0-0 1B		0-1 F8 2B		1-0 F9		4 1 2 0 0 0 0												
Gene Larkin, S OBP: 0.366, SLG: 0.372 (1, 3)				3-1 1B		0-2 F8 2-3		1-0 HR		3 2 2 1 1 0 1												
Scott Leius, R OBP: 0.396, SLG: 0.431 (1, 5)				4-0 1B		1-0 P3		3-1 G5-3		3 1 1 0 1 0 1												
Greg Gagne, R OBP: 0.300, SLG: 0.380 (1, 6)				1-2 2-3 3-H			2-2 SH3-4 FC6-2 2B		4-2 G1-6-3 BB	1 0 1 1 0 0 0 1 0 1 0 1 0 0												
Al Newman, S OBP: 0.288, SLG: 0.253 (6, 6)																						
Inning Stats	R: 2 E: 1 K: 0 S: 12	H: 1 LOB: 0 BB: 0 P: 17	R: 2 E: 0 K: 0 S: 12	H: 2 LOB: 1 BB: 1 P: 23	R: 0 E: 0 K: 0 S: 4	H: 0 LOB: 0 BB: 0 P: 8	R: 1 E: 0 K: 0 S: 10	H: 2 LOB: 1 BB: 1 P: 18	R: 0 E: 0 K: 0 S: 6	H: 0 LOB: 0 BB: 0 P: 10	R: 0 E: 0 K: 0 S: 9	H: 1 LOB: 1 BB: 0 P: 11	R: 1 E: 0 K: 0 S: 9	H: 2 LOB: 1 BB: 0 P: 13	R: 1 E: 0 K: 0 S: 7	H: 1 LOB: 0 BB: 0 P: 14	R: 0 E: 0 K: 0 S: 6	H: 0 LOB: 0 BB: 1 P: 11	1B: 5 2B: 3 3B: 0 HR: 2	SF: 2 SAC: 1 DP: 2 HBP: 1	WP: 0 PB: 1 SB: 2 CS: 0	PA: 38
PITCHER	IP WLS BF H R ER SO BB IBB HBP BLK WP HR S P ERA WHIP												PITCHER	IP WLS BF H R ER SO BB IBB HBP BLK WP HR S P ERA WHIP								
Chuck Finley, L ERA: 4.06 (1, 1)	8.0 L 35 9 7 6 0 2 0 1 0 0 0 2 69 114 6.75 1.375																					
Chris Beasley, R ERA: 1.69 (9, 1)	1.0 3 0 0 0 0 1 0 0 0 0 0 0 6 11 0.00 1.000																					

Minnesota Twins @ California Angels
Anaheim Stadium, Anaheim, CA

Tue Aug 06 1991, 10:05 PM EDT
Att. 27,872 - Sunny - 70 F

livebaseballscorecards.com

AB	31
R	7
H	9
RBI	6
BB	3
SO	0
LOB	9



Batter	1	2	3	4	5	6	7	8	9	AB R H RBI BB SO LOB
Luis Polonia, L OBP: 0.339, SLG: 0.361 (1, 7)	1-1 1B 1B	0-1 G6-3			3-3 K		0-1 SAFE F7		2-2 G4-3	5 1 1 0 0 1 4
Luis Sojo, R OBP: 0.291, SLG: 0.314 (1, 4)	1-0 G3 1B 1-3 1B		3-2 G4-3		0-1 P3		2-1 G1-3 1-2			4 0 1 0 0 0 3
Wally Joyner, L OBP: 0.364, SLG: 0.466 (1, 3)	0-1 G3 1-2 3-H 1B		1-3 K		2-1 K 1-H 2-H 2B		0-0 G4-3			4 0 2 3 0 1 1
Dave Winfield, R OBP: 0.320, SLG: 0.511 (1, 9)	3-2 G3 1-2 2-3		0-0 G5-3		3-3 K			1-1 G5-3		4 0 0 0 0 1 3
Dave Parker, L OBP: 0.276, SLG: 0.353 (1, 10)	0-3 K			0-0 G3				2-3 K		4 0 0 0 0 2 2
Gary Gaetti, R OBP: 0.292, SLG: 0.399 (1, 5)	1-3 K			1-3 K			1-1 1B	0-0 P3		4 0 1 0 0 2 2
Dave Gallagher, R OBP: 0.371, SLG: 0.374 (1, 8)			3-2 G4-3 1B		2-2 P2		1-2 F7		2-2 F9	4 0 1 0 0 0 1
Ron Tingley, R OBP: 0.277, SLG: 0.282 (1, 2)			1-3 K			4-0 BB 2B BB	3-3 K		1-0 HR	2 1 0 0 1 2 2 1 1 1 1 0 0 0
Max Venable, L OBP: 0.302, SLG: 0.375 (9, PH)										
Dick Schofield, R OBP: 0.344, SLG: 0.288 (1, 6)			1-1 G4-3			4-0 BB 2B BB		4-2 G1-3 BB	0-0 L1	2 1 0 0 2 0 1

Inning Stats	R: 1	H: 3	E: 0	K: 2	S: 15	H: 3	LOB: 2	BB: 0	P: 21	R: 0	H: 1	E: 0	K: 1	S: 11	H: 1	LOB: 1	BB: 0	P: 16	R: 0	H: 0	E: 0	K: 1	S: 8	H: 0	LOB: 0	BB: 0	P: 12	R: 0	H: 0	E: 0	K: 1	S: 7	H: 0	LOB: 0	BB: 0	P: 10	R: 2	H: 1	E: 0	K: 2	S: 10	H: 1	LOB: 1	BB: 2	P: 26	R: 0	H: 1	E: 0	K: 1	S: 12	H: 1	LOB: 1	BB: 0	P: 19	R: 0	H: 0	E: 0	K: 0	S: 8	H: 0	LOB: 1	BB: 1	P: 14	R: 0	H: 0	E: 0	K: 1	S: 8	H: 0	LOB: 0	BB: 0	P: 11	R: 1	H: 1	E: 0	K: 0	S: 10	H: 1	LOB: 0	BB: 0	P: 15	1B: 5	SF: 0	2B: 1	SAC: 0	3B: 0	DP: 0	HR: 1	HBP: 0
--------------	------	------	------	------	-------	------	--------	-------	-------	------	------	------	------	-------	------	--------	-------	-------	------	------	------	------	------	------	--------	-------	-------	------	------	------	------	------	------	--------	-------	-------	------	------	------	------	-------	------	--------	-------	-------	------	------	------	------	-------	------	--------	-------	-------	------	------	------	------	------	------	--------	-------	-------	------	------	------	------	------	------	--------	-------	-------	------	------	------	------	-------	------	--------	-------	-------	-------	-------	-------	--------	-------	-------	-------	--------

PITCHER	IP	WLS	BF	H	R	ER	SO	BB	IBB	HBP	BLK	WP	HR	S	P	ERA	WHIP
Willie Banks, R ERA: 3.38 (1, 1)	6.0		26	6	3	3	8	2	0	0	0	0	0	63	104	4.50	1.333
Mark Guthrie, L ERA: 5.12 (7, 1)	1.0		4	0	0	0	0	1	0	0	0	0	0	8	14	0.00	1.000
Steve Bedrosian, R ERA: 3.63 (8, 1)	2.0		7	1	1	1	1	0	0	0	0	0	1	18	26	4.50	0.500

BOTTOM

Minnesota Twins @ California Angels
Anaheim Stadium, Anaheim, CA
 Tue Aug 06 1991, 10:05 PM EDT
 Att. 27,872 - Sunny - 70 F

livebaseballscorecards.com

AB	34
R	4
H	7
RBI	4
BB	3
SO	9
LOB	19



WP: 0	PA: 37
PB: 0	
SB: 0	
CS: 0	

Batter	1	2	3	4	5	6	7	8	9	AB R H RBI BB SO LOB	TOP											
Dan Gladden, R (1, 7) OBP: 0.339, SLG: 0.390	3-2 L5		2-2 1B			1-2 P6		0-0 P2		4 0 1 0 0 0 0												
Chuck Knoblauch, R (1, 4) OBP: 0.336, SLG: 0.337	1-0 G6-3		0-0 F8			3-2 G1-3			3-2 1B 2B	4 1 1 0 0 0 1												
Kirby Puckett, R (1, 8) OBP: 0.362, SLG: 0.485	0-0 G3				1-3 K		0-1 G5-3		1-3 K	4 0 0 0 0 2 1												
Chili Davis, S (1, 10) OBP: 0.379, SLG: 0.547		2-2 F9		0-0 P3		4-2 G1-3 BB		0-0 1B	0-0 1B	3 0 1 1 1 0 0												
Shane Mack, R (1, 9) OBP: 0.362, SLG: 0.531		0-0 F9		2-2 G6-3		4-2 G1-3 BB		0-3 K	0-3 K	3 0 0 0 1 1 1												
Kent Hrbek, L (1, 3) OBP: 0.356, SLG: 0.419		4-1 BB			2-3 K		2-1 G1-3		1-2 G4-1	3 0 0 0 1 1 3												
Scott Leius, R (1, 5) OBP: 0.395, SLG: 0.424		0-0 G4-3			4-0 BB CS		0-0 G5-3			2 0 0 0 1 0 3												
Junior Ortiz, R (1, 2) OBP: 0.308, SLG: 0.266			0-2 G6-3		3-3 K			2-0 G4-3		3 0 0 0 0 1 1												
Al Newman, S (1, 6) OBP: 0.283, SLG: 0.248			1-1 G4-3		2-3 K			1-1 P6		3 0 0 0 0 1 0												
Inning Stats	R: 0 E: 0 K: 0 S: 5	H: 0 LOB: 0 BB: 0 P: 9	R: 0 E: 0 K: 0 S: 6	H: 0 LOB: 1 BB: 1 P: 12	R: 0 E: 0 K: 0 S: 10	H: 1 LOB: 1 BB: 0 P: 13	R: 0 E: 0 K: 1 S: 8	H: 0 LOB: 0 BB: 0 P: 11	R: 0 E: 0 K: 2 S: 10	H: 0 LOB: 1 BB: 1 P: 19	R: 0 E: 0 K: 1 S: 11	H: 0 LOB: 0 BB: 0 P: 17	R: 0 E: 0 K: 0 S: 9	H: 0 LOB: 2 BB: 2 P: 19	R: 0 E: 0 K: 0 S: 4	H: 0 LOB: 0 BB: 0 P: 7	R: 1 E: 0 K: 2 S: 20	H: 2 LOB: 1 BB: 0 P: 25	1B: 2 2B: 2 3B: 0 HR: 0	SF: 0 SAC: 0 DP: 1 HBP: 0	WP: 0 PB: 0 SB: 0 CS: 1	PA: 33
PITCHER	IP WLS BF H R ER SO BB IBB HBP BLK WP HR S P ERA WHIP																					
Jim Abbott, L (1, 1) ERA: 3.15	8.1 W 31 3 1 1 5 4 0 0 0 0 0 0 76 124 1.08 0.840																					
Bryan Harvey, R (9, 1) ERA: 1.63	0.2 2 0 0 0 1 0 0 0 0 0 0 0 7 8 0.00 0.000																					

Minnesota Twins @ California Angels
Anaheim Stadium, Anaheim, CA

Wed Aug 07 1991, 6:33 AM EDT
Att. 30,726 - Sunny - 82 F

livebaseballscorecards.com

AB 29
R 1
H 3
RBI 1
BB 4
SO 6
LOB 10



Batter	1	2	3	4	5	6	7	8	9
Luis Polonia, L (1, 7) OBP: 0.342, SLG: 0.365	0-1 G4-3		2-2 1B SF8 1B	2-2 G4-3			4-2 WP HR BB	2-2 2B	
Donnie Hill, S (1, 4) OBP: 0.351, SLG: 0.331	2-1 F9		1-1 WP HR 1B		2-1 G3-1		4-0 HR BB	0-2 G4-3	
Wally Joyner, L (1, 3) OBP: 0.367, SLG: 0.484	4-1 WP BB		1-1 SF8		2-0 HR		0-0 HR		
Dave Winfield, R (1, 9) OBP: 0.319, SLG: 0.507 Shawn Abner, R (7, PR) OBP: 0.220, SLG: 0.254 (8, 8)	3-1 G5-3		1-0 F7		1-3 K		4-2 1B BB		
Dave Parker, L (1, 10) OBP: 0.279, SLG: 0.362		0-1 1B	2-2 1-H HR		2-3 K		0-0 F7		
Gary Gaetti, R (1, 5) OBP: 0.294, SLG: 0.400		1-0 F7	0-0 FC5-4 1B		2-2 F7		1-0 1B		
Lance Parrish, R (1, 2) OBP: 0.288, SLG: 0.376		2-2 F9	2-0 FC5-4 1-2f		0-3 K		1-2 F9		
Max Venable, L (1, 8) OBP: 0.294, SLG: 0.364 (8, 9)		1-2 G5-3		0-0 F9		1-0 G5-3		1-0 G4-3	
Dick Schofield, R (1, 6) OBP: 0.343, SLG: 0.285			4-2 1B HBP		0-1 G4-3		1-0 P4	0-1 F7	

Inning Stats	R: 0 E: 0 K: 0 S: 7	H: 0 LOB: 1 BB: 1 P: 16	R: 0 E: 0 K: 0 S: 9	H: 1 LOB: 1 BB: 0 P: 13	R: 4 E: 0 K: 0 S: 17	H: 4 LOB: 1 BB: 0 P: 30	R: 0 E: 0 K: 0 S: 6	H: 0 LOB: 0 BB: 0 P: 8	R: 1 E: 0 K: 2 S: 10	H: 1 LOB: 0 BB: 0 P: 17	R: 0 E: 0 K: 1 S: 8	H: 0 LOB: 0 BB: 0 P: 11	R: 3 E: 0 K: 0 S: 13	H: 2 LOB: 2 BB: 3 P: 28	R: 0 E: 0 K: 0 S: 9	H: 1 LOB: 1 BB: 0 P: 12
--------------	------------------------------	----------------------------------	------------------------------	----------------------------------	-------------------------------	----------------------------------	------------------------------	---------------------------------	-------------------------------	----------------------------------	------------------------------	----------------------------------	-------------------------------	----------------------------------	------------------------------	----------------------------------

PITCHER	IP	WLS	BF	H	R	ER	SO	BB	IBB	HBP	BLK	WP	HR	S	P	ERA	WHIP
Jack Morris, R (1, 1) ERA: 4.02	5.0	L	23	6	5	5	2	1	0	1	0	2	2	49	84	9.00	1.400
Paul Abbott, R (6, 1) ERA: 4.29	1.1		6	0	2	2	1	2	0	0	0	1	0	11	23	13.50	1.500
Terry Leach, R (7, 1) ERA: 2.91	1.2		9	3	1	1	0	1	0	0	0	0	1	19	28	5.40	2.400

BOTTOM


Minnesota Twins @ California Angels
Anaheim Stadium, Anaheim, CA

Wed Aug 07 1991, 6:33 AM EDT
Att: 30,726 - Sunny - 82 F

AB	R	H	RBI	BB	SO	LOB
4	2	2	0	1	0	0
4	2	1	1	1	0	1
2	2	2	5	1	0	0
3	0	0	0	1	1	2
0	0	0	0	0	0	0
4	1	2	2	0	1	1
4	0	2	0	0	0	1
4	0	0	0	0	1	4
4	0	0	0	0	0	1
3	1	0	0	0	0	0

AB	32
R	8
H	9
RBI	8
BB	4
SO	3
LOB	10

livebaseballscorecards.com



WP	PA
3	38

1B	SF	WP	PA
5	1	3	38
2B	SAC	PB	SB
1	0	1	0
3B	DP	CS	CS
0	0	0	0
HR	HBP		
3	1		

Batter	1	2	3	4	5	6	7	8	9	AB R H RBI BB SO LOB	TOP									
Dan Gladden, R OBP: 0.340, SLG: 0.395 (1, 7)	4-1 FC5-4 BB		1-1 P8		2-2 F8		1-0 F8		2-0 1-H 3B	4 0 1 1 1 0 2										
Chuck Knoblauch, R OBP: 0.336, SLG: 0.336 (1, 4)	2-2 FC5-4 CS 1-2f			0-0 G6-4-3 1B		4-0 WP 1B HBP	1-3 K		0-0 G4-3	4 1 1 0 0 1 3										
Kirby Puckett, R OBP: 0.361, SLG: 0.482 (1, 8)	3-2 F8 1-2			1-2 G6-4-3 1-2f		3-0 1B SF8 1B		0-0 F7		4 1 1 1 0 0 2										
Chili Davis, S OBP: 0.375, SLG: 0.541 (1, 10)		0-3 K		1-2 F9		1-3 K		3-3 K		4 0 0 0 0 3 1										
Brian Harper, R OBP: 0.338, SLG: 0.449 (1, 2)		1-3 K			1-1 E6 1B G5-3	1-0 WP 1B		1-0 1B		4 1 2 0 0 1 0										
Shane Mack, R OBP: 0.364, SLG: 0.540 (1, 9)		2-0 3B			1-2 G5-3 G6-3 1B	2-1 SF8		0-0 F7		3 1 2 1 0 0 1										
Kent Hrbek, L OBP: 0.355, SLG: 0.417 (1, 3)		3-3 K			1-0 G6-3 G5-3 1B	3-0 P6		1-0 F8		4 0 1 0 0 1 2										
Scott Leius, R OBP: 0.398, SLG: 0.422 (1, 5)			1-1 P6		3-2 G5-3 1-2 2-3 3-H		4-2 G6-3 BB		0-0 3B 1B	3 1 1 1 1 0 2										
Al Newman, S OBP: 0.277, SLG: 0.243 (1, 6)			2-2 G4-3		0-2 G6-3		0-0 G6-3		0-2 P9	4 0 0 1 0 0 3										
Inning Stats	R: 0 E: 0 K: 0 S: 7	H: 0 LOB: 0 BB: 1 P: 16	R: 0 E: 0 K: 3 S: 12	H: 1 LOB: 1 BB: 0 P: 18	R: 0 E: 0 K: 0 S: 7	H: 0 LOB: 0 BB: 0 P: 11	R: 0 E: 0 K: 0 S: 9	H: 1 LOB: 0 BB: 0 P: 11	R: 2 E: 1 K: 1 S: 8	H: 2 LOB: 1 BB: 0 P: 22	R: 0 E: 0 K: 1 S: 10	H: 0 LOB: 1 BB: 1 P: 16	R: 0 E: 0 K: 1 S: 6	H: 1 LOB: 1 BB: 0 P: 10	R: 1 E: 0 K: 0 S: 7	H: 2 LOB: 1 BB: 0 P: 10	1B: 7 2B: 0 3B: 2 HR: 0	SF: 1 SAC: 0 DP: 1 HBP: 1	WP: 3 PB: 0 SB: 0 CS: 1	PA: 38
PITCHER	IP WLS BF H R ER SO BB IBB HBP BLK WP HR S P ERA WHIP																			
Randy Johnson, L ERA: 3.83 (1, 1)	6.0 L 25 6 4 2 4 1 0 1 0 2 0 60 103 3.00 1.167																			
Calvin Jones, R ERA: 0.64 (7, 1)	2.0 8 1 0 0 2 1 0 0 0 0 0 16 26 0.00 1.000																			
Rob Murphy, L ERA: 2.65 (9, 1)	0.2 4 2 1 1 0 0 0 0 0 0 0 6 9 13.50 3.000																			
Bill Swift, R ERA: 2.24 (9, 1)	0.1 1 0 0 0 0 0 0 0 0 0 0 1 1 0.00 0.000																			

Minnesota Twins @ Seattle Mariners
The Kingdome, Seattle, WA
Fri Aug 09 1991, 10:05 PM EDT
Att: 31,112 - Dome - 70 F

livebaseballscores.com

AB	34
R	5
H	9
RBI	5
BB	2
SO	6
LOB	16



BOTTOM

Minnesota Twins @ Seattle Mariners
The Kingdome, Seattle, WA
Fri Aug 09 1991, 10:05 PM EDT
Att. 31,112 - Dome - 70 F

livebaseballscorecards.com

AB 34
R 2
H 7
RBI 2
BB 2
SO 4
LOB 11



WP: 0 PA: 36
PB: 0
SB: 0
CS: 0

AB R H RBI BB SO LOB

4	0	1	0	0	0	1
4	0	0	0	0	0	1
4	1	3	1	0	1	1
4	0	0	0	0	0	2
4	1	1	0	0	0	1
3	0	0	0	1	1	0
3	0	0	0	1	0	2
3	0	0	0	0	0	1
1	0	1	1	0	0	0
0	0	0	0	0	0	0
3	0	1	0	0	1	0
1	0	0	0	0	1	2

Batter	1	2	3	4	5	6	7	8	9
Edgar Martinez, R OBP: 0.404, SLG: 0.441 (1, 5)	1-2 G4-3 ①		1-1 G6-3 ②		0-1 F9 ③			1-2 G6-3 2B	
Harold Reynolds, S OBP: 0.332, SLG: 0.332 (1, 4)	0-2 G4-3 ②		3-1 F6 ③			0-1 G1-3 ①		0-0 G6-3 2-3 ②	
Ken Griffey Jr., L OBP: 0.383, SLG: 0.506 (1, 8)	0-0 1B			1-1 HR		3-1 G5-3 2B		1-3 K ③	
Jay Buhner, R OBP: 0.321, SLG: 0.521 (1, 9)	1-2 P3 ③			0-0 F8 ①		0-1 G5-3 2-3 ②		2-2 F9 ①	
Tracy Jones, R OBP: 0.336, SLG: 0.415 (1, 10)		0-0 G6-3 ①		2-2 G1-3 ②		1-1 G5-3 ③		3-2 FC1-6 1B 1B	
Alonzo Powell, R OBP: 0.264, SLG: 0.369 (1, 7)		3-3 K ②		0-0 F8 ③			0-0 F8 ①	4-2 FC1-6 1-2 BB	
Pete O'Brien, L OBP: 0.293, SLG: 0.389 (1, 3)		4-0 BB			1-2 F9 ①		1-2 L8 ②	0-2 FC1-6 1B 1-2f 2-3	
Dave Valle, R OBP: 0.248, SLG: 0.222 Alvin Davis, L OBP: 0.305, SLG: 0.354 Omar Vizquel, S OBP: 0.299, SLG: 0.285 (1, 2)	1-2 P3 ③				0-0 G1-3 ②		0-2 G5-3 ③	2-2 DI 1B 1-3 3-H	
Jeff Schaefer, R OBP: 0.256, SLG: 0.325 Scott Bradley, L OBP: 0.283, SLG: 0.250 (1, 6)			0-3 K ①		1-2 1B			2-2 F8 ①	1-3 K ③

Inning Stats	R: 0	H: 1	E: 0	K: 10	LOB: 1	BB: 0	P: 12	R: 0	H: 0	E: 0	K: 1	LOB: 1	BB: 1	P: 16	R: 0	H: 0	E: 0	K: 7	LOB: 0	BB: 0	P: 11	R: 1	H: 1	E: 0	K: 8	LOB: 0	BB: 0	P: 11	R: 0	H: 1	E: 0	K: 12	LOB: 1	BB: 0	P: 14	R: 0	H: 1	E: 0	K: 8	LOB: 1	BB: 0	P: 12	R: 0	H: 0	E: 0	K: 8	LOB: 0	BB: 0	P: 9	R: 0	H: 1	E: 0	K: 12	LOB: 1	BB: 0	P: 16	R: 1	H: 2	E: 0	K: 19	LOB: 3	BB: 1	P: 31	1B: 4	SF: 0	2B: 2	SAC: 0	3B: 0	DP: 0	HR: 1	HBP: 0	WP: 0	PA: 36
--------------	------	------	------	-------	--------	-------	-------	------	------	------	------	--------	-------	-------	------	------	------	------	--------	-------	-------	------	------	------	------	--------	-------	-------	------	------	------	-------	--------	-------	-------	------	------	------	------	--------	-------	-------	------	------	------	------	--------	-------	------	------	------	------	-------	--------	-------	-------	------	------	------	-------	--------	-------	-------	-------	-------	-------	--------	-------	-------	-------	--------	-------	--------

PITCHER	IP	WLS	BF	H	R	ER	SO	BB	IBB	HBP	BLK	WP	HR	S	P	ERA	WHIP
David West, L ERA: 3.53 (1, 1)	8.0	W	30	5	1	1	3	1	0	0	0	0	1	73	101	1.12	0.750
Mark Guthrie, L ERA: 5.21 (9, 1)	0.1		3	1	1	1	0	1	0	0	0	0	0	8	17	27.00	6.000
Rick Aguilera, R ERA: 2.59 (9, 1)	0.2	S	3	1	0	0	1	0	0	0	0	0	0	11	14	0.00	1.500

Batter	1	2	3	4	5	6	7	8	9	AB R H RBI BB SO LOB	TOP
Chuck Knoblauch, R (1, 4) <small>OBP: 0.336, SLG: 0.335</small>	3-2 		0-0 			1-1 	1-2 			4 0 1 0 0 0 0	
Randy Bush, L (1, 9) <small>OBP: 0.356, SLG: 0.435</small>	1-0 		1-1 			2-1 	1-1 			4 0 2 0 0 0 3	
Kirby Puckett, R (1, 8) <small>OBP: 0.362, SLG: 0.483</small> Gene Larkin, S (8, 3) <small>OBP: 0.366, SLG: 0.372</small>	1-0 			1-0 		2-2 		2-1 		4 0 2 0 0 0 1 0 0 0 0 0 0 0	
Kent Hrbek, L (1, 3) <small>OBP: 0.354, SLG: 0.413</small> Brian Harper, R (8, 7) <small>OBP: 0.338, SLG: 0.449</small>	4-2 			0-0 		3-1 		1-0 		3 0 0 0 1 0 3 0 0 0 0 0 0 0	
Chili Davis, S (1, 10) <small>OBP: 0.372, SLG: 0.536</small>	3-1 			2-3 		1-3 		3-1 		4 0 0 0 0 2 4	
Shane Mack, R (1, 7) <small>OBP: 0.360, SLG: 0.534</small> Scott Leius, R (8, 8) <small>OBP: 0.395, SLG: 0.419</small>		1-0 			2-1 		2-1 		1-3 	3 0 0 0 0 0 0 1 0 0 0 0 1 0	
Mike Pagliarulo, L (1, 5) <small>OBP: 0.336, SLG: 0.410</small>		3-2 			3-2 		1-3 		1-0 	4 0 3 0 0 1 0	AB 35 R 0 H 9 RBI 0 BB 1 SO 5 LOB 16
Junior Ortiz, R (1, 2) <small>OBP: 0.297, SLG: 0.255</small>		0-1 			0-0 		0-0 		0-0 	4 0 0 0 0 0 3	
Al Newman, S (1, 6) <small>OBP: 0.277, SLG: 0.243</small>			0-3 		0-0 		0-0 		0-0 	4 0 1 0 0 1 2	
Inning Stats	R: 0 H: 1 E: 0 LOB: 2 K: 0 BB: 1 S: 10 P: 22	R: 0 H: 1 E: 0 LOB: 0 K: 0 BB: 0 S: 6 P: 10	R: 0 H: 0 E: 0 LOB: 0 K: 1 BB: 0 S: 6 P: 7	R: 0 H: 1 E: 0 LOB: 0 K: 1 BB: 0 S: 5 P: 8	R: 0 H: 1 E: 0 LOB: 1 K: 0 BB: 0 S: 8 P: 13	R: 0 H: 2 E: 0 LOB: 2 K: 1 BB: 0 S: 12 P: 21	R: 0 H: 2 E: 1 LOB: 3 K: 1 BB: 0 S: 12 P: 17	R: 0 H: 0 E: 0 LOB: 0 K: 0 BB: 0 S: 5 P: 11	R: 0 H: 1 E: 0 LOB: 1 K: 1 BB: 0 S: 6 P: 8	1B: 8 SF: 0 2B: 2 SAC: 0 3B: 0 DP: 2 HR: 0 HBP: 0	WP: 1 PA: 36 PB: 0 SB: 0 CS: 0
PITCHER Erik Hanson, R (1, 1) <small>ERA: 3.47</small> Mike Schooler, R (9, 1) <small>ERA: 2.19</small>	IP WLS BF H R ER SO BB IBB HBP BLK WP HR S P ERA WHIP 8.0 W 32 8 0 0 4 1 0 0 0 1 0 64 109 0.00 1.125					PITCHER IP WLS BF H R ER SO BB IBB HBP BLK WP HR S P ERA WHIP 1.0 4 1 0 0 1 0 0 0 0 0 0 6 8 0.00 1.000					

Minnesota Twins @ Seattle Mariners
 The Kingdome, Seattle, WA
 Sat Aug 10 1991, 10:05 PM EDT
 Att: 29,548 - Dome - 70 F

livebaseballscorecards.com



Batter	1	2	3	4	5	6	7	8	9
Edgar Martinez, R OBP: 0.406, SLG: 0.440 (1, 5)									
Harold Reynolds, S OBP: 0.335, SLG: 0.332 (1, 4)									
Ken Griffey Jr., L OBP: 0.386, SLG: 0.507 (1, 8)									
Alonzo Powell, R OBP: 0.264, SLG: 0.369 (9, 8)									
Pete O'Brien, L OBP: 0.294, SLG: 0.388 (1, 3)									
Alvin Davis, L OBP: 0.301, SLG: 0.349 (1, 10)									
Jay Buhner, R OBP: 0.322, SLG: 0.515 (1, 9)									
Dave Cochrane, S OBP: 0.297, SLG: 0.378 (1, 7)									
Greg Briley, L OBP: 0.263, SLG: 0.276 (8, 7)									
Scott Bradley, L OBP: 0.294, SLG: 0.259 (1, 2)									
Omar Vizquel, S OBP: 0.301, SLG: 0.286 (1, 6)									

AB	R	H	RBI	BB	SO	LOB
3	1	1	0	2	0	3
3	1	1	2	2	0	1
5	1	3	0	0	0	5
0	0	0	0	0	0	0
4	1	1	1	1	0	3
5	0	0	1	0	0	3
3	1	0	0	2	1	1
4	2	2	3	0	0	1
0	0	0	0	0	0	0
3	1	2	0	1	0	0
3	0	1	1	1	1	1

AB	R	H	RBI	BB	SO	LOB
33	8	11	8	9	2	18

Inning Stats		R: 5	H: 5	E: 2	LOB: 2	K: 0	BB: 2	S: 15	R: 0	H: 1	E: 0	LOB: 1	K: 0	BB: 0	S: 14	R: 0	H: 0	E: 0	LOB: 0	K: 0	BB: 0	S: 6	R: 0	H: 2	E: 0	LOB: 2	K: 1	BB: 0	S: 15	R: 0	H: 0	E: 0	LOB: 0	K: 1	BB: 0	S: 6	R: 0	H: 1	E: 0	LOB: 2	K: 0	BB: 1	S: 9	R: 3	H: 2	E: 0	LOB: 3	K: 0	BB: 5	S: 13	R: 0	H: 0	E: 0	LOB: 0	K: 0	BB: 0	S: 5
Scott Erickson, R ERA: 2.65 (1, 1)	IP	WLS	BF	H	R	ER	SO	BB	IBB	HBP	BLK	WP	HR	S	P	ERA	WHIP																																								
Carl Willis, R ERA: 1.88 (1, 1)	5.0	20	4	0	0	2	2	0	0	0	0	0	0	51	81	0.00	1.200																																								
Paul Abbott, R ERA: 4.78 (6, 1)	1.1	10	2	3	3	0	5	0	0	0	0	1	1	14	38	20.25	5.250																																								
Terry Leach, R ERA: 2.85 (8, 1)	1.0	3	0	0	0	0	0	0	0	0	0	0	0	5	10	0.00	0.000																																								

Minnesota Twins @ Seattle Mariners
The Kingdome, Seattle, WA
Sat Aug 10 1991, 10:05 PM EDT
Att. 29,548 - Dome - 70 F

livebaseballscores.com

WP: 1 PA: 42
PB: 0
SB: 1
CS: 0

Batter	1	2	3	4	5	6	7	8	9	AB R H RBI BB SO LOB	TOP											
Dan Gladden, R OBP: 0.335, SLG: 0.388 (1, 7)	0-0 F8	0-0 FC6-4		2-0 P3			2-1 F8		1-0 G4-3	5 0 0 1 0 0 3												
Chuck Knoblauch, R OBP: 0.333, SLG: 0.332 (1, 4)	2-2 G6-3	SAFE SAFE SAFE 1-2f 3-H 0-0 F9			2-1 F8		0-0 P6			4 0 0 0 0 0 1												
Shane Mack, R OBP: 0.362, SLG: 0.543 (1, 9)	3-1 HR		1-1 G4-3		4-0 G4-6-3 BB		1-3 K			3 1 1 1 1 1 0												
Kirby Puckett, R OBP: 0.363, SLG: 0.483 (1, 8)	1-0 1B 1B		0-0 K2-4-2 1B		SAFE SAFE SAFE 1-1 G4-6-3		0-0 P4			4 0 2 0 0 0 1												
Brian Harper, R OBP: 0.336, SLG: 0.446 (1, 2)	2-0 1-2 1B		SAFE SAFE SAFE 2-3 K2-4-2		0-2 G6-3		1-0 P4			4 0 1 0 0 1 1												
Gene Larkin, S OBP: 0.369, SLG: 0.377 (1, 10)	1-1 G6-3		0-0 1B 2B		4-1 HR BB		1-2 G3			3 2 1 0 1 0 2												
Kent Hrbek, L OBP: 0.358, SLG: 0.426 (1, 3)		1-1 SH1-4 FC6-4 WP 1B		1-2 1B		0-0 HR		2-0 G1-3		4 2 3 3 0 0 0												
Scott Leius, R OBP: 0.388, SLG: 0.410 (1, 5)		1-1 SH1-4		0-1 P3		1-1 G6-3		3-1 G4-3		3 0 0 0 0 0 1												
Greg Gagne, R OBP: 0.303, SLG: 0.380 (1, 6)		1-1 FC6-4 HBP		0-3 K		1-3 K		3-2 E S 1B		3 0 1 0 0 2 1												
Inning Stats	R: 1 E: 0 K: 0 S: 10	H: 3 LOB: 2 BB: 0 P: 19	R: 1 E: 0 K: 0 S: 7	H: 1 LOB: 1 BB: 0 P: 10	R: 0 E: 0 K: 1 S: 6	H: 1 LOB: 1 BB: 0 P: 9	R: 1 E: 0 K: 1 S: 10	H: 2 LOB: 1 BB: 0 P: 13	R: 0 E: 0 K: 0 S: 4	H: 0 LOB: 0 BB: 1 P: 11	R: 2 E: 0 K: 1 S: 10	H: 1 LOB: 0 BB: 1 P: 16	R: 0 E: 0 K: 1 S: 6	H: 0 LOB: 0 BB: 0 P: 9	R: 0 E: 0 K: 0 S: 5	H: 0 LOB: 0 BB: 0 P: 7	R: 0 E: 0 K: 0 S: 7	H: 1 LOB: 1 BB: 0 P: 16	1B: 6 2B: 2 3B: 0 HR: 2	SF: 0 SAC: 1 DP: 2 HBP: 1	WP: 1 PB: 0 SB: 1 CS: 0	PA: 37
PITCHER	IP WLS BF H R ER SO BB IBB HBP BLK WP HR S P ERA WHIP																					
Bill Krueger, L ERA: 2.93 (1, 1)	6.0 L 27 8 5 5 3 2 0 1 0 1 2 47 78 7.50 1.667																					
Calvin Jones, R ERA: 0.6 (7, 1)	1.0 3 0 0 0 1 0 0 0 0 0 0 6 9 0.00 0.000																					
Michael Jackson, R ERA: 2.97 (8, 1)	1.0 3 0 0 0 0 0 0 0 0 0 0 5 7 0.00 0.000																					
Dave Fleming, L ERA: (9, 1)	1.0 4 1 0 0 0 0 0 0 0 0 0 7 16 0.00 1.000																					

Minnesota Twins @ Seattle Mariners
The Kingdome, Seattle, WA
Sun Aug 11 1991, 6:33 AM EDT
Att: 31,007 - Dome - 70 F

livebaseballscorecards.com

AB	33
R	5
H	9
RBI	5
BB	2
SO	4
LOB	10



Batter	1	2	3	4	5	6	7	8	9	AB R H RBI BB SO LOB	TOP		
Luis Polonia, L (1, 7) OBP: 0.346, SLG: 0.379	0-2 WP 1B S 1B		1-0 G6-3		0-2 G6-3		1 SAFE 0-0 1B			4 1 2 0 0 0 1			
Dick Schofield, R (1, 6) OBP: 0.333, SLG: 0.277	3-3 SAFE K 1-2		0-2 F9			3-2 F9	0-0 L8			4 0 0 0 0 1 3			
Wally Joyner, L (1, 3) OBP: 0.371, SLG: 0.483	4-0 WP 1B BB		3-2 G4-3			4-0 BB	0-0 F9			2 1 0 0 2 0 0			
Dave Winfield, R (1, 9) OBP: 0.318, SLG: 0.492	0-3 K			1-3 K		1-1 SAFE P3	2-3 K			4 0 0 0 0 3 3			
Dave Parker, L (1, 10) OBP: 0.262, SLG: 0.369	2-2 1-H 2-H 1B			3-2 G6-3		0-0 L7	1-3 K2-3			4 0 1 2 0 1 1			
Gary Gaetti, R (1, 5) OBP: 0.292, SLG: 0.400	2-1 F7			0-1 F9			0-1 L7		2-2 L9	4 0 0 0 0 0 1			
Lance Parrish, R (1, 2) OBP: 0.281, SLG: 0.364		2-3 K			0-0 P6		0-2 G5-3		2-3 K	4 0 0 0 0 2 0			
Shawn Abner, R (1, 8) OBP: 0.229, SLG: 0.279		0-0 L3			1-0 G1-3		1-1 1B 3B		0-2 1B	4 1 2 0 0 0 0			
Luis Sojo, R (1, 4) OBP: 0.298, SLG: 0.329		1-0 P4			2-2 E6 1B		1-1 1B		3-2 SAFE P5	3 0 2 1 0 0 0 1 0 0 0 0 0 1			
Max Venable, L (9, PH) OBP: 0.301, SLG: 0.366													
Inning Stats	R: 2 H: 2 E: 0 LOB: 1 K: 2 BB: 1 S: 14 P: 25	R: 0 H: 0 E: 0 LOB: 0 K: 1 BB: 0 S: 5 P: 8	R: 0 H: 0 E: 0 LOB: 0 K: 0 BB: 0 S: 8 P: 12	R: 0 H: 0 E: 0 LOB: 0 K: 1 BB: 0 S: 10 P: 14	R: 0 H: 1 E: 1 LOB: 1 K: 0 BB: 0 S: 9 P: 12	R: 0 H: 0 E: 0 LOB: 1 K: 0 BB: 1 S: 6 P: 14	R: 1 H: 3 E: 0 LOB: 2 K: 0 BB: 0 S: 11 P: 13	R: 0 H: 0 E: 0 LOB: 0 K: 2 BB: 0 S: 7 P: 10	R: 0 H: 1 E: 0 LOB: 1 K: 1 BB: 0 S: 12 P: 19	1B: 6 SF: 0 2B: 0 SAC: 0 3B: 1 DP: 0 HR: 0 HBP: 0	WP: 1 PA: 36 PB: 0 SB: 1 CS: 0		
PITCHER	IP WLS BF H R ER SO BB IBB HBP BLK WP HR S P ERA WHIP											PITCHER	IP WLS BF H R ER SO BB IBB HBP BLK WP HR S P ERA WHIP
Jack Morris, R (1, 1) ERA: 3.98	8.2 W 35 7 3 3 7 2 0 0 0 1 0 79 121 3.12 1.038												
Rick Aguilera, R (9, 1) ERA: 2.57	0.1 S 1 0 0 0 0 0 0 0 0 0 0 0 3 6 0.00 0.000												

California Angels @ Minnesota Twins
 Hubert H. Humphrey Metrodome, Minneapolis, MN
 Mon Aug 12 1991, 8:05 PM EDT
 Att. 31,789 - Dome - 70 F

livebaseballscorecards.com

AB	34
R	3
H	7
RBI	3
BB	2
SO	7
LOB	10



Batter	1	2	3	4	5	6	7	8	9	AB R H RBI BB SO LOB
Dan Gladden, R OBP: 0.334, SLG: 0.390 (1, 7)	G5-3		G6-4-3				FC1-5 FC4-6 BB			4 0 1 0 0 0 4
Chuck Knoblauch, R OBP: 0.332, SLG: 0.329 (1, 4)	L7			F7	K2-3		FC4-6 BB			3 0 0 0 1 1 1
Kirby Puckett, R OBP: 0.362, SLG: 0.483 (1, 8)	G6-3				G6-3		FC4-6			4 0 1 1 0 0 3
Chili Davis, S OBP: 0.373, SLG: 0.533 (1, 10)		G6-3				1B BB	G4-3			2 0 0 0 2 0 3
Brian Harper, R OBP: 0.335, SLG: 0.443 (1, 2)		G6-3		F8		CS 1B		P3		4 0 1 0 0 0 2
Shane Mack, R OBP: 0.357, SLG: 0.535 (1, 9)		G6-3		F8		K		P3		4 0 0 0 0 1 4
Kent Hrbek, L OBP: 0.357, SLG: 0.433 (1, 3)			F8		P8	P5		HR		4 1 1 1 0 0 2
Scott Leius, R OBP: 0.399, SLG: 0.430 (1, 5)										3 1 3 0 0 0 0
Al Newman, S OBP: 0.275, SLG: 0.241 (7, PR) (8, 5)					HR	CS	FC1-5 HBP	F8		1 0 0 0 0 0 0
Greg Gagne, R OBP: 0.309, SLG: 0.394 (1, 6)					HR		BB FC1-5 FC4-6 HBP			2 2 2 2 0 0 0

Inning Stats	R: 0	H: 0	E: 0	K: 0	S: 8	R: 0	H: 0	E: 0	K: 0	S: 4	R: 0	H: 2	E: 0	K: 0	S: 9	R: 0	H: 1	E: 0	K: 0	S: 9	R: 2	H: 3	E: 0	K: 1	S: 14	R: 0	H: 1	E: 0	K: 1	S: 15	R: 1	H: 1	E: 0	K: 0	S: 9	R: 1	H: 1	E: 0	K: 0	S: 6
	LOB: 0	BB: 0	BB: 0	BB: 0	P: 15	LOB: 0	BB: 0	LOB: 0	BB: 0	P: 7	LOB: 1	BB: 0	LOB: 2	BB: 1	P: 18	LOB: 1	BB: 0	LOB: 1	BB: 1	P: 28	LOB: 3	BB: 1	LOB: 0	BB: 0	P: 12	LOB: 0	BB: 0	LOB: 1	BB: 1	P: 19	LOB: 0	BB: 0	LOB: 0	BB: 0	P: 12	SF: 0	SAC: 0	DP: 1	HBP: 1	

PITCHER	IP	WLS	BF	H	R	ER	SO	BB	IBB	HBP	BLK	WP	HR	S	P	ERA	WHIP
Chuck Finley, L ERA: 4.07 (1, 1)	6.0		26	8	3	3	2	2	0	0	0	0	1	61	106	4.50	1.667
Mark Eichhorn, R ERA: 1.04 (7, 1)	1.0		5	0	0	0	0	1	0	1	0	0	0	7	14	0.00	1.000
Chris Beasley, R ERA: 1.86 (8, 1)	1.0	L	4	1	1	1	0	0	0	0	0	0	1	6	12	9.00	1.000


BOTTOM

California Angels @ Minnesota Twins
 Hubert H. Humphrey Metrodome, Minneapolis, MN

Mon Aug 12 1991, 8:05 PM EDT
 Att: 31,789 - Dome - 70 F

livebaseballscorecards.com

AB	31
R	4
H	9
RBI	4
BB	3
SO	2
LOB	19



WP	HR	S	P	ERA	WHIP
0	1	12	3	9.00	1.000

Batter	1	2	3	4	5	6	7	8	9	AB R H RBI BB SO LOB	TOP											
Luis Polonia, L (1, 7) OBP: 0.348, SLG: 0.381	2-1 S 1B 1B	1-3 K		3-1 1B 1-3 3-H 1B		1-1 L9		2-3 K	3-2 1B 1-2 3-H 2-0 1B	6 1 3 2 0 2 1												
Wally Joyner, L (1, 3) OBP: 0.373, SLG: 0.486	2-3 K		0-0 G3	1-0 E 1B 1-3 L1-5 1B		1-1 F8		1-2 2B	1-2 1B 1-3 2-H	6 0 3 2 0 1 2												
Gary Gaetti, R (1, 5) OBP: 0.297, SLG: 0.401	3-2 1B 1-2		1-1 F8	0-1 E 1-2 1B		4-0 IBB		4-0 IBB	0-0 F7	4 0 2 1 2 0 2												
Dave Parker, L (1, 10) OBP: 0.281, SLG: 0.365	1-2 F7		4-2 BB	3-1 FC 1-2 2-3		1-3 K		3-1 F7		4 0 0 0 1 1 8												
Dave Winfield, R (1, 9) OBP: 0.314, SLG: 0.486	2-2 F8		2-3 K	0-1 L1-5			3-2 P3	0-1 P5		5 0 0 0 0 1 8												
Shawn Abner, R (1, 8) OBP: 0.243, SLG: 0.280		0-0 HR		4-0 G5-3 E BB	2-3 K		2-1 G6-3	4-0 SH1-3 FC6-2 BB		3 2 1 0 2 1 0 0 0 0 0 0 0 0												
Dave Gallagher, R (9, 8) OBP: 0.357, SLG: 0.356																						
Lance Parrish, R (1, 2) OBP: 0.286, SLG: 0.376		0-0 HR		1-1 G5-3	3-3 K		3-2 1B 1B	4-0 FC6-2 SH1-3 1B BB		4 2 2 2 1 1 1	AB 39 R 8 H 12 RBI 7 BB 8 SO 7 LOB 26											
Luis Sojo, R (1, 4) OBP: 0.297, SLG: 0.328		2-1 G5-3		1-2 FC WP 1B	1-0 G6-3		0-0 1B	0-2 SH1-3		4 1 1 0 0 0 0												
Dick Schofield, R (1, 6) OBP: 0.334, SLG: 0.274		1-1 G4-3		4-2 1B 2-3 BB		4-2 WP BB	1-1 G3	3-2 FC6-2 1B		3 2 0 0 2 0 4												
Inning Stats	R: 0 E: 0 K: 1 S: 17	H: 2 LOB: 2 BB: 0 P: 26	R: 2 E: 0 K: 1 S: 9	H: 2 LOB: 0 BB: 0 P: 13	R: 0 E: 0 K: 1 S: 8	H: 0 LOB: 1 BB: 1 P: 15	R: 4 E: 2 K: 0 S: 16	H: 3 LOB: 2 BB: 2 P: 33	R: 0 E: 0 K: 2 S: 7	H: 0 LOB: 0 BB: 0 P: 13	R: 0 E: 0 K: 1 S: 9	H: 0 LOB: 2 BB: 2 P: 20	R: 0 E: 0 K: 0 S: 12	H: 2 LOB: 2 BB: 0 P: 21	R: 0 E: 0 K: 1 S: 11	H: 1 LOB: 2 BB: 1 P: 21	R: 2 E: 0 K: 0 S: 14	H: 2 LOB: 2 BB: 2 P: 30	1B: 10 2B: 2 3B: 0 HR: 1	SF: 0 SAC: 1 DP: 1 HBP: 0	WP: 2 PB: 0 SB: 1 CS: 0	PA: 48
PITCHER	IP WLS BF H R ER SO BB IBB HBP BLK WP HR S P ERA WHIP																					
Willie Banks, R (1, 1) ERA: 6.35	3.1 L 20 6 6 5 3 3 0 0 0 0 1 1 44 78 13.50 2.700																					
Terry Leach, R (4, 1) ERA: 2.76	1.2 6 1 0 0 2 0 0 0 0 0 0 0 13 22 0.00 0.600																					
Denny Neagle, L (6, 1) ERA: 3.18	2.2 14 3 0 0 2 1 2 0 0 1 0 30 60 0.00 1.500																					
Steve Bedrosian, R (8, 1) ERA: 3.88	1.0 6 1 2 2 0 2 0 0 0 0 0 0 14 28 18.00 3.000																					
Mark Guthrie, L (9, 1) ERA: 5.19	0.1 2 1 0 0 0 0 0 0 0 0 0 0 2 4 0.00 3.000																					

California Angels @ Minnesota Twins
 Hubert H. Humphrey Metrodome, Minneapolis, MN
 Tue Aug 13 1991, 8:05 PM EDT
 Att: 41,354 - Dome - 70 F

livebaseballscorecards.com



Batter	1	2	3	4	5	6	7	8	9	AB	R	H	RBI	BB	SO	LOB
Dan Gladden, R OBP: 0.335, SLG: 0.394 (1, 7)	0-0 G6-3	1-1 F8				4-2 FC6-4 BB	1-0 3B		1-3 K	4	0	1	1	1	1	2
Chuck Knoblauch, R OBP: 0.328, SLG: 0.325 (1, 4)	1-2 G4-3		0-2 G4-3		0-0 E6 FC6-4	1-1 G6-3			1-1 F7	5	0	0	0	0	0	2
Kirby Puckett, R OBP: 0.361, SLG: 0.480 (1, 8)	0-0 2B 1B		0-1 G4-3		1-3 K			1-1 G5-3	2-3 K	5	1	1	0	0	2	2
Chili Davis, S OBP: 0.374, SLG: 0.534 (1, 10)	3-2 1-H 2B		4-2 BB		3-2 FC6-4 FC5-4 1-2f 2-3			1-3 K		3	0	1	1	1	1	2
Brian Harper, R OBP: 0.332, SLG: 0.439 (1, 2)	2-3 K		0-0 G6-3		0-0 FC5-4 1-2f			0-0 G1-3		3	0	0	0	0	1	4
Junior Ortiz, R OBP: 0.295, SLG: 0.253 (6, 2)										1	0	0	0	0	0	0
Gene Larkin, S OBP: 0.366, SLG: 0.371 (1, 9)		2-1 G6-3		1-0 G5-3		4-1 PB 1B BB		3-1 F8		3	1	0	0	1	0	0
Kent Hrbek, L OBP: 0.358, SLG: 0.435 (1, 3)		0-0 G3		1-1 2B		1-0 P5 1-2		4-1 BB		3	0	1	0	1	0	1
Scott Leius, R OBP: 0.398, SLG: 0.428 (1, 5)		0-0 E 1B		0-0 G5-3		3-3 K		2-1 F8		3	0	1	0	0	1	2
Al Newman, S OBP: 0.274, SLG: 0.240 (8, PH) (9, 6)										1	0	0	0	0	0	1
Greg Gagne, R OBP: 0.309, SLG: 0.393 (1, 6)		1-0 E6		0-2 G6-3		0-0 3B 1B		3-3 K		3	1	1	1	0	0	2
Mike Pagliarulo, L OBP: 0.335, SLG: 0.408 (8, PH) (9, 5)										1	0	0	0	0	1	1

Inning Stats	R: 1	H: 2	E: 0	K: 1	S: 15	H: 2	LOB: 1	BB: 0	P: 21	R: 0	H: 1	E: 1	K: 0	S: 7	H: 1	LOB: 2	BB: 0	P: 11	R: 0	H: 0	E: 0	K: 0	S: 8	H: 0	LOB: 1	BB: 1	P: 12	R: 0	H: 1	E: 0	K: 0	S: 8	H: 0	LOB: 1	BB: 0	P: 10	R: 0	H: 0	E: 1	K: 1	S: 14	H: 2	LOB: 1	BB: 1	P: 19	R: 0	H: 0	E: 0	K: 1	S: 6	H: 0	LOB: 0	BB: 0	P: 8	R: 0	H: 0	E: 0	K: 1	S: 9	H: 0	LOB: 1	BB: 1	P: 21	R: 0	H: 0	E: 0	K: 2	S: 8	H: 0	LOB: 0	BB: 0	P: 12	1B: 3	SF: 0	2B: 2	SAC: 0	3B: 1	DP: 0	HR: 0	HBP: 0	WP: 0	PA: 39
PITCHER	IP	WLS	BF	H	R	ER	SO	BB	IBB	HBP	BLK	WP	HR	S	P	ERA	WHIP																																																																	
Jim Abbott, L ERA: 3.17 (1, 1)	7.1	W	34	6	3	3	4	4	0	0	0	0	0	70	113	3.68	1.364																																																																	
Bryan Harvey, R ERA: 1.58 (8, 1)	1.2	S	5	0	0	0	3	0	0	0	0	0	0	14	23	0.00	0.000																																																																	

BOTTOM

California Angels @ Minnesota Twins
Hubert H. Humphrey Metrodome, Minneapolis, MN

Tue Aug 13 1991, 8:05 PM EDT
Att. 41,354 - Dome - 70 F

livebaseballscorecards.com

AB	35
R	3
H	6
RBI	3
BB	4
SO	7
LOB	19



Batter	1	2	3	4	5	6	7	8	9	AB R H RBI BB SO LOB	TOP											
Luis Polonia, L (1, 7) OBP: 0.350, SLG: 0.383	1-2 PB 1B		2-1 SF8		0-1 SAFE F7			2-2 1B SF9 1B		3 1 2 1 0 0 1	California Angels @ Minnesota Twins Hubert H. Humphrey Metrodome, Minneapolis, MN Wed Aug 14 1991, 8:05 PM EDT Att. 26,242 - Dome - 70 F											
Wally Joyner, L (1, 3) OBP: 0.374, SLG: 0.493	2-1 F7		3-2 3-H L4		1-0 1-H HR			3-1 1 SAFE FC5-4 1B		4 1 2 2 0 0 1												
Gary Gaetti, R (1, 5) OBP: 0.295, SLG: 0.398	2-3 K2-3 1-2			0-0 F9	1-0 G6-3			3-2 SF9		3 0 0 1 0 1 1												
Dave Parker, L (1, 10) OBP: 0.281, SLG: 0.362	0-3 K			4-2 HR BB		0-2 G3-1		3-H 0-0 F7		3 1 0 0 1 1 2												
Dave Winfield, R (1, 9) OBP: 0.314, SLG: 0.491		1-2 G5-3		1-2 1-H HR		2-3 K		1-2 FC5-4 1-2f		4 1 1 2 0 1 1												
Shawn Abner, R (1, 8) OBP: 0.236, SLG: 0.271		0-0 G6-3		0-1 G5-3		2-2 F8		2-2 P3		4 0 0 0 0 0 0												
Lance Parrish, R (1, 2) OBP: 0.285, SLG: 0.385		3-3 K		1-1 G6-3			2-3 K	0-2 HR		4 1 1 1 0 2 0												
Luis Sojo, R (1, 4) OBP: 0.297, SLG: 0.331			0-2 WP SF8 2B		0-1 P6		2-2 F7	0-3 K		4 1 1 0 0 1 0												
Dick Schofield, R (1, 6) OBP: 0.333, SLG: 0.274			2-3 K 2-3		1-1 HR 1B		3-1 G5-3	1-3 K		4 1 1 0 0 2 1												
Inning Stats	R: 0 E: 0 K: 2 S: 13	H: 1 LOB: 1 BB: 0 P: 18	R: 0 E: 0 K: 1 S: 8	H: 0 LOB: 0 BB: 0 P: 12	R: 1 E: 0 K: 1 S: 12	H: 1 LOB: 0 BB: 0 P: 19	R: 2 E: 0 K: 0 S: 10	H: 1 LOB: 0 BB: 1 P: 16	R: 2 E: 0 K: 0 S: 8	H: 2 LOB: 0 BB: 0 P: 11	R: 0 E: 0 K: 1 S: 9	H: 0 LOB: 0 BB: 0 P: 13	R: 0 E: 0 K: 1 S: 9	H: 0 LOB: 0 BB: 0 P: 16	R: 1 E: 0 K: 2 S: 16	H: 2 LOB: 1 BB: 0 P: 24	R: 1 E: 0 K: 2 S: 16	H: 1 LOB: 0 BB: 0 P: 19	1B: 4 2B: 1 3B: 0 HR: 3	SF: 2 SAC: 0 DP: 0 HBP: 0	WP: 1 PB: 1 SB: 0 CS: 0	PA: 36
PITCHER	IP WLS BF H R ER SO BB IBB HBP BLK WP HR S P ERA WHIP																					
David West, L (1, 1) ERA: 4.1	5.0 L 21 5 5 5 4 1 0 0 0 1 2 51 76 9.00 1.200																					
Carl Willis, R (6, 1) ERA: 1.94	3.0 11 2 1 1 2 0 0 0 0 0 0 34 53 3.00 0.667																					
Steve Bedrosian, R (9, 1) ERA: 3.97	1.0 4 1 1 1 2 0 0 0 0 0 1 16 19 9.00 1.000																					

livebaseballscorecards.com

AB	33
R	7
H	8
RBI	7
BB	1
SO	8
LOB	7



Batter	1	2	3	4	5	6	7	8	9	AB	R	H	RBI	BB	SO	LOB
Shane Mack, R OBP: 0.358, SLG: 0.533 (1, 7) BB F B X (7, 9)	3-2 G4-3 ①		0-0 SH1-3 1B 2B 1B	1-3 K ③		2-0 1B 1B		2-3 K ②		5	1	2	0	0	2	1
Randy Bush, L OBP: 0.363, SLG: 0.436 Dan Gladden, R OBP: 0.336, SLG: 0.395 (1, 9) BB C F B (6, PH) (7, 7)	4-2 G4-6-3 BB		1 SAFE 3-2 SH1-3 2B 1B 1-2		0-1 G4-3 ①	2-0 1B 1-2 3-H		2-0 FC5-4 ③ 1-2f		2	1	1	0	1	0	0
Kirby Puckett, R OBP: 0.360, SLG: 0.478 (1, 8) 1 SAFE B X	1-0 G4-6-3 ② ③ 1-2f		0-0 SH1-3 ① 1-2 2-3		2-1 1B 1B 1B	1-3 K ②		0-3 K ①		4	0	1	0	0	2	3
Kent Hrbek, L OBP: 0.359, SLG: 0.434 (1, 3) BB X		2-0 E BB FC5-2 1B	1-1 P5 ②		0-0 1B 1-2	0-3 K ③		0-0 G4-3 ②		5	0	2	0	0	1	4
Chili Davis, S OBP: 0.377, SLG: 0.536 (1, 10) BB BB BB BB BB		4-1 FC5-2 E BB 1-2	3-2 2B 2-H 3-H		1-2 1B 1-2 2-3		2-2 G3-1 ①		1-2 G4-3 ③		4	0	2	2	1	0
Brian Harper, R OBP: 0.328, SLG: 0.434 (1, 2) C X		0-1 E6 FC5-2 1-2 2-3	2-2 L6 ③		2-2 F8 ②		1-0 P4 ②			4	0	0	0	0	0	6
Mike Pagliarulo, L OBP: 0.331, SLG: 0.403 Scott Leius, R OBP: 0.395, SLG: 0.425 (1, 5) (7, PH) (8, 5)		1-3 K ①		2-3 K ①	2-1 G4-3 ③		1-3 K ③			3	0	0	0	0	2	6
Greg Gagne, R OBP: 0.309, SLG: 0.398 (1, 6) C BB X		1-2 FC5-2 ② 1-2 2-3 3-H		0-0 SF9 3B		0-1 G4-3 ①		1-3 K ①		4	1	1	0	0	1	3
Al Newman, S OBP: 0.273, SLG: 0.237 (1, 4) C BB X		1-1 G6-3 ③		1-0 SF9 ② 3-H		3-2 E6 1B 1B		4-2 FC5-4 BB		2	1	0	1	1	0	3

Inning Stats	R: 0	H: 0	E: 0	K: 0	S: 6	H: 0	LOB: 0	BB: 1	P: 14	R: 0	H: 1	E: 1	K: 1	S: 13	H: 1	LOB: 3	BB: 1	P: 22	R: 2	H: 3	E: 0	K: 0	S: 13	H: 1	LOB: 1	BB: 0	P: 22	R: 1	H: 1	E: 0	K: 2	S: 8	H: 3	LOB: 3	BB: 0	P: 21	R: 0	H: 2	E: 1	K: 2	S: 13	H: 0	LOB: 0	BB: 0	P: 11	R: 0	H: 0	E: 0	K: 1	S: 7	H: 0	LOB: 1	BB: 1	P: 23	R: 0	H: 0	E: 0	K: 1	S: 7	H: 0	LOB: 0	BB: 0	P: 8	1B: 8	SF: 1	2B: 1	SAC: 1	3B: 1	DP: 1	HR: 0	HBP: 0
--------------	------	------	------	------	------	------	--------	-------	-------	------	------	------	------	-------	------	--------	-------	-------	------	------	------	------	-------	------	--------	-------	-------	------	------	------	------	------	------	--------	-------	-------	------	------	------	------	-------	------	--------	-------	-------	------	------	------	------	------	------	--------	-------	-------	------	------	------	------	------	------	--------	-------	------	-------	-------	-------	--------	-------	-------	-------	--------

BOTTOM

California Angels @ Minnesota Twins
 Hubert H. Humphrey Metrodome, Minneapolis, MN
 Wed Aug 14 1991, 8:05 PM EDT
 Att. 26,242 - Dome - 70 F

livebaseballscorecards.com

AB	36
R	4
H	10
RBI	4
BB	3
SO	9
LOB	27



PITCHER	IP	WLS	BF	H	R	ER	SO	BB	IBB	HBP	BLK	WP	HR	S	P	ERA	WHIP
Kirk McCaskill, R ERA: 4.19 (1, 1)	5.0		25	8	3	3	3	2	0	0	0	0	0	54	91	5.40	2.000
Chris Beasley, R ERA: 1.8 (6, 1)	0.1		3	1	1	0	0	0	0	0	0	0	0	6	11	0.00	3.000
Scott Bailes, L ERA: 4.03 (6, 1)	1.1		5	1	0	0	2	0	0	0	0	0	0	11	17	0.00	0.750
Mark Eichhorn, R ERA: 1.02 (7, 1)	1.1		5	0	0	0	3	1	0	0	0	0	0	17	27	0.00	0.750
Bryan Harvey, R ERA: 1.55 (9, 1)	1.0	S	3	0	0	0	1	0	0	0	0	0	0	7	8	0.00	0.000

Batter	1	2	3	4	5	6	7	8	9	AB	R	H	RBI	BB	SO	LOB	TOP										
Luis Polonia, L OBP: 0.348, SLG: 0.383 (1, 7) X	0-0 F7		1-1 G4-3	1-0 L8		1-0 2B		3-2 F7		5	1	1	0	0	0	0											
Wally Joyner, L OBP: 0.374, SLG: 0.496 (1, 3) B X	2-0 F8		1-0 1B 2B	1-2 G4-3		1-0 G4-3 2B		1-1 F9		5	1	2	2	0	0	0											
Gary Gaetti, R OBP: 0.294, SLG: 0.396 (1, 5) C B B F X	2-2 E6		0-1 2B G6-3 1B	3-2 G6-3		0-0 G4-3 2B			0-1 G4-3	5	1	1	0	0	0	1											
Dave Parker, L OBP: 0.281, SLG: 0.364 (1, 10) X Chris Cron, R (9, PH)	0-0 G6-3		1-2 1B 2B		2-2 G3	0-0 G4-3			1-2 F9	4	1	1	1	0	0	2											
Dave Winfield, R OBP: 0.312, SLG: 0.488 (1, 9) Max Venable, L OBP: 0.297, SLG: 0.360 (6, 9)		3-2 G5-3	0-0 G6-3		1-2 G4-3		0-0 G5-3		1-0 G3-1	3	0	0	1	0	0	1											
Shawn Abner, R OBP: 0.243, SLG: 0.301 (1, 8)		1-2 F7	0-1 HR 1B		1-0 HR		1-2 G6-3			4	2	2	2	0	0	0											
Lance Parrish, R OBP: 0.288, SLG: 0.396 (1, 2)		2-0 FC5 1B 1B	2-0 HR		0-1 G6-3		2-2 G1-3			4	1	2	2	0	0	0											
Donnie Hill, S OBP: 0.358, SLG: 0.333 (1, 6)		0-1 FC5 1B	4-1 BB			4-1 2B 2B BB		1-1 G4-3		2	1	1	0	2	0	0											
Luis Sojo, R OBP: 0.296, SLG: 0.341 (1, 4) X	0-0 FC5		2-2 F9			1-1 F7		2-1 HR		4	1	1	1	0	0	4											
Inning Stats	R: 0 E: 1 K: 0 S: 6	H: 0 LOB: 1 BB: 0 P: 10	R: 0 E: 0 K: 0 S: 17	H: 2 LOB: 2 BB: 0 P: 23	R: 5 E: 0 K: 0 S: 17	H: 5 LOB: 1 BB: 1 P: 28	R: 0 E: 0 K: 0 S: 8	H: 0 LOB: 0 BB: 0 P: 13	R: 1 E: 0 K: 0 S: 9	H: 1 LOB: 0 BB: 0 P: 13	R: 2 E: 0 K: 0 S: 7	H: 2 LOB: 1 BB: 1 P: 14	R: 0 E: 0 K: 0 S: 9	H: 0 LOB: 0 BB: 0 P: 12	R: 1 E: 0 K: 0 S: 9	H: 1 LOB: 0 BB: 0 P: 16	R: 0 E: 0 K: 0 S: 6	H: 0 LOB: 0 BB: 0 P: 8	1B: 4 2B: 4 3B: 0 HR: 3	SF: 0 SAC: 0 DP: 0 HBP: 0	WP: 0 PB: 0 SB: 0 CS: 0	PA: 41					
PITCHER	IP	WLS	BF	H	R	ER	SO	BB	IBB	HBP	BLK	WP	HR	S	P	ERA	WHIP										
Scott Erickson, R ERA: 2.89 (1, 1)	3.0	L	18	7	5	5	0	1	0	0	0	0	1	40	61	15.00	2.667										
Denny Neagle, L ERA: 5.63 (4, 1)	2.1		11	3	3	3	0	1	0	0	0	0	1	22	38	11.57	1.714										
Terry Leach, R ERA: 2.73 (6, 1)	3.2		12	1	1	1	0	0	0	0	0	0	1	26	38	2.46	0.273										

California Angels @ Minnesota Twins
Hubert H. Humphrey Metrodome, Minneapolis, MN

Thu Aug 15 1991, 8:05 PM EDT
Att: 31,880 - Dome - 70 F

livebaseballscorecards.com

AB	39
R	9
H	11
RBI	9
BB	2
SO	0
LOB	8



Batter	1	2	3	4	5	6	7	8	9	AB	R	H	RBI	BB	SO	LOB
Dan Gladden, R OBP: 0.338, SLG: 0.396 (1, 7)	1-1 FC5-4 S 1B		1-0 P3		2-0 G5-3			1-0 1B 1B		4	1	2	0	0	0	2
Chuck Knoblauch, R OBP: 0.332, SLG: 0.326 (1, 4)	4-0 FC5-4 1-2 BB		4-1 1-2 BB			1-0 P5		2-2 1B 1-2 1B		2	0	1	0	2	0	0
Shane Mack, R OBP: 0.357, SLG: 0.529 (1, 9)	1-1 FC5-4 G6-4-3 1-2f 2-3		2-3 K			0-0 P3		1-1 1-3 2-H 1B		4	0	1	1	0	1	4
Kirby Puckett, R OBP: 0.357, SLG: 0.473 (1, 8)	2-2 G6-4-3 1-2f			0-0 P4		0-3 K		0-3 K		4	0	0	0	0	2	4
Chili Davis, S OBP: 0.373, SLG: 0.531 (1, 10)		3-3 K		1-2 G6-3			1-0 P4		0-0 G4-3	4	0	0	0	0	1	0
Gene Larkin, S OBP: 0.364, SLG: 0.368 (1, 3)		0-1 G4-3		0-0 F8			3-2 F8		0-0 1B	4	0	1	0	0	0	0
Scott Leius, R OBP: 0.392, SLG: 0.416 (1, 5)		0-0 F7			4-2 BB		0-1 L5		1-3 K	3	0	0	0	1	1	1
Junior Ortiz, R OBP: 0.284, SLG: 0.243 (1, 2)			1-0 L3		1-1 L4		2-2 G5-3		3-2 G3	4	0	0	0	0	0	2
Al Newman, S OBP: 0.274, SLG: 0.239 (1, 6)			0-2 E 1B		1-0 F7		1-1 L7			3	0	1	0	0	0	1

Inning Stats	R: 0	H: 1	E: 0	K: 0	S: 7	H: 1	LOB: 1	BB: 1	P: 15	R: 0	H: 0	E: 0	K: 1	S: 7	H: 0	LOB: 0	BB: 0	P: 10	R: 0	H: 1	E: 1	K: 1	S: 9	H: 1	LOB: 2	BB: 1	P: 17	R: 0	H: 0	E: 0	K: 0	S: 5	H: 0	LOB: 0	BB: 0	P: 6	R: 0	H: 0	E: 0	K: 0	S: 6	H: 0	LOB: 1	BB: 1	P: 14	R: 0	H: 0	E: 0	K: 1	S: 5	H: 0	LOB: 0	BB: 0	P: 6	R: 0	H: 0	E: 0	K: 0	S: 7	H: 0	LOB: 0	BB: 0	P: 11	R: 1	H: 3	E: 0	K: 1	S: 14	H: 3	LOB: 2	BB: 0	P: 21	R: 0	H: 1	E: 0	K: 1	S: 8	H: 1	LOB: 1	BB: 0	P: 12	1B: 6	SF: 0	2B: 0	SAC: 0	3B: 0	DP: 1	HR: 0	HBP: 0	WP: 0	PA: 35
--------------	------	------	------	------	------	------	--------	-------	-------	------	------	------	------	------	------	--------	-------	-------	------	------	------	------	------	------	--------	-------	-------	------	------	------	------	------	------	--------	-------	------	------	------	------	------	------	------	--------	-------	-------	------	------	------	------	------	------	--------	-------	------	------	------	------	------	------	------	--------	-------	-------	------	------	------	------	-------	------	--------	-------	-------	------	------	------	------	------	------	--------	-------	-------	-------	-------	-------	--------	-------	-------	-------	--------	-------	--------

PITCHER	IP	WLS	BF	H	R	ER	SO	BB	IBB	HBP	BLK	WP	HR	S	P	ERA	WHIP
Mark Langston, L ERA: 3.3 (1, 1)	7.0	W	25	2	0	0	3	3	0	0	0	0	0	46	79	0.00	0.714
Chris Beasley, R ERA: 2.45 (8, 1)	1.0		6	3	1	1	1	0	0	0	0	0	0	14	21	9.00	3.000
Mike Fetters, R ERA: 6.75 (9, 1)	1.0		4	1	0	0	1	0	0	0	0	0	0	8	12	0.00	1.000


BOTTOM

California Angels @ Minnesota Twins
Hubert H. Humphrey Metrodome, Minneapolis, MN

Thu Aug 15 1991, 8:05 PM EDT
Att: 31,880 - Dome - 70 F

livebaseballscores.com

AB	32
R	1
H	6
RBI	1
BB	3
SO	5
LOB	14



Batter	1	2	3	4	5	6	7	8	9	10	11	12	AB	R	H	RBI	BB	SO	LOB
Dan Gladden, R OBP: 0.335, SLG: 0.392	0-1 G6-3		0-2 E7 G6-3 1B		1-2 P4			2-3 K	1-1 SAFE G5-3			1-1 F9	6	1	1	0	0	1	2
Chuck Knoblauch, R OBP: 0.336, SLG: 0.333	2-2 FC5-4 1B		1-1 G6-3			1-2 SH1-3 1B		3-2 FC6-4 1B		0-3 K		0-1 1B 2B	6	1	4	1	0	1	0
Kirby Puckett, R OBP: 0.357, SLG: 0.473	2-1 FC5-4 1-2f		2-1 L8			0-1 SH1-3 1-2		0-0 FC6-4 1-2f		0-0 E S 1B		1-1 1B	5	0	2	0	0	0	2
Kent Hrbek, L OBP: 0.356, SLG: 0.430	3-2 L3 1-2		2-2 G3			3-3 K		1-3 K		2-1 F7		1-0 1B	6	0	1	1	0	2	4
Chili Davis, S OBP: 0.374, SLG: 0.528		1-0 F7		3-3 K		4-1 BB		3-2 E9 G4-3 1B		1-3 K		3-3 K	4	1	1	0	1	2	1
Brian Harper, R OBP: 0.326, SLG: 0.430		2-2 2B 1B		2-3 K		1-2 G3		0-1 G4-3			2-1 F7		5	1	1	1	0	1	2
Shane Mack, R OBP: 0.356, SLG: 0.530		1-0 WP 1-H 2B		1-1 F9			3-2 F9		0-0 1B 2B		2-0 2B		3	0	1	1	0	0	0
Randy Bush, L OBP: 0.368, SLG: 0.449													1	0	1	0	0	0	0
Scott Leius, R OBP: 0.392, SLG: 0.416													0	1	0	0	0	0	0
Gene Larkin, S OBP: 0.367, SLG: 0.377													1	0	1	0	0	0	0
Mike Pagliarulo, L OBP: 0.328, SLG: 0.399		3-2 FC1-2-5 WP 2-H 2B				0-1 G3		1-3 K		0-0 S 1B		3-2 P6	5	0	1	1	0	1	2
Greg Gagne, R OBP: 0.308, SLG: 0.397																			
Al Newman, S OBP: 0.269, SLG: 0.234			1-1 G5-3		2-3 K2-3		3-2 G4-3		2-3 K		3-2 G6-3		1	0	0	0	0	0	1
			2-3										4	0	0	0	0	2	3

Inning Stats	R: 0	H: 1	E: 0	LOB: 1	K: 0	P: 18	R: 1	H: 2	E: 0	LOB: 1	K: 0	P: 10	R: 1	H: 1	E: 1	LOB: 0	K: 0	P: 15	R: 0	H: 0	E: 0	LOB: 0	K: 2	P: 14	R: 0	H: 0	E: 0	LOB: 0	K: 1	P: 11	R: 0	H: 1	E: 0	LOB: 2	K: 1	P: 22	R: 0	H: 0	E: 0	LOB: 0	K: 1	P: 17	R: 0	H: 1	E: 0	LOB: 1	K: 2	P: 16	R: 2	H: 3	E: 1	LOB: 1	K: 1	P: 21	R: 0	H: 1	E: 0	LOB: 1	K: 2	P: 15	R: 0	H: 1	E: 0	LOB: 1	K: 0	P: 19	R: 1	H: 3	E: 0	LOB: 2	K: 0	P: 10	1B: 10	SF: 0	2B: 4	SAC: 1	3B: 0	DP: 0	HR: 0	HBP: 0	WP: 2	PA: 49
--------------	------	------	------	--------	------	-------	------	------	------	--------	------	-------	------	------	------	--------	------	-------	------	------	------	--------	------	-------	------	------	------	--------	------	-------	------	------	------	--------	------	-------	------	------	------	--------	------	-------	------	------	------	--------	------	-------	------	------	------	--------	------	-------	------	------	------	--------	------	-------	------	------	------	--------	------	-------	------	------	------	--------	------	-------	--------	-------	-------	--------	-------	-------	-------	--------	-------	--------

PITCHER	IP	WLS	BF	H	R	ER	SO	BB	IBB	HBP	BLK	WP	HR	S	P	ERA	WHIP
Mike Moore, R ERA: 3.35	(1, 1)	7.2	30	6	2	1	6	1	0	0	0	2	0	77	127	1.17	0.913
Rick Honeycutt, L ERA: 3.0	(8, 1)	0.1	1	0	0	0	1	0	0	0	0	0	0	3	4	0.00	0.000
Dennis Eckersley, R ERA: 2.77	(9, 1)	2.0	10	4	2	2	3	0	0	0	0	0	0	25	36	9.00	2.000
Eric Show, R ERA: 6.75	(11, 1)	0.1	2	1	0	0	0	0	0	0	0	0	0	3	7	0.00	3.000
Joe Klink, L ERA: 3.98	(11, 1)	0.2	2	0	0	0	0	0	0	0	0	0	0	6	12	0.00	0.000

BOTTOM


Oakland Athletics @ Minnesota Twins
 Hubert H. Humphrey Metrodome, Minneapolis, MN

livebaseballscorecards.com

AB	47
R	5
H	14
RBI	5
BB	1
SO	10
LOB	17



Fri Aug 16 1991, 8:05 PM EDT
 Att: 50,019 - Dome - 70 F

Batter	1	2	3	4	5	6	7	8	9	AB R H RBI BB SO LOB	TOP									
Rickey Henderson, R OBP: 0.398, SLG: 0.383 (1, 7)	2-2 1B S 1B	1 SAFE 3-2 CS	1-0 P4		2-1 G6-3			1-2 G3-1		4 1 1 0 0 0 0										
Dave Henderson, R OBP: 0.354, SLG: 0.508 Brad Komminsk, R OBP: 0.083, SLG: 0.083 (1, 8) (8, 8)	3-2 1B 1B		1-2 F7			3-2 G5-3		0-2 G6-3		4 1 1 0 0 0 0 0 0 0 0 0 0 0										
Jose Canseco, R OBP: 0.356, SLG: 0.566 (1, 9)	0-2 1B 1B		0-0 HR			0-0 F7			1-1 G6-3	4 2 2 2 0 0 0										
Harold Baines, L OBP: 0.392, SLG: 0.500 (1, 10)	0-0 1B 1B		0-1 G5-3			1-0 FC4-6 1B			0-0 G6-3	4 0 2 1 0 0 0										
Terry Steinbach, R OBP: 0.327, SLG: 0.436 (1, 2)	1-0 G6-4-3			1-1 G3		2-1 FC4-6			2-1 1B	4 0 1 0 0 0 2										
Mark McGwire, R OBP: 0.343, SLG: 0.389 (1, 3)	1-3 K			1-3 K			1-3 K		2-2 F8	4 0 0 0 0 3 1										
Scott Brosius, R OBP: 0.381, SLG: 0.684 (1, 5)			1-2 G5-3		1-0 P5		2-3 K			3 0 0 0 0 1 0	AB 33 R 4 H 8 RBI 3 BB 0 SO 6 LOB 3									
Mike Gallego, R OBP: 0.348, SLG: 0.370 (1, 4)			0-0 F8			0-0 F8		0-3 K		3 0 0 0 0 1 0										
Mike Bordick, R OBP: 0.276, SLG: 0.273 Ernest Riles, L OBP: 0.290, SLG: 0.309 (1, 6) (8, PH) (8, 6)			0-1 CS 1B		1-3 K			0-0 G6-3		2 0 1 0 0 1 0 1 0 0 0 0 0 0										
Inning Stats	R: 3 E: 0 K: 1 S: 17	H: 4 LOB: 0 BB: 0 P: 24	R: 0 E: 0 K: 0 S: 10	H: 1 LOB: 0 BB: 0 P: 14	R: 1 E: 0 K: 0 S: 7	H: 1 LOB: 0 BB: 0 P: 9	R: 0 E: 0 K: 1 S: 6	H: 0 LOB: 0 BB: 0 P: 9	R: 0 E: 0 K: 0 S: 6	H: 0 LOB: 0 BB: 0 P: 9	R: 0 E: 0 K: 3 S: 9	H: 0 LOB: 0 BB: 0 P: 12	R: 0 E: 0 K: 0 S: 8	H: 0 LOB: 0 BB: 0 P: 9	R: 0 E: 0 K: 0 S: 8	H: 1 LOB: 1 BB: 0 P: 13	1B: 7 2B: 0 3B: 0 HR: 1	SF: 0 SAC: 0 DP: 1 HBP: 0	WP: 0 PB: 0 SB: 1 CS: 1	PA: 34
PITCHER Jack Morris, R ERA: 3.98 (1, 1)	IP 9.0 WLS W BF 33 H 8 R 4 ER 4 SO 6 BB 0 IBB 0 HBP 0 BLK 0 WP 0 HR 1 S 79 P 113 ERA 4.00 WHIP 0.889											PITCHER	IP WLS BF H R ER SO BB IBB HBP BLK WP HR S P ERA WHIP							

Oakland Athletics @ Minnesota Twins
Hubert H. Humphrey Metrodome, Minneapolis, MN

Sat Aug 17 1991, 8:05 PM EDT
Att: 52,080 - Dome - 70 F

livebaseballscorecards.com

Batter	1	2	3	4	5	6	7	8	9	AB R H RBI BB SO LOB	TOP																	
Rickey Henderson, R OBP: 0.401, SLG: 0.391 (1, 7)	F9		CS 1B BB	HR		F8-2 BB		CS	K	3 1 1 3 2 1 0																		
Dave Henderson, R OBP: 0.358, SLG: 0.509 (1, 10)	F8		1B	K		F8-2			G1-6-3 1B BB	4 1 1 0 1 1 1																		
Jose Canseco, R OBP: 0.357, SLG: 0.569 (1, 9)	HR		K		E 1B 1B		G6-3		G1-6-3	5 2 2 1 0 1 3																		
Terry Steinbach, R OBP: 0.327, SLG: 0.431 (1, 2)	1B		CS	1B BB	K		G3-1		1B	4 1 2 1 1 1 1																		
Brook Jacoby, R OBP: 0.285, SLG: 0.326 (1, 5)	F7			BB 1B SH1-3 1B	E 1B 1B		1B		F9	5 1 3 0 0 0 2																		
Brad Komminsk, R OBP: 0.125, SLG: 0.125 (1, 8)		K		SH1-3 HR 1B	P3		K			4 1 1 1 0 2 3																		
Mark McGwire, R OBP: 0.342, SLG: 0.385 (1, 3)	F9		F9	HR SH1-3 BB	E7 1B			P4		3 1 1 1 1 0 0																		
Mike Gallego, R OBP: 0.342, SLG: 0.362 (1, 4)	K		K	K	K			G6-3		4 0 0 0 0 3 5																		
Mike Bordick, R OBP: 0.271, SLG: 0.262 (1, 6)			P3	SH1-3		G4-3		CS BB		2 0 0 1 1 0 0																		
Inning Stats	R: 1 E: 0 K: 0 S: 10	H: 2 LOB: 1 BB: 0 P: 15	R: 0 E: 0 K: 2 S: 9	H: 0 LOB: 0 BB: 0 P: 13	R: 0 E: 0 K: 1 S: 11	H: 1 LOB: 1 BB: 1 P: 22	R: 5 E: 0 K: 2 S: 18	H: 3 LOB: 0 BB: 2 P: 34	R: 1 E: 1 K: 1 S: 12	H: 3 LOB: 2 BB: 0 P: 16	R: 0 E: 0 K: 0 S: 6	H: 0 LOB: 0 BB: 1 P: 14	R: 0 E: 0 K: 1 S: 9	H: 1 LOB: 1 BB: 0 P: 12	R: 0 E: 0 K: 0 S: 3	H: 0 LOB: 0 BB: 1 P: 10	R: 1 E: 0 K: 1 S: 8	H: 1 LOB: 1 BB: 1 P: 16	1B: 9 2B: 1 3B: 0 HR: 2	SF: 0 SAC: 1 DP: 1 HBP: 0	WP: 0 PB: 0 SB: 3 CS: 2	PA: 43						
PITCHER	IP WLS BF H R ER SO BB IBB HBP BLK WP HR S P ERA WHIP												PITCHER	IP WLS BF H R ER SO BB IBB HBP BLK WP HR S P ERA WHIP														
David West, L ERA: 4.85 (1, 1)	3.2		19	6	6	6	4	3	0	0	0	0	2	45	79	14.73	2.455											
Terry Leach, R ERA: 2.78 (4, 1)	2.1		10	3	1	1	3	1	0	0	0	0	0	21	35	3.86	1.714											
Steve Bedrosian, R ERA: 3.72 (7, 1)	3.0	L	12	2	1	1	2	2	0	0	0	0	0	20	38	3.00	1.333											

Oakland Athletics @ Minnesota Twins
 Hubert H. Humphrey Metrodome, Minneapolis, MN
 Mon Aug 19 1991, 8:05 PM EDT
 Att. 45,544 - Dome - 70 F

livebaseballscorecards.com

AB	34
R	8
H	11
RBI	8
BB	6
SO	9
LOB	15



Batter	1	2	3	4	5	6	7	8	9	AB	R	H	RBI	BB	SO	LOB
Chuck Knoblauch, R (1, 4) OBP: 0.341, SLG: 0.341	0-2 G6-3		0-1 G6-3		4-2 FC6-4 BB		3-1 G5-4-3 1B		0-1 G5-3	4	0	1	0	1	0	1
Gene Larkin, S (1, 9) OBP: 0.360, SLG: 0.368	2-3 K		0-0 P5		1-0 F9		0-0 G5-4-3 1-2f		3-2 P6	5	0	0	0	0	1	4
Kirby Puckett, R (1, 8) OBP: 0.360, SLG: 0.479	1-2 HR				2-0 F8		3-0 FC6-4 HR		0-0 1B	4	2	2	1	0	0	1
Kent Hrbek, L (1, 3) OBP: 0.364, SLG: 0.443	1-0 G6-3				3-2 2B		2-0 HR		1-0 P5	4	2	2	2	0	0	0
Chili Davis, S (1, 10) OBP: 0.381, SLG: 0.530			3-1 G4-3		3-2 1B		0-0 F8		4-2 BB	3	0	1	1	1	0	0
Brian Harper, R (1, 2) OBP: 0.331, SLG: 0.435			0-1 F8		0-0 1B		1-0 L6-3 1B		1-1 F7	4	1	2	0	0	0	1
Shane Mack, R (1, 7) OBP: 0.360, SLG: 0.531			2-2 FC4-6 1B		1-1 HR		1-1 L6-3 1-2		0-1 F9	4	1	2	0	0	0	2
Mike Pagliarulo, L (1, 5) OBP: 0.336, SLG: 0.417			0-1 FC4-6		1-0 HR		1-1 1B		1-3 K	4	1	2	3	0	1	1
Al Newman, S (1, 6) OBP: 0.264, SLG: 0.230					0-0 G4-3		1-3 K		1-0 G5-3	3	0	0	0	0	1	1
Randy Bush, L (9, PH) OBP: 0.372, SLG: 0.462										1	0	1	0	0	0	0
Scott Leius, R (9, PR) OBP: 0.392, SLG: 0.416										0	0	0	0	0	0	0

Inning Stats	R: 1	H: 1	E: 0	K: 1	S: 10	R: 0	H: 1	E: 0	K: 0	S: 10	R: 0	H: 0	E: 0	K: 0	S: 4	R: 4	H: 5	E: 0	K: 0	S: 13	R: 2	H: 1	E: 0	K: 1	S: 6	R: 0	H: 2	E: 0	K: 0	S: 8	R: 0	H: 2	E: 0	K: 0	S: 4	R: 0	H: 0	E: 0	K: 0	S: 7	R: 0	H: 1	E: 0	K: 1	S: 10	1B: 7	SF: 0	2B: 4	SAC: 0	3B: 0	DP: 2	HR: 3	HBP: 0	WP: 0	PA: 38
--------------	------	------	------	------	-------	------	------	------	------	-------	------	------	------	------	------	------	------	------	------	-------	------	------	------	------	------	------	------	------	------	------	------	------	------	------	------	------	------	------	------	------	------	------	------	------	-------	-------	-------	-------	--------	-------	-------	-------	--------	-------	--------

PITCHER	IP	WLS	BF	H	R	ER	SO	BB	IBB	HBP	BLK	WP	HR	S	P	ERA	WHIP
Joe Slusarski, R (1, 1) ERA: 5.03	4.0		19	7	6	6	1	1	0	0	0	0	2	39	62	13.50	2.000
Steve Chitren, R (5, 1) ERA: 3.73	1.2		6	2	1	1	0	0	0	0	0	0	1	7	15	5.40	1.200
Joe Klink, L (6, 1) ERA: 3.77	2.1	W	9	3	0	0	1	1	0	0	0	0	0	16	27	0.00	1.714
Dennis Eckersley, R (9, 1) ERA: 2.72	1.0	S	4	1	0	0	1	0	0	0	0	0	0	10	15	0.00	1.000


BOTTOM

Oakland Athletics @ Minnesota Twins
 Hubert H. Humphrey Metrodome, Minneapolis, MN

Mon Aug 19 1991, 8:05 PM EDT
 Att. 45,544 - Dome - 70 F

livebaseballscores.com

AB	36
R	7
H	13
RBI	7
BB	2
SO	3
LOB	11



Batter	1	2	3	4	5	6	7	8	9	AB R H RBI BB SO LOB	TOP											
Edgar Martinez, R (1, 5) OBP: 0.401, SLG: 0.425	3-3 K2-3		0-0 G5-3		4-2 FC3-6 1B BB		3-1 G6-3			3 0 0 0 1 1 1												
Harold Reynolds, S (1, 4) OBP: 0.338, SLG: 0.343	1-0 P6		2-1 G4-3		0-0 FC3-6 1B		1-2 K 1B			4 0 2 0 0 0 1												
Jeff Schaefer, R (8, 4) OBP: 0.260, SLG: 0.325					1-2 1B					0 0 0 0 0 0 0												
Ken Griffey Jr., L (1, 8) OBP: 0.398, SLG: 0.541	3-2 G5-3			3-2 G3 2B	1-2 FC3-6 G4-6-3		1-3 K			3 1 1 0 0 0 2												
Dave Cochrane, S (5, PR) OBP: 0.288, SLG: 0.373				1-2f 2-3			1-2			1 0 0 0 0 1 1												
Pete O'Brien, L (1, 3) OBP: 0.293, SLG: 0.390		1-0 G3-1		1-1 G3	2-1 G4-6-3		1-3 K			4 0 0 0 0 1 3												
Jay Buhner, R (1, 9) OBP: 0.329, SLG: 0.544		1-3 K		1-1 E5 2B SF7		2-1 G5-3		1-0 G5-3		4 1 0 1 0 1 0												
Greg Briley, L (1, 7) OBP: 0.280, SLG: 0.300		2-0		3-H 2-2		2-1		1-3 K		3 2 3 0 0 0 0												
Tracy Jones, R (8, PH) OBP: 0.333, SLG: 0.397				1-3 1B 2B						1 0 0 0 0 1 0												
Alvin Davis, L (1, 10) OBP: 0.300, SLG: 0.345		1-3 K		3-2 SF7		2-0 HR				3 1 2 3 0 1 1												
Omar Vizquel, S (1, 6) OBP: 0.307, SLG: 0.297			4-2 SH1-3 BB	1-1		2-2 P3		2-2 G5-4-3 1B		2 0 1 1 1 0 0												
Alonzo Powell, R (9, PH) OBP: 0.263, SLG: 0.348				2-H 1B				3-3 K		1 0 0 0 0 1 1												
Dave Valle, R (1, 2) OBP: 0.250, SLG: 0.213			0-0 SH1-3	2-3 K		0-0 G1-3		0-2 G5-4-3		3 0 0 0 0 1 2												
				1-2																		
Inning Stats	R: 0 E: 0 K: 1 S: 9	H: 0 LOB: 0 BB: 0 P: 16	R: 0 E: 0 K: 2 S: 8	H: 1 LOB: 1 BB: 0 P: 13	R: 0 E: 0 K: 0 S: 6	H: 0 LOB: 1 BB: 1 P: 12	R: 3 E: 1 K: 1 S: 21	H: 3 LOB: 1 BB: 0 P: 34	R: 0 E: 0 K: 0 S: 11	H: 1 LOB: 2 BB: 1 P: 18	R: 2 E: 0 K: 0 S: 11	H: 2 LOB: 0 BB: 0 P: 19	R: 0 E: 0 K: 1 S: 9	H: 1 LOB: 0 BB: 0 P: 14	R: 0 E: 0 K: 2 S: 8	H: 0 LOB: 0 BB: 0 P: 11	R: 0 E: 0 K: 1 S: 10	H: 1 LOB: 0 BB: 0 P: 15	1B: 5 2B: 3 3B: 0 HR: 1	SF: 1 SAC: 1 DP: 2 HBP: 0	WP: 0 PB: 0 SB: 0 CS: 0	PA: 36
PITCHER	IP WLS BF H R ER SO BB IBB HBP BLK WP HR S P ERA WHIP																					
Scott Erickson, R (1, 1) ERA: 2.96	5.1 W 25 7 5 3 4 2 0 0 0 0 0 1 60 104 5.06 1.688																					
Mark Guthrie, L (6, 1) ERA: 4.94	3.2 S 11 2 0 0 4 0 0 0 0 0 0 0 33 48 0.00 0.545																					

Seattle Mariners @ Minnesota Twins
 Hubert H. Humphrey Metrodome, Minneapolis, MN

Tue Aug 20 1991, 8:05 PM EDT
 Att: 32,090 - Dome - 70 F

AB	32
R	5
H	9
RBI	5
BB	2
SO	8
LOB	12



Batter	1	2	3	4	5	6	7	8	9	AB	R	H	RBI	BB	SO	LOB
Dan Gladden, R OBP: 0.330, SLG: 0.379 (1, 7)	G6-3		G6-4-3	F8		P6	G6-3			5	0	0	0	0	0	5
Chuck Knoblauch, R OBP: 0.344, SLG: 0.343 (1, 4)	K2-3		BB 2B BB	WP 1B		K		G6-4-3 1B		4	1	2	1	1	2	0
Kirby Puckett, R OBP: 0.360, SLG: 0.477 (1, 8)	1B		BB 2B BB	G6-3		K		G6-4-3		4	1	1	0	1	1	2
Kent Hrbek, L OBP: 0.386, SLG: 0.446 (1, 3)	F8		BB 2B				WP 1B			4	1	2	3	0	0	1
Gene Larkin, S OBP: 0.363, SLG: 0.368 (8, PH) (9, 3)			1-H 2-H 3-H				1B	BB		0	0	0	0	1	0	0
Chili Davis, S OBP: 0.379, SLG: 0.526 (1, 10)			P4			F7	FC6-4 1B			5	0	1	1	0	2	2
Shane Mack, R OBP: 0.362, SLG: 0.543 (1, 9)			L3			1B 3B	FC6-4 BB S WP			4	3	2	0	0	0	1
Mike Pagliarulo, L OBP: 0.342, SLG: 0.417 (1, 5)			K			FC4-6 1B	WP BB G3 BB			2	1	1	1	2	1	0
Junior Ortiz, R OBP: 0.300, SLG: 0.255 (1, 2)			G6-4-3 2B 1B	FC4-6 1B		FC3-6 1B	G3 WP BB			3	2	2	1	1	0	1
Al Newman, S OBP: 0.269, SLG: 0.232 (1, 6)			G6-4-3 1B	1B WP HBP		FC3-6	G3			3	1	1	1	0	0	3

Inning Stats	R: 0	H: 1	E: 0	K: 1	S: 8	L: 0	LOB: 1	BB: 0	P: 10	R: 0	H: 0	E: 0	K: 2	S: 11	L: 0	LOB: 0	BB: 0	P: 19	R: 3	H: 3	E: 0	K: 0	S: 10	L: 3	LOB: 1	BB: 2	P: 24	R: 3	H: 3	E: 0	K: 0	S: 11	L: 1	LOB: 1	BB: 0	P: 19	R: 1	H: 2	E: 0	K: 0	S: 11	L: 2	LOB: 2	BB: 1	P: 18	R: 0	H: 0	E: 0	K: 2	S: 7	L: 0	LOB: 0	BB: 0	P: 8	R: 3	H: 2	E: 0	K: 0	S: 15	L: 1	LOB: 1	BB: 2	P: 32	R: 0	H: 1	E: 0	K: 1	S: 10	L: 1	LOB: 1	BB: 1	P: 19
1B: 9	SF: 0	2B: 1	SAC: 0	3B: 2	DP: 2	HR: 0	HBP: 1	WP: 3	PA: 41	PB: 0	SB: 1	CS: 0																																																												

PITCHER	IP	WLS	BF	H	R	ER	SO	BB	IBB	HBP	BLK	WP	HR	S	P	ERA	WHIP
Erik Hanson, R ERA: 4.09 (1, 1)	4.0	L	21	7	6	6	3	2	0	1	0	1	0	40	72	13.50	2.250
Calvin Jones, R ERA: 0.83 (5, 1)	2.0		9	2	1	1	2	1	0	0	0	0	0	18	26	4.50	1.500
Russ Swan, L ERA: 3.26 (7, 1)	0.1		4	2	3	3	0	1	0	0	0	1	0	8	15	81.00	9.000
Bill Swift, R ERA: 2.08 (7, 1)	0.2		3	0	0	0	0	1	0	0	0	1	0	7	17	0.00	1.500
Rob Murphy, L ERA: 2.47 (8, 1)	1.0		4	1	0	0	1	1	0	0	0	0	0	10	19	0.00	2.000

BOTTOM

Seattle Mariners @ Minnesota Twins
 Hubert H. Humphrey Metrodome, Minneapolis, MN
 Tue Aug 20 1991, 8:05 PM EDT
 Att: 32,090 - Dome - 70 F

livebaseballscorecards.com

AB	34
R	10
H	12
RBI	8
BB	6
SO	6
LOB	15



Batter	1	2	3	4	5	6	7	8	9	AB R H RBI BB SO LOB	TOP	
Edgar Martinez, R (1, 5) <small>OBP: 0.405, SLG: 0.429</small> Dave Cochrane, S (7, 2) <small>OBP: 0.286, SLG: 0.370</small>	2-1 F8 SF7 2B		4-0 G3-1 BB		4-1 BB			0-1 G2-3		1 1 1 0 2 0 0 1 0 0 0 0 0 0		
Harold Reynolds, S (1, 4) <small>OBP: 0.336, SLG: 0.340</small> Jeff Schaefer, R (7, 5) <small>OBP: 0.258, SLG: 0.322</small>	1-0 F8		1-1 G3-1		1-3 K			1-1 G4-3		3 0 0 0 0 1 3 1 0 0 0 0 0 0		
Ken Griffey Jr., L (1, 8) <small>OBP: 0.399, SLG: 0.545</small>	1-1 SF7		1-2 G4-3		1-0 G4-3 2B			3-2 FC5-4 1B		3 0 2 1 0 0 1		
Pete O'Brien, L (1, 3) <small>OBP: 0.291, SLG: 0.388</small> Tracy Jones, R (7, 7) <small>OBP: 0.331, SLG: 0.394</small>	1-2 G3-1			2-2 F7		2-2 G4-3		2-2 FC5-4		3 0 0 0 0 0 1 1 0 0 0 0 0 1		
Alvin Davis, L (1, 10) <small>OBP: 0.297, SLG: 0.341</small>		3-2 F7		1-2 F7		1-2 P6		3-2 F9		4 0 0 0 0 0 1		
Jay Buhner, R (1, 9) <small>OBP: 0.329, SLG: 0.542</small> Alonzo Powell, R (8, 9) <small>OBP: 0.260, SLG: 0.344</small>		0-0 G6-3		2-2 FC4-6 1B		0-0 G5-3		0-1 G6-3		3 0 1 0 0 0 1 1 0 0 0 0 0 0		
Greg Briley, L (1, 7) <small>OBP: 0.283, SLG: 0.304</small> (7, 4)		4-2 FC4-6 BB		0-1 FC4-6		2-1 F7		1-0 1B 2B		3 0 1 0 1 0 1		
Scott Bradley, L (1, 2) <small>OBP: 0.277, SLG: 0.244</small> (7, 3)		0-0 FC4-6		0-1 G4-3		0-1 F8		1-0 1B		4 0 1 0 0 0 1		
Omar Vizquel, S (1, 6) <small>OBP: 0.304, SLG: 0.294</small>			1-1 F9		0-0 L9		0-1 G4-3			3 0 0 0 0 0 0		
Inning Stats	R: 1 H: 1 E: 0 LOB: 0 K: 0 BB: 0 S: 8 P: 13	R: 0 H: 0 E: 0 LOB: 1 K: 0 BB: 1 S: 10 P: 17	R: 0 H: 0 E: 0 LOB: 1 K: 0 BB: 1 S: 9 P: 16	R: 0 H: 1 E: 0 LOB: 1 K: 0 BB: 0 S: 12 P: 17	R: 0 H: 0 E: 0 LOB: 1 K: 1 BB: 1 S: 7 P: 12	R: 0 H: 1 E: 0 LOB: 1 K: 0 BB: 0 S: 8 P: 12	R: 0 H: 0 E: 0 LOB: 0 K: 0 BB: 0 S: 6 P: 8	R: 0 H: 1 E: 0 LOB: 1 K: 0 BB: 0 S: 10 P: 16	R: 0 H: 2 E: 0 LOB: 2 K: 0 BB: 0 S: 7 P: 12	1B: 3 SF: 1 2B: 3 SAC: 0 3B: 0 DP: 0 HR: 0 HBP: 0	WP: 0 PA: 35 PB: 0 SB: 0 CS: 0	
PITCHER Kevin Tapani, R (1, 1) <small>ERA: 2.97</small> Denny Neagle, L (9, 1) <small>ERA: 5.0</small>	IP WLS BF H R ER SO BB IBB HBP BLK WP HR S P ERA WHIP 8.0 W 31 4 1 1 1 3 0 0 0 0 0 0 70 111 1.12 0.875											PITCHER IP WLS BF H R ER SO BB IBB HBP BLK WP HR S P ERA WHIP

Seattle Mariners @ Minnesota Twins
 Hubert H. Humphrey Metrodome, Minneapolis, MN
 Wed Aug 21 1991, 8:05 PM EDT
 Att. 30,631 - Dome - 70 F

livebaseballscorecards.com

AB	31
R	1
H	6
RBI	1
BB	3
SO	1
LOB	10



Batter	1	2	3	4	5	6	7	8	9	10	AB R H RBI BB SO LOB	TOP										
Edgar Martinez, R OBP: 0.404, SLG: 0.430 (1, 5)	0-1 G4-3 1B	3-2 F8		3-2 L8			1-2 L3	0-0 E 2B		1-0 F8	6 2 2 1 0 0 3											
Harold Reynolds, S OBP: 0.336, SLG: 0.342 (1, 4)	2-0 F7		0-0 F7	3-2 G3			2-2 BB 2B	0-1 E3 1B		2-2 L3	6 0 2 0 0 0 2											
Ken Griffey Jr., L OBP: 0.398, SLG: 0.539 (1, 8)	2-2 G4-3		0-3 K				4-0 BB IBB	4-0 IBB		1-0 F8	4 0 0 0 2 2 1											
Pete O'Brien, L OBP: 0.294, SLG: 0.389 (1, 3)	1-1 1B		2-1 2B 1B				4-1 BB	2-1 G3			4 1 2 1 1 1 2											
Jay Buhner, R OBP: 0.330, SLG: 0.543 (1, 9)	3-3 K		0-1 PB 1H 2B				2-3 BB			3-2 P6	5 0 2 1 0 2 4											
Alvin Davis, L OBP: 0.296, SLG: 0.337 (1, 10)			1-3 K	4-2 BB			1-2 F9			3-2 F8	4 0 0 0 1 2 4											
Greg Biley, L OBP: 0.289, SLG: 0.310 (1, 7)			2-2 WP S 1B	0-0 G1			2-2 G3-6-3 1B			1-0 S 1B	5 0 3 0 0 1 2											
Dave Cochrane, S OBP: 0.285, SLG: 0.366 Dave Valle, R OBP: 0.253, SLG: 0.213 (1, 2) (8, 2)			3-3 K				1-0 G3-6-3	2-2 2B 1B		4-2 BB	4 1 1 0 0 1 2 0 0 0 0 1 0 0											
Omar Vizquel, S OBP: 0.306, SLG: 0.292 (1, 6)			4-0 BB				2-3 K	1-2 P6 1B		0-0 F7	3 0 0 0 2 1 3											
Inning Stats	R: 1 E: 0 K: 1 S: 12	H: 2 LOB: 1 BB: 0 P: 20	R: 0 E: 0 K: 2 S: 17	H: 1 LOB: 2 BB: 1 P: 30	R: 1 E: 0 K: 1 S: 13	H: 2 LOB: 2 BB: 1 P: 19	R: 0 E: 0 K: 2 S: 11	H: 0 LOB: 1 BB: 1 P: 21	R: 0 E: 0 K: 2 S: 11	H: 1 LOB: 0 BB: 0 P: 16	R: 0 E: 0 K: 1 S: 7	H: 1 LOB: 0 BB: 0 P: 12	R: 0 E: 0 K: 2 S: 15	H: 3 LOB: 2 BB: 1 P: 27	R: 0 E: 0 K: 0 S: 13	H: 1 LOB: 2 BB: 1 P: 24	R: 0 E: 0 K: 0 S: 5	H: 0 LOB: 0 BB: 0 P: 9	1B: 9 2B: 3 3B: 0 HR: 0	SF: 0 SAC: 0 DP: 1 HBP: 0	WP: 1 PB: 1 SB: 3 CS: 0	PA: 48
PITCHER	IP WLS BF H R ER SO BB IBB HBP BLK WP HR S P ERA WHIP												IP WLS BF H R ER SO BB IBB HBP BLK WP HR S P ERA WHIP									
Jack Morris, R ERA: 3.94 Steve Bedrosian, R ERA: 3.76 Rick Aguilera, R ERA: 2.38	(1, 1) 6.1	(7, 1) 1.2	(9, 1) 2.0	W 8 1 0 0 0 1 0 0 0 0 0 0 18 33 0.00 1.000																		

Seattle Mariners @ Minnesota Twins
 Hubert H. Humphrey Metrodome, Minneapolis, MN
 Thu Aug 22 1991, 4:33 AM EDT
 Att. 35,874 - Dome - 70 F

livebaseballscorecards.com

AB 41
 R 4
 H 12
 RBI 3
 BB 7
 SO 10
 LOB 23



BOTTOM

Seattle Mariners @ Minnesota Twins
Hubert H. Humphrey Metrodome, Minneapolis, MN
Thu Aug 22 1991, 4:33 AM EDT
Att. 35,874 - Dome - 70 F

livebaseballscores.com

AB 40
R 5
H 14
RBI 5
BB 3
SO 6
LOB 21



WP: 0 PA: 44
PB: 0
SB: 0
CS: 1

AB R H RBI BB SO LOB

5 1 2 1 0 1 1

4 1 2 3 1 0 0

5 0 2 0 0 2 1

5 0 2 0 0 0 1

4 0 2 0 0 0 3

0 0 0 0 0 0 0

1 0 1 0 0 0 0

4 0 0 0 1 1 6

3 0 1 0 0 0 2

1 0 0 0 0 1 2

1 1 1 1 0 0 0

3 1 1 0 0 0 3

1 0 0 0 0 1 0

3 1 0 0 1 0 2

1B: 10 SF: 0

2B: 2 SAC: 0

3B: 0 DP: 1

HR: 2 HBP: 0

1B: 10 SF: 0

2B: 2 SAC: 0

3B: 0 DP: 1

HR: 2 HBP: 0

1B: 10 SF: 0

2B: 2 SAC: 0

3B: 0 DP: 1

HR: 2 HBP: 0

1B: 10 SF: 0

2B: 2 SAC: 0

3B: 0 DP: 1

HR: 2 HBP: 0

1B: 10 SF: 0

2B: 2 SAC: 0

3B: 0 DP: 1

HR: 2 HBP: 0

1B: 10 SF: 0

2B: 2 SAC: 0

3B: 0 DP: 1

HR: 2 HBP: 0

1B: 10 SF: 0

2B: 2 SAC: 0

3B: 0 DP: 1

HR: 2 HBP: 0

1B: 10 SF: 0

2B: 2 SAC: 0

3B: 0 DP: 1

HR: 2 HBP: 0

1B: 10 SF: 0

2B: 2 SAC: 0

3B: 0 DP: 1

HR: 2 HBP: 0

1B: 10 SF: 0

2B: 2 SAC: 0

3B: 0 DP: 1

HR: 2 HBP: 0

1B: 10 SF: 0

2B: 2 SAC: 0

3B: 0 DP: 1

HR: 2 HBP: 0

1B: 10 SF: 0

2B: 2 SAC: 0

3B: 0 DP: 1

HR: 2 HBP: 0

1B: 10 SF: 0

2B: 2 SAC: 0

3B: 0 DP: 1

HR: 2 HBP: 0

1B: 10 SF: 0

2B: 2 SAC: 0

3B: 0 DP: 1

HR: 2 HBP: 0

1B: 10 SF: 0

2B: 2 SAC: 0

3B: 0 DP: 1

HR: 2 HBP: 0

1B: 10 SF: 0

2B: 2 SAC: 0

3B: 0 DP: 1

HR: 2 HBP: 0

1B: 10 SF: 0

2B: 2 SAC: 0

3B: 0 DP: 1

HR: 2 HBP: 0

1B: 10 SF: 0

2B: 2 SAC: 0

3B: 0 DP: 1

HR: 2 HBP: 0

1B: 10 SF: 0

2B: 2 SAC: 0

3B: 0 DP: 1

HR: 2 HBP: 0

1B: 10 SF: 0

2B: 2 SAC: 0

3B: 0 DP: 1

HR: 2 HBP: 0

1B: 10 SF: 0

2B: 2 SAC: 0

3B: 0 DP: 1

HR: 2 HBP: 0

1B: 10 SF: 0

2B: 2 SAC: 0

3B: 0 DP: 1

HR: 2 HBP: 0

1B: 10 SF: 0

2B: 2 SAC: 0

3B: 0 DP: 1

HR: 2 HBP: 0

1B: 10 SF: 0

2B: 2 SAC: 0

3B: 0 DP: 1

HR: 2 HBP: 0

1B: 10 SF: 0

2B: 2 SAC: 0

3B: 0 DP: 1

HR: 2 HBP: 0

1B: 10 SF: 0

2B: 2 SAC: 0

3B: 0 DP: 1

HR: 2 HBP: 0

1B: 10 SF: 0

2B: 2 SAC: 0

3B: 0 DP: 1

HR: 2 HBP: 0

1B: 10 SF: 0

2B: 2 SAC: 0

3B: 0 DP: 1

HR: 2 HBP: 0

1B: 10 SF: 0

2B: 2 SAC: 0

3B: 0 DP: 1

HR: 2 HBP: 0

1B: 10 SF: 0

2B: 2 SAC: 0

3B: 0 DP: 1

HR: 2 HBP: 0

1B: 10 SF: 0

2B: 2 SAC: 0

3B: 0 DP: 1

HR: 2 HBP: 0

1B: 10 SF: 0

2B: 2 SAC: 0

3B: 0 DP: 1

HR: 2 HBP: 0

1B: 10 SF: 0

2B: 2 SAC: 0

3B: 0 DP: 1

HR: 2 HBP: 0

1B: 10 SF: 0

2B: 2 SAC: 0

3B: 0 DP: 1

HR: 2 HBP: 0

1B: 10 SF: 0

2B: 2 SAC: 0

3B: 0 DP: 1

HR: 2 HBP: 0

1B: 10 SF: 0

2B: 2 SAC: 0

3B: 0 DP: 1

HR: 2 HBP: 0

1B: 10 SF: 0

2B: 2 SAC: 0

3B: 0 DP: 1

HR: 2 HBP: 0

1B: 10 SF: 0

2B: 2 SAC: 0

3B: 0 DP: 1

HR: 2 HBP: 0

1B: 10 SF: 0

2B: 2 SAC: 0

3B: 0 DP: 1

HR: 2 HBP: 0

1B: 10 SF: 0

2B: 2 SAC: 0

3B: 0 DP: 1

HR: 2 HBP: 0

1B: 10 SF: 0

2B: 2 SAC: 0

3B: 0 DP: 1

HR: 2 HBP: 0

1B: 10 SF: 0

2B: 2 SAC: 0

3B: 0 DP: 1

HR: 2 HBP: 0

1B: 10 SF: 0

2B: 2 SAC: 0

3B: 0 DP: 1

HR: 2 HBP: 0

1B: 10 SF: 0

2B: 2 SAC: 0

3B: 0 DP: 1

HR: 2 HBP: 0

1B: 10 SF: 0

2B: 2 SAC: 0

3B: 0 DP: 1

HR: 2 HBP: 0

1B: 10 SF: 0

2B: 2 SAC: 0

3B: 0 DP: 1

HR: 2 HBP: 0

1B: 10 SF: 0

2B: 2 SAC: 0

3B: 0 DP: 1

HR: 2 HBP: 0

1B: 10 SF: 0

2B: 2 SAC: 0

3B: 0 DP: 1

HR: 2 HBP: 0

1B: 10 SF: 0

2B: 2 SAC: 0

3B: 0 DP: 1

HR: 2 HBP: 0

1B: 10 SF: 0

2B: 2 SAC: 0

3B: 0 DP: 1

HR: 2 HBP: 0

1B: 10 SF: 0

2B: 2 SAC: 0

3B: 0 DP: 1

HR: 2 HBP: 0

1B: 10 SF: 0

2B: 2 SAC: 0

3B: 0 DP: 1

HR: 2 HBP: 0

1B: 10 SF: 0

2B: 2 SAC: 0

3B: 0 DP: 1

HR: 2 HBP: 0

1B: 10 SF: 0

2B: 2 SAC: 0

3B: 0 DP: 1

HR: 2 HBP: 0

1B: 10 SF: 0

2B: 2 SAC: 0

3B: 0 DP: 1

HR: 2 HBP: 0

1B: 10 SF: 0

2B: 2 SAC: 0

3B: 0 DP: 1

HR: 2 HBP: 0

1B: 10 SF: 0

2B: 2 SAC: 0

3B: 0 DP: 1

HR: 2 HBP: 0

1B: 10 SF: 0

2B: 2 SAC: 0

3B: 0 DP: 1

HR: 2 HBP: 0

1B: 10 SF: 0

2B: 2 SAC: 0

3B: 0 DP: 1

HR: 2 HBP: 0

1B: 10 SF: 0

2B: 2 SAC: 0

3B: 0 DP: 1

HR: 2 HBP: 0

1B: 10 SF: 0

2B: 2 SAC: 0

3B: 0 DP: 1

HR: 2 HBP: 0

1B: 10 SF: 0

2B: 2 SAC: 0

3B: 0 DP: 1

HR: 2 HBP: 0

1B: 10 SF: 0

2B: 2 SAC: 0

Batter	1	2	3	4	5	6	7	8	9	AB R H RBI BB SO LOB	TOP											
Dan Gladden, R (1, 7) OBP: 0.326, SLG: 0.374 Randy Bush, L (9, PH) OBP: 0.375, SLG: 0.480 Brian Harper, R (9, 2) OBP: 0.338, SLG: 0.438	1-0 G5-3		3-1 1B 1B	1-1 G1-6-3		1-1 F9			1-3 K 1-2	4 1 1 0 0 0 3 1 0 0 0 0 1 1 0 0 0 0 0 0 0												
Chuck Knoblauch, R (1, 4) OBP: 0.345, SLG: 0.343	0-1 G6-3		4-1 1 SAFE 1 SAFE 1B 2B BB		2-1 2B 1B			1-0 F8	2-2 G6-3	4 2 1 0 1 0 2												
Kirby Puckett, R (1, 8) OBP: 0.364, SLG: 0.479	1-2 G3-1		0-0 2B 1B		1-1 CS 2B 1H			1-2 F8		4 1 2 2 0 0 0												
Kent Hrbek, L (1, 3) OBP: 0.367, SLG: 0.449		3-2 G4-3	2-1 2B		1-0 L1			1-3 K		4 0 1 2 0 1 1												
Chili Davis, S (1, 10) OBP: 0.382, SLG: 0.523		1-1 1B	4-0 IBB		4-2 BB			3-3 K		2 0 1 0 2 1 0												
Gene Larkin, S (1, 9) OBP: 0.354, SLG: 0.358		2-3 K	0-3 K		0-0 F7			2-0 G3-1		4 0 0 0 0 2 4												
Scott Leius, R (1, 6) OBP: 0.384, SLG: 0.420 Shane Mack, R (9, 7) OBP: 0.367, SLG: 0.550	0-1 G5-3			0-0 G6-3		1-2 P3		1-3 K		4 0 0 0 0 1 1 0 0 0 0 0 0 0												
Mike Pagliarulo, L (1, 5) OBP: 0.340, SLG: 0.418			2-1 F7 1B 1B	2-1 1B 1B		1-3 K			1-0 F8	4 0 1 0 0 1 0												
Junior Ortiz, R (1, 2) OBP: 0.320, SLG: 0.288 Greg Gagne, R (9, PR) OBP: 0.307, SLG: 0.395 (9, 6)			1-1 L9	2-2 G1-6-3 1B		0-0 2B			3-2 S 1B	4 0 3 0 0 0 0 0 0 0 0 0 0 0												
Inning Stats	R: 0 E: 0 K: 0 S: 6	H: 0 LOB: 0 BB: 0 P: 8	R: 0 E: 0 K: 1 S: 10	H: 1 LOB: 1 BB: 0 P: 16	R: 3 E: 0 K: 1 S: 14	H: 3 LOB: 2 BB: 2 P: 29	R: 0 E: 0 K: 0 S: 8	H: 2 LOB: 1 BB: 0 P: 13	R: 1 E: 0 K: 0 S: 8	H: 2 LOB: 1 BB: 1 P: 16	R: 0 E: 0 K: 1 S: 9	H: 1 LOB: 1 BB: 0 P: 12	R: 0 E: 0 K: 1 S: 8	H: 0 LOB: 0 BB: 0 P: 11	R: 0 E: 0 K: 2 S: 11	H: 0 LOB: 0 BB: 0 P: 17	R: 0 E: 0 K: 1 S: 11	H: 1 LOB: 2 BB: 0 P: 18	1B: 7 2B: 3 3B: 0 HR: 0	SF: 0 SAC: 0 DP: 1 HBP: 0	WP: 0 PB: 0 SB: 1 CS: 1	PA: 38
PITCHER	IP WLS BF H R ER SO BB IBB HBP BLK WP HR S P ERA WHIP																					
Ben McDonald, R (1, 1) ERA: 5.21 Gregg Olson, R (9, 1) ERA: 3.1	8.0 W 34 9 4 4 6 2 1 0 0 0 0 74 122 4.50 1.375																					

Minnesota Twins @ Baltimore Orioles
 Memorial Stadium, Baltimore, MD
 Fri Aug 23 1991, 7:05 PM EDT
 Att. 35,365 - Sunny - 87 F

livebaseballscorecards.com

AB 35
 R 4
 H 10
 RBI 4
 BB 3
 SO 7
 LOB 12



Batter	1	2	3	4	5	6	7	8	9	AB R H RBI BB SO LOB
Mike Devereaux, R OBP: 0.317, SLG: 0.425 (1, 8)	1-2 CS 1B		1-0 G4-3		1-3 K		1-0 FC4-6 1B		0-3 K	5 0 2 0 0 2 2
David Segui, S OBP: 0.304, SLG: 0.341 (1, 7)	2-2 P6 1-2		1-0 G6-3		1-0 L7		0-0 FC4-6 1-2f		1-0 2-H 1B	5 0 1 1 0 0 3
Cal Ripken Jr., R OBP: 0.382, SLG: 0.568 (1, 6)	2-0 F7		0-2 G3-1		0-0 G6-3			0-0 FC6-4 1B		4 0 1 0 0 0 0
Glenn Davis, R OBP: 0.379, SLG: 0.600 (1, 3)		2-2 G1-3		2-2 HR 2B		2-1 F9		1-2 FC6-4 G5-3 1-2f		4 1 1 0 0 0 1
Randy Milligan, R OBP: 0.377, SLG: 0.415 (1, 10)		4-2 1B SF9 BB		4-2 HR BB		1-3 K		0-0 G5-3 1-2		2 2 0 0 2 1 1
Dwight Evans, R OBP: 0.396, SLG: 0.385 (1, 9)		3-2 1B 1-3 1B		0-0 1-H 2-H HR		0-1 F7		4-0 IBB		3 1 2 3 1 0 0
Leo Gomez, R OBP: 0.301, SLG: 0.395 (1, 5)		0-1 SF9 3-H		2-2 F7		0-3 K		2-2 F7		3 0 0 1 0 1 2
Chris Hoiles, R OBP: 0.312, SLG: 0.401 (1, 2)		2-1 SAFE 1B		0-1 G6-3		0-0 1B 1B		4-2 SH5-4 1B BB		3 0 2 0 1 0 0 0 1 0 0 0 0 0
Juan Bell, R OBP: 0.202, SLG: 0.267 (9, PR)		1-2 1B		0-3 K		0-0 P2		0-0 SH5-4 1-2		3 0 0 0 0 2 3
Billy Ripken, R OBP: 0.264, SLG: 0.266 (1, 4)		1-3 K								

BOTTOM

Minnesota Twins @ Baltimore Orioles
Memorial Stadium, Baltimore, MD

Fri Aug 23 1991, 7:05 PM EDT
 Att. 35,365 - Sunny - 87 F

livebaseballscorecards.com

AB	32
R	5
H	9
RBI	5
BB	4
SO	6
LOB	12



Inning Stats	R: 0	H: 1	E: 0	K: 0	S: 11	H: 1	LOB: 0	BB: 0	P: 16	R: 1	H: 2	E: 0	K: 1	S: 19	H: 2	LOB: 2	BB: 1	P: 31	R: 0	H: 0	E: 0	K: 0	S: 5	R: 3	H: 2	E: 0	K: 1	S: 16	R: 0	H: 0	E: 0	K: 1	S: 5	R: 0	H: 0	E: 0	K: 1	S: 7	R: 0	H: 2	E: 0	K: 1	S: 7	R: 0	H: 1	E: 0	K: 0	S: 9	R: 1	H: 1	E: 0	K: 1	S: 8	1B: 7	SF: 1	2B: 1	SAC: 1	3B: 0	DP: 0	HR: 1	HBP: 0	WP: 0	PA: 38
--------------	------	------	------	------	-------	------	--------	-------	-------	------	------	------	------	-------	------	--------	-------	-------	------	------	------	------	------	------	------	------	------	-------	------	------	------	------	------	------	------	------	------	------	------	------	------	------	------	------	------	------	------	------	------	------	------	------	------	-------	-------	-------	--------	-------	-------	-------	--------	-------	--------

PITCHER	IP	WLS	BF	H	R	ER	SO	BB	IBB	HBP	BLK	WP	HR	S	P	ERA	WHIP
Allan Anderson, L ERA: 4.98 (1, 1)	4.0		18	5	4	4	2	2	0	0	0	0	1	51	78	9.00	1.750
Carl Willis, R ERA: 1.95 (5, 1)	4.0	L	17	3	1	1	3	1	1	0	0	0	0	31	48	2.25	1.000
Terry Leach, R ERA: 2.75 (9, 1)	0.2		3	1	0	0	1	0	0	0	0	0	0	5	6	0.00	1.500

Batter	1	2	3	4	5	6	7	8	9	AB R H RBI BB SO LOB	TOP						
Dan Gladden, R OBP: 0.327, SLG: 0.380 (1, 7) C C X	0-2 G6-3 ①			X 0-0 F9 ①		B C X 1-1 1B		C X 0-1 G5-3 ①	B F C X 1-2 3B 1-H 2-H 3-H	5 0 2 3 0 0 0							
Chuck Knoblauch, R OBP: 0.341, SLG: 0.339 (1, 4) B C X	1-2 G6-3 ②		B X 1-0 G5-3 ②		B C SAFE X 1-1 L9 ①		C X 0-1 G1-3 ②	C C X 0-2 G6-3 ③		5 0 0 0 0 0 3							
Kirby Puckett, R OBP: 0.363, SLG: 0.478 (1, 8) S X	0-1 L6 ③		X 0-0 1B 1B		B SAFE B C X 2-1 F8 ②		X 0-0 G4-3 ③			4 0 1 0 0 0 1							
Kent Hrbek, L OBP: 0.368, SLG: 0.450 Al Newman, S OBP: 0.273, SLG: 0.235 (9, PR) (9, 6)		B B C X 3-1 P6 ①		F B X 1-1 1B 1-3 1B		X 0-0 P5 ③		X 0-0 BB 1B		4 0 2 0 0 0 1 0 1 0 0 0 0 0							
Chili Davis, S OBP: 0.381, SLG: 0.520 (1, 10)		F B B B B S 3-3 K ②		B X 1-0 F9 ③		S F X 0-2 G4-3 ①		1 SAFE F B B SAFE B B 4-1 FC1-6 1B 1-2 3B BB		3 1 0 0 1 1 2							
Shane Mack, R OBP: 0.368, SLG: 0.559 (1, 9)		S B B S 1-3 K ③		F F X 0-2 G6-3 ①		B S B X 2-1 HR		B F B B X 3-1 FC1-6 1B 1-2 2-H		4 1 2 2 0 1 0							
Mike Pagliarulo, L OBP: 0.336, SLG: 0.412 (1, 5)		X 0-0 L7 ①		B X 1-0 E3		F X 0-1 G6-3 ②		C F B X 2-2 FC1-6 ① BB 1-2 2-3		4 1 0 0 0 0 2							
Junior Ortiz, R OBP: 0.320, SLG: 0.289 Randy Bush, L OBP: 0.379, SLG: 0.480 Gene Larkin, S OBP: 0.354, SLG: 0.358 (9, PH) (9, 3)		C C C 0-3 K ②		B F F X 2-2 L9 ②		X 0-0 1B		B B B B B 4-2 3B BB 1-2		3 0 1 0 0 1 1 0 1 0 0 1 0 0 0 0 0 0 0 0 0							
Greg Gagne, R OBP: 0.304, SLG: 0.391 Brian Harper, R OBP: 0.337, SLG: 0.437 (9, PH) (9, 2)		B F F B F B X 3-2 G6-3 ③		X 0-0 F9 ③		B B B X 3-0 F8 ③		B F C B S 2-3 K ②		3 0 0 0 0 0 2 1 0 0 0 0 1 3							
Inning Stats	R: 0 E: 0 K: 0 S: 8 H: 0 LOB: 0 BB: 0 P: 9	R: 0 E: 0 K: 2 S: 8 H: 0 LOB: 0 BB: 0 P: 15	R: 0 E: 0 K: 1 S: 9 H: 0 LOB: 0 BB: 0 P: 12	R: 0 E: 0 K: 0 S: 6 H: 2 LOB: 2 BB: 0 P: 9	R: 0 E: 1 K: 0 S: 8 H: 0 LOB: 1 BB: 0 P: 11	R: 0 E: 0 K: 0 S: 7 H: 1 LOB: 1 BB: 0 P: 11	R: 1 E: 0 K: 0 S: 9 H: 2 LOB: 1 BB: 0 P: 14	R: 0 E: 0 K: 0 S: 5 H: 0 LOB: 0 BB: 0 P: 5	R: 4 E: 0 K: 1 S: 18 H: 3 LOB: 2 BB: 2 P: 34	1B: 6 2B: 0 3B: 1 HR: 1 SF: 0 SAC: 0 DP: 0 HBP: 0	WP: 0 PB: 0 SB: 0 CS: 0 PA: 38						
PITCHER	IP WLS BF H R ER SO BB IBB HBP BLK WP HR S P ERA WHIP																
Bob Milacki, R ERA: 4.01 (1, 1)	7.0		27	5	1	1	3	0	0	0	0	0	1	55	81	1.29	0.714
Todd Frohwrth, R ERA: 1.77 (8, 1)	1.0		3	0	0	0	0	0	0	0	0	0	0	5	5	0.00	0.000
Mike Flanagan, L ERA: 2.32 (9, 1)	0.1	L	4	2	3	3	0	1	0	0	0	0	0	7	16	81.00	9.000
Gregg Olson, R ERA: 3.22 (9, 1)	0.2		4	1	1	1	1	1	0	0	0	0	0	11	18	13.50	3.000

Minnesota Twins @ Baltimore Orioles
Memorial Stadium, Baltimore, MD
Sat Aug 24 1991, 7:05 PM EDT
Att. 37,958 - Sunny - 85 F

livebaseballscorecards.com

AB	36
R	5
H	8
RBI	5
BB	2
SO	4
LOB	15



Batter	1	2	3	4	5	6	7	8	9	AB R H RBI BB SO LOB
Mike Devereaux, R (1, 8) OBP: 0.318, SLG: 0.430	4-2 1B G4-3 FC1-6 BB		3-1 HR		2-1 G6-3		0-2 G6-3		0-3 K	4 2 1 1 1 1 0
Joe Orsulak, L (1, 7) OBP: 0.308, SLG: 0.347	1-1 G4-3		1-0 G1-3		3-1 F9		1-1 1B			4 0 1 0 0 0 1
Cal Ripken Jr., R (1, 6) OBP: 0.381, SLG: 0.565	1-2 FC1-6 1B		0-1 G5-3		1-1 G5-3		3-2 G6-3			4 0 1 0 0 0 1
Glenn Davis, R (1, 10) OBP: 0.357, SLG: 0.559	0-0 FC1-6 BB		2-1 E6		1-0 F7		1-0 F7			4 0 0 1 0 0 1
Randy Milligan, R (1, 3) OBP: 0.381, SLG: 0.417	4-1 1-2 BB		0-0 F8		2-1 WP 1B		1-2 1B			3 0 2 0 1 0 1
Chito Martinez, L (1, 9) OBP: 0.350, SLG: 0.590	1-3 K		3-2 E3		3-2 P3		3-2 L8			4 0 0 0 0 1 4
Leo Gomez, R (1, 5) OBP: 0.300, SLG: 0.391		1-1 G5-3		0-0 F9		4-0 FC5-4 BB		2-3 K		3 0 0 0 1 1 2
Chris Hoiles, R (1, 2) OBP: 0.308, SLG: 0.395		1-0 G1-3		0-3 K		0-0 FC5-4		2-3 K		4 0 0 0 0 2 3
Billy Ripken, R (1, 4) OBP: 0.260, SLG: 0.262 David Segui, S (9, PH) OBP: 0.303, SLG: 0.339		2-2 G6-3		0-0 F8		1-2 G6-3		2-2 F7		3 0 0 0 0 0 1 1 0 0 0 0 0 0

Inning Stats	R: 1 E: 0 K: 1 S: 13	H: 1 LOB: 2 BB: 2 P: 24	R: 0 E: 0 K: 0 S: 6	H: 0 LOB: 0 BB: 0 P: 10	R: 1 E: 1 K: 0 S: 8	H: 1 LOB: 1 BB: 0 P: 14	R: 0 E: 1 K: 1 S: 9	H: 0 LOB: 1 BB: 0 P: 12	R: 0 E: 0 K: 0 S: 6	H: 0 LOB: 0 BB: 0 P: 12	R: 0 E: 0 K: 0 S: 7	H: 1 LOB: 2 BB: 1 P: 17	R: 0 E: 0 K: 0 S: 11	H: 1 LOB: 1 BB: 0 P: 16	R: 0 E: 0 K: 1 S: 12	H: 1 LOB: 1 BB: 0 P: 19	R: 0 E: 0 K: 2 S: 15	H: 0 LOB: 0 BB: 0 P: 19	1B: 4 2B: 0 3B: 0 HR: 1	SF: 0 SAC: 0 DP: 0 HBP: 0	WP: 1 PB: 0 SB: 0 CS: 0	PA: 37
--------------	-------------------------------	----------------------------------	------------------------------	----------------------------------	------------------------------	----------------------------------	------------------------------	----------------------------------	------------------------------	----------------------------------	------------------------------	----------------------------------	-------------------------------	----------------------------------	-------------------------------	----------------------------------	-------------------------------	----------------------------------	----------------------------------	------------------------------------	----------------------------------	--------

PITCHER	IP	WLS	BF	H	R	ER	SO	BB	IBB	HBP	BLK	WP	HR	S	P	ERA	WHIP
Tom Edens, R (1, 1) ERA: 2.57	7.0		30	4	2	2	2	3	0	0	0	1	1	60	105	2.57	1.000
Steve Bedrosian, R (8, 1) ERA: 3.71	1.0	W	4	1	0	0	1	0	0	0	0	0	0	12	19	0.00	1.000
Rick Aguilera, R (9, 1) ERA: 2.33	1.0	S	3	0	0	0	2	0	0	0	0	0	0	15	19	0.00	0.000

BOTTOM

Minnesota Twins @ Baltimore Orioles
Memorial Stadium, Baltimore, MD

Sat Aug 24 1991, 7:05 PM EDT
Att: 37,958 - Sunny - 85 F

livebaseballscorecards.com

AB	34
R	2
H	5
RBI	2
BB	3
SO	5
LOB	14



Batter	1	2	3	4	5	6	7	8	9	AB R H RBI BB SO LOB	TOP
Dan Gladden, R (1, 7) OBP: 0.327, SLG: 0.379 Randy Bush, L (9, PH) OBP: 0.384, SLG: 0.480	2-3 		2-1 F9 		2-1 S 1B 		1-2 L1-3 		4-0 	4 1 1 0 0 1 2 0 0 0 0 1 0 0	
Greg Gagne, R (1, 6) OBP: 0.307, SLG: 0.393 Gene Larkin, S (9, PH) OBP: 0.352, SLG: 0.356	0-3 K2-3 		0-0 		0-1 S 1B 		0-0 F7 		1-2 L1 	4 0 2 1 0 1 0 1 0 0 0 0 0 2	
Kirby Puckett, R (1, 8) OBP: 0.360, SLG: 0.474	3-3 K 		3-2 F7 		2-1 F9 			1-1 P4 		4 0 0 0 0 1 3	
Kent Hrbek, L (1, 3) OBP: 0.370, SLG: 0.449		4-2 		2-1 F8 		0-0 G2-3 E 1B 		0-0 G3 		3 1 1 0 1 0 0	
Chili Davis, S (1, 10) OBP: 0.380, SLG: 0.516		1-2 P5 		0-0 G4-3 		0-2 F9 		4-1 FC4-6 BB 		3 0 0 0 1 0 2	
Shane Mack, R (1, 9) OBP: 0.364, SLG: 0.552		2-1 P3 		1-3 K 		1-2 G2-3 		0-0 FC4-6 		4 0 0 0 0 1 3	
Mike Pagliarulo, L (1, 5) OBP: 0.338, SLG: 0.416		2-2 F7 			0-0 G4-3 	2-2 E3 		0-0 G3-6-1 1B 		4 1 2 0 0 0 1	
Junior Ortiz, R (1, 2) OBP: 0.321, SLG: 0.284 Chuck Knoblauch, R (9, PH) OBP: 0.343, SLG: 0.340			4-2 FC5-6 BB 		0-0 G4-3 	1-2 P5 		1-2 G3-6-1 1B 		2 0 0 0 1 0 2 1 0 1 0 0 0 0	
Al Newman, S (1, 4) OBP: 0.272, SLG: 0.232			0-1 FC5-6 1B 		0-0 G4-3 		4-1 L1-3 BB 		3-2 G3-6-1 	3 0 0 1 1 0 3	
Inning Stats	R: 0 H: 0 E: 0 LOB: 0 K: 3 BB: 0 S: 11 P: 16	R: 0 H: 0 E: 0 LOB: 1 K: 0 BB: 1 S: 14 P: 23	R: 0 H: 1 E: 0 LOB: 2 K: 0 BB: 1 S: 11 P: 20	R: 0 H: 0 E: 0 LOB: 0 K: 1 BB: 0 S: 6 P: 9	R: 2 H: 3 E: 0 LOB: 1 K: 0 BB: 0 S: 9 P: 13	R: 1 H: 1 E: 1 LOB: 1 K: 0 BB: 0 S: 19 P: 23	R: 0 H: 0 E: 0 LOB: 0 K: 0 BB: 1 S: 8 P: 13	R: 0 H: 0 E: 0 LOB: 1 K: 0 BB: 1 S: 5 P: 10	R: 0 H: 2 E: 0 LOB: 2 K: 0 BB: 1 S: 10 P: 19	1B: 6 SF: 0 2B: 2 SAC: 0 3B: 0 DP: 2 HR: 0 HBP: 0	WP: 0 PA: 38 PB: 0 SB: 2 CS: 0
PITCHER 35 Mike Mussina, R (1, 1) ERA: 3.86 Todd Frohwrth, R (9, 1) ERA: 1.75	IP WLS BF H R ER SO BB IBB HBP BLK WP HR S P ERA WHIP 8.0 W 35 7 3 2 4 4 0 0 0 0 0 0 87 132 2.25 1.375 1.0 S 3 0 0 0 0 1 0 0 0 0 0 0 6 14 0.00 1.000										

Minnesota Twins @ Baltimore Orioles
 Memorial Stadium, Baltimore, MD
 Sun Aug 25 1991, 3:33 AM EDT
 Att. 36,202 - Cloudy - 81 F

livebaseballscorecards.com

AB	33
R	3
H	7
RBI	2
BB	5
SO	4
LOB	18



Batter	1	2	3	4	5	6	7	8	9	AB R H RBI BB SO LOB	TOP											
Dan Gladden, R OBP: 0.328, SLG: 0.383 (1, 7)	3-1 G4-3 2B		3-1 F8		3-1 CS 1B			0-1 G4-3		4 0 2 0 0 0 0												
Chuck Knoblauch, R OBP: 0.344, SLG: 0.342 (1, 4)	1-1 G4-3		2-1 FC6-4 1B		0-1 CS 1-2	1-3 K2-3		1-1 HR 1B		4 1 2 0 0 1 1												
Kirby Puckett, R OBP: 0.361, SLG: 0.480 (1, 8)	1-3 K		2-1 FC6-4 1-2f		0-0 HR 1B		0-0 HR 1B	0-0 HR		4 2 2 2 0 1 2												
Chili Davis, S OBP: 0.377, SLG: 0.511 (1, 10)	2-0 L8			0-0 G5-3		2-1 F9		1-0 G5-3		4 0 0 0 0 0 2												
Brian Harper, R OBP: 0.339, SLG: 0.446 (1, 2)		2-2 FC6-4 1B		0-3 K		0-0 HR		1-0 P4		4 1 2 2 0 1 0												
Shane Mack, R OBP: 0.363, SLG: 0.557 (1, 9)		0-3 K		2-0 HR		1-3 K			3-3 K	4 1 1 1 0 3 1												
Gene Larkin, S OBP: 0.350, SLG: 0.354 (1, 3)		2-0 F7		0-0 CS 1B			2-2 G5-3		2-3 K	4 0 1 0 0 1 1												
Scott Leius, R OBP: 0.376, SLG: 0.410 (1, 5)		1 SAFE 2-0 FC6-4 1-2f		1-0 CS 1-2	2-0 G6-3		1-1 G6-3		0-0 F8	4 0 0 0 0 0 1												
Greg Gagne, R OBP: 0.304, SLG: 0.389 (1, 6)			0-0 F9		0-2 G6-3		0-0 P6			3 0 0 0 0 0 0												
Inning Stats	R: 0 E: 0 K: 1 S: 8	H: 1 LOB: 1 BB: 0 P: 15	R: 0 E: 0 K: 1 S: 8	H: 1 LOB: 1 BB: 0 P: 14	R: 0 E: 0 K: 0 S: 7	H: 1 LOB: 1 BB: 0 P: 14	R: 1 E: 0 K: 1 S: 6	H: 2 LOB: 0 BB: 0 P: 9	R: 0 E: 0 K: 0 S: 7	H: 1 LOB: 0 BB: 0 P: 12	R: 2 E: 0 K: 2 S: 10	H: 2 LOB: 0 BB: 0 P: 14	R: 0 E: 0 K: 0 S: 6	H: 0 LOB: 0 BB: 0 P: 9	R: 2 E: 0 K: 0 S: 7	H: 2 LOB: 0 BB: 0 P: 10	R: 0 E: 0 K: 2 S: 7	H: 0 LOB: 0 BB: 0 P: 12	1B: 6 2B: 1 3B: 0 HR: 3	SF: 0 SAC: 0 DP: 0 HBP: 0	WP: 0 PB: 0 SB: 0 CS: 2	PA: 37
PITCHER	IP WLS BF H R ER SO BB IBB HBP BLK WP HR S P ERA WHIP												PITCHER	IP WLS BF H R ER SO BB IBB HBP BLK WP HR S P ERA WHIP								
Dave Otto, L ERA: 3.34 (1, 1)	8.0 L 32 10 5 5 5 0 0 0 0 0 0 3 59 97 5.62 1.250																					
Shawn Hillegas, R ERA: 4.24 (9, 1)	1.0 3 0 0 0 2 0 0 0 0 0 0 0 7 12 0.00 0.000																					

Minnesota Twins @ Cleveland Indians
Cleveland Municipal Stadium, Cleveland, OH
Mon Aug 26 1991, 7:05 PM EDT
Att: 5,003 - Sunny - 82 F

livebaseballscorecards.com

AB	35
R	5
H	10
RBI	5
BB	0
SO	7
LOB	8




Batter	1	2	3	4	5	6	7	8	9	AB	R	H	RBI	BB	SO	LOB
Glenallen Hill, R OBP: 0.321, SLG: 0.419 (1, 8)	0-0 G4-3		1-1 G6-3			0-0 F8	0-0 FC6-4		1-3 K	5	0	0	0	0	1	5
Jerry Browne, S OBP: 0.280, SLG: 0.270 (1, 5)	2-2 G1-3			0-0 F8		0-1 G3 1B		0-2 F8		4	1	1	0	0	0	0
Carlos Baerga, S OBP: 0.350, SLG: 0.413 (1, 4)	2-0 G1-3			0-3 K		2-2 G3		0-0 F8		4	0	0	0	0	1	2
Albert Belle, R OBP: 0.320, SLG: 0.530 (1, 7)		1-0 G6-3		0-0 P4		0-0 1B		1-0 HBP		3	0	1	2	0	0	0
Mark Whiten, S OBP: 0.301, SLG: 0.394 (1, 9)		2-2 L5			0-0 F7	0-0 F8		2-2 G4-3		4	0	0	0	0	0	2
Mike Aldrete, L OBP: 0.389, SLG: 0.331 (1, 3)		1-2 G6-3			2-3 K		2-1 G4-3		4-1 G3 1B BB	3	1	0	0	1	1	0
Carlos Martinez, R OBP: 0.345, SLG: 0.414 (1, 10)			0-0 F9 WP 1B		1-2 1B		0-0 G4-3 1B		3-2 G3	3	0	3	0	0	0	0
Alex Cole, L OBP: 0.390, SLG: 0.351 (9, PH)									1-2 1B	1	0	0	0	0	0	1
Joel Skinner, R OBP: 0.280, SLG: 0.311 (1, 2)			2-3 K		1-0 G4-3		1-2 G4-3		3-2 WP 1B	3	0	0	0	0	1	3
Luis Lopez, R OBP: 0.298, SLG: 0.340 (9, PH)			1-2 K						2-H 1B	1	0	1	1	0	0	0
Felix Fermin, R OBP: 0.303, SLG: 0.301 (1, 6)			1-1 F9			0-0 G3 1B 1B		4-1 FC6-4 BB		2	1	1	0	1	0	1
Chris James, R OBP: 0.278, SLG: 0.326 (9, PH)			2-3 K						0-3 K	1	0	0	0	0	1	1

Inning Stats	R: 0	H: 0	E: 0	K: 0	S: 5	R: 0	H: 0	E: 0	K: 0	S: 8	R: 0	H: 0	E: 0	K: 1	S: 10	R: 0	H: 1	E: 0	K: 1	S: 8	R: 0	H: 1	E: 0	K: 1	S: 8	R: 2	H: 3	E: 0	K: 0	S: 9	R: 0	H: 1	E: 0	K: 0	S: 8	R: 0	H: 0	E: 0	K: 0	S: 7	R: 1	H: 1	E: 0	K: 2	S: 19	1B: 7	2B: 0	3B: 0	HR: 0	SF: 0	SAC: 0	DP: 0	HBP: 1	WP: 2	PB: 0	SB: 0	CS: 0	PA: 37
--------------	------	------	------	------	------	------	------	------	------	------	------	------	------	------	-------	------	------	------	------	------	------	------	------	------	------	------	------	------	------	------	------	------	------	------	------	------	------	------	------	------	------	------	------	------	-------	-------	-------	-------	-------	-------	--------	-------	--------	-------	-------	-------	-------	--------

PITCHER	IP	WLS	BF	H	R	ER	SO	BB	IBB	HBP	BLK	WP	HR	S	P	ERA	WHIP
Kevin Tapani, R ERA: 2.94 (1, 1)	8.0	W	32	6	2	2	3	1	0	1	0	1	0	63	91	2.25	0.875
Rick Aguilera, R ERA: 2.45 (9, 1)	1.0	S	5	1	1	1	2	1	0	0	0	1	0	19	30	9.00	2.000

MINNESOTA TWINS @ CLEVELAND INDIANS
CLEVELAND MUNICIPAL STADIUM, CLEVELAND, OH
 Mon Aug 26 1991, 7:05 PM EDT
 Att. 5,003 - Sunny - 82 F

AB	34
R	3
H	7
RBI	3
BB	2
SO	5
LOB	15



PITCHER	IP	WLS	BF	H	R	ER	SO	BB	IBB	HBP	BLK	WP	HR	S	P	ERA	WHIP
---------	----	-----	----	---	---	----	----	----	-----	-----	-----	----	----	---	---	-----	------

Batter	1	2	3	4	5	6	7	8	9	AB R H RBI BB SO LOB	TOP	
Dan Gladden, R (1, 7) OBP: 0.325, SLG: 0.380	1-1 G5-3		3-2 SF8			0-0 F8		1-3 K		3 0 0 1 0 1 1		
Chuck Knoblauch, R (1, 4) OBP: 0.341, SLG: 0.339	1-2 F8		1-1 L7			3-2 G1-3			0-0 L8	4 0 0 0 0 0 1		
Kirby Puckett, R (1, 8) OBP: 0.358, SLG: 0.476	2-2 G4-3				1-2 F9				1-3 K	4 0 0 0 0 1 0		
Chili Davis, S (1, 10) OBP: 0.376, SLG: 0.509 Al Newman, S (9, PR) OBP: 0.272, SLG: 0.232		3-3 K			3-0 G6-3				3-2 1B	4 0 1 0 0 1 0 0 0 0 0 0 0 0		
Brian Harper, R (1, 2) OBP: 0.339, SLG: 0.445 Kent Hrbek, L (9, PH) OBP: 0.371, SLG: 0.450		2-1 F8			1-2 F8				2-1 1B	3 0 1 0 0 0 0 1 0 1 0 0 0 0		
Shane Mack, R (1, 9) OBP: 0.360, SLG: 0.552 Randy Bush, L (9, PH) OBP: 0.361, SLG: 0.476		1-2 G4-3				0-0 G1-3			1-3 1B	3 0 0 0 0 1 1 1 0 0 0 0 0 2		
Gene Larkin, S (1, 3) OBP: 0.345, SLG: 0.348			2-3 K			0-0 L3			0-3 K	3 0 0 0 0 2 0		
Scott Leius, R (1, 5) OBP: 0.380, SLG: 0.415			2-2 2B SF8 1B			0-1 F8			1-1 CS 1B	3 1 2 0 0 0 0		
Greg Gagne, R (1, 6) OBP: 0.304, SLG: 0.391			1-2 SF8 2B			0-0 F9			0-1 F9	3 0 1 0 0 0 1		
Inning Stats	R: 0 H: 0 E: 0 LOB: 0 K: 0 BB: 0 S: 9 P: 13	R: 0 H: 0 E: 0 LOB: 0 K: 1 BB: 0 S: 8 P: 14	R: 1 H: 2 E: 0 LOB: 1 K: 1 BB: 0 S: 17 P: 26	R: 0 H: 0 E: 0 LOB: 0 K: 0 BB: 0 S: 7 P: 12	R: 0 H: 0 E: 0 LOB: 0 K: 0 BB: 0 S: 4 P: 4	R: 0 H: 0 E: 0 LOB: 0 K: 0 BB: 0 S: 5 P: 8	R: 0 H: 1 E: 0 LOB: 1 K: 1 BB: 0 S: 8 P: 11	R: 0 H: 1 E: 0 LOB: 1 K: 2 BB: 0 S: 13 P: 15	R: 0 H: 2 E: 0 LOB: 2 K: 1 BB: 0 S: 11 P: 18	1B: 5 SF: 1 2B: 1 SAC: 0 3B: 0 DP: 0 HR: 0 HBP: 0	WP: 0 PA: 33 PB: 0 SB: 0 CS: 1	
PITCHER Greg Swindell, L (1, 1) ERA: 3.25 Steve Olin, R (9, 1) ERA: 3.95	IP WLS BF H R ER SO BB IBB HBP BLK WP HR S P ERA WHIP	8.2 W 31 5 1 1 6 0 0 0 0 0 0 0 79 115 1.04 0.577	0.1 S 2 1 0 0 0 0 0 0 0 0 0 0 0 3 6 0.00 3.000									

Minnesota Twins @ Cleveland Indians
Cleveland Municipal Stadium, Cleveland, OH
Tue Aug 27 1991, 7:05 PM EDT
Att: 7,664 - Cloudy - 78 F

livebaseballscorecards.com



Batter	1	2	3	4	5	6	7	8	9	AB	R	H	RBI	BB	SO	LOB
Glenallen Hill, R OBP: 0.324, SLG: 0.421 (1, 8) B F B F X (9, 7)	2-2 1B 1B		2-0 F9		2-2 CS 1B		1-0 FC5-2			4	0	2	0	0	0	2
Jerry Browne, S OBP: 0.279, SLG: 0.270 (1, 5) L B X	1-1 F8		3-2 G4-3 1B		2-0 F8 1-2		3-3 K			4	0	1	0	0	1	4
Carlos Baerga, S OBP: 0.349, SLG: 0.412 (1, 4) 1 SAFE P F X SAFE	1-1 F9		3-1 G4-3 1-2		0-1 G5-3 1B		0-1 G6-3			4	0	1	0	0	0	2
Albert Belle, R OBP: 0.322, SLG: 0.532 Jose Gonzalez, R OBP: 0.103, SLG: 0.111 (1, 7) B B X (9, 8)	2-0 1-2 1B		2-0 P3		0-0 G5-3 1-2		2-2 1B 2B			4	1	2	0	0	0	2
Mark Whiten, S OBP: 0.303, SLG: 0.394 (1, 9) B C B C X	2-2 G4-3		1-1 1B FC6-4 1B		3-3 K		4-1 1B BB			3	1	1	0	1	1	3
Mike Aldrete, L OBP: 0.386, SLG: 0.328 (1, 3) F X		0-1 G4-3	1-0 FC6-4 1B		1-2 F9		2-1 F7			4	0	1	0	0	0	3
Carlos Martinez, R OBP: 0.349, SLG: 0.416 (1, 10) B C X C X C X		1-2 G2-3 1B	0-0 FC6-4 G6-4-3 1-2f 3-H		0-1 L8		0-1 FC4 1B			4	0	2	2	0	0	1
Joel Skinner, R OBP: 0.275, SLG: 0.305 (1, 2) X T L P X		0-2 G2-3	0-2 G6-4-3 1-2f		2-1 E6 1B FC5-2		0-0 FC4			4	0	0	0	0	0	4
Felix Fermin, R OBP: 0.303, SLG: 0.301 (1, 6) X T C X		0-2 G1-3			1-0 L4		3-2 FC5-2 1B			3	0	1	0	0	0	1

Inning Stats	R: 0	H: 2	E: 0	LOB: 2	K: 0	BB: 0	S: 12	R: 0	H: 1	E: 0	LOB: 1	K: 0	BB: 0	S: 12	R: 0	H: 1	E: 0	LOB: 0	K: 0	BB: 0	S: 7	R: 0	H: 1	E: 0	LOB: 0	K: 0	BB: 0	S: 6	R: 0	H: 1	E: 0	LOB: 1	K: 1	BB: 0	S: 10	R: 0	H: 1	E: 1	LOB: 2	K: 1	BB: 0	S: 11	R: 1	H: 2	E: 0	LOB: 2	K: 0	BB: 1	S: 12	1B: 10	SF: 0	2B: 1	SAC: 0	3B: 0	DP: 1	HR: 0	HBP: 0	WP: 0	PA: 35
--------------	------	------	------	--------	------	-------	-------	------	------	------	--------	------	-------	-------	------	------	------	--------	------	-------	------	------	------	------	--------	------	-------	------	------	------	------	--------	------	-------	-------	------	------	------	--------	------	-------	-------	------	------	------	--------	------	-------	-------	--------	-------	-------	--------	-------	-------	-------	--------	-------	--------

PITCHER	IP	WLS	BF	H	R	ER	SO	BB	IBB	HBP	BLK	WP	HR	S	P	ERA	WHIP
Jack Morris, R ERA: 3.88 (1, 1)	7.2	L	34	11	2	2	2	1	0	0	0	0	0	76	122	2.35	1.565
Steve Bedrosian, R ERA: 3.69 (8, 1)	0.1		1	0	0	0	0	0	0	0	0	0	0	1	1	0.00	0.000


BOTTOM

Minnesota Twins @ Cleveland Indians
Cleveland Municipal Stadium, Cleveland, OH

Tue Aug 27 1991, 7:05 PM EDT
Att. 7,664 - Cloudy - 78 F

AB	34
R	2
H	11
RBI	2
BB	1
SO	2
LOB	22



Batter	1	2	3	4	5	6	7	8	9	AB R H RBI BB SO LOB	TOP		
Dan Gladden, R (1, 7) OBP: 0.321, SLG: 0.374	2-2 E5 SH1-4 1B	3-2 F9			0-1 E4 2B	0-0 G5-3		1-0 G5-3		5 0 0 0 0 0 2			
Randy Bush, L (1, 10) OBP: 0.395, SLG: 0.492	0-1 SH1-4 1-2 1B		3-1 L3		0-1 E4 1-3 2B		1-2 1B 1B HBP	0-2 E8 1B		4 1 3 1 0 0 0			
Chuck Knoblauch, R (1, 4) OBP: 0.339, SLG: 0.336	1-1 SH1-4 1-2 2-3		0-0 L4		1-1 P4		1 SAFE 3-1 F9	0-1 G5-3		4 0 0 0 0 0 4			
Kent Hrbek, L (1, 3) OBP: 0.376, SLG: 0.455	4-2 BB		0-0 2B		4-0 IBB		0-0 1B 1-3 1B		1-3 K2-3	3 1 2 0 2 1 0			
Brian Harper, R (1, 2) OBP: 0.340, SLG: 0.448	0-2 P3		0-1 2B		0-0 F8		0-1 1B		0-0 G5-3	5 0 2 2 0 0 6			
Shane Mack, R (1, 8) OBP: 0.358, SLG: 0.547	1-3 K		1-0 G5-3		0-0 F9		0-3 K		1-0 E 1B	5 0 1 0 0 2 9			
Mike Pagliarulo, L (1, 5) OBP: 0.339, SLG: 0.416		0-1 1B G6-4-3 1B		3-2 L6		3-2 G3-6-3 1B		1-1 G3	0-1 E4 1-2	5 1 2 0 0 0 3	AB 40 R 4 H 13 RBI 3 BB 2 SO 4 LOB 30		
Gene Larkin, S (1, 9) OBP: 0.347, SLG: 0.350		0-1 G6-4-3 1-3 1B		0-0 G5-4-3 1B		1-2 G3-6-3 1-2f		1-2 E3 E	3-1 G4-3	5 1 2 0 0 0 3			
Greg Gagne, R (1, 6) OBP: 0.304, SLG: 0.390		1-0 G6-4-3 1-2f 3-H		0-1 G5-4-3 1-2f		0-0 1B		2-3 K		4 0 1 0 0 1 3			
Inning Stats	R: 0 H: 1 E: 1 LOB: 3 K: 1 BB: 1 S: 15 P: 23	R: 1 H: 2 E: 0 LOB: 0 K: 0 BB: 0 S: 10 P: 14	R: 1 H: 2 E: 0 LOB: 1 K: 0 BB: 0 S: 7 P: 11	R: 0 H: 1 E: 0 LOB: 0 K: 0 BB: 0 S: 6 P: 9	R: 0 H: 1 E: 1 LOB: 3 K: 0 BB: 1 S: 8 P: 13	R: 0 H: 2 E: 0 LOB: 1 K: 0 BB: 0 S: 8 P: 12	R: 1 H: 2 E: 0 LOB: 2 K: 1 BB: 0 S: 13 P: 18	R: 1 H: 1 E: 2 LOB: 1 K: 1 BB: 0 S: 13 P: 16	R: 0 H: 1 E: 1 LOB: 2 K: 1 BB: 0 S: 9 P: 14	1B: 10 SF: 0 2B: 3 SAC: 1 3B: 0 DP: 3 HR: 0 HBP: 1	WP: 0 PA: 44 PB: 0 SB: 0 CS: 0		
PITCHER	IP WLS BF H R ER SO BB IBB HBP BLK WP HR S P ERA WHIP											PITCHER	IP WLS BF H R ER SO BB IBB HBP BLK WP HR S P ERA WHIP
Eric King, R (1, 1) ERA: 4.73	6.1 L 30 9 3 3 1 1 1 1 0 0 0 0 59 91 4.26 1.579												
Jesse Orosco, L (7, 1) ERA: 3.83	0.0 1 1 0 0 0 0 0 0 0 0 0 0 1 1 ∞ ∞												
Jeff Shaw, R (7, 1) ERA: 2.87	2.2 13 3 1 0 3 0 0 0 0 0 0 0 0 29 38 0.00 1.125												

Minnesota Twins @ Cleveland Indians
Cleveland Municipal Stadium, Cleveland, OH
Wed Aug 28 1991, 7:05 PM EDT
Att: 5,317 - Sunny - 82 F

livebaseballscorecards.com

Batter	1	2	3	4	5	6	7	8	9	AB	R	H	RBI	BB	SO	LOB
Jerry Browne, S OBP: 0.279, SLG: 0.269 (1, 5)	F7		FC6-5 1B		G4-3			F9		4	0	1	0	0	0	0
Luis Lopez, R OBP: 0.279, SLG: 0.316 (1, 3) (8, 2)	P4		FC6-5			G5-3		G4-3		4	0	0	0	0	0	2
Carlos Baerga, S OBP: 0.351, SLG: 0.413 (1, 4)	F8		F9			HR 1B		FC6-4 1B		4	1	2	0	0	0	2
Albert Belle, R OBP: 0.319, SLG: 0.526 (1, 7)		P4		F9		L9		FC6-4		4	0	0	0	0	0	2
Mark Whiten, S OBP: 0.305, SLG: 0.403 (1, 9)		F8		G5-3 1B		HR			P6	4	1	2	2	0	0	0
Carlos Martinez, R OBP: 0.346, SLG: 0.411 (1, 10)				G5-3		F9			K	4	0	1	0	0	1	1
Jose Gonzalez, R OBP: 0.098, SLG: 0.105 (1, 8) Mike Aldrete, L OBP: 0.383, SLG: 0.326 (9, PH)		P2		F7			G1-3		G3	3	0	0	0	0	0	2
Joel Skinner, R OBP: 0.276, SLG: 0.306 (1, 2) Alex Cole, L OBP: 0.390, SLG: 0.351 (7, PR) Jeff Manto, R OBP: 0.315, SLG: 0.323 (8, 3)			G5-3		F8			G4-6-3 1B		3	0	1	0	0	0	0
Felix Fermin, R OBP: 0.304, SLG: 0.299 (1, 6)			FC6-5 1B BB		G6-3			G4-6-3		0	0	0	0	0	0	0

Inning Stats	R: 0	H: 0	E: 0	K: 0	S: 9	LOB: 0	BB: 0	P: 13	R: 0	H: 1	E: 0	K: 0	S: 8	LOB: 1	BB: 0	P: 14	R: 0	H: 1	E: 0	K: 0	S: 10	LOB: 2	BB: 1	P: 17	R: 0	H: 1	E: 0	K: 0	S: 12	LOB: 1	BB: 0	P: 19	R: 0	H: 0	E: 0	K: 0	S: 7	LOB: 0	BB: 0	P: 10	R: 2	H: 2	E: 0	K: 0	S: 17	LOB: 0	BB: 0	P: 23	R: 0	H: 1	E: 0	K: 0	S: 5	LOB: 1	BB: 0	P: 5	R: 0	H: 1	E: 0	K: 0	S: 8	LOB: 1	BB: 0	P: 12	R: 0	H: 0	E: 0	K: 1	S: 7	LOB: 0	BB: 0	P: 12	1B: 6	SF: 0	2B: 0	SAC: 0	3B: 0	DP: 1	HR: 1	HBP: 0	WP: 0	PA: 34
--------------	------	------	------	------	------	--------	-------	-------	------	------	------	------	------	--------	-------	-------	------	------	------	------	-------	--------	-------	-------	------	------	------	------	-------	--------	-------	-------	------	------	------	------	------	--------	-------	-------	------	------	------	------	-------	--------	-------	-------	------	------	------	------	------	--------	-------	------	------	------	------	------	------	--------	-------	-------	------	------	------	------	------	--------	-------	-------	-------	-------	-------	--------	-------	-------	-------	--------	-------	--------

PITCHER	IP	WLS	BF	H	R	ER	SO	BB	IBB	HBP	BLK	WP	HR	S	P	ERA	WHIP
David West, L ERA: 4.66 (1, 1)	6.0	W	24	5	2	2	0	0	0	0	0	0	0	63	96	3.00	1.000
Carl Willis, R ERA: 1.89 (7, 1)	2.0		7	2	0	0	0	0	0	0	0	0	0	13	17	0.00	1.000
Rick Aguilera, R ERA: 2.41 (9, 1)	1.0	S	3	0	0	0	1	0	0	0	0	0	0	7	12	0.00	0.000

BOTTOM

Minnesota Twins @ Cleveland Indians
Cleveland Municipal Stadium, Cleveland, OH

Wed Aug 28 1991, 7:05 PM EDT
Att. 5,317 - Sunny - 82 F

livebaseballscorecards.com

AB	33
R	2
H	7
RBI	2
BB	1
SO	1
LOB	10



Batter	1	2	3	4	5	6	7	8	9	AB R H RBI BB SO LOB	TOP		
Brady Anderson, L (1, 8) OBP: 0.321, SLG: 0.290	1-2 FC3-5 3B		0-3 K			0-0 F9 E G4-3 1B	4-0 1B BB		4-1 BB	3 1 2 0 2 1 0			
Joe Orsulak, L (1, 7) OBP: 0.314, SLG: 0.353	1-2 P6		1-0 P4			1-1 G4-3	0-1 FC6-4 1B		0-1 G3	5 0 1 0 0 0 3			
Cal Ripken Jr., R (1, 6) OBP: 0.377, SLG: 0.555 Tim Hulett, R (7, 4) OBP: 0.256, SLG: 0.339	3-2 FC3-5				1-2 L9	0-0 F9	0-1 FC6-4			4 0 0 0 0 0 4 0 0 0 0 0 0 0			
Glenn Davis, R (1, 10) OBP: 0.327, SLG: 0.439	0-0 G5-3				4-2 S BB	0-1 E5 HR		3-2 F9		3 1 0 0 1 0 1			
Chito Martinez, L (1, 9) OBP: 0.329, SLG: 0.554		1-0 P5			3-2 F8	3-1 HR		3-1 1B		4 1 2 2 0 0 1			
David Segui, S (1, 3) OBP: 0.306, SLG: 0.341		0-2 1B			0-2 G3	1-1 1B		3-2 F7		4 0 2 0 0 0 2			
Leo Gomez, R (1, 5) OBP: 0.294, SLG: 0.391		2-2 F8				0-1 P8	2-3 K		1-3 K2-3	4 0 0 0 0 2 3			
Chris Hoiles, R (1, 2) OBP: 0.308, SLG: 0.394		0-0 P3				2-3 K		1-1 P5		4 0 0 0 0 2 1			
Juan Bell, R (1, 4) OBP: 0.194, SLG: 0.255 (7, 6)			1-2 G3			0-0 G3		2-1 F7		4 0 0 0 0 1 0			
Inning Stats	R: 0 E: 0 K: 0 S: 11 H: 1 LOB: 1 BB: 0 P: 16	R: 0 E: 0 K: 0 S: 9 H: 1 LOB: 1 BB: 0 P: 12	R: 0 E: 0 K: 1 S: 8 H: 0 LOB: 0 BB: 0 P: 10	R: 0 E: 0 K: 0 S: 15 H: 0 LOB: 1 BB: 1 P: 23	R: 0 E: 0 K: 1 S: 7 H: 0 LOB: 0 BB: 0 P: 9	R: 3 E: 1 K: 1 S: 16 H: 3 LOB: 1 BB: 0 P: 23	R: 0 E: 0 K: 0 S: 8 H: 1 LOB: 2 BB: 1 P: 15	R: 0 E: 0 K: 1 S: 12 H: 1 LOB: 1 BB: 0 P: 22	R: 0 E: 0 K: 2 S: 10 H: 0 LOB: 1 BB: 1 P: 15	1B: 5 2B: 0 3B: 1 HR: 1 SF: 0 SAC: 0 DP: 0 HBP: 0	WP: 0 PB: 0 SB: 2 CS: 0 PA: 38		
PITCHER Jack Morris, R (1, 1) ERA: 3.74 Mark Guthrie, L (8, 1) ERA: 4.76	IP WLS BF H R ER SO BB IBB HBP BLK WP HR S P ERA WHIP	7.0 W 30 6 3 0 3 2 0 0 0 0 0 1 74 108 0.00 1.143	2.0 8 1 0 0 3 1 0 0 0 0 0 0 22 37 0.00 1.000										

Baltimore Orioles @ Minnesota Twins
 Hubert H. Humphrey Metrodome, Minneapolis, MN

Sun Sep 01 1991, 4:33 AM EDT
 Att. 31,435 - Dome - 70 F

livebaseballscorecards.com

AB	35
R	3
H	7
RBI	2
BB	3
SO	6
LOB	15



Batter	1	2	3	4	5	6	7	8	9	AB	R	H	RBI	BB	SO	LOB
Dan Gladden, R OBP: 0.319, SLG: 0.376 Paul Sorrento, L OBP: 0.313, SLG: 0.643 (8, 3)	1-1 F9		2-2 P6	1-3 K		1-0 FC5-4 1B	2-1 HR			4	0	1	0	0	1	3
Chuck Knoblauch, R OBP: 0.337, SLG: 0.339 (8, 6)	1-2 F9		2-0 L8	4-1 BB		2-0 FC5-4 1B HR	3-0 G5-3			4	1	0	1	1	0	1
Kirby Puckett, R OBP: 0.359, SLG: 0.477 Jarvis Brown, R OBP: 0.222, SLG: 0.222 (7, 8)	1-0 1B		0-0 F9	2-2 SF8		0-2 HR	2-3 K			3	1	2	1	0	0	0
Chili Davis, S OBP: 0.382, SLG: 0.520 Randy Bush, L OBP: 0.396, SLG: 0.492 (8, PH)	2-2 F9					1-2 HR		0-1 E1 WP 1B		3	2	1	3	1	1	3
Brian Harper, R OBP: 0.345, SLG: 0.468 Lenny Webster, R OBP: 0.389, SLG: 0.688 (8, 2)		1-0 2B		2-2 1B 1B	0-0 HR	1-0 F7		1-0 WP 1B		4	3	3	1	0	0	0
Shane Mack, R OBP: 0.367, SLG: 0.554 (8, 7)		1-0 SH3-4 SF8 2B		0-1 1B 1B	0-1 1B	1-0 G3-1		1-3 K		5	2	3	1	0	1	2
Scott Leius, R OBP: 0.378, SLG: 0.411 (1, 5)		0-1 SH3-4		1-0 1B 1B	1-3 K		1-3 K 2B SF9	2-3 K		4	2	1	1	0	3	3
Gene Larkin, S OBP: 0.349, SLG: 0.359 (8, 9)		3-0 SF8		0-1 BB 1B	1-3 K		1-1 HR 2B	3-2 G3		4	2	2	2	0	1	3
Greg Gagne, R OBP: 0.302, SLG: 0.389 Al Newman, S OBP: 0.270, SLG: 0.231 (8, 4)		2-2 G6-3		3-2 BB 1B	0-1 P4		3-2 SF9			3	0	1	1	0	0	1

Inning Stats	R: 0	H: 1	E: 0	LOB: 1	K: 0	BB: 0	S: 10	R: 2	H: 2	E: 0	LOB: 0	K: 0	BB: 0	S: 8	R: 0	H: 0	E: 0	LOB: 0	K: 0	BB: 0	S: 9	R: 5	H: 5	E: 0	LOB: 2	K: 2	BB: 2	S: 24	R: 1	H: 2	E: 0	LOB: 1	K: 2	BB: 0	S: 12	R: 3	H: 3	E: 0	LOB: 0	K: 2	BB: 0	S: 10	R: 3	H: 2	E: 0	LOB: 0	K: 2	BB: 0	S: 16	R: 0	H: 1	E: 1	LOB: 2	K: 2	BB: 0	S: 12	P: 19
--------------	------	------	------	--------	------	-------	-------	------	------	------	--------	------	-------	------	------	------	------	--------	------	-------	------	------	------	------	--------	------	-------	-------	------	------	------	--------	------	-------	-------	------	------	------	--------	------	-------	-------	------	------	------	--------	------	-------	-------	------	------	------	--------	------	-------	-------	-------

PITCHER	IP	WLS	BF	H	R	ER	SO	BB	IBB	HBP	BLK	WP	HR	S	P	ERA	WHIP
Arthur Rhodes, L ERA: 13.09	(1, 1)	3.0	L	18	8	7	0	1	0	0	0	0	0	41	67	21.00	3.000
Anthony Telford, R ERA: 4.5	(4, 1)	3.0		15	5	4	4	1	0	0	0	0	2	32	47	12.00	2.000
Mark Williamson, R ERA: 4.79	(7, 1)	1.0		6	2	3	2	0	0	0	0	1	1	16	28	27.00	2.000
Gregg Olson, R ERA: 3.26	(8, 1)	1.0		5	1	0	2	0	0	0	0	1	0	12	19	0.00	1.000


BOTTOM

Baltimore Orioles @ Minnesota Twins
 Hubert H. Humphrey Metrodome, Minneapolis, MN

Sun Sep 01 1991, 4:33 AM EDT
 Att: 31,435 - Dome - 70 F

AB	38
R	14
H	16
RBI	14
BB	2
SO	8
LOB	16

livebaseballscores.com



1B: 10	SF: 3	WP: 2	PA: 44
2B: 3	SAC: 1	PB: 0	
3B: 0	DP: 0	SB: 1	
HR: 3	HBP: 0	CS: 0	

Batter	1	2	3	4	5	6	7	8	9	AB R H RBI BB SO LOB	TOP											
Alex Cole, L (1, 8) OBP: 0.387, SLG: 0.345	2-1 G4-3		0-0 1B		0-0 HBP 1B		4-1 BB		3-2 F8	4 0 2 0 1 0 0	Cleveland Indians @ Minnesota Twins Hubert H. Humphrey Metrodome, Minneapolis, MN Mon Sep 02 1991, 4:33 AM EDT Att. 28,267 - Dome - 70 F livebaseballscorecards.com											
Chris James, R (1, 10) OBP: 0.277, SLG: 0.322	3-2 G4-3		0-0 F8	1 SAFE 1 SAFE 1 B S H	2-1 HBP	0-0 L8		2-2 G6-3	4 0 0 0 0 0 3													
Carlos Baerga, S (1, 4) OBP: 0.349, SLG: 0.408	0-0 2B		1-3 K	S S S S	1-3 K			4-0 2B 1B BB	3 1 1 0 1 2 4													
Albert Belle, R (1, 9) OBP: 0.318, SLG: 0.526	2-1 G4-3			0-0 G4-3		3-2 FC5-4 1B		0-2 1B 1B 2B	4 1 2 0 0 0 1													
Carlos Martinez, R (1, 3) OBP: 0.337, SLG: 0.419		S X	0-1 F8	B S F X	1-2 P3	1-0 FC5-4 E 1B CS 1-2f		1-0 1B G5-4-3 1B	4 1 1 1 0 0 1													
Mike Aldrete, L (1, 7) OBP: 0.391, SLG: 0.338	3-2 G4-3	C B B B B X	3-2 G4-3	B F B B B	4-1 BB	1 SAFE 1 B X	1-0 E3 CS 1B	1-2 G5-4-3 1B	3 0 2 1 1 0 0													
Jeff Manto, R (1, 5) OBP: 0.306, SLG: 0.313		B B C C C	3-3 K	B SAFE C P C C	1-3 K	2-0 G6-3	2-0 G5-4-3	1-2 G5-4-3	4 0 0 0 0 2 4													
Joel Skinner, R (1, 2) OBP: 0.267, SLG: 0.292		B C B S S	3-3 K	B C B B S	3-3 K	3-3 K	1-3 K	1-2 G6-3	4 0 0 0 0 3 0													
Felix Fermin, R (1, 6) OBP: 0.303, SLG: 0.296		B S X	1-1 F8 1B		0-2 G4-3		0-0 G5-3	3-2 F9	4 0 1 0 0 0 0													
Inning Stats	R: 0 E: 0 K: 0 S: 14	H: 1 LOB: 1 BB: 0 P: 21	R: 0 E: 0 K: 1 S: 10	H: 0 LOB: 0 BB: 0 P: 16	R: 0 E: 0 K: 2 S: 10	H: 2 LOB: 2 BB: 0 P: 15	R: 0 E: 0 K: 1 S: 9	H: 0 LOB: 1 BB: 1 P: 15	R: 0 E: 0 K: 2 S: 17	H: 1 LOB: 2 BB: 0 P: 23	R: 0 E: 1 K: 0 S: 6	H: 2 LOB: 1 BB: 0 P: 13	R: 0 E: 0 K: 1 S: 6	H: 0 LOB: 1 BB: 1 P: 11	R: 3 E: 0 K: 0 S: 12	H: 3 LOB: 0 BB: 1 P: 19	R: 0 E: 0 K: 0 S: 9	H: 0 LOB: 0 BB: 0 P: 17	1B: 7 2B: 2 3B: 0 HR: 0	SF: 0 SAC: 0 DP: 1 HBP: 1	WP: 0 PB: 0 SB: 0 CS: 2	PA: 38
PITCHER	IP WLS BF H R ER SO BB IBB HBP BLK WP HR S P ERA WHIP												PITCHER	IP WLS BF H R ER SO BB IBB HBP BLK WP HR S P ERA WHIP								
Scott Erickson, R (1, 1) ERA: 3.08	7.0 W 29 6 0 0 7 2 0 1 0 0 0 0 72 114 0.00 1.143																					
Steve Bedrosian, R (8, 1) ERA: 4.15	0.0 4 3 3 3 0 1 0 0 0 0 0 0 7 13 ∞ ∞																					
Rick Aguilera, R (8, 1) ERA: 2.28	2.0 S 5 0 0 0 0 0 0 0 0 0 0 0 14 23 0.00 0.000																					

Cleveland Indians @ Minnesota Twins
 Hubert H. Humphrey Metrodome, Minneapolis, MN
 Mon Sep 02 1991, 4:33 AM EDT
 Att. 28,267 - Dome - 70 F

AB	34
R	3
H	9
RBI	2
BB	3
SO	7
LOB	13



Batter	1	2	3	4	5	6	7	8	9
Chuck Knoblauch, R (1, 4) OBP: 0.340, SLG: 0.341 S C B X	1-2 G3			2-1 FC6-2 1B		4-1 CS BB		0-2 BB 1B	
Randy Bush, L (1, 10) OBP: 0.395, SLG: 0.485 Jarvis Brown, R (7, PR) OBP: 0.222, SLG: 0.222 Chili Davis, S (8, PH) OBP: 0.383, SLG: 0.520 Al Newman, S (8, PR) OBP: 0.270, SLG: 0.231 C S B B S	2-3 K			2-0 G3		2-1 CS 1-2	4-2 2B BB	4-1 1B 1B 1-2 HR BB	
Kirby Puckett, R (1, 8) OBP: 0.360, SLG: 0.479 B C C B F F X	3-2 F9			0-0 FC6-2			1-0 1B 2B	0-0 1B HR	
Kent Hrbek, L (1, 3) OBP: 0.374, SLG: 0.456 B C B B X			3-2 F8	1-0 G3			0-0 G3 SH1 E 1B	3-1 HR 1B	
Shane Mack, R (1, 7) OBP: 0.366, SLG: 0.561 C X (8, 9)			0-1 G4-3		0-0 L5		0-1 SH1	1-2 HR	
Mike Pagliarulo, L (1, 5) OBP: 0.340, SLG: 0.414 B X			1-0 F8		1-2 F8		1-0 G3	2-3 K	
Gene Larkin, S (1, 9) OBP: 0.345, SLG: 0.354 Dan Gladden, R (7, PR) OBP: 0.321, SLG: 0.376 (8, 7)			2-0 G3		2-2 F8		1-0 E4 2B	4-1 G5-3 BB	
Junior Ortiz, R (1, 2) OBP: 0.319, SLG: 0.292 B B X			2-0 G6-3			1-1 G6-3	1-2 2B	0-1 G5-3	
Greg Gagne, R (1, 6) OBP: 0.300, SLG: 0.386 Paul Sorrento, L (8, PH) OBP: 0.294, SLG: 0.600 Scott Leius, R (9, 6) OBP: 0.378, SLG: 0.411 B C B F X			2-2 G6-3			0-0 F9	0-0 G6-3	2-0 G4-3	

Inning Stats	R: 0	H: 0	E: 0	LOB: 0	K: 1	BB: 0	S: 11	P: 17
	R: 0	H: 0	E: 0	LOB: 0	K: 0	BB: 0	S: 7	P: 10
	R: 0	H: 1	E: 1	LOB: 1	K: 0	BB: 0	S: 5	P: 10
	R: 0	H: 0	E: 0	LOB: 0	K: 0	BB: 0	S: 8	P: 11
	R: 0	H: 0	E: 0	LOB: 0	K: 0	BB: 1	S: 6	P: 12
	R: 4	H: 3	E: 1	LOB: 2	K: 0	BB: 1	S: 13	P: 21
	R: 5	H: 4	E: 0	LOB: 1	K: 1	BB: 2	S: 18	P: 34

AB	R	H	RBI	BB	SO	LOB
3	1	2	0	1	0	0
2	0	0	0	1	1	1
0	1	0	0	0	0	0
0	0	0	0	1	0	0
0	1	0	0	0	0	0
4	2	2	2	0	0	1
4	2	2	1	0	0	1
3	1	1	4	0	0	0
4	0	0	0	0	1	3
3	0	0	0	0	0	1
0	1	0	0	1	0	0
4	0	1	1	0	0	2
3	0	0	0	0	0	2
1	0	0	0	0	0	1
0	0	0	0	0	0	0

WP	HR	S	P	ERA	WHIP
0	0	0	37	2.70	0.900
0	0	0	10	81.00	9.000
0	0	2	5	∞	∞
0	1	11	20	18.00	2.000

BOTTOM

Cleveland Indians @ Minnesota Twins
 Hubert H. Humphrey Metrodome, Minneapolis, MN

Mon Sep 02 1991, 4:33 AM EDT
 Att. 28,267 - Dome - 70 F

livebaseballscorecards.com

AB	31
R	9
H	8
RBI	8
BB	4
SO	2
LOB	12



Batter	1	2	3	4	5	6	7	8	9	AB	R	H	RBI	BB	SO	LOB
Dan Gladden, R OBP: 0.322, SLG: 0.376 (1, 7)	2-1 G6-3		2-2 1B		0-0 FC5-4 1B			2-2 G5-3	1-1 FC6	5	0	2	0	0	0	2
Chuck Knoblauch, R OBP: 0.340, SLG: 0.341 (1, 4)	3-1 1B HR		0-1 F9		0-1 FC5-4			0-0 G5-3		4	1	1	0	0	0	2
Kirby Puckett, R OBP: 0.361, SLG: 0.481 (1, 8)	1-0 HR		1-0 F9				0-0 P3	0-0		4	1	2	0	0	0	1
Kent Hrbek, L OBP: 0.373, SLG: 0.461 (1, 3)	0-0 HR		2-0 P3				3-2 P5	1-0 P4		4	1	1	3	0	0	2
Chili Davis, S OBP: 0.384, SLG: 0.520 (1, 10)	1-0 G4-3		1-0 F8				1-0 1B		3-2 BB 1B G6-4-3 1B	4	1	2	0	0	0	0
Brian Harper, R OBP: 0.344, SLG: 0.466 (1, 2)	1-3 K		0-0 P2				2-2 F9		2-2 G6-4-3 BB 1-2 1B	4	0	1	0	0	1	1
Shane Mack, R OBP: 0.368, SLG: 0.557 (1, 9)		4-2 G4-6-3 BB	3-0 F9				0-0 G4-3		4-0 G6-4-3 BB 1-2 2-3	2	0	0	0	2	0	0
Mike Pagliarulo, L OBP: 0.339, SLG: 0.412 (1, 5)		0-1 G4-6-3	1-1 P5				2-1 G6-4-3 1B		1-2 G6-4-3	4	0	1	0	0	0	3
Greg Gagne, R OBP: 0.298, SLG: 0.384 (1, 6)		2-1 G5-3	3-2 F7				0-1 G6-4-3		4-1 FC6 BB	2	0	0	0	0	0	0
Paul Sorrento, L OBP: 0.278, SLG: 0.563 (7, PH)										1	0	0	0	0	0	1
Al Newman, S OBP: 0.270, SLG: 0.231 (8, 6)										0	0	0	0	0	0	0
Gene Larkin, S OBP: 0.347, SLG: 0.354 (9, PH)										0	0	0	0	1	0	0

Inning Stats	R: 3	H: 3	E: 0	K: 1	S: 10	LOB: 0	BB: 0	P: 18	R: 0	H: 0	E: 0	K: 0	S: 6	LOB: 0	BB: 0	P: 12	R: 0	H: 1	E: 0	K: 0	S: 7	LOB: 1	BB: 0	P: 12	R: 0	H: 0	E: 0	K: 0	S: 5	LOB: 0	BB: 0	P: 11	R: 0	H: 1	E: 0	K: 0	S: 12	LOB: 1	BB: 0	P: 16	R: 0	H: 1	E: 0	K: 0	S: 8	LOB: 1	BB: 0	P: 14	R: 0	H: 1	E: 0	K: 0	S: 5	LOB: 0	BB: 0	P: 7	R: 0	H: 1	E: 0	K: 0	S: 6	LOB: 1	BB: 0	P: 9	R: 1	H: 2	E: 0	K: 0	S: 13	LOB: 2	BB: 2	P: 28	1B: 8	SF: 0	2B: 1	SAC: 0	3B: 0	DP: 3	HR: 1	HBP: 0	WP: 0	PA: 37
--------------	------	------	------	------	-------	--------	-------	-------	------	------	------	------	------	--------	-------	-------	------	------	------	------	------	--------	-------	-------	------	------	------	------	------	--------	-------	-------	------	------	------	------	-------	--------	-------	-------	------	------	------	------	------	--------	-------	-------	------	------	------	------	------	--------	-------	------	------	------	------	------	------	--------	-------	------	------	------	------	------	-------	--------	-------	-------	-------	-------	-------	--------	-------	-------	-------	--------	-------	--------

PITCHER	IP	WLS	BF	H	R	ER	SO	BB	IBB	HBP	BLK	WP	HR	S	P	ERA	WHIP
Willie Blair, R ERA: 5.88 (1, 1)	8.0	W	31	8	3	3	1	1	0	0	0	0	1	59	99	3.38	1.125
Steve Olin, R ERA: 4.19 (9, 1)	0.0	S	3	2	1	1	0	1	0	0	0	0	0	7	16	∞	∞
Shawn Hillegas, R ERA: 4.48 (9, 1)	1.0	S	3	0	0	0	0	1	0	0	0	0	0	6	12	0.00	1.000

MINNESOTA
Twins
BASEBALL CLUB

Cleveland Indians @ Minnesota Twins
Hubert H. Humphrey Metrodome, Minneapolis, MN

Wed Sep 04 1991, 8:05 PM EDT
Att. 19,760 - Dome - 70 F

livebaseballscorecards.com

AB	34
R	4
H	10
RBI	3
BB	3
SO	1
LOB	12

Batter	1	2	3	4	5	6	7	8	9	AB R H RBI BB SO LOB	TOP													
Bernie Williams, S (1, 8) OBP: 0.345, SLG: 0.367	1-3 K		1-3 FC6-5-4-6 2B		3-1 G4-3			2-3 K		4 0 1 0 0 2 0														
Steve Sax, R (1, 4) OBP: 0.347, SLG: 0.408	1-0 1B		0-0 FC6-5-4-6		1-1 G4-3			0-0 G6-3		4 0 1 1 0 0 1														
Don Mattingly, L (1, 3) OBP: 0.357, SLG: 0.410	0-1 1B		1-1 F7			2-2 P4		3-2 P6		4 0 1 0 0 0 1														
Mel Hall, L (1, 9) OBP: 0.335, SLG: 0.488	1-1 P4		2-3 K2-3			1-2 G5-4-3 1B			1-0 L7	4 0 1 0 0 1 3														
Roberto Kelly, R (1, 7) OBP: 0.308, SLG: 0.390	0-0 FC6-4			2-3 K		0-1 G5-4-3			1-3 K	4 0 0 0 0 2 3														
Matt Nokes, L (1, 2) OBP: 0.310, SLG: 0.495		1-1 G3-1		2-2 F8			2-1 FC3-6 1B		0-3 K	4 0 1 0 0 1 0														
Kevin Maas, L (1, 10) OBP: 0.333, SLG: 0.374		2-2 G3-1		0-1 1B			2-3 K			3 0 1 0 0 1 1														
Alvaro Espinoza, R (1, 6) OBP: 0.294, SLG: 0.365		1-3 K		0-1 F9			0-1 FC3-6			3 0 0 0 0 1 2														
Pat Kelly, R (1, 5) OBP: 0.286, SLG: 0.339			1-1 FC6-5-4-6 2B 1B		2-2 L4		0-0 F8			3 1 1 0 0 0 1														
Inning Stats	R: 0 E: 0 K: 1 S: 9	H: 2 LOB: 2 BB: 0 P: 12	R: 0 E: 0 K: 1 S: 8	H: 0 LOB: 0 BB: 0 P: 12	R: 1 E: 0 K: 1 S: 10	H: 2 LOB: 1 BB: 0 P: 14	R: 0 E: 0 K: 1 S: 10	H: 1 LOB: 1 BB: 0 P: 14	R: 0 E: 0 K: 0 S: 7	H: 0 LOB: 0 BB: 0 P: 13	R: 0 E: 0 K: 0 S: 9	H: 1 LOB: 0 BB: 0 P: 12	R: 0 E: 0 K: 1 S: 9	H: 1 LOB: 1 BB: 0 P: 13	R: 0 E: 0 K: 1 S: 7	H: 0 LOB: 0 BB: 0 P: 12	R: 0 E: 0 K: 2 S: 7	H: 0 LOB: 0 BB: 0 P: 9	R: 0 E: 0 K: 2 S: 7	H: 0 LOB: 0 BB: 0 P: 9	1B: 6 2B: 1 3B: 0 HR: 0	SF: 0 SAC: 0 DP: 1 HBP: 0	WP: 0 PB: 0 SB: 0 CS: 0	PA: 33
PITCHER	IP WLS BF H R ER SO BB IBB HBP BLK WP HR S P ERA WHIP												PITCHER	IP WLS BF H R ER SO BB IBB HBP BLK WP HR S P ERA WHIP										
Kevin Tapani, R (1, 1) ERA: 2.82	8.0 W 30 7 1 1 6 0 0 0 0 0 0 0 69 102 1.12 0.875																							
Rick Aguilera, R (9, 1) ERA: 2.24	1.0 S 3 0 0 0 2 0 0 0 0 0 0 0 7 9 0.00 0.000																							

New York Yankees @ Minnesota Twins
Hubert H. Humphrey Metrodome, Minneapolis, MN
 Fri Sep 06 1991, 8:05 PM EDT
 Att: 27,804 - Dome - 70 F

AB	33
R	1
H	7
RBI	1
BB	0
SO	8
LOB	12



Batter	1	2	3	4	5	6	7	8	9
Dan Gladden, R OBP: 0.319, SLG: 0.372 (1, 7)	1-2 G6-3		3-3 K		2-3 K		2-0 F8		
Chuck Knoblauch, R OBP: 0.341, SLG: 0.348 (1, 4)	0-1 G5-3			1-0 2B 3B	1-2 G5-3			0-2 2B	
Kirby Puckett, R OBP: 0.360, SLG: 0.481 (1, 8)	2-2 G4-3			0-0 1B 2B		1-2 F9		1-0 G5-3	
Kent Hrbek, L OBP: 0.374, SLG: 0.459 (1, 3)		0-3 K		4-0 1B G6-3 BB		4-1 BB BB		2-3 K	
Chili Davis, S OBP: 0.383, SLG: 0.516 (1, 10)		0-1 G1-3		0-3 K		4-1 G1-6-3 BB		1-1 F8	
Brian Harper, R OBP: 0.344, SLG: 0.465 (1, 2)		0-1 F8		1-1 G6-3 1B		0-0 G1-6-3			
Shane Mack, R OBP: 0.368, SLG: 0.556 (1, 9)			1-1 1B	1-0 G6-3		1-1 F8			
Mike Pagliarulo, L OBP: 0.339, SLG: 0.411 (1, 5)			1-3 K	2-3 K		1-2 1B			
Scott Leius, R OBP: 0.374, SLG: 0.406 Paul Sorrento, L OBP: 0.263, SLG: 0.529 Greg Gagne, R OBP: 0.298, SLG: 0.384 (7, PH) (8, 6)			2-2 P5		0-0 G6-3		2-0 F8		

Inning Stats	R: 0	H: 0	E: 0	K: 0	S: 8	LOB: 0	BB: 0	P: 11
	R: 0	H: 0	E: 0	K: 1	S: 7 <td>LOB: 0</td> <td>BB: 0</td> <td>P: 7 </td>	LOB: 0	BB: 0	P: 7
	R: 3	H: 3	E: 0	K: 2	S: 11 <td>LOB: 1</td> <td>BB: 1</td> <td>P: 20 </td>	LOB: 1	BB: 1	P: 20
	R: 0	H: 0	E: 0	K: 1	S: 7 <td>LOB: 0</td> <td>BB: 0</td> <td>P: 10 </td>	LOB: 0	BB: 0	P: 10
	R: 0	H: 0	E: 0	K: 0	S: 6 <td>LOB: 1</td> <td>BB: 2</td> <td>P: 15 </td>	LOB: 1	BB: 2	P: 15
	R: 0	H: 1	E: 0	K: 0	S: 7 <td>LOB: 1</td> <td>BB: 0</td> <td>P: 13 </td>	LOB: 1	BB: 0	P: 13
	R: 0	H: 1	E: 0	K: 1	S: 9 <td>LOB: 1</td> <td>BB: 0</td> <td>P: 13 </td>	LOB: 1	BB: 0	P: 13


PITCHER	IP	WLS	BF	H	R	ER	SO	BB	IBB	HBP	BLK	WP	HR	S	P	ERA	WHIP
Wade Taylor, R ERA: 5.79 (1, 1)	7.1	L	30	6	3	3	6	3	0	0	0	0	0	63	100	3.68	1.227
Greg Cadaret, L ERA: 3.7 (8, 1)	0.2		2	0	0	0	1	0	0	0	0	0	0	5	8	0.00	0.000

BOTTOM

AB R H RBI BB SO LOB

4	0	0	0	0	2	2
4	1	2	0	0	0	0
4	1	1	1	0	0	1
2	1	0	0	2	2	1
3	0	0	0	1	1	3
3	0	1	1	0	0	2
3	0	1	1	0	0	1
3	0	1	0	0	2	2
2	0	0	0	0	0	1
1	0	0	0	0	0	1
0	0	0	0	0	0	0

AB 29
R 3
H 6
RBI 3
BB 3
SO 7
LOB 14



WP: 0 PA: 32
PB: 0
SB: 0
CS: 0

New York Yankees @ Minnesota Twins
 Hubert H. Humphrey Metrodome, Minneapolis, MN
 Fri Sep 06 1991, 8:05 PM EDT
 Att: 27,804 - Dome - 70 F

livebaseballscorecards.com

Batter	1	2	3	4	5	6	7	8	9	10	AB R H RBI BB SO LOB	TOP												
Bernie Williams, S (1, 8) OBP: 0.344, SLG: 0.362	4-1 SH5-3 S 2B BB		0-1 G4-6-3 1-2f			3-3 K		2-1 G4-3			3 1 0 0 1 1 3	New York Yankees @ Minnesota Twins Hubert H. Humphrey Metrodome, Minneapolis, MN Sat Sep 07 1991, 8:05 PM EDT Att. 35,504 - Dome - 70 F												
Alvaro Espinoza, R (1, 6) OBP: 0.291, SLG: 0.362	1-0 SH5-3 1-3		0-3 K			1-3 K		0-2 G4-3			3 0 0 0 0 2 0													
Don Mattingly, L (1, 3) OBP: 0.355, SLG: 0.407	1-3 K			1-0 G6-3			0-0 P6		1-2 G5-3		4 0 0 0 0 1 1													
Matt Nokes, L (1, 2) OBP: 0.312, SLG: 0.500	3-2 K			1-0 G3-1			1-2 G4-3		0-2 K		4 0 2 1 0 0 0													
Hensley Meulens, R (9, PR) OBP: 0.266, SLG: 0.307											0 1 0 0 0 0 0													
Bob Geren, R (9, 2) OBP: 0.273, SLG: 0.294											0 0 0 0 0 0 0													
Roberto Kelly, R (1, 7) OBP: 0.308, SLG: 0.388	1-2 F9 2B			0-1 F9			0-1 G4-3		2-1 K 2B		4 0 1 1 0 0 1													
Kevin Maas, L (1, 10) OBP: 0.335, SLG: 0.374		0-0 K 1B			1-2 G6-3			4-2 SH5-3 BB		3-3 K	3 0 1 0 1 1 1													
Pat Sheridan, L (1, 9) OBP: 0.288, SLG: 0.337		0-0 L3		0-1 F7				0-0 SH5-3		0-3 K	3 0 0 0 0 1 1													
Randy Velarde, R (1, 5) OBP: 0.335, SLG: 0.344		1-3 K2-3		0-0 G6-3				0-0 F9		1-3 K	4 0 0 0 0 2 1													
Pat Kelly, R (1, 4) OBP: 0.289, SLG: 0.339			0-0 K 1B		0-1 P6			4-2 K BB		0-0 F9	3 0 1 0 1 0 0													
Inning Stats	R: 1 E: 0 K: 1 S: 11	H: 1 LOB: 1 BB: 1 P: 21	R: 0 E: 0 K: 1 S: 5	H: 1 LOB: 0 BB: 0 P: 6	R: 0 E: 0 K: 1 S: 8	H: 1 LOB: 0 BB: 0 P: 8	R: 0 E: 0 K: 0 S: 4	H: 0 LOB: 0 BB: 0 P: 6	R: 0 E: 0 K: 0 S: 6	H: 0 LOB: 0 BB: 0 P: 7	R: 0 E: 0 K: 2 S: 8	H: 0 LOB: 0 BB: 0 P: 12	R: 0 E: 0 K: 0 S: 6	H: 0 LOB: 0 BB: 0 P: 7	R: 0 E: 0 K: 0 S: 11	H: 0 LOB: 0 BB: 2 P: 21	R: 1 E: 0 K: 1 S: 14	H: 2 LOB: 1 BB: 0 P: 20	R: 0 E: 0 K: 2 S: 7	H: 0 LOB: 0 BB: 0 P: 8	1B: 3 2B: 3 3B: 0 HR: 0	SF: 0 SAC: 2 DP: 2 HBP: 0	WP: 0 PB: 0 SB: 1 CS: 0	PA: 36
PITCHER	IP WLS BF H R ER SO BB IBB HBP BLK WP HR S P ERA WHIP																							
Jack Morris, R (1, 1) ERA: 3.67	8.2		4	2	2	5	3	0	0	0	0	0	0	68	98	2.08	0.808							
Rick Aguilera, R (9, 1) ERA: 2.23	0.1		1	0	0	1	0	0	0	0	0	0	0	5	10	0.00	3.000							
Carl Willis, R (10, 1) ERA: 2.26	1.0	W	3	0	0	2	0	0	0	0	0	0	0	7	8	0.00	0.000							

livebaseballscorecards.com

AB	31
R	2
H	5
RBI	2
BB	3
SO	8
LOB	8



BOTTOM

New York Yankees @ Minnesota Twins
 Hubert H. Humphrey Metrodome, Minneapolis, MN

Sat Sep 07 1991, 8:05 PM EDT
 Att: 35,504 - Dome - 70 F

livebaseballscorecards.com

AB	40
R	3
H	13
RBI	3
BB	1
SO	4
LOB	20



WP: 0	PA: 42
PB: 0	
SB: 0	
CS: 1	

AB	R	H	RBI	BB	SO	LOB
4	1	2	0	0	1	1
1	0	0	0	0	0	1

5	0	3	1	0	0	0
---	---	---	---	---	---	---

4	2	2	0	1	0	3
---	---	---	---	---	---	---

5	0	0	0	0	1	6
---	---	---	---	---	---	---

4	0	2	1	0	0	2
---	---	---	---	---	---	---

0	0	0	0	0	0	0
---	---	---	---	---	---	---

1	0	1	1	0	0	0
---	---	---	---	---	---	---

4	0	0	0	0	0	4
---	---	---	---	---	---	---

4	0	1	0	0	0	0
---	---	---	---	---	---	---

3	0	0	0	0	1	1
---	---	---	---	---	---	---

1	0	1	0	0	0	0
---	---	---	---	---	---	---

2	0	1	0	0	0	0
---	---	---	---	---	---	---

1	0	0	0	0	1	1
---	---	---	---	---	---	---

1	0	0	0	0	0	1
---	---	---	---	---	---	---

1B:	10	SF:	0
2B:	3	SAC:	0
3B:	0	DP:	1
HR:	0	HBP:	0

Batter	1	2	3	4	5	6	7	8	9	10
Gene Larkin, S (1, 9) OBP: 0.350, SLG: 0.361 Dan Gladden, R (9, 7) OBP: 0.318, SLG: 0.371	F9		1B		CS	1B	2B		P3	
Chuck Knoblauch, R (1, 4) OBP: 0.343, SLG: 0.351	1B		1B			E		G6-3		G4-3
Kirby Puckett, R (1, 8) OBP: 0.362, SLG: 0.481	G4-6-3		G4-3			E1		G1-3		G4-3
Kent Hrbek, L (1, 3) OBP: 0.370, SLG: 0.453	G4-6-3				L5	K		G1-3		G4-3
Chili Davis, S (1, 10) OBP: 0.384, SLG: 0.521 Jarvis Brown, R (8, PR) OBP: 0.222, SLG: 0.222 Pedro Munoz, R (10, PH) OBP: 0.339, SLG: 0.439		F7			G3	L7				
Brian Harper, R (1, 2) OBP: 0.340, SLG: 0.480		F7			F7	F8		L6		
Shane Mack, R (1, 7) OBP: 0.366, SLG: 0.552		G1-3			G4-3			F7		G4-3
Mike Pagliarulo, L (1, 5) OBP: 0.335, SLG: 0.407 Scott Leius, R (9, PH) OBP: 0.377, SLG: 0.409					F8	K		F7		E1
Greg Gagne, R (1, 6) OBP: 0.299, SLG: 0.384 Paul Sorrento, L (7, PH) OBP: 0.250, SLG: 0.500 Al Newman, S (8, 6) OBP: 0.268, SLG: 0.230					F8	CS		K		G5-3

Inning Stats	R: 0	H: 1	E: 0	K: 0	S: 9	R: 0	H: 1	E: 0	K: 0	S: 4	R: 0	H: 2	E: 0	K: 0	S: 11	R: 0	H: 0	E: 0	K: 0	S: 7	R: 0	H: 1	E: 0	K: 1	S: 10	R: 1	H: 2	E: 1	K: 1	S: 10	R: 0	H: 1	E: 0	K: 2	S: 9	R: 1	H: 2	E: 0	K: 0	S: 9	R: 0	H: 1	E: 1	K: 0	S: 9	R: 1	H: 2	E: 0	K: 0	S: 7	1B: 10	2B: 3	3B: 0	HR: 0	SF: 0	SAC: 0	DP: 1	HBP: 0					
	1	1	1	1	14	1	1	1	1	8	2	2	2	0	16	0	0	0	0	9	0	0	0	0	16	2	2	2	0	14	0	1	0	0	13	1	2	1	0	15	0	1	1	0	17	0	2	0	0	9	2	1	0	0	9	10	3	0	0	0	0	1	0

PITCHER	IP	WLS	BF	H	R	ER	SO	BB	IBB	HBP	BLK	WP	HR	S	P	ERA	WHIP
Pascual Perez, R (1, 1) ERA: 3.02	6.0		24	7	1	1	2	1	0	0	0	0	0	51	77	1.50	1.333
John Habyan, R (7, 1) ERA: 2.27	1.1		6	2	1	1	2	0	0	0	0	0	0	12	17	6.75	1.500
Steve Howe, L (8, 1) ERA: 1.68	0.2		3	1	0	0	0	0	0	0	0	0	0	6	11	0.00	1.500
Lee Guetterman, L (9, 1) ERA: 3.72	1.2	L	8	3	1	1	0	0	0	0	0	0	0	16	26	5.40	1.800

Batter	1	2	3	4	5	6	7	8	9	AB R H RBI BB SO LOB	TOP		
Bernie Williams, S (1, 8) OBP: 0.341, SLG: 0.359	0-3 K		1-2 G1-6-3 1B		2-0 G1-6-3		1-0 L6		1-2 G4-3	5 0 1 0 0 1 1			
Steve Sax, R (1, 4) OBP: 0.346, SLG: 0.406	4-2 G6-3 BB		3-2 F8		2-1 E5		1-2 P4			3 0 0 0 1 0 1			
Don Mattingly, L (1, 3) OBP: 0.352, SLG: 0.404	2-1 G6-3 1-2f		0-0 G1-6-3 1-2f		1-0 P5		2-3 K			4 0 0 0 0 1 3			
Matt Nokes, L (1, 2) OBP: 0.316, SLG: 0.511		0-0 G6-3 1B		0-2 HR		1-1 G3		0-0 G4-6-3 1B		4 1 3 1 0 0 1			
Roberto Kelly, R (1, 7) OBP: 0.307, SLG: 0.392		1-2 SF9 3B		2-0 G6-3		1-1 F8		0-0 G4-6-3 1-2f		4 1 1 0 0 0 1			
Kevin Maas, L (1, 10) OBP: 0.334, SLG: 0.372		2-2 SF9		2-2 F8		4-0 G6-3 1B BB		3-3 K		2 0 0 1 1 1 0			
Hensley Meulens, R (1, 9) OBP: 0.274, SLG: 0.317		3-H 0-2 1B 2B		4-2 FC6-4 BB		2-1 G6-3 1B		2-2 HR		2 1 2 0 1 0 0 1 1 1 1 0 0 0			
Pat Sheridan, L (9, PH) OBP: 0.295, SLG: 0.373													
Alvaro Espinoza, R (1, 6) OBP: 0.291, SLG: 0.361		0-0 2-H 1B		0-0 FC6-4 1-2f		0-1 G6-3 1-2 2-3		0-0 G5-3		4 0 1 1 0 0 3			
Pat Kelly, R (1, 5) OBP: 0.289, SLG: 0.339		0-1 G5-3				0-1 G1-6-3 E 1B		3-3 K		3 1 1 0 0 0 3 1 0 0 0 0 1 0			
Mel Hall, L (9, PH) OBP: 0.334, SLG: 0.487													
Inning Stats	R: 0 E: 0 K: 1 S: 7 H: 0 LOB: 0 BB: 1 P: 13	R: 2 E: 0 K: 0 S: 13 H: 4 LOB: 1 BB: 0 P: 16	R: 0 E: 0 K: 0 S: 8 H: 1 LOB: 0 BB: 0 P: 12	R: 1 E: 0 K: 0 S: 11 H: 1 LOB: 1 BB: 1 P: 19	R: 1 E: 1 K: 0 S: 9 H: 1 LOB: 1 BB: 0 P: 14	R: 0 E: 0 K: 0 S: 8 H: 1 LOB: 2 BB: 1 P: 17	R: 0 E: 0 K: 1 S: 8 H: 0 LOB: 0 BB: 0 P: 12	R: 0 E: 0 K: 1 S: 5 H: 1 LOB: 0 BB: 0 P: 8	R: 1 E: 0 K: 1 S: 10 H: 1 LOB: 0 BB: 0 P: 16	1B: 6 2B: 1 3B: 1 HR: 2 SF: 1 SAC: 0 DP: 3 HBP: 0	WP: 0 PB: 0 SB: 0 CS: 0 PA: 37		
PITCHER	IP WLS BF H R ER SO BB IBB HBP BLK WP HR S P ERA WHIP											PITCHER	IP WLS BF H R ER SO BB IBB HBP BLK WP HR S P ERA WHIP
Scott Erickson, R (1, 1) ERA: 3.13	6.0 W 27 8 4 3 1 3 0 0 0 0 0 1 56 91 4.50 1.833												
Mark Guthrie, L (7, 1) ERA: 4.6	2.0 6 1 0 0 2 0 0 0 0 0 0 0 13 20 0.00 0.500												
Steve Bedrosian, R (9, 1) ERA: 4.22	1.0 S 4 1 1 1 1 0 0 0 0 0 0 1 10 16 9.00 1.000												

New York Yankees @ Minnesota Twins
Hubert H. Humphrey Metrodome, Minneapolis, MN

Sun Sep 08 1991, 4:33 AM EDT
 Att. 27,281 - Dome - 70 F

livebaseballscorecards.com

AB	33
R	5
H	10
RBI	4
BB	3
SO	4
LOB	13



Batter	1	2	3	4	5	6	7	8	9
Scott Leius, R (1, 5) OBP: 0.379, SLG: 0.411 Paul Sorrento, L (8, PH) OBP: 0.286, SLG: 0.500 Al Newman, S (8, PR) OBP: 0.268, SLG: 0.230 (9, 4)	G5-3		G5-3		G5-3 CS 1B	CS	SH2-3 E 1B	IBB	
Chuck Knoblauch, R (1, 4) OBP: 0.343, SLG: 0.350 Randy Bush, L (8, PH) OBP: 0.392, SLG: 0.481 Mike Pagliarulo, L (9, 5) OBP: 0.335, SLG: 0.407	G5-3		S 1B		G5-3		E1 SH2-3 1B	P4	
Kirby Puckett, R (1, 8) OBP: 0.362, SLG: 0.478	G5-3		FC5 BB		F8		SH2-3	K	
Chili Davis, S (1, 10) OBP: 0.387, SLG: 0.522		HR 1B	FC5			HR 1B	G4-6-3 IBB		
Shane Mack, R (1, 7) OBP: 0.368, SLG: 0.560		HR			F9	HR 1B	G4-6-3		
Pedro Munoz, R (1, 9) OBP: 0.336, SLG: 0.459	G5-3		F8		F8	HR		K	
Gene Larkin, S (1, 3) OBP: 0.357, SLG: 0.362	G5-3		1B		G5-4-3 BB			BB 2B	
Junior Ortiz, R (1, 2) OBP: 0.314, SLG: 0.287 Lenny Webster, R (6, PH) OBP: 0.400, SLG: 0.667 (7, 2)	F9		G5-3		G5-4-3			2B 1B	
Greg Gagne, R (1, 6) OBP: 0.304, SLG: 0.390			P4		CS BB	CS 1B		1-3 2-H 2B	

AB	R	H	RBI	BB	SO	LOB
4	0	2	0	0	0	0
0	0	0	0	1	0	0
0	0	0	0	0	0	0
4	0	1	0	0	0	3
1	0	0	0	0	0	3
0	0	0	0	0	0	0
3	0	0	0	1	1	4
3	2	2	0	1	0	2
4	2	2	2	0	0	3
4	1	1	3	0	1	0
2	1	1	0	2	0	0
2	0	0	0	0	0	1
2	0	1	0	0	0	1
3	0	2	1	1	0	0

AB	R	H	RBI	BB	SO	LOB
32	6	12	6	6	2	17

Inning	1	2	3	4	5	6	7	8	9
R: 0	R: 2	R: 0	R: 0	R: 0	R: 0	R: 3	R: 0	R: 1	R: 0
E: 0	E: 0	E: 0	E: 0	E: 0	E: 0	E: 0	E: 1	E: 0	E: 0
K: 0	K: 0	K: 0	K: 0	K: 0	K: 0	K: 0	K: 0	K: 2	K: 0
S: 10	S: 7	S: 8	S: 7	S: 7	S: 11	S: 17	S: 8	S: 13	S: 10
H: 0	H: 2	H: 1	H: 1	H: 1	H: 4	H: 1	H: 1	H: 2	H: 0
LOB: 0	LOB: 0	LOB: 2	LOB: 1	LOB: 1	LOB: 0	LOB: 0	LOB: 2	LOB: 3	LOB: 0
BB: 0	BB: 0	BB: 1	BB: 1	BB: 1	BB: 1	BB: 1	BB: 1	BB: 2	BB: 0
P: 15	P: 15	P: 16	P: 11	P: 17	P: 24	P: 19	P: 19	P: 30	P: 15

TOP

AB 32
R 6
H 12
RBI 6
BB 6
SO 2
LOB 17

WP: 0 **PA: 40**
PB: 0
SB: 1
CS: 3

MINNESOTA TWINS
 HUBERT H. HUMPHREY METRODOME, MINNEAPOLIS, MN

Sun Sep 08 1991, 4:33 AM EDT
 Att. 27,281 - Dome - 70 F

livebaseballscores.com

PITCHER	IP	WLS	BF	H	R	ER	SO	BB	IBB	HBP	BLK	WP	HR	S	P	ERA	WHIP
Jeff Johnson, L (1, 1) ERA: 5.86	5.0	L	24	8	5	5	0	2	0	0	0	0	2	47	79	9.00	2.000
Greg Cadaret, L (6, 1) ERA: 3.7	2.1		12	4	1	1	1	2	1	0	0	0	0	29	53	3.86	2.571
Rich Monteleone, R (8, 1) ERA: 3.71	0.2		3	0	0	0	1	0	1	0	0	0	0	5	15	0.00	0.000

Batter	1	2	3	4	5	6	7	8	9	AB R H RBI BB SO LOB	TOP											
Dan Gladden, R (1, 7) OBP: 0.319, SLG: 0.375	1-3 K		1-0 G6-3		2-0 1B 3B		4-0 S BB	2-0 FC5-4		4 1 1 2 1 1 3												
Chuck Knoblauch, R (1, 4) OBP: 0.345, SLG: 0.355	1-3 K			0-0 SH1-3 1B	2-1 CS 1B		0-1 F8		1-0 WP SF9 2B	5 1 3 1 0 1 1												
Kirby Puckett, R (1, 8) OBP: 0.359, SLG: 0.476	3-2 F8			0-0 SH1-3 1-2	0-0 F9		1-3 K2-3 1-2		2-2 SF9 2-H	3 0 0 1 0 1 3												
Chili Davis, S (1, 10) OBP: 0.387, SLG: 0.520				1-3 K	0-1 CS 1-2	0-1 1B FC4-6 1B		1-2 F8	3-2 HR 1B	5 2 2 0 0 1 1												
Brian Harper, R (1, 2) OBP: 0.342, SLG: 0.461				1-1 G4-3		0-0 FC4-6 1B		2-2 1B 1B	1-0 HR	4 0 2 0 0 0 1												
Jarvis Brown, R (8, PR) OBP: 0.222, SLG: 0.222										0 1 0 0 0 0 0												
Lenny Webster, R (8, 2) OBP: 0.429, SLG: 0.842										1 1 1 2 0 0 0												
Shane Mack, R (1, 9) OBP: 0.368, SLG: 0.558				1-2 G6-3		2-1 E 1B	0-0 FC4-6 G4-3 S 1-2f	2-2 S 1B	1-1 F9	5 2 2 2 0 0 1												
Gene Larkin, S (1, 3) OBP: 0.354, SLG: 0.359				2-2 F8		2-2 E4 1B	3-2 G4-3	4-0 1B	1-3 K	2 0 0 0 0 0 1												
Kent Hrbek, L (5, PR) OBP: 0.370, SLG: 0.452						1-2 3B	1-3	1-2 IBB		1 1 0 0 1 0 1												
Paul Sorrento, L (9, PH) OBP: 0.273, SLG: 0.474										1 0 0 0 0 1 0												
Mike Pagliarulo, L (1, 5) OBP: 0.331, SLG: 0.402				2-1 G3		2-3 K	2-1 G3	3-2 P6		4 0 0 0 0 1 5												
Greg Gagne, R (1, 6) OBP: 0.309, SLG: 0.397				3-2 2B		3-2 3B 1B		1-2 P3	1-2 FC5-4 1B	4 1 3 2 0 0 0												
Inning Stats	R: 0 E: 0 K: 2 S: 10	H: 0 LOB: 0 BB: 0 P: 15	R: 0 E: 0 K: 0 S: 8	H: 0 LOB: 0 BB: 0 P: 11	R: 0 E: 0 K: 0 S: 9	H: 1 LOB: 1 BB: 0 P: 17	R: 0 E: 0 K: 1 S: 7	H: 1 LOB: 1 BB: 0 P: 9	R: 4 E: 1 K: 1 S: 19	H: 4 LOB: 1 BB: 0 P: 32	R: 1 E: 0 K: 0 S: 9	H: 2 LOB: 1 BB: 0 P: 14	R: 0 E: 0 K: 1 S: 9	H: 0 LOB: 1 BB: 1 P: 16	R: 2 E: 0 K: 0 S: 23	H: 3 LOB: 2 BB: 1 P: 37	R: 3 E: 0 K: 1 S: 14	H: 3 LOB: 0 BB: 0 P: 23	1B: 10 2B: 2 3B: 1 HR: 1	SF: 1 SAC: 1 DP: 0 HBP: 0	WP: 1 PB: 0 SB: 3 CS: 1	PA: 44
PITCHER	IP WLS BF H R ER SO BB IBB HBP BLK WP HR S P ERA WHIP																					
Mike Boddicker, R (1, 1) ERA: 3.86	5.1 L 24 8 5 4 4 0 0 0 0 0 0 57 88 6.75 1.500																					
Mike Maignante, L (6, 1) ERA: 2.25	1.1 5 0 0 0 0 1 0 0 0 0 0 10 21 0.00 0.750																					
Tom Gordon, R (7, 1) ERA: 3.73	1.1 8 3 2 2 1 0 1 0 0 0 0 27 42 13.50 2.250																					
Steve Crawford, R (9, 1) ERA: 6.57	1.0 6 3 3 3 1 0 0 0 0 1 1 14 23 27.00 3.000																					

Minnesota Twins @ Kansas City Royals
Royals Stadium, Kansas City, MO
Mon Sep 09 1991, 8:05 PM EDT
Att. 22,189 - Cloudy - 87 F

livebaseballscorecards.com

AB	39
R	10
H	14
RBI	10
BB	2
SO	6
LOB	17



BOTTOM

Minnesota Twins @ Kansas City Royals
Royals Stadium, Kansas City, MO
Mon Sep 09 1991, 8:05 PM EDT
Att. 22,189 - Cloudy - 87 F

livebaseballscorecards.com

AB 35
R 4
H 9
RBI 4
BB 4
SO 9
LOB 14



WP: 0 PA: 39
PB: 0
SB: 2
CS: 0

AB R H RBI BB SO LOB

4	0	1	1	1	1	0
4	1	3	1	1	0	0
5	0	1	1	0	3	5
4	0	1	0	0	0	1
3	0	1	0	1	0	1
3	1	0	0	1	1	3
3	1	1	0	0	2	2
1	0	0	0	0	0	0
0	0	0	0	0	0	0
2	0	0	0	0	1	1
2	0	0	0	0	0	1
2	0	0	1	0	0	0
1	1	1	0	0	0	0
1	0	0	0	0	1	0

Batter	1	2	3	4	5	6	7	8	9
Kirk Gibson, L OBP: 0.343, SLG: 0.421 (1, 7)	1-2 G5-3 BB	4-2 BB		2-2 G6-3		1-2 1B 1B			2-3 K
Brian McRae, S OBP: 0.293, SLG: 0.371 (1, 8)	2-0 1B 3B	4-2 BB			0-0 B1-3	1-1 1B			2-2 G4-6-3 1B
George Brett, L OBP: 0.323, SLG: 0.410 (1, 10)	1-1 1B 1B	3-3 K			2-3 K	3-3 K			1-0 G4-6-3 1-2f
Danny Tartabull, R OBP: 0.396, SLG: 0.616 (1, 9)	1-2 F7		1-2 G5-3		0-0 1B		2-2 F8		
Todd Benzinger, S OBP: 0.298, SLG: 0.340 (1, 3)	1-0 1B		4-2 BB		0-0 G4-3		1-1 G5-3		
Bill Pecota, R OBP: 0.348, SLG: 0.401 (1, 5) (7, 4)	2-3 K		0-2 L8			4-0 1B BB	2-0 F8		
Brent Mayne, L OBP: 0.304, SLG: 0.321 (1, 2)		1-0 G4-3 G1-6-3 2B		0-3 K		0-3 K		1-1 G5-3	
Harvey Pulliam, R OBP: 0.385, SLG: 0.696 (8, PH)									
Tim Spehr, R OBP: 0.262, SLG: 0.236 (9, 2)									
David Howard, S OBP: 0.274, SLG: 0.279 (1, 6)		2-1 G4-3		3-3 K		3-2 L4		2-2 G5-3	
Kurt Stillwell, S OBP: 0.313, SLG: 0.363 (6, PH) (7, 6)									
Terry Shumpert, R OBP: 0.293, SLG: 0.339 (1, 4)		2-1 G1-6-3		1-1 G6-3		0-0 1B 1B		2-3 K	
Jim Eisenreich, L OBP: 0.334, SLG: 0.384 (6, PH)									
Sean Berry, R OBP: 0.167, SLG: 0.171 (7, 5)									

Inning Stats	R: 1 E: 0 K: 1 S: 16	H: 3 LOB: 2 BB: 0 P: 24	R: 1 E: 0 K: 1 S: 14	H: 1 LOB: 2 BB: 2 P: 30	R: 0 E: 0 K: 1 S: 12	H: 0 LOB: 1 BB: 1 P: 17	R: 0 E: 0 K: 1 S: 9	H: 0 LOB: 0 BB: 0 P: 15	R: 0 E: 0 K: 1 S: 6	H: 1 LOB: 1 BB: 0 P: 8	R: 2 E: 0 K: 2 S: 16	H: 3 LOB: 2 BB: 1 P: 28	R: 0 E: 0 K: 0 S: 6	H: 0 LOB: 0 BB: 0 P: 11	R: 0 E: 0 K: 1 S: 11	H: 0 LOB: 0 BB: 0 P: 16	R: 0 E: 0 K: 1 S: 9	H: 1 LOB: 0 BB: 0 P: 14	1B: 7 2B: 1 3B: 1 HR: 0	SF: 0 SAC: 0 DP: 1 HBP: 0	WP: 0 PB: 0 SB: 2 CS: 0	PA: 39
--------------	-------------------------------	----------------------------------	-------------------------------	----------------------------------	-------------------------------	----------------------------------	------------------------------	----------------------------------	------------------------------	---------------------------------	-------------------------------	----------------------------------	------------------------------	----------------------------------	-------------------------------	----------------------------------	------------------------------	----------------------------------	----------------------------------	------------------------------------	----------------------------------	--------

PITCHER	IP	WLS	BF	H	R	ER	SO	BB	IBB	HBP	BLK	WP	HR	S	P	ERA	WHIP
Tom Edens, R ERA: 6.0 (1, 1)	5.0		23	5	2	2	5	3	0	0	0	0	0	57	94	3.60	1.600
Carl Willis, R ERA: 2.48 (6, 1)	0.2		6	3	2	2	1	1	0	0	0	0	0	12	21	27.00	6.000
Gary Wayne, L ERA: 5.06 (6, 1)	3.1	S	10	1	0	0	3	0	0	0	0	0	0	30	48	0.00	0.300

Batter	1	2	3	4	5	6	7	8	9	AB R H RBI BB SO LOB	TOP	
Dan Gladden, R (1, 7) OBP: 0.322, SLG: 0.379	4-0 FC6-4 BB		0-0 1B 2B		2-3 K		1-2 FC6-4 1B		2-0 P5	4 1 2 0 1 1 0		
Chuck Knoblauch, R (1, 4) OBP: 0.346, SLG: 0.355 Al Newman, S (8, 4) OBP: 0.267, SLG: 0.229	0-1 FC6-4 E S 1-2f		1-0 2-H 1B		4-0 BB		0-0 FC6-4 2B		3-2 G6-3	3 1 1 1 1 0 3 1 0 0 0 0 0 0		
Randy Bush, L (1, 3) OBP: 0.393, SLG: 0.486	1-3 K		1-0 G6-3		0-1 G6-3		0-1 2B		1-2 BLK BB 1B	5 1 2 2 0 1 3		
Chili Davis, S (1, 10) OBP: 0.389, SLG: 0.521	0-1 L4				2-2 G3 1B 2B		0-0 L7		4-2 1B BLK BB	3 1 1 0 2 0 1		
Brian Harper, R (1, 2) OBP: 0.340, SLG: 0.457					2-0 G3		2-2 F8		2-1 FC5-4 1B	5 0 1 1 0 0 3		
Shane Mack, R (1, 8) OBP: 0.371, SLG: 0.558					0-2 S 1B		2-1 HR 1B		0-1 G4-6-3 1B	5 1 3 1 0 0 2		
Pedro Munoz, R (1, 9) OBP: 0.333, SLG: 0.478 Jarvis Brown, R (8, 9) OBP: 0.222, SLG: 0.222					2-3 K		1-0 HR		1-2 G4-6-3	4 1 1 2 0 1 2 0 0 0 0 0 0 0		
Mike Pagliarulo, L (1, 5) OBP: 0.328, SLG: 0.398 Scott Leius, R (8, PH) OBP: 0.382, SLG: 0.411 (8, 5)					2-2 K		1-2 G4-3		4-1 BB	3 0 0 0 0 1 1 0 0 0 0 1 0 0		
Greg Gagne, R (1, 6) OBP: 0.308, SLG: 0.395					0-0 G5-3		0-0 G5-3		1-0 FC6-4 1B 2B 1B	4 1 1 0 0 2 1		
Inning Stats	R: 0 H: 0 E: 0 LOB: 1 K: 1 BB: 1 S: 8 P: 13	R: 0 H: 0 E: 0 LOB: 0 K: 0 BB: 0 S: 4 P: 4	R: 1 H: 2 E: 0 LOB: 1 K: 1 BB: 0 S: 9 P: 13	R: 1 H: 2 E: 0 LOB: 1 K: 2 BB: 0 S: 16 P: 24	R: 0 H: 0 E: 0 LOB: 1 K: 1 BB: 1 S: 6 P: 12	R: 2 H: 2 E: 0 LOB: 0 K: 0 BB: 0 S: 11 P: 17	R: 2 H: 3 E: 0 LOB: 1 K: 0 BB: 1 S: 8 P: 14	R: 0 H: 1 E: 0 LOB: 1 K: 1 BB: 1 S: 11 P: 17	R: 1 H: 2 E: 0 LOB: 2 K: 0 BB: 1 S: 16 P: 29	1B: 8 SF: 0 2B: 3 SAC: 0 3B: 0 DP: 2 HR: 1 HBP: 0	WP: 0 PA: 42 PB: 0 SB: 2 CS: 0	
PITCHER	IP WLS BF H R ER SO BB IBB HBP BLK WP HR S P ERA WHIP											
Mark Gubicza, R (1, 1) ERA: 5.38	5.0 L 21 4 2 2 5 2 0 0 0 0 0 0 43 66 3.60 1.200											
Storm Davis, R (6, 1) ERA: 4.77	2.0 11 5 4 4 0 0 1 0 0 0 0 1 19 31 18.00 2.500											
Mike Magnante, L (8, 1) ERA: 2.2	1.0 4 1 0 0 1 1 0 0 0 0 0 0 11 17 0.00 2.000											
Archie Corbin, R (9, 1) ERA: 9.0	1.0 6 2 1 1 0 1 0 0 0 1 0 0 16 29 9.00 3.000											

Minnesota Twins @ Kansas City Royals
Royals Stadium, Kansas City, MO
Tue Sep 10 1991, 8:05 PM EDT
Att. 19,923 - Cloudy - 84 F

livebaseballscorecards.com

AB	37
R	7
H	12
RBI	7
BB	5
SO	6
LOB	16



BOTTOM

Minnesota Twins @ Kansas City Royals
Royals Stadium, Kansas City, MO

Tue Sep 10 1991, 8:05 PM EDT
Att. 19,923 - Cloudy - 84 F

livebaseballscorecards.com

AB	35
R	2
H	8
RBI	2
BB	5
SO	4
LOB	27



WP:	1	PA:	40
PB:	1		
SB:	0		
CS:	0		

AB R H RBI BB SO LOB

4 0 1 0 1 1 1

5 1 2 0 0 0 5

5 1 1 1 0 1 6

4 0 0 0 1 1 4

4 0 2 0 0 0 2

3 0 0 1 1 0 2

2 0 1 0 0 0 1
0 0 0 0 0 0 0
1 0 0 0 0 0 1
0 0 0 0 0 0 0
1 0 0 0 0 0 1

2 0 0 0 0 0 1
1 0 0 0 1 0 0

2 0 1 0 0 0 1
1 0 0 0 0 0 0
0 0 0 0 0 0 0
0 0 0 0 1 0 0

Batter	1	2	3	4	5	6	7	8	9								
Kirk Gibson, L OBP: 0.343, SLG: 0.420 (1, 7)	2-0 F8 ①		4-0 FC4 BB		3-3 K ③		2-2 G3-1 ③		3-2 1-2 2-3 1B								
Brian McRae, S OBP: 0.294, SLG: 0.371 (1, 8)	1-0 F9 ②		0-1 FC4 1-2f 2-3			1-0 FC6-4 1B		1-1 WP 1B	0-1 F7 ①								
George Brett, L OBP: 0.322, SLG: 0.407 (1, 10)	0-1 L8 ③		1-0 F8 ③			2-1 FC6-4 FC5-4 PB 1-2f		3-2 2B 1B 1-H G4-3	1-3 K ②								
Danny Tartabull, R OBP: 0.394, SLG: 0.610 (1, 9)		2-1 F8 ①		3-3 K ①		4-1 FC5-4 BB 1-2		3-2 L6 ①	1-2 F8 ③								
Todd Benzinger, S OBP: 0.301, SLG: 0.345 (1, 3)		2-0 FC6-4 1B		1-0 G6-3 ②		0-0 FC5-4 BB 1-2f 2-3		1-0 G4-3 2B									
Bill Pecota, R OBP: 0.347, SLG: 0.398 (1, 5) (8, 4)		2-0 FC6-4 1-2f		2-2 F9 ③		4-2 SAFE BB 1-2		0-0 G4-3 ②									
Jorge Pedre, R OBP: 0.571, SLG: 0.500 (8, PH) Kevin Seitzer, R OBP: 0.341, SLG: 0.339 (8, PH) Jim Eisenreich, L OBP: 0.353, SLG: 0.383 (7, 2) Tim Spehr, R OBP: 0.262, SLG: 0.236 (8, PH) Brent Mayne, L OBP: 0.303, SLG: 0.319 (8, 2)		1-2 G3 ③		1-2 2B		1-2 K ③		0-0 G4-3 ③									
David Howard, S OBP: 0.271, SLG: 0.276 (1, 6) Kurt Stillwell, S OBP: 0.314, SLG: 0.362 (7, PH) (8, 6)			0-0 L8 ①		3-2 F9 ①		0-2 F8 ①		4-0 1B BB BB								
Terry Shumpert, R OBP: 0.294, SLG: 0.343 (7, PH) Dave Clark, L (8, 5) Sean Berry, R OBP: 0.167, SLG: 0.171 Warren Cromartie, L OBP: 0.386, SLG: 0.426 (9, PH)			1-1 FC4 2B		1-2 F8 ②		0-0 F9 ②		4-0 1B BB 1-2								
Inning Stats	R: 0 E: 0 K: 0 S: 4	H: 0 LOB: 0 BB: 0 P: 7	R: 0 E: 1 K: 0 S: 7	H: 1 LOB: 1 BB: 0 P: 14	R: 0 E: 0 K: 0 S: 6	H: 0 LOB: 0 BB: 0 P: 12	R: 0 E: 0 K: 1 S: 7	H: 1 LOB: 1 BB: 0 P: 20	R: 0 E: 0 K: 0 S: 12	H: 0 LOB: 0 BB: 0 P: 9	R: 2 E: 0 K: 0 S: 11	H: 3 LOB: 1 BB: 0 P: 19	R: 0 E: 0 K: 1 S: 11	H: 1 LOB: 3 BB: 2 P: 24	1B: 5 2B: 3 3B: 0 HR: 0	SF: 0 SAC: 0 DP: 0 HBP: 0	WP: 1 PB: 1 SB: 0 CS: 0
PITCHER	IP WLS BF	H R ER SO	BB IBB HBP BLK	WP HR S P	ERA WHIP	PITCHER	IP WLS BF	H R ER SO	BB IBB HBP BLK	WP HR S P	ERA WHIP						
Allan Anderson, L ERA: 4.78 (1, 1)	5.0 W	3 0 0 2	1 0 0 0	0 0 0 0	0.00 0.800	Mark Guthrie, L ERA: 4.57 (6, 1)	0.2	1 0 0 0	0 0 0 0	0 0 0 0	0.00 4.500						
Terry Leach, R ERA: 3.1 (6, 1)	1.2	3 2 2 1	0 0 0 0	1 0 20 31	10.80 1.800	Steve Bedrosian, R ERA: 4.18 (8, 1)	0.2	1 0 0 0	0 0 0 0	2 0 0 0	0.00 4.500						
Rick Aguilera, R ERA: 2.19 (9, 1)	1.0 S	0 0 0 1	0 0 0 0	0 0 8 10	0.00 0.000												

Batter	1	2	3	4	5	6	7	8	9	AB R H RBI BB SO LOB	TOP
Dan Gladden, R OBP: 0.321, SLG: 0.376 (1, 7) BB	4-0 FC4-6 BB		1-2 CS	0-3 K	0-3 K			1-3 K		3 0 0 0 1 3 2	
Chuck Knoblauch, R OBP: 0.346, SLG: 0.354 (1, 4) FC4-6 L5-3	2-2 FC4-6 L5-3			2-1 G5-3		0-1 G3 1B		3-1 P4		4 0 1 0 0 0 1	
Kirby Puckett, R OBP: 0.360, SLG: 0.478 (1, 8) L5-3	0-0 L5-3			1-2 2B		3-2 G3 1-2			1-1 G4-3 F7 1B	4 0 2 0 0 0 2	
Chili Davis, S OBP: 0.386, SLG: 0.517 (1, 10)		1-1 G5-3		1-3 K		0-3 K			1-0 F7 1-2	4 0 0 0 0 2 3	
Brian Harper, R OBP: 0.337, SLG: 0.452 (1, 2)		3-2 E6 G5-4-3			0-0 P6	2-1 F8			2-0 G4-3 2-3	4 0 0 0 0 0 2	
Shane Mack, R OBP: 0.370, SLG: 0.558 (1, 9)		0-0 G5-4-3 1-2f			2-2 1B 2B				1-3 K	4 1 1 0 0 2 2	
Paul Sorrento, L OBP: 0.280, SLG: 0.455 (1, 3)			0-0 FC5-4 1B		3-1 L7			1-2 P6		3 0 1 0 0 0 1	
Scott Leius, R OBP: 0.383, SLG: 0.409 Al Newman, S OBP: 0.266, SLG: 0.227 (7, PH) (7, 5)			2-0 P5		4-0 1B BB			1-0 G4-3		1 0 0 0 1 0 1 1 0 0 0 0 0 0	
Greg Gagne, R OBP: 0.308, SLG: 0.394 (1, 6)			1 SAFE 3-2 FC5-4 CS 1-2f		3-2 1B 1-3 2-H			0-3 K		3 0 1 1 0 1 1	
Inning Stats	R: 0 E: 0 K: 0 S: 4 H: 0 LOB: 0 BB: 1 P: 10	R: 0 E: 1 K: 0 S: 6 H: 0 LOB: 0 BB: 0 P: 10	R: 0 E: 0 K: 0 S: 7 H: 1 LOB: 0 BB: 0 P: 13	R: 0 E: 0 K: 2 S: 14 H: 1 LOB: 1 BB: 0 P: 18	R: 1 E: 0 K: 1 S: 17 H: 2 LOB: 2 BB: 1 P: 29	R: 0 E: 0 K: 1 S: 12 H: 1 LOB: 1 BB: 0 P: 17	R: 0 E: 0 K: 1 S: 8 H: 0 LOB: 0 BB: 0 P: 10	R: 0 E: 0 K: 2 S: 8 H: 0 LOB: 0 BB: 0 P: 12	R: 0 E: 0 K: 1 S: 7 H: 1 LOB: 1 BB: 0 P: 12	1B: 4 2B: 3 3B: 0 HR: 0 SF: 0 SAC: 0 DP: 2 HBP: 0	WP: 0 PB: 0 SB: 0 CS: 1 PA: 34
PITCHER	IP WLS BF H R ER SO BB IBB HBP BLK WP HR S P ERA WHIP										
Mark Davis, L ERA: 5.17 (1, 1)	5.0 W 19 4 1 1 3 2 0 0 0 0 0 0 48 80 1.80 1.200										
Joel Johnston, R ERA: (6, 1)	3.0 10 1 0 0 4 0 0 0 0 0 0 0 28 39 0.00 0.333										
Jeff Montgomery, R ERA: 3.23 (9, 1)	1.0 S 4 1 0 0 1 0 0 0 0 0 0 0 7 12 0.00 1.000										

Minnesota Twins @ Kansas City Royals
Royals Stadium, Kansas City, MO
Wed Sep 11 1991, 8:05 PM EDT
Att. 18,290 - Sunny - 83 F

livebaseballscorecards.com

AB 31
R 1
H 6
RBI 1
BB 2
SO 8
LOB 15




Batter	1	2	3	4	5	6	7	8	9	AB	R	H	RBI	BB	SO	LOB
Kirk Gibson, L OBP: 0.341, SLG: 0.416 (1, 7)	2-3 K		2-3 K		2-2 P8		1-0 F8			4	0	0	0	0	2	0
Brian McRae, S OBP: 0.295, SLG: 0.374 (1, 8)	2-3 K		3-2 2B			3-2 SH 1B BB 1B	2-0 G5-3			4	1	2	0	0	1	0
George Brett, L OBP: 0.321, SLG: 0.405 (1, 10)	1-0 G6-3		2-3 K			1 SAFE 1-2 1B SH BB	3-2 P6			3	1	0	0	1	1	1
Todd Benzinger, S OBP: 0.301, SLG: 0.344 (1, 3)		1-2 G3-1		3-1 G6-3 G6-3 1B		0-1 SH G3-1 1B		0-1 G6-3		3	0	1	0	0	0	0
Jim Eisenreich, L OBP: 0.335, SLG: 0.385 (1, 9)		2-1 HR 1B		0-0 G6-3		1-0 G3-1 1B		1-2 P5		4	1	2	2	0	0	1
Bill Pecota, R OBP: 0.349, SLG: 0.408 (1, 5)		1 SAFE 3-1 HR		1-2 G6-3		1-2 2-H 3-H 2-2 F8		1-2 S 1B		4	1	2	2	0	0	3
Brent Mayne, L OBP: 0.297, SLG: 0.313 (1, 2)		1-0 G3		1-2 G6-3		0-1 G3-1		0-3 K		4	0	0	0	0	1	4
David Howard, S OBP: 0.272, SLG: 0.274 (1, 6)		1-2 F9			1-1 F7		4-2 BB			2	0	0	0	1	0	0
Terry Shumpert, R OBP: 0.292, SLG: 0.340 (1, 4)			0-3 K		2-2 G5-3		1-2 P3			3	0	0	0	0	1	3

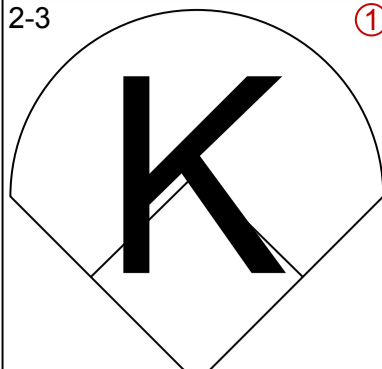
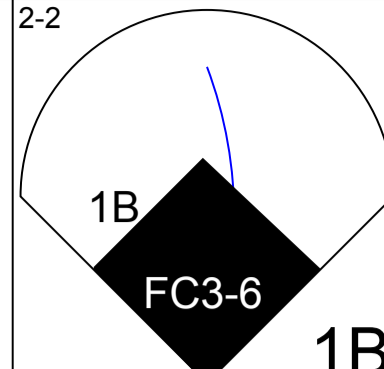
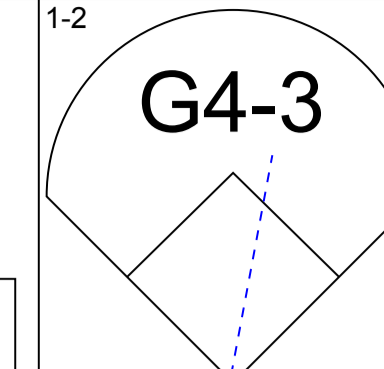
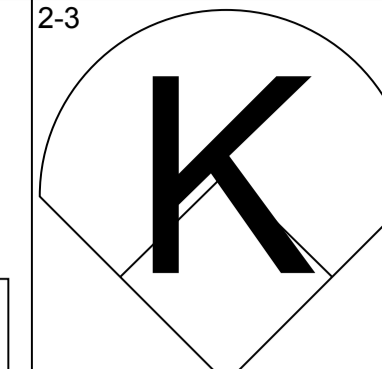
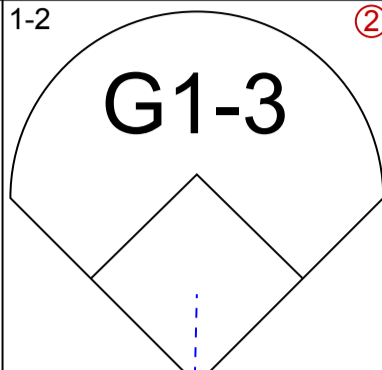
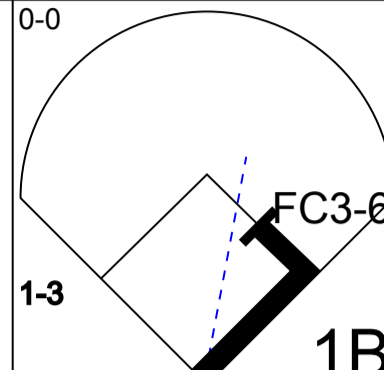
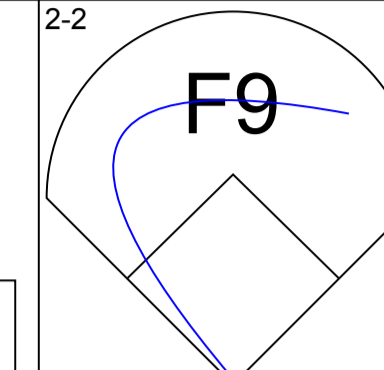
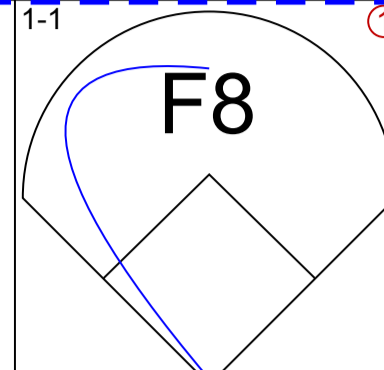
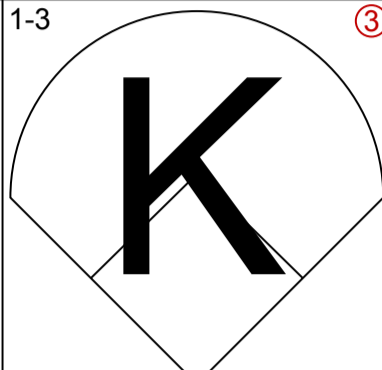
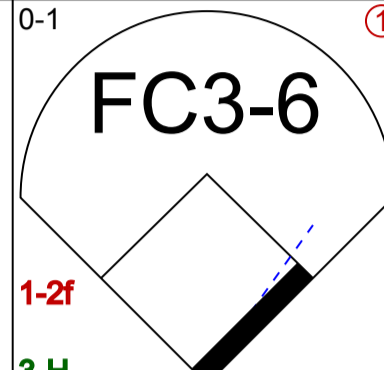
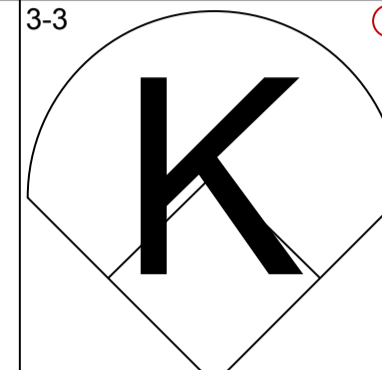
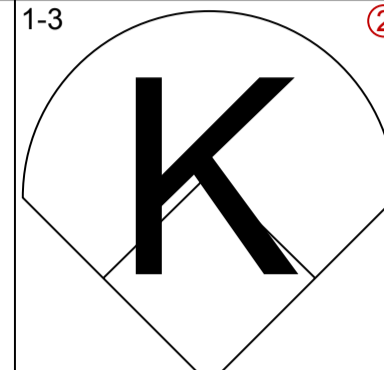
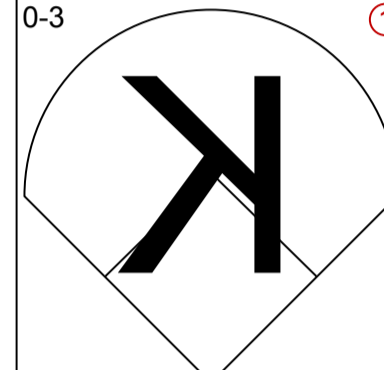
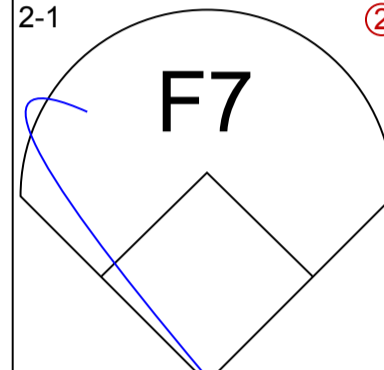
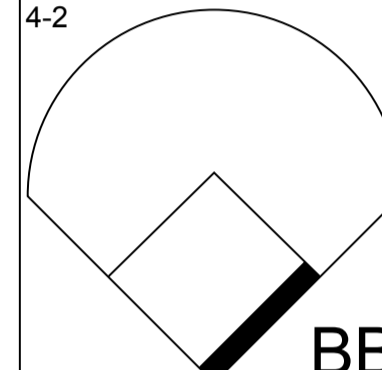
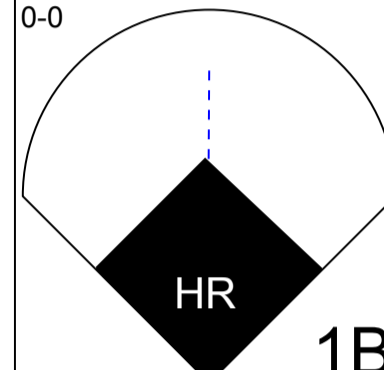
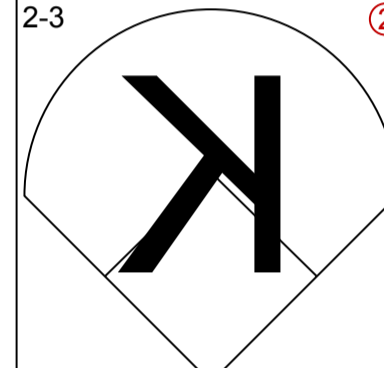
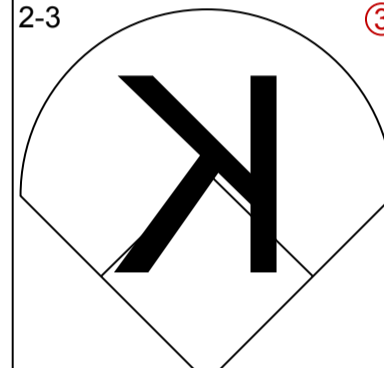
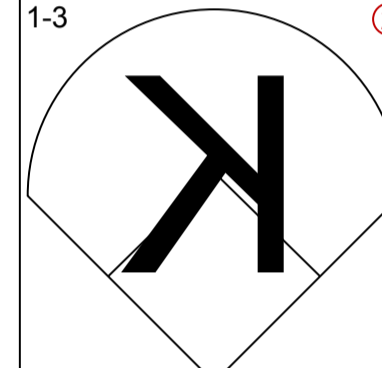
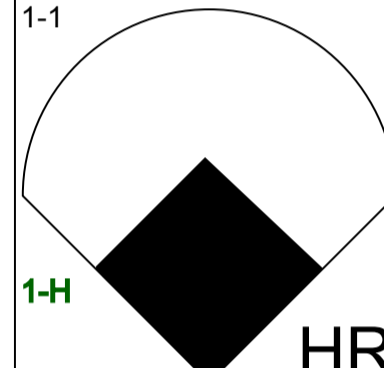
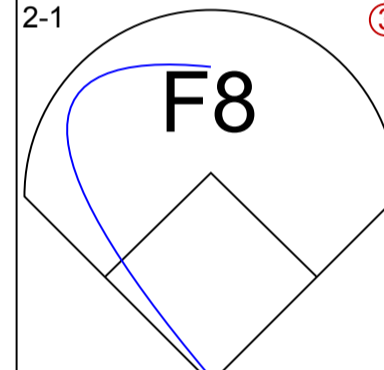
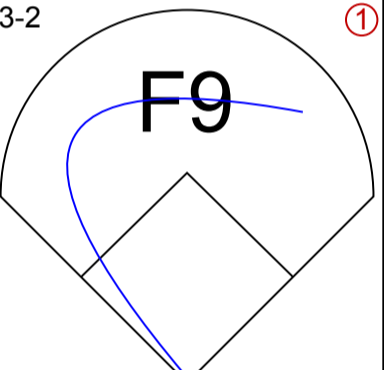
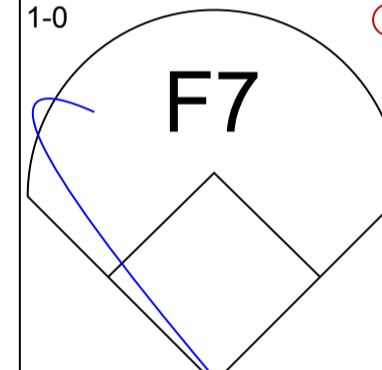
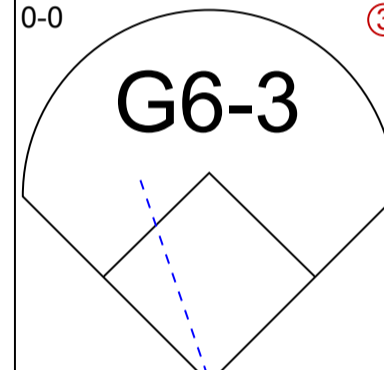
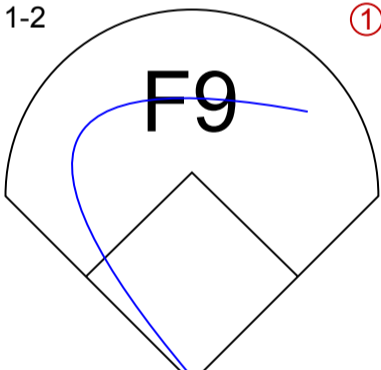
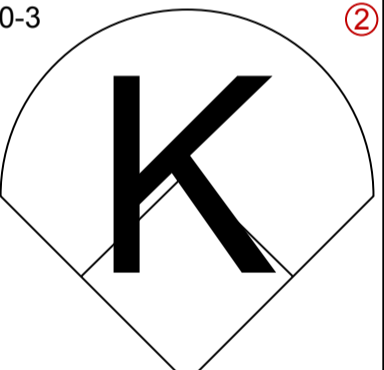
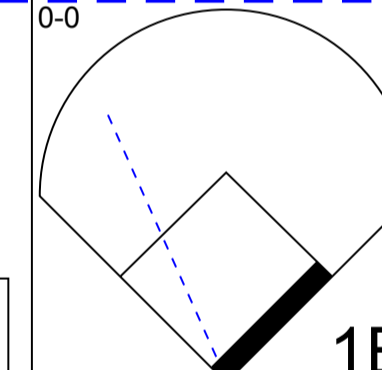
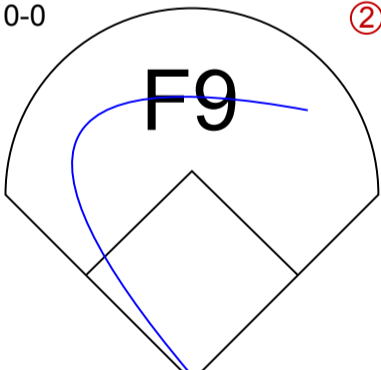
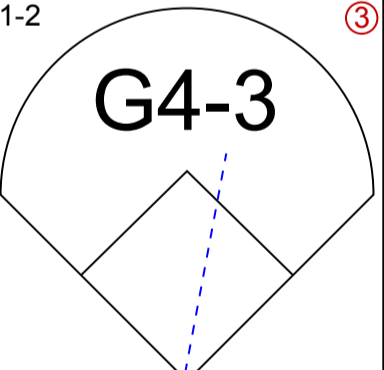
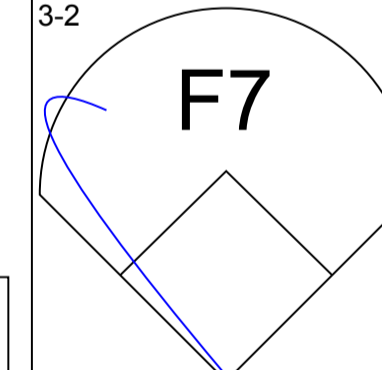
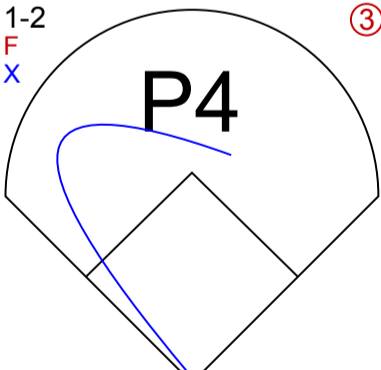
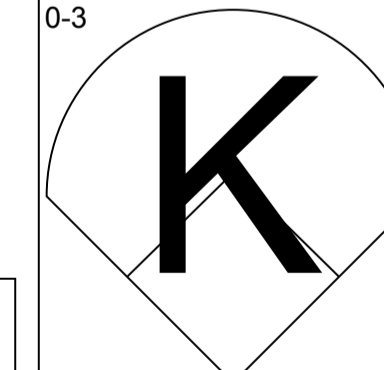
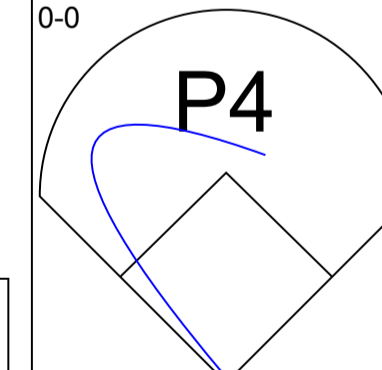
Inning Stats	R: 0	H: 0	E: 0	K: 2	S: 7	R: 2	H: 2	E: 0	K: 0	S: 15	R: 0	H: 1	E: 0	K: 3	S: 16	R: 0	H: 1	E: 0	K: 0	S: 10	R: 0	H: 0	E: 0	K: 0	S: 10	R: 2	H: 2	E: 0	K: 0	S: 22	R: 0	H: 0	E: 0	K: 0	S: 6	R: 0	H: 1	E: 0	K: 1	S: 13	1B: 5	SF: 0	2B: 1	SAC: 1	3B: 0	DP: 0	HR: 1	HBP: 0
--------------	------	------	------	------	------	------	------	------	------	-------	------	------	------	------	-------	------	------	------	------	-------	------	------	------	------	-------	------	------	------	------	-------	------	------	------	------	------	------	------	------	------	-------	-------	-------	-------	--------	-------	-------	-------	--------

PITCHER	IP	WLS	BF	H	R	ER	SO	BB	IBB	HBP	BLK	WP	HR	S	P	ERA	WHIP
Kevin Tapani, R ERA: 2.92 (1, 1)	5.0	L	23	6	4	4	5	1	0	0	0	0	1	67	104	7.20	1.400
Carl Willis, R ERA: 2.44 (6, 1)	1.0		4	0	0	0	0	1	0	0	0	0	0	13	20	0.00	1.000
Denny Neagle, L ERA: 4.09 (7, 1)	2.0		7	1	0	0	1	0	0	0	0	0	0	19	27	0.00	0.500

MINNESOTA TWINS @ KANSAS CITY ROYALS
ROYALS STADIUM, KANSAS CITY, MO
 Wed Sep 11 1991, 8:05 PM EDT
 Att: 18,290 - Sunny - 83 F

AB	31
R	4
H	7
RBI	4
BB	2
SO	6
LOB	12



Batter	1	2	3	4	5	6	7	8	9	AB R H RBI BB SO LOB	TOP											
Dan Gladden, R (1, 7) OBP: 0.321, SLG: 0.375	2-3 			2-2 		1-2 		2-3 		4 1 1 0 0 2 1												
Chuck Knoblauch, R (1, 4) OBP: 0.345, SLG: 0.353	1-2 			0-0 		2-2 		1-1 		4 0 1 0 0 0 0												
Kirby Puckett, R (1, 8) OBP: 0.358, SLG: 0.474	1-3 			0-1 			3-3 		1-3 	4 0 0 1 0 3 1												
Kent Hrbek, L (1, 3) OBP: 0.372, SLG: 0.451		0-3 		2-1 			4-2 		0-0 	3 1 1 0 1 1 1												
Chili Davis, S (1, 10) OBP: 0.385, SLG: 0.521		2-3 		2-3 			1-3 		1-1 	4 1 1 2 0 3 2												
Brian Harner, R (1, 2) OBP: 0.334, SLG: 0.449		2-1 			3-2 		1-0 		0-0 	3 0 0 0 0 0 1												
Randy Bush, L (9, PH) OBP: 0.390, SLG: 0.482										1 0 0 0 0 0 0												
Shane Mack, R (1, 9) OBP: 0.369, SLG: 0.556				1-2 		0-3 		0-0 		3 0 1 0 0 1 0												
Mike Pagliarulo, L (1, 5) OBP: 0.325, SLG: 0.394				0-0 		1-2 		3-2 		3 0 0 0 0 0 1												
Greg Gagne, R (1, 6) OBP: 0.307, SLG: 0.392				1-2 			0-3 		0-0 	2 0 0 0 0 1 0												
Gene Larkin, S (8, PH) OBP: 0.352, SLG: 0.357										1 0 0 0 0 0 1												
Scott Leius, R (8, 6) OBP: 0.383, SLG: 0.409										0 0 0 0 0 0 0												
Inning Stats	R: 0 E: 0 K: 2 S: 9	H: 0 LOB: 0 BB: 0 P: 13	R: 0 E: 0 K: 2 S: 8	H: 0 LOB: 0 BB: 0 P: 12	R: 0 E: 0 K: 0 S: 14	H: 0 LOB: 0 BB: 0 P: 16	R: 1 E: 0 K: 1 S: 13	H: 2 LOB: 1 BB: 0 P: 19	R: 0 E: 0 K: 1 S: 10	H: 0 LOB: 0 BB: 0 P: 14	R: 0 E: 0 K: 1 S: 10	H: 0 LOB: 0 BB: 0 P: 13	R: 0 E: 0 K: 2 S: 11	H: 0 LOB: 1 BB: 1 P: 20	R: 0 E: 0 K: 1 S: 8	H: 1 LOB: 1 BB: 0 P: 13	R: 2 E: 0 K: 1 S: 11	H: 2 LOB: 0 BB: 0 P: 14	1B: 4 2B: 0 3B: 0 HR: 1	SF: 0 SAC: 0 DP: 0 HBP: 0	WP: 0 PB: 0 SB: 0 CS: 0	PA: 33
PITCHER	IP	WLS	BF	H	R	ER	SO	BB	IBB	HBP	BLK	WP	HR	S	P	ERA	WHIP					
Nolan Ryan, R (1, 1) ERA: 2.96	7.0	W	24	2	1	1	9	1	0	0	0	0	0	75	107	1.29	0.429					
Wayne Rosenthal, R (8, 1) ERA: 4.35	1.0		4	1	0	0	1	0	0	0	0	0	0	8	13	0.00	1.000					
Jeff Russell, R (9, 1) ERA: 3.11	1.0	S	5	2	2	2	1	0	0	0	0	0	1	11	14	18.00	2.000					

Minnesota Twins @ Texas Rangers
Arlington Stadium, Arlington, TX
Thu Sep 12 1991, 8:05 PM EDT
Att. 17,974 - Cloudy - 88 F

livebaseballscorecards.com

AB	32
R	3
H	5
RBI	3
BB	1
SO	11
LOB	8



Batter	1	2	3	4	5	6	7	8	9	AB R H RBI BB SO LOB
Brian Downing, R OBP: 0.382, SLG: 0.467 (1, 10)	1-0 1B SF7 1B	4-1 FC4-6 BB			2-1 F8		2-3 K			3 1 1 0 1 1 1
Julio Franco, R OBP: 0.412, SLG: 0.473 (1, 4)	0-0 1B HR 1B	2-1 FC4-6 1-2f			2-2 F9			1-2 G5-3		4 1 1 0 0 0 1
Rafael Palmeiro, L OBP: 0.394, SLG: 0.539 (1, 3)	2-0 SF7 3-H		2-2 G6-3			0-0 F7		0-1 G4-3		3 0 0 1 0 0 0
Ruben Sierra, S OBP: 0.359, SLG: 0.505 (1, 9)	1 SAFE 0-1 HR 1B		1-2 G4-3			3-2 F7		1-1 F9		4 1 1 0 0 0 0
Kevin Reimer, L OBP: 0.341, SLG: 0.488 Donald Harris, R (9, 8)	0-1 HR		2-3 K			4-2 BB				2 1 1 3 1 1 0 0 0 0 0 0 0 0
Juan Gonzalez, R OBP: 0.336, SLG: 0.509 (1, 8) (9, 7)	2-2 P2			0-1 G6-3		1-3 K				3 0 0 0 0 1 1
Dean Palmer, R OBP: 0.285, SLG: 0.367 (1, 5)	1-2 P4		2-3 K				1-3 K			3 0 0 0 0 2 0
Ivan Rodriguez, R OBP: 0.285, SLG: 0.377 (1, 2)		1-1 P2		0-3 K			1-1 1B			3 0 1 0 0 1 0
Jeff Huson, L OBP: 0.322, SLG: 0.307 (1, 6)		3-2 G3			1-0 G4-3		1-0 F7			3 0 0 0 0 0 1

Inning Stats	R: 4 E: 0 K: 0 S: 13	H: 4 LOB: 0 BB: 0 P: 19	R: 0 E: 0 K: 0 S: 8	H: 0 LOB: 1 BB: 1 P: 18	R: 0 E: 0 K: 1 S: 9	H: 0 LOB: 0 BB: 0 P: 14	R: 0 E: 0 K: 2 S: 8	H: 0 LOB: 0 BB: 0 P: 10	R: 0 E: 0 K: 0 S: 6	H: 0 LOB: 0 BB: 0 P: 11	R: 0 E: 0 K: 1 S: 10	H: 0 LOB: 1 BB: 1 P: 18	R: 0 E: 0 K: 2 S: 9	H: 1 LOB: 1 BB: 0 P: 14	R: 0 E: 0 K: 0 S: 7	H: 0 LOB: 0 BB: 0 P: 9
1B: 4 2B: 0 3B: 0 HR: 1	SF: 1 SAC: 0 DP: 0 HBP: 0	WP: 0 PA: 31 SB: 0 CS: 0														

PITCHER	IP	WLS	BF	H	R	ER	SO	BB	IBB	HBP	BLK	WP	HR	S	P	ERA	WHIP
Jack Morris, R ERA: 3.7 (1, 1)	8.0	L	31	5	4	4	6	2	0	0	0	0	1	70	113	4.50	0.875

MINNESOTA TWINS @ TEXAS RANGERS
Arlington Stadium, Arlington, TX

Thu Sep 12 1991, 8:05 PM EDT
Att. 17,974 - Cloudy - 88 F

livebaseballscorecards.com

AB	28
R	4
H	5
RBI	4
BB	2
SO	6
LOB	4



Batter	1	2	3	4	5	6	7	8	9	10	AB	R	H	RBI	BB	SO	LOB	TOP					
Dan Gladden, R OBP: 0.322, SLG: 0.373 (1, 7)	G6-3 ①		1B E 1B			G1-3 ②		K 1-2		1B HR BB	4	2	1	0	1	1	1						
Chuck Knoblauch, R OBP: 0.345, SLG: 0.355 (1, 4)	P1		CS 1B			P4		2B		F8	5	0	2	1	0	0	2						
Kirby Puckett, R OBP: 0.360, SLG: 0.474 (1, 8)	G3		CS 1-2 3-H		K			1B IBB		HR 1B	4	2	2	1	1	1	0						
Kent Hrbek, L OBP: 0.372, SLG: 0.457 (1, 3)		G4-3 ①			K			F8		HR	4	1	1	3	1	1	2						
Chili Davis, S OBP: 0.383, SLG: 0.518 (1, 10)			1B		G4-3 ③			K		K	5	0	1	0	0	2	2						
Pedro Munoz, R OBP: 0.328, SLG: 0.470 Randy Bush, L OBP: 0.394, SLG: 0.486 (7, PH)		F9			K			1B		G6-3	2	0	0	0	0	1	1						
Shane Mack, R OBP: 0.369, SLG: 0.554 (8, 9)					K			1B			1	0	1	1	0	0	0						
Mike Pagliarulo, L OBP: 0.322, SLG: 0.391 Scott Leius, R OBP: 0.382, SLG: 0.407 (9, PH)					K			FC5-4		P2	3	0	0	0	0	2	2						
Junior Ortiz, R OBP: 0.309, SLG: 0.282 Al Newman, S OBP: 0.264, SLG: 0.225 (8, PH)			G4-3 ①		G4-3 ③			K		B1-3	2	0	0	0	0	0	0						
Greg Gagne, R OBP: 0.305, SLG: 0.390 Gene Larkin, S OBP: 0.355, SLG: 0.357 (8, PH)					G4-3 ③			K			2	0	0	0	0	0	0						
Jarvis Brown, R OBP: 0.222, SLG: 0.222 Lenny Webster, R OBP: 0.455, SLG: 0.850 (8, 2)			G1-3 ②			G5-3 ①		S 2B BB		1B	0	0	0	0	1	0	0						
											2	0	0	0	0	0	0						
											0	0	0	0	1	0	0						
											0	1	0	0	0	0	0						
											1	1	1	0	0	0	0						
Inning Stats	R: 0 E: 0 K: 0 S: 10	H: 0 LOB: 0 BB: 0 P: 15	R: 0 E: 0 K: 1 S: 13	H: 1 LOB: 1 BB: 0 P: 18	R: 1 E: 1 K: 0 S: 16	H: 2 LOB: 0 BB: 0 P: 26	R: 0 E: 0 K: 2 S: 8	H: 0 LOB: 0 BB: 0 P: 12	R: 0 E: 0 K: 2 S: 7	H: 0 LOB: 0 BB: 0 P: 8	R: 1 E: 0 K: 0 S: 6	H: 2 LOB: 1 BB: 1 P: 18	R: 1 E: 0 K: 2 S: 16	H: 1 LOB: 2 BB: 2 P: 31	R: 0 E: 0 K: 1 S: 8	H: 0 LOB: 0 BB: 0 P: 11	R: 4 E: 0 K: 1 S: 10	H: 3 LOB: 0 BB: 1 P: 19	1B: 7 2B: 1 3B: 0 HR: 1	SF: 0 SAC: 0 DP: 1 HBP: 0	WP: 1 PB: 0 SB: 2 CS: 1	PA: 42	
PITCHER	IP	WLS	BF	H	R	ER	SO	BB	IBB	HBP	BLK	WP	HR	S	P	ERA	WHIP						
Kevin Brown, R ERA: 4.15 (1, 1)	7.0		25	5	2	1	5	1	0	0	0	1	0	71	104	1.29	0.857						
Terry Mathews, R ERA: 4.03 (8, 1)	0.2		5	1	1	1	2	1	1	0	0	0	0	15	30	13.50	3.000						
Kenny Rogers, L ERA: 5.79 (8, 1)	1.2	L	7	1	2	2	1	1	0	0	0	0	0	13	21	10.80	1.200						
Jeff Russell, R ERA: 3.33 (10, 1)	0.2		4	2	2	2	1	0	0	0	0	0	1	6	10	27.00	3.000						

Minnesota Twins @ Texas Rangers
Arlington Stadium, Arlington, TX
Fri Sep 13 1991, 8:05 PM EDT
Att: 24,386 - Cloudy - 88 F

livebaseballscorecards.com

AB 37
R 7
H 9
RBI 6
BB 4
SO 9
LOB 10



BOTTOM

Minnesota Twins @ Texas Rangers
Arlington Stadium, Arlington, TX
Fri Sep 13 1991, 8:05 PM EDT
Att. 24,386 - Cloudy - 88 F

livebaseballscorecards.com

AB 37
R 3
H 8
RBI 3
BB 3
SO 9
LOB 11



WP: 1 PA: 41
PB: 0
SB: 0
CS: 0

AB R H RBI BB SO LOB

5 1 2 1 0 1 2

4 0 0 2 0 0 1

4 0 1 0 1 0 1

4 0 1 0 1 0 1

4 0 1 0 0 1 2

4 0 0 0 0 3 1

4 0 0 0 0 0 0

1 0 0 0 0 0 0

3 2 3 0 0 0 0

1B: 6 SF: 1
E: 0 LOB: 1 2B: 1 SAC: 0
K: 1 BB: 0 3B: 0 DP: 0
S: 10 P: 12 HR: 1 HBP: 0

Batter	1	2	3	4	5	6	7	8	9	10
Brian Downing, R OBP: 0.382, SLG: 0.474 (1, 10)	2-1 HR		2-2 F7		2-2 G6-3		1-0 FC6 1B		1-3 K	
Julio Franco, R OBP: 0.409, SLG: 0.469 (1, 4)	2-1 G4-3		1-1 F9		1-0 SF9		3-2 FC6 1-2f		0-2 F8	
Rafael Palmeiro, L OBP: 0.394, SLG: 0.537 (1, 3)	1-2 P2		4-1 BB BB		0-0 P2		0-1 P4		0-0 FC4-6 1B	
Ruben Sierra, S OBP: 0.359, SLG: 0.505 (1, 9)	1-2 2B		4-1 BB SAFE		1-2 BB		1-1 F7		1-2 FC4-6 DI 1-2f	
Kevin Reimer, L OBP: 0.340, SLG: 0.484 Gary Pettis, S OBP: 0.341, SLG: 0.281 Geno Petralli, L OBP: 0.323, SLG: 0.335 (1, 7) (9, 8) (10, PH)	4-1 FC5-4 BB		0-3 K				2-3 K		2-3 K	
Juan Gonzalez, R OBP: 0.335, SLG: 0.507 (1, 8) (9, 7)	1-0 FC5-4 1-2f				2-3 K		1-0 1B		0-1 G6-3	
Dean Palmer, R OBP: 0.280, SLG: 0.360 (1, 5)					2-3 K		2-3 K		1-3 K	
Ivan Rodriguez, R OBP: 0.280, SLG: 0.370 (1, 2)					1-1 G6-3				0-0 P3	
Jeff Huson, L OBP: 0.321, SLG: 0.305 Mario Diaz, R OBP: 0.328, SLG: 0.337 (1, 6) (5, PH) (6, 6)							1-1 G6-3 WP SF9 1B		2-0 1B	

Inning Stats	R: 1	H: 2	E: 0	K: 0	S: 12	H: 2	LOB: 2	BB: 1	P: 23	R: 0	H: 0	E: 0	K: 0	S: 5	H: 0	LOB: 0	BB: 0	P: 6	R: 0	H: 0	E: 0	K: 1	S: 10	H: 0	LOB: 2	BB: 2	P: 21	R: 0	H: 0	E: 0	K: 2	S: 12	H: 0	LOB: 0	BB: 0	P: 17	R: 1	H: 1	E: 0	K: 0	S: 8	H: 1	LOB: 1	BB: 0	P: 12	R: 0	H: 1	E: 0	K: 2	S: 11	H: 1	LOB: 1	BB: 0	P: 17	R: 1	H: 2	E: 0	K: 0	S: 17	H: 2	LOB: 1	BB: 0	P: 25	R: 0	H: 0	E: 0	K: 1	S: 10	H: 0	LOB: 0	BB: 0	P: 13	R: 0	H: 1	E: 0	K: 2	S: 8	H: 1	LOB: 1	BB: 0	P: 12	R: 0	H: 1	E: 0	K: 1	S: 10	H: 1	LOB: 1	BB: 0	P: 12
--------------	------	------	------	------	-------	------	--------	-------	-------	------	------	------	------	------	------	--------	-------	------	------	------	------	------	-------	------	--------	-------	-------	------	------	------	------	-------	------	--------	-------	-------	------	------	------	------	------	------	--------	-------	-------	------	------	------	------	-------	------	--------	-------	-------	------	------	------	------	-------	------	--------	-------	-------	------	------	------	------	-------	------	--------	-------	-------	------	------	------	------	------	------	--------	-------	-------	------	------	------	------	-------	------	--------	-------	-------

PITCHER	IP	WLS	BF	H	R	ER	SO	BB	IBB	HBP	BLK	WP	HR	S	P	ERA	WHIP
Scott Erickson, R ERA: 3.15 (1, 1)	2.0		9	2	1	1	0	1	0	0	0	0	1	17	29	4.50	1.500
David West, L ERA: 4.76 (3, 1)	4.0		16	2	1	1	5	2	0	0	0	1	0	41	67	2.25	1.000
Steve Bedrosian, R ERA: 4.27 (7, 1)	0.2		4	2	1	1	0	0	0	0	0	0	0	15	23	13.50	3.000
Gary Wayne, L ERA: 3.68 (7, 1)	2.0		7	1	0	0	2	0	0	0	0	0	0	17	23	0.00	0.500
Terry Leach, R ERA: 3.06 (9, 1)	0.2	W	3	1	0	0	1	0	0	0	0	0	0	7	8	0.00	1.500

PITCHER	IP	WLS	BF	H	R	ER	SO	BB	IBB	HBP	BLK	WP	HR	S	P	ERA	WHIP
Rick Aguilera, R ERA: 2.17 (10, 1)	0.2		2	0	0	0	1	0	0	0	0	0	0	6	8	0.00	0.000

Batter	1	2	3	4	5	6	7	8	9	AB R H RBI BB SO LOB	TOP		
Dan Gladden, R (1, 7) OBP: 0.319, SLG: 0.370	1-2 P6			2-0 F8		0-0 G6-3		0-1 L6		4 0 0 0 0 0 1			
Chuck Knoblauch, R (1, 4) OBP: 0.346, SLG: 0.357	1-2 G6-3			0-0 1B		0-2 FC1-6 1B		0-1 FC6-4		4 0 2 0 0 0 1			
Kirby Puckett, R (1, 8) OBP: 0.357, SLG: 0.471	2-1 L9			2-3 K		1-1 FC1-6		2-1 FC6-4		4 0 0 0 0 1 3			
Kent Hrbek, L (1, 3) OBP: 0.370, SLG: 0.453 Scott Leius, R (9, PH) OBP: 0.380, SLG: 0.404		0-2 G4-3		1-2 G6-3		2-3 K		2-3 K		3 0 0 0 0 1 2 1 0 0 0 0 1 0			
Chili Davis, S (1, 10) OBP: 0.381, SLG: 0.513		1-0 G4-3			1-1 G4-3		2-1 B2-3		0-3 K	4 0 0 0 0 1 0			
Brian Harper, R (1, 2) OBP: 0.333, SLG: 0.447		2-2 G6-3			1-0 F8 1B 1B		3-1 P6		2-2 P4	4 0 1 0 0 0 0			
Shane Mack, R (1, 9) OBP: 0.371, SLG: 0.555				0-2 G6-3		0-0 F8 1B		0-1 1B		3 0 2 0 0 0 0			
Mike Pagliarulo, L (1, 5) OBP: 0.320, SLG: 0.387				3-3 K		1-0 F8		2-1 L3		3 0 0 0 0 1 3			
Al Newman, S (1, 6) OBP: 0.265, SLG: 0.227				2-2 F7		0-0 G4-3		1-1 FC6-4 1B		3 0 1 0 0 0 2			
Inning Stats	R: 0 H: 0 E: 0 LOB: 0 K: 0 BB: 0 S: 8 P: 12	R: 0 H: 0 E: 0 LOB: 0 K: 0 BB: 0 S: 7 P: 10	R: 0 H: 0 E: 0 LOB: 0 K: 1 BB: 0 S: 11 P: 16	R: 0 H: 1 E: 0 LOB: 1 K: 1 BB: 0 S: 8 P: 13	R: 0 H: 2 E: 0 LOB: 2 K: 0 BB: 0 S: 6 P: 9	R: 0 H: 1 E: 0 LOB: 1 K: 1 BB: 0 S: 9 P: 12	R: 0 H: 1 E: 0 LOB: 1 K: 0 BB: 0 S: 8 P: 15	R: 0 H: 1 E: 0 LOB: 1 K: 2 BB: 0 S: 9 P: 13	R: 0 H: 0 E: 0 LOB: 0 K: 2 BB: 0 S: 9 P: 13	1B: 6 SF: 0 2B: 0 SAC: 0 3B: 0 DP: 0 HR: 0 HBP: 0	WP: 0 PA: 33 PB: 0 SB: 0 CS: 0		
PITCHER	IP WLS BF H R ER SO BB IBB HBP BLK WP HR S P ERA WHIP											PITCHER	IP WLS BF H R ER SO BB IBB HBP BLK WP HR S P ERA WHIP
Oil Can Boyd, R (1, 1) ERA: 4.24	7.0 W 26 5 0 0 3 0 0 0 0 0 0 0 57 87 0.00 0.714												
Terry Mathews, R (8, 1) ERA: 3.94	1.0 4 1 0 0 0 0 0 0 0 0 0 0 8 11 0.00 1.000												
Kenny Rogers, L (9, 1) ERA: 5.73	1.0 S 3 0 0 0 2 0 0 0 0 0 0 0 9 13 0.00 0.000												

Minnesota Twins @ Texas Rangers
Arlington Stadium, Arlington, TX
Sat Sep 14 1991, 8:05 PM EDT
Att. 40,718 - Cloudy - 82 F

livebaseballscorecards.com

AB 33
R 0
H 6
RBI 0
BB 0
SO 5
LOB 12



Batter	1	2	3	4	5	6	7	8	9
Brian Downing, R OBP: 0.386, SLG: 0.480 (1, 10)	1-1 CS 1B		1-1 2B		0-2 2B G4-3 1B	2-2 F9			
Rafael Palmeiro, L OBP: 0.393, SLG: 0.537 (1, 3)	1-3 K 1-2		1-0 F8		2-0 G4-3 FC5-2-5-1 2B	2-2 L3			
Ruben Sierra, S OBP: 0.360, SLG: 0.505 (1, 9)	1-2 E5 1B			0-1 1B 1B 1B	0-0 G4-3				
Kevin Reimer, L OBP: 0.342, SLG: 0.483 (1, 7)	3-3 K			0-0 1B 1B	4-0 FC5-2-5-1 IBB				
Gary Pettis, S OBP: 0.341, SLG: 0.281 (8, 8)				1-2 1B 1B					
Juan Gonzalez, R OBP: 0.335, SLG: 0.504 (1, 8) (8, 7)		4-0 G6-3 BB		0-0 P3	1-0 FC5-2-5-1				
Dean Palmer, R OBP: 0.275, SLG: 0.353 (1, 5)		0-1 G6-3 1-2f		1-3 K	1-3 K				
Mario Diaz, R OBP: 0.331, SLG: 0.341 (1, 4)		1-2 G6-3		2-1 1B 1-2 2-3 1B		0-0 SH1-4 1B			
Ivan Rodriguez, R OBP: 0.281, SLG: 0.370 (1, 2)			0-0 G5-3	2-2 1B		0-0 SH1-4			
Jeff Huson, L OBP: 0.321, SLG: 0.303 (1, 6)			1-0 F9	1-1 G3		4-1 BB			


Inning Stats	R: 0	H: 2	E: 1	K: 2	S: 11	LOB: 1	BB: 0	P: 17	R: 0	H: 0	E: 0	K: 0	S: 5	LOB: 0	BB: 1	P: 10	R: 0	H: 1	E: 0	K: 0	S: 5	LOB: 1	BB: 0	P: 8	R: 2	H: 4	E: 0	K: 1	S: 17	LOB: 2	BB: 0	P: 23	R: 1	H: 2	E: 0	K: 1	S: 11	LOB: 2	BB: 1	P: 19	R: 0	H: 1	E: 0	K: 0	S: 10	LOB: 2	BB: 1	P: 18	R: 0	H: 0	E: 0	K: 2	S: 7	LOB: 0	BB: 0	P: 10	R: 0	H: 0	E: 0	K: 1	S: 6	LOB: 0	BB: 0	P: 8
--------------	------	------	------	------	-------	--------	-------	-------	------	------	------	------	------	--------	-------	-------	------	------	------	------	------	--------	-------	------	------	------	------	------	-------	--------	-------	-------	------	------	------	------	-------	--------	-------	-------	------	------	------	------	-------	--------	-------	-------	------	------	------	------	------	--------	-------	-------	------	------	------	------	------	--------	-------	------

PITCHER	IP	WLS	BF	H	R	ER	SO	BB	IBB	HBP	BLK	WP	HR	S	P	ERA	WHIP
Tom Edens, R ERA: 5.85 (1, 1)	5.0	L	24	9	3	3	4	1	1	0	0	0	0	49	77	5.40	2.000
Carl Willis, R ERA: 2.35 (6, 1)	3.0		11	1	0	0	3	1	0	0	0	0	0	23	36	0.00	0.667

BOTTOM

AB	R	H	RBI	BB	SO	LOB
4	1	3	0	0	0	2
4	0	1	0	0	1	4
4	1	2	1	0	1	1
3	1	1	0	1	2	1
0	0	0	0	0	0	0
3	0	0	0	1	0	4
4	0	0	0	0	2	5
4	0	2	0	0	0	0
3	0	1	2	0	1	0
2	0	0	0	1	0	2

AB 31
R 3
H 10
RBI 3
BB 3
SO 7
LOB 19



WP: 0 PA: 35
PB: 0
SB: 0
CS: 1

Minnesota Twins @ Texas Rangers
Arlington Stadium, Arlington, TX
Sat Sep 14 1991, 8:05 PM EDT
Att. 40,718 - Cloudy - 82 F

livebaseballscorecards.com

Batter	1	2	3	4	5	6	7	8	9	AB	R	H	RBI	BB	SO	LOB	TOP												
Gene Larkin, S (1, 9) OBP: 0.361, SLG: 0.363 Jarvis Brown, R (7, PR) OBP: 0.263, SLG: 0.263 (7, 7) (8, 9)	0-2 FC G3 2B		4-0 BB BB	0-2 G4-3			4-2 CS BB		3-1 WP 1B	2	1	1	0	2	0	2													
Chuck Knoblauch, R (1, 4) OBP: 0.348, SLG: 0.356 Chili Davis, S (9, PH) OBP: 0.382, SLG: 0.513 Scott Leius, R (9, PR) OBP: 0.380, SLG: 0.404	4-2 G3 FC SF7 BB		2-2 F8		2-2 G4-6-3 1B		0-1 F8		4-0 1-2 BB	3	1	1	0	1	0	2													
Shane Mack, R (1, 8) OBP: 0.366, SLG: 0.548	1-1 FC G3 1-2 2-3		0-0 F7		2-3 K		1-3 1 SAFE K 1-2		0-2 F8	5	0	0	0	0	2	7													
Kent Hrbek, L (1, 3) OBP: 0.369, SLG: 0.450	0-1 G3 1-2 2-3 3-H		4-1 BB		0-0 G4-6-3 1-2f			1-1 G3		3	0	0	1	1	0	3													
Brian Harper, R (1, 2) OBP: 0.335, SLG: 0.447	1-0 SF7 3-H		1-0 P2			4-1 WP 1B BB		3-2 G4-3 1B		2	0	1	1	1	0	2													
Randy Bush, L (1, 10) OBP: 0.396, SLG: 0.486	0-3 K			1-1 FC6-4 1B		2-1 WP 1B		0-1 G4-3		4	0	2	0	0	1	2													
Pedro Munoz, R (1, 7) OBP: 0.321, SLG: 0.458 Paul Sorrento, L (8, PH) OBP: 0.269, SLG: 0.435 Dan Gladden, R (8, 7) OBP: 0.319, SLG: 0.370		1-0 G4-3		1-1 FC6-4 BB 1-2f		2-3 K		2-1 F7		3	0	0	0	0	1	3													
Greg Gagne, R (1, 6) OBP: 0.303, SLG: 0.387 Lenny Webster, R (9, PH) OBP: 0.435, SLG: 0.810		1-2 P4		0-1 F7		2-3 K 1-2 2-3			2-3 K	3	0	0	0	0	1	3													
Al Newman, S (1, 5) OBP: 0.264, SLG: 0.224		3-2 G6-3		4-0 BB 1-2		2-3 K			1-3 K	3	0	0	0	1	2	2													
Inning Stats	R: 2 E: 0 K: 1 S: 14	H: 1 LOB: 1 BB: 1 P: 20	R: 0 E: 0 K: 0 S: 9	H: 0 LOB: 0 BB: 0 P: 14	R: 0 E: 0 K: 0 S: 7	H: 0 LOB: 2 BB: 2 P: 18	R: 0 E: 0 K: 0 S: 9	H: 1 LOB: 2 BB: 1 P: 15	R: 0 E: 0 K: 1 S: 8	H: 1 LOB: 0 BB: 0 P: 12	R: 0 E: 0 K: 3 S: 16	H: 1 LOB: 2 BB: 1 P: 28	R: 0 E: 0 K: 1 S: 9	H: 0 LOB: 1 BB: 1 P: 14	R: 0 E: 0 K: 0 S: 10	H: 1 LOB: 1 BB: 0 P: 16	R: 0 E: 0 K: 2 S: 12	H: 1 LOB: 2 BB: 1 P: 22	1B: 5 2B: 2 3B: 0 HR: 0	SF: 1 SAC: 0 DP: 2 HBP: 0	WP: 2 PB: 0 SB: 0 CS: 1	PA: 39							
PITCHER	IP WLS BF H R ER SO BB IBB HBP BLK WP HR S P ERA WHIP																	PITCHER	IP WLS BF H R ER SO BB IBB HBP BLK WP HR S P ERA WHIP										
Jose Guzman, R (1, 1) ERA: 2.86	6.0 W	27 4	2 2	2 2	5 5	0 0	0 0	0 0	0 0	1 1	0 0	63 107	3.00 1.500																
Wayne Rosenthal, R (7, 1) ERA: 4.18	2.2	10 2	0 0	0 0	3 1	0 0	0 0	0 0	0 0	0 0	0 0	27 44	0.00 1.125																
Jeff Russell, R (9, 1) ERA: 3.31	0.1 S	2 2	0 0	0 0	0 0	1 1	0 0	0 0	0 0	1 1	0 0	4 8	0.00 3.000																

Minnesota Twins @ Texas Rangers
Arlington Stadium, Arlington, TX
Sun Sep 15 1991, 4:33 AM EDT
Att. 19,775 - Cloudy - 88 F

livebaseballscorecards.com

AB	31
R	2
H	6
RBI	2
BB	7
SO	8
LOB	27



Batter	1	2	3	4	5	6	7	8	9	AB R H RBI BB SO LOB	TOP		
Kirk Gibson, L (1, 7) OBP: 0.346, SLG: 0.410 Bobby Moore, R (8, 7)	4-2 S BB		1-3 K			1-3 K		1-3 K		3 0 0 0 1 3 1 0 0 0 0 0 0 0	Kansas City Royals @ Minnesota Twins Hubert H. Humphrey Metrodome, Minneapolis, MN Mon Sep 16 1991, 8:05 PM EDT Att. 18,745 - Dome - 70 F livebaseballscorecards.com		
Brian McRae, S (1, 8) OBP: 0.293, SLG: 0.369	1-3 K			1-2 G4-3		2-2 L9		0-2 FC6-4		4 0 0 0 0 1 2			
George Brett, L (1, 10) OBP: 0.320, SLG: 0.400	3-3 K			2-3 K		3-1 F8		1-3 K		4 0 0 0 0 3 1			
Danny Tartabull, R (1, 9) OBP: 0.392, SLG: 0.601 Jim Eisenreich, L (8, 9)	0-0 G5-3			1-3 K		0-0 L8		4-0 BB		3 0 0 0 0 1 1 0 0 0 0 1 0 0			
Todd Benzinger, S (1, 3) OBP: 0.304, SLG: 0.348		2-1 G3			2-2 F7		1-0 G6-3		0-3 K	4 0 0 0 0 1 1			
Bill Pecota, R (1, 5) OBP: 0.355, SLG: 0.406		0-1 G6-3			0-1 1B 1B		3-2 1B		0-0 P3	4 0 2 0 0 0 1			
Kurt Stillwell, S (1, 6) OBP: 0.310, SLG: 0.358		0-1 F7			0-0 F8		1-0 F9			3 0 0 0 0 0 2			
Brent Mayne, L (1, 2) OBP: 0.301, SLG: 0.317		2-2 G3-1			2-1 1B 1B		0-0 L7			3 0 1 0 0 0 0			
David Howard, S (1, 4) OBP: 0.265, SLG: 0.267 Dave Clark, L (8, PH) Stu Cole, R (8, 4) OBP: 0.600, SLG: 0.333		2-3 K			0-1 G1-3		4-2 FC6-4 BB			2 0 0 0 0 1 2 0 0 0 0 1 0 0 0 0 0 0 0 0 0			
Inning Stats	R: 0 H: 0 E: 0 LOB: 1 K: 2 BB: 1 S: 9 P: 17	R: 0 H: 0 E: 0 LOB: 0 K: 0 BB: 0 S: 6 P: 8	R: 0 H: 0 E: 0 LOB: 0 K: 2 BB: 0 S: 11 P: 16	R: 0 H: 0 E: 0 LOB: 0 K: 2 BB: 0 S: 10 P: 14	R: 0 H: 2 E: 0 LOB: 2 K: 0 BB: 0 S: 10 P: 14	R: 0 H: 0 E: 0 LOB: 0 K: 1 BB: 0 S: 8 P: 14	R: 0 H: 1 E: 0 LOB: 1 K: 0 BB: 0 S: 6 P: 11	R: 0 H: 0 E: 0 LOB: 1 K: 1 BB: 1 S: 11 P: 16	R: 0 H: 0 E: 0 LOB: 1 K: 2 BB: 1 S: 9 P: 14	1B: 3 SF: 0 2B: 0 SAC: 0 3B: 0 DP: 0 HR: 0 HBP: 0		WP: 0 PA: 33 PB: 0 SB: 1 CS: 0	
PITCHER	IP WLS BF H R ER SO BB IBB HBP BLK WP HR S P ERA WHIP											PITCHER	IP WLS BF H R ER SO BB IBB HBP BLK WP HR S P ERA WHIP
Kevin Tapani, R (1, 1) ERA: 2.83 Paul Abbott, R (8, 1) ERA: 4.6	7.1 W 27 3 0 0 7 2 0 0 0 0 0 0 64 102 0.00 0.682												

Kansas City Royals @ Minnesota Twins
 Hubert H. Humphrey Metrodome, Minneapolis, MN
 Mon Sep 16 1991, 8:05 PM EDT
 Att. 18,745 - Dome - 70 F

AB	30
R	0
H	3
RBI	0
BB	3
SO	10
LOB	11



Batter	1	2	3	4	5	6	7	8	9	AB	R	H	RBI	BB	SO	LOB
Dan Gladden, R OBP: 0.318, SLG: 0.369 Pedro Munoz, R OBP: 0.321, SLG: 0.458	1-1 1B SF9 1B	2-2 CS 1-2 3-H	1-0 G6-3	2-1 P3		0-2 G4-6-3 1-2f				4	1	1	0	0	0	2
Chuck Knoblauch, R OBP: 0.347, SLG: 0.356 Al Newman, S OBP: 0.263, SLG: 0.223	1-1 SAFE E S G3 1B		0-0 G4-3			0-1 G6-3		0-0 G3-1		3	1	1	0	0	0	0
Kirby Puckett, R OBP: 0.355, SLG: 0.468 Jarvis Brown, R OBP: 0.263, SLG: 0.263	1-2 SF9		2-2 G6-3			3-2 L4		0-3 K		3	0	0	1	0	1	0
Kent Hrbek, L OBP: 0.370, SLG: 0.453 Paul Sorrento, L OBP: 0.259, SLG: 0.417	1-1 SAFE G3 1-H			0-0 2B 2B		4-2 HR BB BB		1-3 K		2	2	1	1	1	0	0
Chili Davis, S OBP: 0.383, SLG: 0.515 Randy Bush, L OBP: 0.394, SLG: 0.483	3-2 F7			0-2 1B SF8 2B		4-1 HR BB BB		2-3 K		2	2	1	1	1	0	0
Brian Harper, R OBP: 0.337, SLG: 0.456 Lenny Webster, R OBP: 0.458, SLG: 0.864		1-1 G1-3		1-0 SF8 HBP SF8 1B		1-0 HR 1-H 2-H		1-2 G3-1 1B 2B		3	2	2	3	0	0	0
Shane Mack, R OBP: 0.368, SLG: 0.548 Gene Larkin, S OBP: 0.360, SLG: 0.362		0-0 1B S CS 1B		1-0 SF8 SF8 HBP		1-0 G6-3		2-0 G3-1		2	0	1	0	0	0	0
Mike Pagliarulo, L OBP: 0.319, SLG: 0.387		3-3 K		1-2 SF8				1-1 F7		3	0	1	2	0	1	1
Greg Gagne, R OBP: 0.304, SLG: 0.389 Scott Leius, R OBP: 0.381, SLG: 0.406		2-1 CS 1B		0-2 SF8				3-2 G6-3 1B		1	0	1	1	0	0	0

Inning Stats	R: 2	H: 2	E: 0	K: 0	S: 18	R: 0	H: 2	E: 0	K: 1	S: 11	R: 0	H: 0	E: 0	K: 0	S: 9	R: 3	H: 1	E: 0	K: 0	S: 10	R: 0	H: 1	E: 0	K: 2	S: 7	R: 1	H: 2	E: 0	K: 1	S: 13
	LOB: 0	BB: 0	P: 28	LOB: 1	BB: 0	P: 19	LOB: 0	BB: 0	P: 12	LOB: 1	BB: 0	LOB: 0	BB: 2	P: 23	LOB: 0	BB: 0	LOB: 0	BB: 0	P: 8	LOB: 1	BB: 0	LOB: 1	BB: 0	P: 22	LOB: 0	BB: 0	LOB: 1	BB: 0	P: 19	

PITCHER	IP	WLS	BF	H	R	ER	SO	BB	IBB	HBP	BLK	WP	HR	S	P	ERA	WHIP
Mark Gubicza, R ERA: 5.68	(1, 1)	5.0	L	25	8	8	7	1	2	0	0	0	1	61	100	12.60	2.000
Storm Davis, R ERA: 4.73	(6, 1)	3.0		11	3	1	3	0	0	0	0	0	0	32	46	3.00	1.000

BOTTOM

Kansas City Royals @ Minnesota Twins
 Hubert H. Humphrey Metrodome, Minneapolis, MN

Mon Sep 16 1991, 8:05 PM EDT
 Att. 18,745 - Dome - 70 F

AB	30
R	9
H	11
RBI	9
BB	2
SO	4
LOB	5



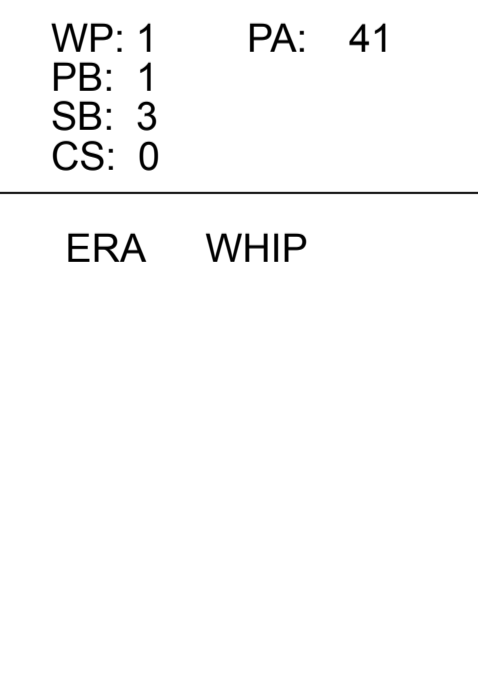
WP	PA	ERA	WHIP
0	37		

Batter	1	2	3	4	5	6	7	8	9	AB R H RBI BB SO LOB
Kirk Gibson, L (1, 7) OBP: 0.343, SLG: 0.406 Gary Thurman, R (9, 7) OBP: 0.309, SLG: 0.368	1-0 F7		1-3 K		1-1 F8	2-3 K			3-3 K	5 0 0 0 0 3 3 0 0 0 0 0 0 0
Brian McRae, S (1, 8) OBP: 0.292, SLG: 0.367	1-0 G5-3 1B		1-3 K		1-1 E4			2-2 G1-3	0-0 F9	5 0 1 0 0 1 1
George Brett, L (1, 10) OBP: 0.323, SLG: 0.408	0-0 G5-3		1-0 G4-3		4-0 FC6-4 IBB			3-1 HR	1-2 PB 1B	4 1 2 1 1 0 1
Danny Tartabull, R (1, 9) OBP: 0.391, SLG: 0.598 Jim Eisenreich, L (7, 9) OBP: 0.336, SLG: 0.381	0-0 G5-3			2-2 G3-6-1 1B	3-1 FC6-4			3-1 G5-3	1-2 PB 1B	4 0 1 0 0 0 3 1 0 1 1 0 0 0
Todd Benzinger, S (1, 3) OBP: 0.305, SLG: 0.347		4-2 1B BB		2-2 G3-6-1		1-1 G4-6-3 1B		0-3 K	1-2 G5-3	4 0 1 0 1 1 3
Bill Pecota, R (1, 5) OBP: 0.354, SLG: 0.403		3-2 P4		4-2 S 1B BB		0-0 G4-6-3		0-1 G5-3		3 1 0 0 1 0 2
Kurt Stillwell, S (1, 6) OBP: 0.315, SLG: 0.361		2-0 1B		1-1 1-H 1B		4-1 S 1B BB		0-1 F8		3 1 2 1 1 0 0
Brent Mayne, L (1, 2) OBP: 0.300, SLG: 0.315		0-3 K		3-1 F8		3-0 WP S 1B		3-2 G1-3		4 0 1 1 0 1 3
David Howard, S (1, 4) OBP: 0.270, SLG: 0.264		2-3 K		0-1 G4-3		4-2 1B BB		4-2 1B BB		2 1 0 0 2 1 2

TOP													
<p>Kansas City Royals @ Minnesota Twins Hubert H. Humphrey Metrodome, Minneapolis, MN Tue Sep 17 1991, 8:05 PM EDT Att. 22,067 - Dome - 70 F</p>													
AB	35	R	4	H	9	RBI	4	BB	6	SO	7	LOB	18
WP	1	PA	41	PB	1	SF	0	3B	0	DP	2	CS	0

Inning Stats	R: 0	H: 1	E: 0	LOB: 1	K: 0	BB: 0	S: 4	P: 6	R: 0	H: 1	E: 0	LOB: 2	K: 2	BB: 1	S: 12	P: 23	R: 0	H: 0	E: 0	LOB: 0	K: 2	BB: 0	S: 7	P: 10	R: 1	H: 2	E: 0	LOB: 1	K: 0	BB: 1	S: 13	P: 25	R: 0	H: 0	E: 1	LOB: 2	K: 0	BB: 1	S: 8	P: 17	R: 1	H: 2	E: 0	LOB: 2	K: 1	BB: 2	S: 12	P: 26	R: 1	H: 1	E: 0	LOB: 0	K: 1	BB: 0	S: 11	P: 19	R: 0	H: 0	E: 0	LOB: 0	K: 0	BB: 0	S: 10	P: 13	R: 1	H: 2	E: 0	LOB: 2	K: 1	BB: 1	S: 16	P: 26	1B: 8	SF: 0	2B: 0	SAC: 0	3B: 0	DP: 2	HR: 1	HBP: 0	WP: 1	PA: 41
--------------	------	------	------	--------	------	-------	------	------	------	------	------	--------	------	-------	-------	-------	------	------	------	--------	------	-------	------	-------	------	------	------	--------	------	-------	-------	-------	------	------	------	--------	------	-------	------	-------	------	------	------	--------	------	-------	-------	-------	------	------	------	--------	------	-------	-------	-------	------	------	------	--------	------	-------	-------	-------	------	------	------	--------	------	-------	-------	-------	-------	-------	-------	--------	-------	-------	-------	--------	-------	--------

PITCHER	IP	WLS	BF	H	R	ER	SO	BB	IBB	HBP	BLK	WP	HR	S	P	ERA	WHIP
Jack Morris, R (1, 1) ERA: 3.71	7.0	L	32	7	3	3	6	4	1	0	0	1	1	67	126	3.86	1.571
Steve Bedrosian, R (8, 1) ERA: 4.21	1.0		3	0	0	0	0	0	0	0	0	0	0	10	13	0.00	0.000
Mark Guthrie, L (9, 1) ERA: 4.57	1.0		6	2	1	1	1	1	0	0	0	0	0	16	26	9.00	3.000



Batter	1	2	3	4	5	6	7	8	9	AB	R	H	RBI	BB	SO	LOB
Dan Gladden, R OBP: 0.317, SLG: 0.368 (1, 7)	1-1 G4-3 1B		3-3 K			0-1 F8		1-0 FC4-6 1B		4	1	1	0	0	1	1
Chuck Knoblauch, R OBP: 0.349, SLG: 0.357 (1, 4)	1-1 G4-3			2-2 L1		1-0 1B		3-2 1B		4	0	2	0	0	0	1
Kirby Puckett, R OBP: 0.354, SLG: 0.467 (1, 8)	3-2 G4-3			0-1 1B		2-0 L4		0-0 G6-3		4	0	1	1	0	0	3
Paul Sorrento, L OBP: 0.290, SLG: 0.464 (1, 3)	1-1 G3			2-2 L6			1-0 FC5-4 1B		3-1 2B	4	0	2	0	0	0	1
Chili Davis, S OBP: 0.381, SLG: 0.511 (1, 10)		3-2 F7		2-3 K			0-3 K		3-3 K	4	0	0	0	0	3	3
Brian Harper, R OBP: 0.334, SLG: 0.452 (1, 2)		1-2 G5-3			1-1 L4		0-1 FC5-4 FC6-4		3-2 P2	4	0	0	0	0	0	2
Shane Mack, R OBP: 0.365, SLG: 0.543 (1, 9)		2-3 K			1-1 G6-3		0-0 FC6-4		2-3 K	4	0	0	0	0	2	2
Mike Pagliarulo, L OBP: 0.319, SLG: 0.384 (1, 5)			2-2 G4-3		1-3 K			4-2 FC4-6 BB		2	0	0	0	1	1	0
Scott Leius, R OBP: 0.377, SLG: 0.401 (1, 6)			1-3 K			0-0 G4-3		0-2 P5		2	0	0	0	0	1	0
Randy Bush, L OBP: 0.392, SLG: 0.480 (8, PH)										1	0	0	0	0	0	1
Greg Gagne, R OBP: 0.304, SLG: 0.389 (9, 6)										0	0	0	0	0	0	0

Inning Stats	R: 1	H: 1	E: 0	K: 0	S: 9	LOB: 0	BB: 0	P: 15	R: 0	H: 0	E: 0	K: 1	S: 12	LOB: 0	BB: 0	P: 18	R: 0	H: 1	E: 0	K: 1	S: 12	LOB: 1	BB: 1	P: 17	R: 0	H: 0	E: 0	K: 1	S: 7	LOB: 0	BB: 0	P: 10	R: 0	H: 1	E: 0	K: 0	S: 5	LOB: 1	BB: 0	P: 8	R: 0	H: 1	E: 0	K: 1	S: 7	LOB: 1	BB: 0	P: 8	R: 0	H: 1	E: 0	K: 0	S: 13	LOB: 2	BB: 1	P: 21	R: 0	H: 1	E: 0	K: 2	S: 13	LOB: 1	BB: 0	P: 24	1B: 5	SF: 0	2B: 1	SAC: 0	3B: 0	DP: 0	HR: 0	HBP: 0	WP: 0	PA: 34
--------------	------	------	------	------	------	--------	-------	-------	------	------	------	------	-------	--------	-------	-------	------	------	------	------	-------	--------	-------	-------	------	------	------	------	------	--------	-------	-------	------	------	------	------	------	--------	-------	------	------	------	------	------	------	--------	-------	------	------	------	------	------	-------	--------	-------	-------	------	------	------	------	-------	--------	-------	-------	-------	-------	-------	--------	-------	-------	-------	--------	-------	--------

PITCHER	IP	WLS	BF	H	R	ER	SO	BB	IBB	HBP	BLK	WP	HR	S	P	ERA	WHIP
Bret Saberhagen, R ERA: 3.15 (1, 1)	7.2	W	29	5	1	1	6	1	0	0	0	0	0	76	114	1.17	0.783
Tom Gordon, R ERA: 3.64 (8, 1)	0.1		1	0	0	0	0	0	0	0	0	0	0	1	1	0.00	0.000
Jeff Montgomery, R ERA: 3.04 (9, 1)	1.0	S	4	1	0	0	2	0	0	0	0	0	0	13	24	0.00	1.000

BOTTOM

Kansas City Royals @ Minnesota Twins
Hubert H. Humphrey Metrodome, Minneapolis, MN

Tue Sep 17 1991, 8:05 PM EDT
Att: 22,067 - Dome - 70 F

livebaseballscores.com

AB	33
R	1
H	6
RBI	1
BB	1
SO	8
LOB	14



Batter	1	2	3	4	5	6	7	8	9	AB	R	H	RBI	BB	SO	LOB	TOP								
Brian McRae, S (1, 8) OBP: 0.290, SLG: 0.364 Bobby Moore, R (8, 8)	3-3 K		0-1 G4-3		0-0 G1	1-3 K		2-3 K		5	0	0	0	0	3	3									
Kurt Stillwell, S (1, 6) OBP: 0.317, SLG: 0.364	1-0 G4-3			1-2 CS 1B		0-0 SH1-3 1B 2B	2-1 G3	1-0 F7		5	1	2	0	0	0	2									
George Brett, L (1, 10) OBP: 0.324, SLG: 0.411 Stu Cole, R (9, PR) OBP: 0.600, SLG: 0.333	3-3 K			1-1 1-2 3B 2B		0-0 SH1-3 2-3	1-1 G3		3-2 G4-6-3 1B	4	1	2	0	0	1	0									
Danny Tartabull, R (1, 9) OBP: 0.394, SLG: 0.598 Gary Thurman, R (7, PR) OBP: 0.313, SLG: 0.373 (7, 9)		1-3 K		4-2 3B BB		0-2 3B 1B	4-2 BB		2-2 G4-6-3 1B	2	2	1	1	2	1	0									
Jim Eisenreich, L (1, 7) OBP: 0.334, SLG: 0.385		0-0 G1-3		1-1 1-H 2-H 3B		2-1 L6	1-1 G4-3		2-1 G4-6-3	5	1	1	2	0	0	4									
Todd Benzinger, S (1, 3) OBP: 0.307, SLG: 0.353		1-1 P6		1-3 3-H K		1-1 1-H 2B 3B		1-2 F9 BB 1B	2-1 P3	5	2	2	1	0	1	2									
Bill Pecota, R (1, 5) OBP: 0.355, SLG: 0.405 Sean Berry, R (9, 5) OBP: 0.150, SLG: 0.154			1-1 G4-3	1-0 G5-3		3-2 1B 1B 2B		4-0 1B BB		3	1	1	1	1	0	0									
David Howard, S (1, 4) OBP: 0.269, SLG: 0.264		2-2 L8		0-0 G5-3		2-1 1B 1B E		0-0 F9		4	1	1	0	0	0	2									
Jorge Pedre, R (1, 2) OBP: 0.533, SLG: 0.667 Mike Macfarlane, R (8, PH) OBP: 0.326, SLG: 0.512 Tim Spehr, R (8, PR) OBP: 0.269, SLG: 0.246 (8, 2)		1-0 1B		1-2 SAFE F7		2-2 SAFE E9 1B		0-0 1B		3	1	2	1	0	0	0									
Inning Stats	R: 0 E: 0 K: 2 S: 10	H: 0 LOB: 0 BB: 0 P: 17	R: 0 E: 0 K: 1 S: 6	H: 0 LOB: 0 BB: 0 P: 8	R: 0 E: 0 K: 0 S: 8	H: 1 LOB: 1 BB: 0 P: 12	R: 3 E: 1 K: 1 S: 14	H: 3 LOB: 0 BB: 1 P: 23	R: 0 E: 0 K: 0 S: 5	H: 0 LOB: 0 BB: 0 P: 6	R: 6 E: 1 K: 1 S: 26	H: 6 LOB: 0 BB: 0 P: 37	R: 0 E: 0 K: 0 S: 9	H: 0 LOB: 1 BB: 1 P: 17	R: 1 E: 0 K: 1 S: 9	H: 2 LOB: 2 BB: 1 P: 17	R: 0 E: 0 K: 0 S: 11	H: 2 LOB: 2 BB: 0 P: 20	1B: 9 2B: 3 3B: 2 HR: 0	SF: 0 SAC: 1 DP: 1 HBP: 0	WP: 0 PB: 0 SB: 0 CS: 1	PA: 42			
PITCHER	IP	WLS	BF	H	R	ER	SO	BB	IBB	HBP	BLK	WP	HR	S	P	ERA	WHIP								
Scott Erickson, R (1, 1) ERA: 3.34	5.2	L	25	8	7	6	4	1	0	0	0	0	0	55	84	9.53	1.588								
Carl Willis, R (6, 1) ERA: 2.34	0.1		3	2	2	0	1	0	0	0	0	0	0	14	19	0.00	6.000								
Willie Banks, R (7, 1) ERA: 5.71	3.0		14	4	1	1	1	2	0	0	0	0	0	29	54	3.00	2.000								

Kansas City Royals @ Minnesota Twins
Hubert H. Humphrey Metrodome, Minneapolis, MN

Wed Sep 18 1991, 4:33 AM EDT
Att: 21,726 - Dome - 70 F

livebaseballscorecards.com

AB 38
R 10
H 14
RBI 7
BB 3
SO 6
LOB 13



Batter	1	2	3	4	5	6	7	8	9	AB R H RBI BB SO LOB
Greg Gagne, R OBP: 0.303, SLG: 0.389 (1, 6)	0-1 G3			0-1 G1-3	0-0 G4-3		3-3 K		0-2 2B	5 0 1 1 0 1 2
Chuck Knoblauch, R OBP: 0.351, SLG: 0.357 (1, 4)	1-1 G6-3			0-0 1B	0-1 P5			4-2 BB	4-0 BB	3 0 1 0 2 0 1
Kirby Puckett, R OBP: 0.351, SLG: 0.463 (1, 8)	1-0 G1-3			1-3 K		1-1 G4-3		0-0 F8	0-1 F8	5 0 0 0 0 1 5
Kent Hrbek, L OBP: 0.369, SLG: 0.451 (1, 3)		0-0 F9		3-2 P5		1-2 G3 1B		0-0 F8		4 0 1 0 0 0 2
Chili Davis, S OBP: 0.380, SLG: 0.508 (1, 10)		3-2 F7			4-2 BB HBP 1B BB	1-0 G3		2-3 K		3 1 0 0 1 1 2
Shane Mack, R OBP: 0.364, SLG: 0.538 (1, 7)		0-1 P4			1-0 BB 1B HBP	3-1 F8			1-2 G1-3	3 1 0 0 0 0 1
Gene Larkin, S OBP: 0.366, SLG: 0.370 (1, 9)			0-0 G6-4-3 1B		4-1 1B G4-3 BB		2-2 G3		0-0 2B 2B	3 2 2 0 1 0 0
Mike Pagliarulo, L OBP: 0.322, SLG: 0.387 (1, 5)			1-1 P6		1-1 G4-3 G4-3 1B		1-0 1B		3-2 L9	3 0 2 2 0 0 1 1 0 0 0 0 0 1
Pedro Munoz, R OBP: 0.318, SLG: 0.455 (9, PH)					1-3 2-H 3-H 1B		2-3 1B		4-0 2B BB	2 0 0 1 0 0 2 1 0 0 0 1 1 1
Junior Ortiz, R OBP: 0.305, SLG: 0.278 (1, 2)			1 SAFE 2-2 G6-4-3		3-2 G4-3					
Lenny Webster, R OBP: 0.462, SLG: 0.826 (7, 2)					1-2 3-H					

BOTTOM

Kansas City Royals @ Minnesota Twins
Hubert H. Humphrey Metrodome, Minneapolis, MN

Wed Sep 18 1991, 4:33 AM EDT
Att: 21,726 - Dome - 70 F

livebaseballscorecards.com

AB	33
R	4
H	7
RBI	4
BB	5
SO	4
LOB	18



Inning Stats	R: 0	H: 0	E: 0	K: 0	S: 5	R: 0	H: 0	E: 0	K: 0	S: 6	R: 0	H: 1	E: 0	K: 0	S: 9	R: 0	H: 1	E: 0	K: 1	S: 10	R: 3	H: 1	E: 0	K: 0	S: 15	R: 0	H: 1	E: 0	K: 0	S: 8	R: 0	H: 1	E: 0	K: 2	S: 11	R: 0	H: 0	E: 0	K: 1	S: 9	R: 1	H: 2	E: 0	K: 0	S: 14	1B: 5	2B: 2	3B: 0	HR: 0	SF: 0	SAC: 0	DP: 1	HBP: 1	WP: 0	PB: 0	SB: 1	CS: 0	PA: 39
--------------	------	------	------	------	------	------	------	------	------	------	------	------	------	------	------	------	------	------	------	-------	------	------	------	------	-------	------	------	------	------	------	------	------	------	------	-------	------	------	------	------	------	------	------	------	------	-------	-------	-------	-------	-------	-------	--------	-------	--------	-------	-------	-------	-------	--------

PITCHER	IP	WLS	BF	H	R	ER	SO	BB	IBB	HBP	BLK	WP	HR	S	P	ERA	WHIP
Luis Aquino, R ERA: 3.08 (1, 1)	5.0		20	3	3	3	1	2	0	0	0	0	0	45	70	5.40	1.000
Tom Gordon, R ERA: 3.59 (6, 1)	2.0		8	2	0	0	2	0	0	0	0	0	0	19	33	0.00	1.000
Joel Johnston, R ERA: (8, 1)	1.0		4	0	0	0	1	1	0	0	0	0	0	9	15	0.00	1.000
Mike Magnante, L ERA: 2.25 (9, 1)	1.0		7	2	1	1	0	2	0	0	0	0	0	14	26	9.00	4.000

Batter	1	2	3	4	5	6	7	8	9	AB R H RBI BB SO LOB	TOP																
Brian Downing, R (1, 10) OBP: 0.389, SLG: 0.472	1-2 G6-3		2-2 F8		4-1 2B SF8 BB	1-3 K		3-1 G6-3		4 1 0 0 1 1 4																	
Julio Franco, R (1, 4) OBP: 0.409, SLG: 0.467	0-0 L9		1-0 1B		1-1 G6-3 2B		1-0 G3 1B		0-0 P1	5 1 3 0 0 0 0																	
Ruben Sierra, S (1, 9) OBP: 0.357, SLG: 0.502	1-1 2B		1-1 F8		0-0 SF8		0-0 G3		2-3 K	4 0 1 1 0 1 3																	
Juan Gonzalez, R (1, 7) OBP: 0.332, SLG: 0.495	1-3 K		0-1 P7		3-1 G6-3		0-3 K		1-3 K	5 0 0 0 0 3 5																	
Dean Palmer, R (1, 5) OBP: 0.284, SLG: 0.405		2-2 G5-3		1-2 HR	2-3 K		2-2 HR			4 2 2 3 0 1 1																	
Jack Daugherty, S (1, 3) OBP: 0.252, SLG: 0.219		2-2 3B		2-3 K		2-1 E 1B		0-0 F7		4 0 2 0 0 1 0																	
Ivan Rodriguez, R (1, 2) OBP: 0.281, SLG: 0.369		0-3 K		1-2 G6-3 1B		1-2 E1		3-1 G3		4 0 1 0 0 1 2																	
José Hernández, R (1, 6) OBP: 0.231, SLG: 0.253		1-1 L7		2-1 G6-3		1-3 K		3-2 2B		3 0 0 0 0 1 4																	
Geno Petrali, L (8, PH) OBP: 0.327, SLG: 0.341				1-2 G6-3						1 0 1 0 0 0 0																	
Jeff Huson, L (8, PR) OBP: 0.317, SLG: 0.298				1-2 G6-3						0 0 0 0 0 0 0																	
Gary Pettis, S (1, 8) OBP: 0.340, SLG: 0.277			4-1 F8 1B BB		2-0 G4-3		2-3 K		1-2 F7	2 0 0 0 1 1 3																	
Rob Maurer, L (8, PH) OBP: 0.500, SLG: 0.500										0 0 0 0 0 0 0																	
Mike Stanley, R (8, PH) OBP: 0.374, SLG: 0.395										1 0 0 0 0 0 1																	
Donald Harris, R (8, 8)										0 0 0 0 0 0 0																	
Inning Stats	R: 0 E: 0 K: 1 S: 9	H: 1 LOB: 1 BB: 0 P: 12	R: 0 E: 0 K: 1 S: 13	H: 1 LOB: 1 BB: 0 P: 18	R: 0 E: 0 K: 0 S: 9	H: 1 LOB: 2 BB: 1 P: 17	R: 1 E: 0 K: 1 S: 12	H: 2 LOB: 1 BB: 0 P: 20	R: 1 E: 0 K: 1 S: 9	H: 1 LOB: 1 BB: 1 P: 19	R: 0 E: 1 K: 3 S: 16	H: 1 LOB: 2 BB: 0 P: 23	R: 2 E: 0 K: 1 S: 10	H: 2 LOB: 0 BB: 0 P: 13	R: 0 E: 0 K: 0 S: 10	H: 1 LOB: 1 BB: 0 P: 20	R: 0 E: 0 K: 2 S: 12	H: 0 LOB: 0 BB: 0 P: 15	1B: 4 2B: 3 3B: 1 HR: 2	SF: 1 SAC: 0 DP: 0 HBP: 0	WP: 0 PB: 0 SB: 0 CS: 0	PA: 40					
PITCHER	IP WLS BF H R ER SO BB IBB HBP BLK WP HR S P ERA WHIP																										
Denny Neagle, L (1, 1) ERA: 4.2	4.0		20	6	2	2	3	2	0	0	0	0	1	46	75	4.50	2.000										
Carl Willis, R (5, 1) ERA: 2.47	3.0		13	3	2	2	5	0	0	0	0	0	1	32	47	6.00	1.000										
Terry Leach, R (8, 1) ERA: 3.03	0.1		2	1	0	0	0	0	0	0	0	0	0	5	11	0.00	3.000										
Gary Wayne, L (8, 1) ERA: 3.38	0.2	W	2	0	0	0	0	0	0	0	0	0	0	5	9	0.00	0.000										
Rick Aguilera, R (9, 1) ERA: 2.13	1.0	S	3	0	0	0	2	0	0	0	0	0	0	12	15	0.00	0.000										

Texas Rangers @ Minnesota Twins
Hubert H. Humphrey Metrodome, Minneapolis, MN

Fri Sep 20 1991, 8:05 PM EDT
 Att. 29,503 - Dome - 70 F

livebaseballscorecards.com

AB	37
R	4
H	10
RBI	4
BB	2
SO	10
LOB	23



Batter	1	2	3	4	5	6	7	8	9	AB	R	H	RBI	BB	SO	LOB
Dan Gladden, R OBP: 0.317, SLG: 0.366 Randy Bush, L OBP: 0.395, SLG: 0.480 Greg Gagne, R OBP: 0.303, SLG: 0.389 (9, 6)	1-1 G6-3	0-0 BLK 1B			0-2 G5-3	0-3 K		4-0 1B BB		4	0	1	0	0	1	1
Chuck Knoblauch, R OBP: 0.351, SLG: 0.358 (1, 4)	0-1 FC6-4 1B	0-1 G6-3			0-1 S 1B		0-2 G5-3	3-1 P4		5	0	2	0	0	0	5
Kirby Puckett, R OBP: 0.351, SLG: 0.462 (1, 8)	0-1 FC6-4 1B		1-1 G5-3		2-1 F9		1-0 1B	0-1 FC6-4 1B		5	1	2	2	0	0	2
Kent Hrbek, L OBP: 0.370, SLG: 0.450 (1, 3)	0-0 1B		2-2 F8		0-0 1B BB E 1B		2-0 P4	0-0 FC6-4		5	1	2	0	0	0	3
Chili Davis, S OBP: 0.382, SLG: 0.509 (1, 10)	2-1 1B		0-1 F7		4-1 E 2B BB		3-0 1B			3	1	2	1	1	0	0
Brian Harper, R OBP: 0.333, SLG: 0.450 (1, 2)	2-2 G5-3			0-1 G2		0-0 E7 2B WP 1B		1-1 F8		4	1	1	0	0	0	4
Shane Mack, R OBP: 0.365, SLG: 0.541 (1, 9)		0-0 F8		1-2 G6-3		3-2 WP 1-3 2B		1-1 BB SH 1B		4	1	2	1	0	0	0
Mike Pagliarulo, L OBP: 0.322, SLG: 0.386 (1, 5)		0-2 BLK 1B		1-2 L4		1-3 K		0-1 SH BB 1B		3	1	1	0	0	1	2
Al Newman, S OBP: 0.260, SLG: 0.220 Paul Sorrento, L OBP: 0.281, SLG: 0.448 Jarvis Brown, R OBP: 0.263, SLG: 0.263 (9, 9)		1-0 P4			1-0 F8		0-0 G4-3	2-3 K		3	0	0	0	0	0	3


Inning Stats	R: 1	H: 3	E: 0	K: 0	S: 12	H: 3	LOB: 2	BB: 0	P: 17	R: 0	H: 2	E: 0	K: 0	S: 8	H: 2	LOB: 2	BB: 0	P: 9	R: 0	H: 0	E: 0	K: 0	S: 7	H: 0	LOB: 0	BB: 0	P: 10	R: 0	H: 0	E: 0	K: 0	S: 8	H: 1	LOB: 1	BB: 0	P: 11	R: 3	H: 3	E: 1	K: 2	S: 15	H: 3	LOB: 1	BB: 1	P: 23	R: 0	H: 2	E: 0	K: 0	S: 8	H: 2	LOB: 2	BB: 0	P: 15	R: 2	H: 2	E: 0	K: 1	S: 12	H: 2	LOB: 2	BB: 1	P: 22
--------------	------	------	------	------	-------	------	--------	-------	-------	------	------	------	------	------	------	--------	-------	------	------	------	------	------	------	------	--------	-------	-------	------	------	------	------	------	------	--------	-------	-------	------	------	------	------	-------	------	--------	-------	-------	------	------	------	------	------	------	--------	-------	-------	------	------	------	------	-------	------	--------	-------	-------

PITCHER	IP	WLS	BF	H	R	ER	SO	BB	IBB	HBP	BLK	WP	HR	S	P	ERA	WHIP
Oil Can Boyd, R ERA: 4.32 (1, 1)	5.0		24	8	4	4	0	1	0	0	1	0	0	46	64	7.20	1.800
Terry Mathews, R ERA: 3.8 (6, 1)	1.1		6	2	0	0	2	0	0	0	0	1	0	16	21	0.00	1.500
Kenny Rogers, L ERA: 5.68 (7, 1)	0.1		2	1	0	0	0	0	0	0	0	0	0	2	7	0.00	3.000
Wayne Rosenthal, R ERA: 4.34 (7, 1)	0.2	L	5	1	2	2	1	1	0	0	0	0	0	9	17	27.00	3.000
Rich Gossage, R ERA: 3.86 (8, 1)	0.1		2	1	0	0	0	0	0	0	0	0	0	4	7	0.00	3.000

BOTTOM

Texas Rangers @ Minnesota Twins
 Hubert H. Humphrey Metrodome, Minneapolis, MN

AB 37
R 6
H 13
RBI 4
BB 2
SO 3
LOB 22



PITCHER	IP	WLS	BF	H	R	ER	SO	BB	IBB	HBP	BLK	WP	HR	S	P	ERA	WHIP
Mike Jeffcoat, L ERA: 3.99 (8, 1)	0.1		1	0	0	0	0	0	0	0	0	0	0	1	1	0.00	0.000

Fri Sep 20 1991, 8:05 PM EDT
 Att: 29,503 - Dome - 70 F

livebaseballscores.com

Batter	1	2	3	4	5	6	7	8	9	AB R H RBI BB SO LOB	TOP	
Jack Daugherty, S OBP: 0.252, SLG: 0.246 (1, 3) X	0-0 F7		0-3 K			0-1 G3		1-0 HR		4 1 1 1 0 1 0		
Julio Franco, R OBP: 0.409, SLG: 0.468 (1, 4) B X	1-0 G4-3 S 1B			0-0 2B 1B		2-1 G6-3		1-3 K		4 1 2 0 0 1 0		
Rafael Palmeiro, L OBP: 0.393, SLG: 0.547 (1, 10) C B S X	1-2 G4-3 1-3			1-2 1B G6-3 2B		0-2 HR		0-0 G3		4 2 2 1 0 0 1		
Ruben Sierra, S OBP: 0.357, SLG: 0.500 (1, 9) B F X	1-1 P6			1-2 G6-3 1B 2-3 3-H		3-2 F7		1-3 K		4 0 1 1 0 1 1		
Kevin Reimer, L OBP: 0.344, SLG: 0.489 (1, 7) X		0-1 G4-3		1-1 G6-3 1-2f 3-H		0-2 G5-3		1-1 1B		4 0 1 0 0 0 1		
Juan Gonzalez, R OBP: 0.329, SLG: 0.491 (1, 8) C B F X		1-2 F9		1-3 K		0-0 F8		0-1 F8		4 0 0 0 0 1 1		
Dean Palmer, R OBP: 0.285, SLG: 0.404 (1, 5) C B F X		3-3 K			0-1 G4-6-3 1B		2-3 K			3 0 1 0 0 2 0		
Ivan Rodriguez, R OBP: 0.279, SLG: 0.366 Geno Petrali, L OBP: 0.325, SLG: 0.339 (8, PH) (8, 2) X			0-0 G6-3		2-2 G4-6-3 1-2f		2-2 G3			2 0 0 0 0 0 1 1 0 0 0 0 0 0		
Jeff Huson, L OBP: 0.314, SLG: 0.296 Rob Maurer, L OBP: 0.429, SLG: 0.400 José Hernández, R OBP: 0.231, SLG: 0.253 (1, 6) (8, PH) (8, 6) B B X		2-0 P1			0-0 G4-3		1-2 G3-1			2 0 0 0 0 0 0 1 0 0 0 0 0 0 0 0 0 0 0 0 0		
Inning Stats	R: 0 E: 0 K: 0 S: 7 H: 1 LOB: 1 BB: 0 P: 10	R: 0 E: 0 K: 1 S: 9 H: 0 LOB: 0 BB: 0 P: 13	R: 0 E: 0 K: 1 S: 5 H: 0 LOB: 0 BB: 0 P: 7	R: 2 E: 0 K: 1 S: 13 H: 3 LOB: 0 BB: 0 P: 17	R: 0 E: 0 K: 0 S: 6 H: 1 LOB: 0 BB: 0 P: 8	R: 1 E: 0 K: 0 S: 10 H: 1 LOB: 0 BB: 0 P: 15	R: 0 E: 0 K: 1 S: 7 H: 0 LOB: 0 BB: 0 P: 9	R: 1 E: 0 K: 1 S: 11 H: 1 LOB: 0 BB: 0 P: 16	R: 0 E: 0 K: 1 S: 8 H: 1 LOB: 1 BB: 0 P: 10	1B: 5 2B: 1 3B: 0 HR: 2 SF: 0 SAC: 0 DP: 2 HBP: 0	WP: 0 PB: 0 SB: 1 CS: 0 PA: 33	
PITCHER Kevin Tapani, R ERA: 2.87 (1, 1)	IP 9.0 WLS W BF 33 H 8 R 4 ER 4 SO 6 BB 0 IBB 0 HBP 0 BLK 0 WP 0 HR 2 S 76 P 105 ERA 4.00 WHIP 0.889											PITCHER IP WLS BF H R ER SO BB IBB HBP BLK WP HR S P ERA WHIP

Texas Rangers @ Minnesota Twins
Hubert H. Humphrey Metrodome, Minneapolis, MN

Sat Sep 21 1991, 8:05 PM EDT
Att: 43,138 - Dome - 70 F

livebaseballscorecards.com

AB 33
R 4
H 8
RBI 3
BB 0
SO 6
LOB 5



Batter	1	2	3	4	5	6	7	8	9	AB R H RBI BB SO LOB	TOP									
Jack Daugherty, S (1, 3) OBP: 0.257, SLG: 0.254	0-0 G4-3		2-1 1B 2B		0-0 F9			4-1 G3 BB	2-0 L3-6	4 1 1 0 1 0 1										
Julio Franco, R (1, 4) OBP: 0.408, SLG: 0.466	2-3 K		1-0 2-H 1B			2-3 K		1-1 F9		4 0 1 1 0 2 1										
Rafael Palmeiro, L (1, 10) OBP: 0.392, SLG: 0.544	4-2 FC6 BB		1-0 P5			1-0 F8		3-2 G3		3 0 0 0 1 0 2										
Ruben Sierra, S (1, 9) OBP: 0.355, SLG: 0.497	0-0 FC6			2-2 G4-3		2-3 K		1-2 G6-3		4 0 0 0 0 1 2										
Kevin Reimer, L (1, 7) OBP: 0.342, SLG: 0.485		1-1 G4-3		2-2 G5-3		3-2 P6		4-1 2B HR BB		3 0 0 0 0 0 0										
Monty Fariss, R (9, PH) OBP: 0.353, SLG: 0.333										0 1 0 0 1 0 0										
Geno Petralli, L (1, 2) OBP: 0.330, SLG: 0.344		2-0 G3-1		2-1 1B		0-0 WP 1B		0-1 1-3 HR 2B		3 0 2 0 0 0 0										
Mike Stanley, R (9, PH) OBP: 0.378, SLG: 0.405										1 1 1 0 0 0 0										
Dean Palmer, R (1, 5) OBP: 0.288, SLG: 0.419		3-2 G5-3		3-3 K		2-2 WP 1B		1-1 2-H HR		4 1 2 3 0 1 1										
Jeff Huson, L (1, 6) OBP: 0.312, SLG: 0.293			1-1 P4		2-2 G4-3		2-3 K		0-0 L3-6 S 1B	2 0 0 0 0 0 0										
Rob Maurer, L (7, PH) OBP: 0.375, SLG: 0.333										1 0 0 0 0 1 2										
Donald Harris, R (7, 8) OBP: 0.500, SLG: 0.500										1 0 1 0 0 0 0										
Gary Pettis, S (1, 8) OBP: 0.338, SLG: 0.275			1-3 K		2-2 G4-3		2-1 F8		1-3 K	2 0 0 0 0 1 0										
Brian Downing, R (7, PH) OBP: 0.388, SLG: 0.470										1 0 0 0 0 0 2										
José Hernández, R (7, 6) OBP: 0.231, SLG: 0.253										0 0 0 0 0 0 0										
John Russell, R (9, PH) OBP: 0.143, SLG: 0.115										1 0 0 0 0 1 1										
Inning Stats	R: 0 E: 0 K: 1 S: 8	H: 0 LOB: 1 BB: 1 P: 14	R: 0 E: 0 K: 0 S: 6	H: 0 LOB: 0 BB: 0 P: 12	R: 1 E: 0 K: 1 S: 10	H: 2 LOB: 1 BB: 0 P: 15	R: 0 E: 0 K: 1 S: 12	H: 1 LOB: 1 BB: 0 P: 21	R: 0 E: 0 K: 2 S: 9	H: 0 LOB: 0 BB: 0 P: 14	R: 0 E: 0 K: 1 S: 12	H: 2 LOB: 2 BB: 0 P: 21	R: 0 E: 0 K: 0 S: 10	H: 0 LOB: 1 BB: 1 P: 19	R: 3 E: 0 K: 1 S: 11	H: 3 LOB: 0 BB: 1 P: 19	1B: 5 2B: 3 3B: 0 HR: 1	SF: 0 SAC: 0 DP: 1 HBP: 0	WP: 1 PB: 0 SB: 1 CS: 0	PA: 37
PITCHER	IP WLS BF H R ER SO BB IBB HBP BLK WP HR S P ERA WHIP																			
Jack Morris, R (1, 1) ERA: 3.64	7.0 W 28 5 1 1 6 2 0 0 0 1 0 65 113 1.29 1.000																			
Gary Wayne, L (8, 1) ERA: 6.0	1.0 6 2 3 3 0 1 0 0 0 0 1 14 24 27.00 3.000																			
Gary Wayne, L (9, 1) ERA: 6.0	1.0 6 2 3 3 0 1 0 0 0 0 1 14 24 27.00 3.000																			
Terry Leach, R (9, 1) ERA: 2.98	1.0 3 1 0 0 1 0 0 0 0 0 0 6 9 0.00 1.000																			

Texas Rangers @ Minnesota Twins
 Hubert H. Humphrey Metrodome, Minneapolis, MN
 Sun Sep 22 1991, 4:33 AM EDT
 Att: 44,539 - Dome - 70 F

AB	34
R	4
H	8
RBI	4
BB	3
SO	7
LOB	12



Batter	1	2	3	4	5	6	7	8	9	AB	R	H	RBI	BB	SO	LOB
Gene Larkin, S (1, 9) OBP: 0.360, SLG: 0.365 Dan Gladden, R (8, 7) OBP: 0.317, SLG: 0.366	2-2 G4-3	0-0 G1-3		0-0 SF8			3-2 F8	2-2 G1-3		3	0	0	1	0	0	3
Chuck Knoblauch, R (1, 4) OBP: 0.353, SLG: 0.359 Al Newman, S (8, 4) OBP: 0.263, SLG: 0.223	1-0 G6-3		1-0 E	1-1 P5			3-3 K	1-0 1B		4	1	1	0	0	1	2
Kirby Puckett, R (1, 8) OBP: 0.351, SLG: 0.458 Gary Wayne, L (9, 1) Terry Leach, R (9, 1)	0-0 G3-1		0-2 E6		3-1 L9		0-0 G6-3	0-0 F9		5	0	0	0	0	0	3
Kent Hrbek, L (1, 3) OBP: 0.369, SLG: 0.454		0-0 HBP SF7 1B	1-0 F8		3-2 F8			1-2 P5		4	1	1	0	0	0	1
Chili Davis, S (1, 10) OBP: 0.382, SLG: 0.511 Jarvis Brown, R (8, PR) OBP: 0.263, SLG: 0.263		2-1 1B HBP E 1B	0-3 K		2-0 F8			0-1 E 3B		4	1	2	0	0	1	1
Brian Harper, R (1, 2) OBP: 0.336, SLG: 0.453		1-0 E HBP	0-1 F8			0-1 G4-3		0-0 E5 1B		3	1	0	1	0	0	1
Shane Mack, R (1, 7) OBP: 0.363, SLG: 0.536		1-0 SF7		1-0 G5-3		0-0 G6-3		0-0 E5 1B		3	1	1	1	0	0	0
Mike Pagliarulo, L (1, 5) OBP: 0.324, SLG: 0.390		1-1 F8		0-1 1B SF8 2B		1-2 L7		0-0 1B WP 1B		4	2	2	2	0	0	2
Greg Gagne, R (1, 6) OBP: 0.305, SLG: 0.389 Randy Bush, L (8, PH) OBP: 0.399, SLG: 0.483 Scott Leius, R (9, 6) OBP: 0.380, SLG: 0.410		1-1 E5		1-1 SF8 1B			0-0 F8 S 1B	2-1 1B 1B		3	0	3	0	0	0	0

Inning Stats	R: 0	H: 0	E: 0	K: 0	S: 6	R: 2	H: 3	E: 1	K: 0	S: 9	R: 1	H: 1	E: 1	K: 1	S: 11	R: 1	H: 2	E: 0	K: 0	S: 8	R: 0	H: 0	E: 0	K: 0	S: 6	R: 0	H: 0	E: 0	K: 1	S: 11	R: 5	H: 5	E: 2	K: 0	S: 15	R: 0	H: 1	E: 0	K: 1	S: 11	R: 0	H: 0	E: 0	K: 0	S: 6	R: 0	H: 0	E: 0	K: 1	S: 16	R: 0	H: 0	E: 0	K: 0	S: 15
	LOB: 0	BB: 0	BB: 0	BB: 0	BB: 9	LOB: 2	BB: 0	LOB: 1	BB: 0	BB: 15	LOB: 1	BB: 0	LOB: 0	BB: 0	BB: 13	LOB: 1	BB: 0	LOB: 0	BB: 0	BB: 11	LOB: 0	BB: 0	LOB: 0	BB: 0	BB: 14	LOB: 1	BB: 0	LOB: 1	BB: 0	BB: 7	LOB: 2	BB: 0	LOB: 2	BB: 0	BB: 21	LOB: 1	BB: 0	LOB: 0	BB: 16	LOB: 1	BB: 0	LOB: 0	BB: 0	BB: 14											


PITCHER	IP	WLS	BF	H	R	ER	SO	BB	IBB	HBP	BLK	WP	HR	S	P	ERA	WHIP
Hector Fajardo, R (1, 1) ERA: 7.36	7.1	L	32	8	5	4	2	0	0	0	0	0	0	62	91	4.91	1.091
Jeff Russell, R (8, 1) ERA: 3.53	0.2		7	4	4	2	0	0	0	0	0	1	0	10	15	27.00	6.000

BOTTOM

Texas Rangers @ Minnesota Twins
 Hubert H. Humphrey Metrodome, Minneapolis, MN

Sun Sep 22 1991, 4:33 AM EDT
 Att. 44,539 - Dome - 70 F

AB	36
R	9
H	12
RBI	7
BB	0
SO	2
LOB	15



WP	PA
1	39

Batter	1	2	3	4	5	6	7	8	9	AB R H RBI BB SO LOB	TOP									
Tim Raines, S (1, 7) <small>OBP: 0.365, SLG: 0.351</small>	0-1 G1-4-3			3-3 K		1-0 G3-1			0-2 P4	4 0 0 0 0 1 1										
Robin Ventura, L (1, 5) <small>OBP: 0.371, SLG: 0.451</small>	0-1 G4-3			2-1 G6-3			4-0 FC5-4 BB		0-1 F8	3 0 0 0 1 0 0										
Frank Thomas, R (1, 3) <small>OBP: 0.453, SLG: 0.555</small>	2-0 G5-3			0-2 G6-3			2-2 FC5-4 1-2f HR		2-0 F9	4 1 0 0 0 0 1										
Dan Pasqua, L (1, 9) <small>OBP: 0.352, SLG: 0.449</small>		2-3 K			0-1 G4-3		0-1 1-H HR			3 1 1 2 0 1 0										
Bo Jackson, R (1, 10) <small>OBP: 0.367, SLG: 0.500</small>		1-3 K			2-2 G6-3		4-1 G5-4-3 BB			2 0 0 0 1 1 0										
Carlton Fisk, R (1, 2) <small>OBP: 0.307, SLG: 0.413</small>		1-2 G3-1			2-2 G6-3		1-1 G5-4-3 1-2f			3 0 0 0 0 0 1										
Lance Johnson, L (1, 8) <small>OBP: 0.299, SLG: 0.331</small> Mike Huff, R (8, PH) <small>OBP: 0.364, SLG: 0.352</small> (8, 8)			1-2 G6-3			0-0 G4-3		4-1 G4-6-3 BB		2 0 0 0 0 0 0 0 0 0 0 1 0 0										
Craig Grebeck, R (1, 4) <small>OBP: 0.381, SLG: 0.467</small>		2-3 K			4-1 E G3 BB		0-2 1-2f		0-2 G4-6-3	2 0 0 0 1 1 1										
Ozzie Guillen, L (1, 6) <small>OBP: 0.276, SLG: 0.331</small>		2-1 G4-3			0-0 G3		1-3 K		1-3 K	3 0 0 0 0 1 1										
Inning Stats	R: 0 E: 0 K: 0 S: 5	H: 0 LOB: 0 BB: 0 P: 7	R: 0 E: 0 K: 2 S: 9	H: 0 LOB: 0 BB: 0 P: 13	R: 0 E: 0 K: 1 S: 9	H: 0 LOB: 0 BB: 0 P: 14	R: 0 E: 0 K: 1 S: 8	H: 0 LOB: 0 BB: 0 P: 13	R: 0 E: 1 K: 0 S: 4	H: 0 LOB: 1 BB: 1 P: 9	R: 2 E: 0 K: 0 S: 8	H: 1 LOB: 0 BB: 2 P: 19	R: 0 E: 0 K: 1 S: 8	H: 0 LOB: 0 BB: 1 P: 13	R: 0 E: 0 K: 0 S: 6	H: 0 LOB: 0 BB: 0 P: 8	1B: 0 2B: 0 3B: 0 HR: 1	SF: 0 SAC: 0 DP: 2 HBP: 0	WP: 0 PB: 0 SB: 0 CS: 0	PA: 30
SCOTT ERICKSON, R (1, 1) <small>ERA: 3.32</small> MARK GUTHRIE, L (8, 1) <small>ERA: 4.47</small>	IP	WLS	BF	H	R	ER	SO	BB	IBB	HBP	BLK	WP	HR	S	P	ERA	WHIP			
	7.0	W	24	1	2	2	4	3	0	0	0	0	1	52	88	2.57	0.571			
	2.0		6	0	0	0	1	1	0	0	0	0	0	14	21	0.00	0.500			

Chicago White Sox @ Minnesota Twins
 Hubert H. Humphrey Metrodome, Minneapolis, MN

Tue Sep 24 1991, 8:05 PM EDT
 Att. 45,496 - Dome - 70 F

AB	26
R	2
H	1
RBI	2
BB	4
SO	5
LOB	5



livebaseballscorecards.com

Batter	1	2	3	4	5	6	7	8	9
Dan Gladden, R OBP: 0.318, SLG: 0.365 (1, 7)	0-0 F8	0-0 SAFE 1B FC5-4 1B		2-0 G4-3		2-3 K		4-2 1B BB	
Chuck Knoblauch, R OBP: 0.355, SLG: 0.361 (1, 4)	0-1 2B 1B	3-1 FC5-4 1B		1-0 FC BB		1-0 FC6-4		2-2 1B 1B	
Kirby Puckett, R OBP: 0.353, SLG: 0.460 (1, 8)	1-0 F9 1B 2B	0-1 SAFE FC5-4 HR		4-1 G6-4-3 BB		0-0 G3		1-0 1B	
Kent Hrbek, L OBP: 0.369, SLG: 0.458 (1, 3)	4-2 1B BB	1-2 HR		2-2 G6-4-3		0-2 G4-3		0-0 F7	
Chili Davis, S OBP: 0.381, SLG: 0.509 (1, 10)	3-0 F9 2-3	0-0 G5-3		1-1 F9		1-0 1B			
Gene Larkin, S OBP: 0.358, SLG: 0.363 (1, 9)	0-0 1B		0-0 G5-3		0-1 G6-3		2-0 G5-3		
Jarvis Brown, R OBP: 0.263, SLG: 0.263 (8, 9)	1-2 3-H 1B		2-1 G4-3		2-1 F8		1-1 WP SH3-1 1B		
Mike Pagliarulo, L OBP: 0.321, SLG: 0.387 (1, 5)	1-3 K		3-2 G6-3		0-3 K		0-0 SH3-1		
Scott Leius, R OBP: 0.383, SLG: 0.413 (8, PH)							1-2 1B		
Junior Ortiz, R OBP: 0.299, SLG: 0.271 (1, 2)							3-0 P2		
Greg Gagne, R OBP: 0.309, SLG: 0.392 (1, 6)		0-1 1B 1B		0-1 G4-3 WP FC 1B		4-1 FC6-4 BB			

AB	R	H	RBI	BB	SO	LOB
4	2	1	0	1	1	2
5	1	3	3	0	0	1
4	2	2	3	1	0	1
4	1	1	2	1	0	4
4	0	1	0	0	0	2
4	0	1	1	0	0	1
0	0	0	0	0	0	0
3	0	0	0	0	1	2
1	1	1	0	0	0	0
3	0	0	0	0	1	0
3	2	2	0	1	0	1

BOTTOM

Chicago White Sox @ Minnesota Twins
 Hubert H. Humphrey Metrodome, Minneapolis, MN

Tue Sep 24 1991, 8:05 PM EDT
 Att. 45,496 - Dome - 70 F

livebaseballscorecards.com

AB	35
R	9
H	12
RBI	9
BB	4
SO	3
LOB	14



1B: 10	SF: 0
2B: 1	SAC: 1
3B: 0	DP: 1
HR: 1	HBP: 0

WP: 2	PA: 40
PB: 0	
SB: 1	
CS: 0	

Inning Stats	R	H	E	K	S	LOB	BB	P	
R: 2 E: 0 K: 1 S: 11	H: 3 LOB: 2 BB: 1 P: 20	R: 4 E: 0 K: 0 S: 12	H: 4 LOB: 0 BB: 0 P: 16	R: 0 E: 0 K: 0 S: 6	H: 0 LOB: 0 BB: 0 P: 11	R: 1 E: 0 K: 0 S: 8	H: 1 LOB: 1 BB: 1 P: 17	R: 0 E: 0 K: 2 S: 9	H: 0 LOB: 1 BB: 1 P: 16
R: 0 E: 0 K: 0 S: 6	H: 1 LOB: 1 BB: 0 P: 9	R: 0 E: 0 K: 0 S: 6	H: 1 LOB: 1 BB: 0 P: 9	R: 0 E: 0 K: 0 S: 6	H: 1 LOB: 1 BB: 0 P: 9	R: 2 E: 0 K: 0 S: 13	H: 3 LOB: 2 BB: 1 P: 24	R: 0 E: 0 K: 0 S: 6	H: 1 LOB: 1 BB: 0 P: 9

PITCHER	IP	WLS	BF	H	R	ER	SO	BB	IBB	HBP	BLK	WP	HR	S	P	ERA	WHIP
Jack McDowell, R ERA: 3.4 (1, 1)	1.2	L	13	7	6	6	1	1	0	0	0	0	1	22	35	32.40	4.800
Wilson Alvarez, L ERA: 4.23 (2, 1)	5.1		20	2	1	1	2	2	0	0	0	1	0	36	63	1.69	0.750
Tom Drees, L ERA: 13.5 (8, 1)	0.2		5	2	2	2	0	1	0	0	0	1	0	11	21	27.00	4.500
Jeff Carter, R ERA: 7.56 (8, 1)	0.1		2	1	0	0	0	0	0	0	0	0	0	2	3	0.00	3.000

Batter	1	2	3	4	5	6	7	8	9	AB R H RBI BB SO LOB	TOP	
Tim Raines, S OBP: 0.364, SLG: 0.351 (1, 7) X	0-0 G4-3	0-0 P4		3-1 E 2B		0-0 B1-3		1-2 G4-3		5 1 1 1 0 0 1		
Robin Ventura, L OBP: 0.373, SLG: 0.449 (1, 5) B F B B B	4-2 G6-3 BB		0-1 F7	4-2 E 1B BB		4-2 BB		2-0 F7		2 1 0 0 3 0 0		
Frank Thomas, R OBP: 0.450, SLG: 0.549 (1, 3) C C F B B X	2-2 G6-3		0-1 F9	1-0 E4 1B		1-0 F9		2-3 K		5 0 0 0 0 1 3		
Bo Jackson, R OBP: 0.385, SLG: 0.500 Rodney McCray, R (9, PR) C S S S	2-3 K		3-2 FC5-4 1B	0-0 1-2 3-H 1B		3-3 K		4-0 FC5-4 BB		4 0 2 1 1 2 2 0 0 0 0 0 0 0		
Carlton Fisk, R OBP: 0.304, SLG: 0.408 (1, 2) B X		1-1 G4-3	2-2 FC5-4	2-3 K			1-2 P6	0-1 FC5-4		5 0 0 0 0 1 4		
Craig Grebeck, R OBP: 0.363, SLG: 0.465 (1, 6) B B C C C S		3-3 K		4-1 G6-3 SF7 BB	2-1 FC6-4 1B		1-3 K			3 1 1 0 1 2 0		
Lance Johnson, L OBP: 0.301, SLG: 0.331 (1, 8) B B B B B B		4-2 E S 2B BB		0-1 G6-3 2B 1B	1-2 FC6-4 1-2f		1-2 F7			3 2 1 0 1 0 1		
Mike Huff, R OBP: 0.362, SLG: 0.354 (1, 9) S B B B B B X		2-2 2B 2B		1-1 G6-3	3-3 K			1-2 F8		4 1 1 1 0 1 3		
Scott Fletcher, R OBP: 0.266, SLG: 0.274 (1, 4) B B B B X		1-2 2B		1-1 SF7	0-3 K			1-2 G6-3		3 0 1 2 0 1 1		
Inning Stats	R: 0 E: 0 K: 1 S: 10 H: 0 LOB: 1 P: 18	R: 2 E: 0 K: 1 S: 15 H: 2 LOB: 1 BB: 1 P: 26	R: 0 E: 0 K: 0 S: 11 H: 1 LOB: 1 BB: 0 P: 16	R: 4 E: 1 K: 1 S: 18 H: 3 LOB: 2 BB: 2 P: 34	R: 0 E: 1 K: 2 S: 13 H: 1 LOB: 1 BB: 0 P: 18	R: 0 E: 0 K: 1 S: 7 H: 0 LOB: 1 BB: 1 P: 15	R: 0 E: 0 K: 1 S: 11 H: 0 LOB: 0 BB: 0 P: 14	R: 0 E: 0 K: 0 S: 11 H: 0 LOB: 0 BB: 0 P: 14	R: 0 E: 0 K: 1 S: 7 H: 0 LOB: 1 BB: 1 P: 15	1B: 4 2B: 3 3B: 0 HR: 0 SF: 1 SAC: 0 DP: 0 HBP: 0	WP: 0 PB: 0 SB: 2 CS: 0 PA: 41	
PITCHER	IP WLS BF H R ER SO BB IBB HBP BLK WP HR S P ERA WHIP											
Allan Anderson, L ERA: 4.96 (1, 1)	3.1 L 17 4 4 4 2 3 0 0 0 0 0 0 41 70 10.80 2.100											
Carl Willis, R ERA: 2.43 (4, 1)	1.2 10 3 2 0 3 1 0 0 0 0 0 0 26 42 0.00 2.400											
David West, L ERA: 4.61 (6, 1)	2.0 7 0 0 0 2 1 0 0 0 0 0 0 18 29 0.00 0.500											
Tom Edens, R ERA: 5.57 (8, 1)	1.0 3 0 0 0 0 0 0 0 0 0 0 0 11 14 0.00 0.000											
Rick Aguilera, R ERA: 2.1 (9, 1)	1.0 4 0 0 0 1 1 0 0 0 0 0 0 7 15 0.00 1.000											

Chicago White Sox @ Minnesota Twins
Hubert H. Humphrey Metrodome, Minneapolis, MN

Wed Sep 25 1991, 8:05 PM EDT
Att: 43,450 - Dome - 70 F

AB	34
R	6
H	7
RBI	5
BB	6
SO	8
LOB	15



Batter	1	2	3	4	5	6	7	8	9	AB	R	H	RBI	BB	SO	LOB
Dan Gladden, R OBP: 0.315, SLG: 0.361 (1, 7)	2-2 G1-3		1-0 G5-3	1-1 G4-3		2-3 K			0-1 F8	5	0	0	0	0	1	3
Chuck Knoblauch, R OBP: 0.353, SLG: 0.359 (1, 4)	2-1 F9		0-0 G1-3		1-2 P4		0-0 G1-6-3 1B		1-0 F9	5	0	1	0	0	0	0
Kirby Puckett, R OBP: 0.353, SLG: 0.459 (1, 8)	1-0 F9		1-0 BB 1B		4-2 BB BB		1-2 G1-6-3 1-2f		2-3 K	4	0	1	0	1	1	1
Kent Hrbek, L OBP: 0.370, SLG: 0.460 (1, 3)		3-1 1B 2B	1 SAFE 1 SAFE 4-2 BB		2-0 F8		3-2 P4			3	1	1	0	1	0	1
Chili Davis, S OBP: 0.382, SLG: 0.507 (1, 10)		4-2 1B 1B BB	1-3 K		4-1 BB			3-1 F8		2	0	0	0	2	1	2
Brian Harper, R OBP: 0.340, SLG: 0.456 (1, 2)		1-0 1B 1-2 2-3 1B		0-2 BB 1B		0-0 P9		1-2 BB 1B		4	0	3	0	0	0	2
Shane Mack, R OBP: 0.360, SLG: 0.531 (1, 9)		2-3 K		1-3 K		0-3 K		1-3 K		4	0	0	0	0	4	5
Mike Pagliarulo, L OBP: 0.326, SLG: 0.387 (1, 5)		0-0 1-3 2-3 3-H 1B		1 SAFE 4-1 K: 1 BB: 1 S: 10		3-3 K		4-2 BB		2	0	1	1	2	1	0
Greg Gagne, R OBP: 0.309, SLG: 0.391 (1, 6)		0-1 F8		1-0 F7		0-0 1B		1-3 K		3	0	1	0	0	0	4
Randy Bush, L OBP: 0.399, SLG: 0.483 (8, PH)										0	0	0	0	0	0	0
Pedro Munoz, R OBP: 0.316, SLG: 0.451 (8, PH)										1	0	0	0	0	1	2
Al Newman, S OBP: 0.263, SLG: 0.223 (9, 6)										0	0	0	0	0	0	0

Inning Stats	R: 0	H: 0	E: 0	K: 0	S: 8	R: 1	H: 3	E: 0	K: 1	S: 11	R: 0	H: 1	E: 0	K: 1	S: 9	R: 0	H: 1	E: 0	K: 1	S: 10	R: 0	H: 0	E: 0	K: 0	S: 9	R: 0	H: 1	E: 0	K: 3	S: 11	R: 0	H: 1	E: 0	K: 2	S: 14	R: 0	H: 0	E: 0	K: 1	S: 6	1B: 7	2B: 1	3B: 0	HR: 0	SF: 0	SAC: 0	DP: 1	HBP: 0	WP: 0	PB: 0	SB: 0	CS: 0	PA: 39
--------------	------	------	------	------	------	------	------	------	------	-------	------	------	------	------	------	------	------	------	------	-------	------	------	------	------	------	------	------	------	------	-------	------	------	------	------	-------	------	------	------	------	------	-------	-------	-------	-------	-------	--------	-------	--------	-------	-------	-------	-------	--------

PITCHER	IP	WLS	BF	H	R	ER	SO	BB	IBB	HBP	BLK	WP	HR	S	P	ERA	WHIP
Alex Fernandez, R ERA: 4.41 (1, 1)	7.2		35	8	1	1	7	6	0	0	0	0	0	77	135	1.17	1.826
Scott Radinsky, L ERA: 1.96 (8, 1)	0.1		1	0	0	0	1	0	0	0	0	0	0	3	4	0.00	0.000
Melido Perez, R ERA: 3.0 (9, 1)	1.0		3	0	0	0	1	0	0	0	0	0	0	6	9	0.00	0.000


BOTTOM

Chicago White Sox @ Minnesota Twins
 Hubert H. Humphrey Metrodome, Minneapolis, MN

Wed Sep 25 1991, 8:05 PM EDT
 Att. 43,450 - Dome - 70 F

livebaseballscorecards.com

AB	33
R	1
H	8
RBI	1
BB	6
SO	9
LOB	20



Batter	1	2	3	4	5	6	7	8	9	AB R H RBI BB SO LOB	TOP											
Randy Bush, L (1, 9) OBP: 0.395, SLG: 0.474	4-2 CS BB		1-1 L3		2-2 G3			1-3 K		3 0 0 0 1 1 1												
Chuck Knoblauch, R (1, 4) OBP: 0.351, SLG: 0.357	2-2 P6			1-2 F4		2-2 G6-3		0-1 F9		4 0 0 0 0 0 1												
Kirby Puckett, R (1, 8) OBP: 0.354, SLG: 0.460	1-2 F9			4-2 BB 1B BB		1-1 G3 2B		1-3 K		3 1 1 0 1 1 0												
Kent Hrbek, L (1, 3) OBP: 0.369, SLG: 0.457		0-0 P6		4-2 G1-3 1B BB		3-2 G3		1-1 G4-3		3 0 0 0 1 0 1												
Brian Harper, R (1, 2) OBP: 0.339, SLG: 0.454		1-0 G6-3		0-0 G1-3 1B		1-3 K		0-0 G4-3		4 0 1 1 0 1 1												
Paul Sorrento, L (1, 10) OBP: 0.278, SLG: 0.515		3-1 G3-1		0-0 G1-3			0-1 HR	2-3 K		4 1 1 1 0 1 2												
Dan Gladden, R (1, 7) OBP: 0.313, SLG: 0.358			2-2 P3	2-3 K		0-0 P4				3 0 0 0 0 1 2												
Mike Pagliarulo, L (1, 5) OBP: 0.326, SLG: 0.385			3-2 HBP		1-3 K		0-3 K			2 0 0 0 0 2 0												
Greg Gagne, R (1, 6) OBP: 0.307, SLG: 0.388			0-3 K		2-3 K		1-3 K			3 0 0 0 0 3 1												
Inning Stats	R: 0 E: 0 K: 0 S: 9	H: 0 LOB: 0 BB: 1 P: 16	R: 0 E: 0 K: 0 S: 4	H: 0 LOB: 0 BB: 0 P: 8	R: 0 E: 0 K: 1 S: 10	H: 0 LOB: 1 BB: 0 P: 16	R: 1 E: 0 K: 1 S: 12	H: 1 LOB: 2 BB: 2 P: 23	R: 0 E: 0 K: 2 S: 10	H: 0 LOB: 0 BB: 0 P: 15	R: 0 E: 0 K: 1 S: 11	H: 1 LOB: 1 BB: 0 P: 18	R: 1 E: 0 K: 2 S: 10	H: 1 LOB: 0 BB: 0 P: 11	R: 0 E: 0 K: 2 S: 8	H: 0 LOB: 0 BB: 0 P: 10	R: 0 E: 0 K: 1 S: 6	H: 0 LOB: 0 BB: 0 P: 9	1B: 1 2B: 1 3B: 0 HR: 1	SF: 0 SAC: 0 DP: 0 HBP: 1	WP: 0 PB: 0 SB: 0 CS: 1	PA: 33
PITCHER	IP WLS BF H R ER SO BB IBB HBP BLK WP HR S P ERA WHIP																					
Juan Guzman, R (1, 1) ERA: 3.08	8.0 W 30 3 2 2 9 3 0 1 0 0 1 74 117 2.25 0.750																					
Duane Ward, R (9, 1) ERA: 2.86	1.0 3 0 0 0 1 0 0 0 0 0 0 6 9 0.00 0.000																					

Minnesota Twins @ Toronto Blue Jays
SkyDome, Toronto, ON
Fri Sep 27 1991, 7:05 PM EDT
Att. 50,326 - Dome - 70 F

livebaseballscorecards.com

AB 29
R 2
H 3
RBI 2
BB 3
SO 10
LOB 9




Batter	1	2	3	4	5	6	7	8	9	AB	R	H	RBI	BB	SO	LOB
Devon White, S (1, 8) OBP: 0.342, SLG: 0.456	2-2 1B 3B		1-0 F7		2-2 F7		1-0 G3			4	1	1	0	0	0	1
Roberto Alomar, S (1, 4) OBP: 0.352, SLG: 0.435	0-0 CS 1B		2-3 K		1-1 L7		0-1 G4-3			4	0	1	1	0	1	0
Joe Carter, R (1, 9) OBP: 0.335, SLG: 0.516	4-2 SAFE 1B G3-1 BB		2-2 G5-3		3-2 F7		1-1 G6-3			3	0	0	0	1	0	0
John Olerud, L (1, 3) OBP: 0.353, SLG: 0.448	0-0 G3-1			0-1 G3-1		1-3 K		0-0 BB 2B		4	1	1	0	0	1	1
Kelly Gruber, R (1, 5) OBP: 0.315, SLG: 0.455	2-2 1B			2-1 S 2B 1B		0-3 K		4-0 BB 2B IBB		3	2	2	0	1	1	0
Candy Maldonado, R (1, 7) OBP: 0.337, SLG: 0.422	1-3 K			4-2 2B BB		3-3 K		4-2 2B BB		2	1	0	0	2	2	2
Dave Parker, L (1, 10) OBP: 0.288, SLG: 0.366 Mookie Wilson, S (7, PR) OBP: 0.275, SLG: 0.350				4-2 G6-4-3 BB		0-1 1-3 2-H 2B		1-2 SH3 SF7 2B	1-0 1-H 2-H 3-H 2B	2	0	2	1	1	0	0
Pat Borders, R (1, 2) OBP: 0.278, SLG: 0.371				0-1 G6-4-3		1-2 G5-3		0-0 SH3	0-1 1B	3	0	1	1	0	0	3
Manuel Lee, S (1, 6) OBP: 0.272, SLG: 0.290 Rance Mulliniks, L (7, PH) OBP: 0.364, SLG: 0.336 Rene Gonzales, R (8, 6) OBP: 0.296, SLG: 0.264				2-1 G4-3		1-0 F9		2-2 SF7	0-1 F8	2	0	0	0	0	0	2

Inning Stats	R: 1	H: 3	E: 0	K: 1	S: 20	H: 3	LOB: 2	BB: 1	P: 28	R: 0	H: 0	E: 0	K: 0	S: 7	H: 0	LOB: 0	BB: 1	P: 13	R: 0	H: 0	E: 0	K: 1	S: 7	R: 1	H: 2	E: 0	K: 0	S: 12	R: 0	H: 0	E: 0	K: 0	S: 9	R: 0	H: 0	E: 0	K: 3	S: 11	R: 1	H: 1	E: 0	K: 0	S: 9	R: 4	H: 3	E: 0	K: 0	S: 12	1B: 4	SF: 1	2B: 4	SAC: 1	3B: 1	DP: 1	HR: 0	HBP: 0	WP: 0	PA: 36
--------------	------	------	------	------	-------	------	--------	-------	-------	------	------	------	------	------	------	--------	-------	-------	------	------	------	------	------	------	------	------	------	-------	------	------	------	------	------	------	------	------	------	-------	------	------	------	------	------	------	------	------	------	-------	-------	-------	-------	--------	-------	-------	-------	--------	-------	--------

PITCHER	IP	WLS	BF	H	R	ER	SO	BB	IBB	HBP	BLK	WP	HR	S	P	ERA	WHIP
Kevin Tapani, R (1, 1) ERA: 2.9	7.0	L	28	6	3	3	5	3	0	0	0	0	0	75	116	3.86	1.286
Terry Leach, R (8, 1) ERA: 3.5	1.0		8	3	4	4	0	1	1	0	0	0	0	12	22	36.00	4.000

MINNESOTA TWINS @ TORONTO BLUE JAYS
SKYDOME, TORONTO, ON
 Fri Sep 27 1991, 7:05 PM EDT
 Att: 50,326 - Dome - 70 F

AB	29
R	7
H	9
RBI	7
BB	5
SO	5
LOB	10



Batter	1	2	3	4	5	6	7	8	9	AB	R	H	RBI	BB	SO	LOB
Devon White, S OBP: 0.341, SLG: 0.454 (1, 8)	0-3 K2-3		1-1 F9		2-1 L9-3 1B		1-0 L7			4	0	1	0	0	1	0
Roberto Alomar, S OBP: 0.353, SLG: 0.437 (1, 4)	0-0 1B		0-2 2B		1-1 L9-3 1-2		0-3 K			4	0	2	0	0	1	1
Joe Carter, R OBP: 0.334, SLG: 0.513 (1, 9)	3-1 L8		4-0 BB		0-2 P6			0-0 P3		3	0	0	0	1	0	1
John Olerud, L OBP: 0.352, SLG: 0.445 (1, 3)	1-0 SAFE G6-3		2-0 F7		4-0 BB BB		2-2 G4-3			3	0	0	0	1	0	3
Kelly Gruber, R OBP: 0.312, SLG: 0.450 (1, 5)		2-1 P2		1-2 G5-3		0-2 P5		0-2 P6		4	0	0	0	0	0	1
Candy Maldonado, R OBP: 0.339, SLG: 0.421 (1, 7)		2-2 L5		0-0 1B 1B		4-0 1-2 BB			1-3 K	3	0	1	0	1	1	0
Dave Parker, L OBP: 0.288, SLG: 0.365 (1, 10)		0-1 1B		0-0 F8		0-0 L7			0-1 L6	4	0	1	0	0	0	3
Pat Borders, R OBP: 0.277, SLG: 0.369 (1, 2)		1-3 K		2-2 SAFE 1-2 FC6-4 1B		0-2 P3			2-2 G1-3	4	0	1	0	0	1	3
Manuel Lee, S OBP: 0.270, SLG: 0.288 (1, 6)			3-2 G4-3		0-2 1-2f FC6-4		1-2 F8			3	0	0	0	0	0	2

Inning Stats	R: 0	H: 1	E: 0	LOB: 1	K: 1	S: 7	R: 0	H: 1	E: 0	LOB: 1	K: 1	S: 10	R: 0	H: 1	E: 0	LOB: 2	K: 0	S: 11	R: 0	H: 2	E: 0	LOB: 2	K: 0	S: 12	R: 0	H: 1	E: 0	LOB: 0	K: 0	S: 7	R: 0	H: 0	E: 0	LOB: 2	K: 1	S: 11	R: 0	H: 0	E: 0	LOB: 0	K: 1	S: 8	R: 0	H: 0	E: 0	LOB: 0	K: 0	S: 8	R: 0	H: 0	E: 0	LOB: 0	K: 1	S: 8	R: 0	H: 0	E: 0	LOB: 0	K: 1	S: 8
1B: 5	SF: 0	2B: 2	SAC: 0	3B: 0	DP: 1	HR: 0	HBP: 0	WP: 0	PA: 35	ERA: 3.5	WHIP: 1.000	ERA: 0.00	WHIP: 1.000	ERA: 0.00	WHIP: 1.000	ERA: 0.00	WHIP: 1.000	ERA: 0.00	WHIP: 1.000	ERA: 0.00	WHIP: 1.000	ERA: 0.00	WHIP: 1.000	ERA: 0.00	WHIP: 1.000	ERA: 0.00	WHIP: 1.000	ERA: 0.00	WHIP: 1.000	ERA: 0.00	WHIP: 1.000	ERA: 0.00	WHIP: 1.000	ERA: 0.00	WHIP: 1.000	ERA: 0.00	WHIP: 1.000	ERA: 0.00	WHIP: 1.000	ERA: 0.00	WHIP: 1.000	ERA: 0.00	WHIP: 1.000	ERA: 0.00	WHIP: 1.000	ERA: 0.00	WHIP: 1.000	ERA: 0.00	WHIP: 1.000											

BOTTOM

Minnesota Twins @ Toronto Blue Jays
 SkyDome, Toronto, ON
 Sat Sep 28 1991, 3:33 AM EDT
 Att: 50,319 - Dome - 70 F

livebaseballscorecards.com

AB	32
R	0
H	6
RBI	0
BB	3
SO	4
LOB	14



Batter	1	2	3	4	5	6	7	8	9	AB R H RBI BB SO LOB	TOP	
Dan Gladden, R (1, 7) OBP: 0.311, SLG: 0.356 Randy Bush, L (7, PH) OBP: 0.399, SLG: 0.477 Lenny Webster, R (7, 2) OBP: 0.462, SLG: 0.826	2-1 		2-2 		1-1 		1-0 			3 0 0 0 0 0 2 1 0 1 0 0 0 0 0 0 0 0 0 0 0	Minnesota Twins @ Toronto Blue Jays SkyDome, Toronto, ON Sun Sep 29 1991, 3:33 AM EDT Att. 50,315 - Dome - 70 F	
Chuck Knoblauch, R (1, 4) OBP: 0.349, SLG: 0.353	0-2 		1-2 			0-0 		1-0 		4 0 0 0 0 0 0		
Kirby Puckett, R (1, 8) OBP: 0.352, SLG: 0.457	2-0 			2-1 		0-0 		0-1 		4 0 0 0 0 0 0		
Chili Davis, S (1, 10) OBP: 0.383, SLG: 0.504		2-2 		1-0 		4-2 		1-2 		3 0 0 0 1 0 0		
Shane Mack, R (1, 9) OBP: 0.362, SLG: 0.528 (7, 7)		4-2 		3-2 		0-0 		0-3 		3 0 1 0 1 1 1		
Gene Larkin, S (1, 3) OBP: 0.363, SLG: 0.369		2-1 		2-2 			1-2 	1-1 		4 1 1 0 0 0 2		
Mike Pagliarulo, L (1, 5) OBP: 0.325, SLG: 0.384		0-0 			3-1 		0-1 	0-0 		4 0 1 0 0 0 1		
Junior Ortiz, R (1, 2) OBP: 0.301, SLG: 0.269 Paul Sorrento, L (7, PH) OBP: 0.297, SLG: 0.529 Jarvis Brown, R (7, PR) OBP: 0.250, SLG: 0.250 (7, 9)		2-0 			4-1 		2-2 			1 0 0 0 1 0 2 1 0 1 1 0 0 0 0 0 0 0 0 0 0		
Greg Gagne, R (1, 6) OBP: 0.308, SLG: 0.390			1-2 		3-2 		0-0 	1-2 		3 0 1 0 0 0 1		
Inning Stats	R: 0 H: 0 E: 0 LOB: 0 K: 0 BB: 0 S: 6 P: 10	R: 0 H: 1 E: 0 LOB: 2 K: 0 BB: 1 S: 10 P: 20	R: 0 H: 0 E: 0 LOB: 0 K: 0 BB: 0 S: 10 P: 14	R: 0 H: 1 E: 0 LOB: 1 K: 0 BB: 0 S: 11 P: 19	R: 0 H: 1 E: 0 LOB: 1 K: 0 BB: 1 S: 8 P: 19	R: 0 H: 0 E: 0 LOB: 1 K: 0 BB: 1 S: 5 P: 9	R: 1 H: 3 E: 0 LOB: 2 K: 0 BB: 0 S: 10 P: 14	R: 0 H: 0 E: 0 LOB: 0 K: 0 BB: 0 S: 6 P: 8	R: 0 H: 0 E: 0 LOB: 0 K: 1 BB: 0 S: 6 P: 7	1B: 5 SF: 0 2B: 1 SAC: 0 3B: 0 DP: 1 HR: 0 HBP: 0		WP: 0 PA: 34 PB: 0 SB: 0 CS: 0
PITCHER	IP WLS BF H R ER SO BB IBB HBP BLK WP HR S P ERA WHIP Todd Stottlemyre, R (1, 1) ERA: 3.83 Mike Timlin, R (7, 1) ERA: 3.22 David Wells, L (8, 1) ERA: 3.73 Duane Ward, R (9, 1) ERA: 2.84											PITCHER IP WLS BF H R ER SO BB IBB HBP BLK WP HR S P ERA WHIP

livebaseballscorecards.com

AB	31
R	1
H	6
RBI	1
BB	3
SO	1
LOB	9



Batter	1	2	3	4	5	6	7	8	9
Devon White, S OBP: 0.342, SLG: 0.465 (1, 8)	2-2 SH SF7 2B	4-2 FC6-4 BB			0-0 F9		1-1 F8		
Roberto Alomar, S OBP: 0.351, SLG: 0.435 (1, 4)	1-1 SH G5-3 1B	0-0 FC6-4			2-1 F8			0-2 G3-1	
Joe Carter, R OBP: 0.334, SLG: 0.511 (1, 9)	0-1 G5-3		1-2 F9			1-2 G4-3 1B		2-0 G5-3	
John Olerud, L OBP: 0.351, SLG: 0.442 (1, 3)	4-0 1B BB		2-0 G4-3			2-1 G4-3		0-0 G3	
Kelly Gruber, R OBP: 0.310, SLG: 0.448 (1, 5)	1-2 SF7		0-1 G5-3			0-1 P2			
Candy Maldonado, R OBP: 0.342, SLG: 0.421 (1, 7)	1-1 1B			4-1 1B BB		1-3 K			
Dave Parker, L OBP: 0.288, SLG: 0.365 (1, 10)	1-2 L6			0-1 G5-4-3 1B			1-0 G4-3		
Pat Borders, R OBP: 0.274, SLG: 0.365 (1, 2)			3-2 F7		1-0 G5-4-3		1-0 L7		
Manuel Lee, S OBP: 0.271, SLG: 0.288 (1, 6)						0-3 K2-3			

Inning Stats	R: 2	H: 2	E: 0	LOB: 2	K: 0	S: 16	R: 0	H: 0	E: 0	LOB: 0	K: 0	S: 10	R: 0	H: 0	E: 0	LOB: 0	K: 0	S: 7	R: 0	H: 1	E: 0	LOB: 0	K: 0	S: 4	R: 0	H: 0	E: 0	LOB: 0	K: 1	S: 6	R: 0	H: 1	E: 0	LOB: 1	K: 1	S: 11	R: 0	H: 1	E: 0	LOB: 1	K: 0	S: 6	R: 0	H: 0	E: 0	LOB: 0	K: 0	S: 5			
	1B: 4	SF: 1	2B: 1	SAC: 1	3B: 0	DP: 1	HR: 0	HBP: 0	CS: 0																																										

PITCHER	IP	WLS	BF	H	R	ER	SO	BB	IBB	HBP	BLK	WP	HR	S	P	ERA	WHIP
Scott Erickson, R ERA: 3.27 (1, 1)	8.0	L	31	5	2	2	2	3	0	0	0	0	0	65	100	2.25	1.000

BOTTOM

AB R H RBI BB SO LOB

3 1 1 0 1 0 1

3 1 0 0 0 0 1

4 0 1 0 0 0 2

3 0 0 0 1 0 1

2 0 0 1 0 0 1

2 0 1 1 1 1 1

3 0 1 0 0 0 2

3 0 0 0 0 0 1

3 0 1 0 0 1 0

AB 26

R 2

H 5

RBI 2

BB 3

SO 2

LOB 10

WP: 0 PA: 31

PB: 0

SB: 0

CS: 0

MINNESOTA TWINS @ TORONTO BLUE JAYS

SkyDome, Toronto, ON

Sun Sep 29 1991, 3:33 AM EDT

Att: 50,315 - Dome - 70 F



livebaseballscorecards.com

Batter	1	2	3	4	5	6	7	8	9	AB R H RBI BB SO LOB	TOP
Jarvis Brown, R (1, 8) OBP: 0.240, SLG: 0.208 SBBB	4-2 		0-2 G4-3 		1-2 FC5-4 HR 	1-2 G4-3 			2-2 F9 	4 1 0 0 1 0 1	
Greg Gagne, R (1, 6) OBP: 0.310, SLG: 0.389 Scott Leius, R (5, 6) OBP: 0.381, SLG: 0.411 F1 SAFE SBBB	1-3 K 		4-0 		4-0 HR 			0-0 G6-3 		1 1 0 0 2 1 1 1 0 0 0 0 0 0	
Pedro Munoz, R (1, 7) OBP: 0.319, SLG: 0.480 SX	0-1 G6-3 		0-1 CS 	2-0 F7 1B 	1-0 HR 			2-0 G1-3 		4 2 2 3 0 0 1	
Paul Sorrento, L (1, 3) OBP: 0.293, SLG: 0.579 CBBB	1-3 K 			2-2 F7 	3-0 HR 			0-0 F9 		4 1 1 1 0 1 2	
Brian Harper, R (1, 10) OBP: 0.342, SLG: 0.456 BBBB		4-0 1B SF8 BB 		2-1 HR 1B 	0-0 G3 2B 			0-1 G6-3 		3 2 2 1 1 0 0	
Randy Bush, L (1, 9) OBP: 0.407, SLG: 0.503 BX		1-0 SF8 1B 		1-0 HR 	2-2 G3 			2-2 G5-4-3 1B 		4 1 3 2 0 0 1	
Lenny Webster, R (1, 2) OBP: 0.400, SLG: 0.704 CBBB		2-3 K 		0-0 G5-3 	1-1 G5-3 			1-1 G5-4-3 		4 0 0 0 0 1 4	
Mike Pagliarulo, L (1, 5) OBP: 0.322, SLG: 0.380 B1 SAFE FXX	1-1 SF8 			2-2 G4-3 		0-2 G4-3 			1-0 G3-1 	3 0 0 1 0 0 0	
Al Newman, S (1, 4) OBP: 0.263, SLG: 0.224 X			0-0 P2 		1-1 FC5-4 1B 	1-2 G4-3 			0-0 G4-3 	4 0 1 0 0 0 0	
Inning Stats	R: 0 H: 0 E: 0 LOB: 1 K: 2 BB: 1 S: 14 P: 20	R: 1 H: 1 E: 1 LOB: 1 K: 1 BB: 1 S: 6 P: 14	R: 0 H: 0 E: 0 LOB: 0 K: 0 BB: 1 S: 5 P: 9	R: 3 H: 3 E: 0 LOB: 0 K: 0 BB: 0 S: 13 P: 22	R: 4 H: 4 E: 0 LOB: 1 K: 0 BB: 1 S: 14 P: 27	R: 0 H: 0 E: 0 LOB: 0 K: 0 BB: 0 S: 10 P: 12	R: 0 H: 0 E: 0 LOB: 0 K: 0 BB: 0 S: 3 P: 5	R: 0 H: 1 E: 0 LOB: 0 K: 0 BB: 0 S: 8 P: 11	R: 0 H: 0 E: 0 LOB: 0 K: 0 BB: 0 S: 6 P: 9	1B: 4 SF: 1 2B: 2 SAC: 0 3B: 0 DP: 1 HR: 3 HBP: 0	WP: 0 PA: 38 PB: 0 SB: 2 CS: 1
PITCHER Alex Fernandez, R (1, 1) ERA: 4.51 Tom Drees, L (5, 1) ERA: 24.0 Jeff Carter, R (5, 1) ERA: 6.3 Ramon Garcia, R (7, 1) ERA: 5.03 Roberto Hernandez, R (7, 1) ERA: 5.02	IP: 4.0 WLS: L BF: 17 H: 4 R: 4 ER: 4 SO: 3 BB: 3 IBB: 0 HBP: 0 BLK: 0 WP: 0 HR: 1 S: 38 P: 65 ERA: 9.00 WHIP: 1.750	PITCHER Steve Wapnick, R (9, 1) ERA: 2.45	IP: 1.0 WLS: 3 BF: 3 H: 0 R: 0 ER: 0 SO: 0 BB: 0 IBB: 0 HBP: 0 BLK: 0 WP: 0 HR: 0 S: 6 P: 9 ERA: 0.00 WHIP: 0.000								

Minnesota Twins @ Chicago White Sox
 Comiskey Park, Chicago, IL
 Mon Sep 30 1991, 8:05 PM EDT
 Att. 37,740 - Sunny - 78 F

livebaseballscorecards.com

AB	32
R	8
H	9
RBI	8
BB	4
SO	3
LOB	10



Batter	1	2	3	4	5	6	7	8	9	AB	R	H	RBI	BB	SO	LOB
Tim Raines, S OBP: 0.363, SLG: 0.350 (1, 10)	F7		K		G3-1			L3 1B		4	0	1	0	0	1	2
Robin Ventura, L OBP: 0.370, SLG: 0.451 (1, 5)	L8		F8			G4-3		F9		4	0	0	0	0	0	3
Frank Thomas, R OBP: 0.450, SLG: 0.552 Sammy Sosa, R OBP: 0.241, SLG: 0.338 (1, 3) (6, 8)	K				FC5-4 1B		F9	L3		2	0	1	0	0	1	0
								1-2		2	0	0	0	0	0	1
Dan Pasqua, L OBP: 0.351, SLG: 0.447 (1, 9) (6, 3)		P5			FC5-4 FC4-6 1-2f		2-0 2B		F9	4	0	1	0	0	0	1
Warren Newson, L OBP: 0.419, SLG: 0.430 (1, 7)		G3-1			FC4-6 1-2f		3-2 G4-3		2-1 F9	3	1	0	0	1	0	2
									HR BB							
Carlton Fisk, R OBP: 0.301, SLG: 0.402 Matt Merullo, L OBP: 0.265, SLG: 0.321 (1, 2) (5, 2)		G5-3			P5		1-0 G3		0-0 HR	2	0	0	0	0	0	1
									1-H HR	2	1	1	2	0	0	0
Lance Johnson, L OBP: 0.298, SLG: 0.333 Rodney McCray, R OBP: 0.333, SLG: 0.333 (1, 8) (6, 9)			L7		G6-3 3B		1-0 G4-3 1B		1-1 G4-3	2	1	1	0	0	0	0
									2-0 G6-3 1B	2	0	1	0	0	0	0
Scott Fletcher, R OBP: 0.263, SLG: 0.267 (1, 4)			1B 1B				1-0 F9 1B		0-2 P4	4	0	1	1	0	0	1
Ozzie Guillen, L OBP: 0.276, SLG: 0.331 Esteban Beltre, R (1, 6) (6, 6)			0-1 1B				0-0 G2-3			2	0	1	0	0	0	0
										1	0	0	0	0	0	1

Inning Stats	R: 0	H: 0	E: 0	K: 1	S: 5	LOB: 0	BB: 0	P: 9	R: 0	H: 0	E: 0	K: 0	S: 6	LOB: 0	BB: 0	P: 10	R: 0	H: 2	E: 0	K: 1	S: 9	LOB: 2	BB: 0	P: 15	R: 0	H: 1	E: 0	K: 0	S: 5	LOB: 1	BB: 0	P: 7	R: 1	H: 1	E: 0	K: 0	S: 6	LOB: 0	BB: 0	P: 12	R: 0	H: 1	E: 0	K: 0	S: 10	LOB: 1	BB: 0	P: 16	R: 0	H: 1	E: 0	K: 0	S: 4	LOB: 1	BB: 0	P: 7	R: 0	H: 1	E: 0	K: 0	S: 4	LOB: 0	BB: 0	P: 6	R: 2	H: 1	E: 0	K: 0	S: 10	LOB: 0	BB: 1	P: 17	1B: 5	SF: 0	2B: 2	SAC: 0	3B: 1	DP: 1	HR: 1	HBP: 0	WP: 0	PA: 35
--------------	------	------	------	------	------	--------	-------	------	------	------	------	------	------	--------	-------	-------	------	------	------	------	------	--------	-------	-------	------	------	------	------	------	--------	-------	------	------	------	------	------	------	--------	-------	-------	------	------	------	------	-------	--------	-------	-------	------	------	------	------	------	--------	-------	------	------	------	------	------	------	--------	-------	------	------	------	------	------	-------	--------	-------	-------	-------	-------	-------	--------	-------	-------	-------	--------	-------	--------

PITCHER	IP	WLS	BF	H	R	ER	SO	BB	IBB	HBP	BLK	WP	HR	S	P	ERA	WHIP
Tom Edens, R ERA: 4.67 (1, 1)	6.0		23	5	1	1	2	0	0	0	0	0	0	41	69	1.50	0.833
Steve Bedrosian, R ERA: 4.1 (7, 1)	2.0		7	2	0	0	0	0	0	0	0	0	0	8	13	0.00	1.000
Rick Aguilera, R ERA: 2.34 (9, 1)	1.0		5	1	2	2	0	1	0	0	0	0	1	10	17	18.00	2.000


BOTTOM

Minnesota Twins @ Chicago White Sox
Comiskey Park, Chicago, IL

Mon Sep 30 1991, 8:05 PM EDT
Att: 37,740 - Sunny - 78 F

livebaseballscorecards.com

AB	34
R	3
H	8
RBI	3
BB	1
SO	2
LOB	12



Batter	1	2	3	4	5	6	7	8	9	AB	R	H	RBI	BB	SO	LOB	TOP
Greg Gagne, R (1, 6) <small>OBP: 0.313, SLG: 0.392</small> Al Newman, S (6, 5) <small>OBP: 0.262, SLG: 0.223</small>	0-0 <small>SAFE</small>	1-2 <small>3-H</small>	3-2 <small>SAFE</small>			4-0 <small>SAFE</small>	1-0 <small>SAFE</small>			2	0	1	0	1	0	0	
Chuck Knoblauch, R (1, 4) <small>OBP: 0.348, SLG: 0.351</small>	4-0 <small>SAFE</small>		0-1 <small>SAFE</small>			0-0 <small>SAFE</small>		3-2 <small>SAFE</small>		3	0	0	0	1	0	1	
Kirby Puckett, R (1, 8) <small>OBP: 0.353, SLG: 0.462</small>	0-0 <small>SAFE</small>		0-0 <small>SAFE</small>			0-0 <small>SAFE</small>		3-2 <small>SAFE</small>		4	1	2	1	0	0	2	
Chili Davis, S (1, 10) <small>OBP: 0.381, SLG: 0.500</small>	1-1 <small>SAFE</small>			3-2 <small>SAFE</small>		0-0 <small>SAFE</small>		1-3 <small>SAFE</small>		4	0	0	0	0	1	4	
Brian Harper, R (1, 2) <small>OBP: 0.340, SLG: 0.453</small> Junior Ortiz, R (7, 2) <small>OBP: 0.299, SLG: 0.267</small>		2-2 <small>SAFE</small>		0-0 <small>SAFE</small>			3-2 <small>SAFE</small>		0-1 <small>SAFE</small>		3	1	0	0	0	0	
Shane Mack, R (1, 7) <small>OBP: 0.364, SLG: 0.528</small>		1-2 <small>SAFE</small>		2-1 <small>SAFE</small>			0-0 <small>SAFE</small>		0-0 <small>SAFE</small>		4	1	2	0	0	0	
Gene Larkin, S (1, 3) <small>OBP: 0.362, SLG: 0.369</small>		0-0 <small>SAFE</small>			0-0 <small>SAFE</small>		1-2 <small>SAFE</small>		2-0 <small>SAFE</small>		3	0	1	1	0	0	
Pedro Munoz, R (1, 9) <small>OBP: 0.321, SLG: 0.481</small> Randy Bush, L (7, PH) <small>OBP: 0.410, SLG: 0.503</small> Jarvis Brown, R (8, 9) <small>OBP: 0.231, SLG: 0.200</small>		0-0 <small>SAFE</small>			3-3 <small>SAFE</small>		4-2 <small>SAFE</small>		1-3 <small>SAFE</small>		2	0	1	1	0	1	
Scott Leius, R (1, 5) <small>OBP: 0.376, SLG: 0.404</small>		3-1 <small>SAFE</small>			2-3 <small>SAFE</small>		1-2 <small>SAFE</small>			3	0	0	0	0	1	4	
Inning Stats	R: 0 E: 0 K: 0 S: 4 H: 1 LOB: 1 BB: 1 P: 9	R: 1 E: 1 K: 0 S: 15 H: 2 LOB: 1 BB: 0 P: 21	R: 0 E: 0 K: 0 S: 7 H: 0 LOB: 0 BB: 0 P: 10	R: 0 E: 0 K: 0 S: 9 H: 0 LOB: 0 BB: 0 P: 14	R: 0 E: 0 K: 2 S: 7 H: 0 LOB: 0 BB: 0 P: 12	R: 0 E: 0 K: 0 S: 3 H: 1 LOB: 1 BB: 1 P: 7	R: 1 E: 0 K: 0 S: 14 H: 2 LOB: 2 BB: 1 P: 24	R: 1 E: 0 K: 1 S: 5 H: 1 LOB: 0 BB: 0 P: 19	R: 0 E: 0 K: 1 S: 5 H: 0 LOB: 0 BB: 0 P: 8	1B: 5 2B: 1 3B: 0 HR: 1 SF: 0 SAC: 1 DP: 2 HBP: 0	WP: 0 PB: 0 SB: 1 CS: 2	PA: 36					
PITCHER Wilson Alvarez, L (1, 1) <small>ERA: 3.88</small> Melido Perez, R (7, 1) <small>ERA: 3.11</small> Brian Drahrman, R (9, 1) <small>ERA: 3.3</small>	IP WLS BF H R ER SO BB IBB HBP BLK WP HR S P ERA WHIP	IP WLS BF H R ER SO BB IBB HBP BLK WP HR S P ERA WHIP	IP WLS BF H R ER SO BB IBB HBP BLK WP HR S P ERA WHIP	IP WLS BF H R ER SO BB IBB HBP BLK WP HR S P ERA WHIP	IP WLS BF H R ER SO BB IBB HBP BLK WP HR S P ERA WHIP	IP WLS BF H R ER SO BB IBB HBP BLK WP HR S P ERA WHIP	IP WLS BF H R ER SO BB IBB HBP BLK WP HR S P ERA WHIP	IP WLS BF H R ER SO BB IBB HBP BLK WP HR S P ERA WHIP	IP WLS BF H R ER SO BB IBB HBP BLK WP HR S P ERA WHIP	ERA WHIP	ERA WHIP						

Minnesota Twins @ Chicago White Sox
 Comiskey Park, Chicago, IL
 Tue Oct 01 1991, 8:05 PM EDT
 Att. 32,181 - Sunny - 68 F

livebaseballscorecards.com

AB	31
R	3
H	7
RBI	3
BB	3
SO	4
LOB	13



Batter	1	2	3	4	5	6	7	8	9	AB	R	H	RBI	BB	SO	LOB
Mike Huff, R OBP: 0.359, SLG: 0.350 (1, 7)	2-1 F9		2-2 F9	1-1 F9			2-2 G4-6-3			4	0	0	0	0	0	3
Robin Ventura, L OBP: 0.371, SLG: 0.450 (1, 5)	4-2 BB 1B BB		1-1 G3	0-3 K			4-2 BB			2	0	0	0	2	1	2
Frank Thomas, R OBP: 0.450, SLG: 0.554 (1, 3)	0-0 BB 1B		2-2 2B				2-1 F9			4	1	2	0	0	1	1
Carlton Fisk, R OBP: 0.300, SLG: 0.403 (1, 10)	0-1 P9		0-0 2B				1-0 G5-3			4	0	1	1	0	0	2
Craig Grebeck, R OBP: 0.382, SLG: 0.463 (1, 4)	4-1 BB		1-2 F9				2-1 F9			3	0	0	0	1	0	1
Sammy Sosa, R OBP: 0.245, SLG: 0.340 (1, 9)	2-3 K			1-0 1B CS 1B			3-1 F9			4	0	2	0	0	1	3
Lance Johnson, L OBP: 0.298, SLG: 0.332 (1, 8)		1-1 G1-3		0-0 1B CS 1B			2-1 G3			4	1	1	0	0	0	0
Ron Karkovice, R OBP: 0.306, SLG: 0.409 (1, 2)		2-0 G5-3		2-2 1B 1B			0-0 G5-3			3	0	1	1	0	0	0
Warren Newson, L OBP: 0.416, SLG: 0.426 (9, PH)				1-H 3-H 1B 1B						1	0	0	0	0	1	0
Ozzie Guillen, L OBP: 0.278, SLG: 0.332 (1, 6)		1-2 G1-3		1-2 1B			0-2 G4-6-3 1B			4	0	2	0	0	0	0

Inning Stats	R: 0	H: 1	E: 0	K: 1	S: 13	LOB: 3	BB: 2	P: 25	R: 0	H: 0	E: 0	K: 0	S: 6	LOB: 0	BB: 0	P: 10	R: 1	H: 2	E: 0	K: 0	S: 14	LOB: 1	BB: 0	P: 20	R: 1	H: 4	E: 0	K: 1	S: 16	LOB: 2	BB: 0	P: 21	R: 0	H: 0	E: 0	K: 0	S: 5	LOB: 0	BB: 0	P: 10	R: 0	H: 0	E: 0	K: 0	S: 5	LOB: 0	BB: 0	P: 10	R: 0	H: 1	E: 0	K: 1	S: 13	LOB: 1	BB: 1	P: 22	R: 0	H: 1	E: 0	K: 0	S: 3	LOB: 0	BB: 0	P: 6	R: 0	H: 0	E: 0	K: 1	S: 7	LOB: 0	BB: 0	P: 9	1B: 7	SF: 0	2B: 2	SAC: 0	3B: 0	DP: 1	HR: 0	HBP: 0
--------------	------	------	------	------	-------	--------	-------	-------	------	------	------	------	------	--------	-------	-------	------	------	------	------	-------	--------	-------	-------	------	------	------	------	-------	--------	-------	-------	------	------	------	------	------	--------	-------	-------	------	------	------	------	------	--------	-------	-------	------	------	------	------	-------	--------	-------	-------	------	------	------	------	------	--------	-------	------	------	------	------	------	------	--------	-------	------	-------	-------	-------	--------	-------	-------	-------	--------


PITCHER	IP	WLS	BF	H	R	ER	SO	BB	IBB	HBP	BLK	WP	HR	S	P	ERA	WHIP
David West, L ERA: 4.61 (1, 1)	4.0		20	7	2	2	2	2	2	0	0	0	0	49	76	4.50	2.250
Carl Willis, R ERA: 2.37 (5, 1)	2.0		6	0	0	0	0	0	0	0	0	0	0	10	20	0.00	0.000
Mark Guthrie, L ERA: 4.37 (7, 1)	2.0	W	7	2	0	0	1	1	0	0	0	0	0	16	28	0.00	1.500
Rick Aguilera, R ERA: 2.31 (9, 1)	1.0	S	3	0	0	0	1	0	0	0	0	0	0	7	9	0.00	0.000

BOTTOM

Minnesota Twins @ Chicago White Sox
Comiskey Park, Chicago, IL

Tue Oct 01 1991, 8:05 PM EDT
Att. 32,181 - Sunny - 68 F

AB	33
R	2
H	9
RBI	2
BB	3
SO	4
LOB	12



WP	HR	S	P	ERA	WHIP
0	0	0	0	0	0

Batter	1	2	3	4	5	6	7	8	9	10	AB R H RBI BB SO LOB	
Tim Raines, S OBP: 0.360, SLG: 0.347 (1, 7)			G1-3 		L5-3 			F7 		E5 G4-3 1B 	5 1 0 0 0 1 1	
Robin Ventura, L OBP: 0.370, SLG: 0.448 (1, 5)	1B 				K 			G6-3 		G4-3 	5 0 1 0 0 2 1	
Frank Thomas, R OBP: 0.453, SLG: 0.554 (1, 3)	1B BB 		FC6 1B 				F9 		BB 		1B IBB 	3 0 2 0 2 0 0
Dan Pasqua, L OBP: 0.353, SLG: 0.447 (1, 9)	G6-4-3 BB 		FC6 				G5-4-3 1B 		F7 		P6 	2 0 1 0 1 0 1
Carlton Fisk, R OBP: 0.300, SLG: 0.402 (8, PH)												1 0 0 0 0 0 1
Sammy Sosa, R OBP: 0.245, SLG: 0.340 (9, 9)												0 0 0 0 0 0 0
Matt Merullo, L OBP: 0.264, SLG: 0.319 (10, PH)												1 0 0 0 0 0 2
Bo Jackson, R OBP: 0.338, SLG: 0.426 (1, 10)	G6-4-3 				K 							3 0 0 0 0 1 4
Warren Newson, L OBP: 0.424, SLG: 0.431 (9, PH)												1 1 1 1 1 0 0
Lance Johnson, L OBP: 0.302, SLG: 0.340 (1, 8)												4 1 4 1 0 0 0
Ron Karkovice, R OBP: 0.302, SLG: 0.404 (1, 2)												2 0 0 0 0 0 2
Joey Cora, S OBP: 0.314, SLG: 0.276 (9, PH)												1 0 0 0 0 0 0
Don Wakamatsu, R OBP: 0.233, SLG: 0.207 (10, 2)												0 0 0 0 0 0 0
Scott Fletcher, R OBP: 0.263, SLG: 0.267 (1, 4)												4 0 1 0 0 1 2
Ozzie Guillen, L OBP: 0.278, SLG: 0.331 (1, 6)												4 0 1 0 0 0 3

Inning Stats	R: 0	H: 2	E: 0	K: 1	S: 13	P: 24	R: 0	H: 1	E: 0	K: 1	S: 9	P: 11	R: 0	H: 1	E: 0	K: 1	S: 8	P: 14	R: 0	H: 1	E: 0	K: 1	S: 8	P: 11	R: 0	H: 1	E: 0	K: 0	S: 5	P: 10	R: 0	H: 2	E: 0	K: 0	S: 6	P: 9	R: 0	H: 0	E: 0	K: 0	S: 6	P: 14	R: 2	H: 1	E: 1	K: 0	S: 14	P: 26	R: 1	H: 1	E: 0	K: 0	S: 5	P: 13	1B: 10	SF: 0	2B: 1	SAC: 1	3B: 1	DP: 4	HR: 0	HBP: 0
--------------	------	------	------	------	-------	-------	------	------	------	------	------	-------	------	------	------	------	------	-------	------	------	------	------	------	-------	------	------	------	------	------	-------	------	------	------	------	------	------	------	------	------	------	------	-------	------	------	------	------	-------	-------	------	------	------	------	------	-------	--------	-------	-------	--------	-------	-------	-------	--------

PITCHER	IP	WLS	BF	H	R	ER	SO	BB	IBB	HBP	BLK	WP	HR	S	P	ERA	WHIP
Jack Morris, R ERA: 3.43 (1, 1)	5.0		20	6	0	0	5	1	0	0	0	0	0	46	72	0.00	1.400
Mark Guthrie, L ERA: 4.28 (6, 1)	2.0		7	3	0	0	0	0	0	0	0	0	0	11	19	0.00	1.500
Terry Leach, R ERA: 3.46 (8, 1)	0.2		3	0	0	0	0	1	0	0	0	0	0	5	11	0.00	1.500
Gary Wayne, L ERA: 5.79 (8, 1)	0.1		1	0	0	0	0	0	0	0	0	0	0	1	3	0.00	0.000
Rick Aguilera, R ERA: 2.38 (9, 1)	1.2	L	10	2	3	1	0	1	1	0	0	0	0	19	39	5.40	1.800

MINNESOTA TWINS @ CHICAGO WHITE SOX
Comiskey Park, Chicago, IL
 Thu Oct 03 1991, 4:33 AM EDT
 Att. 30,000 - Cloudy - 67 F

livebaseballscorecards.com

AB	36
R	3
H	11
RBI	2
BB	4
SO	5
LOB	17

WP: 0	PA: 41
PB: 0	
SB: 1	
CS: 0	

Batter	1	2	3	4	5	6	7	8	9	10	11	12	AB	R	H	RBI	BB	SO	LOB
Tim Raines, S OBP: 0.360, SLG: 0.346	1-2 G4-3		1-0 FC1-6 1B	2-2 P4	1-0 P6		1-0 BB HR 1B	2-1 F9		0-2 P3			7	1	2	0	0	0	8
Robin Ventura, L OBP: 0.369, SLG: 0.446	4-2 1B BB		1-1 SF7	2-0 F8		2-2 G1-3	0-0 F9	3-2 P5			3-2 CS 1B		5	0	1	1	1	0	4
Frank Thomas, R OBP: 0.453, SLG: 0.556	0-3 K		1 SAFE 4-1 FC1-6 BB			0-1 HR	1 SAFE 4-0 BB HR BB		2-2 F7		3-3 K		5	2	1	1	2	3	2
Dan Pasqua, L OBP: 0.358, SLG: 0.460	3-2 FC6-4 1B		1-2 FC1-6 1-2f 2-3		0-1 HR	0-0 2B 2B	4-1 1-2 HR BB		1-3 K		2-0 FC5-4 1B		6	3	4	1	1	1	2
Carlton Fisk, R OBP: 0.302, SLG: 0.418	0-1 FC6-4 1-2f		0-0 F8		0-1 HR	1-1 1B 2B	2-1 1-1 HR		1-3 K		1-0 FC5-4 1-2f		7	3	3	6	0	1	5
Warren Newson, L OBP: 0.432, SLG: 0.441		2-3 K		2-2 FC6-4 1B	2-0 1B 1B	0-1 WP 1B	1-3 K			1-1 L4		3-2 SH3 1B	4	0	3	1	0	1	0
Sammy Sosa, R OBP: 0.243, SLG: 0.338													2	0	0	0	0	1	0
Joey Cora, S OBP: 0.317, SLG: 0.280													1	1	1	0	0	0	0
Lance Johnson, L OBP: 0.303, SLG: 0.342		0-3 K		1-2 FC6-4 1-2f E 1B	0-0 1B		2-3 K		0-0 1B SF9 2B		1-2 G4-3		6	2	2	0	0	2	2
Craig Grebeck, R OBP: 0.385, SLG: 0.466		1-0 F8		2-1 1B 2B	2-3 K		2-3 K		0-0 1B		4-0 1B BB		5	0	2	0	1	2	3
Rodney McCray, R OBP: 0.333, SLG: 0.333				1-H 1B 2B									0	0	0	0	0	0	0
Scott Fletcher, R OBP: 0.263, SLG: 0.267													0	0	0	0	0	0	0
Matt Merullo, L OBP: 0.268, SLG: 0.324													1	0	1	1	0	0	0
Ozzie Guillen, L OBP: 0.282, SLG: 0.338			0-0 1B SF7 2B	1-0 1B	1-2 1B		0-1 F7	0-1 SF9		0-1 1B			5	1	4	1	0	0	0

Inning Stats	R: 0	H: 1	E: 0	LOB: 2	K: 1	S: 16	R: 0	H: 0	E: 0	LOB: 0	K: 2	S: 7	R: 1	H: 2	E: 0	LOB: 2	K: 0	S: 11	R: 1	H: 3	E: 0	LOB: 2	K: 0	S: 14	R: 2	H: 5	E: 0	LOB: 3	K: 2	S: 18	R: 3	H: 4	E: 0	LOB: 1	K: 2	S: 16	R: 4	H: 2	E: 0	LOB: 0	K: 1	S: 13	R: 1	H: 2	E: 0	LOB: 1	K: 0	S: 11	R: 0	H: 0	E: 0	LOB: 0	K: 2	S: 14	R: 0	H: 1	E: 0	LOB: 1	K: 0	S: 11	R: 0	H: 2	E: 0	LOB: 1	K: 1	S: 12	R: 1	H: 2	E: 0	LOB: 1	K: 0	S: 7	1B: 15	2B: 6	3B: 0	HR: 4	SF: 2	SAC: 1	DP: 1	HBP: 0	WP: 1	PA: 62
--------------	------	------	------	--------	------	-------	------	------	------	--------	------	------	------	------	------	--------	------	-------	------	------	------	--------	------	-------	------	------	------	--------	------	-------	------	------	------	--------	------	-------	------	------	------	--------	------	-------	------	------	------	--------	------	-------	------	------	------	--------	------	-------	------	------	------	--------	------	-------	------	------	------	--------	------	-------	------	------	------	--------	------	------	--------	-------	-------	-------	-------	--------	-------	--------	-------	--------

PITCHER	IP	WLS	BF	H	R	ER	SO	BB	IBB	HBP	BLK	WP	HR	S	P	ERA	WHIP	
Kevin Tapani, R ERA: 2.99	(1, 1)	5.0	28	11	4	4	5	2	0	0	0	0	0	1	16	23	27.00	4.000
Carl Willis, R ERA: 2.65	(6, 1)	1.0	7	4	3	3	2	0	0	0	0	1	1	16	23	27.00	4.000	
Steve Bedrosian, R ERA: 4.52	(7, 1)	1.0	7	2	4	4	1	2	0	0	0	0	1	13	22	36.00	4.000	
Gary Wayne, L ERA: 5.11	(8, 1)	3.0	14	4	1	1	2	1	0	0	0	0	0	43	61	3.00	1.667	
Terry Leach, R ERA: 3.53	(11, 1)	1.1	L 6	3	1	1	1	0	0	0	0	0	0	12	22	6.75	2.250	

Minnesota Twins @ Chicago White Sox
Comiskey Park, Chicago, IL
 Thu Oct 03 1991, 4:38 AM EDT
 Att: 31,022 - Cloudy - 64 F

AB	54
R	13
H	24
RBI	12
BB	5
SO	11
LOB	26



Batter	1	2	3	4	5	6	7	8	9	AB R H RBI BB SO LOB	TOP											
Derek Bell, R OBP: 0.323, SLG: 0.160 (1, 8) X	0-0 FC6-4 1B	1-1 L9			1-0 CS 1B		4-1 S BB	1-1 L4		4 0 2 0 1 0 5												
Manuel Lee, S OBP: 0.276, SLG: 0.290 Roberto Alomar, S OBP: 0.352, SLG: 0.431 Eddie Zosky, R OBP: 0.154, SLG: 0.269 (1, 6) S (3, PR) B (3, 6) F	2-3 K		2-2 2B 1B		0-1 SAFE 1-2 1B 2B		3-1 F8 1-3		0-2 L7	2 0 1 0 0 1 1 0 0 0 0 0 0 0 3 1 1 0 0 0 1												
Joe Carter, R OBP: 0.332, SLG: 0.507 Turner Ward, S OBP: 0.314, SLG: 0.309 (1, 9) X (3, 9)	0-0 FC6-4 1B		0-0 F7		1-0 G4-6-3 1B			1-2 BB BB 1B	4-0 BB	2 1 0 0 0 0 2 2 1 2 1 1 0 0												
Candy Maldonado, R OBP: 0.345, SLG: 0.432 Rob Ducey, L OBP: 0.304, SLG: 0.333 (1, 7) C (3, 7) B	1-2 1-H 1B		0-1 SAFE 1-3 2B		1-1 G4-6-3 1-2f			3-2 F7	2-1 SAFE P5	2 0 2 1 0 0 0 3 0 0 0 0 0 3												
Pat Borders, R OBP: 0.270, SLG: 0.353 (1, 2) S X	1-1 G1-3		1-3 K		1-1 P4			1-1 BB BB SF9 1B	1-1 P3	5 1 1 0 0 1 5												
Pat Tabler, R OBP: 0.321, SLG: 0.273 Rance Mulliniks, L OBP: 0.365, SLG: 0.335 (1, 10) C (6, PH) X		1-2 F8	0-1 P4		0-3 K			4-0 SF9 BB BB		2 0 0 0 0 0 3 1 0 0 0 1 1 0												
Ed Sprague, R OBP: 0.357, SLG: 0.394 (1, 3) C X		0-1 1B 1B		0-1 G6-3		0-3 K		4-2 WP BB		3 0 1 1 1 1 0												
Cory Snyder, R OBP: 0.221, SLG: 0.272 (1, 5) C X		3-1 1-2 1B		0-1 F7		2-2 P3		0-1 SF9		3 0 1 1 0 0 0												
Rene Gonzales, R OBP: 0.298, SLG: 0.254 (1, 4) C X		2-3 K		1-1 G4-3		0-0 G6-3		2-2 HBP		3 0 0 0 0 1 2												
Inning Stats	R: 1 E: 0 K: 1 S: 10	H: 2 LOB: 1 BB: 0 P: 14	R: 0 E: 0 K: 1 S: 12	H: 2 LOB: 2 BB: 0 P: 19	R: 0 E: 0 K: 1 S: 12	H: 2 LOB: 3 BB: 0 P: 15	R: 0 E: 0 K: 0 S: 6	H: 0 LOB: 0 BB: 0 P: 7	R: 1 E: 0 K: 0 S: 6	H: 3 LOB: 0 BB: 0 P: 9	R: 0 E: 0 K: 2 S: 8	H: 0 LOB: 0 BB: 0 P: 9	R: 0 E: 0 K: 0 S: 9	H: 0 LOB: 1 BB: 1 P: 18	R: 2 E: 0 K: 0 S: 18	H: 2 LOB: 3 BB: 2 P: 34	R: 0 E: 0 K: 0 S: 7	H: 0 LOB: 1 BB: 1 P: 14	1B: 9 2B: 2 3B: 0 HR: 0	SF: 1 SAC: 0 DP: 1 HBP: 1	WP: 1 PB: 0 SB: 3 CS: 1	PA: 41
PITCHER	IP WLS BF H R ER SO BB IBB HBP BLK WP HR S P ERA WHIP																				PITCHER	IP WLS BF H R ER SO BB IBB HBP BLK WP HR S P ERA WHIP
Denny Neagle, L ERA: 4.05 (1, 1)	5.0 L 22 9 2 2 3 0 0 0 0 0 0 46 64 3.60 1.800																					
Paul Abbott, R ERA: 4.75 (6, 1)	2.1 12 2 2 2 2 3 0 0 0 0 0 28 51 7.71 2.143																					
Steve Bedrosian, R ERA: 4.48 (8, 1)	0.2 3 0 0 0 0 0 0 0 1 0 1 0 7 10 0.00 0.000																					
Allan Anderson, L ERA: 4.93 (9, 1)	1.0 4 0 0 0 0 1 0 0 0 0 0 0 7 14 0.00 1.000																					

Toronto Blue Jays @ Minnesota Twins
 Hubert H. Humphrey Metrodome, Minneapolis, MN
 Fri Oct 04 1991, 8:05 PM EDT
 Att: 35,124 - Dome - 70 F

AB	35
R	4
H	11
RBI	4
BB	4
SO	5
LOB	22



Batter	1	2	3	4	5	6	7	8	9	AB	R	H	RBI	BB	SO	LOB
Dan Gladden, R (1, 7) OBP: 0.309, SLG: 0.359	0-0 L6 1B		2-2 F8		0-0 F7		2-2 G5-3			4	0	1	0	0	0	4
Chuck Knoblauch, R (1, 4) OBP: 0.351, SLG: 0.353	1-1 L6 1-3		1-2 1-2 2-3 1B		1-1 FC4-6 1-2f		0-0 G6-3			4	0	1	0	0	0	3
Randy Bush, L (1, 10) OBP: 0.407, SLG: 0.494	1-0 HBP		1-1 L6-4 2-3			1-0 BB SF9 1B		0-1 F7		3	1	1	0	0	0	3
Shane Mack, R (1, 9) OBP: 0.360, SLG: 0.521	1-3 K			2-3 K		1-0 SF9 BB 1B		1-1 G6-3		4	0	1	0	0	2	1
Paul Sorrento, L (1, 3) OBP: 0.292, SLG: 0.556		0-3 K		2-3 K		2-3 K		1-1 G4-3		2	0	0	0	0	2	0
Gene Larkin, S (6, PH) OBP: 0.361, SLG: 0.375										2	0	0	0	0	1	2
Scott Leius, R (1, 5) OBP: 0.374, SLG: 0.413		0-0 G1-3		2-3 K		4-2 1-2 2-3 BB		2-0 G5-3		3	0	0	0	1	1	0
Lenny Webster, R (1, 2) OBP: 0.400, SLG: 0.606		1-2 G3-1			0-0 P4	1-0 SF9		1-3 K		3	0	0	1	0	1	0
Al Newman, S (1, 6) OBP: 0.259, SLG: 0.213			4-2 1B 1B BB		4-0 1B BB	0-0 G5-3		1-3 K		2	0	0	0	2	1	2
Jarvis Brown, R (1, 8) OBP: 0.250, SLG: 0.206			1-2 L6-4 1B		0-2 FC4-6 1B		1-3 K			3	0	2	0	0	1	0

Inning Stats	R: 0	H: 1	E: 0	K: 1	S: 7	R: 0	H: 0	E: 0	K: 1	S: 7	R: 0	H: 2	E: 0	K: 0	S: 13	R: 0	H: 0	E: 0	K: 3	S: 9	R: 0	H: 1	E: 0	K: 0	S: 8	R: 1	H: 2	E: 0	K: 1	S: 9	R: 0	H: 0	E: 0	K: 1	S: 7	R: 0	H: 0	E: 0	K: 0	S: 6	R: 0	H: 0	E: 0	K: 2	S: 8	R: 0	H: 0	E: 0	K: 0	S: 8	1B: 6	2B: 2	3B: 0	HR: 0	SF: 1	SAC: 0	DP: 2	HBP: 1	WP: 0	PB: 0	SB: 1	CS: 0	PA: 35
--------------	------	------	------	------	------	------	------	------	------	------	------	------	------	------	-------	------	------	------	------	------	------	------	------	------	------	------	------	------	------	------	------	------	------	------	------	------	------	------	------	------	------	------	------	------	------	------	------	------	------	------	-------	-------	-------	-------	-------	--------	-------	--------	-------	-------	-------	-------	--------

PITCHER	IP	WLS	BF	H	R	ER	SO	BB	IBB	HBP	BLK	WP	HR	S	P	ERA	WHIP
Todd Stottlemire, R (1, 1) ERA: 3.78	5.0	W	22	6	1	1	5	2	0	0	0	0	0	46	72	1.80	1.600
Bob MacDonald, L (6, 1) ERA: 2.91	1.0		4	0	0	0	1	1	0	0	0	0	0	7	14	0.00	1.000
Tom Henke, R (7, 1) ERA: 2.97	1.0		3	0	0	0	1	0	0	0	0	0	0	7	10	0.00	0.000
Jim Acker, R (8, 1) ERA: 5.2	1.0		3	0	0	0	0	0	0	0	0	0	0	6	8	0.00	0.000
Duane Ward, R (9, 1) ERA: 2.79	1.0	S	3	0	0	0	2	0	0	0	0	0	0	8	12	0.00	0.000

BOTTOM

Toronto Blue Jays @ Minnesota Twins
 Hubert H. Humphrey Metrodome, Minneapolis, MN

Fri Oct 04 1991, 8:05 PM EDT
 Att: 35,124 - Dome - 70 F

livebaseballscorecards.com

AB	30
R	1
H	6
RBI	1
BB	3
SO	9
LOB	15



Batter	1	2	3	4	5	6	7	8	9	AB	R	H	RBI	BB	SO	LOB	TOP
Devon White, S (1, 8) OBP: 0.342, SLG: 0.450 Derek Bell, R (4, 8) OBP: 0.333, SLG: 0.154	2-2 	1-2 			4-2 		1-3 			1	0	0	0	0	0	2	
Roberto Alomar, S (1, 4) OBP: 0.355, SLG: 0.438	4-0 		4-0 		1-0 			1-0 		2	1	2	1	2	0	0	
Joe Carter, R (1, 9) OBP: 0.331, SLG: 0.506 Turner Ward, S (4, 9) OBP: 0.309, SLG: 0.304	1-2 		1-0 		2-1 			2-0 		2	0	0	0	0	0	3	
John Olerud, L (1, 3) OBP: 0.354, SLG: 0.440 Ed Sprague, R (6, 3) OBP: 0.361, SLG: 0.394	1-0 		2-2 			4-1 		4-1 		2	0	1	0	1	0	2	
Kelly Gruber, R (1, 5) OBP: 0.305, SLG: 0.438 Cory Snyder, R (4, 5) OBP: 0.218, SLG: 0.268	2-3 		1-2 			0-1 		0-0 		2	0	0	0	0	1	3	
Candy Maldonado, R (1, 7) OBP: 0.343, SLG: 0.429 Rob Ducey, L (4, 7) OBP: 0.296, SLG: 0.323		0-0 		2-1 		1-0 			1-2 	2	0	0	0	0	0	0	
Rance Mulliniks, L (1, 10) OBP: 0.366, SLG: 0.336 Mookie Wilson, S (6, PH) OBP: 0.276, SLG: 0.347		1-0 		2-0 		1-0 			4-0 	2	0	1	0	0	0	0	
Pat Borders, R (1, 2) OBP: 0.271, SLG: 0.354 Greg Myers, L (4, 2) OBP: 0.306, SLG: 0.412		2-2 		1-3 			0-1 		1-2 	2	0	1	0	0	1	0	
Manuel Lee, S (1, 6) OBP: 0.275, SLG: 0.289 Eddie Zosky, R (6, 6) OBP: 0.154, SLG: 0.269 Rene Gonzales, R (6, 6) OBP: 0.293, SLG: 0.250		2-0 			2-2 		1-3 		1-3 	2	0	0	0	0	0	2	
Inning Stats	R: 0 E: 0 K: 1 S: 11 H: 0 LOB: 2 BB: 1 P: 21	R: 0 E: 0 K: 0 S: 9 H: 2 LOB: 2 BB: 0 P: 15	R: 0 E: 0 K: 0 S: 8 H: 1 LOB: 1 BB: 1 P: 16	R: 0 E: 0 K: 1 S: 6 H: 0 LOB: 0 BB: 0 P: 11	R: 0 E: 0 K: 0 S: 9 H: 1 LOB: 1 BB: 1 P: 18	R: 0 E: 0 K: 0 S: 5 H: 0 LOB: 1 BB: 1 P: 11	R: 0 E: 0 K: 2 S: 8 H: 0 LOB: 0 BB: 0 P: 10	R: 1 E: 0 K: 0 S: 4 H: 1 LOB: 0 BB: 1 P: 11	R: 0 E: 0 K: 1 S: 9 H: 0 LOB: 1 BB: 1 P: 16	1B: 4 2B: 0 3B: 0 HR: 1 SF: 0 SAC: 0 DP: 2 HBP: 1	WP: 0 PB: 0 SB: 0 CS: 1	PA: 36					
PITCHER Scott Erickson, R (1, 1) ERA: 3.18 Mark Guthrie, L (7, 1) ERA: 4.32 Carl Willis, R (8, 1) ERA: 2.63 Rick Aguilera, R (9, 1) ERA: 2.35	IP WLS BF H R ER SO BB IBB HBP BLK WP HR S P ERA WHIP	IP WLS BF H R ER SO BB IBB HBP BLK WP HR S P ERA WHIP	IP WLS BF H R ER SO BB IBB HBP BLK WP HR S P ERA WHIP	IP WLS BF H R ER SO BB IBB HBP BLK WP HR S P ERA WHIP	IP WLS BF H R ER SO BB IBB HBP BLK WP HR S P ERA WHIP	IP WLS BF H R ER SO BB IBB HBP BLK WP HR S P ERA WHIP	IP WLS BF H R ER SO BB IBB HBP BLK WP HR S P ERA WHIP	IP WLS BF H R ER SO BB IBB HBP BLK WP HR S P ERA WHIP	IP WLS BF H R ER SO BB IBB HBP BLK WP HR S P ERA WHIP								

Toronto Blue Jays @ Minnesota Twins
 Hubert H. Humphrey Metrodome, Minneapolis, MN
 Sat Oct 05 1991, 8:05 PM EDT
 Att: 51,058 - Dome - 70 F

livebaseballscorecards.com

AB	29
R	1
H	5
RBI	1
BB	6
SO	5
LOB	20



Batter	1	2	3	4	5	6	7	8	9	10	AB R H RBI BB SO LOB	TOP												
Devon White, S OBP: 0.342, SLG: 0.455 Derek Bell, R OBP: 0.314, SLG: 0.143	2-2 HR		3-2 G3			2-2 G6-3		1-2 G6-3			2 1 1 1 0 0 0 2 0 0 0 0 0 1	Toronto Blue Jays @ Minnesota Twins Hubert H. Humphrey Metrodome, Minneapolis, MN Sun Oct 06 1991, 4:33 AM EDT Att. 37,794 - Dome - 70 F												
Roberto Alomar, S OBP: 0.354, SLG: 0.436 Rene Gonzales, R OBP: 0.289, SLG: 0.246	3-2 F8		2-2 F8			1-0 L8		0-0 G5-3			2 0 0 0 0 0 0 2 0 0 0 0 0 1													
Joe Carter, R OBP: 0.330, SLG: 0.503 Turner Ward, S OBP: 0.306, SLG: 0.301	1-3 K			0-0 P4		1-3 K		1-1 G1-3			3 0 0 0 0 2 0 1 0 0 0 0 0 0													
John Olerud, L OBP: 0.353, SLG: 0.438 Pat Tabler, R OBP: 0.318, SLG: 0.270	0-1 G3-1			2-1 L7		1-0 F8		2-1 G6-3			2 0 0 0 0 0 0 2 0 0 0 0 0 0													
Kelly Gruber, R OBP: 0.308, SLG: 0.443 Cory Snyder, R OBP: 0.216, SLG: 0.265		0-0 G3 1B		1-2 2B		2-3 K		1-3 K			2 0 2 0 0 0 0 2 0 0 0 0 2 0													
Candy Maldonado, R OBP: 0.342, SLG: 0.427 Rob Ducey, L OBP: 0.297, SLG: 0.368	1-1 F7		1-3 K			2-3 K				2-0 HR	1 0 0 0 0 0 1 3 1 1 1 0 2 1													
Rance Mulliniks, L OBP: 0.364, SLG: 0.333 Mookie Wilson, S OBP: 0.277, SLG: 0.349		2-0 G3				2-3 K		0-1 1B 1B		1-0 G4-3	2 0 0 0 0 1 1 2 1 1 0 0 0 0													
Greg Myers, L OBP: 0.306, SLG: 0.411 Randy Knorr, R	2-1 G3					1-3 K		2-0 SH1-4 1B		2-3 K	3 0 1 1 0 1 1 1 0 0 0 0 1 0													
Manuel Lee, S OBP: 0.274, SLG: 0.288 Eddie Zosky, R OBP: 0.148, SLG: 0.259			0-0 G4-3			3-2 G3		1-0 SH1-4		2-1 F8	2 0 0 0 0 0 0 1 0 0 0 0 0 0													
Inning Stats	R: 1 E: 0 K: 1 S: 12	H: 1 LOB: 0 BB: 0 P: 18	R: 0 E: 0 K: 0 S: 6	H: 1 LOB: 1 BB: 0 P: 11	R: 0 E: 0 K: 0 S: 8	H: 0 LOB: 0 BB: 0 P: 13	R: 0 E: 0 K: 1 S: 11	H: 1 LOB: 1 BB: 0 P: 15	R: 0 E: 0 K: 2 S: 10	H: 0 LOB: 0 BB: 0 P: 16	R: 0 E: 0 K: 1 S: 7		H: 0 LOB: 0 BB: 0 P: 11	R: 0 E: 0 K: 2 S: 7	H: 0 LOB: 0 BB: 0 P: 12	R: 1 E: 0 K: 0 S: 8	H: 2 LOB: 1 BB: 0 P: 12	R: 0 E: 0 K: 1 S: 7	H: 0 LOB: 0 BB: 0 P: 11	R: 1 E: 0 K: 1 S: 7	H: 1 LOB: 0 BB: 0 P: 14	1B: 3 2B: 1 3B: 0 HR: 2	SF: 0 SAC: 1 DP: 0 HBP: 0	WP: 0 PB: 0 SB: 1 CS: 0
PITCHER	IP WLS BF H R ER SO BB IBB HBP BLK WP HR S P ERA WHIP																							
Tom Edens, R ERA: 4.09	(1, 1) 6.0																							
David West, L ERA: 4.54	(7, 1) 1.0																							
Terry Leach, R ERA: 3.61	(8, 1) 1.0																							
Steve Bedrosian, R ERA: 4.42	(9, 1) 1.0																							
Allan Anderson, L ERA: 4.96	(10, 1) 1.0																							

livebaseballscores.com

AB	35
R	3
H	6
RBI	3
BB	0
SO	9
LOB	6



Batter	1	2	3	4	5	6	7	8	9	10	AB	R	H	RBI	BB	SO	LOB
Dan Gladden, R OBP: 0.306, SLG: 0.356 Paul Sorrento, L OBP: 0.314, SLG: 0.553	F8		F9		F9		BB 1B		IBB		3	0	0	0	0	0	1
Chuck Knoblauch, R OBP: 0.351, SLG: 0.350 Al Newman, S OBP: 0.260, SLG: 0.211	F8			L4		G4-3	BB		F8		2	0	0	0	0	0	0
Kirby Puckett, R OBP: 0.352, SLG: 0.460 Jarvis Brown, R OBP: 0.256, SLG: 0.216	K			S 1B		BB 1B	G1-3			F9	2	0	1	0	0	1	0
Kent Hrbek, L OBP: 0.373, SLG: 0.461 Gene Larkin, S OBP: 0.361, SLG: 0.373	F8			P6		BB		L1		K2-3	2	0	0	0	0	0	1
Chili Davis, S OBP: 0.385, SLG: 0.507 Randy Bush, L OBP: 0.401, SLG: 0.485	G3			BB		K		K		K	1	0	0	0	1	0	0
Brian Harper, R OBP: 0.336, SLG: 0.447 Junior Ortiz, R OBP: 0.293, SLG: 0.281	F8			P8		G5-3		G3-1			3	0	0	0	0	0	4
Shane Mack, R OBP: 0.363, SLG: 0.529 Pedro Munoz, R OBP: 0.327, SLG: 0.500						F9		G4-3		K	2	0	1	0	0	0	0
Mike Pagliarulo, L OBP: 0.322, SLG: 0.384								E7 1B		K	3	2	1	1	0	1	0
Greg Gagne, R OBP: 0.310, SLG: 0.395 Scott Leius, R OBP: 0.378, SLG: 0.417						F8		1B		E5	2	0	0	0	0	1	1

Inning Stats	R: 0	H: 0	E: 0	K: 1	S: 10	R: 0	H: 0	E: 0	K: 0	S: 8	R: 1	H: 2	E: 0	K: 1	S: 15	R: 0	H: 1	E: 0	K: 0	S: 9	R: 0	H: 0	E: 0	K: 1	S: 5	R: 0	H: 1	E: 0	K: 1	S: 11	R: 1	H: 2	E: 1	K: 0	S: 11	R: 0	H: 0	E: 0	K: 1	S: 8	R: 0	H: 0	E: 1	K: 2	S: 9	R: 0	H: 0	E: 0	K: 2	S: 10	R: 0	H: 0	E: 0	K: 2	S: 10	1B: 4	SF: 0	2B: 1	SAC: 0	3B: 0	DP: 0	HR: 1	HBP: 1	WP: 0	PA: 41
--------------	------	------	------	------	-------	------	------	------	------	------	------	------	------	------	-------	------	------	------	------	------	------	------	------	------	------	------	------	------	------	-------	------	------	------	------	-------	------	------	------	------	------	------	------	------	------	------	------	------	------	------	-------	------	------	------	------	-------	-------	-------	-------	--------	-------	-------	-------	--------	-------	--------

PITCHER	IP	WLS	BF	H	R	ER	SO	BB	IBB	HBP	BLK	WP	HR	S	P	ERA	WHIP
Pat Hentgen, R ERA: 2.45	(1, 1)	5.0	19	3	1	1	2	1	0	1	0	0	1	47	72	1.80	0.800
Tom Henke, R ERA: 2.32	(6, 1)	1.0	5	1	0	0	1	1	0	0	0	0	0	11	15	0.00	2.000
Mike Timlin, R ERA: 3.16	(7, 1)	1.0	6	2	1	0	0	1	0	0	0	0	0	11	23	0.00	3.000
Bob MacDonald, L ERA: 2.85	(8, 1)	1.0	3	0	0	0	1	0	0	0	0	0	0	8	14	0.00	0.000
David Weathers, R ERA: 4.91	(9, 1)	1.0	W 5	0	0	0	2	0	1	0	0	0	0	9	19	0.00	0.000

PITCHER	IP	WLS	BF	H	R	ER	SO	BB	IBB	HBP	BLK	WP	HR	S	P	ERA	WHIP
Duane Ward, R ERA: 2.77	(10, 1)	1.0	S 3	0	0	0	2	0	0	0	0	0	0	10	15	0.00	0.000

Toronto Blue Jays @ Minnesota Twins
Hubert H. Humphrey Metrodome, Minneapolis, MN

Sun Oct 06 1991, 4:33 AM EDT
 Att: 37,794 - Dome - 70 F

livebaseballscorecards.com

AB 36
R 2
H 6
RBI 2
BB 4
SO 8
LOB 13



Batter	1	2	3	4	5	6	7	8	9	AB R H RBI BB SO LOB	TOP											
Devon White, S (1, 8) OBP: 0.250, SLG: 0.250	2-1 F7		1-0 G4-3			1-2 1B 1B 1B	2-3 K			4 1 1 0 0 1 0	<p>Toronto Blue Jays @ Minnesota Twins</p> <p>Hubert H. Humphrey Metrodome, Minneapolis, MN</p> <p>Tue Oct 08 1991, 8:05 PM EDT</p> <p>Att. 54,766 - Dome</p> <p>livebaseballscorecards.com</p>											
Roberto Alomar, S (1, 4) OBP: 0.500, SLG: 0.500	3-1 G4-3			0-0 2B 1B		2-2 1B 1B 1B		2-3 K		4 1 2 0 0 1 0												
Joe Carter, R (1, 9) OBP: 0.500, SLG: 0.750	1-1 L8			1-2 1B 2B		0-2 1B 1B		2-2 F7		4 2 2 0 0 0 0												
John Olerud, L (1, 3) OBP: 0.500, SLG: 0.500 Rene Gonzales, R (8, PR) (8, 3)		3-2 P5		0-0 G4-3		3-2 FC5 1B 1B		2-1 1B		4 0 2 2 0 0 0 0 0 0 0 0 0 0												
Kelly Gruber, R (1, 5) OBP: 0.500, SLG: 0.500		1-1 1B		1-3 K		0-2 1B		0-3 K		4 0 2 2 0 2 1												
Candy Maldonado, R (1, 7)		2-3 K			0-0 F8	1-0 F7			3-3 K	4 0 0 0 0 2 3												
Rance Mulliniks, L (1, 10)		2-2 G3-1			1-0 G6-3	2-1 FC5			1-0 G4-3	4 0 0 0 0 0 3												
Pat Borders, R (1, 2)			0-0 F8		1-2 G1-3		1-1 G4-3		0-0 L7	4 0 0 0 0 0 0												
Manuel Lee, S (1, 6)			2-3 K			1-3 K	1-0 L7			3 0 0 0 0 2 0												
Inning Stats	R: 0 E: 0 K: 0 S: 6	H: 0 LOB: 0 BB: 0 P: 12	R: 0 E: 0 K: 1 S: 12	H: 1 LOB: 1 BB: 0 P: 20	R: 0 E: 0 K: 1 S: 5	H: 0 LOB: 0 BB: 0 P: 8	R: 1 E: 0 K: 1 S: 9	H: 2 LOB: 0 BB: 0 P: 11	R: 0 E: 0 K: 0 S: 5	H: 0 LOB: 0 BB: 0 P: 7		R: 3 E: 0 K: 1 S: 28	H: 5 LOB: 2 BB: 0 P: 37	R: 0 E: 0 K: 1 S: 12	H: 0 LOB: 0 BB: 0 P: 16	R: 0 E: 0 K: 2 S: 12	H: 1 LOB: 1 BB: 0 P: 18	R: 0 E: 0 K: 1 S: 5	H: 0 LOB: 0 BB: 0 P: 9	1B: 8 2B: 1 3B: 0 HR: 0	SF: 0 SAC: 0 DP: 0 HBP: 0	WP: 0 PB: 0 SB: 1 CS: 0
PITCHER	IP WLS BF H R ER SO BB IBB HBP BLK WP HR S P ERA WHIP												IP WLS BF H R ER SO BB IBB HBP BLK WP HR S P ERA WHIP									
Jack Morris, R (1, 1) ERA: 6.75	5.1 W 23 8 4 4 4 0 0 0 0 0 0 62 89 6.75 1.500																					
Carl Willis, R (6, 1) ERA:	2.1 7 0 0 0 2 0 0 0 0 0 0 22 33 0.00 0.000																					
Rick Aguilera, R (8, 1) ERA:	1.1 S 5 1 0 0 2 0 0 0 0 0 0 10 16 0.00 0.750																					



Batter	1	2	3	4	5	6	7	8	9	AB R H RBI BB SO LOB	TOP
Devon White, S OBP: 0.444, SLG: 0.500 (1, 8)	2-0 SH5-3 1B		1-1 1B 2B		1-3 K		4-1 E SF7 BB		1-1 F7	4 3 2 0 1 1 0	<p>Toronto Blue Jays @ Minnesota Twins</p> <p>Hubert H. Humphrey Metrodome, Minneapolis, MN</p> <p>Wed Oct 09 1991, 4:33 AM EDT</p> <p>Att. 54,816 - Dome</p> <p>livebaseballscorecards.com</p>
Roberto Alomar, S OBP: 0.571, SLG: 0.571 (1, 4)	1-1 SH5-3 1-3		1-2 S 1B		0-2 F8		1-2 E9 1-3 2-H 1B			3 1 2 0 0 0 0	
Joe Carter, R OBP: 0.375, SLG: 0.571 (1, 9)	0-2 CS 1B		0-0 L6		1-0 P6		0-1 SF7			3 0 1 2 0 0 2	
John Olerud, L OBP: 0.250, SLG: 0.250 (1, 3)	1-1 G4-3 1-2		2-3 K 1-2		0-0 G3-1		0-0 G1-6-3			4 0 0 0 0 1 4	
Kelly Gruber, R OBP: 0.500, SLG: 0.500 (1, 5)		1-3 K	1-0 1B		3-2 G5-3 1B		0-0 L7			4 0 2 2 0 1 0	
Candy Maldonado, R (1, 7)		1-3 K	0-1 L4		1-1 G5-3		1-2 F7			4 0 0 0 0 1 2	
Rance Mulliniks, L OBP: 0.286, SLG: 0.167 Pat Tabler, R (8, PH)		2-0 1B		4-2 G5-4-3 BB		0-0 G3		0-0 F7		2 0 1 0 1 0 1 1 0 0 0 0 0 0	
Pat Borders, R OBP: 0.125, SLG: 0.125 (1, 2)		0-0 1B		0-0 G5-4-3		1-2 G5-3		0-0 F7		4 0 1 0 0 0 1	
Manuel Lee, S (1, 6)		0-3 K		1-1 G3-1		4-1 1B E BB BB		3-1 F9		3 1 0 0 1 1 2	
Inning Stats	R: 1 H: 2 E: 0 LOB: 0 K: 0 BB: 0 S: 8 P: 12	R: 0 H: 2 E: 0 LOB: 2 K: 3 BB: 0 S: 12 P: 16	R: 2 H: 3 E: 0 LOB: 1 K: 1 BB: 0 S: 12 P: 17	R: 0 H: 0 E: 0 LOB: 0 K: 0 BB: 1 S: 6 P: 11	R: 0 H: 0 E: 0 LOB: 0 K: 1 BB: 0 S: 7 P: 9	R: 0 H: 1 E: 0 LOB: 1 K: 0 BB: 0 S: 8 P: 12	R: 2 H: 1 E: 1 LOB: 1 K: 0 BB: 2 S: 12 P: 22	R: 0 H: 0 E: 0 LOB: 0 K: 0 BB: 0 S: 5 P: 6	R: 0 H: 0 E: 0 LOB: 0 K: 0 BB: 0 S: 5 P: 9	1B: 8 SF: 1 2B: 1 SAC: 1 3B: 0 DP: 1 HR: 0 HBP: 0	
PITCHER	IP WLS BF H R ER SO BB IBB HBP BLK WP HR S P ERA WHIP										
Kevin Tapani, R ERA: 5.68 (1, 1)	6.1 L 27 8 4 4 5 2 0 0 0 0 0 0 57 86 5.68 1.579										
Steve Bedrosian, R ERA: (7, 1)	0.1 3 1 1 0 0 1 0 0 0 0 0 0 7 12 0.00 6.000										
Mark Guthrie, L ERA: (7, 1)	2.1 7 0 0 0 0 0 0 0 0 0 0 0 11 16 0.00 0.000										

Batter	1	2	3	4	5	6	7	8	9	AB	R	H	RBI	BB	SO	LOB
Dan Gladden, R OBP: 0.333, SLG: 0.250 (1, 7)	4-2 BB		2-2 G6-3 1-2f		2-2 F9		3-1 G4-3			3	0	0	0	1	0	1
Chuck Knoblauch, R OBP: 0.750, SLG: 0.667 (1, 4)	1-3 K		0-0 1B WP			4-1 1B BB G4-3		1-1 1B		3	2	2	0	1	1	1
Kirby Puckett, R OBP: 0.250, SLG: 0.143 (1, 8)	4-2 BB		3-2 1B 1-H			0-2 G4-3 1-2		0-0 F9		3	0	1	1	1	0	2
Kent Hrbek, L OBP: 0.125, SLG: 0.125 (1, 3)	1-2 P5		3-2 F8			2-2 P4		0-3 K		4	0	0	0	0	1	5
Chili Davis, S OBP: 0.500, SLG: 0.200 (1, 10)	1-3 K			1-0 P5		4-0 1B BB		2-3 K		3	0	0	0	1	2	3
Brian Harper, R OBP: 0.375, SLG: 0.500 (1, 2)		2-2 G5-3		0-1 P4		3-2 1B		2-2 G3		4	0	1	1	0	0	0
Shane Mack, R OBP: 0.429, SLG: 0.500 (1, 9) Gene Larkin, S (9, PH)		1-2 G5-3		1-2 G6-3		0-0 G1-3		1-3 K		3	0	0	0	0	0	2
Mike Pagliarulo, L (1, 5)		1-0 G3			1-2 G4-3		0-3 K		1-3 K	4	0	0	0	0	2	0
Greg Gagne, R OBP: 0.286, SLG: 0.286 (1, 6)			0-2 G6-3 1B		0-0 F8		1-3 K			3	0	1	0	0	1	0

Inning Stats	R: 0	H: 0	E: 0	K: 2	S: 15	LOB: 2	BB: 2	P: 26	R: 0	H: 0	E: 0	K: 0	S: 8	LOB: 0	BB: 0	P: 12	R: 1	H: 3	E: 0	K: 0	S: 13	LOB: 1	BB: 0	P: 21	R: 0	H: 0	E: 0	K: 0	S: 6	LOB: 0	BB: 0	P: 8	R: 0	H: 0	E: 0	K: 0	S: 8	LOB: 0	BB: 0	P: 11	R: 1	H: 1	E: 0	K: 2	S: 12	LOB: 2	BB: 2	P: 25	R: 0	H: 0	E: 0	K: 2	S: 8	LOB: 0	BB: 0	P: 12	R: 0	H: 1	E: 0	K: 2	S: 9	LOB: 1	BB: 0	P: 12	R: 0	H: 0	E: 0	K: 2	S: 10	LOB: 0	BB: 0	P: 14	1B: 5	2B: 0	3B: 0	HR: 0	SF: 0	SAC: 0	DP: 1	HBP: 0
--------------	------	------	------	------	-------	--------	-------	-------	------	------	------	------	------	--------	-------	-------	------	------	------	------	-------	--------	-------	-------	------	------	------	------	------	--------	-------	------	------	------	------	------	------	--------	-------	-------	------	------	------	------	-------	--------	-------	-------	------	------	------	------	------	--------	-------	-------	------	------	------	------	------	--------	-------	-------	------	------	------	------	-------	--------	-------	-------	-------	-------	-------	-------	-------	--------	-------	--------

PITCHER	IP	WLS	BF	H	R	ER	SO	BB	IBB	HBP	BLK	WP	HR	S	P	ERA	WHIP
Juan Guzman, R ERA: 3.18 (1, 1)	5.2	W	24	4	2	2	2	4	0	0	0	1	0	61	102	3.18	1.412
Tom Henke, R ERA: (6, 1)	1.1		4	0	0	0	2	0	0	0	0	0	0	9	13	0.00	0.000
Duane Ward, R ERA: (8, 1)	2.0	S	7	1	0	0	4	0	0	0	0	0	0	19	26	0.00	0.500

BOTTOM

Toronto Blue Jays @ Minnesota Twins
 Hubert H. Humphrey Metrodome, Minneapolis, MN
 Wed Oct 09 1991, 4:33 AM EDT
 Att. 54,816 - Dome

AB	31
R	2
H	5
RBI	2
BB	4
SO	8
LOB	14



PITCHER	IP	WLS	BF	H	R	ER	SO	BB	IBB	HBP	BLK	WP	HR	S	P	ERA	WHIP
Juan Guzman, R ERA: 3.18 (1, 1)	5.2	W	24	4	2	2	2	4	0	0	0	1	0	61	102	3.18	1.412
Tom Henke, R ERA: (6, 1)	1.1		4	0	0	0	2	0	0	0	0	0	0	9	13	0.00	0.000
Duane Ward, R ERA: (8, 1)	2.0	S	7	1	0	0	4	0	0	0	0	0	0	19	26	0.00	0.500

Batter	1	2	3	4	5	6	7	8	9	AB R H RBI BB SO LOB	TOP											
Dan Gladden, R (1, 7) OBP: 0.316, SLG: 0.278	0-3 K		1-2 P7	0-0 S 1B		2-0 FC6-4 1B		2-2 E SF4 1B		5 1 3 3 0 1 1												
Chuck Knoblauch, R (1, 4) OBP: 0.444, SLG: 0.438	0-0 L8		2-3 K	1-3 K		0-0 FC6-4		0-0 E6 SF4		5 0 0 0 0 2 5												
Kirby Puckett, R (1, 8) OBP: 0.389, SLG: 0.625	3-1 1B			1-0 HR	2-0 P3		0-0 FC5 E G4-3 1B	0-0 SF4		4 2 3 2 0 0 0												
Kent Hrbek, L (1, 3) OBP: 0.118, SLG: 0.063	0-0 G3-1			0-0 L8	3-3 K		1-1 G4-3	0-0 F7		5 0 0 0 0 1 3												
Chili Davis, S (1, 10) Jarvis Brown, R (9, PR)			1-3 K	1-2 G6-3 1B	3-3 K		4-0 E IBB		0-1 F9 SF8 2B	4 1 2 0 1 2 0 0 1 0 0 0 0 0												
Brian Harper, R (1, 2) OBP: 0.308, SLG: 0.462			2-2 P6	3-2 G6-3		3-1 2B	0-1 FC5		0-2 F9	5 1 1 0 0 0 3												
Shane Mack, R (1, 9) OBP: 0.375, SLG: 0.538			0-0 1B	4-2 1B BB		3-1 G6-3	1-3 K		0-2 SF8	3 1 1 1 1 1 3												
Mike Pagliarulo, L (1, 5) Scott Leius, R (9, PH)			1-1 L7	2-1 HBP 1B		2-2 1B	0-1 F9		3-4 4-0 BB	4 2 2 2 0 0 3 0 0 0 0 1 0 0												
Greg Gagne, R (1, 6) OBP: 0.333, SLG: 0.231			2-2 CS 1B	2-2 1B HBP		2-3 K		0-3 K	0-0 L8	4 0 1 0 0 2 3												
Inning Stats	R: 0 E: 0 K: 1 S: 7	H: 1 LOB: 1 BB: 0 P: 10	R: 0 E: 0 K: 1 S: 12	H: 1 LOB: 1 BB: 0 P: 16	R: 0 E: 0 K: 1 S: 9	H: 1 LOB: 0 BB: 0 P: 14	R: 4 E: 0 K: 1 S: 22	H: 4 LOB: 2 BB: 1 P: 36	R: 0 E: 0 K: 2 S: 7	H: 0 LOB: 0 BB: 0 P: 15	R: 2 E: 0 K: 1 S: 12	H: 3 LOB: 1 BB: 0 P: 24	R: 1 E: 1 K: 1 S: 10	H: 1 LOB: 2 BB: 1 P: 16	R: 1 E: 1 K: 1 S: 10	H: 1 LOB: 1 BB: 0 P: 12	R: 1 E: 0 K: 0 S: 12	H: 1 LOB: 2 BB: 1 P: 16	1B: 8 2B: 4 3B: 0 HR: 1	SF: 2 SAC: 0 DP: 0 HBP: 1	WP: 0 PB: 0 SB: 1 CS: 1	PA: 45
PITCHER	IP WLS BF H R ER SO BB IBB HBP BLK WP HR S P ERA WHIP																					
Todd Stottlemire, R (1, 1) ERA: 9.82	3.2 L 19 7 4 4 3 1 0 1 0 0 0 1 47 72 9.82 2.182																					
David Wells, L (4, 1) ERA: 2.84	1.2 7 2 2 2 3 0 0 0 0 0 0 0 17 34 10.80 1.200																					
Jim Acker, R (6, 1) ERA:	0.2 3 1 0 0 1 0 0 0 0 0 0 0 5 9 0.00 1.500																					
Mike Trimlin, R (7, 1) ERA: 1.69	2.0 11 2 2 0 2 0 1 0 0 0 0 0 20 28 0.00 1.000																					
Bob MacDonald, L (9, 1) ERA: 9.0	1.0 5 1 1 1 0 1 0 0 0 0 0 0 12 16 9.00 2.000																					

Minnesota Twins @ Toronto Blue Jays
SkyDome, Toronto, ON
Sat Oct 12 1991, 7:05 PM EDT
Att. 51,526 - Dome

livebaseballscorecards.com

AB	39
R	9
H	13
RBI	8
BB	3
SO	9
LOB	21



Batter	1	2	3	4	5	6	7	8	9	AB R H RBI BB SO LOB
Devon White, S (1, 8) OBP: 0.368, SLG: 0.389	2-2 G3-1		3-2 S 1B 1B		1-2 G1-3		3-2 G3-4-3		0-2 E6 1B 1B	5 0 2 0 0 0 2
Roberto Alomar, S (1, 4) OBP: 0.500, SLG: 0.467	1-0 G3		2-2 S 1B 1B		1-0 L5		0-0 F8		0-1 1-2 3-H 1B	5 0 2 1 0 0 2
Joe Carter, R (1, 10) OBP: 0.294, SLG: 0.533	1-3 K		1-3 K		0-1 G5-3		1-1 G5-3		0-3 K	5 0 0 0 0 3 6
John Olerud, L (1, 3) OBP: 0.333, SLG: 0.200		1-1 P6	0-0 G4-3			1-0 F7		0-1 WP 1B	0-1 L4	5 0 1 0 0 0 4
Kelly Gruber, R (1, 5) OBP: 0.353, SLG: 0.412		0-1 L7		1-2 G6-3		1-0 G6-3 2B		2-0 P6		4 1 1 0 0 0 1
Candy Maldonado, R (1, 9) OBP: 0.176, SLG: 0.188		3-0 WP 1B 1B		0-0 L8		0-0 G6-3		2-0 P3		4 1 1 0 0 0 2
Pat Borders, R (1, 2) OBP: 0.267, SLG: 0.333		1-0 1-H 1B		0-0 1B		0-2 1B 2B		1-1 G5-3		4 0 3 2 0 0 1
Manuel Lee, S (1, 6) Rance Mulliniks, L (9, PH) OBP: 0.400, SLG: 0.143		1-2 G3		2-3 K		0-1 G6-3			4-1 E 1B 1B BB	3 0 0 0 0 1 3 0 1 0 0 1 0 0
Mookie Wilson, S (1, 7) OBP: 0.400, SLG: 0.250			1-2 G3-1		4-1 G1-3 BB		0-2 G3-4-3 1B		3-3 K	3 0 1 0 1 1 1

Inning Stats	R: 0	H: 0	E: 0	K: 1	S: 7	R: 1	H: 2	E: 0	K: 0	S: 11	R: 0	H: 2	E: 0	K: 1	S: 16	R: 0	H: 1	E: 0	K: 1	S: 8	R: 0	H: 0	E: 0	K: 0	S: 7	R: 1	H: 2	E: 0	K: 0	S: 8	R: 0	H: 1	E: 0	K: 0	S: 11	R: 0	H: 1	E: 0	K: 0	S: 6	R: 1	H: 2	E: 1	K: 2	S: 14	1B: 9	2B: 2	3B: 0	HR: 0	SF: 0	SAC: 0	DP: 0	HBP: 0	WP: 2	PB: 0	SB: 2	CS: 0	PA: 40
PITCHER	IP	WLS	BF	H	R	ER	SO	BB	IBB	HBP	BLK	WP	HR	S	P	ERA	WHIP											IP	WLS	BF	H	R	ER	SO	BB	IBB	HBP	BLK	WP	HR	S	P	ERA	WHIP														
Jack Morris, R (1, 1) ERA: 4.05	8.0	W	34	9	2	2	3	1	0	0	0	2	0	74	110	2.25	1.250																																									
Steve Bedrosian, R (9, 1) ERA:	1.0		6	2	1	0	2	1	0	0	0	0	0	14	21	0.00	3.000																																									

BOTTOM

Minnesota Twins @ Toronto Blue Jays
 SkyDome, Toronto, ON
 Sat Oct 12 1991, 7:05 PM EDT
 Att. 51,526 - Dome

livebaseballscorecards.com

AB	38
R	3
H	11
RBI	3
BB	2
SO	5
LOB	22



Batter	1	2	3	4	5	6	7	8	9	AB R H RBI BB SO LOB	TOP																									
Dan Gladden, R (1, 7) OBP: 0.292, SLG: 0.261	2-2 F8	2-3 K			0-0 G6-3	2-2 FC5 2B		1-1 1B 1B		5 2 1 0 0 1 3																										
Chuck Knoblauch, R (1, 4) OBP: 0.435, SLG: 0.450	0-0 G6-3		3-1 L9		1-2 G6-3	1-1 2B		4-0 1B 1B BB		4 1 1 2 1 0 0																										
Kirby Puckett, R (1, 8) OBP: 0.435, SLG: 0.762	2-1 HR		2-3 K FC3-6		3-2 1B	3-3 K		1-0 1B 1B		5 2 3 2 0 2 1																										
Kent Hrbek, L (1, 3) OBP: 0.182, SLG: 0.143	3-0 G3		3-1 FC3-6 1-2f		3-1 1B	0-2 P4		0-1 1B		5 0 2 2 0 0 2																										
Chili Davis, S (1, 10) OBP: 0.455, SLG: 0.412		0-0 1B	1-1 P7		4-2 1B BB FC6-4		1-3 K	1-3 K		4 1 1 0 1 2 2																										
Brian Harner, R (1, 2) OBP: 0.278, SLG: 0.389		1-3 K SH1-3 1B		0-1 FC6-4 1B	0-1 FC6-4 1-2f		1-2 P6	0-2 G3-1		5 0 1 0 0 1 4 0 0 0 0 0 0 0																										
Shane Mack, R (1, 9) OBP: 0.381, SLG: 0.500		3-2 SH1-3 1B		0-1 FC6-4 1-2f		1-1 1B E 1B	1-1 F8	1-3 K		5 1 2 1 0 1 1																										
Mike Pagliarulo, L (1, 5) OBP: 0.333, SLG: 0.600		1-1 SH1-3		1-0 G1-6-3 1B	1-2 1B	1-3 2B 1B		0-0 F8	0-1 G3	4 1 2 0 0 0 0																										
Greg Gagne, R (1, 6) OBP: 0.316, SLG: 0.235		1-2 P4		2-1 G1-6-3 1-2f		1-1 P2		0-2 1B		4 0 1 0 0 0 6																										
Inning Stats	R: 1 E: 0 K: 0 S: 7	H: 1 LOB: 0 BB: 0 P: 14	R: 1 E: 0 K: 2 S: 17	H: 2 LOB: 2 BB: 0 P: 25	R: 0 E: 0 K: 1 S: 9	H: 0 LOB: 1 BB: 0 P: 18	R: 0 E: 0 K: 0 S: 8	H: 2 LOB: 1 BB: 0 P: 10	R: 0 E: 0 K: 0 S: 15	H: 2 LOB: 3 BB: 1 P: 26	R: 3 E: 1 K: 1 S: 18	H: 3 LOB: 1 BB: 0 P: 29	R: 0 E: 0 K: 1 S: 10	H: 0 LOB: 0 BB: 0 P: 13	R: 3 E: 0 K: 1 S: 12	H: 4 LOB: 1 BB: 1 P: 19	R: 0 E: 0 K: 1 S: 9	H: 0 LOB: 0 BB: 0 P: 10	1B: 12 2B: 1 3B: 0 HR: 1	SF: 0 SAC: 1 DP: 1 HBP: 0	WP: 1 PB: 2 SB: 2 CS: 1	PA: 44														
PITCHER	IP WLS BF H R ER SO BB IBB HBP BLK WP HR S P ERA WHIP																																			
Tom Candiotti, R (1, 1) ERA: 8.22	5.0		26	9	4	3	3	1	0	0	0	1	1	61	102	5.40	2.000																			
Mike Timlin, R (6, 1) ERA: 3.18	0.1		3	1	1	0	0	0	0	0	0	0	0	7	11	0.00	3.000																			
Duane Ward, R (6, 1) ERA: 6.23	2.1	L	10	3	3	3	2	1	0	0	0	0	0	23	35	11.57	1.714																			
David Wells, L (8, 1) ERA: 2.35	1.1		5	1	0	0	2	0	0	0	0	0	0	14	16	0.00	0.750																			

Minnesota Twins @ Toronto Blue Jays
 SkyDome, Toronto, ON
 Sun Oct 13 1991, 3:33 AM EDT
 Att. 51,425 - Dome

livebaseballscorecards.com

AB	41
R	8
H	14
RBI	7
BB	2
SO	7
LOB	19



Batter	1	2	3	4	5	6	7	8	9	AB R H RBI BB SO LOB
Devon White, S OBP: 0.417, SLG: 0.409 (1, 8)	0-0 1B		1-1 1B 2B	4-2 1B BB		1-0 G3			1-3 K	4 1 2 0 1 1 0
Roberto Alomar, S OBP: 0.524, SLG: 0.474 (1, 4)	3-3 K		0-1 2B G4-3	0-0 1B			4-0 BB		3-2 F7	4 1 2 3 1 1 1
Joe Carter, R OBP: 0.286, SLG: 0.526 (1, 10)	0-1 P2		0-0 2B	0-0 P6			3-2 P5			4 0 1 1 0 0 4
John Olerud, L OBP: 0.273, SLG: 0.158 (1, 3)	2-0 G3-1		1-0 G4-3		2-2 E2		0-1 P5			4 0 0 1 0 0 3
Kelly Gruber, R OBP: 0.286, SLG: 0.333 (1, 5)		1-1 G5-3	1-2 F7		0-0 P7		1-2 P6			4 0 0 0 0 0 3
Candy Maldonado, R OBP: 0.143, SLG: 0.150 (1, 9)		1-3 K		2-3 K	2-1 F8		1-2 G5-3			4 0 0 0 0 2 1
Pat Borders, R OBP: 0.263, SLG: 0.316 (1, 2)		2-0 F4		1-0 B5-3	1-1 F9		0-0 G4-6-3 1B			4 0 1 0 0 0 1
Manuel Lee, S OBP: 0.176, SLG: 0.125 (1, 6)			2-1 1B 1B	1-1 1B 1B		2-2 F9		1-0 G4-6-3		3 2 2 0 0 0 0
Rance Mulliniks, L OBP: 0.364, SLG: 0.125 (8, PH)										1 0 0 0 0 0 1
Rene Gonzales, R (9, 6)										0 0 0 0 0 0 0
Mookie Wilson, S OBP: 0.333, SLG: 0.250 (1, 7)			0-3 K	1-2 1B S		0-3 K			1-2 P6	4 1 1 0 0 2 1

Inning Stats	R: 0 E: 0 K: 1 S: 8	H: 1 LOB: 1 BB: 0 P: 12	R: 0 E: 0 K: 1 S: 6	H: 0 LOB: 0 BB: 0 P: 10	R: 3 E: 0 K: 1 S: 14	H: 4 LOB: 1 BB: 0 P: 19	R: 2 E: 0 K: 1 S: 15	H: 3 LOB: 2 BB: 1 P: 24	R: 0 E: 1 K: 0 S: 10	H: 0 LOB: 1 BB: 0 P: 15	R: 0 E: 0 K: 1 S: 7	H: 0 LOB: 0 BB: 0 P: 10	R: 0 E: 0 K: 0 S: 12	H: 0 LOB: 1 BB: 1 P: 20	R: 0 E: 0 K: 0 S: 5	H: 1 LOB: 0 BB: 0 P: 7	R: 0 E: 0 K: 1 S: 10	H: 0 LOB: 0 BB: 0 P: 15	1B: 8 2B: 1 3B: 0 HR: 0	SF: 0 SAC: 0 DP: 1 HBP: 0	WP: 0 PB: 0 SB: 2 CS: 0	PA: 38
--------------	------------------------------	----------------------------------	------------------------------	----------------------------------	-------------------------------	----------------------------------	-------------------------------	----------------------------------	-------------------------------	----------------------------------	------------------------------	----------------------------------	-------------------------------	----------------------------------	------------------------------	---------------------------------	-------------------------------	----------------------------------	----------------------------------	------------------------------------	----------------------------------	--------

PITCHER	IP	WLS	BF	H	R	ER	SO	BB	IBB	HBP	BLK	WP	HR	S	P	ERA	WHIP
Kevin Tapani, R ERA: 7.84 (1, 1)	4.0		21	8	5	5	4	1	0	0	0	0	0	43	65	11.25	2.250
David West, L ERA: (5, 1)	3.0	W	11	0	0	0	1	1	0	0	0	0	0	29	45	0.00	0.333
Carl Willis, R ERA: (8, 1)	1.0		3	1	0	0	0	0	0	0	0	0	0	5	7	0.00	1.000
Rick Aguilera, R ERA: (9, 1)	1.0	S	3	0	0	0	1	0	0	0	0	0	0	10	15	0.00	0.000

BOTTOM

Minnesota Twins @ Toronto Blue Jays
SkyDome, Toronto, ON
 Sun Oct 13 1991, 3:33 AM EDT
 Att. 51,425 - Dome

livebaseballscorecards.com

AB	36
R	5
H	9
RBI	5
BB	2
SO	6
LOB	15



Batter	1	2	3	4	5	6	7	8	9
Dan Gladden, R OBP: 0.321, SLG: 0.240 (1, 7)	1-2 P3		4-0 1B BB		0-1 E4 F8 BB L7-5-2		4-0 CS BB		
Chuck Knoblauch, R OBP: 0.519, SLG: 0.522 (1, 4)	2-1 1B		1-2 1B		4-1 BB SAFE 1-2 BB		1-1 FC4-6 1-2 1B		
Kirby Puckett, R OBP: 0.370, SLG: 0.640 (1, 8)	0-3 K			3-3 K	0-0 F8		1-2 FC4-6 1-2f		
Chili Davis, S OBP: 0.423, SLG: 0.350 (1, 10)	1-0 G1-3			3-2 L5	4-2 IBB		3-3 K		
Brian Harper, R OBP: 0.318, SLG: 0.455 (1, 2)		1-2 L6-4 2B		3-1 1B	2-2 L7-5-2		1-0 G5-3		
Shane Mack, R OBP: 0.320, SLG: 0.409 (1, 9)		1-1 L6-4 2-3		1-2 F9		1-1 G4-3	1-3 K		
Kent Hrbek, L OBP: 0.231, SLG: 0.360 (1, 3)		1-0 4-3			2-0 1B HR 2B	3-1 HR	2-3 K		
Scott Leius, R OBP: 0.286, SLG: 0.167 (1, 5)			3-2 G3		1-2 HR 1B	1-0 6-3			
Mike Pagliarulo, L OBP: 0.313, SLG: 0.563 (6, PH) (7, 5)					2-3				
Greg Gagne, R OBP: 0.318, SLG: 0.400 (1, 6)			1-3 K		0-1 HR 1-H 3-H	1-1 6-3			

AB	R	H	RBI	BB	SO	LOB
2	1	0	0	2	0	0
3	0	3	1	1	0	0
4	0	0	0	0	2	4
3	0	0	0	1	1	2
4	0	2	0	0	0	3
4	0	0	0	0	1	2
4	2	2	1	0	1	0
2	1	1	0	0	0	0
1	0	0	0	0	0	0
3	1	1	3	0	1	0

BOTTOM

Atlanta Braves @ Minnesota Twins
 Hubert H. Humphrey Metrodome, Minneapolis, MN

Sat Oct 19 1991, 8:05 PM EDT
 Att. 55,108 - Dome

livebaseballscorecards.com

AB	30
R	5
H	9
RBI	5
BB	4
SO	6
LOB	11



Inning Stats		R: 0	H: 1	R: 0	H: 1	R: 1	H: 1	R: 0	H: 1	R: 3	H: 3	R: 1	H: 1	R: 0	H: 1	R: 0	H: 0
		E: 0	LOB: 1	E: 0	LOB: 0	E: 0	LOB: 1	E: 0	LOB: 1	E: 1	LOB: 2	E: 0	LOB: 0	E: 0	LOB: 1	E: 0	LOB: 0
		K: 1	BB: 0	K: 0	BB: 0	K: 1	BB: 1	K: 1	BB: 0	K: 0	BB: 2	K: 1	BB: 0	K: 1	BB: 1	K: 2	BB: 0
		S: 11	P: 15	S: 7	P: 10	S: 13	P: 21	S: 14	P: 24	S: 16	P: 29	S: 7	P: 13	S: 9	P: 18	S: 7	P: 11

PITCHER														IP	WLS	BF	H	R	ER	SO	BB	IBB	HBP	BLK	WP	HR	S	P	ERA	WHIP
Charlie Leibrandt, L (1, 1)														4.0		18	7	4	4	3	1	0	0	0	0	1	51	79	9.00	2.000
Jim Clancy, R (5, 1)														2.0		9	1	1	1	0	1	1	0	0	0	1	17	33	4.50	1.000
Mark Wohlers, R (7, 1)														1.0		4	1	0	0	1	1	0	0	0	0	9	18	0.00	2.000	
Mike Stanton, L (8, 1)														1.0		3	0	0	0	2	0	0	0	0	0	7	11	0.00	0.000	

WP	PA	34
WP: 0	PA: 34	
PB: 0		
SB: 3		
CS: 1		

Batter	1	2	3	4	5	6	7	8	9	AB R H RBI BB SO LOB	TOP
Lonnie Smith, R (1, 10) OBP: 0.333, SLG: 0.300	3-2 L7		1-1 E5		X 0-0 F9			X 0-0 SH3-4		3 0 0 0 0 0 0	
Terry Pendleton, S (1, 5) OBP: 0.205, SLG: 0.263	2-3 K		2-0 F8			1-1 FC3-6		1-2 1B		4 0 2 0 0 1 1	
Ron Gant, R (1, 8) OBP: 0.359, SLG: 0.429	1-2 G5-3		1-1 1B			1-2 F8		2-1 P2		4 0 1 0 0 0 3	
David Justice, L (1, 9) OBP: 0.333, SLG: 0.355		X 0-0 2B SF9		1-2 L7		0-1 FC3-6		3-2 F7		4 1 1 0 0 0 3	
Sid Bream, L (1, 3) OBP: 0.222, SLG: 0.444		X 0-1 2B		1-1 F7		1 SAFE 3-2 G4-3			1-3 K	4 0 1 0 0 1 1	
Brian Hunter, R (1, 7) OBP: 0.269, SLG: 0.480		X 0-0 SF9		1-0 5-3			2-3 K		2-2 1B	3 0 1 1 0 1 0	
Greg Olson, R (1, 2) OBP: 0.417, SLG: 0.484		S 3-2 G6-3			B 1-0 4-3 SF9		B 1-0 G6-3		2-3 K	4 1 1 0 0 1 2	
Mark Lemke, S (1, 4) OBP: 0.296, SLG: 0.217		C 0-3 K			B 1-0 4-3		X 0-0 L7		1-3 K	3 0 0 0 0 1 2	
Tommy Gregg, L (9, PH) OBP: 0.200, SLG: 0.200					2-3 4-3					1 0 0 0 0 1 1	
Rafael Belliard, R (1, 6) OBP: 0.308, SLG: 0.227			B 1-0 G4-3		B 2-2 SF9			B 1-2 1B SH3-4		2 0 1 1 0 0 0	
Inning Stats	R: 0 H: 0 E: 0 LOB: 0 K: 1 BB: 0 S: 9 P: 15	R: 1 H: 2 E: 0 LOB: 1 K: 1 BB: 0 S: 10 P: 13	R: 0 H: 1 E: 1 LOB: 2 K: 0 BB: 0 S: 6 P: 11	R: 0 H: 0 E: 0 LOB: 0 K: 0 BB: 0 S: 6 P: 9	R: 1 H: 1 E: 0 LOB: 0 K: 0 BB: 0 S: 6 P: 10	R: 0 H: 1 E: 0 LOB: 1 K: 0 BB: 0 S: 14 P: 19	R: 0 H: 0 E: 0 LOB: 0 K: 1 BB: 0 S: 5 P: 8	R: 0 H: 2 E: 0 LOB: 2 K: 0 BB: 0 S: 14 P: 21	R: 0 H: 1 E: 0 LOB: 1 K: 3 BB: 0 S: 13 P: 19	1B: 6 SF: 2 2B: 2 SAC: 1 3B: 0 DP: 0 HR: 0 HBP: 0	WP: 0 PA: 35 PB: 0 SB: 0 CS: 0
PITCHER	IP WLS BF H R ER SO BB IBB HBP BLK WP HR S P ERA WHIP										
Kevin Tapani, R (1, 1) ERA: 5.4	8.0 W 31 7 2 2 3 0 0 0 0 0 0 0 70 106 2.25 0.875										
Rick Aguilera, R (9, 1) ERA:	1.0 S 4 1 0 0 3 0 0 0 0 0 0 0 13 19 0.00 1.000										

Atlanta Braves @ Minnesota Twins
 Hubert H. Humphrey Metrodome, Minneapolis, MN
 Sun Oct 20 1991, 8:05 PM EDT
 Att. 55,145 - Dome

AB	32
R	2
H	8
RBI	2
BB	0
SO	6
LOB	13



Batter	1	2	3	4	5	6	7	8	9	10	11	12	AB	R	H	RBI	BB	SO	LOB	
Lonnie Smith, R <small>OBP: 0.325, SLG: 0.382</small> Keith Mitchell, R														4	1	1	1	0	1	0
Terry Pendleton, S <small>OBP: 0.222, SLG: 0.238</small>														4	1	0	0	2	0	0
Ron Cant, R <small>OBP: 0.311, SLG: 0.366</small>														6	0	0	0	0	0	3
David Justice, L <small>OBP: 0.333, SLG: 0.432</small>														6	2	2	1	0	1	1
Sid Bream, L <small>OBP: 0.273, SLG: 0.476</small> Brian Hunter, R <small>OBP: 0.250, SLG: 0.444</small>														3	0	1	0	1	0	0
Greg Olson, R <small>OBP: 0.452, SLG: 0.500</small>														3	1	1	1	3	0	1
Mark Lemke, S <small>OBP: 0.333, SLG: 0.250</small>														5	0	2	1	1	1	4
Rafael Belliard, R <small>OBP: 0.333, SLG: 0.240</small> Jeff Blauser, R <small>OBP: 0.250, SLG: 0.250</small>														3	0	1	1	1	0	1
Steve Avery, L <small>OBP: 0.100, SLG: 0.100</small> Alejandro Pena, R <small>OBP: 0.429, SLG: 0.333</small> Jeff Treadway, L <small>OBP: 0.250, SLG: 0.333</small> Mike Stanton, L <small>OBP: 0.250, SLG: 0.250</small> Francisco Cabrera, R <small>OBP: 0.250, SLG: 0.250</small> Mark Wohlers, R <small>OBP: 0.250, SLG: 0.250</small> Kent Mercker, L <small>OBP: 0.250, SLG: 0.250</small> Jim Clancy, R														3	0	0	0	0	2	2

Inning Stats	R: 0	H: 0	E: 0	K: 1	S: 7	R: 1	H: 2	E: 0	K: 1	S: 15	R: 0	H: 0	E: 0	K: 0	S: 7	R: 1	H: 2	E: 0	K: 0	S: 8	R: 2	H: 1	E: 1	K: 2	S: 18	R: 0	H: 0	E: 0	K: 1	S: 7	R: 0	H: 0	E: 0	K: 0	S: 8	R: 0	H: 1	E: 0	K: 0	S: 13	R: 0	H: 0	E: 0	K: 1	S: 8	R: 1	H: 2	E: 0	K: 0	S: 9	1B: 4	2B: 2	3B: 0	HR: 2	SF: 0	SAC: 1	DP: 0	HBP: 0	WP: 1	PA: 52
--------------	------	------	------	------	------	------	------	------	------	-------	------	------	------	------	------	------	------	------	------	------	------	------	------	------	-------	------	------	------	------	------	------	------	------	------	------	------	------	------	------	-------	------	------	------	------	------	------	------	------	------	------	-------	-------	-------	-------	-------	--------	-------	--------	-------	--------

PITCHER	IP	WLS	BF	H	R	ER	SO	BB	IBB	HBP	BLK	WP	HR	S	P	ERA	WHIP
Scott Erickson, R ERA: 5.19	4.2		22	5	4	3	3	2	0	0	0	1	2	49	88	5.79	1.500
David West, L ERA:	0.0		2	0	0	0	0	2	0	0	0	0	0	2	10	∞	∞
Terry Leach, R ERA:	0.1		1	0	0	0	1	0	0	0	0	0	0	4	4	0.00	0.000
Steve Bedrosian, R ERA:	2.0		6	0	0	0	1	0	0	0	0	0	0	15	25	0.00	0.000
Carl Willis, R ERA:	2.0		8	0	0	0	0	1	1	0	0	0	0	15	27	0.00	0.500

MINNESOTA TWINS @ ATLANTA BRAVES
Atlanta-Fulton County Stadium, Atlanta, GA
Tue Oct 22 1991, 7:05 PM EDT
Att: 50,878 - Unknown

AB	43
R	5
H	8
RBI	5
BB	8
SO	6
LOB	16

PITCHER	IP	WLS	BF	H	R	ER	SO	BB	IBB	HBP	BLK	WP	HR	S	P	ERA	WHIP
Mark Guthrie, L ERA: 1.42	2.0		8	1	0	0	1	1	0	0	0	0	0	21	37	0.00	1.000
Rick Aguilera, R ERA: 1.42	0.2	L	5	2	1	1	0	1	0	0	0	0	0	9	17	13.50	4.500

Batter	1	2	3	4	5	6	7	8	9	AB R H RBI BB SO LOB	TOP							
Dan Gladden, R (1, 7) OBP: 0.286, SLG: 0.282	1-1 6-3		0-0 F8		0-1 F8			0-1 G5-3		4 0 0 0 0 0 0								
Chuck Knoblauch, R (1, 4) OBP: 0.439, SLG: 0.441	0-1 2B		1-0 F8		2-3 K			4-2 BB		3 0 1 0 1 1 0								
Kirby Puckett, R (1, 8) OBP: 0.341, SLG: 0.568	0-0 L9		1-2 1B			0-1 4-3		0-0 F9		4 0 1 0 0 0 2								
Kent Hrbek, L (1, 3) OBP: 0.205, SLG: 0.270	1-2 3-1		1-1 P6			3-2 G4-3		2-3 K2-3		4 0 0 0 0 1 3								
Brian Harper, R (1, 2) OBP: 0.375, SLG: 0.484		2-2 1B 2B		1-0 FC6-4 1B		2-1 6-3		2-2 F9		4 1 2 0 0 0 0								
Shane Mack, R (1, 9) OBP: 0.222, SLG: 0.273		1-3 K		3-2 FC6-4 1B CS		2-3 K		2-2 L9		4 0 0 0 0 2 2								
Mike Pagliarulo, L (1, 5) OBP: 0.400, SLG: 0.750		2-1 1B		0-1 CS 1B		1-2 HR		3-2 L7		3 1 3 2 0 0 0								
Scott Leius, R (9, PH) OBP: 0.214, SLG: 0.385		2-H 1B		1-3 1B		0-3 K2-3				1 0 0 0 0 0 0								
Steve Bedrosian, R (9, 1)				1-3 1B		0-3 K2-3				0 0 0 0 0 0 0								
Greg Gagne, R (1, 6) OBP: 0.242, SLG: 0.290		0-3 K		2-3 K2-3		1-2 3-H				3 0 0 0 0 3 3								
Jack Morris, R (1, 1)		1-3 K				0-0 6-3		2-2 G3		2 0 0 0 0 1 1								
Gene Larkin, S (7, PH) OBP: 0.200, SLG: 0.200										1 0 0 0 0 0 0								
Carl Willis, L (7, 1)										0 0 0 0 0 0 0								
Mark Guthrie, R (8, 1)										0 0 0 0 0 0 0								
Al Newman, S (9, 5)										0 0 0 0 0 0 0								
Inning Stats	R: 0 H: 1 E: 0 LOB: 1 K: 0 BB: 0 S: 8 P: 10	R: 1 H: 2 E: 0 LOB: 1 K: 3 BB: 0 S: 14 P: 20	R: 0 H: 1 E: 0 LOB: 1 K: 0 BB: 0 S: 8 P: 11	R: 0 H: 2 E: 0 LOB: 1 K: 1 BB: 0 S: 10 P: 16	R: 0 H: 0 E: 0 LOB: 0 K: 1 BB: 0 S: 6 P: 8	R: 0 H: 0 E: 0 LOB: 0 K: 0 BB: 0 S: 9 P: 14	R: 1 H: 1 E: 0 LOB: 0 K: 2 BB: 0 S: 13 P: 18	R: 0 H: 0 E: 0 LOB: 1 K: 1 BB: 1 S: 11 P: 17	R: 0 H: 0 E: 0 LOB: 0 K: 0 BB: 0 S: 12 P: 19	1B: 4 SF: 0 2B: 2 SAC: 0 3B: 0 DP: 0 HR: 1 HBP: 0	WP: 0 PA: 34 PB: 0 SB: 1 CS: 2							
PITCHER	IP WLS BF H R ER SO BB IBB HBP BLK WP HR S P ERA WHIP																	
29 John Smoltz, R (1, 1) ERA: 2.01	7.0		27	7	2	2	7	0	0	0	0	0	0	1	68	97	2.57	1.000
Mark Wohlers, R (8, 1) ERA:	0.1		2	0	0	0	0	1	0	0	0	0	0	0	6	10	0.00	3.000
Mike Stanton, L (8, 1) ERA: 1.08	1.2	W	5	0	0	0	1	0	0	0	0	0	0	0	17	26	0.00	0.000

Minnesota Twins @ Atlanta Braves
Atlanta-Fulton County Stadium, Atlanta, GA

Wed Oct 23 1991, 7:05 PM EDT
Att: 50,878 - Unknown

livebaseballscores.com

AB 33
R 2
H 7
RBI 2
BB 1
SO 8
LOB 11



Batter	1	2	3	4	5	6	7	8	9	AB	R	H	RBI	BB	SO	LOB
Lonnie Smith, R OBP: 0.341, SLG: 0.474 (1, 7)	3-1 F8		0-3 K		3-1 2B 1B		0-0 HR			4	1	2	1	0	1	0
Terry Pendleton, S OBP: 0.245, SLG: 0.348 (1, 5)	0-0 L7		3-1 HR		3-0 P7 2B		0-1 L7			4	1	2	1	0	0	0
Ron Gant, R OBP: 0.327, SLG: 0.364 (1, 8)	1-2 5-3		1-0 WP S 1B		4-1 P7 BB		1-1 G5-3			3	0	1	0	1	0	0
David Justice, L OBP: 0.326, SLG: 0.400 (1, 9)		3-2 6-3	4-0 1-3 BB		2-1 P7		2-3 K			3	0	0	0	1	1	2
Sid Bream, L OBP: 0.240, SLG: 0.417 (1, 3)		0-3 K	2-0 G1		1-2 F7		3-0 L9			3	0	0	0	0	1	2
Brian Hunter, R OBP: 0.241, SLG: 0.429 (8, PH) (9, 3)										1	0	0	0	0	0	0
Greg Olson, R OBP: 0.435, SLG: 0.459 (1, 2)		4-1 1B BB		1-3 K		2-0 1-3		1-1 G6-3		3	0	0	0	1	1	0
Mark Lemke, S OBP: 0.378, SLG: 0.406 (1, 4)	1-1 1-2 1B			3-2 2B		1-1 F8		0-0 SF9 3B		4	1	3	0	0	0	0
Rafael Belliard, R OBP: 0.313, SLG: 0.222 (1, 6)	0-1 F9			0-0 L7		1-1 F7		4-0 IBB		2	0	0	0	0	0	3
Jeff Treadway, L OBP: 0.375, SLG: 0.286 (7, PH)				0-2 4-3		3-3 K		1-2 SF9		1	0	0	0	0	0	0
Jeff Blauser, R (8, 6)								3-H		0	0	0	0	1	0	0
29 John Smoltz, R OBP: 0.250, SLG: 0.143 (7, PH)										2	0	0	0	0	0	1
Tommy Gregg, L OBP: 0.167, SLG: 0.167 (8, 1)										1	0	0	0	0	0	0
Mark Wohlers, R (8, 1)										0	0	0	0	0	0	0
Mike Stanton, L (8, PH)										0	0	0	0	0	0	0
Francisco Cabrera, R (9, PH)										0	0	0	0	0	0	0
Jerry Willard, L (9, PH)										0	0	0	1	0	0	0

BOTTOM

Minnesota Twins @ Atlanta Braves
Atlanta-Fulton County Stadium, Atlanta, GA
Wed Oct 23 1991, 7:05 PM EDT
Att. 50,878 - Unknown

livebaseballscores.com

AB	31
R	3
H	8
RBI	3
BB	4
SO	6
LOB	8



Inning Stats	R: 0	H: 0	E: 0	K: 0	S: 6	H: 0	LOB: 0	BB: 0	P: 10	R: 0	H: 1	E: 0	K: 1	S: 11	H: 1	LOB: 2	BB: 1	P: 19	R: 1	H: 2	E: 0	K: 2	S: 10	H: 2	LOB: 2	BB: 1	P: 22	R: 0	H: 1	E: 0	K: 1	S: 11	R: 0	H: 2	E: 0	K: 0	S: 6	H: 0	LOB: 0	BB: 0	P: 10	R: 1	H: 1	E: 0	K: 1	S: 10	H: 1	LOB: 0	BB: 0	P: 14	R: 0	H: 0	E: 0	K: 1	S: 7	H: 0	LOB: 0	BB: 0	P: 13	R: 1	H: 1	E: 0	K: 0	S: 6	H: 1	LOB: 1	BB: 1	P: 12	1B: 3	2B: 2	3B: 1	HR: 2	SF: 1	SAC: 0	DP: 0	HBP: 0	WP: 1	PB: 0	SB: 2	CS: 0	PA: 36
PITCHER	IP	WLS	BF	H	R	ER	SO	BB	IBB	HBP	BLK	WP	HR	S	P	ERA	WHIP																																																																
Jack Morris, R ERA: 3.08 (1, 1)	6.0		25	6	1	1	4	3	0	0	0	1	1	50	94	1.50	1.500																																																																
Carl Willis, R ERA: 1.04 (7, 1)	1.1		5	1	1	1	1	0	0	0	0	0	1	12	17	6.75	0.750																																																																
Mark Guthrie, L ERA: 1.42 (8, 1)	1.0	L	5	1	1	1	1	0	1	0	0	0	0	8	18	9.00	1.000																																																																
Steve Bedrosian, R ERA: (9, 1)	0.1		1	0	0	0	0	0	0	0	0	0	0	3	4	0.00	0.000																																																																

Batter	1	2	3	4	5	6	7	8	9	AB R H RBI BB SO LOB	TOP								
Dan Gladden, R (1, 7) OBP: 0.277, SLG: 0.318	2-1 4-3		1-2 G2-3			1-2 F8	2-3 K		0-0 5-3 3B	5 1 1 0 0 1 1									
Chuck Knoblauch, R (1, 4) OBP: 0.444, SLG: 0.432	0-1 L9			1-0 F8 SH1-3 1B		4-0 1B BB	2-3 K2-3		0-0 5-3	3 1 1 0 1 1 0 1 0 0 1 0 0 0									
Junior Ortiz, R (8, 2) OBP: 0.167, SLG: 0.167																			
Kirby Puckett, R (1, 8) OBP: 0.349, SLG: 0.564	2-2 6-3			0-0 SH1-3		0-0 BB 1B		2-1 6-3	0-0 F8	2 1 1 0 0 0 0 2 0 0 0 0 0 0									
Jarvis Brown, R (8, 8)																			
Chili Davis, S (1, 9) OBP: 0.441, SLG: 0.593		1-2 P3		1-0 F8		4-2 BB BB 6-3 BB		3-2 G4-3 3B 1B		3 2 1 0 1 0 1 0 0 0 0 0 0 0									
Carl Willis, L (8, 1)																			
Brian Harper, R (1, 2) OBP: 0.371, SLG: 0.455	0-0 4-3			3-3 K		4-1 6-3 BB		0-0 G4-3		2 0 0 1 1 1 1 1 0 0 0 0 0 1									
Randy Bush, L (8, 9)																			
Scott Leius, R (1, 5) OBP: 0.294, SLG: 0.400		3-1		1-3 K		4-0 6-3 BB		2-2		2 0 1 1 1 1 0 0 0 0 0 0 0 0 0 0 0 0 0 0 0 1 0 1 1 0 0 0									
David West, L (7, 1)																			
Steve Bedrosian, R (7, 1)																			
Al Newman, S (7, 4) OBP: 0.500, SLG: 1.500																			
Kent Hrbek, L (1, 3) OBP: 0.190, SLG: 0.250	1-1 CS		1-2 G4-3		0-0 4-3	1-1 6-3		4-2 FC5-4 BB		3 0 0 1 0 0 2 0 0 0 0 1 0 0									
Paul Sorrento, L (8, 3)																			
Greg Gagne, R (1, 6) OBP: 0.243, SLG: 0.314			1-0 G4-3 2B		2-1 E5 FC5-4	1-0 4-3		0-2 FC5-4		4 0 1 0 0 0 4									
Kevin Tapani, R (1, 1)																			
Gene Larkin, S (5, PH) OBP: 0.167, SLG: 0.167			0-0 G4-3		2-1 FC5-4		0-0 G3		1-1 F9	1 0 0 0 0 0 1 1 0 0 0 0 0 1 0 0 0 0 0 0 0 2 0 0 0 0 0 0									
Terry Leach, R (5, 1)																			
Mike Pagliarulo, L (7, PH) OBP: 0.364, SLG: 0.682																			
Inning Stats	R: 0 H: 0 E: 0 K: 0 S: 7	H: 0 LOB: 0 BB: 0 P: 11	R: 0 H: 1 E: 0 K: 0 S: 7	H: 1 LOB: 0 BB: 0 P: 12	R: 0 H: 1 E: 0 K: 1 S: 7	H: 1 LOB: 1 BB: 0 P: 12	R: 0 H: 0 E: 1 K: 1 S: 8	H: 0 LOB: 1 BB: 0 P: 13	R: 3 H: 1 E: 0 K: 0 S: 10	H: 1 LOB: 2 BB: 4 P: 29	R: 0 H: 0 E: 0 K: 2 S: 7	H: 0 LOB: 0 BB: 0 P: 11	R: 1 H: 2 E: 0 K: 0 S: 15	H: 2 LOB: 2 BB: 1 P: 26	R: 1 H: 1 E: 0 K: 0 S: 5	H: 1 LOB: 0 BB: 0 P: 6	1B: 4 SF: 0 2B: 1 SAC: 1 3B: 2 DP: 0 HR: 0 HBP: 0	WP: 0 PA: 40 PB: 0 SB: 0 CS: 1	
PITCHER	IP WLS BF H R ER SO BB IBB HBP BLK WP HR S P ERA WHIP																		
Tom Glavine, L (1, 1) ERA: 2.96	5.1 W 24 4 3 3 2 4 0 0 0 0 0 0 45 84 5.06 1.500																		
Kent Mercker, L (6, 1) ERA: 5.4	0.2 2 0 0 0 0 0 0 0 0 0 0 0 3 5 0.00 0.000																		
Jim Clancy, R (7, 1) ERA: 3.86	2.0 9 2 1 1 2 1 0 0 0 0 0 0 22 37 4.50 1.500																		
Randy St. Claire, R (9, 1) ERA: 9.0	1.0 4 1 1 1 0 0 0 0 0 0 0 0 5 6 9.00 1.000																		

Minnesota Twins @ Atlanta Braves
Atlanta-Fulton County Stadium, Atlanta, GA

Thu Oct 24 1991, 7:05 PM EDT
Att: 50,878 - Unknown

livebaseballscorecards.com

AB 33
R 5
H 7
RBI 5
BB 5
SO 4
LOB 12



Batter	1	2	3	4	5	6	7	8	9
Lonnie Smith, R (1, 7) OBP: 0.327, SLG: 0.512 Keith Mitchell, R (8, 7)	G5-3		6-3	K			HR		
Terry Pendleton, S (1, 5) OBP: 0.278, SLG: 0.380	B1-3		F7		1B FC3-6		BB 1B	3B 2B	
Ron Gant, R (1, 8) OBP: 0.370, SLG: 0.438	K			HR 1B	1B FC3-6		1B BB	G3-1 3B	
David Justice, L (1, 9) OBP: 0.333, SLG: 0.467			K	HR	FC3-6		3B 1B	G3-1	
Sid Bream, L (1, 3) OBP: 0.250, SLG: 0.385 Brian Hunter, R (7, PH) OBP: 0.290, SLG: 0.567 (8, 3)			K	BB	F8		3B 1B	HR	
Greg Olson, R (1, 2) OBP: 0.451, SLG: 0.476 Randy St. Claire, R (9, 1)			E S 1B	3B 1B	P3		F8	G4-6-3 1B	
Mark Lemke, S (1, 4) OBP: 0.405, SLG: 0.528			FC6-4 BB	2B 3B		K	1B 3B	G4-6-3	
Rafael Belliard, R (1, 6) OBP: 0.333, SLG: 0.290			FC6-4	4-3 2B		6-3	WP 1B		
Tom Glavine, L (1, 1) OBP: 0.167, SLG: 0.167 Kent Mercker, L (6, 1) Tommy Gregg, L (6, PH) OBP: 0.143, SLG: 0.143 Jim Clancy, R (7, 1) Francisco Cabrera, R (9, 2)			G6-3	4-3		F9	K		

Inning Stats	R: 0 E: 0 K: 1 S: 9	H: 0 LOB: 0 BB: 0 P: 12	R: 0 E: 0 K: 2 S: 9	H: 1 LOB: 2 BB: 1 P: 14	R: 0 E: 0 K: 0 S: 6	H: 0 LOB: 0 BB: 0 P: 8	R: 4 E: 0 K: 1 S: 10	H: 5 LOB: 1 BB: 1 P: 20	R: 1 E: 0 K: 0 S: 10	H: 2 LOB: 1 BB: 0 P: 16	R: 0 E: 0 K: 1 S: 9	H: 0 LOB: 0 BB: 0 P: 14	R: 6 E: 0 K: 1 S: 23	H: 5 LOB: 1 BB: 2 P: 40	R: 3 E: 0 K: 0 S: 11	H: 4 LOB: 0 BB: 0 P: 16
--------------	------------------------------	----------------------------------	------------------------------	----------------------------------	------------------------------	---------------------------------	-------------------------------	----------------------------------	-------------------------------	----------------------------------	------------------------------	----------------------------------	-------------------------------	----------------------------------	-------------------------------	----------------------------------

PITCHER	IP	WLS	BF	H	R	ER	SO	BB	IBB	HBP	BLK	WP	HR	S	P	ERA	WHIP
Kevin Tapani, R (1, 1) ERA: 6.04	4.0	L	19	6	4	4	4	2	0	0	0	0	1	34	54	9.00	2.000
Terry Leach, R (5, 1) ERA: 3.86	2.0		8	2	1	1	1	0	0	0	0	0	0	19	30	4.50	1.000
David West, L (7, 1) ERA: 6.35	0.0		4	2	4	4	0	2	0	0	0	0	1	4	14	∞	∞
Steve Bedrosian, R (7, 1) ERA: 3.86	1.0		6	3	2	2	1	0	0	0	0	1	0	19	26	18.00	3.000
Carl Willis, R (8, 1) ERA: 3.72	1.0		6	4	3	3	0	0	0	0	0	0	1	11	16	27.00	4.000

BOTTOM


AB	R	H	RBI	BB	SO	LOB
5	1	1	1	0	1	2
0	0	0	0	0	0	0
4	3	2	0	1	0	0
4	3	3	1	1	1	0
5	2	2	5	0	1	1
2	0	0	0	1	1	1
2	2	2	2	0	0	0
5	1	3	0	0	0	3
0	0	0	0	0	0	0
4	2	2	3	1	1	1
4	0	2	2	0	0	2
2	0	0	0	0	0	1
0	0	0	0	0	0	0
1	0	0	0	0	0	0
1	0	0	0	0	1	1
0	0	0	0	0	0	0

AB 39
R 14
H 17
RBI 14
BB 4
SO 6
LOB 12

WP: 1 **PA: 43**
PB: 0
SB: 2
CS: 0

Minnesota Twins @ Atlanta Braves
Atlanta-Fulton County Stadium, Atlanta, GA

Thu Oct 24 1991, 7:05 PM EDT
Att. 50,878 - Unknown



PITCHER	IP	WLS	BF	H	R	ER	SO	BB	IBB	HBP	BLK	WP	HR	S	P	ERA	WHIP
Kevin Tapani, R (1, 1) ERA: 6.04	4.0	L	19	6	4	4	4	2	0	0	0	0	1	34	54	9.00	2.000
Terry Leach, R (5, 1) ERA: 3.86	2.0		8	2	1	1	1	0	0	0	0	0	0	19	30	4.50	1.000
David West, L (7, 1) ERA: 6.35	0.0		4	2	4	4	0	2	0	0	0	0	1	4	14	∞	∞
Steve Bedrosian, R (7, 1) ERA: 3.86	1.0		6	3	2	2	1	0	0	0	0	1	0	19	26	18.00	3.000
Carl Willis, R (8, 1) ERA: 3.72	1.0		6	4	3	3	0	0	0	0	0	0	1	11	16	27.00	4.000

Batter	1	2	3	4	5	6	7	8	9	10	11	AB R H RBI BB SO LOB	TOP																
Lonnie Smith, R (1, 10) OBP: 0.333, SLG: 0.478	2-1 5-3		H 1-0 FC3-6 HBP		X 0-0 FC5-4 HR		B 4-2 FC6-4 1B BB		F 1-1 SAFE SAFE SAFE X G6-3			3 1 0 0 1 0 2	<p>Atlanta Braves @ Minnesota Twins</p> <p>Hubert H. Humphrey Metrodome, Minneapolis, MN</p> <p>Sat Oct 26 1991, 8:05 PM EDT</p> <p>Att. 55,155 - Dome</p>																
Terry Pendleton, S (1, 5) OBP: 0.322, SLG: 0.473	1-1 G3 1B		B 2-2 SAFE FC3-6		X 0-0 HR		S 1-1 FC6-4 1B		X 0-0 L6 1B			5 1 4 2 0 0 1																	
Ron Gant, R (1, 8) OBP: 0.339, SLG: 0.396	2-2 G3 1-2		X 0-0 F8		X 0-0 6-3		B 1-1 FC6-4 1-2 2-3		X 0-0 L6 1-2			5 0 0 1 0 0 5																	
David Justice, L (1, 9) OBP: 0.321, SLG: 0.429	4-2 BB		B 3-0 G3		F 3-1 G4-3		C 2-3 K		B 2-2 P5			4 0 0 0 1 1 3																	
Sid Bream, L (1, 3) OBP: 0.273, SLG: 0.367 Keith Mitchell, R (11, PR) (11, 7)	3-2 L7		B 4-2 BB		B 2-0 P5		C 3-2 F8		X 0-0 CS 1B			4 0 1 0 1 0 2 0 0 0 0 0 0 0																	
Brian Hunter, R (1, 7) OBP: 0.250, SLG: 0.486 (11, 3)		B 1-0 L5		B 1-2 L6		B 1-0 P4		B 2-1 P3		B 1-2 P3		5 0 0 0 0 0 2																	
Greg Olson, R (1, 2) OBP: 0.411, SLG: 0.426		B 2-2 G6-3		F 1-3 K		B 2-1 P8		S 0-1 6-3		X 0-0 P5		5 0 0 0 0 1 2																	
Mark Lemke, S (1, 4) OBP: 0.413, SLG: 0.525		C 3-2 1B		B 2-2 G6-3		F 2-2 1B WP FC6-4 1B		B 1-1 P5				4 1 2 0 0 0 1																	
Rafael Belliard, R (1, 6) OBP: 0.342, SLG: 0.303 Tommy Gregg, L (7, PH) OBP: 0.143, SLG: 0.143 Jeff Blauser, R (7, PH) (7, 6)		C 0-3 K		B 2-2 FC5-4 1B		B 0-3 K		B 2-2 G6-3 1B				2 0 1 0 0 1 1 0 0 0 0 0 0 0 2 0 1 0 0 1 1																	
Inning Stats	R: 0 E: 0 K: 0 S: 14	H: 1 LOB: 2 BB: 1 P: 26	R: 0 E: 0 K: 1 S: 10	H: 1 LOB: 1 BB: 0 P: 16	R: 0 E: 0 K: 0 S: 7	H: 0 LOB: 1 BB: 0 P: 13	R: 0 E: 0 K: 1 S: 11	H: 0 LOB: 1 BB: 1 P: 19	R: 2 E: 0 K: 0 S: 8	H: 2 LOB: 0 BB: 0 P: 13	R: 0 E: 0 K: 0 S: 4	H: 0 LOB: 0 BB: 0 P: 9		R: 1 E: 0 K: 2 S: 16	H: 2 LOB: 2 BB: 1 P: 26	R: 0 E: 0 K: 0 S: 9	H: 0 LOB: 0 BB: 0 P: 14	R: 0 E: 0 K: 0 S: 7	H: 1 LOB: 0 BB: 0 P: 11	R: 0 E: 0 K: 0 S: 5	H: 1 LOB: 0 BB: 0 P: 7	R: 0 E: 0 K: 0 S: 6	H: 1 LOB: 1 BB: 0 P: 7	1B: 8 2B: 1 3B: 0 HR: 1	SF: 0 SAC: 0 DP: 2 HBP: 1	WP: 1 PB: 0 SB: 0 CS: 1	PA: 43		
PITCHER	IP WLS BF H R ER SO BB IBB HBP BLK WP HR S P ERA WHIP													IP WLS BF H R ER SO BB IBB HBP BLK WP HR S P ERA WHIP															
Scott Erickson, R (1, 1) ERA: 4.91	6.0	26	5	3	3	2	2	0	1	0	0	0	0	1	57	101	4.50	1.167											
Mark Guthrie, L (7, 1) ERA: 1.35	0.1	3	1	0	0	1	1	0	0	0	0	0	1	0	8	13	0.00	6.000											
Carl Willis, R (7, 1) ERA: 2.92	2.2	8	1	0	0	1	0	0	0	0	0	0	0	0	21	33	0.00	0.375											
Rick Aguilera, R (10, 1) ERA: 1.08	2.0	W 6	2	0	0	0	0	0	0	0	0	0	0	0	11	14	0.00	1.000											

livebaseballscorecards.com

AB	39
R	3
H	9
RBI	3
BB	3
SO	4
LOB	20



BOTTOM

Atlanta Braves @ Minnesota Twins
Hubert H. Humphrey Metrodome, Minneapolis, MN

Sat Oct 26 1991, 8:05 PM EDT
Att. 55,155 - Dome

livebaseballscores.com

AB	37
R	4
H	9
RBI	4
BB	1
SO	6
LOB	14



WP:	0	PA:	39
PB:	0		
SB:	2		
CS:	0		

AB	R	H	RBI	BB	SO	LOB
4	1	0	0	1	0	1
5	1	1	0	0	0	1
4	2	3	3	0	1	0
4	0	0	0	0	1	2
4	0	2	1	0	0	1
3	0	2	0	0	0	1
1	0	0	0	0	1	0
4	0	0	0	0	1	4
2	0	0	0	0	1	2
2	0	0	0	0	1	0
4	0	1	0	0	0	2

Batter	1	2	3	4	5	6	7	8	9	10	11
Dan Gladden, R OBP: 0.269, SLG: 0.292	0-1 G6-3	0-0 6-3			4-2 L9 SF8 BB		3-0 G6-4-3			1-2 G4-3	
Chuck Knoblauch, R OBP: 0.420, SLG: 0.405	2-1 3B 1B		2-2 6-3		3-2 L9			1-2 P6		1-0 G6-3	
Kirby Puckett, R OBP: 0.375, SLG: 0.698	1-0 1B 3B		2-3 K		0-0 SF8			2-2 1B			2-1 HR
Chili Davis, S OBP: 0.395, SLG: 0.516	3-2 F9		2-2 F9		1-3 K			3-2 F8			
Shane Mack, R OBP: 0.250, SLG: 0.324	1-1 1B 1B			1-0 E 2B		1-2 G3-1		2-2 F7			
Scott Leius, R OBP: 0.350, SLG: 0.444	1-0 1B		2-1 G5-3		1-0 G3-6-3 1B				1-3 K		
Mike Pagliarulo, L OBP: 0.348, SLG: 0.652	1-3 1B				0-0 E7		0-0 G3-6-3		3-3 K		
Kent Hrbek, L OBP: 0.174, SLG: 0.227	0-2 G3		0-3 K		0-1 G4-3		1-3 K		0-1 6-3		
Junior Ortiz, R OBP: 0.125, SLG: 0.125		1-0 L5									
Brian Harper, R OBP: 0.351, SLG: 0.429			0-3 K								
Greg Gagne, R OBP: 0.244, SLG: 0.308		0-1 G5-3					0-2 G6-4-3 1B			2-2 P4	

PITCHER	IP	WLS	BF	H	R	ER	SO	BB	IBB	HBP	BLK	WP	HR	S	P	ERA	WHIP
Steve Avery, L ERA: 1.53	6.0		25	6	3	3	3	1	0	0	0	0	0	55	83	4.50	1.167
Mike Stanton, L ERA: 0.87	2.0		7	2	0	0	1	0	0	0	0	0	0	24	36	0.00	1.000
Alejandro Pena, R ERA: 1.08	2.0		6	0	0	0	2	0	0	0	0	0	0	16	24	0.00	0.000
Charlie Leibrandt, L ERA: 5.06	0.0	L	1	1	1	1	0	0	0	0	0	0	1	2	4	∞	∞

PITCHER	IP	WLS	BF	H	R	ER	SO	BB	IBB	HBP	BLK	WP	HR	S	P	ERA	WHIP
Steve Avery, L ERA: 1.53	6.0		25	6	3	3	3	1	0	0	0	0	0	55	83	4.50	1.167
Mike Stanton, L ERA: 0.87	2.0		7	2	0	0	1	0	0	0	0	0	0	24	36	0.00	1.000
Alejandro Pena, R ERA: 1.08	2.0		6	0	0	0	2	0	0	0	0	0	0	16	24	0.00	0.000
Charlie Leibrandt, L ERA: 5.06	0.0	L	1	1	1	1	0	0	0	0	0	0	1	2	4	∞	∞

Inning Stats	R	H	E	K	S	R	H	E	K	S	R	H	E	K	S	R	H	E	K	S
1	2	4	0	0	14	0	0	0	0	9	0	0	0	0	12	1	0	0	0	14
2	0	0	0	0	4	0	0	0	0	5	0	0	0	0	15	0	0	0	0	9
3	0	0	0	0	9	0	0	0	0	15	0	0	0	0	12	0	0	0	0	12
4	0	1	0	0	9	0	0	0	0	12	0	0	0	0	7	0	0	0	0	7
5	1	0	0	0	14	0	0	0	0	14	0	0	0	0	12	0	0	0	0	12
6	0	1	0	0	5	0	0	0	0	7	0	0	0	0	7	0	0	0	0	7
7	0	1	0	0	8	0	0	0	0	12	0	0	0	0	12	0	0	0	0	12
8	0	1	0	0	16	0	0	0	0	24	0	0	0	0	24	0	0	0	0	24
9	0	0	0	0	9	0	0	0	0	13	0	0	0	0	13	0	0	0	0	13
10	0	0	0	0	7	0	0	0	0	11	0	0	0	0	11	0	0	0	0	11
11	1	0	0	0	2	0	0	0	0	4	0	0	0	0	4	0	0	0	0	4

Inning Stats	R	H	E	K	S	R	H	E	K	S	R	H	E	K	S	R	H	E	K	S
1	2	4	0	0	14	0	0	0	0	9	0	0	0	0	12	1	0	0	0	14
2	0	0	0	0	5	0	0	0	0	5	0	0	0	0	15	0	0	0	0	15
3	0	0	0	0	9	0	0	0	0	12	0	0	0	0	12	0	0	0	0	12
4	0	1	0	0	7	0	0	0	0	7	0	0	0	0	7	0	0	0	0	7
5	1	0	0	0	12	0	0	0	0	12	0	0	0	0	12	0	0	0	0	12
6	0	1	0	0	7	0	0	0	0	7	0	0	0	0	7	0	0	0	0	7
7	0	1	0	0	12	0	0	0	0	12	0	0	0	0	12	0	0	0	0	12
8	0	1	0	0	24	0	0	0	0	24	0	0	0	0	24	0	0	0	0	24
9	0	0	0	0	13	0	0	0	0	13	0	0	0	0	13	0	0	0	0	13
10	0	0	0	0	11	0	0	0	0	11	0	0	0	0	11	0	0	0	0	11
11	1	0	0	0	4	0	0	0	0	4	0	0	0	0	4	0	0	0	0	4

Batter	1	2	3	4	5	6	7	8	9	10	AB R H RBI BB SO LOB	TOP														
Lonnie Smith, R OBP: 0.356, SLG: 0.480 (1, 10)	F9		FC6-4 BB		1B			G3-2-3		K	4 0 2 0 1 1 0	Atlanta Braves @ Minnesota Twins Hubert H. Humphrey Metrodome, Minneapolis, MN Sun Oct 27 1991, 8:05 PM EST Att. 55,118 - Dome														
Terry Pendleton, S OBP: 0.313, SLG: 0.467 (1, 5)	G3		F7		P6			2B		6-3	5 0 1 0 0 0 4															
Ron Gant, R OBP: 0.317, SLG: 0.368 (1, 8)	K		FC6-4		K			G3			4 0 0 0 0 2 6															
David Justice, L OBP: 0.353, SLG: 0.423 (1, 9)					K			3-1			3 0 1 0 1 1 0															
Sid Bream, L OBP: 0.243, SLG: 0.324 (1, 3)					F7			G3			4 0 0 0 0 0 4															
Brian Hunter, R OBP: 0.250, SLG: 0.487 (1, 7)					2B			F8			4 0 1 0 0 1 1															
Greg Olson, R OBP: 0.383, SLG: 0.392 (1, 2)					L9			K			4 0 0 0 0 1 2															
Mark Lemke, S OBP: 0.400, SLG: 0.500 (1, 4)					1B SH2-3 1B			L8			4 0 1 0 0 1 0															
Rafael Belliard, R OBP: 0.350, SLG: 0.314 (1, 6)					SH2-3			K			2 0 1 0 0 1 0															
Jeff Blauser, R OBP: 0.222, SLG: 0.125 (10, PH)					PB 1B			K			1 0 0 0 0 0 0															
Inning Stats	R: 0 E: 0 K: 1 S: 7	H: 0 LOB: 0 BB: 0 P: 12	R: 0 E: 0 K: 1 S: 8	H: 1 LOB: 1 BB: 0 P: 12	R: 0 E: 0 K: 0 S: 12	H: 1 LOB: 2 BB: 1 P: 20	R: 0 E: 0 K: 1 S: 9	H: 1 LOB: 1 BB: 0 P: 15	R: 0 E: 0 K: 1 S: 9	H: 2 LOB: 2 BB: 0 P: 14	R: 0 E: 0 K: 0 S: 7	H: 0 LOB: 0 BB: 0 P: 9	R: 0 E: 0 K: 2 S: 7	H: 0 LOB: 0 BB: 0 P: 11	R: 0 E: 0 K: 0 S: 10	H: 2 LOB: 2 BB: 1 P: 17	R: 0 E: 0 K: 1 S: 5	H: 0 LOB: 0 BB: 0 P: 8	R: 0 E: 0 K: 1 S: 5	H: 0 LOB: 0 BB: 0 P: 8	R: 0 E: 0 K: 1 S: 5	H: 0 LOB: 0 BB: 0 P: 8	1B: 5 2B: 2 3B: 0 HR: 0	SF: 0 SAC: 1 DP: 1 HBP: 0	WP: 0 PB: 1 SB: 0 CS: 0	PA: 38
PITCHER Jack Morris, R ERA: 2.23 (1, 1)	IP 10.0	WLS W	BF 38	H 7	R 0	ER 0	SO 8	BB 1	IBB 1	HBP 0	BLK 0	WP 0	HR 0	S 79	P 126	ERA 0.00	WHIP 0.800									

livebaseballscorecards.com

AB 35
R 0
H 7
RBI 0
BB 2
SO 8
LOB 17



