Minnesota Twins - 1992

Batter	1	2	3	4	5	6	7	8	9	AB	R	H	RBI	BB	SO	LOB
Shane Mack, R (1, 7) OBP: 0.200, SLG: 0.200	C B S B S 2-3 ① K		B F S C 1-3 ① K	X 0-0 1-2 1B			S S B B B S 3-3 ② K		1 SAFE B X 1-0 ① G4-3 1-2	5	0	1	0	0	3	1
Chuck Knoblauch, R (1, 4) OBP: 0.800, SLG: 0.800	C X 0-1 G6-3 1B		B B F F X 2-2 S HR 1B	C F X 0-2 ③ F9			C B X 1-1 FC5-4 1B		B X 1-0 2B SF7 2-H 1B	5	2	4	1	0	0	2
Kirby Puckett, R (1, 8) OBP: 0.400, SLG: 1.200	1 SAFE 1 SAFE B B F 1 SAFE 1 SAFE X 2-1 ② G6-3 1-3		1 SAFE B S F 2 SAFE X 1-2 1-H HR	M X 0-1 ① G3-1			1 SAFE 1 SAFE 1 SAFE F 1 SAFE X 0-1 ③ FC5-4 1-2f		P B B X 3-0 1-3 2B	5	1	2	2	0	0	2
Chili Davis, S (1, 10) Jarvis Brown, R (8, PR) Luis Quinones, S (9, PH)	F C B B F B B 4-2 FC6-4 BB		B F B C B X 3-2 ② L4		C B X 1-1 ② G1-3			B C B B B 4-1 2B BB	X 0-0 ② SF7 3-H	2	0	0	0	2	0	0
										0	0	0	0	0	0	0
										0	0	0	1	0	0	0
Brian Harper, R (1, 2) OBP: 0.200, SLG: 0.200	C X 0-1 ③ FC6-4 1-2f		C B F X 1-2 1B	C B C F X 1-2 ③ G5-3				1 SAFE F 1 SAFE 1 SAFE B 1 SAFE 1 SAFE 1 SAFE 1 SAFE 1-1 ① P7	C X 0-1 ③ F9	5	0	1	0	0	0	4
Gene Larkin, S (1, 3) OBP: 0.250, SLG: 0.500		X 0-0 ① G3-1	S X 0-1 ③ L4			S B X 1-1 ① F9		P 1 SAFE 1 SAFE X 1-0 1-3 2B		4	0	1	0	0	0	1
Pedro Munoz, R (1, 9)		B X 1-0 ② G1-3		C S S 0-3 ① K		B X 1-0 ② F9		I I I 4-0 G6-4-3 IBB		3	0	0	0	0	1	0
Randy Bush, L (8, PH) (8, 9)										0	0	0	0	1	0	0
Scott Leius, R (1, 5) OBP: 0.250, SLG: 0.250		C X 0-1 1B		B C B F X 2-2 ② G3-1		B C X 1-1 ③ G5-3		B F B B X 3-2 ② ③ G6-4-3 1-2f		4	0	1	0	0	0	3
Greg Gagne, R (1, 6) OBP: 0.500, SLG: 0.333		S C B 1 SAFE X 1-2 ③ G5-3		B C B B B 4-1 1B BB			B X 1-0 ① F9		X 0-0 G4-3 1B 1B	3	1	1	0	1	0	1
Inning Stats	R: 0 E: 0 K: 1 S: 12 H: 1 LOB: 2 BB: 1 P: 20	R: 0 E: 0 K: 0 S: 7 H: 1 LOB: 1 BB: 0 P: 9	R: 2 E: 0 K: 1 S: 17 H: 3 LOB: 1 BB: 0 P: 25	R: 0 E: 0 K: 1 S: 11 H: 1 LOB: 2 BB: 1 P: 17	R: 0 E: 0 K: 0 S: 8 H: 0 LOB: 0 BB: 0 P: 10	R: 0 E: 0 K: 0 S: 5 H: 0 LOB: 0 BB: 0 P: 8	R: 0 E: 0 K: 1 S: 8 H: 1 LOB: 1 BB: 0 P: 13	R: 0 E: 0 K: 0 S: 8 H: 1 LOB: 3 BB: 2 P: 20	R: 2 E: 0 K: 0 S: 8 H: 3 LOB: 1 BB: 0 P: 12	1B: 8 2B: 2 3B: 0 HR: 1 SF: 1 SAC: 0 DP: 1 HBP: 0						

PITCHER		IP	WLS	BF	H	R	ER	SO	BB	IBB	HBP	BLK	WP	HR	S	P	ERA	WHIP
Bill Wegman, R ERA: 2.25	(1, 1)	8.0		35	8	2	2	4	3	1	0	0	0	1	76	122	2.25	1.375
Ed Nunez, R ERA: 54.0	(9, 1)	0.1	L	4	3	2	2	0	0	0	0	0	0	0	5	9	54.00	9.000
Jim Austin, R ERA:	(9, 1)	0.2		2	0	0	0	0	0	0	0	0	0	0	3	3	0.00	0.000

PITCHER	IP	WLS	BF	H	R	ER	SO	BB	IBB	HBP	BLK	WP	HR	S	P	ERA	WHIP

TOP

Minnesota Twins @ Milwaukee Brewers

Milwaukee County Stadium, Milwaukee, WI

Mon Apr 06 1992, 4:33 AM EDT
Att. 52,470 - Cloudy - 62 F

livebaseballscorecards.com

AB	36
R	4
H	11
RBI	4
BB	4
SO	4
LOB	14

WP: 0	PB: 0	SB: 1	CS: 0
PA: 41			

BOTTOM

Batter	1	2	3	4	5	6	7	8	9	AB	R	H	RBI	BB	SO	LOB
Paul Molitor, R (1, 10)	G5-3			E6 G6-3		1-2f FC6-4		F8		4	0	0	0	0	0	1
Darryl Hamilton, L (1, 9)	G6-3			G6-3 1-2f		F7		G3		4	0	0	0	0	0	2
B.J. Surhoff, L (1, 2)	G6-3			F8		F7		G4-3		4	0	0	0	0	0	1
Greg Vaughn, R (1, 7) OBP: 0.500, SLG: 0.500		G1-3			2B G4-6-3 1B		WP WP SH3 1B		P4	4	2	2	0	0	0	0
Robin Yount, R (1, 8) OBP: 0.750, SLG: 1.000		K			G4-6-3 1-3 2B		1-2 SH3 WP FC5-2 BB		1B	3	0	2	0	1	1	0
Franklin Stubbs, L (1, 3) OBP: 0.667, SLG: 0.500		CS 1B			G4-6-3 BB		1-3 2-H SH3		F9	2	0	1	1	1	0	1
Kevin Seitzer, R (1, 5)		CS 1-2	G6-3		G4-6-3 1-2f 2-3 3-H		3-H FC5-2		P2	4	0	0	0	0	0	4
Jim Gantner, L (1, 4)			F8		F9		BB			2	0	0	0	1	0	1
Scott Fletcher, R (1, 6) OBP: 0.333, SLG: 0.333			F9			FC6-4 1B	F9			3	0	1	0	0	0	2
Inning Stats	R: 0 E: 0 K: 0 S: 4 H: 0 LOB: 0 BB: 0 P: 9	R: 0 E: 0 K: 1 S: 12 H: 1 LOB: 0 BB: 0 P: 17	R: 0 E: 0 K: 0 S: 4 H: 0 LOB: 0 BB: 0 P: 6	R: 0 E: 1 K: 0 S: 8 H: 0 LOB: 0 BB: 0 P: 14	R: 1 E: 0 K: 0 S: 10 H: 2 LOB: 1 BB: 1 P: 18	R: 0 E: 0 K: 0 S: 7 H: 1 LOB: 1 BB: 0 P: 11	R: 1 E: 0 K: 0 S: 11 H: 1 LOB: 2 BB: 2 P: 21	R: 0 E: 0 K: 0 S: 7 H: 0 LOB: 0 BB: 0 P: 10	R: 0 E: 0 K: 0 S: 21 H: 1 LOB: 1 BB: 0 P: 28	1B: 5 2B: 1 3B: 0 HR: 0 SF: 0 SAC: 1 DP: 2 HBP: 0							

PITCHER		IP	WLS	BF	H	R	ER	SO	BB	IBB	HBP	BLK	WP	HR	S	P	ERA	WHIP
Scott Erickson, R	(1, 1)	6.0		23	5	2	2	1	2	0	0	0	1	0	49	83	3.00	1.167
ERA: 3.0																		
Mark Guthrie, L	(7, 1)	0.2		3	0	0	0	0	1	0	0	0	1	0	4	9	0.00	1.500
ERA:																		
Carl Willis, R	(7, 1)	1.1	W	4	0	0	0	0	0	0	0	0	0	0	10	14	0.00	0.000
ERA:																		
Rick Aguilera, R	(9, 1)	1.0	S	4	1	0	0	0	0	0	0	0	0	0	21	28	0.00	1.000
ERA:																		

PITCHER	IP	WLS	BF	H	R	ER	SO	BB	IBB	HBP	BLK	WP	HR	S	P	ERA	WHIP

Minnesota Twins @ Milwaukee Brewers

Milwaukee County Stadium, Milwaukee, WI

Mon Apr 06 1992, 4:33 AM EDT

Att. 52,470 - Cloudy - 62 F

livebaseballscorecards.com

AB	30
R	2
H	6
RBI	1
BB	3
SO	1
LOB	12

WP: 2 PB: 0 SB: 0 CS: 1 PA: 35

Batter	1	2	3	4	5	6	7	8	9	AB	R	H	RBI	BB	SO	LOB
Shane Mack, R (1, 7) OBP: 0.333, SLG: 0.625	C B F S 1-3 K ①		C F B 1 SAFE 1-3 K ①		B X 1-0 HR 3-H	C H 1-1 E HBP 1-2		B B C B X 3-1 F9 ②		3	1	1	2	0	2	1
Jarvis Brown, R (6, PR) (6, 7)										1	0	0	0	0	0	0
Chuck Knoblauch, R (1, 4) OBP: 0.500, SLG: 0.500	B B C B C X 3-2 F8 ②		1 SAFE B 1 SAFE X 1-0 F8 ②		B C C X 1-2 WP BB 1B	B X 1-0 E6 FC5-4 1-2 2-3 3-H		B B X 2-0 P3 ③		5	0	1	0	0	0	3
Kirby Puckett, R (1, 8) OBP: 0.400, SLG: 0.750	F B X 1-1 G6-3 ③		1 SAFE P 1-0 CS ③ 1-2	S X 0-1 P4 ①	B B B B 4-0 WP BB 1-2	F S X 0-2 FC5-4 ③ 1-2f			B B B C C F F B 4-2 G4-6-3 BB	3	0	0	0	2	0	3
Chili Davis, S (1, 10)		X 0-0 G4-3 ①		B X 2-0 L7 ②	B I I I 4-0 G6-4-3 IBB 1-2 2-3		B B C C B B 4-2 1B BB		F X 0-1 G4-6-3 ① ② 1-2f	3	0	0	0	2	0	1
Brian Harper, R (1, 2) OBP: 0.200, SLG: 0.200		B B S X 2-1 F8 ②		B X 1-0 F8 ③	B S F X 1-2 G6-4-3 ② ③ 1-2f		B 1 SAFE C B F X 2-2 1B 1-2		B B B X 3-0 L5 ③	5	0	1	0	0	0	3
Gene Larkin, S (1, 3) OBP: 0.500, SLG: 0.667		C B B B F B 4-2 1B BB			B S B B X 3-1 1B 2B	B B B B 4-0 1B S E BB	F C C 0-3 K ①			2	2	1	0	2	1	2
Pedro Munoz, R (1, 9) OBP: 0.286, SLG: 0.286		B X 1-0 1B 1-2			X 0-0 2B 1B 2-H	S B B 1 F B S SAFE 3-3 K ① 1-2	F S B S 1-3 K ②			4	1	2	1	0	2	3
Scott Leius, R (1, 5) OBP: 0.250, SLG: 0.375		B C F F X 1-2 F7 ③			X 0-0 SH1-3 HR 2-H 2B	C F X 0-2 G5-3 ②	C F B X 1-2 P4 ③			4	1	1	1	0	0	5
Greg Gagne, R (1, 6) OBP: 0.571, SLG: 0.500			B X 1-0 CS 1B		C X 0-1 SH1-3 ① 2-3	S F B B X 2-2 E HBP 1B 2-3		F C B S 1-3 K ①		3	0	2	0	0	1	0
Inning Stats	R: 0 E: 0 K: 1 S: 8 H: 0 LOB: 0 BB: 0 P: 13	R: 0 E: 0 K: 0 S: 10 H: 1 LOB: 2 BB: 1 P: 18	R: 0 E: 0 K: 1 S: 6 H: 1 LOB: 0 BB: 0 P: 9	R: 0 E: 0 K: 0 S: 4 H: 0 LOB: 0 BB: 0 P: 7	R: 4 E: 0 K: 0 S: 13 H: 5 LOB: 2 BB: 2 P: 27	R: 1 E: 1 K: 1 S: 14 H: 1 LOB: 3 BB: 1 P: 25	R: 0 E: 0 K: 2 S: 14 H: 1 LOB: 2 BB: 1 P: 22	R: 0 E: 0 K: 1 S: 6 H: 0 LOB: 0 BB: 0 P: 12	R: 0 E: 0 K: 0 S: 7 H: 0 LOB: 0 BB: 1 P: 14	1B: 6 2B: 2 3B: 0 HR: 1 SF: 0 SAC: 1 DP: 2 HBP: 1						

TOP

Minnesota Twins @ Milwaukee Brewers

Milwaukee County Stadium, Milwaukee, WI

Wed Apr 08 1992, 8:05 PM EDT

Att. 8,385 - Cloudy - 51 F

livebaseballscorecards.com

AB	33
R	5
H	9
RBI	4
BB	6
SO	6
LOB	21

WP: 1 PB: 0 SB: 1 CS: 1 PA: 42

PITCHER		IP	WLS	BF	H	R	ER	SO	BB	IBB	HBP	BLK	WP	HR	S	P	ERA	WHIP
Chris Bosio, R ERA: 8.31	(1, 1)	4.1		21	7	4	4	2	2	0	0	0	0	1	38	66	8.31	2.077
Mike Fetters, R ERA:	(5, 1)	1.2		9	1	1	0	1	1	1	1	0	1	0	17	33	0.00	1.200
Ed Nunez, R ERA: 54.0	(7, 1)	0.0		2	1	0	0	0	1	0	0	0	0	0	5	11	∞	∞
Jesse Orosco, L ERA:	(7, 1)	0.1		1	0	0	0	1	0	0	0	0	0	0	3	3	0.00	0.000
Jim Austin, R ERA:	(7, 1)	1.2		5	0	0	0	2	0	0	0	0	0	0	12	20	0.00	0.000

PITCHER		IP	WLS	BF	H	R	ER	SO	BB	IBB	HBP	BLK	WP	HR	S	P	ERA	WHIP
Bruce Ruffin, L ERA:	(9, 1)	1.0	W	3	0	0	0	0	1	0	0	0	0	0	7	14	0.00	1.000

Batter	1	2	3	4	5	6	7	8	9	AB	R	H	RBI	BB	SO	LOB
Paul Molitor, R (1, 10) OBP: 0.111, SLG: 0.125	B X 1-0 F9 ①		B C X 1-1 F8 ②		F F X 0-2 SF7 ② 3-H		C B F F F B X 2-2 E5 S 1-3		X 0-0 HR BB 1-2 2-H 1B	4	1	1	2	0	0	1
Darryl Hamilton, L (1, 9)	C C B X 1-2 E5 S 1B		C B X 1-1 G6-3 ③		F X 0-1 L9 ③		B F B B B C S 3-3 K ③ 1-2		F B B S F F B F B 4-2 HR 1-2 2-3 BB	4	2	0	0	1	1	2
B.J. Surhoff, L (1, 2) OBP: 0.222, SLG: 0.556	B B 1 SAFE F 1 SAFE F C 2-3 K ② 1-2			B B C F B X 3-2 G1-3 ①		B B C X 2-1 E7 1B G4-6-3 1B		B B B C X 3-1 F8 ①	B F B X 2-1 1-H 2-H 3-H HR	5	2	2	4	0	1	1
Greg Vaughn, R (1, 7) OBP: 0.625, SLG: 0.571	X 0-0 CS 1B 2-H			B B B B 4-0 BB		B B X 2-0 G4-6-3 2-3 1B		C B F X 1-2 F7 ②		3	0	2	1	1	0	0
Robin Yount, R (1, 8) OBP: 0.375, SLG: 0.429	1 SAFE 0-0 CS ③ 1-2	C S B B B X 3-2 F7 ①		C B X 1-1 F9 ②		X 0-0 G4-6-3 ①② 1-2f 3-H		C S B B X 2-2 L3 ③		4	0	0	0	0	0	2
Franklin Stubbs, L (1, 3) OBP: 0.286, SLG: 0.167		C F B F X 1-2 G4-3 ②		1 SAFE 1 SAFE 1 SAFE F F C 0-3 K ③		C B B C X 2-2 G3 ③			S B S F B B C 3-3 K ①	4	0	0	0	0	2	1
Kevin Seitzer, R (1, 5) OBP: 0.375, SLG: 0.714 Pat Listach, S (9, PR)		C B B B B 4-1 BB			B X 1-0 HR		C B B C X 2-2 G6-3 ①		C L B F X 1-2 S 1B 1B	3 0	1 1	2 0	1 0	1 0	0 0	0 0
Jim Gantner, L (1, 4)		B X 1-0 G1-3 ③			B B B B 4-0 E S SF7 BB		B C F F F S 1-3 K ②		C F 1 SAFE B X 1-2 E6 BB 1B 1-2 HR	3	2	0	0	1	1	2
Scott Fletcher, R (1, 6) OBP: 0.333, SLG: 0.333 Dante Bichette, R (9, PH)			X 0-0 F9 ①		C L F B B B F S 3-3 K ① 1-3		C X 0-1 E S 1B		X 0-0 L5 ②	3 1	0 0	1 0	0 0	0 0	1 0	1 2
Inning Stats	R: 1 E: 1 K: 1 S: 8 H: 1 LOB: 0 BB: 0 P: 12	R: 0 E: 0 K: 0 S: 9 H: 0 LOB: 1 BB: 1 P: 18	R: 0 E: 0 K: 0 S: 5 H: 0 LOB: 0 BB: 0 P: 7	R: 0 E: 0 K: 1 S: 8 H: 0 LOB: 1 BB: 1 P: 16	R: 2 E: 0 K: 1 S: 11 H: 1 LOB: 0 BB: 1 P: 19	R: 1 E: 1 K: 0 S: 7 H: 2 LOB: 0 BB: 0 P: 13	R: 0 E: 1 K: 2 S: 18 H: 1 LOB: 2 BB: 0 P: 26	R: 0 E: 0 K: 0 S: 8 H: 0 LOB: 0 BB: 0 P: 14	R: 5 E: 1 K: 1 S: 20 H: 3 LOB: 1 BB: 1 P: 31	1B: 6 2B: 0 3B: 0 HR: 2 SF: 1 SAC: 0 DP: 1 HBP: 0						

PITCHER		IP	WLS	BF	H	R	ER	SO	BB	IBB	HBP	BLK	WP	HR	S	P	ERA	WHIP
John Smiley, L ERA: 1.8	(1, 1)	5.0		20	2	3	1	3	3	0	0	0	0	1	41	72	1.80	1.000
Tom Edens, R ERA:	(6, 1)	1.2		8	3	1	0	1	0	0	0	0	0	0	22	33	0.00	1.800
Gary Wayne, L ERA:	(7, 1)	1.1		4	0	0	0	1	0	0	0	0	0	0	11	20	0.00	0.000
Rick Aguilera, R ERA:	(9, 1)	0.2	L	7	3	5	0	1	1	0	0	0	0	1	20	31	0.00	6.000

PITCHER	IP	WLS	BF	H	R	ER	SO	BB	IBB	HBP	BLK	WP	HR	S	P	ERA	WHIP

BOTTOM

Minnesota Twins @ Milwaukee Brewers

Milwaukee County Stadium, Milwaukee, WI

Wed Apr 08 1992, 8:05 PM EDT

Att. 8,385 - Cloudy - 51 F

livebaseballscorecards.com

AB	34
R	9
H	8
RBI	8
BB	4
SO	6
LOB	12

WP: 0 PB: 0 SB: 5 CS: 1 PA: 40

Batter	1	2	3	4	5	6	7	8	9	AB	R	H	RBI	BB	SO	LOB
Chuck Knoblauch, R (1, 4) OBP: 0.400, SLG: 0.400	B F B F B F X 3-2 S 1B		C X 0-1 ① F8		C B C X 1-2 ① G4-3		1 SAFE P X 1-0 ③ FC6-4 1-2f		X 0-0 ② P4	5	0	1	0	0	0	1
Luis Quinones, S (1, 5) OBP: 0.200, SLG: 0.250 Scott Leius, R (8, PR) OBP: 0.333, SLG: 0.444 (8, 5)	X 0-0 ① F8		C B X 1-1 ② P5		C C B B F X 2-2 ② G3-1			C B F F X 1-2 FC3-6 1B	B B C F B X 3-2 1B	4 1	0 0	1 1	0 0	0 0	0 0	1 0
Kirby Puckett, R (1, 8) OBP: 0.267, SLG: 0.462	C F B 2 SAFE S 1-3 ② K 1-2		F B C B X 2-2 ③ G4-3		X 0-0 ③ G6-3			C X 0-1 ① FC3-6 1B 1B 1-2f	X 0-0 ③ L8	5	1	0	0	0	1	3
Chili Davis, S (1, 10) OBP: 0.538, SLG: 0.250	S B F B B F F B 4-2 BB			B X 1-0 1B 1B 1B		B B F X 2-1 ① G6-3		C B P X 2-1 1B 1B 1-2 1B		3	2	2	0	1	0	0
Randy Bush, L (1, 9) OBP: 0.400, SLG: 0.250 Jarvis Brown, R (8, 7)	C F F B F S 1-3 ③ K			1 SAFE X 0-0 FC2-5 1B 1-3 1B		B S X 1-1 ② G3-1		S B X 1-1 ② P6		4 0	0 0	1 0	0 0	0 0	1 0	4 0
Pedro Munoz, R (1, 7) OBP: 0.273, SLG: 0.273 (8, 9)		F F X 0-2 ① G6-3		B F F F B S 2-3 ① K		C F F F B S 1-3 ③ K		B X 1-0 1B 1-2 2-H 1B		4	0	1	1	0	2	2
Gene Larkin, S (1, 3) OBP: 0.500, SLG: 0.600	B F B B S X 3-2 ② G4-3			F B B X 2-1 FC2-5 1-2 3-H 1B			C F X 0-2 ① L9	C C B F X 1-2 1-2 2-H 1B		4	0	2	2	0	0	0
Lenny Webster, R (1, 2) OBP: 0.250, SLG: 0.250	B F B B B X 3-1 FC3-6 1B			B X 1-0 ② FC2-5 FC5-4 1-2 2-3f			F X 0-1 ② P3	X 0-0 ③ F9		4	0	1	0	0	0	4
Greg Gagne, R (1, 6) OBP: 0.455, SLG: 0.400		B B C C X 2-2 ③ FC3-6 1-2f		B X 1-0 ③ FC5-4 1-2f			S B F B X 2-2 FC6-4 1B		C B C F X 1-2 ① F9	4	0	1	0	0	0	3
Inning Stats	R: 0 H: 1 E: 0 LOB: 2 K: 2 BB: 1 S: 17 P: 26	R: 0 H: 1 E: 0 LOB: 1 K: 0 BB: 0 S: 11 P: 19	R: 0 H: 0 E: 0 LOB: 0 K: 0 BB: 0 S: 7 P: 10	R: 1 H: 3 E: 0 LOB: 2 K: 1 BB: 0 S: 10 P: 17	R: 0 H: 0 E: 0 LOB: 0 K: 0 BB: 0 S: 8 P: 11	R: 0 H: 0 E: 0 LOB: 0 K: 1 BB: 0 S: 8 P: 12	R: 0 H: 1 E: 0 LOB: 1 K: 0 BB: 0 S: 10 P: 12	R: 2 H: 4 E: 0 LOB: 2 K: 0 BB: 0 S: 17 P: 22	R: 0 H: 1 E: 0 LOB: 1 K: 0 BB: 0 S: 9 P: 13	1B: 11 SF: 0 2B: 0 SAC: 0 3B: 0 DP: 0 HR: 0 HBP: 0						WP: 0 PA: 39 PB: 0 SB: 1 CS: 0	

TOP

Minnesota Twins @ Milwaukee Brewers

Milwaukee County Stadium, Milwaukee, WI

Thu Apr 09 1992, 4:33 AM EDT
Att. 8,120 - Cloudy - 51 F

livebaseballscorecards.com

AB	38
R	3
H	11
RBI	3
BB	1
SO	4
LOB	18

PITCHER		IP	WLS	BF	H	R	ER	SO	BB	IBB	HBP	BLK	WP	HR	S	P	ERA	WHIP
Jaime Navarro, R ERA: 3.52	(1, 1)	7.2	L	33	9	3	3	4	1	0	0	0	0	0	83	123	3.52	1.304
Doug Henry, R ERA:	(8, 1)	1.1		6	2	0	0	0	0	0	0	0	0	0	14	19	0.00	1.500

PITCHER	IP	WLS	BF	H	R	ER	SO	BB	IBB	HBP	BLK	WP	HR	S	P	ERA	WHIP

Batter	1	2	3	4	5	6	7	8	9	AB	R	H	RBI	BB	SO	LOB
Paul Molitor, R (1, 10) OBP: 0.154, SLG: 0.167	F X 0-1 G6-3 ①		B X 1-0 F8-2 ②③ 3-H			S F B B X 2-2 1B		B B B C X 3-1 G6-3 ① 1-2		4	0	1	0	0	0	3
Darryl Hamilton, L (1, 8)	B F L B X 2-2 G6-3 ②			B C C C 1-3 K ①		X 0-0 F7 ②		B F F S 1-3 K ②		4	0	0	0	0	2	2
B.J. Surhoff, L (1, 2) OBP: 0.154, SLG: 0.385	C C B C 1-3 K ③			L F X 0-2 G4-3 ②		1 SAFE 1 SAFE 1 SAFE B 1 SAFE X 1-0 F8 ③		B C B B X 3-1 F9 ③		4	0	0	0	0	1	2
Greg Vaughn, R (1, 7) OBP: 0.500, SLG: 0.400		B F B F B X 3-2 F8 ①		C X 0-1 E5			C B F B B F B 4-2 1B 1B FC6-5 BB		C B C S 1-3 K ①	3	1	0	0	1	1	0
Dante Bichette, R (1, 9) OBP: 0.200, SLG: 0.200		C S F B X 1-2 G5-3 ②		1 SAFE 1 SAFE X 0-0 G5-3 ③			X 0-0 FC6-5 1B 1-2 1B		B F F B X 2-2 P4 ②	4	0	1	0	0	0	1
Franklin Stubbs, L (1, 3) OBP: 0.273, SLG: 0.200		X 0-0 P5 ③			B B X 2-0 P5 ①		L X 0-1 FC6-5 1B 1-2 2-3		B F X 1-1 F9 ③	4	0	1	0	0	0	0
Kevin Seitzer, R (1, 5) OBP: 0.364, SLG: 0.600			B B F S B X 3-2 E F8-2 1B		B B X 2-0 F9 ②		X 0-0 FC6-5 G6-3 ① 1-2 2-3f 3-H			3	0	1	1	0	0	2
William Suero, R (1, 4) (9, 6)			F B 1 SAFE 1 SAFE X 1-1 F8 ①		B F X 1-1 P6 ③		C F B B F X 1-2 G6-3 ②③ 1-2f			3	0	0	0	0	0	3
Scott Fletcher, R (1, 6) OBP: 0.250, SLG: 0.250 Jim Gantner, L (8, PH) (9, 4)			1 SAFE F X 0-1 E5 1-3			B C X 1-1 F8 ①		F B B B B F F F B 4-2 G6-3 BB		2 0	0 0	0 0	0 0	0 1	0 0	1 0
Inning Stats	R: 0 E: 0 K: 1 S: 8 H: 0 LOB: 0 BB: 0 P: 11	R: 0 E: 0 K: 0 S: 8 H: 0 LOB: 0 BB: 0 P: 12	R: 0 E: 1 K: 0 S: 8 H: 1 LOB: 1 BB: 0 P: 13	R: 0 E: 1 K: 1 S: 9 H: 0 LOB: 1 BB: 0 P: 10	R: 0 E: 0 K: 0 S: 4 H: 0 LOB: 0 BB: 0 P: 9	R: 0 E: 0 K: 0 S: 7 H: 1 LOB: 1 BB: 0 P: 11	R: 1 E: 0 K: 0 S: 11 H: 2 LOB: 1 BB: 1 P: 16	R: 0 E: 0 K: 1 S: 11 H: 0 LOB: 1 BB: 1 P: 22	R: 0 E: 0 K: 1 S: 8 H: 0 LOB: 0 BB: 0 P: 12	1B: 4 2B: 1 3B: 0 HR: 0	SF: 0 SAC: 0 DP: 2 HBP: 0						

PITCHER		IP	WLS	BF	H	R	ER	SO	BB	IBB	HBP	BLK	WP	HR	S	P	ERA	WHIP
Bill Krueger, L ERA: 1.29	(1, 1)	7.0	W	26	4	1	1	2	1	0	0	0	0	0	55	82	1.29	0.714
Carl Willis, R ERA:	(8, 1)	0.1		2	0	0	0	0	1	0	0	0	0	0	6	13	0.00	3.000
Mark Guthrie, L ERA:	(8, 1)	0.2		2	0	0	0	1	0	0	0	0	0	0	5	9	0.00	0.000
Rick Aguilera, R ERA:	(9, 1)	1.0	S	3	0	0	0	1	0	0	0	0	0	0	8	12	0.00	0.000

PITCHER	IP	WLS	BF	H	R	ER	SO	BB	IBB	HBP	BLK	WP	HR	S	P	ERA	WHIP

BOTTOM

Minnesota Twins @ Milwaukee Brewers

Milwaukee County Stadium, Milwaukee, WI

Thu Apr 09 1992, 4:33 AM EDT
Att. 8,120 - Cloudy - 51 F

livebaseballscorecards.com

AB	31
R	1
H	4
RBI	1
BB	2
SO	4
LOB	14

1B: 4 2B: 1 3B: 0 HR: 0 SF: 0 SAC: 0 DP: 2 HBP: 0

WP: 0 PB: 0 SB: 0 CS: 0 PA: 33

Batter	1	2	3	4	5	6	7	8	9	AB	R	H	RBI	BB	SO	LOB
John Cangelosi, S (1, 8) OBP: 0.429, SLG: 0.800	B B C C F B F F 4-2 B CS BB		B C X 1-1 ③ G4-3		C B B F X 2-2 ③ G4-3			C C X 0-2 ① P4		3	0	0	0	1	0	1
Al Newman, S (1, 4) OBP: 0.385, SLG: 0.364 Monty Fariss, R (8, PH) OBP: 0.429, SLG: 0.545 (8, 4)	1 SAFE 1 SAFE B B B C X 2-1 ① ② F8 1-2			C X 0-1 ① F7		C B X 1-1 ① F9		C B B B B 4-1 2B BB		3 0	0 0	0 0	0 0	0 1	0 0	1 0
Rafael Palmeiro, L (1, 3) OBP: 0.333, SLG: 0.421	C C B B F S 2-3 ③ K			C C B B B S 3-3 ② K		S B C F B B S 3-3 ② K		X 0-0 1-3 2B		4	0	1	0	0	3	0
Ruben Sierra, S (1, 9) OBP: 0.478, SLG: 0.952		C B X 1-1 G4-3 2B		B B C B F X 3-2 1B 1B		X 0-0 HR		B B C F S 2-3 ② K		4	1	3	1	0	1	2
Juan Gonzalez, R (1, 10) OBP: 0.381, SLG: 0.500		C F S 0-3 ① K		X 0-0 1-2 1B		C X 0-1 1B		C F B X 1-2 ③ P6		4	0	2	0	0	1	3
Kevin Reimer, L (1, 7) OBP: 0.474, SLG: 0.563		S S X 0-2 ② G4-3 2-3		B C B S C 2-3 ③ K		S F B X 1-2 ③ F7			B B C S B F X 3-2 ① P4	4	0	0	0	0	1	4
Dean Palmer, R (1, 5) OBP: 0.500, SLG: 0.944		C X 0-1 ③ F8			B X 1-0 ① F9		F B S F F B B X 3-2 ① G6-3		B C S B F S 2-3 ② K	4	0	0	0	0	1	1
Geno Petralli, L (1, 2) OBP: 0.400, SLG: 1.200 Ivan Rodriguez, R (9, PH) OBP: 0.333, SLG: 0.438			C S B B F X 2-2 ① G1-3		F B C B X 2-2 G6-3 2B		B C C B C 2-3 ② K		X 0-0 1B	3 1	0 0	1 1	0 0	0 0	1 0	0 0
Jeff Huson, L (1, 6) OBP: 0.333, SLG: 0.667 Dickie Thon, R (9, PH) OBP: 0.294, SLG: 0.333			B C X 1-1 ② F7		C X 0-1 ② G6-3 2-3		X 0-0 ③ G4-3		S F B X 1-2 ③ G5-3	3 1	0 0	0 0	0 0	0 0	0 0	1 1
Inning Stats	R: 0 E: 0 K: 1 S: 12 H: 0 LOB: 0 BB: 1 P: 20	R: 0 E: 0 K: 1 S: 10 H: 1 LOB: 1 BB: 0 P: 11	R: 0 E: 0 K: 0 S: 8 H: 0 LOB: 0 BB: 0 P: 12	R: 0 E: 0 K: 2 S: 12 H: 2 LOB: 2 BB: 0 P: 20	R: 0 E: 0 K: 0 S: 9 H: 1 LOB: 1 BB: 0 P: 14	R: 1 E: 0 K: 1 S: 12 H: 2 LOB: 1 BB: 0 P: 17	R: 0 E: 0 K: 1 S: 9 H: 0 LOB: 0 BB: 0 P: 14	R: 0 E: 0 K: 1 S: 11 H: 1 LOB: 2 BB: 1 P: 18	R: 0 E: 0 K: 1 S: 12 H: 1 LOB: 1 BB: 0 P: 18	1B: 4 2B: 3 3B: 0 HR: 1 SF: 0 SAC: 0 DP: 0 HBP: 0						

PITCHER	IP	WLS	BF	H	R	ER	SO	BB	IBB	HBP	BLK	WP	HR	S	P	ERA	WHIP
Kevin Tapani, R (1, 1) ERA: 1.29	7.0	W	27	6	1	1	6	1	0	0	0	0	1	72	108	1.29	1.000
Gary Wayne, L (8, 1) ERA:	1.0		5	1	0	0	1	1	0	0	0	0	0	11	18	0.00	2.000
Bob Kipper, L (9, 1) ERA:	1.0		4	1	0	0	1	0	0	0	0	0	0	12	18	0.00	1.000

PITCHER	IP	WLS	BF	H	R	ER	SO	BB	IBB	HBP	BLK	WP	HR	S	P	ERA	WHIP

TOP

Texas Rangers @ Minnesota Twins

Hubert H. Humphrey Metrodome, Minneapolis, MN

Fri Apr 10 1992, 8:05 PM EDT

Att. 53,031 - Dome - 70 F

livebaseballscorecards.com

AB	34
R	1
H	8
RBI	1
BB	2
SO	8
LOB	14

WP: 0 PA: 36
PB: 0
SB: 0
CS: 1

Texas Rangers @ Minnesota Twins

Hubert H. Humphrey Metrodome, Minneapolis, MN

Fri Apr 10 1992, 8:05 PM EDT

Att. 53,031 - Dome - 70 F

livebaseballscorecards.com

BOTTOM

Batter	1	2	3	4	5	6	7	8	9	AB	R	H	RBI	BB	SO	LOB
Shane Mack, R (1, 7) OBP: 0.500, SLG: 0.923	3-1 HR	1-1 S 1B		0-0 1B 1B		0-0 1B G4-3 1B 1-2 2-H	1-2 G6-3 ③ 1-2			5	2	4	2	0	0	1
Chuck Knoblauch, R (1, 4) OBP: 0.400, SLG: 0.400	0-1 G6-3 ① B 1 SAFE	2-0 F8 ③ 1-2		1-0 1-2 1B		1-1 G4-3 1-3 2-H 1B		1-1 G4-3 ①		5	0	2	1	0	0	1
Kirby Puckett, R (1, 8) OBP: 0.250, SLG: 0.444	1-1 1B 2B		0-0 F8 ①	1-3 K ③		0-1 G4-3 ① 1-2 3-H		0-0 F8 ②		5	1	1	1	0	1	3
Chili Davis, S (1, 10) OBP: 0.556, SLG: 0.364	4-2 BB 1B BB		4-2 1B SF8 BB		2-2 G3 FC3-2-5 2B	1-3 K ②		1-3 K ③		3	1	1	0	2	2	1
Brian Harper, R (1, 2) OBP: 0.286, SLG: 0.286	1-0 BB 1-2 2-H 1B		2-1 FC5-4 1-3 1B		0-0 G3 ① 2-3	0-0 G6-3 ③				4	0	2	1	0	0	2
Gene Larkin, S (1, 3) OBP: 0.438, SLG: 0.500	4-1 G6-4-3 1-2 2-3 BB		2-1 SF8 ② S B B 1 SAFE 3-H		2-2 FC3-2-5 ② 3-H		0-1 G6-3 ①			2	0	0	1	1	0	1
Pedro Munoz, R (1, 9) OBP: 0.267, SLG: 0.267 Jarvis Brown, R (7, PR) (8, 9)	0-1 G6-4-3 ②③ 1-2f		1-2 FC5-4 ③ 1 SAFE 1-2f		2-3 K ③		2-1 F8 1B 1B			4 0	0 1	1 0	0 0	1 0	5 0	
Scott Leius, R (1, 5) OBP: 0.308, SLG: 0.333		2-2 L3 ①		1-0 G6-3 ①		4-2 SH 1B BB	1 SAFE 1 SAFE 1 SAFE 1-0 F8 ② 1-2			3	1	0	0	1	0	1
Greg Gagne, R (1, 6) OBP: 0.429, SLG: 0.385		1-0 G6-3 ②		2-2 P3 ②		1 SAFE 1-1 SH 1B 1B 1-2	1-1 WP 1B 2-H			3	1	1	1	0	0	0
Inning Stats	R: 2 E: 0 K: 0 S: 12 H: 3 LOB: 2 BB: 2 P: 25	R: 0 E: 0 K: 0 S: 7 H: 1 LOB: 1 BB: 0 P: 13	R: 1 E: 0 K: 0 S: 10 H: 1 LOB: 1 BB: 1 P: 19	R: 0 E: 0 K: 1 S: 11 H: 2 LOB: 2 BB: 0 P: 16	R: 0 E: 0 K: 1 S: 10 H: 1 LOB: 1 BB: 0 P: 16	R: 3 E: 0 K: 1 S: 14 H: 2 LOB: 1 BB: 1 P: 20	R: 1 E: 0 K: 0 S: 10 H: 2 LOB: 2 BB: 0 P: 15	R: 0 E: 0 K: 1 S: 6 H: 0 LOB: 0 BB: 0 P: 8		1B: 9 2B: 2 3B: 0 HR: 1	SF: 1 SAC: 1 DP: 1 HBP: 0			WP: 1 PB: 0 SB: 1 CS: 0	PA: 40	

	AB	34
	R	7
	H	12
	RBI	7
	BB	4
	SO	4
	LOB	15

PITCHER		IP	WLS	BF	H	R	ER	SO	BB	IBB	HBP	BLK	WP	HR	S	P	ERA	WHIP
Bobby Witt, R ERA: 5.4	(1, 1)	5.0	L	25	8	3	3	2	3	0	0	0	0	1	50	89	5.40	2.200
Wayne Rosenthal, R ERA: 13.5	(6, 1)	0.0		2	0	2	2	0	1	0	0	0	0	0	5	9	∞	∞
Terry Mathews, R ERA: 4.5	(6, 1)	1.0		5	2	1	1	1	0	0	0	0	0	0	9	11	9.00	2.000
Floyd Bannister, L ERA: 9.0	(7, 1)	2.0		8	2	1	1	1	0	0	0	0	1	0	16	23	4.50	1.000

PITCHER	IP	WLS	BF	H	R	ER	SO	BB	IBB	HBP	BLK	WP	HR	S	P	ERA	WHIP

Batter	1	2	3	4	5	6	7	8	9	10	AB	R	H	RBI	BB	SO	LOB
Jeff Huson, L (1, 4) (9, 6) OBP: 0.267, SLG: 0.467	E6 G6-4-3			G3		HR 1B 1B	G4-3		F9	L8	6	1	1	0	0	0	2
Jack Daugherty, S (1, 7) OBP: 0.267, SLG: 0.286	SAFE G6-4-3 1-2f			G4-3		HR 1B	F9		K		5	1	1	1	0	1	1
Rafael Palmeiro, L (1, 3) OBP: 0.308, SLG: 0.500	G5-3			F8		HR		K		K	5	1	1	3	0	2	0
Ruben Sierra, S (1, 9) OBP: 0.536, SLG: 0.960		G4-3			F8 2B	WP SF8 1B		1B		1B 2B BB	4	2	3	0	1	0	0
Juan Gonzalez, R (1, 8) OBP: 0.385, SLG: 0.480		F9			F8	SF8 WP 1B		K		SAFE 2B 1B	5	1	2	0	0	1	2
Kevin Reimer, L (1, 10) OBP: 0.417, SLG: 0.524 John Cangelosi, S (10, PR) OBP: 0.429, SLG: 0.800		G3			P3	K		SAFE K		S 1B 2B	5 0	0 1	1 0	2 0	0 0	2 0	4 0
Dean Palmer, R (1, 5) OBP: 0.519, SLG: 0.952			G4-3		BB	SF8 1-3 2-H			E7 HR 2B	BB 1B	3	1	2	2	1	0	0
Dickie Thon, R (1, 6) OBP: 0.250, SLG: 0.278 Geno Petralli, L (9, PH) OBP: 0.333, SLG: 1.000 Al Newman, S (9, 4) OBP: 0.357, SLG: 0.333			G5-3		L7	G5-3			K	F9	3 1 1	0 0 0	0 0 0	0 0 0	0 1 0	0 1 0	3 1 2
Ivan Rodriguez, R (1, 2) OBP: 0.391, SLG: 0.579			K			1B 1B HBP	G5-3		HR	BB	3	2	1	2	1	1	0
Inning Stats	R: 0 E: 1 K: 0 S: 5 H: 0 LOB: 0 BB: 0 P: 8	R: 0 E: 0 K: 0 S: 6 H: 0 LOB: 0 BB: 0 P: 13	R: 0 E: 0 K: 1 S: 8 H: 0 LOB: 0 BB: 0 P: 11	R: 0 E: 0 K: 0 S: 6 H: 0 LOB: 0 BB: 0 P: 8	R: 0 E: 0 K: 0 S: 9 H: 1 LOB: 2 BB: 1 P: 18	R: 5 E: 0 K: 1 S: 23 H: 5 LOB: 1 BB: 0 P: 39	R: 0 E: 0 K: 0 S: 10 H: 0 LOB: 0 BB: 0 P: 16	R: 0 E: 0 K: 3 S: 10 H: 1 LOB: 1 BB: 0 P: 13	R: 2 E: 1 K: 2 S: 13 H: 2 LOB: 0 BB: 0 P: 19	R: 3 E: 0 K: 1 S: 23 H: 3 LOB: 2 BB: 2 P: 41	1B: 7 2B: 3 3B: 0 HR: 2	SF: 1 SAC: 0 DP: 1 HBP: 1					

PITCHER	IP	WLS	BF	H	R	ER	SO	BB	IBB	HBP	BLK	WP	HR	S	P	ERA	WHIP
Scott Erickson, R (1, 1) ERA: 4.91	5.0		21	4	4	4	1	1	0	1	0	0	1	41	72	7.20	1.000
Mark Guthrie, L (6, 1) ERA: 5.4	0.1		3	2	0	0	1	0	0	0	0	0	0	10	15	0.00	6.000
Carl Willis, R (6, 1) ERA:	1.2		5	0	1	1	0	0	0	0	0	1	0	16	26	5.40	0.000
Gary Wayne, L (8, 1) ERA:	1.0		4	1	0	0	3	0	0	0	0	0	0	10	13	0.00	1.000
Rick Aguilera, R (9, 1) ERA: 11.25	1.1	L	9	4	5	5	3	1	0	0	0	0	1	28	44	33.75	3.750

PITCHER	IP	WLS	BF	H	R	ER	SO	BB	IBB	HBP	BLK	WP	HR	S	P	ERA	WHIP
Tom Edens, R (10, 1) ERA:	0.2		4	1	0	0	0	1	0	0	0	0	0	8	16	0.00	3.000

TOP

Texas Rangers @ Minnesota Twins

Hubert H. Humphrey Metrodome, Minneapolis, MN

Sat Apr 11 1992, 8:05 PM EDT

Att. 50,818 - Dome - 70 F

livebaseballscorecards.com

AB	41
R	10
H	12
RBI	10
BB	3
SO	8
LOB	15

WP: 1 PA: 46
PB: 0
SB: 1
CS: 0

Texas Rangers @ Minnesota Twins

Hubert H. Humphrey Metrodome, Minneapolis, MN

Sat Apr 11 1992, 8:05 PM EDT

Att. 50,818 - Dome - 70 F

livebaseballscorecards.com

Batter	1	2	3	4	5	6	7	8	9	10	AB	R	H	RBI	BB	SO	LOB
Shane Mack, R (1, 7) OBP: 0.500, SLG: 0.833	K	P3 1-2		1B 1-2 BB		G6-3	L9 1-2 2-3			FC6-5 2B	5	1	2	0	1	1	2
Chuck Knoblauch, R (1, 4) OBP: 0.462, SLG: 0.391	G3-1	P3 1-2 2-3		1B 1-2 2-H		3B BB		G4-3 BB		FC6-5 1B BB	3	2	1	1	3	0	2
Kirby Puckett, R (1, 8) OBP: 0.308, SLG: 0.565	BB 1B BB 1B	SF8-3-5 2-3 3-H		1B 1-3 2-H		1-H 3B		F9		K	5	1	3	3	0	1	3
Chili Davis, S (1, 10) OBP: 0.500, SLG: 0.267	BB 1B 1-2 BB	L9	L9	IBB				G4-3 1-2		FC6-5 1B 1-2 2-3f	4	1	0	0	2	0	5
Brian Harper, R (1, 2) OBP: 0.350, SLG: 0.316	1B 1-2 2-3 BB	F7	FC6-4 1B	P4				F8		FC6-4 1-3 2-H 1B	5	0	2	1	1	0	3
Scott Leius, R (1, 5) OBP: 0.316, SLG: 0.333	1-3 2-H 3-H 1B	P2	FC6-4 1-2f				FC5 1B		F8 FC6-4 1-2f		6	0	2	2	0	0	3
Gene Larkin, S (1, 3) OBP: 0.381, SLG: 0.375	F7			P6	L7				FC6-4 BB		4	0	0	0	1	0	4
Pedro Munoz, R (1, 9) OBP: 0.316, SLG: 0.444		HR		G5-3	G4-3				F7		3	1	1	1	1	0	1
Jarvis Brown, R (9, 9)											0	0	0	0	0	0	0
Randy Bush, L (9, PH) OBP: 0.333, SLG: 0.200 (10, 9)							WP FC5 1-2 BB				1	0	0	0	0	0	1
Greg Gagne, R (1, 6) OBP: 0.389, SLG: 0.353		P3 1B SF8-3-5 1B		E5 BB 1B		L9	FC5 WP 1-2 2-3f		FC6-4 1-2f		4	2	1	0	0	0	2
Luis Quinones, S (9, PH) OBP: 0.167, SLG: 0.200 (10, 6)											1	0	0	0	0	0	1
Inning Stats	R: 2 E: 0 K: 1 S: 14 H: 2 LOB: 2 BB: 2 P: 27	R: 2 E: 0 K: 0 S: 21 H: 3 LOB: 0 BB: 0 P: 30	R: 0 E: 0 K: 0 S: 5 H: 0 LOB: 0 BB: 0 P: 6	R: 2 E: 1 K: 0 S: 13 H: 2 LOB: 2 BB: 1 P: 23	R: 0 E: 0 K: 0 S: 7 H: 1 LOB: 1 BB: 0 P: 12	R: 1 E: 0 K: 0 S: 10 H: 1 LOB: 2 BB: 2 P: 22	R: 0 E: 0 K: 0 S: 14 H: 1 LOB: 2 BB: 1 P: 24	R: 0 E: 0 K: 0 S: 5 H: 0 LOB: 1 BB: 1 P: 12	R: 0 E: 0 K: 0 S: 6 H: 0 LOB: 1 BB: 1 P: 14	R: 1 E: 0 K: 1 S: 15 H: 2 LOB: 2 BB: 1 P: 27	1B: 9 2B: 2 3B: 1 HR: 1 SF: 1 SAC: 0 DP: 1 HBP: 0	WP: 1 PB: 0 SB: 1 CS: 0 PA: 51					

PITCHER		IP	WLS	BF	H	R	ER	SO	BB	IBB	HBP	BLK	WP	HR	S	P	ERA	WHIP
Brian Bohanon, L ERA: 9.82	(1, 1)	3.2		20	6	6	4	1	3	0	0	0	0	1	48	78	9.82	2.455
Steve Fireovid, R ERA: 8.1	(4, 1)	2.0		11	3	1	1	0	1	1	0	0	0	0	19	38	4.50	2.000
Wayne Rosenthal, R ERA: 6.75	(6, 1)	1.1		6	1	0	0	0	1	0	0	0	1	0	17	28	0.00	1.500
Terry Mathews, R ERA: 3.38	(8, 1)	0.2		3	0	0	0	0	1	0	0	0	0	0	4	11	0.00	1.500
Jeff Russell, R ERA: 3.38	(8, 1)	1.1	W	6	1	1	1	0	1	0	0	0	0	0	9	17	6.75	1.500

PITCHER		IP	WLS	BF	H	R	ER	SO	BB	IBB	HBP	BLK	WP	HR	S	P	ERA	WHIP
Kenny Rogers, L ERA: 6.75	(10, 1)	1.0	S	5	1	0	0	1	1	0	0	0	0	0	13	25	0.00	2.000

BOTTOM

AB	41
R	8
H	12
RBI	8
BB	9
SO	2
LOB	27

Batter	1	2	3	4	5	6	7	8	9	AB	R	H	RBI	BB	SO	LOB
Jeff Huson, L (1, 4) OBP: 0.278, SLG: 0.412 Dean Palmer, R (8, PH) OBP: 0.517, SLG: 0.913 (8, 5)	B B B B 4-0 BLK HR BB	B B C S 2-3 ③ K 1-2			B B F C X 2-2 ② G3-1			B S F B B X 3-2 SH3-4 1B 1B	C 1 SAFE C B 1 B B S 3-3 ③ K 1-2	2 1 0 0 1 1 1 2 1 1 0 0 1 1						
Al Newman, S (1, 5) OBP: 0.353, SLG: 0.286 (8, 4)	C 1 SAFE B F X 1-2 ① F8		C F F B B X 2-2 ① G3		B B B C B 4-1 S BB			X 0-0 ① SH3-4 1-2		2 0 0 0 1 0 1						
Rafael Palmeiro, L (1, 3) OBP: 0.367, SLG: 0.480	B B B C B 4-1 HR 1-2 BB		B B B B 4-0 WP BB		C 1 C P S SAFE 1-3 ③ K 1-2			H 1-0 1B HBP		1 1 0 0 2 1 1						
Ruben Sierra, S (1, 9) OBP: 0.469, SLG: 0.828	X 0-0 ② L9		C B X 1-1 ② F7 1-2			C B F S 1-3 ① K		B X 1-0 ② P3		4 0 0 0 0 1 5						
Juan Gonzalez, R (1, 8) OBP: 0.400, SLG: 0.586	B S X 1-1 1-H 2-H HR		B B X 2-0 ③ L7			F B F F F X 1-2 ② G6-3		B X 1-0 1-3 2-H 1B		4 1 2 4 0 0 1						
Kevin Reimer, L (1, 10) OBP: 0.357, SLG: 0.440	B X 1-0 ③ L9			F B B F F X 2-2 ① F7		B S B S F X 2-2 ③ F9		F X 0-1 ③ P5		4 0 0 0 0 0 2						
Jack Daugherty, S (1, 7) OBP: 0.263, SLG: 0.235		C F B B X 2-2 ① P5		B B B B 4-0 G5-4-3 BB			B F B F B X 3-2 ① F8		X 0-0 ① F8	3 0 0 0 1 0 0						
Dickie Thon, R (1, 6) OBP: 0.292, SLG: 0.318		F B S B X 2-2 S 1B		X 0-0 ② ③ G5-4-3 1-2f			C X 0-1 ② G5-3		X 0-0 WP 1B	4 0 2 0 0 0 1						
Ivan Rodriguez, R (1, 2) OBP: 0.333, SLG: 0.478		X 0-0 ② F8			B S B X 2-1 ① L3		S F X 0-2 ③ G6-3		1 SAFE F F F F S 0-3 ② K	4 0 0 0 0 1 2						
Inning Stats	R: 3 H: 1 E: 0 LOB: 0 K: 0 BB: 2 S: 8 P: 19	R: 0 H: 1 E: 0 LOB: 1 K: 1 BB: 0 S: 10 P: 16	R: 0 H: 0 E: 0 LOB: 1 K: 0 BB: 1 S: 7 P: 16	R: 0 H: 0 E: 0 LOB: 0 K: 0 BB: 1 S: 5 P: 11	R: 0 H: 0 E: 0 LOB: 1 K: 1 BB: 1 S: 10 P: 18	R: 0 H: 0 E: 0 LOB: 0 K: 1 BB: 0 S: 12 P: 16	R: 0 H: 0 E: 0 LOB: 0 K: 0 BB: 0 S: 8 P: 11	R: 1 H: 2 E: 0 LOB: 2 K: 0 BB: 0 S: 8 P: 14	R: 0 H: 1 E: 0 LOB: 1 K: 2 BB: 0 S: 10 P: 13	1B: 4 SF: 0 2B: 0 SAC: 1 3B: 0 DP: 1 HR: 1 HBP: 1						

TOP

Texas Rangers @ Minnesota Twins

Hubert H. Humphrey Metrodome, Minneapolis, MN

Sun Apr 12 1992, 8:05 PM EDT

Att. 18,076 - Dome - 70 F

livebaseballscorecards.com

AB	30
R	4
H	5
RBI	4
BB	5
SO	5
LOB	15

WP: 2 PA: 37
PB: 0
SB: 2
CS: 0

PITCHER		IP	WLS	BF	H	R	ER	SO	BB	IBB	HBP	BLK	WP	HR	S	P	ERA	WHIP
Pat Mahomes, R ERA: 4.5	(1, 1)	6.0		24	2	3	3	3	5	0	0	1	1	1	52	96	4.50	1.167
Bob Kipper, L ERA: 2.25	(7, 1)	3.0	L	13	3	1	1	2	0	0	1	0	1	0	26	38	3.00	1.000

PITCHER	IP	WLS	BF	H	R	ER	SO	BB	IBB	HBP	BLK	WP	HR	S	P	ERA	WHIP

Texas Rangers @ Minnesota Twins

Hubert H. Humphrey Metrodome, Minneapolis, MN

Sun Apr 12 1992, 8:05 PM EDT

Att. 18,076 - Dome - 70 F

livebaseballscorecards.com

BOTTOM

Batter	1	2	3	4	5	6	7	8	9	AB	R	H	RBI	BB	SO	LOB
Shane Mack, R (1, 7) OBP: 0.458, SLG: 0.727	S T B S 1-3 K ①		B X 1-0 1B			X 0-0 F9 ②		C B X 1-1 F9 ①		4	0	1	0	0	1	0
Chuck Knoblauch, R (1, 4) OBP: 0.433, SLG: 0.346	C X 0-1 G4-3 ②		1 SAFE X 0-0 F8 ③			C X 0-1 G3 ③		B B B B 4-0 G6-4-3 BB		3	0	0	0	1	0	1
Kirby Puckett, R (1, 8) OBP: 0.300, SLG: 0.519	C S B X 1-2 G3 ③			C B C B C 2-3 K ①			F X 0-1 1B 2B 1B	X 0-0 G6-4-3 ②③ 1-2f		4	1	1	0	0	1	1
Chili Davis, S (1, 10) OBP: 0.500, SLG: 0.278		F B X 1-1 1B		B B B B 4-0 G5-4-3 BB			1 SAFE S C B S 1-3 K ①		X 0-0 G1-5-3 ①	3	0	1	0	1	1	1
Brian Harper, R (1, 2) OBP: 0.333, SLG: 0.304		C F B F X 1-2 P7 ①		B B X 2-0 G5-4-3 ②③ 1-2f			1 SAFE B X 1-0 2B G6-3 1-2 1B		X 0-0 G4-3 ②	4	1	1	0	0	0	2
Gene Larkin, S (1, 3) OBP: 0.360, SLG: 0.400		1 SAFE S 1 SAFE F S 0-3 K ②		B B C X 2-1 G4-3 ①			B X 1-0 G6-3 1-3 2-H 2B		B X 1-0 G4-3 ③	4	1	1	1	0	1	1
Pedro Munoz, R (1, 9) OBP: 0.273, SLG: 0.381		C B B X 2-1 F9 ③		C B S B X 2-2 G4-3 ②			B X 1-0 G6-3 ② 2-3 3-H			3	0	0	1	0	0	2
Scott Leius, R (1, 5) OBP: 0.318, SLG: 0.333			C B C F B S 2-3 K ①	B X 1-0 G6-3 ③			B X 1-0 FC4-6 3-H 1B			3	0	1	1	0	1	0
Greg Gagne, R (1, 6) OBP: 0.333, SLG: 0.300			B F X 1-1 P3 ②			C B B X 2-2 G6-3 ①	1 SAFE C S P X 1-2 FC4-6 ③ 1-2f			3	0	0	0	0	0	1

	AB	31
	R	3
	H	6
	RBI	3
	BB	2
	SO	5
	LOB	9

Inning Stats	1	2	3	4	5	6	7	8	9	1B: 5	SF: 0	WP: 0	PA: 33
	R: 0 E: 0 K: 1 S: 8 H: 0 LOB: 0 P: 10	R: 0 E: 0 K: 1 S: 11 H: 1 LOB: 1 BB: 0 P: 15	R: 0 E: 0 K: 1 S: 8 H: 1 LOB: 1 BB: 0 P: 12	R: 0 E: 0 K: 1 S: 4 H: 0 LOB: 0 BB: 1 P: 12	R: 0 E: 0 K: 0 S: 6 H: 0 LOB: 0 BB: 0 P: 11	R: 0 E: 0 K: 0 S: 6 H: 0 LOB: 0 BB: 0 P: 8	R: 3 E: 0 K: 1 S: 13 H: 4 LOB: 1 BB: 0 P: 18	R: 0 E: 0 K: 0 S: 3 H: 0 LOB: 0 BB: 1 P: 8	R: 0 E: 0 K: 0 S: 3 H: 0 LOB: 0 BB: 0 P: 4	2B: 1 3B: 0 HR: 0 SAC: 0 DP: 2 HBP: 0	PB: 0 SB: 0 CS: 0		

PITCHER		IP	WLS	BF	H	R	ER	SO	BB	IBB	HBP	BLK	WP	HR	S	P	ERA	WHIP
Kevin Brown, R ERA: 1.5	(1, 1)	9.0	W	33	6	3	3	5	2	0	0	0	0	0	62	98	3.00	0.889

PITCHER	IP	WLS	BF	H	R	ER	SO	BB	IBB	HBP	BLK	WP	HR	S	P	ERA	WHIP

Milwaukee Brewers @ Minnesota Twins

Hubert H. Humphrey Metrodome, Minneapolis, MN

Tue Apr 14 1992, 8:05 PM EDT

Att. 22,299 - Dome - 70 F

livebaseballscorecards.com

TOP

Batter	1	2	3	4	5	6	7	8	9	AB	R	H	RBI	BB	SO	LOB
Paul Molitor, R (1, 10) OBP: 0.212, SLG: 0.250	F8		S, 1B, S 1-2 2-3 3-H BB	K		S 1-3 1B		F8		4	2	1	1	1	1	1
Darryl Hamilton, L (1, 9) (6, 8) OBP: 0.222, SLG: 0.192	G5-3		S, S 3B 1-2 2-3 3-H 1B	FC6-2 S 3-H		1B 2B 1-H 3-H 1B		G4-3		5	2	2	3	0	0	1
B.J. Surhoff, L (1, 2) OBP: 0.185, SLG: 0.280	P6		SF8 3-H	G4-3 1-2		2B 1-2 1B			G6-3	4	1	1	1	0	0	1
Greg Vaughn, R (1, 7) OBP: 0.419, SLG: 0.593		G6-3	F7 1-2 2-3		CS BB	2B 1-H 2-H			F7	4	0	1	2	1	0	2
Robin Yount, R (1, 8) OBP: 0.385, SLG: 0.417 Dante Bichette, R (6, 9) OBP: 0.250, SLG: 0.250		G6-3	3B 2-3 3-H BB	K		G6-3			3-3	3 1	1 0	0 0	0 0	1 0	1 1	2 0
Franklin Stubbs, L (1, 3) OBP: 0.304, SLG: 0.524 Tim McIntosh, R (7, PH) OBP: 0.167, SLG: 0.167 (7, 3)	P6		2B 1-H 3-H 3B	SAFE SAFE K 1-2			G4-3			3 1	1 0	1 0	2 0	0 0	1 0	1 0
Kevin Seitzer, R (1, 5) OBP: 0.429, SLG: 0.625			BB, 1B BB 1B			G6-3	L6			4	1	2	1	0	0	0
Jim Gantner, L (1, 4) OBP: 0.348, SLG: 0.167 William Suero, R (6, 4)			SAFE, 1-2 SAFE BB, BB 1-2 1B 1B	F8		G4-3	G4-3			3 1	1 0	1 0	1 0	0 0	0 0	1 0
Pat Listach, S (1, 6) OBP: 0.750, SLG: 1.000			1B, BB SF8 1-2 2-3 BB	FC6-2 3B		1B 1B		K		3	2	2	0	1	1	0
Inning Stats	R: 0 E: 0 K: 0 S: 6 H: 0 LOB: 0 BB: 0 P: 10	R: 0 E: 0 K: 0 S: 6 H: 0 LOB: 0 BB: 0 P: 9	R: 7 E: 0 K: 0 S: 26 H: 5 LOB: 1 BB: 3 P: 50	R: 0 E: 0 K: 1 S: 11 H: 1 LOB: 1 BB: 0 P: 22	R: 0 E: 0 K: 2 S: 9 H: 0 LOB: 1 BB: 1 P: 16	R: 4 E: 0 K: 0 S: 15 H: 5 LOB: 1 BB: 0 P: 23	R: 0 E: 0 K: 0 S: 6 H: 0 LOB: 0 BB: 0 P: 12	R: 0 E: 0 K: 1 S: 7 H: 0 LOB: 0 BB: 0 P: 10	R: 0 E: 0 K: 1 S: 9 H: 0 LOB: 0 BB: 0 P: 15	1B: 7 2B: 3 3B: 2 HR: 0 SF: 1 SAC: 0 DP: 1 HBP: 0							

	AB	36
	R	11
	H	11
	RBI	10
	BB	4
	SO	5
	LOB	9

WP: 0 PB: 0 SB: 6 CS: 1 PA: 41

PITCHER		IP	WLS	BF	H	R	ER	SO	BB	IBB	HBP	BLK	WP	HR	S	P	ERA	WHIP
John Smiley, L ERA: 9.39	(1, 1)	2.2	L	15	4	7	7	0	3	0	0	0	0	0	33	61	23.62	2.625
Tom Edens, R ERA: 6.35	(3, 1)	3.1		17	7	4	4	3	1	0	0	0	0	0	40	69	10.80	2.400
Mark Guthrie, L ERA: 1.93	(7, 1)	3.0		9	0	0	0	2	0	0	0	0	0	0	22	37	0.00	0.000

PITCHER	IP	WLS	BF	H	R	ER	SO	BB	IBB	HBP	BLK	WP	HR	S	P	ERA	WHIP

BOTTOM

Batter	1	2	3	4	5	6	7	8	9	AB	R	H	RBI	BB	SO	LOB
Shane Mack, R (1, 7) OBP: 0.429, SLG: 0.654	0-1 1B 1B 1B		0-1 F9			0-0 G5-3			0-0 P6	4	1	1	0	0	0	0
Chuck Knoblauch, R (1, 4) OBP: 0.424, SLG: 0.345	1-1 G6-4-3 1B 1-3 1B		3-1 G6-3			3-1 G4-3			2-1 G6-3	3	0	1	0	0	0	0
Scott Leius, R (7, 6) OBP: 0.304, SLG: 0.318										1	0	0	0	0	0	0
Kirby Puckett, R (1, 8) OBP: 0.333, SLG: 0.567	0-0 G6-4-3 1-2 3-H 1B			0-1 G6-3			0-0 2B		1-2 G3-1	3	0	2	1	0	0	0
Jarvis Brown, R (7, PR) (8, 8)										1	0	0	0	0	0	0
Chili Davis, S (1, 10) OBP: 0.452, SLG: 0.238	2-2 G6-4-3 1-2f 2-3			0-1 P6			0-0 F7			3	0	0	0	0	0	3
Brian Harper, R (1, 2) OBP: 0.308, SLG: 0.280	3-3 K			0-0 G6-3			1-1 F8			2	0	0	0	0	1	1
Lenny Webster, R (7, 2) OBP: 0.200, SLG: 0.200										1	0	0	0	0	0	1
Randy Bush, L (1, 9) OBP: 0.222, SLG: 0.125		1-0 G3-1			1-1 F8		0-0 F8			3	0	0	0	0	0	1
(9, 3)																
Gene Larkin, S (1, 3) OBP: 0.321, SLG: 0.348		1-1 F9			2-2 F8			0-1 G3		3	0	0	0	0	0	0
(9, 9)																
Mike Pagliarulo, L (1, 5)		1-1 P5			0-0 P5			0-2 G6-3		3	0	0	0	0	0	0
Greg Gagne, R (1, 6) OBP: 0.304, SLG: 0.273			1-2 P9			1-2 F8		1-1 F7		2	0	0	0	0	0	0
Donnie Hill, S (7, 4)										1	0	0	0	0	0	0
Inning Stats	R: 1 E: 0 K: 1 S: 11 H: 3 LOB: 1 BB: 0 P: 17	R: 0 E: 0 K: 0 S: 5 H: 0 LOB: 0 BB: 0 P: 8	R: 0 E: 0 K: 0 S: 7 H: 0 LOB: 0 BB: 0 P: 11	R: 0 E: 0 K: 0 S: 5 H: 0 LOB: 0 BB: 0 P: 5	R: 0 E: 0 K: 0 S: 9 H: 0 LOB: 0 BB: 0 P: 12	R: 0 E: 0 K: 0 S: 6 H: 0 LOB: 0 BB: 0 P: 10	R: 0 E: 0 K: 0 S: 5 H: 1 LOB: 1 BB: 0 P: 6	R: 0 E: 0 K: 0 S: 7 H: 0 LOB: 0 BB: 0 P: 8	R: 0 E: 0 K: 0 S: 6 H: 0 LOB: 0 BB: 0 P: 9	1B: 3 2B: 1 3B: 0 HR: 0	SF: 0 SAC: 0 DP: 1 HBP: 0						

PITCHER		IP	WLS	BF	H	R	ER	SO	BB	IBB	HBP	BLK	WP	HR	S	P	ERA	WHIP
Jaime Navarro, R ERA: 2.3	(1, 1)	8.0	W	27	4	1	1	1	0	0	0	0	0	0	55	77	1.12	0.500
Doug Henry, R ERA:	(9, 1)	1.0		3	0	0	0	0	0	0	0	0	0	0	6	9	0.00	0.000

PITCHER		IP	WLS	BF	H	R	ER	SO	BB	IBB	HBP	BLK	WP	HR	S	P	ERA	WHIP

Milwaukee Brewers @ Minnesota Twins

Hubert H. Humphrey Metrodome, Minneapolis, MN

Tue Apr 14 1992, 8:05 PM EDT

Att. 22,299 - Dome - 70 F

livebaseballscorecards.com

AB	30
R	1
H	4
RBI	1
BB	0
SO	1
LOB	6

1B: 3	SF: 0	WP: 0	PA: 30
2B: 1	SAC: 0	PB: 0	
3B: 0	DP: 1	SB: 0	
HR: 0	HBP: 0	CS: 0	

Batter	1	2	3	4	5	6	7	8	9	10	AB	R	H	RBI	BB	SO	LOB
Paul Molitor, R (1, 10) OBP: 0.243, SLG: 0.313	G5-3		G4-3		L9-3					SH	4	1	2	1	0	0	1
Darryl Hamilton, L (1, 9) OBP: 0.188, SLG: 0.161	G4-3		G4-3		G6-3		F7			G3	5	0	0	0	0	0	5
B.J. Surhoff, L (1, 2) OBP: 0.219, SLG: 0.276	F7		L9			F9		G5-4-3		1B	4	1	1	2	1	0	1
Greg Vaughn, R (1, 7) OBP: 0.361, SLG: 0.500		K		K		G6-3		G5-4-3		K	5	0	0	0	0	3	3
Robin Yount, R (1, 8) OBP: 0.387, SLG: 0.393		K		BB		L6		F8		1B	4	1	1	1	1	1	0
Franklin Stubbs, L (1, 3) OBP: 0.321, SLG: 0.577		2B		2B			G3-1		K	F9	5	0	2	1	0	1	2
Kevin Seitzer, R (1, 5) OBP: 0.406, SLG: 0.607	G4-3			G4-3			2B		F7		4	1	1	0	0	0	2
Jim Gantner, L (1, 4) OBP: 0.385, SLG: 0.381 Pat Listach, S (7, PR) OBP: 0.667, SLG: 0.875 (7, 4) (10, 6)			SH3	P6			SH1-4		G3-1		3 1	1 1	2 0	1 0	0 0	0 0	1 0
Scott Fletcher, R (1, 6) OBP: 0.353, SLG: 0.313 William Suero, R (10, PR) (10, 4)			SH3		L9-3		SH1-4			G3 SH	2 0	0 1	2 0	1 0	0 0	0 0	0 0

Inning Stats										
	R: 0 H: 0 E: 0 LOB: 0 K: 0 BB: 0 S: 4 P: 6	R: 0 H: 1 E: 0 LOB: 1 K: 2 BB: 0 S: 11 P: 17	R: 1 H: 2 E: 0 LOB: 1 K: 0 BB: 0 S: 9 P: 13	R: 1 H: 1 E: 0 LOB: 1 K: 1 BB: 1 S: 14 P: 22	R: 0 H: 1 E: 0 LOB: 0 K: 0 BB: 0 S: 5 P: 9	R: 0 H: 0 E: 0 LOB: 0 K: 0 BB: 0 S: 5 P: 7	R: 2 H: 3 E: 0 LOB: 2 K: 0 BB: 0 S: 13 P: 15	R: 0 H: 0 E: 0 LOB: 0 K: 0 BB: 1 S: 4 P: 8	R: 0 H: 0 E: 0 LOB: 0 K: 1 BB: 0 S: 7 P: 11	R: 3 H: 3 E: 1 LOB: 2 K: 1 BB: 0 S: 13 P: 17

PITCHER	IP	WLS	BF	H	R	ER	SO	BB	IBB	HBP	BLK	WP	HR	S	P	ERA	WHIP
Kevin Tapani, R (1, 1) ERA: 3.29	6.2		28	8	4	4	3	1	0	0	0	0	0	59	87	5.40	1.350
Gary Wayne, L (7, 1) ERA:	1.2		5	0	0	0	1	1	0	0	0	0	0	9	14	0.00	0.600
Carl Willis, R (9, 1) ERA: 2.25	0.2	L	4	1	2	2	0	0	0	0	0	0	0	6	9	27.00	1.500
Bob Kipper, L (10, 1) ERA: 4.15	0.1		2	1	0	0	0	0	0	0	0	0	0	5	8	0.00	3.000
Rick Aguilera, R (10, 1) ERA: 9.64	0.2		3	1	1	0	1	0	0	0	0	0	0	6	7	0.00	1.500

PITCHER	IP	WLS	BF	H	R	ER	SO	BB	IBB	HBP	BLK	WP	HR	S	P	ERA	WHIP

TOP

Milwaukee Brewers @ Minnesota Twins

Hubert H. Humphrey Metrodome, Minneapolis, MN

Wed Apr 15 1992, 8:05 PM EDT

Att. 19,125 - Dome - 70 F

livebaseballscorecards.com

AB	37
R	7
H	11
RBI	7
BB	2
SO	5
LOB	15

1B: 5	SF: 0	WP: 0	PA: 42
2B: 6	SAC: 3	PB: 0	
3B: 1	DP: 2	SB: 0	
HR: 0	HBP: 0	CS: 0	

Milwaukee Brewers @ Minnesota Twins

Wed Apr 15 1992, 8:05 PM EDT
Att. 19,125 - Dome - 70 F

Hubert H. Humphrey Metrodome, Minneapolis, MN

livebaseballscorecards.com

Batter	1	2	3	4	5	6	7	8	9	10	AB	R	H	RBI	BB	SO	LOB
Shane Mack, R (1, 7) OBP: 0.394, SLG: 0.613	C B X 1-1 G6-3 ①	B B B X 3-0 F9 ③			F C F S 0-3 K ③		F S S 0-3 K ③		B S S X 1-2 1B 1-3 2-H 2B		5	1	1	1	0	2	4
Chuck Knoblauch, R (1, 4) OBP: 0.378, SLG: 0.303 Randy Bush, L (9, PH) OBP: 0.300, SLG: 0.222 Jarvis Brown, R (9, PR) (10, 8)	C S F F C 0-3 K ②	X 0-0 F9 ①		C B S B X 2-2 P4 ①			B C C S 1-3 K ①	B F B X 2-1 F7 1B 2-H 3-H 1B			4 1 0	0 0 0	0 1 0	0 2 0	0 0 0	2 0 0	0 0 0
Kirby Puckett, R (1, 8) OBP: 0.368, SLG: 0.600 (10, 5) (10, 4) (10, 5)	B F F B X 2-2 2B	C B F X 1-2 L1-3 1B		B B F C X 2-2 F8 ②				B S X 1-1 G6-3 ② 1-2	X 0-0 1B		5	0	3	0	0	0	0
Chili Davis, S (1, 10) OBP: 0.444, SLG: 0.269	B X 1-0 G4-3 ③	B B F 1 SAFE X 2-1 L1-3 ②③ 1-2		C F B X 1-2 1B				F B B X 2-1 1B 1B	B B F F X 2-2 F7 ② 2-3		5	0	2	0	0	0	4
Brian Harper, R (1, 2) OBP: 0.323, SLG: 0.276		B B B C C X 3-2 G6-3 ①		B B F F B B 4-2 G4-6-3 BB		X 0-0 F8 ③		B F X 1-1 FC5 1B 1-2	X 0-0 F7 ③		4	0	1	0	1	0	3
Gene Larkin, S (1, 3) OBP: 0.303, SLG: 0.429		B X 1-0 HR		C B B F X 2-2 G4-6-3 ①② 1-2f			X 0-0 F7 ①	B B S B X 3-1 FC5 ③ 1-2f		C X 0-1 F9 ①	5	1	1	1	0	0	3
Pedro Munoz, R (1, 9) OBP: 0.259, SLG: 0.346		B C F B X 2-2 G5-3 ②		X 0-0 G5-3 ③			B F B B X 3-1 1B		S F F S 0-3 K ①	F C B X 1-2 G6-3 ②	5	0	1	0	0	1	0
Mike Pagliarulo, L (1, 5) OBP: 0.200, SLG: 0.200 Scott Leius, R (7, PH) OBP: 0.346, SLG: 0.360 (8, 5) (10, 6) (10, 5) (10, 6)	C C B X 1-2 HBP 1B			X 0-0 L9 ①			C B S B X 2-2 1B 1-2		B X 1-0 1B 2B 1B	C F S 0-3 K ③	2 3	0 1	1 2	0 0	0 0	0 1	0 0
Greg Gagne, R (1, 6) OBP: 0.308, SLG: 0.250 Donnie Hill, S (9, PH) OBP: 0.500, SLG: 0.500 (10, 4) (10, 6) (10, 4)	C B S B H 3-2 HBP 1-2			C B B B X 3-1 G6-3 ②			B X 1-0 L9 ②		B X 1-0 2B 1B 1-2 1B		2 1	0 1	0 1	0 0	0 0	0 0	2 0
Inning Stats	R: 0 H: 1 E: 0 LOB: 1 K: 1 BB: 0 S: 11 P: 15	R: 1 H: 2 E: 0 LOB: 2 K: 0 BB: 0 S: 13 P: 26	R: 0 H: 1 E: 0 LOB: 0 K: 0 BB: 0 S: 6 P: 9	R: 0 H: 0 E: 0 LOB: 0 K: 0 BB: 1 S: 6 P: 12	R: 0 H: 0 E: 0 LOB: 0 K: 1 BB: 0 S: 7 P: 10	R: 0 H: 1 E: 0 LOB: 1 K: 0 BB: 0 S: 10 P: 15	R: 0 H: 2 E: 0 LOB: 2 K: 1 BB: 0 S: 10 P: 16	R: 0 H: 2 E: 0 LOB: 2 K: 1 BB: 0 S: 11 P: 19	R: 3 H: 5 E: 0 LOB: 2 K: 1 BB: 0 S: 16 P: 23	R: 0 H: 0 E: 0 LOB: 0 K: 1 BB: 0 S: 8 P: 9	1B: 11 2B: 3 3B: 0 HR: 1	SF: 0 SAC: 0 DP: 2 HBP: 1					

BOTTOM

AB	42
R	4
H	14
RBI	4
BB	1
SO	6
LOB	16

WP: 0 PA: 44
PB: 0
SB: 0
CS: 0

PITCHER		IP	WLS	BF	H	R	ER	SO	BB	IBB	HBP	BLK	WP	HR	S	P	ERA	WHIP
Ricky Bones, R ERA: 3.0	(1, 1)	6.0		23	5	1	1	2	1	0	1	0	0	1	53	87	1.50	1.000
Bruce Ruffin, L ERA: 10.8	(7, 1)	0.2		4	2	0	0	0	0	0	0	0	0	0	7	13	0.00	3.000
Mike Fetters, R ERA:	(7, 1)	1.0		5	2	0	0	2	0	0	0	0	0	0	12	17	0.00	2.000
Jesse Orosco, L ERA:	(8, 1)	0.1		1	0	0	0	0	0	0	0	0	0	0	2	5	0.00	0.000
Doug Henry, R ERA: 7.36	(9, 1)	0.1		6	5	3	3	1	0	0	0	0	0	0	12	17	81.00	15.000

PITCHER		IP	WLS	BF	H	R	ER	SO	BB	IBB	HBP	BLK	WP	HR	S	P	ERA	WHIP
Dan Plesac, L ERA: 2.08	(9, 1)	0.1		1	0	0	0	0	0	0	0	0	0	0	3	5	0.00	0.000
Jim Austin, R ERA:	(9, 1)	1.1	W	4	0	0	0	1	0	0	0	0	0	0	9	10	0.00	0.000

Batter	1	2	3	4	5	6	7	8	9	AB	R	H	RBI	BB	SO	LOB
Shane Mack, R (1, 7) OBP: 0.421, SLG: 0.600	X 0-0 1B S WP 1B	C X 0-1 ② F9			B F X 1-1 1B 1B		C B S B F X 2-2 ② G5-3		C S B H 2-2 FC4-6 HBP	4	2	2	0	0	0	0
Chuck Knoblauch, R (1, 4) OBP: 0.381, SLG: 0.316	F B 1 SAFE B X 2-1 BB WP 1-3 1B 1B	B B C X 2-1 ③ L9			B 1 SAFE 1 SAFE C 1 X 1-1 G4-3 1B 1-3 1B		B B C X 2-1 ③ P6		B X 1-0 ① FC4-6 FC4-6 1-2f	5	1	2	0	0	0	1
Kirby Puckett, R (1, 8) OBP: 0.381, SLG: 0.615 Jarvis Brown, R (8, 8)	B X 1-0 ① P4		B B B C X 3-1 ① G1-3		X 0-0 G4-3 1-2 3-H 1B			S C X 0-2 1B 2B	B B X 2-0 ② F8	4 1	1 0	2 0	1 0	0 0	0 0	2 1
Chili Davis, S (1, 10) OBP: 0.415, SLG: 0.258	B C S B 1 S SAFE 2-3 ② K		X 0-0 ② G3		X 0-0 ② G4-3 1-2 2-3			B C X 1-1 WP 2-3 1B 1B	F C B X 1-2 ③ FC4-6 1-2f	5	1	1	0	0	1	5
Brian Harper, R (1, 2) OBP: 0.314, SLG: 0.250	1 SAFE B B C B B 4-1 BB 1-2 3-H 1B BB		B X 1-0 ③ L8		S F X 0-2 ③ G5-3			B B X 2-0 E5 F9 1B 1-2 FC5-4		3	2	0	0	1	0	4
Gene Larkin, S (1, 3) OBP: 0.351, SLG: 0.452	S B B B B 4-1 1B 1-2 2-3 BB			B S F X 1-2 G6-4-3 1B		B C X 1-1 ① F8		B F B S X 2-2 FC5-4 1-2 2-H 3-H 1B		3	0	2	2	1	0	0
Pedro Munoz, R (1, 9) OBP: 0.258, SLG: 0.333	F S X 0-2 1-2 2-H 3-H 1B			C B F 1 SAFE B X 2-2 ①② G6-4-3 1-2f		X 0-0 ② F9		C B B B X 3-1 ① F9 2-3		4	0	1	2	0	0	3
Mike Pagliarulo, L (1, 5) OBP: 0.111, SLG: 0.111	F B B X 2-1 ③ P5			B S B X 2-1 ③ P4		B X 1-0 ③ P6		B X 1-0 ② FC5-4 1-2f 3-H		4	0	0	1	0	0	3
Greg Gagne, R (1, 6) OBP: 0.267, SLG: 0.214		B F X 1-1 ① G4-3			F X 0-1 ① G6-3		S X 0-1 ① G5-3	B B B C C S 3-3 K		4	0	0	0	0	1	1
Inning Stats	R: 3 H: 3 E: 0 LOB: 2 K: 1 BB: 2 S: 14 P: 29	R: 0 H: 0 E: 0 LOB: 0 K: 0 BB: 0 S: 6 P: 9	R: 0 H: 0 E: 0 LOB: 0 K: 0 BB: 0 S: 4 P: 8	R: 0 H: 1 E: 0 LOB: 0 K: 0 BB: 0 S: 8 P: 13	R: 1 H: 3 E: 0 LOB: 2 K: 0 BB: 0 S: 11 P: 13	R: 0 H: 0 E: 0 LOB: 0 K: 0 BB: 0 S: 4 P: 6	R: 0 H: 0 E: 0 LOB: 0 K: 0 BB: 0 S: 8 P: 12	R: 3 H: 3 E: 1 LOB: 1 K: 1 BB: 0 S: 15 P: 27	R: 0 H: 0 E: 0 LOB: 1 K: 0 BB: 0 S: 7 P: 13	1B: 9 2B: 1 3B: 0 HR: 0	SF: 0 SAC: 0 DP: 1 HBP: 1						

TOP

Minnesota Twins @ Chicago White Sox

Comiskey Park, Chicago, IL

Fri Apr 17 1992, 8:05 PM EDT

Att. 33,716 - Cloudy - 43 F

livebaseballscorecards.com

AB	37
R	7
H	10
RBI	6
BB	2
SO	2
LOB	20

PITCHER		IP	WLS	BF	H	R	ER	SO	BB	IBB	HBP	BLK	WP	HR	S	P	ERA	WHIP
Charlie Hough, R ERA: 6.43	(1, 1)	7.0	L	33	10	7	6	1	2	0	0	0	2	0	64	104	7.71	1.714
Roberto Hernandez, R ERA: 6.0	(8, 1)	1.0		3	0	0	0	1	0	0	0	0	0	0	6	13	0.00	0.000
Terry Leach, R ERA: 4.15	(9, 1)	1.0		4	0	0	0	0	0	0	1	0	0	0	7	13	0.00	0.000

PITCHER	IP	WLS	BF	H	R	ER	SO	BB	IBB	HBP	BLK	WP	HR	S	P	ERA	WHIP

Batter	1	2	3	4	5	6	7	8	9	AB	R	H	RBI	BB	SO	LOB
Tim Raines, S (1, 10) OBP: 0.348, SLG: 0.325	B1-3		G5-3 1-2 2-3f			L5			G6-3	4	0	0	0	0	0	2
Steve Sax, R (1, 4) OBP: 0.326, SLG: 0.250	K			G6-3			G4-6-3 1B			3	0	1	0	0	1	0
Robin Ventura, L (1, 5) OBP: 0.289, SLG: 0.268	P6			F8			G4-6-3 1-2f			3	0	0	0	0	0	1
Frank Thomas, R (1, 3) OBP: 0.372, SLG: 0.375		G6-3		F9			K			3	0	0	0	0	1	0
George Bell, R (1, 7) OBP: 0.270, SLG: 0.514		FC4-6 1B			K2-3			F7		3	0	1	0	0	1	0
Mike Huff, R (1, 9) OBP: 0.350, SLG: 0.333 Craig Grebeck, R (8, 9)		FC4-6 CS 1-2f			K			F7		2 1	0 0	0 0	0 0	0 0	1 0	1 0
Ron Karkovice, R (1, 2) OBP: 0.400, SLG: 0.375		CS 1-2	G5-3 1B		G5-3			G4-3		3	0	1	0	0	0	0
Lance Johnson, L (1, 8) OBP: 0.324, SLG: 0.378			G5-3 1-2 1B			G4-6-3 1B			L8	3	0	2	0	0	0	0
Ozzie Guillen, L (1, 6) OBP: 0.194, SLG: 0.314			K			G4-6-3 1-2f			L6	3	0	0	0	0	1	3
Inning Stats	R: 0 E: 0 K: 1 S: 5 H: 0 LOB: 0 BB: 0 P: 7	R: 0 E: 0 K: 0 S: 5 H: 1 LOB: 0 BB: 0 P: 8	R: 0 E: 0 K: 1 S: 10 H: 2 LOB: 1 BB: 0 P: 14	R: 0 E: 0 K: 0 S: 6 H: 0 LOB: 0 BB: 0 P: 13	R: 0 E: 0 K: 2 S: 9 H: 0 LOB: 0 BB: 0 P: 10	R: 0 E: 0 K: 0 S: 7 H: 1 LOB: 0 BB: 0 P: 11	R: 0 E: 0 K: 1 S: 7 H: 1 LOB: 0 BB: 0 P: 11	R: 0 E: 0 K: 0 S: 4 H: 0 LOB: 0 BB: 0 P: 5	R: 0 E: 0 K: 0 S: 6 H: 0 LOB: 0 BB: 0 P: 6	1B: 5 2B: 0 3B: 0 HR: 0 SF: 0 SAC: 0 DP: 3 HBP: 0						

PITCHER	IP	WLS	BF	H	R	ER	SO	BB	IBB	HBP	BLK	WP	HR	S	P	ERA	WHIP
Bill Krueger, L (1, 1) ERA: 0.56	9.0	W	28	5	0	0	5	0	0	0	0	0	0	59	85	0.00	0.556

PITCHER	IP	WLS	BF	H	R	ER	SO	BB	IBB	HBP	BLK	WP	HR	S	P	ERA	WHIP

BOTTOM

Minnesota Twins @ Chicago White Sox

Comiskey Park, Chicago, IL

Fri Apr 17 1992, 8:05 PM EDT
Att. 33,716 - Cloudy - 43 F

livebaseballscorecards.com

AB	28
R	0
H	5
RBI	0
BB	0
SO	5
LOB	7

PA: 29
WP: 0
PB: 0
SB: 0
CS: 1

Batter	1	2	3	4	5	6	7	8	9	AB	R	H	RBI	BB	SO	LOB
Shane Mack, R (1, 7) OBP: 0.452, SLG: 0.641	S B B S X 2-2 1B 2B 1B	X 0-0 FC5-2 WP 1-2 1B			X 0-0 ① G6-3		1 SAFE B 1 SAFE B C 1 SAFE P 3-1 ③ CS 1-2	X 0-0 2B		4	1	3	0	0	0	0
Chuck Knoblauch, R (1, 4) OBP: 0.370, SLG: 0.310	B F 1 SAFE F B F 1 SAFE B X 3-2 2B SF8 1-3 1B	B C B C X 2-2 ② FC5-2 PO 1-3 2-H			C B X 1-1 ② G4-3			C F S 0-3 ① K2-3		4	1	1	0	0	1	3
Kirby Puckett, R (1, 8) OBP: 0.370, SLG: 0.605	X 0-0 1-3 1B 3-H 2B	F 1 SAFE 0-1 ③ PO 1-2	B B X 2-0 ① G5-3		S F X 0-2 ③ F9			X 0-0 ② G5-3		4	1	1	1	0	0	1
Chili Davis, S (1, 10) OBP: 0.378, SLG: 0.235	S B F F X 1-2 ① SF8 3-H		B B X 2-0 ② G4-3			C C F S 0-3 ① K		F B B B F X 3-2 ③ F7		3	0	0	1	0	1	1
Brian Harper, R (1, 2) OBP: 0.359, SLG: 0.306	B F B X 2-1 FC6-4 2-H 1B		C S X 0-2 1B			C B X 1-1 ② 1B			B X 1-0 ① G1-3	4	0	3	1	0	0	0
Gene Larkin, S (1, 3) OBP: 0.317, SLG: 0.400	X 0-0 ② F9		B 1 SAFE F S S S 1-3 ③ K			B B B F F C 3-3 ③ K			C X 0-1 ② F9	4	0	0	0	0	2	2
Pedro Munoz, R (1, 9) OBP: 0.235, SLG: 0.303	B 1 SAFE 1 SAFE S S X 1-2 ③ FC6-4 1-2f			X 0-0 ① G5-3			C F F B F F F F B 3-2 F B X ① G5-3		B F F S 1-3 ③ K	3	0	0	0	0	0	1
Randy Bush, L (9, PH) OBP: 0.273, SLG: 0.200										1	0	0	0	0	1	0
Mike Pagliarulo, L (1, 5) OBP: 0.083, SLG: 0.083		B B C F B S 3-3 ① K		X 0-0 ② G3			F F X 0-2 ② G4-3			3	0	0	0	0	1	0
Greg Gagne, R (1, 6) OBP: 0.303, SLG: 0.258		F B X 1-1 WP 1B FC5-2 1B		B B F S X 2-2 ③ P3			X 0-0 CS 1B			3	0	2	0	0	0	0
Inning Stats	R: 3 E: 0 K: 0 S: 18 H: 4 LOB: 1 BB: 0 P: 27	R: 0 E: 0 K: 1 S: 10 H: 2 LOB: 1 BB: 0 P: 16	R: 0 E: 0 K: 1 S: 8 H: 1 LOB: 1 BB: 0 P: 13	R: 0 E: 0 K: 0 S: 5 H: 0 LOB: 0 BB: 0 P: 7	R: 0 E: 0 K: 0 S: 6 H: 0 LOB: 0 BB: 0 P: 7	R: 0 E: 0 K: 2 S: 9 H: 1 LOB: 0 BB: 0 P: 13	R: 0 E: 0 K: 0 S: 15 H: 1 LOB: 0 BB: 0 P: 20	R: 0 E: 0 K: 1 S: 8 H: 1 LOB: 1 BB: 0 P: 11	R: 0 E: 0 K: 1 S: 6 H: 0 LOB: 0 BB: 0 P: 8	1B: 8 2B: 2 3B: 0 HR: 0 SF: 1 SAC: 0 DP: 0 HBP: 0						

PITCHER	IP	WLS	BF	H	R	ER	SO	BB	IBB	HBP	BLK	WP	HR	S	P	ERA	WHIP
Jack McDowell, R (1, 1) ERA: 4.3	9.0	W	34	10	3	3	6	0	0	0	0	1	0	85	122	3.00	1.111

PITCHER	IP	WLS	BF	H	R	ER	SO	BB	IBB	HBP	BLK	WP	HR	S	P	ERA	WHIP

TOP

Minnesota Twins @ Chicago White Sox

Comiskey Park, Chicago, IL

Sat Apr 18 1992, 8:05 PM EDT

Att. 29,680 - Cloudy - 64 F

livebaseballscorecards.com

AB	33
R	3
H	10
RBI	3
BB	0
SO	6
LOB	8

1B: 8	SF: 1	WP: 1	PA: 36
2B: 2	SAC: 0	PB: 0	
3B: 0	DP: 0	SB: 0	
HR: 0	HBP: 0	CS: 1	

Batter	1	2	3	4	5	6	7	8	9	AB	R	H	RBI	BB	SO	LOB
Tim Raines, S (1, 7) OBP: 0.340, SLG: 0.318	P6		G3	F9			E 1B			4	0	1	0	0	0	1
Joey Cora, S (1, 4)	CS BB		G6-3		G3		E5 G4-6-3			3	0	0	0	1	0	1
Robin Ventura, L (1, 5) OBP: 0.306, SLG: 0.256	BB		G4-3		G5-4-3 BB		G4-6-3			2	0	0	0	2	0	2
Frank Thomas, R (1, 3) OBP: 0.383, SLG: 0.400	FC5 BB			1B 2B	G5-4-3			F8		3	1	1	0	1	0	1
George Bell, R (1, 10) OBP: 0.268, SLG: 0.488	FC5			1B SF7 1B		F7		G5-3		4	1	1	1	0	0	2
Dan Pasqua, L (1, 9) OBP: 0.423, SLG: 0.652		F7		SF7 E 1B		K		K		4	1	1	0	0	2	0
Matt Merullo, L (1, 2) OBP: 0.250, SLG: 0.273		F8		SF7		G4-3				2	0	0	1	0	0	0
Lance Johnson, L (1, 8) OBP: 0.325, SLG: 0.375		1B		F7			G1-3			3	0	1	0	0	0	1
Ozzie Guillen, L (1, 6) OBP: 0.231, SLG: 0.324		L8		E9 1B			1B E BB			2	1	1	1	1	0	1
Inning Stats	R: 0 H: 0 E: 0 LOB: 2 K: 0 BB: 3 S: 6 P: 20	R: 0 H: 1 E: 0 LOB: 1 K: 0 BB: 0 S: 6 P: 13	R: 0 H: 0 E: 0 LOB: 0 K: 0 BB: 0 S: 4 P: 7	R: 3 H: 4 E: 1 LOB: 1 K: 0 BB: 0 S: 21 P: 26	R: 0 H: 0 E: 0 LOB: 0 K: 0 BB: 1 S: 5 P: 11	R: 0 H: 0 E: 0 LOB: 0 K: 1 BB: 0 S: 5 P: 7	R: 1 H: 1 E: 1 LOB: 1 K: 0 BB: 1 S: 7 P: 13	R: 0 H: 0 E: 0 LOB: 0 K: 1 BB: 0 S: 7 P: 11		1B: 5 SF: 1 2B: 1 SAC: 0 3B: 0 DP: 2 HR: 0 HBP: 0						WP: 0 PA: 33 PB: 0 SB: 0 CS: 1

PITCHER		IP	WLS	BF	H	R	ER	SO	BB	IBB	HBP	BLK	WP	HR	S	P	ERA	WHIP
Scott Erickson, R ERA: 4.5	(1, 1)	7.0	L	30	6	4	3	1	5	0	0	0	0	0	54	97	3.86	1.571
Carl Willis, R ERA: 1.93	(8, 1)	0.2		2	0	0	0	0	0	0	0	0	0	0	4	7	0.00	0.000
Gary Wayne, L ERA:	(8, 1)	0.1		1	0	0	0	1	0	0	0	0	0	0	3	4	0.00	0.000

PITCHER	IP	WLS	BF	H	R	ER	SO	BB	IBB	HBP	BLK	WP	HR	S	P	ERA	WHIP

BOTTOM

Minnesota Twins @ Chicago White Sox

Comiskey Park, Chicago, IL

Sat Apr 18 1992, 8:05 PM EDT

Att. 29,680 - Cloudy - 64 F

livebaseballscorecards.com

AB	27
R	4
H	6
RBI	3
BB	5
SO	2
LOB	9

Batter	1	2	3	4	5	6	7	8	9	AB	R	H	RBI	BB	SO	LOB
Shane Mack, R (1, 7) OBP: 0.435, SLG: 0.595	C B F B X 2-2 ① G1-3		B B C S B X 3-2 ③ F9			B X 1-0 ② ③ G4-3 1-2f		B B B B 4-0 BB 1-2 2-3 BB		3	0	0	0	1	0	1
Chuck Knoblauch, R (1, 4) OBP: 0.360, SLG: 0.311	C X 0-1 G5-3 1B 1B			B B C X 2-1 ① G1-3			B X 1-0 ① G6-3	X 0-0 ② SF9 2-3 3-H		3	0	1	1	0	0	0
Kirby Puckett, R (1, 8) OBP: 0.380, SLG: 0.587	B X 1-0 G5-3 1-2 1B			X 0-0 ② F8			C X 0-1 ② G5-3	1 SAFE B F B B C B 4-2 1-2 BB		3	0	1	0	1	0	0
Chili Davis, S (1, 10) OBP: 0.367, SLG: 0.237	X 0-0 ② ③ G5-3 1-2 2-3f			C B X 1-1 ③ F7			C B X 1-1 E 1B	B F X 1-1 ③ G4-3		4	0	1	0	0	0	5
Pedro Munoz, R (1, 9) OBP: 0.216, SLG: 0.278		B X 1-0 ① G4-3	B B F F B X 3-2 ① L7				X 0-0 E5 1-2		C B B B C X 3-2 ① G6-3	3	0	0	0	0	0	1
Jarvis Brown, R (7, PR) (7, 9)										0	0	0	0	0	0	0
Donnie Hill, S (9, PH) OBP: 0.333, SLG: 0.333										1	0	0	0	0	0	0
Scott Leius, R (1, 5) OBP: 0.345, SLG: 0.357		C S B F B F X 2-2 ② G3	X 0-0 L6 1B				F X 0-1 ③ L4		B B C X 2-1 ② F9	3	0	1	0	0	0	2
Mike Pagliarulo, L (9, PH) OBP: 0.077, SLG: 0.077										1	0	0	0	0	0	0
Gene Larkin, S (1, 3) OBP: 0.289, SLG: 0.359		S X 0-1 ③ G2-3	B 1 SAFE X 1-0 ② ③ L6 1-2					C X 0-1 ① F9	B C B B F F X 3-2 ③ G3-1	4	0	0	0	0	0	1
Lenny Webster, R (1, 2) OBP: 0.500, SLG: 0.500			B C B B B 4-1 G1-6-3 BB			B X 1-0 FC2-5 2B		B C B F B F B 4-2 BB 1B SF9 BB		1	1	1	0	2	0	0
Greg Gagne, R (1, 6) OBP: 0.306, SLG: 0.265			1 SAFE X 0-0 ① ② G1-6-3 1-2f			M C X 0-2 ① FC2-5 G4-3 2-3		X 0-0 SF9 BB 1-2 1B		3	0	1	0	0	0	2
Inning Stats	R: 0 E: 0 K: 0 S: 7 H: 2 LOB: 1 BB: 0 P: 10	R: 0 E: 0 K: 0 S: 8 H: 0 LOB: 0 BB: 0 P: 11	R: 0 E: 0 K: 0 S: 5 H: 0 LOB: 0 BB: 1 P: 12	R: 0 E: 0 K: 0 S: 5 H: 0 LOB: 0 BB: 0 P: 8	R: 0 E: 0 K: 0 S: 5 H: 1 LOB: 0 BB: 0 P: 9	R: 0 E: 0 K: 0 S: 5 H: 1 LOB: 0 BB: 0 P: 7	R: 0 E: 1 K: 0 S: 8 H: 1 LOB: 2 BB: 0 P: 10	R: 1 E: 0 K: 0 S: 11 H: 1 LOB: 3 BB: 3 P: 24	R: 0 E: 0 K: 0 S: 9 H: 0 LOB: 0 BB: 0 P: 17	1B: 5 2B: 3 3B: 0 HR: 0 SF: 1 SAC: 0 DP: 4 HBP: 0						WP: 0 PB: 0 SB: 0 CS: 0 PA: 34

Minnesota Twins @ Chicago White Sox

Comiskey Park, Chicago, IL

Sun Apr 19 1992, 4:33 AM EDT

Att. 24,307 - Cloudy - 68 F

TOP

livebaseballscorecards.com

AB	29
R	1
H	6
RBI	1
BB	4
SO	0
LOB	12

PITCHER		IP	WLS	BF	H	R	ER	SO	BB	IBB	HBP	BLK	WP	HR	S	P	ERA	WHIP
Greg Hibbard, L ERA: 1.17	(1, 1)	7.2	W	29	6	1	1	0	3	0	0	0	0	0	50	82	1.17	1.174
Bobby Thigpen, R ERA: 4.26	(8, 1)	1.1	S	5	0	0	0	0	1	0	0	0	0	0	13	26	0.00	0.750

PITCHER	IP	WLS	BF	H	R	ER	SO	BB	IBB	HBP	BLK	WP	HR	S	P	ERA	WHIP

Batter	1	2	3	4	5	6	7	8	9	AB	R	H	RBI	BB	SO	LOB
Joey Cora, S (1, 10)	C B C F H 2-2 FC4-6 BB HBP		X 0-0 ① P6		C F F 1 X SAFE 0-2 ② G6-3 1-2		C B B S X 2-2 ① P3			3	0	0	0	0	0	1
Steve Sax, R (1, 4) OBP: 0.319, SLG: 0.231	B B C 1 SAFE 1 SAFE B B B 4-1 FC4-6 BB 1-2		C F B X 1-2 ② G5-3		B C X 1-1 ③ G5-3		X 0-0 ② F9			3	0	0	0	1	0	1
Robin Ventura, L (1, 5) OBP: 0.321, SLG: 0.261	C B B B X 3-1 ① FC4-6 1-2f 2-3		S B B B B 4-1 BB			C F B B X 2-2 2B SF8 1B	F B C X 1-2 ③ P6			3	1	1	0	1	0	2
Frank Thomas, R (1, 3) OBP: 0.373, SLG: 0.410	S B F F S 1-3 ② K		B C B F X 2-2 ③ P3			X 0-0 1-3 2B 2B		F F B X 1-2 ① F9		4	1	1	0	0	1	3
George Bell, R (1, 7) OBP: 0.267, SLG: 0.477	B S F F S 1-3 ③ K			B X 1-0 ① F8		B X 1-0 ① SF8 3-H		B X 1-0 2B 1B 1B		3	1	1	1	0	1	2
Mike Huff, R (1, 9) OBP: 0.333, SLG: 0.364		B F C B X 2-2 ① G1-4-3		C C C 0-3 ② K		X 0-0 P3 1B 2B 2-H		C F S 0-3 ② K		4	1	1	1	0	2	1
Ron Karkovice, R (1, 2) OBP: 0.382, SLG: 0.393		B F S B X 2-2 ② G1-3		X 0-0 ③ P3		C B X 1-1 ② P3 2-3		C B X 1-1 1B 1-3 PO 2B		4	0	1	0	0	0	1
Lance Johnson, L (1, 8) OBP: 0.364, SLG: 0.432		X 0-0 2B			B B B C F X 3-2 ① G6-3	B F X 1-1 3-H 1B		B B X 2-0 2-3 3-H 1B		4	0	3	2	0	0	0
Craig Grebeck, R (1, 6)		B F F X 1-2 ③ F8			B F B B B 4-1 G6-3 BB	1 SAFE 1 SAFE F F X 0-2 ③ P5		B 1-0 ③ PO 3-H		2	0	0	0	1	0	2
Inning Stats	R: 0 E: 0 K: 2 S: 14 H: 0 LOB: 2 BB: 1 P: 25	R: 0 E: 0 K: 0 S: 10 H: 1 LOB: 1 BB: 0 P: 15	R: 0 E: 0 K: 0 S: 8 H: 0 LOB: 1 BB: 1 P: 15	R: 0 E: 0 K: 1 S: 5 H: 0 LOB: 0 BB: 0 P: 6	R: 0 E: 0 K: 0 S: 11 H: 0 LOB: 1 BB: 1 P: 19	R: 3 E: 0 K: 0 S: 13 H: 4 LOB: 1 BB: 0 P: 18	R: 0 E: 0 K: 0 S: 7 H: 0 LOB: 0 BB: 0 P: 10	R: 1 E: 0 K: 1 S: 10 H: 3 LOB: 1 BB: 0 P: 16		1B: 4 2B: 4 3B: 0 HR: 0 SF: 1 SAC: 0 DP: 0 HBP: 1						

PITCHER		IP	WLS	BF	H	R	ER	SO	BB	IBB	HBP	BLK	WP	HR	S	P	ERA	WHIP
John Smiley, L ERA: 6.75	(1, 1)	7.0	L	30	5	3	3	3	3	0	1	0	0	0	68	108	3.86	1.143
Rick Aguilera, R ERA: 9.53	(8, 1)	1.0		5	3	1	1	1	0	0	0	0	0	0	10	16	9.00	3.000

PITCHER	IP	WLS	BF	H	R	ER	SO	BB	IBB	HBP	BLK	WP	HR	S	P	ERA	WHIP

BOTTOM

Minnesota Twins @ Chicago White Sox

Comiskey Park, Chicago, IL

Sun Apr 19 1992, 4:33 AM EDT

Att. 24,307 - Cloudy - 68 F

livebaseballscorecards.com

AB	30
R	4
H	8
RBI	4
BB	3
SO	4
LOB	13

Batter	1	2	3	4	5	6	7	8	9	AB	R	H	RBI	BB	SO	LOB
Shane Mack, R (1, 7) OBP: 0.420, SLG: 0.556	B B C C X 2-2 ① F9		C 1 SAFE 1 SAFE F 1 SAFE S 0-3 ② K			S B S B X 2-2 ① G1-3		B B C F B B 4-2 BB		3	0	0	0	1	1	1
Chuck Knoblauch, R (1, 4) OBP: 0.352, SLG: 0.306	C C X 0-2 S 1B		C B B F X 2-2 ③ F9 1-2			X 0-0 ② P4		X 0-0 ③ P8		4	0	1	0	0	0	2
Kirby Puckett, R (1, 8) OBP: 0.352, SLG: 0.540	S 1 SAFE C S 0-3 ② K 1-2			B X 1-0 ① P4		S S S 0-3 ③ K2-3			C X 0-1 ① G6-3	4	0	0	0	0	2	1
Chili Davis, S (1, 10) OBP: 0.358, SLG: 0.238	X 0-0 ③ F9			F B B S C 2-3 ② K			B X 1-0 G5-3 1B		C F B B S 2-3 ② K	4	0	1	0	0	2	1
Brian Harper, R (1, 2) OBP: 0.349, SLG: 0.300		C X 0-1 ① F8		C X 0-1 1B			F X 0-1 ① L7		X 0-0 ③ G5-3	4	0	1	0	0	0	1
Pedro Munoz, R (1, 9) OBP: 0.225, SLG: 0.282		B F S X 1-2 CS 1B		B C 1 SAFE C B S 2-3 ③ K			B 1 SAFE C S F X 1-2 ② G5-3 1-2			3	0	1	0	0	1	2
Scott Leius, R (1, 5) OBP: 0.313, SLG: 0.323		1 SAFE 1 SAFE 1 SAFE B X 1-0 ② P4			C X 0-1 ① G4-3		C B F B C 2-3 ③ K			3	0	0	0	0	1	2
Gene Larkin, S (1, 3) OBP: 0.271, SLG: 0.333		1 SAFE 0-0 ③ CS 1-2	C X 0-1 ① F7		C C S 0-3 ② K			F S S 0-3 ① K		3	0	0	0	0	2	0
Greg Gagne, R (1, 6) OBP: 0.308, SLG: 0.250			B B B B 4-0 S BB		S X 0-1 ③ F9			C B B F B S 3-3 ② K		2	0	0	0	1	1	0

TOP

Minnesota Twins @ Seattle Mariners

The Kingdome, Seattle, WA

Mon Apr 20 1992, 10:05 PM EDT

Att. 30,512 - Dome - 70 F

livebaseballscorecards.com

AB	30
R	0
H	4
RBI	0
BB	2
SO	10
LOB	10

Inning Stats	1	2	3	4	5	6	7	8	9
	R: 0 E: 0 K: 1 S: 10	R: 0 E: 0 K: 0 S: 6	R: 0 E: 0 K: 1 S: 9	R: 0 E: 0 K: 2 S: 9	R: 0 E: 0 K: 1 S: 7	R: 0 E: 0 K: 1 S: 7	R: 0 E: 0 K: 1 S: 10	R: 0 E: 0 K: 2 S: 9	R: 0 E: 0 K: 1 S: 6
	H: 1 LOB: 1 BB: 0 P: 12	H: 1 LOB: 0 BB: 0 P: 8	H: 0 LOB: 1 BB: 1 P: 14	H: 1 LOB: 1 BB: 0 P: 14	H: 0 LOB: 0 BB: 0 P: 7	H: 0 LOB: 0 BB: 0 P: 9	H: 1 LOB: 1 BB: 0 P: 14	H: 0 LOB: 1 BB: 1 P: 16	H: 0 LOB: 0 BB: 0 P: 8

| | | |

BOTTOM

Minnesota Twins @ Seattle Mariners

The Kingdome, Seattle, WA

Mon Apr 20 1992, 10:05 PM EDT

Att. 30,512 - Dome - 70 F

livebaseballscorecards.com

Batter	1	2	3	4	5	6	7	8	9	AB	R	H	RBI	BB	SO	LOB
Harold Reynolds, S (1, 4) OBP: 0.339, SLG: 0.333	C X 0-1 G4-3 SF8 2B		C B X 1-1 ② G6-3			X 0-0 SF7 3B	B B B B 4-0 BB			3	2	2	0	1	0	1
Edgar Martinez, R (1, 5) OBP: 0.328, SLG: 0.388	B C B F T F B F X 3-2 ① G4-3 2-3		B F C X 1-2 ③ G5-3			B F C S 1-3 ① K	B I X SAFE 1-0 ③ P4			4	0	0	0	0	1	4
Ken Griffey Jr., L (1, 8) OBP: 0.321, SLG: 0.440	X 0-0 ② SF8 3-H			X 0-0 E6 G4-6-3		I I I I 4-0 BB S IBB		B B C S X 2-2 ① P3		2	0	0	1	1	0	0
Pete O'Brien, L (1, 10) OBP: 0.229, SLG: 0.457	F F B C 1-3 ③ K			X 0-0 ① ② G4-6-3 1-2f		S B B X 2-1 ② SF7 3-H		C B X 1-1 E 1B		3	0	1	1	0	1	1
Jay Buhner, R (1, 9) OBP: 0.302, SLG: 0.277		B F C S 1-3 ① K		B X 1-0 ③ F9		1 SAFE B B B B C B 4-1 BB 1-2 BB		C X 0-1 E6 G6-4-3 1-2		3	0	0	0	1	1	1
Tino Martinez, L (1, 3) OBP: 0.311, SLG: 0.465		C X 0-1 ② P7			B C X 1-1 ① G5-3	S B B F B B 4-2 1-2 2-3 BB		B S X 1-1 ② ③ G6-4-3 1-2f		3	0	0	0	1	0	2
Greg Briley, L (1, 7) OBP: 0.222, SLG: 0.259		S B C X 1-2 ③ G4-3			B B B C X 3-1 G5-3 1B	B X 1-0 ③ G1-3				3	0	1	0	0	0	3
Dave Valle, R (1, 2) OBP: 0.372, SLG: 0.395			B B B F B X 3-1 SH3-4 1B		1 SAFE B B B X 2-0 ② G5-3 1-2		F H 1-1 G6-3 HBP			2	0	1	0	0	0	1
Rich Amaral, R (1, 6) OBP: 0.455, SLG: 0.600 Jeff Schaefer, R (8, 6) OBP: 0.300, SLG: 0.700			X 0-0 ① SH3-4 1-2		B C X 1-1 ③ G4-3		L F B B B B F X 3-2 ① ② G6-3 1-2f			2 0 0 0 0 0 2 0 0 0 0 0 0 0						
Inning Stats	R: 1 H: 1 E: 0 LOB: 0 K: 1 BB: 0 S: 11 P: 15	R: 0 H: 0 E: 0 LOB: 0 K: 1 BB: 0 S: 8 P: 10	R: 0 H: 1 E: 0 LOB: 1 K: 0 BB: 0 S: 8 P: 13	R: 0 H: 0 E: 1 LOB: 0 K: 0 BB: 0 S: 3 P: 4	R: 0 H: 1 E: 0 LOB: 1 K: 0 BB: 0 S: 7 P: 14	R: 1 H: 1 E: 0 LOB: 3 K: 1 BB: 3 S: 10 P: 26	R: 0 H: 0 E: 0 LOB: 1 K: 0 BB: 1 S: 6 P: 15	R: 0 H: 1 E: 1 LOB: 1 K: 0 BB: 0 S: 9 P: 13		1B: 3 SF: 2 2B: 1 SAC: 1 3B: 1 DP: 3 HR: 0 HBP: 1				WP: 0 PA: 33 PB: 0 SB: 1 CS: 0		

	AB	25
	R	2
	H	5
	RBI	2
	BB	4
	SO	3
	LOB	15

PITCHER		IP	WLS	BF	H	R	ER	SO	BB	IBB	HBP	BLK	WP	HR	S	P	ERA	WHIP
Kevin Tapani, R ERA: 3.05	(1, 1)	7.0	L	29	4	2	2	3	3	1	1	0	0	0	53	97	2.57	1.000
Mark Guthrie, L ERA: 1.59	(8, 1)	1.0		4	1	0	0	0	0	0	0	0	0	0	9	13	0.00	1.000

PITCHER	IP	WLS	BF	H	R	ER	SO	BB	IBB	HBP	BLK	WP	HR	S	P	ERA	WHIP

Minnesota Twins @ Seattle Mariners

The Kingdome, Seattle, WA

Tue Apr 21 1992, 10:05 PM EDT

Att. 15,757 - Dome - 70 F

livebaseballscorecards.com

TOP

Batter	1	2	3	4	5	6	7	8	9	AB	R	H	RBI	BB	SO	LOB
Shane Mack, R (1, 7) OBP: 0.418, SLG: 0.531	X 0-0 ① G5-3		B B B B 4-0 1B 1-2 BB	2 SAFE B X 1-0 ③ F7			X 0-0 E BB 1B		C B B S S 2-3 ② K	4	0	1	0	1	1	1
Chuck Knoblauch, R (1, 4) OBP: 0.390, SLG: 0.385	B C F S 1-3 ② K		C F F X 0-2 1-3 2-H 1B		C B B X 2-1 HR		1 SAFE B B B C 1 SAFE 1 SAFE B 4-1 E 1-2 BB		C B B B C B 4-2 BB	3	1	2	2	2	1	0
Kirby Puckett, R (1, 8) OBP: 0.322, SLG: 0.491 Jarvis Brown, R (9, 8)	B B X 2-0 ③ F9		1 SAFE X 0-0 ③ P3		B B B C F X 3-2 ① G4-3		F B B S F F B X 3-2 ① P2		1 SAFE C B X 1-1 ③ G4-3	5 0	0 0	0 0	0 0	0 0	0 0	5 0
Chili Davis, S (1, 10) OBP: 0.368, SLG: 0.261		B S B B S X 3-2 G4-6-3 1B		C B B C B X 3-2 2B HR 1B	B B X 2-0 ② G4-3		B S C F B B 1 SAFE S 3-3 ② K 1-2 2-3			4	1	2	0	0	1	2
Brian Harper, R (1, 2) OBP: 0.340, SLG: 0.318		B 1 SAFE B B F 1 SAFE F F X 3-2 ① P8		B B C X 2-1 1-3 HR 2B	C C X 0-2 ③ P3		C S B X 1-2 ③ P4			4	1	1	0	0	0	3
Gene Larkin, S (1, 3) OBP: 0.269, SLG: 0.391		C 1 SAFE B F X 1-2 ② ③ G4-6-3 1-2f		C B B X 2-1 2-H 3-H HR		C F B B F F B F F 3-2 X ① F8		B C C X 1-2 ① G3		4	1	1	3	0	0	1
Pedro Munoz, R (1, 9) OBP: 0.273, SLG: 0.326			B F B X 2-1 BB 1B 1B	B F X 1-1 S 1B		S C B S 1-3 ② K		B X 1-0 G6-3 1B		4	1	3	0	0	1	0
Mike Pagliarulo, L (1, 5) OBP: 0.118, SLG: 0.118			C 1 SAFE B X 1-1 ① F8	C B S X 1-2 ① F9 1-2		B X 1-0 1B		F 1 SAFE 1 SAFE X 0-1 ② ③ G6-3 1-2f		4	0	1	0	0	0	3
Greg Gagne, R (1, 6) OBP: 0.279, SLG: 0.225			1 SAFE B C B S X 2-2 ② P6	S C B X 1-2 ② P8		F X 0-1 ③ P9			B C B X 2-1 ① G4-3	4	0	0	0	0	0	3
Inning Stats	R: 0 E: 0 K: 1 S: 5 H: 0 LOB: 0 BB: 0 P: 8	R: 0 E: 0 K: 0 S: 10 H: 1 LOB: 0 BB: 0 P: 17	R: 1 E: 0 K: 0 S: 12 H: 2 LOB: 2 BB: 1 P: 21	R: 3 E: 0 K: 0 S: 16 H: 4 LOB: 1 BB: 0 P: 27	R: 1 E: 0 K: 0 S: 9 H: 1 LOB: 0 BB: 0 P: 16	R: 0 E: 0 K: 1 S: 13 H: 1 LOB: 1 BB: 0 P: 18	R: 0 E: 1 K: 1 S: 14 H: 1 LOB: 2 BB: 1 P: 25	R: 0 E: 0 K: 0 S: 6 H: 1 LOB: 0 BB: 0 P: 8	R: 0 E: 0 K: 1 S: 9 H: 0 LOB: 1 BB: 1 P: 18	1B: 8 2B: 1 3B: 0 HR: 2 SF: 0 SAC: 0 DP: 2 HBP: 0						

	AB	36
	R	5
	H	11
	RBI	5
	BB	3
	SO	4
	LOB	18

WP: 0 PB: 0 SB: 1 CS: 0 PA: 39

PITCHER		IP	WLS	BF	H	R	ER	SO	BB	IBB	HBP	BLK	WP	HR	S	P	ERA	WHIP
Rich DeLucia, R ERA: 8.1	(1, 1)	5.0	L	23	8	5	5	1	1	0	0	0	0	2	52	89	9.00	1.800
Jim Acker, R ERA: 4.5	(6, 1)	1.0		4	1	0	0	1	0	0	0	0	0	0	13	18	0.00	1.000
Gene Harris, R ERA: 3.86	(7, 1)	2.0		8	2	0	0	1	1	0	0	0	0	0	20	33	0.00	1.500
Jeff Nelson, R ERA: 1.59	(9, 1)	1.0		4	0	0	0	1	1	0	0	0	0	0	9	18	0.00	1.000

PITCHER	IP	WLS	BF	H	R	ER	SO	BB	IBB	HBP	BLK	WP	HR	S	P	ERA	WHIP

Minnesota Twins @ Seattle Mariners

The Kingdome, Seattle, WA

Tue Apr 21 1992, 10:05 PM EDT

Att. 15,757 - Dome - 70 F

BOTTOM

Batter	1	2	3	4	5	6	7	8	9	AB	R	H	RBI	BB	SO	LOB
Harold Reynolds, S (1, 4) OBP: 0.361, SLG: 0.400	G6-3		1-3 S 1B		BB		HR		F7	4	1	2	1	1	0	0
Edgar Martinez, R (1, 5) OBP: 0.333, SLG: 0.377	CS BB		1-2 F8		L9		1B		F8	4	0	1	0	1	0	4
Ken Griffey Jr., L (1, 8) OBP: 0.311, SLG: 0.418	F7			G4-3		P3	1-2 1B		F7	5	0	1	0	0	0	1
Pete O'Brien, L (1, 3) OBP: 0.250, SLG: 0.520	CS 1-2	L7		HR		FC4-6 BB 1B	P3			4	1	2	1	0	0	2
Jay Buhner, R (1, 9) OBP: 0.333, SLG: 0.286		K		G4-6-3 BB		FC4-6 1-2 BB		1B 1B		2	0	1	0	2	1	0
Tino Martinez, L (1, 10) OBP: 0.286, SLG: 0.426		K		G4-6-3 1-2f		FC4-6 1-2f 2-3		K		4	0	0	0	0	2	4
Greg Briley, L (1, 7) OBP: 0.233, SLG: 0.267 Henry Cotto, R (8, PH) OBP: 0.571, SLG: 0.667 (9, 7)			G6-3		S 1B	G6-3		1-2 1B		3 1	0 0	1 1	0 0	0 0	0 0	2 0
Dave Valle, R (1, 2) OBP: 0.356, SLG: 0.375 Dave Cochrane, S (7, PH) OBP: 0.417, SLG: 0.545 (8, 2)			K	G5-3 1-2			K	F8		2 2	0 0	0 0	0 0	0 0	1 1	1 2
Jeff Schaefer, R (1, 6) OBP: 0.308, SLG: 0.615 Rich Amaral, R (8, PH) OBP: 0.417, SLG: 0.545 (9, 6)			1B 1B	K			B5-3	F9		3 1	0 0	1 0	0 0	0 0	1 0	1 2
Inning Stats	R: 0 H: 0 E: 0 LOB: 0 K: 0 BB: 1 S: 7 P: 15	R: 0 H: 0 E: 0 LOB: 0 K: 2 BB: 0 S: 8 P: 11	R: 0 H: 2 E: 0 LOB: 2 K: 1 BB: 0 S: 14 P: 22	R: 1 H: 1 E: 0 LOB: 0 K: 0 BB: 1 S: 6 P: 10	R: 0 H: 1 E: 0 LOB: 2 K: 1 BB: 1 S: 12 P: 19	R: 0 H: 1 E: 0 LOB: 2 K: 0 BB: 1 S: 9 P: 19	R: 1 H: 3 E: 0 LOB: 2 K: 1 BB: 0 S: 9 P: 15	R: 0 H: 2 E: 0 LOB: 2 K: 1 BB: 0 S: 12 P: 18	R: 0 H: 0 E: 0 LOB: 0 K: 0 BB: 0 S: 8 P: 12	1B: 8 SF: 0 2B: 0 SAC: 0 3B: 0 DP: 1 HR: 2 HBP: 0						

livebaseballscorecards.com

AB	35
R	2
H	10
RBI	2
BB	4
SO	6
LOB	19

WP: 0 PA: 40
PB: 0
SB: 2
CS: 1

PITCHER		IP	WLS	BF	H	R	ER	SO	BB	IBB	HBP	BLK	WP	HR	S	P	ERA	WHIP
Pat Mahomes, R ERA: 3.0	(1, 1)	6.0	W	25	5	1	1	4	4	0	0	0	0	1	56	96	1.50	1.500
Carl Willis, R ERA: 3.38	(7, 1)	0.2		5	3	1	1	1	0	0	0	0	0	1	8	13	13.50	4.500
Bob Kipper, L ERA: 3.6	(7, 1)	0.2		4	2	0	0	1	0	0	0	0	0	0	9	15	0.00	3.000
Rick Aguilera, R ERA: 7.36	(8, 1)	1.2	S	5	0	0	0	0	0	0	0	0	0	0	12	17	0.00	0.000

PITCHER		IP	WLS	BF	H	R	ER	SO	BB	IBB	HBP	BLK	WP	HR	S	P	ERA	WHIP

Batter	1	2	3	4	5	6	7	8	9	AB	R	H	RBI	BB	SO	LOB
Shane Mack, R (1, 7) OBP: 0.433, SLG: 0.528	B H 2-0 FC4-6 HBP	C X 0-1 1-2 3-H 1B		B X 1-0 E5 1B 1B	X 0-0 1B		B X 1-0 ② F8			4	1	2	1	0	0	2
Chuck Knoblauch, R (1, 4) OBP: 0.375, SLG: 0.368	C C 1 F 1 S SAFE SAFE 0-3 ① K	C B F S 1-3 ③ K		C B X 1-1 1B 1B 1-2 1B	C B B F F B X 3-2 ③ L5		C X 0-1 ③ G4-3			5	1	1	0	0	2	6
Randy Bush, L (1, 10) OBP: 0.313, SLG: 0.267	B S X 1-1 ② FC4-6 1-2f	C B C F X 1-2 FC6-4 1B	B B X 2-0 1B 1-3 2-H 1B	B C F B X 2-2 ① G6-3			F B S S 1-3 ① K			5	0	2	1	0	1	1
Kirby Puckett, R (1, 8) OBP: 0.333, SLG: 0.492 Jarvis Brown, R (6, PR) (6, 8)	B B S F C 2-3 ③ K	X 0-0 ① FC6-4 BB 1-2f 1B	B B B X 3-0 FC6-4 1-2 3-H 1B	F X 0-1 1B			X 0-0 ② G4-3			4 1	1 0	2 0	1 0	0 0	1 0	2 0
Brian Harper, R (1, 2) OBP: 0.353, SLG: 0.383 Lenny Webster, R (7, 2) OBP: 0.444, SLG: 0.429	S B X 1-1 HR	B B B B 4-0 1B 1-2 HR BB	B B B X 2-1 ① F8	C S B X 0-2 ② F9			B B B X 2-0 ③ F9			3 1	2 0	1 0	1 0	1 0	0 0	3 0
Gene Larkin, S (1, 3) OBP: 0.263, SLG: 0.373 Chili Davis, S (9, 3) OBP: 0.368, SLG: 0.261	X 0-0 ① F7	B B B B C X 3-1 1-3 2-H HR 1B	B F X 1-1 ② F7	X 0-0 ③ F7					F C X 0-2 ① P6	5 0	1 0	1 0	1 0	0 0	0 0	3 0
Pedro Munoz, R (1, 9) OBP: 0.306, SLG: 0.417	X 0-0 1B G4-1 1B 1B	B F B X 2-1 1-H 3-H HR	X 0-0 ③ FC6-4 1-2f			X 0-0 E 1B			S X 0-1 ② F8	5	2	3	3	0	0	2
Scott Leius, R (1, 5) OBP: 0.297, SLG: 0.306	X 0-0 ② G4-1 1-2	B B B C X 3-1 ② F8		F C S 0-3 ① K			B X 1-0 E5 1-3		S C X 0-2 1B	5	0	1	0	0	1	2
Greg Gagne, R (1, 6) OBP: 0.283, SLG: 0.233 Donnie Hill, S (7, PH) OBP: 0.200, SLG: 0.200 (7, 6)	C C X 0-2 1B 2-3 1B	X 0-0 ③ G1-3		B F S B X 2-2 ② L4			C B F B B F X 3-2 ① L5		S B F S 1-3 ③ K	3 2	0 0	1 0	0 0	0 0	0 1	0 3
Inning Stats	R: 0 E: 0 K: 2 S: 9 H: 0 LOB: 1 BB: 0 P: 14	R: 2 E: 0 K: 1 S: 13 H: 4 LOB: 2 BB: 0 P: 15	R: 4 E: 0 K: 0 S: 12 H: 3 LOB: 0 BB: 1 P: 25	R: 2 E: 1 K: 0 S: 10 H: 3 LOB: 2 BB: 0 P: 20	R: 0 E: 0 K: 1 S: 11 H: 1 LOB: 1 BB: 0 P: 16	R: 0 E: 0 K: 0 S: 9 H: 1 LOB: 1 BB: 0 P: 11	R: 0 E: 1 K: 0 S: 9 H: 1 LOB: 2 BB: 0 P: 14	R: 0 E: 0 K: 1 S: 5 H: 0 LOB: 0 BB: 0 P: 8	R: 0 E: 0 K: 1 S: 11 H: 1 LOB: 1 BB: 0 P: 12	1B: 12 2B: 0 3B: 0 HR: 2 SF: 0 SAC: 0 DP: 0 HBP: 1						

TOP

Minnesota Twins @ Seattle Mariners

The Kingdome, Seattle, WA

Wed Apr 22 1992, 10:05 PM EDT

Att. 16,442 - Dome - 70 F

livebaseballscorecards.com

AB	43
R	8
H	14
RBI	8
BB	1
SO	6
LOB	24

WP: 0 PA: 45
PB: 0
SB: 0
CS: 0

PITCHER		IP	WLS	BF	H	R	ER	SO	BB	IBB	HBP	BLK	WP	HR	S	P	ERA	WHIP
Erik Hanson, R ERA: 6.17	(1, 1)	3.0	L	21	9	8	7	3	1	0	1	0	0	2	38	62	21.00	3.333
Jim Acker, R ERA: 2.7	(4, 1)	4.0		17	4	0	0	1	0	0	0	0	0	0	35	53	0.00	1.000
Dennis Powell, L ERA: 2.25	(8, 1)	1.0		3	0	0	0	1	0	0	0	0	0	0	5	8	0.00	0.000
Calvin Jones, R ERA: 0.96	(9, 1)	1.0		4	1	0	0	1	0	0	0	0	0	0	11	12	0.00	1.000

PITCHER	IP	WLS	BF	H	R	ER	SO	BB	IBB	HBP	BLK	WP	HR	S	P	ERA	WHIP

BOTTOM

Minnesota Twins @ Seattle Mariners

The Kingdome, Seattle, WA

Wed Apr 22 1992, 10:05 PM EDT

Att. 16,442 - Dome - 70 F

livebaseballscorecards.com

Batter	1	2	3	4	5	6	7	8	9	AB	R	H	RBI	BB	SO	LOB
Henry Cotto, R (1, 7) (9, 8) OBP: 0.500, SLG: 0.625	G6-3			P3		P7		2B		4	0	1	0	0	0	0
Edgar Martinez, R (1, 5) OBP: 0.343, SLG: 0.393	K			2B BB		1B 1B 2B		P9		3	1	1	0	1	1	1
Jeff Schaefer, R (9, 5) OBP: 0.308, SLG: 0.615										0	0	0	0	0	0	0
Ken Griffey Jr., L (1, 8) OBP: 0.323, SLG: 0.441	F8			1-3 2B		F8 1B 2-3 1B		P7		4	0	2	0	0	0	1
Tino Martinez, L (9, 3) OBP: 0.286, SLG: 0.426										0	0	0	0	0	0	0
Kevin Mitchell, R (1, 10) OBP: 0.241, SLG: 0.280		F9		P4		1-2 3-H 1B		G6-3		4	0	1	1	0	0	3
Jay Buhner, R (1, 9) OBP: 0.311, SLG: 0.264		L4		G4-3		F8 2-3			F7	4	0	0	0	0	0	4
Dave Cochrane, S (1, 3) (9, 7) OBP: 0.375, SLG: 0.467		F8			G5-3 1B 1B	K			G1-3	4	0	1	0	0	1	2
Dave Valle, R (1, 2) OBP: 0.340, SLG: 0.357		P4			K		F9		FC6-4 1B	2	0	0	0	0	1	1
Matt Sinatro, R (6, 2) OBP: 0.250, SLG: 0.250										2	0	1	0	0	0	0
Rich Amaral, R (1, 6) OBP: 0.375, SLG: 0.467		L7			G5-3 1B 1-2		P3		FC6-4 1-2f	4	0	1	0	0	0	1
Harold Reynolds, S (1, 4) OBP: 0.344, SLG: 0.379		G6-3			G5-3 1-2 2-3f		G5-3			3	0	0	0	0	0	2

	AB	34
	R	1
	H	8
	RBI	1
	BB	1
	SO	3
	LOB	15

Inning Stats	1	2	3	4	5	6	7	8	9
	R: 0 H: 0 E: 0 LOB: 0 K: 1 BB: 0 S: 7 P: 12	R: 0 H: 0 E: 0 LOB: 0 K: 0 BB: 0 S: 6 P: 13	R: 0 H: 0 E: 0 LOB: 0 K: 0 BB: 0 S: 8 P: 13	R: 0 H: 1 E: 0 LOB: 2 K: 0 BB: 1 S: 11 P: 21	R: 0 H: 2 E: 0 LOB: 1 K: 1 BB: 0 S: 6 P: 7	R: 1 H: 3 E: 0 LOB: 2 K: 1 BB: 0 S: 14 P: 21	R: 0 H: 0 E: 0 LOB: 0 K: 0 BB: 0 S: 9 P: 11	R: 0 H: 1 E: 0 LOB: 1 K: 0 BB: 0 S: 7 P: 11	R: 0 H: 1 E: 0 LOB: 1 K: 0 BB: 0 S: 10 P: 13

	1B: 5	SF: 0	WP: 0	PA: 35
	2B: 3	SAC: 0	PB: 0	
	3B: 0	DP: 1	SB: 0	
	HR: 0	HBP: 0	CS: 0	

PITCHER		IP	WLS	BF	H	R	ER	SO	BB	IBB	HBP	BLK	WP	HR	S	P	ERA	WHIP
Bill Krueger, L ERA: 0.75	(1, 1)	8.0	W	31	7	1	1	3	1	0	0	0	0	0	68	109	1.12	1.000
Gary Wayne, L ERA:	(9, 1)	1.0		4	1	0	0	0	0	0	0	0	0	0	10	13	0.00	1.000

PITCHER	IP	WLS	BF	H	R	ER	SO	BB	IBB	HBP	BLK	WP	HR	S	P	ERA	WHIP

Batter	1	2	3	4	5	6	7	8	9	AB	R	H	RBI	BB	SO	LOB
Shane Mack, R (1, 7) OBP: 0.438, SLG: 0.561	B X 1-0 G6-3 3B		C C S 0-3 ① K		F B B F X 2-2 G3 2-H 1B		X 0-0 ③ G1-3			4	1	2	1	0	1	1
Chuck Knoblauch, R (1, 4) OBP: 0.353, SLG: 0.344	B X 1-0 ① G6-3 3-H		C X 0-1 ② G6-3		F F B X 1-2 ② G3 2-3			C X 0-1 ① G5-3		4	0	0	1	0	0	1
Kirby Puckett, R (1, 8) OBP: 0.313, SLG: 0.460	C X 0-1 ② G6-3		B X 1-0 ③ G6-3		X 0-0 ③ G6-3			B B F B X 3-1 ② F9		4	0	0	0	0	0	1
Chili Davis, S (1, 10) OBP: 0.361, SLG: 0.245	B B S B S B 4-2 BB			S B B F S 2-3 ① K		X 0-0 ① G4-3		F S B C 1-3 ③ K		3	0	0	0	1	2	0
Brian Harper, R (1, 2) OBP: 0.327, SLG: 0.353	C B S F 1 SAFE X 1-2 ③ G1-3			C X 0-1 ② G4-3		X 0-0 ② F8			C S B F X 1-2 ① G4-3	4	0	0	0	0	0	1
Pedro Munoz, R (1, 9) OBP: 0.321, SLG: 0.442		X 0-0 ① G1-3		B X 1-0 2B		C C B F F B F S 2-3 ③ K			B B X 2-0 1B	4	0	2	0	0	1	0
Scott Leius, R (1, 5) OBP: 0.275, SLG: 0.282 Randy Bush, L (9, PH) OBP: 0.294, SLG: 0.250		C X 0-1 ② G1-3		S X 0-1 ③ G3-1			C X 0-1 ① G4-3		C F B B B X 3-2 ② F8	3 1	0 0	0 0	0 0	0 0	0 0	1 1
Gene Larkin, S (1, 3) OBP: 0.262, SLG: 0.382		B F B S F X 2-2 E6			B F B X 2-1 ① G6-3		F B B X 2-1 2B		S X 0-1 ③ G4-3	4	0	1	0	0	0	1
Greg Gagne, R (1, 6) OBP: 0.286, SLG: 0.261		C S 1 SAFE B B B F 1 SAFE F F X 2-2 ③ F7			B B X 2-0 1B 2B		C X 0-1 ② F9			3	1	1	0	0	0	2
Inning Stats	R: 1 H: 1 E: 0 LOB: 1 K: 0 BB: 1 S: 10 P: 17	R: 0 H: 0 E: 1 LOB: 1 K: 0 BB: 0 S: 13 P: 17	R: 0 H: 0 E: 0 LOB: 0 K: 1 BB: 0 S: 6 P: 7	R: 0 H: 1 E: 0 LOB: 1 K: 1 BB: 0 S: 8 P: 11	R: 1 H: 2 E: 0 LOB: 1 K: 0 BB: 0 S: 10 P: 17	R: 0 H: 0 E: 0 LOB: 0 K: 1 BB: 0 S: 8 P: 10	R: 0 H: 1 E: 0 LOB: 1 K: 0 BB: 0 S: 7 P: 9	R: 0 H: 0 E: 0 LOB: 0 K: 1 BB: 0 S: 7 P: 11	R: 0 H: 1 E: 0 LOB: 1 K: 0 BB: 0 S: 10 P: 16	1B: 2 SF: 0 2B: 3 SAC: 0 3B: 1 DP: 0 HR: 0 HBP: 0						

PITCHER	IP	WLS	BF	H	R	ER	SO	BB	IBB	HBP	BLK	WP	HR	S	P	ERA	WHIP
Russ Swan, L (1, 1) ERA: 5.09	7.0	W	28	5	2	2	3	1	0	0	0	0	0	62	88	2.57	0.857
Jeff Nelson, R (8, 1) ERA: 1.35	1.0		3	0	0	0	1	0	0	0	0	0	0	7	11	0.00	0.000
Mike Schooler, R (9, 1) ERA: 5.14	1.0	S	4	1	0	0	0	0	0	0	0	0	0	10	16	0.00	1.000

PITCHER	IP	WLS	BF	H	R	ER	SO	BB	IBB	HBP	BLK	WP	HR	S	P	ERA	WHIP

TOP

Minnesota Twins @ Seattle Mariners

The Kingdome, Seattle, WA

Thu Apr 23 1992, 6:33 AM EDT

Att. 18,006 - Dome - 70 F

livebaseballscorecards.com

AB	34
R	2
H	6
RBI	2
BB	1
SO	4
LOB	9

1B: 2	SF: 0	WP: 0	PA: 35
2B: 3	SAC: 0	PB: 0	
3B: 1	DP: 0	SB: 0	
HR: 0	HBP: 0	CS: 0	

Batter	1	2	3	4	5	6	7	8	9	AB	R	H	RBI	BB	SO	LOB
Greg Briley, L (1, 5) OBP: 0.235, SLG: 0.265	C B F B S 2-3 K ①		X 0-0 G4-3 ③			S C B X 1-2 G1 ①	B X 1-0 S 1B 2-H			4	0	1	1	0	1	1
Dave Valle, R (8, 2) OBP: 0.340, SLG: 0.357										0	0	0	0	0	0	0
Harold Reynolds, S (1, 4) OBP: 0.338, SLG: 0.361	B C C B X 2-2 G4-3 ②			B C C F X 1-2 G5-3 ①		B B B B 4-0 S 1B SF8 BB	C F B B X 2-2 G6-3 ③ 1-2			3	1	0	0	1	0	1
Ken Griffey Jr., L (1, 8) OBP: 0.333, SLG: 0.444	B X 1-0 G4-3 ③			B X 1-0 F9 ②		F B 1 SAFE F B X 2-2 SF8 S 1-2 1B		F X 0-1 1B 1B		4	0	2	0	0	0	0
Kevin Mitchell, R (1, 7) OBP: 0.259, SLG: 0.302		X 0-0 G5-3 ①		B S F X 1-2 1B		B X 1-0 SF8 ② 1-3 2-H		B 1 SAFE B S 1 SAFE 1 SAFE F X 2-2 1B 1-2		3	0	2	1	0	0	0
Pete O'Brien, L (1, 3) OBP: 0.232, SLG: 0.481		B C B X 2-1 G6-3 ②		F B B X 2-1 G4-3 ③		C F B F X 1-2 F8 ③		B M X 1-1 F7 ①		4	0	0	0	0	0	4
Jay Buhner, R (1, 9) OBP: 0.308, SLG: 0.316		C B X 1-1 G6-3 ③			C X 0-1 G5-3 ①		B B F X 2-1 HR	S C B S 1-3 K ②		4	1	1	1	0	1	2
Tino Martinez, L (1, 10) OBP: 0.302, SLG: 0.440			B B F F X 2-2 SH3 2B		C F B F S 1-3 K ②	C B B B F F F B 4-2 SH1 1B BB		B S F X 1-2 F7 ③		3	1	1	0	1	1	2
Jeff Schaefer, R (1, 6) OBP: 0.357, SLG: 0.615			X 0-0 SH3 ① 2-3		B B B B 4-0 BB	L B B X 1-1 SH1 ① 1-2				0	0	0	0	1	0	0
Matt Sinatro, R (1, 2) OBP: 0.167, SLG: 0.167			B F S B X 2-2 G6-3 ②		C C B F F S 1-3 K ③	S B B C F F B C 3-3 K ②				2	0	0	0	0	1	2
Dave Cochrane, S (7, PH) OBP: 0.353, SLG: 0.438										1	0	0	0	0	1	1
Rich Amaral, R (8, 5) OBP: 0.375, SLG: 0.467										0	0	0	0	0	0	0
Inning Stats	R: 0 H: 0 E: 0 LOB: 0 K: 1 BB: 0 S: 7 P: 12	R: 0 H: 0 E: 0 LOB: 0 K: 0 BB: 0 S: 5 P: 8	R: 0 H: 1 E: 0 LOB: 1 K: 0 BB: 0 S: 8 P: 12	R: 0 H: 1 E: 0 LOB: 1 K: 0 BB: 0 S: 10 P: 15	R: 0 H: 0 E: 0 LOB: 1 K: 2 BB: 1 S: 11 P: 17	R: 1 H: 1 E: 0 LOB: 1 K: 0 BB: 1 S: 11 P: 20	R: 2 H: 2 E: 0 LOB: 1 K: 1 BB: 1 S: 16 P: 29	R: 0 H: 2 E: 0 LOB: 2 K: 1 BB: 0 S: 13 P: 18		1B: 5 SF: 1 2B: 1 SAC: 2 3B: 0 DP: 0 HR: 1 HBP: 0						

PITCHER		IP	WLS	BF	H	R	ER	SO	BB	IBB	HBP	BLK	WP	HR	S	P	ERA	WHIP
Scott Erickson, R	(1, 1)	6.2	L	28	5	3	3	4	3	0	0	0	0	1	65	108	4.05	1.200
ERA: 4.38																		
Mark Guthrie, L	(7, 1)	1.1		6	2	0	0	1	0	0	0	0	0	0	16	23	0.00	1.500
ERA: 1.29																		

PITCHER	IP	WLS	BF	H	R	ER	SO	BB	IBB	HBP	BLK	WP	HR	S	P	ERA	WHIP

BOTTOM

Minnesota Twins @ Seattle Mariners

The Kingdome, Seattle, WA

Thu Apr 23 1992, 6:33 AM EDT

Att. 18,006 - Dome - 70 F

livebaseballscorecards.com

AB	28
R	3
H	7
RBI	3
BB	3
SO	5
LOB	13

WP: 0 PA: 34
PB: 0
SB: 3
CS: 0

Batter	1	2	3	4	5	6	7	8	9	10	AB	R	H	RBI	BB	SO	LOB
Rickey Henderson, R (1, 7) OBP: 0.386, SLG: 0.385	B C B B X 3-1 L7 ①	B F B X 2-1 F8 ② 1-3		C B B F C 2-3 K ②			C B B X 2-1 F7 ①		C C X 0-2 SH1-4 2B		5	0	1	0	0	1	1
Carney Lansford, R (1, 5) OBP: 0.429, SLG: 0.491	S X 0-1 BB 1B 2B 1B	B B X 2-0 E8 3-H 2B		X 0-0 G4-3 ③			B B X 2-0 F8 BB 1B		F B X 1-1 SH1-4 ① 2-3		4	1	3	1	0	0	0
Jose Canseco, R (1, 9) OBP: 0.355, SLG: 0.567	B C C B 1 SAFE S 2-3 K ②	B C B B S X 3-2 G5-3 ③			C C B S 1-3 K ①		B B B C F B 4-2 F8 1-2 BB		B S C B F S 2-3 K ②		4	0	0	0	1	3	3
Mark McGwire, R (1, 3) OBP: 0.440, SLG: 0.814	B S F X 1-2 BB 2B 1B		F B X 1-1 HR		X 0-0 F8 ②		B X 1-0 F8 ② 1-2 2-3		I I I I 4-0 IBB		4	2	2	1	1	0	2
Randy Ready, R (1, 10) OBP: 0.800, SLG: 0.667 Harold Baines, L (7, PH) OBP: 0.277, SLG: 0.267	C B B B B 4-1 2B 1-2 2-3 BB		B C C B F B B 4-2 FC6-4 BB		B C X 1-1 FC6-4 1B		F F B S 1-3 K ③		B S S S 1-3 K2-3 ③		1 2	1 0	1 0	0 0	2 0	0 2	0 4
Willie Wilson, S (1, 8) OBP: 0.298, SLG: 0.340	B C B C F X 2-2 1-H 2-H 3-H 2B		B C 1 SAFE C S 2-3 K ①		1 SAFE X 0-0 FC6-4 1-2f ③			C F B B B B 4-2 G5-3 BB		X 0-0 G6-3 ①	4	0	1	3	1	1	2
Lance Blankenship, R (1, 4) OBP: 0.358, SLG: 0.383	C C B F X 1-2 P3 ③		1 SAFE C S X 0-2 FC6-4 1-2f ②			X 0-0 G5-3 ①		1 SAFE 1 SAFE B X 1-0 G5-3 1-2 ①		C B B X 2-1 L7 ②	5	0	0	0	0	0	3
Mike Bordick, R (1, 6) OBP: 0.364, SLG: 0.333		C X 0-1 F9 ① C F C 0-3 K ③				C B B X 2-1 F9 ②		X 0-0 P6 ②		C B F B B X 3-2 1B	5	0	1	0	0	1	2
Scott Hemond, R (1, 2) OBP: 0.318, SLG: 0.300 Jamie Quirk, L (10, PH) OBP: 0.239, SLG: 0.262 (10, 2)		B B C F B F F B 4-2 F8 S E BB		L X 0-1 G5-3 ①		C B S X 1-2 G6-3 ③		B C X 1-1 P6 ③		B C B S F B F C 3-3 K ③	3 1	1 0	0 0	0 0	1 0	0 1	1 1
Inning Stats	R: 3 E: 0 K: 1 S: 19 H: 3 LOB: 1 BB: 1 P: 32	R: 1 E: 1 K: 0 S: 12 H: 1 LOB: 1 BB: 1 P: 23	R: 1 E: 0 K: 2 S: 14 H: 1 LOB: 1 BB: 1 P: 21	R: 0 E: 0 K: 1 S: 6 H: 0 LOB: 0 BB: 0 P: 8	R: 0 E: 0 K: 1 S: 7 H: 1 LOB: 1 BB: 0 P: 9	R: 0 E: 0 K: 0 S: 6 H: 0 LOB: 0 BB: 0 P: 9	R: 0 E: 0 K: 1 S: 9 H: 1 LOB: 2 BB: 1 P: 19	R: 0 E: 0 K: 0 S: 6 H: 0 LOB: 1 BB: 1 P: 12	R: 0 E: 0 K: 2 S: 12 H: 1 LOB: 2 BB: 1 P: 20	R: 0 E: 0 K: 1 S: 11 H: 1 LOB: 1 BB: 0 P: 19	1B: 5 2B: 3 3B: 0 HR: 1 SF: 0 SAC: 1 DP: 0 HBP: 0						

TOP

Oakland Athletics @ Minnesota Twins

Hubert H. Humphrey Metrodome, Minneapolis, MN

Fri Apr 24 1992, 8:05 PM EDT

Att. 26,706 - Dome - 70 F

livebaseballscorecards.com

AB	38
R	5
H	9
RBI	5
BB	6
SO	9
LOB	19

WP: 0 PB: 0 SB: 1 CS: 0 PA: 45

PITCHER	IP	WLS	BF	H	R	ER	SO	BB	IBB	HBP	BLK	WP	HR	S	P	ERA	WHIP
John Smiley, L (1, 1) ERA: 6.86	6.1		29	7	5	5	5	3	0	0	0	0	1	67	109	7.11	1.579
Carl Willis, R (7, 1) ERA: 3.18	0.1		2	0	0	0	0	1	0	0	0	0	0	3	8	0.00	3.000
Gary Wayne, L (7, 1) ERA:	3.0		12	1	0	0	3	1	1	0	0	0	0	24	41	0.00	0.667
Tom Edens, R (10, 1) ERA: 6.0	0.1	W	2	1	0	0	1	0	0	0	0	0	0	8	14	0.00	3.000

PITCHER	IP	WLS	BF	H	R	ER	SO	BB	IBB	HBP	BLK	WP	HR	S	P	ERA	WHIP

Batter	1	2	3	4	5	6	7	8	9	10	AB	R	H	RBI	BB	SO	LOB
Shane Mack, R (1, 7) OBP: 0.420, SLG: 0.532	S C S 0-3 ① K		F B B B X 3-1 ① F9 1-3	B 1 SAFE X 1-0 1B 1-3		B B F X 2-1 ① F8		C F X 0-2 ③ G1-3			5	0	1	0	0	1	1
Chuck Knoblauch, R (1, 4) OBP: 0.356, SLG: 0.344	B X 1-0 BB 1B		C B X 1-1 ② SF9 3-H	X 0-0 ③ F8		B C B B B 4-1 FC5-4 BB			C X 0-1 ① P8		3	0	1	1	1	0	2
Kirby Puckett, R (1, 8) OBP: 0.319, SLG: 0.456	F B X 1-1 ② F9		B B X 2-0 BB 1B		B X 1-0 BB 2B 1B	B S X 1-1 ② FC5-4 S 1-2f			X 0-0 ② G4-3		5	1	2	0	0	0	2
Kent Hrbek, L (1, 10)	B B B C 1 SAFE B 4-1 1-2 BB		C B F 1 SAFE F B B B 4-2 1-2 BB		B B F F B B 4-2 2B 3B 1-2 BB	C S B S 1-3 ③ K 1-2			B B C F B S 3-3 ③ K2-3		2	1	0	0	3	2	1
Pedro Munoz, R (1, 9) OBP: 0.328, SLG: 0.446 Jarvis Brown, R (10, PR)	C B B B X 2-1 ③ F9		B X 1-0 ③ G3		F X 0-1 3B 2B 1-3 2-H		C B X 1-1 ① G6-3			C B B S B B 4-2 1B SF9 BB	4 0	1 1	1 0	1 0	1 0	0 0	4 0
Gene Larkin, S (1, 3) OBP: 0.258, SLG: 0.367	B X 1-0 ① F9	B X 1-0 ① F8	B B B X 3-0 ① P4				B B F X 2-1 ② G4-3			X 0-0 IBB 1-3 1B	5	0	1	0	0	0	2
Scott Leius, R (1, 5) OBP: 0.318, SLG: 0.395 Randy Bush, L (10, PH) OBP: 0.333, SLG: 0.250	F B F B B B X 3-2 G4-6-3 1B	C S B S B X 2-2 G1-3 2B	B B B C X 3-1 FC5-2 3B 2-H 3-H				B B B F X 3-1 ③ F8			I I I I I 4-0 IBB 1-2	4 0	1 0	3 0	2 0	0 1	0 0	0 0
Lenny Webster, R (1, 2) OBP: 0.308, SLG: 0.273 Brian Harper, R (10, PH) OBP: 0.321, SLG: 0.353	C B C B X 2-2 ②③ G4-6-3 1-2f	B S B X 2-1 ② G1-3 2-3	B X 1-0 ② FC5-2 3-H					C B S S 1-3 ① K		B F F F F F X 1-2 ① SF9 3-H	4 0	0 0	0 0	0 1	0 0	1 0	3 0
Greg Gagne, R (1, 6) OBP: 0.302, SLG: 0.280			B C B X 2-1 F9 WP SF9 1B	C C F X 0-2 1B 1B 3-H	S B F B S 2-3 ③ K			C G B F F X 1-2 ② P8			4	1	2	1	0	1	1
Inning Stats	R: 0 H: 1 E: 0 LOB: 2 K: 1 BB: 1 S: 9 P: 17	R: 0 H: 1 E: 0 LOB: 0 K: 0 BB: 0 S: 7 P: 13	R: 1 H: 2 E: 0 LOB: 2 K: 0 BB: 1 S: 11 P: 24	R: 1 H: 3 E: 0 LOB: 2 K: 0 BB: 0 S: 12 P: 18	R: 3 H: 3 E: 0 LOB: 1 K: 1 BB: 1 S: 12 P: 26	R: 0 H: 0 E: 0 LOB: 1 K: 1 BB: 1 S: 8 P: 16	R: 0 H: 0 E: 0 LOB: 0 K: 0 BB: 0 S: 6 P: 12	R: 0 H: 0 E: 0 LOB: 0 K: 1 BB: 0 S: 11 P: 13	R: 0 H: 0 E: 0 LOB: 0 K: 1 BB: 0 S: 6 P: 9	R: 1 H: 1 E: 0 LOB: 2 K: 0 BB: 2 S: 10 P: 19	1B: 8 2B: 2 3B: 1 HR: 0	SF: 2 SAC: 0 DP: 1 HBP: 0					

PITCHER	IP	WLS	BF	H	R	ER	SO	BB	IBB	HBP	BLK	WP	HR	S	P	ERA	WHIP
Ron Darling, R (1, 1) ERA: 3.81	4.1		25	10	5	5	1	3	0	0	0	1	0	47	91	10.38	3.000
Jeff Parrett, R (5, 1) ERA: 1.23	4.2		15	0	0	0	4	1	0	0	0	0	0	35	57	0.00	0.214
Rich Gossage, R (10, 1) ERA: 5.06	0.1	L	4	1	1	1	0	1	1	0	0	0	0	10	19	27.00	6.000

PITCHER	IP	WLS	BF	H	R	ER	SO	BB	IBB	HBP	BLK	WP	HR	S	P	ERA	WHIP

BOTTOM

Oakland Athletics @ Minnesota Twins

Hubert H. Humphrey Metrodome, Minneapolis, MN

Fri Apr 24 1992, 8:05 PM EDT

Att. 26,706 - Dome - 70 F

livebaseballscorecards.com

AB	36
R	6
H	11
RBI	6
BB	6
SO	5
LOB	16

WP: 1 PA: 44
PB: 0
SB: 1
CS: 0

Batter	1	2	3	4	5	6	7	8	9	AB	R	H	RBI	BB	SO	LOB
Rickey Henderson, R (1, 7) OBP: 0.386, SLG: 0.386	F B B F X 2-2 1B G6-4-3 1B	1 SAFE B F B C B F X 3-2 ② G3 1-2		C X 0-1 FC6-4 1-2 1B		1 SAFE C B B B C B F 1 SAFE S 3-3 ① K 1-2		C C B F B F F B 3-3 C ① K 2-3		5	1	2	0	0	2	3
Carney Lansford, R (1, 5) OBP: 0.426, SLG: 0.483	B F X 1-1 G6-4-3 1-3 1B	F X 0-1 1B 2-H		X 0-0 ① F8		B F B B B F C 3-3 ② K		B X 1-0 ② P3		5	0	2	1	0	1	4
Jose Canseco, R (1, 9) OBP: 0.346, SLG: 0.535	X 0-0 ① ② G6-4-3 1-2f 3-H	B S X 1-1 ③ P6		F S B S 1-3 ② K		I I I I 4-0 FC6-4 IBB		C C B S 1-3 ③ K		4	0	0	0	1	2	5
Harold Baines, L (1, 10) OBP: 0.265, SLG: 0.254 Randy Ready, R (6, PH) OBP: 0.714, SLG: 0.600 Lance Blankenship, R (9, PR) OBP: 0.358, SLG: 0.383	F F B S 1-3 ③ K		F X 0-1 ① G4-3	B C X 1-1 ③ FC6-4 1-2f		B C B X 2-1 ③ FC6-4 1-2f			X 0-0 1B SF9 1B	3 2 0	0 0 1	0 1 0	0 0 0	0 0 0	1 0 0	2 2 0
Mark McGwire, R (1, 3) OBP: 0.463, SLG: 0.810	S B B B F B 4-2 2B 1B BB	X 0-0 1B SF8 1B			F B B X 2-1 B1-3 1B		B F X 1-1 ① L5		X 0-0 1B WP 1-3 1B	4	2	3	0	1	0	0
Terry Steinbach, R (1, 2) OBP: 0.364, SLG: 0.778	X 0-0 1-3 1B 2B	C F B X 1-2 E 1-3 1B			B S F B F B X 3-2 ① L9		X 0-0 HR		X 0-0 ① SF9 3-H	4	2	3	2	0	0	1
Willie Wilson, S (1, 8) OBP: 0.323, SLG: 0.368	S B B B X 3-1 S 1B 2-H 3-H 1B	C X 0-1 ② SF8 1-2 3-H			X 0-0 ② B1-3 1-2		C B C X 1-2 CS 1B		F S B B B X 2-2 1-3 1B	4	1	3	3	0	0	1
Jerry Browne, S (1, 4)	1 SAFE C B B B L X 2-2 ① P7 1-2	C X 0-1 ③ P4			C X 0-1 ③ P2		1 SAFE X 0-0 ② ③ F8 1-2		X 0-0 ② P5	5	0	0	0	0	0	6
Mike Bordick, R (1, 6) OBP: 0.394, SLG: 0.385	X 0-0 G3 1B 2-H 1B			B C C F B X 2-2 1B 1B		B F X 1-1 S 1B		C F B B X 2-2 S 2B	C B X 1-1 ③ G6-3	5	1	4	1	0	0	2
Inning Stats	R: 1 E: 0 K: 1 S: 9 H: 2 LOB: 0 BB: 0 P: 13	R: 4 E: 0 K: 0 S: 17 H: 4 LOB: 1 BB: 1 P: 30	R: 1 E: 1 K: 0 S: 10 H: 2 LOB: 1 BB: 0 P: 11	R: 0 E: 0 K: 1 S: 12 H: 2 LOB: 2 BB: 0 P: 16	R: 0 E: 0 K: 0 S: 9 H: 1 LOB: 1 BB: 0 P: 14	R: 0 E: 0 K: 2 S: 11 H: 1 LOB: 2 BB: 1 P: 24	R: 1 E: 0 K: 0 S: 7 H: 2 LOB: 0 BB: 0 P: 9	R: 0 E: 0 K: 2 S: 14 H: 1 LOB: 1 BB: 0 P: 21	R: 1 E: 0 K: 0 S: 9 H: 3 LOB: 2 BB: 0 P: 12	1B: 15 2B: 2 3B: 0 HR: 1	SF: 2 SAC: 0 DP: 1 HBP: 0						

TOP

Oakland Athletics @ Minnesota Twins

Hubert H. Humphrey Metrodome, Minneapolis, MN

Sat Apr 25 1992, 4:33 AM EDT

Att. 34,925 - Dome - 70 F

livebaseballscorecards.com

AB	41
R	8
H	18
RBI	7
BB	2
SO	6
LOB	26

WP: 1 PB: 0 SB: 3 CS: 1 PA: 45

PITCHER		IP	WLS	BF	H	R	ER	SO	BB	IBB	HBP	BLK	WP	HR	S	P	ERA	WHIP
Kevin Tapani, R ERA: 4.81	(1, 1)	3.2	L	21	10	6	6	2	1	0	0	0	0	0	46	67	14.73	3.000
Bob Kipper, L ERA: 3.24	(4, 1)	3.1		15	5	1	1	2	0	1	0	0	0	1	32	55	2.70	1.500
Mark Guthrie, L ERA: 1.13	(8, 1)	1.0		3	0	0	0	2	0	0	0	0	0	0	11	16	0.00	0.000
Rick Aguilera, R ERA: 7.56	(9, 1)	1.0		6	3	1	1	0	0	0	0	0	1	0	9	12	9.00	3.000

PITCHER	IP	WLS	BF	H	R	ER	SO	BB	IBB	HBP	BLK	WP	HR	S	P	ERA	WHIP

BOTTOM

Oakland Athletics @ Minnesota Twins

Hubert H. Humphrey Metrodome, Minneapolis, MN

Sat Apr 25 1992, 4:33 AM EDT

Att. 34,925 - Dome - 70 F

livebaseballscorecards.com

Batter	1	2	3	4	5	6	7	8	9	AB	R	H	RBI	BB	SO	LOB
Shane Mack, R (1, 7) OBP: 0.392, SLG: 0.493	C B F B X 2-2 ① G5-3		B F X 1-1 ③ G5-3		C C X 0-2 ② F8		X 0-0 ③ F8		C F S 0-3 ② K	5	0	0	0	0	1	4
Donnie Hill, S (1, 4) OBP: 0.200, SLG: 0.200	C B S X 1-2 ② G5-3			B F X 1-1 ① F7	C 1 SAFE X 0-1 ③ FC6 1-2f			X 0-0 1B 1B	B C X 1-1 ③ G3-1	5	0	1	0	0	0	2
Kirby Puckett, R (1, 8) OBP: 0.316, SLG: 0.444	S B F F B F X 2-2 ③ F9			X 0-0 ② G6-3		X 0-0 F7-4 1B		B X 1-0 ① L5		4	0	1	0	0	0	1
Kent Hrbek, L (1, 10) OBP: 0.556, SLG: 0.333		B C B F F C 2-3 ① K		X 0-0 1B		B B C B X 3-1 ①② F7-4 1-2		C X 0-1 1-2 1B		4	0	2	0	0	1	1
Brian Harper, R (1, 2) OBP: 0.300, SLG: 0.327		C X 0-1 ② F8		F B S F X 1-2 ③ F9		C C F B F X 1-2 ③ L5		S X 0-1 ② F7		4	0	0	0	0	0	3
Pedro Munoz, R (1, 9) OBP: 0.328, SLG: 0.441		B C B C B S 3-3 ③ K			F S F B X 1-2 ① F8		B S B F X 2-2 BLK 1B 1B	C B X 1-1 ③ F9		3	1	1	0	0	1	0
Randy Bush, L (8, PH) OBP: 0.316, SLG: 0.235 (9, 9)										1	0	0	0	0	0	2
Gene Larkin, S (1, 3) OBP: 0.271, SLG: 0.438			B F B X 2-1 ① F7		B C F B F X 2-2 HR		B X 1-0 ① L8		X 0-0 1B 2B	4	2	2	1	0	0	1
Scott Leius, R (1, 5) OBP: 0.333, SLG: 0.468			S X 0-1 ② L4		C F B X 1-2 HR		C C X 0-2 1-H 1B		B S F F F S 1-3 ① K	4	1	2	2	0	1	1
Greg Gagne, R (1, 6) OBP: 0.321, SLG: 0.288			B F F B X 2-2 1B		B B B B 4-0 FC6 BB		X 0-0 ② F9		B C X 1-1 2-H 1B	2	0	1	0	1	0	1
Chili Davis, S (9, PH) OBP: 0.371, SLG: 0.260										1	0	1	1	0	0	0

Inning Stats										
	R: 0	H: 0	R: 0	H: 0	R: 0	H: 1	R: 0	H: 1	R: 2	H: 2
	E: 0	LOB: 0	E: 0	LOB: 0	E: 0	LOB: 1	E: 0	LOB: 1	E: 0	LOB: 1
	K: 0	BB: 0	K: 2	BB: 0	K: 0	BB: 0	K: 0	BB: 0	K: 0	BB: 1
	S: 11	P: 16	S: 9	P: 14	S: 9	P: 14	S: 8	P: 10	S: 16	P: 24

Inning Stats										
	R: 0	H: 1	R: 1	H: 2	R: 0	H: 2	R: 1	H: 2	1B: 8	SF: 0
	E: 0	LOB: 0	E: 0	LOB: 1	E: 0	LOB: 2	E: 0	LOB: 1	2B: 2	SAC: 0
	K: 0	BB: 0	K: 0	BB: 0	K: 0	BB: 0	K: 2	BB: 0	3B: 0	DP: 1
	S: 8	P: 12	S: 9	P: 12	S: 8	P: 10	S: 13	P: 16	HR: 2	HBP: 0

	AB	37
	R	4
	H	11
	RBI	4
	BB	1
	SO	4
	LOB	16

PITCHER		IP	WLS	BF	H	R	ER	SO	BB	IBB	HBP	BLK	WP	HR	S	P	ERA	WHIP	PITCHER	IP	WLS	BF	H	R	ER	SO	BB	IBB	HBP	BLK	WP	HR	S	P	ERA	WHIP
Joe Slusarski, R ERA: 5.59	(1, 1)	5.0	W	20	4	2	2	2	1	0	0	0	0	2	53	78	3.60	1.000																	
Bruce Walton, R ERA: 3.38	(6, 1)	2.0		9	4	1	1	0	0	0	0	1	0	0	18	25	4.50	2.000																	
Gene Nelson, R ERA: 10.8	(8, 1)	0.1		1	0	0	0	0	0	0	0	0	0	0	1	2	0.00	0.000																	
Rick Honeycutt, L ERA: 3.18	(8, 1)	0.0		1	1	0	0	0	0	0	0	0	0	0	2	2	∞	∞																	
Dennis Eckersley, R ERA: 0.93	(8, 1)	1.2	S	7	2	1	1	2	0	0	0	0	0	0	17	21	5.40	1.200																	

Batter	1	2	3	4	5	6	7	8	9	AB	R	H	RBI	BB	SO	LOB
Rickey Henderson, R (1, 7) OBP: 0.376, SLG: 0.365	B B C C F B F C 3-3 ① K	F C S 0-3 ③ K			B B F B B 4-1 G6-3 HR BB		B F C B C 2-3 ② K		F B B X 2-1 ③ G5-3	4	1	0	0	1	3	1
Carney Lansford, R (1, 5) OBP: 0.417, SLG: 0.484	F C X 0-2 2B		C C F B F B C 2-3 ① K		1 SAFE B B B C 1 SAFE X 3-1 ① G6-3 1-2		B B X 2-0 ③ L8			4	0	1	0	0	1	1
Jose Canseco, R (1, 9) OBP: 0.329, SLG: 0.507	C S B F S 1-3 ② K	B C C F S 1-3 ② K			F B X 1-1 ② G5-3			X 0-0 ① G5-3		4	0	0	0	0	2	2
Harold Baines, L (1, 10) OBP: 0.264, SLG: 0.299	C C B C 1-3 ③ K	B X 1-0 ③ F7			C X 0-1 2-H HR			C S B B B F X 3-2 ② P5		4	1	1	2	0	1	1
Mark McGwire, R (1, 3) OBP: 0.476, SLG: 0.815		B B B B 4-0 2B 1B BB	S X 1-1 2B		B B F S F B C 3-3 ③ K			B C B C B B 4-2 1B PB BB		2	1	1	0	2	1	0
Terry Steinbach, R (1, 2) OBP: 0.333, SLG: 0.615		F S C 0-3 ① K	B F C S 1-3 ① K			C F B S 1-3 ① K		B C S B X 2-2 1-3 1B		4	0	1	0	0	3	2
Willie Wilson, S (1, 8) OBP: 0.333, SLG: 0.383		B X 1-0 1-3 1B 2B	B B B 4-0 BB			C C B B B F F X 2-2 ② F7		F F S 0-3 ③ K		3	1	1	0	1	1	2
Mike Bordick, R (1, 6) OBP: 0.392, SLG: 0.382 Mike Kingery, L (9, PH) OBP: 0.160, SLG: 0.125		X 0-0 2-H 3-H 1B	C C B B B X 3-2 ② F8			C S B X 1-2 ③ G6-3			F C F X 0-2 ① G6-3	3 1	0 0	1 0	2 0	0 0	0 0	2 0
Lance Blankenship, R (1, 4) OBP: 0.343, SLG: 0.365 Jamie Quirk, L (9, PH) OBP: 0.234, SLG: 0.256		X 0-0 ② P5	B C C B F S 2-3 ③ K				B B C X 2-1 ① G5-3		B F S B F S 2-3 ② K	3 1	0 0	0 0	0 0	0 0	1 1	3 0

| Inning Stats | | | |

Batter	1	2	3	4	5	6	7	8	9	AB	R	H	RBI	BB	SO	LOB
Shane Mack, R (1, 7) OBP: 0.385, SLG: 0.507	S B B F C 2-3 ① K		S B B B F X 3-2 2-H 3B		F F B F F X 1-2 ① F9	B S B B X 3-1 ③ P4				4	0	1	1	0	1	0
Chuck Knoblauch, R (1, 4) OBP: 0.338, SLG: 0.324	B C X 1-1 ② L3		B C X 1-1 ③ P3		X 0-0 ② L4		B X 1-0 ① P8			4	0	0	0	0	0	1
Kirby Puckett, R (1, 8) OBP: 0.338, SLG: 0.500	C F X 0-2 ③ G4-3			X 0-0 1B 1B 1B	C S X 0-2 E 3B		B B X 2-0 2B			4	2	3	0	0	0	0
Chili Davis, S (1, 10) OBP: 0.364, SLG: 0.259		F X 0-1 ① G4-3		B C F X 1-2 G3 1B 1-3 1B 1B	B X 1-0 E6 1B HR 3-H		C B X 1-1 ② P4			4	2	1	0	0	0	1
Brian Harper, R (1, 2) OBP: 0.313, SLG: 0.339		C E B X 1-2 ② P6		X 0-0 G3 1-2 3-H 1B	X 0-0 1-2 HR 1B		S C B X 1-2 ③ G1-3			4	2	2	1	0	0	1
Pedro Munoz, R (1, 9) OBP: 0.338, SLG: 0.492 Jarvis Brown, R (9, 9)		C S B F B B X 3-2 ③ F9		F B F S 1-3 ① K	F B X 1-1 1-H 2-H HR			B F S B B X 3-2 FC5-4 1B		4 0	1 0	2 0	3 0	0 0	1 0	2 0
Gene Larkin, S (1, 3) OBP: 0.270, SLG: 0.426			F B B F F X 2-2 G6-4-3 1B	C C X 0-2 ② G3 1-2 2-3	S B X 1-1 ③ G3-1			B B X 2-0 ① P6		4	0	1	0	0	0	3
Scott Leius, R (1, 5) OBP: 0.327, SLG: 0.451			C S X 0-2 ① ② G6-4-3 1-2f	B B F X 2-1 2-H 3-H 1B		C F X 0-2 ① F7		1 SAFE B C 1 SAFE X 1-1 ② F8		4	0	1	2	0	0	2
Greg Gagne, R (1, 6) OBP: 0.317, SLG: 0.304			C B X 1-1 3B 2B	C B X 1-1 ③ P2		C X 0-1 ② F9		C C B B X 2-2 ③ FC5-4 1-2f		4	1	1	0	0	0	2
Inning Stats	R: 0 E: 0 K: 1 S: 8 H: 0 LOB: 0 BB: 0 P: 11	R: 0 E: 0 K: 0 S: 9 H: 0 LOB: 0 BB: 0 P: 13	R: 1 E: 0 K: 0 S: 14 H: 3 LOB: 1 BB: 0 P: 21	R: 3 E: 0 K: 1 S: 15 H: 4 LOB: 1 BB: 0 P: 20	R: 4 E: 1 K: 0 S: 15 H: 3 LOB: 0 BB: 0 P: 19	R: 0 E: 0 K: 0 S: 7 H: 0 LOB: 0 BB: 0 P: 10	R: 0 E: 0 K: 0 S: 7 H: 1 LOB: 1 BB: 0 P: 12	R: 0 E: 0 K: 0 S: 9 H: 1 LOB: 1 BB: 0 P: 17		1B: 7 2B: 2 3B: 2 HR: 1 SF: 0 SAC: 0 DP: 1 HBP: 0						

BOTTOM

Oakland Athletics @ Minnesota Twins

Hubert H. Humphrey Metrodome, Minneapolis, MN

Sun Apr 26 1992, 4:33 AM EDT

Att. 26,893 - Dome - 70 F

livebaseballscorecards.com

AB	36
R	8
H	12
RBI	7
BB	0
SO	2
LOB	12

WP: 0 PB: 0 SB: 0 CS: 0 PA: 36

PITCHER		IP	WLS	BF	H	R	ER	SO	BB	IBB	HBP	BLK	WP	HR	S	P	ERA	WHIP
Dave Stewart, R ERA: 3.86	(1, 1)	6.1	L	30	11	8	4	2	0	0	0	0	0	1	70	99	5.68	1.737
Rich Gossage, R ERA: 4.5	(7, 1)	0.2		2	0	0	0	0	0	0	0	0	0	0	5	7	0.00	0.000
Vince Horsman, L ERA:	(8, 1)	1.0		4	1	0	0	0	0	0	0	0	0	0	9	17	0.00	1.000

PITCHER		IP	WLS	BF	H	R	ER	SO	BB	IBB	HBP	BLK	WP	HR	S	P	ERA	WHIP

Batter	1	2	3	4	5	6	7	8	9	AB	R	H	RBI	BB	SO	LOB
Brady Anderson, L (1, 7) OBP: 0.402, SLG: 0.577	B B C X 2-1 F7 ①		B 1 SAFE 1 SAFE B C X 2-1 L9 ②			X 0-0 L7 ①			B B B B 4-0 G4-6-3 BB	3	0	0	0	1	0	1
Luis Mercedes, R (1, 9) OBP: 0.250, SLG: 0.053	C B F F B B S 3-3 K ②		C B 1 SAFE F B F X 2-2 F9 ③			B X 1-0 F9 ②			C B F X 1-2 G4-6-3 1-2f ① ②	3	0	0	0	0	1	1
Chito Martinez, L (9, PH)										1	0	0	0	0	0	1
Cal Ripken Jr., R (1, 6) OBP: 0.366, SLG: 0.373	C B F B B X 2-2 G6-3 ③			X 0-0 P6 ①		F X 0-1 G5-3 ③			X 0-0 2B	4	0	1	0	0	0	0
Mike Devereaux, R (1, 8) OBP: 0.333, SLG: 0.514		C B B X 2-1 HR		B X 1-0 F9 ②			C B B F F B F X 3-2 F9 ①		B S F F X 1-2 G4-3 ③	4	1	1	1	0	0	1
Chris Hoiles, R (1, 2) OBP: 0.408, SLG: 0.590		C B X 1-1 G5-3 ①		B X 1-0 F8 ③			C B B F B S 3-3 K ②			3	0	0	0	0	1	0
Tim Hulett, R (1, 10) OBP: 0.306, SLG: 0.273		X 0-0 L4 ②			C X 0-1 F9 ①		B X 1-0 G6-3 ③			3	0	0	0	0	0	0
Leo Gomez, R (1, 5) OBP: 0.338, SLG: 0.293		C B B X 2-1 F9 ③			B B B 4-0 WP BB			B C C C 1-3 K ①		2	0	0	0	1	1	0
David Segui, S (1, 3) OBP: 0.293, SLG: 0.297			B C X 1-1 1B		X 0-0 L7 ②			C F S 0-3 K ②		3	0	1	0	0	1	1
Billy Ripken, R (1, 4) OBP: 0.200, SLG: 0.273			F C S 0-3 K ①		C B F B S 2-3 K2-3 1-2 ③			X 0-0 G6-3 ③		3	0	0	0	0	2	2
Inning Stats	R: 0 E: 0 K: 1 S: 9 H: 0 LOB: 0 BB: 0 P: 16	R: 1 E: 0 K: 0 S: 7 H: 1 LOB: 0 BB: 0 P: 12	R: 0 E: 0 K: 1 S: 11 H: 1 LOB: 1 BB: 0 P: 16	R: 0 E: 0 K: 0 S: 3 H: 0 LOB: 0 BB: 0 P: 5	R: 0 E: 0 K: 1 S: 6 H: 0 LOB: 1 BB: 1 P: 12	R: 0 E: 0 K: 0 S: 4 H: 0 LOB: 0 BB: 0 P: 5	R: 0 E: 0 K: 1 S: 9 H: 0 LOB: 0 BB: 0 P: 16	R: 0 E: 0 K: 2 S: 7 H: 0 LOB: 0 BB: 0 P: 8	R: 0 E: 0 K: 0 S: 8 H: 1 LOB: 1 BB: 1 P: 14	1B: 1 2B: 1 3B: 0 HR: 1	SF: 0 SAC: 0 DP: 1 HBP: 0						

TOP

Baltimore Orioles @ Minnesota Twins

Hubert H. Humphrey Metrodome, Minneapolis, MN

Mon Apr 27 1992, 8:05 PM EDT

Att. 15,854 - Dome - 70 F

livebaseballscorecards.com

AB	29
R	1
H	3
RBI	1
BB	2
SO	6
LOB	7

PITCHER		IP	WLS	BF	H	R	ER	SO	BB	IBB	HBP	BLK	WP	HR	S	P	ERA	WHIP
Bill Krueger, L ERA: 0.84	(1, 1)	8.0	W	28	2	1	1	6	2	0	0	0	1	1	56	94	1.12	0.500
Rick Aguilera, R ERA: 5.91	(9, 1)	1.0	S	3	1	0	0	0	0	0	0	0	0	0	8	10	0.00	1.000

PITCHER		IP	WLS	BF	H	R	ER	SO	BB	IBB	HBP	BLK	WP	HR	S	P	ERA	WHIP

Batter	1	2	3	4	5	6	7	8	9	AB	R	H	RBI	BB	SO	LOB
Shane Mack, R (1, 7) OBP: 0.395, SLG: 0.507	4-1 F9 S 1B BB	2-2 CS 1B 3-H		1-0 F9			0-0 SH3 1-2			2	1	1	1	1	0	1
Chuck Knoblauch, R (1, 4) OBP: 0.333, SLG: 0.319	1-3 K 1-2	1-0 CS 1-2	0-0 G4-3 1B		3-1 G1-3		0-1 L4-6 2-3			4	1	1	0	0	1	2
Kirby Puckett, R (1, 8) OBP: 0.321, SLG: 0.475	1-1 F9 2-3		3-2 1 SAFE 1 SAFE G4-3 1-2		1-1 F9			0-0 P8		4	0	0	0	0	0	2
Kent Hrbek, L (1, 3) OBP: 0.538, SLG: 0.500	3-1 E 1B 3-H		3-3 K		1-0 2B			3-2 G4-3		4	0	2	1	0	1	1
Brian Harper, R (1, 2) OBP: 0.324, SLG: 0.365	1-2 E6 1-2		3-2 1B 2-H		3-0 P3			2-2 1B 2B		4	1	2	1	0	0	2
Chili Davis, S (1, 10) OBP: 0.357, SLG: 0.259	1-0 F7		0-0 F8			0-1 P6		3-2 2-H 1B		4	0	1	1	0	0	3
Pedro Munoz, R (1, 9) OBP: 0.362, SLG: 0.515		2-1 G3-1 1B 2B		0-0 G6-3 1B		3-2 G4-3		4-1 FC6-4 BB		3	1	2	0	1	0	0
Scott Leius, R (1, 5) OBP: 0.304, SLG: 0.418		2-1 G3-1 2-3		2-1 G6-3 1-2		0-0 F8		0-2 FC6-4 1-2f		4	0	0	0	0	0	4
Greg Gagne, R (1, 6) OBP: 0.317, SLG: 0.305		2-3 K		2-3 K			1-0 L4-6 SH3 1B			3	0	1	0	0	2	2
Inning Stats	R: 1 E: 1 K: 1 S: 15 / H: 1 LOB: 2 BB: 1 P: 26	R: 1 E: 0 K: 1 S: 10 / H: 2 LOB: 0 BB: 0 P: 19	R: 1 E: 0 K: 1 S: 13 / H: 2 LOB: 1 BB: 0 P: 22	R: 0 E: 0 K: 1 S: 10 / H: 1 LOB: 1 BB: 0 P: 14	R: 0 E: 0 K: 0 S: 6 / H: 1 LOB: 1 BB: 0 P: 14	R: 0 E: 0 K: 0 S: 7 / H: 0 LOB: 0 BB: 0 P: 10	R: 0 E: 0 K: 0 S: 4 / H: 1 LOB: 0 BB: 0 P: 5	R: 1 E: 0 K: 0 S: 15 / H: 2 LOB: 2 BB: 1 P: 27		1B: 7 2B: 4 3B: 0 HR: 0 / SF: 0 SAC: 1 DP: 1 HBP: 0						

PITCHER		IP	WLS	BF	H	R	ER	SO	BB	IBB	HBP	BLK	WP	HR	S	P	ERA	WHIP
Rick Sutcliffe, R ERA: 2.65	(1, 1)	7.2	L	33	10	4	4	4	1	0	0	0	0	0	76	129	4.70	1.435
Storm Davis, R ERA: 3.0	(8, 1)	0.1		2	0	0	0	0	1	0	0	0	0	0	4	8	0.00	3.000

PITCHER	IP	WLS	BF	H	R	ER	SO	BB	IBB	HBP	BLK	WP	HR	S	P	ERA	WHIP

BOTTOM

Baltimore Orioles @ Minnesota Twins

Hubert H. Humphrey Metrodome, Minneapolis, MN

Mon Apr 27 1992, 8:05 PM EDT

Att. 15,854 - Dome - 70 F

livebaseballscorecards.com

AB	32
R	4
H	10
RBI	4
BB	2
SO	4
LOB	17

1B: 7	SF: 0	WP: 0	PA: 36
2B: 4	SAC: 1	PB: 0	
3B: 0	DP: 1	SB: 1	
HR: 0	HBP: 0	CS: 1	

Baltimore Orioles @ Minnesota Twins

Hubert H. Humphrey Metrodome, Minneapolis, MN

Tue Apr 28 1992, 8:05 PM EDT

Att. 14,811 - Dome - 70 F

livebaseballscorecards.com

TOP

Batter	1	2	3	4	5	6	7	8	9	AB	R	H	RBI	BB	SO	LOB
Brady Anderson, L (1, 7) OBP: 0.402, SLG: 0.560	C F B B B X 3-2 ① G4-3		B C B X 2-1 ② G3 1-2		B X 1-0 S S 1B	B B C B B 4-1 1B 1-2 2-3 BB		C B B X 2-1 ① P5		4	0	1	0	1	0	1
Mark McLemore, S (1, 4) OBP: 0.438, SLG: 0.448	X 0-0 ② F7		C F X 0-2 1B 2B 2-3 1B		1 SAFE C X 0-1 ① G1-3 1-2	B B C X 2-1 1-2 2-H 3-H 1B		B B B B 4-0 HR BB		4	2	2	2	1	0	1
Cal Ripken Jr., R (1, 6) OBP: 0.368, SLG: 0.417	B S B B F X 3-2 ③ G4-3		B B B C X 3-1 BB 2B 1-3 3-H 1B		B B F F F B C 3-3 ② K 2-3	B C S X 1-2 ③ P4		B B X 2-0 1-H HR		5	2	2	3	0	1	3
Sam Horn, L (1, 10) OBP: 0.395, SLG: 0.419 Luis Mercedes, R (7, PR) OBP: 0.240, SLG: 0.050		B F C F B B B 4-2 FC6-4 BB	F F B B B B 4-2 2B 1-2 BB		B B F B X 3-1 ③ G4-3		B B S B B 4-1 BB 2B BB C F S	0-3 ② K		1 1	0 1	0 0	0 0	3 0	0 1	1 0
Mike Devereaux, R (1, 8) OBP: 0.338, SLG: 0.514		C F B F X 1-2 ① FC6-4 FC6-4 1-2f	X 0-0 1-3 2-H 3-H 2B			B B B C S X 3-2 ① G5-3	B B B B 4-0 1-2 2B BB	C B F S 1-3 ③ K		4	1	1	2	1	1	1
Joe Orsulak, L (1, 9) OBP: 0.220, SLG: 0.280		C 1 SAFE F 1 SAFE B F B C 2-3 ② K	F B X 1-1 ③ G3			X 0-0 2B 1B	B X 1-0 ① P6		X 0-0 ① F7	5	1	1	0	0	1	5
Leo Gomez, R (1, 5) OBP: 0.342, SLG: 0.333		C 1 SAFE B 1 SAFE X 1-1 ③ FC6-4 1-2f		S B B F X 2-2 ① G5-3		B B X 2-0 BB 1-H 1B 2B	C X 0-1 WP 1-H 2-H 2B		B F B B F X 3-2 ② P6	5	1	2	3	0	0	1
David Segui, S (1, 3) OBP: 0.283, SLG: 0.286			X 0-0 1B G3 1B 1B	C B X 1-1 ② F8		B S X 1-1 ② G5-3	F F X 0-2 ② G5-3		B X 1-0 ③ F7	5	1	1	0	0	0	2
Jeff Tackett, R (1, 2) OBP: 0.333, SLG: 0.800			B M X 1-1 ① P1	B B X 2-0 ③ G6-3		S B B B B 4-1 BB 1B BB	C F B B F B F X 3-2 ③ G1-3 2-3			3	1	0	0	1	0	2
Inning Stats	R: 0 E: 0 K: 0 S: 7 H: 0 LOB: 0 BB: 0 P: 13	R: 0 E: 0 K: 1 S: 13 H: 0 LOB: 1 BB: 1 P: 21	R: 3 E: 0 K: 0 S: 15 H: 4 LOB: 2 BB: 1 P: 26	R: 0 E: 0 K: 0 S: 6 H: 0 LOB: 0 BB: 0 P: 11	R: 0 E: 0 K: 1 S: 9 H: 1 LOB: 1 BB: 0 P: 16	R: 3 E: 0 K: 0 S: 14 H: 3 LOB: 2 BB: 2 P: 31	R: 2 E: 0 K: 0 S: 12 H: 1 LOB: 2 BB: 2 P: 24	R: 2 E: 0 K: 2 S: 9 H: 1 LOB: 0 BB: 1 P: 18	R: 0 E: 0 K: 0 S: 5 H: 0 LOB: 0 BB: 0 P: 9	1B: 6 2B: 3 3B: 0 HR: 1 SF: 0 SAC: 0 DP: 0 HBP: 0							

	AB	37
	R	10
	H	10
	RBI	10
	BB	7
	SO	4
	LOB	17

WP: 1 PB: 0 SB: 2 CS: 0 PA: 44

PITCHER		IP	WLS	BF	H	R	ER	SO	BB	IBB	HBP	BLK	WP	HR	S	P	ERA	WHIP
Scott Erickson, R ERA: 5.1	(1, 1)	5.1	L	25	7	5	5	2	2	0	0	0	0	0	55	97	8.44	1.688
Mark Guthrie, L ERA: 4.0	(6, 1)	1.0		8	1	3	3	0	4	0	0	0	0	0	11	32	27.00	5.000
Carl Willis, R ERA: 4.32	(7, 1)	2.2		11	2	2	2	2	1	0	0	0	1	1	24	40	6.75	1.125

PITCHER	IP	WLS	BF	H	R	ER	SO	BB	IBB	HBP	BLK	WP	HR	S	P	ERA	WHIP

Baltimore Orioles @ Minnesota Twins

Hubert H. Humphrey Metrodome, Minneapolis, MN

Tue Apr 28 1992, 8:05 PM EDT

Att. 14,811 - Dome - 70 F

livebaseballscorecards.com

BOTTOM

Batter	1	2	3	4	5	6	7	8	9	AB	R	H	RBI	BB	SO	LOB
Shane Mack, R (1, 7) OBP: 0.372, SLG: 0.474	F9		P4		F8			P4	K	5	0	0	0	0	1	1
Chuck Knoblauch, R (1, 4) OBP: 0.353, SLG: 0.333	G5-3			G4-3 G3-1 1B		B1-3 1B		HR BB		3	1	2	0	1	0	0
Kirby Puckett, R (1, 8) OBP: 0.318, SLG: 0.500	P3			G3-1 1-2		F8		1-H HR		4	1	1	2	0	0	2
Kent Hrbek, L (1, 3) OBP: 0.471, SLG: 0.500		P5		G4-3 2-3		B1-3 1-2		2B 2B		4	1	1	0	0	0	2
Brian Harper, R (1, 2) OBP: 0.306, SLG: 0.343		F7		G5-3		F9		G5-3		4	0	0	0	0	0	3
Chili Davis, S (1, 10) OBP: 0.365, SLG: 0.323		K			FC1-5-2 3B		F7	2-H 2B		4	0	2	1	0	1	0
Pedro Munoz, R (1, 9) OBP: 0.347, SLG: 0.493 Donnie Hill, S (8, PH) (9, 9) OBP: 0.182, SLG: 0.182			G6-3	FC1-5-2 FC4-6 3-H			K	G4-3		3 1	0 0	0 0	0 0	0 0	1 0	1 1
Scott Leius, R (1, 5) OBP: 0.317, SLG: 0.414			G4-3 1B	FC4-6 HR 1-2f			BB		G6-3	3	1	1	0	1	0	1
Greg Gagne, R (1, 6) OBP: 0.318, SLG: 0.355 Randy Bush, L (9, PH) OBP: 0.300, SLG: 0.222			G4-3 1-2	HR 1-H			F8		F8	3 1	1 0	1 0	2 0	0 0	0 0	2 0
Inning Stats	R: 0 E: 0 K: 0 S: 8 H: 0 LOB: 0 BB: 0 P: 11	R: 0 E: 0 K: 1 S: 9 H: 0 LOB: 0 BB: 0 P: 14	R: 0 E: 0 K: 0 S: 9 H: 1 LOB: 1 BB: 0 P: 12	R: 0 E: 0 K: 0 S: 6 H: 1 LOB: 1 BB: 0 P: 12	R: 2 E: 0 K: 0 S: 11 H: 2 LOB: 0 BB: 0 P: 17	R: 0 E: 0 K: 0 S: 10 H: 1 LOB: 1 BB: 0 P: 13	R: 0 E: 0 K: 1 S: 15 H: 0 LOB: 1 BB: 1 P: 24	R: 3 E: 0 K: 0 S: 7 H: 3 LOB: 1 BB: 1 P: 13	R: 0 E: 0 K: 1 S: 9 H: 0 LOB: 0 BB: 0 P: 17	1B: 3 2B: 2 3B: 1 HR: 2	SF: 0 SAC: 0 DP: 0 HBP: 0			WP: 0 PB: 0 SB: 0 CS: 0		PA: 37	

PITCHER		IP	WLS	BF	H	R	ER	SO	BB	IBB	HBP	BLK	WP	HR	S	P	ERA	WHIP
35 Mike Mussina, R ERA: 2.37	(1, 1)	7.2	W	33	8	5	5	2	2	0	0	0	0	2	74	114	5.87	1.304
Todd Frohwirth, R ERA: 2.08	(8, 1)	1.1		4	0	0	0	1	0	0	0	0	0	0	10	19	0.00	0.000

PITCHER	IP	WLS	BF	H	R	ER	SO	BB	IBB	HBP	BLK	WP	HR	S	P	ERA	WHIP

Batter	1	2	3	4	5	6	7	8	9	AB	R	H	RBI	BB	SO	LOB
Brady Anderson, L (1, 7) OBP: 0.417, SLG: 0.584	B C C B B F F F B 4-2 G1-6-3 BB		B X 1-0 ② F8		B B X 2-0 1B 3B		C B B B B 4-1 E S G5-3 BB		X 0-0 ① SH1-3 1-2	2	2	1	0	2	0	0
Mark McLemore, S (1, 4) OBP: 0.432, SLG: 0.424	C 1 SAFE X 0-1 ① ② G1-6-3 1-2f		B B B C B 4-1 FC5-4 BB		C B B X 2-1 WP G6-3 3-H 1B		B 1 SAFE C B C S 2-3 ① K 1-3		F B F S 1-3 ② K	4	0	1	1	1	2	3
Cal Ripken Jr., R (1, 6) OBP: 0.359, SLG: 0.395	C B B F C 2-3 ③ K		X 0-0 ③ FC5-4 1-2f		C 1 SAFE X 0-1 ① G6-3 1-2		F X 0-1 ② G5-3 3-H		I I I I 4-0 1B IBB	4	0	0	1	1	1	2
Randy Milligan, R (1, 10) OBP: 0.315, SLG: 0.383		F B S B S 2-3 ① K		C B B B 4-1 BB BB 1B BB	S B C F B S 2-3 ② K		B B F B C X 3-2 1B		C B B X 2-1 1-3 2-H 1B	4	1	2	1	1	2	1
Mike Devereaux, R (1, 8) OBP: 0.329, SLG: 0.494		C F B B X 2-2 CS 1B		C B B F B X 2-2 ① F8	B C S B S 2-3 ③ K 2-3		C F F X 0-2 ③ F8		B X 1-0 ③ L7	5	0	1	0	0	1	5
Chris Hoiles, R (1, 2) OBP: 0.413, SLG: 0.625		1 SAFE C C F B B 1 SAFE X 2-2 ② 1-2 HR		B B B B 4-0 1B BB 1-2 BB		C S C 0-3 ① K		X 0-0 ① G5-3		3	1	1	1	1	1	0
Leo Gomez, R (1, 5) OBP: 0.351, SLG: 0.333		B S X 1-1 FC5-4 1B		B C F F B B B F F F 4-2 F B 1B 1-2 2-3 BB		X 0-0 ② G5-3		C B X 1-1 ② F8		3	0	1	0	1	0	0
David Segui, S (1, 3) OBP: 0.300, SLG: 0.289		B S X 1-1 ③ FC5-4 1-2f		X 0-0 G4-6-3 1-2 2-3 3-H 1B		B C F B B B 4-2 BB		C X 0-1 ③ F9		3	0	1	1	1	0	1
Chito Martinez, L (1, 9)			X 0-0 ① G4-3	B B F X 2-1 ② ③ G4-6-3 1-2f		B X 1-0 ③ L9			B C S B F H 3-2 SH1-3 1B HBP	3	1	0	0	0	0	4
Inning Stats	R: 0 H: 0 E: 0 LOB: 0 K: 1 BB: 1 S: 10 P: 16	R: 1 H: 3 E: 0 LOB: 1 K: 1 BB: 0 S: 14 P: 22	R: 0 H: 0 E: 0 LOB: 1 K: 0 BB: 1 S: 4 P: 9	R: 1 H: 1 E: 0 LOB: 2 K: 0 BB: 3 S: 15 P: 31	R: 1 H: 2 E: 0 LOB: 1 K: 2 BB: 0 S: 12 P: 20	R: 0 H: 0 E: 0 LOB: 1 K: 1 BB: 1 S: 7 P: 12	R: 1 H: 1 E: 0 LOB: 1 K: 1 BB: 1 S: 13 P: 22	R: 0 H: 0 E: 0 LOB: 0 K: 0 BB: 0 S: 5 P: 6	R: 1 H: 1 E: 0 LOB: 2 K: 1 BB: 1 S: 10 P: 21	1B: 6 SF: 0 2B: 0 SAC: 1 3B: 1 DP: 2 HR: 1 HBP: 1						

TOP

Baltimore Orioles @ Minnesota Twins

Hubert H. Humphrey Metrodome, Minneapolis, MN

Wed Apr 29 1992, 4:33 AM EDT

Att. 23,748 - Dome - 70 F

livebaseballscorecards.com

AB	31
R	5
H	8
RBI	5
BB	8
SO	7
LOB	16

PITCHER		IP	WLS	BF	H	R	ER	SO	BB	IBB	HBP	BLK	WP	HR	S	P	ERA	WHIP
John Smiley, L ERA: 6.84	(1, 1)	4.0		20	6	3	3	2	5	0	0	0	0	1	46	85	6.75	2.750
Tom Edens, R ERA: 3.86	(5, 1)	3.0		12	1	1	1	4	2	0	0	0	1	0	29	47	3.00	1.000
Gary Wayne, L ERA: 0.82	(8, 1)	1.2	L	8	1	1	1	1	0	1	1	0	0	0	14	25	5.40	0.600
Rick Aguilera, R ERA: 5.73	(9, 1)	0.1		1	0	0	0	0	0	0	0	0	0	0	1	2	0.00	0.000

PITCHER	IP	WLS	BF	H	R	ER	SO	BB	IBB	HBP	BLK	WP	HR	S	P	ERA	WHIP

BOTTOM

Baltimore Orioles @ Minnesota Twins

Hubert H. Humphrey Metrodome, Minneapolis, MN

Wed Apr 29 1992, 4:33 AM EDT

Att. 23,748 - Dome - 70 F

livebaseballscorecards.com

Batter	1	2	3	4	5	6	7	8	9	AB	R	H	RBI	BB	SO	LOB
Chuck Knoblauch, R (1, 4) OBP: 0.344, SLG: 0.325	B C B B X 3-1 G4-3 ①	C T T B B B X 3-2 F9 ③		C 1 SAFE B 1 SAFE B X 2-1 1-2 1B		B C X 1-1 G4-3 ③			F F C 0-3 K ②	5	0	1	0	0	1	2
Randy Bush, L (1, 9) OBP: 0.333, SLG: 0.238	B B S T F B B 4-2 WP 1B 2B BB		C X 0-1 1B E 1B	B B C X 2-1 F9 ② 2-3			F F S 0-3 K ①		C C F B B 2-2 2-5 ③ 1-3	3	2	1	0	1	1	2
Kirby Puckett, R (1, 8) OBP: 0.326, SLG: 0.500	B B X 2-0 WP 1-2 2B 1B		F F B B X 2-2 FC6-4 1-2 1B	B X 1-0 G5-3 ③			C B X 1-1 L9 ②			4	1	2	0	0	0	2
Kent Hrbek, L (1, 3) OBP: 0.476, SLG: 0.722	C B X 1-1 G4-3 1-H 2-H 2B		B B X 2-0 FC6-4 ① G3 1-2f 2-H		B X 1-0 HR		F C B B X 2-2 G4-3 ③			4	1	2	3	0	0	1
Chili Davis, S (1, 10) OBP: 0.359, SLG: 0.308	B X 1-0 G4-3 ② 2-3		B S B B B 4-1 G3 BB		S C B B X 2-2 G6-3 ①			B B F F B S 3-3 K ①		3	0	0	0	1	1	1
Scott Leius, R (1, 5) OBP: 0.313, SLG: 0.393	S B S F X 1-2 G6-3 ③		B C X 1-1 G3 ② 1-2 2-3		B B B 4-0 G4-6-3 BB			C F F C 0-3 K ②		3	0	0	0	1	1	3
Lenny Webster, R (1, 2) OBP: 0.294, SLG: 0.333		B B S S B X 3-2 G4-3 2B	C C X 0-2 G3-1 ③		C 1 SAFE B 1 SAFE F B X 2-2 G4-6-3 ② ③ 1-2f			X 0-0 F9 ③		4	0	1	0	0	0	3
Donnie Hill, S (1, 6) OBP: 0.133, SLG: 0.133		B F X 1-1 G4-3 ① 2-3		B C X 1-1 G4-3 ①		F C B B X 2-2 L7 ①			B B C F B X 3-2 L7 ①	4	0	0	0	0	0	1
Jarvis Brown, R (1, 7) Brian Harper, R (9, PH) OBP: 0.315, SLG: 0.353 Shane Mack, R (9, PR) OBP: 0.372, SLG: 0.474		C X 0-1 G1-3 ②		F L H 1-2 F9 1B HBP		C B X 1-1 L7 ②			X 0-0 2-5 S 1B	2 1 0	0 0 0	0 1 0	0 0 0	0 0 0	0 0 0	1 0 0
Inning Stats	R: 2 E: 0 K: 0 S: 13 H: 2 LOB: 1 BB: 1 P: 25	R: 0 E: 0 K: 0 S: 11 H: 1 LOB: 1 BB: 0 P: 18	R: 1 E: 1 K: 0 S: 12 H: 2 LOB: 2 BB: 1 P: 21	R: 0 E: 0 K: 0 S: 9 H: 1 LOB: 2 BB: 0 P: 16	R: 1 E: 0 K: 0 S: 7 H: 1 LOB: 0 BB: 1 P: 16	R: 0 E: 0 K: 0 S: 7 H: 0 LOB: 0 BB: 0 P: 11	R: 0 E: 0 K: 1 S: 8 H: 0 LOB: 0 BB: 0 P: 11	R: 0 E: 0 K: 2 S: 8 H: 0 LOB: 0 BB: 0 P: 11	R: 0 E: 0 K: 1 S: 10 H: 1 LOB: 2 BB: 0 P: 15	1B: 5 2B: 2 3B: 0 HR: 1 SF: 0 SAC: 0 DP: 1 HBP: 1						

	AB	33
	R	4
	H	8
	RBI	3
	BB	3
	SO	4
	LOB	16

WP: 1 PB: 0 SB: 1 CS: 0 PA: 37

PITCHER		IP	WLS	BF	H	R	ER	SO	BB	IBB	HBP	BLK	WP	HR	S	P	ERA	WHIP
Bob Milacki, R ERA: 4.67	(1, 1)	5.0		25	7	4	4	0	3	0	1	0	1	1	52	96	7.20	2.000
Storm Davis, R ERA: 2.25	(6, 1)	3.0	W	9	0	0	0	3	0	0	0	0	0	0	23	33	0.00	0.000
Gregg Olson, R ERA: 2.35	(9, 1)	1.0	S	4	1	0	0	1	0	0	0	0	0	0	10	15	0.00	1.000

PITCHER	IP	WLS	BF	H	R	ER	SO	BB	IBB	HBP	BLK	WP	HR	S	P	ERA	WHIP

Batter	1	2	3	4	5	6	7	8	9	AB	R	H	RBI	BB	SO	LOB
Shane Mack, R (1, 7) OBP: 0.356, SLG: 0.451	F B S B S 2-3 ① K			C C B B S 2-3 ① K	B 1 SAFE 1 SAFE X 1-0 ③ G5-3 1-2		1 SAFE 1 SAFE B B C X 2-1 ③ G4-3			4	0	0	0	0	2	2
Donnie Hill, S (1, 4) OBP: 0.263, SLG: 0.176	B F S X 1-2 ② F9			H 1-0 WP 1B 1B HBP	X 0-0 2B FC6-4 1B			B C B B F B 4-2 G3-6-3 BB		2	2	1	0	1	0	0
Kirby Puckett, R (1, 8) OBP: 0.333, SLG: 0.511	C B S B F X 2-2 ③ F9			X 0-0 WP 1-2 1B 1B	1 SAFE 1 SAFE X 1-0 FC6-4 1-3 2B			S B 1 SAFE B B X 3-1 ① L9		4	1	2	0	0	0	1
Kent Hrbek, L (1, 3) OBP: 0.440, SLG: 0.619		B X 1-0 ① L6		F F B S 1-3 ② K	B B B I 4-0 FC6-4 IBB			1 SAFE B B B X 2-0 ② ③ G3-6-3 1-2f		3	0	0	0	1	1	3
Brian Harper, R (1, 2) OBP: 0.312, SLG: 0.347		C B B B F X 3-2 ② F7		C B B B X 2-1 1-H 2-H 1B	C B B F F X 2-2 ① FC6-4 G5-4-3 1-2f 2-3 3-H				C B F B X 2-2 ① L4	4	0	1	3	0	0	2
Chili Davis, S (1, 10) OBP: 0.341, SLG: 0.290		B S B C S 2-3 ③ K		B B 1 SAFE F S S 2-3 ③ K	C B B S B X 3-2 ② ③ G5-4-3 1-2f				X 0-0 ② G6-3	4	0	0	0	0	2	3
Pedro Munoz, R (1, 9) OBP: 0.342, SLG: 0.479			X 0-0 ① L4		C B S X 1-2 FC6-4 1B		B B F F S 2-3 ① K		X 0-0 ③ G6-3	4	0	1	0	0	1	0
Scott Leius, R (1, 5) OBP: 0.299, SLG: 0.375			B C C B B S 2-3 ② K		1 SAFE X 0-0 ① F9		B B C X 2-1 ② L6			3	0	0	0	0	1	1
Greg Gagne, R (1, 6) OBP: 0.319, SLG: 0.344			C B F B X 2-2 ③ G3-1		X 0-0 ② FC6-4 E 1-2f		B B B S B 4-1 BB			2	0	0	0	1	0	1
Inning Stats	R: 0 H: 0 E: 0 LOB: 0 K: 1 BB: 0 S: 10 P: 15	R: 0 H: 0 E: 0 LOB: 0 K: 1 BB: 0 S: 7 P: 13	R: 0 H: 0 E: 0 LOB: 0 K: 1 BB: 0 S: 7 P: 11	R: 2 H: 2 E: 0 LOB: 1 K: 3 BB: 0 S: 12 P: 20	R: 0 H: 1 E: 1 LOB: 1 K: 0 BB: 0 S: 6 P: 8	R: 1 H: 2 E: 0 LOB: 1 K: 0 BB: 1 S: 9 P: 19	R: 0 H: 0 E: 0 LOB: 1 K: 1 BB: 1 S: 8 P: 18	R: 0 H: 0 E: 0 LOB: 0 K: 0 BB: 1 S: 5 P: 14	R: 0 H: 0 E: 0 LOB: 0 K: 0 BB: 0 S: 5 P: 7	1B: 4 SF: 0 2B: 1 SAC: 0 3B: 0 DP: 2 HR: 0 HBP: 1					WP: 1 PA: 34 PB: 0 SB: 0 CS: 0	

TOP

Minnesota Twins @ New York Yankees

Yankee Stadium, Bronx, NY

Fri May 01 1992, 7:05 PM EDT

Att. 14,620 - Cloudy - 61 F

livebaseballscorecards.com

AB	30
R	3
H	5
RBI	3
BB	3
SO	7
LOB	13

PITCHER		IP	WLS	BF	H	R	ER	SO	BB	IBB	HBP	BLK	WP	HR	S	P	ERA	WHIP
Melido Perez, R ERA: 2.6	(1, 1)	8.0	W	31	5	3	3	7	2	1	1	0	1	0	64	118	3.38	0.875
Steve Farr, R ERA: 1.29	(9, 1)	1.0	S	3	0	0	0	0	0	0	0	0	0	0	5	7	0.00	0.000

PITCHER	IP	WLS	BF	H	R	ER	SO	BB	IBB	HBP	BLK	WP	HR	S	P	ERA	WHIP

BOTTOM

Minnesota Twins @ New York Yankees

Yankee Stadium, Bronx, NY

Fri May 01 1992, 7:05 PM EDT

Att. 14,620 - Cloudy - 61 F

livebaseballscorecards.com

Batter	1	2	3	4	5	6	7	8	9	AB	R	H	RBI	BB	SO	LOB
Andy Stankiewicz, R (1, 4) OBP: 0.442, SLG: 0.465	B B F C F B X 3-2 G6-3 ①		F B X 1-1 F7 ②		B S B X 2-1 1B			B F X 1-1 1-H E 2B		4	1	2	1	0	0	1
Don Mattingly, L (1, 3) OBP: 0.275, SLG: 0.360	B X 1-0 P5 ②		B F 1 SAFE X 1-1 F9 ③		B 1 B X 2-0 P5 ③			C X 0-1 2-H E3 SF8 2B		4	1	1	1	0	0	2
Roberto Kelly, R (1, 8) OBP: 0.385, SLG: 0.466	B X 1-0 F9 ③			B B F F F S 2-3 K ①		B X 1-0 P4 ①		I I I I 4-0 S S IBB		3	0	0	0	1	1	0
Mel Hall, L (1, 7) OBP: 0.273, SLG: 0.518		C B B S X 2-2 G4-3 ①		S B B F S 2-3 K ②		B B S S X 2-2 L9 ②		B B X 2-0 1-2 3-H SF8 ①		3	0	0	1	0	1	0
Matt Nokes, L (1, 2) OBP: 0.303, SLG: 0.459		B C X 1-1 HR		F S X 0-2 1B		B F X 1-1 L4 ③		B F S T B S 2-3 2-3 K ②		4	1	2	1	0	1	1
Jesse Barfield, R (1, 9) OBP: 0.203, SLG: 0.194		C B F X 1-2 G5-3 ②		F S X 0-2 G1-3 ③			X 0-0 P7 ①	I I I I 4-0 IBB		3	0	0	0	1	0	1
Kevin Maas, L (1, 10) OBP: 0.419, SLG: 0.500		B B X 2-0 F9 ③			B F F S 1-3 K ①		X 0-0 F7 ②	1 SAFE C B B B 1 X SAFE 3-1 P5 ③		4	0	0	0	0	1	2
Charlie Hayes, R (1, 5) OBP: 0.329, SLG: 0.400			F F B S 1-3 K ①		C B F B F F B X 3-2 1B 2B		C C F S 0-3 K ③			3	1	1	0	0	2	0
Randy Velarde, R (1, 6) OBP: 0.278, SLG: 0.329			B C B F B F F B 4-2 BB		X 0-0 2-H 1B ②			X 0-0 2B 1B		2	1	2	1	1	0	0
Inning Stats	R: 0 E: 0 K: 0 S: 6 H: 0 LOB: 0 BB: 0 P: 11	R: 1 E: 0 K: 0 S: 9 H: 1 LOB: 0 BB: 0 P: 15	R: 0 E: 0 K: 1 S: 11 H: 0 LOB: 1 BB: 1 P: 18	R: 0 E: 0 K: 2 S: 13 H: 1 LOB: 1 BB: 0 P: 17	R: 1 E: 0 K: 1 S: 12 H: 3 LOB: 1 BB: 0 P: 20	R: 0 E: 0 K: 0 S: 6 H: 0 LOB: 0 BB: 0 P: 10	R: 0 E: 0 K: 1 S: 6 H: 0 LOB: 0 BB: 0 P: 6	R: 3 E: 1 K: 1 S: 12 H: 3 LOB: 2 BB: 2 P: 28		1B: 4 2B: 3 3B: 0 HR: 1 SF: 1 SAC: 0 DP: 0 HBP: 0						

AB	30
R	5
H	8
RBI	5
BB	3
SO	6
LOB	7

WP: 0 PB: 0 SB: 2 CS: 0 PA: 34

PITCHER		IP	WLS	BF	H	R	ER	SO	BB	IBB	HBP	BLK	WP	HR	S	P	ERA	WHIP
Kevin Tapani, R ERA: 4.88	(1, 1)	7.0	L	28	7	4	4	5	1	0	0	0	0	1	66	101	5.14	1.143
Mark Guthrie, L ERA: 3.6	(8, 1)	1.0		6	1	1	0	1	0	2	0	0	0	0	9	24	0.00	1.000

PITCHER	IP	WLS	BF	H	R	ER	SO	BB	IBB	HBP	BLK	WP	HR	S	P	ERA	WHIP

Batter	1	2	3	4	5	6	7	8	9	AB	R	H	RBI	BB	SO	LOB
Shane Mack, R (1, 7) OBP: 0.368, SLG: 0.494	S B X 1-1 E6 1B SF9	C 1 SAFE 1 SAFE C B B X 2-2 1B 1-H 1B			F X 0-1 HR	B X 1-0 ③ G5-3		1 SAFE B 1 SAFE 1 SAFE 1-0 ③ PO 1-2	B S X 1-1 G4-3 1B	5	2	3	2	0	0	0
Chuck Knoblauch, R (1, 4) OBP: 0.347, SLG: 0.329	1 SAFE B C 1 SAFE X 1-1 SF9 1-3 1B	X 0-0 ③ 1-3 1B			C F B B X 2-2 ① F9		B C X 1-1 ① G5-3		1 SAFE B 1 SAFE B X 2-0 ①② G4-3 1-2f	5	0	2	0	0	0	1
Kirby Puckett, R (1, 8) OBP: 0.327, SLG: 0.526 Jarvis Brown, R (9, 8)	B B C F F B S 3-3 ① K		X 0-0 E9 G4-3		B C X 1-1 HR		B X 1-0 ② F9		X 0-0 ③ G1-3	5 0	1 0	1 0	1 0	0 0	1 0	2 0
Kent Hrbek, L (1, 3) OBP: 0.483, SLG: 0.750	B C F F B B F B 4-2 BB		B C B F X 2-2 ① G4-3 2-3		B X 1-0 HR		B F B C X 2-2 1B			3	1	2	1	1	0	1
Brian Harper, R (1, 2) OBP: 0.296, SLG: 0.333	C B F B F B X 3-2 ② SF9 2-3 3-H		B X 1-0 ② P8		B B C B X 3-1 ② G6-3		B X 1-0 ③ G4-3			3	0	0	1	0	0	2
Randy Bush, L (1, 10) OBP: 0.333, SLG: 0.375 Chili Davis, S (8, PH) OBP: 0.349, SLG: 0.343	X 0-0 ③ G3		B F C F S 1-3 ③ K		B X 1-0 HR			B B F B X 3-1 HR		3 1	1 1	1 1	1 1	0 0	1 0	3 0
Pedro Munoz, R (1, 9) OBP: 0.338, SLG: 0.468		B B X 2-0 S 1B 1B		X 0-0 ① F8	C B B X 2-1 ③ F7			X 0-0 ① G6-3		4	1	1	0	0	0	0
Scott Leius, R (1, 5) OBP: 0.282, SLG: 0.353		C F B 1 SAFE X 1-2 ① F7		C B B F X 2-2 ② F8		B C B X 2-1 ① F8		B C X 1-1 ② G4-3		4	0	0	0	0	0	1
Greg Gagne, R (1, 6) OBP: 0.315, SLG: 0.338		B X 1-0 ② F8		B B S X 2-1 ③ F9		B F B C F B X 3-2 ② G5-3		C B B X 2-1 PO 1B		4	0	1	0	0	0	1
Inning Stats	R: 1 H: 1 E: 1 LOB: 2 K: 1 BB: 1 S: 17 P: 29	R: 1 H: 3 E: 0 LOB: 2 K: 0 BB: 0 S: 9 P: 15	R: 0 H: 0 E: 1 LOB: 1 K: 1 BB: 0 S: 9 P: 13	R: 0 H: 0 E: 0 LOB: 0 K: 0 BB: 0 S: 6 P: 10	R: 4 H: 4 E: 0 LOB: 0 K: 0 BB: 0 S: 13 P: 23	R: 0 H: 0 E: 0 LOB: 0 K: 0 BB: 0 S: 7 P: 13	R: 0 H: 1 E: 0 LOB: 1 K: 0 BB: 0 S: 7 P: 12	R: 1 H: 2 E: 0 LOB: 0 K: 0 BB: 0 S: 7 P: 14	R: 0 H: 1 E: 0 LOB: 0 K: 0 BB: 0 S: 4 P: 7	1B: 7 2B: 0 3B: 0 HR: 5	SF: 1 SAC: 0 DP: 1 HBP: 0						

PITCHER		IP	WLS	BF	H	R	ER	SO	BB	IBB	HBP	BLK	WP	HR	S	P	ERA	WHIP
Scott Sanderson, R ERA: 5.94	(1, 1)	4.2		24	8	6	5	2	1	0	0	0	0	4	52	86	9.64	1.929
Rich Monteleone, R ERA: 1.26	(5, 1)	1.1		4	0	0	0	0	0	0	0	0	0	0	9	17	0.00	0.000
Lee Guetterman, L ERA: 8.74	(7, 1)	1.0	L	5	2	1	1	0	0	0	0	0	0	1	9	17	9.00	2.000
John Habyan, R ERA: 0.64	(8, 1)	2.0		6	2	0	0	0	0	0	0	0	0	0	9	16	0.00	1.000

PITCHER	IP	WLS	BF	H	R	ER	SO	BB	IBB	HBP	BLK	WP	HR	S	P	ERA	WHIP

TOP

Minnesota Twins @ New York Yankees

Yankee Stadium, Bronx, NY

Sat May 02 1992, 3:33 AM EDT
Att. 18,564 - Sunny - 72 F

livebaseballscorecards.com

AB	37
R	7
H	12
RBI	7
BB	1
SO	2
LOB	11

1B: 7	SF: 1	WP: 0	PA: 40
2B: 0	SAC: 0	PB: 0	
3B: 0	DP: 1	SB: 1	
HR: 5	HBP: 0	CS: 0	

Batter	1	2	3	4	5	6	7	8	9	AB	R	H	RBI	BB	SO	LOB
Andy Stankiewicz, R (1, 4) OBP: 0.421, SLG: 0.438	B C B X 2-1 G6-3 ①		X 0-0 L1 ②		X 0-0 FC4-6 1B	C X 0-1 B1-3 ②		B 1 SAFE B F F X 2-2 G6-4-3 ② ③ 1-2f		5	0	1	0	0	0	1
Don Mattingly, L (1, 3) OBP: 0.281, SLG: 0.356	B F X 1-1 G1-3 ②		X 0-0 1B 1B		B B C B X 3-1 P2 ①	B C B C F B 4-2 BB			C F B B X 2-2 F7 ①	4	0	1	0	1	0	1
Roberto Kelly, R (1, 8) OBP: 0.386, SLG: 0.495	S B F B X 2-2 HR		1 SAFE B F B X 2-1 1-2 1B		S X 0-1 F8 ②	X 0-0 G4-3 ③			S F B X 1-2 G5-3 ②	5	1	2	1	0	0	2
Mel Hall, L (1, 10) OBP: 0.269, SLG: 0.511	F F C 0-3 K ③		B F B B B X 3-1 F7 ③		B C X 1-1 FC4-6 ③ 1-2f		F S X 0-2 G6-3 2B		B B F C X 2-2 F8 ③	5	0	1	0	0	1	3
Jesse Barfield, R (1, 9) OBP: 0.218, SLG: 0.254		F B B X 2-1 1B G5-4-3 1B	B F B C B X 3-2 F9 ①		C S B B B B X 3-2 HR	B F X 1-1 2-3 G6-3 ①				4	2	2	1	0	0	1
Jim Leyritz, R (1, 2) OBP: 0.429, SLG: 0.545 Matt Nokes, L (7, PH) (8, 2) OBP: 0.299, SLG: 0.452		B C 1 SAFE X 1-1 G5-4-3 1-3 1B	B B B C X 3-1 L1 ②		B C B B B F X 3-2 F8 ①	B B F B F X 3-2 P7 ②				3 1	0 0	1 0	0 0	0 0	0 0	0 1
Randy Velarde, R (1, 6) OBP: 0.289, SLG: 0.351		B F B B 1 SAFE X 3-1 G5-4-3 ① ② 1-2f 3-H	B C B B X 3-1 1B 1B		B S B B X 3-1 1B HR 2B	B X 1-0 F8 ③				4	1	2	0	0	0	2
Charlie Hayes, R (1, 5) OBP: 0.349, SLG: 0.417		B F C B X 2-2 G6-3 ③	X 0-0 1-2 1B		B S F F B X 2-2 2-3 HR 1B			S F X 0-2 G6-4-3 1B		4	1	3	0	0	0	0
Mike Humphreys, R (1, 7) OBP: 0.167, SLG: 0.167 Dion James, L (6, PH) (7, 7) OBP: 0.292, SLG: 0.300			C X 0-1 P2 ①	B X 1-0 G5-3 ③	B C X 1-1 1-H 3-H HR			C S B B B X 2-2 F7 ①		2 2	0 1	0 1	0 3	0 0	0 1	2 1
Inning Stats	R: 1 E: 0 K: 1 S: 10 H: 1 LOB: 0 BB: 0 P: 15	R: 1 E: 0 K: 0 S: 9 H: 2 LOB: 0 BB: 0 P: 17	R: 0 E: 0 K: 0 S: 8 H: 2 LOB: 2 BB: 0 P: 13	R: 0 E: 0 K: 0 S: 9 H: 2 LOB: 2 BB: 0 P: 19	R: 0 E: 0 K: 0 S: 7 H: 1 LOB: 1 BB: 0 P: 11	R: 4 E: 0 K: 0 S: 20 H: 4 LOB: 1 BB: 1 P: 36	R: 0 E: 0 K: 0 S: 9 H: 1 LOB: 1 BB: 0 P: 14	R: 0 E: 0 K: 0 S: 9 H: 1 LOB: 0 BB: 0 P: 13	R: 0 E: 0 K: 0 S: 9 H: 0 LOB: 0 BB: 0 P: 14	1B: 9 2B: 2 3B: 0 HR: 3	SF: 0 SAC: 0 DP: 2 HBP: 0					

PITCHER		IP	WLS	BF	H	R	ER	SO	BB	IBB	HBP	BLK	WP	HR	S	P	ERA	WHIP
Bill Krueger, L ERA: 1.69	(1, 1)	5.1		25	10	4	4	1	0	0	0	0	0	2	51	92	6.75	1.875
Carl Willis, R ERA: 5.4	(6, 1)	0.0		1	1	0	0	0	0	0	0	0	0	0	4	6	∞	∞
Gary Wayne, L ERA: 1.54	(6, 1)	0.2		5	2	2	2	0	1	0	0	0	0	1	11	16	27.00	4.500
Tom Edens, R ERA: 3.75	(7, 1)	0.1		1	0	0	0	0	0	0	0	0	0	0	2	3	0.00	0.000
Bob Kipper, L ERA: 2.89	(7, 1)	1.0	W	4	1	0	0	0	0	0	0	0	0	0	10	16	0.00	1.000

PITCHER		IP	WLS	BF	H	R	ER	SO	BB	IBB	HBP	BLK	WP	HR	S	P	ERA	WHIP
Rick Aguilera, R ERA: 4.97	(8, 1)	1.2	S	4	0	0	0	0	0	0	0	0	0	0	12	19	0.00	0.000

BOTTOM

Minnesota Twins @ New York Yankees

Yankee Stadium, Bronx, NY

Sat May 02 1992, 3:33 AM EDT
Att. 18,564 - Sunny - 72 F

livebaseballscorecards.com

AB	39
R	6
H	14
RBI	5
BB	1
SO	1
LOB	14

WP: 0 PB: 0 SB: 0 CS: 0 PA: 40

Batter	1	2	3	4	5	6	7	8	9	AB	R	H	RBI	BB	SO	LOB
Shane Mack, R (1, 7) OBP: 0.390, SLG: 0.505	X 0-0 ① F9	H 1-0 G6-4-3 1-2 HBP			F X 0-1 F8 S G3 1B		C F F B X 1-2 S 1B		C X 0-1 BB 1B 1B	4	1	3	0	0	0	0
Chuck Knoblauch, R (1, 4) OBP: 0.340, SLG: 0.322	B C X 1-1 ② G4-3	C X 0-1 ② ③ G6-4-3 1-2f			B 1 SAFE S B F X 2-2 ① F8 1-3		1 SAFE 1 SAFE C X 0-1 ③ G3 1-2		1 SAFE C 1 SAFE X 0-1 BB 1-2 1B	5	0	1	0	0	0	4
Randy Bush, L (1, 10) OBP: 0.355, SLG: 0.429 Jarvis Brown, R (8, PR) (8, 9)	B S B X 2-1 1B 2B		F B F C 2-3 ① K		B B X 2-0 ② G3 3-H			B C F F X 1-2 1B S G4-3 1B	B F B C B B 4-2 1-2 2-3 BB	4	1	2	1	0	1	0
										0	1	0	0	1	0	0
Kirby Puckett, R (1, 8) OBP: 0.321, SLG: 0.510	B B B X 3-0 BB 2-H 1B	X 0-0 ② G1-3			B C X 1-1 ③ P2			S 1 SAFE C 1 P B F F S 2-3 ① K 1-2	F X 0-1 ③ F7	5	0	1	1	0	1	4
Kent Hrbek, L (1, 3) OBP: 0.515, SLG: 0.731	B F B 1 SAFE B B 4-1 1-2 BB	B B B B 4-0 FC5-4 BB				S B B B C S 3-3 ① K		X 0-0 G4-3 2-3 1B		2	0	1	0	2	1	0
Pedro Munoz, R (1, 9) OBP: 0.321, SLG: 0.444 Mark Guthrie, R (8, 1) Rick Aguilera, R (9, 1)	X 0-0 ③ P4	X 0-0 ③ FC5-4 1-2f				C S X 0-2 ② F8		C X 0-1 ② G4-3 1-2 3-H		4	0	0	1	0	0	4
										0	0	0	0	0	0	0
										0	0	0	0	0	0	0
Scott Leius, R (1, 5) OBP: 0.280, SLG: 0.361		C B B X 2-1 G4-3 1B 2B		C F B B X 2-2 ① F8		S F B F B X 2-2 ③ G6-3		C F X 0-2 ③ G6-3		4	1	1	0	0	0	2
Lenny Webster, R (1, 2) OBP: 0.238, SLG: 0.263		C B X 1-1 ① G4-3 2-3		B B S C F X 2-2 ② G6-3			B X 1-0 ① P3		S S B F B B S 3-3 ① K	4	0	0	0	0	1	1
Greg Gagne, R (1, 6) OBP: 0.312, SLG: 0.333		B S X 1-1 HBP 3-H 1B		B X 1-0 ③ P9			X 0-0 ② F8		B B X 2-0 ② P3	4	0	1	1	0	0	0
Inning Stats	R: 1 H: 2 E: 0 LOB: 2 K: 0 BB: 1 S: 8 P: 18	R: 1 H: 2 E: 0 LOB: 1 K: 0 BB: 0 S: 8 P: 13	R: 0 H: 0 E: 0 LOB: 1 K: 1 BB: 1 S: 5 P: 11	R: 0 H: 0 E: 0 LOB: 0 K: 0 BB: 0 S: 8 P: 13	R: 1 H: 1 E: 0 LOB: 0 K: 0 BB: 0 S: 8 P: 13	R: 0 H: 0 E: 0 LOB: 0 K: 1 BB: 0 S: 10 P: 15	R: 0 H: 1 E: 0 LOB: 1 K: 0 BB: 0 S: 8 P: 10	R: 1 H: 2 E: 0 LOB: 2 K: 1 BB: 0 S: 16 P: 18	R: 0 H: 2 E: 0 LOB: 3 K: 1 BB: 1 S: 13 P: 22	1B: 8 SF: 0 2B: 2 SAC: 0 3B: 0 DP: 1 HR: 0 HBP: 1						

PITCHER		IP	WLS	BF	H	R	ER	SO	BB	IBB	HBP	BLK	WP	HR	S	P	ERA	WHIP
Scott Kamieniecki, R ERA: 4.91	(1, 1)	7.1	L	31	7	4	4	3	2	0	1	0	0	0	65	105	4.91	1.227
Steve Howe, L ERA:	(8, 1)	0.2		3	1	0	0	0	0	0	0	0	0	0	6	6	0.00	1.500
Rich Monteleone, R ERA: 1.17	(9, 1)	1.0		6	2	0	0	1	1	0	0	0	0	0	13	22	0.00	3.000

PITCHER	IP	WLS	BF	H	R	ER	SO	BB	IBB	HBP	BLK	WP	HR	S	P	ERA	WHIP

TOP

Minnesota Twins @ New York Yankees

Yankee Stadium, Bronx, NY

Sun May 03 1992, 3:33 AM EDT

Att. 25,746 - Sunny - 76 F

livebaseballscorecards.com

AB	36
R	4
H	10
RBI	4
BB	3
SO	4
LOB	15



BOTTOM

Minnesota Twins @ New York Yankees

Yankee Stadium, Bronx, NY

Sun May 03 1992, 3:33 AM EDT

Att. 25,746 - Sunny - 76 F

livebaseballscorecards.com

Batter	1	2	3	4	5	6	7	8	9	AB	R	H	RBI	BB	SO	LOB
Andy Stankiewicz, R (1, 4) OBP: 0.426, SLG: 0.431	G5-3		E 1B 1-3 1B		FC5-4 BB		G6-3			3	1	1	0	1	0	0
Don Mattingly, L (1, 3) OBP: 0.280, SLG: 0.344	1B 1B BB		E4 FC3-6 1B 1-3 3-H		K		P5			3	0	0	1	1	1	3
Roberto Kelly, R (1, 8) OBP: 0.390, SLG: 0.495	1B 1-2 1B		FC3-6 1-2 3-H 1B		FC5-4 1-2f 2-3			G6-3 1B		4	0	2	1	0	0	2
Mel Hall, L (1, 7) OBP: 0.278, SLG: 0.511	G4-6-3 1-2 2-3 1B		FC3-6 G1-6-3 1-2f 2-3		P4			G6-3 1B		4	0	2	0	0	0	4
Matt Nokes, L (1, 2) OBP: 0.282, SLG: 0.424	G4-6-3 1-2f		G1-6-3 1-2f			P8		G6-3 1-2f		4	0	0	0	0	0	6
Randy Velarde, R (1, 6) OBP: 0.287, SLG: 0.346		F9		G6-3		FC4-6 1B			P9	4	0	1	0	0	0	0
Kevin Maas, L (1, 10) OBP: 0.383, SLG: 0.450		K		P6		FC4-6 FC6-4 1-2f			P7	4	0	0	0	0	1	1
Charlie Hayes, R (1, 5) OBP: 0.333, SLG: 0.398		K		F8		FC6-4 1-2f			P3	4	0	0	0	0	1	1
Dion James, L (1, 9) OBP: 0.346, SLG: 0.409			1B E 1B		FC5-4 2B		G5-3			2	1	2	0	0	0	0
Jesse Barfield, R (7, PH) (8, 9) OBP: 0.215, SLG: 0.250										1	0	0	0	0	0	0

	AB	33
	R	2
	H	8
	RBI	2
	BB	2
	SO	3
	LOB	17

Inning Stats	1	2	3	4	5	6	7	8	9
	R: 0 H: 2 E: 0 LOB: 2 K: 0 BB: 1 S: 9 P: 19	R: 0 H: 0 E: 0 LOB: 0 K: 2 BB: 0 S: 8 P: 11	R: 2 H: 3 E: 1 LOB: 1 K: 0 BB: 0 S: 9 P: 18	R: 0 H: 0 E: 0 LOB: 0 K: 0 BB: 0 S: 4 P: 4	R: 0 H: 1 E: 0 LOB: 2 K: 1 BB: 1 S: 16 P: 26	R: 0 H: 1 E: 0 LOB: 1 K: 0 BB: 0 S: 6 P: 12	R: 0 H: 0 E: 0 LOB: 0 K: 0 BB: 0 S: 3 P: 6	R: 0 H: 1 E: 0 LOB: 0 K: 0 BB: 0 S: 5 P: 6	R: 0 H: 0 E: 0 LOB: 0 K: 0 BB: 0 S: 4 P: 6

1B: 7	SF: 0	WP: 0	PA: 35
2B: 1	SAC: 0	PB: 0	
3B: 0	DP: 3	SB: 0	
HR: 0	HBP: 0	CS: 0	

PITCHER		IP	WLS	BF	H	R	ER	SO	BB	IBB	HBP	BLK	WP	HR	S	P	ERA	WHIP
Scott Erickson, R ERA: 4.75	(1, 1)	6.0	W	26	7	2	2	3	2	0	0	0	0	0	52	90	3.00	1.500
Mark Guthrie, L ERA: 3.0	(7, 1)	2.0		6	1	0	0	0	0	0	0	0	0	0	8	12	0.00	0.500
Mark Guthrie, L ERA: 3.0	(8, 1)	2.0		6	1	0	0	0	0	0	0	0	0	0	8	12	0.00	0.500
Rick Aguilera, R ERA: 4.61	(9, 1)	1.0	S	3	0	0	0	0	0	0	0	0	0	0	4	6	0.00	0.000

PITCHER	IP	WLS	BF	H	R	ER	SO	BB	IBB	HBP	BLK	WP	HR	S	P	ERA	WHIP

Minnesota Twins @ Boston Red Sox

Fenway Park, Boston, MA

Mon May 04 1992, 7:05 PM EDT

Att. 25,843 - Cloudy - 48 F

TOP

livebaseballscorecards.com

Batter	1	2	3	4	5	6	7	8	9	AB	R	H	RBI	BB	SO	LOB
Shane Mack, R (1, 9) (8, 7) OBP: 0.400, SLG: 0.510	C B X 1-1 1B G6-4-3 1B	F 1 SAFE B X 1-1 ③ FC6-4 1-2f			C X 0-1 ① G5-3			B S X 1-1 2B 2B 1B	B B F F B X 3-2 FC6-4 1-3 1B	5	2	3	0	0	0	1
Chuck Knoblauch, R (1, 4) OBP: 0.343, SLG: 0.337	1 SAFE B B C 1 SAFE 1 SAFE X 2-1 G6-4-3 1-3 1B		B C F X 1-2 ① F9		B X 1-0 ② G6-3			P 1 SAFE L 1 SAFE B X 2-1 1-3 2B 2B	B F B C F X 2-2 ① FC6-4 1B 1-2f 3-H	5	0	2	1	0	0	1
Kirby Puckett, R (1, 8) OBP: 0.315, SLG: 0.505	B B X 2-0 ①② G6-4-3 1-2f 3-H		F F B B B S 3-3 ② K		S B C B B X 3-2 ③ G6-3			X 0-0 ① G5-3 2-H 3-H 2B	C F S 0-3 ② K	5	1	1	1	0	2	2
Kent Hrbek, L (1, 3) OBP: 0.526, SLG: 0.700	X 0-0 FC6 1B		C F B F B F C 2-3 ③ K			B F X 1-1 ① G6-3		I I I I 4-0 G5-3 1B IBB	S B F B B X 3-2 1-3 1B	4	1	2	0	1	1	0
Brian Harper, R (1, 2) OBP: 0.279, SLG: 0.313	B C B X 2-1 ③ FC6 1-2f			X 0-0 ① F9		C B F B B X 3-2 ② G4-3		B F X 1-1 ② G5-3 1-2 3-H	C B F F B B F X 3-2 ③ P4	5	0	0	1	0	0	4
Randy Bush, L (1, 7) OBP: 0.343, SLG: 0.406 Jarvis Brown, R (8, PR) (8, 9)		C F B B X 2-2 ① F9		B F X 1-1 ② P6		X 0-0 ③ F8		B X 1-0 S 2-H 1B		4 0	0 0	1 0	1 0	0 0	0 0	0 0
Gene Larkin, S (1, 10) OBP: 0.295, SLG: 0.429		S F B X 1-2 G4-3 S 1B 1B		C H 1-1 BB HBP			B C F S 1-3 ① K	B I I I 4-0 1-2 IBB		2	1	1	0	1	1	0
Scott Leius, R (1, 5) OBP: 0.278, SLG: 0.347	B S X 1-1 ② G4-3 1-3		F B 1 SAFE 1 SAFE B 1 SAFE C B B 4-2 1-2 BB				B B C F F S 2-3 ② K	C X 0-1 ③ F9		3	0	0	0	1	1	3
Donnie Hill, S (1, 6) OBP: 0.304, SLG: 0.238	B B F C X 2-2 FC6-4 3-H 1B		C C C 0-3 ③ K				X 0-0 ③ G4-3		X 0-0 1B FC6-4 1B	4	1	2	1	0	1	2
Inning Stats	R: 1 E: 0 K: 0 S: 8 H: 3 LOB: 1 BB: 0 P: 15	R: 1 E: 0 K: 0 S: 13 H: 2 LOB: 1 BB: 0 P: 20	R: 0 E: 0 K: 2 S: 11 H: 0 LOB: 0 BB: 0 P: 17	R: 0 E: 0 K: 1 S: 9 H: 0 LOB: 2 BB: 1 P: 15	R: 0 E: 0 K: 0 S: 6 H: 0 LOB: 0 BB: 0 P: 10	R: 0 E: 0 K: 0 S: 6 H: 0 LOB: 0 BB: 0 P: 10	R: 0 E: 0 K: 2 S: 8 H: 0 LOB: 0 BB: 0 P: 11	R: 3 E: 0 K: 0 S: 11 H: 4 LOB: 2 BB: 2 P: 23	R: 1 E: 0 K: 1 S: 19 H: 3 LOB: 2 BB: 0 P: 30	1B: 10 2B: 2 3B: 0 HR: 0 SF: 0 SAC: 0 DP: 1 HBP: 1						

	AB	37
	R	6
	H	12
	RBI	5
	BB	3
	SO	6
	LOB	13

WP: 0 PB: 0 SB: 2 CS: 0 PA: 41

PITCHER	IP	WLS	BF	H	R	ER	SO	BB	IBB	HBP	BLK	WP	HR	S	P	ERA	WHIP
Roger Clemens, R (1, 1) ERA: 2.25	9.0	L	41	12	6	6	6	1	2	1	0	0	0	91	151	6.00	1.444

PITCHER	IP	WLS	BF	H	R	ER	SO	BB	IBB	HBP	BLK	WP	HR	S	P	ERA	WHIP

BOTTOM

Batter	1	2	3	4	5	6	7	8	9	AB	R	H	RBI	BB	SO	LOB
Wade Boggs, L (1, 5) OBP: 0.361, SLG: 0.292	B F C B B X 3-2 G4-3 ①	C C B X 1-2 F7 ③			B X 1-0 F8 ③			C X 0-1 F7 ①		4	0	0	0	0	0	1
Jody Reed, R (1, 4) OBP: 0.383, SLG: 0.415	C B X 1-1 G4-3 2B		C C B F X 1-2 G6-3 ①			C B B X 2-1 G5-3 ①		B B C B F X 3-2 F7 ②		4	0	1	0	0	0	0
Phil Plantier, L (1, 9) OBP: 0.319, SLG: 0.341	B B X 2-0 G4-3 ② 2-3		B B B B 4-0 G6-4-3 BB			B F X 1-1 L7 ②		B F X 1-1 F9 ③		3	0	0	0	1	0	1
Ellis Burks, R (1, 8) OBP: 0.309, SLG: 0.354	B B B B 4-0 BB BB		B B X 2-0 G6-4-3 ② ③ 1-2f			B F C F B F X 2-2 G6-3 ③			C B F B F F B F X 3-2 HR	3	1	1	1	1	0	1
Jack Clark, R (1, 10) OBP: 0.277, SLG: 0.214	B B B B 4-0 1-2 BB			S C B B S 2-3 K ①			X 0-0 F7 ①		S C B B B S 3-3 K ①	3	0	0	0	1	2	0
Mo Vaughn, L (1, 3) OBP: 0.351, SLG: 0.311 Tom Brunansky, R (7, PH) (8, 3) OBP: 0.393, SLG: 0.273	C B X 1-1 P6 ③			C F F B B F B F X 3-2 L8 ②			B B B C C F B B 4-2 BB BB		B B F B F B 4-2 BB	2 0	0 0	0 0	0 0	0 2	0 0	3 0
Tony Peña, R (1, 2) OBP: 0.265, SLG: 0.364		F F X 0-2 G4-3 2B		F B F B X 2-2 G6-3 ③			B X 1-0 F8 ②		B C X 1-1 L9 ②	4	0	1	0	0	0	2
Luis Rivera, R (1, 6) OBP: 0.389, SLG: 0.340		B X 1-0 G6-3 ①			X 0-0 CS 1B		B B B B 4-0 1-2 BB		X 0-0 L8 ③	3	0	1	0	1	0	2
Bob Zupcic, R (1, 7) OBP: 0.286, SLG: 0.357		S C X 0-2 G4-3 ② 2-3			S C B B B X 2-2 G6-3 ① ② 1-2		C X 0-1 F7 ③			3	0	0	0	0	0	4
Inning Stats	R: 0 H: 1 E: 0 LOB: 3 K: 0 BB: 2 S: 8 P: 23	R: 0 H: 1 E: 0 LOB: 1 K: 0 BB: 0 S: 10 P: 12	R: 0 H: 0 E: 0 LOB: 0 K: 0 BB: 1 S: 5 P: 12	R: 0 H: 0 E: 0 LOB: 0 K: 1 BB: 0 S: 12 P: 19	R: 0 H: 1 E: 0 LOB: 0 K: 0 BB: 0 S: 5 P: 8	R: 0 H: 0 E: 0 LOB: 0 K: 0 BB: 0 S: 9 P: 14	R: 0 H: 0 E: 0 LOB: 2 K: 0 BB: 2 S: 7 P: 16	R: 0 H: 0 E: 0 LOB: 0 K: 0 BB: 0 S: 7 P: 11	R: 1 H: 1 E: 0 LOB: 1 K: 1 BB: 1 S: 14 P: 25	1B: 1 SF: 0 2B: 2 SAC: 0 3B: 0 DP: 1 HR: 1 HBP: 0						WP: 0 PA: 35 PB: 0 SB: 0 CS: 1	

PITCHER		IP	WLS	BF	H	R	ER	SO	BB	IBB	HBP	BLK	WP	HR	S	P	ERA	WHIP
John Smiley, L ERA: 5.34	(1, 1)	7.0	W	27	3	0	0	1	5	0	0	0	0	0	56	104	0.00	1.143
Bob Kipper, L ERA: 3.38	(8, 1)	1.1		6	1	1	1	1	1	0	0	0	0	1	18	32	6.75	1.500
Carl Willis, R ERA: 5.0	(9, 1)	0.2		2	0	0	0	0	0	0	0	0	0	0	3	4	0.00	0.000

PITCHER	IP	WLS	BF	H	R	ER	SO	BB	IBB	HBP	BLK	WP	HR	S	P	ERA	WHIP

Minnesota Twins @ Boston Red Sox

Fenway Park, Boston, MA

Mon May 04 1992, 7:05 PM EDT

Att. 25,843 - Cloudy - 48 F

livebaseballscorecards.com

AB	29
R	1
H	4
RBI	1
BB	6
SO	2
LOB	14

Batter	1	2	3	4	5	6	7	8	9	AB	R	H	RBI	BB	SO	LOB
Shane Mack, R (1, 7) OBP: 0.404, SLG: 0.510	B X 1-0 G6-3 ①			S X 0-1 F8 WP 1B		X 0-0 1B 1B		X 0-0 F8 ②		4	0	2	0	0	0	1
Chuck Knoblauch, R (1, 4) OBP: 0.358, SLG: 0.354	B C X 1-1 G6-4-3 1B			C 1 SAFE B 1 SAFE X 1-1 P3 ①		F B B 1 SAFE X 2-1 1-2 G6-4-3 1B		B C X 1-1 1-3 1B 1B		4	0	3	0	0	0	1
Kirby Puckett, R (1, 8) OBP: 0.313, SLG: 0.495	B B 1 SAFE B X 3-0 G6-4-3 ②③ 1-2f			C B B F F B X 3-2 F8 ② 1-3		B F B F B X 3-2 G6-4-3 ②③ 1-2f		X 0-0 FC5-4 1-2 3-H 1B		4	0	1	1	0	0	4
Chili Davis, S (1, 10) OBP: 0.333, SLG: 0.324		C S B B B X 3-2 F9 ①		C B S X 1-2 G6-3 ③			F L C 0-3 K ①	B S C X 1-2 FC5-4 ③ 1-2f		4	0	0	0	0	1	3
Brian Harper, R (1, 2) OBP: 0.289, SLG: 0.333		B B X 2-0 F9 ②			C B B B F X 3-2 1B		B C B B F B F X 3-2 2B		B C C B X 2-2 G5-3 ①	4	0	2	0	0	0	0
Kent Hrbek, L (1, 3) OBP: 0.476, SLG: 0.618		C B B C X 2-2 G6-3 ③			F L B X 1-2 F8 ①		C B X 1-1 F7 ②		B X 1-0 F8 ②	4	0	0	0	0	0	2
Pedro Munoz, R (1, 9) OBP: 0.307, SLG: 0.424			X 0-0 L4 ①		C F B B S 2-3 K ②		F X 0-1 G4-3 ③		S S B B C 2-3 K ③	4	0	0	0	0	2	2
Scott Leius, R (1, 5) OBP: 0.280, SLG: 0.346			B B C X 2-1 G5-4-3 1B		S B B F B S 3-3 K ③			S B C F B B F C 3-3 K ①		3	0	1	0	0	2	1
Greg Gagne, R (1, 6) OBP: 0.313, SLG: 0.324			B X 1-0 G5-4-3 ②③ 1-2f			C B S B B F S 2-3 K ①		B F M B B B 4-2 1B 1B BB		2	1	0	0	1	1	1
Inning Stats	R: 0 E: 0 K: 0 S: 4 H: 1 LOB: 0 BB: 0 P: 9	R: 0 E: 0 K: 0 S: 7 H: 0 LOB: 0 BB: 0 P: 14	R: 0 E: 0 K: 0 S: 4 H: 1 LOB: 0 BB: 0 P: 7	R: 0 E: 0 K: 0 S: 11 H: 1 LOB: 1 BB: 0 P: 16	R: 0 E: 0 K: 2 S: 12 H: 1 LOB: 1 BB: 0 P: 21	R: 0 E: 0 K: 1 S: 10 H: 2 LOB: 1 BB: 0 P: 17	R: 0 E: 0 K: 1 S: 11 H: 1 LOB: 1 BB: 0 P: 15	R: 1 E: 0 K: 1 S: 14 H: 2 LOB: 2 BB: 1 P: 23	R: 0 E: 0 K: 1 S: 7 H: 0 LOB: 0 BB: 0 P: 12	1B: 8 2B: 1 3B: 0 HR: 0 SF: 0 SAC: 0 DP: 3 HBP: 0						

TOP

Minnesota Twins @ Boston Red Sox

Fenway Park, Boston, MA

Tue May 05 1992, 7:05 PM EDT

Att. 25,009 - Cloudy - 43 F

livebaseballscorecards.com

AB	33
R	1
H	9
RBI	1
BB	1
SO	6
LOB	15

WP: 1 PA: 34
PB: 0
SB: 0
CS: 0

PITCHER		IP	WLS	BF	H	R	ER	SO	BB	IBB	HBP	BLK	WP	HR	S	P	ERA	WHIP
Frank Viola, L ERA: 2.7	(1, 1)	7.2	W	30	9	1	1	5	1	0	0	0	1	0	70	118	1.17	1.304
Greg Harris, R ERA: 1.47	(8, 1)	0.1		1	0	0	0	0	0	0	0	0	0	0	3	4	0.00	0.000
Jeff Reardon, R ERA: 0.9	(9, 1)	1.0	S	3	0	0	0	1	0	0	0	0	0	0	7	12	0.00	0.000

PITCHER	IP	WLS	BF	H	R	ER	SO	BB	IBB	HBP	BLK	WP	HR	S	P	ERA	WHIP

Minnesota Twins @ Boston Red Sox

Fenway Park, Boston, MA

Tue May 05 1992, 7:05 PM EDT

Att. 25,009 - Cloudy - 43 F

livebaseballscorecards.com

BOTTOM

Batter	1	2	3	4	5	6	7	8	9	AB	R	H	RBI	BB	SO	LOB
Wade Boggs, L (1, 5) OBP: 0.357, SLG: 0.290	C B B X 2-1 1B 2B 1B	B C C X 1-2 ② L5			C F F X 0-2 ① G6-3	C F C 0-3 ③ K				4	1	1	0	0	1	2
Jody Reed, R (1, 4) OBP: 0.387, SLG: 0.412	B B C 1 SAFE X 2-1 ① P3	B X 1-0 CS 1B			B B B C B 4-1 FC4 BB		C C B X 1-2 ① L7			3	0	1	0	1	0	1
Herm Winningham, L (1, 7) OBP: 0.286, SLG: 0.308	B X 1-0 2B 1-2 1B 1B	B 1 SAFE 1-0 ③ CS 1-2	C C X 0-2 ① F7		C B 1 SAFE F B B X 3-2 ② FC4 1-2f 3B		S B C B X 2-2 ② G3-1			4	2	1	0	0	0	1
Ellis Burks, R (1, 8) OBP: 0.316, SLG: 0.395	C B F F B X 2-2 1-3 2-H 1B 2B		C F S 0-3 ② K		1 SAFE 1 SAFE X 0-0 1-H 3B		B X 1-0 ③ F9			4	1	2	2	0	1	0
Phil Plantier, L (1, 9) OBP: 0.306, SLG: 0.326	C B F F F F X 1-2 ② G1-3		C B B F X 2-2 ③ G6-3		X 0-0 ③ F9			C B X 1-1 ① F8		4	0	0	0	0	0	3
Jack Clark, R (1, 10) OBP: 0.304, SLG: 0.224 Bob Zupcic, R (8, PR) OBP: 0.286, SLG: 0.357	C B B B B 4-1 1B BB	B C C X 1-2 ① G5-3				C B C F B B X 3-2 FC5-4 1B		S C F B B F B B 4-2 E S BB		2 0	0 0	1 0	0 0	2 0	0 0	0 0
Tom Brunansky, R (1, 3) OBP: 0.406, SLG: 0.346 Mo Vaughn, L (9, 3) OBP: 0.351, SLG: 0.311	C B F B X 2-2 1-2 2-H 3-H 1B	B B X 2-0 2B				F B X 1-1 ① FC5-4 1B G4-3 1-2f		B C 1 SAFE B X 2-1 ② L9		4 0	0 0	2 0	2 0	0 0	0 0	2 0
Tony Peña, R (1, 2) OBP: 0.250, SLG: 0.343	C F B S 1-3 ③ K	B S S B S 2-3 ② K				F B X 1-1 ② G4-3 1-2		C 1 B F B S SAFE 2-3 ③ K 1-3		4	0	0	0	0	3	5
Luis Rivera, R (1, 6) OBP: 0.386, SLG: 0.340		C B B X 2-1 ① F9		C B X 1-1 ③ F7		B C C X 1-2 2-3 1B				3	0	1	0	0	0	1
Inning Stats	R: 3 H: 4 E: 0 LOB: 2 K: 1 BB: 1 S: 23 P: 38	R: 0 H: 1 E: 0 LOB: 0 K: 0 BB: 0 S: 6 P: 11	R: 0 H: 0 E: 0 LOB: 0 K: 1 BB: 0 S: 10 P: 12	R: 0 H: 1 E: 0 LOB: 1 K: 1 BB: 0 S: 9 P: 15	R: 1 H: 1 E: 0 LOB: 1 K: 0 BB: 1 S: 10 P: 17	R: 0 H: 2 E: 0 LOB: 2 K: 1 BB: 0 S: 14 P: 20	R: 0 H: 0 E: 0 LOB: 0 K: 0 BB: 0 S: 7 P: 11	R: 0 H: 0 E: 0 LOB: 2 K: 1 BB: 1 S: 12 P: 21		1B: 6 SF: 0 2B: 2 SAC: 0 3B: 1 DP: 0 HR: 0 HBP: 0					WP: 0 PA: 36 PB: 0 SB: 1 CS: 1	

	AB	32
	R	4
	H	9
	RBI	4
	BB	3
	SO	5
	LOB	15

PITCHER		IP	WLS	BF	H	R	ER	SO	BB	IBB	HBP	BLK	WP	HR	S	P	ERA	WHIP
Pat Mahomes, R ERA: 4.91	(1, 1)	5.0	L	23	7	4	4	3	2	0	0	0	0	0	58	93	7.20	1.800
Tom Edens, R ERA: 3.21	(6, 1)	2.0		8	2	0	0	1	0	0	0	0	0	0	21	31	0.00	1.000
Gary Wayne, L ERA: 1.42	(8, 1)	1.0		4	0	0	0	1	1	0	0	0	0	0	12	21	0.00	1.000

PITCHER	IP	WLS	BF	H	R	ER	SO	BB	IBB	HBP	BLK	WP	HR	S	P	ERA	WHIP

Minnesota Twins @ Baltimore Orioles

Oriole Park at Camden Yards, Baltimore, MD

Wed May 06 1992, 7:05 PM EDT

Att. 35,550 - Cloudy - 61 F

livebaseballscorecards.com

Batter	1	2	3	4	5	6	7	8	9	AB	R	H	RBI	BB	SO	LOB
Shane Mack, R (1, 7) OBP: 0.398, SLG: 0.529	L7		G5-3		G3			HR		4	1	1	1	0	0	1
Chuck Knoblauch, R (1, 4) OBP: 0.363, SLG: 0.353	CS BB			G6-4-3 1B		L8		F7		3	0	1	0	1	0	0
Kirby Puckett, R (1, 8) OBP: 0.319, SLG: 0.522	F7 1-2			G6-4-3 1-2f		1B		HR		4	1	2	1	0	0	2
Kent Hrbek, L (1, 3) OBP: 0.478, SLG: 0.595		G4-3 1B		BB BB		K		G4-3		3	0	1	0	1	1	1
Brian Harper, R (1, 2) OBP: 0.287, SLG: 0.322		G4-3 1-2		1-2 BB		K			G5-3	3	0	0	0	1	1	2
Gene Larkin, S (1, 10) OBP: 0.280, SLG: 0.405		F9		P5			F8		K	4	0	0	0	0	1	3
Pedro Munoz, R (1, 9) OBP: 0.293, SLG: 0.404		K			P3		F9		G6-3	4	0	0	0	0	1	1
Donnie Hill, S (1, 5) OBP: 0.308, SLG: 0.292			F7		2B		F9			3	0	1	0	0	0	0
Greg Gagne, R (1, 6) OBP: 0.301, SLG: 0.312			P3		K2-3			F7		3	0	0	0	0	1	1
Inning Stats	R: 0 E: 0 K: 0 S: 5 H: 0 LOB: 0 BB: 1 P: 12	R: 0 E: 0 K: 1 S: 7 H: 1 LOB: 1 BB: 0 P: 11	R: 0 E: 0 K: 0 S: 7 H: 0 LOB: 0 BB: 0 P: 10	R: 0 E: 0 K: 0 S: 8 H: 1 LOB: 2 BB: 2 P: 16	R: 0 E: 0 K: 1 S: 9 H: 1 LOB: 1 BB: 0 P: 13	R: 0 E: 0 K: 2 S: 12 H: 1 LOB: 1 BB: 0 P: 18	R: 0 E: 0 K: 0 S: 5 H: 0 LOB: 0 BB: 0 P: 8	R: 2 E: 0 K: 0 S: 10 H: 2 LOB: 0 BB: 0 P: 17	R: 0 E: 0 K: 1 S: 6 H: 0 LOB: 0 BB: 0 P: 8	1B: 3 2B: 1 3B: 0 HR: 2 SF: 0 SAC: 0 DP: 1 HBP: 0							

	AB	31
	R	2
	H	6
	RBI	2
	BB	3
	SO	5
	LOB	11

WP: 0 PB: 0 SB: 0 CS: 1 PA: 34

PITCHER	IP	WLS	BF	H	R	ER	SO	BB	IBB	HBP	BLK	WP	HR	S	P	ERA	WHIP
Ben McDonald, R (1, 1) ERA: 2.61	9.0	W	34	6	2	2	5	3	0	0	0	0	2	69	113	2.00	1.000

PITCHER	IP	WLS	BF	H	R	ER	SO	BB	IBB	HBP	BLK	WP	HR	S	P	ERA	WHIP

Batter	1	2	3	4	5	6	7	8	9	AB	R	H	RBI	BB	SO	LOB
Brady Anderson, L (1, 7) OBP: 0.413, SLG: 0.596	C C B B X 2-2 FC4-6 1B		L C B X 1-2 1B S 1-3 G6-3 1B	B B B C C X 3-2 1-H HR		B B C X 2-1 E6		C B B F X 2-2 ③ FC4-6 1-2f 2-3		5	2	3	2	0	0	2
Mark McLemore, S (1, 4) OBP: 0.412, SLG: 0.378	C X 0-1 ① FC4-6 S 1B 1-2f		F B P S S 2-3 ① K 1-2	B B C B B 4-1 BB		B B C C X 2-2 ③ P2				3	1	0	0	1	1	4
Cal Ripken Jr., R (1, 6) OBP: 0.353, SLG: 0.450	L B C B B C 3-3 ② K 1-2		B B I 4-0 G6-3 1B IBB	S F P S 1-3 ③ K			F X 0-1 ① P4			3	0	0	0	1	2	2
Sam Horn, L (1, 10) OBP: 0.382, SLG: 0.426 Glenn Davis, R (5, PH) OBP: 0.200, SLG: 0.200	F B B X 2-1 2-H 1B		B S T X 1-2 G6-3 1-2 2-3 3-H 1B		C X 0-1 ① G5-3		S C B F S 1-3 ② K			2 2	0 0	2 0	2 0	0 0	0 1	0 0
Mike Devereaux, R (1, 8) OBP: 0.354, SLG: 0.520	C F B B X 2-2 ③ G4-3		X 0-0 ② G6-3 1-2 2-3 3-H		C C B S 1-3 ② K		B B C F F X 2-2 CS 1B			4	0	1	1	0	1	3
Randy Milligan, R (1, 3) OBP: 0.356, SLG: 0.390		X 0-0 ① F9	B C F B X 2-2 ③ G1-3		B B C F B S 3-3 ③ K		F 1 SAFE 0-1 ③ CS 1-2	C B B B B 4-1 FC4-6 HBP BB		3	0	0	0	1	1	2
Chris Hoiles, R (1, 2) OBP: 0.427, SLG: 0.642		C F B B F B X 2-2 L3 1B		B B B C F F X 3-2 HR 1B		B B F F X 2-2 P4-3 1B		C B F F X 1-2 ① F9		4	1	3	0	0	0	1
Joe Orsulak, L (1, 9) OBP: 0.230, SLG: 0.241		C B F F F E X 1-2 ② ③ L3 1-2		C F X 0-2 ① P5		F 1 SAFE X 0-1 ① ② P4-3 1-2f		1 SAFE H 1-0 FC4-6 1-2 HBP		3	0	0	0	0	0	3
Leo Gomez, R (1, 5) OBP: 0.351, SLG: 0.393			B X 1-0 1B 1B 1B	B F B F S 2-3 ② K		B S X 1-1 HR		B B F C F S 2-3 ② K		4	2	2	1	0	2	3
Inning Stats	R: 1 E: 0 K: 1 S: 13 H: 2 LOB: 1 BB: 0 P: 22	R: 0 E: 0 K: 0 S: 10 H: 1 LOB: 0 BB: 0 P: 13	R: 2 E: 0 K: 1 S: 15 H: 3 LOB: 2 BB: 1 P: 25	R: 2 E: 0 K: 2 S: 18 H: 2 LOB: 1 BB: 1 P: 30	R: 0 E: 0 K: 2 S: 8 H: 0 LOB: 0 BB: 0 P: 12	R: 1 E: 1 K: 0 S: 12 H: 2 LOB: 1 BB: 0 P: 19	R: 0 E: 0 K: 1 S: 12 H: 1 LOB: 0 BB: 0 P: 15	R: 0 E: 0 K: 1 S: 12 H: 0 LOB: 2 BB: 1 P: 22		1B: 9 2B: 2 3B: 0 HR: 2 SF: 0 SAC: 0 DP: 2 HBP: 1						

BOTTOM

Minnesota Twins @ Baltimore Orioles

Oriole Park at Camden Yards, Baltimore, MD

Wed May 06 1992, 7:05 PM EDT

Att. 35,550 - Cloudy - 61 F

livebaseballscorecards.com

AB	33
R	6
H	11
RBI	6
BB	3
SO	8
LOB	20

WP: 0 PB: 0 SB: 2 CS: 1 PA: 38

PITCHER		IP	WLS	BF	H	R	ER	SO	BB	IBB	HBP	BLK	WP	HR	S	P	ERA	WHIP
Kevin Tapani, R ERA: 5.6	(1, 1)	4.0	L	21	8	5	5	4	1	1	0	0	0	1	56	90	11.25	2.250
Mark Guthrie, L ERA: 3.0	(5, 1)	3.0		11	3	1	1	3	0	0	0	0	0	1	32	46	3.00	1.000
Bob Kipper, L ERA: 3.09	(8, 1)	1.0		5	0	0	0	1	1	0	1	0	0	0	12	22	0.00	1.000

PITCHER	IP	WLS	BF	H	R	ER	SO	BB	IBB	HBP	BLK	WP	HR	S	P	ERA	WHIP

Minnesota Twins @ Baltimore Orioles

Oriole Park at Camden Yards, Baltimore, MD

Thu May 07 1992, 7:05 PM EDT

Att. 39,253 - Cloudy - 59 F

TOP

livebaseballscorecards.com

Batter	1	2	3	4	5	6	7	8	9	AB	R	H	RBI	BB	SO	LOB
Shane Mack, R (1, 7) OBP: 0.407, SLG: 0.541	F F B X 1-2 WP 1B		F B X 1-1 FC6-5 2B	B X 1-0 ③ G6-3		B B C X 2-1 G4-3 G1-3 1B		B F F 1 SAFE S 1-3 ② K		5	0	3	0	0	1	3
Chuck Knoblauch, R (1, 4) OBP: 0.364, SLG: 0.355	1 SAFE C 1 SAFE B 1 C 1 SAFE C 1 SAFE B 1 SAFE 3-2 1 SAFE B X ① P3 1-2		C B B C F X 2-2 ① FC6-5 WP S 2-3		B C F X 1-2 S E 1B	C X 0-1 ① G1-3 1-2		1 SAFE B B C F X 2-2 1-3 1B		5	1	2	0	0	0	3
Kirby Puckett, R (1, 8) OBP: 0.306, SLG: 0.500	B B F B C S 3-3 ② K		L B 1 SAFE F B 1 SAFE B X 3-2 ② F7 1-2		1 SAFE X 0-0 ① F8	C F X 0-2 ② G4-3 2-3		C B S X 1-2 ③ P4		5	0	0	0	0	1	6
Kent Hrbek, L (1, 3) OBP: 0.471, SLG: 0.550	B B B C X 3-1 ③ G4-3		B S F F B B F B 4-2 BB 2-3		B 1 SAFE B B C C B 4-2 E SF9 1-2 BB	X 0-0 ③ G4-3			X 0-0 ① F8	3	1	0	0	2	0	2
Brian Harper, R (1, 2) OBP: 0.283, SLG: 0.315		C X 0-1 ① P4	F B B F S 2-3 ③ K		X 0-0 E7 SF9 1B 1-3 2-H 1B		B X 1-0 ① G3-1		B F B X 2-1 ② G4-3	5	1	1	1	0	1	2
Chili Davis, S (1, 10) OBP: 0.348, SLG: 0.325		B X 1-0 ② G3		X 0-0 G3-1 G1-3 1B	I I I 4-0 SF9 1B IBB		B S B B X 3-1 ② G4-3		B F B B F F B 4-2 FC4-6 BB	3	1	1	0	2	0	0
Pedro Munoz, R (1, 9) OBP: 0.289, SLG: 0.391 Jarvis Brown, R (9, 9)		B B S B S B 4-2 1B BB	F X 0-1 ① G1-3 1-2	X 0-0 ② SF9 1-2 2-3 3-H		B S X 1-1 ③ P3			X 0-0 ③ FC4-6 1-2f	3 0	0 0	0 0	1 0	1 0	0 0	2 0
Scott Leius, R (1, 5) OBP: 0.291, SLG: 0.354	B S C 1 SAFE X 1-2 1B		B C X 1-1 ② G3-1 2-3	X 0-0 FC5-4 1B 2-H 3-H				B F B B C F C 3-3 ① K		4	0	2	2	0	1	1
Donnie Hill, S (1, 6) OBP: 0.333, SLG: 0.269	B B C T F F X 2-2 ③ F8		B B B B 4-0 BB	F X 0-1 ③ FC5-4 1-2f				F B B B B 4-1 1B BB		2	0	0	0	2	0	3
Inning Stats	R: 0 H: 1 E: 0 LOB: 1 K: 1 BB: 0 S: 11 P: 21	R: 0 H: 1 E: 0 LOB: 2 K: 0 BB: 1 S: 12 P: 20	R: 0 H: 1 E: 0 LOB: 2 K: 1 BB: 1 S: 16 P: 28	R: 0 H: 1 E: 0 LOB: 2 K: 0 BB: 1 S: 6 P: 12	R: 4 H: 3 E: 1 LOB: 1 K: 0 BB: 2 S: 11 P: 20	R: 0 H: 1 E: 0 LOB: 1 K: 0 BB: 0 S: 8 P: 10	R: 0 H: 0 E: 0 LOB: 0 K: 0 BB: 0 S: 5 P: 10	R: 0 H: 1 E: 0 LOB: 2 K: 2 BB: 1 S: 14 P: 25	R: 0 H: 0 E: 0 LOB: 1 K: 0 BB: 1 S: 7 P: 13	1B: 8 SF: 1 2B: 1 SAC: 0 3B: 0 DP: 0 HR: 0 HBP: 0						WP: 2 PA: 43 PB: 0 SB: 2 CS: 0

	AB	35
	R	4
	H	9
	RBI	4
	BB	7
	SO	4
	LOB	22

PITCHER		IP	WLS	BF	H	R	ER	SO	BB	IBB	HBP	BLK	WP	HR	S	P	ERA	WHIP
Rick Sutcliffe, R ERA: 3.08	(1, 1)	4.2		26	7	4	4	2	4	1	0	0	2	0	54	99	7.71	2.357
Todd Frohwirth, R ERA: 1.98	(5, 1)	3.1		13	2	0	0	2	1	0	0	0	0	0	29	47	0.00	0.900
Storm Davis, R ERA: 2.87	(9, 1)	1.0	W	4	0	0	0	0	1	0	0	0	0	0	7	13	0.00	1.000

PITCHER	IP	WLS	BF	H	R	ER	SO	BB	IBB	HBP	BLK	WP	HR	S	P	ERA	WHIP

Minnesota Twins @ Baltimore Orioles

Oriole Park at Camden Yards, Baltimore, MD

Thu May 07 1992, 7:05 PM EDT
Att. 39,253 - Cloudy - 59 F

BOTTOM

Batter	1	2	3	4	5	6	7	8	9	AB	R	H	RBI	BB	SO	LOB
Brady Anderson, L (1, 7) OBP: 0.405, SLG: 0.574	F9	G3			L7		K		WP, G4-3, IBB	4	0	0	0	1	1	2
Tim Hulett, R (1, 5) OBP: 0.404, SLG: 0.452	1B	F9		FC6-4, BB				2B	G4-3 1-2 2-3 3-H	3	0	2	0	1	0	0
Chito Martinez, L (9, PH) OBP: 0.412, SLG: 0.136										1	0	0	1	0	0	2
Cal Ripken Jr., R (1, 6) OBP: 0.347, SLG: 0.433	F7		K	FC6-4 1-2f				G6-3	WP, IBB	4	0	0	0	1	1	3
Mike Devereaux, R (1, 8) OBP: 0.350, SLG: 0.519	F7		F9			WP, 2B		G6-3	WP 1-2 2-3 3-H	5	0	1	0	0	0	4
Chris Hoiles, R (1, 2) OBP: 0.410, SLG: 0.612		F8		E6, WP, WP		G6-3		G6-3		4	0	0	0	0	0	2
Glenn Davis, R (1, 10) OBP: 0.222, SLG: 0.222		P6		P6 1-2		K2-3			2B, 1B	4	1	1	0	0	1	2
Randy Milligan, R (1, 3) OBP: 0.364, SLG: 0.429		1B		K 2-3		K 2-3			1B 1-3 1B	4	2	2	0	0	2	2
David Segui, S (1, 9) OBP: 0.364, SLG: 0.379		1B, BB		G5-3			F9		1B, G4-3 2-3 3-H	3	0	1	1	1	0	1
Mark McLemore, S (9, PR) OBP: 0.412, SLG: 0.378										0	1	0	0	0	0	0
Billy Ripken, R (1, 4) OBP: 0.250, SLG: 0.333					P6		G6-3		G4-3, WP 1-3 3-H	3	0	1	1	0	0	0
Sam Horn, L (9, PH) OBP: 0.393, SLG: 0.438										1	0	1	1	0	0	0
Joe Orsulak, L (9, PR) OBP: 0.230, SLG: 0.241										0	1	0	0	0	0	0
Inning Stats	R: 0 E: 0 K: 0 S: 5 H: 1 LOB: 1 BB: 0 P: 11	R: 1 E: 0 K: 0 S: 12 H: 2 LOB: 2 BB: 1 P: 22	R: 0 E: 0 K: 1 S: 6 H: 0 LOB: 0 BB: 0 P: 12	R: 0 E: 1 K: 1 S: 8 H: 0 LOB: 1 BB: 0 P: 16	R: 0 E: 0 K: 0 S: 10 H: 0 LOB: 1 BB: 1 P: 16	R: 0 E: 0 K: 2 S: 12 H: 1 LOB: 1 BB: 0 P: 19	R: 0 E: 0 K: 1 S: 10 H: 0 LOB: 0 BB: 0 P: 15	R: 0 E: 0 K: 0 S: 15 H: 1 LOB: 1 BB: 0 P: 25	R: 4 E: 0 K: 0 S: 10 H: 4 LOB: 3 BB: 2 P: 27	1B: 5 2B: 4 3B: 0 HR: 0 SF: 0 SAC: 0 DP: 0 HBP: 0	WP: 4 PB: 0 SB: 0 CS: 0 PA: 40					

livebaseballscorecards.com

	AB	36
	R	5
	H	9
	RBI	4
	BB	4
	SO	5
	LOB	18

PITCHER	IP	WLS	BF	H	R	ER	SO	BB	IBB	HBP	BLK	WP	HR	S	P	ERA	WHIP
Bill Krueger, L (1, 1) ERA: 1.62	7.0		28	4	1	1	5	2	0	0	0	3	0	63	111	1.29	0.857
Carl Willis, R (8, 1) ERA: 4.66	0.2		3	1	0	0	0	0	0	0	0	0	0	11	18	0.00	1.500
Rick Aguilera, R (8, 1) ERA: 6.91	0.2	L	9	4	4	4	0	0	2	0	0	1	0	14	34	54.00	6.000

PITCHER	IP	WLS	BF	H	R	ER	SO	BB	IBB	HBP	BLK	WP	HR	S	P	ERA	WHIP

Batter	1	2	3	4	5	6	7	8	9	AB	R	H	RBI	BB	SO	LOB
Alex Cole, L (1, 7) OBP: 0.303, SLG: 0.237	B B C B C X 3-2 G5-3 ①		C B B X 2-1 G6-3 ②		X 0-0 2B 1B	1 SAFE 1 SAFE 1 SAFE B C B B F C 3-3 K ③ 1-2			C B B X 2-1 G4-3 S 1B	5	0	2	0	0	1	1
Mark Lewis, R (1, 6) OBP: 0.359, SLG: 0.425	B C S X 1-2 1B 1B		B X 1-0 F8 ③		1 SAFE 1 SAFE P 1 SAFE S X 1-1 1-3 2B		C B X 1-1 F8 HBP 1B		C F B B B C 3-3 K ① 1-2	5	0	3	0	0	1	1
Carlos Baerga, S (1, 4) OBP: 0.331, SLG: 0.371	1 SAFE X 0-0 F8 ②			C X 0-1 G3 ①	S F F F F B S 1-3 K ①		B H 2-0 S HBP 1-2		C X 0-1 G4-3 ② 2-3	4	0	0	0	0	1	4
Albert Belle, R (1, 10) OBP: 0.305, SLG: 0.393	B C B S X 2-2 1B 1-2			F S B B F C 2-3 K ②	S B B F B S 3-3 K ②		C B C B X 2-2 F8 ① 2-3		B X 1-0 F7 ③	5	0	1	0	0	2	5
Mark Whiten, S (1, 9) OBP: 0.370, SLG: 0.400	S B B B F S 3-3 K ③			B B C X 2-1 1B 1B 1B	B C B X 2-1 G6-3 ③		C B B F B C 3-3 K ② 1-2			4	1	1	0	0	2	6
Paul Sorrento, L (1, 3) OBP: 0.287, SLG: 0.295		X 0-0 L4 ①		B B B X 3-0 PB 1B 1B 1-3		X 0-0 G4-6-3 1B	B B C X 2-1 G1-3 ③			3	1	2	0	0	0	0
Thomas Howard, S (7, PH) OBP: 0.387, SLG: 0.390										1	0	0	0	0	0	2
Craig Worthington, R (7, 5) OBP: 0.200, SLG: 0.143										0	0	0	0	0	0	0
Brook Jacoby, R (1, 5) (7, 3) OBP: 0.316, SLG: 0.347		B S S B X 2-2 G6-3 ②		B X 1-0 1B 1B 1-H 3-H		X 0-0 G4-6-3 ① ② 1-2f		S B S B X 2-2 G1-3 ①		4	1	1	2	0	0	1
Junior Ortiz, R (1, 2) OBP: 0.358, SLG: 0.298		B C X 1-1 G3-1 ③		B X 1-0 FC6-4 2B 2-H		F F X 0-2 1B 2B		S B X 1-1 G1-3 ②		4	1	2	1	0	0	0
Kenny Lofton, L (1, 8) OBP: 0.355, SLG: 0.301			L X 0-1 G4-3 ①	C X 0-1 FC6-4 ③ 1-2f		X 0-0 S 1B 2-H		B C B X 2-1 G4-3 ③		4	0	1	1	0	0	1
Inning Stats	R: 0 E: 0 K: 1 S: 13 H: 2 LOB: 2 BB: 0 P: 22	R: 0 E: 0 K: 0 S: 6 H: 0 LOB: 0 BB: 0 P: 9	R: 0 E: 0 K: 0 S: 5 H: 0 LOB: 0 BB: 0 P: 8	R: 3 E: 0 K: 1 S: 13 H: 4 LOB: 1 BB: 0 P: 22	R: 0 E: 0 K: 2 S: 15 H: 2 LOB: 2 BB: 0 P: 21	R: 1 E: 0 K: 1 S: 9 H: 3 LOB: 1 BB: 0 P: 12	R: 0 E: 0 K: 1 S: 10 H: 1 LOB: 2 BB: 0 P: 20	R: 0 E: 0 K: 0 S: 7 H: 0 LOB: 0 BB: 0 P: 12	R: 0 E: 0 K: 1 S: 8 H: 1 LOB: 1 BB: 0 P: 14	1B: 11 2B: 2 3B: 0 HR: 0 SF: 0 SAC: 0 DP: 1 HBP: 1						

PITCHER	IP	WLS	BF	H	R	ER	SO	BB	IBB	HBP	BLK	WP	HR	S	P	ERA	WHIP
Scott Erickson, R (1, 1) ERA: 4.97	5.2	W	27	11	4	4	4	0	0	0	0	0	0	58	88	6.35	1.941
Tom Edens, R (6, 1) ERA: 3.0	1.0		5	1	0	0	2	0	0	1	0	0	0	11	22	0.00	1.000
Gary Wayne, L (7, 1) ERA: 1.29	1.1		4	0	0	0	0	0	0	0	0	0	0	9	16	0.00	0.000
Rick Aguilera, R (9, 1) ERA: 6.46	1.0	S	4	1	0	0	1	0	0	0	0	0	0	8	14	0.00	1.000

PITCHER	IP	WLS	BF	H	R	ER	SO	BB	IBB	HBP	BLK	WP	HR	S	P	ERA	WHIP

Cleveland Indians @ Minnesota Twins

Hubert H. Humphrey Metrodome, Minneapolis, MN

Fri May 08 1992, 8:05 PM EDT
Att. 25,083 - Dome - 70 F

TOP

livebaseballscorecards.com

AB	39
R	4
H	13
RBI	4
BB	0
SO	7
LOB	21

Cleveland Indians @ Minnesota Twins

Hubert H. Humphrey Metrodome, Minneapolis, MN

Fri May 08 1992, 8:05 PM EDT

Att. 25,083 - Dome - 70 F

livebaseballscorecards.com

BOTTOM

Batter	1	2	3	4	5	6	7	8	9	AB	R	H	RBI	BB	SO	LOB
Shane Mack, R (1, 7) OBP: 0.410, SLG: 0.536	C L B S 1-3 ① K	F F X 0-2 E9 1-H 3-H 1B		S B S S 1-3 ② K		S X 0-1 ① SH1-3 1-3		B C S B B B 4-2 ② 1-2 BB		3	0	1	1	1	2	1
Chuck Knoblauch, R (1, 4) OBP: 0.350, SLG: 0.342	C B C B X 2-2 ② P9	S F B T F X 1-2 ③ L4		C X 0-1 ③ G4-3		X 0-0 ② SF9 3-H		C X 0-1 ③ F9		4	0	0	1	0	0	3
Kirby Puckett, R (1, 8) OBP: 0.328, SLG: 0.516	X 0-0 1B		B B X 2-0 1B G4-3 1B		B X 1-0 1B SF9 1B	B F B F X 2-2 1B				4	1	4	0	0	0	0
Kent Hrbek, L (1, 3) OBP: 0.455, SLG: 0.523	F B B X 2-1 ③ G6-3		P B F X 2-1 ① G4-3 1-2		B 1 SAFE 1 SAFE B F B X 3-1 1-3 HR 1B	S S B B B X 3-2 ③ P8				4	1	1	0	0	0	3
Chili Davis, S (1, 10) OBP: 0.344, SLG: 0.350		X 0-0 1B 3B	C C C 0-3 ② K		B B S X 2-1 ① SF9 3-H		B F X 1-1 ① G6-3			3	1	1	1	0	1	1
Gene Larkin, S (1, 9) OBP: 0.302, SLG: 0.455 Jarvis Brown, R (7, PR) (8, 9)		F S S 0-3 ① K	X 0-0 S 2-3 1B		B B X 2-0 1-H HR		F B B B F F B 4-2 CS BB			3 1 2 2 1 1 1 0 0 0 0 0 0 0						
Scott Leius, R (1, 5) OBP: 0.278, SLG: 0.337	B B C S S S 2-3 ② K	C S B S 1-3 ③ K 1-2			B C B X 2-1 ② G5-3		B C F P F F F C 2-3 ② ③ K 1-2			4	0	0	0	0	3	4
Lenny Webster, R (1, 2) OBP: 0.240, SLG: 0.227		B C C B F F F B B B 4-2 1B 1B BB		B X 1-0 ① G5-3	B C S X 1-2 ③ G5-3			X 0-0 ① G4-3		3	1	0	0	1	0	0
Greg Gagne, R (1, 6) OBP: 0.333, SLG: 0.358		F F X 0-2 1B 1-3 E 3-H 1B		C B F B X 3-2 2B		F B B F F X 2-2 SH1-3 S SF9 1B		B F X 1-1 CS 1B		4	2	4	1	0	0	0
Inning Stats	R: 0 E: 0 K: 1 S: 9 H: 1 LOB: 1 BB: 0 P: 14	R: 3 E: 1 K: 2 S: 23 H: 3 LOB: 1 BB: 1 P: 30	R: 0 E: 0 K: 2 S: 11 H: 2 LOB: 2 BB: 0 P: 15	R: 0 E: 0 K: 1 S: 9 H: 1 LOB: 1 BB: 0 P: 14	R: 3 E: 0 K: 0 S: 11 H: 3 LOB: 0 BB: 0 P: 22	R: 1 E: 0 K: 0 S: 13 H: 2 LOB: 1 BB: 0 P: 20	R: 0 E: 0 K: 1 S: 12 H: 0 LOB: 1 BB: 1 P: 18	R: 0 E: 0 K: 0 S: 7 H: 1 LOB: 1 BB: 1 P: 12		1B: 10 2B: 1 3B: 1 HR: 1 SF: 2 SAC: 1 DP: 0 HBP: 0						

	AB	32
	R	7
	H	13
	RBI	6
	BB	3
	SO	7
	LOB	13

WP: 0 PB: 0 SB: 2 CS: 2 PA: 38

PITCHER		IP	WLS	BF	H	R	ER	SO	BB	IBB	HBP	BLK	WP	HR	S	P	ERA	WHIP
Charles Nagy, R ERA: 2.6	(1, 1)	5.2	L	30	12	7	6	6	1	0	0	0	0	1	73	109	9.53	2.294
Derek Lilliquist, L ERA: 1.88	(6, 1)	1.1		4	0	0	0	1	1	0	0	0	0	0	15	24	0.00	0.750
Mike Christopher, R ERA: 3.86	(8, 1)	1.0		4	1	0	0	0	1	0	0	0	0	0	7	12	0.00	2.000

PITCHER	IP	WLS	BF	H	R	ER	SO	BB	IBB	HBP	BLK	WP	HR	S	P	ERA	WHIP

Batter	1	2	3	4	5	6	7	8	9	AB	R	H	RBI	BB	SO	LOB
Kenny Lofton, L (1, 8) OBP: 0.366, SLG: 0.327	B C B C B X 3-2 F7 ①		X 0-0 P3 ②		C C B X 1-2 1B		B X 1-0 FC6-4 1B		C B C X 1-2 2B 2B	5	1	3	0	0	0	0
Junior Ortiz, R (1, 2) OBP: 0.333, SLG: 0.275 Jesse Levis, L (8, 2) OBP: 0.400, SLG: 0.600	C X 0-1 F9 ②		B B F C F X 2-2 F8 ③		B F C X 1-2 G3 ③		B C X 1-1 FC6-4 ③ 1-2f		S B B X 2-1 2-H 2B	4	0	0	0	0	0	2
										1	0	1	1	0	0	0
Carlos Baerga, S (1, 4) OBP: 0.333, SLG: 0.367	B S X 1-1 F8 ③			C S H 1-2 E 1B HBP		B B X 2-0 G5-3 ①		B F F X 1-2 G4-3 2B 1B	F B X 1-1 P5 ①	4	2	1	0	0	0	1
Mark Whiten, S (1, 9) OBP: 0.377, SLG: 0.396 Alex Cole, L (7, 9) OBP: 0.294, SLG: 0.230		B B B B 4-0 2B BB		B S S B B X 3-2 E5 1B 1-2		S B B C B B 4-2 1B BB		B F C B X 2-2 G4-3 ① 1-2	B C F B B S 3-3 K ②	1	1	0	0	2	0	1
										2	0	0	0	0	1	2
Brook Jacoby, R (1, 3) OBP: 0.310, SLG: 0.351		C X 0-1 F8 ①		C B C B B C 3-3 K ①		S F B X 1-2 F7 ②		B X 1-0 2-H 2B 2B	F B X 1-1 F9 ③	5	1	1	1	0	1	5
Thomas Howard, S (1, 7) OBP: 0.394, SLG: 0.397		X 0-0 F9 ②		B X 1-0 G5-4-3 1B 1-3 2-H		X 0-0 1B 1-3		S B S S 1-3 K ②		4	0	2	1	0	1	2
Mark Lewis, R (1, 6) OBP: 0.358, SLG: 0.431 Felix Fermin, R (8, PH) OBP: 0.226, SLG: 0.241 (8, 6)		1 SAFE C B X 1-1 1-H 2B		B X 1-0 ② ③ G5-4-3 1-2f		B B S S X 2-2 ③ G6-3		C S B F X 1-2 1B 2-H 2B		3	0	1	1	0	0	4
										1	0	1	1	0	0	0
Craig Worthington, R (1, 5) OBP: 0.211, SLG: 0.167		B B B C C X 3-2 P5 ③		B C B B F X 3-2 G6-3 ①		C C B B F X 2-2 P3 ①	X 0-0 FC5-4 2-3 1B			4	0	1	0	0	0	1
Tony Perezchica, R (1, 10)			C C S 0-3 K ①	F X 0-1 F8 ②		F F B S 1-3 K ②	X 0-0 FC5-4 ③ 1-2f			4	0	0	0	0	2	2
Inning Stats	R: 0 E: 0 K: 0 S: 7 H: 0 LOB: 0 BB: 0 P: 11	R: 1 E: 0 K: 0 S: 8 H: 1 LOB: 1 BB: 1 P: 16	R: 0 E: 0 K: 1 S: 8 H: 0 LOB: 0 BB: 0 P: 10	R: 1 E: 1 K: 1 S: 10 H: 1 LOB: 1 BB: 0 P: 19	R: 0 E: 0 K: 0 S: 11 H: 1 LOB: 1 BB: 0 P: 16	R: 0 E: 0 K: 0 S: 10 H: 1 LOB: 2 BB: 1 P: 19	R: 0 E: 0 K: 1 S: 10 H: 1 LOB: 1 BB: 0 P: 15	R: 2 E: 0 K: 1 S: 16 H: 4 LOB: 2 BB: 0 P: 22	R: 1 E: 0 K: 1 S: 12 H: 2 LOB: 1 BB: 0 P: 20	1B: 6 2B: 5 3B: 0 HR: 0 SF: 0 SAC: 0 DP: 1 HBP: 1						

PITCHER		IP	WLS	BF	H	R	ER	SO	BB	IBB	HBP	BLK	WP	HR	S	P	ERA	WHIP
John Smiley, L ERA: 4.99	(1, 1)	7.2	W	35	9	4	3	4	2	0	1	0	0	0	79	127	3.52	1.435
Bob Kipper, L ERA: 3.46	(8, 1)	1.1		6	2	1	1	1	0	0	0	0	0	0	13	21	6.75	1.500

PITCHER	IP	WLS	BF	H	R	ER	SO	BB	IBB	HBP	BLK	WP	HR	S	P	ERA	WHIP

TOP

Cleveland Indians @ Minnesota Twins

Hubert H. Humphrey Metrodome, Minneapolis, MN

Sat May 09 1992, 8:05 PM EDT

Att. 26,330 - Dome - 70 F

livebaseballscorecards.com

AB	38
R	5
H	11
RBI	5
BB	2
SO	5
LOB	20

WP: 0 PA: 41
PB: 0
SB: 0
CS: 0

BOTTOM

Cleveland Indians @ Minnesota Twins

Hubert H. Humphrey Metrodome, Minneapolis, MN

Sat May 09 1992, 8:05 PM EDT

Att. 26,330 - Dome - 70 F

livebaseballscorecards.com

Batter	1	2	3	4	5	6	7	8	9	AB	R	H	RBI	BB	SO	LOB
Shane Mack, R (1, 7) OBP: 0.409, SLG: 0.552	4-2 BB	1-2 G5-3	0-0 HR		0-0 FC6-4		0-2 FC6-4			4	2	1	4	1	0	3
Chuck Knoblauch, R (1, 4) OBP: 0.352, SLG: 0.339	4-2 BB	2-1 FC4-6	1-1 F9		0-0 G6-3			3-1 G6-3		4	1	1	0	1	0	1
Kirby Puckett, R (1, 8) OBP: 0.333, SLG: 0.539 Jarvis Brown, R (7, 8)	0-0 1B	1-0 FC4-6		1-1 HR		3-2 F8		2-3 K		4 1	3 0	2 0	1 0	0 0	0 1	1 0
Chili Davis, S (1, 10) OBP: 0.350, SLG: 0.369 Randy Bush, L (8, PH) OBP: 0.333, SLG: 0.394	1-2 2B	1-1 1B		2-0 G5-3		2-3 K		2-2 L5		4 1	1 0	2 0	3 0	0 0	1 0	0 0
Brian Harper, R (1, 2) OBP: 0.272, SLG: 0.305	1-0 SF9	1-0 G4-3		2-1 G4-3		1-1 F9				3	0	0	1	0	0	1
Pedro Munoz, R (1, 9) OBP: 0.297, SLG: 0.396	1-0 1B		1-1 F8	1-3 K			0-0 F8			4	0	2	1	0	1	0
Kent Hrbek, L (1, 3) OBP: 0.441, SLG: 0.500 Gene Larkin, S (8, 3) OBP: 0.302, SLG: 0.455	0-1 P6	0-2 G5-3			0-0 G4-3		2-0 FC6-4			4 0	0 0	1 0	0 0	0 0	0 0	1 0
Scott Leius, R (1, 5) OBP: 0.301, SLG: 0.360 Donnie Hill, S (6, 5) OBP: 0.323, SLG: 0.259	0-0 FC5		0-0 WP HR		1-1 FC6-4		0-3 K			3 1	2 0	3 0	0 0	0 0	0 1	0 2
Greg Gagne, R (1, 6) OBP: 0.341, SLG: 0.357	0-0 FC5		4-2 HR		1-1 FC6-4		1-0 F8			3	1	1	0	1	0	4
Inning Stats	R: 4 E: 0 K: 0 S: 17 H: 4 LOB: 2 BB: 2 P: 28	R: 1 E: 0 K: 0 S: 9 H: 2 LOB: 1 BB: 0 P: 15	R: 3 E: 0 K: 0 S: 11 H: 2 LOB: 0 BB: 1 P: 17	R: 1 E: 0 K: 1 S: 8 H: 1 LOB: 0 BB: 0 P: 14	R: 1 E: 0 K: 0 S: 7 H: 2 LOB: 1 BB: 0 P: 9	R: 0 E: 0 K: 1 S: 9 H: 0 LOB: 0 BB: 0 P: 15	R: 0 E: 0 K: 1 S: 10 H: 2 LOB: 2 BB: 0 P: 13	R: 0 E: 0 K: 1 S: 8 H: 0 LOB: 0 BB: 0 P: 15		1B: 10 2B: 1 3B: 0 HR: 2 SF: 1 SAC: 0 DP: 0 HBP: 0					WP: 2 PB: 0 SB: 1 CS: 0 PA: 40	

	AB	36
	R	10
	H	13
	RBI	10
	BB	3
	SO	4
	LOB	13

PITCHER		IP	WLS	BF	H	R	ER	SO	BB	IBB	HBP	BLK	WP	HR	S	P	ERA	WHIP
Dave Otto, L ERA: 8.18	(1, 1)	5.0	L	29	11	10	10	1	3	0	0	0	2	2	52	83	18.00	2.800
Dennis Cook, L ERA: 4.45	(6, 1)	1.0		3	0	0	0	1	0	0	0	0	0	0	9	15	0.00	0.000
Eric Plunk, R ERA:	(7, 1)	0.0		1	1	0	0	0	0	0	0	0	0	0	1	1	∞	∞
Kevin Wickander, L ERA:	(7, 1)	1.0		4	1	0	0	1	0	0	0	0	0	0	9	12	0.00	1.000
Steve Olin, R ERA: 2.4	(8, 1)	1.0		3	0	0	0	1	0	0	0	0	0	0	8	15	0.00	0.000

PITCHER	IP	WLS	BF	H	R	ER	SO	BB	IBB	HBP	BLK	WP	HR	S	P	ERA	WHIP

Batter	1	2	3	4	5	6	7	8	9	AB	R	H	RBI	BB	SO	LOB
Kenny Lofton, L (1, 8) OBP: 0.376, SLG: 0.327	B B B B 4-0 F7 BB		B B B B 4-0 BB E 1-2 SF8 BB	B X 1-0 ② FC3-6 S 1-2f 1B 3-H		B X 1-0 FC1-2 1-2 2-3 1B		B B C X 2-1 ① F7		3	2	1	1	2	0	1
Alex Cole, L (1, 7) OBP: 0.292, SLG: 0.231 Thomas Howard, S (8, PH) OBP: 0.388, SLG: 0.391 (8, 7)	C 1 SAFE 1 SAFE B C X 1-2 ①② F7 1-2		C F B B C 1-3 ① K	B C 1 SAFE B X 2-1 S 1-H 1B		C X 0-1 ① F7		C S B X 1-2 ② F7		4 1	0 0	1 0	1 0	0 0	1 0	6 0
Carlos Baerga, S (1, 4) OBP: 0.321, SLG: 0.353	C B S B B F X 2-2 ③ F8		B S S X 1-2 E4 SF8 BB 1-2 2-3	1 SAFE 1 SAFE C 1 SAFE B X 1-1 ③ G5-3 1-2		F S F X 0-2 ② FC1-2 FC6-4 1-2 2-3 3-Hf		C X 0-1 ③ G6-3		5	0	0	0	0	0	6
Albert Belle, R (1, 10) OBP: 0.316, SLG: 0.391		B F B F B B 4-2 BB BB BB	B F B B F B 4-2 SF8 1-2 2-3 3-H BB		C F X 0-2 ① G3	B S S X 1-2 ③ FC6-4 1-2f			B B X 2-0 1B 1B	3	0	1	1	2	0	3
Mark Whiten, S (1, 9) OBP: 0.393, SLG: 0.456		C B B B S B 4-2 BB 1-2 BB	B C C F B X 2-2 ② SF8 1-2 2-3 3-H		L X 0-1 HR		C B B S X 2-2 G4-3 3B		B X 1-0 1-2 1B	3	2	3	2	1	0	0
Paul Sorrento, L (1, 3) OBP: 0.275, SLG: 0.282		C B X 1-1 ① L7	X 0-0 ③ G4-3		B C B F F F F F 2-3 ② S K		B B C X 2-1 ① G4-3 3-H		C S B B F F F B S 3-3 ① K	5	0	0	1	0	2	6
Brook Jacoby, R (1, 5) OBP: 0.315, SLG: 0.346		B B B C F B 4-2 G4-6-3 1-2 2-3 BB	X 0-0 ① P7	S X 0-1 ③ G6-3		B B F S X 2-2 1B		C F B B S 2-3 ② K	4	0	1	0	1	1	2
Jesse Levis, L (1, 2) OBP: 0.500, SLG: 0.750 Junior Ortiz, R (7, PH) OBP: 0.322, SLG: 0.264 (7, 2)	C S B X 1-2 ②③ G4-6-3 1-2f		X 0-0 1B FC3-6 2B			B S F X 1-2 1B 1B FC1-2 1B	C X 0-1 ② F8	C X 0-1 ③ P8		3 2	1 0	2 0	0 0	0 0	0 0	3 3
Felix Fermin, R (1, 6) OBP: 0.286, SLG: 0.303			X 0-0 E BB BB 1B	C X 0-1 FC3-6 2-3 1B		C C X 0-2 FC1-2 1B 1-2 1B	B X 1-0 ③ F9			4	1	3	0	0	0	1
Inning Stats	R: 0 H: 0 E: 0 LOB: 0 K: 0 BB: 1 S: 7 P: 14	R: 0 H: 0 E: 0 LOB: 2 K: 0 BB: 3 S: 11 P: 25	R: 2 H: 1 E: 1 LOB: 2 K: 1 BB: 2 S: 15 P: 27	R: 2 H: 3 E: 0 LOB: 1 K: 0 BB: 0 S: 9 P: 13	R: 1 H: 1 E: 0 LOB: 0 K: 1 BB: 0 S: 15 P: 17	R: 0 H: 3 E: 0 LOB: 3 K: 0 BB: 0 S: 16 P: 19	R: 1 H: 2 E: 0 LOB: 1 K: 0 BB: 0 S: 11 P: 18	R: 0 H: 0 E: 0 LOB: 0 K: 0 BB: 0 S: 7 P: 10	R: 0 H: 2 E: 0 LOB: 2 K: 2 BB: 0 S: 13 P: 21	1B: 9 SF: 1 2B: 1 SAC: 0 3B: 1 DP: 1 HR: 1 HBP: 0						

TOP

Cleveland Indians @ Minnesota Twins

Hubert H. Humphrey Metrodome, Minneapolis, MN

Sun May 10 1992, 4:33 AM EDT

Att. 18,962 - Dome - 70 F

livebaseballscorecards.com

AB	37
R	6
H	12
RBI	6
BB	6
SO	4
LOB	31

WP: 0 PA: 44
PB: 0
SB: 2
CS: 0

PITCHER		IP	WLS	BF	H	R	ER	SO	BB	IBB	HBP	BLK	WP	HR	S	P	ERA	WHIP
Pat Mahomes, R ERA: 4.91	(1, 1)	3.2		20	4	4	2	1	6	0	0	0	0	0	40	76	4.91	2.727
Mark Guthrie, L ERA: 3.18	(4, 1)	2.0	W	10	4	1	1	1	0	0	0	0	0	1	30	35	4.50	2.000
Carl Willis, R ERA: 5.23	(6, 1)	0.2		4	2	1	1	0	0	0	0	0	0	0	11	18	13.50	3.000
Gary Wayne, L ERA: 1.13	(7, 1)	2.0		8	2	0	0	1	0	0	0	0	0	0	18	28	0.00	1.000
Rick Aguilera, R ERA: 6.19	(9, 1)	0.2	S	2	0	0	0	1	0	0	0	0	0	0	5	7	0.00	0.000

PITCHER	IP	WLS	BF	H	R	ER	SO	BB	IBB	HBP	BLK	WP	HR	S	P	ERA	WHIP

Cleveland Indians @ Minnesota Twins

Hubert H. Humphrey Metrodome, Minneapolis, MN

Sun May 10 1992, 4:33 AM EDT

Att. 18,962 - Dome - 70 F

livebaseballscorecards.com

BOTTOM

Batter	1	2	3	4	5	6	7	8	9	AB	R	H	RBI	BB	SO	LOB
Shane Mack, R (1, 7) OBP: 0.405, SLG: 0.538	4-2 FC4-6 1B BB	1-2 G3 ②		1-3 K ②		0-1 SH1-4 ① 1-2 2-3		1-1 F9 ①		3	1	0	0	1	1	3
Chuck Knoblauch, R (1, 4) OBP: 0.361, SLG: 0.345	1 SAFE 1 SAFE 1 SAFE 1 SAFE 1 SAFE 1-2 1 SAFE 1-3 FC4-6 1B	1-1 G6-3 ③		0-0 2-H 3-H 1B		4-2 2-3 BB		1-2 P4 ②		4	0	2	2	1	0	1
Kirby Puckett, R (1, 8) OBP: 0.328, SLG: 0.530	0-0 FC4-6 2B ① 1-2f 3-H		2-2 G4-6-3 1B 1B	0-0 G4-3 ③		1-0 SF8 ② 3-H		0-3 K ③		4	1	1	2	0	1	3
Kent Hrbek, L (1, 3) OBP: 0.444, SLG: 0.519	0-0 HR 2B 1-H		1-1 G4-6-3 1B 1-2		2-3 K ①	1-0 G4-3 ③				4	1	2	1	0	1	1
Brian Harper, R (1, 2) OBP: 0.280, SLG: 0.323 Jarvis Brown, R (7, PR) (8, 9)	2-1 G5-3 ②		3-1 G4-6-3 ①② 1-2f 2-3		1-1 G3-1 2B		0-2 CS 1B			4 0	0 0	2 0	0 0	0 0	0 0	3 0
Chili Davis, S (1, 10) OBP: 0.346, SLG: 0.356	4-2 HR BB		3-3 K ③		1-0 G3-1 ② 2-3		1-3 K ①② 1-2			3	1	0	0	1	2	3
Pedro Munoz, R (1, 9) OBP: 0.305, SLG: 0.430 Lenny Webster, R (8, 2) OBP: 0.240, SLG: 0.227	1 SAFE 1-0 1-H 2-H HR			2-1 SH3-4 E 1B 1B	1-3 K ③		0-3 K ③			4 0	2 0	2 0	3 0	0 0	2 0	2 0
Scott Leius, R (1, 5) OBP: 0.309, SLG: 0.387	1-1 G4-3 ③			0-2 E8 SH3-4 1-2 1B		0-0 SH1-4 1B WP 1B		0-0 1B 3B		4	3	2	0	0	0	1
Greg Gagne, R (1, 6) OBP: 0.351, SLG: 0.368		1-0 G6-3 ①		1-0 SH3-4 ① 1-2 2-3		1-0 WP SH1-4 SF8 1-2 1B		2-0 3-H 1B		3	1	2	1	0	0	0
Inning Stats	R: 5 E: 0 K: 0 S: 14 H: 3 LOB: 0 BB: 2 P: 27	R: 0 E: 0 K: 0 S: 6 H: 0 LOB: 0 BB: 0 P: 9	R: 0 E: 0 K: 1 S: 11 H: 2 LOB: 1 BB: 0 P: 20	R: 2 E: 1 K: 1 S: 11 H: 2 LOB: 1 BB: 0 P: 15	R: 0 E: 0 K: 2 S: 9 H: 1 LOB: 1 BB: 0 P: 14	R: 2 E: 0 K: 0 S: 11 H: 2 LOB: 1 BB: 1 P: 17	R: 0 E: 0 K: 2 S: 10 H: 1 LOB: 1 BB: 0 P: 11	R: 1 E: 0 K: 1 S: 12 H: 2 LOB: 1 BB: 0 P: 15		1B: 9 2B: 2 3B: 1 HR: 1	SF: 1 SAC: 2 DP: 1 HBP: 0					

	AB	33
	R	10
	H	13
	RBI	9
	BB	3
	SO	7
	LOB	17

WP: 1 PB: 0 SB: 0 CS: 1 PA: 39

PITCHER	IP	WLS	BF	H	R	ER	SO	BB	IBB	HBP	BLK	WP	HR	S	P	ERA	WHIP
Jack Armstrong, R (1, 1) ERA: 5.75	5.1	L	28	10	9	7	4	2	0	0	0	0	1	56	90	11.81	2.250
Mike Christopher, R (6, 1) ERA: 3.6	2.2		11	3	1	1	3	1	0	0	0	1	0	28	38	3.38	1.500

PITCHER	IP	WLS	BF	H	R	ER	SO	BB	IBB	HBP	BLK	WP	HR	S	P	ERA	WHIP

Boston Red Sox @ Minnesota Twins

Hubert H. Humphrey Metrodome, Minneapolis, MN

Tue May 12 1992, 8:05 PM EDT
Att. 19,270 - Dome - 70 F

livebaseballscorecards.com

Batter	1	2	3	4	5	6	7	8	9	AB	R	H	RBI	BB	SO	LOB
Herm Winningham, L (1, 7) OBP: 0.304, SLG: 0.341	C B X 1-1 2B		B B B C F C 3-3 ① K		L B F X 1-2 ① G4-3		F B X 1-1 ③ G6-3		B F C S 1-3 ② K	5	0	1	0	0	2	1
Jody Reed, R (1, 4) OBP: 0.373, SLG: 0.421	B C B 2 SAFE X 2-1 ① G1-3		B C B B B X 3-1 ② G6-3		B X 1-0 ② P5			B X 1-0 ① G5-3	B C F B X 2-2 ③ G6-3	5	0	0	0	0	0	2
Wade Boggs, L (1, 5) OBP: 0.359, SLG: 0.300	C C X 0-2 ② G5-3		X 0-0 1B		C B X 1-1 ③ P7			B B C C X 2-2 ② G3-1		4	0	1	0	0	0	1
Jack Clark, R (1, 10) OBP: 0.326, SLG: 0.303	F B C B C 2-3 ③ K		C S B X 1-2 ③ P3			F C S 0-3 ① K		C B C B B B 4-2 1B 2B BB		3	1	0	0	1	2	2
Phil Plantier, L (1, 9) OBP: 0.331, SLG: 0.350		B X 1-0 1B 2B		S F B B B F X 2-2 ① F9		F B B F X 2-2 ② F8		C B X 1-1 1-2 2B 1B		4	2	2	0	0	0	0
Ellis Burks, R (1, 8) OBP: 0.325, SLG: 0.413		B X 1-0 G4-3 2-H 1B		B F X 1-1 ② G5-3		B F B B B F F F F X 3-2 1B		B C B X 2-1 1-H 2-H 2B		4	0	3	3	0	0	0
Scott Cooper, L (1, 3) OBP: 0.321, SLG: 0.333		B F X 1-1 ① G4-3 2-3		B S X 1-1 2B		F B C F B F B X 3-2 ③ F8		C F B C 1-3 ③ K		3	0	1	0	0	0	2
Tom Brunansky, R (8, PH) OBP: 0.383, SLG: 0.342										1	0	0	0	0	1	1
Tony Peña, R (1, 2) OBP: 0.242, SLG: 0.299		F F B S 1-3 ② K		B C B S B B 4-2 FC5-4 BB			B X 1-0 ① G6-3		X 0-0 ① F8	2	0	0	0	1	1	1
Mike Brumley, S (9, PH)										1	0	0	0	0	0	0
Luis Rivera, R (1, 6) OBP: 0.372, SLG: 0.324		B B X 2-0 ③ G1-3		X 0-0 ③ FC5-4 1-2f			C F B B F F F S 2-3 ② K		F B X 1-1 2B	4	0	1	0	0	1	3
Inning Stats	R: 0 E: 0 K: 1 S: 10 H: 1 LOB: 1 BB: 0 P: 15	R: 1 E: 0 K: 1 S: 8 H: 2 LOB: 1 BB: 0 P: 14	R: 0 E: 0 K: 1 S: 9 H: 1 LOB: 1 BB: 0 P: 16	R: 0 E: 0 K: 0 S: 11 H: 1 LOB: 2 BB: 1 P: 19	R: 0 E: 0 K: 0 S: 6 H: 0 LOB: 0 BB: 0 P: 9	R: 0 E: 0 K: 1 S: 17 H: 1 LOB: 1 BB: 0 P: 25	R: 0 E: 0 K: 1 S: 9 H: 0 LOB: 0 BB: 0 P: 13	R: 2 E: 0 K: 1 S: 13 H: 2 LOB: 1 BB: 1 P: 24	R: 0 E: 0 K: 1 S: 9 H: 1 LOB: 1 BB: 0 P: 13	1B: 4 2B: 5 3B: 0 HR: 0 SF: 0 SAC: 0 DP: 0 HBP: 0						

PITCHER	IP	WLS	BF	H	R	ER	SO	BB	IBB	HBP	BLK	WP	HR	S	P	ERA	WHIP
Kevin Tapani, R (1, 1) ERA: 4.89	7.0	W	28	6	1	1	5	1	0	0	0	0	0	70	111	1.29	1.000
Carl Willis, R (8, 1) ERA: 6.55	0.2		5	2	2	2	0	1	0	0	0	0	0	10	20	27.00	4.500
Bob Kipper, L (8, 1) ERA: 3.38	0.1		1	0	0	0	1	0	0	0	0	0	0	3	4	0.00	0.000
Rick Aguilera, R (9, 1) ERA: 5.82	1.0	S	4	1	0	0	1	0	0	0	0	0	0	9	13	0.00	1.000

PITCHER	IP	WLS	BF	H	R	ER	SO	BB	IBB	HBP	BLK	WP	HR	S	P	ERA	WHIP

AB	36
R	3
H	9
RBI	3
BB	2
SO	7
LOB	13

WP: 0 PA: 38
PB: 0
SB: 0
CS: 0

Boston Red Sox @ Minnesota Twins

Hubert H. Humphrey Metrodome, Minneapolis, MN

Tue May 12 1992, 8:05 PM EDT

Att. 19,270 - Dome - 70 F

livebaseballscorecards.com

BOTTOM

Batter	1	2	3	4	5	6	7	8	9	AB	R	H	RBI	BB	SO	LOB
Shane Mack, R (1, 7) OBP: 0.404, SLG: 0.525	K	BB		HBP		K		G4-3		3	0	0	1	1	2	0
Chuck Knoblauch, R (1, 4) OBP: 0.358, SLG: 0.341	F8	K		G6-4-3		1B				4	0	1	0	0	1	5
Kirby Puckett, R (1, 8) OBP: 0.326, SLG: 0.529	G5-3	L8		2B		L7				4	0	1	1	0	0	4
Kent Hrbek, L (1, 3) OBP: 0.448, SLG: 0.564		HR	G3	FC4-6 BB			F8			3	1	1	1	1	0	0
Brian Harper, R (1, 2) OBP: 0.288, SLG: 0.330		2B 1B	G4-6-3 1B	FC4-6			G4-3			4	1	2	0	0	0	2
Randy Bush, L (1, 10) OBP: 0.333, SLG: 0.417		2B	G4-6-3	K			K FC5-4			3	1	1	0	0	1	1
Jeff Reboulet, R (7, PH)										1	0	0	0	0	1	0
Gene Larkin, S (1, 9) OBP: 0.300, SLG: 0.444	K			HBP 1B						4	1	1	0	0	1	3
Jarvis Brown, R (8, 9)										0	0	0	0	0	0	0
Scott Leius, R (1, 5) OBP: 0.327, SLG: 0.396		BB		G6-4-3				K		3	1	2	0	1	1	0
Greg Gagne, R (1, 6) OBP: 0.357, SLG: 0.385		2B		G6-4-3 HBP		G6-3		G5-3		4	1	2	2	0	0	0
Inning Stats	R: 0 E: 0 K: 1 S: 7 H: 0 LOB: 0 BB: 0 P: 9	R: 3 E: 0 K: 2 S: 18 H: 4 LOB: 3 BB: 2 P: 32	R: 0 E: 0 K: 0 S: 5 H: 1 LOB: 0 BB: 0 P: 9	R: 3 E: 0 K: 0 S: 14 H: 4 LOB: 2 BB: 1 P: 21	R: 0 E: 0 K: 1 S: 5 H: 1 LOB: 1 BB: 0 P: 8	R: 0 E: 0 K: 1 S: 9 H: 1 LOB: 1 BB: 0 P: 14	R: 0 E: 0 K: 1 S: 8 H: 0 LOB: 1 BB: 0 P: 9	R: 0 E: 0 K: 1 S: 5 H: 0 LOB: 0 BB: 0 P: 8		1B: 7 2B: 3 3B: 0 HR: 1 SF: 0 SAC: 0 DP: 2 HBP: 1						

| | | | | | | | | | |

Batter	1	2	3	4	5	6	7	8	9	AB	R	H	RBI	BB	SO	LOB
Tim Naehring, R (1, 10) OBP: 0.333, SLG: 0.333	F S B F H 2-2 2B HBP		B 1 SAFE 1 SAFE 1 SAFE X 1-0 ① FC1-6 1B 1-2f 1B		X 0-0 ② F8			B C B B X 3-1 ① G6-3		3	2	0	0	0	0	1
Jody Reed, R (1, 4) OBP: 0.370, SLG: 0.415	B 1 SAFE X 1-0 ① F7		1 SAFE B 1 SAFE 1 SAFE C C 1 B B SAFE 3-2 X 1B 1-2 1B		C F B B X 2-2 ③ G5-3			B X 1-0 ② F7		4	0	1	0	0	0	1
Wade Boggs, L (1, 5) OBP: 0.370, SLG: 0.331	B 1 SAFE B X 2-0 1-H 2B		C B B X 2-1 FC6-4 1-3 2-H 1B			X 0-0 ① L8		B B C X 2-1 2B		4	0	3	2	0	0	0
Jack Clark, R (1, 3) OBP: 0.323, SLG: 0.291 Mike Brumley, S (8, PR) Scott Cooper, L (8, 3) OBP: 0.321, SLG: 0.333	F B B X 2-1 ② G6-3		F B F S 1-3 ② K			C B F B X 2-2 ② F7		B B I I 4-0 IBB		3 0 0	0 0 0	0 0 0	0 0 0	1 0 0	1 0 0	3 0 0
Ellis Burks, R (1, 8) OBP: 0.315, SLG: 0.398	C B F B B X 3-2 ③ L7		B B B X 3-0 ③ FC6-4 1-2f			X 0-0 ③ G5-3		C B B F F B F F F 3-3 C ③ K		4	0	0	0	0	1	5
Tom Brunansky, R (1, 9) OBP: 0.373, SLG: 0.405		F B C C C 1-3 ① K	B X 1-0 ① F8				F B B X 2-1 HR		B B X 2-0 ① F8	4	1	1	1	0	1	0
Bob Zupcic, R (1, 7) OBP: 0.333, SLG: 0.321 Herm Winningham, L (9, PH) OBP: 0.298, SLG: 0.333 (9, 7)		B F B C C C 2-3 ② K	F B X 1-1 ② F9				C X 0-1 ① P3		X 0-0 ② F8	3 1	0 0	0 0	0 0	0 0	1 0	0 0
Tony Peña, R (1, 2) OBP: 0.232, SLG: 0.286	C B F F B B X 3-2 ③ G3-1		C X 0-1 ③ G6-3				C B S B F X 2-2 ② P6		B F C B F F X 2-2 ③ P4	4	0	0	0	0	0	0
Luis Rivera, R (1, 6) OBP: 0.370, SLG: 0.324			X 0-0 FC1-6 1B		B C B X 2-1 ① P3		F F C 0-3 ③ K			3	0	1	0	0	1	0
Inning Stats	R: 1 H: 1 E: 0 LOB: 1 K: 0 BB: 0 S: 10 P: 20	R: 0 H: 0 E: 0 LOB: 0 K: 2 BB: 0 S: 10 P: 16	R: 1 H: 3 E: 0 LOB: 2 K: 1 BB: 0 S: 11 P: 21	R: 0 H: 0 E: 0 LOB: 0 K: 0 BB: 0 S: 5 P: 7	R: 0 H: 0 E: 0 LOB: 0 K: 0 BB: 0 S: 6 P: 10	R: 0 H: 0 E: 0 LOB: 0 K: 0 BB: 0 S: 5 P: 7	R: 1 H: 1 E: 0 LOB: 0 K: 1 BB: 0 S: 11 P: 15	R: 0 H: 1 E: 0 LOB: 2 K: 1 BB: 1 S: 12 P: 25	R: 0 H: 0 E: 0 LOB: 0 K: 0 BB: 0 S: 7 P: 11	1B: 3 SF: 0 2B: 2 SAC: 0 3B: 0 DP: 0 HR: 1 HBP: 1						

TOP

Boston Red Sox @ Minnesota Twins

Hubert H. Humphrey Metrodome, Minneapolis, MN

Wed May 13 1992, 8:05 PM EDT

Att. 21,472 - Dome - 70 F

livebaseballscorecards.com

AB	33
R	3
H	6
RBI	3
BB	1
SO	5
LOB	10

PITCHER		IP	WLS	BF	H	R	ER	SO	BB	IBB	HBP	BLK	WP	HR	S	P	ERA	WHIP
Bill Krueger, L ERA: 1.9	(1, 1)	7.2		31	6	3	3	4	0	1	1	0	0	1	63	111	3.52	0.783
Tom Edens, R ERA: 2.76	(8, 1)	1.1	W	4	0	0	0	1	0	0	0	0	0	0	14	21	0.00	0.000

PITCHER	IP	WLS	BF	H	R	ER	SO	BB	IBB	HBP	BLK	WP	HR	S	P	ERA	WHIP

BOTTOM

Batter	1	2	3	4	5	6	7	8	9	AB	R	H	RBI	BB	SO	LOB
Shane Mack, R (1, 7) OBP: 0.397, SLG: 0.512	B B X 2-0 F9 ①		X 0-0 G4-3 ②			F F C 0-3 K ① C X 0-1 G6-3 ③			B F S F B X 2-2 1B 1-2 2-3 3-H	5	0	1	1	0	1	2
Chuck Knoblauch, R (1, 4) OBP: 0.369, SLG: 0.352	B B B B 4-0 S BB		C F B B F X 2-2 G6-3 ③			C B C X 1-2 1B 2-H 2B		H 1-0 G6-4-3 HBP		2	1	1	1	1	0	0
Kirby Puckett, R (1, 8) OBP: 0.331, SLG: 0.529	1 SAFE C 1 SAFE B B B S S 3-3 K ② 1-3			B X 1-0 CS 1B		X 0-0 FC2-4 1B 2-H		F 1 SAFE X 0-1 G6-4-3 ① ② 1-2f		4	0	2	1	0	1	2
Chili Davis, S (1, 10) OBP: 0.343, SLG: 0.352	B F X 1-1 F7 ③			F 1 SAFE B 1 SAFE F 1 SAFE F B 1 SAFE 3-3 F F B S K ① ② 1-2		B 1 SAFE C 1 SAFE X 1-1 FC2-4 S ② 1-2f		C X 0-1 2B 1B		4	0	1	0	0	1	3
Brian Harper, R (1, 2) OBP: 0.287, SLG: 0.336		B C X 1-1 F8 ①		C S X 0-2 F9 ③		1 SAFE B B B F B S F S 3-3 K ③ 1-2		X 0-0 ③ 1-H 2B		4	0	1	0	0	1	1
Pedro Munoz, R (1, 9) OBP: 0.312, SLG: 0.442 Jarvis Brown, R (9, PR)		F B F S 1-3 K ②			B F C X 1-2 G5-3 ①		X 0-0 WP 2B		S B C X 1-2 1B SH1-3 1B	4 0	1 1	2 0	0 0	0 0	1 0	0 0
Kent Hrbek, L (1, 3) OBP: 0.457, SLG: 0.603	S B C X 1-2 2B			F S X 0-2 G4-3 ②			L B F B X 2-2 G6-3 2B 2-H		X 0-0 SH1-3 ① 1-2	3	0	2	1	0	0	0
Scott Leius, R (1, 5) OBP: 0.317, SLG: 0.384 Jeff Reboulet, R (8, 5)	C X 0-1 F7 ③			B C X 1-1 G6-3 ③			B F X 1-1 G6-3 ① 2-3		F B B B B B 4-1 1B 1B BB	3 0	0 0	0 0	0 0	0 1	0 0	2 0
Greg Gagne, R (1, 6) OBP: 0.363, SLG: 0.400			F C B X 1-2 G4-3 ①			X 0-0 2B	B S C F S 1-3 K ②		F X 0-1 1B 1-2 2-3	4	1	2	0	0	1	1
Inning Stats	R: 0 E: 0 K: 1 S: 6 H: 0 LOB: 1 BB: 1 P: 16	R: 0 E: 0 K: 1 S: 10 H: 1 LOB: 1 BB: 0 P: 13	R: 0 E: 0 K: 0 S: 8 H: 0 LOB: 0 BB: 0 P: 11	R: 0 E: 0 K: 1 S: 10 H: 1 LOB: 0 BB: 0 P: 14	R: 0 E: 0 K: 0 S: 8 H: 0 LOB: 0 BB: 0 P: 10	R: 2 E: 0 K: 2 S: 14 H: 3 LOB: 1 BB: 0 P: 19	R: 1 E: 0 K: 1 S: 12 H: 2 LOB: 1 BB: 0 P: 16	R: 0 E: 0 K: 0 S: 5 H: 2 LOB: 2 BB: 0 P: 6	R: 1 E: 0 K: 0 S: 11 H: 3 LOB: 3 BB: 1 P: 18	1B: 6 2B: 7 3B: 0 HR: 0 SF: 0 SAC: 1 DP: 2 HBP: 1						

PITCHER		IP	WLS	BF	H	R	ER	SO	BB	IBB	HBP	BLK	WP	HR	S	P	ERA	WHIP
Joe Hesketh, L ERA: 2.89	(1, 1)	6.0		25	7	3	3	5	1	0	0	0	1	0	60	89	4.50	1.333
Greg Harris, R ERA: 1.73	(7, 1)	2.0	L	8	3	1	1	1	0	0	1	0	0	0	16	20	4.50	1.500
Tony Fossas, L ERA: 3.0	(9, 1)	0.1		1	0	0	0	0	0	0	0	0	0	0	1	1	0.00	0.000
Danny Darwin, R ERA: 4.81	(9, 1)	0.0		3	2	0	0	0	1	0	0	0	0	0	7	13	∞	∞

PITCHER	IP	WLS	BF	H	R	ER	SO	BB	IBB	HBP	BLK	WP	HR	S	P	ERA	WHIP

Boston Red Sox @ Minnesota Twins

Hubert H. Humphrey Metrodome, Minneapolis, MN

Wed May 13 1992, 8:05 PM EDT

Att. 21,472 - Dome - 70 F

livebaseballscorecards.com

AB	33
R	4
H	12
RBI	4
BB	2
SO	6
LOB	11

1B: 6 2B: 7 3B: 0 HR: 0

SF: 0 SAC: 1 DP: 2 HBP: 1

WP: 1 PB: 0 SB: 3 CS: 1

PA: 37

Batter	1	2	3	4	5	6	7	8	9	AB	R	H	RBI	BB	SO	LOB
Shane Mack, R (1, 7) OBP: 0.400, SLG: 0.511	X 0-0 CS 1B			C S X 0-2 G6-4-3 1B	S F B X 1-2 ② G1-3		C F B F X 1-2 ① L7			4	0	2	0	0	0	0
Chuck Knoblauch, R (1, 4) OBP: 0.359, SLG: 0.341	B C X 1-1 ① F8			X 0-0 ① ② G6-4-3 1-2f	B B B C X 3-1 ③ L8		C X 0-1 E5 G6-4-3			4	0	0	0	0	0	2
Kirby Puckett, R (1, 8) OBP: 0.329, SLG: 0.521	B B X 2-0 ② F8			S F B X 1-2 ③ G5-3			X 0-0 1B		C F X 0-2 ② ③ G6-4-3 1-2f	4	0	1	0	0	0	2
Kent Hrbek, L (1, 3) OBP: 0.438, SLG: 0.574	1 SAFE 0-0 ③ CS 1-2	B X 1-0 ① G1-3			F B B X 2-1 ① G4-3		X 0-0 ① F7			3	0	0	0	0	0	1
Chili Davis, S (1, 10) OBP: 0.342, SLG: 0.351		B B X 2-0 ② G1-3			B B F X 2-1 G5-3 1B		C B F X 1-2 ② F8			3	0	1	0	0	0	1
Gene Larkin, S (1, 9) OBP: 0.301, SLG: 0.440		B C S B S 2-3 ③ K			B X 1-0 G5-3 1-2 1B		S C S 0-3 ③ K			3	0	1	0	0	2	1
Greg Gagne, R (1, 6) OBP: 0.362, SLG: 0.398			C S B F F F B B F 3-2 F F X CS 1B		S B X 1-1 ② G5-3 1-2 2-3			F X 0-1 ① B3-1		3	0	1	0	0	0	2
Lenny Webster, R (1, 2) OBP: 0.214, SLG: 0.200			S F C 0-3 ① ② K 1-2		C S F B B F X 2-2 ③ G5-3			B S B B X 3-1 ② G6-3		3	0	0	0	0	1	3
Jeff Reboulet, R (1, 5)			C X 0-1 ③ G6-3			B C C F X 1-2 ① F7		X 0-0 ③ G4-3		3	0	0	0	0	0	0
Inning Stats	R: 0 E: 0 K: 0 S: 4 H: 1 LOB: 0 BB: 0 P: 7	R: 0 E: 0 K: 1 S: 5 H: 0 LOB: 0 BB: 0 P: 10	R: 0 E: 0 K: 1 S: 14 H: 1 LOB: 0 BB: 0 P: 17	R: 0 E: 0 K: 0 S: 7 H: 1 LOB: 0 BB: 0 P: 8	R: 0 E: 0 K: 0 S: 12 H: 2 LOB: 2 BB: 0 P: 20	R: 0 E: 0 K: 0 S: 9 H: 0 LOB: 0 BB: 0 P: 14	R: 0 E: 0 K: 1 S: 8 H: 1 LOB: 1 BB: 0 P: 9	R: 0 E: 0 K: 0 S: 5 H: 0 LOB: 0 BB: 0 P: 8	R: 0 E: 1 K: 0 S: 9 H: 0 LOB: 0 BB: 0 P: 10	1B: 6 2B: 0 3B: 0 HR: 0	SF: 0 SAC: 0 DP: 2 HBP: 0						

TOP

Minnesota Twins @ Cleveland Indians

Cleveland Municipal Stadium, Cleveland, OH

Fri May 15 1992, 7:05 PM EDT

Att. 25,695 - Sunny - 56 F

livebaseballscorecards.com

AB	30
R	0
H	6
RBI	0
BB	0
SO	3
LOB	12

WP: 0 PB: 0 SB: 0 CS: 2 PA: 31

PITCHER	IP	WLS	BF	H	R	ER	SO	BB	IBB	HBP	BLK	WP	HR	S	P	ERA	WHIP
Charles Nagy, R (1, 1) ERA: 2.21	9.0	W	30	6	0	0	3	0	0	0	0	0	0	73	103	0.00	0.667

PITCHER	IP	WLS	BF	H	R	ER	SO	BB	IBB	HBP	BLK	WP	HR	S	P	ERA	WHIP

Minnesota Twins @ Cleveland Indians

Cleveland Municipal Stadium, Cleveland, OH

Fri May 15 1992, 7:05 PM EDT
Att. 25,695 - Sunny - 56 F

livebaseballscorecards.com

BOTTOM

Batter	1	2	3	4	5	6	7	8	9	AB	R	H	RBI	BB	SO	LOB
Kenny Lofton, L (1, 8) OBP: 0.362, SLG: 0.316	B L B X 2-1 G4-3 ①		C B F F B B X 3-2 G6-3 ②		B B B C X 3-1 SH1-3, 1B, 1B 1-2	C X 0-1 G6-3 ③		B X 1-0 P5 ①		5	1	1	0	0	0	2
Thomas Howard, S (1, 7) OBP: 0.387, SLG: 0.417	C B B F B X 3-2 G3-1 ②		B X 1-0 3B		X 0-0 SH1-3 ① 1-2 2-3		B S X 1-1 1B, SH3-4, 1B	B C B S F F X 2-2 F8 ②		4	1	2	0	0	0	0
Carlos Baerga, S (1, 4) OBP: 0.327, SLG: 0.356	C X 0-1 G4-3 ③		B F F F F B F F B 3-2 X G4-3 ③		X 0-0 WP, 1B 2-H 3-H		1 SAFE 1 SAFE L 1 SAFE 1 B F 1 SAFE B X 2-2 SH3-4, IBB, 1B 1-3	X 0-0 1B		5	1	3	2	0	0	1
Albert Belle, R (1, 10) OBP: 0.317, SLG: 0.381		B B F B F B 4-2 G6-3, S, BB		X 0-0 WP, 1B	B X 1-0 F9 ②		S B 1 SAFE S B S 2-3 K ①	B S F F X 1-2 F8 ③		4	0	1	0	1	1	4
Mark Whiten, S (1, 9) OBP: 0.377, SLG: 0.423		C B 1 SAFE B C B F 1 SAFE 1 SAFE 3-3 S K ① 1-2		C B C S 1-3 K ①	1 SAFE B S B B F C 3-3 K ③ 1-2		I I I I 4-0 SH3-4, 1B, IBB 1-2			3	1	0	0	1	3	3
Paul Sorrento, L (1, 3) OBP: 0.285, SLG: 0.280 Felix Fermin, R (7, PH) OBP: 0.286, SLG: 0.303 Brook Jacoby, R (8, 3) OBP: 0.305, SLG: 0.333		B B B B 4-0 G6-3 BB		C 1 SAFE C B S S 1-3 K ②		C B B S B B 4-2 FC9-6 BB	B F X 1-1 SH3-4 ② 1-2 2-3 3-H			1 0 0 0 2 1 1 0 0 0 1 0 0 0 0 0 0 0 0 0 0						
Mark Lewis, R (1, 6) OBP: 0.359, SLG: 0.420		B C B B F X 3-2 G6-3 ② 1-2 2-3		B B C B B 4-1 1-2 BB		X 0-0 FC9-6, BB ① 1-2f	C B X 1-1 1B, 1B 2-H 3-H			3	0	1	2	1	0	3
Craig Worthington, R (1, 5) OBP: 0.261, SLG: 0.190		C B C B B S 3-3 K ③		B X 1-0 F8 ③		B B B C 1 SAFE B 4-1 1-2 BB	B B C X 2-1 FC4-6 1-3			3	0	1	0	1	1	4
Junior Ortiz, R (1, 2) OBP: 0.294, SLG: 0.230			B F B S B X 3-2 G1-3 ①		B B H 3-0 SH1-3, 1B, 1B, HBP	F C C 0-3 K ② 1-2f	C X 0-1 FC4-6 ③			3	1	0	0	0	1	4
Inning Stats	R: 0 E: 0 K: 0 S: 7 H: 0 LOB: 0 BB: 0 P: 12	R: 0 E: 0 K: 2 S: 12 H: 0 LOB: 2 BB: 2 P: 29	R: 0 E: 0 K: 0 S: 15 H: 1 LOB: 1 BB: 0 P: 25	R: 0 E: 0 K: 2 S: 9 H: 1 LOB: 2 BB: 1 P: 16	R: 2 E: 0 K: 1 S: 8 H: 2 LOB: 1 BB: 0 P: 18	R: 0 E: 0 K: 1 S: 9 H: 0 LOB: 2 BB: 2 P: 17	R: 3 E: 0 K: 1 S: 16 H: 4 LOB: 2 BB: 1 P: 29	R: 0 E: 0 K: 0 S: 11 H: 1 LOB: 1 BB: 0 P: 15		1B: 8 2B: 0 3B: 1 HR: 0 SF: 0 SAC: 2 DP: 0 HBP: 1						

	AB	31
	R	5
	H	9
	RBI	5
	BB	6
	SO	7
	LOB	22

WP: 2 PB: 0 SB: 1 CS: 0 PA: 40

PITCHER		IP	WLS	BF	H	R	ER	SO	BB	IBB	HBP	BLK	WP	HR	S	P	ERA	WHIP
Scott Erickson, R ERA: 4.79	(1, 1)	5.1	L	26	4	2	2	5	5	0	1	0	2	0	55	112	3.38	1.688
Mark Guthrie, L ERA: 4.42	(6, 1)	1.1		7	2	3	3	2	0	1	0	0	0	0	15	25	20.25	1.500
Carl Willis, R ERA: 6.35	(7, 1)	0.1		3	2	0	0	0	0	0	0	0	0	0	6	9	0.00	6.000
Pat Mahomes, R ERA: 4.73	(8, 1)	1.0		4	1	0	0	0	0	0	0	0	0	0	11	15	0.00	1.000

PITCHER	IP	WLS	BF	H	R	ER	SO	BB	IBB	HBP	BLK	WP	HR	S	P	ERA	WHIP

Minnesota Twins @ Cleveland Indians

Cleveland Municipal Stadium, Cleveland, OH

Sat May 16 1992, 3:33 AM EDT

Att. 19,556 - Sunny - 62 F

TOP

livebaseballscorecards.com

Batter	1	2	3	4	5	6	7	8	9	AB	R	H	RBI	BB	SO	LOB
Shane Mack, R (1, 7) OBP: 0.407, SLG: 0.511	SH G4-3 1B	2B E 1B	P3		G6-3		BB			4	2	2	0	1	0	1
Chuck Knoblauch, R (1, 4) OBP: 0.360, SLG: 0.351	P9	E 2B	F9			1B 1B	G5-3			5	1	2	0	0	0	4
Kirby Puckett, R (1, 8) OBP: 0.327, SLG: 0.534	SH G4-3 2B	E6		HR		P5		F9		4	2	1	2	0	0	1
Kent Hrbek, L (1, 3) OBP: 0.449, SLG: 0.563	G4-3	BB		FC6-4 BB		1B		L9		3	0	1	1	2	0	1
Brian Harper, R (1, 2) OBP: 0.283, SLG: 0.339	1B 2B	P6		P4		K		P2		5	1	1	1	0	1	5
Randy Bush, L (1, 10) OBP: 0.333, SLG: 0.410	1B 1B	F7		FC6-4		P7			K	3	1	1	1	0	0	3
Chili Davis, S (6, PH) OBP: 0.336, SLG: 0.344										2	0	0	0	0	1	2
Pedro Munoz, R (1, 9) OBP: 0.319, SLG: 0.439	1B		K	L4					G3	3	0	1	1	1	1	1
Gene Larkin, S (9, PH) OBP: 0.298, SLG: 0.435										1	0	0	0	0	0	0
Jarvis Brown, R (9, 9)							G3 G5-3 BB			0	0	0	0	0	0	0
Greg Gagne, R (1, 6) OBP: 0.355, SLG: 0.398	K	2B 2B			G5-3		G5-3		L4	5	1	1	0	0	1	2
Jeff Reboulet, R (1, 5) OBP: 0.222, SLG: 0.250		F8	2B		F7		G3			4	0	1	1	0	0	1

	AB	R	H	RBI	BB	SO	LOB
	39	8	11	7	4	4	21

Inning Stats	1	2	3	4	5	6	7	8	9
	R: 4 E: 1 K: 1 S: 18	H: 4 LOB: 1 BB: 0 P: 24	R: 2 E: 1 K: 0 S: 18	H: 2 LOB: 2 BB: 1 P: 28	R: 1 E: 0 K: 1 S: 11	H: 2 LOB: 1 BB: 0 P: 14	R: 1 E: 0 K: 0 S: 6	H: 1 LOB: 1 BB: 1 P: 12	R: 0 E: 0 K: 0 S: 5	H: 0 LOB: 0 BB: 0 P: 11	R: 0 E: 0 K: 1 S: 15	H: 2 LOB: 2 BB: 0 P: 19	R: 0 E: 0 K: 0 S: 9	H: 0 LOB: 2 BB: 2 P: 23	R: 0 E: 0 K: 0 S: 6	H: 0 LOB: 0 BB: 0 P: 8	R: 0 E: 0 K: 1 S: 6	H: 0 LOB: 0 BB: 0 P: 9

1B: 6	SF: 0	WP: 0	PA: 44
2B: 4	SAC: 1	PB: 0	
3B: 0	DP: 0	SB: 0	
HR: 1	HBP: 0	CS: 0	

PITCHER		IP	WLS	BF	H	R	ER	SO	BB	IBB	HBP	BLK	WP	HR	S	P	ERA	WHIP
Jack Armstrong, R ERA: 5.79	(1, 1)	1.1	L	13	6	6	1	1	1	0	0	0	0	0	29	43	6.75	5.250
Mike Christopher, R ERA: 4.15	(2, 1)	3.2		15	3	2	2	1	1	0	0	0	0	1	29	46	4.91	1.091
Kevin Wickander, L ERA: 2.84	(6, 1)	1.2		8	2	0	0	1	1	0	0	0	0	0	19	31	0.00	1.800
Eric Plunk, R ERA:	(7, 1)	1.1		5	0	0	0	0	1	0	0	0	0	0	11	19	0.00	0.750
Steve Olin, R ERA: 2.25	(9, 1)	1.0		3	0	0	0	1	0	0	0	0	0	0	6	9	0.00	0.000

PITCHER	IP	WLS	BF	H	R	ER	SO	BB	IBB	HBP	BLK	WP	HR	S	P	ERA	WHIP

BOTTOM

Minnesota Twins @ Cleveland Indians

Cleveland Municipal Stadium, Cleveland, OH

Sat May 16 1992, 3:33 AM EDT
Att. 19,556 - Sunny - 62 F

livebaseballscorecards.com

Batter	1	2	3	4	5	6	7	8	9	AB	R	H	RBI	BB	SO	LOB
Kenny Lofton, L (1, 8) OBP: 0.363, SLG: 0.328	G4-3		G4-3		2B		FC4-6 S 1-2f		G3 S 1B	5	1	2	0	0	0	1
Thomas Howard, S (1, 7) OBP: 0.388, SLG: 0.429	K		1B		2-H 2B		G6-3 1-2		SAFE SAFE SAFE SAFE K 1-2	5	0	2	1	0	2	2
Carlos Baerga, S (1, 4) OBP: 0.329, SLG: 0.358	1B		K		F8			2B WP 1B	G3 2-3	5	1	2	0	0	1	3
Albert Belle, R (1, 10) OBP: 0.320, SLG: 0.397	K			1B SF8 2B		L8		WP 1-3 2B 2B	F9	5	2	2	0	0	1	2
Mark Whiten, S (1, 9) OBP: 0.387, SLG: 0.449		G6-3 G3 2B		G3-6-3 2-3 1B		2B		K 2-3 3-H		4	1	3	0	0	1	1
Mark Lewis, R (1, 6) OBP: 0.356, SLG: 0.413		G6-3 2-3		SF8 3-H		F9		2B G6-3 BB		2	1	0	1	1	0	2
Paul Sorrento, L (1, 3) OBP: 0.278, SLG: 0.273 Tony Perezchica, R (8, PH) OBP: 0.167, SLG: 0.182 (9, 5)		G3 3-H		G3-6-3 1-2f		G1-3		1-3 3-H 2B		3 1	0 0	0 1	1 1	0 0	0 0	2 0
Craig Worthington, R (1, 5) OBP: 0.231, SLG: 0.167 Alex Cole, L (8, PH) OBP: 0.282, SLG: 0.225 Felix Fermin, R (9, 3) OBP: 0.286, SLG: 0.303		P3			L5		G5-3	G6-3 3-H		3 1 0	0 0 0	0 0 0	0 1 0	0 0 0	0 0 0	0 1 0
Junior Ortiz, R (1, 2) OBP: 0.296, SLG: 0.234 Jesse Levis, L (8, PH) OBP: 0.400, SLG: 0.600 (9, 2)			F9		F7		FC4-6 1B	G4-3		3 1	0 0	1 0	0 0	0 0	0 0	0 1
Inning Stats	R: 0 H: 1 E: 0 LOB: 1 K: 2 BB: 0 S: 12 P: 18	R: 1 H: 1 E: 0 LOB: 0 K: 0 BB: 0 S: 6 P: 9	R: 0 H: 1 E: 0 LOB: 1 K: 1 BB: 0 S: 9 P: 14	R: 1 H: 2 E: 0 LOB: 0 K: 0 BB: 0 S: 7 P: 9	R: 1 H: 2 E: 0 LOB: 1 K: 0 BB: 0 S: 11 P: 13	R: 0 H: 1 E: 0 LOB: 1 K: 0 BB: 0 S: 8 P: 11	R: 0 H: 1 E: 0 LOB: 1 K: 0 BB: 0 S: 8 P: 10	R: 3 H: 3 E: 0 LOB: 1 K: 1 BB: 1 S: 14 P: 24	R: 0 H: 1 E: 0 LOB: 1 K: 1 BB: 0 S: 11 P: 16							

	AB	38
	R	6
	H	13
	RBI	5
	BB	1
	SO	5
	LOB	15

1B: 6 SF: 1
2B: 7 SAC: 0
3B: 0 DP: 1
HR: 0 HBP: 0

WP: 1 PA: 40
PB: 0
SB: 2
CS: 0

PITCHER		IP	WLS	BF	H	R	ER	SO	BB	IBB	HBP	BLK	WP	HR	S	P	ERA	WHIP
John Smiley, L ERA: 5.21	(1, 1)	7.0	W	31	11	5	5	3	0	0	0	0	0	0	65	88	6.43	1.571
Tom Edens, R ERA: 3.24	(8, 1)	0.1		2	0	0	0	1	1	0	0	0	1	0	4	11	0.00	3.000
Gary Wayne, L ERA: 1.13	(8, 1)	0.0		1	1	0	0	0	0	0	0	0	0	0	1	1	∞	∞
Rick Aguilera, R ERA: 5.3	(8, 1)	1.2	S	6	1	1	1	1	0	0	0	0	0	0	16	24	5.40	0.600

PITCHER	IP	WLS	BF	H	R	ER	SO	BB	IBB	HBP	BLK	WP	HR	S	P	ERA	WHIP

Minnesota Twins @ Cleveland Indians

Cleveland Municipal Stadium, Cleveland, OH

Sun May 17 1992, 3:33 AM EDT

Att. 9,672 - Sunny - 83 F

TOP

livebaseballscorecards.com

Batter	1	2	3	4	5	6	7	8	9	AB	R	H	RBI	BB	SO	LOB
Shane Mack, R (1, 7) OBP: 0.400, SLG: 0.500	HR 1B		G5-3	G5-3			G4-3		E5	5	2	1	0	0	0	2
Chuck Knoblauch, R (1, 4) OBP: 0.374, SLG: 0.381	1 SAFE 1 SAFE HR 1B		L9		2B		S WP 2B		1B 1B	5	3	4	2	0	0	0
Kirby Puckett, R (1, 8) OBP: 0.335, SLG: 0.556	HR		BLK 1B		K		G4-3		1 SAFE 1B	5	1	3	3	0	1	1
Chili Davis, S (1, 10) OBP: 0.347, SLG: 0.350	G4-3 1B		F8		F7		1B BB		1B	4	0	2	1	1	0	2
Brian Harper, R (1, 2) OBP: 0.288, SLG: 0.350	G4-3			HR 2B	F9		PO 1B		F9	5	1	2	0	0	0	4
Pedro Munoz, R (1, 9) OBP: 0.316, SLG: 0.459	K			HR	K		PO	G4-3	K	4	1	1	2	0	2	0
Jarvis Brown, R (8, 9)										1	0	0	0	0	1	2
Kent Hrbek, L (1, 3) OBP: 0.427, SLG: 0.529		F7		F7		G6-3		P3		4	0	0	0	0	0	0
Greg Gagne, R (1, 6) OBP: 0.351, SLG: 0.393		K		FC9-4-6 1B		P3		K		4	0	1	0	0	2	0
Jeff Reboulet, R (1, 5) OBP: 0.231, SLG: 0.250		P3		FC9-4-6			G4-3 2B 1B		K	4	1	1	0	0	1	1
Inning Stats	R: 3 E: 0 K: 1 S: 14 H: 4 LOB: 0 BB: 0 P: 18	R: 0 E: 0 K: 1 S: 8 H: 0 LOB: 0 BB: 0 P: 13	R: 0 E: 0 K: 0 S: 7 H: 1 LOB: 1 BB: 0 P: 10	R: 2 E: 0 K: 0 S: 15 H: 3 LOB: 1 BB: 0 P: 19	R: 0 E: 0 K: 1 S: 7 H: 1 LOB: 1 BB: 0 P: 10	R: 0 E: 0 K: 1 S: 7 H: 0 LOB: 0 BB: 0 P: 14	R: 2 E: 0 K: 0 S: 17 H: 3 LOB: 1 BB: 1 P: 26	R: 0 E: 0 K: 1 S: 5 H: 0 LOB: 0 BB: 0 P: 5	R: 2 E: 1 K: 2 S: 18 H: 3 LOB: 2 BB: 0 P: 26	1B: 10 2B: 3 3B: 0 HR: 2 SF: 0 SAC: 0 DP: 1 HBP: 0						

	AB	R	H	RBI	BB	SO	LOB
	41	9	15	8	1	7	12

PITCHER	IP	WLS	BF	H	R	ER	SO	BB	IBB	HBP	BLK	WP	HR	S	P	ERA	WHIP
Dennis Cook, L (1, 1) ERA: 5.91	5.0	L	23	9	5	5	3	0	0	0	1	0	2	51	70	9.00	1.800
Rod Nichols, R (6, 1) ERA: 4.5	2.0		9	3	2	2	1	1	0	0	0	1	0	24	40	9.00	2.000
Derek Lilliquist, L (8, 1) ERA: 1.65	1.1		5	0	1	1	2	0	0	0	0	0	0	10	13	6.75	0.000
Steve Olin, R (9, 1) ERA: 2.7	0.2		5	3	1	0	1	0	0	0	0	0	0	13	18	0.00	4.500

PITCHER	IP	WLS	BF	H	R	ER	SO	BB	IBB	HBP	BLK	WP	HR	S	P	ERA	WHIP

WP: 1 PA: 43
PB: 0
SB: 1
CS: 0

BOTTOM

Batter	1	2	3	4	5	6	7	8	9	AB	R	H	RBI	BB	SO	LOB
Kenny Lofton, L (1, 8) OBP: 0.357, SLG: 0.323	C X 0-1 2B SF7 1B	B S S S 1-3 ③ K			L C X 0-2 ① G6-3		X 0-0 ② FC6-4 1-2f		C B X 1-1 ② G5-3	5	1	1	0	0	1	2
Thomas Howard, S (1, 7) OBP: 0.376, SLG: 0.427	X 0-0 1-3 2B		C B B F F F F X 2-2 ① G4-3		X 0-0 ② F7		B 1 SAFE 1 SAFE B C 1 SAFE 1 SAFE X 2-1 ③ G5-3		C C S 0-3 ③ K	5	0	1	0	0	1	1
Carlos Baerga, S (1, 4) OBP: 0.340, SLG: 0.390	F X 0-1 ① SF7 3-H		B F F X 1-2 HR		B F X 1-1 1B			S B B X 2-1 1B 1B 1B		3	2	3	2	0	0	0
Albert Belle, R (1, 10) OBP: 0.312, SLG: 0.385	X 0-0 ② G5-3		C B B X 2-1 ② G6-3		B B F 1 SAFE X 2-1 ③ F9			C B C B S 2-3 ① K		4	0	0	0	0	1	3
Mark Whiten, S (1, 9) OBP: 0.383, SLG: 0.443	C B C X 1-2 ③ G4-3		F B F B S 2-3 ③ K			B F B F F X 2-2 ① G6-3		C B C B X 2-2 PB 1B 1-2 1B		4	0	1	0	0	1	1
Paul Sorrento, L (1, 3) OBP: 0.285, SLG: 0.328		X 0-0 HR		C B X 1-1 HR		B F B X 2-1 ② F7		S B S F F C 1-3 ② K		4	2	2	2	0	1	2
Mark Lewis, R (1, 6) OBP: 0.353, SLG: 0.408		B S X 1-1 ① L4		X 0-0 ① P3		C F B S 1-3 ③ K		F X 0-1 PB 1-2 2-H 1B		4	0	1	1	0	1	0
Tony Perezchica, R (1, 5) OBP: 0.133, SLG: 0.143 Alex Cole, L (8, PH) OBP: 0.278, SLG: 0.222 Craig Worthington, R (9, 5) OBP: 0.231, SLG: 0.167		B F S F X 1-2 ② G4-3		F X 0-1 ② B1-3			B F X 1-1 ① P6	B X 1-0 ③ G1-3 1-2 2-3		3 1 0	0 0 0	0 0 0	0 0 0	0 0 0	0 0 0	0 2 0
Junior Ortiz, R (1, 2) OBP: 0.311, SLG: 0.269 Jesse Levis, L (9, PH) OBP: 0.364, SLG: 0.545		B C F X 1-2 2B		F B X 1-1 ③ G5-3			S B B X 2-1 FC6-4 1B		C F B X 1-2 ① G3	3 1	0 0	2 0	0 0	0 0	0 0	0 0
Inning Stats	R: 1 H: 2 E: 0 LOB: 1 K: 0 BB: 0 S: 9 P: 10	R: 1 H: 2 E: 0 LOB: 1 K: 1 BB: 0 S: 13 P: 17	R: 1 H: 1 E: 0 LOB: 0 K: 1 BB: 0 S: 14 P: 21	R: 1 H: 1 E: 0 LOB: 0 K: 0 BB: 0 S: 7 P: 9	R: 0 H: 1 E: 0 LOB: 1 K: 0 BB: 0 S: 8 P: 11	R: 0 H: 0 E: 0 LOB: 0 K: 1 BB: 0 S: 9 P: 14	R: 0 H: 1 E: 0 LOB: 1 K: 0 BB: 0 S: 7 P: 12	R: 1 H: 3 E: 0 LOB: 2 K: 2 BB: 0 S: 16 P: 24	R: 0 H: 0 E: 0 LOB: 0 K: 1 BB: 0 S: 8 P: 10	1B: 6 SF: 1 2B: 2 SAC: 0 3B: 0 DP: 0 HR: 3 HBP: 0						WP: 0 PA: 38 PB: 1 SB: 0 CS: 0

PITCHER		IP	WLS	BF	H	R	ER	SO	BB	IBB	HBP	BLK	WP	HR	S	P	ERA	WHIP
Kevin Tapani, R ERA: 4.99	(1, 1)	6.1	W	27	8	4	4	3	0	0	0	0	0	3	64	89	5.68	1.263
Mark Guthrie, L ERA: 4.58	(7, 1)	1.1		6	2	1	1	2	0	0	0	0	0	0	16	25	6.75	1.500
Rick Aguilera, R ERA: 4.95	(8, 1)	1.1	S	5	1	0	0	1	0	0	0	0	0	0	11	14	0.00	0.750

PITCHER	IP	WLS	BF	H	R	ER	SO	BB	IBB	HBP	BLK	WP	HR	S	P	ERA	WHIP

Minnesota Twins @ Cleveland Indians

Cleveland Municipal Stadium, Cleveland, OH

Sun May 17 1992, 3:33 AM EDT
Att. 9,672 - Sunny - 83 F

livebaseballscorecards.com

AB	37
R	5
H	11
RBI	5
BB	0
SO	6
LOB	11

Batter	1	2	3	4	5	6	7	8	9	10	11	AB	R	H	RBI	BB	SO	LOB
Shane Mack, R (1, 7) OBP: 0.394, SLG: 0.486	S X 0-1 G6-3 ①		S X 0-1 B1-3 ③			1 SAFE B B B B C X 3-1 F8 ②		C B B B 4-1 1B 1-2 2-3 BB		B X 1-0 G5-3 ③ 1-2		4	0	0	0	1	0	3
Chuck Knoblauch, R (1, 4) OBP: 0.369, SLG: 0.375	C F B X 1-2 G5-3 ②			C F B B F X 2-2 P3 ①		X 0-0 F8 ③		B X 1-0 1-3 2-H 3-H 1B			B B C S F X 2-2 L1 ①	5	0	1	2	0	0	1
Kirby Puckett, R (1, 8) OBP: 0.331, SLG: 0.544	F F S 0-3 K ③			F X 0-1 F9 ②			S X 0-1 B2-3 ①	X 0-0 F8 ③			C B X 1-1 E 1B 1B	5	1	1	0	0	1	3
Kent Hrbek, L (1, 3) OBP: 0.402, SLG: 0.493		X 0-0 F7 ①		B C X 1-1 G4-3 ③			B F X 1-1 G6-3 ②		X 0-0 L4 ①		1 SAFE C F X 0-2 1-3 P5 ②	5	0	0	0	0	0	1
Brian Harper, R (1, 2) OBP: 0.285, SLG: 0.339 Jarvis Brown, R (11, PR) (11, 9)		X 0-0 F7 ②			B X 1-0 G5-3 ①		X 0-0 G5-3 ③		B B B X 3-0 F9 ②		C H 1-1 1B 1B HBP	4 0	0 1	0 0	0 0	0 0	0 0	0 0
Chili Davis, S (1, 10) OBP: 0.341, SLG: 0.343		B B C S S 2-3 K ③			C F X 0-2 G1-3 ②			X 0-0 G4-3 ①	B F B C C 2-3 K ③		B B F B X 3-1 1B 1-2 3-H 1B	5	1	1	1	0	2	0
Gene Larkin, S (1, 9) OBP: 0.313, SLG: 0.438 Lenny Webster, R (11, 2) OBP: 0.214, SLG: 0.200			F B B F B F F F B 4-2 G3 BB		B C X 1-1 P6 ③			C X 0-1 BB 1B BB 1B		C F F S 0-3 K ①	X 0-0 1B 1-3 2-H E 1B	4 0	2 0	2 0	1 0	1 0	1 0	0 0
Greg Gagne, R (1, 6) OBP: 0.345, SLG: 0.384			B 1 SAFE C F B F 1 SAFE F B 3-2 X G3 ① ② 1-2			B B S B X 3-1 G6-3 ①		B X 1-0 F7 ②		B F C S 1-3 K2-3 ②	X 0-0 E1 1-H 3-H 1B	5	0	1	1	0	1	2
Jeff Reboulet, R (1, 5) OBP: 0.333, SLG: 0.308 Randy Bush, L (8, PH) OBP: 0.349, SLG: 0.410 Scott Leius, R (8, PR) OBP: 0.321, SLG: 0.386 (8, 5)			C B B B B 4-1 BB			F B F X 1-2 1B		B B B B 4-0 1-2 BB 1B BB		B X 1-0 S 1B	B B C X 3-1 G6-3 ③	1 0 2	0 0 1	1 0 1	0 0 0	1 0 0	0 0 0	0 0 2
Inning Stats	R: 0 H: 0 E: 0 LOB: 0 K: 1 BB: 0 S: 8 P: 9	R: 0 H: 0 E: 0 LOB: 0 K: 1 BB: 0 S: 5 P: 7	R: 0 H: 0 E: 0 LOB: 1 K: 0 BB: 2 S: 13 P: 24	R: 0 H: 0 E: 0 LOB: 0 K: 0 BB: 0 S: 8 P: 11	R: 0 H: 0 E: 0 LOB: 0 K: 0 BB: 0 S: 6 P: 8	R: 0 H: 1 E: 0 LOB: 1 K: 0 BB: 0 S: 8 P: 15	R: 0 H: 0 E: 0 LOB: 0 K: 0 BB: 0 S: 5 P: 6	R: 2 H: 2 E: 0 LOB: 3 K: 0 BB: 2 S: 7 P: 17	R: 0 H: 0 E: 0 LOB: 0 K: 1 BB: 0 S: 5 P: 10	R: 0 H: 1 E: 0 LOB: 1 K: 2 BB: 0 S: 9 P: 12	R: 4 H: 4 E: 2 LOB: 2 K: 0 BB: 0 S: 16 P: 26	1B: 8 SF: 0 2B: 0 SAC: 0 3B: 0 DP: 0 HR: 0 HBP: 1					WP: 0 PA: 45 PB: 0 SB: 1 CS: 0	

PITCHER	IP	WLS	BF	H	R	ER	SO	BB	IBB	HBP	BLK	WP	HR	S	P	ERA	WHIP
Jack Morris, R (1, 1) ERA: 4.03	9.0		33	3	2	2	3	4	0	0	0	0	0	65	107	2.00	0.778
Duane Ward, R (10, 1) ERA: 3.57	2.0	L	12	5	4	3	2	0	0	1	0	0	0	25	38	13.50	2.500

PITCHER	IP	WLS	BF	H	R	ER	SO	BB	IBB	HBP	BLK	WP	HR	S	P	ERA	WHIP

TOP

Minnesota Twins @ Toronto Blue Jays

SkyDome, Toronto, ON

Mon May 18 1992, 3:33 AM EDT

Att. 50,391 - Dome - 70 F

livebaseballscorecards.com

AB	40
R	6
H	8
RBI	5
BB	4
SO	5
LOB	12

Batter	1	2	3	4	5	6	7	8	9	10	11	AB	R	H	RBI	BB	SO	LOB
Devon White, S (1, 8) OBP: 0.304, SLG: 0.343	P4		1B		K		1B	P4			F8	6	1	2	1	0	1	3
Roberto Alomar, S (1, 4) OBP: 0.408, SLG: 0.465	F7		G5-4-3		F7		IBB		G5-3			4	0	1	0	1	0	1
Joe Carter, R (1, 10) OBP: 0.314, SLG: 0.471	1B		G5-4-3			K	BB		F8			5	0	2	1	0	1	2
Dave Winfield, R (1, 9) OBP: 0.401, SLG: 0.533	F8			S		1B	BB		G6-3			4	0	2	0	1	0	1
Kelly Gruber, R (1, 5) OBP: 0.266, SLG: 0.431		G5-3		F9		G5-4-3	K			K		5	0	1	0	0	2	4
Pat Tabler, R (1, 3) OBP: 0.324, SLG: 0.267		F8		P4		G5-4-3		B5-6-3 SH		F9		3	0	0	0	0	0	3
John Olerud, L (8, PH) OBP: 0.365, SLG: 0.354 (9, 3)												2	0	1	0	0	0	0
Derek Bell, R (1, 7) OBP: 0.220, SLG: 0.162		1B		K			G5-3	SH		G1-3		4	0	1	0	0	1	1
Pat Borders, R (1, 2) OBP: 0.350, SLG: 0.439		F9			G6-3		F9	B5-6-3			G6-3	5	0	0	0	0	0	3
Manuel Lee, S (1, 6) OBP: 0.323, SLG: 0.308			G5-3		1B		PB 1B	BB			G1-3	4	1	2	0	1	0	0
Inning Stats	R: 0 E: 0 K: 0 S: 4 H: 1 LOB: 1 BB: 0 P: 6	R: 0 E: 0 K: 0 S: 8 H: 1 LOB: 1 BB: 0 P: 15	R: 0 E: 0 K: 0 S: 11 H: 2 LOB: 1 BB: 0 P: 15	R: 0 E: 0 K: 1 S: 7 H: 1 LOB: 1 BB: 0 P: 10	R: 0 E: 0 K: 1 S: 11 H: 1 LOB: 1 BB: 0 P: 16	R: 0 E: 0 K: 1 S: 6 H: 2 LOB: 1 BB: 0 P: 10	R: 2 E: 0 K: 1 S: 18 H: 3 LOB: 3 BB: 2 P: 35	R: 0 E: 0 K: 0 S: 7 H: 1 LOB: 2 BB: 1 P: 14	R: 0 E: 0 K: 0 S: 6 H: 0 LOB: 0 BB: 0 P: 9	R: 0 E: 0 K: 1 S: 6 H: 0 LOB: 0 BB: 0 P: 8	R: 0 E: 0 K: 0 S: 4 H: 0 LOB: 0 BB: 0 P: 7	1B: 12 2B: 0 3B: 0 HR: 0 SF: 0 SAC: 1 DP: 3 HBP: 0						

PITCHER		IP	WLS	BF	H	R	ER	SO	BB	IBB	HBP	BLK	WP	HR	S	P	ERA	WHIP
Bill Krueger, L ERA: 1.98	(1, 1)	7.0		32	11	2	2	4	1	1	0	0	0	0	65	107	2.57	1.714
Carl Willis, R ERA: 6.0	(8, 1)	0.2		4	1	0	0	0	1	0	0	0	0	0	6	12	0.00	3.000
Gary Wayne, L ERA: 0.93	(8, 1)	3.1	W	10	0	0	0	1	0	0	0	0	0	0	17	26	0.00	0.000

PITCHER	IP	WLS	BF	H	R	ER	SO	BB	IBB	HBP	BLK	WP	HR	S	P	ERA	WHIP

BOTTOM

Minnesota Twins @ Toronto Blue Jays

SkyDome, Toronto, ON

Mon May 18 1992, 3:33 AM EDT

Att. 50,391 - Dome - 70 F

livebaseballscorecards.com

AB	42
R	2
H	12
RBI	2
BB	3
SO	5
LOB	18

WP: 0 PA: 46
PB: 1
SB: 1
CS: 0

Batter	1	2	3	4	5	6	7	8	9	AB	R	H	RBI	BB	SO	LOB
Chuck Knoblauch, R (1, 4) OBP: 0.384, SLG: 0.397	B B C C X 2-2 SF9 3B		B B B C B 4-1 BB		C X 0-1 ① SH1-3 2-3		F B B X 2-1 2-H 1B		B B C B B 4-1 1B 2B BB	2	2	2	1	2	0	0
Randy Bush, L (1, 9) OBP: 0.319, SLG: 0.390 Jarvis Brown, R (7, 9) OBP: 0.273, SLG: 0.111	B X 1-0 ① SF9 3-H		1 SAFE C P 1 F B B S 3-3 ③ K		B S X 1-1 ② SF7 3-H		1 SAFE B X 1-0 ② F9		1 SAFE B 1 SAFE C 1 F 1 B F 3-2 B 1 SAFE X 2B 1-3 1B	2 1	0 1	0 1	2 1	0 0	1 0	2 0
Kirby Puckett, R (1, 8) OBP: 0.339, SLG: 0.552	B C C B X 2-2 ② G6-3			B X 1-0 1B 1B	X 0-0 1B		1 SAFE 1 SAFE S F X 0-2 ③ F8		X 0-0 1B 1-H 3-H 2B	5	1	3	2	0	0	1
Kent Hrbek, L (1, 3) OBP: 0.413, SLG: 0.506	X 0-0 ③ G4-3			B X 1-0 WP 1-3 1B	C 1 B X 1-1 ③ F7			X 0-0 F7 2B	I I I I 4-0 1B 1B IBB	4	1	2	0	1	0	1
Brian Harper, R (1, 2) OBP: 0.281, SLG: 0.333		B C X 1-1 ① F8	F B X 1-1 ① P2		X 0-0 ① G5-3			C B X 1-1 ① F7 2-3	S B F B F F X 2-2 FC5-4 1B 1-2 2-H 1B	5	0	1	1	0	0	3
Chili Davis, S (1, 10) OBP: 0.352, SLG: 0.343		B X 1-0 ② F7	B B B I 4-0 1-2 IBB		S B B B C F B X 3-2 ② P7			I I I I 4-0 IBB	B S X 1-1 FC5-4 1-2 2-H 1B	3	0	1	1	2	0	0
Pedro Munoz, R (1, 7) OBP: 0.317, SLG: 0.456 Gene Larkin, S (8, PH) OBP: 0.310, SLG: 0.433 Shane Mack, R (8, 7) OBP: 0.391, SLG: 0.483		B B S B X 3-1 CS 1B		B X 1-0 ② F9		B B X 2-0 ③ F9		B C B X 2-1 ② P6	X 0-0 ② FC5-4 BB 1-2f 2-3	3 1 1	0 0 0	1 0 0	0 0 0	0 0 0	0 0 0	3 2 2
Greg Gagne, R (1, 6) OBP: 0.347, SLG: 0.379	C B 1-1 ③ CS 1-2	F B C F X 1-2 ① L1	B C X 1-1 ③ G3				B C B X 2-1 SH1-3 1B 1B	B B X 2-0 ③ P3	B B F B B 4-1 FC5-4 1-2 BB	4	1	1	0	1	0	5
Jeff Reboulet, R (1, 5) OBP: 0.316, SLG: 0.353		C F C 0-3 ② K			C C B X 1-2 SH1-3 SF7 2B		X 0-0 ① SH1-3 1-2		3-2 ① P8 1-2 ③ FC5-4 1-2f	4	1	1	0	0	1	3
Inning Stats	R: 1 E: 0 K: 0 S: 8 H: 1 LOB: 0 BB: 0 P: 13	R: 0 E: 0 K: 0 S: 6 H: 1 LOB: 0 BB: 0 P: 12	R: 0 E: 0 K: 2 S: 12 H: 0 LOB: 1 BB: 1 P: 19	R: 0 E: 0 K: 0 S: 7 H: 2 LOB: 3 BB: 1 P: 16	R: 1 E: 0 K: 0 S: 10 H: 2 LOB: 1 BB: 0 P: 13	R: 0 E: 0 K: 0 S: 6 H: 0 LOB: 0 BB: 0 P: 11	R: 1 E: 0 K: 0 S: 9 H: 2 LOB: 1 BB: 0 P: 14	R: 0 E: 0 K: 0 S: 6 H: 1 LOB: 2 BB: 1 P: 15	R: 4 E: 0 K: 0 S: 22 H: 4 LOB: 3 BB: 3 P: 44	1B: 9 2B: 3 3B: 1 HR: 0 SF: 2 SAC: 2 DP: 0 HBP: 0						

PITCHER		IP	WLS	BF	H	R	ER	SO	BB	IBB	HBP	BLK	WP	HR	S	P	ERA	WHIP
Dave Stieb, R ERA: 4.28	(1, 1)	7.0	L	30	8	3	3	2	1	1	0	0	1	0	58	98	3.86	1.286
Pat Hentgen, R ERA: 5.0	(8, 1)	1.1		11	4	4	4	0	1	2	0	0	0	0	21	46	27.00	3.750
David Wells, L ERA: 4.13	(9, 1)	0.2		4	1	0	0	0	1	0	0	0	0	0	7	13	0.00	3.000

PITCHER	IP	WLS	BF	H	R	ER	SO	BB	IBB	HBP	BLK	WP	HR	S	P	ERA	WHIP

TOP

Minnesota Twins @ Toronto Blue Jays

SkyDome, Toronto, ON

Tue May 19 1992, 7:05 PM EDT

Att. 50,338 - Dome - 70 F

livebaseballscorecards.com

AB	35
R	7
H	13
RBI	7
BB	6
SO	2
LOB	22

WP: 1	PB: 0	SB: 0	CS: 1
PA: 46			

BOTTOM

Minnesota Twins @ Toronto Blue Jays

SkyDome, Toronto, ON

Tue May 19 1992, 7:05 PM EDT

Att. 50,338 - Dome - 70 F

Batter	1	2	3	4	5	6	7	8	9	AB	R	H	RBI	BB	SO	LOB
Devon White, S (1, 8) OBP: 0.297, SLG: 0.335	K		F8		G4-3			G3		4	0	0	0	0	1	0
Roberto Alomar, S (1, 4) OBP: 0.416, SLG: 0.466	BB		CS			G1-6-3		1B		2	0	1	0	2	0	0
Joe Carter, R (1, 9) OBP: 0.312, SLG: 0.466	P5		CS 1-2	1B 1B		P8		F9		4	1	1	0	0	0	2
Dave Winfield, R (1, 10) OBP: 0.398, SLG: 0.523	BB 1-2			F7		G5-3			P5	3	0	0	0	1	0	1
Kelly Gruber, R (1, 5) OBP: 0.266, SLG: 0.425	K			1B 1-2			P3		P3	4	0	1	0	0	1	2
John Olerud, L (1, 3) OBP: 0.362, SLG: 0.345		F9		K			F8		BB	3	0	0	0	1	1	2
Derek Bell, R (1, 7) OBP: 0.244, SLG: 0.195		K		1B 1-3 2-H			FC4 1B		P9	4	0	2	1	0	1	1
Pat Borders, R (1, 2) OBP: 0.343, SLG: 0.429		F9			P3		FC4 1-2f			3	0	0	0	0	0	1
Manuel Lee, S (1, 6) OBP: 0.316, SLG: 0.300			K		F9			K		3	0	0	0	0	2	0
Inning Stats	R: 0 H: 0 E: 0 LOB: 2 K: 2 BB: 2 S: 11 P: 24	R: 0 H: 0 E: 0 LOB: 0 K: 1 BB: 0 S: 9 P: 16	R: 0 H: 0 E: 0 LOB: 0 K: 1 BB: 1 S: 9 P: 14	R: 1 H: 3 E: 0 LOB: 2 K: 1 BB: 0 S: 11 P: 19	R: 0 H: 0 E: 0 LOB: 0 K: 0 BB: 0 S: 7 P: 14	R: 0 H: 0 E: 0 LOB: 0 K: 0 BB: 0 S: 10 P: 13	R: 0 H: 1 E: 0 LOB: 1 K: 0 BB: 0 S: 11 P: 18	R: 0 H: 1 E: 0 LOB: 1 K: 1 BB: 0 S: 8 P: 11	R: 0 H: 0 E: 0 LOB: 1 K: 0 BB: 1 S: 5 P: 10	1B: 5 SF: 0 2B: 0 SAC: 0 3B: 0 DP: 0 HR: 0 HBP: 0						

livebaseballscorecards.com

	AB	30
	R	1
	H	5
	RBI	1
	BB	4
	SO	6
	LOB	9

WP: 0 PA: 35
PB: 0
SB: 1
CS: 1

PITCHER		IP	WLS	BF	H	R	ER	SO	BB	IBB	HBP	BLK	WP	HR	S	P	ERA	WHIP
Pat Mahomes, R ERA: 4.01	(1, 1)	7.0	W	26	4	1	1	5	3	0	0	0	0	0	68	118	1.29	1.000
Tom Edens, R ERA: 2.89	(8, 1)	2.0	S	8	1	0	0	1	1	0	0	0	0	0	13	21	0.00	1.000

PITCHER	IP	WLS	BF	H	R	ER	SO	BB	IBB	HBP	BLK	WP	HR	S	P	ERA	WHIP

Batter	1	2	3	4	5	6	7	8	9	10	AB	R	H	RBI	BB	SO	LOB
Chuck Knoblauch, R (1, 4) OBP: 0.388, SLG: 0.421	C B S B X 2-2 G6-3 FC6-4 2B		C X 0-1 E5 FC6-4	B C B C C 2-3 K ②		X 0-0 2B		B C X 1-1 1B 2B	F S S 0-3 K ③		6	2	3	0	0	2	4
Gene Larkin, S (1, 9) OBP: 0.324, SLG: 0.436 Jarvis Brown, R (8, PR) OBP: 0.250, SLG: 0.100 (8, 7)	C H 1-1 E G6-3 HBP		B 1 SAFE B B X 3-0 F9 ①	B F X 1-1 1B 1-3 2-H 1B		B B X 2-0 F9 ②		F S B B X 2-2 1B 2-H 1B		B S M F X 2-2 F8 ①	4 1	1 0	2 0	2 0	0 0	0 0	2 0
Shane Mack, R (1, 8) OBP: 0.389, SLG: 0.477	B F B B F X 3-2 G6-3 ① 1-2 2-3		1 SAFE 1 SAFE B 1 SAFE X 1-0 FC6-4 ② 1-2f	B B C X 2-1 BB 1-3 3-H 1B		B F C F C 1-3 K ③		1 SAFE X 0-0 1B 1-2		B S S S 1-3 K ②	6	0	2	1	0	2	4
Kent Hrbek, L (1, 3) OBP: 0.418, SLG: 0.488	B F B B B B 4-1 FC6-4 BB		1 SAFE B B X 2-0 F8 ③	B C B B B 4-1 1B 1-2 BB			C B X 2-1 G5-3 ①	F B F F X 2-2 P3 ②		S B B S F B B 4-2 BB	3	0	0	0	3	0	3
Pedro Munoz, R (1, 7) OBP: 0.306, SLG: 0.441 Randy Bush, L (8, PH) OBP: 0.306, SLG: 0.372 (8, 9)	X 0-0 FC6-4 ② 1-2f 2-H 3-H			F B X 1-1 G5-3 ① C B B X 2-2 F9 ③			C B S S 1-3 K ②	C X 0-1 G1-3 ③		S S B B B X 3-2 P5 ③	4 2	0 0	0 0	1 0	0 0	1 0	4 3
Chili Davis, S (1, 10) OBP: 0.361, SLG: 0.363	B X 1-0 F7 ③			F B F B X 2-2 HR 1B	F B C B X 2-2 F9 ①		C B B X 2-1 1B 1B		X 0-0 2B		5	1	3	0	0	0	1
Greg Gagne, R (1, 6) OBP: 0.349, SLG: 0.405		F X 0-1 B3 ①	C S F X 0-2 1-H HR	X 0-0 G5-3 ②		X 0-0 1-2 1B			X 0-0 P3 ①		5	1	2	2	0	0	1
Lenny Webster, R (1, 2) OBP: 0.219, SLG: 0.207 Brian Harper, R (9, PH) OBP: 0.279, SLG: 0.331 (9, 2)		C X 0-1 G1-4-3 ②	S B X 1-1 BB 1B 1B	B B X 2-0 F8 ③			B B X 2-0 F9 ③		S F X 0-2 P7 ②		4 1	1 0	1 0	0 0	0 0	0 1	2 1
Jeff Reboulet, R (1, 5) OBP: 0.304, SLG: 0.300 Kirby Puckett, R (9, PH) OBP: 0.343, SLG: 0.552 Scott Leius, R (9, 5) OBP: 0.321, SLG: 0.386		B B C X 2-1 G5-3 ③	B F 1 SAFE 1 SAFE C 1 SAFE B B B 4-2 1B 1-2 1B BB			C B C X 1-2 F8 ①		B C B X 2-1 G5-3 ①	I N T 4-0 IBB		3 0 0	1 0 0	0 0 0	0 0 0	1 1 0	0 0 0	0 0 0
Inning Stats	R: 2 H: 1 E: 1 LOB: 1 K: 0 BB: 1 S: 10 P: 21	R: 0 H: 0 E: 0 LOB: 0 K: 0 BB: 0 S: 6 P: 8	R: 0 H: 0 E: 1 LOB: 1 K: 0 BB: 0 S: 5 P: 11	R: 4 H: 5 E: 0 LOB: 3 K: 1 BB: 2 S: 24 P: 43	R: 0 H: 0 E: 0 LOB: 0 K: 0 BB: 0 S: 5 P: 9	R: 0 H: 1 E: 0 LOB: 1 K: 1 BB: 0 S: 9 P: 13	R: 0 H: 2 E: 0 LOB: 2 K: 1 BB: 0 S: 9 P: 16	R: 1 H: 3 E: 0 LOB: 2 K: 0 BB: 0 S: 13 P: 20	R: 0 H: 1 E: 0 LOB: 2 K: 1 BB: 1 S: 8 P: 12	R: 0 H: 0 E: 0 LOB: 1 K: 1 BB: 1 S: 13 P: 23	1B: 8 2B: 4 3B: 0 HR: 1	SF: 0 SAC: 0 DP: 0 HBP: 1						

PITCHER		IP	WLS	BF	H	R	ER	SO	BB	IBB	HBP	BLK	WP	HR	S	P	ERA	WHIP
Todd Stottlemyre, R ERA: 4.26	(1, 1)	4.0		23	6	6	5	1	3	0	1	0	0	1	45	83	11.25	2.250
David Wells, L ERA: 3.67	(5, 1)	3.0		12	3	0	0	2	0	0	0	0	0	0	23	38	0.00	1.000
Duane Ward, R ERA: 3.65	(8, 1)	2.0		11	4	1	1	1	0	1	0	0	0	0	21	32	4.50	2.000
Tom Henke, R ERA: 2.25	(10, 1)	1.0	W	4	0	0	0	1	1	0	0	0	0	0	13	23	0.00	1.000

PITCHER	IP	WLS	BF	H	R	ER	SO	BB	IBB	HBP	BLK	WP	HR	S	P	ERA	WHIP

TOP

Minnesota Twins @ Toronto Blue Jays

SkyDome, Toronto, ON

Wed May 20 1992, 7:05 PM EDT

Att. 50,125 - Sunny - 60 F

livebaseballscorecards.com

AB	44
R	7
H	13
RBI	6
BB	5
SO	5
LOB	25

1B: 8	SF: 0	WP: 0	PA: 50
2B: 4	SAC: 0	PB: 0	
3B: 0	DP: 0	SB: 0	
HR: 1	HBP: 1	CS: 0	

Batter	1	2	3	4	5	6	7	8	9	10	AB	R	H	RBI	BB	SO	LOB
Devon White, S (1, 8) OBP: 0.305, SLG: 0.335	C B B X 2-1 ① G4-3		C S H 1-2 G3 HBP		X 0-0 BB HR 1B		B C X 1-1 ② G5-3		B B B B 4-0 1B BB		3	1	1	0	1	0	0
Roberto Alomar, S (1, 4) OBP: 0.421, SLG: 0.463	C F X 0-2 ② G4-3		C X 0-1 ② G3 1-2		B B 1 SAFE L B B 4-1 1-2 HR BB		F F F B H 2-2 HBP		C X 0-1 G6-4-3 1-2 1B		3	1	1	0	1	0	1
Joe Carter, R (1, 9) OBP: 0.309, SLG: 0.476	F X 0-1 ③ G4-1		B B X 2-0 ③ G5-3		X 0-0 1-H 2-H HR		C B X 1-1 ③ F8		F B B F X 2-2 ②③ G6-4-3 1-2f		5	1	1	3	0	0	4
Dave Winfield, R (1, 10) OBP: 0.400, SLG: 0.519 Rob Ducey, L (8, PR)		B C B B X 3-1 G1-3 HR 1B		B C B F X 2-2 ① G5-3	C F B S 1-3 ③ K			B B B 4-0 BB BB		F S B B F S 2-3 ① K	3 1	1 0	1 0	0 0	1 0	1 0	0 0
Kelly Gruber, R (1, 5) OBP: 0.264, SLG: 0.439		X 0-0 ① G1-3 1-2		C B C F X 1-2 HR		F B F B S 2-3 ① K		C 1 C S 0-3 ① K		B X 1-0 E6 1B 1B	5	2	1	1	0	2	2
John Olerud, L (1, 3) OBP: 0.363, SLG: 0.372 Jeff Kent, R (10, PR) OBP: 0.344, SLG: 0.440		B X 1-0 2-H HR		B B X 2-0 ② G3		B C C F F F S 1-3 ② K		C B 1 SAFE F 1 SAFE F X 1-2 ② F7		B 1 SAFE C S 1 SAFE F B F X 2-2 1-3 1B IBB 1B	5 0	1 0	2 0	2 0	0 0	1 0	1 0
Derek Bell, R (1, 7) OBP: 0.280, SLG: 0.273		C B S S S 1-3 ② K		B C S B S 2-3 ③ K		B X 1-0 HR		B F B B B 4-1 1-2 FC5-4 BB		I I I I 4-0 1B 1-2 IBB	3	1	1	1	2	2	0
Pat Borders, R (1, 2) OBP: 0.338, SLG: 0.420		B X 1-0 ③ F8			C B B F X 2-2 ① G6-3		B C C F B F F F B 3-2 F X G4-3		B X 1-0 ③ FC5-4 1-2f		B B B C S X 3-2 1-2 2-3 3-H 1B		5	0	1	1	0	0	2
Manuel Lee, S (1, 6) OBP: 0.309, SLG: 0.293 Pat Tabler, R (9, PH) OBP: 0.314, SLG: 0.258 Alfredo Griffin, S (10, 6)			B C X 1-1 ① G6-3		C X 0-1 ② L7		B S F X 1-2 ① P4		B F C B X 2-2 ① G6-3		3 1 0	0 0 0	0 0 0	0 0 0	0 0 0	0 0 0	0 0 0
Inning Stats	R: 0 E: 0 K: 0 S: 7 H: 0 LOB: 0 BB: 0 P: 9	R: 2 E: 0 K: 1 S: 8 H: 2 LOB: 0 BB: 0 P: 14	R: 0 E: 0 K: 0 S: 7 H: 0 LOB: 1 BB: 0 P: 11	R: 1 E: 0 K: 1 S: 11 H: 1 LOB: 0 BB: 0 P: 18	R: 3 E: 0 K: 1 S: 11 H: 2 LOB: 0 BB: 1 P: 18	R: 1 E: 0 K: 2 S: 18 H: 1 LOB: 0 BB: 0 P: 25	R: 0 E: 0 K: 0 S: 10 H: 0 LOB: 1 BB: 0 P: 15	R: 0 E: 0 K: 1 S: 9 H: 0 LOB: 2 BB: 2 P: 19	R: 0 E: 0 K: 0 S: 8 H: 1 LOB: 1 BB: 1 P: 16	R: 1 E: 1 K: 1 S: 13 H: 2 LOB: 3 BB: 1 P: 25	1B: 5 2B: 0 3B: 0 HR: 4	SF: 0 SAC: 0 DP: 1 HBP: 2						

PITCHER		IP	WLS	BF	H	R	ER	SO	BB	IBB	HBP	BLK	WP	HR	S	P	ERA	WHIP
Scott Erickson, R ERA: 5.37	(1, 1)	5.0		22	5	6	6	3	1	0	1	0	0	3	44	70	10.80	1.200
Mark Guthrie, L ERA: 4.79	(6, 1)	1.0		4	1	1	1	2	0	0	0	0	0	1	18	25	9.00	1.000
Bob Kipper, L ERA: 3.0	(7, 1)	1.2		7	0	0	0	1	1	0	1	0	0	0	17	27	0.00	0.600
Carl Willis, R ERA: 5.84	(8, 1)	0.1		2	0	0	0	0	1	0	0	0	0	0	2	7	0.00	3.000
Gary Wayne, L ERA: 0.92	(9, 1)	0.1		3	1	0	0	0	1	0	0	0	0	0	5	11	0.00	6.000

PITCHER		IP	WLS	BF	H	R	ER	SO	BB	IBB	HBP	BLK	WP	HR	S	P	ERA	WHIP
Rick Aguilera, R ERA: 4.71	(9, 1)	1.0	L	6	2	1	0	1	0	1	0	0	0	0	16	30	0.00	2.000

BOTTOM

Minnesota Twins @ Toronto Blue Jays

SkyDome, Toronto, ON

Wed May 20 1992, 7:05 PM EDT
Att. 50,125 - Sunny - 60 F

livebaseballscorecards.com

AB	37
R	8
H	9
RBI	8
BB	5
SO	7
LOB	10

WP: 0 PB: 0 SB: 0 CS: 0 PA: 44

Batter	1	2	3	4	5	6	7	8	9	AB	R	H	RBI	BB	SO	LOB
Shane Mack, R (1, 7) OBP: 0.384, SLG: 0.465	B S B S F S 2-3 ① K		B B X 2-0 ① F8	B B B B 4-0 FC6-4 1-2 2-3 BB		B C S X 1-2 ① L9		B C X 1-1 ③ L8		4	0	0	0	1	1	1
Chuck Knoblauch, R (1, 4) OBP: 0.389, SLG: 0.413	B B B B 4-0 FC5-4 BB		C X 0-1 ② P3	C S B B C 2-3 ② K		B B B C F B 4-2 1-2 BB			C C B S 1-3 ① K	3	0	0	0	2	2	3
Kirby Puckett, R (1, 8) OBP: 0.339, SLG: 0.542	1 SAFE C X 0-1 ② FC5-4 E S 1B 1-2f		X 0-0 2B 1B	B F X 1-1 ③ FC6-4 1-2f		F F B C 1-3 ② K			X 0-0 ② G3-1	5	2	1	0	0	1	6
Kent Hrbek, L (1, 3) OBP: 0.417, SLG: 0.488	B B F B S B 4-2 1B 1-3 BB		B B 1 SAFE X 2-0 1-H 2B		X 0-0 ① G3-1	B X 1-0 ③ L9			F B B F S 2-3 ③ K	4	0	1	1	1	1	2
Brian Harper, R (1, 2) OBP: 0.293, SLG: 0.338	B B F C X 2-2 1-3 3-H 1B		H 1-0 HBP		B C X 1-1 2B 1B 1B		B C C X 1-2 ① G4-3			3	1	2	1	0	0	0
Chili Davis, S (1, 10) OBP: 0.350, SLG: 0.350	C C B B S 2-3 ③ K		F B F B X 2-2 ③ L8		C X 0-1 ② L7		C B X 1-1 ② F8			4	0	0	0	0	1	5
Pedro Munoz, R (1, 9) OBP: 0.305, SLG: 0.443		B F X 1-1 ① G5-3	S S B S 1-3 ① K	B S X 1-1 1-3 1B 2B			S F B S 1-3 ③ K			4	0	1	0	0	2	0
Greg Gagne, R (1, 6) OBP: 0.353, SLG: 0.416		X 0-0 ② G6-3		B C M X 1-2 BB 2B	C B C X 1-2 ③ 2-H 3-H 1B			C L B X 1-2 ① G4-3		4	0	2	1	0	0	0
Jeff Reboulet, R (1, 5) OBP: 0.346, SLG: 0.286 Scott Leius, R (8, PH) OBP: 0.318, SLG: 0.382 (8, 5)		C C B B B S 3-3 ③ K		B S B B B 4-1 BB BB		C F B F B F F B B 4-2 BB BB		C C B X 1-2 ② L7		1 1	0 0	0 0	0 0	2 0	1 0	0 0
Inning Stats	R: 1 E: 0 K: 2 S: 14 H: 1 LOB: 2 BB: 2 P: 28	R: 0 E: 0 K: 1 S: 6 H: 0 LOB: 0 BB: 0 P: 10	R: 1 E: 0 K: 0 S: 8 H: 2 LOB: 2 BB: 0 P: 15	R: 0 E: 0 K: 2 S: 12 H: 1 LOB: 3 BB: 2 P: 25	R: 1 E: 0 K: 0 S: 10 H: 3 LOB: 1 BB: 0 P: 13	R: 0 E: 0 K: 1 S: 14 H: 0 LOB: 2 BB: 2 P: 25	R: 0 E: 0 K: 1 S: 8 H: 0 LOB: 0 BB: 0 P: 11	R: 0 E: 0 K: 0 S: 8 H: 0 LOB: 0 BB: 0 P: 11	R: 0 E: 0 K: 2 S: 7 H: 0 LOB: 0 BB: 0 P: 10	1B: 4 2B: 3 3B: 0 HR: 0 SF: 0 SAC: 0 DP: 0 HBP: 1						

TOP

Minnesota Twins @ Detroit Tigers

Tiger Stadium, Detroit, MI

Fri May 22 1992, 7:05 PM EDT

Att. 14,824 - Sunny - 80 F

livebaseballscorecards.com

AB	33
R	3
H	7
RBI	3
BB	6
SO	9
LOB	17

PITCHER		IP	WLS	BF	H	R	ER	SO	BB	IBB	HBP	BLK	WP	HR	S	P	ERA	WHIP	PITCHER	IP	WLS	BF	H	R	ER	SO	BB	IBB	HBP	BLK	WP	HR	S	P	ERA	WHIP
Mark Leiter, R ERA: 2.97	(1, 1)	6.0	W	31	7	3	3	6	6	0	1	0	0	0	64	116	4.50	2.167																	
Walt Terrell, R ERA: 6.98	(7, 1)	2.0		6	0	0	0	1	0	0	0	0	0	0	16	22	0.00	0.000																	
Mike Henneman, R ERA: 3.15	(9, 1)	1.0	S	3	0	0	0	2	0	0	0	0	0	0	7	10	0.00	0.000																	

Batter	1	2	3	4	5	6	7	8	9	AB	R	H	RBI	BB	SO	LOB
Tony Phillips, S (1, 8) OBP: 0.402, SLG: 0.395	C B B S F B X 3-2 F7 ①		X 0-0 P3 ①	B C 1 SAFE F 1 SAFE S 1-3 K ③			B X 1-0 G5-3 1B			4	0	1	0	0	1	1
Lou Whitaker, L (1, 4) OBP: 0.386, SLG: 0.438	B B B C C X 3-2 F8 ②		B B B C B 4-1 BB HR BB		B B C X 2-1 2B		C F S 0-3 K ①			3	1	1	0	1	1	1
Travis Fryman, R (1, 6) OBP: 0.349, SLG: 0.433	B X 1-0 F8 ③		B F 1 SAFE B B B 1-2 4-1 BB HR BB		B C C S 1-3 K ①		F 1 SAFE X 1-2 0-1 G5-3 ②			3	1	0	0	1	1	2
Cecil Fielder, R (1, 3) OBP: 0.275, SLG: 0.452		S B X 1-1 HR 1B	X 1-H 2-H 0-0 HR		B F S S 1-3 K ②		C B C S 1-3 K ③			4	2	2	3	0	2	2
Mickey Tettleton, S (1, 2) OBP: 0.347, SLG: 0.475		C B C S 1-3 K ①	C B S S 1-3 K ②		B B S X 2-1 P2 ③			X 0-0 P6 ①		4	0	0	0	0	2	2
Mark Carreon, R (1, 7) OBP: 0.325, SLG: 0.439		X 0-0 P2 ②	B B F S S 2-3 K ③			B X 1-0 P3 ①		S F X 0-2 2B		4	0	1	0	0	1	1
Rob Deer, R (1, 9) OBP: 0.306, SLG: 0.587	F B B X 1-H 2-1 HR			B S S S B S 2-3 K ①		C B S F B X 2-2 HR		C B S S 1-3 K ②		4	2	2	3	0	2	1
Skeeter Barnes, R (1, 5) OBP: 0.300, SLG: 0.296		X 0-0 1B		C B B B F B 4-2 BB		B X 1-0 G5-3 ②		C X 0-1 G3-1 ③		3	0	1	0	1	0	1
Chad Kreuter, S (1, 10) OBP: 0.237, SLG: 0.361		1 SAFE B B C C S 2-3 K ③		X 0-0 P3 ②		F X 0-1 F8 ③				3	0	0	0	0	1	2
Inning Stats	R: 0 H: 0 E: 0 LOB: 0 K: 0 BB: 0 S: 8 P: 15	R: 2 H: 3 E: 0 LOB: 1 K: 2 BB: 0 S: 12 P: 18	R: 3 H: 1 E: 0 LOB: 0 K: 2 BB: 2 S: 10 P: 21	R: 0 H: 0 E: 0 LOB: 1 K: 2 BB: 1 S: 9 P: 16	R: 0 H: 1 E: 0 LOB: 1 K: 2 BB: 0 S: 10 P: 16	R: 1 H: 1 E: 0 LOB: 0 K: 0 BB: 0 S: 8 P: 12	R: 0 H: 1 E: 0 LOB: 1 K: 2 BB: 0 S: 9 P: 11	R: 0 H: 1 E: 0 LOB: 1 K: 1 BB: 0 S: 9 P: 10		1B: 3 SF: 0 2B: 2 SAC: 0 3B: 0 DP: 0 HR: 3 HBP: 0						

PITCHER		IP	WLS	BF	H	R	ER	SO	BB	IBB	HBP	BLK	WP	HR	S	P	ERA	WHIP
John Smiley, L ERA: 5.64	(1, 1)	6.0	L	27	6	6	6	8	3	0	0	0	0	3	57	98	9.00	1.500
Carl Willis, R ERA: 5.02	(7, 1)	2.0		8	2	0	0	3	0	0	0	0	0	0	18	21	0.00	1.000

PITCHER	IP	WLS	BF	H	R	ER	SO	BB	IBB	HBP	BLK	WP	HR	S	P	ERA	WHIP

BOTTOM

Minnesota Twins @ Detroit Tigers

Tiger Stadium, Detroit, MI

Fri May 22 1992, 7:05 PM EDT

Att. 14,824 - Sunny - 80 F

livebaseballscorecards.com

AB	32
R	6
H	8
RBI	6
BB	3
SO	11
LOB	13

Batter	1	2	3	4	5	6	7	8	9	AB	R	H	RBI	BB	SO	LOB
Shane Mack, R (1, 7) OBP: 0.388, SLG: 0.472	C X 0-1 L9 1B 2B	B X 1-0 BB 1-3 1B		B C X 1-1 S 1B 1B		1 SAFE 1 SAFE P F P B 1 SAFE 1 SAFE X 3-1 E4 G6-3 1-3 SF8	B S B C F B F S 3-3 K ③		F C B B F 1 SAFE F B X 3-2 L7-4-3 1-2 ② ③	6	3	3	0	0	1	4
Chuck Knoblauch, R (1, 4) OBP: 0.383, SLG: 0.403	C M S 0-3 K ① F C B S 1-3 K ②			B B C C F B B 4-2 1B 1-2 BB		B X 1-0 G6-3 2-3 3-H ①		X 0-0 F7 ①		4	0	0	1	1	2	4
Kirby Puckett, R (1, 8) OBP: 0.346, SLG: 0.538	S X 0-1 L9 2-3 ②	B B B B 4-0 1-2 BB		C B X 1-1 1-3 2-H ③ 1B		I I I 4-0 WP IBB		B F B F B F F F F 3-2 F F X G6-3 ②		3	0	1	0	2	0	1
Kent Hrbek, L (1, 3) OBP: 0.417, SLG: 0.477	C F B B F B F B 4-2 1B 1B BB	C B F F X 1-2 P3 ③			B X 1-0 G3 ①	F 1 SAFE F F F F 1 SAFE F F X 0-2 SF8 3-H ②		B B B C B 4-1 2B BB		2	2	0	1	2	0	3
Brian Harper, R (1, 2) OBP: 0.310, SLG: 0.358	C F B F X 1-2 1B 1-3 3-H 1B		C F B B X 2-2 F9 ①		C F B F B X 2-2 PB 1B	B I I I 4-0 1-2 IBB		F F F X 0-2 1-H 2B		4	0	3	2	1	0	0
Randy Bush, L (1, 10) OBP: 0.308, SLG: 0.370 Chili Davis, S (6, PH) OBP: 0.353, SLG: 0.347	C B X 1-1 1-2 3-H 1B		C B B X 2-1 F8 ②		X 0-0 P2 ②	F B C X 1-2 F7 ③		I I I 4-0 IBB		3 1	0 0	1 0	1 0	0 1	0 0	1 2
Gene Larkin, S (1, 9) OBP: 0.330, SLG: 0.433 Jarvis Brown, R (7, PR) OBP: 0.231, SLG: 0.091 (7, 9)	F B B X 2-1 L9 ③		X 0-0 F8 ③		B C B B I 4-1 1-2 IBB		X 0-0 SH1-3 1B ③	X 0-0 F9 ③		3 1	0 0	1 0	0 0	1 0	0 0	2 2
Scott Leius, R (1, 5) OBP: 0.315, SLG: 0.377		C X 0-1 CS 1B		X 0-0 L9 ①	S X 0-1 G1-3 ③		X 0-0 SH1-3 1-2 ①		B X 1-0 P6 ①	4	0	1	0	0	0	2
Greg Gagne, R (1, 6) OBP: 0.362, SLG: 0.423		C S B P B X 3-2 1B 1-2 1B ①		C B X 1-1 G6-3 ②		C F B F X 1-2 E G6-3 1B	B F X 1-2 G6-3 ②		X 0-0 L7-4-3 1B	5	1	3	0	0	0	2
Inning Stats	R: 2 E: 0 K: 1 S: 19 H: 3 LOB: 2 BB: 1 P: 27	R: 0 E: 0 K: 1 S: 14 H: 3 LOB: 3 BB: 1 P: 23	R: 0 E: 0 K: 0 S: 6 H: 0 LOB: 0 BB: 0 P: 10	R: 1 E: 0 K: 0 S: 10 H: 2 LOB: 2 BB: 1 P: 17	R: 0 E: 0 K: 0 S: 9 H: 1 LOB: 2 BB: 1 P: 16	R: 2 E: 1 K: 0 S: 19 H: 1 LOB: 2 BB: 2 P: 31	R: 0 E: 0 K: 1 S: 10 H: 1 LOB: 2 BB: 0 P: 14	R: 1 E: 0 K: 0 S: 16 H: 1 LOB: 2 BB: 2 P: 27	R: 0 E: 0 K: 0 S: 7 H: 1 LOB: 0 BB: 0 P: 11	1B: 11 2B: 3 3B: 0 HR: 0 SF: 1 SAC: 1 DP: 1 HBP: 0						

TOP

Minnesota Twins @ Detroit Tigers

Tiger Stadium, Detroit, MI

Sat May 23 1992, 3:33 AM EDT

Att. 32,979 - Cloudy - 77 F

livebaseballscorecards.com

AB	36
R	6
H	13
RBI	5
BB	8
SO	3
LOB	23

WP: 1 PB: 1 SB: 1 CS: 1 PA: 46

PITCHER		IP	WLS	BF	H	R	ER	SO	BB	IBB	HBP	BLK	WP	HR	S	P	ERA	WHIP
Eric King, R ERA: 7.51	(1, 1)	1.1		10	6	2	2	1	1	0	0	0	0	0	26	37	13.50	5.250
Kurt Knudsen, R ERA: 2.7	(2, 1)	3.1		15	3	1	1	1	2	1	0	0	0	0	30	54	2.70	1.500
John Doherty, R ERA: 3.07	(5, 1)	0.2	L	5	1	2	0	0	0	1	0	0	0	0	11	18	0.00	1.500
Mike Munoz, L ERA: 1.93	(6, 1)	0.2		3	0	0	0	0	0	1	0	0	1	0	10	15	0.00	0.000
Walt Terrell, R ERA: 6.8	(7, 1)	1.0		4	1	0	0	1	0	0	0	0	0	0	10	14	0.00	1.000

PITCHER		IP	WLS	BF	H	R	ER	SO	BB	IBB	HBP	BLK	WP	HR	S	P	ERA	WHIP
Les Lancaster, R ERA: 6.75	(8, 1)	2.0		9	2	1	1	0	1	1	0	0	0	0	23	38	4.50	1.500

BOTTOM

Minnesota Twins @ Detroit Tigers

Tiger Stadium, Detroit, MI

Sat May 23 1992, 3:33 AM EDT

Att. 32,979 - Cloudy - 77 F

livebaseballscorecards.com

Batter	1	2	3	4	5	6	7	8	9	AB	R	H	RBI	BB	SO	LOB
Tony Phillips, S (1, 8) (8, 5) OBP: 0.391, SLG: 0.381	G6-3		K		G4-3		K		F7	5	0	0	0	0	2	1
Lou Whitaker, L (1, 4) OBP: 0.387, SLG: 0.436	K		1B		K			E 1B	F7	5	2	2	0	0	2	0
Travis Fryman, R (1, 6) OBP: 0.352, SLG: 0.453	HR		SAFE BB 1B		K			E6 1B		4	3	2	1	0	1	1
Cecil Fielder, R (1, 10) OBP: 0.282, SLG: 0.449	K		1B BB			K		1B		3	0	1	1	1	2	0
Mickey Tettleton, S (1, 2) OBP: 0.351, SLG: 0.476 Chad Kreuter, S (8, PR) (9, 2) OBP: 0.237, SLG: 0.361		L8	1B			P6		WP 1B		4 0	0 0	2 0	2 0	0 0	0 0	0 0
Mark Carreon, R (1, 7) OBP: 0.323, SLG: 0.432		1B	K			G5-3		F7		4	0	1	0	0	1	4
Dave Bergman, L (1, 3) OBP: 0.171, SLG: 0.156 Skeeter Barnes, R (7, PH) (8, 3) OBP: 0.290, SLG: 0.286 Shawn Hare, L (8, PH) (9, 3) OBP: 0.125, SLG: 0.125		L9		F7			G5-3		WP	2 1 1	0 0 0	0 0 1	0 0 1	0 0 0	0 0 0	1 0 0
Rob Deer, R (1, 9) OBP: 0.297, SLG: 0.569		F8		P5			K		K	4	0	0	0	0	2	3
Scott Livingstone, L (1, 5) OBP: 0.261, SLG: 0.267 Milt Cuyler, S (7, PH) (8, 8) OBP: 0.246, SLG: 0.328			K	K			HBP		K	2 1	0 0	0 0	0 0	0 0	2 1	0 0

Inning Stats	1	2	3	4	5	6	7	8	9
	R: 1 H: 1 E: 0 LOB: 0 K: 2 BB: 0 S: 12 P: 18	R: 0 H: 1 E: 0 LOB: 1 K: 0 BB: 0 S: 9 P: 14	R: 2 H: 3 E: 0 LOB: 2 K: 3 BB: 1 S: 22 P: 37	R: 0 H: 0 E: 0 LOB: 0 K: 1 BB: 0 S: 7 P: 10	R: 0 H: 0 E: 0 LOB: 0 K: 2 BB: 0 S: 11 P: 15	R: 0 H: 0 E: 0 LOB: 0 K: 1 BB: 0 S: 7 P: 12	R: 0 H: 0 E: 0 LOB: 1 K: 2 BB: 0 S: 10 P: 16	R: 2 H: 4 E: 1 LOB: 3 K: 1 BB: 0 S: 13 P: 19	R: 0 H: 0 E: 0 LOB: 0 K: 1 BB: 0 S: 7 P: 12

	AB	36
	R	5
	H	9
	RBI	5
	BB	1
	SO	13
	LOB	10

	1B: 8	SF: 0	WP: 1	PA: 38
	2B: 0	SAC: 0	PB: 0	
	3B: 0	DP: 0	SB: 0	
	HR: 1	HBP: 1	CS: 0	

PITCHER		IP	WLS	BF	H	R	ER	SO	BB	IBB	HBP	BLK	WP	HR	S	P	ERA	WHIP
Kevin Tapani, R ERA: 5.03	(1, 1)	5.0	W	21	5	3	3	8	1	0	0	0	0	1	61	94	5.40	1.200
Gary Wayne, L ERA: 0.82	(6, 1)	2.1		11	3	2	0	3	0	0	1	0	0	0	23	37	0.00	1.286
Rick Aguilera, R ERA: 4.37	(8, 1)	1.2	S	6	1	0	0	2	0	0	0	0	1	0	14	22	0.00	0.600

PITCHER	IP	WLS	BF	H	R	ER	SO	BB	IBB	HBP	BLK	WP	HR	S	P	ERA	WHIP

Minnesota Twins @ Detroit Tigers

Tiger Stadium, Detroit, MI

Sun May 24 1992, 7:05 PM EDT

Att. 13,789 - Cloudy - 42 F

livebaseballscorecards.com

Batter	1	2	3	4	5	6	7	8	9	AB	R	H	RBI	BB	SO	LOB
Shane Mack, R (1, 7) OBP: 0.388, SLG: 0.494 Gene Larkin, S (8, PH) OBP: 0.336, SLG: 0.449 (8, 9)	WP SF7 2B	G5-3		1-H 2-H 3-H HR	K	K		G3-1 1-H 2-H L9-2 2B		5 1	2 0	2 1	4 2	0 0	2 0	3 0
Chuck Knoblauch, R (1, 4) OBP: 0.382, SLG: 0.399	SF7 2-H	K	BB 1B BB	1B 1B F7 1-2 2-3 3-H			G3-1 2-3			4	2	1	1	1	1	3
Kirby Puckett, R (1, 8) OBP: 0.355, SLG: 0.543 Jarvis Brown, R (6, PR) OBP: 0.267, SLG: 0.083 (6, 8)	BB G6-3 1B 1B	P3	1B BB 1-2 1B			HBP 1-3 1B 1B	F7	L9-2 BB		4 1	2 1	3 0	0 0	0 1	0 0	0 0
Chili Davis, S (1, 10) OBP: 0.366, SLG: 0.352	G6-3 BB 1-2 1B	F8	1B 1-2 2-3 BB			1B 1B 1-2 1B HBP	1B	L9-2 1-2 3-H		4	1	2	0	1	0	2
Brian Harper, R (1, 2) OBP: 0.329, SLG: 0.372 Lenny Webster, R (7, PH) OBP: 0.235, SLG: 0.226 (7, 2)	G6-3 1-2 2-3 BB		1B L8 HR 1B 1-2 1-3 2-H 3-H BB 1B			1B 1B 1-2 2-H 3-H BB 1B	1-2 1B		F9	3 2	2 0	3 1	4 0	1 0	0 0	0 0
Pedro Munoz, R (1, 9) OBP: 0.306, SLG: 0.433 (8, 7)	G6-3 1-2 2-3 3-H		SAFE SAFE L8 1-2 1-2 BB			BB 1B WP 1-2 2-3 1B	2-3 K		G6-3	5	1	1	1	1	1	5
Kent Hrbek, L (1, 3) OBP: 0.411, SLG: 0.467 Randy Bush, L (6, 3) OBP: 0.296, SLG: 0.354	G3		BB HR 2-3 1B G3			P5	K		G6-3	4 2	1 0	1 0	0 0	0 0	0 1	8 2
Scott Leius, R (1, 5) OBP: 0.319, SLG: 0.378		F7		P4	G4-3	WP BB 1-2 2-3 3-H 1B		1B 2B 1B		5	1	2	1	0	0	2
Greg Gagne, R (1, 6) OBP: 0.362, SLG: 0.417 Jeff Reboulet, R (6, PH) OBP: 0.393, SLG: 0.318 (6, 6)		K		1-2 HR BB	K	WP 1-2 2-3 3-H BB		1-2 2B 1B		2 1	1 1	0 1	0 1	1 1	2 0	0 0
Inning Stats	R: 2 E: 0 K: 0 S: 17 H: 3 LOB: 2 BB: 1 P: 30	R: 0 E: 0 K: 1 S: 11 H: 0 LOB: 0 BB: 0 P: 14	R: 0 E: 0 K: 1 S: 11 H: 0 LOB: 0 BB: 0 P: 18	R: 6 E: 0 K: 0 S: 27 H: 5 LOB: 3 BB: 4 P: 52	R: 0 E: 0 K: 2 S: 9 H: 0 LOB: 0 BB: 0 P: 14	R: 5 E: 0 K: 1 S: 21 H: 5 LOB: 3 BB: 1 P: 33	R: 0 E: 0 K: 2 S: 13 H: 2 LOB: 2 BB: 0 P: 19	R: 2 E: 0 K: 0 S: 11 H: 3 LOB: 1 BB: 1 P: 20	R: 0 E: 0 K: 0 S: 7 H: 0 LOB: 0 BB: 0 P: 11	1B: 15 2B: 3 3B: 0 HR: 1	SF: 1 SAC: 0 DP: 1 HBP: 1						

TOP	
AB	43
R	15
H	18
RBI	14
BB	7
SO	7
LOB	25

PITCHER		IP	WLS	BF	H	R	ER	SO	BB	IBB	HBP	BLK	WP	HR	S	P	ERA	WHIP	PITCHER	IP	WLS	BF	H	R	ER	SO	BB	IBB	HBP	BLK	WP	HR	S	P	ERA	WHIP
Frank Tanana, L ERA: 6.3	(1, 1)	3.2	L	19	6	6	6	2	2	0	0	0	1	1	54	88	14.73	2.182																	
Kevin Ritz, R ERA: 6.08	(4, 1)	1.1		13	5	6	6	2	3	0	1	0	0	0	30	52	40.50	6.000																	
Les Lancaster, R ERA: 6.83	(6, 1)	1.0		6	2	1	1	1	1	0	0	0	1	0	12	21	9.00	3.000																	
Mike Munoz, L ERA: 2.65	(7, 1)	3.0		14	5	2	2	2	1	0	0	0	0	0	31	50	6.00	2.000																	

Batter	1	2	3	4	5	6	7	8	9	AB	R	H	RBI	BB	SO	LOB
Tony Phillips, S (1, 4) OBP: 0.384, SLG: 0.372	C B B X 2-1 G6-3 ①	F F X 0-2 L9 ③			X 0-0 L7 ②		C F B B C 2-3 K ③			3	0	0	0	0	0	2
Scott Livingstone, L (6, 5) OBP: 0.255, SLG: 0.261										1	0	0	0	0	1	1
Mark Carreon, R (1, 7) OBP: 0.328, SLG: 0.434	B F F B B X 3-2 WP 1B		B X 1-0 P3 ①		S B F S 1-3 K2-3 ③			B F B S X 2-2 G6-4-3 1B		4	0	2	0	0	1	0
Travis Fryman, R (1, 6) OBP: 0.350, SLG: 0.448	C F B B F B F F F 3-3 C K ② 1-2		B S F F B X 2-2 L7 ②			X 0-0 1B		C F B F X 1-2 G6-4-3 ① ② 1-2f		4	0	1	0	0	1	2
Cecil Fielder, R (1, 3) OBP: 0.281, SLG: 0.438	B B B B 4-0 BB		F S S 0-3 K ③			S B S S X 1-2 P4 ①		S S F B X 1-2 G6-3 ③		3	0	0	0	1	1	1
Shawn Hare, L (9, 3) OBP: 0.125, SLG: 0.125										0	0	0	0	0	0	0
Mickey Tettleton, S (1, 10) OBP: 0.349, SLG: 0.470	B S B F C 2-3 K ③			X 0-0 WP 1B		C X 0-1 F7 ②			F B B F X 2-2 P4 ①	4	0	1	0	0	1	3
Rob Deer, R (1, 9) OBP: 0.289, SLG: 0.552		B F B X 2-1 F8 ①		C B B C S 2-3 K ①		B F B X 2-1 F7 ③			B X 1-0 P4 ②	4	0	0	0	0	1	2
Skeeter Barnes, R (1, 5) OBP: 0.257, SLG: 0.250		F S B B X 2-2 G5-3 ②		F X 0-1 F8 ②			F F B C 1-3 K ①		C B B X 2-1 G6-3 ③	4	0	0	0	0	1	1
(6, 4)																
Chad Kreuter, S (1, 2) OBP: 0.244, SLG: 0.359		X 0-0 E 1B		C S B B X 2-2 G6-3 ③ 1-3			C X 0-1 G6-3 ②			3	0	1	0	0	0	1
Milt Cuyler, S (1, 8) OBP: 0.248, SLG: 0.322		F B X 1-1 E5 1-2			B X 1-0 F7 ①		B F C B B F B 4-2 BB			2	0	0	0	1	0	1
Inning Stats	R: 0 H: 1 E: 0 LOB: 2 K: 2 BB: 1 S: 15 P: 29	R: 0 H: 1 E: 1 LOB: 2 K: 0 BB: 0 S: 11 P: 16	R: 0 H: 0 E: 0 LOB: 0 K: 1 BB: 0 S: 8 P: 11	R: 0 H: 1 E: 0 LOB: 1 K: 1 BB: 0 S: 9 P: 13	R: 0 H: 0 E: 0 LOB: 0 K: 1 BB: 0 S: 5 P: 7	R: 0 H: 1 E: 0 LOB: 1 K: 0 BB: 0 S: 8 P: 11	R: 0 H: 0 E: 0 LOB: 1 K: 2 BB: 1 S: 11 P: 18	R: 0 H: 1 E: 0 LOB: 0 K: 0 BB: 0 S: 11 P: 15	R: 0 H: 0 E: 0 LOB: 0 K: 0 BB: 0 S: 6 P: 11	1B: 5 SF: 0 2B: 0 SAC: 0 3B: 0 DP: 1 HR: 0 HBP: 0						

PITCHER		IP	WLS	BF	H	R	ER	SO	BB	IBB	HBP	BLK	WP	HR	S	P	ERA	WHIP
Bill Krueger, L ERA: 1.77	(1, 1)	7.0	W	28	4	0	0	7	2	0	0	0	2	0	67	105	0.00	0.857
Carl Willis, R ERA: 4.7	(8, 1)	1.0		3	1	0	0	0	0	0	0	0	0	0	11	15	0.00	1.000
Bob Kipper, L ERA: 2.81	(9, 1)	1.0		3	0	0	0	0	0	0	0	0	0	0	6	11	0.00	0.000

PITCHER	IP	WLS	BF	H	R	ER	SO	BB	IBB	HBP	BLK	WP	HR	S	P	ERA	WHIP

BOTTOM

Minnesota Twins @ Detroit Tigers

Tiger Stadium, Detroit, MI

Sun May 24 1992, 7:05 PM EDT

Att. 13,789 - Cloudy - 42 F

livebaseballscorecards.com

AB	32
R	0
H	5
RBI	0
BB	2
SO	7
LOB	14

WP: 3 PA: 34
PB: 0
SB: 0
CS: 0

Batter	1	2	3	4	5	6	7	8	9	AB	R	H	RBI	BB	SO	LOB
Mike Gallego, R (1, 6) OBP: 0.395, SLG: 0.459	B B S F B X 3-2 2B G5-3 1B	B C S B B F F S 3-3 ② K		X 0-0 ① P3	B B B 4-0 BB		F X 0-1 ③ F8			4	1	1	0	1	1	3
Don Mattingly, L (1, 3) OBP: 0.316, SLG: 0.407	B 1 SAFE B B B C 1 SAFE C F X 1-3 3B 2B	B F X 1-1 ③ F7		B B C B X 3-1 ② G5-3	B F S X 1-2 ③ G4-3			C F B F B X 2-2 ① G4-3		5	1	1	0	0	0	4
Roberto Kelly, R (1, 8) OBP: 0.364, SLG: 0.473	X 0-0 ① G5-3 3-H		F B B F X 2-2 ① F7	B B B C B 4-1 2B BB		X 0-0 ① G5-3		B B X 2-0 ② P3		4	0	0	1	1	0	1
Mel Hall, L (1, 7) OBP: 0.274, SLG: 0.455	S B B F X 2-2 2-H 3B	B B B X 3-0 1B 2B	F C F X 0-2 1-3 2B			B C F B X 2-2 ② G1-3		F F B X 1-2 ③ P6		5	1	3	1	0	0	0
Danny Tartabull, R (1, 9) OBP: 0.443, SLG: 0.485	X 0-0 ② G3	B B X 2-0 2-H 2B 1B	I I I 4-0 IBB			B C X 1-1 1B			F B B C X 2-2 ① L8	4	1	2	1	1	0	1
Matt Nokes, L (1, 2) OBP: 0.307, SLG: 0.421	B S C F X 1-2 ③ P4	X 0-0 ② F7	X 0-0 ③ G4-3			C S S 0-3 ③ K			F B B X 2-1 ② G4-3	5	0	0	0	0	1	6
Kevin Maas, L (1, 10) OBP: 0.380, SLG: 0.531		C B F X 1-2 2B 1B	F C X 0-2 1-H 2B 2B		X 0-0 ① F7		F B B F F B X 3-2 S E1 1B		F B B X 2-1 ③ F8	5	1	3	1	0	0	0
Charlie Hayes, R (1, 5) OBP: 0.292, SLG: 0.388		S B B X 2-1 ① P3	C B F F B B F X 3-2 2-H 2B		B S B F S 2-3 ② K2-3		F B F X 1-2 ① G5-3			4	0	1	1	0	1	2
Pat Kelly, R (1, 4) OBP: 0.353, SLG: 0.432		X 0-0 1-3 2B	F F S 0-3 ③ K		X 0-0 2B		B S B S F B S 3-3 ② K 2-3			4	0	2	0	0	2	2
Inning Stats	R: 2 E: 0 K: 0 S: 16 H: 3 LOB: 1 BB: 0 P: 25	R: 0 E: 0 K: 1 S: 14 H: 2 LOB: 2 BB: 0 P: 21	R: 3 E: 0 K: 1 S: 17 H: 4 LOB: 1 BB: 0 P: 27	R: 0 E: 0 K: 0 S: 9 H: 1 LOB: 3 BB: 2 P: 20	R: 0 E: 0 K: 1 S: 8 H: 1 LOB: 2 BB: 1 P: 15	R: 0 E: 0 K: 1 S: 9 H: 1 LOB: 1 BB: 0 P: 12	R: 0 E: 1 K: 1 S: 13 H: 1 LOB: 1 BB: 0 P: 20	R: 0 E: 0 K: 0 S: 8 H: 0 LOB: 0 BB: 0 P: 13	R: 0 E: 0 K: 0 S: 7 H: 0 LOB: 0 BB: 0 P: 13	1B: 5 2B: 7 3B: 1 HR: 0 SF: 0 SAC: 0 DP: 0 HBP: 0						

TOP

New York Yankees @ Minnesota Twins

Hubert H. Humphrey Metrodome, Minneapolis, MN

Tue May 26 1992, 8:05 PM EDT

Att. 23,199 - Dome - 70 F

livebaseballscorecards.com

AB	40
R	5
H	13
RBI	5
BB	3
SO	5
LOB	19

WP: 0 PB: 0 SB: 1 CS: 0 PA: 43

PITCHER		IP	WLS	BF	H	R	ER	SO	BB	IBB	HBP	BLK	WP	HR	S	P	ERA	WHIP
Pat Mahomes, R ERA: 4.95	(1, 1)	2.2	L	17	9	5	5	1	0	0	0	0	0	0	44	70	16.88	3.375
Mark Guthrie, L ERA: 3.96	(3, 1)	4.1		20	4	0	0	4	2	1	0	0	0	0	42	70	0.00	1.385
Bob Kipper, L ERA: 2.5	(8, 1)	2.0		6	0	0	0	0	0	0	0	0	0	0	15	26	0.00	0.000

PITCHER	IP	WLS	BF	H	R	ER	SO	BB	IBB	HBP	BLK	WP	HR	S	P	ERA	WHIP

Batter	1	2	3	4	5	6	7	8	9	AB	R	H	RBI	BB	SO	LOB
Shane Mack, R (1, 7) OBP: 0.383, SLG: 0.482	B C F B B X 3-2 G6-3 ①		B B C C B B 4-2 BB BB		B B C B C S 3-3 K ③		B B F S F S 2-3 K ②		F B F F S 1-3 K ②	4	0	0	0	1	3	0
Chuck Knoblauch, R (1, 4) OBP: 0.387, SLG: 0.394	C B B C B B 4-2 1B BB		B B B C B 4-1 1-2 BB			B B B 4-0 G4-3 1B BB	B C B F X 2-2 P3 ③		C X 0-1 G6-3 ③	2	1	0	0	3	0	0
Kirby Puckett, R (1, 8) OBP: 0.353, SLG: 0.536	X 0-0 G1-6-3 1-3 1B		X 0-0 G5-3 ③			B B C 1 SAFE B X 3-1 G4-3 ① 1-2		B X 1-0 G4-3 ①		4	0	1	0	0	0	3
Kent Hrbek, L (1, 3) OBP: 0.414, SLG: 0.462	B 1 SAFE B X 2-0 G1-6-3 ②③ 1-2f			B X 1-0 P8 ①		X 0-0 1B 2B 1B 2-H		B B B B 4-0 1B 1B BB		3	2	1	1	1	0	2
Brian Harper, R (1, 2) OBP: 0.333, SLG: 0.376 Jarvis Brown, R (8, PR) OBP: 0.267, SLG: 0.083 Lenny Webster, R (9, 2) OBP: 0.235, SLG: 0.226		B F C X 1-2 G6-3 ①		B F F B X 2-2 G1-3 ②		X 0-0 2B 1B 1-2		B X 1-0 1B 1B 1-2		4 0 0	1 0 0	2 0 0	0 0 0	0 0 0	0 0 0	0 0 0
Randy Bush, L (1, 9) OBP: 0.298, SLG: 0.373 Pedro Munoz, R (8, PH) OBP: 0.304, SLG: 0.430 (9, 9)		C X 0-1 G6-3 ②		B B B C X 3-1 2B		X 0-0 P5 ②		B B F F S 2-3 K ②		3 1	0 0	1 0	0 0	0 0	0 1	2 2
Chili Davis, S (1, 10) OBP: 0.369, SLG: 0.365		B F X 1-1 G3 ③		C B C X 1-2 P3 ③		F X 0-1 1-H 2-H 2B		F B B C F X 2-2 1-3 2-H 1B		4	0	2	3	0	0	1
Scott Leius, R (1, 5) OBP: 0.308, SLG: 0.365			C X 0-1 G6-3 ①		C B X 1-1 F9 ①	B B B C F C 2-3 K ③		X 0-0 G4-3 ③		4	0	0	0	0	1	3
Greg Gagne, R (1, 6) OBP: 0.352, SLG: 0.404			B F L C 1-3 K ②		X 0-0 G3-1 ②		X 0-0 F7 ①		S F X 0-2 F9 ①	4	0	0	0	0	1	0
Inning Stats	R: 0 H: 1 E: 0 LOB: 1 K: 0 BB: 1 S: 7 P: 16	R: 0 H: 0 E: 0 LOB: 0 K: 0 BB: 0 S: 7 P: 9	R: 0 H: 0 E: 0 LOB: 2 K: 1 BB: 2 S: 9 P: 18	R: 0 H: 1 E: 0 LOB: 1 K: 0 BB: 0 S: 9 P: 16	R: 0 H: 0 E: 0 LOB: 0 K: 1 BB: 0 S: 6 P: 10	R: 3 H: 3 E: 0 LOB: 1 K: 1 BB: 1 S: 10 P: 19	R: 0 H: 0 E: 0 LOB: 0 K: 1 BB: 0 S: 8 P: 12	R: 1 H: 2 E: 0 LOB: 2 K: 1 BB: 1 S: 10 P: 20	R: 0 H: 0 E: 0 LOB: 0 K: 1 BB: 0 S: 9 P: 10	1B: 5 SF: 0 2B: 2 SAC: 0 3B: 0 DP: 1 HR: 0 HBP: 0						WP: 0 PA: 38 PB: 0 SB: 0 CS: 0

PITCHER		IP	WLS	BF	H	R	ER	SO	BB	IBB	HBP	BLK	WP	HR	S	P	ERA	WHIP
Tim Leary, R ERA: 4.73	(1, 1)	7.1	W	32	6	4	4	4	5	0	0	0	0	0	58	108	4.91	1.500
Steve Howe, L ERA: 3.0	(8, 1)	1.2	S	6	1	0	0	2	0	0	0	0	0	0	17	22	0.00	0.600

PITCHER	IP	WLS	BF	H	R	ER	SO	BB	IBB	HBP	BLK	WP	HR	S	P	ERA	WHIP

BOTTOM

New York Yankees @ Minnesota Twins

Hubert H. Humphrey Metrodome, Minneapolis, MN

Tue May 26 1992, 8:05 PM EDT

Att. 23,199 - Dome - 70 F

livebaseballscorecards.com

AB	33
R	4
H	7
RBI	4
BB	5
SO	6
LOB	13

Batter	1	2	3	4	5	6	7	8	9	AB	R	H	RBI	BB	SO	LOB
Mike Gallego, R (1, 6) OBP: 0.383, SLG: 0.425	B F B B B 4-1 G1-3 BB		C B X 1-1 ① G6-3			B F F X 1-2 ① G6-3		X 0-0 ① ② G4-6-3 1-2f		3	0	0	0	1	0	1
Mel Hall, L (1, 10) OBP: 0.274, SLG: 0.450	S B B X 2-1 ① F8		B F F S 1-3 ② K			X 0-0 1B S 1B		S B F B F F S 2-3 ③ K		4	0	1	0	0	2	1
Roberto Kelly, R (1, 8) OBP: 0.367, SLG: 0.473	X 0-0 ② G1-3 1-2		C C F B F F X 1-2 ③ G6-3			B S B X 2-1 G1-3 1-3 1B			C B X 1-1 FC3-6 1B	4	0	2	0	0	0	1
Danny Tartabull, R (1, 9) OBP: 0.429, SLG: 0.465	B S C S 1-3 ③ K			F B X 1-1 ① G6-3		F X 0-1 ② G1-3 1-2			1 SAFE 1 SAFE F 1 C S 0-3 ① K	4	0	0	0	0	2	4
Mike Stanley, R (1, 3) OBP: 0.395, SLG: 0.367 Don Mattingly, L (9, PH) OBP: 0.314, SLG: 0.404		S F B F X 1-2 ① G6-3		B C S F S 1-3 ② K		B X 1-0 ③ G5-3			F X 0-1 ② FC3-6 1B 1-2f	3 1	0 0	0 0	0 0	0 0	1 0	2 1
Jim Leyritz, R (1, 2) OBP: 0.457, SLG: 0.733 Matt Nokes, L (9, PH) OBP: 0.312, SLG: 0.426		B X 1-0 HR	C X 0-1 ③ G1-3				C F F X 0-2 ① F7		X 0-0 1-2 1B	3 1	1 0	1 1	1 0	0 0	0 0	0 0
Randy Velarde, R (1, 7) OBP: 0.267, SLG: 0.309 Dion James, L (9, PH) OBP: 0.294, SLG: 0.279		C B C B F B X 3-2 CS 1B			S F C 0-3 ① K		C B S S 1-3 ② K		C B F B F F C X 2-2 ③ P4	3 1	0 0	1 0	0 0	0 0	2 0	0 2
Charlie Hayes, R (1, 5) OBP: 0.292, SLG: 0.387		1 SAFE C F B X 1-2 ② S 1-2 1B			F X 0-1 ② G6-3		X 0-0 ③ G5-3			3	0	1	0	0	0	0
Pat Kelly, R (1, 4) OBP: 0.352, SLG: 0.429		B C S B S 2-3 ③ K 1-2			S B S F S 1-3 ③ K			X 0-0 G4-6-3 1B		3	0	1	0	0	2	1
Inning Stats	R: 0 H: 0 E: 0 LOB: 1 K: 1 BB: 1 S: 7 P: 14	R: 1 H: 3 E: 0 LOB: 1 K: 1 BB: 0 S: 15 P: 23	R: 0 H: 0 E: 0 LOB: 0 K: 1 BB: 0 S: 11 P: 14	R: 0 H: 0 E: 0 LOB: 0 K: 1 BB: 0 S: 8 P: 10	R: 0 H: 0 E: 0 LOB: 0 K: 2 BB: 0 S: 9 P: 10	R: 0 H: 2 E: 0 LOB: 2 K: 0 BB: 0 S: 9 P: 13	R: 0 H: 0 E: 0 LOB: 0 K: 1 BB: 0 S: 8 P: 9	R: 0 H: 1 E: 0 LOB: 0 K: 1 BB: 0 S: 7 P: 9	R: 0 H: 2 E: 0 LOB: 2 K: 1 BB: 0 S: 13 P: 16	1B: 7 SF: 0 2B: 0 SAC: 0 3B: 0 DP: 1 HR: 1 HBP: 0					WP: 0 PA: 34 PB: 0 SB: 2 CS: 1	

PITCHER		IP	W/L/S	BF	H	R	ER	SO	BB	IBB	HBP	BLK	WP	HR	S	P	ERA	WHIP
John Smiley, L ERA: 5.04	(1, 1)	8.0	W	30	7	1	1	8	1	0	0	0	0	1	76	105	1.12	1.000
Rick Aguilera, R ERA: 4.18	(9, 1)	1.0		4	1	0	0	1	0	0	0	0	0	0	11	13	0.00	1.000

PITCHER	IP	W/L/S	BF	H	R	ER	SO	BB	IBB	HBP	BLK	WP	HR	S	P	ERA	WHIP

TOP

New York Yankees @ Minnesota Twins

Hubert H. Humphrey Metrodome, Minneapolis, MN

Wed May 27 1992, 4:33 AM EDT

Att. 32,116 - Dome - 70 F

livebaseballscorecards.com

AB	33
R	1
H	8
RBI	1
BB	1
SO	9
LOB	13

BOTTOM

Batter	1	2	3	4	5	6	7	8	9	AB	R	H	RBI	BB	SO	LOB
Shane Mack, R (1, 7) OBP: 0.385, SLG: 0.480	C B X 1-1 FC6-4 SF8 1B 1B		S X 0-1 ① G4-3 B S B X 2-1 ② F9			B 1 SAFE B B C B 4-1 G6-4-3 1-2 BB				3	1	1	0	1	0	0
Chuck Knoblauch, R (1, 4) OBP: 0.395, SLG: 0.395	1 SAFE B B B C X 3-1 FC6-4 1-2 1B		B C B C F F F F B 4-2 B E 1B BB B B B 4-0 WP S BB			X 0-0 ② ③ G6-4-3 1-2f				2	1	1	0	2	0	2
Kirby Puckett, R (1, 8) OBP: 0.346, SLG: 0.525	B B B C X 3-1 ① FC6-4 1B 1-2f 2-3		X 0-0 ② G3 1-2 1 SAFE F 1 SAFE S B S 1-3 ③ K 1-3				S B F F B F F X 2-2 ① G6-3			4	0	0	0	0	1	4
Chili Davis, S (1, 10) OBP: 0.366, SLG: 0.359	B 1 SAFE B B S X 3-1 ② SF8 3-H		F B B B B 4-1 1B WP BB		S B B X 2-1 ① F7		B B X 2-0 ② G4-3			2	1	0	1	1	0	0
Pedro Munoz, R (1, 9) OBP: 0.309, SLG: 0.432	1 SAFE X 0-0 1-3 1B		X 0-0 WP 1-3 2-H 2B 1B		X 0-0 ② G1-3		S B X 1-1 ③ F9			4	1	2	1	0	0	0
Gene Larkin, S (1, 3) OBP: 0.342, SLG: 0.440	B F S S 1-3 ③ K		B B B I 4-0 1-2 3-H 2B IBB		C B C B B B 4-2 BB			F B B B F F F X 3-2 ① P7		2	1	0	0	2	1	2
Scott Leius, R (1, 5) OBP: 0.306, SLG: 0.370		X 0-0 ① G6-3 C B X 1-1 1-H 2-H 2B			X 0-0 ③ F9			F B S X 1-2 ② G5-3		4	0	1	2	0	0	1
Lenny Webster, R (1, 2) OBP: 0.263, SLG: 0.257		B B X 2-0 ② G5-3 B C F S 1-3 ③ K				X 0-0 BB 1B		X 0-0 FC4-6 1B		4	0	2	0	0	1	1
Jeff Reboulet, R (1, 6) OBP: 0.344, SLG: 0.269		S S S 0-3 ③ K		F B X 1-1 ① G4-3		1 SAFE P L 1 SAFE L L 1-3 ① K		C S F B X 1-2 ③ FC4-6 1-2f		4	0	0	0	0	2	2
Inning Stats	R: 1 H: 3 E: 0 LOB: 2 K: 1 BB: 0 S: 12 P: 23	R: 0 H: 0 E: 0 LOB: 0 K: 1 BB: 0 S: 5 P: 7	R: 4 H: 2 E: 1 LOB: 1 K: 1 BB: 3 S: 16 P: 30	R: 0 H: 0 E: 0 LOB: 1 K: 1 BB: 1 S: 7 P: 15	R: 0 H: 0 E: 0 LOB: 1 K: 0 BB: 1 S: 6 P: 12	R: 0 H: 1 E: 0 LOB: 1 K: 1 BB: 1 S: 7 P: 11	R: 0 H: 0 E: 0 LOB: 0 K: 0 BB: 0 S: 9 P: 14	R: 0 H: 1 E: 0 LOB: 1 K: 0 BB: 0 S: 13 P: 18		1B: 6 SF: 1 2B: 1 SAC: 0 3B: 0 DP: 1 HR: 0 HBP: 0						

PITCHER		IP	WLS	BF	H	R	ER	SO	BB	IBB	HBP	BLK	WP	HR	S	P	ERA	WHIP
Melido Perez, R ERA: 2.65	(1, 1)	7.0	L	32	6	5	1	5	5	1	0	0	2	0	62	112	1.29	1.571
Shawn Hillegas, R ERA: 7.2	(8, 1)	1.0		4	1	0	0	0	0	0	0	0	0	0	13	18	0.00	1.000

PITCHER	IP	WLS	BF	H	R	ER	SO	BB	IBB	HBP	BLK	WP	HR	S	P	ERA	WHIP

New York Yankees @ Minnesota Twins

Hubert H. Humphrey Metrodome, Minneapolis, MN

Wed May 27 1992, 4:33 AM EDT
Att. 32,116 - Dome - 70 F

livebaseballscorecards.com

AB	29
R	5
H	7
RBI	4
BB	6
SO	5
LOB	12

WP: 2 PA: 36
PB: 0
SB: 1
CS: 0

Batter	1	2	3	4	5	6	7	8	9	AB	R	H	RBI	BB	SO	LOB
Tony Phillips, S (1, 5) (5, 9) OBP: 0.400, SLG: 0.411	C C B X 1-2 G4-3 ①	S X 0-1 1B 2-H 3-H 2B		F S X 0-2 E5 1B		S B F X 1-2 F8 ②			X 0-0 SF8 3B	5	1	3	2	0	0	2
Lou Whitaker, L (1, 4) OBP: 0.370, SLG: 0.441	B F B X 2-1 G3 ②	F B X 1-1 2-3 1B		F F B B X 2-2 G3-1 ③		S X 0-1 P8 ③			C F S 0-3 K ①	5	0	1	0	0	1	4
Travis Fryman, R (1, 6) OBP: 0.338, SLG: 0.434	B F B X 2-1 FC6-4 1B	X 0-0 P8 ②			C X 0-1 G3 2B		C F B B B X 3-2 G6-3 ①		C X 0-1 SF8 ② 3-H	4	0	2	1	0	0	2
Cecil Fielder, R (1, 10) OBP: 0.293, SLG: 0.452	B X 1-0 FC6-4 ③ 1-2f	B C F C 1-3 K ③			F X 0-1 G6-3 ①		C S B S 1-3 K ②		B F S B B X 3-2 FC6 1B	5	0	1	0	0	2	4
Mickey Tettleton, S (1, 2) OBP: 0.342, SLG: 0.460 Chad Kreuter, S (5, 2) OBP: 0.227, SLG: 0.333		C F B B B X 2-2 F9 ①	C B B B X 3-1 P6 ①		C B S X 1-2 2-3 G3 ②		X 0-0 G1-5-3 ③		C B C B X 2-2 FC6 ③ 1-2f	3 2	0 0	0 0	0 0	0 0	0 0	1 1
Mark Carreon, R (1, 7) OBP: 0.327, SLG: 0.452 Shawn Hare, L (7, 7) OBP: 0.200, SLG: 0.111	B B B B 4-0 1B BB 2B BB	X 0-0 G5-3 ②			C X 0-1 F7 ③			B F B B B 4-1 G4-6-3 1B BB		2 0	1 0	0 0	0 0	1 1	0 0	1 0
Dave Bergman, L (1, 3) OBP: 0.300, SLG: 0.273	B 1 SAFE C F B B B 4-2 1B 1-2 2B BB	C F B B B X 3-2 G1-5-3 ③				B F X 1-1 1B 1B		B X 1-0 G4-6-3 1-2 1B		3	1	2	0	1	0	0
Rob Deer, R (1, 9) OBP: 0.303, SLG: 0.566 Scott Livingstone, L (5, 5) OBP: 0.260, SLG: 0.265	C S X 0-2 2B 1-2 2-3 2B 1B			B C F S 1-3 K ①		F B B X 2-1 1-2 1B		C F B X 1-2 ① ② G4-6-3 1-2f 2-3		2 2	1 0	1 1	0 0	0 0	1 0	0 2
Milt Cuyler, S (1, 8) OBP: 0.246, SLG: 0.315	F X 0-1 1-3 2-H 3-H 2B			C S B F B F S 2-3 K ②		F B X 1-1 F9 ①		F C F B S 1-3 K ③		4	1	1	2	0	2	3
Inning Stats	R: 0 E: 0 K: 0 S: 8 H: 1 LOB: 1 BB: 0 P: 14	R: 4 E: 0 K: 1 S: 18 H: 4 LOB: 2 BB: 2 P: 30	R: 0 E: 0 K: 0 S: 6 H: 0 LOB: 0 BB: 0 P: 12	R: 0 E: 1 K: 2 S: 14 H: 1 LOB: 1 BB: 0 P: 19	R: 0 E: 0 K: 0 S: 9 H: 1 LOB: 1 BB: 0 P: 10	R: 0 E: 0 K: 0 S: 11 H: 2 LOB: 2 BB: 0 P: 16	R: 0 E: 0 K: 1 S: 7 H: 0 LOB: 0 BB: 0 P: 11	R: 0 E: 0 K: 1 S: 9 H: 1 LOB: 1 BB: 1 P: 16	R: 1 E: 0 K: 1 S: 12 H: 2 LOB: 1 BB: 0 P: 17	1B: 8 2B: 3 3B: 1 HR: 0	SF: 1 SAC: 0 DP: 1 HBP: 0						

PITCHER	IP	WLS	BF	H	R	ER	SO	BB	IBB	HBP	BLK	WP	HR	S	P	ERA	WHIP
Kevin Tapani, R (1, 1) ERA: 5.13	6.0	W	29	9	4	4	3	2	0	0	0	0	0	66	101	6.00	1.833
Carl Willis, R (7, 1) ERA: 4.42	3.0	S	12	3	1	1	3	1	0	0	0	0	0	28	44	3.00	1.333

PITCHER	IP	WLS	BF	H	R	ER	SO	BB	IBB	HBP	BLK	WP	HR	S	P	ERA	WHIP

TOP

Detroit Tigers @ Minnesota Twins

Hubert H. Humphrey Metrodome, Minneapolis, MN

Fri May 29 1992, 8:05 PM EDT
Att. 26,952 - Dome - 70 F

livebaseballscorecards.com

AB	37
R	5
H	12
RBI	5
BB	3
SO	6
LOB	20

WP: 0 PA: 41
PB: 0
SB: 0
CS: 0

BOTTOM

Batter	1	2	3	4	5	6	7	8	9	AB	R	H	RBI	BB	SO	LOB
Shane Mack, R (1, 7) OBP: 0.391, SLG: 0.486	B B X 2-0 ① L9		B B B C X 3-1 1B 1B 1-H 2B	B B B 4-0 1B HR 1-2 BB	B B X 2-0 ② G6-3	C C B B B X 3-2 1-3 3-H 1B		X 0-0 ② ③ G6-4-3 1-2f		4	2	2	2	1	0	0
Pedro Munoz, R (7, 7) OBP: 0.307, SLG: 0.429										1	0	0	0	0	0	2
Chuck Knoblauch, R (1, 4) OBP: 0.400, SLG: 0.398	C X 0-1 ② G4-3		B B B B 4-0 1B 1B BB	X 0-0 1-2 2-3 HR 1B	B B F B X 2-1 1B	B B C C F X 2-2 ③ F9				4	2	2	0	1	0	2
Kirby Puckett, R (1, 8) OBP: 0.349, SLG: 0.540	B B X 2-0 ③ F9		X 0-0 1B 1-2 2-3 G4-6-3 1B	X 0-0 1-H 2-H 3-H HR	B B F B X 3-1 ③ G3		B B B C X 3-1 ① F7			4	2	2	4	0	0	1
Jarvis Brown, R (6, 8) OBP: 0.250, SLG: 0.077										1	0	0	0	0	0	0
Kent Hrbek, L (1, 3) OBP: 0.425, SLG: 0.469		C B F X 1-2 2B 1B	X 0-0 G4-6-3 1-3 2-H 3-H 1B	B F B B B 4-1 WP 1B BB		B F B X 2-1 ① G3-1	X 0-0 ② F8			3	2	2	2	1	0	0
Randy Bush, L (7, 9) OBP: 0.293, SLG: 0.365										1	0	0	0	0	0	0
Brian Harper, R (1, 2) OBP: 0.338, SLG: 0.382	B B B B C F X 3-2 G6-3 1-H SF7 2B	B X 1-0 ① ② G4-6-3 1-2f 3-H	F S B B B X 2-2 ② F7 1-2		B S B B B 4-1 1B BB 1B BB	C B B X 2-1 3B				3	2	1	1	1	0	2
Lenny Webster, R (7, 2) OBP: 0.282, SLG: 0.333										1	0	1	0	0	0	0
Gene Larkin, S (1, 9) OBP: 0.345, SLG: 0.433	B B X 2-0 ① G6-3 2-3	F X 0-1 ③ F9	B C F X 1-2 2-H HR 1B	B B B 4-0 1B 1-2 BB	S F B X 1-2 ③ P8					4	2	1	1	1	0	2
(7, 3)																
Chili Davis, S (1, 10) OBP: 0.373, SLG: 0.397	F C B B B F X 3-2 ② SF7 3-H		3-2 SH3-4 1B 2B 2-0 1-H HR		B B X 2-0 ② F9			B C B B B 4-1 BB BB		3	2	2	3	1	0	2
Scott Leius, R (1, 5) OBP: 0.313, SLG: 0.369	B F B B S B X 3-2 ③ G6-3		0-0 ① SH3-4 2-3 1-0 ③ G5-3			X 0-0 1B 1-2 2-3 1B		F B B F B F B 4-2 G6-4-3 1-2 BB		3	1	1	0	1	0	0
Greg Gagne, R (1, 6) OBP: 0.358, SLG: 0.406			B B B 4-0 WP 2B BB	X 0-0 1B WP HR 3-H 1B	B S X 1-1 ① F F X G1-4-3	0-2 1B 1-3 2-H 3-H 1B		B F F F X 1-2 ① P9		2	2	1	1	1	0	0
Jeff Reboulet, R (6, 6) OBP: 0.353, SLG: 0.286										2	0	1	2	0	0	2
Inning Stats	R: 0 H: 0 E: 0 LOB: 0 K: 0 BB: 0 S: 4 P: 8	R: 2 H: 2 E: 0 LOB: 0 K: 0 BB: 0 S: 14 P: 26	R: 4 H: 3 E: 0 LOB: 0 K: 0 BB: 2 S: 7 P: 19	R: 8 H: 6 E: 0 LOB: 0 K: 0 BB: 2 S: 16 P: 33	R: 0 H: 1 E: 0 LOB: 1 K: 0 BB: 0 S: 7 P: 15	R: 3 H: 3 E: 0 LOB: 2 K: 0 BB: 2 S: 15 P: 32	R: 0 H: 1 E: 0 LOB: 1 K: 0 BB: 0 S: 8 P: 14	R: 0 H: 0 E: 0 LOB: 1 K: 0 BB: 2 S: 9 P: 18		1B: 10 SF: 1 2B: 3 SAC: 1 3B: 1 DP: 2 HR: 2 HBP: 0						

PITCHER		IP	WLS	BF	H	R	ER	SO	BB	IBB	HBP	BLK	WP	HR	S	P	ERA	WHIP
Kevin Ritz, R ERA: 7.36	(1, 1)	2.0	L	10	3	4	4	0	1	0	0	0	1	0	20	43	18.00	2.000
John Doherty, R ERA: 3.98	(3, 1)	1.1		9	4	5	5	0	2	0	0	0	1	0	10	22	33.75	4.500
Les Lancaster, R ERA: 8.26	(4, 1)	0.2		7	4	5	5	0	1	0	0	0	1	2	11	21	67.50	7.500
Mike Munoz, L ERA: 3.66	(5, 1)	1.2		9	2	3	3	0	2	0	0	0	0	0	12	32	16.20	2.400
Kurt Knudsen, R ERA: 1.64	(6, 1)	2.1		11	3	0	0	0	2	0	0	0	0	0	27	47	0.00	2.143

PITCHER	IP	WLS	BF	H	R	ER	SO	BB	IBB	HBP	BLK	WP	HR	S	P	ERA	WHIP

Detroit Tigers @ Minnesota Twins

Hubert H. Humphrey Metrodome, Minneapolis, MN

Fri May 29 1992, 8:05 PM EDT

Att. 26,952 - Dome - 70 F

livebaseballscorecards.com

AB	36
R	17
H	16
RBI	16
BB	8
SO	0
LOB	13

WP: 3 PA: 46
PB: 0
SB: 0
CS: 0

Detroit Tigers @ Minnesota Twins

Hubert H. Humphrey Metrodome, Minneapolis, MN

Sat May 30 1992, 8:05 PM EDT

Att. 33,447 - Dome - 70 F

livebaseballscorecards.com

TOP

Batter	1	2	3	4	5	6	7	8	9	AB	R	H	RBI	BB	SO	LOB
Tony Phillips, S (1, 4) OBP: 0.400, SLG: 0.410	B B X 2-0 P6 ①		B C B C X 2-2 S 1B		B C B B X 3-1 P7 ②		C F B F X 1-2 CS 2-H 1B		B C S F X 1-2 G4-3 ③	5	0	2	1	0	0	1
Skeeter Barnes, R (1, 5) OBP: 0.256, SLG: 0.250	C B F B X 2-2 L5 ②		1 SAFE 1 SAFE B B S 1 SAFE X 2-1 F9 ②		S X 0-1 P3 ③		C B C F B B 3-2 CS 1-2 ③	F X 0-1 FC5-4 1B		4	0	1	0	0	0	1
Travis Fryman, R (1, 6) OBP: 0.337, SLG: 0.446	B X 1-0 F9 ③		1 SAFE B F 1 SAFE C B F F B 3-3 S K 1-2 ③			S B B X 2-1 HR		C S 1 B X SAFE 1-2 FC5-4 FC5-4 BB 1-2f ①		4	1	1	1	0	1	2
Cecil Fielder, R (1, 3) OBP: 0.292, SLG: 0.443		F F B S 1-3 K ①		B S S B S 2-3 K ①		B S X 1-1 G6-3 ①		B B S S B B 4-2 FC5-4 1-2 BB		3	0	0	0	1	2	0
Mark Carreon, R (1, 7) OBP: 0.318, SLG: 0.439		S B B F B F X 3-2 F9 ②		B B F X 2-1 F7 ②		S B F B X 2-2 G6-3 ②		B X 1-0 FC5-4 1-2f 2-3 ②		4	0	0	0	0	0	2
Rob Deer, R (1, 10) OBP: 0.308, SLG: 0.581		C F F B B F B X 3-2 HR		C B B B B F B 4-2 HR BB		B B B C X 3-1 P6 ③		B B S X 2-1 P6 ③		3	2	1	1	1	0	2
Phil Clark, R (1, 9) OBP: 0.400, SLG: 1.200 Dave Bergman, L (9, PH) OBP: 0.314, SLG: 0.289		C B F F B F B F B F X 3-2 2B		1 SAFE X 0-0 1-H HR			B F C F X 1-2 G6-3 ①		C B B F F F F X 2-2 1B	3 1	1 0	2 1	2 0	0 0	0 0	0 0
Chad Kreuter, S (1, 2) OBP: 0.255, SLG: 0.356 Mickey Tettleton, S (9, PH) OBP: 0.340, SLG: 0.457		C B B B F C 2-3 K ③		S X 0-1 CS 1B			B B X 2-0 PB 1B 1B		B 1 SAFE S B B F X 3-2 L3 ①	3 1	1 0	2 0	0 0	0 0	1 0	1 1
Milt Cuyler, S (1, 8) OBP: 0.241, SLG: 0.308 Lou Whitaker, L (9, PH) OBP: 0.368, SLG: 0.438			B F B X 2-1 G4-3 ①	B 1-0 CS 1-2 ③	C F B X 1-2 G5-3 ①		B B B C F C 3-3 K 1-2 ②		B B X 2-0 L4 ②	3 1	0 0	0 0	0 0	0 0	1 0	1 1
Inning Stats	R: 0 E: 0 K: 0 S: 5 H: 0 LOB: 0 BB: 0 P: 10	R: 1 E: 0 K: 2 S: 21 H: 2 LOB: 1 BB: 0 P: 33	R: 0 E: 0 K: 1 S: 12 H: 1 LOB: 1 BB: 0 P: 21	R: 2 E: 0 K: 1 S: 10 H: 2 LOB: 0 BB: 1 P: 19	R: 0 E: 0 K: 0 S: 7 H: 0 LOB: 0 BB: 0 P: 11	R: 1 E: 0 K: 0 S: 9 H: 1 LOB: 0 BB: 0 P: 17	R: 1 E: 0 K: 1 S: 15 H: 2 LOB: 0 BB: 0 P: 25	R: 0 E: 0 K: 0 S: 10 H: 1 LOB: 2 BB: 1 P: 18	R: 0 E: 0 K: 0 S: 13 H: 1 LOB: 1 BB: 0 P: 21	1B: 6 2B: 1 3B: 0 HR: 3	SF: 0 SAC: 0 DP: 0 HBP: 0					

AB	35
R	5
H	10
RBI	5
BB	2
SO	5
LOB	12

WP: 0 PB: 1 SB: 1 CS: 2 PA: 39

PITCHER		IP	WLS	BF	H	R	ER	SO	BB	IBB	HBP	BLK	WP	HR	S	P	ERA	WHIP
Bill Krueger, L ERA: 2.13	(1, 1)	6.0		24	6	4	4	4	1	0	0	0	0	3	64	111	6.00	1.167
Tom Edens, R ERA: 2.61	(7, 1)	2.0	W	9	3	1	0	1	1	0	0	0	0	0	25	43	0.00	2.000
Rick Aguilera, R ERA: 4.01	(9, 1)	1.0	S	4	1	0	0	0	0	0	0	0	0	0	13	21	0.00	1.000

PITCHER	IP	WLS	BF	H	R	ER	SO	BB	IBB	HBP	BLK	WP	HR	S	P	ERA	WHIP

BOTTOM

Detroit Tigers @ Minnesota Twins

Hubert H. Humphrey Metrodome, Minneapolis, MN

Sat May 30 1992, 8:05 PM EDT

Att. 33,447 - Dome - 70 F

livebaseballscorecards.com

Batter	1	2	3	4	5	6	7	8	9	AB	R	H	RBI	BB	SO	LOB
Shane Mack, R (1, 7) OBP: 0.388, SLG: 0.478	B B C S F B S 3-3 ① K		B X 1-0 ① G5-3		B C X 1-1 ③ G4-3			B F S B B F B 4-2 1B 1B E BB		3	1	0	0	1	1	0
Chuck Knoblauch, R (1, 4) OBP: 0.402, SLG: 0.400	B B B C X 3-1 S 1B 1B		B C B X 2-1 ② F8			B C B C X 2-2 ① F9		C X 0-1 E 1-2 SF7 1B		4	2	2	0	0	0	0
Kirby Puckett, R (1, 8) OBP: 0.357, SLG: 0.560	B B C C B X 3-2 L6-3 1-H 1B		B S F B X 2-2 ③ G3			X 0-0 HR		S B F B X 2-2 E5 1B 1-3 2-H 1B		4	2	3	2	0	0	0
Chili Davis, S (1, 10) OBP: 0.377, SLG: 0.394	1 SAFE 1 SAFE B X 1-0 ② ③ L6-3 1-2			B C B C F B B B 4-2 BB		C C B F B B B 4-2 G4-6-3 BB		B X 1-0 ① SF7 3-H		1	0	0	1	2	0	1
Brian Harper, R (1, 2) OBP: 0.342, SLG: 0.385 Jarvis Brown, R (8, PR) OBP: 0.250, SLG: 0.077 (9, 9)		B X 1-0 FC5-4 1B 1B	C B B B F 1 SAFE X 3-2 ① P6			B C B S B X 3-2 ② ③ G4-6-3 1-2f		C F X 0-2 1B 1-2 E 1B		4 0	0 1	2 0	0 0	0 0	0 0	2 0
Pedro Munoz, R (1, 9) OBP: 0.308, SLG: 0.426 Gene Larkin, S (8, PH) OBP: 0.350, SLG: 0.438 Jeff Reboulet, R (9, 5) OBP: 0.353, SLG: 0.286		1 SAFE 1 SAFE B B 1 SAFE X 2-0 FC5-4 1-2 1B	B X 1-0 ② F9				C F B B X 2-2 ① G5-3	B B F X 2-1 E 1-3 2-H 1B		3 1 0	0 1 0	1 1 0	0 1 0	0 0 0	0 0 0	1 0 0
Kent Hrbek, L (1, 3) OBP: 0.427, SLG: 0.475	S F X 0-2 ① FC5-4 G5-3 S 1-2f 2-3			B C X 1-1 ③ G3			L B X 1-1 2B	I I I I 4-0 E IBB		3	0	1	0	1	0	3
Scott Leius, R (1, 5) OBP: 0.313, SLG: 0.363 Randy Bush, L (8, PH) OBP: 0.293, SLG: 0.365 Lenny Webster, R (8, PH) OBP: 0.275, SLG: 0.324 (9, 2)	C 1 SAFE B S B F B B 4-2 1-2 BB				C B C X 1-2 ① G5-3		B B X 2-0 ② F9	B B X 2-0 E6 G6-4-3 1-2 2-H 3-H		2 0 1	0 0 0	0 0 1	0 0 1	1 0 0	0 0 0	1 0 1
Greg Gagne, R (1, 6) OBP: 0.349, SLG: 0.394	B C C B X 2-2 ② ③ G5-3 2-3f				C B B F B F X 3-2 ② F9		B C S B X 2-2 ③ P9	C B X 1-1 ② ③ G6-4-3 1-2f		4	0	0	0	0	0	7
Inning Stats	R: 1 H: 2 E: 0 LOB: 0 K: 1 BB: 0 S: 10 P: 20	R: 0 H: 2 E: 0 LOB: 2 K: 0 BB: 1 S: 11 P: 20	R: 0 H: 0 E: 0 LOB: 0 K: 0 BB: 0 S: 6 P: 11	R: 0 H: 0 E: 0 LOB: 1 K: 0 BB: 1 S: 9 P: 18	R: 0 H: 0 E: 0 LOB: 0 K: 0 BB: 0 S: 9 P: 14	R: 1 H: 1 E: 0 LOB: 0 K: 0 BB: 1 S: 10 P: 19	R: 0 H: 1 E: 0 LOB: 1 K: 0 BB: 0 S: 9 P: 16	R: 5 H: 4 E: 2 LOB: 2 K: 0 BB: 2 S: 17 P: 33		1B: 8 2B: 2 3B: 0 HR: 1	SF: 1 SAC: 0 DP: 4 HBP: 0					

	AB	30
	R	7
	H	10
	RBI	5
	BB	5
	SO	1
	LOB	16

PITCHER		IP	WLS	BF	H	R	ER	SO	BB	IBB	HBP	BLK	WP	HR	S	P	ERA	WHIP
Frank Tanana, L ERA: 5.74	(1, 1)	7.0		27	6	2	2	1	3	0	0	0	0	1	64	118	2.57	1.286
Mike Henneman, R ERA: 4.64	(8, 1)	0.1	L	7	4	5	4	0	1	1	0	0	0	0	14	27	108.00	15.000
Mike Munoz, L ERA: 3.66	(8, 1)	0.0		1	0	0	0	0	0	0	0	0	0	0	1	3	∞	∞
Walt Terrell, R ERA: 6.75	(8, 1)	0.2		1	0	0	0	0	0	0	0	0	0	0	2	3	0.00	0.000

PITCHER	IP	WLS	BF	H	R	ER	SO	BB	IBB	HBP	BLK	WP	HR	S	P	ERA	WHIP

WP: 0 PA: 36
PB: 0
SB: 3
CS: 0

Detroit Tigers @ Minnesota Twins

Hubert H. Humphrey Metrodome, Minneapolis, MN

Sun May 31 1992, 4:33 AM EDT

Att. 33,054 - Dome - 70 F

livebaseballscorecards.com

TOP

Batter	1	2	3	4	5	6	7	8	9	AB	R	H	RBI	BB	SO	LOB
Tony Phillips, S (1, 5) OBP: 0.397, SLG: 0.403	B C B B B 4-1 G4-3 2B BB		C C B B B X 3-2 ① F7		B B X 2-0 ①② G6-3 1-2f 2-3			C S B B F B C 3-3 ① K		3	1	0	0	1	1	2
Lou Whitaker, L (1, 4) OBP: 0.365, SLG: 0.427	B B F B C X 3-2 ① G4-3 1-2		C H 1-1 HBP		X 0-0 ③ G4-3			B S B F C 2-3 ② K		3	0	0	0	0	1	2
Travis Fryman, R (1, 6) OBP: 0.330, SLG: 0.437	B B C X 2-1 ② F8		B B C SAFE F S 2-3 ② K			X 0-0 ① F8		S F S 0-3 ③ K		4	0	0	0	0	2	2
Cecil Fielder, R (1, 10) OBP: 0.291, SLG: 0.444	C B X 1-1 2-H 2B		B B F B C F S 3-3 ③ K			B F C X 1-2 ② F8			C B F S 1-3 ① K	4	0	1	1	0	2	1
Mickey Tettleton, S (1, 2) OBP: 0.338, SLG: 0.452	B B X 2-0 ③ F9			B C X 1-1 ① G3		B B F X 2-1 1B			C B X 1-1 ② G5-3	4	0	1	0	0	0	1
Mark Carreon, R (1, 7) OBP: 0.316, SLG: 0.434		B B X 2-0 ① F9		C X 0-1 G4-6-3 1B		B C F B F S 2-3 ③ K			C B X 1-1 ③ G5-3	4	0	1	0	0	1	1
Dave Bergman, L (1, 3) OBP: 0.321, SLG: 0.283 Skeeter Barnes, R (7, PH) OBP: 0.250, SLG: 0.243 (7, 3)		B C B B C B 4-2 BB		B X 1-0 ②③ G4-6-3 1-2f			B X 1-0 ① P6			1 1	0 0	0 0	0 0	1 0	0 0	1 0
Rob Deer, R (1, 9) OBP: 0.308, SLG: 0.576		B B C B X 3-1 ② F7			F S X 0-2 G6-3 1B 1B		B B C B F S 3-3 ② K			3	0	1	0	0	1	1
Milt Cuyler, S (1, 8) OBP: 0.243, SLG: 0.309		B B X 2-0 ③ G3			1 SAFE B B C B F F X 3-2 1-2 G6-3 1B		X 0-0 ③ P4			3	0	1	0	0	0	1

	AB	30
	R	1
	H	5
	RBI	1
	BB	2
	SO	8
	LOB	12

Inning Stats										
	R: 1 E: 0 K: 0 S: 9	H: 1 LOB: 1 BB: 1 P: 21	R: 0 E: 0 K: 0 S: 6	H: 0 LOB: 1 BB: 1 P: 17	R: 0 E: 0 K: 2 S: 11	H: 0 LOB: 1 BB: 0 P: 20	R: 0 E: 0 K: 0 S: 5	H: 1 LOB: 0 BB: 0 P: 7	R: 0 E: 0 K: 0 S: 9	H: 2 LOB: 1 BB: 0 P: 14
	R: 0 E: 0 K: 1 S: 10	H: 1 LOB: 1 BB: 0 P: 15	R: 0 E: 0 K: 1 S: 5	H: 0 LOB: 0 BB: 0 P: 9	R: 0 E: 0 K: 3 S: 10	H: 0 LOB: 0 BB: 0 P: 15	R: 0 E: 0 K: 1 S: 7	H: 0 LOB: 0 BB: 0 P: 10	1B: 4 2B: 1 3B: 0 HR: 0	SF: 0 SAC: 0 DP: 2 HBP: 1
	WP: 0 PB: 0 SB: 0 CS: 0	PA: 33								

PITCHER		IP	WLS	BF	H	R	ER	SO	BB	IBB	HBP	BLK	WP	HR	S	P	ERA	WHIP
Scott Erickson, R ERA: 4.97	(1, 1)	6.0	W	24	5	1	1	3	2	0	1	0	0	0	50	94	1.50	1.167
Mark Guthrie, L ERA: 3.54	(7, 1)	3.0	S	9	0	0	0	5	0	0	0	0	0	0	22	34	0.00	0.000

PITCHER	IP	WLS	BF	H	R	ER	SO	BB	IBB	HBP	BLK	WP	HR	S	P	ERA	WHIP

Batter	1	2	3	4	5	6	7	8	9	AB	R	H	RBI	BB	SO	LOB
Shane Mack, R (1, 7) OBP: 0.390, SLG: 0.495	B F B X 2-1 HR		B C X 1-1 G4-3 ③			B X 1-0 1B 2B 1B		S X 0-1 G1-3 ①		4	2	2	1	0	0	0
Chuck Knoblauch, R (1, 4) OBP: 0.404, SLG: 0.402	C B X 1-1 G4-3 ①			C X 0-1 G4-3 ①		B C F 1 SAFE 1 SAFE P X 2-2 1-3 1B ②		F B X 1-1 3B 1B		4	1	2	0	0	0	0
Kirby Puckett, R (1, 8) OBP: 0.360, SLG: 0.574	C X 0-1 F9 ②			F B B B X 3-1 G1-3 ②		B X 1-0 1B 3-H 2B		X 0-0 1-H 3B		4	1	2	2	0	0	0
Kent Hrbek, L (1, 3) OBP: 0.422, SLG: 0.466	B X 1-0 F8 ③			B S B X 2-1 G4-3 ③		F X 0-1 1B 2-H 1B		B F B F X 2-2 G5-3 ②		4	0	1	1	0	0	1
Chili Davis, S (1, 10) OBP: 0.386, SLG: 0.396		C B B B B S X 3-2 G4-3 ①			B B F B B 4-1 F8 WP BB	B X 1-0 1-2 1B		B F F B B B 4-2 BB		2	0	1	0	2	0	0
Pedro Munoz, R (1, 9) OBP: 0.301, SLG: 0.417 Randy Bush, L (8, PH) OBP: 0.288, SLG: 0.358 Jarvis Brown, R (9, 9) OBP: 0.250, SLG: 0.077		F S B B B X 2-2 F9 ②			B B S X 2-1 F8 1-3 ①	F C B S 1-3 K ③		C X 0-1 G3 ③		3 1 0	0 0 0	0 0 0	0 0 0	0 0 0	1 0 0	3 2 0
Scott Leius, R (1, 5) OBP: 0.306, SLG: 0.354		B B B X 3-0 P6 ③			C X 0-1 G6-3 ②	X 0-0 L9 ①				3	0	0	0	0	0	1
Lenny Webster, R (1, 2) OBP: 0.256, SLG: 0.300			B B X 2-0 L4 ①		S B X 1-1 F9 ③		F X 0-1 G5-3 ②			3	0	0	0	0	0	1
Greg Gagne, R (1, 6) OBP: 0.342, SLG: 0.386			X 0-0 F8 ②			X 0-0 F9 ①	C X 0-1 G6-3 ③			3	0	0	0	0	0	0
Inning Stats	R: 1 H: 1 E: 0 LOB: 0 K: 0 BB: 0 S: 7 P: 11	R: 0 H: 0 E: 0 LOB: 0 K: 0 BB: 0 S: 7 P: 15	R: 0 H: 0 E: 0 LOB: 0 K: 0 BB: 0 S: 4 P: 7	R: 0 H: 0 E: 0 LOB: 0 K: 0 BB: 0 S: 6 P: 11	R: 0 H: 0 E: 0 LOB: 1 K: 0 BB: 1 S: 7 P: 14	R: 2 H: 5 E: 0 LOB: 2 K: 1 BB: 0 S: 13 P: 18	R: 0 H: 0 E: 0 LOB: 0 K: 0 BB: 0 S: 5 P: 5	R: 1 H: 2 E: 0 LOB: 2 K: 0 BB: 1 S: 12 P: 19		1B: 5 SF: 0 2B: 1 SAC: 0 3B: 1 DP: 0 HR: 1 HBP: 0						WP: 1 PA: 33 PB: 0 SB: 0 CS: 0

PITCHER	IP	WLS	BF	H	R	ER	SO	BB	IBB	HBP	BLK	WP	HR	S	P	ERA	WHIP
Bill Gullickson, R (1, 1) ERA: 2.88	7.1	L	30	8	4	4	1	1	0	0	0	1	1	54	87	4.91	1.227
Mike Munoz, L (8, 1) ERA: 3.6	0.1		2	0	0	0	0	1	0	0	0	0	0	5	11	0.00	3.000
John Doherty, R (8, 1) ERA: 3.94	0.1		1	0	0	0	0	0	0	0	0	0	0	2	2	0.00	0.000

PITCHER	IP	WLS	BF	H	R	ER	SO	BB	IBB	HBP	BLK	WP	HR	S	P	ERA	WHIP

BOTTOM

Detroit Tigers @ Minnesota Twins

Hubert H. Humphrey Metrodome, Minneapolis, MN

Sun May 31 1992, 4:33 AM EDT

Att. 33,054 - Dome - 70 F

livebaseballscorecards.com

AB	31
R	4
H	8
RBI	4
BB	2
SO	1
LOB	8

Batter	1	2	3	4	5	6	7	8	9	10	AB	R	H	RBI	BB	SO	LOB
Devon White, S (1, 8) OBP: 0.304, SLG: 0.371	B C S B B F F F X 3-2 HR		F B B X 2-1 ② G6-3			C B C F B S 2-3 ① K		C C S 0-3 ① K		S B S X 1-2 IHR	5	2	2	2	0	2	0
Roberto Alomar, S (1, 4) OBP: 0.422, SLG: 0.472	B B C B B 4-1 CS S BB		C B F H 2-2 HBP			B F B X 2-1 HR 1B		C S B B F B B 4-2 1B BB		B C F F F X 1-2 ② G4-3	2	1	1	0	2	0	0
Joe Carter, R (1, 9) OBP: 0.304, SLG: 0.465	B S X 1-1 ① F8		1 SAFE X 0-0 ③ F8			B B F X 2-1 1-H HR		B 1 SAFE B X 2-0 1-2 1B		B B C X 2-1 2B 1B	5	2	3	2	0	0	2
Dave Winfield, R (1, 10) OBP: 0.371, SLG: 0.497	1 SAFE B B C 1 SAFE 1 SAFE X 2-1 ② F8 1-2			F X 0-1 ① G4-3		S B B F X 2-2 ② P6		B F F S 1-3 ② K		F 1 SAFE B F 1 SAFE B X 2-2 1-H 2B	5	0	1	1	0	1	3
Kelly Gruber, R (1, 5) OBP: 0.284, SLG: 0.465	B F B 2 SAFE 2-1 ③ CS 2-3	B S F B F X 2-2 ① P6		F F B S 1-3 ② K		B S S S B S 2-3 ③ K		B X 1-0 ③ G1-3		C F B X 1-2 ③ P4	5	0	0	0	0	2	3
Pat Tabler, R (1, 3) OBP: 0.259, SLG: 0.204		B C F X 1-2 1B		C C B F X 1-2 ③ G4-3			B B B C X 3-1 ① F8		C B C X 1-2 ① G6-3		4	0	1	0	0	0	0
John Olerud, L (10, 3) OBP: 0.352, SLG: 0.348											0	0	0	0	0	0	0
Candy Maldonado, R (1, 7) OBP: 0.303, SLG: 0.310		C B S B S 2-3 ② K			B X 1-0 ① G6-3		S B F X 1-2 ② G5-3		F B S S 1-3 ② K		4	0	0	0	0	2	1
Pat Borders, R (1, 2) OBP: 0.317, SLG: 0.396		B C C F X 1-2 ③ L8			B B X 2-0 ② G1-6-3		C X 0-1 1B		F X 0-1 ③ G6-3		4	0	1	0	0	0	1
Manuel Lee, S (1, 6) OBP: 0.309, SLG: 0.329			C X 0-1 ① G1-3		X 0-0 ③ F9		B B C X 2-1 ③ L8			S B S X 1-2 ① F8	4	0	0	0	0	0	1
Inning Stats	R: 1 H: 1 E: 0 LOB: 0 K: 0 BB: 1 S: 12 P: 24	R: 0 H: 1 E: 0 LOB: 1 K: 1 BB: 0 S: 14 P: 20	R: 0 H: 0 E: 0 LOB: 1 K: 0 BB: 0 S: 7 P: 11	R: 0 H: 0 E: 0 LOB: 0 K: 1 BB: 0 S: 9 P: 11	R: 0 H: 0 E: 0 LOB: 0 K: 0 BB: 0 S: 3 P: 6	R: 2 H: 2 E: 0 LOB: 0 K: 2 BB: 0 S: 14 P: 24	R: 0 H: 1 E: 0 LOB: 1 K: 0 BB: 0 S: 9 P: 15	R: 0 H: 1 E: 0 LOB: 2 K: 2 BB: 1 S: 11 P: 19	R: 0 H: 0 E: 0 LOB: 0 K: 1 BB: 0 S: 8 P: 10	R: 2 H: 3 E: 0 LOB: 1 K: 0 BB: 0 S: 19 P: 27						

PITCHER		IP	WLS	BF	H	R	ER	SO	BB	IBB	HBP	BLK	WP	HR	S	P	ERA	WHIP
John Smiley, L ERA: 4.92	(1, 1)	7.0		27	5	3	3	4	1	0	1	0	0	2	68	111	3.86	0.857
Gary Wayne, L ERA: 0.81	(8, 1)	0.1		3	1	0	0	1	1	0	0	0	0	0	7	13	0.00	6.000
Carl Willis, R ERA: 4.71	(8, 1)	2.2	L	11	3	2	2	2	0	0	0	0	0	0	31	43	6.75	1.125

PITCHER	IP	WLS	BF	H	R	ER	SO	BB	IBB	HBP	BLK	WP	HR	S	P	ERA	WHIP

TOP

Toronto Blue Jays @ Minnesota Twins

Hubert H. Humphrey Metrodome, Minneapolis, MN

Mon Jun 01 1992, 8:05 PM EDT

Att. 20,134 - Dome - 70 F

livebaseballscorecards.com

AB	38
R	5
H	9
RBI	5
BB	2
SO	7
LOB	11

1B: 5	SF: 0	WP: 0	PA: 42
2B: 1	SAC: 0	PB: 0	
3B: 0	DP: 0	SB: 1	
HR: 3	HBP: 1	CS: 1	

Batter	1	2	3	4	5	6	7	8	9	10	AB	R	H	RBI	BB	SO	LOB
Shane Mack, R (1, 7) OBP: 0.386, SLG: 0.487	B C B S F X 2-2 ① G6-3	B F X 1-1 1-3 2-H 3-H 1B			X 0-0 ① G6-3		1 SAFE 1 SAFE 1 SAFE L 1 SAFE F S 0-3 ② K			B C B F X 2-2 E5 1B	5	0	1	2	0	1	1
Chuck Knoblauch, R (1, 4) OBP: 0.404, SLG: 0.402	B B B C X 3-1 ② G6-3	1 SAFE C 1 SAFE X 0-1 ③ F8			C B X 1-1 ② G4-3		1 SAFE C B 1-1 ③ CS 1-2	X 0-0 S 1B		X 0-0 L7-4 1B 1-2	5	0	2	0	0	0	2
Kirby Puckett, R (1, 8) OBP: 0.351, SLG: 0.560	B B X 2-0 ③ G5-3		C C B B X 2-2 ① P4		S B B S F B X 3-2 G4-3			1 SAFE F 1 SAFE 1 SAFE F 1 SAFE X 0-2 ① F9		X 0-0 ② ③ L7-4 1-2	5	0	0	0	0	0	3
Kent Hrbek, L (1, 3) OBP: 0.432, SLG: 0.500		B B X 2-0 HR	B F B X 2-1 G6-3 1B			B B F B F F F B 4-2 G4-6-3 BB		1 SAFE 1 SAFE B 1 SAFE B B X 3-0 ② F7			3	1	2	1	1	0	1
Brian Harper, R (1, 2) OBP: 0.333, SLG: 0.375		C C F X 0-2 ① F7	B C X 1-1 ② ③ G6-3 1-2f			X 0-0 ① ② G4-6-3 1-2f		1 SAFE F P B B F X 3-2 ③ P4 1-2			4	0	0	0	0	0	3
Chili Davis, S (1, 10) OBP: 0.388, SLG: 0.399		B F B S F B F X 3-2 FC4-6 1B 1B	C B C X 1-2 ① F8			X 0-0 1B			S C B S 1-3 ① K		4	1	2	0	0	1	0
Pedro Munoz, R (1, 9) OBP: 0.302, SLG: 0.415 Gene Larkin, S (9, PH) (10, 9) OBP: 0.347, SLG: 0.434	X 0-0 FC4-6 1-2 1B	X 0-0 ② G4-3				1 SAFE B 1 SAFE F 1 SAFE S B S 2-3 ③ K			C C F B X 1-2 ② P7		3 1	0 0	1 0	0 0	0 0	1 0	1 0
Greg Gagne, R (1, 6) OBP: 0.340, SLG: 0.383	B C X 1-1 ② FC4-6 BB 1-2f 2-3 1B	F B C B F F B X 3-2 1B					B B C B X 3-1 ① G6-3		C F S 0-3 ③ K		4	1	1	0	0	1	2
Jeff Reboulet, R (1, 5) OBP: 0.378, SLG: 0.276 Randy Bush, L (10, PH) OBP: 0.283, SLG: 0.352	1 SAFE 1 SAFE B B B B 4-0 1B 1-2 BB	1 SAFE X 0-0 ③ F7					B C B B F B 4-2 CS BB			C B F F L S 1-3 ① K	1 1	0 0	0 0	0 0	0 0	2 1	1 0
Inning Stats	R: 0 E: 0 K: 0 S: 7 H: 0 LOB: 0 BB: 0 P: 14	R: 3 E: 0 K: 0 S: 17 H: 4 LOB: 2 BB: 1 P: 28	R: 0 E: 0 K: 0 S: 7 H: 1 LOB: 0 BB: 0 P: 12	R: 0 E: 0 K: 0 S: 10 H: 1 LOB: 1 BB: 0 P: 14	R: 0 E: 0 K: 0 S: 7 H: 0 LOB: 0 BB: 0 P: 11	R: 0 E: 0 K: 1 S: 9 H: 1 LOB: 1 BB: 1 P: 15	R: 0 E: 0 K: 1 S: 8 H: 0 LOB: 0 BB: 1 P: 16	R: 0 E: 0 K: 0 S: 9 H: 1 LOB: 1 BB: 0 P: 14	R: 0 E: 0 K: 2 S: 10 H: 0 LOB: 0 BB: 0 P: 12	R: 0 E: 1 K: 1 S: 11 H: 1 LOB: 1 BB: 0 P: 14	1B: 8 2B: 1 3B: 0 HR: 1 SF: 0 SAC: 0 DP: 3 HBP: 0						

PITCHER		IP	WLS	BF	H	R	ER	SO	BB	IBB	HBP	BLK	WP	HR	S	P	ERA	WHIP
Dave Stieb, R ERA: 4.17	(1, 1)	7.0		28	7	3	3	2	3	0	0	0	0	1	65	110	3.86	1.429
Duane Ward, R ERA: 3.0	(8, 1)	2.0	W	7	1	0	0	2	0	0	0	0	0	0	19	26	0.00	0.500
Tom Henke, R ERA: 2.81	(10, 1)	1.0	S	4	1	0	0	1	0	0	0	0	0	0	11	14	0.00	1.000

PITCHER	IP	WLS	BF	H	R	ER	SO	BB	IBB	HBP	BLK	WP	HR	S	P	ERA	WHIP

BOTTOM

Toronto Blue Jays @ Minnesota Twins

Hubert H. Humphrey Metrodome, Minneapolis, MN

Mon Jun 01 1992, 8:05 PM EDT
Att. 20,134 - Dome - 70 F

livebaseballscorecards.com

AB	36
R	3
H	9
RBI	3
BB	3
SO	5
LOB	14

WP: 0 PB: 0 SB: 1 CS: 1
PA: 40

Batter	1	2	3	4	5	6	7	8	9	10	11	12	13	AB	R	H	RBI	BB	SO	LOB
Devon White, S (1, 8) OBP: 0.304, SLG: 0.366	3-2 L5		0-1 FC5-4 WP BB 1-2f		0-1 S 3B 1B		0-3 K		1-0 F8			2-2 G2-3	4-0 1-2 BB	6	1	1	0	1	1	2
Roberto Alomar, S (1, 4) OBP: 0.418, SLG: 0.462	3-2 G3-1		4-1 WP 1-2 BB		2-0 F7 1-2		0-0 F9			2-1 F7		1-1 1B	0-0 P3	6	0	1	0	1	0	4
Joe Carter, R (1, 9) OBP: 0.300, SLG: 0.466	2-3 K		2-2 F8 1-2 2-3		1-1 1B 2-H 3B		0-1 FC6-4 1-2f			1-0 F8		0-0 P5		6	1	1	1	0	1	4
Dave Winfield, R (1, 10) OBP: 0.374, SLG: 0.503		1-0 P5		3-2 G4-3 SF7 2B	1-0 3-H 1B			2-3 K		2-1 1B		0-0 F7		6	1	3	1	0	1	1
Kelly Gruber, R (1, 5) OBP: 0.280, SLG: 0.460		1-1 G6-3		0-0 G4-3 2-3	1-1 P4			0-1 G4-3		2-1 P6			0-0 SH5-4 SF8 2B	6	1	1	0	0	0	3
John Olerud, L (1, 3) OBP: 0.353, SLG: 0.374		1-2 G3		0-1 SF7 3-H		0-1 G6-4-3 1B		1-1 HR			2-1 F7		2-1 SH5-4 2-3	4	1	2	2	0	0	0
Derek Bell, R (1, 7) OBP: 0.261, SLG: 0.250			2-1 1B 2B	4-1 BB		0-0 G6-4-3 1-2f		1-2 CS 1B			4-2 BB		1-2 SF8 3-H	3	1	2	1	2	0	1
Greg Myers, L (1, 2) OBP: 0.250, SLG: 0.381 Pat Borders, R (13, PH) OBP: 0.321, SLG: 0.406 (13, 2)			3-2 F8	1-2 F8		2-0 G3		0-1 CS 1-2	0-0 L8		0-0 F7		1-1 1B 2B	5 1	0 1	0 1	0 1	0 0	0 0	3 0
Manuel Lee, S (1, 6) OBP: 0.316, SLG: 0.331			2-2 FC5-4 2-H 1B		2-2 F8		4-0 FC6-4 BB		0-3 K		0-0 G5-3		0-2 BB 2-H 1B	5	0	2	2	1	1	1
Inning Stats	R: 0 E: 0 K: 1 S: 13 H: 0 LOB: 0 BB: 0 P: 21	R: 0 E: 0 K: 0 S: 6 H: 0 LOB: 0 BB: 0 P: 9	R: 1 E: 0 K: 0 S: 16 H: 2 LOB: 2 BB: 1 P: 29	R: 1 E: 0 K: 0 S: 12 H: 1 LOB: 1 BB: 1 P: 20	R: 2 E: 0 K: 0 S: 14 H: 3 LOB: 1 BB: 0 P: 20	R: 0 E: 0 K: 0 S: 4 H: 1 LOB: 0 BB: 0 P: 6	R: 0 E: 0 K: 1 S: 6 H: 0 LOB: 1 BB: 1 P: 10	R: 1 E: 0 K: 1 S: 11 H: 2 LOB: 0 BB: 0 P: 15	R: 0 E: 0 K: 1 S: 5 H: 0 LOB: 0 BB: 0 P: 6	R: 0 E: 0 K: 0 S: 7 H: 1 LOB: 1 BB: 0 P: 14	R: 0 E: 0 K: 0 S: 7 H: 0 LOB: 1 BB: 1 P: 13	R: 0 E: 0 K: 0 S: 7 H: 1 LOB: 1 BB: 0 P: 10	R: 2 E: 0 K: 0 S: 12 H: 3 LOB: 2 BB: 1 P: 20	1B: 8 2B: 4 3B: 1 HR: 1	SF: 2 SAC: 1 DP: 1 HBP: 0	WP: 1 PB: 0 SB: 1 CS: 1	PA: 57			

PITCHER		IP	WLS	BF	H	R	ER	SO	BB	IBB	HBP	BLK	WP	HR	S	P	ERA	WHIP
Pat Mahomes, R ERA: 5.23	(1, 1)	5.0		23	6	4	4	1	2	0	0	0	1	0	61	99	7.20	1.600
Bob Kipper, L ERA: 2.45	(6, 1)	4.0		14	3	1	1	3	1	0	0	0	0	1	26	37	2.25	1.000
Tom Edens, R ERA: 2.28	(10, 1)	3.0		12	2	0	0	0	1	0	0	0	0	0	21	37	0.00	1.000
Gary Wayne, L ERA: 1.54	(13, 1)	1.0	L	7	3	2	2	0	1	0	0	0	0	0	12	20	18.00	4.000

PITCHER	IP	WLS	BF	H	R	ER	SO	BB	IBB	HBP	BLK	WP	HR	S	P	ERA	WHIP

TOP

Toronto Blue Jays @ Minnesota Twins

Hubert H. Humphrey Metrodome, Minneapolis, MN

Tue Jun 02 1992, 8:05 PM EDT

Att. 22,317 - Dome - 70 F

livebaseballscorecards.com

AB	48
R	7
H	14
RBI	7
BB	5
SO	4
LOB	19

Batter	1	2	3	4	5	6	7	8	9	10	11	12	13	AB	R	H	RBI	BB	SO	LOB
Shane Mack, R (1, 7) OBP: 0.380, SLG: 0.477	E5 1B FC6-4 1B	G4-3		K			K		G4-3			G5-3		6	1	1	0	0	2	0
Chuck Knoblauch, R (1, 4) OBP: 0.402, SLG: 0.397	FC6-4 2-3 1B	S 1B BB			G3-1		F9		G6-3			G4-3		5	1	1	0	1	0	0
Kirby Puckett, R (1, 8) OBP: 0.360, SLG: 0.573	FC6-4 BB 1B 1-2f 3-H	1B			2B			FC5-4 1B 1B	K			2B		6	2	4	2	0	1	1
Kent Hrbek, L (1, 3) OBP: 0.449, SLG: 0.505	SF9 1-2 BB	1B	1B		G3-6-1 BB			FC5-4 1-2 1B	G4-3			IBB		3	1	2	0	3	0	0
Chili Davis, S (1, 10) OBP: 0.381, SLG: 0.389	1B 1-3 2-H 1B	F8			G3-6-1 1-2f			K	K			P5		6	0	1	1	0	2	7
Gene Larkin, S (1, 9) OBP: 0.344, SLG: 0.431	SF9 3-H	G5-4-3 1-2 1B		F7			FC5-4 1B 1-2f 2-3		K		K		K	3	0	1	1	0	0	2
Jarvis Brown, R (8, PR) OBP: 0.222, SLG: 0.067 (9, 9)														2	0	0	0	0	2	0
Scott Leius, R (1, 5) OBP: 0.314, SLG: 0.361	1B 1-3	G5-4-3 1-2f		F7			F7				F8 BLK 1B		F9	6	0	3	1	0	0	2
Lenny Webster, R (1, 2) OBP: 0.229, SLG: 0.267	F8			F7			F9		F7		F8 1-3		G5-3	5	0	0	0	0	0	5
Brian Harper, R (13, PH) OBP: 0.331, SLG: 0.373														1	0	0	0	0	0	0
Greg Gagne, R (1, 6) OBP: 0.329, SLG: 0.370		F8		G6-3			F8		F8		P6			5	0	0	0	0	0	1
Inning Stats	R: 3 H: 4 E: 1 LOB: 2 K: 0 BB: 1 S: 15 P: 27	R: 1 H: 1 E: 0 LOB: 1 K: 0 BB: 1 S: 12 P: 20	R: 0 H: 2 E: 0 LOB: 1 K: 0 BB: 0 S: 9 P: 12	R: 0 H: 0 E: 0 LOB: 0 K: 1 BB: 0 S: 7 P: 11	R: 0 H: 1 E: 0 LOB: 1 K: 0 BB: 1 S: 10 P: 20	R: 0 H: 0 E: 0 LOB: 0 K: 0 BB: 0 S: 6 P: 8	R: 0 H: 0 E: 0 LOB: 0 K: 1 BB: 0 S: 9 P: 12	R: 1 H: 3 E: 0 LOB: 2 K: 1 BB: 0 S: 16 P: 26	R: 0 H: 0 E: 0 LOB: 0 K: 0 BB: 0 S: 5 P: 8	R: 0 H: 0 E: 0 LOB: 0 K: 2 BB: 0 S: 8 P: 14	R: 0 H: 1 E: 0 LOB: 1 K: 1 BB: 0 S: 7 P: 9	R: 0 H: 1 E: 0 LOB: 2 K: 0 BB: 1 S: 12 P: 19	R: 0 H: 0 E: 0 LOB: 0 K: 1 BB: 0 S: 6 P: 7	1B: 11 SF: 1 2B: 2 SAC: 0 3B: 0 DP: 2 HR: 0 HBP: 0						

PITCHER		IP	WLS	BF	H	R	ER	SO	BB	IBB	HBP	BLK	WP	HR	S	P	ERA	WHIP
Todd Stottlemyre, R ERA: 5.01	(1, 1)	7.0		30	9	5	5	2	3	0	0	0	0	0	70	114	6.43	1.714
David Wells, L ERA: 3.19	(8, 1)	4.0		15	3	0	0	4	0	0	0	1	0	0	34	53	0.00	0.750
Pat Hentgen, R ERA: 4.09	(12, 1)	1.0	W	5	1	0	0	0	0	1	0	0	0	0	12	19	0.00	1.000
Tom Henke, R ERA: 2.65	(13, 1)	1.0	S	3	0	0	0	1	0	0	0	0	0	0	6	7	0.00	0.000

PITCHER	IP	WLS	BF	H	R	ER	SO	BB	IBB	HBP	BLK	WP	HR	S	P	ERA	WHIP

BOTTOM

Toronto Blue Jays @ Minnesota Twins

Hubert H. Humphrey Metrodome, Minneapolis, MN

Tue Jun 02 1992, 8:05 PM EDT

Att. 22,317 - Dome - 70 F

livebaseballscorecards.com

AB	48
R	5
H	13
RBI	5
BB	4
SO	7
LOB	18

Batter	1	2	3	4	5	6	7	8	9	AB	R	H	RBI	BB	SO	LOB
Devon White, S (1, 8) OBP: 0.307, SLG: 0.368 Rob Ducey, L (7, 9)	F B C X 1-2 G6-4-3 1B		X 0-0 1B			S S B X 1-2 ① F8	S B S S 1-3 ② K		C B B F S 2-3 ① K	4 0 2 0 0 1 0 1 0 0 0 0 1 1						
Roberto Alomar, S (1, 4) OBP: 0.417, SLG: 0.460 Jeff Kent, R (7, PH) OBP: 0.385, SLG: 0.516 (7, 4)	P F F X 1-2 ①② G6-4-3 1-2f		P C 1 SAFE F F B 1 SAFE X 2-2 ② P6			B B X 2-0 E 1B 1B	B F B S S 2-3 ③ K		B X 1-0 ② F9	3 1 1 0 0 0 2 2 0 0 0 0 1 1						
Joe Carter, R (1, 9) OBP: 0.300, SLG: 0.464 Pat Tabler, R (7, 7) OBP: 0.268, SLG: 0.216	C B F F B X 2-2 ③ P2		P S X 1-1 ③ G5-3			L X 0-1 E5 1B 1-3 1B		F X 0-1 1B BB	S F B C 1-3 ③ K	3 1 1 0 0 0 1 2 0 1 0 0 1 1						
Dave Winfield, R (1, 10) OBP: 0.386, SLG: 0.510		B C B S F B X 3-2 G6-4-3 1B		C C B X 1-2 F9-3 1B		C F F B B F F X 2-2 1B 1-3 3-H 1B		B B B B 4-0 1B 1-2 BB		3 1 3 1 1 0 0						
Kelly Gruber, R (1, 5) OBP: 0.280, SLG: 0.456		B F S F F X 1-2 ①② G6-4-3 1-2f		X 0-0 ① P3		F C B X 1-2 ② P5		F X 0-1 1-2 2-3 1B		4 0 1 0 0 0 4						
John Olerud, L (1, 3) OBP: 0.357, SLG: 0.378		C F B F F F X 1-2 1B 1B		B F F B B X 2-2 ②③ F9-3 1-2		F F B X 1-2 1B 1-2 3-H 1B		C C B C 1-3 ① K		4 0 2 1 0 1 4						
Derek Bell, R (1, 7) OBP: 0.274, SLG: 0.266 (7, 8)		X 0-0 1-2 1B			C B B F X 2-2 ① G4-3	X 0-0 1-2 2-H 1B		B X 1-0 ② F9		4 0 2 1 0 0 3						
Pat Borders, R (1, 2) OBP: 0.314, SLG: 0.396		B B S S X 2-2 ③ G4-3			B C X 1-1 ② G6-3	X 0-0 ③ P6		X 0-0 ③ P4		4 0 0 0 0 0 7						
Manuel Lee, S (1, 6) OBP: 0.312, SLG: 0.327 Alfredo Griffin, S (7, PH) OBP: 0.105, SLG: 0.111 (7, 6)			B S B X 2-1 ① G3		C B S C 1-3 ③ K	C X 0-1 ① G4-3			B C X 1-1 1B	2 0 0 0 0 1 0 2 0 1 0 0 0 0						
Inning Stats	R: 0 E: 0 K: 0 S: 11 H: 1 LOB: 0 BB: 0 P: 14	R: 0 E: 0 K: 0 S: 20 H: 3 LOB: 2 BB: 0 P: 27	R: 0 E: 0 K: 0 S: 11 H: 1 LOB: 1 BB: 0 P: 14	R: 0 E: 0 K: 0 S: 7 H: 1 LOB: 0 BB: 0 P: 10	R: 0 E: 0 K: 1 S: 8 H: 0 LOB: 0 BB: 0 P: 12	R: 3 E: 1 K: 0 S: 20 H: 5 LOB: 2 BB: 0 P: 27	R: 0 E: 0 K: 2 S: 8 H: 0 LOB: 0 BB: 0 P: 11	R: 0 E: 0 K: 1 S: 9 H: 2 LOB: 3 BB: 1 P: 15	R: 0 E: 0 K: 2 S: 9 H: 1 LOB: 1 BB: 0 P: 14	1B: 14 2B: 1 3B: 0 HR: 0 SF: 0 SAC: 0 DP: 3 HBP: 0						

TOP

Toronto Blue Jays @ Minnesota Twins

Hubert H. Humphrey Metrodome, Minneapolis, MN

Wed Jun 03 1992, 8:05 PM EDT

Att. 21,392 - Dome - 70 F

livebaseballscorecards.com

AB	38
R	3
H	14
RBI	3
BB	1
SO	6
LOB	24

WP: 0 PB: 0 SB: 0 CS: 0 PA: 39

PITCHER		IP	WLS	BF	H	R	ER	SO	BB	IBB	HBP	BLK	WP	HR	S	P	ERA	WHIP
Kevin Tapani, R ERA: 5.1	(1, 1)	5.2	W	25	11	3	3	1	0	0	0	0	0	0	76	103	4.76	1.941
Mark Guthrie, L ERA: 3.23	(6, 1)	2.2		12	3	0	0	4	1	0	0	0	0	0	23	35	0.00	1.500
Rick Aguilera, R ERA: 3.91	(9, 1)	0.2		2	0	0	0	1	0	0	0	0	0	0	4	6	0.00	0.000

PITCHER	IP	WLS	BF	H	R	ER	SO	BB	IBB	HBP	BLK	WP	HR	S	P	ERA	WHIP

Batter	1	2	3	4	5	6	7	8	9	AB	R	H	RBI	BB	SO	LOB
J.T. Bruett, L (1, 7) (8, 8)	K		K	G4-3		G3 1-2		G4-3		5	0	0	0	0	2	4
Chuck Knoblauch, R (1, 4) OBP: 0.402, SLG: 0.393	P3		HR 1-2 BB	SF9 3-H		HR 1B BB		G6-3		2	2	0	1	2	0	0
Kirby Puckett, R (1, 8) OBP: 0.362, SLG: 0.586 Shane Mack, R (8, 7) OBP: 0.382, SLG: 0.485	G6-3		HR 1-H 2-H 3-H	K		HR 1-3 2-H 1B		2B 3-1		4 1	2 0	2 1	5 0	0 0	1 0	0 0
Kent Hrbek, L (1, 3) OBP: 0.450, SLG: 0.505 Pedro Munoz, R (5, 9) OBP: 0.303, SLG: 0.434		P6	E 1B		K	HR 1-H 3-H		K		2 3	0 1	1 1	0 3	0 0	0 2	0 1
Brian Harper, R (1, 2) OBP: 0.324, SLG: 0.363		F8	E5 1-2		L7	K				4	0	0	0	0	1	1
Randy Bush, L (1, 10) OBP: 0.281, SLG: 0.345		K	P5		1B		G5-3			4	0	1	0	0	1	2
Scott Leius, R (1, 5) OBP: 0.326, SLG: 0.368			HR 1B	3B BB	K		FC6-4 1B			3	2	2	0	1	1	1
Gene Larkin, S (1, 9) (5, 3) OBP: 0.341, SLG: 0.425			K	3B 1B		F9	F9			4	1	1	0	0	1	2
Jeff Reboulet, R (1, 6) OBP: 0.415, SLG: 0.375			BB HR 1-3 1B	SF9 1-H 3-H 3B		G3 1B HBP	FC6-4 1-2f			3	3	2	2	0	0	1
Inning Stats	R: 0 E: 0 K: 1 S: 9 H: 0 LOB: 0 BB: 0 P: 15	R: 0 E: 0 K: 1 S: 9 H: 0 LOB: 0 BB: 0 P: 12	R: 4 E: 1 K: 2 S: 24 H: 4 LOB: 2 BB: 1 P: 40	R: 3 E: 0 K: 1 S: 12 H: 2 LOB: 0 BB: 1 P: 22	R: 0 E: 0 K: 2 S: 10 H: 1 LOB: 1 BB: 0 P: 13	R: 4 E: 0 K: 1 S: 12 H: 2 LOB: 0 BB: 1 P: 22	R: 0 E: 0 K: 0 S: 6 H: 1 LOB: 1 BB: 0 P: 10	R: 0 E: 0 K: 1 S: 12 H: 1 LOB: 1 BB: 0 P: 19		1B: 7 2B: 1 3B: 1 HR: 2	SF: 1 SAC: 0 DP: 0 HBP: 1					WP: 0 PB: 0 SB: 0 CS: 0	PA: 40

PITCHER	IP	WLS	BF	H	R	ER	SO	BB	IBB	HBP	BLK	WP	HR	S	P	ERA	WHIP
Juan Guzman, R (1, 1) ERA: 2.58	5.0	L	25	7	7	7	7	2	0	0	0	0	1	64	102	12.60	1.800
Bob MacDonald, L (6, 1) ERA: 3.52	3.0		15	4	4	4	2	1	0	1	0	0	1	30	51	12.00	1.667

PITCHER	IP	WLS	BF	H	R	ER	SO	BB	IBB	HBP	BLK	WP	HR	S	P	ERA	WHIP

BOTTOM

Toronto Blue Jays @ Minnesota Twins

Hubert H. Humphrey Metrodome, Minneapolis, MN

Wed Jun 03 1992, 8:05 PM EDT

Att. 21,392 - Dome - 70 F

livebaseballscorecards.com

AB	35
R	11
H	11
RBI	11
BB	3
SO	9
LOB	12

Batter	1	2	3	4	5	6	7	8	9	AB	R	H	RBI	BB	SO	LOB
Shane Mack, R (1, 7) OBP: 0.377, SLG: 0.473	C C F S 0-3 ① K	X 0-0 ② P2	S B X 1-1 ② FC6-4 1-2f 2-3 3-H		B B B B 4-0 FC1-2 PB BB	F B 1 SAFE S X 1-2 G5-3 ②			X 0-0 ① FC3-6 E S 1B 1-2f	5	2	0	1	1	1	5
Chuck Knoblauch, R (1, 4) OBP: 0.404, SLG: 0.390	C B X 1-1 ② G3-1	B B B B 4-0 S 1B BB 3-H	B 1 SAFE B 1 SAFE X 2-0 ③ F7		B C F B B F B 4-2 PB FC1-2 SF8 BB 1-2 2-3 3-H	B B C X 2-1 ③ G6-3			1 SAFE P X 1-0 HR 1B 1-H	4	3	1	2	2	0	3
Kirby Puckett, R (1, 8) OBP: 0.375, SLG: 0.605 Greg Gagne, R (9, 6) OBP: 0.329, SLG: 0.370	B X 1-0 BB 1B 1B	1 SAFE C B B B B B 4-1 1B BB 1-2	X 0-0 F9 BB 1B	B X 1-0 ① FC1-2 PB 1B 1-2 2-3 3-Hf	X 0-0 CS 1B	S X 0-1 HR 1-H			5	3	4	2	1	0	3
										0	0	0	0	0	0	0
Chili Davis, S (1, 10) OBP: 0.390, SLG: 0.388	B B 1 SAFE B F C B 4-2 1B 2B BB 1-2	X 0-0 ① 1B 1-2 2-H		B B C C B 1 SAFE B 4-2 G6-4-3 BB 1-2	B B B B 4-0 1B E BB 1-2 2-3 3-H		X 0-0 ① F7		B B X 2-0 ② P6	3	2	1	1	3	0	1
Brian Harper, R (1, 2) OBP: 0.318, SLG: 0.358	B X 1-0 2B 1B 1-2 2-H	B C B X 2-1 ③ G4-3		B C B C F X 2-2 ① F9 2-3	F F F B B X 2-2 ② SF8 3-H		X 0-0 ② F8		C B X 1-1 ③ G5-3	5	1	1	2	0	0	5
Pedro Munoz, R (1, 9) OBP: 0.312, SLG: 0.443	B S F X 1-2 2B 1-H 2-H		B B F B B 4-1 WP 1B FC6-4 BB	X 0-0 ② ③ G6-4-3 1-2f	B B S F F X 2-2 E8 1-H 2-H 1B		1 SAFE B B S 1 SAFE F B 3-2 ③ CS 1-2	F B F B S 2-3 ① K		4	1	2	3	1	1	2
Kent Hrbek, L (1, 3) OBP: 0.448, SLG: 0.500	B C C X 1-2 ③ F8	B X 1-0 FC6-4 WP 1B 1-2			B X 1-2 E 2B 1B B X 1-0 G3-1 ③			B X 1-0 ② P5		5	1	2	0	0	0	2
Scott Leius, R (1, 5) OBP: 0.336, SLG: 0.379		C F B F B X 2-2 SH5-3 PB 2B	B B C B B 4-1 FC6-4 BB 1-2 2-3		B C X 1-1 E7 2B BB 1-2	C B X 1-1 S 1B		C B X 1-1 ③ F8		4	2	2	0	1	0	1
Jeff Reboulet, R (1, 6) OBP: 0.409, SLG: 0.400 J.T. Bruett, L (9, PH) (9, 8)		X 0-0 ① SH5-3 2-3	X 0-0 ① P7		B C B F B F B F X 3-2 BB FC1-2 2B 1-3 2-H	1 SAFE 1 SAFE C B 1 SAFE B 1 SAFE F F 2-2 1 SAFE X ① F7			B B C B C F B 4-2 FC3-6 BB	3	0	1	1	0	0	4
										0	0	0	0	1	0	0
Inning Stats	R: 3 H: 3 E: 0 LOB: 1 K: 1 BB: 1 S: 16 P: 25	R: 2 H: 2 E: 0 LOB: 2 K: 0 BB: 2 S: 10 P: 22	R: 1 H: 1 E: 0 LOB: 2 K: 0 BB: 2 S: 7 P: 19	R: 0 H: 1 E: 0 LOB: 1 K: 0 BB: 1 S: 8 P: 14	R: 6 H: 3 E: 2 LOB: 1 K: 0 BB: 3 S: 23 P: 46	R: 0 H: 1 E: 0 LOB: 1 K: 0 BB: 0 S: 11 P: 17	R: 0 H: 1 E: 0 LOB: 0 K: 0 BB: 0 S: 5 P: 8	R: 0 H: 0 E: 0 LOB: 0 K: 1 BB: 0 S: 6 P: 10	R: 3 H: 2 E: 0 LOB: 0 K: 0 BB: 1 S: 11 P: 18	1B: 10 SF: 1 2B: 3 SAC: 1 3B: 0 DP: 1 HR: 1 HBP: 0						

PITCHER		IP	WLS	BF	H	R	ER	SO	BB	IBB	HBP	BLK	WP	HR	S	P	ERA	WHIP
Mike Jeffcoat, L ERA: 6.62	(1, 1)	1.1		9	4	4	4	1	1	0	0	0	0	0	21	32	27.00	3.750
Jeff Robinson, R ERA: 5.72	(2, 1)	2.2		18	5	5	5	0	5	0	0	0	1	0	30	63	16.88	3.750
Lance McCullers, R ERA: 5.4	(5, 1)	0.1		4	0	0	0	0	3	0	0	0	0	0	4	17	0.00	9.000
Floyd Bannister, L ERA: 6.75	(5, 1)	1.2		7	2	3	1	0	0	0	0	0	0	0	20	31	5.40	1.200
Ed Nunez, R ERA: 3.54	(7, 1)	3.0	L	12	3	3	3	1	1	0	0	0	0	1	22	36	9.00	1.333

PITCHER	IP	WLS	BF	H	R	ER	SO	BB	IBB	HBP	BLK	WP	HR	S	P	ERA	WHIP

TOP

Minnesota Twins @ Texas Rangers

Arlington Stadium, Arlington, TX

Thu Jun 04 1992, 8:05 PM EDT

Att. 31,848 - Sunny - 87 F

livebaseballscorecards.com

AB	38
R	15
H	14
RBI	12
BB	10
SO	2
LOB	26

WP: 1	PA: 51		
PB: 2			
SB: 3			
CS: 1			

Batter	1	2	3	4	5	6	7	8	9	AB	R	H	RBI	BB	SO	LOB
Brian Downing, R (1, 10) OBP: 0.444, SLG: 0.411	C X 0-1 F7 ①	B B B B 4-0 HR BB		B C X 1-1 1B 1B 1B	B B X 2-0 F8 ②		B S C B X 2-2 G5-3 ②		B C X 1-1 G3 ③	5	2	1	0	1	0	1
Dean Palmer, R (1, 5) OBP: 0.313, SLG: 0.479	C X 0-1 2B	B C B F B X 3-2 1-H 2-H 3-H HR		B X 1-0 1B 1-2 2B 1B	S 1 B C X SAFE 1-2 F7 ③ 1-3		B B S C F B X 3-2 G6-3 ③			5	2	3	4	0	0	1
Juan Gonzalez, R (1, 8) OBP: 0.284, SLG: 0.420	C C B B S 2-3 K ②	B F B B F X 3-2 P3 ③		C F B S 1-3 K ②		X 0-0 1B 1B 2B		B S B F X 2-2 G6-3 ①		5	1	1	0	0	2	3
Ruben Sierra, S (1, 9) OBP: 0.333, SLG: 0.480	C S S 0-3 K ③		B B F F X 2-2 G4-3 ①	B S X 1-1 BB 1-3 2-H 2B 1B		B B X 2-0 BB 2-3 1B 1B		C S B B S 2-3 K ②		5	2	2	1	0	2	1
Julio Franco, R (1, 4) OBP: 0.385, SLG: 0.387 Al Newman, S (9, 4) OBP: 0.294, SLG: 0.222		B F B X 2-1 1B 2B 1B	C C S 0-3 K ②	B B B B 4-0 1-2 2B BB		B B B B 4-0 1B 1-2 BB		B B F B B B 4-1 1B BB		2 0	2 0	1 0	0 0	3 0	1 0	0 0
Rafael Palmeiro, L (1, 3) OBP: 0.379, SLG: 0.437		C B B X 2-1 2B 1-2 HR 1B	S X 0-1 2B 1B	B X 1-0 1-H 2-H 3-H 2B		X 0-0 F9 ①		1 SAFE C X 0-1 1-3 1B		5	2	4	3	0	0	3
Russ McGinnis, R (1, 2) OBP: 0.500, SLG: 0.600 Kevin Reimer, L (6, PH) OBP: 0.333, SLG: 0.465 (7, 7)		B X 1-0 F7 ①	B F F F X 1-2 1B 1-H 2B	X 0-0 F8 ③		B S C X 1-2 G4-6-3 1-3 2-H 3-H 1B		B F B B B F X 3-2 L4 ③		3 2	0 0	1 1	1 2	0 0	0 0	3 2
Dickie Thon, R (1, 6) OBP: 0.301, SLG: 0.355		B X 1-0 1-3 2-H HR 2B	S X 0-1 2-3 1B ③		B C S F X 1-2 P4 ①	F C X 0-2 G4-6-3 ② ③ 1-2f			X 0-0 F9 ①	5	1	2	1	0	0	2
John Cangelosi, S (1, 7) OBP: 0.340, SLG: 0.262 Geno Petralli, L (7, 2) OBP: 0.211, SLG: 0.254		B X 1-0 G5-3 ②		C B F F B X 2-2 G6-3 ①	C F F B F F B F B 4-2 B E S BB		C F B F X 1-2 G5-3 ①		B C C B X 2-2 G3 ②	2 2	0 0	0 0	0 0	1 0	0 0	2 0
Inning Stats	R: 0 H: 1 E: 0 LOB: 1 K: 2 BB: 0 S: 10 P: 12	R: 5 H: 4 E: 0 LOB: 0 K: 0 BB: 1 S: 13 P: 30	R: 1 H: 3 E: 0 LOB: 2 K: 1 BB: 0 S: 14 P: 17	R: 4 H: 4 E: 0 LOB: 1 K: 1 BB: 1 S: 14 P: 25	R: 0 H: 0 E: 0 LOB: 1 K: 0 BB: 1 S: 14 P: 22	R: 2 H: 3 E: 0 LOB: 1 K: 0 BB: 1 S: 9 P: 16	R: 0 H: 0 E: 0 LOB: 0 K: 0 BB: 0 S: 11 P: 17	R: 0 H: 1 E: 0 LOB: 2 K: 1 BB: 1 S: 12 P: 23	R: 0 H: 0 E: 0 LOB: 0 K: 0 BB: 0 S: 6 P: 9	1B: 10 SF: 0 2B: 5 SAC: 0 3B: 0 DP: 1 HR: 1 HBP: 0						

PITCHER		IP	WLS	BF	H	R	ER	SO	BB	IBB	HBP	BLK	WP	HR	S	P	ERA	WHIP
Bill Krueger, L ERA: 2.68	(1, 1)	2.0		12	5	5	5	2	1	0	0	0	0	1	23	42	22.50	3.000
Carl Willis, R ERA: 5.96	(3, 1)	1.2		10	6	4	4	2	0	0	0	0	0	0	26	35	21.60	3.600
Gary Wayne, L ERA: 2.55	(4, 1)	1.1		9	3	3	3	0	2	0	0	0	0	0	18	33	20.25	3.750
Tom Edens, R ERA: 2.05	(6, 1)	2.2		10	1	0	0	1	2	0	0	0	0	0	25	44	0.00	1.125
Bob Kipper, L ERA: 2.42	(8, 1)	0.1	W	2	1	0	0	0	0	0	0	0	0	0	5	8	0.00	3.000

PITCHER		IP	WLS	BF	H	R	ER	SO	BB	IBB	HBP	BLK	WP	HR	S	P	ERA	WHIP
Rick Aguilera, R ERA: 3.76	(9, 1)	1.0	S	3	0	0	0	0	0	0	0	0	0	0	6	9	0.00	0.000

BOTTOM

Minnesota Twins @ Texas Rangers

Arlington Stadium, Arlington, TX

Thu Jun 04 1992, 8:05 PM EDT

Att. 31,848 - Sunny - 87 F

livebaseballscorecards.com

AB	41
R	12
H	16
RBI	12
BB	5
SO	5
LOB	18

WP: 0 PA: 46
PB: 0
SB: 1
CS: 0

Batter	1	2	3	4	5	6	7	8	9	AB	R	H	RBI	BB	SO	LOB
Shane Mack, R (1, 7) OBP: 0.382, SLG: 0.471	BBBB 4-0 CS BB		BCCBBB 4-2 L3-6 1B BB		CFFBX 1-2 PB 1B		CBFFC 1-3 ③ K		X 0-0 ② P3	3	0	1	0	2	1	2
Chuck Knoblauch, R (1, 4) OBP: 0.413, SLG: 0.402	BBCBCX 3-2 ① 1-2 1B		X 0-0 1-2 2-3 1B		B1SAFEBCBX 3-1 ③ G3 1-2			CBX 1-1 2B 2B	BBCBCB 4-2 BB	4	1	3	0	1	0	1
Kirby Puckett, R (1, 8) OBP: 0.371, SLG: 0.609	BC1SAFES 1-3 ② K		CBX 1-1 ②③ L3-6 2-3			BFBBX 3-1 HR		BX 1-0 ① G5-3	BX 1-0 ③ F9	5	1	1	1	0	1	7
Kent Hrbek, L (1, 3) OBP: 0.450, SLG: 0.517	BX 1-0 ③ F7			X 0-0 1B CS 2B		CBCBFX 2-2 ① G2		FFFBBX 2-2 2-H 1B 2B		4	1	2	1	0	0	1
Brian Harper, R (1, 2) OBP: 0.328, SLG: 0.386 J.T. Bruett, L (8, PR) Lenny Webster, R (8, 2) OBP: 0.229, SLG: 0.267		BCFBX 2-2 ① G5-3		CFFFBFBX 2-2 2-3 CS 1B		CX 0-1 HR		BX 1-0 2-H S 1B		4 0 0	1 0 0	3 0 0	2 0 0	0 0 0	0 0 0	0 0 0
Randy Bush, L (1, 10) OBP: 0.269, SLG: 0.328 Chili Davis, S (8, PH) OBP: 0.388, SLG: 0.385		BX 1-0 ② L8		BCBFS 2-3 ① K		SX 0-1 ② G5-3		X 0-0 ② F7		3 1	0 0	0 0	0 0	0 0	1 0	2 1
Scott Leius, R (1, 5) OBP: 0.327, SLG: 0.368		CBSFBX 2-2 ③ L5		BBCBCS 3-3 ②③ K 1-2 3-H		BFFX 1-2 ③ P5		CCBBFC 2-3 ③ K 1-2		4	0	0	0	0	2	3
Gene Larkin, S (1, 9) OBP: 0.338, SLG: 0.414 Greg Gagne, R (9, PR) OBP: 0.329, SLG: 0.370			BBX 2-0 ① G3		SBSSS 1-3 ① K		CX 0-1 ① G4-3		BFH 2-1 G4-3 HBP	3 0	0 0	0 0	0 0	0 0	1 0	0 0
Jeff Reboulet, R (1, 6) OBP: 0.375, SLG: 0.359			CBCBX 2-2 E5 1B		BCBFBX 3-2 F8 ②		BCFBX 2-2 G3 ②		CBFBBX 3-2 ① G4-3 1-2	4	0	0	0	0	0	1
Inning Stats	R: 0 H: 1 E: 0 LOB: 1 K: 1 BB: 1 S: 7 P: 16	R: 0 H: 0 E: 0 LOB: 0 K: 0 BB: 0 S: 8 P: 13	R: 0 H: 1 E: 1 LOB: 2 K: 0 BB: 1 S: 9 P: 18	R: 0 H: 2 E: 0 LOB: 2 K: 2 BB: 0 S: 13 P: 20	R: 0 H: 1 E: 0 LOB: 1 K: 1 BB: 0 S: 12 P: 20	R: 2 H: 2 E: 0 LOB: 0 K: 0 BB: 0 S: 13 P: 19	R: 0 H: 0 E: 0 LOB: 0 K: 1 BB: 0 S: 10 P: 13	R: 2 H: 3 E: 0 LOB: 2 K: 1 BB: 0 S: 13 P: 20	R: 0 H: 0 E: 0 LOB: 2 K: 0 BB: 1 S: 8 P: 18	1B: 5 SF: 0 2B: 5 SAC: 0 3B: 0 DP: 2 HR: 2 HBP: 1						

PITCHER		IP	WLS	BF	H	R	ER	SO	BB	IBB	HBP	BLK	WP	HR	S	P	ERA	WHIP
Jose Guzman, R ERA: 3.28	(1, 1)	7.1	W	30	8	3	3	5	2	0	0	0	0	2	75	124	3.68	1.364
Kenny Rogers, L ERA: 3.41	(8, 1)	0.0		2	2	1	1	0	0	0	0	0	0	0	5	8	∞	∞
Jeff Russell, R ERA: 1.86	(8, 1)	1.2	S	7	0	0	0	1	1	0	1	0	0	0	13	25	0.00	0.600

PITCHER	IP	WLS	BF	H	R	ER	SO	BB	IBB	HBP	BLK	WP	HR	S	P	ERA	WHIP

TOP

Minnesota Twins @ Texas Rangers

Arlington Stadium, Arlington, TX

Fri Jun 05 1992, 8:05 PM EDT

Att. 27,238 - Cloudy - 86 F

livebaseballscorecards.com

AB	35
R	4
H	10
RBI	4
BB	3
SO	6
LOB	18

1B: 5	SF: 0	WP: 0	PA: 39
2B: 5	SAC: 0	PB: 1	
3B: 0	DP: 2	SB: 1	
HR: 2	HBP: 1	CS: 3	

BOTTOM

Minnesota Twins @ Texas Rangers

Arlington Stadium, Arlington, TX

Fri Jun 05 1992, 8:05 PM EDT

Att. 27,238 - Cloudy - 86 F

livebaseballscorecards.com

Batter	1	2	3	4	5	6	7	8	9	AB	R	H	RBI	BB	SO	LOB
Julio Franco, R (1, 4) OBP: 0.395, SLG: 0.400	B X 1-0 G4-3 ①		B C F X 1-2 BB 1B		S 1 SAFE B B B X 3-1 CS 1-H 1B		X 0-0 G6-3 ③			4	0	2	1	0	0	0
Al Newman, S (9, 4) OBP: 0.294, SLG: 0.222										0	0	0	0	0	0	0
Dean Palmer, R (1, 5) OBP: 0.317, SLG: 0.477	B B F X 2-1 P4 ②		B B B B 4-0 1-2 BB		S B B S B S 3-3 K ②③ 1-2			C X 0-1 1B		3	0	1	0	1	1	1
Rafael Palmeiro, L (1, 3) OBP: 0.372, SLG: 0.429	B F B B X 3-1 F8 ③		X 0-0 G4-1 ③			B F X 1-1 F8 ①		C S B F F 1 SAFE F B S 2-3 K ①		4	0	0	0	0	1	3
Ruben Sierra, S (1, 9) OBP: 0.332, SLG: 0.489		B F B F X 2-2 L6 ①		B C C B X 2-2 P6 ①		X 0-0 HR		C X 0-1 L7 ②		4	1	1	1	0	0	1
Kevin Reimer, L (1, 7) OBP: 0.333, SLG: 0.463 Ivan Rodriguez, R (8, PH) OBP: 0.315, SLG: 0.408 John Cangelosi, S (9, 7) OBP: 0.340, SLG: 0.262		B F B F B C 3-3 K ②		F B X 1-1 F7 ②		C B B X 2-1 1B		B X 1-0 F7 ③		3 1 0	0 0 0	1 0 0	0 0 0	0 0 0	1 0 0	0 1 0
Juan Gonzalez, R (1, 8) OBP: 0.289, SLG: 0.447	C B F F B S 2-3 K ③			X 0-0 HR		B X 1-0 WP 3B				3	2	2	1	0	1	0
Brian Downing, R (1, 10) OBP: 0.442, SLG: 0.418			C B B F X 2-2 G3-1 SF7 2B	B B X 2-0 G5-3 ③		B C F B X 3-2 3-H G6-3 ③				3	1	1	0	0	0	0
Geno Petralli, L (1, 2) OBP: 0.203, SLG: 0.243			F B X 1-1 2-3 G3-1 ①		F F X 0-2 G4-3 ①		C C F S 0-3 K ①			3	0	0	0	0	1	1
Jeff Huson, L (1, 6) OBP: 0.304, SLG: 0.352			F C B F F F X 1-2 3-H SF7 ②		B X 1-0 1B S 1B		B X 1-0 P4 ②			2	1	1	1	0	0	0
Inning Stats	R: 0 E: 0 K: 0 S: 5 H: 0 LOB: 0 BB: 0 P: 11	R: 0 E: 0 K: 2 S: 10 H: 0 LOB: 0 BB: 0 P: 17	R: 1 E: 0 K: 0 S: 15 H: 2 LOB: 2 BB: 1 P: 24	R: 1 E: 0 K: 0 S: 7 H: 1 LOB: 0 BB: 0 P: 12	R: 1 E: 0 K: 1 S: 9 H: 2 LOB: 1 BB: 0 P: 16	R: 2 E: 0 K: 0 S: 9 H: 3 LOB: 0 BB: 0 P: 16	R: 0 E: 0 K: 1 S: 6 H: 0 LOB: 0 BB: 0 P: 7	R: 0 E: 0 K: 1 S: 11 H: 1 LOB: 1 BB: 0 P: 14		1B: 5 2B: 2 3B: 1 HR: 2	SF: 1 SAC: 0 DP: 1 HBP: 0						

	AB	30
	R	5
	H	9
	RBI	4
	BB	1
	SO	5
	LOB	7

WP: 1 PB: 0 SB: 1 CS: 1 PA: 32

PITCHER		IP	WLS	BF	H	R	ER	SO	BB	IBB	HBP	BLK	WP	HR	S	P	ERA	WHIP
Willie Banks, R ERA: 7.5	(1, 1)	6.0	L	25	8	5	5	3	1	0	0	0	1	2	55	96	7.50	1.500
Bob Kipper, L ERA: 2.22	(7, 1)	2.0		7	1	0	0	2	0	0	0	0	0	0	17	21	0.00	0.500

PITCHER	IP	WLS	BF	H	R	ER	SO	BB	IBB	HBP	BLK	WP	HR	S	P	ERA	WHIP

Batter	1	2	3	4	5	6	7	8	9	AB	R	H	RBI	BB	SO	LOB
J.T. Bruett, L (1, 8)	B B B C B 4-1 PB BB		X 0-0 ① F8		C F B F B F F X 2-2 ① G3	C X 0-1 ① G4-3		B C B B C X 3-2 ① G4-3		4	0	0	0	1	0	2
Chuck Knoblauch, R (1, 4) OBP: 0.408, SLG: 0.397	B C B C F F S 2-3 ① K 1-2		C X 0-1 2B 2B 1B		B B C X 2-1 E5 E S 1B	F F F X 0-2 ② P2		B B C S F B C 3-3 ② K		5	2	1	0	0	2	3
Shane Mack, R (1, 7) OBP: 0.386, SLG: 0.473	S B S F B B S 3-3 ② K		B B X SAFE 2-0 2B 1-3 2B		B B B B 4-0 E 1B 1-2 BB	C H 1-1 HBP		F B C S 1-3 ③ K		3	2	1	0	1	2	1
Kent Hrbek, L (1, 3) OBP: 0.448, SLG: 0.516	X 0-0 ③ G3		F X 0-1 2B 2-H 3-H 2B		B B B S 1 SAFE 4-1 1B 1-2 2-3 BB	B B X 2-0 ③ G3			C B F C 1-3 ① K	4	0	1	2	1	1	4
Brian Harper, R (1, 2) OBP: 0.335, SLG: 0.392		B F S F F X 1-2 ① F9	B B C C F X 2-2 ② F8		F B X 1-1 ② 1-3 2-H 3-H 1B		X 0-0 E7 FC5-4 FC5-4 1B		B C X 1-1 G4-3 1B	5	1	3	2	0	0	1
Gene Larkin, S (1, 9) OBP: 0.333, SLG: 0.400		B B F B X 3-1 ② F9	B S B B S S 3-3 ③ K		B F X 1-1 ③ F9		B S B C F F H 3-2 FC5-4 HBP		C X 0-1 ② G4-3 1-2	4	0	0	0	0	1	3
Scott Leius, R (1, 5) OBP: 0.323, SLG: 0.362		B F F B F B X 3-2 S 1B		B F C X 1-2 ① G4-3		C B C F B X 2-2 E4 1B 2B	B X 1-0 ① FC5-4 FC5-4 1-2f 2-3		C X 0-1 ③ G5-3	5	1	1	0	0	0	3
Randy Bush, L (1, 10) OBP: 0.282, SLG: 0.328		B S F F B B B 4-2 1-2 BB		C F F B C 1-3 ② K		X 0-0 2B 1-3 1B	B B X 2-0 ② FC5-4 1-2f 3-H			3	0	1	1	1	1	1
Greg Gagne, R (1, 6) OBP: 0.327, SLG: 0.373		F B F B F F S 2-3 ③ K		S C X 0-2 ③ G6-3		F F F B F B X 2-2 1-3 3-H 2B	F B C F B F B F X 3-2 ③ G6-3			4	0	1	1	0	1	3
Inning Stats	R: 0 H: 0 E: 0 LOB: 1 K: 2 BB: 1 S: 11 P: 20	R: 0 H: 1 E: 0 LOB: 2 K: 1 BB: 1 S: 19 P: 32	R: 2 H: 3 E: 0 LOB: 1 K: 1 BB: 0 S: 13 P: 20	R: 0 H: 0 E: 0 LOB: 0 K: 1 BB: 0 S: 10 P: 12	R: 2 H: 1 E: 2 LOB: 1 K: 0 BB: 2 S: 13 P: 27	R: 1 H: 2 E: 1 LOB: 3 K: 0 BB: 0 S: 18 P: 25	R: 1 H: 1 E: 1 LOB: 1 K: 0 BB: 0 S: 13 P: 22	R: 0 H: 0 E: 0 LOB: 0 K: 2 BB: 0 S: 10 P: 17	R: 0 H: 1 E: 0 LOB: 1 K: 1 BB: 0 S: 9 P: 11	1B: 6 SF: 0 2B: 3 SAC: 0 3B: 0 DP: 0 HR: 0 HBP: 2						

PITCHER		IP	WLS	BF	H	R	ER	SO	BB	IBB	HBP	BLK	WP	HR	S	P	ERA	WHIP
Nolan Ryan, R ERA: 4.65	(1, 1)	6.0	L	31	7	5	3	5	4	0	1	0	0	0	84	136	4.50	1.833
Danny Leon, R ERA: 4.5	(7, 1)	2.0		8	1	1	1	2	0	0	1	0	0	0	23	39	4.50	0.500
Terry Mathews, R ERA: 6.41	(9, 1)	1.0		4	1	0	0	1	0	0	0	0	0	0	9	11	0.00	1.000

PITCHER	IP	WLS	BF	H	R	ER	SO	BB	IBB	HBP	BLK	WP	HR	S	P	ERA	WHIP

TOP

Minnesota Twins @ Texas Rangers

Arlington Stadium, Arlington, TX

Sat Jun 06 1992, 8:05 PM EDT

Att. 41,580 - Sunny - 85 F

livebaseballscorecards.com

AB	37
R	6
H	9
RBI	6
BB	4
SO	8
LOB	21

WP: 0	PA: 43					
PB: 1						
SB: 2						
CS: 0						

Batter	1	2	3	4	5	6	7	8	9	AB	R	H	RBI	BB	SO	LOB
Julio Franco, R (1, 4) OBP: 0.383, SLG: 0.410	C S B S 1-3 K ①			C B B C C 2-3 K ①		B C F S 1-3 K ②			B X 1-0 2B	4	0	1	0	0	3	0
Dean Palmer, R (1, 5) OBP: 0.311, SLG: 0.468	B B S S S B X 3-2 P6 ②			B S S F X 1-2 G6-3 ②		C C F B B F F X 2-2 F9 ③			B S X 1-1 F8 ①	4	0	0	0	0	0	1
Juan Gonzalez, R (1, 8) OBP: 0.289, SLG: 0.440	B S F S 1-3 K ③			F B F S 1-3 K ③			B B S F S 2-3 K ①		B B B B 4-0 G6-3 BB	3	0	0	0	1	3	0
Ruben Sierra, S (1, 9) OBP: 0.331, SLG: 0.485		C F F F B X 1-2 G6-3 ①			C X 0-1 FC6-4 1B		B X 1-0 P3 ②		C C X 0-2 G6-3 ②③ 1-2f	4	0	1	0	0	0	2
Brian Downing, R (1, 10) OBP: 0.439, SLG: 0.416		B B B C X 3-1 P5 ②			B C X 1-1 FC6-4 ① F8 PB 1-2f 1B		B B B C C F F X 3-2 1B			3	1	1	0	0	0	1
Rafael Palmeiro, L (1, 3) OBP: 0.368, SLG: 0.423		C F F B X 1-2 G3 ③			B F X 1-1 F8 ② 1-3		B C B X 2-1 G3 ③			3	0	0	0	0	0	2
Russ McGinnis, R (1, 2) OBP: 0.444, SLG: 0.500			B C X 1-1 F9 ①		C F B X 1-2 3-H 1B			C B F F F B F B X 3-2 F8 ①		3	0	1	1	0	0	0
Kevin Reimer, L (1, 7) OBP: 0.329, SLG: 0.456			S C F S 0-3 K ②		X 0-0 P4 ③			X 0-0 P1 ②		3	0	0	0	0	1	1
Dickie Thon, R (1, 6) OBP: 0.296, SLG: 0.348			C X 0-1 F8 ③			B B C S X 2-2 G6-3 ①		C X 0-1 G3 ③		3	0	0	0	0	0	0
Inning Stats	R: 0 H: 0 E: 0 LOB: 0 K: 2 BB: 0 S: 9 P: 14	R: 0 H: 0 E: 0 LOB: 0 K: 0 BB: 0 S: 12 P: 17	R: 0 H: 0 E: 0 LOB: 0 K: 1 BB: 0 S: 8 P: 9	R: 0 H: 0 E: 0 LOB: 0 K: 2 BB: 0 S: 10 P: 14	R: 1 H: 2 E: 0 LOB: 1 K: 0 BB: 0 S: 10 P: 13	R: 0 H: 0 E: 0 LOB: 0 K: 1 BB: 0 S: 12 P: 17	R: 0 H: 1 E: 0 LOB: 1 K: 1 BB: 0 S: 11 P: 19	R: 0 H: 0 E: 0 LOB: 0 K: 0 BB: 0 S: 9 P: 12	R: 0 H: 1 E: 0 LOB: 1 K: 0 BB: 1 S: 6 P: 12	1B: 3 SF: 0 2B: 1 SAC: 0 3B: 0 DP: 1 HR: 0 HBP: 0						

PITCHER		IP	WLS	BF	H	R	ER	SO	BB	IBB	HBP	BLK	WP	HR	S	P	ERA	WHIP
John Smiley, L ERA: 4.4	(1, 1)	8.0	W	28	4	1	0	7	0	0	0	0	0	0	82	117	0.00	0.500
Tom Edens, R ERA: 1.98	(9, 1)	1.0		3	0	0	0	0	1	0	0	0	0	0	5	10	0.00	1.000

PITCHER	IP	WLS	BF	H	R	ER	SO	BB	IBB	HBP	BLK	WP	HR	S	P	ERA	WHIP

BOTTOM

Minnesota Twins @ Texas Rangers

Arlington Stadium, Arlington, TX

Sat Jun 06 1992, 8:05 PM EDT
Att. 41,580 - Sunny - 85 F

livebaseballscorecards.com

AB	30
R	1
H	4
RBI	1
BB	1
SO	7
LOB	7

WP: 0 PA: 31
PB: 1
SB: 0
CS: 0

Minnesota Twins @ Texas Rangers

Arlington Stadium, Arlington, TX

Sun Jun 07 1992, 8:05 PM EDT

Att. 33,836 - Overcast - 79 F

TOP

livebaseballscorecards.com

Batter	1	2	3	4	5	6	7	8	9	AB	R	H	RBI	BB	SO	LOB
Shane Mack, R (1, 7) OBP: 0.388, SLG: 0.479	B C F S 1-3 K ①			F F F X 0-2 G4-3 2B		B B B C X 3-1 1-3 HR 1B 1B		B F S B S 2-3 K ①		4	1	2	0	0	2	0
Chuck Knoblauch, R (1, 4) OBP: 0.402, SLG: 0.391	C X 0-1 F9 ②			B C F X 1-2 G4-3 ① 2-3		1 SAFE X 0-0 SF9 ② 3-H		X 0-0 G6-3 ②		3	0	0	1	0	0	1
Kirby Puckett, R (1, 8) OBP: 0.369, SLG: 0.603	B X 1-0 G6-3 ③			B F F S 1-3 K ②		X 0-0 1-2 HR 1B		C B X 1-1 P6 ③		4	1	1	0	0	1	1
Kent Hrbek, L (1, 3) OBP: 0.443, SLG: 0.531		X 0-0 G3 ①		X 0-0 F7 ③		S B C B B X 3-2 1-H 2-H HR			B X 1-0 G4-3 ①	4	1	1	3	0	0	1
Pedro Munoz, R (1, 9) OBP: 0.306, SLG: 0.434 Gene Larkin, S (9, PH) OBP: 0.338, SLG: 0.405 J.T. Bruett, L (9, PR)		C F B S 1-3 K ②			B B F B F X 3-2 F8 ①	S B F C 1-3 K ③			X 0-0 1B	3 1 0	0 0 0	0 1 0	0 0 0	0 0 0	2 0 0	0 0 0
Chili Davis, S (1, 10) OBP: 0.380, SLG: 0.375		F S B C 1-3 K ③			B B S X 2-1 P5 ②		B X 1-0 G3 ①		C F B B B X 3-2 F7 ②	4	0	0	0	0	1	1
Scott Leius, R (1, 5) OBP: 0.323, SLG: 0.362 Randy Bush, L (9, PH) OBP: 0.278, SLG: 0.323			B X 1-0 G4-3 ①		C B X 1-1 F9 ③		B C F B X 2-2 1B 1B		X 0-0 G4-3 ③	3 1	0 0	1 0	0 0	0 0	0 0	0 1
Lenny Webster, R (1, 2) OBP: 0.235, SLG: 0.271			B X 1-0 G5-3 ②			C F B X 1-2 G6-3 ①	B 1 SAFE F X 1-1 G5-4-3 1-3 1B			3	0	1	0	0	0	0
Greg Gagne, R (1, 6) OBP: 0.327, SLG: 0.369			C B X 1-1 G5-3 ③			F B B B C B 4-2 1B SF9 BB	B L B 1 SAFE X 2-1 1-2f G5-4-3 ② ③			2	1	0	0	1	0	2
Inning Stats	R: 0 E: 0 K: 1 S: 7 H: 0 LOB: 0 BB: 0 P: 9	R: 0 E: 0 K: 2 S: 7 H: 0 LOB: 0 BB: 0 P: 9	R: 0 E: 0 K: 0 S: 4 H: 0 LOB: 0 BB: 0 P: 7	R: 0 E: 0 K: 1 S: 11 H: 1 LOB: 1 BB: 0 P: 13	R: 0 E: 0 K: 0 S: 7 H: 0 LOB: 0 BB: 0 P: 13	R: 4 E: 0 K: 1 S: 15 H: 3 LOB: 0 BB: 1 P: 27	R: 0 E: 0 K: 0 S: 8 H: 2 LOB: 1 BB: 0 P: 14	R: 0 E: 0 K: 1 S: 6 H: 0 LOB: 0 BB: 0 P: 9	R: 0 E: 0 K: 0 S: 6 H: 1 LOB: 1 BB: 0 P: 10	1B: 5 2B: 1 3B: 0 HR: 1 SF: 1 SAC: 0 DP: 1 HBP: 0							

	AB	32
	R	4
	H	7
	RBI	4
	BB	1
	SO	6
	LOB	7

WP: 0 PB: 0 SB: 0 CS: 0 PA: 34

PITCHER		IP	WLS	BF	H	R	ER	SO	BB	IBB	HBP	BLK	WP	HR	S	P	ERA	WHIP
Bobby Witt, R ERA: 3.2	(1, 1)	8.0	W	30	6	4	4	6	1	0	0	0	0	1	65	101	4.50	0.875
Kenny Rogers, L ERA: 3.38	(9, 1)	0.1		1	0	0	0	0	0	0	0	0	0	0	1	2	0.00	0.000
Jeff Russell, R ERA: 1.82	(9, 1)	0.2	S	3	1	0	0	0	0	0	0	0	0	0	5	8	0.00	1.500

PITCHER	IP	WLS	BF	H	R	ER	SO	BB	IBB	HBP	BLK	WP	HR	S	P	ERA	WHIP

Minnesota Twins @ Texas Rangers

Arlington Stadium, Arlington, TX

Sun Jun 07 1992, 8:05 PM EDT

Att. 33,836 - Overcast - 79 F

BOTTOM

Batter	1	2	3	4	5	6	7	8	9	AB	R	H	RBI	BB	SO	LOB
Julio Franco, R (1, 10) OBP: 0.392, SLG: 0.405	B C B B C X 3-2 G4-3 ①		B F B X 2-1 G5-3 ①		B X 1-0 SF9 1-3 1B		C B B B B 4-1 BB			3	0	1	0	1	0	0
Dean Palmer, R (1, 5) OBP: 0.310, SLG: 0.463	B X 1-0 G4-3 ②		B B B B 4-0 BB		B F S B X 2-2 SF9 ① 1-2 3-H		C B X 1-1 F9 ①			2	0	0	1	1	0	1
Rafael Palmeiro, L (1, 3) OBP: 0.366, SLG: 0.417	B B B C B 4-1 BB		C S B F S 1-3 K ②		X 0-0 F7 ②		B 1 SAFE F X 1-1 P6 ②			3	0	0	0	1	1	3
Ruben Sierra, S (1, 9) OBP: 0.325, SLG: 0.477	F B B F X 2-2 G4-3 ③		B F S B 1 SAFE C 2-3 K ③		B X 1-0 G4-1 ③		C C S 0-3 K ③			4	0	0	0	0	2	4
Kevin Reimer, L (1, 7) OBP: 0.327, SLG: 0.452 John Cangelosi, S (8, PR) OBP: 0.340, SLG: 0.262 (9, 7)		S B F B B X 3-2 G6-3 ①		B B X 2-0 G6-3 ①		X 0-0 G1-3 ①		B C S F X 1-2 HR 1B		4 0	0 1	1 0	0 0	0 0	0 0	0 0
Juan Gonzalez, R (1, 8) OBP: 0.297, SLG: 0.486		B X 1-0 HR		F B X 1-1 HR		B X 1-0 G5-3 ②		X 0-0 1-H HR		4	3	3	4	0	0	0
Geno Petralli, L (1, 2) OBP: 0.205, SLG: 0.243		C F B X 1-2 G3 ②		B X 1-0 F7 ②		B C F B X 2-2 BB 1B		B C C X 1-2 G4-3 ①		4	0	1	0	0	0	1
Jeff Huson, L (1, 6) OBP: 0.309, SLG: 0.351 (7, 4)		B B X 2-0 FC6-4 1B		X 0-0 G4-3 ③		B B B B 4-0 1-2 BB		B B C F F F S 2-3 K ②		3	0	1	0	1	1	1
Al Newman, S (1, 4) OBP: 0.298, SLG: 0.228 Brian Downing, R (6, PH) OBP: 0.436, SLG: 0.412 Dickie Thon, R (7, 6) OBP: 0.294, SLG: 0.346		C B X 1-1 FC6-4 ③ 1-2f			B X 1-0 1B SF9 1B	B C S 1-3 K ③		F B B X 2-1 F8 ③		2 1 1	1 0 0	1 0 0	0 0 0	0 1 0	1 2 1	1 2 1
Inning Stats	R: 0 E: 0 K: 0 S: 8 H: 0 LOB: 1 BB: 1 P: 18	R: 1 E: 0 K: 0 S: 10 H: 2 LOB: 1 BB: 0 P: 18	R: 0 E: 0 K: 2 S: 9 H: 0 LOB: 1 BB: 1 P: 18	R: 1 E: 0 K: 0 S: 5 H: 1 LOB: 0 BB: 0 P: 9	R: 1 E: 0 K: 0 S: 7 H: 2 LOB: 1 BB: 0 P: 12	R: 0 E: 0 K: 1 S: 8 H: 1 LOB: 2 BB: 1 P: 16	R: 0 E: 0 K: 1 S: 8 H: 0 LOB: 1 BB: 1 P: 14	R: 2 E: 0 K: 1 S: 15 H: 2 LOB: 1 BB: 0 P: 21		1B: 5 2B: 0 3B: 0 HR: 3	SF: 1 SAC: 0 DP: 0 HBP: 0			WP: 0 PB: 0 SB: 0 CS: 0	PA: 36	

livebaseballscorecards.com

	AB	31
	R	5
	H	8
	RBI	5
	BB	4
	SO	5
	LOB	14

PITCHER	IP	WLS	BF	H	R	ER	SO	BB	IBB	HBP	BLK	WP	HR	S	P	ERA	WHIP
Scott Erickson, R (1, 1) ERA: 4.81	5.2		26	6	3	2	2	3	0	0	0	0	2	44	87	3.18	1.588
Mark Guthrie, L (6, 1) ERA: 3.55	2.1	L	10	2	2	2	3	1	0	0	0	0	1	26	39	7.71	1.286

PITCHER	IP	WLS	BF	H	R	ER	SO	BB	IBB	HBP	BLK	WP	HR	S	P	ERA	WHIP

Batter	1	2	3	4	5	6	7	8	9	AB	R	H	RBI	BB	SO	LOB
Shane Mack, R (1, 7) OBP: 0.384, SLG: 0.472	B F S F B S 2-3 ① K		X 0-0 E5		S B B C X 2-2 3B 1B 1-2 2-H 3-H		C B X 1-1 ② G4-3		B X 1-0 ① P3	5	1	1	2	0	1	1
Chuck Knoblauch, R (1, 4) OBP: 0.398, SLG: 0.396	C F B F F C 1-3 ② K		B 1 SAFE 1 SAFE S F 1 SAFE X 1-2 ③ G5-3		F F X 0-2 1B 3B 1-H 2-H		C B B C X 2-2 ③ G6-3		B B C F F X 2-2 ② FC5-4 1-2f	5	1	1	2	0	1	2
Kirby Puckett, R (1, 8) OBP: 0.370, SLG: 0.598	C X 0-1 1B			X 0-0 ① P6	X 0-0 G6-3 1B 3-H			F S X 0-2 ① F9	B S S B X 2-2 ③ P3	5	0	2	1	0	0	1
Kent Hrbek, L (1, 3) OBP: 0.438, SLG: 0.545	F 1 SAFE C 1 SAFE 1 SAFE S 0-3 ③ K			B B C F F X 2-2 ② G4-3	B X 1-0 ② G6-3 1-2			B X 1-0 HR		4	1	1	1	0	1	2
Brian Harper, R (1, 2) OBP: 0.333, SLG: 0.389		C C F X 0-2 ① G4-3		B S X 1-1 ③ F9	B F F F X 1-2 ③ F7			B B C B F X 3-2 BB 1B		4	0	1	0	0	0	1
Gene Larkin, S (1, 9) OBP: 0.336, SLG: 0.400		X 0-0 ② G4-3			C X 0-1 1B E 1B 1B	X 0-0 ① F8		C F F B F B X 2-2 ② P5		4	1	1	0	0	0	1
Chili Davis, S (1, 10) OBP: 0.377, SLG: 0.368		X 0-0 ③ G6-3			B C F X 1-2 E4 1B 1B 1-2	B X 1-0 ② P4		B B B B 4-0 BB 1-2		3	1	0	0	1	0	1
Scott Leius, R (1, 5) OBP: 0.321, SLG: 0.359			C S B B B X 2-2 ① G5-3		X 0-0 1B 3B 1-2 2-3	C X 0-1 ③ G4-3		C S S 0-3 ③ K		4	1	1	0	0	1	2
Greg Gagne, R (1, 6) OBP: 0.326, SLG: 0.366			F X 0-1 ② G1-3		F X 0-1 ① L4		C F S 0-3 ① K		X 0-0 FC5-4 1B	4	0	1	0	0	1	3
Inning Stats	R: 0 H: 1 E: 0 LOB: 1 K: 3 BB: 0 S: 14 P: 17	R: 0 H: 0 E: 0 LOB: 0 K: 0 BB: 0 S: 6 P: 6	R: 0 H: 0 E: 1 LOB: 1 K: 0 BB: 0 S: 9 P: 12	R: 0 H: 0 E: 0 LOB: 0 K: 0 BB: 0 S: 7 P: 10	R: 5 H: 5 E: 1 LOB: 1 K: 0 BB: 0 S: 20 P: 25	R: 0 H: 0 E: 0 LOB: 0 K: 0 BB: 0 S: 4 P: 5	R: 0 H: 0 E: 0 LOB: 0 K: 1 BB: 0 S: 8 P: 11	R: 1 H: 2 E: 0 LOB: 2 K: 1 BB: 1 S: 15 P: 25	R: 0 H: 1 E: 0 LOB: 1 K: 0 BB: 0 S: 9 P: 14	1B: 7 SF: 0 2B: 0 SAC: 0 3B: 1 DP: 0 HR: 1 HBP: 0						WP: 0 PA: 39 PB: 0 SB: 0 CS: 0	

TOP

Minnesota Twins @ Kansas City Royals

Royals Stadium, Kansas City, MO

Mon Jun 08 1992, 8:05 PM EDT

Att. 26,119 - Cloudy - 78 F

livebaseballscorecards.com

AB	38
R	6
H	9
RBI	6
BB	1
SO	5
LOB	14

PITCHER		IP	WLS	BF	H	R	ER	SO	BB	IBB	HBP	BLK	WP	HR	S	P	ERA	WHIP
Mark Gubicza, R ERA: 3.39	(1, 1)	5.0		23	6	5	4	3	0	0	0	0	0	0	56	70	7.20	1.200
Tom Gordon, R ERA: 5.79	(6, 1)	2.2	W	11	2	1	1	1	1	0	0	0	0	1	24	38	3.38	1.125
Neal Heaton, L ERA: 4.41	(8, 1)	0.1		1	0	0	0	1	0	0	0	0	0	0	3	3	0.00	0.000
Jeff Montgomery, R ERA: 2.25	(9, 1)	1.0	S	4	1	0	0	0	0	0	0	0	0	0	9	14	0.00	1.000

PITCHER	IP	WLS	BF	H	R	ER	SO	BB	IBB	HBP	BLK	WP	HR	S	P	ERA	WHIP

BOTTOM

Minnesota Twins @ Kansas City Royals

Royals Stadium, Kansas City, MO

Mon Jun 08 1992, 8:05 PM EDT

Att. 26,119 - Cloudy - 78 F

livebaseballscorecards.com

Batter	1	2	3	4	5	6	7	8	9	AB	R	H	RBI	BB	SO	LOB
Keith Miller, R (1, 4) OBP: 0.382, SLG: 0.446	C B B X 2-1 HR		C B F B X 2-2 G4-6-3 1B		F F F B F X 1-2 FC4-6 2-H 3-H 1B	B C F X 1-2 E4 E 2-H 1B				4	2	4	4	0	0	0
Gregg Jefferies, S (1, 5) OBP: 0.296, SLG: 0.357 Rico Rossy, R (6, 5) OBP: 0.279, SLG: 0.236	C B X 1-1 ① F8		X 0-0 ②③ G4-6-3 1-2f		P S B 1 SAFE B X 3-1 ② F8	B F F F X 1-2 E6 2-H				3 1	0 0	0 0	0 0	0 0	0 0	2 0
Wally Joyner, L (1, 3) OBP: 0.354, SLG: 0.480	C B X 1-1 ② F7			S X 0-1 ① G3	X 0-0 ③ FC4-6 1-2f	B C X 1-1 ③ G6-4-3				4	0	0	0	0	0	2
Kevin McReynolds, R (1, 7) OBP: 0.367, SLG: 0.448	B C C F B F X 2-2 ③ P4			F F C 0-3 ② K		C B C F X 1-2 1B 1B 1B	B C F B X 2-2 ① G5-3			4	1	1	0	0	1	0
George Brett, L (1, 10) OBP: 0.338, SLG: 0.375		B B S X 2-1 ① G4-3		X 0-0 ③ F7		B X 1-0 ① F7	B X 1-0 ② F7			4	0	0	0	0	0	1
Jim Eisenreich, L (1, 9) OBP: 0.321, SLG: 0.350		C B X 1-1 S 1B			F B F F F B X 2-2 1B 1B 1B	1 SAFE C C C F B F 1 SAFE B X 2-2 ② F7	B C C C 1-3 ③ K			4	1	2	0	0	1	1
Mike Macfarlane, R (1, 2) OBP: 0.303, SLG: 0.366		C X 0-1 ② P3			S B X 1-1 SH1-3 1B 1-2 1B 1B	B S 1 SAFE F B F X 2-2 1B 1-3 E 1B		B F S C 1-3 ① K		4	2	2	0	0	1	1
Brian McRae, S (1, 8) OBP: 0.267, SLG: 0.291		1 SAFE F B B F B F C 2-3 ③ 1-2 K			B S F X 1-2 1B SH1-3 1-2 2-H 1B	B C B X 2-1 E 1-2 3-H 1B		B F X 1-1 ② P6		4	2	2	2	0	1	1
Curtis Wilkerson, S (1, 6) OBP: 0.235, SLG: 0.258			B X 1-0 ① L7		C B M X 1-2 ① SH1-3 1-2 2-3	F X 0-1 E7 E 1-H 2-H		F B F C 1-3 ③ K		3	1	0	0	0	1	0
Inning Stats	R: 1 E: 0 K: 0 S: 11 H: 1 LOB: 0 BB: 0 P: 17	R: 0 E: 0 K: 1 S: 10 H: 1 LOB: 1 BB: 0 P: 15	R: 0 E: 0 K: 0 S: 5 H: 1 LOB: 0 BB: 0 P: 8	R: 0 E: 0 K: 1 S: 6 H: 0 LOB: 0 BB: 0 P: 6	R: 3 E: 0 K: 0 S: 21 H: 4 LOB: 1 BB: 0 P: 29	R: 5 E: 3 K: 0 S: 27 H: 4 LOB: 1 BB: 0 P: 38	R: 0 E: 0 K: 1 S: 7 H: 0 LOB: 0 BB: 0 P: 11	R: 0 E: 0 K: 2 S: 8 H: 0 LOB: 0 BB: 0 P: 11		1B: 10 2B: 0 3B: 0 HR: 1	SF: 0 SAC: 1 DP: 1 HBP: 0					

	AB	35
	R	9
	H	11
	RBI	6
	BB	0
	SO	5
	LOB	8

WP: 0 PB: 0 SB: 1 CS: 0 PA: 36

PITCHER		IP	WLS	BF	H	R	ER	SO	BB	IBB	HBP	BLK	WP	HR	S	P	ERA	WHIP
Kevin Tapani, R ERA: 5.25	(1, 1)	5.0		21	7	4	4	2	0	0	0	0	0	1	53	75	7.20	1.400
Bob Kipper, L ERA: 2.52	(6, 1)	0.2	L	7	4	5	1	0	0	0	0	0	0	0	21	30	13.50	6.000
Carl Willis, R ERA: 5.63	(6, 1)	1.1		5	0	0	0	1	0	0	0	0	0	0	13	19	0.00	0.000
Rick Aguilera, R ERA: 3.62	(8, 1)	1.0		3	0	0	0	2	0	0	0	0	0	0	8	11	0.00	0.000

PITCHER	IP	WLS	BF	H	R	ER	SO	BB	IBB	HBP	BLK	WP	HR	S	P	ERA	WHIP

Minnesota Twins @ Kansas City Royals

Royals Stadium, Kansas City, MO

Tue Jun 09 1992, 8:05 PM EDT

Att. 25,171 - Cloudy - 74 F

TOP

livebaseballscorecards.com

Batter	1	2	3	4	5	6	7	8	9	AB	R	H	RBI	BB	SO	LOB
Shane Mack, R (1, 7) OBP: 0.381, SLG: 0.466	1-2 E FC 1B 1B		0-1 F8		1-1 G6-3		1-0 G3-1		0-2 G5-3	5	1	1	0	0	0	1
Chuck Knoblauch, R (1, 4) OBP: 0.391, SLG: 0.389	2-1 FC F9 1B S 1-3		2-3 K		1-2 F8			1-0 F9		4	1	0	0	0	1	1
Kirby Puckett, R (1, 8) OBP: 0.372, SLG: 0.597	0-1 S 1-2 3-H 1B		1-2 1B 1B		1-2 L8			3-2 F9		4	0	2	1	0	0	0
Chili Davis, S (1, 10) OBP: 0.379, SLG: 0.371	0-0 F9 2-3		1-1 1-3 1B			1-3 K		0-1 1B		4	0	2	0	0	1	2
Brian Harper, R (1, 2) OBP: 0.326, SLG: 0.380	0-2 L4		2-2 F9			2-1 G5-3		2-2 P6		4	0	0	0	0	0	5
Scott Leius, R (1, 5) OBP: 0.320, SLG: 0.363	3-2 P2 1-2 3-H			1-0 G3-1 FC5-2 2B		3-1 F7			2-1 E1 HR	4	1	1	0	0	0	1
Kent Hrbek, L (1, 3) OBP: 0.446, SLG: 0.570		4-0 G6-4-3 BB		1-0 G3-1 2-3			0-0 G5-3 1B		2-1 1-H HR	3	1	2	2	1	0	1
Pedro Munoz, R (1, 9) J.T. Bruett, L (9, PH) (9, 9)	1-1 G6-4-3 1-2f			0-0 FC5-2 3-H			0-0 F9		0-0 F7	3 1	0 0	0 0	0 0	0 0	0 0	3 0
Greg Gagne, R (1, 6) OBP: 0.318, SLG: 0.357	1-0 F9			1-2 G6-3			2-1 G5-3 1-2		1-1 G6-3	4	0	0	0	0	0	2

Inning Stats									
	R: 2 E: 1 K: 0 S: 15	H: 2 LOB: 1 BB: 0 P: 21	R: 0 E: 0 K: 0 S: 3	H: 0 LOB: 0 BB: 1 P: 9	R: 0 E: 0 K: 1 S: 13	H: 2 LOB: 2 BB: 0 P: 19	R: 0 E: 0 K: 0 S: 9	H: 1 LOB: 1 BB: 0 P: 11	R: 0 E: 0 K: 0 S: 8	H: 0 LOB: 0 BB: 0 P: 11
	R: 0 E: 0 K: 1 S: 7	H: 0 LOB: 0 BB: 0 P: 13	R: 0 E: 0 K: 0 S: 6	H: 1 LOB: 1 BB: 0 P: 8	R: 0 E: 0 K: 0 S: 11	H: 1 LOB: 1 BB: 0 P: 17	R: 2 E: 1 K: 0 S: 11	H: 1 LOB: 0 BB: 0 P: 16	1B: 6 2B: 1 3B: 0 HR: 1	SF: 0 SAC: 0 DP: 1 HBP: 0	WP: 0 PB: 0 SB: 2 CS: 0	PA: 37

PITCHER	IP	WLS	BF	H	R	ER	SO	BB	IBB	HBP	BLK	WP	HR	S	P	ERA	WHIP
Mike Magnante, L (1, 1) ERA: 5.31	8.0	L	32	7	2	0	2	1	0	0	0	0	0	72	109	0.00	1.000
Rusty Meacham, R (9, 1) ERA: 0.55	1.0		5	1	2	1	0	0	0	0	0	0	1	11	16	9.00	1.000

PITCHER	IP	WLS	BF	H	R	ER	SO	BB	IBB	HBP	BLK	WP	HR	S	P	ERA	WHIP

AB	36
R	4
H	8
RBI	3
BB	1
SO	2
LOB	16

BOTTOM

Minnesota Twins @ Kansas City Royals

Royals Stadium, Kansas City, MO

Tue Jun 09 1992, 8:05 PM EDT

Att. 25,171 - Cloudy - 74 F

livebaseballscorecards.com

Batter	1	2	3	4	5	6	7	8	9	AB	R	H	RBI	BB	SO	LOB
Keith Miller, R (1, 4) OBP: 0.379, SLG: 0.441	B B C X 2-1 ① F8		B F X 1-1 ② G4-3 2-3		B B C F X 2-2 1-2 2-H 1B			X 0-0 ① F8		4	0	1	1	0	0	1
Gary Thurman, R (1, 9) OBP: 0.291, SLG: 0.333	C X 0-1 ② G6-3		X 0-0 ③ G6-3		C F B B C 2-3 ② K			B X 1-0 ② F9		4	0	0	0	0	1	3
Wally Joyner, L (1, 3) OBP: 0.352, SLG: 0.472	B F F H 2-2 1B HBP			X 0-0 ① G4-3	B F F S 1-3 ③ K			F B B F B X 3-2 ③ F7		3	0	0	0	0	1	2
Kevin McReynolds, R (1, 7) OBP: 0.369, SLG: 0.446	F B B X 2-1 ③ 1-3 1B			C C F B B B F B 4-2 G4-3 WP BB		C B B X 2-1 ① F8			B B B C F F X 3-2 ① F8	3	0	1	0	1	0	0
George Brett, L (1, 10) OBP: 0.337, SLG: 0.372		C X 0-1 ① G3-1		F F 1 SAFE B B X 2-2 ② G4-3 1-3		X 0-0 ② G4-3			F B B X 2-1 1B SF9 1B	4	1	1	0	0	0	1
Mike Macfarlane, R (1, 2) OBP: 0.298, SLG: 0.359 Jim Eisenreich, L (9, PH) OBP: 0.326, SLG: 0.356		X 0-0 ② G6-3		B F F F B B F X 3-2 ③ P3		F F B B X 2-2 ③ F9			B S B X 2-1 WP 1-3 1B	3 1	0 0	0 1	0 0	0 0	0 0	1 0
Brian McRae, S (1, 8) OBP: 0.262, SLG: 0.287		C B F X 1-2 ③ L4			B S B F X 2-2 ① G4-3		X 0-0 ① P3		F B S B B B X 3-2 ② SF9 1-2 3-H	3	0	0	1	0	0	0
Curtis Wilkerson, S (1, 6) OBP: 0.257, SLG: 0.275 Gregg Jefferies, S (9, PH) OBP: 0.295, SLG: 0.356			X 0-0 G4-3 SH2-3 1B		C S X 0-2 BB 1B 1B		F B B B B 4-1 G4-6-3 BB		B B B C B F X 3-2 ③ P3	2 1	1 0	2 0	0 0	1 0	0 0	0 1
Rico Rossy, R (1, 5) OBP: 0.284, SLG: 0.233			B 1 SAFE B F X 2-1 ① SH2-3 1-2		B 1 SAFE B B B 4-0 1B 1-2 BB		X 0-0 ② ③ G4-6-3 1-2f			1	0	0	0	1	0	1
Inning Stats	R: 0 E: 0 K: 0 S: 8 H: 1 LOB: 2 BB: 0 P: 14	R: 0 E: 0 K: 0 S: 6 H: 0 LOB: 0 BB: 0 P: 7	R: 0 E: 0 K: 0 S: 6 H: 1 LOB: 1 BB: 0 P: 9	R: 0 E: 0 K: 0 S: 12 H: 0 LOB: 1 BB: 1 P: 21	R: 1 E: 0 K: 2 S: 15 H: 2 LOB: 2 BB: 1 P: 26	R: 0 E: 0 K: 0 S: 6 H: 0 LOB: 0 BB: 0 P: 10	R: 0 E: 0 K: 0 S: 3 H: 0 LOB: 0 BB: 1 P: 7	R: 0 E: 0 K: 0 S: 5 H: 0 LOB: 0 BB: 0 P: 9	R: 1 E: 0 K: 0 S: 14 H: 2 LOB: 1 BB: 0 P: 27	1B: 6 2B: 0 3B: 0 HR: 0	SF: 1 SAC: 1 DP: 1 HBP: 1						

	AB	29
	R	2
	H	6
	RBI	2
	BB	3
	SO	2
	LOB	10

WP: 2 PB: 0 SB: 0 CS: 0 PA: 35

PITCHER		IP	WLS	BF	H	R	ER	SO	BB	IBB	HBP	BLK	WP	HR	S	P	ERA	WHIP
Bill Krueger, L ERA: 2.52	(1, 1)	8.0	W	30	4	1	1	2	3	0	1	0	1	0	61	103	1.12	0.875
Rick Aguilera, R ERA: 3.81	(9, 1)	1.0	S	5	2	1	1	0	0	0	0	0	1	0	14	27	9.00	2.000

PITCHER	IP	WLS	BF	H	R	ER	SO	BB	IBB	HBP	BLK	WP	HR	S	P	ERA	WHIP

Minnesota Twins @ Kansas City Royals

Royals Stadium, Kansas City, MO

Wed Jun 10 1992, 8:05 PM EDT

Att. 19,347 - Cloudy - 68 F

TOP

livebaseballscorecards.com

Batter	1	2	3	4	5	6	7	8	9	AB	R	H	RBI	BB	SO	LOB
Shane Mack, R (1, 7) OBP: 0.385, SLG: 0.478	0-1 2B		2-3 K ②			2B; FC3-2 ②			2-2 FC6-4 1B	5	1	3	0	0	1	2
Gene Larkin, S (1, 9) OBP: 0.331, SLG: 0.400	2-3 K ①		0-0 F9 ③			0-0 1B HR 2B; G4-3 ③			0-2 F9 ①	5	1	1	1	0	1	4
Kirby Puckett, R (1, 8) OBP: 0.368, SLG: 0.588	1-0 E5 G3-6-1			0-0 G5-3 ①		0-0 HR 2-3 1B	0-0 G5-3 ①		1-1 FC6-4 ② 1-2f	5	1	1	0	0	0	2
Kent Hrbek, L (1, 3) OBP: 0.444, SLG: 0.586	3-1 G3-6-1 ②③ 1-2f			2-3 K ②		0-1 HR 1-H 3-H	2-2 G6-4-3 1B		0-0 G1-3 ③	5	1	2	3	0	1	3
Brian Harper, R (1, 2) OBP: 0.330, SLG: 0.388		1-2 P5 ①		2-2 2B		1-2 G4-3 WP 1B 1B	0-1 G6-4-3 ②③ 1-2f			4	1	2	0	0	0	1
Chili Davis, S (1, 10) OBP: 0.372, SLG: 0.362		2-0 F9 ②		2-2 G4-3 ③		2-1 G4-3 ① 1-3		0-2 F7 ①		4	0	0	0	0	0	2
Scott Leius, R (1, 5) OBP: 0.329, SLG: 0.378		0-2 1B			3-3 K ①	2-1 1B 1B 3-H		1-2 2B		4	1	3	1	0	1	0
Greg Gagne, R (1, 6) OBP: 0.317, SLG: 0.355		0-1 P5 ③			1-3 K ②	2-2 1B FC3-2 1-2 1B		0-0 F8 ②		4	0	1	0	0	1	2
Jeff Reboulet, R (1, 4) OBP: 0.373, SLG: 0.357 Randy Bush, L (8, PH) OBP: 0.274, SLG: 0.318 Chuck Knoblauch, R (8, 4) OBP: 0.391, SLG: 0.389			1-3 K ①		1-3 K ③	2-1 FC3-2 1-3 2-H 1B		2-2 G3 ③		3 1 0	0 0 0	1 0 0	1 0 0	0 0 0	2 0 0	0 1 0
Inning Stats	R: 0 H: 1 E: 1 LOB: 1 K: 1 BB: 0 S: 9 P: 15	R: 0 H: 1 E: 0 LOB: 1 K: 0 BB: 0 S: 9 P: 12	R: 0 H: 0 E: 0 LOB: 0 K: 2 BB: 0 S: 8 P: 11	R: 0 H: 1 E: 0 LOB: 1 K: 1 BB: 0 S: 10 P: 16	R: 0 H: 0 E: 0 LOB: 0 K: 3 BB: 0 S: 11 P: 16	R: 6 H: 8 E: 0 LOB: 2 K: 0 BB: 0 S: 26 P: 37	R: 0 H: 1 E: 0 LOB: 0 K: 0 BB: 0 S: 6 P: 8	R: 0 H: 1 E: 0 LOB: 1 K: 0 BB: 0 S: 10 P: 13	R: 0 H: 1 E: 0 LOB: 1 K: 0 BB: 0 S: 10 P: 13	1B: 8 SF: 0 2B: 5 SAC: 0 3B: 0 DP: 2 HR: 1 HBP: 0						

	AB	40
	R	6
	H	14
	RBI	6
	BB	0
	SO	7
	LOB	17

	WP: 1	PA: 40
	PB: 0	
	SB: 0	
	CS: 0	

PITCHER		IP	WLS	BF	H	R	ER	SO	BB	IBB	HBP	BLK	WP	HR	S	P	ERA	WHIP
Kevin Appier, R ERA: 2.51	(1, 1)	5.0		23	8	5	5	7	0	0	0	0	0	1	60	85	9.00	1.600
Tom Gordon, R ERA: 5.91	(6, 1)	0.1		4	3	1	1	0	0	0	0	0	1	0	10	18	27.00	9.000
Rusty Meacham, R ERA: 0.52	(6, 1)	1.2	W	5	1	0	0	0	0	0	0	0	0	0	9	12	0.00	0.600
Jeff Montgomery, R ERA: 2.1	(8, 1)	2.0	S	8	2	0	0	0	0	0	0	0	0	0	20	26	0.00	1.000

PITCHER		IP	WLS	BF	H	R	ER	SO	BB	IBB	HBP	BLK	WP	HR	S	P	ERA	WHIP

BOTTOM

Minnesota Twins @ Kansas City Royals

Royals Stadium, Kansas City, MO

Wed Jun 10 1992, 8:05 PM EDT

Att. 19,347 - Cloudy - 68 F

livebaseballscorecards.com

Batter	1	2	3	4	5	6	7	8	9	AB	R	H	RBI	BB	SO	LOB
Keith Miller, R (1, 4) OBP: 0.382, SLG: 0.442	C B B X 2-1 F7 ①		B C B X 2-1 SF8 ① 3-H	B B C B S B 4-2 BB		C S X 0-2 2-3 3-H 1B				2	0	1	2	1	0	0
Curtis Wilkerson, S (1, 6) OBP: 0.248, SLG: 0.263	X 0-0 B1-3 ②		B X 1-0 G4-3 ②	S S F X 0-2 P8 ③		X 0-0 P6 ②				4	0	0	0	0	0	5
Wally Joyner, L (1, 3) OBP: 0.350, SLG: 0.473	B B X 2-0 1B 2B		X 0-0 F9 ③		F C X 0-2 F8 ①	B X 1-0 G4-3 ③				4	1	1	0	0	0	2
Kevin McReynolds, R (1, 7) OBP: 0.376, SLG: 0.449	B C C B X 2-2 2-H 1B ③			B B C B B 4-1 BB 1B FC3-2 BB	C B B C S 2-3 K ②		C C B B B X 3-2 G6-4-3 1B			3	0	2	1	1	1	0
George Brett, L (1, 10) OBP: 0.335, SLG: 0.370		X 0-0 L8 ①		C 1 SAFE S X 0-2 FC3-2 BB 1-2 1B 1B	C X 0-1 G4-3 ③		S F B S 1-3 K ①			4	1	1	0	0	1	1
Jim Eisenreich, L (1, 9) OBP: 0.338, SLG: 0.364		B F B X 2-1 G3-6-3 1B		B B B B 4-0 FC3-2 1-2 2-3 1B BB		B C C B X 2-2 1B 1B 1B	X 0-0 G6-4-3 ② ③ 1-2f			3	2	2	0	1	0	1
Brent Mayne, L (1, 2) OBP: 0.239, SLG: 0.295 Mike Macfarlane, R (6, PH) OBP: 0.300, SLG: 0.361 (7, 2)	B 1 SAFE C X 1-1 G3-6-3 ② ③ 1-2f		B B X 2-0 FC3-2 ① G5-3 1B 1-2 2-3 3-Hf			B 1 SAFE B F 1 SAFE X 2-1 SH5-4 1B 1-3 1B 1B		S B F B C 2-3 K ①		2 2	0 1	0 1	0 0	0 0	0 1	4 0
Brian McRae, S (1, 8) OBP: 0.270, SLG: 0.296			B X 1-0 3B 1B	C B B X 2-1 G5-3 1-2 2-H 3-H 1B		X 0-0 1B SH5-4 1-2 3-H 1B		B S F X 1-2 G1-3 ②		4	1	3	3	0	0	0
Rico Rossy, R (1, 5) OBP: 0.286, SLG: 0.263			C 1 SAFE X 0-1 1-H SF8 3B	S B X 1-1 G5-3 ② 1-2 2-3		X 0-0 SH5-4 ① 1-2 2-3		B B X 2-0 L6 ③		3	1	1	1	0	0	2
Inning Stats	R: 1 H: 2 E: 0 LOB: 1 K: 0 BB: 0 S: 7 P: 13	R: 0 H: 1 E: 0 LOB: 0 K: 0 BB: 0 S: 5 P: 8	R: 2 H: 2 E: 0 LOB: 0 K: 0 BB: 0 S: 7 P: 11	R: 2 H: 2 E: 0 LOB: 3 K: 0 BB: 3 S: 15 P: 32	R: 0 H: 0 E: 0 LOB: 0 K: 1 BB: 0 S: 8 P: 10	R: 2 H: 4 E: 0 LOB: 2 K: 0 BB: 0 S: 12 P: 17	R: 0 H: 1 E: 0 LOB: 0 K: 1 BB: 0 S: 7 P: 11	R: 0 H: 0 E: 0 LOB: 0 K: 1 BB: 0 S: 7 P: 12		1B: 10 SF: 1 2B: 1 SAC: 1 3B: 1 DP: 2 HR: 0 HBP: 0						

AB	31
R	7
H	12
RBI	7
BB	3
SO	3
LOB	15

PITCHER		IP	WLS	BF	H	R	ER	SO	BB	IBB	HBP	BLK	WP	HR	S	P	ERA	WHIP
Willie Banks, R ERA: 9.64	(1, 1)	3.1		17	7	5	5	0	2	0	0	0	0	0	26	51	13.50	2.700
Mark Guthrie, L ERA: 3.89	(4, 1)	1.2	L	8	2	2	2	1	1	0	0	0	0	0	21	32	10.80	1.800
Gary Wayne, L ERA: 2.52	(6, 1)	0.1		3	2	0	0	0	0	0	0	0	0	0	5	5	0.00	6.000
Tom Edens, R ERA: 1.8	(6, 1)	2.2		8	1	0	0	2	0	0	0	0	0	0	16	26	0.00	0.375

PITCHER	IP	WLS	BF	H	R	ER	SO	BB	IBB	HBP	BLK	WP	HR	S	P	ERA	WHIP

Batter	1	2	3	4	5	6	7	8	9	AB	R	H	RBI	BB	SO	LOB
Tim Raines, S (1, 7) OBP: 0.359, SLG: 0.376	C F B F X 1-2 F9 BB 1B 1B		C F B B B B 4-2 S 2B BB		X 0-0 ③ F8			C B X 1-1 ① L8		3	1	1	0	1	0	0
Robin Ventura, L (1, 5) OBP: 0.394, SLG: 0.433	B B B B 4-0 1B 1-2 BB		1 SAFE C X 0-1 ① L4 1-2			X 0-0 ① F8		C B B B X 3-1 G6-3 2B		3	0	1	0	1	0	1
Frank Thomas, R (1, 3) OBP: 0.406, SLG: 0.482	S F B X 1-2 ① F9 2-3		C B X 1-1 ② 2-H 2B			C F X 0-2 ② P6		C X 0-1 ② G6-3 2-3		4	0	1	0	0	0	3
George Bell, R (1, 10) OBP: 0.288, SLG: 0.346	X 0-0 1-2 3-H 1B		F F B X 1-2 ③ G4-3			C C B X 1-2 1B		S X 0-1 ③ L7		4	0	2	1	0	0	2
Craig Grebeck, R (1, 6) OBP: 0.338, SLG: 0.379	F F S 0-3 ② K			C B S B S 2-3 ① K		C B C B S 2-3 ③ K			C B B B F F X 3-2 ① G4-3	4	0	0	0	0	3	3
Mike Huff, R (1, 9) OBP: 0.289, SLG: 0.279	S X 0-1 ③ G6-3			C X 0-1 ② G6-3			B C B X 2-1 S 1B		C B B S F B F B 4-2 1B BB	3	0	1	0	1	0	2
Joey Cora, S (1, 4) OBP: 0.298, SLG: 0.243		X 0-0 ① F9		F B B F X 2-2 ③ L9			X 0-0 ① F8		C F C 0-3 ② K	4	0	0	0	0	1	2
Shawn Abner, R (1, 8) OBP: 0.353, SLG: 0.387		C S B S 1-3 ② K			X 0-0 ① F9		S S F S 0-3 ② K 1-2		X 0-0 1-2 1B	4	0	1	0	0	2	1
Ron Karkovice, R (1, 2) OBP: 0.278, SLG: 0.252 Carlton Fisk, R (9, PH) OBP: 0.286, SLG: 0.286		F X 0-1 ③ F9			B S F B S 2-3 ② K		C F F X 0-2 ③ P3		F X 0-1 ③ F8	3 1	0 0	0 0	0 0	0 0	1 0	1 2
Inning Stats	R: 1 H: 2 E: 0 LOB: 2 K: 1 BB: 1 S: 13 P: 19	R: 0 H: 0 E: 0 LOB: 0 K: 1 BB: 0 S: 6 P: 7	R: 0 H: 1 E: 0 LOB: 1 K: 0 BB: 1 S: 9 P: 15	R: 0 H: 0 E: 0 LOB: 0 K: 1 BB: 0 S: 8 P: 12	R: 0 H: 0 E: 0 LOB: 0 K: 1 BB: 0 S: 5 P: 7	R: 0 H: 1 E: 0 LOB: 1 K: 1 BB: 0 S: 10 P: 13	R: 0 H: 1 E: 0 LOB: 1 K: 1 BB: 0 S: 11 P: 13	R: 0 H: 1 E: 0 LOB: 1 K: 0 BB: 0 S: 8 P: 12	R: 0 H: 1 E: 0 LOB: 2 K: 1 BB: 1 S: 14 P: 21	1B: 5 SF: 0 2B: 2 SAC: 0 3B: 0 DP: 0 HR: 0 HBP: 0						

TOP

Chicago White Sox @ Minnesota Twins

Hubert H. Humphrey Metrodome, Minneapolis, MN

Fri Jun 12 1992, 8:05 PM EDT

Att. 37,543 - Dome - 70 F

livebaseballscorecards.com

AB	33
R	1
H	7
RBI	1
BB	3
SO	7
LOB	17

WP: 0 PA: 36
PB: 0
SB: 2
CS: 0

PITCHER		IP	WLS	BF	H	R	ER	SO	BB	IBB	HBP	BLK	WP	HR	S	P	ERA	WHIP
John Smiley, L ERA: 4.06	(1, 1)	8.2	W	35	7	1	1	7	3	0	0	0	0	0	82	117	1.04	1.154
Rick Aguilera, R ERA: 3.77	(9, 1)	0.1	S	1	0	0	0	0	0	0	0	0	0	0	2	2	0.00	0.000

PITCHER	IP	WLS	BF	H	R	ER	SO	BB	IBB	HBP	BLK	WP	HR	S	P	ERA	WHIP

BOTTOM

Chicago White Sox @ Minnesota Twins

Hubert H. Humphrey Metrodome, Minneapolis, MN

Fri Jun 12 1992, 8:05 PM EDT

Att. 37,543 - Dome - 70 F

livebaseballscorecards.com

Batter	1	2	3	4	5	6	7	8	9	AB	R	H	RBI	BB	SO	LOB
Shane Mack, R (1, 7) OBP: 0.389, SLG: 0.480	C B B B C B 4-2 F9 S E BB		B B C X 2-1 ① L5	B B C X 2-1 2B		C B B X 2-1 ② F9		B B C B B 4-1 BB BB		3	1	1	0	2	0	0
Chuck Knoblauch, R (1, 4) OBP: 0.399, SLG: 0.387	1 SAFE B B 1 SAFE C 1 X 2-1 ① F8		B B B B 4-0 1B BB	B B B C B 4-1 BB		C B B B B 4-1 HR BB		B B B B 4-0 1-2 BB		1	1	0	0	4	0	1
Kirby Puckett, R (1, 8) OBP: 0.369, SLG: 0.597	1 SAFE C X 0-1 ② F9 1-3		1 SAFE X 0-0 BB 1-3 1B	X 0-0 ③ G5-3		1 SAFE B F 1 SAFE 1 SAFE X 1-1 1-H HR		X 0-0 ③ L8		5	1	2	2	0	0	5
Kent Hrbek, L (1, 3) OBP: 0.446, SLG: 0.577	B B B C S B 4-2 E E BB		B F B C B F F 1 SAFE 1 SAFE 4-2 B 1-2 BB		C F B B B C 3-3 ① K	F B X 1-1 ③ G4-3				2	1	0	0	2	1	0
Brian Harper, R (1, 2) OBP: 0.328, SLG: 0.390	C B B F F X 2-2 ③ E5 1-H 3-H		B B B X 3-0 ② P3		C S X 0-2 2B		C B C X 1-2 ① G6-3			4	0	1	0	0	0	3
Gene Larkin, S (1, 9) OBP: 0.329, SLG: 0.396 J.T. Bruett, L (7, PR) (8, 9)		B X 1-0 ① F8	B F X 1-1 ③ G1-3		C B X 1-1 ② P5		F B X 1-1 G6-4-3 1B			4 0	0 0	1 0	0 0	0 0	0 0	4 0
Chili Davis, S (1, 10) OBP: 0.379, SLG: 0.382		B B C B B 4-1 BLK BB	C C B F F F B X 2-2 HR	B B C B F F B 4-2 BB			B F 1 SAFE F X 1-2 ② ③ G6-4-3 1-2f			2	1	1	1	2	0	1
Scott Leius, R (1, 5) OBP: 0.322, SLG: 0.369		B 1 SAFE X 1-0 ② P2	B C X 1-1 ① G6-3	B B B F X 3-1 ③ P5				B C F B F F C 2-3 ① K		4	0	0	0	0	1	3
Greg Gagne, R (1, 6) OBP: 0.310, SLG: 0.347		C B F X 1-2 ③ P9 1-2		F L X 0-2 ② G5-3		X 0-0 ① G6-3		F F B F B F X 2-2 ② F8		4	0	0	0	0	0	1
Inning Stats	R: 2 H: 0 E: 1 LOB: 1 K: 0 BB: 2 S: 12 P: 24	R: 0 H: 0 E: 0 LOB: 1 K: 0 BB: 1 S: 6 P: 13	R: 0 H: 1 E: 0 LOB: 3 K: 0 BB: 2 S: 10 P: 24	R: 1 H: 2 E: 0 LOB: 2 K: 0 BB: 1 S: 15 P: 24	R: 0 H: 1 E: 0 LOB: 2 K: 1 BB: 1 S: 12 P: 23	R: 2 H: 1 E: 0 LOB: 0 K: 0 BB: 1 S: 8 P: 16	R: 0 H: 1 E: 0 LOB: 1 K: 0 BB: 0 S: 8 P: 11	R: 0 H: 0 E: 0 LOB: 2 K: 1 BB: 2 S: 12 P: 24		1B: 2 SF: 0 2B: 2 SAC: 0 3B: 0 DP: 1 HR: 2 HBP: 0						

	AB	29
	R	5
	H	6
	RBI	3
	BB	10
	SO	2
	LOB	18

WP: 0 PB: 0 SB: 1 CS: 0 PA: 39

PITCHER		IP	WLS	BF	H	R	ER	SO	BB	IBB	HBP	BLK	WP	HR	S	P	ERA	WHIP
Charlie Hough, R ERA: 3.88	(1, 1)	6.0	L	31	5	5	3	1	8	0	0	1	0	2	63	124	4.50	2.167
Wilson Alvarez, L ERA: 3.04	(7, 1)	1.0		3	1	0	0	0	0	0	0	0	0	0	8	11	0.00	1.000
Terry Leach, R ERA: 2.1	(8, 1)	1.0		5	0	0	0	1	2	0	0	0	0	0	12	24	0.00	2.000

PITCHER	IP	WLS	BF	H	R	ER	SO	BB	IBB	HBP	BLK	WP	HR	S	P	ERA	WHIP

Batter	1	2	3	4	5	6	7	8	9	AB	R	H	RBI	BB	SO	LOB
Shawn Jeter, L (1, 9)	B B B C X 3-1 ① G4-3	L B X 1-1 ③ F7		B X 1-0 ③ L7			F F F B F B X 2-2 ③ P4			4	0	0	0	0	0	0
Robin Ventura, L (1, 5) OBP: 0.399, SLG: 0.444	B B C C B X 3-2 2B 1B 1B		B B C X 2-1 ① L8		C B X 1-1 L1-3 1B			B F F B X 2-2 2B		4	1	3	0	0	0	0
Frank Thomas, R (1, 3) OBP: 0.407, SLG: 0.485	C X 0-1 1B G1-3 1-3 2B		F B B B C F F R B 4-2 BB 1B BB		C B X 1-1 ① ② L1-3 1-2			X 0-0 ① G5-3		3	2	1	0	1	0	2
George Bell, R (1, 10) OBP: 0.288, SLG: 0.344	B X 1-0 G1-3 2-3 3-H 1B		X 0-0 ② F7		B F F X 1-2 ③ G5-3			C B F S 1-3 ② K		4	0	1	1	0	1	2
Warren Newson, L (1, 7) OBP: 0.333, SLG: 0.279	B X 1-0 ② G1-3 1-2 3-H	1 SAFE B S F B B B 4-1 1B 1-2 BB				C F B B C 2-3 ① K		B B I I 4-0 FC4-6 IBB		2	0	0	1	1	1	1
Mike Huff, R (8, PH) OBP: 0.299, SLG: 0.279 (8, 7)										0	0	0	0	1	0	0
Lance Johnson, L (1, 8) OBP: 0.283, SLG: 0.335	B X 1-0 ③ G4-3	X 0-0 1-2 2-H 1B				X 0-0 ② G4-3		B F F B X 2-2 ③ FC4-6 1-2f		4	0	1	1	0	0	3
Steve Sax, R (1, 4) OBP: 0.301, SLG: 0.289		B C B F F X 3-2 G6-3 G6-3 2B	B C B X 2-1 ③ F8			C B B X 2-1 ③ F9			C C B F F X 1-2 ① F8	4	1	1	0	0	0	2
Carlton Fisk, R (1, 2) OBP: 0.200, SLG: 0.200		B F F B B B X 3-2 ① G6-3 2-3		S C B F F S 1-3 ① K			X 0-0 ① G3		C F B S 1-3 ② K	3	0	0	0	0	1	1
Ron Karkovice, R (8, 2) OBP: 0.277, SLG: 0.250										1	0	0	0	0	1	0
Craig Grebeck, R (1, 6) OBP: 0.329, SLG: 0.368		B F X 1-1 ② G6-3 3-H		B X 1-0 ② P4			C B B B X 3-1 ② G6-3		F F B F X 1-2 ③ F8	4	0	0	1	0	0	0
Inning Stats	R: 2 E: 0 K: 0 S: 10 H: 3 LOB: 1 BB: 0 P: 19	R: 1 E: 0 K: 0 S: 11 H: 1 LOB: 0 BB: 0 P: 19	R: 1 E: 0 K: 0 S: 11 H: 1 LOB: 2 BB: 2 P: 23	R: 0 E: 0 K: 1 S: 7 H: 0 LOB: 0 BB: 0 P: 10	R: 0 E: 0 K: 0 S: 7 H: 1 LOB: 0 BB: 0 P: 10	R: 0 E: 0 K: 1 S: 6 H: 0 LOB: 0 BB: 0 P: 10	R: 0 E: 0 K: 0 S: 8 H: 0 LOB: 0 BB: 0 P: 13	R: 0 E: 0 K: 1 S: 10 H: 1 LOB: 2 BB: 1 P: 19	R: 0 E: 0 K: 1 S: 12 H: 0 LOB: 0 BB: 0 P: 15	1B: 4 2B: 4 3B: 0 HR: 0 SF: 0 SAC: 0 DP: 1 HBP: 0						

TOP

Chicago White Sox @ Minnesota Twins

Hubert H. Humphrey Metrodome, Minneapolis, MN

Sat Jun 13 1992, 4:33 AM EDT

Att. 45,867 - Dome - 70 F

livebaseballscorecards.com

AB	33
R	4
H	7
RBI	4
BB	3
SO	4
LOB	11

WP: 0 PB: 0 SB: 0 CS: 0 PA: 36

PITCHER		IP	WLS	BF	H	R	ER	SO	BB	IBB	HBP	BLK	WP	HR	S	P	ERA	WHIP
Scott Erickson, R ERA: 5.13	(1, 1)	3.0	L	16	5	4	4	0	2	0	0	0	0	0	32	61	12.00	2.333
Carl Willis, R ERA: 4.88	(4, 1)	3.2		11	1	0	0	2	0	0	0	0	0	0	23	36	0.00	0.273
Gary Wayne, L ERA: 2.49	(7, 1)	0.1		2	1	0	0	0	0	0	0	0	0	0	8	12	0.00	3.000
Tom Edens, R ERA: 1.76	(8, 1)	0.2		2	0	0	0	1	0	0	0	0	0	0	4	5	0.00	0.000
Bob Kipper, L ERA: 2.39	(8, 1)	1.1		5	0	0	0	1	0	1	0	0	0	0	15	24	0.00	0.000

PITCHER	IP	WLS	BF	H	R	ER	SO	BB	IBB	HBP	BLK	WP	HR	S	P	ERA	WHIP

BOTTOM

Batter	1	2	3	4	5	6	7	8	9	AB	R	H	RBI	BB	SO	LOB
J.T. Bruett, L (1, 9) OBP: 0.250, SLG: 0.077	X 0-0 ① P5		B B B B 4-0 S BB		X 0-0 ① P4		C X 0-1 G6-3 1B 1B 1B	C F X 0-2 ③ F9		3	1	1	0	1	0	0
Chili Davis, S (8, PH) OBP: 0.377, SLG: 0.380 (9, 9)										1	0	0	0	0	0	1
Chuck Knoblauch, R (1, 4) OBP: 0.403, SLG: 0.386	B B C B B 4-1 S BB		C C F 1 SAFE F B 1 SAFE 1 SAFE F 2-2 B F X ① G5-3 1-2		C F B B F X 2-2 1B		C X 0-1 ① F7		B B B B 4-0 FC4-6 BB	3	0	1	0	2	0	2
Kirby Puckett, R (1, 8) OBP: 0.366, SLG: 0.589	1 SAFE C 2 SAFE F F S 0-3 ② K 1-2		S B X 1-1 ② F9		1 SAFE 1 SAFE F B B 1 SAFE X 2-1 ② F8		B X 1-0 G6-3 1B 1-2 1B		C F B X 1-2 ① FC4-6 1B 1-2f	5	1	1	0	0	1	4
Kent Hrbek, L (1, 3) OBP: 0.444, SLG: 0.568	S B C F B B B 4-2 BB		C B B C X 2-2 ③ G4-3		B B X 2-0 ③ G3		B S B B F X 3-2 ② G6-3 1-2 2-3		X 0-0 G6-4-3 1B 1-2	4	0	1	0	1	0	4
Shane Mack, R (1, 7) OBP: 0.385, SLG: 0.474	B S F F B F F X 2-2 ③ L8			C X 0-1 ① F9		F X 0-1 ① G4-3	X 0-0 2-H 3-H 1B		B B B C C F X 3-2 ② ③ G6-4-3 1-2f	5	0	1	2	0	0	4
Randy Bush, L (1, 10) OBP: 0.289, SLG: 0.324		C X 0-1 ① P3		B S S X 1-2 BB 1B		C H 1-1 1B HBP	S F 1 SAFE C 0-3 ③ K			2	0	1	0	0	0	0
Pedro Munoz, R (7, PH) OBP: 0.299, SLG: 0.423										1	0	0	0	0	1	1
Scott Leius, R (1, 5) OBP: 0.326, SLG: 0.368		C X 0-1 FC6-4 1B		B B C B B 4-1 1-2 BB		S X 0-1 ② F7		C F X 0-2 ① G4-3		3	0	1	0	1	0	1
Lenny Webster, R (1, 2) OBP: 0.255, SLG: 0.288		B B F 1 SAFE 1 SAFE X 2-1 ② FC6-4 FC6-4 1-2f		X 0-0 ② F7		C B X 1-1 1-3 1B		B X 1-0 1B		4	0	2	0	0	0	3
Greg Gagne, R (1, 6) OBP: 0.305, SLG: 0.341		F F X 0-2 ③ FC6-4 1-2f		B C B X 2-1 ③ G4-3		C S S 0-3 ③ K		B C X 1-1 ② F9		3	0	0	0	0	1	5
Brian Harper, R (8, PH) OBP: 0.327, SLG: 0.388										1	0	0	0	0	0	1
Jeff Reboulet, R (9, 6) OBP: 0.373, SLG: 0.357										0	0	0	0	0	0	0
Inning Stats	R: 0 H: 0 E: 0 LOB: 2 K: 1 BB: 2 S: 15 P: 25	R: 0 H: 1 E: 0 LOB: 1 K: 0 BB: 0 S: 9 P: 11	R: 0 H: 0 E: 0 LOB: 1 K: 0 BB: 1 S: 12 P: 21	R: 0 H: 1 E: 0 LOB: 2 K: 0 BB: 1 S: 9 P: 16	R: 0 H: 1 E: 0 LOB: 1 K: 0 BB: 0 S: 8 P: 14	R: 0 H: 1 E: 0 LOB: 2 K: 1 BB: 0 S: 10 P: 12	R: 2 H: 3 E: 0 LOB: 1 K: 1 BB: 0 S: 12 P: 16	R: 0 H: 1 E: 0 LOB: 1 K: 0 BB: 1 S: 9 P: 11	R: 0 H: 1 E: 0 LOB: 1 K: 0 BB: 1 S: 8 P: 16	1B: 9 SF: 0 2B: 0 SAC: 0 3B: 0 DP: 1 HR: 0 HBP: 1						

PITCHER		IP	WLS	BF	H	R	ER	SO	BB	IBB	HBP	BLK	WP	HR	S	P	ERA	WHIP
Jack McDowell, R ERA: 3.45	(1, 1)	6.2	W	32	7	2	2	2	4	0	1	0	0	0	72	112	2.70	1.650
Wilson Alvarez, L ERA: 2.88	(7, 1)	1.1		5	1	0	0	1	0	0	0	0	0	0	12	14	0.00	0.750
Bobby Thigpen, R ERA: 3.96	(9, 1)	1.0	S	4	1	0	0	0	1	0	0	0	0	0	8	16	0.00	2.000

PITCHER	IP	WLS	BF	H	R	ER	SO	BB	IBB	HBP	BLK	WP	HR	S	P	ERA	WHIP

Chicago White Sox @ Minnesota Twins

Hubert H. Humphrey Metrodome, Minneapolis, MN

Sat Jun 13 1992, 4:33 AM EDT

Att. 45,867 - Dome - 70 F

livebaseballscorecards.com

AB	35
R	2
H	9
RBI	2
BB	5
SO	3
LOB	26

3	1	1	0	1	0	0												
1	0	0	0	0	0	1												
3	0	1	0	2	0	2												
5	1	1	0	0	1	4												
4	0	1	0	1	0	4												
5	0	1	2	0	0	4												
2	0	1	0	0	0	0												
1	0	0	0	0	1	1												
3	0	1	0	1	0	1												
4	0	2	0	0	0	3												
3	0	0	0	0	1	5												
1	0	0	0	0	0	1												
0	0	0	0	0	0	0												

1B: 9	SF: 0	WP: 0	PA: 41
2B: 0	SAC: 0	PB: 0	
3B: 0	DP: 1	SB: 2	
HR: 0	HBP: 1	CS: 0	

Batter	1	2	3	4	5	6	7	8	9	AB	R	H	RBI	BB	SO	LOB
Shawn Jeter, L (1, 9) Mike Huff, R (2, 9) OBP: 0.296, SLG: 0.278	C F B S 1-3 ① K		X 0-0 ① F9		B X 1-0 ② F8	B B C L X 2-2 E8 HR 1B		C F F S 0-3 ② K		1 0 0 0 0 1 0 4 1 1 0 0 1 3						
Robin Ventura, L (1, 5) OBP: 0.399, SLG: 0.440	C B F F F B S 2-3 ② K		X 0-0 ② G3 1-2		C B F F B X 2-2 2B 1B	C B B X 2-1 ② F7		B B I I 4-0 FC6-4 IBB		4 1 1 0 1 1 2						
Frank Thomas, R (1, 3) OBP: 0.407, SLG: 0.502	B X 1-0 ③ L4		C B X 1-1 ③ G5-3		B B X 2-0 1-H 1B 2B	B X 1-0 2-H HR		B X 1-0 ③ FC6-4 1-2f		5 2 2 3 0 0 3						
George Bell, R (1, 10) OBP: 0.294, SLG: 0.354		B F F B B F X 3-2 CS 1B		B C X 1-1 2B 2B	B F B S S F B F X 3-2 2-H 1B 1B 1B 1B	C X 0-1 ③ G5-3			F F B X 1-2 ① F7	5 2 3 1 0 0 0						
Warren Newson, L (1, 7) OBP: 0.352, SLG: 0.326 Shawn Abner, R (7, PH) OBP: 0.361, SLG: 0.394 (7, 7)	F B S S B B S 3-3 ① ② K 1-2		X 0-0 G3-1 2-H 2B		B X 1-0 1B 1-2 1B		C B B B S S 3-3 ① K		B B F S F F F X 2-2 G4-6-3 1B	3 1 2 1 0 1 1 2 0 1 0 0 1 0						
Lance Johnson, L (1, 8) OBP: 0.286, SLG: 0.342	C B X 1-1 E 2B		B F B F X 2-2 ① G3-1 2-3		X 0-0 1B 1-2 2-3 1B		C F B B X 2-2 ② G6-3		1 SAFE X 0-0 ② ③ G4-6-3 1-2f	5 0 2 0 0 0 2						
Steve Sax, R (1, 4) OBP: 0.300, SLG: 0.288	C B X 1-1 E6 2-3		X 0-0 ② G1-3		C S B X 1-2 1-3 2-H 3-H 1B		B B B C X 3-1 ③ F9			4 0 1 2 0 0 2						
Carlton Fisk, R (1, 2) OBP: 0.214, SLG: 0.214 Ron Karkovice, R (8, PR) OBP: 0.277, SLG: 0.250 (8, 2)	B X 1-0 ③ G5-3		F F B B S 2-3 ③ K		B C B F 1 S SAFE 2-3 ③ K			B S X 1-1 SH3 1B		4 0 1 0 0 2 5 0 0 0 0 0 0 0						
Craig Grebeck, R (1, 6) OBP: 0.329, SLG: 0.367		X 0-0 G3 1B			C X 0-1 ① F9	B X 1-0 ① G5-3		X 0-0 ① SH3 1-2		3 0 1 0 0 0 0						
Inning Stats	R: 0 H: 0 E: 0 LOB: 0 K: 2 BB: 0 S: 9 P: 13	R: 0 H: 2 E: 1 LOB: 2 K: 1 BB: 0 S: 12 P: 21	R: 0 H: 1 E: 0 LOB: 1 K: 0 BB: 0 S: 5 P: 6	R: 1 H: 2 E: 0 LOB: 1 K: 1 BB: 0 S: 10 P: 15	R: 4 H: 6 E: 0 LOB: 2 K: 1 BB: 0 S: 21 P: 33	R: 2 H: 2 E: 1 LOB: 0 K: 0 BB: 0 S: 9 P: 15	R: 0 H: 0 E: 0 LOB: 0 K: 1 BB: 0 S: 8 P: 16	R: 0 H: 1 E: 0 LOB: 2 K: 1 BB: 1 S: 8 P: 14	R: 0 H: 1 E: 0 LOB: 0 K: 0 BB: 0 S: 10 P: 13	1B: 10 SF: 0 2B: 5 SAC: 1 3B: 0 DP: 2 HR: 1 HBP: 0						

PITCHER	IP	WLS	BF	H	R	ER	SO	BB	IBB	HBP	BLK	WP	HR	S	P	ERA	WHIP
Kevin Tapani, R (1, 1) ERA: 5.52	4.2		25	11	5	5	4	0	0	0	0	0	0	54	83	9.64	2.357
Mark Guthrie, L (5, 1) ERA: 4.14	2.1		9	2	2	2	2	0	0	0	0	0	1	20	36	7.71	0.857
Tom Edens, R (8, 1) ERA: 1.65	2.0	W	8	2	0	0	1	0	1	0	0	0	0	18	27	0.00	1.000

PITCHER	IP	WLS	BF	H	R	ER	SO	BB	IBB	HBP	BLK	WP	HR	S	P	ERA	WHIP

Chicago White Sox @ Minnesota Twins

Hubert H. Humphrey Metrodome, Minneapolis, MN

Sun Jun 14 1992, 4:33 AM EDT
Att. 46,668 - Dome - 70 F

TOP

livebaseballscorecards.com

AB	40
R	7
H	15
RBI	7
BB	1
SO	7
LOB	18

WP: 0	PB: 0	SB: 0	CS: 1
PA: 42			

Batter	1	2	3	4	5	6	7	8	9	AB	R	H	RBI	BB	SO	LOB
Shane Mack, R (1, 7) OBP: 0.382, SLG: 0.473	B C S F X 1-2 ① G4-3	1 SAFE 1 SAFE B C X 1-1 ① 1-H 3-H 2B		C B F B F F X 2-2 ③ G5-3			C X 0-1 ① G6-3	F B X 1-1 ③ P5		5	0	1	2	0	0	1
Chuck Knoblauch, R (1, 4) OBP: 0.403, SLG: 0.381	B B B C X 3-1 ② L8	B B C B B 4-1 G6-4-3 BB			C X 0-1 ① L8		B F B F X 2-2 ② L7		B C B S B H 4-2 2B HBP	3	1	0	0	1	0	0
Kirby Puckett, R (1, 8) OBP: 0.363, SLG: 0.585	B X 1-0 ③ G4-3	F 1 SAFE 1 SAFE X 0-1 ② ③ G6-4-3 1-2f			B X 1-0 ② L6		X 0-0 E5 2B		1 SAFE B B X 2-0 1-H 2B	5	1	1	1	0	0	1
Chili Davis, S (1, 10) OBP: 0.385, SLG: 0.394		F B S X 1-2 1B 1B 1B	S B X 1-1 ① P3		B X 1-0 FC4-6 1B		F B X 1-1 1-H 2B			4	1	3	1	0	0	0
Brian Harper, R (1, 2) OBP: 0.330, SLG: 0.387		B B F F X 2-2 1B BB 1-3 2B 1B	B X 1-0 E4		B X 1-0 ③ FC4-6 1-2f		I I I I 4-0 IBB			3	1	1	0	1	0	1
Kent Hrbek, L (1, 3) OBP: 0.440, SLG: 0.557		B B F B B 4-1 1B 1-2 2B BB	F B F X 1-2 ② L8			X 0-0 ① G3-1	B C F S 1-3 ③ K			3	1	0	0	1	1	3
Scott Leius, R (1, 5) OBP: 0.330, SLG: 0.377		X 0-0 2B FC 1-2 2-3 3-H 1B	C F X 0-2 ③ G5-3			C B X 1-1 2B		C X 0-1 ① G5-3		4	1	2	1	0	0	1
Pedro Munoz, R (1, 9) OBP: 0.298, SLG: 0.425		F B X 1-1 FC 1-3 2-H 3-H 2B		C S B X 1-2 ① F8		X 0-0 ② G5-3		B S F X 1-2 ② G1-3		4	1	1	2	0	0	1
Jeff Reboulet, R (1, 6) OBP: 0.364, SLG: 0.333		C X 0-1 FC 2-3 3-H 2B		C B F S 1-3 ② K		B C X 1-1 ③ G5-3		B B S B B 4-1 BB		3	1	0	1	1	1	2
Inning Stats	R: 0 H: 0 E: 0 LOB: 0 K: 0 BB: 0 S: 7 P: 12	R: 6 H: 5 E: 0 LOB: 0 K: 0 BB: 2 S: 17 P: 30	R: 0 H: 0 E: 1 LOB: 1 K: 0 BB: 0 S: 9 P: 12	R: 0 H: 0 E: 0 LOB: 0 K: 1 BB: 0 S: 11 P: 15	R: 0 H: 1 E: 0 LOB: 1 K: 0 BB: 0 S: 5 P: 8	R: 0 H: 1 E: 0 LOB: 1 K: 0 BB: 0 S: 6 P: 8	R: 1 H: 1 E: 1 LOB: 2 K: 1 BB: 1 S: 11 P: 19	R: 0 H: 0 E: 0 LOB: 1 K: 0 BB: 1 S: 8 P: 14	R: 1 H: 1 E: 0 LOB: 1 K: 0 BB: 0 S: 3 P: 9	1B: 4 SF: 0 2B: 5 SAC: 0 3B: 0 DP: 1 HR: 0 HBP: 1						

PITCHER		IP	WLS	BF	H	R	ER	SO	BB	IBB	HBP	BLK	WP	HR	S	P	ERA	WHIP
Greg Hibbard, L ERA: 4.41	(1, 1)	1.1		10	5	6	6	0	1	0	0	0	0	0	21	35	40.50	4.500
Donn Pall, R ERA: 3.34	(2, 1)	5.1		20	2	1	0	1	1	0	0	0	0	0	40	58	0.00	0.562
Scott Radinsky, L ERA: 1.93	(7, 1)	1.1	L	9	2	1	1	1	1	1	1	0	0	0	16	34	6.75	2.250

PITCHER	IP	WLS	BF	H	R	ER	SO	BB	IBB	HBP	BLK	WP	HR	S	P	ERA	WHIP

BOTTOM

Chicago White Sox @ Minnesota Twins

Hubert H. Humphrey Metrodome, Minneapolis, MN

Sun Jun 14 1992, 4:33 AM EDT

Att. 46,668 - Dome - 70 F

livebaseballscorecards.com

AB	34
R	8
H	9
RBI	8
BB	4
SO	2
LOB	10

Batter	1	2	3	4	5	6	7	8	9	AB	R	H	RBI	BB	SO	LOB
Keith Miller, R (1, 4) OBP: 0.372, SLG: 0.429	F F B C 1-3 ① K		B X 1-0 S 1B		C B X 1-1 ③ G4-3		B F B X 2-1 ② G5-3		1 SAFE S F F X 0-2 1-H 3-H 3B	5	1	2	2	0	1	0
Gary Thurman, R (1, 9) OBP: 0.275, SLG: 0.345	F B F X 1-2 ② G5-3		1 SAFE 1 SAFE 1 SAFE B F F B X 2-2 ② F9 1-2			X 0-0 1B 2B	C X 0-1 ③ G4-3		X 0-0 3-H SF7 3B	5	2	2	1	0	0	1
Wally Joyner, L (1, 3) OBP: 0.341, SLG: 0.457	C B F S 1-3 ③ K		B C F B F B F C 3-3 ③ K			B B C F B F F X 3-2 2-H 2B 1B		X 0-0 ① F7	C B F X 1-2 ② SF7 3-H	4	1	1	2	0	2	1
Kevin McReynolds, R (1, 7) OBP: 0.366, SLG: 0.431		C F B C 1-3 ① K		B B F F X 2-2 ① P4		X 0-0 ① F9		C F B X 1-2 ② G6-3	C B B X 2-1 FC6-4 1B	5	0	1	0	0	1	1
George Brett, L (1, 5) OBP: 0.341, SLG: 0.394		X 0-0 1B 1B		X 0-0 2B		B S F B 1 SAFE X 2-2 1-H 1B 2B		C X 0-1 ③ L6	S F X 0-2 1-2f ③ FC6-4	5	0	3	1	0	0	2
Mike Macfarlane, R (1, 10) Harvey Pulliam, R (9, PR) OBP: 0.500, SLG: 0.667		F S S 0-3 ② K		F S B B B X 3-2 ② P3		F B B F X 2-2 ② G6-3			B X 1-0 SH2-4 E 1B 1B	4 0	0 1	1 0	0 0	0 0	1 0	3 0
Bob Melvin, R (1, 2) OBP: 0.348, SLG: 0.386		F X 0-1 1-3 FC4-6 1B		C S F F S 0-3 ③ K		B B F B F B 4-2 1B BB			X 0-0 1-2 E SH2-4 3B 1B	3	1	2	0	1	1	1
Brian McRae, S (1, 8) OBP: 0.271, SLG: 0.289		X 0-0 ③ FC4-6 1-2f		B F B B F X 3-2 ① F9		C F F X 0-2 ③ 1-2 2-H 1B			L L X 0-2 ① SH2-4 1-2 2-3	3	0	1	0	0	0	2
Rico Rossy, R (1, 6) OBP: 0.272, SLG: 0.250			B X 1-0 ① F7		C B X 1-1 ② G4-3		F B C X 1-2 ① F8		X 0-0 2-3 3-H FC 3B	4	1	0	0	0	0	1
Inning Stats	R: 0 E: 0 K: 2 S: 9 H: 0 LOB: 0 BB: 0 P: 12	R: 0 E: 0 K: 2 S: 10 H: 2 LOB: 2 BB: 0 P: 11	R: 0 E: 0 K: 1 S: 10 H: 1 LOB: 1 BB: 0 P: 17	R: 0 E: 0 K: 1 S: 12 H: 1 LOB: 1 BB: 0 P: 17	R: 0 E: 0 K: 0 S: 7 H: 0 LOB: 0 BB: 0 P: 12	R: 2 E: 0 K: 0 S: 19 H: 4 LOB: 2 BB: 1 P: 30	R: 0 E: 0 K: 0 S: 7 H: 0 LOB: 0 BB: 0 P: 10	R: 0 E: 0 K: 0 S: 6 H: 0 LOB: 0 BB: 0 P: 7	R: 5 E: 1 K: 0 S: 19 H: 5 LOB: 2 BB: 0 P: 23	1B: 8 2B: 3 3B: 2 HR: 0	SF: 1 SAC: 1 DP: 0 HBP: 0						

Kansas City Royals @ Minnesota Twins

Hubert H. Humphrey Metrodome, Minneapolis, MN

Mon Jun 15 1992, 8:05 PM EDT

Att. 21,614 - Dome - 70 F

TOP

livebaseballscorecards.com

AB	38
R	7
H	13
RBI	6
BB	1
SO	6
LOB	12

WP: 0 PB: 0 SB: 1 CS: 0 PA: 41

PITCHER		IP	WLS	BF	H	R	ER	SO	BB	IBB	HBP	BLK	WP	HR	S	P	ERA	WHIP
Bill Krueger, L ERA: 2.7	(1, 1)	8.0	L	34	10	4	4	6	1	0	0	0	0	0	82	119	4.50	1.375
Gary Wayne, L ERA: 2.73	(9, 1)	1.0		7	3	3	1	0	0	0	0	0	0	0	17	20	9.00	3.000

PITCHER	IP	WLS	BF	H	R	ER	SO	BB	IBB	HBP	BLK	WP	HR	S	P	ERA	WHIP

BOTTOM

Batter	1	2	3	4	5	6	7	8	9	AB	R	H	RBI	BB	SO	LOB
Shane Mack, R (1, 7) OBP: 0.376, SLG: 0.465	X 0-0 E3 SH1-3		L C B F F X 1-2 G4-3 ②		B B X 2-0 L6-5 ②③ 3-H			X 0-0 P2 ②		4	0	0	0	0	0	2
Chuck Knoblauch, R (1, 4) OBP: 0.399, SLG: 0.376	1 SAFE X 0-0 SH1-3 ① 1-2		F F F B X 1-2 F8 ③			B C C X 1-2 P6 ①		C B B C F X 2-2 G5-3 ③		3	0	0	0	0	0	0
Kirby Puckett, R (1, 8) OBP: 0.365, SLG: 0.582	I I I 4-0 IBB			F B F X 1-2 1B		X 0-0 G5-3 ②			S B S F S 1-3 K ①	3	0	1	0	1	1	0
Chili Davis, S (1, 10) OBP: 0.377, SLG: 0.385	C B S B F X 2-2 F8 ②			C B 1 SAFE F 1 SAFE B 1 SAFE X 2-2 L6 ①		B B C X 2-1 F9 ③			C B F F X 1-2 F7 ②	4	0	0	0	0	0	3
Brian Harper, R (1, 2) OBP: 0.324, SLG: 0.379	C B F X 1-2 P6 ③			C F X 0-2 F9 ②			B B C B F X 3-2 F8 ①		X 0-0 F7 ③	4	0	0	0	0	0	3
Kent Hrbek, L (1, 3) OBP: 0.433, SLG: 0.546		C B B X 2-1 F7 ①		C F 1 SAFE C 0-3 K ③			B X 1-0 P6 ②			3	0	0	0	0	1	1
Scott Leius, R (1, 5) OBP: 0.340, SLG: 0.384		C B B X 2-1 G6-4-3 1B			B F X 1-1 SH2-4 1B L6-5 1B		B B B B 4-0 BB			2	0	2	0	1	0	0
Pedro Munoz, R (1, 9) OBP: 0.300, SLG: 0.426		1 SAFE 1 SAFE B X 1-0 G6-4-3 ②③ 1-2f			B 1 SAFE S 1 SAFE F F B 1 SAFE X 2-2 SH2-4 1-2 1B		C B X 1-1 F9 ③			2	0	1	0	0	0	1
Randy Bush, L (7, PH) OBP: 0.286, SLG: 0.319 (8, 9)										1	0	0	0	0	0	1
Greg Gagne, R (1, 6) OBP: 0.302, SLG: 0.337			B C B X 2-1 F8 ①		F X 0-1 SH2-4 ① 1-2 2-3			B F X 1-1 B1-3 ①		2	0	0	0	0	0	0
Inning Stats	R: 0 E: 1 K: 0 S: 9 H: 0 LOB: 2 BB: 1 P: 16	R: 0 E: 0 K: 0 S: 5 H: 1 LOB: 0 BB: 0 P: 10	R: 0 E: 0 K: 0 S: 11 H: 0 LOB: 0 BB: 0 P: 15	R: 0 E: 0 K: 1 S: 12 H: 1 LOB: 1 BB: 0 P: 15	R: 0 E: 0 K: 0 S: 9 H: 2 LOB: 1 BB: 0 P: 14	R: 0 E: 0 K: 0 S: 6 H: 0 LOB: 0 BB: 0 P: 9	R: 0 E: 0 K: 0 S: 6 H: 0 LOB: 1 BB: 1 P: 15	R: 0 E: 0 K: 0 S: 7 H: 0 LOB: 0 BB: 0 P: 10	R: 0 E: 0 K: 1 S: 9 H: 0 LOB: 0 BB: 0 P: 11	1B: 4 2B: 1 3B: 0 HR: 0		SF: 0 SAC: 2 DP: 2 HBP: 0		WP: 0 PB: 0 SB: 0 CS: 0		PA: 32

PITCHER		IP	WLS	BF	H	R	ER	SO	BB	IBB	HBP	BLK	WP	HR	S	P	ERA	WHIP
Mike Magnante, L ERA: 4.59	(1, 1)	6.2	W	25	4	0	0	1	1	1	0	0	0	0	56	91	0.00	0.750
Rusty Meacham, R ERA: 0.48	(7, 1)	1.1		4	0	0	0	0	0	0	0	0	0	0	9	13	0.00	0.000
Jeff Montgomery, R ERA: 2.03	(9, 1)	1.0		3	0	0	0	1	0	0	0	0	0	0	9	11	0.00	0.000

PITCHER	IP	WLS	BF	H	R	ER	SO	BB	IBB	HBP	BLK	WP	HR	S	P	ERA	WHIP

Kansas City Royals @ Minnesota Twins

Hubert H. Humphrey Metrodome, Minneapolis, MN

Mon Jun 15 1992, 8:05 PM EDT

Att. 21,614 - Dome - 70 F

livebaseballscorecards.com

AB	28
R	0
H	4
RBI	0
BB	2
SO	2
LOB	11

Batter	1	2	3	4	5	6	7	8	9	AB	R	H	RBI	BB	SO	LOB
Keith Miller, R (1, 4) OBP: 0.367, SLG: 0.420	B C B X 2-1 G5-3 ①	X 0-0 F8 ③		C B F B F C 2-3 K ③		C F B F B B B 4-2 G1-6-3 BB 1-2			C X 0-1 P3 ①	4	0	0	0	1	1	2
Brent Mayne, L (1, 2) OBP: 0.278, SLG: 0.346	C X 0-1 BB 2B 1B		C B F B F X 2-2 FC1-6 1B		B B X 2-0 1B G6-4-3 1B	F B F F X 1-2 G1-6-3 ② ③ 1-2f			B B C B X 3-1 F7 ②	5	2	3	0	0	0	2
Wally Joyner, L (1, 3) OBP: 0.352, SLG: 0.478	B B B C 1 SAFE B 4-1 2B BB 1-2		S B 1 SAFE F X 1-2 FC1-6 ① 1-2f 2B		X 0-0 G6-4-3 1-3 1B		X 0-0 HR		C B X 1-1 1B	4	3	3	1	1	0	1
Kevin McReynolds, R (1, 7) OBP: 0.371, SLG: 0.442	B X 1-0 G3 2B 1-H 2-H		B B X 2-0 G4-3 2B 1-H		B X 1-0 G6-4-3 ① ② 1-2f 3-H		B B B B 4-0 G6-4-3 BB		X 0-0 G1-3 ③	4	0	2	3	1	0	2
George Brett, L (1, 5) OBP: 0.335, SLG: 0.386	C X 0-1 G3 ② 2-3		B B B B F X 3-1 G4-3 ② 2-3		B B S B X 3-1 F8 ③		1 SAFE X 0-0 F8 ①			4	0	0	0	0	0	3
Jim Eisenreich, L (1, 9) OBP: 0.331, SLG: 0.354	X 0-0 F7 ③		B B F X 2-1 F7 ③			F B X 1-1 F7 ①	B B X 2-0 G6-4-3 ② ③ 1-2f			4	0	0	0	0	0	3
Mike Macfarlane, R (1, 10) OBP: 0.296, SLG: 0.368		B C X 1-1 G3-1 ①		S F S 0-3 K ①		F B X 1-1 HR		S X 0-1 G5-3 ①		4	1	1	1	0	1	0
Brian McRae, S (1, 8) OBP: 0.275, SLG: 0.303		B X 1-0 L7 ②		B B B B 4-0 CS BB		B X 1-0 HR		C B X 1-1 G3-1 ②		3	1	1	1	1	0	0
Rico Rossy, R (1, 6) OBP: 0.290, SLG: 0.272		B B B C X 3-1 1B		1 SAFE 1 SAFE P B X 2-0 ② 1-2 1B		C B F X 1-2 BB 1B		S X 0-1 G5-3 ③		4	0	3	0	0	0	0
Inning Stats	R: 2 H: 2 E: 0 LOB: 1 K: 0 BB: 1 S: 9 P: 16	R: 0 H: 1 E: 0 LOB: 1 K: 0 BB: 0 S: 6 P: 11	R: 1 H: 2 E: 0 LOB: 1 K: 0 BB: 0 S: 12 P: 22	R: 0 H: 1 E: 0 LOB: 1 K: 2 BB: 1 S: 9 P: 16	R: 1 H: 2 E: 0 LOB: 0 K: 0 BB: 0 S: 5 P: 11	R: 2 H: 3 E: 0 LOB: 1 K: 0 BB: 1 S: 15 P: 24	R: 1 H: 1 E: 0 LOB: 0 K: 0 BB: 1 S: 3 P: 9	R: 0 H: 0 E: 0 LOB: 0 K: 0 BB: 0 S: 6 P: 7	R: 0 H: 1 E: 0 LOB: 1 K: 0 BB: 0 S: 7 P: 11	1B: 8 SF: 0 2B: 2 SAC: 0 3B: 0 DP: 3 HR: 3 HBP: 0						WP: 0 PA: 40 PB: 0 SB: 0 CS: 1

Kansas City Royals @ Minnesota Twins

Hubert H. Humphrey Metrodome, Minneapolis, MN

Tue Jun 16 1992, 8:05 PM EDT

Att. 21,116 - Dome - 70 F

TOP

livebaseballscorecards.com

AB	36
R	7
H	13
RBI	6
BB	4
SO	2
LOB	13

PITCHER		IP	WLS	BF	H	R	ER	SO	BB	IBB	HBP	BLK	WP	HR	S	P	ERA	WHIP
Willie Banks, R ERA: 8.79	(1, 1)	5.0		23	8	4	4	2	2	0	0	0	0	0	41	76	7.20	2.000
Bob Kipper, L ERA: 3.29	(6, 1)	1.0	L	8	4	3	3	0	2	0	0	0	0	3	16	29	27.00	6.000
Carl Willis, R ERA: 4.55	(7, 1)	2.0		5	0	0	0	0	0	0	0	0	0	0	8	11	0.00	0.000
Rick Aguilera, R ERA: 3.64	(9, 1)	1.0		4	1	0	0	0	0	0	0	0	0	0	7	11	0.00	1.000

PITCHER	IP	WLS	BF	H	R	ER	SO	BB	IBB	HBP	BLK	WP	HR	S	P	ERA	WHIP

BOTTOM

Batter	1	2	3	4	5	6	7	8	9	AB	R	H	RBI	BB	SO	LOB
Shane Mack, R (1, 7) OBP: 0.377, SLG: 0.468	X 0-0 E 2B	X 0-0 ③ G1-3		B F F F F F B X 2-2 ② G3 1-2 2-3		L B F 1 SAFE X 1-2 1B		B B C C X 2-2 ③ G4-3		5	1	2	0	0	0	4
Chuck Knoblauch, R (1, 4) OBP: 0.402, SLG: 0.376	C X 0-1 E8 WP G6-3 2-H 1B		B B B C C B 4-2 CS BB	C X 0-1 ③ P8		X 0-0 ① ② P1-6 2-3f			B B B B 4-0 BB	3	1	1	1	2	0	4
Kirby Puckett, R (1, 8) OBP: 0.362, SLG: 0.575	M X 0-1 ① G5-3 2-3		B 1 SAFE B S S X 2-2 ① E6 FC5-4 1-2		X 0-0 BB 1B 1B	C X 0-1 ③ G4-3			F B B S S 2-3 ① K	5	1	1	0	0	1	4
Kent Hrbek, L (1, 3) OBP: 0.427, SLG: 0.532	B B C F B X 3-2 ② G6-3 3-H	C X 0-1 ② FC5-4 1-2f			B F B 1 SAFE B F F F B 4-2 1B WP 1-2 BB		C B X 1-1 ① G4-3		X 0-0 ② L8	4	1	0	1	1	0	2
Brian Harper, R (1, 2) OBP: 0.318, SLG: 0.372 Randy Bush, L (9, PH) OBP: 0.282, SLG: 0.314	C S B X 1-2 ③ G6-3	X 0-0 ③ P8			C X 0-1 ① P6		F X 0-1 ② G3-1		B X 1-0 ③ G3-4-3	4 1	0 0	0 0	0 0	0 0	0 0	3 1
Chili Davis, S (1, 10) OBP: 0.380, SLG: 0.410		C B B X 2-1 ① G4-3		B B F B X 3-1 HR	B C C S 1-3 ② K		B S B F F F B X 3-2 2B			4	1	2	1	0	1	2
Scott Leius, R (1, 5) OBP: 0.344, SLG: 0.387		S C X 0-2 2B 1B		B F B F C 2-3 ① K	B F B B C X 3-2 WP S 1-3 2-H 1B		B C X 1-1 ③ G6-3			4	0	2	1	0	1	1
Gene Larkin, S (1, 9) OBP: 0.327, SLG: 0.391		C X 0-1 ② F8		B X 1-0 G3 1B 1B	B C F B B X 3-2 ③ P5 1-3 3-H			C F S 0-3 ① K		4	0	1	0	0	1	2
Greg Gagne, R (1, 6) OBP: 0.311, SLG: 0.348		B 1 SAFE F X 1-1 1-3 2B		B X 1-0 G3 1-2 1B		B B B B 4-0 P1-6 1B BB		B C B X 2-1 ② F8		3	0	2	0	1	0	0
Inning Stats	R: 2 E: 1 K: 0 S: 11 H: 2 LOB: 0 BB: 0 P: 15	R: 0 E: 0 K: 0 S: 10 H: 2 LOB: 2 BB: 0 P: 13	R: 0 E: 1 K: 0 S: 8 H: 0 LOB: 1 BB: 1 P: 14	R: 1 E: 0 K: 1 S: 15 H: 3 LOB: 2 BB: 0 P: 24	R: 2 E: 0 K: 1 S: 16 H: 2 LOB: 1 BB: 1 P: 27	R: 0 E: 0 K: 0 S: 6 H: 1 LOB: 1 BB: 1 P: 11	R: 0 E: 0 K: 0 S: 11 H: 1 LOB: 1 BB: 0 P: 16	R: 0 E: 0 K: 1 S: 8 H: 0 LOB: 0 BB: 0 P: 12	R: 0 E: 0 K: 1 S: 5 H: 0 LOB: 1 BB: 1 P: 12	1B: 7 2B: 4 3B: 0 HR: 1	SF: 0 SAC: 0 DP: 1 HBP: 0	WP: 2 PB: 0 SB: 1 CS: 1	PA: 41				

PITCHER		IP	WLS	BF	H	R	ER	SO	BB	IBB	HBP	BLK	WP	HR	S	P	ERA	WHIP
Kevin Appier, R ERA: 2.75	(1, 1)	5.0	W	26	9	5	4	2	2	0	0	0	2	1	60	93	7.20	2.200
Rusty Meacham, R ERA: 0.45	(6, 1)	2.0		8	2	0	0	0	1	0	0	0	0	0	17	27	0.00	1.500
Jeff Montgomery, R ERA: 1.91	(8, 1)	2.0	S	7	0	0	0	2	1	0	0	0	0	0	13	24	0.00	0.500

PITCHER	IP	WLS	BF	H	R	ER	SO	BB	IBB	HBP	BLK	WP	HR	S	P	ERA	WHIP

Kansas City Royals @ Minnesota Twins

Hubert H. Humphrey Metrodome, Minneapolis, MN

Tue Jun 16 1992, 8:05 PM EDT

Att. 21,116 - Dome - 70 F

livebaseballscorecards.com

AB	37
R	5
H	11
RBI	4
BB	4
SO	4
LOB	23

Kansas City Royals @ Minnesota Twins

Hubert H. Humphrey Metrodome, Minneapolis, MN

Wed Jun 17 1992, 8:05 PM EDT

Att. 19,199 - Dome - 70 F

TOP

livebaseballscorecards.com

Batter	1	2	3	4	5	6	7	8	9	AB	R	H	RBI	BB	SO	LOB
Keith Miller, R (1, 4) OBP: 0.368, SLG: 0.425	G6-3		2B		K			G5-3	1B	5	0	2	1	0	1	1
Gary Thurman, R (1, 9) OBP: 0.266, SLG: 0.333	F8		K		K			G4-3 1B 2B	L8	3	0	0	0	0	2	3
Jim Eisenreich, L (8, PH) OBP: 0.333, SLG: 0.364 (8, 9)										2	1	1	0	0	0	3
Wally Joyner, L (1, 3) OBP: 0.345, SLG: 0.469	K		G4-3			P6		G4-3		4	0	0	0	0	1	3
Kevin McReynolds, R (1, 7) OBP: 0.373, SLG: 0.448		F8		2B		P4		1B		4	0	2	1	0	0	0
George Brett, L (1, 5) OBP: 0.329, SLG: 0.379		F8		F8		G4-3		G4-3		4	0	0	0	0	0	2
Mike Macfarlane, R (1, 10) OBP: 0.295, SLG: 0.371		K		G1-3			L4-6		K	4	0	1	0	0	2	1
Bob Melvin, R (1, 2) OBP: 0.347, SLG: 0.383			1B	F7			L4-6		1B 1B	3	1	1	0	0	0	2
Brent Mayne, L (9, PH) OBP: 0.291, SLG: 0.358										1	0	1	0	0	0	0
Brian McRae, S (1, 8) OBP: 0.282, SLG: 0.319			K		WP 2B		2B		1B	4	0	3	0	0	1	1
Rico Rossy, R (1, 6) OBP: 0.291, SLG: 0.266			2B BB		K2-3		P6		F7	2	0	0	0	1	1	2
Gregg Jefferies, S (9, PH) OBP: 0.293, SLG: 0.354										1	0	0	0	0	0	2

	AB	37
	R	2
	H	11
	RBI	2
	BB	1
	SO	8
	LOB	20

Inning Stats	1	2	3	4	5	6	7	8	9
	R: 0 E: 0 K: 1 S: 5	H: 0 LOB: 0 BB: 0 P: 9	R: 0 E: 0 K: 1 S: 6	H: 0 LOB: 0 BB: 0 P: 8	R: 1 E: 0 K: 2 S: 14	H: 2 LOB: 2 BB: 1 P: 25	R: 0 E: 0 K: 0 S: 7	H: 1 LOB: 1 BB: 0 P: 10	R: 0 E: 0 K: 3 S: 15	H: 1 LOB: 1 BB: 0 P: 21	R: 0 E: 0 K: 0 S: 6	H: 0 LOB: 0 BB: 0 P: 11	R: 0 E: 0 K: 0 S: 13	H: 2 LOB: 1 BB: 0 P: 19	R: 1 E: 0 K: 0 S: 9	H: 2 LOB: 1 BB: 0 P: 18	R: 0 E: 0 K: 1 S: 19	H: 3 LOB: 3 BB: 0 P: 30

| | | | | | | | | | |

BOTTOM

Kansas City Royals @ Minnesota Twins

Hubert H. Humphrey Metrodome, Minneapolis, MN

Wed Jun 17 1992, 8:05 PM EDT

Att. 19,199 - Dome - 70 F

livebaseballscorecards.com

Batter	1	2	3	4	5	6	7	8	9	AB	R	H	RBI	BB	SO	LOB
Shane Mack, R (1, 7) OBP: 0.376, SLG: 0.470	K		1-3 2B			L9		SH1-4 1-2		3	0	1	0	0	1	0
Chuck Knoblauch, R (1, 4) OBP: 0.400, SLG: 0.371	P4		G6-3			G4-3		1B SF8 BB		3	1	0	0	1	0	2
Kirby Puckett, R (1, 8) OBP: 0.364, SLG: 0.574	G6-3			F9			S 2B 1B	E BB 1-3 2-H 1B		4	1	2	1	0	0	0
Kent Hrbek, L (1, 3) OBP: 0.423, SLG: 0.528		G4-3		G6-4-3 1B			K 1-2	SF8 3-H		3	0	1	1	0	1	1
Chili Davis, S (1, 10) OBP: 0.382, SLG: 0.414		G6-3		G6-4-3 1-2f			G5-3 1B 2-H 2B	E BB 1-2		3	1	1	1	1	0	1
Brian Harper, R (1, 2) OBP: 0.317, SLG: 0.369		F7			L1-4-3 1B		G5-3 2-3	E5 1-2 2-3		4	0	1	0	0	0	3
Pedro Munoz, R (1, 9) OBP: 0.297, SLG: 0.421			K		F9		PB 1B 3-H	F7		2	0	0	0	0	1	1
Gene Larkin, S (7, PH) OBP: 0.331, SLG: 0.396										1	0	1	1	0	0	0
J.T. Bruett, L (7, PR) OBP: 0.235, SLG: 0.071 (8, 9)										1	0	0	0	0	0	3
Scott Leius, R (1, 5) OBP: 0.344, SLG: 0.383			2B BB		L1-4-3 1-2		G4-3 1-2			2	0	0	0	1	0	2
Greg Gagne, R (1, 6) OBP: 0.312, SLG: 0.344			L9			P4		1B SH1-4 BB		2	1	0	0	1	0	1
Inning Stats	R: 0 E: 0 K: 1 S: 8 H: 0 LOB: 0 BB: 0 P: 13	R: 0 E: 0 K: 0 S: 3 H: 0 LOB: 0 BB: 0 P: 5	R: 0 E: 0 K: 1 S: 9 H: 1 LOB: 2 BB: 1 P: 17	R: 0 E: 0 K: 0 S: 5 H: 1 LOB: 0 BB: 0 P: 7	R: 0 E: 0 K: 0 S: 6 H: 1 LOB: 0 BB: 0 P: 9	R: 0 E: 0 K: 0 S: 4 H: 0 LOB: 0 BB: 0 P: 5	R: 2 E: 0 K: 1 S: 18 H: 3 LOB: 2 BB: 0 P: 28	R: 2 E: 1 K: 0 S: 12 H: 1 LOB: 3 BB: 3 P: 28		1B: 5 2B: 3 3B: 0 HR: 0 SF: 1 SAC: 1 DP: 2 HBP: 0						

AB	28
R	4
H	7
RBI	4
BB	4
SO	3
LOB	14

WP: 0 PB: 1 SB: 1 CS: 0 PA: 34

PITCHER		IP	WLS	BF	H	R	ER	SO	BB	IBB	HBP	BLK	WP	HR	S	P	ERA	WHIP
Hipolito Pichardo, R ERA: 4.11	(1, 1)	6.0		21	4	1	1	2	1	0	0	0	0	0	40	62	1.50	0.833
Neal Heaton, L ERA: 4.5	(7, 1)	0.1		2	1	0	0	1	0	0	0	0	0	0	4	6	0.00	3.000
Tom Gordon, R ERA: 6.12	(7, 1)	1.0	L	6	1	3	3	0	2	0	0	0	0	0	15	30	27.00	3.000
Mike Boddicker, R ERA: 5.58	(8, 1)	0.2		5	1	0	0	0	1	0	0	0	0	0	6	14	0.00	3.000

PITCHER	IP	WLS	BF	H	R	ER	SO	BB	IBB	HBP	BLK	WP	HR	S	P	ERA	WHIP

Batter	1	2	3	4	5	6	7	8	9	AB	R	H	RBI	BB	SO	LOB
Keith Miller, R (1, 4) OBP: 0.371, SLG: 0.423	G6-3	G5-3			G4-3 1B			FC6-4 BB		3	0	1	0	1	0	1
Gregg Jefferies, S (1, 5) OBP: 0.297, SLG: 0.370	HR		G4-6-3 1B		G4-3 1-2f			F7		4	1	2	1	0	0	2
Wally Joyner, L (1, 3) OBP: 0.344, SLG: 0.464	BB 1B		G4-6-3 1-2f			G4-3		FC6-4 1-2f		4	0	1	0	0	0	2
Kevin McReynolds, R (1, 7) OBP: 0.371, SLG: 0.441	FC6-4 1-2 BB		F7			F9		K		3	0	0	0	1	1	1
Jim Eisenreich, L (1, 9) OBP: 0.331, SLG: 0.360	K			F7		F7			BB 1B	4	0	1	0	0	1	2
Brent Mayne, L (1, 2) OBP: 0.305, SLG: 0.345	FC6-4 1-2f			K			1B BB		BB 1-2	2	0	0	0	2	1	2
Mike Macfarlane, R (1, 10) OBP: 0.294, SLG: 0.368		K		1B			K		K	4	0	1	0	0	3	3
Brian McRae, S (1, 8) OBP: 0.286, SLG: 0.322		PB 1B		G4-3			G4-3 1B 1-2		F8	4	0	2	0	0	0	3
Curtis Wilkerson, S (1, 6) OBP: 0.246, SLG: 0.278 George Brett, L (7, PH) OBP: 0.328, SLG: 0.377 Rico Rossy, R (7, 6) OBP: 0.291, SLG: 0.266 Bob Melvin, R (9, PH) OBP: 0.340, SLG: 0.375		K 1-2			G3		G4-3 1-2f		L9	2 1 0 1	0 0 0 0	0 0 0 0	0 0 0 0	0 0 0 0	1 0 0 0	1 2 0 2

Inning Stats	1	2	3	4	5	6	7	8	9
	R: 1 E: 0 K: 1 S: 11	R: 0 E: 0 K: 2 S: 9	R: 0 E: 0 K: 0 S: 6	R: 0 E: 0 K: 1 S: 8	R: 0 E: 0 K: 0 S: 5	R: 0 E: 0 K: 0 S: 5	R: 0 E: 0 K: 1 S: 7	R: 0 E: 0 K: 1 S: 9	R: 0 E: 0 K: 1 S: 9
	H: 2 LOB: 2 BB: 1 P: 23	H: 1 LOB: 1 BB: 0 P: 11	H: 1 LOB: 0 BB: 0 P: 10	H: 1 LOB: 1 BB: 0 P: 16	H: 1 LOB: 0 BB: 0 P: 7	H: 0 LOB: 0 BB: 0 P: 8	H: 1 LOB: 1 BB: 1 P: 15	H: 0 LOB: 1 BB: 1 P: 17	H: 1 LOB: 2 BB: 1 P: 17

1B: 7 SF: 0
2B: 0 SAC: 0
3B: 0 DP: 3
HR: 1 HBP: 0

WP: 0 PA: 36
PB: 1
SB: 0
CS: 0

PITCHER	IP	WLS	BF	H	R	ER	SO	BB	IBB	HBP	BLK	WP	HR	S	P	ERA	WHIP
Scott Erickson, R (1, 1) ERA: 4.76	7.0	W	27	7	1	1	5	2	0	0	0	0	1	51	90	1.29	1.286
Carl Willis, R (8, 1) ERA: 4.5	0.1		2	0	0	0	0	1	0	0	0	0	0	4	10	0.00	3.000
Mark Guthrie, L (8, 1) ERA: 4.3	0.1		1	0	0	0	0	0	0	0	0	0	0	2	2	0.00	0.000
Rick Aguilera, R (8, 1) ERA: 3.34	1.1	S	6	1	0	0	2	1	0	0	0	0	0	12	22	0.00	1.500

PITCHER	IP	WLS	BF	H	R	ER	SO	BB	IBB	HBP	BLK	WP	HR	S	P	ERA	WHIP

Kansas City Royals @ Minnesota Twins

Hubert H. Humphrey Metrodome, Minneapolis, MN

Thu Jun 18 1992, 4:33 AM EDT

Att. 23,315 - Dome - 70 F

TOP

livebaseballscorecards.com

AB	32
R	1
H	8
RBI	1
BB	4
SO	7
LOB	21

Batter	1	2	3	4	5	6	7	8	9	AB	R	H	RBI	BB	SO	LOB
Shane Mack, R (1, 7) OBP: 0.375, SLG: 0.478	B C X 1-2 ① G4-3		X 0-0 ③ HR		B X 1-0 ③ G4-3		X 0-0 ③ G4-3			4	1	1	1	0	0	0
Greg Gagne, R (1, 6) OBP: 0.310, SLG: 0.342	C B F X 1-2 ① G1-6-3 1B		B F B S X 2-2 ② G6-3			C F B F X 1-2 ① G6-3		S F F S 0-3 ① K		4	0	1	0	0	1	0
Kirby Puckett, R (1, 8) OBP: 0.366, SLG: 0.580	B B X 2-0 ② G1-6-3 **1-2**		X 0-0 ③ G6-3			B X 1-0 G5-3 1B		C X 0-1 3B		4	0	2	0	0	0	1
Kent Hrbek, L (1, 3) OBP: 0.420, SLG: 0.540	B X 1-0 ③ G4-3			B C X 1-1 HR		B 1 SAFE B X 2-0 ② G5-3 **1-2**		B C S B X 2-2 ② G1-3		4	1	1	1	0	0	3
Chili Davis, S (1, 10) OBP: 0.379, SLG: 0.408		C B X 1-1 ① P6		C F S 0-3 ① K		I I I 4-0 IBB		B B S C X 2-2 ③ P4		3	0	0	0	1	1	1
Scott Leius, R (1, 5) OBP: 0.338, SLG: 0.376		C B F B C 2-3 ② K		F S B C 1-3 ② K		B B C S X 2-2 ③ G4-3				3	0	0	0	0	2	2
Pedro Munoz, R (1, 9) OBP: 0.303, SLG: 0.440 J.T. Bruett, L (8, 9) OBP: 0.235, SLG: 0.071		B B B B 4-0 BB		B X 1-0 ③ G6-3			X 0-0 HR			2 0	1 0	1 0	1 0	1 0	0 0	0 0
Lenny Webster, R (1, 2) OBP: 0.241, SLG: 0.273		C 1 SAFE S S 0-3 ③ K			C X 0-1 ① G5-3		C B F B X 2-2 ① F9			3	0	0	0	0	1	1
Jeff Reboulet, R (1, 4) OBP: 0.345, SLG: 0.313			F X 0-1 ① F9		B B C B X 3-1 ② L6		C S X 0-2 ② G6-3			3	0	0	0	0	0	0
Inning Stats	R: 0 E: 0 K: 0 S: 8 H: 1 LOB: 1 BB: 0 P: 13	R: 0 E: 0 K: 2 S: 8 H: 0 LOB: 1 BB: 1 P: 15	R: 1 E: 0 K: 0 S: 7 H: 1 LOB: 0 BB: 0 P: 9	R: 1 E: 0 K: 2 S: 9 H: 1 LOB: 0 BB: 0 P: 12	R: 0 E: 0 K: 0 S: 5 H: 0 LOB: 0 BB: 0 P: 9	R: 0 E: 0 K: 0 S: 9 H: 1 LOB: 2 BB: 1 P: 19	R: 1 E: 0 K: 0 S: 8 H: 1 LOB: 0 BB: 0 P: 10	R: 0 E: 0 K: 1 S: 13 H: 1 LOB: 1 BB: 0 P: 17		1B: 2 2B: 0 3B: 1 HR: 3	SF: 0 SAC: 0 DP: 0 HBP: 0			WP: 0 PB: 0 SB: 0 CS: 0	PA: 32		

PITCHER		IP	WLS	BF	H	R	ER	SO	BB	IBB	HBP	BLK	WP	HR	S	P	ERA	WHIP
Rick Reed, R ERA: 3.0	(1, 1)	6.0	L	25	5	3	3	4	1	1	0	0	0	3	47	78	4.50	1.000
Rusty Meacham, R ERA: 0.44	(7, 1)	1.1		5	1	0	0	1	0	0	0	0	0	0	14	16	0.00	0.750
Mark Davis, L ERA: 6.48	(8, 1)	0.2		2	0	0	0	0	0	0	0	0	0	0	6	10	0.00	0.000

PITCHER	IP	WLS	BF	H	R	ER	SO	BB	IBB	HBP	BLK	WP	HR	S	P	ERA	WHIP

BOTTOM

Kansas City Royals @ Minnesota Twins

Hubert H. Humphrey Metrodome, Minneapolis, MN

Thu Jun 18 1992, 4:33 AM EDT

Att. 23,315 - Dome - 70 F

livebaseballscorecards.com

AB	30
R	3
H	6
RBI	3
BB	2
SO	5
LOB	8

Batter	1	2	3	4	5	6	7	8	9	AB	R	H	RBI	BB	SO	LOB
Greg Briley, L (1, 8) OBP: 0.244, SLG: 0.322	B B B C X 3-1 HR		B S X 1-1 ② FC3-6 S 1-2f		C F B X 1-2 ③ F7 1-2			C C B F X 1-2 ② P7		4	1	1	1	0	0	2
Harold Reynolds, S (1, 4) OBP: 0.310, SLG: 0.332	B F S F B F S 2-3 ① K		F C B B B X 2-2 ③ F7 1-2			C B C X 1-2 ① G4-3		B C X 1-1 ③ P7		4	0	0	0	0	1	1
Edgar Martinez, R (1, 5) OBP: 0.392, SLG: 0.563	C B X 1-1 ② F9			B B F B X 3-1 ① G4-3		F B F B X 1-2 ② G3			F X 0-1 ① F9	4	0	0	0	0	0	0
Kevin Mitchell, R (1, 7) OBP: 0.298, SLG: 0.359	X 0-0 ③ G5-3			X 0-0 FC6-4 1B		B F B F X 2-2 ③ G6-3			B X 1-0 BB 1B	4	0	2	0	0	0	0
Pete O'Brien, L (1, 10) OBP: 0.281, SLG: 0.435		S C B S 1-3 ① K		F B C X 1-2 ② FC6-4 1-2f			C B X 1-1 ① G4-3		B B B B 4-0 1-2 BB	3	0	0	0	1	1	1
Jay Buhner, R (1, 9) OBP: 0.315, SLG: 0.330		C B F B B F X 3-2 E5 CS		S S S 0-3 ③ K			S F B B X 2-2 ② G5-3		B B B X 3-0 ② F8	4	0	0	0	0	1	3
Tino Martinez, L (1, 3) OBP: 0.301, SLG: 0.416		B B B C 1 F S SAFE 3-3 ②③ K 1-2			B C C X 1-2 ① F7		B B C B B 4-1 BB		C B S X 1-2 ③ P2	3	0	0	0	1	1	3
Dave Valle, R (1, 2) OBP: 0.318, SLG: 0.371			B B F B X 3-1 ① F9		B B X 2-0 ② F9		C B S B X 2-2 ③ G1-3			3	0	0	0	0	0	1
Omar Vizquel, S (1, 6) OBP: 0.331, SLG: 0.339			B B C E B B 4-2 FC3-6 BB		B X 1-0 S 1B			B C X 1-1 ① G6-3		2	0	1	0	1	0	0
Inning Stats	R: 1 H: 1 E: 0 LOB: 0 K: 1 BB: 0 S: 10 P: 16	R: 0 H: 0 E: 1 LOB: 1 K: 2 BB: 0 S: 10 P: 17	R: 0 H: 0 E: 0 LOB: 1 K: 0 BB: 1 S: 9 P: 19	R: 0 H: 1 E: 0 LOB: 1 K: 1 BB: 0 S: 9 P: 13	R: 0 H: 1 E: 0 LOB: 1 K: 0 BB: 0 S: 8 P: 13	R: 0 H: 0 E: 0 LOB: 0 K: 0 BB: 0 S: 9 P: 13	R: 0 H: 0 E: 0 LOB: 1 K: 0 BB: 1 S: 9 P: 18	R: 0 H: 0 E: 0 LOB: 0 K: 0 BB: 0 S: 8 P: 11	R: 0 H: 1 E: 0 LOB: 2 K: 0 BB: 1 S: 7 P: 16	1B: 3 SF: 0 2B: 1 SAC: 0 3B: 0 DP: 1 HR: 1 HBP: 0						WP: 0 PA: 34 PB: 0 SB: 2 CS: 1

Seattle Mariners @ Minnesota Twins

Hubert H. Humphrey Metrodome, Minneapolis, MN

Fri Jun 19 1992, 8:05 PM EDT
Att. 26,892 - Dome - 70 F

TOP

livebaseballscorecards.com

AB	31
R	1
H	4
RBI	1
BB	3
SO	4
LOB	11

PITCHER		IP	WLS	BF	H	R	ER	SO	BB	IBB	HBP	BLK	WP	HR	S	P	ERA	WHIP
Kevin Tapani, R ERA: 5.08	(1, 1)	8.1	L	32	4	1	1	4	3	0	0	0	0	1	75	128	1.08	0.840
Tom Edens, R ERA: 1.62	(9, 1)	0.1		1	0	0	0	0	0	0	0	0	0	0	1	4	0.00	0.000
Gary Wayne, L ERA: 2.7	(9, 1)	0.1		1	0	0	0	0	0	0	0	0	0	0	3	4	0.00	0.000

PITCHER	IP	WLS	BF	H	R	ER	SO	BB	IBB	HBP	BLK	WP	HR	S	P	ERA	WHIP

Batter	1	2	3	4	5	6	7	8	9	AB	R	H	RBI	BB	SO	LOB
Shane Mack, R (1, 7) OBP: 0.373, SLG: 0.475	F F B S 1-3 K ①		1 SAFE S F 1 SAFE S 0-3 K ②			F B B B X 3-1 WP 1B		C S B X 1-2 G5-3 ③		4	0	1	0	0	2	1
Chuck Knoblauch, R (1, 4) OBP: 0.394, SLG: 0.364	C B X 1-1 F9 ②		1 SAFE C X 0-1 G1-3 ③			1 SAFE B X 1-0 G6-3 ① 1-2			B X 1-0 F8 ①	4	0	0	0	0	0	2
Kirby Puckett, R (1, 8) OBP: 0.360, SLG: 0.571	X 0-0 P4 ③			C F B B X 2-2 G6-3 ①		B X 1-0 F8 ②			S F S 0-3 K ②	4	0	0	0	0	1	1
Chili Davis, S (1, 10) OBP: 0.377, SLG: 0.401 J.T. Bruett, L (9, PR) OBP: 0.235, SLG: 0.071		B B C X 2-1 F7 ①		X 0-0 G4-3 ②		B X 1-0 P4 ③			B B S B B 4-1 BB	3 0	0 0	0 0	0 0	1 0	0 0	1 0
Brian Harper, R (1, 2) OBP: 0.315, SLG: 0.367		B C F X 1-2 G1-3 ②		C B F B F B F X 3-2 F7 ③			B C F B B F X 3-2 FC5-4 1B		1 SAFE C B 1 SAFE F 1 SAFE B C 2-3 K ③	4	0	1	0	0	1	1
Pedro Munoz, R (1, 9) OBP: 0.303, SLG: 0.438		X 0-0 1B			C B B B X 3-1 F9 ①		B F 1 SAFE 1 SAFE B X 2-1 FC5-4 G6-3 1-2f ①			3	0	1	0	0	0	1
Kent Hrbek, L (1, 3) OBP: 0.419, SLG: 0.533		S B B F B F F C 3-3 K ③			B F B B B C B 4-2 G4-3 S BB		1 SAFE X 0-0 G6-3 1-2f ② ③			2	0	0	0	1	1	2
Scott Leius, R (1, 5) OBP: 0.338, SLG: 0.376			C X 0-1 FC6-4 1B		B 1 SAFE B X 2-0 G4-3 ② 1-3			B C X 1-1 G6-3 ①		3	0	1	0	0	0	1
Greg Gagne, R (1, 6) OBP: 0.306, SLG: 0.337			C 1 SAFE 1 SAFE X 0-1 FC6-4 ① 1-2f		B X 1-0 L9 ③			F B C S 1-3 K ②		3	0	0	0	0	1	2
Inning Stats	R: 0 H: 0 E: 0 LOB: 0 K: 1 BB: 0 S: 6 P: 8	R: 0 H: 1 E: 0 LOB: 1 K: 1 BB: 0 S: 11 P: 17	R: 0 H: 1 E: 0 LOB: 1 K: 1 BB: 0 S: 9 P: 9	R: 0 H: 0 E: 0 LOB: 0 K: 0 BB: 0 S: 9 P: 14	R: 0 H: 0 E: 0 LOB: 1 K: 0 BB: 1 S: 6 P: 16	R: 0 H: 1 E: 0 LOB: 1 K: 0 BB: 0 S: 5 P: 11	R: 0 H: 1 E: 0 LOB: 0 K: 0 BB: 0 S: 7 P: 12	R: 0 H: 0 E: 0 LOB: 0 K: 1 BB: 0 S: 8 P: 11	R: 0 H: 0 E: 0 LOB: 1 K: 2 BB: 1 S: 8 P: 15	1B: 4 SF: 0 2B: 0 SAC: 0 3B: 0 DP: 1 HR: 0 HBP: 0						

PITCHER		IP	WLS	BF	H	R	ER	SO	BB	IBB	HBP	BLK	WP	HR	S	P	ERA	WHIP
Dave Fleming, L ERA: 3.13	(1, 1)	9.0	W	32	4	0	0	6	2	0	0	0	1	0	69	113	0.00	0.667

PITCHER	IP	WLS	BF	H	R	ER	SO	BB	IBB	HBP	BLK	WP	HR	S	P	ERA	WHIP

BOTTOM

Seattle Mariners @ Minnesota Twins

Hubert H. Humphrey Metrodome, Minneapolis, MN

Fri Jun 19 1992, 8:05 PM EDT

Att. 26,892 - Dome - 70 F

livebaseballscorecards.com

AB	30
R	0
H	4
RBI	0
BB	2
SO	6
LOB	12

1B: 4	SF: 0	WP: 1	PA: 32
2B: 0	SAC: 0	PB: 0	
3B: 0	DP: 1	SB: 1	
HR: 0	HBP: 0	CS: 0	

Batter	1	2	3	4	5	6	7	8	9	AB	R	H	RBI	BB	SO	LOB
Henry Cotto, R (1, 8) OBP: 0.333, SLG: 0.427	G6-3		FC6		1B		G4-3		HR	4	0	2	0	0	0	1
Greg Briley, L (9, PH) OBP: 0.250, SLG: 0.352										1	1	1	1	0	0	0
Harold Reynolds, S (1, 4) OBP: 0.312, SLG: 0.331	G6-4-3 1B		1 SAFE 1 SAFE 1 SAFE 1 SAFE 1 SAFE S BB		F8		G4-3		K	4	0	1	0	1	1	2
Edgar Martinez, R (1, 5) OBP: 0.389, SLG: 0.556	G6-4-3		L8		K		PB 1B		K	5	0	1	0	0	2	4
Kevin Mitchell, R (1, 10) OBP: 0.298, SLG: 0.357		F8		G5-3		SH5-4 1B	F9			4	0	1	0	0	0	1
Jay Buhner, R (1, 9) OBP: 0.317, SLG: 0.333		F8		P8		SH5-4 1B		1B G3 1B		4	0	2	0	0	0	0
Dave Cochrane, S (1, 7) OBP: 0.315, SLG: 0.329		G5-3		HR		SH5-4		G3		3	1	1	1	0	0	1
Dave Valle, R (1, 2) OBP: 0.329, SLG: 0.397			HR	BB		G6-3		G5-4-3 1B		3	1	2	1	1	0	2
Mike Blowers, R (1, 3) OBP: 0.500, SLG: 0.333			FC6 SH1-4 1B	G6-3		BB		G5-4-3		2	0	1	0	1	0	1
Tino Martinez, L (8, PH) OBP: 0.300, SLG: 0.414 (8, 3)										1	0	0	0	0	0	2
Jeff Schaefer, R (1, 6) OBP: 0.190, SLG: 0.293			SH1-4		G6-3	K			F7	2	0	0	0	0	1	3
Pete O'Brien, L (9, PH) OBP: 0.280, SLG: 0.433										1	0	0	0	0	0	0
Inning Stats	R: 0 E: 0 K: 0 S: 8 H: 1 LOB: 0 BB: 0 P: 12	R: 0 E: 0 K: 0 S: 8 H: 0 LOB: 0 BB: 0 P: 11	R: 1 E: 0 K: 0 S: 7 H: 2 LOB: 2 BB: 1 P: 15	R: 1 E: 0 K: 0 S: 9 H: 1 LOB: 1 BB: 1 P: 18	R: 0 E: 0 K: 1 S: 9 H: 1 LOB: 1 BB: 0 P: 10	R: 0 E: 0 K: 1 S: 12 H: 2 LOB: 3 BB: 1 P: 21	R: 0 E: 0 K: 0 S: 6 H: 2 LOB: 1 BB: 0 P: 9	R: 0 E: 0 K: 0 S: 11 H: 2 LOB: 1 BB: 0 P: 16	R: 1 E: 0 K: 2 S: 11 H: 1 LOB: 0 BB: 0 P: 17	1B: 9 2B: 0 3B: 0 HR: 3 SF: 0 SAC: 2 DP: 3 HBP: 0							

PITCHER		IP	WLS	BF	H	R	ER	SO	BB	IBB	HBP	BLK	WP	HR	S	P	ERA	WHIP
Bill Krueger, L ERA: 2.7	(1, 1)	6.2	W	30	9	2	2	2	3	0	0	0	0	2	57	93	2.70	1.800
Carl Willis, R ERA: 4.4	(7, 1)	0.2		4	2	0	0	0	0	0	0	0	0	0	9	13	0.00	3.000
Mark Guthrie, L ERA: 4.23	(8, 1)	0.2		1	0	0	0	0	0	0	0	0	0	0	4	6	0.00	0.000
Rick Aguilera, R ERA: 3.51	(9, 1)	1.0	S	4	1	1	1	2	0	0	0	0	0	1	11	17	9.00	1.000

PITCHER	IP	WLS	BF	H	R	ER	SO	BB	IBB	HBP	BLK	WP	HR	S	P	ERA	WHIP

TOP

Seattle Mariners @ Minnesota Twins

Hubert H. Humphrey Metrodome, Minneapolis, MN

Sat Jun 20 1992, 8:05 PM EDT

Att. 41,405 - Dome - 70 F

livebaseballscorecards.com

AB	34
R	3
H	12
RBI	3
BB	3
SO	4
LOB	17

Batter	1	2	3	4	5	6	7	8	9	AB	R	H	RBI	BB	SO	LOB
J.T. Bruett, L (1, 7) OBP: 0.238, SLG: 0.111	B B C B X 3-1 P5 ①		C B C F F B B S 3-3 K ②		B B C F B X 3-2 F7 ②		B B F X 2-1 CS 1B			4	0	1	0	0	1	0
Chuck Knoblauch, R (1, 4) OBP: 0.396, SLG: 0.361	B B B C B 4-1 BB		X 0-0 F7 ③		B B B B 4-0 BB		C F B F 1 SAFE P C 2-3 K ② ③ 1-2			2	0	0	0	2	1	1
Kirby Puckett, R (1, 8) OBP: 0.355, SLG: 0.563	B X 1-0 P6 ②			X 0-0 G3-1 ①	C 1 SAFE F 1 SAFE S 0-3 K2-3 ③			X 0-0 F8 ①		4	0	0	0	0	1	2
Chili Davis, S (1, 10) OBP: 0.371, SLG: 0.393	C 1 SAFE B S F B C 2-3 K ③			C B B X 2-1 G4-3 ②		B S X 1-1 G3-1 ①		C X 0-1 G5-3 ②		4	0	0	0	0	1	1
Brian Harper, R (1, 2) OBP: 0.314, SLG: 0.365		X 0-0 P6 ①		B C X 1-1 E 1B 1B		F X 0-1 F9 ②		C B B X 2-1 G6-3 ③		4	1	1	0	0	0	0
Gene Larkin, S (1, 3) OBP: 0.338, SLG: 0.397	S B B C F B X 3-2 P6 ②			B C B X 2-1 E6 2B 1-H 1B		C B B B B 4-1 HR BB				2	2	1	0	1	0	0
Pedro Munoz, R (1, 9) OBP: 0.309, SLG: 0.465		X 0-0 P4 ③		X 0-0 2-H 2B		C B X 1-1 1-H HR				3	1	2	3	0	0	0
Scott Leius, R (1, 5) OBP: 0.338, SLG: 0.391			C S B F B B X 3-2 HR	B C X 1-1 G6-3 ③		C B C F X 1-2 G4-3 ③				3	1	1	1	0	0	1
Greg Gagne, R (1, 6) OBP: 0.301, SLG: 0.332			B B F F F F S 2-3 K2-3 ①		F C S 0-3 K2-3 ①		F X 0-1 P4 ①			3	0	0	0	0	2	0
Inning Stats	R: 0 H: 0 E: 0 LOB: 1 K: 1 BB: 1 S: 8 P: 18	R: 0 H: 0 E: 0 LOB: 0 K: 0 BB: 0 S: 6 P: 9	R: 1 H: 1 E: 0 LOB: 0 K: 2 BB: 0 S: 15 P: 23	R: 2 H: 3 E: 1 LOB: 1 K: 0 BB: 0 S: 10 P: 16	R: 0 H: 0 E: 0 LOB: 1 K: 2 BB: 1 S: 9 P: 16	R: 2 H: 1 E: 0 LOB: 0 K: 0 BB: 1 S: 11 P: 18	R: 0 H: 1 E: 0 LOB: 0 K: 1 BB: 0 S: 9 P: 12	R: 0 H: 0 E: 0 LOB: 0 K: 0 BB: 0 S: 5 P: 7		1B: 3 SF: 0 2B: 1 SAC: 0 3B: 0 DP: 0 HR: 2 HBP: 0						

BOTTOM

Seattle Mariners @ Minnesota Twins

Hubert H. Humphrey Metrodome, Minneapolis, MN

Sat Jun 20 1992, 8:05 PM EDT

Att. 41,405 - Dome - 70 F

livebaseballscorecards.com

AB	29
R	5
H	6
RBI	4
BB	3
SO	6
LOB	5

PITCHER		IP	WLS	BF	H	R	ER	SO	BB	IBB	HBP	BLK	WP	HR	S	P	ERA	WHIP
Rich DeLucia, R ERA: 7.49	(1, 1)	6.0	L	26	5	5	3	5	3	0	0	0	0	2	59	100	4.50	1.333
Jeff Nelson, R ERA: 4.71	(7, 1)	1.0		3	1	0	0	1	0	0	0	0	0	0	9	12	0.00	1.000
Juan Agosto, L ERA: 6.06	(8, 1)	1.0		3	0	0	0	0	0	0	0	0	0	0	5	7	0.00	0.000

PITCHER	IP	WLS	BF	H	R	ER	SO	BB	IBB	HBP	BLK	WP	HR	S	P	ERA	WHIP

Batter	1	2	3	4	5	6	7	8	9	AB	R	H	RBI	BB	SO	LOB
Greg Briley, L (1, 8) OBP: 0.242, SLG: 0.341	C C C 0-3 ① K		B B F B X 3-1 ③ P7			B F 1 B F B S 3-3 ② K		S F C 0-3 ② K		4	0	0	0	0	3	1
Harold Reynolds, S (1, 4) OBP: 0.315, SLG: 0.338	C B B X 2-1 ② L7			C C B B B X 3-2 CS 1B		F B B C F F X 2-2 1-3 2B		B B X 2-0 ③ G3-1		4	0	2	0	0	0	0
Tino Martinez, L (1, 10) OBP: 0.294, SLG: 0.406	B C B S X 2-2 ③ G3-1			1 SAFE B F 1 SAFE F F B B S 3-3 ① ② K 1-2		B X 1-0 ③ F8			C B X 1-1 ① G3	4	0	0	0	0	1	3
Kevin Mitchell, R (1, 7) OBP: 0.297, SLG: 0.353		B C C B B X 3-2 ① F8		X 0-0 ③ G5-3			B B B 4-0 1B BB		C B X 1-1 ② G3	3	0	0	0	1	0	0
Pete O'Brien, L (1, 3) OBP: 0.283, SLG: 0.434		B X 1-0 1B			B B F B X 3-1 ① G4-3		C X 0-1 1-2 1B		B X 1-0 ③ G3-1	4	0	2	0	0	0	0
Jay Buhner, R (1, 9) OBP: 0.314, SLG: 0.329		S C X 0-2 ② P4			B X 1-0 ② F9		B S B B X 3-1 ① F9			3	0	0	0	0	0	3
Dave Cochrane, S (1, 2) OBP: 0.305, SLG: 0.318		B B B C F S 3-3 ③ K			B S X 1-1 ③ F7		S B B B F S 3-3 ② K			3	0	0	0	0	2	3
Mike Blowers, R (1, 5) OBP: 0.333, SLG: 0.200			C F B C 1-3 ① K			F B X 1-1 ① G6-3	B B B C X 3-1 ③ F8			2	0	0	0	0	1	0
Edgar Martinez, R (7, PH) OBP: 0.387, SLG: 0.553 (7, 5)										1	0	0	0	0	0	2
Omar Vizquel, S (1, 6) OBP: 0.331, SLG: 0.333			B B C X 2-1 ② P5			B B C F F B B 4-2 2B BB		C B B F S 2-3 ① K		2	0	0	0	1	1	0
Inning Stats	R: 0 E: 0 K: 1 S: 8 H: 0 LOB: 0 BB: 0 P: 12	R: 0 E: 0 K: 1 S: 10 H: 1 LOB: 1 BB: 0 P: 17	R: 0 E: 0 K: 1 S: 7 H: 0 LOB: 0 BB: 0 P: 13	R: 0 E: 0 K: 1 S: 8 H: 1 LOB: 0 BB: 0 P: 14	R: 0 E: 0 K: 0 S: 5 H: 0 LOB: 0 BB: 0 P: 10	R: 0 E: 0 K: 1 S: 14 H: 1 LOB: 2 BB: 1 P: 25	R: 0 E: 0 K: 1 S: 9 H: 1 LOB: 2 BB: 1 P: 22	R: 0 E: 0 K: 2 S: 7 H: 0 LOB: 0 BB: 0 P: 11	R: 0 E: 0 K: 0 S: 5 H: 0 LOB: 0 BB: 0 P: 8	1B: 3 2B: 2 3B: 0 HR: 0 SF: 0 SAC: 0 DP: 1 HBP: 0						

PITCHER		IP	WLS	BF	H	R	ER	SO	BB	IBB	HBP	BLK	WP	HR	S	P	ERA	WHIP
Willie Banks, R ERA: 6.2	(1, 1)	6.0	W	23	4	0	0	5	2	0	0	0	0	0	54	97	0.00	1.000
Tom Edens, R ERA: 1.49	(7, 1)	3.0	S	9	0	0	0	3	0	0	0	0	0	0	19	35	0.00	0.000

PITCHER	IP	WLS	BF	H	R	ER	SO	BB	IBB	HBP	BLK	WP	HR	S	P	ERA	WHIP

TOP

Seattle Mariners @ Minnesota Twins

Hubert H. Humphrey Metrodome, Minneapolis, MN

Sun Jun 21 1992, 4:33 AM EDT

Att. 32,952 - Dome - 70 F

livebaseballscorecards.com

AB	30
R	0
H	4
RBI	0
BB	2
SO	8
LOB	12

WP: 0 PB: 0 SB: 0 CS: 1 PA: 32

Batter	1	2	3	4	5	6	7	8	9	AB	R	H	RBI	BB	SO	LOB
Shane Mack, R (1, 7) OBP: 0.377, SLG: 0.496	F F B B B X 3-2 HR	F 1 B F X SAFE 1-2 FC1-4 1B		B X 1-0 ③ G5-3		B B C B X 3-1 ② G5-3 1-2		C B B X 2-1 2-H 3B		5	1	3	2	0	0	2
Chuck Knoblauch, R (1, 4) OBP: 0.396, SLG: 0.362	B F X 1-1 G3 1B 1B 1B	B B C T X 2-2 ② FC1-4 1-2f 2-3			B X 1-0 S 1B 1B	B C X 1-1 ③ L8		B F F X 1-2 ② G6-3		5	2	2	0	0	0	4
Kirby Puckett, R (1, 8) OBP: 0.360, SLG: 0.561	B X 1-0 G3 1-2 1B 1B	C B 1 SAFE X 2-1 ③ F9			S B 1 SAFE X 1-1 ① F8		B S B C T B B 4-2 1B BB	I I I I 4-0 S IBB		3	1	1	0	2	0	3
Kent Hrbek, L (1, 3) OBP: 0.418, SLG: 0.529	B X 1-0 ① G3 1-2 2-3		B X 1-0 ① F9		B B C X 2-1 S 1-H 1B		1 SAFE X 0-0 1-2 1B	B S B C X 2-2 ③ G4-3 1-2		5	0	2	1	0	0	4
Brian Harper, R (1, 2) OBP: 0.313, SLG: 0.363	B B X 2-0 ② P6		B X 1-0 G4-3-6 1B		B C B F B S 3-3 ② K 1-2		B B B C X 3-1 ① F8			4	0	1	0	0	1	5
Randy Bush, L (1, 10) OBP: 0.296, SLG: 0.319 Chili Davis, S (7, PH) OBP: 0.369, SLG: 0.391	C X 0-1 2-H 3-H 1B		B X 1-0 ②③ G4-3-6 1-2f		I I I I 4-0 IBB		B S C X 1-2 ② F7			2	0	1	2	1	0	1
										1	0	0	0	0	0	2
Pedro Munoz, R (1, 9) OBP: 0.303, SLG: 0.455 J.T. Bruett, L (8, 9) OBP: 0.238, SLG: 0.111	B F F B B C 3-3 ③ K			B X 1-0 ① F8	X 0-0 ③ F9		B X 1-0 ③ G5-3			4	0	0	0	0	1	5
										0	0	0	0	0	0	0
Scott Leius, R (1, 5) OBP: 0.337, SLG: 0.388		B C X 1-1 ① G3-1		B B B X 3-0 ② F8		B X 1-0 ① P3		X 0-0 SH1-4 3B 1B		4	1	1	0	0	0	0
Donnie Hill, S (1, 6) OBP: 0.382, SLG: 0.345		X 0-0 FC1-4 1B 1B		B C B X 2-1 2B		B B B B 4-0 G5-3 BB		B X 1-0 ① SH1-4 1-2		2	0	2	0	1	0	0
Inning Stats	R: 3 H: 4 E: 0 LOB: 1 K: 1 BB: 0 S: 13 P: 24	R: 0 H: 2 E: 0 LOB: 2 K: 0 BB: 0 S: 11 P: 17	R: 0 H: 1 E: 0 LOB: 0 K: 0 BB: 0 S: 3 P: 6	R: 0 H: 1 E: 0 LOB: 1 K: 0 BB: 0 S: 5 P: 12	R: 1 H: 2 E: 0 LOB: 2 K: 1 BB: 1 S: 9 P: 20	R: 0 H: 0 E: 0 LOB: 1 K: 0 BB: 1 S: 5 P: 14	R: 0 H: 1 E: 0 LOB: 2 K: 0 BB: 1 S: 10 P: 19	R: 1 H: 2 E: 0 LOB: 2 K: 0 BB: 1 S: 10 P: 20		1B: 10 SF: 0 2B: 1 SAC: 1 3B: 1 DP: 1 HR: 1 HBP: 0						

PITCHER		IP	WLS	BF	H	R	ER	SO	BB	IBB	HBP	BLK	WP	HR	S	P	ERA	WHIP
Mike Walker, R ERA: 6.75	(1, 1)	4.2	L	24	10	4	4	2	0	1	0	0	0	1	40	78	7.71	2.143
Jeff Nelson, R ERA: 4.5	(5, 1)	1.1		5	0	0	0	0	1	0	0	0	0	0	6	15	0.00	0.750
Dennis Powell, L ERA: 3.94	(7, 1)	0.2		4	1	0	0	0	1	0	0	0	0	0	9	17	0.00	3.000
Mark Grant, R ERA:	(7, 1)	0.1		1	0	0	0	0	0	0	0	0	0	0	1	2	0.00	0.000
Russ Swan, L ERA: 5.4	(8, 1)	1.0		6	2	1	1	0	0	1	0	0	0	0	10	20	9.00	2.000

PITCHER	IP	WLS	BF	H	R	ER	SO	BB	IBB	HBP	BLK	WP	HR	S	P	ERA	WHIP

BOTTOM

Seattle Mariners @ Minnesota Twins

Hubert H. Humphrey Metrodome, Minneapolis, MN

Sun Jun 21 1992, 4:33 AM EDT

Att. 32,952 - Dome - 70 F

livebaseballscorecards.com

AB	35
R	5
H	13
RBI	5
BB	4
SO	2
LOB	26

WP: 0 PA: 40
PB: 0
SB: 3
CS: 0

Batter	1	2	3	4	5	6	7	8	9	AB	R	H	RBI	BB	SO	LOB
Luis Polonia, L (1, 7) OBP: 0.343, SLG: 0.332	B S F B S 2-3 ① K		B B B C C X 3-2 CS 1B		F B C X 1-2 S 1B			B F B X 2-1 ① L7		4	0	2	0	0	1	0
Chad Curtis, R (1, 8) OBP: 0.344, SLG: 0.374	C B S C 1-3 ② K		S B 1 SAFE S X 1-2 ① ② G6-3 1-2		B S F 1 B B X SAFE 3-2 ③ G6-3 1-3			B F C B X 2-2 ② G6-3		4	0	0	0	0	1	2
Jose Gonzalez, R (1, 9) OBP: 0.303, SLG: 0.276	B B B C B 4-1 1B BB		B B X 2-0 ③ F9			F S B B X 2-2 ① G5-3		C X 0-1 ③ F9		3	0	0	0	1	0	0
Junior Felix, S (1, 10) OBP: 0.306, SLG: 0.406	X 0-0 1-2 1B			C X 0-1 ① G4-3		C F S 0-3 ② K			C S B X 1-2 ① F8	4	0	1	0	0	1	0
Rene Gonzales, R (1, 3) OBP: 0.369, SLG: 0.486	B C B C C 2-3 ③ K			B B C C C X 2-2 2B		F B B B S X 2-2 1B			F B B B S B X 3-2 2B	4	0	3	0	0	1	2
Gary Gaetti, R (1, 5) OBP: 0.289, SLG: 0.360		C F B S 1-3 ① K		B S B X 2-1 ② G6-3		B X 1-0 ③ P3			S B F B F F X 2-2 ② G5-3	4	0	0	0	0	1	3
Luis Sojo, R (1, 4) OBP: 0.375, SLG: 0.513 Alvin Davis, L (9, PH) OBP: 0.327, SLG: 0.327		C X 0-1 1B 1B		C B B F F X 2-2 ③ G1-3			C X 0-1 ① G1-3		C B B B C S 2-3 ③ K	3 1	0 0	1 0	0 0	0 0	0 1	1 1
John Orton, R (1, 2) OBP: 0.259, SLG: 0.200		1 SAFE B X 1-0 G1-6-4-3 1-2 1B			C F B S 1-3 ① K		B B C S X 2-1 ② P3			3	0	1	0	0	1	0
Gary Disarcina, R (1, 6) OBP: 0.312, SLG: 0.330		X 0-0 ② ③ G1-6-4-3 1-2f			B C C S 1-3 ② K		X 0-0 ③ F9			3	0	0	0	0	1	2
Inning Stats	R: 0 H: 1 E: 0 LOB: 2 K: 3 BB: 1 S: 11 P: 20	R: 0 H: 2 E: 0 LOB: 1 K: 1 BB: 0 S: 7 P: 9	R: 0 H: 1 E: 0 LOB: 0 K: 0 BB: 0 S: 7 P: 13	R: 0 H: 1 E: 0 LOB: 1 K: 0 BB: 0 S: 11 P: 17	R: 0 H: 1 E: 0 LOB: 1 K: 2 BB: 0 S: 12 P: 18	R: 0 H: 1 E: 0 LOB: 1 K: 1 BB: 0 S: 10 P: 15	R: 0 H: 0 E: 0 LOB: 0 K: 0 BB: 0 S: 5 P: 7	R: 0 H: 0 E: 0 LOB: 0 K: 0 BB: 0 S: 7 P: 11	R: 0 H: 1 E: 0 LOB: 1 K: 1 BB: 0 S: 14 P: 22	1B: 6 SF: 0 2B: 2 SAC: 0 3B: 0 DP: 1 HR: 0 HBP: 0						

TOP

California Angels @ Minnesota Twins

Hubert H. Humphrey Metrodome, Minneapolis, MN

Mon Jun 22 1992, 8:05 PM EDT
Att. 22,936 - Dome - 70 F

livebaseballscorecards.com

AB	33
R	0
H	8
RBI	0
BB	1
SO	8
LOB	11

WP: 0 PA: 34
PB: 0
SB: 2
CS: 1

PITCHER		IP	WLS	BF	H	R	ER	SO	BB	IBB	HBP	BLK	WP	HR	S	P	ERA	WHIP
John Smiley, L ERA: 3.52	(1, 1)	8.1	W	32	8	0	0	7	1	0	0	0	0	0	76	120	0.00	1.080
Rick Aguilera, R ERA: 3.44	(9, 1)	0.2	S	2	0	0	0	1	0	0	0	0	0	0	8	12	0.00	0.000

PITCHER	IP	WLS	BF	H	R	ER	SO	BB	IBB	HBP	BLK	WP	HR	S	P	ERA	WHIP

BOTTOM

California Angels @ Minnesota Twins

Hubert H. Humphrey Metrodome, Minneapolis, MN

Mon Jun 22 1992, 8:05 PM EDT

Att. 22,936 - Dome - 70 F

livebaseballscorecards.com

Batter	1	2	3	4	5	6	7	8	9	AB	R	H	RBI	BB	SO	LOB
Shane Mack, R (1, 7) OBP: 0.372, SLG: 0.489	X 0-0 ① F7		B X 1-0 ② G4-3			C S B F B F B X 3-2 ① G5-3	B C B F S 2-3 ② K			4	0	0	0	0	1	3
Chuck Knoblauch, R (1, 4) OBP: 0.397, SLG: 0.362	B C X 1-1 S 1B 1B		B B C C X 2-2 ③ G4-3			B B B B 4-0 FC6-4 BB	B C B X 2-1 ③ F9			3	1	1	0	1	0	3
Kirby Puckett, R (1, 8) OBP: 0.358, SLG: 0.555	B B 2 SAFE B B 4-0 1B 1-2 BB			X 0-0 ① G5-3		1 SAFE 1 SAFE 1 SAFE X 0-0 ② FC6-4 1B 1-2f		X 0-0 ① G6-3		3	0	0	0	1	0	1
Chili Davis, S (1, 10) OBP: 0.376, SLG: 0.398	F X 0-1 G4-6-3 1-2 2-H 1B			B F B B X 3-1 1B		1 SAFE 1 SAFE X 0-0 CS 1-3 1B		B B X 2-0 ② F8		4	0	3	1	0	0	0
Brian Harper, R (1, 2) OBP: 0.316, SLG: 0.362	C B F B F X 2-2 ② ③ G4-6-3 1-2f			X 0-0 ② P9		C B F 1 SAFE B 2-2 ③ CS 1-2	B C B B B 4-1 2B SH BB	C B X 1-1 1B		3	1	1	0	1	0	3
Pedro Munoz, R (1, 9) OBP: 0.303, SLG: 0.458 J.T. Bruett, L (8, 9) OBP: 0.227, SLG: 0.105		B X 1-0 ① G5-3		1 SAFE F F F B X 1-2 ③ G4-3			B F 1 SAFE F F B 1 SAFE X 2-2 SH 1-3 2B	B C 1 SAFE C X 1-2 ③ G1-3		3 1	0 0	1 0	0 0	0 0	0 0	1 1
Scott Leius, R (1, 5) OBP: 0.332, SLG: 0.382		B X 1-0 ② P4			X 0-0 ① G3		C B C B F S 2-3 ① K			3	0	0	0	0	1	2
Gene Larkin, S (1, 3) OBP: 0.337, SLG: 0.392		C B B X 2-1 ③ G6-3			C B X 1-1 ② G4-3		I I I 4-0 SH IBB			2	0	0	0	1	0	0
Greg Gagne, R (1, 6) OBP: 0.299, SLG: 0.328			C S S 0-3 ① K		X 0-0 ③ G3		B F B X 2-1 SH 1-2 2-3 3-H			2	0	0	1	0	1	0

Inning Stats	1	2	3	4	5	6	7	8	9
	R: 1 E: 0 K: 0 S: 9	H: 2 LOB: 1 BB: 1 P: 16	R: 0 E: 0 K: 0 S: 4	H: 0 LOB: 0 BB: 0 P: 8	R: 0 E: 0 K: 1 S: 7	H: 0 LOB: 0 BB: 0 P: 10	R: 0 E: 0 K: 0 S: 8	H: 1 LOB: 1 BB: 0 P: 12	R: 0 E: 0 K: 0 S: 4	H: 0 LOB: 0 BB: 0 P: 5	R: 0 E: 0 K: 0 S: 9	H: 1 LOB: 1 BB: 1 P: 18	R: 1 E: 0 K: 2 S: 17	H: 1 LOB: 3 BB: 2 P: 35	R: 0 E: 0 K: 0 S: 7	H: 1 LOB: 1 BB: 0 P: 11

	1B	SF	WP	PA
	2B: 1	SAC: 1	PB: 0	
	3B: 0	DP: 1	SB: 1	
	HR: 0	HBP: 0	CS: 1	

	AB	28
	R	2
	H	6
	RBI	2
	BB	4
	SO	3
	LOB	14

PITCHER	IP	WLS	BF	H	R	ER	SO	BB	IBB	HBP	BLK	WP	HR	S	P	ERA	WHIP
Mark Langston, L (1, 1) ERA: 3.74	8.0	L	33	6	2	2	3	3	1	0	0	0	0	65	115	2.25	1.125

PITCHER	IP	WLS	BF	H	R	ER	SO	BB	IBB	HBP	BLK	WP	HR	S	P	ERA	WHIP

Batter	1	2	3	4	5	6	7	8	9	AB	R	H	RBI	BB	SO	LOB
Luis Polonia, L (1, 7) OBP: 0.345, SLG: 0.335	S B F X 1-2 G3 1B SF7 1B		B X 1-0 ① F7		F F B B C 2-3 ③ K		B X 1-0 S 3-H 1B			4	1	2	1	0	1	1
Chad Curtis, R (1, 9) OBP: 0.354, SLG: 0.380	C C X 0-2 G3 1-2 1B		B 1 SAFE X 1-0 S 1-3 1B			B C B B C B 4-2 G3-1 G1-3 BB	1 SAFE B C F B F X 2-2 ③ G1-3 1-3			3	0	2	0	1	0	1
Junior Felix, S (1, 8) OBP: 0.300, SLG: 0.400	B S X 1-1 ① G3 1-2 2-3		X 0-0 ② SF8 3-H			F B X 1-1 ① G1-3 1-2		X 0-0 ① G4-3		3	0	0	1	0	0	3
Alvin Davis, L (1, 3) OBP: 0.319, SLG: 0.320 Jose Gonzalez, R (8, PH) OBP: 0.294, SLG: 0.267 Mike Fitzgerald, R (8, 3) OBP: 0.288, SLG: 0.326	X 0-0 ② SF7 3-H		C 1 SAFE B B B C X 3-2 ③ P8 1-2			B X 1-0 ② G3-1 2-3		S X 0-1 ② G5-3		2 1 0	0 0 0	0 0 0	1 0 0	0 0 0	0 0 0	2 0 0
Rene Gonzales, R (1, 5) OBP: 0.366, SLG: 0.478	B X 1-0 ③ G4-3			X 0-0 ① G4-3		S B S F F B B B 4-2 BB		B F X 1-1 ③ G6-3		3	0	0	0	1	0	1
Gary Gaetti, R (1, 10) OBP: 0.293, SLG: 0.360		B B B C F F H 4-2 FC6-4 HBP		F X 0-1 G6-4-3 1B		B X 1-0 ③ P4			B X 1-0 ① P3	3	0	1	0	0	0	2
Luis Sojo, R (1, 4) OBP: 0.386, SLG: 0.535		X 0-0 ① FC6-4 L3 1-2f		B X 1-0 ②③ G6-4-3 1-2f			C B X 1-1 G6-3 1B 2B		B C X 1-1 G4-3 1B	4	1	2	0	0	0	2
Ron Tingley, R (1, 2) OBP: 0.229, SLG: 0.370 Lee Stevens, L (9, PH) OBP: 0.256, SLG: 0.349		1 SAFE C X 0-1 ②③ L3 1-2			B B C B F F B 4-2 G4-6-3 BB		B X 1-0 ① G6-3 2-3		X 0-0 ②③ G4-3 1-2f	2 1	0 0	0 0	0 0	1 0	0 0	2 1
Gary Disarcina, R (1, 6) OBP: 0.312, SLG: 0.330			C B B F B X 3-2 1B SF8 1B		C X 0-1 ①② G4-6-3 1-2f		X 0-0 ② G5-3			3	1	1	0	0	0	2
Inning Stats	R: 1 E: 0 K: 0 S: 10 H: 2 LOB: 1 BB: 0 P: 13	R: 0 E: 0 K: 0 S: 6 H: 0 LOB: 0 BB: 0 P: 10	R: 1 E: 0 K: 0 S: 9 H: 2 LOB: 1 BB: 0 P: 17	R: 0 E: 0 K: 0 S: 4 H: 1 LOB: 0 BB: 0 P: 5	R: 0 E: 0 K: 1 S: 8 H: 0 LOB: 0 BB: 1 P: 14	R: 0 E: 0 K: 0 S: 10 H: 0 LOB: 2 BB: 2 P: 21	R: 1 E: 0 K: 0 S: 9 H: 2 LOB: 1 BB: 0 P: 14	R: 0 E: 0 K: 0 S: 5 H: 0 LOB: 0 BB: 0 P: 6	R: 0 E: 0 K: 0 S: 4 H: 1 LOB: 0 BB: 0 P: 6	1B: 7 2B: 2 3B: 0 HR: 0 SF: 2 SAC: 0 DP: 4 HBP: 1						

TOP

California Angels @ Minnesota Twins

Hubert H. Humphrey Metrodome, Minneapolis, MN

Tue Jun 23 1992, 8:05 PM EDT
Att. 31,494 - Dome - 70 F

livebaseballscorecards.com

AB	29
R	3
H	8
RBI	3
BB	3
SO	1
LOB	17

WP: 0 PA: 35
PB: 0
SB: 3
CS: 0

PITCHER		IP	WLS	BF	H	R	ER	SO	BB	IBB	HBP	BLK	WP	HR	S	P	ERA	WHIP
Scott Erickson, R ERA: 4.69	(1, 1)	7.0	W	29	7	3	3	1	3	0	1	0	0	0	56	94	3.86	1.429
Gary Wayne, L ERA: 2.63	(8, 1)	0.2		2	0	0	0	0	0	0	0	0	0	0	3	3	0.00	0.000
Carl Willis, R ERA: 4.35	(8, 1)	0.1		1	0	0	0	0	0	0	0	0	0	0	2	3	0.00	0.000
Rick Aguilera, R ERA: 3.34	(9, 1)	1.0	S	3	1	0	0	0	0	0	0	0	0	0	4	6	0.00	1.000

PITCHER	IP	WLS	BF	H	R	ER	SO	BB	IBB	HBP	BLK	WP	HR	S	P	ERA	WHIP

Batter	1	2	3	4	5	6	7	8	9	AB	R	H	RBI	BB	SO	LOB
Shane Mack, R (1, 7) OBP: 0.370, SLG: 0.483	C L X 0-2 ① F8		1 SAFE 1 SAFE B B B C 1 SAFE C B 4-2 1B 1-2 1B BB		C X 0-1 ① G5-3		X 0-0 ③ G6-3			3	0	0	0	1	0	0
Chuck Knoblauch, R (1, 4) OBP: 0.399, SLG: 0.364	B C B B X 3-1 G4-6-3 1B		F B B X 2-1 1B 1-2 2-H 2B 1B		C X 0-1 ② F8			B B C F X 2-2 ① L4		4	1	2	1	0	0	0
Kirby Puckett, R (1, 8) OBP: 0.360, SLG: 0.552	1 SAFE C X 0-1 ② ③ G4-6-3 1-2f		X 0-0 ② 1-3 2-H 2B 1B		B B C C B C 3-3 ③ K			F B B F B F B 4-2 BB		3	1	1	0	1	1	1
Kent Hrbek, L (1, 3) OBP: 0.420, SLG: 0.543		B X 1-0 HR	I I I I 4-0 2B BLK IBB			C B C B C 2-3 ① K		1 SAFE C F B 1 S SAFE 1-3 ② K		3	2	1	1	1	2	1
Pedro Munoz, R (1, 9) OBP: 0.307, SLG: 0.464 J.T. Bruett, L (9, 9) OBP: 0.227, SLG: 0.105		C B X 1-1 ① G6-3	F B B X 2-1 BLK 1-3 2-H 3-H 2B			C X 0-1 BB 1B		1 SAFE X 0-0 ③ G3		4 0 0 0	0 2 0 0	2 0 0 0	2 0 0 0	0 0 0 0	0 1 0 0	1 0
Randy Bush, L (1, 10) OBP: 0.289, SLG: 0.311 Chili Davis, S (6, PH) OBP: 0.378, SLG: 0.398		B X 1-0 ② G4-3	B B X 2-0 ③ F8 2-3 3-H			1 SAFE C F B 1 SAFE F B B 1 SAFE 4-2 B G6-4-3 1-2 BB				2 0 0 0	0 0 0 0	0 0 0 0	0 0 0 1	0 0 0 0	0 1 0 0	1 0
Scott Leius, R (1, 5) OBP: 0.327, SLG: 0.376		C X 0-1 ③ G4-3		B C C X 1-2 ① G1-3		F X 0-1 ② ③ G6-4-3 1-2f				3	0	0	0	0	0	2
Lenny Webster, R (1, 2) OBP: 0.246, SLG: 0.263			C C B B B B F B 4-2 BB 1B BB	B X 1-0 ② G1-4-3			X 0-0 ① G5-3			2	1	0	0	1	0	0
Greg Gagne, R (1, 6) OBP: 0.294, SLG: 0.323			C F X 0-2 ① P9	B C F X 1-2 ③ F7			B C F X 1-2 ② G5-3			3	0	0	0	0	0	1

BOTTOM

California Angels @ Minnesota Twins
Hubert H. Humphrey Metrodome, Minneapolis, MN
Tue Jun 23 1992, 8:05 PM EDT
Att. 31,494 - Dome - 70 F

livebaseballscorecards.com

AB	27
R	5
H	6
RBI	4
BB	5
SO	3
LOB	7

Inning Stats	1	2	3	4	5	6	7	8	9
	R: 0 E: 0 K: 0 S: 7	R: 1 E: 0 K: 0 S: 6	R: 4 E: 0 K: 0 S: 14	R: 0 E: 0 K: 0 S: 7	R: 0 E: 0 K: 1 S: 7	R: 0 E: 0 K: 1 S: 10	R: 0 E: 0 K: 0 S: 5	R: 0 E: 0 K: 1 S: 10	R: 0 E: 0 K: 0 S: 0
	H: 1 LOB: 0 BB: 0 P: 10	H: 1 LOB: 0 BB: 0 P: 9	H: 3 LOB: 1 BB: 3 P: 32	H: 0 LOB: 0 BB: 0 P: 10	H: 0 LOB: 0 BB: 0 P: 10	H: 1 LOB: 1 BB: 1 P: 16	H: 0 LOB: 0 BB: 0 P: 6	H: 0 LOB: 1 BB: 1 P: 17	

PITCHER		IP	WLS	BF	H	R	ER	SO	BB	IBB	HBP	BLK	WP	HR	S	P	ERA	WHIP	PITCHER	IP	WLS	BF	H	R	ER	SO	BB	IBB	HBP	BLK	WP	HR	S	P	ERA	WHIP
Bert Blyleven, R ERA: 2.63	(1, 1)	5.1	L	23	6	5	5	2	2	1	0	1	0	1	46	78	8.44	1.500																	
Scott Bailes, L ERA: 6.11	(6, 1)	0.0		1	0	0	0	0	1	0	0	0	0	0	3	7	∞	∞																	
Mark Eichhorn, R ERA: 2.16	(6, 1)	1.2		4	0	0	0	0	0	0	0	0	0	0	7	8	0.00	0.000																	
Bryan Harvey, R ERA: 3.0	(8, 1)	1.0		4	0	0	0	1	1	0	0	0	0	0	10	17	0.00	1.000																	

1B: 4	SF: 0	WP: 0	PA: 32
2B: 1	SAC: 0	PB: 0	
3B: 0	DP: 2	SB: 0	
HR: 1	HBP: 0	CS: 0	

California Angels @ Minnesota Twins

Hubert H. Humphrey Metrodome, Minneapolis, MN

Wed Jun 24 1992, 4:33 AM EDT

Att. 30,933 - Dome - 70 F

livebaseballscorecards.com

Batter	1	2	3	4	5	6	7	8	9	AB	R	H	RBI	BB	SO	LOB
Luis Polonia, L (1, 7) OBP: 0.340, SLG: 0.329	B X 1-0 G4-3 ①		F B B F C 2-3 K ③			X 0-0 L7 ③			C S B S 1-3 K ①	4	0	0	0	0	2	0
Chad Curtis, R (1, 9) OBP: 0.345, SLG: 0.370	B C B X 2-1 P4 ②			B C B X 2-1 F8 ①			F S B B X 2-2 G5-3 ①		X 0-0 G6-3 ②	4	0	0	0	0	0	0
Rene Gonzales, R (1, 5) OBP: 0.364, SLG: 0.473	B F F X 1-2 1B			X 0-0 G6-3 ②			C B B C S 2-3 K ②		F B X 1-1 L8 ③	4	0	1	0	0	1	0
Junior Felix, S (1, 8) OBP: 0.301, SLG: 0.404	1 SAFE C X 0-1 G3 ③			B S C B F F F B S 3-3 K ③			B B B C F X 3-2 E 2B			3	0	1	0	0	1	1
Lee Stevens, L (1, 3) OBP: 0.251, SLG: 0.342		B F S X 1-2 G3 ①			B S B S S 2-3 K ①		X 0-0 E1 2-3			3	0	0	0	0	1	1
Gary Gaetti, R (1, 10) OBP: 0.289, SLG: 0.355		F B F S 1-3 K ②			F F B S 1-3 K ②		C S B F X 1-2 G4-3 ③			3	0	0	0	0	2	2
Luis Sojo, R (1, 4) OBP: 0.362, SLG: 0.500		C F B F X 1-2 G3-1 ③			C X 0-1 G6-3 ③			F F F B X 1-2 P9 ①		3	0	0	0	0	0	0
John Orton, R (1, 2) OBP: 0.233, SLG: 0.179			C B S B S 2-3 K ①			X 0-0 P9 ①		C B S S 1-3 K ②		3	0	0	0	0	2	0
Gary Disarcina, R (1, 6) OBP: 0.308, SLG: 0.325			B B C F B S 3-3 K ②			B S X 1-1 G5-3 ②		C C B F X 1-2 G6-3 ③		3	0	0	0	0	1	0

Inning Stats	1	2	3	4	5	6	7	8	9		
	R: 0 H: 1 E: 0 LOB: 1 K: 0 BB: 0 S: 8 P: 12	R: 0 H: 0 E: 0 LOB: 0 K: 1 BB: 0 S: 10 P: 13	R: 0 H: 0 E: 0 LOB: 0 K: 3 BB: 0 S: 9 P: 16	R: 0 H: 0 E: 0 LOB: 0 K: 1 BB: 0 S: 9 P: 14	R: 0 H: 0 E: 0 LOB: 0 K: 2 BB: 0 S: 8 P: 11	R: 0 H: 0 E: 0 LOB: 0 K: 0 BB: 0 S: 4 P: 5	R: 0 H: 1 E: 1 LOB: 2 K: 1 BB: 0 S: 14 P: 22	R: 0 H: 0 E: 0 LOB: 0 K: 1 BB: 0 S: 11 P: 14	R: 0 H: 0 E: 0 LOB: 0 K: 1 BB: 0 S: 6 P: 8	1B: 1 SF: 0 2B: 1 SAC: 0 3B: 0 DP: 0 HR: 0 HBP: 0	WP: 0 PA: 30 PB: 0 SB: 0 CS: 0

PITCHER	IP	WLS	BF	H	R	ER	SO	BB	IBB	HBP	BLK	WP	HR	S	P	ERA	WHIP
Kevin Tapani, R (1, 1) ERA: 4.58	9.0	W	30	2	0	0	10	0	0	0	0	0	0	79	115	0.00	0.222

PITCHER	IP	WLS	BF	H	R	ER	SO	BB	IBB	HBP	BLK	WP	HR	S	P	ERA	WHIP

AB	30
R	0
H	2
RBI	0
BB	0
SO	10
LOB	4

Batter	1	2	3	4	5	6	7	8	9	AB	R	H	RBI	BB	SO	LOB
Shane Mack, R (1, 7) OBP: 0.370, SLG: 0.482	1-0 1B S HR 1B	0-3 K			0-1 L6	0-1 F9		0-1 1B 1B		5	2	2	0	0	1	1
Chuck Knoblauch, R (1, 4) OBP: 0.405, SLG: 0.374	1-2 L6-3 1-3 1B	1-3 K			4-0 S 1B BB		3-2 BB 1B 2B	0-1 1B 1-3 2B 1B		4	3	3	0	1	1	0
Kirby Puckett, R (1, 8) OBP: 0.364, SLG: 0.552 Randy Bush, L (8, PR) (9, 3) OBP: 0.289, SLG: 0.311	0-2 L6-3 1-2	0-1 B1-3			3-1 FC5-4 1-H 1B		2-1 1B BB E HBP	1-2 BB 1-3 2B 3-H 1B		4 0	1 1	2 0	2 0	0 0	0 0	2 0
Chili Davis, S (1, 10) OBP: 0.379, SLG: 0.410	2-2 3-H HR	4-0 BB			1-1 L9		3-2 F7	0-3 K		4	1	1	2	1	1	5
Pedro Munoz, R (1, 9) OBP: 0.311, SLG: 0.462 J.T. Bruett, L (7, PR) (8, 9) (9, 8) OBP: 0.261, SLG: 0.105	3-2 1B 1B	0-0 G6-3			1-1 FC5-4 1-2f		4-1 E 1B 1-2 2-3 BB	4-0 2B 1-2 BB		3 0	0 1	1 0	0 0	1 1	0 0	2 0
Brian Harper, R (1, 2) OBP: 0.331, SLG: 0.378	0-1 FC6-4 1-2 1B		4-2 G1-4-3 BB			2-2 G5-4-3 2B 1B	2-2 E 1-2 2-3 3-H 1B	2-0 E 1-H 2-H 3-H 2B		4	2	4	4	1	0	0
Scott Leius, R (1, 5) OBP: 0.324, SLG: 0.372	1-1 FC6-4 1-2f		1-0 G1-4-3 1-2f			2-0 G5-4-3 1-2 1B	2-2 E5 1-2 2-3 3-H	3-3 K		5	0	1	1	0	1	7
Gene Larkin, S (1, 3) (9, 9) OBP: 0.339, SLG: 0.399		2-0 G5-3		2-1 2B		2-1 G5-4-3 1-2f 2-3	0-3 K	0-0 E8 2-H 1B		5	0	2	1	0	1	5
Greg Gagne, R (1, 6) OBP: 0.292, SLG: 0.325		2-2 F8		1-0 F8		3-2 3-H 2B	2-3 K	1-1 F9		5	0	1	1	0	1	6
Inning Stats	R: 2 E: 0 K: 0 S: 19 H: 5 LOB: 2 BB: 0 P: 27	R: 0 E: 0 K: 1 S: 9 H: 0 LOB: 0 BB: 0 P: 13	R: 0 E: 0 K: 1 S: 6 H: 0 LOB: 1 BB: 1 P: 11	R: 0 E: 0 K: 0 S: 6 H: 1 LOB: 1 BB: 1 P: 14	R: 1 E: 0 K: 0 S: 9 H: 1 LOB: 1 BB: 1 P: 17	R: 1 E: 0 K: 0 S: 11 H: 3 LOB: 1 BB: 0 P: 20	R: 2 E: 1 K: 2 S: 21 H: 2 LOB: 3 BB: 1 P: 39	R: 5 E: 1 K: 2 S: 17 H: 5 LOB: 2 BB: 1 P: 28		1B: 12 2B: 5 3B: 0 HR: 1 SF: 0 SAC: 0 DP: 3 HBP: 1						

PITCHER		IP	WLS	BF	H	R	ER	SO	BB	IBB	HBP	BLK	WP	HR	S	P	ERA	WHIP
Chuck Finley, L ERA: 5.76	(1, 1)	5.2	L	27	10	4	4	2	3	0	0	0	0	1	58	100	6.35	2.294
Chuck Crim, R ERA: 6.21	(6, 1)	0.2		7	2	2	2	0	1	0	1	0	0	0	17	33	27.00	4.500
Steve Frey, L ERA: 1.73	(7, 1)	0.2		2	0	0	0	2	0	0	0	0	0	0	6	8	0.00	0.000
Scott Bailes, L ERA: 8.2	(8, 1)	1.0		9	5	5	5	2	1	0	0	0	0	0	17	28	45.00	6.000

PITCHER	IP	WLS	BF	H	R	ER	SO	BB	IBB	HBP	BLK	WP	HR	S	P	ERA	WHIP

BOTTOM

California Angels @ Minnesota Twins

Hubert H. Humphrey Metrodome, Minneapolis, MN

Wed Jun 24 1992, 4:33 AM EDT

Att. 30,933 - Dome - 70 F

livebaseballscorecards.com

AB	39
R	11
H	17
RBI	11
BB	5
SO	6
LOB	28

1B: 12 SF: 0
2B: 5 SAC: 0
3B: 0 DP: 3
HR: 1 HBP: 1

WP: 0 PA: 45
PB: 0
SB: 2
CS: 0

Batter	1	2	3	4	5	6	7	8	9	AB	R	H	RBI	BB	SO	LOB
Shane Mack, R (1, 7) OBP: 0.365, SLG: 0.473	X 0-0 ① F8		F F X 0-2 ② L6			X 0-0 ① F8	S B X 1-1 ③ G6-3		S S F F S 0-3 ② K	5	0	0	0	0	1	4
Chuck Knoblauch, R (1, 4) OBP: 0.402, SLG: 0.371	B C F X 1-2 CS 1B		C C B X 1-2 ③ G4-3			C F F B X 1-2 ② G4-3		B B C X 2-1 ① P3	B F B S F S 2-3 ③ K	5	0	1	0	0	1	2
Kirby Puckett, R (1, 8) OBP: 0.362, SLG: 0.548	B 1 SAFE X 1-0 ② F9			B C S B F X 2-2 ① L5		F X 0-1 1B 1B		X 0-0 ② F8		4	0	1	0	0	0	1
Kent Hrbek, L (1, 3) OBP: 0.421, SLG: 0.542	P 1 SAFE S 1 SAFE 1-1 ③ CS 1-2	C F S 0-3 ① K		F B B F X 2-2 ② F8		F B B B X 3-1 FC6-4 1-3 1B		X 0-0 BB 1B		4	0	2	0	0	1	0
Chili Davis, S (1, 10) OBP: 0.381, SLG: 0.414		X 0-0 1B 2B		C F F F B S 1-3 ③ K		C B F B X 1-2 ③ FC6-4 1-2f		B F B B B 4-1 1-2 BB		3	0	1	0	1	1	2
Brian Harper, R (1, 2) OBP: 0.333, SLG: 0.394		C B B B X 3-1 2-3 1B			B F B X 2-1 HR		X 0-0 ① L4	C F X 0-2 ③ G4-3		4	1	2	1	0	0	2
Pedro Munoz, R (1, 9) OBP: 0.312, SLG: 0.460 Randy Bush, L (9, PH) OBP: 0.286, SLG: 0.307		B F X 1-1 ② F9			X 0-0 ① F8	C X 0-1 1B 1B			B C F X 1-2 ① P4	3 1	0 0	1 0	0 0	0 0	0 0	2 0
Scott Leius, R (1, 5) OBP: 0.320, SLG: 0.367 Gene Larkin, S (9, PH) OBP: 0.343, SLG: 0.403		C C C 0-3 ③ K			X 0-0 ② L7		C F C 0-3 ② K		C X 0-1 1B 1B	3 1	0 0	0 1	0 0	0 0	2 0	3 0
Greg Gagne, R (1, 6) OBP: 0.290, SLG: 0.322 Donnie Hill, S (7, PH) OBP: 0.417, SLG: 0.387 (7, 6)			B B C C B S 3-3 ① K		X 0-0 ③ F9		F B B X 2-1 1-2 1B		C F B X 1-2 1-2 1B	2 2	0 0	0 2	0 0	0 0	1 0	0 0
Inning Stats	R: 0 E: 0 K: 0 S: 7 H: 1 LOB: 0 BB: 0 P: 9	R: 0 E: 0 K: 2 S: 11 H: 2 LOB: 2 BB: 0 P: 15	R: 0 E: 0 K: 1 S: 9 H: 0 LOB: 0 BB: 0 P: 13	R: 0 E: 0 K: 1 S: 12 H: 0 LOB: 0 BB: 0 P: 17	R: 1 E: 0 K: 0 S: 5 H: 1 LOB: 0 BB: 0 P: 7	R: 0 E: 0 K: 0 S: 12 H: 2 LOB: 2 BB: 0 P: 17	R: 0 E: 0 K: 1 S: 10 H: 2 LOB: 2 BB: 0 P: 13	R: 0 E: 0 K: 0 S: 8 H: 1 LOB: 2 BB: 1 P: 14	R: 0 E: 0 K: 2 S: 17 H: 2 LOB: 2 BB: 0 P: 21	1B: 9 2B: 1 3B: 0 HR: 1	SF: 0 SAC: 0 DP: 0 HBP: 0					

PITCHER		IP	WLS	BF	H	R	ER	SO	BB	IBB	HBP	BLK	WP	HR	S	P	ERA	WHIP
Bob Welch, R ERA: 2.96	(1, 1)	7.0	W	28	8	1	1	5	0	0	0	0	0	1	66	91	1.29	1.143
Jeff Parrett, R ERA: 2.81	(8, 1)	0.2		4	1	0	0	0	1	0	0	0	0	0	5	11	0.00	3.000
Dennis Eckersley, R ERA: 1.72	(8, 1)	1.1	S	6	2	0	0	2	0	0	0	0	0	0	20	24	0.00	1.500

PITCHER	IP	WLS	BF	H	R	ER	SO	BB	IBB	HBP	BLK	WP	HR	S	P	ERA	WHIP

TOP

Minnesota Twins @ Oakland Athletics

Oakland-Alameda County Coliseum, Oakland, CA

Thu Jun 25 1992, 3:33 AM PDT

Att. 30,238 - Sunny - 71 F

livebaseballscorecards.com

AB	37
R	1
H	11
RBI	1
BB	1
SO	7
LOB	16

1B: 9	SF: 0	WP: 0	PA: 39
2B: 1	SAC: 0	PB: 0	
3B: 0	DP: 0	SB: 0	
HR: 1	HBP: 0	CS: 1	

BOTTOM

Minnesota Twins @ Oakland Athletics

Oakland-Alameda County Coliseum, Oakland, CA

Thu Jun 25 1992, 3:33 AM PDT
Att. 30,238 - Sunny - 71 F

livebaseballscorecards.com

Batter	1	2	3	4	5	6	7	8	9	AB	R	H	RBI	BB	SO	LOB
Rickey Henderson, R (1, 7) OBP: 0.429, SLG: 0.449	1-1 2B 1B	2-1 S 2-H 1B		4-1 S BB		4-2 3B BB		2-2 F9 ②		3	2	2	1	2	0	0
Carney Lansford, R (1, 5) OBP: 0.325, SLG: 0.358	0-1 P3 HR 1-H 2B	1 SAFE 3-1 P4 ③ 1-2		1 SAFE 1 SAFE 3-1 G5-3 ③ 1-2		3-1 1-H 3B		X 0-0 P3 ③		5	1	2	2	0	0	2
Jose Canseco, R (1, 9) OBP: 0.325, SLG: 0.476	3-2 P3 ① 2-3		0-0 P2 ①		2-1 G4-3 ①	2-3 K ③				4	0	0	0	0	1	2
Mark McGwire, R (1, 3) OBP: 0.416, SLG: 0.638	0-1 HR 3-H		4-2 1B BB		1-0 1B 1B 1B		2-1 F9 ①			3	1	2	2	1	0	0
Terry Steinbach, R (1, 2) OBP: 0.340, SLG: 0.412	2-2 F9 ②		0-1 F9 ②		1-1 1B 1-2 1B		1-0 1B 1B			4	0	2	0	0	0	1
Harold Baines, L (1, 10) OBP: 0.313, SLG: 0.351	2-2 G6-3 ③	2-2 1-2 1B			1-2 ② 1-3 2-H 1B		1-1 1-2 1B			4	0	3	0	0	0	0
Walt Weiss, S (1, 6) OBP: 0.342, SLG: 0.281		0-0 F7 ①	2-2 P4 ③		1-0 G6-3 ③		2-2 F9 ②			4	0	0	0	0	0	6
Mike Bordick, R (1, 4) OBP: 0.361, SLG: 0.382		3-2 F8 ②		0-3 K ①		1-2 F9 ①	2-1 F8 ③			4	0	0	0	0	1	2
Lance Blankenship, R (1, 8) OBP: 0.398, SLG: 0.352		2-0 1B 2B		0-1 F7 ②		3-2 P5 ②		1-1 F8 ①		4	1	1	0	0	0	0
Inning Stats	R: 3 H: 3 E: 0 LOB: 0 K: 0 BB: 0 S: 16 P: 24	R: 1 H: 2 E: 0 LOB: 1 K: 0 BB: 0 S: 10 P: 20	R: 0 H: 1 E: 0 LOB: 2 K: 0 BB: 1 S: 12 P: 20	R: 0 H: 0 E: 0 LOB: 1 K: 1 BB: 1 S: 8 P: 15	R: 0 H: 3 E: 0 LOB: 2 K: 0 BB: 0 S: 9 P: 15	R: 1 H: 1 E: 0 LOB: 1 K: 1 BB: 1 S: 14 P: 26	R: 0 H: 2 E: 0 LOB: 2 K: 0 BB: 0 S: 10 P: 18	R: 0 H: 0 E: 0 LOB: 0 K: 0 BB: 0 S: 7 P: 10		1B: 8 SF: 0 2B: 2 SAC: 0 3B: 1 DP: 0 HR: 1 HBP: 0						

	AB	35
	R	5
	H	12
	RBI	5
	BB	3
	SO	2
	LOB	13

WP: 0 PA: 38
PB: 0
SB: 2
CS: 0

PITCHER		IP	WLS	BF	H	R	ER	SO	BB	IBB	HBP	BLK	WP	HR	S	P	ERA	WHIP
Bill Krueger, L ERA: 2.83	(1, 1)	5.0	L	25	9	4	3	1	2	0	0	0	0	1	55	94	5.40	2.200
Carl Willis, R ERA: 4.45	(6, 1)	1.1		7	2	1	1	1	1	0	0	0	0	0	17	32	6.75	2.250
Bob Kipper, L ERA: 3.1	(7, 1)	1.2		6	1	0	0	0	0	0	0	0	0	0	14	22	0.00	0.600

PITCHER	IP	WLS	BF	H	R	ER	SO	BB	IBB	HBP	BLK	WP	HR	S	P	ERA	WHIP

Minnesota Twins @ Oakland Athletics

Oakland-Alameda County Coliseum, Oakland, CA

Fri Jun 26 1992, 7:05 PM PDT

Att. 35,577 - Sunny - 71 F

livebaseballscorecards.com

TOP

Batter	1	2	3	4	5	6	7	8	9	AB	R	H	RBI	BB	SO	LOB
Shane Mack, R (1, 7) OBP: 0.365, SLG: 0.472	F S B X 1-2 CS 1B		F B 1 SAFE B X 2-1 FC5-4 BB 1B 1-2	B X 1-0 G4-6-3 1-2f			F S B B X 2-2 E4 SF8 2-3		C F C 0-3 K	5	0	2	0	0	1	3
Chuck Knoblauch, R (1, 4) OBP: 0.399, SLG: 0.366	1 SAFE 1 SAFE B 1 SAFE C 1 SAFE B P X 3-1 G6-3 1-2		B B B 4-0 FC5-4 BB 1-2 2-3		X 0-0 P5		F X 0-1 SF8 1-2 3-H		C B F X 1-2 G4-3	3	0	0	1	1	0	1
Kirby Puckett, R (1, 8) OBP: 0.357, SLG: 0.538	B X 1-0 G5-3		F B X 1-1 FC5-4 S 1-2f 2-3 3-H		C L F B B B X 3-2 F9		B X 1-0 F7		X 0-0 G6-3	5	0	0	1	0	0	3
Kent Hrbek, L (1, 3) OBP: 0.423, SLG: 0.536		C F B B B B 4-2 G6-4-3 BB	B F F 1 SAFE B B B 4-2 1-2 BB		B S C B X 2-2 G3-1			X 0-0 L6		2	0	0	0	2	0	0
Pedro Munoz, R (1, 9) OBP: 0.310, SLG: 0.456 J.T. Bruett, L (8, PR) OBP: 0.261, SLG: 0.105 (8, 9)	X 0-0 G6-4-3 1-2f	C X 0-1 G4-3				F B F B B S 3-3 K		C B X 1-1 1B 1B		4 0	0 0	1 0	0 0	0 0	1 0	4 0
Brian Harper, R (1, 2) OBP: 0.340, SLG: 0.413	B C F F B X 2-2 1B			C B B X 2-1 HR		B X 1-0 P4		X 0-0 1-2 1B		4	1	3	1	0	0	0
Gene Larkin, S (1, 10) OBP: 0.341, SLG: 0.395	B B S X 2-1 G3			S B F F B F B B 4-2 S BB		B B X 2-0 G4-3		C B B X 2-1 L9		3	0	0	0	1	0	3
Scott Leius, R (1, 5) OBP: 0.319, SLG: 0.364			B X 1-0 L5	C B F C 1-3 K			C B S F F X 1-2 E SH1-4 SF8 1B	C F B F B X 2-2 P4		4	1	1	0	0	1	3
Donnie Hill, S (1, 6) OBP: 0.447, SLG: 0.406 Greg Gagne, R (7, 6) OBP: 0.293, SLG: 0.340			B F B F B F X 3-2 BB 1B FC5-4 1B	F B 1 SAFE S B F B B 4-2 G4-6-3 1-2 BB			1 SAFE 1 SAFE 1 SAFE X 0-0 SH1-4 1-2		B F S X 1-2 HR	1 1	1 1	1 1	0 1	1 0	0 0	0 0
Inning Stats	R: 0 H: 1 E: 0 LOB: 0 K: 0 BB: 0 S: 7 P: 11	R: 0 H: 1 E: 0 LOB: 1 K: 0 BB: 1 S: 9 P: 17	R: 1 H: 2 E: 0 LOB: 3 K: 0 BB: 2 S: 13 P: 28	R: 1 H: 1 E: 0 LOB: 1 K: 1 BB: 2 S: 14 P: 26	R: 0 H: 0 E: 0 LOB: 0 K: 0 BB: 0 S: 8 P: 13	R: 0 H: 0 E: 0 LOB: 0 K: 1 BB: 0 S: 5 P: 11	R: 1 H: 1 E: 1 LOB: 1 K: 0 BB: 0 S: 12 P: 16	R: 0 H: 2 E: 0 LOB: 2 K: 0 BB: 0 S: 10 P: 15	R: 1 H: 1 E: 0 LOB: 0 K: 1 BB: 0 S: 10 P: 12	1B: 7 SF: 1 2B: 0 SAC: 1 3B: 0 DP: 2 HR: 2 HBP: 0						

	AB	32
	R	4
	H	9
	RBI	4
	BB	5
	SO	3
	LOB	17

WP: 0 PA: 39
PB: 0
SB: 2
CS: 1

PITCHER		IP	WLS	BF	H	R	ER	SO	BB	IBB	HBP	BLK	WP	HR	S	P	ERA	WHIP
Mike Moore, R ERA: 4.79	(1, 1)	7.1	L	33	8	3	2	2	5	0	0	0	0	1	72	127	2.46	1.773
Gene Nelson, R ERA: 5.34	(8, 1)	1.2		6	1	1	1	1	0	0	0	0	0	1	16	22	5.40	0.600

PITCHER	IP	WLS	BF	H	R	ER	SO	BB	IBB	HBP	BLK	WP	HR	S	P	ERA	WHIP

BOTTOM

Minnesota Twins @ Oakland Athletics

Oakland-Alameda County Coliseum, Oakland, CA

Fri Jun 26 1992, 7:05 PM PDT
Att. 35,577 - Sunny - 71 F

livebaseballscorecards.com

Batter	1	2	3	4	5	6	7	8	9	AB	R	H	RBI	BB	SO	LOB
Rickey Henderson, R (1, 7) OBP: 0.424, SLG: 0.442	F9		P3	G4-3			1B		E9	5	0	1	0	0	0	1
Carney Lansford, R (1, 5) OBP: 0.326, SLG: 0.357	F9		HR S		F7		K		BB	4	1	1	0	1	1	0
Jose Canseco, R (1, 9) OBP: 0.323, SLG: 0.468	BB		K		K		K		K	4	0	0	0	1	4	3
Harold Baines, L (1, 10) OBP: 0.316, SLG: 0.372	F8		HR		2B			F7		4	1	2	2	0	0	1
Mark McGwire, R (1, 3) OBP: 0.414, SLG: 0.632		G5-3	1B		G5-3			K		4	0	1	0	0	1	1
Terry Steinbach, R (1, 2) OBP: 0.338, SLG: 0.405		G5-3	F9				BB	G3		3	0	0	0	1	0	1
Walt Weiss, S (1, 6) OBP: 0.351, SLG: 0.284		1B		F7		K			BB S E	3	1	1	0	1	1	1
Mike Bordick, R (1, 4) OBP: 0.361, SLG: 0.381		1B		G6-3		G1-2-3			P5	3	0	1	0	0	0	1
Jerry Browne, S (9, PH) OBP: 0.327, SLG: 0.256										1	0	0	0	0	0	1
Lance Blankenship, R (1, 8) OBP: 0.397, SLG: 0.349		F7		BB S		F7			K	2	0	0	0	1	0	3
Willie Wilson, S (9, PH) OBP: 0.330, SLG: 0.327		SAFE								1	0	0	0	0	1	1
Inning Stats	R: 0 E: 0 K: 0 S: 8 H: 0 LOB: 1 BB: 1 P: 17	R: 0 E: 0 K: 0 S: 12 H: 2 LOB: 2 BB: 0 P: 20	R: 2 E: 0 K: 1 S: 16 H: 3 LOB: 1 BB: 0 P: 27	R: 0 E: 0 K: 0 S: 7 H: 0 LOB: 1 BB: 1 P: 15	R: 0 E: 0 K: 1 S: 10 H: 1 LOB: 1 BB: 0 P: 17	R: 0 E: 0 K: 1 S: 9 H: 0 LOB: 1 BB: 1 P: 15	R: 0 E: 0 K: 2 S: 8 H: 1 LOB: 0 BB: 0 P: 13	R: 0 E: 0 K: 1 S: 7 H: 0 LOB: 0 BB: 0 P: 12	R: 1 E: 1 K: 2 S: 13 H: 0 LOB: 2 BB: 2 P: 27							

AB	34
R	3
H	7
RBI	2
BB	5
SO	8
LOB	14

PITCHER		IP	WLS	BF	H	R	ER	SO	BB	IBB	HBP	BLK	WP	HR	S	P	ERA	WHIP
Willie Banks, R ERA: 5.47	(1, 1)	6.0	W	27	6	2	2	3	3	0	0	0	0	1	62	111	3.00	1.500
Tom Edens, R ERA: 1.41	(7, 1)	2.0		6	1	0	0	3	0	0	0	0	0	0	15	25	0.00	0.500
Rick Aguilera, R ERA: 3.25	(9, 1)	1.0	S	6	0	1	0	2	2	0	0	0	0	0	13	27	0.00	2.000

PITCHER	IP	WLS	BF	H	R	ER	SO	BB	IBB	HBP	BLK	WP	HR	S	P	ERA	WHIP

1B: 5	SF: 0	WP: 0	PA: 39
2B: 1	SAC: 0	PB: 0	
3B: 0	DP: 0	SB: 3	
HR: 1	HBP: 0	CS: 0	

Minnesota Twins @ Oakland Athletics

Oakland-Alameda County Coliseum, Oakland, CA

Sat Jun 27 1992, 3:33 AM PDT

Att. 42,658 - Cloudy - 72 F

TOP

livebaseballscorecards.com

Batter	1	2	3	4	5	6	7	8	9	AB	R	H	RBI	BB	SO	LOB
Shane Mack, R (1, 7) OBP: 0.366, SLG: 0.467	C B H 2-1 CS HBP		C S B B B F F F B B 4-2 1B 2B BB	B 1 SAFE F F F F 1 SAFE S 1-3 ① K 1-2		X 0-0 ① G6-3 2-3	B B X 2-0 ③ F7		B B X 2-0 1B FC4-6 2B 2-H 3-H	3	1	0	0	1	1	2
Lenny Webster, R (9, PH) OBP: 0.258, SLG: 0.293 (9, 2)										1	1	1	2	0	0	0
Chuck Knoblauch, R (1, 4) OBP: 0.405, SLG: 0.370	X 0-0 ① F8		B B 1 SAFE X 2-0 2B 1B 1-3 1B	X 0-0 G4-3 WP 2-H 1B		B B B C F F B 4-2 2B FC BB		C C H 1-2 G6-4-3 HBP	C F B B F X 2-2 FC4-6 1B 2-3	3	2	2	1	1	0	1
Gene Larkin, S (9, PH) OBP: 0.345, SLG: 0.399 (9, 9)										1	0	1	0	0	0	0
Kirby Puckett, R (1, 8) OBP: 0.357, SLG: 0.543	C 1 SAFE 1 SAFE B F 1 SAFE 1 SAFE 1 SAFE B 3-2 ② ③ P F X G5-3 1-2		X 0-0 1B 2B 1-3 3-H	B B X 3-0 ② G4-3 1-3		F X 0-1 S 2B 1-3 3-H		X 0-0 ① ② G6-4-3 1-2f	C X 0-1 ② FC4-6 1-2f 3-H	5	1	2	2	0	0	3
J.T. Bruett, L (8, 8) OBP: 0.250, SLG: 0.100										1	0	0	1	0	0	1
Kent Hrbek, L (1, 3) OBP: 0.420, SLG: 0.535		F C B B F F F F B 3-2 F F X 1B 2B 2B	B X 1-0 ① P3	B X 1-0 ③ G3-1		F B X 1-1 FC S 3-H		F F X 0-2 FC6-4 1B	C X 0-1 ③ G4-3	6	1	2	1	0	0	5
Chili Davis, S (1, 10) OBP: 0.381, SLG: 0.413 (9, 7)	B B S F X 2-2 2B G4-3 1B 2-3	C X 1-1 1B 1B 2-H 3-H		F F B F B X 2-2 ① G4-3	B B C F F B F F S 3-3 ② K	S X 0-1 ③ FC6-4 1-2f			5	1	2	2	0	1	3
Brian Harper, R (1, 2) OBP: 0.345, SLG: 0.419	C B B X 2-1 G4-3 2B 1-3 3-H	B B F 1 SAFE X 2-1 ② F8		B B S F F B X 3-2 ② G4-3	I I I 4-0 FC6-4 IBB 1-2 2-3			X 0-0 1B 2B 1B	4	1	2	1	1	0	1
Donnie Hill, S (9, 4) OBP: 0.447, SLG: 0.406										0	0	0	0	0	0	0
Pedro Munoz, R (1, 9) OBP: 0.317, SLG: 0.460	X 0-0 ① G4-3 2-3 3-H	C B B B F X 3-2 1-3 1B	S F B X 1-2 1B	B X 1-0 ③ FC6-4 1-2f				B B X 2-0 2B 1-2 2B 1B	5	1	3	1	0	0	4
Carl Willis, L (9, 1)										0	0	0	0	0	0	0
Scott Leius, R (1, 5) OBP: 0.316, SLG: 0.365	X 0-0 ② G5-3	C F X 0-2 ③ P3	X 0-0 ③ F9		C F F B F B X 2-2 G6-3		B F F X 1-2 2B 1-3 2-H 2B	5	1	1	1	0	0	4
Greg Gagne, R (1, 6) OBP: 0.295, SLG: 0.346	X 0-0 ③ G5-3		C B X 1-1 S 1B 1B	B F S X 1-2 G6-3 2B	C B B F X 2-2 ② L9		X 0-0 ① P4	5	2	2	0	0	0	3

Inning Stats	1	2	3	4	5	6	7	8	9
	R: 0 E: 0 K: 0 S: 7	H: 0 LOB: 0 BB: 0 P: 11	R: 2 E: 0 K: 0 S: 17	H: 3 LOB: 1 BB: 0 P: 24	R: 3 E: 0 K: 0 S: 18	H: 4 LOB: 2 BB: 1 P: 31	R: 1 E: 0 K: 1 S: 9	H: 2 LOB: 1 BB: 0 P: 15	R: 0 E: 0 K: 0 S: 12	H: 1 LOB: 1 BB: 0 P: 18	R: 2 E: 0 K: 1 S: 18	H: 2 LOB: 3 BB: 2 P: 32	R: 0 E: 0 K: 0 S: 9	H: 0 LOB: 0 BB: 0 P: 15	R: 0 E: 0 K: 0 S: 8	H: 1 LOB: 1 BB: 0 P: 9	R: 4 E: 0 K: 0 S: 15	H: 5 LOB: 1 BB: 0 P: 22

| | | | | | | | | | |

BOTTOM

Minnesota Twins @ Oakland Athletics

Oakland-Alameda County Coliseum, Oakland, CA

Sat Jun 27 1992, 3:33 AM PDT

Att. 42,658 - Cloudy - 72 F

livebaseballscorecards.com

Batter	1	2	3	4	5	6	7	8	9	AB	R	H	RBI	BB	SO	LOB
Rickey Henderson, R (1, 7) OBP: 0.419, SLG: 0.435	F8		G6-3		FC6-4			K		3	0	0	0	0	0	1
Dann Howitt, L (8, 9) OBP: 0.244, SLG: 0.225					1-2f					1	0	0	0	0	1	0
Carney Lansford, R (1, 5) OBP: 0.326, SLG: 0.356	G5-3			G5-3		BB F9 1B		G6-3		3	0	1	0	0	0	0
Jerry Browne, S (7, 5) OBP: 0.325, SLG: 0.254										1	0	0	0	0	0	0
Jose Canseco, R (1, 10) OBP: 0.326, SLG: 0.479	K			HR		BB G4-6-3 1-2			K	3	1	1	1	1	2	0
Mark McGwire, R (1, 3) OBP: 0.412, SLG: 0.637		K		HR		F9 2-3			F8	4	1	1	1	0	1	2
Terry Steinbach, R (1, 2) OBP: 0.333, SLG: 0.398		F8		G5-3		G4-6-3 1-2f			F7	3	0	0	0	0	0	2
Jamie Quirk, L (9, 2) OBP: 0.304, SLG: 0.312										1	0	0	0	0	0	0
Willie Wilson, S (1, 8) OBP: 0.330, SLG: 0.327	1B		G6-3			L6				3	0	1	0	0	0	0
Mike Bordick, R (1, 4) OBP: 0.361, SLG: 0.378	F8				FC5-4 BB	G4-3				2	0	0	0	1	0	1
Walt Weiss, S (1, 6) OBP: 0.338, SLG: 0.271			G6-3		FC5-4 FC6-4 1-2f	P6				3	0	0	0	0	0	1
Lance Blankenship, R (1, 9) OBP: 0.393, SLG: 0.344 (8, 7)			F7		F7			F7		3	0	0	0	0	0	1

AB	30
R	2
H	4
RBI	2
BB	2
SO	4
LOB	8

Inning Stats	1	2	3	4	5	6	7	8	9
	R: 0 E: 0 K: 1 S: 11	H: 0 LOB: 0 BB: 0 P: 18	R: 0 E: 0 K: 1 S: 12	H: 1 LOB: 1 BB: 0 P: 15	R: 0 E: 0 K: 0 S: 10	H: 0 LOB: 0 BB: 0 P: 17	R: 2 E: 0 K: 0 S: 12	H: 2 LOB: 0 BB: 0 P: 18	R: 0 E: 0 K: 0 S: 8	H: 0 LOB: 1 BB: 1 P: 16	R: 0 E: 0 K: 0 S: 12	H: 1 LOB: 1 BB: 1 P: 21	R: 0 E: 0 K: 0 S: 6	H: 0 LOB: 0 BB: 0 P: 10	R: 0 E: 0 K: 1 S: 13	H: 0 LOB: 0 BB: 0 P: 19	R: 0 E: 0 K: 1 S: 7	H: 0 LOB: 0 BB: 0 P: 12

1B: 2	SF: 0
2B: 0	SAC: 0
3B: 0	DP: 1
HR: 2	HBP: 0

WP: 0	PA: 32
PB: 0	
SB: 0	
CS: 0	

PITCHER		IP	WLS	BF	H	R	ER	SO	BB	IBB	HBP	BLK	WP	HR	S	P	ERA	WHIP
John Smiley, L ERA: 3.43	(1, 1)	8.0	W	29	4	2	2	3	2	0	0	0	0	2	84	134	2.25	0.750
Carl Willis, R ERA: 4.32	(9, 1)	1.0		3	0	0	0	1	0	0	0	0	0	0	7	12	0.00	0.000

PITCHER	IP	WLS	BF	H	R	ER	SO	BB	IBB	HBP	BLK	WP	HR	S	P	ERA	WHIP

Minnesota Twins @ Oakland Athletics

Oakland-Alameda County Coliseum, Oakland, CA

Sun Jun 28 1992, 3:33 AM PDT

Att. 38,976 - Cloudy - 73 F

livebaseballscorecards.com

Batter	1	2	3	4	5	6	7	8	9	AB	R	H	RBI	BB	SO	LOB
Shane Mack, R (1, 7) OBP: 0.367, SLG: 0.466	G6-3		CS BB	2B 1B	G6-3 1-2			G4-3		3	1	1	0	1	0	1
Randy Bush, L (8, PH) OBP: 0.282, SLG: 0.303 (8, 7)										1	0	0	0	0	0	0
Chuck Knoblauch, R (1, 4) OBP: 0.405, SLG: 0.374	F9		CS 1-2	1B 1B HR 2B		F8		L8		5	2	2	1	0	0	0
Kirby Puckett, R (1, 8) OBP: 0.359, SLG: 0.552	G5-3			BB 1B HR		G6-3			G6-3	4	2	2	2	0	0	0
J.T. Bruett, L (6, 8) OBP: 0.240, SLG: 0.095										1	0	0	0	0	0	0
Kent Hrbek, L (1, 3) OBP: 0.420, SLG: 0.529		F8		BB 1B G6-3		G4-3			1B E 1B	4	1	1	0	1	0	0
Chili Davis, S (1, 10) OBP: 0.389, SLG: 0.427		S 1B		BB 1B 2B			1B		E5 FC5 1B 1-2	5	1	4	2	0	0	1
Gene Larkin, S (1, 9) OBP: 0.346, SLG: 0.395		F8		HR BB F8			P5		FC5 1-2 2-3 1B	4	1	1	0	1	0	3
Scott Leius, R (1, 5) OBP: 0.312, SLG: 0.360		F8 1-2		K	F7		P6		F9	3	0	0	0	0	1	4
Donnie Hill, S (7, PH) OBP: 0.425, SLG: 0.382 (7, 5)										2	0	0	0	0	0	4
Lenny Webster, R (1, 2) OBP: 0.254, SLG: 0.286			F9	HR 1B 1-3 2-H 3-H	G6-3		G1-3		FC5 1-2 2-3f	5	1	1	2	0	0	4
Greg Gagne, R (1, 6) OBP: 0.299, SLG: 0.362			F8	HR 1-H 3-H	WP 1B			K		4	1	2	3	0	1	0

TOP	
AB	41
R	10
H	14
RBI	10
BB	3
SO	2
LOB	17

Inning Stats	1	2	3	4	5	6	7	8	9	1B: 10	SF: 0	WP: 1	PA: 45
R:	0	0	0	10	0	0	0	0	0	2B: 2	SAC: 0	PB: 0	
E:	0	0	0	0	0	0	0	0	1	3B: 0	DP: 0	SB: 2	
K:	0	0	0	1	0	0	0	1	0	HR: 2	HBP: 0	CS: 1	
S:	6	9	4	30	12	5	8	10	10				
H:	0	1	0	9	1	0	1	0	2				
LOB:	0	1	0	1	1	0	1	0	3				
BB:	0	0	1	2	0	0	0	0	0				
P:	9	16	11	52	19	6	12	14	14				

PITCHER		IP	WLS	BF	H	R	ER	SO	BB	IBB	HBP	BLK	WP	HR	S	P	ERA	WHIP
Kevin Campbell, R ERA: 5.13	(1, 1)	3.0	L	15	4	5	5	0	3	0	0	0	0	0	28	58	15.00	2.333
Gene Nelson, R ERA: 6.75	(4, 1)	0.1		6	5	5	5	1	0	0	0	0	0	2	15	20	135.00	15.000
Vince Horsman, L ERA: 2.36	(4, 1)	2.2		10	2	0	0	0	0	0	0	0	1	0	23	35	0.00	0.750
Rich Gossage, R ERA: 3.03	(7, 1)	2.0		7	1	0	0	1	0	0	0	0	0	0	18	26	0.00	0.500
Johnny Guzman, L ERA: 12.0	(9, 1)	1.0		6	2	0	0	0	0	0	0	0	0	0	10	14	0.00	2.000

PITCHER	IP	WLS	BF	H	R	ER	SO	BB	IBB	HBP	BLK	WP	HR	S	P	ERA	WHIP

Batter	1	2	3	4	5	6	7	8	9	AB	R	H	RBI	BB	SO	LOB
Rickey Henderson, R (1, 7) OBP: 0.420, SLG: 0.436 Lance Blankenship, R (4, 7) OBP: 0.392, SLG: 0.344	C B B X 2-1 SH1-3 1B		X 0-0 ① G5-3		B B C X 2-1 ② G6-3		B C S B X 2-2 2-H 1B		B S C B X 2-2 ② P3	2 3	0 0	1 1	0 1	0 0	0 0	0 1
Jerry Browne, S (1, 5) OBP: 0.335, SLG: 0.275	F X 0-1 ① SH1-3 1-2		B X 1-0 G5-4-3 1B		C X 0-1 2B		C F S 0-3 ③ K		F B S S B B X 3-2 1-3 1B	4	0	3	0	0	1	1
Jose Canseco, R (1, 9) OBP: 0.323, SLG: 0.485	C C X 0-2 ② G6-3		F B S X 1-2 ② ③ G5-4-3 1-2f		S S S 0-3 ③ K			X 0-0 HR	S S B X 1-2 ③ L6	5	1	1	1	0	1	5
Harold Baines, L (1, 10) OBP: 0.310, SLG: 0.365	C X 0-1 ③ G4-3			B X 1-0 ① F8		B B S B X 3-1 ① G4-3		B X 1-0 ① G3		4	0	0	0	0	0	1
Mark McGwire, R (1, 3) OBP: 0.410, SLG: 0.631 Dann Howitt, L (9, 3) OBP: 0.244, SLG: 0.225		X 0-0 ① G6-3		F B X 1-1 ② P3		C X 0-1 G3-6-1 1B		B C C B F C 2-3 ② K		4 0	0 0	1 0	0 0	0 0	1 0	0 0
Jamie Quirk, L (1, 2) OBP: 0.311, SLG: 0.305		B B X 2-0 ② P5		B B B C B 4-1 BB BB		B B F S X 2-2 ② ③ G3-6-1 1-2f		B F B B B 4-1 FC6-4 BB		2	0	0	0	2	0	1
Willie Wilson, S (1, 8) OBP: 0.338, SLG: 0.328		B X 1-0 1B 1B		B B B C B 4-1 1-2 BB			C B B B B 4-1 FC5-4 BB	B B C C X 2-2 ③ FC6-4 1-2f		2	0	1	0	2	0	1
Mike Bordick, R (1, 4) OBP: 0.363, SLG: 0.380		1 SAFE C B B B F X 3-2 FC4-6 1-3 1B		B X 1-0 ③ P3			B C X 1-1 ① FC5-4 S 1-2f 1B		B C X 1-1 1B 1B	4	1	2	0	0	0	3
Walt Weiss, S (1, 6) OBP: 0.321, SLG: 0.257		C B X 1-1 ③ FC4-6 1-2f			B C C F X 1-2 ① G4-3		C S S 0-3 ② K 1-2		B F B F X 2-2 ① F7	4	0	0	0	0	1	4
Inning Stats	R: 0 E: 0 K: 0 S: 9 H: 1 LOB: 1 BB: 0 P: 11	R: 0 E: 0 K: 0 S: 8 H: 2 LOB: 2 BB: 0 P: 15	R: 0 E: 0 K: 0 S: 5 H: 1 LOB: 0 BB: 0 P: 7	R: 0 E: 0 K: 0 S: 6 H: 0 LOB: 2 BB: 2 P: 17	R: 0 E: 0 K: 1 S: 11 H: 1 LOB: 1 BB: 0 P: 14	R: 0 E: 0 K: 0 S: 7 H: 1 LOB: 0 BB: 0 P: 12	R: 1 E: 0 K: 2 S: 12 H: 1 LOB: 1 BB: 1 P: 19	R: 1 E: 0 K: 1 S: 10 H: 1 LOB: 1 BB: 1 P: 19	R: 0 E: 0 K: 0 S: 14 H: 2 LOB: 2 BB: 0 P: 23	1B: 8 2B: 1 3B: 0 HR: 1	SF: 0 SAC: 1 DP: 2 HBP: 0						

PITCHER	IP	WLS	BF	H	R	ER	SO	BB	IBB	HBP	BLK	WP	HR	S	P	ERA	WHIP
Scott Erickson, R (1, 1) ERA: 4.47	8.0	W	34	8	2	2	4	4	0	0	0	0	1	68	114	2.25	1.500
Gary Wayne, L (9, 1) ERA: 2.54	1.0		5	2	0	0	0	0	0	0	0	0	0	14	23	0.00	2.000

PITCHER	IP	WLS	BF	H	R	ER	SO	BB	IBB	HBP	BLK	WP	HR	S	P	ERA	WHIP

BOTTOM

Minnesota Twins @ Oakland Athletics

Oakland-Alameda County Coliseum, Oakland, CA

Sun Jun 28 1992, 3:33 AM PDT

Att. 38,976 - Cloudy - 73 F

livebaseballscorecards.com

AB	34
R	2
H	10
RBI	2
BB	4
SO	4
LOB	17

1B: 8	SF: 0	WP: 0	PA: 39
2B: 1	SAC: 1	PB: 0	
3B: 0	DP: 2	SB: 1	
HR: 1	HBP: 0	CS: 0	

Minnesota Twins @ California Angels

Anaheim Stadium, Anaheim, CA

Mon Jun 29 1992, 10:05 PM EDT

Att. 21,656 - Sunny - 72 F

TOP

livebaseballscorecards.com

Batter	1	2	3	4	5	6	7	8	9	AB	R	H	RBI	BB	SO	LOB
Shane Mack, R (1, 7) OBP: 0.371, SLG: 0.468	WP SF9 2B		CS BB		FC5-4 BB		F8		G6-3	3	1	1	0	2	0	0
Chuck Knoblauch, R (1, 4) OBP: 0.400, SLG: 0.369	L6		CS 1-2	F8	F9			P5		4	0	0	0	0	0	2
Kirby Puckett, R (1, 8) OBP: 0.361, SLG: 0.559	SF9 2-H			F9 2B	FC5-4 1-2f			E 1B 2B		3	1	2	1	0	0	1
Chili Davis, S (1, 10) OBP: 0.387, SLG: 0.421	CS BB			F9 2-3		K		E6 1B 2-3		3	0	0	0	1	1	2
Pedro Munoz, R (1, 9) OBP: 0.321, SLG: 0.460 J.T. Bruett, L (8, PR) OBP: 0.240, SLG: 0.095 (8, 9)	CS 1-2	CS 1B		G6-3	G5-3			1-2 3-H 1B		4 0	0 0	2 0	1 0	0 0	0 0	1 0
Brian Harper, R (1, 2) OBP: 0.348, SLG: 0.424		K 1-2			HR 2B	1B		P3		4	1	2	0	0	1	3
Scott Leius, R (1, 5) OBP: 0.307, SLG: 0.354		G4-3			E5 HR	G6-3		F8		4	1	0	0	0	0	4
Gene Larkin, S (1, 3) OBP: 0.339, SLG: 0.385			F8		K		L9		G3	4	0	0	0	0	1	2
Greg Gagne, R (1, 6) OBP: 0.298, SLG: 0.374			L7		1-H 2-H HR		G1-3		G6-3	4	1	1	3	0	0	0
Inning Stats	R: 1 E: 0 K: 0 S: 6 H: 1 LOB: 0 BB: 1 P: 14	R: 0 E: 0 K: 1 S: 7 H: 1 LOB: 0 BB: 0 P: 12	R: 0 E: 0 K: 0 S: 3 H: 0 LOB: 0 BB: 1 P: 11	R: 0 E: 0 K: 0 S: 10 H: 1 LOB: 1 BB: 0 P: 16	R: 3 E: 1 K: 1 S: 13 H: 2 LOB: 1 BB: 1 P: 23	R: 0 E: 0 K: 1 S: 8 H: 1 LOB: 1 BB: 0 P: 13	R: 0 E: 0 K: 0 S: 5 H: 0 LOB: 0 BB: 0 P: 9	R: 1 E: 1 K: 0 S: 14 H: 2 LOB: 2 BB: 0 P: 20	R: 0 E: 0 K: 0 S: 4 H: 0 LOB: 0 BB: 0 P: 6	1B: 3 2B: 5 3B: 0 HR: 1 SF: 1 SAC: 0 DP: 1 HBP: 0	WP: 1 PB: 0 SB: 0 CS: 3 PA: 39					

	AB	33
	R	5
	H	8
	RBI	5
	BB	3
	SO	3
	LOB	15

PITCHER		IP	WLS	BF	H	R	ER	SO	BB	IBB	HBP	BLK	WP	HR	S	P	ERA	WHIP
Chuck Finley, L ERA: 5.63	(1, 1)	8.0	L	34	8	5	4	3	3	0	0	0	1	1	66	118	4.50	1.375
Mark Eichhorn, R ERA: 2.06	(9, 1)	1.0		3	0	0	0	0	0	0	0	0	0	0	4	6	0.00	0.000

PITCHER	IP	WLS	BF	H	R	ER	SO	BB	IBB	HBP	BLK	WP	HR	S	P	ERA	WHIP

Batter	1	2	3	4	5	6	7	8	9	AB	R	H	RBI	BB	SO	LOB
Luis Polonia, L (1, 10) OBP: 0.351, SLG: 0.339	S B F F X 1-2 FC3-6 S 1B		F B B X 2-2 2B 1B		B F F X 1-2 CS 1B			C F F B F B B X 3-2 ③ L8		4	1	3	0	0	0	0
Von Hayes, L (1, 9) OBP: 0.347, SLG: 0.380	B B B B 4-0 FC3-6 1-2 BB		X 0-0 1-H 2B		C 1 SAFE S B 1-2 ③ CS 1-2	B S B X 2-1 ① L1			C B F X 1-2 ① G6-3	3	0	1	1	1	0	0
Junior Felix, S (1, 8) OBP: 0.298, SLG: 0.397	C B X 1-1 ① FC3-6 CS 1-2f 2-3		F B S X 1-2 ③ P6			B F X 1-1 ② G4-3			X 0-0 ② G6-3	4	0	0	0	0	0	3
Gary Gaetti, R (1, 5) OBP: 0.280, SLG: 0.333	B C F 1 SAFE F B F 1 SAFE B 3-3 C ②③ K 1-2			F C B F X 1-2 ① G6-3		B F F X 1-2 ③ F9			X 0-0 ③ F8	4	0	0	0	0	1	2
Lee Stevens, L (1, 3) OBP: 0.273, SLG: 0.347		S T C 0-3 ① K		B X 1-0 E9			B S B B B 4-1 G4-6-3 BB			2	0	0	0	1	1	0
Rene Gonzales, R (1, 4) OBP: 0.354, SLG: 0.442		B B C B X 3-1 ② F8		S S S 0-3 ② K			B C B F F X 2-2 ①② G4-6-3 1-2f			3	0	0	0	0	1	2
Chad Curtis, R (1, 7) OBP: 0.353, SLG: 0.406		B X 1-0 ③ F9		S F S 0-3 ③ K			F X 0-1 ③ G1-3			3	0	0	0	0	1	1
John Orton, R (1, 2) OBP: 0.250, SLG: 0.175 John Morris, L (8, PH) OBP: 0.244, SLG: 0.211 Mike Fitzgerald, R (9, 2) OBP: 0.295, SLG: 0.326			C B C B B F X 3-2 ① F9		B F X 1-1 ① P3			F F S 0-3 ① K		2 1 0	0 0 0	0 0 0	0 0 0	0 0 0	0 1 0	0 0 0
Gary Disarcina, R (1, 6) OBP: 0.309, SLG: 0.326			F X 0-1 ② B5-3		B C F B X 2-2 ② G5-3			X 0-0 ② F8		3	0	0	0	0	0	0
Inning Stats	R: 0 E: 0 K: 1 S: 11 H: 1 LOB: 1 BB: 1 P: 20	R: 0 E: 0 K: 1 S: 6 H: 0 LOB: 0 BB: 0 P: 10	R: 1 E: 0 K: 0 S: 13 H: 2 LOB: 1 BB: 0 P: 19	R: 0 E: 1 K: 2 S: 11 H: 0 LOB: 1 BB: 0 P: 13	R: 0 E: 0 K: 0 S: 10 H: 1 LOB: 0 BB: 0 P: 15	R: 0 E: 0 K: 0 S: 7 H: 0 LOB: 0 BB: 0 P: 11	R: 0 E: 0 K: 0 S: 7 H: 0 LOB: 0 BB: 1 P: 13	R: 0 E: 0 K: 1 S: 9 H: 0 LOB: 0 BB: 0 P: 12	R: 0 E: 0 K: 0 S: 5 H: 0 LOB: 0 BB: 0 P: 6	1B: 3 2B: 1 3B: 0 HR: 0	SF: 0 SAC: 0 DP: 1 HBP: 0						

PITCHER	IP	WLS	BF	H	R	ER	SO	BB	IBB	HBP	BLK	WP	HR	S	P	ERA	WHIP
Kevin Tapani, R (1, 1) ERA: 4.26	9.0	W	31	4	1	1	5	2	0	0	0	0	0	79	119	1.00	0.667

PITCHER	IP	WLS	BF	H	R	ER	SO	BB	IBB	HBP	BLK	WP	HR	S	P	ERA	WHIP

BOTTOM

Minnesota Twins @ California Angels

Anaheim Stadium, Anaheim, CA

Mon Jun 29 1992, 10:05 PM EDT

Att. 21,656 - Sunny - 72 F

livebaseballscorecards.com

AB	29
R	1
H	4
RBI	1
BB	2
SO	5
LOB	8

1B: 3 SF: 0 WP: 0 PA: 32
2B: 1 SAC: 0 PB: 0
3B: 0 DP: 1 SB: 1
HR: 0 HBP: 0 CS: 2

Batter	1	2	3	4	5	6	7	8	9	AB	R	H	RBI	BB	SO	LOB
Shane Mack, R (1, 7) OBP: 0.369, SLG: 0.465	F B B B C X 3-2 ① G4-3		B 1 SAFE X 1-0 ③ FC6-4 1-2f			X 0-0 S 1B		S X 0-1 ② FC6-2 S 3-H		4	0	1	0	0	0	2
Donnie Hill, S (1, 4) OBP: 0.386, SLG: 0.342 Chuck Knoblauch, R (8, 4) OBP: 0.400, SLG: 0.369	B C S B F F X 2-2 ② G4-3			X 0-0 ① L3		1 SAFE F 1 SAFE B 1 SAFE B C B X 3-2 ③ F8 1-2		C B 1 SAFE C 1 SAFE F 1 SAFE 1 SAFE B 3-3 B F C ③ K 1-2		4 0	0 0	0 0	0 0	0 0	1 0	2 0
Kirby Puckett, R (1, 8) OBP: 0.366, SLG: 0.564	F B B F S 2-3 ③ K			X 0-0 CS 1B			B B F B B 4-1 E BB		X 0-0 F8 1B 2B	3	2	2	0	1	1	0
Kent Hrbek, L (1, 3) OBP: 0.417, SLG: 0.528		X 0-0 ① F7		C 1 SAFE B B B F S 3-3 ② ③ K 1-2			1 SAFE P F S X 1-2 E4 1-H 2B		C F B X 1-2 ① F8 2-3	4	0	1	1	0	1	2
Gene Larkin, S (1, 9) OBP: 0.337, SLG: 0.382 J.T. Bruett, L (9, PR) OBP: 0.240, SLG: 0.095 (9, 9)		S C B B X 2-2 ② G5-3			B S F S 1-3 ① K		X 0-0 ① P4		B F X 1-1 1B 3-H 1B	4 0	0 0	1 0	1 0	0 0	1 0	1 0
Brian Harper, R (1, 2) OBP: 0.346, SLG: 0.421		C F B F X 1-2 ③ P6			C B X 1-1 ② F8		X 0-0 ② G6-3		1 SAFE F 1 SAFE 1 SAFE F X 0-2 G4-6-3 1-2 1B	4	0	1	0	0	0	1
Randy Bush, L (1, 10) OBP: 0.270, SLG: 0.288			C C F B X 1-2 ① G3		B B F X 2-1 ③ P5		C B X 1-1 ③ G4-3		F B F B X 2-2 ② ③ G4-6-3 1-2f	4	0	0	0	0	0	3
Scott Leius, R (1, 5) OBP: 0.307, SLG: 0.358			B X 1-0 ② F7			B C X 1-1 ① G5-3		X 0-0 SH3-4 FC6-2 2B		3	0	1	0	0	0	0
Greg Gagne, R (1, 6) OBP: 0.300, SLG: 0.375			B X 1-0 FC6-4 1B			B X 1-0 ② F8		X 0-0 ① SH3-4 2-3		2	0	1	0	0	0	0

TOP

Minnesota Twins @ California Angels

Anaheim Stadium, Anaheim, CA

Tue Jun 30 1992, 10:05 PM EDT

Att. 23,045 - Sunny - 70 F

livebaseballscorecards.com

AB	32
R	2
H	8
RBI	2
BB	1
SO	4
LOB	11

Inning Stats	1	2	3	4	5	6	7	8	9			
	R: 0 E: 0 K: 1 S: 11	H: 0 LOB: 0 BB: 0 P: 18	R: 0 E: 0 K: 0 S: 8	H: 0 LOB: 0 BB: 0 P: 11	R: 0 E: 0 K: 0 S: 7	H: 1 LOB: 1 BB: 0 P: 11	R: 0 E: 0 K: 1 S: 5	H: 1 LOB: 1 BB: 0 P: 8	R: 0 E: 0 K: 1 S: 7	H: 0 LOB: 0 BB: 0 P: 11	R: 0 E: 0 K: 0 S: 7	H: 1 LOB: 1 BB: 0 P: 12
	R: 1 E: 1 K: 0 S: 9	H: 1 LOB: 1 BB: 1 P: 14	R: 0 E: 0 K: 1 S: 9	H: 1 LOB: 1 BB: 0 P: 12	R: 1 E: 0 K: 0 S: 12	H: 3 LOB: 2 BB: 0 P: 16	1B: 5 2B: 4 3B: 0 HR: 0	SF: 0 SAC: 1 DP: 2 HBP: 0	WP: 0 PB: 0 SB: 2 CS: 1	PA: 34		

PITCHER		IP	WLS	BF	H	R	ER	SO	BB	IBB	HBP	BLK	WP	HR	S	P	ERA	WHIP
Julio Valera, R ERA: 3.54	(1, 1)	8.1	L	32	7	2	2	4	1	0	0	0	0	0	69	105	2.16	0.960
Bryan Harvey, R ERA: 2.83	(9, 1)	0.2		2	1	0	0	0	0	0	0	0	0	0	6	8	0.00	1.500

PITCHER	IP	WLS	BF	H	R	ER	SO	BB	IBB	HBP	BLK	WP	HR	S	P	ERA	WHIP

BOTTOM

Minnesota Twins @ California Angels

Anaheim Stadium, Anaheim, CA

Tue Jun 30 1992, 10:05 PM EDT

Att. 23,045 - Sunny - 70 F

livebaseballscorecards.com

Batter	1	2	3	4	5	6	7	8	9	AB	R	H	RBI	BB	SO	LOB
Luis Polonia, L (1, 7) OBP: 0.346, SLG: 0.335	C X 0-1 G6-3 ①			F B B X 2-1 G6-3 ①		F 1 SAFE C B F F F B S 2-3 K 1-2 ②			C X 0-1 P6 ①	4	0	0	0	0	1	1
Chad Curtis, R (1, 9) OBP: 0.346, SLG: 0.396	B B X 2-0 P3 ②			F B B F F S 2-3 K ②		B B X 2-0 F8 ③			F C C 0-3 K2-3 ②	4	0	0	0	0	2	1
Junior Felix, S (1, 8) OBP: 0.293, SLG: 0.390	X 0-0 G4-3 ③			B S X 1-1 F7 ③			S F B S 1-3 K2-3 ①		X 0-0 F9 ③	4	0	0	0	0	1	0
Gary Gaetti, R (1, 10) OBP: 0.276, SLG: 0.329		F B B B T F X 3-2 P3 ①			B X 1-0 F9 ①		C X 0-1 G5-3 ②			3	0	0	0	0	0	0
Rene Gonzales, R (1, 5) OBP: 0.349, SLG: 0.436		B C B X 2-1 G4-3 ②			X 0-0 F9 ②		B B C X 2-1 G6-3 ③			3	0	0	0	0	0	0
Luis Sojo, R (1, 4) OBP: 0.305, SLG: 0.414		B B X 2-0 F9 ③			C X 0-1 1B			B C M F X 1-2 G3 ①		3	0	1	0	0	0	0
Lee Stevens, L (1, 3) OBP: 0.269, SLG: 0.341			X 0-0 G6-3 ①		B 1 SAFE X 1-0 G6-3 ③			C B X 1-1 G4-3 ②		3	0	0	0	0	0	1
Mike Fitzgerald, R (1, 2) OBP: 0.290, SLG: 0.319 Jose Gonzalez, R (8, PH) OBP: 0.333, SLG: 0.250 John Orton, R (9, 2) OBP: 0.250, SLG: 0.175			C F S 0-3 K ②			C B C S 1-3 K ①		C S B B B B B 4-2 BB		2 0 0	0 0 0	0 0 0	0 0 0	0 1 0	2 0 0	0 0 0
Gary Disarcina, R (1, 6) OBP: 0.309, SLG: 0.326			B C F F F X 1-2 G5-3 ③			B X 1-0 S 1B		C 1 SAFE 1 SAFE X 0-1 F9 ③		3	0	1	0	0	0	1

	AB	29
	R	0
	H	2
	RBI	0
	BB	1
	SO	6
	LOB	4

Inning Stats	1	2	3	4	5	6	7	8	9
	R: 0 H: 0 E: 0 LOB: 0 K: 0 BB: 0 S: 4 P: 6	R: 0 H: 0 E: 0 LOB: 0 K: 0 BB: 0 S: 7 P: 14	R: 0 H: 0 E: 0 LOB: 0 K: 1 BB: 0 S: 9 P: 10	R: 0 H: 0 E: 0 LOB: 0 K: 1 BB: 0 S: 8 P: 13	R: 0 H: 1 E: 0 LOB: 1 K: 0 BB: 0 S: 5 P: 7	R: 0 H: 1 E: 0 LOB: 1 K: 2 BB: 0 S: 11 P: 17	R: 0 H: 0 E: 0 LOB: 0 K: 1 BB: 0 S: 7 P: 10	R: 0 H: 0 E: 0 LOB: 1 K: 0 BB: 1 S: 10 P: 16	R: 0 H: 0 E: 0 LOB: 0 K: 1 BB: 0 S: 6 P: 6

1B: 2 SF: 0
2B: 0 SAC: 0
3B: 0 DP: 0
HR: 0 HBP: 0

WP: 0 PA: 30
PB: 0
SB: 1
CS: 0

PITCHER	IP	WLS	BF	H	R	ER	SO	BB	IBB	HBP	BLK	WP	HR	S	P	ERA	WHIP
Bill Krueger, L (1, 1) ERA: 2.6	9.0	W	30	2	0	0	6	1	0	0	0	0	0	67	99	0.00	0.333

PITCHER	IP	WLS	BF	H	R	ER	SO	BB	IBB	HBP	BLK	WP	HR	S	P	ERA	WHIP

Batter	1	2	3	4	5	6	7	8	9	AB	R	H	RBI	BB	SO	LOB
Shane Mack, R (1, 7) OBP: 0.365, SLG: 0.459	B F C F S 1-3 ① K		B F B X 2-1 ② G6-3			B S X 1-1 ① G3		C X 0-1 ③ F7		4	0	0	0	0	1	0
Chuck Knoblauch, R (1, 4) OBP: 0.407, SLG: 0.375	B X 1-0 CS 1B		B C B F B B 4-2 BB			C F F B B X 2-2 1B SF7 1B			C F X 0-2 FC1-5 1B 1B	3	1	3	0	1	0	0
Kirby Puckett, R (1, 8) OBP: 0.367, SLG: 0.563	1 SAFE 1 SAFE 1 SAFE X 0-0 ② ③ G5-3 1-2		1 SAFE 1 SAFE C 1 SAFE B F S 1-3 ③ K			X 0-0 CS 1-3 1B			X 0-0 FC1-5 1-2 1B	4	0	2	0	0	1	2
Chili Davis, S (1, 10) OBP: 0.385, SLG: 0.420		B B C X 2-1 G5-3 2B 1B		B X 1-0 ① F7		C B C F X 1-2 ② SF7 3-H			X 0-0 ① FC1-5 FC5-4 1-2 2-3f	3	1	1	1	0	0	2
Pedro Munoz, R (1, 9) OBP: 0.316, SLG: 0.454 J.T. Bruett, L (7, 9) OBP: 0.240, SLG: 0.095 Gene Larkin, S (9, PH) (9, 9) OBP: 0.335, SLG: 0.380		B S 1 SAFE 1 SAFE S F B X 2-2 ① G5-3 1-2		F B F S 1-3 ② K		1 SAFE 0-0 ③ CS 1-2	F B B X 2-1 ① F8		C B S S T B B B F S 3-3 ② K	3 0 1	0 0 0	0 0 0	0 0 0	0 0 0	1 0 1	1 0 2
Brian Harper, R (1, 2) OBP: 0.341, SLG: 0.415		C F S 0-3 ② K		B X 1-0 ③ F8			B B X 2-0 ② F7		B X 1-0 ③ FC5-4 1-2f	4	0	0	0	0	1	3
Kent Hrbek, L (1, 3) OBP: 0.416, SLG: 0.531		C B B X 2-1 2-H 2B			B X 1-0 ① G6-3		C B F X 1-2 ③ G4-3			3	0	1	1	0	0	0
Scott Leius, R (1, 5) OBP: 0.307, SLG: 0.358		F F S 0-3 ③ K			B X 1-0 L6-3 1B			F C C 0-3 ① K		3	0	1	0	0	2	1
Greg Gagne, R (1, 6) OBP: 0.296, SLG: 0.370			B B X 2-0 ① G6-3		1 SAFE B 1 SAFE X 1-0 ② ③ L6-3 1-2			B X 1-0 ② G5-3		3	0	0	0	0	0	1
Inning Stats	R: 0 H: 1 E: 0 LOB: 0 K: 1 BB: 0 S: 6 P: 8	R: 1 H: 2 E: 0 LOB: 1 K: 2 BB: 0 S: 14 P: 20	R: 0 H: 0 E: 0 LOB: 1 K: 1 BB: 1 S: 8 P: 17	R: 0 H: 0 E: 0 LOB: 0 K: 1 BB: 0 S: 5 P: 8	R: 0 H: 1 E: 0 LOB: 0 K: 0 BB: 0 S: 3 P: 6	R: 1 H: 2 E: 0 LOB: 0 K: 0 BB: 0 S: 11 P: 15	R: 0 H: 0 E: 0 LOB: 0 K: 0 BB: 0 S: 6 P: 11	R: 0 H: 0 E: 0 LOB: 0 K: 1 BB: 0 S: 6 P: 7	R: 0 H: 2 E: 0 LOB: 2 K: 1 BB: 0 S: 11 P: 15	1B: 7 SF: 1 2B: 2 SAC: 0 3B: 0 DP: 1 HR: 0 HBP: 0						

PITCHER		IP	WLS	BF	H	R	ER	SO	BB	IBB	HBP	BLK	WP	HR	S	P	ERA	WHIP
Jim Abbott, L ERA: 2.93	(1, 1)	9.0	L	33	8	2	2	7	1	0	0	0	0	0	70	107	2.00	1.000

PITCHER	IP	WLS	BF	H	R	ER	SO	BB	IBB	HBP	BLK	WP	HR	S	P	ERA	WHIP

TOP

Minnesota Twins @ California Angels

Anaheim Stadium, Anaheim, CA

Wed Jul 01 1992, 6:33 AM EDT

Att. 25,629 - Sunny - 78 F

livebaseballscorecards.com

AB	31
R	2
H	8
RBI	2
BB	1
SO	7
LOB	12

PA: 34

WP: 0
PB: 0
SB: 0
CS: 2

Batter	1	2	3	4	5	6	7	8	9	AB	R	H	RBI	BB	SO	LOB
Luis Polonia, L (1, 7) OBP: 0.345, SLG: 0.333	B S S S 1-3 K ①		C X 0-1 G4-3 ②		B F B F F X 2-2 F7 ①		F X 0-1 1-3 1B			4	0	1	0	0	1	2
Von Hayes, L (1, 9) OBP: 0.352, SLG: 0.378 Chad Curtis, R (7, PH) OBP: 0.344, SLG: 0.394 (8, 9)	B B B B 4-0 BB		C B B F F B B 4-2 1B 1B BB		F X 0-1 F8 ② 2-3		C S 1 SAFE X 0-2 P4 ②			1 1	1 0	0 0	0 0	2 0	0 0	2 2
Junior Felix, S (1, 8) OBP: 0.293, SLG: 0.388	C 1 SAFE P F F X 1-2 F7 ②		P B X 2-0 1-H 1B		B S B F S 2-3 K ③		F B B X 2-1 G1-3 ③			4	0	1	1	0	1	5
Gary Gaetti, R (1, 5) OBP: 0.276, SLG: 0.328	1 SAFE C 1 SAFE X 0-1 F9 ③		F S F B S 1-3 K ③			F F B B F B F X 3-2 FC4-6 1B		B X 1-0 G5-3 ①		4	0	1	0	0	1	2
Lee Stevens, L (1, 3) OBP: 0.268, SLG: 0.339		B F S C 1-3 K ①		B X 1-0 F8 ①		B X 1-0 F8 ①		B F C X 1-2 CS 1B		4	0	1	0	0	1	1
Rene Gonzales, R (1, 6) OBP: 0.343, SLG: 0.427		B S B X 2-1 G4-3 ②		S F F B B B F X 3-2 G5-3 ②		1 SAFE S 1 SAFE F S 0-3 K ②		B C B B C S 3-3 1-2 K ② ③		4	0	0	0	0	2	2
John Morris, L (1, 10) OBP: 0.244, SLG: 0.195		C F H 1-2 HBP		B F B S B X 3-2 F7 ③		B C 1 SAFE B X 2-1 1-2f FC4-6 ③			C F B F X 1-2 G3 ①	3	0	0	0	0	0	1
John Orton, R (1, 2) OBP: 0.255, SLG: 0.186 Jose Gonzalez, R (9, PH) OBP: 0.325, SLG: 0.242		C B B B F X 3-2 G4-3 ③			C X 0-1 F8 1B 1B		F C B B X 2-2 F9 ①		S B C B C 2-3 K ②	3 1	0 0	1 0	0 0	0 0	0 1	1 0
Luis Sojo, R (1, 4) OBP: 0.317, SLG: 0.419			B C B C X 2-2 F8 ①		1 SAFE X 0-0 1-2 1B		C X 0-1 1B 1B		X 0-0 G5-3 ③	4	0	2	0	0	0	0
Inning Stats	R: 0 E: 0 K: 1 S: 9 H: 0 LOB: 1 BB: 1 P: 14	R: 0 E: 0 K: 1 S: 10 H: 0 LOB: 1 BB: 0 P: 17	R: 1 E: 0 K: 1 S: 14 H: 1 LOB: 1 BB: 1 P: 22	R: 0 E: 0 K: 0 S: 9 H: 0 LOB: 0 BB: 0 P: 16	R: 0 E: 0 K: 1 S: 12 H: 2 LOB: 2 BB: 0 P: 16	R: 0 E: 0 K: 1 S: 11 H: 1 LOB: 1 BB: 0 P: 17	R: 0 E: 0 K: 0 S: 12 H: 2 LOB: 2 BB: 0 P: 16	R: 0 E: 0 K: 1 S: 7 H: 1 LOB: 1 BB: 0 P: 12	R: 0 E: 0 K: 1 S: 8 H: 0 LOB: 0 BB: 0 P: 11	1B: 7 2B: 1 3B: 0 HR: 0	SF: 0 SAC: 0 DP: 1 HBP: 1						

PITCHER	IP	WLS	BF	H	R	ER	SO	BB	IBB	HBP	BLK	WP	HR	S	P	ERA	WHIP
Willie Banks, R (1, 1) ERA: 4.88	5.0	W	21	3	1	1	4	2	0	1	0	0	0	54	85	1.80	1.000
Mark Guthrie, L (6, 1) ERA: 4.08	1.1		6	2	0	0	1	0	0	0	0	0	0	16	24	0.00	1.500
Gary Wayne, L (7, 1) ERA: 2.54	0.0		1	1	0	0	0	0	0	0	0	0	0	2	2	∞	∞
Tom Edens, R (7, 1) ERA: 1.35	1.2		5	1	0	0	1	0	0	0	0	0	0	12	19	0.00	0.600
Rick Aguilera, R (9, 1) ERA: 3.16	1.0	S	3	0	0	0	1	0	0	0	0	0	0	8	11	0.00	0.000

PITCHER	IP	WLS	BF	H	R	ER	SO	BB	IBB	HBP	BLK	WP	HR	S	P	ERA	WHIP

BOTTOM

Minnesota Twins @ California Angels

Anaheim Stadium, Anaheim, CA

Wed Jul 01 1992, 6:33 AM EDT

Att. 25,629 - Sunny - 78 F

livebaseballscorecards.com

AB	33
R	1
H	7
RBI	1
BB	2
SO	7
LOB	18

1B: 7	SF: 0	WP: 0	PA: 36
2B: 1	SAC: 0	PB: 0	
3B: 0	DP: 1	SB: 0	
HR: 0	HBP: 1	CS: 1	

Batter	1	2	3	4	5	6	7	8	9	AB	R	H	RBI	BB	SO	LOB
Brady Anderson, L (1, 7) OBP: 0.366, SLG: 0.511	B F B X 2-1 F7 ①		C B F X 1-2 F8 ①		B B C B B 4-1 HBP 1B SF9 BB		B B F X 2-1 F7 ①	B C C X 1-2 G3 ①		4	1	0	0	1	0	0
Mike Devereaux, R (1, 8) OBP: 0.339, SLG: 0.497	B B S B X 3-1 3B		C F X 0-2 FC5-4 1B		B B C 1 SAFE F X 2-2 SF9 HBP 1-2 SF7 1B		C B X 1-1 1B 1B	B B S B C F F F 3-2 X FC6-4 1B		5	2	5	0	0	0	0
Cal Ripken Jr., R (1, 6) OBP: 0.364, SLG: 0.436	C B X 1-1 G5-3 ②		X 0-0 F7 ②		H 1-0 S 1-2 2-3 HBP		F X 0-1 1B 1-2 1B 1B	X 0-0 F9 ②		4	1	1	0	0	0	3
Glenn Davis, R (1, 10) OBP: 0.302, SLG: 0.414	C C B B B B 4-2 BB		C B X 1-1 FC5-4 ③ 1-2f		X 0-0 SF9 ① 2-3 3-H		B C S X 1-2 1B 1-2 2-H 1B 1B	X 0-0 FC6-4 ③ 1-2f		3	1	1	2	1	0	2
Randy Milligan, R (1, 3) OBP: 0.392, SLG: 0.405	B B C F S 2-3 K ③			B S C B S 2-3 K ①	B X 1-0 SF7 ② 3-H		S B B F X 2-2 1B 2B 1-3 2-H 1B		B S B F X 2-2 L4 ①	4	1	1	2	0	2	2
David Segui, S (9, 3) OBP: 0.316, SLG: 0.317										0	0	0	0	0	0	0
Leo Gomez, R (1, 5) OBP: 0.381, SLG: 0.419		B C S F C 1-3 K ①		B F B F F B F B 4-2 1B BB	F B B S B S 3-3 K ③ 1-2		C B X 1-1 P3 ②		B C X 1-1 2B	4	0	1	0	1	2	3
Joe Orsulak, L (1, 9) OBP: 0.339, SLG: 0.365		X 0-0 1B	X 0-0 FC6-4 1-2 1B			S F X 0-2 L4 ①	B F X 1-1 2B 1-3 3-H 1B		B C F B S 2-3 K ②	5	0	3	1	0	1	1
Billy Ripken, R (1, 4) OBP: 0.272, SLG: 0.345	1 SAFE B C B 1 SAFE X 2-1 P7 ②		B C B B X 3-1 P5 ②			B B C X 2-1 CS 1B	B B C F X 2-2 1-3 3-H 2B		F B S S 1-3 K ③	3	0	1	0	0	0	3
Mark McLemore, S (7, PH) (7, 4) OBP: 0.317, SLG: 0.273										2	0	1	1	0	1	1
Jeff Tackett, R (1, 2) OBP: 0.324, SLG: 0.571	C B B X 2-1 P9 ③		S X 0-1 FC6-4 ③ 1-2f			S C B F S 1-3 K ② ③ 1-2	F X 0-1 F8 ③			4	0	0	0	0	1	6
Inning Stats	R: 0 E: 0 K: 1 S: 11 H: 1 LOB: 2 BB: 1 P: 23	R: 0 E: 0 K: 1 S: 9 H: 1 LOB: 1 BB: 0 P: 14	R: 0 E: 0 K: 0 S: 9 H: 1 LOB: 1 BB: 0 P: 11	R: 0 E: 0 K: 1 S: 12 H: 1 LOB: 2 BB: 1 P: 21	R: 2 E: 0 K: 1 S: 9 H: 1 LOB: 1 BB: 1 P: 20	R: 0 E: 0 K: 1 S: 9 H: 1 LOB: 0 BB: 0 P: 12	R: 4 E: 0 K: 0 S: 22 H: 6 LOB: 2 BB: 0 P: 32	R: 0 E: 0 K: 0 S: 12 H: 1 LOB: 1 BB: 0 P: 16	R: 0 E: 0 K: 2 S: 11 H: 1 LOB: 0 BB: 0 P: 17	1B: 11 2B: 2 3B: 1 HR: 0 SF: 2 SAC: 0 DP: 0 HBP: 1						

TOP

Baltimore Orioles @ Minnesota Twins

Hubert H. Humphrey Metrodome, Minneapolis, MN

Fri Jul 03 1992, 8:05 PM EDT

Att. 45,114 - Dome - 70 F

livebaseballscorecards.com

AB	38
R	6
H	14
RBI	6
BB	3
SO	7
LOB	21

PITCHER		IP	WLS	BF	H	R	ER	SO	BB	IBB	HBP	BLK	WP	HR	S	P	ERA	WHIP
John Smiley, L ERA: 3.55	(1, 1)	6.1	L	30	8	4	4	5	3	0	1	0	0	0	65	110	5.68	1.737
Carl Willis, R ERA: 4.81	(7, 1)	0.1		3	2	0	0	0	0	0	0	0	0	0	8	12	0.00	6.000
Bob Kipper, L ERA: 2.87	(7, 1)	2.1		11	4	2	2	2	0	0	0	0	0	0	31	44	7.71	1.714

PITCHER	IP	WLS	BF	H	R	ER	SO	BB	IBB	HBP	BLK	WP	HR	S	P	ERA	WHIP

WP: 0	PA: 44
PB: 0	
SB: 1	
CS: 1	

BOTTOM

Baltimore Orioles @ Minnesota Twins

Hubert H. Humphrey Metrodome, Minneapolis, MN

Fri Jul 03 1992, 8:05 PM EDT

Att. 45,114 - Dome - 70 F

livebaseballscorecards.com

Batter	1	2	3	4	5	6	7	8	9	AB	R	H	RBI	BB	SO	LOB
J.T. Bruett, L (1, 7) OBP: 0.267, SLG: 0.154	C F F C 0-3 ① K		C X 0-1 ① G3-1 G6-3 1B		X 0-0 ② L7		B C X 1-1 ③ G6-3		X 0-0 FC3-6 1-2 1B	5	0	2	0	0	1	0
Chuck Knoblauch, R (1, 4) OBP: 0.407, SLG: 0.376	B C F B F X 2-2 ② G5-3		1 SAFE 1 SAFE C 1 SAFE X 0-1 ① G6-3 1-2		S F X 0-2 1B 1B			X 0-0 1B 1B FC5-4 1B	B C X 1-1 ② FC3-6 1-2f 2-3	5	1	2	0	0	0	3
Kirby Puckett, R (1, 8) OBP: 0.371, SLG: 0.563	X 0-0 1B		X 0-0 ② G3-1 2-3		S B B F X 2-2 1-2 1B			X 0-0 FC5-4 1B 1-2 1B	B F C S 1-3 ③ K	5	0	3	0	0	1	3
Kent Hrbek, L (1, 3) OBP: 0.409, SLG: 0.520	F X 0-1 ③ P9		B X 1-0 ③ F7		S B X 1-1 ③ P7			C F B B X 2-2 ① P4		4	0	0	0	0	0	6
Chili Davis, S (1, 10) OBP: 0.383, SLG: 0.417		X 0-0 ① F7		S F F F B X 1-2 ① F8		X 0-0 ① F9		B X 1-0 FC5-4 1-2 2-3 1B		4	0	1	0	0	0	0
Brian Harper, R (1, 2) OBP: 0.340, SLG: 0.412		B X 1-0 1B 1B 1B		B F S X 1-2 ② P6		X 0-0 ② P4		C S B X 1-2 ② FC5-4 1-2f 2-3 3-H		4	0	1	1	0	0	2
Pedro Munoz, R (1, 9) OBP: 0.320, SLG: 0.455		B X 1-0 1B 1-2 1B		B X 1-0 FC6-4 1B		C C B B X 2-2 ③ F9		X 0-0 ③ F9		4	0	2	0	0	0	2
Scott Leius, R (1, 5) OBP: 0.308, SLG: 0.357		C B S S B B X 3-2 G6-4-3 1-2 2-3 1B		B C X 1-1 ③ FC6-4 1-2f			B F F X 1-2 ① P9		X 0-0 ① P6	3	0	1	0	0	0	1
Donnie Hill, S (8, 5) OBP: 0.378, SLG: 0.333										1	0	0	0	0	0	0
Greg Gagne, R (1, 6) OBP: 0.292, SLG: 0.365		S X 0-1 ② ③ G6-4-3 1-2f			C F B B F B S 3-3 ① K		B F S F F X 1-2 ② F8		B B C F B F B 4-2 FC3-6 1B BB	3	0	0	0	0	1	3
Randy Bush, L (9, PH) OBP: 0.278, SLG: 0.288										0	0	0	0	1	0	0
Inning Stats	R: 0 E: 0 K: 1 S: 11 H: 1 LOB: 1 BB: 0 P: 13	R: 0 E: 0 K: 0 S: 8 H: 3 LOB: 2 BB: 0 P: 13	R: 0 E: 0 K: 0 S: 6 H: 1 LOB: 1 BB: 0 P: 7	R: 0 E: 0 K: 0 S: 11 H: 1 LOB: 1 BB: 0 P: 15	R: 0 E: 0 K: 1 S: 14 H: 2 LOB: 2 BB: 0 P: 20	R: 0 E: 0 K: 0 S: 5 H: 0 LOB: 0 BB: 0 P: 7	R: 0 E: 0 K: 0 S: 11 H: 0 LOB: 0 BB: 0 P: 14	R: 1 E: 0 K: 0 S: 10 H: 3 LOB: 2 BB: 0 P: 14	R: 0 E: 0 K: 1 S: 10 H: 1 LOB: 2 BB: 1 P: 16	1B: 12 2B: 0 3B: 0 HR: 0	SF: 0 SAC: 0 DP: 1 HBP: 0						

	AB	38
	R	1
	H	12
	RBI	1
	BB	1
	SO	3
	LOB	20

WP: 0 PB: 0 SB: 0 CS: 0 PA: 39

PITCHER		IP	WLS	BF	H	R	ER	SO	BB	IBB	HBP	BLK	WP	HR	S	P	ERA	WHIP
35 Mike Mussina, R ERA: 2.31	(1, 1)	8.1	W	37	12	1	1	2	1	0	0	0	0	0	81	112	1.08	1.560
Todd Frohwirth, R ERA: 1.97	(9, 1)	0.2		2	0	0	0	1	0	0	0	0	0	0	5	7	0.00	0.000

PITCHER	IP	WLS	BF	H	R	ER	SO	BB	IBB	HBP	BLK	WP	HR	S	P	ERA	WHIP

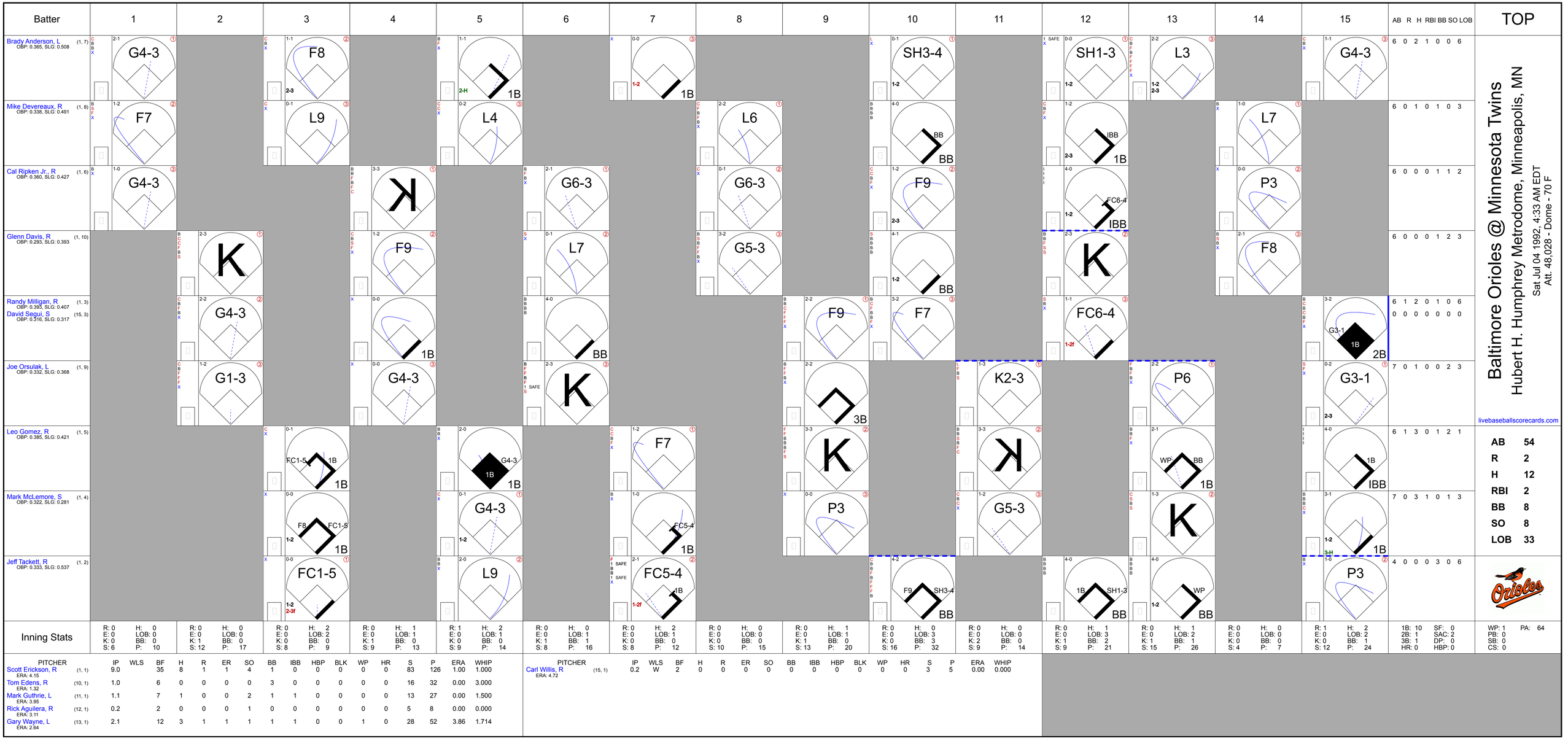

PITCHER		IP	WLS	BF	H	R	ER	SO	BB	IBB	HBP	BLK	WP	HR	S	P	ERA	WHIP
Scott Erickson, R (1, 1) ERA: 4.15		9.0		35	8	1	1	4	1	0	0	0	0	0	83	126	1.00	1.000
Tom Edens, R (10, 1) ERA: 1.32		1.0		6	0	0	0	0	3	0	0	0	0	0	16	32	0.00	3.000
Mark Guthrie, L (11, 1) ERA: 3.95		1.1		7	1	0	0	2	1	1	0	0	0	0	13	27	0.00	1.500
Rick Aguilera, R (12, 1) ERA: 3.11		0.2		2	0	0	0	1	0	0	0	0	0	0	5	8	0.00	0.000
Gary Wayne, L (13, 1) ERA: 2.64		2.1		12	3	1	1	1	1	1	0	0	1	0	28	52	3.86	1.714

PITCHER		IP	WLS	BF	H	R	ER	SO	BB	IBB	HBP	BLK	WP	HR	S	P	ERA	WHIP
Carl Willis, R ERA: 4.72	(15, 1)	0.2	W	2	0	0	0	0	0	0	0	0	0	0	3	5	0.00	0.000

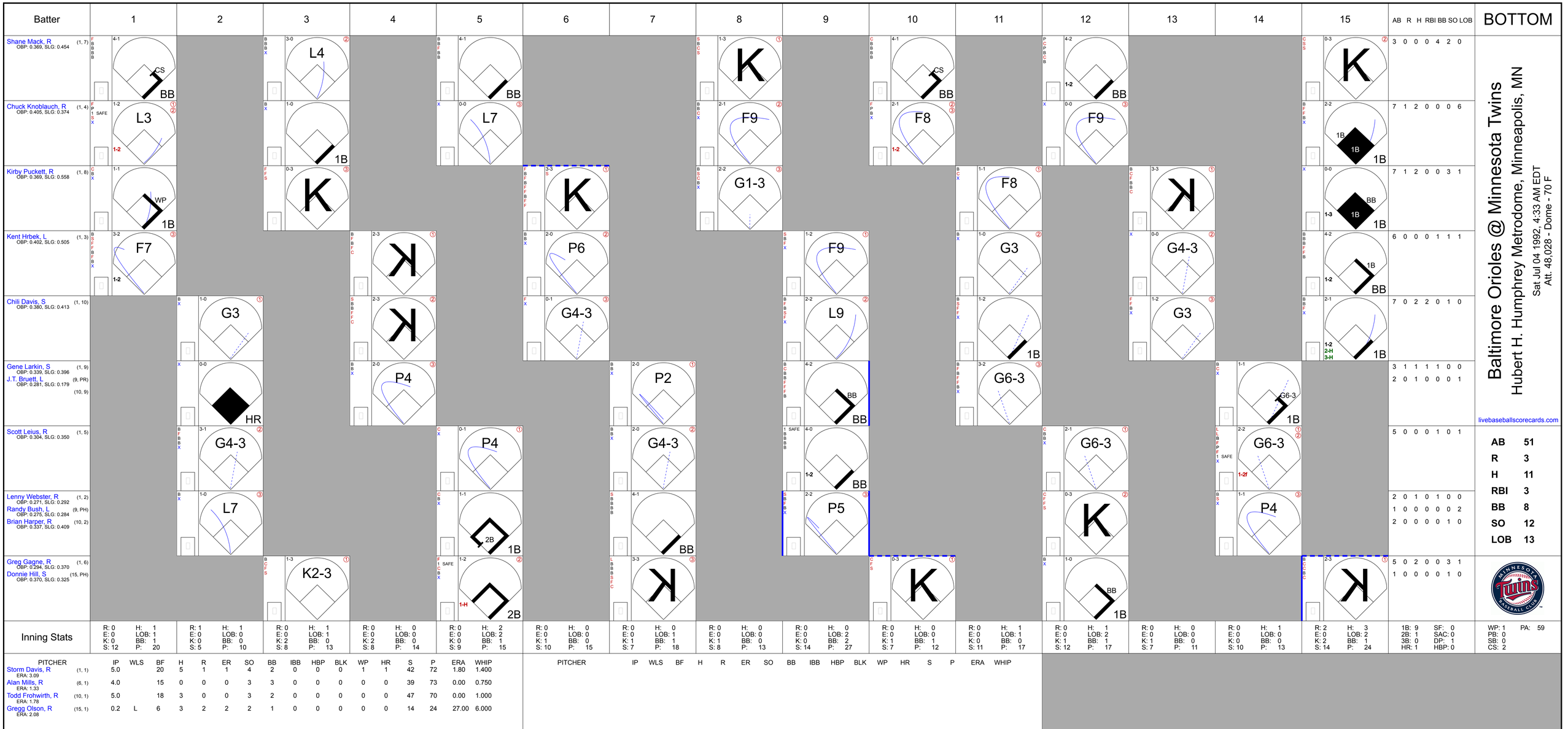
Batter
1
2
3
4
5
6
7
8
9
10
11
12
13
14
15
AB R H RBI BB SO LOB
BOTTOM
Shane Mack, R (1, 7) OBP: 0.369, SLG: 0.454
Chuck Knoblauch, R (1, 4) OBP: 0.405, SLG: 0.374
Kirby Puckett, R (1, 8) OBP: 0.369, SLG: 0.558
Kent Hrbek, L (1, 3) OBP: 0.402, SLG: 0.505
Chili Davis, S (1, 10) OBP: 0.380, SLG: 0.413
Gene Larkin, S (1, 9) OBP: 0.339, SLG: 0.396
J.T. Bruett, L (9, PR) OBP: 0.281, SLG: 0.179 (10, 9)
Scott Leius, R (1, 5) OBP: 0.304, SLG: 0.350
Lenny Webster, R (1, 2) OBP: 0.271, SLG: 0.292
Randy Bush, L (9, PH) OBP: 0.275, SLG: 0.284
Brian Harper, R (10, 2) OBP: 0.337, SLG: 0.409
Greg Gagne, R (1, 6) OBP: 0.294, SLG: 0.370
Donnie Hill, S (15, PH) OBP: 0.370, SLG: 0.325
Baltimore Orioles @ Minnesota Twins
Hubert H. Humphrey Metrodome, Minneapolis, MN
Sat Jul 04 1992, 4:33 AM EDT
Att. 48,028 - Dome - 70 F
livebaseballscorecards.com
AB 51
R 3
H 11
RBI 3
BB 8
SO 12
LOB 13
Inning Stats
PITCHER IP WLS BF H R ER SO BB IBB HBP BLK WP HR S P ERA WHIP
Storm Davis, R (1, 1) ERA: 3.09
Alan Mills, R (6, 1) ERA: 1.33
Todd Frohwirth, R (10, 1) ERA: 1.79
Gregg Olson, R (15, 1) ERA: 2.08
1B: 9 SF: 0
2B: 1 SAC: 0
3B: 0 DP: 1
HR: 1 HBP: 0
WP: 1 PA: 59
PB: 0
SB: 0
CS: 2

Batter	1	2	3	4	5	6	7	8	9	AB	R	H	RBI	BB	SO	LOB
Brady Anderson, L (1, 7) OBP: 0.368, SLG: 0.508	C B X 1-1 1B S 1B		B B B 4-0 F9 S E BB		S X 0-1 ① SH1-3 2-3		B B X 2-0 ② G4-3 2-3			2	1	1	0	1	0	1
Mike Devereaux, R (1, 8) OBP: 0.337, SLG: 0.488	B 1 P S X SAFE 2-1 G4-6-3 1-3 1B		1 B X SAFE 1-0 ② F9 1-3		X 0-0 ② F8		B X 1-0 ③ P1			4	0	1	0	0	0	3
Cal Ripken Jr., R (1, 6) OBP: 0.356, SLG: 0.422	X 0-0 ① L4		B B X 2-0 E5 3-H		X 0-0 ③ L4			B F X 1-1 ① G3-1		4	0	0	0	0	0	3
Sam Horn, L (1, 10) OBP: 0.354, SLG: 0.477	X 0-0 ② ③ G4-6-3 1-2f		C X 0-1 ③ F8			B S S B F S 2-3 ① K		F B B S S 2-3 ② K		4	0	0	0	0	2	3
Randy Milligan, R (1, 3) OBP: 0.391, SLG: 0.409 David Segui, S (8, 3) OBP: 0.316, SLG: 0.317		B F F B X 2-2 ① F9		B F B B F X 3-2 ① F9		B B X 2-0 2B		X 0-0 ③ F9		4 0	0 0	1 0	0 0	0 0	0 0	0 0
Joe Orsulak, L (1, 9) OBP: 0.335, SLG: 0.376		B X 1-0 S 1B		X 0-0 2B		C F B B X 2-2 ② G1-3			X 0-0 ① L6	4	0	2	0	0	0	1
Leo Gomez, R (1, 5) OBP: 0.380, SLG: 0.414		B C F F F S 1-3 ② K		C F F B F X 1-2 ② G4-3		X 0-0 ③ F7			B F F F X 1-2 ② F8	4	0	0	0	0	1	3
Mark McLemore, S (1, 4) OBP: 0.321, SLG: 0.275		F 1 B B S X SAFE 2-2 ③ G4-3 1-2		B B F X 2-1 ③ L4			B B B B 4-0 G4-3 SH1-4 BB		X 0-0 ③ F8	3	0	0	0	1	0	2
Jeff Tackett, R (1, 2) OBP: 0.338, SLG: 0.551			C F F B X 1-2 ① P4		X 0-0 SH1-3 2B		X 0-0 ① SH1-4 1-2			2	0	1	0	0	0	0
Inning Stats	R: 0 E: 0 K: 0 S: 7 H: 2 LOB: 1 BB: 0 P: 9	R: 0 E: 0 K: 1 S: 12 H: 1 LOB: 1 BB: 0 P: 18	R: 1 E: 1 K: 0 S: 8 H: 0 LOB: 1 BB: 1 P: 16	R: 0 E: 0 K: 0 S: 12 H: 1 LOB: 1 BB: 0 P: 18	R: 0 E: 0 K: 0 S: 5 H: 1 LOB: 1 BB: 0 P: 5	R: 0 E: 0 K: 1 S: 9 H: 1 LOB: 1 BB: 0 P: 15	R: 0 E: 0 K: 0 S: 3 H: 0 LOB: 1 BB: 1 P: 10	R: 0 E: 0 K: 1 S: 6 H: 0 LOB: 0 BB: 0 P: 9	R: 0 E: 0 K: 0 S: 6 H: 0 LOB: 0 BB: 0 P: 7	1B: 3 2B: 3 3B: 0 HR: 0	SF: 0 SAC: 2 DP: 1 HBP: 0						

PITCHER	IP	WLS	BF	H	R	ER	SO	BB	IBB	HBP	BLK	WP	HR	S	P	ERA	WHIP
Kevin Tapani, R (1, 1) ERA: 3.92	9.0	W	35	6	1	0	3	2	0	0	0	0	0	68	107	0.00	0.889

PITCHER	IP	WLS	BF	H	R	ER	SO	BB	IBB	HBP	BLK	WP	HR	S	P	ERA	WHIP

TOP

Baltimore Orioles @ Minnesota Twins

Hubert H. Humphrey Metrodome, Minneapolis, MN

Sun Jul 05 1992, 4:33 AM EDT

Att. 36,927 - Dome - 70 F

livebaseballscorecards.com

AB	31
R	1
H	6
RBI	0
BB	2
SO	3
LOB	16

WP: 0 PB: 0 SB: 3 CS: 0 PA: 35

BOTTOM

Baltimore Orioles @ Minnesota Twins

Hubert H. Humphrey Metrodome, Minneapolis, MN

Sun Jul 05 1992, 4:33 AM EDT

Att. 36,927 - Dome - 70 F

livebaseballscorecards.com

Batter	1	2	3	4	5	6	7	8	9	AB	R	H	RBI	BB	SO	LOB
Shane Mack, R (1, 7) OBP: 0.365, SLG: 0.448 Gene Larkin, S (9, PH) OBP: 0.342, SLG: 0.396	1-1 G4-3		3-2 F9		1-0 FC5-4 E 1-2f		0-3 K		4-0 FC4-6 IBB	4 0	0 0	0 0	0 0	0 1	1 0	1 0
Chuck Knoblauch, R (1, 4) OBP: 0.405, SLG: 0.378	1-1 L6		1-0 CS 2B		3-1 F9		2-2 1B		1-2 FC4-6 1B BB 1-2f 2-3 3-H	5	0	2	1	0	0	3
Kirby Puckett, R (1, 8) OBP: 0.372, SLG: 0.556	4-1 1B BB		1-2 2-3 1B		1-1 E5 1-2		2-1 F9		4-1 1B BB 1-2	3	0	1	0	2	0	2
Kent Hrbek, L (1, 3) OBP: 0.406, SLG: 0.507	1-0 1B 1-3		0-0 1B 1-2		2-3 K			1-2 G3	0-1 1B 1-2 2-3 3-H	5	0	3	1	0	1	2
Chili Davis, S (1, 10) OBP: 0.375, SLG: 0.406	1-2 F8		3-0 G4-3			2-1 P4		1-1 P5		4	0	0	0	0	0	4
Brian Harper, R (1, 2) OBP: 0.339, SLG: 0.408		1-1 P5		1-0 G6-4-3 1B		4-0 G1-3 BB		0-0 F9		3	0	1	0	1	0	0
Pedro Munoz, R (1, 9) OBP: 0.315, SLG: 0.448 J.T. Bruett, L (9, PH) OBP: 0.273, SLG: 0.172		3-3 K		0-1 G6-4-3 1-2f		0-1 G1-3 1-2			1-1 G4-3	3 1	0 0	0 0	0 0	0 0	1 0	2 0
Scott Leius, R (1, 5) OBP: 0.305, SLG: 0.350 Randy Bush, L (9, PH) OBP: 0.283, SLG: 0.293		1-1 1B		1-0 F9		2-2 P4			2-2 2B FC4-6 1B	3 1	0 1	1 1	0 0	0 0	0 0	1 0
Greg Gagne, R (1, 6) OBP: 0.295, SLG: 0.370 Donnie Hill, S (9, PH) OBP: 0.383, SLG: 0.366		1-3 K			3-2 FC5-4 1B		2-3 K		1-0 FC4-6 1B 1-3 2B	3 1	0 1	1 1	0 0	0 0	2 0	1 0
Inning Stats	R: 0 E: 0 K: 0 S: 9 H: 1 LOB: 2 BB: 1 P: 17	R: 0 E: 0 K: 2 S: 11 H: 1 LOB: 1 BB: 0 P: 17	R: 0 E: 0 K: 0 S: 11 H: 3 LOB: 2 BB: 0 P: 19	R: 0 E: 0 K: 0 S: 4 H: 1 LOB: 0 BB: 0 P: 6	R: 0 E: 1 K: 1 S: 12 H: 1 LOB: 2 BB: 0 P: 21	R: 0 E: 0 K: 0 S: 7 H: 0 LOB: 1 BB: 1 P: 15	R: 0 E: 0 K: 2 S: 15 H: 1 LOB: 1 BB: 0 P: 21	R: 0 E: 0 K: 0 S: 6 H: 0 LOB: 0 BB: 0 P: 8	R: 2 E: 0 K: 0 S: 12 H: 3 LOB: 3 BB: 2 P: 25	1B: 9 2B: 2 3B: 0 HR: 0	SF: 0 SAC: 0 DP: 1 HBP: 0					

	AB	36
	R	2
	H	11
	RBI	2
	BB	4
	SO	5
	LOB	16

PITCHER	IP	WLS	BF	H	R	ER	SO	BB	IBB	HBP	BLK	WP	HR	S	P	ERA	WHIP
Rick Sutcliffe, R (1, 1) ERA: 4.01	8.1	L	37	10	2	2	5	2	1	0	0	0	0	81	138	2.16	1.440
Gregg Olson, R (9, 1) ERA: 2.06	0.1		3	1	0	0	0	1	0	0	0	0	0	6	11	0.00	6.000

PITCHER	IP	WLS	BF	H	R	ER	SO	BB	IBB	HBP	BLK	WP	HR	S	P	ERA	WHIP

Batter	1	2	3	4	5	6	7	8	9	AB	R	H	RBI	BB	SO	LOB
J.T. Bruett, L (1, 7) OBP: 0.286, SLG: 0.194	C C X 0-2 ① F8	B X 1-0 FC6-4 1B	B X 1-0 1-H 2B 3-H 2B		B F F F F S 1-3 ② K		B X 1-0 ② F8			2	0	1	0	0	0	0
Shane Mack, R (3, PH) OBP: 0.365, SLG: 0.450 (3, 7)										3	1	1	2	0	1	1
Chuck Knoblauch, R (1, 4) OBP: 0.404, SLG: 0.374	B B B C B 4-1 G3 S 1B BB	1 SAFE C F X 0-2 ② FC6-4 2B 1-2f 1B	B C B F B B 4-2 2B BB		F B B F X 2-2 ③ F8		F B X 1-1 ③ G5-3			3	3	0	0	2	0	2
Kirby Puckett, R (1, 8) OBP: 0.375, SLG: 0.562	1 SAFE C F 1 SAFE B X 1-2 ② G3 1-3	X 0-0 1-3 1B 2B	X 0-0 1-H 2-H 2B			X 0-0 1B SH2-3 SF8 1B		X 0-0 ① F8		5	2	3	2	0	0	1
Kent Hrbek, L (1, 3) OBP: 0.407, SLG: 0.505	C B B B B 4-1 1B 1B BB	B X 1-0 FC5-4 2-H 3-H 1B	F S B B S 2-3 ③ K			B 1 SAFE B 1 S X 2-1 ① SH2-3 1-2		C X 0-1 ② L8		3	1	1	2	1	1	1
Pedro Munoz, R (1, 9) OBP: 0.317, SLG: 0.447	B B S X 2-1 BB 1B 1-2 3-H 1B	1 SAFE S B X 1-1 ③ FC5-4 1-2f		F B X 1-1 ① F8		F S F B B X 2-2 WP 1B 2-3 1B		B C S F X 1-2 ③ F9		5	1	2	1	0	0	1
Brian Harper, R (1, 2) OBP: 0.337, SLG: 0.405	B F B X 2-1 BB 1-2 2-H 1B		B F S X 1-2 ① L5	C S B B F X 2-2 ② G6-3		1 SAFE C B B B X 2-1 ② SF8 1-2 3-H			X 0-0 ① F8	4	0	1	2	0	0	0
Randy Bush, L (1, 10) OBP: 0.284, SLG: 0.286	F F F B B B B 4-2 1-2 2-3 BB		C B F X 1-2 ② F9	X 0-0 ③ G3		F S B F X 1-2 2-H 1B			C F X 0-2 ② G5-3	2	0	0	0	1	0	0
Chili Davis, S (6, PH) OBP: 0.376, SLG: 0.407										2	0	1	1	0	0	0
Scott Leius, R (1, 5) OBP: 0.310, SLG: 0.356	B C B C X 2-2 ③ G3-1		B B C F B B 4-2 1B 2B BB		C B B X 2-1 2B	B C F B X 2-2 ③ P4			F B C B F B F X 3-2 1B	4	1	2	0	1	0	4
Greg Gagne, R (1, 6) OBP: 0.293, SLG: 0.366		X 0-0 ① G6-3	B B 1 SAFE X 2-0 1-3 2B 1B		B B B C S F X 3-2 ① F7		B X 1-0 ① L9		B X 1-0 ③ P3	5	1	1	0	0	0	2
Inning Stats	R: 2 E: 0 K: 0 S: 18 H: 2 LOB: 3 BB: 3 P: 37	R: 2 E: 0 K: 0 S: 9 H: 3 LOB: 1 BB: 0 P: 12	R: 4 E: 0 K: 1 S: 16 H: 3 LOB: 1 BB: 2 P: 31	R: 0 E: 0 K: 0 S: 7 H: 0 LOB: 0 BB: 0 P: 10	R: 0 E: 0 K: 1 S: 14 H: 1 LOB: 1 BB: 0 P: 22	R: 2 E: 0 K: 0 S: 16 H: 3 LOB: 1 BB: 0 P: 25	R: 0 E: 0 K: 0 S: 4 H: 0 LOB: 0 BB: 0 P: 7	R: 0 E: 0 K: 0 S: 7 H: 0 LOB: 0 BB: 0 P: 8	R: 0 E: 0 K: 0 S: 10 H: 1 LOB: 1 BB: 0 P: 14	1B: 9 2B: 4 3B: 0 HR: 0 SF: 1 SAC: 1 DP: 0 HBP: 0						

TOP

Minnesota Twins @ New York Yankees

Yankee Stadium, Bronx, NY

Mon Jul 06 1992, 7:05 PM EDT

Att. 17,797 - Cloudy - 72 F

livebaseballscorecards.com

AB	38
R	10
H	13
RBI	10
BB	5
SO	2
LOB	12

WP: 1 PA: 45
PB: 0
SB: 1
CS: 0

PITCHER		IP	WLS	BF	H	R	ER	SO	BB	IBB	HBP	BLK	WP	HR	S	P	ERA	WHIP
Tim Leary, R ERA: 5.23	(1, 1)	2.2	L	18	6	6	6	0	4	0	0	0	0	0	36	66	20.25	3.750
Jeff Johnson, L ERA: 6.43	(3, 1)	4.1		20	6	4	4	2	1	0	0	0	1	0	48	78	8.31	1.615
Greg Cadaret, L ERA: 4.4	(8, 1)	2.0		7	1	0	0	0	0	0	0	0	0	0	17	22	0.00	0.500

PITCHER	IP	WLS	BF	H	R	ER	SO	BB	IBB	HBP	BLK	WP	HR	S	P	ERA	WHIP

Batter	1	2	3	4	5	6	7	8	9	AB	R	H	RBI	BB	SO	LOB
Andy Stankiewicz, R (1, 6) OBP: 0.379, SLG: 0.415	G6-3	2B		K			G6-3		G5-3	5	1	1	1	0	1	1
Randy Velarde, R (1, 7) OBP: 0.273, SLG: 0.313	G6-3	BB		E5			K		F8	4	0	0	0	1	1	1
Roberto Kelly, R (1, 8) OBP: 0.326, SLG: 0.431	HR	BB		FC6-4			2B			3	1	2	0	1	0	2
Don Mattingly, L (1, 3) OBP: 0.325, SLG: 0.434	HR	G4-3			P6		F8			4	1	1	0	0	0	3
Danny Tartabull, R (1, 9) OBP: 0.419, SLG: 0.460	HR		K		K			BB		3	1	1	3	1	2	0
Jim Leyritz, R (1, 10) OBP: 0.384, SLG: 0.535	K		G5-3		K			F8		4	0	0	0	0	2	1
Charlie Hayes, R (1, 5) OBP: 0.309, SLG: 0.419		K	F8			G4-6-3		K		4	0	1	0	0	2	1
Mike Stanley, R (1, 2) OBP: 0.329, SLG: 0.318		2B		F8		G4-6-3		F7		4	1	1	0	0	0	2
Matt Nokes, L (9, 2) OBP: 0.269, SLG: 0.352										0	0	0	0	0	0	0
Pat Kelly, R (1, 4) OBP: 0.305, SLG: 0.366		P3		E		K			F8	4	0	1	0	0	1	1
Inning Stats	R: 3 H: 3 E: 0 LOB: 0 K: 1 BB: 0 S: 16 P: 24	R: 2 H: 2 E: 0 LOB: 2 K: 1 BB: 2 S: 12 P: 25	R: 0 H: 0 E: 0 LOB: 0 K: 1 BB: 0 S: 11 P: 14	R: 0 H: 1 E: 1 LOB: 2 K: 1 BB: 0 S: 9 P: 13	R: 0 H: 0 E: 0 LOB: 0 K: 2 BB: 0 S: 7 P: 11	R: 0 H: 1 E: 0 LOB: 0 K: 1 BB: 0 S: 7 P: 8	R: 0 H: 1 E: 0 LOB: 1 K: 1 BB: 0 S: 8 P: 15	R: 0 H: 0 E: 0 LOB: 1 K: 1 BB: 1 S: 11 P: 18	R: 0 H: 0 E: 0 LOB: 0 K: 0 BB: 0 S: 5 P: 6	1B: 3 SF: 0 2B: 4 SAC: 0 3B: 0 DP: 1 HR: 1 HBP: 0						

PITCHER		IP	WLS	BF	H	R	ER	SO	BB	IBB	HBP	BLK	WP	HR	S	P	ERA	WHIP
Bill Krueger, L ERA: 2.96	(1, 1)	1.2		12	5	5	5	2	2	0	0	0	1	1	25	46	27.00	4.200
Carl Willis, R ERA: 4.19	(2, 1)	4.1	W	15	2	0	0	5	0	0	0	0	0	0	37	49	0.00	0.462
Mark Guthrie, L ERA: 3.68	(7, 1)	3.0	S	11	1	0	0	2	1	0	0	0	0	0	24	39	0.00	0.667

PITCHER	IP	WLS	BF	H	R	ER	SO	BB	IBB	HBP	BLK	WP	HR	S	P	ERA	WHIP

BOTTOM

Minnesota Twins @ New York Yankees

Yankee Stadium, Bronx, NY

Mon Jul 06 1992, 7:05 PM EDT
Att. 17,797 - Cloudy - 72 F

livebaseballscorecards.com

AB	35
R	5
H	8
RBI	4
BB	3
SO	9
LOB	12

WP: 1 PA: 38
PB: 0
SB: 2
CS: 0

Minnesota Twins @ New York Yankees

Yankee Stadium, Bronx, NY

Tue Jul 07 1992, 7:05 PM EDT

Att. 18,236 - Cloudy - 75 F

TOP

livebaseballscorecards.com

Batter	1	2	3	4	5	6	7	8	9	AB	R	H	RBI	BB	SO	LOB
J.T. Bruett, L (1, 7) OBP: 0.263, SLG: 0.176	C F B B X 2-2 G5-3 ①		C C B S 1-3 K ③		L B X 1-1 P6 ③			F B X 1-1 P3 ②		3	0	0	0	0	1	2
Shane Mack, R (8, PH) OBP: 0.364, SLG: 0.449 (8, 7)										1	0	0	0	0	0	1
Chuck Knoblauch, R (1, 4) OBP: 0.400, SLG: 0.369	B F F F X 1-2 P3 ②			X 0-0 L5 ①		C B X 1-1 G5-3 ①		B B C X 2-1 G6-3 ③		4	0	0	0	0	0	1
Kirby Puckett, R (1, 8) OBP: 0.371, SLG: 0.556	B F F B B F F X 3-2 F7 ③			X 0-0 G3 ②		C F B B S 2-3 K ②			B B C X 2-1 G6-3 ①	4	0	0	0	0	1	0
Kent Hrbek, L (1, 3) OBP: 0.405, SLG: 0.498		C C B F B F B B 4-2 G5-4-3 BB		X 0-0 G4-3 ③		B B B F S F S S 3-3 K ③			C C B B S 2-3 K ②	3	0	0	0	1	2	0
Pedro Munoz, R (1, 9) OBP: 0.317, SLG: 0.459		S X 0-1 G5-4-3 ① ② 1-2f			X 0-0 HR		X 0-0 G6-3 ①		S B B X 2-1 BB 1B	3	1	1	1	0	0	1
Chili Davis, S (9, PH) OBP: 0.378, SLG: 0.409										1	0	1	0	0	0	0
Brian Harper, R (1, 2) OBP: 0.339, SLG: 0.405		C X 0-1 1B			C B B X 2-1 P4 ①		C X 0-1 P5 ②		B B B B 4-0 1-2 BB	3	0	1	0	1	0	0
Gene Larkin, S (1, 10) OBP: 0.335, SLG: 0.387		B B X 2-0 F7 ③			C F X 0-2 F8 ②		B S B X 2-1 G4-3 ③		B F X 1-1 F8 ③	4	0	0	0	0	0	3
Donnie Hill, S (1, 6) (8, 5) OBP: 0.380, SLG: 0.364			B C X 1-1 G4-3 ①		S C X 0-2 2B 1B			M C B X 1-2 G3 ①		3	0	1	0	0	0	0
Scott Leius, R (1, 5) OBP: 0.312, SLG: 0.361			C X 0-1 F9 ②		S X 0-1 1-3 2B			B X 1-0 2B		2	0	1	0	0	0	0
Randy Bush, L (8, PH) OBP: 0.292, SLG: 0.306										1	0	1	0	0	0	0
Greg Gagne, R (8, PR) OBP: 0.293, SLG: 0.366 (8, 6)										0	0	0	0	0	0	0
Inning Stats	R: 0 E: 0 K: 0 S: 12 H: 0 LOB: 0 BB: 0 P: 18	R: 0 E: 0 K: 0 S: 9 H: 1 LOB: 1 BB: 1 P: 15	R: 0 E: 0 K: 1 S: 7 H: 0 LOB: 0 BB: 0 P: 9	R: 0 E: 0 K: 0 S: 3 H: 0 LOB: 0 BB: 0 P: 3	R: 1 E: 0 K: 0 S: 13 H: 3 LOB: 2 BB: 0 P: 16	R: 0 E: 0 K: 2 S: 9 H: 0 LOB: 0 BB: 0 P: 15	R: 0 E: 0 K: 0 S: 5 H: 0 LOB: 0 BB: 0 P: 7	R: 0 E: 0 K: 0 S: 8 H: 1 LOB: 1 BB: 0 P: 13	R: 0 E: 0 K: 1 S: 9 H: 1 LOB: 2 BB: 1 P: 20	1B: 3 2B: 2 3B: 0 HR: 1	SF: 0 SAC: 0 DP: 1 HBP: 0						

	AB	32
	R	1
	H	6
	RBI	1
	BB	2
	SO	4
	LOB	8

PITCHER	IP	WLS	BF	H	R	ER	SO	BB	IBB	HBP	BLK	WP	HR	S	P	ERA	WHIP
Shawn Hillegas, R (1, 1) ERA: 4.15	6.0		22	4	1	1	3	1	0	0	0	0	1	53	76	1.50	0.833
Rich Monteleone, R (7, 1) ERA: 2.55	2.0	W	7	1	0	0	0	0	0	0	0	0	0	13	20	0.00	0.500
John Habyan, R (9, 1) ERA: 1.58	1.0	S	5	1	0	0	1	1	0	0	0	0	0	9	20	0.00	2.000

PITCHER	IP	WLS	BF	H	R	ER	SO	BB	IBB	HBP	BLK	WP	HR	S	P	ERA	WHIP

Batter	1	2	3	4	5	6	7	8	9	AB	R	H	RBI	BB	SO	LOB
Andy Stankiewicz, R (1, 6) OBP: 0.381, SLG: 0.414	B B B B 4-0 FC6 BB		C S B C 1-3 K ②		B C X 1-1 F9 ③			B B F C B F X 3-2 G3-1 G4-3 1B		3	0	1	0	1	1	2
Mel Hall, L (1, 7) OBP: 0.287, SLG: 0.460	C 1 X SAFE 0-1 FC6 1B 1-2f SF7 ①		C B F F X 1-2 G5-3 ③			B X 1-0 G5-3 ①		1 SAFE 1 SAFE B X 1-0 G4-3 ① 1-2		4	1	0	0	0	0	2
Roberto Kelly, R (1, 8) OBP: 0.328, SLG: 0.430	C F 1 B B B X SAFE 2-2 CS 1-3 1B			C B C X 1-2 G4-3 ①		C F X 0-2 G6-3 ②		B B B B 4-0 G3-1 BB		3	0	1	0	1	0	0
Don Mattingly, L (1, 3) OBP: 0.324, SLG: 0.433	X 0-0 SF7 3-H ②			B X 1-0 L3 ②		B X 1-0 1B		F C B F B X 2-2 G3-1 1-2 2-3 ②		3	0	1	1	0	0	2
Danny Tartabull, R (1, 9) OBP: 0.413, SLG: 0.451	1 P B B SAFE 3-0 CS 1-2 ③	B C F B B X 3-2 G6-3 ①		B X 1-0 G4-3 ③		F B F F B F F X 2-2 F8 ③		B X 1-0 F7 ③		4	0	0	0	0	0	3
Kevin Maas, L (1, 10) OBP: 0.321, SLG: 0.455		B B F C B X 3-2 1B			B F X 1-1 G5-3 ①		X 0-0 G5-3 ①			3	0	1	0	0	0	0
Matt Nokes, L (1, 2) OBP: 0.273, SLG: 0.370		F B F B F X 2-2 F9 ②			B B S B X 3-1 HBP 1B		X 0-0 HR			3	1	2	1	0	0	1
Charlie Hayes, R (1, 5) OBP: 0.306, SLG: 0.415		X 0-0 F7 ③			S B C B X 2-2 F9 ②		B B C C X 2-2 G5-3 ②			3	0	0	0	0	0	2
Mike Gallego, R (1, 4) OBP: 0.349, SLG: 0.374 Pat Kelly, R (5, PR) (6, 4) OBP: 0.303, SLG: 0.363			C B B X 2-1 F8 ①		C C B B F H 3-2 1-2 HBP		B B X 2-0 G6-3 ③			1 0 0 0 0 0 0 1 0 0 0 0 0 0						
Inning Stats	R: 1 E: 0 K: 0 S: 7 H: 1 LOB: 0 BB: 1 P: 15	R: 0 E: 0 K: 0 S: 11 H: 1 LOB: 1 BB: 0 P: 19	R: 0 E: 0 K: 1 S: 9 H: 0 LOB: 0 BB: 0 P: 13	R: 0 E: 0 K: 0 S: 5 H: 0 LOB: 0 BB: 0 P: 8	R: 0 E: 0 K: 0 S: 12 H: 1 LOB: 2 BB: 0 P: 22	R: 0 E: 0 K: 0 S: 11 H: 1 LOB: 1 BB: 0 P: 15	R: 1 E: 0 K: 0 S: 6 H: 1 LOB: 0 BB: 0 P: 10	R: 0 E: 0 K: 0 S: 10 H: 1 LOB: 2 BB: 1 P: 21		1B: 5 2B: 0 3B: 0 HR: 1	SF: 1 SAC: 0 DP: 0 HBP: 1			WP: 0 PB: 0 SB: 0 CS: 1	PA: 33		

PITCHER		IP	WLS	BF	H	R	ER	SO	BB	IBB	HBP	BLK	WP	HR	S	P	ERA	WHIP
Willie Banks, R ERA: 4.46	(1, 1)	7.0	L	28	6	2	2	1	1	0	1	0	0	1	65	109	2.57	1.000
Gary Wayne, L ERA: 2.61	(8, 1)	0.1		1	0	0	0	0	0	0	0	0	0	0	1	2	0.00	0.000
Tom Edens, R ERA: 1.3	(8, 1)	0.2		3	0	0	0	0	1	0	0	0	0	0	5	12	0.00	1.500

PITCHER	IP	WLS	BF	H	R	ER	SO	BB	IBB	HBP	BLK	WP	HR	S	P	ERA	WHIP

BOTTOM

Minnesota Twins @ New York Yankees

Yankee Stadium, Bronx, NY

Tue Jul 07 1992, 7:05 PM EDT
Att. 18,236 - Cloudy - 75 F

livebaseballscorecards.com

AB	28
R	2
H	6
RBI	2
BB	2
SO	1
LOB	12

Batter	1	2	3	4	5	6	7	8	9	AB	R	H	RBI	BB	SO	LOB
Shane Mack, R (1, 7) OBP: 0.366, SLG: 0.449	X 0-0 L6-3 1B	B 1 SAFE B F 1 SAFE X 3-1 G6-3 ③			B F C B B B 4-2 BB			X 0-0 SH1-4 ① 2-3		2	0	1	0	1	0	1
J.T. Bruett, L (1, 8) OBP: 0.262, SLG: 0.184	1 SAFE C F 1 SAFE S 0-3 K ①		X 0-0 CS 1B		X 0-0 F9 ③			M C B F X 1-2 P2 ②③ 3-H		4	0	1	0	0	1	3
Kent Hrbek, L (1, 3) OBP: 0.398, SLG: 0.489	B 1 SAFE F X 1-1 L6-3 ②③ 1-2		B 1 SAFE C F B F C 2-3 K ①② 1-2			X 0-0 G3 ①			X 0-0 F9 ①	4	0	0	0	0	1	2
Chili Davis, S (1, 10) OBP: 0.380, SLG: 0.406		B C B B B 4-1 BB E BB	X 0-0 G4-3 ③			B B S C B X 3-2 G4-3 ②			S B B B B 4-1 CS BB	2	1	0	0	2	0	0
Pedro Munoz, R (1, 9) OBP: 0.316, SLG: 0.453		B B B B 4-0 E 1-2 G6-3 BB		S B B X 2-1 G5-3 ①		S F S 0-3 K ③			B B S F F 1 SAFE F B S 3-3 K ②③ 1-2	3	1	0	0	1	2	1
Brian Harper, R (1, 2) OBP: 0.336, SLG: 0.400		B F F F B B X 3-2 F7 ①		B X 1-0 F8 ②			F B B X 2-1 F8 ①			3	0	0	0	0	0	2
Donnie Hill, S (1, 4) OBP: 0.377, SLG: 0.362 Chuck Knoblauch, R (9, 4) OBP: 0.400, SLG: 0.369		B C C B X 2-2 E9 1B 1-3 2-H 1B		C S B F B C 2-3 K ③			F F B F X 1-2 G5-3 ②			3 1 1 1 0 1 0 0 0 0 0 0 0 0						
Scott Leius, R (1, 5) OBP: 0.308, SLG: 0.357		B F X 1-1 G6-3 ② 3-H			B C B F S 2-3 K ①		X 0-0 G5-3 ③			3	0	0	1	0	1	1
Greg Gagne, R (1, 6) OBP: 0.297, SLG: 0.374		B B F F B X 3-2 2-H 1B			B X 1-0 F9 ②			X 0-0 SH1-4 CS 2B		3	0	2	1	0	0	0
Inning Stats	R: 0 E: 0 K: 1 S: 6 H: 1 LOB: 0 BB: 0 P: 7	R: 3 E: 1 K: 0 S: 15 H: 2 LOB: 1 BB: 2 P: 35	R: 0 E: 0 K: 1 S: 6 H: 1 LOB: 0 BB: 0 P: 8	R: 0 E: 0 K: 1 S: 7 H: 0 LOB: 0 BB: 0 P: 12	R: 0 E: 0 K: 1 S: 7 H: 0 LOB: 1 BB: 1 P: 14	R: 0 E: 0 K: 1 S: 7 H: 0 LOB: 0 BB: 0 P: 10	R: 0 E: 0 K: 0 S: 7 H: 0 LOB: 0 BB: 0 P: 10	R: 0 E: 0 K: 0 S: 6 H: 1 LOB: 0 BB: 0 P: 7	R: 0 E: 0 K: 1 S: 7 H: 0 LOB: 1 BB: 1 P: 14	1B: 4 2B: 3 3B: 0 HR: 0	SF: 0 SAC: 1 DP: 2 HBP: 0						

PITCHER		IP	WLS	BF	H	R	ER	SO	BB	IBB	HBP	BLK	WP	HR	S	P	ERA	WHIP
Melido Perez, R ERA: 3.11	(1, 1)	9.0	L	32	5	3	2	6	4	0	0	0	0	0	68	117	2.00	1.000

PITCHER	IP	WLS	BF	H	R	ER	SO	BB	IBB	HBP	BLK	WP	HR	S	P	ERA	WHIP

TOP

Minnesota Twins @ New York Yankees

Yankee Stadium, Bronx, NY

Wed Jul 08 1992, 7:05 PM EDT

Att. 18,918 - Cloudy - 71 F

livebaseballscorecards.com

AB	27
R	3
H	5
RBI	3
BB	4
SO	6
LOB	10

1B: 4	SF: 0	WP: 0	PA: 32
2B: 3	SAC: 1	PB: 0	
3B: 0	DP: 2	SB: 0	
HR: 0	HBP: 0	CS: 3	

Batter	1	2	3	4	5	6	7	8	9	AB	R	H	RBI	BB	SO	LOB
Andy Stankiewicz, R (1, 6) OBP: 0.379, SLG: 0.408	C B B B B 4-1 HR BB		B X 1-0 P4 ②			B S X 1-1 G2-3 ①		B C X 1-1 E4 WP		3	1	0	0	1	0	0
Mel Hall, L (1, 7) OBP: 0.293, SLG: 0.469	B X 1-0 1-H HR		B B F F B F B 4-2 CS BB			C F F B F B F B F 3-2 X F8 ②		B B B I 4-0 1-2 FC5-4 IBB		2	1	1	2	2	0	0
Roberto Kelly, R (1, 8) OBP: 0.324, SLG: 0.424	C S B X 1-2 G5-3 ①		1 SAFE C B 1-1 CS ③ 1-2	S S X 0-2 G6-3 ①		F B B S B F F X 3-2 G6-3 ③		X 0-0 FC5-4 ③ 1-2f		4	0	0	0	0	0	2
Don Mattingly, L (1, 3) OBP: 0.323, SLG: 0.434	C F F X 0-2 L8 ②			B F X 1-1 2B			X 0-0 F7 ①		F X 0-1 G3 ①	4	0	1	0	0	0	0
Danny Tartabull, R (1, 9) OBP: 0.407, SLG: 0.443	C F B S 1-3 K ③			B X 1-0 F8 ②			B C B S C 2-3 K ②		B X 1-0 G6-3 ②	4	0	0	0	0	2	1
Jim Leyritz, R (1, 2) OBP: 0.382, SLG: 0.527		C C X 0-2 G4-3 ①		S B S B X 2-2 F9 ③			B X 1-0 1B		S B S S X 1-2 L4 ③	3	0	1	0	0	0	1
Matt Nokes, L (9, PH) OBP: 0.272, SLG: 0.368										1	0	0	0	0	0	0
Charlie Hayes, R (1, 5) OBP: 0.303, SLG: 0.411		C B B F X 2-2 F8 ②			X 0-0 G6-3 ①		S X 0-1 F8 ③			3	0	0	0	0	0	1
Mike Humphreys, R (1, 10) OBP: 0.100, SLG: 0.100		C B X 1-1 G5-3 ③			C B C F X 1-2 F9 ②			S B S B F X 2-2 F9 ①		3	0	0	0	0	0	0
Pat Kelly, R (1, 4) OBP: 0.297, SLG: 0.355			C B C F X 1-2 G5-3 ①		S X 0-1 F7 ③			B F S F B S 2-3 K ②		3	0	0	0	0	1	0
Inning Stats	R: 2 H: 1 E: 0 LOB: 0 K: 1 BB: 1 S: 12 P: 19	R: 0 H: 0 E: 0 LOB: 0 K: 0 BB: 0 S: 8 P: 11	R: 0 H: 0 E: 0 LOB: 0 K: 0 BB: 1 S: 8 P: 15	R: 0 H: 1 E: 0 LOB: 1 K: 0 BB: 0 S: 9 P: 13	R: 0 H: 0 E: 0 LOB: 0 K: 0 BB: 0 S: 7 P: 8	R: 0 H: 0 E: 0 LOB: 0 K: 0 BB: 0 S: 14 P: 21	R: 0 H: 1 E: 0 LOB: 1 K: 1 BB: 0 S: 7 P: 10	R: 0 H: 0 E: 1 LOB: 2 K: 1 BB: 1 S: 11 P: 20	R: 0 H: 0 E: 0 LOB: 0 K: 0 BB: 0 S: 6 P: 8	1B: 1 SF: 0 2B: 1 SAC: 0 3B: 0 DP: 0 HR: 1 HBP: 0						

PITCHER		IP	WLS	BF	H	R	ER	SO	BB	IBB	HBP	BLK	WP	HR	S	P	ERA	WHIP
John Smiley, L ERA: 3.48	(1, 1)	7.2	W	28	3	2	2	3	2	0	0	0	0	1	75	112	2.35	0.652
Rick Aguilera, R ERA: 3.0	(8, 1)	1.1	S	5	0	0	0	0	0	1	0	0	1	0	7	13	0.00	0.000

PITCHER	IP	WLS	BF	H	R	ER	SO	BB	IBB	HBP	BLK	WP	HR	S	P	ERA	WHIP

BOTTOM

Minnesota Twins @ New York Yankees

Yankee Stadium, Bronx, NY

Wed Jul 08 1992, 7:05 PM EDT
Att. 18,918 - Cloudy - 71 F

livebaseballscorecards.com

AB	30
R	2
H	3
RBI	2
BB	3
SO	3
LOB	5

1B: 1	SF: 0	WP: 1	PA: 34
2B: 1	SAC: 0	PB: 0	
3B: 0	DP: 0	SB: 0	
HR: 1	HBP: 0	CS: 1	

Batter	1	2	3	4	5	6	7	8	9	AB	R	H	RBI	BB	SO	LOB
Shane Mack, R (1, 7) OBP: 0.370, SLG: 0.453	B X 1-0 G6-3 S 1B		B B S C F X 2-2 G4-6-3 1B			B C F S 1-3 ① K		X 0-0 ② 1-H 3-H 1B		4	0	3	1	0	1	0
Chuck Knoblauch, R (1, 4) OBP: 0.401, SLG: 0.368	B B B C F S 3-3 ① K 1-2		S F B X 1-2 ② ③ G4-6-3 1-2f			C B B B 4-1 G5-4-3 BB		B C B X 2-1 1B 1B		3	0	1	0	1	1	2
Kirby Puckett, R (1, 8) OBP: 0.370, SLG: 0.552	F F X 0-2 ② G6-3 2-3			C S X 0-2 ① G6-3		S F X 0-2 ② ③ G5-4-3 1-2f		B X 1-0 FC5-4 1-3 1B		4	0	1	0	0	0	2
Chili Davis, S (1, 10) OBP: 0.375, SLG: 0.399	S B X 1-1 ③ F9			B B X 2-0 ② G6-3			X 0-0 ① F9	X 0-0 ③ FC5-4 1-2f		4	0	0	0	0	0	3
Pedro Munoz, R (1, 9) OBP: 0.315, SLG: 0.449		B F S B X 2-2 G4-3 PB 1B		B F X 1-1 ③ F9			B C X 1-1 ② G6-3		F B B S S 2-3 ① K	4	0	1	0	0	1	0
Lenny Webster, R (1, 2) OBP: 0.260, SLG: 0.279 Donnie Hill, S (9, PH) OBP: 0.370, SLG: 0.354		B B F C X 2-2 ① G4-3 1-3			C S B C 1-3 ① K		X 0-0 ③ F9		C B X 1-1 ② P3	3 1	0 0	0 0	0 0	0 0	1 0	1 0
Gene Larkin, S (1, 3) OBP: 0.333, SLG: 0.390		C B F F C 1-3 ② K			B B X 2-0 ② P5			B B C X 2-1 1B 1B 2B	B C B X 2-1 ③ P4	4	1	1	0	0	1	1
Scott Leius, R (1, 5) OBP: 0.312, SLG: 0.358		F B B B X 3-1 ③ P5			B B B C B 4-1 BB			C B B F B F X 3-2 1B 1B 2-3 1B		2	1	1	0	1	0	1
Greg Gagne, R (1, 6) OBP: 0.294, SLG: 0.369			C S F B B B X 3-2 ① G6-3		B F F B X 2-2 ③ F9			C F F X 0-2 ① F9		3	0	0	0	0	0	3
Inning Stats	R: 0 H: 1 E: 0 LOB: 1 K: 1 BB: 0 S: 9 P: 14	R: 0 H: 1 E: 0 LOB: 1 K: 1 BB: 0 S: 12 P: 20	R: 0 H: 1 E: 0 LOB: 0 K: 0 BB: 0 S: 11 P: 17	R: 0 H: 0 E: 0 LOB: 0 K: 0 BB: 0 S: 6 P: 9	R: 0 H: 0 E: 0 LOB: 1 K: 1 BB: 1 S: 8 P: 17	R: 0 H: 0 E: 0 LOB: 0 K: 1 BB: 1 S: 7 P: 12	R: 0 H: 0 E: 0 LOB: 0 K: 0 BB: 0 S: 4 P: 5	R: 2 H: 5 E: 0 LOB: 2 K: 0 BB: 0 S: 15 P: 23	R: 0 H: 0 E: 0 LOB: 0 K: 1 BB: 0 S: 7 P: 12	1B: 7 SF: 0 2B: 1 SAC: 0 3B: 0 DP: 2 HR: 0 HBP: 0						WP: 0 PA: 34 PB: 1 SB: 1 CS: 0

TOP

Minnesota Twins @ Baltimore Orioles

Oriole Park at Camden Yards, Baltimore, MD

Thu Jul 09 1992, 7:05 PM EDT
Att. 41,050 - Sunny - 93 F

livebaseballscorecards.com

AB	32
R	2
H	8
RBI	1
BB	2
SO	5
LOB	13

PITCHER		IP	WLS	BF	H	R	ER	SO	BB	IBB	HBP	BLK	WP	HR	S	P	ERA	WHIP
Arthur Rhodes, L ERA: 2.35	(1, 1)	7.2	W	28	6	2	2	4	2	0	0	0	0	0	68	110	2.35	1.043
Alan Mills, R ERA: 1.22	(8, 1)	1.1	S	6	2	0	0	1	0	0	0	0	0	0	11	19	0.00	1.500

PITCHER	IP	WLS	BF	H	R	ER	SO	BB	IBB	HBP	BLK	WP	HR	S	P	ERA	WHIP

Minnesota Twins @ Baltimore Orioles

Oriole Park at Camden Yards, Baltimore, MD

Thu Jul 09 1992, 7:05 PM EDT
Att. 41,050 - Sunny - 93 F

livebaseballscorecards.com

BOTTOM

Batter	1	2	3	4	5	6	7	8	9	AB	R	H	RBI	BB	SO	LOB
Brady Anderson, L (1, 7) OBP: 0.383, SLG: 0.517	HR	G4-3		G3		FC5 1-2 BB				3	1	1	1	1	0	4
Mike Devereaux, R (1, 8) OBP: 0.331, SLG: 0.483	HR		G6-3		G5-3	FC5 1-2f				4	1	1	1	0	0	2
Cal Ripken Jr., R (1, 6) OBP: 0.353, SLG: 0.405	K2 BB		G5-3		K		P4			3	0	0	0	1	1	0
Randy Milligan, R (1, 3) OBP: 0.400, SLG: 0.398	K2 1-2f		BB		HR BB		G5-3			2	1	0	0	2	1	1
David Segui, S (9, 3) OBP: 0.316, SLG: 0.317										0	0	0	0	0	0	0
Chito Martinez, L (1, 10) OBP: 0.340, SLG: 0.414	F7	F7			HR 1-H		K			4	1	1	2	0	1	1
Joe Orsulak, L (1, 9) OBP: 0.342, SLG: 0.390		G6-3		BB HBP G3-6-2	F7			SH5-4 1B		3	0	1	0	1	0	0
Leo Gomez, R (1, 5) OBP: 0.379, SLG: 0.408		F8		HBP G3-6-2 1-2		F7		SH5-4 1-2		2	0	0	0	0	0	0
Mark McLemore, S (1, 4) OBP: 0.331, SLG: 0.297		1B 1B		G3-6-2 1-2 2-Hf		FC5-4 1B		P6		4	0	2	0	0	0	3
Jeff Tackett, R (1, 2) OBP: 0.352, SLG: 0.544		1-3 1B		BB		FC5-4 BB 1-2f		F7		3	0	1	0	1	0	2
Inning Stats	R: 2 E: 0 K: 1 S: 9 H: 2 LOB: 0 BB: 1 P: 18	R: 0 E: 0 K: 0 S: 7 H: 2 LOB: 2 BB: 0 P: 14	R: 0 E: 0 K: 0 S: 6 H: 0 LOB: 1 BB: 1 P: 14	R: 0 E: 0 K: 0 S: 3 H: 0 LOB: 2 BB: 2 P: 12	R: 2 E: 0 K: 1 S: 8 H: 1 LOB: 0 BB: 1 P: 16	R: 0 E: 0 K: 1 S: 6 H: 1 LOB: 2 BB: 1 P: 12	R: 0 E: 0 K: 1 S: 5 H: 0 LOB: 0 BB: 0 P: 7	R: 0 E: 0 K: 0 S: 6 H: 1 LOB: 1 BB: 0 P: 10		1B: 4 2B: 2 3B: 0 HR: 3 SF: 0 SAC: 1 DP: 2 HBP: 1						

	AB	28
	R	4
	H	7
	RBI	4
	BB	6
	SO	3
	LOB	13

PITCHER		IP	WLS	BF	H	R	ER	SO	BB	IBB	HBP	BLK	WP	HR	S	P	ERA	WHIP
Scott Erickson, R ERA: 4.16	(1, 1)	4.0	L	19	4	2	2	1	4	0	1	0	0	2	25	58	4.50	2.000
Bob Kipper, L ERA: 3.15	(5, 1)	3.0		13	2	2	2	2	2	0	0	0	0	1	19	35	6.00	1.333
Gary Wayne, L ERA: 2.53	(8, 1)	1.0		4	1	0	0	0	0	0	0	0	0	0	6	10	0.00	1.000

PITCHER	IP	WLS	BF	H	R	ER	SO	BB	IBB	HBP	BLK	WP	HR	S	P	ERA	WHIP

Minnesota Twins @ Baltimore Orioles

Oriole Park at Camden Yards, Baltimore, MD

Fri Jul 10 1992, 7:05 PM EDT

Att. 45,458 - Cloudy - 97 F

TOP

livebaseballscorecards.com

Batter	1	2	3	4	5	6	7	8	9	AB	R	H	RBI	BB	SO	LOB
Shane Mack, R (1, 7) OBP: 0.365, SLG: 0.446	F9		G4-3		E5 1B; 1-2 2-3 3-H		G3-1		K	5	0	0	1	0	1	2
Chuck Knoblauch, R (1, 4) OBP: 0.399, SLG: 0.367	K			F8	1B; 1-2 2-H 3-H		G4-3			4	0	1	2	0	1	0
Kirby Puckett, R (1, 8) OBP: 0.366, SLG: 0.546	G3			F9	F9			G1-3		4	0	0	0	0	0	2
Kent Hrbek, L (1, 3) OBP: 0.404, SLG: 0.491		G4-3 BB		2-6 1B	P3			2B SF7-3-4-2 1B		3	1	2	0	1	0	2
Chili Davis, S (1, 10) OBP: 0.376, SLG: 0.405		G4-3; 1 SAFE; 1-2		2-6; 1-2	1B 1B 1B 1B	G4-3		1-3 SF7-3-4-2 2B		4	1	2	0	0	0	1
Brian Harper, R (1, 2) OBP: 0.338, SLG: 0.399		G5-3			1B 1B E 1B; 1-2	G6-3		HBP		3	1	1	0	0	0	1
Pedro Munoz, R (1, 9) OBP: 0.315, SLG: 0.448		G4-3			1B E 1B 1B; 1-2 2-3	E5		SF7-3-4-2; 2-H 3-H		3	1	1	0	0	0	1
Randy Bush, L (8, PH) OBP: 0.289, SLG: 0.306										0	0	0	1	0	0	0
J.T. Bruett, L (8, 9) OBP: 0.262, SLG: 0.184										0	0	0	0	0	0	0
Scott Leius, R (1, 5) OBP: 0.311, SLG: 0.357			G4-3		E 1B; 1-2 2-3 3-H	F7; 1 SAFE; 1 SAFE			F9	4	1	1	1	0	0	1
Greg Gagne, R (1, 6) OBP: 0.289, SLG: 0.364			K	K		G5-3			F9	4	0	0	0	0	2	3
Inning Stats	R: 0 E: 0 K: 1 S: 7 H: 0 LOB: 0 BB: 0 P: 11	R: 0 E: 0 K: 0 S: 10 H: 0 LOB: 1 BB: 1 P: 19	R: 0 E: 0 K: 1 S: 8 H: 0 LOB: 0 BB: 0 P: 13	R: 0 E: 0 K: 0 S: 11 H: 1 LOB: 1 BB: 0 P: 15	R: 4 E: 1 K: 1 S: 16 H: 5 LOB: 2 BB: 0 P: 22	R: 0 E: 1 K: 0 S: 10 H: 0 LOB: 1 BB: 0 P: 14	R: 0 E: 0 K: 0 S: 5 H: 0 LOB: 0 BB: 0 P: 7	R: 1 E: 0 K: 0 S: 11 H: 2 LOB: 1 BB: 0 P: 18	R: 0 E: 0 K: 1 S: 5 H: 0 LOB: 0 BB: 0 P: 9	1B: 7 2B: 2 3B: 0 HR: 0 SF: 1 SAC: 0 DP: 1 HBP: 1							

	AB	34
	R	5
	H	8
	RBI	5
	BB	1
	SO	4
	LOB	13

WP: 0 PB: 0 SB: 0 CS: 0 PA: 37

PITCHER	IP	WLS	BF	H	R	ER	SO	BB	IBB	HBP	BLK	WP	HR	S	P	ERA	WHIP
Rick Sutcliffe, R (1, 1) ERA: 4.0	9.0	L	38	8	5	4	4	1	0	1	0	0	0	83	128	4.00	1.000

PITCHER	IP	WLS	BF	H	R	ER	SO	BB	IBB	HBP	BLK	WP	HR	S	P	ERA	WHIP

Batter	1	2	3	4	5	6	7	8	9	AB	R	H	RBI	BB	SO	LOB
Brady Anderson, L (1, 7) OBP: 0.382, SLG: 0.513	C B F B S 2-3 K ①		B B C B F F X 3-2 G5-3 ③		B B B C C X 3-2 2B 1-3 2-H 1B			B F B C B F C 3-3 K ①		4	0	1	1	0	2	0
David Segui, S (9, 9) OBP: 0.316, SLG: 0.317										0	0	0	0	0	0	0
Mike Devereaux, R (1, 8) OBP: 0.330, SLG: 0.483	C X 0-1 F8 ②			B B F F F X 2-2 L6 ①	C B 1 SAFE S X 1-2 1-3 3-H 2B			B B C S X 2-2 G6-3 ②		4	0	1	1	0	0	0
Cal Ripken Jr., R (1, 6) OBP: 0.352, SLG: 0.404	C B X 1-1 G5-3 ③			C B C B X 2-2 P6 ②	B X 1-0 P2 ③			B X 1-0 BB 1B		4	0	1	0	0	0	2
Randy Milligan, R (1, 3) OBP: 0.405, SLG: 0.399		B C C F X 1-2 G4-3 1B		B F B B B 4-1 BB		X 0-0 L9 ①		C B F B B B 4-2 1-2 BB		2	0	1	0	2	0	0
Chito Martinez, L (1, 10) OBP: 0.327, SLG: 0.396		X 0-0 F9 ①		B S 1 SAFE X 1-1 F7 ③		B B F C F X 2-2 G5-3 ②		X 0-0 F7 ③		4	0	0	0	0	0	4
Joe Orsulak, L (1, 9) OBP: 0.336, SLG: 0.383 (9, 7)		C B F X 1-2 G4-3 1-2 ②			X 0-0 G3 ①	B X 1-0 G6-3 ③			F B F F X 1-2 G6-3 ①	4	0	0	0	0	0	1
Leo Gomez, R (1, 5) OBP: 0.380, SLG: 0.411		C B S C 1-3 K ③			X 0-0 FC5 2B		S B X 1-1 F8 ①		F C B B B B B 4-2 BB	3	0	1	0	1	1	1
Mark McLemore, S (1, 4) OBP: 0.329, SLG: 0.291			C X 0-1 G3 ①		B B F B B 4-1 FC5 1B BB		X 0-0 B4-3 ②		C C B S 1-3 K ②	3	1	0	0	1	1	1
Jeff Tackett, R (1, 2) OBP: 0.340, SLG: 0.524			B X 1-0 F9 ②		X 0-0 FC5 1B 1-2 2-3f 2B ②		C B B X 2-1 P3 ③		S B S S S 1-3 K ③	3	1	0	0	0	0	2
Sam Horn, L (9, PH) OBP: 0.342, SLG: 0.453										1	0	0	0	0	1	1
Inning Stats	R: 0 H: 0 E: 0 LOB: 0 K: 1 BB: 0 S: 7 P: 10	R: 0 H: 1 E: 0 LOB: 1 K: 1 BB: 0 S: 11 P: 14	R: 0 H: 0 E: 0 LOB: 0 K: 0 BB: 0 S: 7 P: 11	R: 0 H: 0 E: 0 LOB: 1 K: 0 BB: 1 S: 10 P: 19	R: 2 H: 3 E: 0 LOB: 2 K: 0 BB: 1 S: 11 P: 20	R: 0 H: 0 E: 0 LOB: 0 K: 0 BB: 0 S: 6 P: 9	R: 0 H: 0 E: 0 LOB: 0 K: 0 BB: 0 S: 5 P: 8	R: 0 H: 1 E: 0 LOB: 2 K: 1 BB: 1 S: 11 P: 21	R: 0 H: 0 E: 0 LOB: 1 K: 2 BB: 1 S: 11 P: 18	1B: 3 SF: 0 2B: 2 SAC: 0 3B: 0 DP: 0 HR: 0 HBP: 0						

PITCHER		IP	WLS	BF	H	R	ER	SO	BB	IBB	HBP	BLK	WP	HR	S	P	ERA	WHIP
Kevin Tapani, R ERA: 3.84	(1, 1)	7.0	W	27	4	2	2	2	2	0	0	0	0	0	57	91	2.57	0.857
Mark Guthrie, L ERA: 3.65	(8, 1)	0.1		1	0	0	0	1	0	0	0	0	0	0	4	7	0.00	0.000
Tom Edens, R ERA: 1.28	(8, 1)	0.2		4	1	0	0	0	1	0	0	0	0	0	7	14	0.00	3.000
Rick Aguilera, R ERA: 2.93	(9, 1)	1.0	S	4	0	0	0	2	1	0	0	0	0	0	11	18	0.00	1.000

PITCHER	IP	WLS	BF	H	R	ER	SO	BB	IBB	HBP	BLK	WP	HR	S	P	ERA	WHIP

BOTTOM

Minnesota Twins @ Baltimore Orioles

Oriole Park at Camden Yards, Baltimore, MD

Fri Jul 10 1992, 7:05 PM EDT

Att. 45,458 - Cloudy - 97 F

livebaseballscorecards.com

AB	32
R	2
H	5
RBI	2
BB	4
SO	5
LOB	12

Batter	1	2	3	4	5	6	7	8	9	AB	R	H	RBI	BB	SO	LOB
Chuck Knoblauch, R (1, 4) OBP: 0.399, SLG: 0.365	B C F B X 2-2 G3-1 ① 1-2	C X 0-1 L6 ② ③ 2-3		X 0-0 ③ 2-H 1B		B B B 4-0 E 1B 1B 1-2 2-3 BB		B C B X 2-1 F7 ②		4	1	1	1	1	0	2
Shane Mack, R (1, 7) OBP: 0.366, SLG: 0.455	C B B F B S 3-3 K BB S	B X 1-0 G6-3 ①	C X 0-1 HR	S S F X 0-2 E 1B 1-2 2-3 3-H 1B		B C F F B C 2-3 ③			5	2	2	2	0	2	0
Kirby Puckett, R (1, 8) OBP: 0.361, SLG: 0.538	1 SAFE F X 0-1 F9 ②	X 0-0 G5-3 ②	C B X 1-1 G5-3 ①	X 0-0 E3 1B 1-2 2-3 3-H		B F L F X 1-2 G3 ①			5	0	0	1	0	0	3
Kent Hrbek, L (1, 3) OBP: 0.411, SLG: 0.496	B B F B B 4-1 BB 1-2 BB	X 0-0 2B 1B	S B B F B X 3-2 1B	C C X 0-2 ② FC5-4 1-3 2-H 3-H 1B		F B B X 2-1 L6 ②			4	0	3	2	1	0	0
Chili Davis, S (1, 10) OBP: 0.377, SLG: 0.406	B B F B S B 4-2 1-2 2-3 BB	X 0-0 1-3 2B	B X 1-0 ② P6	1 SAFE B B S B X 3-1 ③ FC5-4 1-2f		C X 0-1 G4-3 ③			4	0	1	0	1	0	2
Brian Harper, R (1, 2) OBP: 0.333, SLG: 0.393	C B X 1-1 F8 ③	C B B X 2-2 G6-3 ③	C S B B C 1-3 ③			C X 0-1 F8 ①			4	0	0	0	0	1	6
Gene Larkin, S (1, 9) OBP: 0.337, SLG: 0.389 J.T. Bruett, L (9, 9) OBP: 0.262, SLG: 0.184		B C B X 2-1 G4-3 ①		C S B B B F B 4-2 G1-3 1B BB		C F F B X 1-2 BB 1B 1B 1B	C X 0-1 G6-3 ②		3 0	2 0	1 0	0 0	1 0	0 0	0 0
Scott Leius, R (1, 5) OBP: 0.314, SLG: 0.359		C B B X 2-1 L6 1B 1B		C B B X 2-1 P5 ①		B X 1-0 1B BB 1-2 E 1B	B B X 2-0 G1-3 ③		4	1	2	0	0	0	1
Donnie Hill, S (1, 6) OBP: 0.368, SLG: 0.353 Greg Gagne, R (7, 6) OBP: 0.288, SLG: 0.362		B X 1-0 1-2 1B		P B S X 2-1 G1-3 ② 1-2		C B B B X 2-1 P6 ①		B C F B S 2-3 K ①		3 1	0 0	1 0	0 0	0 0	0 1	3 0
Inning Stats	R: 0 H: 0 E: 0 LOB: 3 K: 1 BB: 2 S: 13 P: 27	R: 0 H: 2 E: 0 LOB: 1 K: 0 BB: 0 S: 7 P: 12	R: 0 H: 2 E: 0 LOB: 2 K: 0 BB: 0 S: 7 P: 10	R: 1 H: 1 E: 0 LOB: 1 K: 0 BB: 1 S: 9 P: 16	R: 1 H: 2 E: 0 LOB: 1 K: 1 BB: 0 S: 12 P: 18	R: 4 H: 4 E: 1 LOB: 1 K: 0 BB: 1 S: 17 P: 28	R: 0 H: 0 E: 0 LOB: 0 K: 0 BB: 0 S: 5 P: 7	R: 0 H: 0 E: 0 LOB: 0 K: 2 BB: 0 S: 9 P: 15	R: 0 H: 0 E: 0 LOB: 0 K: 0 BB: 0 S: 8 P: 11	1B: 9 SF: 0 2B: 2 SAC: 0 3B: 0 DP: 1 HR: 1 HBP: 0						

TOP

Minnesota Twins @ Baltimore Orioles

Oriole Park at Camden Yards, Baltimore, MD

Sat Jul 11 1992, 7:05 PM EDT

Att. 45,903 - Sunny - 91 F

livebaseballscorecards.com

AB	37
R	6
H	11
RBI	6
BB	4
SO	4
LOB	17

WP: 0 PA: 41
PB: 1
SB: 1
CS: 0

PITCHER		IP	WLS	BF	H	R	ER	SO	BB	IBB	HBP	BLK	WP	HR	S	P	ERA	WHIP
Ben McDonald, R ERA: 5.0	(1, 1)	5.1	L	30	10	6	6	2	4	0	0	0	0	1	60	103	10.12	2.625
Pat Clements, L ERA: 2.49	(6, 1)	1.2		5	1	0	0	0	0	0	0	0	0	0	10	15	0.00	0.600
Todd Frohwirth, R ERA: 1.54	(8, 1)	2.0		6	0	0	0	2	0	0	0	0	0	0	17	26	0.00	0.000

PITCHER	IP	WLS	BF	H	R	ER	SO	BB	IBB	HBP	BLK	WP	HR	S	P	ERA	WHIP

BOTTOM

Minnesota Twins @ Baltimore Orioles

Oriole Park at Camden Yards, Baltimore, MD

Sat Jul 11 1992, 7:05 PM EDT
Att. 45,903 - Sunny - 91 F

livebaseballscorecards.com

Batter	1	2	3	4	5	6	7	8	9	AB	R	H	RBI	BB	SO	LOB
Brady Anderson, L (1, 7) OBP: 0.382, SLG: 0.510	F8		BB			F7	1B		F9	4	0	1	0	1	0	1
Mike Devereaux, R (1, 8) OBP: 0.328, SLG: 0.480	1B		P2			F8	SF9		G6-3	4	0	1	1	0	0	3
Cal Ripken Jr., R (1, 6) OBP: 0.351, SLG: 0.402	P4		P4			G6-3	1B			4	0	1	1	0	0	3
Randy Milligan, R (1, 3) OBP: 0.403, SLG: 0.394	F8			G5-3			HR / G4-3			3	1	0	0	1	0	3
Glenn Davis, R (1, 10) OBP: 0.310, SLG: 0.421		G5-4-3 1B		P3			HR		P3	4	1	2	0	0	0	0
Tim Hulett, R (1, 5) OBP: 0.352, SLG: 0.410		G5-4-3		P6			HR		F9	4	1	1	3	0	0	1
David Segui, S (1, 9) OBP: 0.309, SLG: 0.309 Chito Martinez, L (8, PH) OBP: 0.324, SLG: 0.391 (9, 9)	G6-3			G5-3			K	K		3 1	0 0	0 0	0 0	0 0	1 1	0 0
Billy Ripken, R (1, 4) OBP: 0.279, SLG: 0.351 Joe Orsulak, L (9, PH) OBP: 0.335, SLG: 0.381		BB	BB	F8			SF9		G4-3	2 1	1 0	1 0	0 0	1 0	0 0	0 0
Rick Dempsey, R (1, 2) OBP: 0.333, SLG: 0.200 Sam Horn, L (9, PH) OBP: 0.346, SLG: 0.453 Mark McLemore, S (9, PR) OBP: 0.329, SLG: 0.291			F9	K			1B		G4-3	2 0 0	1 0 0	0 0 0	0 1 0	1 0 0	1 0 0	1 0 0
Inning Stats	R: 0 E: 0 K: 0 S: 5 H: 1 LOB: 1 BB: 0 P: 11	R: 0 E: 0 K: 0 S: 9 H: 1 LOB: 0 BB: 0 P: 14	R: 0 E: 0 K: 0 S: 8 H: 0 LOB: 2 BB: 2 P: 20	R: 0 E: 0 K: 0 S: 6 H: 0 LOB: 0 BB: 0 P: 10	R: 0 E: 0 K: 1 S: 11 H: 0 LOB: 0 BB: 0 P: 16	R: 0 E: 0 K: 0 S: 4 H: 0 LOB: 0 BB: 0 P: 7	R: 5 E: 0 K: 1 S: 23 H: 5 LOB: 2 BB: 2 P: 39	R: 0 E: 0 K: 1 S: 9 H: 0 LOB: 0 BB: 0 P: 15	R: 0 E: 0 K: 0 S: 9 H: 0 LOB: 1 BB: 1 P: 17	1B: 5 2B: 1 3B: 0 HR: 1 SF: 1 SAC: 0 DP: 1 HBP: 0	WP: 0 PB: 0 SB: 0 CS: 0 PA: 38					

AB	32
R	5
H	7
RBI	5
BB	5
SO	3
LOB	12

PITCHER		IP	WLS	BF	H	R	ER	SO	BB	IBB	HBP	BLK	WP	HR	S	P	ERA	WHIP
Bill Krueger, L ERA: 3.19	(1, 1)	6.1	W	26	5	4	4	2	3	0	0	0	0	1	57	102	5.68	1.263
Mark Guthrie, L ERA: 3.65	(7, 1)	0.0		2	1	0	0	0	1	0	0	0	0	0	3	7	∞	∞
Carl Willis, R ERA: 4.02	(7, 1)	1.2		6	1	1	1	1	0	0	0	0	0	0	15	23	5.40	0.600
Rick Aguilera, R ERA: 2.85	(9, 1)	1.0	S	4	0	0	0	0	1	0	0	0	0	0	9	17	0.00	1.000

PITCHER	IP	WLS	BF	H	R	ER	SO	BB	IBB	HBP	BLK	WP	HR	S	P	ERA	WHIP

Batter	1	2	3	4	5	6	7	8	9	AB	R	H	RBI	BB	SO	LOB
Chuck Knoblauch, R (1, 4) OBP: 0.397, SLG: 0.366	C B X 1-1 G4-3 HR 2B	C F X 0-2 ② G6-3		X 0-0 ③ G6-3		C X 0-1 ③ G5-3		F X 0-1 ② G4-3 2-3		5	1	1	0	0	0	3
Shane Mack, R (1, 7) OBP: 0.366, SLG: 0.450	C B B X 2-1 ① G6-3	X 0-0 ③ G5-3			B C C X 2-2 ① G3-1		B B B C B 4-1 BB SF8 BB BB	F B S B B B 4-2 1B BB		3	1	0	0	2	0	2
Kirby Puckett, R (1, 8) OBP: 0.361, SLG: 0.535	S B B S F X 2-2 ② G4-3 2-3		B B B C B 4-1 G1-3 1B BB		X 0-0 ② G4-3		1 SAFE C F 1 SAFE 1 SAFE S 0-3 ① K	C 1 SAFE B B B S F X 2-2 1-3 3-H 1B		4	1	1	1	1	1	2
Kent Hrbek, L (1, 3) OBP: 0.411, SLG: 0.489	I I I I 4-0 HR IBB		B C 1 SAFE X 1-1 ① G1-3 1-2		X 0-0 ③ F8		1 SAFE 1 SAFE P B B B 1 SAFE B 4-0 SF8 BB 1-2 BB	X 0-0 ③ G4-3		3	1	0	0	2	0	3
Pedro Munoz, R (1, 9) OBP: 0.317, SLG: 0.461 Gene Larkin, S (6, PH) OBP: 0.338, SLG: 0.387 (6, 9) J.T. Bruett, L (7, 9) OBP: 0.279, SLG: 0.205	B B F C X 2-2 1-H 3-H HR		C S S S 1-3 ② K			X 0-0 ① G4-3	B B B B 4-0 SF8 1-2 2-3 BB		C B B X 2-1 BB 1B	2 1 1	1 0 0	1 0 1	3 0 0	0 1 0	1 0 0	1 0 0
Brian Harper, R (1, 2) OBP: 0.334, SLG: 0.399	B B C X 2-1 ③ F7		C S F X 0-2 2-H 1B			C X 0-1 1B 2B	B X 1-0 SF8 1-2 2-3 3-H		B F C B X 2-2 ① P6	4	1	2	2	0	0	1
Randy Bush, L (1, 10) OBP: 0.294, SLG: 0.322		B B F F F F B X 3-2 1B SF7 2B	B F C F B B X 3-2 ③ P5			B X 1-0 E 2-H 1B	C S F S 0-3 ③ K		C B B 1 SAFE C F C 2-3 ② K	5	2	2	1	0	2	4
Scott Leius, R (1, 5) OBP: 0.319, SLG: 0.358		X 0-0 E 2-3 1B		B C X 1-1 ① F9		B B C B X 3-1 ② G6-3		F B C B F B B 4-2 G4-3 SH1-3 1B BB	B B C F B B 4-2 1-2 BB	3	1	1	0	2	0	1
Greg Gagne, R (1, 6) OBP: 0.288, SLG: 0.362		B F B F X 2-2 ① SF7 1-3 3-H		B F X 1-1 ② G4-3		B C X 1-1 E4 2-H 1B		B S X 1-1 ① SH1-3 1-2	F X 0-1 ③ F9	3	0	1	1	0	0	2
Inning Stats	R: 3 H: 2 E: 0 LOB: 0 K: 0 BB: 1 S: 13 P: 26	R: 1 H: 2 E: 1 LOB: 1 K: 0 BB: 0 S: 13 P: 18	R: 1 H: 1 E: 0 LOB: 1 K: 1 BB: 1 S: 14 P: 23	R: 0 H: 0 E: 0 LOB: 0 K: 0 BB: 0 S: 5 P: 7	R: 0 H: 0 E: 0 LOB: 0 K: 0 BB: 0 S: 5 P: 7	R: 2 H: 3 E: 1 LOB: 1 K: 0 BB: 0 S: 10 P: 15	R: 1 H: 0 E: 0 LOB: 2 K: 2 BB: 3 S: 10 P: 22	R: 1 H: 1 E: 0 LOB: 2 K: 0 BB: 2 S: 14 P: 25	R: 0 H: 1 E: 0 LOB: 2 K: 1 BB: 1 S: 13 P: 23	1B: 6 SF: 2 2B: 3 SAC: 1 3B: 0 DP: 0 HR: 1 HBP: 0						

PITCHER		IP	WLS	BF	H	R	ER	SO	BB	IBB	HBP	BLK	WP	HR	S	P	ERA	WHIP
Bob Milacki, R ERA: 6.14	(1, 1)	2.2	L	15	5	5	5	1	1	1	0	0	0	1	36	60	16.88	2.250
Todd Frohwirth, R ERA: 1.74	(3, 1)	3.2		15	3	3	2	1	1	0	0	0	0	0	28	44	4.91	1.091
Alan Mills, R ERA: 1.36	(7, 1)	1.1		9	1	1	1	1	4	0	0	0	0	0	19	38	6.75	3.750
Mike Flanagan, L ERA: 8.72	(8, 1)	1.1		6	1	0	0	1	1	0	0	0	0	0	14	24	0.00	1.500

PITCHER	IP	WLS	BF	H	R	ER	SO	BB	IBB	HBP	BLK	WP	HR	S	P	ERA	WHIP

TOP

Minnesota Twins @ Baltimore Orioles

Oriole Park at Camden Yards, Baltimore, MD

Sun Jul 12 1992, 3:33 AM EDT
Att. 44,391 - Cloudy - 89 F

livebaseballscorecards.com

AB	34
R	9
H	10
RBI	8
BB	8
SO	4
LOB	19

WP: 0 PA: 45
PB: 0
SB: 0
CS: 0

BOTTOM

Minnesota Twins @ Baltimore Orioles

Oriole Park at Camden Yards, Baltimore, MD

Sun Jul 12 1992, 3:33 AM EDT

Att. 44,391 - Cloudy - 89 F

livebaseballscorecards.com

Batter	1	2	3	4	5	6	7	8	9	AB	R	H	RBI	BB	SO	LOB
Brady Anderson, L (1, 7) OBP: 0.381, SLG: 0.507	C C F F B B X 2-2 F8 ①		C X 0-1 WP G4-3 G4-3 1B		X 0-0 F8 ①			B X 1-0 F7 ①		4	1	1	0	0	0	0
Mike Devereaux, R (1, 8) OBP: 0.325, SLG: 0.475	C B C F X 1-2 F8 ②		C 1 SAFE C B 1 SAFE B F 1 SAFE 1 SAFE 3-2 G4-3 ① 1-2		C F B B S 3-3 K ②			C B S X 1-2 F8 ②		4	0	0	0	0	1	1
Cal Ripken Jr., R (1, 6) OBP: 0.347, SLG: 0.397	B B F F X 2-2 G4-3 ③		B B C B F X 3-2 G4-3 ② 2-H		C B B X 2-1 F9 ③			B S S X 1-2 E5		4	0	0	1	0	0	0
Glenn Davis, R (1, 10) OBP: 0.309, SLG: 0.412		B X 1-0 G5-3 ①	C B F B B F F B 4-2 BB			B C C X 1-2 F8 ①		C B S C 1-3 K ③		3	0	0	0	1	1	1
Randy Milligan, R (1, 3) OBP: 0.401, SLG: 0.392		B C X 1-1 1B HR 1B	C C B X 1-2 G6-3 ③			C X 0-1 F8 ②			B C B F S 2-3 K ①	4	1	1	0	0	1	1
Joe Orsulak, L (1, 9) OBP: 0.338, SLG: 0.383		C B X 1-1 1-2 HR 1B	C B B F X 2-2 WP 1B			B F B C S 2-3 K ③			F X 0-1 L6 ②	4	1	2	0	0	1	0
Leo Gomez, R (1, 5) OBP: 0.379, SLG: 0.420		S B X 1-1 1-H 2-H HR	B B X 2-0 L9 ①			B C C B B X 3-2 G6-3 ①			C S B B X 2-2 G1-3 ③	4	1	1	3	0	0	1
Mark McLemore, S (1, 4) OBP: 0.324, SLG: 0.286		B X 1-0 P2 ②	B C B X 2-1 F8 ②			C B C F S 1-3 K ②				3	0	0	0	0	1	1
Jeff Tackett, R (1, 2) OBP: 0.330, SLG: 0.506		C B X 1-2 G5-3 ③	B X 1-0 G5-3 ③ 1-2			B F X 1-1 G5-3 ③				3	0	0	0	0	0	1

	AB	33
	R	4
	H	5
	RBI	4
	BB	1
	SO	5
	LOB	6

Inning Stats										
	R: 0 E: 0 K: 0 S: 12	H: 0 LOB: 0 BB: 0 P: 17	R: 3 E: 0 K: 0 S: 11	H: 3 LOB: 0 BB: 0 P: 17	R: 1 E: 0 K: 0 S: 17	H: 1 LOB: 1 BB: 1 P: 28	R: 0 E: 0 K: 0 S: 7	H: 1 LOB: 1 BB: 0 P: 14	R: 0 E: 0 K: 1 S: 6	H: 0 LOB: 0 BB: 0 P: 11
	R: 0 E: 0 K: 1 S: 8	H: 0 LOB: 0 BB: 0 P: 11	R: 0 E: 0 K: 1 S: 9	H: 0 LOB: 0 BB: 0 P: 14	R: 0 E: 1 K: 1 S: 10	H: 0 LOB: 1 BB: 0 P: 14	R: 0 E: 0 K: 1 S: 8	H: 0 LOB: 0 BB: 0 P: 12		

	1B: 4	SF: 0	WP: 2	PA: 34
	2B: 0	SAC: 0	PB: 0	
	3B: 0	DP: 0	SB: 0	
	HR: 1	HBP: 0	CS: 0	

PITCHER		IP	WLS	BF	H	R	ER	SO	BB	IBB	HBP	BLK	WP	HR	S	P	ERA	WHIP
Willie Banks, R ERA: 5.05	(1, 1)	2.2		13	4	4	4	0	1	0	0	0	1	1	37	58	13.50	1.875
Tom Edens, R ERA: 1.17	(3, 1)	3.2	W	12	1	0	0	2	0	0	0	0	1	0	27	46	0.00	0.273
Mark Guthrie, L ERA: 3.45	(7, 1)	2.2		9	0	0	0	3	0	0	0	0	0	0	24	34	0.00	0.000

PITCHER	IP	WLS	BF	H	R	ER	SO	BB	IBB	HBP	BLK	WP	HR	S	P	ERA	WHIP

Batter	1	2	3	4	5	6	7	8	9	AB	R	H	RBI	BB	SO	LOB
Billy Hatcher, R (1, 8) OBP: 0.328, SLG: 0.397	C X 0-1 L9-3 1B		F F B B C 2-3 ② K			X 0-0 1B HR 1B	C S X 0-2 ② G4-3		S B B S B F X 3-2 ③ P9	5	1	2	0	0	1	0
Phil Plantier, L (1, 10) OBP: 0.325, SLG: 0.374	B 1 SAFE F X 1-1 ① ② L9-3 1-2		S X 0-1 ③ G4-3			C F B B S 2-3 ① K	C B X 1-1 FC6-4 1B			4	0	1	0	0	1	2
Wade Boggs, L (1, 5) OBP: 0.364, SLG: 0.390	B F C X 1-2 ③ L7			B B C X 2-1 ① F7		X 0-0 1-2 HR 1B	C 1 SAFE X 0-1 ③ 1-2f FC6-4			4	1	1	0	0	0	1
Tom Brunansky, R (1, 9) OBP: 0.360, SLG: 0.483		B C F B B X 3-2 1B SF8 2B		X 0-0 ② G6-3		C C B B X 2-2 1-H 2-H HR		B B C B C X 3-2 HR		4	3	3	4	0	0	0
Bob Zupcic, R (1, 7) OBP: 0.387, SLG: 0.482		F C X 0-2 G6-3 2-3 1B		B S X 1-1 1B		C X 0-1 G6-3 1B 1B		C C B C 1-3 ① K		4	1	3	0	0	1	0
Mo Vaughn, L (1, 3) OBP: 0.333, SLG: 0.341	B X 1-0 ① SF8 3-H			C B B B S S 3-3 ③ K		C C B B 1 SAFE F X 1-2 ② G6-3 1-2		B S C B F S 2-3 ② K		3	0	0	1	0	2	2
Tim Naehring, R (1, 4) OBP: 0.290, SLG: 0.294	P X 1-0 ② G6-3 1-2				S B B X 2-1 ① P6	C X 0-1 2-H 1B		C B B B X 3-1 ③ F9		4	0	1	1	0	0	1
Tony Peña, R (1, 2) OBP: 0.268, SLG: 0.294 Herm Winningham, L (9, PH) OBP: 0.240, SLG: 0.271	B C C X 1-2 ③ G4-3				C B X 1-1 ② G6-3	X 0-0 ③ G5-3			C S B B B F C 2-3 ① K	3 1	0 0	0 0	0 0	0 0	0 1	2 0
Luis Rivera, R (1, 6) OBP: 0.310, SLG: 0.267 Scott Cooper, L (9, PH) OBP: 0.320, SLG: 0.311			F B B B X 3-1 ① F9		C F B B B S 2-3 ③ K		F B B B X 3-1 ① L7		X 0-0 ② F7	3 1	0 0	0 0	0 0	0 0	1 0	0 0
Inning Stats	R: 0 H: 1 E: 0 LOB: 0 K: 0 BB: 0 S: 7 P: 9	R: 1 H: 2 E: 0 LOB: 1 K: 0 BB: 0 S: 12 P: 17	R: 0 H: 0 E: 0 LOB: 0 K: 1 BB: 0 S: 7 P: 12	R: 0 H: 1 E: 0 LOB: 1 K: 1 BB: 0 S: 8 P: 14	R: 0 H: 0 E: 0 LOB: 0 K: 1 BB: 0 S: 7 P: 12	R: 4 H: 5 E: 0 LOB: 1 K: 1 BB: 0 S: 17 P: 22	R: 0 H: 1 E: 0 LOB: 1 K: 0 BB: 0 S: 9 P: 13	R: 1 H: 1 E: 0 LOB: 0 K: 2 BB: 0 S: 12 P: 21	R: 0 H: 0 E: 0 LOB: 0 K: 1 BB: 0 S: 9 P: 14	1B: 8 SF: 1 2B: 2 SAC: 0 3B: 0 DP: 1 HR: 2 HBP: 0						WP: 0 PA: 37 PB: 0 SB: 0 CS: 0

TOP

Boston Red Sox @ Minnesota Twins

Hubert H. Humphrey Metrodome, Minneapolis, MN

Thu Jul 16 1992, 8:05 PM EDT

Att. 39,895 - Dome - 70 F

livebaseballscorecards.com

AB	36
R	6
H	11
RBI	6
BB	0
SO	7
LOB	8

PITCHER		IP	WLS	BF	H	R	ER	SO	BB	IBB	HBP	BLK	WP	HR	S	P	ERA	WHIP
Kevin Tapani, R ERA: 4.02	(1, 1)	5.2		25	9	5	5	4	0	0	0	0	0	1	57	85	7.94	1.588
Carl Willis, R ERA: 3.92	(6, 1)	1.0	W	3	0	0	0	0	0	0	0	0	0	0	6	9	0.00	0.000
Mark Guthrie, L ERA: 3.42	(7, 1)	0.1		2	1	0	0	0	0	0	0	0	0	0	4	5	0.00	3.000
Tom Edens, R ERA: 1.34	(8, 1)	1.0		4	1	1	1	2	0	0	0	0	0	1	12	21	9.00	1.000
Rick Aguilera, R ERA: 2.79	(9, 1)	1.0	S	3	0	0	0	1	0	0	0	0	0	0	9	14	0.00	0.000

PITCHER	IP	WLS	BF	H	R	ER	SO	BB	IBB	HBP	BLK	WP	HR	S	P	ERA	WHIP

BOTTOM

Boston Red Sox @ Minnesota Twins

Hubert H. Humphrey Metrodome, Minneapolis, MN

Thu Jul 16 1992, 8:05 PM EDT

Att. 39,895 - Dome - 70 F

livebaseballscorecards.com

Batter	1	2	3	4	5	6	7	8	9	AB	R	H	RBI	BB	SO	LOB
Chuck Knoblauch, R (1, 4) OBP: 0.397, SLG: 0.366	B B B C F X 3-2 CS 1B	C 1 SAFE S P S 1-3 ③ K 1-2			C B X 1-1 ① G6-3	P 1 SAFE F F B 1 B X 3-2 SF9 BB 1-3 1B		B C B F B X 3-2 ② G6-3		5	0	2	0	0	1	1
Shane Mack, R (1, 7) OBP: 0.372, SLG: 0.461	C 1 SAFE B 1 SAFE B 1 B F 1 SAFE 3-2 ① ② X G5-3 1-2		F F X 0-2 1B SF7 1B		B S C F X 1-2 HR	B B B 1 B 4-0 SAFE BB 1-2 BB		B C S B B B 4-2 S BB		3	2	2	1	2	0	1
Kirby Puckett, R (1, 8) OBP: 0.362, SLG: 0.534	B B B C C X 3-2 ③ G6-3		1 SAFE F 1 SAFE 1 SAFE 1 SAFE L X 0-2 S 1-3 1B		X 0-0 WP S 1B	F S F X 0-2 ② SF9 2-3 3-H		1 SAFE 1 SAFE F 1 SAFE 1 SAFE 1 SAFE B S F 1-2 X ③ F9 1-2		4	0	2	1	0	0	1
Chili Davis, S (1, 10) OBP: 0.378, SLG: 0.419		B B X 2-0 HR	B 1 SAFE X 1-0 ① SF7 3-H		1 SAFE S B B S 1 B X 3-2 ② G5-3 1-2	B B F B 4-1 1-2 BB				2	1	1	2	1	0	1
Pedro Munoz, R (1, 9) OBP: 0.320, SLG: 0.460 J.T. Bruett, L (8, 9) OBP: 0.279, SLG: 0.205		X 0-0 G1-4-3 HR 1B	C 1 SAFE C C B 1 SAFE C 1-3 ② K		S B B B I 4-1 2-3 IBB	F B X 1-1 ③ G6-3				3	1	1	0	1	1	4
Brian Harper, R (1, 2) OBP: 0.330, SLG: 0.393		C C B X 1-2 ① G1-4-3 1-2	B B C 1 SAFE S X 2-2 ③ P3 1-2		B F 1 B X 2-1 ③ L6		B S X 1-1 ① G5-3			4	0	0	0	0	0	4
Kent Hrbek, L (1, 3) OBP: 0.412, SLG: 0.502		X 0-0 2-H HR	B S S S 1-3 ① K		B C X 1-1 G3 PB 1B 1B	B B F B X 3-1 ② F7				4	2	2	2	0	1	0
Scott Leius, R (1, 5) OBP: 0.315, SLG: 0.353		C B C S 1-3 ② K	C X 0-1 ② G5-3		1 SAFE F B C B X 2-2 ① G3 1-3	X 0-0 ③ G6-3				4	0	0	0	0	1	1
Greg Gagne, R (1, 6) OBP: 0.295, SLG: 0.368		B C F B X 2-2 S 1B	F B X 1-1 ③ 1B		C B S B B X 3-2 1B SF9 3-H 1B			B C M F S 1-3 ① K		4	1	3	1	0	1	0
Inning Stats	R: 0 E: 0 K: 0 S: 9 H: 1 LOB: 0 BB: 0 P: 18	R: 3 E: 0 K: 2 S: 16 H: 4 LOB: 1 BB: 0 P: 22	R: 1 E: 0 K: 1 S: 13 H: 2 LOB: 1 BB: 0 P: 17	R: 0 E: 0 K: 1 S: 7 H: 1 LOB: 1 BB: 0 P: 9	R: 1 E: 0 K: 0 S: 13 H: 2 LOB: 2 BB: 1 P: 24	R: 2 E: 0 K: 0 S: 19 H: 3 LOB: 3 BB: 2 P: 36	R: 0 E: 0 K: 0 S: 5 H: 0 LOB: 0 BB: 0 P: 9	R: 0 E: 0 K: 1 S: 13 H: 0 LOB: 1 BB: 1 P: 22		1B: 10 2B: 0 3B: 0 HR: 3 SF: 2 SAC: 0 DP: 0 HBP: 0						

	AB	33
	R	7
	H	13
	RBI	7
	BB	4
	SO	5
	LOB	13

WP: 1 PB: 1 SB: 4 CS: 1 PA: 39

PITCHER		IP	WLS	BF	H	R	ER	SO	BB	IBB	HBP	BLK	WP	HR	S	P	ERA	WHIP
Joe Hesketh, L ERA: 4.09	(1, 1)	4.2		23	10	5	5	4	0	1	0	0	1	3	56	86	9.64	2.143
Mike Gardiner, R ERA: 5.06	(5, 1)	0.2	L	6	3	2	2	0	1	0	0	0	0	0	14	28	27.00	6.000
Daryl Irvine, R ERA:	(6, 1)	1.2		6	0	0	0	0	1	0	0	0	0	0	12	21	0.00	0.600
Danny Darwin, R ERA: 4.8	(8, 1)	1.0		4	0	0	0	1	1	0	0	0	0	0	13	22	0.00	1.000

PITCHER	IP	WLS	BF	H	R	ER	SO	BB	IBB	HBP	BLK	WP	HR	S	P	ERA	WHIP

Batter	1	2	3	4	5	6	7	8	9	10	AB	R	H	RBI	BB	SO	LOB
Billy Hatcher, R (1, 8) OBP: 0.315, SLG: 0.380	F B C S 1-3 K ①		C F F B S 1-3 K ②		X 0-0 G4-3 ③		B X 1-0 G5-3 ③			C F B F X 1-2 G4-3 ②	5	0	0	0	0	2	4
Bob Zupcic, R (1, 7) OBP: 0.388, SLG: 0.479	C B X 1-1 G1-3 ②		S X 0-1 BB 1-3 2-H 1B			C S B X 1-2 G6-3 ①		C B X 1-1 BLK 1B 1B		B B S F X 2-2 G1-3 ③	5	1	2	1	0	0	0
Wade Boggs, L (1, 5) OBP: 0.369, SLG: 0.393	C T F B X 1-2 G6-3 ③		B B B C B 4-1 FC6-4 1-2 BB			B B C X 2-1 1B		B B F 1 SAFE X 2-1 G6-4-3 1-H 1B			3	0	2	1	1	0	0
Tom Brunansky, R (1, 3) OBP: 0.354, SLG: 0.474		C F X 0-2 G4-3 ①	C X 0-1 FC6-4 ③ 1-2f			B C X 1-1 F8 ②		F X 0-1 L8 ①			4	0	0	0	0	0	5
Jack Clark, R (1, 10) OBP: 0.348, SLG: 0.295		B C X 1-1 F9 ②		B F B X 2-1 P3 ①		C C F B S 1-3 K ③		S X 0-1 G6-4-3 ②③ 1-2f			4	0	0	0	0	1	2
Jody Reed, R (1, 4) OBP: 0.328, SLG: 0.346		B C B X 2-1 G6-3 ③		C B X 1-1 F8 ②			B F B B F B 4-2 1B SH5-4 FC3-2 BB		B B B B 4-0 F9-3 BB		2	0	0	0	2	0	0
Phil Plantier, L (1, 9) OBP: 0.325, SLG: 0.374			B C B X 2-1 1B 1B 1B	F B C F S 1-3 K ③			X 0-0 SH5-4 ① 1-2		1 SAFE B C B L X 2-2 F9-3 ①② 1-2		3	1	1	0	0	1	1
Tony Peña, R (1, 2) OBP: 0.268, SLG: 0.293			C 1 SAFE 1 SAFE X 0-1 F9 ①		B C B B X 3-1 G3-1 ①		B F B B C F X 2-2 FC3-2 2-3 1B		B B B C X 2-1 F7 ③		4	0	1	0	0	0	1
Luis Rivera, R (1, 6) OBP: 0.309, SLG: 0.266			1 SAFE B 1 SAFE S 1 SAFE X 1-1 1B 1-2 1B		X 0-0 F8 ②		1 SAFE X 0-0 FC3-2 ② 1-2 3-H			F B F X 1-2 F7 ①	4	0	1	0	0	0	2
Inning Stats	R: 0 E: 0 K: 1 S: 9 H: 0 LOB: 0 BB: 0 P: 12	R: 0 E: 0 K: 0 S: 7 H: 0 LOB: 0 BB: 0 P: 10	R: 1 E: 0 K: 1 S: 15 H: 3 LOB: 3 BB: 1 P: 23	R: 0 E: 0 K: 1 S: 8 H: 0 LOB: 0 BB: 0 P: 12	R: 0 E: 0 K: 0 S: 4 H: 0 LOB: 0 BB: 0 P: 7	R: 0 E: 0 K: 1 S: 11 H: 1 LOB: 1 BB: 0 P: 16	R: 0 E: 0 K: 0 S: 9 H: 1 LOB: 2 BB: 1 P: 16	R: 1 E: 0 K: 0 S: 8 H: 2 LOB: 0 BB: 0 P: 11	R: 0 E: 0 K: 0 S: 5 H: 0 LOB: 0 BB: 1 P: 13	R: 0 E: 0 K: 0 S: 10 H: 0 LOB: 0 BB: 0 P: 14	1B: 7 2B: 1 3B: 0 HR: 0	SF: 0 SAC: 1 DP: 2 HBP: 0			WP: 0 PB: 0 SB: 0 CS: 0	PA: 38		

PITCHER		IP	WLS	BF	H	R	ER	SO	BB	IBB	HBP	BLK	WP	HR	S	P	ERA	WHIP
John Smiley, L ERA: 3.36	(1, 1)	7.0		28	5	1	1	4	2	0	0	0	0	0	63	96	1.29	1.000
Carl Willis, R ERA: 4.14	(8, 1)	0.0		2	2	1	1	0	0	0	0	1	0	0	4	7	∞	∞
Bob Kipper, L ERA: 2.89	(8, 1)	3.0	W	8	0	0	0	0	1	0	0	0	0	0	19	31	0.00	0.333

PITCHER	IP	WLS	BF	H	R	ER	SO	BB	IBB	HBP	BLK	WP	HR	S	P	ERA	WHIP

TOP

Boston Red Sox @ Minnesota Twins

Hubert H. Humphrey Metrodome, Minneapolis, MN

Fri Jul 17 1992, 8:05 PM EDT

Att. 42,368 - Dome - 70 F

livebaseballscorecards.com

AB	34
R	2
H	7
RBI	2
BB	3
SO	4
LOB	15

Batter	1	2	3	4	5	6	7	8	9	10	AB	R	H	RBI	BB	SO	LOB
Chuck Knoblauch, R (1, 4) (9, 6) (10, 4) OBP: 0.401, SLG: 0.370	B B C B C B 4-2 G1-3 BB		C X 0-1 1B		B X 1-0 E 1B 1B 1-2		B C X 1-1 ① F8	B B F X 2-1 ③ G4-3		F C X 0-2 1-H 1B	5	0	3	1	1	0	2
Shane Mack, R (1, 7) OBP: 0.372, SLG: 0.460	C 1 SAFE B X 1-1 ① G1-3 1-2		C F X 0-2 ③ G1-3		B X 1-0 E8 1B 1-3 2-H		X 0-0 ② G6-3		B B C C F X 2-2 1B G6-2-3 1B		5	0	2	1	0	0	2
Kirby Puckett, R (1, 8) (9, 5) (9, 6) (9, 5) (9, 4) (10, 5) OBP: 0.368, SLG: 0.538	F F B F B X 2-2 ② L8			B B S X 2-1 2B	I I I 4-0 G4-6-3 IBB		B B B B 4-0 BB		1 SAFE 1 SAFE B B B S 1 SAFE X 2-1 G6-2-3 IBB 1B 1-3		3	0	2	0	2	0	1
Chili Davis, S (1, 10) OBP: 0.375, SLG: 0.412	B X 1-0 ③ G5-3			F F B B F S 2-3 ① K	B X 1-0 ② ③ G4-6-3 1-2f		S C S 0-3 ③ K		I I I I 4-0 G6-2-3 IBB 1-2		4	0	0	0	1	2	6
Pedro Munoz, R (1, 9) OBP: 0.313, SLG: 0.450		S X 0-1 ① G1-3		X 0-0 ② L9		B X 1-0 ① G6-3		C B C S 1-3 ① K	C B X 1-1 ① ② G6-2-3 1-2 2-3 3-Hf		5	0	0	0	0	1	4
Brian Harper, R (1, 2) OBP: 0.336, SLG: 0.396 J.T. Bruett, L (8, PR) (9, 8) OBP: 0.295, SLG: 0.205		B C S F X 1-2 ② G4-3		B B B C B 4-1 BB		X 0-0 BB 1B		C X 0-1 1B 1B	I I I I 4-0 FC5-4 IBB		3 0	0 1	2 0	0 0	1 1	0 0	0 0
Gene Larkin, S (1, 3) OBP: 0.336, SLG: 0.384 Lenny Webster, R (9, 2) OBP: 0.257, SLG: 0.275		S B F B B X 3-2 ③ G6-3		F X 0-1 ③ L9		F F X 0-2 ② P9		B C 1 SAFE B X 2-1 1B 1-2 1B	B S X 1-1 ③ FC5-4 1-2f		4 1	0 0	1 0	0 0	0 0	0 0	3 3
Scott Leius, R (1, 5) OBP: 0.319, SLG: 0.354 Randy Bush, L (8, PH) OBP: 0.291, SLG: 0.319 Jeff Reboulet, R (9, 6) OBP: 0.356, SLG: 0.313			C S B B X 2-2 ① G6-3		S X 0-1 1B 1B 1B	B B C B C B 4-1 1-2 BB	C S B X 1-2 ② F7			B C B B B C F B 4-2 FC3-6 BB	2 1 0	1 0 0	1 0 0	0 0 0	1 0 1	0 0 0	0 2 0
Greg Gagne, R (1, 6) OBP: 0.291, SLG: 0.364 Kent Hrbek, L (8, PH) OBP: 0.413, SLG: 0.502 (9, 3)			B B C C B X 3-2 ② L9		1 SAFE 1 SAFE S S F B 1 SAFE C 1-3 ① K	F F B B X 1-2 ③ F9	C 1 SAFE B B X 2-1 1-3 2-H 1B			1 SAFE B X 1-0 ① FC3-6 E S 1B 1-2f	3 2	0 1	0 1	0 1	0 0	1 0	3 1
Inning Stats	R: 0 E: 0 K: 0 S: 9 H: 0 LOB: 1 BB: 1 P: 17	R: 0 E: 0 K: 0 S: 9 H: 0 LOB: 0 BB: 0 P: 13	R: 0 E: 0 K: 0 S: 11 H: 1 LOB: 1 BB: 0 P: 16	R: 0 E: 0 K: 1 S: 10 H: 1 LOB: 2 BB: 1 P: 18	R: 1 E: 1 K: 1 S: 9 H: 3 LOB: 2 BB: 1 P: 17	R: 0 E: 0 K: 0 S: 9 H: 1 LOB: 2 BB: 1 P: 15	R: 0 E: 0 K: 1 S: 6 H: 0 LOB: 1 BB: 1 P: 11	R: 1 E: 0 K: 1 S: 14 H: 3 LOB: 2 BB: 0 P: 22	R: 0 E: 0 K: 0 S: 10 H: 2 LOB: 3 BB: 2 P: 24	R: 1 E: 0 K: 0 S: 7 H: 1 LOB: 1 BB: 1 P: 12	1B: 11 2B: 1 3B: 0 HR: 0	SF: 0 SAC: 0 DP: 2 HBP: 0					

PITCHER		IP	WLS	BF	H	R	ER	SO	BB	IBB	HBP	BLK	WP	HR	S	P	ERA	WHIP
Frank Viola, L ERA: 3.09	(1, 1)	7.1		34	8	2	2	4	4	1	0	0	0	0	70	117	2.46	1.636
Greg Harris, R ERA: 1.48	(8, 1)	1.2	L	10	3	1	0	0	1	2	0	0	0	0	20	43	0.00	2.400
Tony Fossas, L ERA: 3.86	(10, 1)	0.1		1	0	0	0	0	0	0	0	0	0	0	1	2	0.00	0.000
Jeff Reardon, R ERA: 3.14	(10, 1)	0.0		1	1	0	0	0	0	0	0	0	0	0	3	3	∞	∞

PITCHER	IP	WLS	BF	H	R	ER	SO	BB	IBB	HBP	BLK	WP	HR	S	P	ERA	WHIP

BOTTOM

Boston Red Sox @ Minnesota Twins

Robert H. Humphrey Metrodome, Minneapolis, MN

Fri Jul 17 1992, 8:05 PM EDT

Att. 42,368 - Dome - 70 F

livebaseballscorecards.com

AB	38
R	3
H	12
RBI	3
BB	8
SO	4
LOB	27

WP: 0 PA: 46
PB: 0
SB: 1
CS: 0

Batter	1	2	3	4	5	6	7	8	9	AB	R	H	RBI	BB	SO	LOB
Billy Hatcher, R (1, 8) OBP: 0.313, SLG: 0.384	G3-1 E 2B		K		G4-3		L4			4	1	1	0	0	1	1
Phil Plantier, L (1, 10) OBP: 0.327, SLG: 0.376	G3-1 2-3		FC6-4 1B			FC6-4 BB 1B		P6		4	0	2	0	0	0	1
Wade Boggs, L (1, 5) OBP: 0.368, SLG: 0.391	E7 1B 3-H		L6			L8		G3-1		4	0	1	1	0	0	2
Tom Brunansky, R (1, 9) OBP: 0.352, SLG: 0.468	K		FC6-4 1-2f			FC6-4 1-2 BB		K		3	0	0	0	1	2	2
Bob Zupcic, R (1, 7) OBP: 0.384, SLG: 0.473	G6-3			K		FC6-4 1-2f 2-3			SH3-4 1B	4	0	1	0	0	1	3
Jody Reed, R (1, 4) OBP: 0.328, SLG: 0.344		BB		K		K			SH3-4 1-2	2	0	0	0	1	2	2
Mo Vaughn, L (1, 3) OBP: 0.337, SLG: 0.336		F8		F9			CS SH3-4 BB		IBB	2	0	0	0	2	0	1
Tim Naehring, R (1, 6) OBP: 0.286, SLG: 0.289 Herm Winningham, L (9, PH) OBP: 0.238, SLG: 0.269 Luis Rivera, R (9, 6) OBP: 0.309, SLG: 0.266		F7			G6-3		SH3-4 1-2		K	2 1 0	0 0 0	0 0 0	0 0 0	0 1 0	0 1 0	1 2 0
Tony Peña, R (1, 2) OBP: 0.267, SLG: 0.290		L8			G5-3		BB 2-3		G3-1	3	0	0	0	1	0	3
Inning Stats	R: 1 E: 1 K: 1 S: 10 H: 2 LOB: 1 BB: 0 P: 18	R: 0 E: 0 K: 0 S: 9 H: 0 LOB: 1 BB: 1 P: 19	R: 0 E: 0 K: 1 S: 8 H: 1 LOB: 1 BB: 0 P: 11	R: 0 E: 0 K: 2 S: 7 H: 0 LOB: 0 BB: 0 P: 10	R: 0 E: 0 K: 0 S: 3 H: 0 LOB: 0 BB: 0 P: 4	R: 0 E: 0 K: 1 S: 13 H: 1 LOB: 2 BB: 1 P: 23	R: 0 E: 0 K: 0 S: 7 H: 0 LOB: 1 BB: 2 P: 16	R: 0 E: 0 K: 1 S: 9 H: 0 LOB: 0 BB: 0 P: 10	R: 0 E: 0 K: 1 S: 9 H: 1 LOB: 2 BB: 1 P: 15	1B: 4 2B: 1 3B: 0 HR: 0 SF: 0 SAC: 2 DP: 0 HBP: 0						

PITCHER	IP	WLS	BF	H	R	ER	SO	BB	IBB	HBP	BLK	WP	HR	S	P	ERA	WHIP
Scott Erickson, R (1, 1) ERA: 3.9	9.0	L	36	5	1	1	7	4	1	0	0	0	0	75	126	1.00	1.000

PITCHER	IP	WLS	BF	H	R	ER	SO	BB	IBB	HBP	BLK	WP	HR	S	P	ERA	WHIP

TOP

Boston Red Sox @ Minnesota Twins

Hubert H. Humphrey Metrodome, Minneapolis, MN

Sat Jul 18 1992, 4:33 AM EDT

Att. 42,078 - Dome - 70 F

livebaseballscorecards.com

AB	29
R	1
H	5
RBI	1
BB	5
SO	7
LOB	18

1B:	4
2B:	1
3B:	0
HR:	0
SF:	0
SAC:	2
DP:	0
HBP:	0
WP:	0
PB:	0
SB:	0
CS:	1
PA:	36

BOTTOM

Boston Red Sox @ Minnesota Twins

Hubert H. Humphrey Metrodome, Minneapolis, MN

Sat Jul 18 1992, 4:33 AM EDT

Att. 42,078 - Dome - 70 F

livebaseballscorecards.com

Batter	1	2	3	4	5	6	7	8	9	AB	R	H	RBI	BB	SO	LOB
Chuck Knoblauch, R (1, 4) OBP: 0.397, SLG: 0.366	B C C B B F F X 3-2 ① F9		B F F X 1-2 ② G6-3			B B C C B C 3-3 ① K			C X 0-1 ① G6-3	4	0	0	0	0	1	0
Jeff Reboulet, R (1, 5) OBP: 0.339, SLG: 0.294 Chili Davis, S (9, PH) OBP: 0.374, SLG: 0.411	B C B B C F X 2-2 ② G6-3		B B C F F C 2-3 ③ K			C X 0-1 ② G6-3			C B B B F F C 3-3 ② K	3 1	0 0	0 0	0 0	0 0	1 1	0 0
Kirby Puckett, R (1, 8) OBP: 0.366, SLG: 0.534	B C H 2-1 HBP			B B X 2-0 ① G4-3		X 0-0 ③ G1-3			B F F X 1-2 ③ G1-3	3	0	0	0	0	0	0
Kent Hrbek, L (1, 3) OBP: 0.408, SLG: 0.496	X 0-0 ③ F8			B F B S F X 2-2 ② G5-3			B B F X 2-1 ① F7			3	0	0	0	0	0	1
Shane Mack, R (1, 7) OBP: 0.372, SLG: 0.459		C B X 1-1 FC3-6 1B		B F B F F C 2-3 ③ K			F B S F B X 2-2 ② G4-3			3	0	1	0	0	1	0
Randy Bush, L (1, 10) OBP: 0.283, SLG: 0.309		B 1 SAFE 1 SAFE B B C 1 SAFE 1 SAFE 1 SAFE X 3-1 ① FC3-6 1-2f			C X 0-1 ① L4		S X 0-1 ③ G4-3			3	0	0	0	0	0	1
Gene Larkin, S (1, 9) OBP: 0.336, SLG: 0.383		F F B B B F C 2-3 ② K			B B F X 2-1 1B			B X 1-0 ① L9		3	0	1	0	0	1	1
Lenny Webster, R (1, 2) OBP: 0.250, SLG: 0.268 Brian Harper, R (8, PH) OBP: 0.334, SLG: 0.394 (9, 2)		C 1 SAFE B B B C X 3-2 ③ P5			X 0-0 ② F9			B X 1-0 ② F7		2 1	0 0	0 0	0 0	0 0	0 0	2 0
Greg Gagne, R (1, 6) OBP: 0.288, SLG: 0.360			B X 1-0 ① P4		B C B B S X 3-2 ③ F8			B F C X 1-2 ③ L8		3	0	0	0	0	0	1
Inning Stats	R: 0 H: 0 E: 0 LOB: 1 K: 0 BB: 0 S: 12 P: 19	R: 0 H: 1 E: 0 LOB: 1 K: 1 BB: 0 S: 11 P: 20	R: 0 H: 0 E: 0 LOB: 0 K: 1 BB: 0 S: 8 P: 12	R: 0 H: 0 E: 0 LOB: 0 K: 1 BB: 0 S: 9 P: 15	R: 0 H: 1 E: 0 LOB: 1 K: 0 BB: 0 S: 8 P: 13	R: 0 H: 0 E: 0 LOB: 0 K: 1 BB: 0 S: 6 P: 9	R: 0 H: 0 E: 0 LOB: 0 K: 0 BB: 0 S: 8 P: 12	R: 0 H: 0 E: 0 LOB: 0 K: 0 BB: 0 S: 5 P: 8	R: 0 H: 0 E: 0 LOB: 0 K: 1 BB: 0 S: 9 P: 13	1B: 2 2B: 0 3B: 0 HR: 0	SF: 0 SAC: 0 DP: 0 HBP: 1	WP: 0 PB: 0 SB: 0 CS: 0	PA: 30				

	AB	29
	R	0
	H	2
	RBI	0
	BB	0
	SO	5
	LOB	6

PITCHER	IP	WLS	BF	H	R	ER	SO	BB	IBB	HBP	BLK	WP	HR	S	P	ERA	WHIP
Roger Clemens, R (1, 1) ERA: 2.17	9.0	W	30	2	0	0	5	0	0	1	0	0	0	76	121	0.00	0.222

PITCHER	IP	WLS	BF	H	R	ER	SO	BB	IBB	HBP	BLK	WP	HR	S	P	ERA	WHIP

Batter	1	2	3	4	5	6	7	8	9	AB	R	H	RBI	BB	SO	LOB
Billy Hatcher, R (1, 8) OBP: 0.302, SLG: 0.369	L B X 1-1 ① G6-3		B X 1-0 ① F8	X 0-0 ② L5		F X 0-1 ② G5-3		B X 1-0 ③ G6-3		5	0	0	0	0	0	0
Bob Zupcic, R (1, 7) OBP: 0.385, SLG: 0.474	X 0-0 ② G6-3		C B B B C F X 3-2 1B 2B	B X 1-0 ③ F9		C B X 1-1 ③ G4-3			S B B B B 4-1 1B PB BB	4	1	1	0	1	0	0
Wade Boggs, L (1, 5) OBP: 0.374, SLG: 0.398	C B B B X 2-1 1B		B C B B F X 3-2 WP 1B 1B 1B		B X 1-0 1B 1B 1B		C F B B S 2-3 ① K		B C B B B X 3-1 1-3 1B	5	2	4	0	0	1	0
Tom Brunansky, R (1, 3) (7, 9) OBP: 0.353, SLG: 0.466	F B B B X 2-1 ③ F8		B C B B F X 3-2 1B WP 1-2 2-H 1B		B B C F F F B X 3-2 BB 1-3 1B		B C C X 1-2 ② F9		C B C F S 1-3 ① K	5	1	2	1	0	1	3
Jack Clark, R (1, 10) OBP: 0.357, SLG: 0.297		B C X 1-1 G6-3 1B 1B	C B B B S B F B 4-2 1B 1-2 2-3 BB		B C B B B 4-1 1B 1-2 BB		C B B B B 4-1 1B BB		S B F B F B X 3-2 ② P5	2	1	1	0	3	0	2
Jody Reed, R (1, 4) OBP: 0.332, SLG: 0.348		C B X 1-1 ① G6-3 1-2	C B X 1-1 1-2 2-3 3-H 1B		B F X 1-1 ① 1-3 2-H 3-H 1B		B X 1-0 FC5-4 1-2 1B		B B C X 2-1 ③ P5	5	0	3	3	0	0	3
Phil Plantier, L (1, 9) OBP: 0.324, SLG: 0.372		C B X 1-1 ② P7	S B B S C 2-3 ② K		B C B S S 2-3 ② K		C X 0-1 ③ FC5-4 1-2f			3	0	0	0	0	2	5
Tim Naehring, R (7, PH) OBP: 0.284, SLG: 0.287										1	0	0	0	0	0	2
Scott Cooper, L (7, 3) OBP: 0.320, SLG: 0.311										0	0	0	0	0	0	0
Luis Rivera, R (1, 6) OBP: 0.308, SLG: 0.266		B X 1-0 S 2-H 1B	S B F C 1-3 ③ K		B C S C 1-3 ③ K			B C B B X 3-1 ① G6-3		4	0	1	1	0	2	4
John Flaherty, R (1, 2) OBP: 0.204, SLG: 0.178		C S B F B B X 3-2 ③ L8 2-3		C S C 0-3 ① K		B F X 1-1 ① G5-3		X 0-0 ② G4-3		3	0	0	0	0	1	1
Herm Winningham, L (8, PH) OBP: 0.236, SLG: 0.267										1	0	0	0	0	0	0
Tony Peña, R (8, 2) OBP: 0.267, SLG: 0.290										0	0	0	0	0	0	0
Inning Stats	R: 0 E: 0 K: 0 S: 7 H: 1 LOB: 1 BB: 0 P: 12	R: 1 E: 0 K: 0 S: 11 H: 2 LOB: 1 BB: 0 P: 18	R: 2 E: 0 K: 2 S: 22 H: 4 LOB: 3 BB: 1 P: 40	R: 0 E: 0 K: 1 S: 5 H: 0 LOB: 0 BB: 0 P: 6	R: 2 E: 0 K: 2 S: 15 H: 3 LOB: 1 BB: 1 P: 27	R: 0 E: 0 K: 0 S: 6 H: 0 LOB: 0 BB: 0 P: 8	R: 0 E: 0 K: 1 S: 10 H: 1 LOB: 2 BB: 1 P: 18	R: 0 E: 0 K: 0 S: 4 H: 0 LOB: 0 BB: 0 P: 8	R: 0 E: 0 K: 1 S: 13 H: 1 LOB: 2 BB: 1 P: 26	1B: 11 2B: 1 3B: 0 HR: 0	SF: 0 SAC: 0 DP: 0 HBP: 0						

PITCHER		IP	WLS	BF	H	R	ER	SO	BB	IBB	HBP	BLK	WP	HR	S	P	ERA	WHIP
Bill Krueger, L ERA: 3.35	(1, 1)	2.1		14	6	3	3	0	1	0	0	0	1	0	32	58	11.57	3.000
Tom Edens, R ERA: 1.65	(3, 1)	2.0		10	4	2	2	3	1	0	0	0	0	0	22	36	9.00	2.500
Mark Guthrie, L ERA: 3.24	(5, 1)	2.2	W	10	1	0	0	3	1	0	0	0	0	0	22	35	0.00	0.750
Carl Willis, R ERA: 4.04	(8, 1)	1.0		3	0	0	0	0	0	0	0	0	0	0	4	8	0.00	0.000
Rick Aguilera, R ERA: 2.72	(9, 1)	1.0	S	5	1	0	0	1	1	0	0	0	0	0	13	26	0.00	2.000

PITCHER	IP	WLS	BF	H	R	ER	SO	BB	IBB	HBP	BLK	WP	HR	S	P	ERA	WHIP

TOP

Boston Red Sox @ Minnesota Twins

Hubert H. Humphrey Metrodome, Minneapolis, MN

Sun Jul 19 1992, 4:33 AM EDT

Att. 38,735 - Dome - 70 F

livebaseballscorecards.com

AB	38
R	5
H	12
RBI	5
BB	4
SO	7
LOB	20

BOTTOM

Boston Red Sox @ Minnesota Twins

Hubert H. Humphrey Metrodome, Minneapolis, MN

Sun Jul 19 1992, 4:33 AM EDT

Att. 38,735 - Dome - 70 F

livebaseballscorecards.com

Batter	1	2	3	4	5	6	7	8	9	AB	R	H	RBI	BB	SO	LOB
Chuck Knoblauch, R (1, 4) OBP: 0.397, SLG: 0.366	C C X 0-2 ① F8		B X 1-0 ③ G6-3		B B C B C X 3-2 1B 1-2 2-3 1B		B X 1-0 1B' 1B 1B	1 SAFE B 1 SAFE 1 SAFE X 1-0 ① F8		5	1	2	0	0	0	1
Shane Mack, R (1, 7) OBP: 0.375, SLG: 0.463	B X 1-0 BLK 1B			C B S X 1-2 ① G6-3	C F X 0-2 ② SF7 3-H		B 1 SAFE 1 SAFE X 1-0 HBP 1-3 1B	X 0-0 1-3 1B		4	1	3	1	0	0	0
Kirby Puckett, R (1, 8) OBP: 0.367, SLG: 0.532	L X 0-1 ② P9 1-2			B B X 2-0 ② G6-3	F X 0-1 1-2 2-3 1B		H 1-0 1B 1-2 1B HBP	S 1 SAFE B 1 F B B X 3-2 ② SF8 3-H		3	1	1	1	0	0	1
Kent Hrbek, L (1, 3) OBP: 0.405, SLG: 0.490	B X 1-0 ③ G4-3			S B X 1-1 1B	B B F F B X 3-2 ③ G3		C B F X 1-2 ② P6	S C B F B S 2-3 ③ K		5	0	1	0	0	1	8
Chili Davis, S (1, 10) OBP: 0.376, SLG: 0.412		S T C 0-3 ① K		B X 1-0 ③ G3		C B X 1-1 2B 1B	F S X 0-2 BB 1B 1-2 2-H 3-H 1B			4	1	2	2	0	1	1
Brian Harper, R (1, 2) OBP: 0.340, SLG: 0.406		B S X 1-1 ② F9			B C X 1-1 1B FC5-4 2B	1 SAFE B X 1-0 G3 1-H F7-2 2B	X 0-0 BB 1-2 2-H 1B			4	1	3	2	0	0	0
Pedro Munoz, R (1, 9) OBP: 0.314, SLG: 0.449 Gene Larkin, S (7, PH) OBP: 0.340, SLG: 0.383 J.T. Bruett, L (7, PR) OBP: 0.295, SLG: 0.205 (8, 9)		S T X 0-2 ③ G5-3			S B B B X 3-1 FC5-4 2-3 1B	S B B F F F X 2-2 ① G3 2-3	B B F B B 4-1 1-2 2-3 BB			3 0 0	0 0 0	1 0 0	0 0 0	0 1 0	0 0 0	1 0 0
Scott Leius, R (1, 5) OBP: 0.315, SLG: 0.350 Randy Bush, L (7, PH) OBP: 0.280, SLG: 0.305 Jeff Reboulet, R (8, 5) OBP: 0.339, SLG: 0.294			C X 0-1 ① P3		X 0-0 ① FC5-4 1B BB 1-2f SF7 3-H	C B X 1-1 ②③ F7-2 3-H	B X 1-0 ③ P6			3 1 0	1 0 0	0 0 0	1 0 0	0 0 0	0 0 0	2 3 0
Greg Gagne, R (1, 6) OBP: 0.291, SLG: 0.359			B C F X 1-2 ② G5-3		1 SAFE B 1 SAFE 1 SAFE C B B 1 SAFE C 4-2 B 1B 1B 1-2 BB		B B C F X 2-2 ① G5-3	F B C X 1-2 1B SF8 1B		3	1	1	0	1	0	0
Inning Stats	R: 0 H: 1 E: 0 LOB: 1 K: 0 BB: 0 S: 7 P: 9	R: 0 H: 0 E: 0 LOB: 0 K: 1 BB: 0 S: 8 P: 9	R: 0 H: 0 E: 0 LOB: 0 K: 0 BB: 0 S: 7 P: 9	R: 0 H: 1 E: 0 LOB: 1 K: 0 BB: 0 S: 7 P: 12	R: 2 H: 4 E: 0 LOB: 3 K: 0 BB: 1 S: 18 P: 32	R: 1 H: 2 E: 0 LOB: 0 K: 0 BB: 0 S: 10 P: 15	R: 3 H: 4 E: 0 LOB: 3 K: 0 BB: 1 S: 15 P: 26	R: 1 H: 2 E: 0 LOB: 1 K: 1 BB: 0 S: 12 P: 19		1B: 12 SF: 2 2B: 3 SAC: 0 3B: 0 DP: 1 HR: 0 HBP: 1						

	AB	35
	R	7
	H	14
	RBI	7
	BB	2
	SO	2
	LOB	17

WP: 0 PA: 40
PB: 0
SB: 0
CS: 0

PITCHER		IP	WLS	BF	H	R	ER	SO	BB	IBB	HBP	BLK	WP	HR	S	P	ERA	WHIP
John Dopson, R ERA: 3.44	(1, 1)	4.1		19	5	2	2	1	1	0	0	1	0	0	39	60	4.15	1.385
Daryl Irvine, R ERA: 2.25	(5, 1)	2.0		10	5	3	3	0	0	0	0	0	0	0	24	36	13.50	2.500
Greg Harris, R ERA: 1.62	(7, 1)	0.0	L	1	0	0	0	0	0	0	1	0	0	0	0	1	∞	∞
Tony Fossas, L ERA: 3.77	(7, 1)	0.1		2	1	0	0	0	0	0	0	0	0	0	6	7	0.00	3.000
Jeff Reardon, R ERA: 3.34	(7, 1)	1.0		7	3	2	2	0	1	0	0	0	0	0	11	21	18.00	4.000

PITCHER		IP	WLS	BF	H	R	ER	SO	BB	IBB	HBP	BLK	WP	HR	S	P	ERA	WHIP
Matt Young, L ERA: 5.15	(8, 1)	0.1		1	0	0	0	1	0	0	0	0	0	0	4	6	0.00	0.000

Batter	1	2	3	4	5	6	7	8	9	AB	R	H	RBI	BB	SO	LOB
Kenny Lofton, L (1, 8) OBP: 0.322, SLG: 0.320	G1-3	K 1-2			K		F8		FC4-2 1B 1-2 2-3 3-Hf	5	0	0	0	0	2	6
Thomas Howard, S (1, 7) OBP: 0.313, SLG: 0.330	G6-3	F8			1-3 1B			K	1B 1-3 2-H 3-H	5	0	2	2	0	1	0
Carlos Baerga, S (1, 4) OBP: 0.358, SLG: 0.477	WP 1B BB	G4-3			F7			F8	G3	4	1	0	0	1	0	4
Albert Belle, R (1, 10) OBP: 0.318, SLG: 0.473	2B 1-H 1B	G5-3		L4				G3-1		4	1	1	1	0	0	0
Paul Sorrento, L (1, 3) OBP: 0.344, SLG: 0.430	2B 1-H		L1	G3-1					SH1-4 1B 1B BB	3	1	1	1	1	0	0
Mark Whiten, S (1, 9) OBP: 0.359, SLG: 0.404	K		G6-3	F8					1B SH1-4 FC4-2 1-2 1B	4	0	1	0	0	1	1
Brook Jacoby, R (1, 5) OBP: 0.341, SLG: 0.351		K	G6-3			SH3 1B			SH1-4 1-2 2-3	3	0	1	0	0	1	0
Felix Fermin, R (1, 6) OBP: 0.305, SLG: 0.306		F9		1B BB		SH3 1-2			FC4-2 1B 1B IBB	1	1	0	0	2	0	0
Sandy Alomar Jr., R (1, 2) OBP: 0.292, SLG: 0.326		PB 1B		F8		F8			FC4-2 1B 1-2 2-3 3-H	4	1	2	1	0	0	2
Inning Stats	R: 2 E: 0 K: 1 S: 12 H: 2 LOB: 1 BB: 1 P: 25	R: 0 E: 0 K: 2 S: 11 H: 1 LOB: 1 BB: 0 P: 15	R: 0 E: 0 K: 0 S: 6 H: 0 LOB: 0 BB: 0 P: 10	R: 0 E: 0 K: 0 S: 7 H: 0 LOB: 0 BB: 0 P: 12	R: 0 E: 0 K: 1 S: 9 H: 1 LOB: 2 BB: 1 P: 15	R: 0 E: 0 K: 0 S: 5 H: 0 LOB: 0 BB: 0 P: 9	R: 0 E: 0 K: 0 S: 8 H: 1 LOB: 1 BB: 0 P: 13	R: 0 E: 0 K: 1 S: 6 H: 0 LOB: 0 BB: 0 P: 9	R: 3 E: 0 K: 0 S: 13 H: 3 LOB: 2 BB: 2 P: 24	1B: 7 2B: 1 3B: 0 HR: 0 SF: 0 SAC: 2 DP: 0 HBP: 0							

TOP

Cleveland Indians @ Minnesota Twins

Hubert H. Humphrey Metrodome, Minneapolis, MN

Mon Jul 20 1992, 8:05 PM EDT

Att. 26,190 - Dome - 70 F

livebaseballscorecards.com

AB	33
R	5
H	8
RBI	5
BB	4
SO	5
LOB	13

WP: 1 PB: 1 SB: 0 CS: 0 PA: 39

PITCHER		IP	WLS	BF	H	R	ER	SO	BB	IBB	HBP	BLK	WP	HR	S	P	ERA	WHIP
Willie Banks, R ERA: 4.59	(1, 1)	8.0	L	31	5	2	2	5	2	0	0	0	1	0	64	108	2.25	0.875
Bob Kipper, L ERA: 3.58	(9, 1)	0.1		4	1	3	3	0	1	1	0	0	0	0	4	12	81.00	6.000
Carl Willis, R ERA: 3.98	(9, 1)	0.2		4	2	0	0	0	0	0	0	0	0	0	9	12	0.00	3.000

PITCHER	IP	WLS	BF	H	R	ER	SO	BB	IBB	HBP	BLK	WP	HR	S	P	ERA	WHIP

Batter	1	2	3	4	5	6	7	8	9	AB	R	H	RBI	BB	SO	LOB
Chuck Knoblauch, R (1, 4) OBP: 0.398, SLG: 0.368	G6-3		G5-3		2B 1B			SH1-3 1B		4	1	2	0	0	0	0
Shane Mack, R (1, 7) OBP: 0.377, SLG: 0.473	G5-3		3B		SAFE SAFE 1-H 2B			SH1-3 1-2		3	0	2	1	0	0	0
Kirby Puckett, R (1, 8) OBP: 0.366, SLG: 0.529	1B 1B		G5-3		F9			K		4	0	1	0	0	1	3
Chili Davis, S (1, 10) OBP: 0.374, SLG: 0.410	SAFE 1-2 1B			K		P4		G4-3		4	0	1	0	0	1	1
Pedro Munoz, R (1, 9) OBP: 0.310, SLG: 0.443	F8			G5-3		G6-3			1B 1B	3	0	0	0	0	0	2
J.T. Bruett, L (9, PH) OBP: 0.311, SLG: 0.225										1	0	1	0	0	0	0
Brian Harper, R (1, 2) OBP: 0.339, SLG: 0.404		L7		1B		F8			K	4	0	1	0	0	1	1
Kent Hrbek, L (1, 3) OBP: 0.403, SLG: 0.486		G3		K			CS 1B		F8	4	0	1	0	0	1	2
Scott Leius, R (1, 5) OBP: 0.315, SLG: 0.350		F7			K		G6-4-3 1-2 1B		1-2 1B	3	0	1	0	0	1	0
Randy Bush, L (9, PH) OBP: 0.287, SLG: 0.313										1	0	1	0	0	0	0
Greg Gagne, R (1, 6) OBP: 0.288, SLG: 0.355			P3		K		G6-4-3 1-2f		K	3	0	0	0	0	1	1
Gene Larkin, S (9, PH) OBP: 0.338, SLG: 0.381										1	0	0	0	0	1	2
Inning Stats	R: 0 E: 0 K: 0 S: 9 H: 2 LOB: 2 BB: 0 P: 15	R: 0 E: 0 K: 0 S: 4 H: 0 LOB: 0 BB: 0 P: 6	R: 0 E: 0 K: 0 S: 11 H: 1 LOB: 1 BB: 0 P: 15	R: 0 E: 0 K: 2 S: 11 H: 1 LOB: 1 BB: 0 P: 22	R: 1 E: 0 K: 2 S: 15 H: 2 LOB: 1 BB: 0 P: 23	R: 0 E: 0 K: 0 S: 5 H: 0 LOB: 0 BB: 0 P: 8	R: 0 E: 0 K: 0 S: 9 H: 2 LOB: 0 BB: 0 P: 13	R: 0 E: 0 K: 1 S: 9 H: 1 LOB: 1 BB: 0 P: 13	R: 0 E: 0 K: 2 S: 12 H: 2 LOB: 2 BB: 0 P: 16	1B: 9 2B: 1 3B: 1 HR: 0 SF: 0 SAC: 1 DP: 1 HBP: 0							

PITCHER		IP	WLS	BF	H	R	ER	SO	BB	IBB	HBP	BLK	WP	HR	S	P	ERA	WHIP
Dennis Cook, L ERA: 3.97	(1, 1)	6.1	W	26	8	1	1	4	0	0	0	0	0	0	62	98	1.42	1.263
Ted Power, R ERA: 2.34	(7, 1)	0.2		1	0	0	0	0	0	0	0	0	0	0	2	4	0.00	0.000
Steve Olin, R ERA: 2.02	(8, 1)	2.0	S	9	3	0	0	3	0	0	0	0	0	0	21	29	0.00	1.500

PITCHER	IP	WLS	BF	H	R	ER	SO	BB	IBB	HBP	BLK	WP	HR	S	P	ERA	WHIP

BOTTOM

Cleveland Indians @ Minnesota Twins

Hubert H. Humphrey Metrodome, Minneapolis, MN

Mon Jul 20 1992, 8:05 PM EDT

Att. 26,190 - Dome - 70 F

livebaseballscorecards.com

AB	35
R	1
H	11
RBI	1
BB	0
SO	7
LOB	12

WP: 0 PB: 0 SB: 0 CS: 1 PA: 36

Batter	1	2	3	4	5	6	7	8	9	AB	R	H	RBI	BB	SO	LOB
Kenny Lofton, L (1, 8) OBP: 0.321, SLG: 0.319	C B X 1-1 1B 1B 1B	X 0-0 ① F9		B F X 1-1 ③ F7			C B F B B S 3-3 ③ K			4	1	1	0	0	1	1
Felix Fermin, R (1, 6) OBP: 0.303, SLG: 0.304	C X 0-1 1-3 E 1B	B X 1-0 ② G1-4-3 1-2			B X 1-0 ① G4-3			B B C B F F X 3-2 ① L8		4	1	1	0	0	0	1
Carlos Baerga, S (1, 4) OBP: 0.361, SLG: 0.479	F F B F F X 1-2 E2 2B 2-H 3-H 1B	B F F X 1-2 ③ G3-1			C F B H 2-2 G5-4-3 HBP			C B B B X 3-1 S 1B		3	1	2	1	0	0	1
Albert Belle, R (1, 10) OBP: 0.318, SLG: 0.470 Carlos Martinez, R (8, PH) OBP: 0.270, SLG: 0.338	F S H 1-2 2B G3 HBP		S F S 0-3 ① K		C B X 1-1 ② ③ G5-4-3 1-2f			B X 1-0 ② F9		2 1	1 0	0 0	0 0	0 0	1 0	1 1
Paul Sorrento, L (1, 3) OBP: 0.342, SLG: 0.431	F S B F B X 2-2 G3 1-3 2-H 2B		B S F B B S 3-3 ② K			C F C 0-3 ① K		S F B S 1-3 ③ K 1-2		4	0	1	1	0	3	1
Mark Whiten, S (1, 9) OBP: 0.360, SLG: 0.403	B X 1-0 ① P6		X 0-0 CS 1B			B X 1-0 ② G6-3			C H 1-1 G1-3 HBP	3	0	1	0	0	0	2
Glenallen Hill, R (1, 7) OBP: 0.293, SLG: 0.452	F X 0-1 ② G3 2-3 3-H		1 SAFE C 1 SAFE F 1 SAFE B 1-2 ③ CS 1-2	X 0-0 ① G5-3		S S B F X 1-2 ③ G5-3			1 SAFE X 0-0 ① G1-3 1-2	4	0	0	1	0	0	2
Jim Thome, L (1, 5) OBP: 0.294, SLG: 0.361 Brook Jacoby, R (8, 5) OBP: 0.340, SLG: 0.349	S B C T B B F S 3-3 ③ K			B B X 2-0 HR			C C B F B B F C 3-3 ① K		X 0-0 ② P4	3 1	1 0	1 0	1 0	0 0	2 0	1 1
Sandy Alomar Jr., R (1, 2) OBP: 0.291, SLG: 0.322		B B B C C B 4-2 G1-4-3 BB		X 0-0 ② P6			C B B X 2-1 ② G6-3		B C X 1-1 ③ G3	3	0	0	0	1	0	1
Inning Stats	R: 4 H: 4 E: 1 LOB: 1 K: 1 BB: 0 S: 23 P: 32	R: 0 H: 0 E: 0 LOB: 1 K: 0 BB: 1 S: 7 P: 13	R: 0 H: 1 E: 0 LOB: 0 K: 2 BB: 0 S: 9 P: 13	R: 1 H: 1 E: 0 LOB: 0 K: 0 BB: 0 S: 5 P: 8	R: 0 H: 0 E: 0 LOB: 0 K: 0 BB: 0 S: 5 P: 9	R: 0 H: 0 E: 0 LOB: 0 K: 1 BB: 0 S: 8 P: 10	R: 0 H: 0 E: 0 LOB: 0 K: 2 BB: 0 S: 11 P: 19	R: 0 H: 1 E: 0 LOB: 1 K: 1 BB: 0 S: 10 P: 18	R: 0 H: 0 E: 0 LOB: 1 K: 0 BB: 0 S: 5 P: 7	1B: 5 SF: 0 2B: 1 SAC: 0 3B: 0 DP: 1 HR: 1 HBP: 3						

TOP

Cleveland Indians @ Minnesota Twins

Hubert H. Humphrey Metrodome, Minneapolis, MN

Tue Jul 21 1992, 8:05 PM EDT

Att. 28,992 - Dome - 70 F

livebaseballscorecards.com

AB	32
R	5
H	7
RBI	4
BB	1
SO	7
LOB	13

WP: 0 PA: 37
PB: 0
SB: 1
CS: 1

PITCHER		IP	WLS	BF	H	R	ER	SO	BB	IBB	HBP	BLK	WP	HR	S	P	ERA	WHIP
Kevin Tapani, R ERA: 4.08	(1, 1)	5.0	L	22	6	5	3	3	1	0	2	0	0	1	49	75	5.40	1.400
Gary Wayne, L ERA: 2.25	(6, 1)	4.0		14	1	0	0	4	0	0	1	0	0	0	34	54	0.00	0.250

PITCHER	IP	WLS	BF	H	R	ER	SO	BB	IBB	HBP	BLK	WP	HR	S	P	ERA	WHIP

BOTTOM

Cleveland Indians @ Minnesota Twins

Hubert H. Humphrey Metrodome, Minneapolis, MN

Tue Jul 21 1992, 8:05 PM EDT

Att. 28,992 - Dome - 70 F

livebaseballscorecards.com

Batter	1	2	3	4	5	6	7	8	9	AB	R	H	RBI	BB	SO	LOB
Chuck Knoblauch, R (1, 4) OBP: 0.396, SLG: 0.364	G6-3	SF8 2-3 3-H			F8 BB BB		G6-3 1-2		F9	3	0	0	1	1	0	2
Shane Mack, R (1, 7) OBP: 0.378, SLG: 0.470	G6-3	K			G6-4-3 1-2 BB		1B 2-3		F8	4	0	1	0	1	1	3
Kirby Puckett, R (1, 8) OBP: 0.364, SLG: 0.525	1B		F9		F8 2-3		K		G1-3	5	0	1	0	0	1	5
Kent Hrbek, L (1, 3) OBP: 0.401, SLG: 0.480	G4-3		L8		G6-4-3 1-2f			1B BB		3	0	0	0	1	0	3
Chili Davis, S (1, 10) OBP: 0.376, SLG: 0.419		1B 1B 2B	2B			G6-3		F8		4	1	2	0	0	0	1
Brian Harper, R (1, 2) OBP: 0.338, SLG: 0.402		E 1B SF8 2-3 1B	F8			L7		F9		4	1	1	0	0	0	2
Pedro Munoz, R (1, 9) OBP: 0.309, SLG: 0.440		K	G4-3			G6-3		1B 1-2		4	0	1	0	0	1	2
Scott Leius, R (1, 5) OBP: 0.315, SLG: 0.350		SF8 E 1-2 3-H 1B	F8				G1-3	G1		3	0	1	1	0	0	0
Randy Bush, L (8, PH) OBP: 0.284, SLG: 0.309										1	0	0	0	0	0	2
Greg Gagne, R (9, 6) OBP: 0.288, SLG: 0.355										0	0	0	0	0	0	0
Jeff Reboulet, R (1, 6) OBP: 0.338, SLG: 0.283	E1 1-2 2-3		F7				1B G6-3 BB		1B	2	0	0	0	1	0	2
(9, 5)										1	0	1	0	0	0	0
J.T. Bruett, L (9, PH) OBP: 0.326, SLG: 0.244																

	AB	34
	R	2
	H	8
	RBI	2
	BB	4
	SO	3
	LOB	22

Inning Stats	1	2	3	4	5	6	7	8	9	1B: 6	SF: 1	WP: 0	PA: 39
	R: 0 H: 1 E: 0 LOB: 1 K: 0 BB: 0 S: 6 P: 10	R: 2 H: 3 E: 1 LOB: 2 K: 2 BB: 0 S: 26 P: 33	R: 0 H: 1 E: 0 LOB: 1 K: 0 BB: 0 S: 12 P: 20	R: 0 H: 0 E: 0 LOB: 0 K: 0 BB: 0 S: 6 P: 7	R: 0 H: 0 E: 0 LOB: 1 K: 0 BB: 2 S: 5 P: 15	R: 0 H: 0 E: 0 LOB: 0 K: 0 BB: 0 S: 6 P: 8	R: 0 H: 1 E: 0 LOB: 2 K: 1 BB: 1 S: 14 P: 24	R: 0 H: 1 E: 0 LOB: 2 K: 0 BB: 1 S: 7 P: 15	R: 0 H: 1 E: 0 LOB: 1 K: 0 BB: 0 S: 7 P: 8	2B: 2	SAC: 0	PB: 0	
										3B: 0	DP: 1	SB: 0	
										HR: 0	HBP: 0	CS: 0	

PITCHER		IP	WLS	BF	H	R	ER	SO	BB	IBB	HBP	BLK	WP	HR	S	P	ERA	WHIP
Jose Mesa, R ERA: 4.71	(1, 1)	6.2	W	28	5	2	1	2	3	0	0	0	0	0	70	111	1.35	1.200
Ted Power, R ERA: 2.32	(7, 1)	0.1		2	1	0	0	1	0	0	0	0	0	0	5	6	0.00	3.000
Derek Lilliquist, L ERA: 1.56	(8, 1)	0.2		4	1	0	0	0	1	0	0	0	0	0	6	14	0.00	3.000
Steve Olin, R ERA: 1.97	(8, 1)	1.1	S	5	1	0	0	0	0	0	0	0	0	0	8	9	0.00	0.750

PITCHER	IP	WLS	BF	H	R	ER	SO	BB	IBB	HBP	BLK	WP	HR	S	P	ERA	WHIP

Cleveland Indians @ Minnesota Twins

Hubert H. Humphrey Metrodome, Minneapolis, MN

Wed Jul 22 1992, 4:33 AM EDT

Att. 40,394 - Dome - 70 F

TOP

livebaseballscorecards.com

Batter	1	2	3	4	5	6	7	8	9	AB	R	H	RBI	BB	SO	LOB
Thomas Howard, S (1, 8) OBP: 0.311, SLG: 0.343	C S B F X 1-2 ① F8		F C B S 1-3 ③ K			2 SAFE S C F B F S 1-3 ② ③ K 2-3			X 0-0 HR	4	1	1	1	0	2	2
Mark Lewis, R (1, 6) OBP: 0.302, SLG: 0.337	X 0-0 ② P4			C F B B B B 4-2 L4-3 BB			B S B F B X 3-2 ① F9		B B B C C B 4-2 BB	2	0	0	0	2	0	0
Carlos Baerga, S (1, 4) OBP: 0.358, SLG: 0.474	C B B X 2-1 ③ G1-3			B C F F B X 2-2 ① ② L4-3 1-2			C S B X 1-2 ② F8		S 1 SAFE F X 0-2 ③ G6-3	4	0	0	0	0	0	2
Albert Belle, R (1, 10) OBP: 0.316, SLG: 0.466		S B B S B F F X 3-2 ① F9		X 0-0 ③ G5-3			B X 1-0 ③ F8			3	0	0	0	0	0	0
Carlos Martinez, R (1, 3) OBP: 0.260, SLG: 0.324		F X 0-1 ② F9			B F X 1-1 ① G6-3			C F S 0-3 ① K		3	0	0	0	0	1	0
Mark Whiten, S (1, 9) OBP: 0.357, SLG: 0.399		B B S C C X 2-2 ③ G5-3			X 0-0 ② G6-3			S S F S 0-3 ② K		3	0	0	0	0	1	0
Brook Jacoby, R (1, 5) OBP: 0.335, SLG: 0.344			C S B B F X 1-2 ① G2-3		B F S C 1-3 ③ K			B F X 1-1 ③ P6		3	0	0	0	0	1	0
Glenallen Hill, R (1, 7) OBP: 0.299, SLG: 0.466			X 0-0 F9 2B			X 0-0 CS 2B			C S S 0-3 ① K	3	0	2	0	0	1	0
Junior Ortiz, R (1, 2) OBP: 0.286, SLG: 0.262			S X 0-1 ② F9 2-3			C F X 0-2 ① P3			S F S 0-3 ② K	2	0	0	0	0	0	2
Sandy Alomar Jr., R (9, PH) (9, 2) OBP: 0.290, SLG: 0.320										1	0	0	0	0	1	0

	AB	28
	R	1
	H	3
	RBI	1
	BB	2
	SO	7
	LOB	6

Inning Stats										
	R: 0 E: 0 K: 0 S: 7	H: 0 LOB: 0 BB: 0 P: 10	R: 0 E: 0 K: 0 S: 10	H: 0 LOB: 0 BB: 0 P: 15	R: 0 E: 0 K: 1 S: 10	H: 1 LOB: 1 BB: 0 P: 12	R: 0 E: 0 K: 0 S: 7	H: 0 LOB: 0 BB: 1 P: 13	R: 0 E: 0 K: 1 S: 6	H: 0 LOB: 0 BB: 0 P: 8
	R: 0 E: 0 K: 1 S: 9	H: 1 LOB: 0 BB: 0 P: 10	R: 0 E: 0 K: 0 S: 7	H: 0 LOB: 0 BB: 0 P: 12	R: 0 E: 0 K: 2 S: 9	H: 0 LOB: 0 BB: 0 P: 10	R: 1 E: 0 K: 2 S: 13	H: 1 LOB: 1 BB: 1 P: 17	1B: 0 2B: 3 3B: 0 HR: 1	SF: 0 SAC: 0 DP: 1 HBP: 0
	WP: 0 PB: 0 SB: 0 CS: 1	PA: 30								

PITCHER	IP	WLS	BF	H	R	ER	SO	BB	IBB	HBP	BLK	WP	HR	S	P	ERA	WHIP
John Smiley, L (1, 1) ERA: 3.2	9.0	W	30	3	1	1	7	2	0	0	0	0	1	78	107	1.00	0.556

PITCHER	IP	WLS	BF	H	R	ER	SO	BB	IBB	HBP	BLK	WP	HR	S	P	ERA	WHIP

BOTTOM

Cleveland Indians @ Minnesota Twins

Hubert H. Humphrey Metrodome, Minneapolis, MN

Wed Jul 22 1992, 4:33 AM EDT

Att. 40,394 - Dome - 70 F

livebaseballscorecards.com

Batter	1	2	3	4	5	6	7	8	9	AB	R	H	RBI	BB	SO	LOB
Shane Mack, R (1, 7) OBP: 0.379, SLG: 0.471	S L B C 1-3 ① K		B B X 2-0 G6-4-3 1-2 3-H 1B		C X 0-1 ③ G6-3			B C X 1-1 CS 2-3 1B		4	0	2	1	0	1	1
Greg Gagne, R (1, 6) OBP: 0.288, SLG: 0.354	C F B F X 1-2 FC6-4 1B		B B C 1 SAFE X 3-1 ① ② ③ G6-4-3 1-2f 2-3			C F B F F F F S 1-3 ① K2-3		C L 1 SAFE F B P C 2-3 ② K		4	0	1	0	0	2	4
Kirby Puckett, R (1, 8) OBP: 0.363, SLG: 0.522	B B 1 SAFE X 2-0 ② FC6-4 1-2f			L B F F B S 2-3 ① K		B X 1-0 ② G1-3		F B 1-1 ③ CS 1-2 3-H	F B X 1-1 F7 BB 1B 1B	4	1	1	0	0	1	1
Kent Hrbek, L (1, 3) OBP: 0.399, SLG: 0.475	B X 1-0 ③ P6			S B F B X 2-2 ② G4-3		F B B F S 2-3 ③ K			B B B B 4-0 1B 1-2 BB	3	0	0	0	1	1	1
Chili Davis, S (1, 10) OBP: 0.374, SLG: 0.416		C S X 0-2 ① L4		B X 1-0 1B			C S B B B F X 3-2 ① L7		C C X 0-2 ① F7 2-3	4	0	1	0	0	0	2
Brian Harper, R (1, 2) OBP: 0.340, SLG: 0.403		B C S S F X 1-2 ② G5-3		S X 0-1 ③ F7			B C X 1-1 L3 1B		B F X 1-1 1-2 3-H 1B	4	0	2	1	0	0	1
Gene Larkin, S (1, 9) OBP: 0.333, SLG: 0.375		X 0-0 ③ L6			B C X 1-1 ① G3		B C P X 2-1 ② ③ L3 1-2			3	0	0	0	0	0	1
Scott Leius, R (1, 5) OBP: 0.316, SLG: 0.353			C B S S X 1-2 1B 1B 2B		X 0-0 ② G5-3			B X 1-0 ① G5-3		3	1	1	0	0	0	0
Jeff Reboulet, R (1, 4) OBP: 0.368, SLG: 0.327			C X 0-1 G6-4-3 1B 2-3 1B		B B C B B 4-1 BB			F B B X 2-1 1B CS 2B		2	0	2	0	1	0	0
Inning Stats	R: 0 H: 1 E: 0 LOB: 1 K: 1 BB: 0 S: 9 P: 14	R: 0 H: 0 E: 0 LOB: 0 K: 0 BB: 0 S: 8 P: 9	R: 1 H: 3 E: 0 LOB: 0 K: 0 BB: 0 S: 8 P: 14	R: 0 H: 1 E: 0 LOB: 1 K: 1 BB: 0 S: 10 P: 15	R: 0 H: 0 E: 0 LOB: 1 K: 0 BB: 1 S: 6 P: 11	R: 0 H: 0 E: 0 LOB: 0 K: 2 BB: 0 S: 12 P: 16	R: 0 H: 1 E: 0 LOB: 0 K: 0 BB: 0 S: 9 P: 14	R: 0 H: 2 E: 0 LOB: 1 K: 1 BB: 0 S: 11 P: 17	R: 1 H: 2 E: 0 LOB: 2 K: 0 BB: 1 S: 7 P: 13	1B: 8 SF: 0 2B: 3 SAC: 0 3B: 0 DP: 2 HR: 0 HBP: 0							

	AB	31
	R	2
	H	10
	RBI	2
	BB	2
	SO	5
	LOB	11

WP: 0 PA: 34
PB: 0
SB: 0
CS: 2

PITCHER		IP	WLS	BF	H	R	ER	SO	BB	IBB	HBP	BLK	WP	HR	S	P	ERA	WHIP
Charles Nagy, R ERA: 2.44	(1, 1)	8.0	L	31	9	2	2	5	2	0	0	0	0	0	75	117	2.25	1.375
Eric Plunk, R ERA: 4.13	(9, 1)	0.1		2	1	0	0	0	0	0	0	0	0	0	5	6	0.00	3.000

PITCHER	IP	WLS	BF	H	R	ER	SO	BB	IBB	HBP	BLK	WP	HR	S	P	ERA	WHIP

Batter	1	2	3	4	5	6	7	8	9	AB	R	H	RBI	BB	SO	LOB
Chuck Knoblauch, R (1, 4) OBP: 0.400, SLG: 0.375	C B X 1-1 SH1-3 1B		C B B C F B B 4-2 S 2B BB		B C C B C 2-3 ③ K			F F B X 1-2 SH CS 1B 1B	C B X 1-1 2-H 3B	4	2	3	1	1	1	0
Jeff Reboulet, R (1, 6) OBP: 0.366, SLG: 0.316	1 SAFE X 0-0 ① SH1-3 1-2		1 SAFE C B 1 SAFE B C B B 4-2 2B 1-2 BB			C B F B X 2-2 ① G6-3		1 SAFE S B C X 2-1 SH S 1B 1-3	P C B F F S 2-3 ② K	2	1	0	0	1	1	1
Randy Bush, L (1, 7) OBP: 0.292, SLG: 0.356 Pedro Munoz, R (9, PH) OBP: 0.308, SLG: 0.438 (9, 9)	2 SAFE B S C B T F B S 3-3 ② K		B S F B B X 2-2 1-3 2-H 2B			C B F B B X 3-2 HR		B S B S X 2-2 ① P9	X 0-0 ③ P3	4 1	1 0	2 0	2 0	0 0	1 0	3 1
Kent Hrbek, L (1, 3) OBP: 0.394, SLG: 0.467	X 0-0 ③ G4-3		C B B X 2-1 ③ F8			C S B X 1-2 ② G3-1		C F F B B B F X 3-2 ② P5 1-2		4	0	0	0	0	0	5
Chili Davis, S (1, 10) OBP: 0.373, SLG: 0.412		C B S B S 2-3 ① K		F F B S 1-3 ① K		F B S B C 2-3 ③ K		I I I I 4-0 1B IBB		3	0	0	0	1	3	0
Shane Mack, R (1, 8) (8, 9) (9, 7) OBP: 0.377, SLG: 0.468		F B F B F B X 3-2 ② G5-3		X 0-0 ② G6-3			B F S F F X 1-2 ① G4-3	C X 0-1 1-3 2-H 3-H 1B		4	0	1	2	0	0	0
Gene Larkin, S (1, 9) OBP: 0.332, SLG: 0.372 Kirby Puckett, R (8, 8) OBP: 0.363, SLG: 0.522		C X 0-1 ③ L6		B C X 1-1 ③ G1-3			S B B B C X 2-2 G6-3 1B	1 SAFE 1 SAFE B B B X 3-0 ③ F7		4 0	0 0	1 0	0 0	0 0	0 0	2 0
Mike Pagliarulo, L (1, 5) OBP: 0.143, SLG: 0.100			B B F C F B X 3-2 ① G4-3		S B C F F S 1-3 ① K		X 0-0 ② G6-3 1-2		S H 1-1 SH1-3 3B HBP	3	1	0	0	0	1	1
Lenny Webster, R (1, 2) OBP: 0.241, SLG: 0.257			B C X 1-1 ② G6-3		X 0-0 ② G6-3		B S B F F B X 3-2 ③ G6-3		B 1 SAFE B X 2-0 ① SH1-3 1-2	3	0	0	0	0	0	1
Inning Stats	R: 0 E: 0 K: 1 S: 9 H: 1 LOB: 1 BB: 0 P: 13	R: 0 E: 0 K: 1 S: 9 H: 0 LOB: 0 BB: 0 P: 14	R: 1 E: 0 K: 0 S: 16 H: 1 LOB: 2 BB: 2 P: 32	R: 0 E: 0 K: 1 S: 6 H: 0 LOB: 0 BB: 0 P: 8	R: 0 E: 0 K: 2 S: 9 H: 0 LOB: 0 BB: 0 P: 12	R: 1 E: 0 K: 1 S: 12 H: 1 LOB: 0 BB: 0 P: 20	R: 0 E: 0 K: 0 S: 13 H: 1 LOB: 1 BB: 0 P: 19	R: 2 E: 0 K: 0 S: 17 H: 2 LOB: 2 BB: 1 P: 31	R: 1 E: 0 K: 1 S: 10 H: 1 LOB: 1 BB: 0 P: 15	1B: 4 2B: 1 3B: 1 HR: 1	SF: 0 SAC: 3 DP: 0 HBP: 1						

PITCHER		IP	WLS	BF	H	R	ER	SO	BB	IBB	HBP	BLK	WP	HR	S	P	ERA	WHIP
Roger Clemens, R ERA: 2.18	(1, 1)	7.2	L	33	6	4	2	6	2	1	0	0	0	1	90	145	2.35	1.043
Greg Harris, R ERA: 1.69	(8, 1)	1.0		5	1	1	1	1	0	0	1	0	0	0	10	18	9.00	1.000
Tony Fossas, L ERA: 3.6	(9, 1)	0.1		1	0	0	0	0	0	0	0	0	0	0	1	1	0.00	0.000

PITCHER	IP	WLS	BF	H	R	ER	SO	BB	IBB	HBP	BLK	WP	HR	S	P	ERA	WHIP

TOP

Minnesota Twins @ Boston Red Sox

Fenway Park, Boston, MA

Fri Jul 24 1992, 7:05 PM EDT

Sunny - 77 F

livebaseballscorecards.com

AB	32
R	5
H	7
RBI	5
BB	3
SO	7
LOB	14

WP: 0 PB: 0 SB: 2 CS: 1 PA: 39

Batter	1	2	3	4	5	6	7	8	9	AB	R	H	RBI	BB	SO	LOB
Billy Hatcher, R (1, 8) OBP: 0.307, SLG: 0.371	G5-3		L7			G4-3			E, BB	3	0	0	0	1	0	0
Phil Plantier, L (1, 9) OBP: 0.318, SLG: 0.366	G3-1			F8		G6-3			E3, G6-4-3, 1-2	4	0	0	0	0	0	1
Wade Boggs, L (1, 5) OBP: 0.367, SLG: 0.384	G1-3			G1-3			K		G6-4-3, 1-2f	4	0	0	0	0	1	2
Tom Brunansky, R (1, 10) OBP: 0.344, SLG: 0.462		FC6-5, G6-3, 1B		F7			G5-3			3	0	1	0	0	0	0
Bob Zupcic, R (1, 7) OBP: 0.364, SLG: 0.446		G6-3, 1-2			G4-3		K			3	0	0	0	0	1	1
Jody Reed, R (1, 4) OBP: 0.329, SLG: 0.345		FC6-5, E, 2-3			G6-3			K		3	0	0	0	0	1	1
Scott Cooper, L (1, 3) OBP: 0.326, SLG: 0.310		1 SAFE, 1 SAFE, F7, 1-2			FC6-4, BB			F8		2	0	0	0	1	0	1
Tony Peña, R (1, 2) OBP: 0.264, SLG: 0.282			G6-3		FC6-4, 1-2f			G3-1		2	0	0	0	0	0	1
Herm Winningham, L (8, PH) OBP: 0.233, SLG: 0.262										1	0	0	0	0	0	0
John Flaherty, R (9, 2) OBP: 0.200, SLG: 0.174										0	0	0	0	0	0	0
Luis Rivera, R (1, 6) OBP: 0.305, SLG: 0.266			G5-3			G5-3			L7	2	0	0	0	0	0	0
Mo Vaughn, L (9, PH) OBP: 0.331, SLG: 0.331										1	0	0	0	0	0	0
Inning Stats	R: 0 E: 0 K: 0 S: 6 H: 0 LOB: 0 BB: 0 P: 10	R: 0 E: 1 K: 0 S: 7 H: 1 LOB: 1 BB: 0 P: 10	R: 0 E: 0 K: 0 S: 5 H: 0 LOB: 0 BB: 0 P: 8	R: 0 E: 0 K: 0 S: 6 H: 0 LOB: 0 BB: 0 P: 11	R: 0 E: 0 K: 0 S: 7 H: 0 LOB: 1 BB: 1 P: 12	R: 0 E: 0 K: 0 S: 7 H: 0 LOB: 0 BB: 0 P: 12	R: 0 E: 0 K: 2 S: 11 H: 0 LOB: 0 BB: 0 P: 16	R: 0 E: 0 K: 1 S: 6 H: 0 LOB: 0 BB: 0 P: 6	R: 0 E: 1 K: 0 S: 11 H: 0 LOB: 1 BB: 1 P: 21	1B: 1 2B: 0 3B: 0 HR: 0 SF: 0 SAC: 0 DP: 1 HBP: 0						

PITCHER	IP	WLS	BF	H	R	ER	SO	BB	IBB	HBP	BLK	WP	HR	S	P	ERA	WHIP
Scott Erickson, R (1, 1) ERA: 3.61	9.0	W	30	1	0	0	3	2	0	0	0	0	0	66	106	0.00	0.333

PITCHER	IP	WLS	BF	H	R	ER	SO	BB	IBB	HBP	BLK	WP	HR	S	P	ERA	WHIP

BOTTOM

Minnesota Twins @ Boston Red Sox

Fenway Park, Boston, MA

Fri Jul 24 1992, 7:05 PM EDT

Sunny - 77 F

livebaseballscorecards.com

AB	28
R	0
H	1
RBI	0
BB	2
SO	3
LOB	7

WP: 0 PB: 0 SB: 0 CS: 0 PA: 30

Batter	1	2	3	4	5	6	7	8	9	AB	R	H	RBI	BB	SO	LOB
Chuck Knoblauch, R (1, 4) OBP: 0.396, SLG: 0.369	C B X 1-1 ① F8		X 0-0 ① G5-3		1 SAFE C 1 SAFE B 1 SAFE F C 1-3 ② K		P 1 SAFE 1 SAFE C X 1-1 ② F9		1 SAFE X 0-0 ③ G4-3	5	0	0	0	0	1	3
Shane Mack, R (1, 7) OBP: 0.379, SLG: 0.471	F B X 1-1 1B 2B		C X 0-1 ② G5-3		C 1 SAFE B B S S 2-3 ③ K 1-3		1 SAFE X 0-0 E5 1-H 1B			4	1	2	0	0	1	1
Kirby Puckett, R (1, 8) OBP: 0.364, SLG: 0.522	X 0-0 S 2B 2-H 1B		X 0-0 1B			F B B F F X 2-2 ① F7	F X 0-1 ③ L9			4	1	2	1	0	0	1
Kent Hrbek, L (1, 3) OBP: 0.389, SLG: 0.460	B 1 SAFE S X 1-1 ② F7		S B 1 SAFE 1 SAFE B F X 2-2 ③ F8			X 0-0 ② L6		S B S F S 1-3 ① K		4	0	0	0	0	1	2
Chili Davis, S (1, 10) OBP: 0.380, SLG: 0.423	1 SAFE S X 0-1 1-H 2B			X 0-0 G5-4-3 1B		B B S X 2-1 1B		X 0-0 CS 1B		4	0	4	1	0	0	0
Brian Harper, R (1, 2) OBP: 0.335, SLG: 0.398	C X 0-1 ③ G4-3			1 SAFE B S X 1-1 ① F9		S 1 SAFE F B 1 SAFE F X 1-2 ③ L6		1 SAFE S B X 1-1 ②③ G6-3 1-2		4	0	0	0	0	0	4
Pedro Munoz, R (1, 9) OBP: 0.307, SLG: 0.439		S X 0-1 ① G6-3		1 SAFE S F F B 1 SAFE X 1-2 ②③ G5-4-3 1-2f			B X 1-0 G4-3 1B 2B		B B X 2-0 ① G4-3	4	1	1	0	0	0	1
Scott Leius, R (1, 5) OBP: 0.311, SLG: 0.348		S B X 1-1 ② G6-3			B X 1-0 ① G6-3		X 0-0 ① G4-3 2-3		B B X 2-0 ② G5-3	4	0	0	0	0	0	1
Greg Gagne, R (1, 6) OBP: 0.294, SLG: 0.359		C S S 0-3 ③ K			C X 0-1 E S 1B		C B X 1-1 1B E 1B 3-H		B B X 1-1 1B	4	1	3	1	0	1	0
Inning Stats	R: 2 H: 3 E: 0 LOB: 1 K: 0 BB: 0 S: 11 P: 14	R: 0 H: 0 E: 0 LOB: 0 K: 1 BB: 0 S: 7 P: 8	R: 0 H: 1 E: 0 LOB: 1 K: 0 BB: 0 S: 7 P: 9	R: 0 H: 1 E: 0 LOB: 0 K: 0 BB: 0 S: 7 P: 9	R: 0 H: 1 E: 0 LOB: 1 K: 2 BB: 0 S: 9 P: 13	R: 0 H: 1 E: 0 LOB: 1 K: 0 BB: 0 S: 11 P: 16	R: 2 H: 3 E: 1 LOB: 1 K: 0 BB: 0 S: 10 P: 12	R: 0 H: 1 E: 0 LOB: 0 K: 1 BB: 0 S: 7 P: 9	R: 0 H: 1 E: 0 LOB: 1 K: 0 BB: 0 S: 5 P: 10	1B: 9 SF: 0 2B: 3 SAC: 0 3B: 0 DP: 1 HR: 0 HBP: 0						

TOP

Minnesota Twins @ Boston Red Sox

Fenway Park, Boston, MA

Fri Jul 24 1992, 7:05 PM EDT

Att. 34,614 - Sunny - 75 F

livebaseballscorecards.com

AB	37
R	4
H	12
RBI	3
BB	0
SO	4
LOB	13

		PA: 37
WP: 0	PB: 0	
SB: 2	CS: 1	

PITCHER		IP	WLS	BF	H	R	ER	SO	BB	IBB	HBP	BLK	WP	HR	S	P	ERA	WHIP
John Dopson, R ERA: 3.47	(1, 1)	7.0		30	10	4	3	3	0	0	0	0	0	0	62	81	3.86	1.429
Tony Fossas, L ERA: 3.52	(8, 1)	0.1		1	0	0	0	1	0	0	0	0	0	0	4	5	0.00	0.000
Daryl Irvine, R ERA: 3.14	(8, 1)	1.2	W	6	2	0	0	0	0	0	0	0	0	0	8	14	0.00	1.200

PITCHER		IP	WLS	BF	H	R	ER	SO	BB	IBB	HBP	BLK	WP	HR	S	P	ERA	WHIP

BOTTOM

Minnesota Twins @ Boston Red Sox

Fenway Park, Boston, MA

Fri Jul 24 1992, 7:05 PM EDT

Att. 34,614 - Sunny - 75 F

livebaseballscorecards.com

Batter	1	2	3	4	5	6	7	8	9	AB	R	H	RBI	BB	SO	LOB
Billy Hatcher, R (1, 8) OBP: 0.310, SLG: 0.363	C B B X 2-1 F9 ①		B B B C F X 3-2 G4-3 ①		B B B 4-0 G6-4-3 BB	B B B 4-0 BB 1B 1-2 BB	X 0-0 G6-3 ①	3	0	0	0	2	0	0
Herm Winningham, L (1, 7) OBP: 0.242, SLG: 0.279 Bob Zupcic, R (7, PH) OBP: 0.362, SLG: 0.444 Phil Plantier, L (8, 7) OBP: 0.320, SLG: 0.368	X 0-0 2B 2B		B C B X 2-1 1B		X 0-0 ② ③ G6-4-3 1-2f	C B S S 1-3 ② K	B F B B B C X 3-2 1B 1B	3	1	2	0	0	0	2
								1	0	0	0	0	1	3
								1	1	1	0	0	0	0
Wade Boggs, L (1, 5) OBP: 0.370, SLG: 0.388	B B C F B F X 3-2 P2 ②		B 1 SAFE C 1 SAFE B 1 SAFE 1 SAFE 1 SAFE X 2-1 F8 ②			X 0-0 FC6 1B	C X 0-1 BB 1B 1-2 2-3 3-H		C F X 0-2 1B 1-3 1B	5	0	3	1	0	0	2
Tom Brunansky, R (1, 9) OBP: 0.349, SLG: 0.467	C C B B F B X 3-2 PB 1B 2-H 2B		1 SAFE 1 SAFE 1 SAFE B 1 SAFE C P B X 3-1 F8 ③			B X 1-0 ① F8	B B B C C F B 4-2 BB 1-2 2-3 3-H		B X 1-0 1-2 3-H 1B	4	1	2	3	1	0	2
Jack Clark, R (1, 10) OBP: 0.355, SLG: 0.296	C B S B B X 3-2 2-H 1B			C B F C 1-3 ① K2-3		C S S 0-3 ② K	B C S F B S 2-3 ③ K			4	0	1	1	0	3	4
Jody Reed, R (1, 4) OBP: 0.326, SLG: 0.341	C S X 0-2 ③ F7			X 0-0 ② F9		B C X 1-1 ③ FC6 1-2f		C C S 0-3 ① K		4	0	0	0	0	1	2
Tim Naehring, R (1, 6) OBP: 0.257, SLG: 0.257		B C C B B S 3-3 ① K		C X 0-1 ③ L7			B C B X 2-1 ① F8	C X 0-1 ② G5-3		4	0	0	0	0	1	0
Mo Vaughn, L (1, 3) OBP: 0.335, SLG: 0.336		B X 1-0 ② F8			X 0-0 ① F9		B C B B X 3-1 1B 1B 1B	B B C F X 2-2 1B		4	1	2	0	0	0	0
John Flaherty, R (1, 2) OBP: 0.222, SLG: 0.220		B C B F F X 2-2 ③ L6			C B F B X 2-2 2B		B C X 1-1 1B BB 1-3 BB 1B	C B S X 1-2 ③ P3		4	1	2	0	0	0	1

Inning Stats	1	2	3	4	5	6	7	8	9
	R: 2 E: 0 K: 0 S: 17 H: 3 LOB: 1 BB: 0 P: 28	R: 0 E: 0 K: 1 S: 8 H: 0 LOB: 0 BB: 0 P: 14	R: 0 E: 0 K: 0 S: 10 H: 1 LOB: 1 BB: 0 P: 19	R: 0 E: 0 K: 1 S: 6 H: 0 LOB: 0 BB: 0 P: 7	R: 0 E: 0 K: 0 S: 5 H: 1 LOB: 1 BB: 1 P: 11	R: 0 E: 0 K: 1 S: 7 H: 1 LOB: 1 BB: 0 P: 9	R: 2 E: 0 K: 2 S: 18 H: 3 LOB: 3 BB: 2 P: 35	R: 0 E: 0 K: 1 S: 11 H: 1 LOB: 1 BB: 0 P: 14	R: 1 E: 0 K: 0 S: 8 H: 3 LOB: 2 BB: 0 P: 12

	AB	R	H	RBI	BB	SO	LOB
AB	37						
R	5						
H	13						
RBI	5						
BB	3						
SO	6						
LOB	16						

	1B	SF	WP	PA
	10	0	0	40
	2B: 3	SAC: 0	PB: 1	
	3B: 0	DP: 1	SB: 0	
	HR: 0	HBP: 0	CS: 0	

PITCHER		IP	WLS	BF	H	R	ER	SO	BB	IBB	HBP	BLK	WP	HR	S	P	ERA	WHIP
Bill Krueger, L ERA: 3.46	(1, 1)	6.1		27	8	4	4	3	1	0	0	0	0	0	59	100	5.68	1.421
Tom Edens, R ERA: 1.65	(7, 1)	0.0		1	0	0	0	0	1	0	0	0	0	0	0	4	∞	∞
Mark Guthrie, L ERA: 3.22	(7, 1)	0.1		2	1	0	0	1	0	0	0	0	0	0	5	6	0.00	3.000
Carl Willis, R ERA: 4.03	(7, 1)	1.2	L	9	3	1	1	2	1	0	0	0	0	0	25	37	5.40	2.400
Paul Abbott, R ERA:	(9, 1)	0.0		1	1	0	0	0	0	0	0	0	0	0	1	2	∞	∞

PITCHER	IP	WLS	BF	H	R	ER	SO	BB	IBB	HBP	BLK	WP	HR	S	P	ERA	WHIP

Batter	1	2	3	4	5	6	7	8	9	AB	R	H	RBI	BB	SO	LOB
Shane Mack, R (1, 7) OBP: 0.377, SLG: 0.468	B F X 1-1 ① F8			F S F X 0-2 ① G6-3			B B C B B 4-1 1B 1B BB	B C F X 1-2 ② F9		3	1	0	0	1	0	0
Jeff Reboulet, R (1, 4) (7, 5) OBP: 0.347, SLG: 0.295	C T S 0-3 ② K			B F F F F X 1-2 ② G5-3			1 SAFE C F X 0-2 ① F9	F B B F B X 3-2 ③ G6-3		4	0	0	0	0	1	1
Kirby Puckett, R (1, 8) OBP: 0.363, SLG: 0.519	S S T B S 1-3 ③ K			C S B S 1-3 ③ K			1 SAFE 1 SAFE P F 1 SAFE 1 SAFE F 1 SAFE F 1-2 X 1-3 BB 1B 1B		B B F C F S 2-3 ① K	4	1	1	0	0	3	0
Kent Hrbek, L (1, 3) OBP: 0.387, SLG: 0.455		F B B F S 2-3 ① K			X 0-0 ① P3		B B B F B 4-1 1B 1B 1-2 BB		B B C B C X 3-2 ② G4-3	3	1	0	0	1	1	0
Chili Davis, S (1, 10) OBP: 0.382, SLG: 0.423		F B F B F X 2-2 ② L7			X 0-0 ② G6-3		F C F B X 1-2 1B 1-2 2-H 3-H 1B		B B S B B 4-1 BB	3	0	1	2	1	0	0
Brian Harper, R (1, 2) OBP: 0.334, SLG: 0.396		B C X 1-1 ③ P3			C F X 0-2 ③ F8		X 0-0 1-2 2-H 1B		B X 1-0 ③ F7	4	0	1	1	0	0	1
Gene Larkin, S (1, 9) OBP: 0.327, SLG: 0.367			X 0-0 ① G6-3			C X 0-1 ① G3	F B X 1-1 ② P8			3	0	0	0	0	0	2
Mike Pagliarulo, L (1, 5) OBP: 0.130, SLG: 0.091 Chuck Knoblauch, R (7, PH) (7, 4) OBP: 0.395, SLG: 0.368			C B X 1-1 ② G4-3			C X 0-1 ② G3-1	X 0-0 ③ P4			2 1	0 0	0 0	0 0	0 0	0 0	0 2
Greg Gagne, R (1, 6) OBP: 0.291, SLG: 0.356			C C F X 0-2 ③ F8			C B C S 1-3 ③ K		C B C B C 2-3 ① K		3	0	0	0	0	2	0
Inning Stats	R: 0 E: 0 K: 2 S: 9 H: 0 LOB: 0 BB: 0 P: 11	R: 0 E: 0 K: 1 S: 9 H: 0 LOB: 0 BB: 0 P: 14	R: 0 E: 0 K: 0 S: 7 H: 0 LOB: 0 BB: 0 P: 8	R: 0 E: 0 K: 1 S: 12 H: 0 LOB: 0 BB: 0 P: 14	R: 0 E: 0 K: 0 S: 5 H: 0 LOB: 0 BB: 0 P: 5	R: 0 E: 0 K: 1 S: 7 H: 0 LOB: 0 BB: 0 P: 8	R: 3 E: 0 K: 0 S: 18 H: 3 LOB: 2 BB: 2 P: 28	R: 0 E: 0 K: 1 S: 9 H: 0 LOB: 0 BB: 0 P: 15	R: 0 E: 0 K: 1 S: 9 H: 0 LOB: 1 BB: 1 P: 19	1B: 3 2B: 0 3B: 0 HR: 0 SF: 0 SAC: 0 DP: 0 HBP: 0						

PITCHER	IP	WLS	BF	H	R	ER	SO	BB	IBB	HBP	BLK	WP	HR	S	P	ERA	WHIP
Danny Darwin, R (1, 1) ERA: 4.8	6.1	L	22	1	3	3	5	2	0	0	0	0	0	59	78	4.26	0.474
Paul Quantrill, R (7, 1) ERA:	0.0		2	2	0	0	0	0	0	0	0	0	0	5	6	∞	∞
Tony Fossas, L (7, 1) ERA: 3.45	0.1		1	0	0	0	0	0	0	0	0	0	0	2	3	0.00	0.000
Greg Harris, R (7, 1) ERA: 1.63	2.1		8	0	0	0	2	1	0	0	0	0	0	19	35	0.00	0.429

PITCHER	IP	WLS	BF	H	R	ER	SO	BB	IBB	HBP	BLK	WP	HR	S	P	ERA	WHIP

TOP

Minnesota Twins @ Boston Red Sox

Fenway Park, Boston, MA

Sat Jul 25 1992, 3:33 AM EDT
Att. 34,420 - Sunny - 78 F

livebaseballscorecards.com

AB	30
R	3
H	3
RBI	3
BB	3
SO	7
LOB	6

WP: 0	PB: 0	SB: 0	CS: 0
PA: 33			

BOTTOM

Minnesota Twins @ Boston Red Sox

Fenway Park, Boston, MA

Sat Jul 25 1992, 3:33 AM EDT

Att. 34,420 - Sunny - 78 F

livebaseballscorecards.com

Batter	1	2	3	4	5	6	7	8	9	AB	R	H	RBI	BB	SO	LOB
Billy Hatcher, R (1, 8) OBP: 0.307, SLG: 0.353	C X 0-1 ① G4-3		X 0-0 ① G6-3		B B B 4-0 BB		X 0-0 ① G5-3	C F B B X 2-2 ③ FC5-4 1-2f		4	0	0	0	1	0	1
Phil Plantier, L (1, 10) OBP: 0.325, SLG: 0.370	B F B B B 4-1 FC6-4 BB		C B S X 1-2 ② F7		S C 1 SAFE X 0-2 ③ G4-3		B C F X 1-2 1B 1B		C B S F B B X 3-2 F8 1B 1B	4	1	2	0	1	0	1
Wade Boggs, L (1, 5) OBP: 0.370, SLG: 0.386	C X 0-1 ② FC6-4 BB 1-2f		B B B B 4-0 BB			C B X 1-1 ① G6-3	C C B C 1-3 ② K		F 1 SAFE 1 SAFE X 0-1 1-2 1B	4	0	1	0	1	1	2
Tom Brunansky, R (1, 9) OBP: 0.350, SLG: 0.463	B B B B 4-0 1-2 BB		B X 1-0 ③ F8			B X 1-0 ② P4	C S B B X 2-2 1B 1-2 1B		F C B B B C 3-3 ① K	4	0	1	0	1	1	3
Mo Vaughn, L (1, 3) OBP: 0.342, SLG: 0.351	B C F X 1-2 ③ F7			B X 1-0 L3-6 2B		B B F F B X 3-2 BB BB 1B 1B	C X 0-1 1-3 2-H 1B		F S X 0-2 ② F8 2-3	5	1	3	1	0	0	4
Jody Reed, R (1, 4) OBP: 0.324, SLG: 0.337		C B B X 2-1 ① G5-3		B B X 2-0 ①② L3-6 2-3		B C B B B 4-1 1B BB 1-2 BB	B S B X 2-1 ③ F8		C X 0-1 ③ F8	4	0	0	0	1	0	5
Herm Winningham, L (1, 7) OBP: 0.243, SLG: 0.273		C B S B B X 3-2 ② G6-3		C B X 1-1 ③ L6		B C B B B C B 4-2 1B 1-2 2-3 BB		X 0-0 ① L7		3	0	0	0	1	0	0
Tony Peña, R (1, 2) OBP: 0.271, SLG: 0.284		C B B B F F F B 4-2 FC6-4 BB			B X 1-0 ① G6-3	B X 1-0 1-2 2-3 3-H 1B		B C C B F B B 4-2 FC5-4 BB		2	0	1	1	2	0	0
Luis Rivera, R (1, 6) OBP: 0.302, SLG: 0.263 Scott Cooper, L (8, PH) (9, 6) OBP: 0.324, SLG: 0.308		C 1 SAFE B X 1-1 ③ FC6-4 1-2f			C X 0-1 ② B3-1	C F B B F X 2-2 ③ F7		C C C 0-3 ② K		3 1	0 0	0 0	0 0	0 1	0 1	4 1
Inning Stats	R: 0 E: 0 K: 0 S: 8 H: 0 LOB: 2 BB: 2 P: 17	R: 0 E: 0 K: 0 S: 11 H: 0 LOB: 1 BB: 1 P: 21	R: 0 E: 0 K: 0 S: 5 H: 0 LOB: 1 BB: 1 P: 11	R: 0 E: 0 K: 0 S: 4 H: 1 LOB: 0 BB: 0 P: 8	R: 0 E: 0 K: 0 S: 6 H: 0 LOB: 1 BB: 1 P: 11	R: 1 E: 0 K: 0 S: 14 H: 2 LOB: 3 BB: 2 P: 30	R: 1 E: 0 K: 1 S: 14 H: 3 LOB: 2 BB: 0 P: 20	R: 0 E: 0 K: 1 S: 10 H: 0 LOB: 1 BB: 1 P: 16	R: 0 E: 0 K: 1 S: 14 H: 2 LOB: 2 BB: 0 P: 20	1B: 7 2B: 2 3B: 0 HR: 0	SF: 0 SAC: 0 DP: 1 HBP: 0						

	AB	34
	R	2
	H	8
	RBI	2
	BB	8
	SO	3
	LOB	21

PITCHER		IP	WLS	BF	H	R	ER	SO	BB	IBB	HBP	BLK	WP	HR	S	P	ERA	WHIP
Willie Banks, R ERA: 4.25	(1, 1)	6.0	W	27	3	1	1	0	7	0	0	0	0	0	48	98	1.50	1.667
Tom Edens, R ERA: 1.79	(7, 1)	1.1		8	3	1	1	1	1	0	0	0	0	0	18	28	6.75	3.000
Rick Aguilera, R ERA: 2.62	(8, 1)	1.2	S	7	2	0	0	2	0	0	0	0	0	0	20	28	0.00	1.200

PITCHER	IP	WLS	BF	H	R	ER	SO	BB	IBB	HBP	BLK	WP	HR	S	P	ERA	WHIP

Minnesota Twins @ Boston Red Sox

Fenway Park, Boston, MA

Sun Jul 26 1992, 7:05 PM EDT

Att. 33,095 - Cloudy - 73 F

TOP

livebaseballscorecards.com

Batter	1	2	3	4	5	6	7	8	9	AB	R	H	RBI	BB	SO	LOB
Chuck Knoblauch, R (1, 4) OBP: 0.395, SLG: 0.372	2-2 1B 2B	1-0 FC4-6 1-2f		2-1 F9			0-0 BB 1B 1-2 1B	1-0 G5-3		5	2	2	0	0	0	2
Shane Mack, R (1, 7) OBP: 0.380, SLG: 0.471	3-1 F9 1B 2-H 1B		1-0 WP 2B 2B		1-1 L4		4-1 E 1B E 1-2 2-3 BB	2-2 P3		4	2	2	1	1	0	0
Kirby Puckett, R (1, 8) OBP: 0.366, SLG: 0.523	0-0 G4-6-3 1-2 1B		2-2 1B 2-H 2B		2-1 G5-3		0-0 E7 E BB 1B 1-3 2-H 3-H 1B		0-2 F9	5	1	3	3	0	0	0
Chili Davis, S (1, 10) OBP: 0.385, SLG: 0.434	0-0 F9 2-3		0-0 1B F9-2 2-H 1B		1-0 G3		4-0 1B E 1-2 BB		1-0 HR	4	1	2	1	1	0	2
Pedro Munoz, R (1, 9) OBP: 0.306, SLG: 0.436 Gene Larkin, S (9, PH) OBP: 0.326, SLG: 0.365 (9, 9)	1-1 G4-6-3 1-2f		0-1 2-3 1B			3-2 G5-3	0-2 E6 1B 1-2 2-3 3-H		0-0 F8	4 1	0 0	1 0	1 0	0 0	0 0	4 0
Brian Harper, R (1, 2) OBP: 0.338, SLG: 0.406		2-2 WP 1B 2B	1-0 F9-2 3-H			2-1 G6-3	0-1 1B 1-2 2-3 3-H		0-2 2B	5	1	3	1	0	0	2
Kent Hrbek, L (1, 3) OBP: 0.387, SLG: 0.456		2-3 K 2-3		0-1 G3 2B		2-2 F8	1-3 K		4-0 BB	4	0	1	0	1	2	4
Scott Leius, R (1, 5) OBP: 0.311, SLG: 0.347 Mike Pagliarulo, L (9, PH) OBP: 0.125, SLG: 0.087 (9, 5)	1-0 FC4-6 3-H 1B		1-1 G3 2-3				0-0 G5-3 2-1 G5-3		1-3 K	4 1	0 0	1 0	1 0	0 0	0 1	4 2
Greg Gagne, R (1, 6) OBP: 0.290, SLG: 0.354	0-3 K		2-3 K				3-1 BB 1B 1B 1B	0-0 G4-3		4	1	1	0	0	2	2

Inning Stats	R: 1 E: 0 K: 0 S: 10	H: 3 LOB: 1 BB: 0 P: 16	R: 1 E: 0 K: 2 S: 11	H: 2 LOB: 1 BB: 0 P: 17	R: 1 E: 0 K: 0 S: 9	H: 4 LOB: 1 BB: 0 P: 13	R: 0 E: 0 K: 1 S: 12	H: 1 LOB: 1 BB: 0 P: 17	R: 0 E: 0 K: 0 S: 5	H: 0 LOB: 0 BB: 0 P: 9
	R: 0 E: 0 K: 0 S: 9	H: 0 LOB: 0 BB: 0 P: 16	R: 4 E: 2 K: 1 S: 16	H: 4 LOB: 3 BB: 2 P: 30	R: 0 E: 0 K: 0 S: 6	H: 0 LOB: 0 BB: 0 P: 9	R: 1 E: 0 K: 1 S: 13	H: 2 LOB: 2 BB: 1 P: 19	1B: 9 2B: 7 3B: 0 HR: 1	SF: 0 SAC: 0 DP: 2 HBP: 0	WP: 2 PB: 0 SB: 0 CS: 0	PA: 44

	AB	41
	R	8
	H	16
	RBI	8
	BB	3
	SO	5
	LOB	22

PITCHER		IP	WLS	BF	H	R	ER	SO	BB	IBB	HBP	BLK	WP	HR	S	P	ERA	WHIP
Joe Hesketh, L ERA: 4.26	(1, 1)	2.0	L	12	7	3	3	2	0	0	0	0	2	0	26	41	13.50	3.500
Paul Quantrill, R ERA: 2.57	(3, 1)	4.1		16	5	2	2	1	0	0	0	0	0	0	34	54	4.15	1.154
Daryl Irvine, R ERA: 4.4	(7, 1)	0.0		3	1	0	0	0	2	0	0	0	0	0	2	10	∞	∞
Greg Harris, R ERA: 1.63	(7, 1)	0.0		2	1	2	2	0	0	0	0	0	0	0	5	5	∞	∞
Tony Fossas, L ERA: 3.31	(7, 1)	0.2		2	0	0	0	1	0	0	0	0	0	0	5	8	0.00	0.000

PITCHER		IP	WLS	BF	H	R	ER	SO	BB	IBB	HBP	BLK	WP	HR	S	P	ERA	WHIP
Jeff Reardon, R ERA: 3.38	(8, 1)	2.0		9	2	1	1	1	1	0	0	0	0	1	19	28	4.50	1.500

BOTTOM

Batter	1	2	3	4	5	6	7	8	9	AB	R	H	RBI	BB	SO	LOB
Wade Boggs, L (1, 5) OBP: 0.366, SLG: 0.381	L6		L8		G4-1			G6-3		4	0	0	0	0	0	0
Billy Hatcher, R (1, 7) OBP: 0.305, SLG: 0.357	G1-3		1B 2B			G5-3		L5		4	1	1	0	0	0	0
Phil Plantier, L (1, 10) OBP: 0.325, SLG: 0.370	K		FC6-4 1B 2-H			K		G6-3		3	0	1	1	0	2	0
John Marzano, R (8, PH)										1	0	0	0	0	0	0
Tom Brunansky, R (1, 9) OBP: 0.352, SLG: 0.464		K	FC6-4 1-2f			1B			FC3-6 1B	4	0	2	0	0	1	1
Mo Vaughn, L (1, 3) OBP: 0.342, SLG: 0.369		HR	G3			G3			FC3-6 1-2f	3	1	1	1	0	0	1
Jack Clark, R (9, PH) OBP: 0.354, SLG: 0.295						SAFE				1	0	0	0	0	0	1
Jody Reed, R (1, 4) OBP: 0.326, SLG: 0.339		S 1B	G5-3				FC4-6 1B		K	4	0	2	0	0	1	1
Herm Winningham, L (1, 8) OBP: 0.237, SLG: 0.267		K 1-2	P6				FC4-6 1-2f		G4-3	3	0	0	0	0	1	2
John Flaherty, R (9, PH) OBP: 0.218, SLG: 0.216										1	0	0	0	0	0	1
Tony Peña, R (1, 2) OBP: 0.268, SLG: 0.281		G5-3			F8		SAFE L9			3	0	0	0	0	0	2
Luis Rivera, R (1, 6) OBP: 0.299, SLG: 0.260			G6-3		P3		K			3	0	0	0	0	1	1
Inning Stats	R: 0 E: 0 K: 1 S: 8 H: 0 LOB: 0 BB: 0 P: 10	R: 1 E: 0 K: 2 S: 13 H: 2 LOB: 1 BB: 0 P: 22	R: 1 E: 0 K: 0 S: 11 H: 2 LOB: 1 BB: 0 P: 16	R: 0 E: 0 K: 0 S: 7 H: 0 LOB: 0 BB: 0 P: 13	R: 0 E: 0 K: 0 S: 4 H: 0 LOB: 0 BB: 0 P: 7	R: 0 E: 0 K: 1 S: 12 H: 1 LOB: 1 BB: 0 P: 20	R: 0 E: 0 K: 1 S: 11 H: 1 LOB: 1 BB: 0 P: 14	R: 0 E: 0 K: 0 S: 7 H: 0 LOB: 0 BB: 0 P: 11	R: 0 E: 0 K: 1 S: 8 H: 1 LOB: 1 BB: 0 P: 13	1B: 5 2B: 1 3B: 0 HR: 1	SF: 0 SAC: 0 DP: 0 HBP: 0						

PITCHER	IP	WLS	BF	H	R	ER	SO	BB	IBB	HBP	BLK	WP	HR	S	P	ERA	WHIP
Kevin Tapani, R (1, 1) ERA: 4.03	6.0	W	24	6	2	2	4	0	0	0	0	0	1	58	93	3.00	1.000
Mark Guthrie, L (7, 1) ERA: 3.04	3.0	S	10	1	0	0	2	0	0	0	0	0	0	23	33	0.00	0.333

PITCHER	IP	WLS	BF	H	R	ER	SO	BB	IBB	HBP	BLK	WP	HR	S	P	ERA	WHIP

Minnesota Twins @ Boston Red Sox

Fenway Park, Boston, MA

Sun Jul 26 1992, 7:05 PM EDT

Att. 33,095 - Cloudy - 73 F

livebaseballscorecards.com

AB	34
R	2
H	7
RBI	2
BB	0
SO	6
LOB	10

1B: 5	SF: 0	WP: 0	PA: 34
2B: 1	SAC: 0	PB: 0	
3B: 0	DP: 0	SB: 1	
HR: 1	HBP: 0	CS: 0	

Oakland Athletics @ Minnesota Twins

Hubert H. Humphrey Metrodome, Minneapolis, MN

Mon Jul 27 1992, 8:05 PM EDT

Att. 47,677 - Dome - 70 F

livebaseballscorecards.com

TOP

Batter	1	2	3	4	5	6	7	8	9	AB	R	H	RBI	BB	SO	LOB
Eric Fox, S (1, 9) OBP: 0.298, SLG: 0.372	K	1B			K	F8			BB	4	1	1	1	1	2	0
Randy Ready, R (1, 7) OBP: 0.355, SLG: 0.367	K	K			F9	G5-3			HR	5	1	1	4	0	2	1
Carney Lansford, R (1, 5) OBP: 0.322, SLG: 0.360	1B		F9		F9			G6-3	L8	5	1	1	0	0	0	0
Mark McGwire, R (1, 3) OBP: 0.386, SLG: 0.570	BB		K			2B		G5-3		3	2	1	0	1	1	0
Terry Steinbach, R (1, 2) OBP: 0.352, SLG: 0.449	HR		2B			2B		K		4	1	3	4	0	1	0
Willie Wilson, S (1, 8) OBP: 0.341, SLG: 0.332	G1-3		K			P2			K	4	0	0	0	0	2	2
Harold Baines, L (1, 10) OBP: 0.334, SLG: 0.374		K		P4		K			F8 HR 1B	4	1	1	0	0	2	1
Mike Bordick, R (1, 4) OBP: 0.349, SLG: 0.377		1B CS BB		F8		F7			BB HR 1B	3	1	1	0	1	0	1
Walt Weiss, S (1, 6) OBP: 0.320, SLG: 0.265		CS 1B		K			G4-3		F8	4	1	1	0	0	1	2

Inning Stats	R: 3 E: 0 K: 2 S: 16	H: 2 LOB: 0 BB: 1 P: 31	R: 1 E: 0 K: 2 S: 20	H: 2 LOB: 1 BB: 1 P: 33	R: 0 E: 0 K: 2 S: 8	H: 1 LOB: 1 BB: 0 P: 15	R: 0 E: 0 K: 1 S: 10	H: 0 LOB: 0 BB: 0 P: 17	R: 0 E: 0 K: 1 S: 10	H: 0 LOB: 0 BB: 0 P: 15
	R: 1 E: 0 K: 1 S: 13	H: 2 LOB: 1 BB: 0 P: 16	R: 0 E: 0 K: 0 S: 7	H: 0 LOB: 0 BB: 0 P: 9	R: 0 E: 0 K: 1 S: 8	H: 0 LOB: 0 BB: 0 P: 12	R: 4 E: 0 K: 1 S: 11	H: 3 LOB: 0 BB: 1 P: 17	1B: 5 2B: 3 3B: 0 HR: 2	SF: 0 SAC: 0 DP: 0 HBP: 0	WP: 0 PB: 1 SB: 0 CS: 2	PA: 39	

PITCHER		IP	WLS	BF	H	R	ER	SO	BB	IBB	HBP	BLK	WP	HR	S	P	ERA	WHIP
John Smiley, L ERA: 3.38	(1, 1)	6.0	L	26	7	5	5	9	2	0	0	0	0	1	77	127	7.50	1.500
Carl Willis, R ERA: 3.86	(7, 1)	2.0		6	0	0	0	1	0	0	0	0	0	0	15	21	0.00	0.000
Bob Kipper, L ERA: 4.42	(9, 1)	1.0		7	3	4	4	1	1	0	0	0	0	1	11	17	36.00	4.000

PITCHER	IP	WLS	BF	H	R	ER	SO	BB	IBB	HBP	BLK	WP	HR	S	P	ERA	WHIP

AB	36
R	9
H	10
RBI	9
BB	3
SO	11
LOB	7

BOTTOM

Batter	1	2	3	4	5	6	7	8	9	AB	R	H	RBI	BB	SO	LOB
Chuck Knoblauch, R (1, 4) OBP: 0.396, SLG: 0.369	B B B B 4-0 FC6-4 BB	C F B B X 2-2 ③ F8				B B B B 4-0 BB		B F F X 1-2 ① P4		2	0	0	0	2	0	1
Shane Mack, R (1, 7) OBP: 0.381, SLG: 0.469	C X 0-1 ① FC6-4 1-2f			B B B 4-0 FC6-4 BB		1 SAFE 1 SAFE B B C C 1 SAFE S 2-3 ③ K		C C X 0-2 1-2 1B		3	0	1	0	1	1	2
Kirby Puckett, R (1, 8) OBP: 0.362, SLG: 0.517	1 SAFE C F 1 SAFE F S 0-3 ② K			B C 1 SAFE 1 SAFE 1 SAFE B X 2-1 ① FC6-4 G4-6-3 1-2f			B X 1-0 ① F7	S S X 0-2 2-3 ② F9		4	0	0	0	0	1	4
Kent Hrbek, L (1, 3) OBP: 0.385, SLG: 0.451	1 SAFE C B X 1-1 ③ F8			C X 0-1 ②③ G4-6-3 1-2f			B B B C B 4-1 1B 1B BB	C B F B X 2-2 ③ F8		3	1	0	0	1	0	4
Chili Davis, S (1, 10) OBP: 0.380, SLG: 0.428		F X 0-1 ① G3			C B X 1-1 ① G3		F B B X 2-1 ② F8		X 0-0 ① G1	4	0	0	0	0	0	1
Brian Harper, R (1, 2) OBP: 0.340, SLG: 0.407		B B C X 2-1 ② L5			B C F B B X 3-2 ② G4-3		C B X 1-1 1-3 1B 1B		C B B C X 2-2 1B 1B	4	0	2	0	0	0	0
Gene Larkin, S (1, 9) OBP: 0.329, SLG: 0.368		B C X 1-1 ③ G6-3			F B X 1-1 ③ G3		C S F F F E B X 1-2 1-2 3-H FC6 1B		X 0-0 1-2 1B	4	0	2	1	0	0	0
Scott Leius, R (1, 5) OBP: 0.308, SLG: 0.344 Randy Bush, L (9, PH) OBP: 0.289, SLG: 0.353			B C F X 1-2 ① G6-3			C B X 1-1 ① F9	B B C X 2-1 ③ FC6 1-2f		B C S B C 2-3 ② K	3	0	0	0	0	0	2
										1	0	0	0	0	1	2
Greg Gagne, R (1, 6) OBP: 0.289, SLG: 0.352 Jeff Reboulet, R (7, 6) OBP: 0.355, SLG: 0.295 Mike Pagliarulo, L (9, PH) OBP: 0.120, SLG: 0.083			B F B S B X 3-2 ② G5-3			X 0-0 ② P2		B B C B C B 4-2 F9 1B BB	X 0-0 ③ G4-3	2	0	0	0	0	0	0
										0	0	0	0	1	0	0
										1	0	0	0	0	0	2
Inning Stats	R: 0 E: 0 K: 1 S: 8 H: 0 LOB: 1 BB: 1 P: 13	R: 0 E: 0 K: 0 S: 6 H: 0 LOB: 0 BB: 0 P: 9	R: 0 E: 0 K: 0 S: 9 H: 0 LOB: 0 BB: 0 P: 15	R: 0 E: 0 K: 0 S: 4 H: 0 LOB: 0 BB: 1 P: 10	R: 0 E: 0 K: 0 S: 7 H: 0 LOB: 0 BB: 0 P: 12	R: 0 E: 0 K: 1 S: 6 H: 0 LOB: 1 BB: 1 P: 13	R: 1 E: 0 K: 0 S: 14 H: 2 LOB: 2 BB: 1 P: 25	R: 0 E: 0 K: 0 S: 14 H: 1 LOB: 2 BB: 1 P: 21	R: 0 E: 0 K: 1 S: 9 H: 2 LOB: 2 BB: 0 P: 13	1B: 5 2B: 0 3B: 0 HR: 0	SF: 0 SAC: 0 DP: 1 HBP: 0						

PITCHER		IP	WLS	BF	H	R	ER	SO	BB	IBB	HBP	BLK	WP	HR	S	P	ERA	WHIP
Bob Welch, R ERA: 3.15	(1, 1)	7.0	W	27	2	1	1	2	5	0	0	0	0	0	56	103	1.29	1.000
Dennis Eckersley, R ERA: 1.76	(8, 1)	1.0		4	1	0	0	0	0	0	0	0	0	0	12	15	0.00	1.000
Jim Corsi, R ERA: 2.35	(9, 1)	1.0		5	2	0	0	1	0	0	0	0	0	0	9	13	0.00	2.000

PITCHER	IP	WLS	BF	H	R	ER	SO	BB	IBB	HBP	BLK	WP	HR	S	P	ERA	WHIP

Oakland Athletics @ Minnesota Twins

Hubert H. Humphrey Metrodome, Minneapolis, MN

Mon Jul 27 1992, 8:05 PM EDT

Att. 47,677 - Dome - 70 F

livebaseballscorecards.com

AB	31
R	1
H	5
RBI	1
BB	5
SO	3
LOB	18

1B: 5	SF: 0	WP: 0	PA: 36
2B: 0	SAC: 0	PB: 0	
3B: 0	DP: 1	SB: 0	
HR: 0	HBP: 0	CS: 0	

Oakland Athletics @ Minnesota Twins

Hubert H. Humphrey Metrodome, Minneapolis, MN

Tue Jul 28 1992, 8:05 PM EDT

Att. 39,314 - Dome - 70 F

TOP

livebaseballscorecards.com

Batter	1	2	3	4	5	6	7	8	9	AB	R	H	RBI	BB	SO	LOB
Eric Fox, S (1, 7) OBP: 0.321, SLG: 0.449	G6-3 HR 2B	1 SAFE, C 1 SAFE, F B X; L4			F9	E4 1-H 2-H 3B	G3-1 WP 1-2 1B		P2	6	2	3	2	0	0	2
Carney Lansford, R (1, 5) OBP: 0.320, SLG: 0.357	G6-3 2-3		G6-3		1B HR 1B	G6-3	SF8 1-2 2-H		G5-3	5	1	1	1	0	0	2
Harold Baines, L (1, 9) OBP: 0.334, SLG: 0.373	G4-3		F8		HR 1-2 1B	BB 1B 1B	G3-1 2-3		K	6	2	2	0	0	1	3
Mark McGwire, R (1, 3) OBP: 0.394, SLG: 0.594	HR 3-H		1B 2B		HR 1-H 2-H	1B FC5-4 1-2 BB	BB			3	3	3	5	2	0	0
Terry Steinbach, R (1, 10) OBP: 0.360, SLG: 0.456	1B		G4-3 2-3 1B		1B	FC5-4 1-3 2-H 1B	G4-3			5	0	4	1	0	0	2
Willie Wilson, S (1, 8) OBP: 0.335, SLG: 0.326	G4-3			G4-3	F7	FC5-4 1B 1-2f 3-H		G4-3		5	0	0	1	0	0	3
Jamie Quirk, L (1, 2) OBP: 0.294, SLG: 0.285		K		G4-3		1B 1B; SAFE, 1-1, 1-2, 1B		K		5	1	2	0	0	2	0
Walt Weiss, S (1, 6) OBP: 0.317, SLG: 0.263		K		G4-3		E 1B 1-2 1B; L8		K		5	1	1	0	0	2	2
Mike Bordick, R (1, 4) OBP: 0.355, SLG: 0.385		BB			G4-3	E 1B 1-2 2-H	WP SF8 1B		2B	4	2	3	1	1	0	0

	AB	44
	R	12
	H	19
	RBI	11
	BB	3
	SO	5
	LOB	14

Inning Stats																																		
	R: 2	E: 0	K: 0	S: 9	H: 3	LOB: 1	BB: 0	P: 14	R: 0	E: 0	K: 2	S: 14	H: 0	LOB: 1	BB: 1	P: 22	R: 0	E: 0	K: 0	S: 5	H: 2	LOB: 2	BB: 0	P: 5	R: 0	E: 0	K: 0	S: 7	H: 0	LOB: 0	BB: 0	P: 10
	R: 3	E: 0	K: 0	S: 15	H: 4	LOB: 1	BB: 0	P: 22	R: 6	E: 1	K: 0	S: 19	H: 7	LOB: 2	BB: 1	P: 32	R: 1	E: 0	K: 0	S: 16	H: 2	LOB: 2	BB: 1	P: 25	R: 0	E: 0	K: 2	S: 9	H: 0	LOB: 0	BB: 0	P: 13
	R: 0	E: 0	K: 1	S: 8	H: 1	LOB: 1	BB: 0	P: 11	1B: 13	2B: 3	3B: 1	HR: 2	SF: 1	SAC: 0	DP: 0	HBP: 0	WP: 1	PB: 0	SB: 0	CS: 0	PA: 48												

PITCHER		IP	WLS	BF	H	R	ER	SO	BB	IBB	HBP	BLK	WP	HR	S	P	ERA	WHIP
Scott Erickson, R (1, 1) ERA: 3.83		5.0		24	9	5	5	2	1	0	0	0	0	2	50	73	9.00	2.000
Tom Edens, R (6, 1) ERA: 2.84		0.1	L	7	5	6	6	0	1	0	0	0	0	0	13	21	162.00	18.000
Mark Guthrie, L (6, 1) ERA: 3.0		0.2		4	2	0	0	0	0	0	0	0	0	0	6	11	0.00	3.000
Paul Abbott, R (7, 1) ERA: 3.0		3.0		13	3	1	1	3	1	0	0	0	1	0	33	49	3.00	1.333

PITCHER		IP	WLS	BF	H	R	ER	SO	BB	IBB	HBP	BLK	WP	HR	S	P	ERA	WHIP

Batter	1	2	3	4	5	6	7	8	9	AB	R	H	RBI	BB	SO	LOB
Chuck Knoblauch, R (1, 4) OBP: 0.393, SLG: 0.374	G3	SF9 1-2 3-H	SF8 2-3 3-H		G4-3		1B 3B		K	4	1	1	2	0	1	0
Shane Mack, R (1, 7) OBP: 0.383, SLG: 0.467	2B BB 1B	BB	K			1B WP 2B BB	G5-3		K	4	2	1	0	2	2	2
Kirby Puckett, R (1, 8) OBP: 0.370, SLG: 0.520	2B 1-2 BB	1-2 2-3 BB		F8 G5-3 BB		1-3 2B 1B	1B 3-H 1B			2	2	2	1	3	0	0
Kent Hrbek, L (1, 3) OBP: 0.386, SLG: 0.453	1-H 2-H 2B	G4-3		G5-3 1-2		K	1-3 1B			5	0	2	2	0	1	6
Chili Davis, S (1, 10) OBP: 0.381, SLG: 0.424	K		1B 1B BB	S IBB		L6	K			3	1	0	0	2	2	5
Pedro Munoz, R (1, 9) OBP: 0.308, SLG: 0.439	G4-3		1B 1-3 1B	F8 2-3		1-H 3-H 1B 2B		K		5	2	2	2	0	1	3
Mike Pagliarulo, L (1, 5) OBP: 0.179, SLG: 0.148 Scott Leius, R (6, PH) OBP: 0.310, SLG: 0.346 (7, 5) Brian Harper, R (8, PH) OBP: 0.339, SLG: 0.406 (9, 2)		WP SH1 SF9 1B	SH3-4 1B 1-3 SF8 3-H 1B	K 1-2		1-1 FC6-4 2-H 1B	G5-3			3 1 1	2 0 0	2 1 0	1 1 0	0 0 0	1 0 0	2 0 0
Lenny Webster, R (1, 2) OBP: 0.244, SLG: 0.260 Gene Larkin, S (8, PH) OBP: 0.328, SLG: 0.366 Jeff Reboulet, R (9, 5) OBP: 0.355, SLG: 0.295		SH1 1-2	SF8 SH3-4 1-2 3-H 1B	P4		FC6-4 1-2f		F8		3 1 0	0 0 0	1 0 0	1 0 0	0 0 0	0 0 0	1 0 0
Greg Gagne, R (1, 6) OBP: 0.289, SLG: 0.349 Randy Bush, L (9, PH) OBP: 0.287, SLG: 0.350		BB SF9 2-3 BB	SH3-4 1-2 2-3	P4			K		P9	2 1	0 0	0 0	0 0	1 0	1 0	0 0
Inning Stats	R: 2 E: 0 K: 1 S: 12 H: 2 LOB: 1 BB: 1 P: 24	R: 1 E: 0 K: 0 S: 11 H: 1 LOB: 3 BB: 3 P: 27	R: 3 E: 0 K: 1 S: 14 H: 3 LOB: 1 BB: 1 P: 24	R: 0 E: 0 K: 1 S: 13 H: 0 LOB: 2 BB: 2 P: 24	R: 0 E: 0 K: 0 S: 8 H: 0 LOB: 0 BB: 0 P: 13	R: 3 E: 0 K: 1 S: 18 H: 3 LOB: 1 BB: 1 P: 31	R: 1 E: 0 K: 2 S: 21 H: 3 LOB: 2 BB: 0 P: 29	R: 0 E: 0 K: 1 S: 16 H: 0 LOB: 0 BB: 0 P: 18	R: 0 E: 0 K: 2 S: 7 H: 0 LOB: 0 BB: 0 P: 9	1B: 9 2B: 2 3B: 1 HR: 0 SF: 2 SAC: 2 DP: 0 HBP: 0						

PITCHER		IP	WLS	BF	H	R	ER	SO	BB	IBB	HBP	BLK	WP	HR	S	P	ERA	WHIP
Mike Moore, R ERA: 4.82	(1, 1)	1.2		12	3	3	3	1	4	0	0	0	1	0	20	46	16.20	4.200
Gene Nelson, R ERA: 6.24	(2, 1)	3.1	W	16	3	3	3	2	2	1	0	0	0	0	38	66	8.10	1.500
Kevin Campbell, R ERA: 4.69	(6, 1)	0.0		2	1	2	2	0	1	0	0	0	1	0	6	11	∞	∞
Rick Honeycutt, L ERA: 3.14	(6, 1)	1.2		10	5	2	2	2	0	0	0	0	0	0	29	42	10.80	3.000
Jim Corsi, R ERA: 2.3	(7, 1)	0.1		1	0	0	0	1	0	0	0	0	0	0	4	7	0.00	0.000

PITCHER		IP	WLS	BF	H	R	ER	SO	BB	IBB	HBP	BLK	WP	HR	S	P	ERA	WHIP
Dennis Eckersley, R ERA: 1.69	(8, 1)	2.0	S	6	0	0	0	3	0	0	0	0	0	0	23	27	0.00	0.000

Oakland Athletics @ Minnesota Twins

Hubert H. Humphrey Metrodome, Minneapolis, MN

Tue Jul 28 1992, 8:05 PM EDT

Att. 39,314 - Dome - 70 F

BOTTOM

livebaseballscorecards.com

AB	35
R	10
H	12
RBI	10
BB	8
SO	9
LOB	19

WP: 2 PA: 47
PB: 0
SB: 1
CS: 0

Oakland Athletics @ Minnesota Twins

Hubert H. Humphrey Metrodome, Minneapolis, MN

Wed Jul 29 1992, 8:05 PM EDT

Att. 42,786 - Dome - 70 F

TOP

livebaseballscorecards.com

Batter	1	2	3	4	5	6	7	8	9	AB	R	H	RBI	BB	SO	LOB
Eric Fox, S (1, 9) OBP: 0.328, SLG: 0.500	C F B F B X 2-2 ① G5-3	C B B X 2-1 S S 1B		X 0-0 ② F8			C C B C 1-3 ② K		C B X 1-1 1-H 3-H HR	5	1	2	3	0	1	2
Carney Lansford, R (1, 5) (9, 6) OBP: 0.321, SLG: 0.356	X 0-0 E5 WP 1B	1 SAFE B 1 SAFE 1 SAFE F B B B 4-1 S 1-2 BB		B X 1-0 ③ P4			B X 1-0 FC6-4 1B		B F F F B X 2-2 ② G5-3	4	1	1	0	1	0	3
Jose Canseco, R (1, 10) OBP: 0.318, SLG: 0.470	C B 1 SAFE S 1 SAFE B 1 SAFE S 2-3 ② K	B F C B F S 2-3 ③ K 1-2 2-3			B C C B B X 3-2 ① G6-3		1 SAFE 1 SAFE F X 0-1 ③ FC6-4 1-2f		X 0-0 ③ F7	5	0	0	0	0	2	5
Mark McGwire, R (1, 3) OBP: 0.392, SLG: 0.589	F B B B B 4-1 1B 2B 1-2 BB		B B F B X 3-1 ① F7		B X 1-0 ② P3			X 0-0 ① P6		3	1	0	0	1	0	0
Terry Steinbach, R (1, 2) OBP: 0.358, SLG: 0.453	B S B X 2-1 2B 1-2 2-H 1B		X 0-0 ② L8		C B B C S 2-3 ③ K			B F B S F B F X 3-2 ② F8		4	0	1	1	0	1	0
Willie Wilson, S (1, 8) OBP: 0.334, SLG: 0.329	F B X 1-1 1-3 2-H 2B		X 0-0 ③ G4-3			C B B F X 2-2 ① G5-3		C F S 0-3 ③ K		4	0	1	1	0	1	0
Randy Ready, R (1, 7) OBP: 0.342, SLG: 0.349 (7, 4) Jerry Browne, S (9, PH) OBP: 0.350, SLG: 0.320 (9, 4)	B B X 2-0 ③ F9			C B B X 2-1 ① P6		B C B F B X 3-2 ② G5-3			C B X 1-1 F8 1B HR 1B	3	0	0	0	0	0	2
Mike Bordick, R (1, 4) OBP: 0.355, SLG: 0.382 (7, 6) Harold Baines, L (9, PH) OBP: 0.336, SLG: 0.375 Gene Nelson, R (9, PR) Jamie Quirk, L (9, 5) OBP: 0.294, SLG: 0.285		C B B X 2-1 ① F9		B B B C B 4-2 BB BB		F F B B X 2-2 ③ G5-6-3			S B F F B F X 2-2 1-2 WP HR 1B	2 1 0 0	0 0 1 0	0 1 0 0	0 0 0 0	1 0 0 0	0 0 0 0	0 0 0 0
Walt Weiss, S (1, 6) OBP: 0.319, SLG: 0.261 Rickey Henderson, R (7, PH) OBP: 0.425, SLG: 0.452 (7, 7)		B X 1-0 ② G6-3		1 SAFE F B 1 SAFE C 1 SAFE B 1 SAFE B 4-2 B 1-2 BB			C B B S X 2-2 ① G4-3		B X 1-0 ① F8 2-3	1 2	0 0	0 0	0 0	1 0	0 0	0 2
Inning Stats	R: 2 E: 1 K: 1 S: 14 H: 2 LOB: 2 BB: 1 P: 27	R: 0 E: 0 K: 1 S: 10 H: 1 LOB: 2 BB: 1 P: 21	R: 0 E: 0 K: 0 S: 4 H: 0 LOB: 0 BB: 0 P: 7	R: 0 E: 0 K: 0 S: 8 H: 0 LOB: 2 BB: 2 P: 19	R: 0 E: 0 K: 1 S: 7 H: 0 LOB: 0 BB: 0 P: 13	R: 0 E: 0 K: 0 S: 9 H: 0 LOB: 0 BB: 0 P: 16	R: 0 E: 0 K: 1 S: 9 H: 1 LOB: 1 BB: 0 P: 13	R: 0 E: 0 K: 1 S: 10 H: 0 LOB: 0 BB: 0 P: 13	R: 3 E: 0 K: 0 S: 15 H: 3 LOB: 1 BB: 0 P: 22	1B: 5 2B: 1 3B: 0 HR: 1 SF: 0 SAC: 0 DP: 0 HBP: 0							

	AB	35
	R	5
	H	7
	RBI	5
	BB	4
	SO	5
	LOB	14

WP: 2 PB: 0 SB: 3 CS: 0 PA: 39

PITCHER		IP	WLS	BF	H	R	ER	SO	BB	IBB	HBP	BLK	WP	HR	S	P	ERA	WHIP
Bill Krueger, L ERA: 3.26	(1, 1)	8.0		33	4	2	0	5	4	0	0	0	1	0	71	129	0.00	1.000
Rick Aguilera, R ERA: 3.15	(9, 1)	1.0	L	6	3	3	3	0	0	0	0	0	1	1	15	22	27.00	3.000

PITCHER	IP	WLS	BF	H	R	ER	SO	BB	IBB	HBP	BLK	WP	HR	S	P	ERA	WHIP

BOTTOM

Oakland Athletics @ Minnesota Twins

Hubert H. Humphrey Metrodome, Minneapolis, MN

Wed Jul 29 1992, 8:05 PM EDT

Att. 42,786 - Dome - 70 F

livebaseballscorecards.com

Batter	1	2	3	4	5	6	7	8	9	AB	R	H	RBI	BB	SO	LOB
Chuck Knoblauch, R (1, 4) OBP: 0.395, SLG: 0.379	C X 0-1 3B 1B	X 0-0 ② FC5-2 1-2 3-H		B F B F B X 3-2 F7 1B 1B		B B B C X 3-1 ③ G6-3		B F X 1-1 ③ 1-H 2B		5	1	3	1	0	0	2
Shane Mack, R (1, 7) OBP: 0.386, SLG: 0.475 Randy Bush, L (9, PH) OBP: 0.284, SLG: 0.346	B X 1-0 1-H 3B	X 0-0 ③ F8		C 1 SAFE X 0-1 1-2 1B			C F F X 0-2 FC4-6 1B		B C X 1-1 ① P6	4 1	0 0	3 0	1 0	0 0	0 0	2 0
Kirby Puckett, R (1, 8) OBP: 0.368, SLG: 0.516	B S F F S 1-3 ① K2-3		S B F F F B B X 3-2 G4-3 1B 1B	X 0-0 ② F7 2-3			1 SAFE X 0-0 ① FC4-6 CS 1-2f		B S F F F B F B X 3-2 ② F9	5	1	1	0	0	1	4
Chili Davis, S (1, 10) OBP: 0.378, SLG: 0.420	C C F B B F F C 2-3 ② K		B B F X 2-1 ① G4-3 1-2	X 0-0 ③ F9			C B B 1 SAFE B 1 SAFE C X 3-2 ② WP 1B 1-2 1B		C F F B B C 2-3 ③ K	5	0	1	0	0	2	4
Pedro Munoz, R (1, 9) OBP: 0.311, SLG: 0.440	X 0-0 ③ G5-3		X 0-0 F8 1B 2-H 1B		B S S B B S 3-3 ① K		S F B F X 1-2 WP 1-2 1B			4	0	2	1	0	1	1
Brian Harper, R (1, 2) OBP: 0.341, SLG: 0.407		C X 0-1 1B E 1B	B X 1-0 1-2 1B		F F X 0-2 ② L7		C F B B B B X 3-2 ③ G4-3 1-2 2-3			4	1	2	0	0	0	2
Gene Larkin, S (1, 3) OBP: 0.326, SLG: 0.364		B C F B X 2-2 E 1-2 FC5-2 1B	B B F F X 2-2 ② F8 2-3		B X 1-0 ③ F7			X 0-0 ① F8		4	0	1	0	0	0	2
Mike Pagliarulo, L (1, 5) OBP: 0.188, SLG: 0.161		X 0-0 E4 FC5-2 1-3 2-H	B B S X 2-1 ③ L7			F F B X 1-2 ① P6		F X 0-1 2B 1B		4	1	1	0	0	0	3
Greg Gagne, R (1, 6) OBP: 0.285, SLG: 0.345		B B B S C S X 3-2 ① P3		C B B F S 2-3 ① K		C X 0-1 ② P4		1 SAFE C B P X 2-1 ② P4		4	0	0	0	0	1	3
Inning Stats	R: 1 E: 0 K: 2 S: 14 H: 2 LOB: 1 BB: 0 P: 18	R: 1 E: 1 K: 0 S: 11 H: 2 LOB: 2 BB: 0 P: 16	R: 1 E: 0 K: 0 S: 14 H: 3 LOB: 2 BB: 0 P: 24	R: 0 E: 0 K: 1 S: 10 H: 2 LOB: 2 BB: 0 P: 15	R: 0 E: 0 K: 1 S: 7 H: 0 LOB: 0 BB: 0 P: 11	R: 0 E: 0 K: 0 S: 7 H: 0 LOB: 0 BB: 0 P: 11	R: 0 E: 0 K: 0 S: 15 H: 3 LOB: 2 BB: 0 P: 22	R: 1 E: 0 K: 0 S: 8 H: 2 LOB: 1 BB: 0 P: 10	R: 0 E: 0 K: 1 S: 12 H: 0 LOB: 0 BB: 0 P: 18							

	AB	40
	R	4
	H	14
	RBI	3
	BB	0
	SO	5
	LOB	23

1B: 12 SF: 0
2B: 1 SAC: 0
3B: 1 DP: 0
HR: 0 HBP: 0

WP: 1 PA: 40
PB: 0
SB: 0
CS: 1

PITCHER		IP	WLS	BF	H	R	ER	SO	BB	IBB	HBP	BLK	WP	HR	S	P	ERA	WHIP
Dave Stewart, R ERA: 4.07	(1, 1)	6.2		32	12	3	2	4	0	0	0	0	0	0	75	111	2.70	1.800
Jeff Parrett, R ERA: 2.67	(7, 1)	1.1	W	5	2	1	1	0	0	0	0	0	1	0	11	16	6.75	1.500
Dennis Eckersley, R ERA: 1.65	(9, 1)	1.0	S	3	0	0	0	1	0	0	0	0	0	0	12	18	0.00	0.000

PITCHER	IP	WLS	BF	H	R	ER	SO	BB	IBB	HBP	BLK	WP	HR	S	P	ERA	WHIP

Batter	1	2	3	4	5	6	7	8	9	AB	R	H	RBI	BB	SO	LOB
Pat Listach, S (1, 6) OBP: 0.360, SLG: 0.358	F B B F F S 2-3 K		B C F B B B X 3-2 FC5-4 S 1B		B B B C C B 4-2 FC6-4 BB	F B C X 1-2 G4-3 1B 2-H 3-H			C B F F F C 1-3 K ①	4	1	2	2	1	2	0
Kevin Seitzer, R (1, 5) OBP: 0.339, SLG: 0.385	B C F X 1-2 G5-3 1B		B 1 SAFE P C B B 4-1 FC5-4 1-2 BB		C 1 SAFE B 1 SAFE F F X 1-2 P8 ①	B B X 2-0 G4-3 ② 2-3			B C S B X 2-2 G5-3 ②	4	0	1	0	1	0	2
Paul Molitor, R (1, 3) OBP: 0.387, SLG: 0.475	C B S B X 2-2 G5-3 ② 1-2		B B F B X 3-1 FC5-4 1B ② 1-2f 2-3		C 1 SAFE F X 0-2 FC6-4 ② 1-2f	C B X 1-1 G5-3 ③			X 0-0 G5-3 ③	5	0	0	0	0	0	5
Franklin Stubbs, L (1, 10) OBP: 0.290, SLG: 0.372	B F S S 1-3 K ③		X 0-0 S 1-3 3-H 1B		S B 1 SAFE B X 2-1 P6 ③		B C X 1-1 G4-3 ①			4	0	1	1	0	1	2
Robin Yount, R (1, 8) OBP: 0.317, SLG: 0.377		B C B B F X 3-2 SH4-3 2B	B C F B S 2-3 K ③ 1-2			B X 1-0 P4 ①	C B F B X 2-2 L4 ②			4	0	1	0	0	1	2
Darryl Hamilton, L (1, 7) OBP: 0.349, SLG: 0.406		X 0-0 SH4-3 ① 2-3		C B F S 1-3 K ①		C X 0-1 1B 1B 2B	B B B C F F X 3-2 F7 ③			3	1	1	0	0	1	0
Dante Bichette, R (1, 9) OBP: 0.347, SLG: 0.466		C B C S 1-3 K ②		B B F S X 2-2 G4-3 S 1B		F B B B F X 3-2 1B 2B 1B 2-3		X 0-0 FC4-6 1B		4	1	3	0	0	1	1
B.J. Surhoff, L (1, 2) OBP: 0.296, SLG: 0.330		C B X 1-1 G1-3 ③		B X 1-0 G4-3 ② 1-3		X 0-0 2B 1B 1B 1-2 3-H		B 1 S S S X SAFE 1-2 FC4-6 CS ① 1-2f		4	1	1	1	0	0	3
Scott Fletcher, R (1, 4) OBP: 0.344, SLG: 0.387			B X 1-0 F8 ①	B F X 1-1 G6-3 ③		X 0-0 1B 2B 1-3 2-H		B S C B B S 3-3 K ②③ 1-2		4	1	1	1	0	1	2
Inning Stats	R: 0 H: 1 E: 0 LOB: 1 K: 2 BB: 0 S: 13 P: 19	R: 0 H: 1 E: 0 LOB: 1 K: 1 BB: 0 S: 9 P: 14	R: 1 H: 2 E: 0 LOB: 2 K: 1 BB: 1 S: 13 P: 25	R: 0 H: 1 E: 0 LOB: 1 K: 1 BB: 0 S: 9 P: 14	R: 0 H: 0 E: 0 LOB: 1 K: 0 BB: 1 S: 11 P: 18	R: 4 H: 5 E: 0 LOB: 1 K: 0 BB: 0 S: 14 P: 22	R: 0 H: 0 E: 0 LOB: 0 K: 0 BB: 0 S: 9 P: 15	R: 0 H: 1 E: 0 LOB: 0 K: 1 BB: 0 S: 7 P: 11	R: 0 H: 0 E: 0 LOB: 0 K: 1 BB: 0 S: 9 P: 12	1B: 8 SF: 0 2B: 3 SAC: 1 3B: 0 DP: 0 HR: 0 HBP: 0						

TOP

Milwaukee Brewers @ Minnesota Twins

Hubert H. Humphrey Metrodome, Minneapolis, MN

Thu Jul 30 1992, 8:05 PM EDT

Att. 33,457 - Dome - 70 F

livebaseballscorecards.com

AB	36
R	5
H	11
RBI	5
BB	2
SO	7
LOB	17

PITCHER		IP	WLS	BF	H	R	ER	SO	BB	IBB	HBP	BLK	WP	HR	S	P	ERA	WHIP
Willie Banks, R ERA: 4.62	(1, 1)	5.1	L	27	9	5	5	5	2	0	0	0	0	0	63	102	8.44	2.062
Carl Willis, R ERA: 3.58	(6, 1)	3.2		12	2	0	0	2	0	0	0	0	0	0	31	48	0.00	0.545

PITCHER	IP	WLS	BF	H	R	ER	SO	BB	IBB	HBP	BLK	WP	HR	S	P	ERA	WHIP

BOTTOM

Batter	1	2	3	4	5	6	7	8	9	AB	R	H	RBI	BB	SO	LOB
Chuck Knoblauch, R (1, 4) OBP: 0.394, SLG: 0.378	C X 0-1 F8 ①		X 0-0 F8 ③			C B X 1-1 1B 1-2 G6-4-3 1B		X 0-0 G6-3 ③		4	1	1	0	0	0	0
Shane Mack, R (1, 7) OBP: 0.390, SLG: 0.486	B C X 1-1 FC4-6 1B			B X 1-0 G5-3 ①		C X 0-1 G6-4-3 1-3 2-H 1B			F X 0-1 HR	4	1	3	2	0	0	0
Kirby Puckett, R (1, 8) OBP: 0.364, SLG: 0.511	C B 1 SAFE B 1 SAFE B X 3-1 FC4-6 ② 1-2f			B F X 1-1 B2-3 ②		B F X 1-1 G6-4-3 ①② 1-2f 3-H			C B X 1-1 G6-3 ①	4	0	0	0	0	0	2
Kent Hrbek, L (1, 3) OBP: 0.381, SLG: 0.447	B C X 1-1 G3 ③			B B C B X 3-1 G4-3 ③		S B B B X 3-1 G3 ③			S B S B B X 3-2 F8 ②	4	0	0	0	0	0	1
Chili Davis, S (1, 10) OBP: 0.377, SLG: 0.418		B X 1-0 G3 ①			F B X 1-1 G4-3 ①		B X 1-0 L4-6 G5-3 1B		B X 1-0 G3-1 ③	4	0	1	0	0	0	0
Brian Harper, R (1, 2) OBP: 0.341, SLG: 0.409		C X 0-1 P3 ②			F X 0-1 F8 2B		B X 1-0 G5-3 ① 1-2			3	0	1	0	0	0	1
Pedro Munoz, R (1, 9) OBP: 0.309, SLG: 0.437 Randy Bush, L (7, 9) OBP: 0.282, SLG: 0.343		C B B S X 2-2 G5-3 ③			C B B X 2-1 F8 ② 2-3		C X 0-1 L4-6 ②③ 2-3			2 1	0 0	0 0	0 0	0 0	0 0	1 1
Mike Pagliarulo, L (1, 5) OBP: 0.171, SLG: 0.147			C C B X 1-2 P8 ①		S X 0-1 G4-3 ③			B S X 1-1 F8 ①		3	0	0	0	0	0	1
Greg Gagne, R (1, 6) OBP: 0.286, SLG: 0.344			B F B X 2-1 F9 ②			X 0-0 1B 1B 1B		F B F S 1-3 K ②		3	1	1	0	0	1	0
Inning Stats	R: 0 E: 0 K: 0 S: 8 H: 1 LOB: 1 BB: 0 P: 13	R: 0 E: 0 K: 0 S: 6 H: 0 LOB: 0 BB: 0 P: 9	R: 0 E: 0 K: 0 S: 6 H: 0 LOB: 0 BB: 0 P: 9	R: 0 E: 0 K: 0 S: 5 H: 0 LOB: 0 BB: 0 P: 10	R: 0 E: 0 K: 0 S: 8 H: 1 LOB: 1 BB: 0 P: 11	R: 2 E: 0 K: 0 S: 9 H: 3 LOB: 0 BB: 0 P: 14	R: 0 E: 0 K: 0 S: 4 H: 1 LOB: 0 BB: 0 P: 6	R: 0 E: 0 K: 1 S: 6 H: 0 LOB: 0 BB: 0 P: 8	R: 1 E: 0 K: 0 S: 8 H: 1 LOB: 0 BB: 0 P: 13	1B: 5 2B: 2 3B: 0 HR: 1	SF: 0 SAC: 0 DP: 2 HBP: 0						

PITCHER	IP	WLS	BF	H	R	ER	SO	BB	IBB	HBP	BLK	WP	HR	S	P	ERA	WHIP
Chris Bosio, R (1, 1) ERA: 3.84	9.0	W	32	7	3	3	1	0	0	0	0	0	1	60	93	3.00	0.778

PITCHER	IP	WLS	BF	H	R	ER	SO	BB	IBB	HBP	BLK	WP	HR	S	P	ERA	WHIP

Milwaukee Brewers @ Minnesota Twins

Hubert H. Humphrey Metrodome, Minneapolis, MN

Thu Jul 30 1992, 8:05 PM EDT

Att. 33,457 - Dome - 70 F

livebaseballscorecards.com

AB	32
R	3
H	7
RBI	2
BB	0
SO	1
LOB	7

Batter	1	2	3	4	5	6	7	8	9	AB	R	H	RBI	BB	SO	LOB
Pat Listach, S (1, 6) OBP: 0.361, SLG: 0.357	F B B B B B 4-1 G6-3 G4-3 BB		B C F S 1-3 ② K		F B X 1-1 ① G3		C B X 1-1 BB 1B		B F C S 1-3 ② K	4	0	1	0	1	2	2
Kevin Seitzer, R (1, 5) OBP: 0.340, SLG: 0.382	B C X 1-1 ① G4-3 1-2		B B S B F B 4-2 1B BB		C X 0-1 ② G6-3		1 SAFE 1 SAFE P B B C B 4-1 1-2 BB		C B B F B X 3-2 ③ G3	3	0	0	0	2	0	3
Paul Molitor, R (1, 10) OBP: 0.386, SLG: 0.472	C F B B X 2-2 ② G6-3 2-3		1 SAFE F F B X 1-2 S 1-3 1B		B F S S 1-3 ③ K		S X 0-1 ③ G3-1			4	0	1	0	0	1	3
Franklin Stubbs, L (1, 3) OBP: 0.291, SLG: 0.371 John Jaha, R (8, PH) OBP: 0.262, SLG: 0.309 (8, 3)	B F F S 1-3 ③ K		S S B B F F B S 3-3 ③ K 1-2			C B F B X 2-2 CS S 1B		B F B C B F X 3-2 G6-3 1B		3 1	0 0	1 1	0 0	0 0	2 0	3 0
Robin Yount, R (1, 8) OBP: 0.317, SLG: 0.374		B B B B C F B 4-2 FC5-4 BB		X 0-0 ① F7		1 SAFE C S S 0-3 ① K 1-2		C S S 0-3 ① K		3	0	0	0	1	2	2
Darryl Hamilton, L (1, 7) OBP: 0.350, SLG: 0.407		C X 0-1 ① FC5-4 S 1-2f		B S X 1-1 2B 1B		B 2 SAFE F B B F X 3-2 ② 2-3 1B		B B F X 2-1 ②③ G6-3 1-2f		4	1	2	0	0	0	2
Dante Bichette, R (1, 9) OBP: 0.350, SLG: 0.470		S X 0-1 ② G5-3 1-2		1 SAFE 1 SAFE F B 1 SAFE X 1-1 1-H 2B		1 SAFE X 0-0 ③ F8			B B C S X 2-2 BB 1B	4	0	2	1	0	0	2
B.J. Surhoff, L (1, 2) OBP: 0.295, SLG: 0.327		F X 0-1 ③ G4-3		X 0-0 ② P5			X 0-0 ① G4-3		B B B C C F B 4-2 1-2 BB	3	0	0	0	1	0	2
Scott Fletcher, R (1, 4) OBP: 0.340, SLG: 0.382 Greg Vaughn, R (9, PH) OBP: 0.284, SLG: 0.383			X 0-0 ① F8	B B X 2-0 ③ P6			C B X 1-1 ② G3		B F B C S 2-3 ① K	3 1	0 0	0 0	0 0	0 0	0 1	1 2
Inning Stats	R: 0 H: 0 E: 0 LOB: 1 K: 1 BB: 1 S: 9 P: 17	R: 0 H: 0 E: 0 LOB: 1 K: 0 BB: 1 S: 8 P: 12	R: 0 H: 1 E: 0 LOB: 2 K: 2 BB: 1 S: 14 P: 23	R: 1 H: 2 E: 0 LOB: 1 K: 0 BB: 0 S: 7 P: 11	R: 0 H: 0 E: 0 LOB: 0 K: 1 BB: 0 S: 7 P: 9	R: 0 H: 2 E: 0 LOB: 1 K: 1 BB: 0 S: 10 P: 15	R: 0 H: 1 E: 0 LOB: 2 K: 0 BB: 1 S: 9 P: 14	R: 0 H: 1 E: 0 LOB: 0 K: 1 BB: 0 S: 9 P: 14	R: 0 H: 1 E: 0 LOB: 2 K: 2 BB: 1 S: 15 P: 27	1B: 7 SF: 0 2B: 1 SAC: 0 3B: 0 DP: 1 HR: 0 HBP: 0						

PITCHER		IP	WLS	BF	H	R	ER	SO	BB	IBB	HBP	BLK	WP	HR	S	P	ERA	WHIP
Kevin Tapani, R ERA: 3.89	(1, 1)	7.0	W	30	6	1	1	5	4	0	0	0	0	0	64	101	1.29	1.429
Mark Guthrie, L ERA: 2.95	(8, 1)	1.0		5	2	0	0	1	1	0	0	0	0	0	15	26	0.00	3.000
Tom Edens, R ERA: 2.79	(9, 1)	1.0	S	3	0	0	0	2	0	0	0	0	0	0	9	15	0.00	0.000

PITCHER	IP	WLS	BF	H	R	ER	SO	BB	IBB	HBP	BLK	WP	HR	S	P	ERA	WHIP

TOP

Milwaukee Brewers @ Minnesota Twins

Hubert H. Humphrey Metrodome, Minneapolis, MN

Fri Jul 31 1992, 8:05 PM EDT

Att. 33,814 - Dome - 70 F

livebaseballscorecards.com

AB	33
R	1
H	8
RBI	1
BB	5
SO	8
LOB	22

1B: 7	SF: 0	WP: 0	PA: 38
2B: 1	SAC: 0	PB: 0	
3B: 0	DP: 1	SB: 3	
HR: 0	HBP: 0	CS: 1	

Batter	1	2	3	4	5	6	7	8	9	AB	R	H	RBI	BB	SO	LOB
Chuck Knoblauch, R (1, 4) OBP: 0.390, SLG: 0.374	C B F B X 2-2 ① G4-3		C X 0-1 ② G3-1		C B F X 1-2 ③ L4		M L B X 1-2 ①② F9-2 2-H			4	0	0	0	0	0	1
Shane Mack, R (1, 7) OBP: 0.391, SLG: 0.486	B X 1-0 FC5-4 1B		C B B F B X 3-2 1B 1B			F X 0-1 ① F9	C S C 0-3 ③ K			4	0	2	0	0	1	1
Randy Bush, L (1, 10) OBP: 0.292, SLG: 0.346 Pedro Munoz, R (8, PH) OBP: 0.307, SLG: 0.435	S 1 SAFE X 0-1 ② F7		1 SAFE C B S 1 SAFE 1 SAFE B F F 2-2 X FC5-4 1-2 1B			B B B 4-0 G5-4-3 BB		S B B X 2-1 ① G6-3		2 1	0 0	1 0	0 0	1 0	0 0	1 0
Kirby Puckett, R (1, 8) OBP: 0.361, SLG: 0.506	1 SAFE F B B C X 2-2 ③ FC5-4 1-2f		X 0-0 ③ FC5-4 1-2f			X 0-0 ②③ G5-4-3 1-2f		C C B B S 2-3 ② K		4	0	0	0	0	1	4
Kent Hrbek, L (1, 3) OBP: 0.379, SLG: 0.448		C B B X 2-1 ① G5-3		F B F B C 2-3 ① K			X 0-0 1B 2B 2B	B F F C 1-3 ③ K		4	1	1	0	0	2	0
Brian Harper, R (1, 2) OBP: 0.344, SLG: 0.410		B B F C X 2-2 1B		C F F X 0-2 ② G1-3			F B F B B B 4-2 1B 2B BB			2	1	1	0	1	0	0
Gene Larkin, S (1, 9) OBP: 0.326, SLG: 0.363		B S F 1 SAFE 1 SAFE X 1-2 ② F7		B X 1-0 ③ L4			X 0-0 2B 1-2 2-3 2B 1B			3	1	1	0	0	0	1
Scott Leius, R (1, 5) OBP: 0.313, SLG: 0.352		C B X 1-1 ③ P3			B C B X 2-1 CS 1B		S F F B X 1-2 1-3 2-H 3-H 2B			3	1	2	2	0	0	1
Jeff Reboulet, R (1, 6) OBP: 0.346, SLG: 0.286 Chili Davis, S (7, PH) OBP: 0.378, SLG: 0.423 Greg Gagne, R (7, PR) OBP: 0.286, SLG: 0.344 (8, 6)			C B F S 1-3 ① K2-3		S C X 1-1 ①② F7 1-2		B F B S X 2-2 WP F9-2 2-H 3-H 2B			2 1 0	0 0 0	0 1 0	0 2 0	0 0 0	1 0 0	1 0 0
Inning Stats	R: 0 E: 0 K: 0 S: 9 H: 1 LOB: 1 BB: 0 P: 14	R: 0 E: 0 K: 0 S: 10 H: 1 LOB: 1 BB: 0 P: 16	R: 0 E: 0 K: 1 S: 14 H: 2 LOB: 2 BB: 0 P: 20	R: 0 E: 0 K: 1 S: 8 H: 0 LOB: 0 BB: 0 P: 11	R: 0 E: 0 K: 0 S: 8 H: 1 LOB: 0 BB: 0 P: 11	R: 0 E: 0 K: 0 S: 3 H: 0 LOB: 0 BB: 1 P: 7	R: 4 E: 0 K: 1 S: 17 H: 4 LOB: 1 BB: 1 P: 25	R: 0 E: 0 K: 2 S: 8 H: 0 LOB: 0 BB: 0 P: 13		1B: 6 2B: 4 3B: 0 HR: 0	SF: 0 SAC: 0 DP: 2 HBP: 0				WP: 1 PB: 0 SB: 0 CS: 1	PA: 32	

PITCHER		IP	WLS	BF	H	R	ER	SO	BB	IBB	HBP	BLK	WP	HR	S	P	ERA	WHIP
Bill Wegman, R ERA: 3.3	(1, 1)	6.0	L	27	9	4	4	2	2	0	0	0	0	0	63	97	6.00	1.833
Mike Fetters, R ERA: 0.68	(7, 1)	1.0		2	0	0	0	1	0	0	0	0	1	0	6	7	0.00	0.000
Jesse Orosco, L ERA: 3.28	(8, 1)	1.0		3	0	0	0	2	0	0	0	0	0	0	8	13	0.00	0.000

PITCHER	IP	WLS	BF	H	R	ER	SO	BB	IBB	HBP	BLK	WP	HR	S	P	ERA	WHIP

BOTTOM

Milwaukee Brewers @ Minnesota Twins

Hubert H. Humphrey Metrodome, Minneapolis, MN

Fri Jul 31 1992, 8:05 PM EDT

Att. 33,814 - Dome - 70 F

livebaseballscorecards.com

AB	30
R	4
H	9
RBI	4
BB	2
SO	5
LOB	10

Milwaukee Brewers @ Minnesota Twins

Hubert H. Humphrey Metrodome, Minneapolis, MN

Sat Aug 01 1992, 8:05 PM EDT

Att. 51,043 - Dome - 70 F

livebaseballscorecards.com

TOP

Batter	1	2	3	4	5	6	7	8	9	AB	R	H	RBI	BB	SO	LOB
Pat Listach, S (1, 6) OBP: 0.359, SLG: 0.353	C X 0-1 G6-3 ①		1 SAFE B B B C 1 SAFE B 4-1 FC6-4 1-2 BB		F F B B B F F X 3-2 G4-3 ③			F B X 1-1 G4-3 ① B C F B F S 2-3 K ②		4	0	0	0	1	1	2
Kevin Seitzer, R (1, 5) OBP: 0.341, SLG: 0.381	B S B B B F C 3-3 K ②		F B S F B F S 2-3 K ②			C F B B B F B 4-2 S 2B BB		C C B X 1-2 F8 ② B C B X 2-1 1-2 2-3 3B 1B		4	2	1	0	1	2	2
Paul Molitor, R (1, 3) OBP: 0.389, SLG: 0.487	C F X 0-2 G6-3 ③		B X 1-0 FC6-4 ③ 1-2f			B B X 2-0 1-H 2B		C F B F X 1-2 1B 3B B F X 1-1 1-H 2-H 3-H 3B		5	1	3	4	0	0	2
Dante Bichette, R (1, 9) OBP: 0.351, SLG: 0.473		B X 1-0 G6-3 2B		S S B S 1-3 K ①		X 0-0 G4-3 ①		X 0-0 3-H 1B S B F X 1-2 G6-3 ③		5	0	2	1	0	1	2
Robin Yount, R (1, 8) OBP: 0.313, SLG: 0.369		B F B B F F B S 3-3 K ①		F F B B S 1-3 K ②		B B C F B C 3-3 K ②		C S B X 1-2 F9 ③		4	0	0	0	0	3	3
Greg Vaughn, R (1, 7) OBP: 0.286, SLG: 0.381		F X 0-1 G6-3 ② 2-3		B C B B B 4-1 BB		B F C T F B F B F X 3-2 P6 ③			B B B C B 4-1 WP S G6-3 BB	2	1	0	0	2	0	2
John Jaha, R (1, 10) OBP: 0.262, SLG: 0.293		C B C X 1-2 G5-3 ③		1 SAFE F 1 SAFE X 0-1 F7 ③			F C X 0-2 F9 ①		B B B C B 4-1 1B S 1-3 3B BB	3	1	0	0	1	0	2
B.J. Surhoff, L (1, 2) OBP: 0.292, SLG: 0.323			B B X 2-0 G4-3 ① C X 0-1 BB 1B		B C X 1-1 L7 ① B C B X 2-1 L9 ②		B X 1-0 G4-3 ② B C F F B X 2-2 G4-3 ③		B C S X 1-2 G6-3 ① 1-2 3-H B S B B B 4-1 1B 3B BB	4	0	0	1	0	0	1
Scott Fletcher, R (1, 4) OBP: 0.343, SLG: 0.382										3	1	1	0	1	0	0

Inning Stats	R: 0 E: 0 K: 1 S: 8	H: 0 LOB: 0 BB: 0 P: 11	R: 0 E: 0 K: 1 S: 10	H: 1 LOB: 1 BB: 0 P: 15	R: 0 E: 0 K: 1 S: 10	H: 1 LOB: 2 BB: 1 P: 19	R: 0 E: 0 K: 2 S: 9	H: 0 LOB: 1 BB: 1 P: 15	R: 0 E: 0 K: 0 S: 9	H: 0 LOB: 0 BB: 0 P: 15
	R: 1 E: 0 K: 1 S: 14	H: 1 LOB: 1 BB: 1 P: 26	R: 0 E: 0 K: 0 S: 8	H: 0 LOB: 0 BB: 0 P: 11	R: 1 E: 0 K: 0 S: 13	H: 2 LOB: 1 BB: 0 P: 17	R: 4 E: 0 K: 1 S: 17	H: 2 LOB: 1 BB: 3 P: 36	1B: 3 2B: 2 3B: 2 HR: 0	SF: 0 SAC: 0 DP: 0 HBP: 0

	AB	34
	R	6
	H	7
	RBI	6
	BB	6
	SO	7
	LOB	16

WP: 1 PA: 40
PB: 0
SB: 3
CS: 0

PITCHER		IP	WLS	BF	H	R	ER	SO	BB	IBB	HBP	BLK	WP	HR	S	P	ERA	WHIP
John Smiley, L ERA: 3.33	(1, 1)	7.2	W	30	4	2	2	6	3	0	0	0	0	0	77	124	2.35	0.913
Tom Edens, R ERA: 3.27	(8, 1)	0.2		6	1	3	3	0	3	0	0	0	1	0	10	24	40.50	6.000
Paul Abbott, R ERA: 4.91	(9, 1)	0.2		4	2	1	1	1	0	0	0	0	0	0	11	17	13.50	3.000

PITCHER	IP	WLS	BF	H	R	ER	SO	BB	IBB	HBP	BLK	WP	HR	S	P	ERA	WHIP

BOTTOM

Batter	1	2	3	4	5	6	7	8	9	AB	R	H	RBI	BB	SO	LOB
Chuck Knoblauch, R (1, 4) OBP: 0.387, SLG: 0.370	B F X 1-1 G4-3 ①		C X 0-1 G1-4-3 ③		1 SAFE X 0-0 FC5-4 ② 1-2f CS		F C S 0-3 K ③			4	0	0	0	0	1	3
Shane Mack, R (1, 7) OBP: 0.389, SLG: 0.484	B F F B S 2-3 K ②			S C S 0-3 K ①	P 1 B SAFE 2-0 CS ③ 1-2	X 0-0 G6-3 ①		X 0-0 BB 1B 1B		4	1	1	0	0	2	0
Kent Hrbek, L (1, 3) OBP: 0.381, SLG: 0.450	C B F X 1-2 F8 ③			X 0-0 G4-3 ②		B X 1-0 2B 2B		B B B B 4-0 BB 1B 1-2 HR BB		3	2	1	0	1	0	0
Kirby Puckett, R (1, 8) OBP: 0.364, SLG: 0.511		F C F F X 0-2 G6-4-3 1B		B C F X 1-2 G4-3 ③		X 0-0 2-H 2B		B B F X 2-1 BB 1-2 2-H HR 1B		4	1	3	2	0	0	0
Chili Davis, S (1, 10) OBP: 0.377, SLG: 0.419		B 1 SAFE F 1 SAFE X 1-1 G6-4-3 ① ② 1-2f			B F X 1-1 E6 1B 1B	S X 0-1 G5-3 ②		S B B B B 4-1 HR 1-2 2-3 BB		3	2	0	0	1	0	2
Brian Harper, R (1, 2) OBP: 0.346, SLG: 0.420		F S F X 0-2 F9 ③			1 SAFE F B 1 SAFE F F F 1 SAFE B 2-2 F X 1B 1-2 1B	C X 0-1 L6 ③		B F X 1-1 1-H 2-H 3-H HR		4	2	2	4	0	0	1
Gene Larkin, S (1, 9) OBP: 0.325, SLG: 0.366 Jeff Reboulet, R (9, 9) OBP: 0.346, SLG: 0.286			B X 1-0 G4-3 2B		F F B X 1-2 F8 ①		X 0-0 G6-3 ①	B B X 2-0 F8 ①		4 0	0 0	1 0	0 0	0 0	0 0	2 0
Mike Pagliarulo, L (1, 5) OBP: 0.179, SLG: 0.158			B X 1-0 G4-3 ① 2-3		X 0-0 1-3 2-H 1B		S F S 0-3 K ②	C F B B S 2-3 K ②		4	1	1	1	0	2	1
Greg Gagne, R (1, 6) OBP: 0.288, SLG: 0.347			B X 1-0 G6-3 ②		C X 0-1 2-H 3-H FC5-4 1B		B B B F F F X 3-2 1B	F S B X 1-2 G5-3 ③		4	0	2	2	0	0	1
Inning Stats	R: 0 E: 0 K: 1 S: 8 H: 0 LOB: 0 BB: 0 P: 12	R: 0 E: 0 K: 0 S: 11 H: 1 LOB: 0 BB: 0 P: 12	R: 0 E: 0 K: 0 S: 5 H: 1 LOB: 1 BB: 0 P: 8	R: 0 E: 0 K: 1 S: 7 H: 0 LOB: 0 BB: 0 P: 8	R: 3 E: 1 K: 0 S: 16 H: 3 LOB: 0 BB: 0 P: 21	R: 1 E: 0 K: 0 S: 7 H: 2 LOB: 1 BB: 0 P: 8	R: 0 E: 0 K: 2 S: 11 H: 1 LOB: 1 BB: 0 P: 14	R: 5 E: 0 K: 1 S: 13 H: 3 LOB: 0 BB: 2 P: 29		1B: 7 2B: 3 3B: 0 HR: 1	SF: 0 SAC: 0 DP: 1 HBP: 0			WP: 0 PB: 0 SB: 0 CS: 1	PA: 37		

PITCHER		IP	WLS	BF	H	R	ER	SO	BB	IBB	HBP	BLK	WP	HR	S	P	ERA	WHIP
Jaime Navarro, R ERA: 3.46	(1, 1)	5.1	L	22	7	4	3	2	0	0	0	0	0	0	50	65	5.06	1.312
Dan Plesac, L ERA: 3.65	(6, 1)	1.2		6	1	0	0	2	0	0	0	0	0	0	15	18	0.00	0.600
Doug Henry, R ERA: 3.89	(8, 1)	0.1		6	3	5	5	0	2	0	0	0	0	1	7	20	135.00	15.000
Darren Holmes, R ERA: 4.13	(8, 1)	0.2		2	0	0	0	1	0	0	0	0	0	0	6	9	0.00	0.000

PITCHER	IP	WLS	BF	H	R	ER	SO	BB	IBB	HBP	BLK	WP	HR	S	P	ERA	WHIP

Milwaukee Brewers @ Minnesota Twins

Hubert H. Humphrey Metrodome, Minneapolis, MN

Sat Aug 01 1992, 8:05 PM EDT

Att. 51,043 - Dome - 70 F

livebaseballscorecards.com

AB	34
R	9
H	11
RBI	9
BB	2
SO	5
LOB	10

Batter	1	2	3	4	5	6	7	8	9	AB	R	H	RBI	BB	SO	LOB
Pat Listach, S (1, 6) OBP: 0.360, SLG: 0.354	C X 0-1 ① P1		X 0-0 1B			C B F X 1-2 FC5-4 1B		C B B S F X 2-2 ③ G3		4	0	2	0	0	0	0
Alex Diaz, S (1, 8)	C B X 1-1 ② F8		1 SAFE 1 SAFE B X 1-0 ③ G4-3			1 SAFE C 1 SAFE X 0-1 ② FC5-4 S 1-2f			F X 0-1 ① F9	4	0	0	0	0	0	2
Paul Molitor, R (1, 10) OBP: 0.387, SLG: 0.483	B F B B F B 4-2 BB			C F B B F F B X 3-2 ① F9		1 SAFE C F F B B B F S 3-3 ③ K 1-2			C F B C 1-3 ② K	3	0	0	0	1	2	1
Franklin Stubbs, L (1, 3) OBP: 0.286, SLG: 0.364	B F C B 1 B X SAFE 3-2 ③ G4-3			B B B C X 3-1 ② F9			C B X 1-1 ① L3		C X 0-1 ③ G3	4	0	0	0	0	0	1
Dante Bichette, R (1, 9) OBP: 0.350, SLG: 0.475		C B B B F F X 3-2 ① F9		B F S S 1-3 ③ K			C X 0-1 2B			3	0	1	0	0	1	0
Greg Vaughn, R (1, 7) OBP: 0.287, SLG: 0.381		B C F B B S 2-3 ② K			B S X 1-1 G4-3 1B		C X 0-1 ② P7			3	0	1	0	0	1	1
Jim Gantner, L (1, 5) OBP: 0.276, SLG: 0.294		B X 1-0 ③ F9			1 SAFE F F X 0-2 ① P8		X 0-0 ③ G4-3			3	0	0	0	0	0	2
Tim McIntosh, R (1, 2) OBP: 0.239, SLG: 0.227			C X 0-1 ① F7		X 0-0 ② ③ G4-3 1-2f			C S X 0-2 ① P4		3	0	0	0	0	0	1
Scott Fletcher, R (1, 4) OBP: 0.339, SLG: 0.377			C F B B B F F X 3-2 ② G5-3			B B C F B X 3-2 ① G6-3		C F C 0-3 ② K		3	0	0	0	0	1	0
Inning Stats	R: 0 H: 0 E: 0 LOB: 1 K: 0 BB: 1 S: 9 P: 17	R: 0 H: 0 E: 0 LOB: 0 K: 1 BB: 0 S: 8 P: 14	R: 0 H: 1 E: 0 LOB: 1 K: 0 BB: 0 S: 9 P: 13	R: 0 H: 0 E: 0 LOB: 0 K: 1 BB: 0 S: 10 P: 17	R: 0 H: 1 E: 0 LOB: 0 K: 0 BB: 0 S: 6 P: 7	R: 0 H: 1 E: 0 LOB: 1 K: 1 BB: 0 S: 13 P: 20	R: 0 H: 1 E: 0 LOB: 1 K: 0 BB: 0 S: 7 P: 8	R: 0 H: 0 E: 0 LOB: 0 K: 1 BB: 0 S: 10 P: 12	R: 0 H: 0 E: 0 LOB: 0 K: 1 BB: 0 S: 7 P: 8	1B: 3 SF: 0 2B: 1 SAC: 0 3B: 0 DP: 1 HR: 0 HBP: 0					WP: 0 PA: 31 PB: 0 SB: 1 CS: 0	

PITCHER	IP	WLS	BF	H	R	ER	SO	BB	IBB	HBP	BLK	WP	HR	S	P	ERA	WHIP
Scott Erickson, R (1, 1) ERA: 3.57	9.0	W	31	4	0	0	5	1	0	0	0	0	0	79	116	0.00	0.556

PITCHER	IP	WLS	BF	H	R	ER	SO	BB	IBB	HBP	BLK	WP	HR	S	P	ERA	WHIP

TOP

Milwaukee Brewers @ Minnesota Twins

Hubert H. Humphrey Metrodome, Minneapolis, MN

Sun Aug 02 1992, 4:33 AM EDT
Att. 43,749 - Dome - 70 F

livebaseballscorecards.com

AB	30
R	0
H	4
RBI	0
BB	1
SO	5
LOB	8

BOTTOM

Milwaukee Brewers @ Minnesota Twins

Hubert H. Humphrey Metrodome, Minneapolis, MN

Sun Aug 02 1992, 4:33 AM EDT

Att. 43,749 - Dome - 70 F

livebaseballscorecards.com

Batter	1	2	3	4	5	6	7	8	9	AB	R	H	RBI	BB	SO	LOB
Shane Mack, R (1, 7) OBP: 0.392, SLG: 0.485	B B F X 2-1 BB SH1-3 1B	F B B B B 4-1 1B BB		F B B B X 3-1 ③ G6-3		C F B B X 2-2 SH1-3 2-3 1B				3	0	2	0	1	0	1
Jeff Reboulet, R (1, 4) OBP: 0.363, SLG: 0.354	B C X 1-1 ① SH1-3 1-2	B C X 1-1 1-2 3-H 1B			C B X 1-1 HR	B X 1-0 ② SH1-3 1-2 3-H				2	1	2	3	0	0	0
Kent Hrbek, L (1, 3) OBP: 0.379, SLG: 0.445	B F B B B 4-1 BB BB	B B X 2-0 ③ F7			X 0-0 ① G4-3	C B B B X 3-1 G4-3				3	0	0	0	1	0	3
Kirby Puckett, R (1, 8) OBP: 0.363, SLG: 0.508	F C B B S 2-3 ② K		C B F X 1-2 ① F8		X 0-0 HR 1B		X 0-0 ① G6-3			4	1	1	0	0	1	2
Chili Davis, S (1, 10) OBP: 0.376, SLG: 0.415	B B F B B 4-1 1-2 2-3 BB		X 0-0 ② G4-3		F B F F S 1-3 ② K		C B X 1-1 ② P5			3	0	0	0	1	1	1
Pedro Munoz, R (1, 9) OBP: 0.307, SLG: 0.444	X 0-0 ③ F9		X 0-0 ③ G6-3		B F B S X 2-2 1-H HR		C B F F S 1-3 ③ K			4	1	1	2	0	1	3
Mike Pagliarulo, L (1, 5) OBP: 0.186, SLG: 0.190		B F X 1-1 ① G6-3		X 0-0 G6-3 2B	B B X 2-0 ③ G3-1			X 0-0 ① F8		4	0	1	0	0	0	0
Lenny Webster, R (1, 2) OBP: 0.244, SLG: 0.272		B F S B B X 3-2 G6-3 1B 2B		B X 1-0 ① G6-3		C X 0-1 ① L8		C B B X 2-1 ② L8		4	1	1	0	0	0	1
Greg Gagne, R (1, 6) OBP: 0.288, SLG: 0.349		C B B X 2-1 ② G6-3 2-3		F F B X 1-2 ② G6-3 2-3		B X 1-0 1B SH1-3 2B		F X 0-1 ③ L8		4	1	1	0	0	0	2
Inning Stats	R: 0 E: 0 K: 1 S: 10 H: 1 LOB: 3 BB: 2 P: 23	R: 1 E: 0 K: 0 S: 11 H: 2 LOB: 2 BB: 1 P: 24	R: 0 E: 0 K: 0 S: 5 H: 0 LOB: 0 BB: 0 P: 6	R: 0 E: 0 K: 0 S: 7 H: 1 LOB: 1 BB: 0 P: 12	R: 3 E: 0 K: 1 S: 12 H: 3 LOB: 0 BB: 0 P: 18	R: 1 E: 0 K: 0 S: 9 H: 2 LOB: 1 BB: 0 P: 16	R: 0 E: 0 K: 1 S: 7 H: 0 LOB: 0 BB: 0 P: 9	R: 0 E: 0 K: 0 S: 5 H: 0 LOB: 0 BB: 0 P: 7		1B: 4 2B: 3 3B: 0 HR: 2 SF: 0 SAC: 2 DP: 0 HBP: 0						

PITCHER		IP	WLS	BF	H	R	ER	SO	BB	IBB	HBP	BLK	WP	HR	S	P	ERA	WHIP
Ricky Bones, R (1, 1) ERA: 5.07		5.1	L	28	9	5	5	2	3	0	0	0	0	2	51	92	8.44	2.250
Darren Holmes, R (6, 1) ERA: 3.86		1.2		5	0	0	0	1	0	0	0	0	0	0	10	16	0.00	0.000
Doug Henry, R (8, 1) ERA: 3.8		1.0		3	0	0	0	0	0	0	0	0	0	0	5	7	0.00	0.000

PITCHER	IP	WLS	BF	H	R	ER	SO	BB	IBB	HBP	BLK	WP	HR	S	P	ERA	WHIP

AB	31
R	5
H	9
RBI	5
BB	3
SO	3
LOB	13

WP: 0 PB: 0 SB: 0 CS: 0 PA: 36

Batter	1	2	3	4	5	6	7	8	9	AB	R	H	RBI	BB	SO	LOB
Chuck Knoblauch, R (1, 4) OBP: 0.386, SLG: 0.373	K	1B		G3-1 WP 2B	SF9 2-3 3-H		F8		P4	5	2	2	1	0	1	0
Shane Mack, R (1, 7) OBP: 0.396, SLG: 0.490	F9	BB 1B		G3-1	FC6-4		G1-6-3		2B	6	0	4	3	0	0	1
Kent Hrbek, L (1, 3) OBP: 0.382, SLG: 0.446 Jeff Reboulet, R (7, 8) OBP: 0.358, SLG: 0.348	1B	BB		BB	FC6-4		G1-6-3		L7	4 1	0 0	2 0	2 0	1 0	0 0	3 1
Kirby Puckett, R (1, 8) OBP: 0.367, SLG: 0.508 Scott Leius, R (7, 6) OBP: 0.315, SLG: 0.358	1B	G6-4-3 BB		K		1B HBP		G3-1 2B		2 1	1 1	1 1	0 0	1 0	1 0	1 0
Randy Bush, L (1, 10) OBP: 0.289, SLG: 0.343 Chili Davis, S (2, PH) OBP: 0.374, SLG: 0.413	F7	G6-4-3		F8		1B SF9 1B		F7		1 4	0 1	0 1	0 0	0 0	0 0	2 5
Brian Harper, R (1, 2) OBP: 0.347, SLG: 0.421 Gene Larkin, S (7, 3) OBP: 0.324, SLG: 0.364		1B	F7		G5-3	1B		G3-1		4 1	1 0	2 0	1 0	0 0	0 0	0 1
Pedro Munoz, R (1, 9) OBP: 0.312, SLG: 0.452		SH1-3 1B	K		BB SF9 1B	SF9 3-H		2B		4	2	3	2	0	1	0
Mike Pagliarulo, L (1, 5) OBP: 0.208, SLG: 0.213		1B SH1-3 1B	K		SF9 BB 1B	F7		F7		5	2	2	1	0	1	2
Greg Gagne, R (1, 6) OBP: 0.291, SLG: 0.350 Lenny Webster, R (7, 2) OBP: 0.241, SLG: 0.268		SH1-3		2B G3-1 1B	1B BB	F7			G5-3	2 1	1 0	1 0	0 0	1 0	0 0	1 0
Inning Stats	R: 0 E: 0 K: 1 S: 15 H: 2 LOB: 2 BB: 0 P: 22	R: 4 E: 0 K: 0 S: 17 H: 6 LOB: 2 BB: 1 P: 25	R: 0 E: 0 K: 2 S: 8 H: 0 LOB: 0 BB: 0 P: 14	R: 2 E: 0 K: 1 S: 12 H: 2 LOB: 1 BB: 1 P: 19	R: 2 E: 0 K: 0 S: 17 H: 3 LOB: 2 BB: 1 P: 28	R: 2 E: 0 K: 0 S: 9 H: 2 LOB: 1 BB: 0 P: 18	R: 0 E: 0 K: 0 S: 3 H: 1 LOB: 0 BB: 0 P: 3	R: 1 E: 0 K: 0 S: 12 H: 2 LOB: 1 BB: 0 P: 17	R: 0 E: 0 K: 0 S: 8 H: 1 LOB: 1 BB: 0 P: 13	1B: 15 2B: 4 3B: 0 HR: 0 SF: 2 SAC: 1 DP: 2 HBP: 1						

PITCHER	IP	WLS	BF	H	R	ER	SO	BB	IBB	HBP	BLK	WP	HR	S	P	ERA	WHIP
Alex Fernandez, R (1, 1) ERA: 4.42	1.1		13	8	4	4	1	1	0	0	0	0	0	30	45	27.00	6.750
Wilson Alvarez, L (2, 1) ERA: 4.5	3.2	W	17	5	4	4	3	2	0	0	0	1	0	39	63	9.82	1.909
Donn Pall, R (6, 1) ERA: 4.85	4.0	S	18	6	3	3	0	0	0	1	0	0	0	32	51	6.75	1.500

PITCHER	IP	WLS	BF	H	R	ER	SO	BB	IBB	HBP	BLK	WP	HR	S	P	ERA	WHIP

TOP

Minnesota Twins @ Chicago White Sox

Comiskey Park, Chicago, IL

Tue Aug 04 1992, 8:05 PM EDT

Att. 35,841 - Sunny - 67 F

livebaseballscorecards.com

AB	41
R	11
H	19
RBI	10
BB	3
SO	4
LOB	17

WP: 1	PA: 48		
PB: 0			
SB: 0			
CS: 0			

BOTTOM

Minnesota Twins @ Chicago White Sox
Comiskey Park, Chicago, IL
Tue Aug 04 1992, 8:05 PM EDT
Att. 35,841 - Sunny - 67 F

livebaseballscorecards.com

Batter	1	2	3	4	5	6	7	8	9	AB	R	H	RBI	BB	SO	LOB
Steve Sax, R (1, 4) OBP: 0.295, SLG: 0.320	X 0-0 F8 1B P4 1B	X 0-0 G5-3 ③	B X 1-0 S 1B 1-3 2-H 3-H 2B	C F X 0-2 SF9 ② 2-3 3-H	B S F X 1-2 G1-3 ③		C F X 0-2 G4-3 ②			5	1	2	3	0	0	1
Tim Raines, S (1, 7) OBP: 0.364, SLG: 0.360 Warren Newson, L (7, PH) OBP: 0.369, SLG: 0.246 (8, 7)	B X 1-0 1-2 1B	2B 1B 1B C X 0-1 SF8 ③ 3-H	B B B B 4-0 BB 1B BB	C X 0-1 S HR 1B S B X			1-1 G6-3 ③			3 1	3 0	3 0	1 0	1 0	0 0	0 0
Frank Thomas, R (1, 3) OBP: 0.448, SLG: 0.533 Dan Pasqua, L (8, PH) OBP: 0.298, SLG: 0.345 (9, 3)	C B F X 1-2 F8 ① 2-3	1B 1-3 2B 2B B X 1-0 2-H 1B	C B B B 4-1 1B 1B 1-2 BB	B C B B F F F X 3-2 F8 ①				B S C F S 1-3 K ①		4 1	2 0	2 0	1 0	1 0	0 1	3 0
George Bell, R (1, 10) OBP: 0.297, SLG: 0.411 Joey Cora, S (8, PH) OBP: 0.300, SLG: 0.273	C 1 SAFE 1 SAFE 1 B X 1-1 P4 ②③ 3-H	2-2 2-3 3-H 2B 1B B B B F X 2-3 K ②	S B X 1-1 1B 1-3 2-H 3-H 1B	B B C F F X 2-2 1-H HR				B B C F S 1-3 K ②		5 1	2 0	3 0	5 0	0 0	1 1	3 0
Robin Ventura, L (1, 5) OBP: 0.370, SLG: 0.421		C B B B B X 3-1 FC6-4 BB SF9 1B	0-0 1B 1-H 3-H 2B B B F B X 2-0 F7 ③	B B F F F F F B F 3-1 1-2 3-H 1B		B S B F F F F F B F 4-2 F F B BB BB		B B B C F S 3-3 K ③		5	2	3	3	1	1	1
Carlton Fisk, R (1, 2) OBP: 0.308, SLG: 0.358		B F B C B B 4-2 1-2 FC6-4 BB C C X 0-2 2B 2-3 BB 1B 0-1 HR 0-0 F8 ③	B B F X 2-1 F7 ②							4	2	2	1	1	0	3
Lance Johnson, L (1, 8) OBP: 0.332, SLG: 0.369	C C B X 1-2 FC6-4 ① S HR 1-2f 2-3 X 0-0 BB 1-3 3-H 2B 2B	B F X 1-1 2B SF9 1B B C X 1-1 G4-3 ①	B F B B 4-1 1-2 BB							4	3	2	1	1	0	2
Shawn Abner, R (1, 9) OBP: 0.339, SLG: 0.378	C 1 SAFE B B X 2-1 SF9 ② 3-H F B B B F B 4-2 BB 2B BB	C X 0-1 F9 ① B F S F F X 1-2 E1	B F B B X 3-1 P8 ③							3	1	0	1	1	0	3
Esteban Beltre, R (1, 6) OBP: 0.211, SLG: 0.297	1 SAFE B C X 1-1 1-H HR B C B F B B 4-2 1-2 2-3 3-H 2B SF8 BB	B C X 1-1 SF9 1-3 1B 2B C B X 1-1 L9 ②					B S B B X 3-1 F9 ①			4	3	2	3	1	0	1
Inning Stats	R: 0 E: 0 K: 0 S: 7 H: 2 LOB: 1 BB: 0 P: 10	R: 3 E: 0 K: 0 S: 12 H: 2 LOB: 0 BB: 1 P: 23	R: 9 E: 0 K: 1 S: 24 H: 8 LOB: 2 BB: 2 P: 40	R: 5 E: 0 K: 0 S: 17 H: 5 LOB: 2 BB: 2 P: 31	R: 0 E: 1 K: 0 S: 11 H: 0 LOB: 1 BB: 0 P: 15	R: 2 E: 0 K: 0 S: 24 H: 2 LOB: 2 BB: 2 P: 42	R: 0 E: 0 K: 0 S: 7 H: 0 LOB: 0 BB: 0 P: 11	R: 0 E: 0 K: 3 S: 10 H: 0 LOB: 0 BB: 0 P: 15		1B: 11 2B: 5 3B: 0 HR: 3	SF: 3 SAC: 0 DP: 0 HBP: 0			WP: 0 PB: 0 SB: 3 CS: 0	PA: 50	

	AB	40
	R	19
	H	19
	RBI	19
	BB	7
	SO	4
	LOB	17

PITCHER		IP	WLS	BF	H	R	ER	SO	BB	IBB	HBP	BLK	WP	HR	S	P	ERA	WHIP
Bill Krueger, L ERA: 3.67	(1, 1)	2.0	L	14	8	7	7	0	1	0	0	0	0	1	26	42	31.50	4.500
Willie Banks, R ERA: 5.95	(3, 1)	1.2		17	8	10	10	1	4	0	0	0	0	1	31	56	54.00	7.200
David West, L ERA: 7.71	(4, 1)	2.1		13	3	2	2	0	2	0	0	0	0	1	38	63	7.71	2.143
Paul Abbott, R ERA: 3.18	(7, 1)	2.0		6	0	0	0	3	0	0	0	0	0	0	17	26	0.00	0.000

PITCHER	IP	WLS	BF	H	R	ER	SO	BB	IBB	HBP	BLK	WP	HR	S	P	ERA	WHIP

Batter	1	2	3	4	5	6	7	8	9	AB	R	H	RBI	BB	SO	LOB
Chuck Knoblauch, R (1, 4) OBP: 0.384, SLG: 0.371	C B F X 1-2 G4-3 ①		B X 1-0 G3 1B 1B 1B		B F F S 1-3 K ①		F S X 0-2 G1-3 ② 1-3 3-H		B C X 1-1 L9 ②	5	1	1	0	0	1	1
Shane Mack, R (1, 7) OBP: 0.398, SLG: 0.491	B B C S X 2-2 F7 ②		C 1 SAFE X 0-1 G3 1-2 1B		B B X 2-0 F8 ②		C X 0-1 3-H 1B		S X 0-1 1B	5	1	3	1	0	0	0
Kent Hrbek, L (1, 3) OBP: 0.377, SLG: 0.439	X 0-0 F9 ③		B B C B X 3-1 G3 ② 1-2 2-3		B B C F F X 2-2 G3 ③		B F F B 1 B X SAFE 3-2 G1-3 ③		F B S B B S 3-3 K ③	5	0	0	0	0	1	4
Kirby Puckett, R (1, 8) OBP: 0.366, SLG: 0.506		B F X 1-1 F8 ①	C X 0-1 S 2-H 3-H 1B		S S B S 1-3 K ①			B B X 2-0 P5 ①		4	0	1	2	0	1	0
Chili Davis, S (1, 10) OBP: 0.376, SLG: 0.410		F H 1-1 2B HBP	L B F F 1 B B B SAFE 4-2 1-2 BB		B B F S X 2-2 G3-1 ②			B C X 1-1 F8 ②		2	0	0	0	1	0	0
Brian Harper, R (1, 2) OBP: 0.349, SLG: 0.434		B C X 1-1 1-3 2B	X 0-0 G5-3 ③		B S S S 1-3 K ③			B B B C X 3-1 HR		4	1	2	1	0	1	2
Gene Larkin, S (1, 9) OBP: 0.327, SLG: 0.371		C B X 1-1 P4 ②		X 0-0 F7 ①			C T X 0-2 WP PB 2B	C T B X 1-2 1B		4	1	2	0	0	0	2
Scott Leius, R (1, 5) OBP: 0.316, SLG: 0.355 Mike Pagliarulo, L (8, PH) OBP: 0.204, SLG: 0.208 (8, 5)		X 0-0 G4-3 ③		C B B X 2-1 P4 ②			B B C B B 4-1 G1-3 PB 1B 2-3 BB	X 0-0 G1-3 ③		2 1	1 0	0 0	0 0	1 0	0 0	2 1
Jeff Reboulet, R (1, 6) OBP: 0.345, SLG: 0.333 Randy Bush, L (9, PH) OBP: 0.287, SLG: 0.339			C C X 0-2 G5-3 ①	B B B C F F X 3-2 P6 ③			C C B F F B S 2-3 K ①		C B B F X 2-2 F7 ①	3 1	0 0	0 0	0 0	0 0	1 0	2 0
Inning Stats	R: 0 E: 0 K: 0 S: 7 H: 0 LOB: 0 BB: 0 P: 10	R: 0 E: 0 K: 0 S: 8 H: 1 LOB: 2 BB: 0 P: 12	R: 2 E: 0 K: 0 S: 14 H: 3 LOB: 2 BB: 1 P: 22	R: 0 E: 0 K: 0 S: 6 H: 0 LOB: 0 BB: 0 P: 11	R: 0 E: 0 K: 1 S: 8 H: 0 LOB: 0 BB: 0 P: 13	R: 0 E: 0 K: 2 S: 9 H: 0 LOB: 0 BB: 0 P: 13	R: 2 E: 0 K: 1 S: 17 H: 2 LOB: 1 BB: 1 P: 26	R: 1 E: 0 K: 0 S: 9 H: 2 LOB: 1 BB: 0 P: 16	R: 0 E: 0 K: 1 S: 10 H: 1 LOB: 1 BB: 0 P: 16	1B: 6 2B: 2 3B: 0 HR: 1 SF: 0 SAC: 0 DP: 0 HBP: 1						

TOP

Minnesota Twins @ Chicago White Sox

Comiskey Park, Chicago, IL

Wed Aug 05 1992, 8:05 PM EDT

Att. 36,132 - Sunny - 67 F

livebaseballscorecards.com

AB	36
R	5
H	9
RBI	4
BB	2
SO	5
LOB	14

WP: 1 PB: 1 SB: 1 CS: 0 PA: 39

PITCHER		IP	WLS	BF	H	R	ER	SO	BB	IBB	HBP	BLK	WP	HR	S	P	ERA	WHIP
Charlie Hough, R ERA: 3.4	(1, 1)	7.2	W	34	8	5	4	4	2	0	1	0	1	1	77	122	4.70	1.304
Roberto Hernandez, R ERA: 2.32	(8, 1)	0.1		1	0	0	0	0	0	0	0	0	0	0	1	1	0.00	0.000
Bobby Thigpen, R ERA: 4.4	(9, 1)	1.0		4	1	0	0	1	0	0	0	0	0	0	10	16	0.00	1.000

PITCHER		IP	WLS	BF	H	R	ER	SO	BB	IBB	HBP	BLK	WP	HR	S	P	ERA	WHIP

BOTTOM

Minnesota Twins @ Chicago White Sox

Comiskey Park, Chicago, IL

Wed Aug 05 1992, 8:05 PM EDT

Att. 36,132 - Sunny - 67 F

livebaseballscorecards.com

Batter	1	2	3	4	5	6	7	8	9	AB	R	H	RBI	BB	SO	LOB
Steve Sax, R (1, 4) OBP: 0.295, SLG: 0.317	G6-3		G3	CS BB		SH2-3		G4-3		3	0	0	0	1	0	0
Tim Raines, S (1, 7) OBP: 0.369, SLG: 0.366	F7		E S HR 1B	CS	S 1B	CS 1B		1B 1B		5	2	4	1	0	0	0
Frank Thomas, R (1, 3) OBP: 0.450, SLG: 0.541	F9		HR BB		F8	HR		1B		4	2	2	1	1	0	1
George Bell, R (1, 10) OBP: 0.298, SLG: 0.418		F8	K		1B 1B 1B	HR		P3		5	2	2	2	0	1	4
Robin Ventura, L (1, 5) OBP: 0.373, SLG: 0.431		FC6-4 1B 1B	HR		1B	G3-1				4	2	3	3	0	0	0
Dan Pasqua, L (1, 9) OBP: 0.302, SLG: 0.349		FC6-4 1B	1B		F7	G3-1				4	0	2	0	0	0	2
Shawn Abner, R (8, 9) OBP: 0.339, SLG: 0.378										0	0	0	0	0	0	0
Lance Johnson, L (1, 8) OBP: 0.331, SLG: 0.367		FC6-4 1B 1B	F7		1B 1B	P9				4	0	1	1	0	0	3
Ron Karkovice, R (1, 2) OBP: 0.294, SLG: 0.327		1B		G6-4-3 1B	F9	G1-3				4	0	2	1	0	0	2
Esteban Beltre, R (1, 6) OBP: 0.214, SLG: 0.293		G4-3		G6-4-3		SH2-3 1B 1B		G5-3		4	1	1	0	0	0	3
Inning Stats	R: 0 E: 0 K: 0 S: 5 H: 0 LOB: 0 BB: 0 P: 9	R: 1 E: 0 K: 0 S: 18 H: 3 LOB: 2 BB: 0 P: 24	R: 3 E: 0 K: 1 S: 15 H: 3 LOB: 1 BB: 1 P: 27	R: 0 E: 0 K: 0 S: 7 H: 1 LOB: 0 BB: 1 P: 12	R: 2 E: 0 K: 0 S: 17 H: 4 LOB: 2 BB: 0 P: 29	R: 3 E: 0 K: 0 S: 12 H: 4 LOB: 0 BB: 0 P: 21	R: 0 E: 0 K: 0 S: 6 H: 0 LOB: 0 BB: 0 P: 10	R: 0 E: 0 K: 0 S: 16 H: 2 LOB: 2 BB: 0 P: 21		1B: 14 2B: 0 3B: 0 HR: 3 SF: 0 SAC: 1 DP: 1 HBP: 0						

	AB	37
	R	9
	H	17
	RBI	9
	BB	2
	SO	1
	LOB	15

WP: 0 PB: 0 SB: 2 CS: 2 PA: 41

PITCHER		IP	WLS	BF	H	R	ER	SO	BB	IBB	HBP	BLK	WP	HR	S	P	ERA	WHIP
Kevin Tapani, R ERA: 4.14	(1, 1)	4.2	L	25	11	6	6	1	2	0	0	0	0	1	60	98	11.57	2.786
Mark Guthrie, L ERA: 3.36	(5, 1)	1.1		7	4	3	3	0	0	0	0	0	0	2	14	24	20.25	3.000
Carl Willis, R ERA: 3.44	(7, 1)	2.0		8	2	0	0	0	0	0	0	0	0	0	22	31	0.00	1.000

PITCHER	IP	WLS	BF	H	R	ER	SO	BB	IBB	HBP	BLK	WP	HR	S	P	ERA	WHIP

Batter	1	2	3	4	5	6	7	8	9	AB	R	H	RBI	BB	SO	LOB
Chuck Knoblauch, R (1, 4) OBP: 0.382, SLG: 0.374	F B X 1-1 G6-3 ①		C F B B X 2-2 F9 ①		X 0-0 F9 ② 2-3		C F X 0-2 3B 3-H		F B S S 1-3 K ③	5	0	1	1	0	1	1
Randy Bush, L (1, 10) OBP: 0.278, SLG: 0.327	B B C C B X 3-2 G4-3 ②		F F F S 0-3 K ②		X 0-0 P5 ③		S F C 0-3 K ②			4	0	0	0	0	2	2
Shane Mack, R (1, 8) OBP: 0.401, SLG: 0.493	C S X 0-2 1B		B X 1-0 1B			S B X 1-1 G3-1 ①	C H 1-1 HBP			3	0	2	0	0	0	0
Kent Hrbek, L (1, 3) OBP: 0.376, SLG: 0.434	1 SAFE 1 SAFE B 1 SAFE B F B F 3-2 X G4-3 ③		P 1 SAFE X 1-0 G1-3 ③			B B B C F B 4-2 BB	C F S 0-3 K ③			3	0	0	0	1	1	4
Pedro Munoz, R (1, 7) OBP: 0.308, SLG: 0.447 Jeff Reboulet, R (8, PH) OBP: 0.341, SLG: 0.329 (8, 7)		S B F B X 2-2 G4-3 ①		F B B F B S 3-3 K ①		F F B B B X 3-2 F7 ②		C B F B B S 3-3 K2-3 ①		3 1	0 0	0 0	0 0	0 0	1 1	1 0
Brian Harper, R (1, 2) OBP: 0.348, SLG: 0.431		C F B X 1-2 3B 1B		C F X 0-2 G6-3 ②		X 0-0 P6 ③		X 0-0 L7 ②		4	1	1	0	0	0	1
Gene Larkin, S (1, 9) OBP: 0.329, SLG: 0.382		B X 1-0 3B 1-H		B B C F F B X 3-2 G6-3 ③			C B B C X 2-2 G4-3 1B WP E	B C S B S 2-3 K ③		4	1	2	1	0	1	0
Mike Pagliarulo, L (1, 5) OBP: 0.208, SLG: 0.212		C F B B B S 2-3 K ②			C F B B B X 2-2 F9 SH1-3 1B		C B B F X 2-2 E6 G4-3 WP 3B 1-2		C X 0-1 L7 ①	4	1	1	0	0	1	2
Greg Gagne, R (1, 6) OBP: 0.290, SLG: 0.347 Kirby Puckett, R (9, PH) OBP: 0.365, SLG: 0.505		C C S 0-3 K2-3 ③			X 0-0 SH1-3 ① 1-2		C C B B B X 3-2 G4-3 ① 1-3 2-H		F F C 0-3 K ②	2 1	0 0	0 0	1 0	0 0	1 1	2 0
Inning Stats	R: 0 H: 1 E: 0 LOB: 1 K: 0 BB: 0 S: 11 P: 18	R: 1 H: 2 E: 0 LOB: 1 K: 2 BB: 0 S: 13 P: 19	R: 0 H: 1 E: 0 LOB: 1 K: 1 BB: 0 S: 10 P: 13	R: 0 H: 0 E: 0 LOB: 0 K: 1 BB: 0 S: 10 P: 16	R: 0 H: 1 E: 0 LOB: 1 K: 0 BB: 0 S: 6 P: 8	R: 0 H: 0 E: 0 LOB: 1 K: 0 BB: 1 S: 9 P: 17	R: 2 H: 2 E: 1 LOB: 2 K: 2 BB: 0 S: 19 P: 27	R: 0 H: 0 E: 0 LOB: 0 K: 2 BB: 0 S: 7 P: 12	R: 0 H: 0 E: 0 LOB: 0 K: 2 BB: 0 S: 8 P: 9	1B: 5 SF: 0 2B: 0 SAC: 1 3B: 2 DP: 0 HR: 0 HBP: 1						WP: 1 PA: 37 PB: 0 SB: 0 CS: 0

PITCHER		IP	WLS	BF	H	R	ER	SO	BB	IBB	HBP	BLK	WP	HR	S	P	ERA	WHIP
Kirk McCaskill, R ERA: 4.4	(1, 1)	6.1	W	28	7	3	2	4	1	0	0	0	1	0	71	110	2.84	1.263
Roberto Hernandez, R ERA: 2.14	(7, 1)	2.2	S	9	0	0	0	6	0	0	1	0	0	0	22	29	0.00	0.000

PITCHER	IP	WLS	BF	H	R	ER	SO	BB	IBB	HBP	BLK	WP	HR	S	P	ERA	WHIP

Minnesota Twins @ Chicago White Sox

Comiskey Park, Chicago, IL

Thu Aug 06 1992, 4:33 AM EDT
Att. 40,961 - Cloudy - 76 F

TOP

livebaseballscorecards.com

AB	34
R	3
H	7
RBI	3
BB	1
SO	10
LOB	13

Batter	1	2	3	4	5	6	7	8	9	AB	R	H	RBI	BB	SO	LOB
Steve Sax, R (1, 4) OBP: 0.297, SLG: 0.322	C F X 0-2 ① P3		B B C B X 3-1 ② F9		B X 1-0 1B 2B	B B F S X 2-2 1B				4	1	2	0	0	0	0
Tim Raines, S (1, 7) OBP: 0.365, SLG: 0.362	B C F X 1-2 ② G6-3		F C B F C 1-3 ③ K		C F B X 1-2 ① P2	B F 1 S SAFE 1-3 ③ K				4	0	0	0	0	2	2
Frank Thomas, R (1, 3) OBP: 0.448, SLG: 0.537	B X 1-0 ③ F8			F C B X 1-2 ① L8	B C B F F F X 2-2 2-H 1B		C X 0-1 ① G6-3			4	1	1	1	0	0	0
George Bell, R (1, 10) OBP: 0.302, SLG: 0.423		C X 0-1 G4-3 1B 2B		B F B X 2-1 BB 1B 1B	B C B S S 2-3 ② K		B F X 1-1 G4-6-3 1B			4	2	3	0	0	1	1
Robin Ventura, L (1, 5) OBP: 0.372, SLG: 0.430		X 0-0 ① G4-3 2-3		F B X 1-1 ② L7	B C B X 2-1 1B 2-H 1B		C C X 0-2 ② ③ G4-6-3 1-2f			4	0	1	1	0	0	3
Carlton Fisk, R (1, 2) OBP: 0.314, SLG: 0.363		B F X 1-1 ② G4-3		S B X 1-1 BB 1B 1-2 1B	C X 0-1 1-3 1B			X 0-0 ① F7		4	1	2	0	0	0	1
Lance Johnson, L (1, 8) OBP: 0.333, SLG: 0.367		B C B X 2-1 3-H 1B		B B B 4-0 1B 1-2 2-3 BB	C C B X 1-2 ③ G3			B C B C F F X 2-2 ② G3		3	0	1	1	1	0	2
Shawn Abner, R (1, 9) OBP: 0.336, SLG: 0.374		1 SAFE C X 0-1 ③ P4		F B F X 1-2 FC5-4 1-3 2-H 3-H 1B		B F C B X 2-2 ① L3		B X 1-0 ③ F7		4	0	1	2	0	0	1
Esteban Beltre, R (1, 6) OBP: 0.200, SLG: 0.273			C F X 0-2 ① F8	X 0-0 ③ FC5-4 1-2f		B B F F B X 3-2 ② G3				3	0	0	0	0	0	2
Inning Stats	R: 0 H: 0 E: 0 LOB: 0 K: 0 BB: 0 S: 7 P: 9	R: 1 H: 2 E: 0 LOB: 1 K: 0 BB: 0 S: 9 P: 12	R: 0 H: 0 E: 0 LOB: 0 K: 1 BB: 0 S: 9 P: 13	R: 2 H: 3 E: 0 LOB: 2 K: 0 BB: 1 S: 13 P: 23	R: 2 H: 4 E: 0 LOB: 2 K: 1 BB: 0 S: 19 P: 28	R: 0 H: 1 E: 0 LOB: 1 K: 1 BB: 0 S: 12 P: 20	R: 0 H: 1 E: 0 LOB: 0 K: 0 BB: 0 S: 7 P: 8	R: 0 H: 0 E: 0 LOB: 0 K: 0 BB: 0 S: 7 P: 10		1B: 9 SF: 0 2B: 2 SAC: 0 3B: 0 DP: 1 HR: 0 HBP: 0						

PITCHER		IP	WLS	BF	H	R	ER	SO	BB	IBB	HBP	BLK	WP	HR	S	P	ERA	WHIP
John Smiley, L ERA: 3.51	(1, 1)	5.0	L	25	9	5	5	2	1	0	0	0	0	0	57	85	9.00	2.000
Tom Edens, R ERA: 3.09	(6, 1)	3.0		10	2	0	0	1	0	0	0	0	0	0	26	38	0.00	0.667

PITCHER	IP	WLS	BF	H	R	ER	SO	BB	IBB	HBP	BLK	WP	HR	S	P	ERA	WHIP

BOTTOM

Minnesota Twins @ Chicago White Sox

Comiskey Park, Chicago, IL

Thu Aug 06 1992, 4:33 AM EDT
Att. 40,961 - Cloudy - 76 F

livebaseballscorecards.com

AB	34
R	5
H	11
RBI	5
BB	1
SO	3
LOB	12

Minnesota Twins @ Milwaukee Brewers

Milwaukee County Stadium, Milwaukee, WI

Sat Aug 08 1992, 4:33 AM EDT

Cloudy - 81 F

TOP

livebaseballscorecards.com

Batter	1	2	3	4	5	6	7	8	9	AB	R	H	RBI	BB	SO	LOB
Chuck Knoblauch, R (1, 4) OBP: 0.379, SLG: 0.370	L9		F7			F9		F9		4	0	0	0	0	0	2
Jeff Reboulet, R (1, 6) OBP: 0.330, SLG: 0.315	P2			G6-3		F9		G6-3 1-2		3	0	0	0	0	0	0
Randy Bush, L (8, PH) OBP: 0.278, SLG: 0.327										0	0	0	0	0	0	0
Greg Gagne, R (8, PH) OBP: 0.289, SLG: 0.346 (8, 6)										1	0	0	0	0	0	1
Kirby Puckett, R (1, 8) OBP: 0.366, SLG: 0.505	CS 1B			BB 1B		G2-3		K		4	0	2	0	0	1	1
Kent Hrbek, L (1, 3) OBP: 0.378, SLG: 0.433	CS 1-2	F8		1 SAFE 1 SAFE BB 1-2			1B BB		G6-3	1	0	0	0	2	0	0
Pedro Munoz, R (9, PH) OBP: 0.307, SLG: 0.445										1	0	0	0	0	0	0
Shane Mack, R (1, 7) OBP: 0.400, SLG: 0.490		K		F8			1B 1-2		G5-3	4	0	1	0	0	1	2
Chili Davis, S (1, 10) OBP: 0.372, SLG: 0.405		F8		G4-3			K		G4-3	4	0	0	0	0	1	4
Lenny Webster, R (1, 2) OBP: 0.236, SLG: 0.262			G3		P6		L9			2	0	0	0	0	0	0
Brian Harper, R (7, PH) OBP: 0.347, SLG: 0.430 (7, 2)										1	0	0	0	0	0	2
Gene Larkin, S (1, 9) OBP: 0.325, SLG: 0.377			G5-3		P5		F9			3	0	0	0	0	0	2
Scott Leius, R (1, 5) OBP: 0.319, SLG: 0.354			BB		G3			G6-3 BB		1	0	0	0	2	0	0

Inning Stats	R: 0 E: 0 K: 0 S: 12	H: 1 LOB: 0 BB: 0 P: 20	R: 0 E: 0 K: 1 S: 5	H: 0 LOB: 0 BB: 0 P: 8	R: 0 E: 0 K: 0 S: 7	H: 0 LOB: 1 BB: 1 P: 15	R: 0 E: 0 K: 0 S: 12	H: 1 LOB: 2 BB: 1 P: 19	R: 0 E: 0 K: 0 S: 5	H: 0 LOB: 0 BB: 0 P: 7	R: 0 E: 0 K: 0 S: 7	H: 0 LOB: 0 BB: 0 P: 13	R: 0 E: 0 K: 1 S: 9	H: 1 LOB: 2 BB: 1 P: 19	R: 0 E: 0 K: 1 S: 8	H: 0 LOB: 1 BB: 1 P: 14	R: 0 E: 0 K: 0 S: 4	H: 0 LOB: 0 BB: 0 P: 5	1B: 3 2B: 0 3B: 0 HR: 0	SF: 0 SAC: 0 DP: 0 HBP: 0	WP: 0 PB: 0 SB: 0 CS: 1	PA: 34

	AB	29
	R	0
	H	3
	RBI	0
	BB	4
	SO	3
	LOB	14

PITCHER		IP	WLS	BF	H	R	ER	SO	BB	IBB	HBP	BLK	WP	HR	S	P	ERA	WHIP
21 Cal Eldred, R ERA: 2.55	(1, 1)	7.0	W	27	3	0	0	2	4	0	0	0	0	0	57	105	0.00	1.000
Jim Austin, R ERA: 2.41	(8, 1)	0.1		1	0	0	0	0	0	0	0	0	0	0	2	3	0.00	0.000
Jesse Orosco, L ERA: 3.29	(8, 1)	1.2		5	0	0	0	1	0	0	0	0	0	0	10	12	0.00	0.000

PITCHER	IP	WLS	BF	H	R	ER	SO	BB	IBB	HBP	BLK	WP	HR	S	P	ERA	WHIP

Batter	1	2	3	4	5	6	7	8	9	AB	R	H	RBI	BB	SO	LOB
Pat Listach, S (1, 6) OBP: 0.362, SLG: 0.355	B1-3		G6-3		SH1-3		K			3	0	0	0	0	1	0
Darryl Hamilton, L (1, 8) OBP: 0.350, SLG: 0.402	G6-3		G6-3		S 1B		S 1B			4	0	2	1	0	0	0
Paul Molitor, R (1, 3) OBP: 0.393, SLG: 0.484	1B			2B SF9 1B	F8		BB			3	1	2	0	1	0	1
Dante Bichette, R (1, 9) OBP: 0.338, SLG: 0.457	P3			SF9 SH1-4 2B	K		L7			4	1	1	0	0	1	4
Robin Yount, R (1, 10) OBP: 0.314, SLG: 0.372		E6 G5-3		SF9		G3 2B		G6-4-3 1B		3	0	2	1	0	0	0
Kevin Seitzer, R (1, 5) OBP: 0.342, SLG: 0.378		G5-3		SH1-4		G3		G6-4-3		3	0	0	1	0	0	3
Greg Vaughn, R (1, 7) OBP: 0.291, SLG: 0.385		K		K		CS BB		G6-3		3	0	0	0	1	2	1
B.J. Surhoff, L (1, 2) OBP: 0.305, SLG: 0.325		G1-3			2B BB	L8				2	1	0	0	1	0	3
Jim Gantner, L (1, 4) OBP: 0.279, SLG: 0.301			G6-3		SH1-3 1B 2B		F7			3	1	1	1	0	0	0
Inning Stats	R: 0 E: 0 K: 0 S: 5 H: 1 LOB: 1 BB: 0 P: 7	R: 0 E: 1 K: 1 S: 8 H: 0 LOB: 1 BB: 0 P: 12	R: 0 E: 0 K: 0 S: 8 H: 0 LOB: 0 BB: 0 P: 12	R: 2 E: 0 K: 1 S: 11 H: 2 LOB: 0 BB: 0 P: 17	R: 2 E: 0 K: 1 S: 18 H: 2 LOB: 1 BB: 1 P: 27	R: 0 E: 0 K: 0 S: 8 H: 1 LOB: 1 BB: 1 P: 13	R: 0 E: 0 K: 1 S: 10 H: 1 LOB: 2 BB: 1 P: 20	R: 0 E: 0 K: 0 S: 5 H: 1 LOB: 0 BB: 0 P: 6		1B: 5 2B: 3 3B: 0 HR: 0	SF: 1 SAC: 2 DP: 1 HBP: 0					

PITCHER		IP	WLS	BF	H	R	ER	SO	BB	IBB	HBP	BLK	WP	HR	S	P	ERA	WHIP
Scott Erickson, R ERA: 3.65	(1, 1)	7.0	L	31	7	4	4	4	3	0	0	0	0	0	68	108	5.14	1.429
Carl Willis, R ERA: 3.38	(8, 1)	1.0		3	1	0	0	0	0	0	0	0	0	0	5	6	0.00	1.000

PITCHER	IP	WLS	BF	H	R	ER	SO	BB	IBB	HBP	BLK	WP	HR	S	P	ERA	WHIP

BOTTOM

Minnesota Twins @ Milwaukee Brewers

Milwaukee County Stadium, Milwaukee, WI

Sat Aug 08 1992, 4:33 AM EDT

Cloudy - 81 F

livebaseballscorecards.com

AB	28
R	4
H	8
RBI	4
BB	3
SO	4
LOB	12

Minnesota Twins @ Milwaukee Brewers

Milwaukee County Stadium, Milwaukee, WI

Sat Aug 08 1992, 8:05 PM EDT

Att. 52,434 - Cloudy - 82 F

TOP

livebaseballscorecards.com

Batter	1	2	3	4	5	6	7	8	9	AB	R	H	RBI	BB	SO	LOB
Shane Mack, R (1, 7) OBP: 0.401, SLG: 0.493	G6-3 2B		S 1B	K			K			4	0	2	0	0	2	0
Chuck Knoblauch, R (1, 4) OBP: 0.380, SLG: 0.370	F9		K		FC2-6 BB		FC6-4 1B			3	0	1	0	1	1	2
Kirby Puckett, R (1, 8) OBP: 0.365, SLG: 0.501	G6-3 2-3		SAFE BB 1-2		FC2-6 1B 1-2f		FC6-4 1-2f			3	0	0	0	1	0	3
Kent Hrbek, L (1, 3) OBP: 0.377, SLG: 0.430	G4-3		G3		G5-4-3 1B 1-3			G6-3		4	0	1	0	0	0	3
Pedro Munoz, R (1, 9) OBP: 0.310, SLG: 0.449		FC6-5 WP 1B		G4-3 1B 2B	G5-4-3 1-2f			G4-3		4	1	2	0	0	0	2
Brian Harper, R (1, 2) OBP: 0.343, SLG: 0.425		FC6-5 FC4-6 1-3		G4-3 2-3		F8		K		4	0	0	0	0	1	2
Randy Bush, L (1, 10) OBP: 0.281, SLG: 0.330		FC4-6 1-2f		HR 1B 3-H		G6-4-3 BB			G6-3	2	1	1	1	0	0	1
Chili Davis, S (6, PH) OBP: 0.372, SLG: 0.404										1	0	0	0	1	0	0
Greg Gagne, R (1, 6) OBP: 0.288, SLG: 0.354		P3		HR 1-H		G6-4-3 1-2f			G6-3	4	1	1	2	0	0	2
Mike Pagliarulo, L (1, 5) OBP: 0.193, SLG: 0.196			L9	P3			G4-3		G4-3	4	0	0	0	0	0	0
Inning Stats	R: 0 E: 0 K: 0 S: 8 H: 1 LOB: 1 BB: 0 P: 9	R: 0 E: 0 K: 0 S: 8 H: 1 LOB: 1 BB: 0 P: 12	R: 0 E: 0 K: 1 S: 12 H: 1 LOB: 2 BB: 1 P: 20	R: 3 E: 0 K: 1 S: 11 H: 3 LOB: 0 BB: 0 P: 16	R: 0 E: 0 K: 0 S: 5 H: 1 LOB: 1 BB: 1 P: 10	R: 0 E: 0 K: 0 S: 9 H: 0 LOB: 0 BB: 1 P: 16	R: 0 E: 0 K: 1 S: 8 H: 1 LOB: 1 BB: 0 P: 11	R: 0 E: 0 K: 1 S: 6 H: 0 LOB: 0 BB: 0 P: 10	R: 0 E: 0 K: 0 S: 7 H: 0 LOB: 0 BB: 0 P: 12	1B: 5 2B: 2 3B: 0 HR: 1 SF: 0 SAC: 0 DP: 2 HBP: 0						

	AB	33
	R	3
	H	8
	RBI	3
	BB	3
	SO	4
	LOB	15

WP: 1 PB: 0 SB: 1 CS: 0 PA: 36

PITCHER		IP	WLS	BF	H	R	ER	SO	BB	IBB	HBP	BLK	WP	HR	S	P	ERA	WHIP
Ricky Bones, R ERA: 5.15	(1, 1)	3.1	L	17	6	3	3	1	1	0	0	0	1	1	35	52	8.10	2.100
Bruce Ruffin, L ERA: 6.17	(4, 1)	3.1		12	2	0	0	2	2	0	0	0	0	0	24	40	0.00	1.200
Darren Holmes, R ERA: 3.54	(7, 1)	2.1		7	0	0	0	1	0	0	0	0	0	0	15	24	0.00	0.000

PITCHER		IP	WLS	BF	H	R	ER	SO	BB	IBB	HBP	BLK	WP	HR	S	P	ERA	WHIP

Batter	1	2	3	4	5	6	7	8	9	AB	R	H	RBI	BB	SO	LOB
Pat Listach, S (1, 6) OBP: 0.360, SLG: 0.353	X 0-0 L4 SH1-3 1B		C X 0-1 ③ F9			C F B B X 2-2 ① G5-3		B S C F B F F X 2-2 ③ G5-3		4	0	1	0	0	0	0
Kevin Seitzer, R (1, 5) OBP: 0.340, SLG: 0.375	1 SAFE X 0-0 ① SH1-3 1-2			B F B B X 3-1 ① P4		B C B X 2-1 ② F9			C F C 0-3 ① K	3	0	0	0	0	1	0
Paul Molitor, R (1, 10) OBP: 0.394, SLG: 0.484	2 SAFE B X 1-0 ② ③ L4 2-3			C B F B X 2-2 S 1B		C X 0-1 S 1B			F B F F B F X 2-2 ② F9	4	0	2	0	0	0	1
Dante Bichette, R (1, 9) OBP: 0.333, SLG: 0.450		B F B X 2-1 ① G6-3		1 SAFE X 0-0 ② F7		1 SAFE B 1 SAFE F 1 SAFE F F F 1 SAFE 3-2 F B F F F B X 1-2 ③ P3			F B S B X 2-2 ③ F7	4	0	0	0	0	0	2
Robin Yount, R (1, 8) OBP: 0.312, SLG: 0.369		F B X 1-1 ② F8		1 SAFE 1 SAFE S F B 1 SAFE B B B X 3-2 ③ P4 1-2			B X 1-0 ① L9			3	0	0	0	0	0	1
John Jaha, R (1, 3) OBP: 0.250, SLG: 0.288		C B F S 1-3 ③ K			B F B B F F X 3-2 FC5-4 1B		B S C F B S 2-3 ② K			3	0	1	0	0	2	0
Greg Vaughn, R (1, 7) OBP: 0.291, SLG: 0.394			X 0-0 HR		X 0-0 ① FC5-4 S 1-2f		C B S F S 1-3 ③ K			3	1	1	1	0	1	1
Tim McIntosh, R (1, 2) OBP: 0.230, SLG: 0.217			C B F X 1-2 ① P6		1 SAFE B 1 SAFE 1 SAFE F B 1 SAFE C X 2-2 ② P6 1-2			B B F S T F S 2-3 ① K		3	0	0	0	0	1	1
Scott Fletcher, R (1, 4) OBP: 0.340, SLG: 0.371			C X 0-1 ② P4		2 SAFE C X 0-1 ③ G6-3			C T B X 1-2 ② G6-3		3	0	0	0	0	0	1
Inning Stats	R: 0 E: 0 K: 0 S: 3 H: 1 LOB: 0 BB: 0 P: 4	R: 0 E: 0 K: 1 S: 7 H: 0 LOB: 0 BB: 0 P: 11	R: 1 E: 0 K: 0 S: 8 H: 1 LOB: 0 BB: 0 P: 9	R: 0 E: 0 K: 0 S: 9 H: 1 LOB: 1 BB: 0 P: 17	R: 0 E: 0 K: 0 S: 10 H: 1 LOB: 1 BB: 0 P: 15	R: 0 E: 0 K: 0 S: 15 H: 1 LOB: 1 BB: 0 P: 22	R: 0 E: 0 K: 2 S: 9 H: 0 LOB: 0 BB: 0 P: 13	R: 0 E: 0 K: 1 S: 14 H: 0 LOB: 0 BB: 0 P: 19	R: 0 E: 0 K: 1 S: 11 H: 0 LOB: 0 BB: 0 P: 15	1B: 4 2B: 1 3B: 0 HR: 1 SF: 0 SAC: 1 DP: 1 HBP: 0						

PITCHER		IP	WLS	BF	H	R	ER	SO	BB	IBB	HBP	BLK	WP	HR	S	P	ERA	WHIP
Bill Krueger, L ERA: 3.58	(1, 1)	6.0	W	22	5	1	1	1	0	0	0	0	0	1	52	78	1.50	0.833
Mark Guthrie, L ERA: 3.24	(7, 1)	2.0		6	0	0	0	3	0	0	0	0	0	0	23	32	0.00	0.000
Rick Aguilera, R ERA: 3.09	(9, 1)	1.0	S	3	0	0	0	1	0	0	0	0	0	0	11	15	0.00	0.000

PITCHER	IP	WLS	BF	H	R	ER	SO	BB	IBB	HBP	BLK	WP	HR	S	P	ERA	WHIP

BOTTOM

Minnesota Twins @ Milwaukee Brewers

Milwaukee County Stadium, Milwaukee, WI

Sat Aug 08 1992, 8:05 PM EDT

Att. 52,434 - Cloudy - 82 F

livebaseballscorecards.com

AB	30
R	1
H	5
RBI	1
BB	0
SO	5
LOB	7

WP: 0 PA: 31
PB: 0
SB: 3
CS: 0

Batter	1	2	3	4	5	6	7	8	9	AB	R	H	RBI	BB	SO	LOB
Shane Mack, R (1, 7) OBP: 0.400, SLG: 0.491	X 0-0 ① P5		C 1 SAFE X 0-1 ② L9		X 0-0 1B 1B 1B		1 SAFE C B F B F S 1 SAFE 2-3 ① K			4	1	1	0	0	1	3
Chuck Knoblauch, R (1, 4) OBP: 0.379, SLG: 0.369	C T B B F X 2-2 ② F8		B S X 1-1 ③ G5-3 1-2		1 SAFE X 0-0 1B 1-2 1B		B 1 SAFE X 1-0 ② FC5-2 1-2 3-H			4	0	1	0	0	0	3
Kent Hrbek, L (1, 3) OBP: 0.378, SLG: 0.429	B B F B B 4-1 BB			F X 0-1 ① L4	F B S X 1-2 1-3 2-H 1B		X 0-0 ③ G3-1			3	0	1	1	1	0	2
Kirby Puckett, R (1, 8) OBP: 0.364, SLG: 0.498	S X 0-1 ③ P6			C H 1-1 B1-3 1B HBP	S X 0-1 ③ L8			X 0-0 ① G4-3		3	1	0	0	0	0	3
Chili Davis, S (1, 10) OBP: 0.369, SLG: 0.399		F B X 1-1 ① G3-1		X 0-0 ② B1-3 1-2		X 0-0 ① G3		S F B B X 2-2 ② L5		4	0	0	0	0	0	1
Brian Harper, R (1, 2) OBP: 0.342, SLG: 0.423		C B S X 1-2 ② L7		B B C B F X 3-2 2-H 1B		B X 1-0 ② G6-3		C B X 1-1 ③ G1-3		4	0	1	1	0	0	0
Pedro Munoz, R (1, 9) OBP: 0.307, SLG: 0.445 Gene Larkin, S (9, PH) OBP: 0.324, SLG: 0.376		C B S F F B B F S 3-3 ③ K		S S B F B S 2-3 ③ K		X 0-0 ③ G1-3			B C S B F B X 3-2 ① G3-1	3 1	0 0	0 0	0 0	2 0	1 0
Mike Pagliarulo, L (1, 5) OBP: 0.197, SLG: 0.200			S B X 1-1 ① G4-3		X 0-0 ① F8		C X 0-1 1B FC5-2 1B		C X 0-1 ② G4-3	4	0	1	0	0	0	0
Greg Gagne, R (1, 6) OBP: 0.292, SLG: 0.355 Randy Bush, L (9, PH) OBP: 0.279, SLG: 0.328			F B B B F B 4-2 S BB		F B B B X 3-1 ② F9		B B F X 2-1 FC5-2 1-3 1B		B B C F S 2-3 ③ K	2 1	0 0	1 0	0 0	1 0	0 1	0 0
Inning Stats	R: 0 E: 0 K: 0 S: 8 H: 0 LOB: 1 BB: 1 P: 14	R: 0 E: 0 K: 1 S: 11 H: 0 LOB: 0 BB: 0 P: 16	R: 0 E: 0 K: 0 S: 8 H: 0 LOB: 1 BB: 1 P: 14	R: 1 E: 0 K: 1 S: 11 H: 1 LOB: 1 BB: 0 P: 17	R: 1 E: 0 K: 0 S: 10 H: 3 LOB: 2 BB: 0 P: 14	R: 0 E: 0 K: 0 S: 3 H: 0 LOB: 0 BB: 0 P: 4	R: 0 E: 0 K: 1 S: 10 H: 2 LOB: 2 BB: 0 P: 15	R: 0 E: 0 K: 0 S: 6 H: 0 LOB: 0 BB: 0 P: 9	R: 0 E: 0 K: 1 S: 9 H: 0 LOB: 0 BB: 0 P: 14	1B: 6 2B: 0 3B: 0 HR: 0	SF: 0 SAC: 0 DP: 0 HBP: 1			WP: 0 PB: 0 SB: 1 CS: 0	PA: 36	

PITCHER		IP	WLS	BF	H	R	ER	SO	BB	IBB	HBP	BLK	WP	HR	S	P	ERA	WHIP
Chris Bosio, R ERA: 3.67	(1, 1)	7.0	W	30	6	2	2	3	2	0	1	0	0	0	61	94	2.57	1.143
Mike Fetters, R ERA: 0.65	(8, 1)	1.0		3	0	0	0	0	0	0	0	0	0	0	6	9	0.00	0.000
Doug Henry, R ERA: 3.72	(9, 1)	1.0	S	3	0	0	0	1	0	0	0	0	0	0	9	14	0.00	0.000

PITCHER	IP	WLS	BF	H	R	ER	SO	BB	IBB	HBP	BLK	WP	HR	S	P	ERA	WHIP

Minnesota Twins @ Milwaukee Brewers

Milwaukee County Stadium, Milwaukee, WI

Sun Aug 09 1992, 4:33 AM EDT
Att. 35,860 - Sunny - 82 F

TOP

livebaseballscorecards.com

AB	33
R	2
H	6
RBI	2
BB	2
SO	4
LOB	13

BOTTOM

Minnesota Twins @ Milwaukee Brewers

Milwaukee County Stadium, Milwaukee, WI

Sun Aug 09 1992, 4:33 AM EDT

Att. 35,860 - Sunny - 82 F

livebaseballscorecards.com

Batter	1	2	3	4	5	6	7	8	9	AB	R	H	RBI	BB	SO	LOB
Pat Listach, S (1, 6) OBP: 0.359, SLG: 0.352	C B C B X 2-2 G6-3 ① 2B	B X 1-0 F9 ③		F B X 1-1 G4-3 ③		B S B C B F X 3-2 G6-4-3 ① 1-2 2-3 3-H 1B				4	0	1	1	0	0	2
Kevin Seitzer, R (1, 5) OBP: 0.341, SLG: 0.377 Jim Gantner, L (7, 5) OBP: 0.279, SLG: 0.301	B X 1-0 WP SF7 2B		B B B B 4-0 FC5-4 BB		X 0-0 F9 ① F B X 1-1 G6-4-3 ②③ 1-2f					3 0	1 0	1 0	0 0	1 0	0 0	3 0
Paul Molitor, R (1, 3) OBP: 0.390, SLG: 0.480	B B C X 2-1 SF7 ② 2-H	X 0-0 FC5-4 ① BB 1B 1-2f G1-4-3			B X 1-0 P3 ② B S B B C S 3-3 K ①					3	1	0	1	0	1	1
Dante Bichette, R (1, 9) OBP: 0.336, SLG: 0.449	B F F X 1-2 P3 ③	C F B X 1-2 G1-4-3 BB 1-2 1B			B B F B S F B 4-2 FC5-4 BB		C X 0-1 G6-3 ②			3	0	1	0	1	0	0
Robin Yount, R (1, 10) OBP: 0.311, SLG: 0.366		B B F F C 2-3 K ① B B B C S B 4-2 G1-4-3 1-2 2-3 BB			S B B F F X 2-2 FC5-4 ③ 1-2f		B C F C 1-3 K ③			3	0	0	0	1	2	1
Darryl Hamilton, L (1, 8) OBP: 0.346, SLG: 0.397		B B C X 2-1 F8 ② X 0-0 G1-4-3 ② 1-2 2-3 3-H				C B X 1-1 F7 ① X 0-0 F7 ①				4	0	0	1	0	0	2
Greg Vaughn, R (1, 7) OBP: 0.293, SLG: 0.395	F X 0-1 1B E 1B	B S S X 1-2 F9 ③				B F B F X 2-2 1B 1B 1B 1B X 0-0 G5-3 ②				4	2	2	0	0	0	2
B.J. Surhoff, L (1, 2) OBP: 0.310, SLG: 0.330		B C C B X 2-2 E 1-2 1B		B B X 2-0 G4-3 ①		C F B X 1-2 1B 1B 1-2 1B C X 0-1 1B				4	0	3	0	0	0	0
Scott Fletcher, R (1, 4) OBP: 0.342, SLG: 0.373		X 0-0 E7 1-3 2-H 1B		C X 0-1 P3 ②		S B C B B X 3-2 1B 1-2 2-3 1B C 1 SAFE B X 1-1 G4-3 ③				4	0	2	1	0	0	1
Inning Stats	R: 1 H: 1 E: 0 LOB: 0 K: 0 BB: 0 S: 9 P: 15	R: 1 H: 3 E: 1 LOB: 2 K: 1 BB: 0 S: 12 P: 19	R: 1 H: 1 E: 0 LOB: 2 K: 0 BB: 2 S: 10 P: 20	R: 0 H: 0 E: 0 LOB: 0 K: 0 BB: 0 S: 5 P: 8	R: 0 H: 0 E: 0 LOB: 1 K: 0 BB: 1 S: 8 P: 15	R: 1 H: 4 E: 0 LOB: 2 K: 0 BB: 0 S: 17 P: 28	R: 0 H: 0 E: 0 LOB: 0 K: 2 BB: 0 S: 8 P: 12	R: 0 H: 1 E: 0 LOB: 1 K: 0 BB: 0 S: 6 P: 7		1B: 9 SF: 1 2B: 1 SAC: 0 3B: 0 DP: 1 HR: 0 HBP: 0						

	AB	32
	R	4
	H	10
	RBI	4
	BB	3
	SO	3
	LOB	12

WP: 1 PA: 36
PB: 0
SB: 0
CS: 0

PITCHER		IP	WLS	BF	H	R	ER	SO	BB	IBB	HBP	BLK	WP	HR	S	P	ERA	WHIP
David West, L ERA: 7.04	(1, 1)	5.1	L	26	7	4	4	1	3	0	0	0	1	0	52	89	6.75	1.875
Tom Edens, R ERA: 2.95	(6, 1)	2.2		10	3	0	0	2	0	0	0	0	0	0	23	35	0.00	1.125

PITCHER	IP	WLS	BF	H	R	ER	SO	BB	IBB	HBP	BLK	WP	HR	S	P	ERA	WHIP

Batter	1	2	3	4	5	6	7	8	9	AB	R	H	RBI	BB	SO	LOB
Brian Downing, R (1, 10) OBP: 0.403, SLG: 0.425	B B X 2-0 ① G6-3		1 SAFE C F X 0-2 1-3 2B		C B X 1-1 ②③ G6-4-3 1-2f			C F B X 1-2 ① G6-3		4	0	1	0	0	0	1
Jeff Huson, L (1, 6) OBP: 0.344, SLG: 0.372	C X 0-1 ② P6		C B F B B S 3-3 ① K			C C B X 1-2 ① P6		B B C F X 2-2 ② G6-3		4	0	0	0	0	1	2
Rafael Palmeiro, L (1, 3) OBP: 0.349, SLG: 0.423	F C B F S 1-3 ③ K		C B B S X 2-2 ② SF8 3-H			C F X 0-2 HR		C X 0-1 1B		3	1	2	2	0	1	0
Ruben Sierra, S (1, 9) OBP: 0.320, SLG: 0.460		C B F B X 2-2 CS 1B	B X 1-0 ③ G3			B B X 2-0 2B		X 0-0 ③ G3		4	0	2	0	0	0	2
Juan Gonzalez, R (1, 8) OBP: 0.289, SLG: 0.486		B C F B B B 4-2 ① 1-2 HR BB	B X 1-1 ① G5-3			B F F F F B X 2-2 ② G6-3			F B B F B F X 3-2 ① G1-3	3	1	0	0	1	0	1
Kevin Reimer, L (1, 7) OBP: 0.354, SLG: 0.473		B B S C B X 3-2 ② P3	X 0-0 ② L3			B S B C F S 2-3 ③ K			S F B B S 2-3 ② K	4	0	0	0	0	2	2
Dean Palmer, R (1, 5) OBP: 0.328, SLG: 0.444		1 SAFE B X 1-0 1-H HR	B F B X 2-1 ③ P2				C B B F X 2-2 ① F9		F X 0-1 HR	4	2	2	3	0	0	0
Ivan Rodriguez, R (1, 2) OBP: 0.311, SLG: 0.391		B X 1-0 ③ G4-3			C X 0-1 G6-4-3 1B		B C F B X 2-2 G6-4-3 1B		C X 0-1 ③ F9	4	0	2	0	0	0	0
Jeff Frye, R (1, 4) OBP: 0.323, SLG: 0.369			C X 0-1 E9 2B SF8		B B C F F F F X 2-2 ① F7		C B X 1-1 ②③ G6-4-3 1-2f			3	1	0	0	0	0	2
Inning Stats	R: 0 E: 0 K: 1 S: 7 H: 0 LOB: 0 BB: 0 P: 10	R: 2 E: 0 K: 0 S: 10 H: 2 LOB: 0 BB: 1 P: 21	R: 1 E: 1 K: 1 S: 12 H: 1 LOB: 1 BB: 0 P: 18	R: 0 E: 0 K: 0 S: 5 H: 0 LOB: 0 BB: 0 P: 8	R: 0 E: 0 K: 0 S: 10 H: 1 LOB: 0 BB: 0 P: 13	R: 1 E: 0 K: 1 S: 16 H: 2 LOB: 1 BB: 0 P: 23	R: 0 E: 0 K: 0 S: 8 H: 1 LOB: 0 BB: 0 P: 13	R: 0 E: 0 K: 0 S: 9 H: 1 LOB: 1 BB: 0 P: 12	R: 1 E: 0 K: 1 S: 11 H: 1 LOB: 0 BB: 0 P: 16	1B: 4 2B: 2 3B: 0 HR: 3 SF: 1 SAC: 0 DP: 2 HBP: 0						

TOP

Texas Rangers @ Minnesota Twins

Hubert H. Humphrey Metrodome, Minneapolis, MN

Mon Aug 10 1992, 8:05 PM EDT

Att. 35,615 - Dome - 70 F

livebaseballscorecards.com

AB	33
R	5
H	9
RBI	5
BB	1
SO	4
LOB	10

WP: 0 PB: 0 SB: 0 CS: 1 PA: 35

PITCHER		IP	WLS	BF	H	R	ER	SO	BB	IBB	HBP	BLK	WP	HR	S	P	ERA	WHIP
Kevin Tapani, R ERA: 4.1	(1, 1)	8.0	W	31	8	4	3	3	1	0	0	0	0	2	77	118	3.38	1.125
Rick Aguilera, R ERA: 3.21	(9, 1)	1.0	S	4	1	1	1	1	0	0	0	0	0	1	11	16	9.00	1.000

PITCHER	IP	WLS	BF	H	R	ER	SO	BB	IBB	HBP	BLK	WP	HR	S	P	ERA	WHIP

Texas Rangers @ Minnesota Twins

Hubert H. Humphrey Metrodome, Minneapolis, MN

Mon Aug 10 1992, 8:05 PM EDT

Att. 35,615 - Dome - 70 F

livebaseballscorecards.com

BOTTOM

Batter	1	2	3	4	5	6	7	8	9	AB	R	H	RBI	BB	SO	LOB
Shane Mack, R (1, 7) OBP: 0.400, SLG: 0.488	K	L8		1B FC4-6 1B		E4 CS		HBP		4	1	1	0	0	1	2
Chuck Knoblauch, R (1, 4) OBP: 0.377, SLG: 0.367	G6-3	K		FC4-6 1B		P4		F9		5	0	1	1	0	1	4
Kirby Puckett, R (1, 8) OBP: 0.367, SLG: 0.508	WP 1B		1B 2B	FC4-6 G3 S 2B		HR		K		5	3	3	2	0	1	2
Kent Hrbek, L (1, 3) OBP: 0.376, SLG: 0.424	FC6-4 BB		K	G3		E9		F8		4	0	0	0	1	1	3
Chili Davis, S (1, 10) OBP: 0.370, SLG: 0.401	FC6-4		1B BLK BB	2B		F8				3	1	1	1	1	0	3
Brian Harper, R (1, 2) OBP: 0.344, SLG: 0.424		1B PB 1B	1B BLK 1B	F9			F7			4	1	2	1	0	0	1
Gene Larkin, S (1, 9) OBP: 0.323, SLG: 0.373		F8	K		G5-3		1B			4	0	1	0	0	1	2
Mike Pagliarulo, L (1, 5) OBP: 0.200, SLG: 0.203		PB 1B	K		F7		K			4	0	1	0	0	2	2
Greg Gagne, R (1, 6) OBP: 0.294, SLG: 0.355		BB		1B 1B		F7		K		3	1	1	0	1	1	1
Inning Stats	R: 0 E: 0 K: 1 S: 13 H: 1 LOB: 2 BB: 1 P: 20	R: 1 E: 0 K: 1 S: 9 H: 2 LOB: 2 BB: 1 P: 15	R: 2 E: 0 K: 3 S: 13 H: 2 LOB: 1 BB: 1 P: 22	R: 3 E: 0 K: 0 S: 13 H: 4 LOB: 1 BB: 0 P: 22	R: 0 E: 0 K: 0 S: 8 H: 0 LOB: 0 BB: 0 P: 10	R: 1 E: 2 K: 0 S: 13 H: 1 LOB: 1 BB: 0 P: 15	R: 0 E: 0 K: 2 S: 9 H: 1 LOB: 1 BB: 0 P: 16	R: 0 E: 0 K: 1 S: 9 H: 0 LOB: 1 BB: 0 P: 17		1B: 8 2B: 2 3B: 0 HR: 1 SF: 0 SAC: 0 DP: 0 HBP: 1						

	AB	36
	R	7
	H	11
	RBI	5
	BB	3
	SO	8
	LOB	20

WP: 1 PB: 1 SB: 2 CS: 1 PA: 40

PITCHER		IP	WLS	BF	H	R	ER	SO	BB	IBB	HBP	BLK	WP	HR	S	P	ERA	WHIP
Bobby Witt, R ERA: 4.1	(1, 1)	7.0	L	36	11	7	6	7	3	0	0	1	1	1	78	120	7.71	2.000
Floyd Bannister, L ERA: 6.32	(8, 1)	1.0		4	0	0	0	1	0	0	1	0	0	0	9	17	0.00	0.000

PITCHER	IP	WLS	BF	H	R	ER	SO	BB	IBB	HBP	BLK	WP	HR	S	P	ERA	WHIP

Batter	1	2	3	4	5	6	7	8	9	AB	R	H	RBI	BB	SO	LOB
Brian Downing, R (1, 10) OBP: 0.404, SLG: 0.422 David Hulse, L (8, PR)	B B B C X 3-1 P2		B C C F B X 2-2 F9		C F H 1-2 HBP			C F B F B B F B 4-2 FC6-4 BB		2 0	0 0	0 0	0 0	1 0	0 0	0 0
Rafael Palmeiro, L (1, 3) OBP: 0.348, SLG: 0.420	X 0-0 G4-3		B S F B B F B 4-2 G6-4-3 BB		F C S 0-3 K			B 1 SAFE B S 1 X SAFE 2-1 P8		3	0	0	0	1	1	3
Juan Gonzalez, R (1, 8) OBP: 0.287, SLG: 0.481	C B X 1-1 G5-3		C B B S S X 2-2 G6-4-3 1-2f			B S S B X 2-2 L7		C B X 1-1 FC6-4 1-2f		4	0	0	0	0	0	2
Ruben Sierra, S (1, 9) OBP: 0.320, SLG: 0.458		C B X 1-1 SH5-4 E 1B 1B		X 0-0 G5-3		B B C X 2-1 G5-3			F X 0-1 L9	4	1	1	0	0	0	0
Dean Palmer, R (1, 5) OBP: 0.325, SLG: 0.439		S X 0-1 E6 1B SH5-4 1-2 G6-3		C F B S 1-3 K		S S B S 1-3 K			B B X 2-0 P3	4	1	0	0	0	2	1
Monty Fariss, R (1, 7) OBP: 0.348, SLG: 0.372		B X 1-0 SH5-4 1-2 2-3		C B X 1-1 F8			B X 1-0 E6 CS		F C F X 0-2 1B	3	0	1	0	0	0	0
Ivan Rodriguez, R (1, 2) OBP: 0.314, SLG: 0.392		B B X 2-0 G6-3 2-3 3-H 1B			B S S X 1-2 SH3-4 1B		1 SAFE B 1 SAFE B F F X 2-2 P6 1-2		B X 1-0 F8	4	0	2	1	0	0	2
Mario Diaz, R (1, 6) Jeff Huson, L (7, 6) OBP: 0.344, SLG: 0.372		X 0-0 G6-3 1-2 3-H			B 1 SAFE X 1-0 SH3-4 1-2		F B F F X 1-2 L4			2 0	0 0	0 0	1 0	0 0	0 0	1 0
Jeff Frye, R (1, 4) OBP: 0.313, SLG: 0.356		C S X 0-2 F9			B B C X 2-1 F8			C B C F C 1-3 K		3	0	0	0	0	1	2
Inning Stats	R: 0 H: 0 E: 0 LOB: 0 K: 0 BB: 0 S: 5 P: 9	R: 2 H: 2 E: 1 LOB: 1 K: 0 BB: 0 S: 10 P: 14	R: 0 H: 0 E: 0 LOB: 0 K: 0 BB: 1 S: 10 P: 18	R: 0 H: 0 E: 0 LOB: 0 K: 1 BB: 0 S: 6 P: 8	R: 0 H: 1 E: 0 LOB: 2 K: 1 BB: 0 S: 11 P: 16	R: 0 H: 0 E: 0 LOB: 0 K: 1 BB: 0 S: 8 P: 13	R: 0 H: 0 E: 1 LOB: 0 K: 0 BB: 0 S: 8 P: 12	R: 0 H: 0 E: 0 LOB: 1 K: 1 BB: 1 S: 12 P: 20	R: 0 H: 1 E: 0 LOB: 1 K: 0 BB: 0 S: 8 P: 11	1B: 4 SF: 0 2B: 0 SAC: 2 3B: 0 DP: 1 HR: 0 HBP: 1						WP: 0 PA: 34 PB: 0 SB: 0 CS: 1

PITCHER	IP	WLS	BF	H	R	ER	SO	BB	IBB	HBP	BLK	WP	HR	S	P	ERA	WHIP
John Smiley, L (1, 1) ERA: 3.32	9.0	W	34	4	2	0	4	2	0	1	0	0	0	78	121	0.00	0.667

PITCHER	IP	WLS	BF	H	R	ER	SO	BB	IBB	HBP	BLK	WP	HR	S	P	ERA	WHIP

TOP

Texas Rangers @ Minnesota Twins

Hubert H. Humphrey Metrodome, Minneapolis, MN

Tue Aug 11 1992, 8:05 PM EDT

Att. 45,957 - Dome - 70 F

livebaseballscorecards.com

AB	29
R	2
H	4
RBI	2
BB	2
SO	4
LOB	11

Texas Rangers @ Minnesota Twins

Hubert H. Humphrey Metrodome, Minneapolis, MN

Tue Aug 11 1992, 8:05 PM EDT

Att. 45,957 - Dome - 70 F

livebaseballscorecards.com

BOTTOM

Batter	1	2	3	4	5	6	7	8	9	AB	R	H	RBI	BB	SO	LOB
Shane Mack, R (1, 7) OBP: 0.398, SLG: 0.485	B B B C C S 3-3 K ①		B X 1-0 F9 ①		F B F X 1-2 G6-3 ②		X 0-0 G6-3 ①		B X 1-0 1B WP 1-2 1B	5	0	1	0	0	1	0
Chuck Knoblauch, R (1, 4) OBP: 0.377, SLG: 0.367	B B X 2-0 P2 ②		X 0-0 G5-3 ②		B C B X 2-1 S 1B		B B C F F F X 2-2 F8 ②		B F C B B X 3-2 1-3 2-H 1B	5	0	2	1	0	0	0
Kirby Puckett, R (1, 8) OBP: 0.364, SLG: 0.503	C C F C 0-3 K ③		S B S B F C 2-3 K ③		B F B F F X 2-2 P3 ③ 1-2		B X 1-0 G4-3 ③			4	0	0	0	0	2	1
Kent Hrbek, L (1, 3) OBP: 0.377, SLG: 0.433		F B B B S X 2-2 HR		B B F B F C 3-3 K ①		B B B C F B 4-2 1B SF9 BB		C S B S 1-3 K ①		3	2	1	1	1	2	0
Chili Davis, S (1, 10) OBP: 0.369, SLG: 0.399		F S B X 1-2 F7 ①		F S B B F B X 3-2 G4-3 ②		X 0-0 G3 S 1-3 1B		B X 1-0 L9 ②		4	0	1	0	0	0	0
Brian Harper, R (1, 2) OBP: 0.345, SLG: 0.426		B S X 1-1 FC4-6 1B		B S C F F X 1-2 BB 1B		F F X 0-2 SF9 ① 3-H		B X 1-0 G5-3 ③		3	0	2	1	0	0	0
Gene Larkin, S (1, 9) OBP: 0.323, SLG: 0.370 Pedro Munoz, R (9, PH) OBP: 0.309, SLG: 0.447		S B B F X 2-2 FC4-6 BB ② 1-2f		B F B C B B 4-2 1-2 BB		B F B C F F B F X 3-2 G3 ② 1-3			B B B C F X 3-2 FC1-6 1B	2 1	0 0	0 1	0 0	1 0	0 0	2 0
Scott Leius, R (1, 5) OBP: 0.321, SLG: 0.352		C B C B F B B 4-2 FC5-4 BB 1-2		B B F B F S 3-3 K ③		B B B C B S B 4-2 BB			1 SAFE B B B C 1 SAFE 1 SAFE X 2-1 FC1-6 WP 1B 1B ① 1-2f	2	1	0	0	2	1	3
Greg Gagne, R (1, 6) OBP: 0.291, SLG: 0.351		B X 1-0 FC5-4 ③ 1-2f			B S F S 1-3 K ①	S B S S 1-3 K ③			1 SAFE P 1 SAFE 1 SAFE X 1-0 F8 ②	4	0	0	0	0	2	5
Inning Stats	R: 0 E: 0 K: 2 S: 8 H: 0 LOB: 0 BB: 0 P: 13	R: 1 E: 0 K: 0 S: 15 H: 2 LOB: 2 BB: 1 P: 26	R: 0 E: 0 K: 1 S: 6 H: 0 LOB: 0 BB: 0 P: 9	R: 0 E: 0 K: 2 S: 18 H: 1 LOB: 2 BB: 1 P: 32	R: 0 E: 0 K: 1 S: 12 H: 1 LOB: 1 BB: 0 P: 18	R: 1 E: 0 K: 1 S: 17 H: 1 LOB: 2 BB: 2 P: 29	R: 0 E: 0 K: 0 S: 7 H: 0 LOB: 0 BB: 0 P: 10	R: 0 E: 0 K: 1 S: 5 H: 0 LOB: 0 BB: 0 P: 8	R: 1 E: 0 K: 0 S: 11 H: 3 LOB: 2 BB: 0 P: 20	1B: 7 2B: 0 3B: 0 HR: 1 SF: 1 SAC: 0 DP: 0 HBP: 0						

AB	33
R	3
H	8
RBI	3
BB	4
SO	8
LOB	11

WP: 1 PB: 0 SB: 2 CS: 0 PA: 38

PITCHER		IP	WLS	BF	H	R	ER	SO	BB	IBB	HBP	BLK	WP	HR	S	P	ERA	WHIP
Nolan Ryan, R ERA: 3.4	(1, 1)	6.0		27	5	2	2	7	4	0	0	0	0	1	76	127	3.00	1.500
Ed Nunez, R ERA: 3.59	(7, 1)	2.0		6	0	0	0	1	0	0	0	0	0	0	12	18	0.00	0.000
Kenny Rogers, L ERA: 3.14	(9, 1)	0.2	L	3	1	1	1	0	0	0	0	0	0	0	7	12	13.50	1.500
Jeff Russell, R ERA: 1.92	(9, 1)	0.0		2	2	0	0	0	0	0	0	0	1	0	4	8	∞	∞

PITCHER	IP	WLS	BF	H	R	ER	SO	BB	IBB	HBP	BLK	WP	HR	S	P	ERA	WHIP

Batter	1	2	3	4	5	6	7	8	9	AB	R	H	RBI	BB	SO	LOB
Al Newman, S (1, 5) OBP: 0.319, SLG: 0.251 Juan Gonzalez, R (9, PH) OBP: 0.289, SLG: 0.489 (9, 8)	C B B B B 4-1 BB	L B M X 1-2 ① G5-3 1-2	C P S F F B B X 3-2 ① G3 1-3	B F C F B X 2-2 ② G3-1	C B X 1-1 1-H 2-H HR					3 0 0 0 1 0 2 1 1 1 3 0 0 0						
Monty Fariss, R (1, 7) OBP: 0.351, SLG: 0.386	B C 1 SAFE S F 1 SAFE X 1-2 ① F9	X 0-0 ② G5-3	B B F B F F F F X 3-2 ② F8	B F X 1-1 2B	C X 0-1 BB HBP 2-1 1B					5 0 2 0 0 0 3						
Rafael Palmeiro, L (1, 3) OBP: 0.346, SLG: 0.416	B C S S 1 SAFE 1-3 ② K	B F S B B S 2-3 ③ K	B B S F B X 3-2 E6 BB 3-H	C F B B F X 2-2 ③ G6-3	H 1-0 BB 1-2 HBP					4 0 0 0 0 2 3						
Ruben Sierra, S (1, 9) OBP: 0.321, SLG: 0.455	1 SAFE C B B F F S 2-3 ③ K			B F X 1-1 ① G4-3	F B B B 4-1 1-2 BB			C B C B B S 3-3 ① K	S B C B B F F B 4-2 1-2 2-3 BB	3 0 0 0 2 2 1						
Kevin Reimer, L (1, 10) OBP: 0.353, SLG: 0.470 Brian Downing, R (9, PH) OBP: 0.403, SLG: 0.420		B B C S F F B F C 3-3 ① K		X 0-0 WP 2B 1B	B F X 1-1 ③ G3-1			B S B S S 2-3 ② K	B C B F F B S 3-3 ② K	4 1 1 0 0 2 2 1 0 0 0 0 1 3						
Ivan Rodriguez, R (1, 2) OBP: 0.316, SLG: 0.395		B F F B B B 4-2 BB		B B F S F X 2-2 WP 1-H 2B	C B F X 1-2 ① G6-3			F B X 1-1 ③ G5-3	C F B F B 2-2 3-H 2-1	3 0 1 1 1 0 0						
Jeff Huson, L (1, 6) OBP: 0.343, SLG: 0.370		X 0-0 ② F9	C F B B B F F C 3-3 ② K 2-3		C X 0-1 ② F7				B X 1-0 S HR 1B	4 1 1 0 0 1 2						
Jeff Frye, R (1, 4) OBP: 0.304, SLG: 0.344 Geno Petralli, L (9, PH) OBP: 0.283, SLG: 0.289 Mario Diaz, R (9, 4)		C X 0-1 ③ P6		C B B B C F X 3-2 ③ F8	B B F F B F X 3-2 ③ G6-3			B C 1 SAFE S F B S 2-3 ① K 1-2	3 0 0 0 0 0 2 1 0 0 0 0 1 1 0 0 0 0 0 0 0							
David Hulse, L (1, 8) OBP: 0.667, SLG: 0.500 Dean Palmer, R (9, PH) OBP: 0.327, SLG: 0.439 (9, 5)			X 0-0 BLK 1B	B B B C B 4-1 G3 S E BB			C C S 0-3 ① K		B B S S S B B 4-2 HR BB	2 1 1 0 1 1 0 0 1 0 0 1 0 0						

TOP

Texas Rangers @ Minnesota Twins

Hubert H. Humphrey Metrodome, Minneapolis, MN

Wed Aug 12 1992, 8:05 PM EDT

Att. 33,247 - Dome - 70 F

livebaseballscorecards.com

AB	34
R	5
H	7
RBI	4
BB	6
SO	10
LOB	19

Inning Stats	1	2	3	4	5	6	7	8	9
	R: 0 E: 0 K: 2 S: 12	H: 0 LOB: 1 BB: 1 P: 20	R: 0 E: 0 K: 1 S: 11	H: 0 LOB: 1 BB: 1 P: 18	R: 0 E: 0 K: 1 S: 8	H: 1 LOB: 1 BB: 0 P: 11	R: 1 E: 0 K: 1 S: 16	H: 2 LOB: 1 BB: 0 P: 25	R: 1 E: 1 K: 0 S: 19	H: 0 LOB: 2 BB: 2 P: 36	R: 0 E: 0 K: 0 S: 9	H: 0 LOB: 0 BB: 0 P: 13	R: 0 E: 0 K: 1 S: 14	H: 1 LOB: 1 BB: 0 P: 19	R: 0 E: 0 K: 2 S: 8	H: 0 LOB: 0 BB: 0 P: 14	R: 3 E: 0 K: 2 S: 23	H: 3 LOB: 3 BB: 2 P: 41

1B: 4	SF: 0	WP: 2	PA: 41
2B: 2	SAC: 0	PB: 0	
3B: 0	DP: 0	SB: 2	
HR: 1	HBP: 1	CS: 0	

PITCHER		IP	WLS	BF	H	R	ER	SO	BB	IBB	HBP	BLK	WP	HR	S	P	ERA	WHIP
Willie Banks, R ERA: 5.67	(1, 1)	4.2		22	3	2	1	5	4	0	0	1	2	0	64	107	1.93	1.500
Tom Edens, R ERA: 2.79	(5, 1)	3.1		11	1	0	0	3	0	0	0	0	0	0	33	49	0.00	0.300
Rick Aguilera, R ERA: 3.75	(9, 1)	0.1	L	7	3	3	3	1	2	0	1	0	0	1	15	28	81.00	15.000
Mark Guthrie, L ERA: 3.2	(9, 1)	0.2		2	0	0	0	1	0	0	0	0	0	0	8	13	0.00	0.000

PITCHER	IP	WLS	BF	H	R	ER	SO	BB	IBB	HBP	BLK	WP	HR	S	P	ERA	WHIP

Texas Rangers @ Minnesota Twins

Hubert H. Humphrey Metrodome, Minneapolis, MN

Wed Aug 12 1992, 8:05 PM EDT

Att. 33,247 - Dome - 70 F

livebaseballscorecards.com

BOTTOM

Batter	1	2	3	4	5	6	7	8	9	AB	R	H	RBI	BB	SO	LOB
Shane Mack, R (1, 7) OBP: 0.402, SLG: 0.489	1-1 PB S 1B 1B	2-1 CS 1-2 1B			2-3 K		2-1 BLK 1B 1B		0-0 DI 1B	5	2	4	0	0	1	0
Chuck Knoblauch, R (1, 4) OBP: 0.377, SLG: 0.366	3-3 K 1-2	2-0 G6-3 1-2 2-3			0-1 1B 1B		4-1 1B BB 1-2		2-2 F8	4	0	1	0	1	1	4
Kirby Puckett, R (1, 8) OBP: 0.364, SLG: 0.502	1-3 K		2-3 K		1-1 1-2 1B		0-1 1-3 2-H 1B		2-3 K 1-2	5	0	2	1	0	3	2
Kent Hrbek, L (1, 3) OBP: 0.378, SLG: 0.432	4-1 BB 1B 2-3 BB		1-0 G4-6-3 1B		3-1 G6-3		2-2 G4-3			3	1	1	0	1	0	4
Chili Davis, S (1, 10) OBP: 0.370, SLG: 0.399	4-0 1B 1-2 BB		2-2 G4-6-3 1-2f			3-2 G5-4-3 1B		1-1 G3-1		3	0	1	0	1	0	1
Brian Harper, R (1, 2) OBP: 0.347, SLG: 0.427	1-0 1-2 2-H 3-H 1B			1-0 L5		0-2 G5-4-3 1-2f		1-0 1B		4	0	2	2	0	0	1
Gene Larkin, S (1, 9) OBP: 0.318, SLG: 0.364	1-1 G1-3			2-2 G3-1		1-2 F8		1-0 F9		4	0	0	0	0	0	3
Mike Pagliarulo, L (1, 5) OBP: 0.188, SLG: 0.191		1-2 G6-3		0-0 G5-3			2-0 F8	2-2 F9		4	0	0	0	0	0	1
Greg Gagne, R (1, 6) OBP: 0.291, SLG: 0.351		0-0 CS 1B 1B			1-3 K		0-2 F9		0-3 K	3	0	1	0	0	1	0
Randy Bush, L (9, PH) OBP: 0.277, SLG: 0.325										1	0	0	0	0	1	0
Inning Stats	R: 2 E: 0 K: 2 S: 13 H: 2 LOB: 2 BB: 2 P: 28	R: 0 E: 0 K: 0 S: 7 H: 2 LOB: 1 BB: 0 P: 12	R: 0 E: 0 K: 1 S: 10 H: 1 LOB: 0 BB: 0 P: 15	R: 0 E: 0 K: 0 S: 6 H: 0 LOB: 0 BB: 0 P: 9	R: 0 E: 0 K: 2 S: 13 H: 2 LOB: 2 BB: 0 P: 20	R: 0 E: 0 K: 0 S: 9 H: 1 LOB: 0 BB: 0 P: 13	R: 1 E: 0 K: 0 S: 13 H: 2 LOB: 2 BB: 1 P: 23	R: 0 E: 0 K: 0 S: 9 H: 1 LOB: 1 BB: 0 P: 13	R: 0 E: 0 K: 2 S: 10 H: 1 LOB: 1 BB: 0 P: 14	1B: 12 2B: 0 3B: 0 HR: 0	SF: 0 SAC: 0 DP: 2 HBP: 0						

PITCHER	IP	WLS	BF	H	R	ER	SO	BB	IBB	HBP	BLK	WP	HR	S	P	ERA	WHIP
Kevin Brown, R (1, 1) ERA: 3.39	8.0	W	35	11	3	3	5	3	0	0	1	0	0	80	133	3.38	1.750
Jeff Russell, R (9, 1) ERA: 1.88	1.0	S	4	1	0	0	2	0	0	0	0	0	0	10	14	0.00	1.000

PITCHER	IP	WLS	BF	H	R	ER	SO	BB	IBB	HBP	BLK	WP	HR	S	P	ERA	WHIP

AB	36
R	3
H	12
RBI	3
BB	3
SO	7
LOB	16

WP: 0 PB: 1 SB: 1 CS: 2 PA: 39

Batter	1	2	3	4	5	6	7	8	9	AB	R	H	RBI	BB	SO	LOB
Al Newman, S (1, 4) OBP: 0.321, SLG: 0.251	C B B X 2-1 G1-3 ①	1 SAFE B B F 1 SAFE X 3-1 G4-3 ③		B B C C B B 4-2 G4-3 G1-3 BB		B C X 1-1 1B 1B		X 0-0 L8 ①		4	0	1	0	1	0	1
Rafael Palmeiro, L (1, 3) OBP: 0.345, SLG: 0.414	B C X 1-1 G1-5-3 ②		X 0-0 BB 1B BB 1B	B F B B X 3-1 G1-3 ① 1-2		F B C 1 S 1-3 K ①		F B F B X 2-2 F8 ②		5	1	1	0	0	1	2
Ruben Sierra, S (1, 9) OBP: 0.322, SLG: 0.454	B B X 2-0 HR 1B	X 0-0 F7 ①	C B X 1-1 G4-3 ② 2-3		1 SAFE C B B B F X 3-2 S 1B ② 1-2		B X 1-0 G4-3 ③		5	1	2	0	0	0	2
Kevin Reimer, L (1, 10) OBP: 0.356, SLG: 0.483	F F B 1 SAFE X 1-2 HR 1-H	B X 1-0 BB BB BB 1B 1-2	S F B S 1-3 K ③		S B S S 1-3 K 1-2			X 0-0 1B 2B		5	3	3	2	0	2	2
Dean Palmer, R (1, 5) OBP: 0.330, SLG: 0.448	B F F X 1-2 FC5-4 1B	B C F S 1-3 K ②	B F H 2-1 S HBP			B S X 1-1 HR		F X 0-1 G6-3 ①		4	1	2	1	0	1	3
Monty Fariss, R (1, 7) OBP: 0.343, SLG: 0.368	B C B F F F X 2-2 FC5-4 ③ 1-2f	B B B C B 4-1 BB BB BB 1-2 2-3	S B X 1-1 P3 ① 1-2			S B S S B F F X 3-2 G5-3 ①		S C C 0-3 K2-3 ②		4	0	0	0	1	1	3
Ivan Rodriguez, R (1, 2) OBP: 0.321, SLG: 0.397		F B X 1-1 G5-3 ① B B B C B 4-1 BB BB 1-2 2-3 3-H	F B X 1-1 P2 ②			X 0-0 1B		X 0-0 2-H 1B		4	0	2	2	1	0	1
Jeff Huson, L (1, 6) OBP: 0.344, SLG: 0.366		X 0-0 G4-3 ② B B B 4-0 BB 1-2 2-3 3-H	B S B B B 4-1 BB			X 0-0 L7 ②		X 0-0 P3 ③		3	0	0	1	2	0	2
David Hulse, L (1, 8) OBP: 0.429, SLG: 0.333		S F B X 1-2 1B X 0-0 G3-1 ③	B F B X 2-1 G1-3 ③			B F B X 2-1 G1-3				4	0	1	0	0	0	6
Inning Stats	R: 2 E: 0 K: 0 S: 16 H: 3 LOB: 1 BB: 0 P: 25	R: 0 E: 0 K: 0 S: 8 H: 1 LOB: 1 BB: 0 P: 13	R: 2 E: 0 K: 1 S: 9 H: 2 LOB: 3 BB: 3 P: 23	R: 0 E: 0 K: 1 S: 9 H: 0 LOB: 1 BB: 1 P: 18	R: 0 E: 0 K: 0 S: 8 H: 0 LOB: 2 BB: 1 P: 18	R: 0 E: 0 K: 2 S: 11 H: 2 LOB: 1 BB: 0 P: 17	R: 1 E: 0 K: 0 S: 11 H: 2 LOB: 1 BB: 0 P: 17	R: 0 E: 0 K: 0 S: 5 H: 0 LOB: 0 BB: 0 P: 8	R: 1 E: 0 K: 1 S: 8 H: 2 LOB: 1 BB: 0 P: 8	1B: 9 2B: 1 3B: 0 HR: 2 SF: 0 SAC: 0 DP: 0 HBP: 1						

TOP

Texas Rangers @ Minnesota Twins

Hubert H. Humphrey Metrodome, Minneapolis, MN

Thu Aug 13 1992, 4:33 AM EDT

Att. 38,968 - Dome - 70 F

livebaseballscorecards.com

AB	38
R	6
H	12
RBI	6
BB	5
SO	5
LOB	22

PITCHER		IP	WLS	BF	H	R	ER	SO	BB	IBB	HBP	BLK	WP	HR	S	P	ERA	WHIP
Scott Erickson, R ERA: 3.83	(1, 1)	2.2	L	17	6	4	4	1	3	0	0	0	0	1	32	60	13.50	3.375
Paul Abbott, R ERA: 2.0	(3, 1)	3.1		14	2	0	0	3	2	0	1	0	0	0	29	54	0.00	1.200
Carl Willis, R ERA: 3.51	(7, 1)	3.0		13	4	2	2	1	0	0	0	0	0	1	24	33	6.00	1.333

PITCHER	IP	WLS	BF	H	R	ER	SO	BB	IBB	HBP	BLK	WP	HR	S	P	ERA	WHIP

WP: 0	PA: 44
PB: 0	
SB: 2	
CS: 0	

Texas Rangers @ Minnesota Twins

Hubert H. Humphrey Metrodome, Minneapolis, MN

Thu Aug 13 1992, 4:33 AM EDT

Att. 38,968 - Dome - 70 F

livebaseballscorecards.com

BOTTOM

Batter	1	2	3	4	5	6	7	8	9	AB	R	H	RBI	BB	SO	LOB
Shane Mack, R (1, 7) OBP: 0.400, SLG: 0.486	0-0 1B		2-1 F9		1-0 G6-3		0-0 FC4 1-2f			4	0	1	0	0	0	1
Chuck Knoblauch, R (1, 4) OBP: 0.376, SLG: 0.365	2-3 K		1-3 K		0-1 L4			1-0 FC4-6 1B		4	0	1	0	0	2	1
Kirby Puckett, R (1, 8) OBP: 0.363, SLG: 0.499	0-3 K		4-0 BB			1-3 K		0-0 FC4-6 G6-4-3 1-2f		3	0	0	0	1	2	2
Kent Hrbek, L (1, 3) OBP: 0.374, SLG: 0.426	3-0 F8		3-3 K			2-3 K		0-0 G6-4-3 1-2f		4	0	0	0	0	2	3
Chili Davis, S (1, 10) OBP: 0.371, SLG: 0.403		1-0 L9 SF9 2B		3-2 P7		1-1 E4 1B			3-2 F8	4	1	2	0	0	0	0
Pedro Munoz, R (1, 9) OBP: 0.306, SLG: 0.442		1-0 L9 2-3		1-3 K		1-3 K			1-2 P6	3	0	0	0	0	2	2
Randy Bush, L (9, PH) OBP: 0.275, SLG: 0.322										1	0	0	0	0	0	0
Lenny Webster, R (1, 2) OBP: 0.237, SLG: 0.273		1-0 E5		1-2 2B			0-2 F7		2-3 K	4	0	1	0	0	1	1
Mike Pagliarulo, L (1, 5) OBP: 0.181, SLG: 0.186		3-2 SF9 3-H		2-1 P4			1-3 K			2	0	0	1	0	1	1
Jeff Reboulet, R (1, 6) OBP: 0.330, SLG: 0.316		3-3 K			0-2 G3		0-1 FC4 1B			3	0	1	0	0	1	1

	AB	32
	R	1
	H	6
	RBI	1
	BB	1
	SO	11
	LOB	12

Inning Stats	1	2	3	4	5	6	7	8	9	1B: 4	SF: 1	WP: 0	PA: 34
	R: 0 E: 0 K: 2 S: 9 H: 1 LOB: 1 BB: 0 P: 14	R: 1 E: 1 K: 1 S: 9 H: 1 LOB: 1 BB: 0 P: 18	R: 0 E: 0 K: 2 S: 8 H: 0 LOB: 1 BB: 1 P: 18	R: 0 E: 0 K: 1 S: 13 H: 1 LOB: 1 BB: 0 P: 20	R: 0 E: 0 K: 0 S: 6 H: 0 LOB: 0 BB: 0 P: 7	R: 0 E: 1 K: 3 S: 12 H: 1 LOB: 1 BB: 0 P: 17	R: 0 E: 0 K: 1 S: 9 H: 1 LOB: 1 BB: 0 P: 10	R: 0 E: 0 K: 0 S: 3 H: 1 LOB: 0 BB: 0 P: 4	R: 0 E: 0 K: 1 S: 11 H: 0 LOB: 0 BB: 0 P: 17	2B: 2 3B: 0 HR: 0	SAC: 0 DP: 1 HBP: 0	PB: 0 SB: 0 CS: 0	

PITCHER	IP	WLS	BF	H	R	ER	SO	BB	IBB	HBP	BLK	WP	HR	S	P	ERA	WHIP
Jose Guzman, R (1, 1) ERA: 3.68	9.0	W	34	6	1	0	11	1	0	0	0	0	0	80	125	0.00	0.778

PITCHER	IP	WLS	BF	H	R	ER	SO	BB	IBB	HBP	BLK	WP	HR	S	P	ERA	WHIP

Batter	1	2	3	4	5	6	7	8	9	AB	R	H	RBI	BB	SO	LOB
Shane Mack, R (1, 7) OBP: 0.398, SLG: 0.483	C B F X 1-2 P4 ①		F F X 0-2 BB 1B HR 1B	C B F X 1-2 FC4-6 CS ② 1-2f		X 0-0 G5-3 ③		C X 0-1 G6-4-3 ② ③ 1-2f		5	1	1	0	0	0	2
Chuck Knoblauch, R (1, 4) OBP: 0.376, SLG: 0.365	C X 0-1 F8 ②		X 0-0 BB HR 1B 1-2	C 1 SAFE C P 1-2 CS ③ 1-2	X 0-0 G4-3 1B 1B		X 0-0 F8 ①		X 0-0 G5-3 ①	5	2	2	0	0	0	0
Chili Davis, S (1, 10) OBP: 0.377, SLG: 0.410	X 0-0 HR 1B		B B F B B 4-1 HR 1-2 2-3 BB		B 1 SAFE F B X 2-1 G4-3 ① 1-2		X 0-0 G6-3 2B		F X 0-1 1B 1B	4	2	3	0	1	0	1
Kirby Puckett, R (1, 8) OBP: 0.365, SLG: 0.513	B C 1 SAFE B S F 1 SAFE B X 3-2 1-H HR		B X 1-0 1-H 2-H 3-H HR		F S B S 1-3 K ②		C B B X 2-1 G6-3 ② 2-3		B C 1 SAFE X 1-1 1-2 1B	5	2	3	6	0	1	2
Kent Hrbek, L (1, 3) OBP: 0.375, SLG: 0.424	C F X 1-2 G4-1 ③		B B X 2-0 G4-3 ①		B S X 1-1 2-H 1B		I I I 4-0 IBB		C S T S 0-3 K ②	4	0	1	1	1	1	2
Brian Harper, R (1, 2) OBP: 0.345, SLG: 0.424		B X 1-0 1B	B C B X 2-1 P6 ②		C B X 1-1 P4 ③		B X 1-0 L1 ③		C X 0-1 F9 ③	5	0	1	0	0	0	5
Randy Bush, L (1, 9) OBP: 0.267, SLG: 0.311 Pedro Munoz, R (8, 9) OBP: 0.306, SLG: 0.442	X 0-0 F7 ①	B F S S 1-3 K ③				C B F S 1-3 K ①		B F S B S 2-3 K ①		4 0	0 0	0 0	0 0	0 0	3 0	1 0
Greg Gagne, R (1, 6) OBP: 0.293, SLG: 0.364	C B X 1-1 F8 ②			C S B X 1-2 F8 ①		X 0-0 HR		X 0-0 1B 2B		4	2	2	1	0	0	1
Mike Pagliarulo, L (1, 5) OBP: 0.184, SLG: 0.189	C S X 0-2 F7 ③			S B F B B X 3-2 E1 FC4-6		F X 0-1 G3-1 ②		B B X 2-0 2-H G6-4-3 1B		4	0	1	1	0	0	1
Inning Stats	R: 2 H: 2 E: 0 LOB: 0 K: 0 BB: 0 S: 13 P: 18	R: 0 H: 1 E: 0 LOB: 1 K: 0 BB: 0 S: 7 P: 9	R: 4 H: 3 E: 0 LOB: 0 K: 1 BB: 1 S: 12 P: 22	R: 0 H: 0 E: 1 LOB: 0 K: 0 BB: 0 S: 12 P: 17	R: 1 H: 2 E: 0 LOB: 1 K: 1 BB: 0 S: 10 P: 15	R: 1 H: 1 E: 0 LOB: 0 K: 1 BB: 0 S: 7 P: 8	R: 0 H: 1 E: 0 LOB: 2 K: 0 BB: 1 S: 5 P: 12	R: 1 H: 2 E: 0 LOB: 0 K: 1 BB: 0 S: 7 P: 11	R: 0 H: 2 E: 0 LOB: 2 K: 1 BB: 0 S: 11 P: 12	1B: 9 SF: 0 2B: 2 SAC: 0 3B: 0 DP: 1 HR: 3 HBP: 0						

TOP

Minnesota Twins @ Seattle Mariners

The Kingdome, Seattle, WA

Fri Aug 14 1992, 10:05 PM EDT

Att. 21,092 - Dome - 70 F

livebaseballscorecards.com

AB	40
R	9
H	14
RBI	9
BB	2
SO	5
LOB	15

PITCHER		IP	WLS	BF	H	R	ER	SO	BB	IBB	HBP	BLK	WP	HR	S	P	ERA	WHIP
Brian Fisher, R ERA: 5.51	(1, 1)	2.0		13	6	6	6	0	1	0	0	0	0	2	26	38	27.00	3.500
Calvin Jones, R ERA: 5.57	(3, 1)	4.0	L	15	3	2	2	3	0	0	0	0	0	1	35	51	4.50	0.750
Mark Grant, R ERA: 3.81	(7, 1)	2.0		9	3	1	1	1	0	1	0	0	0	0	12	23	4.50	1.500
Mike Schooler, R ERA: 4.71	(9, 1)	1.0		5	2	0	0	1	0	0	0	0	0	0	11	12	0.00	2.000

PITCHER	IP	WLS	BF	H	R	ER	SO	BB	IBB	HBP	BLK	WP	HR	S	P	ERA	WHIP

WP: 0	PA: 43
PB: 0	
SB: 0	
CS: 1	

BOTTOM

Minnesota Twins @ Seattle Mariners

The Kingdome, Seattle, WA

Fri Aug 14 1992, 10:05 PM EDT

Att. 21,092 - Dome - 70 F

livebaseballscorecards.com

Batter	1	2	3	4	5	6	7	8	9	AB	R	H	RBI	BB	SO	LOB
Henry Cotto, R (1, 7) OBP: 0.292, SLG: 0.350	K	BB 2-H 3-H 1B	E5 FC5-4 1-2 2-3			F7		FC5-4 1-2f		5	0	1	1	0	1	3
Edgar Martinez, R (1, 5) OBP: 0.397, SLG: 0.534	G5-3	1 SAFE C 1 SAFE F 1 SAFE B 1 SAFE B BB 1-2	FC5-4 1-2f			G5-3			G3 2B	4	0	1	0	1	0	3
Ken Griffey Jr., L (1, 8) OBP: 0.358, SLG: 0.551	HR	F7		P6		P4				5	1	1	1	0	0	3
Lance Parrish, R (1, 10) OBP: 0.299, SLG: 0.462 Pete O'Brien, L (9, PH) OBP: 0.274, SLG: 0.374	G5-3	2B 1B BB	G6-3		K			G3 2-3		3 1	1 0	0 0	0 0	1 0	1 0	0 1
Jay Buhner, R (1, 9) OBP: 0.320, SLG: 0.401		1B E 2B	1B FC6-4 1-3 2B	F9			K		P6	5	2	2	0	0	1	1
Tino Martinez, L (1, 3) OBP: 0.299, SLG: 0.381		F7 FC6-4 2-3 3-H 1B			L9		F8			4	0	1	1	0	0	1
Dave Valle, R (1, 2) OBP: 0.298, SLG: 0.357		E PB HBP	FC6-4 E 1B 1-2f 3-H		BB			G5-3		2	1	0	1	1	0	1
Omar Vizquel, S (1, 6) OBP: 0.362, SLG: 0.373		E2 PB 1-3 2-H 1B	F9		G6-4-3 1-2 BB			F7		3	1	1	0	1	0	1
Harold Reynolds, S (1, 4) OBP: 0.320, SLG: 0.333		P6	E 1-2 1B		G6-4-3 1-2f			FC5-4 1B		4	0	2	0	0	0	4
Inning Stats	R: 1 E: 0 K: 1 S: 8 H: 1 LOB: 0 BB: 0 P: 12	R: 3 E: 1 K: 0 S: 13 H: 3 LOB: 2 BB: 1 P: 27	R: 2 E: 1 K: 0 S: 15 H: 3 LOB: 3 BB: 1 P: 27	R: 0 E: 0 K: 0 S: 5 H: 0 LOB: 0 BB: 0 P: 11	R: 0 E: 0 K: 0 S: 5 H: 0 LOB: 1 BB: 2 P: 17	R: 0 E: 0 K: 0 S: 8 H: 0 LOB: 0 BB: 0 P: 8	R: 0 E: 0 K: 2 S: 8 H: 0 LOB: 0 BB: 0 P: 10	R: 0 E: 0 K: 0 S: 8 H: 1 LOB: 1 BB: 0 P: 11	R: 0 E: 0 K: 0 S: 10 H: 1 LOB: 1 BB: 0 P: 15	1B: 5 2B: 3 3B: 0 HR: 1	SF: 0 SAC: 0 DP: 1 HBP: 1					

	AB	36
	R	6
	H	9
	RBI	4
	BB	4
	SO	3
	LOB	18

PITCHER		IP	WLS	BF	H	R	ER	SO	BB	IBB	HBP	BLK	WP	HR	S	P	ERA	WHIP
Bill Krueger, L ERA: 3.81	(1, 1)	3.0		20	7	6	5	1	2	0	1	0	0	1	36	66	15.00	3.000
David West, L ERA: 4.26	(4, 1)	5.0	W	17	1	0	0	2	2	0	0	0	0	0	34	57	0.00	0.600
Rick Aguilera, R ERA: 3.67	(9, 1)	1.0	S	4	1	0	0	0	0	0	0	0	0	0	10	15	0.00	1.000

PITCHER	IP	WLS	BF	H	R	ER	SO	BB	IBB	HBP	BLK	WP	HR	S	P	ERA	WHIP

Batter	1	2	3	4	5	6	7	8	9	AB	R	H	RBI	BB	SO	LOB
Shane Mack, R (1, 7) OBP: 0.400, SLG: 0.483	B C B B C B 4-2 CS BB BB		B B C X 2-1 ① SH1-4 1-2 2-3		B 1 SAFE B F 1 SAFE F C 2-3 ③ K			X 0-0 CS 1B		2	0	1	0	1	1	1
Chuck Knoblauch, R (1, 4) OBP: 0.375, SLG: 0.363	B 1 SAFE 1 B B B 4-0 CS 1-2 BB		S B F S 1-3 ② K			C C X 0-2 ① G6-3		1 SAFE 1 SAFE 1 SAFE 1 SAFE C F 1 SAFE S 0-3 ① K		3	0	0	0	1	2	3
Chili Davis, S (1, 10) OBP: 0.373, SLG: 0.405	B C F F B C 2-3 ① ② K 1-2 2-3		B B S S S 2-3 ③ K			B B S S S 2-3 ② K		1 SAFE S F F B F C 1-3 ② ③ K 1-2		4	0	0	0	0	4	5
Kirby Puckett, R (1, 8) OBP: 0.363, SLG: 0.509	B S C C 1-3 ③ K			S B X 1-1 ① G3		S B S B B S 3-3 ③ K			X 0-0 ① F9	4	0	0	0	0	2	1
Brian Harper, R (1, 2) OBP: 0.342, SLG: 0.419		B F B X 2-1 ① G5-3		B F B B X 3-1 ② F8			B B B C X 3-1 ① F9		B C S B F X 2-2 ② F8	4	0	0	0	0	0	0
Pedro Munoz, R (1, 9) OBP: 0.305, SLG: 0.440		B F S S 1-3 ② K		B F F F B S 2-3 ③ K			F B S B B S 3-3 ② K		C B X 1-1 BB 1B 1B	4	1	1	0	0	3	0
Gene Larkin, S (1, 3) OBP: 0.321, SLG: 0.361 Greg Gagne, R (9, PR) OBP: 0.293, SLG: 0.364 Kent Hrbek, L (9, 3) OBP: 0.375, SLG: 0.424		S X 0-1 ③ G5-3			B X 1-0 ① F9		B F F F B B B 4-2 S 2B BB		F B B B F B B 4-2 1B 1-2 BB	2 0 0	1 0 0	0 0 0	0 0 0	2 0 0	0 0 0	0 0 0
Scott Leius, R (1, 5) OBP: 0.326, SLG: 0.358			B B C F B B 4-2 SH1-4 WP BB		C B X 1-1 ② G5-3		B F C F X 1-2 1-H 2B		C F X 0-2 1-3 2-H 1B	3	0	2	2	1	0	0
Jeff Reboulet, R (1, 6) OBP: 0.337, SLG: 0.308			L B 1 SAFE B B B 4-1 SH1-4 1-2 BB		C F B B B B 4-2 BB		C B S B C 2-3 ③ K		B B C X 2-1 ③ L8	2	0	0	0	2	1	3
Inning Stats	R: 0 H: 0 E: 0 LOB: 1 K: 2 BB: 2 S: 9 P: 20	R: 0 H: 0 E: 0 LOB: 0 K: 1 BB: 0 S: 7 P: 10	R: 0 H: 0 E: 0 LOB: 2 K: 2 BB: 2 S: 11 P: 24	R: 0 H: 0 E: 0 LOB: 0 K: 1 BB: 0 S: 8 P: 14	R: 0 H: 0 E: 0 LOB: 1 K: 1 BB: 1 S: 8 P: 16	R: 0 H: 0 E: 0 LOB: 0 K: 2 BB: 0 S: 9 P: 14	R: 1 H: 1 E: 0 LOB: 1 K: 2 BB: 1 S: 15 P: 28	R: 0 H: 1 E: 0 LOB: 0 K: 2 BB: 0 S: 9 P: 10	R: 1 H: 2 E: 0 LOB: 2 K: 0 BB: 1 S: 14 P: 23	1B: 3 SF: 0 2B: 1 SAC: 1 3B: 0 DP: 0 HR: 0 HBP: 0						

PITCHER	IP	WLS	BF	H	R	ER	SO	BB	IBB	HBP	BLK	WP	HR	S	P	ERA	WHIP
Randy Johnson, L (1, 1) ERA: 4.14	9.0	W	36	4	2	2	13	7	0	0	0	1	0	90	159	2.00	1.222

PITCHER	IP	WLS	BF	H	R	ER	SO	BB	IBB	HBP	BLK	WP	HR	S	P	ERA	WHIP

TOP

Minnesota Twins @ Seattle Mariners

The Kingdome, Seattle, WA

Sat Aug 15 1992, 10:05 PM EDT

Att. 33,458 - Dome - 70 F

livebaseballscorecards.com

AB	28
R	2
H	4
RBI	2
BB	7
SO	13
LOB	13

1B: 3	SF: 0	WP: 1	PA: 36
2B: 1	SAC: 1	PB: 0	
3B: 0	DP: 0	SB: 1	
HR: 0	HBP: 0	CS: 3	

Batter	1	2	3	4	5	6	7	8	9	AB	R	H	RBI	BB	SO	LOB
Omar Vizquel, S (1, 6) OBP: 0.361, SLG: 0.371	B S F S 1-3 ① K		B X 1-0 1B WP 2-3 1B		C F B S 1-3 ② K		B B C 1 SAFE 1 SAFE X 2-1 ③ F8			4	0	1	0	0	2	3
Edgar Martinez, R (1, 10) OBP: 0.396, SLG: 0.531	B F S B C 2-3 ② K		F C B B F B X 3-2 1-3 1B 3-H		C B B X 2-1 ③ FC5-4 1-2f			C B F B F X 2-2 ① G1-3		4	0	1	0	0	1	2
Ken Griffey Jr., L (1, 8) OBP: 0.355, SLG: 0.545	S F B X 1-2 ③ G3		S C B F S 1-3 ③ K			F F B X 1-2 ① G5-3		S B C B X 2-2 ② G6-3		4	0	0	0	0	1	2
Tino Martinez, L (1, 3) OBP: 0.298, SLG: 0.379		B X 1-0 ① F8		C S F F F B B F X 2-2 ① P4		S S X 0-2 ② F8		C B C B B F F X 3-2 WP 1B		4	0	1	0	0	0	0
Jay Buhner, R (1, 9) OBP: 0.317, SLG: 0.397		B S F B X 2-2 ② G5-3		B B F F X 2-2 ② G6-3		S X 0-1 ③ F8		B B X 2-0 ③ G4-3 1-2		4	0	0	0	0	0	1
Lance Parrish, R (1, 2) OBP: 0.304, SLG: 0.480 Henry Cotto, R (9, PR) OBP: 0.292, SLG: 0.350		F X 0-1 ③ P3		C F B C 1-3 ③ K			S B B X 2-1 HR		B B C B X 3-1 SH3-4 1B	4 0	1 1	2 0	1 0	0 0	1 0	0 0
Shane Turner, L (1, 5) OBP: 0.387, SLG: 0.415 Jeff Schaefer, R (8, 5) OBP: 0.136, SLG: 0.200			X 0-0 ① G4-3		B B B C B 4-1 SH BB		F B F C 1-3 ① K		B X 1-0 ① SH3-4 1-2	2 0	0 0	0 0	0 0	1 0	1 0	0 0
John Moses, S (1, 7) OBP: 0.333, SLG: 0.400 Pete O'Brien, L (9, PH) OBP: 0.274, SLG: 0.374 Dave Valle, R (9, PH) OBP: 0.300, SLG: 0.359			C X 0-1 1B WP 2B		X 0-0 SH FC5-4 1-2		B B C B F S 3-3 ② K		X 0-0 2-H 1B	2 0 1	1 0 0	1 0 1	0 0 1	0 0 0	1 0 0	0 0 0
Harold Reynolds, S (1, 4) OBP: 0.320, SLG: 0.332			C B X 1-1 ② F7		C L F L 0-3 ① K		C C B B F B B 4-2 BB			2	0	0	0	1	1	3
Inning Stats	R: 0 E: 0 K: 2 S: 9 H: 0 LOB: 0 BB: 0 P: 13	R: 0 E: 0 K: 0 S: 6 H: 0 LOB: 0 BB: 0 P: 9	R: 1 E: 0 K: 1 S: 14 H: 3 LOB: 2 BB: 0 P: 20	R: 0 E: 0 K: 1 S: 13 H: 0 LOB: 0 BB: 0 P: 18	R: 0 E: 1 K: 2 S: 11 H: 0 LOB: 2 BB: 1 P: 18	R: 0 E: 0 K: 0 S: 8 H: 0 LOB: 0 BB: 0 P: 9	R: 1 E: 0 K: 2 S: 13 H: 1 LOB: 1 BB: 1 P: 25	R: 0 E: 0 K: 0 S: 13 H: 1 LOB: 1 BB: 0 P: 22	R: 1 E: 0 K: 0 S: 4 H: 2 LOB: 1 BB: 0 P: 8	1B: 5 2B: 1 3B: 0 HR: 1	SF: 0 SAC: 2 DP: 0 HBP: 0			WP: 2 PB: 0 SB: 0 CS: 0	PA: 35	

PITCHER	IP	WLS	BF	H	R	ER	SO	BB	IBB	HBP	BLK	WP	HR	S	P	ERA	WHIP
Kevin Tapani, R (1, 1) ERA: 4.01	8.0		32	5	2	2	8	2	0	0	0	2	1	87	134	2.25	0.875
Tom Edens, R (9, 1) ERA: 2.92	0.1	L	2	1	1	1	0	0	0	0	0	0	0	3	7	27.00	3.000
Mark Guthrie, L (9, 1) ERA: 3.2	0.0		1	1	0	0	0	0	0	0	0	0	0	1	1	∞	∞

PITCHER	IP	WLS	BF	H	R	ER	SO	BB	IBB	HBP	BLK	WP	HR	S	P	ERA	WHIP

BOTTOM

Minnesota Twins @ Seattle Mariners

The Kingdome, Seattle, WA

Sat Aug 15 1992, 10:05 PM EDT

Att. 33,458 - Dome - 70 F

livebaseballscorecards.com

AB	31
R	3
H	7
RBI	2
BB	2
SO	8
LOB	11

Minnesota Twins @ Seattle Mariners

The Kingdome, Seattle, WA

Sun Aug 16 1992, 6:33 AM EDT

Att. 21,452 - Dome - 70 F

TOP

livebaseballscorecards.com

Batter	1	2	3	4	5	6	7	8	9	AB	R	H	RBI	BB	SO	LOB
Chuck Knoblauch, R (1, 4) OBP: 0.380, SLG: 0.366	G4-3		1B 1B 2B 1B	CS BB		1B SF8 1B 2-3		P4-6 BB 1B		4	2	3	0	1	0	0
Randy Bush, L (1, 10) OBP: 0.281, SLG: 0.320	FC4 HBP		1B 2B 1B 1-2	G3-1 1-2		1-3 3-H 1B		BB 1-2		3	1	2	1	0	0	1
Chili Davis, S (8, PH) OBP: 0.374, SLG: 0.405										0	0	0	0	1	0	0
Shane Mack, R (1, 7) OBP: 0.400, SLG: 0.482	FC4 E S 1-2f		2B 2B 1B 1-2 2-3	WP BB		SF8 3-H		P4-6 2-3f		3	1	1	1	1	0	3
Kirby Puckett, R (1, 8) OBP: 0.363, SLG: 0.508	E5 1-3		2B 2B 1-3 2-H 3-H	IBB 1-2		F9		G4-3		4	1	1	2	1	0	3
Kent Hrbek, L (1, 3) OBP: 0.370, SLG: 0.418	G1-3		P6	P3		G4-3			F8	5	0	0	0	0	0	7
Brian Harper, R (1, 2) OBP: 0.345, SLG: 0.424		G6-3	1B 2B 2-H 3-H		G4-6-3 1B		SH1-4 BB 1B		F7	5	1	3	2	0	0	0
Pedro Munoz, R (1, 9) OBP: 0.310, SLG: 0.440		CS 1B	2-H 1B		G4-6-3 1-2f		E SH1-4 BB 1-2		K	4	0	2	1	1	1	1
Mike Pagliarulo, L (1, 5) OBP: 0.190, SLG: 0.195			F8		K		SH1-4 1-2 2-3			3	0	1	0	0	1	1
Scott Leius, R (7, PH) OBP: 0.326, SLG: 0.358										0	0	0	0	0	0	0
(7, 5)																
Greg Gagne, R (1, 6) OBP: 0.293, SLG: 0.366		K	L6			1B 1B 2B	G6-3-6 2-3			4	1	1	0	0	1	4
Inning Stats	R: 0 E: 1 K: 0 S: 10 H: 0 LOB: 2 BB: 0 P: 18	R: 0 E: 0 K: 1 S: 9 H: 2 LOB: 1 BB: 0 P: 14	R: 5 E: 0 K: 0 S: 20 H: 6 LOB: 1 BB: 0 P: 26	R: 0 E: 0 K: 0 S: 9 H: 0 LOB: 2 BB: 3 P: 23	R: 0 E: 0 K: 1 S: 10 H: 1 LOB: 0 BB: 0 P: 12	R: 2 E: 0 K: 0 S: 16 H: 3 LOB: 1 BB: 0 P: 19	R: 0 E: 0 K: 0 S: 5 H: 1 LOB: 1 BB: 1 P: 11	R: 0 E: 0 K: 0 S: 10 H: 1 LOB: 1 BB: 1 P: 15	R: 0 E: 0 K: 1 S: 5 H: 0 LOB: 0 BB: 0 P: 8	1B: 11 2B: 5 3B: 0 HR: 0 SF: 1 SAC: 1 DP: 3 HBP: 1							

	AB	35
	R	7
	H	14
	RBI	7
	BB	5
	SO	3
	LOB	20

WP: 1 PB: 0 SB: 1 CS: 2 PA: 43

PITCHER		IP	WLS	BF	H	R	ER	SO	BB	IBB	HBP	BLK	WP	HR	S	P	ERA	WHIP
Erik Hanson, R ERA: 4.77	(1, 1)	2.1		16	8	5	5	1	0	0	1	0	0	0	36	55	19.29	3.429
Shawn Barton, L ERA:	(3, 1)	1.2		7	0	0	0	0	2	1	0	0	1	0	12	26	0.00	1.200
Mike Schooler, R ERA: 4.97	(5, 1)	1.2		8	4	2	2	1	0	0	0	0	0	0	23	27	10.80	2.400
Russ Swan, L ERA: 4.78	(6, 1)	1.1		7	2	0	0	0	2	0	0	0	0	0	13	25	0.00	3.000
Jeff Nelson, R ERA: 3.51	(8, 1)	2.0	W	5	0	0	0	1	0	0	0	0	0	0	10	13	0.00	0.000

PITCHER	IP	WLS	BF	H	R	ER	SO	BB	IBB	HBP	BLK	WP	HR	S	P	ERA	WHIP

Batter	1	2	3	4	5	6	7	8	9	AB	R	H	RBI	BB	SO	LOB
Henry Cotto, R (1, 7) OBP: 0.295, SLG: 0.351	BSCX 1-2 BB 1B 1B	CX 0-1 ③ L4			CSBFX 1-2 ① P3	CX 0-1 2-H 1B		CFS 0-3 ② K		5	1	2	1	0	1	2
Edgar Martinez, R (1, 5) OBP: 0.396, SLG: 0.531	BBF1 SAFE 1 SAFE F1BB SAFE 4-2 F8-5 1B 1-2 BB		CBX 1-1 G3-4-1 HR 2B		BX 1-0 ② G5-3	BFX 1-1 ③ L6		BCBBX 3-1 ③ G6-3		4	1	1	0	1	0	1
Ken Griffey Jr., L (1, 8) OBP: 0.360, SLG: 0.549	FFX 0-2 1-2 2-H 1B		X 0-0 ① G3-4-1 2-3		X 0-0 1B		X 0-0 G5-3 2B 1B		BSBX 2-1 G6-3 PB 1B 1B	5	2	4	1	0	0	1
Lance Parrish, R (1, 10) OBP: 0.296, SLG: 0.467	CCBX 1-2 ①② F8-5 2-3		CSBX 1-2 ② G1-3		FBBFBS 3-3 ③ K		C 1 SAFE B 1 SAFE BFFX 2-2 ① G5-3 1-2		LB 1 SAFE SBBX 3-2 ① G6-3 1-3	5	0	0	0	0	1	6
Jay Buhner, R (1, 9) OBP: 0.323, SLG: 0.410	SBCS 1-3 ③ K		FX 0-1 3-H HR			FX 0-1 G3 1B 1B	SX 0-1 2-H 2B		IIII 4-0 1B IBB	4	2	3	3	1	1	1
Tino Martinez, L (1, 3) OBP: 0.300, SLG: 0.381		CSBX 1-2 G3-1 2B	CSFFS 0-3 ③ K			CX 0-1 ① G3 1-2	IIII 4-0 FC6-4 IBB		FSFS 0-3 ② K	4	0	1	0	1	2	3
Dave Valle, R (1, 2) OBP: 0.296, SLG: 0.354 Pete O'Brien, L (9, PH) OBP: 0.276, SLG: 0.376		CX 0-1 ① G3-1 2-3	CBFBS 2-3 ① K			BBCX 2-1 ② P3	CFFBBX 2-2 ② P4		X 0-0 1-2 3-H 1B	4 1	0 0	0 1	0 1	0 0	1 0	4 0
Omar Vizquel, S (1, 6) OBP: 0.359, SLG: 0.370		FCX 0-2 ② G1-3	MFX 0-2 ② F8			BFBX 2-1 S 2B 2-H 1B	X 0-0 ③ FC6-4 1-2f			4	1	1	1	0	0	3
Harold Reynolds, S (1, 4) OBP: 0.322, SLG: 0.334		BBCBB 4-1 BB	CBCX 1-2 ③ F8			BCX 1-1 1-H 1B 2B		BFSBC 2-3 ① K		3	1	1	1	1	1	0
Inning Stats	R: 1 E: 0 K: 1 S: 14 H: 2 LOB: 1 BB: 1 P: 21	R: 0 E: 0 K: 0 S: 11 H: 1 LOB: 2 BB: 1 P: 16	R: 2 E: 0 K: 1 S: 13 H: 2 LOB: 0 BB: 0 P: 15	R: 0 E: 0 K: 1 S: 9 H: 0 LOB: 0 BB: 0 P: 12	R: 0 E: 0 K: 1 S: 9 H: 1 LOB: 1 BB: 0 P: 14	R: 3 E: 0 K: 0 S: 14 H: 4 LOB: 1 BB: 0 P: 20	R: 1 E: 0 K: 0 S: 12 H: 2 LOB: 2 BB: 1 P: 20	R: 0 E: 0 K: 2 S: 8 H: 0 LOB: 0 BB: 0 P: 13	R: 1 E: 0 K: 1 S: 10 H: 2 LOB: 2 BB: 1 P: 19	1B: 9 2B: 5 3B: 0 HR: 1	SF: 0 SAC: 0 DP: 1 HBP: 0						

PITCHER		IP	WLS	BF	H	R	ER	SO	BB	IBB	HBP	BLK	WP	HR	S	P	ERA	WHIP
John Smiley, L ERA: 3.52	(1, 1)	6.0		29	10	6	6	4	2	0	0	0	0	1	70	98	9.00	2.000
Carl Willis, R ERA: 3.63	(7, 1)	0.2		5	2	1	1	0	0	1	0	0	0	0	11	19	13.50	3.000
Mark Guthrie, L ERA: 3.25	(7, 1)	2.0	L	8	1	1	1	3	0	1	0	0	0	0	18	32	4.50	0.500
Tom Edens, R ERA: 2.92	(9, 1)	0.0		1	1	0	0	0	0	0	0	0	0	0	1	1	∞	∞

PITCHER	IP	WLS	BF	H	R	ER	SO	BB	IBB	HBP	BLK	WP	HR	S	P	ERA	WHIP

BOTTOM

Minnesota Twins @ Seattle Mariners

The Kingdome, Seattle, WA

Sun Aug 16 1992, 6:33 AM EDT
Att. 21,452 - Dome - 70 F

livebaseballscorecards.com

AB	39
R	8
H	14
RBI	8
BB	4
SO	7
LOB	21

WP: 0	PA: 43		
PB: 1			
SB: 1			
CS: 0			

Batter	1	2	3	4	5	6	7	8	9	AB	R	H	RBI	BB	SO	LOB
Chuck Knoblauch, R (1, 4) OBP: 0.377, SLG: 0.363	B C F F B X 2-2 ① E5			C X 0-1 ① F9	B C X 1-1 ③ G4-3			B C B F B F X 3-2 ① G5-3		4	0	0	0	0	0	3
Gene Larkin, S (1, 9) OBP: 0.321, SLG: 0.365	B X 1-0 ② G3			C X 0-1 ② P6		B X 1-0 1B 2B		C B B C F X 2-2 ② G3		3	0	1	0	0	0	0
Jeff Reboulet, R (6, 9) OBP: 0.333, SLG: 0.304 (7, 6)										1	0	0	0	0	0	0
Kirby Puckett, R (1, 8) OBP: 0.362, SLG: 0.506	C B C S 1-3 ③ K			F S B S 1-3 ③ K		L B F F S 1-3 ① K		S B F X 1-2 1B		4	0	1	0	0	3	1
Chili Davis, S (1, 10) OBP: 0.376, SLG: 0.409		B F F C 1-3 ① K			X 0-0 1B FC6-4 2B	B B B X 3-0 ② 2-H 2B 1B		S X 0-1 ③ G4-3		4	1	2	0	0	1	1
Shane Mack, R (1, 7) OBP: 0.401, SLG: 0.485		B F X 1-1 E4 G4-3			C B F B X 2-2 FC6-4 2-3 1B	F B B X 2-1 ③ 1-H 2B			F F F B B F B X 3-2 ① F9	4	0	2	0	0	0	0
Kent Hrbek, L (1, 3) OBP: 0.369, SLG: 0.416		X 0-0 ② ③ G4-3 1-2f			C X 0-1 ① FC6-4 2B 1-2f 3-H		B B B C X 3-1 BB 1B		B F S S 1-3 ② K	4	0	1	1	0	1	2
Lenny Webster, R (1, 2) OBP: 0.258, SLG: 0.297		C B B B C X 2-2 ① F9		C X 0-1 1-3 2B			B B B C B B 4-1 G4-3 1-2 BB		X 0-0 1B	3	0	2	0	1	0	0
Mike Pagliarulo, L (1, 5) OBP: 0.181, SLG: 0.185		B F B X 2-1 ② P3		X 0-0 ② F8			B X 1-0 ① P2		X 0-0 ③ G3	4	0	0	0	0	0	5
Greg Gagne, R (1, 6) OBP: 0.294, SLG: 0.365		B B X 2-0 ③ F8		H 1-0 HBP			B F X 1-1 ② ③ G4-3 1-2f			1	0	0	0	0	0	0
Randy Bush, L (7, PH) (7, 9) OBP: 0.279, SLG: 0.317										1	0	0	0	0	0	2

TOP

Minnesota Twins @ Cleveland Indians

Cleveland Municipal Stadium, Cleveland, OH

Tue Aug 18 1992, 7:05 PM EDT

Att. 15,736 - Cloudy - 75 F

livebaseballscorecards.com

	AB	R	H	RBI	BB	SO	LOB
	33	1	9	1	1	5	14

Inning Stats	1	2	3	4	5	6	7	8	9	1B	SF	WP	PA
R	0	0	0	0	1	0	0	0	0	5	0	0	35
E	1	1	0	0	0	0	0	0	0	2B 4	SAC 0	PB 0	
K	1	1	0	1	0	1	0	0	1	3B 0	DP 2	SB 0	
S	9	6	6	7	11	8	6	13	10	HR 0	HBP 1	CS 0	
H	0	0	0	0	3	3	1	1	1				
LOB	0	0	0	0	3	2	1	1	1				
BB	0	0	0	0	0	0	1	0	0				
P	13	8	12	8	15	15	15	19	14				

PITCHER		IP	WLS	BF	H	R	ER	SO	BB	IBB	HBP	BLK	WP	HR	S	P	ERA	WHIP
Jose Mesa, R ERA: 4.37	(1, 1)	6.0	W	25	7	1	1	4	1	0	1	0	0	0	50	81	1.50	1.333
Ted Power, R ERA: 2.28	(7, 1)	3.0	S	10	2	0	0	1	0	0	0	0	0	0	26	38	0.00	0.667

PITCHER		IP	WLS	BF	H	R	ER	SO	BB	IBB	HBP	BLK	WP	HR	S	P	ERA	WHIP

Minnesota Twins @ Cleveland Indians

Cleveland Municipal Stadium, Cleveland, OH

Tue Aug 18 1992, 7:05 PM EDT
Att. 15,736 - Cloudy - 75 F

livebaseballscorecards.com

BOTTOM

Batter	1	2	3	4	5	6	7	8	9	AB	R	H	RBI	BB	SO	LOB
Kenny Lofton, L (1, 8) OBP: 0.343, SLG: 0.350	BCCBBB 4-2 L4-6 G3-1 BB		CBBX 2-1 S 1B		BX 1-0 ② B1-3	BSFBC 2-3 ③ K		CBBFX 2-2 1B 1-H 2-H 3B		4	1	2	2	1	1	2
Mark Whiten, S (1, 9) OBP: 0.350, SLG: 0.396	CFX 0-2 ① G3-1 1-2		1 SAFE 1 SAFE CBPBCB 4-2 G4-6-3 1-2 BB		X 0-0 ③ G4-3		X 0-0 ① L9	FCBBFBB 4-2 1B BB		3	0	0	0	2	0	1
Carlos Baerga, S (1, 4) OBP: 0.356, SLG: 0.476	BX 1-0 ②③ L4-6 2-3		BX 1-0 ②③ G4-6-3 1-2f			BX 1-0 ① G4-3	BFFFFX 1-2 BB 1B	FBSX 1-2 G6-4-3 1-2 3-H 1B		5	0	2	1	0	0	3
Albert Belle, R (1, 10) OBP: 0.317, SLG: 0.468		X 0-0 WP 1B 1B		BBFFBB 4-2 G6-4-3 BB		BX 1-0 ② G6-3	BS 1 SAFE BBFB 4-2 1-2 BB	X 0-0 ②③ G6-4-3 1-2f		3	1	1	0	2	0	2
Paul Sorrento, L (1, 3) OBP: 0.346, SLG: 0.447		SBFS 1-3 ① K 1-2		X 0-0 ①② G6-4-3 1-2f		BBFSFBB 4-2 2B E BB	CX 0-1 ② F7			3	1	0	0	1	1	4
Glenallen Hill, R (1, 7) OBP: 0.308, SLG: 0.452		BBBFFB 4-2 1B CS BB		BFX 1-1 HR		BCX 1-1 1-3 E 2B	BBFCBFS 3-3 ③ K			3	2	2	1	1	1	2
Jim Thome, L (1, 5) OBP: 0.281, SLG: 0.307 Brook Jacoby, R (7, 5) OBP: 0.326, SLG: 0.343	CX 0-1 1-3 2-H 1B		BCSBBFB 4-2 FC6-4 BB			BBSX 2-1 E6 BB 1B 2-H 3-H		X 0-0 1B 3B 1B		2 1	1 1	1 1	1 0	1 0	0 0	0 0
Mark Lewis, R (1, 6) OBP: 0.312, SLG: 0.359	BBX 2-0 ② P4		BX 1-0 ③ FC6-4 1-2f			B 1 SAFE BBCFB 4-2 1B 1-2 BB		X 0-0 1-2 3B 1B		3	1	1	0	1	0	3
Junior Ortiz, R (1, 2) OBP: 0.287, SLG: 0.256		SBCB 2-2 ③ CS 3-H	CCS 0-3 ① K		BBX 2-0 ① G6-3	BSX 1-1 1-2 2-H 1B		BLBCX 2-2 ① F9		4	0	1	1	0	1	2
Inning Stats	R: 0 E: 0 K: 0 S: 6 H: 0 LOB: 0 BB: 1 P: 11	R: 1 E: 0 K: 1 S: 11 H: 2 LOB: 1 BB: 1 P: 20	R: 0 E: 0 K: 1 S: 9 H: 1 LOB: 1 BB: 1 P: 15	R: 1 E: 0 K: 0 S: 9 H: 1 LOB: 1 BB: 2 P: 19	R: 0 E: 0 K: 0 S: 3 H: 0 LOB: 0 BB: 0 P: 6	R: 3 E: 1 K: 1 S: 16 H: 2 LOB: 2 BB: 2 P: 32	R: 0 E: 0 K: 1 S: 13 H: 1 LOB: 2 BB: 1 P: 21	R: 3 E: 0 K: 0 S: 15 H: 4 LOB: 1 BB: 1 P: 24		1B: 8 2B: 2 3B: 1 HR: 1	SF: 0 SAC: 0 DP: 4 HBP: 0			WP: 1 PB: 0 SB: 1 CS: 1	PA: 41		

	AB	31
	R	8
	H	11
	RBI	6
	BB	9
	SO	4
	LOB	19

PITCHER		IP	WLS	BF	H	R	ER	SO	BB	IBB	HBP	BLK	WP	HR	S	P	ERA	WHIP
Scott Erickson, R ERA: 3.81	(1, 1)	5.2	L	27	6	5	2	2	7	0	0	0	1	1	51	98	3.18	2.294
Willie Banks, R ERA: 5.93	(6, 1)	1.2		11	4	3	3	2	2	0	0	0	0	0	27	45	16.20	3.600
Carl Willis, R ERA: 3.59	(8, 1)	0.2		2	1	0	0	0	0	0	0	0	0	0	4	5	0.00	1.500

PITCHER	IP	WLS	BF	H	R	ER	SO	BB	IBB	HBP	BLK	WP	HR	S	P	ERA	WHIP

Batter	1	2	3	4	5	6	7	8	9	AB	R	H	RBI	BB	SO	LOB
Shane Mack, R (1, 7) OBP: 0.398, SLG: 0.481	L8		G5-3		G5-3			K		4	0	0	0	0	1	0
Greg Gagne, R (1, 6) OBP: 0.299, SLG: 0.375	1B 2B		G4-3			1B 2B		1B		4	1	3	0	0	0	0
Kirby Puckett, R (1, 8) OBP: 0.365, SLG: 0.508	2-3 1B		FC4-6 1B			K		FC6-4 1-2 1B		4	0	3	0	0	1	1
Chili Davis, S (1, 10) OBP: 0.374, SLG: 0.407	K		1 SAFE FC4-6 1-2f			2-H 1B		K		4	0	1	1	0	2	5
Brian Harper, R (1, 2) OBP: 0.342, SLG: 0.420	1 SAFE G1			G5-3		F8		FC6-4 1-2f		4	0	0	0	0	0	5
Kent Hrbek, L (1, 3) OBP: 0.365, SLG: 0.411		K		G5-3		F8			G4-3	4	0	0	0	0	2	1
Pedro Munoz, R (1, 9) OBP: 0.306, SLG: 0.435		G5-3		F8			L3		F8	4	0	0	0	0	0	0
Mike Pagliarulo, L (1, 5) OBP: 0.184, SLG: 0.188		FC6-4 1B			G3-1		G4-3		G3-1	4	0	1	0	0	0	0
Jeff Reboulet, R (1, 4) OBP: 0.323, SLG: 0.293		FC6-4 1-2f			G6-3		G6-3			3	0	0	0	0	0	1
Inning Stats	R: 0 H: 2 E: 0 LOB: 2 K: 1 BB: 0 S: 12 P: 15	R: 0 H: 1 E: 0 LOB: 1 K: 1 BB: 0 S: 10 P: 14	R: 0 H: 1 E: 0 LOB: 1 K: 0 BB: 0 S: 5 P: 10	R: 0 H: 0 E: 0 LOB: 0 K: 1 BB: 0 S: 6 P: 7	R: 0 H: 0 E: 0 LOB: 0 K: 0 BB: 0 S: 10 P: 16	R: 1 H: 2 E: 0 LOB: 1 K: 1 BB: 0 S: 10 P: 11	R: 0 H: 0 E: 0 LOB: 0 K: 0 BB: 0 S: 6 P: 10	R: 0 H: 2 E: 0 LOB: 2 K: 2 BB: 0 S: 11 P: 15	R: 0 H: 0 E: 0 LOB: 0 K: 0 BB: 0 S: 4 P: 7	1B: 6 SF: 0 2B: 2 SAC: 0 3B: 0 DP: 0 HR: 0 HBP: 0						WP: 0 PA: 35 PB: 0 SB: 0 CS: 0	

PITCHER	IP	WLS	BF	H	R	ER	SO	BB	IBB	HBP	BLK	WP	HR	S	P	ERA	WHIP
Charles Nagy, R (1, 1) ERA: 2.52	9.0	W	35	8	1	1	6	0	0	0	0	0	0	74	105	1.00	0.889

PITCHER	IP	WLS	BF	H	R	ER	SO	BB	IBB	HBP	BLK	WP	HR	S	P	ERA	WHIP

TOP

Minnesota Twins @ Cleveland Indians

Cleveland Municipal Stadium, Cleveland, OH

Wed Aug 19 1992, 7:05 PM EDT
Att. 11,300 - Cloudy - 66 F

livebaseballscorecards.com

AB	35
R	1
H	8
RBI	1
BB	0
SO	6
LOB	13

Batter	1	2	3	4	5	6	7	8	9	AB	R	H	RBI	BB	SO	LOB
Kenny Lofton, L (1, 8) OBP: 0.342, SLG: 0.354	B B C C C 2-3 ① K		B X 1-0 1-H 3B		B C X 1-1 ③ G4-3		B C C C 1-3 ② K			4	0	1	1	0	2	1
Mark Whiten, S (1, 9) OBP: 0.349, SLG: 0.395	C B X 1-1 ② G4-3		S X 1-1 ③ G6-3			C B S S 1-3 K FC1-5	B B X 2-0 1B			4	0	1	0	0	1	1
Carlos Baerga, S (1, 4) OBP: 0.353, SLG: 0.472	C B C S 1-3 ③ K2-3			S B C X 1-2 ① G4-3		L X 0-1 ① FC1-5 BB 1B 2-3	X 0-0 ③ F8			4	1	0	0	0	1	2
Albert Belle, R (1, 10) OBP: 0.317, SLG: 0.464		F C B B X 2-2 ① G4-3		B X 1-0 ② F7		B B F 1 B B SAFE 4-1 S 1B 1B 1-2 BB		X 0-0 ① G5-3		3	1	0	0	1	0	0
Carlos Martinez, R (1, 3) OBP: 0.292, SLG: 0.333		C B X 1-1 ② G5-3		S S B B X 2-2 ③ F8		X 0-0 S 1B 1B 1-2 2-H		C F F F X 0-2 ② F8		4	1	1	1	0	0	0
Glenallen Hill, R (1, 7) OBP: 0.307, SLG: 0.449		C X 0-1 ③ F7			B B X 2-0 ① L7	C B B X 2-1 1-H 2-H 1B		C S B X 1-2 ③ G4-3		4	0	1	2	0	0	0
Brook Jacoby, R (1, 5) OBP: 0.326, SLG: 0.343			C C B B F F S 2-3 ① K		B S F B B X 3-2 1B G5-3 1B	X 0-0 ② G5-3				3	1	1	0	0	1	1
Mark Lewis, R (1, 6) OBP: 0.315, SLG: 0.365			F L B B F B X 3-2 CS 2B		1 SAFE X 0-0 G5-3 1-3 1B	B B S F X 2-2 ③ G4-3				3	0	2	0	0	0	1
Junior Ortiz, R (1, 2) OBP: 0.288, SLG: 0.258			C F 2 SAFE X 0-2 ② 3B 2-3 1B		S 1 SAFE X 0-1 ② G5-3 1-2 3-H		B B F X 2-1 ① L4			3	1	1	1	0	0	1
Inning Stats	R: 0 H: 0 E: 0 LOB: 0 K: 2 BB: 0 S: 8 P: 12	R: 0 H: 0 E: 0 LOB: 0 K: 0 BB: 0 S: 7 P: 10	R: 1 H: 3 E: 0 LOB: 1 K: 1 BB: 0 S: 15 P: 22	R: 0 H: 0 E: 0 LOB: 0 K: 0 BB: 0 S: 7 P: 11	R: 1 H: 2 E: 0 LOB: 1 K: 0 BB: 0 S: 9 P: 15	R: 3 H: 2 E: 1 LOB: 1 K: 1 BB: 1 S: 13 P: 22	R: 0 H: 1 E: 0 LOB: 1 K: 1 BB: 0 S: 7 P: 12	R: 0 H: 0 E: 0 LOB: 0 K: 0 BB: 0 S: 9 P: 10		1B: 6 SF: 0 2B: 1 SAC: 0 3B: 1 DP: 0 HR: 0 HBP: 0						

PITCHER		IP	WLS	BF	H	R	ER	SO	BB	IBB	HBP	BLK	WP	HR	S	P	ERA	WHIP
Bill Krueger, L ERA: 3.9	(1, 1)	6.0	L	26	7	5	4	4	1	0	0	0	0	0	59	92	6.00	1.333
Mike Trombley, R ERA:	(7, 1)	1.0		4	1	0	0	1	0	0	0	0	0	0	7	12	0.00	1.000
Rick Aguilera, R ERA: 3.6	(8, 1)	1.0		3	0	0	0	0	0	0	0	0	0	0	9	10	0.00	0.000

PITCHER	IP	WLS	BF	H	R	ER	SO	BB	IBB	HBP	BLK	WP	HR	S	P	ERA	WHIP

BOTTOM

Minnesota Twins @ Cleveland Indians

Cleveland Municipal Stadium, Cleveland, OH

Wed Aug 19 1992, 7:05 PM EDT
Att. 11,300 - Cloudy - 66 F

livebaseballscorecards.com

AB	32
R	5
H	8
RBI	5
BB	1
SO	5
LOB	7

Batter	1	2	3	4	5	6	7	8	9	10	AB	R	H	RBI	BB	SO	LOB
Chuck Knoblauch, R (1, 4) OBP: 0.381, SLG: 0.370	FC3-6 1B		1B G3-1 1B		G5-3 2B		P6			L4-3 1B	5	1	4	0	0	0	0
Randy Bush, L (1, 10) OBP: 0.276, SLG: 0.321	FC3-6 S 1-2f		G3-1 1-2		G5-3 2-3			E9 2B		L4-3 1-2	5	0	1	0	0	0	4
Kirby Puckett, R (1, 8) OBP: 0.365, SLG: 0.509	L7		2-3 1B		3-H 2B			G4-3		G5-3	5	0	2	1	0	0	2
Kent Hrbek, L (1, 3) OBP: 0.362, SLG: 0.406	K 1-2		P7		F7			G3-1-4			4	0	0	0	0	1	5
Shane Mack, R (1, 7) OBP: 0.397, SLG: 0.479		G3	L8			G4-6-3 1B		K			4	0	1	0	0	1	3
Brian Harper, R (1, 2) OBP: 0.338, SLG: 0.416		F7		G5-3		G4-6-3 1-2f			F8		4	0	0	0	0	0	1
Pedro Munoz, R (1, 9) OBP: 0.306, SLG: 0.432		1B 1B		P4		F7			F9		4	0	1	0	0	0	0
Scott Leius, R (1, 5) OBP: 0.328, SLG: 0.360		1-2 1B		K			F9		FC6 1B		4	0	2	0	0	1	0
Greg Gagne, R (1, 6) OBP: 0.296, SLG: 0.371		K2-3			F7		G6-3		FC6 1-2f		4	0	0	0	0	1	3
Inning Stats	R: 0 E: 0 K: 1 S: 11 H: 1 LOB: 1 BB: 0 P: 16	R: 0 E: 0 K: 1 S: 13 H: 2 LOB: 2 BB: 0 P: 19	R: 0 E: 0 K: 0 S: 12 H: 2 LOB: 2 BB: 0 P: 14	R: 0 E: 0 K: 1 S: 6 H: 0 LOB: 0 BB: 0 P: 10	R: 1 E: 0 K: 0 S: 9 H: 2 LOB: 1 BB: 0 P: 15	R: 0 E: 0 K: 0 S: 10 H: 1 LOB: 0 BB: 0 P: 13	R: 0 E: 0 K: 0 S: 9 H: 0 LOB: 0 BB: 0 P: 11	R: 0 E: 1 K: 1 S: 6 H: 1 LOB: 1 BB: 0 P: 11	R: 0 E: 0 K: 0 S: 13 H: 1 LOB: 1 BB: 0 P: 19	R: 0 E: 0 K: 0 S: 10 H: 1 LOB: 0 BB: 0 P: 12	1B: 8 2B: 4 3B: 0 HR: 0	SF: 0 SAC: 0 DP: 2 HBP: 0	WP: 0 PB: 0 SB: 1 CS: 0	PA: 39			

PITCHER		IP	WLS	BF	H	R	ER	SO	BB	IBB	HBP	BLK	WP	HR	S	P	ERA	WHIP
Rod Nichols, R ERA: 4.44	(1, 1)	7.1		30	9	1	1	3	0	0	0	0	0	0	72	101	1.23	1.227
Kevin Wickander, L ERA: 3.19	(8, 1)	0.1		1	0	0	0	0	0	0	0	0	0	0	1	4	0.00	0.000
Eric Plunk, R ERA: 3.42	(8, 1)	2.1	W	8	2	0	0	1	0	0	0	0	0	0	26	35	0.00	0.857

PITCHER	IP	WLS	BF	H	R	ER	SO	BB	IBB	HBP	BLK	WP	HR	S	P	ERA	WHIP

TOP

Minnesota Twins @ Cleveland Indians

Cleveland Municipal Stadium, Cleveland, OH

Thu Aug 20 1992, 7:05 PM EDT
Att. 11,062 - Sunny - 66 F

livebaseballscorecards.com

AB	39
R	1
H	11
RBI	1
BB	0
SO	4
LOB	18

Minnesota Twins @ Cleveland Indians

Cleveland Municipal Stadium, Cleveland, OH

Thu Aug 20 1992, 7:05 PM EDT

Att: 11,062 - Sunny - 66 F

livebaseballscorecards.com

BOTTOM

Batter	1	2	3	4	5	6	7	8	9	10	AB	R	H	RBI	BB	SO	LOB
Kenny Lofton, L (1, 8) OBP: 0.339, SLG: 0.351	B C F F B X 2-2 G5-3 ①		F C B B F X 2-2 G3 ③			X 0-0 G3 ③			X 0-0 F8 ②		4	0	0	0	0	0	0
Mark Whiten, S (1, 9) OBP: 0.348, SLG: 0.401	C C X 0-2 G5-3 ②			F F B B X 2-2 F8 ①			X 0-0 HR		C B X 1-1 G6-3 ③		4	1	1	1	0	0	0
Carlos Baerga, S (1, 4) OBP: 0.350, SLG: 0.468	C B F F F B X 2-2 G3-1 ③			B S B B B S F X 3-2 F7 ②			C F B X 1-2 G6-3 ①			X 0-0 F8 ①	4	0	0	0	0	0	0
Albert Belle, R (1, 10) OBP: 0.316, SLG: 0.461		X 0-0 G6-3 ①		X 0-0 G6-3 ③			S B F B F B S 3-3 K ②			B C B F B B 4-2 2B BB	3	1	0	0	1	1	0
Paul Sorrento, L (1, 3) OBP: 0.350, SLG: 0.452		B S B B B 4-1 G5-3 BB			B C B X 2-1 FC3-6 1B		S B C B S 2-3 K ③			B S X 1-1 1-H 2B	3	0	2	1	1	1	0
Glenallen Hill, R (1, 7) OBP: 0.304, SLG: 0.444	B C C X 1-2 G5-3 ② 1-2				B X 1-0 FC3-6 ① F8-4-3 1-2f			F S B S 1-3 K ①			3	0	0	0	0	1	2
Jim Thome, L (1, 5) OBP: 0.275, SLG: 0.299 Brook Jacoby, R (9, 5) OBP: 0.326, SLG: 0.343	C B S B F S 2-3 K ③				1 SAFE B B X 2-0 F8-4-3 ② ③ 1-2			X 0-0 G5-3 ②			3 0	0 0	0 0	0 0	0 0	1 0	2 0
Mark Lewis, R (1, 6) OBP: 0.312, SLG: 0.362			B X 1-0 G5-3 ①			C X 0-1 G5-3 ①		B S B X 2-1 P3 ③			3	0	0	0	0	0	0
Junior Ortiz, R (1, 2) OBP: 0.282, SLG: 0.252			C F B B X 2-2 G4-3 ②			C F B B X 2-2 G5-3 ②			B C B S F X 2-2 G4-3 ①		3	0	0	0	0	0	0

	AB	30
	R	2
	H	3
	RBI	2
	BB	2
	SO	4
	LOB	4

Inning Stats	1	2	3	4	5	6	7	8	9	10	1B: 1	SF: 0	WP: 0	PA: 32
R	0	0	0	0	0	0	1	0	0	1	2B: 2	SAC: 0	PB: 0	
E	0	0	0	0	0	0	0	0	0	0	3B: 0	DP: 1	SB: 0	
H	0	0	0	0	1	0	1	0	0	1	HR: 1	HBP: 0	CS: 0	
LOB	0	1	0	0	0	0	0	0	0	1				
BB	0	1	0	0	0	0	0	0	0	1				
P	16	16	13	13	9	8	17	9	10	10				
S	12	9	8	8	4	6	11	6	7	5				
K	0	1	0	0	0	0	2	1	0	0				

PITCHER	IP	WLS	BF	H	R	ER	SO	BB	IBB	HBP	BLK	WP	HR	S	P	ERA	WHIP
Kevin Tapani, R (1, 1) ERA: 3.89	9.1	L	32	3	2	2	4	2	0	0	0	0	1	76	121	1.93	0.536

PITCHER	IP	WLS	BF	H	R	ER	SO	BB	IBB	HBP	BLK	WP	HR	S	P	ERA	WHIP

Toronto Blue Jays @ Minnesota Twins

Hubert H. Humphrey Metrodome, Minneapolis, MN

Fri Aug 21 1992, 8:05 PM EDT

Att. 48,082 - Dome - 70 F

livebaseballscorecards.com

Batter	1	2	3	4	5	6	7	8	9	AB	R	H	RBI	BB	SO	LOB
Devon White, S (1, 8) OBP: 0.284, SLG: 0.377	S B S F S 1-3 ① K		C B B S X 2-2 ② F8 2-3		1 SAFE S B C B F X 2-2 ③ F8		B X 1-0 ③ FC6-4 1-2f			4	0	0	0	0	1	3
Roberto Alomar, S (1, 4) OBP: 0.412, SLG: 0.447	C B S B F B B 4-2 CS BB		C B C X 1-2 ③ F7			F X 0-1 ① G6-3		B B C X 2-1 HR		3	1	1	1	1	0	1
Joe Carter, R (1, 9) OBP: 0.324, SLG: 0.514	C X 0-1 ② F8			X 0-0 ① G6-3		B F F X 1-2 S 2B		F B F X 1-2 ① P8		4	0	1	0	0	0	1
Dave Winfield, R (1, 10) OBP: 0.380, SLG: 0.509	C 1 SAFE 0-1 ③ CS 1-2	S B F X 1-2 ① P5		C B F X 1-2 ② L7		F B F B B B 4-2 BB 2-3		C X 0-1 ② G6-3		3	0	0	0	1	0	0
John Olerud, L (1, 3) OBP: 0.393, SLG: 0.472		B B C F B F B 4-2 FC6 BB		X 0-0 1B		B X 1-0 ② P6		S F X 0-2 ③ G4-3		3	0	1	0	1	0	2
Candy Maldonado, R (1, 7) OBP: 0.349, SLG: 0.475		F F F B X 1-2 ② FC6 1-2f		B B B F C S 3-3 ③ K		X 0-0 ③ G5-3			X 0-0 G4-3 2B	4	0	1	0	0	1	4
Kelly Gruber, R (1, 5) OBP: 0.269, SLG: 0.372		B C X 1-1 ③ F9			F B X 1-1 FC5-4 1B		X 0-0 ① G6-3		X 0-0 ① F7	4	0	1	0	0	0	2
Pat Borders, R (1, 2) OBP: 0.299, SLG: 0.399			B F F S 1-3 ① K		C S S 0-3 ① K		C C F X 0-2 ② G5-3		B X 1-0 ② G4-3 2-3	4	0	0	0	0	2	2
Manuel Lee, S (1, 6) OBP: 0.333, SLG: 0.307			B B F X 2-1 F8 2B		B F 1 SAFE 1 SAFE X 1-1 ② FC5-4 1-2f		B B C X 2-1 FC6-4 1B		F X 0-1 ③ G4-3	4	0	2	0	0	0	2
Inning Stats	R: 0 E: 0 K: 1 S: 10 H: 0 LOB: 0 BB: 1 P: 15	R: 0 E: 0 K: 0 S: 12 H: 0 LOB: 1 BB: 1 P: 19	R: 0 E: 0 K: 1 S: 11 H: 1 LOB: 1 BB: 0 P: 17	R: 0 E: 0 K: 1 S: 8 H: 1 LOB: 1 BB: 0 P: 12	R: 0 E: 0 K: 1 S: 11 H: 1 LOB: 1 BB: 0 P: 15	R: 0 E: 0 K: 0 S: 9 H: 1 LOB: 2 BB: 1 P: 15	R: 0 E: 0 K: 0 S: 8 H: 1 LOB: 1 BB: 0 P: 11	R: 1 E: 0 K: 0 S: 10 H: 1 LOB: 0 BB: 0 P: 13	R: 0 E: 0 K: 0 S: 5 H: 1 LOB: 1 BB: 0 P: 6	1B: 3 2B: 3 3B: 0 HR: 1 SF: 0 SAC: 0 DP: 0 HBP: 0						

AB	33
R	1
H	7
RBI	1
BB	3
SO	4
LOB	17

WP: 0 PB: 0 SB: 1 CS: 1 PA: 37

PITCHER		IP	WLS	BF	H	R	ER	SO	BB	IBB	HBP	BLK	WP	HR	S	P	ERA	WHIP
John Smiley, L ERA: 3.41	(1, 1)	8.0	W	33	7	1	1	4	3	0	0	0	0	1	80	118	1.12	1.250
Carl Willis, R ERA: 3.53	(9, 1)	1.0		3	0	0	0	0	0	0	0	0	0	0	4	5	0.00	0.000

PITCHER		IP	WLS	BF	H	R	ER	SO	BB	IBB	HBP	BLK	WP	HR	S	P	ERA	WHIP

Batter	1	2	3	4	5	6	7	8	9	AB	R	H	RBI	BB	SO	LOB
Chuck Knoblauch, R (1, 4) OBP: 0.382, SLG: 0.370	B C F B X 2-2 FC4 E SF5 1B	B 1 SAFE B B B 4-0 1-2 BB		F F X 0-2 P8 ②		B B C B X 3-1 L5 ①				3	1	1	0	1	0	2
Shane Mack, R (1, 7) OBP: 0.395, SLG: 0.475	C 1 SAFE B C X 1-2 E1 FC4 1-2	F B X 1-1 F8 ③		B B F F B B 4-2 1B 1B BB		1 SAFE C 1 SAFE X 0-1 G4-6-3 ②③ 1-2f				3	1	0	0	1	0	4
Kirby Puckett, R (1, 8) OBP: 0.365, SLG: 0.507	B B S F X 2-2 FC4 ① SF5 1-2f 2-3		C X 0-1 G4-3 ①	B B C X 2-1 1B 1-2 2-H 1B			C X 0-1 G4-3 ①			4	0	1	1	0	0	2
Kent Hrbek, L (1, 3) OBP: 0.363, SLG: 0.417	B C B 1 SAFE X 2-1 SF5 ② 1-2 3-H		B B F X 2-1 HR	B B X 2-0 1-3 2-H 1B			B B B C C X 3-2 F7 ②			3	1	2	3	0	0	0
Chili Davis, S (1, 10) OBP: 0.373, SLG: 0.404	F B B B B 4-1 FC5-4 BB		B S C X 1-2 P6 ②	F C C 0-3 K ③			X 0-0 G3-1 ③			3	0	0	0	1	1	2
Brian Harper, R (1, 2) OBP: 0.335, SLG: 0.411	C X 0-1 FC5-4 ③ 1-2f		C B X 1-1 G4-3 ③		C B X 1-1 G5-3 ①			C C B X 1-2 F9 ①		4	0	0	0	0	0	2
Randy Bush, L (1, 9) OBP: 0.275, SLG: 0.313 Jeff Reboulet, R (9, 9) OBP: 0.323, SLG: 0.293		B S B B B 4-1 BB BB		B S S F X 1-2 P6 ①	C F B S 1-3 K ②			B X 1-0 F8 ②		3 0	0 0	0 0	0 0	1 0	1 0	0 0
Scott Leius, R (1, 5) OBP: 0.327, SLG: 0.362		C F C 0-3 K ①		B C X 1-1 WP 2B 2B	F B F B C 2-3 K ③			C C F B X 1-2 G4-3 ③		4	1	1	0	0	2	1
Greg Gagne, R (1, 6) OBP: 0.299, SLG: 0.376		S F S 0-3 K ②		F B F B X 2-2 2-H 1B 2B		X 0-0 G4-6-3 1B				3	1	2	1	0	1	1
Inning Stats	R: 1 E: 1 K: 0 S: 14 H: 1 LOB: 2 BB: 1 P: 25	R: 0 E: 0 K: 2 S: 9 H: 0 LOB: 2 BB: 2 P: 18	R: 1 E: 0 K: 0 S: 9 H: 1 LOB: 0 BB: 0 P: 13	R: 3 E: 0 K: 1 S: 20 H: 4 LOB: 2 BB: 1 P: 32	R: 0 E: 0 K: 2 S: 8 H: 0 LOB: 0 BB: 0 P: 12	R: 0 E: 0 K: 0 S: 5 H: 1 LOB: 0 BB: 0 P: 8	R: 0 E: 0 K: 0 S: 6 H: 0 LOB: 0 BB: 0 P: 9	R: 0 E: 0 K: 0 S: 8 H: 0 LOB: 0 BB: 0 P: 11		1B: 4 2B: 2 3B: 0 HR: 1	SF: 1 SAC: 0 DP: 1 HBP: 0					

BOTTOM

Toronto Blue Jays @ Minnesota Twins

Hubert H. Humphrey Metrodome, Minneapolis, MN

Fri Aug 21 1992, 8:05 PM EDT

Att. 48,082 - Dome - 70 F

livebaseballscorecards.com

AB	30
R	5
H	7
RBI	5
BB	4
SO	5
LOB	14

WP: 1 PB: 0 SB: 0 CS: 0 PA: 35

PITCHER		IP	WLS	BF	H	R	ER	SO	BB	IBB	HBP	BLK	WP	HR	S	P	ERA	WHIP
Todd Stottlemyre, R ERA: 5.13	(1, 1)	3.2	L	21	5	5	4	2	4	0	0	0	1	1	48	82	9.82	2.455
David Weathers, R ERA:	(4, 1)	2.1		8	2	0	0	3	0	0	0	0	0	0	17	26	0.00	0.857
Mike Timlin, R ERA: 4.55	(7, 1)	2.0		6	0	0	0	0	0	0	0	0	0	0	14	20	0.00	0.000

PITCHER	IP	WLS	BF	H	R	ER	SO	BB	IBB	HBP	BLK	WP	HR	S	P	ERA	WHIP

Toronto Blue Jays @ Minnesota Twins

Hubert H. Humphrey Metrodome, Minneapolis, MN

Sat Aug 22 1992, 8:05 PM EDT

Att. 50,465 - Dome - 70 F

livebaseballscorecards.com

Batter	1	2	3	4	5	6	7	8	9	AB	R	H	RBI	BB	SO	LOB
Devon White, S (1, 8) OBP: 0.283, SLG: 0.375	K		E6 1B SF8	P7			K	S 1B		5	1	1	0	0	2	3
Roberto Alomar, S (1, 4) OBP: 0.414, SLG: 0.447	F9		FC4-6 1B		S 1B		S HBP SF8 BB	G4-3		4	1	2	1	1	0	2
Joe Carter, R (1, 9) OBP: 0.323, SLG: 0.510	G4-3		SF8		F9		SF8 S HBP		F7	3	0	0	1	0	0	1
Dave Winfield, R (1, 10) OBP: 0.380, SLG: 0.507		F8	FC4-6		K		IBB		L3 1B	4	0	1	0	1	1	2
John Olerud, L (1, 3) OBP: 0.390, SLG: 0.467		K	F8 BB 1B BB		G6-3		SF8		L3	3	1	0	1	1	1	2
Candy Maldonado, R (1, 7) OBP: 0.350, SLG: 0.473		BB	1B F8 BB			K	G3			2	0	0	0	2	1	2
Kelly Gruber, R (1, 5) OBP: 0.266, SLG: 0.367		K	F8			K		G6-3		4	0	0	0	0	2	3
Pat Borders, R (1, 2) OBP: 0.303, SLG: 0.409			G3 1B 2B			2B		K		4	1	3	1	0	1	0
Manuel Lee, S (1, 6) OBP: 0.333, SLG: 0.307			G3			K		1B		4	0	1	0	0	2	4
Inning Stats	R: 0 E: 0 K: 1 S: 8 H: 0 LOB: 0 BB: 0 P: 9	R: 0 E: 0 K: 2 S: 9 H: 0 LOB: 1 BB: 1 P: 15	R: 2 E: 1 K: 0 S: 14 H: 2 LOB: 1 BB: 0 P: 21	R: 1 E: 0 K: 1 S: 13 H: 1 LOB: 2 BB: 2 P: 26	R: 0 E: 0 K: 1 S: 6 H: 1 LOB: 1 BB: 0 P: 9	R: 0 E: 0 K: 3 S: 12 H: 1 LOB: 1 BB: 0 P: 16	R: 1 E: 0 K: 1 S: 14 H: 0 LOB: 2 BB: 2 P: 30	R: 0 E: 0 K: 1 S: 9 H: 2 LOB: 2 BB: 0 P: 12	R: 0 E: 0 K: 0 S: 9 H: 1 LOB: 0 BB: 0 P: 14	1B: 6 2B: 3 3B: 0 HR: 0 SF: 2 SAC: 0 DP: 1 HBP: 1	WP: 0 PB: 0 SB: 4 CS: 0 PA: 41					

TOP

AB	33
R	4
H	8
RBI	4
BB	5
SO	10
LOB	19

PITCHER		IP	WLS	BF	H	R	ER	SO	BB	IBB	HBP	BLK	WP	HR	S	P	ERA	WHIP
David West, L ERA: 4.5	(1, 1)	3.1	L	17	3	3	2	3	3	0	0	0	0	0	36	58	5.40	1.800
Tom Edens, R ERA: 2.92	(4, 1)	3.0		14	2	1	1	6	1	1	1	0	0	0	35	59	3.00	1.000
Mark Guthrie, L ERA: 3.21	(7, 1)	0.2		2	0	0	0	0	0	0	0	0	0	0	5	9	0.00	0.000
Carl Willis, R ERA: 3.41	(8, 1)	2.0		8	3	0	0	1	0	0	0	0	0	0	18	26	0.00	1.500

PITCHER	IP	WLS	BF	H	R	ER	SO	BB	IBB	HBP	BLK	WP	HR	S	P	ERA	WHIP

Batter	1	2	3	4	5	6	7	8	9	AB	R	H	RBI	BB	SO	LOB
Chuck Knoblauch, R (1, 4) OBP: 0.378, SLG: 0.366	B C S F B F F F 2-2 X F9 ①		C X 0-1 G1-3 ②		X 0-0 G3 ② 2-3		C B S S 1-3 K ③		X 0-0 G1-4-3 ③	5	0	0	0	0	1	5
Shane Mack, R (1, 7) OBP: 0.396, SLG: 0.473	B B F B B 4-1 F8-6 1B BB		C H 1-1 1B S HBP		C S S 0-3 K ③			B C S B X 2-2 G5-3 ①		2	0	0	0	1	1	1
Kirby Puckett, R (1, 8) OBP: 0.367, SLG: 0.509	B B S X 2-1 1-2 1B		B F 1 SAFE F B B F X 3-2 1-3 1B			X 0-0 G4-3 ①		B F F X 1-2 G6-4-3 1B		4	0	3	0	0	0	0
Kent Hrbek, L (1, 3) OBP: 0.360, SLG: 0.412	C B B B C F F X 3-2 F8-6 ② ③ 2-3		B S X 1-1 L4 ③			F C C 0-3 K ②		X 0-0 G6-4-3 ② ③ 1-2f		4	0	0	0	0	1	5
Chili Davis, S (1, 10) OBP: 0.374, SLG: 0.406		X 0-0 G5-3 1B 2B	C F S 0-3 K ①			F X 0-1 G6-3 ③			F B S B B F B 4-2 G4-3 1B E BB	3	2	1	0	1	1	0
Brian Harper, R (1, 2) OBP: 0.334, SLG: 0.410		C X 0-1 G5-3 ① 2-3	C B X 1-1 G4-3 ②				C B X 1-1 G5-3 ①		F X 0-1 E G4-3 1B 1-2	4	0	1	0	0	0	1
Randy Bush, L (1, 9) OBP: 0.281, SLG: 0.319		C X 0-1 CS 1B 3-H	C C B S 1-3 K ③				C F B F F E B B X 3-2 G4-3 1B		C F X 0-2 G4-3 ① 1-2 2-3	4	0	2	1	0	1	2
Greg Gagne, R (1, 6) OBP: 0.298, SLG: 0.375		S F B X 1-2 G5-3 ② ③ 1-2			F B F S 1-3 K ①		C F B F B F X 2-2 G4-3 1B 1-2		F B S S 1-3 K ②	4	0	1	0	0	2	3
Mike Pagliarulo, L (1, 5) OBP: 0.187, SLG: 0.202 Scott Leius, R (9, PR) OBP: 0.327, SLG: 0.362			F C S 0-3 K ①		X 0-0 G3 2B		F X 0-1 G4-3 ② 1-2 2-3		S S B X 1-2 E6 2-3 3-H	4 0	0 0	1 0	0 0	0 0	1 0	3 0
Inning Stats	R: 0 H: 1 E: 0 LOB: 1 K: 0 BB: 1 S: 16 P: 27	R: 1 H: 2 E: 0 LOB: 0 K: 0 BB: 0 S: 8 P: 9	R: 0 H: 1 E: 0 LOB: 2 K: 1 BB: 0 S: 12 P: 17	R: 0 H: 0 E: 0 LOB: 0 K: 2 BB: 0 S: 8 P: 10	R: 0 H: 1 E: 0 LOB: 1 K: 2 BB: 0 S: 8 P: 9	R: 0 H: 0 E: 0 LOB: 0 K: 1 BB: 0 S: 6 P: 6	R: 0 H: 2 E: 0 LOB: 2 K: 1 BB: 0 S: 17 P: 24	R: 0 H: 1 E: 0 LOB: 0 K: 0 BB: 0 S: 7 P: 10	R: 1 H: 1 E: 1 LOB: 2 K: 1 BB: 1 S: 15 P: 21	1B: 7 SF: 0 2B: 3 SAC: 0 3B: 0 DP: 2 HR: 0 HBP: 1						

PITCHER	IP	WLS	BF	H	R	ER	SO	BB	IBB	HBP	BLK	WP	HR	S	P	ERA	WHIP
Jack Morris, R (1, 1) ERA: 4.33	7.0	W	28	7	1	1	7	1	0	1	0	0	0	75	102	1.29	1.143
Duane Ward, R (8, 1) ERA: 2.39	1.0		3	1	0	0	0	0	0	0	0	0	0	7	10	0.00	1.000
Tom Henke, R (9, 1) ERA: 2.27	1.0	S	6	1	1	0	1	1	0	0	0	0	0	15	21	0.00	2.000

PITCHER	IP	WLS	BF	H	R	ER	SO	BB	IBB	HBP	BLK	WP	HR	S	P	ERA	WHIP

BOTTOM

Toronto Blue Jays @ Minnesota Twins

Hubert H. Humphrey Metrodome, Minneapolis, MN

Sat Aug 22 1992, 8:05 PM EDT

Att. 50,465 - Dome - 70 F

livebaseballscorecards.com

AB	34
R	2
H	9
RBI	1
BB	2
SO	8
LOB	20

WP: 0 PA: 37
PB: 0
SB: 1
CS: 1

Batter	1	2	3	4	5	6	7	8	9	AB	R	H	RBI	BB	SO	LOB
Devon White, S (1, 8) OBP: 0.283, SLG: 0.374	X 0-0 ① G6-3		B B F X 2-1 ③ G3			C S B F F X 1-2 ② F7		F B X 1-1 1-2 1B		4	0	1	0	0	0	0
Roberto Alomar, S (1, 4) OBP: 0.411, SLG: 0.443	C X 0-1 ② G4-3			B X 1-0 ① G6-3		C X 0-1 ③ G1-4-3		F F B X 1-2 ③ G3		4	0	0	0	0	0	2
Joe Carter, R (1, 9) OBP: 0.322, SLG: 0.507	B C S C T B B S T 3-3 ③ K			B S X 1-1 ② F8			B B B C C B 4-2 G4-3 BB		S X 0-1 ① P6	3	0	0	0	1	1	0
Dave Winfield, R (1, 10) OBP: 0.377, SLG: 0.502		B X 1-0 ① G4-3		B B C X 2-1 ③ G4-3			C X 0-1 ① P3		F B B X 2-1 ② G6-3	4	0	0	0	0	0	1
John Olerud, L (1, 3) OBP: 0.389, SLG: 0.465		B C T B X 2-2 1B BLK 1B			B B C C B F X 3-2 ① G3		C F B F B B F X 3-2 ② G4-3 1-2		B X 1-0 ③ G4-3	4	0	1	0	0	0	1
Kelly Gruber, R (1, 5) OBP: 0.266, SLG: 0.367		S S X 0-2 G1-4-3 1-3 1B			B X 1-0 ② G4-3		F B S B S 2-3 ③ K			3	0	1	0	0	1	1
Derek Bell, R (1, 7) OBP: 0.314, SLG: 0.325		B B X 2-0 ②③ G1-4-3 1-2f			B B B B 4-0 BB			B C F B B X 3-2 ① G5-3		2	0	0	0	1	0	2
Ed Sprague, R (1, 2) OBP: 0.300, SLG: 0.300			C B X 1-1 ① P5		B F 1 SAFE 1 SAFE F S 1-3 ③ K			B S C X 1-2 1B 1B		3	0	1	0	0	1	1
Manuel Lee, S (1, 6) OBP: 0.330, SLG: 0.304			F B X 1-1 ② G6-3			X 0-0 ① L5		F F S 0-3 ② K		3	0	0	0	0	1	1
Inning Stats	R: 0 H: 0 E: 0 LOB: 0 K: 1 BB: 0 S: 8 P: 11	R: 0 H: 2 E: 0 LOB: 1 K: 0 BB: 0 S: 8 P: 13	R: 0 H: 0 E: 0 LOB: 0 K: 0 BB: 0 S: 6 P: 10	R: 0 H: 0 E: 0 LOB: 0 K: 0 BB: 0 S: 5 P: 9	R: 0 H: 0 E: 0 LOB: 0 K: 1 BB: 1 S: 8 P: 17	R: 0 H: 0 E: 0 LOB: 0 K: 0 BB: 0 S: 8 P: 9	R: 0 H: 0 E: 0 LOB: 1 K: 1 BB: 1 S: 12 P: 21	R: 0 H: 2 E: 0 LOB: 2 K: 1 BB: 0 S: 14 P: 20	R: 0 H: 0 E: 0 LOB: 0 K: 0 BB: 0 S: 5 P: 8	1B: 4 SF: 0 2B: 0 SAC: 0 3B: 0 DP: 1 HR: 0 HBP: 0						WP: 0 PA: 32 PB: 0 SB: 0 CS: 0

PITCHER	IP	WLS	BF	H	R	ER	SO	BB	IBB	HBP	BLK	WP	HR	S	P	ERA	WHIP
Scott Erickson, R (1, 1) ERA: 3.59	9.0	W	32	4	0	0	4	2	0	0	1	0	0	74	118	0.00	0.667

PITCHER	IP	WLS	BF	H	R	ER	SO	BB	IBB	HBP	BLK	WP	HR	S	P	ERA	WHIP

TOP

Toronto Blue Jays @ Minnesota Twins

Hubert H. Humphrey Metrodome, Minneapolis, MN

Sun Aug 23 1992, 4:33 AM EDT
Att. 45,211 - Dome - 70 F

livebaseballscorecards.com

AB	30
R	0
H	4
RBI	0
BB	2
SO	4
LOB	9

Batter	1	2	3	4	5	6	7	8	9	AB	R	H	RBI	BB	SO	LOB
Chuck Knoblauch, R (1, 4) OBP: 0.377, SLG: 0.365	G6-3		E9			G6-3		SH1-4		4	0	1	0	0	0	1
Scott Leius, R (1, 5) OBP: 0.327, SLG: 0.360	F8		FC4-5			BB		SH1-4		2	1	0	0	1	0	2
Kirby Puckett, R (1, 8) OBP: 0.367, SLG: 0.507	1B			F9		B1-3		FC1-6-5		4	0	1	0	0	0	2
Chili Davis, S (1, 10) OBP: 0.376, SLG: 0.410	K			F8		2B		1B		4	0	2	1	0	1	1
Shane Mack, R (1, 7) OBP: 0.396, SLG: 0.471		G4-3		G5-3		BB				2	0	0	0	1	0	0
Pedro Munoz, R (1, 9) OBP: 0.303, SLG: 0.428		F8			F9	G4-3				3	0	0	0	0	0	2
Kent Hrbek, L (1, 3) OBP: 0.357, SLG: 0.409		F7			K		G4-3			3	0	0	0	0	1	0
Lenny Webster, R (1, 2) OBP: 0.270, SLG: 0.340			1B		HR		G6-3			3	1	2	1	0	0	0
Greg Gagne, R (1, 6) OBP: 0.296, SLG: 0.372			K		G1-3		K			3	0	0	0	0	2	1
Inning Stats	R: 0 E: 0 K: 1 S: 11 H: 1 LOB: 1 BB: 0 P: 17	R: 0 E: 0 K: 0 S: 9 H: 0 LOB: 0 BB: 0 P: 17	R: 0 E: 1 K: 1 S: 13 H: 1 LOB: 1 BB: 0 P: 18	R: 0 E: 0 K: 0 S: 4 H: 0 LOB: 0 BB: 0 P: 6	R: 1 E: 0 K: 1 S: 8 H: 1 LOB: 0 BB: 0 P: 12	R: 1 E: 0 K: 0 S: 8 H: 1 LOB: 2 BB: 2 P: 19	R: 0 E: 0 K: 1 S: 6 H: 0 LOB: 0 BB: 0 P: 7	R: 0 E: 0 K: 0 S: 8 H: 2 LOB: 2 BB: 0 P: 13		1B: 4 2B: 2 3B: 0 HR: 1 SF: 0 SAC: 1 DP: 1 HBP: 0						

PITCHER	IP	WLS	BF	H	R	ER	SO	BB	IBB	HBP	BLK	WP	HR	S	P	ERA	WHIP
Jimmy Key, L (1, 1) ERA: 3.75	7.0	L	27	4	2	2	4	2	0	0	0	0	1	59	96	2.57	0.857
Mark Eichhorn, R (8, 1) ERA: 2.61	1.0		4	2	0	0	0	0	0	0	0	0	0	8	13	0.00	2.000

PITCHER	IP	WLS	BF	H	R	ER	SO	BB	IBB	HBP	BLK	WP	HR	S	P	ERA	WHIP

BOTTOM

Toronto Blue Jays @ Minnesota Twins

Hubert H. Humphrey Metrodome, Minneapolis, MN

Sun Aug 23 1992, 4:33 AM EDT

Att. 45,211 - Dome - 70 F

livebaseballscorecards.com

AB	28
R	2
H	6
RBI	2
BB	2
SO	4
LOB	9

PA: 31

WP: 0
PB: 0
SB: 0
CS: 0

Batter	1	2	3	4	5	6	7	8	9	AB	R	H	RBI	BB	SO	LOB
Tony Phillips, S (1, 4) OBP: 0.390, SLG: 0.406	X 0-0 ① F9		B B B C X 3-1 ① G4-3 1-2 2-3		B 1 SAFE 1 SAFE X 1-0 HR 2B 1-H 3-H		B C C B F B F F X 3-2 E4 1B		B B C X 2-1 ② G6-3	5	1	2	2	0	0	2
Dan Gladden, R (1, 7) OBP: 0.328, SLG: 0.386	C T S 0-3 ② K		B X 1-0 ② P9		C S B F F F X 1-2 HR 2-H		C X 0-1 ② L6		C S C 0-3 ③ K	5	1	1	2	0	2	3
Travis Fryman, R (1, 6) OBP: 0.323, SLG: 0.447	C S S 0-3 ③ K		X 0-0 ③ G5-3		B X 1-0 ① G4-3		X 0-0 ③ G6-3			4	0	0	0	0	1	3
Cecil Fielder, R (1, 3) OBP: 0.317, SLG: 0.465		S T B F S 1-3 ① K		S B F F X 1-2 ① F8	F B S X 1-2 ② F8			X 0-0 HR		4	1	1	1	0	1	0
Mickey Tettleton, S (1, 2) OBP: 0.372, SLG: 0.459		B F F B X 2-2 ② P2		C B B X 2-1 2B	C B B B C X 3-2 ③ F8			B B C B X 3-1 ① L3		4	0	1	0	0	0	0
Rob Deer, R (1, 9) OBP: 0.305, SLG: 0.552		B B C S C 2-3 ③ K		C B S F B F F S 2-3 ② K		C S B B S 2-3 ① K		F C S 0-3 ② K		4	0	0	0	0	4	1
Mark Carreon, R (1, 10) OBP: 0.275, SLG: 0.363			B B X 2-0 1B 1B 1B	C C F B S 1-3 ③ K		C C B S 1-3 ② K		F B F B B X 3-2 1B		4	1	2	0	0	2	1
Skeeter Barnes, R (1, 5) OBP: 0.302, SLG: 0.393 Scott Livingstone, L (9, 5) OBP: 0.315, SLG: 0.336			X 0-0 G4-3 1B 1-3 1B		C B B F B F F X 3-2 E S 2B 1B	C B C X 1-2 ③ P4		B C X 1-1 ③ G1-3		4 0	1 0	2 0	0 0	0 0	0 0	1 0
Gary Pettis, S (1, 8) OBP: 0.297, SLG: 0.268			S 1 SAFE 1 SAFE B B B X 2-1 G4-3 1-2 3-H 1B		1 SAFE F S B B B B 4-2 2B 1-3 BB	B B C F S 2-3 ① K			C X 0-1 ① G1-3	3	1	1	1	1	1	0
Inning Stats	R: 0 E: 0 K: 2 S: 7 H: 0 LOB: 0 BB: 0 P: 7	R: 0 E: 0 K: 2 S: 10 H: 0 LOB: 0 BB: 0 P: 15	R: 1 E: 0 K: 0 S: 8 H: 3 LOB: 2 BB: 0 P: 16	R: 0 E: 0 K: 2 S: 17 H: 1 LOB: 1 BB: 0 P: 23	R: 4 E: 0 K: 0 S: 21 H: 3 LOB: 0 BB: 1 P: 35	R: 0 E: 0 K: 2 S: 9 H: 0 LOB: 0 BB: 0 P: 13	R: 0 E: 1 K: 1 S: 12 H: 1 LOB: 1 BB: 0 P: 17	R: 1 E: 0 K: 1 S: 11 H: 2 LOB: 1 BB: 0 P: 18	R: 0 E: 0 K: 1 S: 7 H: 0 LOB: 0 BB: 0 P: 9	1B: 6 2B: 2 3B: 0 HR: 2	SF: 0 SAC: 0 DP: 0 HBP: 0					

PITCHER		IP	WLS	BF	H	R	ER	SO	BB	IBB	HBP	BLK	WP	HR	S	P	ERA	WHIP
Bill Krueger, L ERA: 4.06	(1, 1)	5.0	L	23	7	5	5	6	1	0	0	0	0	1	63	96	9.00	1.600
Mike Trombley, R ERA: 2.25	(6, 1)	3.0		12	3	1	1	4	0	0	0	0	0	1	32	48	3.00	1.000
Rick Aguilera, R ERA: 3.53	(9, 1)	1.0		3	0	0	0	1	0	0	0	0	0	0	7	9	0.00	0.000

PITCHER	IP	WLS	BF	H	R	ER	SO	BB	IBB	HBP	BLK	WP	HR	S	P	ERA	WHIP

TOP

Detroit Tigers @ Minnesota Twins

Hubert H. Humphrey Metrodome, Minneapolis, MN

Mon Aug 24 1992, 8:05 PM EDT

Att. 25,072 - Dome - 70 F

livebaseballscorecards.com

AB	37
R	6
H	10
RBI	6
BB	1
SO	11
LOB	11

WP: 0 PB: 0 SB: 1 CS: 0 PA: 38

BOTTOM

Detroit Tigers @ Minnesota Twins

Hubert H. Humphrey Metrodome, Minneapolis, MN

Mon Aug 24 1992, 8:05 PM EDT

Att. 25,072 - Dome - 70 F

livebaseballscorecards.com

Batter	1	2	3	4	5	6	7	8	9	AB	R	H	RBI	BB	SO	LOB
Chuck Knoblauch, R (1, 4) OBP: 0.376, SLG: 0.364	F8		K		G6-3 1-2 2-3			1B FC4-6 1B		4	1	1	0	0	1	2
Shane Mack, R (1, 7) OBP: 0.397, SLG: 0.472	E1 G6-3 1B			K		K		FC4-6 1-3 1B		4	0	2	0	0	2	0
Kirby Puckett, R (1, 8) OBP: 0.364, SLG: 0.503	G6-3 2-3			K		F9		FC4-6 1B 1-2f 3-H		4	0	0	1	0	1	2
Kent Hrbek, L (1, 3) OBP: 0.358, SLG: 0.418	F7			HR		F8		1B 1-3		4	1	2	1	0	0	1
Chili Davis, S (1, 10) OBP: 0.374, SLG: 0.407		G4-3		G4-3			G4-3 BB	G4-3		3	0	0	0	1	0	2
Brian Harper, R (1, 2) OBP: 0.331, SLG: 0.406		G4-1			G6-3		F8		K	4	0	0	0	0	1	1
Randy Bush, L (1, 9) OBP: 0.287, SLG: 0.324		F7			FC6-5 1B		G4-3 1-2		FC3-6 1B	4	0	2	0	0	0	1
Jeff Reboulet, R (9, PR) OBP: 0.323, SLG: 0.293										0	0	0	0	0	0	0
Scott Leius, R (1, 5) OBP: 0.328, SLG: 0.359			G6-3		WP FC6-5 1-2 1B		K		FC3-6 1-2f	3	0	1	0	0	1	1
Gene Larkin, S (9, PH) OBP: 0.320, SLG: 0.363										1	0	0	0	0	0	1
Greg Gagne, R (1, 6) OBP: 0.294, SLG: 0.369			F7		FC6-5 WP 1-2 2-3f			P2	G6-3	3	0	0	0	0	0	2
Mike Pagliarulo, L (9, PH) OBP: 0.185, SLG: 0.200										1	0	0	0	0	0	1

Inning Stats	1	2	3	4	5	6	7	8	9
	R: 0 E: 1 K: 0 S: 10 H: 1 LOB: 1 BB: 0 P: 15	R: 0 E: 0 K: 0 S: 6 H: 0 LOB: 0 BB: 0 P: 9	R: 0 E: 0 K: 1 S: 9 H: 0 LOB: 0 BB: 0 P: 15	R: 1 E: 0 K: 2 S: 10 H: 1 LOB: 0 BB: 0 P: 16	R: 0 E: 0 K: 0 S: 8 H: 2 LOB: 2 BB: 0 P: 15	R: 0 E: 0 K: 1 S: 10 H: 0 LOB: 0 BB: 0 P: 14	R: 0 E: 0 K: 1 S: 9 H: 0 LOB: 1 BB: 1 P: 17	R: 1 E: 0 K: 0 S: 11 H: 3 LOB: 2 BB: 0 P: 17	R: 0 E: 0 K: 1 S: 9 H: 1 LOB: 1 BB: 0 P: 10

1B: 7	SF: 0	WP: 1
2B: 0	SAC: 0	PB: 0
3B: 0	DP: 0	SB: 0
HR: 1	HBP: 0	CS: 0

PA: 36

PITCHER		IP	WLS	BF	H	R	ER	SO	BB	IBB	HBP	BLK	WP	HR	S	P	ERA	WHIP
Eric King, R ERA: 5.96	(1, 1)	7.0	W	26	4	1	1	5	1	0	0	0	1	1	62	101	1.29	0.714
Kurt Knudsen, R ERA: 3.72	(8, 1)	0.2		4	2	1	1	0	0	0	0	0	0	0	7	9	13.50	3.000
Mike Munoz, L ERA: 3.0	(8, 1)	0.1		2	1	0	0	0	0	0	0	0	0	0	4	8	0.00	3.000
Mike Henneman, R ERA: 3.98	(9, 1)	1.0		4	1	0	0	1	0	0	0	0	0	0	9	10	0.00	1.000

PITCHER		IP	WLS	BF	H	R	ER	SO	BB	IBB	HBP	BLK	WP	HR	S	P	ERA	WHIP

AB	35
R	2
H	8
RBI	2
BB	1
SO	6
LOB	14

Batter	1	2	3	4	5	6	7	8	9	AB	R	H	RBI	BB	SO	LOB
Tony Phillips, S (1, 10) OBP: 0.392, SLG: 0.406	B B S F B B 4-2 F8 S BB		B S X 1-1 ③ G6-3			C B C X 1-2 2B 1B 1B	B B 1 SAFE 1 SAFE C F F F F 4-2 ② F B B 1-2 BB		B X 1-0 ③ G6-3	3	1	1	0	2	0	1
Lou Whitaker, L (1, 4) OBP: 0.393, SLG: 0.458	F B B F S 2-3 ① K 1-2			B C S B B X 3-2 ① G4-1		X 0-0 1B SF8 1-3 2B	C B F 1 SAFE S 1-3 ③ K			4	1	1	0	0	2	2
Travis Fryman, R (1, 6) OBP: 0.324, SLG: 0.447	C B B X 2-1 ② F8 2-3			X 0-0 G3 2B 1B		F F B X 1-2 2B SF7 2-3 3-H 1B		C B F B F S 2-3 ① K		4	2	2	1	0	1	1
Cecil Fielder, R (1, 3) OBP: 0.314, SLG: 0.462	F C B B F S 2-3 ③ K			B X 1-0 ② G3 1-2		F X 0-1 ① SF8 3-H		B S X 1-1 E5		3	0	0	1	0	1	2
Mickey Tettleton, S (1, 2) OBP: 0.373, SLG: 0.464		C S B X 1-2 ① F8		C S B X 1-2 2-H 2B		X 0-0 1-3 2B		B C F F B F S 2-3 ② K		4	0	2	1	0	1	1
Dan Gladden, R (1, 7) OBP: 0.324, SLG: 0.382		B C C B X 2-2 ② G6-3		C F B F F B F S 2-3 ③ K		X 0-0 ② SF7 3-H		C F B B B X 3-2 ③ P5		3	0	0	1	0	1	2
Rob Deer, R (1, 9) OBP: 0.304, SLG: 0.551		B S B F S 2-3 ③ K		F X 0-1 ① F8	F S F B F F S 1-3 ③ K			X 0-0 G3 2B		4	0	1	0	0	2	1
Scott Livingstone, L (1, 5) OBP: 0.311, SLG: 0.331			B B C S S S 2-3 ① K	B F B X 2-1 ② G4-3			X 0-0 ① F7	X 0-0 ① F8		4	0	0	0	0	1	1
Gary Pettis, S (1, 8) OBP: 0.296, SLG: 0.267			C C B C 1-3 ② K	B F F B S 2-3 ③ K			C X 0-1 CS 1B	F B X 1-1 ② G3 2-3		4	0	1	0	0	2	1
Inning Stats	R: 0 E: 0 K: 2 S: 11 H: 0 LOB: 1 BB: 1 P: 21	R: 0 E: 0 K: 1 S: 9 H: 0 LOB: 0 BB: 0 P: 14	R: 0 E: 0 K: 2 S: 8 H: 0 LOB: 0 BB: 0 P: 12	R: 1 E: 0 K: 1 S: 14 H: 2 LOB: 1 BB: 0 P: 21	R: 0 E: 0 K: 1 S: 7 H: 0 LOB: 0 BB: 0 P: 11	R: 3 E: 0 K: 1 S: 17 H: 4 LOB: 1 BB: 0 P: 20	R: 0 E: 0 K: 1 S: 12 H: 1 LOB: 1 BB: 1 P: 17	R: 0 E: 1 K: 2 S: 14 H: 0 LOB: 1 BB: 0 P: 22	R: 0 E: 0 K: 0 S: 5 H: 1 LOB: 1 BB: 0 P: 7	1B: 4 2B: 4 3B: 0 HR: 0 SF: 2 SAC: 0 DP: 0 HBP: 0						

TOP

Detroit Tigers @ Minnesota Twins

Hubert H. Humphrey Metrodome, Minneapolis, MN

Tue Aug 25 1992, 8:05 PM EDT
Att. 25,844 - Dome - 70 F

livebaseballscorecards.com

AB	33
R	4
H	8
RBI	4
BB	2
SO	11
LOB	12

WP: 0 PB: 0 SB: 1 CS: 1 PA: 37

PITCHER	IP	WLS	BF	H	R	ER	SO	BB	IBB	HBP	BLK	WP	HR	S	P	ERA	WHIP
Kevin Tapani, R (1, 1) ERA: 3.94	7.0	L	29	7	4	4	9	2	0	0	0	0	0	78	116	5.14	1.286
Carl Willis, R (8, 1) ERA: 3.3	2.0		8	1	0	0	2	0	0	0	0	0	0	19	29	0.00	0.500

PITCHER	IP	WLS	BF	H	R	ER	SO	BB	IBB	HBP	BLK	WP	HR	S	P	ERA	WHIP

Detroit Tigers @ Minnesota Twins

Hubert H. Humphrey Metrodome, Minneapolis, MN

Tue Aug 25 1992, 8:05 PM EDT

Att. 25,844 - Dome - 70 F

livebaseballscorecards.com

BOTTOM

Batter	1	2	3	4	5	6	7	8	9	AB	R	H	RBI	BB	SO	LOB
Chuck Knoblauch, R (1, 4) OBP: 0.377, SLG: 0.365	C B C B F F B X 3-2 G6-4-3 1B		B C S F F F B B X 3-2 ② F8		C C B X 1-2 CS 1B			B X 1-0 ① G1-3		4	0	2	0	0	0	0
Gene Larkin, S (1, 9) OBP: 0.319, SLG: 0.361	F F B S 1-3 ① K		C X 0-1 E6 1B		S B 1 SAFE 1 SAFE S B S 3-2 ②③ K 1-2			S B S B X 2-2 ② G3		4	0	1	0	0	2	2
Kirby Puckett, R (1, 8) OBP: 0.363, SLG: 0.507	X 0-0 ②③ G6-4-3 1-2f		B X 1-0 ③ P5			B F B F F B F X 3-2 HR		X 0-0 ③ G6-3		4	1	1	1	0	0	2
Kent Hrbek, L (1, 3) OBP: 0.357, SLG: 0.425		X 0-0 ① F8		X 0-0 HR		X 0-0 ① G3-1			X 0-0 ① F9	4	1	1	1	0	0	0
Chili Davis, S (1, 10) OBP: 0.378, SLG: 0.413		B X 1-0 FC1-6-5 2B		B X 1-0 1B 1B		B C S X 1-2 G4-6-3 1B			F B B F F S 2-3 ② K	4	0	3	0	0	1	0
Brian Harper, R (1, 2) OBP: 0.333, SLG: 0.406 Greg Gagne, R (9, PR) OBP: 0.294, SLG: 0.369		B C X 1-1 ② FC1-6-5 3B 2-3		X 0-0 G6-3 1-2 1B		C F X 0-2 ②③ G4-6-3 1-2f			C F B F X 1-2 1B	4 0	1 0	2 0	0 0	0 0	0 0	2 0
Pedro Munoz, R (1, 7) OBP: 0.303, SLG: 0.434 Randy Bush, L (9, PH) OBP: 0.285, SLG: 0.322		F X 0-1 2-H 3B		C B F C 1-3 ① K			B F X 1-1 ① G6-3		B F S X 1-2 ③ G4-3	3 1	0 0	1 0	1 0	0 0	1 0	2 1
Scott Leius, R (1, 5) OBP: 0.325, SLG: 0.356		F B S C 1-3 ③ K		B S F X 1-2 ②③ G6-3 1-2f			C X 0-1 ② G6-3			3	0	0	0	0	1	3
Jeff Reboulet, R (1, 6) OBP: 0.314, SLG: 0.282			B B C C F X 2-2 ① G6-3		X 0-0 ① G6-3		B C B F B F F X 3-2 ③ F7			3	0	0	0	0	0	0

Inning Stats									
	R: 0 E: 0 K: 1 S: 9	H: 1 LOB: 0 BB: 0 P: 13	R: 1 E: 0 K: 1 S: 9	H: 2 LOB: 1 BB: 0 P: 12	R: 0 E: 1 K: 0 S: 13	H: 1 LOB: 1 BB: 0 P: 19	R: 1 E: 0 K: 1 S: 9	H: 3 LOB: 1 BB: 0 P: 12	R: 0 E: 0 K: 1 S: 7	H: 1 LOB: 0 BB: 0 P: 10
	R: 1 E: 0 K: 0 S: 12	H: 2 LOB: 0 BB: 0 P: 16	R: 0 E: 0 K: 0 S: 9	H: 0 LOB: 0 BB: 0 P: 13	R: 0 E: 0 K: 0 S: 5	H: 0 LOB: 0 BB: 0 P: 8	R: 0 E: 0 K: 1 S: 12	H: 1 LOB: 1 BB: 0 P: 16	1B: 7 2B: 1 3B: 1 HR: 2	SF: 0 SAC: 0 DP: 3 HBP: 0	WP: 0 PB: 0 SB: 0 CS: 1	PA: 34

PITCHER		IP	WLS	BF	H	R	ER	SO	BB	IBB	HBP	BLK	WP	HR	S	P	ERA	WHIP
Dave Haas, R ERA: 3.86	(1, 1)	5.1	W	23	10	3	3	4	0	0	0	0	0	2	56	79	5.06	1.875
Mark Leiter, R ERA: 4.42	(6, 1)	2.2		7	0	0	0	0	0	0	0	0	0	0	17	24	0.00	0.000
Mike Munoz, L ERA: 2.95	(9, 1)	0.2		2	0	0	0	1	0	0	0	0	0	0	5	7	0.00	0.000
Mike Henneman, R ERA: 3.96	(9, 1)	0.1	S	2	1	0	0	0	0	0	0	0	0	0	7	9	0.00	3.000

PITCHER	IP	WLS	BF	H	R	ER	SO	BB	IBB	HBP	BLK	WP	HR	S	P	ERA	WHIP

Detroit Tigers @ Minnesota Twins

Hubert H. Humphrey Metrodome, Minneapolis, MN

Wed Aug 26 1992, 8:05 PM EDT
Att. 21,632 - Dome - 70 F

livebaseballscorecards.com

Batter	1	2	3	4	5	6	7	8	9	AB	R	H	RBI	BB	SO	LOB
Tony Phillips, S (1, 4) OBP: 0.391, SLG: 0.405	C S X 0-2 FC5-4 1B		B 2 SAFE X 1-0 G5-3 2-3			B C X 1-1 P4		B S B S X 2-2 FC6-4 1-2f		4	0	1	0	0	0	3
Dan Gladden, R (1, 7) OBP: 0.320, SLG: 0.377	F B X 1-1 FC5-4 1-2f			B C B F F X 2-2 F9			X 0-0 P6		B X 1-0 F7	4	0	0	0	0	0	1
Travis Fryman, R (1, 6) OBP: 0.323, SLG: 0.446	C S S 0-3 K			F S B C 1-3 K			C B F F X 1-2 FC5-4 1B		X 0-0 F8	4	0	1	0	0	2	1
Cecil Fielder, R (1, 3) OBP: 0.312, SLG: 0.458	B C 1 SAFE S S 1-3 K			B B S S B S 3-3 K			X 0-0 F9		B F S X 1-2 P6	4	0	0	0	0	2	2
Mickey Tettleton, S (1, 2) OBP: 0.373, SLG: 0.464		B C C F X 1-2 CS 1B			B C B X 2-1 P5		1 SAFE B X 1-0 FC5-4 1-2f			3	0	1	0	0	0	1
Rob Deer, R (1, 9) OBP: 0.304, SLG: 0.553		S S B F S 1-3 K 1-2			X 0-0 G5-3			C B B B S X 3-2 1B 2B		3	0	1	0	0	1	1
Mark Carreon, R (1, 10) OBP: 0.272, SLG: 0.358		B C X 1-1 G6-3			B F B S F X 2-2 G6-3			X 0-0 L9		3	0	0	0	0	0	1
Skeeter Barnes, R (1, 5) OBP: 0.302, SLG: 0.392			C B B B X 3-1 F7			C B F X 1-2 F8		B X 1-0 FC6-4 2-3 1B		3	0	1	0	0	0	0
Gary Pettis, S (1, 8) OBP: 0.297, SLG: 0.276			C C B X 1-2 CS 2B			X 0-0 G5-3		1 SAFE S B X 1-1 L4		3	0	1	0	0	0	2

Inning Stats	1	2	3	4	5	6	7	8	9		
	R: 0 H: 1 E: 0 LOB: 1 K: 2 BB: 0 S: 11 P: 13	R: 0 H: 1 E: 0 LOB: 0 K: 1 BB: 0 S: 10 P: 13	R: 0 H: 1 E: 0 LOB: 0 K: 0 BB: 0 S: 6 P: 11	R: 0 H: 0 E: 0 LOB: 0 K: 2 BB: 0 S: 10 P: 16	R: 0 H: 0 E: 0 LOB: 0 K: 0 BB: 0 S: 7 P: 11	R: 0 H: 0 E: 0 LOB: 0 K: 0 BB: 0 S: 6 P: 8	R: 0 H: 1 E: 0 LOB: 1 K: 0 BB: 0 S: 7 P: 9	R: 0 H: 2 E: 0 LOB: 2 K: 0 BB: 0 S: 10 P: 17	R: 0 H: 0 E: 0 LOB: 0 K: 0 BB: 0 S: 5 P: 7	1B: 4 SF: 0 2B: 2 SAC: 0 3B: 0 DP: 0 HR: 0 HBP: 0	WP: 0 PA: 31 PB: 0 SB: 0 CS: 2

PITCHER	IP	WLS	BF	H	R	ER	SO	BB	IBB	HBP	BLK	WP	HR	S	P	ERA	WHIP
John Smiley, L (1, 1) ERA: 3.25	9.0	W	31	6	0	0	5	0	0	0	0	0	0	72	105	0.00	0.667

PITCHER	IP	WLS	BF	H	R	ER	SO	BB	IBB	HBP	BLK	WP	HR	S	P	ERA	WHIP

AB	31
R	0
H	6
RBI	0
BB	0
SO	5
LOB	12

Detroit Tigers @ Minnesota Twins

Hubert H. Humphrey Metrodome, Minneapolis, MN

Wed Aug 26 1992, 8:05 PM EDT

Att. 21,632 - Dome - 70 F

livebaseballscorecards.com

BOTTOM

Batter	1	2	3	4	5	6	7	8	9	AB	R	H	RBI	BB	SO	LOB
Chuck Knoblauch, R (1, 4) OBP: 0.378, SLG: 0.366	G4-3		FC6-4, HBP, 1B		1B			G4-3		4	0	2	0	0	0	0
Shane Mack, R (1, 7) OBP: 0.397, SLG: 0.473	G4-3, 2B		1-2 FC6-4, HBP		SAFE, SAFE G6-3			K		3	0	1	0	0	1	1
Kirby Puckett, R (1, 8) OBP: 0.364, SLG: 0.506	G4-3 2-3		1-2f 2-3 FC6-4			G4-6-3, 1B		BB		3	0	1	0	1	0	3
Kent Hrbek, L (1, 3) OBP: 0.354, SLG: 0.420	G4-3		F7			1-2f G4-6-3		P5		4	0	0	0	0	0	5
Chili Davis, S (1, 10) OBP: 0.374, SLG: 0.408		L5		G1-3		G6-3			G1-3	4	0	0	0	0	0	0
Brian Harper, R (1, 2) OBP: 0.336, SLG: 0.417		1B		G4-3			B2-5-4, 1B		HR	4	1	3	1	0	0	0
Randy Bush, L (1, 9) OBP: 0.286, SLG: 0.322		F7		F7			1-2 B2-5-4, 1B			3	0	1	0	0	0	1
Greg Gagne, R (1, 6) OBP: 0.291, SLG: 0.366		G3			B1-3		1-2 2-3f B2-5-4			3	0	0	0	0	0	3
Mike Pagliarulo, L (1, 5) OBP: 0.179, SLG: 0.194			K		G3-1		P5			3	0	0	0	0	1	1

	AB	31
	R	1
	H	8
	RBI	1
	BB	1
	SO	2
	LOB	14

Inning Stats	1	2	3	4	5	6	7	8	9	1B: 6	SF: 0	WP: 0	PA: 33
R	0	0	0	0	0	0	0	0	1	2B: 1	SAC: 0	PB: 0	
E	0	0	0	0	0	0	0	0	0	3B: 0	DP: 2	SB: 0	
H	1	1	1	0	1	1	2	0	1	HR: 1	HBP: 1	CS: 0	
LOB	1	1	2	0	1	0	1	1	0				
K	0	0	1	0	0	0	0	1	0				
BB	0	0	0	0	0	0	0	0	0				
S	8	7	12	6	8	3	7	7	3				
P	13	13	18	9	11	5	9	15	4				

PITCHER		IP	WLS	BF	H	R	ER	SO	BB	IBB	HBP	BLK	WP	HR	S	P	ERA	WHIP
John Doherty, R ERA: 3.48	(1, 1)	7.0		27	7	0	0	1	0	0	1	0	0	0	51	78	0.00	1.000
John Kiely, R ERA: 2.84	(8, 1)	1.1	L	6	1	1	1	1	1	0	0	0	0	1	10	19	6.75	1.500

PITCHER	IP	WLS	BF	H	R	ER	SO	BB	IBB	HBP	BLK	WP	HR	S	P	ERA	WHIP

Batter	1	2	3	4	5	6	7	8	9	AB	R	H	RBI	BB	SO	LOB
Bernie Williams, S (1, 8) OBP: 0.349, SLG: 0.411	B S B B B 4-1 1B 1B 1B BB	C F X 0-2 ② G4-3		X 0-0 F9 1-H 3-H 2B			C B S C 1-3 ① K		B B C F F F X 2-2 ③ G3	4	1	1	2	1	1	0
Roberto Kelly, R (1, 7) OBP: 0.326, SLG: 0.406	C B C B X 2-2 1B 1B 1-2 1B	S B B F F B S 3-3 ③ K		X 0-0 ② F9 2-3			B B X 2-0 ② F9			4	1	1	0	0	1	1
Mel Hall, L (1, 9) OBP: 0.313, SLG: 0.440	B B F X 2-1 1B 1-2 2-3 1B		C F B S 1-3 ① K	B C S F F X 1-2 ③ G1-3			B B B F X 3-1 ③ F7			4	0	1	0	0	1	1
Danny Tartabull, R (1, 10) OBP: 0.414, SLG: 0.479	B B X 2-0 ① P4		B C C B C 2-3 ② K		C B C X 1-2 ① G6-3			X 0-0 ① G5-3		4	0	0	0	0	1	3
Mike Stanley, R (1, 2) OBP: 0.379, SLG: 0.419	F F S 0-3 ② K		B B B B 4-0 BB		B X 1-0 G6-4-3 1B			B X 1-0 ② F9		3	0	1	0	1	1	3
Randy Velarde, R (1, 6) OBP: 0.334, SLG: 0.397	C B F B X 2-2 1-2 2-H 3-H 1B		C X 0-1 ③ G1-3		C S B B X 2-2 ② ③ G6-4-3 1-2f			B B B C B 4-1 FC5-4 BB		3	0	1	2	1	0	2
Charlie Hayes, R (1, 5) OBP: 0.285, SLG: 0.391	B X 1-0 ③ F8			B X 1-0 1B 2B 1B		B S C X 1-2 ① G1-3		S X 0-1 ③ FC5-4 1-2f		4	1	1	0	0	0	3
Kevin Maas, L (1, 3) OBP: 0.310, SLG: 0.420 Don Mattingly, L (9, 3) OBP: 0.333, SLG: 0.427		X 0-0 ① P7		C F S 0-3 ① K		B C S B C 2-3 ② K			B X 1-0 ① G3-1	4 0	0 0	0 0	0 0	0 0	2 0	1 0
Pat Kelly, R (1, 4) OBP: 0.305, SLG: 0.382		C B C X 1-2 HR		B B F F B X 3-2 1-3 2B 1B		S C X 0-2 ③ P6			C C B B X 2-2 ② G4-3	4	2	2	1	0	0	0
Inning Stats	R: 2 E: 0 K: 1 S: 14 H: 3 LOB: 2 BB: 1 P: 27	R: 1 E: 0 K: 1 S: 11 H: 1 LOB: 0 BB: 0 P: 15	R: 0 E: 0 K: 2 S: 8 H: 0 LOB: 1 BB: 1 P: 15	R: 2 E: 0 K: 1 S: 14 H: 3 LOB: 1 BB: 0 P: 19	R: 0 E: 0 K: 0 S: 7 H: 1 LOB: 0 BB: 0 P: 11	R: 0 E: 0 K: 1 S: 9 H: 0 LOB: 0 BB: 0 P: 12	R: 0 E: 0 K: 1 S: 6 H: 0 LOB: 0 BB: 0 P: 12	R: 0 E: 0 K: 0 S: 5 H: 0 LOB: 1 BB: 1 P: 10	R: 0 E: 0 K: 0 S: 10 H: 0 LOB: 0 BB: 0 P: 15	1B: 6 2B: 1 3B: 0 HR: 1 SF: 0 SAC: 0 DP: 1 HBP: 0						

TOP

New York Yankees @ Minnesota Twins

Hubert H. Humphrey Metrodome, Minneapolis, MN

Thu Aug 27 1992, 8:05 PM EDT

Att. 25,478 - Dome - 70 F

livebaseballscorecards.com

AB	34
R	5
H	8
RBI	5
BB	3
SO	7
LOB	14

PITCHER		IP	WLS	BF	H	R	ER	SO	BB	IBB	HBP	BLK	WP	HR	S	P	ERA	WHIP
David West, L ERA: 5.85	(1, 1)	4.0	L	21	7	5	5	5	2	0	0	0	0	1	47	76	11.25	2.250
Mike Trombley, R ERA: 1.29	(5, 1)	3.0		9	1	0	0	2	0	0	0	0	0	0	22	35	0.00	0.333
Willie Banks, R ERA: 5.76	(8, 1)	2.0		7	0	0	0	0	1	0	0	0	0	0	15	25	0.00	0.500

PITCHER	IP	WLS	BF	H	R	ER	SO	BB	IBB	HBP	BLK	WP	HR	S	P	ERA	WHIP

Batter	1	2	3	4	5	6	7	8	9	AB	R	H	RBI	BB	SO	LOB
Chuck Knoblauch, R (1, 4) OBP: 0.379, SLG: 0.367	B X 1-0 G4-3 1B		B 1 SAFE 1 SAFE C X 1-1 ① F8			C F B X 1-2 ① L6		C B B B C F X 3-2 1B		4	0	2	0	0	0	1
Randy Bush, L (1, 10) OBP: 0.279, SLG: 0.313	C X 0-1 ① G4-3 1-2		B C 1 SAFE F B X 2-2 ②③ F8 1-2			B C S S B B F C 3-3 ② K		C S S 0-3 ③ K2-3		4	0	0	0	0	2	3
Kirby Puckett, R (1, 8) OBP: 0.363, SLG: 0.504	B F B C X 2-2 ② G5-3			C F B X 1-2 G6-3 1B		B C F S 1-3 ③ K			F B F S 1-3 ① K	4	0	1	0	0	2	1
Kent Hrbek, L (1, 3) OBP: 0.351, SLG: 0.416	S B B B S X 3-2 ③ P5			B F 1 SAFE F 1 SAFE X 1-2 ①② G6-3 1-2f			F X 0-1 ① P6		X 0-0 ② F7	4	0	0	0	0	0	2
Shane Mack, R (1, 7) OBP: 0.398, SLG: 0.473		S F S 0-3 ① K		X 0-0 1B			B F B F B X 3-2 FC6 1B		B X 1-0 ③ F7	4	0	2	0	0	1	0
Brian Harper, R (1, 2) OBP: 0.334, SLG: 0.414		C B F F X 1-2 ② G6-3		F 1 SAFE X 0-1 ③ F9			X 0-0 ② L8			3	0	0	0	0	0	2
Pedro Munoz, R (1, 9) OBP: 0.303, SLG: 0.433		S X 0-1 S 1B			F F B S 1-3 ① K2-3		B X 1-0 ③ FC6 1-2f			3	0	1	0	0	1	1
Scott Leius, R (1, 5) OBP: 0.322, SLG: 0.353 (9, 6)		C 1 SAFE F B 1 SAFE F B B F 3-3 S ③ K 1-2			C S X 0-2 ② G5-3			C B S B B S 3-3 ① K		3	0	0	0	0	2	1
Greg Gagne, R (1, 6) OBP: 0.292, SLG: 0.365 Gene Larkin, S (8, PH) OBP: 0.318, SLG: 0.360 Jeff Reboulet, R (9, 5) OBP: 0.314, SLG: 0.282			B B B 4-0 CS BB		S X 0-1 ③ G4-3			S B C S 1-3 ② K		1 1 0	0 0 0	0 0 0	0 0 0	1 0 0	0 1 0	0 0 0
Inning Stats	R: 0 E: 0 K: 0 S: 9 H: 1 LOB: 1 BB: 0 P: 15	R: 0 E: 0 K: 2 S: 14 H: 1 LOB: 1 BB: 0 P: 18	R: 0 E: 0 K: 0 S: 5 H: 0 LOB: 0 BB: 1 P: 12	R: 0 E: 0 K: 0 S: 9 H: 2 LOB: 1 BB: 0 P: 11	R: 0 E: 0 K: 1 S: 8 H: 0 LOB: 0 BB: 0 P: 9	R: 0 E: 0 K: 2 S: 10 H: 0 LOB: 0 BB: 0 P: 15	R: 0 E: 0 K: 0 S: 7 H: 1 LOB: 1 BB: 0 P: 11	R: 0 E: 0 K: 3 S: 13 H: 1 LOB: 1 BB: 0 P: 20	R: 0 E: 0 K: 1 S: 5 H: 0 LOB: 0 BB: 0 P: 7	1B: 6 2B: 0 3B: 0 HR: 0		SF: 0 SAC: 0 DP: 1 HBP: 0		WP: 0 PB: 0 SB: 1 CS: 1		PA: 32

PITCHER		IP	WLS	BF	H	R	ER	SO	BB	IBB	HBP	BLK	WP	HR	S	P	ERA	WHIP
Melido Perez, R ERA: 2.88	(1, 1)	9.0	W	32	6	0	0	9	1	0	0	0	0	0	80	118	0.00	0.778

PITCHER	IP	WLS	BF	H	R	ER	SO	BB	IBB	HBP	BLK	WP	HR	S	P	ERA	WHIP

BOTTOM

New York Yankees @ Minnesota Twins

Hubert H. Humphrey Metrodome, Minneapolis, MN

Thu Aug 27 1992, 8:05 PM EDT

Att. 25,478 - Dome - 70 F

livebaseballscorecards.com

AB	31
R	0
H	6
RBI	0
BB	1
SO	9
LOB	11

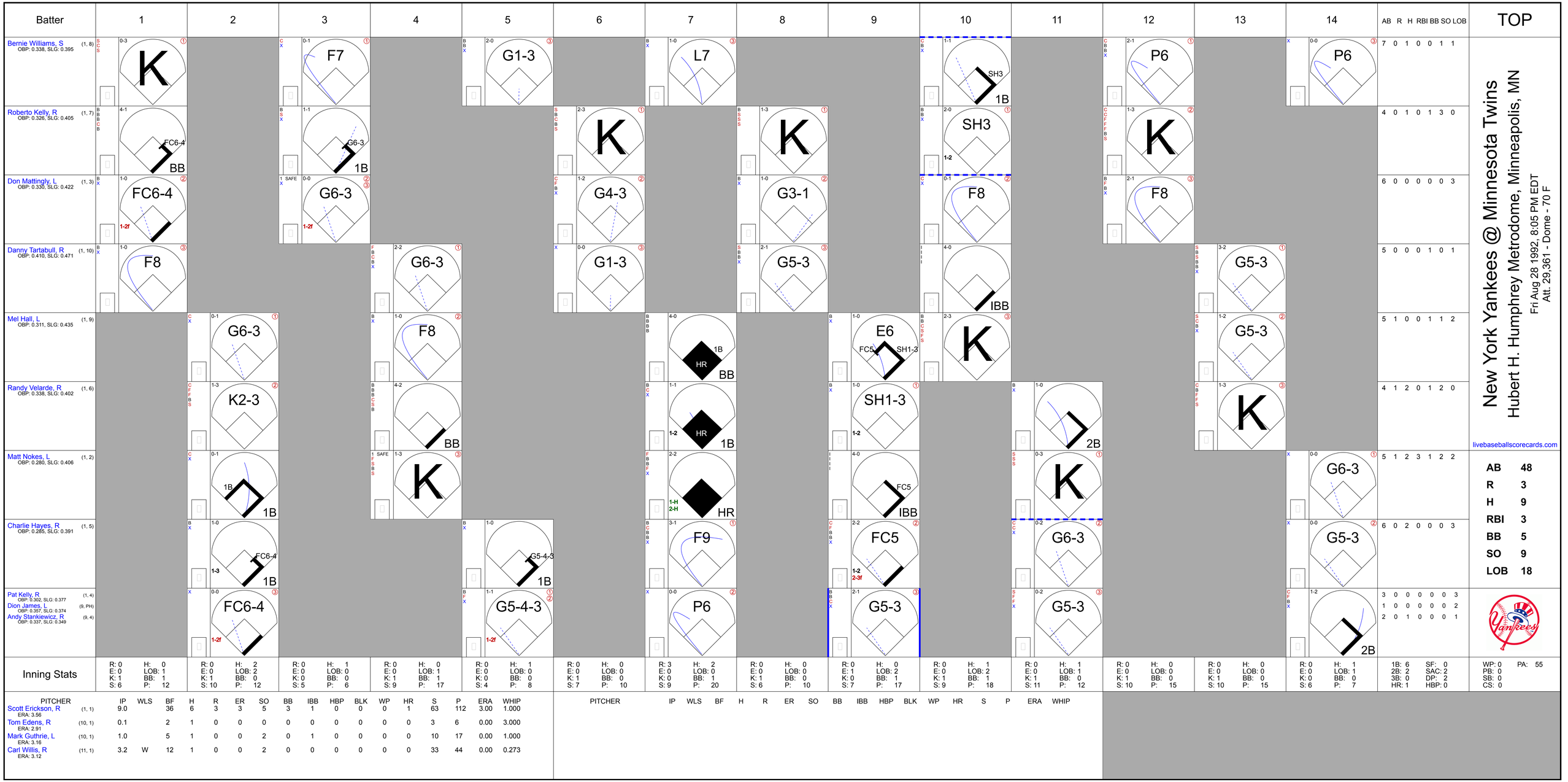

New York Yankees @ Minnesota Twins

Hubert H. Humphrey Metrodome, Minneapolis, MN

Fri Aug 28 1992, 8:05 PM EDT
Att. 29,361 - Dome - 70 F

livebaseballscorecards.com

Batter	1	2	3	4	5	6	7	8	9	10	11	12	13	14	AB R H RBI BB SO LOB
Bernie Williams, S (1, 8) OBP: 0.338, SLG: 0.395	K		F7		G1-3		L7			SH3 1B		P6		P6	7 0 1 0 0 1 1
Roberto Kelly, R (1, 7) OBP: 0.326, SLG: 0.405	FC6-4 BB		G6-3 1B			K		K		SH3 1-2		K			4 0 1 0 1 3 0
Don Mattingly, L (1, 3) OBP: 0.330, SLG: 0.422	FC6-4 1-2f		G6-3 1-2f			G4-3		G3-1		F8		F8			6 0 0 0 0 0 3
Danny Tartabull, R (1, 10) OBP: 0.410, SLG: 0.471	F8			G6-3		G1-3		G5-3		IBB			G5-3		5 0 0 0 1 0 1
Mel Hall, L (1, 9) OBP: 0.311, SLG: 0.435		G6-3		F8			HR 1B BB		E6 FC5 SH1-3	K			G5-3		5 1 0 0 1 1 2
Randy Velarde, R (1, 6) OBP: 0.338, SLG: 0.402		K2-3		BB			HR 1-2 1B		SH1-3 1-2		2B		K		4 1 2 0 1 2 0
Matt Nokes, L (1, 2) OBP: 0.280, SLG: 0.406		1B 1B		K			HR 1-H 2-H		FC5 IBB		K			G6-3	5 1 2 3 1 2 2
Charlie Hayes, R (1, 5) OBP: 0.285, SLG: 0.391		FC6-4 1-3 1B			G5-4-3 1B		F9		FC5 1-2 2-3f		G6-3			G5-3	6 0 2 0 0 0 3
Pat Kelly, R (1, 4) OBP: 0.302, SLG: 0.377		FC6-4 1-2f			G5-4-3 1-2f		P6		G5-3		G5-3			2B	3 0 0 0 0 0 3
Dion James, L (9, PH) OBP: 0.357, SLG: 0.374															1 0 0 0 0 0 2
Andy Stankiewicz, R (9, 4) OBP: 0.337, SLG: 0.349															2 0 1 0 0 0 1

Inning Stats	1	2	3	4	5	6	7	8	9	10	11	12	13	14
	R: 0 E: 0 K: 1 S: 6	H: 0 LOB: 1 BB: 1 P: 12	R: 0 E: 0 K: 1 S: 10	H: 2 LOB: 2 BB: 0 P: 12	R: 0 E: 0 K: 0 S: 5	H: 1 LOB: 0 BB: 0 P: 6	R: 0 E: 0 K: 1 S: 9	H: 0 LOB: 1 BB: 1 P: 17	R: 0 E: 0 K: 0 S: 4	H: 1 LOB: 0 BB: 0 P: 8	R: 0 E: 0 K: 1 S: 7	H: 0 LOB: 0 BB: 0 P: 10	R: 3 E: 0 K: 0 S: 9	H: 2 LOB: 0 BB: 1 P: 20	R: 0 E: 0 K: 1 S: 6	H: 0 LOB: 0 BB: 0 P: 10
	R: 0 E: 1 K: 0 S: 7	H: 0 LOB: 2 BB: 1 P: 17	R: 0 E: 0 K: 1 S: 9	H: 1 LOB: 2 BB: 1 P: 18	R: 0 E: 0 K: 1 S: 11	H: 1 LOB: 1 BB: 0 P: 12	R: 0 E: 0 K: 1 S: 10	H: 0 LOB: 0 BB: 0 P: 15	R: 0 E: 0 K: 1 S: 10	H: 0 LOB: 0 BB: 0 P: 15	R: 0 E: 0 K: 0 S: 6	H: 1 LOB: 1 BB: 0 P: 7	1B: 6 2B: 2 3B: 0 HR: 1	SF: 0 SAC: 2 DP: 2 HBP: 0

PITCHER		IP	WLS	BF	H	R	ER	SO	BB	IBB	HBP	BLK	WP	HR	S	P	ERA	WHIP
Scott Erickson, R ERA: 3.56	(1, 1)	9.0		36	6	3	3	5	3	1	0	0	0	1	63	112	3.00	1.000
Tom Edens, R ERA: 2.91	(10, 1)	0.1		2	1	0	0	0	0	0	0	0	0	0	3	6	0.00	3.000
Mark Guthrie, L ERA: 3.16	(10, 1)	1.0		5	1	0	0	2	0	1	0	0	0	0	10	17	0.00	1.000
Carl Willis, R ERA: 3.12	(11, 1)	3.2	W	12	1	0	0	2	0	0	0	0	0	0	33	44	0.00	0.273

PITCHER	IP	WLS	BF	H	R	ER	SO	BB	IBB	HBP	BLK	WP	HR	S	P	ERA	WHIP

AB	48
R	3
H	9
RBI	3
BB	5
SO	9
LOB	18

WP: 0 PB: 0 SB: 0 CS: 0 PA: 55

BOTTOM

New York Yankees @ Minnesota Twins

Hubert H. Humphrey Metrodome, Minneapolis, MN

Fri Aug 28 1992, 8:05 PM EDT

Att. 29,361 - Dome - 70 F

livebaseballscorecards.com

Batter	1	2	3	4	5	6	7	8	9	10	11	12	13	14	AB	R	H	RBI	BB	SO	LOB
Chuck Knoblauch, R (1, 4) OBP: 0.376, SLG: 0.364	3-1 BB 1B 1B		1-3 K		3-1 G6-3 1-2f		2-3 K		0-2 P6		3-2 G6-3		1-3 K		7	1	1	0	0	3	5
Greg Gagne, R (1, 6) OBP: 0.290, SLG: 0.363	1-2 L7		0-0 F8		0-1 F9		0-2 2B		0-3 K		1-0 F8		3-1 F9		7	0	1	0	0	1	5
Kirby Puckett, R (1, 8) OBP: 0.364, SLG: 0.502	4-1 1B 1-2 BB			0-1 G5-3		0-0 HR 1B	2-3 K		0-1 1-3 1B			0-1 F9	0-0 FC5 1-2f		6	1	2	0	1	1	4
Chili Davis, S (1, 10) OBP: 0.375, SLG: 0.407	0-2 G6-4-3 1-3 2-H 1B			4-2 1B BB		1-2 F9 1-H HR		1-1 SH1-4 E 1B	0-0 G3			1-3 K		2-3 K	6	0	2	1	1	2	3
Shane Mack, R (1, 7) OBP: 0.400, SLG: 0.482	1-1 G6-4-3 1-2f			2-2 BB 1-3 1B		3-2 HR		1-0 E6 SH1-4 1-2		1-1 P9		4-2 FC5-4 BB		2-2 2B 2B	6	2	3	2	1	0	3
Brian Harper, R (1, 2) OBP: 0.334, SLG: 0.410		4-1 G5-4-3 BB		2-1 P9		1-0 P4		1-1 SH1-4 1-2 2-3		1-3 K		0-2 FC5-4 1-2f		4-0 2B IBB	4	0	0	0	2	1	3
Kent Hrbek, L (1, 3) OBP: 0.357, SLG: 0.416		2-3 K		4-1 FC6-4 1-2 BB		3-1 1B		4-0 G4-6-3 IBB		4-0 2B BB			4-2 BB BB BB	2-0 1-3 2-H 2B	2	0	1	0	4	1	1
Lenny Webster, R (14, PH) OBP: 0.277, SLG: 0.358															1	0	1	1	0	0	0
Pedro Munoz, R (1, 9) OBP: 0.301, SLG: 0.429		0-1 G5-4-3 1-2f		1-1 FC6-4 1-2f		3-1 G4-3		2-2 G4-6-3 1-2f		2-0 1-H 2B			4-2 BB 1-2 BB		3	0	0	0	0	0	5
Gene Larkin, S (8, PH) OBP: 0.322, SLG: 0.365 (9, 9)															2	0	1	0	1	0	3
Jeff Reboulet, R (1, 5) OBP: 0.314, SLG: 0.276			1-2 G5-3		4-0 G6-3 BB		2-2 F8		0-1 1B 1B		1-0 G5-3		4-2 1-2 2-3 FC5 BB		2	0	0	0	1	0	0
Randy Bush, L (9, PH) OBP: 0.283, SLG: 0.318															1	0	1	0	0	0	0
Scott Leius, R (9, PR) OBP: 0.323, SLG: 0.352 (10, 5)															1	0	0	0	1	0	0
Inning Stats	R: 1 E: 0 K: 0 S: 11 H: 2 LOB: 1 BB: 1 P: 20	R: 0 E: 0 K: 1 S: 6 H: 0 LOB: 0 BB: 1 P: 12	R: 0 E: 0 K: 1 S: 7 H: 0 LOB: 0 BB: 0 P: 9	R: 0 E: 0 K: 0 S: 13 H: 1 LOB: 3 BB: 2 P: 26	R: 0 E: 0 K: 0 S: 5 H: 0 LOB: 0 BB: 1 P: 11	R: 2 E: 0 K: 0 S: 13 H: 3 LOB: 1 BB: 0 P: 24	R: 0 E: 0 K: 2 S: 14 H: 1 LOB: 1 BB: 0 P: 20	R: 0 E: 1 K: 0 S: 8 H: 1 LOB: 2 BB: 1 P: 17	R: 0 E: 0 K: 1 S: 11 H: 2 LOB: 2 BB: 0 P: 11	R: 0 E: 0 K: 1 S: 6 H: 1 LOB: 2 BB: 1 P: 14	R: 0 E: 0 K: 0 S: 9 H: 0 LOB: 0 BB: 0 P: 14	R: 0 E: 0 K: 1 S: 13 H: 0 LOB: 1 BB: 1 P: 18	R: 0 E: 0 K: 1 S: 18 H: 0 LOB: 3 BB: 3 P: 34	R: 1 E: 0 K: 1 S: 7 H: 2 LOB: 2 BB: 1 P: 17	1B: 8 2B: 4 3B: 0 HR: 1	SF: 0 SAC: 1 DP: 4 HBP: 0	PA: 61					

	AB	R	H	RBI	BB	SO	LOB
	48	4	13	4	12	9	32

PITCHER		IP	WLS	BF	H	R	ER	SO	BB	IBB	HBP	BLK	WP	HR	S	P	ERA	WHIP
Scott Sanderson, R ERA: 4.52	(1, 1)	6.0		26	6	3	3	2	5	0	0	0	0	1	55	102	4.50	1.833
John Habyan, R ERA: 3.63	(7, 1)	3.0		14	4	0	0	3	0	1	0	0	0	0	33	48	0.00	1.333
Rich Monteleone, R ERA: 3.26	(10, 1)	3.0		11	1	0	0	2	2	0	0	0	0	0	28	46	0.00	1.000
Greg Cadaret, L ERA: 4.6	(13, 1)	1.1	L	10	2	1	1	2	3	1	0	0	0	0	25	51	6.75	3.750

PITCHER	IP	WLS	BF	H	R	ER	SO	BB	IBB	HBP	BLK	WP	HR	S	P	ERA	WHIP

WP: 0 PB: 0 SB: 0 CS: 0

Batter	1	2	3	4	5	6	7	8	9	AB	R	H	RBI	BB	SO	LOB
Bernie Williams, S (1, 8) OBP: 0.348, SLG: 0.393	X 0-0 ① G6-3	B B B C C X 3-2 BB HR 1B		B B F B B 4-1 FC6-4 BB		B S X 1-1 ① G5-3		B B B 4-0 G6-3 BB		3	1	1	0	2	0	0
Randy Velarde, R (1, 6) OBP: 0.337, SLG: 0.398 Mel Hall, L (8, PH) OBP: 0.310, SLG: 0.434 Andy Stankiewicz, R (8, 6) OBP: 0.337, SLG: 0.349	C B B X 2-1 ② G5-3	B B B C F 1 SAFE B 4-2 HR BB 1-2		1 SAFE B X 1-0 ① FC6-4 1-2f		F B B F B C 3-3 ② K		S B 1 SAFE F X 1-2 ② ③ G6-3 1-2f		3 1 0	1 0 0	0 0 0	0 0 0	1 0 0	1 0 0	1 2 0
Don Mattingly, L (1, 3) OBP: 0.328, SLG: 0.422	B X 1-0 1B 2B	X 0-0 ① F9		1 SAFE X 0-0 ② F8		B C B X 2-1 ③ G6-3			C X 0-1 ① G6-3	5	1	1	0	0	0	3
Danny Tartabull, R (1, 9) OBP: 0.410, SLG: 0.478 Dion James, L (9, 9) OBP: 0.357, SLG: 0.374	B B B F B 4-1 BB 1B 1B BB	B X 1-0 1-H 2-H HR		C B B C S 2-3 ③ K			X 0-0 ① F9		B C B B X 3-1 ② G5-3	4 0	2 0	1 0	3 0	1 0	1 0	1 0
Roberto Kelly, R (1, 7) OBP: 0.329, SLG: 0.409	B X 1-0 BB 1B 1-2 2-H 1B	C S C 0-3 ② K			B B X 2-0 CS 2B		S F B F F X 1-2 S 1B		S C F F B B B F X 2-2 ③ L9	5	1	3	1	0	1	0
Mike Stanley, R (1, 2) OBP: 0.382, SLG: 0.412	C C F B F B B F B 4-2 BB 1B 1-2 2-3 BB	C B B B F B X 3-2 ③ G5-3			B B B B 4-0 G3-1 CS BB		C S C 0-3 ② K			2	0	0	0	2	1	1
Jim Leyritz, R (1, 10) OBP: 0.331, SLG: 0.397	X 0-0 BB 1-2 2-H 3-H 1B		B B X 2-0 ① F8		C B L B 1 SAFE X 2-2 ① ② G3-1 1-3 2-3		B B X 2-0 ③ F7 1-2			4	0	1	2	0	0	3
Charlie Hayes, R (1, 5) OBP: 0.289, SLG: 0.393	S B B B B B 4-1 FC6-4 1-2 2-3 BB		C C X 0-2 ② G3		B B C B B 4-1 WP BB			B S B X 2-1 G6-3 2B		2	0	1	0	2	0	0
Pat Kelly, R (1, 4) OBP: 0.298, SLG: 0.372	B F X 1-1 ③ FC6-4 1-2f		X 0-0 ③ F8		L B B B C C 3-3 ③ K 1-2			L C F F X 0-2 ① G6-3 2-3		4	0	0	0	0	1	6
Inning Stats	R: 3 E: 0 K: 0 S: 15 H: 3 LOB: 3 BB: 3 P: 32	R: 3 E: 0 K: 1 S: 13 H: 2 LOB: 0 BB: 1 P: 24	R: 0 E: 0 K: 0 S: 5 H: 0 LOB: 0 BB: 0 P: 7	R: 0 E: 0 K: 1 S: 6 H: 0 LOB: 1 BB: 1 P: 13	R: 0 E: 0 K: 1 S: 8 H: 1 LOB: 2 BB: 2 P: 23	R: 0 E: 0 K: 1 S: 7 H: 0 LOB: 0 BB: 0 P: 13	R: 0 E: 0 K: 1 S: 10 H: 1 LOB: 1 BB: 0 P: 13	R: 0 E: 0 K: 0 S: 10 H: 1 LOB: 1 BB: 1 P: 17	R: 0 E: 0 K: 0 S: 10 H: 0 LOB: 0 BB: 0 P: 15	1B: 4 2B: 3 3B: 0 HR: 1 SF: 0 SAC: 0 DP: 1 HBP: 0						

New York Yankees @ Minnesota Twins

Hubert H. Humphrey Metrodome, Minneapolis, MN

Sat Aug 29 1992, 8:05 PM EDT

Att. 34,793 - Dome - 70 F

TOP

livebaseballscorecards.com

AB	33
R	6
H	8
RBI	6
BB	8
SO	5
LOB	17

WP: 1 PB: 0 SB: 1 CS: 2 PA: 41

PITCHER		IP	WLS	BF	H	R	ER	SO	BB	IBB	HBP	BLK	WP	HR	S	P	ERA	WHIP
Bill Krueger, L ERA: 4.3	(1, 1)	4.0	L	24	6	6	6	2	6	0	0	0	0	1	40	83	13.50	3.000
Tom Edens, R ERA: 2.77	(5, 1)	3.1		13	2	0	0	3	2	0	0	0	1	0	31	55	0.00	1.200
Rick Aguilera, R ERA: 3.42	(8, 1)	1.2		4	0	0	0	0	0	0	0	0	0	0	13	19	0.00	0.000

PITCHER	IP	WLS	BF	H	R	ER	SO	BB	IBB	HBP	BLK	WP	HR	S	P	ERA	WHIP

New York Yankees @ Minnesota Twins

Hubert H. Humphrey Metrodome, Minneapolis, MN

Sat Aug 29 1992, 8:05 PM EDT

Att. 34,793 - Dome - 70 F

livebaseballscorecards.com

BOTTOM

Batter	1	2	3	4	5	6	7	8	9	AB	R	H	RBI	BB	SO	LOB
Chuck Knoblauch, R (1, 4) OBP: 0.375, SLG: 0.363	C B B B X 3-1 G6-3 ①	X 0-0 L1-3 1B 2-3			C C X 0-2 G6-3 ②		B B B C X 3-1 FC6-4 ③ 1-2f			4	0	1	0	0	0	1
Randy Bush, L (1, 9) OBP: 0.276, SLG: 0.310	B C S B S 2-3 K ②	1 SAFE 1 SAFE B 1 SAFE 1 SAFE X 1-0 L1-3 ②③ 1-2			B C F C 1-3 K ③			B B B C C S 3-3 K ①		4	0	0	0	0	3	2
Kirby Puckett, R (1, 8) OBP: 0.365, SLG: 0.501	B B B C B 4-1 FC4-6 BB		C B F F X 1-2 G4-3 ①			X 0-0 FC4-6 1B		B B C F B S 3-3 K ②		3	0	1	0	1	1	0
Chili Davis, S (1, 10) OBP: 0.374, SLG: 0.404	X 0-0 FC4-6 ③ 1-2f		C B B B B 4-1 CS BB			B B C 1 SAFE X 2-1 FC4-6 ① G5-3 1-2f		F B B B X 3-1 F8 ③		3	0	0	0	1	0	2
Shane Mack, R (1, 7) OBP: 0.399, SLG: 0.479		C B B B B B 4-1 1B G6-3 1B BB	B C B B F C 3-3 K ②③ 1-2			X 0-0 G5-3 ② 1-2			S B X 1-1 G4-3 ①	3	1	0	0	1	1	2
Brian Harper, R (1, 2) OBP: 0.333, SLG: 0.409		B F X 1-1 G6-3 ① 1-2		X 0-0 P5 ①		B F B F X 2-2 G6-3 ③			C B X 1-1 1B	4	0	1	0	0	0	2
Gene Larkin, S (1, 3) OBP: 0.324, SLG: 0.365		B F B X 2-1 1B 2B 1B 2-3		B B B B 4-0 G5-4-3 BB			B B B C C X 3-2 G4-3 ①		B B C F B S 3-3 K ②	3	1	1	0	1	1	1
Scott Leius, R (1, 5) OBP: 0.325, SLG: 0.352		B 1 SAFE B B C X 3-1 S 2B 1B 1-3 3-H		B C B B X 3-1 G5-4-3 ②③ 1-2f			C B B B F B 4-2 FC6-4 BB		C B C X 1-2 F7 ③	3	1	1	1	1	0	2
Greg Gagne, R (1, 6) OBP: 0.290, SLG: 0.366		B X 1-0 1B 2B 1-H 3-H			B F S B X 2-2 P6 ①		C B 1 SAFE F X 1-2 FC6-4 ② FC6-4 1-2f			3	0	1	2	0	0	1

Inning Stats	1	2	3	4	5	6	7	8	9
	R: 0 H: 0 E: 0 LOB: 1 K: 1 BB: 1 S: 7 P: 16	R: 3 H: 4 E: 0 LOB: 1 K: 0 BB: 1 S: 10 P: 22	R: 0 H: 0 E: 0 LOB: 1 K: 1 BB: 1 S: 8 P: 16	R: 0 H: 0 E: 0 LOB: 0 K: 0 BB: 1 S: 3 P: 10	R: 0 H: 0 E: 0 LOB: 0 K: 1 BB: 0 S: 9 P: 12	R: 0 H: 1 E: 0 LOB: 1 K: 0 BB: 0 S: 7 P: 11	R: 0 H: 0 E: 0 LOB: 1 K: 0 BB: 1 S: 10 P: 21	R: 0 H: 0 E: 0 LOB: 0 K: 2 BB: 0 S: 9 P: 18	R: 0 H: 1 E: 0 LOB: 1 K: 1 BB: 0 S: 10 P: 16

	AB	30
	R	3
	H	6
	RBI	3
	BB	5
	SO	6
	LOB	13

	1B: 5	SF: 0	WP: 0	PA: 35
	2B: 3	SAC: 0	PB: 0	
	3B: 0	DP: 3	SB: 1	
	HR: 0	HBP: 0	CS: 1	

PITCHER		IP	WLS	BF	H	R	ER	SO	BB	IBB	HBP	BLK	WP	HR	S	P	ERA	WHIP
Bob Wickman, R ERA: 3.86	(1, 1)	8.0	W	31	5	3	3	5	5	0	0	0	0	0	63	126	3.38	1.250
Steve Farr, R ERA: 1.69	(9, 1)	1.0	S	4	1	0	0	1	0	0	0	0	0	0	10	16	0.00	1.000

PITCHER	IP	WLS	BF	H	R	ER	SO	BB	IBB	HBP	BLK	WP	HR	S	P	ERA	WHIP

Batter	1	2	3	4	5	6	7	8	9	AB	R	H	RBI	BB	SO	LOB
Bernie Williams, S (1, 8) OBP: 0.349, SLG: 0.389	C F F B B F S 2-3 ① K		C B X 1-1 1B S 1B		B 1 SAFE B B B 4-0 1-2 BB		F B X 1-1 ① F8 2-3		C S S 0-3 ② K	4	0	1	0	1	2	2
Dion James, L (1, 7) OBP: 0.358, SLG: 0.375	C B B F X 2-2 ② F8		C F B B F X 1-2 1-3 1B		X 0-0 ③ P2		F F B B X 2-2 1B 1-2 3-H 1B		F X 0-1 ③ P7	5	0	2	1	0	0	2
Don Mattingly, L (1, 10) OBP: 0.326, SLG: 0.419	F B X 1-1 ③ G1-6-3		X 0-0 ③ G4-3			B B F X 2-1 ① F7	C S S 0-3 ② K			4	0	0	0	0	1	4
Mel Hall, L (1, 9) OBP: 0.312, SLG: 0.439		B B F F F X 2-2 ① F9		B C F C 1-3 ① K		S X 0-1 SF8 3B	X 0-0 FC6-4 1-2 2-H 1B			4	1	2	1	0	1	0
Matt Nokes, L (1, 2) OBP: 0.280, SLG: 0.406 Danny Tartabull, R (7, PH) OBP: 0.409, SLG: 0.476 Mike Stanley, R (7, 2) OBP: 0.382, SLG: 0.412		B F B B X 2-1 FC5-4 1B		B X 1-0 ② G4-3		B B F X 2-1 ② SF8 3-H	C B B X 2-1 ③ FC6-4 1-2f			2 1 0	0 0 0	1 0 0	1 0 0	0 0 0	0 0 0	0 2 0
Randy Velarde, R (1, 5) OBP: 0.336, SLG: 0.396	C B X 1-1 ② FC5-4 1-2f			S B C B F X 2-2 ③ G3-1		B X 1-0 1B		C C B S 1-3 ① K		4	0	1	0	0	1	1
Kevin Maas, L (1, 3) OBP: 0.307, SLG: 0.415 Charlie Hayes, R (8, PH) OBP: 0.289, SLG: 0.392 (8, 3)	S B 1 SAFE B C S 2-3 ③ K			C B F X 1-2 ① G3-1		B X 1-0 ③ G4-3		B S C F B B S 3-3 ② K		3 1	0 0	0 0	0 0	0 0	1 1	2 0
Andy Stankiewicz, R (1, 6) OBP: 0.339, SLG: 0.349			C B F X 1-2 ① L4		F B B B B 4-1 BB BB		B C F B B X 3-2 F8 1B 1B 1B	X 0-0 ③ G3		3	1	1	0	1	0	0
Pat Kelly, R (1, 4) OBP: 0.298, SLG: 0.371 Roberto Kelly, R (9, PH) OBP: 0.328, SLG: 0.408			X 0-0 ② G5-3		F X 0-1 ② P3		F B F X 1-2 1B 1-2 1B 1B		B B F F F F B X 3-2 ① G6-3	3 1	1 0	1 0	0 0	0 0	0 0	1 0
Inning Stats	R: 0 H: 0 E: 0 LOB: 0 K: 1 BB: 0 S: 10 P: 15	R: 0 H: 1 E: 0 LOB: 1 K: 1 BB: 0 S: 11 P: 18	R: 0 H: 2 E: 0 LOB: 2 K: 0 BB: 0 S: 12 P: 15	R: 0 H: 0 E: 0 LOB: 0 K: 1 BB: 0 S: 8 P: 12	R: 0 H: 0 E: 0 LOB: 2 K: 0 BB: 2 S: 7 P: 16	R: 1 H: 2 E: 0 LOB: 1 K: 0 BB: 0 S: 8 P: 14	R: 2 H: 4 E: 0 LOB: 2 K: 1 BB: 0 S: 17 P: 26	R: 0 H: 0 E: 0 LOB: 0 K: 2 BB: 0 S: 8 P: 12	R: 0 H: 0 E: 0 LOB: 0 K: 1 BB: 0 S: 9 P: 12	1B: 8 SF: 1 2B: 0 SAC: 0 3B: 1 DP: 0 HR: 0 HBP: 0						WP: 0 PA: 38 PB: 0 SB: 1 CS: 0

PITCHER		IP	WLS	BF	H	R	ER	SO	BB	IBB	HBP	BLK	WP	HR	S	P	ERA	WHIP
Kevin Tapani, R ERA: 3.95	(1, 1)	6.1	W	29	8	3	3	3	2	0	0	0	0	0	67	108	4.26	1.579
Mark Guthrie, L ERA: 3.08	(7, 1)	1.2		6	1	0	0	3	0	0	0	0	0	0	14	20	0.00	0.600
Rick Aguilera, R ERA: 3.35	(9, 1)	1.0	S	3	0	0	0	1	0	0	0	0	0	0	9	12	0.00	0.000

PITCHER	IP	WLS	BF	H	R	ER	SO	BB	IBB	HBP	BLK	WP	HR	S	P	ERA	WHIP

TOP

New York Yankees @ Minnesota Twins

Hubert H. Humphrey Metrodome, Minneapolis, MN

Sun Aug 30 1992, 4:33 AM EDT
Att. 30,730 - Dome - 70 F

livebaseballscorecards.com

AB	35
R	3
H	9
RBI	3
BB	2
SO	7
LOB	14

Batter	1	2	3	4	5	6	7	8	9	AB	R	H	RBI	BB	SO	LOB
Chuck Knoblauch, R (1, 4) OBP: 0.377, SLG: 0.365	B C B B B 4-1 G4-3 E 2B BB		X 0-0 2B	B B C X 2-1 ② F8 2-3	B B B C F F S 3-3 ③ K			L B L B 1 B B SAFE 4-2 G6-4-3 1-2 BB		3	1	1	0	2	1	5
Randy Bush, L (1, 9) OBP: 0.269, SLG: 0.300 Jeff Reboulet, R (9, 9) OBP: 0.314, SLG: 0.276	1 SAFE B F X 1-1 ① G4-3 1-3		X 0-0 ② G6-3	B S B F B S 3-3 ③ K 1-2		X 0-0 ① F8		B C S B F B S 3-3 ① K		5 0	0 0	0 0	0 0	0 0	2 0	6 0
Kirby Puckett, R (1, 8) OBP: 0.367, SLG: 0.502	C F B F B F B X 3-2 3-H 2B		B B B 4-0 BB	C H 1-1 1B S 2B HBP	B S F F B F F S 2-3 ② K			S F B X 1-2 ②③ G6-4-3 1-2f		3	1	1	1	1	1	2
Chili Davis, S (1, 10) OBP: 0.373, SLG: 0.403	S B B C F S 2-3 ② K		B S X 1-1 ③ G4-3		1 B B F 1 S B X SAFE SAFE 3-2 2B 1-3 BB 1B	S B B F B S 3-3 ③ K				4	1	1	0	0	2	3
Shane Mack, R (1, 7) OBP: 0.402, SLG: 0.481	B C S X 1-2 ③ G6-3			B B B B 4-0 G3 1B 1B BB	C S X 0-2 BB 1-3 3-H 2B		B B F C B F B 4-2 F9 BB			2	1	1	1	2	0	1
Brian Harper, R (1, 2) OBP: 0.335, SLG: 0.408		B B B B C B 4-1 G4-6-3 BB		B 1 SAFE X 1-0 1B G3 1-2 1B	F B S X 1-2 ① P4		1 SAFE X 0-0 ① F9 1-2			3	1	1	0	1	0	3
Gene Larkin, S (1, 3) OBP: 0.323, SLG: 0.360	F B X 1-1 ①② G4-6-3 1-2f			X 0-0 ① G3 1-2 2-3	I I I I 4-0 BB IBB		B B X 2-0 ② P6			3	0	0	0	1	0	4
Greg Gagne, R (1, 6) OBP: 0.290, SLG: 0.364	C S S 0-3 ③ K			F M B F F F X 1-2 F8 1B 2-3 3-H 1B	F C F S 0-3 ② K		B X 1-0 ③ G6-3			4	0	1	1	0	2	4
Mike Pagliarulo, L (1, 5) OBP: 0.202, SLG: 0.208			C X 0-1 ① P6	B 1 SAFE X 1-0 S 1-2 3-H 1B	B B B B 4-0 1-2 2-3 3-H BB			X 0-0 BB 1B		3	0	2	2	1	0	0
Inning Stats	R: 1 H: 1 E: 1 LOB: 1 K: 1 BB: 1 S: 15 P: 26	R: 0 H: 0 E: 0 LOB: 0 K: 1 BB: 1 S: 6 P: 11	R: 0 H: 1 E: 0 LOB: 2 K: 0 BB: 1 S: 6 P: 11	R: 2 H: 3 E: 0 LOB: 2 K: 1 BB: 1 S: 14 P: 26	R: 2 H: 2 E: 0 LOB: 3 K: 2 BB: 2 S: 18 P: 34	R: 0 H: 0 E: 0 LOB: 0 K: 2 BB: 0 S: 10 P: 15	R: 0 H: 0 E: 0 LOB: 1 K: 0 BB: 1 S: 6 P: 13	R: 0 H: 1 E: 0 LOB: 1 K: 1 BB: 1 S: 10 P: 18		1B: 5 SF: 0 2B: 3 SAC: 0 3B: 0 DP: 2 HR: 0 HBP: 1						

PITCHER		IP	WLS	BF	H	R	ER	SO	BB	IBB	HBP	BLK	WP	HR	S	P	ERA	WHIP
Sam Militello, R ERA: 2.97	(1, 1)	4.2	L	27	7	5	4	4	5	1	1	0	0	0	55	101	7.71	2.571
Russ Springer, R ERA: 9.39	(5, 1)	3.1		12	1	0	0	4	2	0	0	0	0	0	30	53	0.00	0.900

PITCHER	IP	WLS	BF	H	R	ER	SO	BB	IBB	HBP	BLK	WP	HR	S	P	ERA	WHIP

BOTTOM

New York Yankees @ Minnesota Twins

Hubert H. Humphrey Metrodome, Minneapolis, MN

Sun Aug 30 1992, 4:33 AM EDT

Att. 30,730 - Dome - 70 F

livebaseballscorecards.com

AB	30
R	5
H	8
RBI	5
BB	8
SO	8
LOB	28

Minnesota Twins @ Detroit Tigers

Tiger Stadium, Detroit, MI

Mon Aug 31 1992, 7:05 PM EDT

Att. 14,626 - Sunny - 72 F

TOP

livebaseballscorecards.com

Batter	1	2	3	4	5	6	7	8	9	10	AB	R	H	RBI	BB	SO	LOB
Chuck Knoblauch, R (1, 4) OBP: 0.381, SLG: 0.368	4-2 1B WP BB		0-0 1B			2-2 HR 1B		0-3 ① K		0-1 1-2 2B 1B	4	3	3	0	1	1	0
Gene Larkin, S (1, 3) OBP: 0.324, SLG: 0.365	0-0 ① 1-3 1B		1-0 ③ F8			2-2 ① F7		2-3 ② K		1-2 1-H 2-H 2B	5	0	2	2	0	1	2
Kirby Puckett, R (1, 8) OBP: 0.367, SLG: 0.500	1-3 ② K 3-H			0-0 E5 G4-3 1B		1-3 ② K		0-0 ③ P2		4-0 IBB	4	0	1	0	1	2	1
Chili Davis, S (1, 10) OBP: 0.374, SLG: 0.411 J.T. Bruett, L (9, PR) OBP: 0.326, SLG: 0.244 Kent Hrbek, L (10, PH) OBP: 0.357, SLG: 0.415	1-2 ③ G3			0-2 ① G6-3		2-2 1-H HR			0-0 SH3-4 1B	1-2 ② F7	4	1	2	2	0	0	1
											0	0	0	0	0	0	0
											1	0	0	0	0	0	2
Shane Mack, R (1, 7) OBP: 0.399, SLG: 0.477		1-2 ① F8		2-2 ② G4-3 2-3		0-1 ③ F9			0-0 ① SH3-4 1-2	0-0 ③ G6-3	4	0	0	0	0	0	3
Brian Harper, R (1, 2) OBP: 0.336, SLG: 0.408		0-1 ② F9		0-2 ③ G5-3			0-1 G4-3 1B		4-0 G3-6-1 IBB		3	0	1	0	1	0	1
Pedro Munoz, R (1, 9) OBP: 0.298, SLG: 0.425 Randy Bush, L (9, PH) OBP: 0.267, SLG: 0.298	0-1 ③ G4-3				2-3 ① K		2-3 ① K		0-2 ②③ 1-2f G3-6-1		3	0	0	0	0	2	1
											1	0	0	0	0	0	2
(9, 9) Jeff Reboulet, R (10, 9) OBP: 0.314, SLG: 0.276											0	0	0	0	0	0	0
Scott Leius, R (1, 5) OBP: 0.322, SLG: 0.348 Mike Pagliarulo, L (10, PH) OBP: 0.200, SLG: 0.206			3-2 ① G6-3		2-1 ② G6-3		1-1 ② 1-2 G4-3			0-3 ① K	3	0	0	0	0	0	1
											1	0	0	0	0	1	0
(10, 5)																	
Greg Gagne, R (1, 6) OBP: 0.289, SLG: 0.363			0-2 ② G6-3		2-2 ③ G6-3		0-0 ③ F7			1-0 1B 2B 1B	4	1	1	0	0	0	1
Inning Stats	R: 1 E: 0 K: 1 S: 10 H: 1 LOB: 0 BB: 1 P: 16	R: 0 E: 0 K: 0 S: 7 H: 0 LOB: 0 BB: 0 P: 8	R: 0 E: 0 K: 0 S: 10 H: 1 LOB: 1 BB: 0 P: 14	R: 0 E: 1 K: 0 S: 10 H: 1 LOB: 1 BB: 0 P: 12	R: 0 E: 0 K: 0 S: 11 H: 0 LOB: 0 BB: 0 P: 17	R: 2 E: 0 K: 1 S: 14 H: 2 LOB: 0 BB: 0 P: 21	R: 0 E: 0 K: 1 S: 8 H: 1 LOB: 1 BB: 0 P: 11	R: 0 E: 0 K: 2 S: 8 H: 0 LOB: 0 BB: 0 P: 10	R: 0 E: 0 K: 0 S: 5 H: 1 LOB: 2 BB: 1 P: 9	R: 2 E: 0 K: 1 S: 14 H: 3 LOB: 2 BB: 1 P: 21	1B: 8 2B: 1 3B: 0 HR: 1	SF: 0 SAC: 1 DP: 1 HBP: 0						

PITCHER	IP	WLS	BF	H	R	ER	SO	BB	IBB	HBP	BLK	WP	HR	S	P	ERA	WHIP
Dave Haas, R (1, 1) ERA: 3.99	6.0		23	5	3	3	3	1	0	0	0	1	1	62	88	4.50	1.000
Mark Leiter, R (7, 1) ERA: 4.33	2.0		7	1	0	0	3	0	0	0	0	0	0	16	21	0.00	0.500
Mike Henneman, R (9, 1) ERA: 4.06	2.0	L	11	4	2	2	1	0	2	0	0	0	0	19	30	9.00	2.000

PITCHER	IP	WLS	BF	H	R	ER	SO	BB	IBB	HBP	BLK	WP	HR	S	P	ERA	WHIP

AB	37
R	5
H	10
RBI	4
BB	3
SO	7
LOB	15

WP: 1 PA: 41
PB: 0
SB: 0
CS: 0

Batter	1	2	3	4	5	6	7	8	9	10	AB	R	H	RBI	BB	SO	LOB
Tony Phillips, S (1, 4) OBP: 0.389, SLG: 0.398	C C B B X 2-2 1B G4-6-3 1B		C B F F X 1-2 ③ G4-3		1 SAFE B 1 B C X 2-1 1-H CS 1B			B C F 1 SAFE 1 SAFE 1 SAFE 1 SAFE B C 2-3 ② K		C C B F B B B 4-2 BB	4	1	2	1	1	1	1
Dan Gladden, R (1, 7) OBP: 0.320, SLG: 0.385	X 0-0 G4-6-3 1-3 1B			C X 0-1 2B	1 SAFE 0-0 ③ CS 1-2	C X 0-1 ① F8		1 SAFE B B C B X 3-1 G5-3 1-2		F C F B X 1-2 ③ L6	5	0	2	0	0	0	2
Travis Fryman, R (1, 6) OBP: 0.322, SLG: 0.440	1 SAFE X 0-0 ① ② G4-6-3 1-2f 3-H			B B S L F F F B X 3-2 ① P3		X 0-0 ② F8			C S B X 1-2 ① G6-3		4	0	0	0	0	0	2
Cecil Fielder, R (1, 3) OBP: 0.318, SLG: 0.463 Chad Kreuter, S (9, PR) OBP: 0.306, SLG: 0.327 Dave Bergman, L (10, 3) OBP: 0.268, SLG: 0.236	B B S F F F B C 3-3 ③ K			F B S F F X 1-2 ② F8		C S B F B C 2-3 ③ K			B S B F X 2-2 1B 1B		4 0 0	0 0 0	1 0 0	0 0 0	0 0 0	2 0 0	1 0 0
Mickey Tettleton, S (1, 2) OBP: 0.369, SLG: 0.460		B B C X 2-1 ① F7		C X 0-1 ③ F8			C C B S 1-3 K2-3		X 0-0 ② F8		4	0	0	0	0	1	2
Rob Deer, R (1, 9) OBP: 0.308, SLG: 0.566		C X 0-1 ② G1-3			B X 1-0 HR		B F F X 1-2 ② G4-3		B B X 2-0 1-2 1B		4	1	2	1	0	0	
Mark Carreon, R (1, 10) OBP: 0.269, SLG: 0.354 Lou Whitaker, L (9, PH) OBP: 0.399, SLG: 0.476		C F B S 1-3 ③ K			C B B F F F F S 2-3 ① K		C F B S 1-3 ③ K		S B B X 2-1 ③ G4-3		3 1	0 0	0 0	0 0	0 0	3 0	0 2
Skeeter Barnes, R (1, 5) OBP: 0.319, SLG: 0.413			C C F C 0-3 ① K		B S L B X 2-2 1B 2B			S B F X 1-2 WP 1B		C X 0-1 ① P5	4	0	2	0	0	1	0
Gary Pettis, S (1, 8) OBP: 0.304, SLG: 0.301 Scott Livingstone, L (10, PH) OBP: 0.301, SLG: 0.317			B B C S S 2-3 ② K		X 0-0 ② S 2-H 1B			1 SAFE L B L B B S 3-3 ① K		B C B B C X 3-2 ② F8	3 1	1 0	1 0	0 0	0 0	2 0	1 0
Inning Stats	R: 1 H: 2 E: 0 LOB: 0 K: 1 BB: 0 S: 10 P: 15	R: 0 H: 0 E: 0 LOB: 0 K: 1 BB: 0 S: 7 P: 10	R: 0 H: 0 E: 0 LOB: 0 K: 2 BB: 0 S: 11 P: 14	R: 0 H: 1 E: 0 LOB: 1 K: 0 BB: 0 S: 15 P: 19	R: 2 H: 4 E: 0 LOB: 0 K: 1 BB: 0 S: 13 P: 20	R: 0 H: 0 E: 0 LOB: 0 K: 1 BB: 0 S: 7 P: 9	R: 0 H: 0 E: 0 LOB: 0 K: 2 BB: 0 S: 9 P: 12	R: 0 H: 1 E: 0 LOB: 1 K: 2 BB: 0 S: 11 P: 20	R: 0 H: 2 E: 0 LOB: 2 K: 0 BB: 0 S: 10 P: 17	R: 0 H: 0 E: 0 LOB: 1 K: 0 BB: 1 S: 12 P: 20	1B: 7 SF: 0 2B: 2 SAC: 0 3B: 0 DP: 1 HR: 1 HBP: 0						

PITCHER		IP	WLS	BF	H	R	ER	SO	BB	IBB	HBP	BLK	WP	HR	S	P	ERA	WHIP
John Smiley, L ERA: 3.25	(1, 1)	8.0		29	8	3	3	10	0	0	0	0	1	1	83	119	3.38	1.000
Carl Willis, R ERA: 3.09	(9, 1)	0.2		4	2	0	0	0	0	0	0	0	0	0	8	13	0.00	3.000
Gary Wayne, L ERA: 2.23	(9, 1)	0.1	W	1	0	0	0	0	0	0	0	0	0	0	2	4	0.00	0.000
Rick Aguilera, R ERA: 3.29	(10, 1)	1.0	S	4	0	0	0	0	1	0	0	0	0	0	12	20	0.00	1.000

PITCHER	IP	WLS	BF	H	R	ER	SO	BB	IBB	HBP	BLK	WP	HR	S	P	ERA	WHIP

BOTTOM

Minnesota Twins @ Detroit Tigers

Tiger Stadium, Detroit, MI

Mon Aug 31 1992, 7:05 PM EDT

Att. 14,626 - Sunny - 72 F

livebaseballscorecards.com

AB	37
R	3
H	10
RBI	2
BB	1
SO	10
LOB	11

1B: 7	SF: 0	WP: 1	PA: 39
2B: 2	SAC: 0	PB: 0	
3B: 0	DP: 1	SB: 1	
HR: 1	HBP: 0	CS: 1	

Minnesota Twins @ Detroit Tigers

Tiger Stadium, Detroit, MI

Tue Sep 01 1992, 7:05 PM EDT

Att. 13,172 - Sunny - 71 F

livebaseballscorecards.com

Batter	1	2	3	4	5	6	7	8	9	AB	R	H	RBI	BB	SO	LOB
J.T. Bruett, L (1, 8) OBP: 0.320, SLG: 0.244	E6 S		1-0 S 1-3 1B		G4-3 ①		K ②		FC6-4 BB 1B	4	0	1	0	0	1	0
Kirby Puckett, R (9, PH) OBP: 0.368, SLG: 0.501										1	0	1	0	0	0	0
(9, 8)																
Chuck Knoblauch, R (1, 4) OBP: 0.381, SLG: 0.367	F9 ①		1-2 G5-3 ② 1-2 3-H		1B G4-3 1B		G6-3 ③		1 SAFE 4-1 FC6-4 1-2 BB	4	1	1	1	1	0	2
Kent Hrbek, L (1, 10) OBP: 0.358, SLG: 0.414	L7 ② 1-2		0-0 G1 ③		G4-3 1B 1-3 1B			SH3-4 BB SF9 BB	FC6-4 ② 1-2f 2-3	3	1	1	0	1	0	2
Pedro Munoz, R (8, PR) OBP: 0.298, SLG: 0.425										0	1	0	0	0	0	0
Mike Pagliarulo, L (9, PH) OBP: 0.198, SLG: 0.204										1	0	0	0	0	0	2
Chili Davis, S (1, 9) OBP: 0.375, SLG: 0.411	K ③			1B 1B E 1B	G4-3 ② 1-2 3-H			SH3-4 1-2 BB	G4-3 ③	3	1	1	1	1	1	2
Randy Bush, L (8, 3) OBP: 0.266, SLG: 0.296										1	0	0	0	0	0	2
Shane Mack, R (1, 7) OBP: 0.400, SLG: 0.478		G3-1 ①		E 1B 1-2 G1-2-3 1B	2-H 1B			SH3-4 ① 1-2 2-3		3	0	2	1	0	0	0
Brian Harper, R (1, 2) OBP: 0.338, SLG: 0.407		G5-3 ②		G1-2-3 E 1-2 2-3 1B	L9 ①			IBB		3	0	1	0	1	0	0
Gene Larkin, S (1, 3) OBP: 0.324, SLG: 0.365		0-0 ③ 1B		E4 G1-2-3 1-2 2-3 3-H	P6 ②			SF9 ② 3-H		3	0	1	1	0	0	2
Darren Reed, R (8, PH) OBP: 0.236, SLG: 0.383										0	0	0	1	0	0	0
(8, 9)																
Scott Leius, R (1, 5) OBP: 0.319, SLG: 0.344		2-3 K ①		2-1 G1-2-3 ①② 1-2 2-3 3-Hf	F9 ③			G4-3 ③		4	0	0	0	0	1	5
Greg Gagne, R (1, 6) OBP: 0.286, SLG: 0.359		E3 1B G5-3		G4-3 ③			P3 ①		F9 ①	4	1	0	0	0	0	2

TOP	
AB	34
R	5
H	9
RBI	5
BB	4
SO	3
LOB	19

Inning Stats	1	2	3	4	5	6	7	8	9	1B: 9 SF: 1	WP: 0 PA: 40
	R: 0 H: 0 E: 1 LOB: 1 K: 1 BB: 0 S: 16 P: 22	R: 0 H: 1 E: 0 LOB: 1 K: 0 BB: 0 S: 5 P: 7	R: 1 H: 1 E: 1 LOB: 1 K: 1 BB: 0 S: 10 P: 15	R: 1 H: 3 E: 1 LOB: 2 K: 0 BB: 0 S: 13 P: 25	R: 2 H: 3 E: 0 LOB: 1 K: 0 BB: 0 S: 11 P: 16	R: 0 H: 0 E: 0 LOB: 0 K: 0 BB: 0 S: 11 P: 19	R: 0 H: 0 E: 0 LOB: 0 K: 1 BB: 0 S: 6 P: 11	R: 1 H: 0 E: 0 LOB: 2 K: 0 BB: 3 S: 14 P: 28	R: 0 H: 1 E: 0 LOB: 2 K: 0 BB: 1 S: 11 P: 19	2B: 0 SAC: 1 3B: 0 DP: 1 HR: 0 HBP: 0	PB: 0 SB: 2 CS: 0

PITCHER		IP	WLS	BF	H	R	ER	SO	BB	IBB	HBP	BLK	WP	HR	S	P	ERA	WHIP
John Doherty, R ERA: 3.59	(1, 1)	5.0		23	8	4	3	2	0	0	0	0	0	0	55	85	5.40	1.600
Les Lancaster, R ERA: 5.83	(6, 1)	2.1	L	9	0	1	1	1	2	0	0	0	0	0	24	45	3.86	0.857
Mike Munoz, L ERA: 3.48	(8, 1)	1.0		4	0	0	0	0	0	1	0	0	0	0	11	17	0.00	0.000
John Kiely, R ERA: 2.61	(9, 1)	0.2		4	1	0	0	0	1	0	0	0	0	0	7	15	0.00	3.000

PITCHER	IP	WLS	BF	H	R	ER	SO	BB	IBB	HBP	BLK	WP	HR	S	P	ERA	WHIP

Batter	1	2	3	4	5	6	7	8	9	AB	R	H	RBI	BB	SO	LOB
Tony Phillips, S (1, 10) OBP: 0.389, SLG: 0.397	BBCCC 2-3 ① K		FCFX 0-2 ③ G1-3		BBFSX 2-2 HBP 1B 1B	CBBSFS 2-3 ③ K 1-2			X 0-0 ② SH5-3 1-2	4	0	1	0	0	2	2
Lou Whitaker, L (1, 4) OBP: 0.397, SLG: 0.472	CCFBC 1-3 ② K			BBX 2-0 ① F8	CBX 1-1 HBP 1-2 1B		BCSX 1-2 ① L8		SBCBFFX 2-2 ③ G1-3	5	0	1	0	0	1	2
Travis Fryman, R (1, 6) OBP: 0.325, SLG: 0.440	CBCFFS 1-3 ③ K			CFX 0-2 BB 2B 1B	LH 1-1 FC5-4 1-2 2-3 HBP		BBBB 4-0 G6-4-3 BB			2	1	1	0	1	1	0
Cecil Fielder, R (1, 3) OBP: 0.317, SLG: 0.460		BCCBBFFS 3-3 ① K		BBBB 4-0 2B 1-2 BB	BFX 1-1 ① F9		SBBBX 2-1 ②③ G6-4-3 1-2f			3	1	0	0	1	1	4
Mickey Tettleton, S (1, 2) OBP: 0.368, SLG: 0.461		CCS 0-3 ② K		CX 0-1 2B 1-H 2-H	BX 1-0 ② P2			CFBBFS 2-3 ① K		4	1	1	2	0	2	3
Dan Gladden, R (1, 7) OBP: 0.316, SLG: 0.380		CBX 1-1 ③ F7		BBCFS 2-3 ② K	BBFBX 3-1 ③ FC5-4 1-2f			X 0-0 ② F8		4	0	0	0	0	1	4
Rob Deer, R (1, 9) OBP: 0.310, SLG: 0.568			CSX 0-2 ① G5-3	SBX 1-1 1B 2-H 2B		CBFX 1-2 WP 1B		FSBS 1-3 ③ K		4	1	2	1	0	1	0
Scott Livingstone, L (1, 5) OBP: 0.303, SLG: 0.317			BCBBB 4-1 BB	SBCBX 2-2 2-H 1B		1 SAFE X 0-0 ① P1			BCSTBX 2-2 ① G3-1	3	0	1	1	1	0	1
Gary Pettis, S (1, 8) OBP: 0.298, SLG: 0.295 Dave Bergman, L (9, PH) OBP: 0.273, SLG: 0.242 Skeeter Barnes, R (9, PR) OBP: 0.319, SLG: 0.413			CX 0-1 ② F7	BBX 2-0 ③ F8		1 SAFE B 1 SAFE CSSBS 2-3 ② K			CBSFBX 2-2 SH5-3 1B	3 1 0	0 0 0	0 1 0	0 0 0	0 0 0	1 0 0	3 0 0
Inning Stats	R: 0 E: 0 K: 3 S: 12 H: 0 LOB: 0 BB: 0 P: 16	R: 0 E: 0 K: 2 S: 10 H: 0 LOB: 0 BB: 0 P: 14	R: 0 E: 0 K: 0 S: 10 H: 0 LOB: 1 BB: 1 P: 14	R: 4 E: 0 K: 1 S: 15 H: 4 LOB: 1 BB: 1 P: 28	R: 0 E: 0 K: 0 S: 11 H: 2 LOB: 3 BB: 0 P: 20	R: 0 E: 0 K: 2 S: 11 H: 1 LOB: 1 BB: 0 P: 16	R: 0 E: 0 K: 0 S: 5 H: 0 LOB: 0 BB: 1 P: 12	R: 0 E: 0 K: 2 S: 8 H: 0 LOB: 0 BB: 0 P: 11	R: 0 E: 0 K: 0 S: 14 H: 1 LOB: 2 BB: 0 P: 20	1B: 6 2B: 2 3B: 0 HR: 0	SF: 0 SAC: 1 DP: 1 HBP: 1				WP: 1 PB: 0 SB: 0 CS: 0	PA: 38	

PITCHER		IP	WLS	BF	H	R	ER	SO	BB	IBB	HBP	BLK	WP	HR	S	P	ERA	WHIP
Mike Trombley, R ERA: 4.09	(1, 1)	4.0		21	6	4	4	6	2	0	1	0	0	0	53	82	9.00	2.000
Mark Guthrie, L ERA: 2.97	(5, 1)	2.1		8	1	0	0	2	0	0	0	0	1	0	19	30	0.00	0.429
Carl Willis, R ERA: 3.01	(7, 1)	1.2	W	5	0	0	0	2	1	0	0	0	0	0	10	19	0.00	0.600
Rick Aguilera, R ERA: 3.23	(9, 1)	1.0	S	4	1	0	0	0	0	0	0	0	0	0	14	20	0.00	1.000

PITCHER	IP	WLS	BF	H	R	ER	SO	BB	IBB	HBP	BLK	WP	HR	S	P	ERA	WHIP

BOTTOM

Minnesota Twins @ Detroit Tigers

Tiger Stadium, Detroit, MI

Tue Sep 01 1992, 7:05 PM EDT

Att. 13,172 - Sunny - 71 F

livebaseballscorecards.com

AB	33
R	4
H	8
RBI	4
BB	3
SO	10
LOB	19

Batter	1	2	3	4	5	6	7	8	9	AB	R	H	RBI	BB	SO	LOB
Chuck Knoblauch, R (1, 4) OBP: 0.383, SLG: 0.368	C C B S 1-3 ① K	B B C X 2-1 1-3 3-H 1B			B B X 2-0 WP G3 1B		B C F B B B 4-2 L9 WP 1B BB		X 0-0 ① P3	4	1	2	1	1	1	0
Gene Larkin, S (1, 3) OBP: 0.322, SLG: 0.362	B X 1-0 S 1B	B B C F S 2-3 ③ K			F X 0-1 ② G3 1-2		C B B X 2-1 ① L9 1-3		S B X 1-1 ② F7	5	0	1	0	0	1	4
Kirby Puckett, R (1, 8) OBP: 0.367, SLG: 0.498	L X 0-1 ② F8	C X 0-1 ① G6-3			B B B C C F F X 3-2 ③ F7 2-3		B S F X 1-2 F7 3-H 1B		X 0-0 ③ G4-3	5	0	1	1	0	0	2
Kent Hrbek, L (1, 10) OBP: 0.359, SLG: 0.412	B F B B B 4-1 1-2 BB	X 0-0 ② L3				F B B B B 4-1 HR BB	F F B B X 2-2 ② F7 1-2			2	1	0	0	2	0	1
Shane Mack, R (1, 7) OBP: 0.401, SLG: 0.483	B B F F X 2-2 ③ P3	B B C C X 2-1 ③ L5				X 0-0 1-H HR	I I I I 4-0 FC5 IBB			3	1	1	2	1	0	2
Brian Harper, R (1, 2) OBP: 0.335, SLG: 0.403		C C F B X 1-2 ① P6		X 0-0 ① F7		S B C X 1-2 ① G6-3	C B B X 2-1 ③ FC5 1-2f			4	0	0	0	0	0	2
Pedro Munoz, R (1, 9) OBP: 0.294, SLG: 0.419		F X 0-1 ② G6-3		S B S F F C 1-3 ② K		X 0-0 ② F9		B B C F S 2-3 ① K		4	0	0	0	0	2	0
Greg Gagne, R (1, 6) OBP: 0.289, SLG: 0.361		F F E B B F X 2-2 1B 1B 1B		X 0-0 ③ G4-3		X 0-0 1B		F L B B F S 2-3 ② K		4	1	2	0	0	1	0
Jeff Reboulet, R (1, 5) OBP: 0.312, SLG: 0.275		S C F P X 1-2 1B 1-3 1B			B X 1-0 ① G6-3	C B B X 2-1 ③ P5		C X 0-1 ③ G5-3		4	0	1	0	0	0	1
Inning Stats	R: 0 E: 0 K: 1 S: 10 H: 1 LOB: 2 BB: 1 P: 18	R: 1 E: 0 K: 1 S: 21 H: 3 LOB: 2 BB: 0 P: 28	R: 0 E: 0 K: 0 S: 5 H: 0 LOB: 0 BB: 0 P: 7	R: 0 E: 0 K: 1 S: 7 H: 0 LOB: 0 BB: 0 P: 8	R: 0 E: 0 K: 0 S: 9 H: 1 LOB: 1 BB: 0 P: 15	R: 2 E: 0 K: 0 S: 9 H: 2 LOB: 1 BB: 1 P: 16	R: 1 E: 0 K: 0 S: 12 H: 1 LOB: 2 BB: 2 P: 27	R: 0 E: 0 K: 2 S: 9 H: 0 LOB: 0 BB: 0 P: 13	R: 0 E: 0 K: 0 S: 4 H: 0 LOB: 0 BB: 0 P: 5	1B: 7 2B: 0 3B: 0 HR: 1 SF: 0 SAC: 0 DP: 0 HBP: 0						

TOP

Minnesota Twins @ Detroit Tigers

Tiger Stadium, Detroit, MI

Wed Sep 02 1992, 3:33 AM EDT

Att. 12,810 - Cloudy - 70 F

livebaseballscorecards.com

AB	35
R	4
H	8
RBI	4
BB	4
SO	5
LOB	12

WP: 2 PA: 39
PB: 0
SB: 1
CS: 0

PITCHER		IP	WLS	BF	H	R	ER	SO	BB	IBB	HBP	BLK	WP	HR	S	P	ERA	WHIP
Walt Terrell, R ERA: 5.4	(1, 1)	6.0	L	27	7	3	3	3	2	0	0	0	1	1	61	92	4.50	1.500
Kurt Knudsen, R ERA: 4.1	(7, 1)	2.0		9	1	1	1	2	1	1	0	0	1	0	21	40	4.50	1.000
John Kiely, R ERA: 2.55	(9, 1)	1.0		3	0	0	0	0	0	0	0	0	0	0	4	5	0.00	0.000

PITCHER	IP	WLS	BF	H	R	ER	SO	BB	IBB	HBP	BLK	WP	HR	S	P	ERA	WHIP

BOTTOM

Minnesota Twins @ Detroit Tigers

Tiger Stadium, Detroit, MI

Wed Sep 02 1992, 3:33 AM EDT

Att. 12,810 - Cloudy - 70 F

livebaseballscorecards.com

Batter	1	2	3	4	5	6	7	8	9	AB	R	H	RBI	BB	SO	LOB
Tony Phillips, S (1, 8) OBP: 0.387, SLG: 0.395	G5-3		F8	FC5-4 1-2f			1B		P6	5	0	1	0	0	0	4
Lou Whitaker, L (1, 4) OBP: 0.395, SLG: 0.469	K		L8		S WP 1B		P2		P5	5	0	1	0	0	1	3
Travis Fryman, R (1, 6) OBP: 0.324, SLG: 0.440	2B		F8		K		P3		L8	5	0	1	0	0	1	4
Cecil Fielder, R (1, 10) OBP: 0.317, SLG: 0.459	P3			BB 1B 1B 1B	G6-3 1-2		G5-3			4	1	1	0	0	0	3
Mickey Tettleton, S (1, 2) OBP: 0.369, SLG: 0.459		BB BB		K	BB 2-3			F9		2	0	0	0	2	1	1
Dan Gladden, R (1, 7) OBP: 0.318, SLG: 0.380		SAFE SAFE FC6-4 1-2 BB		BB 1-2 1B	F7			G3-1		3	1	1	0	1	0	2
Dave Bergman, L (1, 3) OBP: 0.266, SLG: 0.235		L7		P7		K		L8		4	0	0	0	0	1	4
Rob Deer, R (1, 9) OBP: 0.313, SLG: 0.564		K		1B 1-2 2-3 BB		G1-3			1B BB	2	0	0	0	2	1	2
Skeeter Barnes, R (9, PR) OBP: 0.319, SLG: 0.413										0	0	0	0	0	0	0
Scott Livingstone, L (1, 5) OBP: 0.306, SLG: 0.319		FC6-4 1-2f		FC5-4 1-3 2-H 3-H 1B		G4-3			1-2 1B	4	0	2	2	0	0	2
Gary Pettis, S (9, PR) OBP: 0.298, SLG: 0.295										0	0	0	0	0	0	0
Inning Stats	R: 0 E: 0 K: 1 S: 9 H: 1 LOB: 1 BB: 0 P: 17	R: 0 E: 0 K: 1 S: 11 H: 0 LOB: 2 BB: 2 P: 22	R: 0 E: 0 K: 0 S: 5 H: 0 LOB: 0 BB: 0 P: 10	R: 2 E: 0 K: 1 S: 16 H: 3 LOB: 2 BB: 1 P: 25	R: 0 E: 0 K: 1 S: 15 H: 1 LOB: 2 BB: 1 P: 22	R: 0 E: 0 K: 0 S: 6 H: 0 LOB: 0 BB: 0 P: 8	R: 0 E: 0 K: 0 S: 10 H: 1 LOB: 1 BB: 0 P: 17	R: 0 E: 0 K: 0 S: 8 H: 0 LOB: 0 BB: 0 P: 13	R: 0 E: 0 K: 0 S: 7 H: 1 LOB: 2 BB: 1 P: 15	1B: 6 2B: 1 3B: 0 HR: 0 SF: 0 SAC: 0 DP: 0 HBP: 0	WP: 1 PB: 0 SB: 1 CS: 0 PA: 39					

	AB	34
	R	2
	H	7
	RBI	2
	BB	5
	SO	5
	LOB	25

PITCHER		IP	WLS	BF	H	R	ER	SO	BB	IBB	HBP	BLK	WP	HR	S	P	ERA	WHIP
Scott Erickson, R ERA: 3.54	(1, 1)	6.0	W	28	6	2	2	5	4	0	0	0	1	0	63	106	3.00	1.667
Gary Wayne, L ERA: 2.21	(7, 1)	0.1		1	0	0	0	0	0	0	0	0	0	0	3	4	0.00	0.000
Tom Edens, R ERA: 2.7	(7, 1)	1.2		6	0	0	0	0	1	0	0	0	0	0	14	28	0.00	0.600
Rick Aguilera, R ERA: 3.18	(9, 1)	1.0	S	4	1	0	0	0	0	0	0	0	0	0	7	11	0.00	1.000

PITCHER	IP	WLS	BF	H	R	ER	SO	BB	IBB	HBP	BLK	WP	HR	S	P	ERA	WHIP

Batter	1	2	3	4	5	6	7	8	9	AB	R	H	RBI	BB	SO	LOB
Chuck Knoblauch, R (1, 4) OBP: 0.385, SLG: 0.369	B C B B F X 3-2 G6-3 ①	B B C F F B B 4-2 S 2-3 BB		C S B B F B 4-2 S 1-2 BB		B C S B B X 3-2 1B		B B C X 2-1 G4-3 ③		2	0	1	0	2	0	0
Jeff Reboulet, R (6, 4) OBP: 0.309, SLG: 0.272										1	0	0	0	0	0	1
Gene Larkin, S (1, 3) OBP: 0.321, SLG: 0.361	B B F B X 3-1 PB BB PB 1B	B X 1-0 P6 ② 1-2		F X 0-1 SF9 ② 2-3 3-H		C 1 SAFE B F X 1-2 F9 ③			B C S X 1-2 G4-3 ①	3	1	1	1	0	0	3
Randy Bush, L (6, 3) OBP: 0.264, SLG: 0.294										1	0	0	0	0	0	0
Kirby Puckett, R (1, 8) OBP: 0.366, SLG: 0.495	C 1 SAFE B B B B 4-1 PB PB 1-2 BB	C B B S S X 2-2 P5 ③		1 SAFE B F S S 1-3 K ③ 1-2			X 0-0 F7 ①		S C F S 0-3 K ②	3	0	0	0	1	1	4
J.T. Bruett, L (7, 8) OBP: 0.314, SLG: 0.239										1	0	0	0	0	1	0
Kent Hrbek, L (1, 10) OBP: 0.359, SLG: 0.410	C F B B S 2-3 K ② 1-2 2-3		B B X 2-0 L6 ①		X 0-0 P3 ①		S F B X 1-2 WP 1B		F B B B B 4-1 BB	4	0	1	0	1	1	2
Shane Mack, R (1, 7) OBP: 0.399, SLG: 0.480	B S X 1-1 L5 ③ 2-3 3-H		F S B X 1-2 F7 ②		C B F B S 2-3 K ②		B S F S 1-3 K ②		S X 0-1 F8 ③	3	0	0	0	0	1	1
Darren Reed, R (5, 7) OBP: 0.231, SLG: 0.373										2	0	0	0	0	1	2
Brian Harper, R (1, 2) OBP: 0.335, SLG: 0.401		H 1-0 1B E HBP	B B X 2-0 G5-3 ③		B F X 1-1 F9 ③		S B F S 1-3 K ③ 1-2			2	1	0	0	0	0	0
Lenny Webster, R (5, 2) OBP: 0.275, SLG: 0.354										1	0	0	0	0	1	1
Chili Davis, S (1, 9) OBP: 0.381, SLG: 0.426	B B F 1 SAFE B X 3-1 E7 1-H 2B 1B		X 0-0 1B SF9 2B		B B X 2-0 HR		S F B B B X 3-2 1B			4	3	4	1	0	0	0
Pedro Munoz, R (8, PR) OBP: 0.294, SLG: 0.419 (8, 9)										0	0	0	0	0	0	0
Scott Leius, R (1, 5) OBP: 0.315, SLG: 0.340	C S C 0-3 K ①		S C B S 1-3 K ①		C B B F S 2-3 K ①			S C B F X 1-2 L7 ①		4	0	0	0	0	3	3
(6, 6)																
Greg Gagne, R (1, 6) OBP: 0.291, SLG: 0.366	X 0-0 WP 3-H 2B		S S B X 1-2 SF9 BB 2-3 1B		S B B X 1-1 G5-3 ②			C B S B S 2-3 K ②		3	0	2	1	0	0	0
Mike Pagliarulo, L (6, 5) OBP: 0.196, SLG: 0.202										1	0	0	0	0	1	1
Inning Stats	R: 1 H: 1 E: 0 LOB: 1 K: 1 BB: 1 S: 11 P: 24	R: 2 H: 2 E: 1 LOB: 2 K: 1 BB: 1 S: 13 P: 24	R: 0 H: 0 E: 0 LOB: 0 K: 0 BB: 0 S: 5 P: 10	R: 1 H: 2 E: 0 LOB: 2 K: 2 BB: 1 S: 16 P: 23	R: 0 H: 0 E: 0 LOB: 0 K: 1 BB: 0 S: 6 P: 9	R: 1 H: 2 E: 0 LOB: 1 K: 1 BB: 0 S: 12 P: 21	R: 0 H: 1 E: 0 LOB: 1 K: 2 BB: 0 S: 10 P: 13	R: 0 H: 1 E: 0 LOB: 1 K: 1 BB: 0 S: 12 P: 20	R: 0 H: 0 E: 0 LOB: 1 K: 1 BB: 1 S: 10 P: 15	1B: 6 SF: 1 2B: 2 SAC: 0 3B: 0 DP: 0 HR: 1 HBP: 1						

TOP

Minnesota Twins @ Toronto Blue Jays

SkyDome, Toronto, ON

Fri Sep 04 1992, 7:05 PM EDT

Att. 50,420 - Sunny - 66 F

livebaseballscorecards.com

AB	35
R	5
H	9
RBI	3
BB	4
SO	10
LOB	18

WP: 2 PA: 41
PB: 2
SB: 2
CS: 0

PITCHER		IP	WLS	BF	H	R	ER	SO	BB	IBB	HBP	BLK	WP	HR	S	P	ERA	WHIP
David Cone, R ERA: 3.22	(1, 1)	6.0	W	29	7	5	4	6	3	0	1	0	1	1	63	111	6.00	1.667
Mark Eichhorn, R ERA: 2.99	(7, 1)	1.0		4	1	0	0	2	0	0	0	0	1	0	10	13	0.00	1.000
Duane Ward, R ERA: 2.19	(8, 1)	1.0		4	1	0	0	1	0	0	0	0	0	0	12	20	0.00	1.000
Tom Henke, R ERA: 2.27	(9, 1)	1.0		4	0	0	0	1	1	0	0	0	0	0	10	15	0.00	1.000

PITCHER	IP	WLS	BF	H	R	ER	SO	BB	IBB	HBP	BLK	WP	HR	S	P	ERA	WHIP

BOTTOM

Minnesota Twins @ Toronto Blue Jays

SkyDome, Toronto, ON

Fri Sep 04 1992, 7:05 PM EDT

Att. 50,420 - Sunny - 66 F

livebaseballscorecards.com

Batter	1	2	3	4	5	6	7	8	9	AB	R	H	RBI	BB	SO	LOB
Devon White, S (1, 8) OBP: 0.291, SLG: 0.374	1-0 S G1-3 1B	0-0 1B 2B 1-3 2-H	2-3 K	3-2 E1 1-3 3-H 1B		1-2 E 1B 1-2	4-1 1-2 BB			5	2	4	2	1	1	1
Roberto Alomar, S (1, 4) OBP: 0.418, SLG: 0.443	2-2 G1-3 1-2	0-2 S 3B 1B 2-H 3-H	4-2 HR 1-2 BB	4-2 BB		2-1 FC 1B 1-H 2-H	0-0 F9			3	2	1	2	2	0	1
Alfredo Griffin, S (7, 4) OBP: 0.200, SLG: 0.221	1 SAFE									1	0	0	0	0	0	2
Joe Carter, R (1, 9) OBP: 0.321, SLG: 0.518	0-0 F8	3-2 1B 3B 2-H	0-0 HR 1-H 2-H	0-0 L7		0-0 1B 2-H		3-1 P5		5	2	3	4	0	0	4
Turner Ward, S (7, 9) OBP: 0.250, SLG: 0.417										1	0	0	0	0	0	0
Dave Winfield, R (1, 10) OBP: 0.377, SLG: 0.506	4-2 BB 2-3	3-2 1B 3-H	3-1 G6-3		1-1 P3	1-0 G3		4-2 1B BB		4	0	1	1	1	0	1
Rance Mulliniks, L (8, PH) (7, 6)										0	0	0	0	1	0	0
John Olerud, L (1, 3) OBP: 0.385, SLG: 0.464	0-3 K	1-0 3B 1B	1-0 P7		1-0 2B		0-1 HR 2B	0-0 1-2 1B		6	2	4	0	0	1	2
Candy Maldonado, R (1, 7) OBP: 0.354, SLG: 0.491		F9 1-H 2B 3B		4-0 F8 G4-3 1B BB	1-3 K		2-1 2-H HR	3-3 K		5	3	2	3	1	2	3
Kelly Gruber, R (1, 5) OBP: 0.276, SLG: 0.370	1-0 1B 1B			0-2 G4-3 1-2	1-2 F9		0-3 K	2-3 K		4	1	2	1	0	0	2
Tom Quinlan, R (7, PH) OBP: 0.200, SLG: 0.222 (8, 5)	3-2 2B 3-H									2	0	0	0	0	2	2
Pat Borders, R (1, 2) OBP: 0.295, SLG: 0.399	0-0 1B 1-2 2B 1B			1-0 F8 2-3		0-0 F7	1-0 FC5-4 1B			4	1	1	0	0	0	2
Ed Sprague, R (7, 2) OBP: 0.320, SLG: 0.360	0-0 F8									1	0	1	0	0	0	0
Manuel Lee, S (1, 6) OBP: 0.337, SLG: 0.313	0-1 2B 1B 1B 1-2 2-H	4-1 BB HR BB		4-2 E 1B BB		0-2 FC 1B E 1B	0-0 FC5-4 BB 1-2f			1	2	1	1	2	0	0
Eddie Zosky, R (6, PH) OBP: 0.500, SLG: 0.500 (7, 6)										2	1	1	0	0	0	1
Inning Stats	R: 0 E: 0 K: 1 S: 12 H: 1 LOB: 2 BB: 1 P: 18	R: 8 E: 0 K: 0 S: 23 H: 10 LOB: 1 BB: 0 P: 36	R: 3 E: 0 K: 1 S: 11 H: 1 LOB: 0 BB: 2 P: 25	R: 1 E: 1 K: 0 S: 12 H: 1 LOB: 3 BB: 3 P: 28	R: 0 E: 0 K: 1 S: 9 H: 1 LOB: 1 BB: 0 P: 13	R: 2 E: 1 K: 0 S: 12 H: 3 LOB: 1 BB: 0 P: 16	R: 2 E: 0 K: 1 S: 12 H: 3 LOB: 2 BB: 1 P: 19	R: 0 E: 0 K: 2 S: 13 H: 1 LOB: 2 BB: 1 P: 25		1B: 13 2B: 4 3B: 2 HR: 2 SF: 0 SAC: 0 DP: 0 HBP: 0						

	AB	44
	R	16
	H	21
	RBI	14
	BB	8
	SO	6
	LOB	21

WP: 0 PA: 52
PB: 0
SB: 2
CS: 0

PITCHER		IP	WLS	BF	H	R	ER	SO	BB	IBB	HBP	BLK	WP	HR	S	P	ERA	WHIP
Kevin Tapani, R ERA: 4.22	(1, 1)	1.1	L	12	7	6	6	1	1	0	0	0	0	0	25	37	40.50	6.000
Tom Edens, R ERA: 2.93	(2, 1)	0.2		5	4	2	2	0	0	0	0	0	0	0	10	17	27.00	6.000
David West, L ERA: 6.75	(3, 1)	4.0		23	6	6	5	2	5	0	0	0	0	1	44	82	11.25	2.750
Paul Abbott, R ERA: 3.27	(7, 1)	2.0		12	4	2	2	3	2	0	0	0	0	1	25	44	9.00	3.000

PITCHER	IP	WLS	BF	H	R	ER	SO	BB	IBB	HBP	BLK	WP	HR	S	P	ERA	WHIP

Batter	1	2	3	4	5	6	7	8	9	AB	R	H	RBI	BB	SO	LOB
Shane Mack, R (1, 7) OBP: 0.399, SLG: 0.480	F X 0-1 S 2B 1B		X 0-0 2B 1B	C 1 SAFE P S 1-2 ③ CS 1-2	X 0-0 ① G5-3		B X 1-0 ① G6-3 2-3		C X 0-1 ② F7	5	2	2	0	0	0	2
Chuck Knoblauch, R (1, 4) OBP: 0.385, SLG: 0.366	1 SAFE B 1 SAFE C 1 P S B S 3-3 ① K 1-2		1 SAFE 1 SAFE 1 SAFE 1 SAFE B S 1 B F 2-3 1 SAFE F F S ① K		F B F S 1-3 ② K		B B B C B 4-1 G4-3 BB		F B B B B 4-1 BB 1-2 BB	3	0	0	0	2	3	2
Kirby Puckett, R (1, 8) OBP: 0.370, SLG: 0.498	M C B B B B 4-2 2B BB		B X 1-0 1-H 2B		F B F B F X 2-2 BLK 1B		X 0-0 ② G4-3 1-2 3-H		B B B C C F B 4-2 1-2 2-3 BB	3	0	2	2	2	0	1
Kent Hrbek, L (1, 10) OBP: 0.358, SLG: 0.410	B F B C B F F F X 3-2 1-3 2-H 2B		X 0-0 ② P6		F F B F F F S 1-3 ③ K 1-2		S F F B B F X 2-2 F8		C X 0-1 ③ F8	5	0	1	1	0	1	6
Darren Reed, R (1, 9) OBP: 0.232, SLG: 0.360	B S S S 1-3 ② K		B F S F B F B B 4-2 BB			C S B B F S 2-3 ① K		C B B X 2-1 ① G6-3		3	0	0	0	1	2	2
Brian Harper, R (1, 2) OBP: 0.334, SLG: 0.400	C B F S 1-3 ③ K		X 0-0 ③ F7			B C F F X 1-2 G3 1B		X 0-0 ② G4-3		4	0	1	0	0	1	4
Gene Larkin, S (1, 3) OBP: 0.317, SLG: 0.356		F F S 0-3 ① K		F B B X 2-1 ① G4-3		C B F F X 1-2 ② G3 1-2		C B B C X 2-2 ③ G4-3		4	0	0	0	0	1	1
Scott Leius, R (1, 5) OBP: 0.318, SLG: 0.339 (7, 6) Randy Bush, L (9, PH) OBP: 0.263, SLG: 0.293		B B B B 4-0 CS BB		B F B B B 4-1 CS BB		C B X 1-1 ③ G1-3			B S S C 1-3 ① K	1 1	0 0	0 0	0 0	2 0	0 1	1 0
Jeff Reboulet, R (1, 6) OBP: 0.304, SLG: 0.266 Mike Pagliarulo, L (7, PH) OBP: 0.212, SLG: 0.228 (7, 5)		B 1 SAFE 1 SAFE 1 SAFE C 1 SAFE B F S 2-3 ② ③ K 1-2		1 SAFE F F S 0-3 ② K			B B B X 3-0 G6-3 G4-3 2B		C F B X 1-2 BB BB 1B	2 2	0 1	0 2	0 0	0 0	2 0	2 0
Inning Stats	R: 1 H: 2 E: 0 LOB: 2 K: 3 BB: 1 S: 20 P: 31	R: 0 H: 0 E: 0 LOB: 1 K: 2 BB: 1 S: 6 P: 12	R: 1 H: 2 E: 0 LOB: 2 K: 1 BB: 1 S: 13 P: 20	R: 0 H: 0 E: 0 LOB: 0 K: 1 BB: 1 S: 9 P: 15	R: 0 H: 1 E: 0 LOB: 1 K: 2 BB: 0 S: 13 P: 17	R: 0 H: 1 E: 0 LOB: 1 K: 1 BB: 0 S: 14 P: 19	R: 1 H: 1 E: 0 LOB: 1 K: 0 BB: 1 S: 9 P: 19	R: 0 H: 0 E: 0 LOB: 0 K: 0 BB: 0 S: 6 P: 10	R: 0 H: 1 E: 0 LOB: 3 K: 1 BB: 2 S: 14 P: 24	1B: 5 SF: 0 2B: 4 SAC: 0 3B: 0 DP: 1 HR: 0 HBP: 0						

TOP

Minnesota Twins @ Toronto Blue Jays

SkyDome, Toronto, ON

Sat Sep 05 1992, 3:33 AM EDT

Att. 50,409 - Sunny - 70 F

livebaseballscorecards.com

AB	33
R	3
H	8
RBI	3
BB	7
SO	11
LOB	21

PITCHER		IP	WLS	BF	H	R	ER	SO	BB	IBB	HBP	BLK	WP	HR	S	P	ERA	WHIP
Juan Guzman, R ERA: 2.33	(1, 1)	5.0	W	22	5	2	2	9	4	0	0	1	0	0	61	95	3.60	1.800
Mike Timlin, R ERA: 4.82	(6, 1)	1.0		4	1	0	0	1	0	0	0	0	0	0	14	19	0.00	1.000
Mark Eichhorn, R ERA: 3.02	(7, 1)	2.0		8	1	1	1	0	1	0	0	0	0	0	15	29	4.50	1.000
Duane Ward, R ERA: 2.16	(9, 1)	1.0		6	1	0	0	1	2	0	0	0	0	0	14	24	0.00	3.000

PITCHER	IP	WLS	BF	H	R	ER	SO	BB	IBB	HBP	BLK	WP	HR	S	P	ERA	WHIP

WP: 0 PA: 41
PB: 0
SB: 1
CS: 2

BOTTOM

Minnesota Twins @ Toronto Blue Jays

SkyDome, Toronto, ON

Sat Sep 05 1992, 3:33 AM EDT
Att. 50,409 - Sunny - 70 F

livebaseballscorecards.com

Batter	1	2	3	4	5	6	7	8	9	AB	R	H	RBI	BB	SO	LOB
Devon White, S (1, 8) OBP: 0.291, SLG: 0.373	C C B C 1-3 K ①			1-2 1B 1B F9 ③			F B B S S 2-3 K ①			4	1	1	0	0	2	2
Roberto Alomar, S (1, 4) OBP: 0.418, SLG: 0.444	X 0-0 F8 ②			C X 0-1 1B 1B 1-3 ②	C B B X 2-1 F9 S SF7 1B		C C B S 1-3 K ②			4	2	2	0	0	1	0
Joe Carter, R (1, 9) OBP: 0.321, SLG: 0.516	C F B S 1-3 K ③			F X 0-1 1B 1B SF9 1-3 3-H C X 0-1 F9 ① 1-3			C B F B F F F B X 3-2 F7 ③			4	1	1	1	0	1	1
Dave Winfield, R (1, 10) OBP: 0.378, SLG: 0.507		F B B B X 3-1 G4-3 ①		1 SAFE F B X 1-1 1B 1B 1B 1-2 3-H C X 0-1 SF7 ② 3-H				X 0-0 G6-4-3 1B		3	1	2	2	0	0	0
Candy Maldonado, R (1, 7) OBP: 0.353, SLG: 0.489		S B X 1-1 F9 ②		B X 1-0 1B 1B 1-2 2-3 B B C B C S 3-3 K ③				B X 1-0 P4 ①		4	1	1	0	0	1	1
Kelly Gruber, R (1, 5) OBP: 0.276, SLG: 0.373		B C F B B C 3-3 K ③		F B X 1-1 SF9 ① 3-H		B F B B F X 3-2 G6-3 G5-3 2B		X 0-0 G6-4-3 ② ③ 1-2f		3	1	1	1	0	1	1
Pat Tabler, R (1, 3) OBP: 0.299, SLG: 0.276			C B F S 1-3 K ①	B X 1-0 G4-3 1B 1-2 2-3		X 0-0 G6-3 ① 2-3				3	0	1	0	0	1	1
Pat Borders, R (1, 2) OBP: 0.296, SLG: 0.399			F X 0-1 G6-3 ②	S X 0-1 G4-3 1-2 2-H 3-H		X 0-0 G5-3 ② 3-H				3	0	1	3	0	0	0
Manuel Lee, S (1, 6) OBP: 0.335, SLG: 0.311			B F B C F F X 2-2 P6 ③	B X 1-0 G4-3 ② 1-2 2-3			S S S 0-3 K ③			3	0	0	0	0	1	2
Inning Stats	R: 0 E: 0 K: 2 S: 7 H: 0 LOB: 0 BB: 0 P: 9	R: 0 E: 0 K: 1 S: 7 H: 0 LOB: 0 BB: 0 P: 14	R: 0 E: 0 K: 1 S: 10 H: 0 LOB: 0 BB: 0 P: 13	R: 5 E: 0 K: 0 S: 21 H: 7 LOB: 2 BB: 0 P: 28	R: 1 E: 0 K: 1 S: 9 H: 1 LOB: 0 BB: 0 P: 14	R: 1 E: 0 K: 1 S: 8 H: 1 LOB: 0 BB: 0 P: 11	R: 0 E: 0 K: 2 S: 12 H: 0 LOB: 0 BB: 0 P: 18	R: 0 E: 0 K: 0 S: 3 H: 1 LOB: 0 BB: 0 P: 4		1B: 9 2B: 1 3B: 0 HR: 0 SF: 2 SAC: 0 DP: 1 HBP: 0						

	AB	31
	R	7
	H	10
	RBI	7
	BB	0
	SO	8
	LOB	8

WP: 0 PB: 0 SB: 1 CS: 0 PA: 33

PITCHER		IP	WLS	BF	H	R	ER	SO	BB	IBB	HBP	BLK	WP	HR	S	P	ERA	WHIP
John Smiley, L ERA: 3.44	(1, 1)	5.0	L	23	8	6	6	5	0	0	0	0	0	0	54	78	10.80	1.600
Carl Willis, R ERA: 3.01	(6, 1)	3.0		10	2	1	1	3	0	0	0	0	0	0	23	33	3.00	0.667

PITCHER	IP	WLS	BF	H	R	ER	SO	BB	IBB	HBP	BLK	WP	HR	S	P	ERA	WHIP

Batter	1	2	3	4	5	6	7	8	9	AB	R	H	RBI	BB	SO	LOB
Chuck Knoblauch, R (1, 4) OBP: 0.386, SLG: 0.365	P4		FC3-6, 1B, BB		F9			1B, 1B, BB		2	0	0	0	2	0	0
Scott Leius, R (1, 5) OBP: 0.320, SLG: 0.341	F8		FC3-6, 1B			FC5, HBP, 1B		K		4	0	2	0	0	1	1
Kirby Puckett, R (1, 8) OBP: 0.369, SLG: 0.496	G4-3		FC3-6			P5		1B		4	0	1	0	0	0	3
Kent Hrbek, L (1, 10) OBP: 0.357, SLG: 0.409		L4	P2			F8		G4-6-3, 1B		4	0	1	0	0	0	3
Shane Mack, R (1, 7) OBP: 0.400, SLG: 0.479		HR, 1B		P8		HBP		G4-6-3		3	1	1	0	0	0	3
Brian Harper, R (1, 2) OBP: 0.335, SLG: 0.408		HR		L3, 1B		FC5			G5-3	4	1	2	2	0	0	2
Gene Larkin, S (1, 3) OBP: 0.313, SLG: 0.351		P4		L3			G6-3		P6	4	0	0	0	0	0	1
Pedro Munoz, R (1, 9) OBP: 0.292, SLG: 0.416 Randy Bush, L (9, PH) OBP: 0.261, SLG: 0.291		K			G6-3		K		G6-3	3 1	0 0	0 0	0 0	0 0	2 0	0 0
Greg Gagne, R (1, 6) OBP: 0.289, SLG: 0.363			G6-3		P4		G4-3			3	0	0	0	0	0	0
Inning Stats	R: 0 E: 0 K: 0 S: 7 H: 0 LOB: 0 BB: 0 P: 14	R: 2 E: 0 K: 1 S: 11 H: 2 LOB: 0 BB: 0 P: 16	R: 0 E: 0 K: 0 S: 9 H: 1 LOB: 2 BB: 1 P: 15	R: 0 E: 0 K: 0 S: 6 H: 1 LOB: 0 BB: 0 P: 7	R: 0 E: 0 K: 0 S: 9 H: 0 LOB: 0 BB: 0 P: 11	R: 0 E: 0 K: 0 S: 11 H: 1 LOB: 2 BB: 0 P: 17	R: 0 E: 0 K: 1 S: 9 H: 0 LOB: 0 BB: 0 P: 11	R: 0 E: 0 K: 1 S: 8 H: 2 LOB: 2 BB: 1 P: 13	R: 0 E: 0 K: 0 S: 7 H: 0 LOB: 0 BB: 0 P: 9	1B: 6 2B: 1 3B: 0 HR: 1 SF: 0 SAC: 0 DP: 2 HBP: 1						

PITCHER		IP	WLS	BF	H	R	ER	SO	BB	IBB	HBP	BLK	WP	HR	S	P	ERA	WHIP
Todd Stottlemyre, R ERA: 4.51	(1, 1)	7.1	W	30	6	2	2	3	2	0	1	0	0	1	67	101	2.46	1.091
Tom Henke, R ERA: 2.18	(8, 1)	1.2	S	5	1	0	0	0	0	0	0	0	0	0	10	12	0.00	0.600

PITCHER	IP	WLS	BF	H	R	ER	SO	BB	IBB	HBP	BLK	WP	HR	S	P	ERA	WHIP

TOP

Minnesota Twins @ Toronto Blue Jays

SkyDome, Toronto, ON

Sun Sep 06 1992, 3:33 AM EDT

Att. 50,421 - Cloudy - 75 F

livebaseballscorecards.com

AB	32
R	2
H	7
RBI	2
BB	2
SO	3
LOB	13

WP: 0	PA: 35
PB: 0	
SB: 0	
CS: 0	

Batter	1	2	3	4	5	6	7	8	9	AB	R	H	RBI	BB	SO	LOB
Roberto Alomar, S (1, 4) OBP: 0.419, SLG: 0.444	X 0-0 G3 ①		C B X 1-1 BB 1B		F S B 1-2 CS ③ 1-2	F B B X 2-1 G3 ①	F F B X 1-2 CS 1B 2-H			4	0	2	1	0	0	0
Kelly Gruber, R (1, 5) OBP: 0.278, SLG: 0.371	C F F B B F B X 3-2 P3 ②		S 1 B B B B SAFE 4-1 BB 1-2			F X 0-1 F9 ②	F F 1 B B B F B SAFE 4-2 FC5-4 BB 1-2			2	0	0	0	2	0	0
Joe Carter, R (1, 9) OBP: 0.320, SLG: 0.516	C X 0-1 F8 ③		S X 0-1 F9 ③			B S X 1-1 2B	X 0-0 FC5-4 ③ 1-2f			4	0	1	0	0	0	3
Dave Winfield, R (1, 10) OBP: 0.377, SLG: 0.507		C B X 1-1 G4-3 2B		B C F F B X 2-2 P6 ①		B S S X 1-2 G4-3 ③		B B C S X 2-2 G3-1 ①		4	0	1	0	0	0	1
John Olerud, L (1, 3) OBP: 0.387, SLG: 0.467		B X 1-0 G4-3 ① 2-3		S B F X 1-2 G4-3 ②			F X 0-1 HR 2B	C F X 0-2 1B		4	1	2	0	0	0	1
Candy Maldonado, R (1, 7) OBP: 0.352, SLG: 0.486		C X 0-1 F7 ②		C B X 1-1 G5-3 ③			S B C F B F B B 4-2 HR BB	C F B F S 1-3 K ②		3	1	0	0	1	1	2
Turner Ward, S (1, 8) OBP: 0.267, SLG: 0.357 Devon White, S (8, 8) OBP: 0.291, SLG: 0.372		B B C B X 3-1 G3 ③			C B F B B B 4-2 CS BB		B C C B C 2-3 K ①	S T F B F B S 2-3 K ③		2 1	0 0	0 0	0 0	1 0	1 1	3 1
Ed Sprague, R (1, 2) OBP: 0.321, SLG: 0.464			C C S 0-3 K ①		C F F B X 1-2 F7 ①		S X 0-1 1-H 2-H HR			3	1	1	3	0	1	1
Alfredo Griffin, S (1, 6) OBP: 0.205, SLG: 0.238			B C X 1-1 G3 ②		F B 1 P X SAFE 2-1 P6 ②		X 0-0 1B 2B			3	1	1	0	0	0	1
Inning Stats	R: 0 H: 0 E: 0 LOB: 0 K: 0 BB: 0 S: 8 P: 11	R: 0 H: 1 E: 0 LOB: 1 K: 0 BB: 0 S: 7 P: 12	R: 0 H: 1 E: 0 LOB: 2 K: 1 BB: 1 S: 10 P: 16	R: 0 H: 0 E: 0 LOB: 0 K: 0 BB: 0 S: 9 P: 13	R: 0 H: 0 E: 0 LOB: 0 K: 0 BB: 1 S: 11 P: 18	R: 0 H: 1 E: 0 LOB: 1 K: 0 BB: 0 S: 9 P: 13	R: 4 H: 4 E: 0 LOB: 1 K: 1 BB: 2 S: 19 P: 30	R: 0 H: 1 E: 0 LOB: 1 K: 2 BB: 0 S: 15 P: 20		1B: 3 SF: 0 2B: 4 SAC: 0 3B: 0 DP: 0 HR: 1 HBP: 0						

PITCHER		IP	WLS	BF	H	R	ER	SO	BB	IBB	HBP	BLK	WP	HR	S	P	ERA	WHIP
Mike Trombley, R ERA: 4.67	(1, 1)	6.1	L	27	6	4	4	2	3	0	0	0	0	1	66	101	5.68	1.421
Tom Edens, R ERA: 2.9	(7, 1)	0.2		3	1	0	0	0	1	0	0	0	0	0	7	12	0.00	3.000
Rick Aguilera, R ERA: 3.12	(8, 1)	1.0		4	1	0	0	2	0	0	0	0	0	0	15	20	0.00	1.000

PITCHER	IP	WLS	BF	H	R	ER	SO	BB	IBB	HBP	BLK	WP	HR	S	P	ERA	WHIP

BOTTOM

Minnesota Twins @ Toronto Blue Jays

SkyDome, Toronto, ON

Sun Sep 06 1992, 3:33 AM EDT
Att. 50,421 - Cloudy - 75 F

livebaseballscorecards.com

AB	30
R	4
H	8
RBI	4
BB	4
SO	4
LOB	13

WP: 0 PA: 35
PB: 0
SB: 0
CS: 2

Batter	1	2	3	4	5	6	7	8	9	AB	R	H	RBI	BB	SO	LOB
Omar Vizquel, S (1, 6) OBP: 0.349, SLG: 0.358	C C X 0-2 ① P5		X 0-0 S E 1B	B B B C B 4-1 1B 1-2 BB	B F B X 2-1 ② G6-3		B B C F B F B 4-2 G6-4-3 BB	3	1	1	0	2	0	0
Edgar Martinez, R (1, 10) OBP: 0.409, SLG: 0.555	C X 0-1 1B 1B		C B B B X 3-1 E3 1-H 1B	B B F S F B X 3-2 ① 1-3 2-H 1B	B C B C F X 2-2 2B 1B		C B B X 2-1 ①② G6-4-3 1-2f	5	1	3	0	0	0	1
Ken Griffey Jr., L (1, 8) OBP: 0.374, SLG: 0.562	S X 0-1 BB 1-3 1B		B S X 1-1 3-H 1B	B B B I 4-0 G4-6-3 IBB			F B S X 1-2 1-3 2B		B B F C B F C 3-3 ③ K	4	0	3	1	1	1	0
Tino Martinez, L (1, 3) OBP: 0.318, SLG: 0.408	B B B B 4-0 G4-6-3 1-2 BB		B B C F 1 SAFE F 1 SAFE X 2-2 ② P4	B F X 1-1 ②③ G4-6-3 1-2f			B C B C S 2-3 ③ K			3	0	0	0	1	1	6
Jay Buhner, R (1, 9) OBP: 0.331, SLG: 0.426	B C X 1-1 ②③ G4-6-3 1-2f		B S B C B C 3-3 ③ K			B C X 1-1 ① P3		X 0-0 E 2B		4	0	1	0	0	1	4
Henry Cotto, R (1, 7) OBP: 0.316, SLG: 0.373		X 0-0 E6 G3 S L7-2		B X 1-0 G6-3		B X 1-0 ② G5-3		B F B F X 2-2 E3 S 2-3		4	0	0	0	0	0	1
Dave Valle, R (1, 2) OBP: 0.314, SLG: 0.385 Greg Briley, L (8, PH) OBP: 0.261, SLG: 0.356 Lance Parrish, R (8, PH) OBP: 0.302, SLG: 0.449 (8, 2)	1 SAFE B 1 SAFE B X 2-0 ① G3 1-3		F F B X 1-2 ② G1-3	C T H 1-2 FC6-4 HBP			C S B S 1-3 ① K	2 0 1	0 0 0	0 0 0	0 0 0	0 0 1	0 0 1	1 0 2
Bret Boone, R (1, 4) OBP: 0.222, SLG: 0.267	C F B X 1-2 ②③ L7-2 3-H		C F B X 1-2 ③ G3	B S S X 1-2 ③ FC6-4 1-2f			1 SAFE C S S 0-3 ② K 1-2	4	0	0	0	0	1	4
Mike Blowers, R (1, 5) OBP: 0.320, SLG: 0.333 Pete O'Brien, L (8, PH) OBP: 0.276, SLG: 0.368 Jeff Schaefer, R (8, 5) OBP: 0.132, SLG: 0.194			B B X 2-0 ① G6-3	C B F X 1-2 BB 1B 1B		B C X 1-1 ① G4-3	B B F S C 2-3 ③ K	3 1 0	0 0 0	1 0 0	0 0 0	0 0 0	0 1 0	0 2 0
Inning Stats	R: 0 H: 2 E: 0 LOB: 2 K: 0 BB: 1 S: 9 P: 14	R: 0 H: 0 E: 1 LOB: 0 K: 0 BB: 0 S: 5 P: 8	R: 2 H: 2 E: 1 LOB: 1 K: 1 BB: 0 S: 13 P: 24	R: 0 H: 0 E: 0 LOB: 0 K: 0 BB: 0 S: 7 P: 10	R: 0 H: 2 E: 0 LOB: 2 K: 0 BB: 2 S: 10 P: 23	R: 0 H: 0 E: 0 LOB: 1 K: 0 BB: 0 S: 8 P: 12	R: 0 H: 2 E: 0 LOB: 2 K: 1 BB: 0 S: 14 P: 22	R: 0 H: 1 E: 1 LOB: 2 K: 3 BB: 0 S: 13 P: 18	R: 0 H: 0 E: 0 LOB: 0 K: 1 BB: 1 S: 9 P: 18	1B: 7 SF: 0 2B: 3 SAC: 0 3B: 0 DP: 4 HR: 0 HBP: 1						WP: 0 PA: 39 PB: 0 SB: 3 CS: 0

TOP

Seattle Mariners @ Minnesota Twins

Hubert H. Humphrey Metrodome, Minneapolis, MN

Mon Sep 07 1992, 4:33 AM EDT

Att. 27,408 - Dome - 70 F

livebaseballscorecards.com

AB	34
R	2
H	9
RBI	1
BB	4
SO	6
LOB	21

PITCHER		IP	WLS	BF	H	R	ER	SO	BB	IBB	HBP	BLK	WP	HR	S	P	ERA	WHIP
Scott Erickson, R ERA: 3.46	(1, 1)	6.2	W	30	8	2	1	1	2	1	1	0	0	0	63	108	1.35	1.500
Mark Guthrie, L ERA: 2.96	(7, 1)	0.1		1	0	0	0	1	0	0	0	0	0	0	3	5	0.00	0.000
Tom Edens, R ERA: 2.9	(8, 1)	0.0		2	1	0	0	0	0	0	0	0	0	0	4	6	∞	∞
Gary Wayne, L ERA: 2.17	(8, 1)	0.2		2	0	0	0	2	0	0	0	0	0	0	6	7	0.00	0.000
Rick Aguilera, R ERA: 3.05	(8, 1)	1.1	S	4	0	0	0	2	1	0	0	0	0	0	12	23	0.00	0.750

PITCHER	IP	WLS	BF	H	R	ER	SO	BB	IBB	HBP	BLK	WP	HR	S	P	ERA	WHIP

BOTTOM

Seattle Mariners @ Minnesota Twins

Hubert H. Humphrey Metrodome, Minneapolis, MN

Mon Sep 07 1992, 4:33 AM EDT

Att. 27,408 - Dome - 70 F

livebaseballscorecards.com

Batter	1	2	3	4	5	6	7	8	9	AB	R	H	RBI	BB	SO	LOB
Chuck Knoblauch, R (1, 4) OBP: 0.386, SLG: 0.364	BBBB 4-0 S S BB		BCX 1-1 G6-3 ①		BFBFBX 3-2 F9 ②		BCX 1-1 BB SH1-3 1B	CX 0-1 G6-3 ③		4	0	1	0	1	0	2
Scott Leius, R (1, 5) OBP: 0.317, SLG: 0.338	BIBBCFBX SAFE 3-2 G6-3 ① 1-2		X 0-0 G4-3 ②		BCCCBX 2-2 G5-3 ③		X 0-0 SH1-3 ① 1-2			3	0	0	0	0	0	1
Kirby Puckett, R (1, 8) OBP: 0.370, SLG: 0.495	BCFBFS 2-3 K ② 2-3		BX 1-0 P6 ③			FFBFX 1-2 1B BB 2B 1B	IIII 4-0 BB IBB			3	1	1	0	1	1	1
Chili Davis, S (1, 10) OBP: 0.382, SLG: 0.424 Lenny Webster, R (7, PR) OBP: 0.275, SLG: 0.354	BBX 2-0 G5-3 ③			X 0-0 F7 ①		BBBCB 4-1 1B 1-2 2B BB	CFBBBB 4-2 G1-6-3 1-2 2-3 BB			2 0	1 0	0 0	0 0	2 0	0 0	1 0
Shane Mack, R (1, 7) OBP: 0.399, SLG: 0.476		BBBBB 4-0 E BB		BCX 1-1 G4-3 ②		BBX 2-0 P3 ①	X 0-0 G1-6-3 ② ③ 1-2f			3	0	0	0	1	0	5
Brian Harper, R (1, 2) OBP: 0.337, SLG: 0.409		CX 0-1 F8 ①		CFBX 1-2 HR 1B		CX 0-1 2B 1-2 2-3 FC6-2 1B		X 0-0 G3 ①		4	1	2	0	0	0	1
Gene Larkin, S (1, 3) OBP: 0.319, SLG: 0.371		PBFBX 3-1 L4 ② 1-3		BBX 2-0 1-H HR		BSBSFX 2-2 1-3 2-H 3-H 2B		CCFBBX 2-2 1B 1B		4	1	3	4	0	0	1
Pedro Munoz, R (1, 9) OBP: 0.291, SLG: 0.412		FH 1-1 S HBP		BSBFFBFFX 3-2 F8 ③		SFX 0-2 FC6-2 ② 3-H		X 0-0 L7 ②		3	0	0	0	0	0	3
Greg Gagne, R (1, 6) OBP: 0.289, SLG: 0.362		FBX 1-1 F7 ③ 1-2			BBCX 2-1 F7 ①	X 0-0 G6-3 ③		X 0-0 ① 1-2 1B		4	0	1	0	0	0	4
Inning Stats	R: 0 E: 0 K: 1 S: 8 H: 0 LOB: 1 BB: 1 P: 19	R: 0 E: 1 K: 0 S: 8 H: 0 LOB: 2 BB: 1 P: 16	R: 0 E: 0 K: 0 S: 4 H: 0 LOB: 0 BB: 0 P: 6	R: 2 E: 0 K: 0 S: 13 H: 2 LOB: 0 BB: 0 P: 20	R: 0 E: 0 K: 0 S: 8 H: 0 LOB: 0 BB: 0 P: 15	R: 2 E: 0 K: 0 S: 15 H: 3 LOB: 2 BB: 1 P: 24	R: 0 E: 0 K: 0 S: 6 H: 1 LOB: 3 BB: 2 P: 15	R: 0 E: 0 K: 0 S: 9 H: 2 LOB: 2 BB: 0 P: 11		1B: 6 2B: 1 3B: 0 HR: 1	SF: 0 SAC: 1 DP: 1 HBP: 1			WP: 0 PB: 0 SB: 3 CS: 0	PA: 37	

PITCHER	IP	WLS	BF	H	R	ER	SO	BB	IBB	HBP	BLK	WP	HR	S	P	ERA	WHIP
Tim Leary, R (1, 1) ERA: 5.46	8.0	L	37	8	4	4	1	4	1	1	0	0	1	71	126	4.50	1.500

PITCHER	IP	WLS	BF	H	R	ER	SO	BB	IBB	HBP	BLK	WP	HR	S	P	ERA	WHIP

AB	30
R	4
H	8
RBI	4
BB	5
SO	1
LOB	19

Batter	1	2	3	4	5	6	7	8	9	AB	R	H	RBI	BB	SO	LOB
Omar Vizquel, S (1, 6) OBP: 0.350, SLG: 0.359	C B C F F X 1-2 G6-3 1B			B B C C F X 2-2 ① G3		C B F F X 1-2 1B HR 1B	B B X 2-0 ③ F8			4	1	2	0	0	0	0
Edgar Martinez, R (1, 10) OBP: 0.408, SLG: 0.553	C B 1 B X SAFE 2-1 ① ② G6-3 1-2f			B F C F B B X 3-2 ② F9		B X 1-0 1-2 2-3 HR 1B		B F B B X 3-1 ① F8		4	1	1	0	0	0	1
Ken Griffey Jr., L (1, 8) OBP: 0.375, SLG: 0.568	C X 0-1 ③ P6			B S F S 1-3 ③ K		X 0-0 1-H 2-H 3-H HR		B X 1-0 L6-3 1B		4	1	2	4	0	1	0
Tino Martinez, L (1, 3) OBP: 0.317, SLG: 0.407		C S B S 1-3 ① K			B C X 1-1 E 1B	B F F X 1-2 ① G3		1 SAFE 1 SAFE C 1 X SAFE 0-1 ② ③ L6-3 1-2		1	0	0	0	0	1	0
Pete O'Brien, L (2, 3) OBP: 0.277, SLG: 0.369										2	0	1	0	0	0	0
Lance Parrish, R (8, PH) (8, 3) OBP: 0.301, SLG: 0.447										1	0	0	0	0	0	1
Jay Buhner, R (1, 9) OBP: 0.330, SLG: 0.425		C F B S 1-3 ② K			S B B X 2-1 E5 1-2	F B S X 1-2 1B			B B S X 2-1 ① P2	4	0	1	0	0	1	1
Henry Cotto, R (1, 7) OBP: 0.315, SLG: 0.371		C C S 0-3 ③ K			X 0-0 ① L9	X 0-0 ② F8			C B X 1-1 DI 1B	4	0	1	0	0	1	3
Dave Valle, R (1, 2) OBP: 0.311, SLG: 0.380			S B X 1-1 ① G6-3		B B F F S 2-3 ② K	B B F X 2-1 ③ F8			C B X 1-1 ② P5	4	0	0	0	0	1	4
Bret Boone, R (1, 4) OBP: 0.209, SLG: 0.250		C C B F B S 2-3 ② K			S B B S B F X 3-2 ③ F9		C C B X 1-2 ① F9		B C S X 1-2 ③ G4-3 1-2	4	0	0	0	0	1	3
Mike Blowers, R (1, 5) OBP: 0.321, SLG: 0.333		B C S S 1-3 ③ K				S F B B X 2-2 1B 1B HR 1B	C B F B F X 2-2 ② F9			3	1	1	0	0	1	0
Inning Stats	R: 0 E: 0 K: 0 S: 10 H: 1 LOB: 0 BB: 0 P: 13	R: 0 E: 0 K: 3 S: 9 H: 0 LOB: 0 BB: 0 P: 11	R: 0 E: 0 K: 2 S: 9 H: 0 LOB: 0 BB: 0 P: 13	R: 0 E: 0 K: 1 S: 11 H: 0 LOB: 0 BB: 0 P: 17	R: 0 E: 1 K: 1 S: 12 H: 1 LOB: 2 BB: 0 P: 20	R: 4 E: 0 K: 0 S: 18 H: 5 LOB: 1 BB: 0 P: 26	R: 0 E: 0 K: 0 S: 8 H: 0 LOB: 0 BB: 0 P: 13	R: 0 E: 0 K: 0 S: 5 H: 1 LOB: 0 BB: 0 P: 9	R: 0 E: 0 K: 0 S: 9 H: 1 LOB: 1 BB: 0 P: 14	1B: 8 2B: 1 3B: 0 HR: 1 SF: 0 SAC: 0 DP: 2 HBP: 0						

PITCHER		IP	WLS	BF	H	R	ER	SO	BB	IBB	HBP	BLK	WP	HR	S	P	ERA	WHIP
Pat Mahomes, R ERA: 5.32	(1, 1)	6.0		25	7	4	4	7	0	0	0	0	0	1	69	100	6.00	1.167
Carl Willis, R ERA: 2.96	(7, 1)	1.1		5	1	0	0	0	0	0	0	0	0	0	11	20	0.00	0.750
Gary Wayne, L ERA: 2.08	(8, 1)	1.2	W	5	1	0	0	0	0	0	0	0	0	0	11	16	0.00	0.600

PITCHER	IP	WLS	BF	H	R	ER	SO	BB	IBB	HBP	BLK	WP	HR	S	P	ERA	WHIP

TOP

Seattle Mariners @ Minnesota Twins

Hubert H. Humphrey Metrodome, Minneapolis, MN

Tue Sep 08 1992, 8:05 PM EDT

Att. 17,865 - Dome - 70 F

livebaseballscorecards.com

AB	35
R	4
H	9
RBI	4
BB	0
SO	7
LOB	13

1B: 8	SF: 0	WP: 0	PA: 35
2B: 1	SAC: 0	PB: 0	
3B: 0	DP: 2	SB: 0	
HR: 1	HBP: 0	CS: 0	

BOTTOM

Seattle Mariners @ Minnesota Twins

Hubert H. Humphrey Metrodome, Minneapolis, MN

Tue Sep 08 1992, 8:05 PM EDT

Att. 17,865 - Dome - 70 F

livebaseballscorecards.com

Batter	1	2	3	4	5	6	7	8	9	AB	R	H	RBI	BB	SO	LOB
Chuck Knoblauch, R (1, 4) OBP: 0.386, SLG: 0.364	C F B B S 2-3 ① K		F X 0-1 ③ P6		1 SAFE 1 SAFE 1 SAFE B 1 SAFE X 1-0 ② 1-3 3-H 1B		F B B B B 4-1 G4-6-3 BB	B B X 2-0 ② SF7 2-3 3-H		3	0	1	2	1	1	1
Scott Leius, R (1, 5) OBP: 0.319, SLG: 0.337	C S F T B F C 1-3 ② K			B X 1-0 CS 1B	B C F B B C 3-3 ③ K		B X 1-0 ②③ G4-6-3 1-2f	B B B C B 4-1 1-2 BB		4	0	1	0	1	2	2
Kirby Puckett, R (1, 8) OBP: 0.370, SLG: 0.495	C B X 1-1 ③ G3-1			B F S 1 SAFE B B S 3-3 ①② K 1-2		B X 1-0 2B 1B		B B S B B 2-1 WP 1B 1B 1-3 K		5	2	2	0	0	2	4
Chili Davis, S (1, 10) OBP: 0.385, SLG: 0.429 J.T. Bruett, L (8, PR) OBP: 0.314, SLG: 0.239		X 0-0 ① G3-1		B S B X 2-1 3B 1B		B 1 SAFE X 1-0 FC6-4 1-H SF8 2B		S F 1 SAFE B B F B B 4-2 1B 1-3 SF9 BB		3 0	2 1	2 0	1 0	1 0	0 0	0 0
Shane Mack, R (1, 7) OBP: 0.401, SLG: 0.481		B X 1-0 ② F9		B B F 1 SAFE X 2-1 1-H 3B		B H 2-0 FC6-4 HBP		C B X 1-1 BB S 1-3 BB 3-H 1B		3	1	2	2	0	0	0
Brian Harper, R (1, 2) OBP: 0.334, SLG: 0.406		C F F X 0-2 ③ P4		F B B B C X 3-2 ③ F9		B S X 1-1 ① FC6-4 WP 1-2f 2-3		C X 0-1 ① SF9 1-2 3-H		3	0	0	1	0	0	3
Gene Larkin, S (1, 3) OBP: 0.321, SLG: 0.374			B X 1-0 G6-4-3 1B 1B		B F B F B X 3-2 ① F8	C X 0-1 ② SF8 3-H		B X 1-0 BB BB SF7 1B		3	1	2	1	0	0	0
Pedro Munoz, R (1, 9) OBP: 0.297, SLG: 0.414			F X 0-1 G6-4-3 1-2 1B		B C X 1-1 1B 1B 1B	B S B S S 2-3 ③ K 1-2		B B S B B 4-1 SF7 BB 1-2 2-3 BB		3	1	2	0	1	1	1
Greg Gagne, R (1, 6) OBP: 0.289, SLG: 0.362 Randy Bush, L (8, PH) OBP: 0.265, SLG: 0.291 Jeff Reboulet, R (8, PR) OBP: 0.304, SLG: 0.266 (9, 6)			X 0-0 ①② G6-4-3 1-2f 2-3		B C 1 SAFE F 1 SAFE B B B X 3-2 1B 1-3 1B		B B F X 2-1 ① G4-3	C S B F B B B 4-2 BB 1-2 2-3 3-H BB		3 0 0	0 0 0	1 0 0	0 1 0	0 1 0	0 0 0	2 0 0
Inning Stats	R: 0 E: 0 K: 2 S: 11 H: 0 LOB: 0 BB: 0 P: 15	R: 0 E: 0 K: 0 S: 6 H: 0 LOB: 0 BB: 0 P: 7	R: 0 E: 0 K: 0 S: 6 H: 2 LOB: 1 BB: 0 P: 7	R: 1 E: 0 K: 1 S: 11 H: 3 LOB: 1 BB: 0 P: 22	R: 1 E: 0 K: 1 S: 12 H: 3 LOB: 1 BB: 0 P: 23	R: 2 E: 0 K: 1 S: 9 H: 2 LOB: 1 BB: 0 P: 16	R: 0 E: 0 K: 0 S: 4 H: 0 LOB: 0 BB: 1 P: 11	R: 4 E: 0 K: 1 S: 19 H: 3 LOB: 3 BB: 4 P: 42		1B: 11 2B: 2 3B: 1 HR: 0	SF: 3 SAC: 0 DP: 3 HBP: 1					

	AB	30
	R	8
	H	13
	RBI	8
	BB	5
	SO	6
	LOB	13

WP: 3 PB: 0 SB: 1 CS: 1 PA: 39

PITCHER		IP	WLS	BF	H	R	ER	SO	BB	IBB	HBP	BLK	WP	HR	S	P	ERA	WHIP
Mark Grant, R ERA: 4.41	(1, 1)	5.0		22	10	4	4	4	0	0	0	0	0	0	48	78	7.20	2.000
Calvin Jones, R ERA: 5.84	(6, 1)	2.0	L	10	2	3	3	1	2	0	1	0	2	0	18	37	13.50	2.000
Russ Swan, L ERA: 4.98	(8, 1)	0.1		3	1	0	0	0	1	0	0	0	0	0	4	9	0.00	6.000
Rich DeLucia, R ERA: 6.32	(8, 1)	0.2		4	0	1	1	1	2	0	0	0	0	0	8	19	13.50	3.000

PITCHER	IP	WLS	BF	H	R	ER	SO	BB	IBB	HBP	BLK	WP	HR	S	P	ERA	WHIP

Seattle Mariners @ Minnesota Twins

Hubert H. Humphrey Metrodome, Minneapolis, MN

Wed Sep 09 1992, 4:33 AM EDT

Att. 14,279 - Dome - 70 F

TOP

livebaseballscorecards.com

Batter	1	2	3	4	5	6	7	8	9	AB	R	H	RBI	BB	SO	LOB
Omar Vizquel, S (1, 6) OBP: 0.347, SLG: 0.356	C S B S 1-3 ① K			F S X 0-2 ① G6-3		X 0-0 ① B2-3		C S X 0-2 ③ L4		4	0	0	0	0	1	0
Greg Briley, L (1, 10) OBP: 0.260, SLG: 0.360	X 0-0 ② L6			C B X 1-1 ② G4-3		C B S B X 2-2 2B			B B C X 2-1 ① F8	4	0	1	0	0	0	0
Edgar Martinez, R (1, 5) OBP: 0.407, SLG: 0.550	C B C B X 2-2 ③ G6-3			B B X 2-0 1B 2B 1B		X 0-0 ② G5-3			C B C B F C 2-3 ② K	4	1	1	0	0	1	1
Ken Griffey Jr., L (1, 8) OBP: 0.375, SLG: 0.567		C B F S 1-3 ① K		X 0-0 2B 1B 1-2 1B		F X 0-1 ③ G6-3			F B B F F X 2-2 1B 1B	4	1	2	0	0	1	1
Jay Buhner, R (1, 9) OBP: 0.333, SLG: 0.428		S S S 0-3 ② K		B X 1-0 1-3 2-H 1B 2B			S S B B B B 4-2 G5-4-3 BB		X 0-0 1-3 1B	3	0	2	1	1	1	0
Pete O'Brien, L (1, 3) OBP: 0.278, SLG: 0.369		B F X 1-1 ③ G3-1		X 0-0 ① 2-H 3-H 1B			X 0-0 ① F9		C B S B C 2-3 ③ K	3	0	1	1	0	0	1
Henry Cotto, R (9, PH) OBP: 0.314, SLG: 0.370										1	0	0	0	0	1	2
Lance Parrish, R (1, 2) OBP: 0.306, SLG: 0.452			B B S X 2-1 FC1-5-6 2B		B B C F B F B 4-2 G6-4-3 BB		B C X 1-1 ② ③ G5-4-3 1-2f			2	0	1	0	1	0	1
Shane Turner, L (1, 7) OBP: 0.351, SLG: 0.348			F F B F F F B F X 2-2 ① FC1-5-6 FC8-6 2-3		S S X 0-2 ① L6			C F X 0-2 ① G1-3		3	0	0	0	0	0	2
Bret Boone, R (1, 4) OBP: 0.200, SLG: 0.239			F B B X 2-1 ② ③ FC8-6 2-3		X 0-0 ② ③ G6-4-3 1-2f			B B B C F C 3-3 ② K		3	0	0	0	0	1	2

| | | | | | | | | | |

BOTTOM

Seattle Mariners @ Minnesota Twins

Hubert H. Humphrey Metrodome, Minneapolis, MN

Wed Sep 09 1992, 4:33 AM EDT

Att. 14,279 - Dome - 70 F

livebaseballscorecards.com

Batter	1	2	3	4	5	6	7	8	9	AB	R	H	RBI	BB	SO	LOB
Chuck Knoblauch, R (1, 4) OBP: 0.388, SLG: 0.364	FC3-6 E 1B BB	S 1B 3-H		G6-3 2-3		G5-3		BB		3	1	1	1	2	0	1
Greg Gagne, R (1, 6) OBP: 0.291, SLG: 0.365	FC3-6 1B 1-2	K 1-2		F7			G6-3 1B 2B	P7		4	1	2	0	0	1	2
Randy Bush, L (8, PH) OBP: 0.264, SLG: 0.289	SAFE									1	0	0	0	0	0	2
Jeff Reboulet, R (9, 6) OBP: 0.304, SLG: 0.266										0	0	0	0	0	0	0
Shane Mack, R (1, 8) OBP: 0.400, SLG: 0.479	FC3-6 E 1B 1-2f 2-3	P3			F9 BB S 1B		G6-3 2-3			4	2	1	0	0	0	4
Kirby Puckett, R (1, 10) OBP: 0.373, SLG: 0.495	E4 1B 1-2 3-H		FC4-6 1B		SAFE SAFE		S 1B 3-H			3	0	2	2	1	0	1
Darren Reed, R (1, 7) OBP: 0.222, SLG: 0.344	K		FC4-6 G6-4-3 1-2f		F9 2-3		K			4	0	0	0	0	2	6
(9, 9)																
Brian Harper, R (1, 2) OBP: 0.333, SLG: 0.404	FC6-4 1B 1-2 2-H		G6-4-3 1-2f		P5		P6 1-2			4	0	1	1	0	0	4
Pedro Munoz, R (1, 9) OBP: 0.294, SLG: 0.411	FC6-4 1-2f			K	SAFE F8 1-2 3-H			S BB		3	0	0	0	0	1	3
J.T. Bruett, L (8, PH) OBP: 0.327, SLG: 0.239										0	0	0	0	1	0	0
(9, 8)																
Terry Jorgensen, R (1, 3) OBP: 0.500, SLG: 0.750		G4-3 1B 2B		S 1B 1B		P3		SAFE K 1-2		4	2	2	0	0	1	1
Scott Leius, R (1, 5) OBP: 0.318, SLG: 0.336		G4-3 2-3		G6-3 1-H		F7		P9		4	0	1	1	0	0	2
Inning Stats	R: 2 H: 2 E: 1 LOB: 2 K: 1 BB: 1 S: 20 P: 32	R: 1 H: 2 E: 0 LOB: 1 K: 1 BB: 0 S: 11 P: 14	R: 0 H: 1 E: 0 LOB: 0 K: 0 BB: 0 S: 9 P: 11	R: 1 H: 2 E: 0 LOB: 1 K: 1 BB: 0 S: 13 P: 22	R: 1 H: 1 E: 0 LOB: 1 K: 0 BB: 1 S: 10 P: 17	R: 0 H: 0 E: 0 LOB: 0 K: 0 BB: 0 S: 5 P: 7	R: 1 H: 2 E: 0 LOB: 1 K: 1 BB: 0 S: 10 P: 15	R: 0 H: 0 E: 0 LOB: 2 K: 1 BB: 2 S: 9 P: 18		1B: 8 SF: 0 2B: 2 SAC: 0 3B: 0 DP: 1 HR: 0 HBP: 0						

	AB	34
	R	6
	H	10
	RBI	5
	BB	4
	SO	5
	LOB	26

WP: 0 PB: 0 SB: 6 CS: 0 PA: 38

PITCHER	IP	WLS	BF	H	R	ER	SO	BB	IBB	HBP	BLK	WP	HR	S	P	ERA	WHIP
Dave Fleming, L (1, 1) ERA: 3.36	7.0	L	33	10	6	5	4	2	0	0	0	0	0	78	118	6.43	1.714
Jeff Nelson, R (8, 1) ERA: 3.34	1.0		5	0	0	0	1	2	0	0	0	0	0	9	18	0.00	2.000

PITCHER	IP	WLS	BF	H	R	ER	SO	BB	IBB	HBP	BLK	WP	HR	S	P	ERA	WHIP

Batter	1	2	3	4	5	6	7	8	9	AB	R	H	RBI	BB	SO	LOB
Luis Polonia, L (1, 7) OBP: 0.349, SLG: 0.340	BX 1-0 BB 1B	X 0-0 S 1B 2-3 3-H 1B		BX 1-0 F7 ②		BX 1-0 1-2 1B		BCCFS 1-3 K ②		5	1	3	1	0	1	0
Luis Sojo, R (1, 4) OBP: 0.303, SLG: 0.402	1 SAFE 1 SAFE B 1 X 1-0 F9 ①	BBX 2-0 FC6-4 1B 1-H 3-H		CBCX 1-2 F8 ③		CX 0-1 G6-3 ③		BCX 1-1 F8 ③		5	0	1	2	0	0	3
Chad Curtis, R (1, 8) OBP: 0.335, SLG: 0.373 (6, 9)	1 SAFE BPBCB 4-1 FC6-4 BB 1-2	BBCFX 2-2 FC6-4 ② 1-2f			CX 0-1 B1-3 ①		BBBB 4-0 G1-3 S 1B BB		X 0-0 L7 ①	3	1	0	0	2	0	1
Hubie Brooks, R (1, 10) OBP: 0.246, SLG: 0.347	CCFS 0-3 K ②	FX 0-1 G5-3 ③			X 0-0 G6-4-3 1B		BCBX 2-1 G1-3 ① 1-3		BFFFFX 1-2 1B 1B 1B	5	1	2	0	0	1	4
Gary Gaetti, R (1, 3) OBP: 0.273, SLG: 0.347	X 0-0 FC6-4 ③ 1-2f	SX 0-1 G5-3 ①			FX 0-1 G6-4-3 ②③ 1-2f		BH 2-0 1B HBP		SBBX 2-1 G4-3 1B WP 1-2 1B	4	1	1	0	0	0	3
Damion Easley, R (1, 5) OBP: 0.351, SLG: 0.348	BCBBB 4-1 1B 1B BB	FBX 1-1 F8 ②				BCBSX 2-2 G4-3 FC6-4 2B	CX 0-1 1-2 3-H 1B		X 0-0 WP G4-3 1-2 2-H 1B	4	2	3	2	1	0	0
Gary Disarcina, R (1, 6) OBP: 0.284, SLG: 0.303	X 0-0 SH3-4 1B 1B 1-3 1B	CBX 1-1 1B				CX 0-1 ① G4-3 2-3	FFS 0-3 ② K		CX 0-1 ② G4-3 1-2 2-3	5	1	2	0	0	1	5
Mike Fitzgerald, R (1, 9) OBP: 0.290, SLG: 0.292	FSBFBX 2-2 1B SH3-4 1B 1-2 3-H 1B	FBX 1-1 L4 ③				BBBFFB 4-2 FC6-4 BB	BBFFBFS 2-3 K ③		BFFBC 2-3 K 2-3 3-H ③	2	1	1	1	1	0	1
Reggie Williams, S (6, PR) (6, 8)										2	0	0	0	0	2	3
John Orton, R (1, 2) OBP: 0.256, SLG: 0.247	BSX 1-1 SH3-4 ① 1-2 2-3			X 0-0 G5-3 ①		X 0-0 FC6-4 ② 1B 1-2f 3-H		BFFBFS 2-3 K ①		3	0	0	1	0	1	1
Inning Stats	R: 0 E: 0 K: 1 S: 9 H: 1 LOB: 2 BB: 1 P: 14	R: 4 E: 0 K: 0 S: 15 H: 4 LOB: 1 BB: 1 P: 26	R: 0 E: 0 K: 0 S: 8 H: 1 LOB: 1 BB: 0 P: 11	R: 0 E: 0 K: 0 S: 5 H: 0 LOB: 0 BB: 0 P: 7	R: 0 E: 0 K: 0 S: 5 H: 1 LOB: 0 BB: 0 P: 5	R: 1 E: 0 K: 0 S: 11 H: 2 LOB: 2 BB: 1 P: 18	R: 1 E: 0 K: 2 S: 11 H: 1 LOB: 2 BB: 1 P: 21	R: 0 E: 0 K: 2 S: 10 H: 0 LOB: 0 BB: 0 P: 14	R: 2 E: 0 K: 1 S: 14 H: 3 LOB: 1 BB: 0 P: 19	1B: 12 2B: 1 3B: 0 HR: 0 SF: 0 SAC: 1 DP: 1 HBP: 1						

PITCHER		IP	WLS	BF	H	R	ER	SO	BB	IBB	HBP	BLK	WP	HR	S	P	ERA	WHIP
John Smiley, L ERA: 3.56	(1, 1)	6.0	L	29	9	5	5	1	3	0	0	0	0	0	53	81	7.50	2.000
David West, L ERA: 7.0	(7, 1)	3.0		15	4	3	3	5	1	0	1	0	1	0	35	54	9.00	1.667

PITCHER	IP	WLS	BF	H	R	ER	SO	BB	IBB	HBP	BLK	WP	HR	S	P	ERA	WHIP

TOP

California Angels @ Minnesota Twins

Hubert H. Humphrey Metrodome, Minneapolis, MN

Fri Sep 11 1992, 8:05 PM EDT
Att. 23,506 - Dome - 70 F

livebaseballscorecards.com

AB	38
R	8
H	13
RBI	7
BB	4
SO	6
LOB	21

WP: 1	PA: 44		
PB: 0			
SB: 2			
CS: 0			

BOTTOM

Batter	1	2	3	4	5	6	7	8	9	AB	R	H	RBI	BB	SO	LOB
Chuck Knoblauch, R (1, 4)	C F B F F X 1-2 CS 1B			C F B B F S 2-3 ① K		1 SAFE C B B X 2-1 ③ G6-3		S C B S 1-3 ② K		3	0	1	0	0	1	1
Gene Larkin, S (8, 3)										1	0	0	0	0	1	3
Scott Leius, R (1, 5) (8, 6)	B C B 1 SAFE 1 SAFE 1 SAFE X 2-1 ①② P8 1-2			F C B X 1-2 ② G5-3			B B B C C X 3-2 FC6-4 1B	B C B C X 2-2 ③ G1-3		4	0	1	0	0	0	4
Kirby Puckett, R (1, 8)	F B B F F S 2-3 ③ K			X 0-0 ③ G4-3			L X 0-1 ① FC6-4 F8 1-2f		B F F F B B X 3-2 BB 1B 1B	3	0	0	0	0	1	1
J.T. Bruett, L (8, 8)										0	0	0	0	0	0	0
Lenny Webster, R (9, PH)										1	0	1	0	0	0	0
Chili Davis, S (1, 10)		C F B B B X 3-2 ① G3			C B F S 1-3 ① K		B B X 2-0 ② F8 1-2		C F B F B B X 3-2 BB 1B 1-2	4	0	1	0	0	1	1
Darren Reed, R (1, 7)		B B C X 2-1 ② G6-3			C B S S 1-3 ② K		F B B S S 2-3 ③ K		C F B X 1-2 ① L5	4	0	0	0	0	2	3
Brian Harper, R (1, 2)		C X 0-1 ③ G1			C B F X 1-2 ③ G5-3			B X 1-0 1B 1B 1B	B B B C B 4-1 1-2 2-3 BB	2	0	0	0	0	0	0
Derek Parks, R (7, 2)										1	0	1	0	1	0	0
Pedro Munoz, R (1, 9)			B F B F F S 2-3 ① K			X 0-0 1B		X 0-0 ① L9	B B C X 2-1 ② L9	4	0	1	0	0	1	4
Terry Jorgensen, R (1, 3) (8, 5)			B B S C S 2-3 ② K			B C B S F S 2-3 ① K		B C S B B F X 3-2 1-2 1B 1B	X 0-0 ③ F7	4	0	1	0	0	2	4
Greg Gagne, R (1, 6)			B F F F B F B X 3-2 ③ G4-3			S F S 0-3 ② K		C X 0-1 1-2 2-3 1B		2	0	0	0	0	1	1
Jeff Reboulet, R (7, 6) (8, 4)										1	0	1	0	0	0	0

Inning Stats	1	2	3	4	5	6	7	8	9
	R: 0 E: 0 K: 1 S: 11 H: 1 LOB: 0 BB: 0 P: 16	R: 0 E: 0 K: 0 S: 7 H: 0 LOB: 0 BB: 0 P: 12	R: 0 E: 0 K: 2 S: 11 H: 0 LOB: 0 BB: 0 P: 18	R: 0 E: 0 K: 1 S: 8 H: 0 LOB: 0 BB: 0 P: 11	R: 0 E: 0 K: 2 S: 9 H: 0 LOB: 0 BB: 0 P: 12	R: 0 E: 0 K: 2 S: 10 H: 1 LOB: 1 BB: 0 P: 14	R: 0 E: 0 K: 1 S: 9 H: 1 LOB: 1 BB: 0 P: 16	R: 0 E: 0 K: 1 S: 14 H: 3 LOB: 3 BB: 0 P: 21	R: 0 E: 0 K: 0 S: 15 H: 2 LOB: 3 BB: 1 P: 28

1B: 8 SF: 0 WP: 0 PA: 35
2B: 0 SAC: 0 PB: 0
3B: 0 DP: 0 SB: 0
HR: 0 HBP: 0 CS: 1

PITCHER	IP	WLS	BF	H	R	ER	SO	BB	IBB	HBP	BLK	WP	HR	S	P	ERA	WHIP
Jim Abbott, L (1, 1) ERA: 2.71	8.1	W	33	8	0	0	10	1	0	0	0	0	0	91	143	0.00	1.080
Scott Lewis, R (9, 1) ERA: 5.34	0.2		2	0	0	0	0	0	0	0	0	0	0	3	5	0.00	0.000

PITCHER	IP	WLS	BF	H	R	ER	SO	BB	IBB	HBP	BLK	WP	HR	S	P	ERA	WHIP

California Angels @ Minnesota Twins

Hubert H. Humphrey Metrodome, Minneapolis, MN

Fri Sep 11 1992, 8:05 PM EDT

Att. 23,506 - Dome - 70 F

livebaseballscorecards.com

AB	34
R	0
H	8
RBI	0
BB	1
SO	10
LOB	22

California Angels @ Minnesota Twins

Hubert H. Humphrey Metrodome, Minneapolis, MN

Sat Sep 12 1992, 4:33 AM EDT

Att. 24,210 - Dome - 70 F

TOP

livebaseballscorecards.com

Batter	1	2	3	4	5	6	7	8	9	AB	R	H	RBI	BB	SO	LOB
Luis Polonia, L (1, 7) OBP: 0.346, SLG: 0.337	F F C 0-3 ① K		B B X 2-0 ② FC5-6-4 S 1-2f		X 0-0 ② FC3-6 PO 1-2f			S C B X 1-2 ① G5-3		4	0	0	0	0	1	2
Luis Sojo, R (1, 4) OBP: 0.302, SLG: 0.410	C C F C 0-3 ② K		C B X 1-1 ③ F8 1-2		1 SAFE 1 SAFE 0-0 ③ PO 1-2	X 0-0 HR		C B X 1-1 ② G6-3		4	1	1	1	0	1	1
Chad Curtis, R (1, 9) OBP: 0.334, SLG: 0.371	S B B C B X 3-2 ③ F8			B B X 2-0 2B 1B		C S F C 0-3 ① K		B C C S 1-3 ③ K2-3		4	1	1	0	0	2	0
Hubie Brooks, R (1, 10) OBP: 0.246, SLG: 0.349		S B X 1-1 ① F8		B 1 SAFE X 1-0 CS 1-H 2B		X 0-0 ② G6-3			C F B X 1-2 ① P2	4	0	1	1	0	0	0
Lee Stevens, L (1, 3) OBP: 0.285, SLG: 0.361		S B F B B F B 4-2 S BB		B X 1-0 ① F7		B B F B B 4-1 BB			C S S 0-3 ② K	2	0	0	0	2	1	1
Junior Felix, S (1, 8) OBP: 0.284, SLG: 0.351		F B B S C 2-3 ② K 1-2		C B B F B B 4-2 BB		X 0-0 ③ G4-3			C X 0-1 ③ G3-1	3	0	0	0	1	1	2
Damion Easley, R (1, 5) OBP: 0.340, SLG: 0.337		B B X 2-0 ③ G6-3		B B B C F S 3-3 ② ③ K 2-3			C X 0-1 ① G6-3			3	0	0	0	0	1	3
Gary Disarcina, R (1, 6) OBP: 0.282, SLG: 0.301			C B X 1-1 ① G3		X 0-0 ① L5		B C B F X 2-2 ② G5-3			3	0	0	0	0	0	0
Ron Tingley, R (1, 2) OBP: 0.290, SLG: 0.316			B F B B B 4-1 FC5-6-4 BB		B F B X 2-1 FC3-6 1B		B B B C C S 3-3 ③ K			2	0	1	0	1	1	0
Inning Stats	R: 0 E: 0 K: 2 S: 10 H: 0 LOB: 0 BB: 0 P: 13	R: 0 E: 0 K: 1 S: 9 H: 0 LOB: 1 BB: 1 P: 18	R: 0 E: 0 K: 0 S: 6 H: 0 LOB: 1 BB: 1 P: 14	R: 1 E: 0 K: 1 S: 8 H: 2 LOB: 2 BB: 1 P: 19	R: 0 E: 0 K: 0 S: 4 H: 1 LOB: 0 BB: 0 P: 6	R: 1 E: 0 K: 1 S: 8 H: 1 LOB: 1 BB: 1 P: 12	R: 0 E: 0 K: 1 S: 8 H: 0 LOB: 0 BB: 0 P: 13	R: 0 E: 0 K: 1 S: 8 H: 0 LOB: 0 BB: 0 P: 11	R: 0 E: 0 K: 1 S: 8 H: 0 LOB: 0 BB: 0 P: 9	1B: 2 2B: 2 3B: 0 HR: 1 SF: 0 SAC: 0 DP: 1 HBP: 0						

	AB	29
	R	2
	H	4
	RBI	2
	BB	4
	SO	8
	LOB	9

WP: 0 PB: 0 SB: 2 CS: 1 PA: 34

PITCHER		IP	WLS	BF	H	R	ER	SO	BB	IBB	HBP	BLK	WP	HR	S	P	ERA	WHIP
Mike Trombley, R ERA: 4.24	(1, 1)	6.0	W	24	4	2	2	5	4	0	0	0	0	1	45	82	3.00	1.333
Mark Guthrie, L ERA: 2.82	(7, 1)	3.0	S	9	0	0	0	3	0	0	0	0	0	0	24	33	0.00	0.000

PITCHER	IP	WLS	BF	H	R	ER	SO	BB	IBB	HBP	BLK	WP	HR	S	P	ERA	WHIP

BOTTOM

California Angels @ Minnesota Twins

Hubert H. Humphrey Metrodome, Minneapolis, MN

Sat Sep 12 1992, 4:33 AM EDT

Att. 24,210 - Dome - 70 F

livebaseballscorecards.com

Batter	1	2	3	4	5	6	7	8	9	AB	R	H	RBI	BB	SO	LOB
Chuck Knoblauch, R (1, 4) OBP: 0.387, SLG: 0.363	G3		E4 2B G4-3		CS 1B		F9			4	1	1	0	0	0	1
Shane Mack, R (1, 7) OBP: 0.399, SLG: 0.477	L7		G4-3		CS	1B S 1B	K			4	1	1	1	0	1	1
Kirby Puckett, R (1, 8) OBP: 0.375, SLG: 0.505	HR		WP 2B			1B HBP SF7 1B		1B WP 2B		4	3	4	2	0	0	0
Chili Davis, S (1, 10) OBP: 0.384, SLG: 0.426 Darren Reed, R (8, PR) OBP: 0.214, SLG: 0.330	K		K			1B HBP		1B WP 1B		3 0	0 1	1 0	0 0	0 0	2 0	1 0
Pedro Munoz, R (1, 9) OBP: 0.294, SLG: 0.408 Randy Bush, L (8, PH) OBP: 0.268, SLG: 0.293 J.T. Bruett, L (8, PR) OBP: 0.327, SLG: 0.239 (9, 9)		G6-3		G6-3		1B		G6-4-3 1B		3 1 0	0 0 0	1 1 0	1 0 0	0 0 0	0 0 0	0 0 0
Brian Harper, R (1, 2) OBP: 0.331, SLG: 0.402		F9		G6-3		SF7		G6-4-3 1B		3	0	1	2	0	0	0
Gene Larkin, S (1, 3) OBP: 0.317, SLG: 0.369 Terry Jorgensen, R (8, PH) OBP: 0.333, SLG: 0.444 (9, 3)		K		F8		P6		G6-4-3		3 1	0 0	0 0	0 0	0 0	1 0	2 2
Scott Leius, R (1, 5) OBP: 0.314, SLG: 0.332			G6-3		K	F8		P6		4	0	0	0	0	1	4
Jeff Reboulet, R (1, 6) OBP: 0.310, SLG: 0.286			E G4-3 2B		G6-3		P3			3	1	1	0	0	0	0
Inning Stats	R: 1 H: 1 E: 0 LOB: 0 K: 1 BB: 0 S: 9 P: 15	R: 0 H: 0 E: 0 LOB: 0 K: 1 BB: 0 S: 8 P: 15	R: 2 H: 2 E: 1 LOB: 1 K: 1 BB: 0 S: 13 P: 20	R: 0 H: 0 E: 0 LOB: 0 K: 0 BB: 0 S: 5 P: 5	R: 0 H: 1 E: 0 LOB: 0 K: 1 BB: 0 S: 9 P: 11	R: 2 H: 3 E: 0 LOB: 2 K: 0 BB: 0 S: 15 P: 24	R: 0 H: 0 E: 0 LOB: 0 K: 1 BB: 0 S: 7 P: 12	R: 2 H: 4 E: 0 LOB: 2 K: 0 BB: 0 S: 16 P: 24		1B: 7 SF: 1 2B: 3 SAC: 0 3B: 0 DP: 1 HR: 1 HBP: 1						

	AB	33
	R	7
	H	11
	RBI	6
	BB	0
	SO	5
	LOB	11

WP: 2 PA: 36
PB: 0
SB: 1
CS: 1

PITCHER		IP	WLS	BF	H	R	ER	SO	BB	IBB	HBP	BLK	WP	HR	S	P	ERA	WHIP
Bert Blyleven, R ERA: 4.58	(1, 1)	6.0	L	26	7	5	3	4	0	0	1	0	1	1	59	90	4.50	1.167
Scott Lewis, R ERA: 5.16	(7, 1)	1.0		3	0	0	0	1	0	0	0	0	0	0	7	12	0.00	0.000
Joe Grahe, R ERA: 3.27	(8, 1)	0.0		4	4	2	2	0	0	0	0	0	1	0	14	19	∞	∞
Steve Frey, L ERA: 3.83	(8, 1)	1.0		2	0	0	0	0	0	0	0	0	0	0	2	5	0.00	0.000

PITCHER	IP	WLS	BF	H	R	ER	SO	BB	IBB	HBP	BLK	WP	HR	S	P	ERA	WHIP

Batter	1	2	3	4	5	6	7	8	9	AB	R	H	RBI	BB	SO	LOB
Luis Polonia, L (1, 7) OBP: 0.344, SLG: 0.335	C X 0-1 ① G3		F X 0-1 ② G4-3		B 1 SAFE X 1-0 ②③ G4-3-6-3 1-2f 3-H			F 1 SAFE F F F B F F F 1 SAFE 1-2 ①② G4-6-3 1-2f		4	0	0	0	0	0	2
Luis Sojo, R (1, 4) OBP: 0.304, SLG: 0.407	B F B B B 4-1 G1-3 BB		B B B B 4-0 BB			X 0-0 ① G5-3		B B C X 2-1 ③ G6-3		2	0	0	0	2	0	0
Chad Curtis, R (1, 9) OBP: 0.331, SLG: 0.367	X 0-0 ② G1-3 1-2		C 1 SAFE C X 0-2 ③ L9			B B B C X 3-1 ② G5-3			C X 0-1 ① G5-3	4	0	0	0	0	0	2
Hubie Brooks, R (1, 10) OBP: 0.242, SLG: 0.344	X 0-0 ③ F8			B B F X 2-1 ① G1-3		C S S 0-3 ③ K			X 0-0 ② F8	4	0	0	0	0	1	1
Lee Stevens, L (1, 3) OBP: 0.285, SLG: 0.359		S X 0-1 G4-3 1B 1B		B X 1-0 ② G4-3			X 0-0 ① G4-3		F B C F B F C 2-3 ③ K	4	1	1	0	0	1	0
Damion Easley, R (1, 5) OBP: 0.340, SLG: 0.337		B X 1-0 ① G4-3 1-2		C B C S 1-3 ③ K			C F B X 1-2 S 1B			3	0	1	0	0	1	1
Gary Disarcina, R (1, 6) OBP: 0.284, SLG: 0.303		C X 0-1 CS 2-H 1B			C X 0-1 1B G4-3-6-3 1B		C S F B B X 2-2 ② G6-3 1-2			3	1	2	1	0	0	1
John Orton, R (1, 2) OBP: 0.263, SLG: 0.253 Ken Oberkfell, L (7, PH) OBP: 0.268, SLG: 0.246 Ron Tingley, R (7, 2) OBP: 0.290, SLG: 0.316		1 SAFE B C B S B X 3-2 ②③ G5-3 1-2			B X 1-0 G4-3-6-3 1-3 1B		B X 1-0 ③ G6-3			2 1 0	0 0 0	1 0 0	0 0 0	0 0 0	0 0 0	1 1 0
Reggie Williams, S (1, 8) OBP: 0.167, SLG: 0.167			F B C X 1-2 ① G4-3		C F B F S 1-3 ① K			B X 1-0 G4-6-3 1B		3	0	1	0	0	1	2
Inning Stats	R: 0 E: 0 K: 0 S: 5 H: 0 LOB: 1 BB: 1 P: 9	R: 1 E: 0 K: 0 S: 8 H: 2 LOB: 0 BB: 0 P: 12	R: 0 E: 0 K: 0 S: 8 H: 0 LOB: 1 BB: 1 P: 13	R: 0 E: 0 K: 1 S: 6 H: 0 LOB: 0 BB: 0 P: 10	R: 1 E: 0 K: 1 S: 8 H: 2 LOB: 0 BB: 0 P: 11	R: 0 E: 0 K: 1 S: 6 H: 0 LOB: 0 BB: 0 P: 9	R: 0 E: 0 K: 0 S: 9 H: 1 LOB: 1 BB: 0 P: 13	R: 0 E: 0 K: 0 S: 11 H: 1 LOB: 0 BB: 0 P: 15	R: 0 E: 0 K: 1 S: 8 H: 0 LOB: 0 BB: 0 P: 10	1B: 6 2B: 0 3B: 0 HR: 0 SF: 0 SAC: 0 DP: 2 HBP: 0						

PITCHER	IP	WLS	BF	H	R	ER	SO	BB	IBB	HBP	BLK	WP	HR	S	P	ERA	WHIP
Scott Erickson, R (1, 1) ERA: 3.39	9.0	W	32	6	2	2	4	2	0	0	0	0	0	69	102	2.00	0.889

PITCHER	IP	WLS	BF	H	R	ER	SO	BB	IBB	HBP	BLK	WP	HR	S	P	ERA	WHIP

TOP

California Angels @ Minnesota Twins

Hubert H. Humphrey Metrodome, Minneapolis, MN

Sun Sep 13 1992, 4:33 AM EDT

Att. 23,039 - Dome - 70 F

livebaseballscorecards.com

AB	30
R	2
H	6
RBI	1
BB	2
SO	4
LOB	11

1B: 6	SF: 0	WP: 0	PA: 32
2B: 0	SAC: 0	PB: 0	
3B: 0	DP: 2	SB: 1	
HR: 0	HBP: 0	CS: 1	

BOTTOM

California Angels @ Minnesota Twins

Hubert H. Humphrey Metrodome, Minneapolis, MN

Sun Sep 13 1992, 4:33 AM EDT

Att. 23,039 - Dome - 70 F

livebaseballscorecards.com

Batter	1	2	3	4	5	6	7	8	9	AB	R	H	RBI	BB	SO	LOB
Shane Mack, R (1, 7) OBP: 0.400, SLG: 0.485	HR		2B		P5		G5-3			4	2	2	1	0	0	3
Jeff Reboulet, R (1, 4) OBP: 0.311, SLG: 0.287	L5		SH1-4		F7		1B			3	0	1	2	0	0	1
Kirby Puckett, R (1, 8) OBP: 0.377, SLG: 0.506	1B		G6-3				G4-3 E 1B	IBB		3	1	2	1	1	0	0
Chili Davis, S (1, 10) OBP: 0.381, SLG: 0.422	FC G5-3		F7			K	F7			4	0	0	0	0	1	4
Pedro Munoz, R (1, 9) OBP: 0.292, SLG: 0.405 J.T. Bruett, L (8, PH) OBP: 0.340, SLG: 0.277 (9, 9)	G5-3			K		G4-3		G3-1 2B		3 1	0 1	0 1	1 1	0 0	1 0	2 0
Gene Larkin, S (1, 3) OBP: 0.313, SLG: 0.364	G3			L4		G3		G3-1		4	0	0	0	0	0	3
Lenny Webster, R (1, 2) OBP: 0.290, SLG: 0.366		1B		P5			WP BB 1B 1B	G3		4	1	2	1	0	0	0
Scott Leius, R (1, 5) OBP: 0.313, SLG: 0.331		F7			1B		F2	G6-3		4	0	1	0	0	0	1
Greg Gagne, R (1, 6) OBP: 0.290, SLG: 0.362		K			K		WP 1B BB			2	1	0	0	1	2	1
Inning Stats	R: 2 E: 1 K: 0 S: 12 H: 2 LOB: 1 BB: 0 P: 15		R: 0 E: 0 K: 1 S: 7 H: 1 LOB: 0 BB: 0 P: 13	R: 1 E: 0 K: 0 S: 7 H: 1 LOB: 0 BB: 0 P: 9	R: 0 E: 0 K: 1 S: 6 H: 0 LOB: 0 BB: 0 P: 7	R: 0 E: 0 K: 1 S: 9 H: 1 LOB: 1 BB: 0 P: 13	R: 0 E: 1 K: 1 S: 12 H: 1 LOB: 1 BB: 0 P: 17	R: 2 E: 0 K: 0 S: 16 H: 2 LOB: 2 BB: 2 P: 31	R: 1 E: 0 K: 0 S: 8 H: 1 LOB: 0 BB: 0 P: 12	1B: 6 2B: 2 3B: 0 HR: 1	SF: 0 SAC: 1 DP: 0 HBP: 0					

PITCHER		IP	WLS	BF	H	R	ER	SO	BB	IBB	HBP	BLK	WP	HR	S	P	ERA	WHIP
Julio Valera, R ERA: 3.78	(1, 1)	7.0	L	31	8	5	4	4	1	1	0	0	1	1	69	105	5.14	1.286
Chuck Crim, R ERA: 5.27	(8, 1)	1.0		4	1	1	1	0	0	0	0	0	0	0	8	12	9.00	1.000

PITCHER	IP	WLS	BF	H	R	ER	SO	BB	IBB	HBP	BLK	WP	HR	S	P	ERA	WHIP

AB	32
R	6
H	9
RBI	6
BB	2
SO	4
LOB	15

1B: 6 SF: 0
2B: 2 SAC: 1
3B: 0 DP: 0
HR: 1 HBP: 0

WP: 1 PA: 35
PB: 0
SB: 0
CS: 0

Batter	1	2	3	4	5	6	7	8	9	AB	R	H	RBI	BB	SO	LOB
Chuck Knoblauch, R (1, 4) OBP: 0.385, SLG: 0.361	X 0-0 S 1B 1B	B F X 1-1 ③ L9			C F F B B X 2-2 ② L9		X 0-0 ① G6-3		X 0-0 ① G6-3	5	1	1	0	0	0	0
Shane Mack, R (1, 7) OBP: 0.399, SLG: 0.483	P F B 1 B X SAFE 3-1 ① F9		C S F F F F F B F 1-2 X ① G6-3		F F X 0-2 1B		B C B F C 2-3 ② K		M B C F S 1-3 ② K	4	0	1	0	0	1	1
J.T. Bruett, L (9, PH) OBP: 0.333, SLG: 0.271										1	0	0	0	0	1	0
Kirby Puckett, R (1, 8) OBP: 0.374, SLG: 0.502	C X 0-1 ② F7		F S F F F F B S 1-3 ② K		X 0-0 ③ F9		X 0-0 E6 BB 1B		F F B S 1-3 ③ K	5	0	0	0	0	2	2
Chili Davis, S (1, 10) OBP: 0.384, SLG: 0.422	B 1 SAFE C 1 B B F B SAFE 4-2 BB 1B 1-2 BB		S X 0-1 ③ F7			B B S B C B 4-2 1B 1B BB	B B X 2-0 BB 1-2 1B			2	1	1	0	2	0	0
Pedro Munoz, R (1, 9) OBP: 0.299, SLG: 0.410	S F X 0-2 BB 1-2 2-H 1B			S X 0-1 G1-6-3 1B 1B		B 1 SAFE F C B B B X 3-2 1B 1-3 1B	B F F B B B 4-2 1-2 2-3 BB			3	0	3	1	1	0	0
Brian Harper, R (1, 2) OBP: 0.335, SLG: 0.404	B C B B B 4-1 1-2 2-3 BB			B F F X 1-2 G1-6-3 1-2 1B		B B X 2-0 1-2 3-H 1B	F B B B F X 3-2 ③ G5-3			3	0	2	1	1	0	3
Gene Larkin, S (1, 3) OBP: 0.310, SLG: 0.359	X 0-0 ③ F8			F X 0-1 ① ② G1-6-3 1-2f 2-3		B C B X 2-1 ① P6		B S C B X 2-2 ① G6-3		4	0	0	0	0	0	7
Scott Leius, R (1, 5) OBP: 0.310, SLG: 0.327		C C B C 1-3 ① K		B B F X 2-1 ③ G6-3		B B C F S 2-3 ② K		C F B F B B S 3-3 ② K		4	0	0	0	0	3	3
(6, 6)																
Greg Gagne, R (1, 6) OBP: 0.289, SLG: 0.360		F C S 0-3 ② K			B F S C 1-3 ① K	F B B F F F X 2-2 ③ G3		B C X 1-1 ③ G6-3		2	0	0	0	0	2	0
Randy Bush, L (6, PH) OBP: 0.266, SLG: 0.292										1	0	0	0	0	0	2
Terry Jorgensen, R (6, 5) OBP: 0.300, SLG: 0.400										1	0	0	0	0	0	0
Inning Stats	R: 1 H: 2 E: 0 LOB: 3 K: 0 BB: 2 S: 13 P: 23	R: 0 H: 0 E: 0 LOB: 0 K: 2 BB: 0 S: 8 P: 10	R: 0 H: 0 E: 0 LOB: 0 K: 1 BB: 0 S: 18 P: 20	R: 0 H: 2 E: 0 LOB: 1 K: 0 BB: 0 S: 9 P: 12	R: 0 H: 1 E: 0 LOB: 1 K: 1 BB: 0 S: 11 P: 14	R: 1 H: 2 E: 0 LOB: 2 K: 1 BB: 1 S: 15 P: 30	R: 0 H: 1 E: 1 LOB: 3 K: 1 BB: 1 S: 11 P: 22	R: 0 H: 0 E: 0 LOB: 0 K: 1 BB: 0 S: 9 P: 15	R: 0 H: 0 E: 0 LOB: 0 K: 2 BB: 0 S: 8 P: 10	1B: 8 SF: 0 2B: 0 SAC: 0 3B: 0 DP: 1 HR: 0 HBP: 0						

PITCHER		IP	WLS	BF	H	R	ER	SO	BB	IBB	HBP	BLK	WP	HR	S	P	ERA	WHIP
Dave Stewart, R ERA: 3.71	(1, 1)	6.0		27	7	2	2	5	3	0	0	0	0	0	74	109	3.00	1.667
Jim Corsi, R ERA: 1.66	(7, 1)	2.0	W	9	1	0	0	2	1	0	0	0	0	0	20	37	0.00	1.000
Dennis Eckersley, R ERA: 1.9	(9, 1)	1.0	S	3	0	0	0	2	0	0	0	0	0	0	8	10	0.00	0.000

PITCHER	IP	WLS	BF	H	R	ER	SO	BB	IBB	HBP	BLK	WP	HR	S	P	ERA	WHIP

TOP

Minnesota Twins @ Oakland Athletics

Oakland-Alameda County Coliseum, Oakland, CA

Mon Sep 14 1992, 7:05 PM PDT

Att. 30,236 - Sunny - 60 F

livebaseballscorecards.com

AB	35
R	2
H	8
RBI	2
BB	4
SO	9
LOB	18

WP: 0	PA: 39		
PB: 0			
SB: 1			
CS: 0			

BOTTOM

Minnesota Twins @ Oakland Athletics

Oakland-Alameda County Coliseum, Oakland, CA

Mon Sep 14 1992, 7:05 PM PDT

Att. 30,236 - Sunny - 60 F

livebaseballscorecards.com

Batter	1	2	3	4	5	6	7	8	9	AB	R	H	RBI	BB	SO	LOB
Rickey Henderson, R (1, 7) OBP: 0.425, SLG: 0.448	3-1 CS 1B		4-2 1B 1B BB		F B 1 SAFE B B F X 3-2 F8 ②		C B 1 SAFE 1 SAFE B C 1 SAFE X 2-2 1-3 1B			3	1	2	0	1	0	1
Carney Lansford, R (1, 5) OBP: 0.325, SLG: 0.381	C B B 1 SAFE 1 SAFE 1 SAFE S F X 2-2 F9 ①		1 SAFE B B F X 2-1 1B 1-2 1B		X 0-0 FC6-4 ③ 1-2f		X 0-0 P6 ③			4	0	1	0	0	0	4
Ruben Sierra, S (1, 9) OBP: 0.321, SLG: 0.444	B 1 P SAFE X 2-0 G3-1 ②③ 1-2		B B B C X 3-1 G6-4-3 1-3 2-H 1B			B F B F X 2-2 L6 ①		C B F X 1-2 FC6-5 2B		4	0	2	1	0	0	1
Harold Baines, L (1, 10) OBP: 0.329, SLG: 0.378 Lance Blankenship, R (8, PH) OBP: 0.402, SLG: 0.363		F B S X 1-2 2B 2B	B X 1-0 G6-4-3 ②③ 1-2f			B X 1-0 F7 ②		I N I 4-0 FC6-5 1B IBB		3 0	1 1	1 0	0 0	0 1	0 0	2 0
Mark McGwire, R (1, 3) OBP: 0.389, SLG: 0.587		X 0-0 G6-3 ①	B B F C X 2-2 F7 ①			B F B S B B 4-2 BB		X 0-0 FC6-5 FC4-6 1B 1-2 2-3f ①		3	0	0	0	1	0	3
Terry Steinbach, R (1, 2) OBP: 0.339, SLG: 0.411		C C X 0-2 G1-3 2-H 2B	B C F F B F X 2-2 G1-4-3 ②			B X 1-0 F9 ③		X 0-0 FC4-6 1-2 2-H 1B		4	0	2	2	0	0	1
Willie Wilson, S (1, 8) OBP: 0.335, SLG: 0.337		C B X 1-1 G1-3 ② 2-3	X 0-0 F8 ③				S B F F X 1-2 F8 ①	S F X 0-2 FC4-6 S ② 1-2f 2-3		4	0	0	0	0	0	3
Mike Bordick, R (1, 4) OBP: 0.352, SLG: 0.359		C F F B F S 1-3 K ③			X 0-0 G5-3 ①		B C X 1-1 L6 ②	B C F B X 2-2 G5-3 ③ 1-2		4	0	0	0	0	1	3
Walt Weiss, S (1, 6) OBP: 0.311, SLG: 0.250			X 0-0 F7 ①		C C B X 1-2 FC6-4 1B		B S B B B 4-1 1B BB			2	0	1	0	1	0	0
Inning Stats	R: 0 H: 1 E: 0 LOB: 0 K: 0 BB: 0 S: 8 P: 14	R: 1 H: 2 E: 0 LOB: 1 K: 1 BB: 0 S: 14 P: 17	R: 1 H: 2 E: 0 LOB: 1 K: 0 BB: 1 S: 8 P: 18	R: 0 H: 0 E: 0 LOB: 0 K: 0 BB: 0 S: 9 P: 13	R: 0 H: 1 E: 0 LOB: 1 K: 0 BB: 0 S: 8 P: 12	R: 0 H: 0 E: 0 LOB: 1 K: 0 BB: 1 S: 7 P: 15	R: 0 H: 1 E: 0 LOB: 2 K: 0 BB: 1 S: 11 P: 19	R: 1 H: 2 E: 0 LOB: 2 K: 0 BB: 1 S: 11 P: 18		1B: 6 SF: 0 2B: 3 SAC: 0 3B: 0 DP: 1 HR: 0 HBP: 0				WP: 0 PA: 35 PB: 0 SB: 1 CS: 1		

	AB	31
	R	3
	H	9
	RBI	3
	BB	4
	SO	1
	LOB	18

PITCHER		IP	WLS	BF	H	R	ER	SO	BB	IBB	HBP	BLK	WP	HR	S	P	ERA	WHIP
Kevin Tapani, R ERA: 4.07	(1, 1)	6.2		28	7	2	2	1	3	0	0	0	0	0	64	107	2.70	1.500
Tom Edens, R ERA: 3.01	(7, 1)	0.1	L	2	1	1	1	0	0	0	0	0	0	0	4	5	27.00	3.000
Gary Wayne, L ERA: 2.08	(8, 1)	0.0		1	0	0	0	0	0	1	0	0	0	0	0	4	∞	∞
Carl Willis, R ERA: 2.92	(8, 1)	1.0		4	1	0	0	0	0	0	0	0	0	0	8	10	0.00	1.000

PITCHER	IP	WLS	BF	H	R	ER	SO	BB	IBB	HBP	BLK	WP	HR	S	P	ERA	WHIP

Minnesota Twins @ Oakland Athletics

Oakland-Alameda County Coliseum, Oakland, CA

Tue Sep 15 1992, 7:05 PM PDT

Att. 30,424 - Cloudy - 61 F

livebaseballscorecards.com

TOP

Batter	1	2	3	4	5	6	7	8	9	AB	R	H	RBI	BB	SO	LOB
Chuck Knoblauch, R (1, 4) OBP: 0.384, SLG: 0.359	0-1 ① F8			0-1 ① G5-3		0-1 ② G4-3 2-3		1-2 ③ F8		3	0	0	0	0	0	1
Randy Bush, L (8, PH) OBP: 0.265, SLG: 0.290										1	0	0	0	0	0	0
Jeff Reboulet, R (8, 4) OBP: 0.311, SLG: 0.287										0	0	0	0	0	0	0
Shane Mack, R (1, 7) OBP: 0.399, SLG: 0.481	1-3 ② K			4-2 G3 S BB		4-2 1B BB			0-2 ① F9	2	0	0	0	2	1	0
Kirby Puckett, R (1, 8) OBP: 0.374, SLG: 0.500	1-3 ③ K			1-2 ② G3 1-3		0-0 1-2 3-H 1B			0-2 ② G4-3	4	0	1	1	0	1	1
Chili Davis, S (1, 10) OBP: 0.381, SLG: 0.418		1-1 ① G4-3		3-3 ③ K		1-2 ③ G4-3			0-3 ③ K	4	0	0	0	0	2	3
Pedro Munoz, R (1, 9) OBP: 0.297, SLG: 0.406		0-1 ② G6-3			0-2 ① G5-3		3-1 ① F9			3	0	0	0	0	0	0
Brian Harper, R (1, 2) OBP: 0.333, SLG: 0.401		1-3 ③ K			1-0 ② P6		1-1 ② P3			3	0	0	0	0	1	0
Gene Larkin, S (1, 3) OBP: 0.307, SLG: 0.355			1-0 ① F9		0-1 ③ G4-3		2-3 ③ K			3	0	0	0	0	1	0
Scott Leius, R (1, 5) OBP: 0.311, SLG: 0.328			2-1 ② G6-3			2-2 G4-3 SH1-4 1B 1B		2-2 ① L8		2	1	1	0	0	0	0
J.T. Bruett, L (8, PH) OBP: 0.327, SLG: 0.265										1	0	0	0	0	0	0
Terry Jorgensen, R (8, 6) OBP: 0.300, SLG: 0.400										0	0	0	0	0	0	0
Greg Gagne, R (1, 6) OBP: 0.288, SLG: 0.359			3-1 ③ F8			0-1 ① SH1-4 1-2		1-3 ② K		1	0	0	0	0	0	0
Bernardo Brito, R (8, PH)										1	0	0	0	0	1	0
Mike Pagliarulo, L (8, 5) OBP: 0.212, SLG: 0.228										0	0	0	0	0	0	0

Inning Stats	1	2	3	4	5	6	7	8	9
	R: 0 E: 0 K: 2 S: 8 H: 0 LOB: 0 BB: 0 P: 10	R: 0 E: 0 K: 1 S: 7 H: 0 LOB: 0 BB: 0 P: 9	R: 0 E: 0 K: 0 S: 5 H: 0 LOB: 0 BB: 0 P: 11	R: 0 E: 0 K: 1 S: 14 H: 0 LOB: 1 BB: 1 P: 22	R: 0 E: 0 K: 0 S: 6 H: 0 LOB: 0 BB: 0 P: 7	R: 1 E: 0 K: 0 S: 13 H: 2 LOB: 2 BB: 1 P: 20	R: 0 E: 0 K: 1 S: 8 H: 0 LOB: 0 BB: 0 P: 14	R: 0 E: 0 K: 1 S: 9 H: 0 LOB: 0 BB: 0 P: 13	R: 0 E: 0 K: 1 S: 12 H: 0 LOB: 0 BB: 0 P: 12

	AB	28
	R	1
	H	2
	RBI	1
	BB	2
	SO	7
	LOB	5

1B: 2 SF: 0
2B: 0 SAC: 1
3B: 0 DP: 0
HR: 0 HBP: 0

WP: 0 PA: 31
PB: 0
SB: 1
CS: 0

PITCHER		IP	WLS	BF	H	R	ER	SO	BB	IBB	HBP	BLK	WP	HR	S	P	ERA	WHIP
Ron Darling, R ERA: 3.88	(1, 1)	8.0	W	28	2	1	1	6	2	0	0	0	0	0	70	106	1.12	0.500
Dennis Eckersley, R ERA: 1.88	(9, 1)	1.0	S	3	0	0	0	1	0	0	0	0	0	0	12	12	0.00	0.000

PITCHER	IP	WLS	BF	H	R	ER	SO	BB	IBB	HBP	BLK	WP	HR	S	P	ERA	WHIP

Batter	1	2	3	4	5	6	7	8	9	AB	R	H	RBI	BB	SO	LOB
Rickey Henderson, R (1, 7) OBP: 0.426, SLG: 0.456	F9		C 1 SAFE 1 SAFE X F9			B X 1-0 HR	B B C B C F B 4-2 1-3 BB			3	1	1	1	1	0	1
Jerry Browne, S (1, 8) OBP: 0.369, SLG: 0.349	C B X P7			B F C X 1-2 CS 1B		B X 1-0 G4-3 1B 2B		L S B B S 2-3 K		3	1	2	0	0	0	0
Willie Wilson, S (7, 8) OBP: 0.334, SLG: 0.336										1	0	0	0	0	1	0
Ruben Sierra, S (1, 9) OBP: 0.319, SLG: 0.441	B B C F F S 2-3 K			C B X 1-1 F7		B B C X 2-1 G4-3 2-3		B S B F X 2-2 P6		4	0	0	0	0	1	2
Harold Baines, L (1, 10) OBP: 0.331, SLG: 0.377		B B C C B B 4-2 G6-4-3 BB		1 SAFE B B B C X 3-1 G3 1-2		X 0-0 BB 3-H 1B		B C B X 2-1 F7		3	0	1	1	1	0	1
Mark McGwire, R (1, 3) OBP: 0.390, SLG: 0.586		X 0-0 G6-4-3 1-2f			S X 0-1 FC4-6 1B	B S S S B F B B 4-2 1-2 BB				2	0	1	0	1	0	1
Carney Lansford, R (1, 5) OBP: 0.323, SLG: 0.378		F C B S 1-3 K			B B X 2-0 FC4-6 1-2f	X 0-0 F9				3	0	0	0	0	1	3
Terry Steinbach, R (1, 2) OBP: 0.339, SLG: 0.409			B B C F F B B 4-2 L9-3 BB		C F 1 SAFE X 0-2 P3		X 0-0 L5			2	0	0	0	1	0	1
Walt Weiss, S (1, 6) OBP: 0.308, SLG: 0.247			C B C B B X 3-2 L9-3 1-2		B X 1-0 G3		C C F X 0-2 F9			3	0	0	0	0	0	2
Lance Blankenship, R (1, 4) OBP: 0.404, SLG: 0.362			B B C B B 4-1 BB			B B C F S 2-3 K	B F B B B 4-1 CS S BB			1	0	0	0	2	1	0
Inning Stats	R: 0 E: 0 K: 1 S: 6 H: 0 LOB: 0 BB: 0 P: 10	R: 0 E: 0 K: 1 S: 6 H: 0 LOB: 0 BB: 1 P: 11	R: 0 E: 0 K: 0 S: 9 H: 0 LOB: 1 BB: 2 P: 20	R: 0 E: 0 K: 0 S: 7 H: 1 LOB: 0 BB: 0 P: 12	R: 0 E: 0 K: 0 S: 7 H: 1 LOB: 1 BB: 0 P: 10	R: 2 E: 0 K: 1 S: 12 H: 3 LOB: 2 BB: 1 P: 22	R: 0 E: 0 K: 0 S: 9 H: 0 LOB: 1 BB: 2 P: 17	R: 0 E: 0 K: 1 S: 8 H: 0 LOB: 0 BB: 0 P: 14		1B: 3 2B: 2 3B: 0 HR: 1	SF: 0 SAC: 0 DP: 2 HBP: 0					

PITCHER	IP	WLS	BF	H	R	ER	SO	BB	IBB	HBP	BLK	WP	HR	S	P	ERA	WHIP
Pat Mahomes, R (1, 1) ERA: 4.97	7.0	L	28	5	2	2	3	6	0	0	0	0	1	56	102	2.57	1.571
Gary Wayne, L (8, 1) ERA: 2.03	1.0		3	0	0	0	1	0	0	0	0	0	0	8	14	0.00	0.000

PITCHER	IP	WLS	BF	H	R	ER	SO	BB	IBB	HBP	BLK	WP	HR	S	P	ERA	WHIP

BOTTOM

Minnesota Twins @ Oakland Athletics

Oakland-Alameda County Coliseum, Oakland, CA

Tue Sep 15 1992, 7:05 PM PDT

Att. 30,424 - Cloudy - 61 F

livebaseballscorecards.com

AB	25
R	2
H	5
RBI	2
BB	6
SO	4
LOB	11

1B: 3 2B: 2 3B: 0 HR: 1 SF: 0 SAC: 0 DP: 2 HBP: 0

WP: 0 PB: 0 SB: 1 CS: 2 PA: 31

Batter	1	2	3	4	5	6	7	8	9	AB	R	H	RBI	BB	SO	LOB
Chuck Knoblauch, R (1, 4) OBP: 0.382, SLG: 0.356	B C X 1-1 F8 ①		B B B B 4-0 FC4-6 BB	B C S C 1-3 K ③			B B C X 2-1 L7 ①		B C B F B X 3-2 F8 ②	4	0	0	0	1	1	3
J.T. Bruett, L (1, 8) OBP: 0.317, SLG: 0.259	B F B B X 3-1 G1-3 ②		B C C X 1-2 FC4-6 FC6-4 1-2f ②		B C C X 1-2 F9 ①		B C C B X 2-2 F8 ②		C B C B X 2-2 BB 1B	5	0	1	0	0	0	1
Kirby Puckett, R (1, 10) OBP: 0.374, SLG: 0.498	F B X 1-1 1B		X 0-0 FC6-4 1-2f ③		C X 0-1 G3 ②		B B B C C F F X 3-2 F8 ③		S F F F B F B B F 4-2 B 1-2 BB	4	0	1	0	1	0	1
Pedro Munoz, R (1, 9) OBP: 0.294, SLG: 0.403 Shane Mack, R (6, 9) OBP: 0.400, SLG: 0.482	C B C 1 SAFE 1 SAFE F C 1-3 K ③			C F S 0-3 K ①	C C B B S 2-3 K ③			B X 1-0 1B 1B	F X 0-1 L9 ③	3 2	0 0	0 1	0 0	0 0	3 0	1 2
Randy Bush, L (1, 3) OBP: 0.259, SLG: 0.283		B B S C B S 3-3 K ①		C X 0-1 G6-3 ②		C F B C 2-3 K ①		S C 1 SAFE B 1 F S 1-3 K ①		4	0	0	0	0	3	1
Darren Reed, R (1, 7) OBP: 0.215, SLG: 0.327		C C C 0-3 K ②		X 0-0 1B 1B WP 1B		S F B X 1-2 P5 ②		B 1 C S X SAFE 1-2 P2 ②		4	1	1	0	0	1	1
Terry Jorgensen, R (1, 5) OBP: 0.500, SLG: 0.538 Greg Gagne, R (8, PR) OBP: 0.288, SLG: 0.359 (8, 6)		C B B B F B 4-2 FC6-4 BB		X 0-0 WP 1B 1-2 1B		B B X 2-0 2B 1B		B S F 1 B X SAFE 2-2 1-2 1B		3 0	1 0	3 0	0 0	1 0	0 0	0 0
Lenny Webster, R (1, 2) OBP: 0.300, SLG: 0.385 Gene Larkin, S (8, PH) OBP: 0.306, SLG: 0.354 Derek Parks, R (8, 2) OBP: 1.000, SLG: 1.000		B B B X 3-0 FC6-4 1-2f ③		C F F B X 1-2 WP 1-2 2-3 1B		B X 1-0 1-H 2B		B B S B F X 3-2 F8 ③		3 1 0	0 0 0	2 0 0	1 0 0	0 0 0	0 0 0	1 2 0
Jeff Reboulet, R (1, 6) OBP: 0.311, SLG: 0.282 (8, 5) Brian Harper, R (9, PH) OBP: 0.332, SLG: 0.400			C B B F B F X 3-2 G3 ①	C F B B B B 4-2 1-2 2-3 3-H BB		B C F C 1-3 K ③			F C F X 0-2 G6-3 ①	2 1	0 0	0 0	0 0	1 0	1 0	1 0
Inning Stats	R: 0 H: 1 E: 0 LOB: 1 K: 1 BB: 0 S: 10 P: 16	R: 0 H: 0 E: 0 LOB: 1 K: 2 BB: 1 S: 10 P: 20	R: 0 H: 0 E: 0 LOB: 1 K: 0 BB: 1 S: 8 P: 16	R: 1 H: 3 E: 0 LOB: 3 K: 2 BB: 1 S: 16 P: 22	R: 0 H: 0 E: 0 LOB: 0 K: 1 BB: 0 S: 8 P: 11	R: 1 H: 2 E: 0 LOB: 1 K: 2 BB: 0 S: 11 P: 18	R: 0 H: 0 E: 0 LOB: 0 K: 0 BB: 0 S: 10 P: 17	R: 0 H: 2 E: 0 LOB: 2 K: 1 BB: 0 S: 14 P: 22	R: 0 H: 1 E: 0 LOB: 2 K: 0 BB: 1 S: 18 P: 27	1B: 8 SF: 0 2B: 1 SAC: 0 3B: 0 DP: 0 HR: 0 HBP: 0						

PITCHER	IP	WLS	BF	H	R	ER	SO	BB	IBB	HBP	BLK	WP	HR	S	P	ERA	WHIP
Bobby Witt, R (1, 1) ERA: 4.22	6.0	W	27	6	2	2	8	3	0	0	0	1	0	63	103	3.00	1.500
Jeff Parrett, R (7, 1) ERA: 3.25	1.2		7	2	0	0	1	0	0	0	0	0	0	21	33	0.00	1.200
Jeff Russell, R (8, 1) ERA: 1.68	1.1	S	6	1	0	0	0	1	0	0	0	0	0	21	33	0.00	1.500

PITCHER	IP	WLS	BF	H	R	ER	SO	BB	IBB	HBP	BLK	WP	HR	S	P	ERA	WHIP

TOP

Minnesota Twins @ Oakland Athletics

Oakland-Alameda County Coliseum, Oakland, CA

Wed Sep 16 1992, 3:33 AM PDT

Att. 35,348 - Sunny - 67 F

livebaseballscorecards.com

AB	36
R	2
H	9
RBI	1
BB	4
SO	9
LOB	14

WP: 1	PA: 40
PB: 0	
SB: 0	
CS: 0	

BOTTOM

Minnesota Twins @ Oakland Athletics

Oakland-Alameda County Coliseum, Oakland, CA

Wed Sep 16 1992, 3:33 AM PDT

Att. 35,348 - Sunny - 67 F

livebaseballscorecards.com

Batter	1	2	3	4	5	6	7	8	9	AB	R	H	RBI	BB	SO	LOB
Rickey Henderson, R (1, 7) OBP: 0.426, SLG: 0.455	B C B X 2-1 G5-4-3 1B		1 SAFE C F B 1 SAFE B X 2-2 ② P6 1-2		B F B C F 1 B B SAFE 4-2 S 1B 1-2 BB	B C X 1-1 ③ F7				3	1	1	0	1	0	1
Lance Blankenship, R (1, 4) OBP: 0.402, SLG: 0.358	1 SAFE B B C C 1 B X SAFE 3-2 ① F8		B B B C H 4-1 HBP		S B C X 1-2 ① G5-3 1-2 2-3		C B X 1-1 ① P3			3	0	0	0	0	0	3
Ruben Sierra, S (1, 9) OBP: 0.319, SLG: 0.439	1 SAFE B S S B F B F X 3-2 ② ③ G5-4-3 1-2f		S X 0-1 ③ F9		C X 0-1 1B 2-H 3-H 1B		B B B C X 3-1 ② P2			4	1	1	2	0	0	3
Mark McGwire, R (1, 3) OBP: 0.393, SLG: 0.588		B B F X 2-1 2B		B C X 1-1 E5 1B SF7	B B B 4-0 1B BB		F B B B B 4-1 BB			2	1	1	0	2	0	0
Terry Steinbach, R (1, 2) OBP: 0.341, SLG: 0.410		X 0-0 ① G1-3		F X 0-1 2-3 1B	B B B C F X 3-2 1-2 2-H 1B		F C B S 1-3 ③ K			4	0	2	1	0	1	2
Carney Lansford, R (1, 5) OBP: 0.320, SLG: 0.376		F B X 1-1 ② P4		X 0-0 ① SF7 3-H	X 0-0 ② F7			F B C S 1-3 ① K		3	0	0	1	0	1	3
Randy Ready, R (1, 10) OBP: 0.348, SLG: 0.318 Troy Neel, L (8, PH) OBP: 0.395, SLG: 0.615		C F X 0-2 ③ G6-3		1 SAFE C C B F X 1-2 ② F8	C B F S 1-3 ③ K			C F C 0-3 ② K		3 0 0 0 0 1 4 1 0 0 0 0 1 0						
Willie Wilson, S (1, 8) OBP: 0.331, SLG: 0.332			B C F C 1-3 ① K B B F B F S 3-3 ③ K			F F S 0-3 ① K		X 0-0 ③ L4		4	0	0	0	0	3	1
Mike Bordick, R (1, 6) OBP: 0.354, SLG: 0.361			B C B X 2-1 S 1B		B C B X 2-1 S BB 1B	C B F B B S 3-3 ② K				3	1	2	0	0	1	0

	AB	
	R	4
	H	7
	RBI	4
	BB	3
	SO	8
	LOB	17

Inning Stats										
	R: 0	H: 1	R: 0	H: 1	R: 0	H: 1	R: 1	H: 1	R: 3	H: 3
	E: 0	LOB: 0	E: 0	LOB: 1	E: 0	LOB: 2	E: 1	LOB: 1	E: 0	LOB: 2
	K: 0	BB: 0	K: 0	BB: 0	K: 1	BB: 0	K: 1	BB: 0	K: 1	BB: 2
	S: 10	P: 18	S: 8	P: 11	S: 11	P: 20	S: 12	P: 17	S: 17	P: 32

R: 0	H: 0	R: 0	H: 0	R: 0	H: 0	1B: 6	SF: 1	WP: 0	PA: 35
E: 0	LOB: 0	E: 0	LOB: 1	E: 0	LOB: 0	2B: 1	SAC: 0	PB: 0	
K: 2	BB: 0	K: 1	BB: 1	K: 2	BB: 0	3B: 0	DP: 1	SB: 3	
S: 8	P: 12	S: 8	P: 17	S: 8	P: 9	HR: 0	HBP: 1	CS: 0	

PITCHER		IP	WLS	BF	H	R	ER	SO	BB	IBB	HBP	BLK	WP	HR	S	P	ERA	WHIP
John Smiley, L ERA: 3.57	(1, 1)	6.2	L	31	7	4	3	5	3	0	1	0	0	0	71	123	4.05	1.500
Carl Willis, R ERA: 2.87	(7, 1)	1.1		4	0	0	0	3	0	0	0	0	0	0	11	13	0.00	0.000

PITCHER	IP	WLS	BF	H	R	ER	SO	BB	IBB	HBP	BLK	WP	HR	S	P	ERA	WHIP

Batter	1	2	3	4	5	6	7	8	9	AB	R	H	RBI	BB	SO	LOB
Chuck Knoblauch, R (1, 4) OBP: 0.383, SLG: 0.363	HR		G3-6-3 1-2f			G5-3			SH1-4 1B	4	1	2	1	0	0	1
Greg Gagne, R (1, 6) OBP: 0.288, SLG: 0.359	L5-3 1B			L7		G5-3			SH1-4 1-2	3	0	1	0	0	0	0
Shane Mack, R (1, 7) OBP: 0.397, SLG: 0.478	L5-3 1-2			K			G1-3		P4	4	0	0	0	0	1	2
Kirby Puckett, R (1, 8) OBP: 0.373, SLG: 0.496	P3			K			F9		IBB	3	0	0	0	1	1	0
Pedro Munoz, R (1, 9) OBP: 0.297, SLG: 0.404		G4-3			FC6-4 SF8 1B		G1-3 1B		G1-3	4	1	2	0	0	0	2
Brian Harper, R (1, 2) OBP: 0.332, SLG: 0.400		G5-3			FC6-4 1-2 1B		G1			3	0	1	0	0	0	1
Terry Jorgensen, R (1, 3) OBP: 0.471, SLG: 0.500		F9			FC6-4 1-2f 2-3			CS 1B		3	0	1	0	0	0	2
Bernardo Brito, R (1, 10)			G1-3		SF8 3-H			K		2	0	0	1	0	1	1
Scott Leius, R (1, 5) OBP: 0.311, SLG: 0.328			G3-6-3 1B		CS 1-2	K		G6-3 1-2		3	0	1	0	0	1	1
Inning Stats	R: 1 E: 0 K: 0 S: 7 H: 2 LOB: 0 BB: 0 P: 10	R: 0 E: 0 K: 0 S: 7 H: 0 LOB: 0 BB: 0 P: 10	R: 0 E: 0 K: 0 S: 6 H: 1 LOB: 0 BB: 0 P: 8	R: 0 E: 0 K: 2 S: 7 H: 0 LOB: 0 BB: 0 P: 10	R: 1 E: 0 K: 0 S: 8 H: 2 LOB: 0 BB: 0 P: 12	R: 0 E: 0 K: 1 S: 6 H: 0 LOB: 0 BB: 0 P: 8	R: 0 E: 0 K: 0 S: 9 H: 1 LOB: 1 BB: 0 P: 14	R: 0 E: 0 K: 1 S: 11 H: 1 LOB: 0 BB: 0 P: 16	R: 0 E: 0 K: 0 S: 10 H: 1 LOB: 2 BB: 1 P: 19	1B: 7 2B: 1 3B: 0 HR: 1 SF: 1 SAC: 1 DP: 2 HBP: 0						

PITCHER	IP	WLS	BF	H	R	ER	SO	BB	IBB	HBP	BLK	WP	HR	S	P	ERA	WHIP
Jim Abbott, L (1, 1) ERA: 2.68	9.0	L	32	8	2	2	4	0	1	0	0	0	1	71	107	2.00	0.889

PITCHER	IP	WLS	BF	H	R	ER	SO	BB	IBB	HBP	BLK	WP	HR	S	P	ERA	WHIP

TOP

Minnesota Twins @ California Angels

Anaheim Stadium, Anaheim, CA

Thu Sep 17 1992, 10:05 PM EDT

Att. 21,566 - Cloudy - 70 F

livebaseballscorecards.com

AB	29
R	2
H	8
RBI	2
BB	1
SO	4
LOB	10

BOTTOM

Minnesota Twins @ California Angels

Anaheim Stadium, Anaheim, CA

Thu Sep 17 1992, 10:05 PM EDT

Att. 21,566 - Cloudy - 70 F

livebaseballscorecards.com

Batter	1	2	3	4	5	6	7	8	9	AB	R	H	RBI	BB	SO	LOB
Luis Polonia, L (1, 7) OBP: 0.341, SLG: 0.330	C X 0-1 ① G6-3			F X 0-1 E6 SH1-3 1B	X 0-0 ②③ G6-4-3 1-2f			F X 0-1 ② F9		4	1	0	0	0	0	2
Luis Sojo, R (1, 4) OBP: 0.299, SLG: 0.397	C B X 1-1 ② G3-1			1 SAFE P 1 SAFE B X 2-0 ① SH1-3 1-2		B X 1-0 ① P5		B B X 2-0 ③ G5-3		3	0	0	0	0	0	0
Junior Felix, S (1, 8) OBP: 0.284, SLG: 0.350	B X 1-0 ③ G5-3			B S S C 1-3 ② K		C F S 0-3 ② K			B B B B 4-0 G3 BB	3	0	0	0	1	2	1
Hubie Brooks, R (1, 10) OBP: 0.240, SLG: 0.331		C F B T T F X 1-2 ① G4-3		B B B B 4-0 1B BB		C B F B F X 2-2 ③ P3			C X 0-1 ① P8	3	0	0	0	1	0	1
Lee Stevens, L (1, 3) OBP: 0.288, SLG: 0.359		B X 1-0 ② G4-3		B B F X 2-1 1-3 2-H 1B			B C B B B 4-1 SH1-3 BB		1 SAFE S X 0-1 ② G3 1-2	3	0	1	1	1	0	1
Chad Curtis, R (1, 9) OBP: 0.335, SLG: 0.368		B F B F X 2-2 ③ G3		F X 0-1 ③ L4			1 SAFE X 0-0 ① SH1-3 1-2		B C X 1-1 ③ L9	3	0	0	0	0	0	3
Damion Easley, R (1, 5) OBP: 0.325, SLG: 0.330			B C X 1-1 ① G5-3		C B B B X 3-1 1B 2B		C C F B X 1-2 ② F8			3	0	1	0	0	0	1
Gary Disarcina, R (1, 6) OBP: 0.283, SLG: 0.303			B B C C X 2-2 ② G6-3		X 0-0 ① P4		B C B S X 2-2 ③ G6-3			3	0	0	0	0	0	2
John Orton, R (1, 2) OBP: 0.270, SLG: 0.265 Ken Oberkfell, L (8, PH) OBP: 0.278, SLG: 0.246 Mike Fitzgerald, R (8, PH) OBP: 0.295, SLG: 0.303 (9, 2)			F B C S 1-3 ③ K		X 0-0 G6-4-3 2-3 1B			F F B S 1-3 ① K		2	0	1	0	0	1	0
										0	0	0	0	0	0	0
										1	0	0	0	0	1	0

	AB	28
	R	1
	H	3
	RBI	1
	BB	3
	SO	4
	LOB	11

Inning Stats										
	R: 0 H: 0	R: 0 H: 0	R: 0 H: 0	R: 1 H: 1	R: 0 H: 2	R: 0 H: 0	R: 0 H: 0	R: 0 H: 0	R: 0 H: 0	1B: 2 SF: 0
	E: 0 LOB: 0	E: 0 LOB: 0	E: 0 LOB: 0	E: 1 LOB: 2	E: 0 LOB: 1	E: 0 LOB: 0	E: 0 LOB: 1	E: 0 LOB: 0	E: 0 LOB: 1	2B: 1 SAC: 2
	K: 0 BB: 0	K: 0 BB: 0	K: 1 BB: 1	K: 0 BB: 0	K: 0 BB: 0	K: 0 BB: 0	K: 0 BB: 1	K: 1 BB: 0	K: 0 BB: 1	3B: 0 DP: 1
	S: 5 P: 7	S: 10 P: 14	S: 8 P: 12	S: 11 P: 19	S: 5 P: 8	S: 8 P: 11	S: 9 P: 16	S: 6 P: 9	S: 6 P: 11	HR: 0 HBP: 0

	WP: 0	PA: 33
	PB: 0	
	SB: 0	
	CS: 0	

PITCHER		IP	WLS	BF	H	R	ER	SO	BB	IBB	HBP	BLK	WP	HR	S	P	ERA	WHIP
Mike Trombley, R ERA: 3.26	(1, 1)	7.0	W	26	3	1	0	3	2	0	0	0	0	0	56	87	0.00	0.714
Mark Guthrie, L ERA: 2.78	(8, 1)	1.0		3	0	0	0	1	0	0	0	0	0	0	6	9	0.00	0.000
Rick Aguilera, R ERA: 3.0	(9, 1)	1.0	S	4	0	0	0	0	1	0	0	0	0	0	6	11	0.00	1.000

PITCHER	IP	WLS	BF	H	R	ER	SO	BB	IBB	HBP	BLK	WP	HR	S	P	ERA	WHIP

Batter	1	2	3	4	5	6	7	8	9	AB	R	H	RBI	BB	SO	LOB
Chuck Knoblauch, R (1, 4) OBP: 0.386, SLG: 0.365	B C X 1-1 HBP 1B 1B	B C X 1-1 2-H 1B		B C H 2-1 FC6-4 HBP			C B B S F C 2-3 K ①		B B C C B B 4-2 F8 S BB	3	1	2	1	1	1	0
J.T. Bruett, L (1, 8) OBP: 0.297, SLG: 0.241 Darren Reed, R (9, PH) OBP: 0.213, SLG: 0.323 (9, 7)	C C X 0-2 P6 ①	X 0-0 G1-3 ③		P P C X 2-1 FC6-4 ③ 1-2f			B X 1-0 G3 ②		1 SAFE F 1 SAFE B 1 SAFE B 1 SAFE F 1 SAFE B 3-2 X F8 ② 1-3	4 1	0 0	0 0	0 0	0 0	0 0	3 1
Shane Mack, R (1, 7) OBP: 0.397, SLG: 0.476 (9, 8)	P F F H 2-2 1B HBP 1-2	C B B X 2-2 G4-3 1B 1B			F F B C 1-3 K ①		B F C B C 2-3 K ③		B F X 1-1 P4 ③	4	1	1	0	0	2	1
Kirby Puckett, R (1, 10) OBP: 0.372, SLG: 0.494	F X 0-1 P8 ②	C X 0-1 G4-3 ① 1-2			X 0-0 F8 ②			B S F B F X 2-2 3B 1B		4	0	1	0	0	0	3
Pedro Munoz, R (1, 9) OBP: 0.299, SLG: 0.410	F B X 1-1 1-2 2-H 1B	C X 0-1 G5-3 ②			C C B F B B F X 3-2 F8 ③			P B 1 SAFE C F F B F F 3-2 X 1-2 1B 3B ①		4	1	2	1	0	0	1
Gene Larkin, S (1, 3) OBP: 0.308, SLG: 0.356	B F B X 2-1 F8 ③	C F F X 0-2 2-H 1B				B X 1-0 F8 ①		B F B X 2-1 CS 3-H 1B		4	0	2	2	0	0	2
Terry Jorgensen, R (1, 5) OBP: 0.429, SLG: 0.450		C C X 0-2 G5-3 ① 1-2	B S X 1-1 P4 ③			F B C F S 1-3 K ②		S B F X 1-2 1-2 1B ②		4	0	1	0	0	1	1
Lenny Webster, R (1, 2) OBP: 0.307, SLG: 0.383		C C B B B B 4-2 G4-3 1B BB	C B X 1-1 G5-3 ①			B C B X 2-1 1B		C B X 1-1 G5-3 ③		3	1	1	0	1	0	1
Jeff Reboulet, R (1, 6) OBP: 0.302, SLG: 0.271		F B X 1-1 G4-3 ② 1-2	C B B C F X 2-2 L6 ②			C C C 0-3 K ③			B C X 1-1 L7 ①	4	0	0	0	0	1	2
Inning Stats	R: 1 H: 2 E: 0 LOB: 2 K: 0 BB: 0 S: 14 P: 19	R: 1 H: 1 E: 0 LOB: 1 K: 0 BB: 1 S: 10 P: 16	R: 1 H: 2 E: 0 LOB: 1 K: 0 BB: 0 S: 13 P: 16	R: 0 H: 0 E: 0 LOB: 1 K: 0 BB: 0 S: 11 P: 16	R: 0 H: 0 E: 0 LOB: 0 K: 1 BB: 0 S: 9 P: 13	R: 0 H: 1 E: 0 LOB: 1 K: 2 BB: 0 S: 10 P: 14	R: 0 H: 0 E: 0 LOB: 0 K: 2 BB: 0 S: 8 P: 13	R: 1 H: 4 E: 0 LOB: 1 K: 0 BB: 0 S: 18 P: 26	R: 0 H: 0 E: 0 LOB: 1 K: 0 BB: 1 S: 9 P: 18	1B: 9 SF: 0 2B: 0 SAC: 0 3B: 1 DP: 0 HR: 0 HBP: 2						

PITCHER		IP	WLS	BF	H	R	ER	SO	BB	IBB	HBP	BLK	WP	HR	S	P	ERA	WHIP
Bert Blyleven, R ERA: 4.58	(1, 1)	6.0	L	27	6	3	3	3	1	0	2	0	0	0	67	94	4.50	1.167
Chuck Crim, R ERA: 5.25	(7, 1)	2.0		8	4	1	1	2	0	0	0	0	0	0	26	39	4.50	2.000
Tim Fortugno, L ERA: 5.35	(9, 1)	1.0		4	0	0	0	0	1	0	0	0	0	0	9	18	0.00	1.000

PITCHER	IP	WLS	BF	H	R	ER	SO	BB	IBB	HBP	BLK	WP	HR	S	P	ERA	WHIP

TOP

Minnesota Twins @ California Angels

Anaheim Stadium, Anaheim, CA

Fri Sep 18 1992, 10:05 PM EDT

Att. 35,844 - Sunny - 74 F

livebaseballscorecards.com

AB	35
R	4
H	10
RBI	4
BB	2
SO	5
LOB	15

WP: 0	PA: 39		
PB: 0			
SB: 1			
CS: 1			

Batter	1	2	3	4	5	6	7	8	9	AB	R	H	RBI	BB	SO	LOB
Luis Polonia, L (1, 7) OBP: 0.339, SLG: 0.328	B F X 1-1 ① G6-3		X 0-0 ③ G4-3			B X 1-0 ② G6-3		X 0-0 ② L8		4	0	0	0	0	0	1
Ken Oberkfell, L (1, 4) OBP: 0.267, SLG: 0.235 Luis Sojo, R (8, PH) (9, 4) OBP: 0.298, SLG: 0.396	B C T F B F X 2-2 ② G4-3			B B X 2-0 ① L7		C F S 0-3 ③ K		F B B B S T X 3-2 ③ G4-3		3 1	0 0	0 0	0 0	0 0	1 0	0 1
Gary Gaetti, R (1, 10) OBP: 0.271, SLG: 0.348	C S S 0-3 ③ K			F B F X 1-2 E1 CS			X 0-0 HR		S B C B X 2-2 ① F7	4	1	1	1	0	1	0
Lee Stevens, L (1, 3) OBP: 0.290, SLG: 0.361		X 0-0 FC5-4 1B		S B S S 1-3 ②③ K 1-2			B B S F B X 3-2 1B		B C X 1-1 ② L8	4	0	2	0	0	1	1
Chad Curtis, R (1, 9) OBP: 0.334, SLG: 0.370		X 0-0 ① FC5-4 S 1-2f			B F M X 1-2 E6 G4-6-3		S B 1 SAFE B F F C 2-3 ① K		F X 0-1 2B	4	0	1	0	0	1	2
Damion Easley, R (1, 5) OBP: 0.322, SLG: 0.327		1 SAFE S B C F F S 1-3 ② K 1-2			1 SAFE B X 1-0 ①② G4-6-3 1-2f		C C F B F B X 2-2 G5-4-3 1-2 1B		B C S B F X 2-2 ③ P9	4	0	1	0	0	1	3
Gary Disarcina, R (1, 6) OBP: 0.284, SLG: 0.301		C X 0-1 ③ L8			B B B B 4-0 FC6-4 BB		X 0-0 ②③ G5-4-3 1-2f			2	0	0	0	1	0	3
Reggie Williams, S (1, 8) OBP: 0.200, SLG: 0.300			C F B F B S 2-3 ① K		B X 1-0 ③ FC6-4 1-2f			B B C F F X 2-2 ① F7		3	0	0	0	0	1	1
Ron Tingley, R (1, 2) OBP: 0.296, SLG: 0.317			B C X 1-1 ② G5-3			B B C X 2-1 ① G6-3		B F B B F B 4-2 BB		2	0	0	0	1	0	0
Inning Stats	R: 0 E: 0 K: 1 S: 10 H: 0 LOB: 0 BB: 0 P: 13	R: 0 E: 0 K: 1 S: 9 H: 1 LOB: 1 BB: 0 P: 10	R: 0 E: 0 K: 1 S: 7 H: 0 LOB: 0 BB: 0 P: 10	R: 0 E: 1 K: 1 S: 7 H: 0 LOB: 0 BB: 0 P: 11	R: 0 E: 1 K: 0 S: 5 H: 0 LOB: 1 BB: 1 P: 12	R: 0 E: 0 K: 1 S: 6 H: 0 LOB: 0 BB: 0 P: 9	R: 1 E: 0 K: 1 S: 14 H: 3 LOB: 1 BB: 0 P: 21	R: 0 E: 0 K: 0 S: 11 H: 0 LOB: 1 BB: 1 P: 20	R: 0 E: 0 K: 0 S: 11 H: 1 LOB: 1 BB: 0 P: 16	1B: 3 2B: 1 3B: 0 HR: 1	SF: 0 SAC: 0 DP: 2 HBP: 0					

PITCHER		IP	WLS	BF	H	R	ER	SO	BB	IBB	HBP	BLK	WP	HR	S	P	ERA	WHIP
Scott Erickson, R ERA: 3.31	(1, 1)	7.1	W	27	4	1	1	6	2	0	0	0	0	1	64	98	1.23	0.818
Gary Wayne, L ERA: 2.01	(8, 1)	0.1		1	0	0	0	0	0	0	0	0	0	0	1	1	0.00	0.000
Rick Aguilera, R ERA: 2.93	(8, 1)	1.1	S	5	1	0	0	0	0	0	0	0	0	0	15	23	0.00	0.750

PITCHER	IP	WLS	BF	H	R	ER	SO	BB	IBB	HBP	BLK	WP	HR	S	P	ERA	WHIP

BOTTOM

Minnesota Twins @ California Angels

Anaheim Stadium, Anaheim, CA

Fri Sep 18 1992, 10:05 PM EDT

Att. 35,844 - Sunny - 74 F

livebaseballscorecards.com

AB	31
R	1
H	5
RBI	1
BB	2
SO	6
LOB	12

Batter	1	2	3	4	5	6	7	8	9	AB	R	H	RBI	BB	SO	LOB
Chuck Knoblauch, R (1, 10) OBP: 0.387, SLG: 0.366	C C B X 1-2 F8-4-6 1B	C X 0-1 ② P4	C X 0-1 ① F9	X 0-0 WP 1B 1B	4	1	2	0	0	0	2
Jeff Reboulet, R (1, 4) OBP: 0.295, SLG: 0.264 Mike Pagliarulo, L (9, PH) OBP: 0.210, SLG: 0.225	F 1 SAFE B 1 SAFE P X 2-1 ① F8	B C B B C F X 3-2 ③ G6-3	S B B C C 2-3 ② K	F F X 0-2 ① P6	3 1	0 0	0 0	0 0	0 0	1 0	3 1
Shane Mack, R (1, 7) OBP: 0.396, SLG: 0.474	B S X 1-1 ② ③ F8-4-6 1-2	H 1-0 FC5-4 HBP	B C B X 2-1 ③ G3-1	F F F B F F B S 2-3 ② K 1-2	3	0	0	0	0	1	2
Kirby Puckett, R (1, 8) OBP: 0.371, SLG: 0.492	B B X 2-0 ① F8	1 SAFE B X 1-0 ① FC5-4 G5-4-3 1-2f	F B B C S 2-3 ① K	B S B B F F X 3-2 2-H 1B	4	0	1	1	0	1	1
Pedro Munoz, R (1, 9) OBP: 0.296, SLG: 0.406	B F B X 2-1 ② F8	C 1 SAFE X 0-1 ② ③ G5-4-3 1-2f	C B S X 1-2 ② L8	B C X 1-1 ③ F9	4	0	0	0	0	0	2
Gene Larkin, S (1, 3) OBP: 0.308, SLG: 0.356	B F X 1-1 ③ G4-3	B B X 2-0 1B	C B B X 2-1 ③ G1-3	3	0	1	0	0	0	0
Scott Leius, R (1, 5) OBP: 0.310, SLG: 0.326 J.T. Bruett, L (8, PH) OBP: 0.292, SLG: 0.237 Terry Jorgensen, R (8, 5) OBP: 0.429, SLG: 0.450	B B X 2-0 ① F9	F F C 0-3 ① K	X 0-0 ① F9	2 1 0	0 0 0	0 0 0	0 0 0	1 0 0	1 0 0	1 0 0
Derek Parks, R (1, 2) OBP: 0.750, SLG: 0.500 Randy Bush, L (8, PH) OBP: 0.258, SLG: 0.282 Lenny Webster, R (8, 2) OBP: 0.307, SLG: 0.383	C B B F H 3-2 1B HBP	B B F F C 2-3 ② K	X 0-0 ② G1-3	1 1 0	0 0 0	0 0 0	0 0 0	0 0 0	1 0 0	1 0 0
Greg Gagne, R (1, 6) OBP: 0.289, SLG: 0.359	B X 1-0 1-2 1B	X 0-0 ③ F8	C S B S 1-3 ③ K	3	0	1	0	0	1	1
Inning Stats	R: 0 H: 1 E: 0 LOB: 0 K: 0 BB: 0 S: 8 P: 11	R: 0 H: 0 E: 0 LOB: 0 K: 0 BB: 0 S: 5 P: 10	R: 0 H: 1 E: 0 LOB: 2 K: 0 BB: 0 S: 10 P: 19	R: 0 H: 0 E: 0 LOB: 0 K: 0 BB: 0 S: 3 P: 5	R: 0 H: 1 E: 0 LOB: 1 K: 2 BB: 0 S: 8 P: 12	R: 0 H: 0 E: 0 LOB: 0 K: 1 BB: 0 S: 7 P: 11	R: 0 H: 0 E: 0 LOB: 0 K: 1 BB: 0 S: 8 P: 13	R: 0 H: 0 E: 0 LOB: 0 K: 1 BB: 0 S: 5 P: 6	R: 1 H: 2 E: 0 LOB: 1 K: 1 BB: 0 S: 16 P: 22	1B: 5 SF: 0 2B: 1 SAC: 0 3B: 0 DP: 2 HR: 0 HBP: 2						WP: 1 PA: 32 PB: 0 SB: 0 CS: 0

PITCHER	IP	WLS	BF	H	R	ER	SO	BB	IBB	HBP	BLK	WP	HR	S	P	ERA	WHIP
Julio Valera, R (1, 1) ERA: 3.64	9.0	W	32	5	1	1	6	0	0	2	0	1	0	70	109	1.00	0.556

PITCHER	IP	WLS	BF	H	R	ER	SO	BB	IBB	HBP	BLK	WP	HR	S	P	ERA	WHIP

TOP

Minnesota Twins @ California Angels

Anaheim Stadium, Anaheim, CA

Sat Sep 19 1992, 10:05 PM EDT

Att. 29,131 - Sunny - 76 F

livebaseballscorecards.com

AB	30
R	1
H	5
RBI	1
BB	0
SO	6
LOB	14

Minnesota Twins @ California Angels

Anaheim Stadium, Anaheim, CA

Sat Sep 19 1992, 10:05 PM EDT

Att. 29,131 - Sunny - 76 F

livebaseballscorecards.com

BOTTOM

Batter	1	2	3	4	5	6	7	8	9	AB	R	H	RBI	BB	SO	LOB
Luis Polonia, L (1, 7) OBP: 0.337, SLG: 0.328	F F C 0-3 ① K		X 0-0 G6-3 1B 2B		B F L B X 2-2 ① G5-3		F B X 1-1 ② F8	B X 1-0 ③ G4-3		5	1	1	0	0	1	3
Luis Sojo, R (1, 4) OBP: 0.294, SLG: 0.391	C X 0-1 ② L5		B C X 1-1 ② G6-3 2-3		C B X 1-1 ② P3		B C C B X 2-2 ③ G6-3			4	0	0	0	0	0	1
Lee Stevens, L (1, 3) OBP: 0.290, SLG: 0.357	F B B C S S 2-3 ③ K		S B F B F B B 4-2 1B BB		B B X 2-0 ③ G4-3			X 0-0 ① G3		3	0	0	0	1	1	0
Hubie Brooks, R (1, 10) OBP: 0.247, SLG: 0.341		X 0-0 SH3 SF8 2B	B F F F B B X 3-2 1-2 3-H 1B			C B F F X 1-2 ① G6-3		B C B X 2-1 1B 1B		4	2	3	1	0	0	0
Chad Curtis, R (1, 9) OBP: 0.336, SLG: 0.372 Reggie Williams, S (8, PR) (9, 8) OBP: 0.200, SLG: 0.300		X 0-0 ① SH3 2-3	B F X 1-1 ③ G5-3			C S X 0-2 S S SF8 1B		1 SAFE B B B C 1 SAFE F F F B 3-2 X 1-2 1B 1B		3	1	2	0	0	0	2
										0	1	0	0	0	0	0
Damion Easley, R (1, 5) OBP: 0.328, SLG: 0.321		B C B B H 4-1 S HBP		C B B B X 3-1 ① P4		1 SAFE P B B B C B 4-1 SF8 S 1-2 BB		B C C C 1-3 ② K		2	0	0	0	1	1	2
Junior Felix, S (1, 8) (9, 9) OBP: 0.286, SLG: 0.354		B F B S X 2-2 ② SF8 1-2 3-H		B B X 2-0 2B		B C X 1-1 ② SF8 1-3 2-H		B F B B X 3-1 BB 1B 1-2 2-H 1B		2	0	2	3	0	0	0
Gary Disarcina, R (1, 6) OBP: 0.283, SLG: 0.301		2 SAFE B C B F X 2-2 ③ G6-3		B F C B C 2-3 ② K		B X 1-0 ③ G6-3		C F X 0-2 BB 1-2 2-H 1B		4	0	1	1	0	1	3
John Orton, R (1, 2) OBP: 0.269, SLG: 0.256			B C B F B S 3-3 ① K	B B X 2-0 ③ G4-3			B F C B F B F F X 3-2 ① G5-3	C F B B B F F B 4-2 1-2 2-3 BB		3	0	0	0	1	1	1
Inning Stats	R: 0 E: 0 K: 2 S: 8 H: 0 LOB: 0 BB: 0 P: 10	R: 1 E: 0 K: 0 S: 9 H: 1 LOB: 1 BB: 0 P: 17	R: 1 E: 0 K: 1 S: 15 H: 2 LOB: 2 BB: 1 P: 27	R: 0 E: 0 K: 1 S: 7 H: 1 LOB: 1 BB: 0 P: 16	R: 0 E: 0 K: 0 S: 6 H: 0 LOB: 0 BB: 0 P: 11	R: 1 E: 0 K: 0 S: 12 H: 1 LOB: 1 BB: 1 P: 18	R: 0 E: 0 K: 0 S: 11 H: 0 LOB: 0 BB: 0 P: 17	R: 2 E: 0 K: 1 S: 21 H: 4 LOB: 3 BB: 1 P: 35		1B: 6 2B: 3 3B: 0 HR: 0 SF: 2 SAC: 1 DP: 0 HBP: 1						

	AB	30
	R	5
	H	9
	RBI	5
	BB	3
	SO	5
	LOB	12

WP: 0 PB: 0 SB: 4 CS: 0 PA: 37

PITCHER		IP	WLS	BF	H	R	ER	SO	BB	IBB	HBP	BLK	WP	HR	S	P	ERA	WHIP
Kevin Tapani, R ERA: 4.07	(1, 1)	7.0	L	29	5	3	3	4	2	0	1	0	0	0	68	116	3.86	1.000
Larry Casian, L ERA: 54.0	(8, 1)	0.1		3	2	2	2	0	0	0	0	0	0	0	8	13	54.00	6.000
Willie Banks, R ERA: 5.7	(8, 1)	0.2		5	2	0	0	1	1	0	0	0	0	0	13	22	0.00	4.500

PITCHER	IP	WLS	BF	H	R	ER	SO	BB	IBB	HBP	BLK	WP	HR	S	P	ERA	WHIP

Batter	1	2	3	4	5	6	7	8	9	AB	R	H	RBI	BB	SO	LOB
Chuck Knoblauch, R (1, 4) OBP: 0.386, SLG: 0.364	B C B B C S 3-3 ① K		C S F B B F B B X 3-2 ① F8	B B C B B 4-1 BB		B F C B X 2-2 FC6-4 1B		B B B C F C 3-3 ② K	X 0-0 ③ G4-3	5	0	1	0	1	2	2
Jeff Reboulet, R (1, 5) OBP: 0.291, SLG: 0.254	X 0-0 ② L7		B B B B 4-0 2B 1B BB	C X 0-1 ② F8		1 SAFE C X 0-1 ③ FC6-4 1-2f		S C B B X 2-2 ③ G6-3		4	1	0	0	1	0	3
Shane Mack, R (1, 8) OBP: 0.399, SLG: 0.478	B C B C B B 4-2 FC6-4 BB		X 0-0 1-3 1B 2B	C C F X 0-2 ③ G6-3			C B X 2-1 G4-3 SF7 2B		C F B B B B 4-2 2B BB	3	3	2	0	2	0	2
Kirby Puckett, R (1, 10) OBP: 0.372, SLG: 0.492	C X 0-1 ③ FC6-4 1-2f		I I I I 4-0 FC6-5 1B IBB		F S B F S 1-3 K L9 S SF7		B F B F F X 2-2 ① G4-3 2-3		M F F B X 1-2 SH1-3 1-H 2B	4	2	1	1	1	1	2
Pedro Munoz, R (1, 9) OBP: 0.295, SLG: 0.405 J.T. Bruett, L (9, PH) OBP: 0.292, SLG: 0.237 (9, 9)		B B S F F X 2-2 ① G5-3	C S X 0-2 FC6-5 1-2 2-H 3-H 1B		B C 1 SAFE S B B X 3-2 ① L9 1-3		B X 1-0 ② SF7 3-H		B X 1-0 ① SH1-3 2-3	3 0	0 0	1 0	3 0	0 0	0 0	1 0
Brian Harper, R (1, 2) OBP: 0.335, SLG: 0.404		B B B C F B 4-2 1B BB	C B X 1-1 ② FC6-5 1-2 2-3f		X 0-0 ② SF7 3-H		B C B F X 2-2 2B 1B		P B F X 2-1 1B 3-H 2B	3	1	2	2	1	0	2
Darren Reed, R (1, 7) OBP: 0.221, SLG: 0.337		B S B X 2-1 ② F9	F B B S S 2-3 ③ K		B C B X 2-1 ③ F8		C F B F B F F F X 2-2 1-3 2B		C X 0-1 2-H FC5-4 1B	5	0	2	1	0	1	3
Terry Jorgensen, R (1, 3) OBP: 0.440, SLG: 0.435 Gene Larkin, S (9, PH) OBP: 0.307, SLG: 0.355 (9, 3)		B C B F F X 2-2 1-2 1B	C F H 1-2 E HBP		B F X 1-1 ① G2-3	C B B C B S 3-3 ③ K		X 0-0 ② FC5-4 1-2f 1B	3 1	0 0	1 0	0 0	0 0	1 0	2 1
Greg Gagne, R (1, 6) OBP: 0.288, SLG: 0.357		S S B X 1-2 ③ F9	1 SAFE L B C B B S 3-3 ① K 1-2		B B B F F F S 3-3 ② K			S C S 0-3 ① K	B F B B X 3-1 1-2 1B	5	0	1	0	0	3	3
Inning Stats	R: 0 E: 0 K: 1 S: 8 H: 0 LOB: 1 BB: 1 P: 15	R: 0 E: 0 K: 0 S: 15 H: 1 LOB: 2 BB: 1 P: 26	R: 2 E: 0 K: 1 S: 14 H: 2 LOB: 2 BB: 2 P: 28	R: 0 E: 1 K: 1 S: 12 H: 0 LOB: 2 BB: 1 P: 20	R: 1 E: 1 K: 1 S: 10 H: 0 LOB: 0 BB: 0 P: 16	R: 0 E: 0 K: 1 S: 10 H: 1 LOB: 1 BB: 0 P: 16	R: 1 E: 0 K: 1 S: 20 H: 3 LOB: 2 BB: 0 P: 32	R: 0 E: 0 K: 2 S: 9 H: 0 LOB: 0 BB: 0 P: 14	R: 3 E: 0 K: 0 S: 16 H: 4 LOB: 2 BB: 1 P: 26	1B: 6 2B: 5 3B: 0 HR: 0		SF: 2 SAC: 1 DP: 0 HBP: 1				

TOP

Minnesota Twins @ California Angels

Anaheim Stadium, Anaheim, CA

Sun Sep 20 1992, 6:33 AM EDT

Att. 20,685 - Sunny - 78 F

livebaseballscorecards.com

AB	36
R	7
H	11
RBI	7
BB	6
SO	8
LOB	21

WP: 0 PB: 0 SB: 1 CS: 0 PA: 46

PITCHER		IP	WLS	BF	H	R	ER	SO	BB	IBB	HBP	BLK	WP	HR	S	P	ERA	WHIP
Chuck Finley, L ERA: 4.16	(1, 1)	6.2		33	6	4	3	5	4	1	1	0	0	0	79	138	4.05	1.500
Scott Lewis, R ERA: 4.83	(7, 1)	1.1		5	1	0	0	3	0	0	0	0	0	0	19	29	0.00	0.750
Joe Grahe, R ERA: 3.49	(9, 1)	0.1	L	5	3	3	3	0	1	0	0	0	0	0	12	19	81.00	12.000
Steve Frey, L ERA: 3.76	(9, 1)	0.1		2	1	0	0	0	0	0	0	0	0	0	3	6	0.00	3.000
Chuck Crim, R ERA: 5.23	(9, 1)	0.1		1	0	0	0	0	0	0	0	0	0	0	1	1	0.00	0.000

PITCHER	IP	WLS	BF	H	R	ER	SO	BB	IBB	HBP	BLK	WP	HR	S	P	ERA	WHIP

BOTTOM

Batter	1	2	3	4	5	6	7	8	9	AB	R	H	RBI	BB	SO	LOB
Luis Polonia, L (1, 7) OBP: 0.341, SLG: 0.331	B C F F F X 1-2 G6-3 1B		B B C X 2-1 CS 1B			B B B B 4-0 BB 1-2 1B BB	C 1 SAFE B X 1-1 FC6-4 ③ 1-2f		B L F X 1-2 G4-6-3 1-2 1B	4	1	3	0	1	0	1
Luis Sojo, R (1, 5) OBP: 0.296, SLG: 0.387 (9, 4)	B F 1 SAFE F 1 SAFE X 1-2 G6-3 ①② 1-2f		1 SAFE 1 SAFE B 1 SAFE B 2-0 CS ③ 1-2	B B B B 4-0 CS BB		B B B B 4-0 G4-3 1B 1-2 2-3 BB		B F C X 1-2 G5-3 ① S B C F X 1-2 G4-6-3 ②③ 1-2f		3	0	0	0	2	0	3
Gary Gaetti, R (1, 3) OBP: 0.271, SLG: 0.347	F F B F F B X 2-2 F8 ③			F F B S 1-3 K ①		F X 0-1 G4-3 1-2 2-H 3-H 1B		X 0-0 G6-3 ②		4	0	1	2	0	1	1
Hubie Brooks, R (1, 10) OBP: 0.244, SLG: 0.336		X 0-0 P3 ①		C B 1 SAFE X 1-1 P6 ②		B B X 2-0 P8 ①		C F B S 1-3 K 1B HR		4	1	0	0	0	1	3
Junior Felix, S (1, 9) OBP: 0.288, SLG: 0.358		C S S 0-3 K ②		1 SAFE B F F F B 2-2 CS ③ 1-2	B F X 1-1 F8 2B	X 0-0 G4-3 ② 1-2 2-3		S B X 1-1 HR 1B 1-2		4	1	2	0	0	1	2
Ken Oberkfell, L (1, 4) OBP: 0.269, SLG: 0.239 Damion Easley, R (8, PH) OBP: 0.333, SLG: 0.354 (9, 5)		B B X 2-0 1B			F B B B C X 3-2 P4 ①	F B F X 1-2 G3 ③		B X 1-0 HR 1-H 2-H		3 1	0 1	1 1	0 3	0 0	0 0	3 0
Gary Disarcina, R (1, 6) OBP: 0.281, SLG: 0.298		B S B S X 2-2 F9 ③			B B F X 2-1 F8 ② 2-3	X 0-0 F9 ①		B F X 1-1 P6 ③		4	0	0	0	0	0	2
Reggie Williams, S (1, 8) OBP: 0.154, SLG: 0.231 Rob Ducey, L (9, PH) OBP: 0.219, SLG: 0.224			X 0-0 B3 ①		B C F B B X 3-2 G3-1 ③		C S S 0-3 K ②		F F F B B B X 2-2 1B 1B	3 1	0 0	0 1	0 0	0 0	1 0	1 0
John Orton, R (1, 2) OBP: 0.281, SLG: 0.261 Lee Stevens, L (9, PH) OBP: 0.289, SLG: 0.356			B B F F X 2-2 G6-3 ②			B B C C X 2-2 BB BB 1B 1B	B S B F B B 4-2 FC6-4 BB		B X 1-0 P5 ①	2 1	1 0	1 0	0 0	1 0	0 0	0 1
Inning Stats	R: 0 E: 0 K: 0 S: 13 H: 1 LOB: 0 BB: 0 P: 17	R: 0 E: 0 K: 1 S: 8 H: 1 LOB: 1 BB: 0 P: 12	R: 0 E: 0 K: 0 S: 6 H: 1 LOB: 0 BB: 0 P: 12	R: 0 E: 0 K: 1 S: 8 H: 0 LOB: 0 BB: 1 P: 16	R: 0 E: 0 K: 0 S: 10 H: 1 LOB: 1 BB: 0 P: 19	R: 2 E: 0 K: 0 S: 10 H: 2 LOB: 2 BB: 2 P: 23	R: 0 E: 0 K: 1 S: 8 H: 0 LOB: 1 BB: 1 P: 13	R: 3 E: 1 K: 1 S: 12 H: 2 LOB: 0 BB: 0 P: 17	R: 0 E: 0 K: 0 S: 12 H: 2 LOB: 1 BB: 0 P: 17	1B: 8 2B: 1 3B: 0 HR: 1	SF: 0 SAC: 0 DP: 2 HBP: 0					

PITCHER		IP	WLS	BF	H	R	ER	SO	BB	IBB	HBP	BLK	WP	HR	S	P	ERA	WHIP
Pat Mahomes, R ERA: 4.85	(1, 1)	5.0		20	5	2	2	2	3	0	0	0	0	0	48	89	3.60	1.600
Carl Willis, R ERA: 2.83	(6, 1)	1.0		4	1	0	0	0	0	0	0	0	0	0	7	10	0.00	1.000
Tom Edens, R ERA: 2.99	(7, 1)	0.2		3	0	0	0	1	1	0	0	0	0	0	6	10	0.00	1.500
Mark Guthrie, L ERA: 2.74	(7, 1)	1.0		5	1	2	1	1	0	0	0	0	0	0	11	15	9.00	1.000
Rick Aguilera, R ERA: 3.02	(8, 1)	1.1	W	6	3	1	0	0	0	0	0	0	0	1	15	22	0.00	2.250

PITCHER	IP	WLS	BF	H	R	ER	SO	BB	IBB	HBP	BLK	WP	HR	S	P	ERA	WHIP

Minnesota Twins @ California Angels

Anaheim Stadium, Anaheim, CA

Sun Sep 20 1992, 6:33 AM EDT

Att. 20,685 - Sunny - 78 F

AB	34
R	5
H	10
RBI	5
BB	4
SO	4
LOB	17

1B: 8	SF: 0	WP: 0	PA: 40
2B: 1	SAC: 0	PB: 0	
3B: 0	DP: 2	SB: 0	
HR: 1	HBP: 0	CS: 2	

livebaseballscorecards.com

Batter	1	2	3	4	5	6	7	8	9	10	11	12	13	AB	R	H	RBI	BB	SO	LOB
Chuck Knoblauch, R (1, 4) OBP: 0.383, SLG: 0.360	B B C C X 2-2 P7 ①			C F F X 1-2 G4-3 ①	F C F B B F F B X 3-2 P3 ③		C C B F F F C 2-3 K			X 0-0 F8 ①		C X 0-1 G4-3 ③		6	0	0	0	1	4	
J.T. Bruett, L (1, 8) OBP: 0.314, SLG: 0.281 Darren Reed, R (13, PH) OBP: 0.219, SLG: 0.333 (13, 7)	F S B X 1-2 G4-3 ②			L B X 1-1 S 1B	S C X 0-2 SH3 2B			B C B B F X 3-2 CS 1B		X 0-0 P1 ②			B C C X 2-2 F8 ①	5 1	0 0	3 0	0 0	0 0	0 0	0 0
Shane Mack, R (1, 7) OBP: 0.396, SLG: 0.474 (13, 8)	S S F C 0-3 K ③			C B B S S B S 3-3 K ② 1-2	B F X 1-1 SH3 ① 2-3			1 SAFE F 1 SAFE B 1 SAFE 1 B X 2-1 F7 ①		F F X 0-2 G5-3 ③			B S X 1-1 G6-3 ②	5	0	0	0	2	2	
Kirby Puckett, R (1, 10) OBP: 0.374, SLG: 0.495		C F X 1-2 FC5-4 1B		B C S S B F B B 4-2 FC6-4 BB	B S F S S 1-3 K ②			P F F F F X 1-2 2B			F B F F F S 1-3 K ①		S B B F X 2-2 WP 1B 1B	5	1	3	0	1	2	1
Pedro Munoz, R (1, 9) OBP: 0.296, SLG: 0.404		F B 1 SAFE X 1-1 FC5-4 CS ① 1-2f		B X 1-0 FC6-4 ③ 1-2f	B S S S 1-3 K ③			X 0-0 G4-3 ③			B F S B F B F X 3-2 1B		S 1 B F B F F X SAFE 2-2 E 1B 1-H	6	0	2	1	0	1	5
Brian Harper, R (1, 2) OBP: 0.336, SLG: 0.403 Greg Gagne, R (9, PR) OBP: 0.288, SLG: 0.357 (9, 6)	C F B X 1-2 F8 ②				H 1-0 1B HBP		C S X 0-2 P3 ①		C B X 1-1 G4-3 G4-3 1B		1 SAFE F E X 0-2 F7 ②		B C B 1 F X SAFE 2-2 E6 1-3	3 0 1	0 0 0	1 0 0	0 0 0	0 0 0	0 0 1	1 0 1
Chili Davis, S (11, PH) OBP: 0.380, SLG: 0.417 Scott Leius, R (11, 6) OBP: 0.309, SLG: 0.325														1	0	0	0	0	0	1
Gene Larkin, S (1, 3) OBP: 0.306, SLG: 0.352 Bernardo Brito, R (13, PH) Mike Pagliarulo, L (13, 5) OBP: 0.210, SLG: 0.225	B 1-0 CS ③ 1-2	S X 0-1 F9 ①		B C C C X 1-2 L8 ①		B X 1-0 S 1B		X 0-0 G4-3 ① 1-2		B B F B F S 3-3 K ③			S C S S S 0-3 K ③	5 1 0	0 0 0	1 0 0	0 0 0	1 1 0	3 2 0	1 0 0
Terry Jorgensen, R (1, 5) OBP: 0.367, SLG: 0.357 (13, 3)		X 0-0 P7 ②		C X 0-1 L7 ②	F S C 0-3 K ② 1-2			F X 0-1 G4-3 ② 2-3				B F B F B X 3-2 F8 ①		5	0	0	0	1	4	
Jeff Reboulet, R (1, 6) OBP: 0.299, SLG: 0.259 Randy Bush, L (9, PH) OBP: 0.257, SLG: 0.280 Lenny Webster, R (9, 2) OBP: 0.304, SLG: 0.380		B F C B F B X 3-2 F7 ③		B F B C C X 2-2 1B 1-2	C B F B B 4-2 BB			C B S B X 2-2 F9 ③			B B S S C 2-3 K ②			2 1 1	0 0 0	1 0 0	0 0 0	1 0 1	0 2 0	0 2 0
Inning Stats	R: 0 E: 0 K: 1 S: 10 H: 0 LOB: 0 BB: 0 P: 13	R: 0 E: 0 K: 0 S: 8 H: 1 LOB: 0 BB: 0 P: 12	R: 0 E: 0 K: 0 S: 7 H: 0 LOB: 0 BB: 0 P: 10	R: 0 E: 0 K: 1 S: 14 H: 1 LOB: 2 BB: 1 P: 24	R: 0 E: 0 K: 0 S: 14 H: 1 LOB: 2 BB: 0 P: 21	R: 0 E: 0 K: 2 S: 11 H: 1 LOB: 1 BB: 0 P: 14	R: 0 E: 0 K: 2 S: 15 H: 1 LOB: 2 BB: 1 P: 22	R: 0 E: 0 K: 0 S: 12 H: 2 LOB: 1 BB: 0 P: 17	R: 0 E: 0 K: 0 S: 8 H: 1 LOB: 2 BB: 0 P: 11	R: 0 E: 0 K: 0 S: 5 H: 0 LOB: 0 BB: 0 P: 5	R: 0 E: 0 K: 2 S: 16 H: 1 LOB: 1 BB: 0 P: 23	R: 0 E: 0 K: 1 S: 8 H: 0 LOB: 0 BB: 0 P: 13	R: 1 E: 1 K: 1 S: 22 H: 2 LOB: 2 BB: 0 P: 31	1B: 9 2B: 2 3B: 0 HR: 0	SF: 0 SAC: 1 DP: 0 HBP: 1	WP: 1 PB: 0 SB: 2 CS: 2	PA: 53		

PITCHER		IP	WLS	BF	H	R	ER	SO	BB	IBB	HBP	BLK	WP	HR	S	P	ERA	WHIP
Nolan Ryan, R ERA: 3.83	(1, 1)	6.0		23	4	0	0	4	1	0	1	0	0	0	64	94	0.00	0.833
Todd Burns, R ERA: 3.94	(7, 1)	2.0		9	3	0	0	2	1	0	0	0	0	0	27	39	0.00	2.000
Matt Whiteside, R ERA: 2.35	(9, 1)	3.0		11	2	0	0	2	0	0	0	0	0	0	29	39	0.00	0.667
Kenny Rogers, L ERA: 3.28	(12, 1)	2.0	L	9	2	1	1	2	0	0	0	0	1	0	30	44	4.50	1.000

PITCHER	IP	WLS	BF	H	R	ER	SO	BB	IBB	HBP	BLK	WP	HR	S	P	ERA	WHIP

TOP

Minnesota Twins @ Texas Rangers

Arlington Stadium, Arlington, TX

Tue Sep 22 1992, 8:05 PM EDT

Att. 18,721 - Cloudy - 75 F

livebaseballscorecards.com

AB	48
R	1
H	11
RBI	1
BB	2
SO	10
LOB	26

Minnesota Twins @ Texas Rangers

Arlington Stadium, Arlington, TX

Tue Sep 22 1992, 8:05 PM EDT

Att. 18,721 - Cloudy - 75 F

livebaseballscorecards.com

BOTTOM

Batter	1	2	3	4	5	6	7	8	9	10	11	12	13	AB	R	H	RBI	BB	SO	LOB
David Hulse, L (1, 8) OBP: 0.350, SLG: 0.351	2-2 G6-3		1-2 FC6-4 1-2f			0-1 B1-3		3-0 P6			4-2 SH1-3 BB	2-1 FC5-4 1-2f		3	0	0	0	0	0	1
Jose Canseco, R (8, PH) OBP: 0.346, SLG: 0.471														1	0	0	0	0	0	1
Al Newman, S (9, 6) OBP: 0.313, SLG: 0.235														1	0	0	0	1	0	2
Jeff Frye, R (1, 4) OBP: 0.299, SLG: 0.321	0-2 G4-3			2-2 F7		0-2 G4-3		1 SAFE 0-0 CS 1-2	2-2 G6-3		0-0 SH1-3 1-2		1-0 P5	4	0	0	0	0	0	0
Geno Petralli, L (13, PH) OBP: 0.276, SLG: 0.278														1	0	0	0	0	0	0
Dean Palmer, R (1, 5) OBP: 0.309, SLG: 0.423	1-1 G5-3			2-3 K			0-0 FC3-5 BB 1B		0-0 G5-3		2-2 P3		1-1 P4	6	0	1	0	0	1	1
Brian Downing, R (1, 10) OBP: 0.406, SLG: 0.424		1-1 F8		1-1 G6-3			4-0 FC3-5 1-2 BB		0-3 K		4-0 IBB		1-3 K	3	0	0	0	2	1	0
Rob Maurer, L (13, PH) OBP: 0.250, SLG: 0.250														1	0	0	0	0	1	0
Monty Fariss, R (1, 7) OBP: 0.327, SLG: 0.368		1-2 G6-3			0-0 G6-3		0-0 FC3-5 1-2 2-3f			0-0 SH1-3 1B	2-3 K			4	0	1	0	0	0	2
(11, 8)																				
Kevin Reimer, L (11, PH) OBP: 0.332, SLG: 0.442														1	0	0	0	0	1	2
(12, 7)																				
Rafael Palmeiro, L (1, 3) OBP: 0.352, SLG: 0.417		1-0 P7			0-3 K		2-0 F8			0-0 SH1-3 1-2		0-1 F9		4	0	0	0	0	1	2
Ivan Rodriguez, R (1, 2) OBP: 0.302, SLG: 0.364			0-0 FC6-4 1B		0-1 1B		0-3 K			4-0 IBB		0-1 1B		4	0	3	0	1	1	2
Donald Harris, R (1, 9) OBP: 0.214, SLG: 0.250			1 SAFE 0-3 K		1 SAFE 3-3 K			0-3 K		1-3 K		0-3 K		3	0	0	0	0	3	2
(9, 8)																				
Ray Stephens, R (10, PH) OBP: 0.167, SLG: 0.167														1	0	0	0	0	1	2
Dan Peltier, L (11, 9) OBP: 0.118, SLG: 0.118														1	0	0	0	0	1	1
Cris Colon, S (1, 6) OBP: 0.100, SLG: 0.100			1 SAFE 0-0 F8			0-3 K		0-0 CS 1B		1-2 P8		1 SAFE 1-0 FC5-4 1-3 1B		2	0	0	0	0	1	1
Dickie Thon, R (8, PH) OBP: 0.295, SLG: 0.370														1	0	1	0	0	0	0
Jack Daugherty, S (9, 9) OBP: 0.300, SLG: 0.298														2	0	1	0	0	0	2
(11, 7)																				
(12, 8)																				
Inning Stats	R: 0 E: 0 K: 0 S: 8 H: 0 LOB: 0 BB: 0 P: 11	R: 0 E: 0 K: 0 S: 7 H: 0 LOB: 0 BB: 0 P: 10	R: 0 E: 0 K: 1 S: 8 H: 1 LOB: 1 BB: 0 P: 9	R: 0 E: 0 K: 1 S: 10 H: 0 LOB: 0 BB: 0 P: 15	R: 0 E: 0 K: 2 S: 9 H: 1 LOB: 1 BB: 0 P: 12	R: 0 E: 0 K: 1 S: 8 H: 0 LOB: 0 BB: 0 P: 8	R: 0 E: 0 K: 1 S: 6 H: 1 LOB: 2 BB: 1 P: 12	R: 0 E: 0 K: 1 S: 5 H: 1 LOB: 0 BB: 0 P: 8	R: 0 E: 0 K: 1 S: 7 H: 0 LOB: 0 BB: 0 P: 9	R: 0 E: 0 K: 1 S: 8 H: 1 LOB: 2 BB: 1 P: 14	R: 0 E: 0 K: 1 S: 11 H: 0 LOB: 2 BB: 2 P: 23	R: 0 E: 0 K: 1 S: 10 H: 2 LOB: 2 BB: 0 P: 13	R: 0 E: 0 K: 1 S: 6 H: 0 LOB: 0 BB: 0 P: 9	1B: 7 2B: 0 3B: 0 HR: 0 SF: 0 SAC: 2 DP: 0 HBP: 0	WP: 0 PB: 0 SB: 0 CS: 1 PA: 50						

PITCHER		IP	WLS	BF	H	R	ER	SO	BB	IBB	HBP	BLK	WP	HR	S	P	ERA	WHIP
John Smiley, L ERA: 3.43	(1, 1)	9.0		31	4	0	0	8	1	0	0	0	0	0	68	94	0.00	0.556
Gary Wayne, L ERA: 1.94	(10, 1)	1.1		7	1	0	0	1	1	1	0	0	0	0	12	22	0.00	1.500
Tom Edens, R ERA: 2.57	(11, 1)	0.1		2	0	0	0	0	0	1	0	0	0	0	3	9	0.00	0.000
Larry Casian, L ERA: 10.8	(11, 1)	1.1	W	6	2	0	0	2	0	0	0	0	0	0	14	19	0.00	1.500
Rick Aguilera, R ERA: 2.97	(13, 1)	1.0	S	3	0	0	0	1	0	0	0	0	0	0	6	9	0.00	0.000

PITCHER	IP	WLS	BF	H	R	ER	SO	BB	IBB	HBP	BLK	WP	HR	S	P	ERA	WHIP

AB	43
R	0
H	7
RBI	0
BB	4
SO	12
LOB	21

Batter	1	2	3	4	5	6	7	8	9	AB	R	H	RBI	BB	SO	LOB
J.T. Bruett, L (1, 8) OBP: 0.307, SLG: 0.275	C C S 0-3 K		C X 0-1 G4-3		B C X 1-1 G6-3			B B X 2-0 1B E SF8 1B	C B X 1-1 FC6-4 1B 1-2f 2-3	5	1	1	0	0	1	2
Chuck Knoblauch, R (1, 4) OBP: 0.383, SLG: 0.361	F X 0-1 G4-3		C S X 0-2 G4-3			C B B B X 3-1 FC4-6 1B		B C B 1 SAFE X 2-1 FC SF8 1B 1-2 1B	X 0-0 1-2 3-H 1B	5	1	2	1	0	0	1
Shane Mack, R (1, 7) OBP: 0.398, SLG: 0.474	B B S B B 4-1 FC3-6 BB		X 0-0 1B			X 0-0 L3		B C B S X 2-2 1B 1-2 2-3 1B	C B B B F X 3-2 P2	4	0	2	0	1	0	3
Kirby Puckett, R (1, 10) OBP: 0.372, SLG: 0.493	B 1 SAFE C 1 SAFE 1 SAFE X 1-1 FC3-6 1-2f		F 1 SAFE B 1 SAFE F B X 2-2 G3			F X 0-1 FC4-6 1-2f		X 0-0 SF8 2-3 3-H		3	0	0	1	0	0	3
Pedro Munoz, R (1, 9) OBP: 0.295, SLG: 0.403		B F C F F X 1-2 G6-3		F B B F F S 2-3 K		S S S 0-3 K		B C F B X 2-2 1-2 3-H 1B		4	0	1	1	0	2	1
Brian Harper, R (1, 2) OBP: 0.335, SLG: 0.402		C X 0-1 1B 1B	C S F X 0-2 F8				C B F S 1-3 K	F X 0-1 G4-3		4	0	1	0	0	1	2
Gene Larkin, S (1, 3) OBP: 0.308, SLG: 0.354		X 0-0 1-2 1B	B F F C 1-3 K				B B B C F S 3-3 K		X 0-0 FC6-4 1B 1B 1B	4	1	2	0	0	2	0
Terry Jorgensen, R (1, 5) OBP: 0.333, SLG: 0.323 Randy Bush, L (9, PH) OBP: 0.260, SLG: 0.284		B C B S F S 2-3 K			F B S B X 2-2 F7		F X 0-1 G5-3		C X 0-1 1-2 FC6-4 1B	3 1	0 0	0 1	0 0	0 0	1 0	2 0
Greg Gagne, R (1, 6) OBP: 0.286, SLG: 0.354 Jeff Reboulet, R (8, 6) OBP: 0.299, SLG: 0.259 Chili Davis, S (9, PH) OBP: 0.380, SLG: 0.416		B X 1-0 F8			X 0-0 G3			C B C C 1-3 K	S F B B B B C 3-3 K	3 0 1	0 0 0	0 0 0	0 0 0	0 0 0	1 0 1	2 0 2
Inning Stats	R: 0 E: 0 K: 1 S: 8 H: 0 LOB: 1 BB: 1 P: 13	R: 0 E: 0 K: 1 S: 13 H: 2 LOB: 2 BB: 0 P: 17	R: 0 E: 0 K: 0 S: 9 H: 1 LOB: 1 BB: 0 P: 11	R: 0 E: 0 K: 2 S: 11 H: 0 LOB: 0 BB: 0 P: 14	R: 0 E: 0 K: 0 S: 6 H: 0 LOB: 0 BB: 0 P: 9	R: 0 E: 0 K: 1 S: 9 H: 1 LOB: 1 BB: 0 P: 12	R: 0 E: 0 K: 2 S: 8 H: 0 LOB: 0 BB: 0 P: 12	R: 2 E: 1 K: 1 S: 15 H: 3 LOB: 2 BB: 0 P: 24	R: 1 E: 0 K: 1 S: 12 H: 3 LOB: 2 BB: 0 P: 19	1B: 10 2B: 0 3B: 0 HR: 0 SF: 1 SAC: 0 DP: 0 HBP: 0						

PITCHER		IP	WLS	BF	H	R	ER	SO	BB	IBB	HBP	BLK	WP	HR	S	P	ERA	WHIP
Kevin Brown, R ERA: 3.28	(1, 1)	9.0	W	39	10	3	1	9	1	0	0	0	0	0	91	131	1.00	1.222

PITCHER	IP	WLS	BF	H	R	ER	SO	BB	IBB	HBP	BLK	WP	HR	S	P	ERA	WHIP

TOP

Minnesota Twins @ Texas Rangers

Arlington Stadium, Arlington, TX

Wed Sep 23 1992, 8:05 PM EDT

Att. 14,898 - Cloudy - 76 F

livebaseballscorecards.com

AB	37
R	3
H	10
RBI	3
BB	1
SO	9
LOB	18

WP: 0 PB: 0 SB: 0 CS: 0 PA: 39

BOTTOM

Minnesota Twins @ Texas Rangers

Arlington Stadium, Arlington, TX

Wed Sep 23 1992, 8:05 PM EDT

Att. 14,898 - Cloudy - 76 F

livebaseballscorecards.com

Batter	1	2	3	4	5	6	7	8	9	AB	R	H	RBI	BB	SO	LOB
David Hulse, L (1, 8) OBP: 0.344, SLG: 0.344	F C B C 1-3 ① K		X 0-0 ① G4-3		B X 1-0 HR 1B	B F F C 1-3 ③ K		B X 1-0 ③ P5		4	1	1	0	0	2	0
Monty Fariss, R (8, PH) OBP: 0.325, SLG: 0.366										1	0	0	0	0	0	2
Donald Harris, R (9, 8) OBP: 0.214, SLG: 0.250										0	0	0	0	0	0	0
Rafael Palmeiro, L (1, 3) OBP: 0.352, SLG: 0.425	X 0-0 ② G3		B B X 2-0 2B		C S X 0-2 1-H HR		B B F B X 3-1 ① P4			4	1	2	2	0	0	0
Jose Canseco, R (1, 9) OBP: 0.347, SLG: 0.469	B B S B B 4-1 BB		C B F B B C 3-3 ② K		C B B F F F B B 4-2 FC4-6 BB		B F B F C 2-3 ② K			2	0	0	0	2	2	1
Juan Gonzalez, R (1, 7) OBP: 0.297, SLG: 0.521	B B S F B S 3-3 ③ K		B X 1-0 ③ G4-3		1 SAFE B X 1-0 ② FC4-6 2B 1-2f E		F S B X 1-2 ③ F9			1	0	0	0	0	1	1
Jack Daugherty, S (3, 7) OBP: 0.293, SLG: 0.291										3	1	0	0	0	0	2
Kevin Reimer, L (1, 10) OBP: 0.335, SLG: 0.444		S B C B B B 4-2 BB 1B		B F X 1-1 ① G4-3	B B S B B X 3-1 1-H E2 1B 2B			B B B B 4-0 BB G6-3 WP 1B		2	2	1	0	2	0	0
Dean Palmer, R (1, 5) OBP: 0.310, SLG: 0.424		C F S 0-3 ① K		B X 1-0 ② 1B	B B C X 2-1 3-H 1B			B L B B S X 3-2 ① P3 1-2		4	0	2	1	0	1	2
Ivan Rodriguez, R (1, 2) OBP: 0.301, SLG: 0.363		C B F B S 2-3 ② K		X 0-0 1B	B S C X 1-2 ③ P5			C X 0-1 ② G6-3 2-3		4	0	1	0	0	1	3
Jeff Frye, R (1, 4) OBP: 0.303, SLG: 0.326		C B F X 1-2 1-2 1B		B C X 1-1 ③ L9		C B X 1-1 ① F9		C C X 0-2 3-H 1B		4	0	2	1	0	0	1
Cris Colon, S (1, 6) OBP: 0.143, SLG: 0.143		B X 1-0 ③ F8			C F X 0-2 ① P7	S X 0-1 ② G3		B X 1-0 1-2 1B		4	0	1	0	0	0	2
Inning Stats	R: 0 H: 0 E: 0 LOB: 1 K: 2 BB: 1 S: 8 P: 16	R: 0 H: 1 E: 0 LOB: 2 K: 2 BB: 1 S: 12 P: 20	R: 0 H: 1 E: 0 LOB: 1 K: 1 BB: 0 S: 6 P: 12	R: 0 H: 2 E: 0 LOB: 1 K: 0 BB: 0 S: 6 P: 9	R: 4 H: 4 E: 1 LOB: 1 K: 0 BB: 1 S: 19 P: 31	R: 0 H: 0 E: 0 LOB: 0 K: 1 BB: 0 S: 7 P: 9	R: 0 H: 0 E: 0 LOB: 0 K: 1 BB: 0 S: 8 P: 14	R: 1 H: 2 E: 0 LOB: 2 K: 0 BB: 1 S: 10 P: 19		1B: 7 SF: 0 2B: 2 SAC: 0 3B: 0 DP: 0 HR: 1 HBP: 0						

	AB	33
	R	5
	H	10
	RBI	4
	BB	4
	SO	7
	LOB	14

WP: 1 PA: 37
PB: 0
SB: 0
CS: 0

PITCHER		IP	WLS	BF	H	R	ER	SO	BB	IBB	HBP	BLK	WP	HR	S	P	ERA	WHIP
Mike Trombley, R ERA: 3.31	(1, 1)	5.0	L	25	8	4	2	5	3	0	0	0	0	1	51	88	3.60	2.200
Carl Willis, R ERA: 2.77	(6, 1)	1.2		5	0	0	0	2	0	0	0	0	0	0	12	19	0.00	0.000
David West, L ERA: 7.24	(7, 1)	0.1		2	0	1	1	0	1	0	0	0	0	0	3	8	27.00	3.000
Mauro Gozzo, R ERA:	(8, 1)	0.2		4	2	0	0	0	0	0	0	0	1	0	9	13	0.00	3.000
Mark Guthrie, L ERA: 2.72	(8, 1)	0.1		1	0	0	0	0	0	0	0	0	0	0	1	2	0.00	0.000

PITCHER	IP	WLS	BF	H	R	ER	SO	BB	IBB	HBP	BLK	WP	HR	S	P	ERA	WHIP

Batter	1	2	3	4	5	6	7	8	9	AB	R	H	RBI	BB	SO	LOB
Keith Miller, R (1, 4) OBP: 0.355, SLG: 0.397	X 0-0 1B 3B		X 0-0 G6-4-3 2-H 1B		H 1-0 HBP		1 SAFE 1 SAFE F B B B C B S 3-3 ③ K 1-2			3	1	2	1	0	1	1
Wally Joyner, L (1, 3) OBP: 0.332, SLG: 0.375	B X 1-0 G5-4-3 3-H 1B		B C 1 SAFE B B 1 SAFE X 3-1 ① ② G6-4-3 1-2f		B 1 SAFE B C B X 3-1 ③ G4-3			C 1 F F B B X 2-2 ① G3		4	0	1	1	0	0	2
George Brett, L (1, 10) OBP: 0.325, SLG: 0.388	X 0-0 ① ② G5-4-3 1-2f		X 0-0 ③ G4-3			B X 1-0 ① F7		B X 1-0 2B 1B		4	1	1	0	0	0	1
Gregg Jefferies, S (1, 5) OBP: 0.335, SLG: 0.405	B B C B B 4-1 S BB			B B C X 2-1 G4-3 G5-3 1B		B B B C X 3-1 ② G6-3		B B B X 3-0 ② 1-H 2B		3	0	2	1	1	0	0
Mike Macfarlane, R (1, 2) OBP: 0.308, SLG: 0.424	C 1 SAFE B S X 1-2 ③ G6-3 1-2			C S B 1 SAFE X 1-2 ① G5-3 1-2		S S X 0-2 ③ G6-3		X 0-0 ③ G5-3		4	0	0	0	0	0	2
Jim Eisenreich, L (1, 7) OBP: 0.303, SLG: 0.329		S F B F B B X 3-2 ① P6		B B X 2-0 ② G4-3 2-3			C X 0-1 ① G3		X 0-0 ① F8	4	0	0	0	0	0	1
Curtis Wilkerson, S (1, 6) OBP: 0.303, SLG: 0.321		C X 0-1 ② G3-1		B S X 1-1 ③ G6-3			C S X 0-2 ② G6-3		X 0-0 ② G5-3	4	0	0	0	0	0	1
Kevin Koslofski, L (1, 9) OBP: 0.307, SLG: 0.368		B X 1-0 ③ G1-3			C X 0-1 ① G5-3		S B B X 2-1 1B 3B		S C S 0-3 ③ K	4	1	1	0	0	1	0
Brian McRae, S (1, 8) OBP: 0.290, SLG: 0.313			X 0-0 1B 2B		B F F F S 1-3 ② K		C F B F X 1-2 S 3-H 1B			3	1	2	1	0	1	0
Inning Stats	R: 1 E: 0 K: 0 S: 7 H: 2 LOB: 1 BB: 1 P: 13	R: 0 E: 0 K: 0 S: 7 H: 0 LOB: 0 BB: 0 P: 11	R: 1 E: 0 K: 0 S: 5 H: 2 LOB: 0 BB: 0 P: 8	R: 0 E: 0 K: 0 S: 8 H: 1 LOB: 1 BB: 0 P: 14	R: 0 E: 0 K: 1 S: 8 H: 0 LOB: 1 BB: 0 P: 13	R: 0 E: 0 K: 0 S: 6 H: 0 LOB: 0 BB: 0 P: 10	R: 1 E: 0 K: 1 S: 14 H: 2 LOB: 1 BB: 0 P: 20	R: 1 E: 0 K: 0 S: 7 H: 2 LOB: 0 BB: 0 P: 13	R: 0 E: 0 K: 1 S: 5 H: 0 LOB: 0 BB: 0 P: 5	1B: 5 2B: 2 3B: 2 HR: 0	SF: 0 SAC: 0 DP: 2 HBP: 1						

TOP

Kansas City Royals @ Minnesota Twins

Hubert H. Humphrey Metrodome, Minneapolis, MN

Fri Sep 25 1992, 8:05 PM EDT

Att. 22,699 - Dome - 70 F

livebaseballscorecards.com

AB	33
R	4
H	9
RBI	4
BB	1
SO	3
LOB	8

PITCHER		IP	WLS	BF	H	R	ER	SO	BB	IBB	HBP	BLK	WP	HR	S	P	ERA	WHIP
Scott Erickson, R ERA: 3.35	(1, 1)	8.0	L	32	9	4	4	2	1	0	1	0	0	0	62	102	4.50	1.250
Mark Guthrie, L ERA: 2.69	(9, 1)	1.0		3	0	0	0	1	0	0	0	0	0	0	5	5	0.00	0.000

PITCHER	IP	WLS	BF	H	R	ER	SO	BB	IBB	HBP	BLK	WP	HR	S	P	ERA	WHIP

BOTTOM

Batter	1	2	3	4	5	6	7	8	9	AB	R	H	RBI	BB	SO	LOB
Chuck Knoblauch, R (1, 4) OBP: 0.384, SLG: 0.360	C X 0-1 G1-3 1B		C X 0-1 ③ G5-3			B B C B C B 4-2 2B 1B BB	F S X 0-2 ② G1 1-2 2-3			3	1	1	0	1	0	2
J.T. Bruett, L (1, 8) OBP: 0.304, SLG: 0.288	C B 1 SAFE S 1 SAFE 1 SAFE 1 SAFE X 1-2 ① L7			C B F B B C 3-3 ① K		1 SAFE B C X 1-1 1-3 1B 2B	X 0-0 ③ B1-3			4	1	1	0	0	1	3
Shane Mack, R (1, 7) OBP: 0.397, SLG: 0.472	X 0-0 ② G1-3 1-2			B B C B B 4-1 G6-3 BB		C F B S 1-3 ② K		S F S 0-3 ① K		3	0	0	0	1	2	3
Kirby Puckett, R (1, 10) OBP: 0.371, SLG: 0.491	F F S 0-3 ③ K			1 SAFE B 1 SAFE X 1-0 ②③ G6-3 1-2f		X 0-0 2-H 3-H 2B 1B		B F F X 1-2 ② G6-3		4	1	1	2	0	1	2
Pedro Munoz, R (1, 9) OBP: 0.297, SLG: 0.406		B S B X 2-1 G5-4-3 1B			X 0-0 ① G6-3	1 SAFE X 0-0 1-H 2B		B C F F F F F B F 2-3 ③ K		4	0	2	1	0	1	0
Gene Larkin, S (1, 3) OBP: 0.307, SLG: 0.351		C X 0-1 ① F7			B S B B B 4-1 FC5-4 BB	B B X 2-0 ③ F9			B X 1-0 ① F7	3	0	0	0	1	0	2
Terry Jorgensen, R (1, 5) OBP: 0.333, SLG: 0.324 Greg Gagne, R (7, PR) OBP: 0.286, SLG: 0.354 (8, 6) Randy Bush, L (9, PH) OBP: 0.259, SLG: 0.282		C X 0-1 ②③ G5-4-3 1-2f			C X 0-1 ② FC5-4 1-2f		C F F F X 0-2 FC1-5 1B		C B B S F X 2-2 ② G4-3	3 0 1	0 0 0	1 0 0	0 0 0	0 0 0	0 0 0	2 0 0
Lenny Webster, R (1, 2) OBP: 0.314, SLG: 0.387 Chili Davis, S (9, PH) OBP: 0.379, SLG: 0.415			S F B X 1-2 CS 1B		B X 1-0 ③ G6-3		B B F 1 SAFE 1 SAFE 1 SAFE X 2-1 G1 FC1-5 1-2 1B		X 0-0 ③ G4-3	3 1	0 0	2 0	0 0	0 0	0 0	1 0
Jeff Reboulet, R (1, 6) OBP: 0.293, SLG: 0.252 (8, 5)			B B 1 SAFE C 1 SAFE S X 2-2 ①② L6 1-2			C F B B C 2-3 ① K	F X 0-1 ① FC1-5 G1 1-2 2-3f			3	0	0	0	0	1	3
Inning Stats	R: 0 E: 0 K: 1 S: 9 H: 1 LOB: 1 BB: 0 P: 10	R: 0 E: 0 K: 0 S: 6 H: 1 LOB: 0 BB: 0 P: 8	R: 0 E: 0 K: 0 S: 8 H: 1 LOB: 0 BB: 0 P: 11	R: 0 E: 0 K: 1 S: 5 H: 0 LOB: 0 BB: 1 P: 13	R: 0 E: 0 K: 0 S: 5 H: 0 LOB: 1 BB: 1 P: 10	R: 3 E: 0 K: 2 S: 13 H: 3 LOB: 1 BB: 1 P: 23	R: 0 E: 0 K: 0 S: 13 H: 2 LOB: 2 BB: 0 P: 15	R: 0 E: 0 K: 2 S: 16 H: 0 LOB: 0 BB: 0 P: 19	R: 0 E: 0 K: 0 S: 6 H: 0 LOB: 0 BB: 0 P: 9	1B: 6 2B: 2 3B: 0 HR: 0	SF: 0 SAC: 0 DP: 2 HBP: 0			WP: 0 PB: 0 SB: 0 CS: 1	PA: 35		

PITCHER		IP	WLS	BF	H	R	ER	SO	BB	IBB	HBP	BLK	WP	HR	S	P	ERA	WHIP
Rick Reed, R ERA: 4.04	(1, 1)	5.2		23	6	3	3	4	3	0	0	0	0	0	45	72	4.76	1.588
Rusty Meacham, R ERA: 2.83	(6, 1)	2.1	W	9	2	0	0	2	0	0	0	0	0	0	30	37	0.00	0.857
Jeff Montgomery, R ERA: 1.94	(9, 1)	1.0	S	3	0	0	0	0	0	0	0	0	0	0	6	9	0.00	0.000

PITCHER	IP	WLS	BF	H	R	ER	SO	BB	IBB	HBP	BLK	WP	HR	S	P	ERA	WHIP

Kansas City Royals @ Minnesota Twins

Hubert H. Humphrey Metrodome, Minneapolis, MN

Fri Sep 25 1992, 8:05 PM EDT

Att. 22,699 - Dome - 70 F

livebaseballscorecards.com

AB	32
R	3
H	8
RBI	3
BB	3
SO	6
LOB	18

Batter	1	2	3	4	5	6	7	8	9	AB	R	H	RBI	BB	SO	LOB
Keith Miller, R (1, 4) OBP: 0.352, SLG: 0.394	C B F B B X 3-2 G6-3 ①		C S B X 1-2 F7 ①		B C X 1-1 F8 ①			B B S X 2-1 P6 ①		3	0	0	0	0	0	0
Terry Shumpert, R (5, 4) OBP: 0.187, SLG: 0.273										1	0	0	0	0	0	0
Wally Joyner, L (1, 3) OBP: 0.333, SLG: 0.375	B X 1-0 F8 ②		B B B B 4-0 1B BB		B C B S S 2-3 K ②			F B S B X 2-2 1B SF9 1B		3	1	1	0	1	1	0
George Brett, L (1, 10) OBP: 0.326, SLG: 0.389	C B F B B F B X 3-2 WP E 1B		B X 1-0 F7 ②		S S B X 1-2 L8 ③			X 0-0 1-3 1B		4	1	2	0	0	0	1
Gregg Jefferies, S (1, 5) OBP: 0.335, SLG: 0.405	C B B B B X 3-1 E1 1-H		C B S B F B X 3-2 1-3 1B			B X 1-0 G3 ①		S F F B B X 2-2 SF9 ② 3-H		3	0	1	1	0	0	0
Jim Eisenreich, L (1, 7) OBP: 0.302, SLG: 0.328	1 SAFE F B 1 SAFE B F F F F 2-3 K ③		X 0-0 F8 ③			F B F X 1-2 G4-6-3 1B		B X 1-0 G4-3 ③		4	0	1	0	0	1	4
Curtis Wilkerson, S (1, 6) OBP: 0.299, SLG: 0.317		B S S S F S 1-3 K ①		C B X 1-1 G3 ①		C B B B B S X 3-2 ②③ G4-6-3 1-2f			F F B X 1-2 G6-3 ①	4	0	0	0	0	1	1
Brent Mayne, L (1, 2) OBP: 0.263, SLG: 0.276	C F F F B F F S 1-3 K ②		B S C C 1-3 K ②				X 0-0 G6-3 ①		B B B C X 2-1 2B	3	0	0	0	0	2	0
Bob Melvin, R (9, PH) OBP: 0.348, SLG: 0.371										1	0	1	0	0	0	0
Brian McRae, S (1, 8) OBP: 0.292, SLG: 0.314	F F B F B X 2-2 1B			C F H 1-2 HBP			C S B C 1-3 K ②		B X 1-0 G6-3 ②	3	0	1	0	0	1	1
Kevin Koslofski, L (1, 9) OBP: 0.302, SLG: 0.361		F X 0-1 G6-3 ③		S S F B B X 2-2 G4-3 ③			S B X 1-1 G1-5-3 ③		B F F B F X 2-2 F9 ③	2	0	0	0	0	0	2
Gary Thurman, R (7, PH) OBP: 0.294, SLG: 0.321										2	0	0	0	0	0	1
(7, 9)																

Inning Stats									
	R: 1 H: 1 E: 1 LOB: 1 K: 1 BB: 0 S: 17 P: 29	R: 0 H: 1 E: 0 LOB: 1 K: 2 BB: 0 S: 17 P: 21	R: 0 H: 1 E: 0 LOB: 2 K: 0 BB: 1 S: 9 P: 18	R: 0 H: 0 E: 0 LOB: 1 K: 1 BB: 0 S: 11 P: 16	R: 0 H: 0 E: 0 LOB: 0 K: 1 BB: 0 S: 8 P: 12	R: 0 H: 1 E: 0 LOB: 0 K: 0 BB: 0 S: 7 P: 12	R: 0 H: 0 E: 0 LOB: 0 K: 1 BB: 0 S: 6 P: 8	R: 1 H: 2 E: 0 LOB: 1 K: 0 BB: 0 S: 11 P: 18	R: 0 H: 1 E: 0 LOB: 1 K: 0 BB: 0 S: 10 P: 16

	1B: 6	SF: 1	WP: 1	PA: 36
	2B: 1	SAC: 0	PB: 0	
	3B: 0	DP: 1	SB: 0	
	HR: 0	HBP: 1	CS: 0	

PITCHER		IP	WLS	BF	H	R	ER	SO	BB	IBB	HBP	BLK	WP	HR	S	P	ERA	WHIP
Kevin Tapani, R ERA: 3.95	(1, 1)	6.0	W	24	4	1	0	5	1	0	1	0	1	0	69	108	0.00	0.833
Gary Wayne, L ERA: 2.06	(7, 1)	2.0		8	2	1	1	1	0	0	0	0	0	0	17	26	4.50	1.000
Larry Casian, L ERA: 6.75	(9, 1)	1.0		4	1	0	0	0	0	0	0	0	0	0	10	16	0.00	1.000

PITCHER	IP	WLS	BF	H	R	ER	SO	BB	IBB	HBP	BLK	WP	HR	S	P	ERA	WHIP

TOP

Kansas City Royals @ Minnesota Twins

Hubert H. Humphrey Metrodome, Minneapolis, MN

Sat Sep 26 1992, 8:05 PM EDT

Att. 33,502 - Dome - 70 F

livebaseballscorecards.com

AB	33
R	2
H	7
RBI	1
BB	1
SO	6
LOB	10

BOTTOM

Batter	1	2	3	4	5	6	7	8	9	AB	R	H	RBI	BB	SO	LOB
Chuck Knoblauch, R (1, 4) OBP: 0.384, SLG: 0.361	G6-3			FC6-4	F8			G4-3		4	1	2	1	0	0	1
Darren Reed, R (7, 7) OBP: 0.217, SLG: 0.330		SH1-3								1	0	0	0	0	0	0
Shane Mack, R (1, 7) OBP: 0.397, SLG: 0.470	BB	SH1-3		K	K			BB		2	1	0	0	1	2	2
Jeff Reboulet, R (7, 4) OBP: 0.298, SLG: 0.252										0	1	0	0	1	0	0
Kirby Puckett, R (1, 8) OBP: 0.374, SLG: 0.492	1B	IBB		FC6-4		G4-6-3		2B		3	3	2	0	1	0	1
J.T. Bruett, L (6, PR) OBP: 0.313, SLG: 0.311										1	0	1	1	0	0	0
(7, 8)																
Chili Davis, S (1, 10) OBP: 0.377, SLG: 0.414	1B	SF8		E5		F7		G4-3		4	1	1	2	0	0	3
Pedro Munoz, R (1, 9) OBP: 0.302, SLG: 0.412	1B	1B		WP		G4-6-3				4	0	3	4	0	0	1
Brian Harper, R (1, 2) OBP: 0.338, SLG: 0.404	F7	1B		HBP			G3-6-3			3	0	2	1	0	0	2
Derek Parks, R (7, PR) OBP: 0.750, SLG: 0.500										0	0	0	0	0	0	0
(8, 2)																
Gene Larkin, S (1, 3) OBP: 0.304, SLG: 0.347	F8			G4-3	F7		G3-6-3			4	0	0	0	0	0	5
Scott Leius, R (1, 5) OBP: 0.312, SLG: 0.326	1B	G4-3		G4-3	HBP		G4-3			2	1	1	0	0	0	0
Mike Pagliarulo, L (7, PH) OBP: 0.208, SLG: 0.223										1	0	0	0	0	0	1
(8, 5)																
Greg Gagne, R (1, 6) OBP: 0.286, SLG: 0.354	SH1-3 SF8	G1-3			K			G6-3		3	1	1	0	0	1	1
Bernardo Brito, R (8, PH)										1	0	0	0	0	0	0
Terry Jorgensen, R (9, 6) OBP: 0.333, SLG: 0.324										0	0	0	0	0	0	0
Inning Stats	R: 2 E: 0 K: 0 S: 9 H: 3 LOB: 2 BB: 1 P: 18	R: 4 E: 0 K: 0 S: 11 H: 5 LOB: 2 BB: 1 P: 22	R: 0 E: 0 K: 0 S: 3 H: 0 LOB: 0 BB: 0 P: 7	R: 2 E: 1 K: 1 S: 16 H: 2 LOB: 2 BB: 0 P: 24	R: 0 E: 0 K: 2 S: 10 H: 0 LOB: 1 BB: 0 P: 14	R: 0 E: 0 K: 0 S: 7 H: 1 LOB: 1 BB: 0 P: 11	R: 0 E: 0 K: 0 S: 8 H: 1 LOB: 1 BB: 0 P: 11	R: 1 E: 0 K: 0 S: 7 H: 1 LOB: 1 BB: 1 P: 14		1B: 11 2B: 2 3B: 0 HR: 0	SF: 1 SAC: 1 DP: 2 HBP: 2					

PITCHER		IP	WLS	BF	H	R	ER	SO	BB	IBB	HBP	BLK	WP	HR	S	P	ERA	WHIP
Luis Aquino, R ERA: 4.52	(1, 1)	1.2	L	14	7	6	6	0	1	1	0	0	0	0	19	38	32.40	4.800
Bill Sampen, R ERA: 2.96	(2, 1)	3.1		15	3	2	0	3	0	0	2	0	1	0	30	47	0.00	0.900
Steve Shifflett, R ERA: 2.47	(6, 1)	3.0		11	3	1	1	0	1	0	0	0	0	0	22	36	3.00	1.333

PITCHER	IP	WLS	BF	H	R	ER	SO	BB	IBB	HBP	BLK	WP	HR	S	P	ERA	WHIP

Kansas City Royals @ Minnesota Twins

Hubert H. Humphrey Metrodome, Minneapolis, MN

Sat Sep 26 1992, 8:05 PM EDT

Att. 33,502 - Dome - 70 F

livebaseballscorecards.com

AB	33
R	9
H	13
RBI	9
BB	3
SO	3
LOB	17

1B: 11	SF: 1	WP: 1	PA: 40
2B: 2	SAC: 1	PB: 0	
3B: 0	DP: 2	SB: 0	
HR: 0	HBP: 2	CS: 0	

Batter	1	2	3	4	5	6	7	8	9	AB	R	H	RBI	BB	SO	LOB
Keith Miller, R (1, 4) OBP: 0.349, SLG: 0.390	C B X 1-1 L5		1 SAFE C 1 SAFE X 0-1 F9		C C S 0-3 K			B X 1-0 F8		4	0	0	0	0	1	1
Wally Joyner, L (1, 3) OBP: 0.333, SLG: 0.376	C T B T T X 1-2 2B		B C X 1-1 P3			B S X 1-1 G5-3			F X 0-1 L3	4	0	1	0	0	0	1
George Brett, L (1, 10) OBP: 0.324, SLG: 0.386	F B S T X 1-2 G6-3		F S S 0-3 K			X 0-0 L9			B B F T F X 2-2 G4-3	4	0	0	0	0	1	2
Gregg Jefferies, S (1, 5) OBP: 0.333, SLG: 0.402	B B B C X 3-1 G6-3			B B C X 2-1 F7		C F B X 1-2 G5-3			C B F S 1-3 K	4	0	0	0	0	1	1
Mike Macfarlane, R (1, 2) OBP: 0.308, SLG: 0.424		F S X 0-2 F7		X 0-0 P6			X 0-0 G6-4-3 1B			3	0	1	0	0	0	0
Jim Eisenreich, L (1, 7) OBP: 0.305, SLG: 0.331		X 0-0 FC6-4 1B		C B B X 2-1 WP 1B			B B C X 2-1 G6-4-3 1-2f			3	0	2	0	0	0	1
Gary Thurman, R (1, 9) OBP: 0.290, SLG: 0.316		B S C X 1-2 FC6-4 1-2f		C B B X 2-1 G6-3 1-2			S B S F B F B C 3-3 K			3	0	0	0	0	1	2
Brian McRae, S (1, 8) OBP: 0.290, SLG: 0.312		F 1 SAFE S X 0-2 G5-3			C C F X 0-2 G6-3			B X 1-0 P3		3	0	0	0	0	0	1
David Howard, S (1, 6) OBP: 0.283, SLG: 0.297			S B X 1-1 1B		F S S 0-3 K			X 0-0 F9		3	0	1	0	0	1	0
Inning Stats	R: 0 H: 1 E: 0 LOB: 1 K: 0 BB: 0 S: 14 P: 20	R: 0 H: 1 E: 0 LOB: 1 K: 0 BB: 0 S: 10 P: 11	R: 0 H: 1 E: 0 LOB: 1 K: 1 BB: 0 S: 9 P: 11	R: 0 H: 1 E: 0 LOB: 1 K: 0 BB: 0 S: 7 P: 13	R: 0 H: 0 E: 0 LOB: 0 K: 2 BB: 0 S: 10 P: 10	R: 0 H: 0 E: 0 LOB: 0 K: 0 BB: 0 S: 6 P: 8	R: 0 H: 1 E: 0 LOB: 0 K: 1 BB: 0 S: 8 P: 13	R: 0 H: 0 E: 0 LOB: 0 K: 0 BB: 0 S: 3 P: 5	R: 0 H: 0 E: 0 LOB: 0 K: 1 BB: 0 S: 9 P: 12	1B: 4 SF: 0 2B: 1 SAC: 0 3B: 0 DP: 1 HR: 0 HBP: 0						

PITCHER	IP	WLS	BF	H	R	ER	SO	BB	IBB	HBP	BLK	WP	HR	S	P	ERA	WHIP
John Smiley, L (1, 1) ERA: 3.3	9.0	W	31	5	0	0	5	0	0	0	0	1	0	76	103	0.00	0.556

PITCHER	IP	WLS	BF	H	R	ER	SO	BB	IBB	HBP	BLK	WP	HR	S	P	ERA	WHIP

TOP

Kansas City Royals @ Minnesota Twins

Hubert H. Humphrey Metrodome, Minneapolis, MN

Sun Sep 27 1992, 4:33 AM EDT

Att. 22,388 - Dome - 70 F

livebaseballscorecards.com

AB	31
R	0
H	5
RBI	0
BB	0
SO	5
LOB	9

1B: 4 SF: 0
2B: 1 SAC: 0
3B: 0 DP: 1
HR: 0 HBP: 0

WP: 1 PA: 31
PB: 0
SB: 0
CS: 0

Batter	1	2	3	4	5	6	7	8	9	AB	R	H	RBI	BB	SO	LOB
Chuck Knoblauch, R (1, 4) OBP: 0.385, SLG: 0.360	B C C F B X 2-2 G6-3 ①	X 0-0 F9 ③			B C B B B 4-1 S BB	B B B I 4-0 1-2 IBB				2	0	0	0	2	0	2
Scott Leius, R (1, 5) OBP: 0.311, SLG: 0.324	B B B C C B 4-2 HR BB		X 0-0 P6 ①		1 SAFE 1 SAFE 1 SAFE C X 0-1 1-2 G6-3 ①	B C S X 1-2 G1-3 ③				3	1	0	0	1	0	3
Shane Mack, R (1, 8) OBP: 0.399, SLG: 0.476	F X 0-1 1-H HR		C X 0-1 G4-3 ②		B B B F B 4-1 BB		B B B C F B 4-2 G6-4-3 BB			2	1	1	2	2	0	0
Kirby Puckett, R (1, 10) OBP: 0.371, SLG: 0.489	B F S S 1-3 K ②		S M X 0-2 F9 ③		C 1 SAFE F B S 1-3 K ②		1 SAFE X 0-0 1-2f G6-4-3 ① ②			4	0	0	0	0	2	3
Pedro Munoz, R (1, 9) OBP: 0.301, SLG: 0.409	C B F F F B X 2-2 F8 ③			B B B 4-0 2B SF8 BB	B F S B F C 2-3 K ③		B C S X 1-2 G4-3 ③			3	1	0	0	1	1	2
Brian Harper, R (1, 2) OBP: 0.338, SLG: 0.409		C X 0-1 G6-3 ①		B B B 1 SAFE C F X 3-2 P3 ①		X 0-0 HR		X 0-0 P2 ①		4	1	1	1	0	0	1
Darren Reed, R (1, 7) OBP: 0.235, SLG: 0.349		B F B B B 4-1 BB BB		B X 1-0 1-3 2B		B S S F X 1-2 G5-4-3 1B		C C F B B B C 3-3 K ②		3	0	2	0	1	1	0
Terry Jorgensen, R (1, 3) OBP: 0.300, SLG: 0.297		X 0-0 F8 ②		F B X 1-1 3-H SF8 ②		B S B B X 3-1 1-2f G5-4-3 ① ②		C B C S 1-3 K ③		3	0	0	1	0	1	2
Jeff Reboulet, R (1, 6) OBP: 0.306, SLG: 0.256		B B B B 4-0 1-2 BB		C C S 0-3 K ③		C B S X 1-2 S 1B				2	0	1	0	1	1	1
Inning Stats	R: 2 E: 0 K: 1 S: 16 H: 1 LOB: 0 BB: 1 P: 25	R: 0 E: 0 K: 0 S: 5 H: 0 LOB: 2 BB: 2 P: 13	R: 0 E: 0 K: 0 S: 6 H: 0 LOB: 0 BB: 0 P: 6	R: 1 E: 0 K: 1 S: 9 H: 1 LOB: 1 BB: 1 P: 18	R: 0 E: 0 K: 2 S: 11 H: 0 LOB: 2 BB: 2 P: 22	R: 1 E: 0 K: 0 S: 13 H: 3 LOB: 2 BB: 1 P: 23	R: 0 E: 0 K: 0 S: 6 H: 0 LOB: 0 BB: 1 P: 11	R: 0 E: 0 K: 2 S: 8 H: 0 LOB: 0 BB: 0 P: 12		1B: 2 2B: 1 3B: 0 HR: 2	SF: 1 SAC: 0 DP: 2 HBP: 0					

BOTTOM

Kansas City Royals @ Minnesota Twins

Hubert H. Humphrey Metrodome, Minneapolis, MN

Sun Sep 27 1992, 4:33 AM EDT

Att. 22,388 - Dome - 70 F

livebaseballscorecards.com

AB	26
R	4
H	5
RBI	4
BB	8
SO	6
LOB	14

PITCHER		IP	WLS	BF	H	R	ER	SO	BB	IBB	HBP	BLK	WP	HR	S	P	ERA	WHIP
Chris Haney, L ERA: 4.5	(1, 1)	5.2	L	28	5	4	4	4	6	1	0	0	0	2	57	103	6.35	1.941
Tom Gordon, R ERA: 4.23	(6, 1)	2.1		7	0	0	0	2	1	0	0	0	0	0	17	27	0.00	0.429

PITCHER	IP	WLS	BF	H	R	ER	SO	BB	IBB	HBP	BLK	WP	HR	S	P	ERA	WHIP

WP: 0 PB: 0 SB: 2 CS: 0 PA: 35

Chicago White Sox @ Minnesota Twins

Hubert H. Humphrey Metrodome, Minneapolis, MN

Mon Sep 28 1992, 8:05 PM EDT

Att. 16,329 - Dome - 70 F

TOP

livebaseballscorecards.com

Batter	1	2	3	4	5	6	7	8	9	AB	R	H	RBI	BB	SO	LOB
Joey Cora, S (1, 4) OBP: 0.360, SLG: 0.310	C B X 1-1 ① P6		B F C X 1-2 ③ G4-3		B B B B 4-0 1B BB		X 0-0 HR 2-3 1B	B F B B F B 4-2 FC5-4 BB		3	1	1	0	2	0	0
Tim Raines, S (1, 7) OBP: 0.376, SLG: 0.395 Warren Newson, L (9, 7) OBP: 0.393, SLG: 0.267	X 0-0 1B			X 0-0 ① G3	C B F X 1-2 ② 2B 1-3 2-H 3-H 1B		B C B F B X 3-2 1-H 3-H HR	B F F X 1-2 ② FC5-4 1-2f 2-3		5 0	2 0	3 0	5 0	0 0	0 0	2 0
Frank Thomas, R (1, 3) OBP: 0.440, SLG: 0.537 Chris Cron, R (8, PH) (8, 3)	B B B X 3-0 ② F9			B B X 2-0 ② F7	1 SAFE X 0-0 1-H 2B 2B		C B B X 2-1 HR 2B	S X 0-1 ③ G5-3		4 1	2 0	2 0	1 0	0 0	0 0	1 2
George Bell, R (1, 10) OBP: 0.299, SLG: 0.426 Scott Hemond, R (9, PH) OBP: 0.297, SLG: 0.303	1 SAFE 1 SAFE B B X 2-0 ③ P6			C B X 1-1 1B 1B	X 0-0 2-H 2B		B S F X 1-2 2-H HR		X 0-0 1B 1B	4 1	1 0	3 1	3 0	0 0	0 0	1 0
Robin Ventura, L (1, 5) OBP: 0.376, SLG: 0.422 Esteban Beltre, R (8, 6) OBP: 0.212, SLG: 0.240		B B B B 4-0 L3 BB		B B F X 2-1 1-2 1B	B C B C F B X 3-2 ③ F7		B X 1-0 ① F7		B B B C S 3-3 ① K	3 1	0 0	1 0	0 0	1 0	0 1	1 1
Dan Pasqua, L (1, 9) OBP: 0.305, SLG: 0.340 Shawn Abner, R (7, PH) OBP: 0.312, SLG: 0.346 (7, 9)		C B C F 1 SAFE B S 2-3 ① K		B B F F X 2-2 ③ F7		C B B B X 3-1 ① L4	C B B B B X 3-2 ② G4-3		B B X 2-0 FC5-4 1-2 1B	3 2	0 0	0 1	0 0	0 0	1 0	3 0
Lance Johnson, L (1, 8) OBP: 0.321, SLG: 0.364 Shawn Jeter, L (8, 8) OBP: 0.154, SLG: 0.154		B B B C 1 SAFE X 3-1 ② ③ L3 1-2			X 0-0 2B 1B 1B	B C B X 2-1 ② G6-3	F B X 1-1 ③ F8		C S S S 0-3 ② K	4 1	1 0	1 0	0 0	0 0	0 1	1 2
Ron Karkovice, R (1, 2) OBP: 0.305, SLG: 0.396			X 0-0 ① P2		C C B X 1-2 1-3 1B 2B	S B S S S 1-3 ③ K		F B B F B X 3-2 FC5-4 2B	B X 1-0 ③ FC5-4 1-2f	5	1	2	0	0	1	2
Dale Sveum, S (1, 6) OBP: 0.268, SLG: 0.295 (8, 5)			C F B B B S 3-3 ② K		C F C 0-3 ① K	F F X 0-2 1B HR 2B		B F B B S F F C 3-3 ① K		4	1	1	0	0	3	3
Inning Stats	R: 0 E: 0 K: 0 S: 5 H: 1 LOB: 1 BB: 0 P: 11	R: 0 E: 0 K: 1 S: 6 H: 0 LOB: 0 BB: 1 P: 15	R: 0 E: 0 K: 1 S: 7 H: 0 LOB: 0 BB: 0 P: 11	R: 0 E: 0 K: 0 S: 9 H: 2 LOB: 2 BB: 0 P: 16	R: 4 E: 0 K: 1 S: 16 H: 5 LOB: 1 BB: 1 P: 25	R: 0 E: 0 K: 1 S: 7 H: 0 LOB: 0 BB: 0 P: 13	R: 5 E: 0 K: 0 S: 18 H: 5 LOB: 0 BB: 0 P: 29	R: 0 E: 0 K: 1 S: 15 H: 1 LOB: 2 BB: 1 P: 26	R: 0 E: 0 K: 2 S: 9 H: 2 LOB: 2 BB: 0 P: 15	1B: 8 2B: 7 3B: 0 HR: 2	SF: 0 SAC: 0 DP: 1 HBP: 0						WP: 0 PB: 0 SB: 0 CS: 0	PA: 44

	AB	41
	R	9
	H	16
	RBI	9
	BB	3
	SO	7
	LOB	19

PITCHER	IP	WLS	BF	H	R	ER	SO	BB	IBB	HBP	BLK	WP	HR	S	P	ERA	WHIP
Pat Mahomes, R (1, 1) ERA: 5.04	5.0	L	23	8	4	4	3	2	0	0	0	0	0	43	78	7.20	2.000
Mauro Gozzo, R (6, 1) ERA: 27.0	1.0		8	5	5	5	1	0	0	0	0	0	2	19	31	45.00	5.000
Larry Casian, L (7, 1) ERA: 4.91	1.0		3	0	0	0	0	0	0	0	0	0	0	6	11	0.00	0.000
David West, L (8, 1) ERA: 6.99	1.0		5	1	0	0	1	1	0	0	0	0	0	15	26	0.00	2.000
Rick Aguilera, R (9, 1) ERA: 2.92	1.0		5	2	0	0	2	0	0	0	0	0	0	9	15	0.00	2.000

PITCHER	IP	WLS	BF	H	R	ER	SO	BB	IBB	HBP	BLK	WP	HR	S	P	ERA	WHIP

BOTTOM

Chicago White Sox @ Minnesota Twins

Hubert H. Humphrey Metrodome, Minneapolis, MN

Mon Sep 28 1992, 8:05 PM EDT

Att. 16,329 - Dome - 70 F

livebaseballscorecards.com

Batter	1	2	3	4	5	6	7	8	9	AB	R	H	RBI	BB	SO	LOB
Chuck Knoblauch, R (1, 4) OBP: 0.384, SLG: 0.358	BBCBCB 4-2 CS BB		CX 0-1 ① G3		BCBSX 2-2 ③ G5-3		BBX 2-0 ③ G6-3		CCBX 1-2 2B 1B 1-2 2-3	3	0	0	0	1	0	0
Jeff Reboulet, R (8, 4) OBP: 0.310, SLG: 0.262										1	0	1	0	0	0	0
Shane Mack, R (1, 7) OBP: 0.397, SLG: 0.473	S 1 SAFE		CBX 1-1 ② P4			X 0-0 ① G6-3		FX 0-1 E3 FC3-6	CBBX 2-1 2B 1-3 2-H 3-H	3	0	0	0	0	0	1
J.T. Bruett, L (8, 8) OBP: 0.309, SLG: 0.307	1 SAFE BBSBF 2-2 ①② F9 1-2									1	0	0	0	0	0	0
Lenny Webster, R (9, PH) OBP: 0.319, SLG: 0.402	FX									1	0	1	2	0	0	0
Kirby Puckett, R (1, 8) OBP: 0.373, SLG: 0.490	FX 0-1 2B		X 0-0 E5			BBBB 4-0 1B 1B BB		BBX 2-0 ① F9	BFBFS 2-3 ② K	2	1	1	0	1	0	0
Darren Reed, R (8, 9) OBP: 0.231, SLG: 0.342										2	0	0	0	0	1	3
Chili Davis, S (1, 10) OBP: 0.377, SLG: 0.412	BBBBCB 4-2 BB		X 0-0 ③ L6			FBBSX 2-2 E 1B 1-2 1B		SBFBBFX 3-2 ② FC3-6 1-2f	BSBBBFC 3-3 ③ K	4	0	1	0	1	1	4
Pedro Munoz, R (1, 9) OBP: 0.299, SLG: 0.406	BCX 1-1 ③ G1-6-3			BX 1-0 ① G4-3		SBFFS 1-3 ② K		SBX 1-1 ③ L6		3	0	0	0	0	1	4
Bernardo Brito, R (8, 7)										1	0	0	0	0	0	1
Brian Harper, R (1, 2) OBP: 0.340, SLG: 0.410		BX 1-0 ① F8		BX 1-0 CS 1B		CBBFX 2-2 E2 1-3 2-H 1B			CX 0-1 2B 1B	3	0	2	1	0	0	0
Derek Parks, R (8, 2) OBP: 0.800, SLG: 0.667										1	1	1	0	0	0	0
Gene Larkin, S (1, 3) OBP: 0.306, SLG: 0.351		BBBBFCX 3-2 G3-1 BLK 1B		F 1 SAFE 1 SAFE SSS 0-3 ②③ K 1-2		FFBBS 2-3 ③ K			BX 1-0 1B 2B 2B 1-H	4	1	2	1	0	2	3
Scott Leius, R (1, 5) OBP: 0.310, SLG: 0.321		1 SAFE CB 1 SAFE BX 2-1 ② G3-1 1-3			BSFBBX 3-2 ① F9		BFCC 1-3 ① K		BBSBB 4-1 1B 2B BB	3	1	0	0	1	1	1
(8, 6)																
Greg Gagne, R (1, 6) OBP: 0.284, SLG: 0.352		CCBBBS 2-3 ③ K			CX 0-1 ② B1-3		BFFFFBC 2-3 ② K		FBFFX 1-2 ① F8	3	0	0	0	0	2	1
Terry Jorgensen, R (8, 5) OBP: 0.293, SLG: 0.289										1	0	0	0	0	0	2

AB	36
R	4
H	9
RBI	4
BB	4
SO	8
LOB	20

Inning Stats	1	2	3	4	5	6	7	8	9	1B: 6	SF: 0	WP: 0	PA: 40
R:	0	0	0	0	0	1	0	0	3	2B: 3	SAC: 0	PB: 0	
E:	0	0	1	0	0	1	0	1	0	3B: 0	DP: 0	SB: 0	
K:	0	1	0	0	0	2	0	0	2	HR: 0	HBP: 0	CS: 2	
S:	12	9	6	5	8	14	8	9	19				
H:	1	1	0	1	0	2	0	0	4				
LOB:	2	1	1	0	0	2	0	1	2				
BB:	2	0	0	0	0	1	0	0	1				
P:	23	17	7	7	13	25	13	15	33				

PITCHER		IP	WLS	BF	H	R	ER	SO	BB	IBB	HBP	BLK	WP	HR	S	P	ERA	WHIP
Kirk McCaskill, R ERA: 4.07	(1, 1)	7.0	W	28	5	1	1	6	3	0	0	1	0	0	62	105	1.29	1.143
Donn Pall, R ERA: 4.95	(8, 1)	1.0		4	0	0	0	0	0	0	0	0	0	0	9	15	0.00	0.000
Scott Radinsky, L ERA: 2.47	(9, 1)	1.0		8	4	3	3	2	1	0	0	0	0	0	19	33	27.00	5.000

PITCHER	IP	WLS	BF	H	R	ER	SO	BB	IBB	HBP	BLK	WP	HR	S	P	ERA	WHIP

Batter	1	2	3	4	5	6	7	8	9	AB	R	H	RBI	BB	SO	LOB
Steve Sax, R (1, 4) OBP: 0.290, SLG: 0.316	C B B F X 2-2 ① P3		X 0-0 ③ G4-3		C X 0-1 ③ G4-3		C B X 1-1 ② G4-3			4	0	0	0	0	0	0
Tim Raines, S (1, 7) OBP: 0.379, SLG: 0.397	C B B X 2-1 1B			B B X 2-0 FC3-6 1B 1B		B B C B B 4-1 E 1B HR BB	B B B C X 3-1 ③ G6-3			3	2	2	0	1	0	0
Frank Thomas, R (1, 3) OBP: 0.440, SLG: 0.536	B C C F B F F X 3-2 ② F7			B B X 2-0 FC3-6 1-2 1B		C B C X 1-2 ① F8		B B B F B 4-1 G6-4-3 BB		3	0	1	0	1	0	2
George Bell, R (1, 10) OBP: 0.298, SLG: 0.425	1 SAFE C C B X 1-2 ③ F7			B S X 1-1 ① F7		C X 0-1 E7 HR 1-3 1B		B B F X 2-1 ①② G6-4-3 1-2f		4	1	1	0	0	0	4
Robin Ventura, L (1, 5) OBP: 0.375, SLG: 0.426		C S B X 1-2 ① G4-3		X 0-0 ② FC3-6 1B 1-2f 2-3		B X 1-0 1-H HR 3-H		B C B C B F X 3-2 ③ G6-3		4	1	1	3	0	0	2
Dan Pasqua, L (1, 9) OBP: 0.304, SLG: 0.339 Shawn Abner, R (9, 9) OBP: 0.312, SLG: 0.346		C S B S 1-3 ② K		B C X 1-1 FC6-4 1-2 3-H 1B		C C X 0-2 ② F7			F B S C 1-3 ① K	4 0	0 0	1 0	1 0	0 0	2 0	0 0
Lance Johnson, L (1, 8) OBP: 0.322, SLG: 0.366		X 0-0 ③ G4-3		X 0-0 ③ FC6-4 1-2f		C B B F F F B X 3-2 2B			B F B F B F B 4-2 S S BB	3	0	1	0	1	0	2
Carlton Fisk, R (1, 2) OBP: 0.319, SLG: 0.315 Ron Karkovice, R (9, PR) (9, 2) OBP: 0.305, SLG: 0.396			C B B B C F C 3-3 ① K		C F C 0-3 ① K	C B F S 1-3 ③ K			B S B 2 SAFE F F B F B 4-2 1-2 G4-6-3 BB	3 0	0 0	0 0	0 0	1 0	3 0	1 0
Esteban Beltre, R (1, 6) OBP: 0.204, SLG: 0.231			C B F F B S 2-3 ② K		B F F B C 2-3 ② K		B F C X 1-2 ① G4-3		B F B X 2-1 ②③ G4-6-3 1-2f 2-3	4	0	0	0	0	2	2
Inning Stats	R: 0 E: 0 K: 0 S: 14 H: 1 LOB: 1 BB: 0 P: 22	R: 0 E: 0 K: 1 S: 7 H: 0 LOB: 0 BB: 0 P: 9	R: 0 E: 0 K: 2 S: 9 H: 0 LOB: 0 BB: 0 P: 14	R: 1 E: 0 K: 0 S: 8 H: 3 LOB: 2 BB: 0 P: 14	R: 0 E: 0 K: 2 S: 8 H: 0 LOB: 0 BB: 0 P: 10	R: 3 E: 1 K: 1 S: 18 H: 3 LOB: 1 BB: 1 P: 28	R: 0 E: 0 K: 0 S: 7 H: 0 LOB: 0 BB: 0 P: 12	R: 0 E: 0 K: 0 S: 7 H: 0 LOB: 0 BB: 1 P: 16	R: 0 E: 0 K: 1 S: 12 H: 0 LOB: 2 BB: 2 P: 23	1B: 5 2B: 1 3B: 0 HR: 1	SF: 0 SAC: 0 DP: 2 HBP: 0						

PITCHER	IP	WLS	BF	H	R	ER	SO	BB	IBB	HBP	BLK	WP	HR	S	P	ERA	WHIP
Mike Trombley, R (1, 1) ERA: 3.7	6.0		26	7	4	4	6	1	0	0	0	0	1	64	97	6.00	1.333
Tom Edens, R (7, 1) ERA: 2.85	3.0	W	10	0	0	0	1	3	0	0	0	0	0	26	51	0.00	1.000

PITCHER	IP	WLS	BF	H	R	ER	SO	BB	IBB	HBP	BLK	WP	HR	S	P	ERA	WHIP

Chicago White Sox @ Minnesota Twins

Hubert H. Humphrey Metrodome, Minneapolis, MN

Tue Sep 29 1992, 8:05 PM EDT

Att. 20,842 - Dome - 70 F

TOP

livebaseballscorecards.com

AB	32
R	4
H	7
RBI	4
BB	4
SO	7
LOB	13

BOTTOM

Batter	1	2	3	4	5	6	7	8	9	AB	R	H	RBI	BB	SO	LOB
Chuck Knoblauch, R (1, 4) OBP: 0.381, SLG: 0.355	C X 0-1 ① G5-3		X 0-0 ① G5-3		B 1 SAFE B C 1 SAFE 1 SAFE F F X 2-2 ① F8		C F B B B F F X 3-2 ② F9		C B X 1-1 ② F8 2-3	5	0	0	0	0	0	2
J.T. Bruett, L (1, 8) OBP: 0.313, SLG: 0.303 Bernardo Brito, R (3, PR) OBP: 0.100, SLG: 0.222 (4, 7)	B F C S 1-3 ② K2-3		B C B H 3-1 CS HBP		1 SAFE C 1 SAFE S F B X 1-2 ② F9		C B S S 1-3 ③ K		X 0-0 E 2B 3-H	1 3	0 1	0 1	0 1	0 0	1 1	0 1
Shane Mack, R (1, 7) OBP: 0.395, SLG: 0.472 (4, 8)	B C B X 2-1 2B		1 SAFE B 1 SAFE 1 SAFE B C 1 SAFE F C 2-3 ② K		C C B F X 1-2 ③ G3 1-2			C F X 0-2 ① G4-3	B X 1-0 E6 2-H	5	0	1	0	0	1	2
Kirby Puckett, R (1, 10) OBP: 0.371, SLG: 0.487	X 0-0 ③ F9		F S 0-2 ③ CS 1-2	B C F F S 1-3 ① K		B B F S C 2-3 ① K		F S F X 0-2 ② G5-3		4	0	0	0	0	2	1
Pedro Munoz, R (1, 9) OBP: 0.299, SLG: 0.403		B F F F B X 2-2 ① F9		B B F S S B 4-2 1B BB		F C B S C 1-3 ② K		C F B F X 1-2 ③ F9		3	0	0	0	1	1	0
Brian Harper, R (1, 2) OBP: 0.343, SLG: 0.414		B F F F B B X 3-2 G6-3 1B 2B		B S F X 1-2 ② F9		F B B X 2-1 1B 1B			B B B B 4-0 BB 2B BB	3	2	2	0	1	0	1
Terry Jorgensen, R (1, 3) OBP: 0.333, SLG: 0.317		B X 1-0 ② G6-3 2-3		C X 0-1 1-2 1B		F B X 1-1 1-2 1B			B C B B B B 4-1 2B SF8 1-2 BB	3	1	2	0	1	0	1
Scott Leius, R (1, 5) OBP: 0.311, SLG: 0.321 Randy Bush, L (9, PH) OBP: 0.263, SLG: 0.292 Greg Gagne, R (9, PR) OBP: 0.284, SLG: 0.352		B F S X 1-2 3-H 1B		B C B B C F X 3-2 ③ F8		C C S 0-3 ③ K			B X 1-0 F8 1-3 2-H 2B	3 1 0	0 0 1	1 1 0	1 0 0	0 0 0	1 0 0	4 0 0
Jeff Reboulet, R (1, 6) OBP: 0.311, SLG: 0.258 Chili Davis, S (9, PH) OBP: 0.377, SLG: 0.412		C 1 SAFE B 1 SAFE P 1 SAFE C X 2-2 ③ F7			S C B F B B B 4-2 S BB		B C S X 1-2 ① L7		C F X 0-2 ① SF8 3-H	2 0	0 0	0 0	0 1	1 0	0 0	1 0
Inning Stats	R: 0 E: 0 K: 1 S: 8 H: 1 LOB: 1 BB: 0 P: 11	R: 1 E: 0 K: 0 S: 16 H: 2 LOB: 1 BB: 0 P: 24	R: 0 E: 0 K: 1 S: 7 H: 0 LOB: 1 BB: 0 P: 12	R: 0 E: 0 K: 1 S: 15 H: 1 LOB: 2 BB: 1 P: 24	R: 0 E: 0 K: 0 S: 15 H: 0 LOB: 1 BB: 1 P: 23	R: 0 E: 0 K: 3 S: 13 H: 2 LOB: 2 BB: 0 P: 19	R: 0 E: 0 K: 1 S: 11 H: 0 LOB: 0 BB: 0 P: 16	R: 0 E: 0 K: 0 S: 12 H: 0 LOB: 0 BB: 0 P: 13	R: 4 E: 1 K: 0 S: 9 H: 2 LOB: 2 BB: 2 P: 20	1B: 4 2B: 4 3B: 0 HR: 0 SF: 1 SAC: 0 DP: 0 HBP: 1						

PITCHER		IP	WLS	BF	H	R	ER	SO	BB	IBB	HBP	BLK	WP	HR	S	P	ERA	WHIP
Jack McDowell, R ERA: 3.13	(1, 1)	8.0		32	6	1	1	7	2	0	1	0	0	0	97	142	1.12	1.000
Bobby Thigpen, R ERA: 4.75	(9, 1)	0.0		3	1	3	3	0	2	0	0	0	0	0	2	11	∞	∞
Scott Radinsky, L ERA: 2.44	(9, 1)	0.2	L	3	1	0	0	0	0	0	0	0	0	0	6	7	0.00	1.500
Terry Leach, R ERA: 1.83	(9, 1)	0.0		1	0	1	0	0	0	0	0	0	0	0	1	2	∞	∞

PITCHER	IP	WLS	BF	H	R	ER	SO	BB	IBB	HBP	BLK	WP	HR	S	P	ERA	WHIP

Chicago White Sox @ Minnesota Twins

Hubert H. Humphrey Metrodome, Minneapolis, MN

Tue Sep 29 1992, 8:05 PM EDT

Att. 20,842 - Dome - 70 F

livebaseballscorecards.com

AB	33
R	5
H	8
RBI	4
BB	4
SO	7
LOB	13

WP: 0 PA: 40
PB: 0
SB: 1
CS: 1

Batter	1	2	3	4	5	6	7	8	9	AB	R	H	RBI	BB	SO	LOB
Steve Sax, R (1, 4) OBP: 0.292, SLG: 0.319	C X 0-1 G4-3 S SF9 1B		S B X 1-1 1B S 3-H 1B		B C B X 2-1 1B 1B		B F B S S 2-3 ① K	B F F B B X 3-2 ③ F8		5	1	3	1	0	1	2
Tim Raines, S (1, 7) OBP: 0.379, SLG: 0.397	C L B B X 2-2 ① G4-3 1-3		1 SAFE 1 SAFE B F C X 1-2 S 1-3 1B		P 1 SAFE X 1-0 BB 1-3 1B		B B B C X 3-1 ② F7		B X 1-0 ① G3	5	0	2	0	0	0	1
Frank Thomas, R (1, 3) OBP: 0.441, SLG: 0.538	B F S X 1-2 ② SF9 3-H		B B C F B S 3-3 ② K 1-2		B B B B 4-0 BB 1-2		X 0-0 WP 2B		C C F B F B F X 2-2 G4-6-3 1B	3	0	2	1	1	1	2
George Bell, R (1, 10) OBP: 0.296, SLG: 0.422	C F F F S 0-3 ③ K		S X 0-1 ③ G5-3		B B F X 2-1 ③ F9		F F B B S 2-3 ③ K 2-3		C F X 0-2 ② ③ G4-6-3 1-2f	5	0	0	0	0	2	7
Robin Ventura, L (1, 5) OBP: 0.376, SLG: 0.433		B C B B B X 3-1 ① G4-3		B X 1-0 ① F8		C B B B X 3-1 G3 3B 2B		B C X 1-1 HR		4	2	2	1	0	0	0
Dan Pasqua, L (1, 9) OBP: 0.300, SLG: 0.333 Shawn Abner, R (8, 9) OBP: 0.312, SLG: 0.346		B B F X 2-1 ② P3		F X 0-1 ② G4-3		X 0-0 ① G3 2-3		F C B F X 1-2 ① G1-3		4 0	0 0	0 0	0 0	0 0	0 0	1 0
Lance Johnson, L (1, 8) OBP: 0.323, SLG: 0.370		F X 0-1 ③ G4-3		B F F X 1-2 ③ P5		X 0-0 3-H 3B		C F B X 1-2 1B 1B		4	0	2	1	0	0	0
Ron Karkovice, R (1, 2) OBP: 0.304, SLG: 0.397			F C B B B X 2-2 G6-3 1B 2B		B B B C X 3-1 ① L8	S B F F B S 2-3 ② K		B X 1-0 ② L9		4	1	1	0	0	1	2
Dale Sveum, S (1, 6) OBP: 0.268, SLG: 0.294			B X 1-0 ① G6-3 2-3		B F X 1-1 ② G6-3	B C B F C 2-3 ③ K		X 0-0 1-2 1B		4	0	1	0	0	1	2
Inning Stats	R: 1 E: 0 K: 1 S: 13 H: 1 LOB: 0 BB: 0 P: 16	R: 0 E: 0 K: 0 S: 6 H: 0 LOB: 0 BB: 0 P: 11	R: 1 E: 0 K: 1 S: 14 H: 3 LOB: 2 BB: 0 P: 22	R: 0 E: 0 K: 0 S: 6 H: 0 LOB: 0 BB: 0 P: 8	R: 0 E: 0 K: 0 S: 10 H: 2 LOB: 3 BB: 1 P: 22	R: 1 E: 0 K: 2 S: 11 H: 2 LOB: 1 BB: 0 P: 18	R: 0 E: 0 K: 2 S: 9 H: 1 LOB: 1 BB: 0 P: 16	R: 1 E: 0 K: 0 S: 15 H: 3 LOB: 2 BB: 0 P: 22	R: 0 E: 0 K: 0 S: 10 H: 1 LOB: 0 BB: 0 P: 13	1B: 8 2B: 3 3B: 1 HR: 1 SF: 1 SAC: 0 DP: 1 HBP: 0						

TOP

Chicago White Sox @ Minnesota Twins

Hubert H. Humphrey Metrodome, Minneapolis, MN

Wed Sep 30 1992, 8:05 PM EDT

Att. 17,501 - Dome - 70 F

livebaseballscorecards.com

AB	38
R	4
H	13
RBI	4
BB	1
SO	6
LOB	17

WP: 1 PB: 0 SB: 3 CS: 0 PA: 40

PITCHER	IP	WLS	BF	H	R	ER	SO	BB	IBB	HBP	BLK	WP	HR	S	P	ERA	WHIP
Scott Erickson, R (1, 1) ERA: 3.4	8.0	L	37	12	4	4	6	1	0	0	0	1	1	84	135	4.50	1.625
Carl Willis, R (9, 1) ERA: 2.73	1.0		3	1	0	0	0	0	0	0	0	0	0	10	13	0.00	1.000

PITCHER	IP	WLS	BF	H	R	ER	SO	BB	IBB	HBP	BLK	WP	HR	S	P	ERA	WHIP

BOTTOM

Chicago White Sox @ Minnesota Twins

Hubert H. Humphrey Metrodome, Minneapolis, MN

Wed Sep 30 1992, 8:05 PM EDT

Att. 17,501 - Dome - 70 F

livebaseballscorecards.com

Batter	1	2	3	4	5	6	7	8	9	AB	R	H	RBI	BB	SO	LOB
Chuck Knoblauch, R (1, 4) OBP: 0.383, SLG: 0.356	C B F F F B X 2-2 F9 ①		B C X 1-1 BB 1B		C F X 0-2 S 1B	B C B H 3-1 1-2 2-3 HBP		C S X 0-2 G4-3 ② 2-3		4	0	2	0	0	0	1
Scott Leius, R (1, 5) OBP: 0.310, SLG: 0.319	B C B B F X 3-2 F7 ②		1 SAFE B B B C B 4-1 1-2 BB		B X 1-0 L7 ①	C F B F B B F X 3-2 F8 ③		X 0-0 F8 ③		3	0	0	0	1	0	4
Chili Davis, S (8, PH) OBP: 0.376, SLG: 0.411										1	0	0	0	0	0	2
Derek Parks, R (9, 2) OBP: 0.800, SLG: 0.667										0	0	0	0	0	0	0
Kirby Puckett, R (1, 8) OBP: 0.369, SLG: 0.486	B F S S 1-3 K ③		S B C C 1-3 K ③		1 SAFE B 1 S S B S 2-3 1-2 K ②		L B S X 1-2 1B 2B		M F B B X 2-2 F9 ①	5	1	1	0	0	3	3
Pedro Munoz, R (1, 9) OBP: 0.298, SLG: 0.400		B S F B C 2-3 K ①		B B B C B 4-1 BB 1B SF7 BB	F B B B F X 3-2 G4-3 ③		S B S B S 2-3 K ①		X 0-0 G4-3 ②	3	1	0	0	1	2	2
Bernardo Brito, R (9, PH) OBP: 0.091, SLG: 0.200										1	0	0	0	0	0	0
Brian Harper, R (1, 10) OBP: 0.347, SLG: 0.415		C B B B B 4-1 FC5-4 BB		B X 1-0 1-2 BB 1B		B C B C F X 2-2 F8 1B 1B	I I I I 4-0 1B IBB		X 0-0 F7 ③	3	1	2	0	2	0	0
Terry Jorgensen, R (1, 3) OBP: 0.347, SLG: 0.318	C S B F X 1-2 FC5-4 ② 1-2f			B 1 SAFE B B C B B 4-1 1-2 2-3 BB		F B X 1-1 F8 ① 1-2	S B F X 1-2 1-3 2-H 1B ②			3	0	1	1	1	0	2
Darren Reed, R (1, 7) OBP: 0.232, SLG: 0.342	X 0-0 F8 ③			B B S B S X 3-2 SF7 ① 3-H		B X 1-0 HBP BB 1B 2-H	C X 0-1 P4 ③			3	0	1	2	0	0	2
Lenny Webster, R (1, 2) OBP: 0.320, SLG: 0.395			C F S 0-3 K ①	B S S S 1-3 K ②		C B B B B 4-1 HBP 1-2 BB		B C S S B X 2-2 G4-3 2B		2	0	0	0	1	2	2
Gene Larkin, S (8, PH) OBP: 0.308, SLG: 0.356										1	0	1	0	0	0	0
Jeff Reboulet, R (8, PR) OBP: 0.311, SLG: 0.258										0	0	0	0	0	0	0
(9, 6)																
Greg Gagne, R (1, 6) OBP: 0.282, SLG: 0.349			C B C B C 2-3 K ②	X 0-0 F9 ③		F C S 0-3 K ②		B F F F X 1-2 L7 ①		3	0	0	0	0	2	4
Randy Bush, L (8, PH) OBP: 0.262, SLG: 0.291										1	0	0	0	0	0	1
Mike Pagliarulo, L (9, 5) OBP: 0.208, SLG: 0.223										0	0	0	0	0	0	0
Inning Stats	R: 0 E: 0 K: 1 S: 11 H: 0 LOB: 0 BB: 0 P: 17	R: 0 E: 0 K: 1 S: 9 H: 0 LOB: 1 BB: 1 P: 16	R: 0 E: 0 K: 3 S: 12 H: 1 LOB: 2 BB: 1 P: 20	R: 1 E: 0 K: 1 S: 10 H: 1 LOB: 2 BB: 2 P: 23	R: 0 E: 0 K: 1 S: 10 H: 1 LOB: 1 BB: 0 P: 16	R: 1 E: 0 K: 1 S: 17 H: 2 LOB: 3 BB: 1 P: 31	R: 1 E: 0 K: 1 S: 11 H: 2 LOB: 1 BB: 1 P: 19	R: 0 E: 0 K: 0 S: 11 H: 1 LOB: 2 BB: 0 P: 14	R: 0 E: 0 K: 0 S: 5 H: 0 LOB: 0 BB: 0 P: 7	1B: 6 2B: 2 3B: 0 HR: 0		SF: 1 SAC: 0 DP: 0 HBP: 1				WP: 0 PB: 0 SB: 1 CS: 0	PA: 41

PITCHER		IP	WLS	BF	H	R	ER	SO	BB	IBB	HBP	BLK	WP	HR	S	P	ERA	WHIP
Wilson Alvarez, L ERA: 5.2	(1, 1)	6.0		29	5	2	2	8	5	0	1	0	0	0	69	123	3.00	1.667
Mike Dunne, R ERA: 5.4	(7, 1)	1.0	W	5	2	1	1	1	0	1	0	0	0	0	11	19	9.00	2.000
Roberto Hernandez, R ERA: 1.65	(8, 1)	2.0	S	7	1	0	0	0	0	0	0	0	0	0	16	21	0.00	0.500

PITCHER	IP	WLS	BF	H	R	ER	SO	BB	IBB	HBP	BLK	WP	HR	S	P	ERA	WHIP

AB	33
R	3
H	8
RBI	3
BB	6
SO	9
LOB	23

Batter	1	2	3	4	5	6	7	8	9	AB	R	H	RBI	BB	SO	LOB
Joey Cora, S (1, 4) OBP: 0.357, SLG: 0.316	F8		G4-1 1-H			3B 2-H 2B		P9		4	1	1	1	0	0	1
Tim Raines, S (1, 7) OBP: 0.380, SLG: 0.405	G4-3			F8		2B 2-H 3B		1 SAFE 1B 1-H 3B		4	1	2	2	0	0	0
Shawn Abner, R (8, PR) OBP: 0.312, SLG: 0.346 (8, 9)										0	1	0	0	0	0	0
Frank Thomas, R (1, 3) OBP: 0.442, SLG: 0.540	K			K		L4-6 3-H 2B		0-0 3-H 1B		4	0	2	2	0	2	0
George Bell, R (1, 10) OBP: 0.296, SLG: 0.421		G4-6-3 1B		F9		L4-6 2-3		F8		4	0	1	0	0	0	3
Robin Ventura, L (1, 5) OBP: 0.374, SLG: 0.430		K			F8		E6 P1-4		K	4	0	0	0	0	2	1
Dan Pasqua, L (1, 9) OBP: 0.298, SLG: 0.331		G4-6-3 1-2f			K		P1-4 1-2f		1B	2	0	0	0	0	1	1
Mike Huff, R (7, PH) (7, 9) (8, 7) OBP: 0.282, SLG: 0.261										1	0	0	0	0	0	1
Warren Newson, L (9, PH) OBP: 0.396, SLG: 0.273										1	0	1	0	0	0	0
Lance Johnson, L (1, 8) OBP: 0.321, SLG: 0.368			G6-3		L7		F9		F7	4	0	0	0	0	0	1
Ron Karkovice, R (1, 2) OBP: 0.304, SLG: 0.395			E S WP 1B			G1-3		P4	K	4	1	1	0	0	1	1
Dale Sveum, S (1, 6) OBP: 0.272, SLG: 0.300			K			2B 2B		3B BB		2	2	1	0	1	1	1
Inning Stats	R: 0 E: 0 K: 1 S: 8 H: 0 LOB: 0 BB: 0 P: 13	R: 0 E: 0 K: 1 S: 7 H: 1 LOB: 0 BB: 0 P: 9	R: 1 E: 0 K: 1 S: 13 H: 1 LOB: 0 BB: 0 P: 19	R: 0 E: 0 K: 1 S: 8 H: 0 LOB: 0 BB: 0 P: 11	R: 0 E: 0 K: 1 S: 7 H: 0 LOB: 0 BB: 0 P: 8	R: 3 E: 0 K: 0 S: 20 H: 4 LOB: 0 BB: 0 P: 32	R: 0 E: 1 K: 0 S: 4 H: 0 LOB: 0 BB: 0 P: 7	R: 2 E: 0 K: 0 S: 14 H: 2 LOB: 2 BB: 1 P: 24	R: 0 E: 0 K: 2 S: 11 H: 1 LOB: 1 BB: 0 P: 17	1B: 4 2B: 5 3B: 2 HR: 0 SF: 0 SAC: 0 DP: 3 HBP: 0						

TOP

Chicago White Sox @ Minnesota Twins

Hubert H. Humphrey Metrodome, Minneapolis, MN

Thu Oct 01 1992, 4:33 AM EDT

Att. 15,656 - Dome - 70 F

livebaseballscorecards.com

AB	34
R	6
H	9
RBI	5
BB	1
SO	7
LOB	10

WP: 1 PA: 35
PB: 0
SB: 1
CS: 0

PITCHER		IP	WLS	BF	H	R	ER	SO	BB	IBB	HBP	BLK	WP	HR	S	P	ERA	WHIP
Kevin Tapani, R ERA: 3.97	(1, 1)	6.0		22	6	4	3	5	0	0	0	0	1	0	63	92	4.50	1.000
Larry Casian, L ERA: 3.86	(7, 1)	1.0		3	0	0	0	0	0	0	0	0	0	0	4	7	0.00	0.000
Gary Wayne, L ERA: 2.44	(8, 1)	0.2		4	1	2	2	0	1	0	0	0	0	0	11	21	27.00	3.000
Carl Willis, R ERA: 2.72	(8, 1)	0.1	W	2	1	0	0	0	0	0	0	0	0	0	3	3	0.00	3.000
Rick Aguilera, R ERA: 2.88	(9, 1)	1.0	S	4	1	0	0	2	0	0	0	0	0	0	11	17	0.00	1.000

PITCHER	IP	WLS	BF	H	R	ER	SO	BB	IBB	HBP	BLK	WP	HR	S	P	ERA	WHIP

Batter	1	2	3	4	5	6	7	8	9	AB	R	H	RBI	BB	SO	LOB
Chuck Knoblauch, R (1, 4) OBP: 0.385, SLG: 0.361	E9		1B	G6-3			G1-6-3	3B		4	2	2	1	1	0	1
Shane Mack, R (1, 7) OBP: 0.394, SLG: 0.470	L4		G6-4-3		G6-3		G1-6-3	G6-3		5	1	1	0	0	0	5
Kirby Puckett, R (1, 8) OBP: 0.370, SLG: 0.486	2B		G6-4-3 BB		K			K		4	1	2	2	0	2	0
Chili Davis, S (1, 10) OBP: 0.379, SLG: 0.422	G6-3		G6-4-3		K			HR		3	1	2	2	1	1	0
Pedro Munoz, R (1, 9) OBP: 0.298, SLG: 0.406	G6-3		G6-4-3			K		HR		4	1	1	1	0	1	3
Brian Harper, R (1, 2) OBP: 0.346, SLG: 0.413 Greg Gagne, R (8, PR) OBP: 0.282, SLG: 0.349 Lenny Webster, R (9, 2) OBP: 0.320, SLG: 0.395	K		K			G5-3		2B HBP		3 0 0	0 1 0	0 0 0	0 0 0	0 0 0	2 0 0	2 0 0
Terry Jorgensen, R (1, 3) OBP: 0.346, SLG: 0.319 Gene Larkin, S (8, PH) OBP: 0.310, SLG: 0.361 (9, 3)		G6-3	1B			K		1B CS 2B		3 1	0 0	1 1	0 1	0 0	1 0	0 0
Scott Leius, R (1, 5) OBP: 0.312, SLG: 0.321		P4	L6-3				K	CS 2B 1B		4	1	2	0	0	1	0
Jeff Reboulet, R (1, 6) OBP: 0.316, SLG: 0.273		P2	L6-3				BB	3B 2B		4	1	2	1	0	0	2
Inning Stats	R: 2 E: 1 K: 1 S: 12 H: 2 LOB: 1 BB: 0 P: 14		R: 0 E: 0 K: 0 S: 7 H: 0 LOB: 0 BB: 0 P: 10	R: 2 E: 0 K: 1 S: 13 H: 3 LOB: 1 BB: 1 P: 21	R: 0 E: 0 K: 0 S: 9 H: 2 LOB: 1 BB: 0 P: 13	R: 0 E: 0 K: 2 S: 10 H: 0 LOB: 0 BB: 0 P: 12	R: 0 E: 0 K: 2 S: 9 H: 0 LOB: 0 BB: 0 P: 12	R: 0 E: 0 K: 1 S: 9 H: 1 LOB: 1 BB: 1 P: 17	R: 5 E: 0 K: 1 S: 18 H: 6 LOB: 2 BB: 0 P: 29	1B: 8 2B: 4 3B: 1 HR: 2	SF: 0 SAC: 0 DP: 3 HBP: 1						

BOTTOM

Chicago White Sox @ Minnesota Twins

Hubert H. Humphrey Metrodome, Minneapolis, MN

Thu Oct 01 1992, 4:33 AM EDT

Att. 15,656 - Dome - 70 F

livebaseballscorecards.com

AB	35
R	9
H	14
RBI	8
BB	2
SO	8
LOB	13

PITCHER		IP	WLS	BF	H	R	ER	SO	BB	IBB	HBP	BLK	WP	HR	S	P	ERA	WHIP
Alex Fernandez, R ERA: 4.27	(1, 1)	7.1		32	10	6	5	8	2	0	0	0	0	2	76	108	6.14	1.636
Terry Leach, R ERA: 1.95	(8, 1)	0.0	L	1	0	0	0	0	0	0	1	0	0	0	1	2	∞	∞
Scott Radinsky, L ERA: 2.73	(8, 1)	0.1		4	4	3	3	0	0	0	0	0	0	0	8	14	81.00	12.000
Donn Pall, R ERA: 4.93	(8, 1)	0.1		1	0	0	0	0	0	0	0	0	0	0	2	4	0.00	0.000

PITCHER	IP	WLS	BF	H	R	ER	SO	BB	IBB	HBP	BLK	WP	HR	S	P	ERA	WHIP

Batter	1	2	3	4	5	6	7	8	9	AB	R	H	RBI	BB	SO	LOB
Chuck Knoblauch, R (1, 4) OBP: 0.383, SLG: 0.359	C F B F X 1-2 ① F9		B C S X 1-2 ② F8		B X 1-0 ③ F8		B C S X 1-2 S 1B		B C F F B C 2-3 ② K	5	0	1	0	0	1	1
Shane Mack, R (1, 7) OBP: 0.393, SLG: 0.468	F X 0-1 2B G6-3 1B		B C F X 1-2 ③ G4-3		X 0-0 ① F8		F 1 SAFE 1 SAFE P C X 1-2 G6-3 **1-2**		B F F B F S 2-3 ③ K	5	1	1	0	0	1	2
Kirby Puckett, R (1, 8) OBP: 0.371, SLG: 0.488	F 1 SAFE 1 SAFE X 0-1 **1-3** 2B			S S B S 1-3 ① K		C B F B X 2-2 HR 1B	C X 0-1 ③ G4-3			4	1	2	0	0	1	1
Chili Davis, S (1, 10) OBP: 0.382, SLG: 0.439	B X 1-0 ② G6-3 **3-H**			S X 0-1 E FC FC6-2 1B		F 1 SAFE B 1 SAFE S X 1-2 **1-H** HR		B C X 1-1 HR		4	2	3	4	0	0	1
Pedro Munoz, R (1, 9) OBP: 0.300, SLG: 0.412	F B F B B S 3-3 ③ K			X 0-0 FC **1-3**		B F C B X 2-2 1B 3B		B S B B B X 3-1 G5-4-3 1B		4	1	2	0	0	1	2
Brian Harper, R (1, 2) OBP: 0.344, SLG: 0.410		C F X 0-2 ① F8		B C X 1-1 ② FC6-2 **3-H**		C X 0-1 ② L3		B F 1 SAFE 1 SAFE B F X 2-2 ① ② G5-4-3 **1-2f**		4	0	0	0	0	0	4
Terry Jorgensen, R (1, 3) OBP: 0.339, SLG: 0.314		C B B F B C 3-3 ② K		B X 1-0 ③ L9		C X 0-1 **3-H** 1B		C F X 0-2 ③ G5-3		4	0	1	1	0	1	2
Scott Leius, R (1, 5) OBP: 0.311, SLG: 0.323		B B X 2-0 ③ G4-3			B C C X 1-2 ① F8	1 SAFE C 1 C S 0-3 ③ K			C X 0-1 G6-3 2B	4	0	1	0	0	1	1
Jeff Reboulet, R (1, 6) OBP: 0.308, SLG: 0.265			C B B F C 2-3 ① K		C B F B X 2-2 ② G6-3		B C X 1-1 ① G3-1		L B X 1-1 ① G6-3 **2-3**	4	0	0	0	0	1	1
Inning Stats	R: 1 H: 2 E: 0 LOB: 1 K: 1 BB: 0 S: 12 P: 17	R: 0 H: 0 E: 0 LOB: 0 K: 1 BB: 0 S: 7 P: 12	R: 0 H: 0 E: 0 LOB: 0 K: 1 BB: 0 S: 9 P: 13	R: 0 H: 1 E: 1 LOB: 2 K: 1 BB: 0 S: 9 P: 12	R: 0 H: 0 E: 0 LOB: 0 K: 0 BB: 0 S: 7 P: 11	R: 3 H: 4 E: 0 LOB: 1 K: 1 BB: 0 S: 17 P: 22	R: 0 H: 1 E: 0 LOB: 1 K: 0 BB: 0 S: 11 P: 13	R: 1 H: 2 E: 0 LOB: 0 K: 0 BB: 0 S: 10 P: 16	R: 0 H: 1 E: 0 LOB: 1 K: 2 BB: 0 S: 12 P: 17	1B: 6 SF: 0 2B: 2 SAC: 0 3B: 1 DP: 1 HR: 2 HBP: 0						WP: 0 PA: 38 PB: 0 SB: 1 CS: 0	

PITCHER		IP	WLS	BF	H	R	ER	SO	BB	IBB	HBP	BLK	WP	HR	S	P	ERA	WHIP
Chris Haney, L ERA: 4.61	(1, 1)	6.0	L	26	7	4	4	5	0	0	0	0	0	1	61	87	6.00	1.167
Steve Shifflett, R ERA: 2.61	(7, 1)	3.0		12	4	1	1	2	0	0	0	0	0	1	33	46	3.00	1.333

PITCHER	IP	WLS	BF	H	R	ER	SO	BB	IBB	HBP	BLK	WP	HR	S	P	ERA	WHIP

TOP

Minnesota Twins @ Kansas City Royals

Royals Stadium, Kansas City, MO

Fri Oct 02 1992, 8:05 PM EDT
Att. 24,590 - Sunny - 73 F

livebaseballscorecards.com

AB	38
R	5
H	11
RBI	5
BB	0
SO	7
LOB	15

Batter	1	2	3	4	5	6	7	8	9	AB	R	H	RBI	BB	SO	LOB
Keith Miller, R (1, 4) (9, 7) OBP: 0.350, SLG: 0.391	F7			P4		F8			F9	4	0	0	0	0	0	0
Wally Joyner, L (1, 3) OBP: 0.337, SLG: 0.385	K			F7			1B G6-4-3 2B		F8	4	1	1	0	0	1	0
George Brett, L (1, 10) OBP: 0.327, SLG: 0.391	P6			G5-3			2-3 G6-4-3 1B		F7	4	0	1	0	0	0	0
Gregg Jefferies, S (1, 5) OBP: 0.329, SLG: 0.405		G6-3			L7		G6-4-3 1-2f 3-H			3	0	0	0	0	0	1
Mike Macfarlane, R (1, 2) OBP: 0.314, SLG: 0.445		K			1B		L5			3	0	1	0	0	1	0
Jim Eisenreich, L (1, 7) (9, 9) OBP: 0.310, SLG: 0.333		G4-3			P6			FC6-4 1B		3	0	1	0	0	0	1
Gary Thurman, R (1, 9) OBP: 0.281, SLG: 0.305			G5-3		G5-3			P9		2	0	0	0	0	0	1
Kevin Koslofski, L (7, 9) OBP: 0.304, SLG: 0.349										0	0	0	0	0	0	0
Juan Samuel, R (8, PH) OBP: 0.318, SLG: 0.344										1	0	0	0	0	0	1
Terry Shumpert, R (9, 4) OBP: 0.181, SLG: 0.264										0	0	0	0	0	0	0
Brian McRae, S (1, 8) OBP: 0.286, SLG: 0.307			B1-3			K		F8		3	0	0	0	0	1	1
David Howard, S (1, 6) OBP: 0.271, SLG: 0.283			F9			K		FC6-4 1-2f		3	0	0	0	0	1	1
Inning Stats	R: 0 E: 0 K: 1 S: 9 H: 0 LOB: 0 BB: 0 P: 13	R: 0 E: 0 K: 1 S: 6 H: 0 LOB: 0 BB: 0 P: 7	R: 0 E: 0 K: 0 S: 7 H: 0 LOB: 0 BB: 0 P: 9	R: 0 E: 0 K: 0 S: 5 H: 0 LOB: 0 BB: 0 P: 9	R: 0 E: 0 K: 0 S: 7 H: 1 LOB: 1 BB: 0 P: 10	R: 0 E: 0 K: 2 S: 8 H: 0 LOB: 0 BB: 0 P: 12	R: 1 E: 0 K: 0 S: 6 H: 2 LOB: 0 BB: 0 P: 7	R: 0 E: 0 K: 0 S: 7 H: 1 LOB: 1 BB: 0 P: 9	R: 0 E: 0 K: 0 S: 4 H: 0 LOB: 0 BB: 0 P: 4	1B: 3 2B: 1 3B: 0 HR: 0	SF: 0 SAC: 0 DP: 1 HBP: 0						

PITCHER	IP	WLS	BF	H	R	ER	SO	BB	IBB	HBP	BLK	WP	HR	S	P	ERA	WHIP
John Smiley, L (1, 1) ERA: 3.21	9.0	W	30	4	1	1	4	0	0	0	0	0	0	59	80	1.00	0.444

PITCHER	IP	WLS	BF	H	R	ER	SO	BB	IBB	HBP	BLK	WP	HR	S	P	ERA	WHIP

BOTTOM

Minnesota Twins @ Kansas City Royals

Royals Stadium, Kansas City, MO

Fri Oct 02 1992, 8:05 PM EDT

Att. 24,590 - Sunny - 73 F

livebaseballscorecards.com

AB	30
R	1
H	4
RBI	0
BB	0
SO	4
LOB	6

Minnesota Twins @ Kansas City Royals

Royals Stadium, Kansas City, MO

Sat Oct 03 1992, 8:05 PM EDT

Att. 36,958 - Sunny - 75 F

livebaseballscorecards.com

Batter	1	2	3	4	5	6	7	8	9	10	11	AB	R	H	RBI	BB	SO	LOB
Chuck Knoblauch, R (1, 4) OBP: 0.383, SLG: 0.357	4-2 1B G5-3 BB	4-0 1-2 3-4 BB	C X 0-1 ③ G5-3			X 0-0 ① G6-3			B B C F X 2-2 ① F8		F X 0-1 ① F9	4	1	0	1	2	0	0
Greg Gagne, R (1, 6) OBP: 0.280, SLG: 0.346	2-2 SAFE G5-3 1-2			C X 0-1 ① G6-3		X 0-0 ② G3-1			B X 1-0 ② F8		X 0-0 ② F8	4	0	0	0	0	0	4
Randy Bush, L (9, PH) OBP: 0.259, SLG: 0.287												2	0	0	0	0	0	0
(9, 3)	2-2 L7																	
Shane Mack, R (1, 9) OBP: 0.393, SLG: 0.467	F B B B F B 4-2 BB 1B 1B BB	C B F C 1-3 ① K		F B B X 2-1 FC6-4 1B		X 0-0 ③ P3			C B F X 1-2 2B 1B		B C X 1-1 ③ G6-3	5	2	2	0	1	1	0
(8, 7)																		
Kirby Puckett, R (1, 8) OBP: 0.372, SLG: 0.491	B B X 2-0 BB 1B 1-2 2-3 1B	F B B F X 1-2 1B 1B		X 0-0 ② L8			C F B B B X 2-2 ① F7		X 0-0 1-H 2B			5	1	3	1	0	0	1
Chili Davis, S (1, 10) OBP: 0.386, SLG: 0.439	C B B F F B F B 4-2 1B 2B 1-2 2-3 3-H BB	B S B X 2-1 1-2 1B		B X 1-0 ③ FC6-4 1-2f			F B B B B 4-1 G5-4-3 BB		I I I I 4-0 IBB			2	1	1	1	3	0	1
Terry Jorgensen, R (1, 3) OBP: 0.333, SLG: 0.309	F X 0-1 2B BB 1-2 2-H 3-H 1B	F C S 0-3 ② K			S B X 1-1 ① G6-3		X 0-0 ②③ G5-4-3 1-2f		B S X 1-1 ③ F9			4	1	1	2	0	1	3
Gene Larkin, S (9, PH) OBP: 0.309, SLG: 0.360												1	0	0	0	0	0	2
Jeff Reboulet, R (9, 6) OBP: 0.308, SLG: 0.265												0	0	0	0	0	0	0
Bernardo Brito, R (1, 7) OBP: 0.133, SLG: 0.214	B X 1-0 ② P4	X 0-0 ③ G4-3			B B B F X 3-1 ② G6-3			S X 0-1 G3-6-3 1B		C B F S 1-3 ① K		4	0	1	0	0	0	4
Pedro Munoz, R (8, PR) OBP: 0.299, SLG: 0.411												1	0	0	0	0	1	0
(8, 9)																		
Lenny Webster, R (1, 2) OBP: 0.331, SLG: 0.407	C B X 2-1 BB 1-3 2-H 2B		C F B B X 2-2 ① G5-3		B F B B B 4-1 FC6-4 BB			X 0-0 ①② G3-6-3 1-2f		B C S B F F X 2-2 CS 1B		4	0	2	1	1	0	1
Scott Leius, R (1, 5) OBP: 0.311, SLG: 0.320	B B B B 4-0 BB BB		C B F X 1-2 ② G4-3		B X 1-0 ③ FC6-4 1-2f			X 0-0 ③ G3-1		C B 1 B B S F 1 C SAFE SAFE 3-3 ②③ K 1-2		3	0	0	0	1	0	2
Mike Pagliarulo, L (10, PH) OBP: 0.206, SLG: 0.221												1	0	0	0	0	1	1
(10, 5)																		
Inning Stats	R: 5 E: 0 K: 0 S: 20 H: 3 LOB: 3 BB: 5 P: 49	R: 0 E: 0 K: 2 S: 13 H: 2 LOB: 2 BB: 0 P: 17	R: 0 E: 0 K: 0 S: 8 H: 0 LOB: 0 BB: 0 P: 11	R: 0 E: 0 K: 0 S: 6 H: 1 LOB: 1 BB: 0 P: 9	R: 0 E: 0 K: 0 S: 6 H: 0 LOB: 1 BB: 1 P: 15	R: 0 E: 0 K: 0 S: 3 H: 0 LOB: 0 BB: 0 P: 3	R: 0 E: 0 K: 0 S: 5 H: 0 LOB: 0 BB: 1 P: 11	R: 0 E: 0 K: 0 S: 4 H: 1 LOB: 1 BB: 0 P: 4	R: 1 E: 0 K: 0 S: 10 H: 2 LOB: 2 BB: 1 P: 19	R: 0 E: 0 K: 2 S: 12 H: 1 LOB: 1 BB: 0 P: 18	R: 0 E: 0 K: 0 S: 5 H: 0 LOB: 0 BB: 0 P: 6							

1B: 8	SF: 0	WP: 0	PA: 48
2B: 3	SAC: 0	PB: 0	
3B: 0	DP: 3	SB: 0	
HR: 0	HBP: 0	CS: 1	

PITCHER		IP	WLS	BF	H	R	ER	SO	BB	IBB	HBP	BLK	WP	HR	S	P	ERA	WHIP
Tom Gordon, R ERA: 4.59	(1, 1)	0.2		10	3	5	5	0	5	0	0	0	0	0	17	44	67.50	12.000
Rich Sauveur, L ERA: 4.4	(1, 1)	4.1		17	3	0	0	2	1	0	0	0	0	0	36	57	0.00	0.923
Mike Magnante, L ERA: 4.94	(6, 1)	3.0		9	1	0	0	0	1	0	0	0	0	0	12	18	0.00	0.667
Jeff Montgomery, R ERA: 2.18	(9, 1)	2.0		9	3	1	1	2	0	1	0	0	0	0	22	37	4.50	1.500
Rusty Meacham, R ERA: 2.74	(11, 1)	1.0	W	3	0	0	0	0	0	0	0	0	0	0	5	6	0.00	0.000

PITCHER	IP	WLS	BF	H	R	ER	SO	BB	IBB	HBP	BLK	WP	HR	S	P	ERA	WHIP

AB	40
R	6
H	10
RBI	6
BB	8
SO	4
LOB	19

Batter	1	2	3	4	5	6	7	8	9	10	11	AB	R	H	RBI	BB	SO	LOB
Keith Miller, R (1, 4) OBP: 0.351, SLG: 0.390	C B B F X 2-2 P3 ①		C F B X 1-2 F8 ③			B B B C B 4-1 G4-3 2B BB	B C X 1-1 1-2 2-H 1B		X 0-0 P3 ①			4	1	1	1	1	0	0
Wally Joyner, L (1, 3) OBP: 0.337, SLG: 0.388	X 0-0 1B FC5-4 1B			X 0-0 SF7 3B		C C B 1 SAFE F 1 SAFE X 1-2 ① G4-3 1-2	X 0-0 ② P8		S B C X 1-2 ② F7			5	2	2	0	0	0	3
George Brett, L (1, 10) OBP: 0.328, SLG: 0.393	C F F X 0-2 FC5-4 1-3 1B			F X 0-1 ① SF7 3-H		F F B F X 1-2 2-H 2B	B B F F X 2-2 ③ P6		S X 0-1 ③ F8			4	0	2	2	0	0	2
Gregg Jefferies, S (1, 5) OBP: 0.328, SLG: 0.404	C C B F X 1-2 ② FC5-4 CS 1-2f 3-H			F B X 1-1 ② L9		C X 0-1 ② L9	X 0-0 ① G6-3			C X 0-1 G6-4-3 1B		5	0	1	1	0	0	2
Mike Macfarlane, R (1, 2) OBP: 0.312, SLG: 0.450	F B 1-1 ③ CS 2-3	S S X 0-2 ① F9		C B S S X 1-2 ③ G6-3		B X 1-0 ③ G5-3	X 0-0 HR			1 SAFE X 0-0 ① ② G6-4-3 1-2f		5	1	1	1	0	0	2
Jim Eisenreich, L (1, 7) OBP: 0.314, SLG: 0.343		X 0-0 ② F8	B B B C F F X 3-2 G3-1 S 1B			X 0-0 1B 3B	C F B X 1-2 G3 1B			C F C 0-3 ③ K		5	1	3	0	0	1	0
Brian McRae, S (1, 8) OBP: 0.285, SLG: 0.308		F B B X 2-1 ③ G3	F F B F 1 SAFE F S 1-3 ① K			B C F S 1-3 ① K	1 SAFE X 0-0 ② G3 1-2			B C B B X 3-1 BLK 1B 2B		5	1	1	0	0	2	3
Kevin Koslofski, L (1, 9) OBP: 0.315, SLG: 0.349			B B C B F X 3-2 ① G6-3	1 SAFE F B B B F X 3-2 ② G3-1 1-3		B S B B C B 4-2 1B 1B BB	C S B B B B 4-2 BB			B X 1-0 2-H 1B		3	1	1	1	2	0	1
Curtis Wilkerson, S (1, 6) OBP: 0.295, SLG: 0.315			C X 0-1 ② P6	F F F B X 1-2 ③ F8		1 SAFE S 1 SAFE 1 SAFE B F X 1-2 3-H 1B 1B	X 0-0 ③ F9					4	0	1	1	0	0	3
Inning Stats	R: 1 H: 2 E: 1 LOB: 0 K: 0 BB: 0 S: 13 P: 17	R: 0 H: 0 E: 0 LOB: 0 K: 0 BB: 0 S: 6 P: 8	R: 0 H: 0 E: 0 LOB: 0 K: 0 BB: 0 S: 8 P: 12	R: 1 H: 1 E: 0 LOB: 0 K: 0 BB: 0 S: 8 P: 10	R: 0 H: 1 E: 0 LOB: 1 K: 1 BB: 0 S: 16 P: 24	R: 1 H: 1 E: 0 LOB: 1 K: 0 BB: 1 S: 12 P: 19	R: 2 H: 3 E: 0 LOB: 2 K: 1 BB: 1 S: 15 P: 24	R: 1 H: 2 E: 0 LOB: 2 K: 0 BB: 1 S: 9 P: 14	R: 0 H: 0 E: 0 LOB: 0 K: 0 BB: 0 S: 6 P: 7	R: 0 H: 1 E: 0 LOB: 0 K: 1 BB: 0 S: 6 P: 6	R: 1 H: 2 E: 0 LOB: 1 K: 0 BB: 0 S: 3 P: 7	1B: 8 SF: 1 2B: 2 SAC: 0 3B: 2 DP: 1 HR: 1 HBP: 0						

PITCHER		IP	WLS	BF	H	R	ER	SO	BB	IBB	HBP	BLK	WP	HR	S	P	ERA	WHIP
Pat Mahomes, R ERA: 5.04	(1, 1)	5.1		21	5	3	3	1	1	0	0	0	0	0	60	86	5.06	1.125
Mark Guthrie, L ERA: 2.89	(6, 1)	1.0		6	2	2	2	1	1	0	0	0	0	0	12	19	18.00	3.000
Gary Wayne, L ERA: 2.63	(7, 1)	3.2	L	17	6	2	2	1	1	0	0	1	0	1	30	43	4.91	1.909

PITCHER	IP	WLS	BF	H	R	ER	SO	BB	IBB	HBP	BLK	WP	HR	S	P	ERA	WHIP

BOTTOM

Minnesota Twins @ Kansas City Royals

Royals Stadium, Kansas City, MO

Sat Oct 03 1992, 8:05 PM EDT

Att. 36,958 - Sunny - 75 F

livebaseballscorecards.com

AB	40
R	7
H	13
RBI	7
BB	3
SO	3
LOB	16

WP: 0	PA: 45		
PB: 0			
SB: 1			
CS: 1			

Minnesota Twins @ Kansas City Royals

Royals Stadium, Kansas City, MO

Sun Oct 04 1992, 4:33 AM EDT

Att. 23,053 - Sunny - 75 F

livebaseballscorecards.com

TOP

Batter	1	2	3	4	5	6	7	8	9	AB	R	H	RBI	BB	SO	LOB
Chuck Knoblauch, R (1, 4) OBP: 0.384, SLG: 0.358	F9		F7			G1-3 1B 2B		2B BB	1B WP BB	3	2	1	0	2	0	0
Jeff Reboulet, R (1, 6) OBP: 0.311, SLG: 0.277	K			F9 1B		G1-3		1-H 2B	L1	5	1	2	1	0	1	3
Shane Mack, R (1, 7) OBP: 0.394, SLG: 0.467	G4-3			F9		CS S 1B		G6-3	FC6-4 1B	5	0	2	2	0	0	2
Kirby Puckett, R (1, 8) OBP: 0.374, SLG: 0.490		P4		CS 2-H 1B		CS BB		IBB	FC6-4	3	0	1	1	2	0	2
Pedro Munoz, R (1, 9) OBP: 0.298, SLG: 0.409		WP 1B		G5-3		L3		K		4	0	1	0	0	1	5
Brian Harper, R (1, 10) OBP: 0.343, SLG: 0.410		G5-3			E 2B		L8	F7		4	1	1	0	0	0	3
Terry Jorgensen, R (1, 3) OBP: 0.349, SLG: 0.328 Randy Bush, L (9, PH) OBP: 0.263, SLG: 0.302 (9, 3)		G1-3			E4 L6-4 2-H 1B		1B		2B 3B	3 1	0 1	2 1	0 0	0 0	0 0	1 0
Scott Leius, R (1, 5) OBP: 0.309, SLG: 0.318 Mike Pagliarulo, L (9, PH) OBP: 0.213, SLG: 0.238 (9, 5)			F7		P1		F7		WP 1B 2B 3-H	3 1	0 1	0 1	0 1	0 0	0 0	2 0
Derek Parks, R (1, 2) OBP: 0.500, SLG: 0.333 Gene Larkin, S (9, PH) OBP: 0.308, SLG: 0.359 Lenny Webster, R (9, 2) OBP: 0.331, SLG: 0.407			F9		L6-4 2-3		G1-3		P2	3 1 0	0 0 0	0 0 0	0 0 0	0 0 0	0 0 0	2 1 0
Inning Stats	R: 0 E: 0 K: 1 S: 7 H: 0 LOB: 0 BB: 0 P: 12	R: 0 E: 0 K: 0 S: 7 H: 1 LOB: 1 BB: 0 P: 12	R: 0 E: 0 K: 0 S: 5 H: 0 LOB: 0 BB: 0 P: 6	R: 1 E: 0 K: 0 S: 11 H: 2 LOB: 0 BB: 0 P: 16	R: 1 E: 1 K: 0 S: 10 H: 2 LOB: 0 BB: 0 P: 12	R: 1 E: 0 K: 0 S: 16 H: 2 LOB: 1 BB: 1 P: 23	R: 0 E: 0 K: 0 S: 9 H: 1 LOB: 1 BB: 0 P: 12	R: 1 E: 0 K: 1 S: 11 H: 1 LOB: 2 BB: 2 P: 24	R: 2 E: 0 K: 0 S: 10 H: 3 LOB: 2 BB: 1 P: 20	1B: 7 2B: 5 3B: 1 HR: 0 SF: 0 SAC: 0 DP: 1 HBP: 0						

	AB	36
	R	6
	H	12
	RBI	5
	BB	4
	SO	2
	LOB	21

WP: 2 PB: 0 SB: 1 CS: 3 PA: 40

PITCHER		IP	WLS	BF	H	R	ER	SO	BB	IBB	HBP	BLK	WP	HR	S	P	ERA	WHIP
Dennis Rasmussen, L ERA: 2.53	(1, 1)	7.0	L	27	8	3	2	1	1	0	0	0	1	0	65	93	2.57	1.286
Juan Berenguer, R ERA: 5.42	(8, 1)	1.2		11	3	3	3	1	2	1	0	0	1	0	18	38	16.20	3.000
Steve Shifflett, R ERA: 2.6	(9, 1)	0.1		2	1	0	0	0	0	0	0	0	0	0	3	6	0.00	3.000

PITCHER	IP	WLS	BF	H	R	ER	SO	BB	IBB	HBP	BLK	WP	HR	S	P	ERA	WHIP

Batter	1	2	3	4	5	6	7	8	9	AB	R	H	RBI	BB	SO	LOB
Keith Miller, R (1, 7) OBP: 0.352, SLG: 0.389	B B C B C F X 3-2 L7 ①		C B B B X 3-1 F8 ②		X 0-0 1B		B B B 4-0 1-2 BB			3	0	1	0	1	0	0
Wally Joyner, L (1, 3) OBP: 0.336, SLG: 0.386	F B S S 1-3 K ②		C B B F B B 4-2 2B BB		S C S 0-3 K ③		S C X 0-2 F7 ③			3	0	0	0	1	2	3
George Brett, L (1, 10) OBP: 0.330, SLG: 0.397 Gregg Jefferies, S (3, PR) OBP: 0.329, SLG: 0.404	B X 1-0 1B		B X 1-0 1-3 2B			B X 1-0 1B		B B C X 2-1 P5 ①		2 2	0 0	2 1	0 0	0 0	0 0	0 0
Mike Macfarlane, R (1, 2) OBP: 0.310, SLG: 0.445	B F F B S 2-3 K ③		C X 0-1 L7 ③			1 SAFE 1 SAFE B C X 1-1 P6 ①		C X 0-1 F9 ②		4	0	0	0	0	1	4
Jim Eisenreich, L (1, 9) OBP: 0.313, SLG: 0.340		B B B B 4-0 CS BB		X 0-0 F8 ①		C B F X 1-2 L7 ②		X 0-0 G6-3 ③		3	0	0	0	1	0	1
Brent Mayne, L (1, 5) OBP: 0.260, SLG: 0.272		S X 0-1 1-2 1B ①		X 0-0 L9 ②		S S F X 0-2 G4-3 ③			B F C S 1-3 K ①	4	0	1	0	0	1	1
Curtis Wilkerson, S (1, 6) OBP: 0.292, SLG: 0.311		X 0-0 L7 ②		X 0-0 F7 ③			F B S F B F F X 2-2 G6-3 ①		B X 1-0 L4 ②	4	0	0	0	0	0	1
Kevin Koslofski, L (1, 8) OBP: 0.313, SLG: 0.346		B C C S 1-3 K ③			X 0-0 G4-3 ①		X 0-0 BB 1B		B F B B X 3-1 L9 ③	4	0	1	0	0	1	1
Terry Shumpert, R (1, 4) OBP: 0.175, SLG: 0.255			X 0-0 F9 ①		F X 0-1 G6-3 ②		C S B F X 1-2 F9 ②			3	0	0	0	0	0	1
Inning Stats	R: 0 H: 1 E: 0 LOB: 1 K: 2 BB: 0 S: 11 P: 18	R: 0 H: 1 E: 0 LOB: 1 K: 1 BB: 1 S: 6 P: 11	R: 0 H: 1 E: 0 LOB: 2 K: 0 BB: 1 S: 8 P: 16	R: 0 H: 0 E: 0 LOB: 0 K: 0 BB: 0 S: 3 P: 3	R: 0 H: 1 E: 0 LOB: 1 K: 1 BB: 0 S: 7 P: 7	R: 0 H: 1 E: 0 LOB: 1 K: 0 BB: 0 S: 10 P: 13	R: 0 H: 1 E: 0 LOB: 2 K: 0 BB: 1 S: 14 P: 21	R: 0 H: 0 E: 0 LOB: 0 K: 0 BB: 0 S: 5 P: 7	R: 0 H: 0 E: 0 LOB: 0 K: 1 BB: 0 S: 6 P: 11	1B: 5 SF: 0 2B: 1 SAC: 0 3B: 0 DP: 0 HR: 0 HBP: 0						

PITCHER		IP	WLS	BF	H	R	ER	SO	BB	IBB	HBP	BLK	WP	HR	S	P	ERA	WHIP
Mike Trombley, R ERA: 3.3	(1, 1)	5.0	W	20	4	0	0	4	2	0	0	0	0	0	35	55	0.00	1.200
Larry Casian, L ERA: 2.7	(6, 1)	2.0		9	2	0	0	0	1	0	0	0	0	0	24	34	0.00	1.500
Tom Edens, R ERA: 2.83	(8, 1)	0.2		2	0	0	0	0	0	0	0	0	0	0	4	6	0.00	0.000
Mark Guthrie, L ERA: 2.88	(8, 1)	0.1		1	0	0	0	0	0	0	0	0	0	0	1	1	0.00	0.000
Rick Aguilera, R ERA: 2.84	(9, 1)	1.0		3	0	0	0	1	0	0	0	0	0	0	6	11	0.00	0.000

PITCHER	IP	WLS	BF	H	R	ER	SO	BB	IBB	HBP	BLK	WP	HR	S	P	ERA	WHIP

BOTTOM

Minnesota Twins @ Kansas City Royals

Royals Stadium, Kansas City, MO

Sun Oct 04 1992, 4:33 AM EDT
Att. 23,053 - Sunny - 75 F

livebaseballscorecards.com

AB	32
R	0
H	6
RBI	0
BB	3
SO	5
LOB	12

WP: 0	PA: 35		
PB: 0			
SB: 0			
CS: 1			