


Minnesota Twins - 1994

Batter	1	2	3	4	5	6	7	8	9	AB R H RBI BB SO LOB	TOP											
Chad Curtis, R OBP: 0.500, SLG: 0.250 (1, 8)	3-2 1B 2B HBP	0-0 SAFE P3	1-1 G6-3		2-2 1-2 3-H 1B		4-1 1-2 BB		1-3 K	4 1 1 1 1 1 3												
Damion Easley, R OBP: 0.500, SLG: 0.667 (1, 5)	1-0 2B 1B 1B	0-1 BB 1B 1B		1-0 FC4-6 FC6-4 2B	0-0 P7		0-1 L7		0-0 F9	6 3 3 0 0 0 6												
Tim Salmon, R OBP: 0.800, SLG: 1.333 (1, 9)	0-0 1B 1-3 2B	4-0 1B 1-2 2-3 BB		4-2 FC4-6 BB	2-3 K			0-2 2B		3 1 2 1 2 1 2												
Chili Davis, S OBP: 0.400, SLG: 0.400 (1, 10)	1-0 BB 1B 1B	0-1 1B 1B 1B		2-2 FC4-6 FC6-4 1-2f 2-3	2-1 2-5-4	1-0 G5-3		3-2 L4		5 1 2 3 0 0 3												
Bo Jackson, R OBP: 0.500, SLG: 0.333 Jim Edmonds, L (6, 7)	4-2 G4-6-3 BB	0-1 1B 1-2 1B		0-0 FC6-4 1-2f 3-H		1-1 G5-3		2-2 F8		3 0 1 2 1 0 1 1 0 0 0 0 0 1												
Eduardo Perez, R OBP: 0.400, SLG: 0.400 (1, 3)	1-3 K	0-0 1-2 2-H 1B		1-2 1-2 1B		0-0 F7		1-2 L9		5 0 2 1 0 1 4												
Greg Myers, L (1, 2)	0-0 G4-6-3 1-2f	1-0 G3		0-0 G3			2-0 F8		4-0 BB BB	4 0 0 0 1 0 7	AB 40 R 8 H 15 RBI 8 BB 6 SO 3 LOB 29											
Harold Reynolds, S OBP: 0.400, SLG: 0.400 (1, 4)		0-0 G1-3	1-2 F7		0-0 1B 1B 1B		0-0 BB 1B		1-0 F8	5 1 2 0 0 0 1												
Gary Disarcina, R OBP: 0.600, SLG: 0.500 (1, 6)		1-1 BB 1B 1B	1-2 G5-3		0-1 2-5-4 1B 1-3 1B		0-0 F9		4-1 1-2 BB	4 1 2 0 1 0 1												
Inning Stats	R: 2 E: 0 K: 1 S: 11	H: 3 LOB: 2 BB: 1 P: 21	R: 4 E: 0 K: 0 S: 12	H: 5 LOB: 2 BB: 1 P: 18	R: 0 E: 0 K: 0 S: 8	H: 0 LOB: 0 BB: 0 P: 11	R: 1 E: 0 K: 0 S: 12	H: 2 LOB: 2 BB: 1 P: 20	R: 1 E: 0 K: 1 S: 11	H: 3 LOB: 2 BB: 0 P: 17	R: 0 E: 0 K: 0 S: 4	H: 0 LOB: 0 BB: 0 P: 6	R: 0 E: 0 K: 0 S: 6	H: 1 LOB: 2 BB: 1 P: 12	R: 0 E: 0 K: 0 S: 13	H: 1 LOB: 1 BB: 0 P: 19	R: 0 E: 0 K: 1 S: 6	H: 0 LOB: 2 BB: 2 P: 16	1B: 12 2B: 3 3B: 0 HR: 0	SF: 0 SAC: 0 DP: 1 HBP: 1	WP: 0 PB: 0 SB: 0 CS: 0	PA: 47
PITCHER	IP WLS BF H R ER SO BB IBB HBP BLK WP HR S P ERA WHIP																					
Kevin Tapani, R ERA: 17.18 (1, 1)	3.2 L 24 10 7 7 1 3 0 1 0 0 0 0 42 69 17.18 3.545																					
Larry Casian, L ERA: 2.08 (4, 1)	4.1 19 5 1 1 1 1 0 0 0 0 0 0 35 55 2.08 1.385																					
Keith Garagozzo, L ERA: (9, 1)	1.0 5 0 0 0 0 1 2 0 0 0 0 0 6 16 0.00 2.000																					

California Angels @ Minnesota Twins
 Hubert H. Humphrey Metrodome, Minneapolis, MN
 Tue Apr 05 1994, 8:05 PM EDT
 Att. 41,012 - Dome

livebaseballscorecards.com

Batter	1	2	3	4	5	6	7	8	9	AB R H RBI BB SO LOB	TOP											
Chad Curtis, R (1, 8) OBP: 0.273, SLG: 0.111	1-3 K		1 SAFE 0-0 CS	2-2 L5	1-1 FC4-9-6			0-0 L8	0-1 G4-3	5 0 0 0 0 1 3												
Damon Easley, R (1, 5) OBP: 0.455, SLG: 0.818	0-2 P4			0-0 HR	2-3 K			2-1 1B	2-3 K	5 1 2 1 0 2 2												
Tim Salmon, R (1, 9) OBP: 0.667, SLG: 0.833	1-3 K			4-2 2B				1-1 1B		3 1 1 0 1 1 0												
Chili Davis, S (1, 10) OBP: 0.444, SLG: 0.500		2-2 P3		1-0 2B				4-0 1B		3 0 1 0 1 0 0												
Bo Jackson, R (1, 7) OBP: 0.500, SLG: 0.571 Harold Reynolds, S (8, PR) OBP: 0.400, SLG: 0.400 (8, 4)		0-3 K		0-3 K				2-0 1B		4 0 2 1 0 2 2 0 0 0 0 0 0 0												
Eduardo Perez, R (1, 3) OBP: 0.222, SLG: 0.222		2-1 F8		0-1 G6-3				1-0 P3		4 0 0 0 0 0 4												
Chris Turner, R (1, 2)			1-1 G5-3		4-1 1B			1-2 P4		2 1 0 0 2 0 0	AB 33											
Rex Hudler, R (1, 4) OBP: 0.667, SLG: 0.667 (8, 7)			2-2 1B		1-0 P6			1-1 1B		3 0 2 0 0 0 1	R 4											
Gary Disarcina, R (1, 6) OBP: 0.556, SLG: 0.625			1 SAFE 0-2 FC6-4		1 SAFE 0-0 1B			1-2 P4		4 1 2 1 0 0 2	H 10											
											RBI 3											
											BB 4											
											SO 6											
											LOB 14											
Inning Stats	R: 0 E: 0 K: 2 S: 9	H: 0 LOB: 0 BB: 0 P: 11	R: 0 E: 0 K: 1 S: 10	H: 0 LOB: 0 BB: 0 P: 14	R: 0 E: 0 K: 0 S: 8	H: 1 LOB: 0 BB: 0 P: 11	R: 1 E: 0 K: 1 S: 13	H: 2 LOB: 2 BB: 1 P: 20	R: 0 E: 0 K: 1 S: 9	H: 1 LOB: 2 BB: 1 P: 17	R: 0 E: 0 K: 0 S: 6	H: 1 LOB: 1 BB: 0 P: 14	R: 0 E: 0 K: 0 S: 13	H: 1 LOB: 1 BB: 0 P: 18	R: 1 E: 0 K: 0 S: 7	H: 3 LOB: 2 BB: 1 P: 17	R: 2 E: 0 K: 1 S: 8	H: 1 LOB: 0 BB: 1 P: 15	1B: 6 2B: 3 3B: 0 HR: 1	SF: 0 SAC: 1 DP: 0 HBP: 0	WP: 1 PB: 0 SB: 1 CS: 1	PA: 39
PITCHER	IP WLS BF H R ER SO BB IBB HBP BLK WP HR S P ERA WHIP																					
Jim Deshaies, L (1, 1) ERA: 1.29	7.0 L 27 6 1 1 5 2 0 0 0 0 0 1 68 105 1.29 1.143																					
Carl Willis, R (8, 1) ERA: 9.0	1.0 6 3 1 1 0 1 0 0 0 0 0 0 7 17 9.00 4.000																					
Mark Guthrie, L (9, 1) ERA: 18.0	1.0 5 1 2 2 1 1 0 0 0 1 0 8 15 18.00 2.000																					

California Angels @ Minnesota Twins
 Hubert H. Humphrey Metrodome, Minneapolis, MN
 Wed Apr 06 1994, 8:05 PM EDT
 Att. 12,579 - Dome

livebaseballscorecards.com



Batter	1	2	3	4	5	6	7	8	9	AB	R	H	RBI	BB	SO	LOB
Alex Cole, L OBP: 0.250, SLG: 0.250 (1, 7)	2-2 G6-4-3 1B		2-3 K		1-0 G4-3			0-1 G4-3		4	0	1	0	0	1	0
Chuck Knoblauch, R OBP: 0.333, SLG: 0.444 (1, 4)	1-0 G6-4-3 1-2f		0-0 S 1B			1-1 F8		1-2 G1-3 1B		4	1	2	0	0	0	1
Kirby Puckett, R OBP: 0.222, SLG: 0.333 (1, 9)	0-0 BB 1B		2-0 G6-3			0-1 G4-3		0-0 G1-3		4	0	1	0	0	0	2
Kent Hrbek, L OBP: 0.625, SLG: 0.400 (1, 3)	4-1 FC6 1-2 BB		0-1 G6-3			4-2 BB		2-1 2-H 1B		2	0	1	1	2	0	1
Dave Winfield, R OBP: 0.500, SLG: 0.833 (1, 10)	0-2 FC6 1-2f			0-0 G4-6-3 1B		0-3 K		1-3 K		4	0	1	0	0	2	4
Matt Walbeck, S OBP: 0.125, SLG: 0.250 (1, 2)		0-0 L7		2-2 G4-6-3 1-2f			2-2 G4-3		1-1 F7	4	0	0	0	0	0	1
Chip Hale, L (1, 5)		4-0 BB		0-3 K2-3			1-3 K		0-2 G1-3	3	0	0	0	1	2	0
Rich Becker, L OBP: 0.444, SLG: 0.429 (1, 8)		0-3 K			2-3 K		4-2 S BB		1-2 F8	3	0	0	0	1	2	1
Pat Meares, R OBP: 0.200, SLG: 0.200 (1, 6)		1-1 G5-3			2-3 K			2-0 SAFE F8		2	0	0	0	0	1	1
Pedro Munoz, R OBP: 0.200, SLG: 0.800 (7, PH)										1	0	0	0	0	0	1
Jeff Reboulet, R (8, 6)										0	0	0	0	0	0	0

Inning Stats		R: 0	H: 2	E: 0	K: 10	S: 10	R: 0	H: 0	E: 0	K: 1	S: 6	R: 0	H: 1	E: 0	K: 1	S: 7	R: 0	H: 1	E: 0	K: 1	S: 7	R: 0	H: 0	E: 0	K: 2	S: 8	R: 0	H: 0	E: 0	K: 1	S: 9	R: 0	H: 0	E: 0	K: 1	S: 9	R: 1	H: 2	E: 0	K: 1	S: 12	R: 0	H: 0	E: 0	K: 0	S: 8	R: 0	H: 0	E: 0	K: 0	S: 8		
IP	WLS	BF	H	R	ER	SO	BB	IBB	HBP	BLK	WP	HR	S	P	ERA	WHIP	IP	WLS	BF	H	R	ER	SO	BB	IBB	HBP	BLK	WP	HR	S	P	ERA	WHIP	IP	WLS	BF	H	R	ER	SO	BB	IBB	HBP	BLK	WP	HR	S	P	ERA	WHIP			
John Dopson, R ERA: 4.5 (1, 1)	7.0	W	27	4	0	7	4	0	0	0	0	0	56	92	0.00	1.143	2.0	S	8	2	1	1	1	0	0	0	0	0	0	20	26	4.50	1.000																				


BOTTOM

California Angels @ Minnesota Twins
 Hubert H. Humphrey Metrodome, Minneapolis, MN

Wed Apr 06 1994, 8:05 PM EDT
 Att. 12,579 - Dome

livebaseballscorecards.com

AB	31
R	1
H	6
RBI	1
BB	4
SO	8
LOB	12



WP: 0 PA: 35
 PB: 0
 SB: 2
 CS: 0

Batter	1	2	3	4	5	6	7	8	9	AB R H RBI BB SO LOB	TOP		
Chad Curtis, R (1, 8) OBP: 0.313, SLG: 0.214	2-0 G4-3		2-1 1B S 1B		2-0 G4-3		0-0 G4-3	1-1 1B		5 0 2 0 0 0 1			
Dwight Smith, L (1, 7) OBP: 0.600, SLG: 0.800	3-2 CS 1B		1-0 F8		0-1 2B		1-1 2B 1B	0-3 K		5 1 3 1 0 1 2			
Tim Salmon, R (1, 9) OBP: 0.643, SLG: 0.778	4-1 1B BB 1-2		4-0 1B BB 1-2		0-0 G6-3		2-1 1-H HR 2B		2-3 K	3 1 1 1 2 1 1			
Chili Davis, S (1, 10) OBP: 0.500, SLG: 0.769	1-0 1B		1-1 1B		2-2 G3-1		1-2 2-H HR		2-2 F9	5 1 3 2 0 0 1			
Eduardo Perez, R (1, 3) OBP: 0.214, SLG: 0.214	0-0 G6-3		2-3 K			0-0 P3	3-1 1B		1-0 F8	5 0 1 0 0 1 5			
Greg Myers, L (1, 2) OBP: 0.250, SLG: 0.286 Chris Turner, R (7, PH) (7, 2)		2-0 G5-3	2-3 K			2-0 2B	1-3 K			3 0 1 0 0 1 3 1 0 0 0 0 1 1			
Harold Reynolds, S (1, 4) OBP: 0.444, SLG: 0.444		2-2 BB 1B		0-0 CS 1B		2-0 F7	3-2 SAFE G5-3			4 0 2 0 0 0 2			
Spike Owen, S (1, 5) Damion Easley, R (8, PH) OBP: 0.417, SLG: 0.750 (8, 5)		4-2 SAFE SAFE 1-2 CS BB		1-1 G4-3		2-1 G3-1		0-1 G6-3		2 0 0 0 1 0 2 1 0 0 0 0 0 0			
Gary Disarcina, R (1, 6) OBP: 0.462, SLG: 0.583		1-1 G6-3		1-0 G6-3			0-1 G4-3 1B 2B	3-2 G6-3		4 1 1 0 0 0 2			
Inning Stats	R: 0 H: 2 E: 0 LOB: 2 K: 0 BB: 1 S: 10 P: 20	R: 0 H: 1 E: 0 LOB: 1 K: 0 BB: 1 S: 10 P: 19	R: 0 H: 2 E: 0 LOB: 3 K: 2 BB: 1 S: 11 P: 23	R: 0 H: 1 E: 0 LOB: 0 K: 0 BB: 0 S: 4 P: 6	R: 0 H: 1 E: 0 LOB: 1 K: 0 BB: 0 S: 7 P: 11	R: 0 H: 1 E: 0 LOB: 1 K: 1 BB: 0 S: 18 P: 29	R: 0 H: 1 E: 0 LOB: 1 K: 1 BB: 0 S: 10 P: 14	R: 0 H: 0 E: 0 LOB: 0 K: 1 BB: 0 S: 7 P: 12	1B: 9 SF: 0 2B: 4 SAC: 0 3B: 0 DP: 0 HR: 1 HBP: 0	WP: 0 PA: 41 PB: 0 SB: 1 CS: 3			
PITCHER	IP WLS BF H R ER SO BB IBB HBP BLK WP HR S P ERA WHIP											PITCHER	IP WLS BF H R ER SO BB IBB HBP BLK WP HR S P ERA WHIP
Scott Erickson, R (1, 1) ERA: 4.26	6.1 W 30 11 3 3 2 3 0 0 0 0 0 0 54 100 4.26 2.211												
Mark Guthrie, L (7, 1) ERA: 16.2	0.2 4 2 1 1 1 0 0 0 0 0 1 11 19 13.50 3.000												
Rick Aguilera, R (8, 1) ERA:	2.0 S 7 1 0 0 2 0 0 0 0 0 0 0 17 26 0.00 0.500												

California Angels @ Minnesota Twins
 Hubert H. Humphrey Metrodome, Minneapolis, MN
 Thu Apr 07 1994, 4:33 AM EDT
 Att. 13,926 - Dome

livebaseballscorecards.com

AB 38
 R 4
 H 14
 RBI 4
 BB 3
 SO 5
 LOB 20



Batter	1	2	3	4	5	6	7	8	9	AB	R	H	RBI	BB	SO	LOB
Alex Cole, L OBP: 0.333, SLG: 0.143 (1, 8)	0-3 K2-3		1-1 L6		1 SAFE 4-0 FC6-4 1-2 2B BB	4-2 B FC6-4 1-2 BB	1-2 FC6-4 1-2f			3	1	0	0	2	1	2
Chuck Knoblauch, R OBP: 0.429, SLG: 0.538 (1, 4)	1-0 F8		0-1 2B		0-1 FC6-4 1-2 2-3 1B	4-1 FC6-4 1-2 2-3 BB		1-2 F9		4	1	2	0	1	0	0
Kirby Puckett, R OBP: 0.214, SLG: 0.357 (1, 9)	2-2 G5-3		0-0 2B		0-1 FC6-4 1-2f 2-3 3-H 2B	1-0 P9		2-2 F8		5	1	1	2	0	0	5
Dave Winfield, R OBP: 0.462, SLG: 0.818 (1, 10)		1-2 F8 E 2B	2-3 K		0-0 1-H 2-3 3-H 1B 2B	0-2 FC6-4 1-2f 2-3 3-H		1-2 G5-3		5	2	2	3	0	1	3
Pedro Munoz, R OBP: 0.111, SLG: 0.444 (1, 7)		2-1 F8 2-3		0-1 F8	3-2 G5-3					4	0	0	0	0	1	4
Scott Leius, R OBP: 0.125, SLG: 0.125 (1, 5)		2-3 K		0-1 F8	1-0 BB 2-H 1B		0-0 L7			4	0	1	1	0	1	1
Dave McCarty, R OBP: 0.750, SLG: 0.667 (1, 3)		3-2 E5 3-H		0-0 1B	4-2 BB 1-2 BB		3-2 S 1B			3	0	2	0	1	0	0
Derek Parks, R (1, 2)		1-0 F7		1-3 K	0-1 G4-3		3-2 K			4	0	0	0	0	2	5
Jeff Reboulet, R OBP: 0.750, SLG: 0.500 (1, 6)			2-2 P4		0-1 1B FC6-4 1B	4-0 BB FC6-4 BB	4-1 FC6-4 BB			2	2	1	0	2	0	0

Inning Stats	R: 0	H: 0	E: 0	K: 1	S: 7	R: 1	H: 1	E: 1	K: 1	S: 12	R: 1	H: 2	E: 0	K: 1	S: 11	R: 0	H: 1	E: 0	K: 1	S: 8	R: 4	H: 4	E: 0	K: 0	S: 16	R: 1	H: 0	E: 0	K: 1	S: 13	R: 0	H: 1	E: 0	K: 1	S: 13	R: 0	H: 0	E: 0	K: 0	S: 9	1B: 5	SF: 0	2B: 4	SAC: 0	3B: 0	DP: 0	HR: 0	HBP: 0	WP: 0	PA: 40
--------------	------	------	------	------	------	------	------	------	------	-------	------	------	------	------	-------	------	------	------	------	------	------	------	------	------	-------	------	------	------	------	-------	------	------	------	------	-------	------	------	------	------	------	-------	-------	-------	--------	-------	-------	-------	--------	-------	--------

PITCHER	IP	WLS	BF	H	R	ER	SO	BB	IBB	HBP	BLK	WP	HR	S	P	ERA	WHIP
Chuck Finley, L ERA: 9.64 (1, 1)	4.2	L	24	8	6	5	4	1	0	0	0	0	0	50	76	9.64	1.929
Bill Sampen, R ERA: 27.0 (5, 1)	0.1		5	0	1	1	0	4	0	0	0	0	0	9	25	27.00	12.000
Mike Butcher, R ERA: (6, 1)	1.2		7	1	0	0	2	1	0	0	0	0	0	18	30	0.00	1.200
Bob Patterson, L ERA: (7, 1)	0.1		1	0	0	0	0	0	0	0	0	0	0	3	4	0.00	0.000
Scott Lewis, R ERA: (8, 1)	1.0		3	0	0	0	0	0	0	0	0	0	0	9	13	0.00	0.000


BOTTOM

California Angels @ Minnesota Twins
Hubert H. Humphrey Metrodome, Minneapolis, MN

Thu Apr 07 1994, 4:33 AM EDT
 Att. 13,926 - Dome

livebaseballscorecards.com

AB	34
R	7
H	9
RBI	6
BB	6
SO	6
LOB	20



Batter	1	2	3	4	5	6	7	8	9	10	AB R H RBI BB SO LOB	TOP															
Rickey Henderson, R OBP: 0.429, SLG: 0.300 (1, 7) C B X	1-1 G4-3 ①		4-1 G6-3 1B 1B BB		2-1 FC3-6 1B	1-1 F8 ③			0-0 F7 ①		4 1 1 0 1 0 0																
Stan Javier, S OBP: 0.357, SLG: 0.357 (1, 8) B M X	1-1 G3 ②		1-1 G6-3 1B 1B		1-3 SAFE SAFE SAFE SAFE K ①		1-2 G5-3 ①		1-3 K ②		5 1 1 0 0 2 1																
Ruben Sierra, S OBP: 0.143, SLG: 0.364 (1, 9) B F X	1-1 HR		0-0 P6 ①		0-2 FC3-6 HR 1-2f		2-3 K ②		1-1 G4-3 ③		5 2 1 1 0 1 3																
Mark McGwire, R OBP: 0.417, SLG: 0.750 Mike Aldrete, L (7, 3) F F B X	2-2 HBP 1B		3-2 G6-3 ②		2-2 HR 1-H		2-2 F9 ③			2-0 SH3-4 1B 2B	4 1 2 2 0 0 2 0 0 0 0 0 0 0 1 0 1 0 0 0 0 0 1 0 0 0 0 0																
Geronimo Berroa, R OBP: 0.500, SLG: 1.000 Scott Hemond, R (10, PR) (10, 3)			1-2 2-3																								
Brent Gates, S OBP: 0.462, SLG: 0.600 (1, 4) C H	1-2 HBP		1-1 1B 2-H 3-H		3-2 HR			4-0 2B BB		1-0 SH3-4 2-3	2 2 2 3 1 0 0																
Troy Neel, L OBP: 0.385, SLG: 0.636 (1, 10) C B B X	3-2 G6-3 ③		3-2 G1-3 ③		2-0 L7 ③			1 SAFE 1-1 2B		3-2 G6-3 1B 1B 3-H	5 1 2 2 0 0 3																
Terry Steinbach, R OBP: 0.250, SLG: 0.833 (1, 2)		2-2 G5-3 ①		0-0 F9 ①		3-2 HR		0-1 G6-3 ①		1-2 G6-3 ②	5 1 1 1 0 0 3																
Scott Brosius, R OBP: 0.154, SLG: 0.083 (1, 5)		1-2 G4-3 ②		0-0 G6-3 ②		0-0 F8 ①		2-2 K ②		1-0 1B ③	5 0 1 1 0 1 1																
Mike Bordick, R OBP: 0.300, SLG: 0.125 (1, 6)		1-2 L3 ③		2-3 K ③		1-2 G4-3 ②		0-1 F8 ③			4 0 0 0 0 1 1																
Inning Stats	R: 1 E: 0 K: 0 S: 15	H: 2 LOB: 2 BB: 0 P: 24	R: 0 E: 0 K: 0 S: 9	H: 0 LOB: 0 BB: 0 P: 13	R: 2 E: 0 K: 0 S: 13	H: 2 LOB: 1 BB: 1 P: 25	R: 0 E: 0 K: 1 S: 5	H: 0 LOB: 0 BB: 0 P: 7	R: 3 E: 0 K: 1 S: 20	H: 3 LOB: 0 BB: 0 P: 30	R: 1 E: 0 K: 0 S: 10	H: 1 LOB: 0 BB: 0 P: 15	R: 0 E: 0 K: 1 S: 10	H: 0 LOB: 0 BB: 0 P: 15	R: 1 E: 0 K: 1 S: 9	H: 1 LOB: 1 BB: 1 P: 16	R: 0 E: 0 K: 1 S: 7	H: 0 LOB: 0 BB: 0 P: 9	R: 2 E: 0 K: 0 S: 13	H: 3 LOB: 2 BB: 0 P: 21	1B: 6 2B: 2 3B: 0 HR: 4	SF: 0 SAC: 1 DP: 0 HBP: 1	WP: 0 PB: 0 SB: 0 CS: 0	PA: 44			
PITCHER	IP WLS BF H R ER SO BB IBB HBP BLK WP HR S P ERA WHIP																										
Pat Mahomes, R ERA: 10.8 (1, 1)	5.0	24	7	6	6	2	1	0	0	0	0	0	0	99	10.80	1.600											
Keith Garagozzo, L ERA: 6.0 (6, 1)	2.0	9	2	2	2	1	1	0	0	0	0	1	22	9.00	1.500												
Carl Willis, R ERA: 3.0 (8, 1)	2.0	6	0	0	0	2	0	0	0	0	0	0	14	0.00	0.000												
Larry Casian, L ERA: 5.06 (10, 1)	1.0	L 5	3	2	2	0	0	0	0	0	0	0	13	18.00	3.000												

Oakland Athletics @ Minnesota Twins
 Hubert H. Humphrey Metrodome, Minneapolis, MN
 Fri Apr 08 1994, 8:05 PM EDT
 Att. 17,271 - Dome

AB	40
R	10
H	12
RBI	10
BB	2
SO	5
LOB	14



BOTTOM

Oakland Athletics @ Minnesota Twins
Hubert H. Humphrey Metrodome, Minneapolis, MN
Fri Apr 08 1994: 8:05 PM EDT
Att. 17,271 - Dome

livebaseballscores.com

AB 44
R 9
H 17
RBI 9
BB 6
SO 3
LOB 29



WP: 0 PA: 51
PB: 0
SB: 0
CS: 1

AB R H RBI BB SO LOB

5 2 3 0 1 0 1

4 2 2 3 1 0 3

6 1 5 4 0 1 1

5 0 2 0 1 0 5

5 0 1 2 1 1 5

6 0 0 0 0 0 7

4 1 0 0 1 0 2

5 2 3 0 0 0 2

3 1 1 0 0 1 1

1 0 0 0 0 0 2

0 0 0 0 1 0 0

1B: 13 SF: 1
2B: 4 SAC: 0
3B: 0 DP: 0
HR: 0 HBP: 0

Batter	1	2	3	4	5	6	7	8	9	10
Alex Cole, L (1, 7) OBP: 0.467, SLG: 0.333	2-2 CS 1B		4-2 1B BB		0-0 F7		1-1 BB 2B 1B	0-1 2B 1B	0-0 L3	
Chuck Knoblauch, R (1, 4) OBP: 0.450, SLG: 0.588	0-1 F9		0-1 P2		4-1 1B BB		1-1 SF8	2-0 1B 2B		1-1 2B 1B
Kirby Puckett, R (1, 9) OBP: 0.400, SLG: 0.550	2-2 K		0-0 1B		0-0 1B		0-0 2B 1B	0-0 1B FC6-2		0-2 G3 2B
Kent Hrbek, L (1, 3) OBP: 0.571, SLG: 0.400		3-0 FC6-4 BB 1B	0-0 P7		3-2 L3		4-1 2B BB	1-0 FC6-2 1B		1-2 G3
Dave Winfield, R (1, 10) OBP: 0.421, SLG: 0.688		4-2 FC6-4 BB	3-3 K			0-1 G5-3	0-2 2B	3-2 FC6-2		2-2 G6-3
Matt Walbeck, S (1, 2) OBP: 0.071, SLG: 0.143		3-1 F7		0-0 G3-1		0-1 F7	1-0 G6-3	1-0 L8		3-2 P7
Chip Hale, L (1, 5) OBP: 0.250, SLG: 0.583		2-2 FC6-4 1-2f 2-3		0-0 G1-3		1-1 F8		4-2 1B 2B BB	1-2 G4-3	
Rich Becker, L (1, 8) OBP: 0.500, SLG: 0.583		3-2 G6-3		1-1 G6-3			0-0 1B SF8 G4-3 1B	2-1 2B 1B	2-0 2B	
Pat Mearns, R (1, 6) OBP: 0.250, SLG: 0.250			1-1 P2 BLK 1B		3-3 K		2-2 G4-3	3-2 F8	4-0 BB	
Scott Leius, R (8, PH) OBP: 0.111, SLG: 0.111										
Jeff Reboulet, R (9, 6) OBP: 0.800, SLG: 0.500										

Inning Stats	R: 0	H: 1	E: 0	K: 1	S: 8	R: 0	H: 1	E: 0	K: 0	S: 12	R: 1	H: 2	E: 0	K: 1	S: 11	R: 0	H: 0	E: 0	K: 0	S: 4	R: 0	H: 1	E: 0	K: 1	S: 10	R: 0	H: 0	E: 0	K: 0	S: 6	R: 3	H: 4	E: 0	K: 0	S: 14	R: 4	H: 5	E: 0	K: 0	S: 17	R: 0	H: 1	E: 0	K: 0	S: 5	R: 1	H: 2	E: 0	K: 0	S: 14	R: 1	H: 2	E: 0	K: 0	S: 14				
	LOB: 0	BB: 0	P: 12	LOB: 1	P: 27	LOB: 2	BB: 1	LOB: 2	BB: 1	P: 19	LOB: 0	BB: 0	LOB: 0	BB: 0	P: 5	LOB: 2	BB: 1	LOB: 2	BB: 1	P: 20	LOB: 0	BB: 0	LOB: 2	BB: 1	LOB: 2	BB: 1	LOB: 0	BB: 0	P: 7	LOB: 2	BB: 1	LOB: 2	BB: 1	P: 23	LOB: 2	BB: 1	LOB: 2	BB: 1	P: 33	LOB: 1	BB: 1	LOB: 1	BB: 1	P: 12	LOB: 1	BB: 0	LOB: 1	BB: 0	P: 21	LOB: 0	BB: 0	LOB: 0	BB: 0	P: 11	LOB: 0	BB: 0	LOB: 0	BB: 0	P: 11

PITCHER	IP	WLS	BF	H	R	ER	SO	BB	IBB	HBP	BLK	WP	HR	S	P	ERA	WHIP
Bob Welch, R (1, 1) ERA: 1.5	6.0	25	5	1	1	3	3	3	0	0	1	0	0	51	90	1.50	1.333
Steve Ontiveros, R (7, 1) ERA: 16.2	0.2	7	4	3	3	0	1	0	0	0	0	0	0	13	21	40.50	7.500
Ed Nunez, R (7, 1) ERA: 45.0	0.2	5	2	3	3	0	1	0	0	0	0	0	0	10	20	40.50	4.500
Dennis Eckersley, R (8, 1) ERA: 13.5	0.2	5	3	1	1	0	0	0	0	0	0	0	0	8	15	13.50	4.500
John Briscoe, R (9, 1) ERA: 7.71	1.1	W	7	3	1	1	0	1	0	0	0	0	0	13	22	6.75	3.000

PITCHER	IP	WLS	BF	H	R	ER	SO	BB	IBB	HBP	BLK	WP	HR	S	P	ERA	WHIP
Billy Taylor, R (10, 1) ERA:	0.2	S	2	0	0	0	0	0	0	0	0	0	0	6	11	0.00	0.000

Batter	1	2	3	4	5	6	7	8	9	AB	R	H	RBI	BB	SO	LOB	TOP								
Rickey Henderson, R OBP: 0.550, SLG: 0.385 (1, 7) BB (8, 8)	4-0 1B BB	0-0 F9 BB		4-0 CS BB	4-0 HR BB		X 0-0 1B FC3-6 1B	0-0 1-3 2-H 1B		3	2	2	1	3	0	2									
Stan Javier, S OBP: 0.450, SLG: 0.579 Carlos Reyes, S (8, 1)	0-0 F8 BB		4-0 1B HR BB	0-0 1-2 HR 1B	0-0 1-H HR		X 0-0 1-3 FC3-6 1B	0-3 K BB		5	3	3	2	1	1	3									
Ruben Sierra, S OBP: 0.158, SLG: 0.500 Scott Hemond, R (1, 9) (7, 2)	0-0 F9 BB		0-3 K BB	0-0 1-H HR	0-0 F7 BB		X 0-0 1-2f 3-H FC3-6 G6-4-3		0-0 P4 BB	5	1	1	3	0	1	3									
Mark McGwire, R OBP: 0.438, SLG: 0.667 Mike Aldrete, L (1, 3) (7, PH) (7, 9)	0-0 1-3 1B		0-0 P6 BB	4-0 HR BB	0-3 K BB		X 0-0 1-2f G6-4-3		4-0 WP BB BB	3	1	1	0	1	1	1									
Geronimo Berroa, R OBP: 0.625, SLG: 1.286 (1, 10) (8, 7)	0-0 L9 BB		0-0 1-2 HR 1B	0-0 1-H HR	0-0 L7 BB			0-0 G3-1 1B 2B	4-0 1-2 WP BB	5	3	3	2	1	0	2									
Terry Steinbach, R OBP: 0.313, SLG: 0.933 Troy Neel, L OBP: 0.333, SLG: 0.538 (1, 2) (7, 3)		0-0 F8 BB	0-0 1-H 2-H HR	4-0 1B SF8 BB		X 0-0 L7 BB		0-0 G3-1 2-3	0-3 1-2 2-3 K	3	2	1	3	1	0	0									
Brent Gates, S OBP: 0.533, SLG: 0.667 Junior Noboa, R OBP: 0.600, SLG: 0.800 (1, 4) (3, 4)		0-0 1B 1B	0-0 2B 1B	0-0 SF8 1-3 1B		X 0-0 2B		0-0 P4 BB	0-0 G6-3 BB	2	1	2	0	0	0	0									
Scott Brosius, R OBP: 0.222, SLG: 0.250 (1, 5)		0-0 F8 BB	0-0 1-H 2B	0-0 SF8 2-3 3-H		X 0-0 G5-3 BB		0-0 HBP 1B 1B		4	1	2	3	0	0	2									
Mike Bordick, R OBP: 0.333, SLG: 0.167 (1, 6)		0-0 1-2 1B	0-0 F3 BB	0-0 G1-3 BB		X 0-0 F8 BB		0-0 1-2 1B HBP		4	0	1	0	0	0	3									
Inning Stats	R: 0 E: 0 K: 0 S: 4	H: 1 LOB: 2 BB: 1 P: 8	R: 0 E: 0 K: 0 S: 5	H: 2 LOB: 2 BB: 0 P: 5	R: 4 E: 0 K: 1 S: 9	H: 4 LOB: 1 BB: 1 P: 13	R: 5 E: 0 K: 0 S: 6	H: 4 LOB: 1 BB: 3 P: 18	R: 2 E: 0 K: 1 S: 6	H: 1 LOB: 0 BB: 1 P: 10	R: 0 E: 0 K: 0 S: 4	H: 1 LOB: 1 BB: 0 P: 4	R: 1 E: 0 K: 0 S: 4	H: 2 LOB: 0 BB: 0 P: 4	R: 2 E: 0 K: 1 S: 8	H: 3 LOB: 2 BB: 0 P: 9	R: 0 E: 0 K: 1 S: 5	H: 0 LOB: 2 BB: 2 P: 13	1B: 11 2B: 3 3B: 0 HR: 4	SF: 1 SAC: 0 DP: 1 HBP: 1	WP: 1 PB: 0 SB: 0 CS: 1	PA: 52			
PITCHER	IP	WLS	BF	H	R	ER	SO	BB	IBB	HBP	BLK	WP	HR	S	P	ERA	WHIP								
22 Carlos Pulido, L ERA: 16.2 (1, 1)	3.1	L	21	9	6	6	1	3	0	0	0	0	2	20	32	16.20	3.600								
Mike Trombley, R ERA: 15.43 (4, 1)	4.2		26	9	8	8	2	3	0	1	0	0	2	26	39	15.43	2.571								
Mark Guthrie, L ERA: 10.13 (9, 1)	1.0		5	0	0	0	1	2	0	0	0	1	0	5	13	0.00	2.000								

Oakland Athletics @ Minnesota Twins
Hubert H. Humphrey Metrodome, Minneapolis, MN

Sat Apr 09 1994, 8:05 PM EDT
Att. 20,864 - Unknown - 69 F

livebaseballscorecards.com

AB	42
R	14
H	18
RBI	14
BB	8
SO	4
LOB	23



Batter	1	2	3	4	5	6	7	8	9	AB	R	H	RBI	BB	SO	LOB
Alex Cole, L OBP: 0.421, SLG: 0.313 (1, 7)	F8			FC5-4 1B	G4-3			K		4	0	1	0	0	1	3
Chuck Knoblauch, R OBP: 0.391, SLG: 0.500 Jeff Reboulet, R OBP: 0.667, SLG: 0.333 (1, 4) (7, 4)	G1-4-3			F7		G6-3		K2-3		3	0	0	0	0	0	1
Kirby Puckett, R OBP: 0.375, SLG: 0.500 Chip Hale, L (1, 9) (9, 3)	F9			FC5-4 1-2f		G6-3 1B		L7		4	0	1	0	0	0	1
Kent Hrbek, L OBP: 0.500, SLG: 0.333 Dave McCarty, R OBP: 0.500, SLG: 0.400 (1, 3) (6, 3) (9, 9)		G4-3		F8		G6-3 1-2f		G5-3		2	0	0	0	0	0	1
Dave Winfield, R OBP: 0.435, SLG: 0.650 (1, 10)		K			1B BB 1B		1B 1B	G4-3		4	0	2	0	0	1	0
Matt Walbeck, S OBP: 0.111, SLG: 0.167 (1, 2)		G4-3		F7		FC4-6 1-2 1B		G3		4	0	1	0	0	0	1
Scott Leius, R OBP: 0.083, SLG: 0.083 (1, 5)			G1-3		F9		F7			3	0	0	0	0	0	3
Rich Becker, L OBP: 0.471, SLG: 0.500 (1, 8)			K		BB BB BB 1-2 BB		K			2	0	0	0	1	2	2
Pat Meares, R OBP: 0.273, SLG: 0.273 (1, 6)			G5-3		1-2 2-3 1B		FC4-6 1-2f			3	0	1	0	0	0	2

Inning Stats	R: 0	H: 0	E: 0	K: 0	S: 3	R: 0	H: 0	E: 0	K: 1	S: 5	R: 0	H: 0	E: 0	K: 1	S: 5	R: 0	H: 1	E: 0	K: 0	S: 4	R: 0	H: 2	E: 0	K: 0	S: 5	R: 0	H: 1	E: 0	K: 1	S: 7	R: 0	H: 0	E: 0	K: 2	S: 7	R: 0	H: 0	E: 0	K: 0	S: 3	R: 0	H: 0	E: 0	K: 0	S: 3	1B: 6	SF: 0	2B: 0	3B: 0	HR: 0	SAC: 0	DP: 1	HBP: 0	WP: 0	PB: 0	SB: 0	CS: 0	PA: 33
PITCHER	IP	WLS	BF	H	R	ER	SO	BB	IBB	HBP	BLK	WP	HR	S	P	ERA	WHIP																																									
Steve Karsay, R ERA: 6.75 (1, 1)	7.0	W	27	6	0	0	3	1	0	0	0	0	0	32	36	0.00	1.000																																									
Carlos Reyes, R ERA: 6.75 (8, 1)	2.0		6	0	0	0	2	0	0	0	0	0	0	10	10	0.00	0.000																																									

BOTTOM

Oakland Athletics @ Minnesota Twins
Hubert H. Humphrey Metrodome, Minneapolis, MN

Sat Apr 09 1994, 8:05 PM EDT
Att. 20,864 - Unknown - 69 F

livebaseballscorecards.com

AB	32
R	0
H	6
RBI	0
BB	1
SO	5
LOB	15



Batter	1	2	3	4	5	6	7	8	9	AB	R	H	RBI	BB	SO	LOB	TOP					
Mike Bordick, R OBP: 0.286, SLG: 0.118 (1, 6)	0-0 F8	2-2 G5-3		4-2 HR BB	2-2 G5-3	1-2 P6		1-0 P5		5	1	0	0	1	0	4						
Stan Javier, S OBP: 0.480, SLG: 0.696 Fausto Cruz, R (8, PH) (8, 5)	2-3 K		4-1 S S WP BB	1-1 HR		1-2 1B 1B	3-1 E6 G6-3 HR	3-2 F7		4	4	2	2	1	1	0						
Ruben Sierra, S OBP: 0.208, SLG: 0.476 Scott Hemond, R (1, 9) (7, 2)	1-0 2B 1B		2-1 P4	0-0 BB 2B 1B		1-0 F7	1-1 G6-3		2-2 F8	5	2	2	0	0	0	3						
Mark McGwire, R OBP: 0.524, SLG: 0.722 Mike Aldrete, L OBP: 0.400, SLG: 0.250 (1, 3) (7, 9)	0-0 1B 2B		4-1 WP BB	4-0 2B 1B BB		1-1 1B 2B 1B	1-1 F9		0-1 1B 1B	3	3	2	1	2	0	1						
Geronimo Berroa, R OBP: 0.714, SLG: 1.385 (1, 7)	0-0 1B		3-3 K	0-2 1B 2B		0-1 2B 1B	0-0 HR		1-1 G5-4-3 1B	6	3	5	5	0	1	1						
Terry Steinbach, R OBP: 0.364, SLG: 0.850 Dennis Eckersley, R (1, 2) (7, 3) (9, 1)	3-2 G6-3		4-2 BB	0-1 2B 1B		0-0 1B 2B	1-1 F9		0-0 G5-4-3	5	1	2	4	1	0	3						
Troy Neel, L OBP: 0.350, SLG: 0.667 (1, 10) (9, 3)		1-1 HR	2-3 K	2-2 G3		1-2 L6		0-1 1B WP 1B		5	1	2	1	0	1	4						
Scott Brosius, R OBP: 0.261, SLG: 0.286 (1, 5) (8, 8)		0-1 P3		1-2 P3		2-2 CS 1B		3-2 G6-3		5	0	2	1	0	0	1						
Junior Noboa, R OBP: 0.500, SLG: 0.600 (1, 4)		0-2 G4-3		0-0 F9		1-3 K		0-0 1B		5	0	2	0	0	1	1						
Inning Stats	R: 2 E: 0 K: 1 S: 10	H: 3 LOB: 1 BB: 0 P: 16	R: 1 E: 0 K: 0 S: 11	H: 1 LOB: 0 BB: 0 P: 14	R: 1 E: 0 K: 2 S: 16	H: 0 LOB: 2 BB: 3 P: 35	R: 5 E: 0 K: 0 S: 17	H: 4 LOB: 1 BB: 2 P: 29	R: 0 E: 0 K: 1 S: 12	H: 1 LOB: 0 BB: 0 P: 17	R: 4 E: 0 K: 0 S: 19	H: 6 LOB: 2 BB: 0 P: 25	R: 2 E: 1 K: 0 S: 9	H: 1 LOB: 0 BB: 0 P: 15	R: 0 E: 0 K: 0 S: 12	H: 2 LOB: 2 BB: 0 P: 19	R: 0 E: 0 K: 0 S: 10	H: 2 LOB: 1 BB: 0 P: 13	1B: 14 2B: 3 3B: 0 HR: 3	SF: 0 SAC: 0 DP: 1 HBP: 0	WP: 2 PB: 0 SB: 2 CS: 1	PA: 51
PITCHER	IP WLS BF H R ER SO BB IBB HBP BLK WP HR S P ERA WHIP															PITCHER	IP WLS BF H R ER SO BB IBB HBP BLK WP HR S P ERA WHIP					
Jim Deshaies, L ERA: 8.44 (1, 1)	3.2 L 23 7 9 9 3 5 0 0 0 1 2 49 87 22.09 3.273																					
Carl Willis, R ERA: 9.0 (4, 1)	2.0 12 7 4 4 1 0 0 0 0 0 0 0 31 42 18.00 3.500																					
Larry Casian, L ERA: 4.05 (6, 1)	1.1 7 2 2 0 0 0 0 0 0 0 0 1 14 22 0.00 1.500																					
Keith Garagozzo, L ERA: 4.5 (8, 1)	1.0 5 2 0 0 0 0 0 0 0 0 1 0 12 19 0.00 2.000																					
Rick Aguilera, R ERA: (9, 1)	1.0 4 2 0 0 0 0 0 0 0 0 0 0 10 13 0.00 2.000																					

Oakland Athletics @ Minnesota Twins
 Hubert H. Humphrey Metrodome, Minneapolis, MN
 Sun Apr 10 1994, 4:33 AM EDT
 Att. 22,966 - Dome

AB	46
R	15
H	20
RBI	14
BB	5
SO	4
LOB	20



WP: 2	PA: 51
-------	--------

1B: 14	SF: 0
2B: 3	SAC: 0
3B: 0	DP: 1
HR: 3	HBP: 0

Minnesota Twins @ Seattle Mariners
 The Kingdome, Seattle, WA
 Mon Apr 11 1994, 10:05 PM EDT
 Att. 57,806 - Dome

AB	46
R	8
H	13
RBI	7
BB	7
SO	9
LOB	35



Batter	1	2	3	4	5	6	7	8	9	10	AB	R	H	RBI	BB	SO	LOB
Alex Cole, L OBP: 0.480, SLG: 0.350	4-2 1B BB	1-1 FC2-5 FC5-4		0-0 2B 1B		0-0 1B		4-0 FC3 BB	2-3 SAFE SAFE		4	2	2	0	2	1	3
Chuck Knoblauch, R OBP: 0.441, SLG: 0.600	0-0 F9	0-2 FC5-4 1B		0-1 2B		0-1 L8		4-0 1B BB	0-0 SAFE		5	1	2	0	1	0	4
Kirby Puckett, R OBP: 0.371, SLG: 0.457	1-0 1B G1-3 1B	0-0 1B		2-2 P2		0-0 L9		0-0 FC3 F8 1B 1B	0-3 SAFE		6	2	2	2	0	1	6
Kent Hrbek, L OBP: 0.423, SLG: 0.300	1-1 G1-3 1B	0-0 G3		4-0 IBB		1-0 G4-3		1-0 G4-3	1-2 2-H 2-2		5	0	2	2	1	0	5
Dave Winfield, R OBP: 0.345, SLG: 0.500	0-1 G1-3			1-3 K		0-0 G4-3		1-0 F7	1-0 SAFE		6	0	0	1	0	1	6
Matt Wabeck, S OBP: 0.107, SLG: 0.143	2-3 K			1-3 K		1-0 F7		0-0 F7	0-2 SAFE		6	0	1	1	0	2	1
Scott Leius, R OBP: 0.316, SLG: 0.471				2-1 HR		0-1 G4-3 2B		4-0 BB	1-3 SAFE		4	1	3	1	2	1	2
Rich Becker, L OBP: 0.429, SLG: 0.364				3-2 E4 FC2-5 E		3-2 G4-3		0-0 F7	0-0 SAFE		6	0	0	0	0	2	6
Pat Meares, R OBP: 0.214, SLG: 0.214				1-2 FC5 FC5-4 FC2-5 1B		1-1 F8		1-2 BB FC3 1B	4-1 SAFE		3	1	0	0	0	1	2
Chip Hale, L OBP: 0.286, SLG: 0.091											0	0	0	0	0	0	0
Jeff Reboulet, R OBP: 0.583, SLG: 0.375											1	1	1	0	1	0	0

Inning Stats	R: 2	H: 2	E: 0	LOB: 1	K: 1	S: 11	P: 19	R: 2	H: 2	E: 2	LOB: 2	K: 0	S: 15	P: 22	R: 0	H: 1	E: 0	LOB: 1	K: 2	S: 9	P: 13	R: 0	H: 2	E: 0	LOB: 3	K: 1	S: 11	P: 19	R: 0	H: 1	E: 0	LOB: 1	K: 1	S: 9	P: 15	R: 0	H: 1	E: 0	LOB: 1	K: 0	S: 5	P: 6	R: 0	H: 0	E: 0	LOB: 1	K: 0	S: 5	P: 11	R: 4	H: 3	E: 1	LOB: 2	K: 1	S: 17	P: 30	R: 0	H: 1	E: 0	LOB: 2	K: 2	S: 12	P: 19	R: 0	H: 0	E: 0	LOB: 1	K: 1	S: 7	P: 14	1B: 10	SF: 0	2B: 2	SAC: 0	3B: 0	DP: 0	HR: 1	HBP: 0	WP: 0	PA: 53
PITCHER	IP	WLS	BF	H	R	ER	SO	BB	IBB	HBP	BLK	WP	HR	S	P	ERA	WHIP																																																															
Chris Bosio, R ERA: 3.65	7.0		35	9	4	3	5	2	1	0	0	0	0	65	105	3.86	1.571																																																															
Kevin King, L ERA: 10.13	0.0		2	1	2	0	1	0	0	0	0	0	0	5	10	∞	∞																																																															
Bobby Thigpen, R ERA: 10.13	0.0		2	0	0	0	1	0	0	0	0	0	0	1	5	∞	∞																																																															
Tim Davis, L ERA:	0.0		1	1	1	0	0	0	0	0	0	0	0	3	5	∞	∞																																																															
Bobby Ayala, R ERA: 1.93	3.0	W	13	2	1	1	4	2	0	0	0	0	0	27	43	3.00	1.333																																																															

BOTTOM

Minnesota Twins @ Seattle Mariners
The Kingdome, Seattle, WA
Mon Apr 11 1994, 10:05 PM EDT
Att. 57,806 - Dome

livebaseballscorecards.com



AB R H RBI BB SO LOB

6 0 2 1 0 1 3

6 0 2 2 0 1 3

4 2 2 0 1 0 2

5 1 2 0 0 0 1

3 1 2 1 1 0 0

4 1 1 2 1 1 3

3 1 0 2 0 0 3

5 2 3 0 0 0 3

4 1 2 1 0 0 2

1B: 11 SF: 2
2B: 3 SAC: 1
3B: 1 DP: 2
HR: 1 HBP: 1

WP: 0 PA: 47
PB: 0
SB: 0
CS: 0

AB 40
R 9
H 16
RBI 9
BB 3
SO 3
LOB 20

Batter	1	2	3	4	5	6	7	8	9	10
Rich Amaral, R OBP: 0.407, SLG: 0.364 (1, 4)	1-0 P3	2-2 FC4 1B		1-2 G4-6-3 1B		0-3 K		1-2 F8		1-2 FC6-2 1B
Mike Blowers, R OBP: 0.200, SLG: 0.167 (1, 5)	3-3 K	0-2 FC4 1B		1-0 G4-6-3		0-0 G5-4-3		0-0 1B		1-0 1B
Ken Griffey Jr., L OBP: 0.407, SLG: 0.840 (1, 8)	0-1 1B	1-0 F9			1-0 1B 2B 1B		4-0 SH1-4 1B G3 BB	0-2 G6-3		
Jay Buhner, R OBP: 0.440, SLG: 0.565 (1, 9)	0-0 F9		2-1 L8		3-2 2B 1B SF8		3-2 G3 SH1-4 1B		0-1 G4-3	
Eric Anthony, L OBP: 0.360, SLG: 0.783 (1, 7)		2-2 HR 1B	4-2 G4-3 BB		1-0 SF8 2B		0-0 SH1-4		1-1 F7	
Greg Pirkel, R OBP: 0.333, SLG: 1.000 (1, 10)		0-1 HR	0-0 G4-3		1-0 P3		4-0 G3 IBB		0-3 K	
Tino Martinez, L OBP: 0.192, SLG: 0.091 (1, 3)		1-1 2B 1B HBP	1-0 G4-3		3-2 SF8		1-0 G3		1-0 G1-3	
Dan Wilson, R OBP: 0.364, SLG: 0.550 (1, 2)		1-0 1B FC4 2B		2-2 SF8 3B		1-0 G1-3		0-0 G5-3		0-1 1B FC6-2 2B
Felix Fermin, R OBP: 0.296, SLG: 0.250 (1, 6)		3-2 G5-3		0-0 SF8		0-0 G5-4-3 1B		0-0 P6		3-1 FC6-2 1B

Inning Stats	R: 0	H: 1	E: 0	K: 1	S: 9	R: 4	H: 4	E: 0	K: 0	S: 19	R: 0	H: 0	E: 0	K: 0	S: 6	R: 1	H: 2	E: 0	K: 0	S: 8	R: 2	H: 3	E: 0	K: 0	S: 10	R: 0	H: 1	E: 0	K: 1	S: 5	R: 1	H: 1	E: 0	K: 0	S: 6	R: 0	H: 1	E: 0	K: 0	S: 9	R: 0	H: 0	E: 0	K: 1	S: 7	R: 1	H: 3	E: 0	K: 0	S: 9	1B: 11	SF: 2	2B: 3	SAC: 1	3B: 1	DP: 2	HR: 1	HBP: 1	WP: 0	PA: 47
--------------	------	------	------	------	------	------	------	------	------	-------	------	------	------	------	------	------	------	------	------	------	------	------	------	------	-------	------	------	------	------	------	------	------	------	------	------	------	------	------	------	------	------	------	------	------	------	------	------	------	------	------	--------	-------	-------	--------	-------	-------	-------	--------	-------	--------

PITCHER	IP	WLS	BF	H	R	ER	SO	BB	IBB	HBP	BLK	WP	HR	S	P	ERA	WHIP
Mark Guthrie, L ERA: 13.5 (1, 1)	4.0		23	10	7	7	1	1	0	1	0	0	1	47	77	15.75	2.750
Larry Casian, L ERA: 3.12 (5, 1)	2.0		6	1	0	0	1	0	0	0	0	0	0	10	15	0.00	0.500
Keith Garagozzo, L ERA: 5.4 (7, 1)	1.0		6	1	1	1	0	1	1	0	0	0	0	6	18	9.00	2.000
Carl Willis, R ERA: 7.04 (8, 1)	2.2	L	12	4	1	1	1	0	0	0	0	0	0	25	33	3.38	1.500

Batter	1	2	3	4	5	6	7	8	9	AB R H RBI BB SO LOB	TOP											
Chuck Knoblauch, R (1, 4) <small>OBP: 0.432, SLG: 0.606</small> Jeff Reboulet, R (5, 4) <small>OBP: 0.615, SLG: 0.444</small>	1-3 K		1-1 G6-3		1-0 2B			2-1 1B		3 0 1 0 0 1 0 1 0 1 0 0 0 0												
Rich Becker, L (1, 8) <small>OBP: 0.375, SLG: 0.308</small>	1-2 G1-3			1-0 G5-3	3-1 P6			1-3 K		4 0 0 0 0 1 3												
Kirby Puckett, R (1, 9) <small>OBP: 0.368, SLG: 0.474</small> Alex Cole, L (6, 7) <small>OBP: 0.500, SLG: 0.350</small>	0-0 F7			1-2 E6 1B		2-1 2B		4-2 BB		3 0 1 0 0 0 0 0 0 0 0 1 0 0												
Dave Winfield, R (1, 10) <small>OBP: 0.333, SLG: 0.467</small>		1-0 P3		3-1 1B		2-1 P6		1-1 P4		4 0 1 0 0 0 3												
Pedro Munoz, R (1, 7) <small>OBP: 0.111, SLG: 0.235</small> (6, 9)		1-2 F7		2-3 K		3-2 F9		0-3 K		4 0 0 0 0 2 5												
Scott Leius, R (1, 5) <small>OBP: 0.318, SLG: 0.450</small> Chip Hale, L (8, 5) <small>OBP: 0.267, SLG: 0.083</small>		1-1 1B		2-1 G5-3		1-1 F7		3-2 F8		3 0 1 0 0 0 3 1 0 0 0 0 0 0												
Dave McCarty, R (1, 3) <small>OBP: 0.286, SLG: 0.167</small>		3-3 K SAFE			2-2 L9		3-3 K	1-2 G6-3		4 0 0 0 0 2 1												
Derek Parks, R (1, 2)			1-0 P1		4-1 2B BB		3-2 F8	2-2 G6-3		3 0 0 0 1 0 0												
Pat Meares, R (1, 6) <small>OBP: 0.176, SLG: 0.176</small>			1-2 F9		3-2 P3		1-0 P4		3 0 0 0 0 0 1													
Inning Stats	R: 0 E: 0 K: 1 S: 9	H: 0 LOB: 0 BB: 0 P: 11	R: 0 E: 0 K: 1 S: 11	H: 1 LOB: 1 BB: 0 P: 17	R: 0 E: 0 K: 0 S: 6	H: 0 LOB: 0 BB: 0 P: 9	R: 0 E: 1 K: 1 S: 11	H: 1 LOB: 2 BB: 0 P: 20	R: 0 E: 0 K: 0 S: 11	H: 1 LOB: 2 BB: 1 P: 24	R: 0 E: 0 K: 1 S: 10	H: 1 LOB: 1 BB: 0 P: 18	R: 0 E: 0 K: 1 S: 11	H: 0 LOB: 0 BB: 0 P: 18	R: 0 E: 0 K: 2 S: 13	H: 1 LOB: 2 BB: 1 P: 21	R: 0 E: 0 K: 0 S: 12	H: 0 LOB: 0 BB: 0 P: 18	1B: 3 2B: 2 3B: 0 HR: 0	SF: 0 SAC: 0 DP: 0 HBP: 0	WP: 0 PB: 0 SB: 0 CS: 0	PA: 35
PITCHER	IP WLS BF H R ER SO BB IBB HBP BLK WP HR S P ERA WHIP																					
Dave Fleming, L (1, 1) <small>ERA: 6.3</small>	7.0 W 27 4 0 0 4 1 0 0 0 0 0 0 69 117 0.00 0.714																					
Jeff Nelson, R (8, 1) <small>ERA:</small>	1.0 5 1 0 0 2 1 0 0 0 0 0 0 13 21 0.00 2.000																					
Rich Gossage, R (9, 1) <small>ERA: 3.0</small>	1.0 3 0 0 0 0 0 0 0 0 0 0 0 12 18 0.00 0.000																					

Minnesota Twins @ Seattle Mariners
The Kingdom, Seattle, WA
Tue Apr 12 1994, 10:05 PM EDT
Att. 13,489 - Dome

livebaseballscorecards.com

AB	33
R	0
H	5
RBI	0
BB	2
SO	6
LOB	16



Batter	1	2	3	4	5	6	7	8	9	AB	R	H	RBI	BB	SO	LOB
Darren Bragg, L (1, 10) OBP: 0.400, SLG: 0.250	3-2 F8 1B G6-3 1B	4-0 1B HR BB	1-0 E1	1-0 F8			3-2 E6 BB 1B SF8			4	3	1	0	1	0	3
Rich Amaral, R (1, 4) OBP: 0.438, SLG: 0.407 (5, 6)	2-1 S 2B 1B	0-1 HR 1B	1-0 F8			2-1 G4-3	3-2 SF8 BB 1B			5	2	3	1	0	0	1
Ken Griffey Jr., L (1, 8) OBP: 0.406, SLG: 0.862	0-2 F8 2-3	1-0 HR			0-1 P5	1-1 F9	4-0 BB 1-2 2-3 BB			4	1	1	3	1	0	2
Jay Buhner, R (1, 9) OBP: 0.433, SLG: 0.630	1-2 G6-3 1-2 3-H	0-1 2B			1-1 E 2B	2-2 L7	1-0 SF8			4	1	2	2	0	0	1
Eric Anthony, L (1, 7) OBP: 0.333, SLG: 0.667	4-2 2B BB	3-3 K			0-0 E6 FC3-6 2-H	1-2 G3-1	1-3 K			4	1	0	0	1	2	3
Tino Martinez, L (1, 3) OBP: 0.226, SLG: 0.154	1-0 2B	0-1 G4-3			1-2 FC3-6 1B 1-2f	4-2 G6-3 BB	1-2 F8			4	1	1	2	1	0	2
Mike Blowers, R (1, 5) OBP: 0.267, SLG: 0.250	1-3 K				4-2 G1-6-3 1B BB	0-0 1B HBP 2-H 1B	2-2 G6-3	2-2 E9 2B 2B		4	2	2	1	1	1	2
Bill Haselman, R (1, 2) OBP: 0.545, SLG: 0.667		2-1 WP SH1 1B			2-1 G1-6-3 1B	1-0 1B HBP	0-0 F7	2-1 L3-6 2B		4	1	3	1	0	0	1
Felix Fermin, R (1, 6) OBP: 0.310, SLG: 0.269 Torey Lovullo, S (5, 4)		0-0 SH1			1-0 G1-6-3	0-1 1B	0-0 G4-3	0-2 L3-6		2	0	1	0	0	0	2
					1-2f 2-3	1-2 2-3 1B				2	0	0	0	0	0	1

Inning Stats	R: 3	H: 3	LOB: 1	K: 18	S: 30	R: 4	H: 4	LOB: 1	K: 1	S: 23	R: 1	H: 1	LOB: 1	K: 0	S: 16	R: 2	H: 3	LOB: 3	K: 0	S: 12	R: 0	H: 0	LOB: 0	K: 0	S: 12	R: 0	H: 0	LOB: 1	K: 0	S: 20	R: 1	H: 1	LOB: 2	K: 1	S: 23	R: 1	H: 2	LOB: 0	K: 0	S: 18
PITCHER	IP	WLS	BF	H	R	ER	SO	BB	IBB	HBP	BLK	WP	HR	S	P	ERA	WHIP																							
Scott Erickson, R ERA: 8.71	(1, 1)	4.0	L	28	11	10	7	2	3	0	1	0	1	50	85	15.75	3.500																							
22 Carlos Pulido, L ERA: 10.13	(5, 1)	2.0		7	0	0	0	1	0	0	0	0	0	20	32	0.00	0.500																							
Mike Trombley, R ERA: 12.15	(7, 1)	2.0		10	3	2	1	1	1	0	0	0	0	24	41	4.50	2.000																							


BOTTOM

Minnesota Twins @ Seattle Mariners
The Kingdom, Seattle, WA

Tue Apr 12 1994, 10:05 PM EDT
Att. 13,489 - Dome

livebaseballscorecards.com

AB	37
R	12
H	14
RBI	10
BB	5
SO	3
LOB	18



WP: 1	PA: 45
PB: 0	
SB: 1	
CS: 0	

Minnesota Twins @ Seattle Mariners
 The Kingdome, Seattle, WA
 Wed Apr 13 1994, 6:33 AM EDT
 Att. 16,207 - Dome

livebaseballscorecards.com

AB	39
R	9
H	14
RBI	8
BB	4
SO	9
LOB	16



WP	1	PA	44
PB	0		
SB	0		
CS	0		

AB R H RBI BB SO LOB

5	0	0	2	0	1	5
5	0	3	1	0	2	1
4	0	1	0	1	0	2
4	1	2	1	1	1	2
4	1	2	1	0	2	2
1	0	0	0	0	0	2
5	0	0	0	0	2	2
4	3	2	2	1	0	0
5	2	3	0	0	1	0
2	2	1	1	1	0	0

1B	11	SF	0
2B	2	SAC	0
3B	0	DP	1
HR	1	HBP	1

Batter	1	2	3	4	5	6	7	8	9
Chuck Knoblauch, R (1, 4) OBP: 0.381, SLG: 0.526	1-0 P6		0-1 G1-5-3		2-3 K	0-0 G5-3	0-0 FC5-4		
Rich Becker, L (1, 8) OBP: 0.405, SLG: 0.355	3-3 K		1-3 K		2-1 1B	3-1 1B		0-0 FC1-6	
Kirby Puckett, R (1, 9) OBP: 0.372, SLG: 0.452	2-0 F8		4-2 1B BB		1-0 L7	1-1 1B		1-1 FC1-6 BB	
Dave Winfield, R (1, 10) OBP: 0.368, SLG: 0.471		3-2 L7	2-1 1B			1-2 2-H		4-1 G6-4-3 BB	
Pedro Munoz, R (1, 7) Alex Cole, L (7, PR) OBP: 0.182, SLG: 0.333 OBP: 0.481, SLG: 0.333		2-3 K	3-3 K			0-0 G1 1B	1-2 HR	0-0 G6-4-3	
Matt Walbeck, S (1, 2) OBP: 0.091, SLG: 0.121		1-0 G5-3		1-3 K2-3		0-1 G1	1-3 K		1-2 P6
Scott Leius, R (1, 5) OBP: 0.370, SLG: 0.583			4-1 E 1B BB		3-1 F7	1-0 HBP 1B	2-2		1-2 P3
Dave McCarty, R (1, 3) OBP: 0.388, SLG: 0.353			1-1 1B E		0-3 K	2-2 G5-3 HBP	0-0		0-1 L9
Pat Meares, R (1, 6) OBP: 0.286, SLG: 0.211			1-1 1B G1-5-3		2-2 G4-3	2-2 WP 1B	4-0 FC5-4		

Inning Stats	R: 0	H: 0	E: 0	K: 1	S: 5	P: 11	R: 0	H: 0	E: 0	K: 1	S: 7	P: 13	R: 3	H: 3	E: 1	K: 2	S: 17	R: 0	H: 0	E: 0	K: 2	S: 8	P: 12	R: 0	H: 1	E: 0	K: 1	S: 10	P: 17	R: 5	H: 6	E: 0	K: 1	S: 20	P: 33	R: 1	H: 3	E: 0	K: 1	S: 16	P: 23	R: 0	H: 1	E: 0	K: 0	S: 5	P: 10	R: 0	H: 0	E: 0	K: 0	S: 8	P: 10	R: 0	H: 0	E: 0	K: 0	S: 8	P: 10	1B: 11	SF: 0	2B: 2	SAC: 0	3B: 0	DP: 1	HR: 1	HBP: 1	WP: 1	PA: 44
--------------	------	------	------	------	------	-------	------	------	------	------	------	-------	------	------	------	------	-------	------	------	------	------	------	-------	------	------	------	------	-------	-------	------	------	------	------	-------	-------	------	------	------	------	-------	-------	------	------	------	------	------	-------	------	------	------	------	------	-------	------	------	------	------	------	-------	--------	-------	-------	--------	-------	-------	-------	--------	-------	--------

PITCHER	IP	WLS	BF	H	R	ER	SO	BB	IBB	HBP	BLK	WP	HR	S	P	ERA	WHIP
Greg Hibbard, L (1, 1) ERA: 5.73	5.1	L	26	8	7	7	7	2	0	0	0	0	0	56	100	11.81	1.875
Jeff Nelson, R (6, 1) ERA: 1.93	0.2		5	2	1	1	1	0	0	1	0	1	0	11	19	13.50	3.000
Bobby Thigpen, R (7, 1) ERA: 9.82	1.0		6	3	1	1	1	1	0	0	0	0	1	16	23	9.00	4.000
Tim Davis, L (8, 1) ERA:	2.0		7	1	0	0	0	1	0	0	0	0	0	13	20	0.00	1.000

BOTTOM

Minnesota Twins @ Seattle Mariners
The Kingdome, Seattle, WA
Wed Apr 13 1994, 6:33 AM EDT
Att. 16,207 - Dome

livebaseballscorecards.com

AB 34
R 6
H 8
RBI 5
BB 5
SO 8
LOB 14



WP: 0 PA: 41
PB: 0
SB: 0
CS: 1

AB R H RBI BB SO LOB

5	0	0	0	0	2	3
4	1	1	0	0	0	0
0	0	0	0	1	0	0
0	0	0	0	0	0	0
5	2	2	1	0	2	2
4	0	1	2	0	0	2
3	2	1	1	1	0	1
3	1	1	1	1	1	1
3	0	1	0	1	1	1
4	0	0	0	0	1	2
3	0	1	0	0	1	2
0	0	0	0	1	0	0

Batter	1	2	3	4	5	6	7	8	9
Darren Bragg, L (1, 10) OBP: 0.200, SLG: 0.111	1-1 G4-3		3-3 K		0-2 G6-3		3-2 L4		1-3 K
Rich Amaral, R (1, 4) OBP: 0.417, SLG: 0.419 Tino Martinez, L (9, PH) OBP: 0.250, SLG: 0.154 Edgar Martinez, R (9, PR)	2-1 F7			3-2 F7		2-1 3B 2B	2-1 G6-3		4-1 BB
Ken Griffey Jr., L (1, 8) OBP: 0.405, SLG: 0.882	3-3 K			0-1 G4-3		2-2 SF7 3B	0-1 2B		3-3 K
Jay Buhner, R (1, 9) OBP: 0.400, SLG: 0.613		2-1 L8		1-2 G1-3		2-2 SF7	0-1 2B		0-1 F9
Eric Anthony, L (1, 7) OBP: 0.353, SLG: 0.733		1-2 P3			2-0 HR	4-0 1B BB	2-0 F7		
Reggie Jefferson, S (1, 3) OBP: 0.500, SLG: 0.714		0-0 HR			4-0 1B BB	0-3 K		2-1 P6	
Mike Blowers, R (1, 5) OBP: 0.294, SLG: 0.258		4-2 CS BB			2-2 L9	1-1 E 1B		1-3 K	
Dan Wilson, R (1, 2) OBP: 0.308, SLG: 0.458		3-2 CS	2-3 K		2-2 F8	1-1 E2		1-1 G4-3	
Felix Fermin, R (1, 6) OBP: 0.313, SLG: 0.276 Torey Lovullo, S (9, PH)			1-1 F8		0-0 1B	0-3 K			4-1 BB BB

Inning Stats	R: 0	H: 0	E: 0	K: 10	S: 10	R: 1	H: 1	E: 0	K: 0	S: 11	R: 0	H: 0	E: 0	K: 2	S: 10	R: 0	H: 0	E: 0	K: 0	S: 9	R: 1	H: 2	E: 0	K: 0	S: 12	R: 3	H: 3	E: 1	K: 2	S: 21	R: 1	H: 2	E: 0	K: 0	S: 11	R: 0	H: 0	E: 0	K: 1	S: 7	R: 0	H: 0	E: 0	K: 2	S: 14	1B: 2	2B: 3	3B: 1	SF: 1	SAC: 0	DP: 0	HBP: 0	WP: 0	PA: 41
--------------	------	------	------	-------	-------	------	------	------	------	-------	------	------	------	------	-------	------	------	------	------	------	------	------	------	------	-------	------	------	------	------	-------	------	------	------	------	-------	------	------	------	------	------	------	------	------	------	-------	-------	-------	-------	-------	--------	-------	--------	-------	--------

PITCHER	IP	WLS	BF	H	R	ER	SO	BB	IBB	HBP	BLK	WP	HR	S	P	ERA	WHIP
Pat Mahomes, R (1, 1) ERA: 8.71	5.1	W	23	5	5	4	3	3	0	0	0	0	2	61	107	6.75	1.500
Carl Willis, R (6, 1) ERA: 7.0	1.1		8	3	1	1	2	0	0	0	0	0	0	22	29	6.75	2.250
Larry Casian, L (7, 1) ERA: 2.7	1.1		4	0	0	0	1	0	0	0	0	0	0	8	14	0.00	0.000
Rick Aguilera, R (9, 1) ERA:	1.0	S	5	0	0	0	2	2	0	0	0	0	0	14	26	0.00	2.000

Batter	1	2	3	4	5	6	7	8	9	AB R H RBI BB SO LOB	TOP																
Alex Cole, L (1, 7) OBP: 0.469, SLG: 0.385	1-3 K		0-1 F7		0-0 F7			2-2 1B	1-0 1B 2B	5 1 2 1 0 1 1																	
Chuck Knoblauch, R (1, 4) OBP: 0.362, SLG: 0.488	0-0 F8		1-1 L5-3		1-1 G4-3			2-1 F8 1B	0-0 S 1B	5 0 1 2 0 0 2																	
Kirby Puckett, R (1, 9) OBP: 0.375, SLG: 0.435	1-2 G5-3			0-0 1B 1B		2-1 FC6-4 HBP		0-0 F9	SAFE 2-2 G5-3 1-2	4 1 1 0 0 0 2																	
Kent Hrbek, L (1, 3) OBP: 0.400, SLG: 0.292		0-0 G4-3		1-0 SH3-4 1B 1-3 1B		2-0 FC6-4 1-2f		0-0 G6-3		4 0 1 0 0 0 2																	
Dave Winfield, R (1, 10) OBP: 0.381, SLG: 0.459		4-0 BB BB		2-0 SH3-4 1-2 1B		0-3 K		0-1 E4 G6-3 1B		3 1 1 1 1 1 1																	
Scott Leius, R (1, 5) OBP: 0.333, SLG: 0.519		2-3 K		0-0 SH3-4 1-2 2-3		2-2 G1-3		1-3 K		3 0 0 0 0 2 3																	
Rich Becker, L (1, 8) OBP: 0.390, SLG: 0.324		4-1 1-2 BB		0-2 P6		2-2 G5-3		1-2 G6-3 1-2		3 0 0 0 1 0 3	AB 35 R 5 H 9 RBI 5 BB 2 SO 4 LOB 18																
Matt Walbeck, S (1, 2) OBP: 0.108, SLG: 0.135		0-1 G3-1		1-2 F7		1-1 F7		2-2 1B 2B 1B		4 1 1 1 0 0 4																	
Jeff Reboulet, R (1, 6) OBP: 0.563, SLG: 0.417			2-2 L5-3 1B		2-2 G4-3		2-2 G1-6-3		0-0 2B 1B 1B	3 0 1 0 0 0 0 1 1 1 0 0 0 0 0 0 0 0 0 0 0																	
Chip Hale, L (9, PH) OBP: 0.313, SLG: 0.154																											
Pat Meares, R (9, 6) OBP: 0.286, SLG: 0.211																											
Inning Stats	R: 0 E: 0 K: 1 S: 7	H: 0 LOB: 0 BB: 0 P: 9	R: 0 E: 0 K: 1 S: 7	H: 0 LOB: 2 BB: 2 P: 17	R: 0 E: 0 K: 0 S: 7	H: 1 LOB: 0 BB: 0 P: 10	R: 1 E: 0 K: 0 S: 11	H: 3 LOB: 2 BB: 0 P: 15	R: 0 E: 0 K: 0 S: 6	H: 0 LOB: 0 BB: 0 P: 9	R: 0 E: 0 K: 1 S: 9	H: 0 LOB: 1 BB: 0 P: 15	R: 0 E: 0 K: 0 S: 8	H: 0 LOB: 0 BB: 0 P: 13	R: 0 E: 0 K: 0 S: 8	H: 1 LOB: 1 BB: 0 P: 12	R: 4 E: 1 K: 1 S: 19	H: 4 LOB: 1 BB: 0 P: 26	1B: 8 2B: 2 3B: 0 HR: 0	SF: 0 SAC: 1 DP: 1 HBP: 1	WP: 0 PB: 0 SB: 1 CS: 0	PA: 39					
PITCHER	IP WLS BF H R ER SO BB IBB HBP BLK WP HR S P ERA WHIP																										
Steve Karsay, R (1, 1) ERA: 0.6	8.0	31	5	1	1	3	2	0	1	0	0	0	0	63	100	1.12	0.875										
Dennis Eckersley, R (9, 1) ERA: 1.8	1.0	L	8	4	4	0	1	0	0	0	0	0	0	19	26	0.00	4.000										

Minnesota Twins @ Oakland Athletics
Oakland-Alameda County Coliseum, Oakland, CA

Thu Apr 14 1994, 3:33 AM PDT
Att. 15,052 - Sunny - 63 F

livebaseballscorecards.com



Batter	1	2	3	4	5	6	7	8	9	AB R H RBI BB SO LOB
Stan Javier, S OBP: 0.512, SLG: 0.658 (1, 8)	F7		F7		FC1-6 1B		G3-1 2B		K	5 1 2 0 0 1 0
Mike Aldrete, L OBP: 0.357, SLG: 0.100 (1, 9)	G4-3		F7		FC1-6 1B		G3-1 2B		F7	4 2 0 0 1 0 1
Ruben Sierra, S OBP: 0.289, SLG: 0.550 (1, 10)	1B BB		P6		1B		G3-1		G4-3	4 0 1 0 1 0 2
Geronimo Berroa, R OBP: 0.577, SLG: 1.083 (1, 7)	1B			2B			2B			4 1 4 3 0 0 0
Troy Neel, L OBP: 0.457, SLG: 0.655 (1, 3)	1B			L7						2 0 0 0 2 1 3
Mark McGwire, R OBP: 0.571, SLG: 0.600 (8, 3)	BB						IBB			0 0 0 0 0 0 0
Terry Steinbach, R OBP: 0.351, SLG: 0.667 (1, 2)	G4-3									4 0 0 0 0 2 6
Scott Brosius, R OBP: 0.297, SLG: 0.303 (1, 5)										4 0 2 1 0 0 0
Mike Bordick, R OBP: 0.275, SLG: 0.147 (1, 6)										4 0 0 0 0 0 2
Junior Noboa, R OBP: 0.360, SLG: 0.375 (1, 4)										4 0 1 0 0 0 0

Inning Stats	R: 0	H: 1	E: 0	LOB: 3	K: 0	BB: 2	S: 12	R: 0	H: 1	E: 0	LOB: 0	K: 0	BB: 0	S: 7	R: 0	H: 0	E: 0	LOB: 0	K: 0	BB: 0	S: 5	R: 1	H: 2	E: 0	LOB: 1	K: 1	BB: 0	S: 10	R: 1	H: 3	E: 0	LOB: 2	K: 1	BB: 0	S: 15	R: 0	H: 0	E: 0	LOB: 0	K: 0	BB: 0	S: 7	R: 2	H: 3	E: 0	LOB: 2	K: 1	BB: 2	S: 16	R: 0	H: 0	E: 0	LOB: 0	K: 0	BB: 0	S: 7	R: 0	H: 0	E: 0	LOB: 0	K: 1	BB: 0	S: 6	R: 0	H: 0	E: 0	LOB: 0	K: 1	BB: 0	S: 6	1B: 6	SF: 0	2B: 4	SAC: 0	3B: 0	DP: 0	HR: 0	HBP: 0	WP: 0	PA: 39
--------------	------	------	------	--------	------	-------	-------	------	------	------	--------	------	-------	------	------	------	------	--------	------	-------	------	------	------	------	--------	------	-------	-------	------	------	------	--------	------	-------	-------	------	------	------	--------	------	-------	------	------	------	------	--------	------	-------	-------	------	------	------	--------	------	-------	------	------	------	------	--------	------	-------	------	------	------	------	--------	------	-------	------	-------	-------	-------	--------	-------	-------	-------	--------	-------	--------

PITCHER	IP	WLS	BF	H	R	ER	SO	BB	IBB	HBP	BLK	WP	HR	S	P	ERA	WHIP
Kevin Tapani, R ERA: 9.9 (1, 1)	6.1		29	9	4	4	2	3	0	0	0	0	0	65	108	5.68	1.895
Mike Trombley, R ERA: 9.72 (7, 1)	1.2	W	7	1	0	0	1	0	1	0	0	0	0	14	27	0.00	0.600
Rick Aguilera, R ERA: (9, 1)	1.0	S	3	0	0	0	1	0	0	0	0	0	0	6	6	0.00	0.000

BOTTOM

Minnesota Twins @ Oakland Athletics
Oakland-Alameda County Coliseum, Oakland, CA

Thu Apr 14 1994, 3:33 AM PDT
Att. 15,052 - Sunny - 63 F

livebaseballscores.com

AB	35
R	4
H	10
RBI	4
BB	4
SO	4
LOB	14



Batter	1	2	3	4	5	6	7	8	9	AB R H RBI BB SO LOB	TOP											
Alex Cole, L (1, 8) OBP: 0.432, SLG: 0.355	3-2 F8		1-1 F9	0-0 1B		3-2 G6-3		0-0 F9		5 0 1 2 0 0 1												
Chuck Knoblauch, R (1, 4) OBP: 0.365, SLG: 0.457	1-3 K		4-0 S 1B BB	2-2 F9		0-1 P3		4-2 BB		3 1 0 0 2 1 3												
Kirby Puckett, R (1, 9) OBP: 0.396, SLG: 0.440	0-0 1B		2-1 1B		2-0 F9		4-1 F8 G3 E BB	0-0 L9		4 1 2 1 1 0 1												
Kent Hrbek, L (1, 3) OBP: 0.429, SLG: 0.448	1-3 K			1-2 BB 1B	2-2 1B 1B		0-0 G3		1-0 HR	5 3 3 1 0 1 2												
Dave Winfield, R (1, 10) OBP: 0.383, SLG: 0.439				2-2 F9	2-2 1B 1B		4-0 E F8 IBB		2-3 HR	4 0 1 0 1 1 1												
Pedro Munoz, R (1, 7) OBP: 0.259, SLG: 0.360				0-1 L8	0-0 G4-6-3 1B		3-2 F8		1-0 G3 BB 1B	4 1 2 1 1 0 3												
Chip Hale, L (1, 5) OBP: 0.381, SLG: 0.250				4-1 BB 1B BB	2-1 G4-6-3		1-2 E6		4-0 G3 BB	3 1 1 1 2 0 3												
Matt Walbeck, S (1, 2) OBP: 0.119, SLG: 0.143				1-1 L9-6	2-0 BB 1B		1-0 F7		0-0 G3	5 1 1 1 0 0 5												
Pat Meares, R (1, 6) OBP: 0.308, SLG: 0.182				1-0 F9	4-1 1B BB		4-0 G6-3 BB		0-0 G6-3	2-2 G3	3 0 0 0 2 0 2											
Inning Stats	R: 0 E: 0 K: 2 S: 11	H: 1 LOB: 1 BB: 0 P: 16	R: 1 E: 0 K: 0 S: 11	H: 1 LOB: 0 BB: 1 P: 21	R: 1 E: 0 K: 0 S: 5	H: 1 LOB: 1 BB: 1 P: 13	R: 3 E: 0 K: 0 S: 16	H: 3 LOB: 2 BB: 2 P: 31	R: 1 E: 0 K: 0 S: 10	H: 3 LOB: 1 BB: 0 P: 18	R: 0 E: 0 K: 0 S: 6	H: 0 LOB: 1 BB: 1 P: 14	R: 1 E: 1 K: 0 S: 9	H: 0 LOB: 2 BB: 2 P: 21	R: 0 E: 0 K: 0 S: 7	H: 0 LOB: 1 BB: 1 P: 11	R: 1 E: 0 K: 1 S: 9	H: 2 LOB: 2 BB: 1 P: 19	1B: 9 2B: 2 3B: 0 HR: 1	SF: 0 SAC: 0 DP: 2 HBP: 0	WP: 0 PB: 0 SB: 1 CS: 0	PA: 45
PITCHER	IP WLS BF H R ER SO BB IBB HBP BLK WP HR S P ERA WHIP																					
Todd Van Poppel, R (1, 1) ERA: 12.38	4.1 L 23 8 6 6 2 4 0 0 0 0 0 0 50 94 12.46 2.769																					
John Briscoe, R (5, 1) ERA: 2.45	0.2 2 1 0 0 0 0 0 0 0 0 0 0 3 5 0.00 1.500																					
Miguel Jimenez, R (6, 1) ERA: 2.7	3.1 18 2 2 1 1 4 1 0 0 0 1 27 59 2.70 1.800																					
Steve Ontiveros, R (9, 1) ERA: 10.57	0.2 2 0 0 0 0 0 0 0 0 0 0 0 4 6 0.00 0.000																					

Minnesota Twins @ Oakland Athletics
Oakland-Alameda County Coliseum, Oakland, CA

Fri Apr 15 1994, 7:05 PM PDT
Att. 14,196 - Unknown - 60 F

AB	36
R	8
H	11
RBI	7
BB	9
SO	3
LOB	21



WP: 0	PA: 45
-------	--------

Batter	1	2	3	4	5	6	7	8	9	AB	R	H	RBI	BB	SO	LOB
Rickey Henderson, R OBP: 0.500, SLG: 0.357 (1, 7)	2-0 G4-3 		3-2 G6-3 		0-1 G5-4-3 1B 	0-1 L5 			2-2 DI 1B 	5	1	2	0	0	0	1
Stan Javier, S OBP: 0.500, SLG: 0.651 (1, 8)	0-1 		3-2 F9 		2-2 G5-4-3 1-2 		1-2 F7 		0-2 1-H HR 1B 	5	1	2	1	0	0	1
Ruben Sierra, S OBP: 0.280, SLG: 0.578 (1, 9)	2-3 K 		3-3 K 			1-3 K 	2-1 L8 		0-1 1-H HR 	5	1	1	2	0	3	1
Mark McGwire, R OBP: 0.575, SLG: 0.690 Scott Hemond, R (9, PR)	2-3 K 			4-0 1B BB 		3-2 HR 	0-1 F8 		1-2 S 1B 	4	1	2	1	1	1	1
Geronimo Berroa, R OBP: 0.516, SLG: 0.929 (1, 10)		1-0 F9 		2-0 F9 		4-2 1B 2B BB 		2-1 F7 	3-3 1-2 K 	4	1	0	0	1	1	2
Terry Steinbach, R OBP: 0.366, SLG: 0.649 (1, 2)		0-0 G6-3 		1-0 1-2 1B 		1-1 2B 1-2 1B 1B 		1-0 F9 		4	1	2	0	0	0	0
Scott Brosius, R OBP: 0.293, SLG: 0.297 (1, 5)		1-1 2B 1B 		3-3 K 		0-0 P3 		0-1 G5-3 		4	0	1	0	0	1	4
Mike Bordick, R OBP: 0.295, SLG: 0.237 (1, 6)		1 SAFE 1 SAFE 1 SAFE C X SAFE SAFE SAFE SAFE SAFE 	3-1 SAFE SAFE SAFE SAFE SAFE SAFE SAFE SAFE SAFE SAFE 	2-3 K 		0-0 1B 2B 		1-0 F8 		4	1	2	1	0	1	2
Junior Noboa, R OBP: 0.357, SLG: 0.370 Mike Aldrete, L OBP: 0.333, SLG: 0.091 (9, PH)		1-0 P3 			0-1 P3 	0-0 2-H 3-H 1B 			3-3 K 	3	0	1	2	0	0	2

Inning Stats	R: 0	H: 1	E: 0	K: 2	S: 9	H: 1	LOB: 2	BB: 1	P: 15	R: 0	H: 0	E: 0	K: 1	S: 11	H: 1	LOB: 2	BB: 1	P: 23	R: 0	H: 1	E: 0	K: 0	S: 7	H: 1	LOB: 0	BB: 0	P: 9	R: 4	H: 4	E: 0	K: 1	S: 15	H: 0	LOB: 0	BB: 0	P: 10	R: 0	H: 0	E: 0	K: 0	S: 5	H: 0	LOB: 0	BB: 0	P: 8	R: 3	H: 4	E: 0	K: 2	S: 20	H: 4	LOB: 2	BB: 0	P: 30	1B: 8	2B: 3	3B: 0	HR: 2	SF: 0	SAC: 0	DP: 1	HBP: 0	WP: 0	PA: 41
--------------	------	------	------	------	------	------	--------	-------	-------	------	------	------	------	-------	------	--------	-------	-------	------	------	------	------	------	------	--------	-------	------	------	------	------	------	-------	------	--------	-------	-------	------	------	------	------	------	------	--------	-------	------	------	------	------	------	-------	------	--------	-------	-------	-------	-------	-------	-------	-------	--------	-------	--------	-------	--------

PITCHER	IP	WLS	BF	H	R	ER	SO	BB	IBB	HBP	BLK	WP	HR	S	P	ERA	WHIP
Jim Deshaies, L ERA: 7.71 (1, 1)	5.2	W	27	9	4	4	6	2	0	0	0	0	1	58	102	6.35	1.941
Carl Willis, R ERA: 6.75 (6, 1)	3.0		11	2	2	2	1	0	0	0	0	0	0	25	37	6.00	0.667
Rick Aguilera, R ERA: 1.69 (9, 1)	0.1	S	3	2	1	1	1	0	0	0	0	0	1	9	13	27.00	6.000


BOTTOM

Minnesota Twins @ Oakland Athletics
Oakland-Alameda County Coliseum, Oakland, CA

livebaseballscorecards.com

AB	39
R	7
H	13
RBI	7
BB	2
SO	8
LOB	14

Fri Apr 15 1994, 7:05 PM PDT
Att. 14,196 - Unknown - 60 F

Batter	1	2	3	4	5	6	7	8	9	AB R H RBI BB SO LOB	TOP											
Alex Cole, L (1, 7) OBP: 0.463, SLG: 0.364	4-2 CS BB		3-3 K			4-1 BB			1-0 HR	2 1 1 0 2 1 0	Minnesota Twins @ Oakland Athletics Oakland-Alameda County Coliseum, Oakland, CA Sat Apr 16 1994, 3:33 AM PDT Att. 30,063 - Cloudy - 65 F livebaseballscorecards.com AB 29 R 3 H 3 RBI 3 BB 3 SO 9 LOB 6 											
Chuck Knoblauch, R (1, 4) OBP: 0.339, SLG: 0.420	3-2 F8				1-0 L4	0-0 F7			3-3 K	4 0 0 0 0 1 3												
Kirby Puckett, R (1, 10) OBP: 0.386, SLG: 0.481	0-3 K				2-3 K	1-2 P6			0-0 HR	4 1 1 2 0 2 1												
Kent Hrbek, L (1, 3) OBP: 0.385, SLG: 0.394		2-2 G4-3			1-1 G4-3			0-1 L8	1-2 G4-1	4 0 0 0 0 0 0												
Pedro Munoz, R (1, 9) OBP: 0.226, SLG: 0.310		3-2 F8			1-3 K			0-3 K	0-2 F9	4 0 0 0 0 2 0												
Chip Hale, L (1, 5) OBP: 0.375, SLG: 0.222		2-3 K2-3			4-0 WP G4-3 BB			2-2 G3		2 0 0 0 1 1 0												
Matt Walbeck, S (1, 2) OBP: 0.111, SLG: 0.133					0-1 G4-3			1-3 K		3 0 0 0 0 1 1												
Rich Becker, L (1, 8) OBP: 0.364, SLG: 0.297					1-1 G6-3			0-0 G1-3		3 0 0 0 0 1 1												
Jeff Reboulet, R (1, 6) OBP: 0.526, SLG: 0.600					2-2 HR			1-2 G5-3		3 1 1 1 0 0 0												
Inning Stats	R: 0 E: 0 K: 1 S: 11	H: 0 LOB: 0 BB: 1 P: 17	R: 0 E: 0 K: 1 S: 10	H: 0 LOB: 0 BB: 0 P: 17	R: 1 E: 0 K: 1 S: 11	H: 1 LOB: 0 BB: 0 P: 18	R: 0 E: 0 K: 1 S: 6	H: 0 LOB: 0 BB: 0 P: 10	R: 0 E: 0 K: 2 S: 9	H: 0 LOB: 1 BB: 1 P: 16	R: 0 E: 0 K: 0 S: 7	H: 0 LOB: 1 BB: 1 P: 14	R: 0 E: 0 K: 1 S: 9	H: 0 LOB: 0 BB: 0 P: 11	R: 0 E: 0 K: 1 S: 8	H: 0 LOB: 0 BB: 0 P: 10	R: 2 E: 0 K: 1 S: 12	H: 2 LOB: 0 BB: 0 P: 17	1B: 1 2B: 0 3B: 0 HR: 2	SF: 0 SAC: 0 DP: 0 HBP: 0	WP: 1 PB: 0 SB: 0 CS: 1	PA: 32
PITCHER Bobby Witt, R (1, 1) ERA: 7.94	IP 9.0 WLS W BF 32 H 3 R 3 ER 3 SO 9 BB 3 IBB 0 HBP 0 BLK 0 WP 1 HR 2 S 83 P 130 ERA 3.00 WHIP 0.667											PITCHER	IP WLS BF H R ER SO BB IBB HBP BLK WP HR S P ERA WHIP									

Batter	1	2	3	4	5	6	7	8	9
Rickey Henderson, R OBP: 0.511, SLG: 0.438 (1, 7)	3-2 L7 1B	4-2 CS BB		1-0 2B			1-1 HR 2B	2-3 K	
Stan Javier, S OBP: 0.481, SLG: 0.617 (1, 8)	0-2 E 1B 1B	0-1 F8		0-1 G5-3			1-0 G3		
Ruben Sierra, S OBP: 0.278, SLG: 0.551 (1, 9)	0-1 E7 1B 1B	1 SAFE SAFE G5-3			2-2 G6-3		1-0 P3		
Mark McGwire, R OBP: 0.568, SLG: 0.758 (1, 3)	1-0 HR 1B		1-3 K		1-2 G4-3		0-0 HR		
Geronimo Berroa, R OBP: 0.486, SLG: 0.844 (1, 10)	3-2 HR 1B		1-0 G2-3		2-1 G5-3		2-2 P4		
Terry Steinbach, R OBP: 0.400, SLG: 0.805 (1, 2)	0-0 HR		2-0 1B		3-1 G5-3		2-2 HR		
Scott Brosius, R OBP: 0.267, SLG: 0.268 (1, 5)	2-1 G6-3		1-0 F9		0-1 F8		3-1 L7		
Mike Bordick, R OBP: 0.333, SLG: 0.286 (1, 6)	2-1 1B			1-2 G5-3		2-2 1B	1-0 1B		
Scott Hemond, R (1, 4)	0-2 L7			0-0 G1-3		0-1 F9	0-1 F8		

Inning Stats	R: 5	H: 6	LOB: 1	K: 0	S: 22	P: 33	R: 0	H: 0	LOB: 0	K: 0	S: 8	R: 0	H: 1	LOB: 1	K: 1	S: 8	R: 0	H: 0	LOB: 0	K: 0	S: 8	R: 0	H: 1	LOB: 1	K: 0	S: 9	R: 2	H: 2	LOB: 0	K: 0	S: 9	R: 1	H: 2	LOB: 1	K: 1	S: 12	P: 20

PITCHER	IP	WLS	BF	H	R	ER	SO	BB	IBB	HBP	BLK	WP	HR	S	P	ERA	WHIP
Mark Guthrie, L ERA: 17.61 (1, 1)	1.0	L	9	6	5	5	0	0	0	0	0	0	1	22	33	45.00	6.000
22 Carlos Pulido, L ERA: 6.35 (2, 1)	6.0		23	5	2	2	1	1	0	0	0	0	1	49	78	3.00	1.000
Keith Garagozzo, L ERA: 6.0 (8, 1)	1.0		5	2	1	1	1	0	0	0	0	0	1	12	20	9.00	2.000

AB R H RBI BB SO LOB

4	1	2	0	1	1	1
4	1	1	0	0	0	3
4	1	1	0	0	0	2
4	2	2	3	0	1	0
4	1	1	1	0	0	0
4	2	3	4	0	0	0
4	0	0	0	0	0	1
4	0	3	0	0	0	0
4	0	0	0	0	0	3

AB	36
R	8
H	13
RBI	8
BB	1
SO	2
LOB	10



WP	HR	S	P	ERA	WHIP
0	0	0	37		

Minnesota Twins @ Oakland Athletics
Oakland-Alameda County Coliseum, Oakland, CA
Sat Apr 16 1994, 3:33 AM PDT
Att: 30,063 - Cloudy - 65 F

livebaseballscores.com

Batter	1	2	3	4	5	6	7	8	9	AB R H RBI BB SO LOB	TOP											
Alex Cole, L (1, 8) OBP: 0.477, SLG: 0.371	0-0 2B SF7 1B		0-0 SH1-3 1-2			4-1 S BB		1-3 K		2 1 1 0 1 1 0												
Chuck Knoblauch, R (1, 4) OBP: 0.333, SLG: 0.396	2-2 P6		1-0 G5-4-3 HBP			2-3 S K		1-0 F7		3 0 0 0 0 1 2												
Kirby Puckett, R (1, 9) OBP: 0.377, SLG: 0.483	0-0 2B		0-2 G5-4-3 1-2f			0-0 G4-3			0-2 F8	4 0 1 0 0 0 3												
Kent Hrbek, L (1, 3) OBP: 0.349, SLG: 0.361	2-2 SF7 3-H			3-3 K		2-1 G4-3			3-2 G3-1	3 0 0 1 0 1 1												
Dave Winfield, R (1, 10) OBP: 0.353, SLG: 0.400	3-2 K			2-3 K			3-1 G5-3		3-2 F7	4 0 0 0 0 2 1												
Scott Leius, R (1, 5) OBP: 0.333, SLG: 0.500		3-1 F7		2-2 L5-3			2-0 FC5-4 1B			3 0 1 0 0 0 0												
Dave McCarty, R (1, 7) OBP: 0.318, SLG: 0.300		1-3 K			1-0 L6		1-3 K			3 0 0 0 0 2 1												
Derek Parks, R (1, 2)		1-3 K			3-1 P3		0-0 FC5-4 1-2f			3 0 0 0 0 1 1												
Pat Meares, R (1, 6) OBP: 0.310, SLG: 0.167			4-1 SH1-3 BB		1-2 F7			0-2 G6-3		2 0 0 0 1 0 0												
Inning Stats	R: 1 E: 0 K: 1 S: 12	H: 2 LOB: 1 BB: 0 P: 19	R: 0 E: 0 K: 2 S: 8	H: 0 LOB: 0 BB: 0 P: 13	R: 0 E: 0 K: 0 S: 5	H: 0 LOB: 1 BB: 1 P: 10	R: 0 E: 0 K: 2 S: 12	H: 0 LOB: 0 BB: 0 P: 19	R: 0 E: 0 K: 1 S: 6	H: 0 LOB: 0 BB: 0 P: 11	R: 0 E: 0 K: 1 S: 9	H: 0 LOB: 1 BB: 1 P: 17	R: 0 E: 0 K: 1 S: 7	H: 1 LOB: 1 BB: 0 P: 13	R: 0 E: 0 K: 1 S: 7	H: 0 LOB: 0 BB: 0 P: 9	R: 0 E: 0 K: 0 S: 9	H: 0 LOB: 0 BB: 0 P: 15	1B: 2 2B: 1 3B: 0 HR: 0	SF: 1 SAC: 1 DP: 1 HBP: 1	WP: 0 PB: 0 SB: 1 CS: 0	PA: 32
PITCHER	IP WLS BF H R ER SO BB IBB HBP BLK WP HR S P ERA WHIP																					
Ron Darling, R (1, 1) ERA: 4.76	8.0 W 29 3 1 1 8 2 0 1 0 0 0 66 111 1.12 0.625																					
Billy Taylor, R (9, 1) ERA:	1.0 3 0 0 0 0 0 0 0 0 0 0 9 15 0.00 0.000																					

Minnesota Twins @ Oakland Athletics
Oakland-Alameda County Coliseum, Oakland, CA

Sun Apr 17 1994, 3:33 AM PDT
Att. 24,251 - Sunny - 63 F

livebaseballscorecards.com

AB	27
R	1
H	3
RBI	1
BB	2
SO	8
LOB	9




Batter	1	2	3	4	5	6	7	8	9	AB	R	H	RBI	BB	SO	LOB
Rickey Henderson, R OBP: 0.538, SLG: 0.424	4-1 G4-3 BB		1-1 F9	4-1 1B BB		4-2 G4-6-3 BB	4-1 FC6-4 BB			1	0	0	0	4	0	0
Stan Javier, S OBP: 0.474, SLG: 0.596	2-1 G4-3		0-0 BB 1B	1-0 1B		1-0 G4-6-3	0-1 FC6-4			5	0	2	2	0	0	5
Ruben Sierra, S OBP: 0.268, SLG: 0.547	2-0 G6-3		1 SAFE 1 SAFE BB	4-0 BB		1-2 2B		1-0 G4-3		4	1	1	0	1	0	3
Mark McGwire, R OBP: 0.551, SLG: 0.816	0-0 F9		2-3 K		1-0 HR	1-2 2B		0-1 G5-3		5	1	2	2	0	1	3
Troy Neel, L OBP: 0.475, SLG: 0.647		1-0 F7		0-0 G4-3 SH5-3 2B 1B	1-0 1B	3-3 K		1-2 1B		5	1	3	0	0	1	1
Scott Brosius, R OBP: 0.265, SLG: 0.267		2-2 F7		0-0 SH5-3	3-1 P4		0-1 F8 HBP 1B	3-2 P3		4	0	1	0	0	0	2
Mike Brumley, S OBP: 0.500, SLG: 0.500		0-0 1B		1-0 G4-3	2-0 FC6-4 1B		1-1 F9			4	0	2	0	0	0	2
Mike Bordick, R OBP: 0.346, SLG: 0.311		1-1 F9		0-0 BB 1B 2B	2-3 K		1-0 BB HBP			3	1	1	1	0	1	3
Scott Hemond, R OBP: 0.346, SLG: 0.311			3-2 G6-3	4-1 BB 1B BB	2-1 FC6-4		1-0 F8			3	1	0	0	1	0	4

Inning Stats	R: 0	H: 0	E: 0	K: 5	S: 5	LOB: 1	BB: 1	P: 13	R: 0	H: 1	E: 0	K: 0	S: 7	LOB: 1	BB: 0	P: 11	R: 0	H: 1	E: 0	K: 1	S: 10	LOB: 2	BB: 1	P: 20	R: 3	H: 3	E: 0	K: 0	S: 10	LOB: 2	BB: 2	P: 22	R: 1	H: 3	E: 0	K: 1	S: 11	LOB: 2	BB: 0	P: 22	R: 1	H: 2	E: 0	K: 1	S: 12	LOB: 1	BB: 1	P: 22	R: 0	H: 1	E: 0	K: 0	S: 8	LOB: 3	BB: 1	P: 15	R: 0	H: 1	E: 0	K: 0	S: 9	LOB: 1	BB: 0	P: 14
1B: 8	2B: 3	3B: 0	HR: 1	SF: 0	SAC: 1	DP: 1	HBP: 1	WP: 0	PA: 42																																																							

PITCHER	IP	WLS	BF	H	R	ER	SO	BB	IBB	HBP	BLK	WP	HR	S	P	ERA	WHIP
Scott Erickson, R ERA: 7.88	(1, 1)	5.2	L	31	10	5	4	2	5	0	0	0	0	52	104	6.35	2.647
Larry Casian, L ERA: 2.53	(6, 1)	0.2		3	1	0	0	1	0	0	0	0	0	7	11	0.00	1.500
Mike Trombley, R ERA: 8.1	(7, 1)	1.2		8	1	0	0	0	1	0	1	0	0	13	24	0.00	1.200

MINNESOTA TWINS @ OAKLAND ATHLETICS
Oakland-Alameda County Coliseum, Oakland, CA
 Sun Apr 17 1994, 3:33 AM PDT
 Att: 24,251 - Sunny - 63 F

AB	34
R	5
H	12
RBI	5
BB	6
SO	3
LOB	23



Batter	1	2	3	4	5	6	7	8	9	AB R H RBI BB SO LOB	TOP																
Kenny Lofton, L OBP: 0.465, SLG: 0.579 (1, 8)	3-2 G1-3		0-1 HR 1B	1-0 B1-3			0-0 HBP 1B	1-2 L8		5 1 2 0 0 0 3																	
Omar Vizquel, S OBP: 0.313, SLG: 0.286 (1, 6)	0-1 F7 2B		4-0 HR BB			2-2 F8	1-1 HBP 1B		2-1 1B 1B	4 2 3 0 1 0 0																	
Carlos Baerga, S OBP: 0.304, SLG: 0.372 (1, 4)	1-1 F7		0-0 HR			0-1 F9	4-2 HBP		1-0 1B 1B	4 2 2 3 0 0 1																	
Albert Belle, R OBP: 0.373, SLG: 0.488 (1, 7)	2-2 G5-3		0-1 G6-3			0-0 HR	2-3 K		0-0 L9	5 1 1 1 0 1 6																	
Eddie Murray, S OBP: 0.239, SLG: 0.326 (1, 10)		1-1 BB 1B	3-1 G4-3			2-2 K	2-3 K		1-2 1B 1B	5 1 2 1 0 2 3																	
Paul Sorrento, L OBP: 0.324, SLG: 0.471 (1, 3)		3-2 F7	0-0 L9			0-0 G1-4-3		1-0 E 1B	4-0 1B IBB	4 0 1 0 1 0 1																	
Sandy Alomar Jr., R OBP: 0.349, SLG: 0.447 (1, 2)		1-1 BB 1B		0-0 F8		1-0 G5-3		0-3 K	3-1 1B	5 0 2 2 0 1 1																	
Jim Thome, L OBP: 0.361, SLG: 0.516 (1, 5)		4-1 G4-6-3 BB		2-3 K		1-0 F8		0-3 K	1-3 K	4 0 0 0 1 3 3																	
Alvaro Espinoza, R OBP: 0.200, SLG: 0.400 (9, 5)		1-2 2-3								0 0 0 0 0 0 0																	
Wayne Kirby, L OBP: 0.400, SLG: 0.375 (1, 9)		1-1 G4-6-3		0-1 E S 1B			2-2 F7	0-2 E9 1B	0-1 G1-3	5 0 2 0 0 0 5																	
Inning Stats	R: 0 E: 0 K: 0 S: 11	H: 1 LOB: 1 BB: 0 P: 17	R: 0 E: 0 K: 0 S: 11	H: 2 LOB: 2 BB: 1 P: 21	R: 3 E: 0 K: 0 S: 9	H: 2 LOB: 0 BB: 1 P: 15	R: 0 E: 0 K: 1 S: 8	H: 1 LOB: 1 BB: 0 P: 11	R: 1 E: 0 K: 1 S: 9	H: 1 LOB: 0 BB: 0 P: 13	R: 0 E: 0 K: 0 S: 3	H: 0 LOB: 0 BB: 0 P: 5	R: 0 E: 0 K: 2 S: 17	H: 2 LOB: 3 BB: 0 P: 28	R: 0 E: 1 K: 2 S: 14	H: 2 LOB: 2 BB: 0 P: 16	R: 3 E: 0 K: 1 S: 14	H: 4 LOB: 2 BB: 1 P: 26	1B: 12 2B: 1 3B: 0 HR: 2	SF: 0 SAC: 0 DP: 1 HBP: 1	WP: 0 PB: 0 SB: 2 CS: 0	PA: 45					
PITCHER	IP WLS BF H R ER SO BB IBB HBP BLK WP HR S P ERA WHIP																										
Kevin Tapani, R ERA: 8.27 (1, 1)	6.1		28	8	4	4	2	2	0	0	0	0	2	55	88	5.68	1.579										
Larry Casian, L ERA: 2.53 (7, 1)	0.0		2	1	0	0	0	0	0	1	0	0	0	5	10	∞	∞										
Carl Willis, R ERA: 6.08 (7, 1)	1.1		6	2	0	0	4	0	0	0	0	0	0	18	23	0.00	1.500										
Rick Aguilera, R ERA: 6.0 (8, 1)	0.2	L	7	4	3	3	0	0	1	0	0	0	0	13	25	40.50	6.000										
Mark Guthrie, L ERA: 16.2 (9, 1)	0.2		2	0	0	0	1	0	0	0	0	0	0	5	6	0.00	0.000										

Cleveland Indians @ Minnesota Twins
 Hubert H. Humphrey Metrodome, Minneapolis, MN
 Tue Apr 19 1994, 8:05 PM EDT
 Att. 14,007 - Dome

AB	41
R	7
H	15
RBI	7
BB	3
SO	7
LOB	23



Batter	1	2	3	4	5	6	7	8	9	AB	R	H	RBI	BB	SO	LOB
Alex Cole, L OBP: 0.479, SLG: 0.421 Dave McCarty, R OBP: 0.304, SLG: 0.286 (1, 7) (8, PH) (9, 7)	4-2 2B 1B BB		2-1 1B 3B	1-1 P6 2-3f		2-3 K		0-1 G5-3		3	2	1	0	1	1	3
Chuck Knoblauch, R OBP: 0.338, SLG: 0.414 (1, 4)	0-0 1-3 1B 2B		0-1 CS 1B 3-H		2-3 K	0-2 F9		3-2 G5-3		5	1	2	1	0	1	2
Kirby Puckett, R OBP: 0.379, SLG: 0.468 (1, 9)	3-1 1-4-3 1B 2-H 3-H		2-2 G6-3 1-2		1-2 F9	1-0 G6-3		1-2 1B WP 1B HBP		4	1	1	2	0	0	2
Kent Hrbek, L OBP: 0.354, SLG: 0.375 (1, 3)	1-0 L4-3 1-2		3-1 2B		4-2 1B 1B BB BB		2-3 K	1-3 K		4	1	1	0	1	2	2
Dave Winfield, R OBP: 0.393, SLG: 0.440 (1, 10)	3-2 FC6-4 1B		1-1 G6-3		3-2 BB 1B 1-2 1B		1-2 1B	1-1 1B 1B		5	0	4	0	0	0	1
Scott Leius, R OBP: 0.316, SLG: 0.457 (1, 5)	0-0 FC6-4 1-2f			0-1 P3		0-2 BB 1B 1-2 2-3		2-2 F9	2-3 K	5	0	1	0	0	1	4
Matt Walbeck, S OBP: 0.160, SLG: 0.163 Jeff Reboulet, R OBP: 0.526, SLG: 0.600 (1, 2) (9, PR)		1-3 K		1-1 1B 1B		4-2 FC6 BB 1-2 2-3 3-H		1-1 G5-3	1-2 1B	4	1	2	2	1	1	1
Rich Becker, L OBP: 0.367, SLG: 0.310 (1, 8)		0-0 G3		1-2 SAFE P6 1B 1-2		2-2 FC6 1-2f		2-2 SH5-4 1B	0-1 L1	5	0	2	0	0	0	5
Pat Meares, R OBP: 0.344, SLG: 0.259 (1, 6)		2-2 F8		3-2 1B 1-2 2-H			1-0 2B	0-0 SH5-4 1-2		3	0	2	1	0	0	0

Inning Stats	R: 2	H: 3	E: 0	K: 0	S: 10	LOB: 1	BB: 1	P: 21	R: 0	H: 0	E: 0	K: 1	S: 9	LOB: 0	BB: 0	P: 12	R: 1	H: 3	E: 0	K: 0	S: 12	LOB: 1	BB: 0	P: 19	R: 1	H: 3	E: 0	K: 0	S: 12	LOB: 1	BB: 0	P: 18	R: 1	H: 2	E: 0	K: 1	S: 20	LOB: 3	BB: 2	P: 36	R: 0	H: 1	E: 0	K: 1	S: 8	LOB: 1	BB: 0	P: 12	R: 0	H: 1	E: 0	K: 1	S: 11	LOB: 1	BB: 0	P: 17	R: 0	H: 1	E: 0	K: 0	S: 12	LOB: 1	BB: 0	P: 17	R: 1	H: 2	E: 0	K: 2	S: 17	LOB: 2	BB: 0	P: 23	1B: 12	2B: 5	3B: 1	HR: 0	SF: 0	SAC: 1	DP: 2	HBP: 1	WP: 1	PB: 0	SB: 0	CS: 1	PA: 44
--------------	------	------	------	------	-------	--------	-------	-------	------	------	------	------	------	--------	-------	-------	------	------	------	------	-------	--------	-------	-------	------	------	------	------	-------	--------	-------	-------	------	------	------	------	-------	--------	-------	-------	------	------	------	------	------	--------	-------	-------	------	------	------	------	-------	--------	-------	-------	------	------	------	------	-------	--------	-------	-------	------	------	------	------	-------	--------	-------	-------	--------	-------	-------	-------	-------	--------	-------	--------	-------	-------	-------	-------	--------

PITCHER	IP	WLS	BF	H	R	ER	SO	BB	IBB	HBP	BLK	WP	HR	S	P	ERA	WHIP
Charles Nagy, R ERA: 3.66 (1, 1)	4.2		25	11	5	5	2	3	0	0	0	0	0	60	101	9.64	3.000
Eric Plunk, R ERA: 4.5 (5, 1)	2.1		9	2	0	0	2	0	0	0	0	0	0	22	34	0.00	0.857
Russ Swan, L ERA: 4.15 (8, 1)	0.2	W	3	1	0	0	0	0	0	0	0	0	0	6	8	0.00	1.500
Jose Mesa, R ERA: 7.11 (8, 1)	0.1		1	0	0	0	0	0	0	0	0	0	0	6	9	0.00	0.000
Steve Farr, R ERA: 2.45 (9, 1)	1.0	S	6	2	1	1	2	0	0	1	0	1	0	17	23	9.00	2.000

BOTTOM

Cleveland Indians @ Minnesota Twins
 Hubert H. Humphrey Metrodome, Minneapolis, MN

Tue Apr 19 1994, 8:05 PM EDT
 Att. 14,007 - Dome

livebaseballscores.com

AB	39
R	6
H	16
RBI	6
BB	3
SO	6
LOB	21



Batter	1	2	3	4	5	6	7	8	9	AB R H RBI BB SO LOB	TOP																
Kenny Lofton, L (1, 8) OBP: 0.438, SLG: 0.524	1-0 G4-3	2-1 G5-3			4-1 F7 BB		0-0 G4-3		3-1 G3	4 0 0 0 1 0 3	Cleveland Indians @ Minnesota Twins Hubert H. Humphrey Metrodome, Minneapolis, MN Wed Apr 20 1994, 8:05 PM EDT Att. 11,558 - Dome livebaseballscorecards.com																
Omar Vizquel, S (1, 6) OBP: 0.321, SLG: 0.383	3-1 F8		1-0 HR		3-1 F7		3-2 F8		3-1 2B	5 1 2 2 0 0 1																	
Carlos Baerga, S (1, 4) OBP: 0.314, SLG: 0.458	2-2 1B 2B		2-3 K		1-1 HR		1-0 G3-1		1-2 K	5 2 2 1 0 2 1																	
Albert Belle, R (1, 10) OBP: 0.364, SLG: 0.468	1-0 1B		0-0 L3		3-3 K		1-1 E5 WP			4 0 1 1 0 1 0																	
Eddie Murray, S (1, 3) OBP: 0.240, SLG: 0.306	0-0 F8		4-2 BB		0-0 F8		2-0 L3			3 0 0 0 1 0 2																	
Candy Maldonado, R (1, 7) OBP: 0.273, SLG: 0.444		1-1 G5-3	1-0 G5-3		0-0 HR		3-3 K			4 1 1 1 0 1 2																	
Sandy Alomar Jr., R (1, 2) OBP: 0.319, SLG: 0.405		2-1 G5-3		2-2 P6	1-0 G4-3		0-0 F9			4 0 0 0 0 0 1																	
Manny Ramirez, R (1, 9) OBP: 0.452, SLG: 0.808 Wayne Kirby, L (9, 9) OBP: 0.400, SLG: 0.375		2-1 1B 1B		1-0 G4-3	4-2 FC4-6 BB			1-3 K		3 0 1 0 1 1 0 0 0 0 0 0 0 0																	
Mark Lewis, R (1, 5) OBP: 0.300, SLG: 0.222		3-2 1B		1-0 G1-3	1-1 FC4-6			1-1 G3 2B 1B		4 1 2 0 0 0 1																	
Inning Stats	R: 1 E: 0 K: 0 S: 8	H: 2 LOB: 1 BB: 0 P: 15	R: 0 E: 0 K: 0 S: 12	H: 2 LOB: 2 BB: 0 P: 22	R: 1 E: 0 K: 1 S: 8	H: 1 LOB: 1 BB: 1 P: 16	R: 0 E: 0 K: 0 S: 5	H: 0 LOB: 0 BB: 0 P: 9	R: 1 E: 0 K: 1 S: 10	H: 1 LOB: 0 BB: 1 P: 21		R: 1 E: 0 K: 0 S: 7	H: 1 LOB: 1 BB: 1 P: 13	R: 0 E: 0 K: 0 S: 5	H: 0 LOB: 0 BB: 0 P: 9	R: 0 E: 1 K: 1 S: 7	H: 0 LOB: 1 BB: 0 P: 13	R: 1 E: 0 K: 2 S: 13	H: 2 LOB: 1 BB: 0 P: 22	1B: 4 2B: 2 3B: 0 HR: 3	SF: 0 SAC: 0 DP: 0 HBP: 0	WP: 1 PB: 0 SB: 1 CS: 0	PA: 39				
PITCHER	IP WLS BF H R ER SO BB IBB HBP BLK WP HR S P ERA WHIP																										
Jim Deshaies, L (1, 1) ERA: 7.25	6.0		27	7	4	4	2	3	0	0	0	0	3	50	96	6.00	1.667										
Mike Trombley, R (7, 1) ERA: 7.3	2.1		9	1	1	1	2	0	0	0	0	1	0	17	29	3.86	0.429										
Mark Guthrie, L (9, 1) ERA: 15.0	0.2	W	3	1	0	0	1	0	0	0	0	0	0	8	15	0.00	1.500										



Batter	1	2	3	4	5	6	7	8	9	AB	R	H	RBI	BB	SO	LOB
Alex Cole, L (1, 7) OBP: 0.481, SLG: 0.415 Pedro Munoz, R (9, PH) OBP: 0.219, SLG: 0.300	2-3 K		4-2 G5-4-3 BB		0-1 F7		2-0 CS 1B		1-2 E9	3	0	1	1	1	1	2
Chuck Knoblauch, R (1, 4) OBP: 0.348, SLG: 0.400	4-1 G6-4-3 BB		1-0 G5-4-3		2-1 1B HBP		2-0 CS	1-0 G1-3		2	0	0	0	1	0	2
Kirby Puckett, R (1, 9) OBP: 0.371, SLG: 0.455	1-1 G6-4-3		1-2 F9		0-0 1B			0-0 F8		4	0	1	2	0	0	2
Kent Hrbek, L (1, 3) OBP: 0.346, SLG: 0.364		1-2 G4-3		0-0 F9	2-2 G3			2-1 FC4-6 1B		4	0	1	0	0	0	2
Dave Winfield, R (1, 10) OBP: 0.367, SLG: 0.407		0-1 P2		1-2 G6-3		1-1 G5-3		0-1 FC4-6		4	0	0	0	0	0	1
Chip Hale, L (1, 5) OBP: 0.357, SLG: 0.227 Jeff Reboulet, R (9, PR) OBP: 0.526, SLG: 0.600		1-2 G4-3		2-3 K		2-2 G6-3			1-2 BB HBP BB 1B	4	0	1	0	0	1	0
Matt Walbeck, S (1, 2) OBP: 0.185, SLG: 0.173 Dave McCarty, R (9, PR) OBP: 0.304, SLG: 0.286			0-0 BB 1B BB 1B		1-1 G1-3	1-1 G4-3			1-0 BB BB E HBP	3	1	1	0	0	0	0
Rich Becker, L (1, 8) OBP: 0.415, SLG: 0.356			0-0 BB BB 1B		1-0 2B 1B		0-0 G6-4-3 1B		4-0 E BB BB	3	2	3	0	1	0	0
Pat Meares, R (1, 6) OBP: 0.389, SLG: 0.310			4-0 G5-4-3 BB BB		0-2 1B 2B		1 SAFE 2-1 G6-4-3		4-2 E BB	2	1	1	1	2	0	1

BOTTOM

Cleveland Indians @ Minnesota Twins
 Hubert H. Humphrey Metrodome, Minneapolis, MN

Wed Apr 20 1994, 8:05 PM EDT
 Att. 11,558 - Dome

AB	30
R	6
H	9
RBI	4
BB	5
SO	2
LOB	12

livebaseballscores.com



Inning Stats																	WP	PA	
R: 0	H: 0	R: 0	H: 0	R: 2	H: 2	R: 0	H: 0	R: 2	H: 3	R: 0	H: 2	R: 0	H: 1	R: 2	H: 1	1B: 8	SF: 0	WP: 0	PA: 38
E: 0	LOB: 0	E: 0	LOB: 0	E: 0	LOB: 1	E: 0	LOB: 0	E: 0	LOB: 2	E: 0	LOB: 0	E: 1	LOB: 3	E: 1	LOB: 3	2B: 1	SAC: 0	PB: 0	
K: 1	BB: 1	K: 0	BB: 0	K: 0	BB: 2	K: 0	BB: 0	K: 0	BB: 0	K: 0	BB: 0	K: 0	BB: 2	K: 0	BB: 2	3B: 0	DP: 3	SB: 0	
S: 7	P: 14	S: 8	P: 10	S: 8	P: 18	S: 7	P: 10	S: 13	P: 19	S: 8	P: 12	S: 4	P: 9	S: 10	P: 21	HR: 0	HBP: 2	CS: 1	

PITCHER																	ERA	WHIP
Dennis Martinez, R (1, 1)	IP: 8.0	WLS: 33	BF: 9	H: 5	R: 5	ER: 5	SO: 2	BB: 3	IBB: 0	HBP: 1	BLK: 0	WP: 0	HR: 0	S: 64	P: 106	ERA: 5.62	WHIP: 1.500	
Steve Farr, R (9, 1)	IP: 0.0	L: 3	BF: 0	H: 0	R: 0	ER: 0	SO: 0	BB: 2	IBB: 0	HBP: 1	BLK: 0	WP: 0	HR: 0	S: 2	P: 11	ERA: ∞	WHIP: ∞	
Derek Lilliquist, L (9, 1)	IP: 0.0	1	BF: 0	H: 1	R: 0	ER: 0	SO: 0	BB: 0	IBB: 0	HBP: 0	BLK: 0	WP: 0	HR: 0	S: 5	P: 6	ERA: ∞	WHIP: ∞	

Cleveland Indians @ Minnesota Twins

Hubert H. Humphrey Metrodome, Minneapolis, MN

Thu Apr 21 1994, 4:33 AM EDT
Att. 13,164 - Dome

AB	38
R	10
H	13
RBI	9
BB	8
SO	3
LOB	19



WP:	0	PA:	47
PB:	0		
SB:	5		
CS:	1		

AB R H RBI BB SO LOB

4	2	3	1	2	0	0
5	2	1	0	1	1	6
5	0	1	1	0	0	3
4	1	1	0	1	1	3
5	2	2	5	0	0	1
4	1	2	1	1	0	0
4	1	2	0	1	0	1
0	1	0	0	0	0	0
4	0	1	0	1	1	2
0	0	0	0	0	0	0
3	0	0	1	1	0	3
1B:	7	SF:	1			
2B:	3	SAC:	0			
3B:	0	DP:	0			
HR:	3	HBP:	0			

Batter	1	2	3	4	5	6	7	8	9											
Kenny Lofton, L (1, 8) OBP: 0.481, SLG: 0.543	4-2 S BB HR BB	2-1 S S E 1B		3-1 F7		2-0 1B	1-2 1-2 2-H 1B		4-1 1-2 BB											
Omar Vizquel, S (1, 6) OBP: 0.322, SLG: 0.385	4-2 S HR BB	1-0 P6		2-1 2B		3-3 K	0-0 P6		2-2 F9											
Carlos Baerga, S (1, 4) OBP: 0.304, SLG: 0.453	1-0 F9	2-0 P5		3-1 2B			2-2 P4	1-0 F7												
Albert Belle, R (1, 7) OBP: 0.367, SLG: 0.451	3-3 K	2-1 G6-3		1-0 P6			1-1 HR 1B	4-1 CS BB												
Eddie Murray, S (1, 10) OBP: 0.255, SLG: 0.426	2-0 2-H 3-H HR		2-1 G4-3		3-2 G5-3		1-0 1-H HR	3-2 G6-3												
Paul Sorrento, L (1, 3) OBP: 0.357, SLG: 0.553	3-2 1B BB 1B		2-1 G3-1		2-1 G3		0-1 HR	4-0 FC4-6 BB												
Manny Ramirez, R (1, 9) OBP: 0.472, SLG: 0.800 Wayne Kirby, L (9, PR) OBP: 0.400, SLG: 0.375	4-2 1B 1-2 BB		1-1 2B		2-1 G4-3		1-2 BB 1B 1B	2-2 FC4-6 S BB SF8												
Jim Thome, L (1, 5) OBP: 0.366, SLG: 0.486 Alvaro Espinoza, R (9, 5) OBP: 0.200, SLG: 0.400	2-2 1-2 2-3 1B		2-1 G4-3		1-0 G3		1-3 K	4-0 BB 1-2 BB												
Tony Peña, R (1, 2) OBP: 0.200, SLG: 0.400	0-1 G4-3			2-1 F8		2-1 G6-3	4-1 1-2 1B BB	2-2 SF8												
Inning Stats	R: 3 E: 0 K: 1 S: 26	H: 3 LOB: 3 BB: 3 P: 49	R: 1 E: 0 K: 0 S: 6	H: 1 LOB: 0 BB: 0 P: 13	R: 0 E: 0 K: 0 S: 8	H: 1 LOB: 1 BB: 0 P: 15	R: 1 E: 0 K: 0 S: 9	H: 2 LOB: 1 BB: 0 P: 20	R: 0 E: 0 K: 1 S: 8	H: 1 LOB: 1 BB: 0 P: 16	R: 4 E: 0 K: 1 S: 21	H: 5 LOB: 2 BB: 1 P: 32	R: 0 E: 0 K: 0 S: 5	H: 0 LOB: 0 BB: 1 P: 13	R: 1 E: 0 K: 0 S: 11	H: 0 LOB: 2 BB: 3 P: 29	1B: 7 2B: 3 3B: 0 HR: 3	SF: 1 SAC: 0 DP: 0 HBP: 0	WP: 0 PA: 47	
PITCHER	IP	WLS	BF	H	R	ER	SO	BB	IBB	HBP	BLK	WP	HR	S	P	ERA	WHIP			
Pat Mahomes, R (1, 1) ERA: 8.79	4.0		22	7	5	4	1	3	0	0	0	0	1	49	97	9.00	2.500			
Larry Casian, L (5, 1) ERA: 4.73	2.2	L	15	6	4	4	2	1	0	0	0	0	2	35	61	13.50	2.625			
Keith Garagozzo, L (7, 1) ERA: 5.4	2.1		10	0	1	1	0	4	0	0	0	0	0	17	43	3.86	1.714			

livebaseballscorecards.com

BOTTOM

Cleveland Indians @ Minnesota Twins
Hubert H. Humphrey Metrodome, Minneapolis, MN

Thu Apr 21 1994, 4:33 AM EDT
Att. 13,164 - Dome

livebaseballscorecards.com

AB 31
R 6
H 5
RBI 6
BB 7
SO 11
LOB 13



WP: 2 PA: 39
PB: 0
SB: 2
CS: 1

AB R H RBI BB SO LOB

4 2 1 0 1 1 2

4 0 1 1 1 2 2

4 0 0 1 0 1 2

2 1 0 0 2 0 1

3 1 0 0 1 1 2

2 1 0 0 2 1 2

4 1 2 4 0 0 1

2 0 0 0 0 1 0

2 0 0 0 0 2 1

3 0 0 0 0 2 0

1 0 1 0 0 0 0

1B: 3 SF: 0
2B: 1 SAC: 0
3B: 0 DP: 0
HR: 1 HBP: 0

Table with 10 columns (Batter, 1-9) and 10 rows (Batters: Alex Cole, Jeff Reboulet, Kirby Puckett, Kent Hrbek, Pedro Munoz, Scott Leius, Rich Becker, Derek Parks, Matt Walbeck, Pat Meares, Chip Hale). Each cell contains a batter's name, statistics, and a baseball diamond diagram with annotations.

Inning Stats table with columns for Inning (1-9) and rows for R, H, E, K, S, LOB, BB, P.

Pitcher stats table with columns for PITCHER, IP, WLS, BF, H, R, ER, SO, BB, IBB, HBP, BLK, WP, HR, S, P, ERA, WHIP.

Batter	1	2	3	4	5	6	7	8	9	AB R H RBI BB SO LOB	TOP											
Alex Cole, L (1, 8) OBP: 0.443, SLG: 0.388	0-0 F9		2-1 P6			2-2 G5-3		0-0 G3		4 0 0 0 0 0 0												
Chuck Knoblauch, R (1, 4) OBP: 0.329, SLG: 0.375	3-2 L8		0-0 G4-1			3-3 K 2B		3-1 G6-3		4 1 0 0 0 1 0												
Kirby Puckett, R (1, 9) OBP: 0.346, SLG: 0.432	0-1 F8				0-2 G4-3	3-2 SAFE 1-H 2B		1-2 F8		4 0 1 1 0 0 0												
Kent Hrbek, L (1, 3) OBP: 0.367, SLG: 0.360		0-0 G6-3 WP 1B		2-3 K		1-3 K		0-0 1B		4 1 2 0 0 2 1												
Dave Winfield, R (1, 10) OBP: 0.344, SLG: 0.379		3-2 G6-3 1-3		1-0 G4-3		2-1 G4-3		0-0 F9		4 0 0 0 0 0 2												
Chip Hale, L (1, 5) OBP: 0.375, SLG: 0.269		0-2 G6-3 3-H		1-0 CS 1B		1-1 F7				3 0 1 1 0 0 0												
Dave McCarty, R (1, 7) OBP: 0.308, SLG: 0.292		1-0 1B		2-2 L8 1-2		2-2 G1-3				3 0 1 0 0 0 1												
Matt Walbeck, S (1, 2) OBP: 0.169, SLG: 0.158		1-1 SAFE G4-3		0-2 G6-3				1-0 F7		3 0 0 0 0 0 1												
Pat Meares, R (1, 6) OBP: 0.333, SLG: 0.257			0-3 K2-3			1-0 G6-3		3-2 F8		3 0 0 0 0 1 0												
Inning Stats	R: 0 E: 0 K: 0 S: 8	H: 0 LOB: 0 BB: 0 P: 11	R: 1 E: 0 K: 0 S: 10	H: 2 LOB: 1 BB: 0 P: 15	R: 0 E: 0 K: 1 S: 6	H: 0 LOB: 0 BB: 0 P: 8	R: 0 E: 0 K: 1 S: 7	H: 0 LOB: 0 BB: 0 P: 10	R: 0 E: 0 K: 0 S: 8	H: 1 LOB: 0 BB: 0 P: 11	R: 1 E: 0 K: 2 S: 15	H: 1 LOB: 1 BB: 0 P: 25	R: 0 E: 0 K: 0 S: 7	H: 0 LOB: 0 BB: 0 P: 12	R: 0 E: 0 K: 0 S: 5	H: 0 LOB: 0 BB: 0 P: 9	R: 0 E: 0 K: 0 S: 7	H: 1 LOB: 1 BB: 0 P: 11	1B: 4 2B: 1 3B: 0 HR: 0	SF: 0 SAC: 0 DP: 0 HBP: 0	WP: 1 PB: 1 SB: 0 CS: 1	PA: 32
PITCHER Pat Hentgen, R (1, 1) ERA: 3.86	IP: 9.0 WLS: W BF: 32 H: 5 R: 2 ER: 1 SO: 4 BB: 0 IBB: 0 HBP: 0 BLK: 0 WP: 1 HR: 0 S: 73 P: 112 ERA: 1.00 WHIP: 0.556											PITCHER	IP: 9.0 WLS: W BF: 32 H: 5 R: 2 ER: 1 SO: 4 BB: 0 IBB: 0 HBP: 0 BLK: 0 WP: 1 HR: 0 S: 73 P: 112 ERA: 1.00 WHIP: 0.556									

Minnesota Twins @ Toronto Blue Jays
 SkyDome, Toronto, ON
 Fri Apr 22 1994, 7:05 PM EDT
 Att. 46,268 - Dome

livebaseballscorecards.com

AB	32
R	2
H	5
RBI	2
BB	0
SO	4
LOB	5



Batter	1	2	3	4	5	6	7	8	9	AB	R	H	RBI	BB	SO	LOB
Devon White, S OBP: 0.427, SLG: 0.644 (1, 8)	3-1 HR	0-3 K		1-3 K		4-2 BB	1-1 1B			4	1	2	2	1	2	0
Roberto Alomar, S OBP: 0.423, SLG: 0.514 (1, 4)	2-2 HR 1B	3-2 P5		1-2 F8		4-1 BB	3-2 P7			4	1	1	0	1	0	2
Paul Molitor, R OBP: 0.418, SLG: 0.443 (1, 10)	2-0 G4-3 1-2		2-1 G6-3	0-3 K		1-3 K	2-3 K			5	0	0	0	0	3	6
Joe Carter, R OBP: 0.387, SLG: 0.730 (1, 9)	1-1 HR		0-1 1B BB 1B		2-0 G5-3		1-2 2B 2B	1-0 P3		5	3	3	2	0	0	0
John Olerud, L OBP: 0.465, SLG: 0.650 (1, 3)	3-2 E6 1B		3-2 BB HBP 1B		1-2 G4-3		1-1 1B 2B	4-2 G4-6-3 BB		4	1	2	1	1	0	0
Carlos Delgado, L OBP: 0.375, SLG: 0.722 (1, 7)	1-3 K		4-0 BB HBP		0-0 G6-3		4-0 1B 1B IBB	1-0 G4-6-3		3	1	0	0	1	1	2
Ed Sprague, R OBP: 0.370, SLG: 0.406 (1, 5)	2-2 1B		1-3 K		2-3 K		1-0 1B 1B 1B			4	1	2	0	0	2	3
Pat Borders, R OBP: 0.288, SLG: 0.286 (1, 2)	1-0 P3		4-0 FC6-4 BB		1-0 F9		1-0 1B 1B			3	0	1	3	1	0	2
Alex Gonzalez, R OBP: 0.229, SLG: 0.233 (1, 6)		1-3 K	0-0 FC6-4		4-2 BB S BB		2-3 K			3	0	0	0	1	2	5

Inning Stats	R: 3	H: 4	E: 1	LOB: 2	K: 1	S: 19	P: 34	R: 0	H: 0	E: 0	LOB: 0	K: 2	S: 13	R: 1	H: 2	E: 0	LOB: 3	K: 1	S: 12	R: 0	H: 0	E: 0	LOB: 0	K: 2	S: 12	R: 0	H: 0	E: 0	LOB: 0	K: 0	S: 5	R: 4	H: 5	E: 0	LOB: 2	K: 2	S: 19	R: 0	H: 0	E: 0	LOB: 0	K: 0	S: 4
--------------	------	------	------	--------	------	-------	-------	------	------	------	--------	------	-------	------	------	------	--------	------	-------	------	------	------	--------	------	-------	------	------	------	--------	------	------	------	------	------	--------	------	-------	------	------	------	--------	------	------

PITCHER	IP	WLS	BF	H	R	ER	SO	BB	IBB	HBP	BLK	WP	HR	S	P	ERA	WHIP
Scott Erickson, R ERA: 7.48 (1, 1)	5.2	L	29	6	4	4	7	4	0	1	0	0	0	72	125	6.35	1.765
Carl Willis, R ERA: 8.36 (6, 1)	0.2		8	5	4	4	2	0	1	0	0	0	0	16	28	54.00	7.500
Mike Trombley, R ERA: 6.43 (7, 1)	1.2		5	0	0	0	1	1	0	0	0	0	0	10	21	0.00	0.600

BOTTOM

AB 35

R 8

H 11

RBI 8

BB 6

SO 10

LOB 20

WP: 0 **PA: 42**

PB: 0

SB: 1

CS: 0

1B: 7 **SF: 0**

2B: 2 **SAC: 0**

3B: 0 **DP: 1**


HR: 2 **HBP: 1**

MINNESOTA TWINS @ TORONTO BLUE JAYS

SkyDome, Toronto, ON

Fri Apr 22 1994, 7:05 PM EDT

Att. 46,268 - Dome



PITCHER	IP	WLS	BF	H	R	ER	SO	BB	IBB	HBP	BLK	WP	HR	S	P	ERA	WHIP
---------	----	-----	----	---	---	----	----	----	-----	-----	-----	----	----	---	---	-----	------

Batter	1	2	3	4	5	6	7	8	9	AB R H RBI BB SO LOB	TOP	
Chuck Knoblauch, R (1, 4) <small>OBP: 0.333, SLG: 0.412</small>	1-2 HR	1-1 G1-3			0-0 G4-6-3		2-3 K2-3	1-2 HBP		4 1 1 1 0 1 2		
Alex Cole, L (1, 8) <small>OBP: 0.455, SLG: 0.385</small>	4-2 G1-3 BLK G6-3 BB		1-3 K		0-1 1B		4-2 2B BB	2-3 K		3 2 1 0 2 2 3		
Kirby Puckett, R (1, 9) <small>OBP: 0.337, SLG: 0.430</small>	1-1 G1-3		0-0 F8		2-3 K		0-0 2B 2B	1-3 K		5 1 1 1 0 2 5		
Dave Winfield, R (1, 10) <small>OBP: 0.348, SLG: 0.387</small>	1-2 G6-3		4-2 BB			2-3 K	0-1 2B	1-1 F9		4 0 1 2 1 1 3		
Pedro Munoz, R (1, 7) <small>OBP: 0.250, SLG: 0.278</small> Chip Hale, L (8, 5) <small>OBP: 0.394, SLG: 0.296</small>	1-0 1B		0-0 F8			2-3 K	4-0 BB		0-1 1B 1B	3 0 1 0 1 1 1 1 0 1 0 0 0 0		
Scott Leius, R (1, 5) <small>OBP: 0.319, SLG: 0.390</small>	3-2 F9			2-1 F7		4-0 BLK 1B BB	3-3 K		1-3 K	4 1 0 0 1 2 4		
Dave McCarty, R (1, 3) <small>OBP: 0.323, SLG: 0.345</small>		3-2 G4-3		0-0 G6-3		2-2 BLK 1B		0-1 1B 2B	0-3 K	5 1 2 1 0 1 1		
Matt Walbeck, S (1, 2) <small>OBP: 0.188, SLG: 0.177</small> Jeff Reboulet, R (9, PR) <small>OBP: 0.500, SLG: 0.526</small>		1-2 G4-3		0-0 G5-3		0-3 K		1-1 HBP 1B	0-0 1B	5 0 2 0 0 1 1 0 0 0 0 0 0 0		
Pat Meares, R (1, 6) <small>OBP: 0.356, SLG: 0.289</small> Kent Hrbek, L (8, PH) <small>OBP: 0.371, SLG: 0.365</small>		3-1 1B			0-0 G4-6-3 1B		1-3 K	0-0 HBP 1B	1-2 G4-3	3 0 2 0 0 1 0 2 0 1 1 0 0 2		
Inning Stats	R: 2 H: 2 E: 0 LOB: 1 K: 0 BB: 1 S: 14 P: 25	R: 0 H: 1 E: 0 LOB: 1 K: 0 BB: 0 S: 12 P: 20	R: 0 H: 0 E: 0 LOB: 1 K: 1 BB: 1 S: 7 P: 12	R: 0 H: 0 E: 0 LOB: 0 K: 0 BB: 0 S: 4 P: 6	R: 0 H: 2 E: 0 LOB: 1 K: 1 BB: 0 S: 7 P: 9	R: 1 H: 1 E: 0 LOB: 1 K: 3 BB: 1 S: 15 P: 25	R: 2 H: 2 E: 0 LOB: 2 K: 3 BB: 2 S: 16 P: 30	R: 1 H: 3 E: 0 LOB: 3 K: 2 BB: 0 S: 20 P: 26	R: 0 H: 2 E: 0 LOB: 2 K: 2 BB: 0 S: 12 P: 14	1B: 9 SF: 0 2B: 3 SAC: 0 3B: 0 DP: 1 HR: 1 HBP: 1	WP: 0 PA: 45 PB: 0 SB: 0 CS: 0	
PITCHER	IP WLS BF H R ER SO BB IBB HBP BLK WP HR S P ERA WHIP											
Al Leiter, L (1, 1) <small>ERA: 5.18</small>	6.2 W 32 8 5 5 7 5 0 0 0 3 0 1 71 120 6.75 1.950											
Tony Castillo, L (7, 1) <small>ERA: 3.86</small>	0.1 1 0 0 0 1 0 0 0 0 0 0 0 4 7 0.00 0.000											
Woody Williams, R (8, 1) <small>ERA: 2.7</small>	0.0 2 2 1 1 0 0 0 0 0 0 0 0 4 5 ∞ ∞											
Greg Cadaret, L (8, 1) <small>ERA: 5.06</small>	0.0 1 1 0 0 0 0 0 0 0 0 0 0 1 1 ∞ ∞											
Mike Timlin, R (8, 1) <small>ERA: 8.0</small>	2.0 S 9 2 0 0 4 0 0 1 0 0 0 0 27 34 0.00 1.000											

Minnesota Twins @ Toronto Blue Jays
 SkyDome, Toronto, ON
 Sat Apr 23 1994, 3:33 AM EDT
 Att. 50,504 - Dome

livebaseballscorecards.com

AB 39
R 6
H 13
RBI 6
BB 5
SO 12
LOB 22



Batter	1	2	3	4	5	6	7	8	9
Devon White, S OBP: 0.414, SLG: 0.654 (1, 8)	1-2 G5-3		2-2 G5-3		1-0 F7		2-1 HR	1-2 G3	
Roberto Alomar, S OBP: 0.427, SLG: 0.514 (1, 4)	1-0 3B		2-1 G6-3			0-2 G4-3	1-0 F9-3		
Paul Molitor, R OBP: 0.422, SLG: 0.473 (1, 10)	2-2 SF9		0-1 P3			1-0 HR	0-0 F9		
Joe Carter, R OBP: 0.392, SLG: 0.788 (1, 9)	2-2 SF9			1-0 G4-3		1-1 HR	2-1 F9-3		
John Olerud, L OBP: 0.493, SLG: 0.677 (1, 3)	2-0 1B			4-1 G4-3		4-2 2B		2-1 SH1-4	
Ed Sprague, R OBP: 0.368, SLG: 0.418 (1, 5)	3-2 F7			1-0 G4-3		0-1 SF7		0-0 SH1-4	
Carlos Delgado, L OBP: 0.388, SLG: 0.696 (1, 7)		2-3 K		0-3 K		0-0 SF7		4-0 F8	
Mike Huff, R OBP: 0.500, SLG: 0.167 (9, 7)						2-3 3-H		1B IBB	
Pat Borders, R OBP: 0.304, SLG: 0.321 (1, 2)		1-1 F9			0-0 G6-3	1-0 2B		2-2 F8	
Alex Gonzalez, R OBP: 0.212, SLG: 0.213 (1, 6)		0-1 F9			1-3 K	0-2 G6-3		0-2 F8	

Inning Stats	R: 2	H: 3	E: 0	LOB: 1	K: 0	S: 17	R: 0	H: 0	E: 0	LOB: 0	K: 1	S: 7	R: 0	H: 0	E: 0	LOB: 0	K: 0	S: 8	R: 0	H: 1	E: 0	LOB: 1	K: 1	S: 6	R: 0	H: 0	E: 0	LOB: 0	K: 1	S: 5	R: 4	H: 4	E: 0	LOB: 1	K: 0	S: 16	R: 1	H: 2	E: 0	LOB: 0	K: 0	S: 6	R: 1	H: 2	E: 0	LOB: 2	K: 0	S: 12		


PITCHER	IP	WLS	BF	H	R	ER	SO	BB	IBB	HBP	BLK	WP	HR	S	P	ERA	WHIP
22 Carlos Pulido, L ERA: 7.41 (1, 1)	5.2	L	25	7	6	6	3	2	0	0	0	0	1	55	87	9.53	1.588
Mike Trombley, R ERA: 6.46 (6, 1)	1.1		6	3	1	1	0	0	0	0	0	0	1	10	16	6.75	2.250
Rick Aguilera, R ERA: 6.43 (8, 1)	1.0		6	2	1	1	0	0	1	0	0	0	0	12	21	9.00	2.000

MINNESOTA TWINS @ TORONTO BLUE JAYS
SkyDome, Toronto, ON
 Sat Apr 23 1994, 3:33 AM EDT
 Att. 50,504 - Dome

AB	R	H	RBI	BB	SO	LOB
5	1	1	1	0	0	2
4	1	2	0	0	0	0
4	2	2	1	0	0	1
3	1	2	3	0	0	1
2	2	2	0	2	0	0
3	1	1	0	0	0	3
2	0	0	1	1	2	1
0	0	0	0	0	0	0
4	0	2	2	0	0	0
4	0	0	0	0	1	3

AB	31
R	8
H	12
RBI	8
BB	3
SO	3
LOB	11

WP: 0 PA: 37
 PB: 0
 SB: 0
 CS: 0



PITCHER	IP	WLS	BF	H	R	ER	SO	BB	IBB	HBP	BLK	WP	HR	S	P	ERA	WHIP
22 Carlos Pulido, L ERA: 7.41 (1, 1)	5.2	L	25	7	6	6	3	2	0	0	0	0	1	55	87	9.53	1.588
Mike Trombley, R ERA: 6.46 (6, 1)	1.1		6	3	1	1	0	0	0	0	0	0	1	10	16	6.75	2.250
Rick Aguilera, R ERA: 6.43 (8, 1)	1.0		6	2	1	1	0	0	1	0	0	0	0	12	21	9.00	2.000

Batter	1	2	3	4	5	6	7	8	9	AB R H RBI BB SO LOB	TOP									
Alex Cole, L (1, 7) OBP: 0.451, SLG: 0.439	2-1 HR		1-1 F9		1-3 K		1-0 FC4 1B		1-0 G6-3	5 1 2 1 0 1 0										
Jeff Reboulet, R (1, 4) OBP: 0.448, SLG: 0.435	4-1 1B E BB		1-1 P3		3-2 G5-3		0-1 FC4 1B		2-0 F7	4 0 0 1 1 0 1										
Kirby Puckett, R (1, 9) OBP: 0.352, SLG: 0.440	2-0 1B		1-1 G6-3			1-0 G4-3		0-0 1B	2-2 E BB 1B	5 0 3 0 0 0 0										
Kent Hrbek, L (1, 3) OBP: 0.373, SLG: 0.375	2-2 G6-3			3-2 G6-3 SF8 2B		1-0 P8		0-0 F9	4-1 E2 FC6-4 BB	4 1 1 0 1 0 3										
Dave Winfield, R (1, 10) OBP: 0.324, SLG: 0.358	1-3 K			2-0 G6-3		1-1 P6		1-3 K	1-1 FC6-4	5 0 0 0 0 2 4										
Scott Leius, R (1, 5) OBP: 0.333, SLG: 0.442		1-0 G6-3 3B		0-1 SF8		4-2 E 1B BB		1-0 G4-3		2 2 1 1 1 0 0										
Rich Becker, L (1, 8) OBP: 0.426, SLG: 0.423		0-1 G6-3		4-0 BB		0-0 E5 1B E		2-0 S 1B		3 2 1 1 1 0 1										
Matt Walbeck, S (1, 2) OBP: 0.206, SLG: 0.197		0-0 G3-1		3-1 F9		1-0 E2 FC4 1B		2-2 1B		4 1 2 2 0 0 1										
Pat Meares, R (1, 6) OBP: 0.327, SLG: 0.262		0-3 K		0-3 K		2-3 K		2-2 G6-3		4 0 0 0 0 3 2										
Inning Stats	R: 1 E: 1 K: 1 S: 10	H: 2 LOB: 1 BB: 1 P: 21	R: 1 E: 0 K: 1 S: 7	H: 1 LOB: 0 BB: 0 P: 8	R: 0 E: 0 K: 0 S: 6	H: 0 LOB: 0 BB: 0 P: 9	R: 1 E: 0 K: 0 S: 8	H: 1 LOB: 1 BB: 1 P: 20	R: 0 E: 0 K: 2 S: 10	H: 0 LOB: 0 BB: 0 P: 14	R: 3 E: 2 K: 1 S: 12	H: 3 LOB: 2 BB: 1 P: 20	R: 1 E: 0 K: 1 S: 12	H: 2 LOB: 1 BB: 0 P: 20	R: 0 E: 1 K: 0 S: 8	H: 1 LOB: 2 BB: 1 P: 18	1B: 7 2B: 1 3B: 1 HR: 1	SF: 1 SAC: 0 DP: 0 HBP: 0	WP: 0 PB: 0 SB: 1 CS: 0	PA: 41
PITCHER	IP WLS BF H R ER SO BB IBB HBP BLK WP HR S P ERA WHIP																			
Juan Guzman, R (1, 1) ERA: 4.93	8.0 L 36 9 7 5 6 3 0 0 0 0 0 1 69 119 5.62 1.500																			
Greg Cadaret, L (9, 1) ERA: 4.26	1.0 5 1 0 0 0 1 0 0 0 0 0 0 8 18 0.00 2.000																			

Minnesota Twins @ Toronto Blue Jays
 SkyDome, Toronto, ON
 Sun Apr 24 1994, 3:33 AM EDT
 Att. 50,464 - Dome

livebaseballscorecards.com

AB 36
 R 7
 H 10
 RBI 6
 BB 4
 SO 6
 LOB 12



Batter	1	2	3	4	5	6	7	8	9	AB	R	H	RBI	BB	SO	LOB							
Devon White, S (1, 8) OBP: 0.396, SLG: 0.622	0-0 G1-3	0-0 L6					1-3 K		1-0 G3								4	0	0	0	0	1	3
Roberto Alomar, S (1, 4) OBP: 0.442, SLG: 0.539	2-2 S 1B		1-2 G4-3 G6-3 2B			4-2 BB			0-0 SF8								2	1	2	1	1	0	0
Paul Molitor, R (1, 10) OBP: 0.402, SLG: 0.449	0-0 F8		0-0 G4-3			1-0 F8			0-3 K								4	0	0	0	0	1	3
Joe Carter, R (1, 9) OBP: 0.410, SLG: 0.779	4-2 SAFE 1-2 BB		1-1 G6-3			4-2 1B BB			0-0 G4-6-3 1B								2	1	1	1	2	0	0
John Olerud, L (1, 3) OBP: 0.481, SLG: 0.652	1-2 L3		3-H 2-1 L7			0-1 G6-4-3 1B			1-2 G4-6-3 1-2f								4	0	1	0	0	0	3
Carlos Delgado, L (1, 7) OBP: 0.361, SLG: 0.667		0-0 G3-1			2-3 K			0-0 G6-4-3 1B		0-2 F9							4	0	1	1	0	1	0
Ed Sprague, R (1, 5) OBP: 0.363, SLG: 0.408		3-2 1B			1-3 K			2-1 G6-4-3 1-2f 2-3		1-2 F8							4	0	1	0	0	1	2
Pat Borders, R (1, 2) OBP: 0.300, SLG: 0.316		2-2 1B			1-2 F8			0-1 G5-3		0-0 F7							4	0	1	0	0	0	1
Alex Gonzalez, R (1, 6) OBP: 0.214, SLG: 0.235		0-0 P5			2-1 F8			0-0 G3 SF8 2B		1-3 K							4	1	1	0	0	1	2

BOTTOM

Minnesota Twins @ Toronto Blue Jays
 SkyDome, Toronto, ON
 Sun Apr 24 1994, 3:33 AM EDT
 Att. 50,464 - Dome

livebaseballscores.com

AB	32
R	3
H	8
RBI	3
BB	3
SO	5
LOB	14



Inning Stats	R: 0	H: 1	E: 0	K: 0	S: 12	H: 2	LOB: 2	BB: 1	P: 19	R: 0	H: 2	E: 0	K: 0	S: 10	H: 1	LOB: 0	BB: 0	P: 15	R: 1	H: 1	E: 0	K: 0	S: 8	H: 0	LOB: 0	BB: 0	P: 12	R: 0	H: 0	E: 0	K: 2	S: 9	H: 0	LOB: 1	BB: 1	P: 16	R: 1	H: 2	E: 0	K: 0	S: 12	H: 1	LOB: 0	BB: 0	P: 8	R: 0	H: 1	E: 0	K: 1	S: 7	H: 0	LOB: 0	BB: 0	P: 8	R: 0	H: 0	E: 0	K: 1	S: 8	H: 0	LOB: 0	BB: 0	P: 10	1B: 6	2B: 2	3B: 0	HR: 0	SF: 1	SAC: 0	DP: 2	HBP: 0	WP: 0	PB: 0	SB: 1	CS: 0	PA: 36
PITCHER	IP	WLS	BF	H	R	ER	SO	BB	IBB	HBP	BLK	WP	HR	S	P	ERA	WHIP																																																											
Kevin Tapani, R (1, 1) ERA: 6.94	7.0	W	31	8	3	3	4	3	0	0	0	0	0	66	101	3.86	1.571																																																											
Mark Guthrie, L (8, 1) ERA: 13.5	1.0		2	0	0	0	0	0	0	0	0	0	0	6	7	0.00	0.000																																																											
Carl Willis, R (9, 1) ERA: 7.8	1.0		3	0	0	0	1	0	0	0	0	0	0	8	10	0.00	0.000																																																											

Batter	1	2	3	4	5	6	7	8	9	AB	R	H	RBI	BB	SO	LOB	TOP
Alex Cole, L (1, 7) OBP: 0.447, SLG: 0.443	4-1 S 2B BB		0-1 G4-1		3-3 K 1-2		1-1 SAFE SAFE 2B G4-1			4	2	1	0	1	1	4	
Jeff Reboulet, R (1, 4) OBP: 0.412, SLG: 0.429	1-2 SAFE G1-3		2-1 G5-3		1-0 G1-3		0-1 G4-1 1B FC1-5-2 2B	1-2 P5		5	0	1	2	0	0	2	
Kirby Puckett, R (1, 9) OBP: 0.366, SLG: 0.461	0-1 G4-3 2-H 2B		0-0 G4-3		0-1 E 1B 1B		0-0 FC1-5-2 2B 1B	1-0 L8		5	2	3	1	0	0	0	
Kent Hrbek, L (1, 3) OBP: 0.361, SLG: 0.361	2-2 G4-3			2-2 F9		1-1 E5 1B G4-3 1B	0-2 FC1-5-2 2B 1B	0-0 P2		5	2	1	0	0	0	3	
Dave Winfield, R (1, 10) OBP: 0.342, SLG: 0.380	2-2 G1-3			2-2 F7		0-0 G4-3 1B	3-2 2B 2B		4-1 G5-3 1B BB	4	1	2	2	1	0	1	
Matt Walbeck, S (1, 2) OBP: 0.233, SLG: 0.239		2-1 FC1-6 1B		0-0 G5-3		0-1 SAFE G4-3	0-0 BB BB 2B		1-0 1B	5	0	3	3	0	0	1	
Scott Leius, R (1, 5) OBP: 0.321, SLG: 0.438		1-1 FC1-6 G3 1-2f			1-1 1B SF9 2B	0-0 G5-3	2-0 G5-3		0-0 P3	5	1	1	0	0	0	5	
Rich Becker, L (1, 8) OBP: 0.424, SLG: 0.411		0-1 G3			1-2 S 1B	1-2 G4-3	4-2 BB BB		0-0 G5-3 2-3f	4	0	1	0	1	0	4	
Pat Meares, R (1, 6) OBP: 0.321, SLG: 0.250		2-3 K			0-0 SAFE SF9 3-H		0-1 SAFE E6 2B 2B BB			2	1	0	1	1	1	1	
Inning Stats	R: 1 H: 1 E: 0 LOB: 1 K: 0 BB: 1 S: 13 P: 22	R: 0 H: 1 E: 0 LOB: 1 K: 1 BB: 0 S: 9 P: 14	R: 0 H: 0 E: 0 LOB: 0 K: 0 BB: 0 S: 5 P: 7	R: 0 H: 0 E: 0 LOB: 0 K: 0 BB: 0 S: 7 P: 11	R: 1 H: 2 E: 0 LOB: 1 K: 1 BB: 0 S: 10 P: 16	R: 2 H: 3 E: 1 LOB: 1 K: 0 BB: 0 S: 11 P: 13	R: 5 H: 5 E: 1 LOB: 3 K: 0 BB: 2 S: 25 P: 42	R: 0 H: 0 E: 0 LOB: 0 K: 0 BB: 0 S: 5 P: 7	R: 0 H: 1 E: 0 LOB: 1 K: 0 BB: 1 S: 4 P: 9	1B: 7 SF: 1 2B: 6 SAC: 0 3B: 0 DP: 1 HR: 0 HBP: 0	WP: 0 PA: 44 PB: 0 SB: 2 CS: 0						
PITCHER	IP WLS BF H R ER SO BB IBB HBP BLK WP HR S P ERA WHIP																
Dennis Martinez, R (1, 1) ERA: 4.75	6.0 L 30 10 8 6 2 1 0 0 0 0 0 0 63 92 9.00 1.833																
Russ Swan, L (7, 1) ERA: 5.79	0.1 1 0 0 0 0 0 0 0 0 0 0 0 3 3 0.00 0.000																
Matt Turner, R (7, 1) ERA: 1.8	0.1 3 2 1 1 0 0 0 0 0 0 0 0 5 10 27.00 6.000																
Brian Barnes, L (7, 1) ERA:	1.1 6 0 0 0 0 2 0 0 0 0 0 0 14 27 0.00 1.500																
Derek Liliquist, L (9, 1) ERA: 2.7	1.0 4 1 0 0 0 1 0 0 0 0 0 0 4 9 0.00 2.000																

Minnesota Twins @ Cleveland Indians
Jacobs Field, Cleveland, OH
 Mon Apr 25 1994, 7:05 PM EDT
 Att. 24,777 - Unknown - 81 F

AB	39
R	9
H	13
RBI	9
BB	4
SO	2
LOB	21



livebaseballscorecards.com

Batter	1	2	3	4	5	6	7	8	9	AB	R	H	RBI	BB	SO	LOB
Kenny Lofton, L OBP: 0.487, SLG: 0.569 (1, 8) L C B B B B	4-2 B1-3 BB		1-3 K		1-1 HR	1-0 CS 1B			1-0 G4-3	4	1	2	2	1	1	1
Mark Lewis, R OBP: 0.385, SLG: 0.458 (1, 6) 1 SAFE 1 SAFE X	0-0 F7		3-2 BB 1B 1-2 1B		0-1 HR 1B	2-2 P6 1-2			2-2 G4-3	5	1	2	0	0	0	2
Carlos Baerga, S OBP: 0.316, SLG: 0.466 (1, 4) X	0-0 B1-3		1-1 BB 1-2 2-H 1B		1-0 HR 1-H			0-1 F7	2-2 HR 1B	5	2	3	2	0	0	1
Albert Belle, R OBP: 0.405, SLG: 0.588 (1, 7) B B B X	3-0 F7		4-2 FC6-4 BB 1-2 2-3		0-0 F7			0-2 HR	3-1 HR 1-H	4	2	2	3	1	0	1
Eddie Murray, S OBP: 0.270, SLG: 0.438 (1, 3) X		0-0 F7	1-0 FC6-4 1-2f		1-2 F8			0-1 F7	0-1 1B	5	0	1	0	0	0	3
Candy Maldonado, R OBP: 0.333, SLG: 0.692 (1, 10) Paul Sorrento, L OBP: 0.351, SLG: 0.531 (9, PH)		1-0 G3		1-1 1B 2B	2-2 3B			3-3 K	2-3 K 1-2	4	0	2	0	0	1	0
Manny Ramirez, R OBP: 0.440, SLG: 0.682 (1, 9) B B X		2-0 2B		2-1 G5-3	1-0 F7				0-1 F8	4	0	1	0	0	0	2
Alvaro Espinoza, R OBP: 0.300, SLG: 0.400 (1, 5) Jim Thome, L OBP: 0.382, SLG: 0.542 (8, PH) (9, 5)		2-3 K		2-1 1B 2-H		0-1 G5-3 1B		2-3 K		3	1	2	0	0	1	1
Tony Peña, R OBP: 0.235, SLG: 0.143 (1, 2) B B B B			4-1 1B BB		2-2 G6-3			2-1 G5-3	1-0 G4-3	1	0	0	0	1	0	2

Inning Stats	R: 0	H: 0	E: 0	K: 0	S: 6	H: 0	LOB: 1	BB: 1	P: 13	R: 0	H: 1	E: 0	K: 1	S: 6	H: 1	LOB: 1	BB: 0	P: 11	R: 0	H: 2	E: 0	K: 1	S: 13	H: 2	LOB: 3	BB: 2	P: 27	R: 0	H: 2	E: 0	K: 0	S: 9	H: 2	LOB: 1	BB: 0	P: 16	R: 3	H: 4	E: 0	K: 0	S: 13	H: 4	LOB: 1	BB: 0	P: 19	R: 1	H: 2	E: 0	K: 0	S: 9	H: 2	LOB: 0	BB: 0	P: 13	R: 1	H: 1	E: 0	K: 1	S: 11	H: 1	LOB: 0	BB: 0	P: 14	R: 0	H: 0	E: 0	K: 1	S: 6	H: 0	LOB: 0	BB: 0	P: 9	R: 2	H: 3	E: 0	K: 1	S: 17	H: 3	LOB: 1	BB: 0	P: 27	1B: 8	SF: 0	2B: 2	SAC: 0	3B: 1	DP: 0	HR: 4	HBP: 0
--------------	------	------	------	------	------	------	--------	-------	-------	------	------	------	------	------	------	--------	-------	-------	------	------	------	------	-------	------	--------	-------	-------	------	------	------	------	------	------	--------	-------	-------	------	------	------	------	-------	------	--------	-------	-------	------	------	------	------	------	------	--------	-------	-------	------	------	------	------	-------	------	--------	-------	-------	------	------	------	------	------	------	--------	-------	------	------	------	------	------	-------	------	--------	-------	-------	-------	-------	-------	--------	-------	-------	-------	--------

PITCHER	IP	WLS	BF	H	R	ER	SO	BB	IBB	HBP	BLK	WP	HR	S	P	ERA	WHIP
Jim Deshaies, L ERA: 6.91 (1, 1)	5.0		25	9	3	3	2	3	0	0	0	0	2	47	86	5.40	2.400
Mike Trombley, R ERA: 6.62 (6, 1)	2.1	W	9	3	2	2	1	0	0	0	0	0	1	22	29	7.71	1.286
Larry Casian, L ERA: 5.52 (8, 1)	1.1		6	2	2	2	1	0	0	0	0	0	1	14	25	13.50	1.500
Rick Aguilera, R ERA: 6.14 (9, 1)	0.1	S	2	1	0	0	1	0	0	0	0	0	0	7	9	0.00	3.000

BOTTOM

Minnesota Twins @ Cleveland Indians
Jacobs Field, Cleveland, OH
 Mon Apr 25 1994, 7:05 PM EDT
 Att: 24,777 - Unknown - 81 F

AB	39
R	7
H	15
RBI	7
BB	3
SO	5
LOB	14



WP: 0	PA: 42
PB: 0	
SB: 0	
CS: 1	

livebaseballscorecards.com

Batter	1	2	3	4	5	6	7	8	9	AB R H RBI BB SO LOB	TOP											
Alex Cole, L (1, 7) OBP: 0.432, SLG: 0.424	1-2 F8		2-2 1B		1-2 F8		3-2 L4		1-2 G4-3	5 1 1 0 0 0 1												
Chuck Knoblauch, R (1, 4) OBP: 0.337, SLG: 0.411	0-2 G6-3		3-2 1B		1-2 1B		1-1 G6-3		0-2 G4-3	5 0 2 1 0 0 0												
Kirby Puckett, R (1, 9) OBP: 0.361, SLG: 0.462	0-0 P5		1-0 G5-3		1-1 FC5		2-0 2B			4 0 1 0 0 0 3												
Kent Hrbek, L (1, 3) OBP: 0.355, SLG: 0.344		1-1 P5		1-0 G3		3-1 G4-3	4-2 FC5-4 BB			3 0 0 0 1 0 0												
Dave Winfield, R (1, 10) OBP: 0.349, SLG: 0.440		0-3 K		0-1 2B		0-2 HR	1-2 FC5-4			4 1 2 1 0 1 2												
Matt Walbeck, S (1, 2) OBP: 0.234, SLG: 0.230		2-1 G3-1		0-0 2B		4-2 WP BB		1-1 L1		3 0 0 0 1 0 1												
Scott Leius, R (1, 5) OBP: 0.317, SLG: 0.481			1-1 HR		1-1 L9		3-2 G6-3	2-1 G6-3		4 1 1 1 0 0 2												
Rich Becker, L (1, 8) OBP: 0.414, SLG: 0.390			1-0 G6-3		1-3 K	4-0 BB		2-2 K		3 0 0 0 1 2 0												
Pat Meares, R (1, 6) OBP: 0.321, SLG: 0.255			0-2 F7		0-0 FC5 1B		0-1 L8		2-2 G4-3	3 0 1 0 0 0 2												
Chip Hale, L (9, PH) OBP: 0.382, SLG: 0.286										1 0 0 0 0 0 0												
Inning Stats	R: 0 E: 0 K: 0 S: 9	H: 0 LOB: 0 BB: 0 P: 10	R: 0 E: 0 K: 1 S: 8	H: 0 LOB: 0 BB: 0 P: 11	R: 2 E: 0 K: 0 S: 15	H: 3 LOB: 1 BB: 0 P: 22	R: 0 E: 0 K: 0 S: 6	H: 1 LOB: 1 BB: 0 P: 8	R: 0 E: 0 K: 1 S: 12	H: 2 LOB: 2 BB: 0 P: 16	R: 1 E: 0 K: 0 S: 14	H: 1 LOB: 2 BB: 2 P: 28	R: 0 E: 0 K: 0 S: 11	H: 1 LOB: 2 BB: 1 P: 22	R: 0 E: 0 K: 1 S: 8	H: 0 LOB: 0 BB: 0 P: 13	R: 0 E: 0 K: 0 S: 11	H: 0 LOB: 0 BB: 0 P: 14	1B: 4 2B: 2 3B: 0 HR: 2	SF: 0 SAC: 0 DP: 0 HBP: 0	WP: 1 PB: 0 SB: 2 CS: 0	PA: 38
PITCHER	IP WLS BF H R ER SO BB IBB HBP BLK WP HR S P ERA WHIP																					
Mark Clark, R (1, 1) ERA: 4.88	6.2 W 30 8 3 3 2 2 0 0 0 1 2 70 107 4.05 1.500																					
Russ Swan, L (7, 1) ERA: 5.79	0.0 1 0 0 0 0 1 0 0 0 0 0 2 6 ∞ ∞																					
Jose Mesa, R (7, 1) ERA: 4.85	2.1 S 7 0 0 0 1 0 0 0 0 0 0 22 31 0.00 0.000																					

Minnesota Twins @ Cleveland Indians
 Jacobs Field, Cleveland, OH
 Tue Apr 26 1994, 7:05 PM EDT
 Att. 25,564 - Unknown - 82 F

livebaseballscorecards.com

AB	35
R	3
H	8
RBI	3
BB	3
SO	3
LOB	11



Batter	1	2	3	4	5	6	7	8	9
Kenny Lofton, L OBP: 0.494, SLG: 0.609 (1, 8)	4-1 FC4-6 BB		1-3 K	2-2 G4-3			1-1 WP SF9 2B	1-1 1B 3B	
Mark Lewis, R OBP: 0.355, SLG: 0.414 (1, 6)	0-1 F8		1-1 F9		2-0 F8		3-3 K	0-0 1B	
Carlos Baerga, S OBP: 0.296, SLG: 0.442 (1, 4)	1-2 FC4-6 2B			0-0 F8	2-2 G1-3		1-0 SF9	2-0 F8	
Albert Belle, R OBP: 0.410, SLG: 0.611 (1, 7)	1-0 1-H 2B			0-0 1B 2B	1-2 G5-3		0-3 K		
Eddie Murray, S OBP: 0.282, SLG: 0.455 (1, 10)	2-2 F7			0-0 1B HR 1B		2-0 F8 2B		0-2 G1-3	
Paul Sorrento, L OBP: 0.361, SLG: 0.528 (1, 3)		1-0 G4-3		2-1 HR 1B		1-1 F8		0-0 E 2B 1B	
Jim Thome, L OBP: 0.356, SLG: 0.500 (1, 5)		2-2 G4-3		0-3 K		0-0 G6-3		1-3 K	
Manny Ramirez, R OBP: 0.426, SLG: 0.708 (1, 9)		0-3 K		0-0 HR		0-3 K		1-0 E6 2B 3B	
Matt Merullo, L OBP: 0.500, SLG: 0.500 (1, 2)				2-0 1B			1-0 HR	2-2 3B 2B	
Candy Maldonado, R OBP: 0.375, SLG: 0.929 (7, PH)			1-1 G3-1						
Tony Peña, R OBP: 0.278, SLG: 0.267 (8, 2)									

Inning Stats	R: 1	H: 1	E: 0	K: 0	S: 11	R: 0	H: 0	E: 0	K: 1	S: 9	R: 0	H: 0	E: 0	K: 1	S: 8	R: 4	H: 5	E: 0	K: 1	S: 13	R: 0	H: 0	E: 0	K: 0	S: 8	R: 0	H: 1	E: 0	K: 1	S: 7	R: 2	H: 2	E: 0	K: 2	S: 10	R: 4	H: 4	E: 1	K: 1	S: 15
	LOB: 1	BB: 1	LOB: 0	BB: 0		LOB: 0	BB: 0	LOB: 0	BB: 0		LOB: 1	BB: 0	LOB: 0	BB: 0		LOB: 0	BB: 0	LOB: 0	BB: 0		LOB: 1	BB: 0	LOB: 0	BB: 0		LOB: 0	BB: 0	LOB: 1	BB: 0	LOB: 0	BB: 0	LOB: 0	BB: 0	LOB: 1	BB: 0	LOB: 1	BB: 0	LOB: 0	BB: 0	LOB: 0

PITCHER	IP	WLS	BF	H	R	ER	SO	BB	IBB	HBP	BLK	WP	HR	S	P	ERA	WHIP
Pat Mahomes, R ERA: 8.41 (1, 1)	6.0	L	26	7	5	5	4	1	0	0	0	0	1	56	84	7.50	1.333
Mark Guthrie, L ERA: 12.75 (7, 1)	2.0		13	6	6	2	3	0	0	0	0	1	1	25	38	9.00	3.000

BOTTOM

Minnesota Twins @ Cleveland Indians
Jacobs Field, Cleveland, OH
 Tue Apr 26 1994, 7:05 PM EDT
 Att: 25,564 - Unknown - 82 F

AB	R	H	RBI	BB	SO	LOB
4	2	2	2	1	1	1
5	0	1	1	0	1	2
4	1	0	1	0	0	2
4	1	2	1	0	1	0
4	1	2	0	0	0	1
4	2	2	1	0	0	1
4	0	0	0	0	2	4
4	2	1	3	0	2	2
2	0	1	0	0	0	0
1	1	1	1	0	0	0
1	1	1	1	0	0	0

AB	37
R	11
H	13
RBI	11
BB	1
SO	7
LOB	13

C

WP	PA
1	39
PB	0
SB	0
CS	0

1B	5	SF	1
2B	5	SAC	0
3B	1	DP	0
HR	2	HBP	0

Batter	1	2	3	4	5	6	7	8	9	AB R H RBI BB SO LOB	TOP	
Alex Diaz, S (1, 8) OBP: 0.293, SLG: 0.473	1-0 L8			2-3 K		0-0 G4-3			1-1 G3	4 0 0 0 0 1 0	Milwaukee Brewers @ Minnesota Twins Hubert H. Humphrey Metrodome, Minneapolis, MN Wed Apr 27 1994, 8:05 PM EDT Att. 17,988 - Dome livebaseballscorecards.com AB 26 R 0 H 0 RBI 0 BB 4 SO 5 LOB 8	
Bill Spiers, L (1, 6) OBP: 0.385, SLG: 0.370	2-1 L5			4-1 BB			2-1 L7	4-1 DI BB	2 0 0 0 2 0 0			
Turner Ward, S (1, 7) OBP: 0.432, SLG: 0.528	1-2 G4-3			2-3 K			3-0 G3	4-2 BB	3 0 0 0 1 1 1			
Greg Vaughn, R (1, 10) OBP: 0.357, SLG: 0.364		3-3 K		3-2 G6-3			1-3 K	1-2 F7	4 0 0 0 0 2 3			
Dave Nilsson, L (1, 2) OBP: 0.296, SLG: 0.456		2-0 G1-3			1-1 G1-3			4-1 G3 WP BB	2 0 0 0 1 0 0			
Kevin Seitzer, R (1, 5) OBP: 0.372, SLG: 0.548		0-1 F9			2-2 G5-3			2-2 G3	3 0 0 0 0 0 1			
Brian Harper, R (1, 9) OBP: 0.250, SLG: 0.213			1-1 G4-3		0-2 F7			3-3 K	3 0 0 0 0 1 1			
John Jaha, R (1, 3) OBP: 0.271, SLG: 0.385			3-2 P3			2-0 G4-6-3 HBP		1-1 G6-3	2 0 0 0 0 0 1			
Jose Valentin, S (1, 4) OBP: 0.375, SLG: 0.429			0-0 G3			0-1 G4-6-3		2-1 G4-3	2 0 0 0 0 0 1			
Jody Reed, R (9, PH) OBP: 0.413, SLG: 0.333									1 0 0 0 0 0 0			
Inning Stats	R: 0 H: 0 E: 0 LOB: 0 K: 0 BB: 0 S: 6 P: 10	R: 0 H: 0 E: 0 LOB: 0 K: 1 BB: 0 S: 6 P: 11	R: 0 H: 0 E: 0 LOB: 0 K: 0 BB: 0 S: 6 P: 10	R: 0 H: 0 E: 0 LOB: 1 K: 2 BB: 1 S: 10 P: 21	R: 0 H: 0 E: 0 LOB: 0 K: 0 BB: 0 S: 12 P: 15	R: 0 H: 0 E: 0 LOB: 0 K: 0 BB: 0 S: 3 P: 5	R: 0 H: 0 E: 0 LOB: 0 K: 1 BB: 0 S: 6 P: 12	R: 0 H: 0 E: 0 LOB: 1 K: 1 BB: 1 S: 11 P: 21	R: 0 H: 0 E: 0 LOB: 2 K: 0 BB: 2 S: 11 P: 23	1B: 0 SF: 0 2B: 0 SAC: 0 3B: 0 DP: 1 HR: 0 HBP: 1	WP: 1 PA: 31 PB: 0 SB: 0 CS: 0	
PITCHER Scott Erickson, R (1, 1) ERA: 5.28	IP WLS BF H R ER SO BB IBB HBP BLK WP HR S P ERA WHIP	9.0 W 31 0 0 0 5 4 0 1 0 1 0 71 128 0.00 0.444										



Batter	1	2	3	4	5	6	7	8	9	AB	R	H	RBI	BB	SO	LOB
Alex Cole, L OBP: 0.419, SLG: 0.437 (1, 7)	0-0 B1-3	0-1 G3		1-0 2B	3-3 K		3-3 K			5	1	1	1	0	2	2
Chuck Knoblauch, R OBP: 0.352, SLG: 0.423 (1, 4)	1-1 2B	1-1 1B		2-2 G4-3		2-3 K		0-0 1B		5	2	3	1	0	1	1
Kirby Puckett, R OBP: 0.382, SLG: 0.500 (1, 9)	0-0 BB	2-1 G6-3		0-0 FC5-4		1-0 WP		0-0 FC3-6		5	0	4	1	0	0	1
Kent Hrbek, L OBP: 0.370, SLG: 0.388 (1, 3)	4-2 FC3-2		1-0 HR	4-0 FC5-4		3-2 F8		1-0 L9		3	1	1	1	2	0	3
Dave Winfield, R OBP: 0.364, SLG: 0.436 (1, 10)	4-2 FC3-2		3-2 F7	0-2 FC5-4		4-0 FC6-4		2-1 FC3-6		3	0	1	2	2	0	2
Matt Walbeck, S OBP: 0.244, SLG: 0.231 (1, 2)	0-0 FC3-2		1-1 S	1-1 HBP		1-1 FC6-4		2-2 FC3-6		4	0	1	0	0	0	7
Scott Leius, R OBP: 0.292, SLG: 0.439 (1, 5)	1-3 K		2-2 P3	0-1 G4-3			2-2 P3	2-2 FC6		5	0	0	0	0	1	9
Rich Becker, L OBP: 0.419, SLG: 0.387 (1, 8)		1-0 G3	2-2 G6-3		1-2 P6		4-2 BB			3	1	1	0	1	0	1
Pat Meares, R OBP: 0.317, SLG: 0.255 (1, 6)		0-2 G5-3		1-0 3B	3-2 F8		0-2 F7			4	1	1	0	0	0	2

Inning Stats	R: 1	H: 2	E: 0	K: 12	S: 12	LOB: 3	BB: 22	P: 22
	R: 1	H: 2	E: 0	K: 10	S: 10	LOB: 1	BB: 0	P: 14
	R: 1	H: 2	E: 0	K: 13	S: 13	LOB: 1	BB: 0	P: 22
	R: 2	H: 3	E: 0	K: 12	S: 12	LOB: 3	BB: 1	P: 21
	R: 0	H: 0	E: 0	K: 9	S: 9	LOB: 0	BB: 0	P: 16
	R: 0	H: 1	E: 0	K: 1	S: 9	LOB: 2	BB: 1	P: 20
	R: 0	H: 0	E: 0	K: 11	S: 11	LOB: 1	BB: 1	P: 20
	R: 1	H: 3	E: 0	K: 11	S: 11	LOB: 2	BB: 0	P: 18

PITCHER	IP	WLS	BF	H	R	ER	SO	BB	IBB	HBP	BLK	WP	HR	S	P	ERA	WHIP
Jaime Navarro, R ERA: 7.77 (1, 1)	4.0	L	25	9	5	5	1	2	1	0	0	0	1	47	79	11.25	2.750
Doug Henry, R ERA: (5, 1)	1.2		7	1	0	0	2	0	1	0	0	1	0	16	33	0.00	0.600
Jesse Orosco, L ERA: 6.43 (6, 1)	1.1		5	0	0	0	1	1	0	0	0	0	0	13	23	0.00	0.750
Mike Fetters, R ERA: 3.24 (8, 1)	1.0		6	3	1	1	0	0	0	0	0	0	0	11	18	9.00	3.000

BOTTOM

Milwaukee Brewers @ Minnesota Twins
 Hubert H. Humphrey Metrodome, Minneapolis, MN
 Wed Apr 27 1994, 8:05 PM EDT
 Att. 17,988 - Dome

AB	37
R	6
H	13
RBI	6
BB	5
SO	4
LOB	28



1B: 9	SF: 0	WP: 1	PA: 43
2B: 2	SAC: 0	PB: 0	
3B: 1	DP: 0	SB: 2	
HR: 1	HBP: 1	CS: 0	

Batter	1	2	3	4	5	6	7	8	9	AB R H RBI BB SO LOB	TOP	
Kevin Seitzer, R (1, 5) OBP: 0.373, SLG: 0.545	2-2 G1-3		2-0 2B		1-2 F9		1-3 K		4-1 G5-3 BB	4 1 1 0 1 1 0		
Jody Reed, R (1, 4) OBP: 0.438, SLG: 0.328	4-1 BB		4-0 2B BB		4-2 HR BB		2-1 F8		4-0 G5-3 BB	1 2 0 0 4 0 0		
Turner Ward, S (1, 7) OBP: 0.430, SLG: 0.571	1-1 FC1-6-4		2-2 2B		1-1 HR		1-3 K		2-2 G5-3	5 1 2 3 0 1 3		
Greg Vaughn, R (1, 10) OBP: 0.368, SLG: 0.533	3-3 K		1-2 G3		3-1 HR			1-3 K	4-0 2B WP IBB	4 2 1 1 1 2 3		
Dave Nilsson, L (1, 2) Mike Matheny, R (9, 2) OBP: 0.289, SLG: 0.452 OBP: 0.267, SLG: 0.154		3-1 G1-3		2-2 F7	1-0 F9			1-1 G3-1	3-2 WP HR 2B	5 1 1 1 0 0 0 0 0 0 0 0 0 0		
John Jaha, R (1, 3) OBP: 0.313, SLG: 0.518		3-2 G4-6-3 1B		1-1 E6		2-0 HR		1-0 HR	4-2 HR BB	4 3 3 2 1 0 0		
Brian Harper, R (1, 9) Matt Mieske, R (6, 9) OBP: 0.236, SLG: 0.200 OBP: 0.316, SLG: 0.303		1-2 G4-6-3		0-0 P4		1-0 F7		4-2 3B BB	1-0 HR	3 0 0 0 0 0 2 1 2 1 3 1 0 0		
Alex Diaz, S (1, 8) OBP: 0.286, SLG: 0.483			1-0 F7	1-1 P6		0-0 G6-3		0-1 3B	0-0 L9	5 0 1 1 0 0 1		
Jose Valentin, S (1, 6) OBP: 0.300, SLG: 0.333			1-3 K		0-0 P6		0-3 K	0-1 G6-3		4 0 0 0 0 2 1		
Inning Stats	R: 0 H: 0 E: 0 LOB: 1 K: 1 BB: 1 S: 11 P: 21	R: 0 H: 1 E: 0 LOB: 0 K: 0 BB: 0 S: 8 P: 15	R: 1 H: 2 E: 0 LOB: 2 K: 1 BB: 1 S: 18 P: 29	R: 0 H: 0 E: 1 LOB: 1 K: 0 BB: 0 S: 9 P: 13	R: 3 H: 2 E: 0 LOB: 0 K: 0 BB: 1 S: 11 P: 21	R: 1 H: 1 E: 0 LOB: 0 K: 1 BB: 0 S: 7 P: 10	R: 0 H: 0 E: 0 LOB: 0 K: 2 BB: 0 S: 9 P: 13	R: 2 H: 2 E: 0 LOB: 1 K: 1 BB: 1 S: 13 P: 20	R: 5 H: 2 E: 0 LOB: 0 K: 0 BB: 4 S: 12 P: 34	1B: 1 SF: 0 2B: 3 SAC: 0 3B: 1 DP: 2 HR: 5 HBP: 0	WP: 1 PA: 44 PB: 0 SB: 0 CS: 0	
PITCHER	IP WLS BF H R ER SO BB IBB HBP BLK WP HR S P ERA WHIP											
22 Carlos Pulido, L (1, 1) ERA: 7.36	5.0 L 23 5 4 4 2 3 0 0 0 0 0 2 57 99 7.20 1.600											
Mike Trombley, R (6, 1) ERA: 6.3	2.1 8 1 1 1 4 0 0 0 0 0 1 20 28 3.86 0.429											
Larry Casian, L (8, 1) ERA: 6.46	0.2 5 2 2 2 0 1 0 0 0 0 1 9 15 27.00 4.500											
Keith Garagozzo, L (9, 1) ERA: 9.64	1.0 8 2 5 5 0 3 1 0 0 1 1 12 34 45.00 5.000											

Milwaukee Brewers @ Minnesota Twins
 Hubert H. Humphrey Metrodome, Minneapolis, MN
 Thu Apr 28 1994, 8:05 PM EDT
 Att. 14,135 - Dome

AB	36
R	12
H	10
RBI	11
BB	8
SO	6
LOB	10



Batter	1	2	3	4	5	6	7	8	9	AB R H RBI BB SO LOB
Alex Cole, L (1, 7) OBP: 0.422, SLG: 0.440 Dave McCarty, R (9, PH) OBP: 0.313, SLG: 0.333	2-2 G4-6-3 1B		3-1 G3-1		1-1 G5-4-3 1B		2-3 K		1-0 F8	4 0 2 1 0 1 1 1 0 0 0 0 0 1
Chuck Knoblauch, R (1, 4) OBP: 0.348, SLG: 0.415 Pedro Munoz, R (9, PH) OBP: 0.244, SLG: 0.270	0-1 G4-6-3 1-2f		3-1 1B		0-0 G5-4-3 1-2f 2-3		1-2 K		1-3 K	4 0 1 0 0 0 1 4 1 0 0 0 0 0 1 1
Kirby Puckett, R (1, 9) OBP: 0.377, SLG: 0.490	3-1 G6-3		1-0 P6		2-2 G5-3		0-0 1-3 1B			4 0 1 0 0 0 0 2
Kent Hrbek, L (1, 3) OBP: 0.365, SLG: 0.371		2-0 G6-3		2-1 P6		4-2 2B BB		1-3 K		3 0 0 0 0 1 1 2
Dave Winfield, R (1, 10) OBP: 0.348, SLG: 0.415		0-2 G3		1-1 G3		1-0 F7		1-0 G6-3		4 0 0 0 0 0 0 1
Matt Walbeck, S (1, 2) OBP: 0.244, SLG: 0.231 Derek Parks, R (2, PH) OBP: 0.118, SLG: 0.063 (3, 2)		2-2 1B 1B		2-3 K		0-0 L6		1-1 G6-3		0 0 0 0 0 0 0 0 4 0 1 0 0 0 1 1
Scott Leius, R (1, 5) OBP: 0.319, SLG: 0.492		2-2 1-2 1B			3-2 2B 2B		0-0 1-3 2B		1-0 G5-3	4 1 3 0 0 0 0 0
Rich Becker, L (1, 8) OBP: 0.410, SLG: 0.394		0-3 K			0-0 1B 1B 2B		2-3 K		0-3 K	4 1 1 1 0 3 4
Pat Meares, R (1, 6) OBP: 0.344, SLG: 0.291			1-0 G5-3		0-2 G5-4-3 1B 2-3 1B		1-0 1B 1B		0-1 1B	4 0 3 0 0 0 0 0

Inning Stats	R: 0 E: 0 K: 0 S: 7	H: 1 LOB: 0 BB: 0 P: 12	R: 0 E: 0 K: 1 S: 17	H: 2 LOB: 2 BB: 0 P: 23	R: 0 E: 0 K: 0 S: 6	H: 1 LOB: 1 BB: 0 P: 14	R: 0 E: 0 K: 1 S: 7	H: 0 LOB: 0 BB: 0 P: 12	R: 2 E: 0 K: 0 S: 14	H: 4 LOB: 1 BB: 0 P: 20	R: 0 E: 0 K: 1 S: 8	H: 1 LOB: 2 BB: 1 P: 15	R: 0 E: 0 K: 3 S: 11	H: 2 LOB: 2 BB: 0 P: 16	R: 0 E: 0 K: 0 S: 4	H: 0 LOB: 0 BB: 0 P: 7	R: 0 E: 0 K: 2 S: 9	H: 1 LOB: 1 BB: 0 P: 11	1B: 9 2B: 3 3B: 0 HR: 0	SF: 0 SAC: 0 DP: 2 HBP: 0
--------------	------------------------------	----------------------------------	-------------------------------	----------------------------------	------------------------------	----------------------------------	------------------------------	----------------------------------	-------------------------------	----------------------------------	------------------------------	----------------------------------	-------------------------------	----------------------------------	------------------------------	---------------------------------	------------------------------	----------------------------------	----------------------------------	------------------------------------


BOTTOM

Milwaukee Brewers @ Minnesota Twins
 Hubert H. Humphrey Metrodome, Minneapolis, MN

Thu Apr 28 1994, 8:05 PM EDT
 Att. 14,135 - Dome

livebaseballscorecards.com

AB	37
R	2
H	12
RBI	2
BB	1
SO	8
LOB	17



PITCHER	IP	WLS	BF	H	R	ER	SO	BB	IBB	HBP	BLK	WP	HR	S	P	ERA	WHIP
Bill Wegman, R (1, 1) ERA: 2.19	5.2	W	25	9	2	2	2	1	0	0	0	0	0	56	91	3.18	1.765
Bob Scanlan, R (6, 1) ERA: 3.27	2.1		9	2	0	0	4	0	0	0	0	0	0	18	28	0.00	0.857
Graeme Lloyd, L (9, 1) ERA: 3.0	1.0		4	1	0	0	2	0	0	0	0	0	0	9	11	0.00	1.000

Batter	1	2	3	4	5	6	7	8	9	AB R H RBI BB SO LOB	TOP
Mike Huff, R OBP: 0.565, SLG: 0.563 (1, 8) C F B B B X (9, 7)	3-2 G5-3 1B	4-2 BB		2-0 SF4 3B 1-H 3-H		4-2 FC4-6 BB 1-2		1 SAFE 0-0 SH5-3 2B 1B	0-0 G4-3	4 2 3 2 2 0 0	
Roberto Alomar, S OBP: 0.422, SLG: 0.506 (1, 4) X	0-0 G5-3 1B 1-2	2-2 G4-3		0-0 SF4 3-H		0-0 FC4-6 1-2f		0-1 SH5-3 1-2 2-3		3 0 1 1 0 0 4	
Paul Molitor, R OBP: 0.404, SLG: 0.510 (1, 10) X	0-0 G5-3 1-2 2-3f		2-1 WP 1B	2-2 G5-3			3-3 K	1-0 F9		5 1 1 0 0 1 4	
Joe Carter, R OBP: 0.375, SLG: 0.659 (1, 9) C X	0-1 P4		0-3 K		2-0 G1-3		2-0 F7	4-0 2B IBB		4 1 0 0 1 1 2	
John Olerud, L OBP: 0.436, SLG: 0.576 (1, 3)		2-1 1B 2B	3-1 L7		2-2 G6-3		4-1 BB	1-1 2B 1-H 2-H 3-H		4 1 2 3 1 0 1	
Carlos Delgado, L OBP: 0.337, SLG: 0.579 Devon White, S OBP: 0.402, SLG: 0.620 (1, 7) (9, 8)		1-0 2B 1B 2-H	3-3 K 1-H		2-3 K		1-1 G4-3	0-0 G5-3		5 1 1 1 0 2 2 0 0 0 0 0 0 0	
Ed Sprague, R OBP: 0.353, SLG: 0.398 (1, 5)		3-2 G1-3 1-H 2B		0-0 G6-3		0-3 K		0-0 E5 2B 1B	1-2 P3	5 1 1 1 0 1 0	
Pat Borders, R OBP: 0.286, SLG: 0.338 (1, 2)		1-2 G1-3 2-3 1B		0-0 1B 3B 1B		1-0 G5-3		0-0 1B 2B 1-3	1-0 1B 2B	5 3 3 0 0 0 1	
Dick Schofield, R OBP: 0.286, SLG: 0.242 (1, 6)		1-1 F9		1-1 S 3B 1B 1-3		1-2 WP 1B		2-2 SH5-3 2B 1B 2-H 3-H	1-1 2-H 1B	5 2 4 2 0 0 1	
Inning Stats	R: 0 E: 0 K: 0 S: 8 H: 2 LOB: 1 BB: 0 P: 11	R: 2 E: 0 K: 0 S: 18 H: 3 LOB: 2 BB: 1 P: 32	R: 1 E: 0 K: 2 S: 12 H: 1 LOB: 0 BB: 0 P: 20	R: 3 E: 0 K: 0 S: 9 H: 3 LOB: 0 BB: 0 P: 14	R: 0 E: 0 K: 1 S: 11 H: 0 LOB: 0 BB: 0 P: 17	R: 0 E: 0 K: 1 S: 12 H: 1 LOB: 2 BB: 1 P: 18	R: 0 E: 0 K: 1 S: 8 H: 0 LOB: 1 BB: 1 P: 18	R: 5 E: 1 K: 0 S: 12 H: 4 LOB: 1 BB: 1 P: 20	R: 1 E: 0 K: 0 S: 7 H: 2 LOB: 0 BB: 0 P: 10	1B: 10 2B: 5 3B: 1 HR: 0 SF: 1 SAC: 1 DP: 1 HBP: 0	WP: 3 PB: 0 SB: 2 CS: 0 PA: 46
PITCHER	IP WLS BF H R ER SO BB IBB HBP BLK WP HR S P ERA WHIP	IP WLS BF H R ER SO BB IBB HBP BLK WP HR S P ERA WHIP	IP WLS BF H R ER SO BB IBB HBP BLK WP HR S P ERA WHIP	IP WLS BF H R ER SO BB IBB HBP BLK WP HR S P ERA WHIP	IP WLS BF H R ER SO BB IBB HBP BLK WP HR S P ERA WHIP	IP WLS BF H R ER SO BB IBB HBP BLK WP HR S P ERA WHIP	IP WLS BF H R ER SO BB IBB HBP BLK WP HR S P ERA WHIP	IP WLS BF H R ER SO BB IBB HBP BLK WP HR S P ERA WHIP	IP WLS BF H R ER SO BB IBB HBP BLK WP HR S P ERA WHIP	IP WLS BF H R ER SO BB IBB HBP BLK WP HR S P ERA WHIP	IP WLS BF H R ER SO BB IBB HBP BLK WP HR S P ERA WHIP
Kevin Tapani, R ERA: 7.9 (1, 1)	4.0 L 21 9 6 6 2 1 0 0 0 1 0 47 77 13.50 2.500										
Mark Guthrie, L ERA: 10.2 (5, 1)	3.0 12 1 0 0 3 2 0 0 0 0 1 0 31 53 0.00 1.000										
Carl Willis, R ERA: 8.04 (8, 1)	0.2 7 3 5 1 0 0 0 1 0 0 0 0 9 16 13.50 4.500										
Larry Casian, L ERA: 6.32 (8, 1)	0.1 2 1 0 0 0 0 0 0 0 0 0 0 3 4 0.00 3.000										
Rick Aguilera, R ERA: 6.48 (9, 1)	1.0 4 2 1 1 0 0 0 0 0 0 0 0 7 10 9.00 2.000										

Toronto Blue Jays @ Minnesota Twins
 Hubert H. Humphrey Metrodome, Minneapolis, MN
 Fri Apr 29 1994, 8:05 PM EDT
 Att. 25,898 - Dome

AB	40
R	12
H	16
RBI	10
BB	4
SO	5
LOB	15



WP: 3 PA: 46
 PB: 0
 SB: 2
 CS: 0

WP	3	PA	46
PB	0		
SB	2		
CS	0		

livebaseballscorecards.com

Batter	1	2	3	4	5	6	7	8	9	AB	R	H	RBI	BB	SO	LOB
Alex Cole, L OBP: 0.426, SLG: 0.468 Pat Meares, R OBP: 0.336, SLG: 0.286 (1, 8) (8, PH) (9, 6)	2-2 G3		1-0 G4-6-3 1B		2-1 F7		2-2 HR 3B	3-2 G6-3		4	1	2	1	0	0	0
Chuck Knoblauch, R OBP: 0.361, SLG: 0.424 (1, 4)	1-1 2B		0-1 G4-6-3 1-2f			4-0 1B BB	1-0 HR HBP	2-3 K		3	1	1	0	1	1	1
Kirby Puckett, R OBP: 0.369, SLG: 0.505 (1, 9) (9, 8)	2-0 G6-3			2-1 P4		1-0 F8	2-2 HR	2-3 K		5	1	1	3	0	1	2
Kent Hrbek, L OBP: 0.378, SLG: 0.370 (1, 3)	4-0 BB			4-2 1B BB		3-1 P6	1-0 P4	2-1 BB 1B		3	0	1	0	2	0	1
Scott Leius, R OBP: 0.324, SLG: 0.477 (1, 5)	0-1 F9			0-3 K		1-2 BB 1B	3-2 G4-3	4-2 BB		4	0	1	0	1	1	3
Chip Hale, L OBP: 0.405, SLG: 0.300 Pedro Munoz, R OBP: 0.233, SLG: 0.256 (1, 10) (8, PH)		1-2 G3		2-2 1B		4-1 BB		2-3 K	3-3 K	2	0	1	0	1	0	0
Dave McCarty, R OBP: 0.297, SLG: 0.314 (1, 7)		1-3 K		1-3 K		2-2 F7		0-0 2B 1B	0-0 G4-3	5	1	1	0	0	2	7
Matt Walbeck, S OBP: 0.235, SLG: 0.222 Derek Parks, R OBP: 0.167, SLG: 0.176 (1, 2) (8, PH) (9, 2)		2-2 G4-3				1-0 G6-3		1-2 HR 2B		3	0	0	0	0	0	0
Jeff Reboulet, R OBP: 0.421, SLG: 0.516 (1, 6) (9, 9)			3-2 F9		1-1 G3-1		4-2 3B BB	2-0 HR		3	2	1	2	1	0	0

BOTTOM

Toronto Blue Jays @ Minnesota Twins
 Hubert H. Humphrey Metrodome, Minneapolis, MN
 Fri Apr 29 1994, 8:05 PM EDT
 Att. 25,898 - Dome

livebaseballscorecards.com

AB	36
R	7
H	10
RBI	7
BB	6
SO	7
LOB	16



Inning Stats	R: 0	H: 1	E: 0	K: 0	S: 8	H: 0	LOB: 2	BB: 1	P: 17	R: 0	H: 0	E: 0	K: 1	S: 14	R: 0	H: 1	E: 0	K: 0	S: 7	R: 0	H: 1	E: 0	K: 2	S: 16	R: 0	H: 0	E: 0	K: 0	S: 5	R: 0	H: 1	E: 0	K: 0	S: 10	R: 4	H: 2	E: 0	K: 0	S: 20	R: 3	H: 3	E: 0	K: 2	S: 14	R: 0	H: 1	E: 0	K: 2	S: 12	1B: 5	2B: 2	3B: 1	SF: 0	SAC: 0	DP: 1	HBP: 1	WP: 0	PB: 0	SB: 1	CS: 0	PA: 43
--------------	------	------	------	------	------	------	--------	-------	-------	------	------	------	------	-------	------	------	------	------	------	------	------	------	------	-------	------	------	------	------	------	------	------	------	------	-------	------	------	------	------	-------	------	------	------	------	-------	------	------	------	------	-------	-------	-------	-------	-------	--------	-------	--------	-------	-------	-------	-------	--------

PITCHER	IP	WLS	BF	H	R	ER	SO	BB	IBB	HBP	BLK	WP	HR	S	P	ERA	WHIP
Juan Guzman, R ERA: 5.05 (1, 1)	6.1	W	30	6	4	4	3	5	0	1	0	0	1	76	132	5.68	1.737
Greg Cadaret, L ERA: 7.04 (7, 1)	1.1		7	3	3	3	1	0	0	0	0	0	1	15	27	20.25	2.250
Woody Williams, R ERA: 3.0 (8, 1)	1.1		6	1	0	0	3	1	0	0	0	0	0	15	28	0.00	1.500

Batter	1	2	3	4	5	6	7	8	9	AB	R	H	RBI	BB	SO	LOB	TOP								
Devon White, S (1, 8) OBP: 0.393, SLG: 0.598	0-3 K		0-0 S 1B		0-0 F8	0-0 F8		0-0 FC4-6 E		5	2	1	1	0	1	5									
Roberto Alomar, S (1, 4) OBP: 0.430, SLG: 0.511	0-0 L9		0-0 S 1B		0-0 F7		0-0 S G5-3 1B	0-0 E 1B		5	0	3	2	0	0	1									
Paul Molitor, R (1, 10) OBP: 0.386, SLG: 0.485	0-0 G6-3		0-0 G6-3		0-0 P4		0-0 G5-3	0-0 E7		5	0	0	0	0	0	4									
Joe Carter, R (1, 9) OBP: 0.376, SLG: 0.688		0-3 K		0-0 HR		0-0 HR 2B	0-3 K	0-0 F8		5	2	2	1	0	2	3									
John Olerud, L (1, 3) OBP: 0.425, SLG: 0.589		0-0 F7		0-0 G4-3		0-0 HR	0-0 G4-3		0-0 F7	5	1	1	2	0	0	1									
Ed Sprague, R (1, 5) OBP: 0.364, SLG: 0.449		0-0 HR		0-0 1B 2B		0-3 K		0-0 F8 1B FC4-6 1B	0-0 G1-3	5	3	3	1	0	1	0									
Mike Huff, R (1, 7) OBP: 0.536, SLG: 0.524		0-0 G6-3		0-3 K		0-0 G6-3		0-0 FC4-6 1B BB 1B	0-0 1B	5	1	2	0	0	1	1									
Pat Borders, R (1, 2) OBP: 0.296, SLG: 0.346			0-0 P3		0-0 BB 1B		0-0 BB 1B	0-0 F8	0-0 F9	4	0	2	1	0	0	2									
Carlos Delgado, L (9, PH) OBP: 0.333, SLG: 0.571					2-H 1B			2-3 F8		1	0	0	0	0	0	1									
Dick Schofield, R (1, 6) OBP: 0.333, SLG: 0.286			0-3 K		0-0 2B	4-0 BB	4-0 BB	4-0 FC4-6 BB		2	0	1	0	2	1	0									
Inning Stats	R: 0 E: 0 K: 1 S: 5	H: 0 LOB: 0 BB: 0 P: 5	R: 1 E: 0 K: 1 S: 6	H: 1 LOB: 0 BB: 0 P: 6	R: 1 E: 0 K: 1 S: 7	H: 2 LOB: 1 BB: 0 P: 7	R: 2 E: 0 K: 1 S: 7	H: 3 LOB: 1 BB: 0 P: 7	R: 0 E: 0 K: 0 S: 4	H: 1 LOB: 1 BB: 0 P: 4	R: 2 E: 0 K: 1 S: 8	H: 3 LOB: 2 BB: 1 P: 12	R: 0 E: 0 K: 1 S: 6	H: 1 LOB: 1 BB: 0 P: 6	R: 3 E: 1 K: 0 S: 7	H: 3 LOB: 2 BB: 1 P: 11	R: 0 E: 0 K: 0 S: 4	H: 1 LOB: 1 BB: 0 P: 4	1B: 9 2B: 3 3B: 0 HR: 3	SF: 0 SAC: 0 DP: 0 HBP: 0	WP: 0 PB: 0 SB: 3 CS: 0	PA: 44			
PITCHER	IP	WLS	BF	H	R	ER	SO	BB	IBB	HBP	BLK	WP	HR	S	P	ERA	WHIP								
Jim Deshaies, L (1, 1) ERA: 7.44	5.1	W	24	9	6	6	5	0	0	0	0	0	3	34	34	10.12	1.688								
Mike Trombley, R (6, 1) ERA: 6.55	2.0		11	4	2	2	1	1	0	0	0	0	0	12	16	9.00	2.500								
Carl Willis, R (8, 1) ERA: 7.88	0.1		4	1	1	0	0	1	0	0	0	0	0	3	7	0.00	6.000								
Rick Aguilera, R (8, 1) ERA: 5.59	1.1	S	5	1	0	0	0	0	0	0	0	0	0	5	5	0.00	0.750								

Toronto Blue Jays @ Minnesota Twins
 Hubert H. Humphrey Metrodome, Minneapolis, MN

Sat Apr 30 1994, 8:05 PM EDT
 Att. 24,479 - Dome - 69 F

AB	42
R	9
H	15
RBI	8
BB	2
SO	6
LOB	18



Batter	1	2	3	4	5	6	7	8	9	AB R H RBI BB SO LOB	TOP																
Devon White, S (1, 8) OBP: 0.384, SLG: 0.578	3-2 FC4-6 1B		1-3 K		1-2 G3-1		1-2 G6-3		2-3 K	5 0 1 0 0 2 3																	
Roberto Alomar, S (1, 4) OBP: 0.423, SLG: 0.500	0-1 B1		2-1 2B 1-2 1B			2-0 G4-3	2-1 G5-3			4 0 1 0 0 0 2																	
Paul Molitor, R (1, 10) OBP: 0.390, SLG: 0.491	1 SAFE 1 SAFE FC4-6 WP 1-2f		1-0 2B			4-2 2B SF7 BB		1-2 F8		3 1 1 0 1 0 1																	
Joe Carter, R (1, 9) OBP: 0.372, SLG: 0.680	3-2 P5		1-2 G6-3			0-1 2B		2-2 P4		4 0 1 0 0 0 3																	
John Olerud, L (1, 3) OBP: 0.409, SLG: 0.570		0-0 F8		1-0 P5		3-2 SF7		3-2 G1-3		3 0 0 1 0 0 0																	
Carlos Delgado, L (1, 7) OBP: 0.330, SLG: 0.550		4-0 BB		1-0 G3		3-H G4-3			3-2 K	3 0 0 0 1 1 1																	
Ed Sprague, R (1, 5) OBP: 0.369, SLG: 0.461		1-2 P4		0-1 G5-3			0-1 2B 1B		0-0 1B 2B	4 2 2 0 0 0 1																	
Pat Borders, R (1, 2) OBP: 0.294, SLG: 0.354		1-2 F9			2-1 F8		2-2 G6-3 1-H 2B		0-0 G6-3	4 0 1 1 0 0 2																	
Dick Schofield, R (1, 6) OBP: 0.349, SLG: 0.308			2-2 CS 1B		1-3 K		1-0 B5		1-2 1B	4 0 2 1 0 1 1																	
Inning Stats	R: 0 E: 0 K: 0 S: 13	H: 1 LOB: 1 BB: 0 P: 19	R: 0 E: 0 K: 0 S: 8	H: 0 LOB: 1 BB: 1 P: 14	R: 0 E: 0 K: 1 S: 13	H: 3 LOB: 2 BB: 0 P: 20	R: 0 E: 0 K: 0 S: 4	H: 0 LOB: 0 BB: 0 P: 6	R: 0 E: 0 K: 1 S: 9	H: 0 LOB: 0 BB: 0 P: 13	R: 1 E: 0 K: 0 S: 11	H: 1 LOB: 1 BB: 1 P: 23	R: 1 E: 0 K: 0 S: 11	H: 2 LOB: 1 BB: 0 P: 17	R: 0 E: 0 K: 0 S: 12	H: 0 LOB: 0 BB: 0 P: 18	R: 1 E: 0 K: 2 S: 14	H: 2 LOB: 1 BB: 0 P: 20	1B: 5 2B: 4 3B: 0 HR: 0	SF: 1 SAC: 0 DP: 0 HBP: 0	WP: 1 PB: 0 SB: 0 CS: 1	PA: 37					
PITCHER	IP WLS BF H R ER SO BB IBB HBP BLK WP HR S P ERA WHIP																										
Pat Mahomes, R (1, 1) ERA: 6.84	6.0	24	5	1	1	2	2	0	0	0	0	1	0	58	95	1.50	1.167										
Carl Willis, R (7, 1) ERA: 7.58	3.0	W	13	4	2	2	2	0	0	0	0	0	0	37	55	6.00	1.333										

Toronto Blue Jays @ Minnesota Twins
 Hubert H. Humphrey Metrodome, Minneapolis, MN
 Sun May 01 1994, 4:33 AM EDT
 Att. 26,669 - Dome

livebaseballscorecards.com

AB 34
 R 3
 H 9
 RBI 3
 BB 2
 SO 4
 LOB 14



Batter	1	2	3	4	5	6	7	8	9	AB	R	H	RBI	BB	SO	LOB	
Chuck Knoblauch, R <small>OBP: 0.374, SLG: 0.430</small> (1, 4)											5	1	2	1	0	1	2
Alex Cole, L <small>OBP: 0.452, SLG: 0.471</small> (1, 8)										3	2	1	0	2	1	1	
Kirby Puckett, R <small>OBP: 0.367, SLG: 0.487</small> (1, 9)										3	1	0	0	1	0	2	
Dave Winfield, R <small>OBP: 0.337, SLG: 0.400</small> (1, 10)										3	0	1	2	0	0	1	
Scott Leius, R <small>OBP: 0.349, SLG: 0.581</small> (1, 5)										4	2	3	3	0	1	1	
Matt Walbeck, S <small>OBP: 0.225, SLG: 0.212</small> (1, 2)										4	0	0	0	0	0	2	
Pedro Munoz, R <small>OBP: 0.288, SLG: 0.319</small> (1, 7)										3	0	2	1	1	0	0	
Dave McCarty, R <small>OBP: 0.279, SLG: 0.275</small> (1, 3)										3	1	0	0	0	2	3	
Pat Meares, R <small>OBP: 0.329, SLG: 0.286</small> (1, 6)										4	0	1	0	0	1	2	
Inning Stats	R: 1 E: 0 K: 1 S: 10	H: 1 LOB: 1 BB: 1 P: 19	R: 0 E: 0 K: 1 S: 14	H: 1 LOB: 2 BB: 0 P: 26	R: 0 E: 0 K: 0 S: 5	H: 0 LOB: 0 BB: 0 P: 7	R: 1 E: 0 K: 2 S: 11	H: 2 LOB: 1 BB: 0 P: 18	R: 0 E: 0 K: 1 S: 12	H: 1 LOB: 1 BB: 1 P: 20	R: 4 E: 0 K: 0 S: 20	H: 2 LOB: 0 BB: 2 P: 33	R: 1 E: 0 K: 1 S: 13	H: 2 LOB: 1 BB: 0 P: 19	1B: 6 2B: 3 3B: 0 HR: 1	SF: 1 SAC: 0 DP: 0 HBP: 1	WP: 0 PB: 0 SB: 4 CS: 1

BOTTOM

Toronto Blue Jays @ Minnesota Twins
 Hubert H. Humphrey Metrodome, Minneapolis, MN

Sun May 01 1994, 4:33 AM EDT
 Att. 26,669 - Dome

livebaseballscorecards.com

AB	32
R	7
H	10
RBI	7
BB	4
SO	6
LOB	14



PITCHER															IP	WLS	BF	H	R	ER	SO	BB	IBB	HBP	BLK	WP	HR	S	P	ERA	WHIP
Todd Stottlemyre, R <small>ERA: 3.47</small> (1, 1)															6.0		26	6	2	2	5	2	0	1	0	0	0	60	104	3.00	1.333
Woody Williams, R <small>ERA: 6.55</small> (7, 1)															2.0	L	12	4	5	5	1	2	0	0	0	0	1	33	52	22.50	3.000

Batter	1	2	3	4	5	6	7	8	9	AB R H RBI BB SO LOB	TOP		
Chuck Knoblauch, R <small>(1, 4) OBP: 0.375, SLG: 0.423</small> <small>(8, 6)</small>	1-0 G5-3	1-2 1B		0-3 K			4-2 G5-4-3 1B BB		0-0 F9	4 0 1 0 1 1 1			
Alex Cole, L <small>(1, 8) OBP: 0.449, SLG: 0.466</small> Shane Mack, R <small>(7, PH) OBP: 1.000, SLG: 1.500</small> <small>(7, 8)</small>	3-2 HR 1B	2-3 K		2-1 G1-3		3-2 G5-4-3 1B 2B		1-2 1B 2B	3 1 1 0 0 1 2 2 1 2 0 0 0 0				
Kirby Puckett, R <small>(1, 9) OBP: 0.368, SLG: 0.508</small> <small>SAFE SAFE SAFE</small>	1-1 HR		1-2 E6 WP WP		0-1 B1-3		0-0 G5-4-3 1-2f 2-3		0-0 1B	5 2 2 3 0 0 2			
Dave Winfield, R <small>(1, 10) OBP: 0.321, SLG: 0.379</small>	3-1 E6 1B		3-3 K		1-0 G1-3		2-2 G1		3-3 K	5 0 0 0 0 2 3			
Scott Leius, R <small>(1, 5) OBP: 0.341, SLG: 0.557</small>	3-2 1B		0-0 L1		1-3 K			3-2 E6 2B G4-3	1-2 G4-3	5 1 1 0 0 1 2			
Steve Dunn, L <small>(1, 3) OBP: 0.500, SLG: 0.750</small>	2-3 K		2-2 G4-3 3-H		0-0 G6-4-3 1B 1B			0-1 G4-3 1-3 2B		4 0 2 0 0 1 2			
Pedro Munoz, R <small>(1, 7) OBP: 0.304, SLG: 0.353</small>	1-1 L5			0-0 G4-3 2B 2B		3-2 G6-4-3 1-2 1B		1-3 K		4 1 2 0 0 1 4			
Matt Walbeck, S <small>(1, 2) OBP: 0.215, SLG: 0.202</small>		1-0 G6-3		1-0 G4-3 2-3		1-0 G6-4-3 1-2f 2-3		2-2 G4-3 2-3 3-H		4 0 0 1 0 0 4			
Pat Meares, R <small>(1, 6) OBP: 0.329, SLG: 0.303</small> Chip Hale, L <small>(8, PH) OBP: 0.395, SLG: 0.290</small> <small>(8, 4)</small>		2-1 F7		2-0 G1 3-H 2B		0-0 G1		0-0 P4		3 0 1 1 0 0 1 1 0 0 0 0 0 1			
Inning Stats	R: 2 H: 3 E: 1 LOB: 2 K: 1 BB: 0 S: 18 P: 32	R: 0 H: 1 E: 0 LOB: 1 K: 1 BB: 0 S: 9 P: 15	R: 1 H: 0 E: 1 LOB: 0 K: 1 BB: 0 S: 10 P: 16	R: 1 H: 2 E: 0 LOB: 1 K: 1 BB: 0 S: 8 P: 13	R: 0 H: 0 E: 0 LOB: 0 K: 1 BB: 0 S: 6 P: 8	R: 0 H: 2 E: 0 LOB: 1 K: 0 BB: 0 S: 6 P: 10	R: 0 H: 1 E: 0 LOB: 1 K: 0 BB: 1 S: 9 P: 18	R: 1 H: 1 E: 1 LOB: 1 K: 1 BB: 0 S: 15 P: 21	R: 1 H: 2 E: 0 LOB: 1 K: 1 BB: 0 S: 13 P: 18	1B: 7 SF: 0 2B: 4 SAC: 0 3B: 0 DP: 2 HR: 1 HBP: 0	WP: 2 PA: 41 PB: 0 SB: 1 CS: 0		
PITCHER	IP WLS BF H R ER SO BB IBB HBP BLK WP HR S P ERA WHIP											PITCHER	IP WLS BF H R ER SO BB IBB HBP BLK WP HR S P ERA WHIP
Bill Wegman, R <small>(1, 1) ERA: 2.73</small>	5.0 W 25 8 4 3 5 0 0 0 0 2 1 55 91 5.40 1.600												
Jesse Orosco, L <small>(6, 1) ERA: 6.0</small>	1.0 3 0 0 0 0 1 0 0 0 0 0 4 9 0.00 1.000												
Mike Fetters, R <small>(7, 1) ERA: 3.48</small>	1.0 5 2 1 0 0 0 0 0 0 0 0 14 22 0.00 2.000												
Bob Scanlan, R <small>(8, 1) ERA: 2.87</small>	1.1 6 2 1 1 1 0 0 0 0 0 0 14 18 6.75 1.500												
Jeff Bronkey, R <small>(9, 1) ERA:</small>	0.2 S 2 0 0 0 1 0 0 0 0 0 0 7 11 0.00 0.000												

Minnesota Twins @ Milwaukee Brewers
 Milwaukee County Stadium, Milwaukee, WI

AB	40
R	6
H	12
RBI	5
BB	1
SO	7
LOB	22



Tue May 03 1994, 8:05 PM EDT
 Att. 12,266 - Unknown - 60 F

livebaseballscorecards.com

Batter	1	2	3	4	5	6	7	8	9	AB	R	H	RBI	BB	SO	LOB
Darryl Hamilton, L OBP: 0.337, SLG: 0.324 (1, 8)	0-1 1B G4-3 HR 1B		0-1 L6			2-1 1B 1B 2B 1B				4	2	2	0	0	0	0
Kevin Seitzer, R OBP: 0.374, SLG: 0.543 (1, 5)	2-1 G4-3 1-2		1-2 G5-3		1 SAFE 1 SAFE 0-0	1-2 1B 1B 2B 1B			4-2 L3 BB	3	1	1	0	1	0	1
Turner Ward, S OBP: 0.427, SLG: 0.533 (1, 9)	2-2 HR 1B		1-0 G3		0-0 2B 1B 1-2 2-3			1-0 F7		4	2	2	0	0	0	1
Greg Vaughn, R OBP: 0.333, SLG: 0.600 (1, 7)	0-1 1-H 3-H HR			0-0 G6-3		1-2 1B 2B 1-3 2-H 3-H			0-1 L3 1-1	4	2	2	5	0	0	1
Dave Nilsson, L OBP: 0.290, SLG: 0.467 (1, 2)	1-1 G4-3			1-3 K		0-0 F9 1B 2-H 3-H			1-1 L8	4	0	1	2	0	1	0
Brian Harper, R OBP: 0.275, SLG: 0.270 (1, 10)	0-1 G4-3			1-0 BB 1B		1-0 F9 2-3			2-2 G6-3	4	0	1	0	0	0	1
Jody Reed, R OBP: 0.396, SLG: 0.280 (1, 4)		2-2 F8		4-2 FC5-4 BB		2-1 L8			1-0 P4	3	0	0	0	1	0	1
John Jaha, R OBP: 0.291, SLG: 0.435 (1, 3)		2-3 K		2-2 FC5-4 1-2f					2-1 F8	3	0	0	0	0	1	2
Jose Valentin, S OBP: 0.222, SLG: 0.240 (1, 6)		2-0 F8				0-0 B1-3			2-3 K	3	0	0	0	0	1	0

Inning Stats	R: 3	H: 3	LOB: 0	K: 0	S: 13	P: 18	R: 0	H: 0	LOB: 0	K: 1	S: 7	P: 13	R: 0	H: 1	LOB: 2	K: 1	S: 13	P: 21	R: 4	H: 5	LOB: 1	K: 0	S: 14	P: 20	R: 0	H: 0	LOB: 0	K: 1	S: 7	P: 13	R: 0	H: 0	LOB: 0	K: 0	S: 8	P: 12	R: 0	H: 0	LOB: 0	K: 0	S: 8	P: 12
1B: 7	SF: 0	2B: 2	SAC: 0	3B: 0	DP: 1	HR: 1	HBP: 0	CS: 0	WP: 0	PA: 34																																

PITCHER	IP	WLS	BF	H	R	ER	SO	BB	IBB	HBP	BLK	WP	HR	S	P	ERA	WHIP
Scott Erickson, R ERA: 6.31 (1, 1)	5.0	L	25	9	7	7	2	1	0	0	0	0	1	53	80	12.60	2.000
Mike Trombley, R ERA: 5.76 (6, 1)	3.0		9	0	0	0	1	1	0	0	0	0	0	22	37	0.00	0.333


BOTTOM

Minnesota Twins @ Milwaukee Brewers
Milwaukee County Stadium, Milwaukee, WI

Tue May 03 1994, 8:05 PM EDT
Att: 12,266 - Unknown - 60 F

livebaseballscorecards.com

AB	32
R	7
H	9
RBI	7
BB	2
SO	3
LOB	7



Batter	1	2	3	4	5	6	7	8	9	AB R H RBI BB SO LOB	TOP	
Chuck Knoblauch, R (1, 4) OBP: 0.368, SLG: 0.406 C B B B B	4-2 2B G4-3 BB		1-0 F9		2-3 1-2		2-1 G6-3		0-1 L6	4 1 0 0 1 1 1		
Alex Cole, L (1, 8) OBP: 0.446, SLG: 0.467 1 SAFE C 1 SAFE F 1 SAFE F 1 SAFE X	1-2 G4-3 1-3 G6-3 2B		0-2 G4-3			0-0 G6-3	4-1 S S BB		1-1 G4-3	4 1 1 0 1 0 0		
Kirby Puckett, R (1, 10) OBP: 0.362, SLG: 0.496 X	0-0 G4-3 2-3 3-H			1-1 G5-3		3-1 F9	3-3 1-2	2-1 3B 1B	5 1 1 1 0 1 2			
Shane Mack, R (1, 7) OBP: 0.857, SLG: 1.400 B F B X	2-1 G6-3 3-H			1-1 S HBP		2-0 HBP 1B BB 1B	4-2 S BB	1-1 1-H 3B	3 1 2 2 1 0 0			
Pedro Munoz, R (1, 9) OBP: 0.311, SLG: 0.345 X	0-0 G6-3			3-3 K 1-2		0-0 BB HBP HR 1B	1-1 HBP	1-1 G6-3	4 1 1 0 0 1 2			
Steve Dunn, L (1, 3) OBP: 0.333, SLG: 0.500 Dave McCarty, R (6, PH) OBP: 0.269, SLG: 0.268 (6, 3)		1-0 G3		0-2 F9		1-1 BB HR HBP	1-0 P5		2 0 0 0 0 0 1 1 1 0 0 0 0 3			
Scott Leius, R (1, 5) OBP: 0.337, SLG: 0.537 C B B T		2-2 K			0-1 G4-3	4-1 HR BB		3-3 K	3 1 0 1 1 2 0			
Matt Walbeck, S (1, 2) OBP: 0.227, SLG: 0.247 X	0-0 F9				1-0 WP 1B	1-2 1-H 2-H 3-H HR		0-0 E3 F8-3	4 1 2 4 0 0 0			
Jeff Reboulet, R (1, 6) OBP: 0.381, SLG: 0.457 S T B C B			2-3 K		1-0 F7	1-2 G4-3		1-0 F8-3 1-2	4 0 0 0 0 1 2			
Inning Stats	R: 2 H: 1 E: 0 LOB: 0 K: 0 BB: 1 S: 9 P: 16	R: 0 H: 0 E: 0 LOB: 0 K: 1 BB: 0 S: 5 P: 8	R: 0 H: 0 E: 0 LOB: 0 K: 1 BB: 0 S: 9 P: 12	R: 0 H: 0 E: 0 LOB: 1 K: 1 BB: 0 S: 9 P: 14	R: 0 H: 1 E: 0 LOB: 1 K: 1 BB: 0 S: 7 P: 11	R: 5 H: 3 E: 0 LOB: 0 K: 0 BB: 1 S: 13 P: 25	R: 0 H: 0 E: 0 LOB: 3 K: 1 BB: 2 S: 13 P: 28	R: 0 H: 0 E: 1 LOB: 0 K: 1 BB: 0 S: 5 P: 9	R: 1 H: 2 E: 0 LOB: 1 K: 0 BB: 0 S: 10 P: 15	1B: 4 SF: 0 2B: 2 SAC: 0 3B: 1 DP: 1 HR: 1 HBP: 3	WP: 1 PA: 41 PB: 0 SB: 4 CS: 0	
PITCHER Jaime Navarro, R (1, 1) ERA: 7.48 Jesse Orosco, L (6, 1) ERA: 8.38 Doug Henry, R (7, 1) ERA: Graeme Lloyd, L (9, 1) ERA: 3.6	IP WLS BF H R ER SO BB IBB HBP BLK WP HR S P ERA WHIP 5.2 0 23 4 4 4 4 1 0 1 0 1 0 44 71 6.35 0.882 0.2 0 6 1 3 3 0 2 0 1 0 0 1 11 24 40.50 4.500 1.2 0 7 0 0 0 2 1 0 1 0 0 0 15 28 0.00 0.600 1.0 L 5 2 1 1 0 0 0 0 0 0 0 0 10 15 9.00 2.000				PITCHER IP WLS BF H R ER SO BB IBB HBP BLK WP HR S P ERA WHIP							

Minnesota Twins @ Milwaukee Brewers
 Milwaukee County Stadium, Milwaukee, WI

Wed May 04 1994, 4:33 AM EDT
 Att. 15,847 - Sunny - 64 F

livebaseballscorecards.com

AB	34
R	8
H	7
RBI	8
BB	4
SO	6
LOB	11



BOTTOM

Minnesota Twins @ Milwaukee Brewers
 Milwaukee County Stadium, Milwaukee, WI

Wed May 04 1994, 4:33 AM EDT
 Att. 15,847 - Sunny - 64 F

livebaseballscorecards.com

AB	34
R	7
H	11
RBI	7
BB	3
SO	5
LOB	15



WP : 0	PA : 42
PB : 0	
SB : 0	
CS : 2	

AB R H RBI BB SO LOB

5	1	4	3	0	0	1
4	1	1	0	0	0	1
5	1	3	1	0	0	1
4	0	0	0	1	1	3
3	0	1	2	0	1	1
4	0	0	0	0	1	3
3	1	0	0	1	1	2
0	0	0	0	0	0	0
3	1	1	1	0	1	1
3	2	1	0	1	0	2

Batter	1	2	3	4	5	6	7	8	9
Darryl Hamilton, L OBP: 0.363, SLG: 0.367 (1, 8)	2-2 1B 1B	3-2 SAFE 2-H 1B		1-2 1-H 2-H 2B		2-2 P4		2-1 SAFE 1-2 CS	1-1 SH1-3 1B
Kevin Seitzer, R OBP: 0.369, SLG: 0.531 (1, 5)	2-1 SAFE BB 1B SF8 1B	3-2 F7		3-2 G1-3			1-0 F8		0-0 SH1-3
Turner Ward, S OBP: 0.435, SLG: 0.546 (1, 9)	0-2 SF8 BB 1-2 1B		1-1 FC6-4 1B		0-0 F8		3-2 1B 2B		1-1 P4
Greg Vaughn, R OBP: 0.317, SLG: 0.529 (1, 7)	4-2 SF8 BB 1-2 2-3		1-0 FC6-4 CS 1-2f		1-3 K		0-1 F7		2-1 P3
Dave Nilsson, L OBP: 0.289, SLG: 0.462 (1, 2)	0-1 SF8 1-2 2-3 3-H		0-0 F8		2-3 K		3-2 2-H 1B		
Brian Harper, R OBP: 0.260, SLG: 0.254 (1, 10)	2-1 P6		1 SAFE 0-0 CS 1-2	1-2 G6-3		0-3 K	3-2 F8		
Jody Reed, R OBP: 0.390, SLG: 0.269 Alex Diaz, S OBP: 0.281, SLG: 0.475 (8, PR) (9, 4)	1-2 G1-3			0-3 K		4-0 2B BB		1-2 E5 CS	
John Jaha, R OBP: 0.301, SLG: 0.444 (1, 3)		2-2 F8		1-0 BB 2B HBP		0-1 1-H 2B		2-3 SAFE K	
Jose Valentin, S OBP: 0.258, SLG: 0.286 (1, 6)		0-2 1B 2B		4-1 SAFE 2B BB		1-0 F7		1 SAFE 1-2 SAFE F7	

Inning Stats	R: 2	H: 3	E: 0	K: 0	S: 18	H: 3	LOB: 2	BB: 1	P: 29	R: 1	H: 2	E: 0	K: 0	S: 14	R: 0	H: 1	E: 0	K: 0	S: 4	R: 2	H: 1	E: 0	K: 1	S: 15	R: 0	H: 0	E: 0	K: 2	S: 7	R: 1	H: 1	E: 0	K: 1	S: 10	R: 1	H: 2	E: 0	K: 0	S: 14	R: 0	H: 1	E: 1	K: 1	S: 12	R: 0	H: 1	E: 0	K: 0	S: 7	1B: 7	2B: 4	3B: 0	HR: 0	SF: 1	SAC: 1	DP: 0	HBP: 1
--------------	------	------	------	------	-------	------	--------	-------	-------	------	------	------	------	-------	------	------	------	------	------	------	------	------	------	-------	------	------	------	------	------	------	------	------	------	-------	------	------	------	------	-------	------	------	------	------	-------	------	------	------	------	------	-------	-------	-------	-------	-------	--------	-------	--------

PITCHER	IP	WLS	BF	H	R	ER	SO	BB	IBB	HBP	BLK	WP	HR	S	P	ERA	WHIP
Kevin Tapani, R ERA: 8.33 (1, 1)	4.0		20	7	5	5	1	2	0	1	0	0	0	51	82	11.25	2.250
Mark Guthrie, L ERA: 9.68 (5, 1)	2.2		12	3	2	2	3	1	0	0	0	0	0	27	44	6.75	1.500
Brett Merriman, R ERA: (7, 1)	0.2		3	0	0	0	1	0	0	0	0	0	0	11	17	0.00	0.000
Larry Casian, L ERA: 6.06 (8, 1)	0.2	W	1	0	0	0	0	0	0	0	0	0	0	5	8	0.00	0.000
Rick Aguilera, R ERA: 5.06 (9, 1)	1.0	S	4	1	0	0	0	0	0	0	0	0	0	7	11	0.00	1.000

Batter	1	2	3	4	5	6	7	8	9	AB R H RBI BB SO LOB	TOP
Chuck Knoblauch, R (1, 4) <small>OBP: 0.355, SLG: 0.390</small>	1-0 		2-2 		0-0 			2-2 		4 0 0 0 0 0 2	Minnesota Twins @ Texas Rangers The Ballpark at Arlington, Arlington, TX Fri May 06 1994, 8:05 PM EDT Att. 38,370 - Unknown - 78 F
Alex Cole, L (1, 8) <small>OBP: 0.457, SLG: 0.490</small>	1-2 		3-2 		3-3 			1-2 		4 0 3 0 0 1 1	
Kirby Puckett, R (1, 9) <small>OBP: 0.366, SLG: 0.496</small>	0-2 		2-3 		1-0 			0-0 		4 0 2 0 0 1 2	
Shane Mack, R (1, 7) <small>OBP: 0.636, SLG: 0.889</small>	1-2 		0-0 		1-0 			3-2 		4 0 1 0 0 0 4	
Dave Winfield, R (1, 10) <small>OBP: 0.309, SLG: 0.364</small>		3-1 		1-0 		1-0 		2-1 		4 0 0 0 0 0 1	
Steve Dunn, L (1, 3) <small>OBP: 0.300, SLG: 0.400</small>		1-1 		1-1 		0-0 		0-2 		4 0 1 0 0 0 0	
Scott Leius, R (1, 5) <small>OBP: 0.326, SLG: 0.518</small>		0-0 		3-2 		3-2 				3 0 0 0 0 0 1	
Matt Walbeck, S (1, 2) <small>OBP: 0.230, SLG: 0.250</small>		1-0 		0-0 		1-2 				3 0 1 0 0 0 0	
Pat Meares, R (1, 6) <small>OBP: 0.342, SLG: 0.309</small>		2-2 		1-2 		4-1 				2 0 1 0 1 0 2	
Inning Stats	R: 0 H: 2 E: 0 LOB: 1 K: 0 BB: 0 S: 13 P: 16	R: 0 H: 2 E: 0 LOB: 2 K: 0 BB: 0 S: 10 P: 17	R: 0 H: 1 E: 0 LOB: 1 K: 1 BB: 0 S: 10 P: 17	R: 0 H: 0 E: 0 LOB: 0 K: 0 BB: 0 S: 6 P: 11	R: 0 H: 1 E: 0 LOB: 1 K: 1 BB: 0 S: 11 P: 15	R: 0 H: 1 E: 0 LOB: 0 K: 0 BB: 0 S: 3 P: 6	R: 0 H: 0 E: 0 LOB: 0 K: 0 BB: 0 S: 8 P: 12	R: 0 H: 1 E: 0 LOB: 1 K: 0 BB: 1 S: 8 P: 15	R: 0 H: 1 E: 0 LOB: 0 K: 0 BB: 0 S: 8 P: 13	1B: 8 SF: 0 2B: 1 SAC: 0 3B: 0 DP: 4 HR: 0 HBP: 0	
PITCHER Rick Helling, R (1, 1) <small>ERA: 3.29</small>	IP 9.0 WLS W BF 33 H 9 R 0 ER 0 SO 2 BB 1 IBB 0 HBP 0 BLK 0 WP 0 HR 0 S 77 P 122 ERA 0.00 WHIP 1.111										

AB	32
R	0
H	9
RBI	0
BB	1
SO	2
LOB	13



livebaseballscorecards.com

Batter	1	2	3	4	5	6	7	8	9	AB	R	H	RBI	BB	SO	LOB	BOTTOM														
David Hulse, L OBP: 0.364, SLG: 0.373 (1, 8) 										4	1	1	1	0	2	2	Minnesota Twins @ Texas Rangers The Ballpark at Arlington, Arlington, TX Fri May 06 1994, 8:05 PM EDT Att: 38,370 - Unknown - 78 F <table><tr><td>AB</td><td>31</td></tr><tr><td>R</td><td>7</td></tr><tr><td>H</td><td>12</td></tr><tr><td>RBI</td><td>5</td></tr><tr><td>BB</td><td>3</td></tr><tr><td>SO</td><td>3</td></tr><tr><td>LOB</td><td>13</td></tr></table> 	AB	31	R	7	H	12	RBI	5	BB	3	SO	3	LOB	13
AB	31																														
R	7																														
H	12																														
RBI	5																														
BB	3																														
SO	3																														
LOB	13																														
Jeff Frye, R OBP: 0.500, SLG: 0.833 (1, 4) 										4	1	2	1	0	0	1															
Jose Canseco, R OBP: 0.427, SLG: 0.551 (1, 10) 										2	1	0	0	2	0	1															
Will Clark, L OBP: 0.465, SLG: 0.600 (1, 3) 										4	1	2	2	0	0	1															
Juan Gonzalez, R OBP: 0.302, SLG: 0.509 (1, 7) 										3	1	1	1	0	0	1															
Chris James, R OBP: 0.379, SLG: 0.422 (1, 9) 										3	1	1	0	1	0	1															
Ivan Rodriguez, R OBP: 0.361, SLG: 0.429 (1, 2) 										4	0	1	0	0	1	1															
Billy Ripken, R OBP: 0.286, SLG: 0.343 (1, 5) 										4	1	3	0	0	0	1															
Manuel Lee, S OBP: 0.333, SLG: 0.330 (1, 6) 										3	0	1	0	0	0	4															
Inning Stats	R: 0 E: 0 K: 1 S: 8 H: 0 LOB: 1 BB: 1 P: 18	R: 0 E: 0 K: 0 S: 6 H: 1 LOB: 0 BB: 0 P: 10	R: 0 E: 0 K: 1 S: 11 H: 1 LOB: 0 BB: 0 P: 16	R: 0 E: 0 K: 0 S: 6 H: 1 LOB: 0 BB: 0 P: 11	R: 0 E: 0 K: 0 S: 5 H: 0 LOB: 0 BB: 0 P: 8	R: 1 E: 0 K: 0 S: 10 H: 2 LOB: 0 BB: 0 P: 17	R: 2 E: 1 K: 1 S: 11 H: 2 LOB: 1 BB: 0 P: 16	R: 4 E: 1 K: 0 S: 20 H: 5 LOB: 3 BB: 2 P: 38	1B: 9 2B: 3 3B: 0 HR: 0 SF: 1 SAC: 1 DP: 1 HBP: 0	WP: 1 PB: 0 SB: 1 CS: 2 PA: 36																					
PITCHER	IP WLS L	WLS L	H R ER SO	H R ER SO	H R ER SO	H R ER SO	H R ER SO	H R ER SO	H R ER SO	BB IBB HBP BLK WP HR S P	ERA WHIP	ERA WHIP																			
Jim Deshaies, L ERA: 6.64 (1, 1)	6.2		7 3 2 2	7 3 2 2	7 3 2 2	7 3 2 2	7 3 2 2	7 3 2 2	7 3 2 2	1 0 0 0	2.70 1.200	2.70 1.200																			
Mike Trombley, R ERA: 5.68 (7, 1)	0.1		0 0 0 1	0 0 0 1	0 0 0 1	0 0 0 1	0 0 0 1	0 0 0 1	0 0 0 1	1 0 0 0	0.00 0.000	0.00 0.000																			
Larry Casian, L ERA: 8.1 (8, 1)	0.1		4 4 4 0	4 4 4 0	4 4 4 0	4 4 4 0	4 4 4 0	4 4 4 0	4 4 4 0	0 0 0 0	108.00 9.000	108.00 9.000																			
Brett Merriman, R ERA: (8, 1)	0.2		0 0 0 0	0 0 0 0	0 0 0 0	0 0 0 0	0 0 0 0	0 0 0 0	0 0 0 0	1 0 0 0	0.00 4.500	0.00 4.500																			

Batter	1	2	3	4	5	6	7	8	9	AB R H RBI BB SO LOB	TOP											
Chuck Knoblauch, R (1, 4) OBP: 0.362, SLG: 0.409	0-2 2B	4-2 BB		2-2 G4-3		0-0 P3		2-2 SH1-3 SF8 2B	0-3 K	5 2 2 0 1 1 4												
Alex Cole, L (1, 8) OBP: 0.450, SLG: 0.480	1-2 P5	1-1 G4-3			1-2 G6-3		2-2 BLK 1B	0-0 SH1-3		4 1 1 0 0 0 3												
Kirby Puckett, R (1, 10) OBP: 0.353, SLG: 0.481	0-3 K		1-1 G6-3		0-3 K		2-2 SAFE SAFE SAFE SAFE 1-2 F7	0-0 SF8		4 0 0 1 0 2 2												
Shane Mack, R (1, 7) OBP: 0.625, SLG: 1.077	2-2 2-H 2B		2-0 G6-3		1-0 HR		4-1 1B 1B BB	0-0 G6-3		4 2 2 2 1 0 0												
Pedro Munoz, R (1, 9) OBP: 0.318, SLG: 0.339	3-3 K		4-2 BB		1-0 G6-3		2-1 1B 1B		1-1 F8	4 1 1 1 1 1 1												
Scott Leius, R (1, 5) OBP: 0.350, SLG: 0.534		0-0 1B SF9 2B		0-3 K		4-2 E 2B BB	1-0 1B 1B		4-2 G6-3 S E BB	3 3 2 1 2 1 1												
Dave McCarty, R (1, 3) OBP: 0.320, SLG: 0.370		0-1 SF9 1B		3-1 3B		3-0 SH5-3 1-H 2B	2-3 K		1-2 G6-3	5 0 3 1 0 1 3												
Matt Walbeck, S (1, 2) OBP: 0.231, SLG: 0.250		1-3 K		0-1 G5-3		0-0 SH5-3	0-0 1B		1-0 E6 2B	4 0 1 1 0 1 3												
Pat Meares, R (1, 6) OBP: 0.333, SLG: 0.319		1-1 SF9		2-3 K		1-3 K	1-3 K		1-1 1-3 2B	4 0 1 1 0 3 4												
Inning Stats	R: 1 E: 0 K: 2 S: 15	H: 2 LOB: 1 BB: 0 P: 21	R: 1 E: 0 K: 1 S: 12	H: 2 LOB: 2 BB: 1 P: 19	R: 0 E: 0 K: 1 S: 8	H: 0 LOB: 1 BB: 1 P: 15	R: 0 E: 0 K: 1 S: 11	H: 1 LOB: 1 BB: 0 P: 18	R: 1 E: 0 K: 1 S: 8	H: 1 LOB: 0 BB: 0 P: 11	R: 1 E: 1 K: 2 S: 8	H: 1 LOB: 1 BB: 1 P: 16	R: 3 E: 0 K: 2 S: 20	H: 4 LOB: 2 BB: 1 P: 34	R: 1 E: 0 K: 0 S: 6	H: 1 LOB: 0 BB: 0 P: 8	R: 1 E: 1 K: 1 S: 14	H: 1 LOB: 2 BB: 1 P: 22	1B: 5 2B: 6 3B: 1 HR: 1	SF: 2 SAC: 2 DP: 0 HBP: 0	WP: 0 PB: 0 SB: 1 CS: 0	PA: 46
PITCHER	IP WLS BF H R ER SO BB IBB HBP BLK WP HR S P ERA WHIP																					
Kenny Rogers, L (1, 1) ERA: 5.52	6.1 L 31 8 6 5 7 4 0 0 0 1 0 1 71 117 7.11 1.895																					
Matt Whiteside, R (7, 1) ERA: 5.4	1.2 9 4 2 2 2 0 0 0 0 0 0 0 17 25 10.80 2.400																					
Jay Howell, R (9, 1) ERA: 11.0	1.0 6 1 1 0 1 1 0 0 0 0 0 0 14 22 0.00 2.000																					

Minnesota Twins @ Texas Rangers
The Ballpark at Arlington, Arlington, TX
Sat May 07 1994, 8:05 PM EDT
Att: 42,519 - Unknown

livebaseballscorecards.com

AB 37
R 9
H 13
RBI 8
BB 5
SO 10
LOB 21



Batter	1	2	3	4	5	6	7	8	9	AB	R	H	RBI	BB	SO	LOB
David Hulse, L (1, 8) OBP: 0.349, SLG: 0.357	2-1 G4-3		2-2 F8		2-2 F7		1-0 G3	0-2 G1-3		5	0	0	0	0	0	4
Oddibe McDowell, L (1, 9) Chris James, R (7, PH) OBP: 0.514, SLG: 0.385 OBP: 0.383, SLG: 0.426	3-3 K		4-2 BB		4-2 BB		0-3 K		0-1 E8 1B	1	0	0	0	2	1	0
Jose Canseco, R (1, 10) OBP: 0.426, SLG: 0.539	2-2 G4-3		1-3 K		0-3 K		4-1 BB	1-0 1B 1B		4	1	1	1	1	2	3
Will Clark, L (1, 3) OBP: 0.471, SLG: 0.626		4-1 SH5-3 1B G6-3 BB		3-1 HR		0-0 G1-4-3 1B	0-1 F8		2-3 K	4	2	2	1	1	1	3
Juan Gonzalez, R (1, 7) OBP: 0.306, SLG: 0.504		1-1 G6-3 SH5-3 1B		0-1 F9		0-0 G1-4-3		1-1 FC4-6 1B	1-1 F8	5	0	2	0	0	0	2
Doug Strange, S (1, 4) OBP: 0.301, SLG: 0.421		1-1 SH5-3		0-0 F8		0-0 1B		0-0 L7	2-2 1B 1B	4	1	2	0	0	0	1
Ivan Rodriguez, R (1, 2) Junior Ortiz, R (7, 2) OBP: 0.350, SLG: 0.414 OBP: 0.375, SLG: 0.357		1-0 G6-3		2-2 G4-3		2-2 F9		2-2 FC4-6 1B WP	1-2 1B 1B	3	0	0	1	0	0	2
Billy Ripken, R (1, 5) OBP: 0.350, SLG: 0.450		0-0 G6-3		2-1 2B		1-2 2B		2-2 1B 1B	1-2 1B 1B	5	1	4	1	0	0	1
Manuel Lee, S (1, 6) OBP: 0.337, SLG: 0.344			2-2 G4-3		0-3 K		1-0 G3 2B	1-2 1B	2-2 G3-1	5	0	2	2	0	1	3

Inning Stats	R: 0	H: 0	E: 0	K: 1	S: 9	R: 1	H: 1	E: 0	K: 0	S: 7	R: 0	H: 0	E: 0	K: 1	S: 12	R: 1	H: 1	E: 0	K: 0	S: 8	R: 0	H: 1	E: 0	K: 2	S: 13	R: 0	H: 2	E: 0	K: 0	S: 6	R: 1	H: 2	E: 0	K: 1	S: 11	R: 1	H: 3	E: 0	K: 0	S: 19	R: 3	H: 5	E: 1	K: 1	S: 28	1B: 11	2B: 3	3B: 0	HR: 1	SF: 0	SAC: 1	DP: 1	HBP: 0	WP: 1	PA: 45
--------------	------	------	------	------	------	------	------	------	------	------	------	------	------	------	-------	------	------	------	------	------	------	------	------	------	-------	------	------	------	------	------	------	------	------	------	-------	------	------	------	------	-------	------	------	------	------	-------	--------	-------	-------	-------	-------	--------	-------	--------	-------	--------

PITCHER	IP	WLS	BF	H	R	ER	SO	BB	IBB	HBP	BLK	WP	HR	S	P	ERA	WHIP
Pat Mahomes, R (1, 1) ERA: 6.12	6.0		25	5	2	2	4	3	0	0	0	0	1	55	93	3.00	1.333
Mark Guthrie, L (7, 1) ERA: 10.0	0.1		3	2	1	1	0	0	0	0	0	0	0	5	8	27.00	6.000
Carl Willis, R (7, 1) ERA: 7.4	1.2		9	3	1	1	1	1	0	0	0	1	0	25	35	5.40	2.400
Rick Aguilera, R (9, 1) ERA: 6.94	1.0		8	5	3	3	1	0	0	0	0	0	0	28	38	27.00	5.000

BOTTOM

Minnesota Twins @ Texas Rangers
The Ballpark at Arlington, Arlington, TX

Sat May 07 1994, 8:05 PM EDT
Att. 42,519 - Unknown

livebaseballscores.com

AB	40
R	7
H	15
RBI	7
BB	4
SO	6
LOB	21



Batter	1	2	3	4	5	6	7	8	9	AB R H RBI BB SO LOB	TOP
Chuck Knoblauch, R (1, 4) OBP: 0.359, SLG: 0.404 	0-1 		2-1 F9 		0-2 F9 		3-2 P6 			4 1 1 0 0 0 1	
Alex Cole, L (1, 8) OBP: 0.452, SLG: 0.481 	2-2 		2-1 E8 1B 		0-0 B2-3 HR 1B 		0-1 F7 			4 2 2 0 0 0 0	
Kirby Puckett, R (1, 9) OBP: 0.343, SLG: 0.467 	0-0 G4-6-3 		1-0 F9 		0-0 P9 		1-1 G4-3 			4 0 0 0 0 0 3	
Shane Mack, R (1, 7) OBP: 0.600, SLG: 0.941 	0-1 G1-3 		2-2 	2-2 	2-1 B2-3 		2-1 			4 0 2 0 0 0 1	
Dave Winfield, R (1, 10) OBP: 0.316, SLG: 0.398 		2-3 	2-2 	1-2 	1-0 HR 		1-1 G5-3 			4 1 2 2 0 1 1	
Steve Dunn, L (1, 3) OBP: 0.214, SLG: 0.286 	1-2 G6-3 		3-2 G6-4-3 	1-2 			0-3 			4 0 0 0 0 1 2	
Matt Walbeck, S (1, 2) OBP: 0.231, SLG: 0.279 	1-3 			1-3 		1-1 HR 		1-3 		4 1 1 1 0 3 0	
Chip Hale, L (1, 5) OBP: 0.381, SLG: 0.265 		4-1 		0-1 G3-1 		0-0 G6-3 		0-1 G6-3 		3 0 0 0 1 0 0	
Jeff Reboulet, R (1, 6) OBP: 0.378, SLG: 0.447 	0-0 G6-3 		2-2 		1-0 F7 					3 0 1 0 0 0 1	
Inning Stats	R: 1 H: 2 E: 0 LOB: 0 K: 0 BB: 0 S: 8 P: 10	R: 0 H: 0 E: 0 LOB: 0 K: 2 BB: 0 S: 10 P: 14	R: 0 H: 0 E: 0 LOB: 0 K: 0 BB: 1 S: 4 P: 10	R: 1 H: 2 E: 2 LOB: 2 K: 0 BB: 0 S: 15 P: 25	R: 0 H: 1 E: 0 LOB: 1 K: 1 BB: 0 S: 11 P: 14	R: 2 H: 2 E: 0 LOB: 0 K: 0 BB: 0 S: 8 P: 12	R: 1 H: 1 E: 0 LOB: 0 K: 0 BB: 0 S: 7 P: 12	R: 0 H: 1 E: 0 LOB: 1 K: 2 BB: 0 S: 9 P: 10	R: 0 H: 0 E: 0 LOB: 0 K: 2 BB: 0 S: 9 P: 10	1B: 7 SF: 0 2B: 0 SAC: 0 3B: 0 DP: 3 HR: 2 HBP: 0	WP: 0 PA: 35 PB: 0 SB: 0 CS: 0
PITCHER Kevin Brown, R (1, 1) ERA: 6.83 Tom Henke, R (9, 1) ERA: 4.61	IP WLS BF H R ER SO BB IBB HBP BLK WP HR S P ERA WHIP 8.0 L 32 9 5 4 3 1 0 0 0 0 2 71 109 4.50 1.250 1.0 3 0 0 0 2 0 0 0 0 0 0 9 10 0.00 0.000	PITCHER IP WLS BF H R ER SO BB IBB HBP BLK WP HR S P ERA WHIP									

Minnesota Twins @ Texas Rangers
 The Ballpark at Arlington, Arlington, TX
 Sun May 08 1994, 4:33 AM EDT
 Att. 32,663 - Sunny - 76 F

livebaseballscorecards.com

AB	34
R	5
H	9
RBI	3
BB	1
SO	5
LOB	9



Batter	1	2	3	4	5	6	7	8	9	AB	R	H	RBI	BB	SO	LOB
David Hulse, L OBP: 0.341, SLG: 0.347 Gary Redus, R OBP: 0.154, SLG: 0.231	2-2 G6-3		1-3 K	1 SAFE 2-3 K			2-2 G6-4-3			3	0	0	0	0	2	1
Oddibe McDowell, L OBP: 0.513, SLG: 0.433	3-3 K		2-1 1B 2B		0-0 G1-3			0-1 G4-6-3 1B		4	1	2	0	0	1	0
Jose Canseco, R OBP: 0.421, SLG: 0.524	2-0 G5-3		4-2 E 1B FC5-2 BB		2-0 F8			0-1 G4-6-3 1-2f		3	0	0	0	1	0	1
Will Clark, L OBP: 0.472, SLG: 0.621		0-1 1B 1B	0-1 E8 FC5-2 1B		0-2 G3-1			3-2 G4-3		4	1	2	1	0	0	0
Juan Gonzalez, R OBP: 0.304, SLG: 0.496		2-0 1B FC6-2 1B	0-0 FC5-2		2-3 K			1-0 G6-3		4	0	1	0	0	1	2
Doug Strange, S OBP: 0.299, SLG: 0.414		2-2 G1-3 1B	0-0 G1-3		2-1 G6-3			3-2 G6-3		4	0	1	1	0	0	2
Billy Ripken, R OBP: 0.318, SLG: 0.409		0-0 G1-3		1-1 G6-3		2-3 K		0-2 G3		4	0	0	0	0	1	2
Manuel Lee, S OBP: 0.337, SLG: 0.337		0-0 FC6-2		4-0 BB			1-0 G3			2	0	0	0	1	0	2
Junior Ortiz, R OBP: 0.368, SLG: 0.353		0-0 F9		1 SAFE 0-3 K			0-0 G6-4-3 1B			3	0	1	0	0	1	3

Inning Stats	R: 0 E: 0 K: 1 S: 7	H: 0 LOB: 0 BB: 0 P: 14	R: 1 E: 0 K: 0 S: 9	H: 3 LOB: 2 BB: 0 P: 13	R: 1 E: 1 K: 1 S: 11	H: 2 LOB: 2 BB: 1 P: 18	R: 0 E: 0 K: 2 S: 8	H: 0 LOB: 1 BB: 1 P: 15	R: 0 E: 0 K: 0 S: 5	H: 0 LOB: 0 BB: 0 P: 7	R: 0 E: 0 K: 2 S: 9	H: 0 LOB: 0 BB: 0 P: 15	R: 0 E: 0 K: 0 S: 5	H: 1 LOB: 0 BB: 0 P: 8	R: 0 E: 0 K: 0 S: 10	H: 1 LOB: 0 BB: 0 P: 13	R: 0 E: 0 K: 0 S: 7	H: 0 LOB: 0 BB: 0 P: 11	1B: 6 2B: 1 3B: 0 HR: 0	SF: 0 SAC: 0 DP: 2 HBP: 0	WP: 0 PB: 0 SB: 0 CS: 0	PA: 34																			
PITCHER Scott Erickson, R ERA: 5.44	IP 9.0	WLS W	BF 34	H 7	R 2	ER 2	SO 6	BB 2	IBB 0	HBP 0	BLK 0	WP 0	HR 0	S 71	P 114	ERA 2.00	WHIP 1.000																								
																						PITCHER	IP	WLS	BF	H	R	ER	SO	BB	IBB	HBP	BLK	WP	HR	S	P	ERA	WHIP		

BOTTOM

Minnesota Twins @ Texas Rangers
The Ballpark at Arlington, Arlington, TX

Sun May 08 1994, 4:33 AM EDT
Att. 32,663 - Sunny - 76 F

livebaseballscores.com

AB	32
R	2
H	7
RBI	2
BB	2
SO	6
LOB	14



Batter	1	2	3	4	5	6	7	8	9	AB R H RBI BB SO LOB	TOP														
Chuck Knoblauch, R (1, 4) <small>OBP: 0.360, SLG: 0.398</small>	0-1 G4-3	1-0 CS	0-2 F8	0-0 G4-3 1B		1-1 FC5 HBP		0-1 F8		4 1 1 2 0 0 0															
Shane Mack, R (1, 8) <small>OBP: 0.520, SLG: 0.818</small>	2-2 G5-3		1-1 1B	0-1 G4-3		0-0 FC5		3-1 G4-3		5 1 1 0 0 0 3															
Kirby Puckett, R (1, 9) <small>OBP: 0.345, SLG: 0.465</small>	2-3 K		1-2 G6-4-3 1B	0-1 1B		2-3 K		1-0 G6-3		5 0 2 2 0 2 2															
Dave Winfield, R (1, 10) <small>OBP: 0.311, SLG: 0.389</small>		3-2 BB 1B	2-2 G6-4-3	0-3 K			1-3 K	3-3 K		5 1 1 0 0 3 2															
Pedro Munoz, R (1, 7) <small>OBP: 0.329, SLG: 0.349</small>		1-3 SAFE K		0-1 1B E 2B 1B	1-0 G6-3		1-1 WP 1B			4 1 2 0 0 1 1															
Dave McCarty, R (1, 3) <small>OBP: 0.315, SLG: 0.347</small>		4-2 SAFE SAFE E 1B SF9 BB		0-1 E6 1B	0-0 G4-3		2-3 K			3 2 0 0 1 1 2															
Scott Leius, R (1, 5) <small>OBP: 0.346, SLG: 0.522</small>		2-1 SF9 E7 1B 1B		1-3 SAFE K	1-0 G6-3		1-2 G5-3			4 1 1 1 0 1 3															
Matt Walbeck, S (1, 2) <small>OBP: 0.232, SLG: 0.280</small>		1-2 SF9		0-0 2B 1B		1-0 F8		1-0 L9		3 1 1 1 0 0 0															
Pat Meares, R (1, 6) <small>OBP: 0.352, SLG: 0.355</small>		2-2 CS 1B		0-2 1B 2B		0-2 FC5 HBP 1B		1-0 G6-3		4 1 3 3 0 0 0															
Inning Stats	R: 0 E: 0 K: 1 S: 11	H: 0 LOB: 0 BB: 0 P: 15	R: 3 E: 1 K: 1 S: 20	H: 3 LOB: 0 BB: 1 P: 34	R: 1 E: 0 K: 0 S: 12	H: 2 LOB: 0 BB: 0 P: 16	R: 5 E: 1 K: 2 S: 20	H: 5 LOB: 1 BB: 0 P: 21	R: 0 E: 0 K: 0 S: 3	H: 0 LOB: 0 BB: 0 P: 5	R: 0 E: 0 K: 1 S: 12	H: 1 LOB: 2 BB: 0 P: 16	R: 0 E: 0 K: 2 S: 17	H: 1 LOB: 1 BB: 0 P: 22	R: 0 E: 0 K: 0 S: 4	H: 0 LOB: 0 BB: 0 P: 6	R: 0 E: 0 K: 1 S: 6	H: 0 LOB: 0 BB: 0 P: 13	1B: 10 2B: 2 3B: 0 HR: 0	SF: 1 SAC: 0 DP: 1 HBP: 1	WP: 1 PB: 0 SB: 0 CS: 1	PA: 41			
PITCHER	IP WLS BF H R ER SO BB IBB HBP BLK WP HR S P ERA WHIP																								
Chris Haney, L (1, 1) <small>ERA: 9.7</small>	3.1	L	18	8	8	6	3	1	0	0	0	0	0	55	78	16.20	2.700								
Rusty Meacham, R (4, 1) <small>ERA: 4.5</small>	3.2		16	4	1	1	4	0	0	1	0	1	0	40	51	2.46	1.091								
Stan Belinda, R (8, 1) <small>ERA: 6.43</small>	2.0		6	0	0	0	1	0	0	0	0	0	0	10	19	0.00	0.000								

Minnesota Twins @ Kansas City Royals
Kauffman Stadium, Kansas City, MO
Mon May 09 1994, 7:05 PM CDT
Att. 21,347 - Unknown - 72 F

livebaseballscorecards.com

AB	37
R	9
H	12
RBI	9
BB	1
SO	8
LOB	13



Batter	1	2	3	4	5	6	7	8	9	AB R H RBI BB SO LOB
Brian McRae, S OBP: 0.420, SLG: 0.450 (1, 8)	1-1 G3		2-0 SF9		2-3 K		3-2 P6		4-2 BB	3 0 0 1 1 1 2
Dave Henderson, R OBP: 0.246, SLG: 0.379 (1, 7)	0-0 F8		2-0 1B		0-3 K		1-0 G1-6-3		1-3 K	5 0 1 0 0 2 4
Wally Joyner, L OBP: 0.369, SLG: 0.478 (1, 3)	4-2 BB		0-0 1B			0-1 L8		0-0 P5		3 0 1 0 1 0 0
Mike Macfarlane, R OBP: 0.402, SLG: 0.456 (1, 2)	0-1 G5-3		1-3 K			0-1 2B		1-0 F9		4 1 1 0 0 1 3
Bob Hamelin, L OBP: 0.366, SLG: 0.548 (1, 10)					2-3 K		1-3 K		0-1 G3	4 0 0 0 0 2 1
Gary Gaetti, R OBP: 0.358, SLG: 0.539 (1, 5)					0-1 G5-3		0-0 2B		3-2 WP	4 2 2 0 0 1 0
Felix Jose, S OBP: 0.303, SLG: 0.469 (1, 9)					0-1 CS		2-1 1B		0-3 K	4 1 2 2 0 2 1
Greg Gagne, R OBP: 0.356, SLG: 0.452 (1, 6)					1-0 CS		3-2 1B		0-3 K	4 1 3 1 0 1 1
Jose Lind, R OBP: 0.275, SLG: 0.320 (1, 4)							0-0 L9		2-1 BB	4 0 2 0 0 0 2

Inning Stats	R: 0	H: 0	E: 0	K: 10	S: 10	R: 0	H: 0	E: 0	K: 2	S: 9	R: 1	H: 3	E: 0	K: 1	S: 11	R: 0	H: 1	E: 0	K: 1	S: 9	R: 0	H: 1	E: 0	K: 2	S: 13	R: 3	H: 4	E: 0	K: 1	S: 12	R: 0	H: 1	E: 0	K: 0	S: 7	R: 0	H: 0	E: 0	K: 0	S: 4	R: 1	H: 2	E: 0	K: 3	S: 17	1B: 8	SF: 1	2B: 4	SAC: 0	3B: 0	DP: 1	HR: 0	HBP: 0	WP: 2	PA: 39
--------------	------	------	------	-------	-------	------	------	------	------	------	------	------	------	------	-------	------	------	------	------	------	------	------	------	------	-------	------	------	------	------	-------	------	------	------	------	------	------	------	------	------	------	------	------	------	------	-------	-------	-------	-------	--------	-------	-------	-------	--------	-------	--------

PITCHER	IP	WLS	BF	H	R	ER	SO	BB	IBB	HBP	BLK	WP	HR	S	P	ERA	WHIP
Kevin Tapani, R ERA: 7.78 (1, 1)	8.0	W	33	11	5	5	7	1	0	0	0	0	0	79	117	5.62	1.500
Mark Guthrie, L ERA: 9.64 (9, 1)	0.2		4	1	0	0	2	1	0	0	0	1	0	10	16	0.00	3.000
Carl Willis, R ERA: 7.29 (9, 1)	0.1	S	1	0	0	0	1	0	0	0	0	0	0	3	4	0.00	0.000

BOTTOM

Minnesota Twins @ Kansas City Royals
Kauffman Stadium, Kansas City, MO
Mon May 09 1994, 7:05 PM CDT
Att: 21,347 - Unknown - 72 F

livebaseballscorecards.com

AB	35
R	5
H	12
RBI	4
BB	2
SO	10
LOB	14



Batter	1	2	3	4	5	6	7	8	9	AB R H RBI BB SO LOB	TOP
Chuck Knoblauch, R (1, 4) OBP: 0.376, SLG: 0.426	4-1 BB		3-1 2B		0-1 HR 1B	1-1 F8		0-0 HR 2B	4 2 3 0 1 0 0	Minnesota Twins @ Kansas City Royals Kauffman Stadium, Kansas City, MO Tue May 10 1994, 7:05 PM CDT Att. 17,778 - Unknown - 75 F	
Alex Cole, L (1, 8) OBP: 0.434, SLG: 0.459	1-0 P6		1-1 P6		1-3 K		0-1 G3	3-2 F8 2-3	5 0 0 0 0 1 4		
Kirby Puckett, R (1, 9) OBP: 0.359, SLG: 0.490	4-1 BB		0-0 P3		4-2 HR BB		2-2 1B	0-0 HR 3-H	3 2 2 2 2 0 1		
Shane Mack, R (1, 7) OBP: 0.500, SLG: 0.852	3-2 P2			0-0 G3 2B 1B	1-2 HR 1-H 2-H		0-3 K	2-2 F8	5 2 2 3 0 1 3		
Dave Winfield, R (1, 10) OBP: 0.315, SLG: 0.398	1-2 P4 2-3			2-2 G3 1-3 2B	0-0 2B 1B		0-2 F9	2-3 K	5 1 2 0 0 1 3		
Steve Dunn, L (1, 3) OBP: 0.222, SLG: 0.333			1-3 K		1-1 G3 2-3 3-H	1-0 2B		2-3 K	4 0 1 2 0 2 1		
Derek Parks, R (1, 2) OBP: 0.185, SLG: 0.192			0-1 P6		1-3 K	2-3 K		0-0 F9	4 0 0 0 0 2 2		
Chip Hale, L (1, 5) OBP: 0.370, SLG: 0.289			1-1 G6-3		0-3 K	2-0 G6-3		0-2 2B	4 0 1 0 0 1 1		
Pat Meares, R (1, 6) OBP: 0.337, SLG: 0.338			1-3 K		1-0 P6	0-3 K		0-3 K	4 0 0 0 0 3 1		
Inning Stats	R: 0 H: 0 E: 0 LOB: 2 K: 0 BB: 2 S: 12 P: 24	R: 0 H: 0 E: 0 LOB: 0 K: 1 BB: 0 S: 9 P: 11	R: 0 H: 1 E: 0 LOB: 1 K: 1 BB: 0 S: 8 P: 13	R: 1 H: 2 E: 0 LOB: 1 K: 2 BB: 0 S: 13 P: 17	R: 4 H: 4 E: 0 LOB: 1 K: 2 BB: 1 S: 18 P: 27	R: 0 H: 0 E: 0 LOB: 0 K: 1 BB: 0 S: 6 P: 9	R: 0 H: 1 E: 0 LOB: 1 K: 1 BB: 0 S: 12 P: 14	R: 0 H: 1 E: 0 LOB: 1 K: 2 BB: 0 S: 15 P: 17	R: 2 H: 2 E: 0 LOB: 0 K: 1 BB: 0 S: 13 P: 20	1B: 4 SF: 0 2B: 5 SAC: 0 3B: 0 DP: 0 HR: 2 HBP: 0	WP: 0 PA: 41 PB: 0 SB: 3 CS: 0
PITCHER Tom Gordon, R (1, 1) ERA: 4.87 Mike Magnante, L (8, 1) ERA: 3.57	IP WLS BF H R ER SO BB IBB HBP BLK WP HR S P ERA WHIP 7.0 L 32 8 5 5 8 3 0 0 0 0 0 1 78 115 6.43 1.571					IP WLS BF H R ER SO BB IBB HBP BLK WP HR S P ERA WHIP 2.0 9 3 2 2 3 0 0 0 0 0 1 28 37 9.00 1.500					

livebaseballscorecards.com

AB	38
R	7
H	11
RBI	7
BB	3
SO	11
LOB	16



Batter	1	2	3	4	5	6	7	8	9	AB R H RBI BB SO LOB
Vince Coleman, S OBP: 0.230, SLG: 0.271 (1, 7)	1-0 CS 1B		1-1 G5-3			0-1 E1 SF7 1B		1-1 F9	1-3 K	5 1 2 0 0 1 2
Wally Joyner, L OBP: 0.366, SLG: 0.475 (1, 3)	0-3 K			2-0 F8		0-0 SF7		0-2 WP 1B		3 0 1 1 0 1 1
Brian McRae, S OBP: 0.415, SLG: 0.439 (1, 8)	0-0 F7			3-1 G4-3		3-H 4-2 S BB		2-1 G1-3		3 0 0 0 1 0 2
Mike Macfarlane, R OBP: 0.406, SLG: 0.470 (1, 2)	0-0 CS 1-2	1-2 G5-3		1-0 2B		2-3 K 1-2			2-2 FC3-6 1B 2B 1B	4 1 2 0 0 1 1
Gary Gaetti, R OBP: 0.345, SLG: 0.519 (1, 5)			0-0 G5-3		0-3 K	0-0 G6-3			1-3 K	4 0 0 0 0 2 3
Dave Henderson, R OBP: 0.274, SLG: 0.406 (1, 10)			2-1 F8		2-1 2B		4-1 G6-4-3 BB		3-2 FC3-6 1B	3 0 2 0 1 0 0
Felix Jose, S OBP: 0.286, SLG: 0.441 (1, 9)			2-3 K		2-2 G6-3		0-0 G6-4-3 1-2f		1-2 FC3-6 2B	4 1 0 0 0 1 4
Greg Gagne, R OBP: 0.362, SLG: 0.458 (1, 6)			4-1 BB		2-2 P6		1-0 G3		2-1 2B	3 1 1 2 1 0 1
Terry Shumpert, R OBP: 0.158, SLG: 0.211 (1, 4)			1 SAFE 1 SAFE 1 SAFE 1 SAFE 1 SAFE F7		0-0 P3		0-1 L6		3-2 2B	4 0 1 1 0 0 2

Inning Stats		R: 0	H: 1	R: 0	H: 0	R: 0	H: 0	R: 0	H: 1	R: 0	H: 0	R: 0	H: 1	R: 0	H: 0	R: 0	H: 1	R: 3	H: 4	1B: 5	SF: 1
		E: 0	LOB: 0	E: 0	LOB: 0	E: 0	LOB: 1	E: 0	LOB: 1	E: 0	LOB: 0	E: 0	LOB: 1	E: 0	LOB: 0	E: 0	LOB: 1	E: 0	LOB: 1	2B: 4	SAC: 0
		K: 1	BB: 0	K: 0	BB: 0	K: 1	BB: 0	K: 0	BB: 0	K: 0	BB: 1	K: 0	BB: 1	K: 0	BB: 1	K: 0	BB: 0	K: 2	BB: 0	3B: 0	DP: 1
		S: 5	P: 6	S: 6	P: 9	S: 10	P: 20	S: 7	P: 13	S: 10	P: 16	S: 3	P: 8	S: 9	P: 12	S: 20	P: 33	S: 20	P: 33	HR: 0	HBP: 0

PITCHER		IP	WLS	BF	H	R	ER	SO	BB	IBB	HBP	BLK	WP	HR	S	P	ERA	WHIP	PITCHER		IP	WLS	BF	H	R	ER	SO	BB	IBB	HBP	BLK	WP	HR	S	P	ERA	WHIP
22 Carlos Pulido, L	(1, 1)	8.0	W	30	5	1	0	4	3	0	0	0	1	0	61	101	0.00	1.000																			
Mike Trombley, R	(9, 1)	1.0		7	4	3	3	2	0	0	0	0	0	0	20	33	27.00	4.000																			

BOTTOM

Minnesota Twins @ Kansas City Royals
Kauffman Stadium, Kansas City, MO

livebaseballscores.com

AB	33
R	4
H	9
RBI	4
BB	3
SO	6
LOB	16



WP: 1	PA: 38
PB: 0	
SB: 1	
CS: 1	

Tue May 10 1994, 7:05 PM CDT
Att: 17,778 - Unknown - 75 F

Batter	1	2	3	4	5	6	7	8	9	AB R H RBI BB SO LOB	TOP
Chuck Knoblauch, R (1, 4) OBP: 0.372, SLG: 0.429 C B X	1-1 			0-0 		1-3 			0-2 	4 0 1 0 0 1 0	Minnesota Twins @ Kansas City Royals Kauffman Stadium, Kansas City, MO Wed May 11 1994, 7:05 PM CDT Att. 17,740 - Unknown - 82 F AB 30 R 0 H 3 RBI 0 BB 0 SO 6 LOB 7
Alex Cole, L (1, 8) OBP: 0.421, SLG: 0.442 C C S B S	1-3 			0-0 			1-3 	0-0 	4 0 0 0 0 2 1		
Shane Mack, R (1, 7) OBP: 0.471, SLG: 0.774 S B C C X	1-2 			1-3 			2-2 	1-1 	4 0 1 0 0 1 1		
Dave Winfield, R (1, 10) OBP: 0.307, SLG: 0.388 X		0-0 		1-1 			1-0 		3 0 0 0 0 0 2		
Steve Dunn, L (1, 3) OBP: 0.190, SLG: 0.286 S B		1-3 			1-2 		1-2 		3 0 0 0 0 1 1		
Pedro Munoz, R (1, 9) OBP: 0.315, SLG: 0.333 X S B T B B F		2-2 			0-0 			1-1 	3 0 0 0 0 0 0		
Chip Hale, L (1, 5) OBP: 0.367, SLG: 0.317 B T C B B B X			3-2 		0-0 			2-0 	3 0 1 0 0 0 0		
Matt Walbeck, S (1, 2) OBP: 0.226, SLG: 0.273 S C			0-3 			1-1 		0-1 	3 0 0 0 0 1 1		
Jeff Reboulet, R (1, 6) OBP: 0.354, SLG: 0.415 B F B X			2-1 			2-1 		2-2 	3 0 0 0 0 0 1		
Inning Stats	R: 0 H: 0 E: 0 LOB: 0 K: 1 BB: 0 S: 8 P: 11	R: 0 H: 0 E: 0 LOB: 0 K: 1 BB: 0 S: 8 P: 11	R: 0 H: 0 E: 0 LOB: 0 K: 1 BB: 0 S: 8 P: 13	R: 0 H: 1 E: 0 LOB: 1 K: 1 BB: 0 S: 7 P: 9	R: 0 H: 0 E: 0 LOB: 0 K: 0 BB: 0 S: 6 P: 7	R: 0 H: 0 E: 0 LOB: 0 K: 1 BB: 0 S: 8 P: 12	R: 0 H: 1 E: 0 LOB: 1 K: 1 BB: 0 S: 11 P: 16	R: 0 H: 1 E: 0 LOB: 1 K: 0 BB: 0 S: 9 P: 14	R: 0 H: 0 E: 0 LOB: 0 K: 0 BB: 0 S: 6 P: 7	1B: 1 SF: 0 2B: 2 SAC: 0 3B: 0 DP: 0 HR: 0 HBP: 0	WP: 0 PA: 30 PB: 0 SB: 0 CS: 0
PITCHER David Cone, R (1, 1) ERA: 3.33	IP 9.0 WLS W BF 30 H 3 R 0 ER 0 SO 6 BB 0 IBB 0 HBP 0 BLK 0 WP 0 HR 0 S 71 P 100 ERA 0.00 WHIP 0.333										

Batter	1	2	3	4	5	6	7	8	9	AB	R	H	RBI	BB	SO	LOB
Vince Coleman, S OBP: 0.229, SLG: 0.276 (1, 7)	1-3 K2-3	SAFE 2-2 FC6-2 1B		1-3 FC4 2B		0-0 G6-3		2-2 F8		5	0	1	0	0	1	2
Wally Joyner, L OBP: 0.367, SLG: 0.472 (1, 3)	2-1 F7	SAFE 3-2 G4-6-3 1B		1-0 FC4			0-1 BB FC5-2 1B	1-0 G4-3		5	0	2	2	0	0	1
Brian McRae, S OBP: 0.414, SLG: 0.437 (1, 8)	2-0 G1-3	SAFE 1-1 G4-6-3		3-3 K			2-0 FC5-2 1B	0-0 1B		5	1	2	0	0	1	4
Mike Macfarlane, R OBP: 0.415, SLG: 0.471 (1, 2)		2-0 3B 1B	1-3 K	3-0 F8			4-1 1B FC5-2	0-0 1B		4	2	2	0	1	1	2
Gary Gaetti, R OBP: 0.347, SLG: 0.532 (1, 5)		2-1 1B 3B	1-0 WP 1B		0-0 F9		0-1 FC5-2 1B	3-2 G5-3		5	2	2	1	0	0	5
Dave Henderson, R OBP: 0.286, SLG: 0.411 (1, 10)		2-1 1B 1B	1-1 F9		2-0 G5-3		0-0 FC5 1B			4	1	2	2	0	0	1
Felix Jose, S OBP: 0.284, SLG: 0.431 (1, 9)		1-1 1B 1B	3-2 G4-3		2-1 F7		1-3 K			4	1	1	0	0	1	4
Greg Gagne, R OBP: 0.376, SLG: 0.459 (1, 6)		4-1 1B FC6-2 BB		4-2 2B FC4 BB		1-1 G6-3	1-0 1B			2	1	1	2	2	0	0
Terry Shumpert, R OBP: 0.174, SLG: 0.217 (1, 4)		0-0 FC6-2 1B 1B		0-3 K		2-1 G5-3	0-1 FC5			4	1	1	2	0	1	3

Inning Stats	R: 0	H: 0	E: 0	K: 1	S: 6	R: 5	H: 6	E: 0	K: 0	S: 18	R: 0	H: 1	E: 0	K: 1	S: 11	R: 1	H: 1	E: 0	K: 2	S: 12	R: 0	H: 0	E: 0	K: 0	S: 4	R: 0	H: 0	E: 0	K: 0	S: 5	R: 3	H: 4	E: 0	K: 1	S: 13	R: 0	H: 2	E: 0	K: 0	S: 9
	LOB: 0	BB: 0	P: 11	ER: 5	LOB: 1	BB: 1	P: 34	LOB: 1	BB: 0	P: 17	LOB: 2	BB: 1	P: 25	LOB: 0	BB: 0	P: 8	LOB: 2	BB: 1	P: 21	LOB: 2	BB: 0	P: 15	LOB: 0	BB: 0	P: 8	LOB: 0	BB: 0	P: 8	LOB: 2	BB: 1	P: 21	LOB: 2	BB: 0	P: 15	LOB: 0	BB: 0	P: 15			

PITCHER	IP	WLS	BF	H	R	ER	SO	BB	IBB	HBP	BLK	WP	HR	S	P	ERA	WHIP
Jim Deshaies, L ERA: 7.52 (1, 1)	1.1	L	11	6	5	5	1	1	0	0	0	0	0	22	42	33.75	5.250
Brett Merriman, R ERA: 1.5 (2, 1)	4.2		17	2	1	1	3	1	0	0	0	1	0	34	61	1.93	0.643
Larry Casian, L ERA: 8.68 (7, 1)	2.0		13	6	3	3	1	1	0	0	0	0	0	22	36	13.50	3.500


BOTTOM

Minnesota Twins @ Kansas City Royals
Kauffman Stadium, Kansas City, MO

Wed May 11 1994, 7:05 PM CDT
Att: 17,740 - Unknown - 82 F

livebaseballscorecards.com

AB	38
R	9
H	14
RBI	9
BB	3
SO	5
LOB	22



WP	PA	ERA	WHIP
1	41		
0			
2			
0			

Batter	1	2	3	4	5	6	7	8	9	AB R H RBI BB SO LOB	TOP											
Brady Anderson, L (1, 7) OBP: 0.316, SLG: 0.394	2-1 CS 1B		3-2 F7		3-0 G3-1			1-3 K		4 0 1 0 0 1 3												
Mike Devereaux, R (1, 8) OBP: 0.274, SLG: 0.448	0-0 F9			2-2 G6-3		0-1 F8		1-3 SAFE K		4 0 0 0 0 1 3												
Rafael Palmeiro, L (1, 3) OBP: 0.436, SLG: 0.672	3-1 F8 1-2			3-1 BB 1B		2-1 E1 CS		2-3 K		4 1 1 0 0 1 3												
Harold Baines, L (1, 10) OBP: 0.398, SLG: 0.532		1-1 L3		4-0 FC6-4 1-2 BB		3-2 G4-3 1-2			2-1 G1-3	3 0 0 0 1 0 1												
Cal Ripken Jr., R (1, 6) OBP: 0.326, SLG: 0.398		3-1 F7		2-2 FC6-4 1-2 2-H 1B			1-2 G4-3		3-2 L7	4 0 1 1 0 0 0												
Chris Hoiles, R (1, 2) OBP: 0.368, SLG: 0.431		2-2 K		3-2 FC6-4 1-2f 2-3			1-1 F9		3-2 G1-6-3	4 0 0 0 0 1 2												
Leo Gomez, R (1, 5) OBP: 0.400, SLG: 0.558			0-0 G6-3	1-2 FC6-4 1-2f			3-3 K			3 0 0 0 0 1 2												
Mark McLemore, S (1, 4) OBP: 0.392, SLG: 0.287			2-2 S 1B		0-3 K			4-2 1B BB		2 0 1 0 1 1 0												
Jack Voigt, R (1, 9) OBP: 0.290, SLG: 0.268			2-3 K 1-2		3-2 P2			0-0 1-3 1B		3 0 1 0 0 1 1												
Inning Stats	R: 0 E: 0 K: 0 S: 5	H: 1 LOB: 0 BB: 0 P: 10	R: 0 E: 0 K: 1 S: 8	H: 0 LOB: 0 BB: 0 P: 14	R: 0 E: 0 K: 1 S: 11	H: 1 LOB: 1 BB: 0 P: 18	R: 1 E: 0 K: 0 S: 16	H: 2 LOB: 2 BB: 1 P: 31	R: 0 E: 0 K: 1 S: 8	H: 0 LOB: 0 BB: 0 P: 14	R: 0 E: 1 K: 0 S: 7	H: 0 LOB: 0 BB: 0 P: 12	R: 0 E: 0 K: 1 S: 9	H: 0 LOB: 0 BB: 0 P: 14	R: 0 E: 0 K: 3 S: 12	H: 1 LOB: 2 BB: 1 P: 20	R: 0 E: 0 K: 0 S: 8	H: 0 LOB: 0 BB: 0 P: 16	1B: 5 2B: 0 3B: 0 HR: 0	SF: 0 SAC: 0 DP: 0 HBP: 0	WP: 0 PB: 0 SB: 1 CS: 2	PA: 33
PITCHER	IP WLS BF H R ER SO BB IBB HBP BLK WP HR S P ERA WHIP																					
Pat Mahomes, R (1, 1) ERA: 5.26	7.0 W 27 5 1 1 4 2 0 0 0 0 0 0 67 120 1.29 1.000																					
Mark Guthrie, L (8, 1) ERA: 9.47	0.1 1 0 0 0 1 0 0 0 0 0 0 0 3 4 0.00 0.000																					
Mike Trombley, R (8, 1) ERA: 6.41	0.1 1 0 0 0 1 0 0 0 0 0 0 0 3 4 0.00 0.000																					
Larry Casian, L (8, 1) ERA: 8.1	1.1 S 4 0 0 0 1 0 0 0 0 0 0 0 11 21 0.00 0.000																					

Baltimore Orioles @ Minnesota Twins
 Hubert H. Humphrey Metrodome, Minneapolis, MN
 Fri May 13 1994, 8:05 PM EDT
 Att. 17,898 - Dome

livebaseballscorecards.com

AB 31
R 1
H 5
RBI 1
BB 2
SO 7
LOB 15



Batter	1	2	3	4	5	6	7	8	9
Chuck Knoblauch, R (1, 4) <small>OBP: 0.376, SLG: 0.438</small>	2-0 		1-2 			0-1 	0-1 		
Alex Cole, L (1, 8) <small>OBP: 0.416, SLG: 0.436</small>	1-0 			3-2 		2-3 	1-3 		
Kirby Puckett, R (1, 9) <small>OBP: 0.357, SLG: 0.503</small>	0-0 			2-1 		3-1 		3-3 	
Shane Mack, R (1, 7) <small>OBP: 0.421, SLG: 0.686</small>		1-1 		1-3 		2-3 		2-0 	
Dave Winfield, R (1, 10) <small>OBP: 0.305, SLG: 0.392</small>		0-3 		0-2 			0-0 	0-0 	
Steve Dunn, L (1, 3) <small>OBP: 0.167, SLG: 0.250</small>		2-2 			3-3 		1-3 		
Scott Leius, R (1, 5) <small>OBP: 0.346, SLG: 0.511</small>			1-1 		0-0 		4-0 		
Matt Walbeck, S (1, 2) <small>OBP: 0.229, SLG: 0.274</small>		0-0 		1-1 		0-0 	1-2 		
Pat Meares, R (1, 6) <small>OBP: 0.340, SLG: 0.333</small> Chip Hale, L (7, PH) <small>OBP: 0.360, SLG: 0.310</small> Jeff Reboulet, R (7, PR) <small>OBP: 0.354, SLG: 0.415</small>			4-2 		2-2 	1-0 	1-0 		

AB	R	H	RBI	BB	SO	LOB
4	1	2	1	0	0	1
4	0	1	0	0	2	3
4	1	1	2	0	1	1
4	0	0	0	0	2	1
4	1	1	0	0	1	1
3	0	0	0	0	3	1
2	1	0	0	1	0	0
3	0	1	0	0	0	0
1	0	0	0	1	0	0
1	0	0	1	0	0	2
0	0	0	0	0	0	0

BOTTOM

Baltimore Orioles @ Minnesota Twins
 Hubert H. Humphrey Metrodome, Minneapolis, MN
 Fri May 13 1994, 8:05 PM EDT
 Att. 17,898 - Dome

livebaseballscorecards.com

AB	30
R	4
H	6
RBI	4
BB	2
SO	9
LOB	10



1B: 3	SF: 0
2B: 2	SAC: 0
3B: 0	DP: 0
HR: 1	HBP: 0

WP: 0	PA: 32
PB: 0	
SB: 2	
CS: 1	

Inning Stats		R	H	E	K	S	R		H	E	K	S	R		H	E	K	S	R		H	E	K	S	R		H	E	K	S	R		H	E	K	S							
PITCHER		6.2	WLS	L	28	H	6	R	4	ER	4	SO	7	BB	2	IBB	0	HBP	0	BLK	0	WP	0	HR	1	S	64	P	101	ERA	5.40	WHIP	1.200										
Ben McDonald, R (1, 1)		6.2	WLS	L	28	H	6	R	4	ER	4	SO	7	BB	2	IBB	0	HBP	0	BLK	0	WP	0	HR	1	S	64	P	101	ERA	5.40	WHIP	1.200										
Tom Bolton, L (7, 1)		0.1			1	H	0	R	0	ER	0	SO	1	BB	0	IBB	0	HBP	0	BLK	0	WP	0	HR	0	S	3	P	4	ERA	0.00	WHIP	0.000										
Mark Eichhorn, R (8, 1)		1.0			3	H	0	R	0	ER	0	SO	1	BB	0	IBB	0	HBP	0	BLK	0	WP	0	HR	0	S	5	P	10	ERA	0.00	WHIP	0.000										

Batter	1	2	3	4	5	6	7	8	9	AB R H RBI BB SO LOB	TOP		
Brady Anderson, L (1, 7) OBP: 0.314, SLG: 0.385 Jeff Tackett, R (7, 2) OBP: 0.444, SLG: 0.667	1-1 G4-3	2-3 K			1-1 FC4-6 HBP		1-0 G4-3	0-0 G5-3		3 0 0 0 0 1 2 1 0 0 0 0 0 2			
Mike Devereaux, R (1, 8) OBP: 0.262, SLG: 0.427	1-1 F9		2-2 G5-3		0-0 L9			3-2 G6-3	1-1 L8	5 0 0 0 0 0 1			
Rafael Palmeiro, L (1, 3) OBP: 0.434, SLG: 0.664 Tim Lulett, R (7, 6) OBP: 0.280, SLG: 0.280	1-0 FC6-4 1B		3-3 K		1-1 FC4-6 1-2f			2-3 K	0-1 G4-3	3 0 1 0 0 0 1 1 2 0 0 0 0 0 1 0			
Harold Baines, L (1, 10) OBP: 0.398, SLG: 0.536	2-1 FC6-4 1-2f		0-0 G6-3					0-0 1B 2B	3-1 1B	5 1 2 0 0 0 1 1			
Cal Ripken Jr., R (1, 6) OBP: 0.319, SLG: 0.389 Jack Voigt, R (7, 3) OBP: 0.313, SLG: 0.281		2-3 K		2-3 K		0-0 L9		2-2 1B 1B BB 2-H	4-1 1B BB	3 0 0 0 0 0 2 0 1 1 1 1 1 0 0			
Chris Hoiles, R (1, 2) OBP: 0.375, SLG: 0.448 Damon Buford, R (7, 7) OBP: 0.500, SLG: 0.500		1-1 2B 2B		1-2 F9		2-1 1B		3-1 1B 1B BB 1-2	0-3 K	3 1 2 0 0 0 0 0 2 1 1 0 0 0 1 2			
Leo Gomez, R (1, 5) OBP: 0.426, SLG: 0.587		0-1 2B		2-1 1B		2-3 K		4-1 1B BB 1-2 2-3 2-3		3 1 2 1 1 1 1 1			
Mark McLemore, S (1, 4) OBP: 0.385, SLG: 0.282		4-1 BB		2-3 K			3-3 K	4-0 1B BB 1-2 2-3 3-H		2 0 0 1 2 2 1			
Mark Smith, R (1, 9) OBP: 0.250, SLG: 0.250		1-3 K			0-0 G4-3		3-2 P3	1-0 1B 1-3 2-H 3-H		4 0 1 2 0 0 1 2			
Inning Stats	R: 0 H: 1 E: 0 LOB: 1 K: 0 BB: 0 S: 7 P: 12	R: 1 H: 2 E: 0 LOB: 2 K: 3 BB: 1 S: 14 P: 24	R: 0 H: 0 E: 0 LOB: 0 K: 1 BB: 0 S: 7 P: 12	R: 0 H: 1 E: 0 LOB: 1 K: 2 BB: 0 S: 13 P: 20	R: 0 H: 0 E: 0 LOB: 1 K: 0 BB: 0 S: 5 P: 7	R: 0 H: 1 E: 0 LOB: 1 K: 2 BB: 0 S: 10 P: 15	R: 0 H: 0 E: 0 LOB: 0 K: 1 BB: 0 S: 8 P: 15	R: 4 H: 4 E: 0 LOB: 2 K: 1 BB: 2 S: 17 P: 36	R: 0 H: 1 E: 0 LOB: 2 K: 1 BB: 1 S: 12 P: 20	1B: 7 SF: 0 2B: 3 SAC: 0 3B: 0 DP: 0 HR: 0 HBP: 1	WP: 0 PA: 42 PB: 0 SB: 0 CS: 0		
PITCHER	IP WLS BF H R ER SO BB IBB HBP BLK WP HR S P ERA WHIP											PITCHER	IP WLS BF H R ER SO BB IBB HBP BLK WP HR S P ERA WHIP
Scott Erickson, R (1, 1) ERA: 5.33	7.2 W 33 8 4 4 10 1 0 1 0 0 0 78 129 4.70 1.174												
Mike Trombley, R (8, 1) ERA: 6.75	0.0 3 1 1 1 0 2 0 0 0 0 0 0 2 11 ∞ ∞												
Brett Merriman, R (8, 1) ERA: 1.29	1.0 5 1 0 0 0 1 0 0 0 0 0 0 8 16 0.00 2.000												
Carl Willis, R (9, 1) ERA: 7.17	0.1 S 1 0 0 0 0 1 0 0 0 0 0 0 5 5 0.00 0.000												

Baltimore Orioles @ Minnesota Twins
 Hubert H. Humphrey Metrodome, Minneapolis, MN
 Sat May 14 1994, 8:05 PM EDT
 Att. 25,223 - Dome

AB	37
R	5
H	10
RBI	5
BB	4
SO	11
LOB	13



Batter	1	2	3	4	5	6	7	8	9	AB	R	H	RBI	BB	SO	LOB
Chuck Knoblauch, R (1, 4) <small>OBP: 0.386, SLG: 0.463</small>	0-1 G4-3 SF9 2B		2-0 G5-3 K		1-1 SF9 HR 2B	1-0 G4-6-3 1B				4	2	3	0	0	0	0
Scott Leius, R (1, 5) <small>OBP: 0.333, SLG: 0.490</small>	1-2 G4-3 2-3 K		1-3 K		1-3 K	0-0 G4-6-3 1-2f				4	0	0	0	0	2	4
Kirby Puckett, R (1, 9) <small>OBP: 0.354, SLG: 0.497</small> Alex Cole, L (8, 8) <small>OBP: 0.416, SLG: 0.436</small>	0-0 SF9 3-H		0-3 K		4-0 HR IBB		0-0 P4			2	1	0	1	1	1	0
Shane Mack, R (1, 8) <small>OBP: 0.452, SLG: 0.730</small>	1-2 HR 2B			0-2 HR 1B	3-1 SF9		4-0 G4-3 BB			2	1	2	1	1	0	0
Dave Winfield, R (1, 10) <small>OBP: 0.311, SLG: 0.444</small>	1-3 K			3-2 HR 1-H	3-2 HR 3-H		1-2 G4-3 1-2f			4	2	2	5	0	1	2
Pedro Munoz, R (1, 7) <small>OBP: 0.325, SLG: 0.386</small>		0-0 3B		0-3 K	2-1 1B 2B		2-3 K			4	1	2	0	0	2	0
Dave McCarty, R (1, 3) <small>OBP: 0.310, SLG: 0.340</small>		1-3 K		1-3 K	3-2 FC6-4 1B		3-2 P3			4	0	1	1	0	2	1
Matt Walbeck, S (1, 2) <small>OBP: 0.230, SLG: 0.274</small>		1-3 K		1-1 F9	0-0 FC6-4 1-2f		1-1 1B			4	0	1	0	0	1	2
Pat Meares, R (1, 6) <small>OBP: 0.340, SLG: 0.325</small> Chip Hale, L (8, PH) <small>OBP: 0.353, SLG: 0.302</small> Jeff Reboulet, R (9, 6) <small>OBP: 0.354, SLG: 0.415</small>		2-3 K		2-2 2B SF9 HBP	1-3 K		2-2 L8			2	1	0	0	0	2	1

Inning Stats	R: 1	H: 2	E: 0	K: 1	S: 13	LOB: 1	BB: 0	P: 16	R: 0	H: 1	E: 0	K: 3	S: 11	LOB: 1	BB: 0	P: 15	R: 0	H: 0	E: 0	K: 2	S: 10	LOB: 0	BB: 0	P: 13	R: 2	H: 2	E: 0	K: 2	S: 16	LOB: 0	BB: 0	P: 21	R: 5	H: 4	E: 0	K: 1	S: 20	LOB: 1	BB: 1	P: 39	R: 0	H: 1	E: 0	K: 1	S: 5	LOB: 0	BB: 0	P: 7	R: 0	H: 0	E: 0	K: 0	S: 5	LOB: 0	BB: 1	P: 10	R: 0	H: 1	E: 0	K: 1	S: 14	LOB: 1	BB: 0	P: 22
--------------	------	------	------	------	-------	--------	-------	-------	------	------	------	------	-------	--------	-------	-------	------	------	------	------	-------	--------	-------	-------	------	------	------	------	-------	--------	-------	-------	------	------	------	------	-------	--------	-------	-------	------	------	------	------	------	--------	-------	------	------	------	------	------	------	--------	-------	-------	------	------	------	------	-------	--------	-------	-------

PITCHER	IP	WLS	BF	H	R	ER	SO	BB	IBB	HBP	BLK	WP	HR	S	P	ERA	WHIP
Sid Fernandez, L (1, 1) <small>ERA: 3.41</small>	4.2	L	23	7	7	7	9	0	0	0	0	0	2	64	93	13.50	1.500
Alan Mills, R (5, 1) <small>ERA: 12.75</small>	3.0		12	4	1	1	2	1	0	0	0	0	0	27	45	3.00	1.667
Mark Williamson, R (8, 1) <small>ERA: 4.63</small>	0.1		1	0	0	0	0	0	0	0	0	0	0	3	5	0.00	0.000

BOTTOM

Baltimore Orioles @ Minnesota Twins
 Hubert H. Humphrey Metrodome, Minneapolis, MN

Sat May 14 1994, 8:05 PM EDT
 Att. 25,223 - Dome

livebaseballscorecards.com

AB	31
R	8
H	11
RBI	8
BB	2
SO	11
LOB	11

WP: 0	PA: 36
PB: 0	
SB: 1	
CS: 0	

Batter	1	2	3	4	5	6	7	8	9	AB R H RBI BB SO LOB	TOP											
Brady Anderson, L (1, 7) OBP: 0.313, SLG: 0.377	1-2 S HBP		0-0 G6-3		0-1 F8			2-2 P6		3 0 0 0 0 0 0	<p>Baltimore Orioles @ Minnesota Twins Hubert H. Humphrey Metrodome, Minneapolis, MN</p> <p>Sun May 15 1994, 4:33 AM EDT Att. 14,254 - Dome</p> <p>livebaseballscorecards.com</p>											
Mike Devereaux, R (1, 8) OBP: 0.254, SLG: 0.412	1-3 SAFE K		0-0 F8		0-2 L3			2-3 K		4 0 0 0 0 2 1												
Rafael Palmeiro, L (1, 3) OBP: 0.429, SLG: 0.659	0-0 SAFE F7			0-1 2B 2B	1-1 F8			0-0 L9		4 1 1 0 0 0 1												
Harold Baines, L (1, 10) OBP: 0.381, SLG: 0.511	2-3 K			1-2 G1-3		1-1 G3-1		0-0 G6-3		4 0 0 0 0 1 2												
Cal Ripken Jr., R (1, 6) OBP: 0.324, SLG: 0.400		0-0 L3		0-0 1B FC3-6 2B		3-1 G5-4-3 1B		1-2 G6-3		4 1 2 1 0 0 0												
Chris Hoiles, R (1, 2) OBP: 0.379, SLG: 0.444		3-1 1B		4-0 FC3-6 1B BB		1-0 G5-4-3 1-2f		1-0 F7		3 0 1 0 1 0 1												
Tim Lincecum, R (1, 5) OBP: 0.286, SLG: 0.286		1-3 K		2-1 FC3-6 1B		1-0 P3				3 0 1 0 0 1 1												
Mark McLemore, S (1, 4) OBP: 0.386, SLG: 0.274		2-2 F7		0-1 FC3-6 1-2f 2-3 3-H		0-1 G6-3				3 0 0 1 0 0 3												
Jack Voigt, R (1, 9) OBP: 0.299, SLG: 0.267			2-1 P3	1-1 SAFE F9		2-2 P5				3 0 0 0 0 0 2												
Inning Stats	R: 0 E: 0 K: 2 S: 11	H: 0 LOB: 1 BB: 0 P: 15	R: 0 E: 0 K: 1 S: 9	H: 1 LOB: 1 BB: 0 P: 15	R: 0 E: 0 K: 0 S: 4	H: 0 LOB: 0 BB: 0 P: 6	R: 2 E: 0 K: 0 S: 12	H: 3 LOB: 2 BB: 1 P: 20	R: 0 E: 0 K: 0 S: 7	H: 0 LOB: 0 BB: 0 P: 8	R: 0 E: 0 K: 0 S: 5	H: 1 LOB: 0 BB: 0 P: 10	R: 0 E: 0 K: 0 S: 6	H: 0 LOB: 0 BB: 0 P: 9	R: 0 E: 0 K: 1 S: 9	H: 0 LOB: 0 BB: 0 P: 13	R: 0 E: 0 K: 0 S: 5	H: 0 LOB: 0 BB: 0 P: 7	1B: 3 2B: 2 3B: 0 HR: 0	SF: 0 SAC: 0 DP: 1 HBP: 1	WP: 0 PB: 0 SB: 1 CS: 0	PA: 33
PITCHER Kevin Tapani, R (1, 1) ERA: 6.7	IP: 9.0 WLS: W BF: 33 H: 5 R: 2 ER: 2 SO: 4 BB: 1 IBB: 0 HBP: 1 BLK: 0 WP: 0 HR: 0 S: 68 P: 103 ERA: 2.00 WHIP: 0.667											PITCHER	IP: WLS: BF: H: R: ER: SO: BB: IBB: HBP: BLK: WP: HR: S: P: ERA: WHIP:									

AB	31
R	2
H	5
RBI	2
BB	1
SO	4
LOB	11



Batter	1	2	3	4	5	6	7	8	9	AB	R	H	RBI	BB	SO	LOB
Chuck Knoblauch, R (1, 4) <small>OBP: 0.382, SLG: 0.464</small>	1-3 	0-1 		0-2 			0-1 			4	0	1	1	0	1	0
Scott Leius, R (1, 5) <small>OBP: 0.322, SLG: 0.471</small>	1-1 	1-1 			1-0 		1-2 			4	0	0	0	0	0	1
Kirby Puckett, R (1, 9) <small>OBP: 0.358, SLG: 0.500</small>	1-0 		2-3 		4-0 		0-0 			3	0	1	0	1	1	0
Shane Mack, R (1, 8) <small>OBP: 0.435, SLG: 0.683</small>	0-2 		1-3 		0-1 			0-0 		4	0	1	0	0	1	2
Dave Winfield, R (1, 10) <small>OBP: 0.319, SLG: 0.440</small>		4-2 	3-2 		4-0 			0-0 		1	1	0	0	2	0	0
Pedro Munoz, R (1, 7) <small>OBP: 0.338, SLG: 0.411</small> Alex Cole, L (8, PH) <small>OBP: 0.420, SLG: 0.436</small>		1-2 		0-1 	1-3 			4-0 		3	2	2	1	0	1	2
Dave McCarty, R (1, 3) <small>OBP: 0.306, SLG: 0.386</small>		0-0 		1-1 		1-2 		0-0 		4	1	1	2	0	0	3
Matt Walbeck, S (1, 2) <small>OBP: 0.224, SLG: 0.267</small>		0-1 		1-1 		0-2 				3	0	0	0	0	0	1
Jeff Reboulet, R (1, 6) <small>OBP: 0.353, SLG: 0.432</small>		1-2 		3-2 		1-1 				3	1	1	1	0	0	0

Inning Stats	R: 0	H: 1	E: 0	K: 1	S: 10	R: 3	H: 3	E: 0	K: 0	S: 15	R: 0	H: 0	E: 0	K: 2	S: 9	R: 2	H: 2	E: 0	K: 0	S: 12	R: 0	H: 0	E: 0	K: 1	S: 6	R: 0	H: 0	E: 0	K: 0	S: 8	R: 0	H: 1	E: 0	K: 0	S: 3
	LOB: 1	BB: 0	P: 13	LOB: 1	BB: 1	LOB: 0	BB: 0	LOB: 0	BB: 0	P: 15	LOB: 0	BB: 0	LOB: 2	BB: 2	P: 16	LOB: 0	BB: 0	LOB: 0	BB: 0	P: 10	LOB: 1	BB: 1	LOB: 0	BB: 0	P: 7	LOB: 0	BB: 0	LOB: 0	BB: 0	P: 8	LOB: 1	BB: 1	LOB: 1	BB: 1	P: 7

PITCHER	IP	WLS	BF	H	R	ER	SO	BB	IBB	HBP	BLK	WP	HR	S	P	ERA	WHIP
Jamie Moyer, L (1, 1) <small>ERA: 5.91</small>	7.0	L	31	7	5	5	4	2	1	0	0	0	1	68	102	6.43	1.286
Mark Eichhorn, R (8, 1) <small>ERA: 5.25</small>	1.0		3	0	0	0	0	0	1	0	0	0	0	2	6	0.00	0.000

BOTTOM

Baltimore Orioles @ Minnesota Twins
 Hubert H. Humphrey Metrodome, Minneapolis, MN

Sun May 15 1994, 4:33 AM EDT
 Att. 14,254 - Dome

livebaseballscorecards.com

AB	29
R	5
H	7
RBI	5
BB	4
SO	4
LOB	9

WP	HR	S	P	ERA	WHIP
0	0	0	0	0.00	0.000

Batter	1	2	3	4	5	6	7	8	9	AB R H RBI BB SO LOB	TOP												
Bernie Williams, S (1, 8) OBP: 0.319, SLG: 0.387	2-1 CS 1B		1-2 CS 1-2	1-3 K	0-3 K			1-0 F7		4 0 1 0 0 2 2													
Randy Velarde, R (1, 5) OBP: 0.361, SLG: 0.345	1-3 K 1-2			2-0 G4-3	3-3 K			1-0 1B		4 0 1 0 0 2 3													
Don Mattingly, L (1, 3) OBP: 0.425, SLG: 0.438	3-2 G6-3			0-2 G5-3			1-2 G6-3	3-1 F8		4 0 0 0 0 0 1													
Danny Tartabull, R (1, 10) OBP: 0.337, SLG: 0.461		2-3 K2-3			4-1 1B BB		1-0 P4	0-3 K		3 1 0 0 1 2 1													
Bob Melvin, R (1, 2) OBP: 0.333, SLG: 0.333		2-1 G6-3			1-2 1B 1B		0-2 L3	0-2 F7		3 1 1 0 0 0 0													
Luis Polonia, L (9, PH) OBP: 0.376, SLG: 0.422					1-2 1B				1 0 0 0 0 0 0														
Paul O'Neill, L (1, 9) OBP: 0.567, SLG: 0.835		2-2 F7			0-2 1B 1B		X 0-0 G3	3-1 2B		4 1 2 1 0 0 0													
Gerald Williams, R (1, 7) OBP: 0.296, SLG: 0.481			1-2 F7		2-1 1B 1B		F 1-1 P5	2-3 K		3 0 1 0 0 0 0													
Wade Boggs, L (9, PH) OBP: 0.406, SLG: 0.379					1-2 2-3 1B				1 0 0 0 0 1 1		AB 34												
Mike Gallego, R (1, 6) OBP: 0.338, SLG: 0.358			0-1 L9		2-2 E8 1B		X 0-0 HR	1-3 K		3 1 2 3 0 0 0		R 4											
Daryl Boston, L (9, PH) OBP: 0.207, SLG: 0.148					1-3 2-H 3-H 1B				1 0 0 0 0 1 1		H 9												
Pat Kelly, R (1, 4) OBP: 0.360, SLG: 0.374			2-2 CS 1B		1-1 G5-3		X 0-0 B1-3		3 0 1 0 0 0 2		RBI 4												
												BB 1											
												SO 8											
												LOB 11											
Inning Stats	R: 0 E: 0 K: 1 S: 11	H: 1 LOB: 0 BB: 0 P: 17	R: 0 E: 0 K: 1 S: 9	H: 0 LOB: 0 BB: 0 P: 15	R: 0 E: 0 K: 0 S: 10	H: 1 LOB: 0 BB: 0 P: 14	R: 0 E: 0 K: 1 S: 7	H: 0 LOB: 0 BB: 0 P: 10	R: 3 E: 1 K: 2 S: 20	H: 4 LOB: 2 BB: 1 P: 33	R: 0 E: 0 K: 0 S: 8	H: 0 LOB: 0 BB: 0 P: 10	R: 1 E: 0 K: 0 S: 5	H: 1 LOB: 0 BB: 0 P: 6	R: 0 E: 0 K: 1 S: 7	H: 1 LOB: 1 BB: 0 P: 12	R: 0 E: 0 K: 2 S: 12	H: 1 LOB: 1 BB: 0 P: 18	1B: 7 2B: 1 3B: 0 HR: 1	SF: 0 SAC: 0 DP: 0 HBP: 0	WP: 0 PB: 0 SB: 0 CS: 2	PA: 36	
PITCHER	IP WLS BF H R ER SO BB IBB HBP BLK WP HR S P ERA WHIP																						
Jim Deshaies, L (1, 1) ERA: 7.17	7.0		27	7	4	4	5	1	0	0	0	0	1	70	105	5.14	1.143						
Mark Guthrie, L (8, 1) ERA: 9.0	1.0	W	4	1	0	0	1	0	0	0	0	0	0	7	12	0.00	1.000						
Rick Aguilera, R (9, 1) ERA: 6.39	1.0	S	4	1	0	0	2	0	0	0	0	0	0	12	18	0.00	1.000						

New York Yankees @ Minnesota Twins
Hubert H. Humphrey Metrodome, Minneapolis, MN
 Tue May 17 1994, 8:05 PM EDT
 Att. 19,632 - Dome

livebaseballscorecards.com



New York Yankees @ Minnesota Twins
 Hubert H. Humphrey Metrodome, Minneapolis, MN
 Wed May 18 1994, 4:33 AM EDT
 Att. 29,886 - Dome

livebaseballscorecards.com

AB	31
R	5
H	7
RBI	4
BB	6
SO	2
LOB	17



WP	1	PA	37
PB	0		
SB	0		
CS	0		

AB R H RBI BB SO LOB

4	1	1	0	1	1	2
4	2	1	2	0	0	2
3	0	1	1	1	0	0
0	0	0	0	0	0	0
2	0	0	0	2	0	2
3	0	0	1	1	1	3
0	0	0	0	0	0	0
4	0	1	0	0	0	4
4	1	1	0	0	0	1
2	0	0	0	0	0	1
2	0	1	0	0	0	1
2	1	1	0	1	0	0
1	0	0	0	0	0	1

Batter	1	2	3	4	5	6	7	8	9
Luis Polonia, L (1, 7) OBP: 0.377, SLG: 0.416	4-0 BB BB		1-1 G4-6-3 1-2f			0-0 F7		0-0 E 1B 1B	0-3 K2-3
Wade Boggs, L (1, 5) OBP: 0.401, SLG: 0.400	2-2 L9		0-2 F8			2-1 HR		2-1 E3 WP BB 1B	
Don Mattingly, L (1, 3) OBP: 0.427, SLG: 0.436	4-0 BB BB			2-2 F7		3-2 G6-3		0-1 BB WP 1B	
Bob Melvin, R (8, 3) OBP: 0.333, SLG: 0.333	1-2 BB							1-2 3-H 1B	
Danny Tartabull, R (1, 10) OBP: 0.341, SLG: 0.455	1-0 P4			0-1 F8			4-1 G6-3 BB	4-1 BB BB	
Paul O'Neill, L (1, 9) OBP: 0.558, SLG: 0.813	1-3 K			1-1 F7			2-0 F7	4-1 G6-4-3 BB	
Gerald Williams, R (8, 9) OBP: 0.296, SLG: 0.481								1-2 2-3 3-H BB	
Jim Leyritz, R (1, 2) OBP: 0.402, SLG: 0.571		3-2 F8			2-1 G5-4-3 1B		0-1 G6-3 1-2f	1-0 G6-4-3 1-2f	
Bernie Williams, S (1, 8) OBP: 0.317, SLG: 0.382		2-2 P6			1-1 P5			0-0 1B E 1B 1B	1-0 G6-3
Mike Gallego, R (1, 6) OBP: 0.333, SLG: 0.352		3-2 L9			3-2 G5-4-3 1-2f			1-1 F9	2-2 FC4-6 1B
Robert Eenhoorn, R (8, PH) OBP: 0.500, SLG: 0.750									
Pat Kelly, R (1, 4) OBP: 0.368, SLG: 0.376			4-0 G4-6-3 BB				1-1 G5-3	0-0 1B E 1B	1-2 FC4-6
Daryl Boston, L (9, PH) OBP: 0.200, SLG: 0.143									

Inning Stats	R: 0	H: 0	E: 0	K: 1	S: 7	P: 19	R: 0	H: 0	E: 0	K: 0	S: 10	P: 18	R: 0	H: 0	E: 0	K: 0	S: 5	P: 10	R: 0	H: 0	E: 0	K: 0	S: 8	P: 11	R: 0	H: 1	E: 0	K: 0	S: 8	P: 14	R: 1	H: 1	E: 0	K: 0	S: 9	P: 15	R: 0	H: 0	E: 0	K: 0	S: 4	P: 10	R: 4	H: 4	E: 1	K: 0	S: 12	P: 24	R: 0	H: 1	E: 0	K: 1	S: 10	P: 14	1B: 6	2B: 0	3B: 0	HR: 1	SF: 0	SAC: 0	DP: 4	HBP: 0	WP: 1	PA: 37
--------------	------	------	------	------	------	-------	------	------	------	------	-------	-------	------	------	------	------	------	-------	------	------	------	------	------	-------	------	------	------	------	------	-------	------	------	------	------	------	-------	------	------	------	------	------	-------	------	------	------	------	-------	-------	------	------	------	------	-------	-------	-------	-------	-------	-------	-------	--------	-------	--------	-------	--------

PITCHER	IP	WLS	BF	H	R	ER	SO	BB	IBB	HBP	BLK	WP	HR	S	P	ERA	WHIP
Pat Mahomes, R (1, 1) ERA: 4.66	7.0	W	24	2	1	1	1	4	0	0	0	0	1	51	97	1.29	0.857
Mike Trombley, R (8, 1) ERA: 7.67	0.1		7	4	4	3	0	1	0	0	0	1	0	10	17	81.00	15.000
Larry Casian, L (8, 1) ERA: 7.84	0.2		2	0	0	0	0	1	0	0	0	0	0	2	7	0.00	1.500
Carl Willis, R (9, 1) ERA: 6.85	1.0		4	1	0	0	1	0	0	0	0	0	0	10	14	0.00	1.000

Batter	1	2	3	4	5	6	7	8	9
Chuck Knoblauch, R (1, 4) OBP: 0.398, SLG: 0.486 Jeff Reboulet, R (7, 4) OBP: 0.365, SLG: 0.432	0-2 1B 2B	0-3 K		0-0 G6-3	0-2 2B	4-2 BB		4-0 BB	
Scott Leius, R (1, 5) OBP: 0.306, SLG: 0.441	1-1 3B 1B	1-0 F7		1-1 E8 1B	1-2 P6	2-2 L6		0-3 K	
Kirby Puckett, R (1, 9) OBP: 0.364, SLG: 0.519 Steve Dunn, L (7, 3) OBP: 0.160, SLG: 0.240	1-1 1B 3B			0-1 L9		0-0 1B HR 2B		1-2 P4	
Shane Mack, R (1, 8) OBP: 0.463, SLG: 0.776 Alex Cole, L (7, PH) OBP: 0.408, SLG: 0.421	1-0 L4-3			1-0 F9	1-1 1B	1-1 HR 1B		1-3 K	
Dave Winfield, R (1, 10) OBP: 0.322, SLG: 0.459 Chip Hale, L (7, PH) OBP: 0.340, SLG: 0.289	1-1 FC5-4 BB 1B			2-2 E 1B	0-1 P5	1-2 HR		2-2 G4-3	
Pedro Munoz, R (1, 7) OBP: 0.360, SLG: 0.449	4-1 FC5-4 BB			3-2 E7 2B		2-2 3B 2B		0-1 BB BB 1B	1-0 2B 2B
Dave McCarty, R (1, 3) OBP: 0.314, SLG: 0.422	1-2 FC5-4			1-0 2B		0-1 2B 3B		2-3 K	1-2 G5-3
Matt Walbeck, S (1, 2) OBP: 0.227, SLG: 0.270 Derek Parks, R (8, PH) OBP: 0.214, SLG: 0.259	0-2 F8			1-0 P3		3-3 K		4-0 BB BB	0-0 2B
Pat Meares, R (1, 6) OBP: 0.327, SLG: 0.311				0-2 F8		1-0 G5-3		1-3 K	1-2 L7

Inning Stats	R: 3	H: 4	E: 0	LOB: 2	K: 0	P: 28	R: 0	H: 0	E: 0	LOB: 0	K: 1	P: 13	R: 3	H: 3	E: 1	LOB: 1	K: 0	P: 27	R: 1	H: 1	E: 1	LOB: 1	K: 0	P: 11	R: 2	H: 3	E: 0	LOB: 1	K: 1	P: 22	R: 3	H: 4	E: 0	LOB: 3	K: 2	P: 35	R: 0	H: 0	E: 0	LOB: 0	K: 1	P: 14	R: 1	H: 2	E: 0	LOB: 2	K: 1	P: 19	
	S: 19		S: 9		S: 9		S: 18		S: 9		S: 15		S: 20		S: 10		S: 12																																

PITCHER															PITCHER																																								
IP	WLS	BF	H	R	ER	SO	BB	IBB	HBP	BLK	WP	HR	S	P	ERA	WHIP	IP	WLS	BF	H	R	ER	SO	BB	IBB	HBP	BLK	WP	HR	S	P	ERA	WHIP																						
Terry Mulholland, L (1, 1)	2.1	L	16	7	6	4	1	1	0	0	0	0	42	63	15.43	3.429																																							
Mark Hutton, R (3, 1)	2.2		13	4	3	2	1	0	0	0	0	0	28	38	6.75	1.500																																							
Donn Pall, R (6, 1)	1.0		9	4	3	3	2	2	0	0	0	0	1	20	35	27.00	6.000																																						
Bob Wickman, R (7, 1)	1.0		3	0	0	0	1	0	0	0	0	0	10	14	0.00	0.000																																							
Paul Gibson, L (8, 1)	1.0		6	2	1	1	1	1	0	0	0	0	12	19	9.00	3.000																																							

BOTTOM


New York Yankees @ Minnesota Twins
 Hubert H. Humphrey Metrodome, Minneapolis, MN

Wed May 18 1994, 4:33 AM EDT
 Att. 29,886 - Dome

AB	R	H	RBI	BB	SO	LOB
4	1	2	1	1	1	0
0	0	0	0	1	0	0
6	2	1	1	0	1	6
4	3	3	1	0	0	1
1	0	0	0	0	0	0
4	1	2	1	0	0	2
1	0	0	0	0	1	0
4	2	3	4	0	0	1
1	0	0	0	0	0	0
4	3	3	0	1	0	0
5	1	2	2	0	1	4
3	0	0	0	1	1	4
1	0	1	1	0	0	0
5	0	0	0	0	1	5

AB	43
R	13
H	17
RBI	11
BB	4
SO	6
LOB	23

livebaseballscores.com



1B	7	SF	0	WP	0	PA	47
2B	7	SAC	0	PB	0		
3B	2	DP	0	SB	0		
HR	1	HBP	0	CS	0		

Batter	1	2	3	4	5	6	7	8	9	AB R H RBI BB SO LOB	TOP
Otis Nixon, S (1, 8) OBP: 0.368, SLG: 0.323 Lee Tinsley, S (6, PH) OBP: 0.400, SLG: 0.235 (6, 8)	1-1 		1-0 			2-2 			1-0 	2 0 0 0 0 0 2 0 0 0 0 0 1	Boston Red Sox @ Minnesota Twins Hubert H. Humphrey Metrodome, Minneapolis, MN Fri May 20 1994, 8:05 PM EDT Att. 20,766 - Dome
Billy Hatcher, R (1, 9) OBP: 0.297, SLG: 0.341	2-2 			2-0 		2-0 		1-0 	4 0 1 0 0 0 0		
Mo Vaughn, L (1, 3) OBP: 0.426, SLG: 0.623 Rich Rowland, R (6, 3) OBP: 0.276, SLG: 0.333	2-2 			3-1 			3-2 	1-0 	2 0 0 0 0 0 2 0 1 1 0 0 0		
Andre Dawson, R (1, 10) OBP: 0.295, SLG: 0.548 Scott Fletcher, R (7, PR)		2-2 		1-0 		1-0 		3-2 	3 1 2 1 0 0 1 0 1 0 0 0 0		
Mike Greenwell, L (1, 7) OBP: 0.308, SLG: 0.435 Damon Berryhill, S (9, PH)		3-2 		0-1 		0-0 		3-2 	3 0 1 0 0 0 1 1 0 0 0 0 0 3		
Tim Lincecum, R (1, 4) OBP: 0.400, SLG: 0.552		2-1 			1-1 		3-1 		3 0 0 0 0 0 1		
Scott Cooper, L (1, 5) OBP: 0.368, SLG: 0.622		1-1 			1-1 		0-0 		3 0 0 0 0 0 1		
Dave Valle, R (1, 2) OBP: 0.267, SLG: 0.273			2-1 		2-2 		2-3 		3 0 0 0 0 1 0		
Carlos Rodriguez, S (1, 6) OBP: 0.358, SLG: 0.586			2-2 			0-1 		4-2 	2 1 0 0 1 0 0		
Inning Stats	R: 0 H: 0 E: 0 LOB: 0 K: 0 BB: 0 S: 9 P: 14	R: 0 H: 1 E: 0 LOB: 1 K: 0 BB: 0 S: 10 P: 18	R: 0 H: 0 E: 0 LOB: 0 K: 0 BB: 0 S: 6 P: 11	R: 1 H: 1 E: 0 LOB: 0 K: 0 BB: 0 S: 6 P: 12	R: 0 H: 0 E: 0 LOB: 0 K: 0 BB: 0 S: 7 P: 11	R: 0 H: 0 E: 0 LOB: 0 K: 0 BB: 0 S: 6 P: 10	R: 0 H: 1 E: 0 LOB: 1 K: 0 BB: 0 S: 10 P: 14	R: 0 H: 0 E: 0 LOB: 0 K: 1 BB: 0 S: 7 P: 12	R: 1 H: 3 E: 0 LOB: 2 K: 0 BB: 1 S: 11 P: 24	1B: 4 SF: 0 2B: 1 SAC: 0 3B: 0 DP: 2 HR: 1 HBP: 0	
PITCHER 22 Carlos Pulido, L (1, 1) ERA: 4.62 Dave Stevens, R (8, 1) ERA: Brett Merriman, R (9, 1) ERA: 2.25	IP WLS BF H R ER SO BB IBB HBP BLK WP HR S P ERA WHIP 7.0 W 23 3 1 1 0 0 0 0 0 0 0 1 54 90 1.29 0.429 1.0 3 0 0 0 1 0 0 0 0 0 0 0 7 12 0.00 0.000 1.0 6 3 1 1 0 1 0 0 0 0 0 0 11 24 9.00 4.000	PITCHER IP WLS BF H R ER SO BB IBB HBP BLK WP HR S P ERA WHIP									

livebaseballscorecards.com

AB	31
R	2
H	6
RBI	2
BB	1
SO	1
LOB	7



Batter	1	2	3	4	5	6	7	8	9	AB	R	H	RBI	BB	SO	LOB
Chuck Knoblauch, R <small>(1, 4) OBP: 0.406, SLG: 0.500</small> Jeff Reboulet, R <small>(5, PH) OBP: 0.370, SLG: 0.435</small> <small>(6, 4)</small>	 <small>4-2</small>	 <small>0-1</small>	 <small>2-2</small>		 <small>1-1</small>	 <small>2-3</small>				2	3	2	2	1	0	0
Scott Leius, R <small>(1, 5) OBP: 0.323, SLG: 0.443</small>	 <small>2-1</small>	 <small>1-0</small>	 <small>4-0</small>		 <small>1-0</small>		 <small>0-1</small>			4	4	2	1	1	0	1
Kirby Puckett, R <small>(1, 9) OBP: 0.373, SLG: 0.545</small> Steve Dunn, L <small>(5, PH) OBP: 0.222, SLG: 0.308</small> <small>(6, 3)</small>	 <small>2-2</small>	 <small>2-2</small>	 <small>0-2</small>		 <small>0-1</small>	 <small>2-2</small>		 <small>4-1</small>		3	1	3	7	0	0	0
Shane Mack, R <small>(1, 8) OBP: 0.483, SLG: 0.755</small> <small>(5, 7)</small>	 <small>4-2</small>	 <small>2-2</small>	 <small>2-1</small>		 <small>4-0</small>		 <small>0-0</small>			4	1	2	3	2	0	2
Dave Winfield, R <small>(1, 10) OBP: 0.320, SLG: 0.449</small> Chip Hale, L <small>(5, PH) OBP: 0.345, SLG: 0.298</small>	 <small>3-2</small>	 <small>2-1</small>	 <small>2-3</small>		 <small>4-1</small>	 <small>1-2</small>		 <small>2-0</small>		3	1	0	0	1	1	4
Pedro Munoz, R <small>(1, 7) OBP: 0.364, SLG: 0.450</small> Alex Cole, L <small>(4, PH) OBP: 0.404, SLG: 0.416</small> <small>(5, 8)</small>		 <small>0-1</small>		 <small>2-1</small>	 <small>0-1</small>			 <small>1-1</small>		2	1	1	0	0	0	2
Dave McCarty, R <small>(1, 3) OBP: 0.316, SLG: 0.414</small> <small>(6, 9)</small>		 <small>1-1</small>	 <small>1-0</small>	 <small>2-1</small>	 <small>0-2</small>	 <small>0-0</small>		 <small>2-2</small>		6	2	2	1	0	0	1
Matt Walbeck, S <small>(1, 2) OBP: 0.243, SLG: 0.300</small> Derek Parks, R <small>(6, 2) OBP: 0.233, SLG: 0.310</small>		 <small>3-2</small>	 <small>3-2</small>	 <small>1-0</small>	 <small>1-0</small>	 <small>1-1</small>		 <small>0-1</small>		4	3	3	2	0	0	0
Pat Meares, R <small>(1, 6) OBP: 0.336, SLG: 0.316</small>		 <small>1-1</small>	 <small>4-1</small>		 <small>1-1</small>	 <small>2-3</small>		 <small>0-3</small>		5	3	2	2	1	2	2

Inning Stats	R: 1	H: 0	E: 0	K: 0	S: 17	R: 5	H: 7	E: 1	K: 0	S: 28	R: 4	H: 3	E: 0	K: 1	S: 16	R: 0	H: 0	E: 0	K: 0	S: 5	R: 11	H: 10	E: 0	K: 2	S: 34	R: 0	H: 1	E: 0	K: 0	S: 10	R: 0	H: 0	E: 0	K: 0	S: 5	R: 0	H: 1	E: 0	K: 1	S: 12
	LOB: 1	BB: 2	P: 32	LOB: 2	BB: 0	P: 43	LOB: 1	BB: 2	P: 34	LOB: 0	BB: 0	P: 10	LOB: 2	BB: 2	P: 59	LOB: 1	BB: 0	P: 15	LOB: 1	BB: 0	P: 11	LOB: 1	BB: 0	P: 15	LOB: 1	BB: 0	P: 15	LOB: 1	BB: 0	P: 15	LOB: 1	BB: 0	P: 15	LOB: 1	BB: 0	P: 15	LOB: 1	BB: 0	P: 15	

PITCHER	IP	WLS	BF	H	R	ER	SO	BB	IBB	HBP	BLK	WP	HR	S	P	ERA	WHIP
Joe Hesketh, L <small>ERA: 5.12</small>	(1, 1)	1.0	8	3	4	4	0	2	0	0	0	1	0	26	48	36.00	5.000
Paul Quantrill, R <small>ERA: 3.6</small>	(2, 1)	0.1	5	4	2	2	0	0	0	0	0	0	0	16	21	54.00	12.000
Todd Frohwrth, R <small>ERA: 12.46</small>	(2, 1)	3.0	19	5	9	9	1	4	0	1	0	0	1	31	68	27.00	3.000
Greg Harris, R <small>ERA: 7.71</small>	(5, 1)	0.1	8	7	6	6	1	0	0	0	0	1	0	21	31	162.00	21.000
Ken Ryan, R <small>ERA:</small>	(5, 1)	1.1	6	2	0	0	3	0	0	0	0	0	0	16	25	0.00	1.500

BOTTOM

Boston Red Sox @ Minnesota Twins
Hubert H. Humphrey Metrodome, Minneapolis, MN

Fri May 20 1994, 8:05 PM EDT
Att. 20,766 - Dome

AB	44
R	21
H	22
RBI	21
BB	7
SO	6
LOB	19

livebaseballscorecards.com

PITCHER	IP	WLS	BF	H	R	ER	SO	BB	IBB	HBP	BLK	WP	HR	S	P	ERA	WHIP
Andy Tomberlin, L <small>ERA:</small>	(7, 1)	2.0	8	1	0	0	1	1	0	0	0	0	0	17	26	0.00	1.000

Batter	1	2	3	4	5	6	7	8	9	AB R H RBI BB SO LOB	TOP
Otis Nixon, S (1, 8) OBP: 0.369, SLG: 0.326 <small>C C B X</small>	1-2 		2-3 		3-2 		0-0 		1-1 	5 0 2 0 0 1 0	
Scott Fletcher, R (1, 4) OBP: 0.314, SLG: 0.388 Carlos Rodriguez, S (1, PR) OBP: 0.353, SLG: 0.548 Rich Rowland, R (9, PH) OBP: 0.267, SLG: 0.321 <small>C C X X</small>	0-2 		1-2 		1-0 		4-1 		0-3 	1 0 1 0 0 0 0 2 0 0 0 1 0 0 1 0 0 0 0 1 2	
Mo Vaughn, L (1, 3) OBP: 0.428, SLG: 0.627 <small>B F X</small>	1-1 		3-2 			1-2 	1-1 			4 0 2 0 0 0 3	
Mike Greenwell, L (1, 7) OBP: 0.307, SLG: 0.437 <small>F S S</small>	0-3 		0-0 			1-0 		0-0 		4 0 1 0 0 1 4	
Andre Dawson, R (1, 10) OBP: 0.287, SLG: 0.531 <small>F B X</small>	2-1 			0-0 		0-1 		0-3 		4 0 0 0 0 1 4	
Scott Cooper, L (1, 5) OBP: 0.365, SLG: 0.611 <small>C B X</small>		1-1 		1-1 		0-0 		3-2 		4 0 1 0 0 0 1	
Tim Lincecum, R (1, 6) OBP: 0.396, SLG: 0.539 (1, 4) <small>B B B</small>		4-0 		3-1 			1-2 		0-2 	3 0 0 0 1 0 1	AB 35 R 0 H 8 RBI 0 BB 3 SO 7 LOB 20
Andy Tomberlin, L (1, 9) OBP: 0.235, SLG: 0.188 <small>X</small>		0-0 		1-3 			1-2 		4-1 	3 0 1 0 1 1 2	
Dave Valle, R (1, 2) OBP: 0.256, SLG: 0.261 Damon Berryhill, S (9, PH) OBP: 0.264, SLG: 0.269 <small>B C B X</small>		2-2 			0-0 		1-2 		1-3 	3 0 0 0 0 1 2 1 0 0 0 0 1 1	
Inning Stats	R: 0 H: 2 E: 0 LOB: 3 K: 1 BB: 0 S: 13 P: 17	R: 0 H: 0 E: 0 LOB: 1 K: 0 BB: 1 S: 6 P: 13	R: 0 H: 1 E: 0 LOB: 1 K: 1 BB: 0 S: 12 P: 18	R: 0 H: 1 E: 0 LOB: 1 K: 1 BB: 0 S: 8 P: 13	R: 0 H: 0 E: 0 LOB: 0 K: 0 BB: 0 S: 5 P: 9	R: 0 H: 1 E: 0 LOB: 1 K: 0 BB: 0 S: 7 P: 9	R: 0 H: 2 E: 0 LOB: 3 K: 1 BB: 1 S: 13 P: 20	R: 0 H: 0 E: 0 LOB: 0 K: 1 BB: 0 S: 7 P: 10	R: 0 H: 1 E: 0 LOB: 2 K: 2 BB: 1 S: 13 P: 19	1B: 6 SF: 0 2B: 2 SAC: 0 3B: 0 DP: 0 HR: 0 HBP: 0	WP: 0 PA: 38 PB: 0 SB: 0 CS: 0
PITCHER Kevin Tapani, R (1, 1) ERA: 5.72 Rick Aguilera, R (9, 1) ERA: 6.08	IP WLS BF H R ER SO BB IBB HBP BLK WP HR S P ERA WHIP 8.1 W 35 7 0 0 5 3 0 0 0 0 0 0 75 117 0.00 1.200 0.2 S 3 1 0 0 2 0 0 0 0 0 0 0 9 11 0.00 1.500	PITCHER IP WLS BF H R ER SO BB IBB HBP BLK WP HR S P ERA WHIP									

Boston Red Sox @ Minnesota Twins
 Hubert H. Humphrey Metrodome, Minneapolis, MN
 Sat May 21 1994, 8:05 PM EDT
 Att. 28,457 - Dome

livebaseballscorecards.com

Batter	1	2	3	4	5	6	7	8	9	AB	R	H	RBI	BB	SO	LOB
Chuck Knoblauch, R <small>OBP: 0.402, SLG: 0.493</small> (1, 4)	3-2 G6-3 		2-2 F8 		2-0 1B 		2-1 G4-3 			4	0	1	1	0	0	0
Alex Cole, L <small>OBP: 0.407, SLG: 0.414</small> (1, 8)	2-2 L7 			4-1 G6-3 1B BB 	0-0 F9 			2-0 G6-3 1B 		3	0	1	0	1	0	2
Kirby Puckett, R <small>OBP: 0.370, SLG: 0.538</small> (1, 9)	3-2 G4-3 			2-0 G6-3 1B 		0-0 G5-3 		0-2 G6-3 		4	0	1	0	0	0	1
Shane Mack, R <small>OBP: 0.469, SLG: 0.719</small> (1, 7)		1-0 E3 		1-2 G6-3 		2-0 1B 1B 		0-1 P4 		4	0	1	0	0	0	3
Dave Winfield, R <small>OBP: 0.312, SLG: 0.436</small> (1, 10)		3-2 L9 		1-0 F7 		2-0 L8 		2-0 G4-3 		4	0	0	0	0	0	4
Chip Hale, L <small>OBP: 0.362, SLG: 0.306</small> (1, 5)		1-2 P6 			4-1 CS BB 	1-0 1B 				2	0	1	0	1	0	1
Dave McCarty, R <small>OBP: 0.316, SLG: 0.425</small> (1, 3)		3-2 G5-3 			2-2 FC6-4 1B 2B 	0-0 P3 				3	1	1	0	0	0	3
Matt Walbeck, S <small>OBP: 0.252, SLG: 0.298</small> (1, 2)			4-1 L9-3 BB 		4-0 FC6-4 BB 		0-1 F8 			1	0	0	0	2	0	0
Jeff Reboulet, R <small>OBP: 0.351, SLG: 0.408</small> (1, 6)			2-2 L9-3 		1-2 FC6-4 1B 		3-2 F8 			3	0	0	0	0	0	3

Inning Stats	R: 0	H: 0	E: 0	LOB: 0	K: 0	S: 10	P: 18	R: 0	H: 0	E: 1	LOB: 1	K: 0	S: 10	R: 0	H: 0	E: 0	LOB: 0	K: 0	S: 8	R: 0	H: 1	E: 0	LOB: 1	K: 0	S: 6	R: 1	H: 2	E: 0	LOB: 2	K: 0	S: 9	R: 0	H: 2	E: 0	LOB: 2	K: 0	S: 5	R: 0	H: 0	E: 0	LOB: 0	K: 0	S: 7	R: 0	H: 1	E: 0	LOB: 1	K: 0	S: 7	R: 0	H: 1	E: 0	LOB: 1	K: 0	S: 7	1B: 5	SF: 0	2B: 2	SAC: 0	3B: 0	DP: 2	HR: 0	HBP: 0	WP: 0	PA: 32
--------------	------	------	------	--------	------	-------	-------	------	------	------	--------	------	-------	------	------	------	--------	------	------	------	------	------	--------	------	------	------	------	------	--------	------	------	------	------	------	--------	------	------	------	------	------	--------	------	------	------	------	------	--------	------	------	------	------	------	--------	------	------	-------	-------	-------	--------	-------	-------	-------	--------	-------	--------

PITCHER	IP	WLS	BF	H	R	ER	SO	BB	IBB	HBP	BLK	WP	HR	S	P	ERA	WHIP
Gar Finnvid, R <small>ERA: 2.25</small>	(1, 1)	7.0	L	28	5	1	1	0	4	0	0	0	0	55	110	1.29	1.286
Ken Ryan, R <small>ERA:</small>	(8, 1)	1.0		4	1	0	0	0	0	0	0	0	0	7	11	0.00	1.000

BOTTOM

Boston Red Sox @ Minnesota Twins
 Hubert H. Humphrey Metrodome, Minneapolis, MN

Sat May 21 1994, 8:05 PM EDT
 Att. 28,457 - Dome

livebaseballscorecards.com

AB	28
R	1
H	6
RBI	1
BB	4
SO	0
LOB	17

Batter	1	2	3	4	5	6	7	8	9	AB R H RBI BB SO LOB	TOP
Otis Nixon, S OBP: 0.358, SLG: 0.315 (1, 8) C B C B X	2-2 G6-3 ①		0-0 G4-3 ② 1-2	1-0 G5-3 ③			2-3 K ①		1-3 K ①	5 0 0 0 0 2 3	
Billy Hatcher, R OBP: 0.287, SLG: 0.328 (1, 9) B F F B X	2-2 F7 ②		1-0 G4-3 ③		1-0 P1 ①		1-3 K2-3 ②		0-0 G4-3 ②	5 0 0 0 0 1 1	
Mo Vaughn, L OBP: 0.433, SLG: 0.643 (1, 3) F B B B X	3-1 F9 ③			0-0 1B 1B 1B 1B	3-3 K ②		4-2 HR BB		1-0 HR	4 3 2 1 1 1 0	
Andre Dawson, R OBP: 0.284, SLG: 0.541 (1, 10) B X		1-0 F8 ①		0-3 K ①	2-2 G3 ③		1-0 HR		2-2 G1-3 ③	5 1 1 2 0 1 1	
Mike Greenwell, L OBP: 0.311, SLG: 0.445 (1, 7) B C X		1-1 F7 ②		0-0 1B 1-2 1B 1B		1-0 SH 2B		0-1 G4-3 ③		4 2 2 0 0 0 0	
Tim Lincecum, R OBP: 0.395, SLG: 0.534 (1, 4) C B F B X		2-2 G5-3 ③		2-2 1B 1-2 2-3 1B		0-0 SH FC6-4 2-H		0-0 F9 ①		3 1 1 0 0 0 0	
Scott Cooper, L OBP: 0.368, SLG: 0.607 (1, 5) S B C C X			2-3 K ①	0-1 1B 1-3 2-H 3-H 1B		1 SAFE 1 SAFE F C C C X	1-2 F8 ①	1-0 2B 1B		4 1 2 2 0 1 1	
Damon Berryhill, S OBP: 0.276, SLG: 0.338 (1, 2) B B C X			2-1 HR ②	2-3 K ②		C X	0-1 FC6-4 ② 1-2f	1-1 2B ②		4 1 2 2 0 1 3	
Carlos Rodriguez, S OBP: 0.368, SLG: 0.543 (1, 6) B B C C X			3-1 G4-3 1B	0-1 1B 1-2 3-H 1B		B F F F B B X	3-2 G4-3 ③	0-1 G5-3 ③		4 0 2 1 0 0 1	
Inning Stats	R: 0 E: 0 K: 0 S: 9 H: 0 LOB: 0 BB: 0 P: 16	R: 0 E: 0 K: 0 S: 6 H: 0 LOB: 0 BB: 0 P: 10	R: 1 E: 0 K: 1 S: 10 H: 2 LOB: 1 BB: 0 P: 18	R: 3 E: 0 K: 2 S: 17 H: 5 LOB: 2 BB: 0 P: 22	R: 0 E: 0 K: 1 S: 7 H: 0 LOB: 0 BB: 0 P: 13	R: 1 E: 1 K: 0 S: 13 H: 1 LOB: 1 BB: 0 P: 18	R: 2 E: 0 K: 2 S: 13 H: 1 LOB: 0 BB: 1 P: 21	R: 1 E: 0 K: 0 S: 6 H: 2 LOB: 0 BB: 0 P: 8	R: 1 E: 0 K: 1 S: 9 H: 1 LOB: 0 BB: 0 P: 13	1B: 7 2B: 2 3B: 0 HR: 3 SF: 0 SAC: 1 DP: 0 HBP: 0	WP: 0 PB: 0 SB: 0 CS: 0 PA: 40
PITCHER Jim Deshaies, L (1, 1) ERA: 7.04 Mark Guthrie, L (7, 1) ERA: 9.41 Carl Willis, R (9, 1) ERA: 6.94	IP WLS BF H R ER SO BB IBB HBP BLK WP HR S P ERA WHIP	6.0 L 27 8 5 4 4 0 0 0 0 0 1 62 97 6.00 1.333	2.0 9 3 3 3 2 1 0 0 0 0 0 1 19 29 13.50 2.000	1.0 4 1 1 1 1 0 0 0 0 0 0 1 9 13 9.00 1.000	PITCHER IP WLS BF H R ER SO BB IBB HBP BLK WP HR S P ERA WHIP						

Boston Red Sox @ Minnesota Twins
 Hubert H. Humphrey Metrodome, Minneapolis, MN
 Sun May 22 1994, 4:33 AM EDT
 Att. 21,971 - Dome

AB	38
R	9
H	12
RBI	8
BB	1
SO	7
LOB	10



livebaseballscorecards.com

Batter	1	2	3	4	5	6	7	8	9	AB	R	H	RBI	BB	SO	LOB	
Chuck Knoblauch, R <small>(1, 4)</small> <small>OBP: 0.393, SLG: 0.481</small>	1-0 G4-3 		2-0 F8 		1-2 G5-4-3 		1-1 L8 			4	0	0	0	0	0	1	
Alex Cole, L <small>(1, 8)</small> <small>OBP: 0.409, SLG: 0.432</small>	1-0 F9 			1-0 FC6-4 	3-1 BB 			2-3 K 		4	1	2	0	0	1	0	
Kirby Puckett, R <small>(1, 9)</small> <small>OBP: 0.384, SLG: 0.544</small>	0-0 1B 			4-1 FC6-4 BB 	4-2 BB 			1-1 FC4-6 1B 		2	0	2	0	2	0	0	
Shane Mack, R <small>(1, 7)</small> <small>OBP: 0.441, SLG: 0.672</small>	1-3 K2-3 			0-1 FC6-4 2B 	0-3 K 			1-2 FC4-6 		4	1	0	1	0	2	5	
Dave Winfield, R <small>(1, 10)</small> <small>OBP: 0.310, SLG: 0.438</small>		1-0 G4-3 		1-2 2B 		0-0 L9 		0-2 F8 		4	0	1	1	0	0	1	
Chip Hale, L <small>(1, 5)</small> <small>OBP: 0.355, SLG: 0.288</small>		3-2 F7 		4-2 BB 		2-3 K 			3-1 G3 	3	0	0	0	1	1	0	
Dave McCarty, R <small>(1, 3)</small> <small>OBP: 0.313, SLG: 0.429</small>		0-2 G6-3 		3-3 K 		2-3 K 			0-0 2B 	4	0	1	0	0	2	2	
Matt Walbeck, S <small>(1, 2)</small> <small>OBP: 0.246, SLG: 0.291</small>			2-2 K 	1-1 G3 		0-0 P6 		3-3 K 		3	0	0	0	0	1	2	
Derek Parks, R <small>(9, 2)</small> <small>OBP: 0.226, SLG: 0.300</small>								3-3 K 		1	0	0	0	0	1	1	
Jeff Reboulet, R <small>(1, 6)</small> <small>OBP: 0.350, SLG: 0.392</small>			3-1 G6-3 		4-2 G5-4-3 BB 		0-1 G6-3 		3-2 F8 		2	0	0	0	1	0	0
Steve Dunn, L <small>(9, PH)</small> <small>OBP: 0.214, SLG: 0.296</small>									3-2 F8 		1	0	0	0	0	1	

Inning Stats	R: 0	H: 1	E: 0	K: 1	S: 6	LOB: 1	BB: 0	P: 9	R: 0	H: 0	E: 0	K: 0	S: 7	LOB: 0	BB: 0	P: 11	R: 0	H: 0	E: 0	K: 1	S: 6	LOB: 0	BB: 0	P: 13	R: 2	H: 2	E: 0	K: 1	S: 14	LOB: 2	BB: 2	P: 28	R: 0	H: 1	E: 0	K: 1	S: 15	LOB: 2	BB: 2	P: 26	R: 0	H: 0	E: 0	K: 2	S: 7	LOB: 0	BB: 0	P: 11	R: 0	H: 0	E: 0	K: 0	S: 5	LOB: 0	BB: 0	P: 6	R: 0	H: 1	E: 0	K: 1	S: 11	LOB: 1	BB: 0	P: 15	R: 0	H: 1	E: 0	K: 1	S: 9	LOB: 1	BB: 0	P: 18	1B: 3	SF: 0	2B: 2	SAC: 0	3B: 1	DP: 1	HR: 0	HBP: 0	WP: 0	PA: 36
PITCHER Roger Clemens, R <small>(1, 1)</small> <small>ERA: 2.51</small>	8.0	WLS	BF	H	R	ER	SO	BB	IBB	HBP	BLK	WP	HR	S	P	ERA	WHIP																																																																	
Greg Harris, R <small>(9, 1)</small> <small>ERA: 7.4</small>	1.0	W	4	1	0	0	1	0	0	0	0	0	0	9	18	0.00	1.000																																																																	
PITCHER	IP	WLS	BF	H	R	ER	SO	BB	IBB	HBP	BLK	WP	HR	S	P	ERA	WHIP																																																																	

BOTTOM

Boston Red Sox @ Minnesota Twins
 Hubert H. Humphrey Metrodome, Minneapolis, MN
 Sun May 22 1994, 4:33 AM EDT
 Att. 21,971 - Dome

livebaseballscorecards.com

AB	32
R	2
H	6
RBI	2
BB	4
SO	8
LOB	13



Batter	1	2	3	4	5	6	7	8	9	AB R H RBI BB SO LOB	TOP																
Chuck Knoblauch, R (1, 4) OBP: 0.401, SLG: 0.494	2-1 1B		1-2 1B		0-1 G5-3		1-2 2B			4 0 3 1 0 0 2																	
Alex Cole, L (1, 8) OBP: 0.405, SLG: 0.434	0-3 1B		0-2 F8			0-0 2B	3-2 F7			4 0 1 0 0 1 3																	
Kirby Puckett, R (1, 9) OBP: 0.381, SLG: 0.537	3-2 1B			1-2 G5-3		1-1 P3		2-1 G4-3		4 0 1 0 0 0 1																	
Shane Mack, R (1, 7) OBP: 0.417, SLG: 0.631	1-3 K			1-2 G6-3		1-0 G5-3		1-0 F9		4 0 0 0 0 1 2																	
Dave Winfield, R (1, 10) OBP: 0.309, SLG: 0.432		1-2 P4		0-0 P2		1-1 G5-3		2-2 1B		4 0 1 0 0 0 1																	
Steve Dunn, L (1, 3) OBP: 0.219, SLG: 0.323		1-3 K			1-3 K		2-2 2B	2-2 G4-3		4 1 1 0 0 2 1																	
Scott Leius, R (1, 5) OBP: 0.321, SLG: 0.437		2-2 F9			1-1 1B		2-0 F9		1-2 P4	4 1 1 0 0 0 1																	
Matt Walbeck, S (1, 2) OBP: 0.247, SLG: 0.290			1-1 B5-3		0-0 G5-3		2-2 P4		1-3 K	4 0 1 0 0 1 1																	
Pat Meares, R (1, 6) OBP: 0.345, SLG: 0.337 Chip Hale, L (9, PH) OBP: 0.349, SLG: 0.283			2-2 G6-3		0-1 1B		3-1 2B		1-2 F7	3 1 2 2 0 0 0 1 0 0 0 0 0 0																	
Inning Stats	R: 0 H: 2 E: 0 LOB: 1 K: 2 BB: 0 S: 11 P: 17	R: 0 H: 0 E: 0 LOB: 0 K: 1 BB: 0 S: 10 P: 14	R: 0 H: 1 E: 0 LOB: 1 K: 0 BB: 0 S: 14 P: 18	R: 0 H: 0 E: 0 LOB: 0 K: 0 BB: 0 S: 9 P: 11	R: 1 H: 3 E: 0 LOB: 1 K: 1 BB: 0 S: 10 P: 12	R: 0 H: 1 E: 0 LOB: 1 K: 0 BB: 0 S: 6 P: 9	R: 2 H: 3 E: 0 LOB: 1 K: 0 BB: 0 S: 18 P: 31	R: 0 H: 1 E: 0 LOB: 1 K: 0 BB: 0 S: 9 P: 16	R: 0 H: 0 E: 0 LOB: 0 K: 1 BB: 0 S: 11 P: 14	1B: 7 SF: 0 2B: 4 SAC: 0 3B: 0 DP: 1 HR: 0 HBP: 0	WP: 0 PA: 36 PB: 0 SB: 0 CS: 0																
PITCHER	IP WLS BF H R ER SO BB IBB HBP BLK WP HR S P ERA WHIP											PITCHER	IP WLS BF H R ER SO BB IBB HBP BLK WP HR S P ERA WHIP														
Jack McDowell, R (1, 1) ERA: 6.67	6.2		27	9	3	3	4	0	0	0	0	0	0	72	102	4.05	1.350										
Jose DeLeon, R (7, 1) ERA: 3.54	0.0		1	1	0	0	0	0	0	0	0	0	0	3	4	∞	∞										
Dennis Cook, L (7, 1) ERA: 3.77	0.1	W	1	0	0	0	0	0	0	0	0	0	0	3	6	0.00	0.000										
Kirk McCaskill, R (8, 1) ERA: 2.1	1.0		4	1	0	0	0	0	0	0	0	0	0	9	16	0.00	1.000										
Roberto Hernandez, R (9, 1) ERA: 5.19	1.0	S	3	0	0	0	1	0	0	0	0	0	0	11	14	0.00	0.000										

Minnesota Twins @ Chicago White Sox
 Comiskey Park, Chicago, IL
 Tue May 24 1994, 8:05 PM EDT
 Att. 26,678 - Unknown - 64 F

livebaseballscorecards.com

AB	36
R	3
H	11
RBI	3
BB	0
SO	5
LOB	12




Batter	1	2	3	4	5	6	7	8	9	AB	R	H	RBI	BB	SO	LOB
Tim Raines, S OBP: 0.392, SLG: 0.448 (1, 7)	4-2 HR BB	2-2 P5			4-1 G6-4-3 BB		4-2 3B BB			1	2	0	0	3	0	1
Joey Cora, S OBP: 0.344, SLG: 0.371 (1, 4)	1-1 F7		2-3 K		2-1 G6-4-3 1-2f		1-0 3B			4	0	1	2	0	1	2
Frank Thomas, R OBP: 0.502, SLG: 0.742 (1, 3)	0-0 HR		0-1 F9			1-2 F9	0-0 F8			4	1	1	2	0	0	1
Julio Franco, R OBP: 0.379, SLG: 0.545 (1, 10)	2-0 1B		1-0 G6-3			2-3 K	1-1 E5 FC3-6			4	0	1	0	0	1	0
Robin Ventura, L OBP: 0.387, SLG: 0.528 (1, 5)	3-2 F7			0-1 F7		3-0 P6	1-1 FC3-6 1-2f			4	0	0	0	0	0	2
Warren Newson, L OBP: 0.333, SLG: 0.500 (1, 9)	1-0 F8		3-2 G3 1B			0-1 HR	0-0 L7			3	1	2	1	0	0	1
Darrin Jackson, R OBP: 0.383, SLG: 0.532 (8, 9)										1	0	0	0	0	0	1
Lance Johnson, L OBP: 0.302, SLG: 0.339 (1, 8)		0-2 CS 1B		3-2 G3 1-2		2-1 G4-3 SH1-3 3B 1B	1-2 F7			4	1	2	0	0	0	2
Michael LaValliere, L OBP: 0.474, SLG: 0.400 (1, 2)		2-1 F7 1-2		0-2 F7		0-0 SH1-3				2	0	0	0	0	0	2
Norberto Martin, R OBP: 0.429, SLG: 0.333 (1, 6)		2-2 1B			2-3 K		0-1 G4-3			3	0	1	0	0	1	1

Inning Stats	R: 2	H: 2	E: 0	K: 10	S: 10	R: 0	H: 2	E: 0	K: 13	S: 13	R: 0	H: 0	E: 0	K: 1	S: 6	R: 0	H: 1	E: 0	K: 13	S: 13	R: 0	H: 0	E: 0	K: 1	S: 9	R: 0	H: 0	E: 0	K: 1	S: 8	R: 3	H: 3	E: 0	K: 0	S: 11	R: 0	H: 0	E: 2	K: 0	S: 8	R: 0	H: 0	E: 0	K: 0	S: 0					
	LOB: 1	BB: 1	P: 21	LOB: 1	BB: 0	P: 19	LOB: 0	BB: 0	P: 9	LOB: 1	BB: 0	P: 19	LOB: 0	BB: 1	P: 17	LOB: 1	BB: 1	P: 18	LOB: 1	BB: 1	P: 11	LOB: 1	BB: 0	P: 11	LOB: 1	BB: 0	P: 11	LOB: 1	BB: 1	P: 18	LOB: 1	SAC: 1	DP: 1	HBP: 0	WP: 0	HR: 2	S: 1	P: 1	CS: 1											
PITCHER	IP	WLS	BF	H	R	ER	SO	BB	IBB	HBP	BLK	WP	HR	S	P	ERA	WHIP													PITCHER	IP	WLS	BF	H	R	ER	SO	BB	IBB	HBP	BLK	WP	HR	S	P	ERA	WHIP			
Pat Mahomes, R ERA: 4.64 (1, 1)	6.0		24	6	3	3	3	2	0	0	0	0	2	61	101	4.50	1.333																																	
Larry Casian, L ERA: 8.44 (7, 1)	0.2	L	5	2	2	2	0	1	0	0	0	0	0	8	15	27.00	4.500																																	
Carl Willis, R ERA: 6.57 (7, 1)	1.1		5	0	0	0	0	0	0	0	0	0	0	9	12	0.00	0.000																																	

BOTTOM

Minnesota Twins @ Chicago White Sox
Comiskey Park, Chicago, IL
Tue May 24 1994, 8:05 PM EDT
Att: 26,678 - Unknown - 64 F

AB	30
R	5
H	8
RBI	5
BB	3
SO	3
LOB	13



1B: 5	SF: 0	WP: 0	PA: 34
2B: 0	SAC: 1	PB: 0	
3B: 1	DP: 1	SB: 0	
HR: 2	HBP: 0	CS: 1	

Batter	1	2	3	4	5	6	7	8	9	AB R H RBI BB SO LOB	TOP
Chuck Knoblauch, R (1, 4) OBP: 0.398, SLG: 0.488 B C F C F F X	2-2 1B SF8 1B		1-2 G3			0-1 G3-1		1-0 E5 G3-1 1-2		4 1 1 0 0 0 1	
Alex Cole, L (1, 8) OBP: 0.395, SLG: 0.421 F C 1 S SAFE	1-3 K		0-0 G6-3			2-1 F7		0-1 G3-1 1-2 2-3		4 0 0 0 0 1 3	
Kirby Puckett, R (1, 9) OBP: 0.378, SLG: 0.531 B X	1-0 SF8 1-3 1B			2-1 G5-3		0-0 G1-3		1-2 G5-3		4 0 1 0 0 0 2	
Shane Mack, R (1, 7) OBP: 0.408, SLG: 0.612 B X	1-0 SF8 2-3 3-H			0-3 K			1-0 G6-3		4-2 FC6-4 BB	2 0 0 1 1 1 0	
Pedro Munoz, R (1, 10) OBP: 0.359, SLG: 0.440 B S B F S	3-3 K2-3			1-3 K			0-0 FC5-4 1B		2-2 FC6-4 BB 1-2f	4 0 1 0 0 2 2	
Scott Leius, R (1, 5) OBP: 0.319, SLG: 0.426 B C F X		1-2 G1-3				2-1 F9		2-3 K	4-0 BB 1-2	3 0 0 0 1 1 1	
Dave McCarty, R (1, 3) OBP: 0.299, SLG: 0.407 C B F X		1-3 K				3-1 G6-3		0-0 FC5-4 1-2f	0-0 F8	4 0 0 0 0 1 3	
Matt Walbeck, S (1, 2) OBP: 0.253, SLG: 0.291 X		0-0 G4-3				4-2 BB		1-0 G3-1 E 1B	1-3 K	3 0 1 0 1 1 2	
Pat Meares, R (1, 6) OBP: 0.336, SLG: 0.327 B C X			1-1 G5-3			1-0 G4-3		0-0 F8		3 0 0 0 0 0 2	
Inning Stats	R: 1 H: 2 E: 0 LOB: 1 K: 2 BB: 0 S: 12 P: 20	R: 0 H: 0 E: 0 LOB: 0 K: 1 BB: 0 S: 7 P: 9	R: 0 H: 0 E: 0 LOB: 0 K: 0 BB: 0 S: 6 P: 8	R: 0 H: 0 E: 0 LOB: 0 K: 2 BB: 0 S: 8 P: 11	R: 0 H: 0 E: 0 LOB: 1 K: 0 BB: 1 S: 8 P: 18	R: 0 H: 0 E: 0 LOB: 0 K: 0 BB: 0 S: 5 P: 7	R: 0 H: 1 E: 0 LOB: 1 K: 1 BB: 0 S: 7 P: 10	R: 0 H: 1 E: 1 LOB: 2 K: 0 BB: 0 S: 8 P: 11	R: 0 H: 0 E: 0 LOB: 2 K: 1 BB: 2 S: 11 P: 22	1B: 4 SF: 1 2B: 0 SAC: 0 3B: 0 DP: 0 HR: 0 HBP: 0	WP: 0 PA: 35 PB: 0 SB: 0 CS: 0
PITCHER Alex Fernandez, R (1, 1) ERA: 2.75 Jeff Schwarz, R (9, 1) ERA: 5.91	IP WLS BF H R ER SO BB IBB HBP BLK WP HR S P ERA WHIP 8.0 W 30 4 1 1 6 1 0 0 0 0 0 0 61 94 1.12 0.625 1.0 5 0 0 0 1 2 0 0 0 0 0 0 11 22 0.00 2.000	PITCHER IP WLS BF H R ER SO BB IBB HBP BLK WP HR S P ERA WHIP									

Minnesota Twins @ Chicago White Sox
 Comiskey Park, Chicago, IL
 Wed May 25 1994, 8:05 PM EDT
 Att. 28,836 - Unknown - 59 F

livebaseballscorecards.com

AB	31
R	1
H	4
RBI	1
BB	3
SO	7
LOB	16



Batter	1	2	3	4	5	6	7	8	9	AB	R	H	RBI	BB	SO	LOB
Norberto Martin, R OBP: 0.417, SLG: 0.364 (1, 6)	1-0 P5	0-1 FC5			0-0 G1-3	0-0 1B		0-2 BB		5	2	2	1	0	0	2
Joey Cora, S OBP: 0.345, SLG: 0.364 (1, 4)	2-2 F8		2-1 F8		4-1 HR	3-3 K		4-2 1B		3	2	0	0	2	1	1
Frank Thomas, R OBP: 0.510, SLG: 0.782 (1, 3)	3-2 HR		2-0 G6-3		1-0 HR	3-2 FC6-4		1-1 HBP		5	3	4	5	0	0	0
Julio Franco, R OBP: 0.379, SLG: 0.538 (1, 10)	4-1 BB		2-3 K		0-0 F9	1-0 FC6-4		1-2 HBP		4	1	1	1	1	1	1
Robin Ventura, L OBP: 0.393, SLG: 0.533 (1, 5)	3-2 F9			3-2 1B	4-2 BB		1-1 F9	3-1 F7		4	1	2	0	1	0	3
Darrin Jackson, R OBP: 0.396, SLG: 0.538 (1, 9)		0-1 FC5		0-1 1B	0-1 F8		2-2 1B	3-1 2B		4	1	3	1	0	0	1
Lance Johnson, L OBP: 0.299, SLG: 0.335 (1, 8)		2-2 1B		1-1 E3		0-2 G5-3	0-0 F9	1-0 F7		5	0	1	0	0	0	5
Ron Karkovice, R OBP: 0.401, SLG: 0.477 (1, 2)		3-2 F7		1-2 F8		0-0 3B	0-3 K	2-1 2B		5	1	2	3	0	1	5
Bob Zupcic, R OBP: 0.273, SLG: 0.409 (1, 7)		0-0 P3		0-1 F9		2-0 1B	3-2 P5	3-2 F9		5	1	1	1	0	0	6

Inning Stats		R: 1	H: 1	E: 0	K: 0	S: 11	R: 0	H: 2	E: 0	K: 0	S: 11	R: 0	H: 0	E: 0	K: 1	S: 6	R: 1	H: 2	E: 1	K: 0	S: 13	R: 2	H: 1	E: 0	K: 0	S: 9	R: 3	H: 4	E: 0	K: 1	S: 16	R: 0	H: 2	E: 0	K: 1	S: 12	R: 5	H: 4	E: 0	K: 0	S: 23
LOB: 1		LOB: 2		LOB: 0		LOB: 1		LOB: 1		LOB: 2		LOB: 1		LOB: 1		LOB: 1		LOB: 1		LOB: 1		LOB: 2		LOB: 1		LOB: 1		LOB: 1		LOB: 1		LOB: 1		LOB: 1		LOB: 1		LOB: 1			
BB: 1		BB: 0		BB: 0		BB: 0		BB: 1		BB: 0		BB: 0		BB: 0		BB: 0		BB: 1		BB: 0		BB: 0		BB: 0		BB: 0		BB: 0		BB: 0		BB: 0		BB: 0		BB: 0		BB: 0		BB: 0	
SO: 11		SO: 16		SO: 12		SO: 18		SO: 18		SO: 18		SO: 18		SO: 18		SO: 18		SO: 18		SO: 18		SO: 18		SO: 18		SO: 18		SO: 18		SO: 18		SO: 18		SO: 18		SO: 18		SO: 18		SO: 18	
P: 24		P: 16		P: 12		P: 18		P: 18		P: 18		P: 18		P: 18		P: 18		P: 18		P: 18		P: 18		P: 18		P: 18		P: 18		P: 18		P: 18		P: 18		P: 18		P: 18		P: 18	


MINNESOTA TWINS @ CHICAGO WHITE SOX
 Comiskey Park, Chicago, IL
 Wed May 25 1994, 8:05 PM EDT
 Att: 28,836 - Unknown - 59 F

AB	40
R	12
H	16
RBI	12
BB	4
SO	3
LOB	24



WP: 0	PA: 45
PB: 0	CS: 0
1B: 11	SF: 0
2B: 2	SAC: 0
3B: 1	DP: 0
HR: 2	HBP: 1

PITCHER		IP	WLS	BF	H	R	ER	SO	BB	IBB	HBP	BLK	WP	HR	S	P	ERA	WHIP
22 Carlos Pulido, L ERA: 4.93 (1, 1)		5.0	L	24	6	4	4	1	3	0	0	0	0	2	50	88	7.20	1.800
Dave Stevens, R ERA: 9.0 (6, 1)		2.0		12	6	3	3	2	0	0	0	0	0	28	43	13.50	3.000	
Brett Merriman, R ERA: 7.0 (8, 1)		1.0		9	4	5	5	0	1	0	1	0	0	23	41	45.00	5.000	

Batter	1	2	3	4	5	6	7	8	9	AB R H RBI BB SO LOB	TOP	
Tony Phillips, S OBP: 0.405, SLG: 0.399 (1, 7)	2-1 FC3-6 1B			1-3 K		2-2 G3		1-1 FC4-6 1-2f 2-3		4 0 1 0 0 1 2		
Lou Whitaker, L OBP: 0.391, SLG: 0.573 Alan Trammell, R OBP: 0.366, SLG: 0.425 (8, PH) (8, 6)	0-0 FC3-6 G5-4-3 1-2f			0-1 L7		0-0 F7		0-0 L9		3 0 0 0 0 0 1 1 0 0 0 0 0 3		
Travis Fryman, R OBP: 0.323, SLG: 0.469 (1, 5)	2-2 G5-4-3 1-2f			2-2 L9			2-2 G6-3		0-1 FC3-6 1B	4 0 1 0 0 0 1		
Kirk Gibson, L OBP: 0.373, SLG: 0.525 (1, 10)			0-1 P6		2-1 F7		1-2 FC4-6 1B		1-2 FC3-6 1-2f	4 0 1 0 0 0 1		
Mickey Tettleton, S OBP: 0.438, SLG: 0.518 (1, 3)			3-2 G3-1		2-3 K		1-2 FC4-6 1-2f		2-3 K	4 0 0 0 0 2 2		
Chris Gomez, R OBP: 0.408, SLG: 0.561 (1, 6) (8, 4)			1-1 G6-3		3-3 K		1-1 F8		2-2 G5-3	4 0 0 0 0 1 2		
Junior Felix, S OBP: 0.361, SLG: 0.431 (1, 9)			2-3 K		0-0 HR 2B			0-2 G4-3		3 1 1 0 0 1 0	AB 33 R 2 H 7 RBI 2 BB 0 SO 6 LOB 13	
Chad Kreuter, S OBP: 0.341, SLG: 0.261 Skeeter Barnes, R OBP: 0.600, SLG: 1.200 John Flaherty, R OBP: 0.188, SLG: 0.133 (8, 2)			1-3 K		1-1 P8			1-1 FC4-6 1B 1B		3 0 1 0 0 1 1 0 0 0 0 0 0 0 0 0 0 0 0 0 0		
Danny Bautista, R OBP: 0.281, SLG: 0.433 (1, 8)			3-2 G6-3		1-0 HR 2-H			2-2 FC4-6 1B 1-2		3 1 2 2 0 0 0		
Inning Stats	R: 0 E: 0 K: 0 S: 6 H: 1 LOB: 0 BB: 0 P: 10	R: 0 E: 0 K: 0 S: 7 H: 0 LOB: 0 BB: 0 P: 11	R: 0 E: 0 K: 2 S: 9 H: 0 LOB: 0 BB: 0 P: 15	R: 0 E: 0 K: 1 S: 9 H: 0 LOB: 0 BB: 0 P: 12	R: 0 E: 0 K: 2 S: 9 H: 0 LOB: 0 BB: 0 P: 16	R: 2 E: 0 K: 0 S: 9 H: 2 LOB: 0 BB: 0 P: 13	R: 0 E: 0 K: 0 S: 13 H: 1 LOB: 1 BB: 0 P: 18	R: 0 E: 0 K: 0 S: 14 H: 2 LOB: 3 BB: 0 P: 18	R: 0 E: 0 K: 1 S: 12 H: 1 LOB: 1 BB: 0 P: 17	1B: 5 2B: 1 3B: 0 HR: 1 SF: 0 SAC: 0 DP: 1 HBP: 0	WP: 0 PB: 0 SB: 0 CS: 0 PA: 33	
PITCHER	IP WLS BF H R ER SO BB IBB HBP BLK WP HR S P ERA WHIP											
Kevin Tapani, R ERA: 5.34 (1, 1)	7.1 W 27 6 2 2 5 0 0 0 0 0 0 1 73 109 2.46 0.818											
Carl Willis, R ERA: 6.48 (8, 1)	0.1 1 0 0 0 0 0 0 0 0 0 0 0 2 3 0.00 0.000											
Mark Guthrie, L ERA: 9.27 (8, 1)	0.1 1 0 0 0 0 0 0 0 0 0 0 0 1 1 0.00 0.000											
Rick Aguilera, R ERA: 5.65 (9, 1)	1.0 S 4 1 0 0 1 0 0 0 0 0 0 0 12 17 0.00 1.000											

Detroit Tigers @ Minnesota Twins
 Hubert H. Humphrey Metrodome, Minneapolis, MN
 Fri May 27 1994, 8:05 PM EDT
 Att. 16,409 - Dome

livebaseballscorecards.com

Batter	1	2	3	4	5	6	7	8	9	AB	R	H	RBI	BB	SO	LOB
Chuck Knoblauch, R <small>OBP: 0.398, SLG: 0.497</small> (1, 4)	1-1 G6-3 		2-2 		2-1 G6-3 		0-1 G6-3 	0-2 		5	1	2	0	0	0	0
Alex Cole, L <small>OBP: 0.401, SLG: 0.431</small> (1, 8)	1-0 F8 		1-0 		1-3 K 		3-2 	4-2 		4	1	2	1	1	1	0
Kirby Puckett, R <small>OBP: 0.384, SLG: 0.530</small> (1, 9)	0-1 P6 		2-3 K 		0-0 		1-0 	4-0 		4	2	2	0	1	1	1
Shane Mack, R <small>OBP: 0.395, SLG: 0.577</small> (1, 7)		1-2 P4 		3-1 F8 		4-2 	0-1 P4 	0-1 FC4-6 		4	1	0	0	1	0	5
Dave Winfield, R <small>OBP: 0.319, SLG: 0.433</small> (1, 10)		3-1 P2 		0-0 		4-2 	4-1 			2	0	1	0	2	0	0
Scott Leius, R <small>OBP: 0.331, SLG: 0.440</small> (1, 5)		1-2 		1-3 K 		4-0 	1-1 			3	0	2	3	1	1	1
Dave McCarty, R <small>OBP: 0.297, SLG: 0.393</small> (1, 3)		1-1 F9 		4-1 		0-0 P3 	0-2 L8 			3	0	0	0	1	0	6
Matt Walbeck, S <small>OBP: 0.247, SLG: 0.283</small> (1, 2)			2-1 G6-3 	0-1 G3 		1-1 G3-1 		1-2 F7 		4	0	0	1	0	0	4
Pat Meares, R <small>OBP: 0.325, SLG: 0.314</small> (1, 6)			1-3 K 		1-1 F9 	1-0 F8 		1-1 G1-3 		4	0	0	0	0	1	2

Inning Stats	R: 0	H: 0	E: 0	K: 0	S: 5	R: 0	H: 1	E: 0	K: 0	S: 14	R: 1	H: 2	E: 0	K: 2	S: 15	R: 0	H: 1	E: 0	K: 1	S: 9	R: 0	H: 0	E: 0	K: 1	S: 7	R: 2	H: 1	E: 0	K: 0	S: 10	R: 2	H: 3	E: 0	K: 0	S: 14	R: 0	H: 1	E: 0	K: 0	S: 14	R: 0	H: 1	E: 0	K: 0	S: 14
	0	0	0	0	7	0	1	0	0	7	1	2	0	0	23	0	1	0	1	17	0	0	0	0	0	11	0	1	2	0	0	23	0	3	0	23	0	1	0	23	0	1	0	23	
	0	0	0	0	7	0	1	0	0	7	1	2	0	0	23	0	1	0	1	17	0	0	0	0	0	11	0	1	2	0	0	23	0	3	0	23	0	1	0	23	0	1	0	23	

DETROIT TIGERS @ MINNESOTA TWINS
 Hubert H. Humphrey Metrodome, Minneapolis, MN
 Fri May 27 1994, 8:05 PM EDT
 Att. 16,409 - Dome

AB	33
R	5
H	9
RBI	5
BB	7
SO	4
LOB	19

livebaseballscorecards.com

1B	2B	3B	HR	SF	SAC	DP	HBP	WP	HR	S	P	ERA	WHIP
6	2	1	0	0	0	0	0	1	0	0	0	6.43	1.714
6	2	1	0	0	0	0	0	1	0	0	0	0.00	2.000

Batter	1	2	3	4	5	6	7	8	9	10	AB	R	H	RBI	BB	SO	LOB	TOP							
Tony Phillips, S OBP: 0.412, SLG: 0.401 (1, 7)	F9		F8 2B BB		1B 1B	G5-3 1B	WP BB			G6-3	4	1	2	2	2	0	0								
Chris Gomez, R OBP: 0.394, SLG: 0.534 (1, 4) (6, 6)	G4-3		F8		F9	G5-3 1B	K			G6-3	6	0	1	1	0	1	3								
Travis Fryman, R OBP: 0.323, SLG: 0.470 (1, 5)	FC6-4 1B		2B		F9	G5-3				F8	6	0	2	1	0	0	3								
Alan Trammell, R OBP: 0.366, SLG: 0.423 Lou Whitaker, L OBP: 0.385, SLG: 0.563 (1, 6) (6, PH) (6, 4)	FC6-4		G6-3		FC5-4 1B	P6				G4-3	3	0	1	0	0	0	2								
Mickey Tettleton, S OBP: 0.437, SLG: 0.517 (1, 3)			K		FC5-4 BB		HR 2B			G3-1	4	1	1	0	1	1	2								
Juan Samuel, R OBP: 0.333, SLG: 0.324 (1, 10)			K2-3		FC5-4 1B		WP 1B			G5-3	5	2	1	0	0	1	2								
Danny Bautista, R OBP: 0.257, SLG: 0.394 Kirk Gibson, L OBP: 0.382, SLG: 0.581 (1, 8) (7, PH) (7, 8)			G6-3		F9	L1	HR			HR	3	0	0	0	0	0	2								
Junior Felix, S OBP: 0.379, SLG: 0.491 (1, 9)			HR		1B	1B BB	F7			P4	4	2	2	1	1	0	0								
John Flaherty, R OBP: 0.167, SLG: 0.118 Chad Kreuter, S OBP: 0.341, SLG: 0.264 (1, 2) (6, PH) (6, 2)			K		F9	1B 1B	G3-1			G5-3	2	0	0	0	0	1	2								
											2	0	0	0	0	1	2								
											3	1	1	0	0	0	0								
Inning Stats	R: 0 E: 0 K: 0 S: 10	H: 1 LOB: 1 BB: 0 P: 17	R: 0 E: 0 K: 2 S: 8	H: 0 LOB: 0 BB: 0 P: 13	R: 2 E: 0 K: 1 S: 13	H: 2 LOB: 1 BB: 1 P: 23	R: 0 E: 0 K: 0 S: 10	H: 1 LOB: 2 BB: 1 P: 21	R: 0 E: 0 K: 0 S: 9	H: 2 LOB: 2 BB: 0 P: 16	R: 3 E: 0 K: 0 S: 22	H: 4 LOB: 2 BB: 1 P: 33	R: 3 E: 1 K: 1 S: 13	H: 2 LOB: 1 BB: 1 P: 22	R: 0 E: 0 K: 0 S: 8	H: 0 LOB: 0 BB: 0 P: 13	R: 1 E: 0 K: 0 S: 10	H: 1 LOB: 0 BB: 0 P: 15	R: 0 E: 0 K: 0 S: 7	H: 0 LOB: 0 BB: 0 P: 9	1B: 8 2B: 2 3B: 0 HR: 3	SF: 0 SAC: 0 DP: 0 HBP: 0	WP: 2 PB: 0 SB: 0 CS: 0	PA: 48	
PITCHER	IP	WLS	BF	H	R	ER	SO	BB	IBB	HBP	BLK	WP	HR	S	P	ERA	WHIP								
Jim Deshaies, L ERA: 6.75 (1, 1)	5.0		23	6	2	2	3	2	0	0	0	0	1	50	90	3.60	1.600								
Dave Stevens, R ERA: 16.2 (6, 1)	0.1		5	3	3	3	0	1	0	0	0	1	0	16	25	81.00	12.000								
Carl Willis, R ERA: 6.43 (6, 1)	3.0		14	3	3	2	1	1	0	0	0	1	1	29	46	6.00	1.333								
Mark Guthrie, L ERA: 9.0 (9, 1)	1.2	W	6	1	1	1	0	0	0	0	0	0	1	15	21	5.40	0.600								

Detroit Tigers @ Minnesota Twins
 Hubert H. Humphrey Metrodome, Minneapolis, MN
 Sat May 28 1994, 8:05 PM EDT
 Att. 19,553 - Dome

livebaseballscorecards.com

AB 44
R 9
H 13
RBI 9
BB 4
SO 4
LOB 18



Detroit Tigers @ Minnesota Twins
 Hubert H. Humphrey Metrodome, Minneapolis, MN

Sat May 28 1994, 8:05 PM EDT
 Att. 19,553 - Dome

livebaseballscorecards.com

AB	42
R	10
H	16
RBI	7
BB	8
SO	11
LOB	25



Batter	1	2	3	4	5	6	7	8	9	10	AB	R	H	RBI	BB	SO	LOB
Chuck Knoblauch, R (1, 4) OBP: 0.396, SLG: 0.489	G6-3		2B 1B	1B BB	G4-3			G5-3	FC6-2		5	1	1	0	1	0	4
Scott Leius, R (1, 5) OBP: 0.324, SLG: 0.427	K		K	CS 1B				P2	K		6	0	1	0	0	3	4
Kirby Puckett, R (1, 9) OBP: 0.392, SLG: 0.543	FC6-4 BB		HR 2B	CS	BB 1B			G4-3			5	2	3	1	1	1	0
Shane Mack, R (1, 8) OBP: 0.402, SLG: 0.618	FC6-4		HR		1B BB			F8			5	2	2	2	1	1	2
Dave Winfield, R (1, 10) OBP: 0.343, SLG: 0.444		G3 1B BB	1B	E BB					1B SH	2B 1B	3	4	3	0	3	0	0
Pedro Munoz, R (1, 7) OBP: 0.351, SLG: 0.430 Alex Cole, L (5, PH) OBP: 0.404, SLG: 0.429	G3		K	P6	K			SH FC6-2 1B	2B BB		2	0	0	0	0	1	2
Dave McCarty, R (1, 3) OBP: 0.316, SLG: 0.402 Chip Hale, L (9, PH) OBP: 0.349, SLG: 0.283 Steve Dunn, L (10, 3) OBP: 0.242, SLG: 0.375	1B HBP		1B	E6 2B 1B				P6	SH FC6-2	2B	3	1	2	1	0	0	0
Derek Parks, R (1, 2) OBP: 0.229, SLG: 0.324 Matt Walbeck, S (9, PH) OBP: 0.252, SLG: 0.283	P3		F8		2B			K	FC6-2 IBB		4	0	1	1	0	1	4
Pat Meares, R (1, 6) OBP: 0.323, SLG: 0.312 Kent Hrbek, L (9, PH) OBP: 0.394, SLG: 0.408 Jeff Reboulet, R (10, 6) OBP: 0.350, SLG: 0.392	1B		K	K				F9	K		4	0	1	1	0	2	1

Inning Stats	R: 0	H: 0	E: 0	K: 1	S: 9	R: 1	H: 1	E: 0	K: 0	S: 7	R: 3	H: 5	E: 0	K: 2	S: 19	R: 0	H: 1	E: 0	K: 1	S: 9	R: 4	H: 3	E: 1	K: 1	S: 16	R: 0	H: 1	E: 0	K: 1	S: 9	R: 0	H: 0	E: 0	K: 1	S: 6	R: 0	H: 1	E: 0	K: 0	S: 8	R: 1	H: 2	E: 1	K: 2	S: 18	R: 1	H: 2	E: 0	K: 2	S: 14	R: 0	H: 2	E: 0	K: 2	S: 14	1B: 10	SF: 0	2B: 5	3B: 0	HR: 1	3B: 0	DP: 0	HBP: 1	WP: 0	PA: 53
--------------	------	------	------	------	------	------	------	------	------	------	------	------	------	------	-------	------	------	------	------	------	------	------	------	------	-------	------	------	------	------	------	------	------	------	------	------	------	------	------	------	------	------	------	------	------	-------	------	------	------	------	-------	------	------	------	------	-------	--------	-------	-------	-------	-------	-------	-------	--------	-------	--------

PITCHER	IP	WLS	BF	H	R	ER	SO	BB	IBB	HBP	BLK	WP	HR	S	P	ERA	WHIP
Bill Krueger, L (1, 1) ERA: 8.66	2.1		14	5	4	4	2	2	0	1	0	0	1	29	53	15.43	3.000
Joe Boever, R (3, 1) ERA: 4.91	2.0		11	4	4	3	2	3	0	0	0	0	0	22	42	13.50	3.500
Gene Harris, R (5, 1) ERA: 7.91	0.2		3	1	0	0	1	0	0	0	0	0	0	9	10	0.00	1.500
Buddy Groom, L (6, 1) ERA: 3.38	1.0		5	1	0	0	1	0	1	0	0	0	0	9	15	0.00	1.000
Mike Gardiner, R (7, 1) ERA: 2.66	2.0		7	1	0	0	1	0	0	0	0	0	0	14	21	0.00	0.500

PITCHER	IP	WLS	BF	H	R	ER	SO	BB	IBB	HBP	BLK	WP	HR	S	P	ERA	WHIP
Mike Henneman, R (9, 1) ERA: 5.29	1.2		12	4	2	1	4	1	1	0	0	0	0	32	54	5.40	3.000

Batter	1	2	3	4	5	6	7	8	9	AB R H RBI BB SO LOB	TOP											
Tony Phillips, S OBP: 0.409, SLG: 0.403 (1, 7) B C X	2-1 1B SF9 2B	3-2 G3		X 0-0 F8			C X 0-1 F8			4 1 1 0 0 0 0												
Lou Whitaker, L OBP: 0.381, SLG: 0.552 (1, 4) X	0-0 BB HR 1B		X 0-0 F8		B B C F S C X 2-3 K		B X 1-0 G3-1			4 1 1 0 0 1 0												
Travis Fryman, R OBP: 0.322, SLG: 0.465 (1, 5) B X	1-0 SF9		S B B B B 4-1 BB SF7 BB		B F B T X 2-2 G5-3		X 0-0 G5-3			2 1 0 1 1 0 0												
Kirk Gibson, L OBP: 0.385, SLG: 0.575 (1, 10) B B X	3-H 2-0 F7		B B C F F B B 4-2 SAFE BB 1-2 BB		B X 1-0 1B		B B B B S S F T 3-3 K			3 0 1 0 0 1 1 1												
Mickey Tettleton, S OBP: 0.439, SLG: 0.510 (1, 3) B C B B B	4-1 1-2 HR BB		B B C F F B B 4-2 FC6-4 1-2 2-3 BB		1 SAFE B B X 2-0 G1-3		C S F B B S 2-3 K			2 1 0 0 2 1 1												
Junior Felix, S OBP: 0.386, SLG: 0.569 (1, 9) C B S F F F B B X	3-2 1-H 2-H HR		X 0-0 SF7		F B X 1-1 G6-3		B F X 1-1 CS 2B			3 1 2 4 0 0 0												
Chris Gomez, R OBP: 0.380, SLG: 0.511 (1, 6) C B B B X	3-1 P3		X 0-0 FC6-4		B B T T C C X 2-2 F9		B B C X 2-1 F9			4 0 0 0 0 0 3												
Danny Bautista, R OBP: 0.231, SLG: 0.351 (1, 8) C B T B B X		2-2 L9		C B X 1-1 G5-3		C B X 1-1 G6-3		B B C S S 3-3 K		4 0 0 0 0 1 0												
Chad Kreuter, S OBP: 0.330, SLG: 0.253 (1, 2) B B B X		3-0 G4-3		C F C 0-3 K		B C B X 3-1 L6				3 0 0 0 0 1 0												
Inning Stats	R: 4 E: 0 K: 0 S: 14	H: 3 LOB: 0 BB: 1 P: 29	R: 0 E: 0 K: 0 S: 8	H: 0 LOB: 0 BB: 0 P: 16	R: 1 E: 0 K: 0 S: 11	H: 0 LOB: 2 BB: 3 P: 23	R: 0 E: 0 K: 1 S: 6	H: 0 LOB: 0 BB: 0 P: 7	R: 0 E: 0 K: 1 S: 8	H: 1 LOB: 1 BB: 0 P: 15	R: 0 E: 0 K: 0 S: 10	H: 0 LOB: 0 BB: 0 P: 14	R: 0 E: 0 K: 0 S: 5	H: 0 LOB: 0 BB: 0 P: 9	R: 0 E: 0 K: 2 S: 9	H: 0 LOB: 0 BB: 0 P: 14	R: 0 E: 0 K: 1 S: 7	H: 1 LOB: 0 BB: 0 P: 13	1B: 2 2B: 2 3B: 0 HR: 1	SF: 2 SAC: 0 DP: 0 HBP: 0	WP: 0 PB: 0 SB: 0 CS: 1	PA: 35
PITCHER	IP WLS BF H R ER SO BB IBB HBP BLK WP HR S P ERA WHIP																					
Pat Mahomes, R ERA: 5.2 (1, 1)	3.0 L 16 3 5 5 0 4 0 0 0 0 1 33 68 15.00 2.333																					
Larry Casian, L ERA: 6.59 (4, 1)	6.0 19 2 0 0 5 0 0 0 0 0 0 45 72 0.00 0.333																					

Detroit Tigers @ Minnesota Twins
 Hubert H. Humphrey Metrodome, Minneapolis, MN
 Sun May 29 1994, 8:05 PM EDT
 Att. 23,936 - Dome

AB	29
R	5
H	5
RBI	5
BB	4
SO	5
LOB	5



Batter	1	2	3	4	5	6	7	8	9	AB R H RBI BB SO LOB
Chuck Knoblauch, R (1, 4) <small>OBP: 0.398, SLG: 0.489</small>	1-1 		0-0 		1-1 		1-1 			4 0 2 0 0 0 0
Alex Cole, L (1, 8) <small>OBP: 0.394, SLG: 0.417</small>	1-2 		2-2 		0-3 		0-1 			4 0 0 0 0 1 4
Kirby Puckett, R (1, 9) <small>OBP: 0.385, SLG: 0.531</small>	0-0 		1-1 		2-3 			0-1 		4 0 0 0 0 1 1
Shane Mack, R (1, 7) <small>OBP: 0.396, SLG: 0.638</small>		2-0 		1-1 		0-1 		3-1 		4 1 1 1 0 0 0
Dave Winfield, R (1, 10) <small>OBP: 0.341, SLG: 0.439</small>		0-1 		0-2 		0-1 		2-0 		4 0 1 0 0 0 0
Chip Hale, L (1, 5) <small>OBP: 0.343, SLG: 0.268</small>		3-2 		4-2 		0-2 		0-0 		3 0 0 0 1 0 1
Matt Walbeck, S (1, 2) <small>OBP: 0.252, SLG: 0.282</small>		0-1 		0-2 		0-1 		1-1 		4 0 1 0 0 0 1
Steve Dunn, L (1, 3) <small>OBP: 0.250, SLG: 0.371</small> Kent Hrbek, L (9, PH) <small>OBP: 0.400, SLG: 0.429</small> Pat Meares, R (9, PR) <small>OBP: 0.323, SLG: 0.312</small>		1-3 		0-0 		0-3 		3-1 		3 0 1 0 0 2 2 1 0 1 0 0 0 0 0 0 0 0 0 0 0
Jeff Reboulet, R (1, 6) <small>OBP: 0.359, SLG: 0.400</small>			0-1 	2-3 		2-2 		0-3 		4 0 2 0 0 2 3

Inning Stats	R: 0	H: 0	E: 0	K: 0	S: 6	R: 0	H: 2	E: 0	K: 1	S: 11	R: 0	H: 2	E: 0	K: 0	S: 8	R: 1	H: 2	E: 0	K: 1	S: 14	R: 0	H: 0	E: 0	K: 2	S: 9	R: 0	H: 0	E: 0	K: 0	S: 7	R: 0	H: 2	E: 0	K: 1	S: 14	R: 0	H: 0	E: 0	K: 0	S: 5	R: 0	H: 1	E: 0	K: 1	S: 8	1B: 7	2B: 1	3B: 0	HR: 1	SF: 0	SAC: 0	DP: 1	HBP: 0	WP: 0	PB: 0	SB: 0	CS: 0	PA: 36
--------------	------	------	------	------	------	------	------	------	------	-------	------	------	------	------	------	------	------	------	------	-------	------	------	------	------	------	------	------	------	------	------	------	------	------	------	-------	------	------	------	------	------	------	------	------	------	------	-------	-------	-------	-------	-------	--------	-------	--------	-------	-------	-------	-------	--------

PITCHER	IP	WLS	BF	H	R	ER	SO	BB	IBB	HBP	BLK	WP	HR	S	P	ERA	WHIP
Bill Gullickson, R (1, 1) <small>ERA: 6.59</small>	7.0	W	29	8	1	1	5	1	0	0	0	0	1	69	93	1.29	1.286
Mike Gardiner, R (8, 1) <small>ERA: 2.42</small>	2.0		7	1	0	0	1	0	0	0	0	0	0	13	22	0.00	0.500

DETROIT TIGERS @ MINNESOTA TWINS
 Hubert H. Humphrey Metrodome, Minneapolis, MN
 Sun May 29 1994, 8:05 PM EDT
 Att. 23,936 - Dome

AB	35
R	1
H	9
RBI	1
BB	1
SO	6
LOB	12

PITCHER	IP	WLS	BF	H	R	ER	SO	BB	IBB	HBP	BLK	WP	HR	S	P	ERA	WHIP
---------	----	-----	----	---	---	----	----	----	-----	-----	-----	----	----	---	---	-----	------

Batter	1	2	3	4	5	6	7	8	9	AB R H RBI BB SO LOB	TOP											
Rich Amaral, R (1, 10) OBP: 0.339, SLG: 0.430	1-1 F9		1-0 CS 2B		1-0 SH1-3 2B	0-0 1-H 3B		1-1 G6-3	0-0 2-3 1B	6 0 4 1 0 0 0												
Luis Sojo, R (1, 4) OBP: 0.324, SLG: 0.492	3-2 F7		3-3 K		0-0 SH1-3 2-3	2-2 G4-3		0-0 1B	0-1 P4	5 0 1 0 0 1 4												
Ken Griffey Jr., L (1, 8) OBP: 0.406, SLG: 0.755	2-3 K				3-1 F7	4-0 IBB	1-1 L8	2-2 F8		4 0 0 0 1 1 2												
Jay Buhner, R (1, 9) OBP: 0.413, SLG: 0.609					4-2 1B 1B BB	0-3 K		4-2 2B HR BB	0-0 G5-3	3 2 0 0 2 2 3												
Edgar Martinez, R (1, 5) OBP: 0.396, SLG: 0.489					1-0 1B 1-2 FC4-6 1B	0-0 L9		0-0 P3	2-2 HR	5 2 2 1 0 0 3												
Mike Blowers, R (1, 3) OBP: 0.333, SLG: 0.339					0-0 FC4-6 1-3 2-H 1B		2-1 G5-3	1-2 1-3 HR 2B	1-1 1B 2B	5 3 4 1 0 0 0												
Keith Mitchell, R (1, 7) OBP: 0.579, SLG: 0.929					4-2 SAFE 1-2 FC4-6 BB	2-1 2B 2B	0-0 HR		3-2 G6-3	4 3 3 5 1 0 1												
Felix Fermin, R (1, 6) OBP: 0.350, SLG: 0.390					3-2 FC4-6 1-2f 2-3 3-H	0-0 1B 2B	1-1 G6-3		0-0 F9	5 1 1 2 0 0 3												
Dan Wilson, R (1, 2) OBP: 0.262, SLG: 0.295					1-1 P6	0-0 2-H 3B 1B	0-0 G6-3		1-0 1B 2-H 1B	5 1 2 2 0 0 2												
Inning Stats	R: 0 E: 0 K: 1 S: 11	H: 0 LOB: 0 BB: 0 P: 17	R: 2 E: 0 K: 1 S: 12	H: 2 LOB: 0 BB: 0 P: 16	R: 0 E: 0 K: 1 S: 6	H: 1 LOB: 0 BB: 0 P: 11	R: 2 E: 0 K: 0 S: 13	H: 2 LOB: 2 BB: 2 P: 30	R: 0 E: 0 K: 1 S: 6	H: 1 LOB: 2 BB: 1 P: 11	R: 3 E: 0 K: 0 S: 12	H: 4 LOB: 1 BB: 0 P: 19	R: 3 E: 0 K: 0 S: 10	H: 2 LOB: 0 BB: 1 P: 16	R: 0 E: 0 K: 0 S: 7	H: 1 LOB: 1 BB: 0 P: 10	R: 2 E: 0 K: 0 S: 13	H: 4 LOB: 2 BB: 0 P: 20	1B: 7 2B: 6 3B: 1 HR: 3	SF: 0 SAC: 1 DP: 0 HBP: 0	WP: 0 PB: 0 SB: 0 CS: 1	PA: 47
PITCHER	IP WLS BF H R ER SO BB IBB HBP BLK WP HR S P ERA WHIP																					
22 Carlos Pulido, L (1, 1) ERA: 5.36	3.1 L 16 5 4 4 3 2 0 0 0 0 0 1 38 65 10.80 2.100																					
Dave Stevens, R (4, 1) ERA: 15.43	3.2 20 7 6 6 1 1 1 0 0 0 0 1 32 55 14.73 2.182																					
Brett Merriman, R (8, 1) ERA: 6.3	1.0 4 1 0 0 0 0 0 0 0 0 0 0 7 10 0.00 1.000																					
Rick Aguilera, R (9, 1) ERA: 6.46	1.0 7 4 2 2 0 0 0 0 0 0 0 0 1 13 20 18.00 4.000																					

Seattle Mariners @ Minnesota Twins
 Hubert H. Humphrey Metrodome, Minneapolis, MN
 Mon May 30 1994, 4:33 AM EDT
 Att. 28,439 - Dome

AB	42
R	12
H	17
RBI	12
BB	4
SO	4
LOB	18



Batter	1	2	3	4	5	6	7	8	9	AB	R	H	RBI	BB	SO	LOB
Chuck Knoblauch, R <small>(1, 4) OBP: 0.390, SLG: 0.478</small>	0-1 G1-3		1-0 F8			1-1 G5-3		0-1 F8		4	0	0	0	0	0	3
Jeff Reboulet, R <small>(1, 3) OBP: 0.338, SLG: 0.373</small>	0-3 K		3-1 F9			0-0 P6		3-1 E5		4	0	0	0	0	1	3
Kirby Puckett, R <small>(1, 10) OBP: 0.377, SLG: 0.520</small>	0-0 G5-3				0-0 L7			1-0 L8		4	0	0	0	0	1	2
Shane Mack, R <small>(1, 8) OBP: 0.379, SLG: 0.607</small>		1-3 K			1-3 K				3-2 F9	4	0	0	0	0	3	0
Dave Winfield, R <small>(1, 9) OBP: 0.339, SLG: 0.431</small>		1-3 K			2-1 P3				0-3 K	3	0	0	0	1	2	0
Pedro Munoz, R <small>(1, 7) OBP: 0.337, SLG: 0.411</small>		1-3 K				1-2 G4-3			0-0 G3-1	4	0	0	0	0	2	1
Scott Leius, R <small>(1, 5) OBP: 0.331, SLG: 0.433</small>			2-2 E 1B			1-1 S 1B			0-1 F9	3	0	2	0	0	0	1
Derek Parks, R <small>(1, 2) OBP: 0.237, SLG: 0.306</small>			1-2 E4			1-3 K		4-2 E BB		2	0	0	0	1	1	2
Pat Meares, R <small>(1, 6) OBP: 0.315, SLG: 0.304</small>			3-1 F7			2-2 F7		0-1 F9		3	0	0	0	0	0	4

BOTTOM

Seattle Mariners @ Minnesota Twins
 Hubert H. Humphrey Metrodome, Minneapolis, MN
 Mon May 30 1994, 4:33 AM EDT
 Att. 28,439 - Dome

livebaseballscorecards.com

AB	31
R	0
H	2
RBI	0
BB	2
SO	10
LOB	16



Inning Stats		R	H	E	K	S	P	IP	WLS	BF	H	R	ER	SO	BB	IBB	HBP	BLK	WP	HR	S	P	ERA	WHIP
Randy Johnson, L <small>(1, 1) ERA: 4.34</small>		0	0	0	1	11	122	9.0	0	33	2	0	0	10	2	0	0	0	0	0	81	122	0.00	0.444

WP	0
PA	33
PB	0
SB	1
CS	0

Batter	1	2	3	4	5	6	7	8	9	AB R H RBI BB SO LOB	TOP	
Luis Sojo, R OBP: 0.306, SLG: 0.464 (1, 4)	3-2 G6-3		2-3 K			1-1 L6		1-2 P4		4 0 0 0 0 1 1		
Edgar Martinez, R OBP: 0.400, SLG: 0.495 (1, 10)	1-3 K		4-2 BB			2-2 2B		2-2 F7		3 0 1 0 1 1 0		
Ken Griffey Jr., L OBP: 0.403, SLG: 0.743 (1, 8)	4-2 S WP 1B BB		2-3 K			0-1 G5-3		1-1 G4-3		3 1 0 0 1 1 2		
Jay Buhner, R OBP: 0.410, SLG: 0.598 (1, 9)	4-0 1B 1-2 BB		2-3 K			2-3 K		1-1 P6		3 0 0 0 1 2 1		
Keith Mitchell, R OBP: 0.565, SLG: 0.824 (1, 7)	2-1 1-3 2-H 1B		0-1 G6-3			4-0 2B G5-3 BB		1-0 G6-3		3 1 1 1 1 0 0		
Tino Martinez, L OBP: 0.292, SLG: 0.407 (1, 3)		0-2 P6	2-0 G4-3			1-0 G5-3 1-3 2B		1-2 G4-3		4 0 1 0 0 0 0		
Mike Blowers, R OBP: 0.333, SLG: 0.333 (1, 5)		0-3 K			1-3 K		4-2 G5-3 BB			2 0 0 0 1 2 0		
Felix Fermin, R OBP: 0.349, SLG: 0.389 (1, 6)		2-1 G5-3			0-0 CS 1B		0-1 G5-3			3 0 1 0 0 0 2		
Dan Wilson, R OBP: 0.263, SLG: 0.296 (1, 2)			1-2 CS 1B		1-0 G5-3		3-1 G6-3			3 0 1 0 0 0 2		
Inning Stats	R: 1 H: 1 E: 0 LOB: 2 K: 1 BB: 2 S: 10 P: 24	R: 0 H: 0 E: 0 LOB: 0 K: 1 BB: 0 S: 8 P: 10	R: 0 H: 1 E: 0 LOB: 1 K: 2 BB: 1 S: 13 P: 22	R: 0 H: 0 E: 0 LOB: 0 K: 1 BB: 0 S: 6 P: 10	R: 0 H: 1 E: 0 LOB: 0 K: 1 BB: 0 S: 5 P: 7	R: 0 H: 1 E: 0 LOB: 1 K: 1 BB: 0 S: 11 P: 16	R: 1 H: 1 E: 0 LOB: 1 K: 0 BB: 2 S: 7 P: 19	R: 0 H: 0 E: 0 LOB: 0 K: 0 BB: 0 S: 8 P: 12	R: 0 H: 0 E: 0 LOB: 0 K: 0 BB: 0 S: 6 P: 9	1B: 3 SF: 0 2B: 2 SAC: 0 3B: 0 DP: 1 HR: 0 HBP: 0	WP: 1 PA: 33 PB: 0 SB: 1 CS: 2	
PITCHER	IP WLS BF H R ER SO BB IBB HBP BLK WP HR S P ERA WHIP											
Scott Erickson, R ERA: 5.09 (1, 1)	6.0 W 23 4 2 2 7 4 0 0 0 1 0 53 93 3.00 1.333											
Carl Willis, R ERA: 5.81 (7, 1)	3.0 S 10 1 0 0 0 1 0 0 0 0 0 0 21 36 0.00 0.667											

Seattle Mariners @ Minnesota Twins
 Hubert H. Humphrey Metrodome, Minneapolis, MN
 Tue May 31 1994, 8:05 PM EDT
 Att. 14,482 - Dome

AB	28
R	2
H	5
RBI	1
BB	5
SO	7
LOB	8



Batter	1	2	3	4	5	6	7	8	9	AB	R	H	RBI	BB	SO	LOB
Chuck Knoblauch, R OBP: 0.392, SLG: 0.476 (1, 4)	1-0 G5-3			0-1 G4-3		2-0 BB FC4 1B	4-0 1B BB			3	1	1	0	1	0	0
Shane Mack, R OBP: 0.374, SLG: 0.591 (1, 8) (7, 7)	1-1 F9			1-1 P4		2-1 FC4 BB G4-3 1B	1-3 K			4	1	1	1	0	1	3
Kirby Puckett, R OBP: 0.380, SLG: 0.518 (1, 9)	2-3 K			2-1 P3		4-2 FC4 BB	0-0 CS 1B			3	0	1	3	1	1	0
Dave Winfield, R OBP: 0.337, SLG: 0.433 (1, 10)			3-2 F7		1-0 G4-6-3 2B	1-0 FC4 S	2-1 CS	1-2 F8		4	0	1	1	0	0	2
Pedro Munoz, R OBP: 0.340, SLG: 0.407 Alex Cole, L OBP: 0.390, SLG: 0.412 (1, 7) (6, PH) (7, 8)			3-3 K		4-1 G4-6-3 BB	3-1 G4-3		2-0 F7		1	0	0	0	1	1	0
Scott Leius, R OBP: 0.323, SLG: 0.420 (1, 5)			0-0 G1-3		0-0 G4-6-3	3-3 K		1-1 G6-3		2	0	0	1	0	0	1
Dave McCarty, R OBP: 0.306, SLG: 0.389 (1, 3)			3-1 F8		0-1 P4		3-3 K			3	0	0	0	0	1	1
Matt Walbeck, S OBP: 0.259, SLG: 0.289 (1, 2)			0-1 G6-3			1-0 1B 1B 1B	3-1 BB 1B			3	2	2	0	0	0	0
Pat Meares, R OBP: 0.331, SLG: 0.330 (1, 6)			1-0 2B			1-0 1B 1B BB 1B	2-0 BB 1B			3	2	3	0	0	0	0

Inning Stats	R: 0	H: 0	E: 0	K: 1	S: 8	LOB: 0	BB: 0	P: 12	R: 0	H: 0	E: 0	K: 1	S: 8	LOB: 0	BB: 0	P: 14	R: 0	H: 1	E: 0	K: 0	S: 5	LOB: 1	BB: 0	P: 9	R: 0	H: 0	E: 0	K: 0	S: 6	LOB: 0	BB: 0	P: 9	R: 0	H: 1	E: 0	K: 0	S: 5	LOB: 1	BB: 1	P: 10	R: 4	H: 4	E: 0	K: 1	S: 15	LOB: 1	BB: 1	P: 32	R: 2	H: 3	E: 0	K: 2	S: 13	LOB: 1	BB: 1	P: 27	R: 0	H: 0	E: 0	K: 0	S: 6	LOB: 0	BB: 0	P: 10
--------------	------	------	------	------	------	--------	-------	-------	------	------	------	------	------	--------	-------	-------	------	------	------	------	------	--------	-------	------	------	------	------	------	------	--------	-------	------	------	------	------	------	------	--------	-------	-------	------	------	------	------	-------	--------	-------	-------	------	------	------	------	-------	--------	-------	-------	------	------	------	------	------	--------	-------	-------

PITCHER	IP	WLS	BF	H	R	ER	SO	BB	IBB	HBP	BLK	WP	HR	S	P	ERA	WHIP
Dave Fleming, L ERA: 7.38 (1, 1)	5.0	L	20	6	4	4	2	1	0	0	0	0	0	37	65	7.20	1.400
Bill Risley, R ERA: 2.55 (6, 1)	1.0		4	0	0	0	1	1	0	0	0	0	0	10	21	0.00	1.000
Jeff Nelson, R ERA: 2.18 (7, 1)	2.0		9	3	2	2	2	1	0	0	0	0	0	19	37	9.00	2.000

BOTTOM

Seattle Mariners @ Minnesota Twins
Hubert H. Humphrey Metrodome, Minneapolis, MN
 Tue May 31 1994, 8:05 PM EDT
 Att. 14,482 - Dome

livebaseballscorecards.com

AB	30
R	6
H	9
RBI	6
BB	3
SO	5
LOB	10



1B: 7	SF: 0	WP: 0	PA: 34
2B: 2	SAC: 0	PB: 0	
3B: 0	DP: 1	SB: 1	
HR: 0	HBP: 0	CS: 1	

PITCHER	IP	WLS	BF	H	R	ER	SO	BB	IBB	HBP	BLK	WP	HR	S	P	ERA	WHIP
---------	----	-----	----	---	---	----	----	----	-----	-----	-----	----	----	---	---	-----	------

Batter	1	2	3	4	5	6	7	8	9	AB R H RBI BB SO LOB	TOP											
Torey Lovullo, S (1, 4) OBP: 0.274, SLG: 0.333	1-0 G3		2-2 K 2B		2-3 K			2-3 K		4 0 1 1 0 2 2	Seattle Mariners @ Minnesota Twins Hubert H. Humphrey Metrodome, Minneapolis, MN Wed Jun 01 1994, 4:33 AM EDT Att. 16,359 - Dome											
Edgar Martinez, R (1, 5) OBP: 0.395, SLG: 0.479	1-0 G6-3		4-2 BB		1-2 F8			0-0 P4		3 0 0 0 1 0 2												
Ken Griffey Jr., L (1, 8) OBP: 0.400, SLG: 0.733	1-0 F7		1-3 K				0-0 P5	0-1 CS 1B		4 0 1 0 0 1 2												
Jay Buhner, R (1, 9) OBP: 0.402, SLG: 0.583		2-3 K		1-0 G4-3		2-3 K		2-2 CS 1-2	0-3 K	4 0 0 0 0 3 0												
Tino Martinez, L (1, 3) OBP: 0.291, SLG: 0.403		0-1 F9		2-2 G3		1-0 PB 1B		1-2 G4-3		4 0 1 0 0 0 0												
Keith Mitchell, R (1, 10) OBP: 0.519, SLG: 0.714		3-2 F8		1-0 F8		2-3 K 1-3		3-1 1B		4 0 1 0 0 1 1												
Rich Amaral, R (9, PR) OBP: 0.339, SLG: 0.430										0 0 0 0 0 0 0												
Eric Anthony, L (1, 7) OBP: 0.277, SLG: 0.399			0-0 F7		1-0 G4-3		0-1 G4-3		0-0 F8	4 0 0 0 0 0 1												
Felix Fermin, R (1, 6) OBP: 0.361, SLG: 0.406			0-1 G4-3 2B 2B		1-0 1B 1B		1-0 G6-4-3 1B			3 1 3 0 0 0 0												
Dan Wilson, R (1, 2) OBP: 0.265, SLG: 0.297			0-0 G4-3		1-0 1B		0-0 G6-4-3			3 0 1 0 0 0 2												
Inning Stats	R: 0 E: 0 K: 0 S: 3	H: 0 LOB: 0 BB: 0 P: 6	R: 0 E: 0 K: 1 S: 9	H: 0 LOB: 0 BB: 0 P: 14	R: 1 E: 0 K: 1 S: 14	H: 2 LOB: 2 BB: 1 P: 21	R: 0 E: 0 K: 0 S: 5	H: 0 LOB: 0 BB: 0 P: 9	R: 0 E: 0 K: 1 S: 11	H: 2 LOB: 2 BB: 0 P: 17	R: 0 E: 0 K: 2 S: 8	H: 1 LOB: 1 BB: 0 P: 13	R: 0 E: 0 K: 0 S: 4	H: 1 LOB: 0 BB: 0 P: 5	R: 0 E: 0 K: 1 S: 8	H: 1 LOB: 0 BB: 0 P: 12	R: 0 E: 0 K: 1 S: 10	H: 1 LOB: 1 BB: 0 P: 14	1B: 6 2B: 2 3B: 0 HR: 0	SF: 0 SAC: 0 DP: 1 HBP: 0	WP: 0 PB: 2 SB: 0 CS: 1	PA: 35
PITCHER	IP WLS BF H R ER SO BB IBB HBP BLK WP HR S P ERA WHIP																					
Kevin Tapani, R (1, 1) ERA: 4.88	8.0 W 30 7 1 1 6 1 0 0 0 0 0 0 62 97 1.12 1.000																					
Rick Aguilera, R (9, 1) ERA: 6.06	1.0 S 4 1 0 0 1 0 0 0 0 0 0 0 10 14 0.00 1.000																					

AB	33
R	1
H	8
RBI	1
BB	1
SO	7
LOB	10



WP: 0	PA: 35
PB: 2	
SB: 0	
CS: 1	

ERA	WHIP
-----	------

1B: 6	SF: 0
2B: 2	SAC: 0
3B: 0	DP: 1
HR: 0	HBP: 0

Batter	1	2	3	4	5	6	7	8	9	AB	R	H	RBI	BB	SO	LOB	BOTTOM				
Chuck Knoblauch, R <small>OBP: 0.394, SLG: 0.487</small> (1, 4)										4	0	2	2	0	0	1	Seattle Mariners @ Minnesota Twins Hubert H. Humphrey Metrodome, Minneapolis, MN Wed Jun 01 1994, 4:33 AM EDT Att. 16,359 - Dome				
Alex Cole, L <small>OBP: 0.398, SLG: 0.427</small> (1, 8)										4	0	3	0	0	0	1					
Kirby Puckett, R <small>OBP: 0.373, SLG: 0.507</small> (1, 9)										4	0	0	0	0	0	5					
Kent Hrbek, L <small>OBP: 0.394, SLG: 0.413</small> (1, 10)										3	0	0	0	1	0	1					
Shane Mack, R <small>OBP: 0.369, SLG: 0.576</small> (1, 7)										4	0	1	0	0	0	1					
Chip Hale, L <small>OBP: 0.324, SLG: 0.250</small> Dave McCarty, R <small>OBP: 0.306, SLG: 0.389</small> (9, 3)										4	0	0	0	0	0	2					
Scott Leius, R <small>OBP: 0.316, SLG: 0.411</small> (1, 5)										3	0	0	0	0	1	1					
Matt Walbeck, S <small>OBP: 0.261, SLG: 0.290</small> (1, 2)										3	1	1	0	0	0	0					
Pat Meares, R <small>OBP: 0.338, SLG: 0.339</small> (1, 6)										3	1	2	0	0	0	1					
Inning Stats	R: 0 E: 0 K: 0 S: 5	H: 1 LOB: 1 BB: 0 P: 7	R: 0 E: 0 K: 0 S: 5	H: 0 LOB: 0 BB: 0 P: 9	R: 1 E: 0 K: 0 S: 5	H: 3 LOB: 1 BB: 0 P: 6	R: 0 E: 0 K: 1 S: 8	H: 1 LOB: 1 BB: 0 P: 12	R: 0 E: 0 K: 0 S: 6	H: 1 LOB: 1 BB: 0 P: 10	R: 0 E: 0 K: 0 S: 12	H: 0 LOB: 1 BB: 1 P: 23	R: 1 E: 0 K: 0 S: 9	H: 3 LOB: 2 BB: 0 P: 11	R: 0 E: 0 K: 0 S: 6	H: 0 LOB: 0 BB: 0 P: 10			1B: 6 2B: 3 3B: 0 HR: 0	SF: 0 SAC: 0 DP: 1 HBP: 0	WP: 0 PB: 0 SB: 1 CS: 0
PITCHER Chris Bosio, R <small>ERA: 3.98</small> (1, 1)	IP: 8.0	WLS: L	BF: 33	H: 9	R: 2	ER: 2	SO: 1	BB: 1	IBB: 0	HBP: 0	BLK: 0	WP: 0	HR: 0	S: 56	P: 88	ERA: 2.25	WHIP: 1.250				
										PITCHER											
										IP: WLS: BF: H: R: ER: SO: BB: IBB: HBP: BLK: WP: HR: S: P: ERA: WHIP											

livebaseballscorecards.com

AB 32
R 2
H 9
RBI 2
BB 1
SO 1
LOB 13



Batter	1	2	3	4	5	6	7	8	9	10	11	12	13	AB R H RBI BB SO LOB	TOP																	
Chuck Knoblauch, R (1,4) OBP: 0.388, SLG: 0.482	F8	G1-6-3			SH1-3 1B 2B		F8		G1-3			G1-3		6 1 1 0 0 1 1	Minnesota Twins @ Detroit Tigers Tiger Stadium, Detroit, MI Fri Jun 03 1994, 7:05 PM EDT Att: 22,608 - Unknown - 74 F																	
Alex Cole, L (1,8) OBP: 0.403, SLG: 0.451	B2			HR	SH1-3			G6-4-3 1B		G6-3 1B		L6		5 2 3 1 0 0 0																		
Kirby Puckett, R (1,9) OBP: 0.372, SLG: 0.502	F9				1-1 1B			G6-4-3 HR 1B		G6-3 1-2		G4-3		6 1 2 1 0 1 1																		
Kent Hrbek, L (1,3) OBP: 0.398, SLG: 0.410		L9 1B		G3-1	G3			G6-4-3 BB		K			G3-1	3 1 1 0 1 0 0																		
Dave McCarty, R (8, PR) OBP: 0.306, SLG: 0.389														0 0 0 0 0 0 0																		
Chip Hale, L (10, PH) OBP: 0.315, SLG: 0.242														2 0 0 0 0 1 1																		
Dave Winfield, R (1, 10) OBP: 0.337, SLG: 0.429		1-2 FC6-4 1B						G6-4-3		L6			G1-3	6 1 2 0 0 0 3																		
Shane Mack, R (1, 7) OBP: 0.376, SLG: 0.598		L9 2-3						G1-6-3 1B					G6-3	5 1 2 2 1 1 3																		
Matt Walbeck, S (1, 2) OBP: 0.263, SLG: 0.292		1-3 FC6-4 1B						G1-6-3 1-2f					G6-3	6 0 2 1 0 0 3																		
Jeff Reboulet, R (1, 5) OBP: 0.329, SLG: 0.349		1-2f FC6-4 2B						F7					G6-3 1-2	4 1 0 1 0 2 1																		
Pat Meares, R (1, 6) OBP: 0.333, SLG: 0.341		1-2 FC6-4 2B											G1-4-3 HBP	5 0 1 1 0 1 2																		
Inning Stats	R: 0 E: 0 K: 1 S: 7	H: 0 LOB: 0 BB: 0 P: 8	R: 3 E: 0 K: 0 S: 17	H: 4 LOB: 1 BB: 0 P: 25	R: 1 E: 0 K: 2 S: 11	H: 2 LOB: 1 BB: 0 P: 18	R: 0 E: 0 K: 0 S: 9	H: 0 LOB: 0 BB: 0 P: 12	R: 1 E: 0 K: 2 S: 12	H: 2 LOB: 0 BB: 0 P: 15	R: 0 E: 0 K: 1 S: 7	H: 0 LOB: 0 BB: 0 P: 11	R: 3 E: 0 K: 0 S: 17	H: 3 LOB: 1 BB: 1 P: 24	R: 0 E: 0 K: 2 S: 8	H: 0 LOB: 0 BB: 0 P: 11	R: 0 E: 0 K: 1 S: 10	H: 1 LOB: 1 BB: 0 P: 11	R: 0 E: 0 K: 0 S: 7	H: 1 LOB: 1 BB: 0 P: 11	R: 0 E: 0 K: 0 S: 6	H: 0 LOB: 0 BB: 0 P: 10	R: 0 E: 0 K: 0 S: 8	H: 0 LOB: 1 BB: 1 P: 14	1B: 10 2B: 2 3B: 0 HR: 2	SF: 0 SAC: 1 DP: 3 HBP: 1	WP: 0 PB: 0 SB: 1 CS: 0	PA: 52				
PITCHER	IP WLS BF H R ER SO BB IBB HBP BLK WP HR S P ERA WHIP																															
Bill Gullickson, R (1, 1) ERA: 6.79	5.0																															
Storm Davis, R (6, 1) ERA: 3.09	2.0	6	1	0	0	1	0	0	0	0	0	0	0	13	19	0.00	0.500															
Mike Gardiner, R (8, 1) ERA: 3.86	0.0	3	2	3	3	0	1	0	0	0	0	0	0	8	14	∞	∞															
Mike Henneman, R (8, 1) ERA: 4.71	2.0	6	1	0	0	2	0	0	0	0	0	1	17	21	0.00	0.500																
Joe Boever, R (10, 1) ERA: 4.15	4.0	W 15	2	0	0	1	1	0	1	0	0	0	31	46	0.00	0.750																



Batter	1	2	3	4	5	6	7	8	9	10	11	12	13	AB R H RBI BB SO LOB														
Tony Phillips, S OBP: 0.414, SLG: 0.435 (1, 7)	0-0 F8	2-2 F9			0-1 F9	1-1 HR		2-0 PB 2B		4-0 IBB		4-0 BB		5 1 2 2 2 0 2														
Chris Gomez, R OBP: 0.371, SLG: 0.482 Lou Whitaker, L OBP: 0.370, SLG: 0.545 (10, PH) (11, 4)	3-2 F7		2-1 L8		2-1 F8	1-3 K		3-3 K		3-2 P6		1-0 P4		5 0 0 0 0 2 2 2 0 0 0 0 0 3														
Travis Fryman, R OBP: 0.350, SLG: 0.502 (1, 5)	2-1 HR		3-2 G5-3		4-1 SAFE BB	0-2 2B		3-3 K		1-0 F9			2-2 G6-3	6 1 2 1 1 1 3														
Cecil Fielder, R OBP: 0.363, SLG: 0.559 (1, 3)	3-2 HR		1-0 P4		0-0 F9	1-1 G3			1-0 F8				0-0 HR	7 2 3 2 0 0 3														
Alan Trammell, R OBP: 0.372, SLG: 0.448 (1, 6)	3-1 1B			3-1 2B		0-0 2B 2B		0-1 F8		1-1 P3		2-1 F9		6 1 3 0 0 0 1														
Mickey Tettleton, S OBP: 0.450, SLG: 0.516 Juan Samuel, R OBP: 0.325, SLG: 0.314 John Flaherty, R OBP: 0.136, SLG: 0.095 (1, 2) (9, PR) (10, 2)	1 SAFE 3-2 G1-3			2-1 F8		4-0 2B 1B BB		3-3 K		2-1 1B		1-3 K		4 1 1 0 1 1 2 0 0 0 0 0 0 0 1 0 0 0 0 0 1														
Danny Bautista, R OBP: 0.274, SLG: 0.441 (1, 8)		1-1 P4		0-0 F9		1-1 1B FC6-4 2B		1-0 G1-3		1-1 G6-3		1-3 K		6 1 1 1 0 1 3														
Junior Felix, S OBP: 0.379, SLG: 0.608 (1, 9)		1-2 2B		0-1 L8		0-0 FC6-4 1B		0-1 HR		1-1 SH1-4 2B		2-0 P4		6 1 4 2 0 0 1														
Skeeter Barnes, R OBP: 0.500, SLG: 0.875 Kirk Gibson, L OBP: 0.359, SLG: 0.535 (1, 10) (6, PH)		1-2 F8			2-2 BB 1B	0-1 FC6-4 HR		1-1 F7		0-0 SH1-4		0-0 P5		2 0 1 0 0 0 1 3 1 0 1 0 0 1														
Inning Stats	R: 2 E: 0 K: 0 S: 18	H: 3 LOB: 1 BB: 0 P: 32	R: 0 E: 0 K: 0 S: 11	H: 1 LOB: 1 BB: 0 P: 16	R: 0 E: 0 K: 0 S: 6	H: 0 LOB: 0 BB: 0 P: 12	R: 0 E: 0 K: 0 S: 7	H: 1 LOB: 1 BB: 0 P: 12	R: 0 E: 0 K: 1 S: 10	H: 1 LOB: 2 BB: 1 P: 18	R: 0 E: 0 K: 1 S: 6	H: 0 LOB: 0 BB: 0 P: 10	R: 1 E: 0 K: 2 S: 14	H: 2 LOB: 1 BB: 0 P: 23	R: 0 E: 0 K: 0 S: 7	H: 1 LOB: 2 BB: 0 P: 12	R: 0 E: 0 K: 0 S: 12	H: 1 LOB: 2 BB: 1 P: 21	R: 0 E: 0 K: 0 S: 11	H: 1 LOB: 1 BB: 0 P: 16	R: 0 E: 0 K: 0 S: 3	H: 0 LOB: 1 BB: 1 P: 10	R: 1 E: 0 K: 0 S: 5	H: 1 LOB: 0 BB: 0 P: 7	1B: 5 2B: 7 3B: 0 HR: 5	SF: 0 SAC: 1 DP: 0 HBP: 0	WP: 0 PB: 1 SB: 1 CS: 0	PA: 58

Minnesota Twins @ Detroit Tigers
Tiger Stadium, Detroit, MI
Fri Jun 03 1994, 7:05 PM EDT
Att: 22,608 - Unknown - 74 F

AB	53
R	9
H	17
RBI	9
BB	4
SO	6
LOB	23



PITCHER	IP	WLS	BF	H	R	ER	SO	BB	IBB	HBP	BLK	WP	HR	S	P	ERA	WHIP
Jim Deshaies, L ERA: 6.93 (1, 1)	5.0		25	8	5	5	0	2	0	0	0	0	2	55	98	9.00	2.000
Carl Willis, R ERA: 6.25 (6, 1)	0.2		5	3	2	2	1	0	0	0	0	0	1	12	14	27.00	4.500
Brett Merriman, R ERA: 5.56 (6, 1)	1.1		4	0	0	0	1	0	0	0	0	0	0	8	13	0.00	0.000
Mark Guthrie, L ERA: 9.12 (8, 1)	0.2		4	2	1	1	1	0	0	0	0	0	1	8	14	13.50	3.000
Rick Aguilera, R ERA: 5.6 (8, 1)	1.1		5	1	0	0	1	0	0	0	0	0	0	13	21	0.00	0.750
Larry Casian, L ERA: 6.51 (10, 1)	0.1		3	1	0	0	0	0	1	0	0	0	0	3	8	0.00	3.000
Dave Stevens, R ERA: 11.7 (10, 1)	3.0	L	12	2	1	1	2	1	0	0	0	0	1	28	46	3.00	1.000

Minnesota Twins @ Detroit Tigers
Tiger Stadium, Detroit, MI
 Sat Jun 04 1994, 3:33 AM EDT
 Att. 23,780 - Sunny - 74 F

livebaseballscorecards.com

AB	49
R	21
H	24
RBI	20
BB	5
SO	8
LOB	26



WP: 1	PA: 57
PB: 0	
SB: 0	
CS: 0	

Batter	1	2	3	4	5	6	7	8	9	AB	R	H	RBI	BB	SO	LOB	TOP						
Chuck Knoblauch, R (1, 4) OBP: 0.390, SLG: 0.487 Jeff Reboulet, R (4, 4) OBP: 0.316, SLG: 0.333 (6, 6)	1-0 SH1-3 G4-3 2B	2-2 BB BB 1B	2-0 F8	0-0 L6		0-2 P4	2-3 K		1-1 G6-3	4	2	2	1	0	0	2							
Alex Cole, L (1, 8) OBP: 0.411, SLG: 0.458	0-0 SH1-3	2-0 BB BB 1B	0-3 K		0-2 FC3-6 SF8 1B	0-2 1B 1-2 3-H 1B	2-3 K		1-0 1B	6	2	4	1	0	2	5							
Shane Mack, R (1, 7) OBP: 0.397, SLG: 0.594	4-0 G4-3 BB	4-2 BB 1B BB	3-2 1B HR 1B		4-2 FC3-6 BB	0-1 1-3 2-H 1B	1-1 G6-3		3-3 K	4	2	2	2	3	1	3							
Kent Hrbek, L (1, 10) OBP: 0.394, SLG: 0.398	0-0 G4-3	4-1 1B 1B BB	1-0 HR 1B		0-0 FC3-6	3-1 P6		3-1 F8		5	1	1	3	1	0	5							
Pedro Munoz, R (1, 9) OBP: 0.349, SLG: 0.479	1-1 G1-3	0-0 1B 1B	2-2 HR		3-2 SF8		2-1 HR	3-3 K		5	2	3	7	0	1	1							
Scott Leius, R (1, 5)										6	2	3	1	0	1	1							
Dave McCarty, R (1, 3) OBP: 0.317, SLG: 0.389										5	3	2	0	0	1	3							
Derek Parks, R (1, 2) OBP: 0.273, SLG: 0.357										6	3	3	1	0	1	1							
Pat Meares, R (1, 6) OBP: 0.340, SLG: 0.357 Chip Hale, L (6, PH) OBP: 0.342, SLG: 0.313 (6, 4)										3	2	2	1	0	0	0							
										2	2	2	3	1	0	0							
Inning Stats	R: 1 E: 0 K: 0 S: 5	H: 1 LOB: 1 BB: 1 P: 11	R: 6 E: 0 K: 1 S: 23	H: 7 LOB: 2 BB: 2 P: 35	R: 6 E: 0 K: 2 S: 20	H: 6 LOB: 0 BB: 0 P: 33	R: 0 E: 0 K: 0 S: 4	H: 0 LOB: 0 BB: 0 P: 4	R: 1 E: 0 K: 0 S: 12	H: 1 LOB: 1 BB: 1 P: 20	R: 2 E: 1 K: 0 S: 15	H: 3 LOB: 2 BB: 0 P: 18	R: 3 E: 0 K: 2 S: 14	H: 4 LOB: 2 BB: 1 P: 26	R: 0 E: 0 K: 1 S: 7	H: 0 LOB: 0 BB: 0 P: 13	R: 2 E: 0 K: 2 S: 14	H: 2 LOB: 1 BB: 0 P: 22	1B: 17 2B: 3 3B: 0 HR: 4	SF: 1 SAC: 1 DP: 1 HBP: 1	WP: 1 PB: 0 SB: 0 CS: 0	PA: 57	
PITCHER	IP WLS BF H R ER SO BB IBB HBP BLK WP HR S P ERA WHIP	IP WLS BF H R ER SO BB IBB HBP BLK WP HR S P ERA WHIP	IP WLS BF H R ER SO BB IBB HBP BLK WP HR S P ERA WHIP	IP WLS BF H R ER SO BB IBB HBP BLK WP HR S P ERA WHIP	IP WLS BF H R ER SO BB IBB HBP BLK WP HR S P ERA WHIP	IP WLS BF H R ER SO BB IBB HBP BLK WP HR S P ERA WHIP	IP WLS BF H R ER SO BB IBB HBP BLK WP HR S P ERA WHIP	IP WLS BF H R ER SO BB IBB HBP BLK WP HR S P ERA WHIP	IP WLS BF H R ER SO BB IBB HBP BLK WP HR S P ERA WHIP	IP WLS BF H R ER SO BB IBB HBP BLK WP HR S P ERA WHIP	IP WLS BF H R ER SO BB IBB HBP BLK WP HR S P ERA WHIP	IP WLS BF H R ER SO BB IBB HBP BLK WP HR S P ERA WHIP	IP WLS BF H R ER SO BB IBB HBP BLK WP HR S P ERA WHIP	IP WLS BF H R ER SO BB IBB HBP BLK WP HR S P ERA WHIP	IP WLS BF H R ER SO BB IBB HBP BLK WP HR S P ERA WHIP	IP WLS BF H R ER SO BB IBB HBP BLK WP HR S P ERA WHIP	IP WLS BF H R ER SO BB IBB HBP BLK WP HR S P ERA WHIP	IP WLS BF H R ER SO BB IBB HBP BLK WP HR S P ERA WHIP	IP WLS BF H R ER SO BB IBB HBP BLK WP HR S P ERA WHIP	IP WLS BF H R ER SO BB IBB HBP BLK WP HR S P ERA WHIP	IP WLS BF H R ER SO BB IBB HBP BLK WP HR S P ERA WHIP	IP WLS BF H R ER SO BB IBB HBP BLK WP HR S P ERA WHIP	IP WLS BF H R ER SO BB IBB HBP BLK WP HR S P ERA WHIP
John Doherty, R (1, 1) ERA: 5.55 Kurt Knudsen, R (2, 1) ERA: 13.5 Phil Stidham, R (2, 1) ERA: 32.4 Mike Gardiner, R (4, 1) ERA: 3.76 Storm Davis, R (7, 1) ERA: 4.07	1.1 L 11 6 6 6 1 1 0 0 0 0 0 21 31 40.50 5.250	0.0 4 2 1 1 0 2 0 0 0 0 0 6 14 ∞ ∞	1.2 10 6 6 6 2 0 0 0 0 0 2 21 34 32.40 3.600	3.0 15 4 3 1 0 1 0 0 0 0 0 31 42 3.00 1.667	1.0 8 4 3 3 2 1 0 0 0 1 1 14 26 27.00 5.000	Buddy Groom, L (8, 1) ERA: 3.86	2.0 9 2 2 2 3 0 0 1 0 0 0 1 21 35 9.00 1.000																

BOTTOM

Minnesota Twins @ Detroit Tigers
 Tiger Stadium, Detroit, MI
 Sat Jun 04 1994, 3:33 AM EDT
 Att. 23,780 - Sunny - 74 F

livebaseballscorecards.com

AB	39
R	7
H	10
RBI	7
BB	5
SO	5
LOB	29



WP: 0	PA: 46
PB: 0	SB: 0
CS: 0	

AB R H RBI BB SO LOB

2	0	0	0	0	0	0
4	1	1	0	0	0	3
2	0	0	0	0	0	0
3	2	3	3	0	0	0
3	0	1	1	1	1	1
4	1	2	0	0	0	2
1	1	1	1	0	0	0
3	1	0	0	2	2	2
5	0	2	0	0	0	5
3	0	0	1	1	0	5
4	0	0	1	1	1	7
5	1	0	0	0	1	4

Batter	1	2	3	4	5	6	7	8	9
Tony Phillips, S (1, 7) OBP: 0.411, SLG: 0.431 Skeeter Barnes, R (4, 7) OBP: 0.417, SLG: 0.667	1-2 L8		1-2 G1-4-3		2-2 3B 1B		0-1 F7	1-0 F9	0-1 G5-3
Lou Whitaker, L (1, 4) OBP: 0.365, SLG: 0.537 Juan Samuel, R (4, 4) OBP: 0.372, SLG: 0.553	3-1 G3-1		1-2 L8		0-1 1-H 3B		3-1 HR	2-2 1-H SF9 3B	
Travis Fryman, R (1, 5) OBP: 0.351, SLG: 0.500	4-1 1B BB		3-3 K		3-2 F9		0-0 BB E FC1-2 1B	2-2 SF9	
Kirk Gibson, L (1, 10) OBP: 0.363, SLG: 0.534 Alan Trammell, R (8, PH) OBP: 0.377, SLG: 0.474	3-1 1-2 1B			2-2 BB 1B	2-2 F8		0-1 FC1-2 BB HBP	1-0 HR	
Mickey Tettleton, S (1, 3) OBP: 0.449, SLG: 0.506	3-3 K			4-2 1-2 BB		0-1 E4 1B G4-3	4-2 HBP FC1-2 BB	3-3 K	
Junior Felix, S (1, 9) OBP: 0.380, SLG: 0.595		1-2 1B		0-0 P5		0-0 E9 1B G4-3	0-0 FC1-2 HBP	1-0 P2	
Chris Gomez, R (1, 6) OBP: 0.372, SLG: 0.470		2-1 F8		1-0 F7		1-1 G5-3	2-0 HBP	4-0 G6-3 BB BB	
Chad Kreuter, S (1, 2) OBP: 0.327, SLG: 0.250		3-3 K		2-2 P3		1-1 G4-3	0-0 F9	4-0 G6-3 BB	
Danny Bautista, R (1, 8) OBP: 0.254, SLG: 0.406		1-3 K			0-1 G6-3	2-0 F9		0-0 E6 3B	2-1 G6-3

Inning Stats	R: 0	H: 1	E: 0	K: 1	S: 12	LOB: 2	BB: 1	P: 26	R: 0	H: 1	E: 0	K: 2	S: 13	LOB: 1	BB: 0	P: 20	R: 0	H: 0	E: 0	K: 1	S: 12	LOB: 0	BB: 0	P: 17	R: 0	H: 1	E: 0	K: 0	S: 13	LOB: 2	BB: 1	P: 22	R: 1	H: 2	E: 0	K: 0	S: 13	LOB: 1	BB: 0	P: 20	R: 1	H: 1	E: 2	K: 0	S: 8	LOB: 1	BB: 0	P: 12	R: 2	H: 2	E: 1	K: 0	S: 12	LOB: 3	BB: 1	P: 21	R: 3	H: 2	E: 1	K: 1	S: 16	LOB: 0	BB: 0	P: 25	R: 0	H: 0	E: 0	K: 0	S: 5	LOB: 2	BB: 2	P: 16	1B: 6	SF: 1	2B: 0	SAC: 0	3B: 2	DP: 0	HR: 2	HBP: 1	WP: 0	PA: 46
--------------	------	------	------	------	-------	--------	-------	-------	------	------	------	------	-------	--------	-------	-------	------	------	------	------	-------	--------	-------	-------	------	------	------	------	-------	--------	-------	-------	------	------	------	------	-------	--------	-------	-------	------	------	------	------	------	--------	-------	-------	------	------	------	------	-------	--------	-------	-------	------	------	------	------	-------	--------	-------	-------	------	------	------	------	------	--------	-------	-------	-------	-------	-------	--------	-------	-------	-------	--------	-------	--------

PITCHER	IP	WLS	BF	H	R	ER	SO	BB	IBB	HBP	BLK	WP	HR	S	P	ERA	WHIP
Pat Mahomes, R (1, 1) ERA: 4.96	6.1	W	32	8	4	2	4	3	0	0	0	0	1	81	134	2.84	1.737
Mark Guthrie, L (7, 1) ERA: 8.54	1.2		9	2	3	0	1	0	0	1	0	0	1	18	29	0.00	1.200
Brett Merriman, R (9, 1) ERA: 5.11	1.0		5	0	0	0	0	2	0	0	0	0	0	5	16	0.00	2.000

Batter	1	2	3	4	5	6	7	8	9	AB R H RBI BB SO LOB	TOP											
Chuck Knoblauch, R (1, 4) OBP: 0.392, SLG: 0.517	0-2 HR		2-0 F8			1-1 F7		2-2 HR		4 2 2 2 0 0 0	Minnesota Twins @ Detroit Tigers Tiger Stadium, Detroit, MI Sun Jun 05 1994, 3:33 AM EDT Att. 25,205 - Sunny - 80 F											
Alex Cole, L (1, 8) OBP: 0.408, SLG: 0.453	1-0 F8		0-1 G3-1			1-0 L9		1-0 1B		4 0 1 0 0 0 0												
Kirby Puckett, R (1, 9) OBP: 0.365, SLG: 0.493	3-2 P4				0-0 G6-3	1-0 F8		1-1 P3		4 0 0 0 0 0 1												
Kent Hrbek, L (1, 3) OBP: 0.381, SLG: 0.380	0-0 G4-3				2-2 G3-1		0-1 G3-1	1-1 F8		4 0 0 0 0 0 0												
Dave Winfield, R (1, 10) OBP: 0.330, SLG: 0.420					2-2 G6-3		1-0 G4-3	1-2 F9		4 0 0 0 0 0 0												
Pedro Munoz, R (1, 7) OBP: 0.355, SLG: 0.505						0-0 P3		4-2 BB		3 1 1 1 1 0 0												
Scott Leius, R (1, 5) OBP: 0.327, SLG: 0.440					0-1 G3		0-2 G6-3	0-0 L7		3 0 1 0 1 0 1												
Matt Walbeck, S (1, 2) OBP: 0.264, SLG: 0.293						0-0 G3		1-0 G1-4-3		3 0 1 0 0 0 1												
Pat Meares, R (1, 6) OBP: 0.333, SLG: 0.349					0-1 G6-3			0-1 F8		3 0 0 0 0 0 1												
Inning Stats	R: 1 E: 0 K: 0 S: 10	H: 1 LOB: 0 BB: 0 P: 14	R: 0 E: 0 K: 0 S: 8	H: 1 LOB: 1 BB: 1 P: 15	R: 0 E: 0 K: 0 S: 4	H: 0 LOB: 0 BB: 0 P: 7	R: 0 E: 0 K: 0 S: 8	H: 0 LOB: 0 BB: 0 P: 12	R: 0 E: 0 K: 0 S: 6	H: 1 LOB: 1 BB: 0 P: 6	R: 0 E: 0 K: 0 S: 4	H: 0 LOB: 0 BB: 0 P: 7	R: 1 E: 0 K: 0 S: 9	H: 1 LOB: 0 BB: 0 P: 12	R: 1 E: 0 K: 0 S: 9	H: 2 LOB: 1 BB: 0 P: 14	R: 0 E: 0 K: 0 S: 10	H: 0 LOB: 1 BB: 1 P: 16	1B: 2 2B: 1 3B: 0 HR: 3	SF: 0 SAC: 0 DP: 0 HBP: 0	WP: 0 PB: 0 SB: 1 CS: 1	PA: 35
PITCHER Mike Moore, R (1, 1) ERA: 5.58	IP 9.0 WLS W BF 34 H 6 R 3 ER 3 SO 0 BB 2 IBB 0 HBP 0 BLK 0 WP 0 HR 3 S 68 P 103 ERA 3.00 WHIP 0.889											PITCHER IP WLS BF H R ER SO BB IBB HBP BLK WP HR S P ERA WHIP										

livebaseballscorecards.com

AB	32
R	3
H	6
RBI	3
BB	2
SO	0
LOB	4



Batter	1	2	3	4	5	6	7	8	9
Tony Phillips, S OBP: 0.416, SLG: 0.463 (1, 7)	1-1 HR		4-2 BB		3-1 G3-1			2-1 HR	
Lou Whitaker, L OBP: 0.369, SLG: 0.532 (1, 4)	0-0 G4-3		1-3 K			0-0 FC3-6 1B		4-0 1B E BB	
Travis Fryman, R OBP: 0.350, SLG: 0.495 (1, 5)	1-2 F9		1-3 K			1-1 FC3-6 1B		0-0 F8	
Cecil Fielder, R OBP: 0.361, SLG: 0.552 (1, 3)	0-0 F9			2-1 F8		1-3 K		1-2 E8 2B 1B	
Skeeter Barnes, R OBP: 0.417, SLG: 0.667 (8, PR) (9, 3)									
Kirk Gibson, L OBP: 0.366, SLG: 0.550 (1, 10)		3-1 G3		1-1 HR		0-0 FC3-6		4-0 2B IBB	
Mickey Tettleton, S OBP: 0.441, SLG: 0.494 (1, 2)		3-3 K		2-1 G3-1		3-3 K		2-2 F7	
Junior Felix, S OBP: 0.375, SLG: 0.591 (1, 9)		0-0 G4-3		1-0 G6-3			0-0 G3-1	2-2 2B	
Alan Trammell, R OBP: 0.367, SLG: 0.460 (1, 6)			0-1 G5-3		2-2 F9		2-3 K	1-2 G6-3	
Danny Bautista, R OBP: 0.257, SLG: 0.403 (1, 8)			2-1 WP 1B		0-3 K		1-1 G6-3		

Inning Stats	R: 1	H: 1	E: 0	LOB: 0	K: 0	S: 7	R: 0	H: 0	E: 0	LOB: 0	K: 1	S: 6	R: 0	H: 1	E: 0	LOB: 2	K: 2	S: 12	R: 1	H: 1	E: 0	LOB: 0	K: 0	S: 7	R: 0	H: 0	E: 0	LOB: 0	K: 1	S: 13	R: 0	H: 2	E: 0	LOB: 2	K: 2	S: 10	R: 0	H: 0	E: 0	LOB: 0	K: 1	S: 6	R: 3	H: 3	E: 1	LOB: 2	K: 0	S: 17
	7	9	7	0	0	9	4	12	3	0	6	12	4	0	0	2	15	10	10	0	0	0	0	0	15	0	0	0	0	0	18	0	2	10	0	9	0	0	0	0	0	0	0	33				


PITCHER	IP	WLS	BF	H	R	ER	SO	BB	IBB	HBP	BLK	WP	HR	S	P	ERA	WHIP
Scott Erickson, R ERA: 5.1 (1, 1)	7.0	L	29	6	4	4	7	2	0	0	0	1	3	63	104	5.14	1.143
Carl Willis, R ERA: 6.34 (8, 1)	1.0		6	2	1	1	0	0	1	0	0	0	0	15	25	9.00	2.000

MINNESOTA TWINS @ DETROIT TIGERS
Tiger Stadium, Detroit, MI
 Sun Jun 05 1994, 3:33 AM EDT
 Att. 25,205 - Sunny - 80 F

AB	R	H	RBI	BB	SO	LOB
3	2	2	2	1	0	0
3	1	1	0	1	1	2
4	0	1	0	0	1	3
4	0	1	0	0	1	2
0	1	0	0	0	0	0
3	1	1	1	1	0	2
4	0	0	0	0	2	4
4	0	1	1	0	0	0
4	0	0	0	0	1	2
3	0	1	0	0	1	0

AB	32
R	5
H	8
RBI	4
BB	3
SO	7
LOB	15

WP: 1 PA: 35
 PB: 0
 SB: 0
 CS: 0



PITCHER	IP	WLS	BF	H	R	ER	SO	BB	IBB	HBP	BLK	WP	HR	S	P	ERA	WHIP
Scott Erickson, R ERA: 5.1 (1, 1)	7.0	L	29	6	4	4	7	2	0	0	0	1	3	63	104	5.14	1.143
Carl Willis, R ERA: 6.34 (8, 1)	1.0		6	2	1	1	0	0	1	0	0	0	0	15	25	9.00	2.000

Minnesota Twins @ California Angels
 Anaheim Stadium, Anaheim, CA

Mon Jun 06 1994, 10:05 PM EDT
 Att. 20,405 - Unknown - 73 F

livebaseballscorecards.com

AB	38
R	8
H	10
RBI	8
BB	4
SO	7
LOB	14



WP	2	PA	43
PB	0		
SB	1		
CS	0		

AB R H RBI BB SO LOB

4	0	0	0	1	1	0
5	2	2	0	0	1	2
5	2	2	2	0	2	1
4	2	2	0	1	1	0
3	1	1	1	2	1	1
4	0	1	2	0	0	4
5	1	2	3	0	0	4
4	0	0	0	0	0	2
4	0	0	0	0	1	0

Batter	1	2	3	4	5	6	7	8	9
Chuck Knoblauch, R (1, 4) OBP: 0.388, SLG: 0.507	1-2 F8	2-1 F7		3-3 K		1-1 E5		4-1 BB	
Alex Cole, L (1, 8) OBP: 0.408, SLG: 0.452	1-2 1B BB 1B		0-2 S HR 1B	2-2 G1-3		0-0 G4-3		0-3 K	
Kirby Puckett, R (1, 9) OBP: 0.366, SLG: 0.505	1 SAFE 1 SAFE 1 SAFE 1 SAFE 1 SAFE	3-0 BB BB FC5-4 1B	1 SAFE 1 SAFE 1 SAFE 1 SAFE 2 SAFE	1-2 HR	1-3 K		1-1 G6-3	3-3 K	
Kent Hrbek, L (1, 3) OBP: 0.390, SLG: 0.385	B 1 SAFE 1 SAFE 1 SAFE	4-0 FC5-4 BB 1-2 BB	2-2 2B G4-3 1B		2-0 L4		0-0 1B 1B	1-3 K	
Shane Mack, R (1, 7) OBP: 0.405, SLG: 0.596	C 1 SAFE 1 SAFE 1 SAFE 1 SAFE	4-2 FC5-4 BB 1-2 BB	0-2 G4-3 HR 1-3 2B		1-0 G5-3		1-3 K	4-2 WP BB	
Pedro Munoz, R (1, 10) OBP: 0.357, SLG: 0.495	F X	0-1 FC5-4	1-0 G4-3		2-2 WP HBP		1-0 1B 1B	1-1 P4	
Scott Leius, R (1, 5) OBP: 0.329, SLG: 0.458	C 1 SAFE 1 SAFE 1 SAFE 1 SAFE	1-2 F9	1-2 HR		3-2 G6-3		3-1 1B	3-2 P5	
Matt Walbeck, S (1, 2) OBP: 0.258, SLG: 0.286		1-0 G4-3	0-0 F7			0-0 F7		1-1 G3	
Pat Meares, R (1, 6) OBP: 0.324, SLG: 0.338		0-0 G1-3	3-2 P2			0-3 K		1-0 F7	

Inning Stats	R	H	E	K	S	R	H	E	K	S	R	H	E	K	S	R	H	E	K	S	R	H	E	K	S	R	H	E	K	S	R	H	E	K	S	R	H	E	K	S															
	2	2	0	0	17	0	0	0	0	4	5	5	0	0	28	0	0	0	0	13	0	0	0	0	7	0	0	0	0	0	1	3	0	0	11	0	0	0	14	0	0	12	0	0	0	0	21	0	0	0	12	0	0	0	21

PITCHER	IP	WLS	BF	H	R	ER	SO	BB	IBB	HBP	BLK	WP	HR	S	P	ERA	WHIP
Phil Leftwich, R (1, 1) ERA: 4.91	2.0	L	14	6	6	6	0	2	0	0	0	0	1	35	55	27.00	4.000
John Dopson, R (3, 1) ERA: 5.33	5.0		21	4	2	2	4	0	0	1	0	1	1	52	79	3.60	0.800
Mike Butcher, R (8, 1) ERA: 6.89	1.0		4	0	0	0	2	1	0	0	0	0	0	14	22	0.00	1.000
Craig Lefferts, L (9, 1) ERA: 3.57	1.0		4	0	0	0	1	1	0	0	0	1	0	12	21	0.00	1.000


Batter	1	2	3	4	5	6	7	8	9	AB	R	H	RBI	BB	SO	LOB
Spike Owen, S OBP: 0.422, SLG: 0.364 (1, 5)	1-1 1B FC5-2-5-1 2B	1-1 F8		3-2 CS 1-2	2-1 L7	2-1 G6-3			0-1 1B WP 1B	5	1	2	0	0	0	1
Chad Curtis, R OBP: 0.286, SLG: 0.386 (1, 8)	0-0 SF9 2-3 1B	2-0 F8			3-2 2B 2B		4-1 S BB		1-1 L3	4	2	2	0	1	0	2
Tim Salmon, R OBP: 0.395, SLG: 0.540 (1, 9)	2-2 FC5-2-5-1 1-3 3-H		0-0 F9		0-1 1B 2B		1-3 K 1-2		2-2 WP 1B 1B	5	1	2	1	0	1	3
Chili Davis, S OBP: 0.460, SLG: 0.562 (1, 10) Harold Reynolds, S OBP: 0.322, SLG: 0.289 (9, PR)	2-0 SF9 3-H		4-2 BB		1-1 F8 1B 1B		4-0 IBB		0-0 WP 1B	2	0	2	2	2	0	0
Jim Edmonds, L OBP: 0.411, SLG: 0.486 (1, 7)	2-2 F8		1-0 F7		0-2 1B		3-3 K		3-3 K 1-2 2-3 3-H	5	0	1	0	0	2	6
J.T. Snow, L OBP: 0.333, SLG: 0.333 (1, 3)		2-2 SH5-3 2B 1B	1-0 L5		0-1 F8 2-3		1-0 G1-3		3-0 F8	5	1	1	0	0	0	8
Rod Correia, R OBP: 0.375, SLG: 0.167 (1, 4)		1 SAFE 3-1 SH5-3 2B HBP		1-2 F7	0-0 P2		2-2 G6-4-3 HBP			2	1	0	0	0	0	2
Chris Turner, R OBP: 0.203, SLG: 0.147 (1, 2) Jorge Fabregas, L OBP: 0.319, SLG: 0.321 (8, PH) (9, 2)		2 SAFE 1-0 SH5-3 1-2 2-3		2-0 P3		0-1 F8		1-1 G6-4-3 1-2f		2	0	0	0	0	0	0
Gary Disarcina, R OBP: 0.329, SLG: 0.386 (1, 6)		0-0 F8 2B		4-1 CS BB		0-3 K		1-0 G5-3		1	0	0	0	0	0	1

Inning Stats	R: 1	H: 2	E: 0	K: 0	S: 11	LOB: 1	BB: 0	P: 18	R: 2	H: 2	E: 0	K: 0	S: 9	LOB: 1	BB: 0	P: 18	R: 0	H: 0	E: 0	K: 0	S: 5	LOB: 1	BB: 1	P: 11	R: 0	H: 0	E: 0	K: 0	S: 9	LOB: 0	BB: 1	P: 19	R: 2	H: 4	E: 0	K: 0	S: 15	LOB: 2	BB: 0	P: 21	R: 0	H: 0	E: 0	K: 1	S: 7	LOB: 0	BB: 0	P: 9	R: 0	H: 0	E: 0	K: 2	S: 10	LOB: 2	BB: 2	P: 22	R: 0	H: 0	E: 0	K: 0	S: 6	LOB: 0	BB: 0	P: 10	R: 1	H: 3	E: 0	K: 1	S: 13	LOB: 3	BB: 0	P: 22	1B: 7	2B: 4	3B: 0	HR: 0	SF: 1	SAC: 1	DP: 1	HBP: 2
--------------	------	------	------	------	-------	--------	-------	-------	------	------	------	------	------	--------	-------	-------	------	------	------	------	------	--------	-------	-------	------	------	------	------	------	--------	-------	-------	------	------	------	------	-------	--------	-------	-------	------	------	------	------	------	--------	-------	------	------	------	------	------	-------	--------	-------	-------	------	------	------	------	------	--------	-------	-------	------	------	------	------	-------	--------	-------	-------	-------	-------	-------	-------	-------	--------	-------	--------

PITCHER	IP	WLS	BF	H	R	ER	SO	BB	IBB	HBP	BLK	WP	HR	S	P	ERA	WHIP
22 Carlos Pulido, L ERA: 5.8 (1, 1)	4.1		21	6	5	5	0	2	2	0	0	0	0	41	78	10.38	1.846
Dave Stevens, R ERA: 9.75 (5, 1)	2.0		10	2	0	0	2	1	1	0	0	0	0	21	32	0.00	1.500
Mark Guthrie, L ERA: 8.33 (7, 1)	0.2	W	2	0	0	0	1	0	0	0	0	0	0	4	8	0.00	0.000
Brett Merriman, R ERA: 4.73 (8, 1)	1.0		3	0	0	0	0	0	0	1	0	0	0	6	10	0.00	0.000
Rick Aguilera, R ERA: 5.49 (9, 1)	1.0	S	6	3	1	1	1	0	0	0	0	1	0	13	22	9.00	3.000

Minnesota Twins @ California Angels
Anaheim Stadium, Anaheim, CA
 Tue Jun 07 1994, 10:05 PM EDT
 Att: 16,045 - Unknown - 73 F

AB	34
R	6
H	11
RBI	5
BB	4
SO	4
LOB	23



WP	PA	ERA	WHIP
1	43		

Batter	1	2	3	4	5	6	7	8	9	AB R H RBI BB SO LOB	TOP		
Chuck Knoblauch, R (1, 4) OBP: 0.387, SLG: 0.498 	2-3 		0-0 		2-1 		1-1 		1-2 	5 0 2 2 0 1 1			
Shane Mack, R (1, 8) OBP: 0.394, SLG: 0.558 	1-1 		1-2 		4-1 			2-3 	2-3 	4 0 0 0 1 2 2			
Kirby Puckett, R (1, 9) OBP: 0.365, SLG: 0.500 	1-0 			1-2 	1-3 			0-0 		4 0 0 0 0 1 2			
Dave Winfield, R (1, 10) OBP: 0.330, SLG: 0.409 		1-3 		0-1 		2-2 		2-2 		4 0 0 0 0 1 0			
Pedro Munoz, R (1, 7) OBP: 0.339, SLG: 0.468 Alex Cole, L (9, PH) OBP: 0.412, SLG: 0.456 		2-3 		2-2 		2-3 		0-0 	0-0 	3 0 0 0 0 2 0 1 1 1 0 0 0 0			
Scott Leius, R (1, 5) OBP: 0.335, SLG: 0.475 		3-2 		4-2 	3-2 	3-2 		1-1 	1-1 	3 1 0 0 1 0 1			
Dave McCarty, R (1, 3) OBP: 0.333, SLG: 0.412 Chip Hale, L (9, PH) OBP: 0.359, SLG: 0.333 		0-2 		2-1 	1-2 		3-3 	1-0 	1-0 	3 1 2 0 0 1 0 1 1 1 1 0 0 0			
Matt Walbeck, S (1, 2) OBP: 0.262, SLG: 0.289 		2-2 		1-1 	1-1 		0-0 	0-0 	0-0 	4 0 1 0 0 0 5			
Pat Meares, R (1, 6) OBP: 0.325, SLG: 0.333 Kent Hrbek, L (9, PH) OBP: 0.397, SLG: 0.388 Jeff Reboulet, R (9, PR) OBP: 0.316, SLG: 0.333 		1-3 		1-2 	1-2 		0-1 	2-2 	2-2 	3 0 0 0 0 1 3 1 0 1 1 0 0 0 0 0 0 0 0 0 0			
Inning Stats	R: 0 H: 0 E: 0 LOB: 0 K: 1 BB: 0 S: 6 P: 10	R: 0 H: 1 E: 1 LOB: 2 K: 2 BB: 0 S: 17 P: 25	R: 0 H: 0 E: 0 LOB: 0 K: 1 BB: 0 S: 7 P: 9	R: 0 H: 0 E: 0 LOB: 0 K: 0 BB: 0 S: 8 P: 11	R: 2 H: 2 E: 0 LOB: 2 K: 1 BB: 2 S: 17 P: 32	R: 0 H: 0 E: 0 LOB: 0 K: 1 BB: 0 S: 9 P: 16	R: 0 H: 1 E: 0 LOB: 1 K: 1 BB: 0 S: 9 P: 13	R: 0 H: 0 E: 0 LOB: 0 K: 1 BB: 0 S: 7 P: 11	R: 2 H: 4 E: 0 LOB: 3 K: 1 BB: 0 S: 14 P: 21	1B: 8 SF: 0 2B: 0 SAC: 0 3B: 0 DP: 0 HR: 0 HBP: 0	WP: 0 PA: 38 PB: 0 SB: 4 CS: 0		
PITCHER	IP WLS BF H R ER SO BB IBB HBP BLK WP HR S P ERA WHIP											PITCHER	IP WLS BF H R ER SO BB IBB HBP BLK WP HR S P ERA WHIP
Mark Langston, L (1, 1) ERA: 5.49	7.0 W 28 4 2 2 7 2 0 0 0 0 0 0 73 116 2.57 0.857												
Mike Butcher, R (8, 1) ERA: 6.11	1.0 3 0 0 0 1 0 0 0 0 0 0 0 7 11 0.00 0.000												
Joe Grahe, R (9, 1) ERA: 6.31	1.0 S 7 4 2 2 1 0 0 0 0 0 0 0 14 21 18.00 4.000												

Minnesota Twins @ California Angels
 Anaheim Stadium, Anaheim, CA

Wed Jun 08 1994, 6:33 AM EDT
 Att. 23,064 - Sunny - 83 F

AB	36
R	4
H	8
RBI	4
BB	2
SO	9
LOB	14



livebaseballscorecards.com

Batter	1	2	3	4	5	6	7	8	9
Spike Owen, S OBP: 0.437, SLG: 0.435 (1, 5)	2-1 HR	0-1 2B			3-2 F9		4-0 HBP BB		
Chad Curtis, R OBP: 0.290, SLG: 0.385 (1, 8)	3-2 HR 1B	1-0 P6			0-0 B1-3		2-2 FC6-4 HBP		
Tim Salmon, R OBP: 0.369, SLG: 0.531 (1, 9)	3-3 K	1-1 G5-3			1-2 G5-3		1-0 FC6-4		
Chili Davis, S OBP: 0.457, SLG: 0.553 (1, 10)	2-3 K		2-1 G6-3			3-3 K		4-0 SH1-3 BB	
Harold Reynolds, S OBP: 0.322, SLG: 0.289 (8, PR)	1-2 K								
Bo Jackson, R OBP: 0.361, SLG: 0.523 (1, 7)	2-1 HR		3-1 G1-6-3 1B			2-3 K		0-0 SH1-3	
Jim Edmonds, L OBP: 0.411, SLG: 0.486 (7, 7)	2-H HR							1-2 K	
J.T. Snow, L OBP: 0.273, SLG: 0.273 (1, 3)	1-0 F9		0-0 G1-6-3			1-3 K		0-3 K	
Rod Correia, R OBP: 0.333, SLG: 0.200 (1, 4)		1-0 P3			2-2 G6-3		2-2 HBP G5-3 1B	2-1 F8	
Chris Turner, R OBP: 0.206, SLG: 0.143 (1, 2)		4-2 1B 2B BB			1-2 G6-3		0-0 B2		
Gary Disarcina, R OBP: 0.329, SLG: 0.385 (1, 6)		1-0 2B 1B			0-0 G4-3		1-2 G5-3		

Inning Stats	R: 3	H: 3	LOB: 0	K: 2	S: 16	R: 2	H: 2	LOB: 1	K: 0	S: 10	R: 0	H: 1	LOB: 0	K: 0	S: 5	R: 0	H: 0	LOB: 0	K: 0	S: 7	R: 0	H: 0	LOB: 0	K: 3	S: 9	R: 0	H: 1	LOB: 3	K: 0	S: 10	R: 0	H: 0	LOB: 2	K: 1	S: 6


PITCHER	IP	WLS	BF	H	R	ER	SO	BB	IBB	HBP	BLK	WP	HR	S	P	ERA	WHIP
Jim Deshaies, L ERA: 6.91 (1, 1)	6.2	L	27	7	5	5	5	1	0	0	0	0	2	61	102	6.75	1.200
Brett Merriman, R ERA: 4.73 (7, 1)	0.0		2	0	0	0	0	1	0	1	0	0	0	2	8	∞	∞
Carl Willis, R ERA: 6.27 (7, 1)	0.1		1	0	0	0	0	0	0	0	0	0	0	1	2	0.00	0.000
Larry Casian, L ERA: 6.37 (8, 1)	1.0		4	0	0	0	1	1	0	0	0	0	0	6	12	0.00	1.000

BOTTOM

Minnesota Twins @ California Angels
Anaheim Stadium, Anaheim, CA

Wed Jun 08 1994, 6:33 AM EDT
Att. 23,064 - Sunny - 83 F

AB	29
R	5
H	7
RBI	5
BB	3
SO	6
LOB	14



1B: 4	SF: 0	WP: 0	PA: 34
2B: 1	SAC: 1	PB: 0	
3B: 0	DP: 1	SB: 1	
HR: 2	HBP: 1	CS: 0	

livebaseballscorecards.com

Batter	1	2	3	4	5	6	7	8	9	AB R H RBI BB SO LOB	TOP	
Tim Raines, S (1, 7) OBP: 0.371, SLG: 0.415	1-0 	4-2 			0-2 		3-2 		3-2 	4 1 1 0 1 0 0	Chicago White Sox @ Minnesota Twins Hubert H. Humphrey Metrodome, Minneapolis, MN Thu Jun 09 1994, 8:05 PM EDT Att. 21,629 - Dome	
Joey Cora, S (1, 4) OBP: 0.352, SLG: 0.368	1-2 	0-2 			4-2 		2-2 			3 0 2 2 1 0 0		
Frank Thomas, R (1, 3) OBP: 0.508, SLG: 0.770	1-1 	0-0 			1 SAFE 2-3 		0-1 			4 0 0 0 0 1 4		
Julio Franco, R (1, 10) OBP: 0.374, SLG: 0.488	1-1 				1 SAFE 2-3 			4-2 		3 0 0 0 1 1 1		
Robin Ventura, L (1, 5) OBP: 0.385, SLG: 0.503		4-1 			1-2 		1-2 		2-0 			3 0 0 0 1 0 1
Darin Jackson, R (1, 9) OBP: 0.369, SLG: 0.524		1-1 			1-3 		1-0 		1-3 			4 0 1 0 0 2 2
Lance Johnson, L (1, 8) OBP: 0.306, SLG: 0.357		1-0 			0-0 		2-1 		0-3 			4 1 2 0 0 1 1
Ron Karkovics, R (1, 2) OBP: 0.378, SLG: 0.432		4-2 			3-2 		4-0 		3-3 			2 1 0 0 2 1 0
Ozzie Guillen, L (1, 6) OBP: 0.304, SLG: 0.343		1-1 			1-2 		1-2 		1-3 			4 1 1 1 0 1 2
Inning Stats	R: 1 H: 2 E: 0 LOB: 0 K: 0 BB: 0 S: 8 P: 12	R: 3 H: 3 E: 0 LOB: 2 K: 0 BB: 3 S: 14 P: 29	R: 0 H: 0 E: 0 LOB: 0 K: 1 BB: 0 S: 11 P: 17	R: 0 H: 0 E: 0 LOB: 0 K: 0 BB: 0 S: 9 P: 13	R: 0 H: 0 E: 0 LOB: 1 K: 2 BB: 1 S: 11 P: 19	R: 0 H: 2 E: 0 LOB: 2 K: 0 BB: 1 S: 11 P: 20	R: 0 H: 0 E: 0 LOB: 0 K: 2 BB: 0 S: 9 P: 14	R: 0 H: 0 E: 0 LOB: 1 K: 2 BB: 1 S: 10 P: 17	R: 0 H: 0 E: 0 LOB: 0 K: 2 BB: 0 S: 12 P: 19	1B: 6 SF: 0 2B: 1 SAC: 0 3B: 0 DP: 2 HR: 0 HBP: 0	WP: 0 PA: 37 PB: 0 SB: 1 CS: 0	
PITCHER Pat Mahomes, R (1, 1) ERA: 5.08 Mark Guthrie, L (6, 1) ERA: 7.42	IP WLS BF H R ER SO BB IBB HBP BLK WP HR S P ERA WHIP 5.2 W 26 7 4 4 3 5 0 0 0 0 0 61 106 6.35 2.118											PITCHER IP WLS BF H R ER SO BB IBB HBP BLK WP HR S P ERA WHIP 3.1 S 11 0 0 0 4 1 0 0 0 0 0 34 54 0.00 0.300

livebaseballscorecards.com

AB	31
R	4
H	7
RBI	3
BB	6
SO	7
LOB	11



Batter	1	2	3	4	5	6	7	8	9	AB	R	H	RBI	BB	SO	LOB
Chuck Knoblauch, R <small>(1, 4) OBP: 0.389, SLG: 0.498</small>	2-2 1B	2-1 G5-3 1-2 2-3f		1-1 G5-3		1-1 2-H 1B				4	1	2	1	0	0	2
Alex Cole, L <small>(1, 8) OBP: 0.413, SLG: 0.457</small>	0-0 E5 1-3 2B 1B	1-0 2-3 1B			0-0 P3		1-2 F7			4	1	2	0	0	0	0
Kirby Puckett, R <small>(1, 9) OBP: 0.371, SLG: 0.535</small>	0-0 G4-3 1-H FC5-2 2B	3-2 G4-3 1-2			1-0 HR		2-2 HR			4	2	3	4	0	0	2
Kent Hrbek, L <small>(1, 3) OBP: 0.392, SLG: 0.382</small>	3-2 G4-3 2-3		2-0 P3		2-1 F9		1-2 1B			4	0	1	0	0	0	1
Dave Winfield, R <small>(1, 10) OBP: 0.329, SLG: 0.411</small>	1-2 FC5-2 CS 3-H		1-2 2B		0-2 G5-3		1-2 F8			4	0	1	0	0	0	2
Shane Mack, R <small>(1, 7) OBP: 0.397, SLG: 0.564</small>	2-1 CS 1-2	3-2 HR 1B	0-2 K		0-0 G4-3 2B 2B		2-3 K			4	2	2	0	0	2	2
Scott Leius, R <small>(1, 5) OBP: 0.339, SLG: 0.494</small>		2-0 HR 1B	1-2 G1-3		2-2 G4-3 2-3		2-2 HR 1B			4	1	2	2	0	0	2
Matt Walbeck, S <small>(1, 2) OBP: 0.267, SLG: 0.299</small>		1-2 G5-3 1B 1B		1-0 F7		0-0 1B 2B		1-3 K		4	1	2	1	0	1	1
Jeff Reboulet, R <small>(1, 6) OBP: 0.313, SLG: 0.329</small>		0-1 1B G5-3 1B		3-2 P4		3-3 K		0-1 G6-3 1-2f		4	0	1	0	0	1	2

Inning Stats	R	H	3	R	H	5	R	H	1	R	H	0	R	H	3	R	H	2	R	H	1	R	H	1	R	H	0	R	H	1	R	H	0
	2	3	LOB: 0	2	5	LOB: 2	0	1	LOB: 1	1	3	LOB: 1	0	2	3	LOB: 1	2	2	0	2	1	2	1	0	0	0	0	0	0	0	0	0	0
	12	20	BB: 0	17	29	BB: 0	10	14	BB: 0	10	16	BB: 0	17	24	BB: 0	17	24	BB: 0	17	24	BB: 0	17	24	BB: 0	17	24	BB: 0	17	24	BB: 0	17	24	

PITCHER	IP	WLS	BF	H	R	ER	SO	BB	IBB	HBP	BLK	WP	HR	S	P	ERA	WHIP
Scott Sanderson, R <small>ERA: 4.43</small>	(1, 1)	5.1	26	12	7	7	1	0	0	0	0	0	2	58	92	11.81	2.250
Dane Johnson, R <small>ERA: 3.0</small>	(6, 1)	0.2	2	1	0	0	1	0	0	0	0	0	0	5	9	0.00	1.500
Dennis Cook, L <small>ERA: 5.21</small>	(7, 1)	1.0	5	2	1	1	1	0	0	0	0	0	1	17	24	9.00	2.000
Roberto Hernandez, R <small>ERA: 4.09</small>	(8, 1)	1.0	3	1	0	0	1	0	0	0	0	0	0	8	11	0.00	1.000

BOTTOM

Chicago White Sox @ Minnesota Twins
 Hubert H. Humphrey Metrodome, Minneapolis, MN

Thu Jun 09 1994, 8:05 PM EDT
 Att. 21,629 - Dome

AB	36
R	8
H	16
RBI	8
BB	0
SO	4
LOB	14

WP	HR	S	P	ERA	WHIP
0	0	2	1	0.00	1.500
0	0	1	1	9.00	2.000
0	0	1	1	0.00	1.000

Batter	1	2	3	4	5	6	7	8	9	10	AB R H RBI BB SO LOB	TOP														
Tim Raines, S OBP: 0.367, SLG: 0.410 (1, 7)	2-3 		2-2 G4-3 	0-1 L4 		3-1 L1-3-4 			2-1 		5 1 1 0 0 1 2	Chicago White Sox @ Minnesota Twins Hubert H. Humphrey Metrodome, Minneapolis, MN Fri Jun 10 1994, 8:05 PM EDT Att. 27,401 - Dome														
Joey Cora, S OBP: 0.348, SLG: 0.364 (1, 4)	0-0 G4-3 		3-2 G4-3 		0-0 G4-3 		2-2 F7 		0-1 SAFE 		5 0 1 0 0 0 0															
Frank Thomas, R OBP: 0.513, SLG: 0.786 (1, 3)	0-1 		1-2 		3-1 		2-3 		3-2 		5 2 4 2 0 1 0															
Julio Franco, R OBP: 0.375, SLG: 0.484 (1, 10)	1-3 K 		1-0 		3-1 		3-2 G6-3 		1-3 		4 1 1 0 0 2 3															
Robin Ventura, L OBP: 0.386, SLG: 0.503 (1, 5)	4-1 		1-2 F7 		2-1 G6-3 		2-1 F8 		1-2 F7 		4 1 1 2 1 0 1															
Darrin Jackson, R OBP: 0.365, SLG: 0.516 (1, 9)	2-2 FC5-4 			3-1 G6-3 		1-2 G6-3 		0-1 G6-3 		0-0 			5 0 1 0 0 0 4													
Lance Johnson, L OBP: 0.308, SLG: 0.362 (1, 8)		0-0 G4-3 		1-1 		0-0 		3-1 F7 		0-0 F8 			5 1 2 1 0 0 1													
Michael LaValliere, L OBP: 0.420, SLG: 0.357 (1, 2)		1-1 G1-3 		0-0 		1 SAFE PO 		2-3 		1-2 P5 			4 0 1 1 0 1 0													
Ozzie Guillen, L OBP: 0.303, SLG: 0.341 (1, 6)		1-0 G4-3 		1-2 F8 		1-1 		1-1 		2-2 F8 			4 0 1 0 0 0 1													
Inning Stats	R: 0 E: 0 K: 2 S: 16	H: 1 LOB: 3 BB: 1 P: 25	R: 0 E: 0 K: 0 S: 4	H: 0 LOB: 0 BB: 0 P: 6	R: 1 E: 0 K: 0 S: 14	H: 2 LOB: 1 BB: 0 P: 22	R: 1 E: 0 K: 0 S: 10	H: 2 LOB: 1 BB: 0 P: 15	R: 3 E: 0 K: 1 S: 7	H: 3 LOB: 0 BB: 0 P: 19	R: 0 E: 0 K: 1 S: 7		H: 1 LOB: 0 BB: 0 P: 13	R: 0 E: 0 K: 1 S: 9	H: 0 LOB: 0 BB: 0 P: 16	R: 0 E: 0 K: 0 S: 6	H: 0 LOB: 0 BB: 0 P: 11	R: 1 E: 0 K: 1 S: 19	H: 3 LOB: 2 BB: 0 P: 28	R: 0 E: 0 K: 0 S: 5	H: 1 LOB: 0 BB: 0 P: 8	1B: 10 2B: 3 3B: 0 HR: 1	SF: 0 SAC: 0 DP: 1 HBP: 1	WP: 1 PB: 0 SB: 1 CS: 1	PA: 45	
PITCHER	IP WLS BF H R ER SO BB IBB HBP BLK WP HR S P ERA WHIP																									
Scott Erickson, R ERA: 5.23 (1, 1)	7.0																									
Larry Casian, L ERA: 6.32 (8, 1)	1.2	7	2	1	1	0	0	0	0	0	0	17	27	5.40	1.200											
Dave Stevens, R ERA: 8.78 (9, 1)	1.1	W 5	2	0	0	1	0	0	0	0	0	13	20	0.00	1.500											

AB	41
R	6
H	13
RBI	6
BB	1
SO	5
LOB	12



Batter	1	2	3	4	5	6	7	8	9	10	AB R H RBI BB SO LOB
Chuck Knoblauch, R OBP: 0.389, SLG: 0.493 (1, 4)	4-1 G6-4-3 BB		3-3 K			0-1 G5-3			2-1 FC4-6 SF7 1B	1-2 F9	4 1 1 1 1 1 2
Alex Cole, L OBP: 0.418, SLG: 0.471 (1, 8)	0-2 F8			4-1 S G6-3 BB		0-3 K			4-2 FC4-6 BB	0-0 HR	3 2 1 2 2 1 1
Kirby Puckett, R OBP: 0.365, SLG: 0.526 (1, 9)	1-0 G6-4-3 1-2f			1-2 G6-3 1-H			0-0 L3		0-2 FC4-6 1B HR		4 1 0 1 0 0 3
Kent Hrbek, L OBP: 0.388, SLG: 0.381 (1, 3)		1-1 F7		3-0 G6-4-3 1B			1-2 G3		1-0 SF7		3 0 1 1 0 0 0
Dave Winfield, R OBP: 0.327, SLG: 0.407 (1, 10)		2-3 K		0-1 G6-4-3 1-2f			0-2 G5-3		0-0 HR 1B		4 1 1 0 0 1 1
Shane Mack, R OBP: 0.393, SLG: 0.579 (1, 7)		0-2 G1-3			0-3 K			0-0 B1-3	1-0 HR		4 1 1 3 0 1 0
Scott Leius, R OBP: 0.332, SLG: 0.482 (1, 5)			1-0 G6-3		1-1 G4-3			1-1 G5-3	1-3 K		4 0 0 0 0 1 0
Matt Walbeck, S OBP: 0.267, SLG: 0.304 (1, 2)			1-1 K 2B		3-2 G4-3			0-3 K		1-0 F7	4 0 1 0 0 1 0
Pat Meares, R OBP: 0.321, SLG: 0.329 (1, 6)			2-2 P6			1-3 K			1-1 1B	0-0 HR	2 0 0 0 0 1 1
Chip Hale, L OBP: 0.367, SLG: 0.358 (9, PH)											1 1 1 0 0 0 0
Jeff Reboulet, R OBP: 0.321, SLG: 0.338 (10, 6)											1 1 1 0 0 0 0

Inning Stats	R: 0	H: 0	E: 0	K: 0	S: 5	R: 0	H: 0	E: 0	K: 1	S: 10	R: 0	H: 1	E: 0	K: 1	S: 9	R: 1	H: 1	E: 0	K: 0	S: 7	R: 0	H: 0	E: 0	K: 1	S: 8	R: 0	H: 0	E: 0	K: 2	S: 8	R: 0	H: 0	E: 0	K: 0	S: 7	R: 0	H: 0	E: 0	K: 1	S: 6	R: 5	H: 4	E: 0	K: 15	S: 15	R: 2	H: 2	E: 0	K: 0	S: 6	1B: 4	SF: 1	2B: 2	3B: 0	HR: 2
--------------	------	------	------	------	------	------	------	------	------	-------	------	------	------	------	------	------	------	------	------	------	------	------	------	------	------	------	------	------	------	------	------	------	------	------	------	------	------	------	------	------	------	------	------	-------	-------	------	------	------	------	------	-------	-------	-------	-------	-------

PITCHER	IP	WLS	BF	H	R	ER	SO	BB	IBB	HBP	BLK	WP	HR	S	P	ERA	WHIP
Jack McDowell, R ERA: 5.53 (1, 1)	8.0		28	4	3	3	6	2	0	0	0	0	0	64	97	3.38	0.750
Roberto Hernandez, R ERA: 5.09 (9, 1)	1.0		6	2	3	3	1	1	0	0	0	0	1	11	18	27.00	3.000
Kirk McCaskill, R ERA: 3.03 (10, 1)	0.2	L	4	2	2	2	0	0	0	0	0	0	1	6	8	27.00	3.000


BOTTOM

Chicago White Sox @ Minnesota Twins
Hubert H. Humphrey Metrodome, Minneapolis, MN

Fri Jun 10 1994, 8:05 PM EDT
Att: 27,401 - Dome

livebaseballscorecards.com

AB	34
R	8
H	8
RBI	8
BB	3
SO	7
LOB	8



WP: 0	PA: 38
PB: 0	
SB: 3	
CS: 0	

Batter	1	2	3	4	5	6	7	8	9	AB R H RBI BB SO LOB	TOP	
Tim Raines, S (1, 7) OBP: 0.370, SLG: 0.408 CC 	0-3 		4-2 G1-6-3 BB 			1-1 1B 		3-1 P6 		3 0 1 0 1 1 0	Chicago White Sox @ Minnesota Twins Hubert H. Humphrey Metrodome, Minneapolis, MN Sat Jun 11 1994, 8:05 PM EDT Att. 31,721 - Dome livebaseballscorecards.com AB 32 R 0 H 6 RBI 0 BB 2 SO 4 LOB 15 	
Joey Cora, S (1, 4) OBP: 0.351, SLG: 0.372 BX 	1-0 		0-2 G1-6-3 1-2f 			3-2 1B 		2-2 F7 		4 0 2 0 0 0 1		
Frank Thomas, R (1, 3) OBP: 0.509, SLG: 0.776 CX 	0-1 G5-3 			0-3 		1-1 P3 		2-2 G4-3 1B 1B 		4 0 1 0 0 1 3		
Julio Franco, R (1, 10) OBP: 0.376, SLG: 0.482 BBFB 	4-1 			1-2 G6-3 		1-2 G4-3 		0-0 G4-3 1B 		3 0 1 0 1 0 2		
Robin Ventura, L (1, 5) OBP: 0.379, SLG: 0.493 SBX 	1-1 P6 			1-2 G4-3 			1-2 L7 		2-3 			4 0 0 0 0 1 4
Warren Newson, L (1, 9) OBP: 0.313, SLG: 0.381 BX 		1-0 G4-3 			0-0 G3 		0-1 G5-3 		3-2 G4-3 1-2 2-3 			4 0 0 0 0 0 2
Lance Johnson, L (1, 8) OBP: 0.307, SLG: 0.369 X 		0-0 L9 			1-3 K 		0-0 		1-2 G4-3 			4 0 1 0 0 1 2
Ron Karkovics, R (1, 2) OBP: 0.371, SLG: 0.423 BBFB 		3-1 L7 			0-0 G5-3 		1-2 G1-3 					3 0 0 0 0 0 1
Ozzie Guillen, L (1, 6) OBP: 0.298, SLG: 0.335 FBX 			1-1 G3 			0-1 G6-3 		1-2 G4-3 			3 0 0 0 0 0 0	
Inning Stats	R: 0 H: 1 E: 0 LOB: 2 K: 1 BB: 1 S: 9 P: 15	R: 0 H: 0 E: 0 LOB: 0 K: 0 BB: 0 S: 4 P: 8	R: 0 H: 0 E: 0 LOB: 0 K: 0 BB: 1 S: 7 P: 12	R: 0 H: 0 E: 0 LOB: 0 K: 1 BB: 0 S: 9 P: 11	R: 0 H: 0 E: 0 LOB: 0 K: 1 BB: 0 S: 7 P: 8	R: 0 H: 2 E: 0 LOB: 2 K: 0 BB: 0 S: 13 P: 19	R: 0 H: 1 E: 0 LOB: 1 K: 0 BB: 0 S: 9 P: 11	R: 0 H: 0 E: 0 LOB: 0 K: 0 BB: 0 S: 9 P: 15	R: 0 H: 2 E: 0 LOB: 2 K: 1 BB: 0 S: 13 P: 21	1B: 4 SF: 0 2B: 1 SAC: 0 3B: 1 DP: 1 HR: 0 HBP: 0	WP: 0 PA: 34 PB: 0 SB: 0 CS: 0	
PITCHER Kevin Tapani, R (1, 1) ERA: 4.09	IP WLS BF H R ER SO BB IBB HBP BLK WP HR S P ERA WHIP 9.0 W 34 6 0 0 4 2 0 0 0 0 0 0 80 120 0.00 0.889											

Batter	1	2	3	4	5	6	7	8	9	AB	R	H	RBI	BB	SO	LOB
Chuck Knoblauch, R <small>(1, 4) OBP: 0.391, SLG: 0.498</small>	 1-2 1-3 1B		 1-1 1-2 2-3 G6-3	 1-1 2-H 2B		 3-2 L9				4	0	2	1	0	0	3
Alex Cole, L <small>(1, 8) OBP: 0.415, SLG: 0.466</small>	 1-2 1-2 L1-3		 2-2 2-H 3-H 1B	 1-3 K		 1-2 G6-3				4	0	1	2	0	1	2
Kirby Puckett, R <small>(1, 9) OBP: 0.363, SLG: 0.521</small>	 2-3 K		 1-2 G6-3		 0-3 K		 0-1 G6-3 1B			4	0	1	0	0	2	1
Kent Hrbek, L <small>(1, 3) OBP: 0.383, SLG: 0.376</small>		 2-2 G3-1		 2-1 BB BB 2B 1B	 1-2 P4		 3-1 G6-3 1-2f			4	1	1	0	0	0	1
Dave Winfield, R <small>(1, 10) OBP: 0.326, SLG: 0.409</small>		 0-0 G4-3		 2-1 L8	 1-1 2B		 3-2 G6-3			4	0	1	0	0	0	1
Shane Mack, R <small>(1, 7) OBP: 0.389, SLG: 0.565</small>		 0-1 G6-3		 4-2 BB 2B BB	 3-3 K		 0-2 P6			3	1	0	0	1	1	1
Scott Leius, R <small>(1, 5) OBP: 0.335, SLG: 0.480</small>			 3-2 G6-3 1B 1B	 0-3 K		 2-3 K		 4-2 BB		3	1	1	0	1	2	2
Matt Walbeck, S <small>(1, 2) OBP: 0.267, SLG: 0.299</small>			 1-0 F7	 4-1 2B BB		 2-2 F8		 1-0 P5		3	1	0	0	1	0	2
Jeff Reboulet, R <small>(1, 6) OBP: 0.345, SLG: 0.378</small>			 1-0 1B G6-3 1B	 2-1 1-H 2-H 3-H 2B 2B		 1-1 1B				3	2	3	3	0	0	0

Inning Stats	R: 0	H: 1	E: 0	K: 10	S: 10	LOB: 0	BB: 0	P: 14	R: 0	H: 0	E: 0	K: 0	S: 7	LOB: 0	BB: 0	P: 9	R: 2	H: 3	E: 0	K: 0	S: 15	LOB: 1	BB: 0	P: 24	R: 4	H: 3	E: 0	K: 2	S: 19	LOB: 1	BB: 2	P: 35	R: 0	H: 1	E: 0	K: 2	S: 11	LOB: 1	BB: 0	P: 16	R: 0	H: 1	E: 0	K: 1	S: 18	LOB: 1	BB: 0	P: 26	R: 0	H: 0	E: 0	K: 0	S: 7	LOB: 0	BB: 0	P: 11	R: 0	H: 0	E: 0	K: 0	S: 14	LOB: 1	BB: 1	P: 22
1B: 7	2B: 4	3B: 0	HR: 0	SF: 0	SAC: 0	DP: 2	HBP: 0	WP: 0	PB: 0	SB: 0	CS: 0	PA: 35																																																				

PITCHER	IP	WLS	BF	H	R	ER	SO	BB	IBB	HBP	BLK	WP	HR	S	P	ERA	WHIP
Alex Fernandez, R <small>ERA: 3.9</small>	(1, 1)	6.0	L	28	9	6	6	6	2	0	0	0	0	80	124	9.00	1.833
Paul Assenmacher, L <small>ERA: 5.4</small>	(7, 1)	1.0		3	1	0	0	0	0	0	0	0	0	7	11	0.00	1.000
Jose DeLeon, R <small>ERA: 3.81</small>	(8, 1)	1.0		4	0	0	0	1	0	0	0	0	0	14	22	0.00	1.000

BOTTOM

Chicago White Sox @ Minnesota Twins
 Hubert H. Humphrey Metrodome, Minneapolis, MN

livebaseballscores.com

AB	32
R	6
H	10
RBI	6
BB	3
SO	6
LOB	13



WP	HR	S	P	ERA	WHIP
0	0	0	0	0	0

Sat Jun 11 1994, 8:05 PM EDT
 Att. 31,721 - Dome

Batter	1	2	3	4	5	6	7	8	9	AB R H RBI BB SO LOB	TOP
Norberto Martin, R (1, 4) OBP: 0.415, SLG: 0.553 Robin Ventura, L (9, PH) OBP: 0.378, SLG: 0.490	4-2 	1-1 F8 			3-1 SH3 2B 		1-1 F8 		2-3 K 	3 0 1 0 1 0 1 1 0 0 0 0 1 1	
Bob Zuppic, R (1, 7) OBP: 0.268, SLG: 0.359 Warren Newson, L (7, PH) OBP: 0.300, SLG: 0.364	1-0 F7 		2-3 K 		0-1 SH3 		2-2 F7 		1-3 K 	2 0 0 0 0 1 1 2 0 0 0 0 1 1	
Frank Thomas, R (1, 3) OBP: 0.506, SLG: 0.766	3-1 E6 BB 		0-0 G4-6-3 1B 		3-0 P6 		3-3 K 			4 0 1 0 0 1 2	
Julio Franco, R (1, 10) OBP: 0.375, SLG: 0.476	4-2 G6-4-3 BB 		0-0 G4-6-3 1-2f 		1-1 P6 			1-3 K 		3 0 0 0 1 1 2	
Darrin Jackson, R (1, 9) Tim Raines, S (2, 7) OBP: 0.369, SLG: 0.407	1-0 G6-4-3 1-2f 			0-0 E 1B 		0-0 G5-3 		1-2 G6-3 		1 0 0 0 0 0 3 3 1 1 0 0 0 0	
Olmedo Saenz, R (1, 5) Joey Cora, S (8, PH) OBP: 0.354, SLG: 0.376		3-3 K 		3-3 K 		0-3 K 		2-2 1B 		3 0 0 0 0 3 1 1 0 1 0 0 0 0	
Lance Johnson, L (1, 8) OBP: 0.314, SLG: 0.373		4-0 S 1B BB 		2-0 E9 1B 		1-0 BB 1B 		1-0 G4-3 		3 1 2 1 1 0 1	AB 33 R 2 H 8 RBI 2 BB 4 SO 10 LOB 19
Ron Karkovice, R (1, 2) OBP: 0.374, SLG: 0.421		1-3 SAFE K 		0-2 P5 		4-0 BB 		0-0 1B 		3 0 1 0 1 1 2	
Ozzie Guillen, L (1, 6) OBP: 0.297, SLG: 0.333	1-2 1B 		1-1 G6-3 		0-0 F9 		1-3 K 		4 0 1 1 0 1 4		
Inning Stats	R: 0 H: 0 E: 1 LOB: 2 K: 0 BB: 2 S: 8 P: 21	R: 1 H: 1 E: 0 LOB: 1 K: 2 BB: 1 S: 15 P: 24	R: 0 H: 1 E: 0 LOB: 0 K: 1 BB: 0 S: 10 P: 12	R: 1 H: 2 E: 1 LOB: 1 K: 1 BB: 0 S: 10 P: 16	R: 0 H: 1 E: 0 LOB: 1 K: 0 BB: 0 S: 7 P: 14	R: 0 H: 1 E: 0 LOB: 2 K: 1 BB: 1 S: 7 P: 12	R: 0 H: 0 E: 0 LOB: 0 K: 1 BB: 0 S: 8 P: 14	R: 0 H: 1 E: 0 LOB: 1 K: 1 BB: 0 S: 11 P: 16	R: 0 H: 1 E: 0 LOB: 1 K: 3 BB: 0 S: 10 P: 14	1B: 7 SF: 0 2B: 1 SAC: 1 3B: 0 DP: 2 HR: 0 HBP: 0	WP: 0 PA: 38 PB: 0 SB: 2 CS: 0
PITCHER 22 Carlos Pulido, L (1, 1) ERA: 5.5 Carl Willis, R (7, 1) ERA: 5.97 Mark Guthrie, L (8, 1) ERA: 7.34 Rick Aguilera, R (9, 1) ERA: 5.23	IP WLS BF H R ER SO BB IBB HBP BLK WP HR S P ERA WHIP 6.0 W 27 6 2 2 5 4 0 0 0 0 0 0 57 99 3.00 1.667 1.2 6 1 0 0 2 0 0 0 0 0 0 0 18 28 0.00 0.600 0.1 1 0 0 0 0 0 0 0 0 0 0 0 1 2 0.00 0.000 1.0 4 1 0 0 3 0 0 0 0 0 0 0 10 14 0.00 1.000	PITCHER IP WLS BF H R ER SO BB IBB HBP BLK WP HR S P ERA WHIP									

Chicago White Sox @ Minnesota Twins
 Hubert H. Humphrey Metrodome, Minneapolis, MN
 Sun Jun 12 1994, 4:33 AM EDT
 Att: 30,002 - Dome - 70 F

AB	33
R	2
H	8
RBI	2
BB	4
SO	10
LOB	19



Batter	1	2	3	4	5	6	7	8	9	AB	R	H	RBI	BB	SO	LOB
Chuck Knoblauch, R <small>(1, 4)</small> <small>OBP: 0.385, SLG: 0.489</small>	2-2 	2-2 		0-0 		2-3 				4	0	0	0	0	1	0
Jeff Reboulet, R <small>(1, 5)</small> <small>OBP: 0.364, SLG: 0.397</small>	0-2 		0-0 	2-1 			1-2 			4	3	3	0	0	0	0
Kirby Puckett, R <small>(1, 9)</small> <small>OBP: 0.369, SLG: 0.541</small>	3-2 		1-0 	1-1 			2-2 			4	2	3	3	0	0	0
Dave Winfield, R <small>(1, 10)</small> <small>OBP: 0.324, SLG: 0.406</small>	1-2 		0-0 		0-1 		1-3 			4	0	1	1	0	1	0
Shane Mack, R <small>(1, 8)</small> <small>(6, 7)</small> <small>OBP: 0.385, SLG: 0.555</small>	1-1 		0-0 	1-3 			1-3 			4	0	1	1	0	2	1
Dave McCarty, R <small>(1, 3)</small> <small>OBP: 0.339, SLG: 0.410</small>	4-1 		3-3 	0-0 			3-1 			3	0	1	0	1	1	2
Pedro Munoz, R <small>(1, 7)</small> <small>Alex Cole, L</small> <small>(6, 8)</small> <small>OBP: 0.333, SLG: 0.459</small> <small>OBP: 0.420, SLG: 0.474</small>	1-3 		2-2 	3-2 			4-1 			2	0	0	0	0	1	4
Derek Parks, R <small>(1, 2)</small> <small>OBP: 0.260, SLG: 0.333</small>		0-1 	3-1 		0-0 		2-1 			3	0	0	0	0	0	4
Pat Meares, R <small>(1, 6)</small> <small>OBP: 0.316, SLG: 0.324</small>		2-3 		1-3 		2-0 				2	0	0	1	0	2	0

Inning Stats	R: 2	H: 2	E: 1	K: 1	S: 21	LOB: 2	BB: 1	P: 33	R: 0	H: 0	E: 0	K: 1	S: 8	LOB: 0	BB: 0	P: 12	R: 2	H: 4	E: 0	K: 1	S: 13	LOB: 2	BB: 0	P: 22	R: 1	H: 2	E: 0	K: 1	S: 10	LOB: 1	BB: 0	P: 14	R: 0	H: 0	E: 0	K: 1	S: 6	LOB: 0	BB: 0	P: 7	R: 1	H: 1	E: 0	K: 1	S: 9	LOB: 0	BB: 0	P: 16	R: 0	H: 0	E: 0	K: 1	S: 9	LOB: 0	BB: 0	P: 13	R: 0	H: 1	E: 0	K: 1	S: 8	LOB: 1	BB: 1	P: 18
PITCHER Wilson Alvarez, L <small>ERA: 3.51</small> Jose DeLeon, R <small>ERA: 3.73</small> Dane Johnson, R <small>ERA: 2.57</small>	IP	WLS	BF	H	R	ER	SO	BB	IBB	HBP	BLK	WP	HR	S	P	ERA	WHIP																																															
	4.0	L	21	8	5	5	4	1	0	0	0	1	1	52	81	11.25	2.250																																															
	3.0		10	1	1	1	3	0	0	0	0	0	0	24	36	3.00	0.333																																															
	1.0		4	1	0	0	1	0	1	0	0	0	0	8	18	0.00	1.000																																															

BOTTOM

Chicago White Sox @ Minnesota Twins
 Hubert H. Humphrey Metrodome, Minneapolis, MN

Sun Jun 12 1994, 4:33 AM EDT
 Att: 30,002 - Dome - 70 F

AB	31
R	6
H	10
RBI	6
BB	2
SO	8
LOB	11

livebaseballscorecards.com

1B: 7	SF: 0	WP: 1	PA: 35
2B: 2	SAC: 2	PB: 0	
3B: 0	DP: 1	SB: 1	
HR: 1	HBP: 0	CS: 0	

Batter	1	2	3	4	5	6	7	8	9	AB R H RBI BB SO LOB	TOP
Chuck Knoblauch, R (1, 4) OBP: 0.389, SLG: 0.494	1-1 G6-3		2-0 FC5 1-2 2-H 1B		0-0 G4-3 G1-3 2B	4-2 BB		1-2 G6-3		4 1 2 2 1 0 1	
Alex Cole, L (1, 8) OBP: 0.411, SLG: 0.462	3-3 K		2-3 K		0-0 G4-3	2-2 F8		2-3 3-H G3-1		5 0 0 1 0 2 7	
Kirby Puckett, R (1, 9) OBP: 0.362, SLG: 0.530	3-2 G4-3		0-1 FC5 1-2 2-3		2-2 G1-3		0-0 P3		3-1 L8	5 0 0 1 0 0 2	
Kent Hrbek, L (1, 3) OBP: 0.377, SLG: 0.363		0-1 F8	2-2 P5		2-3 K		4-1 BB		0-3 K	4 0 0 0 1 2 3	
Dave Winfield, R (1, 10) OBP: 0.321, SLG: 0.401		3-1 P4		0-1 P4		3-1 G6-3	1-3 K		1-0 1B 1B	5 0 1 0 0 1 1	
Shane Mack, R (1, 7) OBP: 0.386, SLG: 0.549		2-3 K		3-2 L9		3-1 1B 2B 1B	0-2 L9		1-0 1B 1B	5 1 2 0 0 1 1	
Chip Hale, L (1, 5) OBP: 0.398, SLG: 0.386			1-2 1B 1B	3-0 HBP		1-0 2B 1B		1-1 FC1-6 1B		3 0 3 0 0 0 0 1 0 0 0 0 0 2 0 0 0 0 0 0 0	
Dave McCarty, R (9, PH) OBP: 0.336, SLG: 0.406											
Pat Meares, R (9, 6) OBP: 0.316, SLG: 0.324											
Matt Walbeck, S (1, 2) OBP: 0.266, SLG: 0.298			1 SAFE 2-2 1B 1B 1-2 1B 1B	2-1 F7		1-3 K		1-0 FC1-6 2B G6-3		4 2 1 0 0 1 4	
Jeff Reboulet, R (1, 6) OBP: 0.391, SLG: 0.444			2-2 FC5 1B 1-2 1B		4-0 2B G4-3 BB	1-1 BB 1-3 2B		0-0 G6-3 2B		3 1 3 1 1 0 0	

Inning Stats	R: 0 E: 0 K: 1 S: 10	H: 0 LOB: 0 BB: 0 P: 17	R: 0 E: 0 K: 1 S: 7	H: 0 LOB: 0 BB: 0 P: 12	R: 1 E: 0 K: 1 S: 23	H: 4 LOB: 3 BB: 0 P: 34	R: 0 E: 0 K: 0 S: 7	H: 0 LOB: 1 BB: 0 P: 15	R: 2 E: 0 K: 1 S: 9	H: 1 LOB: 0 BB: 1 P: 17	R: 1 E: 0 K: 1 S: 16	H: 3 LOB: 3 BB: 1 P: 31	R: 0 E: 0 K: 1 S: 9	H: 0 LOB: 1 BB: 1 P: 14	R: 1 E: 0 K: 0 S: 10	H: 2 LOB: 1 BB: 0 P: 15	R: 0 E: 0 K: 1 S: 11	H: 2 LOB: 2 BB: 0 P: 16	1B: 9 2B: 3 3B: 0 HR: 0	SF: 0 SAC: 0 DP: 0 HBP: 1	WP: 0 PB: 0 SB: 0 CS: 0	PA: 43
--------------	-------------------------------	----------------------------------	------------------------------	----------------------------------	-------------------------------	----------------------------------	------------------------------	----------------------------------	------------------------------	----------------------------------	-------------------------------	----------------------------------	------------------------------	----------------------------------	-------------------------------	----------------------------------	-------------------------------	----------------------------------	----------------------------------	------------------------------------	----------------------------------	--------

PITCHER	IP	WLS	BF	H	R	ER	SO	BB	IBB	HBP	BLK	WP	HR	S	P	ERA	WHIP
Roger Clemens, R (1, 1) ERA: 2.67	6.0	L	29	8	4	4	5	2	0	1	0	0	0	72	126	6.00	1.667
Ken Ryan, R (7, 1) ERA: 1.69	2.0		9	2	1	1	1	1	0	0	0	0	0	19	29	4.50	1.500
Chris Howard, L (9, 1) ERA: 2.38	1.0		5	2	0	0	1	0	0	0	0	0	0	11	16	0.00	2.000

Minnesota Twins @ Boston Red Sox
Fenway Park, Boston, MA
 Mon Jun 13 1994, 7:05 PM EDT
 Att. 29,159 - Unknown - 80 F

livebaseballscorecards.com

AB	39
R	5
H	12
RBI	5
BB	3
SO	7
LOB	21



BOTTOM

Minnesota Twins @ Boston Red Sox
Fenway Park, Boston, MA
Mon Jun 13 1994, 7:05 PM EDT
Att: 29,159 - Unknown - 80 F

livebaseballscorecards.com

AB	37
R	2
H	11
RBI	2
BB	2
SO	8
LOB	24



WP:	0	PA:	40
PB:	0	SB:	0
CS:	0		

AB R H RBI BB SO LOB

5 0 1 0 0 1 2

5 1 2 0 0 1 0

1 0 1 1 0 0 0
3 0 2 0 0 0 0

5 0 0 0 0 2 7

0 0 0 0 1 0 0
2 1 0 0 1 0 1

4 0 3 1 0 0 0

4 0 2 0 0 0 3

4 0 0 0 0 3 6

4 0 0 0 0 1 5

1B: 6 SF: 0
2B: 4 SAC: 0
3B: 1 DP: 3
HR: 0 HBP: 1

Batter	1	2	3	4	5	6	7	8	9
Otis Nixon, S OBP: 0.367, SLG: 0.350 (1, 8)	0-0 L9		2-2 2B 1B	0-3 K			1-2 L8		3-2 G1-3
John Valentin, R OBP: 0.361, SLG: 0.467 (1, 6)	2-1 1B 3B		0-1 1-3 2B		2-3 K		3-2 G6-3		0-0 F8
Mo Vaughn, L OBP: 0.408, SLG: 0.614 Carlos Rodriguez, S OBP: 0.324, SLG: 0.433 (1, 3) (5, 4)	2-1 G4-3 1B		1-1 G6-4-3 HBP		2-1 E6 BLK		1-0 2B		1-2 1B
Andre Dawson, R OBP: 0.281, SLG: 0.539 (1, 10)	0-0 G4-3 1-2f		0-0 G6-4-3 1-2f		0-3 K 1-2		2-2 F7		1-3 K
Mike Greenwell, L OBP: 0.352, SLG: 0.472 Lee Tinsley, S OBP: 0.371, SLG: 0.286 (1, 7) (4, 7)		4-1 G5-4-3 1B BB		4-2 2B BB		2-1 G6-3		1-1 L7	
Wes Chamberlain, R OBP: 0.297, SLG: 0.407 (1, 9)		1 SAFE 2-1 G5-4-3 1-2 1B		1 SAFE 3-2 2B 1-H 2B		2-0 1B		1-1 E6 G4-3 1B	
Damon Berryhill, S OBP: 0.321, SLG: 0.456 (1, 2)		1-2 G5-4-3 1-2f 2-3 2B		2-2 2-3 2B		1-1 P4		0-2 G4-3 1-2 1B	
Scott Cooper, L OBP: 0.358, SLG: 0.537 (1, 5)		2-3 K		1-3 K		3-3 K		3-2 G4-3 1-2 2-3	
Greg Litton, R OBP: 0.071, SLG: 0.077 (1, 4) (5, 3)			0-1 P5		2-3 K		2-2 F8		0-0 G6-3

Inning Stats	R: 1	H: 2	E: 0	K: 0	S: 6	LOB: 0	BB: 0	P: 10	R: 0	H: 1	E: 0	K: 1	S: 9	LOB: 1	BB: 1	P: 18	R: 0	H: 2	E: 0	K: 0	S: 10	LOB: 2	BB: 0	P: 13	R: 1	H: 2	E: 0	K: 3	S: 19	LOB: 2	BB: 1	P: 31	R: 0	H: 0	E: 1	K: 2	S: 11	LOB: 1	BB: 0	P: 17	R: 0	H: 1	E: 0	K: 1	S: 11	LOB: 1	BB: 0	P: 19	R: 0	H: 1	E: 0	K: 0	S: 11	LOB: 1	BB: 0	P: 18	R: 0	H: 1	E: 1	K: 0	S: 11	LOB: 2	BB: 0	P: 16	R: 0	H: 1	E: 0	K: 1	S: 11	LOB: 1	BB: 0	P: 16
--------------	------	------	------	------	------	--------	-------	-------	------	------	------	------	------	--------	-------	-------	------	------	------	------	-------	--------	-------	-------	------	------	------	------	-------	--------	-------	-------	------	------	------	------	-------	--------	-------	-------	------	------	------	------	-------	--------	-------	-------	------	------	------	------	-------	--------	-------	-------	------	------	------	------	-------	--------	-------	-------	------	------	------	------	-------	--------	-------	-------

PITCHER	IP	WLS	BF	H	R	ER	SO	BB	IBB	HBP	BLK	WP	HR	S	P	ERA	WHIP
Jim Deshaies, L ERA: 6.6 (1, 1)	6.0		27	8	2	2	7	2	0	0	1	0	0	66	108	3.00	1.667
Larry Casian, L ERA: 6.19 (7, 1)	0.2		3	1	0	0	0	0	0	0	0	0	0	7	12	0.00	1.500
Carl Willis, R ERA: 5.86 (7, 1)	0.2		4	1	0	0	0	0	0	0	0	0	0	11	15	0.00	1.500
Mark Guthrie, L ERA: 7.18 (8, 1)	0.2		2	0	0	0	0	0	0	0	0	0	0	4	7	0.00	0.000
Rick Aguilera, R ERA: 4.98 (9, 1)	1.0	S	4	1	0	0	1	0	0	0	0	0	0	11	16	0.00	1.000

Batter	1	2	3	4	5	6	7	8	9	AB R H RBI BB SO LOB	TOP
Chuck Knoblauch, R (1, 4) OBP: 0.385, SLG: 0.488	1-1 		1-0 	0-0 		2-1 		2-2 	5 0 1 2 0 0 3		
Alex Cole, L (1, 8) OBP: 0.415, SLG: 0.463	3-3 		4-0 		1-1 	1-1 		3-2 	4 1 2 0 1 1 1		
Kirby Puckett, R (1, 9) OBP: 0.363, SLG: 0.526	4-1 		1-0 		1-0 		2-2 	3-2 	4 1 1 0 1 0 3		
Kent Hrbek, L (1, 3) OBP: 0.373, SLG: 0.359	1-1 		0-0 		0-0 		1-0 		4 0 1 0 0 0 4		
Dave Winfield, R (1, 10) OBP: 0.316, SLG: 0.395		2-3 	0-2 		0-0 		2-2 		3 0 0 1 0 1 2		
Shane Mack, R (1, 7) OBP: 0.382, SLG: 0.537		4-1 		0-0 	1-1 		1-3 		3 1 0 0 1 1 1		
Scott Leius, R (1, 5) OBP: 0.333, SLG: 0.475		1-0 		1-1 	1-3 		3-3 		4 0 1 0 0 2 2		
Matt Walbeck, S (1, 2) OBP: 0.261, SLG: 0.292			1-2 	1-1 		1-0 		1-3 	4 1 0 1 0 1 1		
Pat Meares, R (1, 6) OBP: 0.327, SLG: 0.349			1-0 	1-3 		0-1 		0-1 	4 1 3 0 0 1 1		
Inning Stats	R: 0 H: 0 E: 0 LOB: 1 K: 1 BB: 1 S: 8 P: 17	R: 0 H: 0 E: 0 LOB: 0 K: 1 BB: 1 S: 7 P: 14	R: 2 H: 2 E: 1 LOB: 2 K: 0 BB: 1 S: 11 P: 19	R: 1 H: 1 E: 1 LOB: 1 K: 1 BB: 0 S: 10 P: 13	R: 2 H: 2 E: 1 LOB: 1 K: 1 BB: 0 S: 10 P: 14	R: 0 H: 1 E: 0 LOB: 1 K: 0 BB: 0 S: 7 P: 11	R: 0 H: 1 E: 0 LOB: 0 K: 0 BB: 0 S: 7 P: 12	R: 0 H: 0 E: 0 LOB: 0 K: 3 BB: 0 S: 12 P: 17	R: 0 H: 2 E: 0 LOB: 1 K: 0 BB: 0 S: 17 P: 24	1B: 7 SF: 1 2B: 3 SAC: 0 3B: 0 DP: 3 HR: 0 HBP: 0	WP: 0 PA: 39 PB: 0 SB: 4 CS: 0
PITCHER Gar Finnvid, R (1, 1) ERA: 4.75 Scott Bankhead, R (5, 1) ERA: 3.26 Greg Harris, R (7, 1) ERA: 8.21 Jeff Russell, R (9, 1) ERA: 4.91	IP WLS BF H R ER SO BB IBB HBP BLK WP HR S P ERA WHIP 4.0 L 22 5 5 2 3 3 0 0 0 0 0 0 40 69 4.50 2.000 2.0 7 1 0 0 1 0 0 0 0 0 0 0 13 19 0.00 0.500 2.0 6 1 0 0 3 0 0 0 0 0 0 0 19 29 0.00 0.500 1.0 4 2 0 0 0 0 0 0 0 0 0 0 17 24 0.00 2.000	PITCHER IP WLS BF H R ER SO BB IBB HBP BLK WP HR S P ERA WHIP									

Minnesota Twins @ Boston Red Sox
 Fenway Park, Boston, MA
 Tue Jun 14 1994, 7:05 PM EDT
 Att. 27,874 - Unknown - 80 F

livebaseballscorecards.com

AB	35
R	5
H	9
RBI	4
BB	3
SO	7
LOB	18



BOTTOM

Minnesota Twins @ Boston Red Sox
 Fenway Park, Boston, MA
 Tue Jun 14 1994, 7:05 PM EDT
 Att: 27,874 - Unknown - 80 F

livebaseballscorecards.com

AB	31
R	4
H	8
RBI	4
BB	6
SO	2
LOB	18



WP	1	PA	37
PB	0		
SB	3		
CS	1		

AB	R	H	RBI	BB	SO	LOB
4	1	2	0	1	0	1

2	1	0	0	2	0	1
---	---	---	---	---	---	---

4	0	0	0	0	1	5
---	---	---	---	---	---	---

4	1	1	3	0	0	3
---	---	---	---	---	---	---

2	1	1	0	2	0	0
---	---	---	---	---	---	---

3	0	0	0	1	1	2
---	---	---	---	---	---	---

4	0	2	0	0	0	2
---	---	---	---	---	---	---

4	0	1	1	0	0	2
---	---	---	---	---	---	---

3	0	0	0	0	0	2
1	0	1	0	0	0	0

1B	6	SF	0
2B	3	SAC	0
3B	0	DP	4
HR	1	HBP	0

Batter	1	2	3	4	5	6	7	8	9
Otis Nixon, S (1, 8) OBP: 0.372, SLG: 0.353 C L X 0-2 G5-3 S 1B			B B B B 4-0 WP S HR BB		F B X 1-1 FC1-6 S 1B		C B B B B 3-2 G6-3		F B B B X 2-2 G1-3
Lee Tinsley, S (1, 9) OBP: 0.379, SLG: 0.275 1 SAFE 1 SAFE F B B B	4-1 1-2 BB		1 SAFE B B B B 4-0 WP HR BB		X 0-0 FC1-6 S 1-2f		C B B B X 0-2 G4-3		
Mo Vaughn, L (1, 3) OBP: 0.402, SLG: 0.603 C B B B S 2-3	2-3 K		B B F F F F F F 2 SAFE 3-2 P6		B X 1-0 L9		B X F C 1-2 F7		
Andre Dawson, R (1, 10) OBP: 0.280, SLG: 0.551 B S X 1-1 G5-3 2-3f			B S B X 2-1 HR		B S B S B X 3-1 G6-3 1-2		B X F C 1-2 F9		
Mike Greenwell, L (1, 7) OBP: 0.359, SLG: 0.472			B B F B B 4-0 G4-6-3 BB 1B BB			B X 1-0 F8		B X F C 1-0 1B	
Damon Berryhill, S (1, 2) OBP: 0.319, SLG: 0.445 B F B B F B 1 SAFE	4-2 1-2 BB		F B B S 1-3 K			B F X 1-1 F7		B X 1-0 F8	
Scott Cooper, L (1, 5) OBP: 0.361, SLG: 0.541 B F X 1-1	1-1 G4-6-3 1-2f 2-3 1B			C B X 1-2 L3 1B		B F F B F X 2-2 2B		F B B B X 2-2 F9	
John Valentin, R (1, 6) OBP: 0.358, SLG: 0.459 C B F B X 1-2	1-2 1B		C B F F C L C 0-2 P5			B X 1-0 G6-3		C B B X 1-1 P3	
Carlos Rodriguez, S (1, 4) OBP: 0.314, SLG: 0.420 Wes Chamberlain, R (9, PH) OBP: 0.303, SLG: 0.412 B SAFE 1-0	1-0 G4-3		1 SAFE C X C 0-1 L3 1-1			X 0-0 L1		X 0-0 1B	

Inning Stats	R: 0 E: 0 K: 1 S: 10	H: 1 LOB: 1 BB: 1 P: 16	R: 1 E: 0 K: 0 S: 8	H: 1 LOB: 1 BB: 2 P: 19	R: 3 E: 0 K: 1 S: 10	H: 1 LOB: 0 BB: 3 P: 28	R: 0 E: 0 K: 0 S: 6	H: 1 LOB: 1 BB: 0 P: 11	R: 0 E: 0 K: 0 S: 8	H: 1 LOB: 1 BB: 0 P: 13	R: 0 E: 0 K: 0 S: 8	H: 0 LOB: 0 BB: 0 P: 11	R: 0 E: 0 K: 0 S: 8	H: 1 LOB: 1 BB: 0 P: 12	R: 0 E: 0 K: 0 S: 9	H: 1 LOB: 1 BB: 0 P: 14	1B: 6 2B: 3 3B: 0 HR: 1	SF: 0 SAC: 0 DP: 4 HBP: 0	WP: 1 PB: 0 SB: 3 CS: 1	PA: 37
---------------------	-------------------------------	----------------------------------	------------------------------	----------------------------------	-------------------------------	----------------------------------	------------------------------	----------------------------------	------------------------------	----------------------------------	------------------------------	----------------------------------	------------------------------	----------------------------------	------------------------------	----------------------------------	----------------------------------	------------------------------------	----------------------------------	--------

PITCHER	IP	WLS	BF	H	R	ER	SO	BB	IBB	HBP	BLK	WP	HR	S	P	ERA	WHIP
Pat Mahomes, R ERA: 5.43	(1, 1)	2.1	13	3	4	4	1	5	0	0	0	1	1	24	54	15.43	3.429
Dave Stevens, R ERA: 6.88	(3, 1)	3.2	13	3	0	0	1	1	0	0	0	0	0	28	44	0.00	1.091
Mark Guthrie, L ERA: 6.89	(7, 1)	1.1	4	0	0	0	0	0	0	0	0	0	0	11	15	0.00	0.000
Carl Willis, R ERA: 5.8	(8, 1)	0.1	1	0	0	0	0	0	0	0	0	0	0	3	4	0.00	0.000
Larry Casian, L ERA: 6.12	(8, 1)	0.1	2	1	0	0	0	0	0	0	0	0	0	2	4	0.00	3.000

PITCHER	IP	WLS	BF	H	R	ER	SO	BB	IBB	HBP	BLK	WP	HR	S	P	ERA	WHIP
Rick Aguilera, R ERA: 4.76	(9, 1)	1.0	4	1	0	0	0	0	0	0	0	0	0	9	14	0.00	1.000

Batter	1	2	3	4	5	6	7	8	9	AB R H RBI BB SO LOB	TOP																
Chuck Knoblauch, R (1, 4) <small>OBP: 0.385, SLG: 0.492</small>	2-3 		0-0 		1-1 	4-0 			0-1 	4 1 1 1 1 1 0																	
Alex Cole, L (1, 8) <small>OBP: 0.410, SLG: 0.456</small>	2-2 		0-0 		1-1 	1-2 			4-2 	3 0 0 1 1 0 3																	
Shane Mack, R (1, 7) <small>OBP: 0.389, SLG: 0.567</small>	0-1 		0-2 		0-0 		1-0 		0-0 	5 2 3 1 0 0 0																	
Kent Hrbek, L (1, 3) <small>OBP: 0.367, SLG: 0.377</small>	1-1 		0-1 			0-1 			0-1 	5 1 1 2 0 1 2																	
Dave Winfield, R (1, 10) <small>OBP: 0.318, SLG: 0.397</small>	1-2 		0-0 			4-1 		0-0 	2-3 	4 1 1 0 1 1 2																	
Chip Hale, L (1, 5) <small>OBP: 0.388, SLG: 0.375</small>		1-1 	3-3 			3-1 			0-1 	2 0 0 0 0 1 1																	
Scott Leius, R (6, PH) <small>OBP: 0.340, SLG: 0.486</small>						1-3 			1-3 	2 1 2 0 0 0 0																	
Dave McCarty, R (1, 9) <small>OBP: 0.342, SLG: 0.398</small>		1-1 		2-2 		4-0 			1-3 	2 0 0 0 1 1 1																	
Matt Walbeck, S (1, 2) <small>OBP: 0.256, SLG: 0.286</small>		0-0 		0-1 		0-0 		2-1 	1-2 	4 0 0 0 0 0 3																	
Jeff Reboulet, R (1, 6) <small>OBP: 0.385, SLG: 0.447</small>			2-1 	0-0 		1-1 		2-2 		4 1 1 0 0 0 3																	
Inning Stats	R: 2 E: 0 K: 1 S: 14	H: 2 LOB: 0 BB: 0 P: 20	R: 0 E: 0 K: 0 S: 5	H: 0 LOB: 0 BB: 0 P: 7	R: 3 E: 0 K: 1 S: 14	H: 4 LOB: 1 BB: 0 P: 19	R: 0 E: 0 K: 0 S: 5	H: 0 LOB: 0 BB: 0 P: 7	R: 0 E: 0 K: 0 S: 5	H: 0 LOB: 0 BB: 0 P: 7	R: 2 E: 1 K: 0 S: 11	H: 1 LOB: 3 BB: 3 P: 28	R: 0 E: 0 K: 1 S: 5	H: 0 LOB: 0 BB: 0 P: 9	R: 0 E: 0 K: 1 S: 11	H: 1 LOB: 1 BB: 0 P: 16	R: 0 E: 0 K: 1 S: 12	H: 1 LOB: 2 BB: 1 P: 18	1B: 2 2B: 4 3B: 1 HR: 2	SF: 1 SAC: 0 DP: 1 HBP: 1	WP: 0 PB: 1 SB: 0 CS: 0	PA: 41					
PITCHER	IP WLS BF H R ER SO BB IBB HBP BLK WP HR S P ERA WHIP											IP WLS BF H R ER SO BB IBB HBP BLK WP HR S P ERA WHIP															
Danny Darwin, R (1, 1) <small>ERA: 6.3</small>	2.2	L	14	6	5	5	1	0	0	0	0	0	2	29	39	16.88	2.250										
Joe Hesketh, L (3, 1) <small>ERA: 5.16</small>	3.1		15	1	2	0	1	1	2	1	0	0	0	25	49	0.00	0.600										
Ken Ryan, R (7, 1) <small>ERA: 1.54</small>	2.0		7	1	0	0	2	0	0	0	0	0	0	16	25	0.00	0.500										
Greg Harris, R (9, 1) <small>ERA: 8.02</small>	1.0		5	1	0	0	1	1	0	0	0	0	0	12	18	0.00	2.000										

Minnesota Twins @ Boston Red Sox
 Fenway Park, Boston, MA
 Wed Jun 15 1994, 7:05 PM EDT
 Att. 30,243 - Unknown - 62 F

AB	35
R	7
H	9
RBI	5
BB	4
SO	5
LOB	15



WP: 0	PA: 41
PB: 1	
SB: 0	
CS: 0	

1B: 2	SF: 1
2B: 4	SAC: 0
3B: 1	DP: 1
HR: 2	HBP: 1

Batter	1	2	3	4	5	6	7	8	9	AB R H RBI BB SO LOB
Otis Nixon, S <small>OBP: 0.372, SLG: 0.351</small> (1, 8)	4-2 1B BB		2-2 G2-3 G2-3			2-3 K 1-3 K		0-0 SF8 BB 1B	0-0 F9	4 1 1 0 1 1 2
John Valentin, R <small>OBP: 0.367, SLG: 0.461</small> (1, 6)	1-2 G4-3 1-2 1B			2-2 G5-3 G5-3	3-3 1-2 K		4-2 BB 1-2 BB	1-1 1-3 1B	1-1 1-3 1B	4 0 2 0 1 1 2
Mo Vaughn, L <small>OBP: 0.402, SLG: 0.605</small> (1, 3)	0-0 L7			0-1 G6-4-3 1B		2-2 2B	2-1 SF8 2-H	2-3 K	2-3 K	4 1 2 1 0 1 4
Andre Dawson, R <small>OBP: 0.280, SLG: 0.550</small> (1, 10)	3-2 G4-3 1-2f			0-0 G6-4-3 1-2f		1-1 2B	1-3 K			4 0 1 1 0 1 4
Mike Greenwell, L <small>OBP: 0.361, SLG: 0.473</small> (1, 7)			3-1 G4-3		1-1 G6-3 1B	2-2 1B		0-1 L5		4 1 2 0 0 0 0
Damon Berryhill, S <small>OBP: 0.317, SLG: 0.447</small> (1, 2)			1-3 K		0-0 G6-3 1B	0-0 F7		0-0 L7		4 1 1 0 0 1 1
Wes Chamberlain, R <small>OBP: 0.300, SLG: 0.409</small> (1, 9)			0-1 G1-3		1-2 G6-3	2-2 G4-3		2-3 K		1 0 0 0 0 0 0
Lee Tinsley, S <small>OBP: 0.362, SLG: 0.259</small> (3, 9)					2-3 3-H					3 0 0 1 0 1 2
Scott Cooper, L <small>OBP: 0.359, SLG: 0.550</small> (1, 5)			1-0 P6		1-0 P6		1-0 HR		1-1 L8	4 1 1 1 0 0 1
Carlos Rodriguez, S <small>OBP: 0.321, SLG: 0.423</small> (1, 4)			1-2 G5-3		2-1 WP 1B		1-1 G6-3		0-0 1B	4 0 2 1 0 0 0

Inning Stats	R: 0	H: 1	E: 0	K: 0	S: 12	H: 1	LOB: 1	BB: 1	P: 20	R: 0	H: 0	E: 0	K: 1	S: 7	H: 0	LOB: 0	BB: 0	P: 11	R: 0	H: 1	E: 0	K: 0	S: 6	H: 1	LOB: 0	BB: 0	P: 8	R: 2	H: 3	E: 0	K: 2	S: 18	H: 3	LOB: 2	BB: 0	P: 28	R: 1	H: 3	E: 0	K: 0	S: 12	H: 2	LOB: 1	BB: 0	P: 19	R: 2	H: 2	E: 0	K: 1	S: 12	H: 2	LOB: 1	BB: 1	P: 21	R: 0	H: 0	E: 0	K: 1	S: 6	H: 0	LOB: 0	BB: 0	P: 8	R: 0	H: 2	E: 0	K: 1	S: 9	H: 2	LOB: 2	BB: 0	P: 13	1B: 8	2B: 3	3B: 0	HR: 1	SF: 1	SAC: 0	DP: 2	HBP: 0	WP: 2	PB: 0	SB: 2	CS: 0	PA: 39
--------------	------	------	------	------	-------	------	--------	-------	-------	------	------	------	------	------	------	--------	-------	-------	------	------	------	------	------	------	--------	-------	------	------	------	------	------	-------	------	--------	-------	-------	------	------	------	------	-------	------	--------	-------	-------	------	------	------	------	-------	------	--------	-------	-------	------	------	------	------	------	------	--------	-------	------	------	------	------	------	------	------	--------	-------	-------	-------	-------	-------	-------	-------	--------	-------	--------	-------	-------	-------	-------	--------

PITCHER	IP	WLS	BF	H	R	ER	SO	BB	IBB	HBP	BLK	WP	HR	S	P	ERA	WHIP
Scott Erickson, R <small>ERA: 5.38</small> (1, 1)	6.1	W	29	10	5	5	3	2	0	0	0	1	1	68	109	7.11	1.895
Mark Guthrie, L <small>ERA: 6.82</small> (7, 1)	0.1		1	0	0	0	0	0	0	0	0	0	0	2	4	0.00	0.000
Brett Merriman, R <small>ERA: 4.61</small> (7, 1)	0.1		1	0	0	0	1	0	0	0	0	0	0	4	5	0.00	0.000
Larry Casian, L <small>ERA: 5.94</small> (8, 1)	1.0		3	0	0	0	1	0	0	0	0	0	0	6	8	0.00	0.000
Rick Aguilera, R <small>ERA: 4.56</small> (9, 1)	1.0	S	5	2	0	0	1	0	0	0	0	0	0	9	13	0.00	2.000

BOTTOM

Minnesota Twins @ Boston Red Sox
 Fenway Park, Boston, MA
 Wed Jun 15 1994, 7:05 PM EDT
 Att: 30,243 - Unknown - 62 F

livebaseballscorecards.com

AB	36
R	5
H	12
RBI	5
BB	2
SO	6
LOB	16



Batter	1	2	3	4	5	6	7	8	9	AB R H RBI BB SO LOB	TOP
Chuck Knoblauch, R (1, 4) <small>OBP: 0.385, SLG: 0.494</small> Chip Hale, L (7, 4) <small>OBP: 0.384, SLG: 0.370</small>	2-1 		2-1 			0-0 		0-0 		3 1 1 0 0 0 0 1 0 0 0 0 0 1	
Alex Cole, L (1, 8) <small>OBP: 0.408, SLG: 0.452</small>	2-1 			1-1 		1-0 		1-3 		4 0 1 0 0 1 2	
Kirby Puckett, R (1, 9) <small>OBP: 0.363, SLG: 0.524</small> Pedro Munoz, R (7, 9) <small>OBP: 0.331, SLG: 0.455</small>	2-2 			2-0 		2-2 		3-2 		3 0 1 1 0 0 1 1 0 0 0 0 0 1	
Kent Hrbek, L (1, 3) <small>OBP: 0.358, SLG: 0.365</small>		0-0 		0-0 		1-0 			1-2 	4 0 0 0 0 0 1	
Dave Winfield, R (1, 10) <small>OBP: 0.316, SLG: 0.399</small>		3-2 			0-1 		0-0 		1-0 	4 0 1 0 0 0 0	
Shane Mack, R (1, 7) <small>OBP: 0.392, SLG: 0.586</small>		0-3 			1-1 		2-1 		0-0 	4 1 2 1 0 1 1	
Scott Leius, R (1, 5) <small>OBP: 0.338, SLG: 0.481</small>		1-2 			1-2 		2-2 		2-3 	4 0 1 0 0 1 2	
Matt Walbeck, S (1, 2) <small>OBP: 0.252, SLG: 0.281</small>			0-1 		0-1 		1-3 			3 0 0 0 0 1 2	
Pat Meares, R (1, 6) <small>OBP: 0.327, SLG: 0.356</small>			1-1 			1-3 		1-1 		3 0 1 0 0 1 0	
Inning Stats	R: 0 H: 1 E: 0 LOB: 0 K: 0 BB: 0 S: 7 P: 13	R: 0 H: 1 E: 0 LOB: 1 K: 1 BB: 0 S: 10 P: 14	R: 0 H: 0 E: 0 LOB: 0 K: 0 BB: 0 S: 6 P: 9	R: 0 H: 0 E: 0 LOB: 0 K: 0 BB: 0 S: 4 P: 7	R: 0 H: 1 E: 0 LOB: 1 K: 0 BB: 0 S: 9 P: 11	R: 1 H: 2 E: 0 LOB: 1 K: 1 BB: 0 S: 12 P: 17	R: 0 H: 1 E: 0 LOB: 1 K: 1 BB: 0 S: 9 P: 14	R: 0 H: 1 E: 0 LOB: 1 K: 1 BB: 0 S: 10 P: 15	R: 1 H: 1 E: 0 LOB: 0 K: 1 BB: 0 S: 8 P: 12	1B: 4 SF: 0 2B: 3 SAC: 0 3B: 0 DP: 1 HR: 1 HBP: 0	WP: 0 PA: 34 PB: 0 SB: 0 CS: 0
PITCHER Ben McDonald, R (1, 1) <small>ERA: 4.01</small>	IP WLS BF H R ER SO BB IBB HBP BLK WP HR S P ERA WHIP 9.0 W 34 8 2 2 5 0 0 0 0 0 0 1 75 112 2.00 0.889										

Minnesota Twins @ Baltimore Orioles
 Oriole Park at Camden Yards, Baltimore, MD
 Fri Jun 17 1994, 7:05 PM EDT
 Att: 47,475 - Unknown

livebaseballscorecards.com

AB	34
R	2
H	8
RBI	2
BB	0
SO	5
LOB	11



Batter	1	2	3	4	5	6	7	8	9
Brady Anderson, L OBP: 0.337, SLG: 0.381 (1, 8)	1-3 K		0-0 P6	0-0 F8	4-1 BB BB		0-3 K		
Chris Sabo, R OBP: 0.321, SLG: 0.442 (1, 9) Jeffrey Hammonds, R OBP: 0.341, SLG: 0.593 (8, 9)	1-0 1B		0-0 G3 1B		1-2 1B 2B		1-2 P6		
Rafael Palmeiro, L OBP: 0.420, SLG: 0.584 (1, 3)	0-0 1B		2-2 G3		0-0 F8		0-0 K		
Cal Ripken Jr., R OBP: 0.335, SLG: 0.443 (1, 6)	2-2 G1-6-3		0-1 G6-3		1-1 1B	1-2 G4-3	0-0 F7		
Harold Baines, L OBP: 0.345, SLG: 0.483 (1, 10) Lonnie Smith, R OBP: 0.340, SLG: 0.256 (8, PH)		0-1 G3-1		4-2 2B	1-2 E6 1B	3-3 K		3-1 F8	
Leo Gomez, R OBP: 0.420, SLG: 0.626 (1, 5)		1-2 G5-3		3-2 1B	0-0 BB 1B	4-2 BB		2-0 HR	
Dwight Smith, L OBP: 0.289, SLG: 0.425 (1, 7)		0-3 K		1-1 F7	0-3 K	0-0 G5-3		1-0 G4-3	
Chris Hoiles, R OBP: 0.349, SLG: 0.401 (1, 2)			0-1 2B 1B	4-1 BB	4-1 1B BB		3-2 BB 2B	1-2 P4	
Mark McLemore, S OBP: 0.375, SLG: 0.333 (1, 4)			1-2 1B G3	2-3 K	3-2 BB 1B		4-0 2B BB		

Inning Stats	R: 0	H: 2	E: 0	K: 1	S: 8	R: 0	H: 0	E: 0	K: 1	S: 9	R: 2	H: 3	E: 0	K: 0	S: 12	R: 0	H: 1	E: 0	K: 1	S: 17	R: 5	H: 4	E: 1	K: 2	S: 22	R: 0	H: 0	E: 0	K: 1	S: 10	R: 1	H: 2	E: 0	K: 1	S: 14	R: 1	H: 1	E: 0	K: 0	S: 8
	LOB: 1	BB: 0	P: 12	LOB: 0	BB: 10	LOB: 1	BB: 0	LOB: 3	BB: 2	P: 31	LOB: 3	BB: 3	LOB: 3	BB: 3	P: 43	LOB: 1	BB: 1	LOB: 2	BB: 1	P: 22	LOB: 0	BB: 0	LOB: 0	BB: 0	P: 15	LOB: 0	BB: 0	LOB: 0	BB: 0	P: 15	SF: 0	SAC: 0	DP: 0	HBP: 0	1B: 8	2B: 4	3B: 0	HR: 1		


PITCHER	IP	WLS	BF	H	R	ER	SO	BB	IBB	HBP	BLK	WP	HR	S	P	ERA	WHIP
Kevin Tapani, R ERA: 4.27 (1, 1)	4.2	L	27	10	7	4	4	3	0	0	0	0	0	62	94	7.71	2.786
Brett Merriman, R ERA: 4.5 (5, 1)	2.1		13	2	1	1	3	4	0	0	0	0	0	30	57	3.86	2.571
22 Carlos Pulido, L ERA: 5.56 (8, 1)	1.0		4	1	1	1	0	0	0	0	0	0	1	8	15	9.00	1.000

BOTTOM

AB R H RBI BB SO LOB

4	0	0	0	1	2	7
4	1	3	2	1	0	2
0	0	0	0	0	0	0
5	0	2	2	0	1	5
5	1	1	1	0	0	4
3	1	0	0	1	1	1
1	0	0	0	0	0	0
4	2	3	2	1	0	0
5	0	0	0	0	2	5
3	3	2	0	2	0	0
3	1	2	2	1	1	3

AB 37
R 9
H 13
RBI 9
BB 7
SO 7
LOB 27



Minnesota Twins @ Baltimore Orioles
Oriole Park at Camden Yards, Baltimore, MD

Fri Jun 17 1994, 7:05 PM EDT
Att. 47,475 - Unknown

WP: 0 PA: 44
PB: 0
SB: 0
CS: 0

ERA WHIP

Batter	1	2	3	4	5	6	7	8	9	AB R H RBI BB SO LOB	TOP
Chuck Knoblauch, R (1, 4) OBP: 0.385, SLG: 0.504	0-2 HR		2-2 F8			3-2 1B		0-1 G4-3	0-0 G4-3	5 1 2 1 0 0 1	
Jeff Reboulet, R (1, 5) OBP: 0.380, SLG: 0.449 (8, 9)	3-2 F7		1-2 P5			1-3 K		1-0 1B 2B		4 1 1 0 0 1 1	
Kirby Puckett, R (1, 9) OBP: 0.361, SLG: 0.519 (8, 8)	3-2 F8			0-1 F9		0-2 F8		0-1 2B E 1B		4 1 1 0 0 0 1	
Shane Mack, R (1, 8) OBP: 0.388, SLG: 0.584 (8, 7)	1-1 L4			0-2 G6-3		0-2 K		0-1 1-3 3-H 2B		4 0 1 1 0 1 1	
Dave Winfield, R (1, 10) OBP: 0.315, SLG: 0.406		3-2 P3		1-2 F9		2-2 HR 3B		1-1 E5 G5-4-3		4 1 1 1 0 0 1	
Pedro Munoz, R (1, 7) Alex Cole, L (8, PH) Scott Leius, R (8, PH) OBP: 0.331, SLG: 0.478 OBP: 0.408, SLG: 0.452 OBP: 0.337, SLG: 0.478 (8, 5)		0-1 G3			0-0 E9		0-0 HR	1-0 G5-4-3		3 1 1 2 0 0 0 0 0 0 0 0 0 0 1 0 0 0 0 0 2	
Dave McCarty, R (1, 3) OBP: 0.331, SLG: 0.384		2-2 G5-3		0-1 G6-3		0-1 P6			1-0 G5-3	4 0 0 0 0 0 1	
Derek Parks, R (1, 2) OBP: 0.278, SLG: 0.392			0-0 HR		4-2 G6-4-3 BB		2-3 K		2-2 G4-3	3 1 1 1 1 1 0	
Pat Meares, R (1, 6) Chip Hale, L (9, PH) OBP: 0.321, SLG: 0.349 OBP: 0.379, SLG: 0.365			2-1 F9		1-0 G6-4-3		1-3 K		2-0 E6	3 0 0 0 0 1 2 1 0 0 0 0 0 0	
Inning Stats	R: 1 H: 1 E: 0 LOB: 0 K: 0 BB: 0 S: 19 P: 26	R: 0 H: 0 E: 0 LOB: 0 K: 0 BB: 0 S: 8 P: 13	R: 1 H: 1 E: 0 LOB: 0 K: 0 BB: 0 S: 9 P: 14	R: 0 H: 0 E: 0 LOB: 0 K: 0 BB: 0 S: 9 P: 10	R: 0 H: 0 E: 1 LOB: 1 K: 0 BB: 1 S: 7 P: 12	R: 0 H: 1 E: 0 LOB: 1 K: 2 BB: 0 S: 16 P: 20	R: 2 H: 2 E: 0 LOB: 0 K: 2 BB: 0 S: 13 P: 18	R: 2 H: 3 E: 1 LOB: 1 K: 0 BB: 0 S: 10 P: 13	R: 0 H: 0 E: 1 LOB: 1 K: 0 BB: 0 S: 6 P: 11	1B: 2 SF: 0 2B: 2 SAC: 0 3B: 1 DP: 2 HR: 3 HBP: 0	WP: 0 PA: 37 PB: 0 SB: 0 CS: 0
PITCHER Sid Fernandez, L (1, 1) ERA: 4.44 Mark Eichhorn, R (7, 1) ERA: 2.67 Jim Poole, L (8, 1) ERA: 6.46 Alan Mills, R (9, 1) ERA: 6.04	IP WLS BF H R ER SO BB IBB HBP BLK WP HR S P ERA WHIP 6.0 W 24 5 4 4 2 1 0 0 0 0 0 3 72 101 6.00 1.000 1.1 8 3 2 2 2 0 0 0 0 0 0 0 18 23 13.50 2.250 0.2 1 0 0 0 0 0 0 0 0 0 0 0 1 2 0.00 0.000 1.0 4 0 0 0 0 0 0 0 0 0 0 0 6 11 0.00 0.000	PITCHER IP WLS BF H R ER SO BB IBB HBP BLK WP HR S P ERA WHIP									

Minnesota Twins @ Baltimore Orioles
 Oriole Park at Camden Yards, Baltimore, MD
 Sat Jun 18 1994, 7:05 PM EDT
 Att. 47,426 - Unknown

livebaseballscorecards.com

AB	36
R	6
H	8
RBI	6
BB	1
SO	4
LOB	10



BOTTOM

Minnesota Twins @ Baltimore Orioles
Oriole Park at Camden Yards, Baltimore, MD

Sat Jun 18 1994, 7:05 PM EDT
Att. 47,426 - Unknown

livebaseballscorecards.com

AB	35
R	11
H	13
RBI	11
BB	2
SO	5
LOB	11



WP:	1	PA:	39
PB:	0	SB:	0
CS:	0		

AB	R	H	RBI	BB	SO	LOB
3	1	0	0	1	0	1
4	1	2	2	0	0	1
1	0	1	1	0	0	0
5	0	1	0	0	1	3
4	2	2	2	0	0	2
4	1	2	0	0	2	0
4	1	1	3	0	0	1
4	1	1	0	0	0	0
3	2	1	0	1	2	2
3	2	2	3	0	0	1
1B:	7	SF:	0			
2B:	3	SAC:	1			
3B:	0	DP:	2			
HR:	3	HBP:	1			

Batter	1	2	3	4	5	6	7	8	9
Brady Anderson, L OBP: 0.338, SLG: 0.377 (1, 8)	F7		G5-4-3 BB		G6-3		WP 1B HBP	P7	
Chris Sabo, R OBP: 0.326, SLG: 0.444 Jack Voigt, R OBP: 0.322, SLG: 0.349 (1, 9) (8, 9)	G6-3		G5-4-3 1-2f		G4-3 1B		1-H 2-H HR 1B	2-H 2B	
Rafael Palmeiro, L OBP: 0.416, SLG: 0.576 (1, 3)	F9		1B		G4-3 1-2		K	G3-1	
Cal Ripken Jr., R OBP: 0.337, SLG: 0.456 (1, 6)		1-0 HR 1B	P3		F8		1-2 SAFE 1-H HR		
Leo Gomez, R OBP: 0.422, SLG: 0.623 (1, 5)		3-2 HR 1B		K		2-3 K	0-1 FC6-4 1B		
Chris Hoiles, R OBP: 0.347, SLG: 0.413 (1, 2)		2-2 HR	P3	L5		1-0 L5	0-1 FC6-4		
Lonnie Smith, R OBP: 0.333, SLG: 0.277 (1, 10)		0-1 E3	L4		G5-3			2-2 2B 2B	
Jeffrey Hammonds, R OBP: 0.347, SLG: 0.584 (1, 7)		1-3 K			4-2 HR BB		2-2 WP SH3-4 1B	0-3 K	
Tim Lincecum, R OBP: 0.352, SLG: 0.444 (1, 4)		1-2 G6-4-3			2-0 HR		1-0 SH3-4	1-1 2B 2B	

Inning	Stats
1	R: 0 H: 0 E: 0 K: 0 S: 6
2	R: 3 H: 3 E: 1 K: 1 S: 16
3	R: 0 H: 1 E: 0 K: 0 S: 7
4	R: 0 H: 0 E: 0 K: 1 S: 11
5	R: 2 H: 2 E: 0 K: 0 S: 10
6	R: 0 H: 0 E: 0 K: 1 S: 9
7	R: 4 H: 4 E: 0 K: 1 S: 26
8	R: 2 H: 3 E: 0 K: 1 S: 21

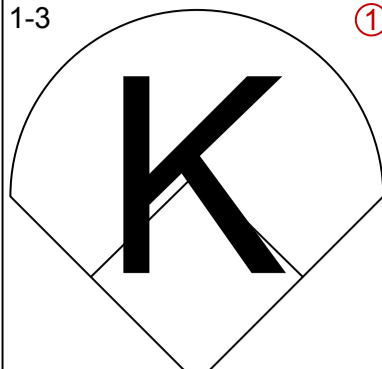
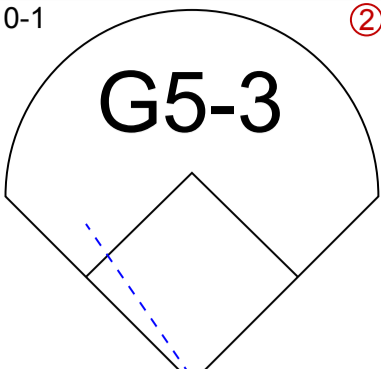
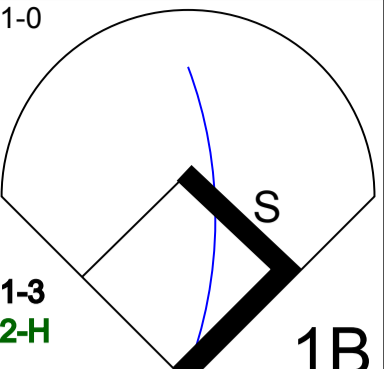
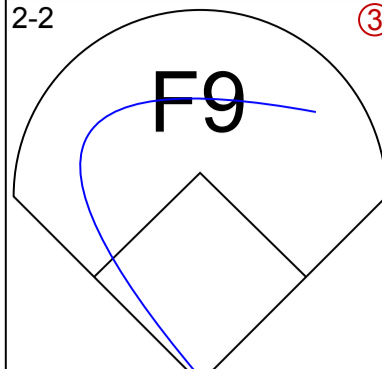
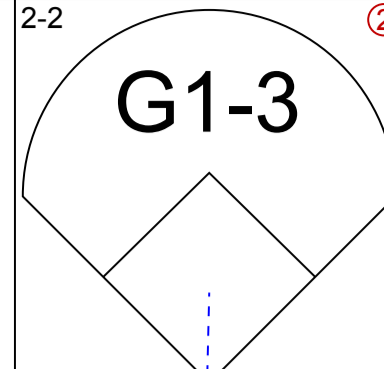
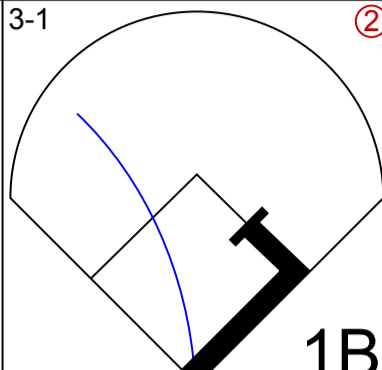
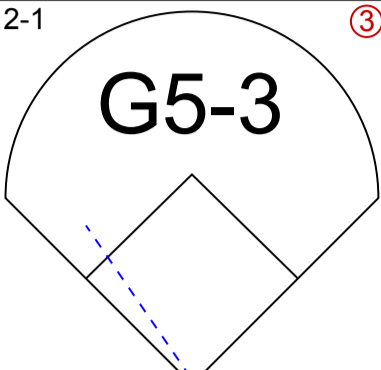
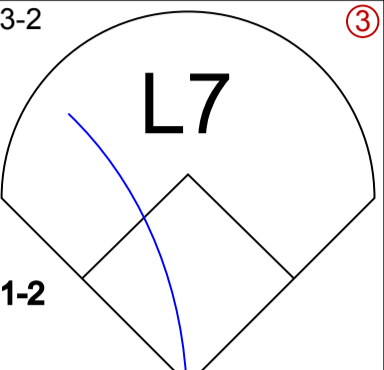
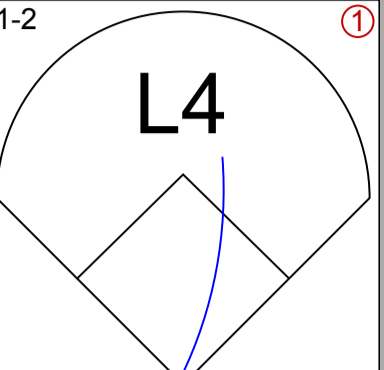
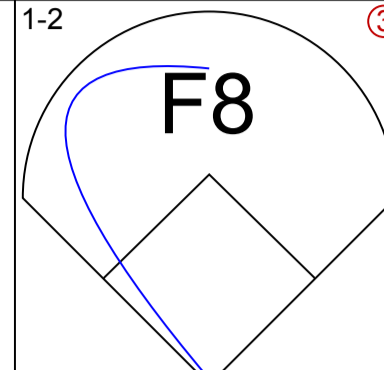
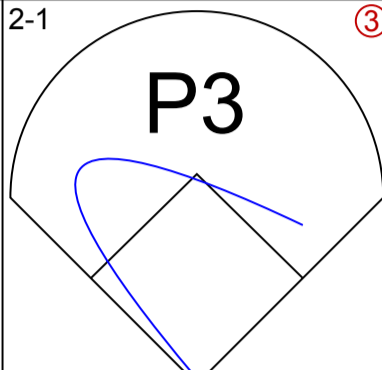
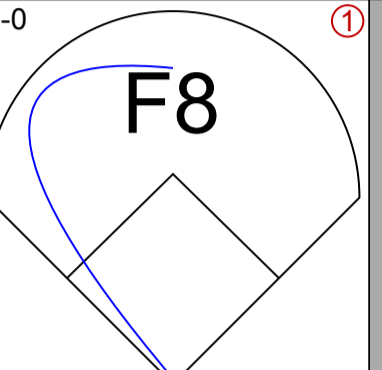
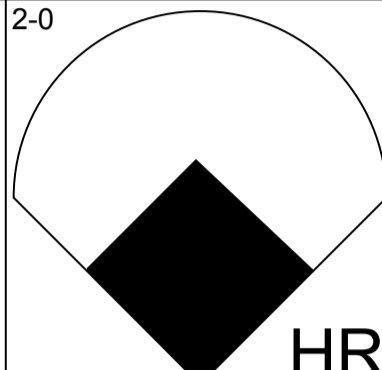
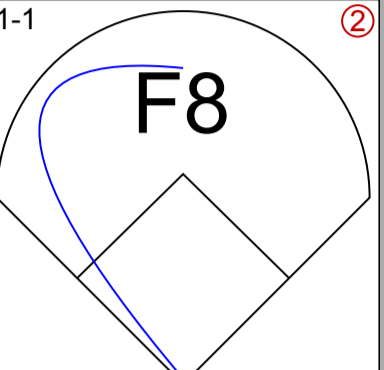
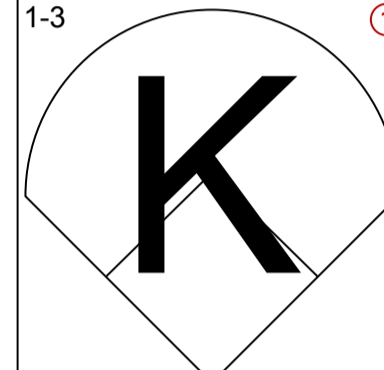
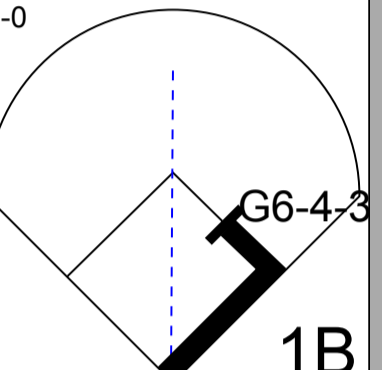
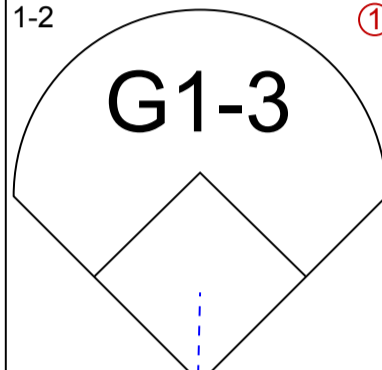
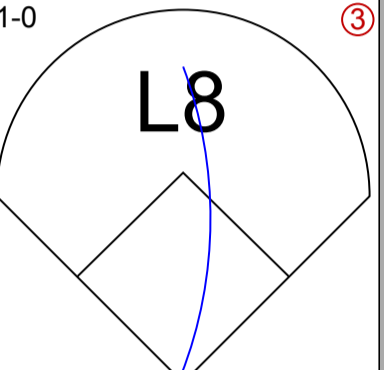
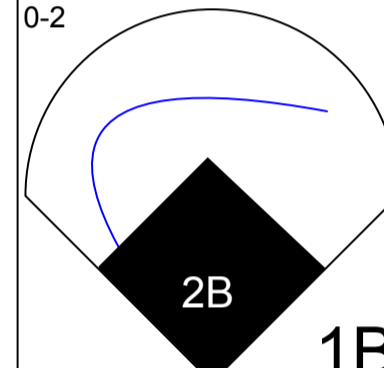
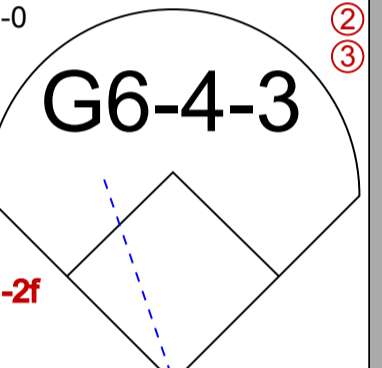
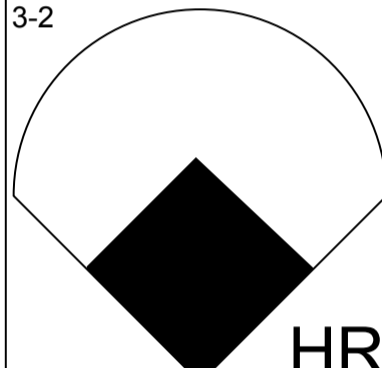
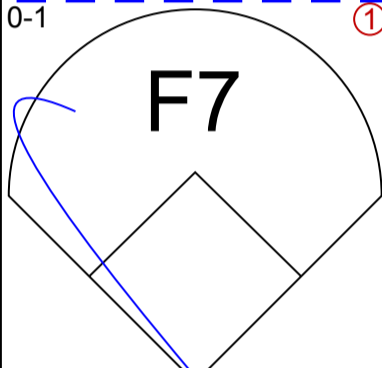
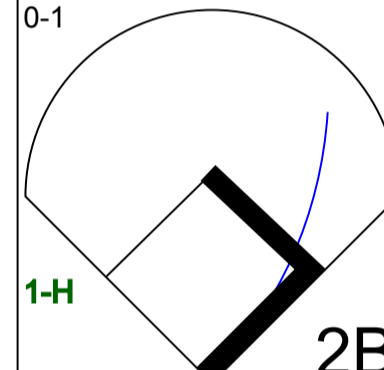
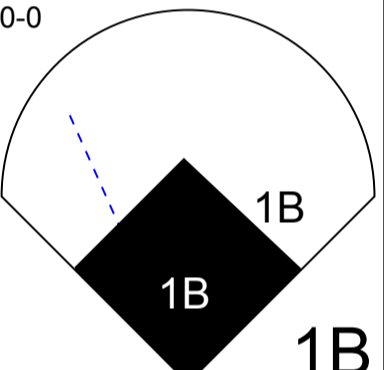
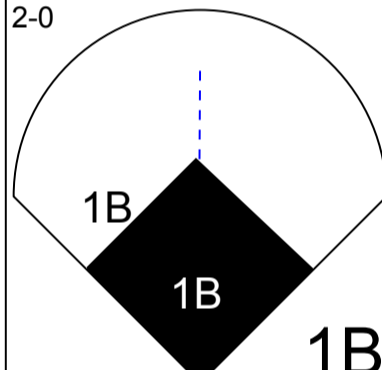
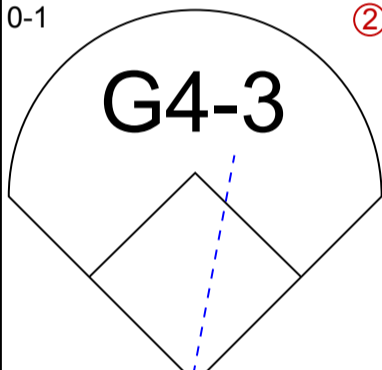
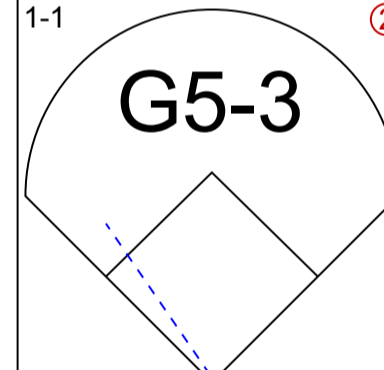
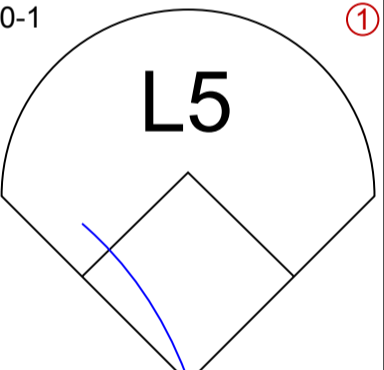
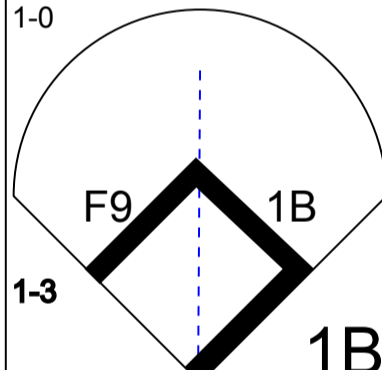
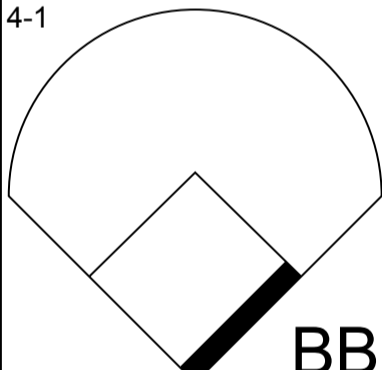
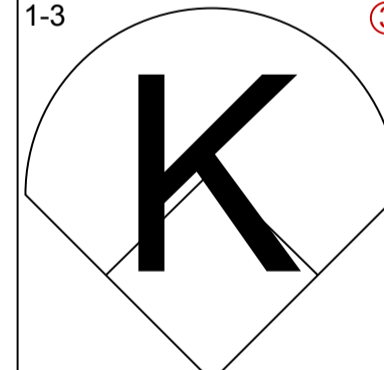
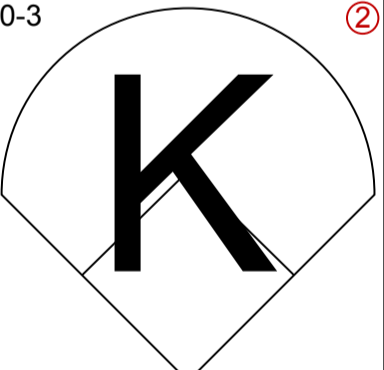
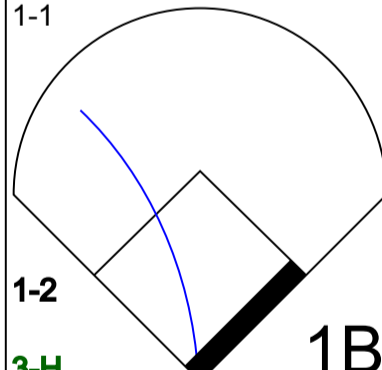
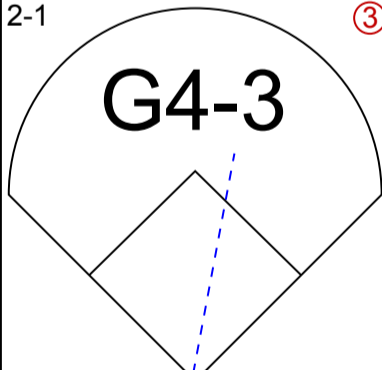
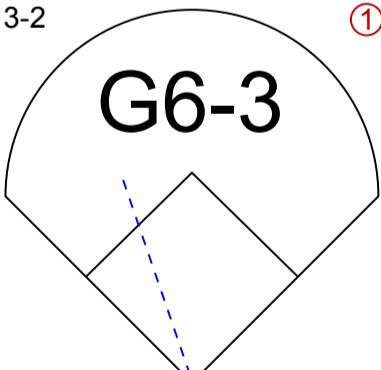
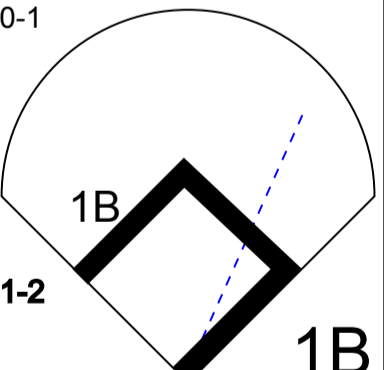
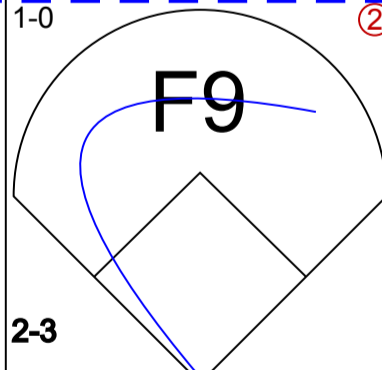
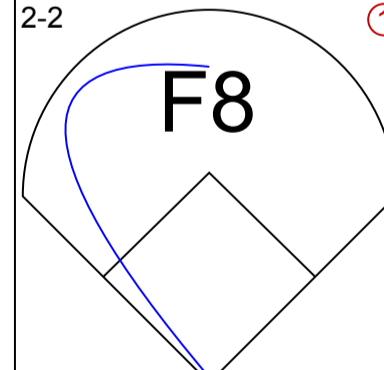
PITCHER	IP	WLS	BF	H	R	ER	SO	BB	IBB	HBP	BLK	WP	HR	S	P	ERA	WHIP
Jim Deshaies, L ERA: 6.78 (1, 1)	4.2	L	21	6	5	5	2	2	0	0	0	0	2	48	84	9.64	1.714
Dave Stevens, R ERA: 6.75 (5, 1)	1.2		6	1	1	1	1	0	0	0	0	0	0	15	22	5.40	0.600
Larry Casian, L ERA: 6.21 (7, 1)	0.0		1	0	0	0	0	0	0	1	0	0	0	1	3	∞	∞
Carl Willis, R ERA: 6.25 (7, 1)	0.1		4	3	3	3	1	0	0	0	0	1	1	19	24	81.00	9.000
Mark Guthrie, L ERA: 7.08 (7, 1)	1.1		7	3	2	2	1	0	0	0	0	0	0	23	30	13.50	2.250

Batter	1	2	3	4	5	6	7	8	9	AB R H RBI BB SO LOB	TOP		
Chuck Knoblauch, R (1, 4) <small>OBP: 0.385, SLG: 0.506</small>	0-0 		2-1 	0-2 		1-2 		1-1 		5 1 2 0 0 0 0			
Alex Cole, L (1, 8) <small>OBP: 0.405, SLG: 0.448</small>	0-1 		1-1 	1-0 		2-2 		1-0 		4 0 1 0 0 0 2			
Kirby Puckett, R (1, 10) <small>OBP: 0.358, SLG: 0.513</small>	1-3 		0-0 	1-0 		1-1 		1-1 		5 1 1 0 0 1 4			
Kent Hrbek, L (1, 3) <small>OBP: 0.359, SLG: 0.385</small>		0-0 	4-1 		1-2 		0-0 	1-2 		4 2 1 2 1 0 0			
Shane Mack, R (1, 7) <small>OBP: 0.394, SLG: 0.586</small>		1-1 	4-2 		1-1 		2-2 	4-2 		3 2 1 0 2 0 0			
Pedro Munoz, R (1, 9) Dave McCarty, R (5, 9) <small>OBP: 0.331, SLG: 0.475</small> <small>OBP: 0.341, SLG: 0.404</small>		3-3 	2-1 		3-2 		2-1 	1-0 		3 0 1 1 0 1 1 2 0 2 0 0 0 0			
Scott Leius, R (1, 5) <small>OBP: 0.338, SLG: 0.481</small>					1-0 		0-1 	1-1 	0-0 	5 1 2 2 0 0 2			
Matt Walbeck, S (1, 2) <small>OBP: 0.251, SLG: 0.284</small>						0-2 		0-0 	2-2 	5 1 1 1 0 0 3			
Pat Meares, R (1, 6) <small>OBP: 0.331, SLG: 0.397</small>			3-2 	1-2 		1-2 		2-2 		4 2 3 3 0 0 0			
Inning Stats	R: 0 H: 0 E: 0 LOB: 0 K: 1 BB: 0 S: 6 P: 7	R: 0 H: 0 E: 0 LOB: 0 K: 1 BB: 0 S: 6 P: 10	R: 6 H: 6 E: 0 LOB: 2 K: 0 BB: 2 S: 30 P: 51	R: 0 H: 1 E: 0 LOB: 1 K: 0 BB: 0 S: 9 P: 12	R: 0 H: 1 E: 0 LOB: 1 K: 0 BB: 0 S: 9 P: 15	R: 0 H: 2 E: 0 LOB: 2 K: 0 BB: 0 S: 15 P: 19	R: 0 H: 1 E: 0 LOB: 0 K: 0 BB: 0 S: 7 P: 11	R: 1 H: 1 E: 0 LOB: 0 K: 0 BB: 0 S: 8 P: 12	R: 3 H: 3 E: 1 LOB: 1 K: 0 BB: 1 S: 14 P: 24	1B: 7 SF: 0 2B: 5 SAC: 1 3B: 0 DP: 0 HR: 3 HBP: 0	WP: 0 PA: 45 PB: 0 SB: 0 CS: 1		
PITCHER	IP WLS BF H R ER SO BB IBB HBP BLK WP HR S P ERA WHIP											PITCHER	IP WLS BF H R ER SO BB IBB HBP BLK WP HR S P ERA WHIP
Mike Oquist, R (1, 1) <small>ERA: 5.94</small>	2.2 L 15 5 6 6 2 2 0 0 0 0 0 1 37 61 20.25 2.625												
Mark Williamson, R (3, 1) <small>ERA: 4.6</small>	5.1 22 7 1 1 0 0 0 0 0 0 0 1 53 76 1.69 1.312												
Tom Bolton, L (9, 1) <small>ERA: 5.28</small>	0.1 5 3 3 2 0 1 0 0 0 0 0 1 10 18 54.00 12.000												
Mark Eichhorn, R (9, 1) <small>ERA: 2.61</small>	0.2 2 0 0 0 0 0 0 0 0 0 0 0 4 6 0.00 0.000												

Minnesota Twins @ Baltimore Orioles
 Oriole Park at Camden Yards, Baltimore, MD
 Sun Jun 19 1994, 3:33 AM EDT
 Att. 47,088 - Cloudy - 99 F

livebaseballscorecards.com



Batter	1	2	3	4	5	6	7	8	9	AB R H RBI BB SO LOB	TOP																
Chuck Knoblauch, R (1, 4) <small>OBP: 0.382, SLG: 0.500</small>										5 0 1 1 0 1 2	Minnesota Twins @ New York Yankees Yankee Stadium, Bronx, NY Mon Jun 20 1994, 7:05 PM EDT Att. 20,566 - Unknown - 82 F																
Jeff Reboulet, R (1, 6) <small>OBP: 0.375, SLG: 0.441</small> Chip Hale, L (9, PH) <small>OBP: 0.375, SLG: 0.360</small>									4 0 1 0 0 0 2 1 0 0 0 0 0 0																		
Kirby Puckett, R (1, 9) <small>OBP: 0.357, SLG: 0.521</small>									4 1 1 1 0 0 0																		
Shane Mack, R (1, 8) <small>OBP: 0.391, SLG: 0.577</small> (6, 7)									4 0 1 0 0 1 0																		
Dave Winfield, R (1, 10) <small>OBP: 0.318, SLG: 0.421</small>									4 2 2 1 0 0 1																		
Pedro Munoz, R (1, 7) <small>OBP: 0.346, SLG: 0.496</small> Alex Cole, L (6, PR) <small>OBP: 0.403, SLG: 0.446</small> (6, 8)									3 1 3 1 0 0 0 1 1 0 0 0 0 0																		
Scott Leius, R (1, 5) <small>OBP: 0.341, SLG: 0.479</small>									3 0 1 0 1 0 2																		
Dave McCarty, R (1, 3) <small>OBP: 0.341, SLG: 0.402</small> Kent Hrbek, L (8, PH) <small>OBP: 0.357, SLG: 0.382</small> (8, 3)									3 0 1 1 0 2 2 1 0 0 0 0 0 1																		
Matt Walbeck, S (1, 2) <small>OBP: 0.251, SLG: 0.284</small>									4 0 1 0 0 0 2																		
Inning Stats	R: 0 H: 1 E: 0 LOB: 0 K: 1 BB: 0 S: 7 P: 13		R: 1 H: 2 E: 0 LOB: 1 K: 2 BB: 0 S: 15 P: 18		R: 0 H: 0 E: 0 LOB: 0 K: 0 BB: 0 S: 8 P: 13		R: 0 H: 1 E: 0 LOB: 0 K: 0 BB: 0 S: 3 P: 6		R: 1 H: 3 E: 0 LOB: 2 K: 1 BB: 0 S: 12 P: 16			R: 3 H: 5 E: 0 LOB: 2 K: 0 BB: 0 S: 17 P: 30		R: 0 H: 0 E: 0 LOB: 0 K: 0 BB: 0 S: 6 P: 9		R: 0 H: 0 E: 0 LOB: 1 K: 0 BB: 1 S: 7 P: 13		R: 0 H: 0 E: 0 LOB: 0 K: 0 BB: 0 S: 13 P: 18		1B: 9 SF: 0 2B: 1 SAC: 0 3B: 0 DP: 1 HR: 2 HBP: 0	WP: 0 PA: 38 PB: 0 SB: 1 CS: 0						
PITCHER	IP	WLS	BF	H	R	ER	SO	BB	IBB	HBP	BLK	WP	HR	S	P	ERA	WHIP										
Jim Abbott, L (1, 1) <small>ERA: 3.72</small>	5.1		26	12	5	5	4	0	0	0	0	0	2	58	89	8.44	2.250										
Donn Pall, R (6, 1) <small>ERA: 3.86</small>	1.2		5	0	0	0	0	0	0	0	0	0	0	10	16	0.00	0.000										
Bob Wickman, R (8, 1) <small>ERA: 2.93</small>	2.0	W	7	0	0	0	0	1	0	0	0	0	0	20	31	0.00	0.500										

livebaseballscorecards.com

AB	37
R	5
H	12
RBI	5
BB	1
SO	4
LOB	12



Batter	1	2	3	4	5	6	7	8	9
Luis Polonia, L (1, 7) OBP: 0.361, SLG: 0.373	0-3 			0-1 1B G3-1 2B	3-2 CS 1B		3-2 FC6-4 3B	0-0 F8	
Wade Boggs, L (1, 5) OBP: 0.442, SLG: 0.517	4-2 G6-4-3 BB			2-0 G3-1 1B	2-2 CS 1-2	2-1 BB 1B	0-2 1B 3B		
Don Mattingly, L (1, 3) OBP: 0.406, SLG: 0.424	2-0 G6-4-3 1-2f			2-0 G3-1 1-2 3-H		1-1 BB 1B	3-2 1B		
Mike Stanley, R (1, 2) OBP: 0.330, SLG: 0.438		1-2 G5-3		2-3 K		0-0 P3	2-3 K		
Paul O'Neill, L (1, 9) OBP: 0.486, SLG: 0.637		2-2 L7		1-2 F7		4-1 BB		2-3 K	
Danny Tartabull, R (1, 10) OBP: 0.332, SLG: 0.455 Gerald Williams, R (8, PR) OBP: 0.304, SLG: 0.522		1-3 K			0-0 G4-3	1-3 K	0-1 FC6-4 FC4 HR 1B		
Bernie Williams, S (1, 8) OBP: 0.369, SLG: 0.444			3-1 G5-3		4-1 1B BB	0-0 G4-3	1-1 FC4 FC6-4		
Randy Velarde, R (1, 6) OBP: 0.320, SLG: 0.368			1-1 F8		0-2 P8		4-1 FC5-4 BB	1-2 FC6-4 HR	
Mike Gallego, R (1, 4) OBP: 0.311, SLG: 0.332 Daryl Boston, L (8, PH) OBP: 0.241, SLG: 0.451 Pat Kelly, R (9, 4) OBP: 0.352, SLG: 0.390			2-1 G1-3		1-0 1B 1B		0-0 FC5-4 FC6-4	0-0 HR	

Inning Stats	R: 0 E: 0 K: 1 S: 7	H: 0 LOB: 0 BB: 1 P: 13	R: 0 E: 0 K: 1 S: 10	H: 0 LOB: 0 BB: 0 P: 14	R: 0 E: 0 K: 0 S: 6	H: 0 LOB: 0 BB: 0 P: 12	R: 1 E: 0 K: 1 S: 10	H: 2 LOB: 1 BB: 0 P: 17	R: 1 E: 0 K: 0 S: 11	H: 2 LOB: 1 BB: 1 P: 21	R: 0 E: 0 K: 1 S: 10	H: 2 LOB: 3 BB: 1 P: 18	R: 2 E: 0 K: 1 S: 16	H: 2 LOB: 1 BB: 1 P: 28	R: 3 E: 0 K: 1 S: 12	H: 2 LOB: 1 BB: 0 P: 16
--------------	------------------------------	----------------------------------	-------------------------------	----------------------------------	------------------------------	----------------------------------	-------------------------------	----------------------------------	-------------------------------	----------------------------------	-------------------------------	----------------------------------	-------------------------------	----------------------------------	-------------------------------	----------------------------------

PITCHER															IP	WLS	BF	H	R	ER	SO	BB	IBB	HBP	BLK	WP	HR	S	P	ERA	WHIP	
Scott Erickson, R (1, 1) ERA: 5.38															6.2		29	7	4	4	4	4	4	0	0	0	0	0	63	111	5.40	1.650
Mark Guthrie, L (7, 1) ERA: 6.63															0.2		3	1	0	0	2	0	0	0	0	0	0	10	17	0.00	1.500	
Carl Willis, R (8, 1) ERA: 6.63															0.1	L	3	1	0	0	0	0	0	0	0	0	0	7	9	0.00	3.000	
Rick Aguilera, R (8, 1) ERA: 4.68															0.1		2	1	3	3	0	0	0	0	0	0	1	2	2	81.00	3.000	

BOTTOM

AB	R	H	RBI	BB	SO	LOB
5	2	2	1	0	1	2
3	1	3	1	1	0	0
4	0	2	2	0	0	2
4	0	0	0	0	2	4
3	0	0	0	1	1	1
4	0	1	0	0	2	3
0	1	0	0	0	0	0
3	1	0	0	1	0	4
3	1	0	0	1	0	3
3	0	1	0	0	0	1
1	1	1	3	0	0	0
0	0	0	0	0	0	0

AB 33
R 7
H 10
RBI 7
BB 4
SO 6
LOB 20

WP: 0 PA: 38
PB: 0
SB: 0
CS: 1

Minnesota Twins @ New York Yankees
Yankee Stadium, Bronx, NY
Mon Jun 20 1994, 7:05 PM EDT
Att: 20,566 - Unknown - 82 F

1B	2B	3B	HR	SF	SAC	DP	HBP
7	1	1	1	0	0	1	0


Batter	1	2	3	4	5	6	7	8	9	AB R H RBI BB SO LOB	TOP	
Chuck Knoblauch, R (1, 4) <small>OBP: 0.379, SLG: 0.493</small>	1-2 	2-1 			2-2 		0-0 		4-0 	4 1 0 0 1 0 2		
Jeff Reboulet, R (1, 3) <small>OBP: 0.389, SLG: 0.448</small> Kent Hrbek, L (9, PH) <small>OBP: 0.354, SLG: 0.379</small>	0-0 		2-2 		4-1 		1-2 	1-3 	1-3 	3 1 2 1 1 0 0 1 0 0 0 0 1 1		
Kirby Puckett, R (1, 9) <small>OBP: 0.354, SLG: 0.520</small>	1-1 		0-1 		0-0 		0-0 		2-2 	4 1 1 1 0 0 2		
Shane Mack, R (1, 8) <small>OBP: 0.393, SLG: 0.575</small> (8, 7)	1-0 		2-0 		0-0 		1-1 			4 0 2 1 0 0 2		
Dave Winfield, R (1, 10) <small>OBP: 0.317, SLG: 0.415</small>	4-0 		3-3 		3-2 			1-0 		3 0 0 0 1 1 3		
Scott Leius, R (1, 5) <small>OBP: 0.344, SLG: 0.477</small>	2-1 			1-0 		3-1 		4-1 		3 0 1 1 1 0 0		
Dave McCarty, R (1, 7) <small>OBP: 0.333, SLG: 0.392</small> Alex Cole, L (8, PH) <small>OBP: 0.402, SLG: 0.444</small> (8, 8)	3-3 		2-3 		3-0 		2-2 		2-2 	3 0 0 0 0 2 2 1 0 0 0 0 0 1		
Derek Parks, R (1, 2) <small>OBP: 0.263, SLG: 0.370</small> Matt Walbeck, S (8, PH) <small>OBP: 0.250, SLG: 0.282</small> (8, 2)		2-3 		1-3 		2-3 		1-2 		3 0 0 0 0 3 0 1 0 0 0 0 0 1		
Pat Meares, R (1, 6) <small>OBP: 0.337, SLG: 0.403</small> Chip Hale, L (9, PH) <small>OBP: 0.371, SLG: 0.355</small>		0-3 		2-1 		3-1 		2-2 		3 1 2 0 0 1 0 1 0 0 0 0 0 0		
Inning Stats	R: 2 H: 3 E: 0 LOB: 2 K: 1 BB: 1 S: 13 P: 25	R: 0 H: 0 E: 0 LOB: 0 K: 2 BB: 0 S: 8 P: 12	R: 0 H: 1 E: 0 LOB: 1 K: 1 BB: 0 S: 11 P: 18	R: 0 H: 0 E: 0 LOB: 0 K: 2 BB: 0 S: 7 P: 11	R: 1 H: 2 E: 0 LOB: 2 K: 0 BB: 1 S: 13 P: 24	R: 0 H: 0 E: 0 LOB: 0 K: 1 BB: 0 S: 7 P: 15	R: 1 H: 2 E: 0 LOB: 1 K: 0 BB: 0 S: 10 P: 15	R: 0 H: 0 E: 0 LOB: 1 K: 0 BB: 1 S: 10 P: 18	R: 0 H: 0 E: 0 LOB: 1 K: 1 BB: 1 S: 11 P: 19	1B: 7 SF: 1 2B: 1 SAC: 0 3B: 0 DP: 0 HR: 0 HBP: 0	WP: 0 PA: 39 PB: 0 SB: 4 CS: 0	
PITCHER Jimmy Key, L (1, 1) <small>ERA: 3.15</small> Bob Wickman, R (7, 1) <small>ERA: 2.79</small> Steve Howe, L (9, 1) <small>ERA: 3.24</small>	IP WLS BF H R ER SO BB IBB HBP BLK WP HR S P ERA WHIP											PITCHER IP WLS BF H R ER SO BB IBB HBP BLK WP HR S P ERA WHIP

Minnesota Twins @ New York Yankees
 Yankee Stadium, Bronx, NY
 Tue Jun 21 1994, 7:05 PM EDT
 Att. 27,972 - Unknown - 101 F

livebaseballscorecards.com

AB	34
R	4
H	8
RBI	4
BB	4
SO	8
LOB	14



Batter	1	2	3	4	5	6	7	8	9	AB	R	H	RBI	BB	SO	LOB	BOTTOM					
Bernie Williams, S (1, 8) OBP: 0.369, SLG: 0.452	2-2 G5-3		1-0 F8		2-2 L8	1-1 2B		0-0 2B		5	0	2	3	0	0	1	Minnesota Twins @ New York Yankees Yankee Stadium, Bronx, NY Tue Jun 21 1994, 7:05 PM EDT Att. 27,972 - Unknown - 101 F		WP: 0 PA: 39 PB: 0 SB: 0 CS: 0			
Wade Boggs, L (1, 5) OBP: 0.438, SLG: 0.509	1-2 L6		1-2 1B		0-1 G6-3	0-0 F8		2-1 L6		5	0	1	0	0	0	3						
Don Mattingly, L (1, 3) OBP: 0.399, SLG: 0.416	1-0 P6		2-3 K		2-0 F7	3-2 F7		0-0 P6		5	0	0	0	0	1	3						
Danny Tartabull, R (1, 9) OBP: 0.334, SLG: 0.451		4-0 BB BB BB		4-2 BB BB		3-3 H		3-2 G6-3		2	0	0	0	2	1	0						
Mike Stanley, R (1, 2) OBP: 0.339, SLG: 0.439		4-1 BB BB		2-0 F8		1-0 2B 1B		4-1 SH1-4 1B BB		2	1	1	0	2	0	1						
Jim Leyritz, R (1, 10) OBP: 0.381, SLG: 0.510		4-2 G6-4-3 BB		1-2 L4		2-0 1B 2B	SAFE	1-0 SH1-4 1B		3	1	2	0	1	0	1						
Randy Velarde, R (1, 6) OBP: 0.322, SLG: 0.366		1-3 K		4-2 BB		4-1 HBP 1B 2B BB		2-2 SH1-4		1	0	0	0	1	1	3						
Luis Polonia, L (6, PH) OBP: 0.363, SLG: 0.373				1-2 BB				1-2 2-3		0	1	0	0	1	0	0						
Pat Kelly, R (7, 4) OBP: 0.352, SLG: 0.390				2-3 K						0	0	0	0	0	0	0						
Gerald Williams, R (1, 7) OBP: 0.292, SLG: 0.500		2-2 G6-4-3		2-3 K		0-0 HBP 2B 1B		3-2 F8		2	0	0	0	0	1	5						
Paul O'Neill, L (6, PH) OBP: 0.486, SLG: 0.636						1-2 2-H 3-H				2	1	1	2	0	0	2						
Mike Gallego, R (1, 4) OBP: 0.314, SLG: 0.336			0-0 P6		3-2 G6-3 BLK 2B	1-1 2B HBP		2-2 G5-3		3	2	1	0	0	0	0						
Inning Stats	R: 0 E: 0 K: 0 S: 7	H: 0 LOB: 0 BB: 0 P: 11	R: 0 E: 0 K: 1 S: 11	H: 0 LOB: 2 BB: 3 P: 26	R: 0 E: 0 K: 1 S: 9	H: 1 LOB: 1 BB: 0 P: 13	R: 0 E: 0 K: 1 S: 13	H: 0 LOB: 2 BB: 2 P: 26	R: 1 E: 0 K: 0 S: 13	H: 1 LOB: 0 BB: 0 P: 20	R: 5 E: 0 K: 1 S: 15	H: 4 LOB: 1 BB: 1 P: 30	R: 0 E: 0 K: 0 S: 13	H: 1 LOB: 2 BB: 1 P: 26	R: 0 E: 0 K: 0 S: 7	H: 1 LOB: 1 BB: 0 P: 11				1B: 4 2B: 4 3B: 0 HR: 0	SF: 0 SAC: 1 DP: 1 HBP: 1	WP: 0 PB: 0 SB: 0 CS: 0
PITCHER 22 Carlos Pulido, L (1, 1) ERA: 5.52	IP: 5.1 WLS: L BF: 24 H: 4 R: 3 ER: 3 SO: 4 BB: 5 IBB: 0 HBP: 0 BLK: 1 WP: 0 HR: 0 S: 59 P: 108 ERA: 5.06 WHIP: 1.688																					
Brett Merriman, R (6, 1) ERA: 6.19	0.0	L	3	1	0	0	0	0	0	0	0	3	8	∞	∞							
Larry Casian, L (6, 1) ERA: 5.75	2.2		12	3	3	3	0	1	0	0	0	26	47	10.12	1.500							

livebaseballscorecards.com

AB	30
R	6
H	8
RBI	5
BB	7
SO	4
LOB	19

Batter	1	2	3	4	5	6	7	8	9	AB R H RBI BB SO LOB	TOP
Chuck Knoblauch, R (1, 4) OBP: 0.383, SLG: 0.505	2-2 		1-1 		3-1 		0-1 		1-0 	5 1 3 0 0 0 0	
Alex Cole, L (1, 8) OBP: 0.403, SLG: 0.452 Pedro Munoz, R (9, PH) OBP: 0.351, SLG: 0.500	3-2 		0-0 		0-0 		0-0 		0-1 	3 0 2 1 0 0 1 1 0 1 1 0 0 0	
Kirby Puckett, R (1, 9) OBP: 0.348, SLG: 0.511	2-1 		0-0 		0-1 		1-1 		1-1 	5 0 0 0 0 0 5	
Kent Hrbek, L (1, 3) OBP: 0.346, SLG: 0.368	1-0 				0-0 			1-0 		4 0 0 0 0 0 2	
Dave Winfield, R (1, 10) OBP: 0.320, SLG: 0.421			0-1 		3-3 		1-0 		1-0 	4 0 2 0 0 1 0	
Shane Mack, R (1, 7) OBP: 0.395, SLG: 0.571 Dave McCarty, R (4, PR) OBP: 0.336, SLG: 0.393 (4, 7)			0-1 		2-1 		3-1 		2-1 	1 0 0 0 0 0 1 2 0 1 0 0 0 1	
Scott Leius, R (1, 5) OBP: 0.347, SLG: 0.475			0-2 		4-1 		3-3 		2-3 	3 0 1 0 1 2 2	
Matt Walbeck, S (1, 2) OBP: 0.246, SLG: 0.277			3-2 		0-1 				0-2 	4 0 0 0 0 0 3	
Jeff Reboulet, R (1, 6) OBP: 0.384, SLG: 0.434			1-0 		2-3 		4-0 		2-0 	3 1 0 0 1 1 0	
Inning Stats	R: 0 H: 1 E: 1 LOB: 1 K: 0 BB: 0 S: 9 P: 17	R: 0 H: 2 E: 0 LOB: 1 K: 0 BB: 0 S: 10 P: 13	R: 0 H: 1 E: 0 LOB: 1 K: 0 BB: 0 S: 5 P: 7	R: 0 H: 0 E: 0 LOB: 2 K: 1 BB: 1 S: 10 P: 19	R: 0 H: 1 E: 0 LOB: 1 K: 1 BB: 0 S: 9 P: 14	R: 0 H: 1 E: 0 LOB: 1 K: 1 BB: 0 S: 10 P: 20	R: 1 H: 1 E: 0 LOB: 1 K: 0 BB: 1 S: 8 P: 13	R: 0 H: 1 E: 0 LOB: 1 K: 1 BB: 0 S: 7 P: 13	R: 1 H: 2 E: 0 LOB: 1 K: 0 BB: 0 S: 9 P: 15	1B: 5 SF: 1 2B: 5 SAC: 0 3B: 0 DP: 2 HR: 0 HBP: 1	WP: 0 PA: 39 PB: 0 SB: 0 CS: 0
PITCHER Scott Kamieniecki, R (1, 1) ERA: 3.82 Paul Gibson, L (9, 1) ERA: 5.19	IP WLS BF H R ER SO BB IBB HBP BLK WP HR S P ERA WHIP 8.0 W 34 8 1 1 4 2 0 1 0 0 0 68 116 1.12 1.250 1.0 5 2 1 1 0 0 0 0 0 0 0 9 15 9.00 2.000	PITCHER IP WLS BF H R ER SO BB IBB HBP BLK WP HR S P ERA WHIP									

Minnesota Twins @ New York Yankees
 Yankee Stadium, Bronx, NY
 Wed Jun 22 1994, 3:33 AM EDT
 Att. 23,945 - Sunny - 78 F

livebaseballscorecards.com

AB	35
R	2
H	10
RBI	2
BB	2
SO	4
LOB	15



Batter	1	2	3	4	5	6	7	8	9
Luis Polonia, L (1, 7) OBP: 0.368, SLG: 0.375	3-3 K		1-2 1B		1-2 G4-3		4-0 2B 1-2 2-3 1B BB	1-2 BB E 1B	
Wade Boggs, L (1, 5) OBP: 0.437, SLG: 0.507	2-2 F7		2-2 1-3 1B			0-1 G3-1	1-1 SF8	4-0 E BB	
Don Mattingly, L (1, 3) OBP: 0.403, SLG: 0.432	2-2 2B		1-2 L5			1-1 1B 2B	1-2 1B 2B	3-2 SF7	
Jim Leyritz, R (1, 2) OBP: 0.381, SLG: 0.503	1-2 L9			2-1 HBP		2-3 K	1-1 HR 1B	1-1 E6	
Paul O'Neill, L (1, 9)		2-3 K		2-3 K		2-1 1B	0-0 HR	2-3 K	
Daryl Boston, L (1, 10) OBP: 0.237, SLG: 0.418		4-1 CS BB		3-1 F7		1-3 K	3-3 K	2-1 F7	
Bernie Williams, S (1, 8) OBP: 0.371, SLG: 0.462		1-2 L7		1-2 F7					
Randy Velarde, R (1, 6) OBP: 0.320, SLG: 0.359		2-0 CS	0-1 L5		1-0 L8				
Mike Gallego, R (1, 4) OBP: 0.317, SLG: 0.344			1-1 G5-3		1-0 L6		3-2 2B 1B	2-2 1B SF7 2B	

Inning Stats	R: 0	H: 1	E: 0	K: 1	S: 17	R: 0	H: 0	E: 0	K: 1	S: 7	R: 0	H: 2	E: 0	K: 0	S: 16	R: 0	H: 0	E: 0	K: 1	S: 10	R: 0	H: 2	E: 0	K: 2	S: 12	R: 7	H: 6	E: 0	K: 1	S: 24	R: 2	H: 2	E: 1	K: 1	S: 17
	LOB: 1	BB: 0	BB: 25			LOB: 0	BB: 1				LOB: 1	BB: 0				LOB: 0	BB: 0				LOB: 2	BB: 0				LOB: 1	BB: 2			LOB: 2	BB: 1				


PITCHER																	PITCHER																		
IP	WLS	BF	H	R	ER	SO	BB	IBB	HBP	BLK	WP	HR	S	P	ERA	WHIP	IP	WLS	BF	H	R	ER	SO	BB	IBB	HBP	BLK	WP	HR	S	P	ERA	WHIP		
Kevin Tapani, R (1, 1) ERA: 4.29	6.0	L	27	7	3	3	5	2	0	0	0	0	76	122	4.50	1.500																			
Mark Guthrie, L (7, 1) ERA: 7.05	0.1		3	1	0	0	1	0	0	0	0	0	5	11	0.00	6.000																			
Carl Willis, R (7, 1) ERA: 6.99	0.2		5	3	4	1	0	0	0	0	0	1	10	16	54.00	4.500																			
Brett Merriman, R (8, 1) ERA: 6.35	1.0		7	2	2	1	1	1	0	0	0	0	17	32	9.00	3.000																			

MINNESOTA TWINS @ NEW YORK YANKEES
Yankee Stadium, Bronx, NY
 Wed Jun 22 1994, 3:33 AM EDT
 Att. 23,945 - Sunny - 78 F

AB	R	H	RBI	BB	SO	LOB
4	2	2	0	1	1	0
3	0	1	1	1	0	0
4	1	3	2	0	0	2
4	1	1	2	0	1	3
5	1	2	2	0	3	3
4	0	0	0	1	2	5
4	1	2	0	0	0	2
3	1	0	0	1	0	1
4	2	2	1	0	0	0

AB	35
R	9
H	13
RBI	8
BB	4
SO	7
LOB	16

WP: 0 PA: 43
 PB: 0
 SB: 1
 CS: 1



Batter	1	2	3	4	5	6	7	8	9	AB R H RBI BB SO LOB	TOP									
Vince Coleman, S (1, 7) OBP: 0.278, SLG: 0.339	1-0 F9		3-2 HR		0-0 B1-3			1-2 FC5-4		4 1 1 1 0 0 1										
Wally Joyner, L (1, 3) OBP: 0.385, SLG: 0.454	4-0 BB		4-2 BB		1-2 L9			2-2 F8		2 0 0 0 2 0 1										
Brian McRae, S (1, 8) OBP: 0.382, SLG: 0.428	1-3 K		2-0 2B				1-1 F9			4 0 1 0 0 2 2										
Dave Henderson, R (1, 10) OBP: 0.284, SLG: 0.407 Brent Mayne, L (9, PH) OBP: 0.286, SLG: 0.296	1-3 K		3-1 L8				2-2 G4-3			3 0 0 0 0 1 3 1 0 0 0 0 0 0										
Felix Jose, S (1, 9) OBP: 0.361, SLG: 0.438		2-3 K		2-1 2B			2-3 K			4 0 1 0 0 2 0										
Gary Gaetti, R (1, 5) OBP: 0.313, SLG: 0.454		0-3 K		2-2 F9			3-2 F8			4 0 1 0 0 1 1										
Mike Macfarlane, R (1, 2) OBP: 0.371, SLG: 0.443		0-0 F9		1-0 P3			0-3 K			4 0 1 0 0 1 1										
Greg Gagne, R (1, 6) OBP: 0.344, SLG: 0.435 Bob Hamelin, L (9, PH) OBP: 0.364, SLG: 0.538			1-1 P6		3-2 G6-3		2-3 K			3 0 0 0 0 1 1 1 0 0 0 0 1 2										
Terry Shumpert, R (1, 4) OBP: 0.287, SLG: 0.536			0-0 1B		1-0 G6-3			4-0 BB		2 0 1 0 1 0 0										
Inning Stats	R: 0 E: 0 K: 2 S: 7	H: 0 LOB: 1 BB: 1 P: 14	R: 0 E: 0 K: 2 S: 7	H: 0 LOB: 0 BB: 0 P: 9	R: 1 E: 0 K: 0 S: 12	H: 3 LOB: 2 BB: 1 P: 25	R: 0 E: 0 K: 0 S: 11	H: 1 LOB: 1 BB: 0 P: 19	R: 0 E: 0 K: 1 S: 9	H: 0 LOB: 0 BB: 0 P: 14	R: 0 E: 0 K: 2 S: 10	H: 0 LOB: 0 BB: 0 P: 15	R: 0 E: 0 K: 1 S: 9	H: 0 LOB: 1 BB: 1 P: 16	R: 0 E: 0 K: 1 S: 15	H: 2 LOB: 2 BB: 0 P: 22	1B: 3 2B: 2 3B: 0 HR: 1	SF: 0 SAC: 0 DP: 0 HBP: 0	WP: 0 PB: 0 SB: 1 CS: 1	PA: 35
PITCHER	IP WLS BF H R ER SO BB IBB HBP BLK WP HR S P ERA WHIP																			
Jim Deshaies, L (1, 1) ERA: 6.27	8.0 W 30 4 1 1 8 3 0 0 0 0 0 1 70 119 1.12 0.875																			
Rick Aguilera, R (9, 1) ERA: 4.5	1.0 S 5 2 0 0 1 0 0 0 0 0 0 0 15 22 0.00 2.000																			

Kansas City Royals @ Minnesota Twins
 Hubert H. Humphrey Metrodome, Minneapolis, MN
 Fri Jun 24 1994, 8:05 PM EDT
 Att. 27,069 - Dome

AB	32
R	1
H	6
RBI	1
BB	3
SO	9
LOB	12



Batter	1	2	3	4	5	6	7	8	9	AB R H RBI BB SO LOB	TOP		
Vince Coleman, S (1, 7) OBP: 0.284, SLG: 0.340	4-0 G4-3 S G3 BB		4-0 FC9-5 S BB		0-1 E8 S 1B			2-2 G6-3		2 1 1 0 2 0 0			
Brian McRae, S (1, 8) OBP: 0.377, SLG: 0.422	3-2 G4-3		3-1 FC9-5		3-2 G4-3			0-0 G4-3		4 0 0 0 0 0 3			
Wally Joyner, L (1, 3) OBP: 0.384, SLG: 0.448	2-1 G3			4-0 HR BB			1-1 F7	0-3 K		3 1 0 1 1 1 0			
Bob Hamelin, L (1, 10)	0-0 3-H 1B			3-2 1-H HR			1-3 K	1-0 2B		4 1 3 2 0 1 0			
Felix Jose, S (1, 9)	0-0 F9			1-2 G3-1			0-1 F8	0-2 F7		4 0 0 0 0 0 2			
Mike Macfarlane, R (1, 2) OBP: 0.365, SLG: 0.434		0-0 P1		0-0 P6			2-2 P6	0-3 K		4 0 0 0 0 1 1			
Greg Gagne, R (1, 6) OBP: 0.343, SLG: 0.432		1-0 CS 1B		1-2 G6-3			1-0 G6-3	1-0 G6-3		4 0 1 0 0 0 1			
Terry Shumpert, R (1, 4) OBP: 0.288, SLG: 0.560		1-0 F8			3-1 P2		2-0 HR			3 1 1 1 0 0 1			
David Howard, S (1, 5) OBP: 0.277, SLG: 0.205		1-0 CS	1-3 K		0-1 B1-3		0-0 F9			3 0 0 0 0 1 0			
Inning Stats	R: 1 H: 1 E: 0 LOB: 1 K: 0 BB: 1 S: 7 P: 16	R: 0 H: 1 E: 0 LOB: 0 K: 0 BB: 0 S: 3 P: 6	R: 0 H: 0 E: 0 LOB: 0 K: 1 BB: 1 S: 5 P: 13	R: 2 H: 1 E: 0 LOB: 0 K: 0 BB: 1 S: 12 P: 21	R: 0 H: 1 E: 1 LOB: 1 K: 0 BB: 0 S: 10 P: 16	R: 0 H: 0 E: 0 LOB: 0 K: 1 BB: 0 S: 7 P: 9	R: 1 H: 1 E: 0 LOB: 0 K: 0 BB: 0 S: 6 P: 11	R: 0 H: 0 E: 0 LOB: 0 K: 1 BB: 0 S: 8 P: 10	R: 0 H: 1 E: 0 LOB: 1 K: 1 BB: 0 S: 8 P: 10	1B: 3 SF: 0 2B: 2 SAC: 0 3B: 0 DP: 1 HR: 2 HBP: 0	WP: 0 PA: 35 PB: 0 SB: 3 CS: 1		
PITCHER	IP WLS BF H R ER SO BB IBB HBP BLK WP HR S P ERA WHIP											PITCHER	IP WLS BF H R ER SO BB IBB HBP BLK WP HR S P ERA WHIP
Pat Mahomes, R (1, 1) ERA: 5.44	7.0 L 27 5 4 4 2 3 0 0 0 0 0 2 50 92 5.14 1.143												
Kevin Campbell, R (8, 1) ERA:	2.0 7 1 0 0 2 0 0 0 0 0 0 0 16 20 0.00 0.500												

Kansas City Royals @ Minnesota Twins
 Hubert H. Humphrey Metrodome, Minneapolis, MN
 Sat Jun 25 1994, 8:05 PM EDT
 Att. 33,136 - Dome

livebaseballscorecards.com

AB	31
R	4
H	6
RBI	4
BB	3
SO	4
LOB	8



Batter	1	2	3	4	5	6	7	8	9	AB	R	H	RBI	BB	SO	LOB
Chuck Knoblauch, R <small>OBP: 0.381, SLG: 0.500</small> (1, 4)	0-0 		2-1 			2-1 		2-0 		4	0	1	0	0	0	0
Alex Cole, L <small>OBP: 0.397, SLG: 0.443</small> (1, 8)	0-2 			2-1 		0-0 		3-2 		4	0	0	0	0	0	1
Kirby Puckett, R <small>OBP: 0.349, SLG: 0.509</small> (1, 9)	2-2 			0-0 			1-2 		0-2 	4	1	2	0	0	0	1
Kent Hrbek, L <small>OBP: 0.341, SLG: 0.361</small> (1, 3)	1-0 			2-1 			3-1 		2-2 	4	0	1	0	0	0	3
Shane Mack, R <small>OBP: 0.389, SLG: 0.565</small> (1, 7)		1-1 			2-1 		0-0 		0-3 	3	0	0	1	0	1	0
Dave Winfield, R <small>OBP: 0.324, SLG: 0.422</small> (1, 10)		3-1 			0-0 		4-1 			2	0	1	0	1	0	0
Scott Leius, R <small>OBP: 0.341, SLG: 0.466</small> (1, 5)		3-3 			2-0 		3-3 		1-2 	3	0	1	0	0	2	2
Jeff Reboulet, R <small>OBP: 0.383, SLG: 0.449</small> (1, 6)			0-0 		0-2 		3-1 			3	0	0	0	0	0	4
Matt Walbeck, S <small>OBP: 0.242, SLG: 0.273</small> (1, 2)			1-1 			1-0 		2-1 		3	0	0	0	0	0	0

BOTTOM

Kansas City Royals @ Minnesota Twins
 Hubert H. Humphrey Metrodome, Minneapolis, MN

livebaseballscorecards.com

AB	30
R	1
H	6
RBI	1
BB	1
SO	3
LOB	11



Inning Stats	R: 0	H: 1	E: 0	K: 0	S: 8	LOB: 1	BB: 0	P: 11	R: 0	H: 0	E: 0	K: 1	S: 7	LOB: 0	BB: 0	P: 14	R: 0	H: 0	E: 0	K: 0	S: 5	LOB: 0	BB: 0	P: 8	R: 0	H: 0	E: 0	K: 0	S: 5	LOB: 0	BB: 0	P: 9	R: 0	H: 2	E: 0	K: 0	S: 7	LOB: 1	BB: 0	P: 11	R: 0	H: 0	E: 0	K: 0	S: 4	LOB: 0	BB: 0	P: 7	R: 1	H: 2	E: 0	K: 1	S: 13	LOB: 2	BB: 1	P: 27	R: 0	H: 0	E: 0	K: 0	S: 6	LOB: 0	BB: 0	P: 13	R: 0	H: 1	E: 0	K: 1	S: 9	LOB: 0	BB: 0	P: 11	1B: 5	SF: 1	2B: 1	SAC: 0	3B: 0	DP: 3	HR: 0	HBP: 0	WP: 1	PA: 32	PB: 1	SB: 0	CS: 0
--------------	------	------	------	------	------	--------	-------	-------	------	------	------	------	------	--------	-------	-------	------	------	------	------	------	--------	-------	------	------	------	------	------	------	--------	-------	------	------	------	------	------	------	--------	-------	-------	------	------	------	------	------	--------	-------	------	------	------	------	------	-------	--------	-------	-------	------	------	------	------	------	--------	-------	-------	------	------	------	------	------	--------	-------	-------	-------	-------	-------	--------	-------	-------	-------	--------	-------	--------	-------	-------	-------

PITCHER	IP	WLS	BF	H	R	ER	SO	BB	IBB	HBP	BLK	WP	HR	S	P	ERA	WHIP
Mark Gubicza, R <small>ERA: 4.29</small>	(1, 1)	7.0	W	26	5	1	2	1	0	0	0	1	0	49	87	1.29	0.857
Hipolito Pichardo, R <small>ERA: 4.5</small>	(8, 1)	1.0		3	0	0	0	0	0	0	0	0	0	6	13	0.00	0.000
Jeff Montgomery, R <small>ERA: 6.39</small>	(9, 1)	1.0	S	3	1	0	1	0	0	0	0	0	0	9	11	0.00	1.000

PITCHER	IP	WLS	BF	H	R	ER	SO	BB	IBB	HBP	BLK	WP	HR	S	P	ERA	WHIP
---------	----	-----	----	---	---	----	----	----	-----	-----	-----	----	----	---	---	-----	------

Sat Jun 25 1994, 8:05 PM EDT
 Att. 33,136 - Dome

Batter	1	2	3	4	5	6	7	8	9	AB R H RBI BB SO LOB	TOP											
Vince Coleman, S (1, 7) OBP: 0.286, SLG: 0.339	0-1 G6-3		4-1 BB		2-2 FC6 1B		2-2 G4-3		1-2 G1-3	4 0 1 0 1 0 1												
Terry Shumpert, R (1, 4) OBP: 0.294, SLG: 0.562	1-1 G6-3		3-2 G5-3		2-1 FC6 1B		2-3 K		0-0 2B	5 0 2 1 0 1 2												
Brian McRae, S (1, 8) OBP: 0.378, SLG: 0.419	1-0 G6-3			4-0 1B BB	0-0 FC6			1-1 G3 HR 1B	1-1 F7	4 1 1 1 1 0 3												
Bob Hamelin, L (1, 3) OBP: 0.369, SLG: 0.560		2-2 G4-3		1-0 1B	2-3 K			1-1 G3		4 0 1 0 0 1 3												
Felix Jose, S (1, 9) OBP: 0.352, SLG: 0.426		1-1 F9		2-3 K		3-2 G4-3 1B		0-1 G5-3		4 0 1 0 0 1 3												
Gary Gaetti, R (1, 5) OBP: 0.312, SLG: 0.463		1-2 G5-3		3-3 K		1-0 G4-3 1B		1-1 HR		4 1 1 2 0 1 3												
Brent Mayne, L (1, 2) OBP: 0.272, SLG: 0.280			0-1 G6-3	0-0 F7		3-1 G1-3		2-0 F7		4 0 0 0 0 0 3												
Hubie Brooks, R (1, 10) OBP: 0.250, SLG: 0.333			1-3 K		2-3 K	2-1 F8			1-3 K	4 0 0 0 0 3 1												
David Howard, S (1, 6) OBP: 0.314, SLG: 0.238			4-0 BB BB		0-1 1B FC6 1B		1-0 F7		0-2 G1-3 2B 1B	3 2 2 0 1 0 0												
Inning Stats	R: 0 E: 0 K: 0 S: 5	H: 0 LOB: 0 BB: 0 P: 7	R: 0 E: 0 K: 0 S: 8	H: 0 LOB: 0 BB: 0 P: 12	R: 0 E: 0 K: 1 S: 10	H: 0 LOB: 2 BB: 2 P: 22	R: 0 E: 0 K: 2 S: 10	H: 1 LOB: 2 BB: 1 P: 20	R: 1 E: 0 K: 2 S: 14	H: 3 LOB: 2 BB: 0 P: 22	R: 0 E: 0 K: 0 S: 8	H: 1 LOB: 1 BB: 0 P: 17	R: 0 E: 0 K: 1 S: 8	H: 0 LOB: 0 BB: 0 P: 13	R: 2 E: 0 K: 0 S: 9	H: 2 LOB: 0 BB: 0 P: 14	R: 1 E: 0 K: 1 S: 14	H: 2 LOB: 1 BB: 0 P: 17	1B: 7 2B: 1 3B: 0 HR: 1	SF: 0 SAC: 0 DP: 0 HBP: 0	WP: 0 PB: 0 SB: 0 CS: 0	PA: 39
PITCHER	IP WLS BF H R ER SO BB IBB HBP BLK WP HR S P ERA WHIP																					
Scott Erickson, R (1, 1) ERA: 5.07	7.0 W 29 5 1 1 6 3 0 0 0 0 0 0 63 113 1.29 1.143																					
Larry Casian, L (8, 1) ERA: 6.08	1.0 5 2 2 2 0 0 0 0 0 0 0 1 9 14 18.00 2.000																					
Dave Stevens, R (9, 1) ERA: 6.86	1.0 5 2 1 1 1 0 0 0 0 0 0 0 14 17 9.00 2.000																					

Kansas City Royals @ Minnesota Twins
 Hubert H. Humphrey Metrodome, Minneapolis, MN
 Sun Jun 26 1994, 4:33 AM EDT
 Att. 25,560 - Dome

AB	36
R	4
H	9
RBI	4
BB	3
SO	7
LOB	19



Batter	1	2	3	4	5	6	7	8	9
Chuck Knoblauch, R (1, 4) OBP: 0.385, SLG: 0.500 Chip Hale, L (8, 4) OBP: 0.383, SLG: 0.354	2-2 G6-3 HR 1B	1-0 G4-3		2-0 1B WP 1-2 1B	2-0 FC6-4 1B HBP	0-0 G1-3		1-3 K	
Jeff Reboulet, R (1, 6) OBP: 0.392, SLG: 0.482	1-2 G6-3	3-2 HR		2-2 1B 1-3 2-H 3B	0-1 FC6-4 1B		0-1 G6-3		
Kirby Puckett, R (1, 9) OBP: 0.354, SLG: 0.523 Alex Cole, L (6, 8) OBP: 0.399, SLG: 0.446	1-2 HR	0-1 FC5-4 1B		1-0 3B 1-3 3-H 1B	0-1 FC6-4 1-2f 2-3		1-0 L6-4 BB 1B		
Shane Mack, R (1, 8) OBP: 0.389, SLG: 0.570	1-0 F8	0-0 FC5-4 1-2f		0-1 G6-3 3B 1-H 3-H	3-3 K		4-0 BB		
Dave Winfield, R (1, 10) OBP: 0.318, SLG: 0.413	3-3 K			1-1 G6-3	0-0 G4-3		0-2 L6-4		
Pedro Munoz, R (1, 7) OBP: 0.378, SLG: 0.538		4-2 1B 2B BB	1-1 G4-3 1B	0-0 FC6-4 1B		0-0 G5-3 BB 1B		0-0 3B	
Scott Leius, R (1, 5) OBP: 0.342, SLG: 0.462		0-0 F9	0-1 G4-3	1-0 FC6-4 1B		4-2 G5-3 BB		2-2 P2	
Dave McCarty, R (1, 3) OBP: 0.331, SLG: 0.386		1-2 2B 1B	1-1 G6-3	3-1 FC6-4 1-2f 2-3		1-2 G5-3		1-2 G5-3	
Matt Walbeck, S (1, 2) OBP: 0.247, SLG: 0.281 Derek Parks, R (8, 2) OBP: 0.276, SLG: 0.370		1-0 G4-3 HR 2B		WP 1B 1B		0-0 F7		2-1 HBP	

AB	R	H	RBI	BB	SO	LOB
4	2	2	0	0	0	3
1	0	0	0	0	1	2

5	2	3	3	0	0	1
---	---	---	---	---	---	---

4	2	3	3	0	0	2
1	0	1	0	0	0	0

4	1	1	2	1	1	3
---	---	---	---	---	---	---

5	0	0	1	0	1	4
---	---	---	---	---	---	---

4	1	4	0	1	0	0
---	---	---	---	---	---	---

4	0	1	0	1	0	3
---	---	---	---	---	---	---

5	1	1	0	0	0	6
---	---	---	---	---	---	---

4	2	2	2	0	0	4
0	0	0	0	0	0	0

1B:	13	SF:	0
2B:	2	SAC:	0
3B:	2	DP:	1
HR:	2	HBP:	2

BOTTOM

Kansas City Royals @ Minnesota Twins
Hubert H. Humphrey Metrodome, Minneapolis, MN

Sun Jun 26 1994, 4:33 AM EDT
Att. 25,560 - Dome

livebaseballscorecards.com

AB	41
R	11
H	18
RBI	11
BB	3
SO	3
LOB	28



WP:	1	PA:	46
PB:	0	SB:	0
CS:	0		

Inning Stats	R: 2	H: 2	E: 0	K: 1	S: 13	L: 0	LOB: 0	BB: 0	P: 21	R: 4	H: 4	E: 0	K: 0	S: 15	R: 0	H: 1	E: 0	K: 0	S: 7	R: 5	H: 7	E: 0	K: 0	S: 17	R: 0	H: 1	E: 0	K: 1	S: 8	R: 0	H: 1	E: 0	K: 0	S: 9	R: 0	H: 1	E: 0	K: 0	S: 8	R: 0	H: 1	E: 0	K: 1	S: 11
PITCHER	IP	WLS	BF	H	R	ER	SO	BB	IBB	HBP	BLK	WP	HR	S	P	ERA	WHIP																											
Mike Magnante, L (1, 1) ERA: 5.45	3.0	L	21	11	10	10	1	1	1	2	0	0	0	0	34	54	2.25	2.000																										
Stan Belinda, R (4, 1) ERA: 4.6	4.0		20	6	1	1	1	2	0	1	0	0	0	34	54	2.25	2.000																											
Billy Brewer, L (8, 1) ERA: 2.51	1.0		5	1	0	0	1	0	0	1	0	0	0	11	17	0.00	1.000																											
PITCHER	IP	WLS	BF	H	R	ER	SO	BB	IBB	HBP	BLK	WP	HR	S	P	ERA	WHIP																											

Batter	1	2	3	4	5	6	7	8	9	AB R H RBI BB SO LOB	TOP																													
Vince Coleman, S OBP: 0.285, SLG: 0.344 (1, 7) C X	0-1 G4-3		0-0 G6-3		0-0 3B			3-2 G3		4 0 1 1 0 0 0																														
Greg Gagne, R OBP: 0.337, SLG: 0.424 (1, 6) B C S S	1-3 K			3-2 P6	0-1 G4-3			2-3 K		4 0 0 0 0 2 1																														
Brian McRae, S OBP: 0.373, SLG: 0.413 (1, 8) C B B X	2-1 F7			1-1 P5		0-1 G6-3			1-2 G3	4 0 0 0 0 0 0																														
Bob Hamelin, L OBP: 0.367, SLG: 0.558 (1, 3) S C B B X		1-2 F7		1-0 2B		1-3 K		0-1 P3		4 0 1 0 0 1 0																														
Felix Jose, S OBP: 0.351, SLG: 0.422 (1, 9) S T B		0-3 K		1-0 G3-1		0-0 CS 1B		2-3 K		4 0 1 0 0 2 1																														
Gary Gaetti, R OBP: 0.312, SLG: 0.462 (1, 5) S B S S		1-2 1B			0-0 E8 SF7	1 SAFE CS	2-3 K			3 1 1 0 0 1 0																														
Mike Macfarlane, R OBP: 0.360, SLG: 0.428 (1, 2) X		0-0 F7			2-3 K		1-3 K			3 0 0 0 0 2 2																														
Hubie Brooks, R OBP: 0.236, SLG: 0.320 (1, 10) X S C			0-2 G5-3		0-0 SF7		0-1 F9			2 0 0 1 0 0 0																														
Terry Shumpert, R OBP: 0.295, SLG: 0.556 (1, 4) B S C B B X			2-2 F8		2-2 E1 3B 1B		1-1 G5-3			3 1 1 0 0 0 0																														
Inning Stats	R: 0 E: 0 K: 1 S: 7	H: 0 LOB: 0 BB: 0 P: 10	R: 0 E: 0 K: 1 S: 10	H: 1 LOB: 1 BB: 0 P: 12	R: 0 E: 0 K: 0 S: 7	H: 0 LOB: 0 BB: 0 P: 9	R: 0 E: 0 K: 0 S: 7	H: 1 LOB: 1 BB: 0 P: 13	R: 2 E: 2 K: 1 S: 11	H: 2 LOB: 1 BB: 0 P: 15	R: 0 E: 0 K: 1 S: 7	H: 1 LOB: 0 BB: 0 P: 8	R: 0 E: 0 K: 2 S: 10	H: 0 LOB: 0 BB: 0 P: 13	R: 0 E: 0 K: 1 S: 10	H: 0 LOB: 0 BB: 0 P: 16	R: 0 E: 0 K: 1 S: 8	H: 0 LOB: 0 BB: 0 P: 11	1B: 3 2B: 1 3B: 1 HR: 0	SF: 1 SAC: 0 DP: 0 HBP: 0	WP: 0 PB: 0 SB: 0 CS: 1	PA: 33																		
PITCHER Kevin Tapani, R ERA: 3.93 (1, 1)	IP 9.0	WLS L	BF 32	H 5	R 2	ER 0	SO 8	BB 0	IBB 0	HBP 0	BLK 0	WP 0	HR 0	S 77	P 107	ERA 0.00	WHIP 0.556						PITCHER	IP 9.0	WLS L	BF 32	H 5	R 2	ER 0	SO 8	BB 0	IBB 0	HBP 0	BLK 0	WP 0	HR 0	S 77	P 107	ERA 0.00	WHIP 0.556

Kansas City Royals @ Minnesota Twins
 Hubert H. Humphrey Metrodome, Minneapolis, MN
 Mon Jun 27 1994, 8:05 PM EDT
 Att. 24,181 - Dome

livebaseballscorecards.com

AB	31
R	2
H	5
RBI	2
BB	0
SO	8
LOB	4



Batter	1	2	3	4	5	6	7	8	9
Chuck Knoblauch, R <small>(1, 4) OBP: 0.383, SLG: 0.500</small>	1-3 		1-1 		2-2 			1-0 	
Alex Cole, L <small>(1, 8) OBP: 0.397, SLG: 0.447</small>	0-3 		1-1 			0-1 		2-2 	
Kirby Puckett, R <small>(1, 9) OBP: 0.349, SLG: 0.515</small>	3-2 			0-0 		0-2 		1-1 	
Kent Hrbek, L <small>(1, 3) OBP: 0.333, SLG: 0.351</small>		1-3 		1-3 		3-2 		0-0 	
Shane Mack, R <small>(1, 7) OBP: 0.386, SLG: 0.563</small>		1-2 		0-0 		1-3 		2-2 	
Dave Winfield, R <small>(1, 10) OBP: 0.321, SLG: 0.409</small>		4-1 			1-3 		2-0 	4-1 	
Scott Leius, R <small>(1, 5) OBP: 0.340, SLG: 0.472</small>		1-3 			2-2 		0-1 	2-1 	
Jeff Reboulet, R <small>(1, 6) OBP: 0.395, SLG: 0.478</small>		1-1 			2-1 		4-0 	3-3 	
Matt Walbeck, S <small>(1, 2) OBP: 0.244, SLG: 0.278</small>			1-3 		0-0 		2-1 		

AB R H RBI BB SO LOB

4	0	1	0	0	1	1
4	0	1	0	0	1	1
4	0	0	0	0	0	2
4	0	0	0	0	2	2
4	0	1	0	0	1	1
2	0	0	0	2	1	0
4	1	1	1	0	1	3
3	0	1	0	1	1	3
3	0	0	0	0	1	2

AB	32
R	1
H	5
RBI	1
BB	3
SO	9
LOB	15



1B: 2	SF: 0	WP: 1	PA: 35
2B: 2	SAC: 0	PB: 0	
3B: 0	DP: 0	SB: 0	
HR: 1	HBP: 0	CS: 0	

PITCHER	IP	WLS	BF	H	R	ER	SO	BB	IBB	HBP	BLK	WP	HR	S	P	ERA	WHIP
Tom Gordon, R <small>ERA: 3.93</small>	(1, 1)	7.1	29	5	1	1	8	2	0	0	0	1	1	79	117	1.23	0.955
Rusty Meacham, R <small>ERA: 1.5</small>	(8, 1)	0.1	1	0	0	0	0	0	0	0	0	0	0	2	3	0.00	0.000
Billy Brewer, L <small>ERA: 2.48</small>	(8, 1)	0.1	1	0	0	0	0	0	0	0	0	0	0	1	1	0.00	0.000
Jeff Montgomery, R <small>ERA: 6.15</small>	(9, 1)	1.0	S	4	0	0	1	1	0	0	0	0	0	10	21	0.00	1.000

Kansas City Royals @ Minnesota Twins
Hubert H. Humphrey Metrodome, Minneapolis, MN
 Mon Jun 27 1994, 8:05 PM EDT
 Att. 24,181 - Dome

livebaseballscorecards.com

Batter	1	2	3	4	5	6	7	8	9	AB	R	H	RBI	BB	SO	LOB	TOP						
Jeff Frye, R OBP: 0.444, SLG: 0.487 (1, 4) C X	0-1 3B 2B	2-2 P4			4-2 F8 1B HBP BB			1-3 K BB		3	3	1	0	2	1	0							
Chris James, R OBP: 0.355, SLG: 0.438 Oddibe McDowell, L (7, PH) OBP: 0.406, SLG: 0.345 (7, 8) X	0-0 1B 3B		1-0 P3		2-2 1B HBP		4-0 WP 1B FC5-4 BB	1-1 G1-3		2	1	1	1	0	0	0							
Jose Canseco, R OBP: 0.418, SLG: 0.579 (1, 10) B X	1-0 G3		1-2 G6-4-3 1B		1-0 F8		3-1 FC5-4 29 HR WP 1B	1-2 1B		5	1	3	1	0	0	3							
Will Clark, L OBP: 0.441, SLG: 0.566 (1, 3) B B B	4-0 1B G5-3 BB		2-2 G6-4-3 1-2f		1-0 1B		0-3 K	2-2 F8		4	1	1	1	1	1	4							
Juan Gonzalez, R OBP: 0.317, SLG: 0.443 (1, 7) B C X	1-1 G5-3 1B			1-0 HR		1-0 F8	4-1 FC5-4 BB		1-1 P4	4	1	2	2	1	0	2							
Dean Palmer, R OBP: 0.306, SLG: 0.467 (1, 5) B B B 1 SAFE X	3-2 G5-3 1-2 3-H		2-0 G5-4-3 1B		1-3 K		0-1 FC5-4 29 HR		0-0 G6-3	5	1	1	2	0	1	3							
29 Rusty Greer, L OBP: 0.380, SLG: 0.462 (1, 8) (7, 9) C X	0-1 G3		2-1 L8		1-1 G4-3		0-0 HR		1-1 G4-3	5	1	1	3	0	0	2							
Esteban Beltre, R OBP: 0.376, SLG: 0.333 (1, 6) X		0-0 CS 1B		1-1 G5-4-3 1-2f		0-2 1B		0-0 1B		4	0	3	0	0	0	1							
Junior Ortiz, R OBP: 0.306, SLG: 0.305 (1, 2) 1 SAFE B 1 SAFE B 1 SAFE C X		2-2 G5-3 1-2			2-2 CS 1B		2-3 K		0-2 G1-3	4	0	1	0	0	1	3							
Inning Stats	R: 3 E: 0 K: 0 S: 11	H: 3 LOB: 1 BB: 1 P: 20	R: 0 E: 0 K: 0 S: 7	H: 1 LOB: 0 BB: 0 P: 11	R: 0 E: 0 K: 0 S: 8	H: 1 LOB: 0 BB: 0 P: 12	R: 1 E: 0 K: 0 S: 6	H: 2 LOB: 0 BB: 0 P: 12	R: 1 E: 0 K: 0 S: 11	H: 2 LOB: 2 BB: 1 P: 22	R: 0 E: 0 K: 2 S: 12	H: 1 LOB: 1 BB: 0 P: 16	R: 5 E: 0 K: 1 S: 16	H: 3 LOB: 1 BB: 3 P: 31	R: 0 E: 0 K: 1 S: 12	H: 1 LOB: 1 BB: 0 P: 17	R: 0 E: 0 K: 0 S: 5	H: 0 LOB: 0 BB: 0 P: 7	1B: 10 2B: 1 3B: 1 HR: 2	SF: 0 SAC: 0 DP: 2 HBP: 1	WP: 1 PB: 0 SB: 0 CS: 2	PA: 43	
PITCHER	IP	WLS	BF	H	R	ER	SO	BB	IBB	HBP	BLK	WP	HR	S	P	ERA	WHIP						
22 Carlos Pulido, L ERA: 5.73 (1, 1)	4.0		17	7	4	4	0	1	0	0	0	0	1	32	55	9.00	2.000						
Dave Stevens, R ERA: 7.48 (5, 1)	2.0	L	12	3	3	3	2	3	0	1	0	0	0	23	46	13.50	3.000						
Carl Willis, R ERA: 7.23 (7, 1)	0.0		1	1	0	0	0	0	0	0	0	0	0	2	5	∞	∞						
Mark Guthrie, L ERA: 6.99 (7, 1)	0.1		1	0	0	0	1	0	0	0	0	0	0	6	6	0.00	0.000						
Kevin Campbell, R ERA: 3.86 (7, 1)	2.2		12	3	3	3	1	1	0	0	0	1	1	25	36	10.12	1.500						

Texas Rangers @ Minnesota Twins
 Hubert H. Humphrey Metrodome, Minneapolis, MN
 Tue Jun 28 1994, 8:05 PM EDT
 Att. 19,581 - Dome

livebaseballscorecards.com

AB 37
 R 10
 H 14
 RBI 10
 BB 5
 SO 4
 LOB 18



Batter	1	2	3	4	5	6	7	8	9	AB	R	H	RBI	BB	SO	LOB
Chuck Knoblauch, R <small>OBP: 0.383, SLG: 0.500</small> Scott Leius, R <small>OBP: 0.342, SLG: 0.481</small> (1, 4) (1, PH) (2, 5)	G5-3			E BB	K		HR		K	0	0	0	0	0	0	0
Alex Cole, L <small>OBP: 0.397, SLG: 0.450</small> (1, 8)	G4-3			L6		2B	K		1B 1B	5	1	2	0	0	1	1
Kirby Puckett, R <small>OBP: 0.347, SLG: 0.510</small> (1, 10)	K			E7 HR		F9	P4		1B	5	1	1	0	0	1	1
Kent Hrbek, L <small>OBP: 0.335, SLG: 0.379</small> (1, 3)			F9			G6-3 1B 2B		G2-3	L3	5	2	2	3	0	0	2
Shane Mack, R <small>OBP: 0.388, SLG: 0.559</small> (1, 7)			G4-6-3 1B		G4-3	G6-3		1B BB		3	0	1	0	1	0	1
Pedro Munoz, R <small>OBP: 0.374, SLG: 0.530</small> (1, 9)			G4-6-3		K2-3	1B 1B		K		4	0	1	1	0	2	2
Chip Hale, L <small>OBP: 0.392, SLG: 0.358</small> (1, 5) (2, 4)			L9		G4-3 G5-3 BB	1B		S 1B		2	0	1	0	1	0	0
Denny Hocking, S <small>OBP: 1.000, SLG: 1.000</small> (8, PH) (9, 6)			G5-3		G5-3	F8		K		4	0	0	0	0	1	5
Jeff Reboulet, R <small>OBP: 0.383, SLG: 0.462</small> (1, 6) (9, 4)			G3		G4-3			F8		4	0	0	0	0	0	1
Matt Walbeck, S <small>OBP: 0.240, SLG: 0.273</small> (1, 2)									P5							

Inning Stats		R: 0	H: 0	E: 0	K: 1	S: 9	P: 14	R: 0	H: 1	E: 0	K: 0	S: 9	P: 12	R: 0	H: 0	E: 0	K: 0	S: 9	P: 12	R: 3	H: 1	E: 1	K: 1	S: 12	R: 0	H: 0	E: 0	K: 1	S: 11	R: 2	H: 4	E: 0	K: 0	S: 14	R: 1	H: 1	E: 0	K: 1	S: 8	R: 0	H: 1	E: 0	K: 2	S: 13	R: 0	H: 2	E: 0	K: 1	S: 10	1B: 6	SF: 0	2B: 2	SAC: 0	3B: 0	DP: 1	HR: 2	HBP: 0	WP: 0	PA: 40
PITCHER		IP	WLS	BF	H	R	ER	SO	BB	IBB	HBP	BLK	WP	HR	S	P	104	ERA	WHIP	PITCHER		IP	WLS	BF	H	R	ER	SO	BB	IBB	HBP	BLK	WP	HR	S	P	104	ERA	WHIP																				
Hector Fajardo, R <small>ERA: 5.49</small>		(1, 1)	6.1	28	7	6	5	3	2	0	0	0	0	0	67	25	7.11	1.421	Dan Smith, L <small>ERA: 2.7</small>		(7, 1)	1.1	6	1	0	0	2	1	0	0	0	0	15	25	0.00	1.500	Tom Henke, R <small>ERA: 4.58</small>		(8, 1)	1.1	S	6	2	0	0	2	0	0	0	13	20	0.00	1.500						

BOTTOM

Texas Rangers @ Minnesota Twins
 Hubert H. Humphrey Metrodome, Minneapolis, MN

Tue Jun 28 1994, 8:05 PM EDT
 Att. 19,581 - Dome

AB	37
R	6
H	10
RBI	5
BB	3
SO	7
LOB	14



WP: 0	PA: 40
PB: 0	CS: 0

TOP

Texas Rangers @ Minnesota Twins

Hubert H. Humphrey Metrodome, Minneapolis, MN

Wed Jun 29 1994, 8:05 PM EDT
Att. 28,944 - Dome

AB	38
R	11
H	14
RBI	10
BB	4
SO	6
LOB	16



WP: 1	PA: 47
PB: 1	
SB: 0	
CS: 0	

Batter	1	2	3	4	5	6	7	8	9	AB R H RBI BB SO LOB
Jeff Frye, R (1, 4) OBP: 0.426, SLG: 0.472	G6-3	SF7	FC6-4		F7		K		SF7	4 0 0 2 0 1 2
Chris James, R (1, 9) OBP: 0.365, SLG: 0.441				L8		2B	P3		P6	4 1 2 0 0 0 1
Oddibe McDowell, L (9, PH) OBP: 0.403, SLG: 0.342	1B	HBP				1B				1 0 0 0 0 0 1
Jose Canseco, R (1, 10) OBP: 0.414, SLG: 0.572	K	P4		WP		K			K	5 1 1 0 0 3 4
Will Clark, L (1, 3) OBP: 0.441, SLG: 0.561				HR		F8			F8	4 2 1 0 1 0 2
Juan Gonzalez, R (1, 7) OBP: 0.321, SLG: 0.458	G6-3		HR	SF8		2B			G6-3	4 1 2 3 1 0 2
Dean Palmer, R (1, 5) OBP: 0.308, SLG: 0.498		HR	P5	SF8		P3			HR	4 2 2 3 0 0 1
29 Rusty Greer, L (1, 8) OBP: 0.387, SLG: 0.493		F7	HR	K2-3			1B		PB SH1 SF7	5 3 3 1 0 1 1
Esteban Beltre, R (1, 6) OBP: 0.381, SLG: 0.333					G6-3		2B		SH1	3 1 1 0 1 1 1
Doug Strange, S (9, PH) OBP: 0.272, SLG: 0.338		1B	SF7	1B	FC6-4		K			0 0 0 0 0 0 0
Manuel Lee, S (9, 6) OBP: 0.324, SLG: 0.347				BB						0 0 0 0 0 0 0
Junior Ortiz, R (1, 2) OBP: 0.328, SLG: 0.317					P6					4 0 2 1 1 0 1

Inning Stats	R: 0	H: 1	E: 0	K: 1	S: 12	P: 27	R: 2	H: 3	E: 0	K: 0	S: 12	P: 22	R: 3	H: 3	E: 0	K: 0	S: 10	P: 19	R: 2	H: 1	E: 1	K: 1	S: 16	P: 27	R: 0	H: 0	E: 0	K: 1	S: 6	P: 10	R: 1	H: 2	E: 0	K: 2	S: 15	P: 19	R: 1	H: 2	E: 0	K: 2	S: 13	P: 21	R: 0	H: 0	E: 0	K: 1	S: 12	P: 15	R: 2	H: 2	E: 0	K: 0	S: 14	P: 24	R: 0	H: 0	E: 0	K: 1	S: 12	P: 15	R: 2	H: 2	E: 0	K: 0	S: 14	P: 24	R: 2	H: 2	E: 0	K: 0	S: 14	P: 24	1B: 8	SF: 3	2B: 2	SAC: 1	3B: 0	DP: 0	HR: 4	HBP: 1	WP: 1	PA: 47
--------------	------	------	------	------	-------	-------	------	------	------	------	-------	-------	------	------	------	------	-------	-------	------	------	------	------	-------	-------	------	------	------	------	------	-------	------	------	------	------	-------	-------	------	------	------	------	-------	-------	------	------	------	------	-------	-------	------	------	------	------	-------	-------	------	------	------	------	-------	-------	------	------	------	------	-------	-------	------	------	------	------	-------	-------	-------	-------	-------	--------	-------	-------	-------	--------	-------	--------

PITCHER	IP	WLS	BF	H	R	ER	SO	BB	IBB	HBP	BLK	WP	HR	S	P	ERA	WHIP
Jim Deshaies, L (1, 1) ERA: 6.55	3.0		19	7	5	5	1	2	0	1	0	0	3	34	68	15.00	3.000
Carl Willis, R (4, 1) ERA: 6.92	3.0		14	3	3	1	2	0	1	0	0	1	0	37	56	3.00	1.000
Mark Guthrie, L (7, 1) ERA: 7.17	0.1		3	2	1	1	1	0	0	0	0	0	0	6	11	27.00	6.000
Dave Stevens, R (7, 1) ERA: 6.94	1.2		5	0	0	0	2	0	0	0	0	0	0	19	25	0.00	0.000
Rick Aguilera, R (9, 1) ERA: 4.67	1.0	L	6	2	2	1	0	1	0	0	0	0	1	14	24	9.00	3.000

livebaseballscorecards.com

Batter	1	2	3	4	5	6	7	8	9	AB	R	H	RBI	BB	SO	LOB
Shane Mack, R OBP: 0.389, SLG: 0.571 (1, 8) (9, 7)	G1-3		G6-3			WP 1B 2B 1B		G4-3		5	2	2	2	0	0	1
Jeff Reboulet, R OBP: 0.378, SLG: 0.455 Chuck Knoblauch, R OBP: 0.383, SLG: 0.500 (1, 4) (4, 4)	G1-3		K			WP 2B 1B		SF7		2	0	0	0	0	1	0
Kirby Puckett, R OBP: 0.354, SLG: 0.518 (1, 9)	1B				BB 2B 1B			FC4-6 1B		2	1	1	1	0	0	0
Dave Winfield, R OBP: 0.319, SLG: 0.402 (1, 10)	K				2B 2B BB			FC4-6 1-2f		5	2	4	2	0	0	0
Pedro Munoz, R OBP: 0.377, SLG: 0.558 Alex Cole, L OBP: 0.395, SLG: 0.448 (1, 7) (9, 8)					2B 2B			K		4	2	2	2	0	1	2
Dave McCarty, R OBP: 0.326, SLG: 0.380 Kent Hrbek, L OBP: 0.341, SLG: 0.377 (1, 3) (5, PH) (6, 3)					K 2B			F8		1	0	0	0	0	1	0
Scott Leius, R OBP: 0.340, SLG: 0.477 Chip Hale, L OBP: 0.388, SLG: 0.354 (1, 5) (9, PH)					K 1B			P5 IBB		2	0	0	0	0	1	2
Matt Walbeck, S OBP: 0.239, SLG: 0.275 (1, 2)					K 1B			G6-3		1	0	0	0	2	0	0
Denny Hocking, S OBP: 0.600, SLG: 1.000 (1, 6)					K 2B			G3-1		4	0	1	1	0	1	2
					G4-3			F7		1	0	0	0	0	0	1
					G1-3			K		5	0	1	2	0	1	3
					G5-3			G4-3		4	2	2	0	0	1	1
								HR 2B								
								G4-3								

Inning Stats	R: 0	H: 1	E: 0	K: 1	S: 12	H: 1	LOB: 1	BB: 0	P: 16	R: 1	H: 1	E: 0	K: 0	S: 9	H: 0	LOB: 0	BB: 0	P: 15	R: 0	H: 0	E: 0	K: 2	S: 9	H: 0	LOB: 0	BB: 0	P: 11	R: 3	H: 3	E: 0	K: 2	S: 20	H: 3	LOB: 1	BB: 1	P: 33	R: 3	H: 4	E: 0	K: 1	S: 19	H: 2	LOB: 1	BB: 0	P: 18	R: 0	H: 0	E: 0	K: 0	S: 5	H: 0	LOB: 0	BB: 0	P: 7	R: 1	H: 2	E: 0	K: 0	S: 11	H: 2	LOB: 1	BB: 0	P: 20	R: 0	H: 0	E: 0	K: 2	S: 9	H: 0	LOB: 1	BB: 1	P: 16	1B: 6	2B: 5	3B: 0	HR: 2	SF: 1	SAC: 0	DP: 0	HBP: 0	WP: 1	PB: 0	SB: 0	CS: 0
--------------	------	------	------	------	-------	------	--------	-------	-------	------	------	------	------	------	------	--------	-------	-------	------	------	------	------	------	------	--------	-------	-------	------	------	------	------	-------	------	--------	-------	-------	------	------	------	------	-------	------	--------	-------	-------	------	------	------	------	------	------	--------	-------	------	------	------	------	------	-------	------	--------	-------	-------	------	------	------	------	------	------	--------	-------	-------	-------	-------	-------	-------	-------	--------	-------	--------	-------	-------	-------	-------

PITCHER	IP	WLS	BF	H	R	ER	SO	BB	IBB	HBP	BLK	WP	HR	S	P	ERA	WHIP
Kenny Rogers, L ERA: 4.61 (1, 1)	4.0		21	8	7	7	5	1	0	0	0	1	1	57	87	15.75	2.250
Cris Carpenter, R ERA: 5.59 (5, 1)	1.2		10	3	2	2	1	0	1	0	0	0	1	20	35	10.80	1.800
Jay Howell, R ERA: 6.1 (6, 1)	2.0		8	2	1	1	0	0	0	0	0	0	0	15	27	4.50	1.000
Matt Whiteside, R ERA: 5.02 (8, 1)	0.1	W	1	0	0	0	0	0	0	0	0	0	0	3	4	0.00	0.000
Darren Oliver, L ERA: 4.3 (9, 1)	0.1		2	0	0	0	1	1	0	0	0	0	0	5	11	0.00	3.000

BOTTOM

Texas Rangers @ Minnesota Twins
 Hubert H. Humphrey Metrodome, Minneapolis, MN
 Wed Jun 29 1994, 8:05 PM EDT
 Att. 28,944 - Dome

livebaseballscorecards.com

AB	40
R	10
H	13
RBI	10
BB	3
SO	8
LOB	16



PITCHER	IP	WLS	BF	H	R	ER	SO	BB	IBB	HBP	BLK	WP	HR	S	P	ERA	WHIP
Tom Henke, R ERA: 4.43 (9, 1)	0.2		2	0	0	0	1	0	0	0	0	0	0	4	5	0.00	0.000

Batter	1	2	3	4	5	6	7	8	9	AB	R	H	RBI	BB	SO	LOB	TOP					
Oddibe McDowell, L (1, 8) OBP: 0.399, SLG: 0.339 Chris James, R (8, PH) OBP: 0.362, SLG: 0.436 (8, 9)	1-3 		1-1 		0-2 		1-3 	3-3 		4	0	1	0	0	2	1						
Jeff Frye, R (1, 4) OBP: 0.425, SLG: 0.469	2-1 		2-1 		1-2 		0-2 	1-2 		5	1	2	0	0	0	2						
Jose Canseco, R (1, 10) OBP: 0.411, SLG: 0.577	2-3 		1-2 		2-3 		3-2 		2-3 	5	1	1	2	0	3	3						
Will Clark, L (1, 3) OBP: 0.446, SLG: 0.575		2-0 		0-0 		1-1 	4-0 		2-3 	4	1	3	1	1	1	0						
Juan Gonzalez, R (1, 7) OBP: 0.319, SLG: 0.454		1-1 		0-1 		0-0 	1-0 		0-3 	5	0	1	0	0	1	2						
Dean Palmer, R (1, 5) OBP: 0.316, SLG: 0.512		4-2 		2-0 		1-0 	4-2 			2	1	1	1	2	0	0						
29 Rusty Greer, L (1, 9) OBP: 0.390, SLG: 0.487 (8, 8)		2-3 		4-1 		4-0 	0-1 			2	0	0	0	2	1	5						
Esteban Beltre, R (1, 6) OBP: 0.370, SLG: 0.322 Doug Strange, S (8, PH) OBP: 0.276, SLG: 0.338 Billy Ripken, R (8, 6) OBP: 0.338, SLG: 0.378			1-0 	2-1 		0-1 		4-0 		3	0	0	0	0	0	2						
Junior Ortiz, R (1, 2) OBP: 0.329, SLG: 0.318			0-2 		3-1 		1-1 	1-1 		3	0	1	0	0	0	0						
Inning Stats	R: 0 E: 0 K: 2 S: 8	H: 0 LOB: 0 BB: 0 P: 13	R: 0 E: 0 K: 1 S: 9	H: 1 LOB: 2 BB: 1 P: 18	R: 0 E: 0 K: 0 S: 11	H: 2 LOB: 2 BB: 0 P: 16	R: 1 E: 0 K: 0 S: 7	H: 2 LOB: 1 BB: 1 P: 15	R: 0 E: 0 K: 1 S: 13	H: 1 LOB: 1 BB: 0 P: 19	R: 1 E: 0 K: 0 S: 6	H: 1 LOB: 1 BB: 1 P: 12	R: 2 E: 0 K: 1 S: 19	H: 3 LOB: 3 BB: 2 P: 33	R: 0 E: 0 K: 1 S: 8	H: 0 LOB: 1 BB: 1 P: 17	R: 0 E: 0 K: 3 S: 9	H: 0 LOB: 0 BB: 0 P: 13	1B: 7 2B: 1 3B: 0 HR: 3	SF: 0 SAC: 1 DP: 2 HBP: 0	WP: 0 PB: 0 SB: 0 CS: 0	PA: 41
PITCHER Pat Mahomes, R (1, 1) ERA: 5.44 Kevin Campbell, R (7, 1) ERA: 3.6 Larry Casian, L (8, 1) ERA: 6.03 Rick Aguilera, R (8, 1) ERA: 4.4	IP WLS BF H R ER SO BB IBB HBP BLK WP HR S P ERA WHIP	IP WLS BF H R ER SO BB IBB HBP BLK WP HR S P ERA WHIP	IP WLS BF H R ER SO BB IBB HBP BLK WP HR S P ERA WHIP	IP WLS BF H R ER SO BB IBB HBP BLK WP HR S P ERA WHIP	IP WLS BF H R ER SO BB IBB HBP BLK WP HR S P ERA WHIP	IP WLS BF H R ER SO BB IBB HBP BLK WP HR S P ERA WHIP	IP WLS BF H R ER SO BB IBB HBP BLK WP HR S P ERA WHIP	IP WLS BF H R ER SO BB IBB HBP BLK WP HR S P ERA WHIP	IP WLS BF H R ER SO BB IBB HBP BLK WP HR S P ERA WHIP	IP WLS BF H R ER SO BB IBB HBP BLK WP HR S P ERA WHIP	IP WLS BF H R ER SO BB IBB HBP BLK WP HR S P ERA WHIP	IP WLS BF H R ER SO BB IBB HBP BLK WP HR S P ERA WHIP	IP WLS BF H R ER SO BB IBB HBP BLK WP HR S P ERA WHIP	IP WLS BF H R ER SO BB IBB HBP BLK WP HR S P ERA WHIP	IP WLS BF H R ER SO BB IBB HBP BLK WP HR S P ERA WHIP	IP WLS BF H R ER SO BB IBB HBP BLK WP HR S P ERA WHIP	IP WLS BF H R ER SO BB IBB HBP BLK WP HR S P ERA WHIP	IP WLS BF H R ER SO BB IBB HBP BLK WP HR S P ERA WHIP	IP WLS BF H R ER SO BB IBB HBP BLK WP HR S P ERA WHIP			

Texas Rangers @ Minnesota Twins
 Hubert H. Humphrey Metrodome, Minneapolis, MN
 Thu Jun 30 1994, 4:33 AM EDT
 Att. 25,147 - Dome

livebaseballscorecards.com

AB	34
R	4
H	10
RBI	4
BB	6
SO	9
LOB	16



Batter	1	2	3	4	5	6	7	8	9	AB	R	H	RBI	BB	SO	LOB
Chuck Knoblauch, R OBP: 0.380, SLG: 0.495 (1, 4) C F X	0-2 G4-3 ①		1-2 F8 ②			1-2 S 2B 1B	0-0 FC4-6 WP 2B 1-2f 2-3	0-0 P7 ③		5	2	1	0	0	0	3
Shane Mack, R OBP: 0.391, SLG: 0.572 (1, 8) Alex Cole, L OBP: 0.395, SLG: 0.448 (8, 8) S B B X	2-1 L8 ②		1-0 P3 ③			2-0 1B 2B 1-H	2-2 2B HBP 1-2 3-H			3	0	1	1	0	0	0
Kirby Puckett, R OBP: 0.356, SLG: 0.521 (1, 9) F F X	0-2 P4 ③			1-2 F9 ①		0-0 1B 2-H	0-0 2B 1-3 2-H			4	0	2	1	0	0	0
Dave Winfield, R OBP: 0.325, SLG: 0.418 (1, 10) B B X		2-0 BB 1B		1-2 HR		0-1 F9 ②	4-0 BB			3	1	2	1	1	0	1
Pedro Munoz, R OBP: 0.374, SLG: 0.546 (1, 7) B B B B X		4-1 FC6-4 BB 1-2		1-1 G5-3 ②		2-3 K ③	2-2 K ③			3	0	0	0	1	2	4
Scott Leius, R OBP: 0.339, SLG: 0.473 (1, 5) X		0-0 F9 ①		1-0 G6-3 ③			3-2 1B 1B	2-0 G3 ①		4	1	1	0	0	0	2
Dave McCarty, R OBP: 0.322, SLG: 0.374 (1, 3) Kent Hrbek, L OBP: 0.348, SLG: 0.391 (7, PH) (8, 3) C B B B X		1-3 K ②		3-2 G5-3 ①			1-0 FC4-6 WP 1B 1-2	1-0 1B WP 2B		2	0	0	0	0	1	2
Derek Parks, R OBP: 0.267, SLG: 0.357 (1, 2) Matt Walbeck, S OBP: 0.241, SLG: 0.277 (7, PH) (8, 2) X		0-0 FC6-4 ③		1-0 L8 ②			0-3 K ①	0-1 WP 1B 2-3		2	0	0	0	0	0	2
Denny Hocking, S OBP: 0.556, SLG: 0.778 (1, 6) B B B C X			3-1 G6-3 ①		1-0 G4-3 ③		0-0 FC4-6 1B 1-2 2-H	0-2 1B ②		4	0	2	1	0	0	0


Inning Stats	R: 0	H: 0	E: 0	K: 0	S: 8	H: 0	LOB: 0	BB: 0	P: 10	R: 0	H: 1	E: 0	K: 1	S: 7	R: 0	H: 0	E: 0	K: 0	S: 6	R: 1	H: 1	E: 0	K: 0	S: 9	R: 0	H: 0	E: 0	K: 0	S: 5	R: 1	H: 3	E: 0	K: 1	S: 10	R: 3	H: 4	E: 0	K: 2	S: 18	R: 1	H: 3	E: 0	K: 0	S: 9
	0	0	0	0	10	1	2	0	10	0	1	0	1	7	0	0	0	0	6	0	1	1	0	0	9	0	0	0	0	5	0	3	0	1	10	0	4	0	18	0	3	0	9	

PITCHER	IP	WLS	BF	H	R	ER	SO	BB	IBB	HBP	BLK	WP	HR	S	P	ERA	WHIP
Brian Bohanon, L ERA: 4.5 (1, 1)	6.0		24	6	3	3	2	1	0	0	0	0	1	50	81	4.50	1.167
Matt Whiteside, R ERA: 5.4 (7, 1)	0.2	L	5	2	1	1	1	0	0	1	0	1	0	9	12	13.50	3.000
Jay Howell, R ERA: 5.97 (7, 1)	0.2		4	1	1	1	1	1	0	0	0	0	0	5	13	13.50	3.000
Dan Smith, L ERA: 3.38 (8, 1)	0.2		4	3	1	1	0	0	0	0	0	1	0	8	9	13.50	4.500

TEXAS RANGERS @ MINNESOTA TWINS
Hubert H. Humphrey Metrodome, Minneapolis, MN
 Thu Jun 30 1994, 4:33 AM EDT
 Att. 25,147 - Dome

AB	34
R	6
H	12
RBI	4
BB	2
SO	4
LOB	16

livebaseballscores.com



1B: 8	SF: 0	WP: 2	PA: 37
2B: 3	SAC: 0	PB: 0	
3B: 0	DP: 0	SB: 1	
HR: 1	HBP: 1	CS: 0	

Batter	1	2	3	4	5	6	7	8	9	AB R H RBI BB SO LOB	TOP
Chuck Knoblauch, R (1, 4) OBP: 0.375, SLG: 0.488 C S S S	1-3 K		0-0 F7			0-0 F8			0-0 G6-3	4 0 0 0 0 1 0	
Alex Cole, L (1, 8) OBP: 0.397, SLG: 0.449 B B X	2-0 1B		1-2 L4-3 1B			0-0 L9			1-0 F7	4 1 2 0 0 0 0	
Kirby Puckett, R (1, 9) OBP: 0.352, SLG: 0.515 B F F F F F X 1 SAFE	2-2 E5 1B 1-2		0-2 L4-3 1-2			3-1 G3-1			1-0 G6-3	4 0 0 0 0 0 2	
Kent Hrbek, L (1, 3) OBP: 0.353, SLG: 0.396 C X	0-1 1B 1-3 2-H			3-2 G4-3				2-1 G5-4-3 1B		3 0 2 1 0 0 0	
Pedro Munoz, R (1, 7) OBP: 0.367, SLG: 0.535 B F F F S	2-3 K			2-3 K				3-2 G5-4-3 1-2f		3 0 0 0 0 2 3	
Chip Hale, L (1, 10) OBP: 0.376, SLG: 0.341 C B C X	1-2 G5-3			3-3 K				1-1 G3-1		3 0 0 0 0 1 2	
Scott Leius, R (1, 5) OBP: 0.335, SLG: 0.467 B F F B S		2-3 K			0-1 P3			3-3 K		3 0 0 0 0 2 0	
Denny Hocking, S (1, 6) OBP: 0.417, SLG: 0.583 X		0-0 P5			2-0 G4-3			1-1 F7		3 0 0 0 0 0 0	
Matt Walbeck, S (1, 2) OBP: 0.238, SLG: 0.274 B C		1-1 L8			0-1 G3			0-0 F9		3 0 0 0 0 0 0	
Inning Stats	R: 1 H: 2 E: 1 LOB: 2 K: 2 BB: 0 S: 17 P: 25	R: 0 H: 0 E: 0 LOB: 0 K: 1 BB: 0 S: 7 P: 10	R: 0 H: 1 E: 0 LOB: 0 K: 2 BB: 0 S: 11 P: 12	R: 0 H: 0 E: 0 LOB: 0 K: 2 BB: 0 S: 12 P: 20	R: 0 H: 0 E: 0 LOB: 0 K: 0 BB: 0 S: 5 P: 7	R: 0 H: 0 E: 0 LOB: 0 K: 0 BB: 0 S: 4 P: 7	R: 0 H: 1 E: 0 LOB: 0 K: 0 BB: 0 S: 7 P: 13	R: 0 H: 0 E: 0 LOB: 0 K: 1 BB: 0 S: 6 P: 10	R: 0 H: 0 E: 0 LOB: 0 K: 0 BB: 0 S: 3 P: 5	1B: 4 SF: 0 2B: 1 SAC: 0 3B: 0 DP: 2 HR: 0 HBP: 0	WP: 0 PA: 30 PB: 0 SB: 0 CS: 0
PITCHER Jack Morris, R (1, 1) ERA: 4.9	IP WLS BF H R ER SO BB IBB HBP BLK WP HR S P ERA WHIP 9.0 W 30 4 1 1 6 0 0 0 0 0 0 0 72 109 1.00 0.444										

Minnesota Twins @ Cleveland Indians
 Jacobs Field, Cleveland, OH
 Fri Jul 01 1994, 7:05 PM EDT
 Att. 41,801 - Unknown - 83 F

livebaseballscorecards.com



Batter	1	2	3	4	5	6	7	8	9
Kenny Lofton, L OBP: 0.431, SLG: 0.562 (1, 8)	F8	4-2 BB		FC6-4			SH1-3	HR	
Omar Vizquel, S OBP: 0.376, SLG: 0.394 (1, 6)	L5	G3			G3		1B 2B BB	P6	
Carlos Baerga, S OBP: 0.311, SLG: 0.458 (1, 4)	G6-3				G5-3 1B		2B SF8 1B		
Albert Belle, R OBP: 0.465, SLG: 0.725 (1, 7)		HR 2B		P4	G5-3		SF8 2B		
Eddie Murray, S OBP: 0.333, SLG: 0.479 (1, 10)		HR		G3-1	L4		IBB		
Jim Thome, L OBP: 0.351, SLG: 0.486 (1, 5)							F7	SF8	
Manny Ramirez, R OBP: 0.351, SLG: 0.520 (7, PH)		BB 2B		K					
Alvaro Espinoza, R OBP: 0.298, SLG: 0.365 (8, 5)									
Sandy Alomar Jr., R OBP: 0.311, SLG: 0.435 (1, 2)		K		G1-3			G5-3	F8	
Paul Sorrento, L OBP: 0.329, SLG: 0.377 (1, 3)		BB 1B			1B BB			G4-3	
Wayne Kirby, L OBP: 0.317, SLG: 0.365 (1, 9)					FC6-4 1B			SH1-3 1B BB	F9

Inning Stats	R: 0	H: 0	E: 0	K: 8	S: 12	R: 2	H: 4	E: 0	K: 2	S: 23	R: 0	H: 0	E: 0	K: 0	S: 3	R: 0	H: 1	E: 0	K: 1	S: 12	R: 0	H: 1	E: 0	K: 0	S: 7	R: 0	H: 0	E: 0	K: 1	S: 7	R: 3	H: 2	E: 0	K: 0	S: 9	R: 1	H: 1	E: 0	K: 0	S: 8	R: 1	H: 1	E: 0	K: 0	S: 19
	LOB: 0	BB: 0	P: 12			LOB: 3	BB: 1	P: 39			LOB: 2	BB: 1	P: 22			LOB: 0	BB: 0	P: 11			LOB: 0	BB: 0	P: 10			LOB: 2	BB: 3	P: 23			LOB: 0	BB: 0	P: 19			LOB: 0	BB: 0	P: 19			LOB: 0	BB: 0	P: 19		

AB	R	H	RBI	BB	SO	LOB
3	1	1	1	1	0	2
4	1	0	0	1	0	3
4	1	2	1	0	0	0
4	1	2	1	0	0	1
3	1	1	2	1	0	1
3	0	1	0	0	1	0
0	0	0	1	0	0	0
0	0	0	0	0	0	0
4	0	0	0	0	1	3
3	0	1	0	1	1	0
3	1	1	0	1	1	2

WP	HR	S	P	ERA	WHIP
0	0	0	0	7.11	1.895
0	0	0	0	∞	∞
0	0	4	6	0.00	0.000
0	1	8	19	9.00	1.000

Minnesota Twins @ Cleveland Indians
 Jacobs Field, Cleveland, OH
 Fri Jul 01 1994, 7:05 PM EDT
 Att: 41,801 - Unknown - 83 F

AB	31
R	6
H	9
RBI	6
BB	5
SO	4
LOB	12

C

Batter	1	2	3	4	5	6	7	8	9	AB R H RBI BB SO LOB	TOP
Chuck Knoblauch, R (1, 4) <small>OBP: 0.377, SLG: 0.489</small>	0-0 1B		3-1 G4-3			1-2 G5-3 1B		2-3 K		4 1 2 0 0 1 0	
Alex Cole, L (1, 8) <small>OBP: 0.391, SLG: 0.442</small>	3-2 G3 1-2		0-0 G4-3			1-0 F7		0-0 G4-3		4 0 0 0 0 0 2	
Kirby Puckett, R (1, 9) <small>OBP: 0.350, SLG: 0.511</small>	1-1 1B		0-0 F9			0-0 G5-3 1-2		0-0 G5-3		4 0 1 1 0 0 1	
Kent Hrbek, L (1, 3) <small>OBP: 0.346, SLG: 0.387</small>	2-1 G1-2-3			1-0 G3-1		2-1 F9		0-1 F7		4 0 0 0 0 0 1	
Dave Winfield, R (1, 10) <small>OBP: 0.324, SLG: 0.413</small>		4-0 FC5-4 BB		1-3 K			0-0 G6-3	1-1 G5-3		3 0 0 0 1 1 0	
Pedro Munoz, R (1, 7) <small>OBP: 0.366, SLG: 0.531</small>		0-0 FC5-4 G4-1 1B 1-2f		0-0 G6-3		1-0 WP 1B				3 0 1 0 0 0 1	
Scott Leius, R (1, 5) <small>OBP: 0.335, SLG: 0.465</small>		0-0 G4-1 1B			2-1 G4-3		3-3 K			3 0 1 0 0 1 1	
Denny Hocking, S (1, 6) <small>OBP: 0.333, SLG: 0.467</small>		1-2 G4-1			0-3 K		1-2 F7			3 0 0 0 0 1 3	
Matt Walbeck, S (1, 2) <small>OBP: 0.235, SLG: 0.270</small>		3-2 F9			1-3 K			1-0 G4-3		3 0 0 0 0 1 2	
Inning Stats	R: 1 H: 2 E: 0 LOB: 0 K: 0 BB: 0 S: 8 P: 14	R: 0 H: 1 E: 0 LOB: 2 K: 0 BB: 1 S: 8 P: 16	R: 0 H: 0 E: 0 LOB: 0 K: 0 BB: 0 S: 4 P: 7	R: 0 H: 0 E: 0 LOB: 0 K: 1 BB: 0 S: 5 P: 7	R: 0 H: 0 E: 0 LOB: 0 K: 2 BB: 0 S: 8 P: 11	R: 0 H: 1 E: 0 LOB: 1 K: 0 BB: 0 S: 7 P: 11	R: 0 H: 1 E: 0 LOB: 1 K: 1 BB: 0 S: 10 P: 15	R: 0 H: 0 E: 0 LOB: 0 K: 1 BB: 0 S: 5 P: 8	R: 0 H: 0 E: 0 LOB: 0 K: 0 BB: 0 S: 5 P: 6	1B: 5 SF: 0 2B: 0 SAC: 0 3B: 0 DP: 0 HR: 0 HBP: 0	WP: 1 PA: 32 PB: 0 SB: 0 CS: 0
PITCHER Charles Nagy, R (1, 1) <small>ERA: 3.15</small>	IP: 9.0 WLS: W BF: 32 H: 5 R: 1 ER: 1 SO: 5 BB: 1 IBB: 0 HBP: 0 BLK: 0 WP: 1 HR: 0 S: 60 P: 95 ERA: 1.00 WHIP: 0.667										

Minnesota Twins @ Cleveland Indians
 Jacobs Field, Cleveland, OH
 Sat Jul 02 1994, 3:33 AM EDT
 Att. 41,746 - Overcast - 77 F

livebaseballscorecards.com

AB	31
R	1
H	5
RBI	1
BB	1
SO	5
LOB	11



Batter	1	2	3	4	5	6	7	8	9	AB	R	H	RBI	BB	SO	LOB	BOTTOM		
Kenny Lofton, L OBP: 0.433, SLG: 0.560 (1, 8) BB X	3-2 G4-3 ①		1-1 SH2-4 1B 1-2	2-3 K ③			4-1 S 2B BB	4-0 1B 1-2 BB		3	2	1	0	2	1	0	Minnesota Twins @ Cleveland Indians Jacobs Field, Cleveland, OH Sat Jul 02 1994, 3:33 AM EDT Att: 41,746 - Overcast - 77 F		
Omar Vizquel, S OBP: 0.372, SLG: 0.389 (1, 6) C X	0-1 P4 ②		0-0 SH2-4 ① 1-2 2-3		2-2 F7 ①		2-2 L3 ② 1-2	1-2 1B ③ 1-3 2-H 3-H		4	0	1	2	0	0	1			
Carlos Baerga, S OBP: 0.316, SLG: 0.468 (1, 4) F X	0-1 HR 2B		3-2 1B SF9 1B 2-H 3-H		1-1 G6-3 ②		0-0 2B ③ 2-H			4	2	3	3	0	0	0			
Albert Belle, R OBP: 0.465, SLG: 0.732 (1, 7) B X	1-0 HR 2-H		0-2 2B 1B 1-3		3-2 G6-3 ③		1-0 F8 ③ B 2 SAFE X			4	1	2	2	0	0	1			
Eddie Murray, S OBP: 0.332, SLG: 0.475 (1, 3) B X	2-0 G4-3 ③		0-0 SF9 ② 3-H		3-2 P6 ① S C B B B X		4-2 BB FC6-4 BB			2	1	0	1	1	0	0			
Manny Ramirez, R OBP: 0.350, SLG: 0.519 (1, 9) C B B B B B X		3-3 K ① SAFE	2-2 2B 1-3		2-3 K ② F B B F S		1-3 K ① F B F S			4	0	1	0	0	3	1			
Candy Maldonado, R OBP: 0.346, SLG: 0.508 (1, 10) B B B B X		2-3 K ② C C C C X	3-3 K ③ F B B F F C C		4-0 FC5-4 BB ③ B B B B		4-2 FC6-4 BB 1B BB 1-2			2	1	0	0	2	2	2			
Tony Peña, R OBP: 0.386, SLG: 0.493 (1, 2) B X	1-0 F8 ③			2-2 P4 ① F B B B X		2-2 FC5-4 ③ C B B F F X		4-2 FC6-4 BB 1-2 2-3		3	0	0	0	1	0	1			
Alvaro Espinoza, R OBP: 0.297, SLG: 0.362 (1, 5) C B C X			1-2 SH2-4 1B 1B ①	1-0 F9 ② B X		0-0 G5-3 ① F X	0-1 FC6-4 BB 1B ② 1-2f 2-3 3-H		4	2	1	1	0	0	2				
Inning Stats	R: 2 E: 0 K: 0 S: 9	H: 2 LOB: 0 BB: 0 P: 15	R: 0 E: 0 K: 2 S: 10	H: 0 LOB: 0 BB: 0 P: 16	R: 3 E: 0 K: 1 S: 25	H: 5 LOB: 2 BB: 0 P: 35	R: 0 E: 0 K: 1 S: 8	H: 0 LOB: 0 BB: 0 P: 13	R: 0 E: 0 K: 0 S: 8	H: 0 LOB: 1 BB: 1 P: 23	R: 1 E: 0 K: 0 S: 7	H: 1 LOB: 1 BB: 1 P: 14	R: 3 E: 0 K: 1 S: 19	H: 1 LOB: 2 BB: 4 P: 37	1B: 5 2B: 3 3B: 0 HR: 1	SF: 1 SAC: 1 DP: 0 HBP: 0		WP: 0 PB: 0 SB: 1 CS: 0	PA: 38
PITCHER	IP WLS BF H R ER SO	IP WLS BF H R ER SO	IP WLS BF H R ER SO	IP WLS BF H R ER SO	IP WLS BF H R ER SO	IP WLS BF H R ER SO	IP WLS BF H R ER SO	IP WLS BF H R ER SO	IP WLS BF H R ER SO	IP WLS BF H R ER SO	IP WLS BF H R ER SO	IP WLS BF H R ER SO	IP WLS BF H R ER SO	IP WLS BF H R ER SO	IP WLS BF H R ER SO	IP WLS BF H R ER SO	IP WLS BF H R ER SO	IP WLS BF H R ER SO	
Eddie Guardado, L ERA: 15.0 (1, 1)	3.0																		
22 Carlos Pulido, L ERA: 5.56 (4, 1)	3.2																		
Dave Stevens, R ERA: 7.66 (7, 1)	1.1																		

livebaseballscorecards.com

AB	30
R	9
H	9
RBI	9
BB	6
SO	6
LOB	8



Batter	1	2	3	4	5	6	7	8	9	10	11	AB R H RBI BB SO LOB	TOP	
Chuck Knoblauch, R (1, 4) <small>OBP: 0.373, SLG: 0.482</small>	0-1 E5 WP SH2-3 SF9		0-0 FC4-6 1-2 1B	3-2 G5-3 2-3		1-1 G6-3		1-3 K			0-1 F9	6 1 1 0 0 1 2	Minnesota Twins @ Cleveland Indians Jacobs Field, Cleveland, OH Sun Jul 03 1994, 7:05 PM EDT Att: 41,261 - Unknown - 71 F	
Alex Cole, L (1, 8) <small>OBP: 0.388, SLG: 0.437</small>	0-0 SH2-3 1-2		0-1 FC4-6 1-2f 2-3 CS		2-2 2B 1B	1-1 F8		3-2 F7			2-1 L8	5 1 1 0 0 0 2		
Kirby Puckett, R (1, 9) <small>OBP: 0.351, SLG: 0.514</small>	3-2 SF9 2-H		0-1 G4-3 1-2		2-0 2B 1-H 2B		0-0 1B SF9 1B				1-3 K	4 2 2 2 0 1 2		
Kent Hrbek, L (1, 3) <small>OBP: 0.357, SLG: 0.401</small>	4-1 BB			1-1 E 1B 1B	3-1 1B SF8 2-H 2B		2-2 G4-3 1-3 1B				3-1 F7	4 2 3 1 1 0 0		
Shane Mack, R (1, 7) <small>OBP: 0.391, SLG: 0.568</small>	2-3 K			3-2 E5 1B BLK 1B	4-1 1B BB		0-0 SF9				1-2 G6-3	3 1 1 1 1 1 1		
Pedro Munoz, R (1, 10) <small>OBP: 0.373, SLG: 0.533</small>		1-0 G1-6-3 1B		1-0 WP BLK 1B	0-1 G6-4-3 1-2 2-3 1B		0-1 G4-3 1-2f				0-0 G6-3	5 0 3 1 0 0 1		
Chip Hale, L (1, 5) <small>OBP: 0.368, SLG: 0.348</small>		0-0 G1-6-3 1-2f		0-1 P5	1-1 SF8		1-1 G4-3 HR 2B				1-1 G4-3	4 1 1 1 0 0 2		
Jeff Reboulet, R (1, 6) <small>OBP: 0.371, SLG: 0.440</small>		3-2 G4-3		4-0 BB	0-1 G6-4-3 1-2f		1-1 G4-3 2-3				2-1 F7	4 0 0 0 1 0 3		
Matt Walbeck, S (1, 2) <small>OBP: 0.238, SLG: 0.282</small>			4-0 FC4-6 1B BB	1-2 L9		0-1 G3		0-0 HR			3-2 G4-3	4 1 1 2 1 0 2		
Inning Stats	R: 1 H: 0 E: 1 LOB: 1 K: 1 BB: 1 S: 12 P: 21	R: 0 H: 1 E: 0 LOB: 0 K: 0 BB: 0 S: 5 P: 9	R: 0 H: 1 E: 0 LOB: 1 K: 0 BB: 1 S: 5 P: 9	R: 2 H: 3 E: 1 LOB: 2 K: 0 BB: 1 S: 18 P: 31	R: 3 H: 4 E: 0 LOB: 1 K: 0 BB: 1 S: 13 P: 25	R: 0 H: 0 E: 0 LOB: 0 K: 0 BB: 0 S: 6 P: 8	R: 1 H: 2 E: 0 LOB: 0 K: 0 BB: 0 S: 7 P: 9	R: 2 H: 2 E: 0 LOB: 0 K: 1 BB: 0 S: 12 P: 18	R: 0 H: 0 E: 0 LOB: 0 K: 1 BB: 0 S: 11 P: 16	R: 0 H: 0 E: 0 LOB: 0 K: 0 BB: 0 S: 5 P: 8	R: 0 H: 0 E: 0 LOB: 0 K: 0 BB: 0 S: 10 P: 15	1B: 9 SF: 3 2B: 3 SAC: 1 3B: 0 DP: 3 HR: 1 HBP: 0		WP: 2 PA: 47 PB: 0 SB: 0 CS: 1
PITCHER Jason Grimsley, R (1, 1) <small>ERA: 4.43</small> Jerry Dipoto, R (5, 1) <small>ERA: 5.4</small> Eric Plunk, R (8, 1) <small>ERA: 2.7</small>	IP WLS BF H R ER SO BB IBB HBP BLK WP HR S P ERA WHIP													
	4.0 0 22 8 6 4 1 3 0 0 1 2 0 46 83 9.00 2.750 3.0 0 11 3 1 1 0 1 0 0 0 0 0 20 29 3.00 1.333 4.0 W 14 2 2 2 2 0 0 0 0 0 1 38 57 4.50 0.500													

livebaseballscorecards.com

AB	39
R	9
H	13
RBI	8
BB	4
SO	3
LOB	15



Batter	1	2	3	4	5	6	7	8	9	10	11	AB	R	H	RBI	BB	SO	LOB	BOTTOM							
Kenny Lofton, L OBP: 0.440, SLG: 0.565 (1, 8)	0-1 SH5-3 HR 1B	2-2 1B 1-2	4-0 BB 1-2 2-3			0-0 1B	1-1 SF8			0-2 1B		4	1	4	1	1	0	0								
Omar Vizquel, S OBP: 0.373, SLG: 0.390 (1, 6)	1 SAFE SH5-3 1-3	0-0 1B 1-3 2-H	3-1 F7			0-2 P4	1-2 F8			2-1 1B		5	0	2	1	0	0	6								
Carlos Baerga, S OBP: 0.313, SLG: 0.465 (1, 4)	0-1 G6-3	0-3 K		1-2 1B 2B		2-1 F7		1-0 F7		2-0 F7		6	1	1	0	0	1	6								
Albert Belle, R OBP: 0.466, SLG: 0.737 (1, 7)	3-2 HR		2-0 2B 1B	0-2 1B 2-H		3-2 G6-3		0-1 F9		1-3 K		6	2	3	3	0	1	3								
Eddie Murray, S OBP: 0.332, SLG: 0.476 (1, 10)	1-3 K		0-0 G6-3 2B 2B	1-1 G4-3			1-1 1B SH 1B	0-0 P4			1-1 G1-3	6	2	2	1	0	1	0								
Jim Thome, L OBP: 0.347, SLG: 0.479 (1, 5)		3-2 G5-3	2-3 K	1-1 L8			0-1 SH 1B SF8 1B		2-2 F9		0-2 E4 1B	3	1	0	0	0	1	1								
Alvaro Espinoza, R OBP: 0.293, SLG: 0.358 (8, 5)												2	1	0	0	0	0	0								
Sandy Alomar Jr., R OBP: 0.312, SLG: 0.442 (1, 2)		1-0 1B 3B	0-1 G6-3		2-2 F9		0-0 SF8 1B		0-1 G5-3		1-2 L4	6	1	2	0	0	0	2								
Paul Sorrento, L OBP: 0.338, SLG: 0.390 (1, 3)		3-1 1B 1B	0-0 BB 2B		1-2 F7		1-1 1B		0-1 G1-3		2-1 1B 2-H	6	1	4	4	0	0	0								
Wayne Kirby, L OBP: 0.313, SLG: 0.353 (1, 9)		3-H 1-1 P6	4-1 BB BB		0-0 L4		0-0 P5			2-1 P6		4	0	0	0	1	0	4								
Inning Stats	R: 2 E: 0 K: 1 S: 13	H: 2 LOB: 0 BB: 0 P: 18	R: 2 E: 0 K: 1 S: 17	H: 4 LOB: 2 BB: 0 P: 27	R: 2 E: 0 K: 1 S: 11	H: 3 LOB: 3 BB: 2 P: 26	R: 1 E: 0 K: 0 S: 11	H: 2 LOB: 0 BB: 0 P: 14	R: 0 E: 0 K: 0 S: 8	H: 0 LOB: 0 BB: 0 P: 11	R: 0 E: 0 K: 0 S: 9	H: 1 LOB: 1 BB: 0 P: 14	R: 2 E: 1 K: 0 S: 13	H: 3 LOB: 2 BB: 0 P: 17	R: 0 E: 0 K: 0 S: 4	H: 0 LOB: 0 BB: 0 P: 5	R: 0 E: 0 K: 0 S: 9	H: 0 LOB: 0 BB: 0 P: 11	R: 0 E: 0 K: 1 S: 11	H: 2 LOB: 2 BB: 0 P: 18	R: 1 E: 1 K: 0 S: 10	H: 1 LOB: 1 BB: 0 P: 14	1B: 13 2B: 3 3B: 1 HR: 1	SF: 1 SAC: 2 DP: 0 HBP: 0	WP: 0 PB: 0 SB: 2 CS: 0	PA: 53
PITCHER	IP	WLS	BF	H	R	ER	SO	BB	IBB	HBP	BLK	WP	HR	S	P	ERA	WHIP									
Kevin Tapani, R ERA: 4.32 (1, 1)	2.2		17	9	6	6	3	0	0	0	0	0	1	38	57	20.25	3.375									
Mark Guthrie, L ERA: 7.02 (3, 1)	3.1		16	4	3	2	0	2	0	0	0	0	0	35	58	5.40	1.800									
Carl Willis, R ERA: 6.29 (7, 1)	4.0		16	4	0	0	1	0	0	0	0	0	0	33	46	0.00	1.000									
Rick Aguilera, R ERA: 4.3 (11, 1)	0.2	L	4	1	1	0	0	0	0	0	0	0	0	10	14	0.00	1.500									

Minnesota Twins @ Cleveland Indians
 Jacobs Field, Cleveland, OH
 Sun Jul 03 1994, 7:05 PM EDT
 Att: 41,261 - Unknown - 71 F

AB	48
R	10
H	18
RBI	10
BB	2
SO	4
LOB	22



Batter	1	2	3	4	5	6	7	8	9	AB R H RBI BB SO LOB	TOP
Chuck Knoblauch, R (1, 4) OBP: 0.372, SLG: 0.479	1-0 		3-2 			1-2 		1-1 		4 0 1 0 0 0 1	
Alex Cole, L (1, 8) OBP: 0.386, SLG: 0.438	2-0 		1-3 			1-1 		3-1 		4 0 1 0 0 1 2	
Kirby Puckett, R (1, 9) OBP: 0.347, SLG: 0.508	2-2 			0-1 		2-0 			0-1 	4 0 0 0 0 0 1	
Kent Hrbek, L (1, 3) OBP: 0.350, SLG: 0.392		0-2 		0-0 		2-0 			0-0 	4 0 0 0 0 0 1	
Dave Winfield, R (1, 10) OBP: 0.330, SLG: 0.438		1-0 		3-2 		3-2 			0-0 	4 1 3 1 0 0 0	
Pedro Munoz, R (1, 7) OBP: 0.365, SLG: 0.519		3-1 		2-3 		0-3 			1-1 	4 0 0 0 0 2 2	
Scott Leius, R (1, 5) OBP: 0.331, SLG: 0.459		0-1 			1-0 		3-3 			3 0 0 0 0 1 0	
Derek Parks, R (1, 2) OBP: 0.286, SLG: 0.379			3-1 		1-1 			0-0 		2 0 1 0 0 0 0	
Denny Hocking, S (1, 6) OBP: 0.278, SLG: 0.389			0-0 		0-0 			0-2 		3 0 0 0 0 0 2	
Inning Stats	R: 0 H: 0 E: 0 LOB: 0 K: 0 BB: 0 S: 6 P: 11	R: 1 H: 1 E: 0 LOB: 0 K: 0 BB: 0 S: 9 P: 13	R: 0 H: 1 E: 0 LOB: 1 K: 1 BB: 0 S: 10 P: 17	R: 0 H: 1 E: 0 LOB: 1 K: 1 BB: 0 S: 11 P: 16	R: 0 H: 0 E: 0 LOB: 0 K: 0 BB: 0 S: 3 P: 5	R: 0 H: 1 E: 0 LOB: 1 K: 2 BB: 0 S: 9 P: 15	R: 0 H: 0 E: 0 LOB: 0 K: 2 BB: 0 S: 9 P: 15	R: 0 H: 1 E: 0 LOB: 1 K: 0 BB: 0 S: 9 P: 13	R: 0 H: 1 E: 0 LOB: 1 K: 0 BB: 0 S: 6 P: 7	1B: 2 SF: 0 2B: 2 SAC: 0 3B: 1 DP: 1 HR: 1 HBP: 1	WP: 0 PA: 33 PB: 0 SB: 0 CS: 0
PITCHER Dennis Martinez, R (1, 1) ERA: 3.95	IP WLS BF H R ER SO BB IBB HBP BLK WP HR S P ERA WHIP 9.0 W 33 6 1 1 4 0 0 1 0 0 1 72 112 1.00 0.667										

Minnesota Twins @ Cleveland Indians
 Jacobs Field, Cleveland, OH
 Mon Jul 04 1994, 3:33 AM EDT
 Att. 41,567 - Sunny - 77 F

livebaseballscorecards.com




Batter	1	2	3	4	5	6	7	8	9	AB R H RBI BB SO LOB
Kenny Lofton, L OBP: 0.438, SLG: 0.566 (1, 8) B C B X	2-1 SH1-3 1B 2B		3-3 SAFE SAFE 1-2 1B		3-3 1B		0-0 SF7 3-H			3 1 1 1 0 2 1
Omar Vizquel, S OBP: 0.373, SLG: 0.388 (1, 6) C 2 B X	1-1 SH1-3 2-3 1B		2-0 F9 1B		0-3 1B		3-1 2B 1-3 2-H 1B			3 0 1 1 0 1 0
Carlos Baerga, S OBP: 0.318, SLG: 0.470 (1, 4) B B X	2-0 S 1B 3-H			4-0 S 2B BB		2-2 G6-3 1B SAFE SAFE	1-1 2B 1-3 3-H			3 1 2 2 1 0 0
Albert Belle, R OBP: 0.463, SLG: 0.730 (1, 7) F B C B S	2-3 K 1-2 1B			4-2 SAFE 2B BB		1-0 F8 1B	0-3 K 2B			3 1 0 0 1 2 3
Eddie Murray, S OBP: 0.328, SLG: 0.469 (1, 3) B X	1-0 P6 1B			1-3 K 1B		0-0 F9 1B	3-0 F7 1B			4 0 0 0 0 1 5
Manny Ramirez, R OBP: 0.350, SLG: 0.517 (1, 9) Wayne Kirby, L OBP: 0.310, SLG: 0.350 (7, PR) (8, 9)			2-2 F9 1B		2-0 F9 1B		1-1 1B 1B 1B	1-1 F9 1B		3 0 1 0 0 0 2 1 1 0 0 0 0 0
Candy Maldonado, R OBP: 0.378, SLG: 0.545 (1, 10) C B B C B B X			4-2 G4-3 BB 1-H 2-H 2B		2-2 1B 2B		2-0 1B 1B 1B SF7 1B	1-0 L4-3 1B		3 1 3 2 1 0 0
Tony Peña, R OBP: 0.379, SLG: 0.481 (1, 2) F B X			1-1 G4-3 1-2f 1B		3-2 G5-3 1B		1-0 1B 1B 1-2 2-3 1B	0-0 L4-3 1-2 1B		4 1 1 0 0 0 3
Alvaro Espinoza, R OBP: 0.299, SLG: 0.363 (1, 5) X			0-0 CS 1B		1-3 K 1B		1-0 1B 2B 1B 1-2 2-3 3-H			3 1 2 1 0 1 0

Inning Stats	R: 1	H: 2	E: 0	K: 1	S: 9	LOB: 1	BB: 0	P: 17	R: 0	H: 0	E: 0	K: 0	S: 8	LOB: 0	BB: 1	P: 15	R: 0	H: 1	E: 0	K: 1	S: 5	LOB: 0	BB: 0	P: 10	R: 2	H: 1	E: 0	K: 1	S: 12	LOB: 1	BB: 2	P: 28	R: 0	H: 0	E: 0	K: 3	S: 10	LOB: 0	BB: 0	P: 14	R: 0	H: 0	E: 0	K: 0	S: 5	LOB: 0	BB: 0	P: 8	R: 4	H: 6	E: 0	K: 1	S: 14	LOB: 2	BB: 0	P: 26	R: 0	H: 1	E: 0	K: 0	S: 4	LOB: 0	BB: 0	P: 6
--------------	------	------	------	------	------	--------	-------	-------	------	------	------	------	------	--------	-------	-------	------	------	------	------	------	--------	-------	-------	------	------	------	------	-------	--------	-------	-------	------	------	------	------	-------	--------	-------	-------	------	------	------	------	------	--------	-------	------	------	------	------	------	-------	--------	-------	-------	------	------	------	------	------	--------	-------	------

PITCHER	IP	WLS	BF	H	R	ER	SO	BB	IBB	HBP	BLK	WP	HR	S	P	ERA	WHIP
Jim Deshaies, L ERA: 6.8 (1, 1)	6.0	L	27	8	7	7	6	3	0	0	0	0	0	54	102	10.50	1.833
Larry Casian, L ERA: 6.05 (7, 1)	0.1		3	2	0	0	0	0	0	0	0	0	0	5	9	0.00	6.000
Kevin Campbell, R ERA: 2.45 (7, 1)	1.2		5	1	0	0	1	0	0	0	0	0	0	8	13	0.00	0.600

MINNESOTA TWINS @ CLEVELAND INDIANS
JACOBS FIELD, CLEVELAND, OH
 Mon Jul 04 1994, 3:33 AM EDT
 Att: 41,567 - Sunny - 77 F

AB	30
R	7
H	11
RBI	7
BB	3
SO	7
LOB	14



WP	PA	ERA	WHIP
0	35		

Batter	1	2	3	4	5	6	7	8	9	AB R H RBI BB SO LOB	TOP											
Rob Butler, L (1, 7) OBP: 0.219, SLG: 0.167	4-2 BB			0-0 F7		1-1 G4-3	0-2 E5 WP HR	2-3 K		4 1 0 1 1 1 1												
Roberto Alomar, S (1, 4) OBP: 0.389, SLG: 0.475	3-3 K			2-1 G5-3		2-2 F7	4-2 HR	1-3 K		4 1 0 0 1 2 1												
Domingo Cedeño, S (8, 4) OBP: 0.225, SLG: 0.254	1-2 SAFE						1-2 HR			0 0 0 0 0 0 0												
Paul Molitor, R (1, 10) OBP: 0.409, SLG: 0.509	0-0 G5-3			3-1 2B		2-1 2B	0-2 HR	0-0 1B		5 2 4 4 0 0 0												
Joe Carter, R (1, 9) OBP: 0.315, SLG: 0.520				3-2 F9		1-1 1B	0-1 HR	3-2 F9		5 2 2 2 0 0 2												
Shawn Green, L (8, 9) OBP: 0.118, SLG: 0.121						1-H 2B				0 0 0 0 0 0 0												
John Olerud, L (1, 3) OBP: 0.383, SLG: 0.437				1-0 G1-3		0-0 G4-3	3-1 FC6-4 1B		3-2 G4-3	5 0 1 1 0 1 0												
Mike Huff, R (1, 8) OBP: 0.399, SLG: 0.451				0-1 F8		4-1 HR	1-2 FC6-4		1-0 F8	4 1 0 0 1 0 1												
Darnell Coles, R (1, 5) OBP: 0.254, SLG: 0.417						3-1 HR			2-2 HR	5 3 3 4 0 1 0												
Dick Schofield, R (1, 6) OBP: 0.342, SLG: 0.372				2-3 K		0-1 L8			4-2 HR	2 2 1 0 3 0 0												
Randy Knorr, R (1, 2) OBP: 0.263, SLG: 0.419				3-3 K		3-2 F9			1-1 FC6-4	5 2 2 2 0 1 2												
Inning Stats	R: 0 E: 0 K: 1 S: 7	H: 0 LOB: 0 BB: 1 P: 14	R: 0 E: 0 K: 2 S: 4	H: 0 LOB: 0 BB: 1 P: 6	R: 0 E: 0 K: 2 S: 10	H: 0 LOB: 1 BB: 1 P: 19	R: 0 E: 0 K: 0 S: 8	H: 1 LOB: 1 BB: 0 P: 16	R: 2 E: 0 K: 0 S: 10	H: 1 LOB: 0 BB: 1 P: 20	R: 2 E: 0 K: 0 S: 14	H: 3 LOB: 1 BB: 0 P: 24	R: 6 E: 1 K: 1 S: 23	H: 4 LOB: 0 BB: 1 P: 29	R: 3 E: 0 K: 2 S: 13	H: 3 LOB: 1 BB: 1 P: 25	R: 1 E: 0 K: 0 S: 11	H: 1 LOB: 1 BB: 1 P: 22	1B: 5 2B: 2 3B: 0 HR: 6	SF: 0 SAC: 0 DP: 0 HBP: 0	WP: 1 PB: 0 SB: 0 CS: 1	PA: 45
PITCHER	IP WLS BF H R ER SO BB IBB HBP BLK WP HR S P ERA WHIP																					
Pat Mahomes, R (1, 1) ERA: 5.48	6.0 L 24 5 4 4 3 3 0 0 0 0 0 1 53 99 6.00 1.333																					
Dave Stevens, R (7, 1) ERA: 9.36	0.1 7 4 6 5 0 1 0 0 0 0 1 2 19 24 135.00 15.000																					
Kevin Campbell, R (7, 1) ERA: 2.25	0.2 2 0 0 0 0 1 0 0 0 0 0 0 4 5 0.00 0.000																					
Larry Casian, L (8, 1) ERA: 6.64	2.0 12 4 4 4 2 2 0 0 0 0 0 3 24 47 18.00 3.000																					

Toronto Blue Jays @ Minnesota Twins
 Hubert H. Humphrey Metrodome, Minneapolis, MN

Tue Jul 05 1994, 8:05 PM EDT
 Att: 22,380 - Dome - 71 F

AB	39
R	14
H	13
RBI	14
BB	6
SO	6
LOB	7



WP: 1	PA: 45
PB: 0	
SB: 0	
CS: 1	

Batter	1	2	3	4	5	6	7	8	9	AB R H RBI BB SO LOB
Chuck Knoblauch, R <small>(1, 4)</small> <small>OBP: 0.375, SLG: 0.483</small>	4-2 		1-0 		0-3 		0-2 		0-0 	4 1 2 1 1 1 0
Alex Cole, L <small>(1, 8)</small> <small>OBP: 0.386, SLG: 0.433</small>	4-2 		4-2 		1-0 		1-3 		3-2 	3 0 0 0 2 1 2
Kirby Puckett, R <small>(1, 9)</small> <small>OBP: 0.352, SLG: 0.506</small>	4-2 		4-2 		0-1 		1-0 			1 0 0 0 2 0 0
Kent Hrbek, L <small>(1, 3)</small> <small>OBP: 0.343, SLG: 0.385</small>	1-2 		0-0 		1-3 		3-2 			3 0 0 1 0 1 5
Dave Winfield, R <small>(1, 10)</small> <small>OBP: 0.332, SLG: 0.439</small>	3-2 		1-1 		1-1 			0-1 		4 0 2 0 0 0 4
Scott Leius, R <small>(1, 5)</small> <small>OBP: 0.326, SLG: 0.451</small>			3-3 		1-1 		3-3 		2-1 	4 0 0 0 0 2 2
Pedro Munoz, R <small>(1, 7)</small> <small>OBP: 0.368, SLG: 0.535</small>			4-2 		2-0 		2-1 		0-3 	3 1 1 1 1 1 1
Jeff Reboulet, R <small>(1, 6)</small> <small>OBP: 0.368, SLG: 0.430</small>			1-3 		3-2 		4-1 		1-2 	3 1 0 0 1 1 2
Matt Walbeck, S <small>(1, 2)</small> <small>OBP: 0.239, SLG: 0.282</small>			1-2 		0-0 		3-1 		1-3 	4 0 1 0 0 1 1

Inning Stats	R: 0	H: 0	E: 0	K: 12	S: 12	LOB: 2	BB: 3	P: 28
	R: 0	H: 0	E: 0	K: 13	S: 13	LOB: 1	BB: 1	P: 22
	R: 1	H: 1	E: 0	K: 8	S: 8	LOB: 1	BB: 2	P: 18
	R: 0	H: 0	E: 0	K: 6	S: 6	LOB: 0	BB: 0	P: 12
	R: 0	H: 0	E: 0	K: 6	S: 6	LOB: 0	BB: 0	P: 7
	R: 0	H: 1	E: 0	K: 11	S: 11	LOB: 1	BB: 0	P: 16
	R: 2	H: 3	E: 0	K: 17	S: 17	LOB: 2	BB: 1	P: 31
	R: 0	H: 1	E: 0	K: 10	S: 10	LOB: 1	BB: 0	P: 13
	R: 0	H: 0	E: 0	K: 8	S: 8	LOB: 0	BB: 0	P: 12
	1B: 4	SF: 1	2B: 1	SAC: 0	3B: 0	DP: 2	HR: 1	HBP: 1

Toronto Blue Jays @ Minnesota Twins
 Hubert H. Humphrey Metrodome, Minneapolis, MN

Tue Jul 05 1994, 8:05 PM EDT
 Att. 22,380 - Dome - 71 F

AB	29
R	3
H	6
RBI	3
BB	7
SO	8
LOB	17

PITCHER	IP	WLS	BF	H	R	ER	SO	BB	IBB	HBP	BLK	WP	HR	S	P	ERA	WHIP
Juan Guzman, R <small>(1, 1)</small> <small>ERA: 6.11</small>	6.0	W	28	5	3	3	5	7	0	0	0	1	1	65	121	4.50	2.000
Woody Williams, R <small>(7, 1)</small> <small>ERA: 4.83</small>	2.0		7	1	0	0	2	0	0	1	0	0	0	18	26	0.00	0.500
Mike Timlin, R <small>(9, 1)</small> <small>ERA: 6.28</small>	1.0		3	0	0	0	1	0	0	0	0	0	0	8	12	0.00	0.000

Batter	1	2	3	4	5	6	7	8	9	AB R H RBI BB SO LOB	TOP											
Devon White, S (1, 8) OBP: 0.323, SLG: 0.472	0-0 2B		3-1 F7			1-1 1B	2-1 1B		0-3 K	5 1 3 1 0 1 2												
Roberto Alomar, S (1, 4) OBP: 0.389, SLG: 0.470	4-0 BB			4-1 BB		2-2 F7	0-0 G5-3		0-1 E4	3 0 0 0 2 0 3												
Paul Molitor, R (1, 10) OBP: 0.407, SLG: 0.505	1-3 K			0-0 G6-3		0-0 G6-3		0-0 F7	1-3 K	5 0 1 1 0 2 4												
Joe Carter, R (1, 9) OBP: 0.311, SLG: 0.513	0-0 G6-4-3			1-1 F7		3-2 G6-3		1-0 P3		4 0 0 0 0 0 3												
John Olerud, L (1, 3) OBP: 0.384, SLG: 0.436		2-1 G6-3			4-2 1B	0-1 F7		3-2 1B		3 0 1 0 1 0 1												
Mike Huff, R (1, 7) OBP: 0.389, SLG: 0.438		2-1 G6-3			0-3 K		0-2 F8	2-1 L9		4 0 0 0 0 1 2												
Darnell Coles, R (1, 5) OBP: 0.254, SLG: 0.406		3-2 G5-3			2-2 FC6-4		2-3 K		3-3 K	4 0 1 0 0 2 0												
Dick Schofield, R (1, 6) OBP: 0.345, SLG: 0.379			2-0 G1-3		2-2 F8		1-1 1B	2B	2-1 E	4 2 2 0 0 0 2												
Pat Borders, R (1, 2) OBP: 0.283, SLG: 0.307			2-3 K		1-2 FC6-4		4-2 1B		3-2 E	3 0 1 0 1 1 2												
Rob Butler, L (9, PR) OBP: 0.219, SLG: 0.167					1-2f		BB		1-3	0 1 0 0 0 0 0												
Inning Stats	R: 0 E: 0 K: 1 S: 6	H: 1 LOB: 1 BB: 1 P: 11	R: 0 E: 0 K: 0 S: 8	H: 0 LOB: 0 BB: 0 P: 15	R: 0 E: 0 K: 1 S: 6	H: 0 LOB: 0 BB: 0 P: 13	R: 0 E: 0 K: 0 S: 4	H: 0 LOB: 0 BB: 1 P: 9	R: 0 E: 0 K: 1 S: 15	H: 1 LOB: 2 BB: 1 P: 24	R: 1 E: 0 K: 0 S: 11	H: 2 LOB: 1 BB: 0 P: 17	R: 1 E: 0 K: 1 S: 17	H: 2 LOB: 2 BB: 1 P: 26	R: 0 E: 0 K: 0 S: 7	H: 1 LOB: 1 BB: 0 P: 13	R: 2 E: 1 K: 3 S: 22	H: 2 LOB: 1 BB: 0 P: 31	1B: 6 2B: 3 3B: 0 HR: 0	SF: 0 SAC: 0 DP: 1 HBP: 0	WP: 0 PB: 1 SB: 1 CS: 0	PA: 39
PITCHER	IP WLS BF H R ER SO BB IBB HBP BLK WP HR S P ERA WHIP												PITCHER	IP WLS BF H R ER SO BB IBB HBP BLK WP HR S P ERA WHIP								
Scott Erickson, R (1, 1) ERA: 4.91	7.2 W 32 7 2 1 4 4 0 0 0 0 0 0 72 124 1.17 1.435																					
Carl Willis, R (8, 1) ERA: 6.25	0.1 1 0 0 0 0 0 0 0 0 0 0 0 2 4 0.00 0.000																					
Rick Aguilera, R (9, 1) ERA: 4.15	1.0 S 6 2 2 0 3 0 0 0 0 0 0 0 22 31 0.00 2.000																					

Toronto Blue Jays @ Minnesota Twins
 Hubert H. Humphrey Metrodome, Minneapolis, MN
 Wed Jul 06 1994, 8:05 PM EDT
 Att. 26,479 - Dome

livebaseballscorecards.com

AB	35
R	4
H	9
RBI	2
BB	4
SO	7
LOB	19



Batter	1	2	3	4	5	6	7	8	9	AB	R	H	RBI	BB	SO	LOB
Alex Cole, L OBP: 0.388, SLG: 0.434 (1, 8)	3-2 G3-1	1-2 1B		1 SAFE 2-1 G6-4-3 1B		3-0 F7				4	0	2	0	0	0	1
Chuck Knoblauch, R OBP: 0.374, SLG: 0.480 (1, 4)	1-1 HR 1B	2-3 K		1-0 G6-4-3 1-2f			2-1 G6-3			4	1	1	0	0	1	3
Kirby Puckett, R OBP: 0.350, SLG: 0.512 (1, 9)	1-0 1-H HR	0-0 F9		2-2 G4-3 3-H			3-2 F8			4	1	1	2	0	0	2
Kent Hrbek, L OBP: 0.337, SLG: 0.376 (1, 3)	2-3 K		0-0 G3		0-0 P4		1-2 G4-3			4	0	0	0	0	1	0
Shane Mack, R OBP: 0.388, SLG: 0.562 (1, 7)	0-1 G6-3		1-2 E 1B 1B		0-1 P5		3-3 K			4	0	1	0	0	1	0
Dave Winfield, R OBP: 0.336, SLG: 0.450 (1, 10)		2-1 1B 3B	1 SAFE 0-0 E5	1-3 1B	2-3 K		1-0 G3			3	1	2	0	0	1	0
Chip Hale, L OBP: 0.364, SLG: 0.344 (8, PH)										1	0	0	0	0	0	0
Scott Leius, R OBP: 0.325, SLG: 0.448 (1, 5)		1-1 PB 1B 1B 3-H	1-0 L6		2-3 K		1-1 E6			4	1	1	1	0	1	2
Matt Walbeck, S OBP: 0.235, SLG: 0.277 (1, 2)		1 SAFE 0-1 F7	2-2 F9				0-0 L8			4	0	0	0	0	0	4
Denny Hocking, S OBP: 0.381, SLG: 0.476 (1, 6)		3-2 1B 1B 1-H		0-0 1B G6-4-3 1B		0-1 E S 1B				3	1	3	1	0	0	0

Inning Stats	R: 2	H: 2	E: 0	K: 1	S: 11	LOB: 0	BB: 0	P: 18	R: 2	H: 4	E: 0	K: 1	S: 17	LOB: 2	BB: 0	P: 26	R: 0	H: 2	E: 1	K: 0	S: 10	LOB: 0	BB: 0	P: 14	R: 1	H: 2	E: 0	K: 0	S: 8	LOB: 0	BB: 0	P: 12	R: 0	H: 0	E: 0	K: 1	S: 6	LOB: 0	BB: 0	P: 8	R: 0	H: 1	E: 0	K: 1	S: 7	LOB: 1	BB: 0	P: 13	R: 0	H: 0	E: 0	K: 0	S: 8	LOB: 0	BB: 0	P: 14	R: 0	H: 0	E: 1	K: 1	S: 8	LOB: 1	BB: 0	P: 13
--------------	------	------	------	------	-------	--------	-------	-------	------	------	------	------	-------	--------	-------	-------	------	------	------	------	-------	--------	-------	-------	------	------	------	------	------	--------	-------	-------	------	------	------	------	------	--------	-------	------	------	------	------	------	------	--------	-------	-------	------	------	------	------	------	--------	-------	-------	------	------	------	------	------	--------	-------	-------

PITCHER	IP	WLS	BF	H	R	ER	SO	BB	IBB	HBP	BLK	WP	HR	S	P	ERA	WHIP
Todd Stottlemyre, R ERA: 3.98 (1, 1)	8.0	L	35	11	5	5	5	0	0	0	0	0	1	75	118	5.62	1.375

BOTTOM

Toronto Blue Jays @ Minnesota Twins
 Hubert H. Humphrey Metrodome, Minneapolis, MN
 Wed Jul 06 1994, 8:05 PM EDT
 Att. 26,479 - Dome

AB	35
R	5
H	11
RBI	4
BB	0
SO	5
LOB	12



WP	PA	CS
0	35	0

Batter	1	2	3	4	5	6	7	8	9	AB R H RBI BB SO LOB	TOP																
Devon White, S (1, 8) OBP: 0.327, SLG: 0.484	2-1 F9		2-2 G6-3		2-2 2B			1-0 HR	4-1 IBB	4 1 2 2 1 0 1																	
Domingo Cedeño, S (1, 4) OBP: 0.213, SLG: 0.239	1-0 L7		2-0 L9		1-1 G4-3			0-0 F8	0-0 F7	4 0 0 0 0 0 2																	
Roberto Alomar, S (9, PH) OBP: 0.388, SLG: 0.468										1 0 0 0 0 0 2																	
Paul Molitor, R (1, 10) OBP: 0.408, SLG: 0.506	4-0 S BB			1-2 F8 2B		0-1 F7		1-0 F8		3 1 1 0 1 0 0																	
Joe Carter, R (1, 9) OBP: 0.310, SLG: 0.513	1-1 F8			0-0 F8		0-1 G5-3		2-2 2B		4 0 1 0 0 0 2																	
Mike Huff, R (1, 7) OBP: 0.385, SLG: 0.440				0-0 F8 2B		1-2 F9		0-1 F9		4 0 1 1 0 0 1																	
Darnell Coles, R (1, 3) OBP: 0.253, SLG: 0.397		1-1 F8		2-2 F9			2-2 F9		1-0 1B WP	4 0 1 0 0 0 1																	
Rob Butler, L (9, PR) OBP: 0.219, SLG: 0.167										0 1 0 0 0 0 0																	
Pat Borders, R (9, 2) OBP: 0.283, SLG: 0.307										0 0 0 0 0 0 0																	
Ed Sprague, R (1, 5) OBP: 0.283, SLG: 0.346		1-0 F9		2-2 F9			3-2 K		1-2 F9	4 0 0 0 0 1 2																	
Dick Schofield, R (1, 6) OBP: 0.347, SLG: 0.381			0-0 G6-3 1B		0-1 L9		0-2 P3		1-2 WP 1B	4 0 2 0 0 0 0																	
Randy Knorr, R (1, 2) OBP: 0.265, SLG: 0.416			1-3 K		2-0 P3			2-0 HR 1B	1-3 K	3 1 1 0 0 1 1																	
John Olerud, L (9, PH) OBP: 0.383, SLG: 0.434										1 0 0 0 0 1 2																	
Inning Stats	R: 0 E: 0 K: 0 S: 5	H: 0 LOB: 1 BB: 1 P: 13	R: 0 E: 0 K: 0 S: 5	H: 0 LOB: 0 BB: 0 P: 8	R: 0 E: 0 K: 1 S: 9	H: 1 LOB: 1 BB: 0 P: 14	R: 1 E: 0 K: 0 S: 11	H: 2 LOB: 1 BB: 0 P: 16	R: 0 E: 0 K: 0 S: 8	H: 1 LOB: 1 BB: 0 P: 13	R: 0 E: 0 K: 0 S: 7	H: 0 LOB: 0 BB: 0 P: 8	R: 0 E: 0 K: 1 S: 10	H: 0 LOB: 0 BB: 0 P: 15	R: 2 E: 0 K: 0 S: 9	H: 3 LOB: 1 BB: 0 P: 15	R: 1 E: 0 K: 1 S: 13	H: 2 LOB: 2 BB: 1 P: 21	1B: 4 2B: 4 3B: 0 HR: 1	SF: 0 SAC: 0 DP: 0 HBP: 0	WP: 1 PB: 0 SB: 1 CS: 0	PA: 38					
PITCHER	IP WLS BF H R ER SO BB IBB HBP BLK WP HR S P ERA WHIP																										
Eddie Guardado, L (1, 1) ERA: 6.75	7.2		31	7	3	3	2	1	0	0	0	0	1	62	100	3.52	1.043										
Carl Willis, R (8, 1) ERA: 6.35	0.2	L	4	2	1	1	0	0	0	0	0	0	0	10	13	13.50	3.000										
Mark Guthrie, L (9, 1) ERA: 6.97	0.1		1	0	0	0	1	0	0	0	0	0	0	3	4	0.00	0.000										
Rick Aguilera, R (9, 1) ERA: 4.11	0.1		2	0	0	0	0	0	1	0	0	1	0	2	6	0.00	0.000										

Toronto Blue Jays @ Minnesota Twins
 Hubert H. Humphrey Metrodome, Minneapolis, MN

Thu Jul 07 1994, 4:33 AM EDT
 Att: 31,180 - Dome - 71 F

livebaseballscorecards.com

AB	36
R	4
H	9
RBI	3
BB	2
SO	3
LOB	14



Batter	1	2	3	4	5	6	7	8	9	AB R H RBI BB SO LOB
Chuck Knoblauch, R <small>OBP: 0.377, SLG: 0.479</small> (1, 4)	1-1 L6		4-1 BB		4-2 BB SF9 BB	0-3 K			0-1 S 1B	3 1 1 0 2 1 2
Alex Cole, L <small>OBP: 0.381, SLG: 0.425</small> (1, 8)	0-1 L8		0-0 F8		1-0 B5	1-0 F9			0-2 P5	5 0 0 0 0 0 5
Kirby Puckett, R <small>OBP: 0.354, SLG: 0.521</small> (1, 10)	0-0 F8			3-2 HR	1 SAFE BB BB	4-1 BB BB		0-1 CS 1B	3-3 K	4 1 2 1 1 1 1
Shane Mack, R <small>OBP: 0.393, SLG: 0.566</small> (1, 7)		1-1 BB 1B		2-1 BB FC4-6 2B	4-2 BB BB		0-2 F7	2-3 K	2-3 K	4 1 2 0 1 1 2
Pedro Munoz, R <small>OBP: 0.371, SLG: 0.531</small> (1, 9)		4-2 G5-4-3 BB		4-0 FC4-6 BB BB	3-2 SF9		2-3 K			1 0 0 1 2 1 1
Scott Leius, R <small>OBP: 0.327, SLG: 0.447</small> (1, 5)		1-2 P3		4-1 FC4-6 BB	0-0 F9			0-2 SH1-4 1B		3 0 1 0 1 0 4
Jeff Reboulet, R <small>OBP: 0.367, SLG: 0.427</small> (1, 3)		2-1 G5-4-3 1-2f		1-3 K		1-2 1B 1B		0-0 SH1-4	1-2 SH1-4	3 0 1 0 0 1 5
Derek Parks, R <small>OBP: 0.284, SLG: 0.371</small> (1, 2)			1-0 CS 1B	2-0 FC4-6 FC6-4 1-2f 2-3 3-H	1-0 F8		1-0 F7			4 0 1 1 0 0 4
Denny Hocking, S <small>OBP: 0.360, SLG: 0.440</small> (1, 6)			3-3 K 1-2	0-1 FC6-4 1-2f	0-1 F8	0-1 1B		2-0 P3		4 0 1 0 0 1 4

Inning Stats	R: 0	H: 0	E: 0	K: 0	S: 5	R: 0	H: 1	E: 0	K: 0	S: 10	R: 0	H: 1	E: 0	K: 1	S: 7	R: 2	H: 2	E: 0	K: 1	S: 13	R: 1	H: 0	E: 0	K: 0	S: 13	R: 0	H: 2	E: 0	K: 1	S: 11	R: 0	H: 1	E: 0	K: 1	S: 9	R: 0	H: 1	E: 0	K: 0	S: 7	R: 0	H: 1	E: 0	K: 2	S: 11	1B: 7	2B: 3	3B: 0	HR: 1	SF: 1	SAC: 1	DP: 3	HBP: 0	WP: 0	PB: 0	SB: 2	CS: 2	PA: 40
Al Leiter, L <small>ERA: 5.07</small> (1, 1)	IP	WLS	BF	H	R	ER	SO	BB	IBB	HBP	BLK	WP	HR	S	P	ERA	WHIP																																									
Tony Castillo, L <small>ERA: 2.47</small> (5, 1)	3.2	W	14	4	0	0	2	0	0	0	0	0	0	33	43	0.00	1.091																																									
Darren Hall, R <small>ERA: 2.95</small> (9, 1)	1.0	S	4	1	0	0	2	0	0	0	0	0	0	11	16	0.00	1.000																																									

BOTTOM

Toronto Blue Jays @ Minnesota Twins
 Hubert H. Humphrey Metrodome, Minneapolis, MN

livebaseballscores.com

AB	31
R	3
H	9
RBI	3
BB	7
SO	6
LOB	28



Thu Jul 07 1994, 4:33 AM EDT
 Att: 31,180 - Dome - 71 F

Batter	1	2	3	4	5	6	7	8	9	AB R H RBI BB SO LOB	TOP											
Kenny Lofton, L (1, 8) OBP: 0.437, SLG: 0.565	0-0 G6-4-3 1B		0-0 G3			0-0 1-2 3-H HR 1B		0-0 G4-3		4 1 2 1 0 0 1												
Omar Vizquel, S (1, 6) OBP: 0.372, SLG: 0.385	0-3 K			0-0 F7		0-3 K		0-0 G1-3 2B		4 0 1 0 0 2 3												
Carlos Baerga, S (1, 4) OBP: 0.320, SLG: 0.479	0-0 G6-4-3 1-2f			0-0 F7		0-0 1-H 2-H HR		0-0 G1-3 2-3		4 1 1 3 0 0 2												
Albert Belle, R (1, 7) OBP: 0.452, SLG: 0.703		0-0 F8		0-3 K		0-0 F9		0-3 K		4 0 0 0 0 2 1												
Eddie Murray, S (1, 10) OBP: 0.320, SLG: 0.453		0-0 G4-3			0-0 F8	0-0 F7		0-0 G4-3		4 0 0 0 0 0 0												
Jim Thome, L (1, 5) OBP: 0.346, SLG: 0.494		0-3 K			0-0 F7		0-0 1B 2B		0-0 HR	4 2 2 1 0 1 0												
Sandy Alomar Jr., R (1, 2) OBP: 0.319, SLG: 0.443			0-0 CS 1B		0-0 P4		0-0 2-H G6-4-3 1B		0-0 F9	4 0 2 1 0 0 0												
Paul Sorrento, L (1, 3) OBP: 0.336, SLG: 0.397			0-3 K 1-2			0-0 1B 1B		0-3 G6-4-3		4 1 1 0 0 2 2												
Wayne Kirby, L (1, 9) OBP: 0.317, SLG: 0.349			4-0 BB			0-0 1B HR 1B		0-0 G3-1		2 1 1 0 1 0 0												
Inning Stats	R: 0 E: 0 K: 1 S: 5	H: 1 LOB: 0 BB: 0 P: 5	R: 0 E: 0 K: 1 S: 5	H: 0 LOB: 0 BB: 0 P: 5	R: 0 E: 0 K: 1 S: 5	H: 1 LOB: 1 BB: 1 P: 9	R: 0 E: 0 K: 1 S: 5	H: 0 LOB: 0 BB: 0 P: 5	R: 0 E: 0 K: 0 S: 3	H: 0 LOB: 0 BB: 0 P: 3	R: 4 E: 0 K: 1 S: 9	H: 4 LOB: 0 BB: 0 P: 9	R: 1 E: 0 K: 0 S: 4	H: 2 LOB: 0 BB: 0 P: 4	R: 0 E: 0 K: 1 S: 6	H: 1 LOB: 1 BB: 0 P: 6	R: 1 E: 0 K: 1 S: 6	H: 1 LOB: 0 BB: 0 P: 6	1B: 6 2B: 3 3B: 0 HR: 2	SF: 0 SAC: 0 DP: 3 HBP: 0	WP: 0 PB: 0 SB: 0 CS: 1	PA: 35
PITCHER	IP WLS BF H R ER SO BB IBB HBP BLK WP HR S P ERA WHIP												PITCHER	IP WLS BF H R ER SO BB IBB HBP BLK WP HR S P ERA WHIP								
Kevin Tapani, R (1, 1) ERA: 4.45	7.0 W 27 8 5 5 5 1 0 0 0 0 0 1 36 40 6.43 1.286																					
Mark Guthrie, L (8, 1) ERA: 6.86	0.2 3 1 0 0 0 0 0 0 0 0 0 0 3 3 0.00 1.500																					
Carl Willis, R (8, 1) ERA: 6.31	0.1 1 0 0 0 1 0 0 0 0 0 0 0 3 3 0.00 0.000																					
Rick Aguilera, R (9, 1) ERA: 4.26	1.0 S 4 1 1 1 1 0 0 0 0 0 0 1 6 6 9.00 1.000																					

Cleveland Indians @ Minnesota Twins
 Hubert H. Humphrey Metrodome, Minneapolis, MN
 Fri Jul 08 1994 8:05 PM EDT
 Att. 22,996 - Dome

AB	34
R	6
H	10
RBI	6
BB	1
SO	7
LOB	9



Batter	1	2	3	4	5	6	7	8	9	AB	R	H	RBI	BB	SO	LOB
Chuck Knoblauch, R (1, 4) <small>OBP: 0.378, SLG: 0.477</small>	4-0 	0-0 		0-0 			0-3 			3	0	1	1	1	1	0
Alex Cole, L (1, 8) <small>OBP: 0.379, SLG: 0.420</small>	0-0 		4-0 	0-0 			0-0 			3	2	0	0	1	0	2
Kirby Puckett, R (1, 9) <small>OBP: 0.358, SLG: 0.523</small>	0-0 		1-0 		0-0 			0-0 		3	3	2	0	0	0	0
Kent Hrbek, L (1, 3) <small>OBP: 0.340, SLG: 0.378</small>	4-0 		0-0 		0-0 			0-0 		2	1	1	1	1	0	1
Shane Mack, R (1, 7) <small>OBP: 0.395, SLG: 0.577</small>	0-0 		0-0 		0-0 			4-0 		3	1	1	4	1	0	2
Pedro Munoz, R (1, 10) <small>OBP: 0.370, SLG: 0.528</small> Rich Becker, L (8, PH) <small>OBP: 0.405, SLG: 0.388</small>	0-0 		0-0 		0-0 			0-3 		3	0	1	1	0	0	0
Scott Leius, R (1, 5) <small>OBP: 0.322, SLG: 0.440</small>	0-0 		0-0 		0-0 			0-0 		4	0	0	1	0	0	3
Matt Walbeck, S (1, 2) <small>OBP: 0.235, SLG: 0.274</small>		0-0 		4-0 		0-0 		0-0 		3	1	0	0	1	0	2
Denny Hocking, S (1, 6) <small>OBP: 0.321, SLG: 0.393</small>		0-0 		0-0 		0-0 				3	0	0	0	0	0	1

Inning Stats	R: 4	H: 2	E: 0	K: 0	S: 5	LOB: 0	BB: 2	P: 13	R: 0	H: 0	E: 0	K: 0	S: 3	LOB: 0	BB: 0	P: 3	R: 2	H: 1	E: 0	K: 0	S: 4	LOB: 1	BB: 1	P: 9	R: 1	H: 1	E: 0	K: 0	S: 3	LOB: 0	BB: 1	P: 7	R: 0	H: 1	E: 0	K: 0	S: 3	LOB: 0	BB: 0	P: 3	R: 0	H: 0	E: 0	K: 1	S: 5	LOB: 0	BB: 0	P: 5	R: 1	H: 1	E: 1	K: 1	S: 7	LOB: 2	BB: 1	P: 11
--------------	------	------	------	------	------	--------	-------	-------	------	------	------	------	------	--------	-------	------	------	------	------	------	------	--------	-------	------	------	------	------	------	------	--------	-------	------	------	------	------	------	------	--------	-------	------	------	------	------	------	------	--------	-------	------	------	------	------	------	------	--------	-------	-------

PITCHER	IP	WLS	BF	H	R	ER	SO	BB	IBB	HBP	BLK	WP	HR	S	P	ERA	WHIP
Jason Grimsley, R (1, 1) <small>ERA: 5.36</small>	2.2	L	15	3	6	6	0	3	0	1	0	1	1	11	24	20.25	2.250
Jerry Dipoto, R (3, 1) <small>ERA: 3.48</small>	4.1		14	2	1	1	1	1	0	0	0	0	0	15	19	2.08	0.692
Jose Mesa, R (8, 1) <small>ERA: 3.38</small>	1.0		6	1	1	0	1	0	1	0	0	0	0	7	11	0.00	1.000

BOTTOM

Cleveland Indians @ Minnesota Twins
 Hubert H. Humphrey Metrodome, Minneapolis, MN

Fri Jul 08 1994, 8:05 PM EDT
 Att. 22,996 - Dome

AB	28
R	8
H	6
RBI	8
BB	5
SO	2
LOB	14

livebaseballscores.com

1B:	5	SF:	1	WP:	1	PA:	35
2B:	0	SAC:	0	PB:	0	SB:	0
3B:	0	DP:	1	CS:	1		
HR:	1	HBP:	1				

Batter	1	2	3	4	5	6	7	8	9	AB R H RBI BB SO LOB	TOP											
Kenny Lofton, L (1, 8) OBP: 0.439, SLG: 0.563	0-0 S SH1-3 1B	4-0 S 1B BB		0-0 G4-3		4-0 1-2 BB		0-0 CS 1-2	0-0 G4-3	3 1 1 0 2 0 0												
Omar Vizquel, S (1, 6) OBP: 0.373, SLG: 0.385	0-0 F8	0-0 S 1B			0-0 G3-1	0-0 F7			0-0 G6-3 1B	5 0 2 1 0 0 3												
Carlos Baerga, S (1, 4) OBP: 0.321, SLG: 0.476	4-0 SH1-3 1-3 BB	0-0 P6			0-0 HR 1B	0-0 F5			0-0 G6-3 1-2f	4 1 1 0 1 0 5												
Albert Belle, R (1, 7) OBP: 0.448, SLG: 0.697	0-0 SH1-3 1-2 3-H		0-0 F8		0-0 F9		0-0 G5-3			3 0 0 1 0 0 1												
Eddie Murray, S (1, 3) OBP: 0.322, SLG: 0.462	4-0 BB		0-0 F8		0-0 HR 1-H		0-0 G4-3			3 1 1 2 1 0 0												
Manny Ramirez, R (1, 9) OBP: 0.357, SLG: 0.512	0-0 P6		4-0 FC6-4 BB		0-0 1B		0-0 L8			2 0 1 0 1 0 2												
Wayne Kirby, L (6, 9) OBP: 0.314, SLG: 0.346										1 0 0 0 0 0 0												
Candy Maldonado, R (1, 10) OBP: 0.376, SLG: 0.551		0-0 1B 2B	0-0 FC6-4 1-2f		0-0 F7			0-0 P5		3 1 1 0 0 0 2												
Paul Sorrento, L (8, PH) OBP: 0.335, SLG: 0.396										1 0 0 0 0 0 0												
Tony Peña, R (1, 2) OBP: 0.363, SLG: 0.458		0-0 F8		0-0 G6-3		0-0 L3		0-0 G6-3		4 0 0 0 0 0 1												
Alvaro Espinoza, R (1, 5) OBP: 0.304, SLG: 0.366		0-3 K		0-0 P6		0-0 BB 1B		0-0 CS 1B		4 0 2 0 0 1 1												
Inning Stats	R: 1 E: 0 K: 0 S: 4	H: 1 LOB: 2 BB: 2 P: 12	R: 1 E: 0 K: 1 S: 7	H: 2 LOB: 2 BB: 1 P: 11	R: 0 E: 0 K: 0 S: 3	H: 0 LOB: 1 BB: 1 P: 7	R: 0 E: 0 K: 0 S: 3	H: 0 LOB: 0 BB: 0 P: 3	R: 2 E: 0 K: 0 S: 6	H: 3 LOB: 1 BB: 0 P: 6	R: 0 E: 0 K: 0 S: 4	H: 1 LOB: 2 BB: 1 P: 8	R: 0 E: 0 K: 0 S: 3	H: 0 LOB: 0 BB: 0 P: 3	R: 0 E: 0 K: 0 S: 3	H: 1 LOB: 0 BB: 0 P: 3	R: 0 E: 0 K: 0 S: 3	H: 1 LOB: 0 BB: 0 P: 3	1B: 7 2B: 1 3B: 0 HR: 1	SF: 0 SAC: 1 DP: 1 HBP: 0	WP: 0 PB: 0 SB: 4 CS: 1	PA: 40
PITCHER	IP WLS BF H R ER SO BB IBB HBP BLK WP HR S P ERA WHIP																					
Jim Deshaies, L (1, 1) ERA: 6.82	5.0 L 25 6 4 4 1 4 0 0 0 0 0 1 23 39 7.20 2.000																					
Dave Stevens, R (6, 1) ERA: 8.46	2.2 11 2 0 0 0 1 0 0 0 0 0 0 10 14 0.00 1.125																					
Mark Guthrie, L (8, 1) ERA: 6.65	1.1 3 1 0 0 0 0 0 0 0 0 0 0 3 3 0.00 0.750																					

Cleveland Indians @ Minnesota Twins
 Hubert H. Humphrey Metrodome, Minneapolis, MN
 Sat Jul 09 1994, 8:05 PM EDT
 Att. 30,675 - Dome

AB	33
R	4
H	9
RBI	4
BB	5
SO	1
LOB	15



WP: 0	PA: 40
-------	--------

ERA	WHIP
-----	------

livebaseballscorecards.com

Batter	1	2	3	4	5	6	7	8	9	AB R H RBI BB SO LOB
Chuck Knoblauch, R (1, 4) <small>OBP: 0.378, SLG: 0.485</small>	0-0 3B		0-0 L8		0-0 2B		0-0 G5-3		0-0 F9	5 2 2 0 0 0 0
Rich Becker, L (1, 8) <small>OBP: 0.381, SLG: 0.361</small>	0-3 K		0-3 K		0-0 F8		0-3 K		0-0 L5	5 0 0 0 0 3 2
Kirby Puckett, R (1, 9) <small>OBP: 0.360, SLG: 0.524</small>	0-0 G4-3			1-0 1B BB HBP	0-0 G4-3 2B		0-3 K			3 1 1 2 0 1 0
Kent Hrbek, L (1, 3) <small>OBP: 0.343, SLG: 0.380</small>	0-0 G4-3			0-0 BB BB 1B	0-0 G4-3			0-0 FC6-4 1B		4 0 2 0 0 0 1
Shane Mack, R (1, 7) <small>OBP: 0.392, SLG: 0.569</small>		0-3 K		4-0 BB BB 1B	0-0 G6-3			0-0 L4		3 0 0 0 1 1 2
Scott Leius, R (1, 5) <small>OBP: 0.325, SLG: 0.438</small>		0-0 G1-3 1B		4-0 BB BB		0-3 K		0-0 FC6-4 1B		3 0 1 1 1 1 1
Chip Hale, L (1, 10) <small>OBP: 0.369, SLG: 0.362</small>		0-0 G1-3 1B		0-0 L5		0-0 2B		0-0 1B		4 0 2 0 0 0 4
Matt Walbeck, S (1, 2) <small>OBP: 0.232, SLG: 0.270</small>		0-0 G4-3		0-3 K		0-0 F7		0-3 K		4 0 0 0 0 2 7
Jeff Reboulet, R (1, 6) <small>OBP: 0.358, SLG: 0.415</small>			0-0 G1-3	0-0 L4		0-0 L3		0-0 P6		4 0 0 0 0 0 4

BOTTOM

Cleveland Indians @ Minnesota Twins
 Hubert H. Humphrey Metrodome, Minneapolis, MN

Sat Jul 09 1994, 8:05 PM EDT
 Att. 30,675 - Dome

livebaseballscorecards.com

AB	35
R	3
H	8
RBI	3
BB	2
SO	8
LOB	21



Inning Stats	R: 1	H: 1	E: 0	K: 1	S: 6	R: 0	H: 1	E: 0	K: 1	S: 6	R: 0	H: 0	E: 0	K: 1	S: 5	R: 1	H: 1	E: 0	K: 1	S: 6	R: 1	H: 2	E: 0	K: 0	S: 5	R: 0	H: 1	E: 0	K: 1	S: 6	R: 0	H: 0	E: 0	K: 2	S: 7	R: 0	H: 2	E: 0	K: 1	S: 7	R: 0	H: 0	E: 0	K: 0	S: 3	1B: 4	2B: 3	3B: 1	HR: 0	SF: 0	SAC: 0	DP: 0	HBP: 1	WP: 0	PB: 0	SB: 0	CS: 0	PA: 38
--------------	------	------	------	------	------	------	------	------	------	------	------	------	------	------	------	------	------	------	------	------	------	------	------	------	------	------	------	------	------	------	------	------	------	------	------	------	------	------	------	------	------	------	------	------	------	-------	-------	-------	-------	-------	--------	-------	--------	-------	-------	-------	-------	--------

PITCHER	IP	WLS	BF	H	R	ER	SO	BB	IBB	HBP	BLK	WP	HR	S	P	ERA	WHIP
Dennis Martinez, R (1, 1) <small>ERA: 3.94</small>	7.0	W	30	6	3	3	7	2	0	1	0	0	0	41	50	3.86	1.143
Jose Mesa, R (8, 1) <small>ERA: 3.31</small>	1.0		5	2	0	0	1	0	0	0	0	0	0	7	7	0.00	2.000
Jeff Russell, R (9, 1) <small>ERA: 4.8</small>	1.0	S	3	0	0	0	0	0	0	0	0	0	0	3	3	0.00	0.000

Batter	1	2	3	4	5	6	7	8	9	AB R H RBI BB SO LOB	TOP											
Kenny Lofton, L (1, 8) OBP: 0.443, SLG: 0.578 Ruben Amaro Jr, S (9, PH) OBP: 0.167, SLG: 0.182 (9, 8)	2-2 HR	1-0 1-H 1B		2-1 G1-6-3 1B		1-3 K		1-2 1B SF8 2B	2-3 K	5 2 4 4 0 1 2 1 0 0 0 0 1 1												
Omar Vizquel, S (1, 6) OBP: 0.368, SLG: 0.380	1-2 F8	1-1 P7		1-2 G1-6-3 1-2f		0-0 F9		0-1 1B		5 0 1 0 0 0 4												
Carlos Baerga, S (1, 4) OBP: 0.325, SLG: 0.488	0-0 E1 F9 1B		1-1 G3 HR 1B	0-1 HR		1-2 G6-3		1-1 SF8		4 2 3 2 0 0 2												
Albert Belle, R (1, 7) OBP: 0.445, SLG: 0.692	1-0 F9 2-3		2-0 F8	0-1 F8			2-0 2B	2-3 K		5 0 1 0 0 1 3												
Eddie Murray, S (1, 10) OBP: 0.320, SLG: 0.456	4-0 BB		3-2 G3 1-2		0-1 L7		2-0 G5-3	0-0 F8		4 0 0 0 1 0 3												
Jim Thome, L (1, 5) OBP: 0.345, SLG: 0.502 Alvaro Espinoza, R (8, 5) OBP: 0.302, SLG: 0.364	3-1 G4-3		1-1 HR		3-1 P6		1-3 K		1-3 K	4 1 1 2 0 1 3 1 0 0 0 0 1 0												
Sandy Alomar Jr., R (1, 2) OBP: 0.321, SLG: 0.456		1-1 F8	3-1 BB 1B		3-1 P2		0-1 P4		0-1 HR	5 1 2 1 0 0 1												
Paul Sorrento, L (1, 3) OBP: 0.344, SLG: 0.397		2-3 K	4-2 BB			4-2 1B BB		1-0 2B 1B	4-2 FC3-6 BB	2 1 1 0 3 1 0												
Wayne Kirby, L (1, 9) OBP: 0.324, SLG: 0.363		1-0 1B	0-0 P2			0-1 1B		2-2 2B 2B	1-0 FC3-6 1-2f	5 2 3 0 0 0 3												
Inning Stats	R: 1 E: 1 K: 0 S: 12	H: 2 LOB: 2 BB: 1 P: 23	R: 1 E: 0 K: 1 S: 10	H: 2 LOB: 1 BB: 0 P: 16	R: 2 E: 0 K: 0 S: 14	H: 3 LOB: 2 BB: 1 P: 28	R: 1 E: 0 K: 0 S: 11	H: 2 LOB: 0 BB: 0 P: 14	R: 0 E: 0 K: 0 S: 6	H: 0 LOB: 0 BB: 0 P: 12	R: 0 E: 0 K: 1 S: 11	H: 1 LOB: 2 BB: 1 P: 17	R: 0 E: 0 K: 1 S: 7	H: 1 LOB: 1 BB: 0 P: 12	R: 3 E: 0 K: 1 S: 15	H: 4 LOB: 1 BB: 0 P: 22	R: 1 E: 0 K: 2 S: 13	H: 1 LOB: 1 BB: 1 P: 21	1B: 9 2B: 3 3B: 0 HR: 4	SF: 1 SAC: 0 DP: 1 HBP: 0	WP: 0 PB: 0 SB: 1 CS: 0	PA: 46
PITCHER	IP WLS BF H R ER SO BB IBB HBP BLK WP HR S P ERA WHIP																					
Scott Erickson, R (1, 1) ERA: 5.1	3.0 L 18 7 4 4 1 2 0 0 0 0 0 2 36 67 12.00 3.000																					
22 Carlos Pulido, L (4, 1) ERA: 5.45	3.0 12 3 1 1 1 1 0 0 0 0 0 1 28 43 3.00 1.333																					
Carl Willis, R (7, 1) ERA: 6.17	1.0 4 1 0 0 1 0 0 0 0 0 0 0 7 12 0.00 1.000																					
Larry Casian, L (8, 1) ERA: 7.08	0.0 2 2 2 2 0 0 0 0 0 0 0 0 4 7 ∞ ∞																					
Kevin Campbell, R (8, 1) ERA: 3.0	1.0 5 2 1 1 1 0 0 0 0 0 0 0 0 11 15 9.00 2.000																					
PITCHER	IP WLS BF H R ER SO BB IBB HBP BLK WP HR S P ERA WHIP																					
Rick Aguilera, R (9, 1) ERA: 4.41	1.0 5 1 1 1 2 1 0 0 0 0 0 1 5 21 9.00 2.000																					

Cleveland Indians @ Minnesota Twins
 Hubert H. Humphrey Metrodome, Minneapolis, MN
 Sun Jul 10 1994, 4:33 AM EDT
 Att. 33,386 - Dome

AB	41
R	9
H	16
RBI	9
BB	4
SO	6
LOB	22



Batter	1	2	3	4	5	6	7	8	9	AB	R	H	RBI	BB	SO	LOB
Chuck Knoblauch, R (1, 4) <small>OBP: 0.377, SLG: 0.482</small>	0-1 		2-1 			0-2 		0-1 		4	0	1	0	0	0	1
Rich Becker, L (1, 8) <small>OBP: 0.375, SLG: 0.355</small>	2-1 			1-1 		0-2 		3-1 		4	0	1	0	0	0	2
Kirby Puckett, R (1, 9) <small>OBP: 0.359, SLG: 0.521</small>	3-3 			1-1 			1-1 		2-1 	4	1	1	0	0	1	2
Kent Hrbek, L (1, 3) <small>OBP: 0.336, SLG: 0.372</small>	1-0 			0-0 			3-2 		1-1 	4	0	0	0	0	0	3
Shane Mack, R (1, 10) <small>OBP: 0.390, SLG: 0.563</small>		1-2 			1-2 		2-2 		1-2 	4	0	1	1	0	0	0
Pedro Munoz, R (1, 7) <small>OBP: 0.370, SLG: 0.524</small>		0-1 			3-3 		0-1 			3	0	1	0	0	1	0
Scott Leius, R (1, 5) <small>OBP: 0.322, SLG: 0.433</small>		1-2 			0-1 		1-1 		1-2 	3	0	0	0	0	0	2
Derek Parks, R (1, 2) <small>OBP: 0.275, SLG: 0.359</small> Chip Hale, L (7, PH) <small>OBP: 0.366, SLG: 0.358</small> Matt Walbeck, S (8, 2) <small>OBP: 0.232, SLG: 0.270</small>			1-2 			2-2 		3-2 		2	0	0	0	0	0	0
Denny Hocking, S (1, 6) <small>OBP: 0.323, SLG: 0.419</small>			2-3 			0-0 		0-0 		1	0	0	0	0	0	0

Inning Stats	R: 0	H: 1	E: 0	K: 1	S: 8	LOB: 1	BB: 0	P: 14	R: 0	H: 0	E: 0	K: 0	S: 8	LOB: 0	BB: 0	P: 10	R: 0	H: 0	E: 0	K: 1	S: 8	LOB: 0	BB: 0	P: 13	R: 0	H: 1	E: 0	K: 0	S: 5	LOB: 0	BB: 0	P: 7	R: 0	H: 0	E: 0	K: 1	S: 11	LOB: 0	BB: 0	P: 15	R: 1	H: 3	E: 0	K: 1	S: 17	LOB: 2	BB: 0	P: 27	R: 0	H: 0	E: 0	K: 0	S: 5	LOB: 0	BB: 0	P: 8	R: 0	H: 0	E: 0	K: 0	S: 7	LOB: 0	BB: 0	P: 11	1B: 5	SF: 0	2B: 1	SAC: 0	3B: 0	DP: 1	HR: 0	HBP: 0	WP: 0	PA: 32
--------------	------	------	------	------	------	--------	-------	-------	------	------	------	------	------	--------	-------	-------	------	------	------	------	------	--------	-------	-------	------	------	------	------	------	--------	-------	------	------	------	------	------	-------	--------	-------	-------	------	------	------	------	-------	--------	-------	-------	------	------	------	------	------	--------	-------	------	------	------	------	------	------	--------	-------	-------	-------	-------	-------	--------	-------	-------	-------	--------	-------	--------

PITCHER	IP	WLS	BF	H	R	ER	SO	BB	IBB	HBP	BLK	WP	HR	S	P	ERA	WHIP
Mark Clark, R (1, 1) <small>ERA: 3.71</small>	8.0	W	29	6	1	1	4	0	0	0	0	0	0	74	108	1.12	0.750
Jeff Russell, R (9, 1) <small>ERA: 4.65</small>	1.0		3	0	0	0	0	0	0	0	0	0	0	7	11	0.00	0.000

BOTTOM

Cleveland Indians @ Minnesota Twins
 Hubert H. Humphrey Metrodome, Minneapolis, MN

Sun Jul 10 1994, 4:33 AM EDT
 Att. 33,386 - Dome

livebaseballscorecards.com

AB	32
R	1
H	6
RBI	1
BB	0
SO	4
LOB	12

Batter	1	2	3	4	5	6	7	8	9	AB R H RBI BB SO LOB	TOP											
Jody Reed, R OBP: 0.379, SLG: 0.346 (1, 4) C X	0-1 2B 2B		0-1 G1-4-3		2-1 F8		2-2 F8		4-0 IBB	4 1 1 0 1 0 0												
Bill Spiers, L OBP: 0.320, SLG: 0.302 (1, 5) (9, 6) X	0-0 P5		2-2 G4-3			1-3 K		0-1 G6-3	3-1 G1-3	5 0 0 0 0 1 3												
Kevin Seitzer, R OBP: 0.368, SLG: 0.488 (1, 3) B B F B X	3-1 P4		2-0 F8			2-2 F9		1-1 F9		4 0 0 0 0 0 1												
Greg Vaughn, R OBP: 0.368, SLG: 0.557 (1, 7) C B X	1-1 2B 2-H			0-0 L5		0-0 1B E		2-1 G6-3		4 1 2 1 0 0 0												
Dave Nilsson, L OBP: 0.324, SLG: 0.467 (1, 10) B S F L S X	1-3 K			1-1 G4-3		2-1 E8 1B 1-H			1-1 F8	4 1 1 0 0 1 1												
Turner Ward, S OBP: 0.334, SLG: 0.375 (1, 8) C S S X		0-3 K		2-3 K		0-2 1B 2-H			1-1 1B 2B 1B	4 1 2 1 0 2 0												
Matt Mieske, R OBP: 0.362, SLG: 0.489 (1, 9) B S S X		1-2 2B			2-2 G4-3 SH1-3 2B		0-2 G5-3		0-0 1B 2B 1B	4 2 3 0 0 0 1												
Jose Valentin, S OBP: 0.326, SLG: 0.425 (1, 6) Jeff Cirillo, R OBP: 0.219, SLG: 0.207 (9, PH) (9, 5) L B B F X		2-1 P2			0-0 G4-3			3-3 K	0-1 F9 1-H 2-H 2B	3 0 0 0 0 1 2 1 0 1 2 0 0 0												
Mike Matheny, R OBP: 0.163, SLG: 0.122 (1, 2) C S S X		2-2 G5-3			0-0 SH1-3			2-3 K	1-1 F9 2-3	3 0 0 1 0 1 2												
Inning Stats	R: 1 E: 0 K: 1 S: 11	H: 2 LOB: 1 BB: 0 P: 16	R: 0 E: 0 K: 1 S: 11	H: 1 LOB: 1 BB: 0 P: 16	R: 0 E: 0 K: 0 S: 7	H: 0 LOB: 0 BB: 0 P: 11	R: 0 E: 0 K: 1 S: 6	H: 0 LOB: 0 BB: 0 P: 9	R: 1 E: 0 K: 0 S: 7	H: 1 LOB: 0 BB: 0 P: 11	R: 2 E: 1 K: 1 S: 16	H: 3 LOB: 1 BB: 0 P: 21	R: 0 E: 0 K: 2 S: 11	H: 0 LOB: 0 BB: 0 P: 18	R: 0 E: 0 K: 0 S: 6	H: 0 LOB: 0 BB: 0 P: 9	R: 2 E: 0 K: 0 S: 11	H: 3 LOB: 2 BB: 1 P: 21	1B: 5 2B: 5 3B: 0 HR: 0	SF: 0 SAC: 1 DP: 0 HBP: 0	WP: 0 PB: 0 SB: 0 CS: 0	PA: 38
PITCHER Kevin Tapani, R ERA: 4.42 (1, 1) Carl Willis, R ERA: 6.38 (8, 1) Mark Guthrie, L ERA: 6.55 (9, 1)	IP 7.0 1.1 0.2	WLS L	BF 28 6 4	H 7 2 1	R 4 2 0	ER 3 2 0	SO 6 0 0	BB 0 0 0	IBB 0 0 1	HBP 0 0 0	BLK 0 0 0	WP 0 0 0	HR 0 0 0	S 69 11 6	P 102 16 14	ERA 3.86 13.50 0.00	WHIP 1.000 1.500 1.500					

Milwaukee Brewers @ Minnesota Twins
 Hubert H. Humphrey Metrodome, Minneapolis, MN
 Thu Jul 14 1994, 8:05 PM EDT
 Att. 24,672 - Dome

AB	36
R	6
H	10
RBI	5
BB	1
SO	6
LOB	10



Batter	1	2	3	4	5	6	7	8	9	AB R H RBI BB SO LOB
Chuck Knoblauch, R (1, 4) OBP: 0.377, SLG: 0.488 	0-3 		2-2 G6-3 		1-0 		1-0 L8 		4-2 	4 1 1 1 1 1 0
Rich Becker, L (1, 8) OBP: 0.376, SLG: 0.358 	1-2 G3-1 		0-0 		1-1 G3-1 		2-3 K 		2-2 F7 	5 1 2 0 0 1 2
Kirby Puckett, R (1, 9) OBP: 0.362, SLG: 0.523 	3-2 G3-1 		4-0 		1-2 		3-1 		0-1 FC5 	4 1 2 0 1 0 3
Kent Hrbek, L (1, 3) OBP: 0.335, SLG: 0.375 	1-0 F7 		3-2 		2-0 G4-6-3 		2-2 G3 			4 0 1 2 0 0 3
Shane Mack, R (1, 7) OBP: 0.392, SLG: 0.571 		1-2 	3-2 L4 			1-2 		0-0 P9 		4 1 2 0 0 0 1
Pedro Munoz, R (1, 10) OBP: 0.378, SLG: 0.535 Alex Cole, L (8, PR) OBP: 0.379, SLG: 0.420 		0-0 P3 		1-2 		1-2 		2-2 		4 0 3 0 0 0 1
Scott Leius, R (1, 5) OBP: 0.317, SLG: 0.426 		3-2 F9 		1-3 		1-1 FC9-6 		3-3 K 		4 0 0 1 0 2 4
Matt Walbeck, S (1, 2) OBP: 0.232, SLG: 0.273 		0-0 F8 		2-3 		3-2 L7 			2-2 FC5 	4 0 1 0 0 1 3
Pat Meares, R (1, 6) OBP: 0.331, SLG: 0.395 Chip Hale, L (9, PH) OBP: 0.363, SLG: 0.354 			3-2 P2 	2-1 L7 		1-0 L7 			0-0 L7 	3 0 0 0 0 0 2

BOTTOM

Milwaukee Brewers @ Minnesota Twins
 Hubert H. Humphrey Metrodome, Minneapolis, MN
 Thu Jul 14 1994, 8:05 PM EDT
 Att. 24,672 - Dome

livebaseballscorecards.com

AB	37
R	4
H	12
RBI	4
BB	2
SO	5
LOB	20



Inning Stats	R: 0	H: 1	E: 0	K: 1	S: 11	R: 0	H: 1	E: 0	K: 0	S: 9	R: 2	H: 2	E: 0	K: 0	S: 16	R: 0	H: 1	E: 0	K: 2	S: 12	R: 1	H: 2	E: 0	K: 0	S: 7	R: 1	H: 2	E: 0	K: 0	S: 12	R: 0	H: 1	E: 0	K: 1	S: 9	R: 0	H: 1	E: 0	K: 1	S: 9	R: 0	H: 1	E: 0	K: 0	S: 15	1B: 5	SF: 0	2B: 7	SAC: 0	3B: 0	DP: 2	HR: 1	HBP: 0	WP: 0	PA: 39
--------------	------	------	------	------	-------	------	------	------	------	------	------	------	------	------	-------	------	------	------	------	-------	------	------	------	------	------	------	------	------	------	-------	------	------	------	------	------	------	------	------	------	------	------	------	------	------	-------	-------	-------	-------	--------	-------	-------	-------	--------	-------	--------

PITCHER	IP	WLS	BF	H	R	ER	SO	BB	IBB	HBP	BLK	WP	HR	S	P	ERA	WHIP
21 Cal Eldred, R (1, 1) ERA: 4.33	6.0		27	9	4	4	3	1	0	0	0	0	1	67	109	6.00	1.667
Mike Ignasiak, R (7, 1) ERA: 5.25	2.0	W	7	2	0	0	2	0	0	0	0	0	0	18	31	0.00	1.000
Mike Fetters, R (9, 1) ERA: 2.17	1.0	S	5	1	0	0	0	1	0	0	0	0	0	15	23	0.00	2.000

Batter	1	2	3	4	5	6	7	8	9	AB R H RBI BB SO LOB	TOP													
Bill Spiers, L (1, 6) OBP: 0.322, SLG: 0.304	0-1 1B 2B 1B	0-0 G6-3		1-1 1-2 2-H 1B		3-1 F8		0-0 G4-3		5 1 2 1 0 0 0														
Kevin Seitzer, R (1, 3) OBP: 0.365, SLG: 0.481	1-1 2B 1-3 SF8 1B	0-3 K		2-2 G6-3 1-2 2-3		1-3 K		0-0 F9		5 1 1 0 0 2 2														
Greg Vaughn, R (1, 7) OBP: 0.372, SLG: 0.565	2-0 1-3 3-H 1B 2B			1-2 K		3-3 K			2-1 G6-3	5 1 3 1 0 1 2														
Dave Nilsson, L (1, 10) OBP: 0.322, SLG: 0.468	3-1 SF8 3-H			1-0 F7 2B		1-0 G3-1 WP 2B		1-3 K	0-1 G4-3	4 1 1 1 0 1 2														
Turner Ward, S (1, 8) OBP: 0.335, SLG: 0.384	4-1 1B S BB			1-3 K		1-2 G3-1 2-3		0-0 HR	0-1 G4-3	4 2 1 1 1 1 2														
Matt Mieske, R (1, 9) OBP: 0.355, SLG: 0.478	1-3 K			1-3 K		2-0 P2		3-2 F9		4 0 0 0 0 2 3														
Alex Diaz, S (7, 9) OBP: 0.309, SLG: 0.400	1-2 2-3 K					3-H K				0 0 0 0 0 0 0														
Jeff Cirillo, R (1, 5) OBP: 0.278, SLG: 0.344	1-2 2-H 3-H 1B					4-2 HBP 1B BB		1-0 HR	2-2 F9	3 2 2 3 1 0 0														
Jose Valentin, S (1, 4) OBP: 0.325, SLG: 0.419	0-3 K					0-0 F8		4-0 BB	1-2 F7	3 0 0 0 1 1 2														
Mike Matheny, R (1, 2) OBP: 0.170, SLG: 0.114				2-3 K		1-1 G6-3 1B 1-2 HBP		0-0 P4	2-1 G6-3	3 0 0 0 0 1 1														
Inning Stats	R: 4 E: 0 K: 2 S: 17	H: 4 LOB: 1 BB: 1 P: 29	R: 0 E: 0 K: 2 S: 8	H: 0 LOB: 0 BB: 0 P: 10	R: 0 E: 0 K: 2 S: 11	H: 1 LOB: 1 BB: 0 P: 15	R: 1 E: 0 K: 1 S: 16	H: 1 LOB: 2 BB: 1 P: 27	R: 2 E: 0 K: 0 S: 7	H: 2 LOB: 1 BB: 1 P: 16	R: 0 E: 0 K: 2 S: 15	H: 1 LOB: 1 BB: 0 P: 21	R: 1 E: 0 K: 0 S: 11	H: 1 LOB: 0 BB: 0 P: 17	R: 0 E: 0 K: 0 S: 4	H: 0 LOB: 0 BB: 0 P: 6	R: 0 E: 0 K: 0 S: 6	H: 0 LOB: 0 BB: 0 P: 8	R: 0 E: 0 K: 0 S: 6	H: 0 LOB: 0 BB: 0 P: 8	1B: 5 2B: 3 3B: 0 HR: 2	SF: 1 SAC: 0 DP: 0 HBP: 1	WP: 1 PB: 0 SB: 2 CS: 0	PA: 41
SCOTT ERICKSON, R (1, 1) ERA: 5.35	IP: 3.1 WLS: L BF: 19 H: 6 R: 5 ER: 5 SO: 6 BB: 2 IBB: 0 HBP: 1 BLK: 0 WP: 0 HR: 0 S: 42 P: 66 ERA: 13.50 WHIP: 2.400																							
DAVE STEVENS, R (4, 1) ERA: 8.59	IP: 1.2 WLS: BF: 8 H: 2 R: 2 ER: 2 SO: 1 BB: 1 IBB: 0 HBP: 0 BLK: 0 WP: 1 HR: 1 S: 17 P: 31 ERA: 10.80 WHIP: 1.800																							
KEVIN CAMPBELL, R (6, 1) ERA: 2.77	IP: 4.0 WLS: BF: 14 H: 2 R: 1 ER: 1 SO: 2 BB: 0 IBB: 0 HBP: 0 BLK: 0 WP: 0 HR: 1 S: 36 P: 52 ERA: 2.25 WHIP: 0.500																							

Milwaukee Brewers @ Minnesota Twins
Hubert H. Humphrey Metrodome, Minneapolis, MN

Fri Jul 15 1994 8:05 PM EDT
Att. 24,899 - Dome

AB	36
R	8
H	10
RBI	7
BB	3
SO	9
LOB	14



livebaseballscorecards.com

Batter	1	2	3	4	5	6	7	8	9	AB	R	H	RBI	BB	SO	LOB	
Chuck Knoblauch, R (1, 4) <small>OBP: 0.378, SLG: 0.488</small>	4-0 		3-2 		2-2 	0-1 		0-0 		4	3	1	1	1	0	1	
Alex Cole, L (1, 8) <small>OBP: 0.386, SLG: 0.437</small>	1-1 		0-1 		1-0 	4-2 		1-1 		4	1	3	2	1	0	1	
Kirby Puckett, R (1, 9) <small>OBP: 0.362, SLG: 0.524</small>	2-2 		0-0 		3-2 	1-0 		0-0 		5	2	2	2	0	0	3	
Kent Hrbek, L (1, 3) Denny Hocking, S (9, PR) <small>OBP: 0.341, SLG: 0.381</small> <small>OBP: 0.323, SLG: 0.419</small>		0-0 		0-1 		1-1 		1-0 		3-1 	5	0	3	1	0	0	0
Shane Mack, R (1, 10) <small>OBP: 0.384, SLG: 0.558</small>		1-2 		0-1 		3-2 		1-3 		1-0 	5	0	0	1	0	1	3
Pedro Munoz, R (1, 7) <small>OBP: 0.383, SLG: 0.540</small>		3-1 		4-2 		0-1 		2-3 		0-0 	4	0	2	0	1	1	2
Scott Leius, R (1, 5) <small>OBP: 0.313, SLG: 0.420</small>		1-3 		3-2 		0-0 		1-0 		4	0	0	0	0	1	5	
Matt Walbeck, S (1, 2) <small>OBP: 0.229, SLG: 0.269</small>			3-2 		3-1 	0-2 		2-0 		4	0	0	0	0	0	0	
Pat Meares, R (1, 6) <small>OBP: 0.335, SLG: 0.410</small>			2-3 		0-1 	1-1 		2-2 		4	1	2	0	0	1	0	

Inning Stats	R: 0	H: 0	E: 0	K: 0	S: 5	R: 0	H: 1	E: 0	K: 1	S: 9	R: 1	H: 2	E: 0	K: 1	S: 13	R: 0	H: 0	E: 0	K: 0	S: 10	R: 4	H: 5	E: 1	K: 0	S: 22	R: 1	H: 2	E: 0	K: 2	S: 12	R: 0	H: 1	E: 0	K: 2	S: 8	R: 0	H: 0	E: 0	K: 0	S: 5	R: 1	H: 2	E: 0	K: 0	S: 7	1B: 7	2B: 4	3B: 2	HR: 0	SF: 0	SAC: 0	DP: 1	HBP: 0	WP: 0	PB: 0	SB: 0	CS: 0	PA: 42
--------------	------	------	------	------	------	------	------	------	------	------	------	------	------	------	-------	------	------	------	------	-------	------	------	------	------	-------	------	------	------	------	-------	------	------	------	------	------	------	------	------	------	------	------	------	------	------	------	-------	-------	-------	-------	-------	--------	-------	--------	-------	-------	-------	-------	--------

PITCHER	IP	WLS	BF	H	R	ER	SO	BB	IBB	HBP	BLK	WP	HR	S	P	ERA	WHIP
Ricky Bones, R (1, 1) <small>ERA: 3.48</small>	5.0	W	25	8	5	4	2	2	0	0	0	0	0	59	99	7.20	2.000
Jose Mercedes, R (6, 1) <small>ERA: 2.04</small>	3.0		12	3	1	1	2	1	0	0	0	0	0	25	40	3.00	1.333
Mike Fetters, R (9, 1) <small>ERA: 2.35</small>	1.0	S	5	2	1	1	0	0	0	0	0	0	0	7	12	9.00	2.000

BOTTOM

Milwaukee Brewers @ Minnesota Twins
 Hubert H. Humphrey Metrodome, Minneapolis, MN

livebaseballscorecards.com

AB	39
R	7
H	13
RBI	7
BB	3
SO	4
LOB	15



WP	HR	S	P	ERA	WHIP
0	0	0	0	0	0

Fri Jul 15 1994, 8:05 PM EDT
 Att. 24,899 - Dome

Batter	1	2	3	4	5	6	7	8	9	AB R H RBI BB SO LOB	TOP			
Jody Reed, R OBP: 0.378, SLG: 0.348 (1, 4) C X	0-1 G5-3 ①		1-0 F8 ③			0-0 F8 ①		2-1 2B		4 0 1 0 0 0 1	Milwaukee Brewers @ Minnesota Twins Hubert H. Humphrey Metrodome, Minneapolis, MN Sat Jul 16 1994, 8:05 PM EDT Att. 30,659 - Dome			
Kevin Seitzer, R OBP: 0.363, SLG: 0.482 (1, 3) B C B F X	2-2 F8 ②			1-1 F7 ①		2-1 HR 2B		2-1 F7 ①		4 1 1 0 0 0 1				
Greg Vaughn, R OBP: 0.370, SLG: 0.571 (1, 7) B X	1-0 G5-3 ③			2-1 P2 ②		2-2 HR 2H		2-2 P4 ②		4 1 1 2 0 0 1				
Dave Nilsson, L OBP: 0.322, SLG: 0.465 (1, 10) B C X		1-1 G6-3 ①		2-2 FC6 1B		1-3 K ②		1-3 K ③		4 0 1 0 0 2 1				
Turner Ward, S OBP: 0.331, SLG: 0.378 (1, 8) C B F T B B X		3-2 G6-3 ②		0-0 FC6 1-2f		1-2 P6 ③			0-3 K ①	4 0 0 0 0 1 1				
Matt Mieske, R OBP: 0.348, SLG: 0.468 (1, 9) B C B T B X		2-3 K ③			2-3 K ①		2-0 F8 ①		1-1 F9 ②	4 0 0 0 0 2 0				
Jeff Cirillo, R OBP: 0.275, SLG: 0.333 (1, 5) B C B T C C X			2-2 G4-3 ①		0-1 G4-3 ②		1-1 WP G4-3 1B		3-2 P3 ③	4 0 1 0 0 0 0				
Mike Matheny, R OBP: 0.204, SLG: 0.133 Troy O'Leary, L OBP: 0.273, SLG: 0.476 Rick Wrona, R (7, 2) B B X			2-0 FC5-4 1B		4-2 BB		1-2 G4-3 ②			1 0 1 0 1 0 0 1 0 0 0 0 0 1 0 0 0 0 0 0 0				
Jose Valentin, S OBP: 0.321, SLG: 0.413 (1, 6) 1 SAFE 1 SAFE B B F F B X			1-2 FC5-4 ② 1-2f		2-2 L7 ③		1-2 G3 ③ 2-3			3 0 0 0 0 0 3				
Inning Stats	R: 0 E: 0 K: 0 S: 6 H: 0 LOB: 0 P: 9	R: 0 E: 0 K: 1 S: 9 H: 0 LOB: 0 P: 15	R: 0 E: 0 K: 0 S: 10 H: 1 LOB: 1 P: 16	R: 0 E: 0 K: 0 S: 8 H: 1 LOB: 1 P: 13	R: 0 E: 0 K: 1 S: 10 H: 0 LOB: 1 P: 18	R: 2 E: 0 K: 1 S: 13 H: 2 LOB: 0 P: 19	R: 0 E: 0 K: 0 S: 9 H: 1 LOB: 1 P: 14	R: 0 E: 0 K: 1 S: 10 H: 1 LOB: 0 P: 17	R: 0 E: 0 K: 1 S: 8 H: 0 LOB: 0 P: 12	1B: 3 2B: 2 3B: 0 HR: 1 SF: 0 SAC: 0 DP: 0 HBP: 0		WP: 1 PB: 0 SB: 0 CS: 0 PA: 34		
PITCHER	IP WLS BF H R ER SO BB IBB HBP BLK WP HR S P ERA WHIP												PITCHER	IP WLS BF H R ER SO BB IBB HBP BLK WP HR S P ERA WHIP
Jim Deshaies, L ERA: 6.59 (1, 1)	6.1 W 25 5 2 2 3 1 0 0 0 0 0 1 59 96 2.84 0.947													
Carl Willis, R ERA: 6.2 (7, 1)	1.1 5 1 0 0 0 0 0 0 0 0 1 0 13 21 0.00 0.750													
Mark Guthrie, L ERA: 6.5 (8, 1)	0.1 1 0 0 0 1 0 0 0 0 0 0 0 3 4 0.00 0.000													
Rick Aguilera, R ERA: 4.28 (9, 1)	1.0 S 3 0 0 0 1 0 0 0 0 0 0 0 8 12 0.00 0.000													

livebaseballscorecards.com

AB	33
R	2
H	6
RBI	2
BB	1
SO	5
LOB	9



Batter	1	2	3	4	5	6	7	8	9	AB R H RBI BB SO LOB
Chuck Knoblauch, R (1, 4) <small>OBP: 0.376, SLG: 0.486</small>	2-2 	1-1 G1-3			0-1 G5-3		0-2 			4 0 1 0 0 1 2
Alex Cole, L (1, 8) <small>OBP: 0.384, SLG: 0.445</small>	1-0 L6	1-2 G5-3			3-2 		0-0 L3			4 1 1 1 0 0 4
Kirby Puckett, R (1, 9) <small>OBP: 0.359, SLG: 0.518</small>	0-0 G5-3		1-0 G6-3		1-1 L5		0-1 F9			4 0 0 0 0 0 0
Kent Hrbek, L (1, 3) <small>OBP: 0.335, SLG: 0.373</small>		3-3 K	0-0 G4-3		3-2 P4		3-2 G4-3			4 0 0 0 0 1 0
Shane Mack, R (1, 10) <small>OBP: 0.382, SLG: 0.552</small>		0-0 	1-1 G4-3			0-0 G6-3		0-2 G4-3		4 1 1 0 0 0 0
Pedro Munoz, R (1, 7) <small>OBP: 0.383, SLG: 0.554</small>		1-0 		0-3 K		0-1 G5-3				3 1 1 2 0 1 0
Scott Leius, R (1, 5) <small>OBP: 0.316, SLG: 0.434</small>		2-1 		0-1 		0-1 F9				3 2 2 1 0 0 0
Matt Walbeck, S (1, 2) <small>OBP: 0.233, SLG: 0.274</small>		0-0 		1-1 L7			0-2 			3 0 2 0 0 0 0
Pat Meares, R (1, 6) <small>OBP: 0.337, SLG: 0.411</small>		0-1 		2-3 K			0-0 SH5-4			2 0 1 1 0 1 0

Inning Stats	R: 0	H: 0	E: 0	K: 1	S: 7	LOB: 0	BB: 0	P: 10	R: 3	H: 5	E: 0	K: 1	S: 15	LOB: 2	BB: 0	P: 23	R: 0	H: 0	E: 0	K: 0	S: 4	LOB: 0	BB: 0	P: 6	R: 1	H: 1	E: 0	K: 2	S: 10	LOB: 0	BB: 0	P: 13	R: 1	H: 1	E: 0	K: 0	S: 11	LOB: 0	BB: 0	P: 18	R: 0	H: 0	E: 0	K: 0	S: 5	LOB: 0	BB: 0	P: 5	R: 0	H: 2	E: 0	K: 0	S: 8	LOB: 1	BB: 0	P: 8	R: 0	H: 0	E: 0	K: 0	S: 8	LOB: 0	BB: 0	P: 11
--------------	------	------	------	------	------	--------	-------	-------	------	------	------	------	-------	--------	-------	-------	------	------	------	------	------	--------	-------	------	------	------	------	------	-------	--------	-------	-------	------	------	------	------	-------	--------	-------	-------	------	------	------	------	------	--------	-------	------	------	------	------	------	------	--------	-------	------	------	------	------	------	------	--------	-------	-------

PITCHER										IP	WLS	BF	H	R	ER	SO	BB	IBB	HBP	BLK	WP	HR	S	P	ERA	WHIP			
Bill Wegman, R (1, 1)	ERA: 4.4	6.1	L	28	9	5	5	4	0	0	0	0	0	0	0	0	0	0	0	0	0	0	0	0	3	59	82	7.11	1.421
Jesse Orosco, L (7, 1)	ERA: 5.35	0.2		1	0	0	0	0	0	0	0	0	0	0	0	0	0	0	0	0	0	0	0	0	1	1	0.00	0.000	
Jaime Navarro, R (8, 1)	ERA: 6.78	1.0		3	0	0	0	0	0	0	0	0	0	0	0	0	0	0	0	0	0	0	0	0	8	11	0.00	0.000	

BOTTOM

Milwaukee Brewers @ Minnesota Twins
 Hubert H. Humphrey Metrodome, Minneapolis, MN

Sat Jul 16 1994, 8:05 PM EDT
 Att. 30,659 - Dome

livebaseballscorecards.com

AB	31
R	5
H	9
RBI	5
BB	0
SO	4
LOB	6

WP	HR	S	P	ERA	WHIP
0	0	0	0	0	0

Batter	1	2	3	4	5	6	7	8	9	AB R H RBI BB SO LOB	TOP											
Jody Reed, R (1, 4) OBP: 0.374, SLG: 0.343	1-2 L8		1-0 F9		1-3 K		1-2 F7			4 0 0 0 0 1 0	Milwaukee Brewers @ Minnesota Twins Hubert H. Humphrey Metrodome, Minneapolis, MN Sun Jul 17 1994, 4:33 AM EDT Att. 33,529 - Dome											
Kevin Seitzer, R (1, 3) OBP: 0.365, SLG: 0.482	0-1 F9 BLK HR 1B		3-2 F9		1-1 FC6-4 1B		0-1 F9			4 1 2 0 0 0 0												
Greg Vaughn, R (1, 7) OBP: 0.369, SLG: 0.565	4-0 HR IBB		3-1 F8		2-2 FC6-4 1-2f		1-2 G5-3			3 1 0 0 1 0 1												
Dave Nilsson, L (1, 10) OBP: 0.318, SLG: 0.459	1-0 F9 2-3			1-0 G4-3		1-1 F8		1-1 G3		4 0 0 0 0 0 2												
Matt Mieske, R (1, 9) OBP: 0.352, SLG: 0.492	1-0 HR		3-2 CS 2B		1-0 P2		1-0 F9		3 1 2 3 0 0 0													
Alex Diaz, S (8, 9) OBP: 0.307, SLG: 0.398	1-H 3-H HR			4-0 CS 2B BB		2-2 G3		1-3 K	1 0 0 0 0 0 0													
Turner Ward, S (1, 8) OBP: 0.330, SLG: 0.375	2-1 G6-3				2-2 G3			1-3 K	3 1 0 0 1 1 0													
Jeff Cirillo, R (1, 5) OBP: 0.273, SLG: 0.350				1-1 G4-3		2-2 G6-3		0-0 G5-3	4 0 1 1 0 0 0													
Rick Wrona, R (1, 2) OBP: 0.200, SLG: 0.800				2-3 K2-3		0-0 HR			3 1 1 1 0 1 1													
Jose Valentin, S (1, 6) OBP: 0.317, SLG: 0.407				2-3 K		1-3 K			3 0 0 0 0 3 0													
Inning Stats	R: 3 E: 0 K: 0 S: 11	H: 2 LOB: 0 BB: 1 P: 20	R: 0 E: 0 K: 1 S: 8	H: 0 LOB: 0 BB: 0 P: 12	R: 0 E: 0 K: 0 S: 6	H: 0 LOB: 0 BB: 0 P: 13	R: 1 E: 0 K: 1 S: 9	H: 2 LOB: 1 BB: 1 P: 20	R: 0 E: 0 K: 2 S: 11	H: 1 LOB: 1 BB: 0 P: 16	R: 0 E: 0 K: 0 S: 6	H: 0 LOB: 0 BB: 0 P: 10	R: 1 E: 0 K: 1 S: 12	H: 1 LOB: 0 BB: 0 P: 17	R: 0 E: 0 K: 0 S: 8	H: 0 LOB: 0 BB: 0 P: 10	R: 0 E: 0 K: 1 S: 5	H: 0 LOB: 0 BB: 0 P: 7	1B: 2 2B: 2 3B: 0 HR: 2	SF: 0 SAC: 0 DP: 0 HBP: 0	WP: 1 PB: 0 SB: 0 CS: 2	PA: 34
PITCHER	IP WLS BF H R ER SO BB IBB HBP BLK WP HR S P ERA WHIP												PITCHER	IP WLS BF H R ER SO BB IBB HBP BLK WP HR S P ERA WHIP								
22 Carlos Pulido, L (1, 1) ERA: 5.66	3.2 L 16 4 4 4 1 1 1 0 1 0 1 31 60 9.82 1.364																					
Mike Trombley, R (4, 1) ERA: 6.68	5.1 18 2 1 1 5 0 0 0 0 1 1 45 65 1.69 0.375																					

livebaseballscorecards.com

AB	32
R	5
H	6
RBI	5
BB	2
SO	6
LOB	4



Batter	1	2	3	4	5	6	7	8	9	AB R H RBI BB SO LOB
--------	---	---	---	---	---	---	---	---	---	----------------------

Chuck Knoblauch, R (1, 4) OBP: 0.377, SLG: 0.482 	4-0 		3-2 		1-0 		3-2 		1-0 	3 1 0 0 1 0 2
Alex Cole, L (1, 8) OBP: 0.388, SLG: 0.446 	0-1 		4-0 		0-3 			0-2 	1-3 	4 1 2 0 1 2 2
Kirby Puckett, R (1, 9) OBP: 0.359, SLG: 0.522 	2-2 		1-0 		0-0 			0-0 	0-0 	5 0 2 2 0 0 5
Kent Hrbek, L (1, 3) OBP: 0.333, SLG: 0.371 	2-2 		1-3 		1-1 			0-0 		4 0 1 0 0 1 2
Shane Mack, R (1, 7) OBP: 0.380, SLG: 0.547 	0-0 		2-1 				1-2 	1-0 		4 0 1 0 0 0 4
Chip Hale, L (1, 10) OBP: 0.350, SLG: 0.340 	0-3 		3-3 				0-2 	1-0 		4 0 0 0 0 2 6
Scott Leius, R (1, 5) OBP: 0.315, SLG: 0.435 		1-1 		1-0 			1-1 		1-1 	4 1 1 0 0 0 0
Derek Parks, R (1, 2) OBP: 0.264, SLG: 0.343 Rich Becker, L (9, PH) OBP: 0.383, SLG: 0.366 		1-1 		2-2 			1-0 	1-0 	2-3 	3 0 0 0 0 0 0 1 0 1 0 0 0 0
Pat Meares, R (1, 6) OBP: 0.332, SLG: 0.404 Pedro Munoz, R (9, PH) OBP: 0.381, SLG: 0.551 		0-0 		1-1 			1-1 		1-2 	3 0 0 0 0 0 0 1 0 0 1 0 0 1

Inning Stats	R: 0	H: 2	E: 0	LOB: 3	K: 1	S: 12	R: 0	H: 0	E: 0	LOB: 0	K: 0	S: 5	R: 2	H: 1	E: 0	LOB: 1	K: 2	S: 13	R: 0	H: 0	E: 0	LOB: 0	K: 0	S: 6	R: 0	H: 1	E: 0	LOB: 1	K: 1	S: 7	R: 0	H: 0	E: 0	LOB: 0	K: 0	S: 8	R: 0	H: 2	E: 1	LOB: 2	K: 0	S: 7	R: 1	H: 2	E: 1	LOB: 2	K: 1	S: 9	1B: 5	2B: 3	3B: 0	HR: 0	SF: 0	SAC: 0	DP: 1	HBP: 1	WP: 0	PB: 0	SB: 0	CS: 0	PA: 39
--------------	------	------	------	--------	------	-------	------	------	------	--------	------	------	------	------	------	--------	------	-------	------	------	------	--------	------	------	------	------	------	--------	------	------	------	------	------	--------	------	------	------	------	------	--------	------	------	------	------	------	--------	------	------	-------	-------	-------	-------	-------	--------	-------	--------	-------	-------	-------	-------	--------

PITCHER	IP	WLS	BF	H	R	ER	SO	BB	IBB	HBP	BLK	WP	HR	S	P	ERA	WHIP
Bob Scanlan, R (1, 1) ERA: 4.46	8.0	W	33	6	2	2	4	2	0	1	0	0	0	65	104	2.25	1.000
Mike Fetters, R (9, 1) ERA: 2.52	1.0	S	6	2	1	1	1	0	0	0	0	0	0	9	13	9.00	2.000

BOTTOM

Milwaukee Brewers @ Minnesota Twins
 Hubert H. Humphrey Metrodome, Minneapolis, MN
 Sun Jul 17 1994, 4:33 AM EDT
 Att. 33,529 - Dome

livebaseballscores.com

AB	36
R	3
H	8
RBI	3
BB	2
SO	5
LOB	22



Batter	1	2	3	4	5	6	7	8	9	AB R H RBI BB SO LOB	TOP
Chuck Knoblauch, R (1, 4) OBP: 0.372, SLG: 0.475 BFBX	3-1 P2		0-3 K2-3		1-3 K		0-0 G5-3		1-3 K	5 0 0 0 0 3 4	
Jeff Reboulet, R (1, 3) OBP: 0.348, SLG: 0.403 Chip Hale, L (9, PH) OBP: 0.356, SLG: 0.356 BFBX	1-0 F7			1-1 F7	0-1 FC5		2-1 P4		3-2 2B	4 0 0 0 0 0 3 1 0 1 0 0 0 0	
Kirby Puckett, R (1, 10) OBP: 0.360, SLG: 0.528 FSS	0-3 K2-3			0-1 L5		4-1 2B PB BB		0-0 HR	2-0 F9	4 2 1 1 1 1 1	
Shane Mack, R (1, 7) OBP: 0.389, SLG: 0.563 FSSBFBX		2-2 G6-4-3 1B		2-1 BB 1B		1-2 PB G5-4-3 2B		1-1 F9 2B		4 2 4 0 0 0 0	
Pedro Munoz, R (1, 9) OBP: 0.383, SLG: 0.544 B1SAFE FSSBFBX		2-1 G6-4-3		4-1 BB		4-2 G5-4-3 BB		1-0 F9		2 0 0 0 2 0 2	
Scott Leius, R (1, 5) OBP: 0.315, SLG: 0.436 BFBX	1-0 G4-3			0-3 K2-3		1-1 G5-4-3		0-1 G1-3 2B		4 0 1 1 0 1 3	
Matt Walbeck, S (1, 2) OBP: 0.234, SLG: 0.273 FX			0-1 G6-3		0-1 FC5 BB 1B		0-0 G5-3		0-1 G1-3	4 0 1 0 0 0 1	
Pat Meares, R (1, 6) OBP: 0.335, SLG: 0.402 FSSBFBX			1-3 K		4-1 BB		2-2 WP G5-3 1B		2-0 F8	3 0 1 0 1 1 1	
Rich Becker, L (1, 8) OBP: 0.367, SLG: 0.349 F1SAFE FSSBFBX			2-3 K		3-1 F8		1-3 K		0-2 F7	4 0 0 0 0 2 4	
Inning Stats	R: 0 E: 0 K: 1 S: 6 H: 0 LOB: 0 BB: 0 P: 10	R: 0 E: 0 K: 0 S: 6 H: 1 LOB: 0 BB: 0 P: 11	R: 0 E: 0 K: 3 S: 14 H: 0 LOB: 1 BB: 0 P: 17	R: 0 E: 0 K: 1 S: 10 H: 1 LOB: 2 BB: 1 P: 17	R: 0 E: 0 K: 1 S: 10 H: 1 LOB: 2 BB: 1 P: 18	R: 2 E: 0 K: 0 S: 10 H: 1 LOB: 0 BB: 2 P: 20	R: 0 E: 0 K: 1 S: 9 H: 1 LOB: 1 BB: 0 P: 14	R: 2 E: 0 K: 0 S: 9 H: 3 LOB: 1 BB: 0 P: 13	R: 0 E: 0 K: 1 S: 10 H: 1 LOB: 1 BB: 0 P: 16	1B: 4 2B: 4 3B: 0 HR: 1 SF: 0 SAC: 0 DP: 2 HBP: 0	WP: 1 PB: 2 SB: 0 CS: 0 PA: 39
PITCHER Al Leiter, L (1, 1) ERA: 4.83 Woody Williams, R (7, 1) ERA: 4.84 Darren Hall, R (9, 1) ERA: 3.57	IP 6.0 WLS W BF 25 H 4 R 2 ER 1 SO 6 BB 4 IBB 0 HBP 0 BLK 0 WP 0 HR 0 S 56 P 93 ERA 1.50 WHIP 1.333	PITCHER IP 2.0 WLS S BF 10 H 4 R 2 ER 2 SO 1 BB 0 IBB 0 HBP 0 BLK 0 WP 1 HR 1 S 18 P 27 ERA 9.00 WHIP 2.000	PITCHER IP 1.0 WLS S BF 4 H 1 R 0 ER 0 SO 1 BB 0 IBB 0 HBP 0 BLK 0 WP 0 HR 0 S 10 P 16 ERA 0.00 WHIP 1.000								

Minnesota Twins @ Toronto Blue Jays
 SkyDome, Toronto, ON
 Mon Jul 18 1994, 7:05 PM EDT
 Att: 48,060 - Dome - 83 F

livebaseballscorecards.com

AB 35
 R 4
 H 9
 RBI 2
 BB 4
 SO 8
 LOB 19



Batter	1	2	3	4	5	6	7	8	9	AB R H RBI BB SO LOB
Domingo Cedeno, S OBP: 0.217, SLG: 0.253 (1, 5)	1-1 F8	0-3 K		3-2 1B		0-0 SH1-3	0-0 FC4-6			4 1 1 0 0 1 1
Roberto Alomar, S OBP: 0.385, SLG: 0.473 (1, 4)	3-2 BB HR 1B	1-0 F9		1-2 1B		3-2 BB 1B		0-1 L6		5 2 3 1 0 0 0
Paul Molitor, R OBP: 0.412, SLG: 0.494 (1, 10)	4-1 HR BB	3-2 F8		0-1 1B		4-0 1B BB		0-2 1B		3 1 2 1 2 0 0
Joe Carter, R OBP: 0.317, SLG: 0.525 (1, 9)	1-2 HR		1-1 F8	3-2 F8		2-2 FC4-6 1B		1-3 K		5 1 2 4 0 1 3
Darnell Coles, R OBP: 0.273, SLG: 0.396 (1, 7)	1-1 1B 3B		1-2 1B		1-2 G3	1-3 K		0-0 F9		5 1 2 0 0 1 3
Ed Sprague, R OBP: 0.273, SLG: 0.337 (1, 3)	1-2 BB 1B		2-2 F9		3-3 K	1-1 FC4-6				4 0 1 1 0 1 3
Dick Schofield, R OBP: 0.342, SLG: 0.363 (1, 6)	4-2 BB		1-3 K		1-1 2B		2-2 G6-4-3 HBP			2 0 1 0 1 1 1
Randy Knorr, R OBP: 0.258, SLG: 0.378 (1, 2)	0-3 K			0-0 F9	2-3 K		2-0 G6-4-3			4 0 0 0 0 2 4
Rob Butler, L OBP: 0.224, SLG: 0.156 (1, 8)	0-0 F7			2-2 F7		2-2 SH1-3 1B	4-2 FC4-6 BB			3 1 1 0 1 0 2

Inning Stats	R: 4	H: 4	E: 0	K: 1	S: 23	LOB: 2	BB: 2	P: 38	R: 0	H: 0	E: 0	K: 1	S: 8	LOB: 0	BB: 0	P: 12	R: 0	H: 1	E: 0	K: 1	S: 11	LOB: 1	BB: 0	P: 16	R: 1	H: 3	E: 0	K: 0	S: 17	LOB: 2	BB: 0	P: 26	R: 0	H: 1	E: 0	K: 2	S: 14	LOB: 1	BB: 0	P: 21	R: 2	H: 3	E: 0	K: 1	S: 21	LOB: 2	BB: 1	P: 34	R: 0	H: 0	E: 0	K: 0	S: 7	LOB: 1	BB: 1	P: 15	R: 0	H: 1	E: 0	K: 1	S: 9	LOB: 1	BB: 0	P: 10
1B: 10	SF: 0	2B: 1	SAC: 1	3B: 1	DP: 1	HR: 1	HBP: 1	WP: 0	PA: 41	1B: 10	SF: 0	2B: 1	SAC: 1	3B: 1	DP: 1	HR: 1	HBP: 1	WP: 0	PA: 41	1B: 10	SF: 0	2B: 1	SAC: 1	3B: 1	DP: 1	HR: 1	HBP: 1	WP: 0	PA: 41																																			

PITCHER	IP	WLS	BF	H	R	ER	SO	BB	IBB	HBP	BLK	WP	HR	S	P	ERA	WHIP
Eddie Guardado, L ERA: 7.98 (1, 1)	4.0	L	22	8	5	5	3	2	0	0	0	0	1	59	92	11.25	2.500
Kevin Campbell, R ERA: 3.77 (5, 1)	1.1		9	4	2	2	2	1	0	0	0	0	0	30	48	13.50	3.750
Erik Schullstrom, R ERA: (6, 1)	2.2		10	1	0	0	2	1	0	1	0	0	0	21	32	0.00	0.750

BOTTOM

Minnesota Twins @ Toronto Blue Jays
SkyDome, Toronto, ON
 Mon Jul 18 1994, 7:05 PM EDT
 Att: 48,060 - Dome - 83 F

AB	35
R	7
H	13
RBI	7
BB	4
SO	7
LOB	17



WP	HR	S	P	ERA	WHIP
0	0	0	0	0	0

Batter	1	2	3	4	5	6	7	8	9	AB R H RBI BB SO LOB	TOP										
Alex Cole, L (1, 8) OBP: 0.383, SLG: 0.439	2-1 F8		1-1 G1-3		3-1 G4-3		0-0 G4-3			4 0 0 0 0 0 1											
Jeff Reboulet, R (1, 4) OBP: 0.346, SLG: 0.413	2-1 L9		0-1 1B 3B		1-2 G4-3			1-1 L5		4 1 1 0 0 0 0											
Kirby Puckett, R (1, 9) OBP: 0.361, SLG: 0.527	1-1 F8		0-1 1B		0-3 K			0-0 CS 1B		4 0 2 1 0 1 0											
Kent Hrbek, L (1, 3) OBP: 0.332, SLG: 0.368		2-2 G4-3	0-1 L3		1-1 1B			0-1 P6		4 0 1 0 0 0 2											
Shane Mack, R (1, 10) OBP: 0.391, SLG: 0.562		1-3 K		0-2 G5-3		0-1 G4-6-3 1B		2-1 CS	1-1 1B 1B	4 0 2 0 0 1 0											
Scott Leius, R (1, 5) OBP: 0.317, SLG: 0.440		2-2 1B		3-2 G3-1 2B		3-1 G4-6-3			1-3 K	4 0 2 0 0 1 3											
Rich Becker, L (1, 7) OBP: 0.363, SLG: 0.344		1-3 K2-3		1-2 G3-1			3-1 P4		2-1 1B	4 0 1 0 0 1 2											
Matt Walbeck, S (1, 2) OBP: 0.234, SLG: 0.284			2-2 HR	1-1 G3			1-2 G4-3		1-1 G4-3	4 1 1 1 0 0 2											
Pat Meares, R (1, 6) OBP: 0.335, SLG: 0.398			2-3 K		0-0 F8		4-2 BB			2 0 0 0 1 1 0											
Inning Stats	R: 0 E: 0 K: 0 S: 6	H: 0 LOB: 0 BB: 0 P: 11	R: 0 E: 0 K: 2 S: 12	H: 1 LOB: 1 BB: 0 P: 18	R: 2 E: 0 K: 1 S: 20	H: 3 LOB: 1 BB: 0 P: 25	R: 0 E: 0 K: 0 S: 13	H: 1 LOB: 1 BB: 0 P: 18	R: 0 E: 0 K: 1 S: 9	H: 2 LOB: 1 BB: 0 P: 13	R: 0 E: 0 K: 0 S: 9	H: 0 LOB: 1 BB: 1 P: 17	R: 0 E: 0 K: 0 S: 6	H: 1 LOB: 0 BB: 0 P: 9	R: 0 E: 0 K: 1 S: 9	H: 2 LOB: 1 BB: 0 P: 14	1B: 7 2B: 1 3B: 1 HR: 1	SF: 0 SAC: 0 DP: 1 HBP: 0	WP: 0 PB: 0 SB: 0 CS: 1	PA: 36	
PITCHER	IP WLS BF H R ER SO BB IBB HBP BLK WP HR S P ERA WHIP																				
Todd Stottlemire, R (1, 1) ERA: 4.14	6.0	24	7	2	2	4	0	0	0	0	0	1	66	95	3.00	1.167					
Tony Castillo, L (7, 1) ERA: 2.57	2.0	W	7	1	0	0	1	0	0	0	0	0	15	26	0.00	1.000					
Darren Hall, R (9, 1) ERA: 3.42	1.0	S	4	2	0	0	1	0	0	0	0	0	9	14	0.00	2.000					

Minnesota Twins @ Toronto Blue Jays
SkyDome, Toronto, ON
Tue Jul 19 1994, 7:05 PM EDT
Att. 47,222 - Unknown - 86 F

livebaseballscorecards.com

AB	34
R	2
H	10
RBI	2
BB	1
SO	5
LOB	10



Batter	1	2	3	4	5	6	7	8	9
Rob Butler, L OBP: 0.226, SLG: 0.163 (1, 8) C B X	1-1 L5		1-1 G1-3			X 0-0 G6-3 BB 1B		1-0 F8	
Roberto Alomar, S OBP: 0.387, SLG: 0.470 (1, 4) C S X	0-2 F7		3-2 G4-3			B B C SAFE 1 B B SAFE 1-2 BB		4-2 3B BB	
Paul Molitor, R OBP: 0.413, SLG: 0.499 (1, 3) X	0-0 F9				B B B B 4-0 S BB	B B F X 2-1 G6-3 1-2f 2-3		1-0 1B 3B	
Joe Carter, R OBP: 0.322, SLG: 0.528 (1, 9) C X		0-1 FC5-4 1B			F B B SAFE 1 S F S 1-3 K	X 0-0 1B		0-0 S 1B	
John Olerud, L OBP: 0.388, SLG: 0.451 (1, 10) F B F SAFE 1 C		1-3 K			B B B SAFE 1 C B F S 3-3 K	1 SAFE B B B SAFE 1 S F S 2-3 K		2-3 2-3 K	
Darnell Coles, R OBP: 0.262, SLG: 0.379 (1, 7) X		0-0 F9			F B B SAFE 1 S F S 3-2 L9		F X 0-1 G6-3	1-0 F9	
Ed Sprague, R OBP: 0.271, SLG: 0.334 (1, 5) X		0-0 FC5-4 1-2f			X 0-0 G5-3		X 0-0 F7		
Pat Borders, R OBP: 0.290, SLG: 0.328 (1, 2) B F B X			2-2 HR		B B X 1-1 G5-3		B B X 2-0 E5		
Dick Schofield, R OBP: 0.338, SLG: 0.358 (1, 6) B B B X			3-1 F9		B X 1-0 L5		B X 1-0 G4-3		

Inning Stats	R: 0 E: 0 K: 0 S: 6	H: 0 LOB: 0 BB: 0 P: 7	R: 0 E: 0 K: 1 S: 7	H: 1 LOB: 1 BB: 0 P: 8	R: 1 E: 0 K: 0 S: 10	H: 1 LOB: 0 BB: 0 P: 19	R: 0 E: 0 K: 2 S: 11	H: 0 LOB: 1 BB: 1 P: 22	R: 0 E: 0 K: 0 S: 4	H: 0 LOB: 0 BB: 0 P: 6	R: 1 E: 0 K: 1 S: 8	H: 2 LOB: 1 BB: 1 P: 16	R: 0 E: 1 K: 0 S: 5	H: 0 LOB: 1 BB: 0 P: 8	R: 2 E: 0 K: 1 S: 12	H: 2 LOB: 1 BB: 1 P: 21
--------------	------------------------------	---------------------------------	------------------------------	---------------------------------	-------------------------------	----------------------------------	-------------------------------	----------------------------------	------------------------------	---------------------------------	------------------------------	----------------------------------	------------------------------	---------------------------------	-------------------------------	----------------------------------

PITCHER	IP	WLS	BF	H	R	ER	SO	BB	IBB	HBP	BLK	WP	HR	S	P	ERA	WHIP
Kevin Tapani, R ERA: 4.44 (1, 1)	7.1	L	30	5	4	4	4	3	0	0	0	0	1	58	99	4.91	1.091
Carl Willis, R ERA: 6.2 (8, 1)	0.0		1	1	0	0	0	0	0	0	0	0	0	1	1	∞	∞
Mark Guthrie, L ERA: 6.4 (8, 1)	0.2		2	0	0	0	1	0	0	0	0	0	0	4	7	0.00	0.000

AB R H RBI BB SO LOB

4	1	1	0	0	0	0
2	1	0	0	2	0	0
3	1	1	1	1	0	2
4	0	3	2	0	1	1
4	0	0	0	0	4	4
4	0	0	0	0	0	3
3	0	0	0	0	0	1
3	1	1	1	0	0	0
3	0	0	0	0	0	1

AB	30
R	4
H	6
RBI	4
BB	3
SO	5
LOB	12



1B: 4	SF: 0	WP: 0	PA: 33
2B: 0	SAC: 0	PB: 0	
3B: 1	DP: 1	SB: 3	
HR: 1	HBP: 0	CS: 0	

PITCHER	IP	WLS	BF	H	R	ER	SO	BB	IBB	HBP	BLK	WP	HR	S	P	ERA	WHIP
---------	----	-----	----	---	---	----	----	----	-----	-----	-----	----	----	---	---	-----	------

Minnesota Twins @ Toronto Blue Jays
 SkyDome, Toronto, ON
 Tue Jul 19 1994, 7:05 PM EDT
 Att: 47,222 - Unknown - 86 F

livebaseballscorecards.com

Batter	1	2	3	4	5	6	7	8	9	AB R H RBI BB SO LOB	TOP
Chuck Knoblauch, R (1, 4) <small>OBP: 0.373, SLG: 0.474</small> Pat Meares, R (8, PR) <small>OBP: 0.335, SLG: 0.398</small> (8, 6)	1-1 		2-1 			0-0 		2-1 		3 0 1 0 0 0 0 0 1 0 0 0 0 0	
Alex Cole, L (1, 8) <small>OBP: 0.381, SLG: 0.437</small>	3-1 			3-3 		0-0 		2-2 		4 0 1 0 0 1 1	
Kirby Puckett, R (1, 9) <small>OBP: 0.358, SLG: 0.523</small> Rich Becker, L (6, 9) <small>OBP: 0.359, SLG: 0.341</small>	0-0 			2-2 		0-1 		2-2 		3 0 0 0 0 0 1 1 0 0 1 0 0 1	
Kent Hrbek, L (1, 3) <small>OBP: 0.328, SLG: 0.363</small> Chip Hale, L (6, 3) <small>OBP: 0.353, SLG: 0.353</small>		1-1 		3-2 		0-0 		0-2 		3 0 0 0 0 0 1 1 0 0 0 0 0 2	
Shane Mack, R (1, 7) <small>OBP: 0.393, SLG: 0.574</small>		1-3 			0-3 		1-1 		0-0 	4 1 2 1 0 2 0	
Pedro Munoz, R (1, 10) <small>OBP: 0.380, SLG: 0.538</small>		2-2 			0-2 		2-3 		2-3 	4 0 1 0 0 2 1	
Scott Leius, R (1, 5) <small>OBP: 0.316, SLG: 0.436</small>		0-1 			4-2 		2-0 		0-1 	3 0 0 0 1 0 2	
Matt Walbeck, S (1, 2) <small>OBP: 0.239, SLG: 0.286</small> Derek Parks, R (6, 2) <small>OBP: 0.257, SLG: 0.333</small>			4-2 		1-1 		0-1 		0-0 	1 0 1 0 1 0 0 2 0 0 0 0 0 1	
Jeff Reboulet, R (1, 6) <small>OBP: 0.340, SLG: 0.404</small> (8, 4)			2-2 		2-1 			2-1 		3 0 0 0 0 0 3	
Inning Stats	R: 0 H: 0 E: 0 LOB: 0 K: 0 BB: 0 S: 5 P: 9	R: 0 H: 1 E: 0 LOB: 1 K: 1 BB: 0 S: 12 P: 16	R: 0 H: 0 E: 0 LOB: 0 K: 0 BB: 1 S: 8 P: 16	R: 0 H: 0 E: 0 LOB: 0 K: 1 BB: 0 S: 14 P: 22	R: 0 H: 1 E: 0 LOB: 2 K: 1 BB: 1 S: 14 P: 21	R: 0 H: 1 E: 0 LOB: 1 K: 0 BB: 0 S: 5 P: 5	R: 0 H: 1 E: 0 LOB: 1 K: 1 BB: 0 S: 8 P: 13	R: 1 H: 1 E: 0 LOB: 2 K: 0 BB: 0 S: 12 P: 20	R: 1 H: 1 E: 0 LOB: 0 K: 1 BB: 0 S: 7 P: 9	1B: 5 SF: 0 2B: 1 SAC: 0 3B: 0 DP: 1 HR: 1 HBP: 1	WP: 1 PA: 35 PB: 0 SB: 0 CS: 0
PITCHER Juan Guzman, R (1, 1) <small>ERA: 5.53</small> Dave Righetti, L (9, 1) <small>ERA: 13.5</small>	IP WLS BF H R ER SO BB IBB HBP BLK WP HR S P ERA WHIP	8.0 W 31 5 1 1 4 2 0 1 0 1 0 78 122 1.12 0.875	1.0 4 1 1 1 1 0 0 0 0 0 1 7 9 9.00 1.000		PITCHER IP WLS BF H R ER SO BB IBB HBP BLK WP HR S P ERA WHIP						

Minnesota Twins @ Toronto Blue Jays
 SkyDome, Toronto, ON
 Wed Jul 20 1994, 7:05 PM EDT
 Att. 48,162 - Unknown - 84 F

livebaseballscorecards.com

AB	32
R	2
H	6
RBI	2
BB	2
SO	5
LOB	13



Batter	1	2	3	4	5	6	7	8	9	AB R H RBI BB SO LOB
Rob Butler, L OBP: 0.224, SLG: 0.154 (1, 8)	0-0 E1 1B	1-0 SAFE SF7		4-2 BB CS	2-2 L6			1-1 F8		3 0 0 1 1 0 3
Roberto Alomar, S OBP: 0.388, SLG: 0.469 Domingo Cedenro, S OBP: 0.214, SLG: 0.250 (1, 4) (7, 4)	3-1 1B	2-1 SAFE CS	4-2 E BB	2-1 CS	0-1 G6-3	0-0 G5-3		1-3 K		3 1 1 0 1 0 0 1 0 0 0 0 1 0
Paul Molitor, R OBP: 0.415, SLG: 0.500 (1, 3)	2-0 F7		1-2 SAFE SAFE E8 S 1B		1-0 FC4-6 1B	0-1 F9		3-1 1B		5 1 3 1 0 0 2
Joe Carter, R OBP: 0.319, SLG: 0.522 Robert Perez, R (1, 9) (7, 9)	0-3 K		0-2 F9		1-0 FC4-6 1B	1-1 F7		0-1 F9		4 1 0 0 0 1 4 1 0 0 0 0 0 1
John Olerud, L OBP: 0.389, SLG: 0.451 (1, 10)	0-0 G4-3		3-1 1B		2-2 SAFE WP HBP 1B		3-2 F8			4 1 2 2 0 0 2
Darnell Coles, R OBP: 0.271, SLG: 0.378 (1, 7)		1-3 K	3-2 L5		3-1 WP HBP 1B		0-1 HR 1B			3 2 1 0 0 1 1
Ed Sprague, R OBP: 0.276, SLG: 0.346 (1, 5)		1-1 1B HBP	2-3 K		1-1 BB 1B		0-1 HR			3 2 2 4 0 1 1
Pat Borders, R OBP: 0.293, SLG: 0.328 (1, 2)		0-0 1B SF7 1B		2-1 G5-3	4-0 BB		2-2 G6-3			3 1 1 0 1 0 0
Dick Schofield, R OBP: 0.341, SLG: 0.358 (1, 6)		1-1 CS 1B		2-1 G6-3	4-0 BB		0-0 P4			3 0 1 1 1 0 0

BOTTOM

Minnesota Twins @ Toronto Blue Jays
SkyDome, Toronto, ON
Wed Jul 20 1994, 7:05 PM EDT
Att: 48,162 - Unknown - 84 F

AB	33
R	9
H	11
RBI	9
BB	4
SO	4
LOB	14



Inning Stats	R: 0	H: 1	E: 1	K: 1	S: 8	LOB: 2	BB: 0	P: 13
	R: 2	H: 2	E: 0	K: 1	S: 9	LOB: 0	BB: 0	P: 15
	R: 2	H: 2	E: 2	K: 1	S: 21	LOB: 1	BB: 1	P: 34
	R: 0	H: 0	E: 0	K: 0	S: 7	LOB: 0	BB: 1	P: 17
	R: 3	H: 3	E: 0	K: 0	S: 14	LOB: 3	BB: 2	P: 32
	R: 0	H: 0	E: 0	K: 0	S: 5	LOB: 0	BB: 0	P: 6
	R: 2	H: 2	E: 0	K: 0	S: 15	LOB: 0	BB: 0	P: 20
	R: 0	H: 1	E: 0	K: 1	S: 9	LOB: 1	BB: 0	P: 14

PITCHER	IP	WLS	BF	H	R	ER	SO	BB	IBB	HBP	BLK	WP	HR	S	P	ERA	WHIP
Scott Erickson, R ERA: 5.6 (1, 1)	4.2	L	25	8	7	6	3	2	0	2	0	1	0	56	98	11.57	2.143
Dave Stevens, R ERA: 8.53 (5, 1)	2.1		11	2	2	2	0	2	0	0	0	0	1	23	39	7.71	1.714
Rick Aguilera, R ERA: 4.15 (8, 1)	1.0		4	1	0	0	1	0	0	0	0	0	0	9	14	0.00	1.000

1B: 10	SF: 1	WP: 1	PA: 42
2B: 0	SAC: 0	PB: 0	
3B: 0	DP: 0	SB: 2	
HR: 1	HBP: 2	CS: 2	

Batter	1	2	3	4	5	6	7	8	9	AB R H RBI BB SO LOB	TOP											
Chuck Knoblauch, R (1, 4) OBP: 0.374, SLG: 0.474	0-1 G6-3		2-1 G1-6-3 1B			1-2 G5-4-3 HBP 1B		1-1 G6-4-3 1-2f		4 0 2 0 0 0 1	Minnesota Twins @ Milwaukee Brewers Milwaukee County Stadium, Milwaukee, WI Thu Jul 21 1994, 8:05 PM EDT Att. 21,782 - Unknown - 79 F											
Alex Cole, L (1, 8) OBP: 0.380, SLG: 0.432	0-0 F7		0-1 G1-6-3 1-2f			1-0 G5-4-3 HBP		0-0 P6		3 0 0 0 0 0 1												
Shane Mack, R (1, 7) OBP: 0.391, SLG: 0.581	1-2 HR					0-0 G5-4-3 1-2f 2-3 3-H			2-3 K	4 1 1 1 0 1 2												
Kent Hrbek, L (1, 3) OBP: 0.331, SLG: 0.377	2-2 G4-3					1-1 G6-3			0-0 HR	3 1 1 1 1 0 0												
Pedro Munoz, R (1, 10) OBP: 0.378, SLG: 0.532						2-3 K			1-2 G5-3	4 0 1 0 0 1 2												
Scott Leius, R (1, 5) OBP: 0.315, SLG: 0.433						0-1 G6-3 1B			2-1 G5-3	4 0 1 0 0 0 1												
Rich Becker, L (1, 9) OBP: 0.349, SLG: 0.330						2-0 G6-3 1-2f				3 0 0 0 0 0 2												
Matt Walbeck, S (1, 2) OBP: 0.237, SLG: 0.283						2-2 G6-3				3 0 0 0 0 0 2												
Pat Meares, R (1, 6) OBP: 0.340, SLG: 0.402			1-0 F8			0-0 HBP G5-4-3 1B		0-1 G6-4-3 1B		3 1 2 0 0 0 0												
Inning Stats	R: 1 E: 0 K: 0 S: 9	H: 1 LOB: 0 BB: 0 P: 12	R: 0 E: 1 K: 0 S: 7	H: 1 LOB: 1 BB: 0 P: 8	R: 0 E: 0 K: 0 S: 5	H: 1 LOB: 0 BB: 0 P: 8	R: 0 E: 0 K: 1 S: 7	H: 0 LOB: 0 BB: 0 P: 13	R: 0 E: 0 K: 0 S: 6	H: 1 LOB: 0 BB: 0 P: 10	R: 1 E: 0 K: 0 S: 11	H: 2 LOB: 2 BB: 1 P: 18	R: 0 E: 0 K: 0 S: 8	H: 0 LOB: 0 BB: 0 P: 11	R: 0 E: 0 K: 0 S: 5	H: 1 LOB: 0 BB: 0 P: 6	R: 1 E: 0 K: 1 S: 10	H: 1 LOB: 0 BB: 0 P: 15	1B: 6 2B: 0 3B: 0 HR: 2	SF: 0 SAC: 0 DP: 5 HBP: 1	WP: 0 PB: 0 SB: 0 CS: 0	PA: 33
PITCHER	IP WLS BF H R ER SO BB IBB HBP BLK WP HR S P ERA WHIP												IP WLS BF H R ER SO BB IBB HBP BLK WP HR S P ERA WHIP									
Bill Wegman, R (1, 1) ERA: 4.27	7.0 W 27 7 2 2 1 1 0 1 0 0 0 1 55 82 2.57 1.143																					
Mike Ignasiak, R (8, 1) ERA: 4.91	2.0 6 1 1 1 1 0 0 0 0 0 0 1 13 19 4.50 0.500																					

livebaseballscorecards.com

AB	31
R	3
H	8
RBI	2
BB	1
SO	2
LOB	11



Batter	1	2	3	4	5	6	7	8	9	AB	R	H	RBI	BB	SO	LOB	
Jody Reed, R OBP: 0.365, SLG: 0.333 (1, 4)	1-0 G5-3		0-1 G6-3		0-1 G6-3	3-1 F7				4	0	0	0	0	0	0	
Jeff Cirillo, R OBP: 0.302, SLG: 0.397 (1, 5)	0-1 G6-3		0-0 BB 1B		0-0 L4		1-1 G6-3 1B			4	1	2	0	0	0	0	
Kevin Seitzer, R OBP: 0.354, SLG: 0.456 (1, 3)	2-0 F8		4-1 1B BB		0-0 F9		1-2 G6-3 1-2f			3	0	0	0	1	0	1	
Greg Vaughn, R OBP: 0.369, SLG: 0.549 (1, 7)		3-2 G4-3	1-1 1B		1-0 G5-3		0-0 1B			4	0	2	1	0	0	0	
Dave Nilsson, L OBP: 0.320, SLG: 0.471 (1, 10)		3-1 L9	2-2 F7		1-2 G4-3		2-2 F7			4	0	0	0	0	0	3	
Matt Mieske, R OBP: 0.363, SLG: 0.507 (1, 9)		1-2 HR		3-2 G6-3		0-0 BB 2B 1B		0-0 L9		4	2	2	1	0	0	0	
Turner Ward, S OBP: 0.327, SLG: 0.369 (9, 9)										0	0	0	0	0	0	0	
Mike Matheny, R OBP: 0.293, SLG: 0.340 (1, 2)		1-2 HR		1-0 2B		1 SAFE 4-2 2B 1-2 HR BB		0-1 2B		3	2	3	1	1	0	0	
Alex Diaz, S OBP: 0.300, SLG: 0.385 (1, 8)		0-1 G5-3		2-3 K		0-0 HR 2B		0-3 K		4	1	1	1	0	2	2	
Jose Valentin, S OBP: 0.318, SLG: 0.430 (1, 6)			3-3 K		0-0 P2		1-0 HR		1-1 P5		4	1	1	3	0	1	2

Inning Stats	R: 0	H: 0	E: 0	K: 0	S: 4	R: 2	H: 2	E: 0	K: 0	S: 16	R: 1	H: 2	E: 0	K: 1	S: 14	R: 0	H: 1	E: 0	K: 1	S: 11	R: 0	H: 0	E: 0	K: 0	S: 4	R: 4	H: 3	E: 0	K: 0	S: 11	R: 0	H: 2	E: 0	K: 1	S: 10	R: 0	H: 1	E: 0	K: 1	S: 8
	LOB: 0	BB: 0	P: 7	LOB: 0	BB: 0	P: 24	LOB: 2	BB: 1	P: 24	LOB: 1	BB: 0	P: 17	LOB: 0	BB: 0	P: 4	LOB: 0	BB: 1	P: 21	LOB: 1	BB: 0	P: 9	LOB: 1	BB: 0	P: 9	LOB: 1	BB: 0	P: 9	SF: 0	SAC: 0	DP: 1	HBP: 0	WP: 0	PA: 36	1B: 5	2B: 3	3B: 0	HR: 3			

PITCHER	IP	WLS	BF	H	R	ER	SO	BB	IBB	HBP	BLK	WP	HR	S	P	ERA	WHIP
Jim Deshaies, L ERA: 6.73 (1, 1)	5.2	L	26	7	6	6	2	2	0	0	0	0	2	57	90	9.53	1.588
Carl Willis, R ERA: 6.1 (6, 1)	2.1		10	4	1	1	1	0	0	0	0	0	1	21	30	3.86	1.714

BOTTOM

Minnesota Twins @ Milwaukee Brewers
Milwaukee County Stadium, Milwaukee, WI

Thu Jul 21 1994, 8:05 PM EDT
Att: 21,782 - Unknown - 79 F

livebaseballscores.com

AB	34
R	7
H	11
RBI	7
BB	2
SO	3
LOB	8



Batter	1	2	3	4	5	6	7	8	9	10	11	12	13	AB R H RBI BB SO LOB	TOP														
Chuck Knoblauch, R (1, 4) <small>OBP: 0.375, SLG: 0.474</small>	G4-3		K		2B		P4		BLK 1B			SH1-4 BB	G6-3	6 0 2 1 1 1 1	Minnesota Twins @ Milwaukee Brewers Milwaukee County Stadium, Milwaukee, WI <small>Fri Jul 22 1994, 8:05 PM EDT</small> <small>Att: 23,190 - Cloudy - 79 F</small>														
Rich Becker, L (1, 8) <small>OBP: 0.351, SLG: 0.327</small>	F7			G4-3 1B	G4-3		FC6-4 BB		G5-3			SH1-4		4 0 1 0 1 0 3															
Kirby Puckett, R (1, 9) <small>OBP: 0.360, SLG: 0.528</small>	HR			G1		G6-3	FC6-4					1B IBB		4 1 1 1 2 0 2															
Kent Hrbek, L (1, 3) <small>OBP: 0.331, SLG: 0.373</small>	F5			G4-3		1B BB	1-2f		PO			1B IBB		5 1 1 0 1 0 1															
Shane Mack, R (1, 7) <small>OBP: 0.386, SLG: 0.571</small>		G6-3		F8		1B 1B			G6-3			G6-4-3 1B		6 0 1 0 0 0 4															
Pedro Munoz, R (1, 10) <small>OBP: 0.372, SLG: 0.521</small>		F8		G6-3		1B 1B			G5-3				K	6 0 1 0 0 2 0															
Scott Leius, R (1, 5) <small>OBP: 0.322, SLG: 0.450</small>		G5-3				HR	G5-4-3 1B					G4-3		5 3 3 2 1 0 0															
Matt Walbeck, S (1, 2) <small>OBP: 0.235, SLG: 0.278</small>			G4-3		2B BB		1-2f		K			E5 P3-1		5 0 0 0 1 1 5															
Pat Meares, R (1, 6) Chip Hale, L (9, PH) Alex Cole, L (9, PR) Jeff Reboulet, R (9, 6) <small>OBP: 0.335, SLG: 0.396</small> <small>OBP: 0.358, SLG: 0.359</small> <small>OBP: 0.390, SLG: 0.432</small> <small>OBP: 0.341, SLG: 0.412</small>			F7		L8				S 1B			P3-1		3 0 0 0 0 0 1															
Inning Stats	R: 1 E: 0 K: 0 S: 4	H: 1 LOB: 0 BB: 0 P: 4	R: 0 E: 0 K: 0 S: 3	H: 0 LOB: 0 BB: 0 P: 3	R: 0 E: 0 K: 1 S: 5	H: 0 LOB: 0 BB: 0 P: 5	R: 0 E: 0 K: 0 S: 4	H: 1 LOB: 1 BB: 0 P: 4	R: 1 E: 0 K: 0 S: 5	H: 2 LOB: 2 BB: 1 P: 9	R: 1 E: 0 K: 0 S: 5	H: 3 LOB: 2 BB: 1 P: 9	R: 0 E: 0 K: 0 S: 3	H: 0 LOB: 0 BB: 0 P: 3		R: 2 E: 0 K: 1 S: 6	H: 2 LOB: 2 BB: 2 P: 14	R: 0 E: 0 K: 1 S: 5	H: 0 LOB: 0 BB: 0 P: 5	R: 0 E: 1 K: 0 S: 3	H: 0 LOB: 0 BB: 0 P: 3	R: 0 E: 0 K: 0 S: 3	H: 1 LOB: 2 BB: 2 P: 11	R: 0 E: 0 K: 1 S: 7	H: 2 LOB: 1 BB: 0 P: 7	1B: 7 2B: 4 3B: 0 HR: 2	SF: 0 SAC: 1 DP: 3 HBP: 0	WP: 0 PB: 0 SB: 2 CS: 0	PA: 56
PITCHER Bob Scanlan, R (1, 1) <small>ERA: 4.5</small> Jose Mercedes, R (6, 1) <small>ERA: 1.93</small> Mike Fetters, R (9, 1) <small>ERA: 2.83</small> Jaime Navarro, R (10, 1) <small>ERA: 6.49</small>	IP	WLS	BF	H	R	ER	SO	BB	IBB	HBP	BLK	WP	HR	S		P	ERA	WHIP											
	5.1		25	7	3	3	1	2	0	0	0	0	0	7		11	5.06	1.688											
	2.2		8	0	0	0	0	1	0	0	0	0	0	6		14	18.00	3.000											
	4.0	L	16	3	1	1	2	1	1	0	0	0	0	18	26	2.25	1.000												


livebaseballscorecards.com



Batter	1	2	3	4	5	6	7	8	9	10	11	12	13	AB	R	H	RBI	BB	SO	LOB								
Jody Reed, R OBP: 0.352, SLG: 0.329 Bill Spiers, L OBP: 0.333, SLG: 0.316 (1, 4) (11, PH) (12, 6)	G6-3	P4		BB BB		G5-3			G4-3		K			4	0	0	0	1	0	1								
Jeff Cirillo, R OBP: 0.290, SLG: 0.391 (1, 5)	F7		G4-3 2B	F7		F8			F3			K		6	0	1	0	0	1	2								
Kevin Seitzer, R OBP: 0.357, SLG: 0.461 (1, 3)	P3		G4-3		F8 2B				P4			1B		6	1	3	0	0	0	1								
Greg Vaughn, R OBP: 0.365, SLG: 0.545 (1, 7)		E 2B	G6-3		K				F8			L9		6	1	1	0	0	1	4								
Dave Nilsson, L OBP: 0.323, SLG: 0.473 (1, 10)		E9 2B			F8							P6		5	1	2	1	1	0	2								
Matt Mieske, R OBP: 0.365, SLG: 0.510 Turner Ward, S OBP: 0.328, SLG: 0.368 (1, 9) (8, 8)		G3 SF8	G1-3									P4		3	2	1	1	1	1	3								
Rick Wrona, R OBP: 0.545, SLG: 1.200 (1, 2)		G3		1B										4	0	3	1	1	0	1								
Alex Diaz, S OBP: 0.291, SLG: 0.375 (1, 8) (8, 9)		SF8		F7								B1		5	0	0	1	0	1	5								
Jose Valentin, S OBP: 0.318, SLG: 0.426 (1, 6) (12, 4)														5	0	1	0	1	2	3								
Inning Stats	R: 0 E: 0 K: 0 S: 3	H: 0 LOB: 0 BB: 0 P: 3	R: 3 E: 1 K: 0 S: 6	H: 3 LOB: 1 BB: 1 P: 10	R: 0 E: 0 K: 0 S: 4	H: 1 LOB: 2 BB: 1 P: 8	R: 0 E: 0 K: 0 S: 3	H: 1 LOB: 2 BB: 2 P: 11	R: 2 E: 0 K: 1 S: 7	H: 2 LOB: 1 BB: 1 P: 11	R: 0 E: 0 K: 1 S: 5	H: 0 LOB: 0 BB: 0 P: 5	R: 0 E: 0 K: 1 S: 6	H: 2 LOB: 1 BB: 0 P: 6	R: 0 E: 0 K: 1 S: 5	H: 1 LOB: 0 BB: 0 P: 5	R: 0 E: 0 K: 0 S: 3	H: 0 LOB: 0 BB: 0 P: 3	R: 0 E: 0 K: 2 S: 8	H: 1 LOB: 1 BB: 0 P: 8	R: 0 E: 0 K: 1 S: 6	H: 1 LOB: 1 BB: 0 P: 6	R: 0 E: 0 K: 0 S: 3	H: 0 LOB: 1 BB: 1 P: 7	1B: 4 2B: 9 3B: 0 HR: 0	SF: 1 SAC: 1 DP: 1 HBP: 0	WP: 1 PB: 0 SB: 2 CS: 0	PA: 54

Minnesota Twins @ Milwaukee Brewers
Milwaukee County Stadium, Milwaukee, WI
 Fri Jul 22 1994, 8:05 PM EDT
 Att. 23,190 - Cloudy - 79 F

AB	46
R	5
H	12
RBI	4
BB	6
SO	7
LOB	23



livebaseballscorecards.com

Batter	1	2	3	4	5	6	7	8	9	AB R H RBI BB SO LOB	TOP
Chuck Knoblauch, R (1, 4) OBP: 0.376, SLG: 0.470 	4-2 		0-2 G4-3 ① 			0-0 G3-1 S SF9 1B 	2-0 		2-1 E6 FC4-6 1B 	3 4 1 0 1 0 0	
Alex Cole, L (1, 8) OBP: 0.380, SLG: 0.427 Shane Mack, R (7, PH) OBP: 0.384, SLG: 0.571 Jeff Reboulet, R (7, 9) OBP: 0.343, SLG: 0.418 	4-2 		3-2 F7 ② 			1-1 G3-1 ① 	1-0 SF8 ② 	0-1 	2 1 0 0 1 0 1 0 0 0 1 0 0 0 1 0 1 0 0 0 0		
Kirby Puckett, R (1, 9) OBP: 0.357, SLG: 0.528 (7, 8) 	0-1 F7 ① 		1-1 G5-3 ③ 			0-1 SF9 ② 	0-1 	1-1 FC4-6 ② 	4 1 1 4 0 0 3		
Kent Hrbek, L (1, 3) OBP: 0.336, SLG: 0.391 	2-2 			2-2 P6 ① 		1-1 	0-2 	1-1 P4 ③ 	5 1 3 3 0 0 1		
Pedro Munoz, R (1, 7) OBP: 0.372, SLG: 0.527 	1-3 K ② 			1-2 G5-3 ② 		1-2 G4-3 ③ 	0-0 F9 ③ 		4 0 0 0 0 1 2		
Dave Winfield, R (1, 10) OBP: 0.337, SLG: 0.457 	2-1 F8 ③ 			1-1 P5 ③ 			0-1 	2-1 	4 1 2 1 0 0 0		
Scott Leius, R (1, 5) OBP: 0.326, SLG: 0.447 		2-2 G5-3 ① 			1-0 G6-3 ① 		1-0 SH1-4 1B WP 1B 	1-0 P4 ② 	4 1 1 0 0 0 0		
Matt Walbeck, S (1, 2) OBP: 0.235, SLG: 0.278 		0-0 G4-3 ② 			1-3 K ② 		1-0 WP 1B SH1-4 1B SF8 1B 	1-2 G4-3 ③ 	4 1 1 0 0 1 0		
Pat Meares, R (1, 6) OBP: 0.329, SLG: 0.386 		1-0 G6-3 ③ 			0-2 G1-3 ③ 		0-0 SH1-4 ① 	0-0 P2 ① 	3 0 0 0 0 0 0		
Inning Stats	R: 3 H: 1 E: 0 LOB: 0 K: 1 BB: 2 S: 16 P: 29	R: 0 H: 0 E: 0 LOB: 0 K: 0 BB: 0 S: 5 P: 8	R: 0 H: 0 E: 0 LOB: 0 K: 0 BB: 0 S: 9 P: 13	R: 0 H: 0 E: 0 LOB: 0 K: 0 BB: 0 S: 8 P: 12	R: 0 H: 0 E: 0 LOB: 0 K: 1 BB: 0 S: 8 P: 10	R: 1 H: 2 E: 0 LOB: 1 K: 0 BB: 0 S: 10 P: 13	R: 5 H: 5 E: 0 LOB: 1 K: 0 BB: 0 S: 12 P: 17	R: 0 H: 1 E: 0 LOB: 0 K: 0 BB: 0 S: 6 P: 10	R: 1 H: 1 E: 1 LOB: 1 K: 0 BB: 0 S: 9 P: 13	1B: 7 SF: 2 2B: 0 SAC: 1 3B: 0 DP: 0 HR: 3 HBP: 1	WP: 1 PA: 40 PB: 0 SB: 2 CS: 0
PITCHER 21 Cal Eldred, R (1, 1) ERA: 4.52 Graeme Lloyd, L (7, 1) ERA: 4.95 Jose Mercedes, R (7, 1) ERA: 1.75	IP WLS BF H R ER SO BB IBB HBP BLK WP HR S P ERA WHIP 6.1 L 28 6 8 8 2 2 0 1 0 1 2 61 94 11.37 1.263 0.1 3 2 1 1 0 0 0 0 0 0 0 1 6 7 27.00 6.000 2.1 9 2 1 0 0 0 0 0 0 0 0 0 0 16 24 0.00 0.857	PITCHER IP WLS BF H R ER SO BB IBB HBP BLK WP HR S P ERA WHIP									

Minnesota Twins @ Milwaukee Brewers
 Milwaukee County Stadium, Milwaukee, WI
 Sun Jul 24 1994, 4:33 AM EDT
 Att. 40,195 - Cloudy - 77 F

AB	34
R	10
H	10
RBI	9
BB	2
SO	2
LOB	7



BOTTOM

Minnesota Twins @ Milwaukee Brewers
Milwaukee County Stadium, Milwaukee, WI

Sun Jul 24 1994, 4:33 AM EDT
 Att: 40,195 - Cloudy - 77 F

livebaseballscorecards.com

AB	38
R	6
H	13
RBI	6
BB	2
SO	9
LOB	14



WP: 0	PA: 42
PB: 0	
SB: 2	
CS: 1	

AB	R	H	RBI	BB	SO	LOB
4	0	0	0	0	0	1
1	0	0	0	0	1	2

4	2	2	1	1	1	0
---	---	---	---	---	---	---

5	0	2	1	0	0	1
---	---	---	---	---	---	---

4	0	1	0	1	2	2
---	---	---	---	---	---	---

5	0	1	0	0	1	5
---	---	---	---	---	---	---

4	0	0	0	0	2	1
---	---	---	---	---	---	---

3	2	2	0	0	0	0
---	---	---	---	---	---	---

4	1	3	1	0	0	0
---	---	---	---	---	---	---

4	1	2	3	0	2	2
---	---	---	---	---	---	---

1B: 7	SF: 0
2B: 4	SAC: 0
3B: 0	DP: 0
HR: 2	HBP: 1

Batter	1	2	3	4	5	6	7	8	9
Jody Reed, R OBP: 0.358, SLG: 0.324 Bill Spiers, L OBP: 0.332, SLG: 0.315 (1, 4) (8, PH) (9, 6)	2-2 G6-3	0-0 F8		2-1 P5		1 SAFE 1 SAFE 0-1 F9		0-3 K	
Turner Ward, S OBP: 0.331, SLG: 0.377 (1, 8)	3-2 HR	2-0 2B 1B		0-1 F9		3-2 CS 1-2	1-3 K	4-0 BB	
Kevin Seitzer, R OBP: 0.353, SLG: 0.457 (1, 3)	1-1 F9	3-2 1-H 2B			1-2 G4-3		0-1 1B	3-2 F8	
Greg Vaughn, R OBP: 0.367, SLG: 0.539 (1, 7)	0-0 1B	4-2 BB			1-3 K		0-1 P4	0-3 K	
Dave Nilsson, L OBP: 0.318, SLG: 0.464 (1, 10)	3-3 K 1-2	3-2 F8			1-0 1B		1-2 P6	0-0 G4-3	
Matt Mieske, R OBP: 0.353, SLG: 0.491 (1, 9)		2-2 F9	0-0 G5-3		0-3 K		1-3 K		
Jeff Cirillo, R OBP: 0.312, SLG: 0.394 (1, 5)		0-0 2B HR 1B	1-0 P5		1-1 2B HBP		2-1 2B 1B		
Dave Valle, R OBP: 0.339, SLG: 0.400 (1, 2)		1-1 HR 2B	1-1 G5-3		3-2 1-H 2B		1-2 2B		
Jose Valentin, S OBP: 0.321, SLG: 0.438 (9, 4)		0-0 HR		1-3 K		2-2 CS 1B		3-3 K	

Inning Stats	R: 1	H: 2	E: 0	K: 1	S: 15	H: 2	LOB: 1	BB: 0	P: 24	R: 4	H: 5	E: 0	K: 0	S: 19	H: 5	LOB: 2	BB: 1	P: 33	R: 0	H: 0	E: 0	K: 0	S: 4	H: 0	LOB: 0	BB: 0	P: 6	R: 0	H: 0	E: 0	K: 1	S: 8	H: 0	LOB: 0	BB: 0	P: 11	R: 0	H: 1	E: 0	K: 2	S: 10	H: 2	LOB: 0	BB: 0	P: 23	R: 0	H: 1	E: 0	K: 1	S: 10	H: 1	LOB: 1	BB: 0	P: 13	R: 0	H: 2	E: 0	K: 3	S: 14	H: 2	LOB: 2	BB: 0	P: 21	R: 0	H: 0	E: 0	K: 1	S: 8	H: 0	LOB: 1	BB: 1	P: 15	1B: 7	SF: 0	2B: 4	SAC: 0	3B: 0	DP: 0	HR: 2	HBP: 1	WP: 0	PA: 42
--------------	------	------	------	------	-------	------	--------	-------	-------	------	------	------	------	-------	------	--------	-------	-------	------	------	------	------	------	------	--------	-------	------	------	------	------	------	------	------	--------	-------	-------	------	------	------	------	-------	------	--------	-------	-------	------	------	------	------	-------	------	--------	-------	-------	------	------	------	------	-------	------	--------	-------	-------	------	------	------	------	------	------	--------	-------	-------	-------	-------	-------	--------	-------	-------	-------	--------	-------	--------

PITCHER	IP	WLS	BF	H	R	ER	SO	BB	IBB	HBP	BLK	WP	HR	S	P	ERA	WHIP
Kevin Tapani, R ERA: 4.73 (1, 1)	1.2		13	7	5	5	1	1	0	0	0	0	2	30	50	27.00	4.800
Kevin Campbell, R ERA: 3.2 (2, 1)	3.1		12	1	1	1	3	0	0	1	0	0	0	27	39	2.70	0.300
Carl Willis, R ERA: 5.91 (6, 1)	1.2	W	6	3	0	0	1	0	0	0	0	0	0	20	29	0.00	1.800
Mark Guthrie, L ERA: 6.08 (7, 1)	0.1		1	0	0	0	0	0	0	0	0	0	0	3	4	0.00	0.000
Erik Schullstrom, R ERA: (8, 1)	2.0	S	9	2	0	0	4	1	0	0	0	0	0	22	36	0.00	1.500

Batter	1	2	3	4	5	6	7	8	9	AB R H RBI BB SO LOB	TOP											
Chuck Knoblauch, R (1, 4) OBP: 0.374, SLG: 0.465 <small>B F C B X</small>	2-2 G1-6-3		0-3 K		4-2 WP BB		0-1 G4-3		0-3 K	4 0 0 0 1 2 1												
Alex Cole, L (1, 8) OBP: 0.375, SLG: 0.421 Matt Walbeck, S (9, PH) OBP: 0.235, SLG: 0.277 <small>B F C C</small>	2-3 K		1-1 F9		0-1 F8		0-0 F7		0-0 F9	4 0 0 0 0 1 2 1 0 0 0 0 0 1												
Kirby Puckett, R (1, 9) OBP: 0.353, SLG: 0.522 <small>B B X</small>	2-0 F8		2-2 G6-3		1 SAFE 2-3 K		1-1 L8			4 0 0 0 0 1 2												
Dave Winfield, R (1, 10) OBP: 0.336, SLG: 0.454 <small>C X</small>		0-1 FC6-4 1B		3-1 G5-3		3-3 K		0-1 F9		4 0 1 0 0 1 1												
Pedro Munoz, R (1, 7) OBP: 0.374, SLG: 0.539 <small>B X</small>		1-0 FC6-4 2B		1-3 K		1-0 HR		4-0 G4-6-3 BB		3 2 1 1 1 1 1												
Scott Leius, R (1, 5) OBP: 0.328, SLG: 0.452 <small>X</small>		0-0 G5-3 2B		2-2 WP 1B 1B		1-0 F8		0-0 G4-6-3		4 1 2 1 0 0 1												
Jeff Reboulet, R (1, 3) OBP: 0.347, SLG: 0.417 <small>C B B X</small>		2-1 G5-3		1 SAFE 1-0 1B WP 1B		2-2 F7		4-2 G6-4-3 1B BB		3 1 1 0 1 0 1												
Derek Parks, R (1, 2) OBP: 0.259, SLG: 0.320 Chip Hale, L (9, PH) OBP: 0.364, SLG: 0.365 <small>B B C B B X</small>		4-2 BB		3-2 1B 1-3 2H 1B		0-1 G5-3		1-2 G6-4-3 1B		2 0 1 1 1 0 0 1 0 1 0 0 0 0												
Pat Meares, R (1, 6) OBP: 0.329, SLG: 0.382 Kent Hrbek, L (9, PH) OBP: 0.336, SLG: 0.391 Shane Mack, R (9, PH) OBP: 0.383, SLG: 0.569 <small>B B B B B X</small>		0-0 F7		2-1 L8		4-2 G4-3 BB		0-1 G6-4-3		2 0 0 0 1 0 4 0 0 0 0 0 0 0 1 0 0 0 0 0 2												
Inning Stats	R: 0 E: 0 K: 1 S: 7	H: 0 LOB: 0 BB: 0 P: 13	R: 1 E: 0 K: 0 S: 9	H: 2 LOB: 2 BB: 1 P: 16	R: 0 E: 0 K: 1 S: 8	H: 0 LOB: 0 BB: 0 P: 11	R: 1 E: 0 K: 1 S: 14	H: 3 LOB: 2 BB: 0 P: 26	R: 0 E: 0 K: 2 S: 13	H: 0 LOB: 1 BB: 1 P: 22	R: 1 E: 0 K: 0 S: 7	H: 1 LOB: 0 BB: 0 P: 11	R: 0 E: 0 K: 0 S: 7	H: 0 LOB: 1 BB: 1 P: 12	R: 0 E: 0 K: 0 S: 3	H: 0 LOB: 0 BB: 1 P: 7	R: 1 E: 0 K: 1 S: 13	H: 1 LOB: 1 BB: 1 P: 18	1B: 5 2B: 1 3B: 0 HR: 1	SF: 0 SAC: 0 DP: 2 HBP: 0	WP: 2 PB: 1 SB: 0 CS: 0	PA: 38
PITCHER	IP WLS BF H R ER SO BB IBB HBP BLK WP HR S P ERA WHIP																					
Brian Bohanon, L (1, 1) ERA: 7.15	6.0 W 26 6 3 3 5 2 0 0 0 2 1 58 99 4.50 1.333																					
Matt Whiteside, R (7, 1) ERA: 4.47	2.0 9 1 1 0 0 3 0 0 0 0 0 17 31 0.00 2.000																					
Darren Oliver, L (9, 1) ERA: 2.93	1.0 S 3 0 0 0 1 0 0 0 0 0 0 6 6 0.00 0.000																					

Minnesota Twins @ Texas Rangers
 The Ballpark at Arlington, Arlington, TX
 Mon Jul 25 1994, 8:05 PM EDT
 Att. 46,506 - Unknown - 91 F

livebaseballscorecards.com

AB	33
R	4
H	7
RBI	3
BB	5
SO	6
LOB	16



Batter	1	2	3	4	5	6	7	8	9
Oddibe McDowell, L OBP: 0.370, SLG: 0.333 (1, 8)	4-2 1B BB		1-0 F8	2-0 G4-3		0-1 1B 1-2 2-H		2-0 P4	
Ivan Rodriguez, R OBP: 0.369, SLG: 0.490 (1, 2)	1-0 G1-6-3 1B		0-0 G4-3		1-0 G6-3	1-2 G1-3		2-3 K	
Jose Canseco, R OBP: 0.395, SLG: 0.556 (1, 10)	3-2 F8			2-0 G5-3	3-2 HR		2-3 K	3-2 F8	
Will Clark, L OBP: 0.435, SLG: 0.535 (1, 3)	1-0 G1-6-3 1-2f			0-1 1B 29 1B 1B	1-0 L8		4-2 1B 29 1B BB		
Juan Gonzalez, R OBP: 0.336, SLG: 0.479 (1, 7)		1-3 K		0-2 1B 29 1B 2B 1B	1-3 K		1-0 BB 29 1B 1B		
29 Rusty Greer, L OBP: 0.403, SLG: 0.471 (1, 9)		4-0 G6-3 BB		1-0 1B 2B E 1B		4-2 BB G4-6-3	1-0 BB 1B		
Doug Strange, S OBP: 0.276, SLG: 0.340 (1, 5)		2-2 G6-3		2-1 1B E7 2B		1-0 BB G4-6-3	4-2 BB FC6-4 BB		
Manuel Lee, S OBP: 0.322, SLG: 0.355 (1, 4)		1-0 F8		2-2 G1-3		1-0 1B 1B	3-2 F7		
Esteban Beltre, R OBP: 0.359, SLG: 0.325 (1, 6)			3-2 G5-3	0-1 1B		1-0 1B 1B	1-0 FC6-4		

Inning Stats	R: 0	H: 1	E: 0	LOB: 1	K: 0	S: 7	R: 0	H: 0	E: 0	LOB: 1	K: 1	S: 7	R: 0	H: 0	E: 0	LOB: 0	K: 0	S: 5	R: 4	H: 5	E: 1	LOB: 1	K: 0	S: 16	R: 1	H: 1	E: 0	LOB: 0	K: 1	S: 9	R: 1	H: 3	E: 0	LOB: 2	K: 0	S: 12	R: 1	H: 2	E: 0	LOB: 3	K: 1	S: 14	R: 0	H: 0	E: 0	LOB: 0	K: 1	S: 8

PITCHER	IP	WLS	BF	H	R	ER	SO	BB	IBB	HBP	BLK	WP	HR	S	P	ERA	WHIP
Scott Erickson, R ERA: 5.69 (1, 1)	6.0	L	29	10	6	5	2	3	0	0	0	0	1	56	99	7.50	2.167
Mike Trombley, R ERA: 6.63 (7, 1)	2.0		10	2	1	1	2	2	0	0	0	0	0	22	45	4.50	2.000

AB R H RBI BB SO LOB

4 0 1 1 1 0 1

5 0 1 0 0 1 2

5 1 1 1 0 1 2

3 2 1 0 1 0 2

4 1 2 0 0 2 0

2 1 2 2 2 0 0

3 1 1 1 1 0 2

4 1 1 0 0 0 5

4 0 2 1 0 0 3


1B: 10 SF: 0
2B: 1 SAC: 0
3B: 0 DP: 2
HR: 1 HBP: 0

WP: 0 PA: 39
PB: 0
SB: 0
CS: 0

Minnesota Twins @ Texas Rangers
The Ballpark at Arlington, Arlington, TX

Mon Jul 25 1994, 8:05 PM EDT
Att: 46,506 - Unknown - 91 F

AB 34
R 7
H 12
RBI 6
BB 5
SO 4
LOB 17



livebaseballscorecards.com

Batter	1	2	3	4	5	6	7	8	9	AB R H RBI BB SO LOB	TOP																																			
Alex Cole, L (1, 8) OBP: 0.370, SLG: 0.414	1-0 G6-3		2-3 K		1 SAFE 2-0 F8	0-1 G4-3		1-0 F8		5 0 0 0 0 1 3																																				
Chuck Knoblauch, R (1, 4) OBP: 0.376, SLG: 0.465	1-1 G4-3		4-2 BB			1-2 BB 1B	2-2 CS 1B		1-1 G5-3	4 1 2 0 1 0 0																																				
Shane Mack, R (1, 7) OBP: 0.383, SLG: 0.563	1-3 K		2-2 G4-3			4-0 1B 1B BB	2-2 G1-3 1B 1B		0-2 G5-3	4 2 1 0 1 1 1																																				
Kent Hrbek, L (1, 3) OBP: 0.341, SLG: 0.406 Jeff Reboulet, R (9, PR) OBP: 0.347, SLG: 0.417		0-0 HR		3-2 G6-3		0-1 1B E 1B	1-1 G1-3		4-1 BB	4 2 2 2 1 0 1 0 0 0 0 0 0 0																																				
Dave Winfield, R (1, 10) OBP: 0.333, SLG: 0.449		3-1 E5 G5-3		0-1 G4-3		3-3 K	1-2 FC4-6 1B		0-1 G6-3	5 0 1 1 0 1 3																																				
Pedro Munoz, R (1, 9) OBP: 0.372, SLG: 0.534		1-2 G5-3		1-3 K		0-0 1B E 1B	2-2 FC4-6			4 1 1 1 0 1 2																																				
Scott Leius, R (1, 5) OBP: 0.327, SLG: 0.449		2-1 L3			2-2 CS 1B	1-3 K		0-1 G6-3		4 0 1 0 0 1 3																																				
Matt Walbeck, S (1, 2) OBP: 0.238, SLG: 0.290		1-2 G3			3-3 K	1-0 E 1B		0-0 HR		4 1 2 1 0 1 2																																				
Pat Meares, R (1, 6) OBP: 0.327, SLG: 0.379			1-3 K		2-2 1B	3-2 E6		1-2 G6-3		4 0 1 0 0 1 1																																				
Inning Stats	R: 0 H: 0 E: 0 LOB: 0 K: 1 BB: 0 S: 6 P: 9	R: 1 H: 1 E: 1 LOB: 1 K: 0 BB: 0 S: 12 P: 19	R: 0 H: 0 E: 0 LOB: 1 K: 2 BB: 1 S: 12 P: 21	R: 0 H: 0 E: 0 LOB: 0 K: 1 BB: 0 S: 8 P: 12	R: 0 H: 2 E: 0 LOB: 1 K: 1 BB: 0 S: 10 P: 19	R: 4 H: 4 E: 1 LOB: 2 K: 2 BB: 1 S: 21 P: 34	R: 1 H: 3 E: 0 LOB: 1 K: 0 BB: 0 S: 15 P: 23	R: 1 H: 1 E: 0 LOB: 0 K: 0 BB: 0 S: 7 P: 9	R: 0 H: 0 E: 0 LOB: 1 K: 0 BB: 1 S: 8 P: 13	1B: 9 SF: 0 2B: 0 SAC: 0 3B: 0 DP: 0 HR: 2 HBP: 0	WP: 0 PA: 41 PB: 0 SB: 0 CS: 2																																			
PITCHER	IP WLS BF H R ER SO BB IBB HBP BLK WP HR S P ERA WHIP											PITCHER	IP WLS BF H R ER SO BB IBB HBP BLK WP HR S P ERA WHIP																																	
Kevin Brown, R (1, 1) ERA: 5.19	5.2		25	6	5	3	7	2	0	0	0	0	0	1	63	104	4.76	1.412											Tom Henke, R (9, 1) ERA: 3.62	1.0	S	4	0	0	0	0	0	0	0	0	0	0	8	13	0.00	1.000
Cris Carpenter, R (6, 1) ERA: 5.47	0.2		5	3	1	1	0	0	0	0	0	0	0	0	13	21	13.50	4.500																												
Rick Honeycutt, L (7, 1) ERA: 6.55	0.1		1	0	0	0	0	0	0	0	0	0	0	0	2	3	0.00	0.000																												
Matt Whiteside, R (7, 1) ERA: 4.45	0.1		2	1	0	0	0	0	0	0	0	0	0	0	6	9	0.00	3.000																												
Jay Howell, R (8, 1) ERA: 5.63	1.0	W	4	1	1	1	0	0	0	0	0	0	0	1	7	9	9.00	1.000																												

Minnesota Twins @ Texas Rangers
The Ballpark at Arlington, Arlington, TX

Tue Jul 26 1994, 8:05 PM EDT
Att. 37,412 - Unknown - 88 F

livebaseballscorecards.com

AB	38
R	7
H	11
RBI	5
BB	3
SO	7
LOB	16



Batter	1	2	3	4	5	6	7	8	9
29 Rusty Greer, L OBP: 0.404, SLG: 0.474 (1, 9)	2-1 BB 1B	1-3 SAFE K			0-1 SAFE SH5-3		1-0 SAFE SF9	3-2 E7 1B	
Ivan Rodriguez, R OBP: 0.370, SLG: 0.487 (1, 2)	0-1 F7		0-0 G1-3		4-1 BB 2-3		2-1 SAFE 1B S 1B	0-0 G4-3	
Jose Canseco, R OBP: 0.398, SLG: 0.564 (1, 10)	4-0 CS BB 1-2		3-2 SF8 3B		3-2 SAFE SF8		3-2 X 1-3 3-H 1B		
Will Clark, L OBP: 0.431, SLG: 0.531 (1, 3)	3-3 K 1-2		2-1 SF8		1-1 G4-3		2-3 K		
Juan Gonzalez, R OBP: 0.335, SLG: 0.477 (1, 7)		1-1 2B 1B	1-0 G6-3		2-1 L6		1-2 F9		
Dean Palmer, R OBP: 0.301, SLG: 0.490 (1, 5)		3-1 FC6-4 SF8 2B		3-3 K	2-2 G5-3		3-2 F8		
Manuel Lee, S OBP: 0.321, SLG: 0.351 (1, 4) (9, 6)		4-2 FC6-4 BB		3-2 G5-3	3-2 L8		0-1 E7 1B		
Esteban Beltre, R OBP: 0.358, SLG: 0.319 Doug Strange, S OBP: 0.279, SLG: 0.343 (8, PH) (9, 4)		0-2 FC6-4 1-2f 2-3		1-3 K		4-2 1B 29 SF9 BB	0-0 G1-3 29 E 1B		
Oddibe McDowell, L OBP: 0.372, SLG: 0.335 (1, 8)		1-0 SF8		4-0 BLK 29 SH5-3 SF8 BB		2-2 SAFE 1B 1B	1-0 G1-3		

Inning Stats	R: 0	H: 1	E: 0	K: 1	S: 7	R: 2	H: 2	E: 0	K: 1	S: 14	R: 1	H: 1	E: 0	K: 0	S: 8	R: 0	H: 0	E: 0	K: 2	S: 10	R: 1	H: 0	E: 0	K: 0	S: 8	R: 0	H: 0	E: 0	K: 0	S: 8	R: 2	H: 3	E: 0	K: 1	S: 24	R: 2	H: 2	E: 2	K: 0	S: 14	1B: 7	2B: 2	3B: 1	HR: 0	SF: 4	SAC: 1	DP: 1	HBP: 0	WP: 0	PB: 0	SB: 1	CS: 1	PA: 38
--------------	------	------	------	------	------	------	------	------	------	-------	------	------	------	------	------	------	------	------	------	-------	------	------	------	------	------	------	------	------	------	------	------	------	------	------	-------	------	------	------	------	-------	-------	-------	-------	-------	-------	--------	-------	--------	-------	-------	-------	-------	--------

PITCHER	IP	WLS	BF	H	R	ER	SO	BB	IBB	HBP	BLK	WP	HR	S	P	ERA	WHIP
Jim Deshaies, L ERA: 6.75 (1, 1)	5.0		22	4	4	4	4	4	0	0	1	0	0	47	91	7.20	1.600
Erik Schullstrom, R ERA: 1.08 (6, 1)	1.0		4	0	1	1	0	1	0	0	0	0	0	11	22	9.00	1.000
Mark Guthrie, L ERA: 6.23 (7, 1)	0.1		2	1	0	0	0	0	0	0	0	0	0	4	7	0.00	3.000
Carl Willis, R ERA: 5.8 (7, 1)	1.0		6	2	2	2	1	0	0	0	0	0	0	24	35	18.00	2.000
Rick Aguilera, R ERA: 4.06 (8, 1)	0.2	L	4	2	1	0	0	0	0	0	0	0	0	7	11	0.00	3.000

BOTTOM

Minnesota Twins @ Texas Rangers
The Ballpark at Arlington, Arlington, TX
Tue Jul 26 1994, 8:05 PM EDT
Att: 37,412 - Unknown - 88 F

livebaseballscores.com

AB	28
R	8
H	9
RBI	8
BB	5
SO	5
LOB	13



Batter	1	2	3	4	5	6	7	8	9	AB R H RBI BB SO LOB	TOP
Chuck Knoblauch, R (1, 4) OBP: 0.378, SLG: 0.471 	0-2 		0-2 F9 		2-0 		2-2 F8 			4 1 2 0 0 0 2	
Alex Cole, L (1, 8) OBP: 0.368, SLG: 0.412 	0-0 		0-0 B2-3 		3-1 G3-1 		0-0 G3 			4 0 1 0 0 0 3	
Kirby Puckett, R (1, 9) OBP: 0.352, SLG: 0.519 	0-2 G1-6-3 		2-2 			0-0 G4-3 		0-0 G3-1 		4 0 1 1 0 0 1	
Kent Hrbek, L (1, 3) OBP: 0.340, SLG: 0.403 	3-3 K 		1-3 K 			2-2 		3-2 F9 		4 0 1 0 0 2 2	
Shane Mack, R (1, 7) OBP: 0.378, SLG: 0.555 	1-3 K 			0-1 G3-1 		1-0 F8 		1-3 K 		4 0 0 0 0 2 2	
Pedro Munoz, R (1, 10) OBP: 0.370, SLG: 0.533 		3-2 		0-0 G5-3 		1-3 K 		1-3 K 		4 0 1 0 0 2 1	
Scott Leius, R (1, 5) OBP: 0.324, SLG: 0.443 		0-0 G4-3 		3-0 L7 			3-2 F8 		0-2 G6-3 	4 0 0 0 0 0 1	
Derek Parks, R (1, 2) OBP: 0.259, SLG: 0.316 		2-2 FC4-2 			0-1 P3 		0-1 		1-3 K 	4 0 1 0 0 1 1	
Pat Meares, R (1, 6) OBP: 0.327, SLG: 0.379 		1-2 G4-3 			1-0 L5 		3-2 			3 0 1 0 0 0 1	
Inning Stats	R: 1 H: 2 E: 0 LOB: 1 K: 2 BB: 0 S: 13 P: 17	R: 0 H: 1 E: 0 LOB: 1 K: 0 BB: 0 S: 12 P: 18	R: 0 H: 1 E: 0 LOB: 1 K: 1 BB: 0 S: 12 P: 15	R: 0 H: 0 E: 0 LOB: 0 K: 0 BB: 0 S: 4 P: 7	R: 0 H: 1 E: 0 LOB: 1 K: 0 BB: 0 S: 6 P: 12	R: 0 H: 1 E: 0 LOB: 1 K: 1 BB: 0 S: 10 P: 14	R: 0 H: 2 E: 0 LOB: 2 K: 0 BB: 0 S: 14 P: 22	R: 0 H: 0 E: 0 LOB: 0 K: 1 BB: 0 S: 8 P: 12	R: 0 H: 0 E: 0 LOB: 0 K: 2 BB: 0 S: 10 P: 12	1B: 5 SF: 0 2B: 3 SAC: 0 3B: 0 DP: 0 HR: 0 HBP: 0	WP: 0 PA: 35 PB: 0 SB: 0 CS: 0
PITCHER	John Dettmer, R (1, 1) ERA: 4.0	Rick Honeycutt, L (8, 1) ERA: 6.45	Matt Whiteside, R (8, 1) ERA: 4.34	PITCHER	IP WLS BF H R ER SO BB IBB HBP BLK WP HR S P ERA WHIP	IP WLS BF H R ER SO BB IBB HBP BLK WP HR S P ERA WHIP					
	7.1 L 30 8 1 1 4 0 0 0 0 0 0 0 72 106 1.23 1.091	0.1 1 0 0 0 0 0 0 0 0 0 0 4 7 0.00 0.000	1.1 4 0 0 0 3 0 0 0 0 0 0 13 16 0.00 0.000								

Minnesota Twins @ Texas Rangers
 The Ballpark at Arlington, Arlington, TX
 Wed Jul 27 1994, 8:05 PM EDT
 Att. 35,364 - Unknown - 79 F

livebaseballscorecards.com

AB	35
R	1
H	8
RBI	1
BB	0
SO	7
LOB	14



Batter	1	2	3	4	5	6	7	8	9	AB	R	H	RBI	BB	SO	LOB
29 Rusty Greer, L OBP: 0.406, SLG: 0.476 (1, 9)	2-2 F8			4-1 BB		1-1 2B		1-1 P6		3	0	1	0	1	0	1
Ivan Rodriguez, R OBP: 0.365, SLG: 0.481 (1, 2)	0-1 G1-4-3			2-2 L8		2-2 G6-3		0-1 G6-3		4	0	0	0	0	0	3
Jose Canseco, R OBP: 0.395, SLG: 0.560 Jeff Frye, R OBP: 0.406, SLG: 0.455 (1, 10) (9, PH)	3-1 F8			2-2 F8			2-3 K		2-2 F9	3	0	0	0	0	1	1
Will Clark, L OBP: 0.429, SLG: 0.527 (1, 3)		0-1 F7		2-0 F9			1-0 G6-3 1B		1-3 K	4	0	1	0	0	1	1
Juan Gonzalez, R OBP: 0.334, SLG: 0.474 (1, 7)		1-0 CS 1B			0-0 P5		2-2 G6-3		2-3 K	4	0	1	0	0	1	1
Dean Palmer, R OBP: 0.301, SLG: 0.486 (1, 5)		3-3 K			4-0 G4-6-3 BB		3-2 E6			2	0	0	0	1	1	2
Doug Strange, S OBP: 0.275, SLG: 0.338 (1, 4)			0-0 L8		1-1 G4-6-3		0-2 G5-3			3	0	0	0	0	0	3
Manuel Lee, S OBP: 0.321, SLG: 0.351 (1, 6)			1-0 G3			0-2 L4		0-1 G1-3 1B		3	0	1	0	0	0	0
Oddibe McDowell, L OBP: 0.372, SLG: 0.331 (1, 8)			2-1 P5			4-1 29 CS BB		2-2 G1-3		2	0	0	0	1	0	1

Inning Stats	R: 0	H: 0	E: 0	K: 0	S: 8	LOB: 0	BB: 0	P: 13	R: 0	H: 1	E: 0	K: 1	S: 6	LOB: 1	BB: 0	P: 10	R: 0	H: 0	E: 0	K: 0	S: 4	LOB: 0	BB: 0	P: 7	R: 0	H: 0	E: 0	K: 0	S: 10	LOB: 1	BB: 1	P: 20	R: 0	H: 1	E: 0	K: 0	S: 3	LOB: 0	BB: 1	P: 8	R: 0	H: 1	E: 1	K: 1	S: 13	LOB: 2	BB: 0	P: 21	R: 0	H: 1	E: 0	K: 0	S: 10	LOB: 1	BB: 0	P: 13	R: 0	H: 0	E: 0	K: 2	S: 12	LOB: 0	BB: 0	P: 17	1B: 3	2B: 2	3B: 0	HR: 0	SF: 0	SAC: 0	DP: 2	HBP: 0
--------------	------	------	------	------	------	--------	-------	-------	------	------	------	------	------	--------	-------	-------	------	------	------	------	------	--------	-------	------	------	------	------	------	-------	--------	-------	-------	------	------	------	------	------	--------	-------	------	------	------	------	------	-------	--------	-------	-------	------	------	------	------	-------	--------	-------	-------	------	------	------	------	-------	--------	-------	-------	-------	-------	-------	-------	-------	--------	-------	--------

PITCHER	IP	WLS	BF	H	R	ER	SO	BB	IBB	HBP	BLK	WP	HR	S	P	ERA	WHIP
Pat Mahomes, R ERA: 5.06 (1, 1)	6.2	W	24	3	0	0	2	3	0	0	0	0	0	50	92	0.00	0.900
Mark Guthrie, L ERA: 6.1 (7, 1)	1.0		4	1	0	0	0	0	0	0	0	0	0	11	14	0.00	1.000
Dave Stevens, R ERA: 7.23 (8, 1)	0.1		1	0	0	0	0	0	0	0	0	0	0	2	2	0.00	0.000
Rick Aguilera, R ERA: 3.96 (9, 1)	1.0	S	3	0	0	0	2	0	0	0	0	0	0	12	17	0.00	0.000

BOTTOM

Minnesota Twins @ Texas Rangers
The Ballpark at Arlington, Arlington, TX

livebaseballscores.com

AB	29
R	0
H	4
RBI	0
BB	3
SO	4
LOB	13



WP	HR	S	P	ERA	WHIP
0	0	0	0	0.00	0.900
0	0	0	0	0.00	1.000
0	0	0	0	0.00	0.000
0	0	0	0	0.00	0.000

Wed Jul 27 1994, 8:05 PM EDT
Att: 35,364 - Unknown - 79 F

Batter	1	2	3	4	5	6	7	8	9	AB R H RBI BB SO LOB	TOP	
Chuck Knoblauch, R (1, 4) <small>OBP: 0.376, SLG: 0.471</small>	1-0 		3-3 		1-1 		3-2 			4 0 1 1 0 1 1		
Alex Cole, L (1, 8) <small>OBP: 0.370, SLG: 0.413</small>	2-2 		1-0 		3-2 			2-2 		4 2 2 0 0 0 0		
Kirby Puckett, R (1, 9) <small>OBP: 0.354, SLG: 0.519</small>	0-0 		3-2 		0-2 			3-2 		4 0 2 1 0 0 1		
Kent Hrbek, L (1, 3) <small>OBP: 0.342, SLG: 0.403</small>	4-1 		0-0 		0-0 			1-0 		3 0 1 1 1 0 1		
Shane Mack, R (1, 7) <small>OBP: 0.373, SLG: 0.546</small>	0-0 			2-1 		1-3 		1-0 		4 0 0 0 0 1 3		
Dave Winfield, R (1, 10) <small>OBP: 0.332, SLG: 0.446</small>		0-0 		2-2 		1-3 		1-2 		4 0 1 0 0 1 0		
Scott Leius, R (1, 5) <small>OBP: 0.323, SLG: 0.439</small>		4-0 		0-1 			2-0 		0-1 	3 0 0 0 1 0 1	AB 33 R 3 H 9 RBI 3 BB 2 SO 3 LOB 9	
Derek Parks, R (1, 2) <small>OBP: 0.250, SLG: 0.305</small> Chip Hale, L (9, PH) <small>OBP: 0.361, SLG: 0.362</small>		3-1 		1-0 			0-1 		1-1 	3 0 0 0 0 0 2 1 0 0 0 0 0 0		
Pat Meares, R (1, 6) <small>OBP: 0.332, SLG: 0.383</small>			1-0 		1-2 		0-0 			3 1 2 0 0 0 0		
Inning Stats	R: 0 H: 1 E: 0 LOB: 2 K: 0 BB: 1 S: 7 P: 14	R: 0 H: 0 E: 0 LOB: 0 K: 0 BB: 1 S: 3 P: 10	R: 1 H: 2 E: 0 LOB: 1 K: 1 BB: 0 S: 11 P: 19	R: 0 H: 1 E: 0 LOB: 1 K: 0 BB: 0 S: 8 P: 13	R: 1 H: 2 E: 0 LOB: 0 K: 0 BB: 0 S: 12 P: 17	R: 0 H: 0 E: 0 LOB: 0 K: 2 BB: 0 S: 9 P: 11	R: 0 H: 1 E: 0 LOB: 1 K: 0 BB: 0 S: 8 P: 13	R: 1 H: 2 E: 0 LOB: 0 K: 0 BB: 0 S: 10 P: 17	R: 0 H: 0 E: 0 LOB: 0 K: 0 BB: 0 S: 8 P: 10	1B: 8 SF: 0 2B: 1 SAC: 0 3B: 0 DP: 2 HR: 0 HBP: 0	WP: 1 PA: 35 PB: 2 SB: 2 CS: 0	
PITCHER Jose De Jesus, R (1, 1) <small>ERA: 5.52</small> Hipolito Pichardo, R (8, 1) <small>ERA: 4.87</small>	IP WLS BF H R ER SO BB IBB HBP BLK WP HR S P ERA WHIP 7.0 W 28 7 2 2 3 2 0 0 0 1 0 58 97 2.57 1.286											PITCHER IP WLS BF H R ER SO BB IBB HBP BLK WP HR S P ERA WHIP 2.0 S 7 2 1 1 0 0 0 0 0 0 0 0 18 27 4.50 1.000

Minnesota Twins @ Kansas City Royals
 Kauffman Stadium, Kansas City, MO
 Fri Jul 29 1994, 7:05 PM CDT
 Att. 29,584 - Unknown - 81 F

livebaseballscorecards.com



Batter	1	2	3	4	5	6	7	8	9	AB	R	H	RBI	BB	SO	LOB
--------	---	---	---	---	---	---	---	---	---	----	---	---	-----	----	----	-----

<p>Brian McRae, S (1, 8) OBP: 0.362, SLG: 0.377</p>			<p>L8</p>				<p>FC3-2 1B BB</p>			4	1	2	1	0	0	4	
<p>Greg Gagne, R (1, 6) OBP: 0.320, SLG: 0.399</p>	<p>G4-3</p>		<p>F7 3-H</p>		<p>P3-5 2-3f</p>		<p>BB BB 1-3 2-H</p>			4	0	1	1	0	0	4	
<p>Wally Joyner, L (1, 3) OBP: 0.391, SLG: 0.462</p>	<p>K</p>		<p>G1-3</p>			<p>G3</p>	<p>BB BB 1-2</p>			3	0	0	0	1	1	2	
<p>Mike Macfarlane, R (1, 2) OBP: 0.362, SLG: 0.447</p>	<p>F7</p>			<p>K</p>		<p>F8</p>	<p>FC6-4 BB</p>			3	0	0	1	1	1	1	
<p>Bob Hamelin, L (1, 10) OBP: 0.368, SLG: 0.565</p>		<p>F8</p>		<p>G6-3 BB</p>		<p>K</p>	<p>FC6-4 1-2f</p>			3	0	0	0	1	1	3	
<p>Felix Jose, S (1, 9) OBP: 0.353, SLG: 0.456</p>	<p>G4-3</p>			<p>G6-3 1-2f</p>			<p>G4-1</p>	<p>F8</p>			4	0	0	0	0	1	
<p>Gary Gaetti, R (1, 5) OBP: 0.328, SLG: 0.469</p>		<p>P6</p>			<p>HR</p>		<p>HR</p>	<p>F8</p>			4	2	2	2	0	0	0
<p>Jose Lind, R (1, 4) OBP: 0.303, SLG: 0.336</p>			<p>G4-3 1B 2B</p>		<p>P3-5 E 1B</p>		<p>1B FC3-2 2B</p>	<p>CS 1B</p>			4	1	4	0	0	0	0
<p>Keith Miller, R (1, 7) OBP: 0.143, SLG: 0.143</p> <p>Dave Henderson, R (8, 7) OBP: 0.304, SLG: 0.404</p>			<p>G4-3 2-3</p>		<p>E5</p>		<p>FC3-2 1B 1B</p>	<p>CS</p>			3	1	1	0	0	0	2
								<p>1-2</p>			0	0	0	0	0	0	

Inning Stats	R: 0	H: 1	E: 0	K: 1	S: 6	R: 0	H: 0	E: 0	K: 0	S: 6	R: 1	H: 2	E: 0	K: 0	S: 9	R: 0	H: 0	E: 0	K: 1	S: 7	R: 1	H: 2	E: 1	K: 0	S: 11	R: 0	H: 0	E: 0	K: 1	S: 7	R: 3	H: 4	E: 0	K: 0	S: 12	R: 0	H: 1	E: 0	K: 0	S: 5	1B: 6	2B: 3	3B: 0	HR: 2	SF: 0	SAC: 0	DP: 2	HBP: 0	WP: 0	PB: 0	SB: 1	CS: 1	PA: 36
--------------	------	------	------	------	------	------	------	------	------	------	------	------	------	------	------	------	------	------	------	------	------	------	------	------	-------	------	------	------	------	------	------	------	------	------	-------	------	------	------	------	------	-------	-------	-------	-------	-------	--------	-------	--------	-------	-------	-------	-------	--------

PITCHER	IP	WLS	BF	H	R	ER	SO	BB	IBB	HBP	BLK	WP	HR	S	P	ERA	WHIP
Kevin Tapani, R (1, 1) ERA: 4.82	6.2	L	29	9	5	5	3	1	0	0	0	0	2	56	91	6.75	1.500
Mark Guthrie, L (7, 1) ERA: 6.06	0.1		3	0	0	0	0	2	0	0	0	0	0	2	10	0.00	6.000
Dave Stevens, R (8, 1) ERA: 7.04	1.0		3	1	0	0	0	0	0	0	0	0	0	5	9	0.00	1.000

BOTTOM

Minnesota Twins @ Kansas City Royals
Kauffman Stadium, Kansas City, MO

Fri Jul 29 1994, 7:05 PM CDT
Att: 29,584 - Unknown - 81 F

livebaseballscores.com

AB	32
R	5
H	10
RBI	5
BB	3
SO	3
LOB	17



Batter	1	2	3	4	5	6	7	8	9	10	11	AB R H RBI BB SO LOB	TOP	
Chuck Knoblauch, R (1, 4) <small>OBP: 0.377, SLG: 0.470</small>												5 1 2 0 0 0 0		
Alex Cole, L (1, 8) <small>OBP: 0.370, SLG: 0.409</small>												3 1 0 0 2 1 1		
Kirby Puckett, R (1, 10) <small>OBP: 0.354, SLG: 0.523</small>												5 1 2 3 0 2 1		
Kent Hrbek, L (1, 3) <small>OBP: 0.339, SLG: 0.398</small>												5 0 1 1 0 0 1		
Shane Mack, R (1, 7) <small>OBP: 0.371, SLG: 0.542</small>												4 0 1 0 0 0 1		
Scott Leius, R (1, 5) <small>OBP: 0.322, SLG: 0.435</small>												3 0 0 0 1 1 0		
Pedro Munoz, R (1, 9) <small>OBP: 0.364, SLG: 0.523</small>												4 0 0 0 0 2 2		
Matt Walbeck, S (1, 2) <small>OBP: 0.238, SLG: 0.289</small>												4 1 1 0 0 0 0		
Pat Meares, R (1, 6) <small>OBP: 0.327, SLG: 0.377</small> Chip Hale, L (10, PH) <small>OBP: 0.358, SLG: 0.358</small> Jeff Reboulet, R (10, 6) <small>OBP: 0.347, SLG: 0.417</small>												3 0 0 0 0 2 1 1 0 0 0 0 0 0 0 0 0 0 0 0 0		
Inning Stats	R: 0 H: 0 E: 0 K: 1 S: 6	R: 0 H: 0 E: 0 K: 0 S: 8	R: 0 H: 0 E: 0 K: 0 S: 9	R: 0 H: 2 E: 0 K: 0 S: 7	R: 0 H: 0 E: 0 K: 1 S: 7	R: 4 H: 4 E: 0 K: 1 S: 13	R: 0 H: 0 E: 0 K: 2 S: 10	R: 0 H: 0 E: 0 K: 2 S: 11	R: 0 H: 1 E: 0 K: 0 S: 10	R: 0 H: 0 E: 0 K: 0 S: 4	R: 0 H: 0 E: 0 K: 1 S: 6	1B: 6 SF: 0 2B: 1 SAC: 0 3B: 1 DP: 2 HR: 0 HBP: 0	WP: 0 PA: 40 PB: 1 SB: 0 CS: 1	
PITCHER	IP WLS BF H R ER SO BB IBB HBP BLK WP HR S P ERA WHIP													
Kevin Appier, R (1, 1) <small>ERA: 4.0</small> Stan Belinda, R (10, 1) <small>ERA: 4.82</small> Billy Brewer, L (11, 1) <small>ERA: 2.13</small>	9.0 5 34 7 4 4 7 3 0 0 0 0 0 81 124 4.00 1.111	1.2 5 0 0 0 1 0 0 0 0 0 0 0 8 10 0.00 0.000	0.1 W 1 0 0 0 0 0 0 0 0 0 0 0 2 5 0.00 0.000											

Minnesota Twins @ Kansas City Royals
Kauffman Stadium, Kansas City, MO
Sat Jul 30 1994, 7:05 PM CDT
Att: 31,962 - Unknown - 83 F

AB	37
R	4
H	7
RBI	4
BB	3
SO	8
LOB	7



BOTTOM

Minnesota Twins @ Kansas City Royals
Kauffman Stadium, Kansas City, MO

Sat Jul 30 1994, 7:05 PM CDT
Att: 31,962 - Unknown - 83 F

livebaseballscores.com

AB	41
R	5
H	14
RBI	5
BB	0
SO	5
LOB	12



WP:	0	PA:	43
PB:	0		
SB:	1		
CS:	0		

Batter	1	2	3	4	5	6	7	8	9	10	11	AB	R	H	RBI	BB	SO	LOB
Brian McRae, S OBP: 0.358, SLG: 0.372 (1, 8)	P6		F9		G4-3			G1-4-6-3		F8		5	0	0	0	0	0	2
Greg Gagne, R OBP: 0.322, SLG: 0.399 (1, 6)	1B		F7			G6-3		P3		1B		5	0	2	0	0	0	1
Wally Joyner, L OBP: 0.391, SLG: 0.461 (1, 3)	G4-6-3				P6					F7		5	1	2	0	0	0	1
Bob Hamelin, L OBP: 0.372, SLG: 0.576 Vince Coleman, S OBP: 0.276, SLG: 0.336 (1, 10) (11, PR)	G4-6-3				1B	SF8		HR		P5		5	2	3	1	0	0	3
Felix Jose, S OBP: 0.354, SLG: 0.455 (1, 9)		G3-1			F7					E3		5	1	2	0	0	0	1
Gary Gaetti, R OBP: 0.327, SLG: 0.468 Terry Shumpert, R OBP: 0.294, SLG: 0.439 (1, 5) (9, PR) (10, 5)		K			SF8			P4		1B		3	0	1	2	0	1	0
Brent Mayne, L OBP: 0.288, SLG: 0.309 (1, 2)		L4			G5-3			G5-3		K		5	0	1	1	0	1	3
Jose Lind, R OBP: 0.306, SLG: 0.339 (1, 4)					FC4-6			K		1B		4	0	2	1	0	2	0
Keith Miller, R OBP: 0.182, SLG: 0.182 (1, 7)					FC4-6			K		P6		4	0	1	0	0	1	1

Inning Stats	R: 0	H: 2	R: 0	H: 0	R: 0	H: 1	R: 1	H: 2	R: 0	H: 0	R: 1	H: 1	R: 0	H: 0	R: 0	H: 1	R: 2	H: 3	R: 0	H: 1	R: 1	H: 3
E: 0	LOB: 1	E: 0	LOB: 0	E: 0	LOB: 1	E: 0	LOB: 1	E: 0	LOB: 0	E: 0	LOB: 0	E: 0	LOB: 0	E: 0	LOB: 0	E: 1	LOB: 2	E: 0	LOB: 1	E: 0	LOB: 3	
K: 0	BB: 0	K: 1	BB: 0	K: 0	BB: 0	K: 0	BB: 0	K: 2	BB: 0	K: 0	BB: 0	K: 0	BB: 0	K: 1	BB: 0	K: 1	BB: 0	K: 1	BB: 0	K: 0	BB: 0	
S: 5	P: 10	S: 6	P: 11	S: 7	P: 13	S: 11	P: 16	S: 8	P: 13	S: 5	P: 5	S: 7	P: 11	S: 8	P: 10	S: 12	P: 17	S: 7	P: 14	S: 6	P: 9	

PITCHER	IP	WLS	BF	H	R	ER	SO	BB	IBB	HBP	BLK	WP	HR	S	P	ERA	WHIP
Scott Erickson, R ERA: 5.48 (1, 1)	8.0		30	8	3	2	4	0	0	0	0	0	1	58	90	2.25	1.000
Rick Aquilera, R ERA: 3.86 (9, 1)	1.0		5	2	1	0	1	0	0	0	0	0	0	11	16	0.00	2.000
Carl Willis, R ERA: 5.73 (10, 1)	0.2		3	1	0	0	0	0	0	0	0	0	0	6	11	0.00	1.500
Mark Guthrie, L ERA: 6.2 (10, 1)	0.1	L	3	2	1	1	0	0	0	0	0	0	0	5	9	27.00	6.000
Erik Schullstrom, R ERA: 1.04 (11, 1)	0.1		2	1	0	0	0	0	0	0	0	0	0	2	3	0.00	3.000

1B:	13	SF:	1
2B:	0	SAC:	1
3B:	0	DP:	2
HR:	1	HBP:	0

Batter	1	2	3	4	5	6	7	8	9	AB R H RBI BB SO LOB	TOP						
Chuck Knoblauch, R (1, 4) <small>OBP: 0.381, SLG: 0.471</small>	4-0 		1-1 		4-0 		1-1 		3-2 	3 2 2 0 2 0 0							
Alex Cole, L (1, 8) <small>OBP: 0.376, SLG: 0.411</small>	4-1 		1-0 		4-0 		1-2 		0-1 	3 3 2 0 2 0 1							
Kirby Puckett, R (1, 9) <small>OBP: 0.352, SLG: 0.517</small>	0-0 		0-0 		2-2 		1-0 		1-3 	4 0 0 0 0 1 7							
Kent Hrbek, L (1, 3) <small>OBP: 0.342, SLG: 0.404</small>	0-3 		0-0 		2-1 		2-0 			4 0 2 2 0 1 4							
Shane Mack, R (1, 7) <small>OBP: 0.373, SLG: 0.545</small>	2-2 		3-2 		1-0 		2-3 			4 0 2 3 0 1 3							
Dave Winfield, R (1, 10) <small>OBP: 0.328, SLG: 0.440</small>	1-2 		1-1 		1-1 		0-1 			4 0 0 0 0 0 4							
Scott Leius, R (1, 5) <small>OBP: 0.318, SLG: 0.429</small>		0-1 		0-0 		1-2 		1-2 		4 0 0 0 0 0 0							
Matt Walbeck, S (1, 2) <small>OBP: 0.235, SLG: 0.286</small>		3-2 		1-2 		1-0 		0-0 		4 0 0 0 0 0 0							
Jeff Reboulet, R (1, 6) <small>OBP: 0.339, SLG: 0.406</small>		1-3 		1-0 		1-3 		1-1 		4 0 0 0 0 2 0							
Inning Stats	R: 2 H: 1 E: 0 LOB: 1 K: 1 BB: 2 S: 14 P: 25	R: 0 H: 0 E: 0 LOB: 0 K: 1 BB: 0 S: 8 P: 12	R: 2 H: 3 E: 0 LOB: 1 K: 0 BB: 0 S: 11 P: 17	R: 0 H: 0 E: 0 LOB: 0 K: 0 BB: 0 S: 5 P: 7	R: 1 H: 2 E: 0 LOB: 2 K: 0 BB: 2 S: 9 P: 23	R: 0 H: 0 E: 0 LOB: 0 K: 1 BB: 0 S: 9 P: 12	R: 0 H: 1 E: 0 LOB: 2 K: 1 BB: 0 S: 9 P: 16	R: 0 H: 0 E: 0 LOB: 0 K: 0 BB: 0 S: 6 P: 7	R: 0 H: 1 E: 0 LOB: 1 K: 1 BB: 0 S: 12 P: 17	1B: 6 SF: 0 2B: 3 SAC: 0 3B: 0 DP: 1 HR: 0 HBP: 1	WP: 0 PA: 39 PB: 0 SB: 4 CS: 0						
PITCHER	IP WLS BF H R ER SO BB IBB HBP BLK WP HR S P ERA WHIP											PITCHER	IP WLS BF H R ER SO BB IBB HBP BLK WP HR S P ERA WHIP				
Tom Gordon, R (1, 1) <small>ERA: 4.72</small>	4.2	23	6	5	5	2	4	0	0	0	0	0	0	45	81	9.64	2.143
Rusty Meacham, R (5, 1) <small>ERA: 3.18</small>	2.1	W	9	1	0	0	2	0	0	1	0	0	0	20	31	0.00	0.429
Hipolito Pichardo, R (8, 1) <small>ERA: 4.71</small>	2.0		7	1	0	0	1	0	0	0	0	0	0	18	24	0.00	0.500

Minnesota Twins @ Kansas City Royals
Kauffman Stadium, Kansas City, MO

Sun Jul 31 1994, 3:33 AM CDT
Att. 26,625 - Sunny - 87 F

livebaseballscorecards.com

AB	34
R	5
H	8
RBI	5
BB	4
SO	5
LOB	19



Batter	1	2	3	4	5	6	7	8	9
Brian McRae, S OBP: 0.356, SLG: 0.373 (1, 8)	1-1 G6-3	3-1 F9		3-1 1B 2B	0-1 G1-5-3		1-3 K		
Vince Coleman, S OBP: 0.279, SLG: 0.337 (1, 7)	4-1 S 1B BB	2-1 FC6 1B		1-2 G4-3 S 2-H FC6-2/5 1B		1-2 E4 CS S	1-0 F7		
Wally Joyner, L OBP: 0.391, SLG: 0.460 (1, 3)	1-0 SAFE SAFE SAFE SAFE 1B	0-0 FC6 1-2f		2-2 SAFE G4-3 1-3		2-2 SAFE 2B 1-3 1B	1-1 F8		
Mike Macfarlane, R OBP: 0.365, SLG: 0.451 (1, 2)	0-0 G6-4-3 1-2f 1B		3-1 2B HBP	0-0 FC6-2-5 3-H 1-0 2B		2-0 1-3 2B	1-0 1B 1B		
Felix Jose, S OBP: 0.355, SLG: 0.457 (1, 9)		0-0 2B 1B	1-0 1-H G4-3 2B	1-0 G5-3		1-1 G4-3	1-0 F7		
Bob Hamelin, L OBP: 0.375, SLG: 0.577 (1, 10)		1-2 SAFE SAFE SAFE SAFE 1-H 2B 2B	2-0 G4-3		4-2 SH5-4 SF7 BB	4-1 BB	2-3 K		
Gary Gaetti, R OBP: 0.334, SLG: 0.477 (1, 5)		1-0 F9 2B 2B	0-2 FC5-4 1B		2-2 SH5-4 1B	0-0 F7	2-1 1B		
Jose Lind, R OBP: 0.305, SLG: 0.337 (1, 4)		1-1 F9 2-3	1-2 FC5-4		0-0 SH5-4		2-1 S 1B	1-0 L4	
David Howard, S OBP: 0.316, SLG: 0.321 (1, 6)		0-0 F9 1B 2B	0-0 L5		1-2 SF7		4-2 SAFE 1-2 BB		

BOTTOM	
AB R H RBI BB SO LOB	5 1 1 0 0 1 4
	4 1 2 2 1 0 2
	5 0 2 1 0 0 4
	4 1 2 0 0 0 2
	5 2 2 1 0 0 4
	3 2 1 2 2 1 1
	5 1 4 1 0 0 3
	4 0 1 0 0 0 4
	2 1 1 2 1 0 1

AB	37
R	9
H	16
RBI	9
BB	4
SO	2
LOB	25



Minnesota Twins @ Kansas City Royals
Kauffman Stadium, Kansas City, MO
Sun Jul 31 1994, 3:33 AM CDT
Att. 26,625 - Sunny - 87 F

Inning Stats		R: 1	H: 1	E: 0	K: 0	S: 5	R: 4	H: 5	E: 0	K: 0	S: 13	R: 2	H: 2	E: 0	K: 0	S: 10	R: 1	H: 2	E: 0	K: 0	S: 14	R: 0	H: 2	E: 1	K: 0	S: 15	R: 0	H: 1	E: 0	K: 1	S: 10	R: 0	H: 2	E: 0	K: 1	S: 8
		LOB: 0	BB: 1	LOB: 1	BB: 0	LOB: 1	BB: 0	LOB: 1	BB: 1	LOB: 3	BB: 1	LOB: 2	BB: 0	LOB: 2	BB: 0	LOB: 2	BB: 1	LOB: 3	BB: 1	LOB: 2	BB: 0	LOB: 2	BB: 1	LOB: 2	BB: 0	LOB: 2	BB: 1	LOB: 2	BB: 1	LOB: 2	BB: 0	LOB: 2	BB: 0	LOB: 2	BB: 0	LOB: 2
PITCHER	IP	WLS	BF	H	R	ER	SO	BB	IBB	HBP	BLK	WP	HR	S	P	ERA	WHIP																			
Jim Deshaies, L	(1, 1)	1.2	L	11	6	5	5	0	1	0	0	0	0	17	31	27.00	4.200																			
Mike Trombley, R	(2, 1)	2.1		12	4	3	0	0	0	1	0	0	0	25	39	11.57	1.714																			
Kevin Campbell, R	(5, 1)	2.0		11	3	1	0	2	0	0	0	0	0	26	43	4.50	2.500																			
Erik Schullstrom, R	(7, 1)	2.0		10	3	0	2	1	0	0	0	0	0	18	34	0.00	2.000																			

Batter	1	2	3	4	5	6	7	8	9	AB R H RBI BB SO LOB	TOP		
Brady Anderson, L OBP: 0.351, SLG: 0.414 (1, 8) BB BB (9, 7)	4-0 F8 WP BB		2-1 G4-3		3-2 F8			2-2 G4-3		3 0 0 0 1 0 2	Baltimore Orioles @ Minnesota Twins Hubert H. Humphrey Metrodome, Minneapolis, MN Mon Aug 01 1994, 8:05 PM EDT Att. 27,712 - Dome		
Jeffrey Hammonds, R OBP: 0.346, SLG: 0.498 (1, 9) BB C C F F X	2-2 F8 1-3		1-1 G4-6-3 1B		3-2 F8			1-0 2B 1B		4 0 2 0 0 0 3			
Rafael Palmeiro, L OBP: 0.400, SLG: 0.566 (1, 3) F B B T	3-3 K		1-1 G4-6-3 1-2f		0-0 G4-3			0-1 1-3 2B		4 0 1 0 0 1 2			
Cal Ripken Jr., R OBP: 0.362, SLG: 0.458 (1, 6) C F F X	1-2 P3			0-0 F8				1-2 P4		4 0 0 0 0 0 3			
Harold Baines, L OBP: 0.353, SLG: 0.487 (1, 10) X		0-0 FC6-4 1B		1-0 L9				4-0 FC5-4 IBB		3 0 1 0 1 0 0			
Leo Gomez, R OBP: 0.367, SLG: 0.532 (1, 5) B C B X		2-1 FC6-4 1-2f 1B		2-2 P3				1-0 F8 1-2f		4 1 0 0 0 0 4			
Dwight Smith, L OBP: 0.327, SLG: 0.452 Mike Devereaux, R OBP: 0.254, SLG: 0.339 (1, 7) (9, 8) B X		1-0 F8			4-2 F9 BB			2-1 1B	0-0 G6-4-3 1B	3 0 2 0 1 0 1 0 0 0 0 0 0 0			
Chris Hoiles, R OBP: 0.366, SLG: 0.442 (1, 2) C B B B		4-2 1B 1-2 BB		2-2 F9 1-2				3-1 P4	1 SAFE 2-1 P6	3 0 0 0 1 0 3			
Mark McLemore, S OBP: 0.364, SLG: 0.329 (1, 4) C X		0-1 1-3 2-H 1B		4-1 BB				1 SAFE 0-3 K	1 SAFE 3-1 G6-4-3 1-2f	3 0 1 1 1 1 2			
Inning Stats	R: 0 E: 0 K: 1 S: 12 H: 0 LOB: 1 BB: 1 P: 22	R: 1 E: 1 K: 0 S: 8 H: 2 LOB: 2 BB: 1 P: 15	R: 0 E: 0 K: 0 S: 6 H: 1 LOB: 0 BB: 0 P: 10	R: 0 E: 0 K: 0 S: 5 H: 0 LOB: 0 BB: 0 P: 8	R: 0 E: 0 K: 0 S: 15 H: 0 LOB: 2 BB: 2 P: 31	R: 0 E: 0 K: 0 S: 4 H: 0 LOB: 0 BB: 0 P: 4	R: 0 E: 0 K: 1 S: 9 H: 1 LOB: 1 BB: 0 P: 14	R: 0 E: 0 K: 0 S: 14 H: 2 LOB: 3 BB: 1 P: 24	R: 0 E: 0 K: 0 S: 5 H: 1 LOB: 0 BB: 0 P: 10	1B: 6 2B: 1 3B: 0 HR: 0 SF: 0 SAC: 0 DP: 2 HBP: 0		WP: 1 PB: 0 SB: 0 CS: 0 PA: 36	
PITCHER	IP WLS BF H R ER SO BB IBB HBP BLK WP HR S P ERA WHIP											PITCHER	IP WLS BF H R ER SO BB IBB HBP BLK WP HR S P ERA WHIP
Pat Mahomes, R ERA: 4.7 (1, 1)	8.0 L 33 6 1 0 2 4 1 0 0 1 0 73 128 0.00 1.250												
Dave Stevens, R ERA: 6.98 (9, 1)	0.1 2 1 0 0 0 0 0 0 0 0 0 3 5 0.00 3.000												
Mark Guthrie, L ERA: 6.12 (9, 1)	0.2 1 0 0 0 0 0 0 0 0 0 0 2 5 0.00 0.000												

livebaseballscorecards.com

AB	31
R	1
H	7
RBI	1
BB	5
SO	2
LOB	20



Batter	1	2	3	4	5	6	7	8	9	AB	R	H	RBI	BB	SO	LOB
Chuck Knoblauch, R (1, 4) OBP: 0.382, SLG: 0.474 Chip Hale, L (8, 3) OBP: 0.358, SLG: 0.358	1-1 P3		0-1 FC5 BB 1B		1-1 2B		2-3 K			4	0	2	0	0	1	0
Alex Cole, L (1, 8) OBP: 0.375, SLG: 0.408	1-0 P5		4-0 1-2 BB		0-3 K			1-2 G5-3		3	0	0	0	1	1	1
Kirby Puckett, R (1, 10) OBP: 0.351, SLG: 0.517	1-2 2B		1-0 FC5 2-3f		0-2 F9			2-2 G4-3		4	0	1	0	0	0	3
Shane Mack, R (1, 7) OBP: 0.371, SLG: 0.540	3-1 P6			0-0 G4-3		0-0 1B		1-0 G6-3		4	0	1	0	0	0	1
Pedro Munoz, R (1, 9) OBP: 0.358, SLG: 0.514		2-3 K		1-2 G6-3		0-0 F7		0-1 G6-3		4	0	0	0	0	1	1
Scott Leius, R (1, 5) OBP: 0.320, SLG: 0.430		3-1 F7		2-1 1B 1B		2-3 K		2-1 1B		4	0	2	0	0	1	1
Jeff Reboulet, R (1, 3) OBP: 0.337, SLG: 0.402 (8, 4)		2-2 G6-3		0-0 1-2 1B		1-2 G4-3		3-2 P2		4	0	1	0	0	0	2
Matt Walbeck, S (1, 2) OBP: 0.232, SLG: 0.282			2-0 F9	0-1 G4-3			1-1 G4-3		0-2 F8		4	0	0	0	0	3
Pat Meares, R (1, 6) OBP: 0.323, SLG: 0.372			2-2 F9		2-1 P3		0-1 P9			3	0	0	0	0	0	0

Inning Stats	R: 0	H: 1	E: 0	K: 0	S: 8	R: 0	H: 0	E: 0	K: 1	S: 9	R: 0	H: 1	E: 0	K: 0	S: 7	R: 0	H: 2	E: 0	K: 0	S: 11	R: 0	H: 1	E: 0	K: 1	S: 11	R: 0	H: 1	E: 0	K: 1	S: 11	R: 0	H: 0	E: 0	K: 1	S: 7	R: 0	H: 0	E: 0	K: 0	S: 9	R: 0	H: 1	E: 0	K: 0	S: 10	R: 0	H: 0	E: 0	K: 0	S: 10	
	LOB: 1	BB: 0	P: 14	LOB: 0	BB: 0	LOB: 0	BB: 0	LOB: 2	BB: 1	P: 16	LOB: 2	BB: 0	LOB: 1	BB: 0	P: 14	LOB: 0	BB: 0	LOB: 1	BB: 0	P: 14	LOB: 0	BB: 0	LOB: 0	BB: 0	P: 10	LOB: 0	BB: 0	P: 13	LOB: 1	BB: 0	P: 15	1B: 5	SF: 0	2B: 2	SAC: 0	3B: 0	DP: 0	HR: 0	HBP: 0	WP: 0	PA: 35	ERA: 7.01	WHIP: 0.889	ERA: 0.00	WHIP: 0.889	ERA: 0.00	WHIP: 0.889	ERA: 0.00	WHIP: 0.889	ERA: 0.00	WHIP: 0.889


BOTTOM


Baltimore Orioles @ Minnesota Twins
 Hubert H. Humphrey Metrodome, Minneapolis, MN

Mon Aug 01 1994, 8:05 PM EDT
 Att. 27,712 - Dome

livebaseballscorecards.com

AB	34
R	0
H	7
RBI	0
BB	1
SO	4
LOB	12



Batter	1	2	3	4	5	6	7	8	9	AB R H RBI BB SO LOB	TOP											
Brady Anderson, L (1, 7) OBP: 0.352, SLG: 0.420	2-3 K	4-0 FC6-4 BB		3-3 K	0-0 HR		2-2 F8			4 1 1 1 1 2 0												
Jeffrey Hammonds, R (1, 9) OBP: 0.347, SLG: 0.498	4-1 1B BB	1-0 F7		1-3 K	1-0 2B			0-3 K		4 1 1 0 1 2 2												
Rafael Palmeiro, L (1, 3) OBP: 0.398, SLG: 0.561 Mark McLemore, S (8, 4) OBP: 0.364, SLG: 0.329	2-1 F7	0-0 FC6-4		2-0 BB 1B E	3-2 L1			0-0 G3-1		5 1 1 0 0 0 4 0 0 0 0 0 0 0												
Cal Ripken Jr., R (1, 6) OBP: 0.362, SLG: 0.457	2-1 1B WP 1B	0-0 P4		0-0 BB E 1B		2-1 P4		2-1 F8		5 2 2 0 0 0 2												
Leo Gomez, R (1, 5) OBP: 0.368, SLG: 0.527	1-2 WP 1B		1-1 L7	4-2 E BB		0-1 F9		0-0 F9		4 1 1 1 1 0 0												
Chris Sabo, R (1, 10) OBP: 0.318, SLG: 0.463	1-1 P3		1-0 HR	1-2 E1		3-1 F7		1-3 K2-3		5 1 1 1 0 1 1												
Tim Lincecum, R (1, 4) OBP: 0.324, SLG: 0.348		4-1 1B 2B BB	1-1 L7	0-3 K			1-3 K		2-2 G3	4 1 0 0 1 2 1	AB 39 R 10 H 11 RBI 6 BB 4 SO 8 LOB 11											
Mike Devereaux, R (1, 8) OBP: 0.258, SLG: 0.342		0-1 2B 1B	0-1 1B		1-0 L8		1-3 K			4 1 2 0 0 1 0												
Jeff Tackett, R (1, 2) OBP: 0.317, SLG: 0.434		0-0 FC6-4 2B	2-1 F7		0-0 G5-3		0-1 HR			4 1 2 3 0 0 1												
Inning Stats	R: 2 E: 0 K: 1 S: 13	H: 2 LOB: 1 BB: 1 P: 25	R: 2 E: 0 K: 0 S: 7	H: 2 LOB: 2 BB: 2 P: 16	R: 1 E: 0 K: 0 S: 9	H: 2 LOB: 1 BB: 0 P: 14	R: 3 E: 1 K: 3 S: 19	H: 2 LOB: 1 BB: 1 P: 30	R: 1 E: 0 K: 0 S: 7	H: 2 LOB: 1 BB: 0 P: 12	R: 0 E: 0 K: 0 S: 6	H: 0 LOB: 0 BB: 0 P: 11	R: 1 E: 0 K: 2 S: 13	H: 1 LOB: 0 BB: 0 P: 17	R: 0 E: 0 K: 1 S: 8	H: 0 LOB: 0 BB: 0 P: 10	R: 0 E: 0 K: 1 S: 8	H: 0 LOB: 0 BB: 0 P: 11	1B: 6 2B: 2 3B: 0 HR: 3	SF: 0 SAC: 0 DP: 0 HBP: 0	WP: 1 PB: 0 SB: 0 CS: 0	PA: 43
PITCHER	IP WLS BF H R ER SO BB IBB HBP BLK WP HR S P ERA WHIP																					
22 Carlos Pulido, L (1, 1) ERA: 6.01	3.0 L 18 6 5 5 1 3 0 0 0 1 1 29 55 15.00 3.000																					
Erik Schullstrom, R (4, 1) ERA: 0.77	1.0 7 2 3 0 3 1 0 0 0 0 0 19 30 0.00 3.000																					
Mike Trombley, R (5, 1) ERA: 6.55	5.0 18 3 2 2 4 0 0 0 0 0 2 42 61 3.60 0.600																					

Baltimore Orioles @ Minnesota Twins
Hubert H. Humphrey Metrodome, Minneapolis, MN
 Tue Aug 02 1994, 8:05 PM EDT
 Att. 21,364 - Dome

livebaseballscorecards.com

Batter	1	2	3	4	5	6	7	8	9	AB	R	H	RBI	BB	SO	LOB	
Chuck Knoblauch, R (1, 4) OBP: 0.380, SLG: 0.471 Jeff Reboulet, R (7, 4) OBP: 0.335, SLG: 0.400	1-3 			3-2 F7		1-0 F8		3-1 G6-3		3	0	0	0	0	1	1	
Alex Cole, L (1, 8) OBP: 0.371, SLG: 0.402	3-2 P4			1-3 K		2-2 F8		0-0 G4-3		4	0	0	0	0	0	1	2
Kirby Puckett, R (1, 9) OBP: 0.348, SLG: 0.512	1-2 K			1-1 L3		1-3 K			3-1 F8	4	0	0	0	0	2	1	
Kent Hrbek, L (1, 3) OBP: 0.340, SLG: 0.402		0-0 G3			2-2 1B		1-0 P3		0-0 G3-1	4	0	1	0	0	0	0	
Shane Mack, R (1, 7) OBP: 0.376, SLG: 0.543		1-2 G1-3			2-2 1B		0-0 1B		2-1 1B	4	0	3	0	0	0	0	
Pedro Munoz, R (1, 10) OBP: 0.354, SLG: 0.507 Chip Hale, L (9, PH) OBP: 0.355, SLG: 0.355		2-3 K			0-2 F9		2-3 K		1-1 P5	3	0	0	0	0	2	3	
Scott Leius, R (1, 5) OBP: 0.318, SLG: 0.426			1-1 P4		0-1 P4		1-1 P6			3	0	0	0	0	0	3	
Matt Walbeck, S (1, 2) OBP: 0.233, SLG: 0.283			0-0 G6-3		3-2 L9			0-0 G6-3		3	0	1	0	0	0	2	
Pat Meares, R (1, 6) OBP: 0.323, SLG: 0.371			0-0 F8			1-1 1B		3-2 G3-1		3	0	1	0	0	0	1	

Inning Stats	R: 0	H: 0	E: 0	K: 2	S: 10	LOB: 0	BB: 0	P: 15	R: 0	H: 0	E: 0	K: 1	S: 13	LOB: 0	BB: 0	P: 16	R: 0	H: 2	E: 0	K: 0	S: 4	LOB: 2	BB: 0	P: 24	R: 0	H: 1	E: 0	K: 1	S: 10	LOB: 1	BB: 0	P: 15	R: 0	H: 1	E: 0	K: 1	S: 7	LOB: 1	BB: 0	P: 11	R: 0	H: 1	E: 0	K: 0	S: 7	LOB: 1	BB: 0	P: 13	R: 0	H: 1	E: 0	K: 0	S: 7	LOB: 1	BB: 0	P: 13
1B: 6	SF: 0	2B: 0	SAC: 0	3B: 0	DP: 0	HR: 0	HBP: 0	WP: 0	PA: 33	SB: 0	CS: 0																																													

PITCHER	IP	WLS	BF	H	R	ER	SO	BB	IBB	HBP	BLK	WP	HR	S	P	ERA	WHIP
35 Mike Mussina, R (1, 1) ERA: 3.1	7.0	W	25	4	0	0	6	0	0	0	0	0	0	73	103	0.00	1.000
Mark Eichhorn, R (8, 1) ERA: 2.07	1.0		4	1	0	0	0	0	0	0	0	0	0	7	13	0.00	1.000
Alan Mills, R (9, 1) ERA: 5.27	1.0		4	1	0	0	0	0	0	0	0	0	0	7	13	0.00	1.000

BOTTOM

Baltimore Orioles @ Minnesota Twins
 Hubert H. Humphrey Metrodome, Minneapolis, MN

Tue Aug 02 1994, 8:05 PM EDT
 Att. 21,364 - Dome

livebaseballscorecards.com

AB	33
R	0
H	6
RBI	0
BB	0
SO	6
LOB	15

Batter	1	2	3	4	5	6	7	8	9	AB R H RBI BB SO LOB	TOP
Brady Anderson, L OBP: 0.353, SLG: 0.419 (1, 8) B F S X (9, 7)	2-2 G6-3 ①		2-2 G4-3 ①		2-2 L3 1B		4-2 S BB			3 0 1 0 1 0 0	<p>Baltimore Orioles @ Minnesota Twins Hubert H. Humphrey Metrodome, Minneapolis, MN</p> <p>Wed Aug 03 1994, 4:33 AM EDT Att. 25,190 - Dome</p> <p>livebaseballscorecards.com</p>
Jeffrey Hammonds, R OBP: 0.341, SLG: 0.489 (1, 9) X	0-0 G4-3 ②		0-0 G5-3 ②		2-0 P6 ①		1-3 K ②			4 0 0 0 0 1 2	
Rafael Palmeiro, L OBP: 0.397, SLG: 0.558 (1, 3) B F X	1-1 G1-3 ③		2-2 FC5-4 1B ③		1-0 L3 1-1 ② ③		1-0 G3 ③			4 0 1 0 0 0 2	
Cal Ripken Jr., R OBP: 0.359, SLG: 0.453 (1, 6) B B X C		2-1 G5-3 ① X	0-0 FC5-4 1-2f ③			3-1 F9 ①		2-2 G5-3 ①		4 0 0 0 0 0 1	
Harold Baines, L OBP: 0.355, SLG: 0.490 (1, 10) X		0-0 1B 2B		2-1 G3-1 ①		3-2 HR 1B		2-2 G1-3 ②		4 2 2 0 0 0 0	
Leo Gomez, R OBP: 0.368, SLG: 0.525 (1, 5) F X		0-1 CI 1B		2-2 G6-3 1B		3-3 K ②		0-1 L9 ③		3 0 1 0 0 1 1	
Dwight Smith, L OBP: 0.325, SLG: 0.464 Mike Devereaux, R OBP: 0.258, SLG: 0.342 (1, 7) (9, 8) S B S X		1-3 K ②		2-1 G6-3 1-2 ②		3-1 HR 1-H ③		1-0 F7 ①		4 1 1 2 0 1 3 0 0 0 0 0 0 0	
Chris Hoiles, R OBP: 0.367, SLG: 0.441 (1, 2) B B X		2-0 1-2 2-H 1B		4-1 BB ③		2-1 F8 ③		2-1 G5-3 ②		3 0 1 1 1 0 0	
Mark McLemore, S OBP: 0.360, SLG: 0.325 (1, 4) B S X		1-1 F9 ③		1-0 F7 ③		1-1 F9 ①		0-0 G4-3 ③		4 0 0 0 0 0 4	
Inning Stats	R: 0 E: 0 K: 0 S: 6 H: 0 LOB: 0 BB: 0 P: 9	R: 1 E: 1 K: 1 S: 11 H: 2 LOB: 2 BB: 0 P: 17	R: 0 E: 0 K: 0 S: 10 H: 1 LOB: 1 BB: 0 P: 14	R: 0 E: 0 K: 0 S: 9 H: 1 LOB: 2 BB: 1 P: 20	R: 0 E: 0 K: 0 S: 5 H: 1 LOB: 0 BB: 0 P: 10	R: 2 E: 0 K: 1 S: 14 H: 2 LOB: 0 BB: 0 P: 28	R: 0 E: 0 K: 1 S: 9 H: 0 LOB: 1 BB: 1 P: 16	R: 0 E: 0 K: 0 S: 8 H: 0 LOB: 0 BB: 0 P: 12	R: 0 E: 0 K: 0 S: 4 H: 0 LOB: 0 BB: 0 P: 7	1B: 5 2B: 2 3B: 0 HR: 1 SF: 0 SAC: 0 DP: 1 HBP: 0	WP: 0 PB: 0 SB: 2 CS: 0 PA: 36
PITCHER Kevin Tapani, R ERA: 4.71 (1, 1)	IP 9.0 WLS W BF 36 H 7 R 3 ER 3 SO 3 BB 2 IBB 0 HBP 0 BLK 0 WP 0 HR 1 S 76 P 133 ERA 3.00 WHIP 1.000										

AB	33
R	3
H	7
RBI	3
BB	2
SO	3
LOB	13



Batter	1	2	3	4	5	6	7	8	9	AB	R	H	RBI	BB	SO	LOB
Chuck Knoblauch, R (1, 4) <small>OBP: 0.377, SLG: 0.466</small>	2-3 			1-0 	0-1 			0-1 		4	0	0	0	0	1	2
Jeff Reboulet, R (1, 3) <small>OBP: 0.335, SLG: 0.399</small> Alex Cole, L (9, PH) <small>OBP: 0.372, SLG: 0.404</small>	2-2 			1-1 			1-2 	0-0 	3 0 1 0 0 0 0 1 1 1 0 0 0 0	3	0	1	0	0	0	0
Kirby Puckett, R (1, 9) <small>OBP: 0.348, SLG: 0.510</small>	1-1 			0-1 			0-0 	1 SAFE 1 SAFE 	2 1 0 0 1 0 0	2	1	0	0	1	0	0
Shane Mack, R (1, 8) <small>OBP: 0.376, SLG: 0.541</small>			2-0 		2-1 		0-1 	0-0 	3 1 1 0 0 0 1	3	1	1	0	0	0	1
Pedro Munoz, R (1, 7) <small>OBP: 0.353, SLG: 0.509</small> Chip Hale, L (9, PH) <small>OBP: 0.352, SLG: 0.355</small>			0-0 		0-2 		2-3 	2-1 	3 1 1 0 0 1 0 0 0 0 1 0 0 0	3	1	1	0	0	1	0
Kent Hrbek, L (1, 10) <small>OBP: 0.339, SLG: 0.397</small>			3-1 		0-0 		0-0 	4-0 	3 0 0 1 1 0 1	3	0	0	1	1	0	1
Scott Leius, R (1, 5) <small>OBP: 0.322, SLG: 0.428</small>				4-0 	2-1 		2-1 	1-2 	3 0 2 2 1 0 0	3	0	2	2	1	0	0
Derek Parks, R (1, 2) <small>OBP: 0.253, SLG: 0.306</small>			3-3 		0-1 			2-1 	3 0 1 0 0 1 1	3	0	1	0	0	1	1
Pat Meares, R (1, 6) <small>OBP: 0.319, SLG: 0.366</small>			1-0 		0-0 			2-3 	3 0 0 0 0 1 2	3	0	0	0	0	1	2

Inning Stats	R: 0	H: 0	E: 0	K: 1	S: 10	LOB: 0	BB: 0	P: 15	R: 0	H: 0	E: 0	K: 0	S: 4	LOB: 0	BB: 0	P: 9	R: 0	H: 0	E: 0	K: 1	S: 5	LOB: 0	BB: 1	P: 13	R: 0	H: 0	E: 0	K: 0	S: 5	LOB: 0	BB: 0	P: 7	R: 2	H: 4	E: 0	K: 0	S: 13	LOB: 2	BB: 0	P: 17	R: 0	H: 1	E: 0	K: 1	S: 6	LOB: 0	BB: 0	P: 7	R: 0	H: 0	E: 0	K: 1	S: 6	LOB: 0	BB: 0	P: 10	R: 0	H: 0	E: 0	K: 1	S: 8	LOB: 0	BB: 0	P: 12	R: 2	H: 2	E: 0	K: 0	S: 7	LOB: 2	BB: 2	P: 18	1B: 6	SF: 1	2B: 3	SAC: 2	3B: 0	DP: 2	HR: 0	HBP: 0	WP: 0	PA: 34
--------------	------	------	------	------	-------	--------	-------	-------	------	------	------	------	------	--------	-------	------	------	------	------	------	------	--------	-------	-------	------	------	------	------	------	--------	-------	------	------	------	------	------	-------	--------	-------	-------	------	------	------	------	------	--------	-------	------	------	------	------	------	------	--------	-------	-------	------	------	------	------	------	--------	-------	-------	------	------	------	------	------	--------	-------	-------	-------	-------	-------	--------	-------	-------	-------	--------	-------	--------

PITCHER	IP	WLS	BF	H	R	ER	SO	BB	IBB	HBP	BLK	WP	HR	S	P	ERA	WHIP
Jamie Moyer, L (1, 1) <small>ERA: 4.72</small>	8.0		28	5	2	2	4	1	0	0	0	0	0	57	90	2.25	0.750
Lee Smith, R (9, 1) <small>ERA: 3.22</small>	0.2	L	6	2	2	2	0	1	1	0	0	0	0	7	18	27.00	4.500

BOTTOM

Baltimore Orioles @ Minnesota Twins
 Hubert H. Humphrey Metrodome, Minneapolis, MN

Wed Aug 03 1994, 4:33 AM EDT
 Att. 25,190 - Dome

livebaseballscores.com

AB	28
R	4
H	7
RBI	4
BB	3
SO	4
LOB	7

Batter	1	2	3	4	5	6	7	8	9	AB R H RBI BB SO LOB	TOP											
Luis Polonia, L (1, 7) OBP: 0.375, SLG: 0.404	0-0 G3	0-0 G5-3		0-0 1B 3B	0-0 F7		0-0 1B 2B		0-0 G5-4-3 1B	6 2 3 2 0 0 3												
Wade Boggs, L (1, 5) OBP: 0.444, SLG: 0.494	0-0 1B 2B	0-0 F7		0-0 E 1B		0-0 1B 2B	0-0 F8		0-0 G5-4-3 1B	6 1 3 1 0 0 3												
Paul O'Neill, L (1, 9) OBP: 0.456, SLG: 0.594	0-3 K		0-0 2B	0-0 E6 1-2		0-0 F8 1B	0-0 1B		0-0 G4-3	6 0 3 1 0 1 2												
Matt Nokes, L (1, 10) OBP: 0.355, SLG: 0.648	0-0 1B		0-3 K	0-0 L6		0-0 FC6-5-2 1B	0-3 K			5 0 1 1 0 2 6												
Don Mattingly, L (1, 3) OBP: 0.401, SLG: 0.424	0-3 K		0-0 F7		0-0 FC5-4 1B	0-0 F8	0-0 P6			5 0 1 0 0 1 5												
Mike Stanley, R (1, 2) OBP: 0.380, SLG: 0.525		0-0 2B 1B	1-0 HBP		0-0 FC5-4 2B SF8	4-0 1-2 BB		0-0 F9		3 2 1 0 1 0 1												
Bernie Williams, S (1, 8) OBP: 0.387, SLG: 0.456		0-0 G4-3 1-2 2B 2B	0-0 L3		0-0 2B	0-0 G4-3		0-0 1B 2B		5 2 3 1 0 0 5												
Mike Gallego, R (1, 6) OBP: 0.328, SLG: 0.367		0-0 G4-3 2-3 1B		0-3 K BB	4-0 BB		0-0 1B 2B	0-0 G5-4-3 1B		4 1 2 1 1 1 1												
Pat Kelly, R (1, 4) OBP: 0.337, SLG: 0.396		0-0 WP 3-H 2B		0-3 K	0-0 SF8		0-0 1B 2B	0-0 G5-4-3 1-2 1B		4 1 2 2 0 1 1												
Inning Stats	R: 1 E: 0 K: 2 S: 9	H: 2 LOB: 1 BB: 0 P: 9	R: 2 E: 0 K: 0 S: 6	H: 3 LOB: 1 BB: 0 P: 6	R: 0 E: 0 K: 1 S: 6	H: 1 LOB: 2 BB: 0 P: 7	R: 1 E: 1 K: 2 S: 10	H: 2 LOB: 2 BB: 0 P: 10	R: 1 E: 0 K: 0 S: 5	H: 2 LOB: 2 BB: 1 P: 9	R: 0 E: 0 K: 0 S: 5	H: 2 LOB: 3 BB: 1 P: 9	R: 3 E: 0 K: 1 S: 9	H: 4 LOB: 1 BB: 0 P: 9	R: 1 E: 0 K: 0 S: 4	H: 2 LOB: 0 BB: 0 P: 4	R: 0 E: 0 K: 0 S: 3	H: 1 LOB: 0 BB: 0 P: 3	1B: 10 2B: 8 3B: 1 HR: 0	SF: 1 SAC: 0 DP: 2 HBP: 1	WP: 1 PB: 0 SB: 0 CS: 0	PA: 48
PITCHER	IP WLS BF H R ER SO BB IBB HBP BLK WP HR S P ERA WHIP																					
Scott Erickson, R (1, 1) ERA: 5.63	4.2 L 27 10 5 5 5 1 0 1 0 1 0 35 40 9.64 2.357																					
Dave Stevens, R (5, 1) ERA: 7.29	3.1 18 8 4 4 1 1 0 0 0 0 0 19 23 10.80 2.700																					
Kevin Campbell, R (9, 1) ERA: 3.18	1.0 3 1 0 0 0 0 0 0 0 0 0 3 3 0.00 1.000																					

New York Yankees @ Minnesota Twins
 Hubert H. Humphrey Metrodome, Minneapolis, MN
 Thu Aug 04 1994, 8:05 PM EDT
 Att. 26,413 - Dome

livebaseballscorecards.com

AB	44
R	9
H	19
RBI	9
BB	2
SO	6
LOB	27



Batter	1	2	3	4	5	6	7	8	9	AB R H RBI BB SO LOB
Chuck Knoblauch, R (1, 4) <small>OBP: 0.377, SLG: 0.463</small>	4-0 		0-3 		4-0 		0-0 		0-0 	3 0 0 0 2 1 2
Jeff Reboulet, R (1, 6) <small>OBP: 0.339, SLG: 0.398</small>	0-0 		0-0 		4-0 		0-0 			3 0 1 0 1 0 1
Kirby Puckett, R (1, 9) <small>OBP: 0.347, SLG: 0.510</small>	0-0 		0-0 		0-0 		0-0 			4 0 1 0 0 0 4
Dave Winfield, R (1, 10) <small>OBP: 0.324, SLG: 0.434</small>	0-0 		0-3 		0-0 			0-3 		4 0 0 0 0 2 2
Pedro Munoz, R (1, 7) <small>OBP: 0.352, SLG: 0.504</small>		0-0 		0-3 		0-0 		0-0 		4 1 1 0 0 1 0
Shane Mack, R (1, 8) <small>OBP: 0.374, SLG: 0.537</small>		0-3 		0-0 		0-0 		0-0 		4 0 1 0 0 1 1
Kent Hrbek, L (1, 3) <small>OBP: 0.345, SLG: 0.412</small>		0-0 		0-3 		0-0 			4-0 	3 1 2 2 1 1 0
Scott Leius, R (1, 5) <small>OBP: 0.322, SLG: 0.424</small>		4-0 			0-0 		0-0 		0-0 	3 0 0 0 1 0 3
Matt Walbeck, S (1, 2) <small>OBP: 0.234, SLG: 0.280</small>		0-0 			0-0 		4-0 		0-0 	3 0 0 0 1 0 2

Inning Stats	R: 0	H: 1	E: 0	K: 0	S: 3	R: 2	H: 2	E: 0	K: 1	S: 6	R: 0	H: 1	E: 0	K: 2	S: 8	R: 0	H: 0	E: 0	K: 2	S: 7	R: 0	H: 2	E: 0	K: 0	S: 5	R: 0	H: 0	E: 0	K: 1	S: 5	R: 0	H: 0	E: 0	K: 1	S: 5	R: 0	H: 0	E: 0	K: 0	S: 3	R: 0	H: 0	E: 0	K: 0	S: 3	R: 0	H: 0	E: 0	K: 0	S: 3	1B: 4	SF: 0	2B: 1	SAC: 0	3B: 0	DP: 1	HR: 1	HBP: 0	WP: 0	PA: 37
--------------	------	------	------	------	------	------	------	------	------	------	------	------	------	------	------	------	------	------	------	------	------	------	------	------	------	------	------	------	------	------	------	------	------	------	------	------	------	------	------	------	------	------	------	------	------	------	------	------	------	------	-------	-------	-------	--------	-------	-------	-------	--------	-------	--------

PITCHER	IP	WLS	BF	H	R	ER	SO	BB	IBB	HBP	BLK	WP	HR	S	P	ERA	WHIP
Jim Abbott, L (1, 1) <small>ERA: 4.36</small>	5.2	W	25	6	2	2	5	4	0	0	0	0	1	31	47	3.18	1.765
Bob Wickman, R (6, 1) <small>ERA: 2.89</small>	2.1		8	0	0	0	1	1	0	0	0	0	0	9	13	0.00	0.429
Paul Gibson, L (9, 1) <small>ERA: 5.14</small>	1.0		4	0	0	0	0	1	0	0	0	0	0	3	7	0.00	1.000

BOTTOM

New York Yankees @ Minnesota Twins
 Hubert H. Humphrey Metrodome, Minneapolis, MN
 Thu Aug 04 1994, 8:05 PM EDT
 Att. 26,413 - Dome

livebaseballscorecards.com

AB	31
R	2
H	6
RBI	2
BB	6
SO	6
LOB	15



Batter	1	2	3	4	5	6	7	8	9	AB R H RBI BB SO LOB	TOP
Bernie Williams, S (1, 8) OBP: 0.387, SLG: 0.461 Daryl Boston, L (9, PH) OBP: 0.269, SLG: 0.394 (9, 7)	3-2 1B BB 1B	0-0 P6		 1B 3B G3			1-0 F8		2-1 P3	5 2 2 1 0 0 1 1 0 0 0 0 0 0	
Jim Leyritz, R (1, 10) OBP: 0.376, SLG: 0.542	0-2 BB BB 1-3 1B 1B	2-3 K		4-1 1B BB 2B BB	3-2 G6-3			1-2 G5-3		4 2 1 0 1 1 0	
Paul O'Neill, L (1, 7) OBP: 0.458, SLG: 0.595 Gerald Williams, R (9, 8) OBP: 0.280, SLG: 0.506	4-0 1B BB 1-2 SF7 BB		2-1 L7	4-1 1-2 1B 2B BB	2-0 L8			1-1 2B 2B		3 3 1 0 2 0 0 0 0 0 0 0 0 0	
Danny Tartabull, R (1, 9) OBP: 0.361, SLG: 0.465	4-2 F9 1B 1-2 BB 2-3 3-H		4-2 1B BB	2-1 2B 1B 1-2 2B 2-3 3-H	2-3 K			3-3 K		3 1 1 2 2 2 1	
Mike Stanley, R (1, 2) OBP: 0.383, SLG: 0.533	0-0 FC6-4 1-2 1B 2-3 2-H 3-H		2-2 F9	1-0 2B 1-3 2B 2-H 3-H		1-0 G1-3		3-2 WP 2B 2-H		5 1 3 4 0 0 1	
Don Mattingly, L (1, 3) OBP: 0.404, SLG: 0.424	1-0 SF7 3-H		2-1 1B 1 SAFE 1 SAFE	4-0 2B SF7 IBB	2-0 L7			4-2 WP BB		2 1 1 1 2 0 0	
Randy Velarde, R (1, 5) OBP: 0.338, SLG: 0.440	2-2 F9 2-3		0-0 F9	2-0 SF7 1B 1-3 2B 2-H 3-H	0-2 L9			1-2 L4		5 1 1 2 0 0 6	
Mike Gallego, R (1, 6) OBP: 0.327, SLG: 0.366	0-1 FC6-4 1-2f			 3B 1B SF7			0-0 G6-3		1-0 F9	4 1 1 1 0 0 2	
Pat Kelly, R (1, 4) OBP: 0.334, SLG: 0.392		2-0 F9		 L7 2-3 3-H			1-0 F8		1-3 K2-3	5 0 1 1 0 1 1	
Inning Stats	R: 3 H: 3 E: 0 LOB: 2 K: 0 BB: 2 S: 15 P: 29	R: 0 H: 0 E: 0 LOB: 0 K: 1 BB: 0 S: 5 P: 9	R: 0 H: 1 E: 0 LOB: 2 K: 0 BB: 1 S: 10 P: 20	R: 8 H: 6 E: 0 LOB: 1 K: 0 BB: 3 S: 22 P: 50	R: 0 H: 0 E: 0 LOB: 0 K: 1 BB: 0 S: 8 P: 15	R: 0 H: 0 E: 0 LOB: 0 K: 0 BB: 0 S: 5 P: 8	R: 0 H: 0 E: 0 LOB: 0 K: 0 BB: 0 S: 3 P: 5	R: 1 H: 2 E: 0 LOB: 2 K: 1 BB: 1 S: 16 P: 29	R: 0 H: 0 E: 0 LOB: 0 K: 1 BB: 0 S: 6 P: 10	1B: 7 SF: 2 2B: 4 SAC: 0 3B: 1 DP: 0 HR: 0 HBP: 0	WP: 1 PA: 46 PB: 0 SB: 0 CS: 0
PITCHER Jim Deshaies, L (1, 1) ERA: 7.34 Carl Willis, R (4, 1) ERA: 6.31 Kevin Campbell, R (5, 1) ERA: 2.92 Mike Trombley, R (7, 1) ERA: 6.4 Mark Guthrie, L (8, 1) ERA: 6.18	IP WLS BF H R ER SO BB IBB HBP BLK WP HR S P ERA WHIP 3.1 L 21 6 7 7 1 5 0 0 0 0 0 0 40 82 18.90 3.300 0.2 7 4 4 4 0 0 0 1 0 0 0 0 12 26 54.00 6.000 2.0 6 0 0 0 1 0 0 0 0 0 0 0 13 23 0.00 0.000 1.0 3 0 0 0 0 0 0 0 0 0 0 0 3 5 0.00 0.000 1.0 6 2 1 1 1 1 0 0 0 1 0 0 16 29 9.00 3.000		PITCHER Rick Aguilera, R (9, 1) ERA: 3.76	IP WLS BF H R ER SO BB IBB HBP BLK WP HR S P ERA WHIP 1.0 3 0 0 0 1 0 0 0 0 0 0 0 6 10 0.00 0.000							

New York Yankees @ Minnesota Twins
 Hubert H. Humphrey Metrodome, Minneapolis, MN
 Fri Aug 05 1994, 8:05 PM EDT
 Att. 26,270 - Dome

AB	37
R	12
H	12
RBI	12
BB	7
SO	4
LOB	12



WP: 1	PA: 46
PB: 0	
SB: 0	
CS: 0	

AB	37
R	12
H	12
RBI	12
BB	7
SO	4
LOB	12

livebaseballscorecards.com

Table with 10 columns: Batter, 1, 2, 3, 4, 5, 6, 7, 8, 9, AB R H RBI BB SO LOB

BOTTOM

Main box containing player names (e.g., Chuck Knoblauch, Jeff Reboulet), batting order numbers (1-9), pitch counts, and diamond diagrams showing base runner positions and pitcher/batter stats.

New York Yankees @ Minnesota Twins
Hubert H. Humphrey Metrodome, Minneapolis, MN
Fri Aug 05 1994, 8:05 PM EDT
Att. 26,270 - Dome

livebaseballscorecards.com

Summary statistics table with columns: AB, R, H, RBI, BB, SO, LOB. Values: AB 35, R 3, H 8, RBI 3, BB 2, SO 5, LOB 13.



Inning Stats table with columns: Inning, R, H, E, K, S, LOB, BB, P, ER, SO, IBB, HBP, BLK, WP, HR, S, P, ERA, WHIP.

PITCHER table with columns: PITCHER, IP, WLS, BF, H, R, ER, SO, BB, IBB, HBP, BLK, WP, HR, S, P, ERA, WHIP. Lists pitchers: Jimmy Key, Joe Ausanio, Terry Mulholland.

Batter	1	2	3	4	5	6	7	8	9	AB R H RBI BB SO LOB	TOP											
Luis Polonia, L (1, 7) OBP: 0.375, SLG: 0.404	0-0 HR 1B		1-0 L6		1-1 G6-3		3-2 F9		2-2 BB 1B	5 1 2 0 0 0 1												
Wade Boggs, L (1, 5) OBP: 0.444, SLG: 0.490	2-2 F7		4-0 G4-6-3 BB		3-1 F8		3-2 G5-3		4-1 1-2 BB	3 0 0 0 2 0 2												
Paul O'Neill, L (1, 9) OBP: 0.460, SLG: 0.606	3-1 HR 1-H		1-0 G4-6-3 1-2f		3-2 2B		1-2 1B G4-3 1B		1-1 G3	5 1 3 2 0 0 3												
Matt Nokes, L (1, 10) OBP: 0.342, SLG: 0.622 Danny Tartabull, R (8, PH) OBP: 0.360, SLG: 0.464	0-3 K			0-1 G3-1	1-2 F8		0-0 G4-3 1-2			3 0 0 0 0 1 1 1 0 0 0 0 0 1												
Don Mattingly, L (1, 3) OBP: 0.405, SLG: 0.423	1-2 G3-1			4-2 2B 1B BB		1-2 F7		1-1 1B 2-3 1B		3 1 1 0 1 0 0												
Mike Stanley, R (1, 2) OBP: 0.382, SLG: 0.533		2-1 F9		3-1 1B 1-3 G6-3 2B		1-3 K		1-3 K		4 1 1 0 0 2 2												
Bernie Williams, S (1, 8) OBP: 0.388, SLG: 0.460		4-2 CS BB		1-0 2-3 3-H 1B		1-1 P6		3-2 G6-3		3 0 1 1 1 0 2												
Mike Gallego, R (1, 6) OBP: 0.330, SLG: 0.369 Daryl Boston, L (9, PH) OBP: 0.266, SLG: 0.389		3-2 1-2 1B		3-2 G6-3 3-H		3-2 1B		1-0 G6-3		3 0 2 1 0 0 1 1 0 0 0 0 0 0												
Pat Kelly, R (1, 4) OBP: 0.331, SLG: 0.388 Jim Leyritz, R (9, PH) OBP: 0.375, SLG: 0.540		1-3 K		2-2 K		0-0 F8		0-0 L9		3 0 0 0 0 2 3 1 0 0 0 0 0 0												
Inning Stats	R: 2 E: 0 K: 1 S: 15	H: 2 LOB: 0 BB: 0 P: 21	R: 0 E: 0 K: 1 S: 12	H: 1 LOB: 1 BB: 1 P: 21	R: 0 E: 0 K: 0 S: 2	H: 0 LOB: 0 BB: 1 P: 8	R: 2 E: 0 K: 1 S: 15	H: 2 LOB: 1 BB: 1 P: 28	R: 0 E: 0 K: 0 S: 12	H: 1 LOB: 1 BB: 0 P: 20	R: 0 E: 0 K: 1 S: 8	H: 0 LOB: 0 BB: 0 P: 11	R: 0 E: 0 K: 0 S: 11	H: 1 LOB: 1 BB: 0 P: 20	R: 0 E: 0 K: 1 S: 14	H: 2 LOB: 2 BB: 0 P: 20	R: 0 E: 0 K: 0 S: 8	H: 1 LOB: 2 BB: 1 P: 16	1B: 7 2B: 2 3B: 0 HR: 1	SF: 0 SAC: 0 DP: 1 HBP: 0	WP: 0 PB: 0 SB: 0 CS: 1	PA: 39
PITCHER	IP WLS BF H R ER SO BB IBB HBP BLK WP HR S P ERA WHIP																					
Pat Mahomes, R (1, 1) ERA: 4.73	7.0 W 29 7 4 4 4 3 0 0 0 0 0 1 75 129 5.14 1.429																					
Mark Guthrie, L (8, 1) ERA: 6.14	0.1 3 2 0 0 0 0 0 0 0 0 0 0 7 9 0.00 6.000																					
Carl Willis, R (8, 1) ERA: 6.12	1.2 7 1 0 0 1 1 0 0 0 0 0 0 15 27 0.00 1.200																					

New York Yankees @ Minnesota Twins
 Hubert H. Humphrey Metrodome, Minneapolis, MN

Sat Aug 06 1994, 8:05 PM EDT
 Att: 27,332 - Dome - 70 F

livebaseballscorecards.com

AB	35
R	4
H	10
RBI	4
BB	4
SO	5
LOB	16



Batter	1	2	3	4	5	6	7	8	9	AB	R	H	RBI	BB	SO	LOB
Chuck Knoblauch, R OBP: 0.375, SLG: 0.458 (1, 4)	F8		WP 1B 2B BB	F8		K		P4		4	1	0	0	1	1	1
Alex Cole, L OBP: 0.374, SLG: 0.409 (1, 8)	F7		WP 2B 1B		HBP S G3 1B			L6		5	2	3	1	0	0	0
Kirby Puckett, R OBP: 0.352, SLG: 0.522 (1, 10)	HR		HR 2B		G5-3			G6-3		4	2	2	3	1	0	1
Kent Hrbek, L OBP: 0.349, SLG: 0.425 (1, 3)	F8		HR		G3 HBP IBB			F8		3	1	1	2	1	0	2
Shane Mack, R OBP: 0.382, SLG: 0.552 (1, 7)		2B	G6-3		G3 HBP			HR		3	2	2	1	0	0	0
Chip Hale, L OBP: 0.349, SLG: 0.360 Jeff Reboulet, R OBP: 0.330, SLG: 0.386 (7, PH) (8, 5)		2B	G3		G3			F7		3	0	1	2	0	0	2
Pedro Munoz, R OBP: 0.346, SLG: 0.506 (1, 9)		G5-3	K		G6-3			HR		1	0	0	0	0	0	0
Matt Walbeck, S OBP: 0.233, SLG: 0.276 (1, 2)		F8			F8			G1-3		4	0	0	0	0	0	1
Pat Meares, R OBP: 0.313, SLG: 0.357 (1, 6)		G4-3			K			G1-3		4	1	1	0	0	1	1

Inning Stats	R: 1	H: 1	E: 0	K: 0	S: 7	LOB: 0	BB: 0	P: 9	R: 1	H: 2	E: 0	K: 0	S: 6	LOB: 1	BB: 0	P: 11	R: 4	H: 3	E: 0	K: 1	S: 16	LOB: 0	BB: 1	P: 28	R: 0	H: 0	E: 0	K: 1	S: 7	LOB: 0	BB: 0	P: 12	R: 1	H: 1	E: 0	K: 0	S: 11	LOB: 2	BB: 1	P: 21	R: 1	H: 2	E: 0	K: 1	S: 12	LOB: 2	BB: 1	P: 22	R: 2	H: 2	E: 0	K: 0	S: 9	LOB: 0	BB: 0	P: 15	R: 0	H: 0	E: 0	K: 0	S: 7	LOB: 0	BB: 0	P: 10
--------------	------	------	------	------	------	--------	-------	------	------	------	------	------	------	--------	-------	-------	------	------	------	------	-------	--------	-------	-------	------	------	------	------	------	--------	-------	-------	------	------	------	------	-------	--------	-------	-------	------	------	------	------	-------	--------	-------	-------	------	------	------	------	------	--------	-------	-------	------	------	------	------	------	--------	-------	-------

PITCHER	IP	WLS	BF	H	R	ER	SO	BB	IBB	HBP	BLK	WP	HR	S	P	ERA	WHIP
Melido Perez, R ERA: 4.03 (1, 1)	5.2	L	30	9	8	8	3	1	2	1	0	1	2	58	100	12.71	1.765
Rob Murphy, L ERA: 4.1 (6, 1)	1.1		6	2	2	2	0	0	0	0	0	0	2	10	18	13.50	1.500
Paul Gibson, L ERA: 4.97 (8, 1)	1.0		3	0	0	0	0	0	0	0	0	0	0	7	10	0.00	0.000


BOTTOM

New York Yankees @ Minnesota Twins
 Hubert H. Humphrey Metrodome, Minneapolis, MN

Sat Aug 06 1994, 8:05 PM EDT
 Att: 27,332 - Dome - 70 F

livebaseballscorecards.com

AB	35
R	10
H	11
RBI	10
BB	3
SO	3
LOB	11



WP	HR	S	P	ERA	WHIP
1	0	11	39		

Batter	1	2	3	4	5	6	7	8	9	AB R H RBI BB SO LOB	TOP																
Bernie Williams, S (1, 8) OBP: 0.386, SLG: 0.456	1-0 G5-3		1-0 P9		0-1 F8	2-1 1B		0-2 F8		5 0 1 0 0 0 1																	
Jim Leyritz, R (1, 2) OBP: 0.375, SLG: 0.538 Don Mattingly, L (6, PH) OBP: 0.403, SLG: 0.421	3-2 G6-3			0-1 F7	2-1 1B	0-1 F8		2-2 L6		3 0 1 0 0 0 0 2 0 0 0 0 0 3																	
Paul O'Neill, L (1, 9) OBP: 0.459, SLG: 0.611	2-1 G4-3			1-2 HR	3-1 L8	1-1 F8			4-0 S BB	4 1 1 1 1 0 4																	
Danny Tartabull, R (1, 10) OBP: 0.358, SLG: 0.460		2-0 G5-3		2-3 K		0-0 2B 1B	1-3 K		1-3 K BB	5 1 1 0 0 3 1																	
Mike Stanley, R (1, 3) OBP: 0.382, SLG: 0.534		3-3 K		0-0 2B		1-0 F9	1-0 1B 1B		1-0 F8	5 0 2 0 0 1 2																	
Randy Velarde, R (1, 5) OBP: 0.336, SLG: 0.437 Wade Boggs, L (6, PH) OBP: 0.443, SLG: 0.491		1-0 F9		2-0 P5		2-0 2B	1-2 L8		3-2 G4-3	2 0 0 0 0 0 1 3 1 1 0 0 0 2																	
Gerald Williams, R (1, 7) OBP: 0.286, SLG: 0.500 Luis Polonia, L (6, PH) OBP: 0.378, SLG: 0.410			3-3 K		4-1 HR BB	0-2 1B SH 2B	2-2 FC5-4 1B			1 1 0 0 1 1 0 2 1 2 2 0 0 0																	
Mike Gallego, R (1, 6) OBP: 0.332, SLG: 0.369			4-1 BB		1-1 P6	1-2 1B SH 1B	0-2 FC5-4			3 0 1 0 1 0 3																	
Pat Kelly, R (1, 4) OBP: 0.331, SLG: 0.399			1-1 L7		1-2 HR	2-1 SH 1B		0-0 P6		3 1 1 3 0 0 1																	
Inning Stats	R: 0 E: 0 K: 0 S: 6	H: 0 LOB: 0 BB: 0 P: 12	R: 0 E: 0 K: 1 S: 6	H: 0 LOB: 0 BB: 0 P: 12	R: 0 E: 0 K: 1 S: 7	H: 0 LOB: 1 BB: 1 P: 16	R: 1 E: 0 K: 1 S: 11	H: 2 LOB: 1 BB: 0 P: 16	R: 2 E: 0 K: 0 S: 12	H: 2 LOB: 1 BB: 1 P: 23	R: 3 E: 1 K: 0 S: 17	H: 5 LOB: 3 BB: 0 P: 26	R: 0 E: 0 K: 1 S: 16	H: 2 LOB: 2 BB: 0 P: 21	R: 0 E: 0 K: 0 S: 9	H: 0 LOB: 0 BB: 0 P: 11	R: 0 E: 0 K: 1 S: 9	H: 0 LOB: 1 BB: 1 P: 18	1B: 6 2B: 3 3B: 0 HR: 2	SF: 0 SAC: 1 DP: 0 HBP: 0	WP: 0 PB: 0 SB: 1 CS: 0	PA: 42					
PITCHER	IP WLS BF H R ER SO BB IBB HBP BLK WP HR S P ERA WHIP																										
22 Carlos Pulido, L (1, 1) ERA: 5.98	5.0		21	4	3	3	3	2	0	0	0	0	2	42	79	5.40	1.200										
Erik Schullstrom, R (6, 1) ERA: 3.0	0.1		4	3	3	3	0	0	0	0	0	0	0	6	9	81.00	9.000										
Mike Trombley, R (6, 1) ERA: 6.17	1.2		10	4	0	0	1	0	0	0	0	0	0	27	38	0.00	2.400										
Dave Stevens, R (8, 1) ERA: 7.12	1.0	W	3	0	0	0	0	0	0	0	0	0	0	9	11	0.00	0.000										
Rick Aguilera, R (9, 1) ERA: 3.67	1.0	S	4	0	0	0	1	1	0	0	0	0	0	9	18	0.00	1.000										

New York Yankees @ Minnesota Twins
Hubert H. Humphrey Metrodome, Minneapolis, MN

Sun Aug 07 1994, 4:33 AM EDT
 Att. 27,623 - Dome - 68 F

AB	38
R	6
H	11
RBI	6
BB	3
SO	5
LOB	18



WP: 0	PA: 42
-------	--------

ERA	WHIP
-----	------

Batter	1	2	3	4	5	6	7	8	9
Chuck Knoblauch, R OBP: 0.376, SLG: 0.457 (1, 4)	0-1 G4-3	3-2 1B 3B 1B	3-0 F8			1-1 G5-3		0-0 S 1B 1B	
Alex Cole, L OBP: 0.377, SLG: 0.410 (1, 8)	2-2 F8 2B 1B	1-1 SAFE 1-3 3B 1B			3-2 F8	2-1 F8		4-0 S 1B BB	
Kirby Puckett, R OBP: 0.353, SLG: 0.527 (1, 9)	1 SAFE F8 1-2	3-2 SAFE 1-1 1B 3B			0-1 G5-3	0-0 1B		2-2 SF7	
Kent Hrbek, L OBP: 0.353, SLG: 0.430 (1, 3)	3-1 BB 2B 2-H	4-0 1B IBB			3-3 K	1-0 F7		3-H 2-2 1B 1B	
Shane Mack, R OBP: 0.388, SLG: 0.555 (1, 7)	4-2 BB BB	1-1 1-2 3-H 1B			1-2 E6 FC5-4 1B		0-0 G6-4-3 1B	1-1 1-2 1B	
Dave Winfield, R OBP: 0.322, SLG: 0.427 (1, 10)	4-1 1-2 2-3 BB	3-1 P4			1-1 F8	1-3 K		0-3 K	
Scott Leius, R OBP: 0.320, SLG: 0.420 (1, 5)	3-1 L7				1 SAFE 1-2 SAFE FC5-4 1B	2-2 G6-4-3			
Matt Walbeck, S OBP: 0.233, SLG: 0.279 (1, 2)		1-2 G3			2-2 FC5-4 1-2f 2-3			1-1 F8	
Jeff Reboulet, R OBP: 0.325, SLG: 0.380 (1, 6)		1-2 G5-3			0-1 L8			0-0 BB 1B SF7 1B	
Chip Hale, L OBP: 0.354, SLG: 0.366 (8, PH)									
Pat Meares, R OBP: 0.313, SLG: 0.357 (9, 6)									

AB	R	H	RBI	BB	SO	LOB
5	2	2	0	0	0	1
4	3	2	0	1	0	0
4	1	2	3	0	0	1
4	0	2	3	1	1	1
4	0	3	1	1	0	0
4	0	0	0	1	2	6
4	0	1	0	0	0	4
4	0	1	0	0	0	2
3	0	0	0	0	1	3
1	1	1	0	0	0	0
0	0	0	0	0	0	0

BOTTOM

New York Yankees @ Minnesota Twins
Hubert H. Humphrey Metrodome, Minneapolis, MN
 Sun Aug 07 1994, 4:33 AM EDT
 Att. 27,623 - Dome - 68 F

livebaseballscores.com

AB	37
R	7
H	14
RBI	7
BB	4
SO	4
LOB	18



1B: 11	SF: 1
2B: 2	SAC: 0
3B: 1	DP: 1
HR: 0	HBP: 0

WP: 0	PA: 42
PB: 0	
SB: 2	
CS: 0	

Inning Stats		R	H	E	K	S	R	H	E	K	S	R	H	E	K	S	R	H	E	K	S	R	H	E	K	S	R	H	E	K	S	R	H	E	K	S	R	H	E	K	S
PITCHER		IP	WLS	BF	H	R	ER	SO	BB	IBB	HBP	BLK	WP	HR	S	P	ERA	WHIP																							
Scott Kamieniecki, R		(1, 1)		5.2	9	4	4	2	2	1	0	0	0	0	66	118	6.35	1.941																							
Rob Murphy, L		(6, 1)		0.1	0	0	0	0	0	0	0	0	0	0	1	2	0.00	0.000																							
Bob Wickman, R		(7, 1)	L	1.2	8	3	3	1	1	0	0	0	0	0	14	24	16.20	2.400																							
Steve Howe, L		(8, 1)		0.0	2	2	0	0	0	0	0	0	0	0	6	9	∞	∞																							
Joe Ausanio, R		(8, 1)		0.1	1	0	0	0	0	0	0	0	0	0	3	3	0.00	0.000																							
PITCHER		IP	WLS	BF	H	R	ER	SO	BB	IBB	HBP	BLK	WP	HR	S	P	ERA	WHIP																							

Batter	1	2	3	4	5	6	7	8	9	AB R H RBI BB SO LOB	TOP
Otis Nixon, S (1, 8) OBP: 0.364, SLG: 0.320	1-1 		0-0 		1-1 		1-2 		0-3 	5 0 0 0 0 1 3	
Scott Fletcher, R (1, 4) OBP: 0.298, SLG: 0.333 Mo Vaughn, L (9, PH) OBP: 0.404, SLG: 0.561	1-0 		2-0 			1-2 	4-2 		1-2 	3 0 1 0 1 0 1 1 0 0 0 0 0 1	
John Valentin, R (1, 6) OBP: 0.403, SLG: 0.510	3-2 			0-0 		1-1 	1-2 			4 0 1 0 0 0 4	
Andre Dawson, R (1, 10) OBP: 0.277, SLG: 0.479	0-0 			1-0 		0-1 		2-1 		4 0 0 0 0 0 2	
Tim Lincecum, R (1, 3) OBP: 0.355, SLG: 0.421		3-1 		3-2 		2-2 		1-0 		4 0 1 0 0 1 1	
Tom Brunansky, R (1, 9) OBP: 0.299, SLG: 0.426		3-2 		3-2 			1-2 	3-2 		4 0 1 0 0 0 1	
Rich Rowland, R (1, 2) OBP: 0.288, SLG: 0.430		1-2 			0-0 		2-1 	1-2 		4 2 2 1 0 0 1	
Greg Litton, R (1, 5) OBP: 0.111, SLG: 0.118 Carlos Rodriguez, S (9, PH) OBP: 0.331, SLG: 0.405			1-3 		1-2 		1-1 		2-2 	3 0 1 0 0 1 0 1 0 0 0 0 0 0	
Lee Tinsley, S (1, 7) OBP: 0.317, SLG: 0.293			1-3 		0-0 		0-0 		1-0 	4 0 2 1 0 1 0	
Inning Stats	R: 0 H: 1 E: 0 LOB: 1 K: 0 BB: 0 S: 9 P: 14	R: 0 H: 0 E: 0 LOB: 0 K: 0 BB: 0 S: 8 P: 15	R: 0 H: 0 E: 1 LOB: 1 K: 2 BB: 0 S: 8 P: 12	R: 0 H: 1 E: 0 LOB: 1 K: 0 BB: 0 S: 10 P: 17	R: 1 H: 1 E: 0 LOB: 0 K: 0 BB: 0 S: 7 P: 9	R: 0 H: 1 E: 0 LOB: 1 K: 1 BB: 0 S: 14 P: 18	R: 1 H: 3 E: 0 LOB: 3 K: 0 BB: 1 S: 17 P: 27	R: 0 H: 1 E: 0 LOB: 1 K: 0 BB: 0 S: 9 P: 16	R: 0 H: 1 E: 0 LOB: 1 K: 1 BB: 0 S: 13 P: 17	1B: 8 SF: 0 2B: 0 SAC: 0 3B: 0 DP: 0 HR: 1 HBP: 0	WP: 0 PA: 38 PB: 1 SB: 2 CS: 0
PITCHER Kevin Tapani, R (1, 1) ERA: 4.62 Carl Willis, R (8, 1) ERA: 6.02 Rick Aguilera, R (9, 1) ERA: 3.59	IP WLS BF H R ER SO BB IBB HBP BLK WP HR S P ERA WHIP 7.0 W 30 7 2 2 3 1 0 0 0 0 0 1 73 112 2.57 1.143 1.0 4 1 0 0 0 0 0 0 0 0 0 0 9 16 0.00 1.000 1.0 S 4 1 0 0 1 0 0 0 0 0 0 0 13 17 0.00 1.000	PITCHER IP WLS BF H R ER SO BB IBB HBP BLK WP HR S P ERA WHIP 1.0 4 1 0 0 0 0 0 0 0 0 0 0 9 16 0.00 1.000 1.0 S 4 1 0 0 1 0 0 0 0 0 0 0 13 17 0.00 1.000									

Boston Red Sox @ Minnesota Twins
 Hubert H. Humphrey Metrodome, Minneapolis, MN
 Mon Aug 08 1994, 8:05 PM EDT
 Att. 22,733 - Dome

AB	37
R	2
H	9
RBI	2
BB	1
SO	4
LOB	14



WP: 0	PA: 38
PB: 1	
SB: 2	
CS: 0	

1B: 8	SF: 0
2B: 0	SAC: 0
3B: 0	DP: 0
HR: 1	HBP: 0

Batter	1	2	3	4	5	6	7	8	9
Chuck Knoblauch, R OBP: 0.376, SLG: 0.459 (1, 4)	2-2 1B 1B		0-0 L7		3-2 G5-3		2-2 1B 2B	2-3 K	
Alex Cole, L OBP: 0.375, SLG: 0.407 (1, 8)	2-0 L9		2-1 G4-3			2-2 G3-1	3-1 1B 1B	0-0 P4	
Kirby Puckett, R OBP: 0.354, SLG: 0.526 (1, 9)	1-3 SAFE SAFE SAFE SAFE K		3-2 G6-3			4-2 G4-3 BLK 1B BB	2-0 1B 1B		
Kent Hrbek, L OBP: 0.357, SLG: 0.432 (1, 3)	2-2 BB 1B			4-0 L5-3 BB		1-1 G4-3	2-1 P3		
Jeff Reboulet, R OBP: 0.322, SLG: 0.376 (5, 3)	1-3 SAFE 1B					1-3			
Shane Mack, R OBP: 0.392, SLG: 0.556 (1, 7)	4-1 1B BB			0-1 L5-3		0-0 CI BB 1B	0-1 1B		
Scott Leius, R OBP: 0.319, SLG: 0.416 (1, 5)	0-1 F7			3-2 F7		4-0 SAFE SAFE 1B BB CI 1B BB	0-3 K		
Pedro Munoz, R OBP: 0.346, SLG: 0.508 (1, 10)		0-1 G6-3			0-0 FC6-5 2B	3-2 CI 1B	0-0 F8		
Matt Walbeck, S OBP: 0.236, SLG: 0.282 (1, 2)		0-0 P6			2-2 P6	2-1 1B	1-0 SH1-4 1B		
Pat Meares, R OBP: 0.309, SLG: 0.353 (1, 6)		0-1 G6-3			2-0 FC6-5 S	3-2 F7	2-2 SH1-4		

Inning Stats	R: 0 E: 0 K: 1 S: 14	H: 2 LOB: 3 BB: 1 P: 25	R: 0 E: 0 K: 0 S: 5	H: 0 LOB: 0 BB: 0 P: 5	R: 0 E: 0 K: 0 S: 7	H: 0 LOB: 0 BB: 1 P: 12	R: 0 E: 0 K: 0 S: 5	H: 1 LOB: 1 BB: 0 P: 16	R: 3 E: 1 K: 0 S: 20	H: 2 LOB: 2 BB: 2 P: 39	R: 2 E: 0 K: 1 S: 16	H: 4 LOB: 2 BB: 0 P: 25	R: 0 E: 0 K: 1 S: 10	H: 1 LOB: 1 BB: 0 P: 15
1B: 8 2B: 3 3B: 0 HR: 0	SF: 0 SAC: 1 DP: 1 HBP: 0	WP: 0 PB: 0 SB: 1 CS: 0	PA: 38	ERA WHIP	ERA WHIP	ERA WHIP	ERA WHIP	ERA WHIP	ERA WHIP	ERA WHIP	ERA WHIP	ERA WHIP	ERA WHIP	

PITCHER	IP	WLS	BF	H	R	ER	SO	BB	IBB	HBP	BLK	WP	HR	S	P	ERA	WHIP
Ricky Tricek, R ERA: 8.06 (1, 1)	5.2	L	23	4	2	2	1	3	0	0	1	0	0	48	85	3.18	1.235
Steve Farr, R ERA: 5.72 (6, 1)	0.1		7	4	3	2	0	1	0	0	0	0	0	20	39	54.00	15.000
Jose Melendez, R ERA: 6.46 (7, 1)	1.2		7	2	0	0	2	0	0	0	0	0	0	17	24	0.00	1.200
Tony Fossas, L ERA: 3.66 (8, 1)	0.1		1	0	0	0	0	0	0	0	0	0	0	1	1	0.00	0.000

BOTTOM

Boston Red Sox @ Minnesota Twins
Hubert H. Humphrey Metrodome, Minneapolis, MN

Mon Aug 08 1994, 8:05 PM EDT
Att. 22,733 - Dome

AB	R	H	RBI	BB	SO	LOB
5	1	2	0	0	1	2
5	1	1	0	0	0	2
3	1	1	1	1	1	1
1	0	1	0	1	0	0
2	0	0	0	0	0	3
3	1	2	2	1	0	1
3	1	0	0	1	1	5
3	0	1	0	0	0	2
4	0	2	2	0	0	1
3	0	0	0	0	0	3

AB	32
R	5
H	10
RBI	5
BB	4
SO	3
LOB	20

Batter	1	2	3	4	5	6	7	8	9	10	11	12	AB	R	H	RBI	BB	SO	LOB	TOP						
Otis Nixon, S (1, 8) OBP: 0.361, SLG: 0.317														6	0	1	0	0	2	4						
Carlos Rodriguez, S (1, 4) OBP: 0.332, SLG: 0.399														5	1	1	0	1	0	1						
John Valentin, R (1, 6) OBP: 0.402, SLG: 0.510														6	1	2	0	0	1	3						
Mo Vaughn, L (1, 3) OBP: 0.407, SLG: 0.567														5	0	3	2	1	1	1						
Andre Dawson, R (1, 10) OBP: 0.272, SLG: 0.469														6	0	0	0	0	4	6						
Tim Lincecum, R (1, 5) OBP: 0.349, SLG: 0.414														5	0	0	0	0	0	2						
Damon Berryhill, S (1, 2) Scott Fletcher, R (11, PR) Rich Rowland, R (11, 2) OBP: 0.288, SLG: 0.430														4	0	0	0	1	2	0						
Tom Brunansky, R (1, 9) OBP: 0.301, SLG: 0.441														5	1	2	1	0	0	0						
Lee Tinsley, S (1, 7) Wes Chamberlain, R (9, PH) OBP: 0.303, SLG: 0.406														3	0	1	0	0	1	0						
Inning Stats	R: 1 E: 0 K: 3 S: 12	H: 1 LOB: 1 BB: 1 P: 23	R: 0 E: 0 K: 0 S: 4	H: 0 LOB: 0 BB: 0 P: 8	R: 0 E: 0 K: 1 S: 11	H: 1 LOB: 1 BB: 0 P: 17	R: 0 E: 0 K: 0 S: 9	H: 0 LOB: 0 BB: 0 P: 13	R: 0 E: 0 K: 1 S: 9	H: 1 LOB: 1 BB: 0 P: 12	R: 0 E: 0 K: 1 S: 11	H: 0 LOB: 0 BB: 0 P: 8	R: 1 E: 0 K: 1 S: 13	H: 2 LOB: 1 BB: 0 P: 18	R: 1 E: 0 K: 1 S: 9	H: 1 LOB: 1 BB: 1 P: 14	R: 0 E: 0 K: 1 S: 6	H: 1 LOB: 1 BB: 0 P: 6	R: 0 E: 0 K: 1 S: 7	H: 1 LOB: 2 BB: 1 P: 14	R: 0 E: 0 K: 1 S: 13	H: 1 LOB: 1 BB: 0 P: 18	1B: 6 2B: 3 3B: 0 HR: 1	SF: 0 SAC: 0 DP: 0 HBP: 0	WP: 1 PB: 0 SB: 1 CS: 0	PA: 50
PITCHER Scott Erickson, R (1, 1) ERA: 5.44 Rick Aguilera, R (9, 1) ERA: 3.53 Dave Stevens, R (11, 1) ERA: 6.8	IP: 8.0 WLS: 3 BF: 32	H: 6 R: 2 ER: 2 SO: 8	BB: 2 IBB: 0 HBP: 0 BLK: 0	WP: 1 HR: 0 S: 76 P: 118	ERA: 2.25 WHIP: 1.000																					

Boston Red Sox @ Minnesota Twins
 Hubert H. Humphrey Metrodome, Minneapolis, MN
 Tue Aug 09 1994, 8:05 PM EDT
 Att: 21,429 - Dome

AB	46
R	3
H	10
RBI	3
BB	4
SO	12
LOB	19



Batter	1	2	3	4	5	6	7	8	9	10	11	12	AB	R	H	RBI	BB	SO	LOB
Chuck Knoblauch, R <small>(1, 4)</small> <small>OBP: 0.377, SLG: 0.459</small>	4-1 BB		3-1 F9	1-3 K			1-0 2B		3-2 F8		2-1 HBP		4 1 1 0 1 1 2						
Alex Cole, L <small>(1, 8)</small> <small>OBP: 0.374, SLG: 0.404</small>	2-0 1B		3-1 F9		4-2 CS BB		0-3 K		3-2 G4-3		0-2 G3		5 0 1 0 1 1 4						
Kirby Puckett, R <small>(1, 9)</small> <small>OBP: 0.356, SLG: 0.525</small>	1-0 1B		1-0 1B		0-2 G6-3 1-2		1-0 WP 1B		0-0 P4		2-1 G3-1		6 0 3 0 0 0 1						
Kent Hrbek, L <small>(1, 10)</small> <small>OBP: 0.354, SLG: 0.424</small> Pat Mahomes, R <small>(12, PR)</small>	2-1 G4-6-3		0-1 F8		1-3 K		0-2 P5		3-2 G4-3		4-0 HBP BB E		5 0 0 0 1 1 4 0 1 0 0 0 0 0						
Shane Mack, R <small>(1, 7)</small> <small>OBP: 0.394, SLG: 0.562</small>	1-3 K		0-1 HR		2-3 K2-3		0-2 G6-3 1-2		4-1 BB		1-2 E HBP		4 1 1 1 1 2 2						
Chip Hale, L <small>(1, 3)</small> <small>OBP: 0.346, SLG: 0.350</small>		3-2 G4-3		0-1 G4-3		2-2 G5-3		4-0 IBB		3-2 L6		1-2 E1		5 0 0 0 1 0 2					
Scott Leius, R <small>(1, 5)</small> <small>OBP: 0.318, SLG: 0.422</small>		1-1 F9		0-0 HR		3-2 F8		0-1 F8			0-1 G6-3		5 1 1 1 0 0 2						
Matt Walbeck, S <small>(1, 2)</small> <small>OBP: 0.241, SLG: 0.282</small>		4-2 FC4-6 BB		4-2 BB		2-3 K		0-0 P4			0-1 HBP 1B		3 0 1 0 2 1 0						
Jeff Reboulet, R <small>(1, 6)</small> <small>OBP: 0.319, SLG: 0.371</small>		1-1 FC4-6		1-3 K		1-2 G5-3		1-0 1B			0-2 F7		5 0 1 0 0 1 3						

Inning Stats	R: 1	H: 2	E: 0	K: 1	S: 9	H: 2	LOB: 1	BB: 1	P: 19	R: 0	H: 0	E: 0	K: 0	S: 11	R: 0	H: 1	E: 0	K: 0	S: 7	R: 2	H: 2	E: 0	K: 2	S: 16	R: 0	H: 0	E: 0	K: 1	S: 8	R: 0	H: 0	E: 0	K: 1	S: 14	R: 0	H: 1	E: 0	K: 2	S: 11	R: 0	H: 1	E: 0	K: 0	S: 9	R: 0	H: 1	E: 0	K: 0	S: 13	R: 0	H: 0	E: 0	K: 0	S: 12	R: 0	H: 1	E: 0	K: 0	S: 11	R: 1	H: 0	E: 1	K: 0	S: 7	R: 1	H: 0	E: 1	K: 0	S: 15	1B: 6	2B: 1	3B: 0	HR: 2	SF: 0	SAC: 0	DP: 1	HBP: 2	WP: 1	PA: 51
--------------	------	------	------	------	------	------	--------	-------	-------	------	------	------	------	-------	------	------	------	------	------	------	------	------	------	-------	------	------	------	------	------	------	------	------	------	-------	------	------	------	------	-------	------	------	------	------	------	------	------	------	------	-------	------	------	------	------	-------	------	------	------	------	-------	------	------	------	------	------	------	------	------	------	-------	-------	-------	-------	-------	-------	--------	-------	--------	-------	--------

PITCHER	IP	WLS	BF	H	R	ER	SO	BB	IBB	HBP	BLK	WP	HR	S	P	ERA	WHIP
Roger Clemens, R <small>(1, 1)</small> <small>ERA: 2.85</small>	7.0		30	7	3	3	7	4	0	0	0	0	2	77	126	3.86	1.571
Chris Howard, L <small>(8, 1)</small> <small>ERA: 3.0</small>	0.1		1	0	0	0	0	0	0	0	0	0	0	3	3	0.00	0.000
Scott Bankhead, R <small>(8, 1)</small> <small>ERA: 3.86</small>	0.2		3	0	0	0	0	0	1	0	0	1	0	5	9	0.00	0.000
Ken Ryan, R <small>(9, 1)</small> <small>ERA: 2.44</small>	2.0		8	1	0	0	0	1	0	0	0	0	0	25	41	0.00	1.000
Jose Melendez, R <small>(11, 1)</small> <small>ERA: 6.06</small>	1.0		5	1	0	0	0	0	0	1	0	0	0	11	13	0.00	1.000

BOTTOM

Boston Red Sox @ Minnesota Twins
 Hubert H. Humphrey Metrodome, Minneapolis, MN

Tue Aug 09 1994, 8:05 PM EDT
 Att: 21,429 - Dome

livebaseballscorecards.com

AB	42
R	4
H	9
RBI	2
BB	7
SO	7
LOB	20

Batter	1	2	3	4	5	6	7	8	9	AB R H RBI BB SO LOB	TOP																									
Otis Nixon, S (1, 8) <small>OBP: 0.360, SLG: 0.317</small> Lee Tinsley, S (8, 8) <small>OBP: 0.315, SLG: 0.292</small>	2-2 G5-3	2-2 P6		1-1 G6-3		2-1 CS 1B			1-2 G3-1	4 0 1 0 0 0 0 1 0 0 0 0 0 0																										
Scott Fletcher, R (1, 4) <small>OBP: 0.296, SLG: 0.335</small>	0-1 S 1B 2B	2-0 F9			0-0 G5-3	1-0 CS 1-2	0-0 G5-3		2-1 G5-3	5 1 1 0 0 0 0																										
John Valentin, R (1, 6) <small>OBP: 0.400, SLG: 0.505</small> Carlos Rodriguez, S (8, 6) <small>OBP: 0.330, SLG: 0.397</small>	4-1 BB 1B BB		2-2 P4		1-1 L3		3-2 G1-3		2-2 P3	3 0 0 0 1 0 0 1 0 0 0 0 0 0																										
Mo Vaughn, L (1, 3) <small>OBP: 0.408, SLG: 0.576</small>	2-1 F9		3-2 F8 1B 2B		1-2 G4-3		2-1 HR			4 2 2 1 0 0 2																										
Andre Dawson, R (1, 10) <small>OBP: 0.271, SLG: 0.466</small>	0-1 BB 1-2 3-H 1B		0-1 F8 2-3		2-2 L8		1-3 K			4 0 1 1 0 1 1																										
Tom Brunansky, R (1, 7) <small>OBP: 0.309, SLG: 0.449</small>	4-1 1-2 2-3 BB		0-1 3-H 1B		3-2 L8		1-0 P2			3 1 2 1 1 0 0																										
Wes Chamberlain, R (1, 9) <small>OBP: 0.306, SLG: 0.408</small>	3-2 F8		0-0 L9		3-2 HR 1B		1-0 1B			4 1 2 1 0 0 4																										
Rich Rowland, R (1, 2) <small>OBP: 0.285, SLG: 0.483</small>		0-1 HR		3-1 F9		3-1 HR		2-3 K		4 2 2 3 0 1 1																										
Greg Litton, R (1, 5) <small>OBP: 0.091, SLG: 0.095</small>		3-2 F9		2-2 P3		0-0 P4		0-0 P3		4 0 0 0 0 0 1																										
Inning Stats	R: 1 E: 0 K: 0 S: 18	H: 2 LOB: 3 BB: 2 P: 33	R: 1 E: 0 K: 0 S: 11	H: 1 LOB: 0 BB: 0 P: 18	R: 1 E: 0 K: 0 S: 12	H: 2 LOB: 1 BB: 0 P: 17	R: 0 E: 0 K: 0 S: 7	H: 0 LOB: 0 BB: 0 P: 13	R: 0 E: 0 K: 0 S: 6	H: 0 LOB: 0 BB: 0 P: 8	R: 3 E: 0 K: 0 S: 15	H: 4 LOB: 0 BB: 0 P: 28	R: 1 E: 0 K: 1 S: 9	H: 1 LOB: 0 BB: 0 P: 15	R: 0 E: 0 K: 1 S: 6	H: 1 LOB: 1 BB: 0 P: 10	R: 0 E: 0 K: 0 S: 8	H: 0 LOB: 0 BB: 0 P: 13	1B: 5 2B: 3 3B: 0 HR: 3	SF: 0 SAC: 0 DP: 0 HBP: 0	WP: 0 PB: 0 SB: 1 CS: 1	PA: 40														
PITCHER	IP WLS BF H R ER SO BB IBB HBP BLK WP HR S P ERA WHIP																																			
Jim Deshaies, L (1, 1) <small>ERA: 7.39</small> Mike Trombley, R (6, 1) <small>ERA: 6.33</small> Carl Willis, R (8, 1) <small>ERA: 5.92</small> Erik Schullstrom, R (9, 1) <small>ERA: 2.77</small>	5.1 W	25 7	5 5	5 0	2 0	0 0	0 0	0 0	0 0	0 0	0 0	1 15	63 26	106 26	8.44 10.80	1.688 1.800																				

Boston Red Sox @ Minnesota Twins
 Hubert H. Humphrey Metrodome, Minneapolis, MN
 Wed Aug 10 1994, 8:05 PM EDT
 Att. 23,492 - Dome

AB	37
R	7
H	11
RBI	7
BB	2
SO	2
LOB	9



Batter	1	2	3	4	5	6	7	8	9	AB	R	H	RBI	BB	SO	LOB
Chuck Knoblauch, R (1, 4) OBP: 0.381, SLG: 0.461	4-1 CS BB	3-2 S HR 1B		1-0 G5-3 1B	1-2 P4	0-0 FC3 G4-6-3	1-2 FC5-4 1B			5	2	3	2	1	0	4
Scott Leius, R (1, 5) OBP: 0.318, SLG: 0.417	4-1 FC6-4 BB	4-0 HR BB		3-1 G5-3 1-3	2-1 G1-3	0-1 G4-6-3 1-2f	0-2 FC5-4 HR			4	2	0	0	2	0	8
Kirby Puckett, R (1, 9) OBP: 0.362, SLG: 0.540	0-0 FC6-4 WP HBP	0-1 HR		4-0 1B 1B IBB	4-0 BB 1B IBB		1-2 BB 1B			3	4	2	7	3	0	1
Shane Mack, R (1, 8) OBP: 0.402, SLG: 0.564 (7, 7)	4-0 HBP WP BB	1-1 P3		0-2 1B 1-2 3-H	1-2 BB 1B		1-2 2-H 3-H			4	1	3	3	2	0	0
Dave Winfield, R (1, 10) OBP: 0.321, SLG: 0.425 Jeff Reboulet, R (1, PH) OBP: 0.327, SLG: 0.376 Chip Hale, L (7, PR) OBP: 0.350, SLG: 0.364	3-3 K HBP	2-2 G6-3		2-1 1B 1-2 2-3	4-2 BB 1B		0-0 BB 1B			0	0	0	0	0	0	0
Kent Hrbek, L (1, 3) OBP: 0.353, SLG: 0.420	2-0 HBP		2-3 K	2-1 F8	2-3 K		1-2 2-3 3-H			5	1	1	3	0	2	8
Pedro Munoz, R (1, 7) OBP: 0.348, SLG: 0.508 Alex Cole, L (6, PR) OBP: 0.375, SLG: 0.403 (7, 8)	1-0 F8		0-1 G4-3		3-2 1B 1B	0-0 SH1-3 1B	4-0 1B BB	2-2 F7		4	1	2	0	0	0	3
Matt Walbeck, S (1, 2) OBP: 0.246, SLG: 0.284		4-0 1B WP HR BB	0-0 F8		1-2 1B 1B	0-1 SH1-3 1B	0-1 F7	0-3 K		5	2	2	0	1	1	3
Pat Meares, R (1, 6) OBP: 0.310, SLG: 0.354		0-0 F8		0-0 G6-3	2-1 1B 1B	0-1 SH1-3	0-1 FC5-4 1B HR 1B	0-0 G1-3		5	2	2	2	0	0	1

Inning Stats	R: 1	H: 0	E: 0	K: 1	S: 8	L: 0	LOB: 3	BB: 3	P: 26	R: 4	H: 2	E: 0	K: 0	S: 11	R: 0	H: 0	E: 0	K: 1	S: 6	R: 1	H: 3	E: 0	K: 0	S: 11	R: 3	H: 4	E: 0	K: 1	S: 33	R: 0	H: 2	E: 0	K: 0	S: 8	R: 8	H: 7	E: 0	K: 0	S: 28	R: 0	H: 0	E: 0	K: 1	S: 8	R: 0	H: 0	E: 0	K: 1	S: 10	

PITCHER	IP	WLS	BF	H	R	ER	SO	BB	IBB	HBP	BLK	WP	HR	S	P	ERA	WHIP
Chris Nabholz, L (1, 1) ERA: 7.64	1.0		8	0	2	2	1	4	0	1	0	1	0	8	30	18.00	4.000
Scott Bankhead, R (2, 1) ERA: 4.54	2.2	L	14	4	4	4	1	1	1	0	0	1	1	24	44	13.50	1.875
Chris Howard, L (4, 1) ERA: 3.63	0.2		6	4	3	3	0	0	0	0	0	0	0	22	33	40.50	6.000
Todd Frohwrth, R (5, 1) ERA: 10.8	1.2		13	4	3	3	1	3	1	0	0	0	0	27	48	16.20	4.200
Tony Fossas, L (7, 1) ERA: 4.76	2.0		13	6	5	5	1	1	0	0	0	0	1	32	44	22.50	3.500

BOTTOM

Boston Red Sox @ Minnesota Twins
 Hubert H. Humphrey Metrodome, Minneapolis, MN

Wed Aug 10 1994, 8:05 PM EDT
 Att. 23,492 - Dome

AB	41
R	17
H	18
RBI	17
BB	11
SO	4
LOB	30



WP	HR	S	P	ERA	WHIP
2	0	0	0		
0	0	0	0		
2	1	1	1		
0	0	0	0		
1	0	0	0		
0	0	0	0		
1	0	0	0		