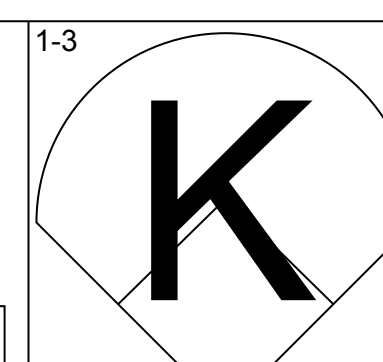
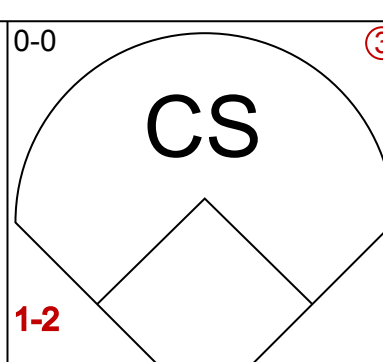
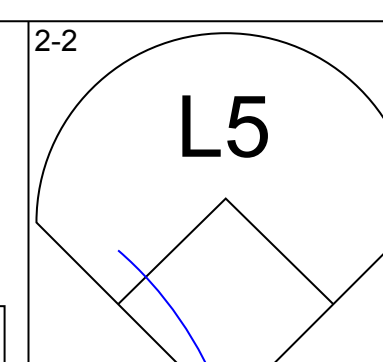
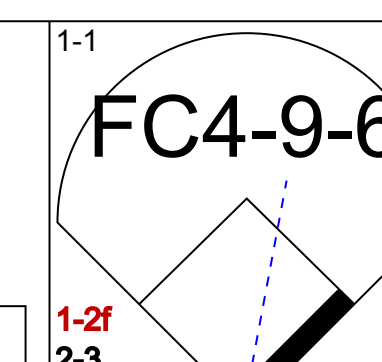
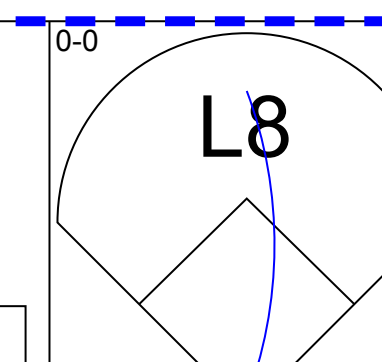
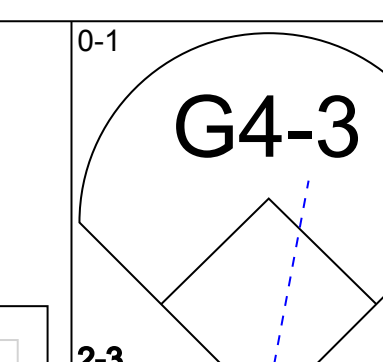
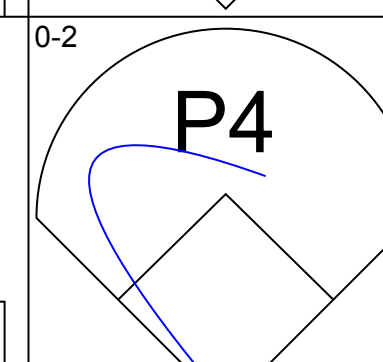
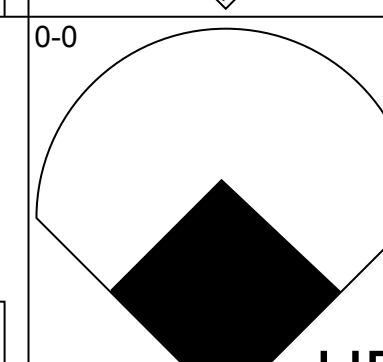
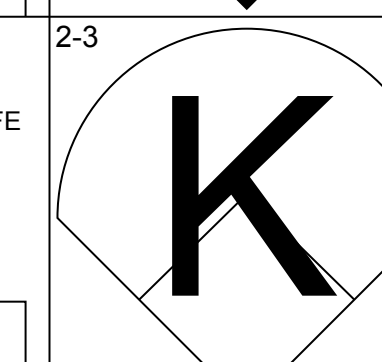
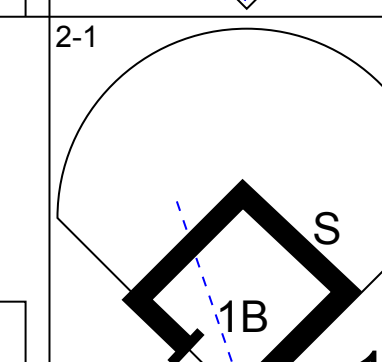
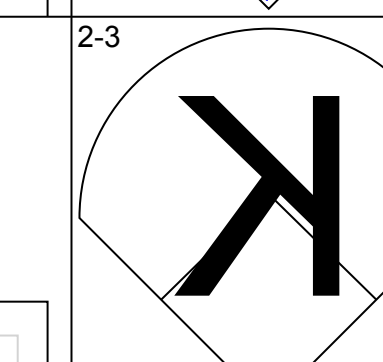
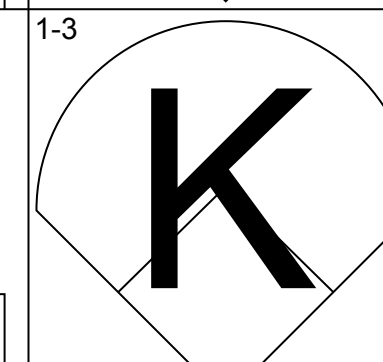
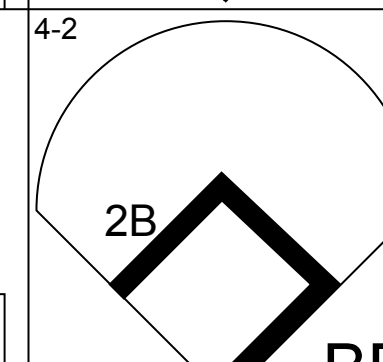
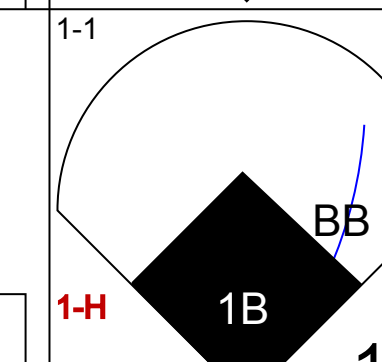
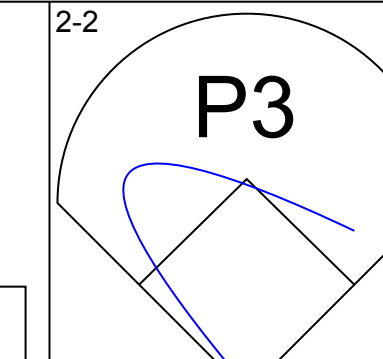
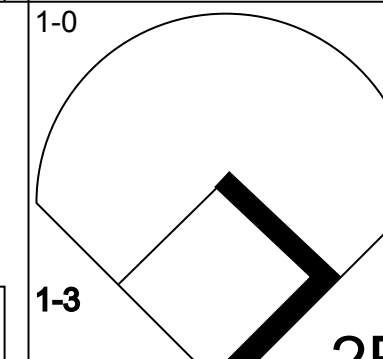
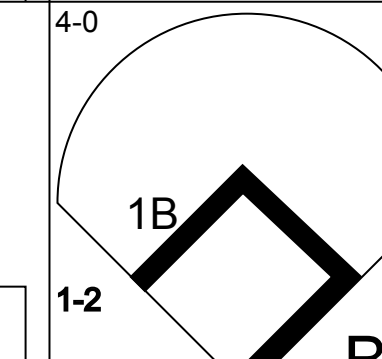
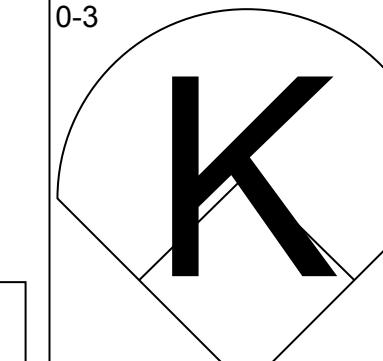
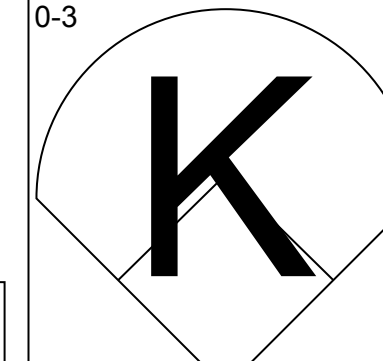
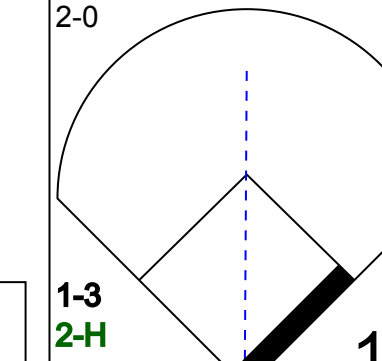
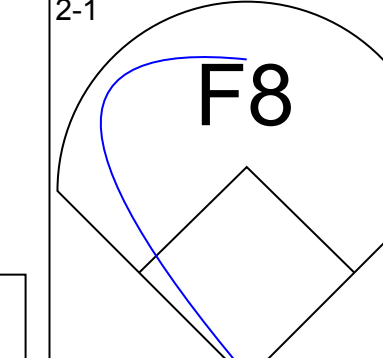
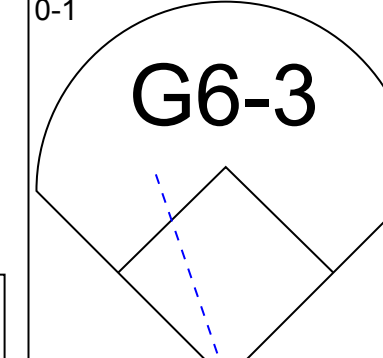
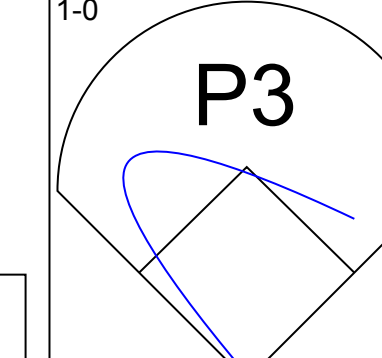
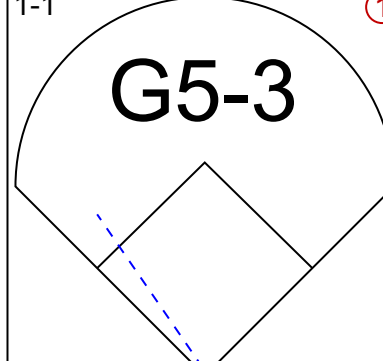
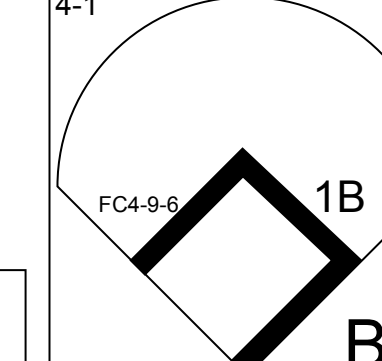
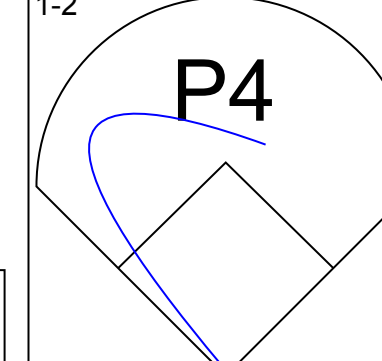
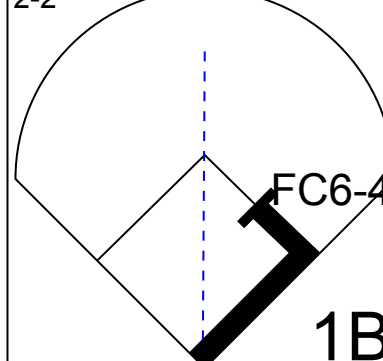
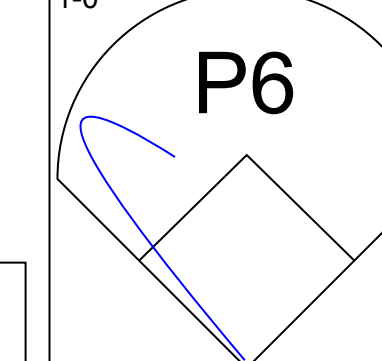
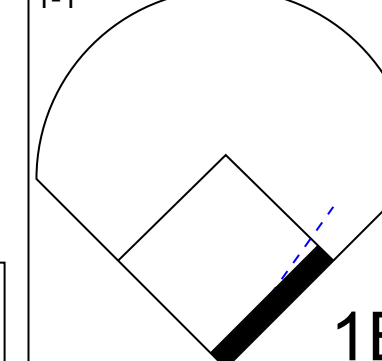
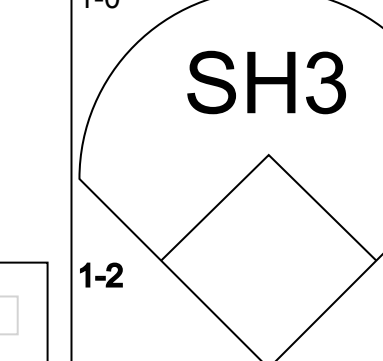
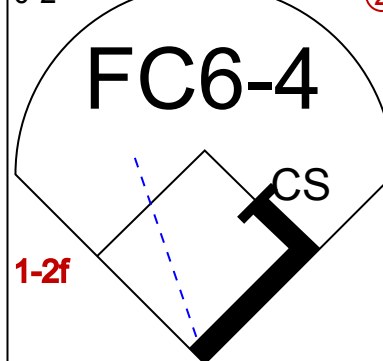
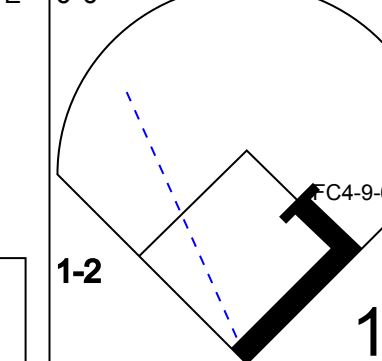
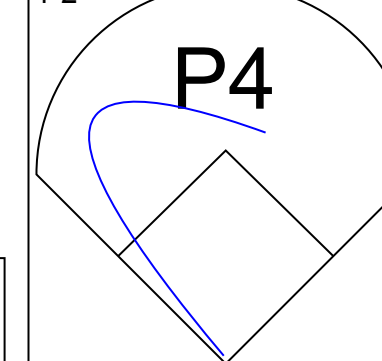
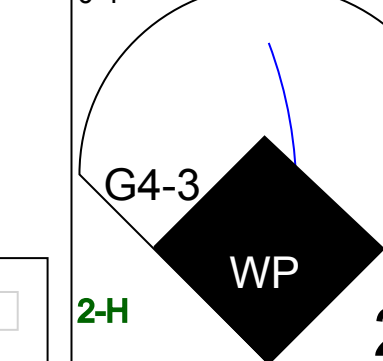
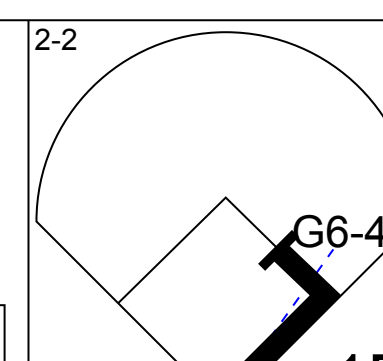
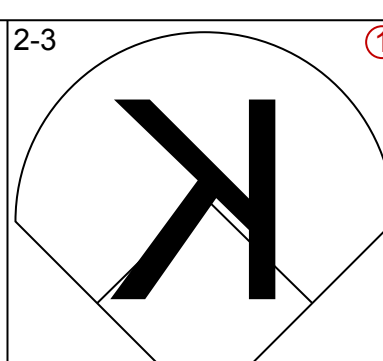
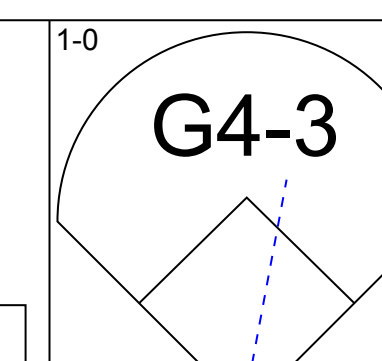
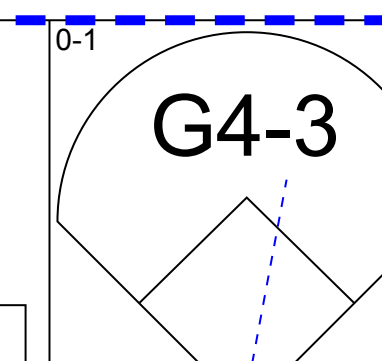
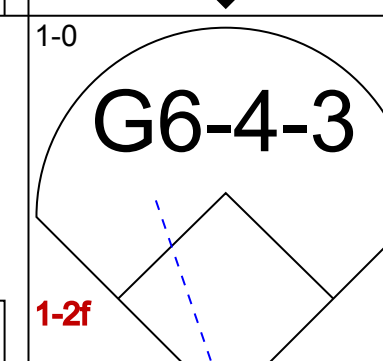
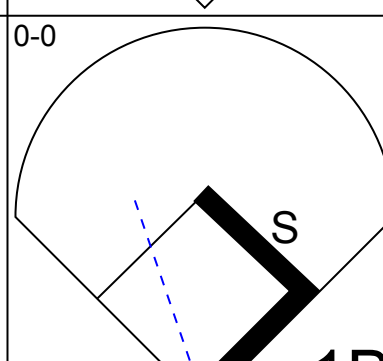
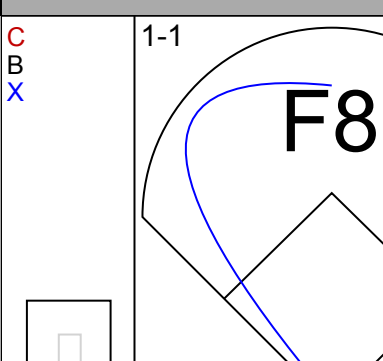
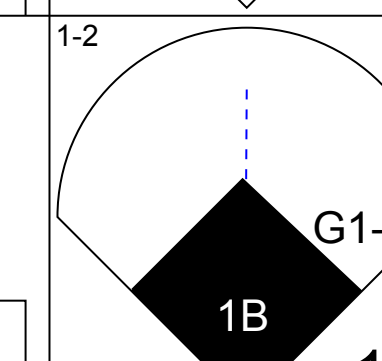
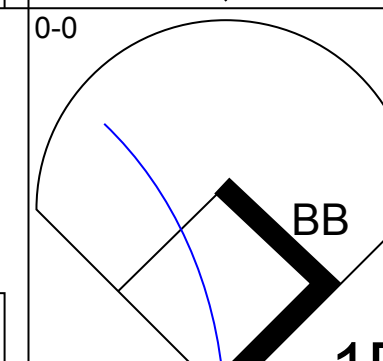
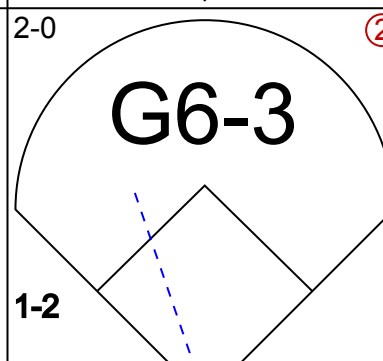
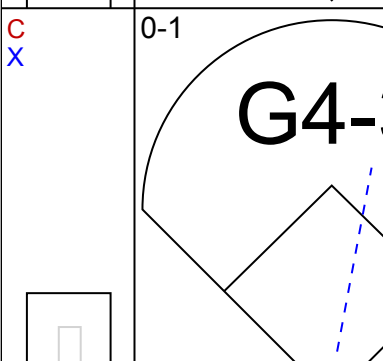
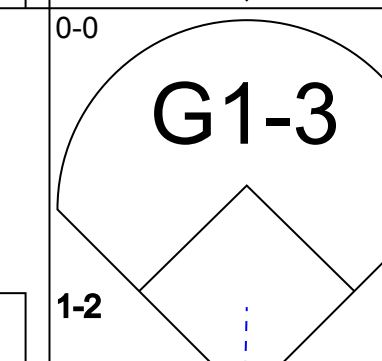
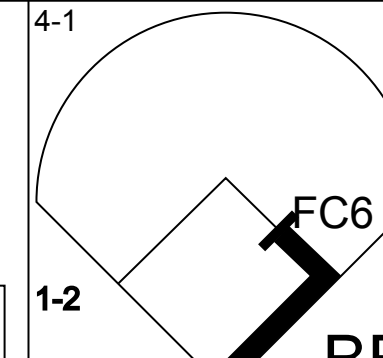
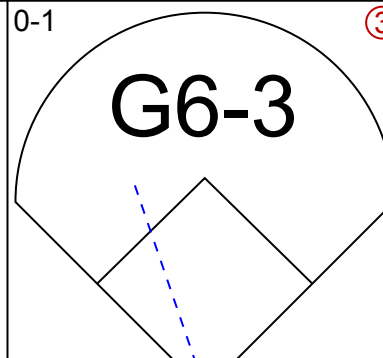
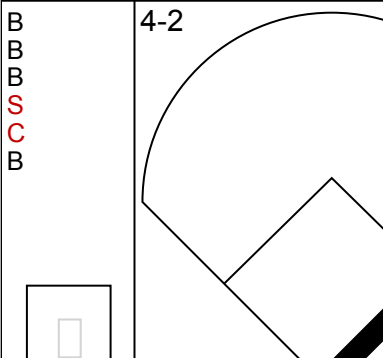
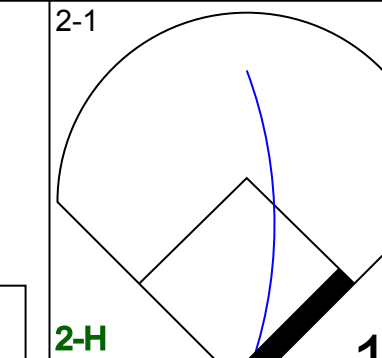
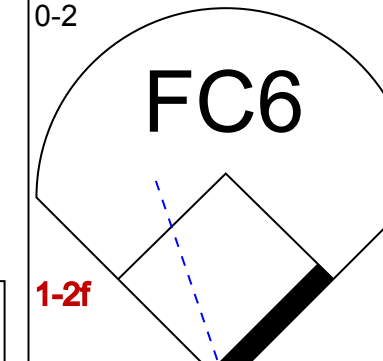

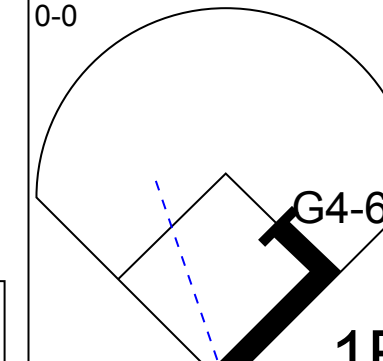
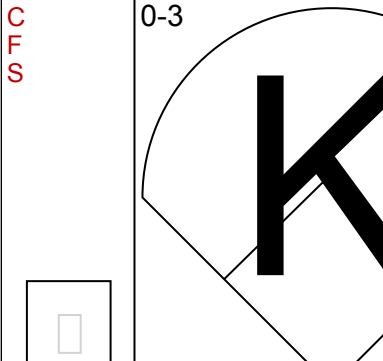
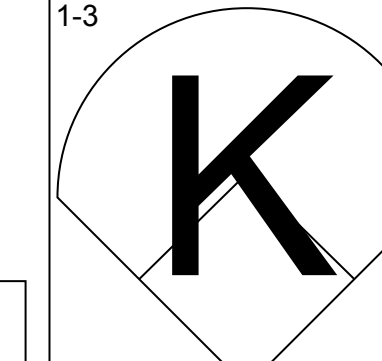
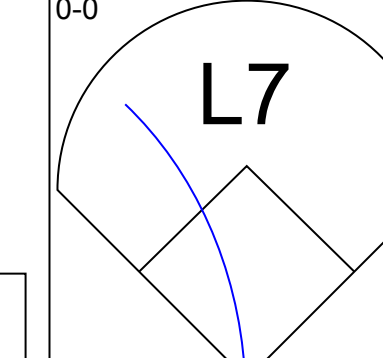
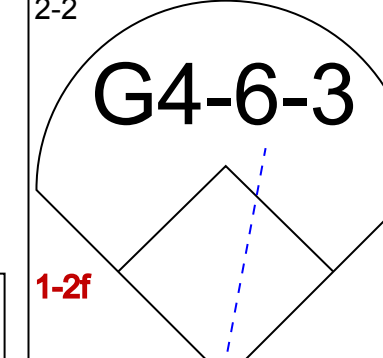
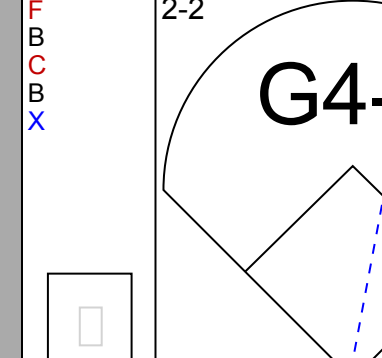
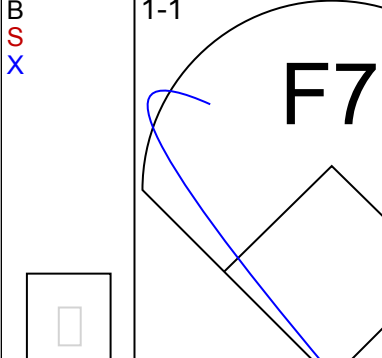
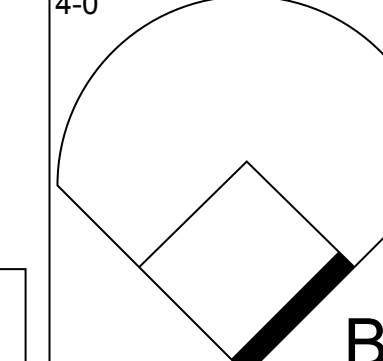
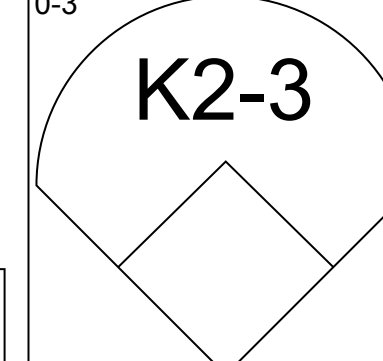
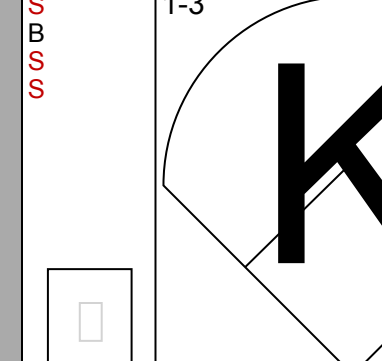
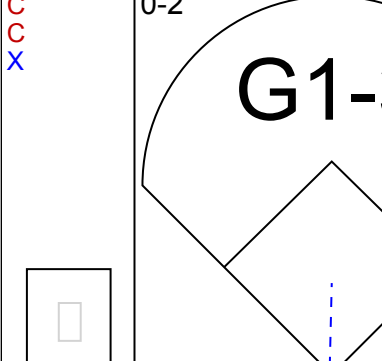
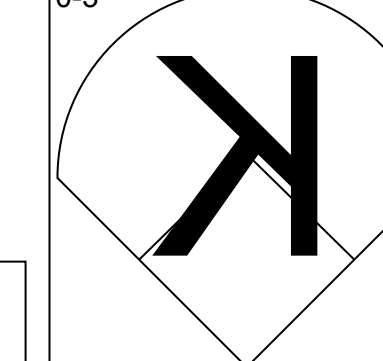
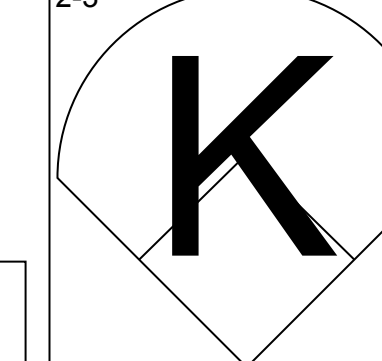
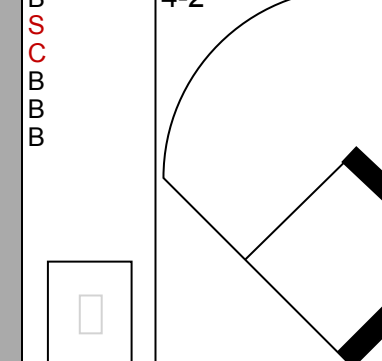
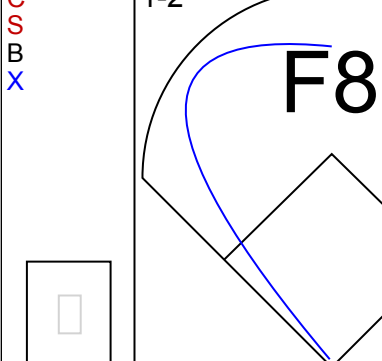
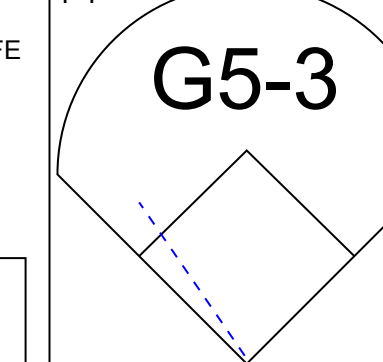
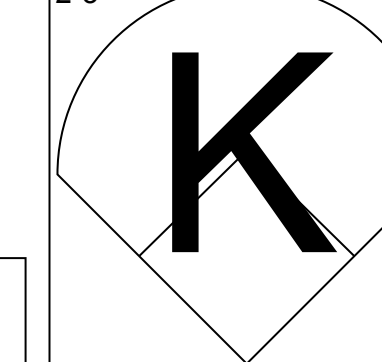
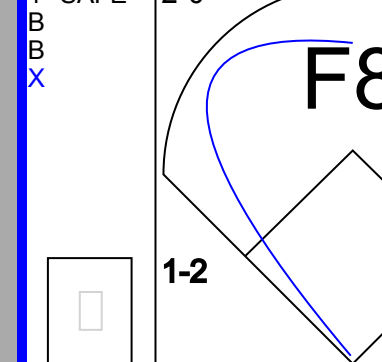


Minnesota Twins - 1994

Batter	1	2	3	4	5	6	7	8	9	AB	R	H	RBI	BB	SO	LOB	TOP										
Chad Curtis, R OBP: 0.500, SLG: 0.250 (1, 8)										4	1	1	1	1	1	3	California Angels @ Minnesota Twins Hubert H. Humphrey Metrodome, Minneapolis, MN Tue Apr 05 1994, 8:05 PM EDT Att: 41,012 - Dome livebaseballscorecards.com										
Damion Easley, R OBP: 0.500, SLG: 0.667 (1, 5)										6	3	3	0	0	0	6											
Tim Salmon, R OBP: 0.800, SLG: 1.333 (1, 9)										3	1	2	1	2	1	2											
Chili Davis, S OBP: 0.400, SLG: 0.400 (1, 10)										5	1	2	3	0	0	3											
Bo Jackson, R OBP: 0.500, SLG: 0.333 (1, 7) Jim Edmonds, L (6, 7)										3	0	1	2	1	0	1											
Eduardo Perez, R OBP: 0.400, SLG: 0.400 (1, 3)										5	0	2	1	0	1	4											
Greg Myers, L (1, 2)										4	0	0	0	1	0	7											
Harold Reynolds, S OBP: 0.400, SLG: 0.400 (1, 4)										5	1	2	0	0	0	1											
Gary Disarcina, R OBP: 0.600, SLG: 0.500 (1, 6)										4	1	2	0	1	0	1											
Inning Stats	R: 2 E: 0 K: 1 S: 11	H: 3 LOB: 2 BB: 1 P: 21	R: 4 E: 0 K: 0 S: 12	H: 5 LOB: 2 BB: 1 P: 18	R: 0 E: 0 K: 0 S: 8	H: 0 LOB: 0 BB: 0 P: 11	R: 1 E: 0 K: 0 S: 12	H: 2 LOB: 2 BB: 1 P: 20	R: 1 E: 0 K: 1 S: 11	H: 3 LOB: 2 BB: 0 P: 17	R: 0 E: 0 K: 0 S: 4	H: 0 LOB: 0 BB: 0 P: 6	R: 0 E: 0 K: 0 S: 6	H: 1 LOB: 2 BB: 1 P: 12	R: 0 E: 0 K: 0 S: 13	H: 1 LOB: 1 BB: 0 P: 19		R: 0 E: 0 K: 1 S: 6	H: 0 LOB: 2 BB: 2 P: 16	1B: 12 2B: 3 3B: 0 HR: 0	SF: 0 SAC: 0 DP: 1 HBP: 1	WP: 0 PB: 0 SB: 0 CS: 0	PA: 47				
PITCHER	IP	WLS	BF	H	R	ER	SO	BB	IBB	HBP	BLK	WP	HR	S	P	ERA	WHIP										
Kevin Tapani, R ERA: 17.18 (1, 1)	3.2	L	24	10	7	7	1	3	0	1	0	0	0	42	69	17.18	3.545										
Larry Casian, L ERA: 2.08 (4, 1)	4.1		19	5	1	1	1	1	0	0	0	0	0	35	55	2.08	1.385										
Keith Garagozzo, L ERA: (9, 1)	1.0		5	0	0	0	1	2	0	0	0	0	0	6	16	0.00	2.000										

Batter	1	2	3	4	5	6	7	8	9	AB	R	H	RBI	BB	SO	LOB	BOTTOM										
Rich Becker, L OBP: 0.600, SLG: 0.750 (1, 8)										4	0	2	0	1	1	0	California Angels @ Minnesota Twins Hubert H. Humphrey Metrodome, Minneapolis, MN Tue Apr 05 1994, 8:05 PM EDT Att: 41,012 - Dome livebaseballscorecards.com										
Chuck Knoblauch, R OBP: 0.200, SLG: 0.400 (1, 4)										5	0	1	0	0	2	4											
Kirby Puckett, R OBP: 0.200, SLG: 0.400 (1, 9)										5	0	1	0	0	2	4											
Dave Winfield, R OBP: 0.750, SLG: 2.000 (1, 10)										2	1	1	1	2	0	1											
Pedro Munoz, R OBP: 0.250, SLG: 1.000 (1, 7)										4	1	1	1	0	0	5											
Kent Hrbek, L OBP: 0.500, SLG: 0.333 (1, 3)										3	0	1	0	1	1	0											
Matt Walbeck, S OBP: 0.250, SLG: 0.500 (1, 2)										4	0	1	0	0	0	2											
Scott Leius, R (1, 5)										4	0	0	0	0	0	3											
Pat Meares, R OBP: 0.333, SLG: 0.333 (1, 6) Chipp Hale, L (9, PH)										3	0	1	0	0	2	2											
Inning Stats	R: 0 E: 0 K: 1 S: 8	H: 1 LOB: 1 BB: 0 P: 14	R: 1 E: 0 K: 1 S: 14	H: 2 LOB: 1 BB: 0 P: 22	R: 0 E: 0 K: 1 S: 6	H: 1 LOB: 2 BB: 2 P: 15	R: 0 E: 0 K: 1 S: 5	H: 0 LOB: 0 BB: 0 P: 8	R: 0 E: 0 K: 1 S: 11	H: 2 LOB: 3 BB: 1 P: 19	R: 0 E: 0 K: 1 S: 8	H: 0 LOB: 1 BB: 1 P: 16	R: 0 E: 0 K: 1 S: 7	H: 0 LOB: 0 BB: 0 P: 9	R: 0 E: 0 K: 0 S: 9	H: 2 LOB: 1 BB: 0 P: 13		R: 0 E: 0 K: 1 S: 13	H: 1 LOB: 1 BB: 0 P: 18	1B: 3 2B: 4 3B: 0 HR: 2	SF: 0 SAC: 0 DP: 0 HBP: 0	WP: 0 PB: 0 SB: 0 CS: 0	PA: 39				
PITCHER	IP	WLS	BF	H	R	ER	SO	BB	IBB	HBP	BLK	WP	HR	S	P	ERA	WHIP										
Mark Langston, L ERA: 2.35 (1, 1)	7.2	W	34	8	2	2	7	4	0	0	0	0	0	64	111	2.35	1.565										
Scott Lewis, R ERA: (8, 1)	1.1		5	1	0	0	1	0	0	0	0	0	0	17	23	0.00	0.750										

Batter	1	2	3	4	5	6	7	8	9	AB	R	H	RBI	BB	SO	LOB	TOP					
Chad Curtis, R OBP: 0.273, SLG: 0.111 (1, 8)										5	0	0	0	0	1	3	California Angels @ Minnesota Twins Hubert H. Humphrey Metrodome, Minneapolis, MN Wed Apr 06 1994, 8:05 PM EDT Att: 12,579 - Dome					
Damion Easley, R OBP: 0.455, SLG: 0.818 (1, 5)										5	1	2	1	0	2	2						
Tim Salmon, R OBP: 0.667, SLG: 0.833 (1, 9)										3	1	1	0	1	1	0						
Chili Davis, S OBP: 0.444, SLG: 0.500 (1, 10)										3	0	1	0	1	0	0						
Bo Jackson, R OBP: 0.500, SLG: 0.571 Harold Reynolds, S OBP: 0.400, SLG: 0.400 (8, PR) (8, 4)										4	0	2	1	0	2	2						
Eduardo Perez, R OBP: 0.222, SLG: 0.222 (1, 3)										4	0	0	0	0	0	4						
Chris Turner, R (1, 2)										2	1	0	0	2	0	0						
Rex Hudler, R OBP: 0.667, SLG: 0.667 (8, 7)										3	0	2	0	0	0	1						
Gary Disarcina, R OBP: 0.556, SLG: 0.625 (1, 6)										4	1	2	1	0	0	2						
Inning Stats	R: 0 E: 0 K: 2 S: 9	H: 0 LOB: 0 BB: 0 P: 11	R: 0 E: 0 K: 1 S: 10	H: 0 LOB: 0 BB: 0 P: 14	R: 0 E: 0 K: 0 S: 8	H: 1 LOB: 0 BB: 0 P: 11	R: 1 E: 0 K: 1 S: 13	H: 2 LOB: 2 BB: 1 P: 20	R: 0 E: 0 K: 1 S: 9	H: 1 LOB: 2 BB: 1 P: 17	R: 0 E: 0 K: 0 S: 6	H: 1 LOB: 1 BB: 0 P: 14	R: 0 E: 0 K: 0 S: 13	H: 1 LOB: 1 BB: 0 P: 18	R: 1 E: 0 K: 0 S: 7	H: 3 LOB: 2 BB: 1 P: 17		R: 2 E: 0 K: 1 S: 8	H: 1 LOB: 0 BB: 1 P: 15	1B: 6 2B: 3 3B: 0 HR: 1	SF: 0 SAC: 1 DP: 0 HBP: 0	WP: 1 PB: 0 CS: 1
PITCHER	IP	WLS	BF	H	R	ER	SO	BB	IBB	HBP	BLK	WP	HR	S	P	ERA	WHIP					
Jim Deshaies, L ERA: 1.29 (1, 1)	7.0	L	27	6	1	1	5	2	0	0	0	0	1	68	105	1.29	1.143					
Carl Willis, R ERA: 9.0 (8, 1)	1.0		6	3	1	1	0	1	0	0	0	0	0	7	17	9.00	4.000					
Mark Guthrie, L ERA: 18.0 (9, 1)	1.0		5	1	2	2	1	1	0	0	0	1	0	8	15	18.00	2.000					

Batter	1	2	3	4	5	6	7	8	9	AB	R	H	RBI	BB	SO	LOB	BOTTOM					
Alex Cole, L OBP: 0.250, SLG: 0.250 (1, 7)										4	0	1	0	0	1	0	California Angels @ Minnesota Twins Hubert H. Humphrey Metrodome, Minneapolis, MN Wed Apr 06 1994, 8:05 PM EDT Att: 12,579 - Dome					
Chuck Knoblauch, R OBP: 0.333, SLG: 0.444 (1, 4)										4	1	2	0	0	0	1						
Kirby Puckett, R OBP: 0.222, SLG: 0.333 (1, 9)										4	0	1	0	0	0	2						
Kent Hrbek, L OBP: 0.625, SLG: 0.400 (1, 3)										2	0	1	1	2	0	1						
Dave Winfield, R OBP: 0.500, SLG: 0.833 (1, 10)										4	0	1	0	0	2	4						
Matt Walbeck, S OBP: 0.125, SLG: 0.250 (1, 2)										4	0	0	0	0	0	1						
Chip Hale, L (1, 5)										3	0	0	0	1	2	0						
Rich Becker, L OBP: 0.444, SLG: 0.429 (1, 8)										3	0	0	0	1	2	1						
Pat Meares, R OBP: 0.200, SLG: 0.200 Pedro Munoz, R OBP: 0.200, SLG: 0.800 Jeff Reboulet, R (8, 6)										2	0	0	0	0	1	1						
Inning Stats	R: 0 E: 0 K: 0 S: 10	H: 2 LOB: 2 BB: 1 P: 16	R: 0 E: 0 K: 1 S: 6	H: 0 LOB: 1 BB: 1 P: 11	R: 0 E: 0 K: 1 S: 7	H: 1 LOB: 0 BB: 0 P: 11	R: 0 E: 0 K: 1 S: 7	H: 1 LOB: 0 BB: 0 P: 9	R: 0 E: 0 K: 2 S: 8	H: 0 LOB: 0 BB: 0 P: 13	R: 0 E: 0 K: 1 S: 9	H: 0 LOB: 1 BB: 1 P: 14	R: 0 E: 0 K: 1 S: 9	H: 0 LOB: 1 BB: 1 P: 18	R: 1 E: 0 K: 1 S: 12	H: 2 LOB: 1 BB: 0 P: 16		R: 0 E: 0 K: 0 S: 8	H: 0 LOB: 0 BB: 0 P: 10	1B: 6 2B: 0 3B: 0 HR: 0	SF: 0 SAC: 0 DP: 2 HBP: 0	WP: 0 PB: 0 CS: 0
PITCHER	IP	WLS	BF	H	R	ER	SO	BB	IBB	HBP	BLK	WP	HR	S	P	ERA	WHIP					
John Dopson, R ERA: 4.5 (8, 1)	2.0	S	8	2	1	1	1	0	0	0	0	0	0	20	26	4.50	1.000					

Batter	1	2	3	4	5	6	7	8	9	AB	R	H	RBI	BB	SO	LOB	TOP					
Chad Curtis, R OBP: 0.313, SLG: 0.214 (1, 8)	G4-3		1B		G4-3		G4-3	1B		5	0	2	0	0	0	1	California Angels @ Minnesota Twins Hubert H. Humphrey Metrodome, Minneapolis, MN Thu Apr 07 1994, 4:33 AM EDT Att: 13,926 - Dome					
Dwight Smith, L OBP: 0.600, SLG: 0.800 (1, 7)	CS		F8		2B		2B	K		5	1	3	1	0	1	2						
Tim Salmon, R OBP: 0.643, SLG: 0.778 (1, 9)	1B		1B		G6-3		HR		K	3	1	1	1	2	1	1						
Chili Davis, S OBP: 0.500, SLG: 0.769 (1, 10)	1B		1B		G3-1		HR		F9	5	1	3	2	0	0	1						
Eduardo Perez, R OBP: 0.214, SLG: 0.214 (1, 3)	G6-3		K						F8	5	0	1	0	0	1	5						
Greg Myers, L OBP: 0.250, SLG: 0.286 Chris Turner, R (7, PH) (7, 2)		G5-3	K							3	0	1	0	0	1	3						
Harold Reynolds, S OBP: 0.444, SLG: 0.444 (1, 4)		1B								4	0	2	0	0	0	2						
Spike Owen, S (1, 5)										2	0	0	0	1	0	2						
Damon Easley, R OBP: 0.417, SLG: 0.750 (8, PH) (8, 5)										1	0	0	0	0	0	0						
Gary Disarcina, R OBP: 0.462, SLG: 0.583 (1, 6)										4	1	1	0	0	0	2						
Inning Stats	R: 0 E: 0 K: 0 S: 10	H: 2 LOB: 2 BB: 1 P: 20	R: 0 E: 0 K: 0 S: 10	H: 1 LOB: 1 BB: 1 P: 19	R: 0 E: 0 K: 2 S: 11	H: 2 LOB: 3 BB: 1 P: 23	R: 0 E: 0 K: 0 S: 4	H: 1 LOB: 0 BB: 0 P: 6	R: 0 E: 0 K: 0 S: 7	H: 1 LOB: 1 BB: 0 P: 11	R: 0 E: 0 K: 0 S: 5	H: 1 LOB: 1 BB: 0 P: 10	R: 4 E: 0 K: 1 S: 18	H: 5 LOB: 1 BB: 0 P: 29	R: 0 E: 0 K: 1 S: 10	H: 1 LOB: 1 BB: 0 P: 14	R: 0 E: 0 K: 1 S: 7	H: 0 LOB: 0 BB: 0 P: 12	1B: 9 2B: 4 3B: 0 HR: 1	SF: 0 SAC: 0 DP: 0 HBP: 0	WP: 0 PB: 0 SB: 1 CS: 3	PA: 41
PITCHER	IP	WLS	BF	H	R	ER	SO	BB	IBB	HBP	BLK	WP	HR	S	P	ERA	WHIP					
Scott Erickson, R ERA: 4.26 (1, 1)	6.1	W	30	11	3	3	2	3	0	0	0	0	0	54	100	4.26	2.211					
Mark Guttrine, L ERA: 16.2 (7, 1)	0.2		4	2	1	1	1	0	0	0	0	0	1	11	19	13.50	3.000					
Rick Aguilera, R ERA: (8, 1)	2.0	S	7	1	0	0	2	0	0	0	0	0	0	17	26	0.00	0.500					

Batter	1	2	3	4	5	6	7	8	9	AB	R	H	RBI	BB	SO	LOB	BOTTOM				
Alex Cole, L OBP: 0.333, SLG: 0.143 (1, 8)	K2-3		L6		FC6-4		FC6-4			3	1	0	0	2	1	2	California Angels @ Minnesota Twins Hubert H. Humphrey Metrodome, Minneapolis, MN Thu Apr 07 1994, 4:33 AM EDT Att: 13,926 - Dome				
Chuck Knoblauch, R OBP: 0.429, SLG: 0.538 (1, 4)	F8		2B		FC6-4		FC6-4			4	1	2	0	1	0	0					
Kirby Puckett, R OBP: 0.214, SLG: 0.357 (1, 9)	G5-3		2B		FC6-4		P9			5	1	1	2	0	0	5					
Dave Winfield, R OBP: 0.462, SLG: 0.818 (1, 10)		F8	K		1B		FC6-4			5	2	2	3	0	1	3					
Pedro Munoz, R OBP: 0.111, SLG: 0.444 (1, 7)		F8			G5-3		K			4	0	0	0	0	1	4					
Scott Leius, R OBP: 0.125, SLG: 0.125 (1, 5)			K		F8		1B			4	0	1	1	0	1	1					
Dave McCarty, R OBP: 0.750, SLG: 0.667 (1, 3)		E5								3	0	2	0	1	0	0					
Derek Parks, R (1, 2)		F7			K		G4-3			4	0	0	0	0	2	5					
Jeff Reboulet, R OBP: 0.750, SLG: 0.500 (1, 6)			P4							2	2	1	0	2	0	0					
Inning Stats	R: 0 E: 0 K: 1 S: 7	H: 0 LOB: 0 BB: 0 P: 10	R: 1 E: 1 K: 1 S: 12	H: 1 LOB: 0 BB: 0 P: 21	R: 1 E: 0 K: 1 S: 11	H: 2 LOB: 1 BB: 0 P: 16	R: 0 E: 0 K: 1 S: 8	H: 1 LOB: 1 BB: 0 P: 9	R: 4 E: 0 K: 0 S: 16	H: 4 LOB: 2 BB: 2 P: 28	R: 1 E: 0 K: 1 S: 13	H: 0 LOB: 3 BB: 3 P: 27	R: 0 E: 0 K: 1 S: 13	H: 1 LOB: 2 BB: 1 P: 24	R: 0 E: 0 K: 0 S: 9	H: 0 LOB: 0 BB: 0 P: 13		1B: 5 2B: 4 3B: 0 HR: 0	SF: 0 SAC: 0 DP: 0 HBP: 0	WP: 0 PB: 0 SB: 1 CS: 0	PA: 40
PITCHER	IP	WLS	BF	H	R	ER	SO	BB	IBB	HBP	BLK	WP	HR	S	P	ERA	WHIP				
Chuck Finley, L ERA: 9.64 (1, 1)	4.2	L	24	8	6	5	4	1	0	0	0	0	0	50	76	9.64	1.929				
Bill Sampen, R ERA: 27.0 (5, 1)	0.1		5	0	1	1	0	4	0	0	0	0	0	9	25	27.00	12.000				
Mike Butcher, R ERA: (6, 1)	1.2		7	1	0	0	2	1	0	0	0	0	0	18	30	0.00	1.200				
Bob Patterson, L ERA: (7, 1)	0.1		1	0	0	0	0	0	0	0	0	0	0	3	4	0.00	0.000				
Scott Lewis, R ERA: (8, 1)	1.0		3	0	0	0	0	0	0	0	0	0	0	9	13	0.00	0.000				

Batter	1	2	3	4	5	6	7	8	9	10	AB	R	H	RBI	BB	SO	LOB	TOP						
Rickey Henderson, R OBP: 0.429, SLG: 0.300	G4-3		G6-3 1B BB		FC3-6 1B	F8			F7		4	1	1	0	1	0	0	Oakland Athletics @ Minnesota Twins Hubert H. Humphrey Metrodome, Minneapolis, MN Fri Apr 08 1994, 8:05 PM EDT Att: 17,271 - Dome						
Stan Javier, S OBP: 0.357, SLG: 0.357	G3		G6-3 1B				G5-3		K		5	1	1	0	0	2	1							
Ruben Sierra, S OBP: 0.143, SLG: 0.364	HR		P6		FC3-6 HR		K		G4-3		5	2	1	1	0	1	3							
Mark McGwire, R Mike Aldrete, L	HBP 1B		G6-3		HR		F9		SH3-4 2B		4	1	2	2	0	0	2							
Gerónimo Berroa, R Scott Hemond, R	1B		G6-3		HR						0	0	0	0	0	0	0							
Brent Gates, S	HBP		G1-3		HR						1	0	1	0	0	0	0							
Troy Neel, L	G6-3		G1-3		L7						2	2	3	1	0	0	0							
Terry Steinbach, R		G5-3			F9		HR		G6-3		5	1	1	1	0	0	3							
Scott Brosius, R	G4-3		G6-3		G6-3		F8		K		5	0	1	1	0	1	1							
Mike Bordick, R	L3				K		G4-3		F8		4	0	0	0	0	1	1							
Inning Stats	R: 1 E: 0 K: 0 S: 15	H: 2 LOB: 2 BB: 0 P: 24	R: 0 E: 0 K: 0 S: 9	H: 0 LOB: 0 BB: 0 P: 13	R: 2 E: 0 K: 0 S: 13	H: 2 LOB: 1 BB: 1 P: 25	R: 0 E: 0 K: 1 S: 5	H: 0 LOB: 0 BB: 0 P: 7	R: 3 E: 0 K: 1 S: 20	H: 3 LOB: 0 BB: 0 P: 30	R: 1 E: 0 K: 0 S: 10	H: 1 LOB: 0 BB: 0 P: 15	R: 0 E: 0 K: 1 S: 10	H: 0 LOB: 0 BB: 0 P: 15	R: 1 E: 0 K: 1 S: 9	H: 1 LOB: 1 BB: 1 P: 16	R: 0 E: 0 K: 1 S: 7	H: 0 LOB: 0 BB: 0 P: 9	R: 2 E: 0 K: 0 S: 13	H: 3 LOB: 2 BB: 0 P: 21	1B: 6 2B: 2 3B: 0 HR: 4	SF: 0 SAC: 1 DP: 0 HBP: 1	WP: 0 PA: 44	
PITCHER	IP	WLS	BF	H	R	ER	SO	BB	IBB	HBP	BLK	WP	HR	S	P	ERA	WHIP							
Pat Mahomes, R ERA: 10.8	(1, 1)	5.0	24	7	6	6	2	1	1	0	0	0	0	1	22	37	9.00	1.500						
Keith Garagozzo, L ERA: 6.0	(6, 1)	2.0	9	2	2	2	1	1	0	0	0	0	0	1	14	18	0.00	0.000						
Carl Willis, R ERA: 3.0	(8, 1)	2.0	6	0	0	0	2	0	0	0	0	0	0	0	13	21	18.00	3.000						
Larry Casian, L ERA: 5.06	(10, 1)	1.0	L	5	3	2	2	0	0	0	0	0	0	0	13	21	18.00	3.000						

AB	40
R	10
H	12
RBI	10
BB	2
SO	5
LOB	14



Batter	1	2	3	4	5	6	7	8	9	10	AB	R	H	RBI	BB	SO	LOB	BOTTOM						
Alex Cole, L OBP: 0.467, SLG: 0.333	CS 1B		1B BB		F7			BB 1B 2B	L3		5	2	3	0	1	0	1	Oakland Athletics @ Minnesota Twins Hubert H. Humphrey Metrodome, Minneapolis, MN Fri Apr 08 1994, 8:05 PM EDT Att: 17,271 - Dome						
Chuck Knoblauch, R OBP: 0.450, SLG: 0.588	F9		P2		1B BB		SF8	1B 2B		2B 1B	4	2	2	3	1	0	3							
Kirby Puckett, R OBP: 0.400, SLG: 0.550	K		1B		1B		BB 1B	1B 2B		G3 2B	6	1	5	4	0	1	1							
Kent Hrbek, L OBP: 0.571, SLG: 0.400		FC6-4 1B	P7		L3		2B BB	1B FC6-2		G3 2B	5	0	2	0	1	0	5							
Dave Winfield, R OBP: 0.421, SLG: 0.666		FC6-4 BB	K				G5-3	FC6-2		G6-3	5	0	1	2	1	1	5							
Matt Walbeck, S OBP: 0.071, SLG: 0.143	F7				G3-1		F7	L8		P7	6	0	0	0	0	0	7							
Chip Hale, L	FC6-4				G1-3		F8		G4-3		4	1	0	0	1	0	2							
Rich Becker, L OBP: 0.500, SLG: 0.583	G6-3				G6-3			1B SF8 1B		2B	5	2	3	0	0	0	2							
Pat Meares, R OBP: 0.250, SLG: 0.250							G4-3	F8			3	1	1	0	0	1	1							
Scott Leius, R Dennis Eckenstey, R Jeff Reboulet, R	P2 1B BLK										1	0	0	0	0	0	2							
John Briscoe, R ERA: 7.71											0	0	0	0	1	0	0							
Inning Stats	R: 0 E: 0 K: 1 S: 8	H: 1 LOB: 0 BB: 0 P: 12	R: 0 E: 0 K: 0 S: 12	H: 1 LOB: 2 BB: 1 P: 27	R: 1 E: 0 K: 1 S: 11	H: 2 LOB: 2 BB: 1 P: 19	R: 0 E: 0 K: 0 S: 4	H: 0 LOB: 0 BB: 0 P: 5	R: 0 E: 0 K: 1 S: 10	H: 1 LOB: 2 BB: 1 P: 20	R: 0 E: 0 K: 0 S: 6	H: 0 LOB: 0 BB: 0 P: 7	R: 3 E: 0 K: 0 S: 14	H: 4 LOB: 2 BB: 1 P: 23	R: 4 E: 0 K: 0 S: 17	H: 5 LOB: 2 BB: 1 P: 33	R: 0 E: 0 K: 0 S: 5	H: 1 LOB: 1 BB: 0 P: 12	R: 1 E: 0 K: 0 S: 14	H: 2 LOB: 1 BB: 0 P: 21	1B: 13 2B: 4 3B: 0 HR: 0	SF: 1 SAC: 0 DP: 0 HBP: 0	WP: 0 PA: 51	
PITCHER	IP	WLS	BF	H	R	ER	SO	BB	IBB	HBP	BLK	WP	HR	S	P	ERA	WHIP							
Bob Welch, R ERA: 1.5	(1, 1)	6.0	25	5	1	1	3	3	0	0	1	0	0	0	13	21	40.50	7.500						
Steve Ontiveros, R ERA: 19.2	(7, 1)	0.2	7	4	3	3	0	1	0	0	0	0	0	0	10	20	40.50	4.500						
Ed Nunez, R ERA: 45.0	(7, 1)	0.2	5	2	3	3	0	1	0	0	0	0	0	8	15	13.50	4.500							
Dennis Eckenstey, R ERA: 13.5	(8, 1)	0.2	5	3	1	1	0	0	0	0	0	0	0	8	15	13.50	4.500							
John Briscoe, R ERA: 7.71	(8, 1)	1.1	W	7	3	1	1	0	0	0	0	0	0	13	22	6.75	3.000							
PITCHER	IP	WLS	BF	H	R	ER	SO	BB	IBB	HBP	BLK	WP	HR	S	P	ERA	WHIP							
Billy Taylor, R ERA:	(10, 1)	0.2	S	2	0	0	0	0	0	0	0	0	0	6	11	0.00	0.000							



Batter	1	2	3	4	5	6	7	8	9	AB	R	H	RBI	BB	SO	LOB	TOP			
Rickey Henderson, R OBP: 0.550, SLG: 0.385 (1.7) (8.8)	4-0 1B BB	0-0 F9		4-0 CS BB	4-0 HR BB		0-0 1B FC3-6	0-0 1B 1-3 2-H		3	2	2	1	3	0	2				
Stan Javier, S OBP: 0.450, SLG: 0.579 Carlos Reyes, S (1.8) (8.1)	0-0 F8		4-0 1B HR BB	0-0 1-2 HR 1B	0-0 1-H HR		0-0 1-3 FC3-6 1B	0-3 K		5	3	3	2	1	1	3				
Ruben Sierra, S OBP: 0.158, SLG: 0.500 Scott Hemond, R (1.9) (7.2)	0-0 F9		0-3 K	0-0 1-H HR	0-0 F7		0-0 FC3-6 G6-4-3 1-2 3-H	0-0 P4		5	1	1	3	0	1	3				
Mark McGwire, R OBP: 0.438, SLG: 0.667 Mike Aldrete, L (1.3) (7.7, PH) (7.9)	0-0 1B		0-0 P6	4-0 HR BB	0-3 K		0-0 G6-4-3 1-2	4-0 WP BB		3	1	1	0	1	1	1				
Geronomo Berroa, R OBP: 0.625, SLG: 1.286 (1.10) (8.7)	0-0 L9		0-0 1-2 HR 1B	0-0 1-H HR	0-0 L7		0-0 G3-1 1B 2B	4-0 WP BB		5	3	3	2	1	0	2				
Terry Steinbach, R OBP: 0.313, SLG: 0.933 Troy Neel, L (1.2) (7.3)		0-0 F8	0-0 1-H 2-H HR	4-0 1B SF8 BB		0-0 L7	0-0 G3-1 2-3	0-3 K		3	2	1	3	1	0	0				
Brent Gates, S OBP: 0.313, SLG: 0.667 Junior Noboa, R OBP: 0.600, SLG: 0.800 (1.4) (3.4)		0-0 1B	0-0 2B	0-0 SF8 1-3 1B		0-0 2B	0-0 P4	0-0 G6-3		2	1	2	0	0	0	0				
Scott Brosius, R OBP: 0.222, SLG: 0.250 (1.5)		0-0 F8	0-0 1-H 2B	0-0 SF8		0-0 G5-3	0-0 HBP 1B 1B			4	1	2	3	0	0	2				
Mike Bordick, R OBP: 0.333, SLG: 0.167 (1.6)		0-0 1-2 1B	0-0 F3	0-0 G1-3		0-0 F8	0-0 1B HBP			4	0	1	0	0	0	3				
Inning Stats	R: 0 E: 0 K: 0 S: 4	H: 1 LOB: 2 BB: 1 P: 8	R: 0 E: 0 K: 0 S: 5	H: 2 LOB: 2 BB: 0 P: 5	R: 4 E: 0 K: 1 S: 9	H: 4 LOB: 1 BB: 1 P: 13	R: 5 E: 0 K: 0 S: 6	H: 4 LOB: 3 BB: 3 P: 18	R: 2 E: 0 K: 1 S: 6	H: 1 LOB: 0 BB: 1 P: 10	R: 1 E: 0 K: 0 S: 4	H: 2 LOB: 0 BB: 0 P: 4	R: 2 E: 0 K: 1 S: 8	H: 3 LOB: 2 BB: 2 P: 9	R: 0 E: 0 K: 1 S: 5	H: 0 LOB: 2 BB: 2 P: 13	1B: 11 2B: 3 3B: 0 HR: 4	SF: 1 SAC: 0 DP: 1 HBP: 1	WP: 1 PA: 52 PB: 0 SB: 0 CS: 1	
PITCHER	IP WLS BF H R ER SO	IP WLS BF H R ER SO	IP WLS BF H R ER SO	IP WLS BF H R ER SO	IP WLS BF H R ER SO	IP WLS BF H R ER SO	IP WLS BF H R ER SO	IP WLS BF H R ER SO	IP WLS BF H R ER SO	IP WLS BF H R ER SO	IP WLS BF H R ER SO	IP WLS BF H R ER SO	IP WLS BF H R ER SO	IP WLS BF H R ER SO	IP WLS BF H R ER SO	IP WLS BF H R ER SO	ERA WHIP	ERA WHIP		
22 Carlos Pulido, L ERA: 16.2 (1.1)	3.1 L	21 9 6 6 1	3 0 0 0	0 0 0 0	0 2 20 32	16.20 3.600														
Mike Trombley, R ERA: 15.43 (4.1)	4.2	26 9 8 8 2	3 0 1 0	0 0 2 26 39	15.43 2.571															
Mark Guthrie, L ERA: 10.13 (9.1)	1.0	5 0 0 0 1	2 0 0 0	1 0 5 13	0.00 2.000															

Oakland Athletics @ Minnesota Twins
Hubert H. Humphrey Metrodome, Minneapolis, MN
Sat Apr 09 1994, 8:05 PM EDT
Att: 20,864 - Unknown - 69 F

AB 42
R 14
H 18
RBI 14
BB 8
SO 4
LOB 23



Batter	1	2	3	4	5	6	7	8	9	AB	R	H	RBI	BB	SO	LOB	BOTTOM			
Alex Cole, L OBP: 0.421, SLG: 0.313 (1.7)	0-0 F8			0-0 FC5-4 1B	0-0 G4-3			0-3 K		4	0	1	0	0	1	3				
Chuck Knoblauch, R OBP: 0.391, SLG: 0.500 Jeff Reboulet, R OBP: 0.667, SLG: 0.333 (1.4) (7.4)	0-0 G1-4-3			0-0 F7		0-0 G6-3		0-3 K2-3		3	0	0	0	0	0	1				
Kirby Puckett, R OBP: 0.375, SLG: 0.500 Chip Hale, L (1.9) (9.3)	0-0 F9			0-0 FC5-4 1-2		0-0 G6-3 1B		0-0 L7		4	0	1	0	0	0	1				
Kent Hrbek, L OBP: 0.500, SLG: 0.333 Dave McCarty, R OBP: 0.500, SLG: 0.400 (1.3) (6.3) (9.9)		0-0 G4-3		0-0 F8		0-0 G6-3 1-2		0-0 G5-3		2	0	0	0	0	0	1				
Dave Winfield, R OBP: 0.435, SLG: 0.650 (1.10)		0-3 K						0-0 G4-3		4	0	2	0	0	1	0				
Matt Walbeck, S OBP: 0.311, SLG: 0.167 (1.2)		0-0 G4-3			0-0 F7		0-0 FC4-6 1B		0-0 G3		4	0	1	0	0	1				
Scott Leius, R OBP: 0.083, SLG: 0.083 (1.5)			0-0 G1-3		0-0 F9		0-0 F7			3	0	0	0	0	0	3				
Rich Becker, L OBP: 0.471, SLG: 0.500 (1.8)			0-3 K		4-0 1B BB		0-3 K			2	0	0	0	1	2	2				
Pat Meares, R OBP: 0.273, SLG: 0.273 (1.6)			0-0 G5-3		0-0 1-2 1B		0-0 FC4-6 1-2			3	0	1	0	0	0	2				
Inning Stats	R: 0 E: 0 K: 0 S: 3	H: 0 LOB: 0 BB: 0 P: 3	R: 0 E: 0 K: 1 S: 5	H: 0 LOB: 0 BB: 0 P: 5	R: 0 E: 0 K: 0 S: 4	H: 1 LOB: 1 BB: 0 P: 4	R: 0 E: 0 K: 0 S: 5	H: 2 LOB: 3 BB: 1 P: 9	R: 0 E: 0 K: 2 S: 7	H: 0 LOB: 0 BB: 0 P: 3	R: 0 E: 0 K: 0 S: 3	H: 0 LOB: 0 BB: 0 P: 3	R: 0 E: 0 K: 2 S: 7	H: 0 LOB: 0 BB: 0 P: 7	R: 0 E: 0 K: 0 S: 3	H: 0 LOB: 0 BB: 0 P: 3	1B: 6 2B: 0 3B: 0 HR: 0	SF: 0 SAC: 0 DP: 1 HBP: 0	WP: 0 PA: 33 PB: 0 SB: 0 CS: 0	
PITCHER	IP WLS BF H R ER SO	IP WLS BF H R ER SO	IP WLS BF H R ER SO	IP WLS BF H R ER SO	IP WLS BF H R ER SO	IP WLS BF H R ER SO	IP WLS BF H R ER SO	IP WLS BF H R ER SO	IP WLS BF H R ER SO	IP WLS BF H R ER SO	IP WLS BF H R ER SO	IP WLS BF H R ER SO	IP WLS BF H R ER SO	IP WLS BF H R ER SO	IP WLS BF H R ER SO	IP WLS BF H R ER SO	ERA WHIP	ERA WHIP		
Steve Karsay, R ERA: 6.75 (1.1)	7.0	27 6 0 0 0	1 0 0 0	0 0 0 0	0 0 10 10	0.00 0.000														
Carlos Reyes, R ERA: 6.75 (8.1)	2.0	6 0 0 0 2	0 0 0 0	0 0 10 10	0.00 0.000															

Oakland Athletics @ Minnesota Twins
Hubert H. Humphrey Metrodome, Minneapolis, MN
Sat Apr 09 1994, 8:05 PM EDT
Att: 20,864 - Unknown - 69 F

AB 32
R 0
H 6
RBI 0
BB 1
SO 5
LOB 15




Batter	1	2	3	4	5	6	7	8	9	10	AB	R	H	RBI	BB	SO	LOB	TOP			
Alex Cole, L OBP: 0.480, SLG: 0.350 (1, 7)	4-2 1B BB	1-1 FC2-5 FC5-4		0-0 2B 1B		0-0 1B		4-0 FC3 BB	2-3 SAFE SAFE		4	2	2	0	2	1	3				
Chuck Knoblauch, R OBP: 0.441, SLG: 0.600 (1, 4)	0-0 F9	0-2 FC5-4 1B		0-1 2B 1B		0-1 L8		4-0 1B BB	0-0 SAFE		5	1	2	0	1	0	4				
Kirby Puckett, R OBP: 0.371, SLG: 0.457 (1, 9)	1-0 1B G1-3	0-0 1B		2-2 P2		0-0 L9		0-0 FC3 1B	0-3 SAFE		6	2	2	2	0	1	6				
Kent Hrbek, L OBP: 0.423, SLG: 0.300 (1, 3)	1-1 G1-3 1B	0-0 G3		4-0 1B		1-0 G4-3		1-2 2-H 3-H 2-2	1-2 SAFE		5	0	2	2	1	0	5				
Dave Winfield, R OBP: 0.345, SLG: 0.500 (1, 10)	0-1 G1-3			1-3 K		1-3 K		2-2 F7	1-0 SAFE		6	0	0	1	0	1	6				
Matt Walbeck, S OBP: 0.107, SLG: 0.143 (1, 2)	2-3 K			1-3 K		1-0 F7		0-0 F7	0-2 SAFE		6	0	1	1	0	2	1				
Scott Leius, R OBP: 0.316, SLG: 0.471 (1, 5)		2-1 HR		2-0 1B		0-1 G4-3		4-0 BB	1-3 3-H		4	1	3	1	2	1	2				
Rich Becker, L OBP: 0.429, SLG: 0.364 (1, 8)		3-2 E4 FC2-5		1-3 K		3-2 G4-3		0-0 F7	0-0 SAFE		6	0	0	0	0	2	6				
Pat Meares, R OBP: 0.214, SLG: 0.214 Chip Hale, L OBP: 0.256, SLG: 0.091 Jeff Reboulet, R OBP: 0.583, SLG: 0.375 (8, PH) (8, PH) (8, 6)		1-2 FC5 FC5-4 FC2-5 1B		1-1 F8		2-3 K		1-2 BB BB FC3 1B	4-1 SAFE		3	1	0	0	0	1	2				
Inning Stats	R: 2 E: 0 K: 1 S: 11	H: 2 LOB: 1 BB: 1 P: 19	R: 2 E: 2 K: 0 S: 15	H: 2 LOB: 2 BB: 0 P: 22	R: 0 E: 0 K: 2 S: 9	H: 1 LOB: 1 BB: 0 P: 13	R: 0 E: 0 K: 1 S: 11	H: 1 LOB: 1 BB: 0 P: 15	R: 0 E: 0 K: 0 S: 5	H: 0 LOB: 1 BB: 1 P: 11	R: 4 E: 1 K: 1 S: 17	H: 3 LOB: 2 BB: 2 P: 30	R: 0 E: 0 K: 2 S: 12	H: 1 LOB: 2 BB: 1 P: 19	R: 0 E: 0 K: 1 S: 7	H: 0 LOB: 1 BB: 1 P: 14	1B: 10 2B: 2 3B: 0 HR: 1	SF: 0 SAC: 0 DP: 0 HBP: 0	WP: 0 PA: 53 PB: 0 SB: 0 CS: 0		
PITCHER	IP WLS BF H R ER SO BB IBB HBP BLK WP HR S P ERA WHIP	Chris Bosio, R ERA: 3.65 Kevin King, L ERA: 10.13 Bobby Thigpen, R ERA: 10.13 Tim Davis, L ERA: Bobby Ayala, R ERA: 1.93	(1, 1) (8, 1) (8, 1) (8, 1) (8, 1)	7.0 0.0 0.0 0.0 3.0	WLS 2 2 1 1 W	BF 35 2 0 13	H 9 0 1 2	R 4 0 0 1	ER 3 0 0 1	SO 5 0 0 4	BB 2 0 0 2	IBB 0 0 0 0	HBP 0 0 0 0	BLK 0 0 0 0	WP 0 0 0 0	HR 1 0 0 0	S 65 5 3 27	P 105 10 5 3	ERA 3.66 ∞ ∞ ∞ 3.00	WHIP 1.571 ∞ ∞ ∞ 1.333	

Minnesota Twins @ Seattle Mariners
The Kingdome, Seattle, WA
Mon Apr 11 1994, 10:05 PM EDT
Att. 57,806 - Dome

livebaseballscores.com

AB 46
R 8
H 13
RBI 7
BB 7
SO 9
LOB 35



Batter	1	2	3	4	5	6	7	8	9	10	AB	R	H	RBI	BB	SO	LOB	BOTTOM			
Rich Amaral, R OBP: 0.407, SLG: 0.364 (1, 4)	1-0 P3	2-2 FC4 1B		1-2 G4-6-3 1B		0-3 K		1-2 F8		1-2 FC6-2 1B	6	0	2	1	0	1	3				
Mike Blowers, R OBP: 0.200, SLG: 0.167 (1, 5)	3-3 K	0-2 FC4		1-0 G4-6-3		0-0 G5-4-3		0-0 1B		1-0 1B	6	0	2	2	0	1	3				
Ken Griffey Jr., L OBP: 0.407, SLG: 0.640 (1, 8)	0-1 1B	1-0 F9		1-0 1B		1-0 2B 1B		4-0 SH1-4 1B BB	0-2 SAFE		4	2	2	0	1	0	2				
Jay Buhner, R OBP: 0.440, SLG: 0.565 (1, 9)	0-0 F9			3-2 2B SF8 1B		3-2 G3 SH1-4 1B		0-1 G4-3			5	1	2	0	0	0	1				
Eric Anthony, L OBP: 0.300, SLG: 0.783 (1, 7)		2-2 HR 1B		4-2 G4-3 BB		1-0 SF8 2B		0-0 SH1-4	1-1 SAFE		3	1	2	1	1	0	0				
Greg Pirk, R OBP: 0.333, SLG: 1.000 (1, 10)		0-1 HR		0-0 G4-3		1-0 P3		4-0 G3 IBB	0-3 SAFE		4	1	1	2	1	1	3				
Tino Martinez, L OBP: 0.192, SLG: 0.091 (1, 3)		1-1 2B 1B HBP		1-0 G4-3		3-2 SF8		1-0 G3		1-0 G1-3	3	1	0	2	0	0	3				
Dan Wilson, R OBP: 0.364, SLG: 0.550 (1, 2)		1-0 1B FC4 2B		2-2 G1-3		1-0 G1-3		0-0 G5-3		0-1 1B FC6-2 2B	5	2	3	0	0	0	3				
Felix Fermin, R OBP: 0.296, SLG: 0.250 (1, 6)		3-2 G5-3		0-0 SF8		0-0 SF8		0-0 P6		3-1 1B FC6-2 1B	4	1	2	1	0	0	2				
Inning Stats	R: 0 E: 0 K: 1 S: 9	H: 1 LOB: 1 BB: 0 P: 13	R: 4 E: 0 K: 0 S: 19	H: 4 LOB: 0 BB: 0 P: 29	R: 0 E: 0 K: 0 S: 6	H: 0 LOB: 1 BB: 1 P: 13	R: 1 E: 0 K: 0 S: 8	H: 2 LOB: 0 BB: 0 P: 12	R: 2 E: 0 K: 0 S: 10	H: 3 LOB: 1 BB: 0 P: 20	R: 0 E: 0 K: 1 S: 5	H: 1 LOB: 2 BB: 1 P: 18	R: 0 E: 0 K: 1 S: 7	H: 0 LOB: 0 BB: 0 P: 8	R: 1 E: 0 K: 0 S: 9	H: 3 LOB: 2 BB: 0 P: 15	1B: 11 2B: 3 3B: 1 HR: 1	SF: 2 SAC: 1 DP: 2 HBP: 1	WP: 0 PA: 47 PB: 0 SB: 0 CS: 0		
PITCHER	IP WLS BF H R ER SO BB IBB HBP BLK WP HR S P ERA WHIP	Mark Guthrie, L ERA: 13.5 Larry Casian, L ERA: 3.12 Keith Garagozzo, L ERA: 5.4 Carl Willis, R ERA: 7.04	(1, 1) (5, 1) (7, 1) (8, 1)	4.0 2.0 1.0 2.2	WLS 0 0 L	BF 23 6 6 12	H 10 0 1 4	R 7 0 1	ER 7 0 1 1	SO 1 0 1 1	BB 1 0 1 0	IBB 0 0 1 0	HBP 0 0 0 0	BLK 0 0 0 0	WP 0 0 0 0	HR 1 0 0 0	S 47 10 6 25	P 77 15 18 33	ERA 15.75 0.00 9.00 3.38	WHIP 2.750 0.500 2.000 1.500	

Minnesota Twins @ Seattle Mariners
The Kingdome, Seattle, WA
Mon Apr 11 1994, 10:05 PM EDT
Att. 57,806 - Dome

livebaseballscores.com

AB 40
R 9
H 16
RBI 9
BB 3
SO 3
LOB 20



Batter	1	2	3	4	5	6	7	8	9	AB	R	H	RBI	BB	SO	LOB	TOP										
Chuck Knoblauch, R (1, 4) OBP: 0.432, SLG: 0.666 Jeff Reboulet, R (5, 4) OBP: 0.615, SLG: 0.444										3	0	1	0	0	1	0											
Rich Becker, L (1, 8) OBP: 0.375, SLG: 0.308										4	0	0	0	0	1	3											
Kirby Puckett, R (1, 9) OBP: 0.368, SLG: 0.474 Alex Cole, L (6, 7) OBP: 0.500, SLG: 0.350										3	0	1	0	0	0	0											
Dave Winfield, R (1, 10) OBP: 0.333, SLG: 0.467										4	0	1	0	0	0	3											
Pedro Munoz, R (1, 7) OBP: 0.111, SLG: 0.235 (6, 9)										4	0	0	0	0	2	5											
Scott Leius, R (1, 5) OBP: 0.318, SLG: 0.450 Chip Hale, L (8, 5) OBP: 0.267, SLG: 0.083										3	0	1	0	0	0	3											
Dave McCarty, R (1, 3) OBP: 0.286, SLG: 0.167										4	0	0	0	0	2	1											
Derek Parks, R (1, 2)										3	0	0	0	1	0	0											
Pat Meares, R (1, 6)										3	0	0	0	0	0	1											
Inning Stats	R: 0 E: 0 K: 1 S: 9	H: 0 LOB: 0 BB: 0 P: 11	R: 0 E: 0 K: 1 S: 11	H: 1 LOB: 1 BB: 0 P: 17	R: 0 E: 0 K: 0 S: 6	H: 0 LOB: 0 BB: 0 P: 9	R: 0 E: 1 K: 1 S: 11	H: 1 LOB: 2 BB: 1 P: 20	R: 0 E: 0 K: 0 S: 10	H: 1 LOB: 1 BB: 0 P: 18	R: 0 E: 0 K: 1 S: 13	H: 0 LOB: 0 BB: 0 P: 18	R: 0 E: 0 K: 2 S: 13	H: 1 LOB: 2 BB: 1 P: 21	R: 0 E: 0 K: 0 S: 12	H: 0 LOB: 0 BB: 0 P: 18	1B: 3 2B: 2 3B: 0 HR: 0	SF: 0 SAC: 0 DP: 0 HBP: 0	WP: 0 PB: 0 SB: 0 CS: 0	PA: 35							
PITCHER	IP	WLS	BF	H	R	ER	SO	BB	IBB	HBP	BLK	WP	HR	S	P	ERA	WHIP										
Dave Fleming, L (1, 1)	7.0	W	27	4	0	0	4	1	0	0	0	0	0	69	117	0.00	0.714										
Jeff Nielson, R (8, 1)	1.0		5	1	0	0	2	1	0	0	0	0	0	13	21	0.00	2.000										
Rich Gossage, R (9, 1)	1.0		3	0	0	0	0	0	0	0	0	0	0	12	18	0.00	0.000										

Minnesota Twins @ Seattle Mariners
 The Kingdome, Seattle, WA
 Tue Apr 12 1994, 10:05 PM EDT
 Att: 13,489 - Dome

AB 33
 R 0
 H 5
 RBI 0
 BB 2
 SO 6
 LOB 16



Batter	1	2	3	4	5	6	7	8	9	AB	R	H	RBI	BB	SO	LOB	BOTTOM										
Darren Bragg, L (1, 10) OBP: 0.400, SLG: 0.250										4	3	1	0	1	0	3											
Rich Amaral, R (1, 4) OBP: 0.438, SLG: 0.407 (5, 6)										5	2	3	1	0	0	1											
Ken Griffey Jr., L (1, 8) OBP: 0.406, SLG: 0.862										4	1	1	3	1	0	2											
Jay Buhner, R (1, 9) OBP: 0.433, SLG: 0.630										4	1	2	2	0	0	1											
Eric Anthony, L (1, 7) OBP: 0.333, SLG: 0.667										4	1	0	0	1	2	3											
Tino Martinez, L (1, 3) OBP: 0.226, SLG: 0.154										4	1	1	2	1	0	2											
Mike Blowers, R (1, 5) OBP: 0.287, SLG: 0.250										4	2	2	1	1	1	2											
Bill Haselman, R (1, 2) OBP: 0.545, SLG: 0.667										4	1	3	1	0	0	1											
Felix Fermin, R (1, 6) OBP: 0.310, SLG: 0.269 Torey Lovullo, S (5, 4)										2	0	1	0	0	0	2											
Mike Trombley, R (7, 1) ERA: 12.15										2	0	0	0	0	0	1											
Inning Stats	R: 3 E: 0 K: 1 S: 18	H: 3 LOB: 1 BB: 1 P: 30	R: 4 E: 0 K: 1 S: 13	H: 4 LOB: 1 BB: 1 P: 23	R: 1 E: 1 K: 0 S: 7	H: 1 LOB: 1 BB: 1 P: 16	R: 2 E: 2 K: 0 S: 12	H: 3 LOB: 3 BB: 0 P: 16	R: 0 E: 0 K: 0 S: 7	H: 0 LOB: 0 BB: 1 P: 12	R: 1 E: 1 K: 1 S: 11	H: 1 LOB: 2 BB: 1 P: 23	R: 1 E: 1 K: 0 S: 13	H: 2 LOB: 0 BB: 0 P: 18	1B: 8 2B: 6 3B: 0 HR: 1	SF: 1 SAC: 1 DP: 2 HBP: 1	WP: 1 PB: 0 SB: 1 CS: 0	PA: 45									
PITCHER	IP	WLS	BF	H	R	ER	SO	BB	IBB	HBP	BLK	WP	HR	S	P	ERA	WHIP										
Scott Erickson, R (1, 1)	4.0	L	28	11	7	7	2	3	0	0	0	1	1	50	85	15.75	3.500										
22 Carlos Pulido, L (5, 1)	2.0		7	0	0	0	0	1	0	0	0	0	0	20	32	0.00	0.500										
Mike Trombley, R (7, 1)	2.0		10	3	2	1	1	1	0	0	0	0	0	24	41	4.50	2.000										

Minnesota Twins @ Seattle Mariners
 The Kingdome, Seattle, WA
 Tue Apr 12 1994, 10:05 PM EDT
 Att: 13,489 - Dome

AB 37
 R 12
 H 14
 RBI 10
 BB 5
 SO 3
 LOB 18



Batter	1	2	3	4	5	6	7	8	9	AB	R	H	RBI	BB	SO	LOB	TOP					
Chuck Knoblauch, R OBP: 0.381, SLG: 0.526 (1, 4)	P6		G1-5-3			K	G5-3	FC5-4		5	0	0	2	0	1	5						
Rich Becker, L OBP: 0.405, SLG: 0.355 (1, 8)	K		K						FC1-6	5	0	3	1	0	2	1						
Kirby Puckett, R OBP: 0.372, SLG: 0.452 (1, 9)	F8					L7			FC1-6	4	0	1	0	1	0	2						
Dave Winfield, R OBP: 0.368, SLG: 0.471 (1, 10)		L7								4	1	2	1	1	1	2						
Pedro Munoz, R OBP: 0.182, SLG: 0.333 (7, PR)			K							4	1	2	1	0	2	2						
Alex Cole, L OBP: 0.481, SLG: 0.333 (7, 7)			K							1	0	0	0	0	0	2						
Matt Walbeck, S OBP: 0.091, SLG: 0.121 (1, 2)		G5-3			K2-3					5	0	0	0	0	2	2						
Scott Leius, R OBP: 0.370, SLG: 0.583 (1, 5)					F7					4	3	2	2	1	0	0						
Dave McCarty, R OBP: 0.368, SLG: 0.353 (1, 3)					K					5	2	3	0	0	1	0						
Pat Meares, R OBP: 0.286, SLG: 0.211 (1, 6)										2	2	1	1	1	0	0						
Inning Stats	R: 0 E: 0 K: 1 S: 5	H: 0 LOB: 0 BB: 0 P: 11	R: 0 E: 0 K: 1 S: 7	H: 0 LOB: 0 BB: 0 P: 13	R: 3 E: 1 K: 2 S: 17	H: 3 LOB: 2 BB: 2 P: 33	R: 0 E: 0 K: 2 S: 8	H: 0 LOB: 0 BB: 0 P: 12	R: 0 E: 0 K: 1 S: 10	H: 1 LOB: 1 BB: 0 P: 17	R: 5 E: 0 K: 1 S: 20	H: 6 LOB: 2 BB: 0 P: 33	R: 1 E: 0 K: 1 S: 16	H: 3 LOB: 2 BB: 1 P: 23	R: 0 E: 0 K: 0 S: 5	H: 1 LOB: 1 BB: 1 P: 10	R: 0 E: 0 K: 0 S: 8	H: 0 LOB: 0 BB: 0 P: 10	1B: 11 2B: 2 3B: 0 HR: 1	SF: 0 SAC: 0 DP: 1 HBP: 1	WP: 1 PB: 0 SB: 0 CS: 0	PA: 44
PITCHER	IP	WLS	BF	H	R	ER	SO	BB	IBB	HBP	BLK	WP	HR	S	P	ERA	WHIP					
Greg Hibbard, L ERA: 5.73 (1, 1)	5.1	L	26	8	7	7	7	2	0	0	0	0	0	56	100	11.81	1.875					
Jeff Nielson, R ERA: 1.53 (6, 1)	0.2		5	2	1	1	1	0	0	1	0	1	0	11	19	13.50	3.000					
Bobby Thigpen, R ERA: 9.82 (7, 1)	1.0		6	3	1	1	1	1	0	0	0	0	1	16	23	9.00	4.000					
Tim Davis, L ERA: (8, 1)	2.0		7	1	0	0	0	1	0	0	0	0	0	13	20	0.00	1.000					

Minnesota Twins @ Seattle Mariners
The Kingdome, Seattle, WA
Wed Apr 13 1994, 6:33 AM EDT
Att: 16,207 - Dome

AB 39
R 9
H 14
RBI 8
BB 4
SO 9
LOB 16



Batter	1	2	3	4	5	6	7	8	9	AB	R	H	RBI	BB	SO	LOB	BOTTOM					
Darren Bragg, L OBP: 0.200, SLG: 0.111 (1, 10)	G4-3		K			G6-3			K	5	0	0	0	0	2	3						
Rich Amaral, R OBP: 0.417, SLG: 0.419 (1, 4)	F7									4	1	1	0	0	0	0						
Tino Martinez, L OBP: 0.250, SLG: 0.154 (9, PH)										0	0	0	0	1	0	0						
Edgar Martinez, R (9, PR)										0	0	0	0	0	0	0						
Ken Griffey Jr., L OBP: 0.405, SLG: 0.882 (1, 8)	K									5	2	2	1	0	2	2						
Jay Buhner, R OBP: 0.400, SLG: 0.613 (1, 9)		L8								4	0	1	2	0	0	2						
Eric Anthony, L OBP: 0.353, SLG: 0.733 (1, 7)		P3								3	2	1	1	1	0	1						
Reggie Jefferson, S OBP: 0.500, SLG: 0.714 (1, 3)										3	1	1	1	1	1	1						
Mike Blowers, R OBP: 0.294, SLG: 0.258 (1, 5)										3	0	1	0	1	1	1						
Dan Wilson, R OBP: 0.308, SLG: 0.458 (1, 2)		CS								4	0	0	0	0	1	2						
Felix Fermin, R OBP: 0.313, SLG: 0.276 (9, PH)										3	0	1	0	0	1	2						
Torey Lovullo, S (9, PH)										0	0	0	0	1	0	0						
Inning Stats	R: 0 E: 0 K: 1 S: 10	H: 0 LOB: 0 BB: 0 P: 16	R: 1 E: 0 K: 0 S: 11	H: 1 LOB: 1 BB: 1 P: 21	R: 0 E: 0 K: 2 S: 10	H: 0 LOB: 0 BB: 0 P: 16	R: 0 E: 0 K: 0 S: 9	H: 0 LOB: 0 BB: 0 P: 13	R: 1 E: 0 K: 0 S: 12	H: 2 LOB: 2 BB: 1 P: 22	R: 3 E: 1 K: 2 S: 21	H: 3 LOB: 2 BB: 1 P: 33	R: 1 E: 0 K: 0 S: 11	H: 2 LOB: 1 BB: 0 P: 18	R: 0 E: 0 K: 1 S: 7	H: 0 LOB: 0 BB: 0 P: 11	R: 0 E: 0 K: 2 S: 14	H: 0 LOB: 2 BB: 2 P: 26	1B: 2 2B: 3 3B: 1 HR: 2	SF: 1 SAC: 0 DP: 0 HBP: 0	WP: 0 PB: 0 SB: 0 CS: 1	PA: 41
PITCHER	IP	WLS	BF	H	R	ER	SO	BB	IBB	HBP	BLK	WP	HR	S	P	ERA	WHIP					
Pat Mahomes, R ERA: 8.71 (1, 1)	5.1	W	23	5	5	4	3	3	0	0	0	0	0	22	29	6.75	1.500					
Carl Willis, R ERA: 7.0 (6, 1)	1.1		8	3	1	1	2	0	0	0	0	0	0	8	14	0.00	0.000					
Larry Casian, L ERA: 2.7 (7, 1)	1.1		4	0	0	0	1	0	0	0	0	0	0	14	26	0.00	2.000					
Rick Aguilera, R ERA: (9, 1)	1.0	S	5	0	0	0	2	2	0	0	0	0	0	14	26	0.00	2.000					

Minnesota Twins @ Seattle Mariners
The Kingdome, Seattle, WA
Wed Apr 13 1994, 6:33 AM EDT
Att: 16,207 - Dome

AB 34
R 6
H 8
RBI 5
BB 5
SO 8
LOB 14



Batter	1	2	3	4	5	6	7	8	9	AB	R	H	RBI	BB	SO	LOB	TOP										
Alex Cole, L OBP: 0.469, SLG: 0.385 (1, 7)			F7		F7					5	1	2	1	0	1	1	Minnesota Twins @ Oakland Athletics Oakland-Alameda County Coliseum, Oakland, CA Thu Apr 14 1994, 3:33 AM PDT Att: 15,052 - Sunny - 63 F										
Chuck Knoblauch, R OBP: 0.382, SLG: 0.488 (1, 4)	F8		L5-3		G4-3			F8		5	0	1	2	0	0	2											
Kirby Puckett, R OBP: 0.375, SLG: 0.435 (1, 9)	G5-3							F9		4	1	1	0	0	0	2											
Kent Hrbek, L OBP: 0.400, SLG: 0.292 (1, 3)		G4-3						G6-3		4	0	1	0	0	0	2											
Dave Winfield, R OBP: 0.381, SLG: 0.459 (1, 10)										3	1	1	1	1	1	1											
Scott Leius, R OBP: 0.333, SLG: 0.519 (1, 5)										3	0	0	0	0	2	3											
Rich Becker, L OBP: 0.390, SLG: 0.324 (1, 8)								G6-3		3	0	0	0	1	0	3											
Matt Walbeck, S OBP: 0.108, SLG: 0.135 (1, 2)		G3-1								4	1	1	1	0	0	4											
Jeff Reboulet, R OBP: 0.563, SLG: 0.417 (1, 6)										3	0	1	0	0	0	0											
Chip Hale, L OBP: 0.313, SLG: 0.154 (9, PH)										1	1	1	0	0	0	0											
Pat Meares, R OBP: 0.286, SLG: 0.211 (9, 6)										0	0	0	0	0	0	0											
Inning Stats	R: 0 E: 0 K: 1 S: 7	H: 0 LOB: 0 BB: 0 P: 9	R: 0 E: 0 K: 1 S: 7	H: 0 LOB: 2 BB: 2 P: 17	R: 0 E: 0 K: 0 S: 7	H: 1 LOB: 0 BB: 0 P: 10	R: 1 E: 0 K: 0 S: 11	H: 3 LOB: 2 BB: 0 P: 15	R: 0 E: 0 K: 1 S: 9	H: 0 LOB: 1 BB: 0 P: 15	R: 0 E: 0 K: 0 S: 8	H: 0 LOB: 0 BB: 0 P: 13	R: 0 E: 0 K: 0 S: 8	H: 1 LOB: 1 BB: 0 P: 12	R: 4 E: 1 K: 1 S: 19	H: 4 LOB: 1 BB: 0 P: 26	1B: 8 2B: 2 3B: 0 HR: 0	SF: 0 SAC: 1 DP: 1 HBP: 1	WP: 0 PB: 0 SB: 1 CS: 0	PA: 39							
PITCHER	IP	WLS	BF	H	R	ER	SO	BB	IBB	HBP	BLK	WP	HR	S	P	ERA	WHIP										
Steve Karsay, R ERA: 0.6 (1, 1)	8.0		31	5	1	1	3	2	0	1	0	0	0	63	100	1.12	0.875										
Dennis Eckersley, R ERA: 1.8 (9, 1)	1.0	L	8	4	4	0	1	0	0	0	0	0	0	19	26	0.00	4.000										

AB	35
R	5
H	9
RBI	5
BB	2
SO	4
LOB	18



Batter	1	2	3	4	5	6	7	8	9	AB	R	H	RBI	BB	SO	LOB	BOTTOM										
Stan Javier, S OBP: 0.512, SLG: 0.658 (1, 8)	F7		F7							5	1	2	0	0	1	0	Minnesota Twins @ Oakland Athletics Oakland-Alameda County Coliseum, Oakland, CA Thu Apr 14 1994, 3:33 AM PDT Att: 15,052 - Sunny - 63 F										
Mike Aldrete, L OBP: 0.357, SLG: 0.100 (1, 9)	G4-3		F7						F7	4	2	0	0	1	0	1											
Ruben Sierra, S OBP: 0.289, SLG: 0.550 (1, 10)			P6					G3-1		4	0	1	0	1	0	2											
Geronimo Berroa, R OBP: 0.577, SLG: 1.083 (1, 7)										4	1	4	3	0	0	0											
Troy Neel, L OBP: 0.457, SLG: 0.655 (1, 3)										2	0	0	0	2	1	3											
Mark McGwire, R OBP: 0.571, SLG: 0.600 (8, 3)										0	0	0	0	0	0	0											
Terry Steinbach, R OBP: 0.351, SLG: 0.667 (1, 2)	G4-3									4	0	0	0	0	2	6											
Scott Brosius, R OBP: 0.297, SLG: 0.303 (1, 5)									G5-3	4	0	2	1	0	0	0											
Mike Bordick, R OBP: 0.275, SLG: 0.147 (1, 6)		G6-3			G5-3			F7	G5-3	4	0	0	0	0	0	2											
Junior Noboa, R OBP: 0.360, SLG: 0.375 (1, 4)		G6-3			F8				G5-3	4	0	1	0	0	0	0											
Inning Stats	R: 0 E: 0 K: 0 S: 12	H: 1 LOB: 3 BB: 2 P: 25	R: 0 E: 0 K: 0 S: 7	H: 1 LOB: 0 BB: 0 P: 13	R: 0 E: 0 K: 0 S: 5	H: 0 LOB: 0 BB: 0 P: 8	R: 1 E: 0 K: 1 S: 10	H: 2 LOB: 1 BB: 0 P: 14	R: 1 E: 0 K: 1 S: 15	H: 3 LOB: 2 BB: 0 P: 25	R: 0 E: 0 K: 0 S: 7	H: 0 LOB: 0 BB: 0 P: 9	R: 2 E: 0 K: 1 S: 16	H: 3 LOB: 2 BB: 2 P: 30	R: 0 E: 0 K: 0 S: 7	H: 0 LOB: 0 BB: 0 P: 11	R: 0 E: 0 K: 1 S: 6	H: 0 LOB: 0 BB: 0 P: 6	1B: 6 2B: 4 3B: 0 HR: 0	SF: 0 SAC: 0 DP: 0 HBP: 0	WP: 0 PB: 0 SB: 0 CS: 1	PA: 39					
PITCHER	IP	WLS	BF	H	R	ER	SO	BB	IBB	HBP	BLK	WP	HR	S	P	ERA	WHIP										
Kevin Tapani, R ERA: 9.9 (1, 1)	6.1		29	9	4	4	2	3	0	0	0	0	0	65	108	5.68	1.895										
Mike Trombley, R ERA: 9.72 (7, 1)	1.2	W	7	1	0	0	1	0	1	0	0	0	0	14	27	0.00	0.600										
Rick Aguilera, R ERA: (9, 1)	1.0	S	3	0	0	0	1	0	0	0	0	0	0	6	6	0.00	0.000										

AB	35
R	4
H	10
RBI	4
BB	4
SO	4
LOB	14



Batter	1	2	3	4	5	6	7	8	9	AB	R	H	RBI	BB	SO	LOB	TOP																					
Alex Cole, L OBP: 0.432, SLG: 0.355 (1, 8)	F8		F9			G6-3		F9		5	0	1	2	0	0	1	Minnesota Twins @ Oakland Athletics Oakland-Alameda County Coliseum, Oakland, CA Fri Apr 15 1994, 7:05 PM PDT Att: 14,196 - Unknown - 60 F																					
Chuck Knoblauch, R OBP: 0.395, SLG: 0.457 (1, 4)	K					P3				3	1	0	0	2	1	3																						
Kirby Puckett, R OBP: 0.396, SLG: 0.440 (1, 9)										4	1	2	1	1	0	1																						
Kent Hrbek, L OBP: 0.429, SLG: 0.448 (1, 3)	K									5	3	3	1	0	1	2																						
Dave Winfield, R OBP: 0.383, SLG: 0.439 (1, 10)										4	0	1	0	1	1	1																						
Pedro Munoz, R OBP: 0.259, SLG: 0.360 (1, 7)										4	1	2	1	1	0	3																						
Chip Hale, L OBP: 0.381, SLG: 0.250 (1, 5)										3	1	1	1	2	0	3																						
Matt Walbeck, S OBP: 0.119, SLG: 0.143 (1, 2)										5	1	1	1	0	0	5																						
Pat Meares, R OBP: 0.308, SLG: 0.182 (1, 6)										3	0	0	0	2	0	2																						
Inning Stats	R: 0 E: 0 K: 2 S: 11	H: 1 LOB: 1 BB: 0 P: 16	R: 1 E: 0 K: 0 S: 11	H: 1 LOB: 0 BB: 21 P: 21	R: 1 E: 0 K: 0 S: 5	H: 1 LOB: 1 BB: 1 P: 13	R: 3 E: 0 K: 0 S: 16	H: 3 LOB: 2 BB: 2 P: 31	R: 1 E: 0 K: 0 S: 10	H: 3 LOB: 1 BB: 0 P: 18	R: 0 E: 0 K: 0 S: 6	H: 0 LOB: 1 BB: 1 P: 14	R: 1 E: 1 K: 0 S: 9	H: 0 LOB: 2 BB: 2 P: 21	R: 0 E: 0 K: 0 S: 7	H: 0 LOB: 1 BB: 1 P: 11	R: 1 E: 0 K: 1 S: 9	H: 2 LOB: 2 BB: 1 P: 19	1B: 9 2B: 2 3B: 0 HR: 1	SF: 0 SAC: 0 DP: 2 HBP: 0	WP: 0 PB: 0 SB: 1 CS: 0	PA: 45																
PITCHER	IP	WLS	BF	H	R	ER	SO	BB	IBB	HBP	BLK	WP	HR	S	P	ERA	WHIP	PITCHER				IP	WLS	BF	H	R	ER	SO	BB	IBB	HBP	BLK	WP	HR	S	P	ERA	WHIP
Todd Van Poppel, R ERA: 12.38 (1, 1)	4.1	L	23	8	6	6	2	4	0	0	0	0	0	50	94	12.46	2.769																					
John Briscoe, R ERA: 2.45 (5, 1)	0.2		2	1	0	0	0	0	0	0	0	0	0	3	5	0.00	1.500																					
Miguel Jimenez, R ERA: 2.7 (6, 1)	3.1		18	2	2	1	1	4	1	0	0	0	1	27	59	2.70	1.800																					
Steve Ontiveros, R ERA: 10.57 (9, 1)	0.2		2	0	0	0	0	0	0	0	0	0	0	4	6	0.00	0.000																					

AB	36
R	8
H	11
RBI	7
BB	9
SO	3
LOB	21



Batter	1	2	3	4	5	6	7	8	9	AB	R	H	RBI	BB	SO	LOB	BOTTOM																					
Rickey Henderson, R OBP: 0.500, SLG: 0.357 (1, 7)	G4-3		G6-3			L5				5	1	2	0	0	0	1	Minnesota Twins @ Oakland Athletics Oakland-Alameda County Coliseum, Oakland, CA Fri Apr 15 1994, 7:05 PM PDT Att: 14,196 - Unknown - 60 F																					
Stan Javier, S OBP: 0.500, SLG: 0.651 (1, 8)			F9							5	1	2	1	0	0	1																						
Ruben Sierra, S OBP: 0.280, SLG: 0.578 (1, 9)										5	1	1	2	0	3	1																						
Mark McGwire, R OBP: 0.575, SLG: 0.690 (1, 3)										4	1	2	1	1	1	1																						
Scott Hemond, R (9, PR)										0	0	0	0	0	0	0																						
Geronimo Berroa, R OBP: 0.516, SLG: 0.929 (1, 10)										4	1	0	0	1	1	2																						
Terry Steinbach, R OBP: 0.386, SLG: 0.649 (1, 2)										4	1	2	0	0	0	0																						
Scott Brosius, R OBP: 0.293, SLG: 0.297 (1, 5)										4	0	1	0	0	1	4																						
Mike Bordick, R OBP: 0.295, SLG: 0.237 (1, 6)										4	1	2	1	0	1	2																						
Junior Noboa, R OBP: 0.357, SLG: 0.370 (1, 4)										3	0	1	2	0	0	2																						
Mike Aldrete, L OBP: 0.333, SLG: 0.091 (9, PH)										1	0	0	0	0	1	0																						
Inning Stats	R: 0 E: 0 K: 2 S: 9	H: 1 LOB: 2 BB: 0 P: 15	R: 0 E: 0 K: 0 S: 7	H: 2 LOB: 0 BB: 0 P: 13	R: 0 E: 0 K: 1 S: 11	H: 0 LOB: 0 BB: 0 P: 20	R: 0 E: 0 K: 2 S: 11	H: 1 LOB: 2 BB: 1 P: 23	R: 0 E: 0 K: 0 S: 7	H: 1 LOB: 0 BB: 0 P: 9	R: 4 E: 0 K: 0 S: 15	H: 4 LOB: 1 BB: 1 P: 24	R: 0 E: 0 K: 0 S: 7	H: 0 LOB: 0 BB: 0 P: 10	R: 0 E: 0 K: 0 S: 5	H: 0 LOB: 0 BB: 0 P: 8	R: 3 E: 0 K: 2 S: 20	H: 4 LOB: 2 BB: 0 P: 30	1B: 8 2B: 3 3B: 0 HR: 2	SF: 0 SAC: 0 DP: 1 HBP: 0	WP: 0 PB: 0 SB: 2 CS: 0	PA: 41																
PITCHER	IP	WLS	BF	H	R	ER	SO	BB	IBB	HBP	BLK	WP	HR	S	P	ERA	WHIP	PITCHER				IP	WLS	BF	H	R	ER	SO	BB	IBB	HBP	BLK	WP	HR	S	P	ERA	WHIP
Jim Deshaies, L ERA: 7.71 (1, 1)	5.2	W	27	9	4	4	6	2	0	0	0	0	0	58	102	6.35	1.941																					
Carl Willis, R ERA: 6.75 (6, 1)	3.0		11	2	2	2	1	0	0	0	0	0	0	25	37	6.00	0.667																					
Rick Aguilera, R ERA: 1.69 (9, 1)	0.1	S	3	2	1	1	1	0	0	0	0	0	1	9	13	27.00	6.000																					

AB	39
R	7
H	13
RBI	7
BB	2
SO	8
LOB	14



Batter	1	2	3	4	5	6	7	8	9	AB	R	H	RBI	BB	SO	LOB	TOP										
Alex Cole, L OBP: 0.477, SLG: 0.371 (1, 8)										2	1	1	0	1	1	0	Minnesota Twins @ Oakland Athletics Oakland-Alameda County Coliseum, Oakland, CA Sun Apr 17 1994, 3:33 AM PDT Att: 24,251 - Sunny - 63 F										
Chuck Knoblauch, R OBP: 0.333, SLG: 0.396 (1, 4)										3	0	0	0	0	1	2											
Kirby Puckett, R OBP: 0.377, SLG: 0.483 (1, 9)										4	0	1	0	0	0	3											
Kent Hrbek, L OBP: 0.349, SLG: 0.361 (1, 3)										3	0	0	1	0	1	1											
Dave Winfield, R OBP: 0.353, SLG: 0.400 (1, 10)										4	0	0	0	0	2	1											
Scott Leius, R OBP: 0.333, SLG: 0.500 (1, 5)										3	0	1	0	0	0	0											
Dave McCarty, R OBP: 0.318, SLG: 0.300 (1, 7)										3	0	0	0	0	2	1											
Derek Parks, R (1, 2)										3	0	0	0	0	1	1											
Pat Meares, R OBP: 0.310, SLG: 0.167 (1, 6)										2	0	0	0	1	0	0											
Inning Stats	R: 1 E: 0 K: 1 S: 12	H: 2 LOB: 1 BB: 0 P: 19	R: 0 E: 0 K: 2 S: 8	H: 0 LOB: 0 BB: 0 P: 13	R: 0 E: 0 K: 0 S: 5	H: 0 LOB: 0 BB: 1 P: 10	R: 0 E: 0 K: 2 S: 12	H: 0 LOB: 0 BB: 0 P: 19	R: 0 E: 0 K: 0 S: 6	H: 0 LOB: 0 BB: 0 P: 11	R: 0 E: 0 K: 1 S: 9	H: 1 LOB: 1 BB: 1 P: 17	R: 0 E: 0 K: 1 S: 7	H: 0 LOB: 0 BB: 0 P: 13	R: 0 E: 0 K: 0 S: 9	H: 0 LOB: 0 BB: 0 P: 15	1B: 2 2B: 1 3B: 0 HR: 0	SF: 1 SAC: 1 DP: 1 HBP: 1	WP: 0 PB: 0 SB: 1 CS: 0	PA: 32							
PITCHER	IP	WLS	BF	H	R	ER	SO	BB	IBB	HBP	BLK	WP	HR	S	P	ERA	WHIP										
Ron Darling, R ERA: 4.76 (1, 1)	8.0	W	29	3	1	1	8	2	0	1	0	0	0	66	111	1.12	0.625										
Billy Taylor, R ERA: (9, 1)	1.0		3	0	0	0	0	0	0	0	0	0	0	9	15	0.00	0.000										

Batter	1	2	3	4	5	6	7	8	9	AB	R	H	RBI	BB	SO	LOB	BOTTOM										
Rickey Henderson, R OBP: 0.538, SLG: 0.424 (1, 7)										1	0	0	0	4	0	0	Minnesota Twins @ Oakland Athletics Oakland-Alameda County Coliseum, Oakland, CA Sun Apr 17 1994, 3:33 AM PDT Att: 24,251 - Sunny - 63 F										
Stan Javier, S OBP: 0.474, SLG: 0.596 (1, 8)										5	0	2	2	0	0	5											
Ruben Sierra, S OBP: 0.288, SLG: 0.547 (1, 9)										4	1	1	0	1	0	3											
Mark McGwire, R OBP: 0.551, SLG: 0.816 (1, 3)										5	1	2	2	0	1	3											
Troy Neel, L OBP: 0.475, SLG: 0.647 (1, 10)										5	1	3	0	0	1	1											
Scott Brosius, R OBP: 0.285, SLG: 0.267 (1, 5)										4	0	1	0	0	0	2											
Mike Brumley, S OBP: 0.500, SLG: 0.500 (1, 4)										4	0	2	0	0	0	2											
Mike Bordick, R OBP: 0.346, SLG: 0.311 (1, 6)										3	1	1	1	0	1	3											
Scott Hemond, R (1, 2)										3	1	0	0	1	0	4											
Inning Stats	R: 0 E: 0 K: 0 S: 5	H: 0 LOB: 1 BB: 1 P: 13	R: 0 E: 0 K: 0 S: 7	H: 1 LOB: 0 BB: 0 P: 11	R: 0 E: 0 K: 1 S: 10	H: 1 LOB: 2 BB: 1 P: 20	R: 3 E: 0 K: 0 S: 10	H: 3 LOB: 2 BB: 2 P: 22	R: 1 E: 0 K: 1 S: 11	H: 3 LOB: 2 BB: 0 P: 22	R: 1 E: 0 K: 0 S: 12	H: 2 LOB: 1 BB: 1 P: 22	R: 0 E: 0 K: 0 S: 8	H: 1 LOB: 3 BB: 1 P: 15	R: 0 E: 0 K: 0 S: 9	H: 1 LOB: 1 BB: 0 P: 14	1B: 8 2B: 3 3B: 0 HR: 1	SF: 0 SAC: 1 DP: 1 HBP: 1	WP: 0 PB: 0 SB: 0 CS: 0	PA: 42							
PITCHER	IP	WLS	BF	H	R	ER	SO	BB	IBB	HBP	BLK	WP	HR	S	P	ERA	WHIP										
Scott Erickson, R ERA: 7.88 (1, 1)	5.2	L	31	10	5	4	2	5	0	0	0	0	0	52	104	6.35	2.647										
Larry Casian, L ERA: 2.53 (6, 1)	0.2		3	1	0	0	1	0	0	0	0	0	0	7	11	0.00	1.500										
Mike Trombley, R ERA: 8.1 (7, 1)	1.2		8	1	0	0	0	1	0	1	0	0	0	13	24	0.00	1.200										

AB	27
R	1
H	3
RBI	1
BB	2
SO	8
LOB	9



Batter	1	2	3	4	5	6	7	8	9	AB	R	H	RBI	BB	SO	LOB	TOP			
Kenny Lofton, L OBP: 0.465, SLG: 0.579	G1-3		HR	B1-3			HBP 1B	L8		5	1	2	0	0	0	3				
Omar Vizquel, S OBP: 0.313, SLG: 0.286	F7		HR		F8		HBP 1B		1B	4	2	3	0	1	0	0				
Carlos Baerga, S OBP: 0.304, SLG: 0.372	F7		HR		F9		HBP		1B	4	2	2	3	0	0	1				
Albert Belle, R OBP: 0.373, SLG: 0.488	G5-3		G6-3				K		L9	5	1	1	1	0	1	6				
Eddie Murray, S OBP: 0.239, SLG: 0.326		BB 1B	G4-3				K		1B	5	1	2	1	0	2	3				
Paul Sorrento, L OBP: 0.324, SLG: 0.471	F7		L9			G1-4-3		E 1B	1B	4	0	1	0	1	0	1				
Sandy Alomar Jr., R OBP: 0.349, SLG: 0.447		BB 1B			F8	G5-3		K		5	0	2	2	0	1	1				
Jim Thome, L OBP: 0.361, SLG: 0.516																				
Alvaro Espinoza, R OBP: 0.200, SLG: 0.400																				
Wayne Kirby, L OBP: 0.400, SLG: 0.375	G4-6-3																			
Inning Stats	R: 0 E: 0 K: 0 S: 11	H: 1 LOB: 1 BB: 0 P: 17	R: 0 E: 0 K: 0 S: 11	H: 2 LOB: 2 BB: 1 P: 21	R: 3 E: 0 K: 0 S: 9	H: 2 LOB: 0 BB: 1 P: 15	R: 0 E: 0 K: 1 S: 8	H: 1 LOB: 1 BB: 0 P: 11	R: 1 E: 0 K: 1 S: 9	H: 1 LOB: 0 BB: 0 P: 13	R: 0 E: 0 K: 0 S: 3	H: 0 LOB: 0 BB: 0 P: 5	R: 0 E: 1 K: 2 S: 14	H: 2 LOB: 3 BB: 0 P: 16	R: 3 E: 0 K: 1 S: 14	H: 4 LOB: 2 BB: 1 P: 26	1B: 12 2B: 1 3B: 0 HR: 2	SF: 0 SAC: 0 DP: 1 HBP: 1	WP: 0 PB: 0 SB: 2 CS: 0	PA: 45
PITCHER	IP	WLS	BF	H	R	ER	SO	BB	IBB	HBP	BLK	WP	HR	S	P	ERA	WHIP			
Kevin Tapani, R ERA: 8.27	6.1		28	8	4	4	2	2	0	0	0	0	2	55	88	5.68	1.579			
Larry Casian, L ERA: 2.53	0.0		2	1	0	0	0	0	0	1	0	0	0	5	10	∞	∞			
Carl Willis, R ERA: 6.08	1.1		6	2	0	0	4	0	0	0	0	0	0	18	23	0.00	1.500			
Rick Aguilera, R ERA: 6.0	0.2	L	7	4	3	3	0	0	1	0	0	0	0	13	25	40.50	6.000			
Mark Guthrie, L ERA: 16.2	0.2		2	0	0	0	1	0	0	0	0	0	0	5	6	0.00	0.000			

Cleveland Indians @ Minnesota Twins
Hubert H. Humphrey Metrodome, Minneapolis, MN
Tue Apr 19 1994, 8:05 PM EDT
Att: 14,007 - Dome

AB 41
R 7
H 15
RBI 7
BB 3
SO 7
LOB 23



Batter	1	2	3	4	5	6	7	8	9	AB	R	H	RBI	BB	SO	LOB	BOTTOM			
Alex Cole, L OBP: 0.479, SLG: 0.421	2B		1B							3	2	1	0	1	1	3				
Dave McCarty, R OBP: 0.304, SLG: 0.286										1	0	0	0	0	0	1				
Chuck Knoblauch, R OBP: 0.338, SLG: 0.414	1B		CS							5	1	2	1	0	1	2				
Kirby Puckett, R OBP: 0.379, SLG: 0.468	1B		G6-3							4	1	1	2	0	0	2				
Kent Hrbek, L OBP: 0.354, SLG: 0.375	L4-3									4	1	1	0	1	2	2				
Dave Winfield, R OBP: 0.393, SLG: 0.440	1B		G6-3							5	0	4	0	0	0	1				
Scott Leius, R OBP: 0.316, SLG: 0.457	FC6-4									5	0	1	0	0	1	4				
Matt Walbeck, S OBP: 0.160, SLG: 0.163										4	1	2	2	1	1	1				
Jeff Reboulet, R OBP: 0.526, SLG: 0.600										0	0	0	0	0	0	0				
Rich Becker, L OBP: 0.367, SLG: 0.310	G3									5	0	2	0	0	0	5				
Pat Meares, R OBP: 0.344, SLG: 0.259	F8									3	0	2	1	0	0	0				
Inning Stats	R: 2 E: 0 K: 0 S: 10	H: 3 LOB: 1 BB: 1 P: 21	R: 0 E: 0 K: 1 S: 9	H: 0 LOB: 0 BB: 0 P: 12	R: 1 E: 0 K: 0 S: 12	H: 3 LOB: 1 BB: 0 P: 19	R: 1 E: 0 K: 0 S: 12	H: 3 LOB: 1 BB: 0 P: 18	R: 0 E: 0 K: 1 S: 8	H: 1 LOB: 1 BB: 0 P: 12	R: 0 E: 0 K: 1 S: 11	H: 1 LOB: 1 BB: 0 P: 17	R: 0 E: 0 K: 0 S: 12	H: 1 LOB: 0 BB: 0 P: 17	R: 1 E: 0 K: 2 S: 17	H: 2 LOB: 2 BB: 0 P: 23	1B: 12 2B: 5 3B: 1 HR: 0	SF: 0 SAC: 1 DP: 2 HBP: 1	WP: 1 PB: 0 SB: 0 CS: 1	PA: 44
PITCHER	IP	WLS	BF	H	R	ER	SO	BB	IBB	HBP	BLK	WP	HR	S	P	ERA	WHIP			
Charles Nagy, R ERA: 3.66	4.2		25	11	5	5	2	3	0	0	0	0	0	22	34	0.00	0.857			
Eric Plunk, R ERA: 4.5	2.1		9	2	0	0	2	0	0	0	0	0	0	6	8	0.00	1.500			
Russ Swan, L ERA: 4.15	0.2		3	1	0	0	0	0	0	0	0	0	0	6	9	0.00	0.000			
Jose Mesa, R ERA: 7.11	0.1	W	1	0	0	0	0	0	0	0	0	0	0	6	9	0.00	0.000			
Steve Fari, R ERA: 2.45	1.0	S	6	2	1	1	2	0	0	1	0	1	0	17	23	9.00	2.000			

Cleveland Indians @ Minnesota Twins
Hubert H. Humphrey Metrodome, Minneapolis, MN
Tue Apr 19 1994, 8:05 PM EDT
Att: 14,007 - Dome

AB 39
R 6
H 16
RBI 6
BB 3
SO 6
LOB 21



Batter	1	2	3	4	5	6	7	8	9	AB	R	H	RBI	BB	SO	LOB	TOP					
Kenny Lofton, L OBP: 0.438, SLG: 0.524	G4-3	G5-3					G4-3		G3	4	0	0	0	1	0	3	Cleveland Indians @ Minnesota Twins Hubert H. Humphrey Metrodome, Minneapolis, MN Wed Apr 20 1994, 8:05 PM EDT Att: 11,558 - Dome livebaseballscorecards.com					
Omar Vizquel, S OBP: 0.314, SLG: 0.383	F8		HR			F7	F8		G3	5	1	2	2	0	0	1						
Carlos Baerga, S OBP: 0.314, SLG: 0.458	1B	2B	K			HR	G3-1		K	5	2	2	1	0	2	1						
Albert Belle, R OBP: 0.364, SLG: 0.468	2H	1B	L3			K			E5	4	0	1	1	0	1	0						
Eddie Murray, S OBP: 0.240, SLG: 0.306	F8		BB				F8		L3	3	0	0	0	1	0	2						
Candy Maldonado, R OBP: 0.273, SLG: 0.444		G5-3	G5-3			HR			K	4	1	1	1	0	1	2						
Sandy Alomar Jr., R OBP: 0.319, SLG: 0.405	G5-3			P6		G4-3			F9	4	0	0	0	0	0	1						
Manny Ramirez, R OBP: 0.452, SLG: 0.808										3	0	1	0	1	1	0						
Wayne Kirby, L OBP: 0.400, SLG: 0.375	1B	1B	G4-3			FC4-6			K	0	0	0	0	0	0	0						
Mark Lewis, R OBP: 0.300, SLG: 0.222	1B		G1-3			FC4-6			G3	4	1	2	0	0	0	1						
Inning Stats	R: 1 E: 0 K: 0 S: 8	H: 2 LOB: 1 BB: 0 P: 15	R: 0 E: 0 K: 0 S: 12	H: 2 LOB: 2 BB: 0 P: 22	R: 1 E: 0 K: 1 S: 8	H: 1 LOB: 1 BB: 1 P: 16	R: 0 E: 0 K: 0 S: 5	H: 0 LOB: 0 BB: 0 P: 9	R: 1 E: 0 K: 1 S: 10	H: 1 LOB: 1 BB: 1 P: 21	R: 0 E: 0 K: 0 S: 5	H: 0 LOB: 0 BB: 0 P: 9	R: 0 E: 1 K: 1 S: 7	H: 0 LOB: 1 BB: 0 P: 13	R: 0 E: 0 K: 1 S: 7	H: 0 LOB: 1 BB: 0 P: 13	R: 1 E: 0 K: 2 S: 13	H: 2 LOB: 1 BB: 0 P: 22	1B: 4 2B: 2 3B: 0 HR: 3	SF: 0 SAC: 0 DP: 0 HBP: 0	WP: 1 PB: 0 SB: 1 CS: 0	PA: 39
PITCHER	IP	WLS	BF	H	R	ER	SO	BB	IBB	HBP	BLK	WP	HR	S	P	ERA	WHIP					
Jim Deshaies, L ERA: 7.25	(1, 1)	6.0	27	7	4	4	2	3	0	0	0	0	3	50	96	6.00	1.667					
Mike Trombley, R ERA: 7.3	(7, 1)	2.1	9	1	1	1	2	0	0	0	0	1	0	17	29	3.86	0.429					
Mark Guthrie, L ERA: 15.0	(9, 1)	0.2	W	3	1	0	0	1	0	0	0	0	0	8	15	0.00	1.500					

Batter	1	2	3	4	5	6	7	8	9	AB	R	H	RBI	BB	SO	LOB	BOTTOM					
Alex Cole, L OBP: 0.481, SLG: 0.415	K								E9	3	0	1	1	1	1	2	Cleveland Indians @ Minnesota Twins Hubert H. Humphrey Metrodome, Minneapolis, MN Wed Apr 20 1994, 8:05 PM EDT Att: 11,558 - Dome livebaseballscorecards.com					
Pedro Munoz, R OBP: 0.219, SLG: 0.300			BB							1	0	0	0	0	0	2						
Chuck Knoblauch, R OBP: 0.348, SLG: 0.400	BB		G5-4-3				1B			2	0	0	0	1	0	2						
Kirby Puckett, R OBP: 0.371, SLG: 0.455	G6-4-3		F9						F8	4	0	1	2	0	0	2						
Kent Hrbek, L OBP: 0.346, SLG: 0.364	G4-3						G3		FC4-6	4	0	1	0	0	0	2						
Dave Winfield, R OBP: 0.367, SLG: 0.407	P2		G6-3				G5-3		FC4-6	4	0	0	0	0	0	1						
Chip Hale, L OBP: 0.357, SLG: 0.227	G4-3						G6-3			4	0	1	0	0	1	0						
Jeff Reboulet, R OBP: 0.526, SLG: 0.600			K						BB	0	1	0	0	0	0	0						
Matt Walbeck, S ERA: 3.9			BB				G1-3		BB	3	1	1	0	0	0	0						
Dave McCarty, R OBP: 0.304, SLG: 0.286			BB				G4-3		BB	0	1	0	0	0	0	0						
Rich Becker, L OBP: 0.415, SLG: 0.356			BB				2B		E	3	2	3	0	1	0	0						
Pat Meares, R OBP: 0.389, SLG: 0.310			G5-4-3				G6-4-3		E	2	1	1	1	2	0	1						
Inning Stats	R: 0 E: 0 K: 1 S: 7	H: 0 LOB: 0 BB: 1 P: 14	R: 0 E: 0 K: 0 S: 8	H: 0 LOB: 0 BB: 0 P: 10	R: 2 E: 0 K: 0 S: 8	H: 2 LOB: 1 BB: 2 P: 18	R: 0 E: 0 K: 1 S: 7	H: 0 LOB: 0 BB: 0 P: 10	R: 2 E: 0 K: 0 S: 13	H: 3 LOB: 2 BB: 0 P: 19	R: 0 E: 0 K: 0 S: 8	H: 0 LOB: 0 BB: 0 P: 12	R: 0 E: 0 K: 0 S: 4	H: 2 LOB: 0 BB: 0 P: 10	R: 0 E: 0 K: 0 S: 6	H: 1 LOB: 1 BB: 0 P: 9	R: 2 E: 1 K: 0 S: 10	H: 1 LOB: 3 BB: 2 P: 21	1B: 8 2B: 1 3B: 0 HR: 0	SF: 0 SAC: 0 DP: 3 HBP: 2	WP: 0 PB: 0 SB: 0 CS: 1	PA: 38
PITCHER	IP	WLS	BF	H	R	ER	SO	BB	IBB	HBP	BLK	WP	HR	S	P	ERA	WHIP					
Dennis Martinez, R ERA: 3.9	(1, 1)	8.0	33	5	5	5	2	3	0	1	0	0	64	106	5.62	1.500						
Steve Farr, R ERA: 2.45	(9, 1)	0.0	L	3	0	0	0	2	0	1	0	0	0	2	11	*	*					
Derek Lilliquist, L ERA: 4.5	(9, 1)	0.0	1	0	1	0	0	0	0	0	0	0	0	5	6	*	*					

Batter	1	2	3	4	5	6	7	8	9	AB	R	H	RBI	BB	SO	LOB	TOP					
Alex Cole, L OBP: 0.443, SLG: 0.388 (1, 8)	F9		P6			G5-3		G3		4	0	0	0	0	0	0						
Chuck Knoblauch, R OBP: 0.329, SLG: 0.375 (1, 4)	L8		G4-1			K		G6-3		4	1	0	0	0	1	0						
Kirby Puckett, R OBP: 0.346, SLG: 0.432 (1, 9)	F8				G4-3			F8		4	0	1	1	0	0	0						
Kent Hrbek, L OBP: 0.367, SLG: 0.360 (1, 3)										4	1	2	0	0	2	1						
Dave Winfield, R OBP: 0.344, SLG: 0.379 (1, 10)										4	0	0	0	0	0	2						
Chip Hale, L OBP: 0.375, SLG: 0.269 (1, 5)										3	0	1	1	0	0	0						
Dave McCarty, R OBP: 0.308, SLG: 0.292 (1, 7)										3	0	1	0	0	0	1						
Matt Walbeck, S OBP: 0.169, SLG: 0.158 (1, 2)										3	0	0	0	0	0	1						
Pat Meares, R OBP: 0.333, SLG: 0.257 (1, 6)										3	0	0	0	0	1	0						
Inning Stats	R: 0 E: 0 K: 0 S: 8	H: 0 LOB: 0 BB: 0 P: 11	R: 1 E: 0 K: 0 S: 10	H: 2 LOB: 1 BB: 0 P: 15	R: 0 E: 0 K: 1 S: 6	H: 0 LOB: 0 BB: 0 P: 8	R: 0 E: 0 K: 1 S: 7	H: 0 LOB: 0 BB: 0 P: 10	R: 0 E: 0 K: 0 S: 8	H: 1 LOB: 0 BB: 0 P: 11	R: 1 E: 0 K: 2 S: 15	H: 1 LOB: 1 BB: 0 P: 25	R: 0 E: 0 K: 0 S: 7	H: 0 LOB: 0 BB: 0 P: 12	R: 0 E: 0 K: 0 S: 5	H: 0 LOB: 0 BB: 0 P: 9	R: 0 E: 0 K: 0 S: 7	H: 1 LOB: 1 BB: 0 P: 11	1B: 4 2B: 1 3B: 0 HR: 0	SF: 0 SAC: 0 DP: 0 HBP: 0	WP: 1 PB: 1 SB: 0 CS: 1	PA: 32
PITCHER Pat Hentgen, R ERA: 3.86 (1, 1)	IP: 9.0 WLS: W BF: 32 H: 5 R: 2 ER: 1 SO: 4 BB: 0 IBB: 0 HBP: 0 BLK: 0 WP: 1 HR: 0 S: 73 P: 112 ERA: 1.00 WHIP: 0.556											PITCHER	IP: 9.0 WLS: W BF: 32 H: 5 R: 2 ER: 1 SO: 4 BB: 0 IBB: 0 HBP: 0 BLK: 0 WP: 1 HR: 0 S: 73 P: 112 ERA: 1.00 WHIP: 0.556									

Minnesota Twins @ Toronto Blue Jays
SkyDome, Toronto, ON
Fri Apr 22 1994, 7:05 PM EDT
Att: 46,268 - Dome

AB 32
R 2
H 5
RBI 2
BB 0
SO 4
LOB 5



Batter	1	2	3	4	5	6	7	8	9	AB	R	H	RBI	BB	SO	LOB	BOTTOM			
Devon White, S OBP: 0.427, SLG: 0.644 (1, 8)										4	1	2	2	1	2	0				
Roberto Alomar, S OBP: 0.423, SLG: 0.514 (1, 4)										4	1	1	0	1	0	2				
Paul Molitor, R OBP: 0.418, SLG: 0.443 (1, 10)										5	0	0	0	0	3	6				
Joe Carter, R OBP: 0.387, SLG: 0.730 (1, 9)										5	3	3	2	0	0	0				
John Olerud, L OBP: 0.465, SLG: 0.650 (1, 3)										4	1	2	1	1	0	0				
Carlos Delgado, L OBP: 0.375, SLG: 0.722 (1, 7)										3	1	0	0	1	1	2				
Ed Sprague, R OBP: 0.370, SLG: 0.406 (1, 5)										4	1	2	0	0	2	3				
Pat Borders, R OBP: 0.288, SLG: 0.286 (1, 2)										3	0	1	3	1	0	2				
Alex Gonzalez, R OBP: 0.229, SLG: 0.233 (1, 6)										3	0	0	0	1	2	5				
Inning Stats	R: 3 E: 1 K: 1 S: 19	H: 4 LOB: 2 BB: 0 P: 34	R: 0 E: 0 K: 2 S: 13	H: 0 LOB: 0 BB: 0 P: 17	R: 1 E: 0 K: 1 S: 12	H: 2 LOB: 3 BB: 1 P: 26	R: 0 E: 0 K: 2 S: 12	H: 0 LOB: 0 BB: 0 P: 14	R: 0 E: 0 K: 0 S: 5	H: 0 LOB: 0 BB: 0 P: 8	R: 0 E: 0 K: 2 S: 14	H: 0 LOB: 3 BB: 3 P: 30	R: 4 E: 0 K: 2 S: 19	H: 5 LOB: 2 BB: 1 P: 35	R: 0 E: 0 K: 0 S: 4	H: 0 LOB: 0 BB: 1 P: 10	1B: 7 2B: 2 3B: 0 HR: 2	SF: 0 SAC: 0 DP: 1 HBP: 1	WP: 0 PB: 0 SB: 1 CS: 0	PA: 42
PITCHER Scott Erickson, R ERA: 7.48 (1, 1) Carl Willis, R ERA: 8.36 (6, 1) Mike Trombley, R ERA: 6.43 (7, 1)	IP: 5.2 WLS: L BF: 29 H: 6 R: 4 ER: 4 SO: 7 BB: 4 IBB: 0 HBP: 1 BLK: 0 WP: 0 HR: 2 S: 72 P: 125 ERA: 6.35 WHIP: 1.765											PITCHER	IP: 5.2 WLS: L BF: 29 H: 6 R: 4 ER: 4 SO: 7 BB: 4 IBB: 0 HBP: 1 BLK: 0 WP: 0 HR: 2 S: 72 P: 125 ERA: 6.35 WHIP: 1.765							

Minnesota Twins @ Toronto Blue Jays
SkyDome, Toronto, ON
Fri Apr 22 1994, 7:05 PM EDT
Att: 46,268 - Dome

AB 35
R 8
H 11
RBI 8
BB 6
SO 10
LOB 20



Batter	1	2	3	4	5	6	7	8	9	AB	R	H	RBI	BB	SO	LOB	TOP			
Alex Cole, L OBP: 0.491, SLG: 0.439 (1, 7)										5	1	2	1	0	1	0	Minnesota Twins @ Toronto Blue Jays SkyDome, Toronto, ON Sun Apr 24 1994, 3:33 AM EDT Att: 50,464 - Dome			
Jeff Reboulet, R OBP: 0.446, SLG: 0.435 (1, 4)										4	0	0	1	1	0	1				
Kirby Puckett, R OBP: 0.352, SLG: 0.440 (1, 9)										5	0	3	0	0	0	0				
Kent Hrbek, L OBP: 0.373, SLG: 0.375 (1, 3)										4	1	1	0	1	0	3				
Dave Winfield, R OBP: 0.324, SLG: 0.358 (1, 10)										5	0	0	0	0	2	4				
Scott Leius, R OBP: 0.333, SLG: 0.442 (1, 5)										2	2	1	1	1	0	0				
Rich Becker, L OBP: 0.426, SLG: 0.423 (1, 8)										3	2	1	1	1	0	1				
Matt Walbeck, S OBP: 0.206, SLG: 0.197 (1, 2)										4	1	2	2	0	0	1				
Pat Meares, R OBP: 0.327, SLG: 0.262 (1, 6)										4	0	0	0	0	3	2				
Inning Stats	R: 1 E: 1 K: 1 S: 10	H: 2 LOB: 1 BB: 1 P: 21	R: 1 E: 0 K: 1 S: 7	H: 1 LOB: 0 BB: 0 P: 8	R: 0 E: 0 K: 0 S: 6	H: 0 LOB: 0 BB: 0 P: 9	R: 1 E: 0 K: 0 S: 8	H: 1 LOB: 1 BB: 1 P: 20	R: 0 E: 0 K: 0 S: 4	H: 0 LOB: 0 BB: 0 P: 7	R: 3 E: 2 K: 1 S: 12	H: 3 LOB: 2 BB: 1 P: 20	R: 1 E: 0 K: 1 S: 12	H: 2 LOB: 1 BB: 0 P: 20	R: 0 E: 1 K: 0 S: 8	H: 1 LOB: 2 BB: 1 P: 18	1B: 7 2B: 1 3B: 1 HR: 1	SF: 1 SAC: 0 DP: 0 HBP: 0	WP: 0 PB: 0 SB: 1 CS: 0	PA: 41
PITCHER	IP WLS BF H R ER SO BB IBB HBP BLK WP HR S P ERA WHIP																			
Juan Guzman, R ERA: 4.93 (1, 1)	8.0 L 36 9 7 5 6 3 0 0 0 0 0 1 69 119 5.62 1.500																			
Greg Cadaret, L ERA: 4.26 (9, 1)	1.0 5 1 0 0 0 1 0 0 0 0 0 0 8 18 0.00 2.000																			

Batter	1	2	3	4	5	6	7	8	9	AB	R	H	RBI	BB	SO	LOB	BOTTOM					
Devon White, S OBP: 0.396, SLG: 0.622 (1, 8)										4	0	0	0	0	1	3	Minnesota Twins @ Toronto Blue Jays SkyDome, Toronto, ON Sun Apr 24 1994, 3:33 AM EDT Att: 50,464 - Dome					
Roberto Alomar, S OBP: 0.442, SLG: 0.539 (1, 4)										2	1	2	1	1	0	0						
Paul Molitor, R OBP: 0.402, SLG: 0.449 (1, 10)										4	0	0	0	0	1	3						
Joe Carter, R OBP: 0.410, SLG: 0.779 (1, 9)										2	1	1	1	2	0	0						
John Olerud, L OBP: 0.481, SLG: 0.652 (1, 3)										4	0	1	0	0	0	3						
Carlos Delgado, L OBP: 0.361, SLG: 0.667 (1, 7)										4	0	1	1	0	1	0						
Ed Sprague, R OBP: 0.363, SLG: 0.498 (1, 5)										4	0	1	0	0	1	2						
Pat Borders, R OBP: 0.300, SLG: 0.316 (1, 2)										4	0	1	0	0	0	1						
Alex Gonzalez, R OBP: 0.214, SLG: 0.235 (1, 6)										4	1	1	0	0	1	2						
Inning Stats	R: 0 E: 0 K: 0 S: 12	H: 1 LOB: 2 BB: 1 P: 19	R: 0 E: 0 K: 0 S: 10	H: 2 LOB: 2 BB: 0 P: 15	R: 1 E: 0 K: 0 S: 8	H: 1 LOB: 0 BB: 0 P: 12	R: 0 E: 0 K: 2 S: 9	H: 0 LOB: 0 BB: 0 P: 13	R: 0 E: 0 K: 1 S: 8	H: 0 LOB: 1 BB: 1 P: 16	R: 1 E: 0 K: 0 S: 12	H: 2 LOB: 1 BB: 1 P: 18	R: 1 E: 0 K: 1 S: 6	H: 1 LOB: 0 BB: 0 P: 7	R: 0 E: 0 K: 0 S: 7	H: 1 LOB: 0 BB: 0 P: 8	R: 0 E: 0 K: 1 S: 8	H: 0 LOB: 0 BB: 0 P: 10	1B: 6 2B: 2 3B: 0 HR: 0	SF: 1 SAC: 0 DP: 2 HBP: 0	WP: 0 PB: 0 SB: 1 CS: 0	PA: 36
PITCHER	IP WLS BF H R ER SO BB IBB HBP BLK WP HR S P ERA WHIP																					
Kevin Tapani, R ERA: 6.94 (1, 1)	7.0 W 31 8 3 3 4 3 0 0 0 0 0 0 66 101 3.86 1.571																					
Mark Guthrie, L ERA: 13.5 (8, 1)	1.0 2 0 0 0 0 0 0 0 0 0 0 0 6 7 0.00 0.000																					
Carl Willis, R ERA: 7.8 (9, 1)	1.0 3 0 0 0 0 1 0 0 0 0 0 0 8 10 0.00 0.000																					

AB	36
R	7
H	10
RBI	6
BB	4
SO	6
LOB	12



AB	32
R	3
H	8
RBI	3
BB	3
SO	5
LOB	14



Batter	1	2	3	4	5	6	7	8	9	AB	R	H	RBI	BB	SO	LOB	TOP									
Alex Cole, L OBP: 0.447, SLG: 0.443 (1, 7)			G4-1							4	2	1	0	1	1	4	Minnesota Twins @ Cleveland Indians Jacobs Field, Cleveland, OH Mon Apr 25 1994, 7:05 PM EDT Att: 24,777 - Unknown - 81 F									
Jeff Reboulet, R OBP: 0.412, SLG: 0.429 (1, 4)	G1-3		G5-3		G1-3			P5		5	0	1	2	0	0	2										
Kirby Puckett, R OBP: 0.366, SLG: 0.461 (1, 9)	G4-3		G4-3					L8		5	2	3	1	0	0	0										
Kent Hrbek, L OBP: 0.361, SLG: 0.361 (1, 3)	G4-3			F9				P2		5	2	1	0	0	0	3										
Dave Winfield, R OBP: 0.342, SLG: 0.380 (1, 10)	G1-3			F7						4	1	2	2	1	0	1										
Matt Walbeck, S OBP: 0.233, SLG: 0.239 (1, 2)				G5-3						5	0	3	3	0	0	1										
Scott Leius, R OBP: 0.321, SLG: 0.438 (1, 5)										5	1	1	0	0	0	5										
Rich Becker, L OBP: 0.424, SLG: 0.411 (1, 8)										4	0	1	0	1	0	4										
Pat Meares, R OBP: 0.321, SLG: 0.250 (1, 6)										2	1	0	1	1	1	1										
Inning Stats	R: 1 E: 0 K: 0 S: 13	H: 1 LOB: 1 BB: 1 P: 22	R: 0 E: 0 K: 1 S: 9	H: 1 LOB: 1 BB: 0 P: 14	R: 0 E: 0 K: 0 S: 5	H: 0 LOB: 0 BB: 0 P: 7	R: 0 E: 0 K: 0 S: 7	H: 0 LOB: 0 BB: 0 P: 11	R: 1 E: 0 K: 1 S: 10	H: 2 LOB: 1 BB: 0 P: 16	R: 2 E: 1 K: 0 S: 11	H: 3 LOB: 1 BB: 0 P: 13	R: 5 E: 1 K: 0 S: 25	H: 5 LOB: 3 BB: 2 P: 42	R: 0 E: 0 K: 0 S: 5	H: 0 LOB: 0 BB: 0 P: 7	R: 0 E: 0 K: 0 S: 4	H: 1 LOB: 1 BB: 1 P: 9	1B: 7 2B: 6 3B: 0 HR: 0	SF: 1 SAC: 0 DP: 1 HBP: 0	WP: 0 PB: 0 SB: 2 CS: 0	PA: 44				
PITCHER	IP	WLS	BF	H	R	ER	SO	BB	IBB	HBP	BLK	WP	HR	S	P	ERA	WHIP									
Dennis Martinez, R ERA: 4.75 (7, 1)	6.0	L	30	10	8	6	2	1	0	0	0	0	0	63	3	9.00	1.833									
Russ Swan, L ERA: 5.79 (7, 1)	0.1		1	0	0	0	0	0	0	0	0	0	0	3	3	0.00	0.000									
Matt Turner, R ERA: 1.8 (7, 1)	0.1		3	2	1	1	0	0	0	0	0	0	0	5	10	27.00	6.000									
Brian Barnes, L ERA: (7, 1)	1.1		6	0	0	0	0	2	0	0	0	0	0	14	27	0.00	1.500									
Derek Lilliquist, L ERA: 2.7 (9, 1)	1.0		4	1	0	0	0	1	0	0	0	0	0	4	9	0.00	2.000									
Batter	1	2	3	4	5	6	7	8	9	AB	R	H	RBI	BB	SO	LOB	BOTTOM									
Kenny Lofton, L OBP: 0.497, SLG: 0.569 (1, 8)	B1-3		K						G4-3	4	1	2	2	1	1	1	Minnesota Twins @ Cleveland Indians Jacobs Field, Cleveland, OH Mon Apr 25 1994, 7:05 PM EDT Att: 24,777 - Unknown - 81 F									
Mark Lewis, R OBP: 0.385, SLG: 0.458 (1, 6)	F7		1B		HR			P6		5	1	2	0	0	0	2										
Carlos Baerga, S OBP: 0.316, SLG: 0.466 (1, 4)	B1-3		1B		HR			HR		5	2	3	2	0	0	1										
Albert Belle, R OBP: 0.405, SLG: 0.588 (1, 7)	F7		BB		F7			HR		4	2	2	3	1	0	1										
Eddie Murray, S OBP: 0.270, SLG: 0.438 (1, 3)			FC6-4		F8			HR		5	0	1	0	0	0	3										
Candy Maldonado, R OBP: 0.333, SLG: 0.692 (1, 10)										4	0	2	0	0	1	0										
Paul Sorrento, L OBP: 0.351, SLG: 0.531 (9, PH)	G3									1	0	0	0	0	1	1										
Manny Ramirez, R OBP: 0.440, SLG: 0.682 (1, 9)										4	0	1	0	0	0	2										
Alvaro Espinoza, R OBP: 0.300, SLG: 0.400 (8, PH)										3	1	2	0	0	1	1										
Jim Thome, L OBP: 0.382, SLG: 0.542 (9, 5)										1	0	0	0	0	1	0										
Tony Peña, R OBP: 0.235, SLG: 0.143 (1, 2)										3	0	0	0	1	0	2										
Inning Stats	R: 0 E: 0 K: 0 S: 6	H: 0 LOB: 1 BB: 1 P: 13	R: 0 E: 0 K: 1 S: 6	H: 1 LOB: 0 BB: 0 P: 11	R: 0 E: 0 K: 1 S: 13	H: 2 LOB: 3 BB: 2 P: 27	R: 0 E: 0 K: 0 S: 9	H: 2 LOB: 1 BB: 0 P: 16	R: 3 E: 0 K: 0 S: 13	H: 4 LOB: 1 BB: 0 P: 19	R: 1 E: 0 K: 0 S: 9	H: 2 LOB: 0 BB: 0 P: 13	R: 1 E: 0 K: 1 S: 11	H: 1 LOB: 0 BB: 0 P: 14	R: 0 E: 0 K: 1 S: 6	H: 0 LOB: 0 BB: 0 P: 9	R: 2 E: 0 K: 1 S: 17	H: 3 LOB: 1 BB: 0 P: 27	1B: 8 2B: 2 3B: 1 HR: 4	SF: 0 SAC: 0 DP: 0 HBP: 0	WP: 0 PB: 0 SB: 0 CS: 1	PA: 42				
PITCHER	IP	WLS	BF	H	R	ER	SO	BB	IBB	HBP	BLK	WP	HR	S	P	ERA	WHIP									
Jim Deshaies, L ERA: 6.91 (6, 1)	5.0		25	9	3	3	2	3	0	0	0	0	0	1	22	29	7.71	1.286								
Mike Trombley, R ERA: 6.62 (8, 1)	2.1	W	9	3	2	2	1	0	0	0	0	0	0	1	14	25	13.50	1.500								
Larry Casian, L ERA: 5.52 (9, 1)	1.1		6	2	2	2	1	0	0	0	0	0	0	7	9	0.00	3.000									
Rick Aguilera, R ERA: 6.14 (9, 1)	0.1	S	2	1	0	0	1	0	0	0	0	0	0	0	0	0	0.00	3.000								

Batter	1	2	3	4	5	6	7	8	9	AB	R	H	RBI	BB	SO	LOB	TOP										
Alex Cole, L OBP: 0.432, SLG: 0.424 (1, 7)	F8		1B		F8		L4		G4-3	5	1	1	0	0	0	1											
Chuck Knoblauch, R OBP: 0.337, SLG: 0.411 (1, 4)	G6-3		1B		1B		G6-3		G4-3	5	0	2	1	0	0	0											
Kirby Puckett, R OBP: 0.361, SLG: 0.462 (1, 9)	P5		G5-3		FC5					4	0	1	0	0	0	3											
Kent Hrbek, L OBP: 0.355, SLG: 0.344 (1, 3)		P5		G3		G4-3				3	0	0	0	1	0	0											
Dave Winfield, R OBP: 0.349, SLG: 0.440 (1, 10)	K			F9		HR				4	1	2	1	0	1	2											
Matt Walbeck, S OBP: 0.234, SLG: 0.230 (1, 2)	G3-1			F9		WP			L1	3	0	0	0	1	0	1											
Scott Leius, R OBP: 0.317, SLG: 0.481 (1, 5)			HR	L9		G6-3			G6-3	4	1	1	1	0	0	2											
Rich Becker, L OBP: 0.414, SLG: 0.390 (1, 8)			G6-3		K				K	3	0	0	0	1	2	0											
Pat Meares, R OBP: 0.321, SLG: 0.255 (1, 6)			F7		FC5				G4-3	3	0	1	0	0	0	2											
Chip Hale, L OBP: 0.382, SLG: 0.286 (9, PH)					1B					1	0	0	0	0	0	0											
Inning Stats	R: 0 E: 0 K: 0 S: 9	H: 0 LOB: 0 BB: 0 P: 10	R: 0 E: 0 K: 1 S: 8	H: 0 LOB: 0 BB: 0 P: 11	R: 2 E: 0 K: 0 S: 15	H: 3 LOB: 1 BB: 0 P: 22	R: 0 E: 0 K: 0 S: 6	H: 1 LOB: 1 BB: 0 P: 8	R: 0 E: 0 K: 1 S: 12	H: 2 LOB: 2 BB: 0 P: 16	R: 1 E: 0 K: 0 S: 14	H: 1 LOB: 2 BB: 2 P: 28	R: 0 E: 0 K: 0 S: 11	H: 1 LOB: 1 BB: 1 P: 22	R: 0 E: 0 K: 1 S: 8	H: 0 LOB: 0 BB: 0 P: 13	R: 0 E: 0 K: 0 S: 11	H: 0 LOB: 0 BB: 0 P: 14	1B: 4 2B: 2 3B: 0 HR: 2	SF: 0 SAC: 0 DP: 0 HBP: 0	WP: 1 PB: 0 SB: 2 CS: 0	PA: 38					
PITCHER	IP	WLS	BF	H	R	ER	SO	BB	IBB	HBP	BLK	WP	HR	S	P	ERA	WHIP										
Mark Clark, R ERA: 4.88 (1, 1)	6.2	W	30	8	3	3	2	2	0	0	0	1	2	70	107	4.05	1.500										
Russ Swan, L ERA: 5.79 (7, 1)	0.0		1	0	0	0	0	1	0	0	0	0	0	2	6	∞	∞										
Jose Mesa, R ERA: 4.85 (7, 1)	2.1	S	7	0	0	0	1	0	0	0	0	0	0	22	31	0.00	0.000										

Minnesota Twins @ Cleveland Indians
Jacobs Field, Cleveland, OH
Tue Apr 26 1994, 7:05 PM EDT
Att: 25,564 - Unknown - 82 F

AB	35
R	3
H	8
RBI	3
BB	3
SO	3
LOB	11



Batter	1	2	3	4	5	6	7	8	9	AB	R	H	RBI	BB	SO	LOB	BOTTOM										
Kenny Lofton, L OBP: 0.494, SLG: 0.609 (1, 8)	FC4-6		K	G4-3			WP	1B		4	2	2	2	1	1	1											
Mark Lewis, R OBP: 0.355, SLG: 0.414 (1, 6)	F8		F9		F8		K	1B		5	0	1	1	0	1	2											
Carlos Baerga, S OBP: 0.296, SLG: 0.442 (1, 4)	FC4-6			F8	G1-3		SF9	F8		4	1	0	1	0	0	2											
Albert Belle, R OBP: 0.410, SLG: 0.611 (1, 7)	1B			1B	G5-3		K			4	1	2	1	0	1	0											
Eddie Murray, S OBP: 0.282, SLG: 0.455 (1, 10)	F7			1B		F8		G1-3		4	1	2	0	0	0	1											
Paul Sorrento, L OBP: 0.361, SLG: 0.528 (1, 3)		G4-3		HR		F8		2B	E	4	2	2	1	0	0	1											
Jim Thome, L OBP: 0.356, SLG: 0.500 (1, 5)		G4-3		K		G6-3		K		4	0	0	0	0	2	4											
Manny Ramirez, R OBP: 0.426, SLG: 0.708 (1, 9)		K				K		E6		4	2	1	3	0	2	2											
Matt Merullo, L OBP: 0.500, SLG: 0.500 (1, 2)								2B		2	0	1	0	0	0	0											
Candy Maldonado, R OBP: 0.375, SLG: 0.929 (7, PH)			G3-1					3B		1	1	1	1	0	0	0											
Tony Peña, R OBP: 0.278, SLG: 0.267 (8, 2)								3B		1	1	1	1	0	0	0											
Inning Stats	R: 1 E: 0 K: 0 S: 11	H: 1 LOB: 1 BB: 1 P: 19	R: 0 E: 0 K: 1 S: 9	H: 0 LOB: 0 BB: 0 P: 12	R: 0 E: 0 K: 1 S: 8	H: 0 LOB: 0 BB: 0 P: 11	R: 4 E: 0 K: 1 S: 13	H: 5 LOB: 1 BB: 0 P: 19	R: 0 E: 0 K: 1 S: 8	H: 0 LOB: 0 BB: 0 P: 13	R: 0 E: 0 K: 1 S: 7	H: 1 LOB: 1 BB: 0 P: 10	R: 2 E: 0 K: 2 S: 10	H: 2 LOB: 0 BB: 0 P: 16	R: 4 E: 1 K: 1 S: 15	H: 4 LOB: 1 BB: 0 P: 22	1B: 5 2B: 5 3B: 1 HR: 2	SF: 1 SAC: 0 DP: 0 HBP: 0	WP: 1 PB: 0 SB: 0 CS: 0	PA: 39							
PITCHER	IP	WLS	BF	H	R	ER	SO	BB	IBB	HBP	BLK	WP	HR	S	P	ERA	WHIP										
Pat Mahomes, R ERA: 8.41 (1, 1)	6.0	L	26	7	5	5	4	1	0	0	0	1	1	56	84	7.50	1.333										
Mark Guttrie, L ERA: 12.75 (7, 1)	2.0		13	6	6	2	3	0	0	0	0	1	1	25	38	9.00	3.000										

Minnesota Twins @ Cleveland Indians
Jacobs Field, Cleveland, OH
Tue Apr 26 1994, 7:05 PM EDT
Att: 25,564 - Unknown - 82 F

AB	37
R	11
H	13
RBI	11
BB	1
SO	7
LOB	13



Batter	1	2	3	4	5	6	7	8	9	AB	R	H	RBI	BB	SO	LOB	TOP				
Alex Diaz, S OBP: 0.293, SLG: 0.473 (1,8)	L8			K		G4-3			G3	4	0	0	0	0	1	0	Milwaukee Brewers @ Minnesota Twins Hubert H. Humphrey Metrodome, Minneapolis, MN Wed Apr 27 1994, 8:05 PM EDT Att: 17,988 - Dome livebaseballscorecards.com				
Bill Spiers, L OBP: 0.385, SLG: 0.370 (1,6)	L5			BB			L7		BB	2	0	0	0	2	0	0					
Turner Ward, S OBP: 0.432, SLG: 0.528 (1,7)	G4-3			K			G3		BB	3	0	0	0	1	1	1					
Greg Vaughn, R OBP: 0.357, SLG: 0.364 (1,10)		K		G6-3			K		F7	4	0	0	0	0	2	3					
Dave Nilsson, L OBP: 0.296, SLG: 0.456 (1,2)	G1-3				G1-3				G3 WP BB	2	0	0	0	1	0	0					
Kevin Seitzer, R OBP: 0.372, SLG: 0.548 (1,5)	F9				G5-3				G3	3	0	0	0	0	0	1					
Brian Harper, R OBP: 0.250, SLG: 0.213 (1,9)				G4-3			F7		K	3	0	0	0	0	1	1					
John Jaha, R OBP: 0.271, SLG: 0.385 (1,3)				P3			G4-6-3 HBP		G6-3	2	0	0	0	0	0	1					
Jose Valentin, S OBP: 0.375, SLG: 0.429 (1,4)				G3			G4-6-3		G4-3	2	0	0	0	0	0	1					
Jody Reed, R (9, PH) OBP: 0.413, SLG: 0.333 (9, PH)							1-2			1	0	0	0	0	0	0					
Inning Stats	R: 0 E: 0 K: 0 S: 6	H: 0 LOB: 0 BB: 0 P: 10	R: 0 E: 0 K: 1 S: 6	H: 0 LOB: 0 BB: 0 P: 11	R: 0 E: 0 K: 0 S: 6	H: 0 LOB: 0 BB: 0 P: 10	R: 0 E: 0 K: 2 S: 10	H: 0 LOB: 1 BB: 1 P: 21	R: 0 E: 0 K: 0 S: 12	H: 0 LOB: 0 BB: 0 P: 15	R: 0 E: 0 K: 0 S: 3	H: 0 LOB: 0 BB: 0 P: 5	R: 0 E: 0 K: 1 S: 6	H: 0 LOB: 0 BB: 0 P: 12	R: 0 E: 0 K: 1 S: 11	H: 0 LOB: 1 BB: 1 P: 21	R: 0 E: 0 K: 0 S: 11	H: 0 LOB: 2 BB: 2 P: 23	1B: 0 2B: 0 3B: 0 HR: 0	SF: 0 SAC: 0 DP: 1 HBP: 1	WP: 1 PA: 31 SB: 0 CS: 0
PITCHER Scott Erickson, R ERA: 5.28 (1,1)	IP: 9.0 WLS: W BF: 31 H: 0 R: 0 ER: 0 SO: 5 BB: 4 IBB: 0 HBP: 1 BLK: 0 WP: 1 HR: 0 S: 71 P: 128 ERA: 0.00 WHIP: 0.444															PITCHER					

Batter	1	2	3	4	5	6	7	8	9	AB	R	H	RBI	BB	SO	LOB	BOTTOM		
Alex Cole, L OBP: 0.419, SLG: 0.437 (1,7)	B1-3	G3		2B	K		K			5	1	1	1	0	2	2	Milwaukee Brewers @ Minnesota Twins Hubert H. Humphrey Metrodome, Minneapolis, MN Wed Apr 27 1994, 8:05 PM EDT Att: 17,988 - Dome livebaseballscorecards.com		
Chuck Knoblauch, R OBP: 0.352, SLG: 0.423 (1,4)	BB	BB		G4-3		K		BB	BB	5	2	3	1	0	1	1			
Kirby Puckett, R OBP: 0.382, SLG: 0.500 (1,9)	BB	G6-3		FC5-4		WP		FC3-6	BB	5	0	4	1	0	0	1			
Kent Hrbek, L OBP: 0.370, SLG: 0.388 (1,3)	FC3-2	BB		HR		F8		L9		3	1	1	1	2	0	3			
Dave Winfield, R OBP: 0.364, SLG: 0.436 (1,10)	FC3-2	BB		FC5-4		FC6-4		FC3-6	BB	3	0	1	2	2	0	2			
Matt Walbeck, S OBP: 0.244, SLG: 0.231 (1,2)	FC3-2	BB		S		FC6-4		FC3-6	FC6	4	0	1	0	0	0	7			
Scott Leius, R OBP: 0.292, SLG: 0.439 (1,5)	K			P3		G4-3		FC6		5	0	0	0	0	1	9			
Rich Becker, L OBP: 0.419, SLG: 0.387 (1,8)		G6-3		G6-3		P6		BB		3	1	1	0	1	0	1			
Pat Meares, R OBP: 0.317, SLG: 0.255 (1,6)		G5-3		3B		F8		F7		4	1	1	0	0	0	2			
Inning Stats	R: 1 E: 0 K: 1 S: 12	H: 2 LOB: 3 BB: 2 P: 22	R: 1 E: 0 K: 0 S: 10	H: 2 LOB: 1 BB: 0 P: 14	R: 1 E: 0 K: 0 S: 13	H: 2 LOB: 1 BB: 0 P: 22	R: 2 E: 0 K: 0 S: 12	H: 3 LOB: 3 BB: 1 P: 21	R: 0 E: 0 K: 1 S: 9	H: 0 LOB: 0 BB: 0 P: 16	R: 0 E: 0 K: 1 S: 9	H: 1 LOB: 2 BB: 1 P: 20	R: 0 E: 0 K: 1 S: 11	H: 0 LOB: 1 BB: 1 P: 20	R: 1 E: 0 K: 0 S: 11	H: 3 LOB: 2 BB: 0 P: 18	1B: 9 2B: 2 3B: 1 HR: 1	SF: 0 SAC: 0 DP: 0 HBP: 1	WP: 1 PA: 43 SB: 2 CS: 0
PITCHER Jaime Navarro, R ERA: 7.77 (1,1)	IP: 4.0 WLS: L BF: 25 H: 9 R: 5 ER: 5 SO: 1 BB: 2 IBB: 1 HBP: 0 BLK: 0 WP: 0 HR: 1 S: 47 P: 79 ERA: 11.25 WHIP: 2.750															PITCHER			
Doug Henry, R ERA: 6.43 (5,1)	IP: 1.2 WLS: 7 BF: 1 H: 0 R: 0 ER: 0 SO: 2 BB: 0 IBB: 0 HBP: 0 BLK: 0 WP: 1 HR: 0 S: 16 P: 33 ERA: 0.00 WHIP: 0.600																		
Jesse Orosco, L ERA: 6.43 (6,1)	IP: 1.1 WLS: 5 BF: 0 H: 0 R: 0 ER: 0 SO: 1 BB: 0 IBB: 0 HBP: 0 BLK: 0 WP: 0 HR: 0 S: 13 P: 23 ERA: 0.00 WHIP: 0.750																		
Mike Fetters, R ERA: 3.24 (8,1)	IP: 1.0 WLS: 6 BF: 3 H: 1 R: 1 ER: 1 SO: 0 BB: 0 IBB: 0 HBP: 0 BLK: 0 WP: 0 HR: 0 S: 11 P: 18 ERA: 9.00 WHIP: 3.000																		

Batter	1	2	3	4	5	6	7	8	9	AB	R	H	RBI	BB	SO	LOB	TOP								
Kevin Seitzer, R (1, 5) OBP: 0.373, SLG: 0.545	G1-3		2B		F9		K		G5-3 BB	4	1	1	0	1	1	0	Milwaukee Brewers @ Minnesota Twins Hubert H. Humphrey Metrodome, Minneapolis, MN Thu Apr 28 1994, 8:05 PM EDT Att: 14,135 - Dome								
Jody Reed, R (1, 4) OBP: 0.436, SLG: 0.328	BB		2B		HR		F8		G5-3 BB	1	2	0	0	4	0	0									
Turner Ward, S (1, 7) OBP: 0.430, SLG: 0.571	FC1-6-4		2B		HR		K		G5-3	5	1	2	3	0	1	3									
Greg Vaughn, R (1, 10) OBP: 0.368, SLG: 0.533	K		G3		HR				2B WP	4	2	1	1	1	2	3									
Dave Nilsson, L (1, 2) OBP: 0.289, SLG: 0.452		G1-3		F7		F9		G3-1	WP	5	1	1	1	0	0	0									
Mike Matheny, R (9, 2) OBP: 0.267, SLG: 0.154									HR	0	0	0	0	0	0	0									
John Jaha, R (1, 3) OBP: 0.313, SLG: 0.518				E6					HR	4	3	3	2	1	0	0									
Brian Harper, R (1, 9) OBP: 0.226, SLG: 0.200				P4					HR	3	0	0	0	0	0	2									
Matt Mieske, R (6, 9) OBP: 0.316, SLG: 0.303	G4-6-3						F7		3B	1	2	1	3	1	0	0									
Alex Diaz, S (1, 8) OBP: 0.286, SLG: 0.483				F7			G6-3		L9	5	0	1	1	0	0	1									
Jose Valentin, S (1, 6) OBP: 0.300, SLG: 0.333				K			P6		G6-3	4	0	0	0	0	2	1									
Inning Stats	R: 0 E: 0 K: 1 S: 11	H: 0 LOB: 1 BB: 1 P: 21	R: 0 E: 0 K: 0 S: 8	H: 1 LOB: 0 BB: 0 P: 15	R: 1 E: 0 K: 1 S: 18	H: 2 LOB: 2 BB: 1 P: 29	R: 0 E: 1 K: 0 S: 9	H: 0 LOB: 1 BB: 0 P: 13	R: 3 E: 0 K: 0 S: 11	H: 2 LOB: 0 BB: 1 P: 21	R: 1 E: 0 K: 1 S: 7	H: 1 LOB: 0 BB: 0 P: 10	R: 0 E: 0 K: 2 S: 9	H: 0 LOB: 0 BB: 0 P: 13	R: 2 E: 0 K: 1 S: 13	H: 2 LOB: 1 BB: 1 P: 20	R: 5 E: 0 K: 0 S: 12	H: 2 LOB: 3 BB: 4 P: 34	1B: 1 2B: 3 3B: 1 HR: 5	SF: 0 SAC: 0 DP: 2 HBP: 0	WP: 1 PB: 0 SB: 0 CS: 0	PA: 44			
PITCHER	IP	WLS	BF	H	R	ER	SO	BB	IBB	HBP	BLK	WP	HR	S	P	ERA	WHIP								
22 Carlos Pulido, L (1, 1) ERA: 7.36	5.0	L	23	5	4	4	2	3	0	0	0	0	2	57	99	7.20	1.600								
Mike Trombley, R (6, 1) ERA: 6.3	2.1		8	1	1	1	4	0	0	0	0	0	1	20	28	3.86	0.429								
Larry Casian, L (8, 1) ERA: 6.46	0.2		5	2	2	2	0	1	0	0	0	0	1	29	15	27.00	4.500								
Keith Garagozzo, L (9, 1) ERA: 9.64	1.0		8	2	5	5	0	3	1	0	0	1	1	12	34	45.00	5.000								

Batter	1	2	3	4	5	6	7	8	9	AB	R	H	RBI	BB	SO	LOB	BOTTOM								
Alex Cole, L (1, 7) OBP: 0.422, SLG: 0.440	G4-6-3		G3-1				K		F8	4	0	2	1	0	1	1	Milwaukee Brewers @ Minnesota Twins Hubert H. Humphrey Metrodome, Minneapolis, MN Thu Apr 28 1994, 8:05 PM EDT Att: 14,135 - Dome								
Dave McCarty, R (9, FH) OBP: 0.313, SLG: 0.333	1B						K			1	0	0	0	0	0	1									
Chuck Knoblauch, R (1, 4) OBP: 0.348, SLG: 0.415	G4-6-3						K			4	0	1	0	0	1	4									
Pedro Munoz, R (9, FH) OBP: 0.244, SLG: 0.270	1B						K			1	0	0	0	0	1	1									
Kirby Puckett, R (1, 9) OBP: 0.377, SLG: 0.490	G6-3		P6				G5-3			4	0	1	0	0	0	2									
Kent Hrbek, L (1, 3) OBP: 0.365, SLG: 0.371		G6-3		P6			K			3	0	0	0	1	1	2									
Dave Winfield, R (1, 10) OBP: 0.348, SLG: 0.415		G3		G3			F7		G6-3	4	0	0	0	0	0	1									
Matt Walbeck, S (1, 2) OBP: 0.244, SLG: 0.231							L6		G6-3	0	0	0	0	0	0	0									
Derek Parks, R (2, FH) OBP: 0.118, SLG: 0.063	1B								G6-3	4	0	1	0	0	1	1									
Scott Leius, R (1, 5) OBP: 0.319, SLG: 0.492									G5-3	4	1	3	0	0	0	0									
Rich Becker, L (1, 8) OBP: 0.410, SLG: 0.394										4	1	1	1	0	3	4									
Pat Meares, R (1, 6) OBP: 0.344, SLG: 0.291			G5-3							4	0	3	0	0	0	0									
Inning Stats	R: 0 E: 0 K: 0 S: 7	H: 1 LOB: 0 BB: 0 P: 12	R: 0 E: 0 K: 1 S: 17	H: 2 LOB: 2 BB: 0 P: 23	R: 0 E: 0 K: 0 S: 6	H: 1 LOB: 1 BB: 0 P: 14	R: 0 E: 0 K: 1 S: 7	H: 0 LOB: 0 BB: 0 P: 12	R: 2 E: 0 K: 0 S: 14	H: 4 LOB: 1 BB: 0 P: 20	R: 0 E: 0 K: 1 S: 8	H: 1 LOB: 2 BB: 1 P: 15	R: 0 E: 0 K: 3 S: 11	H: 2 LOB: 2 BB: 0 P: 16	R: 0 E: 0 K: 0 S: 4	H: 0 LOB: 0 BB: 0 P: 7	R: 0 E: 0 K: 2 S: 9	H: 1 LOB: 1 BB: 0 P: 11	1B: 9 2B: 3 3B: 0 HR: 0	SF: 0 SAC: 0 DP: 2 HBP: 0	WP: 0 PB: 0 SB: 0 CS: 0	PA: 38			
PITCHER	IP	WLS	BF	H	R	ER	SO	BB	IBB	HBP	BLK	WP	HR	S	P	ERA	WHIP								
Bill Wegman, R (1, 1) ERA: 2.19	5.2	W	25	9	2	2	2	1	0	0	0	0	0	56	91	3.18	1.765								
Bob Scanlan, R (6, 1) ERA: 3.27	2.1		9	2	0	0	4	0	0	0	0	0	0	18	28	0.00	0.857								
Graeme Lloyd, L (9, 1) ERA: 3.0	1.0		4	1	0	0	2	0	0	0	0	0	0	9	11	0.00	1.000								

AB	36
R	12
H	10
RBI	11
BB	8
SO	6
LOB	10



Batter	1	2	3	4	5	6	7	8	9	AB	R	H	RBI	BB	SO	LOB	TOP							
Mike Huff, R OBP: 0.565, SLG: 0.563 (1, 8)																								
Roberto Alomar, S OBP: 0.422, SLG: 0.506 (1, 4)																								
Paul Molitor, R OBP: 0.404, SLG: 0.510 (1, 10)																								
Joe Carter, R OBP: 0.375, SLG: 0.659 (1, 9)																								
John Olerud, L OBP: 0.436, SLG: 0.576 (1, 3)																								
Carlos Delgado, L OBP: 0.337, SLG: 0.579 Devon White, S OBP: 0.402, SLG: 0.620 (1, 7)																								
Ed Sprague, R OBP: 0.353, SLG: 0.398 (1, 5)																								
Pat Borders, R OBP: 0.286, SLG: 0.338 (1, 2)																								
Dick Schofield, R OBP: 0.286, SLG: 0.242 (1, 6)																								
Inning Stats	R: 0 E: 0 K: 0 S: 8	H: 2 LOB: 1 BB: 0 P: 11	R: 2 E: 0 K: 0 S: 18	H: 3 LOB: 2 BB: 1 P: 32	R: 1 E: 0 K: 2 S: 12	H: 1 LOB: 0 BB: 0 P: 20	R: 3 E: 0 K: 0 S: 9	H: 3 LOB: 0 BB: 0 P: 14	R: 0 E: 0 K: 1 S: 11	H: 0 LOB: 0 BB: 0 P: 17	R: 0 E: 0 K: 1 S: 12	H: 1 LOB: 2 BB: 1 P: 18	R: 0 E: 0 K: 1 S: 8	H: 0 LOB: 1 BB: 1 P: 18	R: 5 E: 1 K: 0 S: 12	H: 4 LOB: 1 BB: 0 P: 20	R: 1 E: 0 K: 0 S: 7	H: 2 LOB: 0 BB: 0 P: 10	1B: 10 2B: 5 3B: 1 HR: 0	SF: 1 SAC: 1 DP: 1 HBP: 0	WP: 3 PB: 0 SB: 2 CS: 0	PA: 46		
PITCHER	IP WLS BF H R ER SO BB IBB HBP BLK WP HR S P ERA WHIP	IP WLS BF H R ER SO BB IBB HBP BLK WP HR S P ERA WHIP	IP WLS BF H R ER SO BB IBB HBP BLK WP HR S P ERA WHIP	IP WLS BF H R ER SO BB IBB HBP BLK WP HR S P ERA WHIP	IP WLS BF H R ER SO BB IBB HBP BLK WP HR S P ERA WHIP	IP WLS BF H R ER SO BB IBB HBP BLK WP HR S P ERA WHIP	IP WLS BF H R ER SO BB IBB HBP BLK WP HR S P ERA WHIP	IP WLS BF H R ER SO BB IBB HBP BLK WP HR S P ERA WHIP	IP WLS BF H R ER SO BB IBB HBP BLK WP HR S P ERA WHIP	IP WLS BF H R ER SO BB IBB HBP BLK WP HR S P ERA WHIP	IP WLS BF H R ER SO BB IBB HBP BLK WP HR S P ERA WHIP	IP WLS BF H R ER SO BB IBB HBP BLK WP HR S P ERA WHIP	IP WLS BF H R ER SO BB IBB HBP BLK WP HR S P ERA WHIP	IP WLS BF H R ER SO BB IBB HBP BLK WP HR S P ERA WHIP	IP WLS BF H R ER SO BB IBB HBP BLK WP HR S P ERA WHIP	IP WLS BF H R ER SO BB IBB HBP BLK WP HR S P ERA WHIP	IP WLS BF H R ER SO BB IBB HBP BLK WP HR S P ERA WHIP	IP WLS BF H R ER SO BB IBB HBP BLK WP HR S P ERA WHIP	IP WLS BF H R ER SO BB IBB HBP BLK WP HR S P ERA WHIP	IP WLS BF H R ER SO BB IBB HBP BLK WP HR S P ERA WHIP	IP WLS BF H R ER SO BB IBB HBP BLK WP HR S P ERA WHIP	IP WLS BF H R ER SO BB IBB HBP BLK WP HR S P ERA WHIP	IP WLS BF H R ER SO BB IBB HBP BLK WP HR S P ERA WHIP	IP WLS BF H R ER SO BB IBB HBP BLK WP HR S P ERA WHIP

Toronto Blue Jays @ Minnesota Twins
Hubert H. Humphrey Metrodome, Minneapolis, MN
Fri Apr 29 1994, 8:05 PM EDT
Att: 25,898 - Dome

AB	40
R	12
H	16
RBI	10
BB	4
SO	5
LOB	15

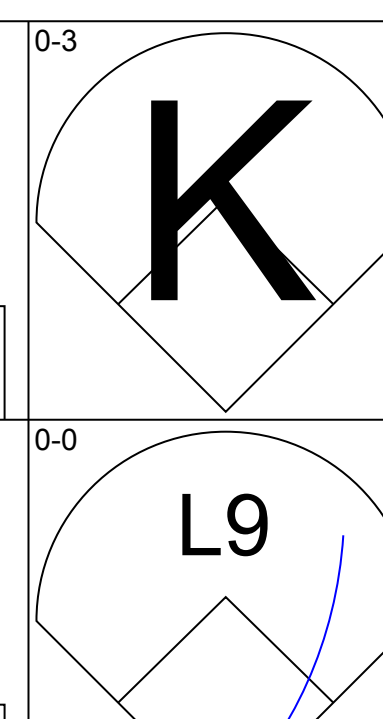
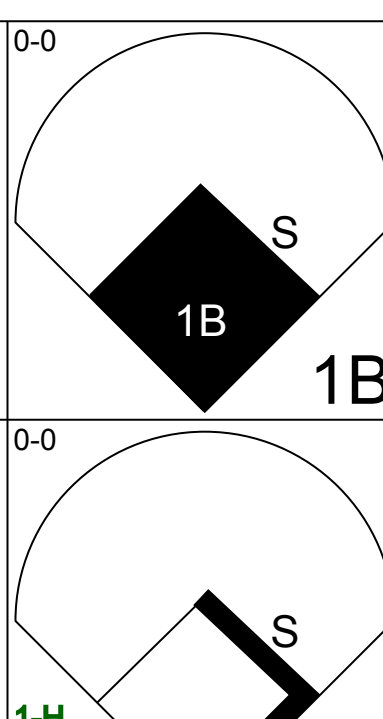
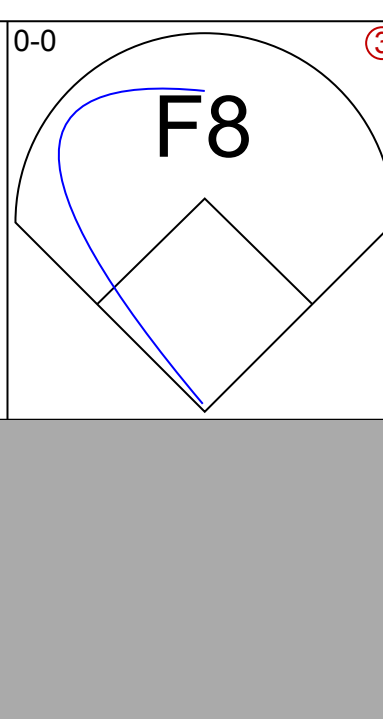
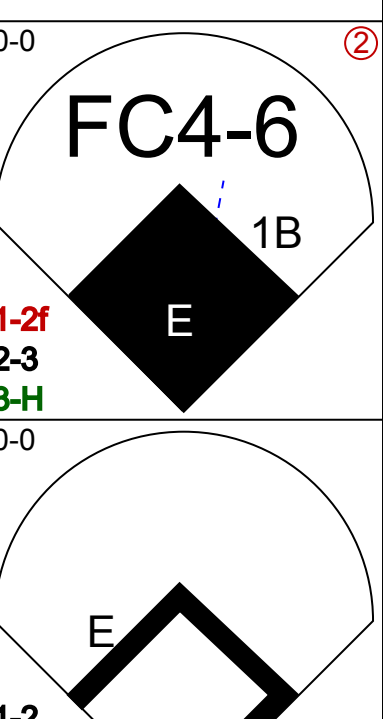
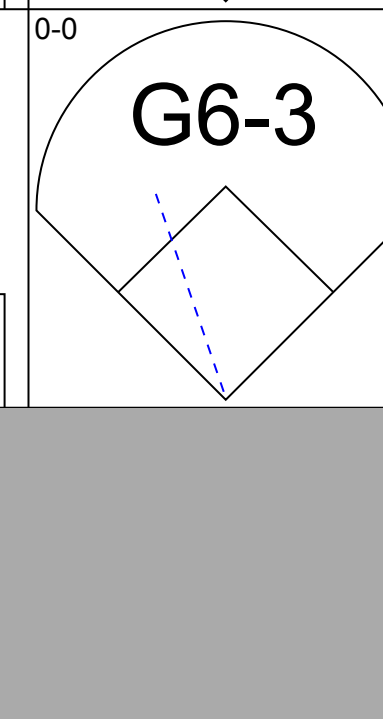
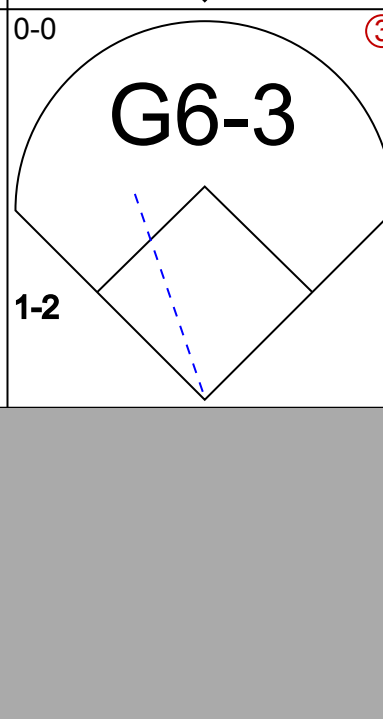
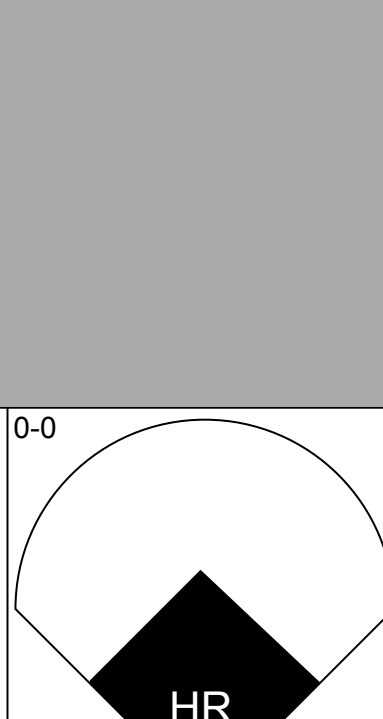
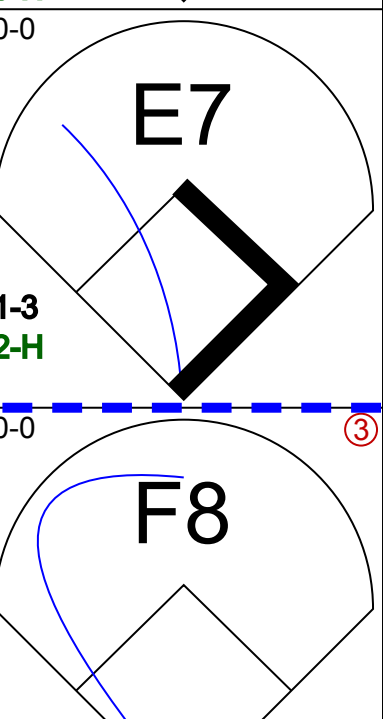


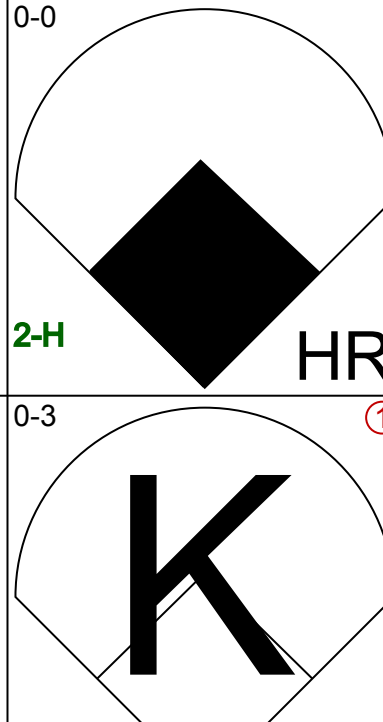
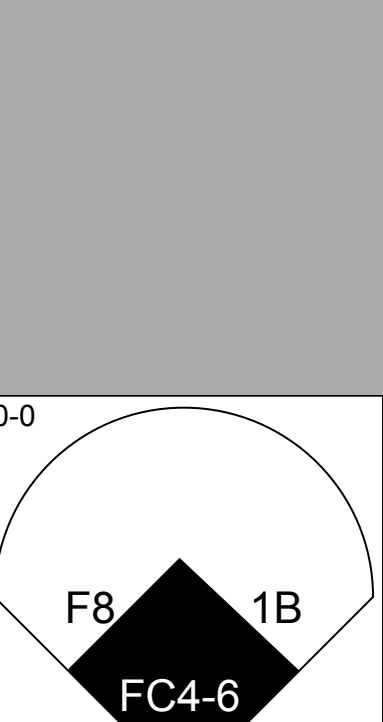
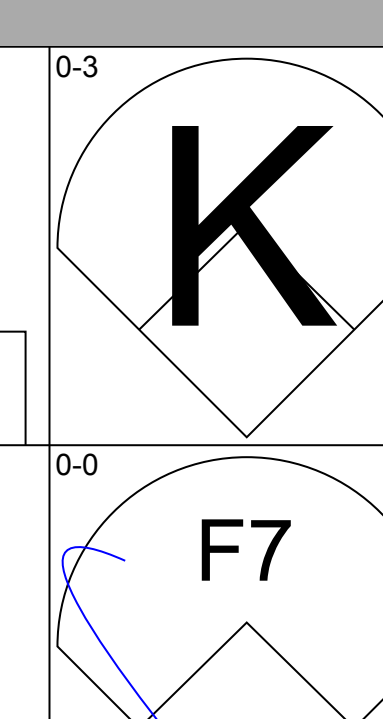
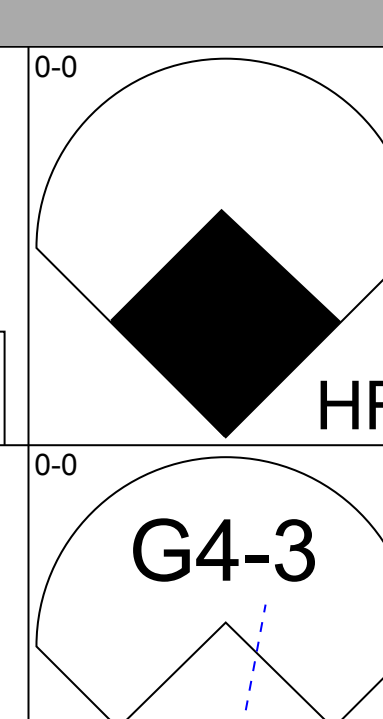
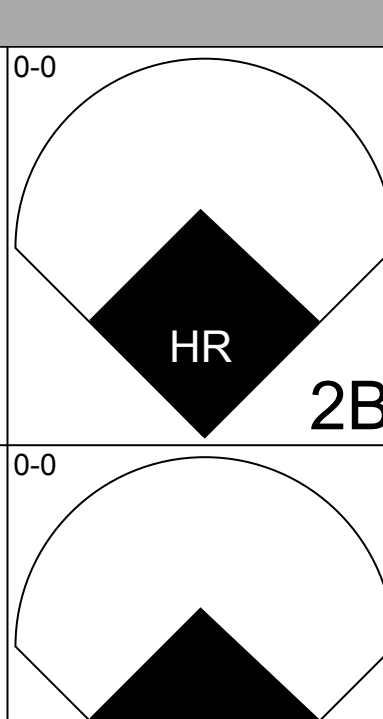
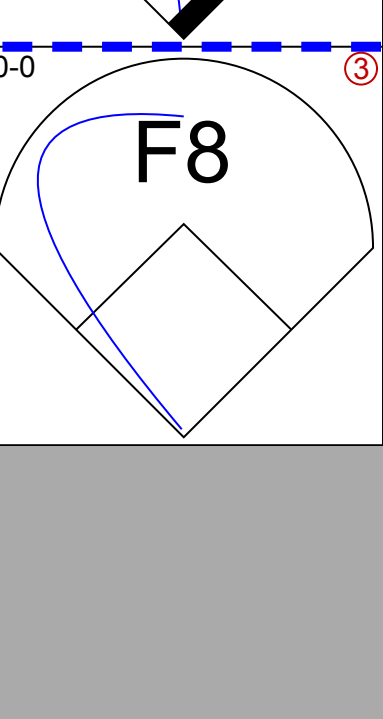
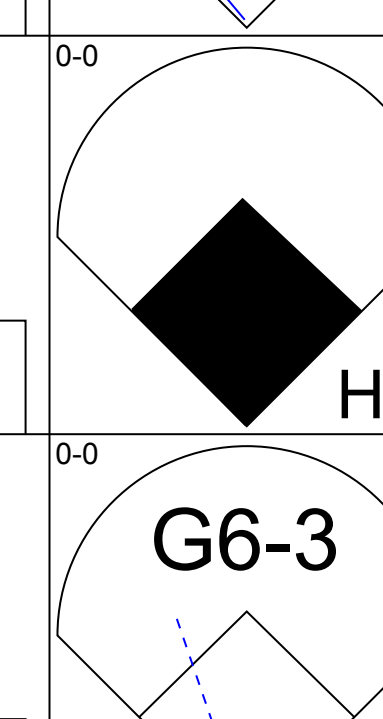
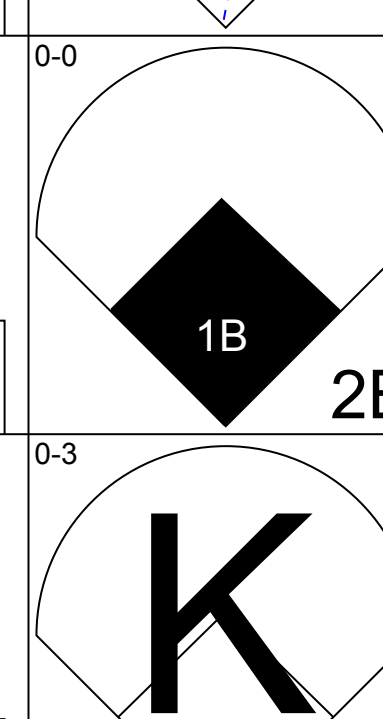
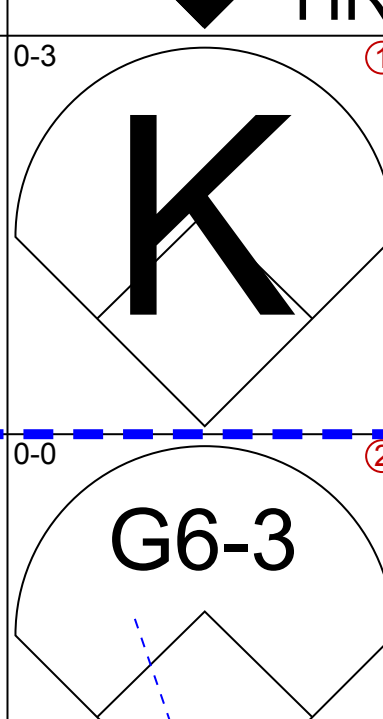
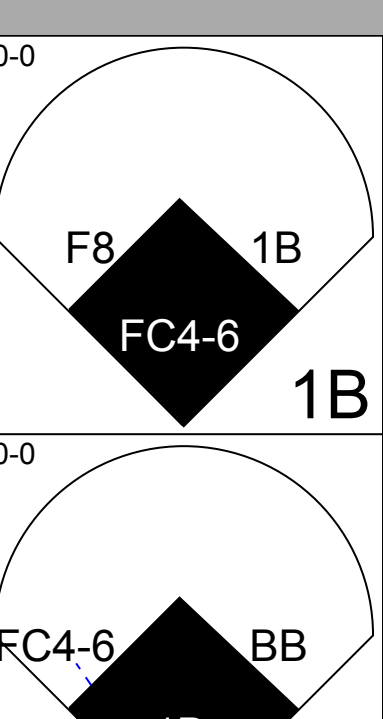

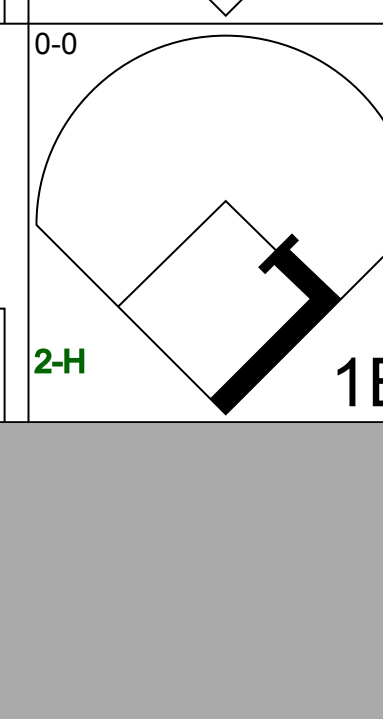
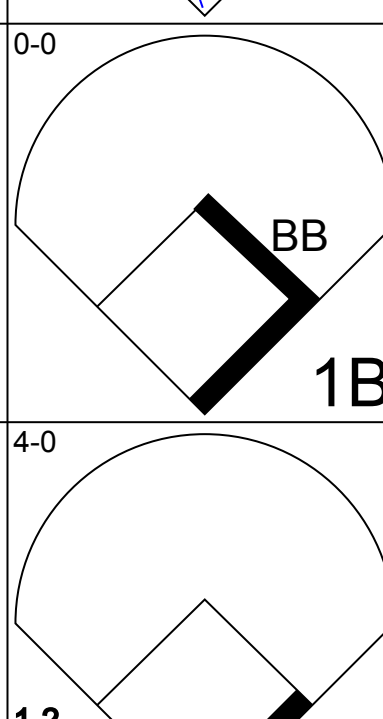
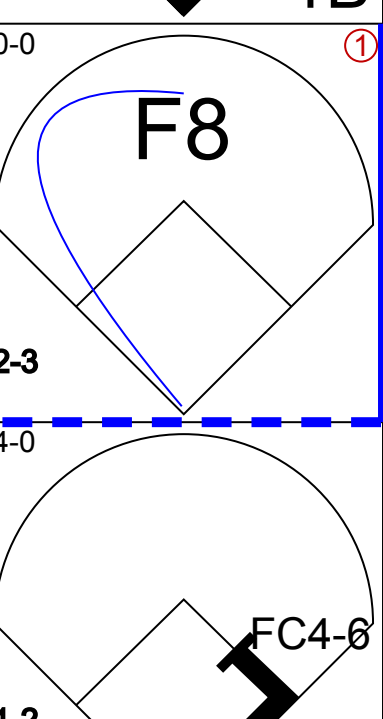
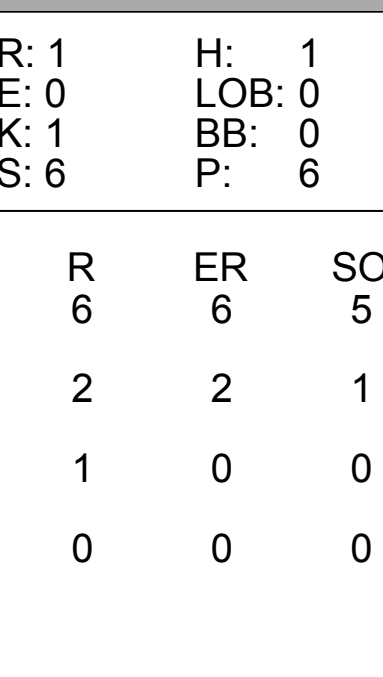
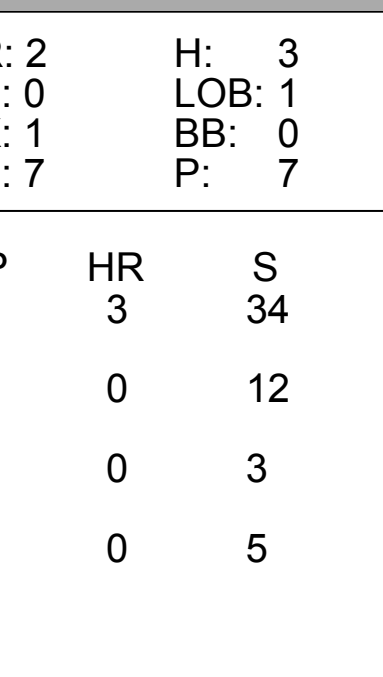
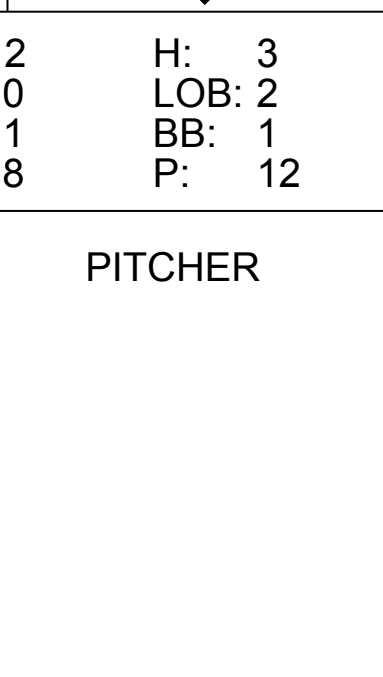
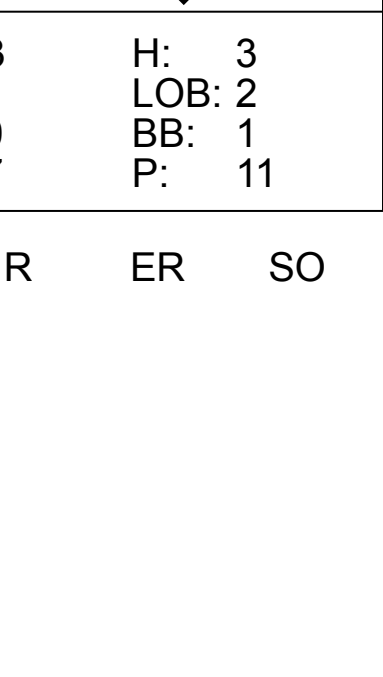


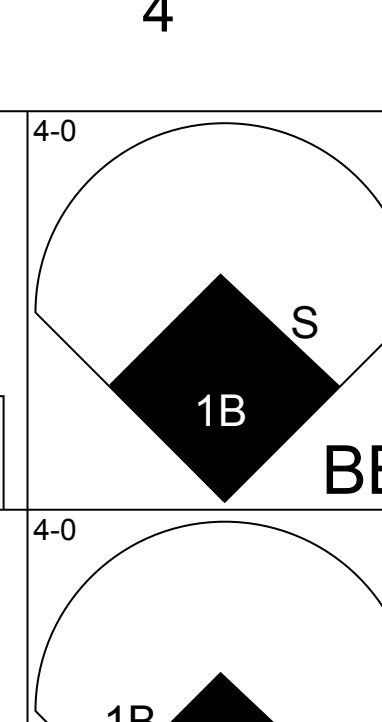

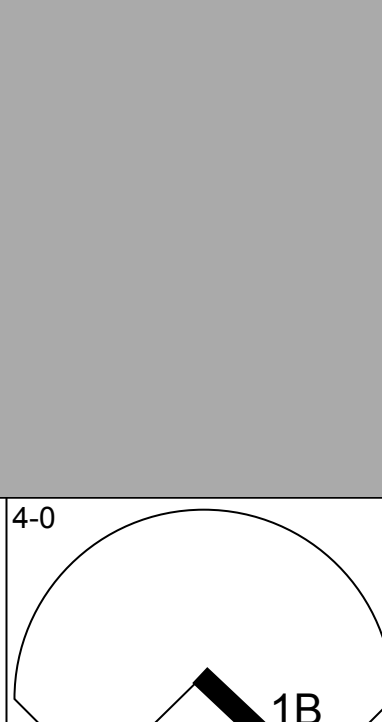




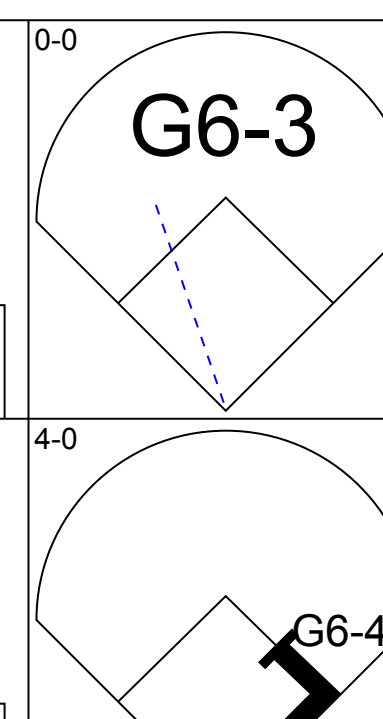
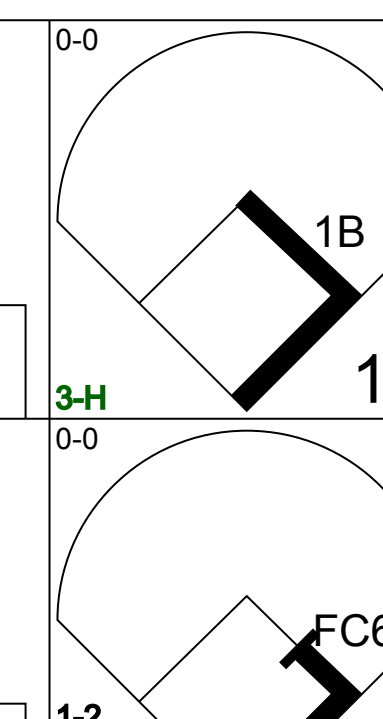
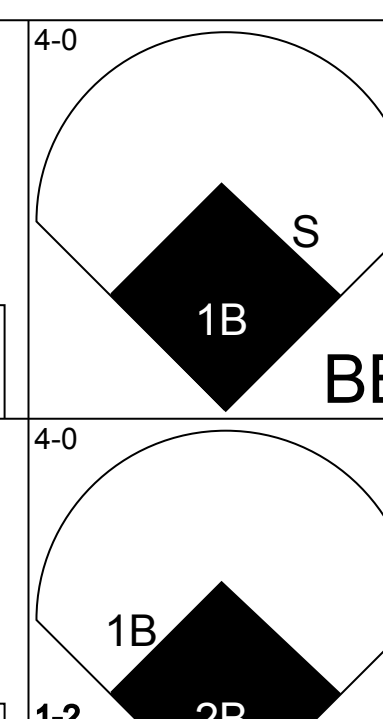
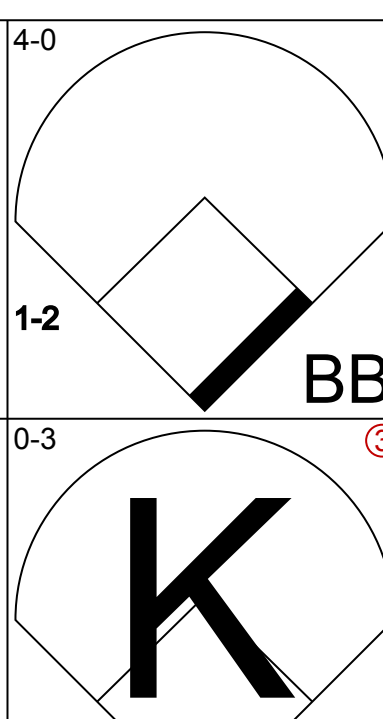

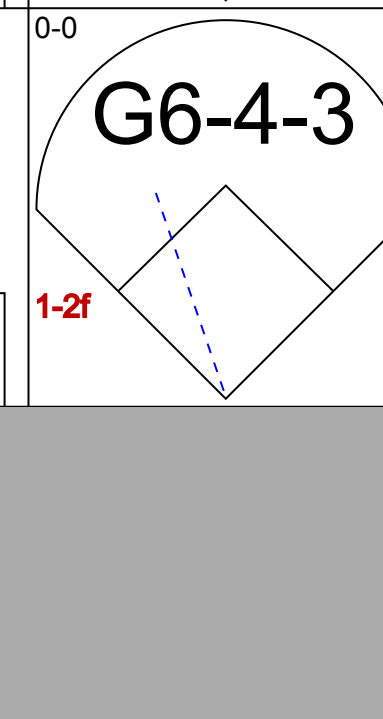
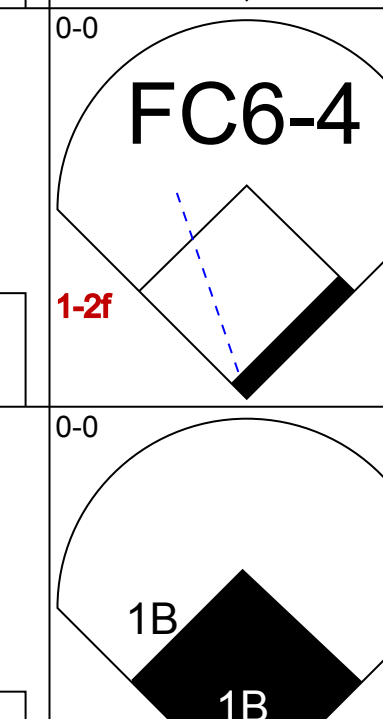
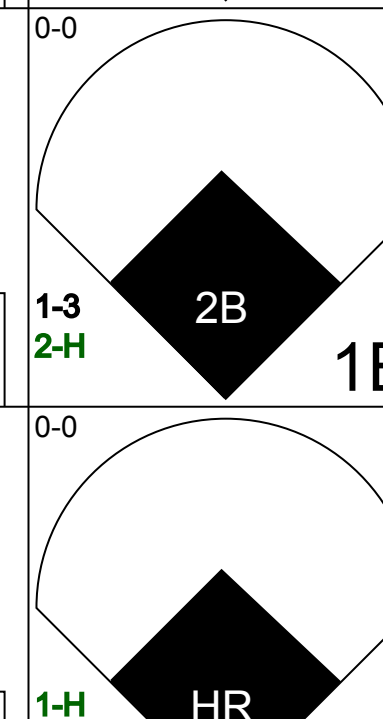

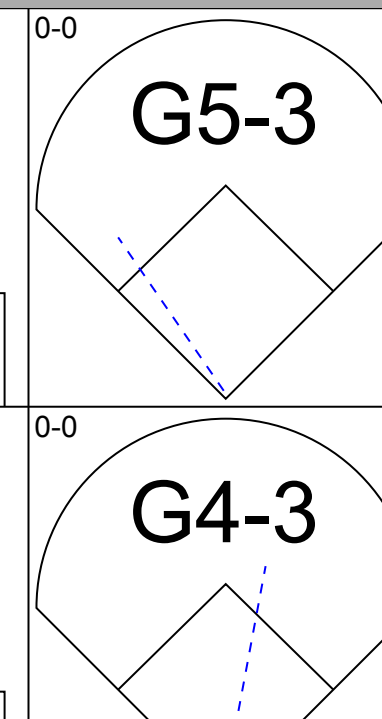

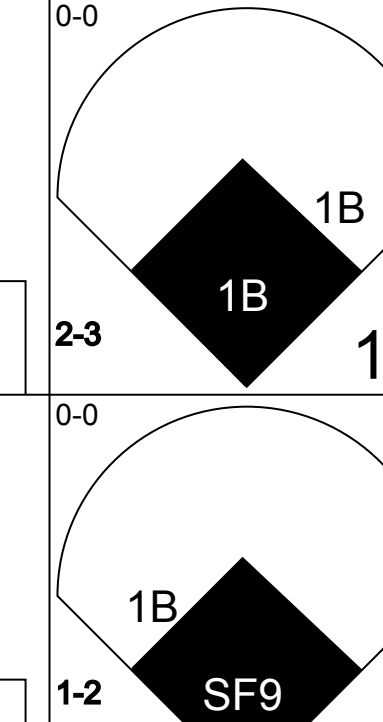
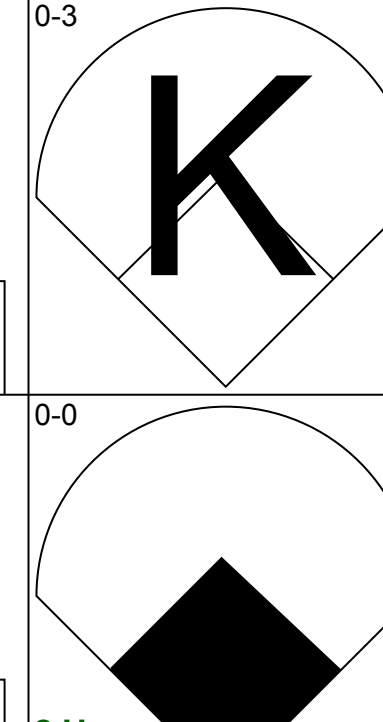

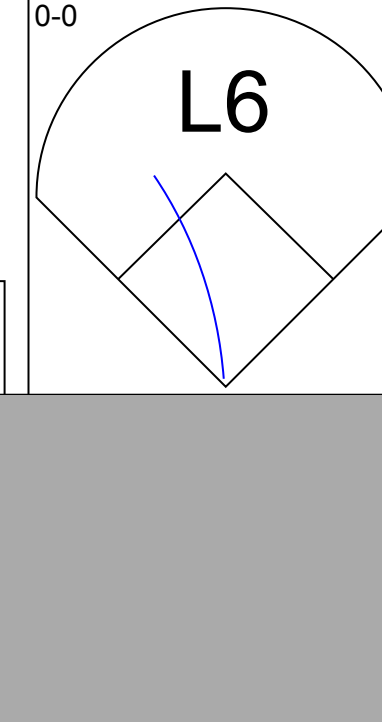
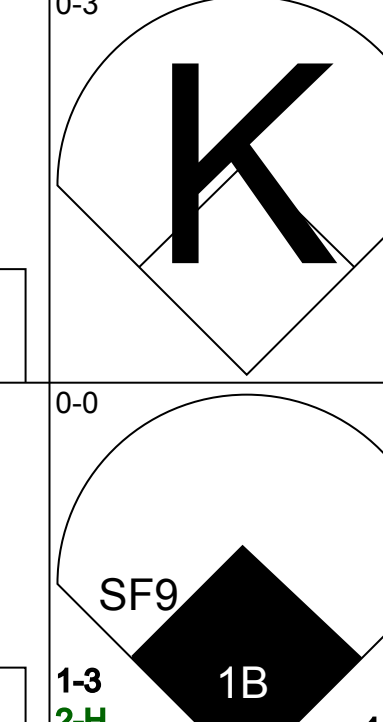
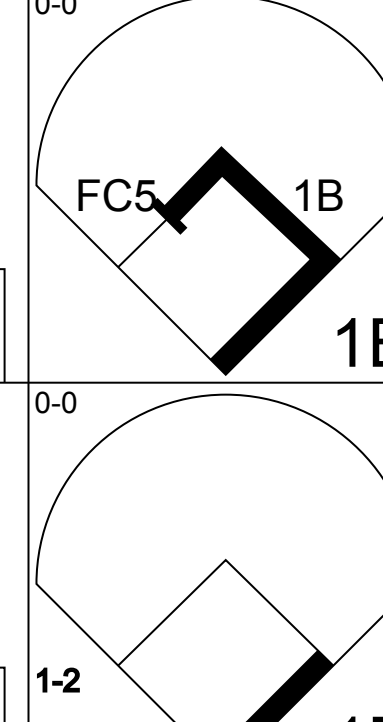
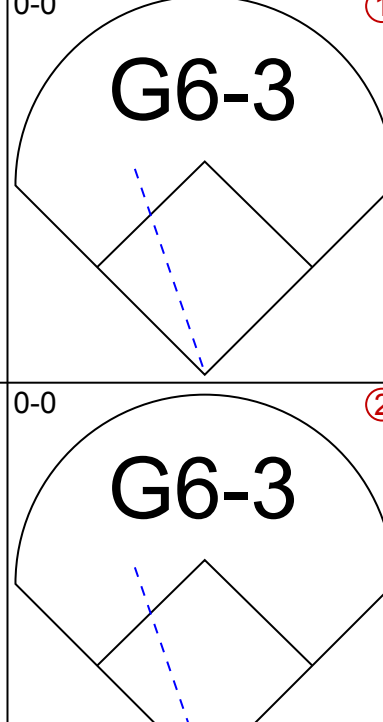

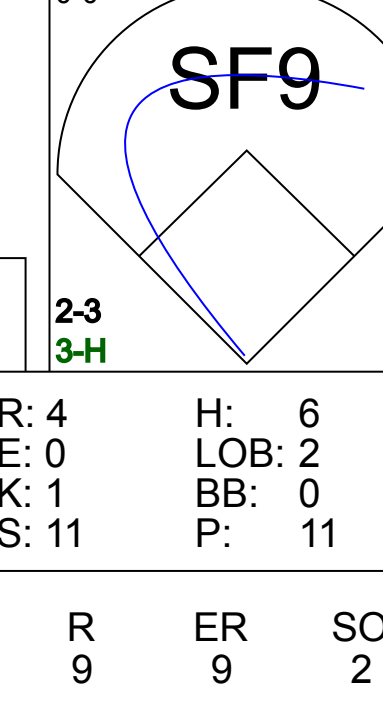
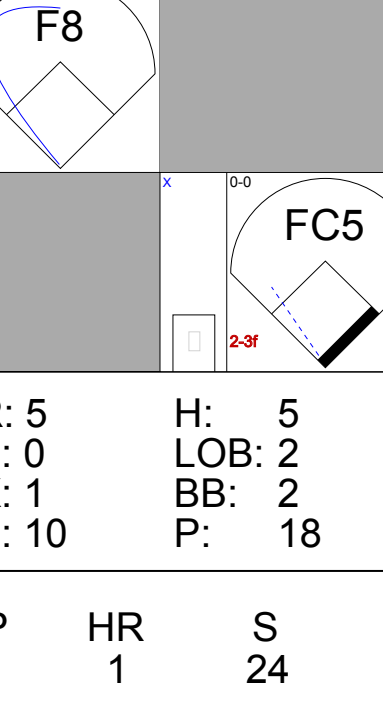
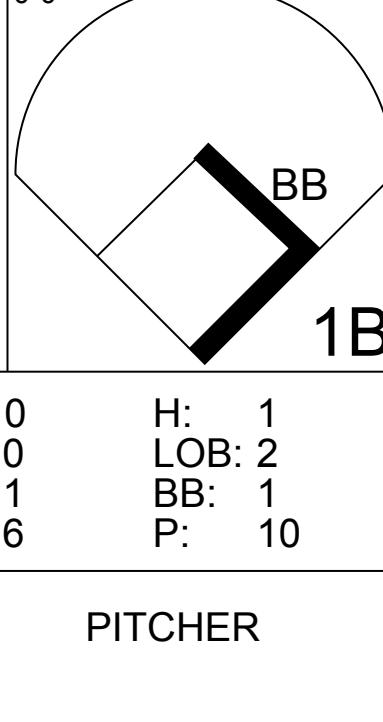




Batter	1	2	3	4	5	6	7	8	9	AB	R	H	RBI	BB	SO	LOB	BOTTOM							
Alex Cole, L OBP: 0.426, SLG: 0.468 Pat Meares, R OBP: 0.338, SLG: 0.286 (1, 8)																								
Chuck Knoblauch, R OBP: 0.381, SLG: 0.424 (1, 4)																								
Kirby Puckett, R OBP: 0.369, SLG: 0.505 (1, 9)																								
Kent Hrbek, L OBP: 0.378, SLG: 0.370 (1, 3)																								
Scott Leius, R OBP: 0.324, SLG: 0.477 (1, 5)																								
Chip Hale, L OBP: 0.405, SLG: 0.300 Pedro Munoz, R OBP: 0.233, SLG: 0.256 (1, 10)																								
Dave McCarty, R OBP: 0.297, SLG: 0.314 (1, 7)																								
Matt Walbeck, S OBP: 0.235, SLG: 0.222 Derek Parks, R OBP: 0.167, SLG: 0.176 (1, 2)																								
Jeff Reboulet, R OBP: 0.421, SLG: 0.516 (1, 6)																								
Inning Stats	R: 0 E: 0 K: 0 S: 8	H: 1 LOB: 2 BB: 1 P: 17	R: 0 E: 0 K: 1 S: 14	H: 0 LOB: 0 BB: 0 P: 18	R: 0 E: 0 K: 0 S: 7	H: 1 LOB: 0 BB: 0 P: 11	R: 0 E: 0 K: 2 S: 16	H: 1 LOB: 2 BB: 1 P: 25	R: 0 E: 0 K: 0 S: 5	H: 0 LOB: 0 BB: 0 P: 9	R: 0 E: 0 K: 0 S: 10	H: 1 LOB: 3 BB: 2 P: 25	R: 4 E: 0 K: 0 S: 20	H: 2 LOB: 0 BB: 1 P: 35	R: 3 E: 0 K: 2 S: 14	H: 3 LOB: 0 BB: 0 P: 24	R: 0 E: 0 K: 2 S: 12	H: 1 LOB: 2 BB: 1 P: 23	1B: 5 2B: 2 3B: 1 HR: 2	SF: 0 SAC: 0 DP: 1 HBP: 1	WP: 0 PB: 0 SB: 1 CS: 0	PA: 43		
PITCHER	IP WLS BF H R ER SO BB IBB HBP BLK WP HR S P ERA WHIP	IP WLS BF H R ER SO BB IBB HBP BLK WP HR S P ERA WHIP	IP WLS BF H R ER SO BB IBB HBP BLK WP HR S P ERA WHIP	IP WLS BF H R ER SO BB IBB HBP BLK WP HR S P ERA WHIP	IP WLS BF H R ER SO BB IBB HBP BLK WP HR S P ERA WHIP	IP WLS BF H R ER SO BB IBB HBP BLK WP HR S P ERA WHIP	IP WLS BF H R ER SO BB IBB HBP BLK WP HR S P ERA WHIP	IP WLS BF H R ER SO BB IBB HBP BLK WP HR S P ERA WHIP	IP WLS BF H R ER SO BB IBB HBP BLK WP HR S P ERA WHIP	IP WLS BF H R ER SO BB IBB HBP BLK WP HR S P ERA WHIP	IP WLS BF H R ER SO BB IBB HBP BLK WP HR S P ERA WHIP	IP WLS BF H R ER SO BB IBB HBP BLK WP HR S P ERA WHIP	IP WLS BF H R ER SO BB IBB HBP BLK WP HR S P ERA WHIP	IP WLS BF H R ER SO BB IBB HBP BLK WP HR S P ERA WHIP	IP WLS BF H R ER SO BB IBB HBP BLK WP HR S P ERA WHIP	IP WLS BF H R ER SO BB IBB HBP BLK WP HR S P ERA WHIP	IP WLS BF H R ER SO BB IBB HBP BLK WP HR S P ERA WHIP	IP WLS BF H R ER SO BB IBB HBP BLK WP HR S P ERA WHIP	IP WLS BF H R ER SO BB IBB HBP BLK WP HR S P ERA WHIP	IP WLS BF H R ER SO BB IBB HBP BLK WP HR S P ERA WHIP	IP WLS BF H R ER SO BB IBB HBP BLK WP HR S P ERA WHIP	IP WLS BF H R ER SO BB IBB HBP BLK WP HR S P ERA WHIP	IP WLS BF H R ER SO BB IBB HBP BLK WP HR S P ERA WHIP	IP WLS BF H R ER SO BB IBB HBP BLK WP HR S P ERA WHIP

Toronto Blue Jays @ Minnesota Twins
Hubert H. Humphrey Metrodome, Minneapolis, MN
Fri Apr 29 1994, 8:05 PM EDT
Att: 25,898 - Dome

AB	36
R	7
H	10
RBI	7
BB	6
SO	7
LOB	16



Batter	1	2	3	4	5	6	7	8	9	AB	R	H	RBI	BB	SO	LOB	TOP					
Devon White, S (1, 8) OBP: 0.393, SLG: 0.598										5	2	1	1	0	1	5	Toronto Blue Jays @ Minnesota Twins Hubert H. Humphrey Metrodome, Minneapolis, MN Sat Apr 30 1994, 8:05 PM EDT Att: 24,479 - Dome - 69 F					
Roberto Alomar, S (1, 4) OBP: 0.430, SLG: 0.511										5	0	3	2	0	0	1						
Paul Molitor, R (1, 10) OBP: 0.386, SLG: 0.485										5	0	0	0	0	0	4						
Joe Carter, R (1, 9) OBP: 0.376, SLG: 0.688										5	2	2	1	0	2	3						
John Olerud, L (1, 3) OBP: 0.425, SLG: 0.589										5	1	1	2	0	0	1						
Ed Sprague, R (1, 5) OBP: 0.364, SLG: 0.449										5	3	3	1	0	1	0						
Mike Huff, R (1, 7) OBP: 0.536, SLG: 0.524										5	1	2	0	0	1	1						
Pat Borders, R (1, 2) OBP: 0.296, SLG: 0.346										4	0	2	1	0	0	2						
Carlos Delgado, L (9, PH) OBP: 0.333, SLG: 0.571										1	0	0	0	0	0	1						
Dick Schofield, R (1, 6) OBP: 0.333, SLG: 0.286										2	0	1	0	2	1	0						
Inning Stats	R: 0 E: 0 K: 1 S: 5	H: 0 LOB: 0 BB: 0 P: 5	R: 1 E: 0 K: 1 S: 6	H: 1 LOB: 1 BB: 0 P: 6	R: 1 E: 0 K: 1 S: 7	H: 2 LOB: 1 BB: 0 P: 7	R: 2 E: 0 K: 1 S: 7	H: 3 LOB: 1 BB: 0 P: 7	R: 0 E: 0 K: 0 S: 4	H: 1 LOB: 1 BB: 0 P: 4	R: 2 E: 0 K: 1 S: 8	H: 3 LOB: 2 BB: 1 P: 12	R: 0 E: 0 K: 1 S: 6	H: 1 LOB: 1 BB: 0 P: 6	R: 3 E: 1 K: 0 S: 7	H: 3 LOB: 2 BB: 1 P: 11	R: 0 E: 0 K: 0 S: 4	H: 1 LOB: 1 BB: 0 P: 4	1B: 9 2B: 3 3B: 0 HR: 3	SF: 0 SAC: 0 DP: 0 HBP: 0	WP: 0 PB: 0 SB: 3 CS: 0	PA: 44
PITCHER	IP	WLS	BF	H	R	ER	SO	BB	IBB	HBP	BLK	WP	HR	S	P	ERA	WHIP					
Jim Deshaies, L (1, 1) ERA: 7.44	5.1	W	24	9	6	6	5	0	0	0	0	0	3	34	34	10.12	1.688					
Mike Trombley, R (6, 1) ERA: 6.55	2.0		11	4	2	2	1	1	0	0	0	0	0	12	16	9.00	2.500					
Carl Willis, R (8, 1) ERA: 7.88	0.1		4	1	1	0	0	1	0	0	0	0	0	3	7	0.00	6.000					
Rick Aguilera, R (8, 1) ERA: 5.99	1.1	S	5	1	0	0	0	0	0	0	0	0	0	5	5	0.00	0.750					

Batter	1	2	3	4	5	6	7	8	9	AB	R	H	RBI	BB	SO	LOB	BOTTOM					
Chuck Knoblauch, R (1, 4) OBP: 0.373, SLG: 0.420										3	1	1	1	2	0	0	Toronto Blue Jays @ Minnesota Twins Hubert H. Humphrey Metrodome, Minneapolis, MN Sat Apr 30 1994, 8:05 PM EDT Att: 24,479 - Dome - 69 F					
Alex Cole, L (1, 8) OBP: 0.444, SLG: 0.476										3	2	2	0	2	1	2						
Kirby Puckett, R (1, 9) OBP: 0.371, SLG: 0.500										5	2	2	2	0	0	3						
Kent Hrbek, L (1, 3) OBP: 0.398, SLG: 0.413										2	1	2	2	1	0	0						
Dave McCarty, R (4, PR) OBP: 0.292, SLG: 0.297										2	1	0	0	0	1	1						
Dave Winfield, R (1, 10) OBP: 0.340, SLG: 0.402										5	1	1	0	0	1	2						
Scott Leius, R (1, 5) OBP: 0.329, SLG: 0.514										5	2	2	3	0	0	2						
Pedro Munoz, R (1, 7) OBP: 0.250, SLG: 0.273										5	0	2	0	0	2	2						
Derek Parks, R (1, 2) OBP: 0.217, SLG: 0.227										5	1	2	1	0	1	2						
Pat Meares, R (1, 6) OBP: 0.333, SLG: 0.288										3	0	1	1	0	0	2						
Inning Stats	R: 0 E: 0 K: 0 S: 2	H: 0 LOB: 0 BB: 1 P: 6	R: 4 E: 0 K: 1 S: 11	H: 6 LOB: 2 BB: 0 P: 11	R: 0 E: 0 K: 0 S: 4	H: 1 LOB: 2 BB: 1 P: 8	R: 5 E: 0 K: 1 S: 10	H: 5 LOB: 2 BB: 2 P: 18	R: 2 E: 1 K: 1 S: 8	H: 2 LOB: 1 BB: 0 P: 8	R: 0 E: 0 K: 1 S: 6	H: 1 LOB: 2 BB: 1 P: 10	R: 0 E: 0 K: 2 S: 7	H: 0 LOB: 0 BB: 0 P: 3	R: 0 E: 0 K: 2 S: 7	H: 0 LOB: 0 BB: 0 P: 7	R: 0 E: 0 K: 0 S: 4	H: 1 LOB: 1 BB: 0 P: 4	1B: 12 2B: 2 3B: 0 HR: 1	SF: 1 SAC: 0 DP: 1 HBP: 0	WP: 1 PB: 0 SB: 2 CS: 0	PA: 44
PITCHER	IP	WLS	BF	H	R	ER	SO	BB	IBB	HBP	BLK	WP	HR	S	P	ERA	WHIP					
Dave Stewart, R (1, 1) ERA: 5.67	3.2	L	24	10	9	9	2	4	0	0	0	0	1	24	40	22.09	3.818					
Tony Castillo, L (4, 1) ERA: 3.49	0.1		3	2	0	0	0	0	0	0	0	0	0	3	3	0.00	6.000					
Scott Brow, R (5, 1) ERA: 2.92	3.0		14	3	2	1	2	1	0	0	0	1	0	17	21	3.00	1.333					
Darren Hall, R (8, 1) ERA:	1.0		3	0	0	0	2	0	0	0	0	0	0	7	7	0.00	0.000					

AB	42
R	9
H	15
RBI	8
BB	2
SO	6
LOB	18



Batter	1	2	3	4	5	6	7	8	9	AB	R	H	RBI	BB	SO	LOB	TOP										
Devon White, S OBP: 0.384, SLG: 0.578 (1, 8)										5	0	1	0	0	2	3	Toronto Blue Jays @ Minnesota Twins Hubert H. Humphrey Metrodome, Minneapolis, MN Sun May 01 1994, 4:33 AM EDT Att: 26,669 - Dome livebaseballscorecards.com										
Roberto Alomar, S OBP: 0.423, SLG: 0.550 (1, 4)										4	0	1	0	0	0	2											
Paul Molitor, R OBP: 0.390, SLG: 0.491 (1, 10)										3	1	1	0	1	0	1											
Joe Carter, R OBP: 0.372, SLG: 0.680 (1, 9)										4	0	1	0	0	0	3											
John Olerud, L OBP: 0.409, SLG: 0.570 (1, 3)										3	0	0	1	0	0	0											
Carlos Delgado, L OBP: 0.330, SLG: 0.550 (1, 7)										3	0	0	0	1	1	1											
Ed Sprague, R OBP: 0.369, SLG: 0.461 (1, 5)										4	2	2	0	0	0	1											
Pat Borders, R OBP: 0.294, SLG: 0.354 (1, 2)										4	0	1	1	0	0	2											
Dick Schofield, R OBP: 0.349, SLG: 0.308 (1, 6)										4	0	2	1	0	1	1											
Inning Stats	R: 0 E: 0 K: 0 S: 13	H: 1 LOB: 1 BB: 0 P: 19	R: 0 E: 0 K: 0 S: 8	H: 0 LOB: 1 BB: 1 P: 14	R: 0 E: 0 K: 1 S: 13	H: 3 LOB: 2 BB: 0 P: 20	R: 0 E: 0 K: 0 S: 4	H: 0 LOB: 0 BB: 0 P: 6	R: 0 E: 0 K: 1 S: 9	H: 0 LOB: 0 BB: 0 P: 13	R: 1 E: 0 K: 0 S: 11	H: 1 LOB: 1 BB: 1 P: 23	R: 1 E: 0 K: 0 S: 11	H: 2 LOB: 1 BB: 0 P: 17	R: 0 E: 0 K: 0 S: 12	H: 0 LOB: 0 BB: 0 P: 18	R: 1 E: 0 K: 2 S: 14	H: 2 LOB: 1 BB: 0 P: 20	1B: 5 2B: 4 3B: 0 HR: 0	SF: 1 SAC: 0 DP: 0 HBP: 0	WP: 1 PB: 0 SB: 0 CS: 1	PA: 37					
PITCHER	IP	WLS	BF	H	R	ER	SO	BB	IBB	HBP	BLK	WP	HR	S	P	ERA	WHIP										
Pat Mahomes, R ERA: 6.84 (1, 1)	6.0		24	5	1	1	2	2	0	0	0	1	0	58	95	1.50	1.167										
Carl Willis, R ERA: 7.59 (7, 1)	3.0	W	13	4	2	2	2	0	0	0	0	0	0	37	55	6.00	1.333										

Batter	1	2	3	4	5	6	7	8	9	AB	R	H	RBI	BB	SO	LOB	BOTTOM										
Chuck Knoblauch, R OBP: 0.374, SLG: 0.430 (1, 4)										5	1	2	1	0	1	2	Toronto Blue Jays @ Minnesota Twins Hubert H. Humphrey Metrodome, Minneapolis, MN Sun May 01 1994, 4:33 AM EDT Att: 26,669 - Dome livebaseballscorecards.com										
Alex Cole, L OBP: 0.452, SLG: 0.471 (1, 8)										3	2	1	0	2	1	1											
Kirby Puckett, R OBP: 0.367, SLG: 0.487 (1, 9)										3	1	0	0	1	0	2											
Dave Winfield, R OBP: 0.337, SLG: 0.400 (1, 10)										3	0	1	2	0	0	1											
Scott Leius, R OBP: 0.349, SLG: 0.581 (1, 5)										4	2	3	3	0	1	1											
Matt Walbeck, S OBP: 0.225, SLG: 0.212 (1, 2)										4	0	0	0	0	0	2											
Pedro Munoz, R OBP: 0.288, SLG: 0.319 (1, 7)										3	0	2	1	1	0	0											
Dave McCarty, R OBP: 0.279, SLG: 0.275 (1, 3)										3	1	0	0	0	2	3											
Pat Meares, R OBP: 0.329, SLG: 0.286 (1, 6)										4	0	1	0	0	1	2											
Inning Stats	R: 1 E: 0 K: 1 S: 10	H: 1 LOB: 1 BB: 1 P: 19	R: 0 E: 0 K: 1 S: 14	H: 1 LOB: 2 BB: 0 P: 26	R: 0 E: 0 K: 0 S: 5	H: 0 LOB: 0 BB: 0 P: 7	R: 1 E: 0 K: 2 S: 11	H: 2 LOB: 1 BB: 0 P: 18	R: 0 E: 0 K: 0 S: 8	H: 1 LOB: 1 BB: 0 P: 14	R: 0 E: 0 K: 1 S: 12	H: 1 LOB: 1 BB: 1 P: 20	R: 4 E: 0 K: 0 S: 20	H: 2 LOB: 0 BB: 2 P: 33	R: 1 E: 0 K: 1 S: 13	H: 2 LOB: 1 BB: 0 P: 19	1B: 6 2B: 3 3B: 0 HR: 1	SF: 1 SAC: 0 DP: 0 HBP: 1	WP: 0 PB: 0 SB: 0 CS: 1	PA: 38							
PITCHER	IP	WLS	BF	H	R	ER	SO	BB	IBB	HBP	BLK	WP	HR	S	P	ERA	WHIP										
Todd Stottlemyre, R ERA: 3.47 (1, 1)	6.0		26	6	2	2	5	2	0	1	0	0	0	60	104	3.00	1.333										
Woody Williams, R ERA: 6.55 (7, 1)	2.0	L	12	4	5	5	1	2	0	0	0	0	1	33	52	22.50	3.000										

Batter	1	2	3	4	5	6	7	8	9	AB	R	H	RBI	BB	SO	LOB	TOP					
Chuck Knoblauch R (1.4) OBP: 0.355, SLG: 0.390	G6-3		G4-3		G5-3			G4-6-3		4	0	0	0	0	0	2	Minnesota Twins @ Texas Rangers The Ballpark at Arlington, Arlington, TX Fri May 06 1994, 8:05 PM EDT Att: 38,370 - Unknown - 78 F					
Alex Cole L (1.8) OBP: 0.457, SLG: 0.490	1B		2B		K			1B		4	0	3	0	0	1							
Kirby Puckett R (1.9) OBP: 0.366, SLG: 0.496	1B		K					F9		4	0	2	0	0	1	2						
Shane Mack R (1.7) OBP: 0.636, SLG: 0.889	G4-6-3		F7					G6-3		4	0	1	0	0	0	4						
Dave Winfield R (1.10) OBP: 0.309, SLG: 0.364			F7		G6-3			G6-3		4	0	0	0	0	0	1						
Steve Dunn L (1.3) OBP: 0.300, SLG: 0.400	1B		F8					F7		4	0	1	0	0	0	0						
Scott Leius R (1.5) OBP: 0.326, SLG: 0.518	1B		P4		P6			G6-3		3	0	0	0	0	0	1						
Matt Walbeck S (1.2) OBP: 0.230, SLG: 0.250	1B		F8		F8			F8		3	0	1	0	0	0	0						
Pat Meares R (1.6) OBP: 0.342, SLG: 0.309	L9		G5-3		G5-3			G4-6-3		2	0	1	0	1	0	2						
Inning Stats	R: 0 E: 0 K: 0 S: 13	H: 2 LOB: 1 BB: 0 P: 16	R: 0 E: 0 K: 0 S: 10	H: 2 LOB: 2 BB: 0 P: 17	R: 0 E: 0 K: 1 S: 10	H: 1 LOB: 1 BB: 0 P: 17	R: 0 E: 0 K: 0 S: 6	H: 0 LOB: 0 BB: 0 P: 11	R: 0 E: 0 K: 1 S: 11	H: 1 LOB: 1 BB: 0 P: 15	R: 0 E: 0 K: 0 S: 3	H: 1 LOB: 0 BB: 0 P: 6	R: 0 E: 0 K: 0 S: 8	H: 0 LOB: 0 BB: 0 P: 12	R: 0 E: 0 K: 0 S: 8	H: 1 LOB: 1 BB: 1 P: 15	R: 0 E: 0 K: 0 S: 8	H: 1 LOB: 0 BB: 0 P: 13	1B: 8 2B: 1 3B: 0 HR: 0	SF: 0 SAC: 0 DP: 4 HBP: 0	WP: 0 PB: 0 CS: 0	PA: 33
PITCHER Rick Helling R (1.1) ERA: 3.29	IP: 9.0 WLS: W BF: 33 H: 9 R: 0 ER: 0 SO: 2 BB: 1 IBB: 0 HBP: 0 BLK: 0 WP: 0 HR: 0 S: 77 P: 122 ERA: 0.00 WHIP: 1.111															PITCHER	IP: WLS: BF: H: R: ER: SO: BB: IBB: HBP: BLK: WP: HR: S: P: ERA: WHIP:					

AB	32
R	0
H	9
RBI	0
BB	1
SO	2
LOB	13



Batter	1	2	3	4	5	6	7	8	9	AB	R	H	RBI	BB	SO	LOB	BOTTOM			
David Hulse L (1.8) OBP: 0.364, SLG: 0.373	K		K					FC2-6		4	1	1	1	0	2	2	Minnesota Twins @ Texas Rangers The Ballpark at Arlington, Arlington, TX Fri May 06 1994, 8:05 PM EDT Att: 38,370 - Unknown - 78 F			
Jeff Frye R (1.4) OBP: 0.500, SLG: 0.833	G4-3							2B		4	1	2	1	0	0	1				
Jose Canseco R (1.10) OBP: 0.427, SLG: 0.551	BB							2B		2	1	0	0	2	0	1				
Will Clark L (1.3) OBP: 0.465, SLG: 0.600	F7							2B		4	1	2	2	0	0	1				
Juan Gonzalez R (1.7) OBP: 0.302, SLG: 0.509								2B		3	1	1	1	0	0	1				
Chris James R (1.9) OBP: 0.379, SLG: 0.422	F8							2B		3	1	1	0	1	0	1				
Ivan Rodriguez R (1.2) OBP: 0.361, SLG: 0.429	G5-4-3							1B		4	0	1	0	0	1	1				
Billy Ripken R (1.5) OBP: 0.286, SLG: 0.343								1B		4	1	3	0	0	0	1				
Manuel Lee S (1.6) OBP: 0.333, SLG: 0.330	FC5-4							1B		3	0	1	0	0	0	4				
Inning Stats	R: 0 E: 0 K: 1 S: 8	H: 0 LOB: 1 BB: 1 P: 18	R: 0 E: 0 K: 0 S: 6	H: 1 LOB: 0 BB: 0 P: 10	R: 0 E: 0 K: 1 S: 11	H: 1 LOB: 0 BB: 0 P: 16	R: 0 E: 0 K: 0 S: 6	H: 1 LOB: 0 BB: 0 P: 11	R: 0 E: 0 K: 0 S: 5	H: 0 LOB: 0 BB: 0 P: 8	R: 1 E: 0 K: 0 S: 10	H: 2 LOB: 0 BB: 0 P: 17	R: 2 E: 1 K: 1 S: 11	H: 2 LOB: 1 BB: 0 P: 16	R: 4 E: 1 K: 0 S: 20	H: 5 LOB: 3 BB: 2 P: 38	1B: 9 2B: 3 3B: 0 HR: 0	SF: 1 SAC: 1 DP: 1 HBP: 0	WP: 1 PB: 0 CS: 2	PA: 36
PITCHER Jim Deshaies L (1.1) ERA: 6.64 Mike Trombley R (7.1) ERA: 5.69 Larry Casian L (8.1) ERA: 8.1 Brett Merriman R (8.1) ERA:	IP: 6.2 WLS: L BF: 24 H: 7 R: 3 ER: 2 SO: 2 BB: 7 IBB: 3 HBP: 2 BLK: 2 WP: 1 HR: 0 S: 51 P: 86 ERA: 2.70 WHIP: 1.200															PITCHER	IP: WLS: BF: H: R: ER: SO: BB: IBB: HBP: BLK: WP: HR: S: P: ERA: WHIP:			

AB	31
R	7
H	12
RBI	5
BB	3
SO	3
LOB	13



Batter	1	2	3	4	5	6	7	8	9	AB	R	H	RBI	BB	SO	LOB	TOP				
Chuck Knoblauch, R OBP: 0.362, SLG: 0.409 (1, 4)	0-2 2B	4-2 BB		2-2 G4-3		0-0 P3		2-2 SH1-3 SF8 2B	0-3 K	5	2	2	0	1	1	4					
Alex Cole, L OBP: 0.450, SLG: 0.480 (1, 8)	1-2 P5	1-1 G4-3			1-2 G6-3		2-2 BLK 1B	0-0 SH1-3		4	1	1	0	0	0	3					
Kirby Puckett, R OBP: 0.353, SLG: 0.481 (1, 10)	0-3 K		1-1 G6-3		0-3 K		2-2 F7	0-0 SF8		4	0	0	1	0	2	2					
Shane Mack, R OBP: 0.625, SLG: 1.077 (1, 7)	2-2 2H 2B		2-0 G6-3		1-0 HR		4-1 1B 1B	3-H G6-3		4	2	2	2	1	0	0					
Pedro Munoz, R OBP: 0.318, SLG: 0.339 (1, 9)	3-3 K		4-2 BB		1-0 G6-3		2-1 1B 1B	1-1 F8		4	1	1	1	1	1	1					
Scott Leius, R OBP: 0.350, SLG: 0.534 (1, 5)		0-0 1B SF9 2B		0-3 K		4-2 E 2B BB	1-0 1B	4-2 G6-3 E BB		3	3	2	1	2	1	1					
Dave McCarty, R OBP: 0.320, SLG: 0.370 (1, 3)		0-1 SF9 1B		3-1 3B		3-0 SH5-3 1-H 2B	2-3 K	1-2 G6-3		5	0	3	1	0	1	3	AB 37				
Matt Walbeck, S OBP: 0.231, SLG: 0.250 (1, 2)		1-3 K		0-1 G5-3		0-0 SH5-3	0-0 1B	1-0 E6		4	0	1	1	0	1	3	R 9				
Pat Meares, R OBP: 0.333, SLG: 0.319 (1, 6)	1 SAFE 1-2 SF9	1-1 3-H		2-3 K		1-3 K	1-3 K	1-1 2B		4	0	1	1	0	3	4	H 13				
Inning Stats	R: 1 E: 0 K: 2 S: 15	H: 2 LOB: 1 BB: 0 P: 21	R: 1 E: 0 K: 1 S: 12	H: 2 LOB: 2 BB: 1 P: 19	R: 0 E: 0 K: 1 S: 8	H: 0 LOB: 1 BB: 1 P: 15	R: 0 E: 0 K: 1 S: 11	H: 1 LOB: 1 BB: 0 P: 18	R: 1 E: 1 K: 1 S: 8	H: 1 LOB: 1 BB: 1 P: 16	R: 3 E: 0 K: 2 S: 20	H: 4 LOB: 2 BB: 1 P: 34	R: 1 E: 0 K: 0 S: 6	H: 1 LOB: 0 BB: 0 P: 8	R: 1 E: 1 K: 1 S: 14	H: 1 LOB: 2 BB: 1 P: 22	1B: 5 2B: 6 3B: 1 HR: 1	SF: 2 SAC: 2 DP: 0 HBP: 0	WP: 0 PB: 0 SB: 1 CS: 0	PA: 46	
PITCHER	IP	WLS	BF	H	R	ER	SO	BB	IBB	HBP	BLK	WP	HR	S	P	ERA	WHIP				
Kenny Rogers, L ERA: 5.52 (1, 1)	6.1	L	31	8	6	5	7	4	0	0	1	0	1	71	117	7.11	1.895				
Matt Whiteside, R ERA: 5.4 (7, 1)	1.2		9	4	2	2	2	0	0	0	0	0	0	17	25	10.80	2.400				
Jay Howell, R ERA: 11.0 (9, 1)	1.0		6	1	1	0	1	1	0	0	0	0	0	14	22	0.00	2.000				

Minnesota Twins @ Texas Rangers
The Ballpark at Arlington, Arlington, TX
Sat May 07 1994, 8:05 PM EDT
Att: 42,519 - Unknown

AB 37
R 9
H 13
RBI 8
BB 5
SO 10
LOB 21



Batter	1	2	3	4	5	6	7	8	9	AB	R	H	RBI	BB	SO	LOB	BOTTOM					
David Hulse, L OBP: 0.349, SLG: 0.357 (1, 8)	2-1 G4-3		2-2 F8		2-2 F7		1-0 G3	0-2 G1-3		5	0	0	0	0	0	4						
Oddibe McDowell, L OBP: 0.514, SLG: 0.385 (1, 9)	3-3 K		4-2 BB		4-2 BB		0-3 K		0-1 E8 1B	1	0	0	0	2	1	0						
Chris James, R OBP: 0.383, SLG: 0.426 (7, PH) (8, 9)										2	1	1	0	0	1	1						
Jose Canseco, R OBP: 0.426, SLG: 0.539 (1, 10)	2-2 G4-3		1-3 K		0-3 K		4-1 BB		1-0 1B 1B	4	1	1	1	1	2	3						
Will Clark, L OBP: 0.471, SLG: 0.626 (1, 3)		4-1 SH5-3 1B G6-3 BB		3-1 HR		0-0 G1-4-3 1B	0-1 F8		2-3 K	4	2	2	1	1	1	3						
Juan Gonzalez, R OBP: 0.306, SLG: 0.504 (1, 7)		1-1 G6-3 SH5-3 1B		0-1 F9		0-0 G1-4-3		1-1 FC4-6 1B	1-1 F8	5	0	2	0	0	0	2						
Doug Strange, S OBP: 0.301, SLG: 0.421 (1, 4)		1-1 SH5-3		0-0 F8		0-0 1B		0-0 L7	2-2 1B	4	1	2	0	0	0	1						
Ivan Rodriguez, R OBP: 0.350, SLG: 0.414 (1, 2)		1-0 G6-3		2-2 G4-3		2-2 F9		2-2 FC4-6 1B WP	1-2 1B	3	0	0	1	0	0	2	AB 40					
Junior Ortiz, R OBP: 0.376, SLG: 0.357 (7, 2)		2-3 3-H G6-3						1-2 1B	1-2 1B	2	1	1	1	0	0	1	R 7					
Billy Ripken, R OBP: 0.350, SLG: 0.450 (1, 5)		0-0 G6-3						1-2 2B	1-3 1B	5	1	4	1	0	0	1	H 15					
Manuel Lee, S OBP: 0.337, SLG: 0.344 (1, 6)			2-2 G4-3		0-3 K		1-0 G3 2H	1-2 1B	2-2 G3-1	5	0	2	2	0	1	3	RBI 7					
Inning Stats	R: 0 E: 0 K: 1 S: 9	H: 0 LOB: 0 BB: 0 P: 16	R: 1 E: 0 K: 0 S: 7	H: 1 LOB: 1 BB: 1 P: 14	R: 0 E: 0 K: 1 S: 12	H: 0 LOB: 1 BB: 1 P: 21	R: 1 E: 0 K: 0 S: 8	H: 1 LOB: 0 BB: 0 P: 13	R: 0 E: 0 K: 2 S: 13	H: 1 LOB: 2 BB: 1 P: 21	R: 0 E: 0 K: 0 S: 6	H: 2 LOB: 1 BB: 0 P: 8	R: 1 E: 0 K: 1 S: 11	H: 2 LOB: 2 BB: 1 P: 18	R: 1 E: 0 K: 0 S: 19	H: 3 LOB: 2 BB: 0 P: 25	R: 3 E: 1 K: 1 S: 28	H: 5 LOB: 2 BB: 0 P: 38	1B: 11 2B: 3 3B: 0 HR: 1	SF: 0 SAC: 1 DP: 1 HBP: 0	WP: 1 PB: 0 SB: 0 CS: 0	PA: 45
PITCHER	IP	WLS	BF	H	R	ER	SO	BB	IBB	HBP	BLK	WP	HR	S	P	ERA	WHIP					
Pat Mahomes, R ERA: 6.12 (1, 1)	6.0	W	25	5	2	2	4	3	0	0	0	0	1	55	93	3.00	1.333					
Mark Guthrie, L ERA: 10.0 (7, 1)	0.1		3	2	1	1	0	0	0	0	0	0	0	5	8	27.00	6.000					
Carl Willis, R ERA: 7.4 (7, 1)	1.2		9	3	1	1	1	1	0	0	0	1	0	25	35	5.40	2.400					
Rick Aguilera, R ERA: 6.94 (9, 1)	1.0		8	5	3	3	1	0	0	0	0	0	0	28	38	27.00	5.000					

Minnesota Twins @ Texas Rangers
The Ballpark at Arlington, Arlington, TX
Sat May 07 1994, 8:05 PM EDT
Att: 42,519 - Unknown

AB 40
R 7
H 15
RBI 7
BB 4
SO 6
LOB 21



Batter	1	2	3	4	5	6	7	8	9	AB	R	H	RBI	BB	SO	LOB	TOP								
Chuck Knoblauch R (1.4) OBP: 0.359, SLG: 0.404	0-1 1B G4-6-3		2-1 F9		0-2 F9		3-2 P6			4	1	1	0	0	0	1									
Alex Cole L (1.8) OBP: 0.452, SLG: 0.481	2-2 1B G4-6-3			2-1 E8 1B E		0-0 HR B2-3 1B		0-1 F7		4	2	2	0	0	0	0									
Kirby Puckett R (1.9) OBP: 0.343, SLG: 0.467	1-3 1B G4-6-3		1-0 F9		0-0 P9		1-1 G4-3			4	0	0	0	0	0	3									
Shane Mack R (1.7) OBP: 0.600, SLG: 0.941	0-1 G1-3		2-2 1B 2-3 1B		1-2 1B 2-1 B2-3		2-1 1B			4	0	2	0	0	0	1									
Dave Winfield R (1.10) OBP: 0.316, SLG: 0.398		2-3 K		1-2 G6-4-3 1B		1-0 HR		1-1 G5-3		4	1	2	2	0	1	1									
Steve Dunn L (1.3) OBP: 0.214, SLG: 0.286	1-2 G6-3		3-2 G6-4-3		1-2 F8			0-3 K		4	0	0	0	0	1	2									
Matt Walbeck S (1.2) OBP: 0.231, SLG: 0.279	1-3 K			1-3 K		1-1 HR		1-3 K		4	1	1	1	0	3	0									
Chip Hale L (1.5) OBP: 0.381, SLG: 0.265			4-1 BB G6-3		0-1 G3-1		0-0 G6-3		0-1 G6-3	3	0	0	0	1	0	0									
Jeff Reboulet R (1.6) OBP: 0.378, SLG: 0.447			0-0 G6-3		2-2 1B		1-0 F7			3	0	1	0	0	0	1									
Inning Stats	R: 1 E: 0 K: 0 S: 8	H: 2 LOB: 0 BB: 0 P: 10	R: 0 E: 0 K: 2 S: 10	H: 0 LOB: 0 BB: 0 P: 14	R: 0 E: 0 K: 0 S: 4	H: 0 LOB: 0 BB: 1 P: 10	R: 1 E: 2 K: 0 S: 15	H: 2 LOB: 2 BB: 0 P: 25	R: 0 E: 0 K: 1 S: 11	H: 1 LOB: 1 BB: 0 P: 14	R: 2 E: 0 K: 0 S: 8	H: 2 LOB: 0 BB: 0 P: 12	R: 1 E: 0 K: 0 S: 7	H: 1 LOB: 0 BB: 0 P: 12	R: 0 E: 0 K: 0 S: 8	H: 1 LOB: 1 BB: 0 P: 10	R: 0 E: 0 K: 2 S: 9	H: 0 LOB: 0 BB: 0 P: 10	1B: 7 2B: 0 3B: 0 HR: 2	SF: 0 SAC: 0 DP: 3 HBP: 0	WP: 0 PB: 0 CS: 0	PA: 35			
PITCHER	IP WLS BF H R ER SO BB IBB HBP BLK WP HR S P ERA WHIP	8.0 L 32 9 5 4 3 1 0 0 0 0 2 71 109 4.50 1.250	1.0 3 0 0 0 2 0 0 0 0 0 0 9 10 0.00 0.000																						

Minnesota Twins @ Texas Rangers
The Ballpark at Arlington, Arlington, TX
Sun May 08 1994, 4:33 AM EDT
Att: 32,663 - Sunny - 76 F

AB	34
R	5
H	9
RBI	3
BB	1
SO	5
LOB	9



Batter	1	2	3	4	5	6	7	8	9	AB	R	H	RBI	BB	SO	LOB	BOTTOM								
David Hulse L (1.8) OBP: 0.341, SLG: 0.347	2-2 G6-3		1-3 K				2-2 G6-4-3			3	0	0	0	0	2	1									
Gary Redus R (6.9) OBP: 0.154, SLG: 0.231				2-3 K						1	0	0	0	0	0	1									
Oddibe McDowell L (1.9) OBP: 0.513, SLG: 0.433	3-3 K		2-1 1B		0-0 G1-3			0-1 G4-6-3 1B		4	1	2	0	0	1	0									
Jose Canseco R (1.10) OBP: 0.421, SLG: 0.524	2-0 G5-3		4-2 E FC5-2 BB		2-0 F8		0-1 G4-6-3			3	0	0	0	1	0	1									
Will Clark L (1.3) OBP: 0.472, SLG: 0.621		0-1 1B 1B	0-1 E8 FC5-2 1B		0-2 G3-1		3-2 G4-3			4	1	2	1	0	0	0									
Juan Gonzalez R (1.7) OBP: 0.304, SLG: 0.496		2-0 1B FC6-2 1B	0-0 FC5-2			2-3 K			1-0 G6-3	4	0	1	0	0	1	2									
Doug Strange S (1.4) OBP: 0.295, SLG: 0.414		1-3 FC6-2 1B	1-2 3-H				2-1 G6-3		3-2 G6-3	4	0	1	1	0	0	2									
Billy Ripken R (1.5) OBP: 0.318, SLG: 0.409		3-H G1-3 1B	0-0 G1-3		1-1 G6-3		2-3 K		0-2 G3	4	0	0	0	0	1	2									
Manuel Lee S (1.6) OBP: 0.337, SLG: 0.337		0-0 FC6-2		4-0 BB			1-0 G3			2	0	0	0	1	0	2									
Junior Ortiz R (1.2) OBP: 0.368, SLG: 0.353		3-H F9	0-0 F9		1-1 K			0-0 G6-4-3 1B		3	0	1	0	0	1	3									
Inning Stats	R: 0 E: 0 K: 1 S: 7	H: 0 LOB: 0 BB: 0 P: 14	R: 1 E: 0 K: 0 S: 9	H: 3 LOB: 2 BB: 0 P: 13	R: 1 E: 1 K: 1 S: 11	H: 2 LOB: 2 BB: 1 P: 18	R: 0 E: 0 K: 2 S: 8	H: 0 LOB: 1 BB: 1 P: 15	R: 0 E: 0 K: 0 S: 5	H: 0 LOB: 0 BB: 0 P: 7	R: 0 E: 0 K: 2 S: 9	H: 0 LOB: 0 BB: 0 P: 15	R: 0 E: 0 K: 0 S: 5	H: 1 LOB: 0 BB: 0 P: 8	R: 0 E: 0 K: 0 S: 10	H: 1 LOB: 0 BB: 0 P: 13	R: 0 E: 0 K: 0 S: 7	H: 0 LOB: 0 BB: 0 P: 11	1B: 6 2B: 1 3B: 0 HR: 0	SF: 0 SAC: 0 DP: 2 HBP: 0	WP: 0 PB: 0 CS: 0	PA: 34			
PITCHER	IP WLS BF H R ER SO BB IBB HBP BLK WP HR S P ERA WHIP	9.0 W 34 7 2 2 6 2 0 0 0 0 0 71 114 2.00 1.000																							

Minnesota Twins @ Texas Rangers
The Ballpark at Arlington, Arlington, TX
Sun May 08 1994, 4:33 AM EDT
Att: 32,663 - Sunny - 76 F

AB	32
R	2
H	7
RBI	2
BB	2
SO	6
LOB	14



Batter	1	2	3	4	5	6	7	8	9	AB	R	H	RBI	BB	SO	LOB	TOP																					
Chuck Knoblauch, R (1.4) OBP: 0.360, SLG: 0.398	G4-3	CS	F8	G4-3 1B		FC5 HBP		F8		4	1	1	2	0	0	0	Minnesota Twins @ Kansas City Royals Kauffman Stadium, Kansas City, MO Mon May 09 1994, 7:05 PM CDT Att: 21,347 - Unknown - 72 F																					
Shane Mack, R (1.8) OBP: 0.520, SLG: 0.818	G5-3		1B	G4-3		FC5			G4-3	5	1	1	0	0	0	3																						
Kirby Puckett, R (1.9) OBP: 0.345, SLG: 0.465	K		1B			K			G6-3	5	0	2	2	0	2	2																						
Dave Winfield, R (1.10) OBP: 0.311, SLG: 0.389		BB 1B	G6-4-3	K					K	5	1	1	0	0	3	2																						
Pedro Munoz, R (1.7) OBP: 0.329, SLG: 0.349		K		G6-3		WP 1B				4	1	2	0	0	1	1																						
Dave McCarty, R (1.3) OBP: 0.315, SLG: 0.347		E SF9 BB		E6 1B		G4-3			K	3	2	0	0	1	1	2																						
Scott Leius, R (1.5) OBP: 0.346, SLG: 0.522		E7 SF9 1B		K		G6-3			G5-3	4	1	1	1	0	1	3																						
Matt Walbeck, S (1.2) OBP: 0.232, SLG: 0.280	SF9			2B 1B		F8			L9	3	1	1	1	0	0	0																						
Pat Meares, R (1.6) OBP: 0.352, SLG: 0.355		CS 1B		1B 2B		FC5 HBP			G6-3	4	1	3	3	0	0	0																						
Inning Stats	R: 0 E: 0 K: 1 S: 11	H: 0 LOB: 0 BB: 0 P: 15	R: 3 E: 1 K: 1 S: 20	H: 3 LOB: 0 BB: 1 P: 34	R: 1 E: 0 K: 0 S: 12	H: 2 LOB: 0 BB: 0 P: 16	R: 5 E: 1 K: 2 S: 20	H: 5 LOB: 1 BB: 0 P: 21	R: 0 E: 0 K: 1 S: 12	H: 1 LOB: 2 BB: 0 P: 16	R: 0 E: 0 K: 2 S: 17	H: 1 LOB: 1 BB: 0 P: 22	R: 0 E: 0 K: 0 S: 4	H: 0 LOB: 0 BB: 0 P: 6	R: 0 E: 0 K: 1 S: 6	H: 0 LOB: 0 BB: 0 P: 13	1B: 10 2B: 2 3B: 0 HR: 0	SF: 1 SAC: 0 DP: 1 HBP: 1	WP: 1 PB: 0 SB: 0 CS: 1	PA: 41																		
PITCHER	IP	WLS	BF	H	R	ER	SO	BB	IBB	HBP	BLK	WP	HR	S	P	ERA	WHIP	PITCHER				IP	WLS	BF	H	R	ER	SO	BB	IBB	HBP	BLK	WP	HR	S	P	ERA	WHIP
Chris Haney, L (1.1) ERA: 9.7	3.1	L	18	8	8	6	3	1	0	0	0	0	0	55	78	16.20	2.700																					
Rusty Meacham, R (4.1) ERA: 4.5	3.2		16	4	1	1	4	0	0	1	0	1	0	40	51	2.46	1.091																					
Stan Belinda, R (8.1) ERA: 6.43	2.0		6	0	0	0	1	0	0	0	0	0	0	10	19	0.00	0.000																					

AB	37
R	9
H	12
RBI	9
BB	1
SO	8
LOB	13



Batter	1	2	3	4	5	6	7	8	9	AB	R	H	RBI	BB	SO	LOB	BOTTOM																						
Brian McRae, S (1.8) OBP: 0.420, SLG: 0.450	G3		SF9							3	0	0	1	1	1	2	Minnesota Twins @ Kansas City Royals Kauffman Stadium, Kansas City, MO Mon May 09 1994, 7:05 PM CDT Att: 21,347 - Unknown - 72 F																						
Dave Henderson, R (1.7) OBP: 0.246, SLG: 0.379	F8		1B						G1-6-3	5	0	1	0	0	2	4																							
Wally Joyner, L (1.3) OBP: 0.369, SLG: 0.478		BB								3	0	1	0	1	0	0																							
Mike Macfarlane, R (1.2) OBP: 0.402, SLG: 0.456	G5-3		K							4	1	1	0	0	1	3																							
Bob Hamelin, L (1.10) OBP: 0.366, SLG: 0.548		F8		K					G3	4	0	0	0	0	2	1																							
Gary Gaetti, R (1.5) OBP: 0.356, SLG: 0.539		K		G5-3						4	2	2	0	0	1	0																							
Felix Jose, S (1.9) OBP: 0.303, SLG: 0.469		K		CS 1B						4	1	2	2	0	2	1																							
Greg Gagne, R (1.6) OBP: 0.356, SLG: 0.452			G6-3 SF9 2B	CS						4	1	3	1	0	1	1																							
Jose Lind, R (1.4) OBP: 0.275, SLG: 0.320			G6-3						G1-6-3	4	0	2	0	0	0	2																							
Inning Stats	R: 0 E: 0 K: 0 S: 10	H: 0 LOB: 1 BB: 1 P: 15	R: 0 E: 0 K: 2 S: 9	H: 0 LOB: 0 BB: 0 P: 13	R: 1 E: 0 K: 1 S: 11	H: 3 LOB: 2 BB: 0 P: 19	R: 0 E: 0 K: 1 S: 9	H: 1 LOB: 0 BB: 0 P: 12	R: 0 E: 0 K: 2 S: 13	H: 1 LOB: 1 BB: 0 P: 18	R: 3 E: 0 K: 1 S: 12	H: 4 LOB: 1 BB: 0 P: 16	R: 0 E: 0 K: 0 S: 7	H: 1 LOB: 0 BB: 0 P: 12	R: 0 E: 0 K: 0 S: 4	H: 0 LOB: 0 BB: 0 P: 5	R: 1 E: 0 K: 3 S: 17	H: 2 LOB: 2 BB: 1 P: 27	1B: 8 2B: 4 3B: 0 HR: 0	SF: 1 SAC: 0 DP: 1 HBP: 0	WP: 2 PB: 0 SB: 0 CS: 1	PA: 39																	
PITCHER	IP	WLS	BF	H	R	ER	SO	BB	IBB	HBP	BLK	WP	HR	S	P	ERA	WHIP	PITCHER				IP	WLS	BF	H	R	ER	SO	BB	IBB	HBP	BLK	WP	HR	S	P	ERA	WHIP	
Kevin Tapani, R (1.1) ERA: 7.78	8.0	W	33	11	5	5	7	1	0	0	0	0	0	79	117	5.62	1.500																						
Mark Guthrie, L (9.1) ERA: 9.64	0.2		4	1	0	0	2	1	0	0	0	1	0	10	16	0.00	3.000																						
Carl Willis, R (9.1) ERA: 7.29	0.1	S	1	0	0	0	1	0	0	0	0	0	0	3	4	0.00	0.000																						

AB	35
R	5
H	12
RBI	4
BB	2
SO	10
LOB	14



Batter	1	2	3	4	5	6	7	8	9	AB	R	H	RBI	BB	SO	LOB	TOP								
Chuck Knoblauch R (1, 4) OBP: 0.376, SLG: 0.426	4-1 S S BB		3-1 2B		0-1 HR 1B	1-1 F8			0-0 F8 2B	4	2	3	0	1	0	0	Minnesota Twins @ Kansas City Royals Kauffman Stadium, Kansas City, MO Tue May 10 1994, 7:05 PM CDT Att: 17,778 - Unknown - 75 F livebaseballscorecards.com								
Alex Cole L (1, 8) OBP: 0.434, SLG: 0.459	1-0 P6		1-1 P6		1-3 K		0-1 G3	3-2 F8	5	0	0	0	0	1	4										
Kirby Puckett R (1, 9) OBP: 0.359, SLG: 0.490	4-1 BB		0-0 P3		4-2 HR BB		2-2 1B	0-0 HR	3	2	2	2	2	0	1										
Shane Mack R (1, 7) OBP: 0.500, SLG: 0.852	3-2 P2			0-0 2B G3 1B	1-2 HR		0-3 K	2-2 F8	5	2	2	3	0	1	3										
Dave Winfield R (1, 10) OBP: 0.315, SLG: 0.398	1-2 P4			2-2 G3 2B	0-0 2B 1B		0-2 F9	2-3 K	5	1	2	0	0	1	3										
Steve Dunn L (1, 3)		1-3 K		1-1 G3	1-0 2B			2-3 K	4	0	1	2	0	2	1										
Derek Parks R (1, 2) OBP: 0.185, SLG: 0.192	0-1 P6			2-3 K	2-3 K			0-0 F9	4	0	0	0	0	2	2										
Chip Hale L (1, 5) OBP: 0.370, SLG: 0.289	1-1 G6-3			0-3 K		2-0 G6-3		0-2 2B	4	0	1	0	0	1	1										
Pat Meares R (1, 6) OBP: 0.337, SLG: 0.338			1-3 K		1-0 P6	0-3 K		0-3 K	4	0	0	0	0	3	1										
Inning Stats	R: 0 E: 0 K: 1 S: 12	H: 0 LOB: 2 BB: 2 P: 24	R: 0 E: 0 K: 1 S: 9	H: 0 LOB: 0 BB: 0 P: 11	R: 0 E: 0 K: 1 S: 8	H: 1 LOB: 1 BB: 0 P: 13	R: 1 E: 0 K: 2 S: 13	H: 2 LOB: 1 BB: 0 P: 17	R: 4 E: 0 K: 2 S: 18	H: 4 LOB: 1 BB: 1 P: 27	R: 0 E: 0 K: 1 S: 6	H: 0 LOB: 0 BB: 0 P: 9	R: 0 E: 0 K: 1 S: 12	H: 1 LOB: 1 BB: 0 P: 14	R: 0 E: 0 K: 2 S: 15	H: 1 LOB: 1 BB: 0 P: 17	R: 2 E: 0 K: 1 S: 13	H: 2 LOB: 0 BB: 0 P: 20	1B: 4 2B: 5 3B: 0 HR: 2	SF: 0 SAC: 0 DP: 0 HBP: 0	WP: 0 PB: 0 SB: 3 CS: 0	PA: 41			
PITCHER	IP	WLS	BF	H	R	ER	SO	BB	IBB	HBP	BLK	WP	HR	S	P	ERA	WHIP								
Tom Gordon R (1, 1) ERA: 4.87	7.0	L	32	8	5	5	8	3	0	0	0	0	1	78	115	6.43	1.571								
Mike Magnante L (8, 1) ERA: 3.57	2.0		9	3	2	2	3	0	0	0	0	0	1	28	37	9.00	1.500								

Batter	1	2	3	4	5	6	7	8	9	AB	R	H	RBI	BB	SO	LOB	BOTTOM								
Vince Coleman S (1, 7) OBP: 0.230, SLG: 0.271	1-0 CS 1B		1-1 G5-3			0-1 E1 SF7 1B		1-1 F9	1-3 K	5	1	2	0	0	1	2	Minnesota Twins @ Kansas City Royals Kauffman Stadium, Kansas City, MO Tue May 10 1994, 7:05 PM CDT Att: 17,778 - Unknown - 75 F livebaseballscorecards.com								
Wally Joyner L (1, 3) OBP: 0.366, SLG: 0.475	0-3 K			2-0 F8		0-0 SF7		0-2 WP 1B	3	0	1	1	0	1	1										
Brian McRae S (1, 8) OBP: 0.415, SLG: 0.439	0-0 F7			3-1 G4-3		3-H 4-2 S BB		2-1 G1-3	3	0	0	0	1	0	2										
Mike Macfarlane R (1, 2) OBP: 0.406, SLG: 0.470	0-0 CS	1-2 G5-3		1-0 2B		2-3 K		1-2 K	4	1	2	0	0	1	1										
Gary Gaetti R (1, 5) OBP: 0.345, SLG: 0.519		0-0 G5-3		0-3 K		0-0 G6-3			4	0	0	0	0	2	3										
Dave Henderson R (1, 10) OBP: 0.274, SLG: 0.406		2-1 F8			2-1 2B		4-1 G6-4-3 BB	3-2 FC3-6 1B	3	0	2	0	1	0	0										
Felix Jose S (1, 9) OBP: 0.286, SLG: 0.441			2-3 K		2-2 G6-3		0-0 G6-4-3	1-2 FC3-6 2B	4	1	0	0	0	1	4										
Greg Gagne R (1, 6) OBP: 0.362, SLG: 0.458			4-1 BB		2-2 P6		1-0 G3	2-1 2B	3	1	1	2	1	0	1										
Terry Shumpert R (1, 4) OBP: 0.158, SLG: 0.211			3-2 F7		0-0 P3			0-1 L6	4	0	1	1	0	0	2										
Inning Stats	R: 0 E: 0 K: 1 S: 5	H: 1 LOB: 0 BB: 0 P: 6	R: 0 E: 0 K: 0 S: 6	H: 0 LOB: 0 BB: 0 P: 9	R: 0 E: 0 K: 1 S: 10	H: 0 LOB: 1 BB: 1 P: 20	R: 0 E: 0 K: 1 S: 7	H: 1 LOB: 1 BB: 0 P: 13	R: 0 E: 0 K: 0 S: 10	H: 1 LOB: 1 BB: 0 P: 16	R: 1 E: 1 K: 1 S: 11	H: 1 LOB: 1 BB: 1 P: 17	R: 0 E: 0 K: 0 S: 3	H: 0 LOB: 0 BB: 1 P: 8	R: 0 E: 0 K: 0 S: 9	H: 1 LOB: 1 BB: 0 P: 12	R: 3 E: 0 K: 2 S: 20	H: 4 LOB: 1 BB: 0 P: 33	1B: 5 2B: 4 3B: 0 HR: 0	SF: 1 SAC: 0 DP: 1 HBP: 0	WP: 1 PB: 0 SB: 1 CS: 1	PA: 38			
PITCHER	IP	WLS	BF	H	R	ER	SO	BB	IBB	HBP	BLK	WP	HR	S	P	ERA	WHIP								
22 Carlos Pulido L (1, 1) ERA: 5.4	8.0	W	30	5	1	0	4	3	0	0	0	0	0	61	101	0.00	1.000								
Mike Trombley R (9, 1) ERA: 6.49	1.0		7	4	3	3	2	0	0	0	0	0	0	20	33	27.00	4.000								

Batter	1	2	3	4	5	6	7	8	9	AB	R	H	RBI	BB	SO	LOB	TOP			
Chuck Knoblauch, R (1.4) OBP: 0.372, SLG: 0.429	1-1 F9			0-0 K 2B		1-3 K			0-2 P2	4	0	1	0	0	1	0	Minnesota Twins @ Kansas City Royals Kauffman Stadium, Kansas City, MO Wed May 11 1994, 7:05 PM CDT Att: 17,740 - Unknown - 82 F livebaseballscorecards.com			
Alex Cole, L (1.8) OBP: 0.421, SLG: 0.442	1-3 K			0-0 F9			1-3 K		0-0 P5	4	0	0	0	0	2	1				
Shane Mack, R (1.7) OBP: 0.471, SLG: 0.774	1-2 G4-3			1-3 K			2-2		1-1 G4-3	4	0	1	0	0	1	1				
Dave Winfield, R (1.10) OBP: 0.307, SLG: 0.388		0-0 F8		1-1 G5-3			1-0		F8	3	0	0	0	0	0	2				
Steve Dunn, L (1.3) OBP: 0.190, SLG: 0.286		1-3 K			1-2 P6				F7	3	0	0	0	0	1	1				
Pedro Munoz, R (1.9) OBP: 0.315, SLG: 0.333		2-2 P5			0-0 G6-3				G3-1	3	0	0	0	0	0	0				
Chip Hale, L (1.5) OBP: 0.367, SLG: 0.317			3-2 F8		0-0 G1-3				G4-3 2B	3	0	1	0	0	0	0				
Matt Walbeck, S (1.2) OBP: 0.226, SLG: 0.273			0-3 K		1-1 L7				G4-3	3	0	0	0	0	1	1				
Jeff Reboulet, R (1.6) OBP: 0.354, SLG: 0.415			2-1 G6-3		2-1 F8				F9	3	0	0	0	0	0	1				
Inning Stats	R: 0 E: 0 K: 1 S: 8	H: 0 LOB: 0 BB: 0 P: 11	R: 0 E: 0 K: 1 S: 8	H: 0 LOB: 0 BB: 0 P: 11	R: 0 E: 0 K: 1 S: 8	H: 0 LOB: 0 BB: 0 P: 13	R: 0 E: 0 K: 1 S: 7	H: 1 LOB: 1 BB: 0 P: 9	R: 0 E: 0 K: 0 S: 6	H: 0 LOB: 0 BB: 0 P: 7	R: 0 E: 0 K: 1 S: 11	H: 1 LOB: 1 BB: 0 P: 16	R: 0 E: 0 K: 0 S: 9	H: 1 LOB: 1 BB: 0 P: 14	R: 0 E: 0 K: 0 S: 6	H: 0 LOB: 0 BB: 0 P: 7	1B: 1 2B: 2 3B: 0 HR: 0	SF: 0 SAC: 0 DP: 0 HBP: 0	WP: 0 PB: 0 CS: 0	PA: 30
PITCHER David Cone, R (1.1) ERA: 3.33	IP: 9.0 WLS: W BF: 30 H: 3 R: 0 ER: 0 SO: 6 BB: 0 IBB: 0 HBP: 0 BLK: 0 WP: 0 HR: 0 S: 71 P: 100 ERA: 0.00 WHIP: 0.333																PITCHER			

Batter	1	2	3	4	5	6	7	8	9	AB	R	H	RBI	BB	SO	LOB	BOTTOM			
Vince Coleman, S (1.7) OBP: 0.229, SLG: 0.276	1-3 K2-3	2-2 FC6-2 1B		1-3 FC4 2B		0-0 G6-3			2-2 F8	5	0	1	0	0	1	2	Minnesota Twins @ Kansas City Royals Kauffman Stadium, Kansas City, MO Wed May 11 1994, 7:05 PM CDT Att: 17,740 - Unknown - 82 F livebaseballscorecards.com			
Wally Joyner, L (1.3) OBP: 0.367, SLG: 0.472	2-1 F7	3-2 G4-6-3 1B		1-0 FC4			0-1 BB FC5-2 1B	1-0 G4-3		5	0	2	2	0	0	1				
Brian McRae, S (1.8) OBP: 0.414, SLG: 0.437	2-0 G1-3	1-1 G4-6-3 1B		2-3 3-H K			2-0 FC5-2 1B	0-0		5	1	2	0	0	1	4				
Mike Macfarlane, R (1.2) OBP: 0.415, SLG: 0.471		2-0 3B 1B	1-3 K	3-0 F8			4-1 1B FC5-2 1B	0-0		4	2	2	0	1	1	2				
Gary Gaetti, R (1.5) OBP: 0.347, SLG: 0.532		2-1 1B 3B	1-0 WP 1B		0-0 F9		0-1 FC5-2 1B	3-2 G5-3		5	2	2	1	0	0	5				
Dave Henderson, R (1.10) OBP: 0.286, SLG: 0.411		2-1 1B 1B	1-1 F9		2-0 G5-3		0-0 FC5 1B			4	1	2	2	0	0	1				
Felix Jose, S (1.9) OBP: 0.284, SLG: 0.431		1-1 3-H 1B	3-2 G4-3		2-1 F7		1-2 2-3 3-H K			4	1	1	0	0	1	4				
Greg Gagne, R (1.6) OBP: 0.376, SLG: 0.459		4-1 1B FC6-2 BB		4-2 2B FC4 BB			1-1 G6-3	1-0		2	1	1	2	2	0	0				
Terry Shumpert, R (1.4) OBP: 0.174, SLG: 0.217		0-0 FC6-2 1B		0-3 K			2-1 G5-3	0-1 FC5		4	1	1	2	0	1	3				
Inning Stats	R: 0 E: 0 K: 1 S: 6	H: 0 LOB: 0 BB: 0 P: 11	R: 5 E: 0 K: 0 S: 18	H: 6 LOB: 1 BB: 1 P: 34	R: 0 E: 0 K: 1 S: 11	H: 1 LOB: 1 BB: 0 P: 17	R: 1 E: 0 K: 2 S: 12	H: 1 LOB: 2 BB: 1 P: 25	R: 0 E: 0 K: 0 S: 4	H: 0 LOB: 0 BB: 0 P: 8	R: 0 E: 0 K: 0 S: 5	H: 0 LOB: 0 BB: 0 P: 8	R: 3 E: 0 K: 1 S: 13	H: 4 LOB: 2 BB: 1 P: 21	R: 0 E: 0 K: 0 S: 9	H: 2 LOB: 2 BB: 0 P: 15	1B: 12 2B: 1 3B: 1 HR: 0	SF: 0 SAC: 0 DP: 1 HBP: 0	WP: 1 PB: 0 CS: 0	PA: 41
PITCHER Jim Deshaies, L (1.1) ERA: 7.52 Brett Merriman, R (2.1) ERA: 1.5 Larry Casian, L (7.1) ERA: 8.68	IP: 1.1 WLS: L BF: 17 H: 2 R: 1 ER: 1 SO: 3 BB: 1 IBB: 0 HBP: 0 BLK: 0 WP: 1 HR: 0 S: 34 P: 61 ERA: 1.93 WHIP: 0.643																PITCHER			

AB	30
R	0
H	3
RBI	0
BB	0
SO	6
LOB	7



Batter	1	2	3	4	5	6	7	8	9	AB	R	H	RBI	BB	SO	LOB	TOP										
Brady Anderson, L (1, 7) OBP: 0.316, SLG: 0.394	2-1 CS 1B		3-2 F7		3-0 G3-1			1-3 K		4	0	1	0	0	1	3	Baltimore Orioles @ Minnesota Twins Hubert H. Humphrey Metrodome, Minneapolis, MN Fri May 13 1994, 8:05 PM EDT Att: 17,898 - Dome										
Mike Devereaux, R (1, 8) OBP: 0.274, SLG: 0.448	0-0 F9			2-2 G6-3		0-1 F8		1-3 SAFE K		4	0	0	0	0	1	3											
Rafael Palmeiro, L (1, 3) OBP: 0.436, SLG: 0.672	3-1 F8 1-2			3-1 BB 1B		2-1 E1 CS		2-3 K		4	1	1	0	0	1	3											
Harold Baines, L (1, 10) OBP: 0.398, SLG: 0.532		1-1 L3		4-0 FC6-4 1B 1-2 BB		3-2 G4-3 1-2			2-1 G1-3	3	0	0	0	1	0	1											
Cal Ripken Jr., R (1, 6) OBP: 0.326, SLG: 0.398		3-1 F7		2-2 FC6-4 1B 1-2 2-H		1-2 G4-3			3-2 L7	4	0	1	1	0	0	0											
Chris Hoiles, R (1, 2) OBP: 0.388, SLG: 0.431		2-2 K		3-2 FC6-4 FC6-4 1-2 2-3		1-1 F9			3-2 G1-6-3	4	0	0	0	0	1	2											
Leo Gomez, R (1, 5) OBP: 0.400, SLG: 0.558			0-0 G6-3	1-2 FC6-4 1-2		3-3 K				3	0	0	0	0	1	2											
Mark McLemore, S (1, 4) OBP: 0.392, SLG: 0.287			2-2 S 1B		0-3 K			4-2 1B BB		2	0	1	0	1	1	0											
Jack Voigt, R (1, 9) OBP: 0.290, SLG: 0.268			2-3 K		3-2 P2			0-0 1B		3	0	1	0	0	1	1											
Inning Stats	R: 0 E: 0 K: 0 S: 5	H: 1 LOB: 0 BB: 0 P: 10	R: 0 E: 0 K: 1 S: 8	H: 0 LOB: 0 BB: 0 P: 14	R: 0 E: 0 K: 1 S: 11	H: 1 LOB: 1 BB: 0 P: 18	R: 1 E: 0 K: 0 S: 16	H: 2 LOB: 2 BB: 1 P: 31	R: 0 E: 1 K: 0 S: 7	H: 0 LOB: 0 BB: 0 P: 12	R: 0 E: 0 K: 1 S: 9	H: 0 LOB: 0 BB: 0 P: 14	R: 0 E: 0 K: 3 S: 12	H: 1 LOB: 2 BB: 1 P: 20	R: 0 E: 0 K: 0 S: 8	H: 0 LOB: 0 BB: 0 P: 16	1B: 5 2B: 0 3B: 0 HR: 0	SF: 0 SAC: 0 DP: 0 HBP: 0	WP: 0 PB: 0 SB: 1 CS: 2	PA: 33							
PITCHER	IP	WLS	BF	H	R	ER	SO	BB	IBB	HBP	BLK	WP	HR	S	P	ERA	WHIP										
Pat Mahomes, R (1, 1) ERA: 5.26	7.0	W	27	5	1	1	4	2	0	0	0	0	0	67	120	1.29	1.000										
Mark Guttrie, L (8, 1) ERA: 9.47	0.1		1	0	0	0	1	0	0	0	0	0	0	3	4	0.00	0.000										
Mike Trombley, R (8, 1) ERA: 6.41	0.1		1	0	0	0	1	0	0	0	0	0	0	3	4	0.00	0.000										
Larry Casian, L (8, 1) ERA: 8.1	1.1	S	4	0	0	0	1	0	0	0	0	0	0	11	21	0.00	0.000										

Batter	1	2	3	4	5	6	7	8	9	AB	R	H	RBI	BB	SO	LOB	BOTTOM										
Chuck Knoblauch, R (1, 4) OBP: 0.376, SLG: 0.438	2-0 F9		1 SAFE 1-2 F9			0-1 S HR 2B	0-1 1-2 1B			4	1	2	1	0	0	1	Baltimore Orioles @ Minnesota Twins Hubert H. Humphrey Metrodome, Minneapolis, MN Fri May 13 1994, 8:05 PM EDT Att: 17,898 - Dome										
Alex Cole, L (1, 8) OBP: 0.416, SLG: 0.436	1-0 L9			3-2 CS 1B		2-3 K	1-3 K			4	0	1	0	0	2	3											
Kirby Puckett, R (1, 9) OBP: 0.357, SLG: 0.503	0-0 G6-3			2-1 SAFE E5 S 1-2		3-1 K HR		3-3 K		4	1	1	2	0	1	1											
Shane Mack, R (1, 7) OBP: 0.421, SLG: 0.686		1-1 G4-3		1-3 K 1-2		3-H K 2-3		2-0 G5-3		4	0	0	0	0	2	1											
Dave Winfield, R (1, 10) OBP: 0.305, SLG: 0.392		0-3 K		0-2 F9			0-0 1B FC6-4 2B	0-0 P4		4	1	1	0	0	1	1											
Steve Dunn, L (1, 3) OBP: 0.167, SLG: 0.250		2-2 K			3-3 K		1-3 K			3	0	0	0	0	3	1											
Scott Leius, R (1, 5) OBP: 0.346, SLG: 0.511			1-1 G4-3		0-0 G6-3		4-0 FC6-4 1B BB			2	1	0	0	1	0	0											
Matt Walbeck, S (1, 2) OBP: 0.229, SLG: 0.274		0-0 P7			1-1 G4-3		0-0 FC6-4 1B			3	0	1	0	0	0	0											
Pat Meares, R (1, 6) OBP: 0.340, SLG: 0.333 Chip Hale, L (7, PH) OBP: 0.360, SLG: 0.310 Jeff Reboulet, R (7, PR) OBP: 0.354, SLG: 0.415			4-2 BB		2-2 G4-3		2-2 G4-3 1-2 2-3 3-H	1-0 FC6-4 1B		1	0	0	0	1	0	0											
Inning Stats	R: 0 E: 0 K: 0 S: 3	H: 0 LOB: 0 BB: 0 P: 6	R: 0 E: 0 K: 2 S: 8	H: 0 LOB: 0 BB: 0 P: 11	R: 0 E: 0 K: 0 S: 8	H: 0 LOB: 1 BB: 1 P: 14	R: 0 E: 1 K: 1 S: 13	H: 1 LOB: 1 BB: 0 P: 19	R: 0 E: 0 K: 1 S: 11	H: 0 LOB: 0 BB: 0 P: 15	R: 2 E: 0 K: 2 S: 13	H: 2 LOB: 0 BB: 0 P: 22	R: 2 E: 0 K: 2 S: 11	H: 3 LOB: 2 BB: 1 P: 18	R: 0 E: 0 K: 1 S: 5	H: 0 LOB: 0 BB: 0 P: 10	1B: 3 2B: 2 3B: 0 HR: 1	SF: 0 SAC: 0 DP: 0 HBP: 0	WP: 0 PB: 0 SB: 2 CS: 1	PA: 32							
PITCHER	IP	WLS	BF	H	R	ER	SO	BB	IBB	HBP	BLK	WP	HR	S	P	ERA	WHIP										
Ben McDonald, R (1, 1) ERA: 3.34	6.2	L	28	6	4	4	7	2	0	0	0	0	1	64	101	5.40	1.200										
Tom Bolton, L (7, 1) ERA:	0.1		1	0	0	0	1	0	0	0	0	0	0	3	4	0.00	0.000										
Mark Eichhorn, R (8, 1) ERA: 5.73	1.0		3	0	0	0	1	0	0	0	0	0	0	5	10	0.00	0.000										

AB	31
R	1
H	5
RBI	1
BB	2
SO	7
LOB	15



Batter	1	2	3	4	5	6	7	8	9	AB	R	H	RBI	BB	SO	LOB	TOP			
Brady Anderson, L (1, 7) OBP: 0.313, SLG: 0.377	1-2 HBP		0-0 G6-3		0-1 F8			2-2 P6		3	0	0	0	0	0	0	Baltimore Orioles @ Minnesota Twins Hubert H. Humphrey Metrodome, Minneapolis, MN Sun May 15 1994, 4:33 AM EDT Att: 14,254 - Dome livebaseballscores.com			
Mike Devereaux, R (1, 8) OBP: 0.254, SLG: 0.412	1-3 SAFE		0-0 F8		0-2 L3			2-3 K		4	0	0	0	0	2	1				
Rafael Palmeiro, L (1, 3) OBP: 0.429, SLG: 0.659	0-0 SAFE			0-1 2B	1-1 F8			0-0 L9		4	1	1	0	0	0	1				
Harold Baines, L (1, 10) OBP: 0.381, SLG: 0.511	2-3 K			1-2 G1-3		1-1 G3-1			0-0 G6-3	4	0	0	0	0	1	2				
Cal Ripken Jr., R (1, 6) OBP: 0.324, SLG: 0.400		0-0 L3		0-0 1B FC3-6 2B		3-1 G5-4-3 1B			1-2 G6-3	4	1	2	1	0	0	0				
Chris Hoiles, R (1, 2) OBP: 0.378, SLG: 0.444		3-1 1B		4-0 FC3-6 1B BB		1-0 G5-4-3 1-2			1-0 F7	3	0	1	0	1	0	1				
Tim Lincecum, R (1, 5) OBP: 0.286, SLG: 0.286		1-3 K		2-1 FC3-6 1B			1-0 P3			3	0	1	0	0	1	1				
Mark McLemore, S (1, 4) OBP: 0.386, SLG: 0.274		2-2 F7		0-1 FC3-6			0-1 G6-3			3	0	0	1	0	0	3				
Jack Voigt, R (1, 9) OBP: 0.299, SLG: 0.267			2-1 P3	1-1 F9			2-2 P5			3	0	0	0	0	0	2				
Inning Stats	R: 0 E: 0 K: 2 S: 11	H: 0 LOB: 1 BB: 0 P: 15	R: 0 E: 0 K: 1 S: 9	H: 1 LOB: 1 BB: 0 P: 15	R: 0 E: 0 K: 0 S: 4	H: 0 LOB: 0 BB: 0 P: 6	R: 2 E: 0 K: 0 S: 12	H: 3 LOB: 2 BB: 1 P: 20	R: 0 E: 0 K: 0 S: 7	H: 0 LOB: 0 BB: 0 P: 8	R: 0 E: 0 K: 0 S: 5	H: 0 LOB: 0 BB: 0 P: 10	R: 0 E: 0 K: 1 S: 9	H: 0 LOB: 0 BB: 0 P: 13	R: 0 E: 0 K: 0 S: 5	H: 0 LOB: 0 BB: 0 P: 7	1B: 3 2B: 2 3B: 0 HR: 0	SF: 0 SAC: 0 DP: 1 HBP: 1	WP: 0 PB: 0 SB: 1 CS: 0	PA: 33
PITCHER Kevin Tapani, R (1, 1) ERA: 6.7	IP: 9.0 WLS: W BF: 33 H: 5 R: 2 ER: 2 SO: 4 BB: 1 IBB: 0 HBP: 1 BLK: 0 WP: 0 HR: 0 S: 68 P: 103 ERA: 2.00 WHIP: 0.667																			

Batter	1	2	3	4	5	6	7	8	9	AB	R	H	RBI	BB	SO	LOB	BOTTOM			
Chuck Knoblauch, R (1, 4) OBP: 0.382, SLG: 0.464	1-3 K	0-1 2B		0-2 G5-3			0-1 G5-3			4	0	1	1	0	1	0	Baltimore Orioles @ Minnesota Twins Hubert H. Humphrey Metrodome, Minneapolis, MN Sun May 15 1994, 4:33 AM EDT Att: 14,254 - Dome livebaseballscores.com			
Scott Leius, R (1, 5) OBP: 0.322, SLG: 0.471	1-1 G5-3	1-1 P5			1-0 G4-3		1-2 F7			4	0	0	0	0	0	1				
Kirby Puckett, R (1, 9) OBP: 0.358, SLG: 0.500	1-0 2B		2-3 K		4-0 S BB		0-0 F9			3	0	1	0	1	1	0				
Shane Mack, R (1, 8) OBP: 0.435, SLG: 0.683	0-2 F8		1-3 K		0-1 L9			0-0 SH1-3 1B		4	0	1	0	0	1	2				
Dave Winfield, R (1, 10) OBP: 0.319, SLG: 0.440		4-2 2B BB	3-2 F7		4-0 1-2 IBB			0-0 SH1-3		1	1	0	0	2	0	0				
Pedro Munoz, R (1, 7) OBP: 0.338, SLG: 0.411	1-2 2B			0-1 HR 1B				4-0 G1-4-3 IBB		3	2	2	1	0	1	2				
Alex Cole, L (8, FH) OBP: 0.420, SLG: 0.436		1-2 2B			1-3 K					0	0	0	0	1	0	0				
Dave McCarty, R (1, 3) OBP: 0.306, SLG: 0.386	0-0 F8			1-1 HR		1-2 G1-3		0-0 G1-4-3		4	1	1	2	0	0	3				
Matt Walbeck, S (1, 2) OBP: 0.224, SLG: 0.267	0-1 F7			1-1 G3			0-2 F8			3	0	0	0	0	0	1				
Jeff Reboulet, R (1, 6) OBP: 0.353, SLG: 0.432	1-2 2B			3-2 G5-3			1-1 G6-3			3	1	1	1	0	0	0				
Inning Stats	R: 0 E: 0 K: 1 S: 10	H: 1 LOB: 1 BB: 0 P: 13	R: 3 E: 0 K: 0 S: 15	H: 3 LOB: 1 BB: 1 P: 22	R: 0 E: 0 K: 2 S: 9	H: 0 LOB: 0 BB: 0 P: 15	R: 2 E: 0 K: 0 S: 12	H: 2 LOB: 0 BB: 0 P: 17	R: 0 E: 0 K: 1 S: 6	H: 0 LOB: 2 BB: 2 P: 16	R: 0 E: 0 K: 0 S: 8	H: 0 LOB: 0 BB: 0 P: 10	R: 0 E: 0 K: 0 S: 7	H: 0 LOB: 0 BB: 0 P: 8	R: 0 E: 0 K: 0 S: 3	H: 1 LOB: 1 BB: 1 P: 7	1B: 2 2B: 4 3B: 0 HR: 1	SF: 0 SAC: 1 DP: 1 HBP: 0	WP: 0 PB: 0 SB: 1 CS: 0	PA: 34
PITCHER Jamie Moyer, L (1, 1) ERA: 5.91	IP: 7.0 WLS: L BF: 31 H: 7 R: 5 ER: 5 SO: 4 BB: 2 IBB: 1 HBP: 0 BLK: 0 WP: 0 HR: 1 S: 68 P: 102 ERA: 6.43 WHIP: 1.286																			
Mark Eichhorn, R (8, 1) ERA: 5.25	IP: 1.0 WLS: L BF: 3 H: 0 R: 0 ER: 0 SO: 0 BB: 0 IBB: 1 HBP: 0 BLK: 0 WP: 0 HR: 0 S: 2 P: 6 ERA: 0.00 WHIP: 0.000																			



Batter	1	2	3	4	5	6	7	8	9	AB	R	H	RBI	BB	SO	LOB	TOP								
Bernie Williams, S OBP: 0.319, SLG: 0.387 (1, 8)	2-1 CS 1B		1-2 CS	1-3 K	0-3 K			1-0 F7		4	0	1	0	0	2	2									
Randy Velarde, R OBP: 0.381, SLG: 0.345 (1, 5)	1-3 K			2-0 G4-3	3-3 K			1-0 1B		4	0	1	0	0	2	3									
Don Mattingly, L OBP: 0.425, SLG: 0.438 (1, 3)	3-2 G6-3			0-2 G5-3				3-1 F8		4	0	0	0	0	0	1									
Danny Tartabull, R OBP: 0.337, SLG: 0.461 (1, 10)		2-3 K2-3			4-1 1B BB			1-0 P4		3	1	0	0	1	2	1									
Bob Melvin, R OBP: 0.333, SLG: 0.333 (1, 2)		2-1 G6-3			1-2 1B 1B			0-2 L3		3	1	1	0	0	0	0									
Luis Polonia, L OBP: 0.376, SLG: 0.422 (9, PH)					1-2 1B 1B				0-2 F7	1	0	0	0	0	0	0									
Paul O'Neill, L OBP: 0.567, SLG: 0.835 (1, 9)		2-2 F7			0-2 1B 1B				3-1 2B	4	1	2	1	0	0	0									
Gerald Williams, R OBP: 0.296, SLG: 0.481 (1, 7)			1-2 F7		2-1 1B 1B			1-1 P5		3	0	1	0	0	0	0									
Wade Boggs, L OBP: 0.406, SLG: 0.379 (9, PH)					1-2 2-3 1B				2-3 K	1	0	0	0	0	1	1									
Mike Gallego, R OBP: 0.338, SLG: 0.358 (1, 6)			0-1 L9		2-2 E8 1B			0-0 HR		3	1	2	3	0	0	0									
Daryl Boston, L OBP: 0.207, SLG: 0.148 (9, PH)					1-3 2-H 3-H 1B				1-3 K	1	0	0	0	0	1	1									
Pat Kelly, R OBP: 0.360, SLG: 0.374 (1, 4)			2-2 CS 1B		1-1 G5-3			0-0 B1-3		3	0	1	0	0	0	2									
Inning Stats	R: 0 E: 0 K: 1 S: 11	H: 1 LOB: 0 BB: 0 P: 17	R: 0 E: 0 K: 1 S: 9	H: 0 LOB: 0 BB: 0 P: 15	R: 0 E: 0 K: 1 S: 10	H: 1 LOB: 0 BB: 0 P: 14	R: 0 E: 0 K: 1 S: 7	H: 0 LOB: 0 BB: 0 P: 10	R: 3 E: 1 K: 2 S: 20	H: 4 LOB: 2 BB: 1 P: 33	R: 0 E: 0 K: 0 S: 8	H: 0 LOB: 0 BB: 0 P: 10	R: 1 E: 0 K: 0 S: 5	H: 1 LOB: 0 BB: 0 P: 6	R: 0 E: 0 K: 1 S: 7	H: 1 LOB: 1 BB: 0 P: 12	R: 0 E: 0 K: 2 S: 12	H: 1 LOB: 1 BB: 0 P: 18	1B: 7 2B: 1 3B: 0 HR: 1	SF: 0 SAC: 0 DP: 0 HBP: 0	WP: 0 PB: 0 CS: 2	PA: 36			
PITCHER	IP	WLS	BF	H	R	ER	SO	BB	IBB	HBP	BLK	WP	HR	S	P	ERA	WHIP								
Jim Deshaies, L ERA: 7.17 (1, 1)	7.0		27	7	4	4	5	1	0	0	0	0	1	70	105	5.14	1.143								
Mark Guthrie, L ERA: 9.0 (8, 1)	1.0	W	4	1	0	0	1	0	0	0	0	0	0	7	12	0.00	1.000								
Rick Aguilera, R ERA: 6.39 (9, 1)	1.0	S	4	1	0	0	2	0	0	0	0	0	0	12	18	0.00	1.000								

New York Yankees @ Minnesota Twins
Hubert H. Humphrey Metrodome, Minneapolis, MN
Tue May 17 1994, 8:05 PM EDT
Att: 19,632 - Dome

AB 34
R 4
H 9
RBI 4
BB 1
SO 8
LOB 11



Batter	1	2	3	4	5	6	7	8	9	AB	R	H	RBI	BB	SO	LOB	BOTTOM								
Chuck Knoblauch, R OBP: 0.391, SLG: 0.472 (1, 4)	1-1 G6-4-3 1B		2-1 1B		2-3 K			3-2 F8 1B		4	1	3	1	0	1	2									
Alex Cole, L OBP: 0.411, SLG: 0.425 (1, 8)	0-2 F7							1-0 F8 1B		3	0	0	0	0	0	1									
Jeff Reboulet, R OBP: 0.353, SLG: 0.432 (8, PH)								1-2 1B		0	0	0	0	0	0	0									
Chip Hale, L OBP: 0.346, SLG: 0.295 (9, 5)								1-2 1B		1	0	0	0	0	0	1									
Kirby Puckett, R OBP: 0.355, SLG: 0.494 (1, 9)	2-0 G6-4-3 1B				3-3 K			1-1 2B 1B		4	1	1	1	0	1	1									
Shane Mack, R OBP: 0.460, SLG: 0.800 (1, 7)		2-2 G4-3 2B			0-1 IHR			2-2 WP 2B		4	2	3	2	0	0	0									
Dave Winfield, R OBP: 0.310, SLG: 0.426 (1, 10)		0-0 G4-3			0-1 F8			2-2 G6-3		4	0	0	0	0	0	2									
Dave McCarty, R OBP: 0.308, SLG: 0.373 (1, 3)		0-1 G4-3						2-1 G6-3		2	0	0	1	1	0	0									
Scott Leius, R OBP: 0.314, SLG: 0.457 (1, 5)		3-2 G5-3						0-0 G4-3		3	0	0	0	0	0	1									
Matt Walbeck, S OBP: 0.227, SLG: 0.276 (1, 2)			0-2 F9					0-1 PB 1B 2B		3	1	1	0	0	0	1									
Pat Meares, R OBP: 0.343, SLG: 0.329 (1, 6)			2-3 K					3-2 F9		2	0	1	0	0	1	0									
Steve Dunn, L OBP: 0.167, SLG: 0.250 (8, PH)								1-3 1B		0	0	0	0	0	0	0									
Pedro Munoz, R OBP: 0.333, SLG: 0.405 (9, 7)										1	0	0	0	0	0	1									
Inning Stats	R: 0 E: 0 K: 0 S: 6	H: 1 LOB: 0 BB: 0 P: 9	R: 1 E: 0 K: 0 S: 10	H: 1 LOB: 0 BB: 0 P: 15	R: 0 E: 0 K: 1 S: 10	H: 1 LOB: 1 BB: 0 P: 14	R: 1 E: 0 K: 1 S: 10	H: 1 LOB: 0 BB: 0 P: 14	R: 0 E: 0 K: 1 S: 16	H: 1 LOB: 2 BB: 1 P: 29	R: 0 E: 0 K: 0 S: 5	H: 0 LOB: 0 BB: 0 P: 9	R: 0 E: 0 K: 0 S: 5	H: 0 LOB: 0 BB: 0 P: 9	R: 3 E: 0 K: 0 S: 21	H: 4 LOB: 1 BB: 0 P: 33	R: 0 E: 0 K: 0 S: 12	H: 1 LOB: 1 BB: 0 P: 18	1B: 5 2B: 3 3B: 0 HR: 1	SF: 0 SAC: 0 DP: 1 HBP: 0	WP: 2 PB: 1 CS: 0	PA: 32			
PITCHER	IP	WLS	BF	H	R	ER	SO	BB	IBB	HBP	BLK	WP	HR	S	P	ERA	WHIP								
Jimmy Key, L ERA: 3.0 (1, 1)	7.0		25	5	2	2	3	1	0	0	0	0	0	62	99	2.57	0.857								
Bob Wickman, R ERA: 2.57 (8, 1)	0.0		1	1	1	1	0	0	0	0	0	0	0	2	2	-	-								
Sterling Hitchcock, L ERA: 9.45 (8, 1)	0.1		2	1	0	0	0	0	0	0	0	0	0	10	16	0.00	3.000								
Xavier Hernandez, R ERA: 4.3 (8, 1)	0.2	L	4	2	2	2	0	0	0	0	0	1	0	9	15	27.00	3.000								

New York Yankees @ Minnesota Twins
Hubert H. Humphrey Metrodome, Minneapolis, MN
Tue May 17 1994, 8:05 PM EDT
Att: 19,632 - Dome

AB 31
R 5
H 9
RBI 5
BB 1
SO 3
LOB 10



Batter	1	2	3	4	5	6	7	8	9	AB	R	H	RBI	BB	SO	LOB	TOP					
Luis Polonia, L (1, 7) OBP: 0.377, SLG: 0.416	4-0 BB BB		1-1 G4-6-3			0-0 F7		0-0 E 1B 1B	0-3 K2-3	4	1	1	0	1	1	2	New York Yankees @ Minnesota Twins Hubert H. Humphrey Metrodome, Minneapolis, MN Wed May 18, 1994, 4:33 AM EDT Att. 29,886 - Dome livebaseballscorecards.com					
Wade Boggs, L (1, 5) OBP: 0.401, SLG: 0.400	2-2 L9		0-2 F8			2-1 HR		2-1 E3 1B BB		4	2	1	2	0	0	2						
Don Mattingly, L (1, 3) OBP: 0.427, SLG: 0.436	4-0 BB BB			2-2 F7		3-2 G6-3		0-1 BB WP		3	0	1	1	1	0	0						
Bob Melvin, R (8, 3) OBP: 0.333, SLG: 0.333	1-2 BB							1-2 BB WP		0	0	0	0	0	0	0						
Danny Tartabull, R (1, 10) OBP: 0.341, SLG: 0.455	1-0 P4			0-1 F8			4-1 G6-3 BB	4-1 BB BB		2	0	0	0	2	0	2						
Paul O'Neill, L (1, 9) OBP: 0.598, SLG: 0.813	1-3 K			1-1 F7			2-0 F7	4-1 BB BB		3	0	0	1	1	1	3						
Gerald Williams, R (8, 9) OBP: 0.296, SLG: 0.481								1-2 BB		0	0	0	0	0	0	0						
Jim Leyritz, R (1, 2) OBP: 0.402, SLG: 0.571		3-2 F8			2-1 G5-4-3 1B		0-1 G6-3	1-0 G6-4-3		4	0	1	0	0	0	4						
Bernie Williams, S (1, 8)		2-2 P6			1-1 P5			0-0 1B 1B E 1B	1-0 G6-3	4	1	1	0	0	0	1						
Mike Gallego, R (1, 6) OBP: 0.333, SLG: 0.352		3-2 L9			3-2 G5-4-3			1-1 F9	2-2 FC4-6 1B	2	0	0	0	0	0	1						
Robert Eenhoorn, R (8, PH) OBP: 0.500, SLG: 0.750										2	0	1	0	0	0	1						
Pat Kelly, R (1, 4) OBP: 0.368, SLG: 0.376			4-0 G4-6-3 BB			1-1 G5-3		0-0 1B 1B E 1B	1-2 FC4-6	2	1	1	0	1	0	0						
Daryl Boston, L (9, PH) OBP: 0.200, SLG: 0.143										1	0	0	0	0	0	1						
Inning Stats	R: 0 E: 0 K: 1 S: 7	H: 0 LOB: 2 BB: 2 P: 19	R: 0 E: 0 K: 0 S: 10	H: 0 LOB: 0 BB: 0 P: 18	R: 0 E: 0 K: 0 S: 5	H: 0 LOB: 0 BB: 1 P: 10	R: 0 E: 0 K: 0 S: 8	H: 0 LOB: 0 BB: 0 P: 11	R: 0 E: 0 K: 0 S: 8	H: 0 LOB: 0 BB: 0 P: 14	R: 1 E: 0 K: 0 S: 9	H: 1 LOB: 0 BB: 0 P: 15	R: 0 E: 0 K: 0 S: 4	H: 0 LOB: 0 BB: 1 P: 10	R: 4 E: 1 K: 0 S: 12	H: 4 LOB: 2 BB: 2 P: 24	R: 0 E: 0 K: 1 S: 10	H: 1 LOB: 1 BB: 0 P: 14	1B: 6 2B: 0 3B: 0 HR: 1	SF: 0 SAC: 0 DP: 4 HBP: 0	WP: 1 PB: 0 CS: 0	PA: 37
PITCHER	IP WLS BF H R ER SO BB IBB HBP BLK WP HR S P ERA WHIP																					
Pat Mahomes, R (1, 1) ERA: 4.66	7.0 W 24 2 1 1 1 4 0 0 0 0 0 1 51 97 1.29 0.857																					
Mike Trombley, R (8, 1) ERA: 7.57	0.1 7 4 4 3 0 1 0 0 0 0 1 0 10 17 81.00 15.000																					
Larry Casian, L (8, 1) ERA: 7.84	0.2 2 0 0 0 0 1 0 0 0 0 0 0 2 7 0.00 1.500																					
Carl Willis, R (9, 1) ERA: 6.85	1.0 4 1 0 0 1 0 0 0 0 0 0 0 10 14 0.00 1.000																					

Batter	1	2	3	4	5	6	7	8	9	AB	R	H	RBI	BB	SO	LOB	BOTTOM			
Chuck Knoblauch, R (1, 4) OBP: 0.398, SLG: 0.486	0-2 1B 2B			0-0 G6-3		4-2 BB		4-0 BB		4	1	2	1	1	1	0	New York Yankees @ Minnesota Twins Hubert H. Humphrey Metrodome, Minneapolis, MN Wed May 18, 1994, 4:33 AM EDT Att. 29,886 - Dome livebaseballscorecards.com			
Jeff Reboulet, R (7, 4) OBP: 0.365, SLG: 0.432					3-H 2B	1-2 2-3 BB				0	0	0	0	1	0	0				
Scott Leius, R (1, 5) OBP: 0.306, SLG: 0.441	1-1 3B 1B	1-0 F7		1-1 E8 1B	1-2 P6	2-2 L6		0-3 K		6	2	1	1	0	1	6				
Kirby Puckett, R (1, 9) OBP: 0.364, SLG: 0.519	1-1 1B 3B		1-2 1B E 1B	0-1 L9		0-0 1B HR 2B		1-2 P4		4	3	3	1	0	0	1				
Steve Dunn, L (7, 3) OBP: 0.160, SLG: 0.240	1-H 1B 3B									1	0	0	0	0	0	0				
Shane Mack, R (1, 8) OBP: 0.463, SLG: 0.776	1-0 L4-3		1-0 F9	1-1 F9	1-1 2B	1-1 HR 1B		1-3 K		4	1	2	1	0	0	2				
Alex Cole, L (7, PH) OBP: 0.406, SLG: 0.421				2-H 1B		2-3 HR 1B				1	0	0	0	0	1	0				
Dave Winfield, R (1, 10) OBP: 0.322, SLG: 0.459	1-1 FC5-4 BB		2-2 P5	0-1 P5		1-2 HR		2-2 G4-3		4	2	3	4	0	0	1				
Chip Hale, L (7, PH) OBP: 0.340, SLG: 0.289	3-H 1B		1-2 E 1B			1-H 3-H HR				1	0	0	0	0	0	0				
Pedro Munoz, R (1, 7) OBP: 0.360, SLG: 0.449	4-1 FC5-4 BB		3-2 E7 2B		2-2 3B 2B	0-1 BB BB 1B		1-0 2B 2B		4	3	3	0	1	0	0				
Dave McCarty, R (1, 3) OBP: 0.314, SLG: 0.422	1-2 FC5-4		1-0 2B		0-1 2B 3B	2-3 K		1-2 G5-3		5	1	2	2	0	1	4				
Matt Walbeck, S (1, 2) OBP: 0.227, SLG: 0.270	0-2 F8		1-0 P3		3-3 K	4-0 BB BB		0-0 2B		3	0	0	0	1	1	4				
Derek Parks, R (8, PH) OBP: 0.214, SLG: 0.259								2-H 2B		1	0	1	1	0	0	0				
Pat Meares, R (1, 6) OBP: 0.327, SLG: 0.311		3-2 G5-3	0-2 F8		1-0 G5-3	1-3 K		1-2 L7		5	0	0	0	0	1	5				
Inning Stats	R: 3 E: 0 K: 0 S: 19	H: 4 LOB: 2 BB: 1 P: 28	R: 0 E: 0 K: 1 S: 9	H: 0 LOB: 0 BB: 0 P: 13	R: 3 E: 1 K: 0 S: 18	H: 3 LOB: 1 BB: 0 P: 27	R: 1 E: 1 K: 0 S: 9	H: 1 LOB: 1 BB: 0 P: 11	R: 2 E: 0 K: 2 S: 15	H: 3 LOB: 1 BB: 0 P: 22	R: 3 E: 0 K: 2 S: 20	H: 4 LOB: 3 BB: 2 P: 35	R: 0 E: 0 K: 1 S: 10	H: 0 LOB: 0 BB: 0 P: 14	R: 1 E: 0 K: 1 S: 12	H: 2 LOB: 2 BB: 1 P: 19	1B: 7 2B: 7 3B: 2 HR: 1	SF: 0 SAC: 0 DP: 0 HBP: 0	WP: 0 PB: 0 CS: 0	PA: 47
PITCHER	IP WLS BF H R ER SO BB IBB HBP BLK WP HR S P ERA WHIP																			
Terry Mulholland, L (1, 1) ERA: 4.71	2.1 L 16 7 6 4 1 1 0 0 0 0 0 0 28 38 6.75 1.500																			
Mark Hutton, R (3, 1) ERA: 4.91	2.2 13 4 3 2 1 0 0 0 0 0 0 1 20 35 27.00 6.000																			
Donn Pall, R (6, 1) ERA: 3.2	1.0 9 4 3 3 2 2 0 0 0 0 0 0 10 14 0.00 6.000																			
Bob Wickman, R (7, 1) ERA: 2.45	1.0 3 0 0 0 1 0 0 0 0 0 0 0 20 34 0.00 1.000																			
Paul Gibson, L (8, 1) ERA: 3.36	1.0 6 2 1 1 1 1 0 0 0 0 0 0 12 19 9.00 3.000																			

Batter	1	2	3	4	5	6	7	8	9	AB	R	H	RBI	BB	SO	LOB	TOP										
Otis Nixon, S <small>OBP: 0.368, SLG: 0.323</small> Lee Tinsley, S <small>OBP: 0.400, SLG: 0.235</small>	L7		G5-3			G6-3			P5	2	0	0	0	0	0	0											
Billy Hatcher, R <small>OBP: 0.297, SLG: 0.341</small>	F8			P4		P2			1B	4	0	1	0	0	0	0											
Mo Vaughn, L <small>OBP: 0.426, SLG: 0.623</small> Rich Rowland, R <small>OBP: 0.276, SLG: 0.333</small>	G6-3			P6			F7		1B	2	0	0	0	0	0	0											
Andre Dawson, R <small>OBP: 0.295, SLG: 0.548</small> Scott Fletcher, R <small>OBP: 0.306, SLG: 0.380</small>		G6-3		HR			G4-6-3		1B	3	1	2	1	0	0	0											
Mike Greenwell, L <small>OBP: 0.308, SLG: 0.435</small> Damon Berryhill, S <small>OBP: 0.268, SLG: 0.273</small>				G3			G4-6-3		G4-6-3	3	0	1	0	0	0	1											
Tim Lincecum, R <small>OBP: 0.400, SLG: 0.552</small>	F8					F7			P5	3	0	0	0	0	0	1											
Scott Cooper, L <small>OBP: 0.368, SLG: 0.622</small>	F8					F7			F7	3	0	0	0	0	0	1											
Dave Valle, R <small>OBP: 0.267, SLG: 0.273</small>			F8			G4-3			K	3	0	0	0	0	1	0											
Carlos Rodriguez, S <small>OBP: 0.355, SLG: 0.586</small>			G3-1						P3	2	1	0	0	1	0	0											
Inning Stats	R: 0 E: 0 K: 0 S: 9	H: 0 LOB: 0 BB: 0 P: 14	R: 0 E: 0 K: 0 S: 10	H: 1 LOB: 1 BB: 0 P: 18	R: 0 E: 0 K: 0 S: 6	H: 0 LOB: 0 BB: 0 P: 11	R: 1 E: 0 K: 0 S: 6	H: 1 LOB: 0 BB: 0 P: 12	R: 0 E: 0 K: 0 S: 7	H: 0 LOB: 0 BB: 0 P: 11	R: 0 E: 0 K: 0 S: 6	H: 0 LOB: 1 BB: 0 P: 10	R: 0 E: 0 K: 1 S: 7	H: 0 LOB: 0 BB: 0 P: 12	R: 1 E: 0 K: 0 S: 11	H: 3 LOB: 2 BB: 1 P: 24	1B: 4 2B: 1 3B: 0 HR: 1	SF: 0 SAC: 0 DP: 2 HBP: 0	WP: 0 PB: 0 SB: 0 CS: 0	PA: 32							
PITCHER	IP	WLS	BF	H	R	ER	SO	BB	IBB	HBP	BLK	WP	HR	S	P	ERA	WHIP										
22 Carlos Pulido, L	(1, 1)	7.0	W	23	3	1	1	0	0	0	0	0	0	54	90	1.29	0.429										
Dave Stevens, R	(8, 1)	1.0		3	0	0	0	1	0	0	0	0	0	7	12	0.00	0.000										
Brett Merriman, R	(9, 1)	1.0		6	3	1	1	0	1	0	0	0	0	11	24	9.00	4.000										

Boston Red Sox @ Minnesota Twins
Hubert H. Humphrey Metrodome, Minneapolis, MN
Fri May 20 1994, 8:05 PM EDT
Att: 20,766 - Dome

AB 31
R 2
H 6
RBI 2
BB 1
SO 1
LOB 7



Batter	1	2	3	4	5	6	7	8	9	AB	R	H	RBI	BB	SO	LOB	BOTTOM										
Chuck Knoblauch, R <small>OBP: 0.406, SLG: 0.500</small> Jeff Reboulet, R <small>OBP: 0.370, SLG: 0.435</small>	SF7	SF9	1B			K				2	3	2	2	1	0	0											
Scott Leius, R <small>OBP: 0.323, SLG: 0.443</small>	F9	1B	G1-3					G6-3		4	4	2	1	1	0	1											
Kirby Puckett, R <small>OBP: 0.373, SLG: 0.545</small> Steve Dunn, L <small>OBP: 0.222, SLG: 0.308</small>	SF7	FC5	G1-3							3	1	3	7	0	0	0											
Shane Mack, R <small>OBP: 0.483, SLG: 0.755</small>	BB	1B	G1-3					F9		4	1	2	3	2	0	2											
Dave Winfield, R <small>OBP: 0.320, SLG: 0.449</small> Chip Hale, L <small>OBP: 0.345, SLG: 0.298</small>	L8	F7	K					F9		3	1	0	0	1	1	4											
Pedro Munoz, R <small>OBP: 0.384, SLG: 0.450</small> Alex Cole, L <small>OBP: 0.404, SLG: 0.416</small>		FC5		F7		K			1B	2	1	1	0	0	0	2											
Dave McCarty, R <small>OBP: 0.316, SLG: 0.414</small>		2B	L6	F9		L9		P4		6	2	2	1	0	0	1											
Matt Walbeck, S <small>OBP: 0.243, SLG: 0.300</small> Derek Parks, R <small>OBP: 0.233, SLG: 0.310</small>		1B	2B	G4-3				F8		4	3	3	2	0	0	0											
Pat Meares, R <small>OBP: 0.336, SLG: 0.316</small>		1B	2B					K		5	3	2	2	1	2	2											
Inning Stats	R: 1 E: 0 K: 0 S: 17	H: 0 LOB: 1 BB: 2 P: 32	R: 5 E: 1 K: 0 S: 28	H: 7 LOB: 2 BB: 0 P: 43	R: 4 E: 0 K: 1 S: 16	H: 3 LOB: 1 BB: 2 P: 34	R: 0 E: 0 K: 0 S: 5	H: 0 LOB: 0 BB: 0 P: 10	R: 11 E: 0 K: 2 S: 34	H: 10 LOB: 2 BB: 2 P: 59	R: 0 E: 0 K: 2 S: 10	H: 1 LOB: 1 BB: 0 P: 15	R: 0 E: 0 K: 1 S: 12	H: 1 LOB: 1 BB: 0 P: 15	R: 2 E: 0 K: 1 S: 11	H: 1 LOB: 1 BB: 0 P: 15	1B: 16 2B: 5 3B: 0 HR: 1	SF: 2 SAC: 0 DP: 0 HBP: 1	WP: 2 PB: 0 SB: 1 CS: 0	PA: 54							
PITCHER	IP	WLS	BF	H	R	ER	SO	BB	IBB	HBP	BLK	WP	HR	S	P	ERA	WHIP										
Joe Hesketh, L	(1, 1)	1.0	L	8	3	4	4	0	0	0	0	0	0	16	21	54.00	12.000										
Paul Quantill, R	(2, 1)	0.1		5	4	2	2	0	0	0	0	0	0	16	21	54.00	12.000										
Todd Frohwirth, R	(2, 1)	3.0		19	5	9	9	1	4	0	1	0	0	31	68	27.00	3.000										
Greg Harris, R	(5, 1)	0.1		8	7	6	6	1	0	0	0	0	1	21	31	162.00	21.000										
Ken Ryan, R	(5, 1)	1.1		6	2	0	0	3	0	0	0	0	0	16	25	0.00	1.500										

Boston Red Sox @ Minnesota Twins
Hubert H. Humphrey Metrodome, Minneapolis, MN
Fri May 20 1994, 8:05 PM EDT
Att: 20,766 - Dome

AB 44
R 21
H 22
RBI 21
BB 7
SO 6
LOB 19



Batter	1	2	3	4	5	6	7	8	9	AB	R	H	RBI	BB	SO	LOB	TOP					
Otis Nixon, S <small>OBP: 0.358, SLG: 0.315</small> (1, 8)	G6-3		G4-3	G5-3			K		K	5	0	0	0	0	2	3						
Billy Hatcher, R <small>OBP: 0.287, SLG: 0.328</small> (1, 9)	F7		G4-3		P1		K2-3		G4-3	5	0	0	0	0	1	1						
Mo Vaughn, L <small>OBP: 0.433, SLG: 0.643</small> (1, 3)	F9			1B	K		HR		HR	4	3	2	1	1	1	0						
Andre Dawson, R <small>OBP: 0.284, SLG: 0.541</small> (1, 10)		F8		K	G3		HR		G1-3	5	1	1	2	0	1	1						
Mike Greenwell, L <small>OBP: 0.311, SLG: 0.445</small> (1, 7)	F7			1B		SH			G4-3	4	2	2	0	0	0	0						
Tim Lincecum, R <small>OBP: 0.395, SLG: 0.534</small> (1, 4)	G5-3			1B		SH			F9	3	1	1	0	0	0	0						
Scott Cooper, L <small>OBP: 0.368, SLG: 0.607</small> (1, 5)			K		F8				2B	4	1	2	2	0	1	1						
Damon Berryhill, S <small>OBP: 0.276, SLG: 0.338</small> (1, 2)				HR	K		FC6-4			4	1	2	2	0	1	3						
Carlos Rodriguez, S <small>OBP: 0.388, SLG: 0.543</small> (1, 6)					G4-3		G4-3		G5-3	4	0	2	1	0	0	1						
Inning Stats	R: 0 E: 0 K: 0 S: 9	H: 0 LOB: 0 BB: 0 P: 16	R: 0 E: 0 K: 0 S: 6	H: 0 LOB: 0 BB: 0 P: 10	R: 1 E: 0 K: 1 S: 10	H: 2 LOB: 1 BB: 0 P: 18	R: 3 E: 0 K: 2 S: 17	H: 5 LOB: 2 BB: 0 P: 22	R: 0 E: 0 K: 1 S: 7	H: 0 LOB: 0 BB: 0 P: 13	R: 1 E: 1 K: 0 S: 13	H: 1 LOB: 1 BB: 0 P: 18	R: 2 E: 0 K: 2 S: 13	H: 1 LOB: 0 BB: 1 P: 21	R: 1 E: 0 K: 0 S: 6	H: 2 LOB: 2 BB: 0 P: 8	R: 1 E: 0 K: 1 S: 9	H: 1 LOB: 0 BB: 0 P: 13	1B: 7 2B: 2 3B: 0 HR: 3	SF: 0 SAC: 1 DP: 0 HBP: 0	WP: 0 PB: 0 SB: 0 CS: 0	PA: 40
PITCHER	IP	WLS	BF	H	R	ER	SO	BB	IBB	HBP	BLK	WP	HR	S	P	ERA	WHIP					
Jim Deshaies, L <small>ERA: 7.04</small> (1, 1)	6.0	L	27	8	5	4	4	0	0	0	0	0	1	62	97	6.00	1.333					
Mark Guthrie, L <small>ERA: 9.41</small> (7, 1)	2.0		9	3	3	3	2	1	0	0	0	0	1	19	29	13.50	2.000					
Carl Willis, R <small>ERA: 6.94</small> (9, 1)	1.0		4	1	1	1	1	0	0	0	0	0	1	9	13	9.00	1.000					

Boston Red Sox @ Minnesota Twins
 Hubert H. Humphrey Metrodome, Minneapolis, MN
 Sun May 22 1994, 4:33 AM EDT
 Att: 21,971 - Dome

AB 38
 R 9
 H 12
 RBI 8
 BB 1
 SO 7
 LOB 10



Batter	1	2	3	4	5	6	7	8	9	AB	R	H	RBI	BB	SO	LOB	BOTTOM					
Chuck Knoblauch, R <small>OBP: 0.393, SLG: 0.481</small> (1, 4)	G4-3		F8		G5-4-3		L8			4	0	0	0	0	0	1						
Alex Cole, L <small>OBP: 0.409, SLG: 0.432</small> (1, 8)	F9			FC6-4	BB				K	4	1	2	0	0	1	0						
Kirby Puckett, R <small>OBP: 0.384, SLG: 0.544</small> (1, 9)				FC6-4	BB				FC4-6	2	0	2	0	2	0	0						
Shane Mack, R <small>OBP: 0.441, SLG: 0.672</small> (1, 7)	K2-3			FC6-4	K				FC4-6	4	1	0	1	0	2	5						
Dave Winfield, R <small>OBP: 0.310, SLG: 0.438</small> (1, 10)		G4-3				L9			F8	4	0	1	1	0	0	1						
Chip Hale, L <small>OBP: 0.355, SLG: 0.288</small> (1, 5)		F7				K			G3	3	0	0	0	1	1	0						
Dave McCarty, R <small>OBP: 0.313, SLG: 0.429</small> (1, 3)		G6-3			K				K	4	0	1	0	0	2	2						
Matt Walbeck, S <small>OBP: 0.246, SLG: 0.291</small> (1, 2)					G3				P6	3	0	0	0	0	1	2						
Derek Parks, R <small>OBP: 0.226, SLG: 0.300</small> (9, 2)									K	1	0	0	0	0	1	1						
Jeff Reboulet, R <small>OBP: 0.350, SLG: 0.392</small> (1, 6)									G6-3	2	0	0	0	1	0	0						
Steve Dunn, L <small>OBP: 0.214, SLG: 0.296</small> (9, PH)									F8	1	0	0	0	0	0	1						
Inning Stats	R: 0 E: 0 K: 1 S: 6	H: 1 LOB: 1 BB: 0 P: 9	R: 0 E: 0 K: 0 S: 7	H: 0 LOB: 0 BB: 0 P: 11	R: 0 E: 0 K: 1 S: 6	H: 0 LOB: 0 BB: 0 P: 13	R: 2 E: 0 K: 1 S: 14	H: 2 LOB: 2 BB: 2 P: 28	R: 0 E: 0 K: 2 S: 7	H: 0 LOB: 0 BB: 0 P: 11	R: 0 E: 0 K: 0 S: 5	H: 0 LOB: 0 BB: 0 P: 6	R: 0 E: 0 K: 1 S: 11	H: 1 LOB: 1 BB: 0 P: 15	R: 0 E: 0 K: 1 S: 9	H: 1 LOB: 1 BB: 0 P: 18	1B: 3 2B: 2 3B: 1 HR: 0	SF: 0 SAC: 0 DP: 1 HBP: 0	WP: 0 PB: 0 SB: 0 CS: 0	PA: 36		
PITCHER	IP	WLS	BF	H	R	ER	SO	BB	IBB	HBP	BLK	WP	HR	S	P	ERA	WHIP					
Roger Clemens, R <small>ERA: 2.51</small> (1, 1)	8.0	W	32	5	2	2	7	4	0	0	0	0	0	71	119	2.25	1.125					
Greg Harris, R <small>ERA: 7.4</small> (9, 1)	1.0		4	1	0	0	1	0	0	0	0	0	0	9	18	0.00	1.000					

Boston Red Sox @ Minnesota Twins
 Hubert H. Humphrey Metrodome, Minneapolis, MN
 Sun May 22 1994, 4:33 AM EDT
 Att: 21,971 - Dome

AB 32
 R 2
 H 6
 RBI 2
 BB 4
 SO 8
 LOB 13



Batter	1	2	3	4	5	6	7	8	9	AB	R	H	RBI	BB	SO	LOB	TOP								
Chuck Knoblauch, R (1, 4) OBP: 0.401, SLG: 0.494	2-1 1B		1-2 1B		0-1 G5-3		1-2 2B			4	0	3	1	0	0	2									
Alex Cole, L (1, 8) OBP: 0.405, SLG: 0.434	0-3 K		0-2 F8			0-0 2B	3-2 F7			4	0	1	0	0	1	3									
Kirby Puckett, R (1, 9) OBP: 0.381, SLG: 0.537	3-2 1B			1-2 G5-3		1-1 P3		2-1 G4-3		4	0	1	0	0	0	1									
Shane Mack, R (1, 7) OBP: 0.417, SLG: 0.631	1-3 K			1-2 G6-3		1-0 G5-3		1-0 F9		4	0	0	0	0	1	2									
Dave Winfield, R (1, 10) OBP: 0.309, SLG: 0.432		1-2 P4		0-0 P2		1-1 G5-3		2-2 1B		4	0	1	0	0	0	1									
Steve Dunn, L (1, 3) OBP: 0.219, SLG: 0.323	1-3 K				1-3 K		2-2 2B	2-2 G4-3		4	1	1	0	0	2	1									
Scott Leius, R (1, 5) OBP: 0.321, SLG: 0.437		2-2 F9			1-1 1B		2-0 F9		1-2 P4	4	1	1	0	0	0	1									
Matt Walbeck, S (1, 2) OBP: 0.247, SLG: 0.290			1-1 B5-3		0-0 G5-3		2-2 P4		1-3 K	4	0	1	0	0	1	1									
Pat Meares, R (1, 6) OBP: 0.345, SLG: 0.337			2-2 G6-3		0-1 1B		3-1 2B		1-2 F7	3	1	2	2	0	0	0									
Chip Hale, L (9, PH) OBP: 0.349, SLG: 0.283					1-2 1B		2-H 2B			1	0	0	0	0	0	0									
Inning Stats	R: 0 E: 0 K: 2 S: 11	H: 2 LOB: 1 BB: 0 P: 17	R: 0 E: 0 K: 1 S: 10	H: 0 LOB: 0 BB: 0 P: 14	R: 0 E: 0 K: 1 S: 14	H: 1 LOB: 1 BB: 0 P: 18	R: 0 E: 0 K: 0 S: 9	H: 0 LOB: 0 BB: 0 P: 11	R: 1 E: 0 K: 1 S: 10	H: 3 LOB: 1 BB: 0 P: 12	R: 0 E: 0 K: 0 S: 6	H: 1 LOB: 1 BB: 0 P: 9	R: 2 E: 0 K: 0 S: 18	H: 3 LOB: 1 BB: 0 P: 31	R: 0 E: 0 K: 0 S: 9	H: 1 LOB: 1 BB: 0 P: 16	R: 0 E: 0 K: 1 S: 11	H: 0 LOB: 0 BB: 0 P: 14	1B: 7 2B: 4 3B: 0 HR: 0	SF: 0 SAC: 0 DP: 1 HBP: 0	WP: 0 PB: 0 SB: 0 CS: 0	PA: 36			
PITCHER	IP	WLS	BF	H	R	ER	SO	BB	IBB	HBP	BLK	WP	HR	S	P	ERA	WHIP								
Jack McDowell, R (1, 1) ERA: 6.67	6.2		27	9	3	3	4	0	0	0	0	0	0	72	102	4.05	1.350								
Jose DeLeon, R (7, 1) ERA: 3.54	0.0	W	1	1	0	0	0	0	0	0	0	0	0	3	4	∞	∞								
Dennis Cook, L (7, 1) ERA: 3.77	0.1		1	0	0	0	0	0	0	0	0	0	0	3	6	0.00	0.000								
Kirk McCaskill, R (8, 1) ERA: 2.1	1.0	S	4	1	0	0	0	0	0	0	0	0	0	9	16	0.00	1.000								
Roberto Hernandez, R (9, 1) ERA: 5.19	1.0		3	0	0	0	1	0	0	0	0	0	0	11	14	0.00	0.000								

Minnesota Twins @ Chicago White Sox
Comiskey Park, Chicago, IL
Tue May 24 1994, 8:05 PM EDT
Att: 26,678 - Unknown - 64 F

AB 36
R 3
H 11
RBI 3
BB 0
SO 5
LOB 12



Batter	1	2	3	4	5	6	7	8	9	AB	R	H	RBI	BB	SO	LOB	BOTTOM								
Tim Raines, S (1, 7) OBP: 0.392, SLG: 0.448	4-2 HR	2-2 P5			4-1 G6-4-3		4-2 3B			1	2	0	0	3	0	1									
Joey Cora, S (1, 4) OBP: 0.344, SLG: 0.371	1-1 F7		2-3 K		2-1 G6-4-3		1-0 3B			4	0	1	2	0	1	2									
Frank Thomas, R (1, 3) OBP: 0.502, SLG: 0.742	0-0 1-H HR		0-1 F9		1-2 F9		0-0 F8			4	1	1	2	0	0	1									
Julio Franco, R (1, 10) OBP: 0.379, SLG: 0.545	2-0 1B		1-0 G6-3			2-3 K		1-1 E5		4	0	1	0	0	1	0									
Robin Ventura, L (1, 5) OBP: 0.387, SLG: 0.528	3-2 F7			0-1 F7		3-0 P6		1-1 FC3-6		4	0	0	0	0	0	2									
Warren Newson, L (1, 9) OBP: 0.333, SLG: 0.500	1-0 F8			3-2 G3			0-1 HR	0-0 L7		3	1	2	1	0	0	1									
Darrin Jackson, R (8, 9) OBP: 0.383, SLG: 0.532				1-2 1B						1	0	0	0	0	0	1									
Lance Johnson, L (1, 8) OBP: 0.302, SLG: 0.339		0-2 CS		3-2 G3		1-2 G3	2-1 G4-3	1-2 F7		4	1	2	0	0	0	2									
Michael LaValliere, L (1, 2) OBP: 0.474, SLG: 0.400	1-2 F7			0-2 F7			0-0 SH1-3			2	0	0	0	0	0	2									
Norberto Martin, R (1, 6) OBP: 0.429, SLG: 0.333					2-3 K			0-1 G4-3		3	0	1	0	0	1	1									
Inning Stats	R: 2 E: 0 K: 0 S: 10	H: 2 LOB: 1 BB: 1 P: 21	R: 0 E: 0 K: 0 S: 13	H: 2 LOB: 1 BB: 0 P: 19	R: 0 E: 0 K: 1 S: 6	H: 0 LOB: 0 BB: 0 P: 9	R: 0 E: 0 K: 0 S: 13	H: 1 LOB: 1 BB: 0 P: 19	R: 0 E: 0 K: 1 S: 9	H: 0 LOB: 0 BB: 1 P: 17	R: 0 E: 0 K: 1 S: 8	H: 0 LOB: 0 BB: 0 P: 14	R: 3 E: 0 K: 0 S: 11	H: 3 LOB: 1 BB: 1 P: 18	R: 0 E: 2 K: 0 S: 8	H: 0 LOB: 1 BB: 0 P: 11	1B: 5 2B: 0 3B: 1 HR: 2	SF: 0 SAC: 1 DP: 1 HBP: 0	WP: 0 PB: 0 SB: 0 CS: 1	PA: 34					
PITCHER	IP	WLS	BF	H	R	ER	SO	BB	IBB	HBP	BLK	WP	HR	S	P	ERA	WHIP								
Pat Mahomes, R (1, 1) ERA: 4.64	6.0		24	6	3	3	3	2	0	0	0	0	0	8	15	27.00	4.500								
Larry Casian, L (7, 1) ERA: 8.44	0.2	L	5	2	2	2	0	1	0	0	0	0	0	8	15	27.00	4.500								
Carl Willis, R (7, 1) ERA: 6.57	1.1		5	0	0	0	0	0	0	0	0	0	0	9	12	0.00	0.000								

Minnesota Twins @ Chicago White Sox
Comiskey Park, Chicago, IL
Tue May 24 1994, 8:05 PM EDT
Att: 26,678 - Unknown - 64 F

AB 30
R 5
H 8
RBI 5
BB 3
SO 3
LOB 13



Batter	1	2	3	4	5	6	7	8	9	AB	R	H	RBI	BB	SO	LOB	TOP			
Chuck Knoblauch, R (1.4) OBP: 0.398, SLG: 0.488	2-2 1B SF8 1B		1-2 G3			0-1 G3-1		1-0 E5 G3-1		4	1	1	0	0	0	1				
Alex Cole, L (1.8) OBP: 0.395, SLG: 0.421	1-3 K		0-0 G6-3			2-1 F7		0-1 G3-1		4	0	0	0	0	1	3				
Kirby Puckett, R (1.9) OBP: 0.378, SLG: 0.531	1-0 SF8 1-3 1B			2-1 G5-3		0-0 G1-3		1-2 G5-3		4	0	1	0	0	0	2				
Shane Mack, R (1.7) OBP: 0.408, SLG: 0.612	1-0 SF8			0-3 K			1-0 G6-3		4-2 FC6-4 BB	2	0	0	1	1	1	0				
Pedro Munoz, R (1.10) OBP: 0.359, SLG: 0.440	3-3 K2-3			1-3 K			0-0 FC5-4 1B		2-2 FC6-4 BB	4	0	1	0	0	2	2				
Scott Leius, R (1.5) OBP: 0.319, SLG: 0.426		1-2 G1-3			2-1 F9		2-3 K		4-0 BB	3	0	0	0	1	1	1				
Dave McCarty, R (1.3) OBP: 0.299, SLG: 0.407		1-3 K			3-1 G6-3		0-0 FC5-4		0-0 F8	4	0	0	0	0	1	3				
Matt Walbeck, S (1.2) OBP: 0.253, SLG: 0.291		0-0 G4-3			4-2 BB			1-0 G3-1 E 1B	1-3 K	3	0	1	0	1	1	2				
Pat Meares, R (1.6) OBP: 0.336, SLG: 0.327			1-1 G5-3		1-0 G4-3			0-0 F8		3	0	0	0	0	0	2				
Inning Stats	R: 1 E: 0 K: 2 S: 12	H: 2 LOB: 1 BB: 0 P: 20	R: 0 E: 0 K: 1 S: 7	H: 0 LOB: 0 BB: 0 P: 9	R: 0 E: 0 K: 0 S: 6	H: 0 LOB: 0 BB: 0 P: 8	R: 0 E: 0 K: 2 S: 8	H: 0 LOB: 0 BB: 0 P: 11	R: 0 E: 0 K: 0 S: 5	H: 0 LOB: 1 BB: 0 P: 7	R: 0 E: 0 K: 1 S: 7	H: 1 LOB: 1 BB: 0 P: 10	R: 0 E: 1 K: 0 S: 8	H: 1 LOB: 2 BB: 0 P: 11	R: 0 E: 0 K: 1 S: 11	H: 0 LOB: 2 BB: 2 P: 22	1B: 4 2B: 0 3B: 0 HR: 0	SF: 1 SAC: 0 DP: 0 HBP: 0	WP: 0 PB: 0 SB: 0 CS: 0	PA: 35
PITCHER	IP WLS BF H R ER SO BB IBB HBP BLK WP HR S P ERA WHIP	8.0 W 30 4 1 1 6 1 0 0 0 0 0 61 94 1.12 0.625	1.0 5 0 0 0 1 2 0 0 0 0 0 11 22 0.00 2.000																	

Minnesota Twins @ Chicago White Sox
Comiskey Park, Chicago, IL
Wed May 25 1994, 8:05 PM EDT
Att: 28,836 - Unknown - 59 F

AB 31
R 1
H 4
RBI 1
BB 3
SO 7
LOB 16



Batter	1	2	3	4	5	6	7	8	9	AB	R	H	RBI	BB	SO	LOB	BOTTOM			
Norberto Martin, R (1.6) OBP: 0.417, SLG: 0.364	1-0 P5	0-1 FC5			0-0 G1-3	0-0 S 1B		0-2 BB 1B		5	2	2	1	0	0	2				
Joey Cora, S (1.4) OBP: 0.345, SLG: 0.364	2-2 F8		2-1 F8		4-1 HR BB	3-3 K		4-2 1B BB		3	2	0	0	2	1	1				
Frank Thomas, R (1.3) OBP: 0.510, SLG: 0.782	3-2 HR		2-0 G6-3		1-0 HR	3-2 FC6-4 1B		1-1 HBP 1B	1-3 2-H 2B 1B	5	3	4	5	0	0	0				
Julio Franco, R (1.10) OBP: 0.379, SLG: 0.538	4-1 BB		2-3 K		0-0 F9	1-0 FC6-4		1-2 HBP 2B 1B	1-2 3-H 2B 1B	4	1	1	1	1	1	1				
Robin Ventura, L (1.5) OBP: 0.393, SLG: 0.533	3-2 F9			3-2 1B 2B	4-2 BB		1-1 F9 1B	3-1 F7		4	1	2	0	1	0	3				
Darin Jackson, R (1.9) OBP: 0.396, SLG: 0.538		0-1 FC5 1B		0-1 F8	0-1 F8		2-2 1B	3-1 2B HBP		4	1	3	1	0	0	1				
Lance Johnson, L (1.8) OBP: 0.299, SLG: 0.335	2-2 1B			1-1 E3		0-2 G5-3		1-0 F7		5	0	1	0	0	0	5				
Ron Karkovics, R (1.2) OBP: 0.401, SLG: 0.477	3-2 F7		1-2 F8		0-0 3B 1B		0-3 K	2-1 2B		5	1	2	3	0	1	5				
Bob Zupcic, R (1.7) OBP: 0.273, SLG: 0.409	0-0 P3			0-1 F9		2-0 1B 3B		3-2 F9		5	1	1	1	0	0	6				
Inning Stats	R: 1 E: 0 K: 0 S: 11	H: 1 LOB: 1 BB: 1 P: 24	R: 0 E: 0 K: 0 S: 11	H: 2 LOB: 2 BB: 0 P: 16	R: 0 E: 0 K: 1 S: 6	H: 0 LOB: 0 BB: 0 P: 12	R: 1 E: 1 K: 0 S: 13	H: 2 LOB: 1 BB: 0 P: 18	R: 2 E: 0 K: 0 S: 9	H: 1 LOB: 1 BB: 2 P: 18	R: 3 E: 0 K: 1 S: 16	H: 4 LOB: 1 BB: 0 P: 25	R: 0 E: 0 K: 1 S: 12	H: 2 LOB: 2 BB: 0 P: 18	R: 5 E: 0 K: 0 S: 23	H: 4 LOB: 1 BB: 1 P: 41	1B: 11 2B: 2 3B: 1 HR: 2	SF: 0 SAC: 0 DP: 0 HBP: 1	WP: 0 PB: 0 SB: 1 CS: 0	PA: 45
PITCHER	IP WLS BF H R ER SO BB IBB HBP BLK WP HR S P ERA WHIP	5.0 L 24 6 3 3 2 0 0 0 0 0 28 43 13.50 3.000	2.0 6 3 3 2 0 0 0 0 0 0 28 43 13.50 3.000	1.0 9 4 5 5 0 1 0 1 0 0 23 41 45.00 5.000																

Minnesota Twins @ Chicago White Sox
Comiskey Park, Chicago, IL
Wed May 25 1994, 8:05 PM EDT
Att: 28,836 - Unknown - 59 F

AB 40
R 12
H 16
RBI 12
BB 4
SO 3
LOB 24



Batter	1	2	3	4	5	6	7	8	9	AB	R	H	RBI	BB	SO	LOB	TOP										
Tony Phillips, S OBP: 0.495, SLG: 0.399 (1, 7)	2-1 FC3-6 1B			1-3 K		2-2 G3		1-1 FC4-6		4	0	1	0	0	1	2	Detroit Tigers @ Minnesota Twins Hubert H. Humphrey Metrodome, Minneapolis, MN Fri May 27 1994, 8:05 PM EDT Att: 16,409 - Dome livebaseballscorecards.com										
Lou Whitaker, L OBP: 0.391, SLG: 0.573 Alan Trammell, R OBP: 0.366, SLG: 0.425 (8, PH) (8, 6)	0-0 FC3-6 G5-4-3			0-1 L7		0-0 F7		0-0 L9		3	0	0	0	0	0	1											
Travis Fryman, R OBP: 0.323, SLG: 0.469 (1, 5)	2-2 G5-4-3			2-2 L9			2-2 G6-3		0-1 FC3-6 1B	4	0	1	0	0	0	1											
Kirk Gibson, L OBP: 0.373, SLG: 0.525 (1, 10)		0-1 P6			2-1 F7		1-2 FC4-6 1B		1-2 FC3-6	4	0	1	0	0	0	1											
Mickey Tettleton, S OBP: 0.438, SLG: 0.518 (1, 3)		3-2 G3-1			2-3 K		1-2 FC4-6		2-3 K	4	0	0	0	0	2	2											
Chris Gomez, R OBP: 0.408, SLG: 0.561 (8, 4)		1-1 G6-3			3-3 K		1-1 F8		2-2 G5-3	4	0	0	0	0	1	2											
Junior Felix, S OBP: 0.361, SLG: 0.431 (1, 9)			2-3 K			0-0 HR		0-2 G4-3		3	1	1	0	0	1	0											
Chad Kreuter, S OBP: 0.341, SLG: 0.261 Skeeter Barnes, R OBP: 0.600, SLG: 1.200 John Flaherty, R OBP: 0.188, SLG: 0.133 (8, PR) (8, 2)			1-3 K			1-1 P8		1-1 FC4-6 1B		3	0	1	0	0	1	1											
Danny Bautista, R OBP: 0.281, SLG: 0.433 (1, 8)		3-2 G6-3			3-2 G6-3		1-0 HR		2-2 FC4-6 1B	3	1	2	2	0	0	0											
Inning Stats	R: 0 E: 0 K: 0 S: 6	H: 1 LOB: 0 BB: 0 P: 10	R: 0 E: 0 K: 0 S: 7	H: 0 LOB: 0 BB: 0 P: 11	R: 0 E: 0 K: 2 S: 9	H: 0 LOB: 0 BB: 0 P: 15	R: 0 E: 0 K: 1 S: 9	H: 0 LOB: 0 BB: 0 P: 12	R: 0 E: 0 K: 2 S: 9	H: 0 LOB: 0 BB: 0 P: 16	R: 2 E: 0 K: 0 S: 9	H: 2 LOB: 0 BB: 0 P: 13	R: 0 E: 0 K: 0 S: 13	H: 1 LOB: 1 BB: 0 P: 18	R: 0 E: 0 K: 0 S: 14	H: 2 LOB: 2 BB: 0 P: 18		R: 0 E: 0 K: 1 S: 12	H: 1 LOB: 1 BB: 0 P: 17	1B: 5 2B: 1 3B: 0 HR: 1	SF: 0 SAC: 0 DP: 1 HBP: 0	WP: 0 PB: 0 SB: 0 CS: 0	PA: 33				
PITCHER	IP	WLS	BF	H	R	ER	SO	BB	IBB	HBP	BLK	WP	HR	S	P	ERA	WHIP										
Kevin Tapani, R ERA: 5.34 (1, 1)	7.1	W	27	6	2	2	5	0	0	0	0	0	1	73	109	2.46	0.818										
Carl Willis, R ERA: 8.49 (8, 1)	0.1		1	0	0	0	0	0	0	0	0	0	0	2	3	0.00	0.000										
Mark Guthrie, L ERA: 9.27 Rick Aguilera, R ERA: 5.65 (8, 1)	0.1		1	0	0	0	0	0	0	0	0	0	0	1	1	0.00	0.000										
Rick Aguilera, R ERA: 5.65 (9, 1)	1.0	S	4	1	0	0	1	0	0	0	0	0	0	12	17	0.00	1.000										

Batter	1	2	3	4	5	6	7	8	9	AB	R	H	RBI	BB	SO	LOB	BOTTOM										
Chuck Knoblauch, R OBP: 0.398, SLG: 0.497 (1, 4)	1-1 G6-3		2-2 2B		2-1 G6-3		0-1 G6-3	0-2 WP		5	1	2	0	0	0	0	Detroit Tigers @ Minnesota Twins Hubert H. Humphrey Metrodome, Minneapolis, MN Fri May 27 1994, 8:05 PM EDT Att: 16,409 - Dome livebaseballscorecards.com										
Alex Cole, L OBP: 0.401, SLG: 0.431 (1, 8)	1-0 F8		1-0 2B		1-3 K		3-2 1B	4-2 WP		4	1	2	1	1	1	0											
Kirby Puckett, R OBP: 0.384, SLG: 0.530 (1, 9)	0-1 P6		3-H 2B		0-0 K		1-0 BB	4-0 FC4-6		4	2	2	0	1	1	1											
Shane Mack, R OBP: 0.395, SLG: 0.577 (1, 7)		1-2 P4		3-1 F8		4-2 BB	0-1 P4	0-1 FC4-6		4	1	0	0	1	0	5											
Dave Winfield, R OBP: 0.319, SLG: 0.433 (1, 10)		3-1 P2		0-0 BB		4-2 G3-1	4-1 2B			2	0	1	0	2	0	0											
Scott Leius, R OBP: 0.331, SLG: 0.440 (1, 5)		1-2 1B		1-3 K		1-2 G3-1	1-1 IBB			3	0	2	3	1	1	1											
Dave McCarty, R OBP: 0.297, SLG: 0.393 (1, 3)		1-1 F9		4-1 BB		1-2 P3	1-3 L8			3	0	0	0	1	0	6											
Matt Walbeck, S OBP: 0.247, SLG: 0.283 (1, 2)			2-1 G6-3		0-1 G3		1-1 G3-1	1-2 F7		4	0	0	1	0	0	4											
Pat Meares, R OBP: 0.325, SLG: 0.314 (1, 6)			1-3 K		1-1 F9		1-0 F8	1-1 G1-3		4	0	0	0	0	1	2											
Inning Stats	R: 0 E: 0 K: 0 S: 5	H: 0 LOB: 0 BB: 0 P: 7	R: 0 E: 0 K: 0 S: 14	H: 1 LOB: 1 BB: 0 P: 20	R: 1 E: 0 K: 2 S: 15	H: 2 LOB: 1 BB: 0 P: 23	R: 0 E: 0 K: 1 S: 9	H: 1 LOB: 2 BB: 1 P: 17	R: 0 E: 0 K: 1 S: 7	H: 0 LOB: 0 BB: 0 P: 11	R: 2 E: 0 K: 0 S: 10	H: 1 LOB: 2 BB: 3 P: 24	R: 2 E: 0 K: 0 S: 14	H: 3 LOB: 1 BB: 1 P: 23	R: 0 E: 0 K: 0 S: 14	H: 1 LOB: 3 BB: 2 P: 23		1B: 6 2B: 2 3B: 1 HR: 0	SF: 0 SAC: 0 DP: 0 HBP: 0	WP: 1 PB: 0 SB: 1 CS: 0	PA: 40						
PITCHER	IP	WLS	BF	H	R	ER	SO	BB	IBB	HBP	BLK	WP	HR	S	P	ERA	WHIP										
Tim Belcher, R ERA: 7.14 (1, 1)	7.0	L	34	8	5	5	4	4	1	0	0	0	0	74	125	6.43	1.714										
Storm Davis, R ERA: 2.75 (8, 1)	1.0		6	1	0	0	0	1	1	0	0	1	0	14	23	0.00	2.000										



Batter	1	2	3	4	5	6	7	8	9	10	AB	R	H	RBI	BB	SO	LOB	TOP									
Tony Phillips, S OBP: 0.412, SLG: 0.491 (1, 7)	F9		F8 2B BB		1B	G5-3 1B	WP BB			G6-3	4	1	2	2	2	0	0										
Chris Gomez, R OBP: 0.394, SLG: 0.534 (6, 6)	G4-3		F8		F9	G5-3 1B	K			G6-3	6	0	1	1	0	1	3										
Travis Fryman, R OBP: 0.323, SLG: 0.470 (1, 5)	FC6-4 1B		F8		F9	G5-3				F8	6	0	2	1	0	0	3										
Alan Trammell, R OBP: 0.366, SLG: 0.423 (6, PH)	FC6-4		G6-3		F9	G5-3					3	0	1	0	0	0	2										
Lou Whitaker, L OBP: 0.385, SLG: 0.563 (6, 4)	FC6-4		G6-3		FC5-4 1B	P6				G4-3	2	0	0	0	0	0	2										
Mickey Tettleton, S OBP: 0.437, SLG: 0.517 (1, 3)			K		FC5-4 BB	FC5-4				G3-1	4	1	1	0	1	1	2										
Juan Samuel, R OBP: 0.333, SLG: 0.324 (1, 10)			K2-3		FC5-4 1B	WP 1B				G5-3	5	2	1	0	0	1	2										
Danny Bautista, R OBP: 0.257, SLG: 0.394 (7, PH)			G6-3		F9	L1					3	0	0	0	0	0	2										
Kirk Gibson, L OBP: 0.362, SLG: 0.581 (7, 8)					F9	L1				HR	2	2	2	4	0	0	0										
Junior Felix, S OBP: 0.379, SLG: 0.491 (1, 9)					HR	1B				P4	4	2	2	1	1	0	0										
John Flaherty, R OBP: 0.167, SLG: 0.118 (6, PH)					HR	1B				G5-3	2	0	0	0	0	1	2										
Chad Kreuter, S OBP: 0.341, SLG: 0.264 (6, 2)					F9	1B				G5-3	3	1	1	0	0	0	0										
Inning Stats	R: 0 E: 0 K: 1 S: 10	H: 1 LOB: 1 BB: 0 P: 17	R: 0 E: 0 K: 2 S: 8	H: 0 LOB: 0 BB: 0 P: 13	R: 2 E: 0 K: 1 S: 13	H: 2 LOB: 1 BB: 1 P: 23	R: 0 E: 0 K: 0 S: 10	H: 1 LOB: 2 BB: 1 P: 21	R: 0 E: 0 K: 0 S: 9	H: 2 LOB: 2 BB: 0 P: 16	R: 3 E: 0 K: 1 S: 22	H: 4 LOB: 2 BB: 1 P: 33	R: 3 E: 1 K: 1 S: 13	H: 2 LOB: 1 BB: 1 P: 22	R: 0 E: 0 K: 0 S: 8	H: 0 LOB: 0 BB: 0 P: 13	R: 1 E: 0 K: 0 S: 10	H: 1 LOB: 0 BB: 0 P: 15	R: 0 E: 0 K: 0 S: 7	H: 0 LOB: 0 BB: 0 P: 9	1B: 8 2B: 2 3B: 0 HR: 3	SF: 0 SAC: 0 DP: 0 HBP: 0	WP: 2 PB: 0 SB: 0 CS: 0	PA: 48			
PITCHER	IP	WLS	BF	H	R	ER	SO	BB	IBB	HBP	BLK	WP	HR	S	P	ERA	WHIP										
Jim Deshaies, L ERA: 6.75	5.0		23	6	2	2	3	2	0	0	0	0	1	50	90	3.60	1.600										
Dave Stevens, R ERA: 16.2	0.1		5	3	3	3	0	1	0	0	0	1	0	16	25	81.00	12.000										
Carl Willis, R ERA: 6.43	3.0		14	3	3	2	1	1	0	0	0	1	1	29	46	6.00	1.333										
Mark Guthrie, L ERA: 9.0	1.2	W	6	1	1	1	0	0	0	0	0	0	1	15	21	5.40	0.600										

Detroit Tigers @ Minnesota Twins
Hubert H. Humphrey Metrodome, Minneapolis, MN
Sat May 28 1994, 8:05 PM EDT
Att. 19,553 - Dome

AB 44
R 9
H 13
RBI 9
BB 4
SO 4
LOB 18



Batter	1	2	3	4	5	6	7	8	9	10	AB	R	H	RBI	BB	SO	LOB	BOTTOM									
Chuck Knoblauch, R OBP: 0.396, SLG: 0.489 (1, 4)	G6-3		2B		G4-3			G5-3		FC6-2	5	1	1	0	1	0	4										
Scott Leius, R OBP: 0.324, SLG: 0.427 (1, 5)	K		K		CS		F8	P2		K	6	0	1	0	0	3	4										
Kirby Puckett, R OBP: 0.392, SLG: 0.543 (1, 9)	FC6-4 BB		HR		CS		G4-3	G4-3		K	5	2	3	1	1	1	0										
Shane Mack, R OBP: 0.402, SLG: 0.618 (6, 7)	FC6-4		HR		HR		1B	F8		K	5	2	2	2	1	1	2										
Dave Winfield, R OBP: 0.343, SLG: 0.444 (1, 10)			G3 1B BB		1B		E	1B		1B	3	4	3	0	3	0	0										
Pedro Munoz, R OBP: 0.351, SLG: 0.430 (5, PH)	G3		K		P6		K	K		SH	2	0	0	0	0	1	2										
Alex Cole, L OBP: 0.404, SLG: 0.429 (6, 8)					P6		K			SH	3	0	1	0	1	1	5										
Dave McCarty, R OBP: 0.316, SLG: 0.402 (9, PH)					E6 2B 1B					SH	3	1	2	1	0	0	0										
Chip Hale, L OBP: 0.349, SLG: 0.283 (10, 3)					HBP					FC6-2 1B	0	0	0	0	0	0	0										
Derek Parks, R OBP: 0.229, SLG: 0.324 (9, PH)					P3					FC6-2 IBB	1	0	1	1	0	0	0										
Matt Walbeck, S OBP: 0.252, SLG: 0.283 (10, 2)					F8						4	0	1	1	0	1	4										
Pat Meares, R OBP: 0.323, SLG: 0.312 (9, PH)					1B					K	1	0	0	0	0	1	3										
Kent Hrbek, L OBP: 0.394, SLG: 0.408 (10, 6)					K					K	0	0	0	0	0	0	0										
Jeff Reboulet, R OBP: 0.350, SLG: 0.392 (10, 6)					K					K	0	0	0	0	0	0	0										
Inning Stats	R: 0 E: 0 K: 1 S: 9	H: 0 LOB: 1 BB: 1 P: 16	R: 1 E: 0 K: 0 S: 7	H: 1 LOB: 1 BB: 1 P: 14	R: 3 E: 0 K: 2 S: 19	H: 5 LOB: 2 BB: 0 P: 31	R: 0 E: 0 K: 1 S: 9	H: 1 LOB: 0 BB: 1 P: 16	R: 4 E: 1 K: 1 S: 16	H: 3 LOB: 1 BB: 2 P: 28	R: 0 E: 0 K: 1 S: 9	H: 1 LOB: 2 BB: 1 P: 15	R: 0 E: 0 K: 1 S: 6	H: 0 LOB: 0 BB: 0 P: 10	R: 0 E: 0 K: 0 S: 8	H: 1 LOB: 1 BB: 0 P: 11	R: 1 E: 1 K: 2 S: 18	H: 2 LOB: 3 BB: 1 P: 30	R: 1 E: 0 K: 2 S: 14	H: 2 LOB: 2 BB: 1 P: 24	1B: 10 2B: 5 3B: 0 HR: 1	SF: 0 SAC: 1 DP: 0 HBP: 1	WP: 0 PB: 0 SB: 3 CS: 1	PA: 53			
PITCHER	IP	WLS	BF	H	R	ER	SO	BB	IBB	HBP	BLK	WP	HR	S	P	ERA	WHIP										
Bill Krueger, L ERA: 6.66	2.1		11	4	4	3	2	3	0	0	0	0	0	29	42	13.50	3.500										
Joe Boever, R ERA: 4.91	2.0		14	4	4	3	2	3	0	0	0	0	0	9	10	0.00	1.500										
Gene Harris, R ERA: 7.91	0.2		3	1	0	0	1	0	0	0	0	0	0	9	15	0.00	1.000										
Buddy Groom, L ERA: 3.38	1.0		5	1	0	0	1	0	1	0	0	0	0	9	15	0.00	1.000										
Mike Gardiner, R ERA: 2.69	2.0		7	1	0	0	1	0	0	0	0	0	0	14	21	0.00	0.500										

Detroit Tigers @ Minnesota Twins
Hubert H. Humphrey Metrodome, Minneapolis, MN
Sat May 28 1994, 8:05 PM EDT
Att. 19,553 - Dome

AB 42
R 10
H 16
RBI 7
BB 8
SO 11
LOB 25



Batter	1	2	3	4	5	6	7	8	9	AB	R	H	RBI	BB	SO	LOB	TOP			
Tony Phillips, S OBP: 0.408, SLG: 0.403 (1, 7)	2-1 1B SF9 2B	3-2 G3		0-0 F8			0-1 F8			4	1	1	0	0	0	0				
Lou Whitaker, L OBP: 0.381, SLG: 0.552 (1, 4)	0-0 BB HR 1B		0-0 F8		2-3 K		1-0 G3-1			4	1	1	0	0	1	0				
Travis Fryman, R OBP: 0.322, SLG: 0.465 (1, 5)	1-0 SF9		4-1 BB SF7 BB		2-2 G5-3			0-0 G5-3		2	1	0	1	1	0	0				
Kirk Gibson, L OBP: 0.385, SLG: 0.575 (1, 10)	2-0 F7		4-2 BB BB		1-0 1B			3-3 K		3	0	1	0	1	1	1				
Mickey Tettleton, S OBP: 0.439, SLG: 0.510 (1, 3)	4-1 HR BB		4-2 FC6-4 BB		2-0 G1-3			2-3 K		2	1	0	0	2	1	1				
Junior Felix, S OBP: 0.386, SLG: 0.569 (1, 9)	3-2 HR		0-0 SF7		1-1 G6-3			1-1 CS 2B		3	1	2	4	0	0	0				
Chris Gomez, R OBP: 0.380, SLG: 0.511 (1, 6)	3-1 P3		0-0 FC6-4 1-2		2-2 F9			2-1 F9 2-3		4	0	0	0	0	0	3				
Danny Bautista, R OBP: 0.231, SLG: 0.351 (1, 8)		2-2 L9		1-1 G5-3		1-1 G6-3		3-3 K		4	0	0	0	0	1	0				
Chad Kreuter, S OBP: 0.330, SLG: 0.253 (1, 2)		3-0 G4-3		0-3 K			3-1 L6			3	0	0	0	0	1	0				
Inning Stats	R: 4 H: 3 E: 0 K: 0 S: 14	H: 3 LOB: 0 BB: 1 P: 29	R: 0 H: 0 E: 0 K: 0 S: 8	H: 0 LOB: 0 BB: 0 P: 16	R: 1 H: 0 E: 0 K: 0 S: 11	H: 0 LOB: 3 BB: 3 P: 23	R: 0 H: 0 E: 0 K: 1 S: 6	H: 0 LOB: 1 BB: 0 P: 7	R: 0 H: 1 E: 0 K: 1 S: 8	H: 0 LOB: 0 BB: 0 P: 15	R: 0 H: 0 E: 0 K: 0 S: 10	H: 0 LOB: 0 BB: 0 P: 14	R: 0 H: 0 E: 0 K: 2 S: 9	H: 0 LOB: 0 BB: 0 P: 14	R: 0 H: 1 E: 0 K: 1 S: 7	H: 1 LOB: 0 BB: 0 P: 13	1B: 2 2B: 2 3B: 0 HR: 1	SF: 2 SAC: 0 DP: 0 HBP: 0	WP: 0 PB: 0 SB: 0 CS: 1	PA: 35
PITCHER	IP	WLS	BF	H	R	ER	SO	BB	IBB	HBP	BLK	WP	HR	S	P	ERA	WHIP			
Pat Mahomes, R ERA: 5.2 (1, 1)	3.0	L	16	3	5	5	0	4	0	0	0	0	1	33	68	15.00	2.333			
Larry Casian, L ERA: 6.59 (4, 1)	6.0		19	2	0	0	5	0	0	0	0	0	0	45	72	0.00	0.333			

Detroit Tigers @ Minnesota Twins
Hubert H. Humphrey Metrodome, Minneapolis, MN
Sun May 29, 1994, 8:05 PM EDT
Att: 23,936 - Dome

AB 29
R 5
H 5
RBI 5
BB 4
SO 5
LOB 5



Batter	1	2	3	4	5	6	7	8	9	AB	R	H	RBI	BB	SO	LOB	BOTTOM					
Chuck Knoblauch, R OBP: 0.398, SLG: 0.489 (1, 4)	1-1 F8		0-0 G4-6-3 1B		1-1 F9		1-1 1B			4	0	2	0	0	0	0						
Alex Cole, L OBP: 0.394, SLG: 0.417 (1, 8)	1-2 F7		2-2 G4-6-3 1-2 2-3		0-3 K		0-1 P6			4	0	0	0	0	1	4						
Kirby Puckett, R OBP: 0.385, SLG: 0.531 (1, 9)	0-0 G4-3		1-1 P3		2-3 K			0-1 G1-3		4	0	0	0	0	1	1						
Shane Mack, R OBP: 0.396, SLG: 0.638 (1, 7)		2-0 P6		1-1 HR		0-1 G6-3		3-1 G6-3		4	1	1	1	0	0	0						
Dave Winfield, R OBP: 0.341, SLG: 0.439 (1, 10)		0-1 1B 1B		0-2 G4-3		0-1 F8		2-0 F8		4	0	1	0	0	0	0						
Chip Hale, L OBP: 0.343, SLG: 0.268 (1, 5)		3-2 F7		4-2 1B BB		0-2 F8			0-0 F8	3	0	0	0	1	0	1						
Matt Walbeck, S OBP: 0.252, SLG: 0.282 (1, 2)		0-1 1B		0-2 P4			0-1 G4-3		1-1 F9	4	0	1	0	0	0	1						
Steve Dunn, L OBP: 0.250, SLG: 0.371 (1, 3)		1-3 K		0-0 1B			0-3 K		3-1 2B	3	0	1	0	0	2	2						
Kent Hrbek, L OBP: 0.400, SLG: 0.429 (9, PH)				1-2 1B						1	0	1	0	0	0	0						
Pat Meares, R OBP: 0.323, SLG: 0.312 (9, FR)										0	0	0	0	0	0	0						
Jeff Reboulet, R OBP: 0.359, SLG: 0.400 (1, 6)			0-1 G4-6-3 1B		2-3 K		2-2 1B		0-3 K	4	0	2	0	0	2	3						
Inning Stats	R: 0 H: 0 E: 0 K: 0 S: 6	H: 2 LOB: 2 BB: 0 P: 8	R: 0 H: 2 E: 0 K: 1 S: 11	H: 2 LOB: 1 BB: 0 P: 17	R: 0 H: 2 E: 0 K: 0 S: 8	H: 2 LOB: 1 BB: 0 P: 11	R: 1 H: 2 E: 0 K: 1 S: 14	H: 2 LOB: 2 BB: 1 P: 21	R: 0 H: 0 E: 0 K: 2 S: 9	H: 0 LOB: 0 BB: 0 P: 12	R: 0 H: 0 E: 0 K: 0 S: 7	H: 0 LOB: 0 BB: 0 P: 7	R: 0 H: 2 E: 0 K: 1 S: 14	H: 2 LOB: 2 BB: 0 P: 17	R: 0 H: 0 E: 0 K: 0 S: 5	H: 0 LOB: 0 BB: 0 P: 10	R: 0 H: 1 E: 0 K: 1 S: 8	H: 1 LOB: 1 BB: 0 P: 12	1B: 7 2B: 1 3B: 0 HR: 1	SF: 0 SAC: 0 DP: 1 HBP: 0	WP: 0 PB: 0 SB: 0 CS: 0	PA: 36
PITCHER	IP	WLS	BF	H	R	ER	SO	BB	IBB	HBP	BLK	WP	HR	S	P	ERA	WHIP					
Bill Gullickson, R ERA: 6.59 (1, 1)	7.0	W	29	8	1	1	5	1	0	0	0	0	0	69	93	1.29	1.286					
Mike Gardner, R ERA: 2.42 (8, 1)	2.0		7	1	0	0	1	0	0	0	0	0	0	13	22	0.00	0.500					

Detroit Tigers @ Minnesota Twins
Hubert H. Humphrey Metrodome, Minneapolis, MN
Sun May 29, 1994, 8:05 PM EDT
Att: 23,936 - Dome

AB 35
R 1
H 9
RBI 1
BB 1
SO 6
LOB 12



Batter	1	2	3	4	5	6	7	8	9	AB	R	H	RBI	BB	SO	LOB	TOP					
Rich Amaral, R OBP: 0.339, SLG: 0.430 (1, 10)	F9		CS 2B		SH1-3 2B	1-H 3B		G6-3	2-3 1B	6	0	4	1	0	0	0	Seattle Mariners @ Minnesota Twins Hubert H. Humphrey Metrodome, Minneapolis, MN Mon May 30 1994, 4:33 AM EDT Att: 28,439 - Dome					
Luis Sojo, R OBP: 0.324, SLG: 0.492 (1, 4)	F7		2-3 K		SH1-3 2-3	G4-3		1B	P4	5	0	1	0	0	1	4						
Ken Griffey Jr., L OBP: 0.406, SLG: 0.755 (1, 8)	K				F7	IBB		F8		4	0	0	0	1	1	2						
Jay Buhner, R OBP: 0.413, SLG: 0.609 (1, 9)		K			4-2 1B 1B	0-3 K		G5-3		3	2	0	0	2	2	3						
Edgar Martinez, R OBP: 0.396, SLG: 0.489 (1, 5)	G6-3				1-0 1B FC4-6 1B	0-0 L9		P3	HR	5	2	1	0	0	0	3						
Mike Blowers, R OBP: 0.333, SLG: 0.339 (1, 3)	HR 1B				0-0 FC4-6 1-3 2-H 1B	2-1 G5-3		HR 2B	1B 2B	5	3	4	1	0	0	0						
Keith Mitchell, R OBP: 0.579, SLG: 0.929 (1, 7)	HR				4-2 SAFE 1-2 FC4-6 BB	2-1 2B		HR	G6-3	4	3	3	5	1	0	1						
Felix Fermin, R OBP: 0.350, SLG: 0.390 (1, 6)	G5-3				3-2 FC4-6 1-2 2-H 3-H 2-0	0-0 1B 2B		G6-3	F9	5	1	1	2	0	0	3						
Dan Wilson, R OBP: 0.262, SLG: 0.295 (1, 2)			P6		1-1 P4	0-0 2-H 3B 1B		G6-3	1B	5	1	2	2	0	0	2						
Inning Stats	R: 0 E: 0 K: 1 S: 11	H: 0 LOB: 0 BB: 0 P: 17	R: 2 E: 0 K: 1 S: 12	H: 2 LOB: 0 BB: 0 P: 16	R: 0 E: 0 K: 1 S: 6	H: 1 LOB: 0 BB: 0 P: 11	R: 2 E: 0 K: 0 S: 13	H: 2 LOB: 2 BB: 2 P: 30	R: 0 E: 0 K: 1 S: 6	H: 1 LOB: 2 BB: 1 P: 11	R: 3 E: 0 K: 0 S: 12	H: 4 LOB: 1 BB: 0 P: 19	R: 3 E: 0 K: 0 S: 10	H: 2 LOB: 0 BB: 1 P: 16	R: 0 E: 0 K: 0 S: 7	H: 1 LOB: 1 BB: 0 P: 10	R: 2 E: 0 K: 0 S: 13	H: 4 LOB: 2 BB: 0 P: 20	1B: 7 2B: 6 3B: 1 HR: 3	SF: 0 SAC: 1 DP: 0 HBP: 0	WP: 0 PB: 0 SB: 0 CS: 1	PA: 47
PITCHER	IP	WLS	BF	H	R	ER	SO	BB	IBB	HBP	BLK	WP	HR	S	P	ERA	WHIP					
22 Carlos Pulido, L ERA: 5.36 (1, 1)	3.1	L	16	5	4	4	3	2	0	0	0	0	1	38	65	10.80	2.100					
Dave Stevens, R ERA: 15.43 (4, 1)	3.2		20	7	6	6	1	1	1	0	0	0	0	1	32	55	14.73	2.182				
Brett Merriman, R ERA: 6.3 (8, 1)	1.0		4	1	0	0	0	0	0	0	0	0	0	7	10	0.00	1.000					
Rick Aguilera, R ERA: 6.46 (9, 1)	1.0		7	4	2	2	0	0	0	0	0	0	1	13	20	18.00	4.000					

Batter	1	2	3	4	5	6	7	8	9	AB	R	H	RBI	BB	SO	LOB	BOTTOM					
Chuck Knoblauch, R OBP: 0.390, SLG: 0.478 (1, 4)	G1-3		F8			G5-3		F8		4	0	0	0	0	0	3	Seattle Mariners @ Minnesota Twins Hubert H. Humphrey Metrodome, Minneapolis, MN Mon May 30 1994, 4:33 AM EDT Att: 28,439 - Dome					
Jeff Reboulet, R OBP: 0.338, SLG: 0.373 (1, 3)	K		F9			P6		E5		4	0	0	0	0	1	3						
Kirby Puckett, R OBP: 0.377, SLG: 0.520 (1, 10)	G5-3				L7	K		L8		4	0	0	0	0	1	2						
Shane Mack, R OBP: 0.379, SLG: 0.607 (1, 8)		K			K			F9		4	0	0	0	0	3	0						
Dave Winfield, R OBP: 0.339, SLG: 0.431 (1, 9)		K			P3		BB		K	3	0	0	0	1	2	0						
Pedro Munoz, R OBP: 0.337, SLG: 0.411 (1, 7)		K				G4-3		K	G3-1	4	0	0	0	0	2	1						
Scott Leius, R OBP: 0.331, SLG: 0.433 (1, 5)					E 1B			F9		3	0	2	0	0	0	1						
Derek Parks, R OBP: 0.237, SLG: 0.306 (1, 2)			E4		K			E BB		2	0	0	0	1	1	2						
Pat Meares, R OBP: 0.315, SLG: 0.304 (1, 6)			F7		F7			F9		3	0	0	0	0	0	4						
Inning Stats	R: 0 E: 0 K: 1 S: 6	H: 0 LOB: 0 BB: 0 P: 6	R: 0 E: 0 K: 3 S: 9	H: 0 LOB: 0 BB: 0 P: 12	R: 0 E: 1 K: 0 S: 11	H: 1 LOB: 2 BB: 0 P: 21	R: 0 E: 0 K: 1 S: 7	H: 0 LOB: 0 BB: 0 P: 10	R: 0 E: 0 K: 1 S: 11	H: 1 LOB: 1 BB: 0 P: 16	R: 0 E: 0 K: 1 S: 6	H: 0 LOB: 0 BB: 0 P: 8	R: 0 E: 0 K: 2 S: 10	H: 0 LOB: 1 BB: 1 P: 17	R: 0 E: 1 K: 0 S: 13	H: 0 LOB: 2 BB: 1 P: 21	R: 0 E: 0 K: 1 S: 8	H: 0 LOB: 0 BB: 0 P: 11	1B: 2 2B: 0 3B: 0 HR: 0	SF: 0 SAC: 0 DP: 0 HBP: 0	WP: 0 PB: 0 SB: 1 CS: 0	PA: 33
PITCHER	IP	WLS	BF	H	R	ER	SO	BB	IBB	HBP	BLK	WP	HR	S	P	ERA	WHIP					
Randy Johnson, L ERA: 4.34 (1, 1)	9.0	W	33	2	0	0	10	2	0	0	0	0	0	81	122	0.00	0.444					

AB	42
R	12
H	17
RBI	12
BB	4
SO	4
LOB	18



AB	31
R	0
H	2
RBI	0
BB	2
SO	10
LOB	16



Batter	1	2	3	4	5	6	7	8	9	AB	R	H	RBI	BB	SO	LOB	TOP										
Luis Sojo, R OBP: 0.306, SLG: 0.464 (1,4)	G6-3		K			L6		P4		4	0	0	0	0	1	1	Seattle Mariners @ Minnesota Twins Hubert H. Humphrey Metrodome, Minneapolis, MN Tue May 31 1994, 8:05 PM EDT Att: 14,482 - Dome										
Edgar Martinez, R OBP: 0.400, SLG: 0.495 (1,10)	K							F7		3	0	1	0	1	1	0											
Ken Griffey Jr., L OBP: 0.403, SLG: 0.743 (1,8)	S WP 1B BB					G5-3		G4-3		3	1	0	0	1	1	2											
Jay Buhner, R OBP: 0.410, SLG: 0.598 (1,9)	1B BB									3	0	0	0	1	2	1											
Keith Mitchell, R OBP: 0.565, SLG: 0.824 (1,7)								G6-3		3	1	1	1	1	0	0											
Tino Martinez, L OBP: 0.292, SLG: 0.407 (1,3)										4	0	1	0	0	0	0											
Mike Blowers, R OBP: 0.333, SLG: 0.333 (1,5)										2	0	0	0	1	2	0											
Felix Fermin, R OBP: 0.349, SLG: 0.389 (1,6)										3	0	1	0	0	0	2											
Dan Wilson, R OBP: 0.263, SLG: 0.296 (1,2)										3	0	1	0	0	0	2											
Inning Stats	R: 1 E: 0 K: 1 S: 10	H: 1 LOB: 2 BB: 2 P: 24	R: 0 E: 0 K: 1 S: 8	H: 0 LOB: 0 BB: 0 P: 10	R: 0 E: 0 K: 2 S: 13	H: 1 LOB: 1 BB: 1 P: 22	R: 0 E: 0 K: 1 S: 6	H: 0 LOB: 0 BB: 0 P: 10	R: 0 E: 0 K: 1 S: 5	H: 1 LOB: 0 BB: 0 P: 7	R: 0 E: 0 K: 1 S: 11	H: 1 LOB: 1 BB: 0 P: 16	R: 1 E: 0 K: 0 S: 7	H: 1 LOB: 1 BB: 2 P: 19	R: 0 E: 0 K: 0 S: 8	H: 0 LOB: 0 BB: 0 P: 12	R: 0 E: 0 K: 0 S: 6	H: 0 LOB: 0 BB: 0 P: 9	1B: 3 2B: 2 3B: 0 HR: 0	SF: 0 SAC: 0 DP: 1 HBP: 0	WP: 1 PB: 0 SB: 1 CS: 2	PA: 33					
PITCHER	IP	WLS	BF	H	R	ER	SO	BB	IBB	HBP	BLK	WP	HR	S	P	ERA	WHIP										
Scott Erickson, R ERA: 5.09 (1,1)	6.0	W	23	4	2	2	7	4	0	0	0	1	0	53	93	3.00	1.333										
Carl Willis, R ERA: 5.61 (7,1)	3.0	S	10	1	0	0	0	1	0	0	0	0	0	21	36	0.00	0.667										

Batter	1	2	3	4	5	6	7	8	9	AB	R	H	RBI	BB	SO	LOB	BOTTOM										
Chuck Knoblauch, R OBP: 0.392, SLG: 0.476 (1,4)	G5-3			G4-3						3	1	1	0	1	0	0	Seattle Mariners @ Minnesota Twins Hubert H. Humphrey Metrodome, Minneapolis, MN Tue May 31 1994, 8:05 PM EDT Att: 14,482 - Dome										
Shane Mack, R OBP: 0.374, SLG: 0.591 (1,8) (7,7)	F9			P4						4	1	1	1	0	1	3											
Kirby Puckett, R OBP: 0.380, SLG: 0.518 (1,9)	K			P3						3	0	1	3	1	1	0											
Dave Winfield, R OBP: 0.337, SLG: 0.433 (1,10)										4	0	1	1	0	0	2											
Pedro Munoz, R OBP: 0.340, SLG: 0.407 (1,7) Alex Cole, L OBP: 0.390, SLG: 0.412 (6,PH) (7,8)										1	0	0	0	1	1	0											
Scott Leius, R OBP: 0.323, SLG: 0.420 (1,5)										2	0	0	1	0	0	1											
Dave McCarty, R OBP: 0.306, SLG: 0.389 (1,3)										4	0	0	0	0	1	3											
Dave McCarty, R OBP: 0.306, SLG: 0.389 (1,3)										3	0	0	0	0	1	1											
Matt Walbeck, S OBP: 0.259, SLG: 0.289 (1,2)										3	2	2	0	0	0	0											
Pat Meares, R OBP: 0.331, SLG: 0.330 (1,6)										3	2	3	0	0	0	0											
Inning Stats	R: 0 E: 0 K: 1 S: 8	H: 0 LOB: 0 BB: 0 P: 12	R: 0 E: 0 K: 1 S: 8	H: 0 LOB: 0 BB: 0 P: 14	R: 0 E: 0 K: 0 S: 5	H: 1 LOB: 1 BB: 0 P: 9	R: 0 E: 0 K: 0 S: 6	H: 0 LOB: 0 BB: 0 P: 9	R: 0 E: 0 K: 0 S: 5	H: 1 LOB: 1 BB: 1 P: 10	R: 4 E: 0 K: 1 S: 15	H: 4 LOB: 1 BB: 1 P: 32	R: 2 E: 0 K: 2 S: 13	H: 3 LOB: 1 BB: 1 P: 27	R: 0 E: 0 K: 0 S: 6	H: 0 LOB: 0 BB: 0 P: 10	1B: 7 2B: 2 3B: 0 HR: 0	SF: 0 SAC: 0 DP: 1 HBP: 0	WP: 0 PB: 0 SB: 1 CS: 1	PA: 34							
PITCHER	IP	WLS	BF	H	R	ER	SO	BB	IBB	HBP	BLK	WP	HR	S	P	ERA	WHIP										
Dave Fleming, L ERA: 7.38 (1,1)	5.0	L	20	6	4	4	2	1	0	0	0	0	0	10	21	0.00	1.000										
Bill Riskey, R ERA: 2.55 (6,1)	1.0		4	0	0	0	1	1	0	0	0	0	0	10	21	0.00	1.000										
Jeff Nelson, R ERA: 2.18 (7,1)	2.0		9	3	2	2	2	1	0	0	0	0	0	19	37	9.00	2.000										

Batter	1	2	3	4	5	6	7	8	9	AB	R	H	RBI	BB	SO	LOB	TOP				
Torey Lovullo, S (1,4) OBP: 0.274, SLG: 0.333	G3		2-2 3-H 4-2 2B		2-3 SAFE K			2-3 K		4	0	1	1	0	2	2	Seattle Mariners @ Minnesota Twins Hubert H. Humphrey Metrodome, Minneapolis, MN Wed Jun 01 1994, 4:33 AM EDT Att: 16,359 - Dome				
Edgar Martinez, R (1,5) OBP: 0.395, SLG: 0.479	G6-3		BB		1-2 F8			0-0 P4		3	0	0	0	1	0	2					
Ken Griffey Jr., L (1,8) OBP: 0.400, SLG: 0.733	F7		K		0-0 P5			0-1 CS 1B		4	0	1	0	0	1	2					
Jay Buhner, R (1,9) OBP: 0.402, SLG: 0.583		2-3 K		1-0 G4-3		2-3 K		2-2 CS	0-3 K	4	0	0	0	0	3	0					
Tino Martinez, L (1,3) OBP: 0.291, SLG: 0.403	F9		2-2 G3		1-0 PB 1B			1-2 G4-3		4	0	1	0	0	0	0					
Keith Mitchell, R (1,10) OBP: 0.319, SLG: 0.714		3-2 F8		1-0 F8		2-3 K		3-1 1B		4	0	1	0	0	1	1					
Rich Amaral, R (9, PR) OBP: 0.339, SLG: 0.430					1-3 K			1B		0	0	0	0	0	0	0					
Eric Anthony, L (1,7) OBP: 0.277, SLG: 0.399			0-0 F7		1-0 G4-3		0-1 G4-3		0-0 F8	4	0	0	0	0	0	1					
Felix Fermin, R (1,6) OBP: 0.361, SLG: 0.406			0-1 G4-3 2B		1-0 1B		1-0 G6-4-3 1B			3	1	3	0	0	0	0					
Dan Wilson, R (1,2) OBP: 0.265, SLG: 0.297			0-0 G4-3		1-0 1B		0-0 G6-4-3			3	0	1	0	0	0	2					
Inning Stats	R: 0 E: 0 K: 0 S: 3	H: 0 LOB: 0 BB: 0 P: 6	R: 0 E: 0 K: 1 S: 9	H: 0 LOB: 0 BB: 0 P: 14	R: 1 E: 0 K: 1 S: 14	H: 2 LOB: 2 BB: 1 P: 21	R: 0 E: 0 K: 0 S: 5	H: 0 LOB: 0 BB: 0 P: 9	R: 0 E: 0 K: 1 S: 11	H: 2 LOB: 2 BB: 0 P: 17	R: 0 E: 0 K: 2 S: 8	H: 1 LOB: 1 BB: 0 P: 13	R: 0 E: 0 K: 0 S: 4	H: 1 LOB: 0 BB: 0 P: 5	R: 0 E: 0 K: 1 S: 10	H: 1 LOB: 1 BB: 0 P: 14	1B: 6 2B: 2 3B: 0 HR: 0	SF: 0 SAC: 0 DP: 1 HBP: 0	WP: 0 PB: 2 SB: 1 CS: 0	PA: 35	
PITCHER	IP	WLS	BF	H	R	ER	SO	BB	IBB	HBP	BLK	WP	HR	S	P	ERA	WHIP				
Kevin Tapani, R (1,1) ERA: 4.88	8.0	W	30	7	1	1	6	1	0	0	0	0	0	62	97	1.12	1.000				
Rick Aguilera, R (9,1) ERA: 6.06	1.0	S	4	1	0	0	1	0	0	0	0	0	0	10	14	0.00	1.000				

Batter	1	2	3	4	5	6	7	8	9	AB	R	H	RBI	BB	SO	LOB	BOTTOM				
Chuck Knoblauch, R (1,4) OBP: 0.394, SLG: 0.487	P4		0-0 1B 2B		1-1 SAFE P7		0-1 1B 2B			4	0	2	2	0	0	1	Seattle Mariners @ Minnesota Twins Hubert H. Humphrey Metrodome, Minneapolis, MN Wed Jun 01 1994, 4:33 AM EDT Att: 16,359 - Dome				
Alex Cole, L (1,8) OBP: 0.398, SLG: 0.427	2B		G1-6-3 1B		2-1 G4-3		0-1 1B			4	0	3	0	0	0	1					
Kirby Puckett, R (1,9) OBP: 0.373, SLG: 0.507	F7		G1-6-3		2-0 G6-3		0-0 G1-3			4	0	0	0	0	0	5					
Kent Hrbek, L (1,10) OBP: 0.394, SLG: 0.413	G3		G3		4-2 BB		3-2 L4			3	0	0	0	1	0	1					
Shane Mack, R (1,7) OBP: 0.369, SLG: 0.576		0-1 P5		0-1 FC4-6 1B		3-2 F9		0-0 G1-3		4	0	1	0	0	0	1					
Chip Hale, L (1,3) OBP: 0.324, SLG: 0.250		1-0 G1-5-3		0-0 FC4-6		2-2 G4-3		1-1 F8		4	0	0	0	0	0	2					
Dave McCarty, R (9,3) OBP: 0.306, SLG: 0.389				1-2 K						0	0	0	0	0	0	0					
Scott Leius, R (1,5) OBP: 0.316, SLG: 0.411		3-1 G6-3		2-3 K			2-1 G5-3			3	0	0	0	0	1	1					
Matt Walbeck, S (1,2) OBP: 0.261, SLG: 0.290			1-0 F7		0-0 P2		0-0 G1-6-3 2B			3	1	1	0	0	0	0					
Pat Meares, R (1,6) OBP: 0.338, SLG: 0.339			0-0 2B		1-0 E S 1B		0-0 G1-6-3			3	1	2	0	0	0	1					
Inning Stats	R: 0 E: 0 K: 0 S: 5	H: 1 LOB: 1 BB: 0 P: 7	R: 0 E: 0 K: 0 S: 5	H: 0 LOB: 0 BB: 0 P: 9	R: 1 E: 0 K: 0 S: 5	H: 3 LOB: 1 BB: 0 P: 6	R: 0 E: 0 K: 1 S: 8	H: 1 LOB: 1 BB: 0 P: 12	R: 0 E: 0 K: 0 S: 6	H: 1 LOB: 1 BB: 0 P: 10	R: 0 E: 0 K: 0 S: 12	H: 0 LOB: 1 BB: 1 P: 23	R: 1 E: 0 K: 0 S: 9	H: 3 LOB: 2 BB: 0 P: 11	R: 0 E: 0 K: 0 S: 6	H: 0 LOB: 0 BB: 0 P: 10	1B: 6 2B: 3 3B: 0 HR: 0	SF: 0 SAC: 0 DP: 1 HBP: 0	WP: 0 PB: 0 SB: 1 CS: 0	PA: 33	
PITCHER	IP	WLS	BF	H	R	ER	SO	BB	IBB	HBP	BLK	WP	HR	S	P	ERA	WHIP				
Chris Bosio, R (1,1) ERA: 3.98	8.0	L	33	9	2	2	1	1	0	0	0	0	0	56	88	2.25	1.250				



Batter	1	2	3	4	5	6	7	8	9	AB	R	H	RBI	BB	SO	LOB	TOP			
Chuck Knoblauch, R (1, 4) <small>OBP: 0.390, SLG: 0.487</small> Jeff Reboulet, R (4, 4) <small>OBP: 0.316, SLG: 0.333</small> (6, 6)											4	2	2	1	0	0	2	Minnesota Twins @ Detroit Tigers Tiger Stadium, Detroit, MI Sat Jun 04 1994, 3:33 AM EDT Att: 23,780 - Sunny - 74 F		
Alex Cole, L (1, 8) <small>OBP: 0.411, SLG: 0.458</small>										6	2	4	1	0	2	5				
Shane Mack, R (1, 7) <small>OBP: 0.397, SLG: 0.594</small>										4	2	2	2	3	1	3				
Kent Hrbek, L (1, 10) <small>OBP: 0.394, SLG: 0.398</small>										5	1	1	3	1	0	5				
Pedro Munoz, R (1, 9) <small>OBP: 0.349, SLG: 0.479</small>										5	2	3	7	0	1	1				
Scott Leius, R (1, 5)										6	2	3	1	0	1	1				
Dave McCarty, R (1, 3) <small>OBP: 0.317, SLG: 0.389</small>										5	3	2	0	0	1	3				
Derek Parks, R (1, 2) <small>OBP: 0.273, SLG: 0.357</small>										6	3	3	1	0	1	1				
Pat Meares, R (1, 6) <small>OBP: 0.340, SLG: 0.357</small> Chip Hale, L (6, PH) <small>OBP: 0.342, SLG: 0.313</small> (6, 4)										3	2	2	1	0	0	0				
Inning Stats	R: 1 H: 1 E: 0 K: 0 S: 5	H: 1 LOB: 1 BB: 1 P: 11	R: 6 H: 7 E: 0 K: 1 S: 23	LOB: 2 BB: 2 P: 35	R: 6 H: 6 E: 0 K: 2 S: 20	LOB: 0 BB: 0 P: 33	R: 0 H: 0 E: 0 K: 0 S: 4	LOB: 0 BB: 0 P: 4	R: 1 H: 1 E: 0 K: 0 S: 12	H: 3 LOB: 2 BB: 0 P: 18	R: 3 H: 4 E: 0 K: 2 S: 14	LOB: 2 BB: 1 P: 26	R: 0 H: 0 E: 0 K: 1 S: 7	H: 0 LOB: 0 BB: 0 P: 13	R: 2 H: 2 E: 0 K: 2 S: 14	LOB: 1 BB: 0 P: 22	1B: 17 2B: 3 3B: 0 HR: 4	SF: 1 SAC: 1 DP: 1 HBP: 1	WP: 1 PA: 57 FB: 0 SB: 0 CS: 0	
PITCHER	IP WLS BF H R ER SO BB IBB HBP BLK WP HR S P ERA WHIP	IP WLS BF H R ER SO BB IBB HBP BLK WP HR S P ERA WHIP	IP WLS BF H R ER SO BB IBB HBP BLK WP HR S P ERA WHIP	IP WLS BF H R ER SO BB IBB HBP BLK WP HR S P ERA WHIP	IP WLS BF H R ER SO BB IBB HBP BLK WP HR S P ERA WHIP	IP WLS BF H R ER SO BB IBB HBP BLK WP HR S P ERA WHIP	IP WLS BF H R ER SO BB IBB HBP BLK WP HR S P ERA WHIP	IP WLS BF H R ER SO BB IBB HBP BLK WP HR S P ERA WHIP	IP WLS BF H R ER SO BB IBB HBP BLK WP HR S P ERA WHIP	IP WLS BF H R ER SO BB IBB HBP BLK WP HR S P ERA WHIP	IP WLS BF H R ER SO BB IBB HBP BLK WP HR S P ERA WHIP	IP WLS BF H R ER SO BB IBB HBP BLK WP HR S P ERA WHIP	IP WLS BF H R ER SO BB IBB HBP BLK WP HR S P ERA WHIP	IP WLS BF H R ER SO BB IBB HBP BLK WP HR S P ERA WHIP	IP WLS BF H R ER SO BB IBB HBP BLK WP HR S P ERA WHIP	IP WLS BF H R ER SO BB IBB HBP BLK WP HR S P ERA WHIP	IP WLS BF H R ER SO BB IBB HBP BLK WP HR S P ERA WHIP	IP WLS BF H R ER SO BB IBB HBP BLK WP HR S P ERA WHIP	IP WLS BF H R ER SO BB IBB HBP BLK WP HR S P ERA WHIP	IP WLS BF H R ER SO BB IBB HBP BLK WP HR S P ERA WHIP
John Doherty, R (1, 1) <small>ERA: 5.55</small> Kurt Knudsen, R (2, 1) <small>ERA: 13.5</small> Phil Stidham, R (2, 1) <small>ERA: 32.4</small> Mike Gardiner, R (4, 1) <small>ERA: 3.78</small> Storm Davis, R (7, 1) <small>ERA: 4.07</small>	IP: 1.1 WLS: L BF: 11 H: 6 R: 6 ER: 6 SO: 1 BB: 1 IBB: 0 HBP: 0 BLK: 0 WP: 0 HR: 0 S: 21 P: 31 ERA: 40.50 WHIP: 5.250	IP: 2.0 WLS: 9 BF: 2 H: 2 R: 2 ER: 2 SO: 3 BB: 0 IBB: 0 HBP: 1 BLK: 0 WP: 0 HR: 1 S: 21 P: 35 ERA: 9.00 WHIP: 1.000	IP: 8.1 WLS: 2 BF: 9 H: 2 R: 2 ER: 2 SO: 3 BB: 0 IBB: 0 HBP: 1 BLK: 0 WP: 0 HR: 1 S: 21 P: 35 ERA: 9.00 WHIP: 1.000	IP: 2.0 WLS: 9 BF: 2 H: 2 R: 2 ER: 2 SO: 3 BB: 0 IBB: 0 HBP: 1 BLK: 0 WP: 0 HR: 1 S: 21 P: 35 ERA: 9.00 WHIP: 1.000	IP: 8.1 WLS: 2 BF: 9 H: 2 R: 2 ER: 2 SO: 3 BB: 0 IBB: 0 HBP: 1 BLK: 0 WP: 0 HR: 1 S: 21 P: 35 ERA: 9.00 WHIP: 1.000	IP: 2.0 WLS: 9 BF: 2 H: 2 R: 2 ER: 2 SO: 3 BB: 0 IBB: 0 HBP: 1 BLK: 0 WP: 0 HR: 1 S: 21 P: 35 ERA: 9.00 WHIP: 1.000	IP: 8.1 WLS: 2 BF: 9 H: 2 R: 2 ER: 2 SO: 3 BB: 0 IBB: 0 HBP: 1 BLK: 0 WP: 0 HR: 1 S: 21 P: 35 ERA: 9.00 WHIP: 1.000	IP: 2.0 WLS: 9 BF: 2 H: 2 R: 2 ER: 2 SO: 3 BB: 0 IBB: 0 HBP: 1 BLK: 0 WP: 0 HR: 1 S: 21 P: 35 ERA: 9.00 WHIP: 1.000	IP: 8.1 WLS: 2 BF: 9 H: 2 R: 2 ER: 2 SO: 3 BB: 0 IBB: 0 HBP: 1 BLK: 0 WP: 0 HR: 1 S: 21 P: 35 ERA: 9.00 WHIP: 1.000	IP: 2.0 WLS: 9 BF: 2 H: 2 R: 2 ER: 2 SO: 3 BB: 0 IBB: 0 HBP: 1 BLK: 0 WP: 0 HR: 1 S: 21 P: 35 ERA: 9.00 WHIP: 1.000	IP: 8.1 WLS: 2 BF: 9 H: 2 R: 2 ER: 2 SO: 3 BB: 0 IBB: 0 HBP: 1 BLK: 0 WP: 0 HR: 1 S: 21 P: 35 ERA: 9.00 WHIP: 1.000	IP: 2.0 WLS: 9 BF: 2 H: 2 R: 2 ER: 2 SO: 3 BB: 0 IBB: 0 HBP: 1 BLK: 0 WP: 0 HR: 1 S: 21 P: 35 ERA: 9.00 WHIP: 1.000	IP: 8.1 WLS: 2 BF: 9 H: 2 R: 2 ER: 2 SO: 3 BB: 0 IBB: 0 HBP: 1 BLK: 0 WP: 0 HR: 1 S: 21 P: 35 ERA: 9.00 WHIP: 1.000	IP: 2.0 WLS: 9 BF: 2 H: 2 R: 2 ER: 2 SO: 3 BB: 0 IBB: 0 HBP: 1 BLK: 0 WP: 0 HR: 1 S: 21 P: 35 ERA: 9.00 WHIP: 1.000	IP: 8.1 WLS: 2 BF: 9 H: 2 R: 2 ER: 2 SO: 3 BB: 0 IBB: 0 HBP: 1 BLK: 0 WP: 0 HR: 1 S: 21 P: 35 ERA: 9.00 WHIP: 1.000	IP: 2.0 WLS: 9 BF: 2 H: 2 R: 2 ER: 2 SO: 3 BB: 0 IBB: 0 HBP: 1 BLK: 0 WP: 0 HR: 1 S: 21 P: 35 ERA: 9.00 WHIP: 1.000	IP: 8.1 WLS: 2 BF: 9 H: 2 R: 2 ER: 2 SO: 3 BB: 0 IBB: 0 HBP: 1 BLK: 0 WP: 0 HR: 1 S: 21 P: 35 ERA: 9.00 WHIP: 1.000	IP: 2.0 WLS: 9 BF: 2 H: 2 R: 2 ER: 2 SO: 3 BB: 0 IBB: 0 HBP: 1 BLK: 0 WP: 0 HR: 1 S: 21 P: 35 ERA: 9.00 WHIP: 1.000	IP: 8.1 WLS: 2 BF: 9 H: 2 R: 2 ER: 2 SO: 3 BB: 0 IBB: 0 HBP: 1 BLK: 0 WP: 0 HR: 1 S: 21 P: 35 ERA: 9.00 WHIP: 1.000	

AB	49
R	21
H	24
RBI	20
BB	5
SO	8
LOB	26



Batter	1	2	3	4	5	6	7	8	9	AB	R	H	RBI	BB	SO	LOB	BOTTOM
Tony Phillips, S (1, 7) <small>OBP: 0.411, SLG: 0.431</small> Skeeter Barnes, R (4, 7) <small>OBP: 0.417, SLG: 0.667</small>											2	0	0	0	0	0	Minnesota Twins @ Detroit Tigers Tiger Stadium, Detroit, MI Sat Jun 04 1994, 3:33 AM EDT Att: 23,780 - Sunny - 74 F
Lou Whitaker, L (1, 4) <small>OBP: 0.385, SLG: 0.537</small> Juan Samuel, R (4, 4) <small>OBP: 0.372, SLG: 0.553</small>											2	0	0	0	0	0	
Travis Fryman, R (1, 5) <small>OBP: 0.351, SLG: 0.500</small>										3	0	1	1	1	1	1	
Kirk Gibson, L (1, 10) <small>OBP: 0.363, SLG: 0.534</small> Alan Trammell, R (6, PH) <small>OBP: 0.377, SLG: 0.474</small>										4	1	2	0	0	0	2	
Mickey Tettleton, S (1, 3) <small>OBP: 0.449, SLG: 0.506</small>										3	1	1	1	0	0	0	
Junior Felix, S (1, 9) <small>OBP: 0.380, SLG: 0.595</small>										5	0	2	0	0	0	5	
Chris Gomez, R (1, 6) <small>OBP: 0.372, SLG: 0.470</small>										3	0	0	1	1	0	5	
Chad Kreuter, S (1, 2) <small>OBP: 0.327, SLG: 0.250</small>										4	0	0	1	1	1	7	
Danny Bautista, R (1, 8) <small>OBP: 0.254, SLG: 0.406</small>										5	1	0	0	0	1	4	
Inning Stats	R: 0 H: 1 E: 0 K: 1 S: 12	H: 1 LOB: 1 BB: 0 P: 26	R: 0 H: 1 E: 0 K: 2 S: 13	LOB: 1 BB: 0 P: 20	R: 0 H: 0 E: 0 K: 1 S: 12	LOB: 0 BB: 0 P: 17	R: 0 H: 1 E: 0 K: 0 S: 13	LOB: 2 BB: 1 P: 22	R: 1 H: 2 E: 0 K: 0 S: 13	H: 1 LOB: 1 BB: 0 P: 20	R: 1 H: 1 E: 2 K: 0 S: 8	LOB: 1 BB: 0 P: 12	R: 2 H: 2 E: 1 K: 0 S: 12	LOB: 3 BB: 1 P: 21	R: 3 H: 2 E: 1 K: 1 S: 16	LOB: 2 BB: 0 P: 25	R: 0

Batter	1	2	3	4	5	6	7	8	9	AB	R	H	RBI	BB	SO	LOB	TOP		
Chuck Knoblauch, R OBP: 0.388, SLG: 0.507 (1,4)	F8	F7		K		E5		BB		4	0	0	0	1	1	0			
Alex Cole, L OBP: 0.408, SLG: 0.452 (1,8)	BB	1B	S	G1-3		G4-3		K		5	2	2	0	0	1	2			
Kirby Puckett, R OBP: 0.366, SLG: 0.505 (1,9)	BB	BB	HR	K		G6-3		K		5	2	2	2	0	2	1			
Kent Hrbek, L OBP: 0.390, SLG: 0.385 (1,3)	FC5-4	BB	G4-3	1B		L4		1B	1B	4	2	2	0	1	1	0			
Shane Mack, R OBP: 0.405, SLG: 0.596 (1,7)	FC5-4	BB	G4-3	HR	2B	G5-3		K	WP	3	1	1	1	2	1	1			
Pedro Munoz, R OBP: 0.357, SLG: 0.495 (1,10)	FC5-4		G4-3			WP	HBP	1B	P4	4	0	1	2	0	0	4			
Scott Leius, R OBP: 0.329, SLG: 0.458 (1,5)	F9		HR			G6-3		1B	P5	5	1	2	3	0	0	4			
Matt Walbeck, S OBP: 0.258, SLG: 0.286 (1,2)		G4-3	F7			F7		G3		4	0	0	0	0	0	2			
Pat Meares, R OBP: 0.324, SLG: 0.338 (1,6)		G1-3	P2			K		F7		4	0	0	0	0	1	0			
Inning Stats	R: 2 E: 0 K: 0 S: 17	H: 2 LOB: 2 BB: 2 P: 31	R: 0 E: 0 K: 0 S: 4	H: 0 LOB: 0 BB: 0 P: 7	R: 5 E: 0 K: 0 S: 28	H: 5 LOB: 0 BB: 0 P: 36	R: 0 E: 0 K: 2 S: 13	H: 0 LOB: 0 BB: 0 P: 19	R: 0 E: 1 K: 1 S: 7	H: 0 LOB: 1 BB: 0 P: 8	R: 1 E: 0 K: 1 S: 11	H: 3 LOB: 2 BB: 0 P: 18	R: 0 E: 0 K: 2 S: 14	H: 0 LOB: 1 BB: 1 P: 22	R: 0 E: 0 K: 1 S: 12	H: 0 LOB: 1 BB: 1 P: 21	1B: 7 2B: 1 3B: 0 HR: 2	SF: 0 SAC: 0 DP: 0 HBP: 1	WP: 2 PA: 43 PB: 0 CS: 0
PITCHER	IP	WLS	BF	H	R	ER	SO	BB	IBB	HBP	BLK	WP	HR	S	P	ERA	WHIP		
Phil Leftwich, R ERA: 4.91 (1,1)	2.0	L	14	6	6	6	0	2	0	0	0	0	1	35	55	27.00	4.000		
John Dopson, R ERA: 5.33 (3,1)	5.0		21	4	2	2	4	0	0	1	0	1	1	52	79	3.60	0.800		
Mike Butcher, R ERA: 6.89 (8,1)	1.0		4	0	0	0	2	1	0	0	0	0	0	14	22	0.00	1.000		
Craig Lefferts, L ERA: 3.57 (9,1)	1.0		4	0	0	0	1	1	0	0	0	1	0	12	21	0.00	1.000		

Minnesota Twins @ California Angels
Anaheim Stadium, Anaheim, CA
Mon Jun 06 1994, 10:05 PM EDT
Att: 20,405 - Unknown - 73 F


AB	38
R	8
H	10
RBI	8
BB	4
SO	7
LOB	14



Batter	1	2	3	4	5	6	7	8	9	AB	R	H	RBI	BB	SO	LOB	BOTTOM		
Harold Reynolds, S OBP: 0.322, SLG: 0.289 (1,4)	B4-3		B3		F7		S		K	3	0	1	0	1	0	0			
Dwight Smith, L OBP: 0.302, SLG: 0.424 (9, FH)			2B				BB			1	0	0	0	0	1	0			
Chad Curtis, R OBP: 0.280, SLG: 0.380 (1,8)	E6	1B	B3		G5-3		F9		L4	5	0	0	0	0	0	2			
Tim Salmon, R OBP: 0.395, SLG: 0.539 (1,9)	1B		2-3				F8			3	1	2	1	1	0	1			
Chili Davis, S OBP: 0.453, SLG: 0.557 (1,10)	P7		F8		F7		F7			4	0	0	0	0	0	5			
Jim Edmonds, L OBP: 0.420, SLG: 0.500 (1,7)	K		F7				G3-1		HR	4	1	1	1	0	1	4			
J.T. Snow, L OBP: 0.385, SLG: 0.385 (1,3)		K			1B		1B		G1-3	4	0	2	0	0	1	0			
Spike Owen, S OBP: 0.423, SLG: 0.344 (1,5)		G4-3	BB		G4-3		P7		F8	3	0	1	0	1	0	1			
Jorge Fabregas, L OBP: 0.321, SLG: 0.324 (1,2)		G4-3			K				F9	3	0	1	0	0	1	3			
Mark Daiesandro, R ERA: 6.59 (8,2)										1	0	0	0	0	0	0			
Gary Disarcina, R OBP: 0.325, SLG: 0.381 (1,6)		G6-3			G4-3		G4-3		F9	4	0	0	0	0	0	5			
Inning Stats	R: 0 E: 1 K: 1 S: 11	H: 1 LOB: 2 BB: 0 P: 20	R: 0 E: 0 K: 1 S: 9	H: 0 LOB: 1 BB: 1 P: 18	R: 0 E: 0 K: 0 S: 7	H: 1 LOB: 2 BB: 1 P: 16	R: 0 E: 0 K: 1 S: 9	H: 2 LOB: 1 BB: 0 P: 11	R: 1 E: 0 K: 0 S: 10	H: 1 LOB: 0 BB: 0 P: 14	R: 0 E: 0 K: 0 S: 6	H: 0 LOB: 1 BB: 1 P: 11	R: 1 E: 0 K: 0 S: 8	H: 1 LOB: 0 BB: 0 P: 13	R: 0 E: 0 K: 1 S: 6	H: 0 LOB: 0 BB: 0 P: 8	1B: 5 2B: 1 3B: 0 HR: 2	SF: 0 SAC: 0 DP: 1 HBP: 0	WP: 0 PA: 38 PB: 0 CS: 0
PITCHER	IP	WLS	BF	H	R	ER	SO	BB	IBB	HBP	BLK	WP	HR	S	P	ERA	WHIP		
Kevin Tapani, R ERA: 4.56 (1,1)	7.0	W	31	7	1	1	3	3	0	0	0	0	1	62	101	1.29	1.429		
Larry Casian, L ERA: 6.59 (8,1)	1.0		4	1	1	1	0	0	0	0	0	0	1	8	13	9.00	1.000		
Rick Aguilera, R ERA: 5.3 (9,1)	1.0		3	0	0	0	1	0	0	0	0	0	0	6	8	0.00	0.000		

Minnesota Twins @ California Angels
Anaheim Stadium, Anaheim, CA
Mon Jun 06 1994, 10:05 PM EDT
Att: 20,405 - Unknown - 73 F

AB	35
R	2
H	8
RBI	2
BB	3
SO	4
LOB	21



Batter	1	2	3	4	5	6	7	8	9	AB	R	H	RBI	BB	SO	LOB	TOP										
Chuck Knoblauch R OBP: 0.387, SLG: 0.500 (1, 4)	1-2 G1-3	0-2 F9		0-1 F8		0-1 G6-3		1-1 HBP 1B	4-0 IBB	5	1	1	0	1	0	5											
Shane Mack R OBP: 0.402, SLG: 0.578 (1, 8) (8, 7)	0-0 CS 1B		1-0 L6	0-3 K2-3			0-2 L1-3	1-1 HBP 1B	1-0 G1-2-3	5	1	1	0	0	1	3											
Kirby Puckett R OBP: 0.371, SLG: 0.509 (1, 9)	3-2 F9		0-0 2B		2-2 G5-3		3-2 FC5 1B	1-1 1B		4	1	2	1	0	0	1											
Dave Winfield R OBP: 0.337, SLG: 0.418 (1, 10)		4-0 BB 1B	4-2 2B		1-0 G6-3		1-3 K	1-2 HBP		3	2	1	2	2	1	1											
Pedro Munoz R OBP: 0.347, SLG: 0.481 Kent Hrbek L OBP: 0.392, SLG: 0.381 (7, PH) (7, 3)		1-3 K	2-1 F9		1-0 G6-3		4-1 1B	0-0 P5		3	0	0	0	0	1	3											
Scott Leius R OBP: 0.337, SLG: 0.484 (1, 5)		4-2 1B BB	2-2 2B		2-0 F9	2-0 FC5	1-1 1B		1-1 HR	4	2	2	3	1	0	2											
Dave McCarty R OBP: 0.324, SLG: 0.404 (7, 7)		2-1 P4	1-1 FC5		1-1 1B		0-0 G6-3	2-0 SH1-4 1B		4	0	2	1	0	0	2											
Brett Merriman R (8, 1)			2-2 2B							0	0	0	0	0	0	0											
Matt Walbeck S OBP: 0.283, SLG: 0.290 Rick Aguilera R (9, 1)			2-0 2B							1	0	1	0	0	0	0											
Derek Parks R OBP: 0.277, SLG: 0.356 Alex Cole L OBP: 0.409, SLG: 0.453 (8, PH) (8, 8)		3-2 BB 1B	2-0 FC5		0-0 F9		1-3 K	3-1 SH1-4 1B		3	0	1	1	0	0	2											
Pat Meares R OBP: 0.331, SLG: 0.341 Chip Hale L OBP: 0.351, SLG: 0.323 Jeff Reboulet R OBP: 0.316, SLG: 0.333 (8, 6)		4-2 BB		1-1 G4-3		0-0 1B	1-1 HBP 1B	2-0 SH1-4		2	0	1	0	1	0	0											
Inning Stats	R: 0 E: 0 K: 0 S: 8	H: 1 LOB: 0 BB: 0 P: 12	R: 1 E: 0 K: 1 S: 19	H: 1 LOB: 3 BB: 3 P: 37	R: 3 E: 0 K: 0 S: 16	H: 3 LOB: 1 BB: 1 P: 28	R: 0 E: 0 K: 1 S: 7	H: 0 LOB: 0 BB: 0 P: 8	R: 0 E: 0 K: 0 S: 5	H: 2 LOB: 2 BB: 0 P: 10	R: 0 E: 0 K: 1 S: 16	H: 1 LOB: 2 BB: 1 P: 25	R: 3 E: 0 K: 1 S: 14	H: 3 LOB: 2 BB: 1 P: 21	R: 1 E: 0 K: 0 S: 7	H: 3 LOB: 1 BB: 1 P: 20	1B: 10 2B: 3 HR: 1	SF: 0 SAC: 1 DP: 1 HBP: 2	WP: 0 PB: 0 CS: 1	PA: 47							
PITCHER	IP	WLS	BF	H	R	ER	SO	BB	IBB	HBP	BLK	WP	HR	S	P	ERA	WHIP										
Brian Anderson L ERA: 5.3 (1, 1)	2.2		16	5	4	4	1	4	0	0	0	0	0	42	74	13.50	3.375										
Mark Leiter R ERA: 4.43 (3, 1)	5.0	L	21	5	2	2	3	1	0	0	0	0	0	44	66	3.60	1.200										
Joe Grahe R ERA: 5.84 (8, 1)	0.0		3	1	1	1	0	0	0	2	0	0	0	5	9	∞	∞										
Bob Patterson L ERA: 4.43 (8, 1)	0.1		4	3	1	1	0	0	0	0	0	0	1	6	12	27.00	9.000										
Mike Butcher R ERA: 5.49 (9, 1)	1.0		3	0	0	0	0	0	1	0	0	0	0	2	9	0.00	0.000										

Minnesota Twins @ California Angels
Anaheim Stadium, Anaheim, CA
Tue Jun 07 1994, 10:05 PM EDT
Att: 16,045 - Unknown - 73 F

AB 38
R 8
H 14
RBI 8
BB 6
SO 4
LOB 21

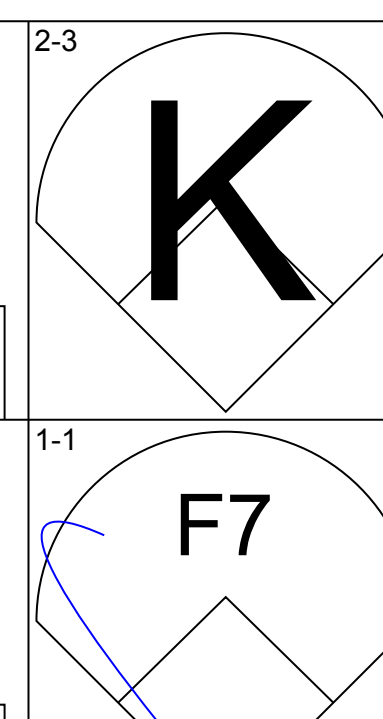
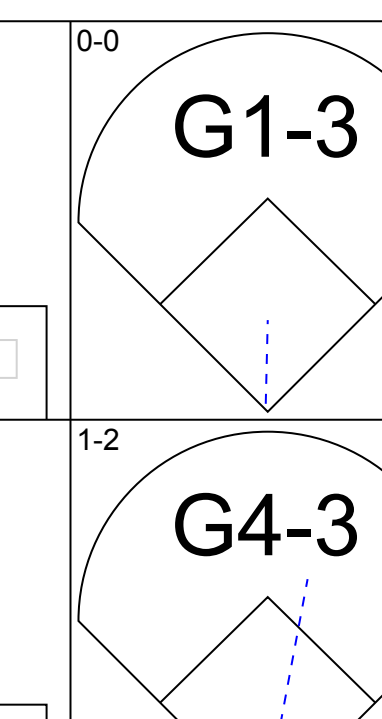
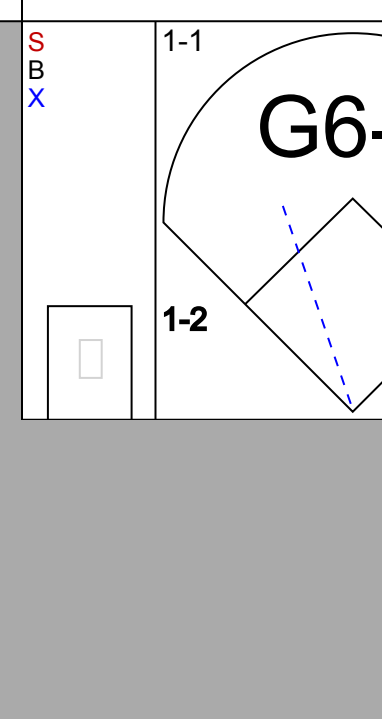
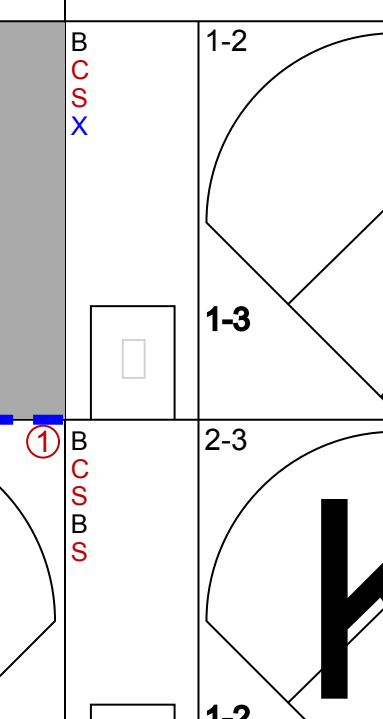
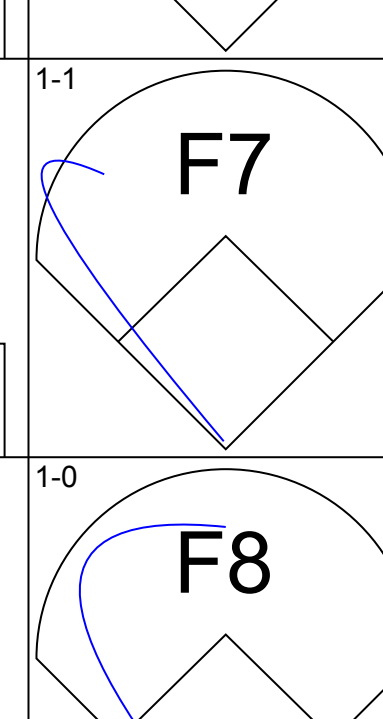
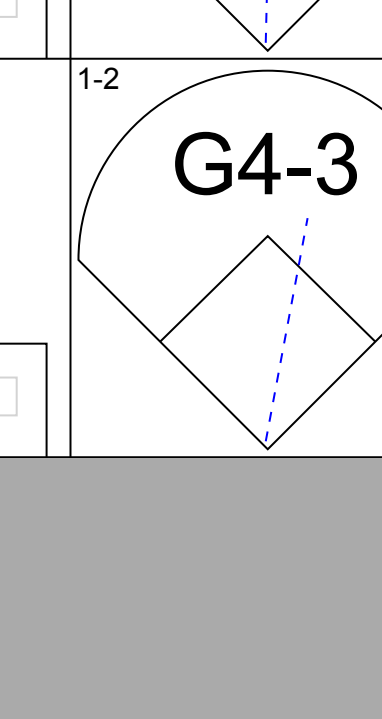
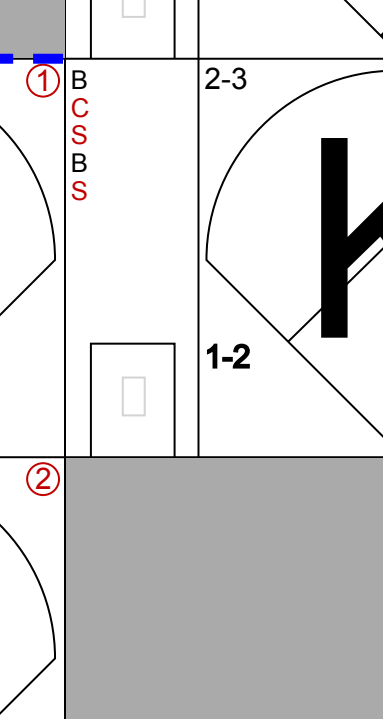
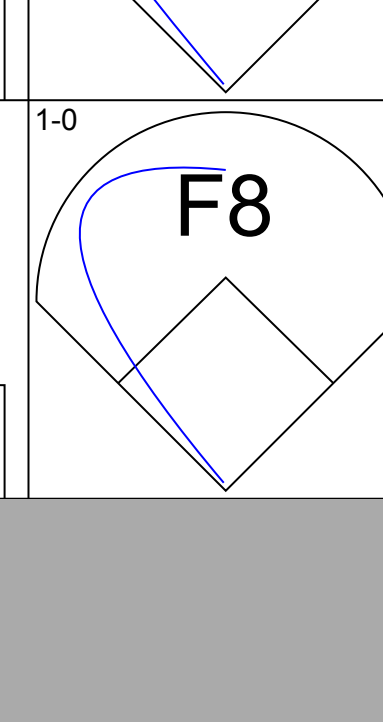
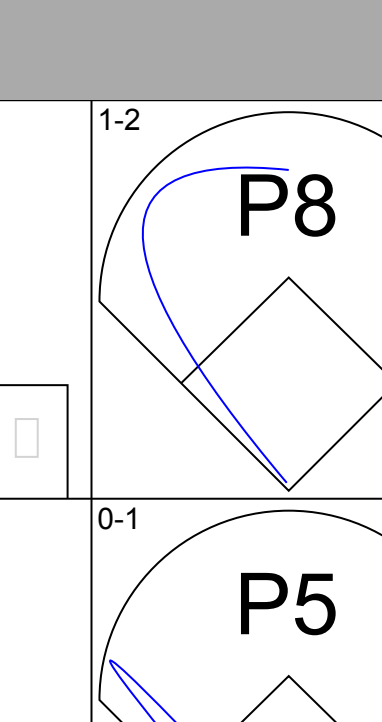
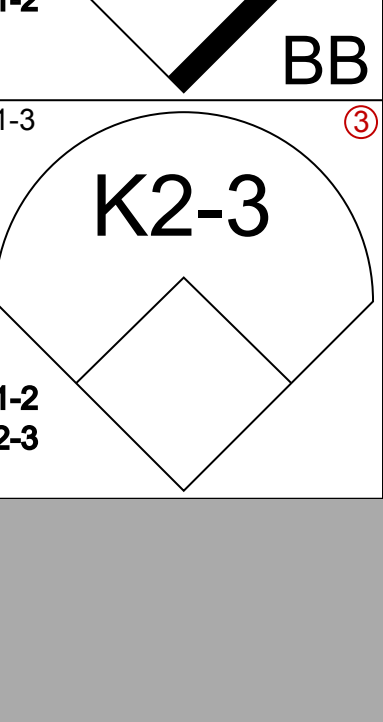
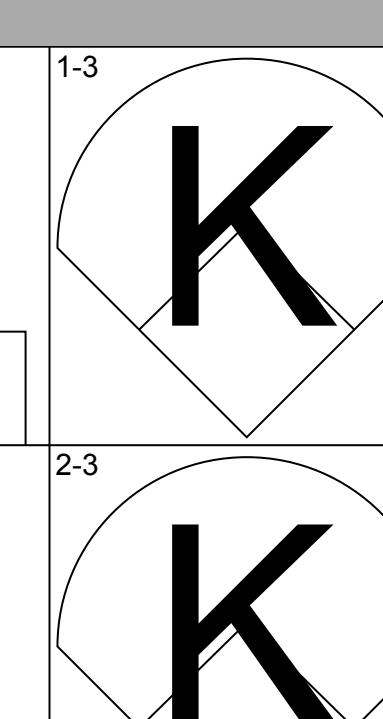
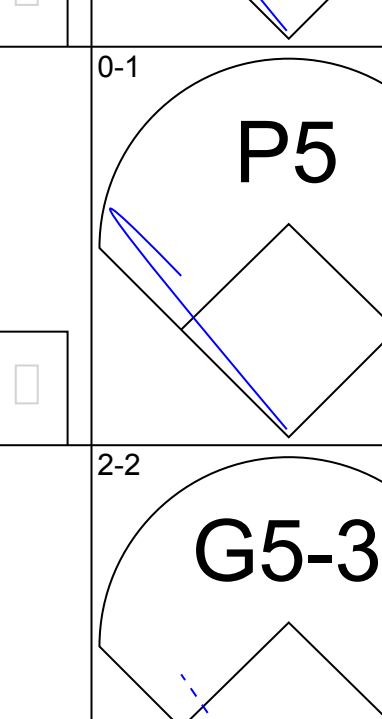
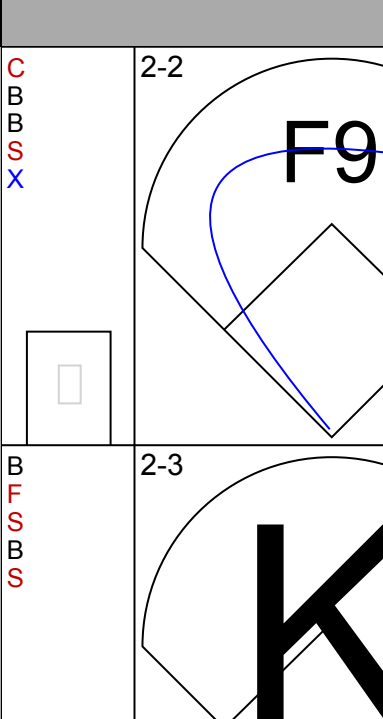
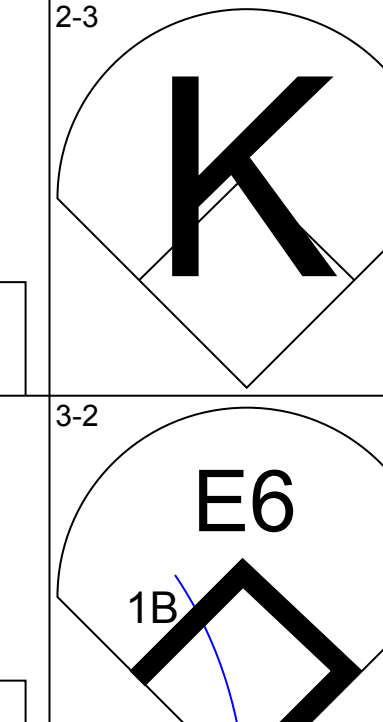
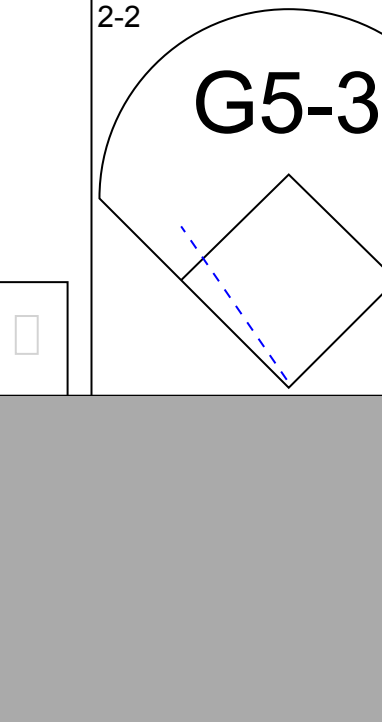
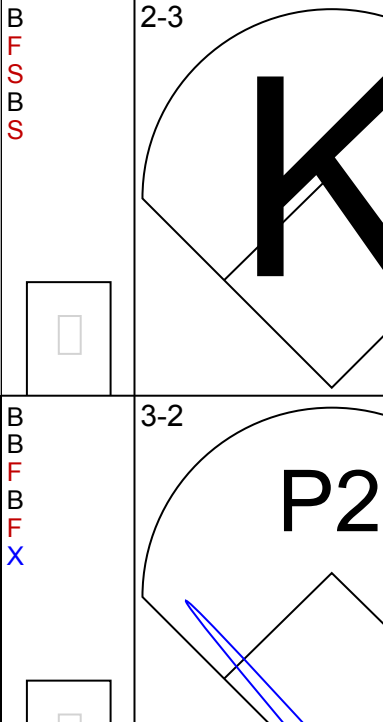
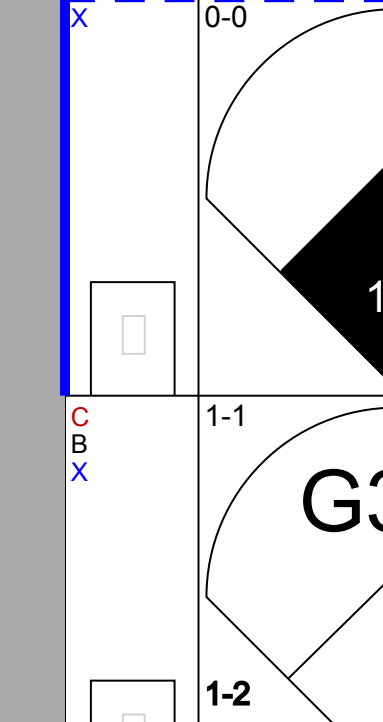
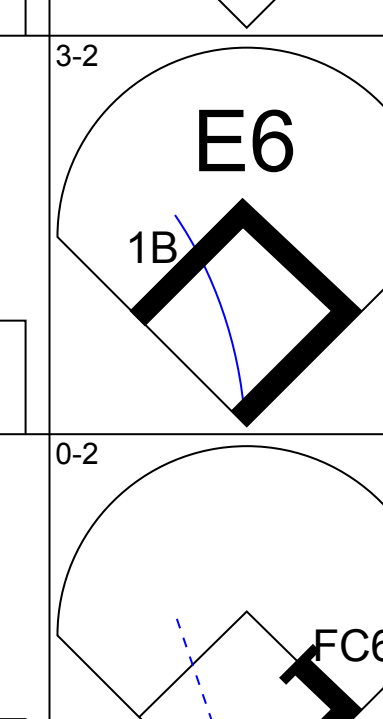
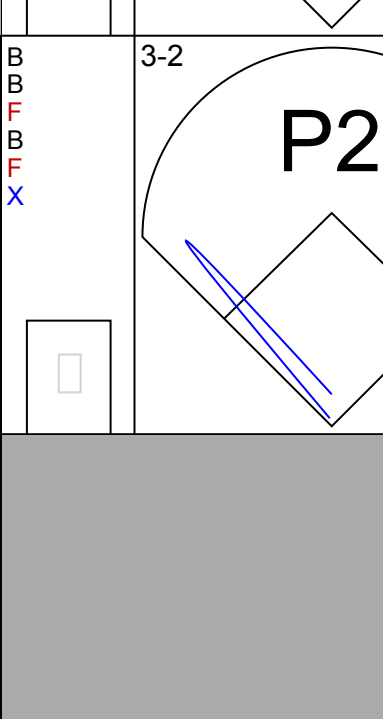
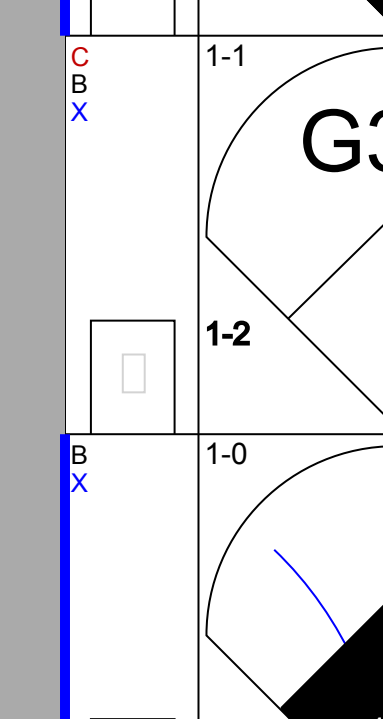
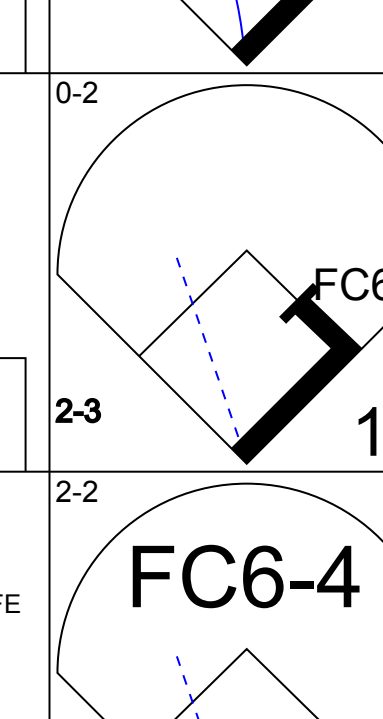
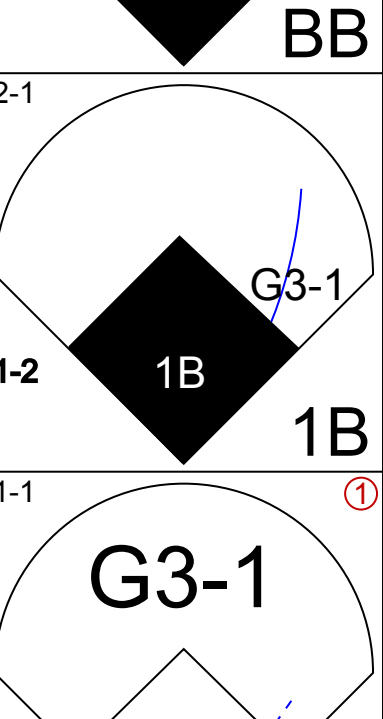
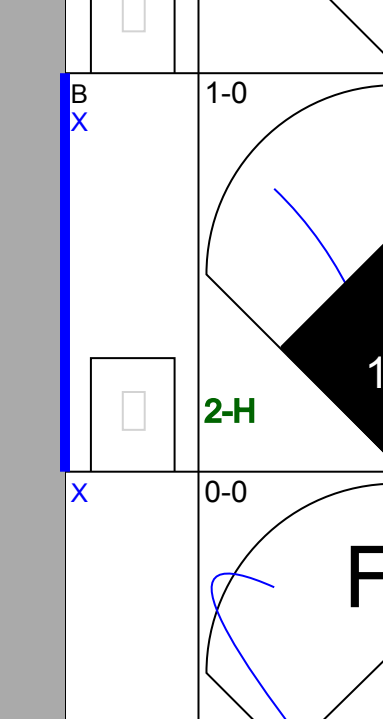
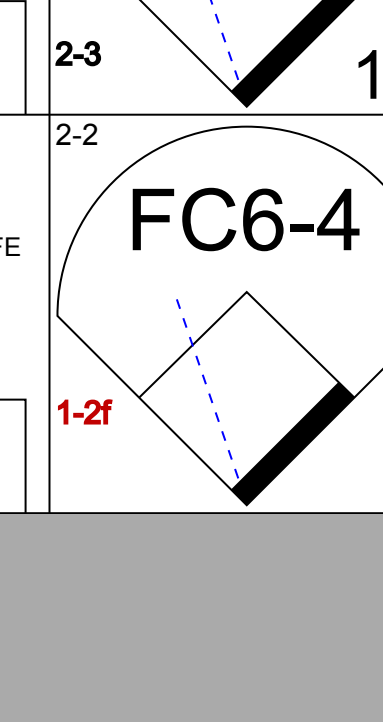
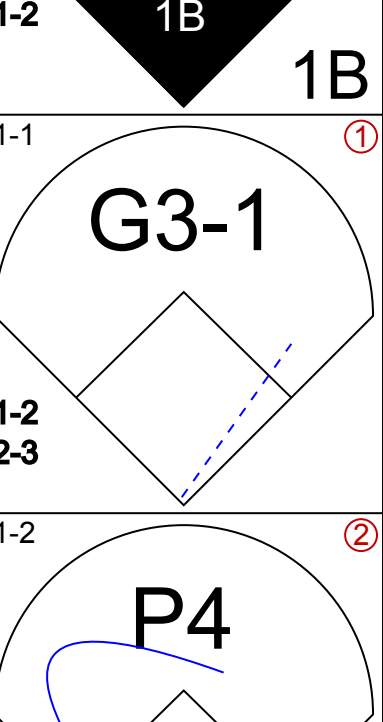
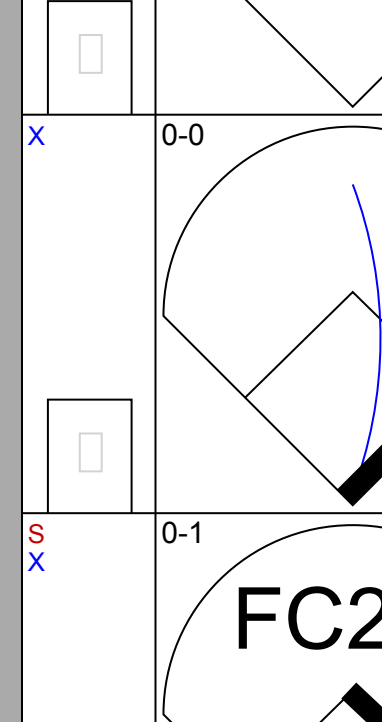
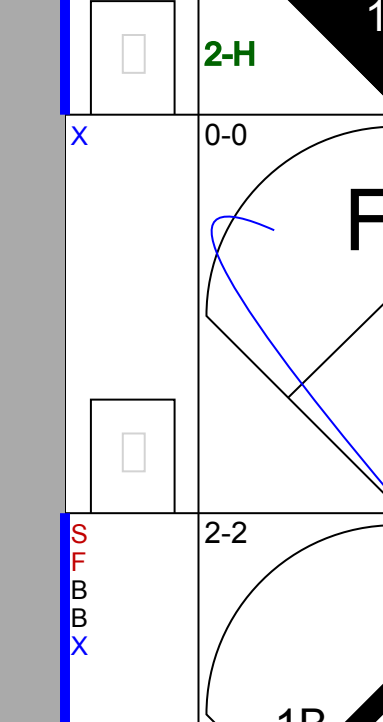
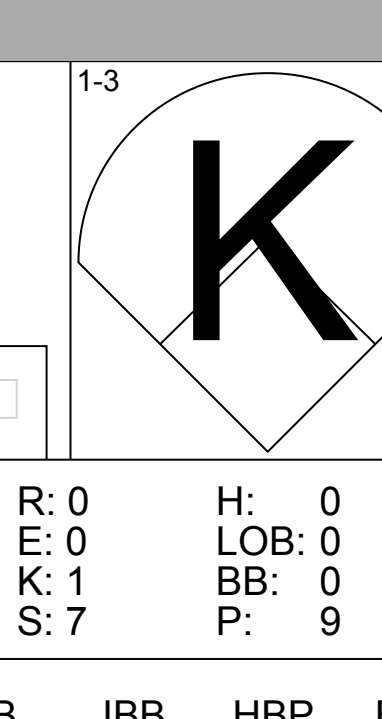
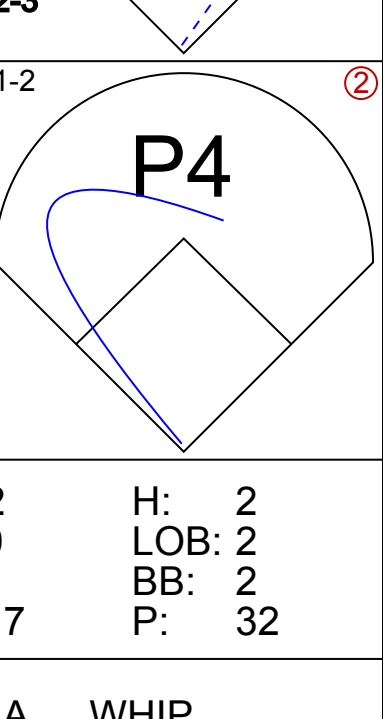
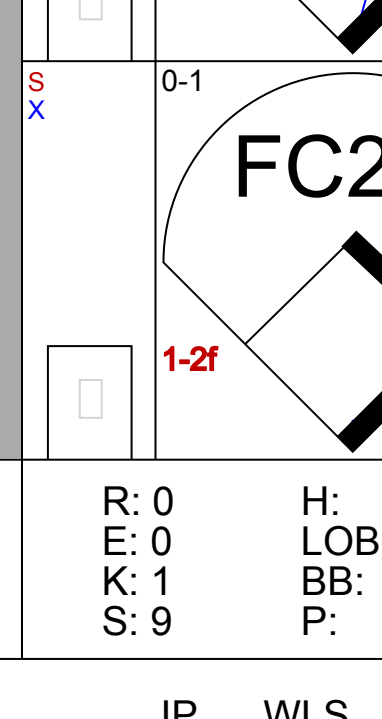
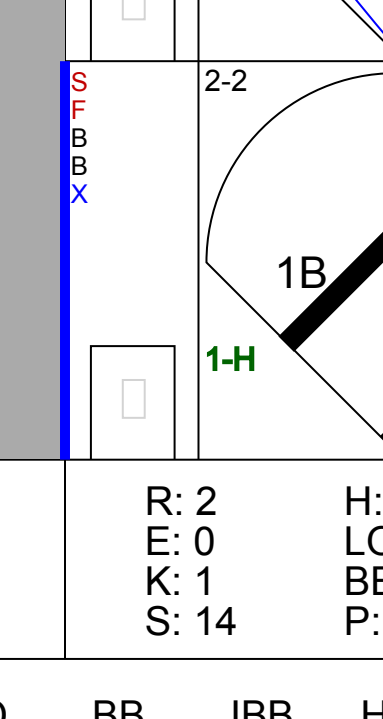
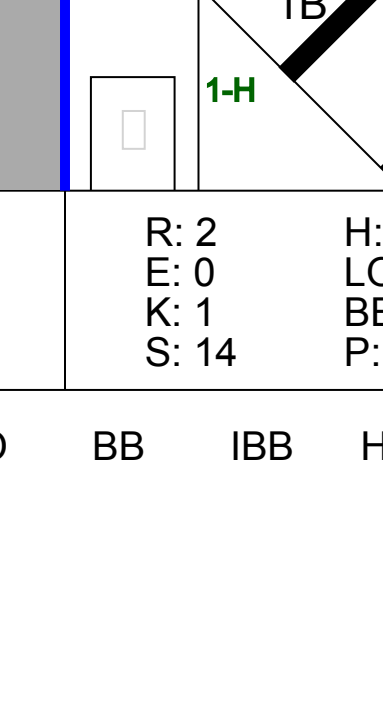


Batter	1	2	3	4	5	6	7	8	9	AB	R	H	RBI	BB	SO	LOB	BOTTOM										
Spike Owen S OBP: 0.422, SLG: 0.364 (1, 5)	1-1 1B 2B	1-1 F8		3-2 CS	2-1 L7	2-1 G6-3			0-1 1B 1B	5	1	2	0	0	0	1											
Chad Curtis R OBP: 0.286, SLG: 0.386 (1, 8)	0-0 SF9	2-0 F8			3-2 2B		4-1 S BB		1-1 L3	4	2	2	0	1	0	2											
Tim Salmon R OBP: 0.395, SLG: 0.540 (1, 9)	2-2 FC5-2-5-1		0-0 F9		0-1 2B		1-3 K		2-2 WP 1B	5	1	2	1	0	1	3											
Chili Davis S OBP: 0.460, SLG: 0.562 Harold Reynolds S OBP: 0.322, SLG: 0.299 (9, PR)	2-0 SF9		4-2 BB		1-1 F8 1B		4-0 IBB		0-0 WP	2	0	2	2	2	0	0											
Jim Edmonds L OBP: 0.411, SLG: 0.486 (1, 7)	2-2 F8		1-0 F7		0-2 1B		3-3 K		3-3 K	5	0	1	0	0	2	6											
J.T. Snow L OBP: 0.333, SLG: 0.333 (1, 3)		2-2 SH5-3 HBP	1-0 L5		0-1 F8		1-0 G1-3		3-0 F8	5	1	1	0	0	0	8											
Rod Correia R OBP: 0.375, SLG: 0.167 (1, 4)	1-2 SH5-3 HBP			1-2 F7	0-0 P2			2-2 G6-4-3 HBP		2	1	0	0	0	0	2											
Chris Turner R OBP: 0.203, SLG: 0.147 Jorge Fabregas L OBP: 0.319, SLG: 0.321 (8, PH) (9, 2)	1-0 SH5-3			2-0 P3		0-1 F8		1-1 G6-4-3		2	0	0	0	0	0	0											
Gary Disarcina R OBP: 0.329, SLG: 0.386 (1, 6)	1-2 2B			4-1 CS BB		0-3 K		1-0 G5-3		3	0	1	2	1	1	0											
Inning Stats	R: 1 E: 0 K: 0 S: 11	H: 2 LOB: 1 BB: 0 P: 18	R: 2 E: 0 K: 0 S: 9	H: 2 LOB: 0 BB: 0 P: 18	R: 0 E: 0 K: 0 S: 5	H: 0 LOB: 1 BB: 1 P: 11	R: 0 E: 0 K: 0 S: 9	H: 0 LOB: 0 BB: 1 P: 19	R: 2 E: 0 K: 0 S: 15	H: 4 LOB: 2 BB: 0 P: 21	R: 0 E: 0 K: 1 S: 7	H: 0 LOB: 0 BB: 0 P: 9	R: 0 E: 0 K: 2 S: 10	H: 0 LOB: 2 BB: 2 P: 22	R: 0 E: 0 K: 0 S: 6	H: 0 LOB: 0 BB: 0 P: 10	R: 1 E: 0 K: 1 S: 13	H: 3 LOB: 3 BB: 0 P: 22	1B: 7 2B: 4 HR: 0	SF: 1 SAC: 1 DP: 1 HBP: 2	WP: 1 PB: 0 CS: 1	PA: 43					
PITCHER	IP	WLS	BF	H	R	ER	SO	BB	IBB	HBP	BLK	WP	HR	S	P	ERA	WHIP										
22 Carlos Pulido L ERA: 5.8 (1, 1)	4.1		21	6	5	5	0	2	0	1	0	0	0	21	32	0.00	1.500										
Dave Stevens R ERA: 9.75 (5, 1)	2.0		10	2	0	0	2	1	1	0	0	0	0	21	32	0.00	1.500										
Mark Guthrie L ERA: 8.33 (7, 1)	0.2	W	2	0	0	0	1	0	0	0	0	0	0	4	8	0.00	0.000										
Brett Merriman R ERA: 4.73 (8, 1)	1.0		3	0	0	0	0	0	0	1	0	0	0	6	10	0.00	0.000										
Rick Aguilera R ERA: 5.49 (9, 1)	1.0	S	6	3	1	1	1	0	0	0	0	1	0	13	22	9.00	3.000										

Minnesota Twins @ California Angels
Anaheim Stadium, Anaheim, CA
Tue Jun 07 1994, 10:05 PM EDT
Att: 16,045 - Unknown - 73 F

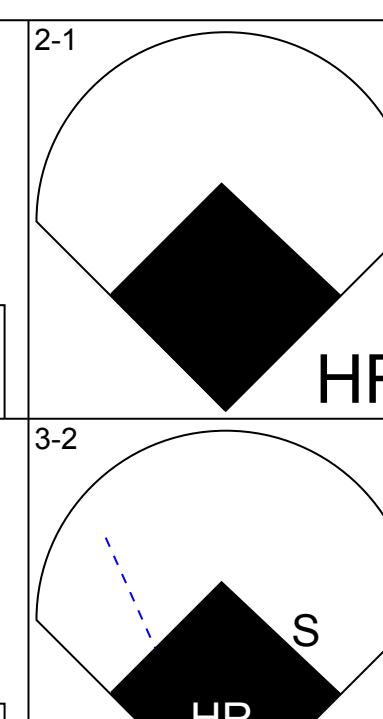
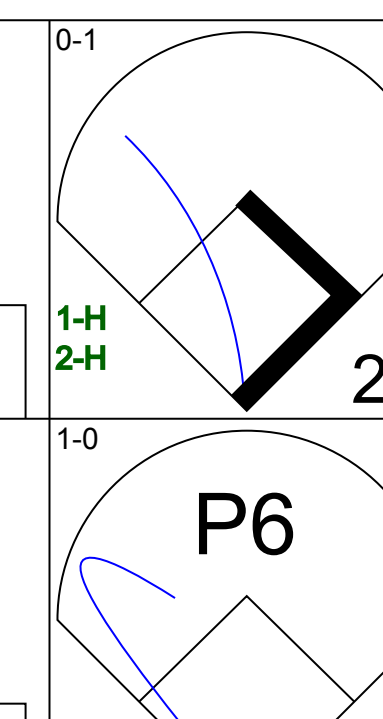
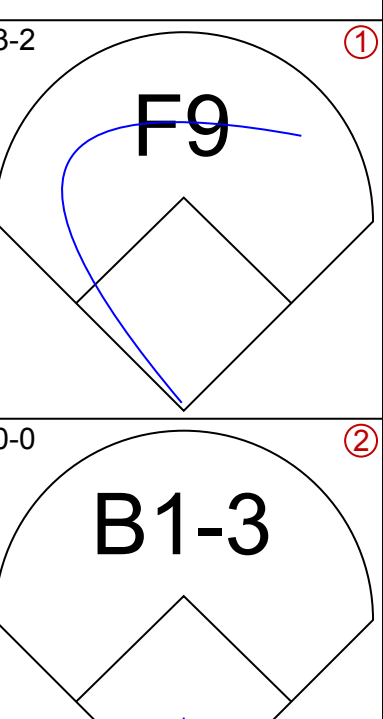
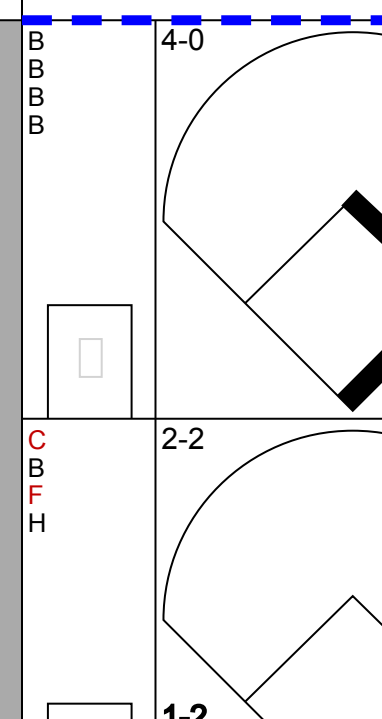
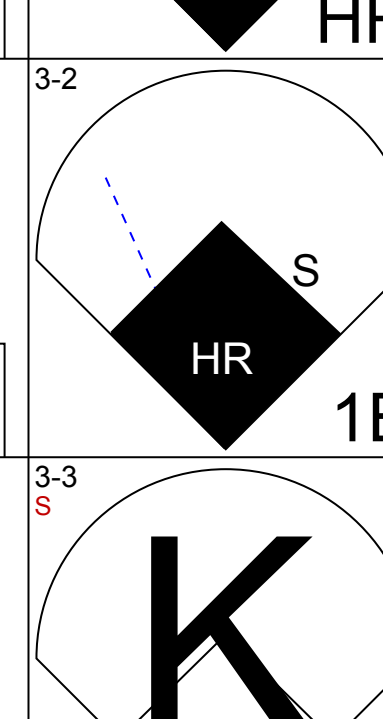
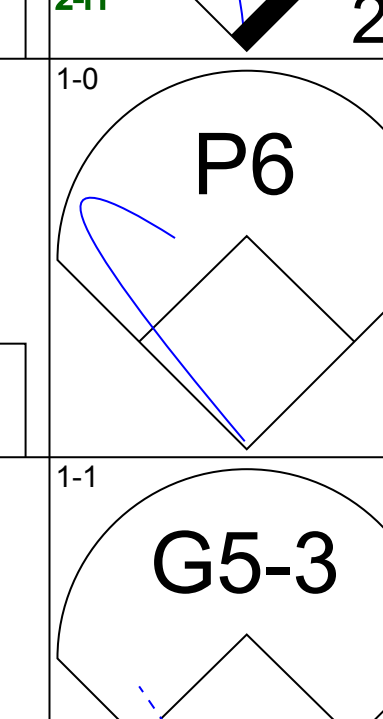
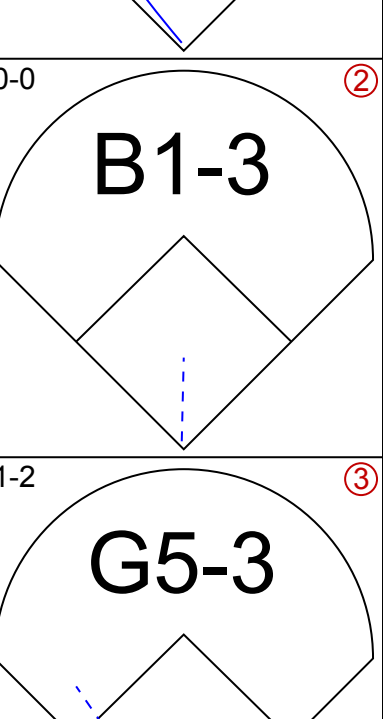
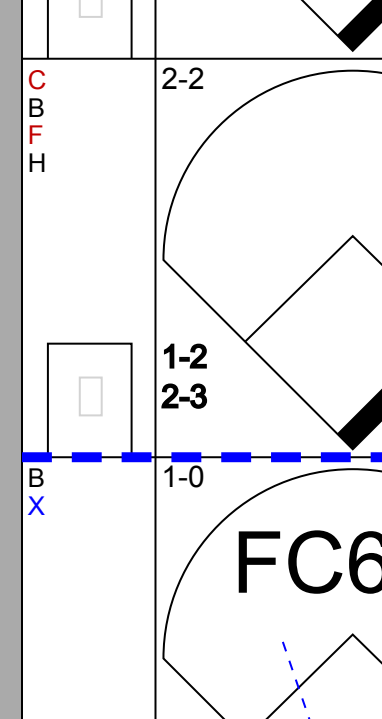
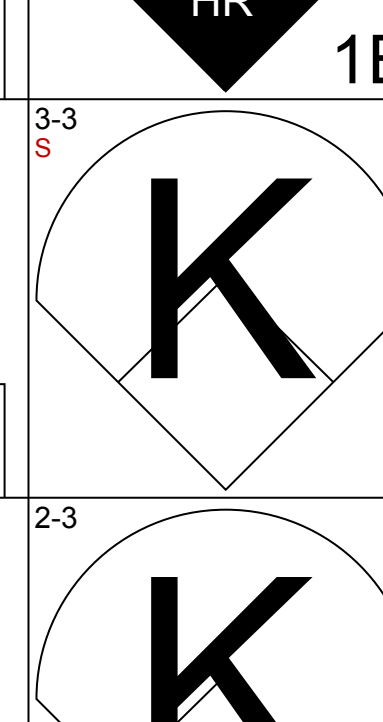
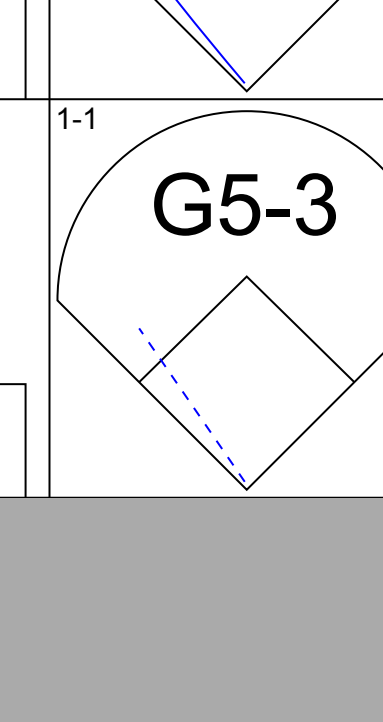
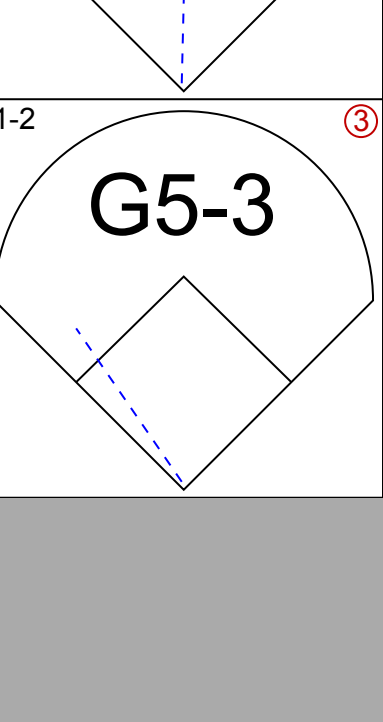
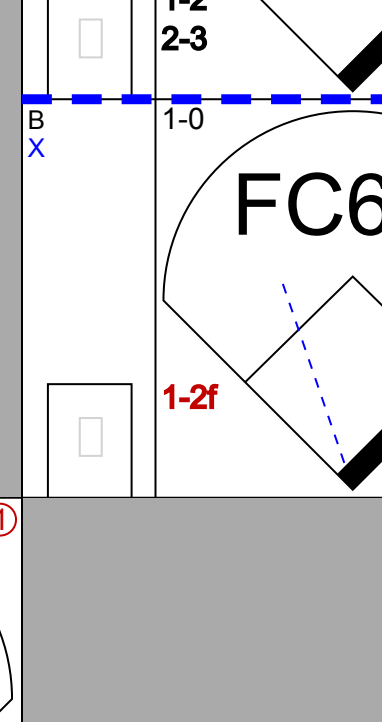
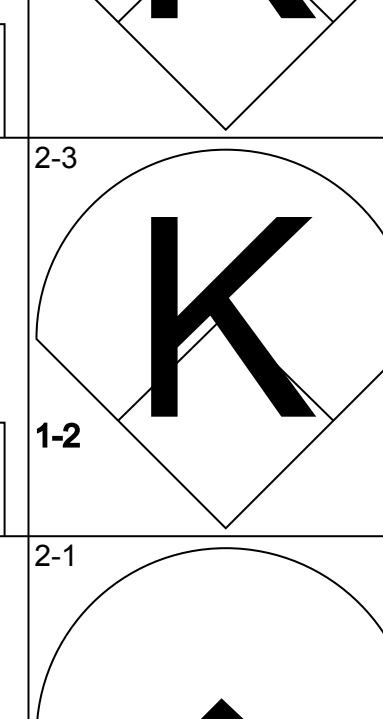
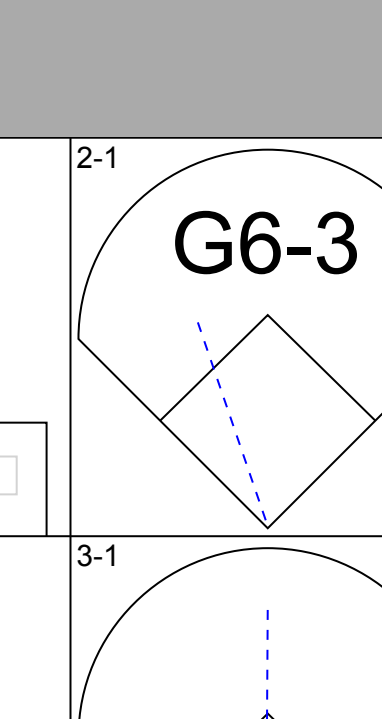
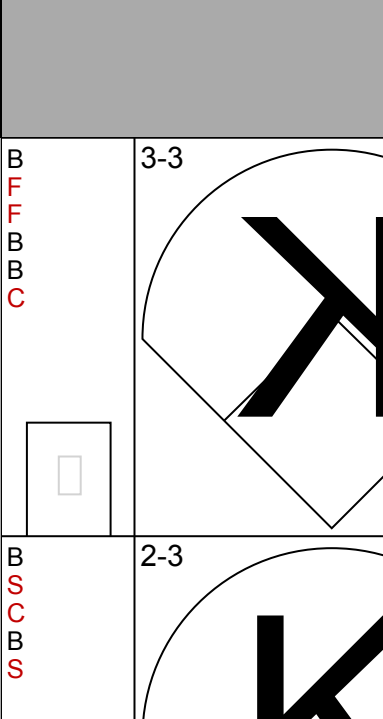
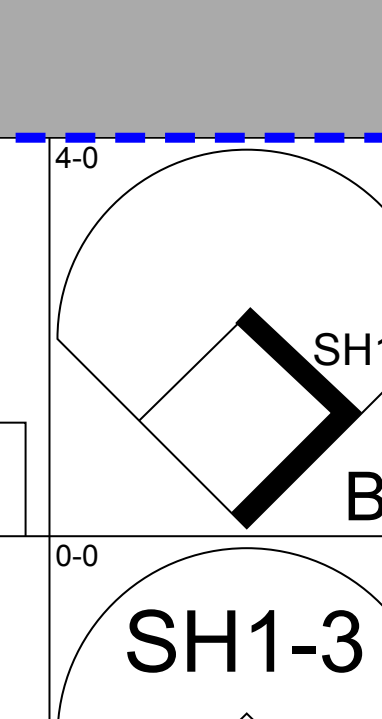
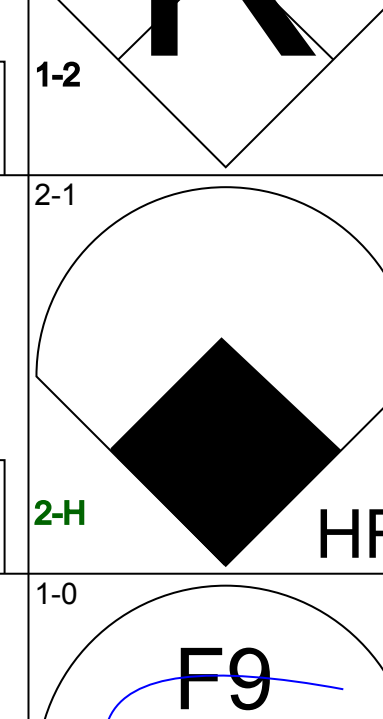
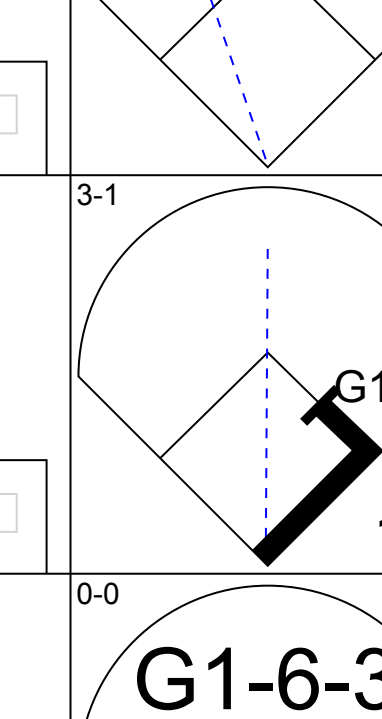
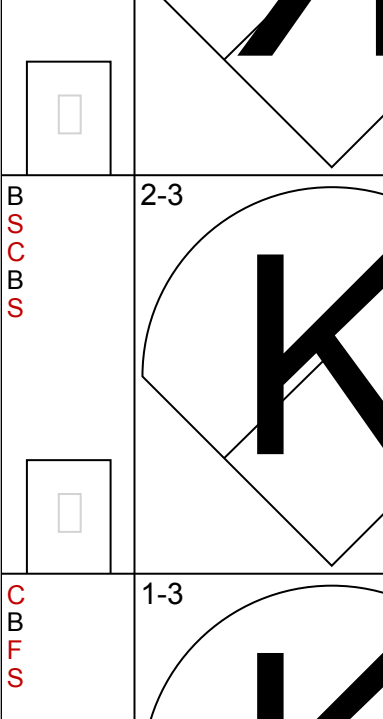
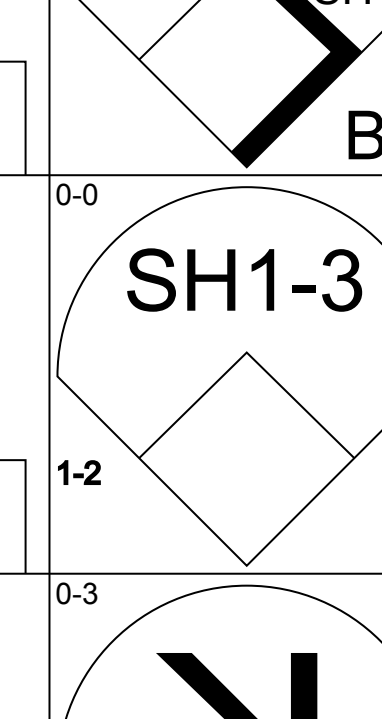
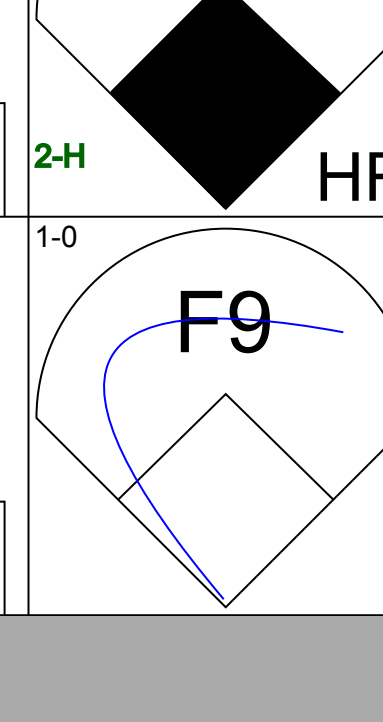
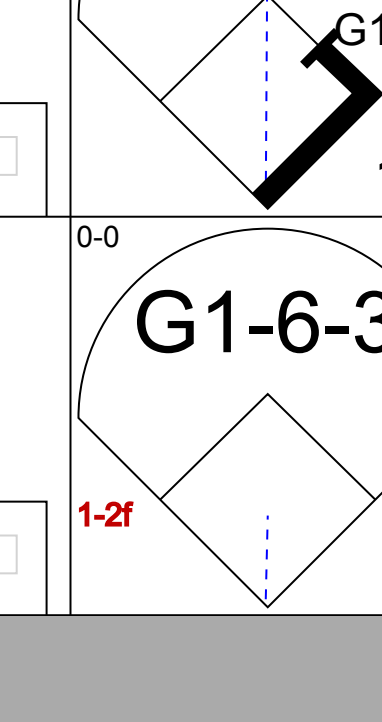
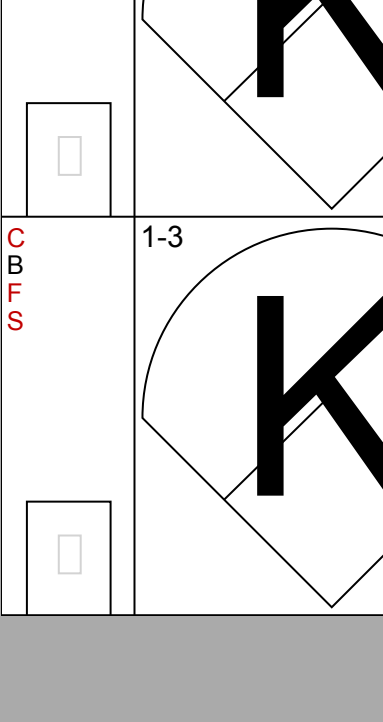
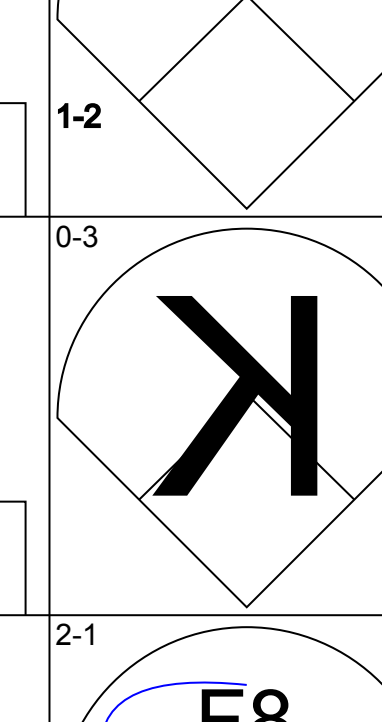
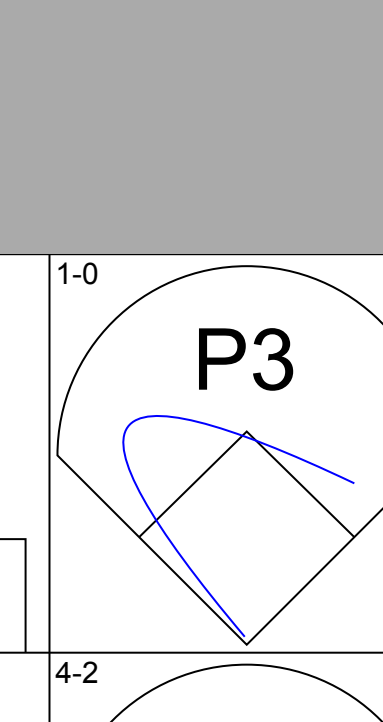
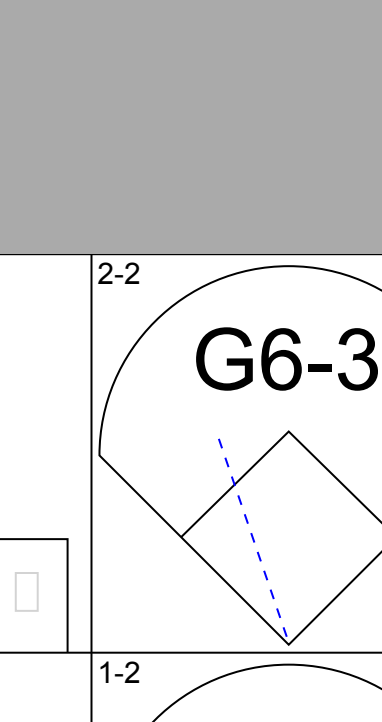
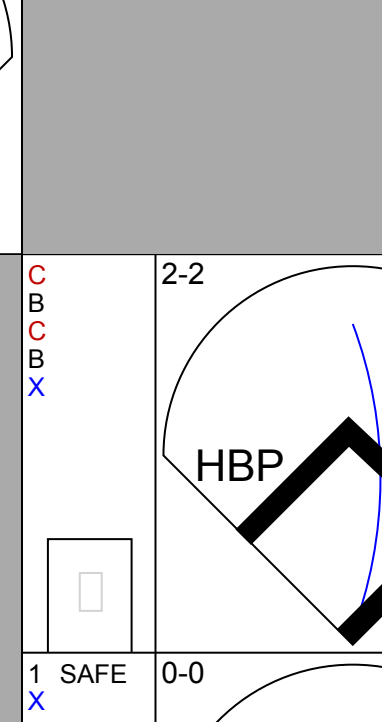
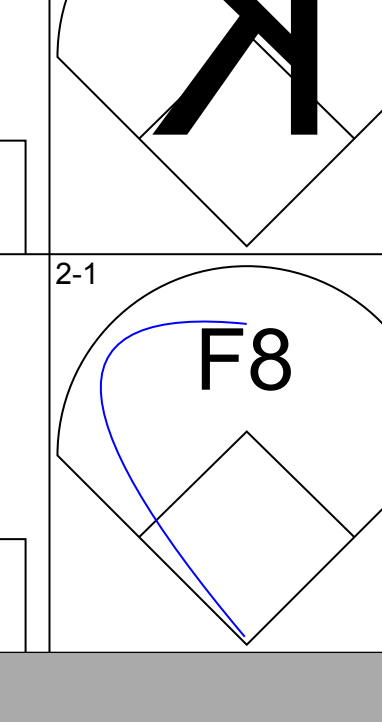
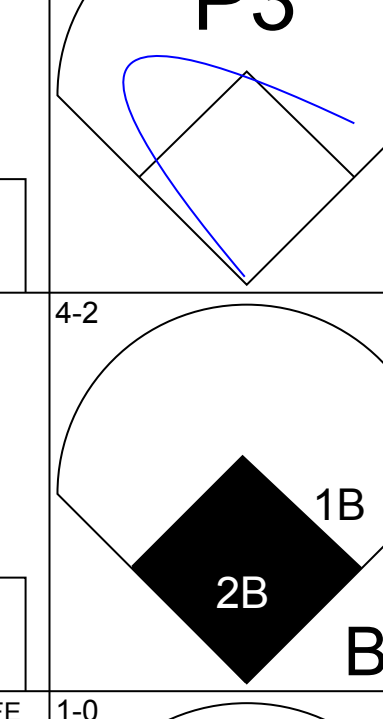
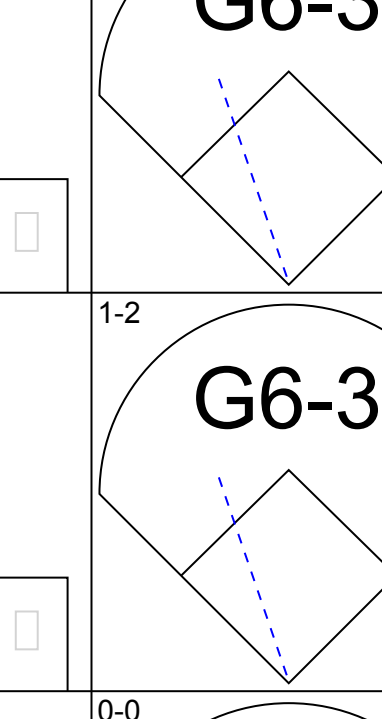
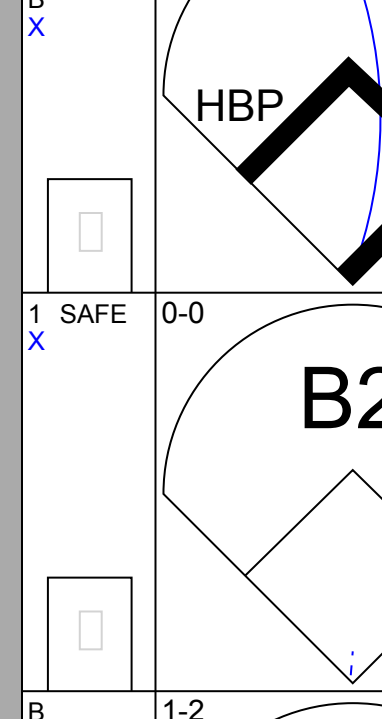
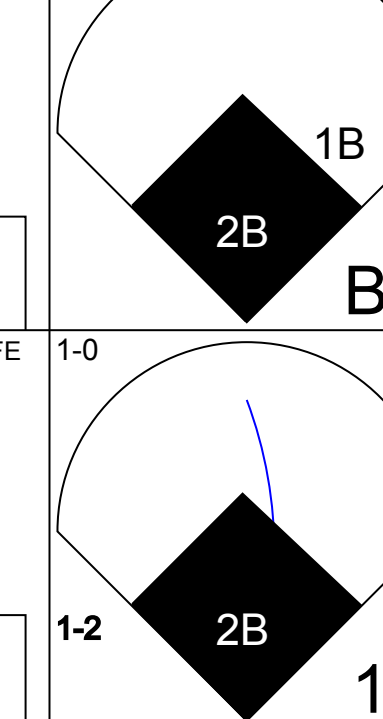
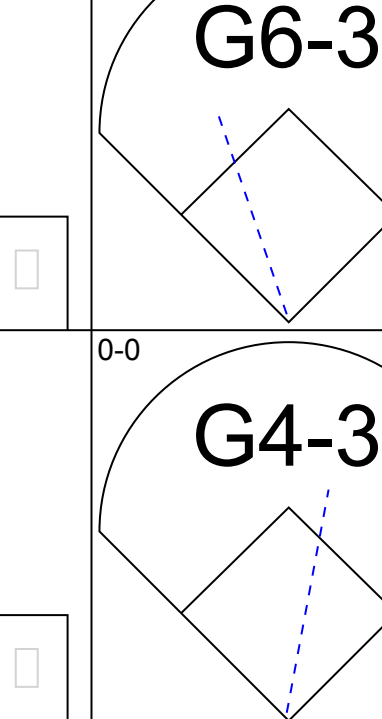
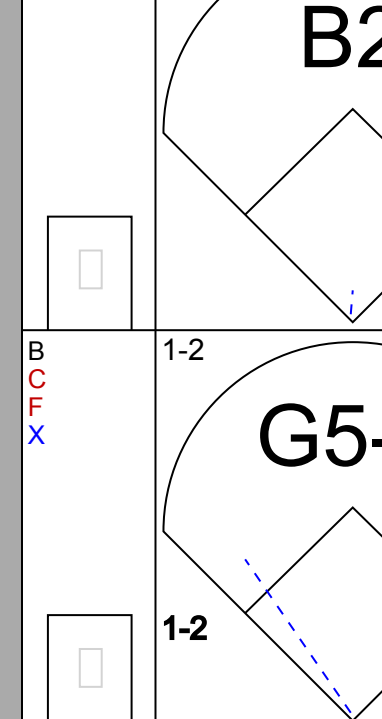
AB 34
R 6
H 11
RBI 5
BB 4
SO 4
LOB 23




Batter	1	2	3	4	5	6	7	8	9	AB	R	H	RBI	BB	SO	LOB	TOP					
Chuck Knoblauch, R (1, 4) OBP: 0.387, SLG: 0.498										5	0	2	2	0	1	1	Minnesota Twins @ California Angels Anaheim Stadium, Anaheim, CA Wed Jun 08 1994, 6:33 AM EDT Att: 23,064 - Sunny - 83 F					
Shane Mack, R (1, 8) OBP: 0.394, SLG: 0.558										4	0	0	0	1	2	2						
Kirby Puckett, R (1, 9) OBP: 0.365, SLG: 0.500										4	0	0	0	0	1	2						
Dave Winfield, R (1, 10) OBP: 0.330, SLG: 0.409										4	0	0	0	0	1	0						
Pedro Munoz, R (1, 7) OBP: 0.339, SLG: 0.468 Alex Cole, L (9, PH) OBP: 0.412, SLG: 0.456										3	0	0	0	0	2	0						
Scott Leius, R (1, 5) OBP: 0.335, SLG: 0.475										3	1	0	0	1	0	1						
Dave McCarty, R (1, 3) OBP: 0.333, SLG: 0.412 Chip Hale, L (9, PH) OBP: 0.359, SLG: 0.333										3	1	2	0	0	1	0						
Matt Walbeck, S (1, 2) OBP: 0.262, SLG: 0.289										4	0	1	0	0	0	5						
Pat Meares, R (1, 6) OBP: 0.325, SLG: 0.333 Kent Hrbek, L (9, PH) OBP: 0.397, SLG: 0.388 Jeff Reboulet, R (9, PR) OBP: 0.316, SLG: 0.333										3	0	0	0	0	1	3						
										1	0	1	1	0	0	0						
										0	0	0	0	0	0	0						
Inning Stats	R: 0 E: 0 K: 1 S: 6	H: 0 LOB: 0 BB: 0 P: 10	R: 0 E: 1 K: 2 S: 17	H: 1 LOB: 2 BB: 0 P: 25	R: 0 E: 0 K: 1 S: 7	H: 0 LOB: 0 BB: 0 P: 9	R: 0 E: 0 K: 0 S: 8	H: 0 LOB: 0 BB: 0 P: 11	R: 2 E: 0 K: 1 S: 17	H: 2 LOB: 2 BB: 2 P: 32	R: 0 E: 0 K: 1 S: 9	H: 0 LOB: 0 BB: 0 P: 16	R: 0 E: 0 K: 1 S: 9	H: 1 LOB: 1 BB: 0 P: 13	R: 0 E: 0 K: 1 S: 7	H: 0 LOB: 0 BB: 0 P: 11	R: 2 E: 0 K: 1 S: 14	H: 4 LOB: 3 BB: 0 P: 21	1B: 8 2B: 0 3B: 0 HR: 0	SF: 0 SAC: 0 DP: 0 HBP: 0	WP: 0 PB: 0 CS: 0	PA: 38
PITCHER	IP	WLS	BF	H	R	ER	SO	BB	IBB	HBP	BLK	WP	HR	S	P	ERA	WHIP					
Mark Langston, L (1, 1) ERA: 5.49	7.0	W	28	4	2	2	7	2	0	0	0	0	0	73	116	2.57	0.857					
Mike Butcher, R (8, 1) ERA: 6.11	1.0		3	0	0	0	1	0	0	0	0	0	0	7	11	0.00	0.000					
Joe Grahe, R (9, 1) ERA: 6.31	1.0	S	7	4	2	2	1	0	0	0	0	0	0	14	21	18.00	4.000					

AB	36
R	4
H	8
RBI	4
BB	2
SO	9
LOB	14



Batter	1	2	3	4	5	6	7	8	9	AB	R	H	RBI	BB	SO	LOB	BOTTOM					
Spike Owen, S (1, 5) OBP: 0.437, SLG: 0.435										3	1	2	3	1	0	0	Minnesota Twins @ California Angels Anaheim Stadium, Anaheim, CA Wed Jun 08 1994, 6:33 AM EDT Att: 23,064 - Sunny - 83 F					
Chad Curtis, R (1, 8) OBP: 0.290, SLG: 0.385										3	1	1	0	0	0	1						
Tim Salmon, R (1, 9) OBP: 0.389, SLG: 0.531										4	0	0	0	0	1	5						
Chili Davis, S (1, 10) OBP: 0.457, SLG: 0.553 Harold Reynolds, S (8, PR) OBP: 0.322, SLG: 0.299										3	0	0	0	1	2	1						
Bo Jackson, R (1, 7) OBP: 0.361, SLG: 0.523 Jim Edmonds, L (7, 7) OBP: 0.411, SLG: 0.486										3	1	2	2	0	1	0						
J.T. Snow, L (1, 3) OBP: 0.273, SLG: 0.273										4	0	0	0	0	2	3						
Rod Correia, R (1, 4) OBP: 0.333, SLG: 0.200										4	0	1	0	0	0	2						
Chris Turner, R (1, 2) OBP: 0.208, SLG: 0.143										2	1	0	0	1	0	1						
Gary Disarcina, R (1, 6) OBP: 0.329, SLG: 0.385										3	1	1	0	0	0	1						
										1B: 4 2B: 1 3B: 0 HR: 2	SF: 0 SAC: 1 DP: 1 HBP: 1	WP: 0 PB: 0 CS: 0	PA: 34									
PITCHER	IP	WLS	BF	H	R	ER	SO	BB	IBB	HBP	BLK	WP	HR	S	P	ERA	WHIP					
Jim Deshaies, L (1, 1) ERA: 6.91	6.2	L	27	7	5	5	5	1	0	0	0	0	0	2	61	102	6.75	1.200				
Brett Merriman, R (7, 1) ERA: 4.73	0.0		2	0	0	0	0	1	0	1	0	0	0	2	8							
Carl Willis, R (7, 1) ERA: 6.27	0.1		1	0	0	0	0	0	0	0	0	0	0	1	2	0.00	0.000					
Larry Casian, L (8, 1) ERA: 6.37	1.0		4	0	0	0	1	1	0	0	0	0	0	6	12	0.00	1.000					

AB	29
R	5
H	7
RBI	5
BB	3
SO	6
LOB	14



Batter	1	2	3	4	5	6	7	8	9	AB	R	H	RBI	BB	SO	LOB	TOP										
Tim Raines, S OBP: 0.371, SLG: 0.415 (1, 7)	1-0 G5-4-3 1B	4-2 1B BB			0-2 G5-3		3-2 P7		3-2 G6-3	4	1	1	0	1	0	0											
Joey Coza, S OBP: 0.352, SLG: 0.368 (1, 4)	1-2 G5-4-3 1B	0-2 1B			4-2 BB		2-2 G5-3			3	0	2	2	1	0	0											
Frank Thomas, R OBP: 0.508, SLG: 0.770 (1, 3)	1-1 G5-4-3 1-2 3-H	F9			2-3 SAFE SAFE SAFE		0-1 L8			4	0	0	0	0	1	4											
Julio Franco, R OBP: 0.374, SLG: 0.488 (1, 10)	1-1 F9		3-2 F8		2-3 SAFE SAFE SAFE			4-2 BB		3	0	0	0	1	1	1											
Robin Ventura, L OBP: 0.385, SLG: 0.503 (1, 5)		4-1 G1-6-3 BB	2-2 F8		1-2 F8		2-0 F9			3	0	0	0	1	0	1											
Darin Jackson, R OBP: 0.365, SLG: 0.524 (1, 9)		1-1 G1-6-3 1-2	1-3 K		1-0 1B 2B		1-3 K			4	0	1	0	0	2	2											
Lance Johnson, L OBP: 0.306, SLG: 0.357 (1, 8)		1-0 S 1B		0-0 L3	2-1 1B		0-3 K			4	1	2	0	0	1	1											
Ron Karkovice, R OBP: 0.378, SLG: 0.432 (1, 2)		4-2 SAFE BB 1B BB	3-2 P6		4-0 BB		3-3 K			2	1	0	0	2	1	0											
Ozzie Guillen, L OBP: 0.304, SLG: 0.343 (1, 6)		1-1 1-2 2-H 1B 1B	1-2 G6-3		1-2 F8		1-3 K			4	1	1	1	0	1	2											
Inning Stats	R: 1 E: 0 K: 0 S: 8	H: 2 LOB: 0 BB: 0 P: 12	R: 3 E: 0 K: 0 S: 14	H: 3 LOB: 2 BB: 3 P: 29	R: 0 E: 0 K: 1 S: 11	H: 0 LOB: 0 BB: 0 P: 17	R: 0 E: 0 K: 0 S: 9	H: 0 LOB: 1 BB: 1 P: 13	R: 0 E: 0 K: 2 S: 11	H: 2 LOB: 2 BB: 1 P: 20	R: 0 E: 0 K: 0 S: 9	H: 0 LOB: 0 BB: 0 P: 14	R: 0 E: 0 K: 2 S: 10	H: 0 LOB: 1 BB: 1 P: 17	R: 0 E: 0 K: 2 S: 12	H: 0 LOB: 0 BB: 0 P: 19	1B: 6 2B: 1 3B: 0 HR: 0	SF: 0 SAC: 0 DP: 2 HBP: 0	WP: 0 PB: 0 SB: 1 CS: 1	PA: 37							
PITCHER	IP	WLS	BF	H	R	ER	SO	BB	IBB	HBP	BLK	WP	HR	S	P	ERA	WHIP										
Pat Mahomes, R ERA: 5.08 (1, 1)	5.2	W	26	7	4	4	3	5	0	0	0	0	0	61	106	6.35	2.118										
Mark Guthrie, L ERA: 7.42 (6, 1)	3.1	S	11	0	0	0	4	1	0	0	0	0	0	34	54	0.00	0.300										

Chicago White Sox @ Minnesota Twins
Hubert H. Humphrey Metrodome, Minneapolis, MN
Thu Jun 09 1994, 8:05 PM EDT
Att: 21,629 - Dome

AB 31
R 4
H 7
RBI 3
BB 6
SO 7
LOB 11



Batter	1	2	3	4	5	6	7	8	9	AB	R	H	RBI	BB	SO	LOB	BOTTOM										
Chuck Knoblauch, R OBP: 0.389, SLG: 0.498 (1, 4)	2-2 E 1B 2B	G5-3		1-1 G5-3		1-1 2-H 1B				4	1	2	1	0	0	2											
Alex Cole, L OBP: 0.413, SLG: 0.457 (1, 8)	0-0 E5 2B	1-0 S 1B			0-0 P3		1-2 F7			4	1	2	0	0	0	0											
Kirby Puckett, R OBP: 0.371, SLG: 0.535 (1, 9)	0-0 G4-3 1-H 3-H 2B	3-2 G4-3			1-0 HR		2-2 HR			4	2	3	4	0	0	2											
Kent Hrbek, L OBP: 0.392, SLG: 0.382 (1, 3)	3-2 G4-3		2-0 P3		2-1 F9		1-2 1B			4	0	1	0	0	0	1											
Dave Winfield, R OBP: 0.329, SLG: 0.411 (1, 10)	1-2 FC5-2 CS		1-2 2B		0-2 G5-3		1-2 F8			4	0	1	0	0	0	2											
Shane Mack, R OBP: 0.397, SLG: 0.564 (1, 7)	2-1 CS	3-2 HR 1B	0-2 K		0-0 G4-3 2B		2-3 K			4	2	2	0	0	2	2											
Scott Leius, R OBP: 0.339, SLG: 0.494 (1, 5)		2-0 HR	1-2 G1-3		2-2 G4-3		2-2 G6-3 1B			4	1	2	2	0	0	2											
Matt Walbeck, S OBP: 0.267, SLG: 0.299 (1, 2)		1-2 G5-3 1B		1-0 F7		0-0 1B 2B		1-3 K		4	1	2	1	0	1	1											
Jeff Reboulet, R OBP: 0.313, SLG: 0.329 (1, 6)		0-1 1B G5-3 1B		3-2 P4		3-H 3-3 K		0-1 G6-3		4	0	1	0	0	1	2											
Inning Stats	R: 2 E: 1 K: 0 S: 12	H: 3 LOB: 0 BB: 0 P: 20	R: 2 E: 0 K: 0 S: 17	H: 5 LOB: 2 BB: 0 P: 29	R: 0 E: 0 K: 1 S: 10	H: 1 LOB: 1 BB: 0 P: 14	R: 0 E: 0 K: 0 S: 7	H: 0 LOB: 0 BB: 0 P: 12	R: 1 E: 0 K: 0 S: 7	H: 1 LOB: 1 BB: 0 P: 10	R: 2 E: 0 K: 1 S: 10	H: 3 LOB: 1 BB: 0 P: 16	R: 1 E: 0 K: 1 S: 17	H: 2 LOB: 1 BB: 0 P: 24	R: 0 E: 0 K: 1 S: 8	H: 1 LOB: 0 BB: 0 P: 11	1B: 9 2B: 4 3B: 0 HR: 3	SF: 0 SAC: 0 DP: 2 HBP: 0	WP: 0 PB: 0 SB: 1 CS: 1	PA: 37							
PITCHER	IP	WLS	BF	H	R	ER	SO	BB	IBB	HBP	BLK	WP	HR	S	P	ERA	WHIP										
Scott Sanderson, R ERA: 4.43 (1, 1)	5.1	L	26	12	7	7	1	0	0	0	0	0	0	58	92	11.81	2.250										
Dane Johnson, R ERA: 3.0 (6, 1)	0.2		2	1	0	0	1	0	0	0	0	0	0	5	9	0.00	1.500										
Dennis Cook, L ERA: 5.21 (7, 1)	1.0		5	2	1	1	1	0	0	0	0	0	1	17	24	9.00	2.000										
Roberto Hernandez, R ERA: 4.09 (8, 1)	1.0		3	1	0	0	1	0	0	0	0	0	0	8	11	0.00	1.000										

Chicago White Sox @ Minnesota Twins
Hubert H. Humphrey Metrodome, Minneapolis, MN
Thu Jun 09 1994, 8:05 PM EDT
Att: 21,629 - Dome

AB 36
R 8
H 16
RBI 8
BB 0
SO 4
LOB 14



Batter	1	2	3	4	5	6	7	8	9	10	AB	R	H	RBI	BB	SO	LOB	TOP		
Tim Raines, S OBP: 0.367, SLG: 0.410	(1, 7) 2-3 K		(1, 2) 2-2 G4-3	(1, 3) 0-1 L4		(1, 3) 3-1 L1-3-4			(1, 2) 2-1 1B		5	1	1	0	0	1	2			
Joey Cora, S OBP: 0.348, SLG: 0.364	(1, 4) 0-0 G4-3		(1, 2) 3-2 G4-3		(1, 3) 0-0 G4-3		(1, 2) 2-2 F7		(1, 2) 0-1 1B		5	0	1	0	0	0	0			
Frank Thomas, R OBP: 0.513, SLG: 0.786	(1, 3) 0-1 BB WP 1B		(1, 2) 1-2 HR		(1, 3) 3-1 HBP 2B 1B		(1, 2) 2-3 K		(1, 3) 3-2 1B		5	2	4	2	0	1	0			
Julio Franco, R OBP: 0.375, SLG: 0.484	(1, 10) 1-3 K		(1, 0) 1-0 1B		(1, 3) 3-1 2B HBP		(1, 2) 3-2 G6-3		(1, 3) 1-3 K		4	1	1	0	0	2	3			
Robin Ventura, L OBP: 0.366, SLG: 0.503	(1, 5) 4-1 FC5-4 BB		(1, 2) 1-2 F7		(1, 1) 2-1 G6-3 1B 2B		(1, 2) 2-1 F8		(1, 3) 1-2 F7		4	1	1	2	1	0	1			
Darin Jackson, R OBP: 0.365, SLG: 0.516	(1, 9) 2-2 FC5-4		(1, 2) 2-2 G6-3		(1, 2) 1-2 G6-3		(1, 2) 0-1 G6-3		(1, 2) 0-0 CS 1B		5	0	1	0	0	0	4			
Lance Johnson, L OBP: 0.308, SLG: 0.362	(1, 8) 0-0 G4-3		(1, 1) 1-1 1B 2B		(1, 0) 2-3 PO 1B		(1, 3) 3-1 F7		(1, 0) 0-0 F8		5	1	2	1	0	0	1			
Michael LaValliere, L OBP: 0.420, SLG: 0.357	(1, 2) 1-1 G1-3		(1, 0) 0-0 1B		(1, 0) 0-0 PO		(1, 3) 2-3 K		(1, 2) 1-2 P5		4	0	1	1	0	1	0			
Ozzie Guillen, L OBP: 0.303, SLG: 0.341	(1, 6) 1-0 G4-3		(1, 2) 1-2 F8		(1, 1) 1-1 L1-3-4 1B		(1, 2) 2-2 F8		(1, 2) 2-2 F8		4	0	1	0	0	0	1			
Inning Stats	R: 0 E: 0 K: 2 S: 16	H: 1 LOB: 3 BB: 1 P: 25	R: 0 E: 0 K: 0 S: 4	H: 0 LOB: 0 BB: 0 P: 6	R: 1 E: 0 K: 0 S: 14	H: 2 LOB: 1 BB: 0 P: 22	R: 1 E: 0 K: 1 S: 10	H: 3 LOB: 0 BB: 0 P: 19	R: 0 E: 0 K: 1 S: 7	H: 1 LOB: 0 BB: 0 P: 13	R: 0 E: 0 K: 0 S: 6	H: 0 LOB: 0 BB: 0 P: 11	R: 1 E: 0 K: 1 S: 19	H: 3 LOB: 2 BB: 0 P: 28	R: 0 E: 0 K: 0 S: 5	H: 1 LOB: 0 BB: 0 P: 8	1B: 10 2B: 3 3B: 0 HR: 1	SF: 0 SAC: 0 DP: 1 HBP: 1	WP: 1 PB: 0 SB: 1 CS: 1	PA: 45
PITCHER	IP WLS BF H R ER SO BB IBB HBP BLK WP HR S P ERA WHIP																			
Scott Erickson, R ERA: 5.23	(1, 1) 7.0	31	9	5	5	4	BB: 1	IBB: 0	HBP: 1	BLK: 0	WP: 1	HR: 1	S: 70	P: 116	ERA: 6.43	WHIP: 1.429				
Larry Casian, L ERA: 6.32	(8, 1) 1.2	7	2	1	1	0	BB: 0	IBB: 0	HBP: 0	BLK: 0	WP: 0	HR: 0	S: 17	P: 27	ERA: 5.40	WHIP: 1.200				
Dave Stevens, R ERA: 8.78	(9, 1) 1.1	5	2	0	0	1	BB: 0	IBB: 0	HBP: 0	BLK: 0	WP: 0	HR: 0	S: 13	P: 20	ERA: 0.00	WHIP: 1.500				

Chicago White Sox @ Minnesota Twins
Hubert H. Humphrey Metrodome, Minneapolis, MN
Fri Jun 10 1994, 8:05 PM EDT
Att: 27,401 - Dome

AB 41
R 6
H 13
RBI 6
BB 1
SO 5
LOB 12



Batter	1	2	3	4	5	6	7	8	9	10	AB	R	H	RBI	BB	SO	LOB	BOTTOM				
Chuck Knoblauch, R OBP: 0.389, SLG: 0.493	(1, 4) 4-1 G6-4-3 BB		(1, 3) 3-3 K			(1, 2) 0-1 G5-3			(1, 2) 2-1 FC4-6 SF7 1B	(1, 2) 1-2 F9	4	1	1	1	1	1	2					
Alex Cole, L OBP: 0.418, SLG: 0.471	(1, 8) 0-2 F8			(1, 3) 4-1 S G6-3 BB		(1, 3) 0-3 K			(1, 2) 4-2 FC4-6 BB	(1, 0) 0-0 HR	3	2	1	2	2	1	1					
Kirby Puckett, R OBP: 0.365, SLG: 0.526	(1, 9) 1-0 G6-4-3		(1, 2) 1-2 G6-3		(1, 1) 1-2 L3		(1, 0) 0-0 L3		(1, 2) 0-2 FC4-6 1B	(1, 2) 1-2 HR	4	1	0	1	0	0	3					
Kent Hrbek, L OBP: 0.368, SLG: 0.381		(1, 1) 1-1 F7		(1, 3) 3-0 G6-4-3 1B		(1, 2) 1-2 G3		(1, 2) 1-2 G3	(1, 0) 1-0 SF7		3	0	1	1	0	0	0					
Dave Winfield, R OBP: 0.327, SLG: 0.407		(1, 10) 2-3 K		(1, 3) 0-1 G6-4-3		(1, 2) 0-2 G5-3		(1, 3) 0-2 G5-3	(1, 0) 0-0 HR	(1, 2) 1-2 HR 1B	4	1	1	0	0	1	1					
Shane Mack, R OBP: 0.393, SLG: 0.579		(1, 7) 0-2 G1-3			(1, 0) 0-3 K		(1, 0) 0-0 B1-3		(1, 0) 1-0 HR		4	1	1	3	0	1	0					
Scott Leius, R OBP: 0.332, SLG: 0.482			(1, 0) 1-0 G6-3		(1, 1) 1-1 G4-3		(1, 1) 1-1 G5-3		(1, 3) 1-3 K		4	0	0	0	0	1	0					
Matt Walbeck, S OBP: 0.267, SLG: 0.304			(1, 1) 1-1 2B		(1, 3) 3-2 G4-3		(1, 3) 0-3 K			(1, 0) 1-0 F7	4	0	1	0	0	1	0					
Pat Meares, R OBP: 0.321, SLG: 0.329			(1, 2) 2-2 P6			(1, 3) 1-3 K			(1, 1) 1-1 1B		2	0	0	0	0	1	1					
Chip Hale, L OBP: 0.367, SLG: 0.358										(1, 0) 0-0 HR	1	1	1	0	0	0	0					
Jeff Reboulet, R OBP: 0.321, SLG: 0.338										(1, 0) 0-0 HR	1	1	1	0	0	0	0					
Inning Stats	R: 0 E: 0 K: 0 S: 5	H: 0 LOB: 0 BB: 1 P: 10	R: 0 E: 0 K: 1 S: 10	H: 0 LOB: 0 BB: 0 P: 13	R: 0 E: 0 K: 1 S: 9	H: 1 LOB: 1 BB: 0 P: 16	R: 0 E: 0 K: 1 S: 7	H: 0 LOB: 0 BB: 0 P: 12	R: 0 E: 0 K: 2 S: 8	H: 0 LOB: 0 BB: 0 P: 9	R: 0 E: 0 K: 0 S: 7	H: 0 LOB: 0 BB: 0 P: 8	R: 0 E: 0 K: 1 S: 6	H: 0 LOB: 0 BB: 0 P: 7	R: 5 E: 0 K: 1 S: 15	H: 4 LOB: 0 BB: 1 P: 25	R: 2 E: 0 K: 0 S: 6	H: 2 LOB: 0 BB: 0 P: 8	1B: 4 2B: 2 3B: 0 HR: 2	SF: 1 SAC: 0 DP: 2 HBP: 0	WP: 0 PB: 0 SB: 3 CS: 0	PA: 38
PITCHER	IP WLS BF H R ER SO BB IBB HBP BLK WP HR S P ERA WHIP																					
Jack McDowell, R ERA: 5.53	(1, 1) 8.0	28	4	3	3	6	BB: 2	IBB: 0	HBP: 0	BLK: 0	WP: 0	HR: 0	S: 64	P: 97	ERA: 3.38	WHIP: 0.750						
Roberto Hernandez, R ERA: 5.09	(9, 1) 1.0	6	2	3	3	1	BB: 0	IBB: 0	HBP: 0	BLK: 0	WP: 0	HR: 1	S: 11	P: 18	ERA: 27.00	WHIP: 3.000						
Kirk McCaskill, R ERA: 3.03	(10, 1) 0.2	4	2	2	2	0	BB: 0	IBB: 0	HBP: 0	BLK: 0	WP: 0	HR: 1	S: 6	P: 8	ERA: 27.00	WHIP: 3.000						

Chicago White Sox @ Minnesota Twins
Hubert H. Humphrey Metrodome, Minneapolis, MN
Fri Jun 10 1994, 8:05 PM EDT
Att: 27,401 - Dome

AB 34
R 8
H 8
RBI 8
BB 3
SO 7
LOB 8



Batter	1	2	3	4	5	6	7	8	9	AB	R	H	RBI	BB	SO	LOB	TOP			
Tim Raines, S OBP: 0.370, SLG: 0.408 (1, 7)										3	0	1	0	1	1	0	Chicago White Sox @ Minnesota Twins Hubert H. Humphrey Metrodome, Minneapolis, MN Sat Jun 11 1994, 8:05 PM EDT Att: 31,721 - Dome			
Joey Cora, S OBP: 0.351, SLG: 0.372 (1, 4)										4	0	2	0	0	0	1				
Frank Thomas, R OBP: 0.509, SLG: 0.776 (1, 3)										4	0	1	0	0	1	3				
Julio Franco, R OBP: 0.376, SLG: 0.482 (1, 10)										3	0	1	0	1	0	2				
Robin Ventura, L OBP: 0.379, SLG: 0.493 (1, 5)										4	0	0	0	0	1	4				
Warren Newson, L OBP: 0.313, SLG: 0.381 (1, 9)										4	0	0	0	0	0	2				
Lance Johnson, L OBP: 0.307, SLG: 0.369 (1, 8)										4	0	1	0	0	1	2				
Ron Karkovice, R OBP: 0.371, SLG: 0.423 (1, 2)										3	0	0	0	0	0	1				
Ozzie Guillen, L OBP: 0.298, SLG: 0.335 (1, 6)										3	0	0	0	0	0	0				
Inning Stats	R: 0 E: 0 K: 1 S: 9	H: 1 LOB: 2 BB: 1 P: 15	R: 0 E: 0 K: 0 S: 4	H: 0 LOB: 0 BB: 0 P: 8	R: 0 E: 0 K: 0 S: 7	H: 0 LOB: 0 BB: 1 P: 12	R: 0 E: 0 K: 1 S: 9	H: 0 LOB: 0 BB: 0 P: 11	R: 0 E: 0 K: 1 S: 13	H: 2 LOB: 2 BB: 0 P: 19	R: 0 E: 0 K: 0 S: 9	H: 1 LOB: 1 BB: 0 P: 11	R: 0 E: 0 K: 0 S: 9	H: 0 LOB: 0 BB: 0 P: 15	R: 0 E: 0 K: 1 S: 13	H: 2 LOB: 2 BB: 0 P: 21	1B: 4 2B: 1 3B: 1 HR: 0	SF: 0 SAC: 0 DP: 1 HBP: 0	WP: 0 PB: 0 SB: 0 CS: 0	PA: 34
PITCHER Kevin Tapani, R ERA: 4.09 (1, 1)	IP: 9.0 WLS: W BF: 34 H: 6 R: 0 ER: 0 SO: 4 BB: 2 IBB: 0 HBP: 0 BLK: 0 WP: 0 HR: 0 S: 80 P: 120 ERA: 0.00 WHIP: 0.889															PITCHER				

AB 32
R 0
H 6
RBI 0
BB 2
SO 4
LOB 15



Batter	1	2	3	4	5	6	7	8	9	AB	R	H	RBI	BB	SO	LOB	BOTTOM			
Chuck Knoblauch, R OBP: 0.391, SLG: 0.498 (1, 4)										4	0	2	1	0	0	3	Chicago White Sox @ Minnesota Twins Hubert H. Humphrey Metrodome, Minneapolis, MN Sat Jun 11 1994, 8:05 PM EDT Att: 31,721 - Dome			
Alex Cole, L OBP: 0.415, SLG: 0.466 (1, 8)										4	0	1	2	0	1	2				
Kirby Puckett, R OBP: 0.363, SLG: 0.521 (1, 9)										4	0	1	0	0	2	1				
Kent Hrbek, L OBP: 0.383, SLG: 0.376 (1, 3)										4	1	1	0	0	0	1				
Dave Winfield, R OBP: 0.326, SLG: 0.409 (1, 10)										4	0	1	0	0	0	1				
Shane Mack, R OBP: 0.389, SLG: 0.565 (1, 7)										3	1	0	0	1	1	1				
Scott Leius, R OBP: 0.335, SLG: 0.480 (1, 5)										3	1	1	0	1	2	2				
Matt Walbeck, S OBP: 0.267, SLG: 0.299 (1, 2)										3	1	0	0	1	0	2				
Jeff Reboulet, R OBP: 0.345, SLG: 0.378 (1, 6)										3	2	3	3	0	0	0				
Inning Stats	R: 0 E: 0 K: 1 S: 10	H: 1 LOB: 0 BB: 0 P: 14	R: 0 E: 0 K: 0 S: 7	H: 0 LOB: 0 BB: 0 P: 9	R: 2 E: 0 K: 0 S: 15	H: 3 LOB: 1 BB: 0 P: 24	R: 4 E: 0 K: 2 S: 19	H: 3 LOB: 1 BB: 2 P: 35	R: 0 E: 0 K: 1 S: 18	H: 1 LOB: 1 BB: 0 P: 26	R: 0 E: 0 K: 0 S: 7	H: 1 LOB: 0 BB: 0 P: 11	R: 0 E: 0 K: 0 S: 14	H: 0 LOB: 1 BB: 1 P: 22	R: 0 E: 0 K: 0 S: 14	H: 0 LOB: 1 BB: 1 P: 22	1B: 7 2B: 4 3B: 0 HR: 0	SF: 0 SAC: 0 DP: 2 HBP: 0	WP: 0 PB: 0 SB: 0 CS: 0	PA: 35
PITCHER Alex Fernandez, R ERA: 3.9 Paul Assenmacher, L ERA: 5.4 Jose DeLeon, R ERA: 3.81 (1, 1) (7, 1) (8, 1)	IP: 6.0 WLS: L BF: 28 H: 9 R: 6 ER: 6 SO: 6 BB: 6 IBB: 0 HBP: 0 BLK: 0 WP: 0 HR: 0 S: 124 P: 183 ERA: 9.00 WHIP: 1.833															PITCHER				

AB 32
R 6
H 10
RBI 6
BB 3
SO 6
LOB 13



Batter	1	2	3	4	5	6	7	8	9	AB	R	H	RBI	BB	SO	LOB	TOP				
Norberto Martin, R OBP: 0.415, SLG: 0.553 (1, 4)										3	0	1	0	1	0	1	Chicago White Sox @ Minnesota Twins Hubert H. Humphrey Metrodome, Minneapolis, MN Sun Jun 12 1994, 4:33 AM EDT Att: 30,002 - Dome - 70 F				
Robin Ventura, L OBP: 0.378, SLG: 0.490 (9, PH)										1	0	0	0	0	1	1					
Bob Zupic, R OBP: 0.288, SLG: 0.359 (1, 7)										2	0	0	0	0	1	1					
Warren Newson, L OBP: 0.300, SLG: 0.364 (7, PH)										2	0	0	0	0	1	1					
Frank Thomas, R OBP: 0.506, SLG: 0.766 (1, 3)										4	0	1	0	0	1	2					
Julio Franco, R OBP: 0.375, SLG: 0.476 (1, 10)										3	0	0	0	1	1	2					
Darrin Jackson, R OBP: 0.364, SLG: 0.513 (1, 9)										1	0	0	0	0	0	3					
Tim Raines, S OBP: 0.369, SLG: 0.407 (2, 7)										3	1	1	0	0	0	0					
Olmedo Saenz, R OBP: 0.143, SLG: 0.286 (1, 5)										3	0	0	0	0	0	3					
Joey Cora, S OBP: 0.354, SLG: 0.376 (8, 4)										1	0	1	0	0	0	0					
Lance Johnson, L OBP: 0.314, SLG: 0.373 (1, 8)										3	1	2	1	1	0	1					
Ron Karkovice, R OBP: 0.374, SLG: 0.421 (1, 2)										3	0	1	0	1	1	2					
Ozzie Guillen, L OBP: 0.297, SLG: 0.333 (1, 6)										4	0	1	1	0	1	4					
Inning Stats	R: 0 H: 0 E: 1 K: 0 S: 8	H: 0 R: 2 LOB: 2 BB: 2 P: 21	R: 1 H: 1 E: 0 K: 2 S: 15	H: 1 R: 0 LOB: 1 BB: 1 P: 24	R: 0 H: 1 E: 0 K: 1 S: 10	H: 1 R: 0 LOB: 0 BB: 0 P: 12	R: 1 H: 2 E: 1 K: 1 S: 10	H: 2 R: 0 LOB: 1 BB: 0 P: 16	R: 0 H: 1 E: 0 K: 1 S: 7	H: 1 R: 0 LOB: 2 BB: 1 P: 12	R: 0 H: 0 E: 0 K: 1 S: 8	H: 0 R: 0 LOB: 0 BB: 0 P: 14	R: 0 H: 1 E: 0 K: 1 S: 11	H: 1 R: 0 LOB: 1 BB: 0 P: 16	R: 0 H: 1 E: 0 K: 3 S: 10	H: 1 R: 0 LOB: 1 BB: 0 P: 14	1B: 7 2B: 1 3B: 0 HR: 0	SF: 0 SAC: 1 DP: 2 HBP: 0	WP: 0 PB: 0 SB: 2 CS: 0	PA: 38	
PITCHER	IP WLS BF H R ER SO BB IBB HBP BLK WP HR S P ERA WHIP	IP WLS BF H R ER SO BB IBB HBP BLK WP HR S P ERA WHIP	IP WLS BF H R ER SO BB IBB HBP BLK WP HR S P ERA WHIP	IP WLS BF H R ER SO BB IBB HBP BLK WP HR S P ERA WHIP	IP WLS BF H R ER SO BB IBB HBP BLK WP HR S P ERA WHIP	IP WLS BF H R ER SO BB IBB HBP BLK WP HR S P ERA WHIP	IP WLS BF H R ER SO BB IBB HBP BLK WP HR S P ERA WHIP	IP WLS BF H R ER SO BB IBB HBP BLK WP HR S P ERA WHIP	IP WLS BF H R ER SO BB IBB HBP BLK WP HR S P ERA WHIP	IP WLS BF H R ER SO BB IBB HBP BLK WP HR S P ERA WHIP	IP WLS BF H R ER SO BB IBB HBP BLK WP HR S P ERA WHIP	IP WLS BF H R ER SO BB IBB HBP BLK WP HR S P ERA WHIP	IP WLS BF H R ER SO BB IBB HBP BLK WP HR S P ERA WHIP	IP WLS BF H R ER SO BB IBB HBP BLK WP HR S P ERA WHIP	IP WLS BF H R ER SO BB IBB HBP BLK WP HR S P ERA WHIP	IP WLS BF H R ER SO BB IBB HBP BLK WP HR S P ERA WHIP	IP WLS BF H R ER SO BB IBB HBP BLK WP HR S P ERA WHIP	IP WLS BF H R ER SO BB IBB HBP BLK WP HR S P ERA WHIP	IP WLS BF H R ER SO BB IBB HBP BLK WP HR S P ERA WHIP	IP WLS BF H R ER SO BB IBB HBP BLK WP HR S P ERA WHIP	IP WLS BF H R ER SO BB IBB HBP BLK WP HR S P ERA WHIP

AB 33
R 2
H 8
RBI 2
BB 4
SO 10
LOB 19



Batter	1	2	3	4	5	6	7	8	9	AB	R	H	RBI	BB	SO	LOB	BOTTOM				
Chuck Knoblauch, R OBP: 0.385, SLG: 0.489 (1, 4)										4	0	0	0	0	1	0	Chicago White Sox @ Minnesota Twins Hubert H. Humphrey Metrodome, Minneapolis, MN Sun Jun 12 1994, 4:33 AM EDT Att: 30,002 - Dome - 70 F				
Jeff Reboulet, R OBP: 0.364, SLG: 0.397 (1, 5)										4	3	3	0	0	0	0					
Kirby Puckett, R OBP: 0.369, SLG: 0.541 (1, 9)										4	2	3	3	0	0	0					
Dave Winfield, R OBP: 0.324, SLG: 0.406 (1, 10)										4	0	1	1	0	1	0					
Shane Mack, R OBP: 0.385, SLG: 0.555 (1, 8)										4	0	1	1	0	2	1					
Dave McCarty, R OBP: 0.339, SLG: 0.410 (1, 3)										3	0	1	0	1	1	2					
Pedro Munoz, R OBP: 0.333, SLG: 0.459 (1, 7)										2	0	0	0	0	1	4					
Alex Cole, L OBP: 0.420, SLG: 0.474 (6, 8)										1	1	1	0	1	0	0					
Derek Parks, R OBP: 0.260, SLG: 0.333 (1, 2)										3	0	0	0	0	0	4					
Pat Meares, R OBP: 0.316, SLG: 0.324 (1, 6)										2	0	0	1	0	2	0					
Inning Stats	R: 2 H: 2 E: 1 K: 1 S: 21	H: 2 R: 1 LOB: 2 BB: 1 P: 33	R: 0 H: 0 E: 0 K: 1 S: 8	H: 0 R: 0 LOB: 0 BB: 0 P: 12	R: 2 H: 4 E: 0 K: 1 S: 13	H: 4 R: 0 LOB: 2 BB: 0 P: 22	R: 1 H: 2 E: 0 K: 1 S: 10	H: 2 R: 1 LOB: 1 BB: 0 P: 14	R: 0 H: 0 E: 0 K: 1 S: 6	H: 1 R: 0 LOB: 0 BB: 0 P: 7	R: 0 H: 0 E: 0 K: 1 S: 9	H: 0 R: 0 LOB: 0 BB: 0 P: 13	R: 0 H: 1 E: 0 K: 1 S: 8	H: 1 R: 0 LOB: 1 BB: 1 P: 18	R: 0 H: 1 E: 0 K: 3 S: 10	H: 1 R: 0 LOB: 1 BB: 0 P: 14	1B: 7 2B: 2 3B: 0 HR: 1	SF: 0 SAC: 2 DP: 1 HBP: 0	WP: 1 PB: 0 SB: 1 CS: 0	PA: 35	
PITCHER	IP WLS BF H R ER SO BB IBB HBP BLK WP HR S P ERA WHIP	IP WLS BF H R ER SO BB IBB HBP BLK WP HR S P ERA WHIP	IP WLS BF H R ER SO BB IBB HBP BLK WP HR S P ERA WHIP	IP WLS BF H R ER SO BB IBB HBP BLK WP HR S P ERA WHIP	IP WLS BF H R ER SO BB IBB HBP BLK WP HR S P ERA WHIP	IP WLS BF H R ER SO BB IBB HBP BLK WP HR S P ERA WHIP	IP WLS BF H R ER SO BB IBB HBP BLK WP HR S P ERA WHIP	IP WLS BF H R ER SO BB IBB HBP BLK WP HR S P ERA WHIP	IP WLS BF H R ER SO BB IBB HBP BLK WP HR S P ERA WHIP	IP WLS BF H R ER SO BB IBB HBP BLK WP HR S P ERA WHIP	IP WLS BF H R ER SO BB IBB HBP BLK WP HR S P ERA WHIP	IP WLS BF H R ER SO BB IBB HBP BLK WP HR S P ERA WHIP	IP WLS BF H R ER SO BB IBB HBP BLK WP HR S P ERA WHIP	IP WLS BF H R ER SO BB IBB HBP BLK WP HR S P ERA WHIP	IP WLS BF H R ER SO BB IBB HBP BLK WP HR S P ERA WHIP	IP WLS BF H R ER SO BB IBB HBP BLK WP HR S P ERA WHIP	IP WLS BF H R ER SO BB IBB HBP BLK WP HR S P ERA WHIP	IP WLS BF H R ER SO BB IBB HBP BLK WP HR S P ERA WHIP	IP WLS BF H R ER SO BB IBB HBP BLK WP HR S P ERA WHIP	IP WLS BF H R ER SO BB IBB HBP BLK WP HR S P ERA WHIP	IP WLS BF H R ER SO BB IBB HBP BLK WP HR S P ERA WHIP

AB 31
R 6
H 10
RBI 6
BB 2
SO 8
LOB 11



Batter	1	2	3	4	5	6	7	8	9	AB	R	H	RBI	BB	SO	LOB	TOP										
Chuck Knoblauch, R OBP: 0.389, SLG: 0.494 (1, 4)	G6-3		FC5 1B		G4-3 G1-3 2B	BB		G6-3		4	1	2	2	1	0	1	Minnesota Twins @ Boston Red Sox Fenway Park, Boston, MA Mon Jun 13 1994, 7:05 PM EDT Att: 29,159 - Unknown - 80 F										
Alex Cole, L OBP: 0.411, SLG: 0.462 (1, 8)	K		K		G4-3	F8		G3-1		5	0	0	1	0	2	7											
Kirby Puckett, R OBP: 0.362, SLG: 0.530 (1, 9)	G4-3		FC5 1-2 2-3		G1-3		P3		L8	5	0	0	1	0	0	2											
Kent Hrbek, L OBP: 0.377, SLG: 0.363 (1, 3)		F8	P5		K		BB		K	4	0	0	0	1	2	3											
Dave Winfield, R OBP: 0.321, SLG: 0.401 (1, 10)	P4			P4		G6-3	K		1B	5	0	1	0	0	1	1											
Shane Mack, R OBP: 0.386, SLG: 0.549 (1, 7)	K			L9		1B 2B	L9		1B	5	1	2	0	0	1	1											
Chip Hale, L OBP: 0.399, SLG: 0.386 (9, PH)			1B			2B		FC1-6	F8	3	0	3	0	0	0	0											
Dave McCarty, R OBP: 0.336, SLG: 0.406 (9, 6)			1B	HBP		1B		1B		1	0	0	0	0	0	2											
Pat Meares, R OBP: 0.316, SLG: 0.324 (9, 6)			1B			1B		FC1-6 2B G6-3		0	0	0	0	0	0	0											
Matt Walbeck, S OBP: 0.266, SLG: 0.298 (1, 2)			1B	F7		K		FC1-6 2B G6-3		4	2	1	0	0	1	4											
Jeff Reboulet, R OBP: 0.391, SLG: 0.444 (9, 5)			FC5 1B		2B G4-3	BB		G6-3		3	1	3	1	1	0	0											
Inning Stats	R: 0 E: 0 K: 1 S: 10	H: 0 LOB: 0 BB: 0 P: 17	R: 0 E: 0 K: 1 S: 7	H: 0 LOB: 0 BB: 0 P: 12	R: 1 E: 0 K: 1 S: 23	H: 4 LOB: 3 BB: 0 P: 34	R: 0 E: 0 K: 0 S: 7	H: 0 LOB: 1 BB: 0 P: 15	R: 2 E: 0 K: 1 S: 9	H: 1 LOB: 3 BB: 1 P: 17	R: 0 E: 0 K: 1 S: 9	H: 0 LOB: 1 BB: 1 P: 14	R: 1 E: 0 K: 0 S: 10	H: 2 LOB: 1 BB: 0 P: 15	R: 0 E: 0 K: 1 S: 11	H: 2 LOB: 2 BB: 0 P: 16	1B: 9 2B: 3 3B: 0 HR: 0	SF: 0 SAC: 0 DP: 0 HBP: 1	WP: 0 PB: 0 SB: 0 CS: 0	PA: 43							
PITCHER	IP	WLS	BF	H	R	ER	SO	BB	IBB	HBP	BLK	WP	HR	S	P	ERA	WHIP										
Roger Clemens, R ERA: 2.67 (1, 1)	6.0	L	29	8	4	4	5	2	0	1	0	0	0	72	126	6.00	1.667										
Ken Ryan, R ERA: 1.59 (7, 1)	2.0		9	2	1	1	1	1	0	0	0	0	0	19	29	4.50	1.500										
Chris Howard, L ERA: 2.38 (9, 1)	1.0		5	2	0	0	1	0	0	0	0	0	0	11	16	0.00	2.000										
Batter	1	2	3	4	5	6	7	8	9	AB	R	H	RBI	BB	SO	LOB	BOTTOM										
Otis Nixon, S OBP: 0.367, SLG: 0.350 (1, 8)	L9		2B 1B	K			L8		G1-3	5	0	1	0	0	1	2	Minnesota Twins @ Boston Red Sox Fenway Park, Boston, MA Mon Jun 13 1994, 7:05 PM EDT Att: 29,159 - Unknown - 80 F										
John Valentin, R OBP: 0.381, SLG: 0.467 (1, 6)	1B 3B		2B		K		G6-3		F8	5	1	2	0	0	1	0											
Mo Vaughn, L OBP: 0.409, SLG: 0.614 Carlos Rodriguez, S OBP: 0.324, SLG: 0.433 (1, 3) (5, 4)	G4-3 1B		G6-4-3 HBP		E6 BLK		2B		1B	1	0	1	1	0	0	0											
Andre Dawson, R OBP: 0.281, SLG: 0.539 (1, 10)	G4-3		G6-4-3		K		F7		K	5	0	0	0	0	2	7											
Mike Greenwell, L OBP: 0.352, SLG: 0.472 Lee Tinsley, S OBP: 0.371, SLG: 0.286 (1, 7) (4, 7)		G5-4-3 1B BB		2B BB		G6-3		L7		0	0	0	0	1	0	0											
Wes Chamberlain, R OBP: 0.297, SLG: 0.407 (1, 9)		G5-4-3 1B		2B		1B		E6 G4-3 1B		4	0	3	1	0	0	0											
Damon Berryhill, S OBP: 0.321, SLG: 0.456 (1, 2)		G5-4-3		2B		P4		G4-3 1B		4	0	2	0	0	0	3											
Scott Cooper, L OBP: 0.358, SLG: 0.537 (1, 5)		K		K		K		G4-3		4	0	0	0	0	3	6											
Greg Litton, R OBP: 0.071, SLG: 0.077 (5, 3)			P5		K		F8		G6-3	4	0	0	0	1	5												
Inning Stats	R: 1 E: 0 K: 0 S: 6	H: 2 LOB: 0 BB: 0 P: 10	R: 0 E: 0 K: 1 S: 9	H: 1 LOB: 1 BB: 1 P: 18	R: 0 E: 0 K: 0 S: 10	H: 2 LOB: 2 BB: 0 P: 13	R: 1 E: 0 K: 3 S: 19	H: 2 LOB: 1 BB: 1 P: 31	R: 0 E: 0 K: 2 S: 11	H: 0 LOB: 1 BB: 0 P: 17	R: 0 E: 0 K: 1 S: 11	H: 1 LOB: 1 BB: 0 P: 19	R: 0 E: 0 K: 0 S: 11	H: 1 LOB: 1 BB: 0 P: 18	R: 0 E: 1 K: 0 S: 11	H: 1 LOB: 2 BB: 0 P: 16		R: 0 E: 0 K: 1 S: 11	H: 1 LOB: 1 BB: 0 P: 16	1B: 6 2B: 4 3B: 1 HR: 0	SF: 0 SAC: 0 DP: 3 HBP: 1	WP: 0 PB: 0 SB: 0 CS: 0	PA: 40				
PITCHER	IP	WLS	BF	H	R	ER	SO	BB	IBB	HBP	BLK	WP	HR	S	P	ERA	WHIP										
Jim Deshaies, L ERA: 6.6 (1, 1)	6.0		27	8	2	2	7	2	0	1	1	0	0	66	108	3.00	1.667										
Larry Casian, L ERA: 6.19 (7, 1)	0.2		3	1	0	0	0	0	0	0	0	0	0	7	12	0.00	1.500										
Carl Willis, R ERA: 5.86 (7, 1)	0.2		4	1	0	0	0	0	0	0	0	0	0	11	15	0.00	1.500										
Mark Guthrie, L ERA: 7.18 (8, 1)	0.2		2	0	0	0	0	0	0	0	0	0	0	4	7	0.00	0.000										
Rick Aquilera, R ERA: 4.98 (9, 1)	1.0	S	4	1	0	0	1	0	0	0	0	0	0	11	16	0.00	1.000										

Batter	1	2	3	4	5	6	7	8	9	AB	R	H	RBI	BB	SO	LOB	TOP							
Chuck Knoblauch, R OBP: 0.385, SLG: 0.488 (1.4)	G6-3		S	L4		F8			G6-4-3	5	0	1	2	0	0	3	Minnesota Twins @ Boston Red Sox Fenway Park, Boston, MA Tue Jun 14 1994, 7:05 PM EDT Att: 27,874 - Unknown - 80 F livebaseballscores.com AB 35 R 5 H 9 RBI 4 BB 3 SO 7 LOB 18							
Alex Cole, L OBP: 0.415, SLG: 0.463 (1.8)	K		S			G3			1B	4	1	2	0	1	1									
Kirby Puckett, R OBP: 0.363, SLG: 0.526 (1.9)			F9		E3				F8	4	1	1	0	1	0	3								
Kent Hrbek, L OBP: 0.373, SLG: 0.359 (1.3)	G4-3		F7			L4-3				4	0	1	0	0	0	4								
Dave Winfield, R OBP: 0.316, SLG: 0.395 (1.10)		K	G4-3		SF7					3	0	0	1	0	1	2								
Shane Mack, R OBP: 0.382, SLG: 0.537 (1.7)					E6				K	3	1	0	0	1	1									
Scott Leius, R OBP: 0.333, SLG: 0.475 (1.5)	G6-4-3		G3-1			K			K	4	0	1	0	0	2	2								
Matt Walbeck, S OBP: 0.261, SLG: 0.292 (1.2)			E5		G3-1				K	4	1	0	1	0	1	1								
Pat Meares, R OBP: 0.327, SLG: 0.349 (1.6)									G6-4-3	4	1	3	0	0	1	1								
Inning Stats	R: 0 E: 0 K: 1 S: 8	H: 0 LOB: 1 BB: 1 P: 17	R: 0 E: 0 K: 1 S: 7	H: 0 LOB: 0 BB: 1 P: 14	R: 2 E: 1 K: 0 S: 11	H: 2 LOB: 2 BB: 1 P: 19	R: 1 E: 1 K: 1 S: 10	H: 1 LOB: 1 BB: 0 P: 13	R: 2 E: 0 K: 0 S: 10	H: 2 LOB: 1 BB: 0 P: 14	R: 0 E: 0 K: 0 S: 7	H: 1 LOB: 1 BB: 0 P: 11	R: 0 E: 0 K: 3 S: 12	H: 0 LOB: 0 BB: 0 P: 17	R: 0 E: 0 K: 0 S: 17	H: 2 LOB: 1 BB: 0 P: 24		1B: 7 2B: 3 3B: 0 HR: 0	SF: 1 SAC: 0 DP: 3 HBP: 0	WP: 0 PB: 0 SB: 4 CS: 0	PA: 39			
PITCHER	IP	WLS	BF	H	R	ER	SO	BB	IBB	HBP	BLK	WP	HR	S	P	ERA	WHIP							
Gar Finnold, R ERA: 4.75 (1.1)	4.0	L	22	5	5	2	3	3	0	0	0	0	0	40	69	4.50	2.000							
Scott Bankhead, R ERA: 3.29 (5.1)	2.0		7	1	0	0	1	0	0	0	0	0	0	13	19	0.00	0.500							
Greg Harris, R ERA: 8.21 (7.1)	2.0		6	1	0	0	3	0	0	0	0	0	0	19	29	0.00	0.500							
Jeff Russell, R ERA: 4.91 (9.1)	1.0		4	2	0	0	0	0	0	0	0	0	0	17	24	0.00	2.000							

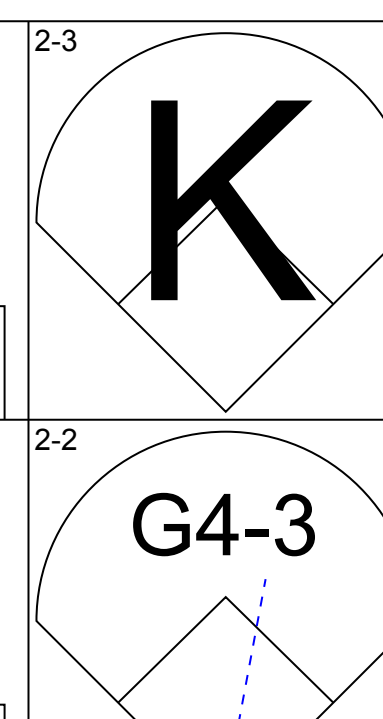
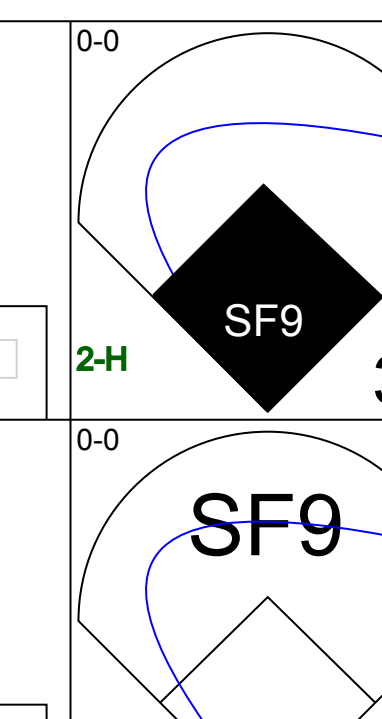
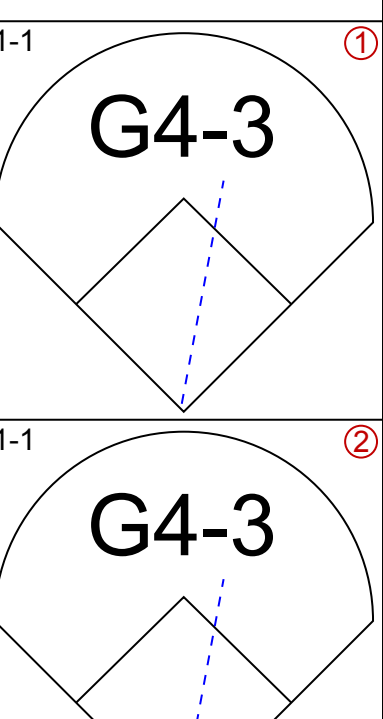
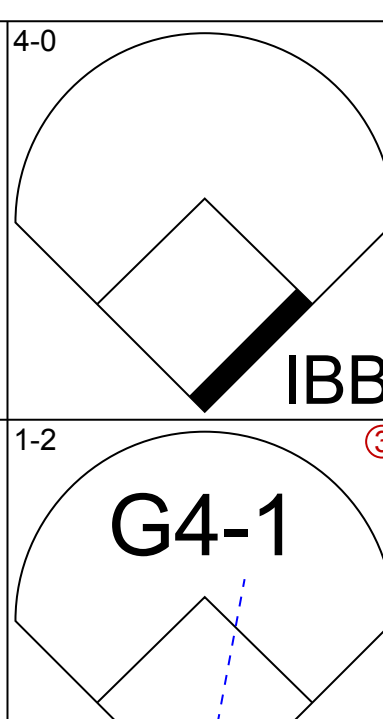
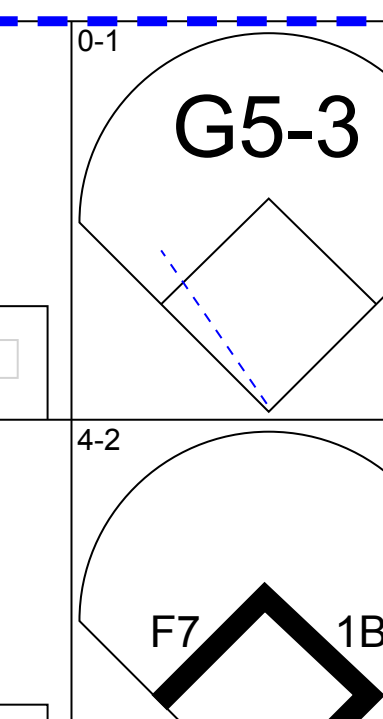
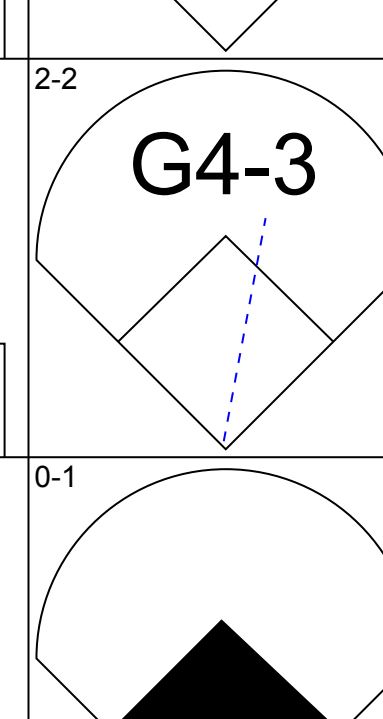
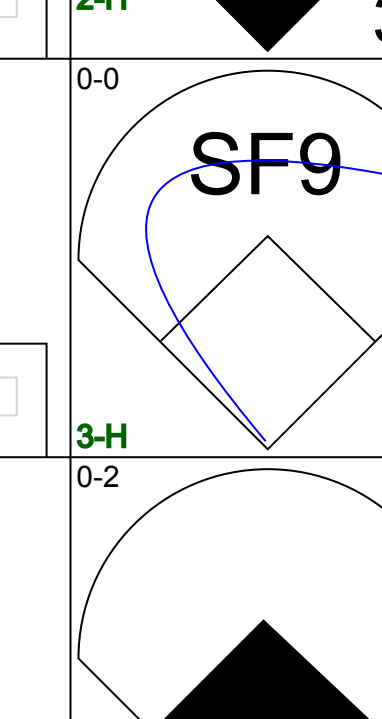
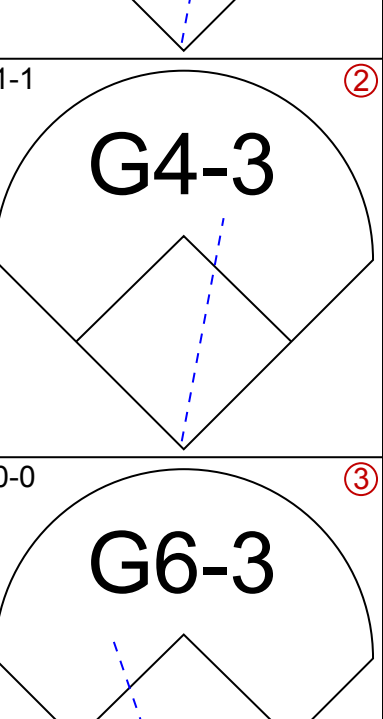
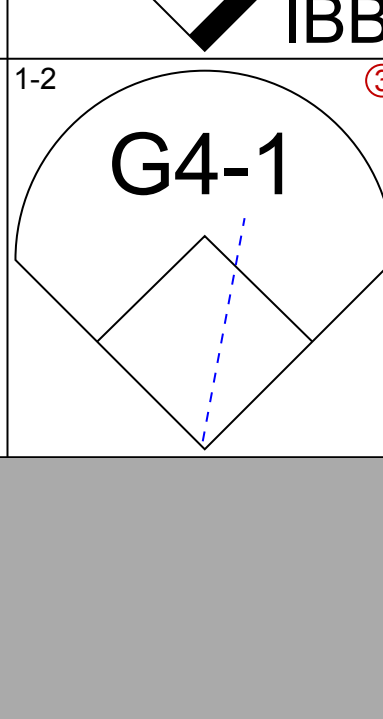
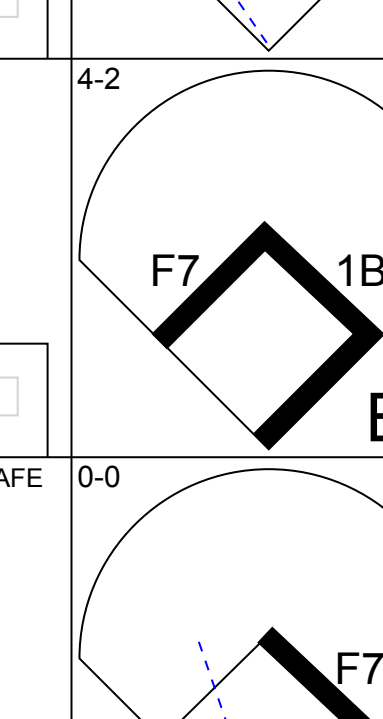
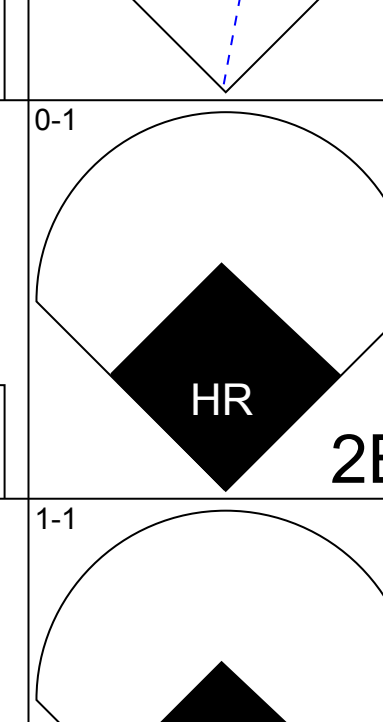
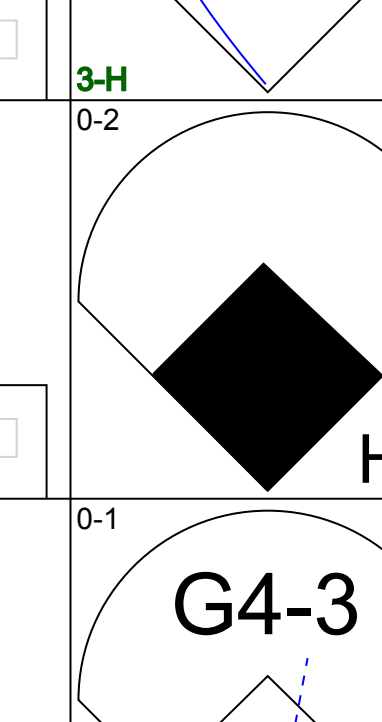
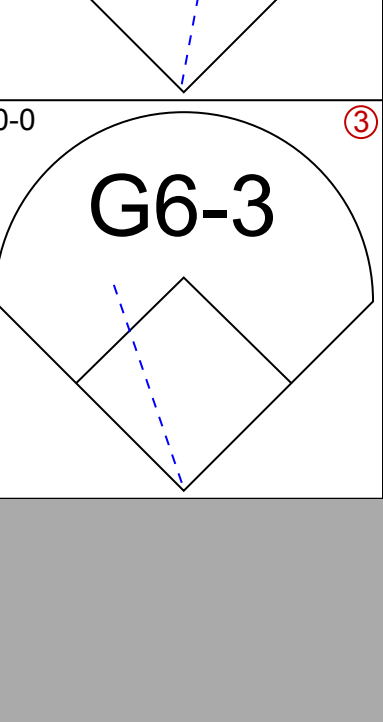
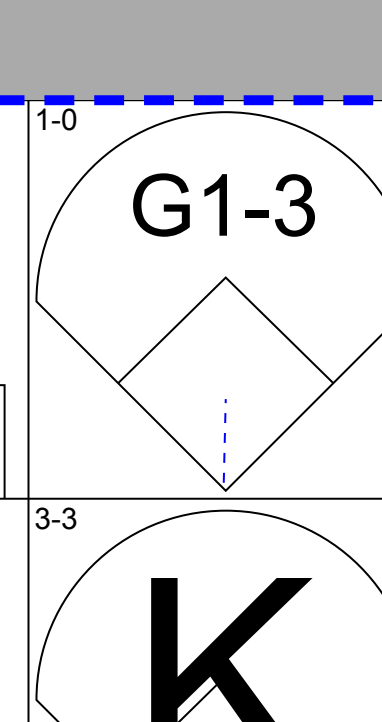
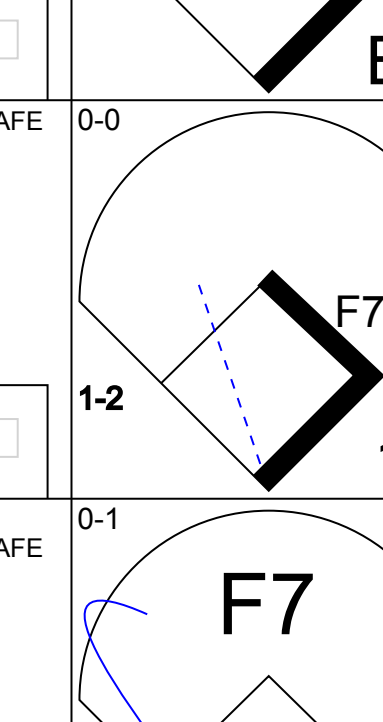
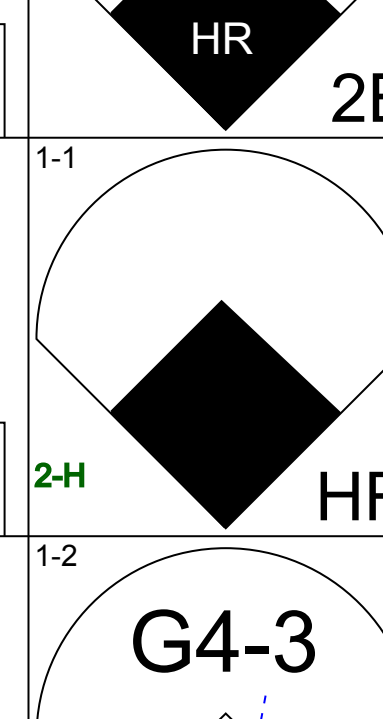
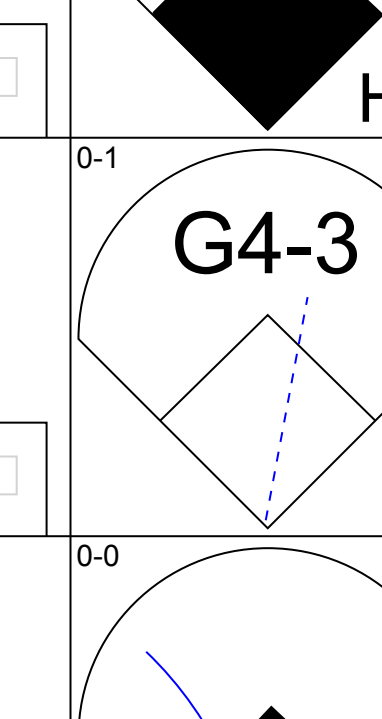
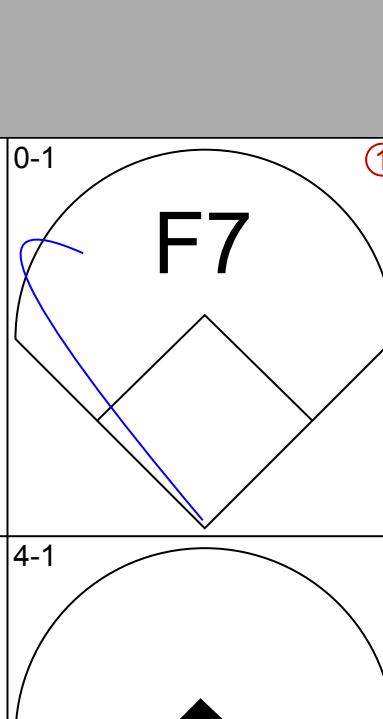
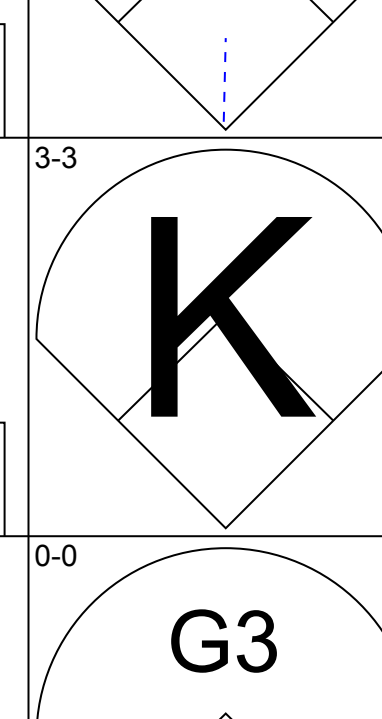
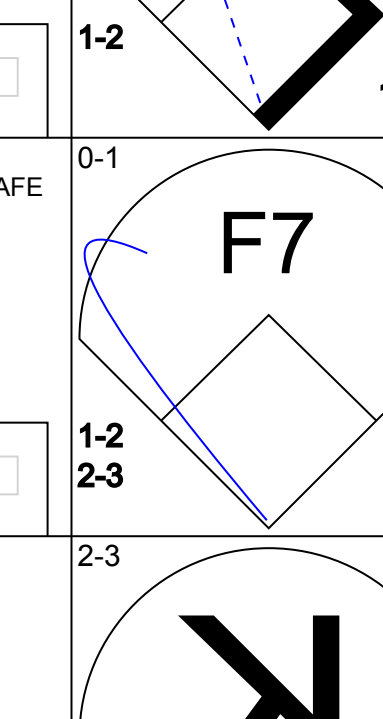
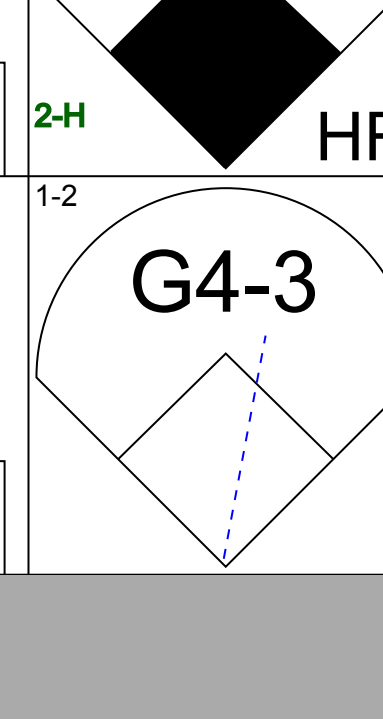
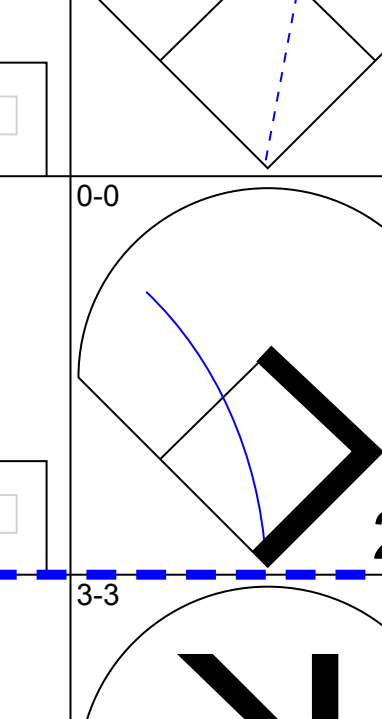
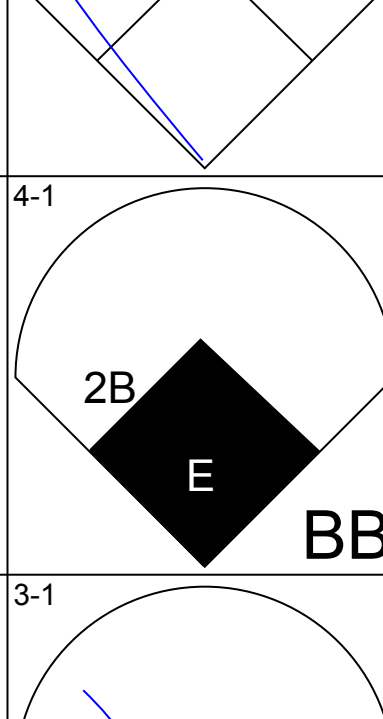
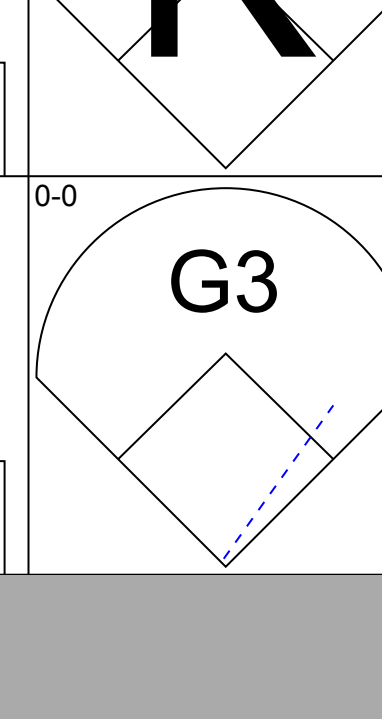
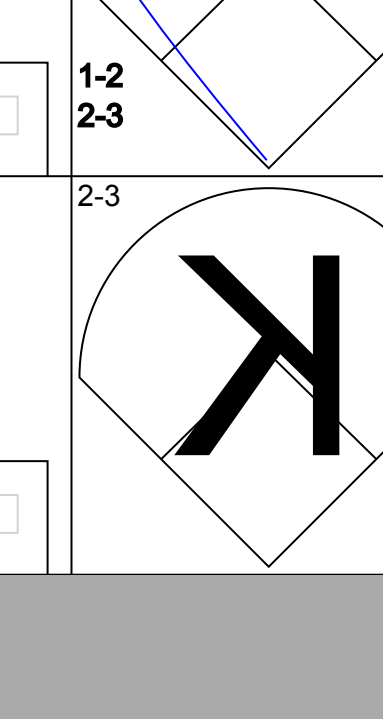
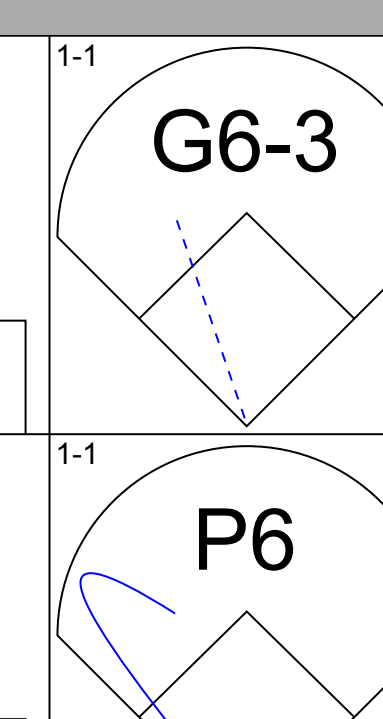
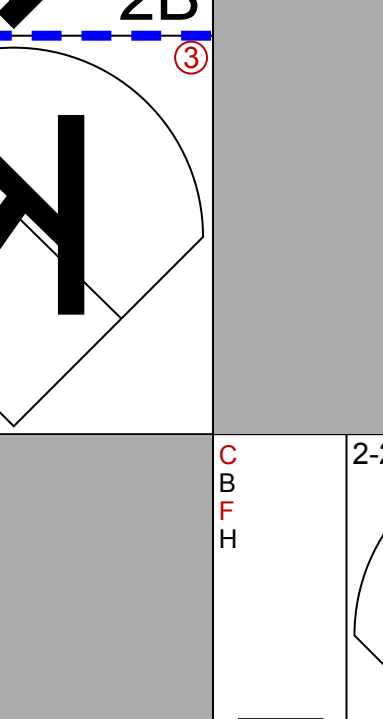
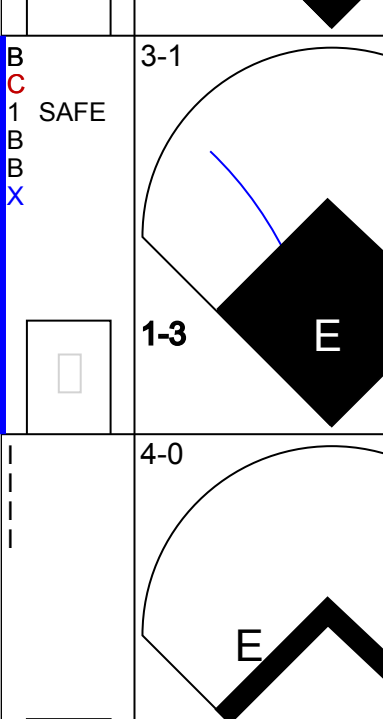
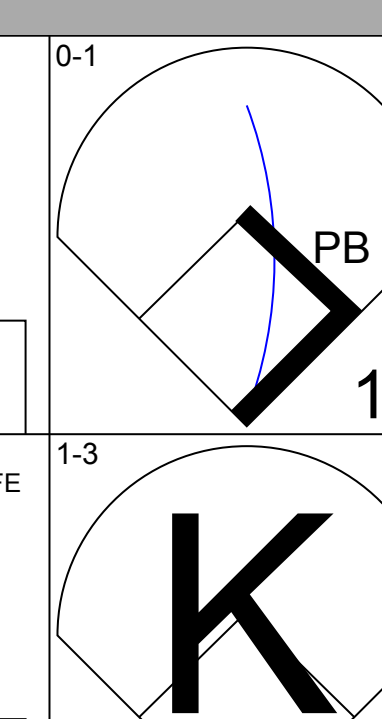
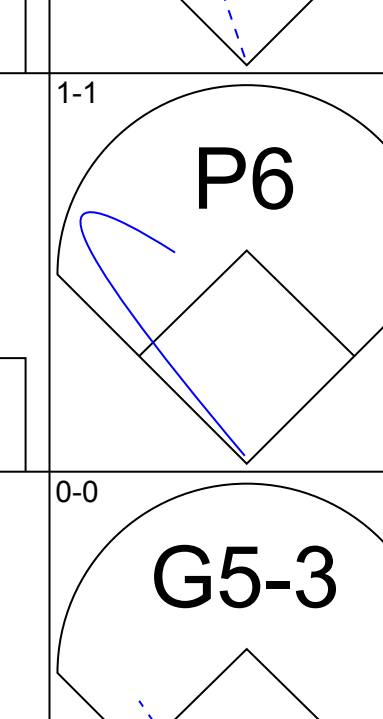
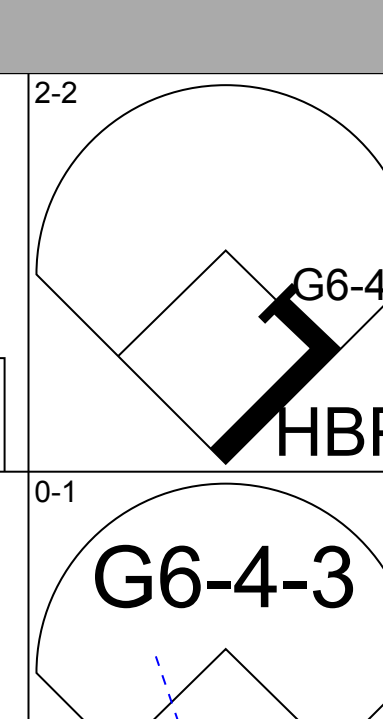
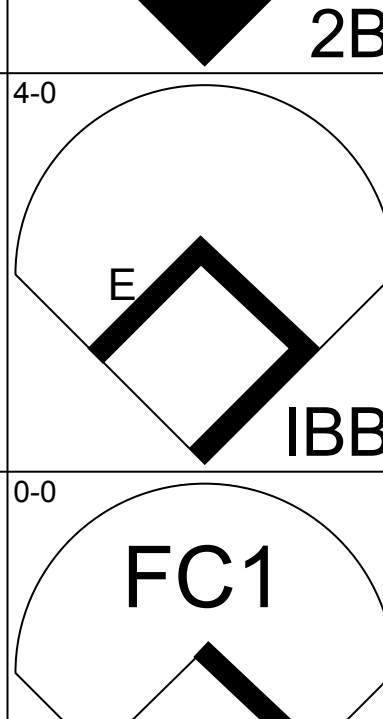
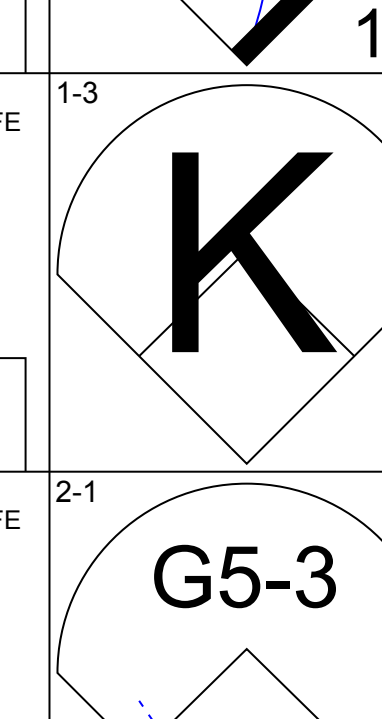
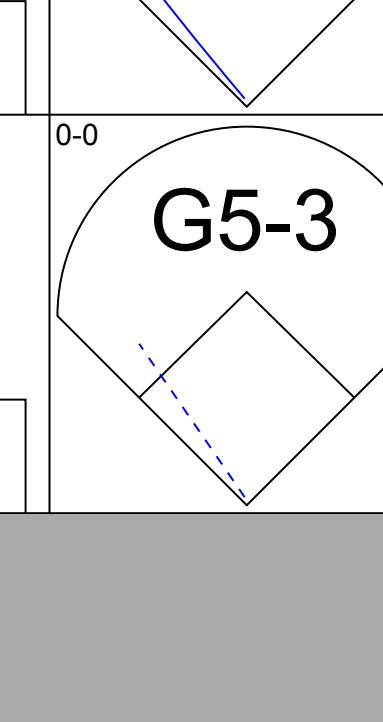
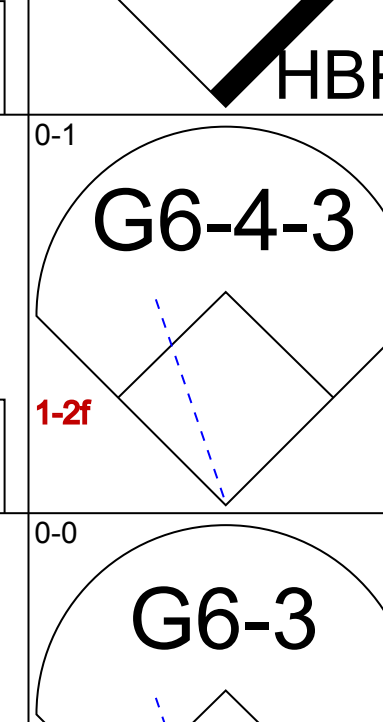
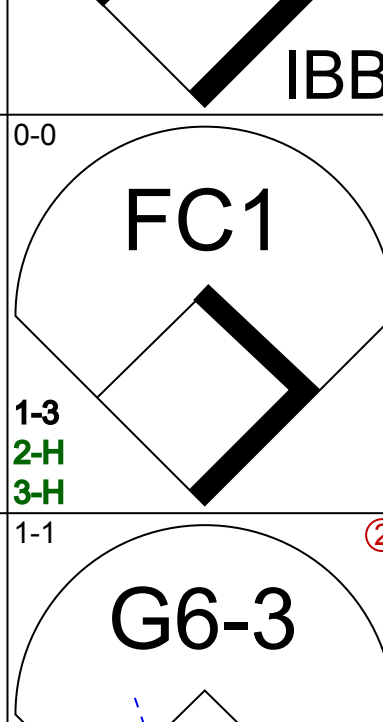
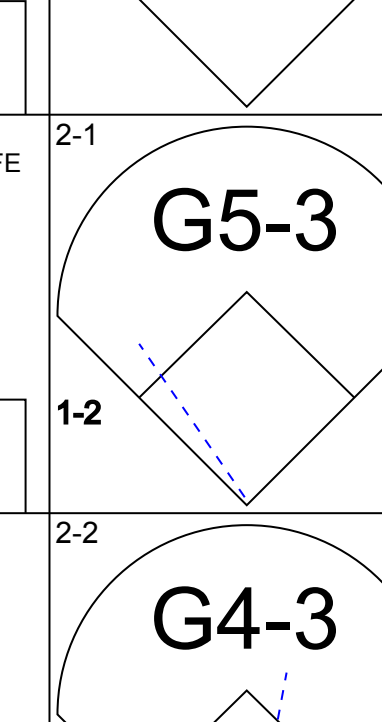
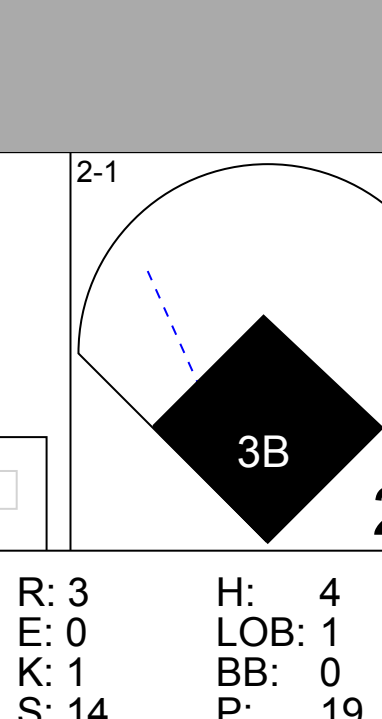
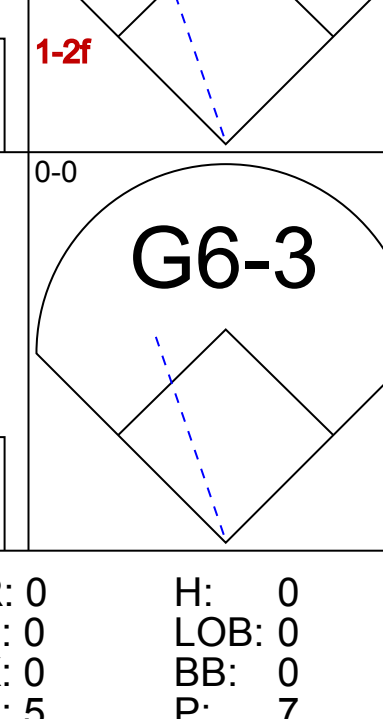
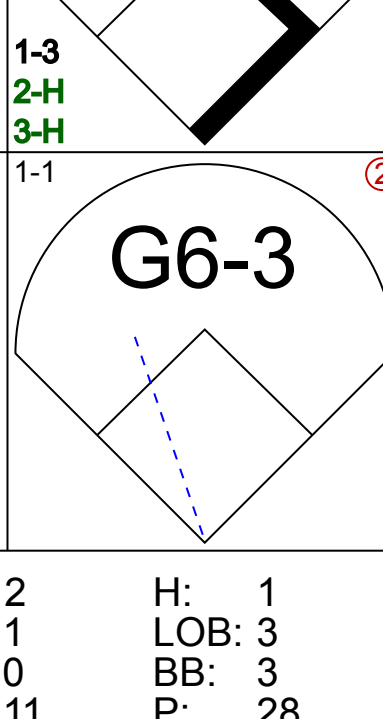
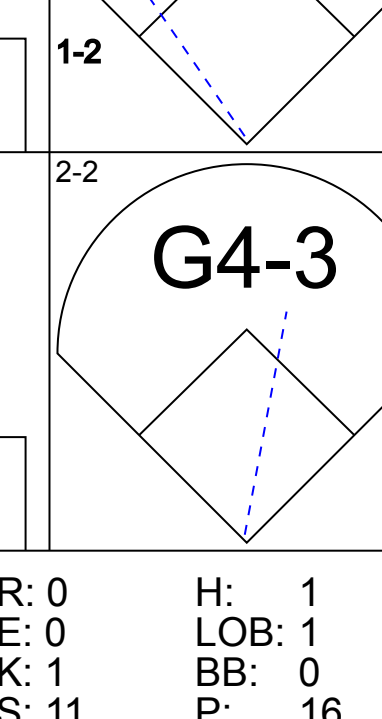
Batter	1	2	3	4	5	6	7	8	9	AB	R	H	RBI	BB	SO	LOB	BOTTOM							
Otis Nixon, S OBP: 0.372, SLG: 0.353 (1.8)	G5-3		WP			G6-3			G1-3	4	1	2	0	1	0	1	Minnesota Twins @ Boston Red Sox Fenway Park, Boston, MA Tue Jun 14 1994, 7:05 PM EDT Att: 27,874 - Unknown - 80 F livebaseballscores.com AB 31 R 4 H 8 RBI 4 BB 6 SO 2 LOB 18							
Lee Tinsley, S OBP: 0.379, SLG: 0.275 (1.9)			WP		FC1-6					2	1	0	0	2	0	1								
Mo Vaughn, L OBP: 0.402, SLG: 0.603 (1.3)	K		P6		L9				F7	4	0	0	0	0	1	5								
Andre Dawson, R OBP: 0.280, SLG: 0.551 (1.10)	G5-3				G6-3				F9	4	1	1	3	0	0	3								
Mike Greenwell, L OBP: 0.359, SLG: 0.472 (1.7)		G4-6-3				F8				2	1	1	0	2	0	0								
Damon Berryhill, S OBP: 0.319, SLG: 0.445 (1.2)						F7			F8	3	0	0	0	1	1	2								
Scott Cooper, L OBP: 0.361, SLG: 0.541 (1.5)		G4-6-3							F9	4	0	2	0	0	0	2								
John Valentin, R OBP: 0.358, SLG: 0.459 (1.6)					P5				P3	4	0	1	1	0	0	2								
Carlos Rodriguez, S OBP: 0.314, SLG: 0.420 Wes Chamberlain, R OBP: 0.303, SLG: 0.412 (9. PH)										3	0	0	0	0	0	2								
Inning Stats	R: 0 E: 0 K: 1 S: 10	H: 1 LOB: 1 BB: 1 P: 16	R: 1 E: 0 K: 0 S: 8	H: 1 LOB: 2 BB: 2 P: 19	R: 3 E: 0 K: 1 S: 10	H: 1 LOB: 1 BB: 3 P: 28	R: 0 E: 0 K: 0 S: 10	H: 1 LOB: 0 BB: 0 P: 11	R: 0 E: 0 K: 0 S: 6	H: 1 LOB: 1 BB: 0 P: 13	R: 0 E: 0 K: 0 S: 8	H: 0 LOB: 0 BB: 0 P: 11	R: 0 E: 0 K: 0 S: 8	H: 1 LOB: 1 BB: 0 P: 12	R: 0 E: 0 K: 0 S: 9	H: 1 LOB: 1 BB: 0 P: 14		1B: 6 2B: 3 3B: 0 HR: 1	SF: 0 SAC: 0 DP: 4 HBP: 0	WP: 1 PB: 0 SB: 3 CS: 1	PA: 37			
PITCHER	IP	WLS	BF	H	R	ER	SO	BB	IBB	HBP	BLK	WP	HR	S	P	ERA	WHIP							
Pat Mahomes, R ERA: 5.43 (1.1)	2.1		13	3	4	4	1	1	0	0	0	0	0	28	44	0.00	1.091							
Dave Stevens, R ERA: 6.89 (3.1)	3.2	W	13	3	0	0	1	1	0	0	0	0	0	11	15	0.00	0.000							
Mark Guthrie, L ERA: 6.89 (7.1)	1.1		4	0	0	0	0	0	0	0	0	0	0	3	4	0.00	0.000							
Carl Willis, R ERA: 5.8 (8.1)	0.1		1	0	0	0	0	0	0	0	0	0	0	2	4	0.00	3.000							
Larry Casian, L ERA: 6.12 (8.1)	0.1		2	1	0	0	0	0	0	0	0	0	0	2	4	0.00	3.000							

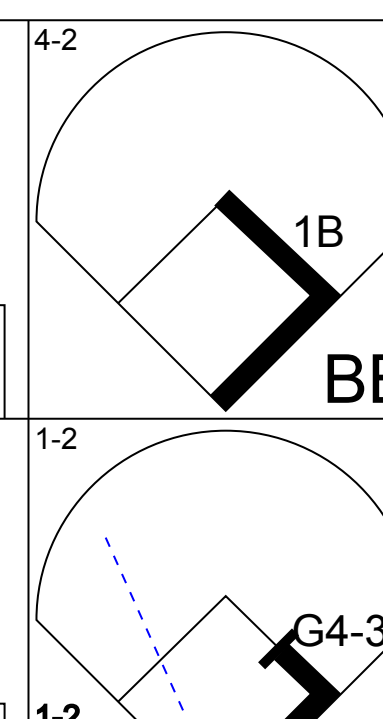
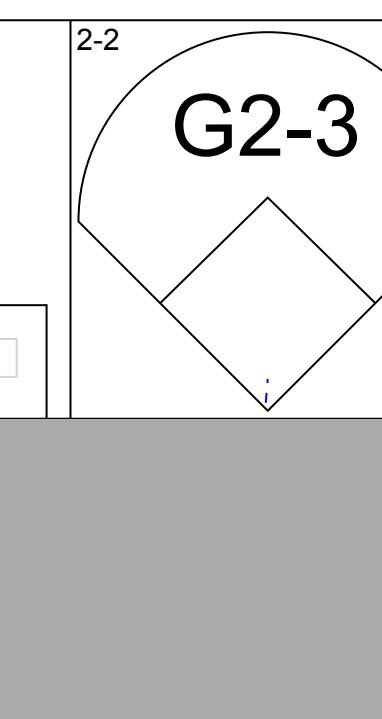
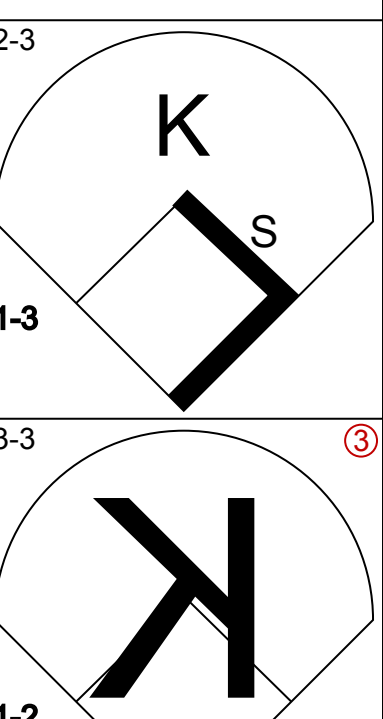
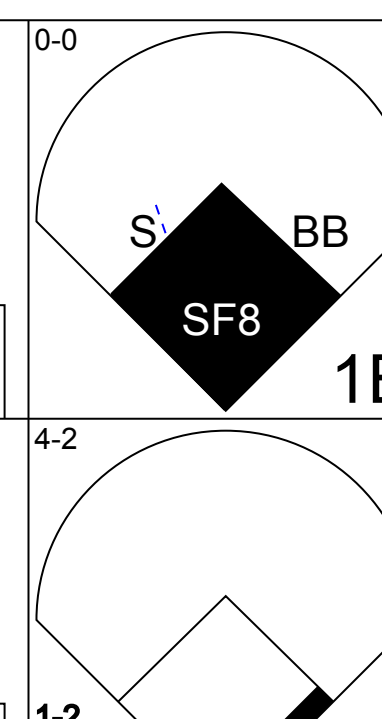
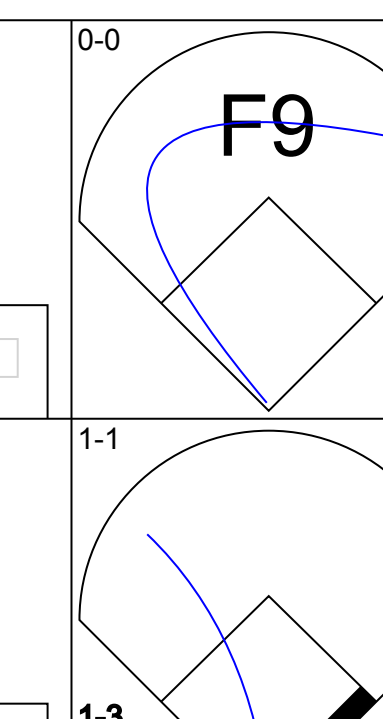
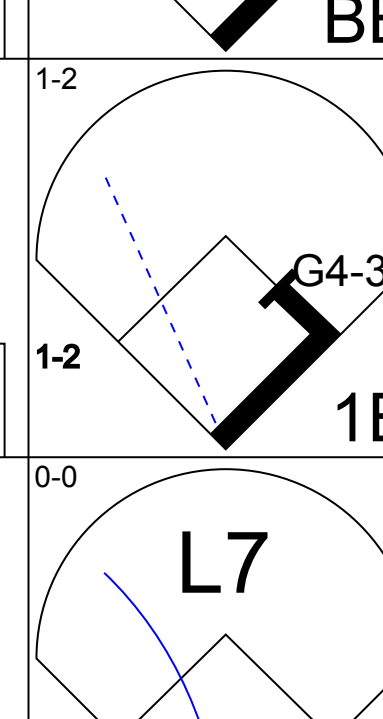
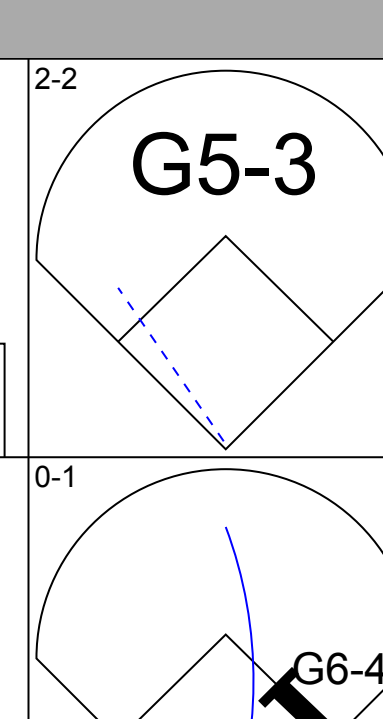
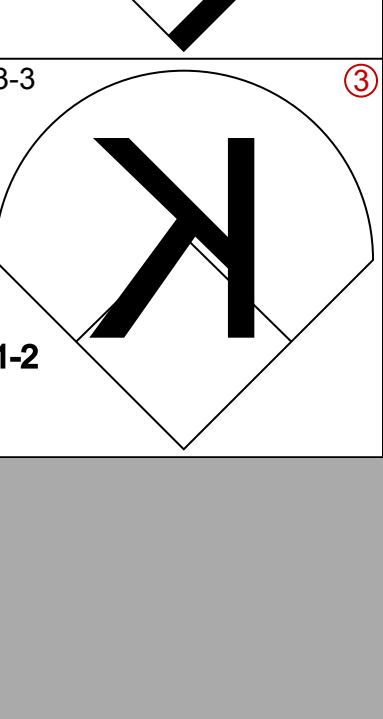
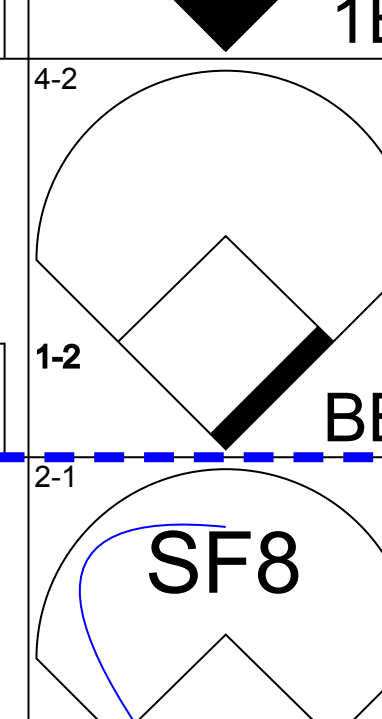
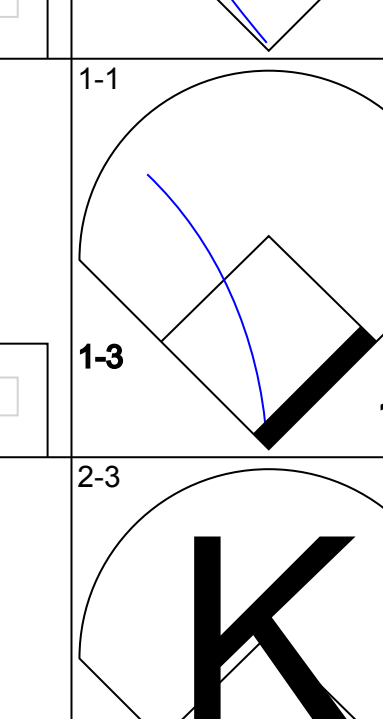
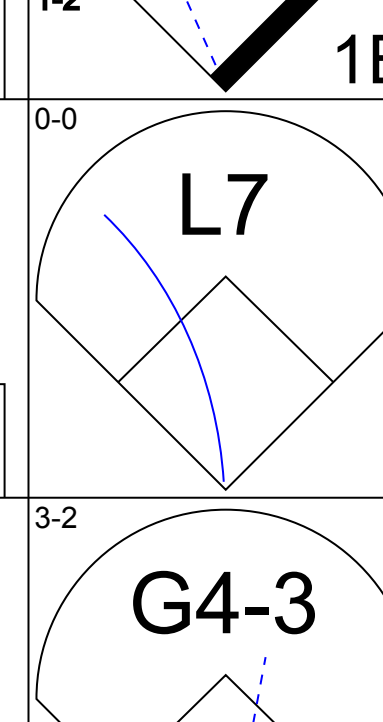
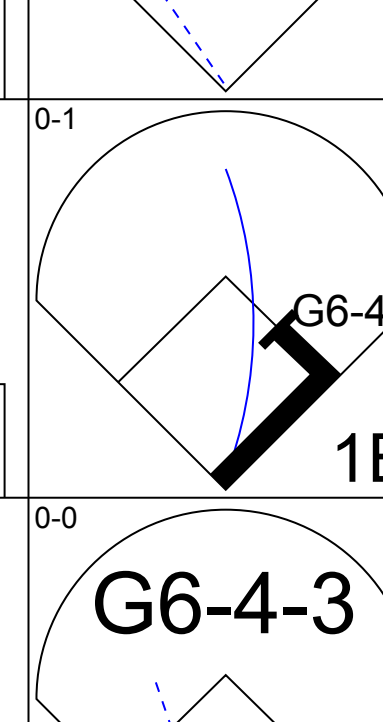
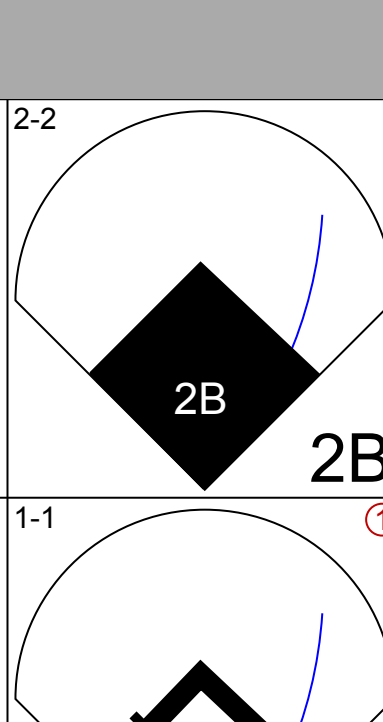
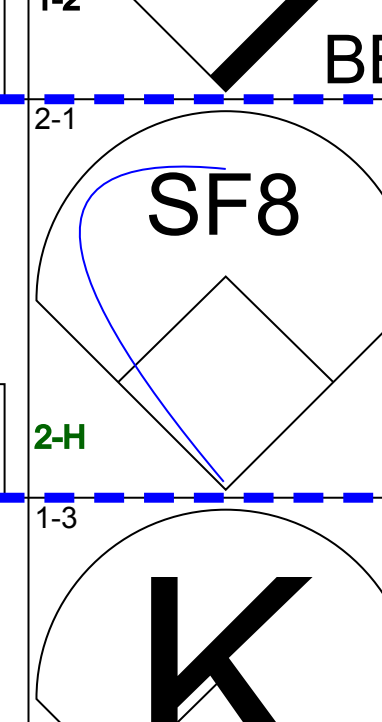
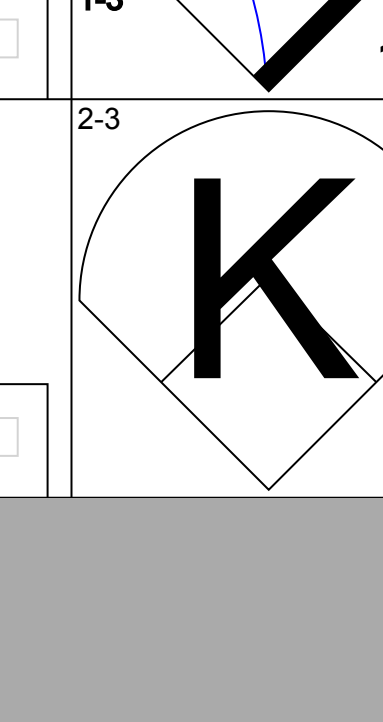
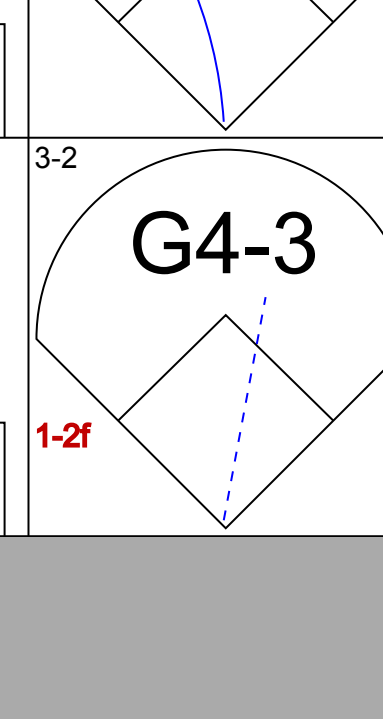
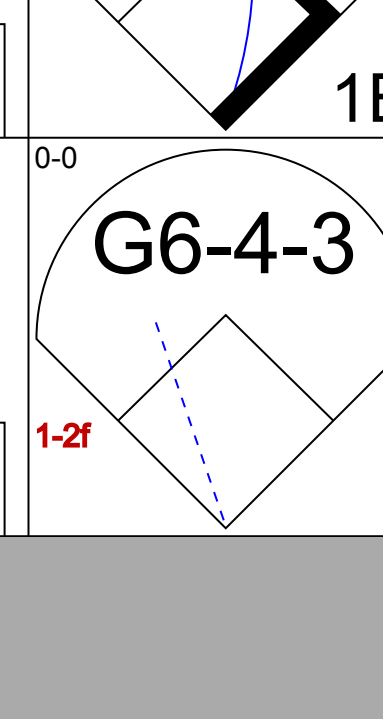
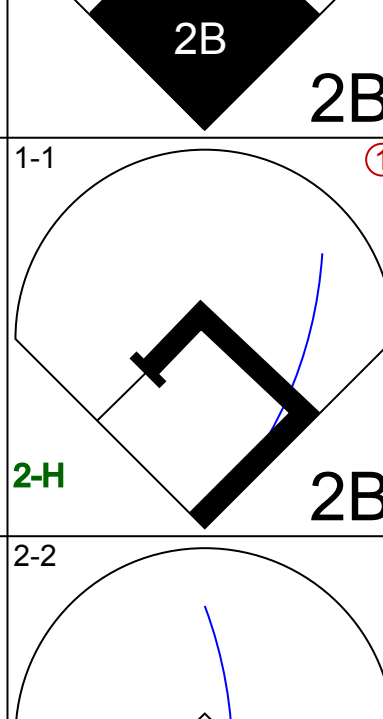
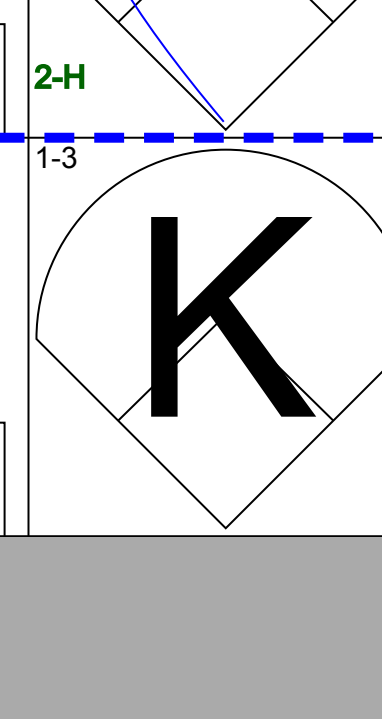
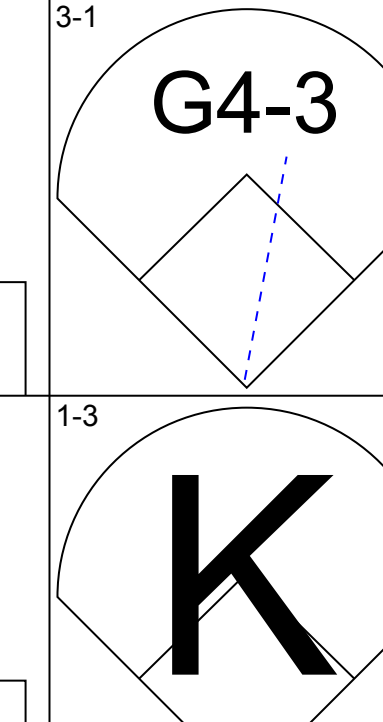
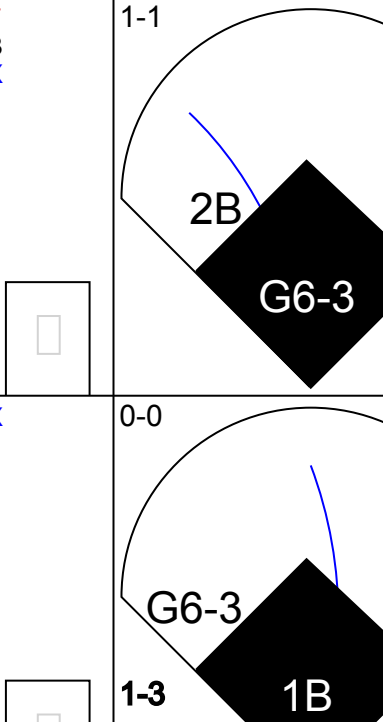
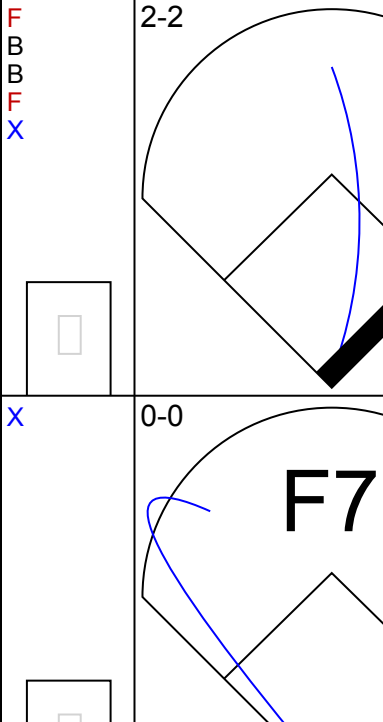
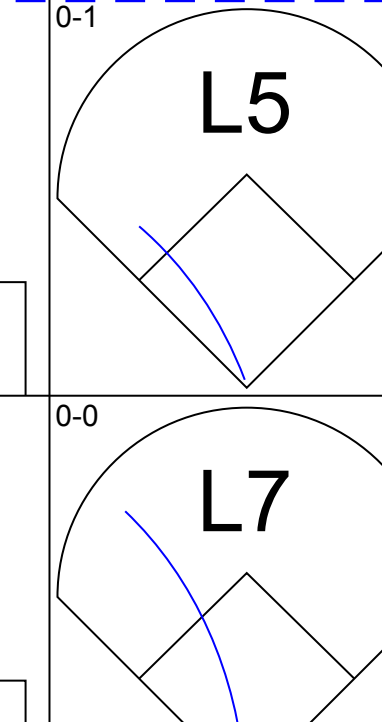
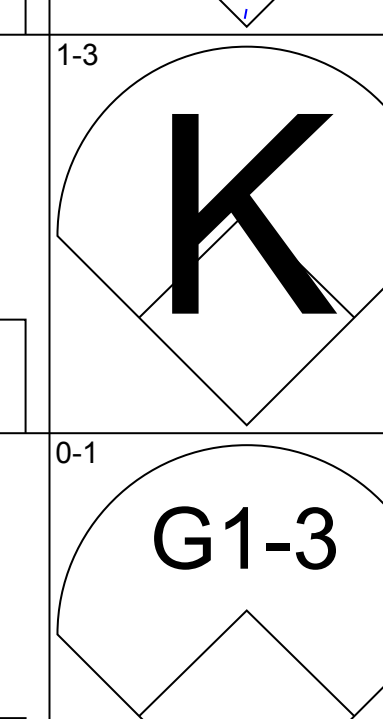
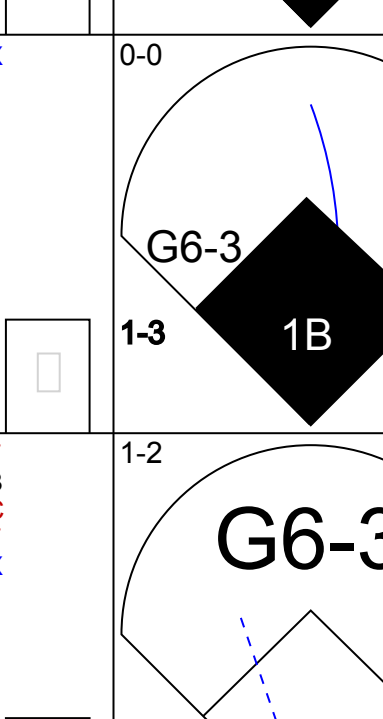
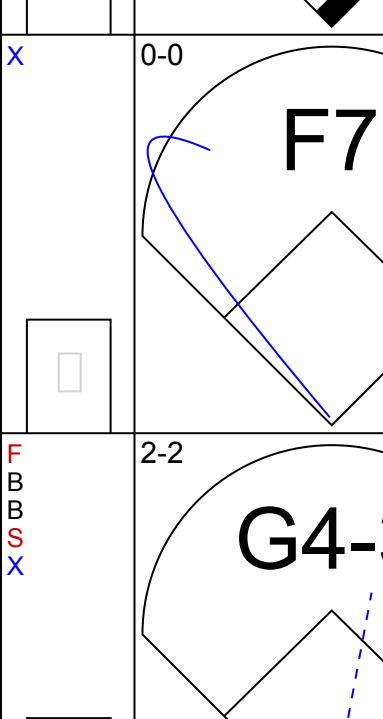
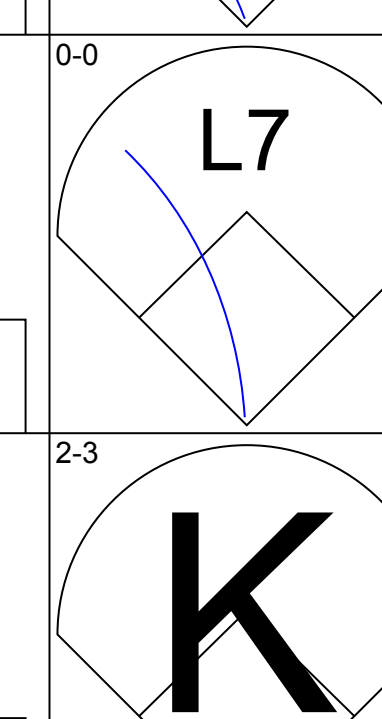
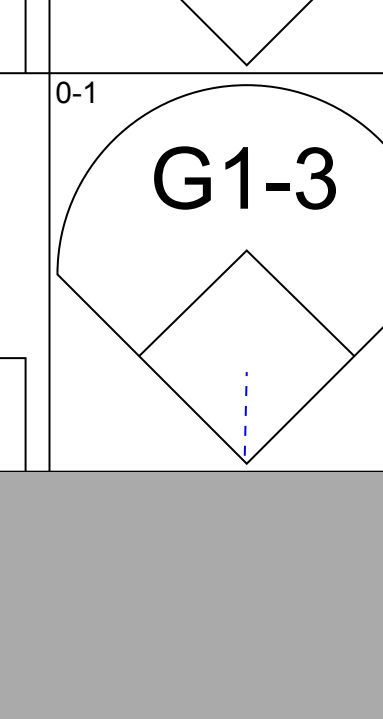
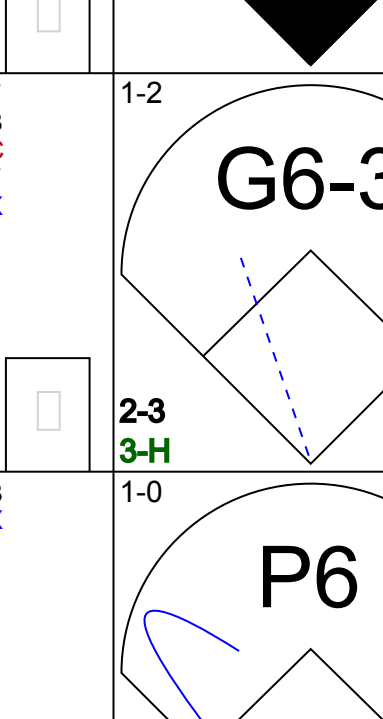
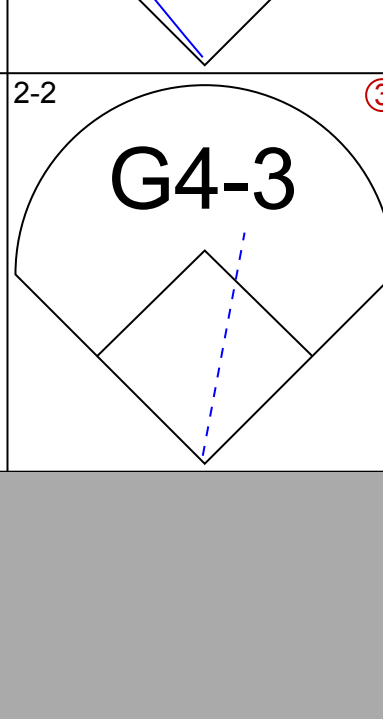
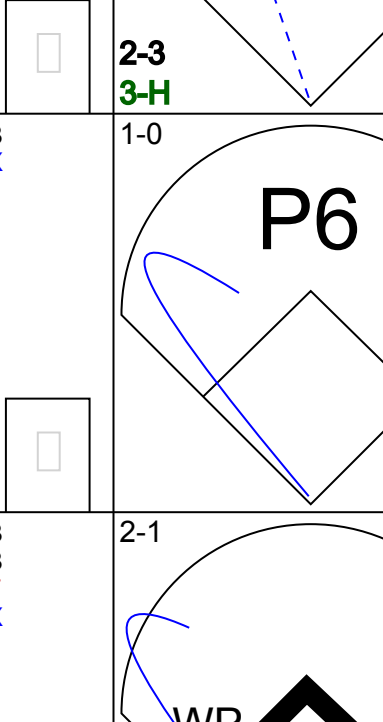


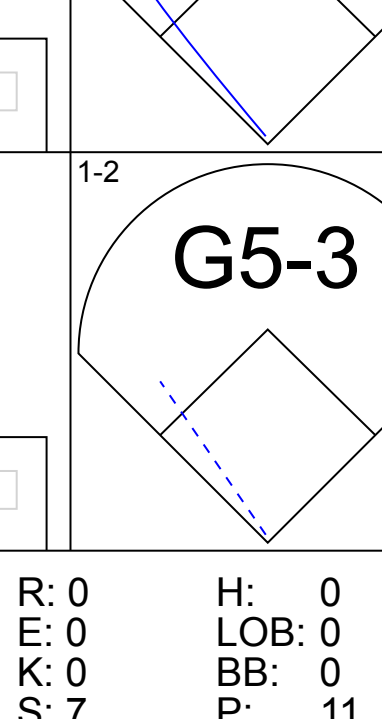
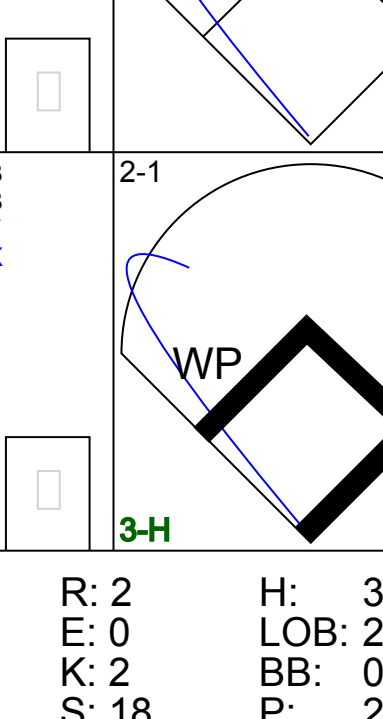
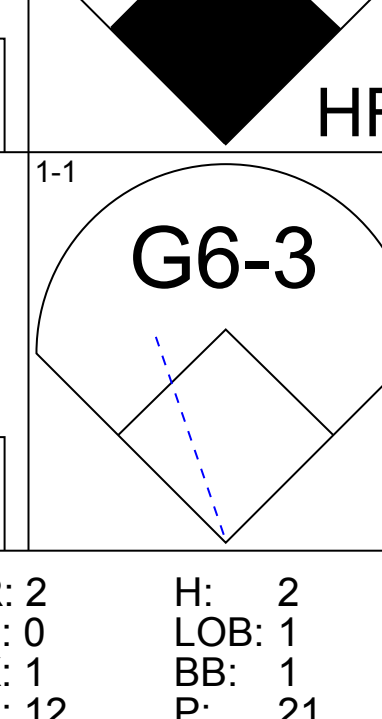
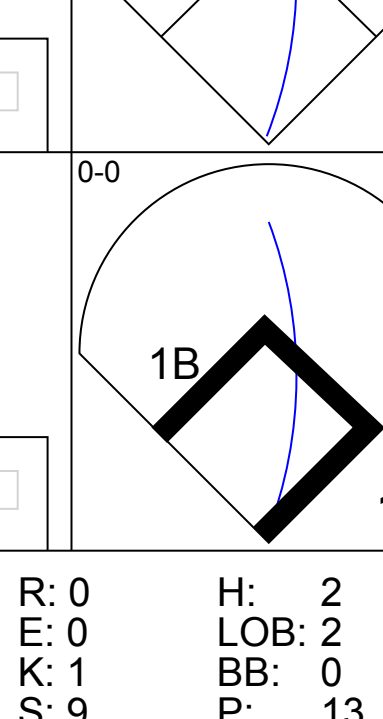
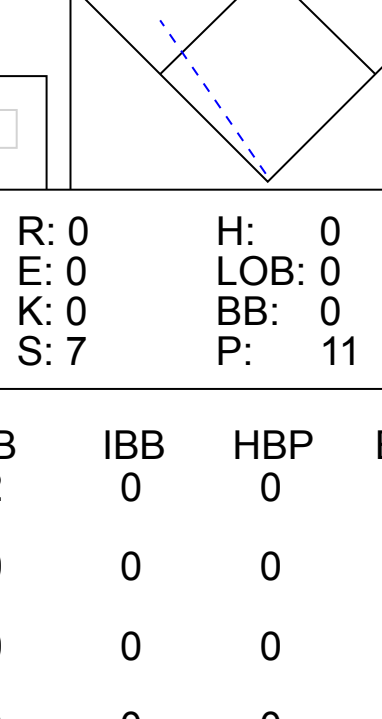
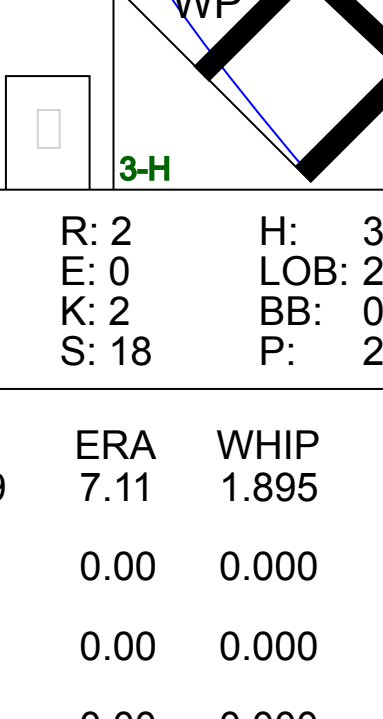
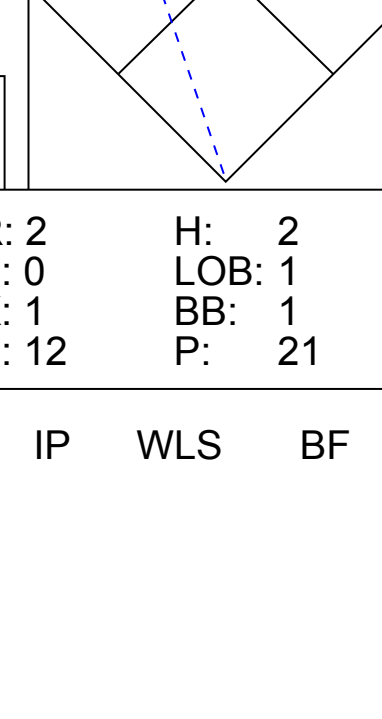
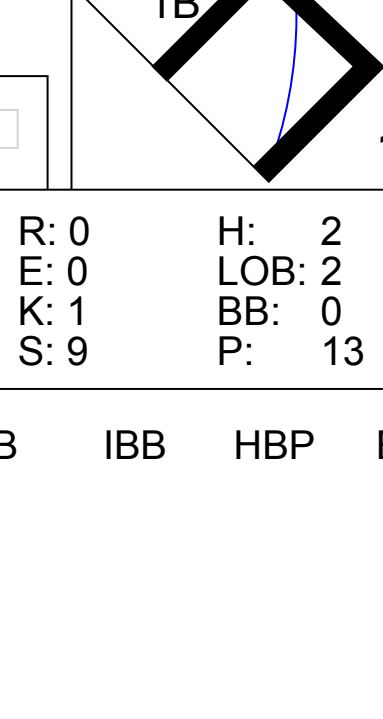
Minnesota Twins @ Boston Red Sox
 Fenway Park, Boston, MA
 Tue Jun 14 1994, 7:05 PM EDT
 Att: 27,874 - Unknown - 80 F



Minnesota Twins @ Boston Red Sox
 Fenway Park, Boston, MA
 Tue Jun 14 1994, 7:05 PM EDT
 Att: 27,874 - Unknown - 80 F



Batter	1	2	3	4	5	6	7	8	9	AB	R	H	RBI	BB	SO	LOB	TOP					
Chuck Knoblauch, R OBP: 0.385, SLG: 0.492 (1, 4)										4	1	1	1	1	1	0	Minnesota Twins @ Boston Red Sox Fenway Park, Boston, MA Wed Jun 15 1994, 7:05 PM EDT Att: 30,243 - Unknown - 62 F					
Alex Cole, L OBP: 0.410, SLG: 0.456 (1, 8)										3	0	0	1	1	0	3						
Shane Mack, R OBP: 0.389, SLG: 0.567 (1, 7)										5	2	3	1	0	0	0						
Kent Hrbek, L OBP: 0.367, SLG: 0.377 (1, 3)										5	1	1	2	0	1	2						
Dave Winfield, R OBP: 0.318, SLG: 0.397 (1, 10)										4	1	1	0	1	1	2						
Chip Hale, L OBP: 0.388, SLG: 0.375 (1, 5)										2	0	0	0	0	1	1						
Scott Leius, R OBP: 0.340, SLG: 0.486 (6, 5)										2	1	2	0	0	0	0						
Dave McCarty, R OBP: 0.342, SLG: 0.398 (1, 9)										2	0	0	0	1	1	1						
Matt Walbeck, S OBP: 0.256, SLG: 0.286 (1, 2)										4	0	0	0	0	0	3						
Jeff Reboulet, R OBP: 0.385, SLG: 0.447 (1, 6)										4	1	1	0	0	0	3						
Inning Stats	R: 2 E: 0 K: 1 S: 14	H: 2 LOB: 0 BB: 0 P: 20	R: 0 E: 0 K: 0 S: 5	H: 0 LOB: 0 BB: 0 P: 7	R: 3 E: 0 K: 1 S: 14	H: 4 LOB: 1 BB: 0 P: 19	R: 0 E: 0 K: 0 S: 5	H: 0 LOB: 0 BB: 0 P: 7	R: 0 E: 0 K: 0 S: 5	H: 0 LOB: 0 BB: 0 P: 7	R: 2 E: 1 K: 0 S: 11	H: 1 LOB: 3 BB: 3 P: 28	R: 0 E: 0 K: 1 S: 5	H: 0 LOB: 0 BB: 0 P: 9	R: 0 E: 0 K: 1 S: 11	H: 1 LOB: 1 BB: 0 P: 16	R: 0 E: 0 K: 1 S: 12	H: 1 LOB: 2 BB: 1 P: 18	1B: 2 2B: 4 3B: 1 HR: 2	SF: 1 SAC: 0 DP: 1 HBP: 1	WP: 0 PB: 1 SB: 0 CS: 0	PA: 41
PITCHER	IP	WLS	BF	H	R	ER	SO	BB	IBB	HBP	BLK	WP	HR	S	P	ERA	WHIP					
Danny Darwin, R ERA: 6.3 (1, 1)	2.2	L	14	6	5	5	1	0	0	0	0	0	2	29	39	16.88	2.250					
Joe Hesketh, L ERA: 5.16 (3, 1)	3.1		15	1	2	0	1	1	2	1	0	0	0	25	49	0.00	0.600					
Ken Ryan, R ERA: 1.54 (7, 1)	2.0		7	1	0	0	2	0	0	0	0	0	0	16	25	0.00	0.500					
Greg Harris, R ERA: 8.02 (9, 1)	1.0		5	1	0	0	1	1	0	0	0	0	0	12	18	0.00	2.000					

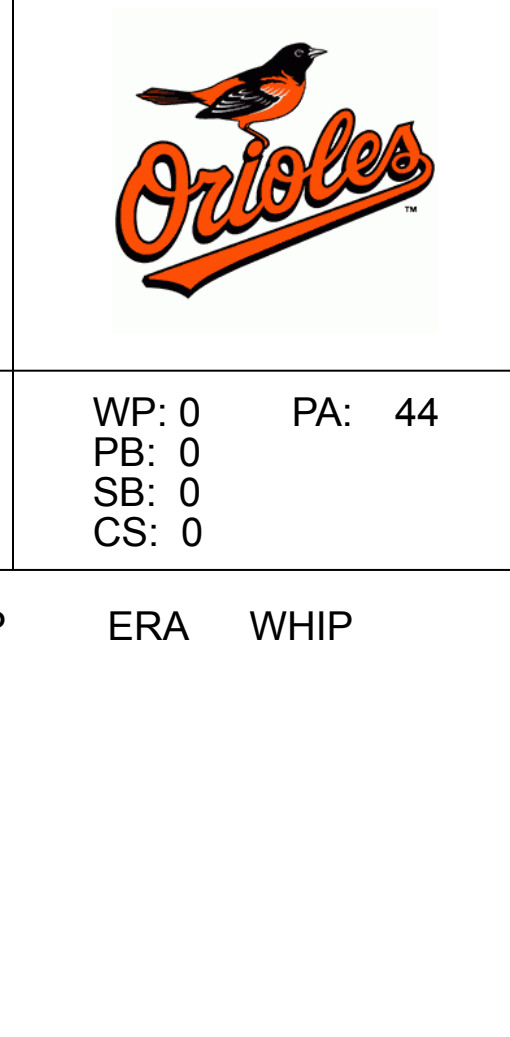
Batter	1	2	3	4	5	6	7	8	9	AB	R	H	RBI	BB	SO	LOB	BOTTOM				
Otis Nixon, S OBP: 0.372, SLG: 0.351 (1, 8)										4	1	1	0	1	1	2	Minnesota Twins @ Boston Red Sox Fenway Park, Boston, MA Wed Jun 15 1994, 7:05 PM EDT Att: 30,243 - Unknown - 62 F				
John Valentin, R OBP: 0.387, SLG: 0.461 (1, 6)										4	0	2	0	1	1	2					
Mo Vaughn, L OBP: 0.402, SLG: 0.605 (1, 3)										4	1	2	1	0	1	4					
Andre Dawson, R OBP: 0.280, SLG: 0.550 (1, 10)										4	0	1	1	0	1	4					
Mike Greenwell, L OBP: 0.361, SLG: 0.473 (1, 7)										4	1	2	0	0	0	0					
Damon Berryhill, S OBP: 0.317, SLG: 0.447 (1, 2)										4	1	1	0	0	1	1					
Wes Chamberlain, R OBP: 0.300, SLG: 0.409 (1, 9)										1	0	0	0	0	0	0					
Lee Tinsley, S OBP: 0.362, SLG: 0.259 (3, 9)										3	0	0	1	0	1	2					
Scott Cooper, L OBP: 0.359, SLG: 0.550 (1, 5)										4	1	1	1	0	0	1					
Carlos Rodriguez, S OBP: 0.321, SLG: 0.423 (1, 4)										4	0	2	1	0	0	0					
Inning Stats	R: 0 E: 0 K: 0 S: 12	H: 1 LOB: 1 BB: 1 P: 20	R: 0 E: 0 K: 1 S: 7	H: 0 LOB: 0 BB: 0 P: 11	R: 0 E: 0 K: 0 S: 6	H: 1 LOB: 0 BB: 0 P: 8	R: 2 E: 0 K: 2 S: 18	H: 3 LOB: 2 BB: 0 P: 28	R: 1 E: 0 K: 0 S: 12	H: 3 LOB: 1 BB: 1 P: 19	R: 2 E: 0 K: 1 S: 12	H: 2 LOB: 1 BB: 1 P: 21	R: 0 E: 0 K: 1 S: 6	H: 0 LOB: 0 BB: 0 P: 8	R: 0 E: 0 K: 1 S: 9	H: 2 LOB: 2 BB: 0 P: 13	1B: 8 2B: 3 3B: 0 HR: 1	SF: 1 SAC: 0 DP: 2 HBP: 0	WP: 2 PB: 0 SB: 0 CS: 0	PA: 39	
PITCHER	IP	WLS	BF	H	R	ER	SO	BB	IBB	HBP	BLK	WP	HR	S	P	ERA	WHIP				
Scott Erickson, R ERA: 5.38 (1, 1)	6.1	W	29	10	5	5	3	2	0	0	0	0	1	68	109	7.11	1.895				
Mark Guthrie, L ERA: 6.82 (7, 1)	0.1		1	0	0	0	0	0	0	0	0	0	0	2	4	0.00	0.000				
Brett Merriman, R ERA: 4.61 (7, 1)	0.1		1	0	0	0	1	0	0	0	0	0	0	4	5	0.00	0.000				
Larry Casian, L ERA: 5.94 (8, 1)	1.0		3	0	0	0	1	0	0	0	0	0	0	6	8	0.00	0.000				
Rick Aquiera, R ERA: 4.58 (9, 1)	1.0	S	5	2	0	0	1	0	0	0	0	0	0	9	13	0.00	2.000				

Batter	1	2	3	4	5	6	7	8	9	AB	R	H	RBI	BB	SO	LOB	TOP					
Chuck Knoblauch, R (1, 4) <small>OBP: 0.385, SLG: 0.494</small> Chip Hale, L (7, 4) <small>OBP: 0.384, SLG: 0.370</small>	G5-3		G5-3			1B		G4-3		3	1	1	0	0	0	0	Minnesota Twins @ Baltimore Orioles Oriole Park at Camden Yards, Baltimore, MD Fri Jun 17 1994, 7:05 PM EDT Att: 47,475 - Unknown					
Alex Cole, L (1, 8) <small>OBP: 0.408, SLG: 0.452</small>	G6-4-3 1B			G3-1		G1-3		K		4	0	1	0	0	1	2						
Kirby Puckett, R (1, 9) <small>OBP: 0.363, SLG: 0.524</small> Pedro Munoz, R (7, 9) <small>OBP: 0.331, SLG: 0.455</small>	G6-4-3 1-2			G3		G4-3 2H		F9		3	0	1	1	0	0	1						
Kent Hrbek, L (1, 3) <small>OBP: 0.358, SLG: 0.365</small>		F7		F7		G4-3			G3	4	0	0	0	0	0	1						
Dave Winfield, R (1, 10) <small>OBP: 0.316, SLG: 0.399</small>		G6-3 2B			G6-3		G1-3		G5-3	4	0	1	0	0	0	0						
Shane Mack, R (1, 7) <small>OBP: 0.392, SLG: 0.586</small>	K			G4-3		G1-3 1B			HR	4	1	2	1	0	1	1						
Scott Leius, R (1, 5) <small>OBP: 0.338, SLG: 0.481</small>	G1-6-3				G1-3 1B		G1-3		K	4	0	1	0	0	1	2						
Matt Walbeck, S (1, 2) <small>OBP: 0.252, SLG: 0.281</small>			F8		P5		K			3	0	0	0	0	1	2						
Pat Meares, R (1, 6) <small>OBP: 0.327, SLG: 0.356</small>			P2			K		G4-3 2B		3	0	1	0	0	1	0						
Inning Stats	R: 0 E: 0 K: 0 S: 7	H: 1 LOB: 0 BB: 0 P: 13	R: 0 E: 0 K: 1 S: 10	H: 1 LOB: 1 BB: 0 P: 14	R: 0 E: 0 K: 0 S: 6	H: 0 LOB: 0 BB: 0 P: 9	R: 0 E: 0 K: 0 S: 4	H: 0 LOB: 0 BB: 0 P: 7	R: 0 E: 0 K: 1 S: 9	H: 1 LOB: 1 BB: 0 P: 11	R: 1 E: 0 K: 1 S: 12	H: 2 LOB: 1 BB: 0 P: 17	R: 0 E: 0 K: 1 S: 9	H: 1 LOB: 1 BB: 0 P: 14	R: 0 E: 0 K: 1 S: 10	H: 1 LOB: 1 BB: 0 P: 15		R: 1 E: 0 K: 1 S: 8	H: 1 LOB: 0 BB: 0 P: 12	1B: 4 2B: 3 3B: 0 HR: 1	SF: 0 SAC: 0 DP: 1 HBP: 0	WP: 0 PB: 0 SB: 0 CS: 0
PITCHER Ben McDonald, R (1, 1) <small>ERA: 4.01</small>	IP: 9.0 WLS: W BF: 34 H: 8 R: 2 ER: 2 SO: 5 BB: 0 IBB: 0 HBP: 0 BLK: 0 WP: 0 HR: 1 S: 75 P: 112 ERA: 2.00 WHIP: 0.889											PITCHER IP: 9.0 WLS: W BF: 34 H: 8 R: 2 ER: 2 SO: 5 BB: 0 IBB: 0 HBP: 0 BLK: 0 WP: 0 HR: 1 S: 75 P: 112 ERA: 2.00 WHIP: 0.889										

Batter	1	2	3	4	5	6	7	8	9	AB	R	H	RBI	BB	SO	LOB	BOTTOM			
Brady Anderson, L (1, 8) <small>OBP: 0.337, SLG: 0.381</small>	K		P6	F8	BB		K			4	0	0	0	1	2	7	Minnesota Twins @ Baltimore Orioles Oriole Park at Camden Yards, Baltimore, MD Fri Jun 17 1994, 7:05 PM EDT Att: 47,475 - Unknown			
Chris Sabo, R (1, 9) <small>OBP: 0.321, SLG: 0.442</small> Jeffrey Hammonds, R (8, 9) <small>OBP: 0.341, SLG: 0.593</small>	1B		G3		2B		P6			4	1	3	2	1	0	2				
Rafael Palmeiro, L (1, 3) <small>OBP: 0.420, SLG: 0.584</small>	1B		G3		F8					5	0	2	2	0	1	5				
Cal Ripken Jr., R (1, 6) <small>OBP: 0.335, SLG: 0.443</small>	G1-6-3		G6-3		G4-3 2H		F7			5	1	1	1	0	0	4				
Harold Baines, L (1, 10) <small>OBP: 0.345, SLG: 0.483</small> Lonnie Smith, R (8, PH) <small>OBP: 0.340, SLG: 0.256</small>	G3-1			2B	E6 1B		K		F8	3	1	0	0	1	1	1				
Leo Gomez, R (1, 5) <small>OBP: 0.420, SLG: 0.626</small>	G5-3			BB	BB					4	2	3	2	1	0	0				
Dwight Smith, L (1, 7) <small>OBP: 0.289, SLG: 0.425</small>	K			2B	1B		G5-3		HR	5	0	0	0	0	2	5				
Chris Hoiles, R (1, 2) <small>OBP: 0.349, SLG: 0.401</small>			2B	1B	1B		BB		P4	3	3	2	0	2	0	0				
Mark McLemore, S (1, 4) <small>OBP: 0.375, SLG: 0.333</small>			1B	K	BB		BB			3	1	2	2	1	1	3				
Inning Stats	R: 0 E: 0 K: 1 S: 8	H: 2 LOB: 1 BB: 0 P: 12	R: 0 E: 0 K: 1 S: 9	H: 0 LOB: 0 BB: 0 P: 10	R: 2 E: 0 K: 0 S: 12	H: 3 LOB: 1 BB: 0 P: 15	R: 0 E: 0 K: 1 S: 17	H: 1 LOB: 3 BB: 2 P: 31	R: 5 E: 1 K: 2 S: 22	H: 4 LOB: 3 BB: 3 P: 43	R: 0 E: 0 K: 1 S: 10	H: 0 LOB: 1 BB: 1 P: 18	R: 1 E: 0 K: 1 S: 14	H: 2 LOB: 2 BB: 1 P: 22	R: 1 E: 0 K: 0 S: 8	H: 1 LOB: 0 BB: 0 P: 15		1B: 8 2B: 4 3B: 0 HR: 1	SF: 0 SAC: 0 DP: 0 HBP: 0	WP: 0 PB: 0 SB: 0 CS: 0
PITCHER Kevin Tapani, R (1, 1) <small>ERA: 4.27</small> Brett Merriman, R (5, 1) <small>ERA: 4.5</small> 22 Carlos Pulido, L (8, 1) <small>ERA: 5.56</small>	IP: 2.1 WLS: L BF: 13 H: 2 R: 1 ER: 1 SO: 3 BB: 4 IBB: 0 HBP: 0 BLK: 0 WP: 0 HR: 0 S: 30 P: 57 ERA: 3.86 WHIP: 2.571											PITCHER IP: 2.1 WLS: L BF: 13 H: 2 R: 1 ER: 1 SO: 3 BB: 4 IBB: 0 HBP: 0 BLK: 0 WP: 0 HR: 0 S: 30 P: 57 ERA: 3.86 WHIP: 2.571								

AB	34
R	2
H	8
RBI	2
BB	0
SO	5
LOB	11

AB	37
R	9
H	13
RBI	9
BB	7
SO	7
LOB	27



Batter	1	2	3	4	5	6	7	8	9	AB	R	H	RBI	BB	SO	LOB	TOP										
Chuck Knoblauch, R OBP: 0.385, SLG: 0.504 (1, 4)										5	1	2	1	0	0	1	Minnesota Twins @ Baltimore Orioles Oriole Park at Camden Yards, Baltimore, MD Sat Jun 18 1994, 7:05 PM EDT Att: 47,426 - Unknown										
Jeff Reboulet, R OBP: 0.380, SLG: 0.449 (1, 5) (8, 9)										4	1	1	0	0	1	1											
Kirby Puckett, R OBP: 0.361, SLG: 0.519 (1, 9) (8, 8)										4	1	1	0	0	0	1											
Shane Mack, R OBP: 0.388, SLG: 0.584 (1, 8) (8, 7)										4	0	1	1	0	1	1											
Dave Winfield, R OBP: 0.315, SLG: 0.406 (1, 10)										4	1	1	1	0	0	1											
Pedro Munoz, R OBP: 0.331, SLG: 0.478 Alex Cole, L OBP: 0.408, SLG: 0.452 Scott Leius, R OBP: 0.337, SLG: 0.478 (1, 7) (8, PH) (8, PH) (8, 5)										3	1	1	2	0	0	0											
Dave McCarty, R OBP: 0.331, SLG: 0.384 (1, 3)										4	0	0	0	0	0	1											
Derek Parks, R OBP: 0.278, SLG: 0.392 (1, 2)										3	1	1	1	1	1	0											
Pat Meares, R OBP: 0.321, SLG: 0.349 Chip Hale, L OBP: 0.379, SLG: 0.365 (1, 6) (9, PH)										3	0	0	0	0	1	2											
Inning Stats	R: 1 E: 0 K: 0 S: 19	H: 1 LOB: 0 BB: 0 P: 26	R: 0 E: 0 K: 0 S: 8	H: 0 LOB: 0 BB: 0 P: 13	R: 1 E: 0 K: 0 S: 9	H: 1 LOB: 0 BB: 0 P: 14	R: 0 E: 0 K: 0 S: 9	H: 0 LOB: 0 BB: 0 P: 10	R: 0 E: 0 K: 0 S: 7	H: 0 LOB: 1 BB: 1 P: 12	R: 0 E: 0 K: 2 S: 16	H: 1 LOB: 1 BB: 0 P: 20	R: 2 E: 0 K: 2 S: 13	H: 2 LOB: 0 BB: 0 P: 18	R: 2 E: 1 K: 0 S: 10	H: 3 LOB: 1 BB: 0 P: 13		R: 0 E: 1 K: 0 S: 6	H: 0 LOB: 1 BB: 0 P: 11	1B: 2 2B: 2 3B: 1 HR: 3	SF: 0 SAC: 0 DP: 2 HBP: 0	WP: 0 PB: 0 SB: 0 CS: 0	PA: 37				
PITCHER	IP	WLS	BF	H	R	ER	SO	BB	IBB	HBP	BLK	WP	HR	S	P	ERA	WHIP										
Sid Fernandez, L ERA: 4.44 (1, 1)	6.0	W	24	5	4	4	2	1	0	0	0	0	3	72	101	6.00	1.000										
Mark Eichhorn, R ERA: 2.57 (7, 1)	1.1		8	3	2	2	2	0	0	0	0	0	0	18	23	13.50	2.250										
Jim Poole, L ERA: 6.46 (8, 1)	0.2		1	0	0	0	0	0	0	0	0	0	0	1	2	0.00	0.000										
Alan Mills, R ERA: 6.04 (9, 1)	1.0		4	0	0	0	0	0	0	0	0	0	0	6	11	0.00	0.000										

Batter	1	2	3	4	5	6	7	8	9	AB	R	H	RBI	BB	SO	LOB	BOTTOM										
Brady Anderson, L OBP: 0.338, SLG: 0.377 (1, 8)										3	1	0	0	1	0	1	Minnesota Twins @ Baltimore Orioles Oriole Park at Camden Yards, Baltimore, MD Sat Jun 18 1994, 7:05 PM EDT Att: 47,426 - Unknown										
Chris Sabo, R OBP: 0.328, SLG: 0.444 Jack Voigt, R OBP: 0.322, SLG: 0.349 (1, 9) (8, 9)										4	1	2	2	0	0	1											
Rafael Palmeiro, L OBP: 0.416, SLG: 0.576 (1, 3)										5	0	1	0	0	1	3											
Cal Ripken Jr., R OBP: 0.337, SLG: 0.456 (1, 6)										4	2	2	2	0	0	2											
Leo Gomez, R OBP: 0.422, SLG: 0.623 (1, 5)										4	1	2	0	0	2	0											
Chris Hoiles, R OBP: 0.347, SLG: 0.413 (1, 2)										4	1	1	3	0	0	1											
Lonnie Smith, R OBP: 0.333, SLG: 0.277 (1, 10)										4	1	1	0	0	0	0											
Jeffrey Hammonds, R OBP: 0.347, SLG: 0.584 (1, 7)										3	2	1	0	1	2	2											
Tim Lincecum, R OBP: 0.352, SLG: 0.444 (1, 4)										3	2	2	3	0	0	1											
Inning Stats	R: 0 E: 0 K: 0 S: 6	H: 0 LOB: 0 BB: 0 P: 11	R: 3 E: 1 K: 1 S: 16	H: 3 LOB: 0 BB: 0 P: 24	R: 0 E: 0 K: 0 S: 7	H: 1 LOB: 1 BB: 1 P: 13	R: 0 E: 0 K: 1 S: 11	H: 0 LOB: 0 BB: 0 P: 20	R: 2 E: 0 K: 0 S: 10	H: 2 LOB: 1 BB: 1 P: 19	R: 0 E: 0 K: 1 S: 9	H: 0 LOB: 0 BB: 0 P: 12	R: 4 E: 0 K: 1 S: 26	H: 4 LOB: 1 BB: 0 P: 36	R: 2 E: 0 K: 1 S: 21	H: 3 LOB: 1 BB: 0 P: 28		1B: 7 2B: 3 3B: 0 HR: 3	SF: 0 SAC: 1 DP: 2 HBP: 1	WP: 1 PB: 0 SB: 0 CS: 0	PA: 39						
PITCHER	IP	WLS	BF	H	R	ER	SO	BB	IBB	HBP	BLK	WP	HR	S	P	ERA	WHIP										
Jim Deshaies, L ERA: 6.78 (1, 1)	4.2	L	21	6	5	5	2	2	0	0	0	0	2	48	84	9.64	1.714										
Dave Stevens, R ERA: 6.75 (5, 1)	1.2		6	1	1	1	1	0	0	0	0	0	0	15	22	5.40	0.600										
Larry Casian, L ERA: 6.21 (7, 1)	0.0		1	0	0	0	0	0	0	1	0	0	0	1	3	∞	∞										
Carl Willis, R ERA: 6.25 (7, 1)	0.1		4	3	3	3	1	0	0	0	0	1	1	19	24	81.00	9.000										
Mark Guthrie, L ERA: 7.08 (7, 1)	1.1		7	3	2	2	1	0	0	0	0	0	0	23	30	13.50	2.250										



Batter	1	2	3	4	5	6	7	8	9	AB	R	H	RBI	BB	SO	LOB	TOP					
Chuck Knoblauch, R (1, 4) OBP: 0.385, SLG: 0.506	F8		SH1-3 1B	G5-3		1-3 2B		P8		5	1	2	0	0	0	0	Minnesota Twins @ Baltimore Orioles Oriole Park at Camden Yards, Baltimore, MD Sun Jun 19 1994, 3:33 AM EDT Att: 47,088 - Cloudy - 99 F					
Alex Cole, L (1, 8) OBP: 0.405, SLG: 0.448	G3		SH1-3			P6		G4-3		4	0	1	0	0	0	2						
Kirby Puckett, R (1, 10) OBP: 0.358, SLG: 0.513	K		G3			G5-3		HR		5	1	1	0	0	1	4						
Kent Hrbek, L (1, 3) OBP: 0.359, SLG: 0.385		L8	1B BB			F8		P7		4	2	1	2	1	0	0						
Shane Mack, R (1, 7) OBP: 0.394, SLG: 0.586		L9	1B BB			2B		G6-3		3	2	1	0	2	0	0						
Pedro Munoz, R (1, 9) OBP: 0.331, SLG: 0.475			1B			G5-3				3	0	1	1	0	1	1						
Dave McCarty, R (5, 9) OBP: 0.341, SLG: 0.404	K		1B			CS		E7		2	0	2	0	0	0	0						
Scott Leius, R (1, 5) OBP: 0.338, SLG: 0.481			2B			G5-3		CS		5	1	2	2	0	0	2						
Matt Walbeck, S (1, 2) OBP: 0.251, SLG: 0.284			HR			G3		G3-1		5	1	1	1	0	0	3						
Pat Meares, R (1, 6) OBP: 0.331, SLG: 0.397			HR			P2		HR		4	2	3	3	0	0	0						
Inning Stats	R: 0 E: 0 K: 1 S: 6	H: 0 LOB: 0 BB: 0 P: 7	R: 0 E: 0 K: 1 S: 6	H: 0 LOB: 0 BB: 10	R: 6 E: 0 K: 0 S: 30	H: 6 LOB: 2 BB: 2 P: 51	R: 0 E: 0 K: 0 S: 9	H: 1 LOB: 1 BB: 0 P: 12	R: 0 E: 0 K: 0 S: 15	H: 2 LOB: 2 BB: 0 P: 19	R: 0 E: 0 K: 0 S: 7	H: 1 LOB: 0 BB: 0 P: 11	R: 1 E: 0 K: 0 S: 8	H: 1 LOB: 0 BB: 0 P: 12	R: 3 E: 1 K: 0 S: 14	H: 3 LOB: 1 BB: 1 P: 24	1B: 7 2B: 5 3B: 0 HR: 3	SF: 0 SAC: 1 DP: 0 HBP: 0	WP: 0 PB: 0 SB: 0 CS: 1	PA: 45		
PITCHER	IP WLS BF H R ER SO	IP WLS BF H R ER SO	IP WLS BF H R ER SO	IP WLS BF H R ER SO	IP WLS BF H R ER SO	IP WLS BF H R ER SO	IP WLS BF H R ER SO	IP WLS BF H R ER SO	IP WLS BF H R ER SO	IP WLS BF H R ER SO	IP WLS BF H R ER SO	IP WLS BF H R ER SO	IP WLS BF H R ER SO	IP WLS BF H R ER SO	IP WLS BF H R ER SO	IP WLS BF H R ER SO	ERA WHIP	ERA WHIP				
Mike Oquist, R (1, 1) ERA: 5.94	2.2	L	15	5	6	6	2	2	0	0	0	0	0	0	0	0	1	37	61	20.25	2.625	
Mark Williamson, R (3, 1) ERA: 4.5	5.1		22	7	1	1	0	0	0	0	0	0	0	0	0	0	1	53	76	1.69	1.312	
Tom Bolton, L (9, 1) ERA: 5.28	0.1		5	3	3	2	0	1	0	0	0	0	0	0	0	0	1	10	18	54.00	12.000	
Mark Eichhorn, R (9, 1) ERA: 2.61	0.2		2	0	0	0	0	0	0	0	0	0	0	0	0	0	0	4	6	0.00	0.000	
Batter	1	2	3	4	5	6	7	8	9	AB	R	H	RBI	BB	SO	LOB	BOTTOM					
Mark McLemore, S (1, 4) OBP: 0.376, SLG: 0.340	HR	G4-3			G4-3				P7	5	2	2	0	0	0	2	Minnesota Twins @ Baltimore Orioles Oriole Park at Camden Yards, Baltimore, MD Sun Jun 19 1994, 3:33 AM EDT Att: 47,088 - Cloudy - 99 F					
Chris Sabo, R (1, 9) OBP: 0.336, SLG: 0.473	HR		L3		K			K		5	1	3	4	0	2	0						
Rafael Palmeiro, L (1, 3) OBP: 0.414, SLG: 0.575	P8		L3					P7		4	0	1	0	0	0	2						
Cal Ripken Jr., R (1, 6) OBP: 0.339, SLG: 0.458	F8		1B					BB		3	0	1	0	1	1	1						
Harold Baines, L (1, 10) OBP: 0.343, SLG: 0.478	F7		1B					G6-4-3		4	0	1	0	0	0	2						
Leo Gomez, R (1, 5) OBP: 0.418, SLG: 0.611		FC5-4 BB	K					F7		3	0	0	0	1	1	2						
Dwight Smith, L (1, 8) OBP: 0.297, SLG: 0.431										3	0	2	0	0	0	1						
Jack Voigt, R (8, PH) OBP: 0.320, SLG: 0.346	P6				FC6-4 1B					1	0	0	0	0	0	0						
Jeffrey Hammonds, R (1, 7) OBP: 0.333, SLG: 0.559	FC5-4 1B				FC6-4 G6-4-3			P9		4	0	0	0	0	0	3						
Jeff Tackett, R (1, 2) OBP: 0.267, SLG: 0.286										3	1	2	0	0	0	1						
Brady Anderson, L (9, PH) OBP: 0.337, SLG: 0.375					G6-4-3				G4-3	1	0	0	0	0	0	0						
Inning Stats	R: 2 E: 0 K: 0 S: 10	H: 2 LOB: 0 BB: 0 P: 16	R: 0 E: 0 K: 0 S: 9	H: 1 LOB: 2 BB: 1 P: 17	R: 0 E: 0 K: 1 S: 15	H: 3 LOB: 0 BB: 0 P: 23	R: 0 E: 0 K: 0 S: 6	H: 1 LOB: 0 BB: 0 P: 12	R: 0 E: 0 K: 2 S: 10	H: 1 LOB: 1 BB: 0 P: 15	R: 0 E: 0 K: 0 S: 4	H: 1 LOB: 1 BB: 0 P: 7	R: 2 E: 0 K: 0 S: 14	H: 3 LOB: 1 BB: 1 P: 29	R: 0 E: 0 K: 0 S: 5	H: 0 LOB: 0 BB: 0 P: 9	R: 0 E: 0 K: 1 S: 5	H: 0 LOB: 0 BB: 0 P: 8	1B: 8 2B: 4 3B: 0 HR: 1	SF: 0 SAC: 0 DP: 3 HBP: 0	WP: 0 PB: 0 SB: 0 CS: 0	PA: 38
PITCHER	IP WLS BF H R ER SO	IP WLS BF H R ER SO	IP WLS BF H R ER SO	IP WLS BF H R ER SO	IP WLS BF H R ER SO	IP WLS BF H R ER SO	IP WLS BF H R ER SO	IP WLS BF H R ER SO	IP WLS BF H R ER SO	IP WLS BF H R ER SO	IP WLS BF H R ER SO	IP WLS BF H R ER SO	IP WLS BF H R ER SO	IP WLS BF H R ER SO	IP WLS BF H R ER SO	IP WLS BF H R ER SO	ERA WHIP	ERA WHIP				
Pat Mahomes, R (1, 1) ERA: 5.47	6.0	W	29	12	4	4	3	1	0	0	0	0	0	0	0	0	1	63	105	6.00	2.167	
Carl Willis, R (7, 1) ERA: 5.19	0.1		2	0	0	0	0	1	0	0	0	0	0	0	0	0	0	4	11	0.00	3.000	
Mark Guthrie, L (7, 1) ERA: 6.75	1.2		4	0	0	0	0	0	0	0	0	0	0	0	0	0	0	6	12	0.00	0.000	
Rick Aguilera, R (9, 1) ERA: 4.38	1.0		3	0	0	0	1	0	0	0	0	0	0	0	0	0	0	5	8	0.00	0.000	

AB 40
R 10
H 15
RBI 9
BB 3
SO 2
LOB 12



AB 36
R 4
H 12
RBI 4
BB 2
SO 4
LOB 14



Batter	1	2	3	4	5	6	7	8	9	AB	R	H	RBI	BB	SO	LOB	TOP										
Chuck Knoblauch, R (1, 4) <small>OBP: 0.382, SLG: 0.500</small>										5	0	1	1	0	1	2	Minnesota Twins @ New York Yankees Yankee Stadium, Bronx, NY Mon Jun 20 1994, 7:05 PM EDT Att: 20,566 - Unknown - 82 F										
Jeff Reboulet, R (1, 6) <small>OBP: 0.375, SLG: 0.441</small> Chip Hale, L (8, PH) <small>OBP: 0.375, SLG: 0.360</small>										4	0	1	0	0	0	2											
Kirby Puckett, R (1, 9) <small>OBP: 0.357, SLG: 0.521</small>										4	1	1	1	0	0	0											
Shane Mack, R (1, 8) <small>OBP: 0.391, SLG: 0.577</small>										4	0	1	0	0	1	0											
Dave Winfield, R (1, 10) <small>OBP: 0.318, SLG: 0.421</small>										4	2	2	1	0	0	1											
Pedro Munoz, R (1, 7) <small>OBP: 0.346, SLG: 0.496</small> Alex Cole, L (6, PR) <small>OBP: 0.403, SLG: 0.446</small>										3	1	3	1	0	0	0											
Scott Leius, R (1, 5) <small>OBP: 0.341, SLG: 0.479</small>										3	0	1	0	1	0	2											
Dave McCarty, R (1, 3) <small>OBP: 0.341, SLG: 0.402</small> Kent Hrbek, L (8, PH) <small>OBP: 0.357, SLG: 0.382</small>										3	0	1	1	0	2	2											
Matt Walbeck, S (1, 2) <small>OBP: 0.251, SLG: 0.284</small>										4	0	1	0	0	0	2											
Inning Stats	R: 0 E: 0 K: 1 S: 7	H: 1 LOB: 0 BB: 0 P: 13	R: 1 E: 0 K: 2 S: 15	H: 2 LOB: 1 BB: 0 P: 18	R: 0 E: 0 K: 0 S: 8	H: 0 LOB: 0 BB: 0 P: 13	R: 0 E: 0 K: 0 S: 3	H: 1 LOB: 0 BB: 0 P: 6	R: 1 E: 0 K: 1 S: 12	H: 3 LOB: 2 BB: 0 P: 16	R: 3 E: 0 K: 0 S: 17	H: 5 LOB: 0 BB: 0 P: 30	R: 0 E: 0 K: 0 S: 6	H: 0 LOB: 1 BB: 0 P: 9	R: 0 E: 0 K: 0 S: 7	H: 0 LOB: 0 BB: 1 P: 13		R: 0 E: 0 K: 0 S: 13	H: 0 LOB: 0 BB: 0 P: 18	1B: 9 2B: 1 3B: 0 HR: 2	SF: 0 SAC: 0 DP: 1 HBP: 0	WP: 0 PB: 0 SB: 1 CS: 0	PA: 38				
PITCHER	IP	WLS	BF	H	R	ER	SO	BB	IBB	HBP	BLK	WP	HR	S	P	ERA	WHIP										
Jim Abbott, L (1, 1) ERA: 3.72	5.1		26	12	5	5	4	0	0	0	0	0	2	58	89	8.44	2.250										
Donn Pail, R (6, 1) ERA: 3.86	1.2		5	0	0	0	0	0	0	0	0	0	0	10	16	0.00	0.000										
Bob Wickman, R (8, 1) ERA: 2.93	2.0	W	7	0	0	0	0	1	0	0	0	0	0	20	31	0.00	0.500										

Batter	1	2	3	4	5	6	7	8	9	AB	R	H	RBI	BB	SO	LOB	BOTTOM										
Luis Polonia, L (1, 7) <small>OBP: 0.361, SLG: 0.373</small>										5	2	2	1	0	1	2	Minnesota Twins @ New York Yankees Yankee Stadium, Bronx, NY Mon Jun 20 1994, 7:05 PM EDT Att: 20,566 - Unknown - 82 F										
Wade Boggs, L (1, 5) <small>OBP: 0.442, SLG: 0.517</small>										3	1	3	1	1	0	0											
Don Mattingly, L (1, 3) <small>OBP: 0.406, SLG: 0.424</small>										4	0	2	2	0	0	2											
Mike Stanley, R (1, 2) <small>OBP: 0.330, SLG: 0.438</small>										4	0	0	0	0	2	4											
Paul O'Neill, L (1, 9) <small>OBP: 0.486, SLG: 0.637</small>										3	0	0	0	1	1	1											
Danny Tartabull, R (1, 10) <small>OBP: 0.332, SLG: 0.455</small> Gerald Williams, R (8, PR) <small>OBP: 0.304, SLG: 0.522</small>										4	0	1	0	0	2	3											
Bernie Williams, S (1, 8) <small>OBP: 0.369, SLG: 0.444</small>										3	1	0	0	1	0	4											
Randy Velarde, R (1, 6) <small>OBP: 0.320, SLG: 0.368</small>										3	1	0	0	1	0	3											
Mike Gallego, R (1, 4) <small>OBP: 0.311, SLG: 0.332</small> Daryl Boston, L (8, PH) <small>OBP: 0.241, SLG: 0.451</small> Pat Kelly, R (9, 4) <small>OBP: 0.352, SLG: 0.390</small>										3	0	1	0	0	0	1											
Inning Stats	R: 0 E: 0 K: 1 S: 7	H: 0 LOB: 0 BB: 1 P: 13	R: 0 E: 0 K: 1 S: 10	H: 0 LOB: 0 BB: 0 P: 14	R: 0 E: 0 K: 0 S: 6	H: 0 LOB: 0 BB: 0 P: 12	R: 1 E: 0 K: 1 S: 10	H: 2 LOB: 1 BB: 0 P: 17	R: 1 E: 0 K: 0 S: 11	H: 2 LOB: 1 BB: 1 P: 21	R: 0 E: 0 K: 1 S: 10	H: 2 LOB: 3 BB: 1 P: 18	R: 2 E: 0 K: 1 S: 16	H: 2 LOB: 1 BB: 1 P: 28	R: 3 E: 0 K: 1 S: 12	H: 2 LOB: 1 BB: 0 P: 16		1B: 7 2B: 1 3B: 1 HR: 1	SF: 0 SAC: 0 DP: 1 HBP: 0	WP: 0 PB: 0 SB: 0 CS: 1	PA: 38						
PITCHER	IP	WLS	BF	H	R	ER	SO	BB	IBB	HBP	BLK	WP	HR	S	P	ERA	WHIP										
Scott Erickson, R (1, 1) ERA: 5.38	6.2		29	7	4	4	4	4	0	0	0	0	0	63	111	5.40	1.650										
Mark Guthrie, L (7, 1) ERA: 6.63	0.2		3	1	0	0	2	0	0	0	0	0	0	10	17	0.00	1.500										
Carl Willis, R (8, 1) ERA: 6.63	0.1	L	3	1	0	0	0	0	0	0	0	0	0	7	9	0.00	3.000										
Rick Aguilera, R (8, 1) ERA: 4.88	0.1		2	1	3	3	0	0	0	0	0	0	1	2	2	81.00	3.000										

AB	37
R	5
H	12
RBI	5
BB	1
SO	4
LOB	12



AB	33
R	7
H	10
RBI	7
BB	4
SO	6
LOB	20



Batter	1	2	3	4	5	6	7	8	9	AB	R	H	RBI	BB	SO	LOB	TOP										
Chuck Knoblauch, R OBP: 0.379, SLG: 0.493	G5-3	G6-3			FC4-6 SF9		F7			4	1	0	0	1	0	2	Minnesota Twins @ New York Yankees Yankee Stadium, Bronx, NY Tue Jun 21 1994, 7:05 PM EDT Att: 27,972 - Unknown - 101 F AB 34 R 4 H 8 RBI 4 BB 4 SO 8 LOB 14										
Jeff Reboulet, R OBP: 0.389, SLG: 0.448 Kent Hrbek, L OBP: 0.354, SLG: 0.379	2B G3 1B		G5-3		1B BB		1B		BB K	3	1	2	1	1	0	0											
Kirby Puckett, R OBP: 0.354, SLG: 0.520	G3 1B 2B		G4-3		SF9		F8		G4-3	4	1	1	1	0	0	2											
Shane Mack, R OBP: 0.393, SLG: 0.575	G3 2-3 3-H		1B		1-3 1B		G4-3			4	0	2	1	0	0	2											
Dave Winfield, R OBP: 0.317, SLG: 0.415	1B BB		K		P4				G4-3	3	0	0	0	1	1	3											
Scott Leius, R OBP: 0.344, SLG: 0.477	1-2 1B		G6-3				F8		FC4-6 BB	3	0	1	1	1	0	0											
Dave McCarty, R OBP: 0.333, SLG: 0.392 Alex Cole, L OBP: 0.402, SLG: 0.444	K		K		P2				FC4-6 FC4-6	3	0	0	0	0	2	2											
Derek Parks, R OBP: 0.263, SLG: 0.370 Matt Walbeck, S OBP: 0.282, SLG: 0.282		K	K		K		K		FC4-6	3	0	0	0	0	3	0											
Pat Meares, R OBP: 0.337, SLG: 0.403 Chip Hale, L OBP: 0.371, SLG: 0.355		K			FC4-6 1B		S 1B		G6-3	3	1	2	0	0	1	0											
Inning Stats	R: 2 E: 0 K: 1 S: 13	H: 3 LOB: 2 BB: 1 P: 25	R: 0 E: 0 K: 2 S: 8	H: 0 LOB: 0 BB: 0 P: 12	R: 0 E: 0 K: 1 S: 11	H: 1 LOB: 1 BB: 0 P: 18	R: 0 E: 0 K: 2 S: 7	H: 0 LOB: 0 BB: 0 P: 11	R: 1 E: 0 K: 0 S: 13	H: 2 LOB: 2 BB: 1 P: 24	R: 0 E: 0 K: 1 S: 7	H: 0 LOB: 0 BB: 0 P: 15	R: 1 E: 0 K: 0 S: 10	H: 2 LOB: 1 BB: 0 P: 15	R: 0 E: 0 K: 0 S: 10	H: 0 LOB: 1 BB: 1 P: 18		R: 0 E: 0 K: 1 S: 11	H: 0 LOB: 1 BB: 1 P: 19	1B: 7 2B: 1 3B: 0 HR: 0	SF: 1 SAC: 0 DP: 0 HBP: 0	WP: 0 PB: 0 SB: 4 CS: 0	PA: 39				
PITCHER	IP	WLS	BF	H	R	ER	SO	BB	IBB	HBP	BLK	WP	HR	S	P	ERA	WHIP										
Jimmy Key, L ERA: 3.15	6.1	W	29	8	4	4	7	2	0	0	0	0	0	66	116	5.68	1.579										
Bob Wickman, R ERA: 2.79	2.0		8	0	0	0	0	2	0	0	0	0	0	17	32	0.00	1.000										
Steve Howe, L ERA: 3.24	0.2	S	2	0	0	0	1	0	0	0	0	0	0	7	9	0.00	0.000										

Batter	1	2	3	4	5	6	7	8	9	AB	R	H	RBI	BB	SO	LOB	BOTTOM										
Bernie Williams, S OBP: 0.369, SLG: 0.452	G5-3		F8		L8	1-1 2B				5	0	2	3	0	0	1	Minnesota Twins @ New York Yankees Yankee Stadium, Bronx, NY Tue Jun 21 1994, 7:05 PM EDT Att: 27,972 - Unknown - 101 F AB 30 R 6 H 8 RBI 5 BB 7 SO 4 LOB 19										
Wade Boggs, L OBP: 0.438, SLG: 0.509	L6		1B		G6-3	F8		L6		5	0	1	0	0	0	3											
Don Mattingly, L OBP: 0.399, SLG: 0.416	P6		K		F7	F7		P6		5	0	0	0	0	1	3											
Danny Tartabull, R OBP: 0.334, SLG: 0.451		BB BB BB			BB BB	K		G6-3		2	0	0	0	2	1	0											
Mike Stanley, R OBP: 0.339, SLG: 0.439		BB BB			F8	2B 1B		SH1-4 1B BB		2	1	1	0	2	0	1											
Jim Leyritz, R OBP: 0.381, SLG: 0.510		BB BB			L4	1B 2B		SH1-4 1B		3	1	2	0	1	0	1											
Randy Velarde, R OBP: 0.322, SLG: 0.366 Luis Polonia, L OBP: 0.363, SLG: 0.373 Pat Kelly, R OBP: 0.352, SLG: 0.390		K			BB	HBP 1B 2B BB		SH1-4		1	0	0	0	1	1	3											
Gerald Williams, R OBP: 0.292, SLG: 0.500 Paul O'Neill, L OBP: 0.466, SLG: 0.636	G6-4-3				K	HBP 2B 1B		F8		2	1	1	2	0	0	2											
Mike Gallego, R OBP: 0.314, SLG: 0.336			P6		G6-3 BLK 2B	2B HBP		G5-3		3	2	1	0	0	0	0											
Inning Stats	R: 0 E: 0 K: 0 S: 7	H: 0 LOB: 0 BB: 0 P: 11	R: 0 E: 0 K: 1 S: 11	H: 0 LOB: 2 BB: 3 P: 26	R: 0 E: 0 K: 1 S: 9	H: 1 LOB: 1 BB: 0 P: 13	R: 0 E: 0 K: 1 S: 13	H: 0 LOB: 2 BB: 2 P: 26	R: 1 E: 0 K: 0 S: 13	H: 1 LOB: 0 BB: 0 P: 20	R: 5 E: 0 K: 1 S: 15	H: 4 LOB: 1 BB: 1 P: 30	R: 0 E: 0 K: 0 S: 13	H: 1 LOB: 2 BB: 1 P: 26	R: 0 E: 0 K: 0 S: 7	H: 1 LOB: 1 BB: 0 P: 11		1B: 4 2B: 4 3B: 0 HR: 0	SF: 0 SAC: 1 DP: 1 HBP: 1	WP: 0 PB: 0 SB: 0 CS: 0	PA: 39						
PITCHER	IP	WLS	BF	H	R	ER	SO	BB	IBB	HBP	BLK	WP	HR	S	P	ERA	WHIP										
22 Carlos Pulido, L ERA: 5.52	5.1		24	4	3	3	4	5	0	0	1	0	0	59	108	5.06	1.688										
Brett Merriman, R ERA: 6.19	0.0	L	3	1	0	0	0	1	0	1	0	0	0	3	8	∞	∞										
Larry Casian, L ERA: 5.75	2.2		12	3	3	3	0	1	0	0	0	0	0	26	47	10.12	1.500										


Batter	1	2	3	4	5	6	7	8	9	AB	R	H	RBI	BB	SO	LOB	TOP				
Chuck Knoblauch R (1,4) OBP: 0.383, SLG: 0.505	G4-3		P7		G1-3		2B		1B	5	1	3	0	0	0	0	Minnesota Twins @ New York Yankees Yankee Stadium, Bronx, NY Wed Jun 22 1994, 3:33 AM EDT Att: 23,945 - Sunny - 78 F				
Alex Cole L (1,8) OBP: 0.403, SLG: 0.452 Pedro Munoz R (9,PH) OBP: 0.351, SLG: 0.500	2B		1B		G1-3		SF7		1B	3	0	2	1	0	0	1					
Kirby Puckett R (1,9) OBP: 0.348, SLG: 0.511	E6		F7		G5-3		L1		G5-3	5	0	0	0	0	5						
Kent Hrbek L (1,3) OBP: 0.346, SLG: 0.368	G4-6-3				G4-3		G3		G4-3	4	0	0	0	0	2						
Dave Winfield R (1,10) OBP: 0.320, SLG: 0.421		G4-3		K		P4		2B		4	0	2	0	0	1	0					
Shane Mack R (1,7) OBP: 0.395, SLG: 0.571 Dave McCarty R (4,FR) OBP: 0.336, SLG: 0.393	G4-3		HBP		1B		1B		P7	1	0	0	0	0	1	1					
Scott Leius R (1,5) OBP: 0.347, SLG: 0.475	1B		BB		K		K		K	3	0	1	0	1	2	2					
Matt Walbeck S (1,2) OBP: 0.246, SLG: 0.277	G3		G3		G3		G1-3		G4-3	4	0	0	0	0	3						
Jeff Reboulet R (1,6) OBP: 0.384, SLG: 0.434			F7		K		2B		P5	3	1	0	0	1	1	0					
Inning Stats	R: 0 E: 1 K: 0 S: 9	H: 1 LOB: 1 BB: 0 P: 17	R: 0 E: 0 K: 0 S: 10	H: 2 LOB: 1 BB: 0 P: 13	R: 0 E: 0 K: 1 S: 5	H: 1 LOB: 2 BB: 0 P: 7	R: 0 E: 0 K: 1 S: 10	H: 0 LOB: 2 BB: 1 P: 19	R: 0 E: 0 K: 1 S: 9	H: 1 LOB: 1 BB: 0 P: 20	R: 1 E: 0 K: 0 S: 8	H: 1 LOB: 1 BB: 1 P: 13	R: 0 E: 0 K: 1 S: 7	H: 1 LOB: 1 BB: 0 P: 13	R: 1 E: 0 K: 0 S: 9	H: 2 LOB: 1 BB: 0 P: 15		1B: 5 2B: 5 3B: 0 HR: 0	SF: 1 SAC: 0 DP: 2 HBP: 1	WP: 0 PB: 0 CS: 0	PA: 39
PITCHER	IP	WLS	BF	H	R	ER	SO	BB	IBB	HBP	BLK	WP	HR	S	P	ERA	WHIP				
Scott Kamieniecki R (1,1) ERA: 3.82	8.0	W	34	8	1	1	4	2	0	1	0	0	0	68	116	1.12	1.250				
Paul Gibson L (9,1) ERA: 5.19	1.0		5	2	1	1	0	0	0	0	0	0	0	9	15	9.00	2.000				

Batter	1	2	3	4	5	6	7	8	9	AB	R	H	RBI	BB	SO	LOB	BOTTOM				
Luis Polonia L (1,7) OBP: 0.368, SLG: 0.375	K		1B		G4-3		2B		BB	4	2	2	0	1	1	0	Minnesota Twins @ New York Yankees Yankee Stadium, Bronx, NY Wed Jun 22 1994, 3:33 AM EDT Att: 23,945 - Sunny - 78 F				
Wade Boggs L (1,5) OBP: 0.437, SLG: 0.507	F7		1B			G3-1	SF8		1B	3	0	1	1	1	0	0					
Don Mattingly L (1,3) OBP: 0.403, SLG: 0.432	2B		L5			1B	2B		SF7	4	1	3	2	0	0	2					
Jim Leyritz R (1,2) OBP: 0.381, SLG: 0.503	L9				HBP	K	HR		E6	4	1	1	2	0	1	3					
Paul O'Neill L (1,9) OBP: 0.485, SLG: 0.644		K			K		1B		K	5	1	2	2	0	3	3					
Daryl Boston L (1,10) OBP: 0.237, SLG: 0.418		CS			F7		1B		F7	4	0	0	0	1	2	5					
Bernie Williams S (1,8) OBP: 0.371, SLG: 0.462		L7			F7		2B			4	1	2	0	0	0	2					
Randy Velarde R (1,6) OBP: 0.320, SLG: 0.359		CS			L5		BB		G5-3	3	1	0	0	1	0	1					
Mike Gallego R (1,4) OBP: 0.317, SLG: 0.344			G5-3		L6		2B		1B	4	2	2	1	0	0	0					
Inning Stats	R: 0 E: 0 K: 1 S: 17	H: 1 LOB: 1 BB: 0 P: 25	R: 0 E: 0 K: 1 S: 7	H: 0 LOB: 0 BB: 1 P: 16	R: 0 E: 0 K: 0 S: 16	H: 2 LOB: 2 BB: 0 P: 21	R: 0 E: 0 K: 1 S: 10	H: 0 LOB: 1 BB: 0 P: 18	R: 0 E: 0 K: 2 S: 12	H: 2 LOB: 2 BB: 0 P: 18	R: 7 E: 0 K: 1 S: 24	H: 6 LOB: 1 BB: 2 P: 43	R: 2 E: 1 K: 1 S: 17	H: 2 LOB: 2 BB: 1 P: 32	R: 2 E: 0 K: 0 S: 17	H: 2 LOB: 2 BB: 1 P: 32		1B: 6 2B: 6 3B: 0 HR: 1	SF: 2 SAC: 0 DP: 0 HBP: 1	WP: 0 PB: 0 CS: 1	PA: 43
PITCHER	IP	WLS	BF	H	R	ER	SO	BB	IBB	HBP	BLK	WP	HR	S	P	ERA	WHIP				
Kevin Tapani R (1,1) ERA: 4.29	6.0	L	27	7	3	3	5	2	0	1	0	0	0	76	122	4.50	1.500				
Mark Guthrie L (7,1) ERA: 7.05	0.1		3	1	0	0	0	1	0	0	0	0	0	5	11	0.00	6.000				
Carl Willis R (7,1) ERA: 6.99	0.2		5	3	4	4	1	0	0	0	0	0	1	10	16	54.00	4.500				
Brett Merriman R (8,1) ERA: 6.35	1.0		7	2	2	1	1	1	0	0	0	0	0	17	32	9.00	3.000				

Batter	1	2	3	4	5	6	7	8	9	AB	R	H	RBI	BB	SO	LOB	TOP			
Vince Coleman, S (1, 7) OBP: 0.278, SLG: 0.339	F9		3-2 HR		B1-3			FC5-4		4	1	1	1	0	0	1	Kansas City Royals @ Minnesota Twins Hubert H. Humphrey Metrodome, Minneapolis, MN Fri Jun 24 1994, 8:05 PM EDT Att: 27,069 - Dome			
Wally Joyner, L (1, 3) OBP: 0.385, SLG: 0.454	BB		2B		L9			F8		2	0	0	0	2	0	1				
Brian McRae, S (1, 8) OBP: 0.382, SLG: 0.428	K		2B					K		4	0	1	0	0	2	2				
Dave Henderson, R (1, 10) OBP: 0.284, SLG: 0.407 Brent Mayne, L (9, PH) OBP: 0.296, SLG: 0.296	K		L8							3	0	0	0	0	1	3				
Felix Jose, S (1, 9) OBP: 0.361, SLG: 0.438										1	0	0	0	0	0	0				
Gary Gaetti, R (1, 5) OBP: 0.313, SLG: 0.454										4	0	1	0	0	2	0				
Mike Macfarlane, R (1, 2) OBP: 0.371, SLG: 0.443										4	0	1	0	0	1	1				
Greg Gagne, R (1, 6) OBP: 0.344, SLG: 0.435 Bob Hamelin, L (9, PH) OBP: 0.364, SLG: 0.538										3	0	0	0	0	1	1				
Terry Shumpert, R (1, 4) OBP: 0.287, SLG: 0.536										1	0	0	0	0	1	2				
Inning Stats	R: 0 E: 0 K: 2 S: 7	H: 0 LOB: 1 BB: 1 P: 14	R: 0 E: 0 K: 2 S: 7	H: 0 LOB: 0 BB: 0 P: 9	R: 1 E: 0 K: 0 S: 12	H: 3 LOB: 2 BB: 1 P: 25	R: 0 E: 0 K: 0 S: 11	H: 1 LOB: 1 BB: 0 P: 19	R: 0 E: 0 K: 1 S: 9	H: 0 LOB: 0 BB: 0 P: 14	R: 0 E: 0 K: 2 S: 10	H: 0 LOB: 0 BB: 0 P: 15	R: 0 E: 0 K: 1 S: 9	H: 0 LOB: 1 BB: 1 P: 16	R: 0 E: 0 K: 1 S: 15	H: 2 LOB: 2 BB: 0 P: 22		1B: 3 2B: 2 3B: 0 HR: 1	SF: 0 SAC: 0 DP: 0 HBP: 0	WP: 0 PB: 0 SB: 1 CS: 1
PITCHER	IP	WLS	BF	H	R	ER	SO	BB	IBB	HBP	BLK	WP	HR	S	P	ERA	WHIP			
Jim Deshaies, L (1, 1) ERA: 6.27	8.0	W	30	4	1	1	8	3	0	0	0	0	1	70	119	1.12	0.875			
Rick Aguilera, R (9, 1) ERA: 4.5	1.0	S	5	2	0	0	1	0	0	0	0	0	0	15	22	0.00	2.000			

Batter	1	2	3	4	5	6	7	8	9	AB	R	H	RBI	BB	SO	LOB	BOTTOM			
Chuck Knoblauch, R (1, 4) OBP: 0.383, SLG: 0.504	G5-3		2B 1B	2B 1B		FC5-4		K		5	1	2	0	0	1	1	Kansas City Royals @ Minnesota Twins Hubert H. Humphrey Metrodome, Minneapolis, MN Fri Jun 24 1994, 8:05 PM EDT Att: 27,069 - Dome			
Jeff Reboulet, R (1, 6) OBP: 0.393, SLG: 0.462	G1-3		1B	2B		G3		G3		5	1	3	1	0	0	0				
Kirby Puckett, R (1, 9) OBP: 0.347, SLG: 0.505	G1-3		1B BB	G5-3		P3				3	0	0	0	1	0	3				
Kent Hrbek, L (1, 3) OBP: 0.343, SLG: 0.364										4	0	1	2	0	0	0				
Shane Mack, R (1, 8) OBP: 0.397, SLG: 0.576 (8, 7)										4	0	2	0	0	0	2				
Pedro Munoz, R (1, 7) OBP: 0.385, SLG: 0.508 Alex Cole, L (7, PR) OBP: 0.403, SLG: 0.452 (8, 8)										4	1	2	0	0	1	2				
Chip Hale, L (1, 10) OBP: 0.387, SLG: 0.359										0	0	0	0	0	0	0				
Scott Leius, R (1, 5) OBP: 0.341, SLG: 0.468										2	1	1	0	2	0	1				
Matt Walbeck, S (1, 2) OBP: 0.246, SLG: 0.276										3	0	0	1	0	0	4				
Inning Stats	R: 0 E: 0 K: 0 S: 7	H: 1 LOB: 1 BB: 0 P: 18	R: 0 E: 0 K: 0 S: 12	H: 1 LOB: 0 BB: 0 P: 18	R: 2 E: 0 K: 0 S: 14	H: 3 LOB: 2 BB: 1 P: 21	R: 2 E: 0 K: 0 S: 13	H: 4 LOB: 2 BB: 0 P: 16	R: 0 E: 0 K: 1 S: 9	H: 1 LOB: 2 BB: 1 P: 16	R: 0 E: 0 K: 0 S: 8	H: 2 LOB: 1 BB: 0 P: 10	R: 0 E: 0 K: 0 S: 8	H: 1 LOB: 2 BB: 1 P: 15	R: 0 E: 0 K: 1 S: 14	H: 0 LOB: 0 BB: 0 P: 19		1B: 8 2B: 4 3B: 0 HR: 0	SF: 1 SAC: 0 DP: 0 HBP: 0	WP: 0 PB: 0 SB: 0 CS: 0
PITCHER	IP	WLS	BF	H	R	ER	SO	BB	IBB	HBP	BLK	WP	HR	S	P	ERA	WHIP			
Bob Milacki, R (1, 1) ERA: 4.02	7.0	L	35	12	4	4	1	3	0	0	0	0	0	71	105	5.14	2.143			
Rusty Meacham, R (8, 1) ERA: 1.52	1.0		3	0	0	0	1	0	0	0	0	0	0	14	19	0.00	0.000			

AB 32
R 1
H 6
RBI 1
BB 3
SO 9
LOB 12



AB 34
R 4
H 12
RBI 4
BB 3
SO 2
LOB 14




Batter	1	2	3	4	5	6	7	8	9	AB	R	H	RBI	BB	SO	LOB	TOP			
Vince Coleman, S (1, 7) OBP: 0.284, SLG: 0.340	G4-3 S BB		FC9-5 S BB		E8 S 1B			G6-3		2	1	1	0	2	0	0	Kansas City Royals @ Minnesota Twins Hubert H. Humphrey Metrodome, Minneapolis, MN Sat Jun 25 1994, 8:05 PM EDT Att: 33,136 - Dome livebaseballscorecards.com			
Brian McRae, S (1, 8) OBP: 0.377, SLG: 0.422	G4-3		FC9-5		G4-3			G4-3		4	0	0	0	0	0	3				
Wally Joyner, L (1, 3) OBP: 0.384, SLG: 0.448	G3			HR BB				F7		3	1	0	1	1	1	0				
Bob Hamelin, L (1, 10)	G3 3-H			HR BB				K		4	1	3	2	0	1	0				
Felix Jose, S (1, 9)	F9			HR				F8		4	0	0	0	0	0	2				
Mike Macfarlane, R (1, 2)		P1						P6		4	0	0	0	0	1	1				
Greg Gagne, R (1, 6)		G6-3 CS 1B						G6-3		4	0	1	0	0	0	1				
Terry Shupert, R (1, 4) OBP: 0.288, SLG: 0.560		F8						P2		3	1	1	1	0	0	1				
David Howard, S (1, 5)		CS 1-2		K				B1-3		3	0	0	0	0	1	0				
Inning Stats	R: 1 E: 0 K: 0 S: 7	H: 1 LOB: 1 BB: 1 P: 16	R: 0 E: 0 K: 0 S: 3	H: 1 LOB: 0 BB: 0 P: 6	R: 0 E: 0 K: 1 S: 5	H: 0 LOB: 0 BB: 1 P: 13	R: 2 E: 0 K: 0 S: 12	H: 1 LOB: 0 BB: 1 P: 21	R: 0 E: 1 K: 0 S: 10	H: 0 LOB: 0 BB: 0 P: 9	R: 1 E: 0 K: 0 S: 6	H: 1 LOB: 0 BB: 0 P: 11	R: 0 E: 0 K: 1 S: 8	H: 0 LOB: 0 BB: 0 P: 10	R: 0 E: 0 K: 1 S: 8	H: 1 LOB: 1 BB: 0 P: 10	1B: 3 2B: 2 3B: 0 HR: 2	SF: 0 SAC: 0 DP: 1 HBP: 0	WP: 0 PB: 0 CS: 1	PA: 35
PITCHER	IP WLS BF H R ER SO BB IBB HBP BLK WP HR S P ERA WHIP																			
Pat Mahomes, R (1, 1) ERA: 5.44	7.0 L 27 5 4 4 2 3 0 0 0 0 0 2 50 92 5.14 1.143																			
Kevin Campbell, R (8, 1) ERA:	2.0 7 1 0 0 2 0 0 0 0 0 0 0 16 20 0.00 0.500																			


Batter	1	2	3	4	5	6	7	8	9	AB	R	H	RBI	BB	SO	LOB	BOTTOM			
Chuck Knoblauch, R (1, 4) OBP: 0.381, SLG: 0.500	FC6 1B		G6-3			F9		G6-3		4	0	1	0	0	0	0	Kansas City Royals @ Minnesota Twins Hubert H. Humphrey Metrodome, Minneapolis, MN Sat Jun 25 1994, 8:05 PM EDT Att: 33,136 - Dome livebaseballscorecards.com			
Alex Cole, L (1, 8) OBP: 0.397, SLG: 0.443	L6				G6-3			G4-3		4	0	0	0	0	0	1				
Kirby Puckett, R (1, 9) OBP: 0.349, SLG: 0.509	FC6 G1-6-3				F9			1B SF8 2B		4	1	2	0	0	0	1				
Kent Hrbek, L (1, 3) OBP: 0.341, SLG: 0.361	G1-6-3				G4-3			WP PB 1B		4	0	1	0	0	0	3				
Shane Mack, R (1, 7) OBP: 0.389, SLG: 0.565		G4-3				G4-3		SF8		3	0	0	1	0	1	0				
Dave Winfield, R (1, 10) OBP: 0.324, SLG: 0.422		G6-3				1B		3-H 4-1 WP BB		2	0	1	0	1	0	0				
Scott Leius, R (1, 5) OBP: 0.341, SLG: 0.466						K		G4-6-3 1B		3	0	1	0	0	2	2				
Jeff Reboulet, R (1, 6) OBP: 0.383, SLG: 0.449						F7		G4-6-3		3	0	0	0	0	0	4				
Matt Walbeck, S (1, 2) OBP: 0.242, SLG: 0.273						G6-3		G3		3	0	0	0	0	0	0				
Inning Stats	R: 0 E: 0 K: 0 S: 8	H: 1 LOB: 0 BB: 0 P: 11	R: 0 E: 0 K: 1 S: 7	H: 0 LOB: 0 BB: 0 P: 14	R: 0 E: 0 K: 0 S: 5	H: 0 LOB: 0 BB: 0 P: 8	R: 0 E: 0 K: 0 S: 5	H: 0 LOB: 0 BB: 0 P: 9	R: 0 E: 0 K: 0 S: 4	H: 2 LOB: 1 BB: 0 P: 11	R: 1 E: 0 K: 0 S: 13	H: 2 LOB: 2 BB: 1 P: 27	R: 0 E: 0 K: 0 S: 6	H: 0 LOB: 0 BB: 0 P: 13	R: 0 E: 0 K: 1 S: 9	H: 1 LOB: 0 BB: 0 P: 11	1B: 5 2B: 1 3B: 0 HR: 0	SF: 1 SAC: 0 DP: 3 HBP: 0	WP: 1 PB: 1 CS: 0	PA: 32
PITCHER	IP WLS BF H R ER SO BB IBB HBP BLK WP HR S P ERA WHIP																			
Mark Gubicza, R (1, 1) ERA: 4.25	7.0 W 26 5 1 1 2 1 0 0 0 0 0 0 49 87 1.29 0.857																			
Hipolito Pichardo, R (8, 1) ERA: 4.5	1.0 3 0 0 0 0 0 0 0 0 0 0 0 6 13 0.00 0.000																			
Jeff Montgomery, R (8, 1) ERA: 6.38	1.0 S 3 1 0 0 1 0 0 0 0 0 0 0 9 11 0.00 1.000																			

Batter	1	2	3	4	5	6	7	8	9	AB	R	H	RBI	BB	SO	LOB	TOP					
Vince Coleman, S (1,7) OBP: 0.286, SLG: 0.339	G6-3		4-1 BB		2-2 FC6 1B		G4-3		G1-3	4	0	1	0	1	0	1	Kansas City Royals @ Minnesota Twins Hubert H. Humphrey Metrodome, Minneapolis, MN Sun Jun 26 1994, 4:33 AM EDT Att: 25,560 - Dome					
Terry Shumpert, R (1,4) OBP: 0.294, SLG: 0.562	G6-3		3-2 G5-3		2-1 FC6 1B		K			5	0	2	1	0	1	2						
Brian McRae, S (1,8) OBP: 0.378, SLG: 0.419	G6-3			4-0 1B BB	0-0 FC6				1-1 G3 HR 1B	4	1	1	1	1	0	3						
Bob Hamelin, L (1,3) OBP: 0.369, SLG: 0.560		G4-3		1-0 1B BB		K			1-1 G3	4	0	1	0	0	1	3						
Felix Jose, S (1,9) OBP: 0.352, SLG: 0.426		F9		2-3 1B			G4-3 1B		G5-3	4	0	1	0	0	1	3						
Gary Gaetti, R (1,5) OBP: 0.312, SLG: 0.463		G5-3		3-3 K			G4-3		1-1 HR	4	1	1	2	0	1	3						
Brent Mayne, L (1,2) OBP: 0.272, SLG: 0.280			0-1 G6-3	0-0 F7			G1-3		2-0 F7	4	0	0	0	0	0	3						
Hubie Brooks, R (1,10) OBP: 0.250, SLG: 0.333			1-3 K		2-3 K		F8		1-3 K	4	0	0	0	0	3	1						
David Howard, S (1,6) OBP: 0.314, SLG: 0.238			4-0 BB BB		0-1 1B FC6 1B		F7		0-2 G1-3 2B 1B	3	2	2	0	1	0	0						
Inning Stats	R: 0 E: 0 K: 0 S: 5	H: 0 LOB: 0 BB: 0 P: 7	R: 0 E: 0 K: 0 S: 8	H: 0 LOB: 0 BB: 12 P: 12	R: 0 E: 0 K: 1 S: 10	H: 0 LOB: 2 BB: 2 P: 22	R: 0 E: 0 K: 2 S: 10	H: 1 LOB: 2 BB: 1 P: 20	R: 1 E: 0 K: 2 S: 14	H: 3 LOB: 2 BB: 0 P: 22	R: 0 E: 0 K: 0 S: 8	H: 1 LOB: 1 BB: 0 P: 17	R: 0 E: 0 K: 1 S: 8	H: 0 LOB: 0 BB: 0 P: 13	R: 2 E: 0 K: 0 S: 9	H: 2 LOB: 0 BB: 0 P: 14	R: 1 E: 0 K: 1 S: 14	H: 2 LOB: 1 BB: 0 P: 17	1B: 7 2B: 1 3B: 0 HR: 1	SF: 0 SAC: 0 DP: 0 HBP: 0	WP: 0 PB: 0 SB: 0 CS: 0	PA: 39
PITCHER	IP WLS BF H R ER SO BB IBB HBP BLK WP HR S P ERA WHIP																					
Scott Erickson, R (1,1) ERA: 5.07	7.0 W 29 5 1 1 6 3 0 0 0 0 0 0 63 113 1.29 1.143																					
Larry Casian, L (8,1) ERA: 6.09	1.0 5 2 2 2 0 0 0 0 0 0 0 1 9 14 18.00 2.000																					
Dave Stevens, R (9,1) ERA: 6.86	1.0 5 2 1 1 1 0 0 0 0 0 0 0 14 17 9.00 2.000																					

Batter	1	2	3	4	5	6	7	8	9	AB	R	H	RBI	BB	SO	LOB	BOTTOM			
Chuck Knoblauch, R (1,4) OBP: 0.385, SLG: 0.500	G6-3 HR			2-0 1B WP 1B	2-0 FC6-4 1B		G1-3			4	2	2	0	0	0	3	Kansas City Royals @ Minnesota Twins Hubert H. Humphrey Metrodome, Minneapolis, MN Sun Jun 26 1994, 4:33 AM EDT Att: 25,560 - Dome			
Chip Hale, L (8,4) OBP: 0.383, SLG: 0.354		G4-3		1-2 1B 1B	FC6-4 HBP				K	1	0	0	0	0	1	2				
Jeff Reboulet, R (1,6) OBP: 0.392, SLG: 0.482	G6-3		3-2 HR	2-2 1B 3B 1B	0-1 FC6-4 1B		G6-3			5	2	3	3	0	0	1				
Kirby Puckett, R (1,9) OBP: 0.354, SLG: 0.523			0-1	1-0 1B	0-1 FC6-4					4	2	3	3	0	0	2				
Alex Cole, L (6,8) OBP: 0.399, SLG: 0.446				1-3 3B 1B	1-2 FC5-4 1B		L6-4 BB			1	0	1	0	0	0	0				
Shane Mack, R (1,8) OBP: 0.389, SLG: 0.570	F8		0-0 FC5-4	1-0 1B	3-3 K					4	1	1	2	1	1	3				
Dave Winfield, R (1,10) OBP: 0.318, SLG: 0.413	K		0-0 G6-3	1-1 G6-3	0-0 G4-3		L6-4			5	0	0	1	0	1	4				
Pedro Munoz, R (1,7) OBP: 0.378, SLG: 0.538		4-2 1B 2B BB	1-1 G4-3 1B	0-0 FC6-4 1B			G5-3 BB 1B			4	1	4	0	1	0	0				
Scott Leius, R (1,5) OBP: 0.342, SLG: 0.462		0-0 F9	0-1 G4-3	1-0 FC6-4 1B			G5-3 BB		P2	4	0	1	0	1	0	3				
Dave McCarty, R (1,3) OBP: 0.331, SLG: 0.386		1-2 2B 1B	1-1 G6-3	3-1 FC6-4			G5-3		G5-3	5	1	1	0	0	0	6				
Matt Walbeck, S (1,2) OBP: 0.247, SLG: 0.281				1-0 G4-3 HR 2B			F7			4	2	2	2	0	0	4				
Derek Parks, R (8,2) OBP: 0.276, SLG: 0.370				1-1 G6-3						0	0	0	0	0	0	0				
Inning Stats	R: 2 E: 0 K: 1 S: 13	H: 2 LOB: 0 BB: 0 P: 21	R: 4 E: 0 K: 0 S: 15	H: 4 LOB: 1 BB: 1 P: 25	R: 0 E: 0 K: 0 S: 7	H: 1 LOB: 1 BB: 0 P: 9	R: 5 E: 0 K: 0 S: 17	H: 7 LOB: 2 BB: 0 P: 28	R: 0 E: 0 K: 1 S: 8	H: 1 LOB: 2 BB: 0 P: 13	R: 0 E: 0 K: 0 S: 9	H: 1 LOB: 1 BB: 1 P: 14	R: 0 E: 0 K: 0 S: 8	H: 1 LOB: 1 BB: 1 P: 13	R: 0 E: 0 K: 1 S: 11	H: 1 LOB: 2 BB: 0 P: 17	1B: 13 2B: 2 3B: 2 HR: 2	SF: 0 SAC: 0 DP: 1 HBP: 2	WP: 1 PB: 0 SB: 0 CS: 0	PA: 46
PITCHER	IP WLS BF H R ER SO BB IBB HBP BLK WP HR S P ERA WHIP																			
Mike Magnante, L (1,1) ERA: 5.45	3.0 L 21 11 10 10 1 1 0 0 0 0 2 43 69 30.00 4.000																			
Stan Belinda, R (4,1) ERA: 4.5	4.0 20 6 1 1 1 2 0 1 0 0 0 34 54 2.25 2.000																			
Billy Brewer, L (8,1) ERA: 2.51	1.0 5 1 0 0 1 0 0 1 0 0 0 11 17 0.00 1.000																			



Batter	1	2	3	4	5	6	7	8	9	AB	R	H	RBI	BB	SO	LOB	TOP			
Vince Coleman, S (1, 7) OBP: 0.285, SLG: 0.344	G4-3		G6-3					G3		4	0	1	1	0	0	0	Kansas City Royals @ Minnesota Twins Hubert H. Humphrey Metrodome, Minneapolis, MN Mon Jun 27 1994, 8:05 PM EDT Att: 24,181 - Dome 			
Greg Gagne, R (1, 6) OBP: 0.337, SLG: 0.424	K			P6	G4-3			K		4	0	0	0	0	2	1				
Brian McRae, S (1, 8) OBP: 0.373, SLG: 0.413	F7			P5		G6-3			G3	4	0	0	0	0	0	0				
Bob Hamelin, L (1, 3)		F7																		
Felix Jose, S (1, 9) OBP: 0.351, SLG: 0.422		K			G3-1															
Gary Gaetti, R (1, 5) OBP: 0.312, SLG: 0.462						E8 SF7														
Mike Macfarlane, R (1, 2) OBP: 0.360, SLG: 0.428																				
Hubie Brooks, R (1, 10) OBP: 0.236, SLG: 0.320																				
Terry Shumpert, R (1, 4) OBP: 0.295, SLG: 0.556																				
Inning Stats	R: 0 E: 0 K: 1 S: 7	H: 0 LOB: 0 BB: 0 P: 10	R: 0 E: 0 K: 1 S: 10	H: 1 LOB: 1 BB: 0 P: 12	R: 0 E: 0 K: 0 S: 7	H: 0 LOB: 0 BB: 0 P: 9	R: 0 E: 0 K: 0 S: 7	H: 1 LOB: 1 BB: 0 P: 13	R: 2 E: 2 K: 1 S: 11	H: 2 LOB: 1 BB: 0 P: 15	R: 0 E: 0 K: 1 S: 10	H: 0 LOB: 0 BB: 0 P: 13	R: 0 E: 0 K: 1 S: 10	H: 0 LOB: 0 BB: 0 P: 16	R: 0 E: 0 K: 1 S: 8	H: 0 LOB: 0 BB: 0 P: 11	1B: 3 2B: 1 3B: 1 HR: 0	SF: 1 SAC: 0 DP: 0 HBP: 0	WP: 0 PB: 0 SB: 0 CS: 1	PA: 33
PITCHER Kevin Tapani, R (1, 1) ERA: 3.93	IP: 9.0 WLS: L BF: 32 H: 5 R: 2 ER: 0 SO: 8 BB: 0 IBB: 0 HBP: 0 BLK: 0 WP: 0 HR: 0 S: 77 P: 107 ERA: 0.00 WHIP: 0.556																			

Batter	1	2	3	4	5	6	7	8	9	AB	R	H	RBI	BB	SO	LOB	BOTTOM					
Chuck Knoblauch, R (1, 4) OBP: 0.383, SLG: 0.500	K		F7					G4-3 FC1-2		4	0	1	0	0	1	1	Kansas City Royals @ Minnesota Twins Hubert H. Humphrey Metrodome, Minneapolis, MN Mon Jun 27 1994, 8:05 PM EDT Att: 24,181 - Dome 					
Alex Cole, L (1, 8) OBP: 0.397, SLG: 0.447	K		G3-1					G4-3		4	0	1	0	0	1	1						
Kirby Puckett, R (1, 9) OBP: 0.349, SLG: 0.515	G5-3																					
Kent Hrbek, L (1, 3) OBP: 0.333, SLG: 0.351																						
Shane Mack, R (1, 7) OBP: 0.386, SLG: 0.563																						
Dave Winfield, R (1, 10) OBP: 0.321, SLG: 0.409																						
Scott Leius, R (1, 5) OBP: 0.340, SLG: 0.472																						
Jeff Reboulet, R (1, 6) OBP: 0.395, SLG: 0.478																						
Matt Walbeck, S (1, 2) OBP: 0.244, SLG: 0.278																						
Inning Stats	R: 0 E: 0 K: 2 S: 11	H: 0 LOB: 0 BB: 0 P: 15	R: 0 E: 0 K: 2 S: 14	H: 1 LOB: 2 BB: 1 P: 22	R: 0 E: 0 K: 1 S: 11	H: 0 LOB: 0 BB: 0 P: 14	R: 0 E: 0 K: 1 S: 6	H: 0 LOB: 0 BB: 0 P: 7	R: 1 E: 0 K: 1 S: 15	H: 2 LOB: 1 BB: 0 P: 22	R: 0 E: 0 K: 1 S: 12	H: 1 LOB: 1 BB: 0 P: 16	R: 0 E: 0 K: 0 S: 5	H: 0 LOB: 1 BB: 1 P: 13	R: 0 E: 0 K: 0 S: 8	H: 1 LOB: 1 BB: 0 P: 12	R: 0 E: 0 K: 1 S: 10	H: 0 LOB: 1 BB: 1 P: 21	1B: 2 2B: 2 3B: 0 HR: 1	SF: 0 SAC: 0 DP: 0 HBP: 0	WP: 1 PB: 0 SB: 0 CS: 0	PA: 35
PITCHER Tom Gordon, R (1, 1) ERA: 3.93 Rusty Meacham, R (8, 1) ERA: 1.5 Billy Brewer, L (8, 1) ERA: 2.48 Jeff Montgomery, R (9, 1) ERA: 6.15	IP: 7.1 WLS: W BF: 29 H: 5 R: 1 ER: 1 SO: 8 BB: 2 IBB: 0 HBP: 0 BLK: 0 WP: 1 HR: 1 S: 79 P: 117 ERA: 1.23 WHIP: 0.955																					

Batter	1	2	3	4	5	6	7	8	9	AB	R	H	RBI	BB	SO	LOB	TOP								
Jeff Frye, R OBP: 0.426, SLG: 0.472 (1,4)	G6-3	SF7	FC6-4		F7		K		SF7	4	0	2	0	1	2		Texas Rangers @ Minnesota Twins Hubert H. Humphrey Metrodome, Minneapolis, MN Wed Jun 29 1994, 8:05 PM EDT Att: 28,944 - Dome								
Chris James, R OBP: 0.385, SLG: 0.441 (1,9) Oddibe McDowell, L OBP: 0.403, SLG: 0.342 (9,8)	BB 1B	HBP		L8		2B 1B	P3		P6	4	1	2	0	0	0	1									
Jose Canseco, R OBP: 0.414, SLG: 0.572 (1,10)	K	P4		WP 1B		K			K	5	1	1	0	0	3	4									
Will Clark, L OBP: 0.441, SLG: 0.561 (1,3)	BB		HR	E3 WP SF8 1B		F8		F8		4	2	1	0	1	0	2									
Juan Gonzalez, R OBP: 0.321, SLG: 0.458 (1,7)	G6-3		HR	SF8 WP IBB		1-H 2B		G6-3		4	1	2	3	1	0	2									
Dean Palmer, R OBP: 0.308, SLG: 0.498 (1,5)		HR	P5	SF8		P3			HR	4	2	2	3	0	0	1									
29 Rusty Greer, L OBP: 0.387, SLG: 0.493 (9,9)	F7		HR	K2-3		1B 2B			PB SH1 SF7 1B	5	3	3	1	0	1	1									
Esteban Beltre, R OBP: 0.381, SLG: 0.333 (1,6) Doug Strange, S OBP: 0.272, SLG: 0.338 (9,PH) Manuel Lee, S OBP: 0.324, SLG: 0.347 (9,6)	1B SF7 1B		FC6-4 BB	G6-3		K		SH1		3	1	1	0	1	1	1									
Junior Ortiz, R OBP: 0.328, SLG: 0.317 (1,2)	SF7 1B		P6	G4-3		2-H 1B			BB	0	0	0	0	0	0	0									
										4	0	2	1	1	0	1									
Inning Stats	R: 0 E: 0 K: 1 S: 12	H: 1 LOB: 2 BB: 1 P: 27	R: 2 E: 0 K: 0 S: 12	H: 3 LOB: 2 BB: 0 P: 22	R: 3 E: 0 K: 0 S: 10	H: 3 LOB: 1 BB: 1 P: 19	R: 2 E: 1 K: 1 S: 16	H: 1 LOB: 1 BB: 0 P: 27	R: 0 E: 0 K: 0 S: 6	H: 0 LOB: 0 BB: 0 P: 10	R: 1 E: 0 K: 1 S: 15	H: 2 LOB: 1 BB: 0 P: 19	R: 1 E: 0 K: 2 S: 13	H: 2 LOB: 1 BB: 0 P: 21	R: 0 E: 0 K: 1 S: 12	H: 0 LOB: 0 BB: 0 P: 15	R: 2 E: 0 K: 0 S: 14	H: 2 LOB: 1 BB: 1 P: 24	1B: 8 2B: 2 3B: 0 HR: 4	SF: 3 SAC: 1 DP: 0 HBP: 1	WP: 1 PB: 1 SB: 0 CS: 0	PA: 47			
PITCHER	IP	WLS	BF	H	R	ER	SO	BB	IBB	HBP	BLK	WP	HR	S	P	ERA	WHIP								
Jim Deshaies, L ERA: 6.55 (1,1)	3.0		19	7	5	5	1	2	0	1	0	0	3	34	68	15.00	3.000								
Carl Willis, R ERA: 6.92 (4,1)	3.0		14	3	3	1	2	0	1	0	0	1	0	37	56	3.00	1.000								
Mark Guthrie, L ERA: 7.17 (7,1)	0.1		3	2	1	1	1	0	0	0	0	0	0	6	11	27.00	6.000								
Dave Stevens, R ERA: 6.94 (7,1)	1.2		5	0	0	0	2	0	0	0	0	0	0	19	25	0.00	0.000								
Rick Aguilera, R ERA: 4.67 (9,1)	1.0	L	6	2	2	1	0	1	0	0	0	0	1	14	24	9.00	3.000								

Batter	1	2	3	4	5	6	7	8	9	AB	R	H	RBI	BB	SO	LOB	BOTTOM														
Shane Mack, R OBP: 0.389, SLG: 0.571 (1,8) (9,7)	G1-3		G6-3		WP 1B 2B	HR		G4-3		5	2	2	2	0	0	1	Texas Rangers @ Minnesota Twins Hubert H. Humphrey Metrodome, Minneapolis, MN Wed Jun 29 1994, 8:05 PM EDT Att: 28,944 - Dome														
Jeff Reboulet, R OBP: 0.376, SLG: 0.455 (1,4) Chuck Knoblauch, R OBP: 0.383, SLG: 0.500 (4,4)	G1-3		K		WP 2B 1B	F7		SF7		2	0	0	0	0	1	0															
Kirby Puckett, R OBP: 0.354, SLG: 0.518 (1,9)	1B			BB 2B 1B	1-H 2-H 2B	E6		FC4-6 1B		5	2	4	2	0	0	0															
Dave Winfield, R OBP: 0.319, SLG: 0.402 (1,10)	K			2B 2B BB	G6-3	L6		FC4-6		4	1	0	0	1	1	4															
Pedro Munoz, R OBP: 0.377, SLG: 0.558 (1,7) Alex Cole, L OBP: 0.395, SLG: 0.448 (9,8)		HR		2B 2B	K	F8		K		4	2	2	2	0	1	2															
Dave McCarty, R OBP: 0.326, SLG: 0.380 (1,3) Kent Hrbek, L OBP: 0.341, SLG: 0.377 (5,PH) (6,3)	F9			2B 2B	K	1B IBB		P5		2	0	0	0	0	1	2															
Scott Leius, R OBP: 0.340, SLG: 0.477 (1,5) Chip Hale, L OBP: 0.388, SLG: 0.354 (9,PH)	G4-3			K		1B		G6-3		4	0	1	1	0	1	2															
Matt Walbeck, S OBP: 0.239, SLG: 0.275 (1,2)	G1-3			2-H 3-H 2B	G4-3	G4-3		G3-1		5	0	1	2	0	1	3															
Denny Hocking, S OBP: 0.600, SLG: 1.000 (1,6)			K	G5-3		HR 2B		G4-3 SF7 2B		4	2	2	0	0	1	1															
										R: 0 E: 0 K: 1 S: 12	H: 1 LOB: 0 BB: 0 P: 16	R: 1 E: 0 K: 0 S: 9	H: 1 LOB: 0 BB: 0 P: 15	R: 0 E: 0 K: 2 S: 9	H: 0 LOB: 0 BB: 0 P: 11	R: 3 E: 0 K: 2 S: 20		H: 3 LOB: 1 BB: 1 P: 33	R: 3 E: 0 K: 1 S: 19	H: 4 LOB: 2 BB: 1 P: 33	R: 2 E: 1 K: 0 S: 10	H: 2 LOB: 1 BB: 0 P: 18	R: 0 E: 0 K: 0 S: 5	H: 0 LOB: 0 BB: 0 P: 7	R: 1 E: 0 K: 0 S: 11	H: 2 LOB: 1 BB: 0 P: 20	R: 0 E: 0 K: 2 S: 9	H: 0 LOB: 1 BB: 1 P: 16	1B: 6 2B: 5 3B: 0 HR: 2	SF: 1 SAC: 0 DP: 0 HBP: 0	WP: 1 PB: 0 SB: 0 CS: 0
PITCHER	IP	WLS	BF	H	R	ER	SO	BB	IBB	HBP	BLK	WP	HR	S	P	ERA	WHIP														
Kenny Rogers, L ERA: 4.61 (1,1)	4.0		21	8	7	7	5	1	0	0	0	0	1	57	87	15.75	2.250														
Cris Carpenter, R ERA: 5.99 (5,1)	1.2		10	3	2	2	1	0	1	0	0	0	1	20	35	10.80	1.800														
Jay Howell, R ERA: 6.1 (6,1)	2.0		8	2	1	1	0	0	0	0	0	0	0	15	27	4.50	1.000														
Matt Whiteside, R ERA: 5.02 (8,1)	0.1	W	1	0	0	0	0	0	0	0	0	0	0	3	4	0.00	0.000														
Darren Oliver, L ERA: 4.3 (9,1)	0.1		2	0	0	0	1	1	0	0	0	0	0	5	11	0.00	3.000														

AB	38
R	11
H	14
RBI	10
BB	4
SO	6
LOB	16



Batter	1	2	3	4	5	6	7	8	9	AB	R	H	RBI	BB	SO	LOB	TOP			
Chuck Knoblauch R (1.4) OBP: 0.377, SLG: 0.489										4	1	2	0	0	1	0	Minnesota Twins @ Cleveland Indians Jacobs Field, Cleveland, OH Sat Jul 02 1994, 3:33 AM EDT Att: 41,746 - Overcast - 77 F			
Alex Cole L (1.8) OBP: 0.391, SLG: 0.442										4	0	0	0	0	0	2				
Kirby Puckett R (1.9) OBP: 0.350, SLG: 0.511										4	0	1	1	0	0	1				
Kent Hrbek L (1.3) OBP: 0.346, SLG: 0.387										4	0	0	0	0	0	1				
Dave Winfield R (1.10) OBP: 0.324, SLG: 0.413										3	0	0	0	1	1	0				
Pedro Munoz R (1.7) OBP: 0.386, SLG: 0.531										3	0	1	0	0	0	1				
Scott Leius R (1.5) OBP: 0.335, SLG: 0.465										3	0	1	0	0	1	1				
Denny Hocking S (1.6) OBP: 0.333, SLG: 0.467										3	0	0	0	0	1	3				
Matt Walbeck S (1.2) OBP: 0.235, SLG: 0.270										3	0	0	0	0	1	2				
Inning Stats	R: 1 E: 0 K: 0 S: 8	H: 2 LOB: 0 BB: 0 P: 14	R: 0 E: 0 K: 0 S: 8	H: 1 LOB: 2 BB: 1 P: 16	R: 0 E: 0 K: 1 S: 4	H: 0 LOB: 0 BB: 0 P: 7	R: 0 E: 0 K: 1 S: 5	H: 0 LOB: 0 BB: 0 P: 7	R: 0 E: 0 K: 2 S: 8	H: 1 LOB: 1 BB: 0 P: 11	R: 0 E: 0 K: 1 S: 10	H: 1 LOB: 1 BB: 0 P: 15	R: 0 E: 0 K: 1 S: 5	H: 0 LOB: 0 BB: 0 P: 8	R: 0 E: 0 K: 0 S: 5	H: 0 LOB: 0 BB: 0 P: 6	1B: 5 2B: 0 3B: 0 HR: 0	SF: 0 SAC: 0 DP: 0 HBP: 0	WP: 1 PB: 0 SB: 0 CS: 0	PA: 32
PITCHER Charles Nagy, R (1.1) ERA: 3.15	IP: 9.0 WLS: W BF: 32	H: 5 R: 1 ER: 1 SO: 5	BB: 1 IBB: 0 HBP: 0 BLK: 0	WP: 1 HR: 0 S: 60 P: 95	ERA: 1.00 WHIP: 0.667	PITCHER										IP: 9.0 WLS: W BF: 32	H: 5 R: 1 ER: 1 SO: 5	BB: 1 IBB: 0 HBP: 0 BLK: 0	WP: 1 HR: 0 S: 60 P: 95	ERA: 1.00 WHIP: 0.667

AB	31
R	1
H	5
RBI	1
BB	1
SO	5
LOB	11



Batter	1	2	3	4	5	6	7	8	9	AB	R	H	RBI	BB	SO	LOB	BOTTOM			
Kenny Lofton L (1.8) OBP: 0.433, SLG: 0.560										3	2	1	0	2	1	0	Minnesota Twins @ Cleveland Indians Jacobs Field, Cleveland, OH Sat Jul 02 1994, 3:33 AM EDT Att: 41,746 - Overcast - 77 F			
Omar Vizquel S (1.6) OBP: 0.372, SLG: 0.389										4	0	1	2	0	0	1				
Carlos Baerga S (1.4) OBP: 0.316, SLG: 0.468										4	2	3	3	0	0	0				
Albert Belle, R (1.7) OBP: 0.465, SLG: 0.732										4	1	2	2	0	0	1				
Eddie Murray S (1.3) OBP: 0.332, SLG: 0.475										2	1	0	1	1	0	0				
Manny Ramirez, R (1.9) OBP: 0.350, SLG: 0.519										4	0	1	0	0	3	1				
Candy Maldonado, R (1.10) OBP: 0.346, SLG: 0.508										2	1	0	0	2	2	2				
Tony Peña, R (1.2) OBP: 0.386, SLG: 0.493										3	0	0	0	1	0	1				
Alvaro Espinoza, R (1.5) OBP: 0.297, SLG: 0.362										4	2	1	1	0	0	2				
Inning Stats	R: 2 E: 0 K: 0 S: 9	H: 2 LOB: 0 BB: 0 P: 15	R: 0 E: 0 K: 2 S: 10	H: 0 LOB: 0 BB: 0 P: 16	R: 3 E: 0 K: 1 S: 25	H: 5 LOB: 2 BB: 0 P: 35	R: 0 E: 0 K: 1 S: 8	H: 0 LOB: 0 BB: 0 P: 13	R: 0 E: 0 K: 1 S: 12	H: 0 LOB: 1 BB: 1 P: 23	R: 1 E: 0 K: 0 S: 7	H: 1 LOB: 1 BB: 1 P: 14	R: 3 E: 0 K: 1 S: 19	H: 1 LOB: 2 BB: 4 P: 37	R: 0 E: 0 K: 0 S: 5	H: 0 LOB: 0 BB: 0 P: 6	1B: 5 2B: 3 3B: 0 HR: 1	SF: 1 SAC: 1 DP: 0 HBP: 0	WP: 0 PB: 0 SB: 1 CS: 0	PA: 38
PITCHER Eddie Guardado, L (1.1) ERA: 15.0 22 Carlos Pulido, L (4.1) ERA: 5.56 Dave Stevens, R (7.1) ERA: 7.66	IP: 3.0 WLS: L BF: 16	H: 7 R: 5 ER: 5 SO: 3	BB: 2 IBB: 0 HBP: 0 BLK: 0	WP: 0 HR: 0 S: 34 P: 62	ERA: 2.46 WHIP: 0.818	PITCHER										IP: 7.1 WLS: 1 BF: 28	H: 1 R: 3 ER: 3 SO: 1	BB: 1 IBB: 0 HBP: 0 BLK: 0	WP: 0 HR: 0 S: 20 P: 39	ERA: 20.25 WHIP: 3.750

AB	30
R	9
H	9
RBI	9
BB	6
SO	6
LOB	8



Batter	1	2	3	4	5	6	7	8	9	10	11	AB	R	H	RBI	BB	SO	LOB	TOP							
Chuck Knoblauch, R OBP: 0.373, SLG: 0.482	E5 WP SH2-3 SF9		FC4-6 1B	G5-3		G6-3		K			F9	6	1	1	0	0	1	2								
Alex Cole, L OBP: 0.368, SLG: 0.437	SH2-3		FC4-6 CS			F8		F7			L8	5	1	1	0	0	0	2								
Kirby Puckett, R OBP: 0.351, SLG: 0.514	SF9		G4-3									4	2	2	2	0	1	2								
Kent Hrbek, L OBP: 0.357, SLG: 0.401												4	2	3	1	1	0	0								
Shane Mack, R OBP: 0.391, SLG: 0.568												3	1	1	1	1	1	1								
Pedro Munoz, R OBP: 0.373, SLG: 0.533												5	0	3	1	0	0	1								
Chip Hale, L OBP: 0.368, SLG: 0.348												4	1	1	1	0	0	2								
Jeff Reboulet, R OBP: 0.371, SLG: 0.440												4	0	0	0	1	0	3								
Matt Walbeck, S OBP: 0.238, SLG: 0.282												4	1	1	2	1	0	2								
Inning Stats	R: 1 E: 1 K: 1 S: 12	H: 0 LOB: 1 BB: 1 P: 21	R: 0 E: 0 K: 0 S: 5	H: 1 LOB: 0 BB: 0 P: 9	R: 0 E: 0 K: 0 S: 5	H: 1 LOB: 1 BB: 1 P: 9	R: 2 E: 1 K: 0 S: 18	H: 3 LOB: 2 BB: 1 P: 31	R: 3 E: 0 K: 0 S: 13	H: 4 LOB: 1 BB: 1 P: 25	R: 0 E: 0 K: 0 S: 6	H: 0 LOB: 0 BB: 0 P: 8	R: 1 E: 0 K: 0 S: 7	H: 2 LOB: 0 BB: 0 P: 9	R: 2 E: 0 K: 1 S: 12	H: 2 LOB: 0 BB: 0 P: 18	R: 0 E: 0 K: 1 S: 11	H: 0 LOB: 0 BB: 0 P: 16	R: 0 E: 0 K: 0 S: 5	H: 0 LOB: 0 BB: 0 P: 8	R: 0 E: 0 K: 0 S: 10	H: 0 LOB: 0 BB: 0 P: 15	1B: 9 2B: 3 3B: 0 HR: 1	SF: 3 SAC: 1 DP: 3 HBP: 0	WP: 2 PB: 0 SB: 0 CS: 1	PA: 47
PITCHER	IP ERA WHIP	WLS 4.43	BF 11	H 3	R 1	ER 1	SO 0	BB 1	IBB 0	HBP 0	BLK 0	WP 0	HR 0	S 20	P 29	ERA 3.00	WHIP 1.333									
Jason Grimsley, R ERA: 4.43	4.0	11	3	1	1	0	1	0	0	0	0	0	0	20	29	3.00	1.333									
Jerry Dipoto, R ERA: 5.4	3.0	11	3	1	1	0	1	0	0	0	0	0	0	20	29	3.00	1.333									
Eric Plunk, R ERA: 2.7	4.0	W	14	2	2	2	2	0	0	0	0	0	1	38	57	4.50	0.500									

Minnesota Twins @ Cleveland Indians
Jacobs Field, Cleveland, OH
Sun Jul 03 1994, 7:05 PM EDT
Att: 41,261 - Unknown - 71 F

AB 39
R 9
H 13
RBI 8
BB 4
SO 3
LOB 15



Batter	1	2	3	4	5	6	7	8	9	10	11	AB	R	H	RBI	BB	SO	LOB	BOTTOM						
Kenny Lofton, L OBP: 0.440, SLG: 0.565	SH5-3 HR	1B										4	1	4	1	1	0	0							
Omar Vizquel, S OBP: 0.373, SLG: 0.390	SH5-3	1B										5	0	2	1	0	0	6							
Carlos Baerga, S OBP: 0.313, SLG: 0.465	G6-3											6	1	1	0	0	1	6							
Albert Belle, R OBP: 0.466, SLG: 0.737												6	2	3	3	0	1	3							
Eddie Murray, S OBP: 0.332, SLG: 0.476												6	2	2	1	0	1	0							
Jim Thome, L OBP: 0.347, SLG: 0.479												3	1	0	0	0	1	1							
Alvaro Espinoza, R OBP: 0.293, SLG: 0.358												2	1	0	0	0	0	0							
Sandy Alomar Jr., R OBP: 0.312, SLG: 0.442												6	1	2	0	0	0	2							
Paul Sorrento, L OBP: 0.338, SLG: 0.390												6	1	4	4	0	0	0							
Wayne Kirby, L OBP: 0.313, SLG: 0.353												4	0	0	0	1	0	4							
Inning Stats	R: 2 E: 0 K: 1 S: 13	H: 2 LOB: 0 BB: 0 P: 18	R: 2 E: 0 K: 1 S: 17	H: 4 LOB: 2 BB: 0 P: 27	R: 2 E: 0 K: 1 S: 11	H: 3 LOB: 3 BB: 2 P: 26	R: 1 E: 0 K: 0 S: 11	H: 2 LOB: 0 BB: 0 P: 14	R: 0 E: 0 K: 0 S: 8	H: 1 LOB: 1 BB: 0 P: 14	R: 2 E: 1 K: 0 S: 13	H: 3 LOB: 2 BB: 0 P: 17	R: 0 E: 0 K: 0 S: 4	H: 0 LOB: 0 BB: 0 P: 5	R: 0 E: 0 K: 0 S: 9	H: 0 LOB: 0 BB: 0 P: 11	R: 0 E: 0 K: 1 S: 11	H: 2 LOB: 2 BB: 0 P: 18	R: 1 E: 1 K: 0 S: 10	H: 1 LOB: 1 BB: 0 P: 14	1B: 13 2B: 3 3B: 1 HR: 1	SF: 1 SAC: 2 DP: 0 HBP: 0	WP: 0 PB: 0 SB: 2 CS: 0	PA: 53	
PITCHER	IP ERA WHIP	WLS 4.32	BF 17	H 9	R 3	ER 6	SO 3	BB 2	IBB 0	HBP 0	BLK 0	WP 0	HR 1	S 38	P 57	ERA 20.25	WHIP 3.375								
Kevin Tapani, R ERA: 4.32	2.2	16	4	3	2	0	2	0	0	0	0	0	0	35	58	5.40	1.800								
Mark Guthrie, L ERA: 7.02	3.1	16	4	0	0	1	0	0	0	0	0	0	0	33	46	0.00	1.000								
Carl Willis, R ERA: 6.23	4.0	16	4	0	0	1	0	0	0	0	0	0	0	33	46	0.00	1.000								
Rick Aguilera, R ERA: 4.3	0.2	L	4	1	1	0	0	0	0	0	0	0	0	10	14	0.00	1.500								

Minnesota Twins @ Cleveland Indians
Jacobs Field, Cleveland, OH
Sun Jul 03 1994, 7:05 PM EDT
Att: 41,261 - Unknown - 71 F

AB 48
R 10
H 18
RBI 10
BB 2
SO 4
LOB 22



Batter	1	2	3	4	5	6	7	8	9	AB	R	H	RBI	BB	SO	LOB	TOP			
Chuck Knoblauch R (1,4) OBP: 0.372, SLG: 0.479	F9		G4-3			F9		FC4-6 1B		4	0	1	0	0	0	1				
Alex Cole L (1,8) OBP: 0.386, SLG: 0.438	G3-1		K					FC4-6 1-2		4	0	1	0	0	1	2				
Kirby Puckett R (1,9) OBP: 0.347, SLG: 0.508	F9				F8	G6-3			G5-3	4	0	0	0	0	0	1				
Kent Hrbek L (1,3) OBP: 0.350, SLG: 0.392		F9			F7				F8	4	0	0	0	0	0	1				
Dave Winfield R (1,10) OBP: 0.330, SLG: 0.438		HR			G4-3				FC4-6 1B	4	1	3	1	0	0	0				
Pedro Munoz R (1,7) OBP: 0.385, SLG: 0.519	F9				K				FC4-6 1-2	4	0	0	0	0	2	2				
Scott Leius R (1,5) OBP: 0.331, SLG: 0.459					F8					3	0	0	0	0	1	0				
Derek Parks R (1,2) OBP: 0.286, SLG: 0.379			G4-3 2B			G6-4-3 HBP			L5	2	0	1	0	0	0	0				
Denny Hocking S (1,6) OBP: 0.278, SLG: 0.389			G4-3			G6-4-3			G4-3	3	0	0	0	0	0	2				
Inning Stats	R: 0 E: 0 K: 0 S: 6	H: 0 LOB: 0 BB: 0 P: 11	R: 1 E: 0 K: 0 S: 9	H: 1 LOB: 0 BB: 0 P: 13	R: 0 E: 0 K: 1 S: 10	H: 1 LOB: 1 BB: 0 P: 17	R: 0 E: 0 K: 1 S: 11	H: 1 LOB: 1 BB: 0 P: 16	R: 0 E: 0 K: 0 S: 3	H: 0 LOB: 0 BB: 0 P: 5	R: 0 E: 0 K: 2 S: 9	H: 0 LOB: 0 BB: 0 P: 15	R: 0 E: 0 K: 0 S: 9	H: 1 LOB: 1 BB: 0 P: 13	R: 0 E: 0 K: 0 S: 6	H: 1 LOB: 1 BB: 0 P: 7	1B: 2 2B: 2 3B: 1 HR: 1	SF: 0 SAC: 0 DP: 1 HBP: 1	WP: 0 PB: 0 SB: 0 CS: 0	PA: 33
PITCHER Dennis Martinez R (1,1) ERA: 3.95	IP: 9.0 WLS: W BF: 33 H: 6 R: 1 ER: 1 SO: 4 BB: 0 IBB: 0 HBP: 1 BLK: 0 WP: 0 HR: 1 S: 72 P: 112 ERA: 1.00 WHIP: 0.667															PITCHER				

Minnesota Twins @ Cleveland Indians
Jacobs Field, Cleveland, OH
Mon Jul 04 1994, 3:33 AM EDT
Att: 41,567 - Sunny - 77 F

AB 32
R 1
H 6
RBI 1
BB 0
SO 4
LOB 9



Batter	1	2	3	4	5	6	7	8	9	AB	R	H	RBI	BB	SO	LOB	BOTTOM			
Kenny Lofton L (1,8) OBP: 0.438, SLG: 0.566	SH1-3 1B 2B		K				SF7			3	1	1	1	0	2	1				
Omar Vizquel S (1,6) OBP: 0.373, SLG: 0.388	SH1-3		F9				3-H 2B 1-3 2-H 1B			3	0	1	1	0	1	0				
Carlos Baerga S (1,4) OBP: 0.318, SLG: 0.470						G6-3	1-1 SAFE 1B			3	1	2	2	1	0	0				
Albert Belle R (1,7) OBP: 0.463, SLG: 0.730	K					F8	3-H 2B			3	1	0	0	1	2	3				
Eddie Murray S (1,3) OBP: 0.328, SLG: 0.469	P6					F9	3-0 F7			4	0	0	0	0	1	5				
Manny Ramirez R (1,9) OBP: 0.350, SLG: 0.517			F9				1-1 1B 1B			3	0	1	0	0	0	2				
Wayne Kirby L (7, PR) OBP: 0.310, SLG: 0.350							1-1 1B 1B			1	1	0	0	0	0	0				
Candy Maldonado R (1,10) OBP: 0.378, SLG: 0.545			G4-3 BB				2-0 SAFE 1B 1B			3	1	3	2	1	0	0				
Tony Peña R (1,2) OBP: 0.379, SLG: 0.481			G4-3				1-0 1B 1B			4	1	1	0	0	0	3				
Alvaro Espinoza R (1,5) OBP: 0.299, SLG: 0.363							1-2 2-3 3-H 1B 2B			3	1	2	1	0	1	0				
Inning Stats	R: 1 E: 0 K: 1 S: 9	H: 2 LOB: 1 BB: 0 P: 17	R: 0 E: 0 K: 0 S: 8	H: 0 LOB: 0 BB: 1 P: 15	R: 0 E: 0 K: 1 S: 5	H: 1 LOB: 0 BB: 0 P: 10	R: 2 E: 0 K: 1 S: 12	H: 1 LOB: 2 BB: 2 P: 28	R: 0 E: 0 K: 3 S: 10	H: 0 LOB: 0 BB: 0 P: 14	R: 0 E: 0 K: 0 S: 5	H: 0 LOB: 0 BB: 0 P: 8	R: 4 E: 0 K: 1 S: 14	H: 6 LOB: 2 BB: 0 P: 26	R: 0 E: 0 K: 0 S: 4	H: 1 LOB: 0 BB: 0 P: 6	1B: 8 2B: 5 3B: 0 HR: 0	SF: 1 SAC: 1 DP: 3 HBP: 0	WP: 0 PB: 0 SB: 2 CS: 1	PA: 35
PITCHER Jim Deshaies L (1,1) ERA: 6.8	IP: 6.0 WLS: L BF: 27 H: 8 R: 7 ER: 7 SO: 6 BB: 3 IBB: 0 HBP: 0 BLK: 0 WP: 0 HR: 0 S: 54 P: 102 ERA: 10.50 WHIP: 1.833															PITCHER				
Larry Casian L (7,1) ERA: 6.05	0.1 WLS: L BF: 3 H: 2 R: 0 ER: 0 SO: 0 BB: 0 IBB: 0 HBP: 0 BLK: 0 WP: 0 HR: 0 S: 5 P: 9 ERA: 0.00 WHIP: 6.000															PITCHER				
Kevin Campbell R (7,1) ERA: 2.45	1.2 WLS: L BF: 5 H: 1 R: 0 ER: 0 SO: 1 BB: 0 IBB: 0 HBP: 0 BLK: 0 WP: 0 HR: 0 S: 8 P: 13 ERA: 0.00 WHIP: 0.600															PITCHER				

Minnesota Twins @ Cleveland Indians
Jacobs Field, Cleveland, OH
Mon Jul 04 1994, 3:33 AM EDT
Att: 41,567 - Sunny - 77 F

AB 30
R 7
H 11
RBI 7
BB 3
SO 7
LOB 14



Batter	1	2	3	4	5	6	7	8	9	AB	R	H	RBI	BB	SO	LOB	TOP								
Devon White, S OBP: 0.323, SLG: 0.472 (1, 8)	0-0 2B		3-1 F7			1-1 1B PB	2-1 1B 1-3 2-H		0-3 K	5	1	3	1	0	1	2									
Roberto Alomar, S OBP: 0.389, SLG: 0.470 (1, 4)	4-0 G6-4-3 BB			4-1 G6-3 BB		2-2 F7	0-0 G5-3		0-1 E4	3	0	0	0	2	0	3									
Paul Molitor, R OBP: 0.407, SLG: 0.505 (1, 10)	1-3 K			0-0 G6-3		0-0 G6-3 S 2-H		0-0 F7	0-3 K	5	0	1	1	0	2	4									
Joe Carter, R OBP: 0.311, SLG: 0.513 (1, 9)	0-0 G6-4-3			1-1 F7		3-2 G6-3		1-0 P3		4	0	0	0	0	0	3									
John Olerud, L OBP: 0.384, SLG: 0.436 (1, 3)		2-1 G6-3			4-2 1B BB	0-1 F7		3-2 1B		3	0	1	0	1	0	1									
Mike Huff, R OBP: 0.389, SLG: 0.438 (1, 7)		2-1 G6-3			0-3 K		0-2 F8	2-1 L9		4	0	0	0	0	1	2									
Darnell Coles, R OBP: 0.254, SLG: 0.406 (1, 5)		3-2 G5-3			2-2 FC6-4 1B		2-3 K		3-3 K	4	0	1	0	0	2	0									
Dick Schofield, R OBP: 0.345, SLG: 0.379 (1, 6)			2-0 G1-3		2-2 F8		1-1 1B 2B		2-1 2B E 1B	4	2	2	0	0	0	2									
Pat Borders, R OBP: 0.283, SLG: 0.307 (1, 2)			2-3 K		1-2 FC6-4		4-2 1B BB		3-2 E 2B	3	0	1	0	1	1	2									
Rob Butler, L OBP: 0.219, SLG: 0.167 (9, PR)					1-2 FC6-4				1-3 E 2B	0	1	0	0	0	0	0									
Inning Stats	R: 0 E: 0 K: 1 S: 6	H: 1 LOB: 1 BB: 1 P: 11	R: 0 E: 0 K: 0 S: 8	H: 0 LOB: 0 BB: 0 P: 15	R: 0 E: 0 K: 1 S: 6	H: 0 LOB: 0 BB: 0 P: 13	R: 0 E: 0 K: 0 S: 4	H: 0 LOB: 0 BB: 1 P: 9	R: 0 E: 0 K: 1 S: 15	H: 1 LOB: 2 BB: 1 P: 24	R: 1 E: 0 K: 1 S: 11	H: 2 LOB: 1 BB: 0 P: 17	R: 1 E: 0 K: 1 S: 17	H: 2 LOB: 2 BB: 1 P: 26	R: 0 E: 0 K: 0 S: 7	H: 1 LOB: 1 BB: 0 P: 13	R: 2 E: 1 K: 3 S: 22	H: 2 LOB: 1 BB: 0 P: 31	1B: 6 2B: 3 HR: 0	SF: 0 SAC: 0 DP: 1 HBP: 0	WP: 0 PB: 1 SB: 1 CS: 0	PA: 39			
PITCHER	IP	WLS	BF	H	R	ER	SO	BB	IBB	HBP	BLK	WP	HR	S	P	ERA	WHIP								
Scott Erickson, R ERA: 4.91 (1, 1)	7.2	W	32	7	2	1	4	4	0	0	0	0	0	72	124	1.17	1.435								
Carl Willis, R ERA: 8.25 (8, 1)	0.1		1	0	0	0	0	0	0	0	0	0	0	2	4	0.00	0.000								
Rick Aguilera, R ERA: 4.15 (9, 1)	1.0	S	6	2	2	0	3	0	0	0	0	0	0	22	31	0.00	2.000								

Toronto Blue Jays @ Minnesota Twins
Hubert H. Humphrey Metrodome, Minneapolis, MN

AB 35
R 4
H 9
RBI 2
BB 4
SO 7
LOB 19



Wed Jul 06 1994, 8:05 PM EDT
Att: 26,479 - Dome

Batter	1	2	3	4	5	6	7	8	9	AB	R	H	RBI	BB	SO	LOB	BOTTOM								
Alex Cole, L OBP: 0.388, SLG: 0.434 (1, 8)	3-2 G3-1	1-2 1B		1-3 G6-4-3 1B		3-0 F7				4	0	2	0	0	0	1									
Chuck Knoblauch, R OBP: 0.374, SLG: 0.480 (1, 4)	1-1 HR 1B	2-3 K		1-0 G6-4-3		2-1 G6-3				4	1	1	0	0	1	3									
Kirby Puckett, R OBP: 0.350, SLG: 0.512 (1, 9)	1-0 HR	0-0 F9		3-H G4-3		3-2 F8				4	1	1	2	0	0	2									
Kent Hrbek, L OBP: 0.337, SLG: 0.376 (1, 3)	2-3 K		0-0 G3		0-0 P4		1-2 G4-3			4	0	0	0	0	1	0									
Shane Mack, R OBP: 0.388, SLG: 0.562 (1, 7)	0-1 G6-3		1-2 E 1B		0-1 P5		3-3 K			4	0	1	0	0	1	0									
Dave Winfield, R OBP: 0.336, SLG: 0.450 (1, 10)		2-1 1B		0-0 E5		2-3 K		1-0 G3		3	1	2	0	0	1	0									
Chip Hale, L OBP: 0.364, SLG: 0.344 (8, FH)		3B		1-3 1B						1	0	0	0	0	0	0									
Scott Leius, R OBP: 0.325, SLG: 0.448 (1, 5)		1-1 PB 1B		1-0 L6		2-3 K		1-1 E6		4	1	1	1	0	1	2									
Matt Walbeck, S OBP: 0.235, SLG: 0.277 (1, 2)		3-H F7		2-2 F9		1-0 G4-3		0-0 L8		4	0	0	0	0	0	4									
Denny Hocking, S OBP: 0.381, SLG: 0.476 (1, 6)		1-H 1B		0-0 1B G6-4-3		0-1 E S 1B				3	1	3	1	0	0	0									
Inning Stats	R: 2 E: 0 K: 1 S: 11	H: 2 LOB: 0 BB: 0 P: 18	R: 2 E: 0 K: 1 S: 17	H: 4 LOB: 0 BB: 0 P: 26	R: 0 E: 1 K: 0 S: 10	H: 2 LOB: 2 BB: 0 P: 14	R: 1 E: 0 K: 0 S: 8	H: 2 LOB: 0 BB: 0 P: 12	R: 0 E: 0 K: 1 S: 6	H: 0 LOB: 0 BB: 0 P: 8	R: 0 E: 0 K: 1 S: 7	H: 1 LOB: 1 BB: 0 P: 13	R: 0 E: 0 K: 0 S: 8	H: 0 LOB: 0 BB: 0 P: 14	R: 0 E: 1 K: 1 S: 8	H: 0 LOB: 1 BB: 0 P: 13	1B: 9 2B: 0 3B: 1 HR: 1	SF: 0 SAC: 0 DP: 1 HBP: 0	WP: 0 PB: 1 SB: 1 CS: 0	PA: 35					
PITCHER	IP	WLS	BF	H	R	ER	SO	BB	IBB	HBP	BLK	WP	HR	S	P	ERA	WHIP								
Todd Stottlemyre, R ERA: 3.98 (1, 1)	8.0	L	35	11	5	5	5	0	0	0	0	0	1	75	118	5.62	1.375								

Toronto Blue Jays @ Minnesota Twins
Hubert H. Humphrey Metrodome, Minneapolis, MN

AB 35
R 5
H 11
RBI 4
BB 0
SO 5
LOB 12



Wed Jul 06 1994, 8:05 PM EDT
Att: 26,479 - Dome

Batter	1	2	3	4	5	6	7	8	9	AB	R	H	RBI	BB	SO	LOB	TOP			
Devon White, S (1, 8) OBP: 0.327, SLG: 0.484	F9		G6-3					HR	IBB	4	1	2	2	1	0	1	Toronto Blue Jays @ Minnesota Twins Hubert H. Humphrey Metrodome, Minneapolis, MN Thu Jul 07 1994, 4:33 AM EDT Att: 31,180 - Dome - 71 F livebaseballscorecards.com			
Domingo Cadeno, S (1, 4) OBP: 0.213, SLG: 0.239 Roberto Alomar, S (9, PH) OBP: 0.388, SLG: 0.468	L7		L9		G4-3			F8	F7	4	0	0	0	0	0	2				
Paul Molitor, R (1, 10) OBP: 0.408, SLG: 0.506								F8		3	1	1	0	1	0	0				
Joe Carter, R (1, 9) OBP: 0.310, SLG: 0.513	F8				F8			G5-3		4	0	1	0	0	0	2				
Mike Huff, R (1, 7) OBP: 0.385, SLG: 0.440								F7		4	0	1	1	0	0	1				
Darnell Coles, R (1, 3) OBP: 0.283, SLG: 0.397 Rob Butler, L (9, PR) OBP: 0.219, SLG: 0.167 Pat Borders, R (9, 2) OBP: 0.293, SLG: 0.307	F8				F9			F9		4	0	1	0	0	0	0				
Ed Sprague, R (1, 5) OBP: 0.283, SLG: 0.346					F9					4	0	0	0	0	1	2				
Dick Schofield, R (1, 6) OBP: 0.347, SLG: 0.381										4	0	2	0	0	0	0				
Randy Knorr, R (1, 2) OBP: 0.265, SLG: 0.416 John Olerud, L (9, PH) OBP: 0.393, SLG: 0.434										3	1	1	0	0	1	1				
										1	0	0	0	0	1	2				
Inning Stats	R: 0 E: 0 K: 0 S: 5	H: 0 LOB: 1 BB: 1 P: 13	R: 0 E: 0 K: 0 S: 5	H: 0 LOB: 0 BB: 0 P: 8	R: 0 E: 0 K: 1 S: 9	H: 1 LOB: 1 BB: 0 P: 14	R: 1 E: 0 K: 0 S: 11	H: 2 LOB: 1 BB: 0 P: 16	R: 0 E: 0 K: 0 S: 8	H: 0 LOB: 0 BB: 0 P: 8	R: 0 E: 0 K: 1 S: 10	H: 0 LOB: 0 BB: 0 P: 15	R: 2 E: 0 K: 0 S: 9	H: 3 LOB: 1 BB: 0 P: 15	R: 1 E: 0 K: 1 S: 13	H: 2 LOB: 2 BB: 1 P: 21	1B: 4 2B: 4 3B: 0 HR: 1	SF: 0 SAC: 0 DP: 0 HBP: 0	WP: 1 PB: 0 SB: 1 CS: 0	PA: 38
PITCHER	IP WLS BF H R ER SO BB IBB HBP BLK WP HR S P ERA WHIP																			
Eddie Guardado, L (1, 1) ERA: 6.75	7.2		31	7	3	3	2	1	0	0	0	0	0	0	0	1	62	100	3.52	1.043
Carl Willis, R (8, 1) ERA: 8.35	0.2	L	4	2	1	1	0	0	0	0	0	0	0	0	0	0	10	13	13.50	3.000
Mark Guthrie, L (9, 1) ERA: 6.97	0.1		1	0	0	0	1	0	0	0	0	0	0	0	0	3	4	0.00	0.000	
Rick Aguilera, R (9, 1) ERA: 4.11	0.1		2	0	0	0	0	0	1	0	0	1	0	2	6	0.00	0.000			

Batter	1	2	3	4	5	6	7	8	9	AB	R	H	RBI	BB	SO	LOB	BOTTOM					
Chuck Knoblauch, R (1, 4) OBP: 0.377, SLG: 0.479	L6									3	1	1	0	2	1	2	Toronto Blue Jays @ Minnesota Twins Hubert H. Humphrey Metrodome, Minneapolis, MN Thu Jul 07 1994, 4:33 AM EDT Att: 31,180 - Dome - 71 F livebaseballscorecards.com					
Alex Cole, L (1, 8) OBP: 0.381, SLG: 0.425	L8				B5			F9	P5	5	0	0	0	0	0	5						
Kirby Puckett, R (1, 10) OBP: 0.354, SLG: 0.521	F8									4	1	2	1	1	1	1						
Shane Mack, R (1, 7) OBP: 0.393, SLG: 0.566										4	1	2	0	1	1	2						
Pedro Munoz, R (1, 9) OBP: 0.371, SLG: 0.531										1	0	0	1	2	1	1						
Scott Leius, R (1, 5) OBP: 0.327, SLG: 0.447										3	0	1	0	1	0	4						
Jeff Reboulet, R (1, 3) OBP: 0.367, SLG: 0.427										3	0	1	0	0	1	5						
Derek Parks, R (1, 2) OBP: 0.284, SLG: 0.371										4	0	1	1	0	0	4						
Denny Hocking, S (1, 6) OBP: 0.360, SLG: 0.440										4	0	1	0	0	1	4						
Inning Stats	R: 0 E: 0 K: 0 S: 5	H: 0 LOB: 0 BB: 0 P: 6	R: 0 E: 0 K: 0 S: 10	H: 1 LOB: 1 BB: 1 P: 18	R: 0 E: 0 K: 1 S: 7	H: 1 LOB: 1 BB: 1 P: 15	R: 2 E: 0 K: 1 S: 13	H: 2 LOB: 2 BB: 2 P: 29	R: 1 E: 0 K: 0 S: 13	H: 0 LOB: 2 BB: 3 P: 29	R: 0 E: 0 K: 1 S: 11	H: 2 LOB: 2 BB: 0 P: 13	R: 0 E: 0 K: 0 S: 9	H: 1 LOB: 1 BB: 0 P: 11	R: 0 E: 0 K: 0 S: 7	H: 1 LOB: 1 BB: 0 P: 10	R: 0 E: 0 K: 2 S: 11	H: 1 LOB: 1 BB: 0 P: 16	1B: 7 2B: 3 3B: 0 HR: 1	SF: 1 SAC: 1 DP: 3 HBP: 0	WP: 0 PB: 0 SB: 2 CS: 2	PA: 40
PITCHER	IP WLS BF H R ER SO BB IBB HBP BLK WP HR S P ERA WHIP																					
Al Leiter, L (1, 1) ERA: 5.07	4.1		22	4	3	3	2	7	0	0	0	0	0	0	0	1	42	88	6.23	2.538		
Tony Castillo, L (5, 1) ERA: 2.47	3.2	W	14	4	0	0	2	0	0	0	0	0	0	0	0	33	43	0.00	1.091			
Darren Hall, R (9, 1) ERA: 2.95	1.0	S	4	1	0	0	2	0	0	0	0	0	0	0	11	16	0.00	1.000				

Batter	1	2	3	4	5	6	7	8	9	AB	R	H	RBI	BB	SO	LOB	TOP				
Kenny Lofton, L OBP: 0.437, SLG: 0.565 (1, 8)										4	1	2	1	0	0	1	Cleveland Indians @ Minnesota Twins Hubert H. Humphrey Metrodome, Minneapolis, MN Fri Jul 08 1994, 8:05 PM EDT Att: 22,996 - Dome				
Omar Vizquel, S OBP: 0.372, SLG: 0.385 (1, 6)										4	0	1	0	0	2	3					
Carlos Baerga, S OBP: 0.320, SLG: 0.479 (1, 4)										4	1	1	3	0	0	2					
Albert Belle, R OBP: 0.452, SLG: 0.703 (1, 7)										4	0	0	0	0	2	1					
Eddie Murray, S OBP: 0.320, SLG: 0.453 (1, 10)										4	0	0	0	0	0	0					
Jim Thome, L OBP: 0.346, SLG: 0.494 (1, 5)										4	2	2	1	0	1	0					
Sandy Alomar Jr., R OBP: 0.319, SLG: 0.443 (1, 2)										4	0	2	1	0	0	0					
Paul Sorrento, L OBP: 0.336, SLG: 0.397 (1, 3)										4	1	1	0	0	2	2					
Wayne Kirby, L OBP: 0.317, SLG: 0.349 (1, 9)										2	1	1	0	1	0	0					
Inning Stats	R: 0 E: 0 K: 1 S: 5	H: 1 LOB: 0 BB: 0 P: 5	R: 0 E: 0 K: 1 S: 5	H: 0 LOB: 0 BB: 0 P: 5	R: 0 E: 0 K: 1 S: 5	H: 1 LOB: 1 BB: 1 P: 9	R: 0 E: 0 K: 0 S: 3	H: 0 LOB: 0 BB: 0 P: 3	R: 0 E: 0 K: 1 S: 9	H: 4 LOB: 0 BB: 0 P: 9	R: 1 E: 0 K: 0 S: 4	H: 2 LOB: 0 BB: 0 P: 4	R: 0 E: 0 K: 1 S: 6	H: 1 LOB: 1 BB: 0 P: 6	R: 1 E: 0 K: 1 S: 6	H: 1 LOB: 0 BB: 0 P: 6	1B: 6 2B: 3 3B: 0 HR: 2	SF: 0 SAC: 0 DP: 3 HBP: 0	WP: 0 PB: 0 SB: 0 CS: 1	PA: 35	
PITCHER	IP	WLS	BF	H	R	ER	SO	BB	IBB	HBP	BLK	WP	HR	S	P	ERA	WHIP				
Kevin Tapani, R ERA: 4.45 (1, 1)	7.0	W	27	8	5	5	5	1	0	0	0	0	1	36	40	6.43	1.286				
Mark Guthrie, L ERA: 6.95 (8, 1)	0.2		3	1	0	0	0	0	0	0	0	0	0	3	3	0.00	1.500				
Carl Willis, R ERA: 6.31 (8, 1)	0.1		1	0	0	0	1	0	0	0	0	0	0	3	3	0.00	0.000				
Rick Aguilera, R ERA: 4.26 (9, 1)	1.0	S	4	1	1	1	1	0	0	0	0	0	1	6	6	9.00	1.000				

AB	34
R	6
H	10
RBI	6
BB	1
SO	7
LOB	9



Batter	1	2	3	4	5	6	7	8	9	AB	R	H	RBI	BB	SO	LOB	BOTTOM				
Chuck Knoblauch, R OBP: 0.378, SLG: 0.477 (1, 4)										3	0	1	1	1	1	0	Cleveland Indians @ Minnesota Twins Hubert H. Humphrey Metrodome, Minneapolis, MN Fri Jul 08 1994, 8:05 PM EDT Att: 22,996 - Dome				
Alex Cole, L OBP: 0.379, SLG: 0.420 (1, 8)										3	2	0	0	1	0	2					
Kirby Puckett, R OBP: 0.358, SLG: 0.523 (1, 9)										3	3	2	0	0	0	0					
Kent Hrbek, L OBP: 0.340, SLG: 0.378 (1, 3)										2	1	1	1	1	0	1					
Shane Mack, R OBP: 0.395, SLG: 0.577 (1, 7)										3	1	1	4	1	0	2					
Pedro Munoz, R OBP: 0.370, SLG: 0.528 (1, 10)										3	0	1	1	0	0	0					
Rich Becker, L OBP: 0.405, SLG: 0.388 (8, FH)										1	0	0	0	0	1	3					
Scott Leius, R OBP: 0.322, SLG: 0.440 (1, 5)										4	0	0	1	0	0	3					
Matt Walbeck, S OBP: 0.235, SLG: 0.274 (1, 2)										3	1	0	0	1	0	2					
Denny Hocking, S OBP: 0.321, SLG: 0.393 (1, 6)										3	0	0	0	0	0	1					
Inning Stats	R: 4 E: 0 K: 0 S: 5	H: 2 LOB: 0 BB: 2 P: 13	R: 0 E: 0 K: 0 S: 3	H: 0 LOB: 0 BB: 0 P: 3	R: 2 E: 0 K: 0 S: 4	H: 1 LOB: 1 BB: 1 P: 9	R: 1 E: 0 K: 0 S: 3	H: 1 LOB: 0 BB: 1 P: 7	R: 0 E: 0 K: 0 S: 3	H: 0 LOB: 0 BB: 0 P: 3	R: 0 E: 0 K: 1 S: 5	H: 0 LOB: 0 BB: 0 P: 5	R: 0 E: 1 K: 1 S: 7	H: 1 LOB: 2 BB: 1 P: 11	1B: 5 2B: 0 3B: 0 HR: 1	SF: 1 SAC: 0 DP: 1 HBP: 1	WP: 1 PB: 0 SB: 0 CS: 1	PA: 35			
PITCHER	IP	WLS	BF	H	R	ER	SO	BB	IBB	HBP	BLK	WP	HR	S	P	ERA	WHIP				
Jason Grimsley, R ERA: 5.36 (1, 1)	2.2	L	15	3	6	6	0	3	0	0	0	0	1	11	24	20.25	2.250				
Jerry Dipoto, R ERA: 3.49 (3, 1)	4.1		14	2	1	1	1	1	0	0	0	0	0	15	19	2.08	0.692				
Jose Mesa, R ERA: 3.38 (8, 1)	1.0		6	1	1	0	1	0	1	0	0	0	0	7	11	0.00	1.000				

AB	28
R	8
H	6
RBI	8
BB	5
SO	2
LOB	14



Batter	1	2	3	4	5	6	7	8	9	AB	R	H	RBI	BB	SO	LOB	TOP										
Kenny Lofton, L OBP: 0.439, SLG: 0.563 (1, 8)										3	1	1	0	2	0	0	Cleveland Indians @ Minnesota Twins Hubert H. Humphrey Metrodome, Minneapolis, MN Sat Jul 09 1994, 8:05 PM EDT Att: 30,675 - Dome livebaseballscorecards.com										
Omar Vizquel, S OBP: 0.373, SLG: 0.385 (1, 6)										5	0	2	1	0	0	3											
Carlos Baerga, S OBP: 0.321, SLG: 0.476 (1, 4)										4	1	1	0	1	0	5											
Albert Belle, R OBP: 0.448, SLG: 0.697 (1, 7)										3	0	0	1	0	0	1											
Eddie Murray, S OBP: 0.322, SLG: 0.462 (1, 3)										3	1	1	2	1	0	0											
Manny Ramirez, R OBP: 0.357, SLG: 0.512 Wayne Kirby, L OBP: 0.314, SLG: 0.346 (1, 9) (6, 9)										2	0	1	0	1	0	2											
Candy Maldonado, R Paul Sorrento, L OBP: 0.335, SLG: 0.396 (1, 10) (8, PH)										3	1	1	0	0	0	2											
Tony Peña, R OBP: 0.363, SLG: 0.458 (1, 2)										4	0	0	0	0	0	1											
Alvaro Espinoza, R OBP: 0.304, SLG: 0.366 (1, 5)										4	0	2	0	0	1	1											
Inning Stats	R: 1 E: 0 K: 0 S: 4	H: 1 LOB: 2 BB: 2 P: 12	R: 0 E: 0 K: 1 S: 7	H: 2 LOB: 2 BB: 1 P: 11	R: 0 E: 0 K: 0 S: 3	H: 0 LOB: 1 BB: 1 P: 7	R: 0 E: 0 K: 0 S: 3	H: 0 LOB: 0 BB: 0 P: 3	R: 2 E: 0 K: 0 S: 6	H: 3 LOB: 1 BB: 0 P: 6	R: 0 E: 0 K: 0 S: 4	H: 1 LOB: 2 BB: 1 P: 8	R: 0 E: 0 K: 0 S: 3	H: 0 LOB: 0 BB: 0 P: 3	R: 0 E: 0 K: 0 S: 3	H: 1 LOB: 0 BB: 0 P: 3		R: 0 E: 0 K: 0 S: 3	H: 1 LOB: 0 BB: 0 P: 3	1B: 7 2B: 1 3B: 0 HR: 1	SF: 0 SAC: 1 DP: 1 HBP: 0	WP: 0 PB: 0 SB: 4 CS: 1	PA: 40				
PITCHER	IP	WLS	BF	H	R	ER	SO	BB	IBB	HBP	BLK	WP	HR	S	P	ERA	WHIP										
Jim Deshaies, L ERA: 6.82 (1, 1)	5.0	L	25	6	4	4	1	4	0	0	0	0	1	23	39	7.20	2.000										
Dave Stevens, R ERA: 8.46 (6, 1)	2.2		11	2	0	0	0	1	0	0	0	0	0	10	14	0.00	1.125										
Mark Guthrie, L ERA: 6.65 (8, 1)	1.1		3	1	0	0	0	0	0	0	0	0	0	3	3	0.00	0.750										

Batter	1	2	3	4	5	6	7	8	9	AB	R	H	RBI	BB	SO	LOB	BOTTOM										
Chuck Knoblauch, R OBP: 0.378, SLG: 0.485 (1, 4)										5	2	2	0	0	0	0	Cleveland Indians @ Minnesota Twins Hubert H. Humphrey Metrodome, Minneapolis, MN Sat Jul 09 1994, 8:05 PM EDT Att: 30,675 - Dome livebaseballscorecards.com										
Rich Becker, L OBP: 0.381, SLG: 0.361 (1, 8)										5	0	0	0	0	3	2											
Kirby Puckett, R OBP: 0.360, SLG: 0.524 (1, 9)										3	1	1	2	0	1	0											
Kent Hrbek, L OBP: 0.343, SLG: 0.380 (1, 3)										4	0	2	0	0	0	1											
Shane Mack, R OBP: 0.392, SLG: 0.569 (1, 7)										3	0	0	0	1	1	2											
Scott Leius, R OBP: 0.325, SLG: 0.438 (1, 5)										3	0	1	1	1	1	1											
Chip Hale, L OBP: 0.369, SLG: 0.362 (1, 10)										4	0	2	0	0	0	4											
Matt Walbeck, S OBP: 0.232, SLG: 0.270 (1, 2)										4	0	0	0	0	2	7											
Jeff Reboulet, R OBP: 0.358, SLG: 0.415 (1, 6)										4	0	0	0	0	0	4											
Inning Stats	R: 1 E: 0 K: 1 S: 6	H: 1 LOB: 0 BB: 0 P: 6	R: 0 E: 0 K: 1 S: 5	H: 1 LOB: 1 BB: 0 P: 6	R: 0 E: 0 K: 1 S: 5	H: 0 LOB: 0 BB: 0 P: 5	R: 1 E: 0 K: 1 S: 6	H: 1 LOB: 3 BB: 2 P: 15	R: 1 E: 0 K: 0 S: 5	H: 2 LOB: 1 BB: 0 P: 5	R: 0 E: 0 K: 2 S: 7	H: 0 LOB: 0 BB: 0 P: 7	R: 0 E: 0 K: 1 S: 7	H: 2 LOB: 2 BB: 0 P: 7	R: 0 E: 0 K: 0 S: 3	H: 0 LOB: 0 BB: 0 P: 3		1B: 4 2B: 3 3B: 1 HR: 0	SF: 0 SAC: 0 DP: 0 HBP: 1	WP: 0 PB: 0 SB: 0 CS: 0	PA: 38						
PITCHER	IP	WLS	BF	H	R	ER	SO	BB	IBB	HBP	BLK	WP	HR	S	P	ERA	WHIP										
Dennis Martinez, R ERA: 3.94 (1, 1)	7.0	W	30	6	3	3	7	2	0	1	0	0	0	41	50	3.86	1.143										
Jose Mesa, R ERA: 3.31 (8, 1)	1.0		5	2	0	0	1	0	0	0	0	0	0	7	7	0.00	2.000										
Jeff Russell, R ERA: 4.8 (9, 1)	1.0	S	3	0	0	0	0	0	0	0	0	0	0	3	3	0.00	0.000										

Batter	1	2	3	4	5	6	7	8	9	AB	R	H	RBI	BB	SO	LOB	TOP								
Kenny Lofton, L OBP: 0.443, SLG: 0.578 Ruben Amaro Jr, S OBP: 0.167, SLG: 0.182	2-2 HR	1-0 1-H 1B	0-43, SLG: 0.578	2-1 G1-6-3 1B		1-3 K		1-2 1B SF8 2B	2-3 K	5	2	4	4	0	1	2									
Omar Vizquel, S OBP: 0.388, SLG: 0.380	1-2 F8	1-1 P7		1-2 G1-6-3 1-2		0-0 F9		0-1 1B		5	0	1	0	0	0	4									
Carlos Baerga, S OBP: 0.325, SLG: 0.488	0-0 E1 F9 1B		1-1 G3 HR 1B	0-1 HR		1-2 G6-3		1-1 SF8		4	2	3	2	0	0	2									
Albert Belle, R OBP: 0.445, SLG: 0.692	1-0 F9 2-3		2-0 F8	0-1 F8			2-0 2B	2-3 K		5	0	1	0	0	1	3									
Eddie Murray, S OBP: 0.320, SLG: 0.456	4-0 BB		1-2 G3		0-1 L7		2-0 G5-3	0-0 F8		4	0	0	0	1	0	3									
Jim Thome, L OBP: 0.345, SLG: 0.502 Alvaro Espinoza, R OBP: 0.302, SLG: 0.364	3-1 G4-3		1-1 HR		3-1 P6		1-3 K		1-3 K	4	1	1	2	0	1	3									
Sandy Alomar Jr., R OBP: 0.321, SLG: 0.456		1-1 F8	3-1 BB 1B		3-1 P2		0-1 P4		0-1 HR	5	1	2	1	0	0	1									
Paul Sorrento, L OBP: 0.344, SLG: 0.397		2-3 K	4-2 BB		4-2 1B BB			1-0 2B 2B 1B	4-2 FC3-6 BB	2	1	1	0	3	1	0									
Wayne Kirby, L OBP: 0.324, SLG: 0.363	1-0 1B		0-0 P2		0-1 1B		0-1 1-2 1B	2-2 2B 2B	1-0 FC3-6	5	2	3	0	0	0	3									
Inning Stats	R: 1 E: 1 K: 0 S: 12	H: 2 LOB: 2 BB: 1 P: 23	R: 1 E: 0 K: 1 S: 10	H: 2 LOB: 1 BB: 0 P: 16	R: 2 E: 0 K: 0 S: 14	H: 3 LOB: 2 BB: 1 P: 28	R: 1 E: 0 K: 0 S: 11	H: 2 LOB: 0 BB: 0 P: 14	R: 0 E: 0 K: 1 S: 6	H: 0 LOB: 0 BB: 0 P: 12	R: 0 E: 0 K: 1 S: 11	H: 1 LOB: 2 BB: 1 P: 17	R: 0 E: 0 K: 1 S: 7	H: 1 LOB: 1 BB: 0 P: 12	R: 3 E: 0 K: 1 S: 15	H: 4 LOB: 1 BB: 0 P: 22	R: 1 E: 0 K: 2 S: 13	H: 1 LOB: 1 BB: 1 P: 21	1B: 9 2B: 3 3B: 0 HR: 4	SF: 1 SAC: 0 DP: 1 HBP: 0	WP: 0 PB: 0 SB: 1 CS: 0	PA: 46			
PITCHER	IP	WLS	BF	H	R	ER	SO	BB	IBB	HBP	BLK	WP	HR	S	P	ERA	WHIP								
Scott Erickson, R ERA: 5.1	3.0	L	18	7	4	4	1	2	0	0	0	0	2	36	67	12.00	3.000								
22 Carlos Pulido, L ERA: 5.45	3.0		12	3	1	1	1	1	0	0	0	0	1	28	43	3.00	1.333								
Carl Willis, R ERA: 6.17	1.0		4	1	0	0	1	0	0	0	0	0	0	7	12	0.00	1.000								
Larry Casian, L ERA: 7.08	0.0		2	2	2	2	0	0	0	0	0	0	0	4	7	∞	∞								
Kevin Campbell, R ERA: 3.0	1.0		5	2	1	1	1	0	0	0	0	0	0	11	15	9.00	2.000								
Rick Aguilera, R ERA: 4.41	1.0		5	1	1	1	2	1	0	0	0	0	1	13	21	9.00	2.000								
Batter	1	2	3	4	5	6	7	8	9	AB	R	H	RBI	BB	SO	LOB	BOTTOM								
Chuck Knoblauch, R OBP: 0.377, SLG: 0.482	0-1 G4-3 1B		2-1 F8			0-2 G5-3 2-3		0-1 F8		4	0	1	0	0	0	1									
Rich Becker, L OBP: 0.375, SLG: 0.355	2-1 G4-3		1-1 G4-6-3 1B			0-2 G4-3		3-1 G4-3		4	0	1	0	0	0	2									
Kirby Puckett, R OBP: 0.359, SLG: 0.521	3-3 K		1-1 F8			1-1 G3 1B			2-1 G6-3	4	1	1	0	0	1	2									
Kent Hrbek, L OBP: 0.336, SLG: 0.372	1-0 G4-3		0-0 G4-6-3			3-2 G3		1-1 F7		4	0	0	0	0	0	3									
Shane Mack, R OBP: 0.390, SLG: 0.563		1-2 G6-3			1-2 F8		2-2 F7 1B		1-2 P3	4	0	1	1	0	0	0									
Pedro Munoz, R OBP: 0.370, SLG: 0.524		0-1 F9			3-3 K		0-1 F7 1B			3	0	1	0	0	1	0									
Scott Leius, R OBP: 0.322, SLG: 0.433		1-2 G4-3			0-1 P3		1-1 F7			3	0	0	0	0	0	2									
Derek Parks, R OBP: 0.275, SLG: 0.359 Chip Hale, L OBP: 0.366, SLG: 0.358 Matt Walbeck, S OBP: 0.232, SLG: 0.270			1-2 G6-3			2-2 P2		3-2 K		2	0	0	0	0	0	0									
Denny Hocking, S OBP: 0.323, SLG: 0.419			2-3 K			0-0 G5-3 2B		0-0 F7		3	0	1	0	0	1	0									
Inning Stats	R: 0 E: 0 K: 1 S: 8	H: 1 LOB: 1 BB: 0 P: 14	R: 0 E: 0 K: 0 S: 8	H: 0 LOB: 0 BB: 0 P: 10	R: 0 E: 0 K: 1 S: 8	H: 0 LOB: 0 BB: 0 P: 13	R: 0 E: 0 K: 0 S: 5	H: 1 LOB: 0 BB: 0 P: 7	R: 0 E: 0 K: 0 S: 12	H: 1 LOB: 1 BB: 0 P: 14	R: 1 E: 0 K: 1 S: 17	H: 3 LOB: 2 BB: 0 P: 27	R: 0 E: 0 K: 0 S: 5	H: 0 LOB: 0 BB: 0 P: 8	R: 0 E: 0 K: 0 S: 7	H: 0 LOB: 0 BB: 0 P: 11	1B: 5 2B: 1 3B: 0 HR: 0	SF: 0 SAC: 0 DP: 1 HBP: 0	WP: 0 PB: 0 SB: 0 CS: 0	PA: 32					
PITCHER	IP	WLS	BF	H	R	ER	SO	BB	IBB	HBP	BLK	WP	HR	S	P	ERA	WHIP								
Mark Clark, R ERA: 3.71	8.0	W	29	6	1	1	4	0	0	0	0	0	0	74	108	1.12	0.750								
Jeff Russell, R ERA: 4.65	1.0		3	0	0	0	0	0	0	0	0	0	0	7	11	0.00	0.000								

Cleveland Indians @ Minnesota Twins
Hubert H. Humphrey Metrodome, Minneapolis, MN

AB 41
R 9
H 16
RBI 9
BB 4
SO 6
LOB 22



WP: 0 PA: 46
PB: 0
SB: 0
CS: 1

Cleveland Indians @ Minnesota Twins
Hubert H. Humphrey Metrodome, Minneapolis, MN

AB 32
R 1
H 6
RBI 1
BB 0
SO 4
LOB 12



WP: 0 PA: 32
PB: 0
SB: 0
CS: 0

Sun Jul 10 1994, 4:33 AM EDT
Att: 33,386 - Dome

Sun Jul 10 1994, 4:33 AM EDT
Att: 33,386 - Dome

Batter	1	2	3	4	5	6	7	8	9	AB R H RBI BB SO LOB	TOP									
Jody Reed, R OBP: 0.379, SLG: 0.346	0-1 2B		0-1 G1-4-3		2-1 F8		2-2 F8		4-0 IBB	4 1 1 0 1 0 0	Milwaukee Brewers @ Minnesota Twins Hubert H. Humphrey Metrodome, Minneapolis, MN Thu Jul 14 1994, 8:05 PM EDT Att: 24,672 - Dome									
Bill Splers, L OBP: 0.320, SLG: 0.302	0-0 P5		2-2 G4-3			1-3 K		0-1 G6-3	3-1 G1-3	5 0 0 0 0 1 3										
Kevin Seitzer, R OBP: 0.368, SLG: 0.488	3-1 P4		2-0 F8			2-2 F9		1-1 F9		4 0 0 0 0 0 1										
Greg Vaughn, R OBP: 0.368, SLG: 0.557	1-1 2H 2B			0-0 L5		0-0 1B E 1B		2-1 G6-3		4 1 2 1 0 0 0										
Dave Nilsson, L OBP: 0.324, SLG: 0.467	1-3 K		1-1 G4-3		2-1 E8 1B 1-H 1B			1-1 F8		4 1 1 0 0 1 1										
Turner Ward, S OBP: 0.334, SLG: 0.375		0-3 K		2-3 K		0-2 2H 1B		1-1 1B 2B 1B		4 1 2 1 0 2 0										
Matt Mieske, R OBP: 0.362, SLG: 0.489		1-2 2B			2-2 G4-3 SH1-3 2B		0-2 G5-3	0-0 1B 2B 1B		4 2 3 0 0 0 1										
Jose Valentin, S OBP: 0.326, SLG: 0.425		2-1 P2			0-0 G4-3		3-3 K	0-1 F9 1-H 2H 2B		3 0 0 0 0 1 2 1 0 1 2 0 0 0										
Jeff Cirillo, R OBP: 0.219, SLG: 0.207					2-3 SH1-3		2-3 K	1-1 F9		3 0 0 1 0 1 2										
Mike Matheny, R OBP: 0.163, SLG: 0.122		2-2 G5-3			3-H			2-3 F9		3 0 0 1 0 1 2										
Inning Stats	R: 1 E: 0 K: 1 S: 11	H: 2 LOB: 1 BB: 0 P: 16	R: 0 E: 0 K: 1 S: 11	H: 1 LOB: 1 BB: 0 P: 16	R: 0 E: 0 K: 0 S: 7	H: 0 LOB: 0 BB: 0 P: 11	R: 0 E: 0 K: 1 S: 6	H: 0 LOB: 0 BB: 0 P: 9	R: 2 E: 1 K: 1 S: 16	H: 3 LOB: 1 BB: 0 P: 21	R: 0 E: 0 K: 0 S: 11	H: 0 LOB: 0 BB: 0 P: 18	R: 0 E: 0 K: 0 S: 6	H: 0 LOB: 0 BB: 0 P: 9	R: 2 E: 0 K: 0 S: 11	H: 3 LOB: 2 BB: 1 P: 21	1B: 5 2B: 5 3B: 0 HR: 0	SF: 0 SAC: 1 DP: 0 HBP: 0	WP: 0 PB: 0 SB: 0 CS: 0	PA: 38
PITCHER	IP WLS BF H R ER SO BB IBB HBP BLK WP HR S P ERA WHIP																			
Kevin Tapani, R ERA: 4.42	(1, 1) 7.0 L 28 7 4 3 6 0 0 0 0 0 0 0 69 102 3.86 1.000																			
Carl Willis, R ERA: 6.39	(8, 1) 1.1 L 6 2 2 2 0 0 0 0 0 0 0 0 11 16 13.50 1.500																			
Mark Guthrie, L ERA: 6.55	(9, 1) 0.2 4 1 0 0 0 0 0 1 0 0 0 0 6 14 0.00 1.500																			

Batter	1	2	3	4	5	6	7	8	9	AB R H RBI BB SO LOB	BOTTOM											
Chuck Knoblauch, R OBP: 0.377, SLG: 0.488	0-3 K		2-2 G6-3		1-0 HR		1-0 L8		4-2 BB	4 1 1 1 1 1 0	Milwaukee Brewers @ Minnesota Twins Hubert H. Humphrey Metrodome, Minneapolis, MN Thu Jul 14 1994, 8:05 PM EDT Att: 24,672 - Dome											
Rich Becker, L OBP: 0.376, SLG: 0.358	1-2 G3-1 S 1B		0-0 2B S 1B		1-1 G3-1		2-3 K		2-2 F7	5 1 2 0 0 1 2												
Kirby Puckett, R OBP: 0.362, SLG: 0.523	1 SAFE 3-2 G3-1		4-0 2B BB		1-2 G4-6-3 1B		3-1 2B		0-1 FC5 2-3F	4 1 2 0 1 0 3												
Kent Hrbek, L OBP: 0.335, SLG: 0.375	1-0 F7		3-2 2B 1-H 2H		2-0 G4-6-3 1-2F		2-2 G3			4 0 1 2 0 0 3												
Shane Mack, R OBP: 0.392, SLG: 0.571		1-2 F9 2B		3-2 L4		1-2 1B FC9-6 2B		0-0 P9		4 1 2 0 0 0 1												
Pedro Munoz, R OBP: 0.378, SLG: 0.535		0-0 P3		1-2 2B		1-2 FC9-6 1B		2-2 E CS 1B		4 0 3 0 0 0 1 0 0 0 0 0 0 0												
Alex Cole, L OBP: 0.379, SLG: 0.420						2-3 FC9-6 PB 1B		1-1 FC9-6 1B		4 0 0 1 0 2 4												
Scott Leius, R OBP: 0.317, SLG: 0.426		3-2 F9		1-3 K		1-1 FC9-6 1-2F 3-H		1 SAFE 3-3 K		4 0 0 1 0 2 4												
Matt Walbeck, S OBP: 0.232, SLG: 0.273		0-0 F8		2-3 K		3-2 L7		1 SAFE 3-3 FC5 2B		4 0 1 0 0 1 3												
Pat Meares, R OBP: 0.331, SLG: 0.395			3-2 P2		2-1 L7		1-0 L7		0-0 L7	3 0 0 0 0 0 2 1 0 0 0 0 0 1												
Chip Hale, L OBP: 0.363, SLG: 0.354																						
Inning Stats	R: 0 E: 0 K: 1 S: 11	H: 1 LOB: 1 BB: 0 P: 16	R: 0 E: 0 K: 0 S: 9	H: 1 LOB: 0 BB: 0 P: 13	R: 2 E: 0 K: 0 S: 16	H: 2 LOB: 1 BB: 1 P: 31	R: 0 E: 0 K: 2 S: 12	H: 1 LOB: 0 BB: 0 P: 18	R: 1 E: 0 K: 0 S: 7	H: 2 LOB: 0 BB: 0 P: 12	R: 1 E: 0 K: 0 S: 12	H: 2 LOB: 1 BB: 0 P: 19	R: 0 E: 0 K: 1 S: 9	H: 1 LOB: 1 BB: 0 P: 17	R: 0 E: 0 K: 1 S: 9	H: 1 LOB: 2 BB: 0 P: 14	R: 0 E: 0 K: 0 S: 15	H: 1 LOB: 2 BB: 1 P: 23	1B: 5 2B: 7 3B: 0 HR: 1	SF: 0 SAC: 0 DP: 2 HBP: 0	WP: 0 PB: 1 SB: 3 CS: 1	PA: 39
PITCHER	IP WLS BF H R ER SO BB IBB HBP BLK WP HR S P ERA WHIP																					
21 Cal Eldred, R ERA: 4.33	(1, 1) 6.0 W 27 9 4 4 3 1 0 0 0 0 0 0 1 67 109 6.00 1.667																					
Mike Ignasiak, R ERA: 5.25	(7, 1) 2.0 W 7 2 0 0 2 0 0 0 0 0 0 0 18 31 0.00 1.000																					
Mike Fetters, R ERA: 2.17	(9, 1) 1.0 S 5 1 0 0 0 1 0 0 0 0 0 0 15 23 0.00 2.000																					

Batter	1	2	3	4	5	6	7	8	9	AB	R	H	RBI	BB	SO	LOB	TOP										
Bill Spiers, L OBP: 0.322, SLG: 0.304 (1, 6)										5	1	2	1	0	0	0	Milwaukee Brewers @ Minnesota Twins Hubert H. Humphrey Metrodome, Minneapolis, MN Fri Jul 15 1994, 8:05 PM EDT Att: 24,899 - Dome										
Kevin Seitzer, R OBP: 0.365, SLG: 0.481 (1, 3)										5	1	1	0	0	2	2											
Greg Vaughn, R OBP: 0.372, SLG: 0.565 (1, 7)										5	1	3	1	0	1	2											
Dave Nilsson, L OBP: 0.322, SLG: 0.468 (1, 10)										4	1	1	1	0	1	2											
Turner Ward, S OBP: 0.335, SLG: 0.384 (1, 8)										4	2	1	1	1	1	2											
Matt Mieske, R OBP: 0.355, SLG: 0.478 Alex Diaz, S OBP: 0.309, SLG: 0.400 (1, 9) (7, 9)										4	0	0	0	0	2	3											
Jeff Cirillo, R OBP: 0.278, SLG: 0.344 (1, 5)										3	2	2	3	1	0	0											
Jose Valentin, S OBP: 0.325, SLG: 0.419 (1, 4)										3	0	0	0	1	1	2											
Mike Matheny, R OBP: 0.170, SLG: 0.114 (1, 2)										3	0	0	0	0	1	1											
Inning Stats	R: 4 E: 0 K: 2 S: 17	H: 4 LOB: 1 BB: 1 P: 29	R: 0 E: 0 K: 2 S: 8	H: 0 LOB: 0 BB: 0 P: 10	R: 0 E: 0 K: 2 S: 11	H: 1 LOB: 1 BB: 0 P: 15	R: 1 E: 0 K: 1 S: 16	H: 1 LOB: 2 BB: 1 P: 27	R: 2 E: 0 K: 0 S: 7	H: 2 LOB: 1 BB: 1 P: 16	R: 0 E: 0 K: 2 S: 15	H: 1 LOB: 0 BB: 0 P: 21	R: 1 E: 0 K: 0 S: 11	H: 1 LOB: 0 BB: 0 P: 17	R: 0 E: 0 K: 0 S: 4	H: 0 LOB: 0 BB: 0 P: 6		R: 0 E: 0 K: 0 S: 6	H: 0 LOB: 0 BB: 0 P: 8	1B: 5 2B: 3 3B: 0 HR: 2	SF: 1 SAC: 0 DP: 0 HBP: 1	WP: 1 PB: 0 SB: 2 CS: 0	PA: 41				
PITCHER	IP	WLS	BF	H	R	ER	SO	BB	IBB	HBP	BLK	WP	HR	S	P	ERA	WHIP										
Scott Erickson, R ERA: 5.35 (1, 1)	3.1	L	19	6	5	5	6	2	0	1	0	0	0	42	66	13.50	2.400										
Dave Stevens, R ERA: 8.59 (4, 1)	1.2		8	2	2	2	1	1	0	0	0	1	1	17	31	10.80	1.800										
Kevin Campbell, R ERA: 2.77 (6, 1)	4.0		14	2	1	1	2	0	0	0	0	0	1	36	52	2.25	0.500										

Batter	1	2	3	4	5	6	7	8	9	AB	R	H	RBI	BB	SO	LOB	BOTTOM										
Chuck Knoblauch, R OBP: 0.378, SLG: 0.488 (1, 4)										4	3	1	1	1	0	1	Milwaukee Brewers @ Minnesota Twins Hubert H. Humphrey Metrodome, Minneapolis, MN Fri Jul 15 1994, 8:05 PM EDT Att: 24,899 - Dome										
Alex Cole, L OBP: 0.386, SLG: 0.437 (1, 8)										4	1	3	2	1	0	1											
Kirby Puckett, R OBP: 0.362, SLG: 0.524 (1, 9)										5	2	2	2	0	0	3											
Kent Hrbek, L OBP: 0.341, SLG: 0.381 Denny Hocking, S OBP: 0.323, SLG: 0.419 (9, PR)										5	0	3	1	0	0	0											
Shane Mack, R OBP: 0.384, SLG: 0.558 (1, 10)										5	0	0	1	0	1	3											
Pedro Munoz, R OBP: 0.383, SLG: 0.540 (1, 7)										4	0	2	0	1	1	2											
Scott Leius, R OBP: 0.313, SLG: 0.420 (1, 5)										4	0	0	0	0	1	5											
Matt Walbeck, S OBP: 0.229, SLG: 0.269 (1, 2)										4	0	0	0	0	0	0											
Pat Meares, R OBP: 0.335, SLG: 0.410 (1, 6)										4	1	2	0	0	1	0											
Inning Stats	R: 0 E: 0 K: 0 S: 5	H: 0 LOB: 0 BB: 1 P: 12	R: 0 E: 0 K: 1 S: 9	H: 1 LOB: 0 BB: 0 P: 14	R: 1 E: 0 K: 1 S: 13	H: 2 LOB: 1 BB: 0 P: 21	R: 0 E: 0 K: 0 S: 10	H: 0 LOB: 1 BB: 1 P: 17	R: 4 E: 1 K: 0 S: 22	H: 5 LOB: 2 BB: 0 P: 35	R: 1 E: 0 K: 0 S: 12	H: 2 LOB: 1 BB: 1 P: 18	R: 0 E: 0 K: 2 S: 8	H: 1 LOB: 0 BB: 0 P: 13	R: 0 E: 0 K: 0 S: 5	H: 0 LOB: 0 BB: 0 P: 9		R: 1 E: 0 K: 0 S: 7	H: 2 LOB: 1 BB: 0 P: 12	1B: 7 2B: 4 3B: 2 HR: 0	SF: 0 SAC: 0 DP: 1 HBP: 0	WP: 0 PB: 0 SB: 0 CS: 0	PA: 42				
PITCHER	IP	WLS	BF	H	R	ER	SO	BB	IBB	HBP	BLK	WP	HR	S	P	ERA	WHIP										
Ricky Bones, R ERA: 3.48 (1, 1)	5.0	W	25	8	5	4	2	2	0	0	0	0	0	59	99	7.20	2.000										
Jose Mercedes, R ERA: 2.04 (6, 1)	3.0		12	3	1	1	2	1	0	0	0	0	0	25	40	3.00	1.333										
Mike Fetters, R ERA: 2.35 (9, 1)	1.0	S	5	2	1	1	0	0	0	0	0	0	0	7	12	9.00	2.000										

AB	36
R	8
H	10
RBI	7
BB	3
SO	9
LOB	14



AB	39
R	7
H	13
RBI	7
BB	3
SO	4
LOB	15

Batter	1	2	3	4	5	6	7	8	9	AB	R	H	RBI	BB	SO	LOB	TOP										
Jody Reed, R OBP: 0.378, SLG: 0.348 (1, 4)	G5-3		F8			F8				4	0	1	0	0	0	1	Milwaukee Brewers @ Minnesota Twins Hubert H. Humphrey Metrodome, Minneapolis, MN Sat Jul 16 1994, 8:05 PM EDT Att: 30,659 - Dome										
Kevin Seitzer, R OBP: 0.363, SLG: 0.482 (1, 3)	F8			F7		HR		F7		4	1	1	0	0	0	1											
Greg Vaughn, R OBP: 0.370, SLG: 0.571 (1, 7)	G5-3			P2		HR		P4		4	1	1	2	0	0	1											
Dave Nilsson, L OBP: 0.322, SLG: 0.465 (1, 10)		G6-3		FC6		K		K		4	0	1	0	0	2	1											
Turner Ward, S OBP: 0.331, SLG: 0.378 (1, 8)		G6-3		FC6		P6			K	4	0	0	0	0	1	1											
Matt Mieske, R OBP: 0.348, SLG: 0.468 (1, 9)					K			F8		4	0	0	0	0	2	0											
Jeff Cirillo, R OBP: 0.275, SLG: 0.333 (1, 5)			G4-3		G4-3		WP	G4-3		4	0	1	0	0	0	0											
Mike Matheny, R OBP: 0.204, SLG: 0.133 (7, PH)								G4-3		1	0	1	0	1	0	0											
Troy O'Leary, L OBP: 0.275, SLG: 0.476 Rick Wrona, R (7, 2)								G4-3		1	0	0	0	0	0	1											
Jose Valentin, S OBP: 0.321, SLG: 0.413 (1, 6)								G3		0	0	0	0	0	0	3											
Inning Stats	R: 0 E: 0 K: 0 S: 6	H: 0 LOB: 0 BB: 0 P: 9	R: 0 E: 0 K: 1 S: 9	H: 0 LOB: 0 BB: 0 P: 15	R: 0 E: 0 K: 0 S: 10	H: 1 LOB: 1 BB: 0 P: 16	R: 0 E: 0 K: 0 S: 8	H: 1 LOB: 1 BB: 0 P: 13	R: 0 E: 0 K: 1 S: 10	H: 0 LOB: 0 BB: 0 P: 18	R: 2 E: 0 K: 1 S: 13	H: 2 LOB: 0 BB: 0 P: 19	R: 0 E: 0 K: 0 S: 9	H: 1 LOB: 1 BB: 0 P: 14	R: 0 E: 0 K: 1 S: 10	H: 1 LOB: 1 BB: 0 P: 17	R: 0 E: 0 K: 1 S: 8	H: 0 LOB: 0 BB: 0 P: 12	1B: 3 2B: 2 3B: 0 HR: 1	SF: 0 SAC: 0 DP: 0 HBP: 0	WP: 1 PB: 0 SB: 0 CS: 0	PA: 34					
PITCHER	IP	WLS	BF	H	R	ER	SO	BB	IBB	HBP	BLK	WP	HR	S	P	ERA	WHIP										
Jim Deshaies, L ERA: 6.59 (1, 1)	6.1	W	25	5	2	2	3	1	0	0	0	0	1	59	96	2.84	0.947										
Carl Willis, R ERA: 8.2 (7, 1)	1.1		5	1	0	0	0	0	0	0	0	1	0	13	21	0.00	0.750										
Mark Guthrie, L ERA: 6.5 (8, 1)	0.1		1	0	0	0	1	0	0	0	0	0	0	3	4	0.00	0.000										
Rick Aguilera, R ERA: 4.28 (9, 1)	1.0	S	3	0	0	0	1	0	0	0	0	0	0	8	12	0.00	0.000										

Batter	1	2	3	4	5	6	7	8	9	AB	R	H	RBI	BB	SO	LOB	BOTTOM										
Chuck Knoblauch, R OBP: 0.376, SLG: 0.486 (1, 4)	K	G1-3			G5-3					4	0	1	0	0	1	2	Milwaukee Brewers @ Minnesota Twins Hubert H. Humphrey Metrodome, Minneapolis, MN Sat Jul 16 1994, 8:05 PM EDT Att: 30,659 - Dome										
Alex Cole, L OBP: 0.384, SLG: 0.445 (1, 8)	L6	G5-3			HR			L3		4	1	1	1	0	0	4											
Kirby Puckett, R OBP: 0.359, SLG: 0.518 (1, 9)	G5-3		G6-3		L5			F9		4	0	0	0	0	0	0											
Kent Hrbek, L OBP: 0.335, SLG: 0.373 (1, 3)		K	G4-3		P4			G4-3		4	0	0	0	0	1	0											
Shane Mack, R OBP: 0.382, SLG: 0.552 (1, 10)		HR	G4-3		G6-3			G4-3		4	1	1	0	0	0	0											
Pedro Munoz, R OBP: 0.383, SLG: 0.554 (1, 7)		HR		K	G5-3					3	1	1	2	0	1	0											
Scott Leius, R OBP: 0.316, SLG: 0.434 (1, 5)		HR		HR		F9				3	2	2	1	0	0	0											
Matt Walbeck, S OBP: 0.233, SLG: 0.274 (1, 2)		1B		L7				SH5-4		3	0	2	0	0	0	0											
Pat Meares, R OBP: 0.337, SLG: 0.411 (1, 6)		1B		K				SH5-4		2	0	1	1	0	1	0											
Inning Stats	R: 0 E: 0 K: 1 S: 7	H: 0 LOB: 0 BB: 0 P: 10	R: 3 E: 0 K: 1 S: 15	H: 5 LOB: 2 BB: 0 P: 23	R: 0 E: 0 K: 0 S: 4	H: 0 LOB: 0 BB: 0 P: 6	R: 1 E: 0 K: 2 S: 10	H: 1 LOB: 0 BB: 0 P: 13	R: 1 E: 0 K: 0 S: 11	H: 1 LOB: 0 BB: 0 P: 18	R: 0 E: 0 K: 0 S: 5	H: 0 LOB: 0 BB: 0 P: 5	R: 0 E: 0 K: 0 S: 8	H: 2 LOB: 1 BB: 0 P: 8	R: 0 E: 0 K: 0 S: 8	H: 0 LOB: 0 BB: 0 P: 11		1B: 6 2B: 1 3B: 0 HR: 3	SF: 0 SAC: 1 DP: 1 HBP: 0	WP: 0 PB: 0 SB: 0 CS: 0	PA: 32						
PITCHER	IP	WLS	BF	H	R	ER	SO	BB	IBB	HBP	BLK	WP	HR	S	P	ERA	WHIP										
Bill Wegman, R ERA: 4.4 (7, 1)	0.2		1	0	0	0	0	0	0	0	0	0	0	1	1	0.00	0.000										
Jaime Navarro, R ERA: 6.78 (8, 1)	1.0		3	0	0	0	0	0	0	0	0	0	0	8	11	0.00	0.000										



Batter	1	2	3	4	5	6	7	8	9	AB	R	H	RBI	BB	SO	LOB	TOP			
Jody Reed, R OBP: 0.374, SLG: 0.343 (1, 4)	L8		F9		K		F7			4	0	0	0	0	1	0	Milwaukee Brewers @ Minnesota Twins Hubert H. Humphrey Metrodome, Minneapolis, MN Sun Jul 17 1994, 4:33 AM EDT Att: 33,529 - Dome			
Kevin Seitzer, R OBP: 0.365, SLG: 0.482 (1, 3)	F9 BLK HR 1B		F9		FC6-4 1B			F9		4	1	2	0	0	0	0				
Greg Vaughn, R OBP: 0.369, SLG: 0.565 (1, 7)	HR 1B IBB		F8		FC6-4 1-2			G5-3		3	1	0	0	1	0	1				
Dave Nilsson, L OBP: 0.318, SLG: 0.459 (1, 10)	F9			G4-3			F8			4	0	0	0	0	0	2				
Matt Mieske, R OBP: 0.352, SLG: 0.492 Alex Diaz, S OBP: 0.307, SLG: 0.398 (8, 9)	HR			CS 2B			P2		F9	3	1	2	3	0	0	0				
Turner Ward, S OBP: 0.330, SLG: 0.375 (1, 8)	G6-3			CS 2B BB			G3		K	3	1	0	0	1	1	0				
Jeff Cirillo, R OBP: 0.273, SLG: 0.350 (1, 5)		G4-3		WP 1-H 2-3 2B			G6-3		G5-3	4	0	1	1	0	0	0				
Rick Wrona, R OBP: 0.200, SLG: 0.800 (1, 2)		F9		K2-3						3	1	1	1	0	1	1				
Jose Valentin, S OBP: 0.317, SLG: 0.407 (1, 6)							K		K	3	0	0	0	0	3	0				
Inning Stats	R: 3 E: 0 K: 0 S: 11	H: 2 LOB: 0 BB: 1 P: 20	R: 0 E: 0 K: 1 S: 8	H: 0 LOB: 0 BB: 0 P: 12	R: 0 E: 0 K: 0 S: 6	H: 0 LOB: 0 BB: 0 P: 13	R: 1 E: 0 K: 1 S: 9	H: 2 LOB: 1 BB: 1 P: 20	R: 0 E: 0 K: 2 S: 11	H: 0 LOB: 0 BB: 0 P: 10	R: 1 E: 0 K: 1 S: 12	H: 1 LOB: 0 BB: 0 P: 17	R: 0 E: 0 K: 0 S: 8	H: 0 LOB: 0 BB: 0 P: 10	R: 0 E: 0 K: 1 S: 5	H: 0 LOB: 0 BB: 0 P: 7		1B: 2 2B: 2 3B: 0 HR: 2	SF: 0 SAC: 0 DP: 0 HBP: 0	WP: 1 PB: 0 SB: 0 CS: 2
PITCHER	IP	WLS	BF	H	R	ER	SO	BB	IBB	HBP	BLK	WP	HR	S	P	ERA	WHIP			
22 Carlos Pulido, L ERA: 5.66 (1, 1)	3.2	L	16	4	4	4	1	1	1	0	1	0	1	31	60	9.82	1.364			
Mike Trombley, R ERA: 6.68 (4, 1)	5.1		18	2	1	1	5	0	0	0	0	1	1	45	65	1.69	0.375			



Batter	1	2	3	4	5	6	7	8	9	AB	R	H	RBI	BB	SO	LOB	BOTTOM			
Chuck Knoblauch, R OBP: 0.377, SLG: 0.482 (1, 4)	1B FC1-2 BB		BB 2B HBP		G6-3		G6-3		F7	3	1	0	0	1	0	2	Milwaukee Brewers @ Minnesota Twins Hubert H. Humphrey Metrodome, Minneapolis, MN Sun Jul 17 1994, 4:33 AM EDT Att: 33,529 - Dome			
Alex Cole, L OBP: 0.388, SLG: 0.446 (1, 8)	FC1-2 1B		2B BB		K			G6-4-3 1B	K	4	1	2	0	1	2	2				
Kirby Puckett, R OBP: 0.359, SLG: 0.522 (1, 9)	L9		1-H 2-H 2B		2B			G6-4-3 1-2	G4-3	5	0	2	2	0	0	5				
Kent Hrbek, L OBP: 0.333, SLG: 0.371 (1, 3)	FC1-2 1B		K		F8			E6 1B		4	0	1	0	0	1	2				
Shane Mack, R OBP: 0.380, SLG: 0.547 (1, 7)	FC1-2		G5-3				F9		FC6-4 1B	4	0	1	0	0	0	4				
Chip Hale, L OBP: 0.350, SLG: 0.340 (1, 10)	K		K		L4			FC6-4 1-2		4	0	0	0	0	2	6				
Scott Leius, R OBP: 0.315, SLG: 0.435 (1, 5)		F7		G3			G6-3		1B E 2B	4	1	1	0	0	0	0				
Derek Parks, R OBP: 0.264, SLG: 0.343 Rich Becker, L OBP: 0.383, SLG: 0.366 (9, PH)	G4-3			P3			F9		E 1B	3	0	0	0	0	0	0				
Pat Meares, R OBP: 0.332, SLG: 0.404 Pedro Munoz, R OBP: 0.381, SLG: 0.551 (9, PH)	G5-3			F8			G4-3		E4 1-2 3-H	3	0	0	0	0	0	0				
Inning Stats	R: 0 E: 0 K: 1 S: 12	H: 2 LOB: 3 BB: 1 P: 20	R: 0 E: 0 K: 0 S: 5	H: 0 LOB: 0 BB: 0 P: 7	R: 2 E: 0 K: 2 S: 13	H: 1 LOB: 1 BB: 1 P: 27	R: 0 E: 0 K: 0 S: 6	H: 0 LOB: 0 BB: 0 P: 10	R: 0 E: 0 K: 0 S: 8	H: 0 LOB: 0 BB: 0 P: 10	R: 0 E: 1 K: 0 S: 7	H: 0 LOB: 2 BB: 0 P: 9	R: 1 E: 1 K: 1 S: 9	H: 2 LOB: 2 BB: 0 P: 13	R: 0 E: 1 K: 1 S: 5	H: 2 LOB: 2 BB: 0 P: 7		1B: 5 2B: 3 3B: 0 HR: 0	SF: 0 SAC: 0 DP: 1 HBP: 1	WP: 0 PB: 0 SB: 0 CS: 0
PITCHER	IP	WLS	BF	H	R	ER	SO	BB	IBB	HBP	BLK	WP	HR	S	P	ERA	WHIP			
Bob Scanlan, R ERA: 4.46 (1, 1)	8.0		33	6	2	2	4	2	0	1	0	0	0	65	104	2.25	1.000			
Mike Fetters, R ERA: 2.52 (9, 1)	1.0	S	6	2	1	1	1	0	0	0	0	0	0	9	13	9.00	2.000			



Batter	1	2	3	4	5	6	7	8	9	AB	R	H	RBI	BB	SO	LOB	TOP					
Chuck Knoblauch, R (1, 4) <small>OBP: 0.372, SLG: 0.475</small>										5	0	0	0	0	3	4	Minnesota Twins @ Toronto Blue Jays SkyDome, Toronto, ON Mon Jul 18 1994, 7:05 PM EDT Att: 48,060 - Dome - 83 F					
Jeff Reboulet, R (1, 3) <small>OBP: 0.348, SLG: 0.403</small> Chip Hale, L (9, FH) <small>OBP: 0.356, SLG: 0.356</small>										4	0	0	0	0	3	1						
Kirby Puckett, R (1, 10) <small>OBP: 0.360, SLG: 0.528</small>										4	2	1	1	1	1	1						
Shane Mack, R (1, 7) <small>OBP: 0.389, SLG: 0.563</small>										4	2	4	0	0	0	0						
Pedro Munoz, R (1, 9) <small>OBP: 0.383, SLG: 0.544</small>										2	0	0	0	2	0	2						
Scott Leius, R (1, 5) <small>OBP: 0.315, SLG: 0.436</small>										4	0	1	1	0	1	3						
Matt Walbeck, S (1, 2) <small>OBP: 0.234, SLG: 0.273</small>										4	0	1	0	0	0	1						
Pat Meares, R (1, 6) <small>OBP: 0.335, SLG: 0.402</small>										3	0	1	0	1	1	1						
Rich Becker, L (1, 8) <small>OBP: 0.367, SLG: 0.349</small>										4	0	0	0	0	2	4						
Inning Stats	R: 0 E: 0 K: 1 S: 6	H: 0 LOB: 0 BB: 0 P: 10	R: 0 E: 0 K: 0 S: 6	H: 1 LOB: 0 BB: 0 P: 11	R: 0 E: 0 K: 3 S: 14	H: 0 LOB: 1 BB: 0 P: 17	R: 0 E: 0 K: 1 S: 10	H: 1 LOB: 2 BB: 1 P: 17	R: 0 E: 0 K: 1 S: 10	H: 1 LOB: 2 BB: 1 P: 18	R: 2 E: 0 K: 0 S: 10	H: 1 LOB: 1 BB: 0 P: 20	R: 0 E: 0 K: 1 S: 9	H: 1 LOB: 1 BB: 0 P: 14	R: 2 E: 0 K: 0 S: 9	H: 3 LOB: 1 BB: 0 P: 13	R: 0 E: 0 K: 1 S: 10	H: 1 LOB: 1 BB: 0 P: 16	1B: 4 2B: 4 3B: 0 HR: 1	SF: 0 SAC: 0 DP: 2 HBP: 0	WP: 1 PB: 2 SB: 0 CS: 0	PA: 39
PITCHER	IP WLS BF H R ER SO BB IBB HBP BLK WP HR S P ERA WHIP																					
Al Leiter, L (1, 1) <small>ERA: 4.83</small> Woody Williams, R (7, 1) <small>ERA: 4.94</small> Darren Hall, R (9, 1) <small>ERA: 3.57</small>	6.0 W 25 4 2 1 6 4 0 0 0 0 0 0 56 93 1.50 1.333	2.0 10 4 2 2 1 0 0 0 0 1 1 18 27 9.00 2.000	1.0 S 4 1 0 0 1 0 0 0 0 0 0 0 10 16 0.00 1.000																			

Batter	1	2	3	4	5	6	7	8	9	AB	R	H	RBI	BB	SO	LOB	BOTTOM			
Domingo Cedeño, S (1, 5) <small>OBP: 0.217, SLG: 0.253</small>										4	1	1	0	0	1	1	Minnesota Twins @ Toronto Blue Jays SkyDome, Toronto, ON Mon Jul 18 1994, 7:05 PM EDT Att: 48,060 - Dome - 83 F			
Roberto Alomar, S (1, 4) <small>OBP: 0.385, SLG: 0.473</small>										5	2	3	1	0	0	0				
Paul Molitor, R (1, 10) <small>OBP: 0.412, SLG: 0.494</small>										3	1	2	1	2	0	0				
Joe Carter, R (1, 9) <small>OBP: 0.317, SLG: 0.525</small>										5	1	2	4	0	1	3				
Darnell Coles, R (1, 7) <small>OBP: 0.273, SLG: 0.396</small>										5	1	2	0	0	1	3				
Ed Sprague, R (1, 3) <small>OBP: 0.273, SLG: 0.337</small>										4	0	1	1	0	1	3				
Dick Schofield, R (1, 6) <small>OBP: 0.342, SLG: 0.363</small>										2	0	1	0	1	1	1				
Randy Knorr, R (1, 2) <small>OBP: 0.258, SLG: 0.378</small>										4	0	0	0	0	2	4				
Rob Butler, L (1, 8) <small>OBP: 0.224, SLG: 0.156</small>										3	1	1	0	1	0	2				
Inning Stats	R: 4 E: 0 K: 1 S: 23	H: 4 LOB: 2 BB: 2 P: 38	R: 0 E: 0 K: 1 S: 8	H: 0 LOB: 0 BB: 0 P: 12	R: 0 E: 0 K: 1 S: 11	H: 1 LOB: 0 BB: 0 P: 16	R: 1 E: 0 K: 0 S: 17	H: 3 LOB: 2 BB: 0 P: 26	R: 0 E: 0 K: 2 S: 14	H: 1 LOB: 1 BB: 0 P: 21	R: 2 E: 0 K: 1 S: 21	H: 3 LOB: 2 BB: 1 P: 34	R: 0 E: 0 K: 0 S: 7	H: 0 LOB: 1 BB: 1 P: 15	R: 0 E: 0 K: 1 S: 9	H: 1 LOB: 1 BB: 0 P: 10	1B: 10 2B: 1 3B: 1 HR: 1	SF: 0 SAC: 1 DP: 1 HBP: 1	WP: 0 PB: 0 SB: 0 CS: 0	PA: 41
PITCHER	IP WLS BF H R ER SO BB IBB HBP BLK WP HR S P ERA WHIP																			
Eddie Guardado, L (1, 1) <small>ERA: 7.98</small> Kevin Campbell, R (5, 1) <small>ERA: 3.77</small> Erik Schullstrom, R (6, 1) <small>ERA:</small>	4.0 L 22 8 5 5 3 2 0 0 0 0 0 0 30 48 13.50 3.750	1.1 9 4 2 2 2 1 0 0 0 0 0 0 21 32 0.00 0.750																		

Batter	1	2	3	4	5	6	7	8	9	AB	R	H	RBI	BB	SO	LOB	TOP					
Alex Cole, L OBP: 0.383, SLG: 0.439 (1, 8)	F8		G1-3		G4-3		G4-3			4	0	0	0	0	0	1	Minnesota Twins @ Toronto Blue Jays SkyDome, Toronto, ON Tue Jul 19 1994, 7:05 PM EDT Att: 47,222 - Unknown - 86 F					
Jeff Reboulet, R OBP: 0.346, SLG: 0.413 (1, 4)	L9		1B 3B		G4-3			L5		4	1	1	0	0	0	0						
Kirby Puckett, R OBP: 0.361, SLG: 0.527 (1, 9)	F8		1B			K		CS 1B		4	0	2	1	0	1	0						
Kent Hrbek, L OBP: 0.332, SLG: 0.368 (1, 3)		G4-3	L3			1B		P6		4	0	1	0	0	0	2						
Shane Mack, R OBP: 0.391, SLG: 0.562 (1, 10)		K			G5-3		G4-6-3 1B	CS	1B	4	0	2	0	0	1	0						
Scott Leius, R OBP: 0.317, SLG: 0.440 (1, 5)					G3-1 2B		G4-6-3 1-2		K	4	0	2	0	0	1	3						
Rich Becker, L OBP: 0.363, SLG: 0.344 (1, 7)		K2-3			G3-1				1B	4	0	1	0	0	1	2						
Matt Walbeck, S OBP: 0.234, SLG: 0.284 (1, 2)			HR		G3		G4-3		G4-3	4	1	1	1	0	0	2						
Pat Meares, R OBP: 0.335, SLG: 0.398 (1, 6)			K				F8			2	0	0	0	1	1	0						
Inning Stats	R: 0 E: 0 K: 0 S: 6	H: 0 LOB: 0 BB: 0 P: 11	R: 0 E: 0 K: 2 S: 12	H: 1 LOB: 1 BB: 0 P: 18	R: 2 E: 0 K: 1 S: 20	H: 3 LOB: 1 BB: 0 P: 25	R: 0 E: 0 K: 0 S: 13	H: 1 LOB: 1 BB: 0 P: 18	R: 0 E: 0 K: 0 S: 6	H: 0 LOB: 0 BB: 0 P: 10	R: 0 E: 0 K: 1 S: 9	H: 2 LOB: 1 BB: 1 P: 13	R: 0 E: 0 K: 0 S: 9	H: 0 LOB: 1 BB: 1 P: 17	R: 0 E: 0 K: 0 S: 6	H: 1 LOB: 0 BB: 0 P: 9	R: 0 E: 0 K: 1 S: 9	H: 2 LOB: 1 BB: 0 P: 14	1B: 7 2B: 1 3B: 1 HR: 1	SF: 0 SAC: 0 DP: 1 HBP: 0	WP: 0 PB: 0 SB: 0 CS: 1	PA: 36
PITCHER	IP	WLS	BF	H	R	ER	SO	BB	IBB	HBP	BLK	WP	HR	S	P	ERA	WHIP					
Todd Stottlemeyer, R ERA: 4.14 (1, 1)	6.0		24	7	2	2	4	0	0	0	0	0	1	66	95	3.00	1.167					
Tony Castillo, L ERA: 2.57 (7, 1)	2.0	W	7	1	0	0	0	1	0	0	0	0	0	15	26	0.00	1.000					
Darren Hall, R ERA: 3.42 (9, 1)	1.0	S	4	2	0	0	1	0	0	0	0	0	0	9	14	0.00	2.000					

AB	34
R	2
H	10
RBI	2
BB	1
SO	5
LOB	10



Batter	1	2	3	4	5	6	7	8	9	AB	R	H	RBI	BB	SO	LOB	BOTTOM					
Rob Butler, L OBP: 0.226, SLG: 0.163 (1, 8)	L5		G1-3			G6-3 1B BB		F8		4	1	1	0	0	0	0	Minnesota Twins @ Toronto Blue Jays SkyDome, Toronto, ON Tue Jul 19 1994, 7:05 PM EDT Att: 47,222 - Unknown - 86 F					
Roberto Alomar, S OBP: 0.387, SLG: 0.470 (1, 4)	F7		G4-3			G6-3 BB		3B BB		2	1	0	0	2	0	0						
Paul Molitor, R OBP: 0.413, SLG: 0.499 (1, 3)	F9				S BB	G6-3		1B 3B		3	1	1	1	1	0	2						
Joe Carter, R OBP: 0.322, SLG: 0.528 (1, 9)					K			S 1B		4	0	3	2	0	1	1						
John Olerud, L OBP: 0.388, SLG: 0.451 (1, 10)					K			3-H 1B		4	0	0	0	0	4	4						
Darnell Coles, R OBP: 0.262, SLG: 0.379 (1, 7)					L9			F9		4	0	0	0	0	0	3						
Ed Sprague, R OBP: 0.271, SLG: 0.334 (1, 5)					G5-3			F7		3	0	0	0	0	0	1						
Pat Borders, R OBP: 0.290, SLG: 0.328 (1, 2)					G5-3			E5		3	1	1	1	0	0	0						
Dick Schofield, R OBP: 0.338, SLG: 0.358 (1, 6)					F9			G4-3		3	0	0	0	0	0	1						
Inning Stats	R: 0 E: 0 K: 0 S: 6	H: 0 LOB: 0 BB: 0 P: 7	R: 0 E: 0 K: 1 S: 7	H: 1 LOB: 1 BB: 0 P: 8	R: 1 E: 0 K: 0 S: 10	H: 1 LOB: 0 BB: 0 P: 19	R: 0 E: 0 K: 2 S: 11	H: 0 LOB: 1 BB: 1 P: 22	R: 0 E: 0 K: 0 S: 4	H: 0 LOB: 0 BB: 0 P: 6	R: 1 E: 0 K: 1 S: 8	H: 2 LOB: 1 BB: 1 P: 16	R: 0 E: 0 K: 0 S: 5	H: 0 LOB: 1 BB: 0 P: 8	R: 2 E: 0 K: 1 S: 12	H: 2 LOB: 1 BB: 1 P: 21	1B: 4 2B: 0 3B: 1 HR: 1	SF: 0 SAC: 0 DP: 1 HBP: 0	WP: 0 PB: 0 SB: 3 CS: 0	PA: 33		
PITCHER	IP	WLS	BF	H	R	ER	SO	BB	IBB	HBP	BLK	WP	HR	S	P	ERA	WHIP					
Kevin Tapani, R ERA: 4.44 (1, 1)	7.1	L	30	5	4	4	4	3	0	0	0	0	0	1	58	99	4.91	1.091				
Carl Willis, R ERA: 6.2 (8, 1)	0.0		1	1	0	0	0	0	0	0	0	0	0	1	1	∞	∞					
Mark Guthrie, L ERA: 6.4 (8, 1)	0.2		2	0	0	0	1	0	0	0	0	0	0	4	7	0.00	0.000					

AB	30
R	4
H	6
RBI	4
BB	3
SO	5
LOB	12



Batter	1	2	3	4	5	6	7	8	9	AB	R	H	RBI	BB	SO	LOB	TOP				
Chuck Knoblauch, R (1, 4) <small>OBP: 0.373, SLG: 0.474</small> Pat Meares, R (8, FR) <small>OBP: 0.335, SLG: 0.398</small> (8, 6)	G6-3		F8					WP 1B G4-3 HBP		3	0	1	0	0	0	0	Minnesota Twins @ Toronto Blue Jays SkyDome, Toronto, ON Wed Jul 20 1994, 7:05 PM EDT Att: 48,162 - Unknown - 84 F				
Alex Cole, L (1, 8) <small>OBP: 0.381, SLG: 0.437</small>	F8			K		G1-3		G4-3 WP 1B		4	0	1	0	0	1						
Kirby Puckett, R (1, 9) <small>OBP: 0.359, SLG: 0.523</small> Rich Becker, L (6, 9) <small>OBP: 0.359, SLG: 0.341</small>	F8			G6-3		FC6-5		G4-3		3	0	0	0	0	1						
Kent Hrbek, L (1, 3) <small>OBP: 0.328, SLG: 0.363</small> Chip Hale, L (6, 3) <small>OBP: 0.353, SLG: 0.353</small>		G3		G4-3		F8		F7		3	0	0	0	0	1						
Shane Mack, R (1, 7) <small>OBP: 0.393, SLG: 0.574</small>		K				K			HR	4	1	2	1	0	2						
Pedro Munoz, R (1, 10) <small>OBP: 0.380, SLG: 0.538</small>						L7		K		4	0	1	0	0	2						
Scott Leius, R (1, 5) <small>OBP: 0.316, SLG: 0.436</small>							1B BB	F8		3	0	0	0	1	0						
Matt Walbeck, S (1, 2) <small>OBP: 0.239, SLG: 0.286</small> Derek Parks, R (6, 2) <small>OBP: 0.257, SLG: 0.333</small>				L1-3 BB				P3		1	0	1	0	1	0						
Jeff Reboulet, R (1, 6) <small>OBP: 0.340, SLG: 0.404</small> (8, 4)				L1-3		F9				3	0	0	0	0	3						
Inning Stats	R: 0 E: 0 K: 0 S: 5	H: 0 LOB: 0 BB: 0 P: 9	R: 0 E: 0 K: 1 S: 12	H: 1 LOB: 1 BB: 0 P: 16	R: 0 E: 0 K: 0 S: 8	H: 0 LOB: 0 BB: 1 P: 16	R: 0 E: 0 K: 1 S: 14	H: 0 LOB: 2 BB: 1 P: 21	R: 0 E: 0 K: 0 S: 5	H: 1 LOB: 1 BB: 0 P: 5	R: 0 E: 0 K: 1 S: 8	H: 1 LOB: 1 BB: 0 P: 13	R: 1 E: 0 K: 0 S: 12	H: 1 LOB: 2 BB: 0 P: 20	R: 1 E: 0 K: 1 S: 7	H: 1 LOB: 0 BB: 0 P: 9		1B: 5 2B: 1 3B: 0 HR: 1	SF: 0 SAC: 0 DP: 1 HBP: 1	WP: 1 PB: 0 SB: 0 CS: 0	PA: 35
PITCHER	IP	WLS	BF	H	R	ER	SO	BB	IBB	HBP	BLK	WP	HR	S	P	ERA	WHIP				
Juan Guzman, R (1, 1) <small>ERA: 5.53</small> Dave Righetti, L (9, 1) <small>ERA: 13.5</small>	8.0	W	31	5	1	1	4	2	0	1	0	1	0	78	122	1.12	0.875				

Batter	1	2	3	4	5	6	7	8	9	AB	R	H	RBI	BB	SO	LOB	BOTTOM				
Rob Butler, L (1, 8) <small>OBP: 0.224, SLG: 0.154</small>	E1 1B	SF7			L6			F8		3	0	0	1	1	0	3	Minnesota Twins @ Toronto Blue Jays SkyDome, Toronto, ON Wed Jul 20 1994, 7:05 PM EDT Att: 48,162 - Unknown - 84 F				
Roberto Alomar, S (1, 4) <small>OBP: 0.388, SLG: 0.469</small> Domingo Cedeno, S (7, 4) <small>OBP: 0.214, SLG: 0.250</small>		CS		CS	G6-3	G5-3		K		3	1	1	0	1	0						
Paul Molitor, R (1, 3) <small>OBP: 0.415, SLG: 0.500</small>	F7		E8 S 1B			F9				5	1	3	1	0	2						
Joe Carter, R (1, 9) <small>OBP: 0.319, SLG: 0.522</small> Robert Perez, R (7, 9)	K		F9		FC4-6 S 1B	F7		F9		4	1	0	0	0	1						
John Olerud, L (1, 10) <small>OBP: 0.389, SLG: 0.451</small>	G4-3									4	1	2	2	0	2						
Damell Coles, R (1, 7) <small>OBP: 0.271, SLG: 0.378</small>		K		L5						3	2	1	0	0	1						
Ed Sprague, R (1, 5) <small>OBP: 0.276, SLG: 0.346</small>		1B HBP		K						3	2	4	0	1	1						
Pat Borders, R (1, 2) <small>OBP: 0.293, SLG: 0.328</small>		1B HBP			G5-3					3	1	1	0	1	0						
Dick Schofield, R (1, 6) <small>OBP: 0.341, SLG: 0.358</small>					G6-3					3	0	1	1	1	0						
Inning Stats	R: 0 E: 1 K: 1 S: 8	H: 1 LOB: 2 BB: 0 P: 13	R: 2 E: 0 K: 1 S: 9	H: 2 LOB: 0 BB: 0 P: 15	R: 2 E: 0 K: 1 S: 21	H: 2 LOB: 1 BB: 1 P: 34	R: 0 E: 0 K: 0 S: 7	H: 0 LOB: 0 BB: 1 P: 17	R: 3 E: 0 K: 0 S: 14	H: 3 LOB: 3 BB: 2 P: 32	R: 0 E: 0 K: 0 S: 5	H: 0 LOB: 0 BB: 0 P: 6	R: 2 E: 0 K: 0 S: 15	H: 2 LOB: 0 BB: 0 P: 20	R: 0 E: 0 K: 1 S: 9	H: 1 LOB: 1 BB: 0 P: 14		1B: 10 2B: 0 3B: 0 HR: 1	SF: 1 SAC: 0 DP: 0 HBP: 2	WP: 1 PB: 0 SB: 2 CS: 2	PA: 42
PITCHER	IP	WLS	BF	H	R	ER	SO	BB	IBB	HBP	BLK	WP	HR	S	P	ERA	WHIP				
Scott Erickson, R (1, 1) <small>ERA: 5.6</small> Dave Stevens, R (5, 1) <small>ERA: 8.53</small> Rick Aguilera, R (8, 1) <small>ERA: 4.15</small>	4.2	L	25	8	7	6	3	2	0	2	0	0	1	23	39	7.71	1.714				

AB	32
R	2
H	6
RBI	2
BB	2
SO	5
LOB	13



AB	33
R	9
H	11
RBI	9
BB	4
SO	4
LOB	14



Batter	1	2	3	4	5	6	7	8	9	AB	R	H	RBI	BB	SO	LOB	TOP					
Chuck Knoblauch R (1.4) OBP: 0.374, SLG: 0.474	G6-3		G1-6-3 1B			G5-4-3 HBP 1B		G6-4-3 1-2		4	0	2	0	0	0	1	Minnesota Twins @ Milwaukee Brewers Milwaukee County Stadium, Milwaukee, WI Thu Jul 21 1994, 8:05 PM EDT Att: 21,782 - Unknown - 79 F					
Alex Cole L (1.8) OBP: 0.380, SLG: 0.432	F7		G1-6-3 1-2			G5-4-3 HBP		P6		3	0	0	0	0	0	1						
Shane Mack R (1.7) OBP: 0.391, SLG: 0.581	HR			G4-3		G5-4-3 1-2 2-3 HBP		K		4	1	1	1	0	1	2						
Kent Hrbek L (1.3) OBP: 0.331, SLG: 0.377	G4-3			G6-3				HR		3	1	1	1	1	0	0						
Pedro Munoz R (1.10) OBP: 0.378, SLG: 0.532		FC6-4 1B		K		L8		G5-3		4	0	1	0	0	1	2						
Scott Leius R (1.5) OBP: 0.315, SLG: 0.433	FC6-4 1-2				G6-3 1B		G5-3	G5-3		4	0	1	0	0	0	1						
Rich Becker L (1.9) OBP: 0.349, SLG: 0.330	E6 G5-4-3			G6-3 1-2		G4-3				3	0	0	0	0	0	2						
Matt Walbeck S (1.2) OBP: 0.237, SLG: 0.283	G5-4-3 1-2			G6-3		G6-3				3	0	0	0	0	0	2						
Pat Meares R (1.6) OBP: 0.340, SLG: 0.402			F8			HBP G5-4-3 1B		G6-4-3 1B		3	1	2	0	0	0	0						
Inning Stats	R: 1 E: 0 K: 0 S: 9	H: 1 LOB: 0 BB: 0 P: 12	R: 0 E: 1 K: 0 S: 7	H: 1 LOB: 1 BB: 0 P: 8	R: 0 E: 0 K: 1 S: 5	H: 1 LOB: 0 BB: 0 P: 8	R: 0 E: 0 K: 1 S: 7	H: 0 LOB: 0 BB: 0 P: 13	R: 0 E: 0 K: 0 S: 6	H: 1 LOB: 0 BB: 0 P: 10	R: 1 E: 0 K: 0 S: 11	H: 2 LOB: 2 BB: 1 P: 18	R: 0 E: 0 K: 0 S: 8	H: 0 LOB: 0 BB: 0 P: 11	R: 0 E: 0 K: 0 S: 5	H: 1 LOB: 0 BB: 0 P: 6		R: 1 E: 0 K: 1 S: 10	H: 1 LOB: 0 BB: 0 P: 15	1B: 6 2B: 0 3B: 0 HR: 2	SF: 0 SAC: 0 DP: 5 HBP: 1	WP: 0 PB: 0 SB: 0 CS: 0
PITCHER	IP	WLS	BF	H	R	ER	SO	BB	IBB	HBP	BLK	WP	HR	S	P	ERA	WHIP					
Bill Wegman R (1.1) ERA: 4.27	7.0	W	27	7	2	2	1	1	0	1	0	0	1	55	82	2.57	1.143					
Mike Ignasiak R (8.1) ERA: 4.91	2.0		6	1	1	1	1	0	0	0	0	0	1	13	19	4.50	0.500					

Batter	1	2	3	4	5	6	7	8	9	AB	R	H	RBI	BB	SO	LOB	BOTTOM					
Jody Reed R (1.4) OBP: 0.365, SLG: 0.333	G5-3		G6-3		G6-3	F7				4	0	0	0	0	0	0	Minnesota Twins @ Milwaukee Brewers Milwaukee County Stadium, Milwaukee, WI Thu Jul 21 1994, 8:05 PM EDT Att: 21,782 - Unknown - 79 F					
Jeff Cirillo R (1.5) OBP: 0.302, SLG: 0.397	G6-3		BB 1B		L4	G6-3 1B				4	1	2	0	0	0	0						
Kevin Seitzer R (1.3) OBP: 0.354, SLG: 0.456	F8		BB SAFE 1B SAFE BB		F9	G6-3 1-2				3	0	0	0	1	0	1						
Greg Vaughn R (1.7) OBP: 0.369, SLG: 0.549		G4-3	1B 1-3 2H		G5-3	G6-3 1B				4	0	2	1	0	0	0						
Dave Nilsson L (1.10) OBP: 0.320, SLG: 0.471		L9	F7		G4-3	F7				4	0	0	0	0	0	3						
Matt Mieske R (1.9) Turner Ward S (9.9) OBP: 0.327, SLG: 0.369		HR		G6-3		BB 2B 1B		L9		4	2	2	1	0	0	0						
Mike Matheny R (1.2) OBP: 0.293, SLG: 0.340		HR			2B	HR BB		2B		3	2	3	1	1	0	0						
Alex Diaz S (1.8) OBP: 0.300, SLG: 0.385		G5-3		K		HR 2B		K		4	1	1	1	0	2	2						
Jose Valentin S (1.6) OBP: 0.318, SLG: 0.430			K		P2	HR		P5		4	1	1	3	0	1	2						
Inning Stats	R: 0 E: 0 K: 0 S: 4	H: 0 LOB: 0 BB: 0 P: 7	R: 2 E: 0 K: 0 S: 16	H: 2 LOB: 0 BB: 0 P: 24	R: 1 E: 0 K: 1 S: 14	H: 2 LOB: 1 BB: 1 P: 24	R: 0 E: 0 K: 1 S: 11	H: 1 LOB: 0 BB: 0 P: 17	R: 0 E: 0 K: 0 S: 4	H: 0 LOB: 0 BB: 0 P: 4	R: 4 E: 0 K: 0 S: 11	H: 3 LOB: 0 BB: 1 P: 21	R: 0 E: 0 K: 0 S: 10	H: 2 LOB: 1 BB: 0 P: 14	R: 0 E: 0 K: 1 S: 8	H: 1 LOB: 1 BB: 0 P: 9		R: 0 E: 0 K: 1 S: 10	H: 1 LOB: 0 BB: 0 P: 15	1B: 5 2B: 3 3B: 0 HR: 3	SF: 0 SAC: 0 DP: 1 HBP: 0	WP: 0 PB: 0 SB: 0 CS: 0
PITCHER	IP	WLS	BF	H	R	ER	SO	BB	IBB	HBP	BLK	WP	HR	S	P	ERA	WHIP					
Jim Deshaies L (1.1) ERA: 6.73	5.2	L	26	7	6	6	2	2	0	0	0	0	2	57	90	9.53	1.588					
Carl Willis R (6.1) ERA: 6.1	2.1		10	4	1	1	1	0	0	0	0	0	1	21	30	3.86	1.714					

Batter	1	2	3	4	5	6	7	8	9	AB	R	H	RBI	BB	SO	LOB	TOP								
Chuck Knoblauch, R OBP: 0.376, SLG: 0.470	4-2 F7 HR BB		0-2 G4-3			0-0 G3-1 SF9 1B	2-0 HR HBP		2-1 E6 1B FC4-6	3	4	1	0	1	0	0									
Alex Cole, L OBP: 0.380, SLG: 0.427	4-2 SAFE 1-2 HR BB		3-2 F7			1-1 G3-1	1-0 SF8		0-1 FC4-6 1B	2	1	0	0	1	0	1									
Shane Mack, R OBP: 0.384, SLG: 0.571	SAFE 1-2 HR BB					1-3 SF9	3-H HR		1-3 FC4-6 1B	0	0	0	1	0	0	0									
Jeff Reboulet, R OBP: 0.343, SLG: 0.418	SAFE 1-2 HR BB					1-3 SF9	3-H HR		1-3 FC4-6 1B	1	0	1	0	0	0	0									
Kirby Puckett, R OBP: 0.357, SLG: 0.528	0-1 F7		1-1 G5-3			0-1 SF9	1-H HR		1-1 FC4-6	4	1	1	4	0	0	3									
Kent Hrbek, L OBP: 0.336, SLG: 0.391	2-2 1-H 3-H HR			2-2 P6		1-1 1B	0-2 1B		1-1 P4	5	1	3	3	0	0	1									
Pedro Munoz, R OBP: 0.372, SLG: 0.527	1-3 K		1-2 G5-3			1-2 G4-3	0-0 F9			4	0	0	0	0	1	2									
Dave Winfield, R OBP: 0.337, SLG: 0.457	2-1 F8		1-1 P5			0-1 HR	2-1 1B			4	1	2	1	0	0	0									
Scott Leius, R OBP: 0.326, SLG: 0.447		2-2 G5-3			1-0 G6-3	1-0 SH1-4 WP 1B	1-0 P4			4	1	1	0	0	0	0									
Matt Walbeck, S OBP: 0.235, SLG: 0.278		0-0 G4-3			1-3 K	1-0 WP SH1-4 1B	1-2 G4-3			4	1	1	0	0	1	0									
Pat Meares, R OBP: 0.329, SLG: 0.386		1-0 G6-3			0-2 G1-3	1-2 SH1-4			0-0 P2	3	0	0	0	0	0	0									
Inning Stats	R: 3 E: 0 K: 1 S: 16	H: 1 LOB: 0 BB: 2 P: 29	R: 0 E: 0 K: 0 S: 5	H: 0 LOB: 0 BB: 0 P: 8	R: 0 E: 0 K: 0 S: 9	H: 0 LOB: 0 BB: 0 P: 13	R: 0 E: 0 K: 1 S: 8	H: 0 LOB: 0 BB: 0 P: 12	R: 0 E: 0 K: 2 S: 10	H: 0 LOB: 0 BB: 0 P: 10	R: 1 E: 0 K: 0 S: 10	H: 2 LOB: 1 BB: 0 P: 13	R: 5 E: 0 K: 0 S: 12	H: 5 LOB: 1 BB: 0 P: 17	R: 0 E: 0 K: 0 S: 6	H: 1 LOB: 0 BB: 0 P: 10	R: 1 E: 1 K: 0 S: 9	H: 1 LOB: 1 BB: 0 P: 13	1B: 7 2B: 0 3B: 0 HR: 3	SF: 2 SAC: 1 DP: 0 HBP: 1	WP: 1 PB: 0 SB: 2 CS: 0	PA: 40			
PITCHER	IP	WLS	BF	H	R	ER	SO	BB	IBB	HBP	BLK	WP	HR	S	P	ERA	WHIP								
21 Cal Eldred, R ERA: 4.52	(1, 1)	6.1	L	28	6	8	8	2	2	0	0	1	2	61	94	11.37	1.263								
Graeme Lloyd, L ERA: 4.95	(7, 1)	0.1		3	2	1	1	0	0	0	0	0	1	6	7	27.00	6.000								
Jose Mercedes, R ERA: 1.75	(7, 1)	2.1		9	2	1	0	0	0	0	0	0	0	16	24	0.00	0.857								

Minnesota Twins @ Milwaukee Brewers
Milwaukee County Stadium, Milwaukee, WI

Sun Jul 24 1994, 4:33 AM EDT
Att: 40,195 - Cloudy - 77 F




AB 34
R 10
H 10
RBI 9
BB 2
SO 2
LOB 7

Batter	1	2	3	4	5	6	7	8	9	AB	R	H	RBI	BB	SO	LOB	BOTTOM								
Jody Reed, R OBP: 0.358, SLG: 0.324	2-2 G6-3		0-0 F8		2-1 P5	0-1 F9		0-3 K		4	0	0	0	0	0	1									
Bill Spiers, L OBP: 0.332, SLG: 0.315	SAFE 1-2 HR		3-2 2B 1B		0-1 F9	3-2 CS	1-3 K		4-0 BB	4	2	2	1	1	1	0									
Turner Ward, S OBP: 0.331, SLG: 0.377	SAFE 1-2 HR		3-2 2B 1B		0-1 F9	1-2 G4-3	0-1 1B		3-2 F8	5	0	2	1	0	0	1									
Kevin Seitzer, R OBP: 0.353, SLG: 0.457	SAFE 1-2 HR		3-2 1-H 2B		1-2 G4-3	0-1 1B			0-3 F8	4	0	1	0	1	2	2									
Greg Vaughn, R OBP: 0.367, SLG: 0.539	SAFE 1-2 1B		3-2 BB		1-3 K	0-1 P4			0-3 K	4	0	1	0	1	2	2									
Dave Nilsson, L OBP: 0.318, SLG: 0.464	SAFE 1-2 K		3-2 F8		1-0 1B	1-2 P6			0-0 G4-3	5	0	1	0	0	1	5									
Matt Mieske, R OBP: 0.353, SLG: 0.491		2-2 F9		0-0 G5-3		0-3 K		1-3 K		4	0	0	0	0	2	1									
Jeff Cirillo, R OBP: 0.312, SLG: 0.394		0-0 2B HR 1B		1-0 P5		1-1 2B HBP		2-1 2B 1B		3	2	2	0	0	0	0									
Dave Valle, R OBP: 0.339, SLG: 0.400		1-1 HR 2B		1-1 G5-3		3-2 1-H 2B		1-2 2B		4	1	3	1	0	0	0									
Jose Valentin, S OBP: 0.321, SLG: 0.438		0-0 HR		1-3 K		2-2 CS 1B		3-3 K		4	1	2	3	0	2	2									
Inning Stats	R: 1 E: 0 K: 1 S: 15	H: 2 LOB: 1 BB: 0 P: 24	R: 4 E: 0 K: 0 S: 19	H: 5 LOB: 2 BB: 1 P: 33	R: 0 E: 0 K: 0 S: 4	H: 0 LOB: 0 BB: 0 P: 6	R: 0 E: 0 K: 1 S: 8	H: 0 LOB: 0 BB: 0 P: 11	R: 0 E: 0 K: 2 S: 10	H: 1 LOB: 1 BB: 0 P: 13	R: 1 E: 0 K: 0 S: 14	H: 2 LOB: 0 BB: 0 P: 23	R: 0 E: 0 K: 1 S: 10	H: 1 LOB: 1 BB: 0 P: 12	R: 0 E: 0 K: 3 S: 14	H: 2 LOB: 2 BB: 0 P: 21	R: 0 E: 0 K: 1 S: 8	H: 0 LOB: 1 BB: 1 P: 15	1B: 7 2B: 4 3B: 0 HR: 2	SF: 0 SAC: 0 DP: 0 HBP: 1	WP: 0 PB: 0 SB: 0 CS: 1	PA: 42			
PITCHER	IP	WLS	BF	H	R	ER	SO	BB	IBB	HBP	BLK	WP	HR	S	P	ERA	WHIP								
Kevin Tapani, R ERA: 4.73	(1, 1)	1.2		13	7	5	5	1	1	0	0	0	2	30	50	27.00	4.800								
Kevin Campbell, R ERA: 3.2	(2, 1)	3.1		12	1	1	1	3	0	0	1	0	0	27	39	2.70	0.300								
Carl Willis, R ERA: 5.91	(6, 1)	1.2	W	6	3	0	0	1	0	0	0	0	0	20	29	0.00	1.800								
Mark Guthrie, L ERA: 6.08	(7, 1)	0.1		1	0	0	0	0	0	0	0	0	0	3	4	0.00	0.000								
Erik Schultstrom, R ERA:	(8, 1)	2.0	S	9	2	0	0	4	1	0	0	0	0	22	36	0.00	1.500								

Minnesota Twins @ Milwaukee Brewers
Milwaukee County Stadium, Milwaukee, WI

Sun Jul 24 1994, 4:33 AM EDT
Att: 40,195 - Cloudy - 77 F



AB 38
R 6
H 13
RBI 6
BB 2
SO 9
LOB 14

Batter	1	2	3	4	5	6	7	8	9	AB	R	H	RBI	BB	SO	LOB	TOP										
Chuck Knoblauch, R (1, 4) OBP: 0.374, SLG: 0.465	G1-6-3		K		WP BB		G4-3		K	4	0	0	0	1	2	1	Minnesota Twins @ Texas Rangers The Ballpark at Arlington, Arlington, TX Mon Jul 25 1994, 8:05 PM EDT Att: 46,506 - Unknown - 91 F										
Alex Cole, L (1, 8) OBP: 0.375, SLG: 0.421	K		F9		F8		F7		F9	4	0	0	0	0	1	2											
Matt Walbeck, S (9, PH) OBP: 0.235, SLG: 0.277										1	0	0	0	0	0	1											
Kirby Puckett, R (1, 9) OBP: 0.353, SLG: 0.522	F8		G6-3		K		L8			4	0	0	0	0	1	2											
Dave Winfield, R (1, 10) OBP: 0.336, SLG: 0.454					G5-3		K		F9	4	0	1	0	0	1	1											
Pedro Munoz, R (1, 7) OBP: 0.374, SLG: 0.539		FC6-4 2B			K		HR		G4-6-3 BB	3	2	1	1	1	1	1											
Scott Leius, R (1, 5) OBP: 0.328, SLG: 0.452		G5-3 1H			WP 1B		F8		G4-6-3	4	1	2	1	0	0	1											
Jeff Reboulet, R (1, 3) OBP: 0.347, SLG: 0.417		G5-3			1B WP		F7		G6-4-3 1B BB	3	1	1	0	1	0	1											
Derek Parks, R (1, 2) OBP: 0.259, SLG: 0.320					1B WP		G5-3		G6-4-3 1B BB	2	0	1	1	1	0	0											
Chip Hale, L (9, PH) OBP: 0.394, SLG: 0.365					1B 2H		G5-3		G6-4-3 1B	1	0	1	0	0	0	0											
Pat Meares, R (1, 6) OBP: 0.329, SLG: 0.382					L8				G6-4-3	2	0	0	0	1	0	4											
Kent Hrbek, L (9, PH) OBP: 0.336, SLG: 0.391		F7							G6-4-3	0	0	0	0	0	0	0											
Shane Mack, R (9, PH) OBP: 0.383, SLG: 0.569							G4-3 BB		G6-4-3	1	0	0	0	0	0	2											
Inning Stats	R: 0 E: 0 K: 1 S: 7	H: 0 LOB: 0 BB: 0 P: 13	R: 1 E: 0 K: 0 S: 9	H: 2 LOB: 2 BB: 1 P: 16	R: 0 E: 0 K: 1 S: 8	H: 0 LOB: 0 BB: 0 P: 11	R: 1 E: 0 K: 1 S: 14	H: 3 LOB: 2 BB: 0 P: 26	R: 0 E: 0 K: 2 S: 13	H: 0 LOB: 1 BB: 1 P: 22	R: 1 E: 0 K: 0 S: 7	H: 1 LOB: 0 BB: 0 P: 11	R: 0 E: 0 K: 0 S: 7	H: 0 LOB: 1 BB: 1 P: 12	R: 0 E: 0 K: 0 S: 3	H: 0 LOB: 0 BB: 1 P: 7	R: 1 E: 0 K: 1 S: 13	H: 1 LOB: 1 BB: 1 P: 18	1B: 5 2B: 1 3B: 0 HR: 1	SF: 0 SAC: 0 DP: 2 HBP: 0	WP: 2 PB: 1 CS: 0	PA: 38					
PITCHER	IP	WLS	BF	H	R	ER	SO	BB	IBB	HBP	BLK	WP	HR	S	P	ERA	WHIP										
Brian Bohanon, L (1, 1) ERA: 7.15	6.0	W	26	6	3	3	5	2	0	0	0	2	1	58	99	4.50	1.333										
Matt Whiteside, R (7, 1) ERA: 4.47	2.0		9	1	1	0	0	3	0	0	0	0	0	17	31	0.00	2.000										
Darren Oliver, L (9, 1) ERA: 2.93	1.0	S	3	0	0	0	1	0	0	0	0	0	0	6	6	0.00	0.000										

Batter	1	2	3	4	5	6	7	8	9	AB	R	H	RBI	BB	SO	LOB	BOTTOM										
Oddibe McDowell, L (1, 8) OBP: 0.370, SLG: 0.333	1B BB		F8		G4-3				P4	4	0	1	1	1	0	1	Minnesota Twins @ Texas Rangers The Ballpark at Arlington, Arlington, TX Mon Jul 25 1994, 8:05 PM EDT Att: 46,506 - Unknown - 91 F										
Ivan Rodriguez, R (1, 2) OBP: 0.389, SLG: 0.490			G4-3		G6-3		G1-3		K	5	0	1	0	0	1	2											
Jose Canseco, R (1, 10) OBP: 0.395, SLG: 0.556					G5-3				F8	5	1	1	1	0	1	2											
Will Clark, L (1, 3) OBP: 0.435, SLG: 0.535			G1-6-3							3	2	1	0	1	0	2											
Juan Gonzalez, R (1, 7) OBP: 0.336, SLG: 0.479					K					4	1	2	0	0	2	0											
29 Rusty Greer, L (1, 9) OBP: 0.403, SLG: 0.471										2	1	2	2	2	0	0											
Doug Strange, S (1, 5) OBP: 0.276, SLG: 0.340										3	1	1	1	1	0	2											
Manuel Lee, S (1, 4) OBP: 0.322, SLG: 0.355										4	1	1	0	0	0	5											
Esteban Beltre, R (1, 6) OBP: 0.359, SLG: 0.325										4	0	2	1	0	0	3											
Inning Stats	R: 0 E: 0 K: 0 S: 7	H: 1 LOB: 1 BB: 1 P: 16	R: 0 E: 0 K: 1 S: 7	H: 0 LOB: 1 BB: 1 P: 15	R: 0 E: 0 K: 0 S: 5	H: 0 LOB: 0 BB: 0 P: 9	R: 4 E: 1 K: 0 S: 16	H: 5 LOB: 1 BB: 0 P: 25	R: 1 E: 0 K: 1 S: 9	H: 1 LOB: 0 BB: 0 P: 15	R: 1 E: 0 K: 0 S: 12	H: 3 LOB: 2 BB: 1 P: 19	R: 1 E: 0 K: 1 S: 14	H: 2 LOB: 3 BB: 2 P: 30	R: 0 E: 0 K: 1 S: 8	H: 0 LOB: 0 BB: 0 P: 15		1B: 10 2B: 1 3B: 0 HR: 1	SF: 0 SAC: 0 DP: 2 HBP: 0	WP: 0 PB: 0 CS: 0	PA: 39						
PITCHER	IP	WLS	BF	H	R	ER	SO	BB	IBB	HBP	BLK	WP	HR	S	P	ERA	WHIP										
Scott Erickson, R (1, 1) ERA: 5.69	6.0	L	29	10	6	5	2	3	0	0	0	0	0	56	99	7.50	2.167										
Mike Trombley, R (7, 1) ERA: 6.63	2.0		10	2	1	1	2	2	0	0	0	0	0	22	45	4.50	2.000										

AB	33
R	4
H	7
RBI	3
BB	5
SO	6
LOB	16



AB	34
R	7
H	12
RBI	6
BB	5
SO	4
LOB	17



Batter	1	2	3	4	5	6	7	8	9	AB	R	H	RBI	BB	SO	LOB	TOP					
Alex Cole, L OBP: 0.370, SLG: 0.414 (1, 8)	G6-3		K		F8	G4-3		F8		5	0	0	0	0	1	3						
Chuck Knoblauch, R OBP: 0.376, SLG: 0.465 (1, 4)	G4-3		BB			1B	CS		G5-3	4	1	2	0	1	0	0						
Shane Mack, R OBP: 0.383, SLG: 0.563 (1, 7)	K		G4-3			1B	G1-3		G5-3	4	2	1	0	1	1	1						
Kent Hrbek, L OBP: 0.341, SLG: 0.406 (1, 3)		HR			G6-3		G1-3			4	2	2	2	1	0	1						
Jeff Reboulet, R OBP: 0.347, SLG: 0.417 (9, PR)										0	0	0	0	0	0	0						
Dave Winfield, R OBP: 0.333, SLG: 0.449 (1, 10)	E5				G4-3		K		G6-3	5	0	1	1	0	1	3						
Pedro Munoz, R OBP: 0.372, SLG: 0.534 (1, 9)	G5-3				K					4	1	1	1	0	1	2						
Scott Leius, R OBP: 0.327, SLG: 0.449 (1, 5)	L3									4	0	1	0	0	1	3						
Matt Walbeck, S OBP: 0.238, SLG: 0.290 (1, 2)	G3									4	1	2	1	0	1	2						
Pat Meares, R OBP: 0.327, SLG: 0.379 (1, 6)										4	0	1	0	0	1	1						
Inning Stats	R: 0 E: 0 K: 1 S: 6	H: 0 LOB: 0 BB: 0 P: 9	R: 1 E: 1 K: 0 S: 12	H: 1 LOB: 1 BB: 0 P: 19	R: 0 E: 0 K: 2 S: 12	H: 0 LOB: 1 BB: 1 P: 21	R: 0 E: 0 K: 1 S: 8	H: 0 LOB: 0 BB: 0 P: 12	R: 0 E: 0 K: 1 S: 10	H: 2 LOB: 1 BB: 0 P: 19	R: 4 E: 1 K: 2 S: 21	H: 4 LOB: 2 BB: 1 P: 34	R: 1 E: 0 K: 0 S: 15	H: 3 LOB: 1 BB: 0 P: 23	R: 1 E: 0 K: 0 S: 7	H: 1 LOB: 0 BB: 0 P: 9	R: 0 E: 0 K: 0 S: 8	H: 0 LOB: 1 BB: 1 P: 13	1B: 9 2B: 0 3B: 0 HR: 2	SF: 0 SAC: 0 DP: 0 HBP: 0	WP: 0 PB: 0 SB: 0 CS: 2	PA: 41
PITCHER	IP	WLS	BF	H	R	ER	SO	BB	IBB	HBP	BLK	WP	HR	S	P	ERA	WHIP					
Kevin Brown, R ERA: 5.19 (1, 1)	5.2		25	6	5	3	7	2	0	0	0	0	1	63	104	4.76	1.412					
Cris Carpenter, R ERA: 5.47 (6, 1)	0.2		5	3	1	1	0	0	0	0	0	0	0	13	21	13.50	4.500					
Rick Honeycutt, L ERA: 6.55 (7, 1)	0.1		1	0	0	0	0	0	0	0	0	0	0	2	3	0.00	0.000					
Matt Whiteside, R ERA: 4.45 (7, 1)	0.1		2	1	0	0	0	0	0	0	0	0	0	6	9	0.00	3.000					
Jay Howell, R ERA: 5.63 (8, 1)	1.0	W	4	1	1	1	0	0	0	0	0	0	1	7	9	9.00	1.000					

Minnesota Twins @ Texas Rangers
The Ballpark at Arlington, Arlington, TX
Tue Jul 26 1994, 8:05 PM EDT
Att: 37,412 - Unknown - 88 F


AB 38
R 7
H 11
RBI 5
BB 3
SO 7
LOB 16



Batter	1	2	3	4	5	6	7	8	9	AB	R	H	RBI	BB	SO	LOB	BOTTOM				
29 Rusty Greer, L OBP: 0.404, SLG: 0.474 (1, 9)	BB				SH5-3		SF9	E7		3	0	2	2	0	1	1					
Ivan Rodriguez, R OBP: 0.370, SLG: 0.487 (1, 2)	F7		G1-3				S	G4-3		4	0	1	0	1	0	2					
Jose Canseco, R OBP: 0.398, SLG: 0.564 (1, 10)	CS		SF8		SF8		1B			2	1	2	2	1	0	0					
Will Clark, L OBP: 0.431, SLG: 0.531 (1, 3)	K		SF8		G4-3		K			3	0	0	1	0	2	5					
Juan Gonzalez, R OBP: 0.335, SLG: 0.477 (1, 7)		2B	G6-3			L6	F9			4	1	1	0	0	0	2					
Dean Palmer, R OBP: 0.301, SLG: 0.490 (1, 5)	FC6-4				K		G5-3			4	1	1	1	0	1	0					
Manuel Lee, S OBP: 0.321, SLG: 0.351 (1, 4)	FC6-4				G5-3		L8			3	1	0	0	1	0	0					
Esteban Beltre, R OBP: 0.358, SLG: 0.319 (1, 6)	FC6-4									2	1	0	0	1	1	2					
Doug Strange, S OBP: 0.275, SLG: 0.343 (9, 4)	FC6-4				K					1	1	1	1	0	0	0					
Oddibe McDowell, L OBP: 0.372, SLG: 0.335 (1, 8)	SF8					BLK	SF8			2	2	1	1	1	0	1					
Inning Stats	R: 0 E: 0 K: 1 S: 7	H: 1 LOB: 2 BB: 1 P: 16	R: 2 E: 0 K: 1 S: 14	H: 2 LOB: 1 BB: 1 P: 24	R: 1 E: 0 K: 0 S: 8	H: 1 LOB: 0 BB: 0 P: 14	R: 0 E: 0 K: 2 S: 10	H: 0 LOB: 0 BB: 0 P: 17	R: 1 E: 0 K: 0 S: 8	H: 0 LOB: 1 BB: 2 P: 20	R: 0 E: 0 K: 0 S: 8	H: 0 LOB: 0 BB: 0 P: 15	R: 2 E: 0 K: 1 S: 24	H: 3 LOB: 2 BB: 1 P: 39	R: 2 E: 2 K: 0 S: 14	H: 2 LOB: 1 BB: 0 P: 21	1B: 7 2B: 2 3B: 1 HR: 0	SF: 4 SAC: 1 DP: 1 HBP: 0	WP: 0 PB: 0 SB: 0 CS: 1	PA: 38	
PITCHER	IP	WLS	BF	H	R	ER	SO	BB	IBB	HBP	BLK	WP	HR	S	P	ERA	WHIP				
Jim Deshaies, L ERA: 6.75 (1, 1)	5.0		22	4	4	4	4	4	0	0	0	0	0	47	91	7.20	1.600				
Erik Schultstrom, R ERA: 1.08 (6, 1)	1.0		4	0	1	1	0	1	0	0	0	0	0	11	22	9.00	1.000				
Mark Guthrie, L ERA: 9.23 (7, 1)	0.1		2	1	0	0	0	0	0	0	0	0	0	4	7	0.00	3.000				
Carl Willis, R ERA: 5.8 (7, 1)	1.0		6	2	2	2	1	0	0	0	0	0	0	24	35	18.00	2.000				
Rick Aguilera, R ERA: 4.06 (8, 1)	0.2	L	4	2	1	0	0	0	0	0	0	0	0	7	11	0.00	3.000				

Minnesota Twins @ Texas Rangers
The Ballpark at Arlington, Arlington, TX
Tue Jul 26 1994, 8:05 PM EDT
Att: 37,412 - Unknown - 88 F

AB 28
R 8
H 9
RBI 8
BB 5
SO 5
LOB 13



Batter	1	2	3	4	5	6	7	8	9	AB	R	H	RBI	BB	SO	LOB	TOP					
Chuck Knoblauch, R OBP: 0.378, SLG: 0.471 (1, 4)										4	1	2	0	0	0	2						
Alex Cole, L OBP: 0.368, SLG: 0.412 (1, 8)										4	0	1	0	0	0	3						
Kirby Puckett, R OBP: 0.352, SLG: 0.519 (1, 9)										4	0	1	1	0	0	1						
Kent Hrbek, L OBP: 0.340, SLG: 0.403 (1, 3)										4	0	1	0	0	2	2						
Shane Mack, R OBP: 0.378, SLG: 0.555 (1, 7)										4	0	0	0	0	2	2						
Pedro Munoz, R OBP: 0.370, SLG: 0.533 (1, 10)										4	0	1	0	0	2	1						
Scott Leius, R OBP: 0.324, SLG: 0.443 (1, 5)										4	0	0	0	0	0	1						
Derek Parks, R OBP: 0.259, SLG: 0.316 (1, 2)										4	0	1	0	0	1	1						
Pat Meares, R OBP: 0.327, SLG: 0.379 (1, 6)										3	0	1	0	0	0	1						
Inning Stats	R: 1 E: 0 K: 2 S: 13	H: 2 LOB: 1 BB: 0 P: 17	R: 0 E: 0 K: 0 S: 12	H: 1 LOB: 1 BB: 0 P: 18	R: 0 E: 0 K: 1 S: 12	H: 1 LOB: 1 BB: 0 P: 15	R: 0 E: 0 K: 0 S: 4	H: 0 LOB: 0 BB: 0 P: 7	R: 0 E: 0 K: 0 S: 6	H: 1 LOB: 1 BB: 0 P: 12	R: 0 E: 0 K: 1 S: 10	H: 1 LOB: 2 BB: 0 P: 14	R: 0 E: 0 K: 0 S: 14	H: 2 LOB: 2 BB: 0 P: 22	R: 0 E: 0 K: 1 S: 8	H: 0 LOB: 0 BB: 0 P: 12	R: 0 E: 0 K: 2 S: 10	H: 0 LOB: 0 BB: 0 P: 12	1B: 5 2B: 3 3B: 0 HR: 0	SF: 0 SAC: 0 DP: 0 HBP: 0	WP: 0 PB: 0 CS: 0	PA: 35
PITCHER	IP	WLS	BF	H	R	ER	SO	BB	IBB	HBP	BLK	WP	HR	S	P	ERA	WHIP					
John Dettmer, R ERA: 4.0 (1, 1)	7.1	L	30	8	1	1	4	0	0	0	0	0	0	72	106	1.23	1.091					
Rick Honeycutt, L ERA: 8.45 (8, 1)	0.1		1	0	0	0	0	0	0	0	0	0	0	4	7	0.00	0.000					
Matt Whiteside, R ERA: 4.34 (8, 1)	1.1		4	0	0	0	3	0	0	0	0	0	0	13	16	0.00	0.000					

Minnesota Twins @ Texas Rangers
The Ballpark at Arlington, Arlington, TX
Wed Jul 27 1994, 8:05 PM EDT
Att: 35,364 - Unknown - 79 F


AB 35
R 1
H 8
RBI 1
BB 0
SO 7
LOB 14



Batter	1	2	3	4	5	6	7	8	9	AB	R	H	RBI	BB	SO	LOB	BOTTOM					
29 Rusty Greer, L OBP: 0.406, SLG: 0.476 (1, 9)										3	0	1	0	1	0	1						
Ivan Rodriguez, R OBP: 0.385, SLG: 0.481 (1, 2)										4	0	0	0	0	0	3						
Jose Canseco, R OBP: 0.395, SLG: 0.560 (1, 10)										3	0	0	0	0	1	1						
Jeff Frye, R OBP: 0.406, SLG: 0.455 (9, PH)										4	0	1	0	0	1	1						
Will Clark, L OBP: 0.429, SLG: 0.527 (1, 3)										4	0	1	0	0	1	1						
Juan Gonzalez, R OBP: 0.334, SLG: 0.474 (1, 7)										4	0	1	0	0	1	1						
Dean Palmer, R OBP: 0.301, SLG: 0.486 (1, 5)										2	0	0	0	1	1	2						
Doug Strange, S OBP: 0.275, SLG: 0.338 (1, 4)										3	0	0	0	0	0	3						
Manuel Lee, S OBP: 0.321, SLG: 0.351 (1, 6)										3	0	1	0	0	0	0						
Oddibe McDowell, L OBP: 0.372, SLG: 0.331 (1, 8)										2	0	0	0	1	0	1						
Inning Stats	R: 0 E: 0 K: 0 S: 8	H: 0 LOB: 0 BB: 0 P: 13	R: 0 E: 0 K: 1 S: 6	H: 1 LOB: 1 BB: 0 P: 10	R: 0 E: 0 K: 0 S: 4	H: 0 LOB: 0 BB: 0 P: 7	R: 0 E: 0 K: 0 S: 10	H: 0 LOB: 1 BB: 1 P: 20	R: 0 E: 0 K: 0 S: 3	H: 0 LOB: 1 BB: 1 P: 8	R: 0 E: 0 K: 0 S: 9	H: 1 LOB: 1 BB: 1 P: 16	R: 0 E: 1 K: 1 S: 13	H: 1 LOB: 2 BB: 0 P: 21	R: 0 E: 0 K: 0 S: 10	H: 1 LOB: 1 BB: 0 P: 13	R: 0 E: 0 K: 2 S: 12	H: 0 LOB: 0 BB: 0 P: 17	1B: 3 2B: 2 3B: 0 HR: 0	SF: 0 SAC: 0 DP: 2 HBP: 0	WP: 0 PB: 0 CS: 2	PA: 32
PITCHER	IP	WLS	BF	H	R	ER	SO	BB	IBB	HBP	BLK	WP	HR	S	P	ERA	WHIP					
Pat Mahomes, R ERA: 5.06 (1, 1)	6.2	W	24	3	0	0	2	3	0	0	0	0	0	50	92	0.00	0.900					
Mark Guthrie, L ERA: 8.1 (7, 1)	1.0		4	1	0	0	0	0	0	0	0	0	0	11	14	0.00	1.000					
Dave Stevens, R ERA: 7.23 (8, 1)	0.1		1	0	0	0	0	0	0	0	0	0	0	2	2	0.00	0.000					
Rick Aguilera, R ERA: 3.96 (9, 1)	1.0	S	3	0	0	0	2	0	0	0	0	0	0	12	17	0.00	0.000					

Minnesota Twins @ Texas Rangers
The Ballpark at Arlington, Arlington, TX
Wed Jul 27 1994, 8:05 PM EDT
Att: 35,364 - Unknown - 79 F

AB 29
R 0
H 4
RBI 0
BB 3
SO 4
LOB 13



Batter	1	2	3	4	5	6	7	8	9	AB	R	H	RBI	BB	SO	LOB	TOP								
Chuck Knoblauch, R OBP: 0.376, SLG: 0.471 (1,4)	F7		K		1-H 2B		G5-3			4	0	1	1	0	1	1	Minnesota Twins @ Kansas City Royals Kauffman Stadium, Kansas City, MO Fri Jul 29, 1994, 7:05 PM CDT Att: 29,584 - Unknown - 81 F livebaseballscorecards.com								
Alex Cole, L OBP: 0.370, SLG: 0.413 (1,8)	F8		S 1B		P6			G4-3 1B		4	2	2	0	0	0	0									
Kirby Puckett, R OBP: 0.354, SLG: 0.519 (1,9)	PB 1B		1-H 1B		F8			G4-3		4	0	2	1	0	0	1									
Kent Hrbek, L OBP: 0.342, SLG: 0.403 (1,3)	4-1 BB		G4-3					G1-6-3 1B		3	0	1	1	1	0	1									
Shane Mack, R OBP: 0.373, SLG: 0.546 (1,7)	F8				G6-3			G1-6-3 1B		4	0	0	0	0	1	3									
Dave Winfield, R OBP: 0.332, SLG: 0.446 (1,10)			P4		2-2 1B			F8		4	0	1	0	0	1	0									
Scott Leius, R OBP: 0.323, SLG: 0.439 (1,5)			G6-4-3 BB		P6			G1-3		3	0	0	0	1	0	1									
Derek Parks, R OBP: 0.250, SLG: 0.305 (1,2)			G6-4-3		P2			G6-3		3	0	0	0	0	0	2									
Chip Hale, L OBP: 0.361, SLG: 0.362 (9, PH)			1-2					G6-3		1	0	0	0	0	0	0									
Pat Meares, R OBP: 0.332, SLG: 0.383 (1,6)			F7		1-2 2B 1B			WP 1B		3	1	2	0	0	0	0									
Inning Stats	R: 0 E: 0 K: 0 S: 7	H: 1 LOB: 2 BB: 1 P: 14	R: 0 E: 0 K: 0 S: 3	H: 0 LOB: 0 BB: 1 P: 10	R: 1 E: 0 K: 1 S: 11	H: 2 LOB: 1 BB: 0 P: 19	R: 0 E: 0 K: 0 S: 8	H: 1 LOB: 1 BB: 0 P: 13	R: 1 E: 0 K: 0 S: 12	H: 2 LOB: 0 BB: 0 P: 17	R: 0 E: 0 K: 2 S: 9	H: 0 LOB: 0 BB: 0 P: 11	R: 0 E: 0 K: 0 S: 8	H: 1 LOB: 1 BB: 0 P: 13	R: 1 E: 0 K: 0 S: 10	H: 2 LOB: 0 BB: 0 P: 17	R: 0 E: 0 K: 0 S: 8	H: 0 LOB: 0 BB: 0 P: 10	1B: 8 2B: 1 3B: 0 HR: 0	SF: 0 SAC: 0 DP: 2 HBP: 0	WP: 1 PB: 2 SB: 2 CS: 0	PA: 35			
PITCHER	IP	WLS	BF	H	R	ER	SO	BB	IBB	HBP	BLK	WP	HR	S	P	ERA	WHIP								
Jose De Jesus, R ERA: 5.52 (1,1)	7.0	W	28	7	2	2	3	2	0	0	0	1	0	58	97	2.57	1.286								
Hipolito Pichardo, R ERA: 4.87 (8,1)	2.0	S	7	2	1	1	0	0	0	0	0	0	0	18	27	4.50	1.000								

Batter	1	2	3	4	5	6	7	8	9	AB	R	H	RBI	BB	SO	LOB	BOTTOM								
Brian McRae, S OBP: 0.362, SLG: 0.377 (1,8)	S G4-3 1B		3-H 1B		L8		FC3-2 1B BB			4	1	2	1	0	0	4	Minnesota Twins @ Kansas City Royals Kauffman Stadium, Kansas City, MO Fri Jul 29, 1994, 7:05 PM CDT Att: 29,584 - Unknown - 81 F livebaseballscorecards.com								
Greg Gagne, R OBP: 0.320, SLG: 0.399 (1,6)	G4-3		F7		P3-5		BB BB 1B			4	0	1	1	0	0	4									
Wally Joyner, L OBP: 0.391, SLG: 0.462 (1,3)	K		G1-3		G3		BB BB			3	0	0	0	1	1	2									
Mike Macfarlane, R OBP: 0.362, SLG: 0.447 (1,2)	F7				K		FC6-4 BB			3	0	0	1	1	1	1									
Bob Hamelin, L OBP: 0.368, SLG: 0.565 (1,10)			F8		G6-3 BB		FC6-4 BB			3	0	0	0	1	1	3									
Felix Jose, S OBP: 0.353, SLG: 0.456 (1,9)			G4-3		G6-3		G4-1			4	0	0	0	0	0	1									
Gary Gaetti, R OBP: 0.328, SLG: 0.469 (1,5)			P6		HR		HR			4	2	2	2	0	0	0									
Jose Lind, R OBP: 0.303, SLG: 0.336 (1,4)			G4-3 1B 2B		P3-5 1B		1B FC3-2 2B			4	1	4	0	0	0	0									
Keith Miller, R OBP: 0.143, SLG: 0.143 (1,7)			G4-3		E5		FC3-2 1B			3	1	1	0	0	0	2									
Dave Henderson, R OBP: 0.304, SLG: 0.404 (8,7)							FC3-2 1B			0	0	0	0	0	0	0									
Inning Stats	R: 0 E: 0 K: 1 S: 6	H: 1 LOB: 0 BB: 0 P: 7	R: 0 E: 0 K: 0 S: 6	H: 0 LOB: 0 BB: 0 P: 11	R: 1 E: 0 K: 0 S: 9	H: 2 LOB: 1 BB: 0 P: 12	R: 0 E: 0 K: 1 S: 7	H: 0 LOB: 0 BB: 1 P: 13	R: 1 E: 1 K: 0 S: 11	H: 2 LOB: 1 BB: 0 P: 18	R: 0 E: 0 K: 1 S: 7	H: 0 LOB: 0 BB: 0 P: 13	R: 3 E: 0 K: 0 S: 12	H: 4 LOB: 3 BB: 2 P: 27	R: 0 E: 0 K: 0 S: 5	H: 1 LOB: 0 BB: 0 P: 9	1B: 6 2B: 3 3B: 0 HR: 2	SF: 0 SAC: 0 DP: 2 HBP: 0	WP: 0 PB: 0 SB: 1 CS: 1	PA: 36					
PITCHER	IP	WLS	BF	H	R	ER	SO	BB	IBB	HBP	BLK	WP	HR	S	P	ERA	WHIP								
Kevin Tapani, R ERA: 4.82 (1,1)	6.2	L	29	9	5	5	3	1	0	0	0	0	0	2	10	6.75	1.500								
Mark Guthrie, L ERA: 6.09 (7,1)	0.1		3	0	0	0	0	2	0	0	0	0	0	2	10	0.00	6.000								
Dave Stevens, R ERA: 7.04 (8,1)	1.0		3	1	0	0	0	0	0	0	0	0	0	5	9	0.00	1.000								

Batter	1	2	3	4	5	6	7	8	9	10	11	AB	R	H	RBI	BB	SO	LOB	TOP																			
Chuck Knoblauch, R OBP: 0.377, SLG: 0.470	G5-3			1B		3B		L7		G6-3		5	1	2	0	0	0	0																				
Alex Cole, L OBP: 0.370, SLG: 0.409	CS			F9		3B		K			F9	3	1	0	0	2	1	1																				
Kirby Puckett, R OBP: 0.354, SLG: 0.523	K			1B		1B				G6-3		5	1	2	3	0	2	1																				
Kent Hrbek, L OBP: 0.339, SLG: 0.398		P6		P4		3B				G3		5	0	1	1	0	0	1																				
Shane Mack, R OBP: 0.371, SLG: 0.542		G6-3				G1-6-3				BB		4	0	1	0	0	0	1																				
Scott Leius, R OBP: 0.322, SLG: 0.435		L6				G1-3				BB		3	0	0	0	1	1	0																				
Pedro Munoz, R OBP: 0.384, SLG: 0.523				F8		K				G1-3		4	0	0	0	0	2	2																				
Matt Walbeck, S OBP: 0.238, SLG: 0.289				F8		3B				G4-3		4	1	1	0	0	0	0																				
Pat Meares, R OBP: 0.358, SLG: 0.377				G4-3		K						3	0	0	0	0	2	1																				
Chip Hale, L OBP: 0.358, SLG: 0.358												1	0	0	0	0	0	0																				
Jeff Rebutoulet, R OBP: 0.347, SLG: 0.417								K		L7		0	0	0	0	0	0	0																				
Inning Stats	R: 0 E: 0 K: 1 S: 6	H: 0 LOB: 1 BB: 1 P: 13	R: 0 E: 0 K: 0 S: 8	H: 0 LOB: 0 BB: 0 P: 11	R: 0 E: 0 K: 0 S: 9	H: 0 LOB: 0 BB: 0 P: 14	R: 0 E: 0 K: 0 S: 7	H: 2 LOB: 1 BB: 0 P: 8	R: 0 E: 0 K: 1 S: 7	H: 0 LOB: 0 BB: 0 P: 11	R: 4 E: 0 K: 1 S: 13	H: 4 LOB: 0 BB: 1 P: 20	R: 0 E: 0 K: 2 S: 10	H: 0 LOB: 0 BB: 0 P: 17	R: 0 E: 0 K: 2 S: 11	H: 0 LOB: 0 BB: 0 P: 14	R: 0 E: 0 K: 0 S: 10	H: 1 LOB: 2 BB: 1 P: 16	R: 0 E: 0 K: 0 S: 4	H: 0 LOB: 0 BB: 0 P: 5	R: 0 E: 0 K: 1 S: 6	H: 0 LOB: 0 BB: 0 P: 10	1B: 6 2B: 1 3B: 1 HR: 0	SF: 0 SAC: 0 DP: 2 HBP: 0	WP: 0 PB: 1 SB: 0 CS: 1	PA: 40												
PITCHER	IP 9.0	WLS 5	BF 34	H 7	R 4	ER 4	SO 7	BB 3	IBB 0	HBP 0	BLK 0	WP 0	HR 0	S 81	P 124	ERA 4.00	WHIP 1.111																					
Kevin Appier, R ERA: 4.0																																						
Stan Belinda, R ERA: 4.82	1.2																																					
Billy Brewer, L ERA: 2.13	0.1	W	1																																			

Minnesota Twins @ Kansas City Royals
Kauffman Stadium, Kansas City, MO

Sat Jul 30 1994, 7:05 PM CDT
Att. 31,962 - Unknown - 83 F

AB 37
R 4
H 7
RBI 4
BB 3
SO 8
LOB 7



Batter	1	2	3	4	5	6	7	8	9	10	11	AB	R	H	RBI	BB	SO	LOB	BOTTOM																		
Brian McRae, S OBP: 0.358, SLG: 0.372	P6			F9		G4-3		G1-4-6-3		F8		5	0	0	0	0	0	2																			
Greg Gagne, R OBP: 0.322, SLG: 0.399	1B			F7		G6-3		P3		1B		5	0	2	0	0	0	1																			
Wally Joyner, L OBP: 0.391, SLG: 0.461	G4-6-3			P6		G4-3				F7		5	1	2	0	0	0	1																			
Bob Hamelin, L OBP: 0.372, SLG: 0.576				G4-6-3		1B		HR				5	2	3	1	0	0	3																			
Vince Coleman, S OBP: 0.270, SLG: 0.336				SF8						P5		0	1	0	0	0	0	0																			
Felix Jose, S OBP: 0.354, SLG: 0.455		G3-1		S		F7				E3		5	1	2	0	0	0	1																			
Gary Gaetti, R OBP: 0.327, SLG: 0.468				1B						1B		3	0	1	2	0	1	0																			
Terry Shumpert, R OBP: 0.294, SLG: 0.439		K				SF8				1B		0	0	0	0	0	0	0																			
Brent Mayne, L OBP: 0.288, SLG: 0.309		L4				G5-3				1B		5	0	1	1	0	1	3																			
Jose Lind, R OBP: 0.306, SLG: 0.339						K						4	0	2	1	0	2	0																			
Keith Miller, R OBP: 0.192, SLG: 0.182				FC4-6		K				P6		4	0	1	0	0	1	1																			
Inning Stats	R: 0 E: 0 K: 0 S: 5	H: 2 LOB: 1 BB: 0 P: 10	R: 0 E: 0 K: 1 S: 6	H: 0 LOB: 0 BB: 0 P: 11	R: 0 E: 0 K: 0 S: 7	H: 1 LOB: 1 BB: 0 P: 13	R: 1 E: 0 K: 0 S: 11	H: 2 LOB: 1 BB: 0 P: 16	R: 0 E: 0 K: 2 S: 8	H: 1 LOB: 0 BB: 0 P: 5	R: 0 E: 0 K: 1 S: 7	H: 0 LOB: 0 BB: 0 P: 11	R: 0 E: 0 K: 0 S: 8	H: 1 LOB: 1 BB: 0 P: 10	R: 2 E: 1 K: 1 S: 12	H: 3 LOB: 2 BB: 0 P: 17	R: 0 E: 0 K: 0 S: 7	H: 1 LOB: 1 BB: 0 P: 14	R: 1 E: 0 K: 0 S: 6	H: 3 LOB: 3 BB: 0 P: 9	1B: 13 2B: 0 3B: 0 HR: 1	SF: 1 SAC: 1 DP: 2 HBP: 0	WP: 0 PB: 0 SB: 0 CS: 0	PA: 43													
PITCHER	IP 8.0	WLS 1.0	BF 30	H 8	R 2	ER 2	SO 4	BB 0	IBB 0	HBP 0	BLK 0	WP 0	HR 1	S 58	P 90	ERA 2.25	WHIP 1.000																				
Scott Erickson, R ERA: 5.48																																					
Rick Aguilera, R ERA: 3.96																																					
Carl Willis, R ERA: 5.73	0.2																																				
Mark Guthrie, L ERA: 6.2	0.1	L	3																																		
Erik Schullstrom, R ERA: 1.04	0.1																																				

Minnesota Twins @ Kansas City Royals
Kauffman Stadium, Kansas City, MO

Sat Jul 30 1994, 7:05 PM CDT
Att. 31,962 - Unknown - 83 F

AB 41
R 5
H 14
RBI 5
BB 0
SO 5
LOB 12



Batter	1	2	3	4	5	6	7	8	9	AB	R	H	RBI	BB	SO	LOB	TOP										
Chuck Knoblauch R OBP: 0.381, SLG: 0.471 (1, 4)	4-0 S BB 2B BB		1-1 1B 1B		4-0 S BB L1-5 BB		1-1 L9		3-2 G5-3 1B	3	2	2	0	2	0	0											
Alex Cole L OBP: 0.376, SLG: 0.411 (1, 8)	4-1 S 2B BB		1-0 1B FC6-4 1B		4-0 S 2B BB		1-2 HBP 1B		0-1 G5-3	3	3	2	0	2	0	1											
Kirby Puckett R OBP: 0.352, SLG: 0.517 (1, 9)	0-0 P3		0-0 P6		2-2 L1-5		1-0 HBP		1-3 K	4	0	0	0	0	1	7											
Kent Hrbek L OBP: 0.342, SLG: 0.404 (1, 3)	0-3 K		0-0 FC6-4 1B		2-1 1B 2B		2-0 P4			4	0	2	2	0	1	4											
Shane Mack R OBP: 0.373, SLG: 0.545 (1, 7)	2-2 1-H 2-H 2B		3-2 FC6-4 FC6-4		1-0 FC5-4 1B		2-3 K			4	0	2	3	0	1	3											
Dave Winfield R OBP: 0.328, SLG: 0.440 (1, 10)	1-2 G1-3		1-1 FC6-4		1-1 FC5-4				0-1 G5-3	4	0	0	0	0	0	4											
Scott Leius R OBP: 0.318, SLG: 0.429 (1, 5)		0-1 G6-3		0-0 G6-3		1-2 F8		1-2 G5-3	4	0	0	0	0	0	0												
Matt Walbeck S OBP: 0.235, SLG: 0.286 (1, 2)		3-2 G4-3		1-2 G1-3		1-0 F7		0-0 F8	4	0	0	0	0	0	0												
Jeff Reboulet R OBP: 0.339, SLG: 0.406 (1, 6)		1-3 K		1-0 L6		1-3 K		1-1 L3	4	0	0	0	0	2	0												
Inning Stats	R: 2 E: 0 K: 1 S: 14	H: 1 LOB: 1 BB: 2 P: 25	R: 0 E: 0 K: 1 S: 8	H: 0 LOB: 0 BB: 0 P: 12	R: 2 E: 0 K: 0 S: 11	H: 3 LOB: 1 BB: 0 P: 17	R: 0 E: 0 K: 0 S: 5	H: 0 LOB: 0 BB: 0 P: 7	R: 1 E: 0 K: 0 S: 9	H: 2 LOB: 2 BB: 2 P: 23	R: 0 E: 0 K: 1 S: 9	H: 0 LOB: 0 BB: 0 P: 12	R: 0 E: 0 K: 1 S: 9	H: 1 LOB: 2 BB: 0 P: 16	R: 0 E: 0 K: 0 S: 6	H: 0 LOB: 0 BB: 0 P: 7	R: 0 E: 0 K: 1 S: 12	H: 1 LOB: 1 BB: 0 P: 17	1B: 6 2B: 3 3B: 0 HR: 0	SF: 0 SAC: 0 DP: 1 HBP: 1	WP: 0 PB: 0 SB: 4 CS: 0	PA: 39					
PITCHER	IP	WLS	BF	H	R	ER	SO	BB	IBB	HBP	BLK	WP	HR	S	P	ERA	WHIP										
Tom Gordon R ERA: 4.72 (1, 1)	4.2		23	6	5	5	2	4	0	0	0	0	0	45	81	9.64	2.143										
Rusty Meacham R ERA: 3.18 (5, 1)	2.1	W	9	1	0	0	2	0	0	1	0	0	0	20	31	0.00	0.429										
Hipolito Pichardo R ERA: 4.71 (8, 1)	2.0		7	1	0	0	1	0	0	0	0	0	0	18	24	0.00	0.500										

Minnesota Twins @ Kansas City Royals
Kauffman Stadium, Kansas City, MO
Sun Jul 31 1994, 3:33 AM CDT
Att: 26,625 - Sunny - 87 F

AB 34
R 5
H 8
RBI 5
BB 4
SO 5
LOB 19



Batter	1	2	3	4	5	6	7	8	9	AB	R	H	RBI	BB	SO	LOB	BOTTOM										
Brian McRae S OBP: 0.356, SLG: 0.373 (1, 8)	1-1 G6-3		3-1 F9		3-1 1B 2B		0-1 G1-5-3		1-3 K	5	1	1	0	0	1	4											
Vince Coleman S OBP: 0.279, SLG: 0.337 (1, 7)	4-1 S 1B BB		2-1 FC6 1B		1-2 G4-3 S FC6-3 1B		1-2 E4 CS S		1-0 F7	4	1	2	2	1	0	2											
Wally Joyner L OBP: 0.391, SLG: 0.460 (1, 3)	1-0 G6-4-3 1B		0-0 FC6		2-2 G4-3		2-2 2B 1B		1-1 F8	5	0	2	1	0	0	4											
Mike Macfarlane R OBP: 0.365, SLG: 0.451 (1, 2)	0-0 G6-4-3		3-1 2B HBP		0-0 FC6-2-5		2-0 2B		1-0 1B 1B	4	1	2	0	0	2												
Felix Jose S OBP: 0.355, SLG: 0.457 (1, 9)		0-0 2B 1B		1-0 G4-3 2B		1-0 G5-3		1-1 G4-3		5	2	2	1	0	0	4											
Bob Hamelin L OBP: 0.375, SLG: 0.577 (1, 10)		1-2 2B 2B		2-0 G4-3		4-2 SH5-4 SF7 BB		4-1 BB		3	2	1	2	2	1	1											
Gary Gaetti R OBP: 0.334, SLG: 0.477 (1, 5)		1-0 F9 2B 2B		0-2 FC5-4 1B		2-2 SH5-4 1B		0-0 F7		5	1	4	1	0	0	3											
Jose Lind R OBP: 0.305, SLG: 0.337 (1, 4)		1-1 F9		1-2 FC5-4		0-0 SH5-4		2-1 S 1B		4	0	1	0	0	0	4											
David Howard S OBP: 0.316, SLG: 0.321 (1, 6)		0-0 F9 1B 2B		0-0 L5		1-2 SF7		4-2 1-2 BB		2	1	1	2	1	0	1											
Inning Stats	R: 1 E: 0 K: 0 S: 5	H: 1 LOB: 0 BB: 1 P: 11	R: 4 E: 0 K: 0 S: 13	H: 5 LOB: 1 BB: 0 P: 21	R: 2 E: 0 K: 0 S: 10	H: 2 LOB: 1 BB: 0 P: 17	R: 1 E: 0 K: 0 S: 14	H: 2 LOB: 1 BB: 0 P: 21	R: 1 E: 1 K: 0 S: 15	H: 2 LOB: 3 BB: 1 P: 25	R: 0 E: 0 K: 1 S: 10	H: 1 LOB: 1 BB: 1 P: 19	R: 0 E: 0 K: 1 S: 8	H: 2 LOB: 2 BB: 0 P: 15	R: 0 E: 0 K: 1 S: 10	H: 2 LOB: 2 BB: 0 P: 15	1B: 10 2B: 6 3B: 0 HR: 0	SF: 1 SAC: 1 DP: 1 HBP: 1	WP: 0 PB: 0 SB: 4 CS: 1	PA: 44							
PITCHER	IP	WLS	BF	H	R	ER	SO	BB	IBB	HBP	BLK	WP	HR	S	P	ERA	WHIP										
Jim Deshaies L ERA: 7.03 (1, 1)	1.2	L	11	6	5	5	0	1	0	0	0	0	0	17	31	27.00	4.200										
Mike Trombley R ERA: 6.92 (2, 1)	2.1		12	4	3	3	0	0	0	1	0	0	0	25	39	11.57	1.714										
Kevin Campbell R ERA: 3.32 (5, 1)	2.0		11	3	1	1	0	2	0	0	0	0	0	26	43	4.50	2.500										
Erik Schullstrom R ERA: 0.84 (7, 1)	2.0		10	3	0	0	2	1	0	0	0	0	0	18	34	0.00	2.000										

Minnesota Twins @ Kansas City Royals
Kauffman Stadium, Kansas City, MO
Sun Jul 31 1994, 3:33 AM CDT
Att: 26,625 - Sunny - 87 F

AB 37
R 9
H 16
RBI 9
BB 4
SO 2
LOB 25



Batter	1	2	3	4	5	6	7	8	9	AB	R	H	RBI	BB	SO	LOB	TOP										
Brady Anderson, L OBP: 0.351, SLG: 0.414 (1, 8)	4-0 F8 WP BB		2-1 G4-3		3-2 F8			2-2 G4-3		3	0	0	0	1	0	2	Baltimore Orioles @ Minnesota Twins Hubert H. Humphrey Metrodome, Minneapolis, MN Mon Aug 01 1994, 8:05 PM EDT Att: 27,712 - Dome livebaseballscorecards.com										
Jeffrey Hammonds, R OBP: 0.346, SLG: 0.498 (1, 9)	2-2 F8		1-1 G4-3 1B		3-2 F8			1-0 2B 1B		4	0	2	0	0	0	3											
Rafael Palmeiro, L OBP: 0.400, SLG: 0.566 (1, 3)	3-3 K		1-1 G4-6-3 1-2f		0-0 G4-3			0-1 1-3 2B		4	0	1	0	0	1	2											
Cal Ripken Jr., R OBP: 0.362, SLG: 0.458 (1, 6)	1-2 P3			0-0 F8				1-2 F8 P4		4	0	0	0	0	0	3											
Harold Baines, L OBP: 0.353, SLG: 0.487 (1, 10)		0-0 FC6-4 1B		1-0 L9				4-0 FC5-4 IBB		3	0	1	0	1	0	0											
Leo Gomez, R OBP: 0.367, SLG: 0.532 (1, 5)		2-1 FC6-4 1B 1-2f		2-2 P3				2-2 F8 FC5-4 1-2f		4	1	0	0	0	0	4											
Dwight Smith, L OBP: 0.327, SLG: 0.452 Mike Devereaux, R OBP: 0.254, SLG: 0.339 (9, 8)		1-0 F8		4-2 F9 BB				2-1 G6-4-3 1B		3	0	2	0	1	0	1											
Chris Hoiles, R OBP: 0.366, SLG: 0.442 (1, 2)		4-2 1B 1-2 BB		2-2 F9				3-1 P4		3	0	0	0	1	0	3											
Mark McLemore, S OBP: 0.364, SLG: 0.329 (1, 4)		0-1 1-3 2-H 1B		4-1 BB				0-3 G6-4-3 1-2f		3	0	1	1	1	1	2											
Inning Stats	R: 0 E: 0 K: 1 S: 12	H: 0 LOB: 1 BB: 1 P: 22	R: 1 E: 1 K: 0 S: 8	H: 2 LOB: 2 BB: 1 P: 15	R: 0 E: 0 K: 0 S: 6	H: 1 LOB: 0 BB: 0 P: 10	R: 0 E: 0 K: 0 S: 5	H: 0 LOB: 0 BB: 0 P: 8	R: 0 E: 0 K: 0 S: 15	H: 0 LOB: 0 BB: 2 P: 31	R: 0 E: 0 K: 1 S: 4	H: 1 LOB: 1 BB: 0 P: 4	R: 0 E: 0 K: 1 S: 9	H: 1 LOB: 1 BB: 0 P: 14	R: 0 E: 0 K: 0 S: 14	H: 2 LOB: 3 BB: 1 P: 24		R: 0 E: 0 K: 0 S: 5	H: 1 LOB: 0 BB: 0 P: 10	1B: 6 2B: 1 3B: 0 HR: 0	SF: 0 SAC: 0 DP: 2 HBP: 0	WP: 1 PB: 0 SB: 0 CS: 0	PA: 36				
PITCHER	IP	WLS	BF	H	R	ER	SO	BB	IBB	HBP	BLK	WP	HR	S	P	ERA	WHIP										
Pat Mahomes, R ERA: 4.7 (1, 1)	8.0	L	33	6	1	0	2	4	1	0	0	1	0	73	128	0.00	1.250										
Dave Stevens, R ERA: 6.99 (9, 1)	0.1		2	1	0	0	0	0	0	0	0	0	0	3	5	0.00	3.000										
Mark Guthrie, L ERA: 6.12 (9, 1)	0.2		1	0	0	0	0	0	0	0	0	0	0	2	5	0.00	0.000										

Batter	1	2	3	4	5	6	7	8	9	AB	R	H	RBI	BB	SO	LOB	BOTTOM										
Chuck Knoblauch, R OBP: 0.382, SLG: 0.474 Chip Hale, L OBP: 0.358, SLG: 0.358 (8, 3)	1-1 P3		0-1 FC5 BB 1B		1-1 2B			2-3 K		4	0	2	0	0	1	0	Baltimore Orioles @ Minnesota Twins Hubert H. Humphrey Metrodome, Minneapolis, MN Mon Aug 01 1994, 8:05 PM EDT Att: 27,712 - Dome livebaseballscorecards.com										
Alex Cole, L OBP: 0.375, SLG: 0.408 (1, 8)	1-0 P5		4-0 1-2 BB		0-3 K			1-2 G5-3		3	0	0	0	1	1	1											
Kirby Puckett, R OBP: 0.351, SLG: 0.517 (1, 10)	1-2 2B		1-0 FC5 2-3f		0-2 F9			2-2 G4-3		4	0	1	0	0	0	3											
Shane Mack, R OBP: 0.371, SLG: 0.540 (1, 7)	3-1 P6			0-0 G4-3				1-0 G6-3		4	0	1	0	0	0	1											
Pedro Munoz, R OBP: 0.358, SLG: 0.514 (1, 9)		2-3 K		1-2 G6-3				0-0 F7		4	0	0	0	0	1	1											
Scott Leius, R OBP: 0.320, SLG: 0.430 (1, 5)		3-1 F7		2-1 1B 1B				2-3 K		4	0	2	0	0	1	1											
Jeff Reboulet, R OBP: 0.337, SLG: 0.402 (8, 4)		2-2 G6-3		0-0 1-2 1B				1-2 G4-3		4	0	1	0	0	0	2											
Matt Walbeck, S OBP: 0.232, SLG: 0.282 (1, 2)			2-0 F9		0-1 G4-3			1-1 G4-3		4	0	0	0	0	0	3											
Pat Meares, R OBP: 0.323, SLG: 0.372 (1, 6)			2-2 F9		2-1 P3			0-1 P9		3	0	0	0	0	0	0											
Inning Stats	R: 0 E: 0 K: 0 S: 8	H: 1 LOB: 1 BB: 0 P: 14	R: 0 E: 0 K: 1 S: 9	H: 0 LOB: 0 BB: 0 P: 16	R: 0 E: 0 K: 0 S: 7	H: 1 LOB: 2 BB: 1 P: 16	R: 0 E: 0 K: 0 S: 11	H: 2 LOB: 2 BB: 0 P: 14	R: 0 E: 0 K: 1 S: 11	H: 1 LOB: 1 BB: 0 P: 14	R: 0 E: 0 K: 1 S: 7	H: 0 LOB: 0 BB: 0 P: 10	R: 0 E: 0 K: 0 S: 9	H: 0 LOB: 0 BB: 0 P: 13	R: 0 E: 0 K: 0 S: 10	H: 1 LOB: 1 BB: 0 P: 15		1B: 5 2B: 2 3B: 0 HR: 0	SF: 0 SAC: 0 DP: 0 HBP: 0	WP: 0 PB: 0 SB: 0 CS: 0	PA: 35						
PITCHER	IP	WLS	BF	H	R	ER	SO	BB	IBB	HBP	BLK	WP	HR	S	P	ERA	WHIP										
Arthur Rhodes, L ERA: 7.01 (1, 1)	9.0	W	35	7	0	0	4	1	0	0	0	0	0	83	126	0.00	0.889										



Batter	1	2	3	4	5	6	7	8	9	AB	R	H	RBI	BB	SO	LOB	TOP					
Brady Anderson, L (1, 8) OBP: 0.353, SLG: 0.419	G6-3		G4-3		L3		S			3	0	1	0	1	0	0	Baltimore Orioles @ Minnesota Twins Hubert H. Humphrey Metrodome, Minneapolis, MN Wed Aug 03 1994, 4:33 AM EDT Att: 25,190 - Dome livebaseballscorecards.com					
Jeffrey Hammonds, R (1, 9) OBP: 0.341, SLG: 0.489	G4-3		G5-3		P6		K			4	0	0	0	0	1	2						
Rafael Palmeiro, L (1, 3) OBP: 0.397, SLG: 0.558	G1-3		G1-3		L3		G3			4	0	1	0	0	0	2						
Cal Ripken Jr., R (1, 6) OBP: 0.359, SLG: 0.453		G5-3	FC5-4			F9		G5-3		4	0	0	0	0	0	1						
Harold Baines, L (1, 10) OBP: 0.355, SLG: 0.490				G3-1				G1-3		4	2	2	0	0	0	0						
Leo Gomez, R (1, 5) OBP: 0.368, SLG: 0.525		CI		G6-3		K		L9		3	0	1	0	0	1	1						
Dwight Smith, L (1, 7) Mike Devereaux, R (9, 8) OBP: 0.258, SLG: 0.342		K		G6-3			HR		F7	4	1	1	2	0	1	3						
Chris Hoiles, R (1, 2) OBP: 0.367, SLG: 0.441									G5-3	0	0	0	0	0	0	0						
Mark McLemore, S (1, 4) OBP: 0.360, SLG: 0.325									G4-3	3	0	1	1	1	0	0						
Inning Stats	R: 0 E: 0 K: 0 S: 6	H: 0 LOB: 0 BB: 0 P: 9	R: 1 E: 1 K: 1 S: 11	H: 2 LOB: 2 BB: 0 P: 17	R: 0 E: 0 K: 0 S: 10	H: 1 LOB: 1 BB: 0 P: 14	R: 0 E: 0 K: 0 S: 9	H: 1 LOB: 2 BB: 1 P: 20	R: 0 E: 0 K: 0 S: 5	H: 1 LOB: 0 BB: 0 P: 10	R: 2 E: 0 K: 1 S: 14	H: 2 LOB: 1 BB: 1 P: 28	R: 0 E: 0 K: 1 S: 9	H: 0 LOB: 1 BB: 1 P: 16	R: 0 E: 0 K: 0 S: 8	H: 0 LOB: 0 BB: 0 P: 12		R: 0 E: 0 K: 0 S: 4	H: 0 LOB: 0 BB: 0 P: 7	1B: 5 2B: 2 3B: 0 HR: 1	SF: 0 SAC: 0 DP: 1 HBP: 0	WP: 0 PB: 0 SB: 2 CS: 0
PITCHER Kevin Tapani, R (1, 1) ERA: 4.71	IP: 9.0 WLS: W BF: 36 H: 7 R: 3 ER: 3 SO: 3 BB: 2 IBB: 0 HBP: 0 BLK: 0 WP: 0 HR: 1 S: 76 P: 133 ERA: 3.00 WHIP: 1.000											PITCHER	IP: 9.0 WLS: W BF: 36 H: 7 R: 3 ER: 3 SO: 3 BB: 2 IBB: 0 HBP: 0 BLK: 0 WP: 0 HR: 1 S: 76 P: 133 ERA: 3.00 WHIP: 1.000									

Batter	1	2	3	4	5	6	7	8	9	AB	R	H	RBI	BB	SO	LOB	BOTTOM			
Chuck Knoblauch, R (1, 4) OBP: 0.377, SLG: 0.466	K			F8	FC5			F7		4	0	0	0	0	1	2	Baltimore Orioles @ Minnesota Twins Hubert H. Humphrey Metrodome, Minneapolis, MN Wed Aug 03 1994, 4:33 AM EDT Att: 25,190 - Dome livebaseballscorecards.com			
Jeff Reboulet, R (1, 3) Alex Cole, L (9, PH) OBP: 0.372, SLG: 0.404	G6-3			L6		F4-3	SH1-3		SH3-4	3	0	1	0	0	0	0				
Kirby Puckett, R (1, 9) OBP: 0.348, SLG: 0.510	F8			F9		SH1-3			SH3-4	2	1	0	0	1	0	0				
Shane Mack, R (1, 8) OBP: 0.376, SLG: 0.541		G5-3			G3	F4-3			SH3-4	3	1	1	0	0	0	1				
Pedro Munoz, R (1, 7) Chip Hale, L (9, PH) OBP: 0.352, SLG: 0.355		F8			G3				SF8	0	0	0	1	0	0	0				
Kent Hrbek, L (1, 10) OBP: 0.338, SLG: 0.397		P4			G3				1B	3	0	0	1	1	0	1				
Scott Leius, R (1, 5) OBP: 0.322, SLG: 0.428					1B	FC5-2			1B	3	0	2	2	1	0	0				
Derek Parks, R (1, 2) OBP: 0.253, SLG: 0.306					K				1B	3	0	1	0	0	1	1				
Pat Meares, R (1, 6) OBP: 0.319, SLG: 0.366					G3				G1-3	3	0	0	0	0	1	2				
Inning Stats	R: 0 E: 0 K: 1 S: 10	H: 0 LOB: 0 BB: 0 P: 15	R: 0 E: 0 K: 0 S: 4	H: 0 LOB: 0 BB: 0 P: 9	R: 0 E: 0 K: 1 S: 5	H: 0 LOB: 1 BB: 1 P: 13	R: 0 E: 0 K: 0 S: 5	H: 0 LOB: 0 BB: 0 P: 7	R: 2 E: 0 K: 0 S: 6	H: 1 LOB: 0 BB: 0 P: 7	R: 0 E: 0 K: 1 S: 6	H: 0 LOB: 0 BB: 0 P: 10	R: 0 E: 0 K: 1 S: 8	H: 0 LOB: 0 BB: 0 P: 12	R: 2 E: 0 K: 0 S: 7	H: 2 LOB: 2 BB: 2 P: 18		1B: 6 2B: 3 3B: 0 HR: 0	SF: 1 SAC: 2 DP: 2 HBP: 0	WP: 0 PB: 0 SB: 0 CS: 1
PITCHER Jamie Moyer, L (1, 1) Lee Smith, R (9, 1) ERA: 3.22	IP: 8.0 WLS: L BF: 6 H: 2 R: 2 ER: 2 SO: 0 BB: 1 IBB: 1 HBP: 0 BLK: 0 WP: 0 HR: 0 S: 57 P: 90 ERA: 2.25 WHIP: 0.750											PITCHER	IP: 8.0 WLS: L BF: 6 H: 2 R: 2 ER: 2 SO: 0 BB: 1 IBB: 1 HBP: 0 BLK: 0 WP: 0 HR: 0 S: 57 P: 90 ERA: 2.25 WHIP: 0.750							

Batter	1	2	3	4	5	6	7	8	9	AB	R	H	RBI	BB	SO	LOB	TOP										
Bernie Williams, S (1, 8) OBP: 0.387, SLG: 0.461 Daryl Boston, L (9, PH) OBP: 0.269, SLG: 0.394 (9, 7)										5	2	1	0	0	1	1											
Jim Leyritz, R (1, 10) OBP: 0.376, SLG: 0.542										4	2	1	0	1	1	0											
Paul O'Neill, L (1, 7) OBP: 0.349, SLG: 0.595 Gerald Williams, R (9, 8) OBP: 0.280, SLG: 0.506										3	3	1	0	2	0	0											
Danny Tartabull, R (1, 9) OBP: 0.361, SLG: 0.465										3	1	1	2	2	2	1											
Mike Stanley, R (1, 2) OBP: 0.383, SLG: 0.533										5	1	3	4	0	0	1											
Don Mattingly, L (1, 3) OBP: 0.404, SLG: 0.424										2	1	1	1	2	0	0											
Randy Velarde, R (1, 5) OBP: 0.338, SLG: 0.440										5	1	1	2	0	0	6											
Mike Gallego, R (1, 6) OBP: 0.327, SLG: 0.366										4	1	1	1	0	0	2											
Pat Kelly, R (1, 4) OBP: 0.334, SLG: 0.392										5	0	1	1	0	1	1											
Inning Stats	R: 3 E: 0 K: 0 S: 15	H: 3 LOB: 2 BB: 2 P: 29	R: 0 E: 0 K: 1 S: 5	H: 0 LOB: 0 BB: 0 P: 9	R: 0 E: 0 K: 0 S: 10	H: 1 LOB: 2 BB: 1 P: 20	R: 8 E: 0 K: 0 S: 22	H: 6 LOB: 1 BB: 3 P: 50	R: 0 E: 0 K: 1 S: 8	H: 0 LOB: 0 BB: 0 P: 15	R: 0 E: 0 K: 0 S: 3	H: 0 LOB: 0 BB: 0 P: 5	R: 0 E: 0 K: 1 S: 16	H: 2 LOB: 2 BB: 1 P: 29	R: 0 E: 0 K: 1 S: 6	H: 0 LOB: 0 BB: 0 P: 10	1B: 7 2B: 4 3B: 1 HR: 0	SF: 2 SAC: 0 DP: 0 HBP: 0	WP: 1 PB: 0 SB: 0 CS: 0	PA: 46							
PITCHER	IP	WLS	BF	H	R	ER	SO	BB	IBB	HBP	BLK	WP	HR	S	P	ERA	WHIP										
Jim Deshaies, L (1, 1) ERA: 7.34	3.1	L	21	6	7	7	1	5	0	0	0	0	0	40	82	18.90	3.300										
Carl Willis, R (4, 1) ERA: 6.31	0.2		7	4	4	4	0	0	1	0	0	0	0	12	26	54.00	6.000										
Kevin Campbell, R (5, 1) ERA: 2.92	2.0		6	0	0	0	1	0	0	0	0	0	0	13	23	0.00	0.000										
Mike Trombley, R (7, 1) ERA: 6.4	1.0		3	0	0	0	0	0	0	0	0	0	0	3	5	0.00	0.000										
Mark Guthrie, L (8, 1) ERA: 6.18	1.0		6	2	1	1	1	1	0	0	0	1	0	16	29	9.00	3.000										
PITCHER	IP	WLS	BF	H	R	ER	SO	BB	IBB	HBP	BLK	WP	HR	S	P	ERA	WHIP										
Rick Aguilera, R (9, 1) ERA: 3.76	1.0		3	0	0	0	1	0	0	0	0	0	0	6	10	0.00	0.000										

New York Yankees @ Minnesota Twins
Hubert H. Humphrey Metrodome, Minneapolis, MN

AB 37
R 12
H 12
RBI 12
BB 7
SO 4
LOB 12



WP: 1
PB: 0
SB: 0
CS: 0
PA: 46

Batter	1	2	3	4	5	6	7	8	9	AB	R	H	RBI	BB	SO	LOB	BOTTOM										
Chuck Knoblauch, R (1, 4) OBP: 0.377, SLG: 0.462										5	0	2	0	0	1	0											
Jeff Reboulet, R (1, 3) OBP: 0.332, SLG: 0.389										4	1	0	0	0	0	3											
Kirby Puckett, R (1, 9) OBP: 0.349, SLG: 0.513 Alex Cole, L (8, PH) OBP: 0.371, SLG: 0.403 (9, 8)										3	1	2	1	0	0	0											
Shane Mack, R (1, 8) OBP: 0.377, SLG: 0.537 Chip Hale, L (8, PH) OBP: 0.349, SLG: 0.352 (9, 9)										2	1	1	1	1	0	1											
Dave Winfield, R (1, 10) OBP: 0.324, SLG: 0.433 Matt Walbeck, S (8, PH) OBP: 0.236, SLG: 0.280										3	0	1	0	0	1	1											
Pedro Munoz, R (1, 7) OBP: 0.348, SLG: 0.498 Kent Hrbek, L (8, PH) OBP: 0.347, SLG: 0.414 (9, 3)										3	0	0	0	0	0	2											
Scott Leius, R (1, 5) OBP: 0.321, SLG: 0.422										4	0	1	1	0	0	3											
Derek Parks, R (1, 2) OBP: 0.242, SLG: 0.292										4	0	0	0	0	2	2											
Pat Meares, R (1, 6) OBP: 0.314, SLG: 0.359										4	0	0	0	0	1	1											
Inning Stats	R: 0 E: 0 K: 0 S: 7	H: 1 LOB: 0 BB: 0 P: 13	R: 1 E: 0 K: 1 S: 11	H: 1 LOB: 1 BB: 1 P: 21	R: 2 E: 1 K: 0 S: 17	H: 2 LOB: 1 BB: 0 P: 24	R: 0 E: 0 K: 1 S: 10	H: 1 LOB: 1 BB: 0 P: 14	R: 0 E: 0 K: 1 S: 7	H: 0 LOB: 0 BB: 0 P: 12	R: 0 E: 0 K: 0 S: 9	H: 1 LOB: 1 BB: 0 P: 13	R: 0 E: 0 K: 0 S: 13	H: 1 LOB: 2 BB: 1 P: 21	R: 0 E: 0 K: 2 S: 10	H: 0 LOB: 0 BB: 0 P: 15	1B: 7 2B: 2 3B: 0 HR: 0	SF: 0 SAC: 0 DP: 1 HBP: 0	WP: 0 PB: 0 SB: 0 CS: 0	PA: 37							
PITCHER	IP	WLS	BF	H	R	ER	SO	BB	IBB	HBP	BLK	WP	HR	S	P	ERA	WHIP										
Jimmy Key, L (1, 1) ERA: 3.19	7.0	W	29	7	3	1	3	1	0	0	0	0	0	71	111	1.29	1.143										
Joe Ausanio, R (8, 1) ERA: 3.86	1.0		5	1	0	0	0	1	0	0	0	0	0	13	21	0.00	2.000										
Terry Mulholland, L (9, 1) ERA: 6.49	1.0		3	0	0	0	2	0	0	0	0	0	0	10	15	0.00	0.000										
PITCHER	IP	WLS	BF	H	R	ER	SO	BB	IBB	HBP	BLK	WP	HR	S	P	ERA	WHIP										

New York Yankees @ Minnesota Twins
Hubert H. Humphrey Metrodome, Minneapolis, MN


AB 35
R 3
H 8
RBI 3
BB 2
SO 5
LOB 13



WP: 0
PB: 0
SB: 0
CS: 0
PA: 37

Batter	1	2	3	4	5	6	7	8	9	AB	R	H	RBI	BB	SO	LOB	TOP								
Luis Polonia, L (1, 7) OBP: 0.375, SLG: 0.404	0-0 HR 1B		1-0 L6		1-1 G6-3		3-2 F9		2-2 BB 1B	5	1	2	0	0	0	1	New York Yankees @ Minnesota Twins Hubert H. Humphrey Metrodome, Minneapolis, MN Sat Aug 06 1994, 8:05 PM EDT Att: 27,332 - Dome - 70 F livebaseballscorecards.com								
Wade Boggs, L (1, 5) OBP: 0.424, SLG: 0.490	2-2 F7		4-0 G4-6-3 BB		3-1 F8		3-2 G5-3		4-1 BB 1-2 BB	3	0	0	0	2	0	2									
Paul O'Neill, L (1, 9) OBP: 0.460, SLG: 0.606	3-1 1-H HR		1-0 G4-6-3 1-2		3-2 2B		1-2 1B G4-3 1B		1-1 G3	5	1	3	2	0	0	3									
Matt Nokes, L (1, 10) OBP: 0.342, SLG: 0.622 Danny Tartabull, R (8, PH) OBP: 0.360, SLG: 0.464	0-3 K		0-1 G3-1		1-2 F8		0-0 G4-3		1-2 G4-3	3	0	0	0	0	1	1									
Don Mattingly, L (1, 3) OBP: 0.405, SLG: 0.423	1-2 G3-1		4-2 2B 1B BB		1-2 F7		1-1 1B		1-1 1B	3	1	1	0	1	0	0									
Mike Stanley, R (1, 2) OBP: 0.382, SLG: 0.533		2-1 F9		3-1 1B G6-3 2B		1-3 K		1-3 K	4	1	1	0	0	2	2										
Bernie Williams, S (1, 8) OBP: 0.388, SLG: 0.460		4-2 CS BB		1-0 2-3 3-H 3-2 1B		1-1 P6		3-2 G6-3	3	0	1	1	1	0	2										
Mike Gallego, R (1, 6) OBP: 0.330, SLG: 0.369 Daryl Boston, L (9, PH) OBP: 0.266, SLG: 0.389		3-2 1-2 1B		2-3 3-2 G6-3				3-2 1B	3	0	2	1	0	0	1										
Pat Kelly, R (1, 4) OBP: 0.331, SLG: 0.388 Jim Leyritz, R (9, PH) OBP: 0.375, SLG: 0.540		1-3 K		3-H 2-2 K				0-0 F8	3	0	0	0	0	2	3										
Inning Stats	R: 2 E: 0 K: 1 S: 15	H: 2 LOB: 0 BB: 0 P: 21	R: 0 E: 0 K: 1 S: 12	H: 1 LOB: 1 BB: 1 P: 21	R: 0 E: 0 K: 0 S: 2	H: 0 LOB: 0 BB: 1 P: 8	R: 2 E: 0 K: 1 S: 15	H: 2 LOB: 1 BB: 1 P: 28	R: 0 E: 0 K: 0 S: 12	H: 0 LOB: 0 BB: 0 P: 20	R: 0 E: 0 K: 1 S: 8	H: 1 LOB: 1 BB: 0 P: 11	R: 0 E: 0 K: 0 S: 11	H: 1 LOB: 1 BB: 0 P: 20	R: 0 E: 0 K: 1 S: 14	H: 2 LOB: 2 BB: 1 P: 20	R: 0 E: 0 K: 0 S: 8	H: 1 LOB: 2 BB: 1 P: 16	1B: 7 2B: 2 3B: 0 HR: 1	SF: 0 SAC: 0 DP: 1 HBP: 0	WP: 0 PB: 0 CS: 1	PA: 39			
PITCHER	IP WLS BF H R ER SO BB IBB HBP BLK WP HR S P ERA WHIP	7.0 W 29 7 4 4 4 3 0 0 0 0 1 75 129 5.14 1.429	0.1 3 2 0 0 0 0 0 0 0 0 0 0 7 9 0.00 6.000	1.2 7 1 0 0 1 1 0 0 0 0 0 0 15 27 0.00 1.200		PITCHER	IP WLS BF H R ER SO BB IBB HBP BLK WP HR S P ERA WHIP																		
Pat Mahomes, R (1, 1) ERA: 4.73																									
Mark Guthrie, L (8, 1) ERA: 6.14																									
Carl Willis, R (8, 1) ERA: 6.12																									

Batter	1	2	3	4	5	6	7	8	9	AB	R	H	RBI	BB	SO	LOB	BOTTOM								
Chuck Knoblauch, R (1, 4) OBP: 0.375, SLG: 0.458	1-1 F8		4-1 WP 1B 2B BB		1-1 F8		1-2 K		2-2 P4	4	1	0	0	1	1	1	New York Yankees @ Minnesota Twins Hubert H. Humphrey Metrodome, Minneapolis, MN Sat Aug 06 1994, 8:05 PM EDT Att: 27,332 - Dome - 70 F livebaseballscorecards.com								
Alex Cole, L (1, 8) OBP: 0.374, SLG: 0.409	1-1 F7		1-0 1-2 WP 2B 1B		0-0 HBP G3 1B		3-2 1-H 2B		0-1 L6	5	2	3	1	0	0	0									
Kirby Puckett, R (1, 10) OBP: 0.352, SLG: 0.522	0-1 HR		3-2 1-H 2-H HR 2B		3-2 G5-3		4-0 IBB		1-1 G6-3	4	2	2	3	1	0	1									
Kent Hrbek, L (1, 3) OBP: 0.349, SLG: 0.425	0-0 F8		0-0 HR		4-0 G3 HBP IBB		2-0 F8			3	1	1	2	1	0	2									
Shane Mack, R (1, 7) OBP: 0.382, SLG: 0.552		0-0 2B 2B	2-1 G6-3		2-1 G3		3-1 HR			3	2	2	1	0	0	0									
Chip Hale, L (1, 5) OBP: 0.349, SLG: 0.360 Jeff Reboulet, R (7, PH) OBP: 0.330, SLG: 0.386		2-0 2B	0-2 G3		1-2 G3		1-1 F7			3	0	1	2	0	0	2									
Pedro Munoz, R (1, 9) OBP: 0.346, SLG: 0.506		0-0 G5-3	2-3 K		1-2 2-3 3-H G6-3		1-0 HR			4	1	1	1	0	1	3									
Matt Walbeck, S (1, 2) OBP: 0.233, SLG: 0.276		1-0 F8			1-0 F8		0-0 G1-3		1-2 F9	4	0	0	0	0	0	1									
Pat Meares, R (1, 6) OBP: 0.313, SLG: 0.357		2-1 G4-3			3-3 K		0-0 2B 1B		0-0 G1-3	4	1	1	0	0	1	1									
Inning Stats	R: 1 E: 0 K: 0 S: 7	H: 1 LOB: 0 BB: 0 P: 9	R: 1 E: 0 K: 0 S: 6	H: 2 LOB: 1 BB: 0 P: 11	R: 4 E: 0 K: 1 S: 16	H: 3 LOB: 0 BB: 1 P: 28	R: 0 E: 0 K: 1 S: 7	H: 0 LOB: 0 BB: 0 P: 12	R: 1 E: 0 K: 0 S: 11	H: 1 LOB: 2 BB: 1 P: 21	R: 1 E: 0 K: 1 S: 12	H: 2 LOB: 1 BB: 1 P: 22	R: 2 E: 0 K: 0 S: 9	H: 2 LOB: 0 BB: 0 P: 15	R: 0 E: 0 K: 0 S: 7	H: 0 LOB: 0 BB: 0 P: 10	1B: 3 2B: 4 3B: 0 HR: 4	SF: 0 SAC: 0 DP: 0 HBP: 1	WP: 1 PB: 0 CS: 0	PA: 39					
PITCHER	IP WLS BF H R ER SO BB IBB HBP BLK WP HR S P ERA WHIP	5.2 L 30 9 8 8 3 1 2 58 12.71 1.765	1.1 6 2 2 2 0 0 0 0 0 0 0 2 10 18 13.50 1.500	1.0 3 0 0 0 0 0 0 0 0 0 0 0 7 10 0.00 0.000		PITCHER	IP WLS BF H R ER SO BB IBB HBP BLK WP HR S P ERA WHIP																		
Melido Perez, R (1, 1) ERA: 4.03																									
Rob Murphy, L (6, 1) ERA: 4.1																									
Paul Gibson, L (8, 1) ERA: 4.97																									



Batter	1	2	3	4	5	6	7	8	9	AB	R	H	RBI	BB	SO	LOB	TOP										
Bernie Williams, S OBP: 0.386, SLG: 0.456 (1, 8)	G5-3		P9		F8	F8		F8		5	0	1	0	0	0	1	New York Yankees @ Minnesota Twins Hubert H. Humphrey Metrodome, Minneapolis, MN Sun Aug 07 1994, 4:33 AM EDT Att: 27,623 - Dome - 68 F AB 38 R 6 H 11 RBI 6 BB 3 SO 5 LOB 18										
Jim LeVritz, R OBP: 0.375, SLG: 0.538 Don Mattingly, L OBP: 0.403, SLG: 0.421 (6, 3)	G6-3			F7	F8	F8		L6		3	0	1	0	0	0	0											
Paul O'Neill, L OBP: 0.459, SLG: 0.611 (1, 9)	G4-3			HR	L8	F8			BB	4	1	1	1	1	0	4											
Danny Tartabull, R OBP: 0.358, SLG: 0.460 (1, 10)		G5-3		K		2B	K		K	5	1	1	0	0	3	1											
Mike Stanley, R OBP: 0.382, SLG: 0.534 (6, 2)	K				F9	F8		F8		5	0	2	0	0	1	2											
Randy Velarde, R OBP: 0.336, SLG: 0.437 Wade Boggs, L OBP: 0.443, SLG: 0.491 (6, 5)	F9			P5		2B	L8		G4-3	2	0	0	0	0	1	1											
Gerald Williams, R OBP: 0.286, SLG: 0.500 Luis Polonia, L OBP: 0.378, SLG: 0.410 (6, 7)			K		HR	SH	FC5-4			1	1	0	0	1	1	0											
Mike Gallego, R OBP: 0.332, SLG: 0.369 (1, 6)					P6	SH	FC5-4			3	0	1	0	1	0	3											
Pat Kelly, R OBP: 0.331, SLG: 0.399 (1, 4)			L7		HR	SH		P6		3	1	1	3	0	0	1											
Inning Stats	R: 0 E: 0 K: 0 S: 6	H: 0 LOB: 0 BB: 0 P: 12	R: 0 E: 0 K: 1 S: 6	H: 0 LOB: 0 BB: 0 P: 12	R: 0 E: 0 K: 1 S: 7	H: 0 LOB: 1 BB: 1 P: 16	R: 1 E: 0 K: 1 S: 11	H: 2 LOB: 1 BB: 0 P: 16	R: 2 E: 0 K: 0 S: 12	H: 2 LOB: 1 BB: 1 P: 23	R: 3 E: 1 K: 0 S: 17	H: 5 LOB: 3 BB: 0 P: 26	R: 0 E: 0 K: 1 S: 16	H: 2 LOB: 2 BB: 0 P: 21	R: 0 E: 0 K: 0 S: 9	H: 0 LOB: 1 BB: 1 P: 18	1B: 6 2B: 3 3B: 0 HR: 2	SF: 0 SAC: 1 DP: 0 HBP: 0	WP: 0 PB: 0 SB: 1 CS: 0	PA: 42							
PITCHER	IP	WLS	BF	H	R	ER	SO	BB	IBB	HBP	BLK	WP	HR	S	P	ERA	WHIP										
22 Carlos Pulido, L ERA: 5.86	5.0		21	4	3	3	3	2	0	0	0	0	2	42	79	5.40	1.200										
Erik Schultstrom, R ERA: 3.0	0.1		4	3	3	3	0	0	0	0	0	0	0	6	9	81.00	9.000										
Mike Trombley, R ERA: 6.17	1.2		10	4	0	0	1	0	0	0	0	0	0	27	38	0.00	2.400										
Dave Stevens, R ERA: 7.12	1.0	W	3	0	0	0	0	0	0	0	0	0	0	9	11	0.00	0.000										
Rick Aguilera, R ERA: 3.67	1.0	S	4	0	0	0	1	1	0	0	0	0	0	9	18	0.00	1.000										

Batter	1	2	3	4	5	6	7	8	9	AB	R	H	RBI	BB	SO	LOB	BOTTOM										
Chuck Knoblauch, R OBP: 0.376, SLG: 0.457 (1, 4)	G4-3	1B	F8		G5-3			S	BB	5	2	2	0	0	0	1	New York Yankees @ Minnesota Twins Hubert H. Humphrey Metrodome, Minneapolis, MN Sun Aug 07 1994, 4:33 AM EDT Att: 27,623 - Dome - 68 F AB 37 R 7 H 14 RBI 7 BB 4 SO 4 LOB 18										
Alex Cole, L OBP: 0.377, SLG: 0.410 (1, 8)	F8	1B		F8		F8		S	BB	4	3	2	0	1	0	0											
Kirby Puckett, R OBP: 0.353, SLG: 0.527 (1, 9)	F8	1B		G5-3				SF7		4	1	2	3	0	0	1											
Kent Hrbek, L OBP: 0.353, SLG: 0.430 (1, 3)	BB	1B		K		F7		1B		4	0	2	3	1	1	1											
Shane Mack, R OBP: 0.388, SLG: 0.555 (1, 7)	BB	1B		FC5-4	1B			G6-4-3	1B	4	0	3	1	1	0	0											
Dave Winfield, R OBP: 0.322, SLG: 0.427 (1, 10)	BB	P4		F8		K		K		4	0	0	0	1	2	6											
Scott Leius, R OBP: 0.320, SLG: 0.420 (1, 5)	L7		L5		FC5-4	1B		G6-4-3		4	0	1	0	0	0	4											
Matt Walbeck, S OBP: 0.233, SLG: 0.279 (1, 2)		G3		FC5-4	1B			F8		4	0	1	0	0	0	2											
Jeff Reboulet, R OBP: 0.325, SLG: 0.380 Chip Hale, L OBP: 0.354, SLG: 0.366 Pat Meares, R OBP: 0.313, SLG: 0.357 (8, 6)	G5-3		K		L8			BB	1B	3	0	0	0	0	1	3											
Inning Stats	R: 1 E: 0 K: 0 S: 16	H: 2 LOB: 3 BB: 2 P: 35	R: 3 E: 0 K: 0 S: 17	H: 4 LOB: 2 BB: 1 P: 32	R: 0 E: 0 K: 1 S: 7	H: 1 LOB: 1 BB: 0 P: 11	R: 0 E: 0 K: 1 S: 8	H: 0 LOB: 0 BB: 0 P: 14	R: 0 E: 1 K: 0 S: 13	H: 1 LOB: 2 BB: 0 P: 18	R: 0 E: 0 K: 0 S: 6	H: 1 LOB: 1 BB: 0 P: 10	R: 0 E: 0 K: 1 S: 7	H: 1 LOB: 0 BB: 0 P: 10	R: 3 E: 0 K: 1 S: 16	H: 4 LOB: 2 BB: 1 P: 26	1B: 11 2B: 2 3B: 1 HR: 0	SF: 1 SAC: 0 DP: 1 HBP: 0	WP: 0 PB: 0 SB: 2 CS: 0	PA: 42							
PITCHER	IP	WLS	BF	H	R	ER	SO	BB	IBB	HBP	BLK	WP	HR	S	P	ERA	WHIP										
Scott Kamieniecki, R ERA: 3.76	5.2		30	9	4	4	2	2	1	0	0	0	0	66	118	6.35	1.941										
Rob Murphy, L ERA: 4.07	0.1		1	0	0	0	0	0	0	0	0	0	0	1	2	0.00	0.000										
Bob Wickman, R ERA: 3.23	1.2	L	8	3	3	3	1	1	0	0	0	0	0	14	24	16.20	2.400										
Steve Howe, L ERA: 1.8	0.0		2	2	0	0	0	0	0	0	0	0	0	6	9	=	=										
Joe Ausanio, R ERA: 3.75	0.1		1	0	0	0	1	0	0	0	0	0	0	3	3	0.00	0.000										



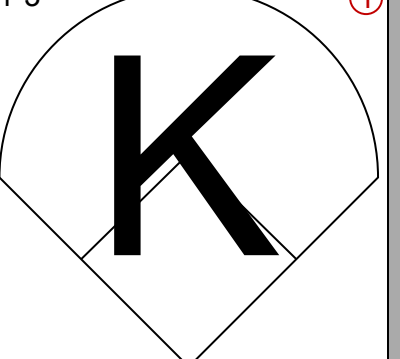
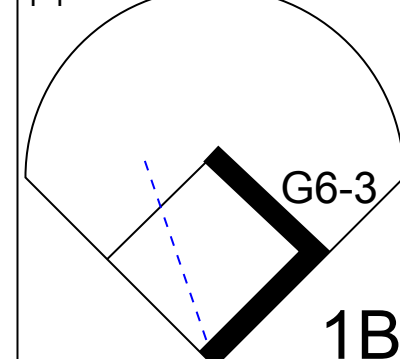
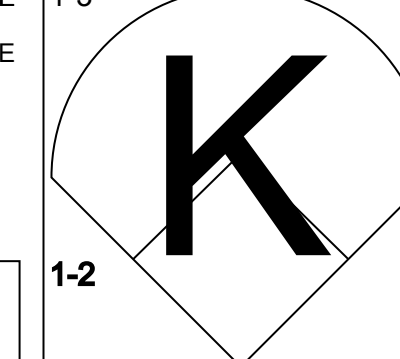
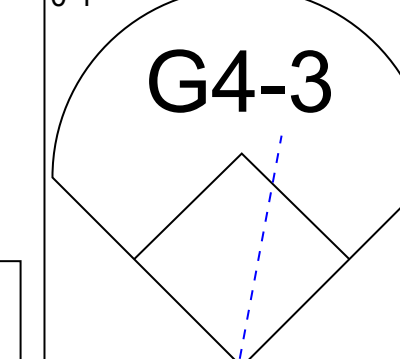
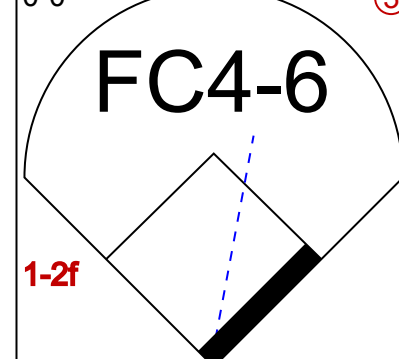
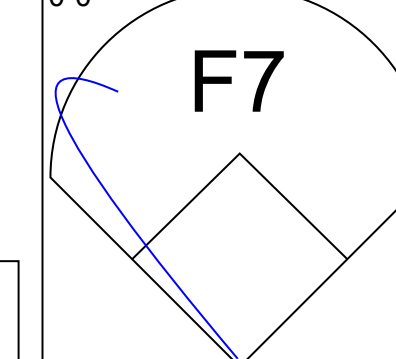
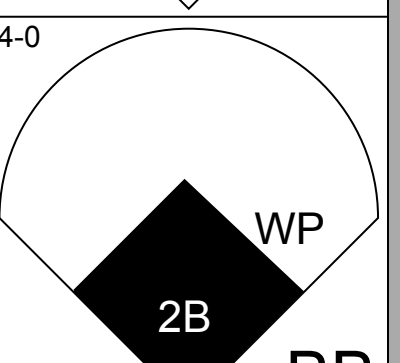
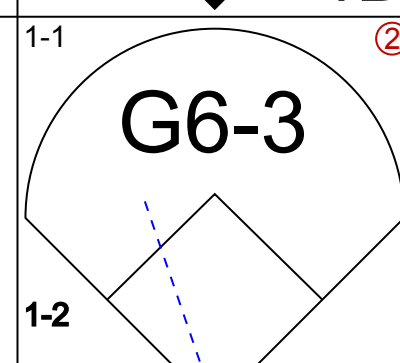
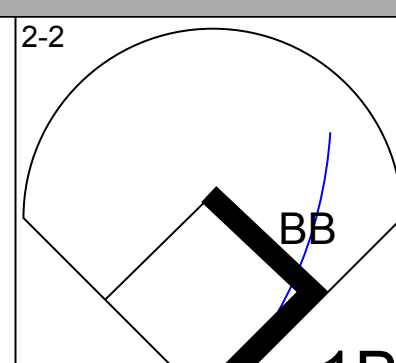
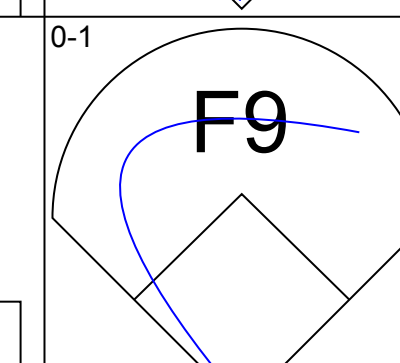
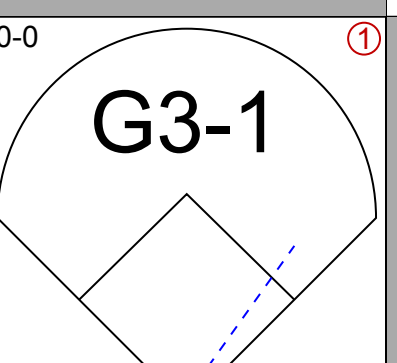
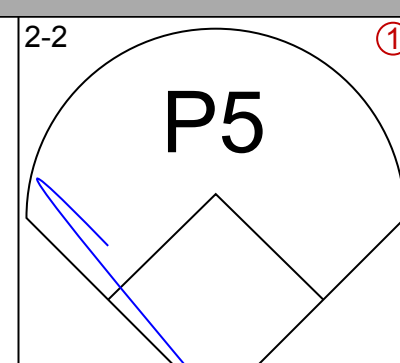
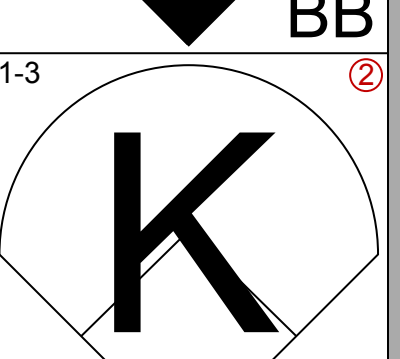
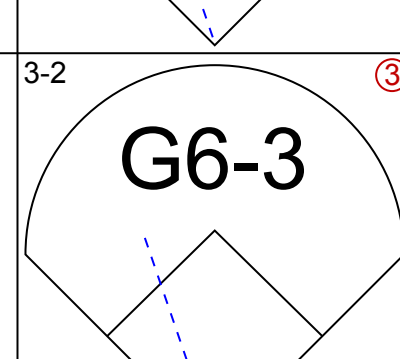
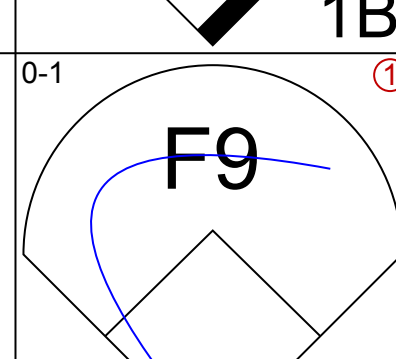
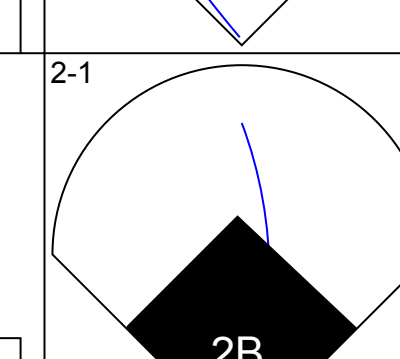
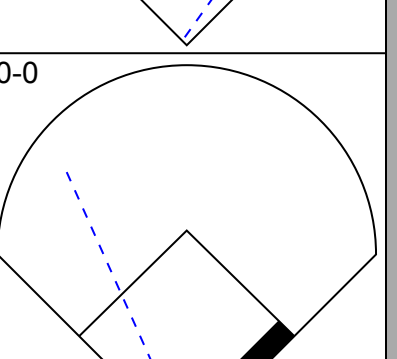
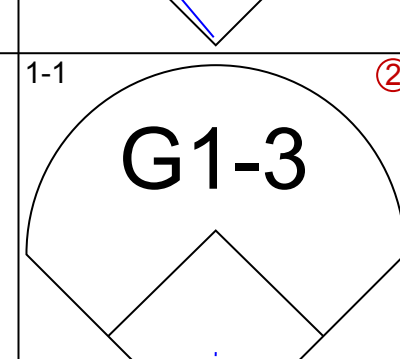
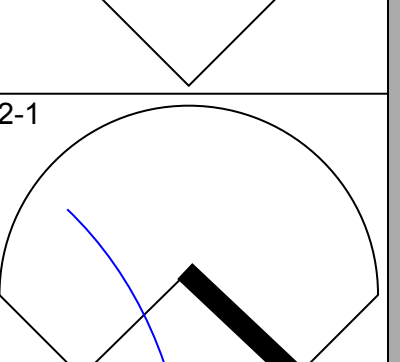
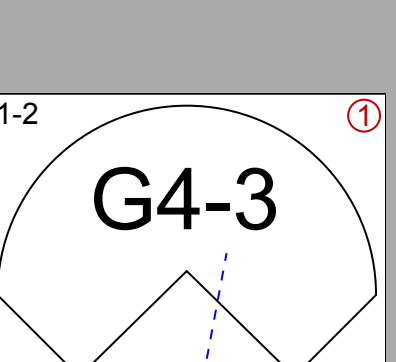
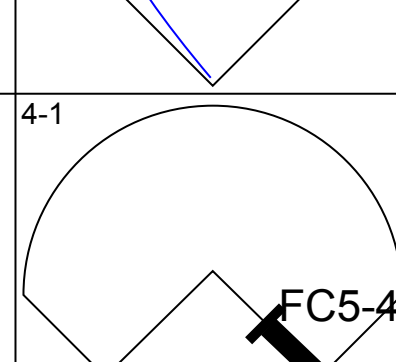
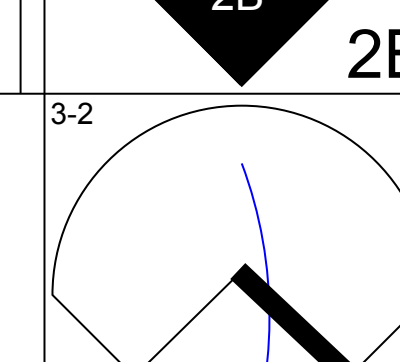
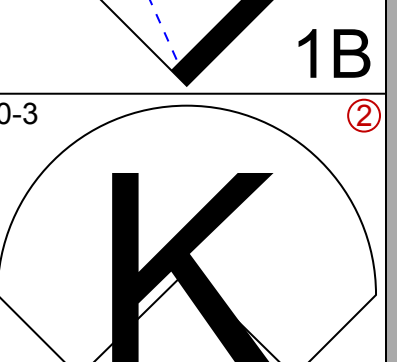
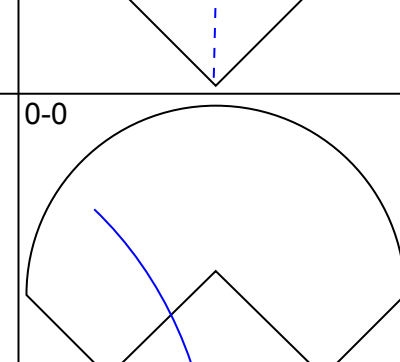
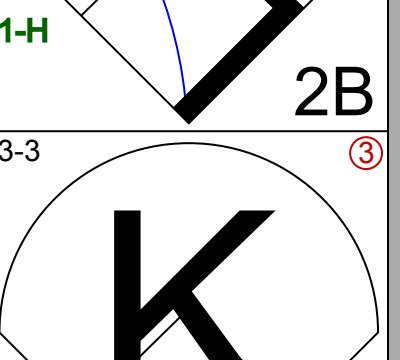
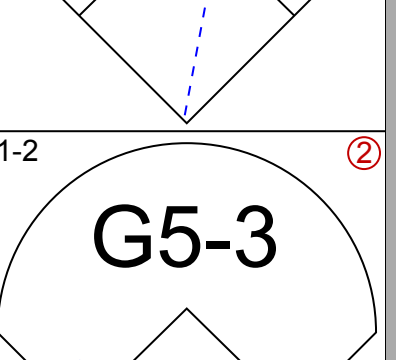
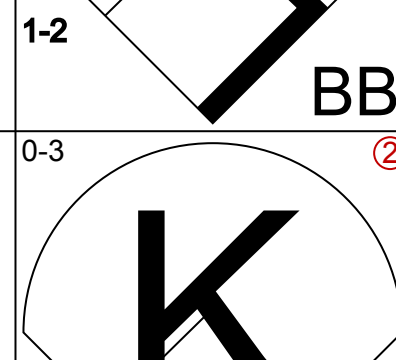
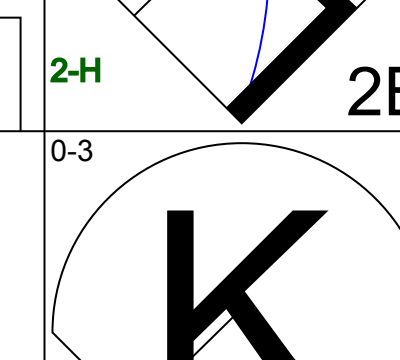
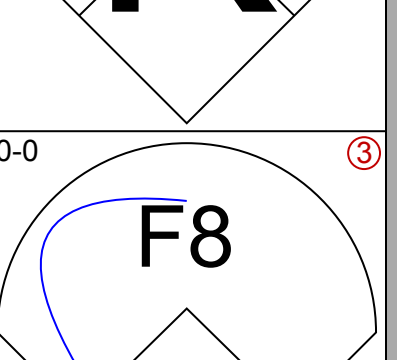
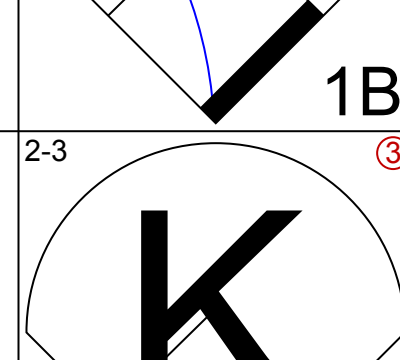
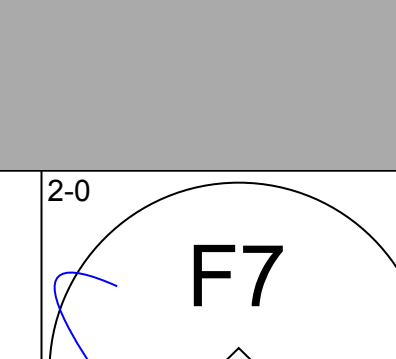
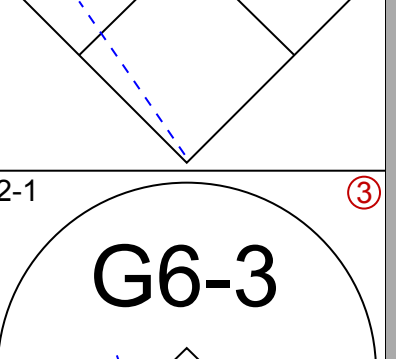
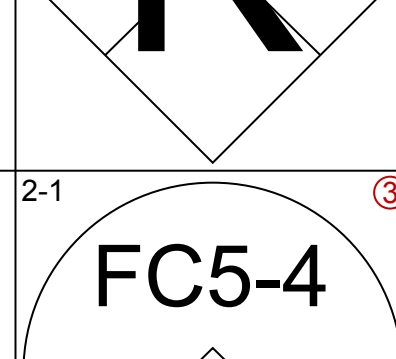
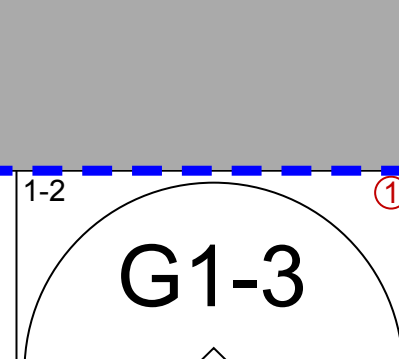
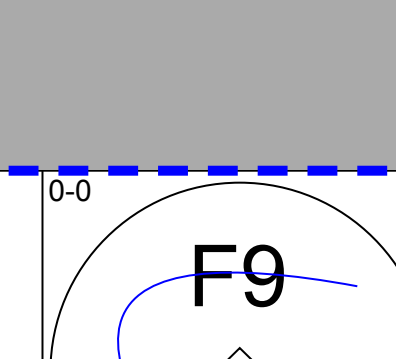
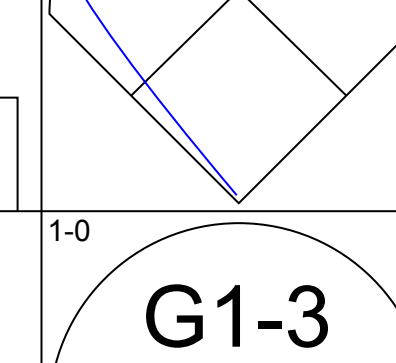
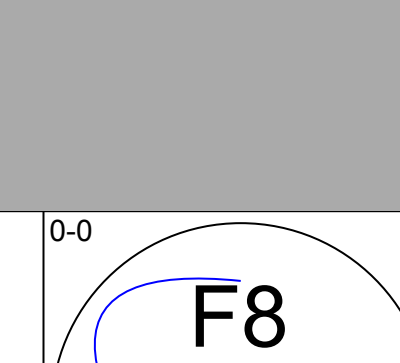

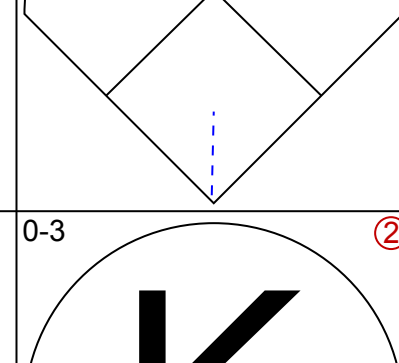
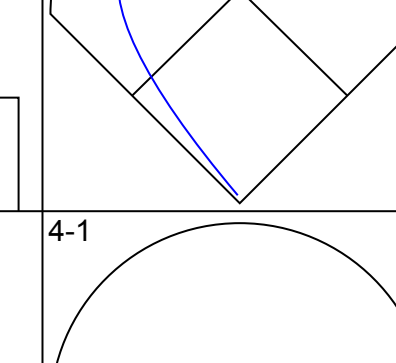
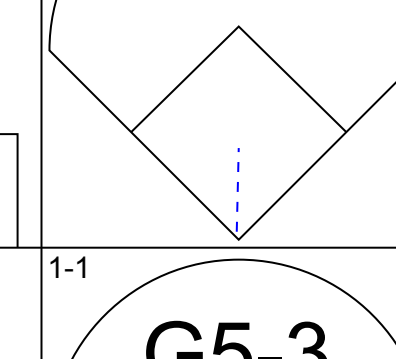
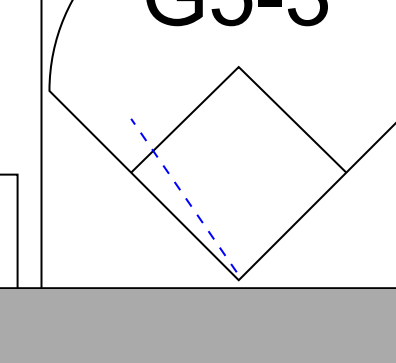
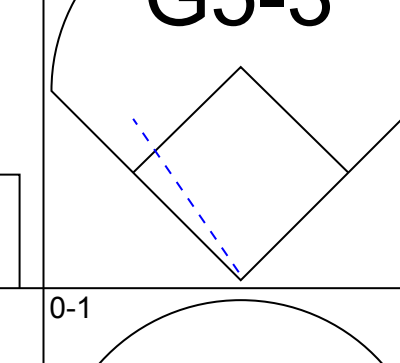
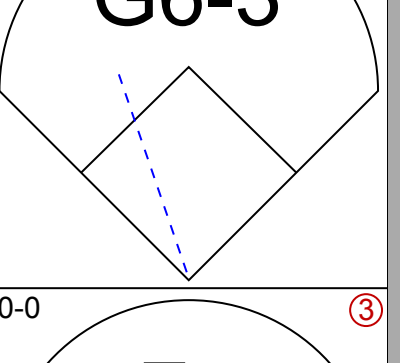
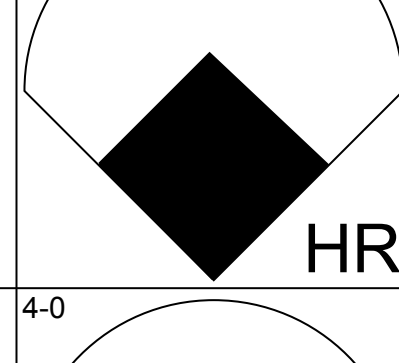
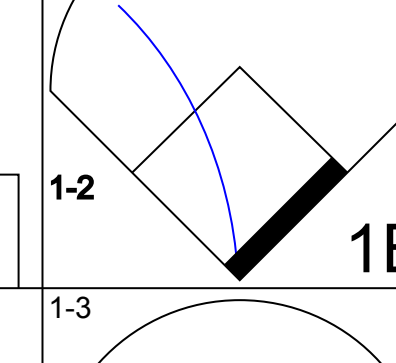
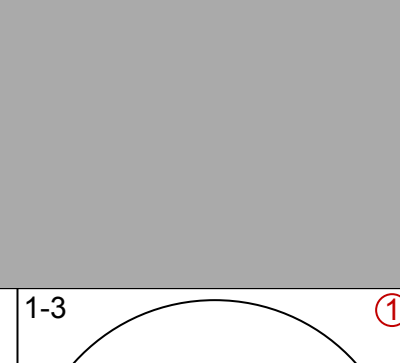
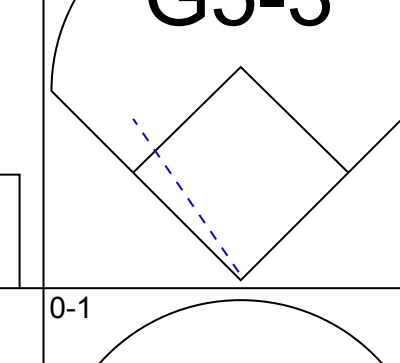
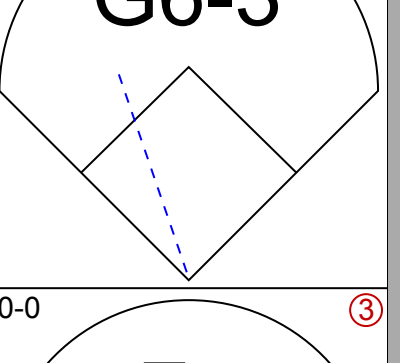
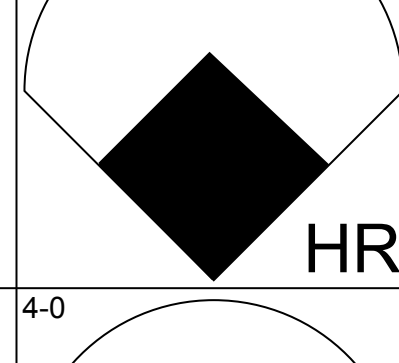
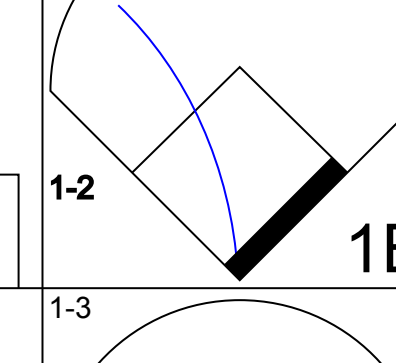
Batter	1	2	3	4	5	6	7	8	9	AB	R	H	RBI	BB	SO	LOB	TOP								
Otis Nixon, S <small>OBP: 0.364, SLG: 0.320</small> (1, 8)	G1-3		E3		B1-3		FC4		K	5	0	0	0	0	1	3	Boston Red Sox @ Minnesota Twins Hubert H. Humphrey Metrodome, Minneapolis, MN Mon Aug 08 1994, 8:05 PM EDT Att: 22,733 - Dome								
Scott Fletcher, R <small>OBP: 0.298, SLG: 0.333</small> Mo Vaughn, L <small>OBP: 0.404, SLG: 0.561</small> (1, 4) (9, PH)	G6-3		G4-3			PB G1-3			L4	3	0	1	0	1	0	1									
John Valentin, R <small>OBP: 0.403, SLG: 0.510</small> (1, 6)	FC5-4				L5		F7		G6-3	4	0	1	0	0	0	4									
Andre Dawson, R <small>OBP: 0.277, SLG: 0.479</small> (1, 10)	FC5-4				F8		G1-3		G6-3	4	0	0	0	0	0	2									
Tim Lincecum, R <small>OBP: 0.355, SLG: 0.421</small> (1, 3)		G4-3							G5-3	4	0	1	0	0	1	1									
Tom Brunansky, R <small>OBP: 0.299, SLG: 0.426</small> (1, 9)	P5				F9					4	0	1	0	0	0	1									
Rich Rowland, R <small>OBP: 0.288, SLG: 0.430</small> (1, 2)	G3									4	2	2	1	0	0	1									
Greg Litton, R <small>OBP: 0.111, SLG: 0.118</small> Carlos Rodriguez, S <small>OBP: 0.331, SLG: 0.405</small> (1, 5) (9, PH)			K		P3		FC4		G6-3	3	0	1	0	0	1	0									
Lee Tinsley, S <small>OBP: 0.317, SLG: 0.293</small> (1, 7)			K		B1-3					4	0	2	1	0	1	0									
Inning Stats	R: 0 E: 0 K: 0 S: 9	H: 1 LOB: 1 BB: 0 P: 14	R: 0 E: 0 K: 0 S: 8	H: 0 LOB: 0 BB: 0 P: 15	R: 0 E: 1 K: 2 S: 8	H: 0 LOB: 1 BB: 0 P: 12	R: 0 E: 0 K: 0 S: 10	H: 1 LOB: 1 BB: 0 P: 17	R: 1 E: 0 K: 0 S: 7	H: 1 LOB: 0 BB: 0 P: 9	R: 0 E: 0 K: 1 S: 14	H: 1 LOB: 3 BB: 1 P: 18	R: 1 E: 0 K: 0 S: 17	H: 3 LOB: 2 BB: 1 P: 27	R: 0 E: 0 K: 0 S: 9	H: 1 LOB: 1 BB: 0 P: 16		R: 0 E: 0 K: 1 S: 13	H: 1 LOB: 1 BB: 0 P: 17	1B: 8 2B: 0 3B: 0 HR: 1	SF: 0 SAC: 0 DP: 0 HBP: 0	WP: 0 PB: 1 SB: 2 CS: 0	PA: 38		
PITCHER	IP WLS BF H R ER SO BB IBB HBP BLK WP HR S P ERA WHIP	7.0 W 30 7 2 2 3 1 0 0 0 0 1 73 112 2.57 1.143	1.0 S 4 1 0 0 1 0 0 0 0 0 0 9 16 0.00 1.000	1.0 S 4 1 0 0 1 0 0 0 0 0 0 13 17 0.00 1.000																					
Kevin Tapani, R <small>ERA: 4.62</small> (1, 1)																									
Carl Willis, R <small>ERA: 8.02</small> (8, 1)																									
Rick Aguilera, R <small>ERA: 3.59</small> (9, 1)																									

AB	37
R	2
H	9
RBI	2
BB	1
SO	4
LOB	14



Batter	1	2	3	4	5	6	7	8	9	AB	R	H	RBI	BB	SO	LOB	BOTTOM								
Chuck Knoblauch, R <small>OBP: 0.376, SLG: 0.459</small> (1, 4)	1B		L7		G5-3				K	5	1	2	0	0	1	2	Boston Red Sox @ Minnesota Twins Hubert H. Humphrey Metrodome, Minneapolis, MN Mon Aug 08 1994, 8:05 PM EDT Att: 22,733 - Dome								
Alex Cole, L <small>OBP: 0.375, SLG: 0.407</small> (1, 8)	L9		G4-3			G3-1			P4	5	1	1	0	0	0	2									
Kirby Puckett, R <small>OBP: 0.354, SLG: 0.526</small> (1, 9)	K		G6-3			G4-3				3	1	1	1	1	1	1									
Kent Hrbek, L <small>OBP: 0.357, SLG: 0.432</small> Jeff Reboulet, R <small>OBP: 0.322, SLG: 0.376</small> (1, 3) (5, 3)	BB				L5-3	G4-3			P3	1	0	1	0	1	0	0									
Shane Mack, R <small>OBP: 0.392, SLG: 0.556</small> (1, 7)	1B				BB					2	0	0	0	0	0	3									
Shane Mack, R <small>OBP: 0.392, SLG: 0.556</small> (1, 7)	BB				L5-3					3	1	2	2	1	0	1									
Scott Leius, R <small>OBP: 0.319, SLG: 0.416</small> (1, 5)	F7				F7					3	1	0	0	1	1	5									
Pedro Munoz, R <small>OBP: 0.346, SLG: 0.508</small> (1, 10)		G6-3				CI			F8	3	0	1	0	0	0	2									
Matt Walbeck, S <small>OBP: 0.236, SLG: 0.282</small> (1, 2)	P6									4	0	2	2	0	0	1									
Pat Meares, R <small>OBP: 0.309, SLG: 0.353</small> (1, 6)	G6-3					FC6-5			SH1-4	3	0	0	0	0	0	3									
Inning Stats	R: 0 E: 1 K: 1 S: 14	H: 2 LOB: 3 BB: 1 P: 25	R: 0 E: 0 K: 0 S: 5	H: 0 LOB: 0 BB: 0 P: 5	R: 0 E: 0 K: 0 S: 7	H: 0 LOB: 0 BB: 0 P: 12	R: 0 E: 0 K: 0 S: 5	H: 0 LOB: 1 BB: 1 P: 12	R: 0 E: 0 K: 0 S: 9	H: 1 LOB: 1 BB: 0 P: 16	R: 3 E: 1 K: 0 S: 20	H: 2 LOB: 2 BB: 2 P: 39	R: 2 E: 0 K: 1 S: 16	H: 4 LOB: 2 BB: 0 P: 25	R: 0 E: 0 K: 1 S: 10	H: 1 LOB: 1 BB: 0 P: 15	1B: 8 2B: 3 3B: 0 HR: 0	SF: 0 SAC: 1 DP: 1 HBP: 0	WP: 0 PB: 0 SB: 1 CS: 0	PA: 38					
PITCHER	IP WLS BF H R ER SO BB IBB HBP BLK WP HR S P ERA WHIP	5.2 L 23 4 3 2 0 1 0 0 0 0 0 20 39 54.00 15.000	0.1 7 4 3 2 0 1 0 0 0 0 0 0 17 24 0.00 1.200	0.1 1 0 0 0 0 0 0 0 0 0 0 0 1 1 0.00 0.000																					
Ricky Tricek, R <small>ERA: 8.06</small> (1, 1)																									
Steve Farr, R <small>ERA: 5.72</small> (6, 1)																									
Jose Melendez, R <small>ERA: 6.46</small> (7, 1)																									
Tony Fossas, L <small>ERA: 3.86</small> (8, 1)																									



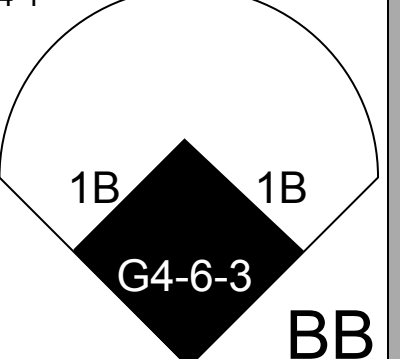
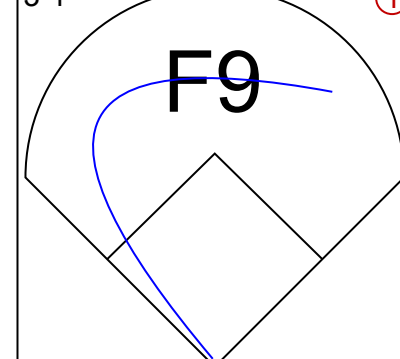
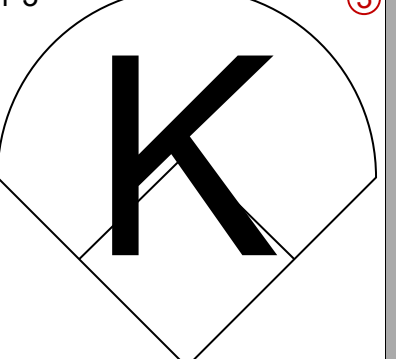
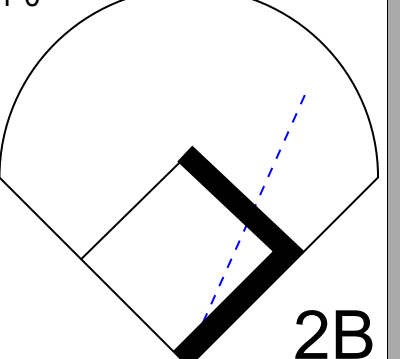
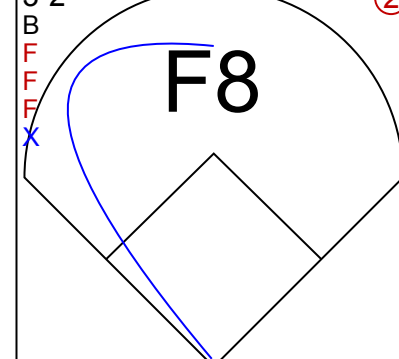
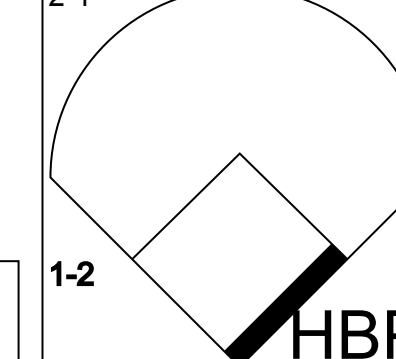
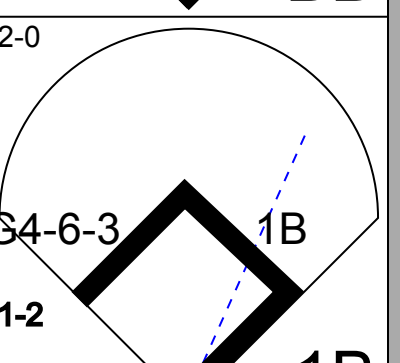
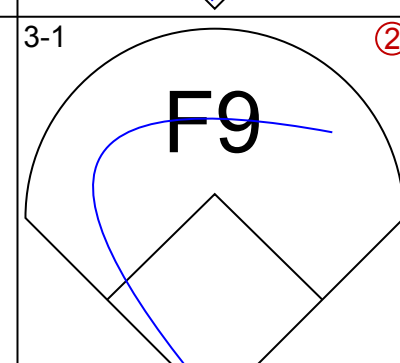
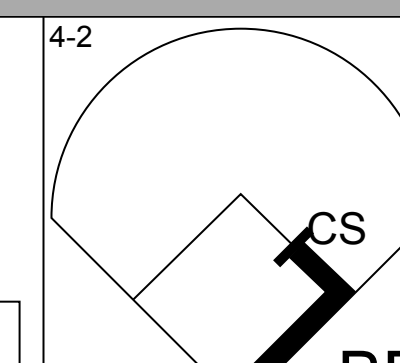
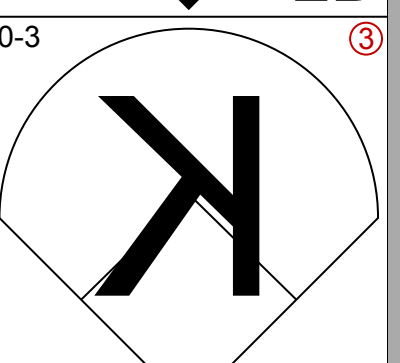
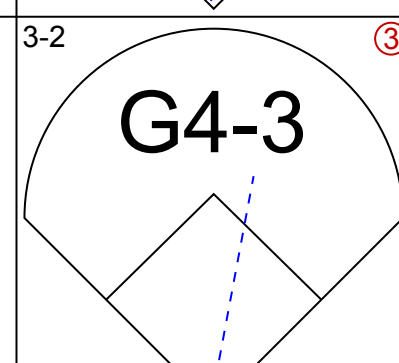
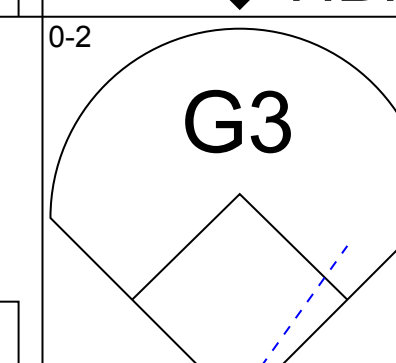
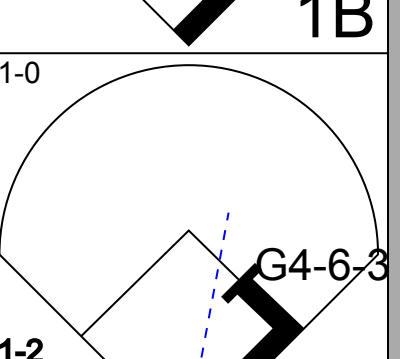
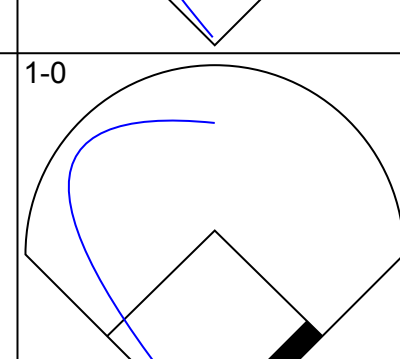
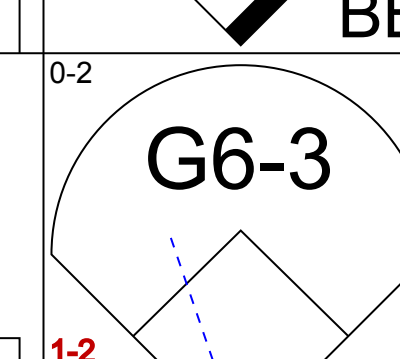
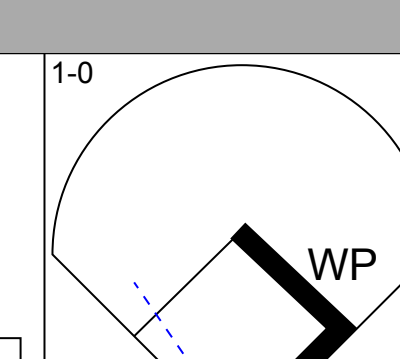
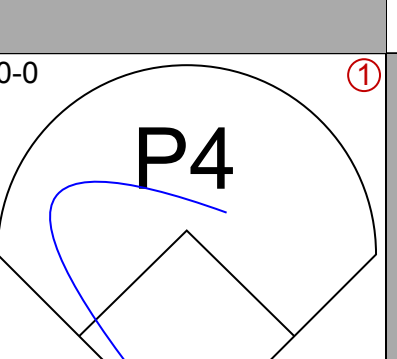
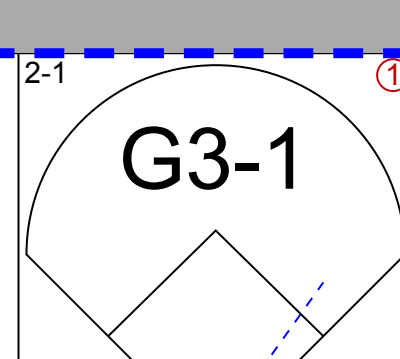
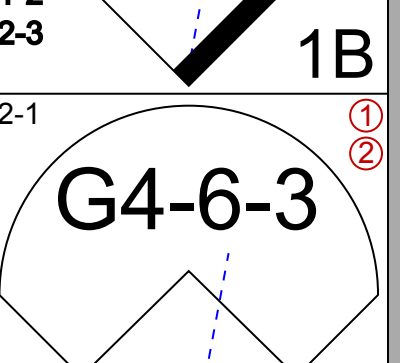
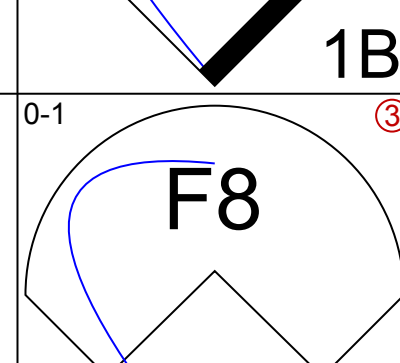
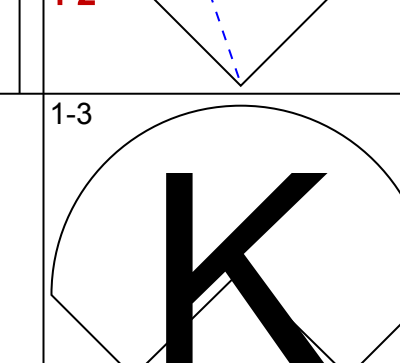
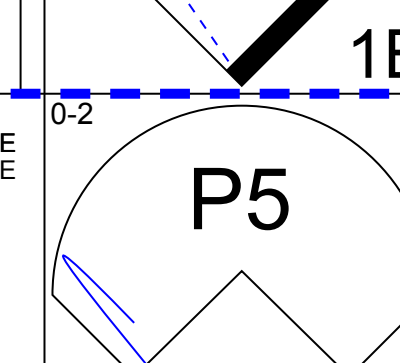
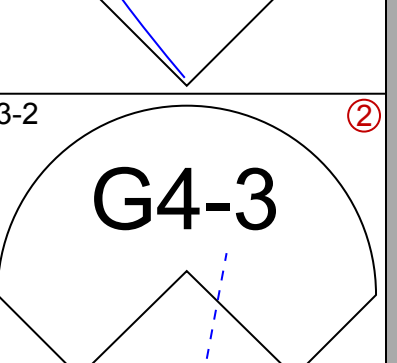
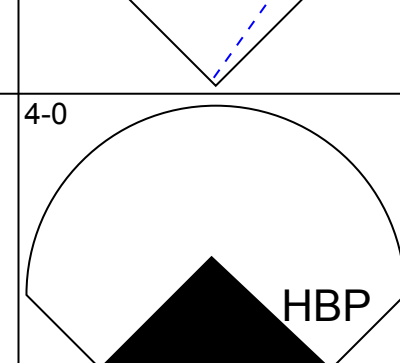
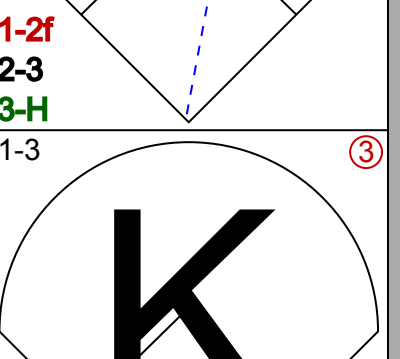
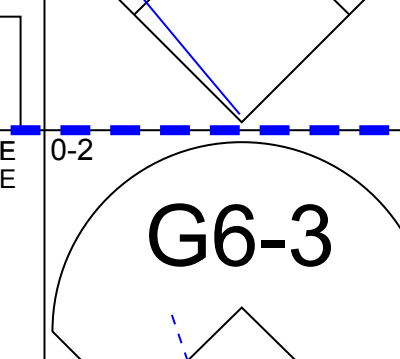
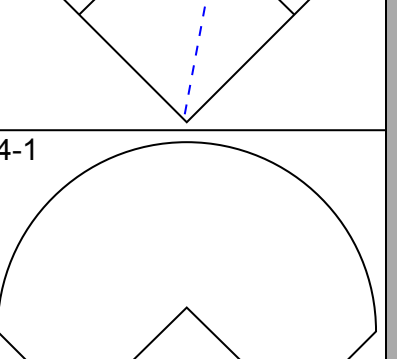
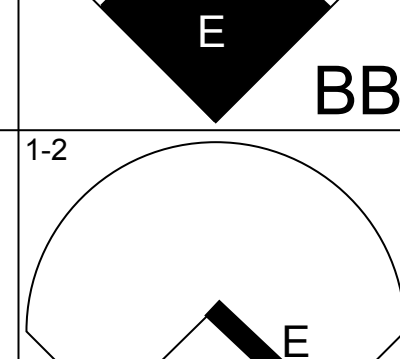
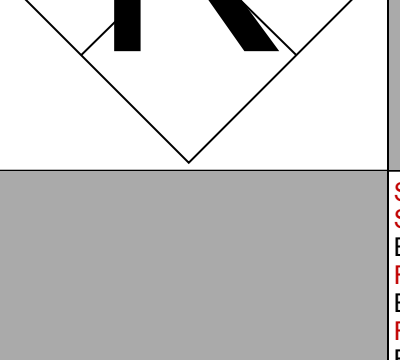
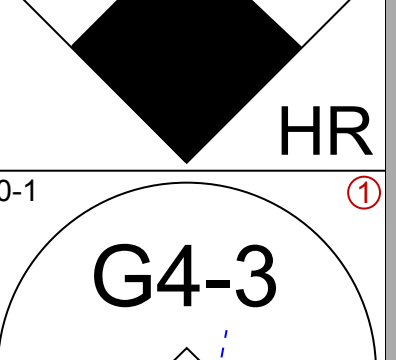
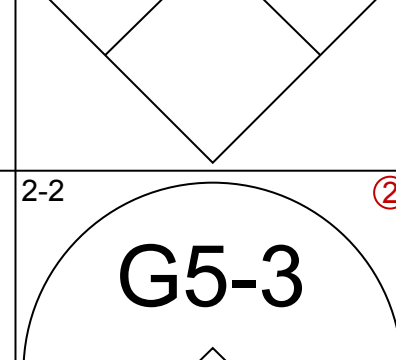
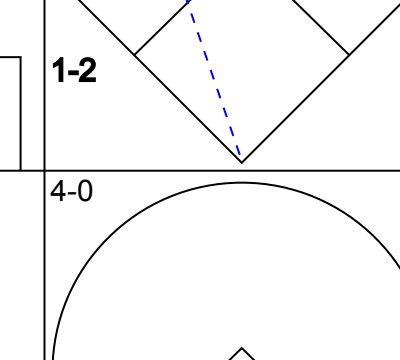
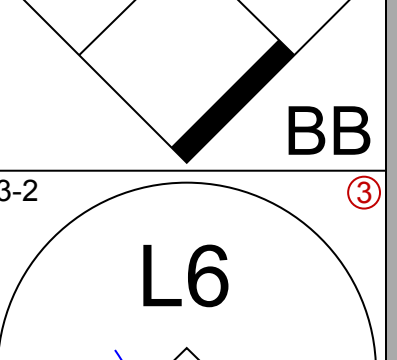
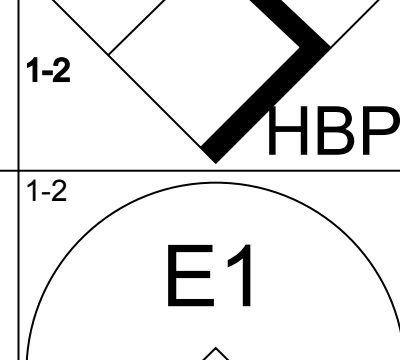
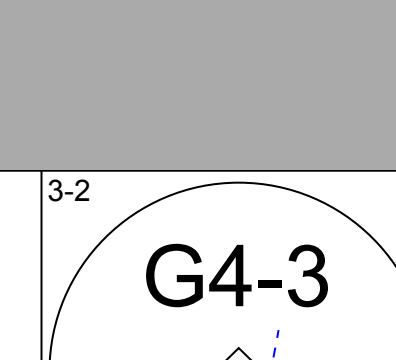
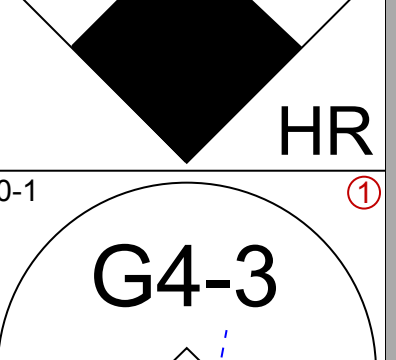
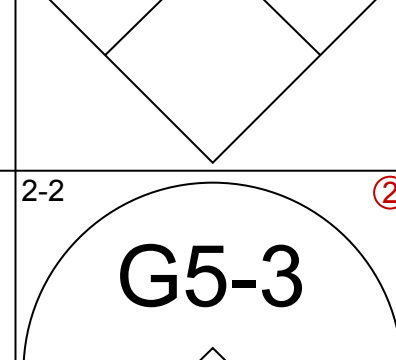
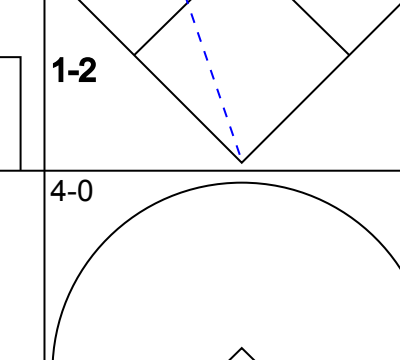
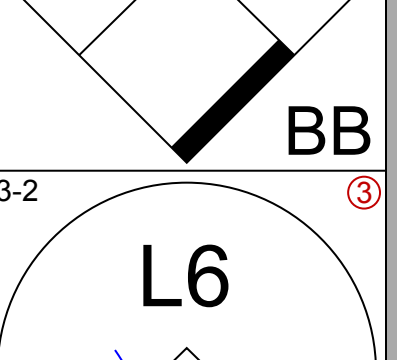
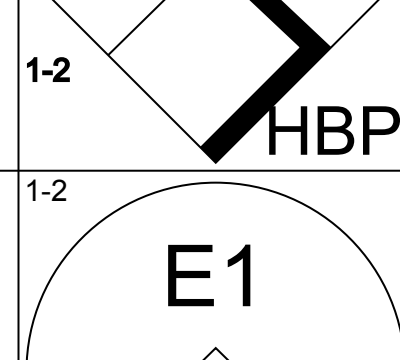
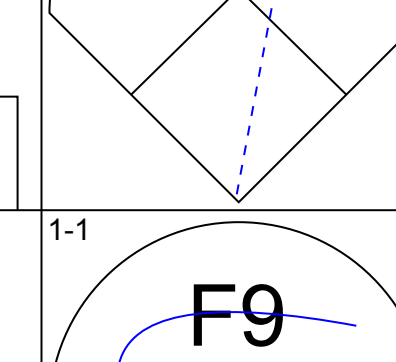
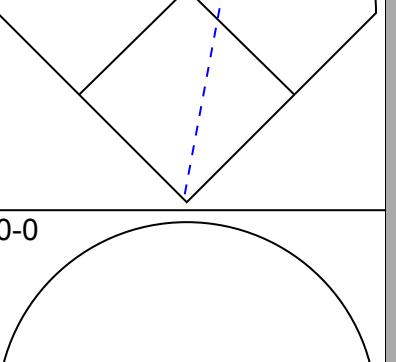
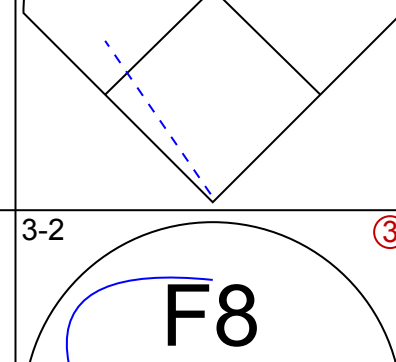
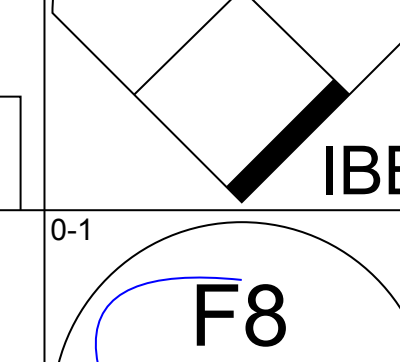
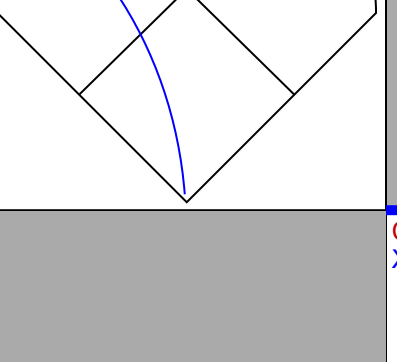
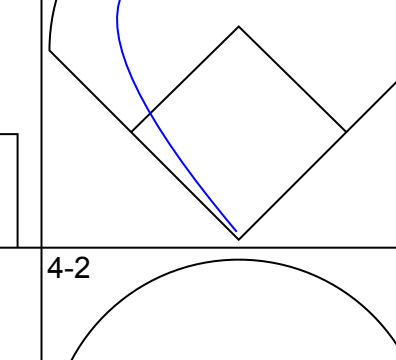
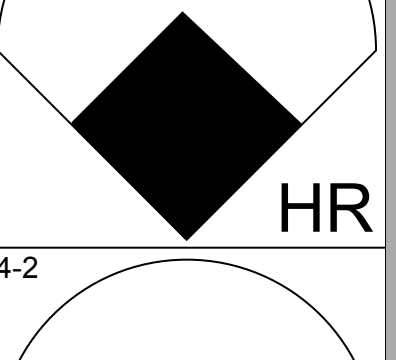

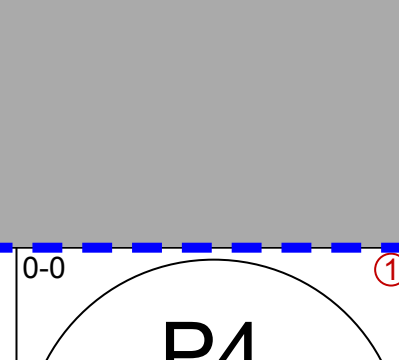
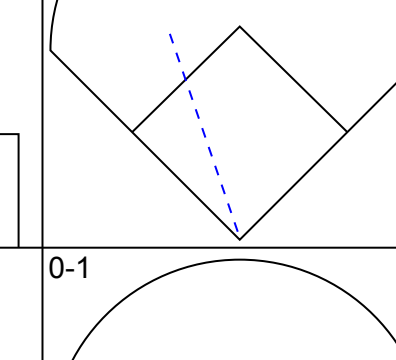
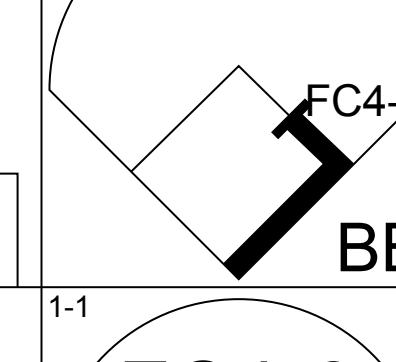
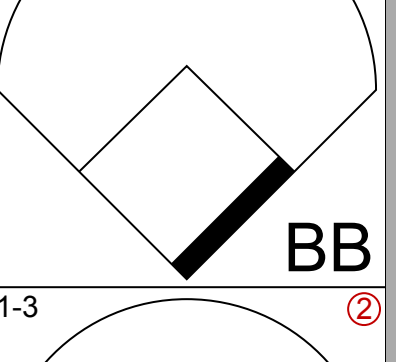


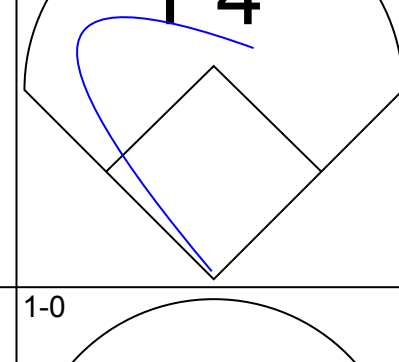
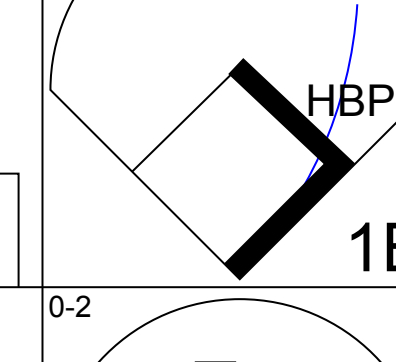
Batter	1	2	3	4	5	6	7	8	9	10	11	12	AB	R	H	RBI	BB	SO	LOB	TOP					
Olis Nixon, S OBP: 0.361, SLG: 0.317 (1, 8)													6	0	1	0	0	2	4						
Carlos Rodriguez, S OBP: 0.332, SLG: 0.399 (1, 4)													5	1	1	0	1	0	1						
John Valentin, R OBP: 0.402, SLG: 0.510 (1, 6)													6	1	2	0	0	1	3						
Mo Vaughn, L OBP: 0.407, SLG: 0.567 (1, 3)													5	0	3	2	1	1	1						
Andre Dawson, R OBP: 0.272, SLG: 0.469 (1, 10)													6	0	0	0	0	4	6						
Tim Lincecum, R OBP: 0.346, SLG: 0.414 (1, 5)													5	0	0	0	0	0	2						
Damon Berryhill, S OBP: 0.312, SLG: 0.416 (11, PR)													4	0	0	0	1	2	0						
Scott Fletcher, R OBP: 0.298, SLG: 0.333 (11, PR)													0	0	0	0	0	0	0						
Rich Rowland, R OBP: 0.286, SLG: 0.430 (11, 2)													0	0	0	0	0	0	0						
Tom Brunansky, R OBP: 0.301, SLG: 0.441 (9, 7)													5	1	2	1	0	0	0						
Lee Tinsley, S OBP: 0.317, SLG: 0.294 (9, PH)													3	0	1	0	0	1	0						
Wes Chamberlain, R OBP: 0.303, SLG: 0.406 (9, 9)													1	0	0	0	1	1	2						
Inning Stats	R: 1 E: 0 K: 1 S: 12	H: 1 LOB: 1 BB: 1 P: 23	R: 0 E: 0 K: 0 S: 4	H: 0 LOB: 0 BB: 0 P: 8	R: 0 E: 0 K: 1 S: 11	H: 1 LOB: 1 BB: 0 P: 17	R: 0 E: 0 K: 0 S: 9	H: 1 LOB: 1 BB: 0 P: 12	R: 0 E: 0 K: 1 S: 11	H: 1 LOB: 2 BB: 1 P: 19	R: 0 E: 0 K: 1 S: 7	H: 2 LOB: 1 BB: 0 P: 18	R: 1 E: 0 K: 1 S: 13	H: 1 LOB: 1 BB: 1 P: 14	R: 0 E: 0 K: 1 S: 6	H: 1 LOB: 1 BB: 0 P: 6	R: 0 E: 0 K: 1 S: 7	H: 1 LOB: 2 BB: 1 P: 14	R: 0 E: 0 K: 1 S: 13	H: 1 LOB: 1 BB: 0 P: 18	1B: 6 2B: 3 3B: 0 HR: 1	SF: 0 SAC: 0 DP: 0 HBP: 0	WP: 1 PB: 0 SB: 0 CS: 0	PA: 50	
PITCHER	IP WLS BF H R ER SO BB IBB HBP BLK WP HR S P ERA WHIP	IP WLS BF H R ER SO BB IBB HBP BLK WP HR S P ERA WHIP	IP WLS BF H R ER SO BB IBB HBP BLK WP HR S P ERA WHIP	IP WLS BF H R ER SO BB IBB HBP BLK WP HR S P ERA WHIP	IP WLS BF H R ER SO BB IBB HBP BLK WP HR S P ERA WHIP	IP WLS BF H R ER SO BB IBB HBP BLK WP HR S P ERA WHIP	IP WLS BF H R ER SO BB IBB HBP BLK WP HR S P ERA WHIP	IP WLS BF H R ER SO BB IBB HBP BLK WP HR S P ERA WHIP	IP WLS BF H R ER SO BB IBB HBP BLK WP HR S P ERA WHIP	IP WLS BF H R ER SO BB IBB HBP BLK WP HR S P ERA WHIP	IP WLS BF H R ER SO BB IBB HBP BLK WP HR S P ERA WHIP	IP WLS BF H R ER SO BB IBB HBP BLK WP HR S P ERA WHIP	IP WLS BF H R ER SO BB IBB HBP BLK WP HR S P ERA WHIP	IP WLS BF H R ER SO BB IBB HBP BLK WP HR S P ERA WHIP	IP WLS BF H R ER SO BB IBB HBP BLK WP HR S P ERA WHIP	IP WLS BF H R ER SO BB IBB HBP BLK WP HR S P ERA WHIP	IP WLS BF H R ER SO BB IBB HBP BLK WP HR S P ERA WHIP	IP WLS BF H R ER SO BB IBB HBP BLK WP HR S P ERA WHIP	IP WLS BF H R ER SO BB IBB HBP BLK WP HR S P ERA WHIP	IP WLS BF H R ER SO BB IBB HBP BLK WP HR S P ERA WHIP	IP WLS BF H R ER SO BB IBB HBP BLK WP HR S P ERA WHIP	IP WLS BF H R ER SO BB IBB HBP BLK WP HR S P ERA WHIP	IP WLS BF H R ER SO BB IBB HBP BLK WP HR S P ERA WHIP	IP WLS BF H R ER SO BB IBB HBP BLK WP HR S P ERA WHIP	IP WLS BF H R ER SO BB IBB HBP BLK WP HR S P ERA WHIP

Boston Red Sox @ Minnesota Twins
Hubert H. Humphrey Metrodome, Minneapolis, MN

Tue Aug 09 1994, 8:05 PM EDT
Att: 21,429 - Dome

AB 46
R 3
H 10
RBI 3
BB 4
SO 12
LOB 19



Batter	1	2	3	4	5	6	7	8	9	10	11	12	AB	R	H	RBI	BB	SO	LOB	BOTTOM						
Chuck Knoblauch, R OBP: 0.377, SLG: 0.459 (1, 4)													4	1	1	0	1	1	2							
Alex Cole, L OBP: 0.374, SLG: 0.404 (1, 8)													5	0	1	0	1	1	4							
Kirby Puckett, R OBP: 0.356, SLG: 0.525 (1, 9)													6	0	3	0	0	0	1							
Kent Hrbek, L OBP: 0.354, SLG: 0.424 (11, 10)													5	0	0	0	1	1	4							
Pat Mahomes, R OBP: 0.366, SLG: 0.525 (12, PR)													4	1	1	1	1	2	2							
Shane Mack, R OBP: 0.394, SLG: 0.562 (1, 7)													4	1	1	1	1	2	2							
Chip Hale, L OBP: 0.346, SLG: 0.350 (1, 3)													5	0	0	0	1	0	2							
Scott Leius, R OBP: 0.318, SLG: 0.422 (1, 5)													5	1	1	1	0	0	2							
Matt Walbeck, S OBP: 0.241, SLG: 0.282 (1, 2)													3	0	1	0	2	1	0							
Jeff Reboulet, R OBP: 0.310, SLG: 0.371 (1, 6)													5	0	1	0	0	1	3							
Inning Stats	R: 1 E: 0 K: 1 S: 9	H: 2 LOB: 1 BB: 1 P: 19	R: 0 E: 0 K: 0 S: 11	H: 0 LOB: 1 BB: 1 P: 20	R: 0 E: 0 K: 0 S: 7	H: 1 LOB: 1 BB: 0 P: 14	R: 2 E: 0 K: 2 S: 16	H: 2 LOB: 1 BB: 1 P: 22	R: 0 E: 0 K: 1 S: 8	H: 0 LOB: 0 BB: 0 P: 13	R: 0 E: 0 K: 1 S: 14	H: 1 LOB: 2 BB: 1 P: 21	R: 0 E: 0 K: 0 S: 9	H: 1 LOB: 1 BB: 0 P: 14	R: 0 E: 0 K: 1 S: 13	H: 1 LOB: 1 BB: 1 P: 20	R: 0 E: 0 K: 0 S: 12	H: 0 LOB: 1 BB: 1 P: 21	R: 0 E: 0 K: 0 S: 11	H: 1 LOB: 2 BB: 0 P: 13	R: 1 E: 1 K: 0 S: 7	H: 0 LOB: 2 BB: 1 P: 15	1B: 6 2B: 1 3B: 0 HR: 2	SF: 0 SAC: 0 DP: 1 HBP: 2	WP: 1 PB: 0 SB: 0 CS: 1	PA: 51
PITCHER	IP WLS BF H R ER SO BB IBB HBP BLK WP HR S P ERA WHIP	IP WLS BF H R ER SO BB IBB HBP BLK WP HR S P ERA WHIP	IP WLS BF H R ER SO BB IBB HBP BLK WP HR S P ERA WHIP	IP WLS BF H R ER SO BB IBB HBP BLK WP HR S P ERA WHIP	IP WLS BF H R ER SO BB IBB HBP BLK WP HR S P ERA WHIP	IP WLS BF H R ER SO BB IBB HBP BLK WP HR S P ERA WHIP	IP WLS BF H R ER SO BB IBB HBP BLK WP HR S P ERA WHIP	IP WLS BF H R ER SO BB IBB HBP BLK WP HR S P ERA WHIP	IP WLS BF H R ER SO BB IBB HBP BLK WP HR S P ERA WHIP	IP WLS BF H R ER SO BB IBB HBP BLK WP HR S P ERA WHIP	IP WLS BF H R ER SO BB IBB HBP BLK WP HR S P ERA WHIP	IP WLS BF H R ER SO BB IBB HBP BLK WP HR S P ERA WHIP	IP WLS BF H R ER SO BB IBB HBP BLK WP HR S P ERA WHIP	IP WLS BF H R ER SO BB IBB HBP BLK WP HR S P ERA WHIP	IP WLS BF H R ER SO BB IBB HBP BLK WP HR S P ERA WHIP	IP WLS BF H R ER SO BB IBB HBP BLK WP HR S P ERA WHIP	IP WLS BF H R ER SO BB IBB HBP BLK WP HR S P ERA WHIP	IP WLS BF H R ER SO BB IBB HBP BLK WP HR S P ERA WHIP	IP WLS BF H R ER SO BB IBB HBP BLK WP HR S P ERA WHIP	IP WLS BF H R ER SO BB IBB HBP BLK WP HR S P ERA WHIP	IP WLS BF H R ER SO BB IBB HBP BLK WP HR S P ERA WHIP	IP WLS BF H R ER SO BB IBB HBP BLK WP HR S P ERA WHIP	IP WLS BF H R ER SO BB IBB HBP BLK WP HR S P ERA WHIP	IP WLS BF H R ER SO BB IBB HBP BLK WP HR S P ERA WHIP	IP WLS BF H R ER SO BB IBB HBP BLK WP HR S P ERA WHIP	IP WLS BF H R ER SO BB IBB HBP BLK WP HR S P ERA WHIP

Boston Red Sox @ Minnesota Twins
Hubert H. Humphrey Metrodome, Minneapolis, MN

Tue Aug 09 1994, 8:05 PM EDT
Att: 21,429 - Dome

AB 42
R 4
H 9
RBI 2
BB 7
SO 7
LOB 20



