

Minnesota Twins - 1995

Batter	1	2	3	4	5	6	7	8	9	AB	R	H	RBI	BB	SO	LOB	TOP								
Chuck Knoblauch, R (1.4)										3	0	0	0	1	0	0									
Alex Cole, L (1.8)										2	0	0	0	1	0	0									
Kirby Puckett, R (1.9)										4	0	0	0	0	0	2									
Pedro Munoz, R (1.10)										4	0	0	0	0	3	3									
Kevin Maas, L (1.3)										3	0	1	0	0	0	1									
Marty Cordova, R (1.7)										3	0	0	0	0	2	2									
Scott Leius, R (1.5)										3	0	1	0	0	0	1									
Pat Meares, R (1.6)										3	0	0	0	0	1	2									
Matt Walbeck, S (1.2)										3	0	0	0	0	1	0									
Inning Stats	R: 0 E: 0 K: 1 S: 9	H: 0 LOB: 1 BB: 1 P: 16	R: 0 E: 0 K: 0 S: 10	H: 0 LOB: 0 BB: 0 P: 18	R: 0 E: 0 K: 0 S: 7	H: 0 LOB: 0 BB: 0 P: 11	R: 0 E: 0 K: 0 S: 6	H: 0 LOB: 0 BB: 0 P: 6	R: 0 E: 0 K: 1 S: 10	H: 1 LOB: 1 BB: 0 P: 14	R: 0 E: 0 K: 0 S: 5	H: 0 LOB: 0 BB: 0 P: 8	R: 0 E: 0 K: 2 S: 8	H: 0 LOB: 1 BB: 0 P: 12	R: 0 E: 0 K: 2 S: 8	H: 1 LOB: 0 BB: 0 P: 13	R: 0 E: 0 K: 1 S: 10	H: 0 LOB: 1 BB: 1 P: 20	1B: 2 2B: 1 3B: 0 HR: 0	SF: 0 SAC: 1 DP: 1 HBP: 0	WP: 1 PB: 0 SB: 0 CS: 0	PA: 31			
PITCHER	IP	WLS	BF	H	R	ER	SO	BB	IBB	HBP	BLK	WP	HR	S	P	ERA	WHIP								
Aaron Sele, R (1.1)	5.0	W	17	1	0	0	2	1	0	0	0	1	0	42	65	0.00	0.400								
Frankie Rodriguez, R (6.1)	1.0		3	0	0	0	0	0	0	0	0	0	0	5	8	0.00	0.000								
Alejandro Pena, R (7.1)	1.0		4	0	0	0	2	0	0	0	0	0	0	8	12	0.00	0.000								
Jeff Pierce, R (8.1)	1.0		3	1	0	0	2	0	0	0	0	0	0	8	13	0.00	1.000								
Ken Ryan, R (9.1)	1.0		4	0	0	0	1	1	0	0	0	0	0	10	20	0.00	1.000								

Minnesota Twins @ Boston Red Sox
Fenway Park, Boston, MA
Wed Apr 26 1995, 3:33 AM EDT
Att: 32,980 - Sunny - 63 F

AB 28
R 0
H 2
RBI 0
BB 2
SO 7
LOB 11



Batter	1	2	3	4	5	6	7	8	9	AB	R	H	RBI	BB	SO	LOB	BOTTOM								
Luis Altea, S (1.4)										4	2	2	0	1	0	0									
John Valentin, R (1.6)										4	1	1	0	1	0	2									
Jose Canseco, R (1.10)										4	1	2	2	1	1	2									
Mo Vaughn, L (1.3)										4	1	2	3	1	0	1									
Mark Whiten, S (1.9)										4	2	1	0	1	1	4									
Mike Greenwell, L (1.7)										5	0	4	2	0	0	0									
Mike Macfarlane, R (1.2)										2	1	0	0	2	0	2									
Tim Lincecum, R (1.5)										4	0	1	1	0	2	3									
Lee Tinsley, S (1.8)										5	1	1	1	0	2	4									
Inning Stats	R: 0 E: 0 K: 0 S: 9	H: 1 LOB: 1 BB: 0 P: 15	R: 1 E: 0 K: 1 S: 10	H: 2 LOB: 0 BB: 0 P: 11	R: 0 E: 0 K: 0 S: 9	H: 1 LOB: 1 BB: 0 P: 13	R: 0 E: 0 K: 1 S: 9	H: 1 LOB: 2 BB: 1 P: 15	R: 1 E: 0 K: 2 S: 16	H: 2 LOB: 2 BB: 1 P: 31	R: 7 E: 0 K: 0 S: 26	H: 5 LOB: 3 BB: 4 P: 51	R: 0 E: 0 K: 1 S: 11	H: 1 LOB: 2 BB: 1 P: 19	R: 0 E: 0 K: 1 S: 8	H: 1 LOB: 1 BB: 0 P: 12	1B: 11 2B: 2 3B: 1 HR: 0	SF: 0 SAC: 1 DP: 1 HBP: 1	WP: 0 PB: 1 SB: 1 CS: 0	PA: 45					
PITCHER	IP	WLS	BF	H	R	ER	SO	BB	IBB	HBP	BLK	WP	HR	S	P	ERA	WHIP								
Scott Erickson, R (1.1)	4.2	L	22	7	2	1	3	2	0	0	0	0	0	5	10	0.00	0.000								
Mark Guthrie, L (5.1)	0.2		2	0	0	0	1	0	0	0	0	0	0	9	22	81.00	15.000								
Carl Willis, R (6.1)	0.1		6	2	3	3	0	3	0	0	0	0	0	12	20	∞	∞								
Vince Horsman, L (6.1)	0.0		3	2	3	3	0	1	0	0	0	0	0	12	20	∞	∞								
Mo Sanford, R (6.1)	2.1		12	3	1	1	2	1	0	1	0	0	0	22	36	3.86	1.714								

Minnesota Twins @ Boston Red Sox
Fenway Park, Boston, MA
Wed Apr 26 1995, 3:33 AM EDT
Att: 32,980 - Sunny - 63 F

AB 36
R 9
H 14
RBI 9
BB 7
SO 6
LOB 18



Batter	1	2	3	4	5	6	7	8	9	AB	R	H	RBI	BB	SO	LOB	TOP														
Brady Anderson, L (1,7)										5	0	0	0	0	4	0	<p>Baltimore Orioles @ Minnesota Twins Hubert H. Humphrey Metrodome, Minneapolis, MN Thu Apr 27 1995, 8:05 PM EDT Att: 26,426 - Dome</p> <p>livebaseballscores.com</p> <table> <tr><td>AB</td><td>35</td></tr> <tr><td>R</td><td>4</td></tr> <tr><td>H</td><td>10</td></tr> <tr><td>RBI</td><td>4</td></tr> <tr><td>BB</td><td>3</td></tr> <tr><td>SO</td><td>9</td></tr> <tr><td>LOB</td><td>14</td></tr> </table>	AB	35	R	4	H	10	RBI	4	BB	3	SO	9	LOB	14
AB	35																														
R	4																														
H	10																														
RBI	4																														
BB	3																														
SO	9																														
LOB	14																														
Bret Barberie, S (1,4) Matt Nokes, L (9,PH)										4	1	1	0	0	0	0															
Rafael Palmeiro, L (1,3) OBP: 0.222, SLG: 0.125										5	0	1	0	0	1	1															
Cal Ripken Jr., R (1,6) OBP: 0.500, SLG: 0.429										4	1	3	0	0	0	0															
Harold Baines, L (1,10) OBP: 0.375, SLG: 0.429										4	0	2	1	0	0	2															
Chris Hoiles, R (1,2)										1	1	0	1	2	0	2															
Andy Van Slyke, L (1,8) OBP: 0.429, SLG: 1.000										3	1	2	2	1	1	1															
Leo Gomez, R (1,5) OBP: 0.286, SLG: 0.286										4	0	1	0	0	1	4															
Jeffrey Hammonds, R (1,9) Kevin Bass, S (6,PH)										2	0	0	0	0	1	1															
										2	0	0	0	0	0	3															
Inning Stats	R: 0 E: 0 K: 1 S: 8	H: 0 LOB: 0 BB: 0 P: 13	R: 2 E: 0 K: 0 S: 18	H: 2 LOB: 1 BB: 1 P: 28	R: 1 E: 0 K: 1 S: 14	H: 3 LOB: 0 BB: 0 P: 16	R: 0 E: 0 K: 1 S: 9	H: 1 LOB: 0 BB: 0 P: 14	R: 0 E: 0 K: 0 S: 8	H: 0 LOB: 0 BB: 0 P: 14	R: 1 E: 0 K: 0 S: 10	H: 2 LOB: 2 BB: 1 P: 21	R: 0 E: 0 K: 1 S: 10	H: 2 LOB: 0 BB: 0 P: 18	R: 0 E: 0 K: 2 S: 12	H: 0 LOB: 1 BB: 1 P: 21	R: 0 E: 0 K: 3 S: 11	H: 0 LOB: 0 BB: 0 P: 17	1B: 7 2B: 3 3B: 0 HR: 1	SF: 1 SAC: 0 DP: 1 HBP: 0	WP: 0 PB: 0 SB: 0 CS: 0	PA: 39									
PITCHER	IP WLS BF H R ER SO BB IBB HBP BLK WP HR S P ERA WHIP	IP WLS BF H R ER SO BB IBB HBP BLK WP HR S P ERA WHIP	IP WLS BF H R ER SO BB IBB HBP BLK WP HR S P ERA WHIP	IP WLS BF H R ER SO BB IBB HBP BLK WP HR S P ERA WHIP	IP WLS BF H R ER SO BB IBB HBP BLK WP HR S P ERA WHIP	IP WLS BF H R ER SO BB IBB HBP BLK WP HR S P ERA WHIP	IP WLS BF H R ER SO BB IBB HBP BLK WP HR S P ERA WHIP	IP WLS BF H R ER SO BB IBB HBP BLK WP HR S P ERA WHIP	IP WLS BF H R ER SO BB IBB HBP BLK WP HR S P ERA WHIP	IP WLS BF H R ER SO BB IBB HBP BLK WP HR S P ERA WHIP	IP WLS BF H R ER SO BB IBB HBP BLK WP HR S P ERA WHIP	IP WLS BF H R ER SO BB IBB HBP BLK WP HR S P ERA WHIP	IP WLS BF H R ER SO BB IBB HBP BLK WP HR S P ERA WHIP	IP WLS BF H R ER SO BB IBB HBP BLK WP HR S P ERA WHIP	IP WLS BF H R ER SO BB IBB HBP BLK WP HR S P ERA WHIP	IP WLS BF H R ER SO BB IBB HBP BLK WP HR S P ERA WHIP	IP WLS BF H R ER SO BB IBB HBP BLK WP HR S P ERA WHIP	IP WLS BF H R ER SO BB IBB HBP BLK WP HR S P ERA WHIP	IP WLS BF H R ER SO BB IBB HBP BLK WP HR S P ERA WHIP	IP WLS BF H R ER SO BB IBB HBP BLK WP HR S P ERA WHIP	IP WLS BF H R ER SO BB IBB HBP BLK WP HR S P ERA WHIP	IP WLS BF H R ER SO BB IBB HBP BLK WP HR S P ERA WHIP	IP WLS BF H R ER SO BB IBB HBP BLK WP HR S P ERA WHIP								
Kevin Tapani, R (1,1) ERA: 5.4	5.0	W 6	2	1	1	0	0	0	0	0	0	10	21	9.00	2.000																
Dave Stevens, R (6,1) ERA: 9.0	1.0	W 6	2	1	1	0	0	0	0	0	0	10	21	9.00	2.000																
Mark Guthrie, L (7,1) ERA: 9.0	1.0	W 5	2	0	0	0	0	0	0	0	0	10	18	0.00	2.000																
Kevin Campbell, R (8,1) ERA: 9.0	1.0	S 4	0	0	0	2	1	0	0	0	0	12	21	0.00	1.000																
Rick Aguilera, R (9,1) ERA: 9.0	1.0	S 3	0	0	0	3	0	0	0	0	0	11	17	0.00	0.000																

Batter	1	2	3	4	5	6	7	8	9	AB	R	H	RBI	BB	SO	LOB	BOTTOM														
Chuck Knoblauch, R (1,4) OBP: 0.333, SLG: 0.250										5	2	2	0	0	1	1	<p>Baltimore Orioles @ Minnesota Twins Hubert H. Humphrey Metrodome, Minneapolis, MN Thu Apr 27 1995, 8:05 PM EDT Att: 26,426 - Dome</p> <p>livebaseballscores.com</p> <table> <tr><td>AB</td><td>33</td></tr> <tr><td>R</td><td>7</td></tr> <tr><td>H</td><td>9</td></tr> <tr><td>RBI</td><td>6</td></tr> <tr><td>BB</td><td>3</td></tr> <tr><td>SO</td><td>6</td></tr> <tr><td>LOB</td><td>16</td></tr> </table>	AB	33	R	7	H	9	RBI	6	BB	3	SO	6	LOB	16
AB	33																														
R	7																														
H	9																														
RBI	6																														
BB	3																														
SO	6																														
LOB	16																														
Alex Cole, L (1,8)										3	1	0	0	1	0	1															
Kirby Puckett, R (1,9)										3	0	0	1	1	0	0															
Kevin Maas, L (1,10) Jerald Clark, R (6,PH) OBP: 1.000, SLG: 1.500										2	0	0	0	0	1	0															
										2	1	2	2	0	0	0															
Marty Cordova, R (1,7) OBP: 0.286, SLG: 0.167										3	2	1	0	1	1	2															
Matt Merullo, L (1,2) OBP: 0.500, SLG: 0.750										4	0	2	2	0	0	3															
Dave McCarty, R (1,3)										3	0	0	1	0	1	4															
Scott Leius, R (1,5) OBP: 0.429, SLG: 0.429										4	1	2	0	0	0	1															
Pat Meares, R (1,6)										4	0	0	0	0	2	4															
Inning Stats	R: 1 E: 0 K: 0 S: 10	H: 1 LOB: 0 BB: 0 P: 21	R: 1 E: 1 K: 1 S: 11	H: 1 LOB: 1 BB: 0 P: 18	R: 0 E: 0 K: 0 S: 6	H: 0 LOB: 0 BB: 0 P: 11	R: 0 E: 0 K: 1 S: 8	H: 1 LOB: 1 BB: 0 P: 14	R: 1 E: 1 K: 1 S: 14	H: 1 LOB: 0 BB: 0 P: 22	R: 2 E: 0 K: 1 S: 13	H: 3 LOB: 2 BB: 1 P: 22	R: 2 E: 0 K: 2 S: 20	H: 2 LOB: 2 BB: 2 P: 34	R: 0 E: 0 K: 0 S: 4	H: 0 LOB: 0 BB: 0 P: 9	1B: 7 2B: 2 3B: 0 HR: 0	SF: 0 SAC: 0 DP: 0 HBP: 1	WP: 3 PB: 0 SB: 2 CS: 1	PA: 38											
PITCHER	IP WLS BF H R ER SO BB IBB HBP BLK WP HR S P ERA WHIP	IP WLS BF H R ER SO BB IBB HBP BLK WP HR S P ERA WHIP	IP WLS BF H R ER SO BB IBB HBP BLK WP HR S P ERA WHIP	IP WLS BF H R ER SO BB IBB HBP BLK WP HR S P ERA WHIP	IP WLS BF H R ER SO BB IBB HBP BLK WP HR S P ERA WHIP	IP WLS BF H R ER SO BB IBB HBP BLK WP HR S P ERA WHIP	IP WLS BF H R ER SO BB IBB HBP BLK WP HR S P ERA WHIP	IP WLS BF H R ER SO BB IBB HBP BLK WP HR S P ERA WHIP	IP WLS BF H R ER SO BB IBB HBP BLK WP HR S P ERA WHIP	IP WLS BF H R ER SO BB IBB HBP BLK WP HR S P ERA WHIP	IP WLS BF H R ER SO BB IBB HBP BLK WP HR S P ERA WHIP	IP WLS BF H R ER SO BB IBB HBP BLK WP HR S P ERA WHIP	IP WLS BF H R ER SO BB IBB HBP BLK WP HR S P ERA WHIP	IP WLS BF H R ER SO BB IBB HBP BLK WP HR S P ERA WHIP	IP WLS BF H R ER SO BB IBB HBP BLK WP HR S P ERA WHIP	IP WLS BF H R ER SO BB IBB HBP BLK WP HR S P ERA WHIP	IP WLS BF H R ER SO BB IBB HBP BLK WP HR S P ERA WHIP	IP WLS BF H R ER SO BB IBB HBP BLK WP HR S P ERA WHIP	IP WLS BF H R ER SO BB IBB HBP BLK WP HR S P ERA WHIP	IP WLS BF H R ER SO BB IBB HBP BLK WP HR S P ERA WHIP	IP WLS BF H R ER SO BB IBB HBP BLK WP HR S P ERA WHIP	IP WLS BF H R ER SO BB IBB HBP BLK WP HR S P ERA WHIP	IP WLS BF H R ER SO BB IBB HBP BLK WP HR S P ERA WHIP								
Ben McDonald, R (1,1) ERA: 1.8	5.0	L 4	2	2	2	0	1	0	0	0	0	8	15	54.00	9.000																
Brad Pennington, L (6,1) ERA: 13.5	0.1	L 4	2	2	2	0	1	0	0	0	0	8	15	54.00	9.000																
Alan Mills, R (6,1) ERA: 27.0	0.2	7	3	2	2	1	1	1	1	0	1	11	24	27.00	6.000																
Armando Benitez, R (7,1) ERA: 27.0	2.0	6	0	0	0	2	0	0	0	0	0	18	26	0.00	0.000																

Batter	1	2	3	4	5	6	7	8	9	AB	R	H	RBI	BB	SO	LOB	TOP					
Brady Anderson, L (1, 7) OBP: 0.154, SLG: 0.231	G4-3		G3	FC5-4			SH		P6	4	2	2	0	0	0	0	Baltimore Orioles @ Minnesota Twins Hubert H. Humphrey Metrodome, Minneapolis, MN Fri Apr 28 1995, 8:05 PM EDT Att: 21,259 - Dome livebaseballscorecards.com					
Kevin Bass, S (1, 9) Damon Buford, R (7, 9)	L5-3		G3	FC5-4			B1		L4	3	0	0	0	1	0	4						
Rafael Palmeiro, L (1, 3) OBP: 0.286, SLG: 0.417	L5-3		G5-3		F9		HR		K	4	2	1	3	1	1	1						
Cal Ripken Jr., R (1, 6) OBP: 0.500, SLG: 0.727		HR	G5-3		F9		1B			4	1	2	2	0	0	1						
Harold Baines, L (1, 10) OBP: 0.417, SLG: 0.455		HR	E8		G3-1		K			4	1	2	1	0	1	1						
Matt Nokes, L (1, 2) OBP: 0.250, SLG: 1.000 Chris Hoiles, R (7, PH) (7, 2)	G3-6					G3-1	F8			3	1	1	2	0	0	1						
Andy Van Slyke, L (1, 8) OBP: 0.364, SLG: 1.000										1	0	0	0	0	0	1						
Leo Gomez, R (1, 5) OBP: 0.364, SLG: 0.300										4	1	1	1	0	2	0						
Manny Alexander, R (1, 4) OBP: 0.250, SLG: 0.250										3	0	1	0	1	0	0						
Inning Stats	R: 0 E: 0 K: 0 S: 6	H: 0 LOB: 0 BB: 1 P: 13	R: 2 E: 0 K: 0 S: 10	H: 3 LOB: 1 BB: 21 P: 1	R: 4 E: 1 K: 1 S: 14	H: 3 LOB: 0 BB: 1 P: 30	R: 0 E: 0 K: 0 S: 11	H: 2 LOB: 1 BB: 0 P: 19	R: 0 E: 0 K: 0 S: 6	H: 0 LOB: 0 BB: 0 P: 8	R: 0 E: 0 K: 0 S: 8	H: 0 LOB: 0 BB: 0 P: 13	R: 3 E: 1 K: 1 S: 11	H: 3 LOB: 1 BB: 0 P: 17	R: 0 E: 0 K: 1 S: 6	H: 0 LOB: 0 BB: 0 P: 10	R: 0 E: 0 K: 1 S: 8	H: 0 LOB: 0 BB: 0 P: 10	1B: 6 2B: 2 3B: 0 HR: 4	SF: 0 SAC: 1 DP: 2 HBP: 0	WP: 0 PB: 0 SB: 0 CS: 1	PA: 39
PITCHER	IP	WLS	BF	H	R	ER	SO	BB	IBB	HBP	BLK	WP	HR	S	P	ERA	WHIP			ERA	WHIP	
Pat Mahomes, R (1, 1) ERA: 20.25	2.2		15	6	6	6	0	3	0	0	0	0	3	27	58	20.25	3.375			0.00	0.600	
Eddie Guardado, L (3, 1) ERA:	3.1		11	2	0	0	1	0	0	0	0	0	0	28	46	0.00	0.600					
Vince Horsman, L (7, 1) ERA: 108.0	0.1		4	2	3	2	0	0	0	0	0	0	1	6	9	54.00	6.000					
Carl Willis, R (7, 1) ERA: 135.0	0.0		1	1	0	0	0	0	0	0	0	0	0	1	2	∞	∞					
Mark Guthrie, L (7, 1) ERA:	1.2	W	5	0	0	0	2	0	0	0	0	0	0	10	16	0.00	0.000					

Batter	1	2	3	4	5	6	7	8	9	AB	R	H	RBI	BB	SO	LOB	BOTTOM				
Chuck Knoblauch, R (1, 4) OBP: 0.429, SLG: 0.273	F9-3	FC6-4		FC5-4						3	2	1	1	2	0	3	Baltimore Orioles @ Minnesota Twins Hubert H. Humphrey Metrodome, Minneapolis, MN Fri Apr 28 1995, 8:05 PM EDT Att: 21,259 - Dome livebaseballscorecards.com				
Jeff Reboulet, R (1, 5) OBP: 0.333, SLG: 1.333 Chip Hale, L (6, PH)	F9-3			G4-3						3	1	1	1	0	0	2					
Scott Leius, R (6, PH) (7, 5)				HR						2	0	1	2	0	1	2					
Kirby Puckett, R (1, 9) OBP: 0.385, SLG: 0.545	1B			HR						4	2	3	3	1	0	0					
Pedro Munoz, R (1, 10) OBP: 0.125, SLG: 0.125 Matt Merullo, L (8, PH) (8, PH)	BB			HR						4	0	1	0	0	1	2					
Marty Cordova, R (1, 8) OBP: 0.182, SLG: 0.100 Alex Cole, L (8, PH) (9, 8)	1B			G5-3						1	1	1	1	0	0	0					
Jerald Clark, R (1, 7) OBP: 0.571, SLG: 1.143				HR						4	0	0	0	0	0	2					
Dave McCarty, R (1, 3) OBP: 0.333, SLG: 0.200 Kevin Maas, L (6, PH) (7, 3)	F9			F8						1	1	1	1	0	0	0					
Pat Meares, R (1, 6) OBP: 0.250, SLG: 0.250				G4-3						5	1	2	1	0	1	2					
Matt Walbeck, S (1, 2) OBP: 0.250, SLG: 0.250				P3						2	1	1	0	0	1	1					
Inning Stats	R: 0 E: 0 K: 0 S: 8	H: 2 LOB: 2 BB: 1 P: 15	R: 0 E: 1 K: 1 S: 11	H: 1 LOB: 2 BB: 0 P: 15	R: 2 E: 0 K: 0 S: 12	H: 2 LOB: 1 BB: 0 P: 23	R: 1 E: 0 K: 0 S: 12	H: 2 LOB: 1 BB: 0 P: 22	R: 0 E: 0 K: 1 S: 9	H: 0 LOB: 0 BB: 0 P: 13	R: 3 E: 0 K: 1 S: 17	H: 4 LOB: 2 BB: 1 P: 29	R: 0 E: 0 K: 0 S: 5	H: 1 LOB: 0 BB: 0 P: 7	R: 5 E: 0 K: 1 S: 15	H: 5 LOB: 2 BB: 2 P: 32	1B: 14 2B: 1 3B: 0 HR: 3	SF: 0 SAC: 0 DP: 1 HBP: 0	WP: 0 PB: 0 SB: 1 CS: 0	PA: 45	
PITCHER	IP	WLS	BF	H	R	ER	SO	BB	IBB	HBP	BLK	WP	HR	S	P	ERA	WHIP			ERA	WHIP
Sid Fernandez, L (1, 1) ERA: 8.1	3.1		18	7	3	3	1	1	0	0	0	0	0	23	38	11.57	1.286				
Mike Quist, R (4, 1) ERA: 11.97	2.1		10	2	3	3	2	1	0	0	0	0	0	4	4	∞	∞				
Jamie Moyer, L (6, 1) ERA: 20.25	0.0		1	1	0	0	0	0	0	0	0	0	0	4	4	∞	∞				
Alan Mills, R (6, 1) ERA: 22.5	1.1		7	3	2	2	0	0	0	0	0	0	1	9	15	13.50	2.250				
Aramando Benitez, R (8, 1) ERA: 3.0	0.1	L	3	1	0	0	1	1	0	0	0	0	0	7	12	0.00	6.000				

AB 35
R 9
H 11
RBI 9
BB 3
SO 4
LOB 11



AB 41
R 12
H 17
RBI 12
BB 4
SO 4
LOB 20





Batter	1	2	3	4	5	6	7	8	9	AB	R	H	RBI	BB	SO	LOB	TOP								
Brady Anderson, L (1, 7) OBP: 0.316, SLG: 0.556										5	4	3	0	0	0	1	Baltimore Orioles @ Minnesota Twins Hubert H. Humphrey Metrodome, Minneapolis, MN Sat Apr 29 1995, 8:05 PM EDT Att: 23,997 - Dome								
Kevin Bass, S (1, 9) OBP: 0.231, SLG: 0.273										5	2	2	2	0	0	1									
Rafael Palmeiro, L (1, 3) OBP: 0.368, SLG: 0.471 Jack Voigt, R (7, PR) (7, 3)										5	2	3	1	0	0	3									
Cal Ripken Jr., R (1, 6) OBP: 0.588, SLG: 0.714										3	2	2	3	1	0	1									
Harold Baines, L (1, 10) OBP: 0.412, SLG: 0.600										4	1	1	4	1	0	4									
Matt Nokes, L (1, 2) OBP: 0.111, SLG: 0.444										5	0	0	0	0	1	6									
Andy Van Slyke, L (1, 8) OBP: 0.333, SLG: 0.786 Damon Buford, R (7, 8)										4	0	1	2	0	1	0									
Leo Gomez, R (1, 5) OBP: 0.375, SLG: 0.333										5	1	2	0	0	0	2									
Manny Alexander, R (1, 4) OBP: 0.222, SLG: 0.222										5	1	1	0	0	0	1									
Inning Stats	R: 4 E: 1 K: 0 S: 17	H: 4 LOB: 0 BB: 0 P: 24	R: 3 E: 0 K: 0 S: 12	H: 3 LOB: 2 BB: 1 P: 20	R: 0 E: 0 K: 1 S: 11	H: 1 LOB: 1 BB: 0 P: 17	R: 2 E: 1 K: 1 S: 13	H: 2 LOB: 2 BB: 1 P: 24	R: 3 E: 1 K: 0 S: 13	H: 3 LOB: 1 BB: 0 P: 23	R: 0 E: 0 K: 0 S: 6	H: 0 LOB: 0 BB: 0 P: 8	R: 1 E: 0 K: 0 S: 9	H: 2 LOB: 1 BB: 0 P: 16	R: 0 E: 0 K: 0 S: 4	H: 0 LOB: 0 BB: 0 P: 7	R: 0 E: 0 K: 0 S: 5	H: 0 LOB: 0 BB: 0 P: 9	1B: 11 2B: 2 3B: 2 HR: 1	SF: 1 SAC: 0 DP: 0 HBP: 2	WP: 0 PB: 0 SB: 0 CS: 0	PA: 47			
PITCHER	IP	WLS	BF	H	R	ER	SO	BB	IBB	HBP	BLK	WP	HR	S	P	ERA	WHIP								
LaTroy Hawkins, R (1, 1) ERA: 37.8	1.2	L	13	7	7	7	0	0	0	1	0	0	0	27	38	37.80	4.200								
Rich Robertson, L (2, 1) ERA:	2.1		13	3	2	0	2	1	1	0	1	0	0	26	47	0.00	1.714								
Brad Radke, R (5, 1) ERA: 9.0	3.0		15	5	4	3	0	0	0	1	0	0	0	28	47	9.00	1.667								
Kevin Campbell, R (8, 1) ERA:	2.0		6	0	0	0	0	0	0	0	0	0	0	9	16	0.00	0.000								

Batter	1	2	3	4	5	6	7	8	9	AB	R	H	RBI	BB	SO	LOB	BOTTOM								
Chuck Knoblauch, R (1, 4) OBP: 0.368, SLG: 0.200										4	0	0	0	1	1	1	Baltimore Orioles @ Minnesota Twins Hubert H. Humphrey Metrodome, Minneapolis, MN Sat Apr 29 1995, 8:05 PM EDT Att: 23,997 - Dome								
Alex Cole, L (1, 8) OBP: 0.308, SLG: 0.182										5	0	1	1	0	2	0									
Kirby Puckett, R (1, 9) OBP: 0.294, SLG: 0.400										4	0	0	0	0	0	2									
Kevin Maas, L (1, 3) OBP: 0.250, SLG: 0.100										3	1	0	0	1	1	2									
Pedro Munoz, R (1, 10) OBP: 0.167, SLG: 0.250										4	1	1	0	0	2	1									
Matt Merullo, L (1, 2) OBP: 0.556, SLG: 0.625										3	1	1	0	1	1	1									
Marty Cordova, R (1, 7) OBP: 0.200, SLG: 0.286										4	1	1	1	0	1	3									
Scott Leius, R (1, 5) OBP: 0.462, SLG: 0.667										3	2	1	3	1	0	1									
Jeff Reboulet, R (1, 6) OBP: 0.500, SLG: 1.167 Chip Hale, L (9, PH)										3	1	2	2	0	0	0									
Inning Stats	R: 0 E: 0 K: 1 S: 9	H: 0 LOB: 0 BB: 0 P: 14	R: 3 E: 0 K: 0 S: 15	H: 3 LOB: 1 BB: 1 P: 25	R: 0 E: 0 K: 2 S: 9	H: 0 LOB: 0 BB: 0 P: 12	R: 0 E: 0 K: 2 S: 10	H: 0 LOB: 0 BB: 0 P: 13	R: 0 E: 0 K: 1 S: 6	H: 0 LOB: 0 BB: 0 P: 8	R: 4 E: 0 K: 0 S: 15	H: 4 LOB: 2 BB: 2 P: 34	R: 0 E: 0 K: 2 S: 8	H: 0 LOB: 1 BB: 1 P: 18	R: 0 E: 0 K: 0 S: 8	H: 0 LOB: 0 BB: 0 P: 12	1B: 3 2B: 2 3B: 1 HR: 1	SF: 0 SAC: 0 DP: 0 HBP: 0	WP: 0 PB: 1 SB: 0 CS: 0	PA: 38					
PITCHER	IP	WLS	BF	H	R	ER	SO	BB	IBB	HBP	BLK	WP	HR	S	P	ERA	WHIP								
Kevin Brown, R (1, 1) ERA: 7.1	6.1		25	5	5	5	6	1	0	0	0	0	0	3	10	7.11	0.947								
Alan Mills, R (7, 1) ERA: 31.5	0.0		2	1	1	1	0	1	0	0	0	0	0	3	10	∞	∞								
Mike Oquist, R (7, 1) ERA: 6.75	1.2		8	1	1	1	2	2	0	0	0	0	0	17	37	5.40	1.800								
Doug Jones, R (9, 1) ERA: 5.4	1.0		3	0	0	0	0	0	0	0	0	0	0	8	12	0.00	0.000								

AB	42
R	13
H	15
RBI	12
BB	2
SO	2
LOB	19



Batter	1	2	3	4	5	6	7	8	9	AB	R	H	RBI	BB	SO	LOB	TOP											
Brady Anderson, L OBP: 0.375, SLG: 0.682	4-2 BB 1B BB	1-1 G1-3		2-3 K			3-1 HR		1-1 1B	4	2	2	1	1	1	0	Baltimore Orioles @ Minnesota Twins Hubert H. Humphrey Metrodome, Minneapolis, MN Sun Apr 30 1995, 4:33 AM EDT Att: 16,302 - Dome AB 34 R 6 H 8 RBI 6 BB 5 SO 5 LOB 15 											
Manny Alexander, R OBP: 0.286, SLG: 0.231	4-2 SAFE 1B SAFE 1-2 BB	0-3 K			1-1 L8		1-0 BLK 1B		0-1 P7	4	0	1	0	1	1	1												
Rafael Palmeiro, L OBP: 0.333, SLG: 0.409	0-0 G4-6-3 1-2 2-H 1B				0-2 F8		0-0 P6		2-0 G3	5	0	1	1	0	0	2												
Cal Ripken Jr., R OBP: 0.571, SLG: 0.706	1-0 P6				0-3 K		4-1 1-2 IBB			3	0	1	0	1	1	2												
Harold Baines, L OBP: 0.381, SLG: 0.500	0-1 G4-6-3 1-2				4-1 2B		1-0 P6		1-0 F7	3	0	0	0	1	0	4												
Chris Hoiles, R OBP: 0.385, SLG: 0.556		1-1 BB HR 1B		1-3 K			2-0 HR		1-0 F8	4	2	2	1	0	1	2												
Andy Van Slyke, L OBP: 0.316, SLG: 0.647		4-2 HR BB		1-2 G4-3			3-1 G4-3		0-0 G3-1	3	1	0	0	1	0	2												
Leo Gomez, R OBP: 0.300, SLG: 0.263		0-2 L4		1-2 G6-3			0-3 K		2-0 P3	4	0	0	0	0	1	2												
Jeffrey Hammonds, R OBP: 0.286, SLG: 0.667		1-2 HR		0-0 G6-3			1-1 G4-3		1-1 P6	3	1	1	3	0	0	0												
Damon Buford, R OBP: 0.286, SLG: 0.667		1-1 HR								1	0	0	0	0	0	0												
Inning Stats	R: 1 E: 0 K: 0 S: 9	H: 1 LOB: 1 BB: 2 P: 18	R: 3 E: 0 K: 1 S: 18	H: 2 LOB: 0 BB: 1 P: 25	R: 0 E: 0 K: 1 S: 10	H: 1 LOB: 2 BB: 1 P: 17	R: 0 E: 0 K: 1 S: 8	H: 0 LOB: 0 BB: 0 P: 11	R: 0 E: 0 K: 1 S: 9	H: 0 LOB: 0 BB: 0 P: 10	R: 1 E: 0 K: 1 S: 8	H: 1 LOB: 2 BB: 1 P: 13	R: 1 E: 0 K: 0 S: 8	H: 2 LOB: 2 BB: 1 P: 18	R: 0 E: 0 K: 0 S: 3	H: 0 LOB: 0 BB: 0 P: 6	R: 0 E: 0 K: 0 S: 7	H: 1 LOB: 1 BB: 0 P: 11	1B: 4 2B: 1 3B: 0 HR: 3	SF: 0 SAC: 0 DP: 1 HBP: 0	WP: 0 PB: 0 SB: 0 CS: 0	PA: 39						
PITCHER	IP	WLS	BF	H	R	ER	SO	BB	IBB	HBP	BLK	WP	HR	S	P	ERA	WHIP											
Scott Erickson, R ERA: 5.73	(1, 1)	6.1	L	28	6	6	6	5	4	0	0	0	0	3	66	102	8.53	1.579										
Mark Guthrie, L ERA: 3.0	(7, 1)	0.2		4	1	0	0	0	0	1	0	1	0	0	4	10	0.00	1.500										
Dave Stevens, R ERA: 3.0	(8, 1)	2.0		7	1	0	0	0	0	0	0	0	0	0	10	17	0.00	0.500										

Batter	1	2	3	4	5	6	7	8	9	AB	R	H	RBI	BB	SO	LOB	BOTTOM											
Chuck Knoblauch, R OBP: 0.375, SLG: 0.350	2-3 K		1-1 2B 2B		2-1 F9		3-2 F8		0-2 2B	5	1	2	1	0	1	0	Baltimore Orioles @ Minnesota Twins Hubert H. Humphrey Metrodome, Minneapolis, MN Sun Apr 30 1995, 4:33 AM EDT Att: 16,302 - Dome AB 32 R 3 H 6 RBI 3 BB 6 SO 12 LOB 14 											
Jeff Reboulet, R OBP: 0.500, SLG: 0.889	2-3 K		4-0 2B BB		3-2 P6		2-2 1B		3-2 G4-3	3	0	1	0	1	1	0												
Chip Hale, L OBP: 0.500, SLG: 0.889			4-0 2B BB		3-2 P6		2-2 1B		3-2 G4-3	1	0	0	0	0	0	1												
Kirby Puckett, R OBP: 0.381, SLG: 0.500	1-2 G3		0-0 2B		4-2 BB		1-2 1B			3	0	2	2	1	0	0												
Pedro Munoz, R OBP: 0.133, SLG: 0.200			1-1 2B		2-0 FC5-6-4 BB BLK		2-3 K			3	0	0	0	0	2	2												
Alex Cole, L OBP: 0.286, SLG: 0.167			1-1 K		1-2 BB BLK		2-3 K			1	0	0	0	0	1	2												
Jerald Clark, R OBP: 0.455, SLG: 1.000			1-3 K		0-0 3B		1-3 K		2-1 P4	4	0	1	0	0	2	1												
Scott Leius, R OBP: 0.412, SLG: 0.533			2-0 F8		2-3 K		4-1 BB BB		0-0 P2	3	0	0	0	1	1	1												
Marty Cordova, R OBP: 0.263, SLG: 0.250			4-2 FC3-6 2B BB		3-3 K		4-2 BB		2-2 F9	2	1	0	0	2	1	1												
Dave McCarty, R OBP: 0.375, SLG: 0.167			4-0 FC3-6 BB		2-2 G5-3		1-2 BB		0-3 K	1	0	0	0	1	0	1												
Matt Merullo, L OBP: 0.455, SLG: 0.500			1-2 FC3-6 BB		2-3 G5-3		1-2 BB		0-3 K	2	0	0	0	0	1	3												
Matt Walbeck, S OBP: 0.167, SLG: 0.167			2-2 FC3-6 2B 2B		2-3 K		3-3 K		1-0 G4-3	4	1	0	0	0	2	2												
Inning Stats	R: 0 E: 0 K: 2 S: 11	H: 0 LOB: 0 BB: 0 P: 16	R: 0 E: 0 K: 2 S: 7	H: 0 LOB: 0 BB: 0 P: 10	R: 3 E: 0 K: 1 S: 14	H: 2 LOB: 1 BB: 3 P: 31	R: 0 E: 0 K: 2 S: 11	H: 1 LOB: 1 BB: 0 P: 18	R: 0 E: 0 K: 1 S: 9	H: 0 LOB: 0 BB: 0 P: 16	R: 0 E: 0 K: 1 S: 15	H: 0 LOB: 3 BB: 3 P: 31	R: 0 E: 0 K: 2 S: 17	H: 2 LOB: 2 BB: 0 P: 28	R: 0 E: 0 K: 0 S: 6	H: 0 LOB: 0 BB: 0 P: 10	R: 0 E: 0 K: 1 S: 10	H: 1 LOB: 1 BB: 0 P: 14	1B: 2 2B: 3 3B: 1 HR: 0	SF: 0 SAC: 0 DP: 0 HBP: 0	WP: 0 PB: 0 SB: 0 CS: 0	PA: 38						
PITCHER	IP	WLS	BF	H	R	ER	SO	BB	IBB	HBP	BLK	WP	HR	S	P	ERA	WHIP											
Arthur Rhodes, L ERA: 4.76	(1, 1)	5.2	W	23	3	3	3	9	4	0	0	0	0	59	105	4.76	1.235											
Armando Benitez, R ERA: 1.69	(6, 1)	2.1		11	2	0	0	2	2	0	0	1	0	0	31	55	0.00	1.714										
Doug Jones, R ERA: 3.38	(9, 1)	1.0	S	4	1	0	0	1	0	0	0	0	0	10	14	0.00	1.000											

Batter	1	2	3	4	5	6	7	8	9	AB	R	H	RBI	BB	SO	LOB	TOP								
Keith Miller, R (1, 10) OBP: 0.143, SLG: 0.143										4	0	0	0	0	2	2	Kansas City Royals @ Minnesota Twins Hubert H. Humphrey Metrodome, Minneapolis, MN Tue May 02 1995, 8:05 PM EDT Att: 8,862 - Dome - 64 F								
Tom Goodwin, L (1, 8) OBP: 0.350, SLG: 0.294										4	0	0	0	0	2	2									
Wally Joyner, L (1, 3) OBP: 0.476, SLG: 0.471										3	0	0	0	1	1	1									
Phil Hiatt, R (1, 9) OBP: 0.250, SLG: 0.625										4	1	1	1	0	0	1									
Greg Gagne, R (1, 6) OBP: 0.450, SLG: 0.579										4	1	1	0	0	1	0									
Gary Gaetti, R (1, 5) OBP: 0.381, SLG: 0.750										4	1	2	1	0	1	1									
Pat Borders, R (1, 2) OBP: 0.250, SLG: 0.625										4	1	1	2	0	2	1									
Jon Nunnally, L (1, 7) OBP: 0.417, SLG: 0.636										3	0	0	0	0	2	0									
Jose Lind, R (1, 4) OBP: 0.267, SLG: 0.286										3	0	2	0	0	0	0									
Inning Stats	R: 0 E: 0 K: 1 S: 7	H: 0 LOB: 0 BB: 0 P: 10	R: 3 E: 0 K: 2 S: 15	H: 3 LOB: 0 BB: 0 P: 20	R: 0 E: 0 K: 3 S: 9	H: 0 LOB: 0 BB: 0 P: 14	R: 0 E: 0 K: 1 S: 10	H: 1 LOB: 1 BB: 0 P: 13	R: 0 E: 0 K: 1 S: 6	H: 0 LOB: 0 BB: 1 P: 7	R: 0 E: 0 K: 0 S: 8	H: 0 LOB: 0 BB: 0 P: 13	R: 0 E: 0 K: 0 S: 4	H: 0 LOB: 0 BB: 0 P: 6	R: 0 E: 0 K: 1 S: 8	H: 1 LOB: 1 BB: 0 P: 10	R: 1 E: 0 K: 2 S: 13	H: 1 LOB: 0 BB: 0 P: 18	1B: 3 2B: 1 3B: 0 HR: 3	SF: 0 SAC: 0 DP: 1 HBP: 0	WP: 0 PB: 0 CS: 0	PA: 34			
PITCHER	IP	WLS	BF	H	R	ER	SO	BB	IBB	HBP	BLK	WP	HR	S	P	ERA	WHIP								
Kevin Tapani, R (1, 1) ERA: 4.15	8.0	L	30	6	3	3	9	1	0	0	0	0	2	67	93	3.38	0.875								
Mo Sanford, R (9, 1) ERA: 2.7	1.0		4	1	1	1	2	0	0	0	0	0	1	13	18	9.00	1.000								

AB	33
R	4
H	7
RBI	4
BB	1
SO	11
LOB	8



Batter	1	2	3	4	5	6	7	8	9	AB	R	H	RBI	BB	SO	LOB	BOTTOM								
Chuck Knoblauch, R (1, 4) OBP: 0.357, SLG: 0.333										4	0	1	0	0	0	0	Kansas City Royals @ Minnesota Twins Hubert H. Humphrey Metrodome, Minneapolis, MN Tue May 02 1995, 8:05 PM EDT Att: 8,862 - Dome - 64 F								
Alex Cole, L (1, 8) OBP: 0.353, SLG: 0.267										3	0	2	0	0	0	0									
Dave McCarty, R (8, PH) OBP: 0.444, SLG: 0.286										1	0	1	0	0	0	0									
Kirby Puckett, R (1, 9) OBP: 0.320, SLG: 0.409										4	0	0	0	0	1	4									
Kevin Maas, L (1, 3) OBP: 0.250, SLG: 0.357										4	1	1	1	0	0	3									
Marty Cordova, R (1, 7) OBP: 0.261, SLG: 0.250										4	1	1	0	0	0	1									
Matt Merullo, L (1, 10) OBP: 0.400, SLG: 0.385										3	1	0	0	1	0	1									
Scott Leius, R (1, 5) OBP: 0.381, SLG: 0.444										3	0	0	0	1	0	1									
Matt Walbeck, S (1, 2) OBP: 0.250, SLG: 0.250										4	0	2	2	0	0	0									
Jerald Clark, R (9, PR) OBP: 0.455, SLG: 1.000										0	0	0	0	0	0	0									
Jeff Reboulet, R (1, 6) OBP: 0.385, SLG: 0.667										3	0	0	0	0	1	2									
Chip Hale, L (9, PH)										1	0	0	0	0	0	1									
Inning Stats	R: 0 E: 0 K: 0 S: 6	H: 0 LOB: 0 BB: 0 P: 11	R: 1 E: 0 K: 0 S: 11	H: 1 LOB: 2 BB: 2 P: 25	R: 0 E: 0 K: 0 S: 5	H: 2 LOB: 1 BB: 0 P: 10	R: 0 E: 0 K: 0 S: 5	H: 0 LOB: 0 BB: 0 P: 9	R: 0 E: 0 K: 1 S: 6	H: 0 LOB: 0 BB: 0 P: 11	R: 0 E: 0 K: 1 S: 10	H: 1 LOB: 1 BB: 0 P: 14	R: 0 E: 0 K: 0 S: 5	H: 0 LOB: 0 BB: 0 P: 10	R: 0 E: 0 K: 0 S: 7	H: 1 LOB: 1 BB: 0 P: 11	R: 2 E: 0 K: 0 S: 11	H: 3 LOB: 1 BB: 0 P: 20	1B: 7 2B: 1 3B: 0 HR: 1	SF: 0 SAC: 0 DP: 1 HBP: 0	WP: 0 PB: 0 CS: 0	PA: 36			
PITCHER	IP	WLS	BF	H	R	ER	SO	BB	IBB	HBP	BLK	WP	HR	S	P	ERA	WHIP								
Mark Gubicza, R (1, 1) ERA: 2.7	6.0	W	23	4	1	1	2	2	0	0	0	0	0	43	80	1.50	1.000								
Chris Haney, L (7, 1) ERA	1.2		6	1	0	0	0	0	0	0	0	0	0	10	18	0.00	0.600								
Rusty Meacham, R (8, 1) ERA: 6.75	0.1		1	0	0	0	0	0	0	0	0	0	0	2	3	0.00	0.000								
Jeff Montgomery, R (9, 1) ERA: 6.0	1.0	S	6	3	2	2	0	0	0	0	0	0	1	11	20	18.00	3.000								

AB	34
R	3
H	8
RBI	3
BB	2
SO	2
LOB	13



Batter	1	2	3	4	5	6	7	8	9	AB	R	H	RBI	BB	SO	LOB	TOP																																																																																																											
Michael Tucker, L (1, 7) OBP: 0.353, SLG: 0.267 Keith Miller, R (7, PH) OBP: 0.250, SLG: 0.143	F8				K												4 1 1 0 0 1 3 0 0 0 0 1 0 0																																																																																																											
Pat Borders, R (9, PH) OBP: 0.333, SLG: 0.778 David Howard, S (9, PR)									2B								1 0 1 0 0 0 0 0 0 0 0 0 0 0																																																																																																											
Tom Goodwin, L (1, 8) OBP: 0.333, SLG: 0.250 Phil Hiatt, R (7, PH) OBP: 0.300, SLG: 0.556	F9				K												3 1 0 0 1 2 1 1 0 0 0 1 0 2																																																																																																											
Wally Joyner, L (1, 3) OBP: 0.481, SLG: 0.455																	5 1 2 1 1 2 4																																																																																																											
Bob Hamelin, L (1, 10) OBP: 0.421, SLG: 0.333 Joe Vitello, R (7, PH) Jon Nunnally, L (7, PH) OBP: 0.385, SLG: 0.583																	4 0 2 1 0 0 1 0 0 0 0 0 0 0 1 0 0 0 0 1 2																																																																																																											
Gary Gaetti, R (1, 5) OBP: 0.385, SLG: 0.667																	4 1 1 0 1 1 2																																																																																																											
Greg Gagne, R (1, 6) OBP: 0.440, SLG: 0.500																	3 1 0 1 2 1 2																																																																																																											
Felix Jose, S (1, 9) OBP: 0.077, SLG: 0.154																	5 2 1 0 0 3 4																																																																																																											
Brent Mayne, L (1, 2) OBP: 0.400, SLG: 0.333																	4 2 2 2 1 1 1																																																																																																											
Jose Lind, R (1, 4) OBP: 0.350, SLG: 0.421																	5 0 3 2 0 0 1																																																																																																											
Inning Stats	R: 0 E: 0 K: 1 S: 16	H: 1 LOB: 2 BB: 1 P: 27	R: 0 E: 0 K: 1 S: 10	H: 1 LOB: 1 BB: 0 P: 13	R: 7 E: 1 K: 1 S: 22	H: 6 LOB: 2 BB: 2 P: 38	R: 0 E: 0 K: 0 S: 8	H: 0 LOB: 0 BB: 0 P: 11	R: 0 E: 0 K: 2 S: 13	H: 1 LOB: 2 BB: 1 P: 22	R: 0 E: 0 K: 1 S: 8	H: 1 LOB: 2 BB: 1 P: 14	R: 2 E: 0 K: 2 S: 16	H: 2 LOB: 2 BB: 2 P: 27	R: 0 E: 0 K: 2 S: 8	H: 0 LOB: 0 BB: 0 P: 13	R: 0 E: 0 K: 2 S: 15	H: 1 LOB: 2 BB: 1 P: 29	1B: 10 2B: 3 3B: 0 HR: 0	SF: 0 SAC: 0 DP: 0 HBP: 0	WP: 1 PB: 0 SB: 0 CS: 0	PA: 48																																																																																																						
PITCHER	IP WLS BF H R ER SO BB IBB HBP BLK WP HR S P ERA WHIP	<table border="0"> <tr> <td>Pat Mahomes, R (1, 1) ERA: 21.6</td> <td>2.1</td> <td>17</td> <td>7</td> <td>7</td> <td>6</td> <td>2</td> <td>3</td> <td>0</td> <td>0</td> <td>0</td> <td>0</td> <td>0</td> <td>0</td> <td>38</td> <td>66</td> <td>23.14</td> <td>4.286</td> </tr> <tr> <td>Eddie Guardado, L (3, 1) ERA:</td> <td>3.1</td> <td>14</td> <td>3</td> <td>0</td> <td>0</td> <td>4</td> <td>1</td> <td>0</td> <td>0</td> <td>0</td> <td>0</td> <td>0</td> <td>0</td> <td>36</td> <td>51</td> <td>0.00</td> <td>1.200</td> </tr> <tr> <td>Carl Willis, R (6, 1) ERA: 94.5</td> <td>0.1</td> <td>5</td> <td>2</td> <td>2</td> <td>0</td> <td>0</td> <td>2</td> <td>0</td> <td>0</td> <td>0</td> <td>0</td> <td>0</td> <td>0</td> <td>8</td> <td>18</td> <td>54.00</td> <td>12.000</td> </tr> <tr> <td>Mark Guthrie, L (7, 1) ERA:</td> <td>0.2</td> <td>3</td> <td>0</td> <td>0</td> <td>0</td> <td>1</td> <td>1</td> <td>0</td> <td>0</td> <td>0</td> <td>1</td> <td>0</td> <td>7</td> <td>12</td> <td>0.00</td> <td>1.500</td> </tr> <tr> <td>Dave Stevens, R (7, 1) ERA: 2.08</td> <td>1.1</td> <td>W 4</td> <td>0</td> <td>0</td> <td>0</td> <td>3</td> <td>0</td> <td>0</td> <td>0</td> <td>0</td> <td>0</td> <td>0</td> <td>12</td> <td>18</td> <td>0.00</td> <td>0.000</td> </tr> </table>																Pat Mahomes, R (1, 1) ERA: 21.6	2.1	17	7	7	6	2	3	0	0	0	0	0	0	38	66	23.14	4.286	Eddie Guardado, L (3, 1) ERA:	3.1	14	3	0	0	4	1	0	0	0	0	0	0	36	51	0.00	1.200	Carl Willis, R (6, 1) ERA: 94.5	0.1	5	2	2	0	0	2	0	0	0	0	0	0	8	18	54.00	12.000	Mark Guthrie, L (7, 1) ERA:	0.2	3	0	0	0	1	1	0	0	0	1	0	7	12	0.00	1.500	Dave Stevens, R (7, 1) ERA: 2.08	1.1	W 4	0	0	0	3	0	0	0	0	0	0	12	18	0.00	0.000	<table border="0"> <tr> <td>Rick Aguilera, R (9, 1) ERA:</td> <td>1.0</td> <td>S 5</td> <td>1</td> <td>0</td> <td>0</td> <td>2</td> <td>1</td> <td>0</td> <td>0</td> <td>0</td> <td>0</td> <td>0</td> <td>0</td> <td>15</td> <td>29</td> <td>0.00</td> <td>2.000</td> </tr> </table>	Rick Aguilera, R (9, 1) ERA:	1.0	S 5	1	0	0	2	1	0	0	0	0	0	0	15	29	0.00	2.000
Pat Mahomes, R (1, 1) ERA: 21.6	2.1	17	7	7	6	2	3	0	0	0	0	0	0	38	66	23.14	4.286																																																																																																											
Eddie Guardado, L (3, 1) ERA:	3.1	14	3	0	0	4	1	0	0	0	0	0	0	36	51	0.00	1.200																																																																																																											
Carl Willis, R (6, 1) ERA: 94.5	0.1	5	2	2	0	0	2	0	0	0	0	0	0	8	18	54.00	12.000																																																																																																											
Mark Guthrie, L (7, 1) ERA:	0.2	3	0	0	0	1	1	0	0	0	1	0	7	12	0.00	1.500																																																																																																												
Dave Stevens, R (7, 1) ERA: 2.08	1.1	W 4	0	0	0	3	0	0	0	0	0	0	12	18	0.00	0.000																																																																																																												
Rick Aguilera, R (9, 1) ERA:	1.0	S 5	1	0	0	2	1	0	0	0	0	0	0	15	29	0.00	2.000																																																																																																											

Kansas City Royals @ Minnesota Twins
Hubert H. Humphrey Metrodome, Minneapolis, MN
Wed May 03 1995, 8:05 PM EDT
Att: 8,738 - Dome - 68 F

AB 40
R 9
H 13
RBI 7
BB 8
SO 12
LOB 23



Batter	1	2	3	4	5	6	7	8	9	AB	R	H	RBI	BB	SO	LOB	BOTTOM																																																			
Chuck Knoblauch, R (1, 4) OBP: 0.394, SLG: 0.429																	4 3 2 0 1 0 0																																																			
Alex Cole, L (1, 8) OBP: 0.409, SLG: 0.368																	4 1 2 1 1 0 2																																																			
Kirby Puckett, R (1, 9) OBP: 0.367, SLG: 0.423																	4 1 2 0 1 1 1																																																			
Kevin Maas, L (1, 3) OBP: 0.316, SLG: 0.412 Dave McCarty, R (5, PR) OBP: 0.400, SLG: 0.286																	3 0 2 1 0 0 0 0 1 0 1 0 0 0																																																			
Chip Hale, L (8, PH) Jerald Clark, R (9, 3) OBP: 0.455, SLG: 1.000 Marty Cordova, R (1, 7) OBP: 0.321, SLG: 0.480																	1 0 0 0 0 1 1 0 0 0 0 0 0 0																																																			
Matt Merullo, L (1, 10) OBP: 0.388, SLG: 0.353																	5 2 3 3 0 2 3																																																			
Scott Leius, R (1, 5) OBP: 0.400, SLG: 0.429																	4 0 1 0 0 1 5																																																			
Matt Walbeck, S (1, 2) OBP: 0.200, SLG: 0.200																	3 0 1 2 1 0 2																																																			
Jeff Reboulet, R (1, 6) OBP: 0.412, SLG: 0.688																	4 0 0 0 0 2 4																																																			
Inning Stats	R: 0 E: 0 K: 1 S: 9	H: 1 LOB: 0 BB: 0 P: 13	R: 1 E: 0 K: 1 S: 13	H: 2 LOB: 1 BB: 1 P: 25	R: 3 E: 2 K: 1 S: 20	H: 3 LOB: 2 BB: 1 P: 34	R: 0 E: 0 K: 1 S: 12	H: 3 LOB: 0 BB: 0 P: 19	R: 2 E: 0 K: 0 S: 10	H: 3 LOB: 1 BB: 0 P: 15	R: 3 E: 1 K: 1 S: 16	H: 1 LOB: 1 BB: 2 P: 34	R: 0 E: 0 K: 0 S: 5	H: 0 LOB: 0 BB: 0 P: 12	R: 1 E: 0 K: 2 S: 10	H: 2 LOB: 1 BB: 0 P: 12	1B: 10 2B: 4 3B: 1 HR: 1	SF: 1 SAC: 0 DP: 2 HBP: 0	WP: 0 PB: 0 SB: 0 CS: 1	PA: 41																																																
PITCHER	IP WLS BF H R ER SO BB IBB HBP BLK WP HR S P ERA WHIP	<table border="0"> <tr> <td>Tom Gordon, R (1, 1) ERA: 9.0</td> <td>1.2</td> <td>9</td> <td>2</td> <td>3</td> <td>0</td> <td>0</td> <td>1</td> <td>1</td> <td>0</td> <td>0</td> <td>0</td> <td>0</td> <td>18</td> <td>36</td> <td>0.00</td> <td>1.800</td> </tr> <tr> <td>Hipolito Pichardo, R (5, 1) ERA: 4.15</td> <td>1.1</td> <td>4</td> <td>0</td> <td>0</td> <td>0</td> <td>1</td> <td>0</td> <td>0</td> <td>0</td> <td>0</td> <td>0</td> <td>0</td> <td>8</td> <td>17</td> <td>0.00</td> <td>0.000</td> </tr> <tr> <td>Billy Brewer, L (6, 1) ERA: 4.5</td> <td>1.0</td> <td>L 5</td> <td>2</td> <td>1</td> <td>1</td> <td>2</td> <td>0</td> <td>0</td> <td>0</td> <td>0</td> <td>0</td> <td>0</td> <td>10</td> <td>12</td> <td>9.00</td> <td>2.000</td> </tr> </table>																Tom Gordon, R (1, 1) ERA: 9.0	1.2	9	2	3	0	0	1	1	0	0	0	0	18	36	0.00	1.800	Hipolito Pichardo, R (5, 1) ERA: 4.15	1.1	4	0	0	0	1	0	0	0	0	0	0	8	17	0.00	0.000	Billy Brewer, L (6, 1) ERA: 4.5	1.0	L 5	2	1	1	2	0	0	0	0	0	0	10	12	9.00	2.000
Tom Gordon, R (1, 1) ERA: 9.0	1.2	9	2	3	0	0	1	1	0	0	0	0	18	36	0.00	1.800																																																				
Hipolito Pichardo, R (5, 1) ERA: 4.15	1.1	4	0	0	0	1	0	0	0	0	0	0	8	17	0.00	0.000																																																				
Billy Brewer, L (6, 1) ERA: 4.5	1.0	L 5	2	1	1	2	0	0	0	0	0	0	10	12	9.00	2.000																																																				

Kansas City Royals @ Minnesota Twins
Hubert H. Humphrey Metrodome, Minneapolis, MN
Wed May 03 1995, 8:05 PM EDT
Att: 8,738 - Dome - 68 F

AB 36
R 10
H 15
RBI 8
BB 4
SO 7
LOB 18



Batter	1	2	3	4	5	6	7	8	9	AB	R	H	RBI	BB	SO	LOB	TOP			
Michael Tucker, L (1, 7) OBP: 0.300, SLG: 0.222 Joe Vitello, R (7, PH) David Howard, S (7, 8)	F8		G3		K		K			3	0	0	0	0	1	0	Kansas City Royals @ Minnesota Twins Hubert H. Humphrey Metrodome, Minneapolis, MN Thu May 04 1995, 4:33 AM EDT Att: 11,935 - Dome			
Tom Goodwin, L (1, 8) OBP: 0.296, SLG: 0.217 Phil Hiatt, R (7, PH) (7, 7) (9, 9)	L7		G4-3		K				HR	3	0	0	0	0	1	0				
Wally Joyner, L (1, 3) OBP: 0.452, SLG: 0.462	1B 2B		F8				F7		G4-3	4	1	1	0	0	0	0				
Bob Hamelin, L (1, 10) OBP: 0.435, SLG: 0.389	1B E BB			F9			G6-3 2B		G3-1	3	1	1	0	1	0	0				
Gary Gaetti, R (1, 5) OBP: 0.400, SLG: 0.630	E7 1B			HR BB			G6-3 2-3		K	3	1	1	1	1	1	1				
Greg Gagne, R (1, 6) OBP: 0.448, SLG: 0.600	G6-3			HR					G5-3	3	1	1	2	1	0	1				
Felix Jose, S (1, 9) OBP: 0.235, SLG: 0.250 Jon Nunnally, L (9, PR) OBP: 0.385, SLG: 0.583 (9, 7)			G6-3 1B				G5-3			3	0	2	0	1	0	2				
Brent Mayne, L (1, 2) OBP: 0.316, SLG: 0.250			F8		G1-6-3 1B				G3-6-3 1-2	4	0	0	0	0	0	3				
Jose Lind, R (1, 4) OBP: 0.333, SLG: 0.391			G6-3 1-2				F7			4	1	1	0	0	0	2				
Inning Stats	R: 2 E: 1 K: 0 S: 5	H: 2 LOB: 1 BB: 1 P: 9	R: 0 E: 0 K: 0 S: 3	H: 1 LOB: 0 BB: 0 P: 3	R: 0 E: 0 K: 0 S: 3	H: 0 LOB: 0 BB: 0 P: 3	R: 2 E: 0 K: 0 S: 4	H: 2 LOB: 0 BB: 1 P: 8	R: 0 E: 0 K: 0 S: 4	H: 1 LOB: 2 BB: 1 P: 8	R: 2 E: 0 K: 1 S: 7	H: 2 LOB: 0 BB: 0 P: 7	R: 0 E: 0 K: 1 S: 5	H: 0 LOB: 0 BB: 0 P: 5	R: 0 E: 0 K: 0 S: 2	H: 0 LOB: 1 BB: 1 P: 6	1B: 4 2B: 2 3B: 0 HR: 2	SF: 0 SAC: 0 DP: 3 HBP: 0	WP: 0 PB: 0 SB: 0 CS: 0	PA: 36
PITCHER	IP WLS BF H R ER SO BB IBB HBP BLK WP HR S P ERA WHIP	IP WLS BF H R ER SO BB IBB HBP BLK WP HR S P ERA WHIP	IP WLS BF H R ER SO BB IBB HBP BLK WP HR S P ERA WHIP	IP WLS BF H R ER SO BB IBB HBP BLK WP HR S P ERA WHIP	IP WLS BF H R ER SO BB IBB HBP BLK WP HR S P ERA WHIP	IP WLS BF H R ER SO BB IBB HBP BLK WP HR S P ERA WHIP	IP WLS BF H R ER SO BB IBB HBP BLK WP HR S P ERA WHIP	IP WLS BF H R ER SO BB IBB HBP BLK WP HR S P ERA WHIP	IP WLS BF H R ER SO BB IBB HBP BLK WP HR S P ERA WHIP	IP WLS BF H R ER SO BB IBB HBP BLK WP HR S P ERA WHIP	IP WLS BF H R ER SO BB IBB HBP BLK WP HR S P ERA WHIP	IP WLS BF H R ER SO BB IBB HBP BLK WP HR S P ERA WHIP	IP WLS BF H R ER SO BB IBB HBP BLK WP HR S P ERA WHIP	IP WLS BF H R ER SO BB IBB HBP BLK WP HR S P ERA WHIP	IP WLS BF H R ER SO BB IBB HBP BLK WP HR S P ERA WHIP	IP WLS BF H R ER SO BB IBB HBP BLK WP HR S P ERA WHIP	IP WLS BF H R ER SO BB IBB HBP BLK WP HR S P ERA WHIP			
LaTroy Hawkins, R (1, 1) ERA: 12.27	Rich Robertson, L (6, 1) ERA: 4.91	Kevin Campbell, R (8, 1) ERA:	Vince Horsman, L (9, 1) ERA: 27.0																	

AB	32
R	6
H	8
RBI	5
BB	4
SO	4
LOB	10



Batter	1	2	3	4	5	6	7	8	9	AB	R	H	RBI	BB	SO	LOB	BOTTOM			
Chuck Knoblauch, R (1, 4) OBP: 0.351, SLG: 0.375	K		K		K			E6 1B		4	0	0	0	0	3	1	Kansas City Royals @ Minnesota Twins Hubert H. Humphrey Metrodome, Minneapolis, MN Thu May 04 1995, 4:33 AM EDT Att: 11,935 - Dome			
Alex Cole, L (1, 8) OBP: 0.423, SLG: 0.391	P6				K					4	0	2	0	0	1	0				
Kirby Puckett, R (1, 10) OBP: 0.353, SLG: 0.400				1B			G5-3			4	0	1	0	0	1	3				
Marty Cordova, R (1, 7) OBP: 0.281, SLG: 0.414	P4				K					4	0	0	0	0	1	2				
Matt Merullo, L (1, 2) OBP: 0.391, SLG: 0.350					2B 1B					3	0	1	0	1	1	0				
Jerald Clark, R (1, 9) OBP: 0.467, SLG: 0.933	K									4	0	2	0	0	2	1				
Scott Leius, R (1, 5) OBP: 0.357, SLG: 0.375 Chip Hale, L (9, PH)										3	0	0	0	0	2					
Dave McCarty, R (1, 3) OBP: 0.286, SLG: 0.182										4	0	0	0	0	3	3				
Pat Meares, R (1, 6) OBP: 0.267, SLG: 0.267										3	0	1	0	0	2	0				
Inning Stats	R: 0 E: 0 K: 1 S: 6	H: 1 LOB: 0 BB: 0 P: 6	R: 0 E: 0 K: 2 S: 7	H: 0 LOB: 0 BB: 0 P: 7	R: 0 E: 0 K: 1 S: 7	H: 2 LOB: 2 BB: 0 P: 7	R: 0 E: 0 K: 2 S: 9	H: 2 LOB: 2 BB: 0 P: 9	R: 0 E: 0 K: 3 S: 9	H: 0 LOB: 0 BB: 0 P: 9	R: 0 E: 0 K: 1 S: 5	H: 0 LOB: 1 BB: 1 P: 9	R: 0 E: 1 K: 1 S: 6	H: 1 LOB: 1 BB: 0 P: 6	R: 0 E: 0 K: 2 S: 8	H: 1 LOB: 1 BB: 0 P: 8	1B: 6 2B: 1 3B: 0 HR: 0	SF: 0 SAC: 0 DP: 0 HBP: 0	WP: 0 PB: 0 SB: 0 CS: 0	PA: 35
PITCHER	IP WLS BF H R ER SO BB IBB HBP BLK WP HR S P ERA WHIP	IP WLS BF H R ER SO BB IBB HBP BLK WP HR S P ERA WHIP	IP WLS BF H R ER SO BB IBB HBP BLK WP HR S P ERA WHIP	IP WLS BF H R ER SO BB IBB HBP BLK WP HR S P ERA WHIP	IP WLS BF H R ER SO BB IBB HBP BLK WP HR S P ERA WHIP	IP WLS BF H R ER SO BB IBB HBP BLK WP HR S P ERA WHIP	IP WLS BF H R ER SO BB IBB HBP BLK WP HR S P ERA WHIP	IP WLS BF H R ER SO BB IBB HBP BLK WP HR S P ERA WHIP	IP WLS BF H R ER SO BB IBB HBP BLK WP HR S P ERA WHIP	IP WLS BF H R ER SO BB IBB HBP BLK WP HR S P ERA WHIP	IP WLS BF H R ER SO BB IBB HBP BLK WP HR S P ERA WHIP	IP WLS BF H R ER SO BB IBB HBP BLK WP HR S P ERA WHIP	IP WLS BF H R ER SO BB IBB HBP BLK WP HR S P ERA WHIP	IP WLS BF H R ER SO BB IBB HBP BLK WP HR S P ERA WHIP	IP WLS BF H R ER SO BB IBB HBP BLK WP HR S P ERA WHIP	IP WLS BF H R ER SO BB IBB HBP BLK WP HR S P ERA WHIP	IP WLS BF H R ER SO BB IBB HBP BLK WP HR S P ERA WHIP			
Kevin Appier, R (1, 1) ERA: 0.46	Dilson Torres, R (8, 1) ERA: 2.7																			

AB	34
R	0
H	7
RBI	0
BB	1
SO	15
LOB	13



Batter	1	2	3	4	5	6	7	8	9	AB	R	H	RBI	BB	SO	LOB	TOP																								
Chuck Knoblauch R (1,4) OBP: 0.341, SLG: 0.343	G6-3		K			F8			1B HBP	3	0	0	0	0	1	0	Minnesota Twins @ Cleveland Indians Jacobs Field, Cleveland, OH Fri May 05 1995, 7:05 PM EDT Att: 41,434 - Unknown - 58 F																								
Alex Cole L (1,8) OBP: 0.400, SLG: 0.370	B1-3			K		G3			G6-4-3 1B	4	0	1	0	0	1	0																									
Kirby Puckett R (1,9) OBP: 0.342, SLG: 0.364	F7				2B BB	F9			K	3	1	0	0	1	1	2																									
Matt Merullo L (1,10) OBP: 0.444, SLG: 0.435									G6-4-3	3	0	2	1	0	0	2																									
Marty Cordova R (1,7) OBP: 0.286, SLG: 0.406	F2				1B 2B				HBP	3	0	1	0	0	1	2																									
Scott Stahoviak L (1,3)	FC5-4				1B				K	3	0	0	0	0	0	4																									
Scott Leius R (1,5) OBP: 0.355, SLG: 0.346	G1-3								G6-3	2	0	0	0	1	0	1																									
Matt Walbeck S (1,2) OBP: 0.217, SLG: 0.217									G5-3	3	0	1	0	0	0	1																									
Pat Meares R (1,6) OBP: 0.222, SLG: 0.222	G1-4-3								G1-3	3	0	0	0	0	1	1																									
Inning Stats	R: 0 E: 0 K: 0 S: 3	H: 0 LOB: 0 BB: 0 P: 5	R: 0 E: 0 K: 0 S: 8	H: 1 LOB: 1 BB: 0 P: 10	R: 0 E: 0 K: 1 S: 9	H: 1 LOB: 0 BB: 0 P: 14	R: 1 E: 0 K: 1 S: 11	H: 2 LOB: 1 BB: 1 P: 18	R: 0 E: 0 K: 0 S: 5	H: 0 LOB: 0 BB: 0 P: 5	R: 0 E: 0 K: 1 S: 6	H: 0 LOB: 0 BB: 0 P: 8	R: 0 E: 0 K: 0 S: 7	H: 0 LOB: 0 BB: 0 P: 10	R: 0 E: 0 K: 1 S: 13	H: 1 LOB: 1 BB: 0 P: 16		1B: 4 2B: 3 3B: 0 HR: 0	SF: 0 SAC: 0 DP: 5 HBP: 2	WP: 0 PB: 0 SB: 0 CS: 0	PA: 31																				
PITCHER	IP	WLS	BF	H	R	ER	SO	BB	IBB	HBP	BLK	WP	HR	S	P	ERA	WHIP	PITCHER				IP	WLS	BF	H	R	ER	SO	BB	IBB	HBP	BLK	WP	HR	S	P	ERA	WHIP			
Charles Nagy R (1,1) ERA: 3.27	7.0	W	24	4	1	1	4	2	0	1	0	0	0	51	78	1.29	0.857					7.0	L	10	1	0	0	0	0	0	0	0	0	0	0	0	0	0	0	0	
Julian Tavarez R (8,1) ERA: 1.42	1.0	S	5	1	0	0	0	0	0	1	0	0	0	11	16	0.00	1.000					1.0	S	2	0	0	0	1	0	0	0	0	0	0	0	0	0	0	0	0	
Jose Mesa R (9,1) ERA: 2.7	1.0	S	2	0	0	0	1	0	0	0	0	0	0	9	10	0.00	0.000					1.0	S	2	0	0	0	1	0	0	0	0	0	0	0	0	0	0	0	0	0

AB	27
R	1
H	5
RBI	1
BB	2
SO	5
LOB	13



Batter	1	2	3	4	5	6	7	8	9	AB	R	H	RBI	BB	SO	LOB	BOTTOM																								
Kenny Lofton L (1,8) OBP: 0.314, SLG: 0.364	G1-3			G4-3	F8				L9	4	0	0	0	0	0	1	Minnesota Twins @ Cleveland Indians Jacobs Field, Cleveland, OH Fri May 05 1995, 7:05 PM EDT Att: 41,434 - Unknown - 58 F																								
Omar Vizquel S (1,6) OBP: 0.275, SLG: 0.243	G4-3			1B 2B	G3				G5-3	4	1	1	0	0	0	1																									
Carlos Baerga S (1,4) OBP: 0.436, SLG: 0.588	G6-3			2B G4-3 1B					G6-3	3	2	1	0	1	0	0																									
Albert Belle R (1,7) OBP: 0.459, SLG: 0.758				G4-3 2B					G1-3	4	1	2	2	0	0	0																									
Eddie Murray S (1,10) OBP: 0.444, SLG: 0.618	G4-3			G4-3					L7	4	0	1	2	0	0	1																									
Jim Thome L (1,5) OBP: 0.469, SLG: 0.480				G4-3					L7	4	0	1	0	0	1	2																									
Alvaro Espinoza R (9,5) OBP: 0.333, SLG: 0.333	K			G6-3					2B	0	0	0	0	0	0	0																									
Manny Ramirez R (1,9) OBP: 0.528, SLG: 0.935				F8					2B	3	1	2	0	1	0	0																									
Paul Sorrento L (1,3) OBP: 0.290, SLG: 0.786				P6					G2-3	4	0	1	1	0	0	4																									
Tony Peña R (1,2) OBP: 0.154, SLG: 0.083				G4-3					P3	3	0	0	0	0	1	3																									
Inning Stats	R: 0 E: 0 K: 0 S: 5	H: 0 LOB: 0 BB: 0 P: 10	R: 0 E: 0 K: 1 S: 10	H: 0 LOB: 0 BB: 0 P: 14	R: 0 E: 0 K: 0 S: 5	H: 0 LOB: 0 BB: 0 P: 8	R: 2 E: 0 K: 0 S: 8	H: 3 LOB: 1 BB: 0 P: 13	R: 1 E: 0 K: 0 S: 9	H: 2 LOB: 1 BB: 0 P: 14	R: 2 E: 0 K: 1 S: 17	H: 3 LOB: 2 BB: 1 P: 27	R: 0 E: 0 K: 0 S: 7	H: 0 LOB: 0 BB: 0 P: 12	R: 0 E: 0 K: 0 S: 9	H: 1 LOB: 2 BB: 1 P: 18	1B: 4 2B: 5 3B: 0 HR: 0	SF: 0 SAC: 0 DP: 0 HBP: 0	WP: 0 PB: 0 SB: 0 CS: 0	PA: 35																					
PITCHER	IP	WLS	BF	H	R	ER	SO	BB	IBB	HBP	BLK	WP	HR	S	P	ERA	WHIP	PITCHER				IP	WLS	BF	H	R	ER	SO	BB	IBB	HBP	BLK	WP	HR	S	P	ERA	WHIP			
Scott Erickson R (1,1) ERA: 6.61	5.1	L	25	8	5	5	1	1	0	0	0	0	0	47	76	8.44	1.688					5.1	L	10	1	0	0	1	0	1	0	0	0	0	0	0	0	0	0	0	
Vince Horsman L (6,1) ERA: 9.0	2.2		10	1	0	0	1	0	1	0	0	0	0	23	40	0.00	0.375					2.2		10	1	0	0	1	0	1	0	0	0	0	0	0	0	0	0	0	0



Batter	1	2	3	4	5	6	7	8	9	AB	R	H	RBI	BB	SO	LOB	TOP							
Pat Meares, R OBP: 0.318, SLG: 0.455										4	1	3	1	0	0	0	Minnesota Twins @ Cleveland Indians Jacobs Field, Cleveland, OH Sat May 06 1995, 3:33 AM EDT Att: 37,325 - Sunny - 53 F							
Jeff Reboulet, R OBP: 0.333, SLG: 0.550										4	0	0	0	0	1	2								
Kirby Puckett, R OBP: 0.381, SLG: 0.405										4	1	3	0	0	1	0								
Pedro Munoz, R OBP: 0.167, SLG: 0.176										2	0	0	0	1	0	1								
Alex Cole, L OBP: 0.419, SLG: 0.370										0	0	0	0	1	0	0								
Marty Cordova, R OBP: 0.282, SLG: 0.389										4	0	1	0	0	2	4								
Jerald Clark, R OBP: 0.388, SLG: 0.737										4	1	0	0	0	0	6								
Scott Leius, R OBP: 0.371, SLG: 0.400										4	1	2	2	0	0	0								
Dave McCarty, R OBP: 0.278, SLG: 0.200										4	1	1	0	0	1	1								
Matt Walbeck, S OBP: 0.185, SLG: 0.185										4	0	0	1	0	1	0								
Inning Stats	R: 1 E: 1 K: 1 S: 17	H: 2 LOB: 2 BB: 1 P: 31	R: 2 E: 1 K: 0 S: 13	H: 2 LOB: 0 BB: 0 P: 19	R: 2 E: 0 K: 0 S: 11	H: 3 LOB: 1 BB: 0 P: 17	R: 0 E: 0 K: 1 S: 7	H: 1 LOB: 1 BB: 0 P: 0	R: 0 E: 0 K: 1 S: 9	H: 0 LOB: 0 BB: 0 P: 12	R: 0 E: 0 K: 0 S: 5	H: 0 LOB: 0 BB: 0 P: 6	R: 0 E: 0 K: 1 S: 9	H: 1 LOB: 0 BB: 0 P: 13	R: 0 E: 0 K: 1 S: 9	H: 1 LOB: 1 BB: 1 P: 16	R: 0 E: 0 K: 1 S: 10	H: 0 LOB: 0 BB: 0 P: 15	1B: 8 2B: 2 3B: 0 HR: 1	SF: 0 SAC: 0 DP: 2 HBP: 0	WP: 0 PB: 0 SB: 1 CS: 1	PA: 37		
PITCHER	IP WLS BF H R ER SO BB IBB HBP BLK WP HR S P ERA WHIP	IP WLS BF H R ER SO BB IBB HBP BLK WP HR S P ERA WHIP	IP WLS BF H R ER SO BB IBB HBP BLK WP HR S P ERA WHIP	IP WLS BF H R ER SO BB IBB HBP BLK WP HR S P ERA WHIP	IP WLS BF H R ER SO BB IBB HBP BLK WP HR S P ERA WHIP	IP WLS BF H R ER SO BB IBB HBP BLK WP HR S P ERA WHIP	IP WLS BF H R ER SO BB IBB HBP BLK WP HR S P ERA WHIP	IP WLS BF H R ER SO BB IBB HBP BLK WP HR S P ERA WHIP	IP WLS BF H R ER SO BB IBB HBP BLK WP HR S P ERA WHIP	IP WLS BF H R ER SO BB IBB HBP BLK WP HR S P ERA WHIP	IP WLS BF H R ER SO BB IBB HBP BLK WP HR S P ERA WHIP	IP WLS BF H R ER SO BB IBB HBP BLK WP HR S P ERA WHIP	IP WLS BF H R ER SO BB IBB HBP BLK WP HR S P ERA WHIP	IP WLS BF H R ER SO BB IBB HBP BLK WP HR S P ERA WHIP	IP WLS BF H R ER SO BB IBB HBP BLK WP HR S P ERA WHIP	IP WLS BF H R ER SO BB IBB HBP BLK WP HR S P ERA WHIP	IP WLS BF H R ER SO BB IBB HBP BLK WP HR S P ERA WHIP	IP WLS BF H R ER SO BB IBB HBP BLK WP HR S P ERA WHIP	IP WLS BF H R ER SO BB IBB HBP BLK WP HR S P ERA WHIP	IP WLS BF H R ER SO BB IBB HBP BLK WP HR S P ERA WHIP	IP WLS BF H R ER SO BB IBB HBP BLK WP HR S P ERA WHIP	IP WLS BF H R ER SO BB IBB HBP BLK WP HR S P ERA WHIP	IP WLS BF H R ER SO BB IBB HBP BLK WP HR S P ERA WHIP	IP WLS BF H R ER SO BB IBB HBP BLK WP HR S P ERA WHIP

AB	34
R	5
H	10
RBI	4
BB	2
SO	6
LOB	14



Batter	1	2	3	4	5	6	7	8	9	AB	R	H	RBI	BB	SO	LOB	BOTTOM							
Kenny Lofton, L OBP: 0.308, SLG: 0.351										4	0	1	0	0	0	3	Minnesota Twins @ Cleveland Indians Jacobs Field, Cleveland, OH Sat May 06 1995, 3:33 AM EDT Att: 37,325 - Sunny - 53 F							
Omar Vizquel, S OBP: 0.273, SLG: 0.268										4	1	1	0	0	2	1								
Carlos Baerga, S OBP: 0.442, SLG: 0.579										4	1	2	0	0	0	0								
Albert Belle, R OBP: 0.439, SLG: 0.703										4	0	1	1	0	1	2								
Eddie Murray, S OBP: 0.425, SLG: 0.595										3	0	1	1	0	0	0								
Jim Thome, L OBP: 0.444, SLG: 0.448										4	0	1	0	0	1	1								
Manny Ramirez, R OBP: 0.500, SLG: 0.853										3	0	0	0	1	1	0								
Paul Sorrento, L OBP: 0.265, SLG: 0.710										3	0	0	0	0	1	1								
Jesse Levis, L OBP: 0.167, SLG: 0.200										2	0	1	0	0	0	0								
Ruben Amaro Jr, S OBP: 0.333, SLG: 0.333										1	0	0	0	0	0	1								
Tony Peña, R OBP: 0.154, SLG: 0.083										0	0	0	0	0	0	0								
Inning Stats	R: 0 E: 0 K: 1 S: 6	H: 1 LOB: 0 BB: 0 P: 8	R: 0 E: 0 K: 0 S: 8	H: 0 LOB: 0 BB: 0 P: 13	R: 0 E: 0 K: 0 S: 11	H: 1 LOB: 1 BB: 0 P: 17	R: 1 E: 1 K: 1 S: 13	H: 2 LOB: 1 BB: 0 P: 21	R: 0 E: 0 K: 0 S: 10	H: 0 LOB: 1 BB: 0 P: 18	R: 1 E: 0 K: 0 S: 10	H: 4 LOB: 2 BB: 0 P: 14	R: 0 E: 0 K: 2 S: 10	H: 0 LOB: 0 BB: 0 P: 14	R: 0 E: 0 K: 1 S: 8	H: 0 LOB: 0 BB: 0 P: 12	1B: 7 2B: 1 3B: 0 HR: 0	SF: 1 SAC: 0 DP: 0 HBP: 0	WP: 0 PB: 0 SB: 1 CS: 1	PA: 34				
PITCHER	IP WLS BF H R ER SO BB IBB HBP BLK WP HR S P ERA WHIP	IP WLS BF H R ER SO BB IBB HBP BLK WP HR S P ERA WHIP	IP WLS BF H R ER SO BB IBB HBP BLK WP HR S P ERA WHIP	IP WLS BF H R ER SO BB IBB HBP BLK WP HR S P ERA WHIP	IP WLS BF H R ER SO BB IBB HBP BLK WP HR S P ERA WHIP	IP WLS BF H R ER SO BB IBB HBP BLK WP HR S P ERA WHIP	IP WLS BF H R ER SO BB IBB HBP BLK WP HR S P ERA WHIP	IP WLS BF H R ER SO BB IBB HBP BLK WP HR S P ERA WHIP	IP WLS BF H R ER SO BB IBB HBP BLK WP HR S P ERA WHIP	IP WLS BF H R ER SO BB IBB HBP BLK WP HR S P ERA WHIP	IP WLS BF H R ER SO BB IBB HBP BLK WP HR S P ERA WHIP	IP WLS BF H R ER SO BB IBB HBP BLK WP HR S P ERA WHIP	IP WLS BF H R ER SO BB IBB HBP BLK WP HR S P ERA WHIP	IP WLS BF H R ER SO BB IBB HBP BLK WP HR S P ERA WHIP	IP WLS BF H R ER SO BB IBB HBP BLK WP HR S P ERA WHIP	IP WLS BF H R ER SO BB IBB HBP BLK WP HR S P ERA WHIP	IP WLS BF H R ER SO BB IBB HBP BLK WP HR S P ERA WHIP	IP WLS BF H R ER SO BB IBB HBP BLK WP HR S P ERA WHIP	IP WLS BF H R ER SO BB IBB HBP BLK WP HR S P ERA WHIP	IP WLS BF H R ER SO BB IBB HBP BLK WP HR S P ERA WHIP	IP WLS BF H R ER SO BB IBB HBP BLK WP HR S P ERA WHIP	IP WLS BF H R ER SO BB IBB HBP BLK WP HR S P ERA WHIP	IP WLS BF H R ER SO BB IBB HBP BLK WP HR S P ERA WHIP	IP WLS BF H R ER SO BB IBB HBP BLK WP HR S P ERA WHIP



Batter	1	2	3	4	5	6	7	8	9	AB	R	H	RBI	BB	SO	LOB	TOP				
Chuck Knoblauch, R OBP: 0.333, SLG: 0.319	2-1 G4-6-3 1B		2-2 F9 1B		3-2 G6-3		3-3 K			4	0	2	0	0	1	0	Minnesota Twins @ Chicago White Sox Comiskey Park, Chicago, IL Mon May 08 1995, 8:05 PM EDT Att: 16,485 - Unknown - 53 F				
Alex Cole, L OBP: 0.386, SLG: 0.350	0-0 P6		1-0 CS 1B		1-3 K		3-3 K			4	0	1	1	0	2	1					
Kirby Puckett, R OBP: 0.345, SLG: 0.408	1-0 SAFE G4-6-3		1-2 F9		2-3 K		1-0 F9			4	0	0	0	0	1	3					
Marty Cordova, R OBP: 0.308, SLG: 0.458		2-2 F8	1-2 F8		0-0 G5-3		0-0 G4-3			4	0	0	0	0	0	2					
Matt Merullo, L OBP: 0.400, SLG: 0.400		2-2 1B 2B		1-3 K		0-3 K		2-3 K		4	1	1	0	0	3	0					
Pedro Munoz, R OBP: 0.217, SLG: 0.227		0-2 1B		2-1 G6-3		1-0 1B		0-1 G6-3		4	0	2	1	0	0	0					
Scott Stahoviak, L OBP: 0.333, SLG: 0.333		0-1 1B		0-0 1B		0-0 F7		2-2 1B		4	0	3	0	0	0	1					
Jerald Clark, R OBP: 0.391, SLG: 0.696		3-1 G1-6-3		2-2 1B		0-1 G6-3		0-2 1B		4	0	2	0	0	0	2					
Jeff Reboulet, R OBP: 0.333, SLG: 0.522			0-2 1B		3-2 F7		0-2 F8		2-3 K	3	1	1	0	0	0	2					
Chip Hale, L (9, PH)			1-2 1B							1	0	0	0	0	1	2					
Inning Stats	R: 0 E: 0 K: 0 S: 4	H: 1 LOB: 0 BB: 0 P: 6	R: 1 E: 0 K: 0 S: 13	H: 3 LOB: 1 BB: 0 P: 20	R: 1 E: 0 K: 0 S: 14	H: 3 LOB: 1 BB: 0 P: 19	R: 0 E: 0 K: 1 S: 13	H: 2 LOB: 2 BB: 0 P: 21	R: 0 E: 0 K: 1 S: 10	H: 1 LOB: 1 BB: 0 P: 11	R: 0 E: 0 K: 1 S: 8	H: 0 LOB: 0 BB: 0 P: 11	R: 0 E: 0 K: 1 S: 7	H: 0 LOB: 0 BB: 0 P: 11	R: 0 E: 0 K: 2 S: 24	H: 2 LOB: 2 BB: 0 P: 30	1B: 11 2B: 1 3B: 0 HR: 0	SF: 0 SAC: 0 DP: 2 HBP: 0	WP: 0 PB: 0 CS: 1	PA: 36	
PITCHER	IP	WLS	BF	H	R	ER	SO	BB	IBB	HBP	BLK	WP	HR	S	P	ERA	WHIP				
Alex Fernandez, R ERA: 4.8	(1, 1)	8.0	W	31	10	2	2	6	0	0	0	0	0	80	116	2.25	1.250				
Roberto Hernandez, R ERA: 3.18	(9, 1)	1.0	S	5	2	0	0	2	0	0	0	0	0	24	30	0.00	2.000				


Batter	1	2	3	4	5	6	7	8	9	AB	R	H	RBI	BB	SO	LOB	BOTTOM					
Lance Johnson, L OBP: 0.320, SLG: 0.333	3-2 HR 2B		3-1 F9		1-0 L8		2-3 K			4	1	1	0	0	1	1	Minnesota Twins @ Chicago White Sox Comiskey Park, Chicago, IL Mon May 08 1995, 8:05 PM EDT Att: 16,485 - Unknown - 53 F					
Tim Lincecum, S OBP: 0.409, SLG: 0.643	1-3 K		2-0 F7		0-2 F7		1-1 HR			4	1	1	1	0	1	2						
Frank Thomas, R OBP: 0.463, SLG: 0.605	0-1 HR		2-1 G6-3		3-1 G5-3		4-0 BB BB			3	1	1	2	1	0	0						
Warren Newson, L OBP: 0.571, SLG: 1.000	1-0 HR				1-3 K		3-1 F8		4-2 BB BB	3	1	1	1	1	1	0						
Robin Ventura, L OBP: 0.400, SLG: 0.432	1-2 F7-1-3 1B				4-0 BB		3-2 G3		4-0 BB BB	2	0	1	0	2	0	0						
Dave Martinez, L OBP: 0.176, SLG: 0.176	1-1 F7-1-3				1-3 K		1-2 L9		2-2 P8	4	0	0	0	0	1	5						
Ray Durham, S OBP: 0.222, SLG: 0.190		2-2 F9		0-3 K		1-1 G4-3				3	0	0	0	0	1	1						
Ron Karkovics, R OBP: 0.294, SLG: 0.414		3-2 F7			0-0 P5		3-3 K			3	0	0	0	0	1	0						
Ozzie Guillen, L OBP: 0.296, SLG: 0.308		0-1 F7			2-2 1B		1-2 G1-3			3	0	1	0	0	0	0						
Inning Stats	R: 3 E: 0 K: 1 S: 14	H: 4 LOB: 0 BB: 0 P: 21	R: 0 E: 0 K: 0 S: 10	H: 0 LOB: 0 BB: 0 P: 15	R: 0 E: 0 K: 0 S: 5	H: 0 LOB: 0 BB: 0 P: 12	R: 0 E: 0 K: 3 S: 9	H: 0 LOB: 1 BB: 1 P: 15	R: 0 E: 0 K: 0 S: 9	H: 1 LOB: 1 BB: 0 P: 12	R: 0 E: 0 K: 0 S: 10	H: 0 LOB: 0 BB: 0 P: 19	R: 0 E: 0 K: 1 S: 8	H: 0 LOB: 0 BB: 0 P: 13	R: 1 E: 0 K: 1 S: 13	H: 1 LOB: 3 BB: 3 P: 31	1B: 2 2B: 2 3B: 0 HR: 3	SF: 0 SAC: 0 DP: 1 HBP: 0	WP: 0 PB: 0 CS: 0	PA: 33		
PITCHER	IP	WLS	BF	H	R	ER	SO	BB	IBB	HBP	BLK	WP	HR	S	P	ERA	WHIP					
Pat Mahomes, R ERA: 11.25	(1, 1)	7.0	L	26	5	3	3	5	1	0	0	0	0	2	65	107	3.86	0.857				
Rich Robertson, L ERA: 5.79	(8, 1)	0.2		3	1	1	1	1	0	0	0	0	0	1	8	12	13.50	1.500				
Mo Sanford, R ERA: 1.93	(8, 1)	0.1		4	0	0	0	0	3	0	0	0	0	5	19	0.00	9.000					

Batter	1	2	3	4	5	6	7	8	9	AB	R	H	RBI	BB	SO	LOB	TOP																						
Chuck Knoblauch, R (1,4) OBP: 0.345, SLG: 0.320	G5-3			FC5-4 1B		1-2 BB		F8									3 0 1 0 1 0 0																						
Jeff Reboulet, R (1,6) OBP: 0.296, SLG: 0.462 Chip Hale, L (9, PH)	L7			FC5-4 FC6-4 1-2		F8			G6-4-3 BB								3 0 0 0 0 0 3 0 0 0 0 0 1 0 0																						
Kirby Puckett, R (1,9) OBP: 0.322, SLG: 0.377	G5-3			FC6-4 1-2		K			L6								4 0 0 0 0 0 1 4																						
Marty Cordova, R (1,8) OBP: 0.286, SLG: 0.423 (8,7)		G4-3		G6-3				F8									4 0 0 0 0 0 2																						
Pedro Munoz, R (1,10) OBP: 0.231, SLG: 0.360		K				F9			HR								3 1 1 1 0 1 0																						
Jerald Clark, R (1,7) OBP: 0.346, SLG: 0.615 (8,3)		G4-3				G6-3			L7								3 0 0 0 0 0 0																						
Scott Leius, R (1,5) OBP: 0.348, SLG: 0.375				G4-3		P5			G4-3								3 0 0 0 0 0 0																						
Dave McCarty, R (1,3) OBP: 0.304, SLG: 0.263 Alex Cole, L (8, PH) OBP: 0.376, SLG: 0.341 (8,8)				P6				G5-3									2 0 0 0 0 0 0 1 0 0 0 0 0 0																						
Matt Walbeck, S (1,2) OBP: 0.222, SLG: 0.257				K				4-1 BB BB	G3								2 0 0 0 0 1 1 0																						
Inning Stats	R: 0 E: 0 K: 0 S: 6	H: 0 LOB: 0 BB: 0 P: 8	R: 0 E: 0 K: 1 S: 8	H: 0 LOB: 0 BB: 0 P: 12	R: 0 E: 0 K: 1 S: 7	H: 0 LOB: 0 BB: 0 P: 12	R: 0 E: 0 K: 0 S: 8	H: 1 LOB: 1 BB: 0 P: 13	R: 0 E: 0 K: 0 S: 3	H: 0 LOB: 0 BB: 0 P: 6	R: 0 E: 0 K: 1 S: 9	H: 0 LOB: 2 BB: 2 P: 19	R: 1 E: 0 K: 0 S: 10	H: 1 LOB: 0 BB: 0 P: 16	R: 0 E: 0 K: 0 S: 3	H: 0 LOB: 0 BB: 0 P: 5	R: 0 E: 0 K: 0 S: 5	H: 0 LOB: 0 BB: 1 P: 11	1B: 1 2B: 0 3B: 0 HR: 1	SF: 0 SAC: 0 DP: 1 HBP: 0	WP: 0 PB: 0 CS: 0	PA: 31																	
PITCHER	IP	WLS	BF	H	R	ER	SO	BB	IBB	HBP	BLK	WP	HR	S	P	ERA	WHIP	PITCHER					IP	WLS	BF	H	R	ER	SO	BB	IBB	HBP	BLK	WP	HR	S	P	ERA	WHIP
Jim Abbott, L (1,1) ERA: 3.31	7.0	W	25	2	1	1	3	2	0	0	0	0	1	51	86	1.29	0.571																						
Jose DeLeon, R (8,1) ERA: 7.56	1.0		3	0	0	0	0	0	0	0	0	0	0	3	5	0.00	0.000																						
Kirk McCaskill, R (9,1) ERA: 6.23	1.0		3	0	0	0	0	1	0	0	0	0	0	5	11	0.00	1.000																						

Minnesota Twins @ Chicago White Sox
Comiskey Park, Chicago, IL
Tue May 09 1995, 8:05 PM EDT
Att: 17,147 - Unknown - 58 F

livebaseballscores.com

AB 28
R 1
H 2
RBI 1
BB 3
SO 3
LOB 9



Batter	1	2	3	4	5	6	7	8	9	AB	R	H	RBI	BB	SO	LOB	BOTTOM																							
Lance Johnson, L (1,8) OBP: 0.309, SLG: 0.321	G5-3		BB 1B			G4-6-3 1-2			FC6-4 1-2								5 1 1 0 0 0 4																							
Tim Raines, S (1,10) OBP: 0.438, SLG: 0.636	WP S BB		BB BB	F9					1B								2 1 1 0 2 0 0																							
Frank Thomas, R (1,3) OBP: 0.448, SLG: 0.596	K		BB BB	F9				F7									4 1 1 2 0 1 2																							
Warren Newson, L (1,7) OBP: 0.529, SLG: 0.846 Chris Sabo, R (7, PH) OBP: 0.265, SLG: 0.304 Dave Martinez, L (8,7) OBP: 0.176, SLG: 0.176	L5		BB BB 1B BB	F8				P3									2 1 0 0 1 0 1 1 0 0 0 0 0 1 0 0 0 0 0 0 0																							
Robin Ventura, L (1,5) OBP: 0.370, SLG: 0.390		F7	F7		L3			K									4 0 0 0 0 1 3																							
Mike Devereaux, R (1,9) OBP: 0.333, SLG: 0.371		G6-3	F7		G6-3 BB			F9									3 0 0 0 1 0 2																							
Ray Durham, S (1,4) OBP: 0.245, SLG: 0.200		E 1B 1B	BB BB 1B BB	G6-3 1-2 2-3		G6-3 1-2		P4									3 1 1 0 1 0 1																							
Ron Karkovice, R (1,2) OBP: 0.342, SLG: 0.469		E5	1B BB	P4		P4		1B 2B									3 1 2 1 1 0 0																							
Ozzie Guillen, L (1,6) OBP: 0.355, SLG: 0.367		F7	1B BB	G4-6-3 1B		G4-6-3 1B		FC6-4 1B									4 0 3 3 0 0 2																							
Inning Stats	R: 0 E: 0 K: 1 S: 6	H: 0 LOB: 1 BB: 1 P: 14	R: 0 E: 1 K: 0 S: 10	H: 2 LOB: 2 BB: 0 P: 17	R: 5 E: 0 K: 0 S: 18	H: 3 LOB: 2 BB: 4 P: 35	R: 0 E: 0 K: 0 S: 5	H: 0 LOB: 0 BB: 0 P: 7	R: 0 E: 0 K: 0 S: 3	H: 0 LOB: 0 BB: 1 P: 8	R: 0 E: 0 K: 0 S: 5	H: 1 LOB: 0 BB: 0 P: 5	R: 0 E: 0 K: 1 S: 9	H: 1 LOB: 1 BB: 0 P: 17	R: 1 E: 0 K: 0 S: 9	H: 2 LOB: 1 BB: 0 P: 10	1B: 7 2B: 2 3B: 0 HR: 0	SF: 0 SAC: 0 DP: 2 HBP: 0	WP: 1 PB: 0 SB: 1 CS: 0	PA: 37																				
PITCHER	IP	WLS	BF	H	R	ER	SO	BB	IBB	HBP	BLK	WP	HR	S	P	ERA	WHIP	PITCHER					IP	WLS	BF	H	R	ER	SO	BB	IBB	HBP	BLK	WP	HR	S	P	ERA	WHIP	
LaTroy Hawkins, R (1,1) ERA: 13.5	2.2	L	18	5	5	5	1	5	0	0	0	0	0	17	27	0.00	0.818																							
Kevin Campbell, R (3,1) ERA: 1.04	3.2		12	2	0	0	0	1	0	0	0	0	0	6	11	0.00	0.000																							
Rich Robertson, L (7,1) ERA: 5.06	0.2		2	0	0	0	1	0	0	0	0	0	0	6	11	0.00	0.000																							
Mo Sanford, R (8,1) ERA: 3.18	1.0		5	2	1	1	0	0	0	0	0	0	0	9	10	9.00	2.000																							

Minnesota Twins @ Chicago White Sox
Comiskey Park, Chicago, IL
Tue May 09 1995, 8:05 PM EDT
Att: 17,147 - Unknown - 58 F

livebaseballscores.com

AB 31
R 6
H 9
RBI 6
BB 6
SO 2
LOB 16



Batter	1	2	3	4	5	6	7	8	9	AB	R	H	RBI	BB	SO	LOB	TOP										
Chuck Knoblauch , R (1,4) OBP: 0.349, SLG: 0.315										4	1	1	1	1	1	2	Minnesota Twins @ Chicago White Sox Comiskey Park, Chicago, IL Wed May 10 1995, 8:05 PM EDT Att: 15,816 - Cloudy - 50 F										
Alex Cole , L (1,8) OBP: 0.380, SLG: 0.333										4	1	1	2	1	1	1											
Kirby Puckett , R (1,9) OBP: 0.313, SLG: 0.362										5	1	1	0	0	0	3											
Matt Merullo , L (1,10) OBP: 0.368, SLG: 0.364										3	0	0	0	0	1	2											
Jerald Clark , R (8,PH) OBP: 0.370, SLG: 0.741										1	1	1	1	0	0	0											
Pedro Munoz , R (1,7) OBP: 0.233, SLG: 0.345										4	1	1	0	0	2	2											
Marty Cordova , R (8,7) OBP: 0.286, SLG: 0.423										0	0	0	0	0	0	0											
Scott Stahovick , L (1,3) OBP: 0.333, SLG: 0.417										3	0	1	2	0	1	0											
Dave McCarty , R (8,PH) OBP: 0.333, SLG: 0.300										1	0	1	0	0	0	0											
Scott Leius , R (1,5) OBP: 0.340, SLG: 0.357										2	1	0	1	1	0	1											
Matt Walbeck , S (1,2) OBP: 0.250, SLG: 0.263										3	0	1	0	1	1	1											
Pat Meares , R (1,6) OBP: 0.333, SLG: 0.469										4	1	1	0	0	0	3											
Inning Stats	R: 3 E: 0 K: 1 S: 8	H: 3 LOB: 1 BB: 1 P: 12	R: 0 E: 0 K: 0 S: 4	H: 2 LOB: 2 BB: 1 P: 8	R: 0 E: 0 K: 1 S: 5	H: 0 LOB: 0 BB: 0 P: 5	R: 2 E: 0 K: 0 S: 4	H: 1 LOB: 1 BB: 2 P: 12	R: 0 E: 0 K: 2 S: 7	H: 0 LOB: 0 BB: 0 P: 7	R: 0 E: 0 K: 1 S: 5	H: 0 LOB: 0 BB: 0 P: 5	R: 0 E: 0 K: 1 S: 6	H: 3 LOB: 1 BB: 0 P: 6	R: 0 E: 0 K: 1 S: 5	H: 0 LOB: 0 BB: 0 P: 5	1B: 7 2B: 1 3B: 0 HR: 1	SF: 1 SAC: 0 DP: 1 HBP: 0	WP: 1 PB: 0 SB: 1 CS: 0	PA: 39							
PITCHER	IP	WLS	BF	H	R	ER	SO	BB	IBB	HBP	BLK	WP	HR	S	P	ERA	WHIP										
Jason Bere , R (1,1) ERA: 4.24	7.0	30	6	5	5	6	4	0	0	0	0	0	0	38	54	6.43	1.429										
Scott Radinsky , L (8,1) ERA: 6.0	0.0	2	2	2	2	0	0	0	0	0	0	0	1	2	2	∞	∞										
Kirk McCaskill , R (8,1) ERA: 5.59	1.0	W	4	1	0	0	0	0	0	0	0	1	0	4	4	0.00	1.000										
Roberto Hernandez , R (9,1) ERA: 2.7	1.0	S	3	0	0	0	1	0	0	0	0	0	0	5	5	0.00	0.000										

Batter	1	2	3	4	5	6	7	8	9	AB	R	H	RBI	BB	SO	LOB	BOTTOM										
Lance Johnson , L (1,8) OBP: 0.283, SLG: 0.293										5	0	0	0	0	0	1	Minnesota Twins @ Chicago White Sox Comiskey Park, Chicago, IL Wed May 10 1995, 8:05 PM EDT Att: 15,816 - Cloudy - 50 F										
Tim Raines , S (1,10) OBP: 0.434, SLG: 0.604										4	1	1	0	1	0	1											
Frank Thomas , R (1,3) OBP: 0.468, SLG: 0.612										2	2	1	0	2	0	1											
Warren Newson , L (1,7) OBP: 0.600, SLG: 0.857										1	2	1	1	2	0	0											
Norberto Martin , R (7,PH) OBP: 0.077, SLG: 0.083										1	0	0	0	0	0	0											
Dave Martinez , L (8,7) OBP: 0.176, SLG: 0.176										0	0	0	0	0	0	0											
Robin Ventura , L (1,5) OBP: 0.362, SLG: 0.372										2	0	0	1	1	1	2											
Mike Devereaux , R (1,9) OBP: 0.326, SLG: 0.342										3	0	0	0	1	2	3											
Ray Durham , S (1,4) OBP: 0.283, SLG: 0.245										4	1	3	4	0	0	0											
Michael LaValliere , L (1,2) OBP: 0.250, SLG: 0.143										3	0	0	0	0	0	4											
Chris Sabo , R (8,PH) OBP: 0.280, SLG: 0.383										1	1	1	2	0	0	0											
Ron Karkovice , R (9,2) OBP: 0.342, SLG: 0.489										0	0	0	0	0	0	0											
Ozzie Guillen , L (1,6) OBP: 0.343, SLG: 0.353										4	1	1	0	0	1	0											
Inning Stats	R: 3 E: 0 K: 0 S: 5	H: 2 LOB: 2 BB: 3 P: 17	R: 0 E: 0 K: 0 S: 3	H: 0 LOB: 0 BB: 0 P: 3	R: 2 E: 0 K: 1 S: 6	H: 2 LOB: 1 BB: 2 P: 14	R: 1 E: 0 K: 0 S: 5	H: 2 LOB: 2 BB: 1 P: 9	R: 0 E: 0 K: 0 S: 3	H: 0 LOB: 0 BB: 0 P: 3	R: 0 E: 0 K: 0 S: 3	H: 0 LOB: 1 BB: 1 P: 7	R: 0 E: 0 K: 2 S: 7	H: 0 LOB: 0 BB: 0 P: 7	R: 2 E: 0 K: 1 S: 7	H: 2 LOB: 0 BB: 0 P: 7	1B: 6 2B: 1 3B: 0 HR: 1	SF: 1 SAC: 0 DP: 1 HBP: 0	WP: 0 PB: 0 SB: 1 CS: 0	PA: 38							
PITCHER	IP	WLS	BF	H	R	ER	SO	BB	IBB	HBP	BLK	WP	HR	S	P	ERA	WHIP										
Scott Erickson , R (1,1) ERA: 7.97	4.0	23	6	6	6	1	6	0	0	0	0	0	0	19	43	13.50	3.000										
Eddie Guardado , L (5,1) ERA: 0.75	3.0	10	0	0	0	2	1	0	0	0	0	0	0	13	17	0.00	0.333										
Mark Guthrie , L (8,1) ERA: 2.89	1.0	L	5	2	2	2	1	0	0	0	0	0	1	7	7	18.00	2.000										



Batter	1	2	3	4	5	6	7	8	9	AB	R	H	RBI	BB	SO	LOB	TOP					
Rickey Henderson, R OBP: 0.367, SLG: 0.415										5	0	3	0	0	1	2						
Brent Gates, S OBP: 0.308, SLG: 0.233										4	0	0	0	1	1	2						
Geronimo Berroa, R OBP: 0.424, SLG: 0.625										5	1	2	0	0	1	3						
Mark McGwire, R OBP: 0.457, SLG: 0.704										3	1	2	2	2	0	1						
Ruben Sierra, S OBP: 0.274, SLG: 0.448										5	1	1	0	0	1	6						
Terry Steinbach, R OBP: 0.235, SLG: 0.298										4	0	0	0	0	0	3						
Scott Brosius, R OBP: 0.455, SLG: 0.442										2	2	0	0	2	0	0						
Stan Javier, S OBP: 0.271, SLG: 0.231										4	0	2	2	0	0	0						
Mike Gallego, R OBP: 0.204, SLG: 0.133										3	0	0	1	0	0	1						
Jason Giambi, L OBP: 0.308, SLG: 0.162									1	0	0	0	0	1	1							
Inning Stats	R: 0 E: 0 K: 0 S: 13	H: 1 LOB: 1 BB: 0 P: 21	R: 2 E: 0 K: 0 S: 9	H: 2 LOB: 1 BB: 1 P: 19	R: 0 E: 0 K: 0 S: 11	H: 2 LOB: 2 BB: 0 P: 18	R: 0 E: 0 K: 0 S: 8	H: 0 LOB: 0 BB: 0 P: 9	R: 2 E: 0 K: 0 S: 6	H: 3 LOB: 0 BB: 0 P: 6	R: 0 E: 0 K: 0 S: 11	H: 0 LOB: 0 BB: 0 P: 18	R: 0 E: 0 K: 1 S: 10	H: 1 LOB: 3 BB: 2 P: 20	R: 1 E: 0 K: 2 S: 13	H: 1 LOB: 1 BB: 1 P: 23	R: 0 E: 0 K: 2 S: 10	H: 0 LOB: 1 BB: 1 P: 15	1B: 6 2B: 3 3B: 0 HR: 1	SF: 0 SAC: 0 DP: 1 HBP: 0	WP: 0 PB: 0 SB: 4 CS: 0	PA: 41
PITCHER	IP	WLS	BF	H	R	ER	SO	BB	IBB	HBP	BLK	WP	HR	S	P	ERA	WHIP					
Kevin Tapani, R ERA: 5.73	6.1	W	29	9	4	4	0	2	0	0	0	0	1	62	100	5.68	1.737					
Dave Stevens, R ERA: 2.99	1.2		8	1	1	1	3	2	0	0	0	0	0	19	34	5.40	1.800					
Rick Aguilera, R ERA:	1.0		4	0	0	0	2	1	0	0	0	0	0	10	15	0.00	1.000					

Oakland Athletics @ Minnesota Twins
Hubert H. Humphrey Metrodome, Minneapolis, MN
Fri May 12 1995, 8:05 PM EDT
Att: 11,460 - Dome

AB 36
R 5
H 10
RBI 5
BB 5
SO 5
LOB 19



Batter	1	2	3	4	5	6	7	8	9	AB	R	H	RBI	BB	SO	LOB	BOTTOM				
Chuck Knoblauch, R OBP: 0.324, SLG: 0.288										5	0	0	1	0	2	4					
Alex Cole, L OBP: 0.382, SLG: 0.380										5	1	2	0	0	1	4					
Kirby Puckett, R OBP: 0.304, SLG: 0.349										5	1	1	0	0	0	1					
Pedro Munoz, R OBP: 0.265, SLG: 0.394										4	2	2	0	0	0	0					
Marty Cordova, R OBP: 0.300, SLG: 0.436										3	2	1	2	1	0	0					
Scott Stahowiak, L OBP: 0.438, SLG: 0.500										4	2	3	1	0	0	0					
Scott Leius, R OBP: 0.333, SLG: 0.378										3	1	1	1	0	0	2					
Matt Walbeck, S OBP: 0.295, SLG: 0.317										3	0	2	1	1	0	1					
Pat Meares, R OBP: 0.351, SLG: 0.486										3	0	1	2	0	0	2					
Inning Stats	R: 0 E: 0 K: 1 S: 8	H: 0 LOB: 0 BB: 0 P: 13	R: 3 E: 0 K: 1 S: 15	H: 3 LOB: 2 BB: 2 P: 27	R: 0 E: 0 K: 0 S: 8	H: 0 LOB: 0 BB: 0 P: 11	R: 0 E: 0 K: 0 S: 7	H: 1 LOB: 1 BB: 0 P: 10	R: 1 E: 0 K: 0 S: 7	H: 1 LOB: 0 BB: 0 P: 13	R: 1 E: 0 K: 0 S: 7	H: 2 LOB: 1 BB: 0 P: 7	R: 0 E: 0 K: 1 S: 10	H: 1 LOB: 0 BB: 0 P: 13	1B: 7 2B: 5 3B: 1 HR: 0	SF: 1 SAC: 0 DP: 1 HBP: 1	WP: 1 PB: 0 SB: 0 CS: 0	PA: 39			
PITCHER	IP	WLS	BF	H	R	ER	SO	BB	IBB	HBP	BLK	WP	HR	S	P	ERA	WHIP				
Dave Stewart, R ERA: 9.19	2.1	L	16	7	7	7	2	2	0	0	0	0	0	33	53	27.00	3.857				
Chris Eddy, L ERA: 7.35	0.2		4	1	0	0	0	0	0	1	0	0	0	9	14	0.00	1.500				
Carlos Reyes, R ERA: 3.18	4.0		16	4	2	2	0	0	0	0	0	1	0	29	41	4.50	1.000				
Don Wengert, R ERA: 2.7	1.0		3	1	0	0	1	0	0	0	0	0	0	10	13	0.00	1.000				

Oakland Athletics @ Minnesota Twins
Hubert H. Humphrey Metrodome, Minneapolis, MN
Fri May 12 1995, 8:05 PM EDT
Att: 11,460 - Dome

AB 35
R 9
H 13
RBI 8
BB 2
SO 3
LOB 14



Batter	1	2	3	4	5	6	7	8	9	AB	R	H	RBI	BB	SO	LOB	TOP										
Rickey Henderson, R OBP: 0.382, SLG: 0.478 Andy Tomberlin, L OBP: 0.350, SLG: 0.474	G5-3		HR	L5		BB	K		G1-3 1B	5	1	2	1	1	1	3											
Brent Gates, S OBP: 0.311, SLG: 0.229	F7		G6-3	BB		L7		1B BB	G1-3	5	1	1	0	1	0	3											
Geronimo Berroa, R OBP: 0.431, SLG: 0.607	K		1B 2B BB	F9		K		G6-3 1B SF8	HR 1B	5	3	2	1	1	2	4											
Mark McGwire, R OBP: 0.474, SLG: 0.741		HR BB	K	BB		K		G6-3 2B 1B	HR	4	3	2	3	2	2	3											
Ruben Sierra, S OBP: 0.279, SLG: 0.484 Craig Paquette, R OBP: 0.190, SLG: 0.333	HR		2B 1B	K			G3-1	G6-3	G5-3	6	2	2	2	0	1	6											
Terry Steinbach, R OBP: 0.250, SLG: 0.353	G6-3		2B		F7	WP 1B 2B		SF8		4	1	2	3	0	0	0											
Scott Brosius, R OBP: 0.450, SLG: 0.447	F8		G5-3		F9	1B BB		2B	2B	4	0	1	1	1	0	1											
Stan Javier, S OBP: 0.297, SLG: 0.316	1B			HR	F8			G4-3		5	1	3	2	0	0	1											
Mike Gallego, R OBP: 0.222, SLG: 0.143	F9		F9 1B BB			BB 1B	K		F8	4	0	1	0	1	1	3											
Inning Stats	R: 0 E: 0 K: 1 S: 7	H: 0 LOB: 0 BB: 0 P: 10	R: 2 E: 0 K: 0 S: 16	H: 2 LOB: 1 BB: 1 P: 30	R: 3 E: 0 K: 1 S: 21	H: 3 LOB: 1 BB: 1 P: 35	R: 1 E: 0 K: 1 S: 15	H: 2 LOB: 3 BB: 2 P: 29	R: 0 E: 0 K: 0 S: 6	H: 0 LOB: 0 BB: 0 P: 9	R: 0 E: 0 K: 2 S: 12	H: 1 LOB: 2 BB: 1 P: 22	R: 1 E: 0 K: 2 S: 13	H: 2 LOB: 2 BB: 1 P: 21	R: 3 E: 0 K: 0 S: 12	H: 3 LOB: 1 BB: 1 P: 23	R: 3 E: 0 K: 0 S: 7	H: 3 LOB: 1 BB: 0 P: 12	1B: 9 2B: 3 3B: 0 HR: 4	SF: 1 SAC: 0 DP: 0 HBP: 0	WP: 1 PB: 0 SB: 0 CS: 0	PA: 50					
PITCHER	IP	WLS	BF	H	R	ER	SO	BB	IBB	HBP	BLK	WP	HR	S	P	ERA	WHIP										
Pat Mahomes, R ERA: 12.27	2.2	L	15	5	5	5	2	2	0	0	0	0	2	40	69	16.88	2.625										
Mo Sanford, R ERA: 3.0	3.1		16	3	1	1	3	3	0	0	0	0	1	37	66	2.70	1.800										
Kevin Campbell, R ERA: 4.66	1.0		9	4	4	4	2	2	0	0	0	1	0	18	30	36.00	6.000										
Vince Horsman, L ERA: 7.0	2.0		10	4	3	3	0	0	0	0	0	0	1	14	26	13.50	2.000										

Oakland Athletics @ Minnesota Twins
Hubert H. Humphrey Metrodome, Minneapolis, MN
Sat May 13 1995, 8:05 PM EDT
Att: 14,917 - Dome

AB 42
R 13
H 16
RBI 13
BB 7
SO 7
LOB 24



Batter	1	2	3	4	5	6	7	8	9	AB	R	H	RBI	BB	SO	LOB	BOTTOM										
Chuck Knoblauch, R OBP: 0.342, SLG: 0.328	SH2-3 1B		3B 2B	F8 BB 1B		K		G3		5	1	3	0	0	1	0											
Alex Cole, L OBP: 0.397, SLG: 0.423 Dave McCarty, R OBP: 0.320, SLG: 0.286	SH2-3		1B 3B	G3-6-3 BB		G6-3		K		2	1	1	1	1	0	0											
Kirby Puckett, R OBP: 0.297, SLG: 0.338	G5-3		1B FC5-2 1B	F8			F8		G4-3	5	0	1	1	0	0	3											
Jerald Clark, R OBP: 0.387, SLG: 0.742 Chip Hale, L	G3		BB FC5-2 1B	G3-6-3			HR 2B		F8	4	2	2	0	0	0	3											
Marty Cordova, R OBP: 0.323, SLG: 0.517	L8		BB FC5-2 1B		FC1-5 1B		HR		2B	5	1	3	2	0	0	2											
Scott Stahowiak, L OBP: 0.381, SLG: 0.400	G4-3		BB BB		K		G5-3		G3-1	4	0	0	0	1	1	2											
Scott Leius, R OBP: 0.362, SLG: 0.396	1B 1B		1-2 2-3 3-H		FC1-5-4		1B			3	0	2	1	1	0	1											
Matt Walbeck, S OBP: 0.292, SLG: 0.311	1B		K		L6		G4-3			4	0	1	0	0	1	5											
Pat Meares, R OBP: 0.317, SLG: 0.436	L7		F7			K		G4-3		4	0	0	0	0	1	5											
Inning Stats	R: 0 E: 0 K: 0 S: 10	H: 1 LOB: 1 BB: 0 P: 14	R: 0 E: 0 K: 0 S: 7	H: 2 LOB: 2 BB: 0 P: 10	R: 3 E: 0 K: 1 S: 17	H: 4 LOB: 3 BB: 2 P: 31	R: 0 E: 0 K: 0 S: 4	H: 1 LOB: 1 BB: 1 P: 11	R: 0 E: 0 K: 2 S: 8	H: 0 LOB: 0 BB: 0 P: 10	R: 2 E: 0 K: 0 S: 10	H: 3 LOB: 1 BB: 0 P: 15	R: 0 E: 0 K: 1 S: 6	H: 0 LOB: 0 BB: 0 P: 10	R: 0 E: 0 K: 0 S: 7	H: 1 LOB: 1 BB: 0 P: 15	1B: 8 2B: 3 3B: 1 HR: 1	SF: 0 SAC: 1 DP: 1 HBP: 0	WP: 0 PB: 0 SB: 1 CS: 0	PA: 42							
PITCHER	IP	WLS	BF	H	R	ER	SO	BB	IBB	HBP	BLK	WP	HR	S	P	ERA	WHIP										
Ron Darling, R ERA: 9.22	2.0		13	7	3	3	0	0	0	0	0	0	0	25	34	13.50	3.500										
Mark Acree, R ERA: 6.52	2.0	W	9	1	0	0	1	3	0	0	0	0	0	13	32	0.00	2.000										
Todd Van Poppel, R ERA: 2.51	2.2		12	4	2	2	3	0	0	0	0	0	1	25	39	6.75	1.500										
Jim Corsi, R ERA:	2.1	S	8	1	0	0	1	0	0	0	0	0	0	14	26	0.00	0.429										

Oakland Athletics @ Minnesota Twins
Hubert H. Humphrey Metrodome, Minneapolis, MN
Sat May 13 1995, 8:05 PM EDT
Att: 14,917 - Dome

AB 38
R 5
H 13
RBI 5
BB 3
SO 5
LOB 21



Batter	1	2	3	4	5	6	7	8	9	AB	R	H	RBI	BB	SO	LOB	TOP								
Rickey Henderson, R OBP: 0.383, SLG: 0.460 Craig Paquette, R OBP: 0.190, SLG: 0.333	1-2 P2		2-2 SF7 1B		3-3 K		4-0 CS SH BB		2-3 K	4	1	1	0	1	2	0									
Brent Gates, S OBP: 0.237, SLG: 0.237	4-1 CS BB		0-2 L4		1-0 G6-3		0-1 SH CS HR		1-0 1B BB	3	2	1	0	1	0	1									
Geronimo Berroa, R OBP: 0.442, SLG: 0.703	3-3 K		0-1 SF7		2-1 HR		2-0 HR		4-2 BB 1B HR	3	3	2	4	1	1	1									
Mark McGwire, R OBP: 0.469, SLG: 0.710		2-2 G5-3	3-2 G5-3		4-2 HR BB		1-2 P6		3-1 HR BB	4	2	1	0	1	0	0									
Ruben Sierra, S OBP: 0.301, SLG: 0.522 Andy Tomberlin, L OBP: 0.350, SLG: 0.474	4-2 F9 CI BB			2-3 K		1-0 HR		0-0 G3-1	4-1 HR BB	3	2	1	3	2	1	0									
Terry Steinbach, R OBP: 0.283, SLG: 0.455 Eric Helfand, L OBP: 0.400, SLG: 0.250	1-1 CI			0-3 K		1-1 FC6-4 2B		2-1 G6-4-3 BB	1-2 HR	4	1	3	4	0	1	0									
Scott Brosius, R OBP: 0.462, SLG: 0.440	0-2 F9			0-1 F7		4-2 FC6-4 BB		4-1 G6-4-3 BB	1-0 1B	3	0	1	0	2	0	2									
Stan Javier, S OBP: 0.290, SLG: 0.306	1-1 L3			3-2 F8		1-1 FC6-4		1-0 G6-4-3	1-0 G6-4-3 1B	5	0	1	0	0	0	6									
Mike Gallego, R OBP: 0.220, SLG: 0.148			0-0 1B E		2-1 G6-3		0-3 K		1-3 K2-3	5	1	1	0	0	2	5									
Inning Stats	R: 0 E: 0 K: 1 S: 7	H: 0 LOB: 1 BB: 1 P: 15	R: 0 E: 1 K: 0 S: 12	H: 0 LOB: 2 BB: 1 P: 20	R: 2 E: 1 K: 0 S: 12	H: 2 LOB: 0 BB: 0 P: 17	R: 0 E: 0 K: 2 S: 11	H: 0 LOB: 0 BB: 0 P: 13	R: 0 E: 0 K: 1 S: 8	H: 0 LOB: 0 BB: 0 P: 16	R: 3 E: 0 K: 1 S: 17	H: 3 LOB: 2 BB: 2 P: 31	R: 2 E: 1 K: 0 S: 7	H: 1 LOB: 0 BB: 1 P: 14	R: 0 E: 0 K: 1 S: 7	H: 1 LOB: 1 BB: 1 P: 15	R: 5 E: 0 K: 1 S: 16	H: 5 LOB: 1 BB: 2 P: 34	1B: 7 2B: 2 3B: 0 HR: 4	SF: 1 SAC: 1 DP: 3 HBP: 0	WP: 0 PB: 0 CS: 3	PA: 45			
PITCHER	IP	WLS	BF	H	R	ER	SO	BB	IBB	HBP	BLK	WP	HR	S	P	ERA	WHIP								
Brad Radke, R ERA: 5.14	5.1	L	24	5	5	3	4	3	0	0	0	0	2	58	98	5.06	1.500								
Dave Stevens, R ERA: 3.27	1.2		8	1	2	1	1	2	0	0	0	0	1	16	28	5.40	1.800								
Mark Guthrie, L ERA: 6.75	1.1		10	4	5	5	2	3	0	0	0	0	1	20	43	33.75	5.250								
Rich Robertson, L ERA: 4.5	0.2		3	2	0	0	0	0	0	0	0	0	0	3	6	0.00	3.000								

Oakland Athletics @ Minnesota Twins
Hubert H. Humphrey Metrodome, Minneapolis, MN
Sun May 14, 1995, 4:33 AM EDT
Att: 10,034 - Dome

AB 34
R 12
H 12
RBI 11
BB 8
SO 7
LOB 15



Batter	1	2	3	4	5	6	7	8	9	AB	R	H	RBI	BB	SO	LOB	BOTTOM								
Chuck Knoblauch, R OBP: 0.351, SLG: 0.338	0-0 G4-3 HR 1B		1-1 G6-3		0-1 S		0-3 K			4	1	2	0	0	1	1									
Scott Leius, R OBP: 0.339, SLG: 0.365	1-0 F8		2-3 K		1-1 F8		0-1 FC6-4			4	0	0	0	0	1	4									
Kirby Puckett, R OBP: 0.308, SLG: 0.380	0-0 G4-3		1-0 HR		4-1 1B				2-3 K	3	1	1	1	1	1	1									
Pedro Munoz, R OBP: 0.263, SLG: 0.459	1-2 2H HR		1-0 F8		3-1 F8				0-0 G6-3	4	1	1	2	0	0	3									
Matt Merullo, L OBP: 0.333, SLG: 0.324	0-3 K			0-1 G3-1		3-3 K			3-1 G4-3	4	0	0	0	0	2	0									
Marty Cordova, R OBP: 0.319, SLG: 0.500		3-1 F8		1-3 K		0-0 G5-3			1-2 FC3-6 1B	4	0	1	0	0	1	0									
Scott Stahowiak, L OBP: 0.375, SLG: 0.391 Bernardo Brito, R OBP: 0.400, SLG: 1.000		0-0 F7		0-2 CS 1B		0-0 G3			1-3 K	3	0	1	0	0	0	0									
Jerald Clark, R OBP: 0.400, SLG: 0.714		0-0 1B		0-1 CS		3-2 G6-3			2-1 FC3-6 1B	4	0	2	0	0	0	1									
Jeff Reboulet, R OBP: 0.300, SLG: 0.448 Dave McCarty, R OBP: 0.308, SLG: 0.273		2-1 F8		1-2 1B		1-0 F8 1B			2-0 G5-3	3	0	1	0	0	0	2									
Inning Stats	R: 2 E: 0 K: 1 S: 9	H: 2 LOB: 0 BB: 0 P: 11	R: 0 E: 0 K: 0 S: 6	H: 1 LOB: 0 BB: 0 P: 11	R: 1 E: 0 K: 1 S: 7	H: 1 LOB: 0 BB: 0 P: 12	R: 0 E: 0 K: 1 S: 9	H: 1 LOB: 0 BB: 0 P: 10	R: 0 E: 0 K: 1 S: 8	H: 0 LOB: 0 BB: 0 P: 11	R: 0 E: 0 K: 1 S: 8	H: 1 LOB: 1 BB: 0 P: 11	R: 0 E: 0 K: 1 S: 6	H: 0 LOB: 0 BB: 0 P: 11	R: 0 E: 0 K: 1 S: 9	H: 1 LOB: 1 BB: 0 P: 15	1B: 7 2B: 0 3B: 0 HR: 2	SF: 0 SAC: 0 DP: 0 HBP: 0	WP: 0 PB: 0 CS: 1	PA: 37					
PITCHER	IP	WLS	BF	H	R	ER	SO	BB	IBB	HBP	BLK	WP	HR	S	P	ERA	WHIP								
Todd Stottlemire, R ERA: 7.05	8.0	W	32	8	3	3	6	0	1	0	0	0	2	64	100	3.38	1.000								
Dave Leiper, L ERA: 1.93	1.0		4	1	0	0	1	0	0	0	0	0	0	9	15	0.00	1.000								

Oakland Athletics @ Minnesota Twins
Hubert H. Humphrey Metrodome, Minneapolis, MN
Sun May 14, 1995, 4:33 AM EDT
Att: 10,034 - Dome

AB 35
R 3
H 9
RBI 3
BB 1
SO 7
LOB 14




Batter	1	2	3	4	5	6	7	8	9	AB	R	H	RBI	BB	SO	LOB	TOP				
Tony Phillips, S (1, 7) OBP: 0.398, SLG: 0.379 16 Garret Anderson, L (5, 7)	G4-3		K		K		K	K		3	0	0	0	0	2	0	California Angels @ Minnesota Twins Hubert H. Humphrey Metrodome, Minneapolis, MN Mon May 15 1995, 8:05 PM EDT Att: 9,407 - Dome				
Damion Easley, R (1, 4) OBP: 0.297, SLG: 0.273	1B				G4-3		E5		F9	4	0	1	0	1	0	1					
Greg Myers, L (1, 2) OBP: 0.242, SLG: 0.419 Carlos Martinez, R (7, PH) Andy Allanson, R (7, 2) OBP: 0.182, SLG: 0.211 Rex Hudler, R (9, PH) OBP: 0.250, SLG: 0.313	1B		G4-3		K		F8			3	0	1	0	0	1	1					
Chili Davis, S (1, 10) OBP: 0.487, SLG: 0.597	1B				G4-3		G5-3		BB	5	1	2	0	0	0	1					
Tim Salmon, R (1, 9) OBP: 0.436, SLG: 0.534	F9				G4-3		G4-3		BB	2	2	0	0	2	0	2					
J.T. Snow, L (1, 3) OBP: 0.342, SLG: 0.493		G4-3			F7		K		BB	4	1	1	1	0	1	1					
Jim Edmonds, L (1, 8) OBP: 0.273, SLG: 0.328		K							BB	4	2	2	2	0	2	2					
Eduardo Perez, R (1, 5) OBP: 0.365, SLG: 0.317 Spike Owen, S (8, PH) OBP: 0.333, SLG: 0.333		G1-3					G1-3		BB	3	0	2	0	0	0	0					
Gary Disarcina, R (1, 6) OBP: 0.314, SLG: 0.500					F8		G1-3		F7	4	0	0	0	0	4						
Inning Stats	R: 0 E: 0 K: 0 S: 5	H: 3 LOB: 2 BB: 0 P: 5	R: 0 E: 0 K: 1 S: 5	H: 0 LOB: 0 BB: 0 P: 5	R: 0 E: 0 K: 1 S: 5	H: 0 LOB: 1 BB: 1 P: 9	R: 2 E: 0 K: 0 S: 5	H: 2 LOB: 1 BB: 1 P: 9	R: 0 E: 0 K: 2 S: 7	H: 0 LOB: 0 BB: 0 P: 7	R: 1 E: 1 K: 1 S: 8	H: 2 LOB: 2 BB: 0 P: 8	R: 3 E: 0 K: 2 S: 10	H: 3 LOB: 1 BB: 1 P: 14	R: 0 E: 0 K: 0 S: 3	H: 1 LOB: 0 BB: 0 P: 3		1B: 9 2B: 2 3B: 0 HR: 1	SF: 0 SAC: 0 DP: 1 HBP: 0	WP: 0 PB: 0 SB: 2 CS: 0	PA: 40
PITCHER	IP	WLS	BF	H	R	ER	SO	BB	IBB	HBP	BLK	WP	HR	S	P	ERA	WHIP				
Scott Erickson, R (1, 1) ERA: 6.67	6.2	W	29	7	3	2	6	2	0	0	0	0	1	39	47	2.70	1.350				
Mark Guttrine, L (7, 1) ERA: 7.35	0.1		2	1	1	1	0	0	0	0	0	0	0	2	2	27.00	3.000				
Dave Stevens, R (8, 1) ERA: 4.76	0.1		4	2	2	2	1	1	0	0	0	0	0	5	9	54.00	9.000				
Rick Aguilera, R (8, 1) ERA:	1.2	S	5	1	0	0	1	0	0	0	0	0	0	7	7	0.00	0.600				

Batter	1	2	3	4	5	6	7	8	9	AB	R	H	RBI	BB	SO	LOB	BOTTOM				
Chuck Knoblauch, R (1, 4) OBP: 0.354, SLG: 0.356	S		1B		E4		L6		G6-3	5	2	2	1	0	0	1	California Angels @ Minnesota Twins Hubert H. Humphrey Metrodome, Minneapolis, MN Mon May 15 1995, 8:05 PM EDT Att: 9,407 - Dome				
Pat Meares, R (1, 6) OBP: 0.326, SLG: 0.432	E		SF8		K		K		P6	5	1	2	0	0	2	2					
Kirby Puckett, R (1, 9) OBP: 0.313, SLG: 0.419	F7		SF8		BB				HR	3	1	1	2	1	0	2					
Jerald Clark, R (1, 7) OBP: 0.425, SLG: 0.775	K		1B		BB				WP	5	2	3	2	0	1	2					
Scott Stahviak, L (1, 5) OBP: 0.393, SLG: 0.385 Jeff Reboulet, R (8, PH) OBP: 0.323, SLG: 0.448	G3		K						WP	3	0	1	0	1	1	3					
Marty Cordova, R (1, 8) OBP: 0.324, SLG: 0.485		K			K				BB	4	0	1	1	1	3	4					
Chip Hale, L (1, 10) SLG: 0.167 Bernardo Brito, R (8, PH) OBP: 0.400, SLG: 1.000 Matt Merullo, L (8, PH) OBP: 0.326, SLG: 0.316		P5							F8	4	1	1	0	0	2	1					
Dave McCarty, R (1, 3) OBP: 0.267, SLG: 0.231	G6-3				K					4	0	0	0	0	2	1					
Matt Walbeck, S (1, 2) OBP: 0.327, SLG: 0.429										4	2	3	2	0	1	0					
Inning Stats	R: 0 E: 0 K: 1 S: 7	H: 2 LOB: 2 BB: 0 P: 7	R: 0 E: 0 K: 1 S: 5	H: 0 LOB: 0 BB: 0 P: 5	R: 4 E: 0 K: 2 S: 12	H: 5 LOB: 1 BB: 0 P: 12	R: 2 E: 1 K: 3 S: 12	H: 2 LOB: 3 BB: 2 P: 20	R: 1 E: 0 K: 1 S: 7	H: 2 LOB: 1 BB: 0 P: 7	R: 0 E: 0 K: 1 S: 6	H: 1 LOB: 1 BB: 0 P: 6	R: 0 E: 0 K: 3 S: 9	H: 0 LOB: 0 BB: 0 P: 9	R: 2 E: 0 K: 0 S: 5	H: 2 LOB: 2 BB: 2 P: 13		1B: 7 2B: 4 3B: 1 HR: 2	SF: 1 SAC: 0 DP: 0 HBP: 0	WP: 1 PB: 0 SB: 2 CS: 0	PA: 43
PITCHER	IP	WLS	BF	H	R	ER	SO	BB	IBB	HBP	BLK	WP	HR	S	P	ERA	WHIP				
Scott Sanderson, R (1, 1) ERA: 3.86	3.2	L	22	9	6	5	6	0	1	0	0	0	1	33	37	12.27	2.455				
Russ Springer, R (4, 1) ERA: 11.7	3.1		14	3	1	1	6	1	0	0	0	0	0	25	29	2.70	1.200				
Mike Butcher, R (8, 1) ERA: 2.35	0.2		4	2	2	2	0	0	0	0	0	0	1	4	4	27.00	3.000				
Mitch Williams, L (8, 1) ERA:	0.0		2	0	0	0	0	2	0	0	0	1	0	0	8	∞	∞				
Erk Bennett, R (8, 1) ERA:	0.1		1	0	0	0	0	0	0	0	0	0	0	1	1	0.00	0.000				

AB	37
R	6
H	11
RBI	5
BB	3
SO	8
LOB	17



AB	38
R	9
H	14
RBI	8
BB	4
SO	12
LOB	18



Batter	1	2	3	4	5	6	7	8	9	AB	R	H	RBI	BB	SO	LOB	TOP								
Tony Phillips, S OBP: 0.393, SLG: 0.417 (1, 7)										6	1	2	2	0	0	7	California Angels @ Minnesota Twins Hubert H. Humphrey Metrodome, Minneapolis, MN Tue May 16 1995, 8:05 PM EDT Att. 8,937 - Dome - 68 F								
Damion Easley, R OBP: 0.318, SLG: 0.338 (1, 4)										5	1	3	1	0	0	1									
J.T. Snow, L OBP: 0.321, SLG: 0.458 (1, 3)										5	1	0	0	0	1	2									
Chili Davis, S OBP: 0.494, SLG: 0.629 (1, 10)										3	3	1	1	2	1	0									
Tim Salmon, R OBP: 0.446, SLG: 0.532 (1, 9)										4	1	2	0	1	2	1									
Eduardo Perez, R OBP: 0.375, SLG: 0.318 Spike Owen, S OBP: 0.360, SLG: 0.364 (9, PH) (9, 5)										3	0	1	1	0	0	1									
Jim Edmonds, L OBP: 0.268, SLG: 0.318 (1, 8)										5	1	1	1	0	2	6									
Andy Allanson, R OBP: 0.200, SLG: 0.190 Greg Myers, L OBP: 0.277, SLG: 0.406 (7, PH) (7, 2)										2	0	0	0	1	0	1									
Gary Disarcina, R OBP: 0.333, SLG: 0.548 (1, 6)										5	1	3	2	0	1	4									
Inning Stats	R: 0 E: 0 K: 0 S: 5	H: 1 LOB: 0 BB: 0 P: 8	R: 0 E: 0 K: 2 S: 7	H: 0 LOB: 0 BB: 0 P: 12	R: 0 E: 0 K: 1 S: 12	H: 1 LOB: 1 BB: 0 P: 20	R: 4 E: 0 K: 0 S: 20	H: 4 LOB: 2 BB: 2 P: 36	R: 1 E: 0 K: 0 S: 10	H: 1 LOB: 1 BB: 1 P: 24	R: 3 E: 0 K: 1 S: 18	H: 3 LOB: 0 BB: 0 P: 29	R: 0 E: 0 K: 2 S: 12	H: 0 LOB: 2 BB: 1 P: 23	R: 0 E: 0 K: 1 S: 11	H: 2 LOB: 1 BB: 0 P: 13		R: 1 E: 1 K: 1 S: 15	H: 2 LOB: 3 BB: 1 P: 28	1B: 9 2B: 1 3B: 1 HR: 3	SF: 0 SAC: 0 DP: 1 HBP: 1	WP: 0 PB: 0 SB: 0 CS: 0	PA: 46		
PITCHER	IP	WLS	BF	H	R	ER	SO	BB	IBB	HBP	BLK	WP	HR	S	P	ERA	WHIP								
Rich Robertson, L ERA: 6.75 (1, 1)	3.1		15	5	4	4	3	1	0	0	0	0	0	35	61	10.80	1.800								
Eddie Guardado, L ERA: 2.51 (4, 1)	2.1	L	13	4	3	3	1	2	0	0	0	0	2	32	61	11.57	2.571								
Mo Sanford, R ERA: 3.6 (6, 1)	1.0		6	1	1	1	1	1	0	1	0	0	1	12	22	9.00	2.000								
Mark Guthrie, L ERA: 6.39 (7, 1)	1.2		10	4	1	0	3	1	0	0	0	0	0	27	42	0.00	3.000								
Erik Schullstrom, R ERA: (9, 1)	0.2		2	0	0	0	0	0	0	0	0	0	0	4	7	0.00	0.000								

AB	40
R	9
H	14
RBI	9
BB	5
SO	8
LOB	25



Batter	1	2	3	4	5	6	7	8	9	AB	R	H	RBI	BB	SO	LOB	BOTTOM								
Chuck Knoblauch, R OBP: 0.345, SLG: 0.359 (1, 4)										5	0	1	0	0	1	2	California Angels @ Minnesota Twins Hubert H. Humphrey Metrodome, Minneapolis, MN Tue May 16 1995, 8:05 PM EDT Att. 8,937 - Dome - 68 F								
Pat Meares, R OBP: 0.340, SLG: 0.438 Chip Hale, L OBP: 0.250, SLG: 0.154 (9, PH) (9, 5)										4	1	2	0	0	0	1									
Kirby Puckett, R OBP: 0.322, SLG: 0.408 (1, 9)										2	1	0	0	2	0	1									
Pedro Munoz, R OBP: 0.268, SLG: 0.450 Matt Merullo, L OBP: 0.318, SLG: 0.308 (7, PH) (7, 2)										3	1	1	1	0	0	1									
Scott Stahoviak, L OBP: 0.375, SLG: 0.345 (1, 3)										3	1	0	0	1	1	2									
Marty Cordova, R OBP: 0.333, SLG: 0.528 (1, 8)										4	1	2	3	0	1	0									
Jerald Clark, R OBP: 0.409, SLG: 0.727 (1, 7)										4	1	1	1	0	0	0									
Scott Leius, R OBP: 0.333, SLG: 0.375 (1, 5)										4	0	1	1	0	1	0									
Matt Walbeck, S OBP: 0.339, SLG: 0.412 (1, 2)										2	0	0	0	2	1	1									
Inning Stats	R: 0 E: 0 K: 0 S: 5	H: 0 LOB: 0 BB: 0 P: 10	R: 2 E: 0 K: 1 S: 13	H: 3 LOB: 1 BB: 1 P: 19	R: 4 E: 1 K: 0 S: 10	H: 3 LOB: 0 BB: 0 P: 19	R: 0 E: 0 K: 0 S: 8	H: 1 LOB: 1 BB: 0 P: 12	R: 0 E: 0 K: 0 S: 6	H: 0 LOB: 0 BB: 1 P: 13	R: 0 E: 0 K: 0 S: 4	H: 0 LOB: 0 BB: 0 P: 5	R: 0 E: 0 K: 1 S: 12	H: 1 LOB: 2 BB: 2 P: 23	R: 0 E: 0 K: 2 S: 11	H: 0 LOB: 0 BB: 0 P: 16		R: 0 E: 0 K: 3 S: 14	H: 0 LOB: 1 BB: 1 P: 24	1B: 5 2B: 2 3B: 0 HR: 1	SF: 0 SAC: 0 DP: 2 HBP: 0	WP: 1 PB: 0 SB: 1 CS: 0	PA: 38		
PITCHER	IP	WLS	BF	H	R	ER	SO	BB	IBB	HBP	BLK	WP	HR	S	P	ERA	WHIP								
Mike Bielecki, R ERA: 4.15 (1, 1)	5.0	W	23	7	0	0	0	2	0	0	0	1	0	9	21	0.00	1.800								
Ken Edenfield, R ERA: (6, 1)	1.2		7	1	0	0	0	2	0	0	0	1	0	9	21	0.00	1.800								
Troy Percival, R ERA: 3.52 (7, 1)	1.1		4	0	0	0	3	0	0	0	0	0	0	18	23	0.00	0.000								
Lee Smith, R ERA: (9, 1)	1.0	S	4	0	0	0	3	1	0	0	0	0	0	14	24	0.00	1.000								

AB	33
R	6
H	8
RBI	6
BB	5
SO	7
LOB	11



Batter	1	2	3	4	5	6	7	8	9	AB	R	H	RBI	BB	SO	LOB	TOP					
Tony Phillips, S OBP: 0.387, SLG: 0.408 Carlos Martinez, R (7, 5)	1-2 G6-4-3 BB 1B		3-2 F6		3-2 F7		3-2 F7		1-2 G6-3	4	0	1	0	0	0	3	California Angels @ Minnesota Twins Hubert H. Humphrey Metrodome, Minneapolis, MN Wed May 17 1995, 8:05 PM EDT Att. 9,339 - Dome - 70 F					
Damon Easley, R OBP: 0.313, SLG: 0.324 Spike Owen, S (9, FH) OBP: 0.346, SLG: 0.348	4-1 G6-4-3 BB		0-3 K		0-0 G6-3		0-0 G6-3		1-1 L7	3	0	0	0	1	1	3						
Greg Myers, L OBP: 0.308, SLG: 0.457	0-1 G6-4-3		4-1 BB		2-1 FC5-4 1B			0-0 HR		3	1	2	0	1	0	2						
Chili Davis, S OBP: 0.483, SLG: 0.649	3-3 K		3-2 P5		1-2 FC5-4 1B			0-0 HR		4	1	1	2	0	1	4						
Tim Salmon, R OBP: 0.425, SLG: 0.500		2-2 G5-3		2-3 K		1-3 K		0-0 F7		4	0	0	0	0	2	1						
J.T. Snow, L OBP: 0.329, SLG: 0.467		3-2 G1-3 2B		0-0 F7		1-0 G3		4-0 BB		3	0	1	0	1	0	1						
Jim Edmonds, L OBP: 0.267, SLG: 0.357		0-1 G1-3		2-3 K			0-0 HR	1-1 F7		4	1	1	1	0	1	2						
Eduardo Perez, R OBP: 0.373, SLG: 0.319 Rex Hudler, R OBP: 0.235, SLG: 0.294	1-2 F9				1-2 1B		0-0 G5-3	1-1 P4		3	0	1	0	0	0	1						
Gary Disarcina, R OBP: 0.342, SLG: 0.571			0-1 E5		1-2 2B		1-0 2B		1-1 G5-3	4	0	2	0	0	0	0						
Inning Stats	R: 0 E: 0 K: 1 S: 11	H: 1 LOB: 1 BB: 1 P: 19	R: 0 E: 0 K: 0 S: 11	H: 1 LOB: 1 BB: 0 P: 17	R: 0 E: 1 K: 1 S: 13	H: 0 LOB: 2 BB: 1 P: 23	R: 0 E: 0 K: 2 S: 8	H: 0 LOB: 0 BB: 0 P: 12	R: 0 E: 0 K: 0 S: 9	H: 1 LOB: 1 BB: 0 P: 14	R: 1 E: 0 K: 0 S: 8	H: 2 LOB: 1 BB: 0 P: 12	R: 2 E: 0 K: 0 S: 7	H: 2 LOB: 1 BB: 1 P: 13	R: 0 E: 0 K: 0 S: 9	H: 0 LOB: 0 BB: 0 P: 12		1B: 3 2B: 4 3B: 0 HR: 2	SF: 0 SAC: 0 DP: 1 HBP: 0	WP: 0 PB: 0 SB: 0 CS: 0	PA: 38	
PITCHER	IP WLS BF H R ER SO BB IBB HBP BLK WP HR S P ERA WHIP	7.0 W 31 9 3 3 5 2 0 0 0 0 2 73 115 3.86 1.571	2.0 L 7 0 0 0 0 1 0 0 0 0 0 14 23 0.00 0.500																			

Batter	1	2	3	4	5	6	7	8	9	AB	R	H	RBI	BB	SO	LOB	BOTTOM				
Chuck Knoblauch, R OBP: 0.348, SLG: 0.366	3-2 S 1B		1-1 E5 G1-4-3 BB G3-1	3-2 SF7		1-0 E 1B	3-3 K			4	2	2	1	0	1	3	California Angels @ Minnesota Twins Hubert H. Humphrey Metrodome, Minneapolis, MN Wed May 17 1995, 8:05 PM EDT Att. 9,339 - Dome - 70 F				
Jeff Reboulet, R OBP: 0.276, SLG: 0.382	2-2 G6-3		1-2 G3-1	0-3 K		0-1 E6 1B		2-2 F9		5	0	0	0	0	1	5					
Kirby Puckett, R OBP: 0.326, SLG: 0.400	2-3 K		4-0 BB G1-4-3 1B IBB	0-0 F9		1-3 2-H 1B		3-3 K		4	1	1	1	1	2	2					
Jerald Clark, R OBP: 0.388, SLG: 0.667	1-0 G4-3		1-1 G1-4-3		4-0 HR BB	0-2 K		0-1 F8		4	1	0	1	1	1	5					
Marty Cordova, R OBP: 0.341, SLG: 0.560		1-1 G6-3	2-2 BB 1B HBP		1 SAFE 0-0 HR	3-3 K				3	1	1	2	0	1	2					
Scott Leius, R OBP: 0.343, SLG: 0.373		2-2 BB 1B	4-1 BB 1B		3-3 K		2-0 F8			3	0	1	1	1	1	0					
Pedro Munoz, R OBP: 0.311, SLG: 0.465		4-2 G1-6-3 BB	1-2 BB 1B		0-1 F9		0-0 1B 1B			3	0	2	1	1	0	0					
Dave McCarty, R OBP: 0.235, SLG: 0.200		3-2 G1-6-3		1-1 E5 1B SF7		1-3 K		0-1 L4		4	1	0	0	0	1	3					
Matt Walbeck, S OBP: 0.367, SLG: 0.436			0-1 G3-1 E G1-4-3 1B		0-0 WP 1B		1-0 F9		1-0 1B	4	1	3	0	0	0	0					
Inning Stats	R: 0 E: 0 K: 1 S: 10	H: 1 LOB: 0 BB: 0 P: 18	R: 0 E: 0 K: 0 S: 14	H: 1 LOB: 1 BB: 1 P: 24	R: 3 E: 1 K: 0 S: 14	H: 2 LOB: 2 BB: 2 P: 29	R: 1 E: 1 K: 1 S: 12	H: 1 LOB: 1 BB: 0 P: 16	R: 2 E: 0 K: 2 S: 9	H: 1 LOB: 0 BB: 1 P: 17	R: 1 E: 1 K: 2 S: 11	H: 2 LOB: 2 BB: 0 P: 16	R: 0 E: 0 K: 1 S: 8	H: 2 LOB: 0 BB: 0 P: 14	R: 0 E: 0 K: 1 S: 8	H: 0 LOB: 0 BB: 0 P: 13		1B: 9 2B: 0 3B: 0 HR: 1	SF: 1 SAC: 0 DP: 1 HBP: 1	WP: 1 PB: 0 SB: 1 CS: 0	PA: 40
PITCHER	IP WLS BF H R ER SO BB IBB HBP BLK WP HR S P ERA WHIP	5.1 L 30 8 2 0 3 0 0 0 0 0 0 14 23 0.00 1.200	1.2 L 7 2 0 0 3 0 0 0 0 0 0 8 13 0.00 0.000	1.0 L 3 0 0 0 1 0 0 0 0 0 0 8 13 0.00 0.000																	

AB 35
R 3
H 9
RBI 3
BB 3
SO 5
LOB 18



AB 34
R 7
H 10
RBI 7
BB 4
SO 8
LOB 20



Batter	1	2	3	4	5	6	7	8	9	AB	R	H	RBI	BB	SO	LOB	TOP										
Tony Phillips, S OBP: 0.404, SLG: 0.457 (1, 7)	G4-3		HR		1B		2B	G3		5	3	3	2	1	0	0	California Angels @ Minnesota Twins Hubert H. Humphrey Metrodome, Minneapolis, MN Thu May 18, 1995, 4:33 AM EDT Att: 15,203 - Dome										
Spike Owen, S OBP: 0.375, SLG: 0.483 (1, 4)	F8		1B		1B		F7		HR	6	2	3	2	0	0	4											
Jim Edmonds, L OBP: 0.272, SLG: 0.360 (1, 8)	F7		K		K		2B		F7	5	0	1	1	1	2	3											
Chili Davis, S OBP: 0.484, SLG: 0.654 (1, 10)		F8	1B		1B		SF7		K	4	2	2	2	1	1	3											
Tim Salmon, R OBP: 0.419, SLG: 0.471 (1, 9)	F3		1B		G4-3		P3		K	4	1	0	0	2	1	4											
J.T. Snow, L OBP: 0.345, SLG: 0.474 Eduardo Perez, R OBP: 0.365, SLG: 0.333 (3, 5)	1B		1B		F8		K		F8	1	1	1	1	0	0	0											
Carlos Martinez, R (3, 3)	F8		1B		G6-3		G6-3		K2-3	4	1	0	1	1	1	3											
Andy Allanson, R OBP: 0.300, SLG: 0.538 (1, 2)			1B				F9		HR	5	3	4	6	0	0	0											
Gary Disarcina, R OBP: 0.345, SLG: 0.556 (1, 6)	P3		FC4		G6-3				G3	4	1	1	0	1	0	2											
Inning Stats	R: 0 E: 0 K: 0 S: 3	H: 0 LOB: 0 BB: 0 P: 3	R: 1 E: 0 K: 0 S: 5	H: 2 LOB: 2 BB: 0 P: 6	R: 7 E: 0 K: 1 S: 10	H: 5 LOB: 3 BB: 5 P: 30	R: 0 E: 0 K: 0 S: 3	H: 0 LOB: 0 BB: 0 P: 3	R: 2 E: 0 K: 1 S: 9	H: 4 LOB: 2 BB: 0 P: 9	R: 0 E: 0 K: 1 S: 5	H: 0 LOB: 0 BB: 0 P: 5	R: 2 E: 0 K: 1 S: 7	H: 2 LOB: 1 BB: 1 P: 11	R: 2 E: 0 K: 1 S: 7	H: 2 LOB: 2 BB: 0 P: 7	R: 1 E: 0 K: 1 S: 6	H: 1 LOB: 1 BB: 1 P: 10	1B: 9 2B: 3 3B: 0 HR: 4	SF: 1 SAC: 0 DP: 0 HBP: 1	WP: 1 PB: 0 SB: 1 CS: 0	PA: 51					
PITCHER	IP	WLS	BF	H	R	ER	SO	BB	IBB	HBP	BLK	WP	HR	S	P	ERA	WHIP	PITCHER									
Pat Mahomes, R ERA: 14.29 (1, 1)	2.1	L	16	5	7	7	1	3	0	1	0	0	1	14	27	27.00	3.429										
Erik Schultrom, R ERA: 10.13 (3, 1)	2.0		13	5	3	3	0	2	0	0	0	0	1	11	19	13.50	3.500										
Eddie Guardado, L ERA: 3.24 (5, 1)	2.1		11	3	2	2	2	1	0	0	0	0	0	14	18	7.71	1.714										
Mo Sanford, R ERA: 5.11 (7, 1)	2.1		11	3	3	3	3	1	0	0	0	1	2	16	20	11.57	1.714										

Batter	1	2	3	4	5	6	7	8	9	AB	R	H	RBI	BB	SO	LOB	BOTTOM											
Chuck Knoblauch, R OBP: 0.358, SLG: 0.369 Chip Hale, L OBP: 0.278, SLG: 0.200 (1, 4)	HBP		G5-3		FC6-4		1B	K		2	0	1	0	0	0	1	California Angels @ Minnesota Twins Hubert H. Humphrey Metrodome, Minneapolis, MN Thu May 18, 1995, 4:33 AM EDT Att: 15,203 - Dome											
Alex Cole, L OBP: 0.393, SLG: 0.418 Jerald Clark, R OBP: 0.412, SLG: 0.680 (1, 8)	G6-3				FC6-4		1B			3	0	1	1	0	0	3												
Kirby Puckett, R OBP: 0.316, SLG: 0.386 Dave McCarty, R OBP: 0.222, SLG: 0.188 (1, 9)	G6-3		F9		F8		E5		K	3	0	0	0	0	0	3												
Pedro Munoz, R OBP: 0.340, SLG: 0.596 (1, 10)		G6-3			HBP		HR		HR	4	2	2	2	0	0	1												
Scott Stahoviak, L OBP: 0.361, SLG: 0.333 Jeff Reboulet, R OBP: 0.270, SLG: 0.371 (9, PH)			FC5-4		F7		K		K	4	0	1	0	0	1	2												
Marty Cordova, R OBP: 0.345, SLG: 0.588 (1, 7)		FC5-4			F9		HR		1B	5	1	2	1	0	1	2												
Matt Merullo, L OBP: 0.327, SLG: 0.302 (1, 2)		F7			F7		2B		1B	4	1	1	0	1	0	2												
Scott Leius, R OBP: 0.347, SLG: 0.391 (1, 5)			G1-3		FC6-4		1B		G6-4-3	5	1	2	1	0	1	2												
Pat Meares, R OBP: 0.352, SLG: 0.451 (1, 6)			G5-3		FC6-4		1B		P4	3	2	1	0	1	0	1												
Inning Stats	R: 0 E: 0 K: 0 S: 2	H: 0 LOB: 0 BB: 0 P: 3	R: 0 E: 0 K: 0 S: 4	H: 1 LOB: 1 BB: 0 P: 4	R: 1 E: 0 K: 0 S: 5	H: 2 LOB: 1 BB: 0 P: 5	R: 0 E: 0 K: 0 S: 3	H: 0 LOB: 1 BB: 0 P: 4	R: 0 E: 0 K: 1 S: 11	H: 2 LOB: 2 BB: 2 P: 19	R: 0 E: 0 K: 2 S: 7	H: 0 LOB: 0 BB: 0 P: 7	R: 0 E: 0 K: 2 S: 8	H: 1 LOB: 1 BB: 0 P: 8	R: 1 E: 0 K: 1 S: 7	H: 3 LOB: 1 BB: 0 P: 7	1B: 9 2B: 2 3B: 0 HR: 3	SF: 0 SAC: 0 DP: 1 HBP: 2	WP: 2 PB: 1 SB: 0 CS: 1	PA: 44								
PITCHER	IP	WLS	BF	H	R	ER	SO	BB	IBB	HBP	BLK	WP	HR	S	P	ERA	WHIP	PITCHER										
Shawn Boskie, R ERA: 3.33 (1, 1)	0.0		26	8	5	5	0	1	0	2	0	0	1	0	1	5	∞											
Mitch Williams, L ERA: 3.69 (6, 1)	0.1		3	1	3	2	0	0	0	0	0	0	1	0	3	3	54.00	3.000										
Troy Percival, R ERA: 2.7 (6, 1)	2.1		8	1	0	0	5	0	0	0	0	0	0	18	18	0.00	0.429											
Bob Patterson, L ERA: 3.12 (9, 1)	1.0		5	3	1	1	1	0	0	0	0	0	1	7	7	9.00	3.000											

AB 42
R 15
H 16
RBI 15
BB 7
SO 6
LOB 20



AB 40
R 9
H 14
RBI 7
SO 6
LOB 18



Batter	1	2	3	4	5	6	7	8	9	AB	R	H	RBI	BB	SO	LOB	TOP				
Joey Cora, S OBP: 0.333, SLG: 0.400 (1, 4)	1-1 P6		1 SAFE 3-1 2B		1 SAFE 2-2 F8		2-1 G6-3		3-2 F7	5	1	1	0	0	0	3	Seattle Mariners @ Minnesota Twins Hubert H. Humphrey Metrodome, Minneapolis, MN Fri May 19 1995, 8:05 PM EDT Att: 14,639 - Dome				
Luis Sojo, R OBP: 0.381, SLG: 0.500 (1, 6)	2-1 HR		0-1 SF8		0-0 G4-3			1-0 L8		3	1	1	1	0	0	1					
Ken Griffey Jr., L OBP: 0.391, SLG: 0.548 (1, 8)	1-1 HR		3-H 2-0 2B		2-3 K			0-0 F9		4	1	2	3	0	1	1					
Edgar Martinez, R OBP: 0.418, SLG: 0.609 (1, 10)	0-1 F9		3-2 L4			0-1 G6-3		1-2 G5-3		4	0	0	0	0	0	1					
Tino Martinez, L OBP: 0.405, SLG: 0.556 (1, 3)	2-3 K		0-1 G3			0-1 1B			2-1 HR	4	1	2	1	0	1	1					
Jay Buhner, R OBP: 0.259, SLG: 0.392 (1, 9)		2-2 FC4-6 1B		1-1 G6-3		0-3 K			1-0 HR	4	1	2	1	0	1	1					
Mike Blowers, R OBP: 0.180, SLG: 0.156 (1, 5)		0-1 FC4-6		2-0 G6-3		1-2 F8			0-0 1B	3	0	0	0	0	0	2					
Alex Diaz, S OBP: 0.308, SLG: 0.440 (9, PH)		1-2 G6-3							0-3 K	1	0	1	0	0	0	0					
Dan Wilson, R OBP: 0.382, SLG: 0.412 (1, 2)		0-1 G6-3		0-1 G1-3					1-2 K	3	0	1	0	0	0	1					
Doug Strange, S OBP: 0.256, SLG: 0.407 (9, PH)		1-2 G6-3							1-2 K	1	0	0	0	0	1	1					
Darren Bragg, L OBP: 0.302, SLG: 0.178 (1, 7)			0-0 2B SF8 1B		4-1 G4-3 BB				1-3 K	3	1	1	0	1	1	2					
Inning Stats	R: 2 E: 0 K: 1 S: 11	H: 2 LOB: 0 BB: 0 P: 17	R: 0 E: 0 K: 0 S: 7	H: 1 LOB: 0 BB: 0 P: 9	R: 2 E: 0 K: 0 S: 12	H: 3 LOB: 1 BB: 0 P: 20	R: 0 E: 0 K: 0 S: 5	H: 0 LOB: 0 BB: 0 P: 8	R: 0 E: 0 K: 1 S: 10	H: 1 LOB: 1 BB: 0 P: 11	R: 0 E: 0 K: 0 S: 4	H: 1 LOB: 0 BB: 0 P: 7	R: 0 E: 0 K: 0 S: 6	H: 0 LOB: 0 BB: 0 P: 8	R: 2 E: 0 K: 2 S: 13	H: 3 LOB: 1 BB: 0 P: 20	1B: 6 2B: 2 3B: 0 HR: 3	SF: 1 SAC: 0 DP: 2 HBP: 0	WP: 0 PB: 0 SB: 1 CS: 0	PA: 37	
PITCHER	IP WLS BF H R ER SO BB IBB HBP BLK WP HR S P ERA WHIP	IP WLS BF H R ER SO BB IBB HBP BLK WP HR S P ERA WHIP	IP WLS BF H R ER SO BB IBB HBP BLK WP HR S P ERA WHIP	IP WLS BF H R ER SO BB IBB HBP BLK WP HR S P ERA WHIP	IP WLS BF H R ER SO BB IBB HBP BLK WP HR S P ERA WHIP	IP WLS BF H R ER SO BB IBB HBP BLK WP HR S P ERA WHIP	IP WLS BF H R ER SO BB IBB HBP BLK WP HR S P ERA WHIP	IP WLS BF H R ER SO BB IBB HBP BLK WP HR S P ERA WHIP	IP WLS BF H R ER SO BB IBB HBP BLK WP HR S P ERA WHIP	IP WLS BF H R ER SO BB IBB HBP BLK WP HR S P ERA WHIP	IP WLS BF H R ER SO BB IBB HBP BLK WP HR S P ERA WHIP	IP WLS BF H R ER SO BB IBB HBP BLK WP HR S P ERA WHIP	IP WLS BF H R ER SO BB IBB HBP BLK WP HR S P ERA WHIP	IP WLS BF H R ER SO BB IBB HBP BLK WP HR S P ERA WHIP	IP WLS BF H R ER SO BB IBB HBP BLK WP HR S P ERA WHIP	IP WLS BF H R ER SO BB IBB HBP BLK WP HR S P ERA WHIP	IP WLS BF H R ER SO BB IBB HBP BLK WP HR S P ERA WHIP	IP WLS BF H R ER SO BB IBB HBP BLK WP HR S P ERA WHIP	IP WLS BF H R ER SO BB IBB HBP BLK WP HR S P ERA WHIP	IP WLS BF H R ER SO BB IBB HBP BLK WP HR S P ERA WHIP	IP WLS BF H R ER SO BB IBB HBP BLK WP HR S P ERA WHIP

AB	35
R	6
H	11
RBI	6
BB	1
SO	5
LOB	14



Batter	1	2	3	4	5	6	7	8	9	AB	R	H	RBI	BB	SO	LOB	BOTTOM				
Chuck Knoblauch, R OBP: 0.340, SLG: 0.348 (1, 4)	1-0 G6-3		2-3 K		0-0 G6-3		2-3 K	1-3 K		5	0	0	0	0	3	0	Seattle Mariners @ Minnesota Twins Hubert H. Humphrey Metrodome, Minneapolis, MN Fri May 19 1995, 8:05 PM EDT Att: 14,639 - Dome				
Pat Meares, R OBP: 0.356, SLG: 0.500 (1, 6)	0-0 G6-3		2-3 K		0-0 B1-3 1B		0-0 HR	3-2 L4		5	1	2	1	0	1	0					
Kirby Puckett, R OBP: 0.323, SLG: 0.384 (1, 9)	1-1 G4-3		4-0 BB		0-0 B1-3		1-0 FC4 HR 1B			3	1	1	0	1	0	1					
Pedro Munoz, R OBP: 0.352, SLG: 0.580 (1, 10)		1-2 1B	0-1 G4-3		0-0 G5-3		1 SAFE 4-1 FC4 BB			3	1	1	0	1	0	2					
Jerald Clark, R OBP: 0.400, SLG: 0.667 (1, 8)		0-1 E4 1B		1-2 G5-3		1-1 1B G6-3 2B	1-0 FC4 HR WP			4	3	1	0	0	0	3					
Marty Cordova, R OBP: 0.383, SLG: 0.631 (1, 7)		0-0 1B		0-0 L4		0-0 L4	2-0 G6-3	1-2 1B	1-2 2-H 1B	4	1	3	4	0	0	0					
Scott Leius, R OBP: 0.354, SLG: 0.403 (1, 5)		0-0 L7		4-0 3B BB		2-0 G6-3	2-0 G6-3	1-2 1B	0-1 HR	3	1	1	1	1	0	3					
Dave McCarty, R OBP: 0.250, SLG: 0.278 (1, 3)		1-3 K		1-0 3B		1-2 1B	2-1 G5-3			4	0	2	1	0	1	3					
Matt Walbeck, S OBP: 0.359, SLG: 0.424 (1, 2)		1-0 1B		3-1 G3		2-2 F8		0-0 F8		4	0	1	1	0	0	2					
Inning Stats	R: 0 E: 0 K: 0 S: 4	H: 0 LOB: 0 BB: 0 P: 6	R: 2 E: 1 K: 1 S: 11	H: 3 LOB: 1 BB: 0 P: 14	R: 0 E: 0 K: 2 S: 8	H: 0 LOB: 1 BB: 1 P: 16	R: 1 E: 0 K: 0 S: 8	H: 1 LOB: 1 BB: 1 P: 17	R: 0 E: 0 K: 0 S: 4	H: 1 LOB: 1 BB: 0 P: 4	R: 1 E: 0 K: 0 S: 9	H: 3 LOB: 1 BB: 0 P: 16	R: 4 E: 0 K: 1 S: 11	H: 4 LOB: 1 BB: 1 P: 21	R: 0 E: 0 K: 1 S: 8	H: 0 LOB: 0 BB: 0 P: 12		1B: 7 2B: 2 3B: 1 HR: 2	SF: 0 SAC: 0 DP: 0 HBP: 0	WP: 1 PB: 0 SB: 0 CS: 0	PA: 38
PITCHER	IP WLS BF H R ER SO BB IBB HBP BLK WP HR S P ERA WHIP	IP WLS BF H R ER SO BB IBB HBP BLK WP HR S P ERA WHIP	IP WLS BF H R ER SO BB IBB HBP BLK WP HR S P ERA WHIP	IP WLS BF H R ER SO BB IBB HBP BLK WP HR S P ERA WHIP	IP WLS BF H R ER SO BB IBB HBP BLK WP HR S P ERA WHIP	IP WLS BF H R ER SO BB IBB HBP BLK WP HR S P ERA WHIP	IP WLS BF H R ER SO BB IBB HBP BLK WP HR S P ERA WHIP	IP WLS BF H R ER SO BB IBB HBP BLK WP HR S P ERA WHIP	IP WLS BF H R ER SO BB IBB HBP BLK WP HR S P ERA WHIP	IP WLS BF H R ER SO BB IBB HBP BLK WP HR S P ERA WHIP	IP WLS BF H R ER SO BB IBB HBP BLK WP HR S P ERA WHIP	IP WLS BF H R ER SO BB IBB HBP BLK WP HR S P ERA WHIP	IP WLS BF H R ER SO BB IBB HBP BLK WP HR S P ERA WHIP	IP WLS BF H R ER SO BB IBB HBP BLK WP HR S P ERA WHIP	IP WLS BF H R ER SO BB IBB HBP BLK WP HR S P ERA WHIP	IP WLS BF H R ER SO BB IBB HBP BLK WP HR S P ERA WHIP	IP WLS BF H R ER SO BB IBB HBP BLK WP HR S P ERA WHIP	IP WLS BF H R ER SO BB IBB HBP BLK WP HR S P ERA WHIP	IP WLS BF H R ER SO BB IBB HBP BLK WP HR S P ERA WHIP	IP WLS BF H R ER SO BB IBB HBP BLK WP HR S P ERA WHIP	IP WLS BF H R ER SO BB IBB HBP BLK WP HR S P ERA WHIP

AB	35
R	8
H	12
RBI	8
BB	3
SO	5
LOB	14



Batter	1	2	3	4	5	6	7	8	9	AB	R	H	RBI	BB	SO	LOB	TOP								
Joey Cora, S OBP: 0.324, SLG: 0.386 (1, 4)	L7		G4-3		L6		FC5-4	HBP 1B		5	0	1	1	0	0	1									
Darren Bragg, L OBP: 0.293, SLG: 0.163 (1, 7)	G3		K			G1-3	K	HBP		4	0	0	0	0	2	1									
Ken Griffey Jr., L OBP: 0.391, SLG: 0.532 (1, 8)	F7			P6		2B 1B		F7		4	2	1	0	1	0	3									
Edgar Martinez, R OBP: 0.429, SLG: 0.635 (1, 10)		K		HR 2B		1B 2B		1B 2B	G4-3	5	3	3	0	0	1	0									
Tino Martinez, L OBP: 0.418, SLG: 0.559 (1, 3)	G1-3		K			1B		1B		5	1	3	2	0	1	1									
Jay Buhner, R OBP: 0.279, SLG: 0.488 (1, 9)	HR		HR			F7		G3-1 1B 2B	F9	5	3	3	5	0	0	1									
Doug Strange, S OBP: 0.281, SLG: 0.375 (1, 5)	1B		F7			G6-3		G3-1	F7	5	0	1	0	0	0	2									
Dan Wilson, R OBP: 0.390, SLG: 0.418 (1, 2)	G4-3				G6-3		1B FC5-4	HBP 1B		4	1	2	1	0	0	1									
Luis Sojo, R OBP: 0.370, SLG: 0.476 (1, 6)			G6-3		K		1B FC5-4	P3		4	0	1	0	0	1	1									
Inning Stats	R: 0 E: 0 K: 0 S: 5	H: 0 LOB: 0 BB: 0 P: 8	R: 1 E: 0 K: 1 S: 10	H: 2 LOB: 1 BB: 0 P: 18	R: 0 E: 0 K: 1 S: 6	H: 0 LOB: 0 BB: 0 P: 9	R: 2 E: 0 K: 1 S: 16	H: 2 LOB: 0 BB: 0 P: 25	R: 0 E: 0 K: 1 S: 6	H: 0 LOB: 0 BB: 0 P: 7	R: 2 E: 0 K: 0 S: 10	H: 3 LOB: 0 BB: 0 P: 16	R: 1 E: 0 K: 1 S: 9	H: 2 LOB: 1 BB: 0 P: 17	R: 4 E: 0 K: 0 S: 20	H: 5 LOB: 3 BB: 1 P: 40	R: 0 E: 0 K: 0 S: 13	H: 1 LOB: 1 BB: 0 P: 18	1B: 10 2B: 3 3B: 0 HR: 2	SF: 0 SAC: 0 DP: 0 HBP: 1	WP: 0 PB: 0 CS: 0	PA: 43			
PITCHER	IP WLS BF H R ER SO BB IBB HBP BLK WP HR S P ERA WHIP	IP WLS BF H R ER SO BB IBB HBP BLK WP HR S P ERA WHIP	IP WLS BF H R ER SO BB IBB HBP BLK WP HR S P ERA WHIP	IP WLS BF H R ER SO BB IBB HBP BLK WP HR S P ERA WHIP	IP WLS BF H R ER SO BB IBB HBP BLK WP HR S P ERA WHIP	IP WLS BF H R ER SO BB IBB HBP BLK WP HR S P ERA WHIP	IP WLS BF H R ER SO BB IBB HBP BLK WP HR S P ERA WHIP	IP WLS BF H R ER SO BB IBB HBP BLK WP HR S P ERA WHIP	IP WLS BF H R ER SO BB IBB HBP BLK WP HR S P ERA WHIP	IP WLS BF H R ER SO BB IBB HBP BLK WP HR S P ERA WHIP	IP WLS BF H R ER SO BB IBB HBP BLK WP HR S P ERA WHIP	IP WLS BF H R ER SO BB IBB HBP BLK WP HR S P ERA WHIP	IP WLS BF H R ER SO BB IBB HBP BLK WP HR S P ERA WHIP	IP WLS BF H R ER SO BB IBB HBP BLK WP HR S P ERA WHIP	IP WLS BF H R ER SO BB IBB HBP BLK WP HR S P ERA WHIP	IP WLS BF H R ER SO BB IBB HBP BLK WP HR S P ERA WHIP	IP WLS BF H R ER SO BB IBB HBP BLK WP HR S P ERA WHIP	IP WLS BF H R ER SO BB IBB HBP BLK WP HR S P ERA WHIP	IP WLS BF H R ER SO BB IBB HBP BLK WP HR S P ERA WHIP	IP WLS BF H R ER SO BB IBB HBP BLK WP HR S P ERA WHIP	IP WLS BF H R ER SO BB IBB HBP BLK WP HR S P ERA WHIP	IP WLS BF H R ER SO BB IBB HBP BLK WP HR S P ERA WHIP	IP WLS BF H R ER SO BB IBB HBP BLK WP HR S P ERA WHIP	IP WLS BF H R ER SO BB IBB HBP BLK WP HR S P ERA WHIP	IP WLS BF H R ER SO BB IBB HBP BLK WP HR S P ERA WHIP
Scott Erickson, R ERA: 7.02 (1, 1)	6.1 L 27	9 6 6 4	0 0 0 0	0 0 0 0	0 0 0 0	2 2 57 91	8.53 1.421																		
Rich Robertson, L ERA: 9.0 (7, 1)	0.2 5 2 3 3 1	1 0 0 0 0	0 0 0 0 0	0 0 0 0 0	0 0 0 0 0	13 26 40.50 4.500																			
Erik Schullstrom, R ERA: 7.71 (8, 1)	2.0 11 4 1 1 0	0 0 0 0 0	0 0 0 0 0	0 0 0 0 0	0 0 0 0 0	25 41 4.50 2.000																			

Seattle Mariners @ Minnesota Twins
Hubert H. Humphrey Metrodome, Minneapolis, MN
Sat May 20 1995, 8:05 PM EDT
Att: 13,762 - Dome

AB 41
R 10
H 15
RBI 9
BB 1
SO 5
LOB 11



Batter	1	2	3	4	5	6	7	8	9	AB	R	H	RBI	BB	SO	LOB	BOTTOM								
Alex Cole, L OBP: 0.400, SLG: 0.414 (1, 8)	CS 1B					K			1B 1B 1B	3	0	1	0	1	1	0									
Dave McCarty, R OBP: 0.268, SLG: 0.278 (9, FH)	1B	G1-4-3		BB					BB	0	1	0	0	1	0	0									
Chuck Knoblauch, R OBP: 0.352, SLG: 0.355 (1, 4)	CS 2B 1B		P4	K			BB		1B 1B FC5-4 1B	4	2	2	0	1	1	2									
Kirby Puckett, R OBP: 0.327, SLG: 0.396 (1, 9)	P6		2B		F7		L8		FC5-4 1B 1B	5	1	2	0	0	0	3									
Kevin Maas, L OBP: 0.348, SLG: 0.450 (1, 10)	2B		4-0		F8		L7		FC5-4 1B 1B	3	0	1	1	1	0	1									
Jerald Clark, R OBP: 0.411, SLG: 0.673 (9, FH)	2B		BB		F8				FC5-4 1B 1B	1	0	1	1	0	0	0									
Marty Cordova, R OBP: 0.365, SLG: 0.648 (1, 7)	BB		F9		HR		G4-3		FC5-4 1B	4	1	1	2	1	0	5									
Scott Stahowiak, L OBP: 0.366, SLG: 0.324 (1, 3)	G3		P6		BB				FC6 1B	4	0	1	1	1	1	4									
Scott Leius, R OBP: 0.357, SLG: 0.423 (1, 5)		G3 3B		G4-3 BB	P6				FC6	4	1	1	0	1	0	3									
Matt Walbeck, S OBP: 0.338, SLG: 0.397 (1, 2)		G3		G4-3		F7				4	0	0	1	0	1	1									
Matt Merullo, L OBP: 0.327, SLG: 0.302 (9, 2)										0	0	0	0	0	0	0									
Pat Meares, R OBP: 0.333, SLG: 0.467 (1, 6)		G4-3		F9		G6-3			F8	4	0	0	0	0	0	1									
Inning Stats	R: 1 E: 0 K: 0 S: 10	H: 3 LOB: 2 BB: 1 P: 19	R: 1 E: 0 K: 0 S: 9	H: 1 LOB: 0 BB: 0 P: 14	R: 0 E: 0 K: 1 S: 12	H: 1 LOB: 2 BB: 1 P: 24	R: 0 E: 0 K: 1 S: 8	H: 0 LOB: 2 BB: 2 P: 18	R: 1 E: 0 K: 0 S: 10	H: 1 LOB: 1 BB: 1 P: 18	R: 0 E: 0 K: 1 S: 7	H: 0 LOB: 0 BB: 0 P: 13	R: 0 E: 0 K: 0 S: 9	H: 0 LOB: 1 BB: 1 P: 15	R: 0 E: 0 K: 2 S: 10	H: 0 LOB: 0 BB: 0 P: 15	R: 3 E: 0 K: 0 S: 16	H: 4 LOB: 2 BB: 1 P: 25	1B: 6 2B: 2 3B: 1 HR: 1	SF: 0 SAC: 0 DP: 0 HBP: 0	WP: 0 PB: 0 CS: 2	PA: 43			
PITCHER	IP WLS BF H R ER SO BB IBB HBP BLK WP HR S P ERA WHIP	IP WLS BF H R ER SO BB IBB HBP BLK WP HR S P ERA WHIP	IP WLS BF H R ER SO BB IBB HBP BLK WP HR S P ERA WHIP	IP WLS BF H R ER SO BB IBB HBP BLK WP HR S P ERA WHIP	IP WLS BF H R ER SO BB IBB HBP BLK WP HR S P ERA WHIP	IP WLS BF H R ER SO BB IBB HBP BLK WP HR S P ERA WHIP	IP WLS BF H R ER SO BB IBB HBP BLK WP HR S P ERA WHIP	IP WLS BF H R ER SO BB IBB HBP BLK WP HR S P ERA WHIP	IP WLS BF H R ER SO BB IBB HBP BLK WP HR S P ERA WHIP	IP WLS BF H R ER SO BB IBB HBP BLK WP HR S P ERA WHIP	IP WLS BF H R ER SO BB IBB HBP BLK WP HR S P ERA WHIP	IP WLS BF H R ER SO BB IBB HBP BLK WP HR S P ERA WHIP	IP WLS BF H R ER SO BB IBB HBP BLK WP HR S P ERA WHIP	IP WLS BF H R ER SO BB IBB HBP BLK WP HR S P ERA WHIP	IP WLS BF H R ER SO BB IBB HBP BLK WP HR S P ERA WHIP	IP WLS BF H R ER SO BB IBB HBP BLK WP HR S P ERA WHIP	IP WLS BF H R ER SO BB IBB HBP BLK WP HR S P ERA WHIP	IP WLS BF H R ER SO BB IBB HBP BLK WP HR S P ERA WHIP	IP WLS BF H R ER SO BB IBB HBP BLK WP HR S P ERA WHIP	IP WLS BF H R ER SO BB IBB HBP BLK WP HR S P ERA WHIP	IP WLS BF H R ER SO BB IBB HBP BLK WP HR S P ERA WHIP	IP WLS BF H R ER SO BB IBB HBP BLK WP HR S P ERA WHIP	IP WLS BF H R ER SO BB IBB HBP BLK WP HR S P ERA WHIP	IP WLS BF H R ER SO BB IBB HBP BLK WP HR S P ERA WHIP	IP WLS BF H R ER SO BB IBB HBP BLK WP HR S P ERA WHIP
Tim Belcher, R ERA: 5.4 (1, 1)	5.0 W 25	6 3 3 1	0 0 0 1	1 0 0 0	0 0 0 0	9 19 0.00 1.000																			
Jeff Nielson, R ERA: 2.13 (6, 1)	1.0 4 0 0 0 1	0 0 0 0 0	0 0 0 0 0	0 0 0 0 0	0 0 0 0 0	9 17 0.00 0.000																			
Bill Risley, R ERA: (7, 1)	2.0 6 0 0 0 2	0 0 0 0 0	0 0 0 0 0	0 0 0 0 0	0 0 0 0 0	9 16 81.00 12.000																			
Lee Guetterman, L ERA: 9.53 (9, 1)	0.1 5 3 3 3 0	1 0 0 0 0	0 0 0 0 0	0 0 0 0 0	0 0 0 0 0	7 9 0.00 1.500																			
Bobby Ayala, R ERA: 3.19 (9, 1)	0.2 3 1 0 0 0	0 0 0 0 0	0 0 0 0 0	0 0 0 0 0	0 0 0 0 0																				

Seattle Mariners @ Minnesota Twins
Hubert H. Humphrey Metrodome, Minneapolis, MN
Sat May 20 1995, 8:05 PM EDT
Att: 13,762 - Dome

AB 36
R 6
H 10
RBI 6
BB 7
SO 4
LOB 20



Batter	1	2	3	4	5	6	7	8	9	AB	R	H	RBI	BB	SO	LOB	TOP
Chuck Knoblauch , R (1, 4) OBP: 0.358, SLG: 0.361										4	1	2	1	0	1	0	Minnesota Twins @ Detroit Tigers Tiger Stadium, Detroit, MI Tue May 23 1995, 7:05 PM EDT Att: 8,042 - Unknown - 81 F
Pat Meares , R (1, 6) OBP: 0.343, SLG: 0.493										4	1	2	1	0	0	1	
Kirby Puckett , R (1, 9) OBP: 0.330, SLG: 0.388										3	0	1	0	1	0	1	
Pedro Munoz , R (1, 10) OBP: 0.350, SLG: 0.607										3	0	1	0	0	0	2	
Marty Cordova , R (1, 7) OBP: 0.350, SLG: 0.606										3	0	0	0	0	1	2	
Jerald Clark , R (1, 8) OBP: 0.387, SLG: 0.623										3	0	1	0	0	0	2	
Scott Leius , R (1, 5) OBP: 0.333, SLG: 0.390										3	0	0	0	0	0	1	
Dave McCarty , R (1, 3) OBP: 0.277, SLG: 0.293										2	1	0	0	1	0	1	
Matt Walbeck , S (1, 2) OBP: 0.324, SLG: 0.377										3	1	1	0	0	1	0	
Inning Stats	R: 0 E: 0 K: 1 S: 9	H: 1 LOB: 1 BB: 0 P: 13	R: 0 E: 0 K: 0 S: 5	H: 0 LOB: 0 BB: 0 P: 7	R: 4 E: 1 K: 1 S: 16	H: 4 LOB: 1 BB: 1 P: 25	R: 0 E: 0 K: 0 S: 5	H: 0 LOB: 0 BB: 0 P: 9	R: 0 E: 0 K: 0 S: 8	H: 1 LOB: 1 BB: 1 P: 13	R: 0 E: 0 K: 0 S: 13	H: 1 LOB: 1 BB: 0 P: 18	R: 0 E: 0 K: 1 S: 7	H: 1 LOB: 1 BB: 0 P: 9			
PITCHER David Wells , L (1, 1) ERA: 2.81	IP: 7.0 WLS: W BF: 30 H: 8 R: 4 ER: 2 SO: 3	BB: 2 IBB: 0 HBP: 0 BLK: 0	WP: 0 HR: 0 S: 63 P: 94	ERA: 2.57 WHIP: 1.429													

AB	28
R	4
H	8
RBI	2
BB	2
SO	3
LOB	10



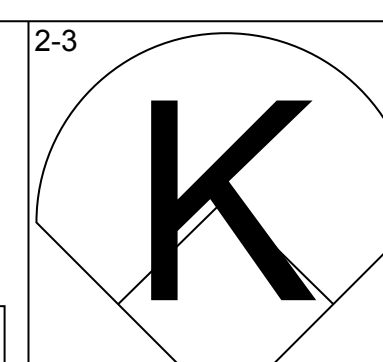
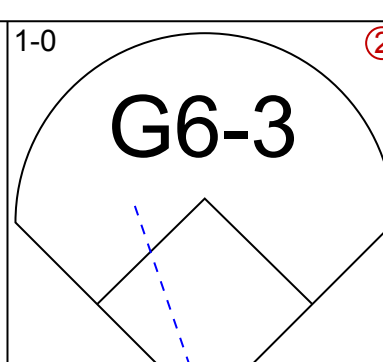
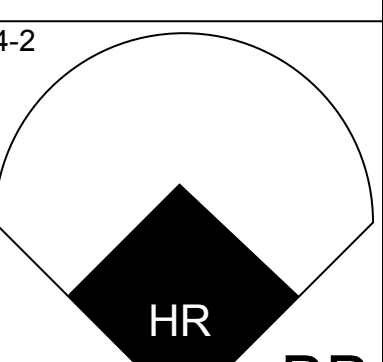
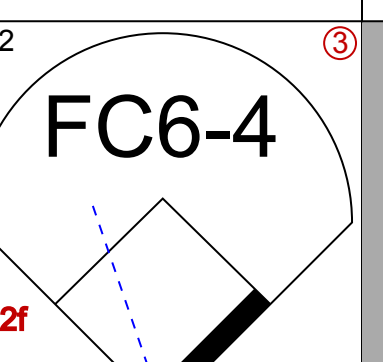
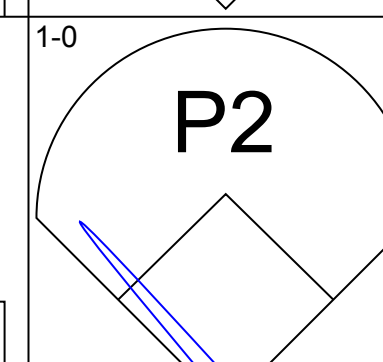
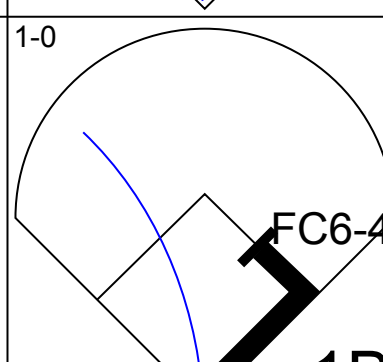
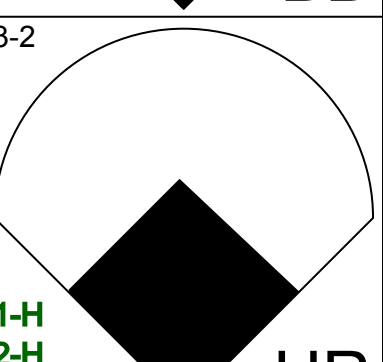
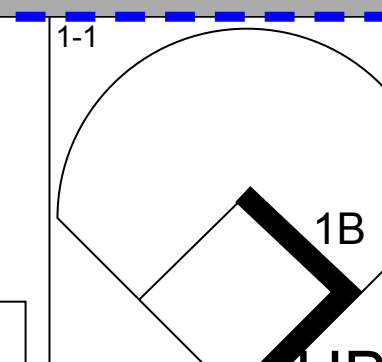
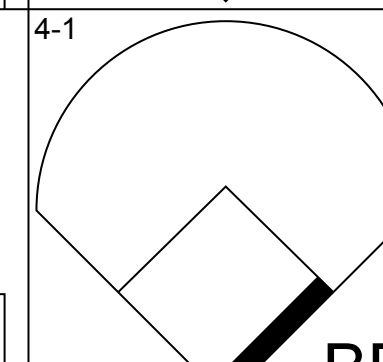
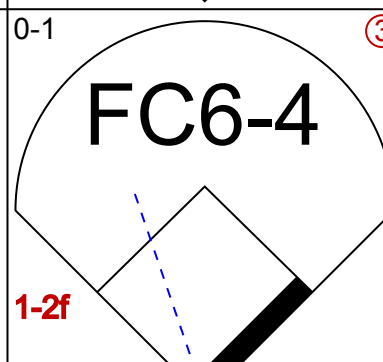
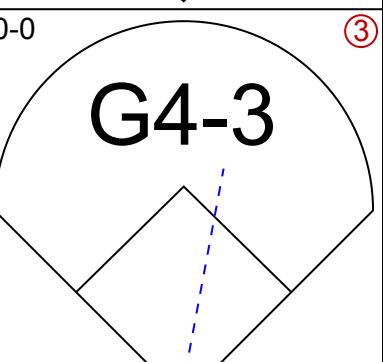
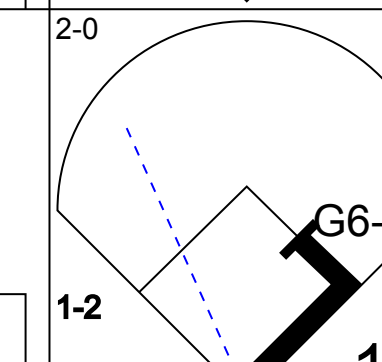
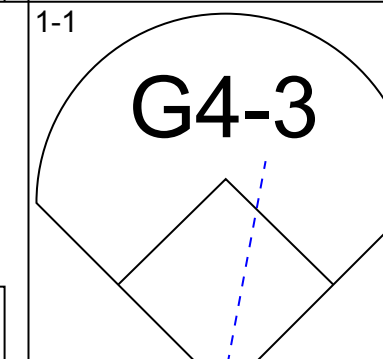
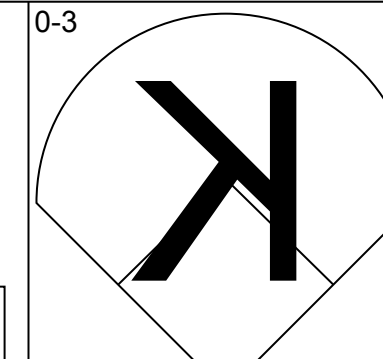
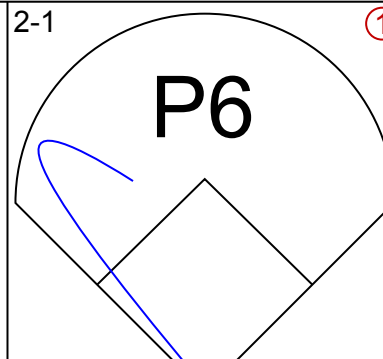
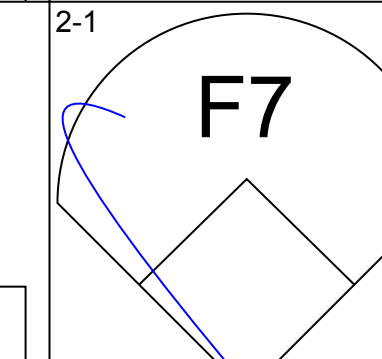
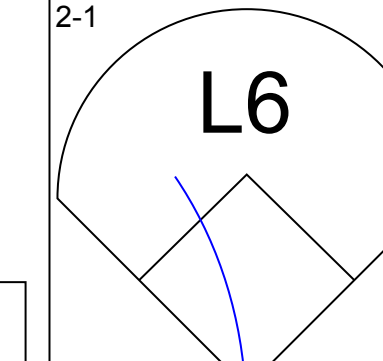
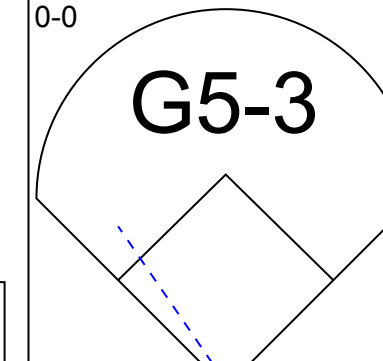
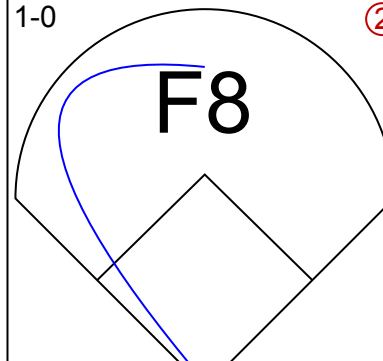
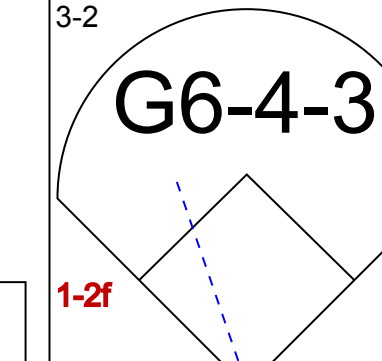
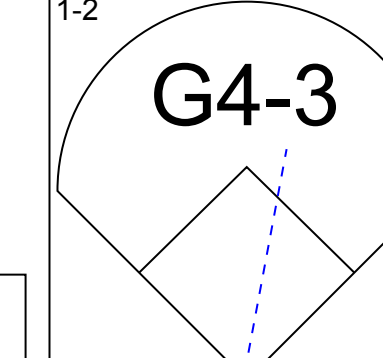
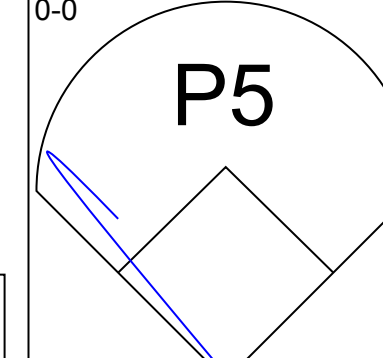
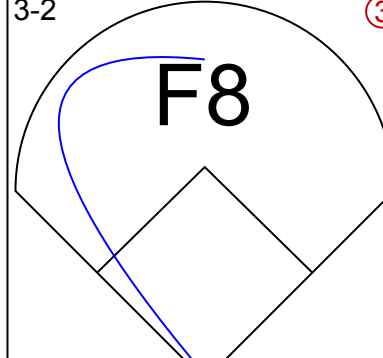
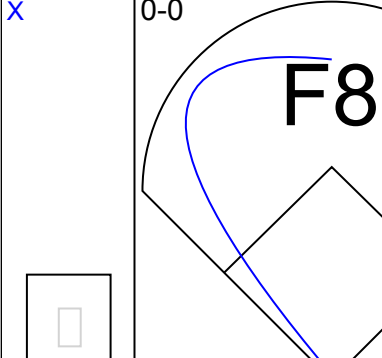
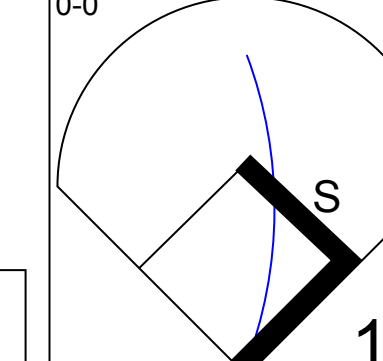
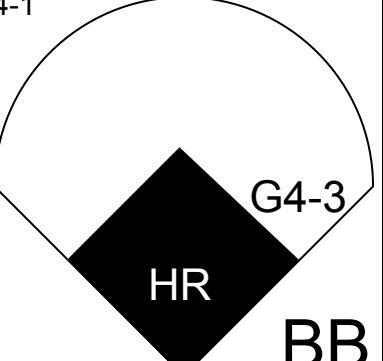
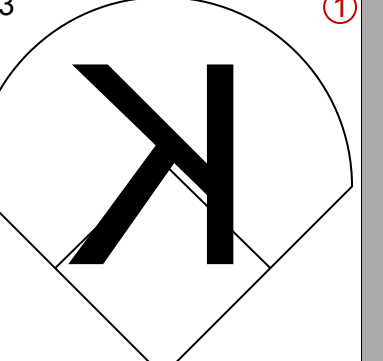
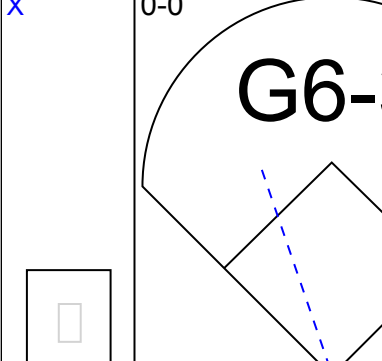
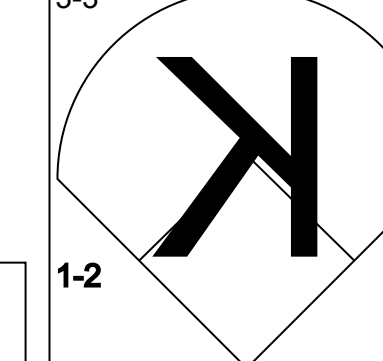
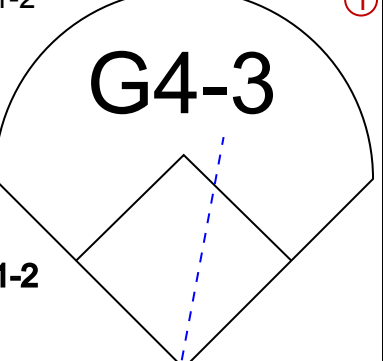
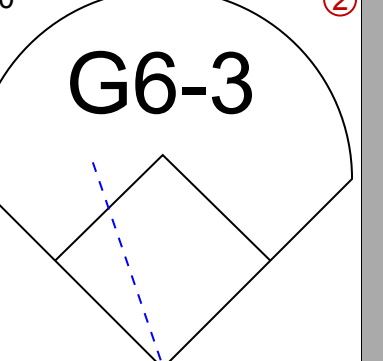
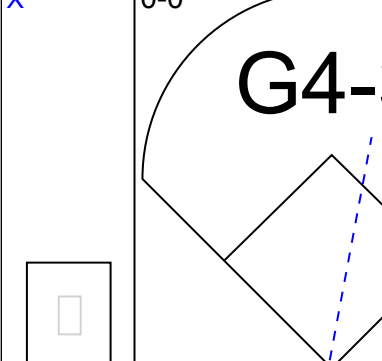
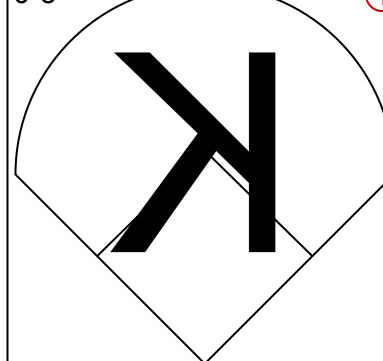
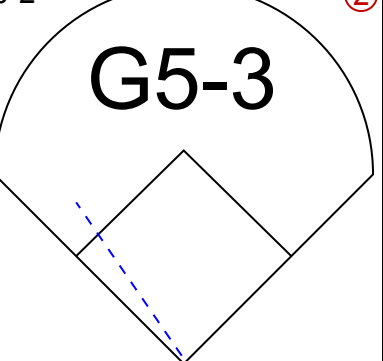
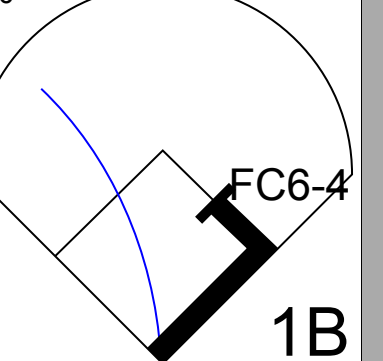
1B:	7	SF:	0	WP:	0	PA:	30
2B:	2	SAC:	0	FB:	0		
3B:	0	DP:	2	SB:	0		
HR:	0	HBP:	0	CS:	0		

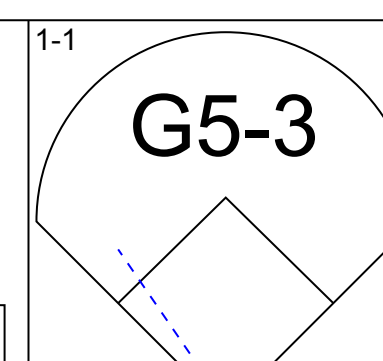
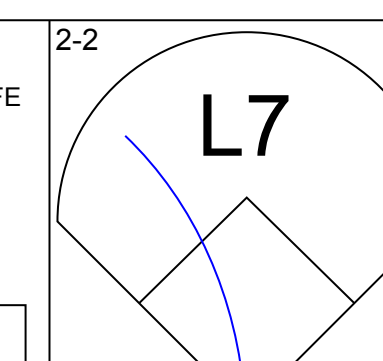
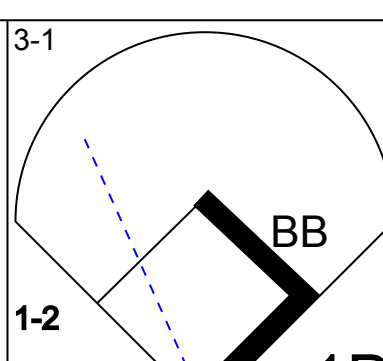
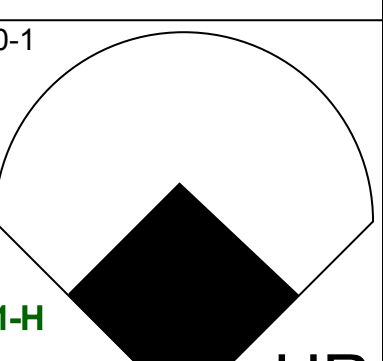
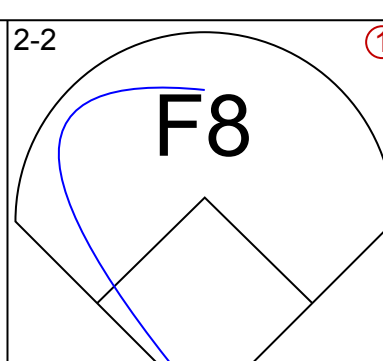
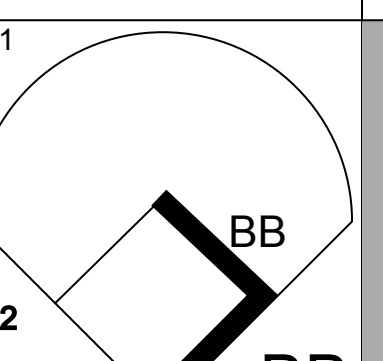
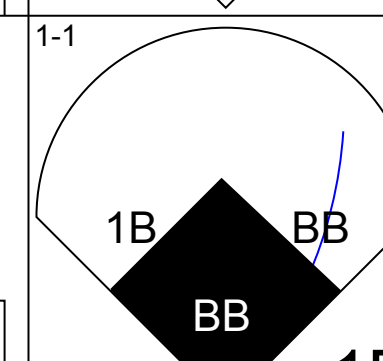
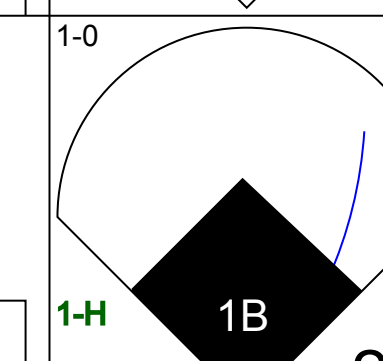
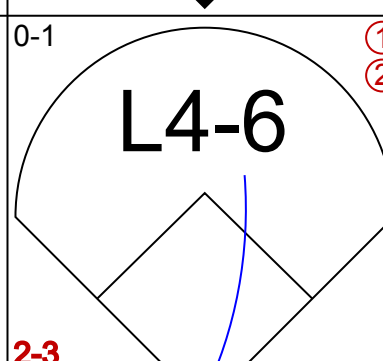
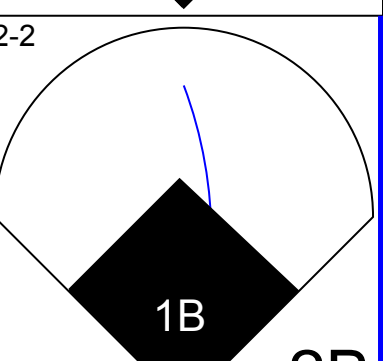
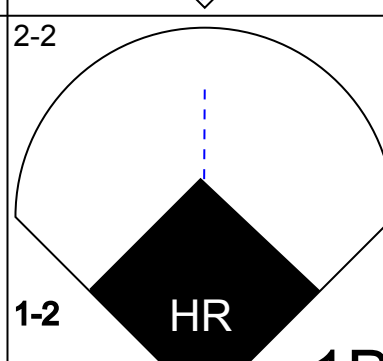
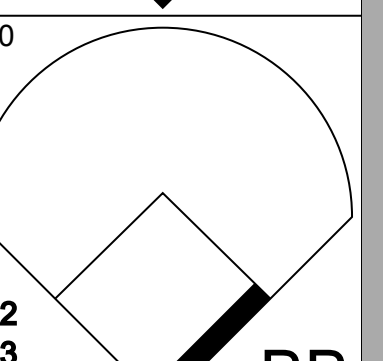
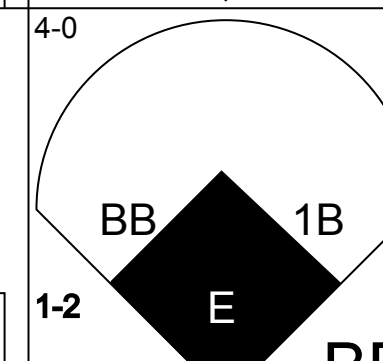
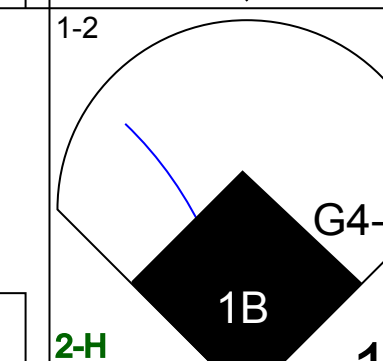
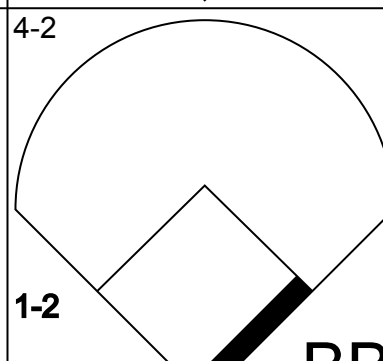
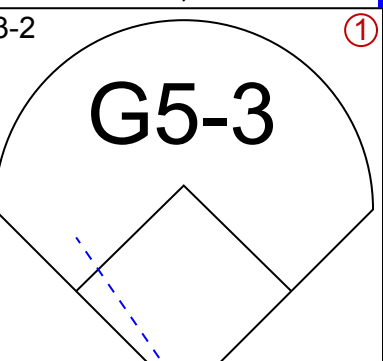
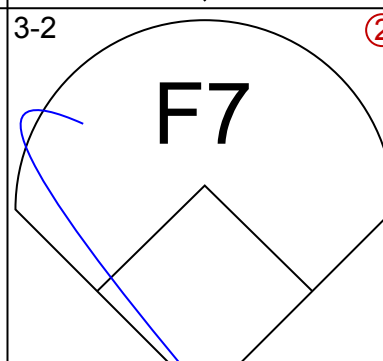
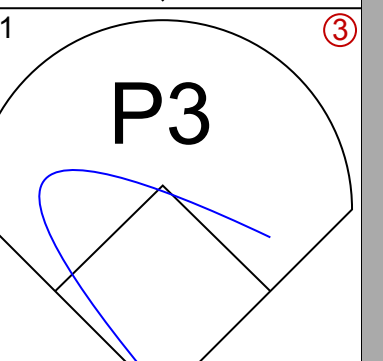
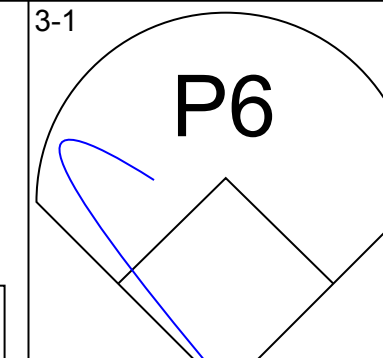
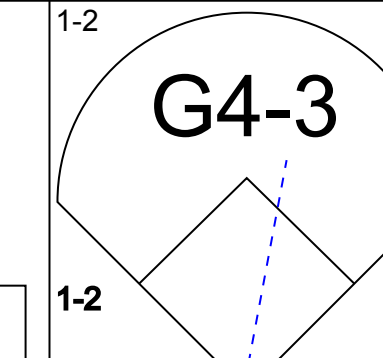
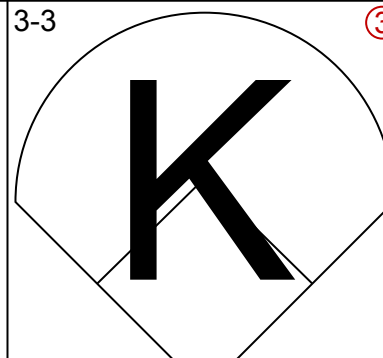
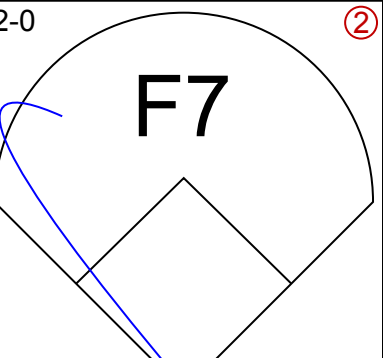
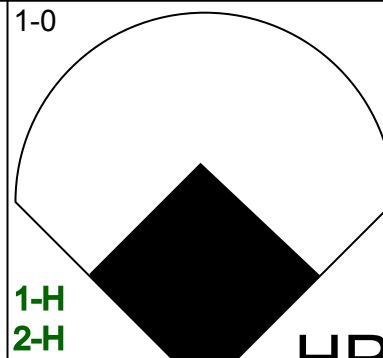
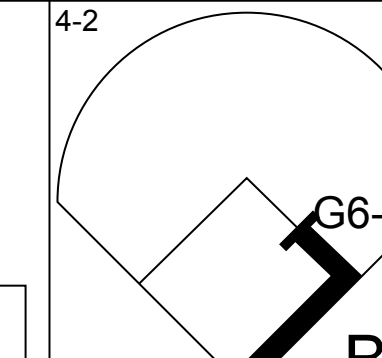
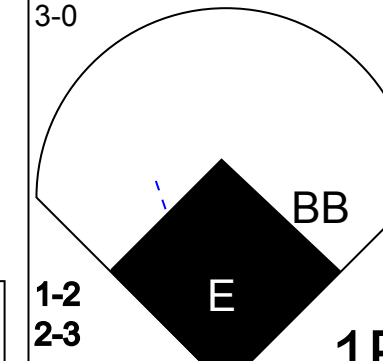
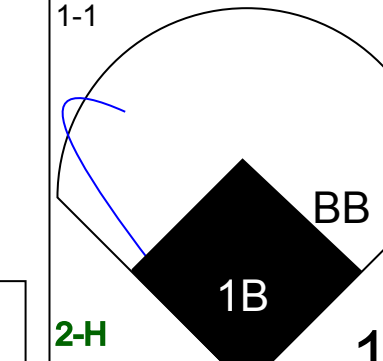
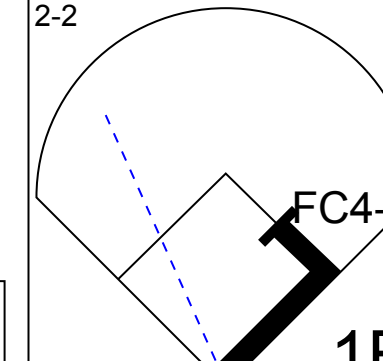
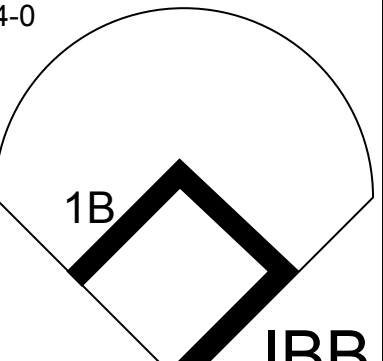
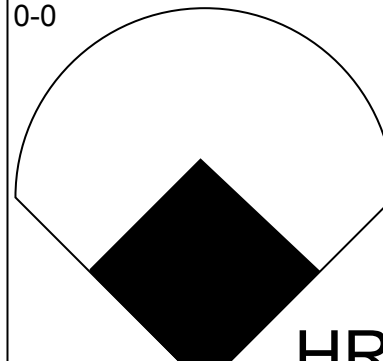
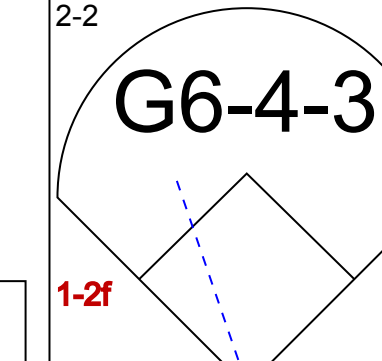
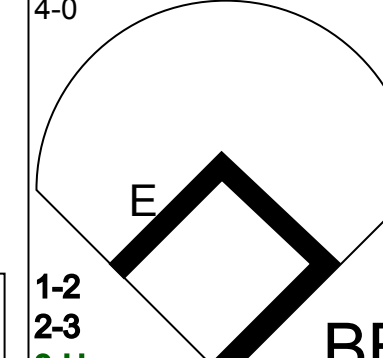
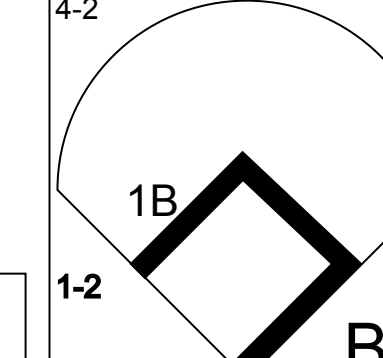
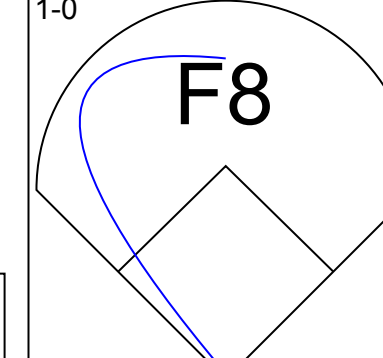
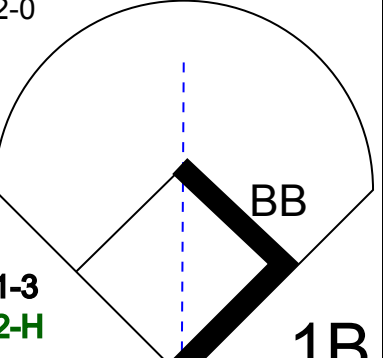
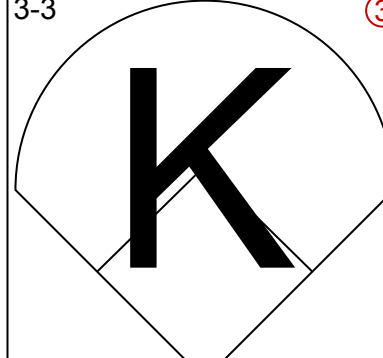
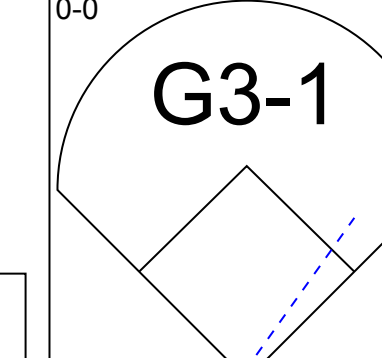
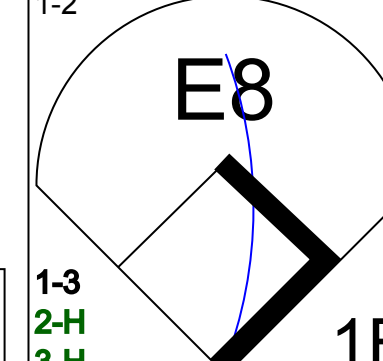
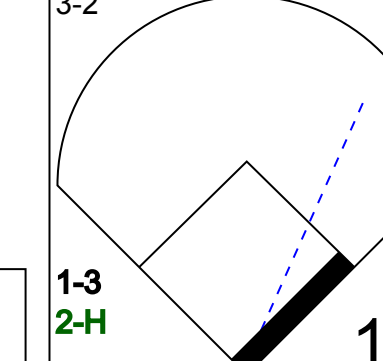
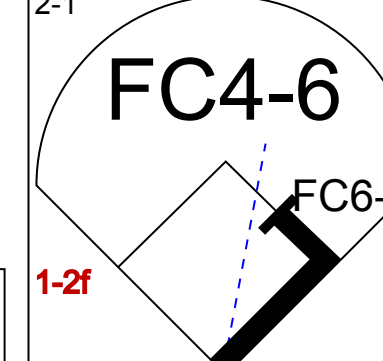
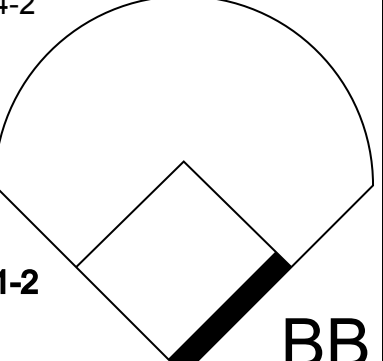
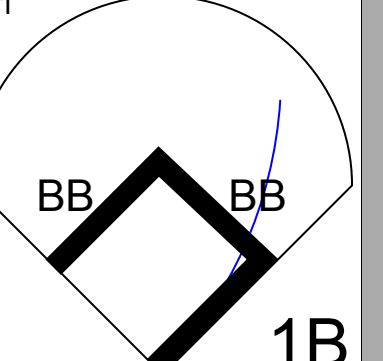
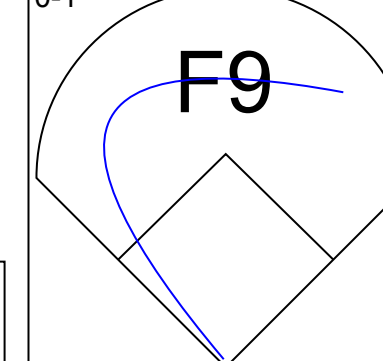
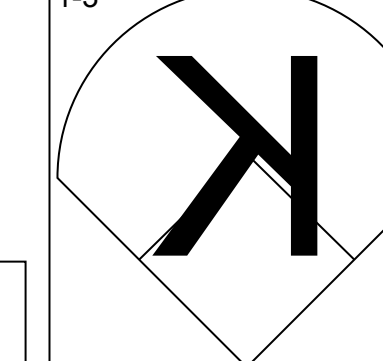
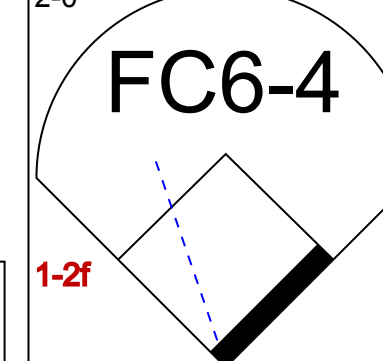
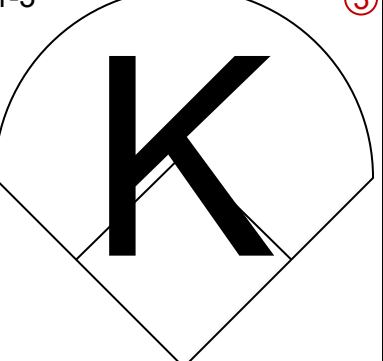
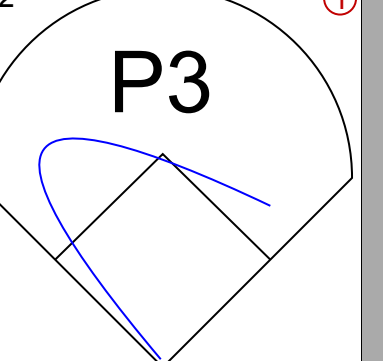
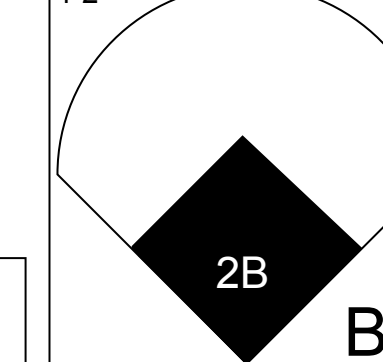
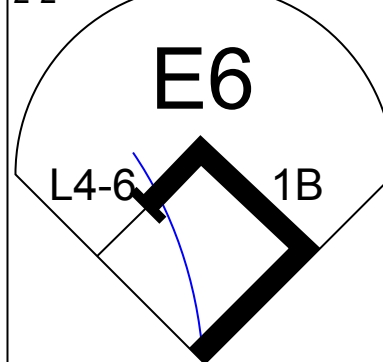
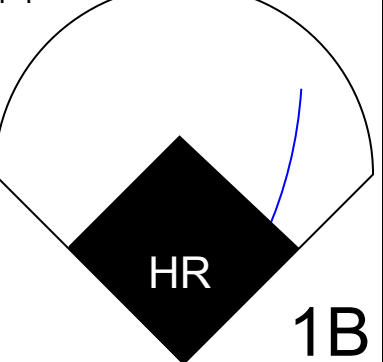
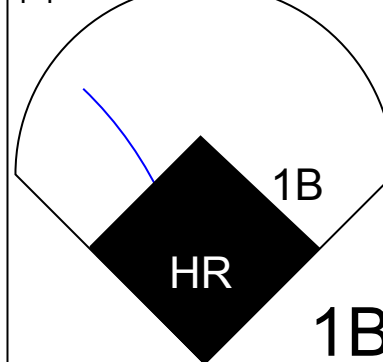

Batter	1	2	3	4	5	6	7	8	9	AB	R	H	RBI	BB	SO	LOB	BOTTOM
Chad Curtis , R (1, 8) OBP: 0.357, SLG: 0.379										3	1	0	1	1	2	0	Minnesota Twins @ Detroit Tigers Tiger Stadium, Detroit, MI Tue May 23 1995, 7:05 PM EDT Att: 8,042 - Unknown - 81 F
Chris Gomez , R (1, 4) OBP: 0.278, SLG: 0.417										4	1	1	1	0	1	0	
Alan Trammell , R (1, 6) OBP: 0.440, SLG: 0.375										3	0	2	2	0	0	0	
Cecil Fielder , R (1, 10) OBP: 0.318, SLG: 0.506										2	0	1	0	1	1	1	
Travis Fryman , R (1, 5) OBP: 0.311, SLG: 0.278										3	0	0	1	0	0	4	
Juan Samuel , R (1, 3) OBP: 0.346, SLG: 0.409										2	1	1	0	0	0	1	
Franklin Stubbs , L (5, FH) OBP: 0.514, SLG: 0.500										1	0	0	0	0	0	2	
Danny Bautista , R (1, 9) OBP: 0.349, SLG: 0.385										3	1	1	1	0	2	2	
Todd Stevenson , R (1, 7) OBP: 0.350, SLG: 0.250										3	1	1	0	0	1	0	
John Flaherty , R (1, 2) OBP: 0.368, SLG: 0.500										3	1	1	0	0	0	0	
Inning Stats	R: 0 E: 0 K: 2 S: 9	H: 0 LOB: 0 BB: 0 P: 16	R: 0 E: 0 K: 1 S: 11	H: 1 LOB: 0 BB: 0 P: 16	R: 0 E: 0 K: 1 S: 7	H: 0 LOB: 0 BB: 0 P: 12	R: 0 E: 0 K: 1 S: 11	H: 1 LOB: 1 BB: 0 P: 17	R: 5 E: 0 K: 1 S: 22	H: 5 LOB: 2 BB: 2 P: 44	R: 1 E: 0 K: 1 S: 11	H: 1 LOB: 0 BB: 0 P: 17	R: 0 E: 0 K: 0 S: 2	H: 0 LOB: 0 BB: 0 P: 5			
PITCHER Eddie Guardado , L (1, 1) ERA: 4.71	IP: 4.1 WLS: L BF: 21 H: 7 R: 5 ER: 5 SO: 6	BB: 1 IBB: 0 HBP: 0 BLK: 0	WP: 0 HR: 0 S: 53 P: 91	ERA: 10.38 WHIP: 1.846													
Mo Sanford , R (5, 1) ERA: 5.02	IP: 2.0 WLS: L BF: 8 H: 1 R: 1 ER: 1 SO: 1	BB: 1 IBB: 0 HBP: 0 BLK: 0	WP: 0 HR: 1 S: 20 P: 36	ERA: 4.50 WHIP: 1.000													

AB	27
R	6
H	8
RBI	6
BB	2
SO	7
LOB	10



1B:	6	SF:	0	WP:	0	PA:	29
2B:	1	SAC:	0	FB:	0		
3B:	0	DP:	0	SB:	0		
HR:	1	HBP:	0	CS:	0		

Batter	1	2	3	4	5	6	7	8	9	AB	R	H	RBI	BB	SO	LOB	TOP					
Chuck Knoblauch, R (1, 4) OBP: 0.357, SLG: 0.354 Jeff Reboulet, R (6, 4) OBP: 0.262, SLG: 0.350										2	1	0	0	1	1	0	Minnesota Twins @ Detroit Tigers Tiger Stadium, Detroit, MI Wed May 24 1995, 7:05 PM EDT Att: 8,608 - Unknown - 58 F					
Alex Cole, L (1, 8) OBP: 0.429, SLG: 0.484										3	1	2	3	0	0							
Kirby Puckett, R (1, 9) OBP: 0.330, SLG: 0.380 Dave McCarty, R (6, 9) OBP: 0.292, SLG: 0.310										2	0	0	0	1	0							
Kevin Maas, L (1, 3) OBP: 0.296, SLG: 0.375											4	0	0	0	1	3						
Pedro Munoz, R (1, 10) OBP: 0.328, SLG: 0.567										4	0	0	0	0	2							
Matt Merullo, L (1, 2) OBP: 0.302, SLG: 0.277											4	0	0	0	0							
Marty Cordova, R (1, 7) OBP: 0.355, SLG: 0.598											3	1	1	0	1							
Scott Stahoviak, L (1, 5) OBP: 0.326, SLG: 0.286										4	0	0	0	1	2							
Pat Meares, R (1, 6) OBP: 0.342, SLG: 0.486										3	0	1	0	0	1							
Inning Stats	R: 0 E: 0 K: 1 S: 7	H: 0 LOB: 1 BB: 1 P: 15	R: 0 E: 0 K: 1 S: 12	H: 1 LOB: 1 BB: 0 P: 18	R: 0 E: 0 K: 1 S: 7	H: 1 LOB: 1 BB: 0 P: 9	R: 0 E: 0 K: 1 S: 5	H: 0 LOB: 0 BB: 0 P: 5	R: 3 E: 0 K: 0 S: 14	H: 1 LOB: 0 BB: 2 P: 26	R: 0 E: 0 K: 1 S: 7	H: 0 LOB: 0 BB: 0 P: 13	R: 0 E: 0 K: 1 S: 9	H: 1 LOB: 1 BB: 0 P: 13	R: 0 E: 0 K: 0 S: 9	H: 1 LOB: 1 BB: 0 P: 17	R: 0 E: 0 K: 0 S: 3	H: 0 LOB: 0 BB: 0 P: 3	1B: 4 2B: 0 3B: 0 HR: 1	SF: 0 SAC: 0 DP: 1 HBP: 1	WP: 0 PB: 0 SB: 1 CS: 0	PA: 35
PITCHER	IP	WLS	BF	H	R	ER	SO	BB	IBB	HBP	BLK	WP	HR	S	P	ERA	WHIP					
Mike Moore, R (1, 1) ERA: 4.22 Buddy Groom, L (8, 1) ERA: 5.14 Joe Boever, R (9, 1) ERA: 4.32	7.0	W	28	4	3	0	5	3	0	0	0	0	1	61	99	0.00	1.000					

Batter	1	2	3	4	5	6	7	8	9	AB	R	H	RBI	BB	SO	LOB	BOTTOM				
Chad Curtis, R (1, 8) OBP: 0.364, SLG: 0.410										5	1	2	2	1	0	2	Minnesota Twins @ Detroit Tigers Tiger Stadium, Detroit, MI Wed May 24 1995, 7:05 PM EDT Att: 8,608 - Unknown - 58 F				
Lou Whitaker, L (1, 4) OBP: 0.378, SLG: 0.429 Scott Fletcher, R (5, FR) OBP: 0.269, SLG: 0.255										4	2	3	1	0	0						
Alan Trammell, R (1, 6) OBP: 0.455, SLG: 0.372 Chris Gomez, R (7, PH) OBP: 0.275, SLG: 0.410										3	2	1	1	2	0						
Kirk Gibson, L (1, 10) OBP: 0.432, SLG: 0.594 Rudy Pemberton, R (8, PH) OBP: 0.344, SLG: 0.467										5	1	1	3	0	1						
Travis Fryman, R (1, 5) OBP: 0.339, SLG: 0.337										5	3	4	2	1	0						
Franklin Stubbs, L (1, 3) OBP: 0.512, SLG: 0.469										4	0	1	2	2	1						
Bobby Higginson, L (1, 7) OBP: 0.344, SLG: 0.468										4	0	3	3	1	0						
Danny Bautista, R (1, 9) OBP: 0.313, SLG: 0.341										5	0	0	0	0	2						
John Flaherty, R (1, 2) OBP: 0.387, SLG: 0.500										4	3	2	0	1	1						
Inning Stats	R: 3 E: 1 K: 0 S: 12	H: 3 LOB: 2 BB: 2 P: 29	R: 4 E: 0 K: 1 S: 24	H: 4 LOB: 2 BB: 2 P: 42	R: 0 E: 0 K: 1 S: 14	H: 1 LOB: 1 BB: 1 P: 26	R: 0 E: 0 K: 0 S: 8	H: 1 LOB: 0 BB: 0 P: 15	R: 3 E: 0 K: 1 S: 18	H: 4 LOB: 3 BB: 2 P: 37	R: 4 E: 0 K: 1 S: 19	H: 4 LOB: 0 BB: 0 P: 31	R: 0 E: 0 K: 1 S: 12	H: 1 LOB: 3 BB: 2 P: 24	R: 0 E: 0 K: 0 S: 6	H: 0 LOB: 0 BB: 1 P: 12	1B: 13 2B: 3 3B: 0 HR: 3	SF: 0 SAC: 0 DP: 2 HBP: 0	WP: 0 PB: 0 SB: 0 CS: 0	PA: 51	
PITCHER	IP	WLS	BF	H	R	ER	SO	BB	IBB	HBP	BLK	WP	HR	S	P	ERA	WHIP				
Brad Radke, R (1, 1) ERA: 7.54 Rich Robertson, L (2, 1) ERA: 9.0 Erik Schullstrom, R (5, 1) ERA: 12.0 Pat Mahomes, R (7, 1) ERA: 12.79	1.2	L	14	7	7	7	0	3	0	0	0	0	1	45	90	9.00	3.333				

Batter	1	2	3	4	5	6	7	8	9	AB	R	H	RBI	BB	SO	LOB	TOP
Otis Nixon, S <small>OBP: 0.326, SLG: 0.307</small> 										5	2	4	0	0	0	0	
Jeff Frys, R <small>OBP: 0.369, SLG: 0.353</small> 										5	1	2	0	0	0	3	
Will Clark, L <small>OBP: 0.348, SLG: 0.474</small> 										5	1	2	3	0	0	3	
Mickey Tettleton, S <small>OBP: 0.419, SLG: 0.500</small> 										3	1	1	1	2	0	0	
Dean Palmer, R <small>OBP: 0.427, SLG: 0.542</small> 										4	0	1	0	0	1	2	
Ivan Rodriguez, R <small>OBP: 0.302, SLG: 0.398</small> 										4	0	1	0	0	0	4	
Mark McLemore, S <small>OBP: 0.478, SLG: 0.485</small> 										3	1	0	0	1	0	1	
29 Rusty Greer, L <small>OBP: 0.359, SLG: 0.389</small> 										4	0	0	0	0	1	1	
Benji Gil, R <small>OBP: 0.333, SLG: 0.495</small> 										4	0	1	1	0	1	0	
Inning Stats <small>R: 3 H: 4 E: 0 LOB: 0 K: 1 BB: 0 S: 14</small>	<small>R: 0 H: 0 E: 0 LOB: 0 K: 1 BB: 0 S: 5</small>	<small>R: 1 H: 3 E: 0 LOB: 2 K: 0 BB: 1 S: 11</small>	<small>R: 0 H: 0 E: 0 LOB: 0 K: 0 BB: 0 S: 7</small>	<small>R: 1 H: 2 E: 1 LOB: 2 K: 0 BB: 1 S: 13</small>	<small>R: 0 H: 0 E: 0 LOB: 0 K: 0 BB: 0 S: 7</small>	<small>R: 1 H: 2 E: 0 LOB: 2 K: 0 BB: 1 S: 11</small>	<small>R: 0 H: 1 E: 0 LOB: 1 K: 0 BB: 0 S: 5</small>	<small>R: 0 H: 0 E: 0 LOB: 0 K: 1 BB: 0 S: 8</small>	<small>R: 0 H: 0 E: 0 LOB: 0 K: 0 BB: 0 S: 7</small>	<small>1B: 7 SF: 0 2B: 3 SAC: 0 3B: 0 DP: 1 HR: 2 HBP: 0</small>	<small>WP: 1 PA: 40 FB: 0 SB: 1 CS: 0</small>						
PITCHER <small>IP WLS BF H R ER SO BB IBB HBP BLK WP HR S P ERA WHIP</small>	<small>IP WLS BF H R ER SO BB IBB HBP BLK WP HR S P ERA WHIP</small>	<small>IP WLS BF H R ER SO BB IBB HBP BLK WP HR S P ERA WHIP</small>	<small>IP WLS BF H R ER SO BB IBB HBP BLK WP HR S P ERA WHIP</small>	<small>IP WLS BF H R ER SO BB IBB HBP BLK WP HR S P ERA WHIP</small>	<small>IP WLS BF H R ER SO BB IBB HBP BLK WP HR S P ERA WHIP</small>	<small>IP WLS BF H R ER SO BB IBB HBP BLK WP HR S P ERA WHIP</small>	<small>IP WLS BF H R ER SO BB IBB HBP BLK WP HR S P ERA WHIP</small>	<small>IP WLS BF H R ER SO BB IBB HBP BLK WP HR S P ERA WHIP</small>	<small>IP WLS BF H R ER SO BB IBB HBP BLK WP HR S P ERA WHIP</small>	<small>IP WLS BF H R ER SO BB IBB HBP BLK WP HR S P ERA WHIP</small>							

Texas Rangers @ Minnesota Twins
 Hubert H. Humphrey Metrodome, Minneapolis, MN
 Fri May 26 1995, 8:05 PM EDT
 Att: 10,876 - Dome - 69 F

AB 37
 R 6
 H 12
 RBI 5
 BB 3
 SO 3
 LOB 14



Batter	1	2	3	4	5	6	7	8	9	AB	R	H	RBI	BB	SO	LOB	BOTTOM
Chuck Knoblauch, R <small>OBP: 0.361, SLG: 0.358</small> 										5	0	2	1	0	0	0	
Alex Cole, L <small>OBP: 0.449, SLG: 0.529</small> 										5	1	3	1	0	0	1	
Kirby Puckett, R <small>OBP: 0.344, SLG: 0.389</small> 										5	1	2	1	0	1	3	
Pedro Munoz, R <small>OBP: 0.324, SLG: 0.536</small> 										4	0	1	1	1	1	1	
Marty Cordova, R <small>OBP: 0.362, SLG: 0.577</small> 										4	1	1	0	0	2	3	
Scott Stahowiak, L <small>OBP: 0.340, SLG: 0.326</small> 										4	0	2	0	0	0	1	
Scott Leius, R <small>OBP: 0.313, SLG: 0.360</small> 										4	0	0	0	0	0	3	
Matt Walbeck, S <small>OBP: 0.317, SLG: 0.377</small> 										4	1	1	1	0	1	2	
Pat Meares, R <small>OBP: 0.342, SLG: 0.479</small> Matt Merullo, L <small>OBP: 0.296, SLG: 0.271</small> Jeff Reboulet, R <small>OBP: 0.234, SLG: 0.311</small>										3	1	1	0	0	0	1	
Inning Stats <small>R: 0 H: 2 E: 0 LOB: 2 K: 1 BB: 1 S: 12</small>	<small>R: 0 H: 0 E: 1 LOB: 1 K: 1 BB: 0 S: 7</small>	<small>R: 2 H: 3 E: 1 LOB: 1 K: 1 BB: 0 S: 15</small>	<small>R: 2 H: 3 E: 0 LOB: 1 K: 0 BB: 0 S: 12</small>	<small>R: 0 H: 1 E: 0 LOB: 1 K: 0 BB: 0 S: 8</small>	<small>R: 0 H: 0 E: 0 LOB: 0 K: 0 BB: 0 S: 9</small>	<small>R: 0 H: 0 E: 0 LOB: 0 K: 2 BB: 0 S: 7</small>	<small>R: 1 H: 2 E: 0 LOB: 1 K: 0 BB: 0 S: 12</small>	<small>R: 0 H: 1 E: 0 LOB: 1 K: 0 BB: 0 S: 8</small>	<small>R: 0 H: 1 E: 0 LOB: 1 K: 0 BB: 0 S: 8</small>	<small>1B: 10 SF: 0 2B: 3 SAC: 0 3B: 0 DP: 0 HR: 0 HBP: 0</small>	<small>WP: 0 PA: 40 FB: 0 SB: 0 CS: 1</small>						
PITCHER <small>IP WLS BF H R ER SO BB IBB HBP BLK WP HR S P ERA WHIP</small>	<small>IP WLS BF H R ER SO BB IBB HBP BLK WP HR S P ERA WHIP</small>	<small>IP WLS BF H R ER SO BB IBB HBP BLK WP HR S P ERA WHIP</small>	<small>IP WLS BF H R ER SO BB IBB HBP BLK WP HR S P ERA WHIP</small>	<small>IP WLS BF H R ER SO BB IBB HBP BLK WP HR S P ERA WHIP</small>	<small>IP WLS BF H R ER SO BB IBB HBP BLK WP HR S P ERA WHIP</small>	<small>IP WLS BF H R ER SO BB IBB HBP BLK WP HR S P ERA WHIP</small>	<small>IP WLS BF H R ER SO BB IBB HBP BLK WP HR S P ERA WHIP</small>	<small>IP WLS BF H R ER SO BB IBB HBP BLK WP HR S P ERA WHIP</small>	<small>IP WLS BF H R ER SO BB IBB HBP BLK WP HR S P ERA WHIP</small>	<small>IP WLS BF H R ER SO BB IBB HBP BLK WP HR S P ERA WHIP</small>							

Texas Rangers @ Minnesota Twins
 Hubert H. Humphrey Metrodome, Minneapolis, MN
 Fri May 26 1995, 8:05 PM EDT
 Att: 10,876 - Dome - 69 F

AB 39
 R 5
 H 13
 RBI 5
 BB 1
 SO 5
 LOB 16



Batter	1	2	3	4	5	6	7	8	9	AB	R	H	RBI	BB	SO	LOB	TOP
Otis Nixon, S <small>OBP: 0.329, SLG: 0.311</small> (1, 8)											5	0	2	0	0	0	
Jeff Fyfe, R <small>OBP: 0.373, SLG: 0.353</small> (1, 4)										3	0	1	0	1	0	1	
Will Clark, L <small>OBP: 0.340, SLG: 0.458</small> (1, 3)										5	0	1	0	0	1	3	
Mickey Tettleton, S <small>OBP: 0.414, SLG: 0.490</small> Shawn Harte, L <small>OBP: 0.429, SLG: 0.364</small> (8, PR)										4	0	1	0	0	0	2	
Dean Palmer, R <small>OBP: 0.438, SLG: 0.556</small> (1, 5)										3	1	2	0	1	0	1	
Ivan Rodriguez, R <small>OBP: 0.320, SLG: 0.411</small> (1, 2)										2	1	1	0	2	0	1	
Mark McLemore, S <small>OBP: 0.483, SLG: 0.485</small> (1, 7)										2	0	1	0	1	0	2	
Jack Voigt, R <small>OBP: 0.400, SLG: 0.667</small> 29 Rusty Greer, L <small>OBP: 0.356, SLG: 0.385</small> (8, 9)										2	0	0	1	0	1	4	
Benji Gil, R <small>OBP: 0.330, SLG: 0.485</small> (1, 6)										4	0	1	2	0	0	1	
Inning Stats	R: 0 H: 1 E: 0 K: 0 S: 7	R: 0 H: 2 E: 0 K: 0 S: 8	R: 0 H: 2 E: 0 K: 0 S: 14	R: 1 H: 0 E: 0 K: 0 S: 9	R: 0 H: 0 E: 0 K: 1 S: 10	R: 0 H: 1 E: 0 K: 1 S: 11	R: 0 H: 0 E: 0 K: 0 S: 7	R: 2 H: 3 E: 0 K: 1 S: 13	R: 0 H: 1 E: 0 K: 1 S: 9	1B: 8 2B: 2 3B: 0 HR: 0	SF: 1 SAC: 2 DP: 0 HBP: 0	WP: 0 PA: 41					
PITCHER	IP: 7.0 WLS: L BF: 30 H: 6 R: 1 ER: 1 SO: 2 BB: 4 IBB: 0 HBP: 0 BLK: 0 WP: 0 HR: 0 S: 66 P: 107 ERA: 1.29 WHIP: 1.429	IP: 0.1 WLS: L BF: 4 H: 2 R: 2 ER: 2 SO: 0 BB: 0 IBB: 1 HBP: 0 BLK: 0 WP: 0 HR: 0 S: 6 P: 13 ERA: 54.00 WHIP: 6.000	IP: 1.2 WLS: L BF: 6 H: 2 R: 0 ER: 0 SO: 2 BB: 0 IBB: 0 HBP: 0 BLK: 0 WP: 0 HR: 0 S: 16 P: 23 ERA: 0.00 WHIP: 1.200														

Texas Rangers @ Minnesota Twins
 Hubert H. Humphrey Metrodome, Minneapolis, MN

AB 32
 R 3
 H 10
 RBI 3
 BB 5
 SO 4
 LOB 19



Sat May 27 1995, 8:05 PM EDT
 Att: 13,473 - Dome - 68 F

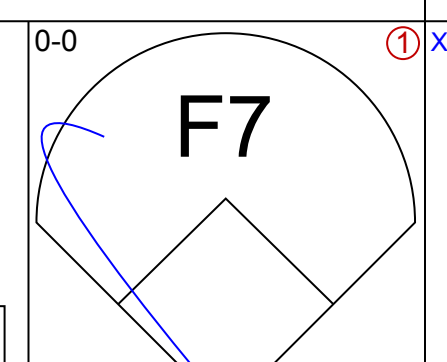
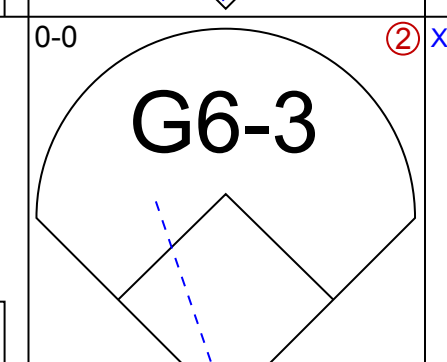
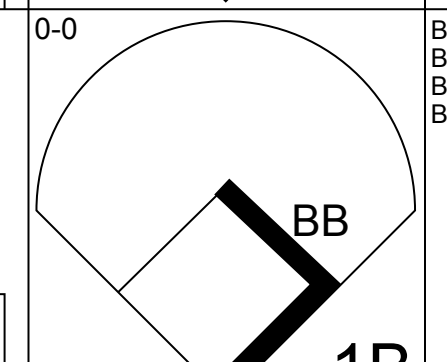
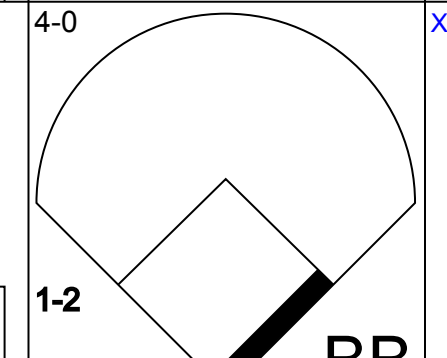
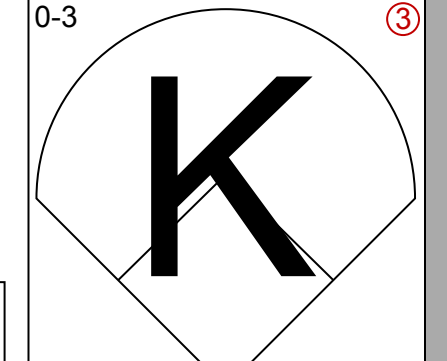




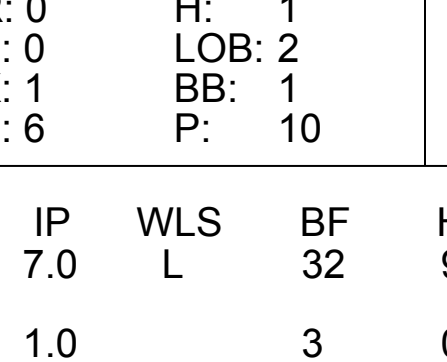

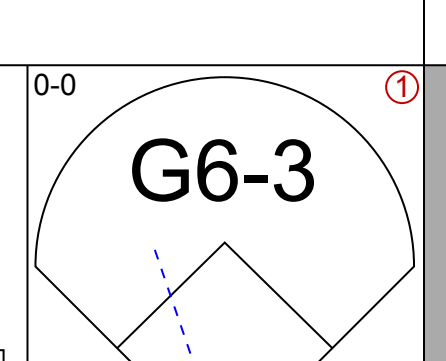
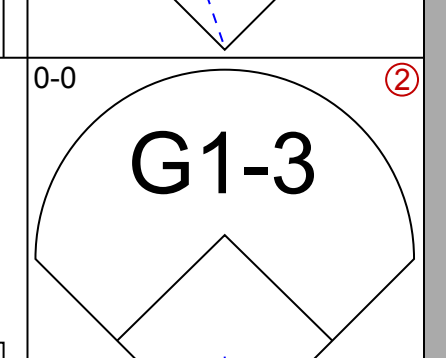
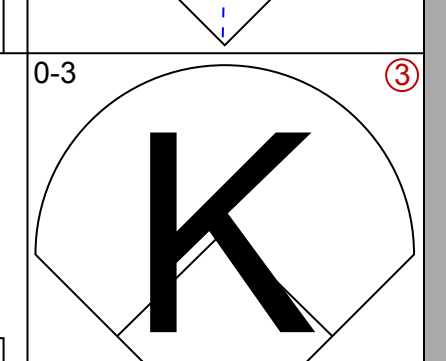
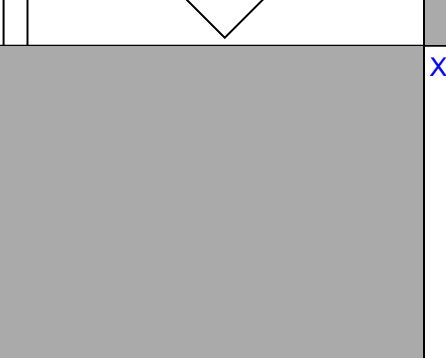





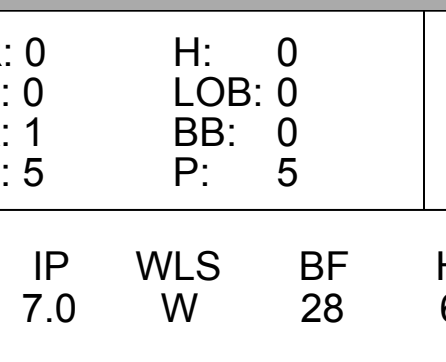


Batter	1	2	3	4	5	6	7	8	9	AB	R	H	RBI	BB	SO	LOB	BOTTOM
Chuck Knoblauch, R <small>OBP: 0.370, SLG: 0.368</small> (1, 4)										5	0	3	1	0	2	0	
Jeff Reboulet, R <small>OBP: 0.275, SLG: 0.367</small> Kevin Maas, L <small>OBP: 0.323, SLG: 0.464</small> (9, PH)										4	0	3	0	0	0	0	
Kirby Puckett, R <small>OBP: 0.333, SLG: 0.375</small> (1, 9)										4	0	0	0	0	0	5	
Pedro Munoz, R <small>OBP: 0.333, SLG: 0.528</small> (1, 10)										3	0	1	0	1	2	3	
Marty Cordova, R <small>OBP: 0.350, SLG: 0.556</small> (1, 7)										4	0	0	0	0	1	5	
Jerald Clark, R <small>OBP: 0.364, SLG: 0.585</small> Alex Cole, L <small>OBP: 0.443, SLG: 0.521</small> (9, PH)										3	0	0	0	0	0	0	
Dave McCarty, R <small>OBP: 0.394, SLG: 0.360</small> Matt Merullo, L <small>OBP: 0.309, SLG: 0.271</small> (9, PH)										3	0	1	0	0	0	0	
Scott Leius, R <small>OBP: 0.314, SLG: 0.360</small> Scott Stahovick, L <small>OBP: 0.340, SLG: 0.326</small> Pat Meares, R <small>OBP: 0.338, SLG: 0.473</small> (9, PH)										3	0	1	0	0	1	1	
Matt Walbeck, S <small>OBP: 0.314, SLG: 0.370</small> (1, 2)										4	0	1	0	0	0	2	
Inning Stats	R: 0 H: 2 E: 0 K: 1 S: 10	R: 0 H: 0 E: 0 K: 0 S: 5	R: 0 H: 0 E: 0 K: 1 S: 11	R: 0 H: 1 E: 0 K: 0 S: 8	R: 0 H: 1 E: 0 K: 1 S: 8	R: 0 H: 1 E: 0 K: 2 S: 17	R: 0 H: 1 E: 0 K: 0 S: 6	R: 0 H: 2 E: 0 K: 1 S: 11	R: 1 H: 2 E: 0 K: 1 S: 17	1B: 9 2B: 2 3B: 0 HR: 0	SF: 0 SAC: 0 DP: 1 HBP: 0	WP: 0 PA: 38					
PITCHER	IP: 7.0 WLS: W BF: 29 H: 8 R: 1 ER: 1 SO: 2 BB: 1 IBB: 0 HBP: 0 BLK: 0 WP: 0 HR: 0 S: 70 P: 108 ERA: 0.00 WHIP: 1.286	IP: 1.1 WLS: L BF: 5 H: 0 R: 1 ER: 1 SO: 2 BB: 0 IBB: 0 HBP: 0 BLK: 0 WP: 0 HR: 0 S: 13 P: 21 ERA: 6.75 WHIP: 0.750	IP: 0.1 WLS: L BF: 2 H: 1 R: 0 ER: 0 SO: 0 BB: 0 IBB: 0 HBP: 0 BLK: 0 WP: 0 HR: 0 S: 4 P: 5 ERA: 0.00 WHIP: 3.000	IP: 0.1 WLS: S BF: 2 H: 1 R: 0 ER: 0 SO: 0 BB: 0 IBB: 0 HBP: 0 BLK: 0 WP: 0 HR: 0 S: 6 P: 7 ERA: 0.00 WHIP: 3.000													

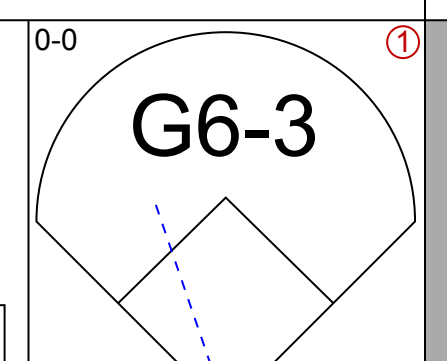
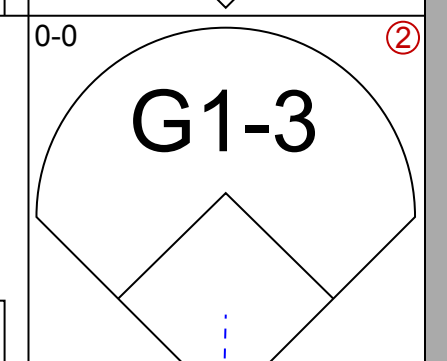
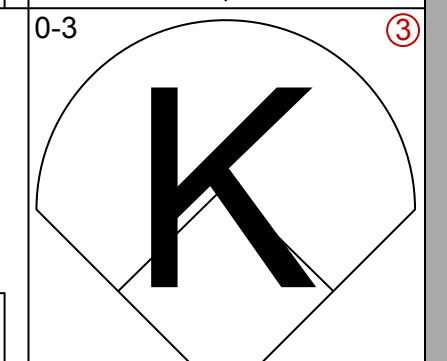






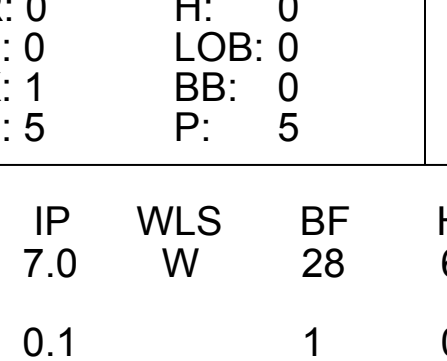

Texas Rangers @ Minnesota Twins
 Hubert H. Humphrey Metrodome, Minneapolis, MN

AB 36
 R 1
 H 10
 RBI 1
 BB 2
 SO 7
 LOB 19



Sat May 27 1995, 8:05 PM EDT
 Att: 13,473 - Dome - 68 F

Batter	1	2	3	4	5	6	7	8	9	AB	R	H	RBI	BB	SO	LOB	TOP
Otis Nixon, S <small>OBP: 0.324, SLG: 0.307</small> 										5	0	1	0	0	0	3	Texas Rangers @ Minnesota Twins Hubert H. Humphrey Metrodome, Minneapolis, MN <small>Sun May 28 1995, 4:33 AM EDT</small> <small>Att: 14,284 - Dome</small>
Jeff Frye, R <small>OBP: 0.374, SLG: 0.355</small> 										5	0	2	1	0	0	1	
Will Clark, L <small>OBP: 0.343, SLG: 0.448</small> 										4	0	1	0	1	1	1	
Mickey Tettleton, S <small>OBP: 0.409, SLG: 0.476</small> 										3	0	0	0	1	0	2	
Dean Palmer, R <small>OBP: 0.440, SLG: 0.563</small> 										4	1	2	0	0	1	2	
Mark McLemore, S <small>OBP: 0.475, SLG: 0.476</small> 										4	1	1	0	0	1	2	
29 Rusty Greer, L <small>OBP: 0.361, SLG: 0.421</small> 										4	1	2	3	0	1	1	
Dave Valle, R <small>OBP: 0.296, SLG: 0.217</small> Ivan Rodriguez, R <small>OBP: 0.317, SLG: 0.406</small> 										2	0	0	0	0	0	1	
Benji Gil, R <small>OBP: 0.327, SLG: 0.475</small> 										1	0	0	0	0	0	1	
Inning Stats <small>R: 0, H: 1, E: 0, LOB: 2, K: 1, BB: 1, S: 6</small>	<small>R: 3, H: 4, E: 0, LOB: 2, K: 0, BB: 1, S: 7</small>	<small>R: 1, H: 2, E: 0, LOB: 2, K: 2, BB: 0, S: 9</small>	<small>R: 0, H: 0, E: 0, LOB: 0, K: 0, BB: 0, S: 3</small>	<small>R: 0, H: 1, E: 0, LOB: 1, K: 1, BB: 0, S: 6</small>	<small>R: 0, H: 1, E: 0, LOB: 0, K: 0, BB: 0, S: 3</small>	<small>R: 0, H: 0, E: 0, LOB: 0, K: 0, BB: 0, S: 3</small>	<small>R: 0, H: 0, E: 0, LOB: 0, K: 0, BB: 0, S: 3</small>	<small>R: 0, H: 0, E: 0, LOB: 0, K: 0, BB: 0, S: 3</small>	<small>R: 0, H: 1, E: 0, LOB: 1, K: 2, BB: 0, S: 8</small>	<small>1B: 8, SF: 0, 2B: 1, SAC: 0, 3B: 0, DP: 2, HR: 1, HBP: 1</small>	<small>WP: 1, PA: 39, FB: 0, SB: 3, CS: 0</small>	AB 36 R 4 H 10 RBI 4 BB 2 SO 6 LOB 16					
PITCHER Brad Radke, R <small>ERA: 6.98</small> Mark Guthrie, L <small>ERA: 5.4</small> Rick Aguilera, R <small>ERA:</small>	<small>IP: 7.0, WLS: L, BF: 32, H: 9, R: 4, ER: 4, SO: 4, BB: 2, IBB: 0, HBP: 1, BLK: 0, WP: 1, HR: 1, S: 37, P: 46, ERA: 5.14, WHIP: 1.571</small>			PITCHER <small>IP: 1.0, WLS: L, BF: 3, H: 0, R: 0, ER: 0, SO: 0, BB: 0, IBB: 0, HBP: 0, BLK: 0, WP: 0, HR: 0, S: 3, P: 3, ERA: 0.00, WHIP: 0.000</small>			PITCHER <small>IP: 1.0, WLS: L, BF: 4, H: 1, R: 0, ER: 0, SO: 2, BB: 0, IBB: 0, HBP: 0, BLK: 0, WP: 0, HR: 0, S: 8, P: 8, ERA: 0.00, WHIP: 1.000</small>			<small>ERA: 0.00, WHIP: 1.000</small>							

Batter	1	2	3	4	5	6	7	8	9	AB	R	H	RBI	BB	SO	LOB	BOTTOM
Chuck Knoblauch, R <small>OBP: 0.362, SLG: 0.359</small> Jeff Reboulet, R <small>OBP: 0.288, SLG: 0.380</small> 										3	0	0	0	0	0	2	Texas Rangers @ Minnesota Twins Hubert H. Humphrey Metrodome, Minneapolis, MN <small>Sun May 28 1995, 4:33 AM EDT</small> <small>Att: 14,284 - Dome</small>
										3	0	0	0	0	2		
										4	0	1	0	0	1	2	
										4	0	0	0	0	1	3	
										4	1	1	0	0	0	0	
										4	1	1	0	0	0	0	
										4	0	0	0	0	1	3	

Batter	1	2	3	4	5	6	7	8	9	AB	R	H	RBI	BB	SO	LOB	TOP
Pat Meares, R OBP: 0.329, SLG: 0.457 (1, 6)	F7	F7		K			G6-3		G5-3	5	0	1	0	0	1	0	Minnesota Twins @ Milwaukee Brewers Milwaukee County Stadium, Milwaukee, WI Mon May 29 1995, 4:33 AM EDT Att: 15,081 - Cloudy - 61 F
Jeff Reboulet, R OBP: 0.236, SLG: 0.426 (1, 4)	1B			HR			G3		G5-4-3	4	2	1	1	1	0	2	
Kirby Puckett, R OBP: 0.336, SLG: 0.375 (1, 9)	1B			P4			G4-3			4	2	2	0	0	0	0	
Pedro Munoz, R OBP: 0.337, SLG: 0.558 (1, 10)	1B			K			HR		G6-3	4	1	2	3	0	1	0	
Jerald Clark, R OBP: 0.365, SLG: 0.583 (1, 8)	SF7			S			G6-3		G6-3	3	0	2	1	0	0	0	
Marty Cordova, R OBP: 0.339, SLG: 0.536 (1, 7)	F8			G6-3			G6-3		G6-3	4	0	0	0	0	0	3	
Scott Leius, R OBP: 0.309, SLG: 0.365 (1, 5)				G6-3			G5-3		F7	4	1	1	0	0	0	1	
Dave McCarty, R OBP: 0.288, SLG: 0.321 (1, 3)				E6			K		CS	4	1	1	0	0	1	0	
Matt Merullo, L OBP: 0.302, SLG: 0.268 (1, 2)				G3-1			K		1B	4	0	1	0	0	1	1	
Inning Stats	R: 2 H: 2 E: 0 K: 0 S: 10	H: 2 R: 7 ER: 1 LOB: 1 BB: 1 P: 19	H: 1 R: 7 ER: 0 LOB: 0 BB: 0 P: 14	H: 2 R: 7 ER: 0 LOB: 0 BB: 0 P: 13	H: 0 R: 0 ER: 1 LOB: 0 BB: 0 P: 14	H: 2 R: 0 ER: 0 LOB: 0 BB: 0 P: 18	H: 0 R: 0 ER: 0 LOB: 0 BB: 0 P: 11	H: 0 R: 0 ER: 0 LOB: 0 BB: 0 P: 15	H: 1 R: 0 ER: 0 LOB: 1 BB: 0 P: 17	H: 3 R: 0 ER: 0 LOB: 1 BB: 0 P: 26	1B: 7 2B: 1 3B: 1 HR: 2	SF: 1 DP: 1 HBP: 0	WP: 1 PB: 0 CS: 1	PA: 38			
PITCHER	IP	WLS	BF	H	R	ER	SO	BB	IBB	HBP	BLK	WP	HR	S	P	ERA	WHIP
Angel Miranda, L ERA: 5.68 (1, 1)	5.0	L	24	7	7	6	2	1	0	0	0	1	2	49	78	10.80	1.600
Steve Sparks, R ERA: 4.05 (6, 1)	3.0		10	1	0	0	2	0	0	0	0	0	0	28	43	0.00	0.333
Graeme Lloyd, L ERA: 5.28 (9, 1)	1.0		4	3	0	0	0	0	0	0	0	0	0	18	26	0.00	3.000

AB	36
R	7
H	11
RBI	5
BB	1
SO	4
LOB	7



Batter	1	2	3	4	5	6	7	8	9	AB	R	H	RBI	BB	SO	LOB	BOTTOM
Greg Vaughn, R OBP: 0.309, SLG: 0.311 (1, 10)	G4-3			G3			G6-3			4	0	1	0	0	0	0	Minnesota Twins @ Milwaukee Brewers Milwaukee County Stadium, Milwaukee, WI Mon May 29 1995, 4:33 AM EDT Att: 15,081 - Cloudy - 61 F
David Hulse, L OBP: 0.345, SLG: 0.346 (1, 8)	G6-3			G2-3			G6-3		F6	4	0	0	0	0	0	1	
Fernando Vina, L OBP: 0.280, SLG: 0.333 (5, 6)				HR			G3		K	4	1	1	1	0	1	1	
Kevin Seitzer, R OBP: 0.431, SLG: 0.500 (1, 3)									K	1	0	1	0	0	0	0	
Pat Listach, S OBP: 0.296, SLG: 0.301 (4, PR) (5, 4)				HR					K	1	1	0	0	1	1	1	
Joe Oliver, R OBP: 0.366, SLG: 0.476 (1, 2)				HR					G3-1	4	1	1	0	0	2	2	
Jeff Cirillo, R OBP: 0.397, SLG: 0.455 (5, 3)				F9					HR	4	1	1	1	0	0	3	
Derrick May, L OBP: 0.256, SLG: 0.276 (1, 7)				F8						4	1	2	3	0	0	0	
Turner Ward, S OBP: 0.337, SLG: 0.358 (1, 9)				G6-3					K	4	0	0	0	0	2	2	
Jose Valentin, S OBP: 0.223, SLG: 0.264 (5, 5)				G4-3					F9	3	0	0	0	0	0	0	
Darryl Hamilton, L OBP: 0.373, SLG: 0.318 (9, PH)										1	0	0	0	0	0	1	
Inning Stats	R: 1 H: 2 E: 0 K: 1 S: 11	H: 0 R: 4 ER: 0 LOB: 0 BB: 0 P: 12	H: 0 R: 0 ER: 0 LOB: 0 BB: 0 P: 8	H: 0 R: 0 ER: 0 LOB: 0 BB: 0 P: 8	H: 2 R: 3 ER: 0 LOB: 1 BB: 0 P: 21	H: 0 R: 0 ER: 0 LOB: 0 BB: 0 P: 8	H: 0 R: 0 ER: 0 LOB: 1 BB: 1 P: 17	H: 0 R: 0 ER: 0 LOB: 0 BB: 0 P: 14	H: 1 R: 0 ER: 0 LOB: 1 BB: 0 P: 18	H: 2 R: 1 ER: 0 LOB: 1 BB: 0 P: 17	1B: 2 2B: 2 3B: 0 HR: 3	SF: 0 DP: 0 HBP: 1	WP: 0 PB: 0 CS: 0	PA: 36			
PITCHER	IP	WLS	BF	H	R	ER	SO	BB	IBB	HBP	BLK	WP	HR	S	P	ERA	WHIP
Scott Erickson, R ERA: 6.59 (1, 1)	7.0	W	28	5	4	4	3	1	0	1	0	0	2	66	103	5.14	0.857
Mark Guthrie, L ERA: 5.14 (8, 1)	1.0		3	0	0	0	2	0	0	0	0	0	0	9	13	0.00	0.000
Rick Aguilera, R ERA: 0.75 (9, 1)	1.0	S	5	2	1	1	1	0	0	0	0	0	1	11	17	9.00	2.000



Batter	1	2	3	4	5	6	7	8	9	AB	R	H	RBI	BB	SO	LOB	TOP								
Chuck Knoblauch, R OBP: 0.351, SLG: 0.347	1-3 K		2-0 G1-3			3-2 G5-3		1-2 K		4	0	0	0	0	2	2									
Jeff Reboulet, R OBP: 0.304, SLG: 0.455	2-2 G6-3			1-2 G6-3		2-2 G4-3		0-1 2B 1B		4	1	1	0	0	0	0									
Kirby Puckett, R OBP: 0.331, SLG: 0.370	0-1 G6-3			0-2 F7			0-0 G5-3	2-1 G3 1-H 2-H 2B		4	0	1	2	0	0	0									
Pedro Munoz, R OBP: 0.316, SLG: 0.534		1-2 P6		1-0 F8			4-2 1B SF7 BB	2-0 G3		3	1	0	0	1	0	1									
Jerald Clark, R OBP: 0.360, SLG: 0.560		1-2 G6-3			2-2 FC6-4 1B		0-1 2B 1-3 1B	0-1 G1-3		4	0	2	0	0	0	1									
Marty Cordova, R OBP: 0.338, SLG: 0.516		3-3 K			1-3 K		2-0 SF7		1-3 K	3	0	0	1	0	3	1									
Scott Leius, R OBP: 0.314, SLG: 0.374 Scott Stahoviak, L OBP: 0.317, SLG: 0.304			0-3 K		1-1 F9		3-H 1-2 2B	1-3 K2-3		3	0	1	0	0	1	1									
Rich Becker, L OBP: 0.500, SLG: 0.500			0-1 1B		1-2 FC6-4 1-2 1B		3-3 K		0-0 1B	4	0	2	0	0	1	3									
Matt Walbeck, S OBP: 0.309, SLG: 0.364		1-2 F9			2-2 F8			0-0 1B 2B 1B	1-1 F7	4	1	1	0	0	0	2									
Inning Stats	R: 0 E: 0 K: 1 S: 8	H: 0 LOB: 0 BB: 0 P: 11	R: 0 E: 0 K: 1 S: 9	H: 0 LOB: 0 BB: 0 P: 14	R: 0 E: 0 K: 1 S: 9	H: 1 LOB: 1 BB: 0 P: 13	R: 0 E: 0 K: 0 S: 8	H: 0 LOB: 0 BB: 0 P: 10	R: 0 E: 0 K: 1 S: 12	H: 1 LOB: 1 BB: 0 P: 17	R: 0 E: 0 K: 0 S: 9	H: 0 LOB: 0 BB: 0 P: 16	R: 1 E: 0 K: 1 S: 16	H: 2 LOB: 2 BB: 1 P: 26	R: 2 E: 0 K: 1 S: 12	H: 3 LOB: 1 BB: 0 P: 17	R: 0 E: 0 K: 2 S: 12	H: 1 LOB: 1 BB: 0 P: 15	1B: 6 2B: 2 3B: 0 HR: 0	SF: 1 SAC: 0 DP: 0 HBP: 0	WP: 0 PB: 0 SB: 0 CS: 0	PA: 36			
PITCHER	IP	WLS	BF	H	R	ER	SO	BB	IBB	HBP	BLK	WP	HR	S	P	ERA	WHIP								
Kenny Rogers, L ERA: 1.58	7.0	W	27	5	2	2	5	1	0	0	0	0	0	72	108	2.57	0.857								
Roger McDowell, R ERA: 5.95	1.0		5	2	1	1	1	0	0	0	0	0	0	11	16	9.00	2.000								
Jeff Russell, R ERA: 2.45	1.0	S	4	1	0	0	2	0	0	0	0	0	0	12	15	0.00	1.000								

Minnesota Twins @ Texas Rangers
The Ballpark at Arlington, Arlington, TX
Thu Jun 01 1995, 8:05 PM EDT
Att: 23,934 - Unknown - 85 F

AB 34
R 3
H 8
RBI 3
BB 1
SO 8
LOB 11



Batter	1	2	3	4	5	6	7	8	9	AB	R	H	RBI	BB	SO	LOB	BOTTOM									
Otis Nixon, S OBP: 0.325, SLG: 0.305	0-0 F7	0-0 F8		2-2 F8	4-1 BB			0-2 FC6-4 1-2 G6-3		4	0	0	0	1	0	3										
Jeff Eves, R OBP: 0.363, SLG: 0.352	1-1 1B	2-2 E7 2-H 1B		2-1 E8 PB 3B 2-3 3B	1-2 P4			1-1 G6-3 1-2		5	1	2	1	0	0	4										
Will Clark, L OBP: 0.381, SLG: 0.474	1-0 1B	1-1 F9		4-0 3B 1-2 3B BB		2-2 G6-3				3	1	1	0	1	0	1										
Juan Gonzalez, R OBP: 0.250, SLG: 0.750 Jack Voigt, R OBP: 0.353, SLG: 0.571	3-2 F8		2-0 L7	2-1 FC6-2 1-H 2-H 3-H 3B		2-1 P6				4	0	1	2	0	0	2										
Mickey Tettleton, S OBP: 0.378, SLG: 0.419	0-1 F8		2-1 P5	1-2 FC6-2		2-3 K				4	0	0	0	0	1	3										
Dean Palmer, R OBP: 0.448, SLG: 0.634		3-2 HR	1-0 1B	1-0 P3		4-0 CS BB				3	1	2	1	1	0	1										
Ivan Rodriguez, R OBP: 0.316, SLG: 0.429 Dave Valle, R OBP: 0.296, SLG: 0.217		1-0 HR	0-0 1B		0-3 K		0-2 F8 1-2			4	1	2	1	0	1	1										
Mark McLemore, S OBP: 0.442, SLG: 0.436		1-0 G3-1	0-0 F9		4-1 S BB		2-3 K			3	0	0	0	1	1	2										
Benji Gil, R OBP: 0.331, SLG: 0.469		1-2 E 2B		3-2 E PB 2B	1-2 K			3-2 FC6-4 1B		4	2	3	0	0	1	1										
Inning Stats	R: 0 E: 0 K: 0 S: 10	H: 2 LOB: 2 BB: 0 P: 15	R: 3 E: 1 K: 0 S: 14	H: 4 LOB: 1 BB: 0 P: 23	R: 0 E: 0 K: 0 S: 6	H: 2 LOB: 2 BB: 0 P: 11	R: 3 E: 1 K: 0 S: 18	H: 2 LOB: 1 BB: 1 P: 33	R: 0 E: 0 K: 2 S: 11	H: 0 LOB: 2 BB: 2 P: 21	R: 0 E: 0 K: 1 S: 10	H: 0 LOB: 0 BB: 1 P: 16	R: 0 E: 0 K: 1 S: 7	H: 0 LOB: 0 BB: 1 P: 13	R: 0 E: 0 K: 0 S: 8	H: 1 LOB: 0 BB: 0 P: 12	R: 0 E: 0 K: 0 S: 10	H: 0 LOB: 0 BB: 0 P: 16	1B: 6 2B: 2 3B: 1 HR: 2	SF: 0 SAC: 0 DP: 1 HBP: 0	WP: 0 PB: 1 SB: 1 CS: 1	PA: 38				
PITCHER	IP	WLS	BF	H	R	ER	SO	BB	IBB	HBP	BLK	WP	HR	S	P	ERA	WHIP									
Brad Radke, R ERA: 7.64	3.1	L	22	6	5	5	0	1	0	0	0	0	0	2	44	76	13.50	3.300								
Mo Stanford, R ERA: 4.0	3.2		13	0	0	0	4	3	0	0	0	0	0	32	56	0.00	0.818									
Erik Schullstrom, R ERA: 12.27	1.0		3	1	0	0	0	0	0	0	0	0	0	8	12	0.00	1.000									

Minnesota Twins @ Texas Rangers
The Ballpark at Arlington, Arlington, TX
Thu Jun 01 1995, 8:05 PM EDT
Att: 23,934 - Unknown - 85 F


AB 34
R 6
H 11
RBI 5
BB 4
SO 4
LOB 18



Batter	1	2	3	4	5	6	7	8	9	AB	R	H	RBI	BB	SO	LOB	TOP								
Chuck Knoblauch, R OBP: 0.353, SLG: 0.344 (1, 4)	1-2 BB 1B	1-2 G4-3		4-0 BB			0-2 L6	1-2 G6-3		4	1	1	0	1	0	1									
Rich Becker, L OBP: 0.556, SLG: 0.429 (1, 8)	4-2 BB 2B	1-3 K		0-1 L9			3-2 1B		4-1 G6-3 BB	3	1	1	0	2	1	2									
Kirby Puckett, R OBP: 0.327, SLG: 0.364 (1, 9)	1-3 K	3-2 G1-3			3-3 K		0-2 1B		1-1 G6-3	5	0	1	0	0	2	3									
Kevin Maas, L OBP: 0.275, SLG: 0.378 (1, 10)	1-2 2B 1B		2-2 G4-3		1-3 K		2-3 K		0-0 F8	5	1	1	1	0	2	2									
Marty Cordova, R OBP: 0.343, SLG: 0.524 (1, 7)	0-2 1B SF8 2B		1-2 G4-3		1-0 S 1B		1-1 G3			4	1	2	1	0	0	2									
Scott Stahovik, L OBP: 0.328, SLG: 0.356 (1, 3)	4-1 E 1B BB		1-3 K		2-3 K			0-0 HR		3	1	1	1	1	2	1									
Jeff Reboulet, R OBP: 0.301, SLG: 0.443 (1, 5)	1-1 E 1B			0-2 F8		1-1 G5-3		1-1 F9		4	0	1	1	0	0	0									
Matt Merullo, L OBP: 0.296, SLG: 0.258 (1, 2)	2-1 SF8		1-0 G1-3		2-1 L8		0-1 G4-3			3	0	0	1	0	0	0									
Pat Meares, R OBP: 0.316, SLG: 0.462 (1, 6)	2-0 F9		2-0 E6 BB		0-0 F8		0-0 F8			4	0	1	0	0	0	2									
Inning Stats	R: 4 E: 1 K: 1 S: 20	H: 4 LOB: 2 BB: 2 P: 36	R: 0 E: 0 K: 1 S: 9	H: 0 LOB: 0 BB: 0 P: 14	R: 0 E: 0 K: 1 S: 9	H: 0 LOB: 0 BB: 0 P: 13	R: 0 E: 1 K: 3 S: 7	H: 0 LOB: 2 BB: 1 P: 14	R: 0 E: 0 K: 3 S: 11	H: 1 LOB: 1 BB: 0 P: 17	R: 0 E: 0 K: 0 S: 5	H: 0 LOB: 0 BB: 0 P: 8	R: 0 E: 0 K: 21 S: 21	H: 2 LOB: 2 BB: 0 P: 27	R: 1 E: 0 K: 0 S: 12	H: 2 LOB: 1 BB: 0 P: 14	R: 0 E: 0 K: 0 S: 4	H: 0 LOB: 0 BB: 1 P: 9	1B: 7 2B: 1 3B: 0 HR: 1	SF: 1 SAC: 0 DP: 1 HBP: 0	WP: 0 PB: 0 SB: 1 CS: 0	PA: 40			
PITCHER	IP	WLS	BF	H	R	ER	SO	BB	IBB	HBP	BLK	WP	HR	S	P	ERA	WHIP	PITCHER							
Roger Pavlik, R ERA: 4.68 (1, 1)	6.1		29	6	4	4	6	3	0	0	0	0	0	72	116	5.68	1.421								
Matt Whiteside, R ERA: 3.77 (7, 1)	1.2		9	3	1	1	1	1	0	0	0	0	1	23	32	5.40	2.400								
Roger McDowell, R ERA: 5.57 (9, 1)	1.0	W	2	0	0	0	0	0	0	0	0	0	0	3	4	0.00	0.000								

Minnesota Twins @ Texas Rangers
The Ballpark at Arlington, Arlington, TX
Fri Jun 02 1995, 8:05 PM EDT
Att: 24,306 - Unknown - 90 F


AB	35
R	5
H	9
RBI	5
BB	4
SO	7
LOB	13



Batter	1	2	3	4	5	6	7	8	9	AB	R	H	RBI	BB	SO	LOB	BOTTOM								
Otis Nixon, S OBP: 0.327, SLG: 0.308 (1, 8)	2-1 G6-3		2-2 G1-3		3-2 2B 1B			2-1 BB 1B HBP	0-2 G4-3	5	2	2	0	0	0	1									
Jeff Frye, R OBP: 0.369, SLG: 0.366 (1, 4)	2-3 K			2-2 2B 1B	1-2 1B			1-3 K	2-2 K	3	1	2	1	0	1	0									
Jack Voigt, R OBP: 0.333, SLG: 0.533 (5, FR)										1	0	0	0	0	1	1									
29 Rusty Greer, L OBP: 0.376, SLG: 0.476 (9, PH)					2-H 2B				2-H HR	1	1	1	2	0	0	0									
Will Clark, L OBP: 0.385, SLG: 0.485 (1, 3)	2-2 F7			2-1 1B 2B	1-1 G1			0-0 HBP BB 1B		4	1	2	0	0	0	1									
Juan Gonzalez, R OBP: 0.250, SLG: 0.500 (1, 7)				2-2 WP 1B		2-2 G6-3		0-1 F7		4	0	1	2	0	1	2									
Mickey Tettleton, S OBP: 0.382, SLG: 0.425 (1, 10)				2-H 3-H 1B			1-1 G3-1	4-1 HBP BB		3	0	1	0	1	1	1									
Dean Palmer, R OBP: 0.450, SLG: 0.623 (1, 5)				4-0 G4-6-3 BB			0-3 K	3-0 HBP		2	0	0	1	1	1	1									
Mark McLemore, S OBP: 0.430, SLG: 0.421 (6, 4)				1-2 BB	1-0 G4-6-3			1-2 2-3 3-H HBP		4	0	0	0	0	1	6									
Dave Valle, R OBP: 0.267, SLG: 0.192 (1, 2)					0-0 G5-3			1-0 P2		3	0	0	0	0	1	0									
Mike Paganulo, L OBP: 0.278, SLG: 0.333 (9, PH)									1-1 2B HR G4-3 1B	1	1	1	0	0	0	0									
Benji Gil, R OBP: 0.328, SLG: 0.457 (1, 6)				1-2 G5-3				0-0 F9		3	0	0	0	1	1	1									
Inning Stats	R: 0 E: 0 K: 1 S: 9	H: 0 LOB: 0 BB: 0 P: 15	R: 0 E: 0 K: 1 S: 7	H: 1 LOB: 0 BB: 0 P: 8	R: 0 E: 0 K: 1 S: 10	H: 0 LOB: 0 BB: 0 P: 14	R: 2 E: 0 K: 1 S: 13	H: 3 LOB: 1 BB: 1 P: 25	R: 1 E: 0 K: 0 S: 13	H: 2 LOB: 1 BB: 1 P: 22	R: 0 E: 0 K: 1 S: 8	H: 0 LOB: 0 BB: 0 P: 11	R: 0 E: 0 K: 0 S: 3	H: 0 LOB: 0 BB: 0 P: 6	R: 1 E: 0 K: 2 S: 12	H: 2 LOB: 3 BB: 1 P: 23	R: 2 E: 0 K: 1 S: 12	H: 2 LOB: 0 BB: 0 P: 15	1B: 6 2B: 3 3B: 0 HR: 1	SF: 0 SAC: 0 DP: 1 HBP: 1	WP: 1 PB: 0 SB: 0 CS: 0	PA: 38			
PITCHER	IP	WLS	BF	H	R	ER	SO	BB	IBB	HBP	BLK	WP	HR	S	P	ERA	WHIP	PITCHER							
Scott Erickson, R ERA: 6.34 (1, 1)	7.1		29	7	4	4	6	2	0	0	0	0	0	68	109	4.91	1.227								
Mark Guthrie, L ERA: 5.14 (8, 1)	0.0		1	1	0	0	0	0	0	0	0	0	0	1	1	∞	∞								
Dave Stevens, R ERA: 3.48 (8, 1)	0.1		3	0	0	0	0	1	0	1	0	0	0	3	10	0.00	3.000								
Rick Aguilera, R ERA: 2.08 (8, 1)	1.0	L	5	2	2	2	2	0	0	0	0	0	1	15	19	18.00	2.000								

Minnesota Twins @ Texas Rangers
The Ballpark at Arlington, Arlington, TX
Fri Jun 02 1995, 8:05 PM EDT
Att: 24,306 - Unknown - 90 F

AB	34
R	6
H	10
RBI	6
BB	3
SO	8
LOB	14



Batter	1	2	3	4	5	6	7	8	9	AB	R	H	RBI	BB	SO	LOB	TOP			
Chuck Knoblauch, R (1, 4) OBP: 0.385, SLG: 0.379										3	2	2	0	1	1	2	Minnesota Twins @ Texas Rangers The Ballpark at Arlington, Arlington, TX Sun Jun 04 1995, 4:33 AM EDT Att: 24,402 - Cloudy - 92 F			
Pat Meares, R (1, 6) OBP: 0.294, SLG: 0.429										3	0	0	0	0	0	2				
Scott Stahowiak, L (8, PH) OBP: 0.368, SLG: 0.393										0	0	0	0	0	0	0				
Kirby Puckett, R (1, 10) OBP: 0.335, SLG: 0.371										4	0	2	2	0	1	0				
Pedro Munoz, R (1, 9) OBP: 0.303, SLG: 0.511										4	0	0	0	0	1	3				
Jerald Clark, R (1, 3) OBP: 0.352, SLG: 0.539										4	0	0	0	0	1	3				
Marty Cordova, R (1, 7) OBP: 0.345, SLG: 0.519										3	0	1	0	1	1	0				
Scott Leius, R (1, 5) OBP: 0.305, SLG: 0.354										3	0	0	0	0	2	1				
Matt Merullo, L (9, PH) OBP: 0.296, SLG: 0.258										0	0	0	0	0	0	0				
Jeff Reboulet, R (9, PH) OBP: 0.297, SLG: 0.437										1	0	0	0	0	0	1				
Matt Walbeck, S (1, 2) OBP: 0.294, SLG: 0.337										3	0	0	0	1	0	1				
Rich Becker, L (1, 8) OBP: 0.333, SLG: 0.200										3	0	0	0	1	3	1				
Inning Stats	R: 1 E: 0 K: 2 S: 17	H: 2 LOB: 1 BB: 0 P: 26	R: 0 E: 0 K: 2 S: 11	H: 0 LOB: 2 BB: 2 P: 24	R: 0 E: 0 K: 0 S: 3	H: 0 LOB: 0 BB: 0 P: 6	R: 0 E: 0 K: 1 S: 8	H: 0 LOB: 1 BB: 1 P: 14	R: 0 E: 0 K: 1 S: 8	H: 0 LOB: 0 BB: 0 P: 8	R: 0 E: 0 K: 1 S: 6	H: 0 LOB: 0 BB: 0 P: 10	R: 0 E: 0 K: 1 S: 13	H: 1 LOB: 2 BB: 0 P: 20	R: 0 E: 0 K: 1 S: 9	H: 1 LOB: 1 BB: 0 P: 9		1B: 4 2B: 1 3B: 0 HR: 0	SF: 0 SAC: 0 DP: 0 HBP: 1	WP: 0 PB: 0 SB: 0 CS: 1
PITCHER	IP WLS BF H R ER SO BB IBB HBP BLK WP HR S P ERA WHIP																			
Darren Oliver, L (1, 1) ERA: 5.27	6.0 W 23 3 1 1 7 3 0 0 0 0 0 0 53 88 1.50 1.000																			
Hector Fajardo, R (7, 1) ERA: 7.71	2.0 10 2 1 1 2 1 0 1 0 0 0 0 20 31 4.50 1.500																			
Ed Vosberg, L (9, 1) ERA: 2.31	1.0 3 0 0 0 1 0 0 0 0 0 0 0 8 8 0.00 0.000																			

Batter	1	2	3	4	5	6	7	8	9	AB	R	H	RBI	BB	SO	LOB	BOTTOM		
Otis Nixon, S (1, 8) OBP: 0.322, SLG: 0.304										5	0	2	0	0	0	2	Minnesota Twins @ Texas Rangers The Ballpark at Arlington, Arlington, TX Sun Jun 04 1995, 4:33 AM EDT Att: 24,402 - Cloudy - 92 F		
Mark McLemore, S (1, 4) OBP: 0.417, SLG: 0.398										3	1	0	0	2	1	3			
Will Clark, L (1, 3) OBP: 0.369, SLG: 0.454										3	1	0	0	1	0	3			
Juan Gonzalez, R (1, 10) OBP: 0.313, SLG: 0.500										4	2	1	0	0	0	2			
Mickey Tettleton, S (1, 9) OBP: 0.388, SLG: 0.484										4	2	4	6	0	0	0			
Jack Voigt, R (1, 7) OBP: 0.273, SLG: 0.421										4	0	0	0	0	1	2			
Luis Ortiz, R (1, 5) OBP: 0.250, SLG: 1.000										4	1	1	1	0	1	0			
Esteban Beltre, R (1, 6) OBP: 0.333, SLG: 0.250										4	0	1	0	0	0	1			
Dave Valle, R (1, 2) OBP: 0.324, SLG: 0.303										4	0	2	0	0	0	1			
Inning Stats	R: 2 E: 0 K: 0 S: 12	H: 2 LOB: 1 BB: 2 P: 22	R: 0 E: 0 K: 0 S: 7	H: 1 LOB: 0 BB: 0 P: 12	R: 1 E: 0 K: 0 S: 11	H: 3 LOB: 2 BB: 1 P: 18	R: 1 E: 0 K: 0 S: 12	H: 1 LOB: 1 BB: 0 P: 19	R: 0 E: 0 K: 1 S: 10	H: 0 LOB: 0 BB: 0 P: 15	R: 2 E: 1 K: 1 S: 14	H: 1 LOB: 0 BB: 0 P: 21	R: 0 E: 0 K: 0 S: 10	H: 1 LOB: 1 BB: 0 P: 15	1B: 5 2B: 3 3B: 0 HR: 3	SF: 0 SAC: 0 DP: 0 HBP: 0		WP: 1 PB: 0 SB: 1 CS: 1	PA: 38
PITCHER	IP WLS BF H R ER SO BB IBB HBP BLK WP HR S P ERA WHIP																		
Eddie Guardado, L (1, 1) ERA: 5.35	3.1 L 19 8 4 4 0 3 0 0 0 0 1 2 40 67 10.80 3.300																		
Pat Mahomes, R (4, 1) ERA: 10.41	4.2 19 3 3 2 3 0 0 0 0 0 1 2 47 74 3.86 0.643																		

Batter	1	2	3	4	5	6	7	8	9	AB	R	H	RBI	BB	SO	LOB	TOP							
Turner Ward, S OBP: 0.354, SLG: 0.378 David Hulse, L OBP: 0.301, SLG: 0.309	3-2 HR 1B		0-0 F9		0-0 L5		2-1 SH5-3	1-2 G3	4-2 BB	2	1	1	0	0	0	0								
Darryl Hamilton, L OBP: 0.350, SLG: 0.324	3-1 HR		2-2 G5-3		1-1 G3		0-3 K 2B	4-2 1B BB	2-3 K	5	3	1	2	1	2	5								
Greg Vaughn, R OBP: 0.307, SLG: 0.356	1-2 P6		3-2 2B			0-0 F7	4-1 2B HR	1-2 BB 1B	0-0 BB 1B	5	2	2	1	1	1	3								
Kevin Seitzer, R OBP: 0.460, SLG: 0.546 Jeff Cirilo, R OBP: 0.352, SLG: 0.462	4-2 FC4-6 BB		0-1 F7			2-2 2B HR	0-0 HR	2-1 BB	0-0 P4	4	2	3	3	1	0	1								
Joe Oliver, R OBP: 0.376, SLG: 0.525 Mike Matheny, R OBP: 0.313, SLG: 0.467	0-0 F8					0-1 HR	1-2 HR	4-2 FC5-4 BB		4	2	2	3	1	1	1								
Derick May, L OBP: 0.235, SLG: 0.253 Matt Mieske, R OBP: 0.400, SLG: 0.375	0-0 FC4-6					1-3 K	1-3 K	1-6 SF7		4	0	0	0	0	3	3								
John Jaha, R OBP: 0.351, SLG: 0.577 B.J. Surhoff, L OBP: 0.403, SLG: 0.358			2-3 K			1-0 HR	4-1 BB	3-1 FC5-4		4	1	1	3	1	2	2								
Pat Listach, S OBP: 0.289, SLG: 0.281			0-1 B1-3			2-2 WP 1B	2-1 G4-3		4-2 1B BB	4	0	1	0	1	0	1								
Jose Valentin, S OBP: 0.241, SLG: 0.300			1-3 K			3-2 P4	0-1 WP SH5-3 2B	0-0 G3 1B	1-3 BB 1B	5	2	3	0	0	1	1								
Inning Stats	R: 2 E: 0 K: 0 S: 13	H: 2 LOB: 1 BB: 1 P: 24	R: 0 E: 0 K: 2 S: 8	H: 0 LOB: 0 BB: 0 P: 11	R: 0 E: 0 K: 3 S: 10	H: 1 LOB: 1 BB: 0 P: 15	R: 0 E: 0 K: 3 S: 11	H: 0 LOB: 0 BB: 0 P: 14	R: 0 E: 0 K: 1 S: 13	H: 1 LOB: 0 BB: 0 P: 19	R: 3 E: 0 K: 1 S: 13	H: 3 LOB: 0 BB: 0 P: 19	R: 5 E: 0 K: 2 S: 20	H: 3 LOB: 1 BB: 2 P: 36	R: 3 E: 0 K: 0 S: 14	H: 3 LOB: 2 BB: 2 P: 28	R: 0 E: 0 K: 2 S: 16	H: 1 LOB: 3 BB: 2 P: 26	1B: 7 2B: 4 3B: 0 HR: 3	SF: 1 SAC: 1 DP: 0 HBP: 0	WP: 2 PB: 0 SB: 1 CS: 0	PA: 49		
PITCHER	IP WLS BF H R ER SO BB IBB HBP BLK WP HR S P ERA WHIP	IP WLS BF H R ER SO BB IBB HBP BLK WP HR S P ERA WHIP	IP WLS BF H R ER SO BB IBB HBP BLK WP HR S P ERA WHIP	IP WLS BF H R ER SO BB IBB HBP BLK WP HR S P ERA WHIP	IP WLS BF H R ER SO BB IBB HBP BLK WP HR S P ERA WHIP	IP WLS BF H R ER SO BB IBB HBP BLK WP HR S P ERA WHIP	IP WLS BF H R ER SO BB IBB HBP BLK WP HR S P ERA WHIP	IP WLS BF H R ER SO BB IBB HBP BLK WP HR S P ERA WHIP	IP WLS BF H R ER SO BB IBB HBP BLK WP HR S P ERA WHIP	IP WLS BF H R ER SO BB IBB HBP BLK WP HR S P ERA WHIP	IP WLS BF H R ER SO BB IBB HBP BLK WP HR S P ERA WHIP	IP WLS BF H R ER SO BB IBB HBP BLK WP HR S P ERA WHIP	IP WLS BF H R ER SO BB IBB HBP BLK WP HR S P ERA WHIP	IP WLS BF H R ER SO BB IBB HBP BLK WP HR S P ERA WHIP	IP WLS BF H R ER SO BB IBB HBP BLK WP HR S P ERA WHIP	IP WLS BF H R ER SO BB IBB HBP BLK WP HR S P ERA WHIP	IP WLS BF H R ER SO BB IBB HBP BLK WP HR S P ERA WHIP	IP WLS BF H R ER SO BB IBB HBP BLK WP HR S P ERA WHIP	IP WLS BF H R ER SO BB IBB HBP BLK WP HR S P ERA WHIP	IP WLS BF H R ER SO BB IBB HBP BLK WP HR S P ERA WHIP	IP WLS BF H R ER SO BB IBB HBP BLK WP HR S P ERA WHIP	IP WLS BF H R ER SO BB IBB HBP BLK WP HR S P ERA WHIP	IP WLS BF H R ER SO BB IBB HBP BLK WP HR S P ERA WHIP	IP WLS BF H R ER SO BB IBB HBP BLK WP HR S P ERA WHIP

Milwaukee Brewers @ Minnesota Twins
Hubert H. Humphrey Metrodome, Minneapolis, MN
Tue Jun 06 1995, 8:05 PM EDT
Att: 12,125 - Dome

AB 40
R 13
H 14
RBI 13
BB 7
SO 10
LOB 22



Batter	1	2	3	4	5	6	7	8	9	AB	R	H	RBI	BB	SO	LOB	BOTTOM								
Chuck Knoblauch, R OBP: 0.392, SLG: 0.390	4-2 G4-3 BB		0-0 L3-1		3-2 G6-3 1B		3-2 G1-6-3	1-2 2B		4	0	2	0	1	0	1									
Rich Becker, L OBP: 0.348, SLG: 0.222	3-1 G4-3		2-2 FC6-5 1B		1-2 SF8		4-2 HR BB	0-0 G4-3		3	1	1	1	1	0	2									
Kirby Puckett, R OBP: 0.337, SLG: 0.393	3-1 G3		1-0 FC6-5 BB		1-0 G6-3		2-2 HR		2-1 G6-3 1B	5	1	2	3	0	0	3									
Kevin Maas, L OBP: 0.306, SLG: 0.386	2-2 G6-3		4-0 BB		1-2 BB		2-3 K	4-2 1B BB	1-2 G6-3	3	0	0	0	2	1	2									
Jerald Clark, R OBP: 0.354, SLG: 0.527		1-1 FC6-4 HBP	0-3 K		1-2 G3-1 PB 1B		1-1 F8		0-0 G5-3	4	1	1	0	0	1	3									
Scott Stahovick, L OBP: 0.361, SLG: 0.385		0-0 FC6-4 G3			0-0 G3		1-2 G3-1	1-1 1B		4	0	1	0	0	0	2									
Scott Leius, R OBP: 0.295, SLG: 0.342		2-2 G3			2-2 G6-3		1-0 E5	0-1 L5		4	0	0	0	0	3										
Matt Walbeck, S OBP: 0.292, SLG: 0.327		4-2 BB			3-2 F8		3-1 F8	1-0 G4-3		3	0	0	0	1	0	1									
Pat Meares, R OBP: 0.302, SLG: 0.441		0-1 F8			0-1 1B SF8		0-0 HR	0-2 G6-3		4	2	2	0	0	0	2									
Inning Stats	R: 0 E: 0 K: 0 S: 9	H: 0 LOB: 2 BB: 1 P: 21	R: 0 E: 0 K: 0 S: 12	H: 0 LOB: 1 BB: 1 P: 19	R: 0 E: 0 K: 1 S: 8	H: 1 LOB: 1 BB: 1 P: 15	R: 0 E: 0 K: 0 S: 9	H: 0 LOB: 0 BB: 0 P: 14	R: 1 E: 0 K: 1 S: 12	H: 2 LOB: 0 BB: 0 P: 14	R: 1 E: 1 K: 1 S: 12	H: 1 LOB: 1 BB: 0 P: 17	R: 3 E: 0 K: 0 S: 19	H: 3 LOB: 2 BB: 2 P: 34	R: 0 E: 0 K: 0 S: 11	H: 1 LOB: 0 BB: 0 P: 13	R: 0 E: 0 K: 0 S: 7	H: 1 LOB: 0 BB: 0 P: 10	1B: 6 2B: 2 3B: 0 HR: 1	SF: 1 SAC: 0 DP: 2 HBP: 1	WP: 0 PB: 1 SB: 2 CS: 0	PA: 41			
PITCHER	IP WLS BF H R ER SO BB IBB HBP BLK WP HR S P ERA WHIP	IP WLS BF H R ER SO BB IBB HBP BLK WP HR S P ERA WHIP	IP WLS BF H R ER SO BB IBB HBP BLK WP HR S P ERA WHIP	IP WLS BF H R ER SO BB IBB HBP BLK WP HR S P ERA WHIP	IP WLS BF H R ER SO BB IBB HBP BLK WP HR S P ERA WHIP	IP WLS BF H R ER SO BB IBB HBP BLK WP HR S P ERA WHIP	IP WLS BF H R ER SO BB IBB HBP BLK WP HR S P ERA WHIP	IP WLS BF H R ER SO BB IBB HBP BLK WP HR S P ERA WHIP	IP WLS BF H R ER SO BB IBB HBP BLK WP HR S P ERA WHIP	IP WLS BF H R ER SO BB IBB HBP BLK WP HR S P ERA WHIP	IP WLS BF H R ER SO BB IBB HBP BLK WP HR S P ERA WHIP	IP WLS BF H R ER SO BB IBB HBP BLK WP HR S P ERA WHIP	IP WLS BF H R ER SO BB IBB HBP BLK WP HR S P ERA WHIP	IP WLS BF H R ER SO BB IBB HBP BLK WP HR S P ERA WHIP	IP WLS BF H R ER SO BB IBB HBP BLK WP HR S P ERA WHIP	IP WLS BF H R ER SO BB IBB HBP BLK WP HR S P ERA WHIP	IP WLS BF H R ER SO BB IBB HBP BLK WP HR S P ERA WHIP	IP WLS BF H R ER SO BB IBB HBP BLK WP HR S P ERA WHIP	IP WLS BF H R ER SO BB IBB HBP BLK WP HR S P ERA WHIP	IP WLS BF H R ER SO BB IBB HBP BLK WP HR S P ERA WHIP	IP WLS BF H R ER SO BB IBB HBP BLK WP HR S P ERA WHIP	IP WLS BF H R ER SO BB IBB HBP BLK WP HR S P ERA WHIP	IP WLS BF H R ER SO BB IBB HBP BLK WP HR S P ERA WHIP	IP WLS BF H R ER SO BB IBB HBP BLK WP HR S P ERA WHIP	IP WLS BF H R ER SO BB IBB HBP BLK WP HR S P ERA WHIP

Milwaukee Brewers @ Minnesota Twins
Hubert H. Humphrey Metrodome, Minneapolis, MN
Tue Jun 06 1995, 8:05 PM EDT
Att: 12,125 - Dome

AB 34
R 5
H 9
RBI 4
BB 5
SO 2
LOB 19



Batter	1	2	3	4	5	6	7	8	9	AB	R	H	RBI	BB	SO	LOB	TOP								
Pat Listach, S (1,4) OBP: 0.282, SLG: 0.274 Fernando Vina, L (8,4) OBP: 0.267, SLG: 0.345	G6-3			G3		SH3		K		3	0	0	0	0	1	2	Milwaukee Brewers @ Minnesota Twins Hubert H. Humphrey Metrodome, Minneapolis, MN Wed Jun 07, 1995, 8:05 PM EDT Att: 12,418 - Dome livebaseballscorecards.com								
Darryl Hamilton, L (1,8) OBP: 0.347, SLG: 0.321	F9			G1-3		G4-3		G4-3		4	0	1	3	0	0										
Greg Vaughn, R (1,10) OBP: 0.306, SLG: 0.353	F9			G5-3		G4-3		F7		4	0	1	0	0	1										
Kevin Seitzer, R (1,5) OBP: 0.447, SLG: 0.528 Jeff Cirillo, R (8,5) OBP: 0.352, SLG: 0.462		G6-3			G4-3	K		G6-3		4	0	0	0	0	1	2									
Joe Oliver, R (1,2) OBP: 0.365, SLG: 0.508		K			K		G5-3		K	4	0	0	0	0	3	0									
Derrick May, L (1,7) OBP: 0.227, SLG: 0.244 Matt Mieske, R (7,9) OBP: 0.394, SLG: 0.368		G4-3			G4-3		K		K	3	0	0	0	0	1	0									
John Jaha, R (1,3) OBP: 0.361, SLG: 0.643				K			F7			4	2	2	1	0	1	0									
David Hulse, L (1,9) OBP: 0.312, SLG: 0.347				G6-3				F7		4	2	2	1	0	0	0									
Jose Valentin, S (1,6) OBP: 0.252, SLG: 0.330				P6						3	2	2	1	0	0	0									
Inning Stats	R: 0 E: 0 K: 0 S: 3	H: 0 LOB: 0 BB: 0 P: 3	R: 0 E: 0 K: 1 S: 5	H: 0 LOB: 0 BB: 0 P: 5	R: 0 E: 0 K: 1 S: 5	H: 0 LOB: 0 BB: 0 P: 5	R: 0 E: 0 K: 1 S: 5	H: 0 LOB: 0 BB: 0 P: 3	R: 0 E: 0 K: 1 S: 5	H: 0 LOB: 0 BB: 0 P: 5	R: 3 E: 0 K: 1 S: 9	H: 4 LOB: 1 BB: 0 P: 9	R: 0 E: 0 K: 1 S: 5	H: 0 LOB: 0 BB: 0 P: 5	R: 2 E: 0 K: 1 S: 8	H: 3 LOB: 1 BB: 0 P: 8		R: 1 E: 0 K: 2 S: 8	H: 1 LOB: 0 BB: 0 P: 8	1B: 3 2B: 3 3B: 1 HR: 1	SF: 0 SAC: 1 DP: 0 HBP: 0	WP: 0 PB: 0 SB: 1 CS: 0	PA: 35		
PITCHER	IP	WLS	BF	H	R	ER	SO	BB	IBB	HBP	BLK	WP	HR	S	P	ERA	WHIP								
Scott Erickson, R (1,1) ERA: 6.32	7.1	L	29	7	5	5	6	0	0	0	0	0	0	41	41	6.14	0.955								
Dave Stevens, R (8,1) ERA: 3.63	1.2		6	1	1	1	2	0	0	0	0	0	1	10	10	5.40	0.600								

Batter	1	2	3	4	5	6	7	8	9	AB	R	H	RBI	BB	SO	LOB	BOTTOM								
Chuck Knoblauch, R (1,4) OBP: 0.399, SLG: 0.388	L5-3	CS				F9			G4-3	3	0	1	0	2	0	2	Milwaukee Brewers @ Minnesota Twins Hubert H. Humphrey Metrodome, Minneapolis, MN Wed Jun 07, 1995, 8:05 PM EDT Att: 12,418 - Dome livebaseballscorecards.com								
Rich Becker, L (1,8) OBP: 0.321, SLG: 0.217	L5-3	CS	F8		F8		G6-3		E BB	5	0	1	0	0	0	2									
Kirby Puckett, R (1,10) OBP: 0.345, SLG: 0.392			F9		G4-6-3		K		E BB	3	0	1	0	2	1	0									
Pedro Munoz, R (1,9) OBP: 0.298, SLG: 0.505	F8		G4-3		G4-6-3				E5	5	0	1	0	0	0	5									
Scott Stahoviak, L (1,3) OBP: 0.377, SLG: 0.457				G3		1B BB		G5-3		5	2	3	1	0	0	4									
Marty Cordova, R (1,7) OBP: 0.348, SLG: 0.511		F8		G1-3		1B BB		G6-4-3		2	0	0	0	2	0	1									
Matt Merullo, L (1,2) OBP: 0.297, SLG: 0.262 Matt Walbeck, S (6,PH) OBP: 0.290, SLG: 0.323		G5-3		G3		F9		G6-4-3		3	0	1	0	0	0	1									
Jeff Reboulet, R (1,5) OBP: 0.333, SLG: 0.452										2	1	2	1	2	0	0									
Pat Meares, R (1,6) OBP: 0.300, SLG: 0.453										4	0	1	1	0	0	5									
Inning Stats	R: 0 E: 0 K: 0 S: 4	H: 2 LOB: 1 BB: 0 P: 4	R: 2 E: 0 K: 0 S: 5	H: 3 LOB: 1 BB: 1 P: 9	R: 0 E: 0 K: 0 S: 3	H: 0 LOB: 0 BB: 0 P: 3	R: 0 E: 0 K: 0 S: 4	H: 1 LOB: 2 BB: 1 P: 8	R: 0 E: 0 K: 0 S: 2	H: 0 LOB: 1 BB: 2 P: 10	R: 1 E: 0 K: 0 S: 5	H: 3 LOB: 2 BB: 1 P: 9	R: 0 E: 0 K: 1 S: 6	H: 1 LOB: 1 BB: 0 P: 6	R: 0 E: 0 K: 0 S: 2	H: 0 LOB: 1 BB: 2 P: 10		R: 0 E: 1 K: 0 S: 4	H: 1 LOB: 2 BB: 1 P: 8	1B: 7 2B: 3 3B: 1 HR: 1	SF: 0 SAC: 0 DP: 4 HBP: 0	WP: 0 PB: 0 SB: 0 CS: 1	PA: 42		
PITCHER	IP	WLS	BF	H	R	ER	SO	BB	IBB	HBP	BLK	WP	HR	S	P	ERA	WHIP								
Ricky Bones, R (1,1) ERA: 4.32	5.0		22	4	2	2	0	4	0	0	0	0	0	18	34	3.60	2.000								
Angel Miranda, L (6,1) ERA: 5.45	3.0	W	14	4	1	1	1	3	0	0	0	0	0	13	25	3.00	2.333								
Ron Rightnowar, R (9,1) ERA: 3.52	1.0	S	5	1	0	0	0	1	0	0	0	0	0	4	8	0.00	2.000								

Batter	1	2	3	4	5	6	7	8	9	AB	R	H	RBI	BB	SO	LOB	TOP											
Chad Curtis, R OBP: 0.346, SLG: 0.418 (1, 8)	1-2 WP S 1B	1-2 3-H 1B		3-1 L6			0-1 G6-3			4	0	2	1	0	0	2												
Bobby Higginson, L OBP: 0.341, SLG: 0.410 (1, 9)	0-0 F8	0-0 G3			2-1 G4-3		1-2 L4			4	0	0	0	0	0	3												
Travis Fryman, R OBP: 0.296, SLG: 0.263 (1, 5)	0-1 F8			1-2 G6-3		0-0 F8		0-1 G4-3		4	0	0	0	0	0	1												
Cecil Fielder, R OBP: 0.323, SLG: 0.518 Todd Steversen, R OBP: 0.300, SLG: 0.200 (8, 7)	3-2 G6-3			1-2 L9		2-2 1B		1-3 K		4	0	1	0	0	1	1												
Kirk Gibson, L OBP: 0.402, SLG: 0.569 (1, 10)		1-3 K		0-3 K		2-3 K		2-2 F7		4	0	0	0	0	3	1												
Alan Trammell, R OBP: 0.383, SLG: 0.333 (1, 6)		0-1 E S 1B		2-3 K		1-1 G1-3			3-1 F8	4	1	1	0	0	1	0												
Franklin Stubbs, L OBP: 0.412, SLG: 0.375 (8, 3)		3-3 K		0-3 K		1-0 P6			0-2 G5-4-3 1B	4	0	1	0	0	2	1												
Chris Gomez, R OBP: 0.277, SLG: 0.357 (1, 4)		3-2 E 1B		1-1 1B		1-2 F9			0-0 G5-4-3 1-2	4	1	1	0	0	0	2												
Ron Tingley, R OBP: 0.317, SLG: 0.229 (1, 2)		3-1 E 1B		0-0 1-2 1B			2-1 F8			3	0	1	0	0	0	1												
Inning Stats	R: 0 E: 0 K: 0 S: 10	H: 1 LOB: 1 BB: 0 P: 14	R: 2 E: 2 K: 2 S: 19	H: 2 LOB: 2 BB: 0 P: 30	R: 0 E: 0 K: 1 S: 9	H: 0 LOB: 0 BB: 0 P: 11	R: 0 E: 0 K: 2 S: 11	H: 2 LOB: 2 BB: 0 P: 17	R: 0 E: 0 K: 1 S: 10	H: 1 LOB: 1 BB: 0 P: 16	R: 0 E: 0 K: 0 S: 7	H: 0 LOB: 0 BB: 0 P: 10	R: 0 E: 0 K: 1 S: 8	H: 0 LOB: 0 BB: 0 P: 11	R: 0 E: 0 K: 0 S: 7	H: 1 LOB: 0 BB: 0 P: 10	1B: 7 2B: 0 3B: 0 HR: 0	SF: 0 SAC: 0 DP: 1 HBP: 0	WP: 1 PB: 0 SB: 2 CS: 0	PA: 35								
PITCHER	IP	WLS	BF	H	R	ER	SO	BB	IBB	HBP	BLK	WP	HR	S	P	ERA	WHIP											
Kevin Tapani, R ERA: 4.13 Rick Aguilera, R ERA: 1.93	(1, 1)	8.0	W	32	6	2	0	7	0	0	0	0	1	0	82	120	0.00	0.750										
(9, 1)	1.0		3	1	0	0	0	0	0	0	0	0	0	0	7	10	0.00	1.000										

Detroit Tigers @ Minnesota Twins
Hubert H. Humphrey Metrodome, Minneapolis, MN
Thu Jun 08 1995, 8:05 PM EDT
Att: 11,304 - Dome

AB 35
R 2
H 7
RBI 1
BB 0
SO 7
LOB 12



Batter	1	2	3	4	5	6	7	8	9	AB	R	H	RBI	BB	SO	LOB	BOTTOM											
Chuck Knoblauch, R OBP: 0.405, SLG: 0.399 (1, 4)	4-0 CS BB	1-2 1-H 2B		1-3 K		1-0 HR 1B		1-0 G6-3		4	1	2	1	1	1	1												
Rich Becker, L OBP: 0.333, SLG: 0.357 (1, 8)	2-2 1B	1-0 G4-3			0-0 G3	0-0 HR 1B		3-2 F8		5	1	2	3	0	0	1												
Kirby Puckett, R OBP: 0.343, SLG: 0.388 (1, 9)	2-1 F9			0-0 F9	3-2 HR 1B	1-0 F9				4	1	1	0	0	0	1												
Pedro Munoz, R OBP: 0.306, SLG: 0.535 (1, 10)	0-1 FC6-4 1B			0-3 K	0-0 HR 1B	2-2 G6-3				4	1	2	2	0	1	0												
Scott Stahoviak, L OBP: 0.358, SLG: 0.432 (1, 3)	1-1 FC6-4			0-1 G4-3		2-2 G4-3		1-1 G4-3		4	0	0	0	0	0	2												
Marty Cordova, R OBP: 0.353, SLG: 0.518 (1, 7)		0-0 1B 2B		2-2 K	2-2 F9		1-2 G5-3 1B			4	1	2	0	0	1	0												
Scott Leius, R OBP: 0.309, SLG: 0.388 (1, 5)		1-0 2-H 2B 1B		1-0 HR		1-1 1B 2B		2-2 G5-3		4	3	3	2	0	0	1												
Matt Walbeck, S OBP: 0.279, SLG: 0.311 (1, 2)		2-0 P5		3-2 F7		1-3 K		1-1 G6-3		4	0	0	0	0	1	3												
Pat Meares, R OBP: 0.307, SLG: 0.464 (1, 6)		2-1 F9		0-1 2B		0-0 1B HR 1B		0-3 K		4	1	2	1	0	1	1												
Inning Stats	R: 0 E: 0 K: 0 S: 9	H: 2 LOB: 2 BB: 1 P: 18	R: 2 E: 0 K: 0 S: 9	H: 3 LOB: 1 BB: 0 P: 16	R: 0 E: 0 K: 1 S: 6	H: 0 LOB: 0 BB: 0 P: 6	R: 1 E: 0 K: 2 S: 12	H: 2 LOB: 1 BB: 0 P: 19	R: 2 E: 0 K: 0 S: 14	H: 2 LOB: 0 BB: 0 P: 21	R: 4 E: 0 K: 1 S: 15	H: 4 LOB: 0 BB: 0 P: 21	R: 0 E: 0 K: 0 S: 10	H: 1 LOB: 1 BB: 0 P: 15	R: 0 E: 0 K: 1 S: 8	H: 0 LOB: 0 BB: 0 P: 12	1B: 7 2B: 4 3B: 0 HR: 3	SF: 0 SAC: 0 DP: 0 HBP: 0	WP: 0 PB: 0 SB: 1 CS: 1	PA: 38								
PITCHER	IP	WLS	BF	H	R	ER	SO	BB	IBB	HBP	BLK	WP	HR	S	P	ERA	WHIP											
Mike Moore, R ERA: 5.46 Joe Boeuer, R ERA: 5.4 Buddy Groom, L ERA: 6.23	(1, 1)	5.1	L	27	11	7	7	4	1	0	0	0	0	2	57	89	11.81	2.250										
(6, 1)	0.2		4	2	2	2	0	0	0	0	0	0	1	8	12	27.00	3.000											
(7, 1)	2.0		7	1	0	0	1	0	0	0	0	0	0	18	27	0.00	0.500											

Detroit Tigers @ Minnesota Twins
Hubert H. Humphrey Metrodome, Minneapolis, MN
Thu Jun 08 1995, 8:05 PM EDT
Att: 11,304 - Dome


AB 37
R 9
H 14
RBI 9
BB 1
SO 5
LOB 10





Batter	1	2	3	4	5	6	7	8	9	AB R H RBI BB SO LOB	TOP																
Chad Curtis, R OBP: 0.342, SLG: 0.417 (1, 8)	2-2 SH1-3 1B 2B		3-3 K		2-0 FC5-2 BB 1B		1-0 G6-3		1-3 K	5 1 1 0 0 2 2	Detroit Tigers @ Minnesota Twins Hubert H. Humphrey Metrodome, Minneapolis, MN Fri Jun 09 1995, 8:05 PM EDT Att: 13,980 - Dome livebaseballscorecards.com																
Scott Fletcher, R OBP: 0.304, SLG: 0.283 (1, 4)	0-0 SH1-3 2-3		2-0 G6-3		1-1 BB 1B		4-1 BB	2-0 L9	3 0 1 1 1 0 0																		
Travis Fryman, R OBP: 0.299, SLG: 0.265 (1, 5)	1-2 3-H 1B			0-0 G5-3	4-2 BB		0-1 F7		3 0 1 1 1 0 1																		
Cecil Fielder, R OBP: 0.321, SLG: 0.510 Danny Bautista, R OBP: 0.290, SLG: 0.318 (8, PR) (8, 9)	0-3 K		0-3 K	2-3 K	1-3 K			3-2 2B FC1 1B	4 0 1 0 0 3 4 0 1 0 0 0 0 0																		
Franklin Stubbs, L OBP: 0.408, SLG: 0.390 Juan Samuel, R OBP: 0.362, SLG: 0.512 (1, 3) (8, PH) (8, 3)	1-3 K		0-2 G5-3		1-0 E9 SF8 2B			1-0 L4	3 1 1 0 0 1 1 1 0 0 0 0 0 1																		
Bobby Higginson, L OBP: 0.348, SLG: 0.415 Alan Trammell, R OBP: 0.389, SLG: 0.354 John Doherty, R Mike Henneman, R (8, 1) (9, 1)	1-2 1B			4-2 1B E BB	0-1 SF8			2-1 FC1 2B	1 1 1 1 1 0 0 1 1 1 0 0 0 0 0 0 0 0 0 0 0 0 0 0 0 0 0 0																		
Chris Gomez, R OBP: 0.276, SLG: 0.352 (1, 6)	2-3 K		0-0 E FC5-2 1B	0-0 L9	3-H 2-0 L9			0-0 FC1	4 0 1 1 0 1 3																		
Todd Steverson, R OBP: 0.265, SLG: 0.179 (1, 9) (8, 7)	0-2 F9		3-1 FC5 FC5-2 1B	0-1 G5-3				2-3 3-H 2-1 SF7-4-3	3 1 0 1 0 0 1																		
Ron Tingley, R OBP: 0.289, SLG: 0.205 (1, 2)			2-3 K	3-2 F9			1-0 F7	3-3 K2-3	4 0 0 0 0 2 2																		
Inning Stats	R: 1 E: 0 K: 2 S: 14	H: 2 LOB: 1 BB: 0 P: 18	R: 0 E: 0 K: 1 S: 9	H: 1 LOB: 0 BB: 0 P: 12	R: 0 E: 0 K: 2 S: 9	H: 0 LOB: 0 BB: 0 P: 16	R: 0 E: 0 K: 1 S: 7	H: 0 LOB: 0 BB: 0 P: 9	R: 2 E: 1 K: 1 S: 19	H: 2 LOB: 3 BB: 2 P: 37		R: 1 E: 1 K: 0 S: 6	H: 1 LOB: 0 BB: 0 P: 9	R: 0 E: 0 K: 0 S: 5	H: 0 LOB: 1 BB: 1 P: 11	R: 2 E: 0 K: 0 S: 11	H: 2 LOB: 1 BB: 0 P: 19	R: 0 E: 0 K: 2 S: 7	H: 0 LOB: 0 BB: 0 P: 13	1B: 5 2B: 4 3B: 0 HR: 0	SF: 2 SAC: 1 DP: 1 HBP: 0	WP: 0 PB: 0 SB: 0 CS: 0	PA: 38				
PITCHER	IP WLS BF H R ER SO BB IBB HBP BLK WP HR S P ERA WHIP											PITCHER	IP WLS BF H R ER SO BB IBB HBP BLK WP HR S P ERA WHIP														
Pat Mahomes, R ERA: 9.09 Dave Stevens, R ERA: 4.07 Mark Guthrie, L ERA: 6.23 Rick Aguilera, R ERA: 1.72 (1, 1) (6, 1) (8, 1) (8, 1)	5.0 2.0 0.1 1.2	WLS 9 L 5	BF 22 2 5	H 5 2 0	R 3 2 1	ER 1 2 0	SO 7 2 0	BB 2 1 0	IBB 0 0 0	HBP 0 0 0	BLK 0 0 0	WP 0 0 0	HR 0 16 3	S 58 28 6	P 92 28 6	ERA 1.80 9.00 0.00	WHIP 1.400 1.500 3.000										


Batter	1	2	3	4	5	6	7	8	9	AB R H RBI BB SO LOB	BOTTOM																
Chuck Knoblauch, R OBP: 0.417, SLG: 0.418 (1, 4)	4-2 1B S BB		4-2 FC4-6 BB	3-2 1-H 3B		0-0 G6-3 1B		2-0 L3		3 0 2 1 2 0 0	Detroit Tigers @ Minnesota Twins Hubert H. Humphrey Metrodome, Minneapolis, MN Fri Jun 09 1995, 8:05 PM EDT Att: 13,980 - Dome livebaseballscorecards.com																
Pat Meares, R OBP: 0.297, SLG: 0.447 Chip Hale, L OBP: 0.263, SLG: 0.188 (1, 6) (8, PH) (9, 5)	1-1 G5-3		1-1 FC4-6 2B	0-1 G4-3		0-0 G6-3		0-0 G5-3	4 1 0 0 0 0 4 1 0 0 0 0 0 0																		
Kirby Puckett, R OBP: 0.350, SLG: 0.397 (1, 9)	2-1 1B		1-1 2B	1-2 G4-3	4-0 IBB			1-3 K	4 1 2 0 1 1 0																		
Pedro Munoz, R OBP: 0.315, SLG: 0.548 Kevin Maas, L OBP: 0.294, SLG: 0.370 (1, 10) (6, PH)	1-2 F9		0-0 2B	0-0 HR 1B	2-1 F7			1-3 K	3 1 2 2 0 0 2 2 0 0 0 0 1 2																		
Marty Cordova, R OBP: 0.348, SLG: 0.528 (1, 7)	3-3 K		0-0 G5-3	1-1 HR				0-3 K	5 1 1 2 0 2 3																		
Scott Leius, R OBP: 0.307, SLG: 0.379 (1, 5) (9, 6)		0-2 G3	3-2 P5	4-0 BB				2-0 G5-3	3 0 0 0 1 0 1																		
Jerald Clark, R OBP: 0.360, SLG: 0.536 (1, 3)	3-1 G3 2B		1-2 P4	1-1 P6				2-1 1B	4 0 2 0 0 0 1																		
Matt Walbeck, S OBP: 0.270, SLG: 0.299 (1, 2)	3-2 G3		0-0 F9	2-2 P6				1-3 K	4 0 0 0 0 1 3																		
Rich Becker, L OBP: 0.324, SLG: 0.323 (1, 8)	1-3 K		4-2 S 3B BB	3-2 L7				2-2 G5-3	3 1 0 0 1 1 1																		
Inning Stats	R: 0 E: 0 K: 1 S: 15	H: 1 LOB: 2 BB: 1 P: 26	R: 0 E: 0 K: 1 S: 12	H: 1 LOB: 0 BB: 0 P: 19	R: 2 E: 0 K: 0 S: 13	H: 2 LOB: 1 BB: 1 P: 22	R: 1 E: 0 K: 0 S: 14	H: 1 LOB: 1 BB: 1 P: 22	R: 2 E: 0 K: 0 S: 10	H: 2 LOB: 2 BB: 1 P: 18		R: 0 E: 0 K: 0 S: 9	H: 1 LOB: 0 BB: 1 P: 18	R: 0 E: 0 K: 1 S: 7	H: 1 LOB: 1 BB: 0 P: 12	R: 0 E: 0 K: 0 S: 7	H: 0 LOB: 0 BB: 0 P: 11	R: 0 E: 0 K: 3 S: 10	H: 0 LOB: 0 BB: 0 P: 12	1B: 4 2B: 3 3B: 1 HR: 1	SF: 0 SAC: 0 DP: 0 HBP: 0	WP: 0 PB: 0 SB: 2 CS: 0	PA: 41				
PITCHER	IP WLS BF H R ER SO BB IBB HBP BLK WP HR S P ERA WHIP											PITCHER	IP WLS BF H R ER SO BB IBB HBP BLK WP HR S P ERA WHIP														
Brian Bohanon, L ERA: 5.74 John Doherty, R ERA: 6.86 John Doherty, R ERA: 6.86 Mike Henneman, R ERA: 1.93 (1, 1) (6, 1) (8, 1) (9, 1)	5.0 3.0 3.0 1.0	WLS W W S	BF 26 12 3	H 7 2 0	R 5 0 0	ER 5 0 0	SO 2 1 0	BB 4 0 1	IBB 0 1 0	HBP 0 0 0	BLK 0 0 0	WP 0 0 0	HR 1 23 23	S 64 41 41	P 107 41 41	ERA 9.00 0.00 0.00	WHIP 2.200 0.667 0.667										



Batter	1	2	3	4	5	6	7	8	9	AB R H RBI BB SO LOB	TOP											
Chad Curtis, R OBP: 0.359, SLG: 0.437 (1, 8)	0-0 S 1B		2-1 G4-3 2B		4-2 E FC5-2 BB		1-2 FC6-4 1B		1-0 HR 1B	4 1 4 0 1 0 0	Detroit Tigers @ Minnesota Twins Hubert H. Humphrey Metrodome, Minneapolis, MN Sat Jun 10 1995, 8:05 PM EDT Att: 17,516 - Dome AB 39 R 7 H 12 RBI 6 BB 3 SO 7 LOB 18 											
Juan Samuel, R OBP: 0.365, SLG: 0.565 (1, 4)	1-1 L7		0-0 G4-3		2-1 E7 FC5-2 1B		1-0 F9		3-1 HR	5 1 2 3 0 0 3												
Travis Fryman, R OBP: 0.297, SLG: 0.263 (1, 5)	2-3 K		1-3 K		2-1 FC5-2		0-0 L8		1-2 BB 1B	5 0 1 0 0 2 5												
Cecil Fielder, R OBP: 0.318, SLG: 0.497 (1, 10)	3-3 K		0-0 G6-3		0-1 F7		2-1 FC6-4		4-2 BB 1B	4 0 0 0 1 1 5												
Franklin Stubbs, L OBP: 0.395, SLG: 0.365 (1, 3)		3-1 F9		1-1 F8		0-0 F8		0-0 G3	4-1 BB	4 0 0 0 1 0 2												
Bobby Higginson, L OBP: 0.343, SLG: 0.407 (1, 7)		3-2 HR 1B		2-1 F8		2-3 K		1-0 F7	1-1 L9	5 1 1 0 0 1 3												
Chris Gomez, R OBP: 0.275, SLG: 0.380 (1, 6)		0-0 HR		1-3 K		3-3 K		3-2 L4		4 1 1 2 0 2 0												
Todd Steverson, R OBP: 0.289, SLG: 0.313 (1, 9)		1-3 K			0-1 1B 1B		1-0 HR		1-2 G3	4 2 2 1 0 1 0												
John Flaherty, R OBP: 0.343, SLG: 0.448 (1, 2)		3-2 G4-3			2-2 1B BB 1B		1-2 F7		0-2 F8	4 1 1 0 0 0 0												
Inning Stats	R: 0 E: 0 K: 2 S: 10	H: 1 LOB: 1 BB: 0 P: 16	R: 2 E: 0 K: 1 S: 12	H: 2 LOB: 0 BB: 22 P: 22	R: 0 E: 0 K: 1 S: 7	H: 1 LOB: 1 BB: 0 P: 10	R: 0 E: 0 K: 1 S: 7	H: 0 LOB: 0 BB: 0 P: 11	R: 2 E: 1 K: 0 S: 15	H: 3 LOB: 2 BB: 1 P: 25	R: 1 E: 0 K: 2 S: 11	H: 1 LOB: 0 BB: 0 P: 18	R: 0 E: 0 K: 0 S: 8	H: 1 LOB: 1 BB: 0 P: 12	R: 0 E: 0 K: 0 S: 5	H: 0 LOB: 0 BB: 0 P: 9	R: 2 E: 0 K: 0 S: 20	H: 3 LOB: 3 BB: 2 P: 34	1B: 8 2B: 1 3B: 0 HR: 3	SF: 0 SAC: 0 DP: 0 HBP: 0	WP: 0 PB: 0 SB: 1 CS: 0	PA: 42
PITCHER	IP WLS BF H R ER SO BB IBB HBP BLK WP HR S P ERA WHIP											PITCHER	IP WLS BF H R ER SO BB IBB HBP BLK WP HR S P ERA WHIP									
Mike Trombley, R ERA: 5.79 (1, 1)	4.2 L 22 7 4 3 5												5.79 1.714									
Eddie Guardado, L ERA: 5.4 (5, 1)	1.1 5 1 1 1 2												6.75 0.750									
Erik Schullstrom, R ERA: 13.99 (7, 1)	2.2 13 4 2 2 0												6.75 1.875									
Rich Robertson, L ERA: 7.41 (9, 1)	0.1 2 0 0 0 0												0.00 3.000									

Batter	1	2	3	4	5	6	7	8	9	AB R H RBI BB SO LOB	BOTTOM											
Chuck Knoblauch, R OBP: 0.425, SLG: 0.430 (1, 4)	4-1 WP BB	2-3 K		1-2 2H 1B		0-0 1B		2-2 G1-3 1B 2B	1-2 FC6-4 1-2	5 1 3 0 1 1 3	Detroit Tigers @ Minnesota Twins Hubert H. Humphrey Metrodome, Minneapolis, MN Sat Jun 10 1995, 8:05 PM EDT Att: 17,516 - Dome AB 41 R 5 H 16 RBI 5 BB 4 SO 6 LOB 25 											
Rich Becker, L OBP: 0.286, SLG: 0.278 (1, 8)	1-3 K		2-0 F7		0-0 L7		2-0 G3		2-2 G1-3	5 0 0 0 0 1 5												
Kirby Puckett, R OBP: 0.363, SLG: 0.406 (1, 9)	4-2 BB		0-1 G6-3		2-1 WP 1B		1-1 1B BB SF8 1B		1-0 BB 1B	4 1 3 1 1 0 0												
Pedro Munoz, R OBP: 0.322, SLG: 0.556 (1, 10)	1-3 K		2-0 2B		3-3 K		3-1 SF8 1B		4-1 BB	4 0 2 0 0 2 3												
Kevin Maas, L OBP: 0.306, SLG: 0.370 (8, PH)					1-2 2B		1-2 1B		1-2 BB	0 0 0 0 1 0 0												
Scott Stahoviak, L OBP: 0.349, SLG: 0.418 (1, 3)	3-2 G6-3		0-0 G4-3		0-1 P6		2-1 1B		2-2 G4-3	5 0 1 0 0 0 6												
Marty Cordova, R OBP: 0.343, SLG: 0.517 (1, 7)		1-1 G4-3		1-0 F8		0-0 G5-3		2-3 K	3-2 FC6-4 1B	5 0 1 0 0 1 4												
Scott Leius, R OBP: 0.303, SLG: 0.370 (1, 5)		0-1 G6-3		4-2 3B BB		1-3 K		3-1 SF8	1-0 FC6-4 1B	3 2 0 1 1 1 1												
Matt Merullo, L OBP: 0.304, SLG: 0.300 (1, 2)		0-1 WP 1B 1B		1-2 2B 3B		2-0 F7		2-0 G4-3	1-0 F8	5 1 2 1 0 0 3												
Pat Meares, R OBP: 0.311, SLG: 0.466 (1, 6)		1-1 WP		0-1 1B 2B		1-1 1B		0-2 G4-3	0-1 FC6-4	4 0 3 1 0 0 0												
Chip Hale, L OBP: 0.300, SLG: 0.235 (9, PH)									2H 1B	1 0 1 1 0 0 0												
Inning Stats	R: 0 E: 0 K: 2 S: 12	H: 0 LOB: 2 BB: 2 P: 25	R: 0 E: 0 K: 1 S: 11	H: 2 LOB: 0 BB: 0 P: 15	R: 0 E: 0 K: 0 S: 5	H: 1 LOB: 1 BB: 0 P: 9	R: 2 E: 0 K: 0 S: 12	H: 3 LOB: 1 BB: 1 P: 19	R: 0 E: 0 K: 1 S: 8	H: 1 LOB: 1 BB: 0 P: 13	R: 0 E: 0 K: 1 S: 8	H: 2 LOB: 2 BB: 0 P: 14	R: 1 E: 0 K: 0 S: 14	H: 3 LOB: 0 BB: 0 P: 27	R: 1 E: 0 K: 0 S: 15	H: 2 LOB: 2 BB: 1 P: 26	R: 1 E: 0 K: 0 S: 10	H: 2 LOB: 1 BB: 0 P: 16	1B: 12 2B: 3 3B: 1 HR: 0	SF: 1 SAC: 0 DP: 0 HBP: 0	WP: 4 PB: 0 SB: 0 CS: 0	PA: 46
PITCHER	IP WLS BF H R ER SO BB IBB HBP BLK WP HR S P ERA WHIP											PITCHER	IP WLS BF H R ER SO BB IBB HBP BLK WP HR S P ERA WHIP									
Sean Bergman, R ERA: 5.24 (1, 1)	6.0 W 29 4 2 2 1												3.00 2.000									
Brian Maxcy, R ERA: 4.05 (7, 1)	1.2 9 4 2 2 1												10.80 2.400									
Mike Henneman, R ERA: 2.35 (8, 1)	1.1 S 8 3 1 1 0												6.75 3.000									

Batter	1	2	3	4	5	6	7	8	9	AB	R	H	RBI	BB	SO	LOB	TOP										
Chad Curtis, R OBP: 0.365, SLG: 0.453 (1, 8)	0-3 K	1-0 2B		2-2 2B		0-0 F9			1-2 HR	5	1	3	1	0	1	0	Detroit Tigers @ Minnesota Twins Hubert H. Humphrey Metrodome, Minneapolis, MN Sun Jun 11 1995, 4:33 AM EDT Att: 15,364 - Dome - 68 F AB 37 R 8 H 12 RBI 8 BB 3 SO 6 LOB 10 										
Juan Samuel, R OBP: 0.386, SLG: 0.640 (1, 4)	0-1 2B	4-0 BB		2-1 F8			1-2 G6-3	1-0 HR	4	1	2	2	1	0	1												
Travis Fryman, R OBP: 0.294, SLG: 0.261 (1, 5)	0-0 F8	3-3 K			0-3 K		0-0 G5-4-3 1B	2-3 K	5	0	1	0	0	3	4												
Cecil Fielder, R OBP: 0.315, SLG: 0.493 (1, 10)	3-1 G6-3		2-2 FC5 2B		2-1 L7		1-2 G5-4-3	2-0 L7	5	0	1	0	0	0	2												
Franklin Stubbs, L OBP: 0.370, SLG: 0.338 (1, 3)		0-1 G5-3	0-1 F8		1-1 G1-3			2-1 P3	1-3 K	5	0	0	0	0	1												
Bobby Higginson, L OBP: 0.340, SLG: 0.409 (1, 7)	1-0 1B SF8 2B		2-2 F7			0-0 G4-3		1-0 P5		4	1	1	0	0	1												
Chris Gomez, R OBP: 0.274, SLG: 0.375 (1, 6)		0-2 2B BB 1B	3-2 FC5			2-2 F9		2-3 K		4	1	1	0	0	1												
Todd Steverson, R OBP: 0.333, SLG: 0.412 (1, 9)		4-0 2B 1-2 BB		1-2 L5		4-2 HR BB		2-1 HR		2	2	1	1	2	0												
John Flaherty, R OBP: 0.349, SLG: 0.515 (1, 2)	1-1 SF8		0-0 F8			1-0 HR		3-1 HR		3	2	2	4	0	0												
Inning Stats	R: 0 E: 0 K: 1 S: 8	H: 1 LOB: 1 BB: 0 P: 11	R: 2 E: 0 K: 1 S: 12	H: 3 LOB: 3 BB: 2 P: 26	R: 0 E: 0 K: 0 S: 13	H: 1 LOB: 1 BB: 0 P: 20	R: 0 E: 0 K: 0 S: 9	H: 1 LOB: 1 BB: 0 P: 14	R: 0 E: 0 K: 1 S: 7	H: 0 LOB: 0 BB: 0 P: 10	R: 2 E: 0 K: 0 S: 8	H: 1 LOB: 0 BB: 1 P: 15	R: 0 E: 0 K: 1 S: 9	H: 1 LOB: 0 BB: 0 P: 11	R: 0 E: 0 K: 1 S: 6	H: 0 LOB: 0 BB: 0 P: 11		R: 4 E: 0 K: 2 S: 18	H: 4 LOB: 0 BB: 0 P: 30	1B: 3 2B: 5 3B: 0 HR: 4	SF: 1 SAC: 0 DP: 1 HBP: 0	WP: 0 PB: 0 SB: 0 CS: 0	PA: 41				
PITCHER	IP	WLS	BF	H	R	ER	SO	BB	IBB	HBP	BLK	WP	HR	S	P	ERA	WHIP										
Brad Radke, R ERA: 7.09 (1, 1)	8.0	L	34	8	4	4	4	3	0	0	0	0	1	72	118	4.50	1.375										
Dave Stevens, R ERA: 5.55 (9, 1)	0.0		4	4	4	4	0	0	0	0	0	0	3	11	18	∞	∞										
Rich Robertson, L ERA: 7.0 (9, 1)	1.0		3	0	0	0	2	0	0	0	0	0	0	7	12	0.00	0.000										

Batter	1	2	3	4	5	6	7	8	9	AB	R	H	RBI	BB	SO	LOB	BOTTOM										
Chuck Knoblauch, R OBP: 0.416, SLG: 0.419 (1, 4)	2-1 G6-3		1-1 L3		1-2 F9			1-1 G3		4	0	0	0	0	0	0	Detroit Tigers @ Minnesota Twins Hubert H. Humphrey Metrodome, Minneapolis, MN Sun Jun 11 1995, 4:33 AM EDT Att: 15,364 - Dome - 68 F AB 32 R 2 H 7 RBI 2 BB 1 SO 6 LOB 11 										
Rich Becker, L OBP: 0.283, SLG: 0.275 (1, 8)	2-1 L5		0-1 G3		0-2 CS 1B		1-3 K		4	0	1	0	0	1	0												
Kirby Puckett, R OBP: 0.355, SLG: 0.396 (1, 10)	2-1 F8		0-1 E3 1B		1-3 K		0-0 G5-3		4	0	0	0	0	1	1												
Pedro Munoz, R OBP: 0.336, SLG: 0.563 (1, 9)		2-1 2B G6-3 1B	0-0 1-3 1B		0-0 FC5-4 1B			0-3 K		4	1	3	0	0	1												
Scott Stahoviak, L OBP: 0.333, SLG: 0.398 (1, 3)		3-1 L8	0-0 F7		3-0 L7			1-3 K		4	0	0	0	0	1												
Marty Cordova, R OBP: 0.347, SLG: 0.520 (1, 7)		2-1 2B		4-2 FC5-4 BB		0-0 FC5-4 CS		3-3 K		3	0	1	0	1	1												
Scott Leius, R OBP: 0.297, SLG: 0.362 (1, 5)	0-1 G6-3		1-1 FC5-4 1B		3-2 CS		0-0 F9		3	0	0	1	0	0	2												
Matt Walbeck, S OBP: 0.271, SLG: 0.300 (1, 2)	3-H F7		0-0 G4-6-3 1B		1-2 1B		2-3 K		3	0	1	0	0	1	1												
Pat Meares, R OBP: 0.312, SLG: 0.488 (1, 6)			0-0 HR		2-1 G4-6-3		0-0 G5-3		3	1	1	1	0	0	2												
Inning Stats	R: 0 E: 0 K: 0 S: 6	H: 0 LOB: 0 BB: 0 P: 12	R: 1 E: 0 K: 0 S: 11	H: 2 LOB: 1 BB: 0 P: 20	R: 1 E: 1 K: 0 S: 9	H: 2 LOB: 2 BB: 0 P: 10	R: 0 E: 0 K: 0 S: 8	H: 1 LOB: 1 BB: 1 P: 14	R: 0 E: 0 K: 1 S: 10	H: 1 LOB: 0 BB: 0 P: 11	R: 0 E: 0 K: 0 S: 5	H: 1 LOB: 0 BB: 0 P: 11	R: 0 E: 0 K: 1 S: 5	H: 0 LOB: 0 BB: 0 P: 7	R: 0 E: 0 K: 1 S: 6	H: 0 LOB: 0 BB: 0 P: 8		R: 0 E: 0 K: 3 S: 9	H: 0 LOB: 0 BB: 0 P: 13	1B: 5 2B: 1 3B: 0 HR: 1	SF: 0 SAC: 0 DP: 1 HBP: 0	WP: 0 PB: 0 SB: 0 CS: 2	PA: 34				
PITCHER	IP	WLS	BF	H	R	ER	SO	BB	IBB	HBP	BLK	WP	HR	S	P	ERA	WHIP										
Felipe Lira, R ERA: 3.32 (1, 1)	7.0	W	27	7	2	2	2	1	0	0	0	0	1	54	85	2.57	1.143										
Joe Boever, R ERA: 5.06 (8, 1)	2.0	S	6	0	0	0	4	0	0	0	0	0	0	15	21	0.00	0.000										

Batter	1	2	3	4	5	6	7	8	9	AB	R	H	RBI	BB	SO	LOB	TOP										
Chuck Knoblauch, R (1,4) OBP: 0.412, SLG: 0.421			G6-3			G6-3 WP	FC4-6			4	1	1	0	0	1	2											
Jeff Reboulet, R (1,6) OBP: 0.317, SLG: 0.429	G3-1		G5-3			G6-3		F8		4	0	0	0	0	0	1											
Kirby Puckett, R (1,9) OBP: 0.363, SLG: 0.407				K			FC6-4			3	0	2	0	0	1	0											
Scott Stahovick, L (8,3) OBP: 0.333, SLG: 0.398							1B			0	0	0	0	0	0	0											
Pedro Munoz, R (1,10) OBP: 0.328, SLG: 0.548				F8		FC6-4				3	0	0	0	0	1	2											
Kevin Maas, L (8,PH) OBP: 0.302, SLG: 0.362							FC6-4			1	0	0	0	0	0	1											
Marty Cordova, R (1,7) OBP: 0.345, SLG: 0.510		P3				FC6-4				3	0	0	0	1	1	1											
Scott Leius, R (1,5) OBP: 0.309, SLG: 0.364										2	0	1	0	2	0	0											
Jerald Clark, R (1,3) OBP: 0.365, SLG: 0.530										3	0	1	0	1	0	3											
Matt Walbeck, S (1,2) OBP: 0.270, SLG: 0.292										3	0	0	0	1	1	4											
Rich Becker, L (1,8) OBP: 0.265, SLG: 0.256										3	0	0	0	0	1	3											
Inning Stats	R: 0 E: 0 K: 2 S: 14	H: 1 LOB: 1 BB: 0 P: 21	R: 0 E: 0 K: 1 S: 13	H: 1 LOB: 2 BB: 1 P: 25	R: 0 E: 0 K: 0 S: 10	H: 0 LOB: 0 BB: 0 P: 13	R: 0 E: 0 K: 2 S: 10	H: 0 LOB: 0 BB: 0 P: 15	R: 0 E: 0 K: 1 S: 8	H: 0 LOB: 1 BB: 1 P: 14	R: 1 E: 0 K: 0 S: 10	H: 2 LOB: 1 BB: 0 P: 16	R: 0 E: 0 K: 0 S: 10	H: 1 LOB: 2 BB: 1 P: 18	R: 0 E: 0 K: 0 S: 7	H: 0 LOB: 1 BB: 2 P: 9	R: 0 E: 0 K: 0 S: 5	H: 0 LOB: 1 BB: 2 P: 15	1B: 3 2B: 3 3B: 0 HR: 0	SF: 0 SAC: 0 DP: 3 HBP: 1	WP: 1 PB: 0 CS: 1	PA: 35					
PITCHER	IP	WLS	BF	H	R	ER	SO	BB	IBB	HBP	BLK	WP	HR	S	P	ERA	WHIP										
Chuck Finley, L (1,1) ERA: 2.75	7.0	W	28	5	1	1	6	3	0	0	0	1	0	75	122	1.29	1.143										
Mike James, R (8,1) ERA: 4.3	1.0		3	0	0	0	0	0	0	1	0	0	0	7	9	0.00	0.000										
Mitch Williams, L (9,1) ERA: 6.75	1.0		4	0	0	0	0	2	0	0	0	0	0	5	15	0.00	2.000										

Minnesota Twins @ California Angels
Anaheim Stadium, Anaheim, CA
Mon Jun 12 1995, 10:05 PM EDT
Att: 13,006 - Unknown - 77 F

AB 29
R 1
H 5
RBI 0
BB 5
SO 6
LOB 17



Batter	1	2	3	4	5	6	7	8	9	AB	R	H	RBI	BB	SO	LOB	BOTTOM										
Tony Phillips, S (1,7) OBP: 0.415, SLG: 0.451			F8			F8				3	1	1	0	1	0	1											
16 Garret Anderson, L (8,7) OBP: 0.143, SLG: 0.077										1	0	0	0	0	0	0											
Rex Hudler, R (1,4) OBP: 0.291, SLG: 0.481	F8		P3							5	1	1	0	0	1	2											
Tim Salmon, R (1,9) OBP: 0.434, SLG: 0.592										2	3	2	2	2	0	0											
Chili Davis, S (1,10) OBP: 0.469, SLG: 0.551										3	1	2	2	1	0	2											
J.T. Snow, L (1,3) OBP: 0.339, SLG: 0.450										4	1	1	1	1	0	2											
Jim Edmonds, L (1,8) OBP: 0.324, SLG: 0.450										3	0	1	1	0	1	0											
Carlos Martinez, R (1,5) OBP: 0.311, SLG: 0.289	F8									3	1	0	0	1	0	2											
Jorge Fabregas, L (1,2) OBP: 0.268, SLG: 0.282										3	1	1	1	0	0	0											
Mark Dalesandro, R (7,PH) OBP: 0.111, SLG: 0.222										1	0	0	0	0	0	0											
Gary Disarcina, R (1,6) OBP: 0.367, SLG: 0.506										4	0	1	2	0	1	0											
Inning Stats	R: 2 E: 0 K: 1 S: 20	H: 3 LOB: 2 BB: 1 P: 34	R: 0 E: 0 K: 0 S: 5	H: 0 LOB: 0 BB: 0 P: 8	R: 5 E: 0 K: 0 S: 13	H: 3 LOB: 1 BB: 3 P: 31	R: 2 E: 0 K: 0 S: 7	H: 3 LOB: 0 BB: 0 P: 12	R: 0 E: 0 K: 1 S: 10	H: 0 LOB: 0 BB: 0 P: 15	R: 0 E: 0 K: 2 S: 14	H: 1 LOB: 2 BB: 1 P: 22	R: 0 E: 0 K: 1 S: 8	H: 0 LOB: 0 BB: 0 P: 11	R: 0 E: 0 K: 0 S: 6	H: 0 LOB: 0 BB: 0 P: 8	1B: 7 2B: 1 3B: 1 HR: 1	SF: 1 SAC: 0 DP: 1 HBP: 0	WP: 0 PB: 0 CS: 0	PA: 38							
PITCHER	IP	WLS	BF	H	R	ER	SO	BB	IBB	HBP	BLK	WP	HR	S	P	ERA	WHIP										
Eddie Guardado, L (1,1) ERA: 6.64	2.2	L	17	5	2	2	3	1	0	0	0	0	1	35	56	5.40	1.800										
Dave Stevens, R (3,1) ERA: 5.53	3.1		15	5	2	2	3	1	0	0	0	0	0	14	19	0.00	0.000										
Rich Robertson, L (7,1) ERA: 6.3	2.0		6	0	0	0	1	0	0	0	0	0	0	14	19	0.00	0.000										

Minnesota Twins @ California Angels
Anaheim Stadium, Anaheim, CA
Mon Jun 12 1995, 10:05 PM EDT
Att: 13,006 - Unknown - 77 F

AB 32
R 9
H 10
RBI 9
BB 5
SO 5
LOB 11



Batter	1	2	3	4	5	6	7	8	9	AB	R	H	RBI	BB	SO	LOB	TOP								
Chuck Knoblauch, R OBP: 0.414, SLG: 0.423										4	0	2	0	0	0	1	Minnesota Twins @ California Angels Anaheim Stadium, Anaheim, CA Tue Jun 13 1995, 10:05 PM EDT Att: 13,999 - Unknown - 75 F								
Rich Becker, L OBP: 0.284, SLG: 0.255										4	1	1	0	0	2	3									
Kirby Puckett, R OBP: 0.366, SLG: 0.427										4	1	2	1	0	0	1									
Pedro Munoz, R OBP: 0.325, SLG: 0.538										4	0	1	0	0	1	1									
Scott Stahoviak, L OBP: 0.319, SLG: 0.379										4	0	0	0	0	2	3									
Scott Leius, R OBP: 0.310, SLG: 0.370										3	0	1	1	0	0	2									
Chip Hale, L OBP: 0.286, SLG: 0.222										1	0	0	0	0	0	0									
Marty Cordova, R OBP: 0.339, SLG: 0.500										3	0	0	0	0	0	3									
Kevin Maas, L OBP: 0.296, SLG: 0.354										1	0	0	0	0	1	0									
Matt Walbeck, S OBP: 0.270, SLG: 0.291										4	0	1	0	0	0	0									
Pat Meares, R OBP: 0.305, SLG: 0.476										3	0	0	0	0	0	1									
Inning Stats	R: 0 E: 0 K: 1 S: 8	H: 1 LOB: 1 BB: 0 P: 11	R: 0 E: 0 K: 0 S: 7	H: 0 LOB: 0 BB: 0 P: 9	R: 0 E: 0 K: 0 S: 5	H: 0 LOB: 0 BB: 0 P: 8	R: 1 E: 0 K: 1 S: 18	H: 3 LOB: 2 BB: 0 P: 24	R: 0 E: 0 K: 1 S: 10	H: 1 LOB: 1 BB: 0 P: 17	R: 1 E: 0 K: 1 S: 11	H: 2 LOB: 1 BB: 0 P: 18	R: 0 E: 0 K: 1 S: 9	H: 1 LOB: 1 BB: 0 P: 12	R: 0 E: 0 K: 1 S: 7	H: 0 LOB: 0 BB: 0 P: 11	R: 0 E: 0 K: 1 S: 11	H: 0 LOB: 0 BB: 0 P: 16	1B: 6 2B: 1 3B: 0 HR: 1	SF: 0 SAC: 0 DP: 0 HBP: 0	WP: 0 PB: 0 CS: 0	PA: 35			
PITCHER	IP WLS BF H R ER SO BB IBB HBP BLK WP HR S P ERA WHIP	IP WLS BF H R ER SO BB IBB HBP BLK WP HR S P ERA WHIP	IP WLS BF H R ER SO BB IBB HBP BLK WP HR S P ERA WHIP	IP WLS BF H R ER SO BB IBB HBP BLK WP HR S P ERA WHIP	IP WLS BF H R ER SO BB IBB HBP BLK WP HR S P ERA WHIP	IP WLS BF H R ER SO BB IBB HBP BLK WP HR S P ERA WHIP	IP WLS BF H R ER SO BB IBB HBP BLK WP HR S P ERA WHIP	IP WLS BF H R ER SO BB IBB HBP BLK WP HR S P ERA WHIP	IP WLS BF H R ER SO BB IBB HBP BLK WP HR S P ERA WHIP	IP WLS BF H R ER SO BB IBB HBP BLK WP HR S P ERA WHIP	IP WLS BF H R ER SO BB IBB HBP BLK WP HR S P ERA WHIP	IP WLS BF H R ER SO BB IBB HBP BLK WP HR S P ERA WHIP	IP WLS BF H R ER SO BB IBB HBP BLK WP HR S P ERA WHIP	IP WLS BF H R ER SO BB IBB HBP BLK WP HR S P ERA WHIP	IP WLS BF H R ER SO BB IBB HBP BLK WP HR S P ERA WHIP	IP WLS BF H R ER SO BB IBB HBP BLK WP HR S P ERA WHIP	IP WLS BF H R ER SO BB IBB HBP BLK WP HR S P ERA WHIP	IP WLS BF H R ER SO BB IBB HBP BLK WP HR S P ERA WHIP	IP WLS BF H R ER SO BB IBB HBP BLK WP HR S P ERA WHIP	IP WLS BF H R ER SO BB IBB HBP BLK WP HR S P ERA WHIP	IP WLS BF H R ER SO BB IBB HBP BLK WP HR S P ERA WHIP	IP WLS BF H R ER SO BB IBB HBP BLK WP HR S P ERA WHIP	IP WLS BF H R ER SO BB IBB HBP BLK WP HR S P ERA WHIP	IP WLS BF H R ER SO BB IBB HBP BLK WP HR S P ERA WHIP	IP WLS BF H R ER SO BB IBB HBP BLK WP HR S P ERA WHIP

AB	35
R	2
H	8
RBI	2
BB	0
SO	6
LOB	15



Batter	1	2	3	4	5	6	7	8	9	AB	R	H	RBI	BB	SO	LOB	BOTTOM								
Tony Phillips, S OBP: 0.405, SLG: 0.437										5	0	0	0	0	2	4	Minnesota Twins @ California Angels Anaheim Stadium, Anaheim, CA Tue Jun 13 1995, 10:05 PM EDT Att: 13,999 - Unknown - 75 F								
Jim Edmonds, L OBP: 0.328, SLG: 0.470										4	1	2	3	0	1	0									
Tim Salmon, R OBP: 0.435, SLG: 0.590										4	1	2	0	0	1	1									
Chili Davis, S OBP: 0.470, SLG: 0.544										2	1	0	0	2	0	1									
J.T. Snow, L OBP: 0.342, SLG: 0.451										4	1	2	1	0	1	1									
16 Garret Anderson, L OBP: 0.222, SLG: 0.353										4	1	2	3	0	2	1									
Spike Owen, S OBP: 0.306, SLG: 0.363										4	1	3	0	0	0	2									
Jorge Fabregas, L OBP: 0.267, SLG: 0.302										4	0	1	0	0	1	1									
Gary Disarcina, R OBP: 0.364, SLG: 0.506										4	1	1	0	0	0	2									
Inning Stats	R: 0 E: 0 K: 2 S: 12	H: 1 LOB: 1 BB: 0 P: 19	R: 0 E: 0 K: 2 S: 8	H: 1 LOB: 1 BB: 0 P: 11	R: 0 E: 0 K: 0 S: 5	H: 0 LOB: 0 BB: 0 P: 7	R: 4 E: 0 K: 0 S: 16	H: 5 LOB: 2 BB: 1 P: 25	R: 1 E: 0 K: 1 S: 12	H: 1 LOB: 1 BB: 1 P: 18	R: 2 E: 0 K: 2 S: 11	H: 3 LOB: 1 BB: 0 P: 17	R: 0 E: 0 K: 0 S: 9	H: 2 LOB: 1 BB: 0 P: 13	R: 0 E: 0 K: 1 S: 6	H: 0 LOB: 0 BB: 0 P: 9		R: 0 E: 0 K: 1 S: 6	H: 0 LOB: 0 BB: 0 P: 9	1B: 9 2B: 2 3B: 0 HR: 2	SF: 0 SAC: 0 DP: 1 HBP: 0	WP: 0 PB: 0 CS: 0	PA: 37		
PITCHER	IP WLS BF H R ER SO BB IBB HBP BLK WP HR S P ERA WHIP	IP WLS BF H R ER SO BB IBB HBP BLK WP HR S P ERA WHIP	IP WLS BF H R ER SO BB IBB HBP BLK WP HR S P ERA WHIP	IP WLS BF H R ER SO BB IBB HBP BLK WP HR S P ERA WHIP	IP WLS BF H R ER SO BB IBB HBP BLK WP HR S P ERA WHIP	IP WLS BF H R ER SO BB IBB HBP BLK WP HR S P ERA WHIP	IP WLS BF H R ER SO BB IBB HBP BLK WP HR S P ERA WHIP	IP WLS BF H R ER SO BB IBB HBP BLK WP HR S P ERA WHIP	IP WLS BF H R ER SO BB IBB HBP BLK WP HR S P ERA WHIP	IP WLS BF H R ER SO BB IBB HBP BLK WP HR S P ERA WHIP	IP WLS BF H R ER SO BB IBB HBP BLK WP HR S P ERA WHIP	IP WLS BF H R ER SO BB IBB HBP BLK WP HR S P ERA WHIP	IP WLS BF H R ER SO BB IBB HBP BLK WP HR S P ERA WHIP	IP WLS BF H R ER SO BB IBB HBP BLK WP HR S P ERA WHIP	IP WLS BF H R ER SO BB IBB HBP BLK WP HR S P ERA WHIP	IP WLS BF H R ER SO BB IBB HBP BLK WP HR S P ERA WHIP	IP WLS BF H R ER SO BB IBB HBP BLK WP HR S P ERA WHIP	IP WLS BF H R ER SO BB IBB HBP BLK WP HR S P ERA WHIP	IP WLS BF H R ER SO BB IBB HBP BLK WP HR S P ERA WHIP	IP WLS BF H R ER SO BB IBB HBP BLK WP HR S P ERA WHIP	IP WLS BF H R ER SO BB IBB HBP BLK WP HR S P ERA WHIP	IP WLS BF H R ER SO BB IBB HBP BLK WP HR S P ERA WHIP	IP WLS BF H R ER SO BB IBB HBP BLK WP HR S P ERA WHIP	IP WLS BF H R ER SO BB IBB HBP BLK WP HR S P ERA WHIP	IP WLS BF H R ER SO BB IBB HBP BLK WP HR S P ERA WHIP

AB	35
R	7
H	13
RBI	7
BB	2
SO	8
LOB	13



Batter	1	2	3	4	5	6	7	8	9	AB	R	H	RBI	BB	SO	LOB	TOP			
Chuck Knoblauch, R (1, 4) <small>OBP: 0.419, SLG: 0.429</small> Jeff Reboulet, R (8, FR) <small>OBP: 0.317, SLG: 0.429</small>	 <small>2-1</small>	 <small>1-3</small>			 <small>1-3</small>		 <small>0-0</small>	 <small>3-2</small>		5	2	3	0	0	2	0				
Rich Becker, L (1, 8) <small>OBP: 0.276, SLG: 0.269</small>	 <small>2-3</small>		 <small>2-0</small>		 <small>3-2</small>		 <small>0-0</small>	 <small>1-3</small>		5	1	2	0	0	2	2				
Kirby Puckett, R (1, 9) <small>OBP: 0.362, SLG: 0.426</small>	 <small>0-0</small>		 <small>0-1</small>		 <small>0-0</small>		 <small>1-2</small>		 <small>0-1</small>	5	1	1	1	0	0	3				
Pedro Munoz, R (1, 10) <small>OBP: 0.321, SLG: 0.524</small>	 <small>0-2</small>		 <small>1-1</small>			 <small>1-3</small>	 <small>0-0</small>		 <small>0-1</small>	5	0	1	0	0	1	3				
Scott Leius, R (1, 5) <small>OBP: 0.306, SLG: 0.386</small>	 <small>0-3</small>		 <small>3-2</small>		 <small>3-3</small>		 <small>0-1</small>		 <small>0-0</small>	5	1	1	3	0	2	4				
Scott Stahoviak, L (1, 3) <small>OBP: 0.327, SLG: 0.396</small>	 <small>1-2</small>			 <small>2-1</small>		 <small>2-0</small>	 <small>0-0</small>			4	1	2	1	0	1	0				
Jerald Clark, R (1, 7) <small>OBP: 0.370, SLG: 0.577</small>	 <small>1-0</small>			 <small>3-2</small>		 <small>0-0</small>		 <small>3-1</small>		4	1	2	2	0	0	2				
Matt Merullo, L (1, 2) <small>OBP: 0.301, SLG: 0.297</small>		 <small>2-2</small>		 <small>2-1</small>		 <small>0-0</small>		 <small>1-2</small>		4	0	1	0	0	0	1				
Pat Meares, R (1, 6) <small>OBP: 0.303, SLG: 0.492</small>	 <small>1-2</small>			 <small>1-3</small>			 <small>1-2</small>	 <small>0-2</small>		4	1	1	1	0	1	1				
Inning Stats	<small>R: 2, H: 3, E: 1, K: 2, S: 18</small>	<small>H: 3, LOB: 2, BB: 0, P: 24</small>	<small>R: 0, H: 0, E: 0, K: 1, S: 12</small>	<small>H: 0, LOB: 0, BB: 0, P: 16</small>	<small>R: 0, H: 2, E: 0, K: 0, S: 8</small>	<small>H: 1, LOB: 1, BB: 0, P: 14</small>	<small>R: 0, H: 0, E: 0, K: 1, S: 10</small>	<small>H: 0, LOB: 0, BB: 0, P: 13</small>	<small>R: 1, H: 2, E: 0, K: 2, S: 9</small>	<small>H: 2, LOB: 1, BB: 0, P: 15</small>	<small>R: 4, H: 4, E: 0, K: 1, S: 16</small>	<small>H: 4, LOB: 0, BB: 0, P: 18</small>	<small>R: 1, H: 2, E: 0, K: 1, S: 17</small>	<small>H: 2, LOB: 1, BB: 0, P: 25</small>	<small>R: 0, H: 0, E: 0, K: 0, S: 5</small>	<small>H: 0, LOB: 0, BB: 0, P: 5</small>	<small>1B: 8, 2B: 3, 3B: 1, HR: 3</small>	<small>SF: 0, SAC: 0, DP: 1, HBP: 0</small>	<small>WP: 0, PB: 0, CS: 0</small>	<small>PA: 41</small>
PITCHER	<small>IP WLS BF H R ER SO BB IBB HBP BLK WP HR S P ERA WHIP</small>	<small>6.0 0 26 8 3 2 7 0 0 0 0 0 0 0 0 0 0 3.00 1.333</small>	<small>0.2 L 6 4 4 4 0 0 0 0 0 0 2 13 15 54.00 6.000</small>	<small>1.1 6 2 1 1 2 0 0 0 0 0 1 20 28 6.75 1.500</small>	<small>1.0 3 0 0 0 0 0 0 0 0 0 0 5 5 0.00 0.000</small>	<small>PITCHER</small>	<small>IP WLS BF H R ER SO BB IBB HBP BLK WP HR S P ERA WHIP</small>	<small>6.0 0 26 8 3 2 7 0 0 0 0 0 0 0 0 0 0 3.00 1.333</small>	<small>0.2 L 6 4 4 4 0 0 0 0 0 0 2 13 15 54.00 6.000</small>	<small>1.1 6 2 1 1 2 0 0 0 0 0 1 20 28 6.75 1.500</small>	<small>1.0 3 0 0 0 0 0 0 0 0 0 0 5 5 0.00 0.000</small>									
Russ Springer, R (1, 1) <small>ERA: 9.0</small>																				
Mike Butcher, R (7, 1) <small>ERA: 6.89</small>																				
Bob Patterson, L (7, 1) <small>ERA: 2.57</small>																				
Mike James, R (9, 1) <small>ERA: 4.02</small>																				
Batter	1	2	3	4	5	6	7	8	9	AB	R	H	RBI	BB	SO	LOB	BOTTOM			
Tony Phillips, S (1, 5) <small>OBP: 0.419, SLG: 0.465</small>	 <small>2-2</small>	 <small>1-1</small>		 <small>3-2</small>			 <small>0-2</small>	 <small>2-0</small>		5	2	5	1	0	0	0				
Jim Edmonds, L (1, 8) <small>OBP: 0.330, SLG: 0.467</small>	 <small>2-1</small>	 <small>3-2</small>		 <small>0-1</small>		 <small>0-1</small>	 <small>2-3</small>		5	0	2	3	0	1	3					
Tim Salmon, R (1, 9) <small>OBP: 0.429, SLG: 0.576</small>	 <small>2-2</small>	 <small>2-1</small>		 <small>0-1</small>		 <small>1-1</small>		 <small>2-2</small>		4	0	0	0	0	1	2				
Chili Davis, S (1, 10) <small>OBP: 0.468, SLG: 0.543</small>	 <small>4-0</small>		 <small>1-1</small>		 <small>3-0</small>	 <small>0-2</small>		 <small>0-0</small>		4	0	1	0	1	0	2				
J.T. Snow, L (1, 3) <small>OBP: 0.349, SLG: 0.452</small>	 <small>1-2</small>		 <small>1-0</small>		 <small>1-0</small>	 <small>4-2</small>		 <small>2-0</small>		4	0	2	0	1	0	2				
16 Garret Anderson, L (1, 7) <small>OBP: 0.190, SLG: 0.300</small> Rex Hudler, R (7, FH) <small>OBP: 0.281, SLG: 0.464</small>		 <small>3-1</small>	 <small>1-2</small>		 <small>2-0</small>		 <small>1-1</small>		 <small>0-3</small>	3	0	0	0	0	0	2				
Spike Owen, S (1, 4) <small>OBP: 0.304, SLG: 0.351</small>		 <small>4-0</small>	 <small>0-1</small>		 <small>1-1</small>		 <small>2-2</small>		3	1	0	0	1	0	1					
Jorge Fabregas, L (1, 2) <small>OBP: 0.265, SLG: 0.298</small>		 <small>0-2</small>		 <small>1-0</small>		 <small>1-0</small>		 <small>0-3</small>		4	1	1	0	0	1	0				
Gary Disarcina, R (1, 6) <small>OBP: 0.367, SLG: 0.506</small>		 <small>2-2</small>		 <small>0-1</small>		 <small>1-1</small>		 <small>0-1</small>		4	1	2	0	0	0	0				
Inning Stats	<small>R: 1, H: 1, E: 0, K: 1, S: 12</small>	<small>H: 1, LOB: 1, BB: 1, P: 23</small>	<small>R: 3, H: 4, E: 0, K: 0, S: 15</small>	<small>H: 4, LOB: 1, BB: 1, P: 30</small>	<small>R: 0, H: 1, E: 0, K: 0, S: 8</small>	<small>H: 1, LOB: 1, BB: 0, P: 11</small>	<small>R: 0, H: 1, E: 0, K: 0, S: 8</small>	<small>H: 1, LOB: 1, BB: 0, P: 11</small>	<small>R: 0, H: 0, E: 0, K: 0, S: 5</small>	<small>H: 0, LOB: 0, BB: 0, P: 8</small>	<small>R: 1, H: 2, E: 0, K: 0, S: 14</small>	<small>H: 2, LOB: 2, BB: 1, P: 20</small>	<small>R: 0, H: 2, E: 0, K: 2, S: 12</small>	<small>H: 2, LOB: 1, BB: 0, P: 18</small>	<small>R: 0, H: 1, E: 0, K: 1, S: 8</small>	<small>H: 1, LOB: 1, BB: 0, P: 12</small>	<small>1B: 10, 2B: 3, 3B: 0, HR: 0</small>	<small>SF: 0, SAC: 0, DP: 2, HBP: 1</small>	<small>WP: 0, PB: 0, CS: 0</small>	<small>PA: 42</small>
PITCHER	<small>IP WLS BF H R ER SO BB IBB HBP BLK WP HR S P ERA WHIP</small>	<small>6.0 W 30 10 5 5 1 2 0 0 0 0 0 0 6 10 0.00 1.500</small>	<small>0.2 2 0 0 0 0 1 0 0 0 0 0 0 6 10 0.00 1.500</small>	<small>1.1 6 2 0 0 2 0 0 0 0 0 0 0 14 21 0.00 1.500</small>	<small>1.0 S 4 1 0 0 1 0 0 0 0 0 0 0 8 12 0.00 1.000</small>	<small>PITCHER</small>	<small>IP WLS BF H R ER SO BB IBB HBP BLK WP HR S P ERA WHIP</small>	<small>6.0 W 30 10 5 5 1 2 0 0 0 0 0 0 6 10 0.00 1.500</small>	<small>0.2 2 0 0 0 0 1 0 0 0 0 0 0 6 10 0.00 1.500</small>	<small>1.1 6 2 0 0 2 0 0 0 0 0 0 0 14 21 0.00 1.500</small>	<small>1.0 S 4 1 0 0 1 0 0 0 0 0 0 0 8 12 0.00 1.000</small>									
Scott Erickson, R (1, 1) <small>ERA: 6.43</small>																				
Mark Guthrie, L (7, 1) <small>ERA: 5.79</small>																				
Dave Stevens, R (7, 1) <small>ERA: 5.28</small>																				
Rick Aguilera, R (9, 1) <small>ERA: 1.53</small>																				

Minnesota Twins @ California Angels
Anaheim Stadium, Anaheim, CA
Wed Jun 14 1995, 10:05 PM EDT
Att: 13,464 - Unknown - 67 F

AB	41
R	8
H	14
RBI	8
BB	0
SO	9
LOB	16



Minnesota Twins @ California Angels
Anaheim Stadium, Anaheim, CA
Wed Jun 14 1995, 10:05 PM EDT
Att: 13,464 - Unknown - 67 F

AB	38
R	5
H	13
RBI	4
BB	3
SO	4
LOB	15



Batter	1	2	3	4	5	6	7	8	9	AB	R	H	RBI	BB	SO	LOB	TOP					
Pat Meares, R OBP: 0.319, SLG: 0.519 (1, 6)										5	2	3	3	1	2	3						
Jeff Reboulet, R OBP: 0.326, SLG: 0.427 (1, 4)										5	2	2	0	1	1	5						
Kirby Puckett, R OBP: 0.358, SLG: 0.436 (1, 9)										5	1	1	4	0	1	3						
Jerald Clark, R OBP: 0.357, SLG: 0.556 (1, 3)										4	0	0	1	0	1	2						
Scott Stahovik, L OBP: 0.323, SLG: 0.391 (6, 3)										1	0	0	0	0	0	0						
Scott Leius, R OBP: 0.309, SLG: 0.378 (1, 5)										3	0	0	0	2	0	0						
Pedro Munoz, R OBP: 0.326, SLG: 0.523 (1, 10)										4	1	2	1	0	0	2						
Chip Hale, L OBP: 0.318, SLG: 0.421 (9, PH)										1	1	1	1	0	0	0						
Marty Cordova, R OBP: 0.341, SLG: 0.500 (1, 7)										4	1	1	0	0	1	2						
Matt Walbeck, S OBP: 0.282, SLG: 0.306 (1, 2)										4	2	2	0	1	0	2						
Rich Becker, L OBP: 0.286, SLG: 0.268 (1, 8)										4	0	1	0	1	3	4						
Inning Stats	R: 1 E: 0 K: 0 S: 13	H: 2 LOB: 2 BB: 1 P: 23	R: 0 E: 0 K: 0 S: 13	H: 1 LOB: 1 BB: 0 P: 14	R: 1 E: 0 K: 3 S: 18	H: 2 LOB: 2 BB: 1 P: 30	R: 2 E: 0 K: 1 S: 11	H: 2 LOB: 0 BB: 0 P: 16	R: 0 E: 0 K: 0 S: 7	H: 0 LOB: 0 BB: 0 P: 10	R: 4 E: 0 K: 2 S: 16	H: 2 LOB: 0 BB: 2 P: 29	R: 1 E: 0 K: 0 S: 9	H: 1 LOB: 3 BB: 2 P: 27	R: 0 E: 0 K: 0 S: 5	H: 0 LOB: 0 BB: 0 P: 10	R: 1 E: 0 K: 1 S: 14	H: 3 LOB: 2 BB: 0 P: 22	1B: 8 2B: 2 3B: 0 HR: 3	SF: 0 SAC: 0 DP: 0 HBP: 1	WP: 0 PB: 0 CS: 0	PA: 47
PITCHER	IP WLS BF H R ER SO BB IBB HBP BLK WP HR S P ERA WHIP																					
Randy Johnson, L ERA: 2.75 (1, 1)	6.0 L 31 9 8 8 8 4 0 0 1 0 2 78 122 12.00 2.167																					
Rafael Carmona, R ERA: 6.83 (7, 1)	3.0 16 4 2 2 1 2 0 1 0 0 1 28 59 6.00 2.000																					

Minnesota Twins @ Seattle Mariners
The Kingdome, Seattle, WA
Fri Jun 16 1995, 10:05 PM EDT
Att: 20,762 - Dome

AB 40
R 10
H 13
RBI 10
BB 6
SO 9
LOB 23



Batter	1	2	3	4	5	6	7	8	9	AB	R	H	RBI	BB	SO	LOB	BOTTOM					
Alex Diaz, S OBP: 0.295, SLG: 0.343 (1, 8)										4	0	0	0	0	0	2						
Joey Cora, S OBP: 0.327, SLG: 0.343 (1, 4)										3	0	0	0	1	1	1						
Edgar Martinez, R OBP: 0.449, SLG: 0.624 (1, 10)										4	1	1	1	0	0	2						
Tino Martinez, L OBP: 0.387, SLG: 0.580 (1, 3)										4	0	1	0	0	1	0						
Marc Newfield, R OBP: 0.250, SLG: 0.361 (1, 7)										4	0	0	0	0	1	1						
Darren Bragg, L OBP: 0.344, SLG: 0.306 (1, 9)										3	0	1	0	1	0	0						
Mike Blowers, R OBP: 0.270, SLG: 0.316 (1, 5)										3	0	1	0	1	0	1						
Dan Wilson, R OBP: 0.328, SLG: 0.318 (1, 2)										3	0	0	0	1	0	3						
Alex Rodriguez, R OBP: 0.290, SLG: 0.387 (1, 6)										3	0	1	0	0	1	1						
Inning Stats	R: 1 E: 0 K: 1 S: 14	H: 2 LOB: 1 BB: 0 P: 18	R: 0 E: 0 K: 0 S: 4	H: 0 LOB: 0 BB: 0 P: 5	R: 0 E: 0 K: 1 S: 11	H: 0 LOB: 1 BB: 1 P: 21	R: 0 E: 0 K: 1 S: 25	H: 1 LOB: 0 BB: 0 P: 33	R: 0 E: 0 K: 0 S: 6	H: 0 LOB: 0 BB: 1 P: 13	R: 0 E: 0 K: 1 S: 9	H: 0 LOB: 0 BB: 0 P: 15	R: 0 E: 0 K: 0 S: 6	H: 1 LOB: 1 BB: 0 P: 8	R: 0 E: 0 K: 0 S: 9	H: 1 LOB: 1 BB: 0 P: 14	R: 0 E: 0 K: 0 S: 10	H: 0 LOB: 2 BB: 2 P: 21	1B: 4 2B: 0 3B: 0 HR: 1	SF: 0 SAC: 0 DP: 0 HBP: 0	WP: 1 PB: 0 CS: 1	PA: 36
PITCHER	IP WLS BF H R ER SO BB IBB HBP BLK WP HR S P ERA WHIP																					
Brad Radke, R ERA: 6.33 (1, 1)	7.0 W 26 4 1 1 4 2 0 0 0 0 1 75 113 1.29 0.857																					
Erik Schultstrom, R ERA: 10.95 (8, 1)	2.0 9 1 0 0 0 2 0 0 0 0 1 0 19 35 0.00 1.500																					

Minnesota Twins @ Seattle Mariners
The Kingdome, Seattle, WA
Fri Jun 16 1995, 10:05 PM EDT
Att: 20,762 - Dome

AB 31
R 1
H 5
RBI 1
BB 4
SO 4
LOB 11



Batter	1	2	3	4	5	6	7	8	9	AB	R	H	RBI	BB	SO	LOB	TOP										
Chuck Knoblauch R (1,4) OBP: 0.413, SLG: 0.419	G1-3		F8			1B HR BB	K		P3	4	1	0	0	1	1	1	Minnesota Twins @ Seattle Mariners The Kingdome, Seattle, WA Sat Jun 17 1995, 10:05 PM EDT Att: 16,751 - Dome										
Rich Becker L (1,8) OBP: 0.284, SLG: 0.267	G5-3			F7		HR	1B	K		4	1	1	0	0	1	0											
Kirby Puckett R (1,9) OBP: 0.361, SLG: 0.454	P6			E2	1B	HR		E5	BB	4	1	2	3	0	0	0											
Kevin Maas L (1,10) OBP: 0.304, SLG: 0.360 Pedro Munoz R (6,PH) OBP: 0.326, SLG: 0.519		1B		G1-3		2B		K		2	0	1	0	0	0	1											
Scott Leius R (1,5) OBP: 0.308, SLG: 0.370 (7,6)	L5			K		F7				3	0	0	0	1	1	3											
Scott Stahovjak L (1,3) OBP: 0.330, SLG: 0.389		1B			G4-3	2B	BB	G3-1		3	0	1	0	1	0	2											
Marty Cordova R (1,7) OBP: 0.344, SLG: 0.512			F8			2B				4	0	2	1	0	1	1											
Matt Walbeck S (1,2) OBP: 0.274, SLG: 0.296			G4-3				K		K	4	0	0	0	0	3	1											
Pat Meares R (1,6) OBP: 0.314, SLG: 0.511 Chip Hale L (7,PH) OBP: 0.292, SLG: 0.381 (7,5)			K			G1-3		K		2	0	0	0	0	1	0											
Inning Stats	R: 0 H: 0 E: 0 K: 0 S: 8	H: 0 LOB: 0 BB: 0 P: 11	R: 0 H: 2 E: 0 K: 0 S: 7	LOB: 1 BB: 0 P: 11	R: 0 H: 0 E: 0 K: 1 S: 8	LOB: 0 BB: 0 P: 14	R: 0 H: 1 E: 1 K: 1 S: 7	LOB: 1 BB: 0 P: 12	R: 0 H: 0 E: 0 K: 2 S: 10	LOB: 0 BB: 0 P: 15	R: 4 H: 3 E: 0 K: 0 S: 12	H: 3 LOB: 2 BB: 2 P: 26	R: 0 H: 0 E: 0 K: 3 S: 10	H: 0 LOB: 0 BB: 0 P: 14	R: 0 H: 0 E: 1 K: 2 S: 14	LOB: 0 BB: 1 P: 21		R: 0 H: 1 E: 0 K: 2 S: 10	LOB: 1 BB: 0 P: 15	1B: 4 2B: 2 3B: 0 HR: 1	SF: 0 SAC: 0 DP: 0 HBP: 1	WP: 0 PB: 0 CS: 0	PA: 37				
PITCHER	IP	WLS	BF	H	R	ER	SO	BB	IBB	HBP	BLK	WP	HR	S	P	ERA	WHIP										
Chris Bosio R (1,1) ERA: 4.15	5.1	W	21	5	3	3	4	1	0	0	0	0	1	47	79	5.06	1.125										
Ron Villone L (6,1) ERA: 5.17	0.1		3	0	0	0	0	1	0	1	0	0	0	2	7	0.00	3.000										
Jeff Nelson R (6,1) ERA: 1.32	1.1		4	1	1	1	3	0	0	0	0	0	0	13	17	6.75	0.750										
Bill Risley R (8,1) ERA: 0.93	0.2		4	0	0	0	2	1	0	0	0	0	0	13	20	0.00	1.500										
Bobby Ayala R (8,1) ERA: 2.55	1.1	S	5	1	0	0	2	0	0	0	0	0	0	11	16	0.00	0.750										

Batter	1	2	3	4	5	6	7	8	9	AB	R	H	RBI	BB	SO	LOB	BOTTOM										
Alex Diaz S (1,8) OBP: 0.303, SLG: 0.343	1B BB	P6		G1-3			BB SH2-4			3	1	1	0	1	0	1	Minnesota Twins @ Seattle Mariners The Kingdome, Seattle, WA Sat Jun 17 1995, 10:05 PM EDT Att: 16,751 - Dome										
Joey Cora S (1,4) OBP: 0.333, SLG: 0.345	1B BB	G5-3			P5	SH2-4				2	2	1	0	1	0	0											
Edgar Martinez R (1,10) OBP: 0.460, SLG: 0.647	G5-3	HR			FC5-4	BB	IBB			2	2	2	4	2	0	0											
Tino Martinez L (1,3) OBP: 0.384, SLG: 0.569	G5-3	P2			FC5-4	BB				3	0	0	1	1	0	2											
Doug Strange S (1,5) OBP: 0.324, SLG: 0.359 Greg Pirkki R (7,PH) OBP: 0.308, SLG: 0.250 Darren Bragg L (8,9) OBP: 0.344, SLG: 0.306	K			G1-3		K				3	0	0	0	0	2	2											
Rich Amaral R (1,9) OBP: 0.355, SLG: 0.414 (8,7)	E5			F7			L6	L7		4	0	0	0	0	0	3											
Chad Kreuter S (1,2) OBP: 0.294, SLG: 0.355	K			L3						4	0	1	0	0	2	1											
Mike Blowers R (1,7) OBP: 0.277, SLG: 0.317 (8,5)		1B SH3-4				K				3	1	1	0	1	1	1											
Felix Fermin R (1,6) OBP: 0.241, SLG: 0.240		SH3-4			G6-3		L8	G3		3	0	0	0	0	0	2											
Inning Stats	R: 3 H: 1 E: 1 K: 2 S: 20	H: 1 LOB: 1 BB: 2 P: 36	R: 3 H: 2 E: 0 K: 0 S: 8	LOB: 0 BB: 1 P: 16	R: 0 H: 0 E: 0 K: 0 S: 4	LOB: 0 BB: 0 P: 7	R: 0 H: 1 E: 0 K: 0 S: 6	LOB: 0 BB: 0 P: 11	R: 0 H: 1 E: 0 K: 1 S: 11	LOB: 1 BB: 0 P: 16	R: 0 H: 1 E: 0 K: 1 S: 9	H: 1 LOB: 3 BB: 2 P: 22	R: 0 H: 0 E: 0 K: 1 S: 7	LOB: 0 BB: 0 P: 8	1B: 4 2B: 1 3B: 0 HR: 1	SF: 0 SAC: 2 DP: 1 HBP: 0		WP: 0 PB: 0 CS: 0	PA: 36								
PITCHER	IP	WLS	BF	H	R	ER	SO	BB	IBB	HBP	BLK	WP	HR	S	P	ERA	WHIP										
Mike Trombley R (1,1) ERA: 6.75	6.0	L	28	6	6	5	4	4	0	0	0	0	1	60	104	7.50	1.667										
Rich Robertson L (7,1) ERA: 5.73	2.0		8	0	0	0	2	1	1	0	0	0	0	15	29	0.00	0.500										



Batter	1	2	3	4	5	6	7	8	9	AB	R	H	RBI	BB	SO	LOB	TOP										
Chuck Knoblauch, R OBP: 0.418, SLG: 0.417 (1, 4)	4-2 SH1-3 BLK 2B BB		3-2 2B 1B	3-3 K			4-2 S S BB		1-3 K	3	1	1	0	2	2	3											
Rich Becker, L OBP: 0.286, SLG: 0.286 (1, 8)	1-1 SH1-3		2-1 2B		0-3 K		0-3 K			3	0	1	0	0	2	1											
Kirby Puckett, R OBP: 0.354, SLG: 0.444 (1, 9)	2-1 G3		0-3 K		0-0 G3-1		3-3 K			4	0	0	0	0	2	4											
Kevin Maas, L OBP: 0.300, SLG: 0.340 (1, 10)	4-0 2B IBB		1-0 P6		0-0 G3			0-1 G3-1		3	0	0	0	1	0	2											
Marty Cordova, R OBP: 0.342, SLG: 0.512 (1, 7)	1-0 2B		1-3 K		3-1 F7		2-3 K			4	0	1	1	0	2	2											
Scott Stahovick, L OBP: 0.327, SLG: 0.378 (1, 3)	1-3 K			3-2 G6-3		4-1 G3 BB		0-3 K		3	0	0	0	1	2	2											
Scott Leius, R OBP: 0.306, SLG: 0.362 (1, 5)		2-1 F7		3-2 E6 1B		4-2 BB BB		0-3 K		3	0	0	0	1	1	0											
Matt Merullo, L OBP: 0.310, SLG: 0.308 (1, 2)		2-3 K		2-0 1B		2-2 G3		0-0 1B		4	0	2	0	0	1	2											
Pat Meares, R OBP: 0.306, SLG: 0.496 (1, 6)		3-3 K		1-2 K			0-3 K		1-1 P5	4	0	0	0	0	3	3											
Inning Stats	R: 1 H: 1 E: 0 K: 1 S: 10	H: 1 LOB: 2 BB: 2 P: 23	R: 0 H: 0 E: 0 K: 2 S: 9	H: 0 LOB: 0 BB: 0 P: 16	R: 0 H: 2 E: 0 K: 2 S: 13	H: 2 LOB: 2 BB: 0 P: 19	R: 0 H: 1 E: 1 K: 2 S: 13	H: 1 LOB: 2 BB: 0 P: 25	R: 0 H: 0 E: 0 K: 0 S: 5	H: 0 LOB: 0 BB: 0 P: 5	R: 0 H: 0 E: 0 K: 0 S: 11	H: 0 LOB: 1 BB: 1 P: 24	R: 0 H: 0 E: 0 K: 3 S: 12	H: 0 LOB: 1 BB: 1 P: 19	R: 0 H: 0 E: 0 K: 2 S: 8	H: 0 LOB: 0 BB: 0 P: 10	R: 0 H: 1 E: 0 K: 2 S: 9	H: 1 LOB: 1 BB: 0 P: 11	1B: 3 2B: 2 3B: 0 HR: 0	SF: 0 SAC: 1 DP: 0 HBP: 0	WP: 0 PB: 0 CS: 0	PA: 37					
PITCHER	IP	WLS	BF	H	R	ER	SO	BB	IBB	HBP	BLK	WP	HR	S	P	ERA	WHIP										
Salomon Torres, R ERA: 5.81 (1, 1)	6.0		26	4	1	1	8	3	1	0	1	0	0	61	112	1.50	1.167										
Jeff Nielson, R ERA: 1.23 (7, 1)	2.0		7	0	0	0	5	1	0	0	0	0	0	20	29	0.00	0.500										
Bill Risley, R ERA: 0.89 (9, 1)	1.0	W	4	1	0	0	2	0	0	0	0	0	0	9	11	0.00	1.000										

Minnesota Twins @ Seattle Mariners
The Kingdome, Seattle, WA
Sun Jun 18 1995, 6:33 AM EDT
Att: 24,707 - Dome

AB 31
R 1
H 5
RBI 1
BB 5
SO 15
LOB 19



Batter	1	2	3	4	5	6	7	8	9	AB	R	H	RBI	BB	SO	LOB	BOTTOM										
Alex Diaz, S OBP: 0.310, SLG: 0.349 (1, 8)	1-0 1B G6-4-3 1B		0-0 B3-1			2-2 SH1-4 1B		0-0 F8		4	1	2	0	0	0	0											
Joey Cora, S OBP: 0.346, SLG: 0.366 (1, 4)	0-1 G6-4-3 1B			1-2 G3 1B		0-0 SH1-4		1-1 2B		3	0	3	0	0	0	0											
Edgar Martinez, R OBP: 0.456, SLG: 0.635 (1, 10)	2-1 G6-4-3			0-1 L7		3-2 L9		4-0 IBB		3	0	0	0	1	0	3											
Tino Martinez, L OBP: 0.376, SLG: 0.555 (1, 3)	1-1 P4			0-0 G3		1-1 G3-1		2-2 G1-3		4	0	0	0	0	0	4											
Marc Newfield, R OBP: 0.239, SLG: 0.344 Darren Bragg, L OBP: 0.341, SLG: 0.303 (8, 9)		0-0 G5-3		3-2 F7		1-2 G6-3		1-2 F7		3	0	0	0	0	0	1											
Rich Amaral, R OBP: 0.383, SLG: 0.446 (8, 7)		1-2 F8			2-3 K		1-2 G6-3 2B		2-0 SH 2B	4	1	2	0	0	1	0											
Chad Kreuter, S OBP: 0.296, SLG: 0.354 (1, 2)		3-2 P1			1-2 FC6-4 1B		1-2 G6-3		1-2 SH	3	0	1	1	0	0	1											
Mike Blowers, R OBP: 0.271, SLG: 0.309 (1, 5)					0-3 K		2-2 L9			3	0	0	0	0	2	2											
Felix Fermin, R OBP: 0.232, SLG: 0.231 (1, 6)					0-1 G5-3		1-0 FC6-4		3-2 P4	3	0	0	0	0	0	1											
Inning Stats	R: 1 H: 2 E: 0 K: 0 S: 7	H: 2 LOB: 0 BB: 0 P: 11	R: 0 H: 0 E: 0 K: 0 S: 11	H: 0 LOB: 0 BB: 0 P: 15	R: 0 H: 0 E: 0 K: 1 S: 6	H: 0 LOB: 0 BB: 0 P: 6	R: 0 H: 1 E: 0 K: 0 S: 10	H: 1 LOB: 1 BB: 0 P: 14	R: 0 H: 1 E: 0 K: 0 S: 10	H: 1 LOB: 1 BB: 0 P: 16	R: 0 H: 1 E: 0 K: 1 S: 12	H: 1 LOB: 1 BB: 0 P: 16	R: 0 H: 1 E: 0 K: 0 S: 10	H: 1 LOB: 2 BB: 1 P: 20	R: 1 H: 1 E: 0 K: 0 S: 8	H: 1 LOB: 1 BB: 0 P: 12	1B: 5 2B: 3 3B: 0 HR: 0	SF: 0 SAC: 2 DP: 1 HBP: 0	WP: 0 PB: 0 CS: 0	PA: 34							
PITCHER	IP	WLS	BF	H	R	ER	SO	BB	IBB	HBP	BLK	WP	HR	S	P	ERA	WHIP										
Kevin Tapani, R ERA: 4.41 (1, 1)	8.1	L	34	8	2	2	3	0	1	0	0	0	0	83	125	2.16	0.960										

Minnesota Twins @ Seattle Mariners
The Kingdome, Seattle, WA
Sun Jun 18 1995, 6:33 AM EDT
Att: 24,707 - Dome

AB 31
R 2
H 8
RBI 1
BB 1
SO 3
LOB 12



Batter	1	2	3	4	5	6	7	8	9	AB	R	H	RBI	BB	SO	LOB	TOP
Jeff Reboulet, R (1, 6) OBP: 0.326, SLG: 0.412 Matt Merullo, L (9, PH) OBP: 0.344, SLG: 0.369	G6-3 1B BB		G5-4-3 1-2		G3		F9		1-1 2B	3	0	0	0	1	0	2	Minnesota Twins @ Oakland Athletics Oakland-Alameda County Coliseum, Oakland, CA Tue Jun 20 1995, 3:33 AM PDT Att: 14,111 - Sunny - 65 F livebaseballscorecards.com
Rich Becker, L (1, 8) OBP: 0.286, SLG: 0.264	0-1 1-2 1B		F9			1-3 K	1-1 G4-3		1-3 L7	5	0	1	0	0	1	3	
Chuck Knoblauch, R (1, 4) OBP: 0.417, SLG: 0.422	2-2 1-2 2-3 G6-3			0-0 1B		1-2 1B		0-1 F9		4	0	2	0	0	0	2	
Pedro Munoz, R (1, 9) OBP: 0.315, SLG: 0.489	0-0 F9			2-2 F8		3-3 K		0-2 F8		4	0	0	0	0	1	3	
Marty Cordova, R (1, 7) OBP: 0.357, SLG: 0.537		1-0 BB 1B		1-2 FC6-4 1B		4-2 BB		2-2 HR		3	1	3	1	1	0	0	
Kevin Maas, L (1, 10) OBP: 0.281, SLG: 0.316	2-1 F8			2-1 F9		2-3 K		3-3 K		4	0	0	0	0	2	5	
Scott Leius, R (1, 5) Chip Hale, L (9, PH) OBP: 0.308, SLG: 0.435	4-1 WP BB			2-1 FC6-4		0-2 1B SF8		1-1 G3		2	1	1	0	1	0	2	
Scott Stahoviak, L (1, 3) OBP: 0.336, SLG: 0.371	1-3 K			1-2 G4-3		1-1 1B		1-2 2B 1B		4	0	2	0	0	1	1	
Matt Walbeck, S (1, 2) OBP: 0.273, SLG: 0.297				2-1 G5-4-3 1B		0-0 G1-3		0-1 SF8		3	0	1	1	0	0	1	
Inning Stats	R: 0 E: 0 K: 0 S: 11	H: 1 LOB: 1 BB: 1 P: 17	R: 0 E: 0 K: 1 S: 7	H: 1 LOB: 1 BB: 1 P: 15	R: 0 E: 0 K: 0 S: 6	H: 1 LOB: 0 BB: 0 P: 9	R: 0 E: 0 K: 0 S: 11	H: 2 LOB: 2 BB: 0 P: 18	R: 0 E: 0 K: 3 S: 15	H: 1 LOB: 2 BB: 1 P: 26	R: 1 E: 0 K: 0 S: 11	H: 1 LOB: 0 BB: 0 P: 16	R: 0 E: 0 K: 0 S: 16	H: 2 LOB: 2 BB: 0 P: 22	1B: 9 2B: 1 3B: 0 HR: 1	SF: 1 SAC: 0 DP: 2 HBP: 0	
PITCHER	IP WLS BF H R ER SO BB IBB HBP BLK WP HR S P ERA WHIP																
Steve Ontiveros, R (1, 1) ERA: 2.73	7.0 W 29 8 1 1 4 3 0 0 0 0 1 0 68 107 1.29 1.571																
Carlos Reyes, R (8, 1) ERA: 4.56	1.0 4 1 1 1 1 0 0 0 0 0 0 1 11 16 9.00 1.000																
Dennis Eckersley, R (9, 1) ERA: 3.38	1.0 S 5 2 0 0 0 0 0 0 0 0 0 0 16 22 0.00 2.000																

Batter	1	2	3	4	5	6	7	8	9	AB	R	H	RBI	BB	SO	LOB	BOTTOM		
Scott Brosius, R (1, 5) OBP: 0.371, SLG: 0.433	0-0 HR	3-2 1-2 2-H 1B			2-0 HR		1-2 P3	2-0 P3		5	2	3	3	0	0	1	Minnesota Twins @ Oakland Athletics Oakland-Alameda County Coliseum, Oakland, CA Tue Jun 20 1995, 3:33 AM PDT Att: 14,111 - Sunny - 65 F livebaseballscorecards.com		
Gerónimo Berroa, R (1, 10) OBP: 0.382, SLG: 0.465	2-1 P3	1-0 CS	1-2 1B		1-0 G1-3		1-2 WP 1B			4	0	2	0	0	0	0			
Ruben Sierra, S (1, 9) OBP: 0.346, SLG: 0.534	3-1 P6		3-1 P4		4-1 BB		1-1 F8			3	0	0	0	1	0	2			
Mark McGwire, R (1, 3) OBP: 0.443, SLG: 0.671	1-0 HBP		0-0 P2		2-2 P3		4-0 BB			2	0	0	0	1	0	2			
Terry Steinbach, R (1, 2) OBP: 0.317, SLG: 0.488	2-3 K		2-1 F9		0-0 HR		2-1 P6			4	1	1	1	0	1	4			
Brent Gates, S (1, 4) OBP: 0.330, SLG: 0.310		4-2 BB 1B BB		1-2 G4-6-3 1B		1-0 FC4-6 1B		2-2 HR		3	2	3	1	1	0	0			
Andy Tomberlin, L (1, 8) OBP: 0.262, SLG: 0.367		1-3 K		1-1 G4-6-3		1-0 F8		1-3 K		4	0	0	0	0	2	3			
Craig Paquette, R (1, 7) OBP: 0.299, SLG: 0.500		3-1 F9		1-1 G5-3		2-2 FC4-6		0-1 1B		4	0	1	0	0	0	2			
Mike Bordick, R (1, 6) OBP: 0.331, SLG: 0.314		4-1 CS 1B BB		1-1 G5-3		0-0 P4		0-2 G6-3		3	0	0	0	1	0	2			
Inning Stats	R: 1 E: 0 K: 1 S: 8	H: 1 LOB: 1 BB: 0 P: 16	R: 1 E: 0 K: 1 S: 11	H: 1 LOB: 2 BB: 2 P: 27	R: 0 E: 0 K: 0 S: 8	H: 1 LOB: 1 BB: 0 P: 14	R: 0 E: 0 K: 0 S: 7	H: 1 LOB: 0 BB: 0 P: 10	R: 1 E: 0 K: 0 S: 8	H: 1 LOB: 1 BB: 1 P: 18	R: 1 E: 0 K: 0 S: 7	H: 2 LOB: 1 BB: 0 P: 11	R: 0 E: 0 K: 0 S: 10	H: 1 LOB: 2 BB: 1 P: 19	R: 1 E: 1 K: 1 S: 13	H: 2 LOB: 1 BB: 0 P: 18		1B: 6 2B: 0 3B: 0 HR: 4	SF: 0 SAC: 0 DP: 1 HBP: 1
PITCHER	IP WLS BF H R ER SO BB IBB HBP BLK WP HR S P ERA WHIP																		
Pat Mahomes, R (1, 1) ERA: 8.81	6.0 L 27 7 4 4 2 3 0 1 0 0 0 0 3 49 96 6.00 1.667																		
Eddie Guardado, L (7, 1) ERA: 6.53	0.2 3 1 0 0 0 0 0 0 0 0 0 0 8 11 0.00 1.500																		
Erik Schullstrom, R (7, 1) ERA: 10.66	0.1 2 0 0 0 0 1 0 0 0 0 1 0 2 8 0.00 3.000																		
Mark Guthrie, L (8, 1) ERA: 5.92	1.0 5 2 1 1 1 0 0 0 0 0 0 1 13 18 9.00 2.000																		

Batter	1	2	3	4	5	6	7	8	9	AB	R	H	RBI	BB	SO	LOB	TOP										
Chuck Knoblauch, R (1, 4) OBP: 0.417, SLG: 0.415	G5-3 BB		G6-3		G5-3		G4-3		1B BB	3	0	0	0	2	0	0	Minnesota Twins @ Oakland Athletics Oakland-Alameda County Coliseum, Oakland, CA Wed Jun 21 1995, 7:05 PM PDT Att: 12,131 - Unknown - 66 F AB 33 R 3 H 9 RBI 3 BB 5 SO 10 LOB 20										
Rich Becker, L (1, 8) OBP: 0.286, SLG: 0.276	G5-3 BB		WP 1B		K		K		G6-4-3 1B	4	0	2	1	1	2	0											
Kirby Puckett, R (1, 9) OBP: 0.356, SLG: 0.452	G5-3		BB						G6-4-3 1B	4	1	2	0	1	0	5											
Pedro Munoz, R (1, 10) OBP: 0.313, SLG: 0.482	K		K						G6-3 1B	4	0	1	1	1	0	2											
Marty Cordova, R (1, 7) OBP: 0.360, SLG: 0.533		P5			G4-3				G6-3 BB	3	0	1	0	1	0	0											
Scott Stahovjak, L (1, 3) OBP: 0.325, SLG: 0.358	K		K		G5-3		B2		K	4	0	0	0	0	2	4											
Scott Leius, R (1, 5) OBP: 0.314, SLG: 0.358	K		K		1B		K		G6-3	4	0	1	0	0	2	4											
Matt Walbeck, S (1, 2) OBP: 0.273, SLG: 0.295			F8		F7		K		SH5-4 1B	4	0	1	0	0	1	3											
Jeff Reboulet, R (9, PR) OBP: 0.326, SLG: 0.412										0	1	0	0	0	0	0											
Matt Merullo, L (9, 2) OBP: 0.344, SLG: 0.369										0	0	0	0	0	0	0											
Pat Meares, R (1, 6) OBP: 0.298, SLG: 0.500			HR		K		B1-3		SH5-4 1B	3	1	1	1	0	1	0											
Inning Stats	R: 0 H: 0 E: 0 K: 1 S: 9	H: 0 LOB: 1 BB: 2 P: 17	R: 0 H: 0 E: 0 K: 2 S: 9	H: 0 LOB: 0 BB: 0 P: 14	R: 1 H: 2 E: 0 K: 1 S: 13	H: 2 LOB: 2 BB: 1 P: 20	R: 0 H: 1 E: 0 K: 0 S: 9	H: 1 LOB: 1 BB: 0 P: 17	R: 0 H: 0 E: 0 K: 2 S: 11	H: 0 LOB: 0 BB: 0 P: 13	R: 1 H: 3 E: 0 K: 2 S: 14	H: 3 LOB: 2 BB: 0 P: 18	R: 0 H: 0 E: 0 K: 1 S: 6	H: 0 LOB: 0 BB: 0 P: 9	R: 0 H: 1 E: 0 K: 1 S: 8	H: 1 LOB: 2 BB: 1 P: 16	R: 1 H: 2 E: 0 K: 0 S: 10	H: 2 LOB: 2 BB: 1 P: 18	1B: 6 2B: 2 3B: 0 HR: 1	SF: 0 SAC: 1 DP: 2 HBP: 0	WP: 1 PB: 0 CS: 0	PA: 39					
PITCHER	IP	WLS	BF	H	R	ER	SO	BB	IBB	HBP	BLK	WP	HR	S	P	ERA	WHIP										
Todd Stottlemyre, R (1, 1) ERA: 4.01	8.0		34	7	2	2	10	4	0	0	0	1	1	79	124	2.25	1.375										
Jim Corsi, R (9, 1) ERA: 1.67	1.0	L	5	2	1	1	0	1	0	0	0	0	0	10	18	9.00	3.000										

Batter	1	2	3	4	5	6	7	8	9	AB	R	H	RBI	BB	SO	LOB	BOTTOM										
Scott Brosius, R (1, 5) OBP: 0.363, SLG: 0.422	K			K		G4-3		FC4		4	0	0	0	0	2	2	Minnesota Twins @ Oakland Athletics Oakland-Alameda County Coliseum, Oakland, CA Wed Jun 21 1995, 7:05 PM PDT Att: 12,131 - Unknown - 66 F AB 31 R 2 H 6 RBI 2 BB 1 SO 4 LOB 7										
Geronimo Berros, R (1, 10) OBP: 0.356, SLG: 0.455	P3		G6-3				P4	G5-3		4	0	0	0	0	0	2											
Ruben Sierra, S (1, 9) OBP: 0.339, SLG: 0.523	F9		F7				F8		F9	4	0	0	0	0	0	0											
Mark McGwire, R (1, 3) OBP: 0.444, SLG: 0.665		G5-4-3 BB			F7		1B		F8	3	0	1	0	1	0	0											
Terry Steinbach, R (1, 2) OBP: 0.310, SLG: 0.476		G5-4-3		G6-3		K		K		4	0	0	0	0	2	2											
Brent Gates, S (1, 4) OBP: 0.325, SLG: 0.304		G3-1		G4-3				F7		3	0	0	0	0	0	0											
Craig Paquette, R (1, 7) OBP: 0.326, SLG: 0.597			G1-6-3 1B			HR		HR		3	2	3	2	0	0	0											
Andy Tomberlin, L (1, 8) OBP: 0.264, SLG: 0.366			G1-6-3		F8		FC4 1B			3	0	1	0	0	0	1											
Mike Bordick, R (1, 6) OBP: 0.331, SLG: 0.315			F9		F8		FC4 1B			3	0	1	0	0	0	0											
Inning Stats	R: 0 H: 0 E: 0 K: 1 S: 7	H: 0 LOB: 0 BB: 0 P: 8	R: 0 H: 0 E: 0 K: 0 S: 8	H: 0 LOB: 1 BB: 1 P: 13	R: 0 H: 1 E: 0 K: 0 S: 5	H: 1 LOB: 0 BB: 0 P: 10	R: 0 H: 0 E: 0 K: 1 S: 7	H: 0 LOB: 0 BB: 0 P: 8	R: 0 H: 1 E: 0 K: 0 S: 9	H: 1 LOB: 0 BB: 0 P: 16	R: 0 H: 1 E: 0 K: 1 S: 11	H: 1 LOB: 1 BB: 0 P: 17	R: 1 H: 3 E: 0 K: 0 S: 16	H: 3 LOB: 2 BB: 0 P: 22	R: 0 H: 0 E: 0 K: 1 S: 7	H: 0 LOB: 0 BB: 0 P: 9		1B: 4 2B: 0 3B: 0 HR: 2	SF: 0 SAC: 0 DP: 2 HBP: 0	WP: 0 PB: 0 CS: 0	PA: 32						
PITCHER	IP	WLS	BF	H	R	ER	SO	BB	IBB	HBP	BLK	WP	HR	S	P	ERA	WHIP										
Brad Radke, R (1, 1) ERA: 5.87	7.1		27	6	2	2	3	1	0	0	0	0	0	5	66	2.46	0.955										
Dave Stevens, R (8, 1) ERA: 5.79	0.2	W	2	0	0	0	0	0	0	0	0	0	0	5	6	0.00	0.000										
Rick Aguilera, R (9, 1) ERA: 1.71	1.0	S	3	0	0	0	1	0	0	0	0	0	0	7	9	0.00	0.000										

Batter	1	2	3	4	5	6	7	8	9	AB	R	H	RBI	BB	SO	LOB	TOP										
Chuck Knoblauch, R (1,4) OBP: 0.414, SLG: 0.408	G6-3		4-2 BB			G6-3		K		3	0	0	0	1	1	1	Minnesota Twins @ Kansas City Royals Kauffman Stadium, Kansas City, MO Fri Jun 23, 1995, 7:05 PM CDT Att: 19,905 - Unknown - 86 F livebaseballscorecards.com										
Rich Becker, L (1,8) OBP: 0.273, SLG: 0.263	G4-3		F8			F7		F8		4	0	0	0	0	0	2											
Kirby Puckett, R (1,9) OBP: 0.358, SLG: 0.453	G5-3					F8		G3-1 WP		4	0	2	0	0	0	0											
Matt Merullo, L (1,10) OBP: 0.344, SLG: 0.368 Bernardo Brito, R (9, PH) OBP: 0.323, SLG: 0.800		2-2 G3-6-3				L4		G3-1		3	0	1	0	0	0	1											
Marty Cordova, R (1,7) OBP: 0.354, SLG: 0.525		K				K		P3		3	0	0	0	0	2	2											
Dan Masteller, L (1,3)		G3-6-3						G3		3	0	0	0	0	0	2											
Jeff Reboulet, R (1,6) OBP: 0.316, SLG: 0.398			G4-3			P3		P6		3	0	0	0	0	0	0											
Scott Stahoviak, L (1,5) OBP: 0.325, SLG: 0.366			G6-3			G6-3				3	0	1	0	0	0	0											
Matt Walbeck, S (1,2) OBP: 0.274, SLG: 0.291						F9		P2		2	0	0	0	1	0	1											
Inning Stats	R: 0 H: 0 E: 0 K: 0 S: 7	H: 0 LOB: 0 BB: 0 P: 11	R: 0 H: 1 E: 0 K: 1 S: 11	LOB: 0 BB: 15	R: 0 H: 0 E: 0 K: 0 S: 12	LOB: 2 BB: 23	R: 0 H: 0 E: 0 K: 1 S: 7	LOB: 0 BB: 0 P: 13	R: 0 H: 0 E: 0 K: 0 S: 6	LOB: 0 BB: 0 P: 7	R: 0 H: 1 E: 0 K: 0 S: 6	LOB: 1 BB: 0 P: 9	R: 0 H: 1 E: 0 K: 1 S: 13	LOB: 1 BB: 0 P: 19	R: 0 H: 1 E: 0 K: 0 S: 7	LOB: 0 BB: 11		1B: 3 2B: 1 3B: 0 HR: 0	SF: 0 SAC: 0 DP: 2 HBP: 0	WP: 1 PB: 0 SB: 0 CS: 0	PA: 31						
PITCHER	IP	WLS	BF	H	R	ER	SO	BB	IBB	HBP	BLK	WP	HR	S	P	ERA	WHIP										
Kevin Appier, R (1,1) ERA: 2.04	7.1	W	26	3	0	0	2	2	0	0	0	1	0	64	98	0.00	0.682										
Billy Brewer, L (8,1) ERA: 4.91	1.0		4	1	0	0	1	0	0	0	0	0	0	9	15	0.00	1.000										
Rusty Meacham, R (9,1) ERA: 4.82	0.2		1	0	0	0	0	0	0	0	0	0	0	3	4	0.00	0.000										

Batter	1	2	3	4	5	6	7	8	9	AB	R	H	RBI	BB	SO	LOB	BOTTOM										
Vince Coleman, S (1,7) OBP: 0.378, SLG: 0.456	G1-6-3		F7			1B		FC6-2-5		4	1	1	0	0	0	1	Minnesota Twins @ Kansas City Royals Kauffman Stadium, Kansas City, MO Fri Jun 23, 1995, 7:05 PM CDT Att: 19,905 - Unknown - 86 F livebaseballscorecards.com										
Tom Goodwin, L (1,8) OBP: 0.335, SLG: 0.317	F7		G4-3			G2-3		CS		4	0	0	0	0	1	1											
Wally Joyner, L (1,3) OBP: 0.420, SLG: 0.462			F7			1B		F7		3	1	1	0	1	0	0											
Phil Hiatt, R (1,10) OBP: 0.313, SLG: 0.366	K					HR		F9		4	1	1	1	0	2	1											
Keith Lockhart, L (1,4) OBP: 0.422, SLG: 0.514 David Howard, S (9,6) OBP: 0.175, SLG: 0.164		F8				SF7				1	0	1	1	1	0	0											
Gary Gaetti, R (1,5) OBP: 0.332, SLG: 0.551		F8				G6-4-3		HR		0	0	0	0	0	0	0											
Jon Nunnally, L (1,9) OBP: 0.386, SLG: 0.642						G6-4-3				3	1	1	2	0	0	2											
Edgar Caceres, S (1,6) OBP: 0.390, SLG: 0.538										2	0	0	0	1	2	0											
Brent Mayne, L (1,2) OBP: 0.270, SLG: 0.297		B1-3								2	0	0	0	0	0	2											
Inning Stats	R: 0 H: 1 E: 0 K: 1 S: 7	H: 1 LOB: 1 BB: 0 P: 9	R: 0 H: 1 E: 0 K: 1 S: 11	LOB: 2 BB: 1	R: 0 H: 0 E: 0 K: 0 S: 7	LOB: 0 BB: 0 P: 12	R: 0 H: 0 E: 0 K: 1 S: 7	LOB: 0 BB: 1 P: 16	R: 0 H: 0 E: 0 K: 1 S: 10	LOB: 0 BB: 0 P: 13	R: 4 H: 3 E: 0 K: 1 S: 11	LOB: 3 BB: 1 P: 18	R: 0 H: 1 E: 0 K: 0 S: 6	LOB: 0 BB: 0 P: 8	R: 0 H: 0 E: 0 K: 1 S: 10	LOB: 0 BB: 0 P: 11		1B: 1 2B: 4 3B: 0 HR: 1	SF: 1 SAC: 1 DP: 1 HBP: 0	WP: 0 PB: 0 SB: 0 CS: 1	PA: 32						
PITCHER	IP	WLS	BF	H	R	ER	SO	BB	IBB	HBP	BLK	WP	HR	S	P	ERA	WHIP										
Kevin Tapani, R (1,1) ERA: 4.52	6.0	L	25	4	4	4	5	2	1	0	0	0	0	53	85	6.00	1.167										
Rich Robertson, L (7,1) ERA: 5.49	1.0		3	1	0	0	0	0	0	0	0	0	0	6	8	0.00	1.000										
Eddie Guardado, L (8,1) ERA: 6.37	1.0		3	0	0	0	1	0	0	0	0	0	0	10	11	0.00	0.000										

Batter	1	2	3	4	5	6	7	8	9	AB	R	H	RBI	BB	SO	LOB	TOP								
Chuck Knoblauch R (1,4) OBP: 0.413, SLG: 0.405																	4 0 1 1 1 1 2 3								
Rich Becker L (1,8) OBP: 0.255, SLG: 0.247																	5 0 0 1 0 1 0 4								
Kirby Puckett R (1,9) OBP: 0.355, SLG: 0.461																	5 1 1 1 1 0 0 4								
Pedro Munoz R (1,10) OBP: 0.323, SLG: 0.507																	5 2 3 1 0 1 0								
Marty Cordova R (1,7) OBP: 0.352, SLG: 0.519																	4 1 1 0 0 1 1								
Matt Merullo L (1,2) OBP: 0.343, SLG: 0.367																	3 0 1 0 0 0 0								
Jeff Reboulet R (8,6) OBP: 0.316, SLG: 0.398																	0 0 0 0 0 0 0								
Scott Leius R (1,5) OBP: 0.317, SLG: 0.358																	3 1 1 0 1 0 1								
Scott Stahoviak L (1,3) OBP: 0.333, SLG: 0.363																	1 1 0 0 2 0 1								
Bernardo Brito R (8,PH) OBP: 0.333, SLG: 0.800																	0 0 0 0 0 0 0								
Chip Hale L (8,PH) OBP: 0.333, SLG: 0.458																	1 0 1 2 0 0 0								
Matt Walbeck S (8,2) OBP: 0.274, SLG: 0.291																	0 0 0 0 0 0 0								
Pat Meares R (1,6) OBP: 0.301, SLG: 0.497																	1 0 0 0 1 0 1								
Dan Masteller L (8,PH) (8,3)																	1 0 0 0 0 0 2								
Inning Stats	R: 1 E: 0 K: 1 S: 9	H: 2 LOB: 1 BB: 0 P: 16	R: 0 E: 0 K: 0 S: 8	H: 1 LOB: 0 BB: 0 P: 12	R: 0 E: 0 K: 1 S: 9	H: 0 LOB: 1 BB: 1 P: 17	R: 0 E: 0 K: 1 S: 6	H: 0 LOB: 0 BB: 0 P: 7	R: 2 E: 0 K: 0 S: 7	H: 2 LOB: 1 BB: 1 P: 15	R: 1 E: 0 K: 1 S: 10	H: 1 LOB: 0 BB: 0 P: 18	R: 0 E: 0 K: 0 S: 11	H: 0 LOB: 2 BB: 2 P: 22	R: 2 E: 0 K: 0 S: 10	H: 3 LOB: 2 BB: 1 P: 19	R: 0 E: 0 K: 0 S: 6	H: 0 LOB: 0 BB: 0 P: 11	1B: 7 2B: 1 3B: 0 HR: 2	SF: 0 SAC: 2 DP: 1 HBP: 0	WP: 0 PB: 0 SB: 0 CS: 0	PA: 40			
PITCHER	IP	WLS	BF	H	R	ER	SO	BB	IBB	HBP	BLK	WP	HR	S	P	ERA	WHIP								
Mark Gubicza R (1,1) ERA: 3.67	5.0		22	6	4	4	3	2	0	0	0	0	2	40	69	7.20	1.600								
Hipolito Pichardo R (8,1) ERA: 4.34	2.0	L	10	2	2	2	1	2	0	0	0	0	0	24	45	9.00	2.000								
Billy Brewer L (8,1) ERA: 4.82	0.1		2	0	0	0	0	0	1	0	0	0	0	2	8	0.00	0.000								
Rusty Meacham R (8,1) ERA: 4.43	1.2		6	1	0	0	0	0	0	0	0	0	0	10	15	0.00	0.600								

Minnesota Twins @ Kansas City Royals
Kauffman Stadium, Kansas City, MO
Sat Jun 24 1995, 7:05 PM CDT
Att: 24,105 - Unknown - 73 F

livebaseballscores.com

AB 33
R 6
H 9
RBI 6
BB 5
SO 4
LOB 17

Batter	1	2	3	4	5	6	7	8	9	AB	R	H	RBI	BB	SO	LOB	BOTTOM								
Vince Coleman S (1,7) OBP: 0.373, SLG: 0.454																	5 1 1 0 0 0 1								
Tom Goodwin L (1,8) OBP: 0.332, SLG: 0.310																	4 0 0 0 1 0 1								
Keith Lockhart L (1,4) OBP: 0.460, SLG: 0.610																	4 2 3 2 1 0 0								
Wally Joyner L (1,3) OBP: 0.414, SLG: 0.457																	4 0 1 1 0 1 1								
Gary Gaetti R (1,5) OBP: 0.333, SLG: 0.547																	5 1 2 1 0 2 2								
Jeff Grotewold L (1,10) OBP: 0.441, SLG: 0.429																	3 0 1 0 0 0 2								
Les Norman R (8,PH) OBP: 0.333, SLG: 0.250																	1 0 0 0 0 1 0								
Jon Nunnally L (1,9) OBP: 0.367, SLG: 0.630																	2 0 0 0 0 0 0								
Phil Hiatt R (8,PH) OBP: 0.327, SLG: 0.381																	1 0 1 0 0 0 0								
Edgar Caceres S (1,6) OBP: 0.400, SLG: 0.524																	3 0 1 1 1 0 1								
Brent Mayne L (1,2) OBP: 0.264, SLG: 0.290																	3 0 0 0 0 0 4								
Pat Borders R (8,PH) OBP: 0.267, SLG: 0.473																	1 1 1 0 0 0 0								
Inning Stats	R: 1 E: 0 K: 0 S: 10	H: 3 LOB: 2 BB: 0 P: 17	R: 0 E: 0 K: 0 S: 6	H: 0 LOB: 0 BB: 0 P: 9	R: 0 E: 0 K: 0 S: 4	H: 0 LOB: 0 BB: 0 P: 6	R: 0 E: 0 K: 0 S: 5	H: 1 LOB: 0 BB: 0 P: 7	R: 3 E: 0 K: 0 S: 14	H: 4 LOB: 3 BB: 1 P: 29	R: 0 E: 0 K: 1 S: 7	H: 1 LOB: 1 BB: 0 P: 10	R: 0 E: 0 K: 2 S: 10	H: 1 LOB: 1 BB: 0 P: 16	R: 1 E: 0 K: 1 S: 11	H: 1 LOB: 2 BB: 2 P: 25	1B: 8 2B: 2 3B: 0 HR: 1	SF: 1 SAC: 0 DP: 1 HBP: 1	WP: 0 PB: 0 SB: 0 CS: 0	PA: 41					
PITCHER	IP	WLS	BF	H	R	ER	SO	BB	IBB	HBP	BLK	WP	HR	S	P	ERA	WHIP								
Scott Erickson R (1,1) ERA: 5.87	6.0		27	8	4	4	0	1	0	0	0	0	0	17	26	6.00	1.500								
Mark Guttrrie L (7,1) ERA: 5.47	2.0	W	8	2	0	0	3	0	0	0	0	0	0	11	25	9.00	3.000								
Rick Aguilera R (8,1) ERA: 2.05	1.0	S	6	1	1	1	1	2	0	0	0	0	0	11	25	9.00	3.000								

Minnesota Twins @ Kansas City Royals
Kauffman Stadium, Kansas City, MO
Sat Jun 24 1995, 7:05 PM CDT
Att: 24,105 - Unknown - 73 F

livebaseballscores.com


AB 36
R 5
H 11
RBI 5
BB 3
SO 4
LOB 12

Batter	1	2	3	4	5	6	7	8	9	AB	R	H	RBI	BB	SO	LOB	TOP										
Lance Johnson, L OBP: 0.300, SLG: 0.288 (1, 8)	G3-1		P6		G4-3		F9		F8	5	0	0	0	0	0	1	Chicago White Sox @ Minnesota Twins Hubert H. Humphrey Metrodome, Minneapolis, MN Mon Jun 26 1995, 8:05 PM EDT Att: 16,956 - Dome										
Tim Raines, S OBP: 0.369, SLG: 0.488 (1, 7)	2B		FC6-4		HR		HR		K	5	2	4	1	0	1	0											
Frank Thomas, R OBP: 0.488, SLG: 0.652 (1, 3)	K		FC6-4		HR		HR			4	2	2	4	0	1	2											
Robin Ventura, L OBP: 0.376, SLG: 0.503 (1, 5)	L7				F7		F9			4	0	0	0	0	0	1											
John Kruk, L OBP: 0.380, SLG: 0.388 (1, 10)			G4-3		G3-1		L7		K	4	0	0	0	0	1	0											
Mike Devereaux, R OBP: 0.343, SLG: 0.430 (1, 9)	G3-1				2B		G6-3		K	4	0	2	0	0	1	0											
Ray Durham, S OBP: 0.337, SLG: 0.358 (1, 4)	G3-1				2B		1B		G3-1	4	1	1	0	0	0	2											
Michael LaValliere, L OBP: 0.263, SLG: 0.235 Ron Karkovics, R OBP: 0.295, SLG: 0.398 (8, 2)	G6-3				F9		1B		G6-3	4	0	1	1	0	0	1											
Ozzie Guillen, L OBP: 0.331, SLG: 0.382 (1, 6)			G6-3		G4-3		L4		P4	4	1	1	0	0	0	1											
Inning Stats	R: 0 E: 0 K: 1 S: 14	H: 1 LOB: 1 BB: 0 P: 22	R: 0 E: 0 K: 0 S: 7	H: 1 LOB: 1 BB: 0 P: 13	R: 0 E: 0 K: 0 S: 10	H: 1 LOB: 1 BB: 0 P: 16	R: 0 E: 0 K: 0 S: 8	H: 1 LOB: 1 BB: 0 P: 12	R: 3 E: 0 K: 0 S: 12	H: 3 LOB: 0 BB: 0 P: 18	R: 1 E: 0 K: 0 S: 11	H: 2 LOB: 1 BB: 0 P: 14	R: 2 E: 0 K: 1 S: 13	H: 2 LOB: 0 BB: 0 P: 19	R: 0 E: 0 K: 1 S: 7	H: 0 LOB: 0 BB: 0 P: 9		R: 0 E: 0 K: 1 S: 10	H: 0 LOB: 0 BB: 0 P: 16	1B: 4 2B: 5 3B: 0 HR: 2	SF: 0 SAC: 0 DP: 0 HBP: 0	WP: 0 PB: 0 SB: 0 CS: 0	PA: 38				
PITCHER	IP	WLS	BF	H	R	ER	SO	BB	IBB	HBP	BLK	WP	HR	S	P	ERA	WHIP										
Brad Radke, R ERA: 5.91 (1, 1)	5.2	L	26	9	4	4	1	0	0	0	0	0	1	60	92	6.35	1.588										
Eddie Guardado, L ERA: 6.59 (6, 1)	1.1		6	2	2	2	1	0	0	0	0	0	1	15	22	13.50	1.500										
Mike Trombley, R ERA: 6.17 (8, 1)	1.0		3	0	0	0	1	0	0	0	0	0	0	7	9	0.00	0.000										
Mark Guthrie, L ERA: 5.27 (9, 1)	1.0		3	0	0	0	1	0	0	0	0	0	0	10	16	0.00	0.000										

Batter	1	2	3	4	5	6	7	8	9	AB	R	H	RBI	BB	SO	LOB	BOTTOM										
Chuck Knoblauch, R OBP: 0.409, SLG: 0.397 (1, 4)	L3	FC6-4			G6-3		HR		K	4	1	0	0	1	1	2	Chicago White Sox @ Minnesota Twins Hubert H. Humphrey Metrodome, Minneapolis, MN Mon Jun 26 1995, 8:05 PM EDT Att: 16,956 - Dome										
Rich Becker, L OBP: 0.286, SLG: 0.270 (1, 8)	BB		G6-3	G4-3	1B		BB		F7	4	2	3	0	1	0	0											
Kirby Puckett, R OBP: 0.360, SLG: 0.476 (1, 9)	BB		G4-3		BB		1B		K	4	1	2	3	1	1	1											
Pedro Munoz, R OBP: 0.314, SLG: 0.493 Dan Masteller, L (9, PH)	F8		G6-3		K		HR			4	0	0	0	0	2	5											
Marty Cordova, R OBP: 0.349, SLG: 0.510 (1, 7)	G5-3		PO		F9		K		F8	5	0	1	1	0	1	5											
Scott Stahovick, L OBP: 0.351, SLG: 0.390 (1, 3)	G5-3		PO		G3		FC6-4		K	5	1	4	0	0	1	1											
Scott Leius, R ERA: 5.54 Matt Merullo, L OBP: 0.316, SLG: 0.352 (9, PH)	G5-3				P4		FC6-4		G6-3	3	0	0	0	1	0	3											
Matt Walbeck, S OBP: 0.280, SLG: 0.297 (1, 2)	G5-3				G3		1B			4	0	2	1	0	0	2											
Pat Meares, R OBP: 0.299, SLG: 0.487 (1, 6)	FC6-4				L6		G4-3		K2-3	3	0	0	0	1	1	5											
Inning Stats	R: 0 E: 0 K: 0 S: 7	H: 1 LOB: 2 BB: 1 P: 16	R: 0 E: 0 K: 0 S: 10	H: 1 LOB: 1 BB: 1 P: 21	R: 1 E: 0 K: 0 S: 11	H: 2 LOB: 0 BB: 0 P: 18	R: 0 E: 0 K: 0 S: 7	H: 1 LOB: 1 BB: 0 P: 9	R: 0 E: 0 K: 0 S: 13	H: 1 LOB: 2 BB: 1 P: 27	R: 0 E: 0 K: 0 S: 8	H: 2 LOB: 1 BB: 0 P: 12	R: 4 E: 0 K: 3 S: 23	H: 4 LOB: 2 BB: 2 P: 40	R: 0 E: 0 K: 2 S: 12	H: 0 LOB: 0 BB: 0 P: 13		R: 0 E: 0 K: 1 S: 11	H: 0 LOB: 1 BB: 1 P: 19	1B: 10 2B: 1 3B: 0 HR: 1	SF: 0 SAC: 0 DP: 1 HBP: 0	WP: 0 PB: 0 SB: 0 CS: 0	PA: 44				
PITCHER	IP	WLS	BF	H	R	ER	SO	BB	IBB	HBP	BLK	WP	HR	S	P	ERA	WHIP										
Brian Keyser, R ERA: 5.54 (1, 1)	5.1	W	26	8	1	1	1	3	0	0	0	0	0	55	102	1.69	2.062										
Kirk McCaskill, R ERA: 5.06 (6, 1)	1.1		8	3	4	4	2	2	0	0	0	0	1	17	32	27.00	3.750										
Tim Fortugno, L ERA: 2.76 (7, 1)	1.0		4	1	0	0	2	0	0	0	0	0	0	15	18	0.00	1.000										
Rob Dibble, R ERA: 7.15 (8, 1)	0.1		1	0	0	0	1	0	0	0	0	0	0	4	4	0.00	0.000										
Roberto Hernandez, R ERA: 4.84 (9, 1)	1.0	S	4	0	0	0	1	1	0	0	0	0	0	11	19	0.00	1.000										


livebaseballscorecards.com

AB 38
R 6
H 11
RBI 6
BB 0
SO 4
LOB 8



livebaseballscorecards.com

AB 37
R 5
H 12
RBI 5
BB 6
SO 7
LOB 25



Batter	1	2	3	4	5	6	7	8	9	AB	R	H	RBI	BB	SO	LOB	TOP										
Lance Johnson, L OBP: 0.298, SLG: 0.291 (1, 8)	G4-3		F8				E6 1B SH5-3 1B	F7		5	2	1	0	0	0	0	Chicago White Sox @ Minnesota Twins Hubert H. Humphrey Metrodome, Minneapolis, MN Tue Jun 27 1995, 8:05 PM EDT Att: 15,397 - Dome livebaseballscorecards.com										
Dave Martinez, L OBP: 0.329, SLG: 0.473 (7, 9)	HR		G3-1				SH5-3	FC6-4 1B		4	1	2	2	0	0	1											
Frank Thomas, R OBP: 0.490, SLG: 0.661 Craig Grebeck, R OBP: 0.417, SLG: 0.450 (1, 3) (6, 5)	1B		WP				1B 1B 3B BB	FC6-4 1-2		2	0	2	1	0	0	0											
Robin Ventura, L OBP: 0.372, SLG: 0.495 (1, 5) (6, 3)	K		F7				1B 3B 1B			5	1	1	0	0	2	3											
John Kruk, L OBP: 0.393, SLG: 0.394 Norberto Martin, R OBP: 0.192, SLG: 0.128 (1, 10) (9, PR)	FC6-4 1B						3B 1B			4	1	2	1	1	0	0											
Warren Newson, L OBP: 0.452, SLG: 0.457 Tim Raines, S OBP: 0.366, SLG: 0.483 (1, 9) (7, PH) (7, 7)	FC6-4 1-2						BB	F9		2	0	0	0	1	1	2											
Ray Durham, S OBP: 0.338, SLG: 0.370 (1, 4)							L7	P3		5	0	2	3	0	0	2											
Ron Karkovics, R OBP: 0.308, SLG: 0.429 (1, 2)	K						FC6-4 1B	HR		3	1	2	1	1	1	1											
Ozzie Guillen, L OBP: 0.323, SLG: 0.372 (1, 6)	F7						FC6-4 2B E	G4-3		4	1	0	0	0	0	4											
Inning Stats	R: 1 E: 0 K: 1 S: 14	H: 3 LOB: 2 BB: 0 P: 26	R: 0 E: 0 K: 1 S: 8	H: 1 LOB: 0 BB: 0 P: 12	R: 0 E: 0 K: 1 S: 10	H: 1 LOB: 1 BB: 0 P: 17	R: 0 E: 0 K: 1 S: 7	H: 0 LOB: 0 BB: 0 P: 11	R: 2 E: 1 K: 0 S: 10	H: 2 LOB: 1 BB: 0 P: 12	R: 0 E: 0 K: 0 S: 13	H: 0 LOB: 2 BB: 2 P: 23	R: 4 E: 1 K: 1 S: 17	H: 3 LOB: 1 BB: 1 P: 33	R: 1 E: 0 K: 0 S: 11	H: 2 LOB: 1 BB: 0 P: 12		R: 0 E: 0 K: 1 S: 10	H: 0 LOB: 1 BB: 1 P: 17	1B: 7 2B: 2 3B: 1 HR: 2	SF: 1 SAC: 1 DP: 0 HBP: 0	WP: 1 PB: 0 CS: 3	PA: 43				
PITCHER	IP	WLS	BF	H	R	ER	SO	BB	IBB	HBP	BLK	WP	HR	S	P	ERA	WHIP										
Greg Harris, R ERA: 3.6 (1, 1)	5.0	L	22	7	3	2	3	0	0	0	0	1	1	49	78	3.60	1.400										
Rich Robertson, L ERA: 5.19 (6, 1)	1.1		9	1	3	1	0	3	0	0	0	0	0	23	43	6.75	3.000										
Mark Guthrie, L ERA: 5.46 (7, 1)	0.2		3	2	1	0	1	0	0	0	0	0	0	7	13	0.00	3.000										
Dave Stevens, R ERA: 5.87 (8, 1)	1.0		5	2	1	1	0	0	0	0	0	0	1	11	12	9.00	2.000										
Eddie Guardado, L ERA: 6.44 (9, 1)	1.0		4	0	0	0	1	1	0	0	0	0	0	10	17	0.00	1.000										


Batter	1	2	3	4	5	6	7	8	9	AB	R	H	RBI	BB	SO	LOB	BOTTOM										
Chuck Knoblauch, R OBP: 0.413, SLG: 0.414 (1, 4)	G5-3		CS S 1-H 1B				HR	E 1B G5-3 BB		4	2	2	2	1	0	1	Chicago White Sox @ Minnesota Twins Hubert H. Humphrey Metrodome, Minneapolis, MN Tue Jun 27 1995, 8:05 PM EDT Att: 15,397 - Dome livebaseballscorecards.com										
Jeff Reboulet, R OBP: 0.330, SLG: 0.402 (1, 3) (9, 5)	G5-3		CS BB				HBP 1B	P6		4	0	2	0	1	0	3											
Kirby Puckett, R OBP: 0.361, SLG: 0.474 (1, 9)	F9		FC6-4 1B				F7	E3 G5-3 1B		5	0	2	2	0	0	3											
Pedro Munoz, R OBP: 0.325, SLG: 0.503 Dan Masteller, L (8, PH)			FC6-4 BB				G3 1B 2B	HBP 1B		3	1	2	0	1	0	1											
Marty Cordova, R OBP: 0.345, SLG: 0.500 (1, 7)	K						G3	G5-3		4	0	0	1	0	1	4											
Scott Leius, R OBP: 0.320, SLG: 0.351 Scott Stahoviak, L OBP: 0.348, SLG: 0.387 (1, 5) (8, PH) (9, 3)	FC4-6 FC5 E 1-2						FC5 1B BB	F9		3	0	1	0	1	0	4											
Matt Walbeck, S OBP: 0.277, SLG: 0.294 (1, 2)	E6						1B	F9		5	0	1	1	0	1	5											
Rich Becker, L OBP: 0.282, SLG: 0.258 (1, 8)	FC5						G6-3	K		4	1	0	0	1	2	4											
Pat Meares, R OBP: 0.311, SLG: 0.494 Matt Merullo, L OBP: 0.337, SLG: 0.359 (1, 6) (9, PH)							1B	FC5		4	2	3	0	0	0	2											
Inning Stats	R: 0 E: 0 K: 0 S: 12	H: 0 LOB: 0 BB: 0 P: 18	R: 0 E: 1 K: 1 S: 10	H: 0 LOB: 2 BB: 1 P: 18	R: 1 E: 0 K: 0 S: 10	H: 3 LOB: 1 BB: 1 P: 21	R: 0 E: 0 K: 0 S: 7	H: 1 LOB: 0 BB: 0 P: 10	R: 0 E: 0 K: 0 S: 9	H: 2 LOB: 2 BB: 0 P: 13	R: 1 E: 0 K: 1 S: 13	H: 2 LOB: 3 BB: 1 P: 19	R: 1 E: 0 K: 0 S: 16	H: 3 LOB: 3 BB: 0 P: 24	R: 3 E: 1 K: 0 S: 20	H: 2 LOB: 2 BB: 3 P: 36		R: 0 E: 0 K: 3 S: 9	H: 0 LOB: 0 BB: 0 P: 11	1B: 11 2B: 1 3B: 0 HR: 1	SF: 0 SAC: 0 DP: 1 HBP: 1	WP: 0 PB: 0 SB: 2 CS: 2	PA: 45				
PITCHER	IP	WLS	BF	H	R	ER	SO	BB	IBB	HBP	BLK	WP	HR	S	P	ERA	WHIP										
Jim Abbott, L ERA: 3.33 (1, 1)	6.0	W	29	10	3	3	2	3	0	0	0	0	1	67	107	4.50	2.167										
Kirk McCaskill, R ERA: 4.96 (7, 1)	0.2		4	1	0	0	0	0	0	1	0	0	0	9	14	0.00	1.500										
Scott Radinsky, L ERA: 5.69 (7, 1)	0.1		3	1	2	2	0	1	0	0	0	0	0	8	15	54.00	6.000										
Roberto Hernandez, R ERA: 4.81 (8, 1)	2.0		9	1	1	1	3	2	0	0	0	0	0	22	34	4.50	1.500										



Batter	1	2	3	4	5	6	7	8	9	AB	R	H	RBI	BB	SO	LOB	TOP								
Lance Johnson, L OBP: 0.293, SLG: 0.286 (1, 8)	G6-3		G3			F8	G3-1			4	0	0	0	0	0	2									
Tim Raines, S OBP: 0.360, SLG: 0.473 (1, 7) (9, 9)	G4-3			G3		L7		G3		4	0	0	0	0	0	0									
Robin Ventura, L OBP: 0.374, SLG: 0.525 (1, 5)	F7				HR			K		4	2	2	2	0	1	0									
John Kruk, L OBP: 0.398, SLG: 0.400 (1, 10)		G5-3			FC5-4 1B			1B		4	0	2	0	0	1	0									
Warren Newson, L OBP: 0.448, SLG: 0.452 Frank Thomas, R OBP: 0.488, SLG: 0.658 (8, PH) (8, 3)		K		FC5-4 FC4-6 1-2f				K		3	1	1	0	0	1	1									
Dave Martinez, L OBP: 0.314, SLG: 0.449 (1, 3) (8, 9) (9, 7)	G4-3			FC4-6 1-2f			G5-3		G1-3	4	0	0	0	0	0	2									
Craig Grebeck, R OBP: 0.413, SLG: 0.460 Ray Durham, S OBP: 0.341, SLG: 0.370 (9, PH) (9, 4)			G6-3		G5-3		1B 2B		1B HBP	3	1	1	1	0	0	0									
Ron Karkovics, R OBP: 0.306, SLG: 0.419 (1, 2)			FC5-4 BB		F9		F8		K	3	0	0	0	1	1	2									
Ozzie Guillen, L OBP: 0.327, SLG: 0.375 (1, 6)			FC5-4 1-2f		G4-3		1B		1B	4	0	2	1	0	0	1									
Inning Stats	R: 0 E: 0 K: 0 S: 6	H: 0 LOB: 0 BB: 0 P: 12	R: 0 E: 0 K: 1 S: 6	H: 0 LOB: 0 BB: 0 P: 12	R: 0 E: 0 K: 0 S: 6	H: 0 LOB: 1 BB: 1 P: 13	R: 1 E: 0 K: 0 S: 7	H: 2 LOB: 1 BB: 0 P: 11	R: 0 E: 0 K: 0 S: 5	H: 0 LOB: 0 BB: 0 P: 9	R: 1 E: 0 K: 1 S: 12	H: 1 LOB: 1 BB: 0 P: 18	R: 2 E: 0 K: 0 S: 12	H: 3 LOB: 1 BB: 0 P: 14	R: 0 E: 0 K: 2 S: 12	H: 1 LOB: 2 BB: 0 P: 20	R: 0 E: 0 K: 1 S: 8	H: 1 LOB: 2 BB: 0 P: 12	1B: 5 2B: 1 3B: 0 HR: 2	SF: 0 SAC: 0 DP: 0 HBP: 1	WP: 0 PB: 0 SB: 1 CS: 0	PA: 36			
PITCHER	IP	WLS	BF	H	R	ER	SO	BB	IBB	HBP	BLK	WP	HR	S	P	ERA	WHIP								
Kevin Tapani, R ERA: 4.56 (1, 1)	7.0	L	28	6	4	4	2	1	0	0	0	0	2	54	89	5.14	1.000								
Mark Guthrie, L ERA: 5.29 (8, 1)	1.0		4	1	0	0	2	0	0	0	0	0	0	12	20	0.00	1.000								
Rick Aguilera, R ERA: 1.96 (9, 1)	1.0		4	1	0	0	1	0	0	1	0	0	0	8	12	0.00	1.000								

Chicago White Sox @ Minnesota Twins
Hubert H. Humphrey Metrodome, Minneapolis, MN
Wed Jun 28 1995, 4:33 AM EDT
Att: 15,982 - Dome


AB 34
R 4
H 8
RBI 4
BB 1
SO 5
LOB 9



Batter	1	2	3	4	5	6	7	8	9	AB	R	H	RBI	BB	SO	LOB	BOTTOM								
Chuck Knoblauch, R OBP: 0.408, SLG: 0.409 (1, 4)	FC 1B		K		G1-3			K	K	5	1	1	0	0	3	3									
Rich Becker, L OBP: 0.296, SLG: 0.260 (1, 8)	FC BB		P6			S BB		1B 1B	P4	3	0	1	0	2	0	2									
Scott Stahoviak, L OBP: 0.346, SLG: 0.385 (1, 5)	FC BB 1-2 3-H		K			K		1B		4	0	1	2	0	2	2									
Kirby Puckett, R OBP: 0.355, SLG: 0.466 (1, 9)	K				K			K		4	0	0	0	0	4	4									
Matt Merullo, L OBP: 0.343, SLG: 0.358 (1, 10)	BB				1B			G4-3		3	0	1	0	1	0	3									
Marty Cordova, R OBP: 0.339, SLG: 0.490 (1, 7)	G5-3				K				K	4	0	0	0	0	3	3									
Dan Masteller, L (1, 3)			F8		G3			K	1B 1B BB	3	1	0	0	1	1	1									
Matt Walbeck, S OBP: 0.277, SLG: 0.293 Jeff Reboulet, R OBP: 0.330, SLG: 0.402 (9, PR)	K				P4			K	1B 1B	4	0	1	0	0	2	0									
Pat Meares, R OBP: 0.311, SLG: 0.490 Chip Hale, L OBP: 0.357, SLG: 0.480 (9, PH)	G5-3				G3			1B 1B 1B	1B	3	1	1	0	0	0	0									
Inning Stats	R: 1 E: 0 K: 1 S: 12	H: 1 LOB: 2 BB: 2 P: 24	R: 0 E: 0 K: 1 S: 9	H: 0 LOB: 0 BB: 0 P: 12	R: 0 E: 0 K: 2 S: 10	H: 0 LOB: 0 BB: 0 P: 13	R: 0 E: 0 K: 2 S: 12	H: 1 LOB: 1 BB: 0 P: 14	R: 0 E: 0 K: 0 S: 6	H: 0 LOB: 0 BB: 0 P: 8	R: 0 E: 0 K: 2 S: 10	H: 0 LOB: 1 BB: 1 P: 16	R: 0 E: 0 K: 3 S: 11	H: 0 LOB: 0 BB: 0 P: 14	R: 1 E: 0 K: 2 S: 20	H: 3 LOB: 2 BB: 0 P: 29	R: 0 E: 0 K: 2 S: 14	H: 2 LOB: 2 BB: 1 P: 25	1B: 7 2B: 0 3B: 0 HR: 0	SF: 1 SAC: 0 DP: 0 HBP: 0	WP: 0 PB: 0 SB: 2 CS: 0	PA: 38			
PITCHER	IP	WLS	BF	H	R	ER	SO	BB	IBB	HBP	BLK	WP	HR	S	P	ERA	WHIP								
Jason Bere, R ERA: 5.1 (1, 1)	8.1	W	35	6	3	2	14	4	0	0	0	0	0	96	143	2.16	1.200								
Rob Dibble, R ERA: 6.75 (9, 1)	0.2	S	3	1	0	0	1	0	0	0	0	0	0	8	12	0.00	1.500								

Chicago White Sox @ Minnesota Twins
Hubert H. Humphrey Metrodome, Minneapolis, MN
Wed Jun 28 1995, 4:33 AM EDT
Att: 15,982 - Dome

AB 34
R 3
H 7
RBI 3
BB 4
SO 15
LOB 18



Batter	1	2	3	4	5	6	7	8	9	AB	R	H	RBI	BB	SO	LOB	TOP																					
Wayne Kirby, L (1.8) OBP: 0.278, SLG: 0.338	P4		G4-3		G6-3		HR		L7	5	1	1	1	0	0	0	Cleveland Indians @ Minnesota Twins Hubert H. Humphrey Metrodome, Minneapolis, MN Fri Jun 30 1995, 8:05 PM EDT Att: 27,416 - Dome - 72 F																					
Omar Vizquel, S (1.6) OBP: 0.322, SLG: 0.333	F9		2B		1B		1B		G5-3	5	2	3	0	0	0																							
Carlos Baerga, S (1.4) OBP: 0.385, SLG: 0.547	L7		1-H		F7		K			4	0	1	1	0	1																							
Albert Belle, R (1.7) OBP: 0.379, SLG: 0.581			K		G6-3		1B			4	1	2	1	0	1																							
Eddie Murray, S (1.10) OBP: 0.360, SLG: 0.496	1B				L8		FC6-4		G6-3	3	0	1	0	1	0																							
Jim Thome, L (1.5) OBP: 0.438, SLG: 0.638	1B				1B		K			4	0	2	0	0	2																							
Manny Ramirez, R (1.9) OBP: 0.411, SLG: 0.600	L8				F7		FC6-4		K	4	0	0	1	0	1																							
Paul Sorrento, L (1.3) OBP: 0.356, SLG: 0.593	G3-1				F8		F7		P6	4	0	0	0	0	4																							
Tony Peña, R (1.2) OBP: 0.269, SLG: 0.322			K		P2		L8		F9	4	0	0	0	0	1																							
Inning Stats	R: 0 E: 0 K: 0 S: 9	H: 0 LOB: 0 BB: 0 P: 13	R: 0 E: 0 K: 1 S: 14	H: 1 LOB: 2 BB: 1 P: 23	R: 1 E: 0 K: 1 S: 14	H: 2 LOB: 1 BB: 0 P: 16	R: 0 E: 0 K: 0 S: 8	H: 1 LOB: 1 BB: 0 P: 14	R: 0 E: 0 K: 0 S: 10	H: 1 LOB: 1 BB: 0 P: 14	R: 1 E: 0 K: 1 S: 10	H: 2 LOB: 1 BB: 0 P: 13	R: 2 E: 0 K: 1 S: 16	H: 3 LOB: 1 BB: 0 P: 26	R: 0 E: 0 K: 2 S: 11	H: 0 LOB: 0 BB: 0 P: 15	R: 0 E: 0 K: 0 S: 5	H: 0 LOB: 0 BB: 0 P: 10	1B: 7 2B: 2 3B: 0 HR: 1	SF: 0 SAC: 0 DP: 0 HBP: 0	WP: 0 PB: 0 SB: 1 CS: 0	PA: 38																
PITCHER	IP	WLS	BF	H	R	ER	SO	BB	IBB	HBP	BLK	WP	HR	S	P	ERA	WHIP	PITCHER				IP	WLS	BF	H	R	ER	SO	BB	IBB	HBP	BLK	WP	HR	S	P	ERA	WHIP
Mike Trombley, R (1.1) ERA: 5.5	6.1	L	28	8	3	3	3	1	0	0	0	0	1	68	99	4.26	1.421																					
Dave Stevens, R (7.1) ERA: 5.85	1.2		7	2	1	1	3	0	0	0	0	0	0	24	35	5.40	1.200																					
Mark Guthrie, L (9.1) ERA: 5.1	1.0		3	0	0	0	0	0	0	0	0	0	0	5	10	0.00	0.000																					

AB	37
R	4
H	10
RBI	4
BB	1
SO	6
LOB	14



Batter	1	2	3	4	5	6	7	8	9	AB	R	H	RBI	BB	SO	LOB	BOTTOM																					
Chuck Knoblauch, R (1.4) OBP: 0.402, SLG: 0.398	K		G4-6-3		CS		K			3	0	0	0	1	2	1	Cleveland Indians @ Minnesota Twins Hubert H. Humphrey Metrodome, Minneapolis, MN Fri Jun 30 1995, 8:05 PM EDT Att: 27,416 - Dome - 72 F																					
Rich Becker, L (1.8) OBP: 0.293, SLG: 0.269	G4-3		1B		G1-3		K			4	0	1	0	0	1																							
Kirby Puckett, R (1.9) OBP: 0.348, SLG: 0.454	F9		G4-3		L8		P6			4	0	0	0	0	2																							
Pedro Munoz, R (1.10) OBP: 0.318, SLG: 0.494			G6-3		G6-3		2B		K	4	0	1	0	0	1																							
Scott Stahoviak, L (1.3) OBP: 0.340, SLG: 0.378	G3-1				G1-3		F8		WP	4	0	1	0	0	0																							
Scott Leius, R (1.5) OBP: 0.332, SLG: 0.358					G4-3				K	2	0	0	0	2	1																							
Dan Masteller, L (1.7) OBP: 0.267, SLG: 0.083			K2-3		CS		K		L8	4	0	1	0	0	2																							
Pat Meares, R (1.6) OBP: 0.318, SLG: 0.497			1B		K		F9			2	1	1	0	0	1																							
Matt Merullo, L (7. PH) OBP: 0.345, SLG: 0.370			1B		K					1	0	0	0	0	2																							
Jeff Reboulet, R (8.6) OBP: 0.320, SLG: 0.389			G4-6-3		K					0	0	0	0	0	0																							
Matt Walbeck, S (1.2) OBP: 0.278, SLG: 0.293			1B		F7				K	3	0	1	0	0	1																							
Inning Stats	R: 0 E: 0 K: 1 S: 10	H: 0 LOB: 0 BB: 0 P: 13	R: 0 E: 0 K: 1 S: 10	H: 0 LOB: 1 BB: 1 P: 16	R: 1 E: 0 K: 0 S: 10	H: 3 LOB: 0 BB: 0 P: 15	R: 0 E: 0 K: 0 S: 4	H: 0 LOB: 0 BB: 0 P: 5	R: 0 E: 0 K: 1 S: 9	H: 1 LOB: 0 BB: 0 P: 14	R: 0 E: 0 K: 1 S: 7	H: 0 LOB: 0 BB: 0 P: 10	R: 0 E: 0 K: 1 S: 13	H: 1 LOB: 2 BB: 1 P: 24	R: 0 E: 0 K: 2 S: 12	H: 0 LOB: 1 BB: 1 P: 22	R: 0 E: 0 K: 2 S: 16	H: 1 LOB: 1 BB: 0 P: 23	1B: 5 2B: 1 3B: 0 HR: 0	SF: 0 SAC: 0 DP: 1 HBP: 0	WP: 1 PB: 0 SB: 1 CS: 1	PA: 35																
PITCHER	IP	WLS	BF	H	R	ER	SO	BB	IBB	HBP	BLK	WP	HR	S	P	ERA	WHIP	PITCHER				IP	WLS	BF	H	R	ER	SO	BB	IBB	HBP	BLK	WP	HR	S	P	ERA	WHIP
Dennis Martinez, R (1.1) ERA: 2.53	8.0		30	5	1	1	7	3	0	0	0	0	1	75	119	1.12	1.000																					
Jose Mesa, R (9.1) ERA: 1.91	1.0	S	4	1	0	0	2	0	0	0	0	1	0	16	23	0.00	1.000																					

AB	31
R	1
H	6
RBI	0
BB	3
SO	9
LOB	14



Batter	1	2	3	4	5	6	7	8	9	AB	R	H	RBI	BB	SO	LOB	TOP									
Wayne Kirby, L OBP: 0.288, SLG: 0.333	G3-1		F9	G4-3		P4				5	0	1	1	0	0	2	Cleveland Indians @ Minnesota Twins Hubert H. Humphrey Metrodome, Minneapolis, MN Sun Jul 02 1995, 4:33 AM EDT Att: 16,790 - Dome									
Omar Vizquel, S OBP: 0.325, SLG: 0.344	G3		1B	2B		G4-3		1B		5	1	2	0	0	1	4										
Carlos Baerga, S OBP: 0.376, SLG: 0.530	G3		L6					F9		4	0	0	0	1	1	5										
Albert Belle, R OBP: 0.385, SLG: 0.581		1B	2B	1B	CS	P4		P4	L6	4	1	1	2	1	0	3										
Eddie Murray, S OBP: 0.371, SLG: 0.522			1B	2B		P2			G5-3	2	1	2	1	0	0	0										
Herbert Perry, R OBP: 0.333, SLG: 0.619			1B	2B						3	0	0	0	0	1	0										
Jim Thome, L OBP: 0.442, SLG: 0.632			1B			G3-1				4	1	2	1	0	0	2										
Alvaro Espinoza, R OBP: 0.281, SLG: 0.276			1B					2B	G1-3	1	0	0	0	0	0	0										
Manny Ramirez, R OBP: 0.421, SLG: 0.635	L6		1B					1B		5	2	3	2	0	1	2										
Paul Sorrento, L OBP: 0.345, SLG: 0.565			G3-1					1B		3	0	0	0	1	2	4										
Tony Peña, R OBP: 0.280, SLG: 0.340			1B		F7			1B		4	1	3	0	0	0	0										
Inning Stats	R: 0 E: 0 K: 0 S: 8	H: 0 LOB: 0 BB: 0 P: 10	R: 0 E: 0 K: 1 S: 8	H: 1 LOB: 2 BB: 1 P: 17	R: 4 E: 0 K: 0 S: 19	H: 6 LOB: 2 BB: 0 P: 35	R: 0 E: 0 K: 0 S: 10	H: 1 LOB: 1 BB: 1 P: 17	R: 0 E: 0 K: 0 S: 8	H: 0 LOB: 0 BB: 0 P: 12	R: 1 E: 0 K: 1 S: 12	H: 2 LOB: 1 BB: 0 P: 16	R: 0 E: 0 K: 1 S: 8	H: 0 LOB: 0 BB: 0 P: 15	R: 2 E: 0 K: 2 S: 23	H: 4 LOB: 3 BB: 1 P: 35	R: 0 E: 0 K: 1 S: 7	H: 0 LOB: 0 BB: 0 P: 8	1B: 9 2B: 4 HR: 1	SF: 0 SAC: 0 DP: 0 HBP: 0	WP: 1 PB: 0 SB: 0 CS: 1	PA: 44				
PITCHER	IP	WLS	BF	H	R	ER	SO	BB	IBB	HBP	BLK	WP	HR	S	P	ERA	WHIP									
Greg Harris, R ERA: 6.1	(1, 1)	5.1	L	27	10	5	5	2	2	0	0	0	0	1	58	96	8.44	2.250								
Eddie Guardado, L ERA: 6.2	(6, 1)	1.2		5	0	0	1	0	0	0	0	1	0	15	26	0.00	0.000									
Rich Robertson, L ERA: 6.39	(8, 1)	0.0		5	4	2	0	1	0	0	0	0	0	10	18	∞	∞									
Erik Schullstrom, R ERA: 8.1	(8, 1)	2.0		6	0	0	3	0	0	0	0	0	0	20	25	0.00	0.000									

AB	40
R	7
H	14
RBI	7
BB	3
SO	6
LOB	22



Batter	1	2	3	4	5	6	7	8	9	AB	R	H	RBI	BB	SO	LOB	BOTTOM								
Chuck Knoblauch, R OBP: 0.405, SLG: 0.399				K		G6-3				4	0	2	0	0	1	0	Cleveland Indians @ Minnesota Twins Hubert H. Humphrey Metrodome, Minneapolis, MN Sun Jul 02 1995, 4:33 AM EDT Att: 16,790 - Dome								
Rich Becker, L OBP: 0.295, SLG: 0.279				F7				K		4	0	1	0	0	2	2									
Kirby Puckett, R OBP: 0.341, SLG: 0.447				2B		F7			G4-3	4	0	1	0	0	0	1									
Marty Cordova, R OBP: 0.331, SLG: 0.486		G5-3		F9		FC6-4			G5-3	4	0	0	0	0	0	2									
Scott Stahoviak, L OBP: 0.349, SLG: 0.383				G6-3				G1-6-3		3	0	1	0	1	0	0									
Scott Leius, R OBP: 0.324, SLG: 0.348		G5-3-5-2		1B				F8		4	0	1	0	0	0	2									
Dan Masteller, L OBP: 0.278, SLG: 0.133				K				F7		3	0	1	0	0	1	0									
Pat Meares, R OBP: 0.311, SLG: 0.479				F8				G6-3		3	0	0	0	0	1	2									
Matt Walbeck, S OBP: 0.278, SLG: 0.288				K				K		3	0	0	0	0	3	2									
Inning Stats	R: 0 E: 0 K: 1 S: 11	H: 1 LOB: 0 BB: 0 P: 16	R: 0 E: 0 K: 0 S: 9	H: 1 LOB: 0 BB: 0 P: 15	R: 0 E: 0 K: 2 S: 7	H: 0 LOB: 0 BB: 0 P: 11	R: 0 E: 0 K: 1 S: 11	H: 1 LOB: 1 BB: 0 P: 18	R: 0 E: 0 K: 2 S: 13	H: 2 LOB: 2 BB: 0 P: 19	R: 0 E: 0 K: 0 S: 6	H: 1 LOB: 1 BB: 0 P: 7	R: 0 E: 0 K: 0 S: 4	H: 0 LOB: 0 BB: 0 P: 4	R: 0 E: 0 K: 2 S: 9	H: 1 LOB: 1 BB: 0 P: 11		R: 0 E: 0 K: 0 S: 6	H: 0 LOB: 1 BB: 1 P: 13	1B: 5 2B: 3 HR: 0	SF: 0 SAC: 0 DP: 1 HBP: 0	WP: 0 PB: 0 SB: 0 CS: 1	PA: 33		
PITCHER	IP	WLS	BF	H	R	ER	SO	BB	IBB	HBP	BLK	WP	HR	S	P	ERA	WHIP								
Mark Clark, R ERA: 7.12	(1, 1)	5.0	W	18	5	0	0	6	0	0	0	0	0	51	79	0.00	1.000								
Julian Tavarez, R ERA: 1.09	(6, 1)	3.0		11	2	0	0	2	0	0	0	0	0	19	22	0.00	0.667								
Gregg Olson, R ERA: 13.5	(9, 1)	1.0		4	0	0	0	0	1	0	0	0	0	6	13	0.00	1.000								

AB	32
R	0
H	7
RBI	0
BB	1
SO	8
LOB	11



Batter	1	2	3	4	5	6	7	8	9	AB	R	H	RBI	BB	SO	LOB	TOP										
Chuck Knoblauch, R OBP: 0.401, SLG: 0.392 (1, 4)	G6-3		P2	K			K		G1-6-3 HBP	4	0	0	0	0	2	1	Minnesota Twins @ Baltimore Orioles Oriole Park at Camden Yards, Baltimore, MD Mon Jul 03 1995, 7:05 PM EDT Att: 46,560 - Unknown - 83 F										
Rich Becker, L OBP: 0.295, SLG: 0.284 (1, 8)	K		K		G4-3				G1-6-3	5	0	1	0	0	2	1											
Kirby Puckett, R OBP: 0.347, SLG: 0.454 (1, 9)	2B			HR	G5-3					3	1	2	0	1	0	0											
Marty Cordova, R OBP: 0.329, SLG: 0.495 (1, 7)	F9			HR	G4-3					4	1	1	2	0	1	3											
Scott Stahoviak, L OBP: 0.286, SLG: 0.382 (8, PH) Jeff Reboulet, R OBP: 0.317, SLG: 0.385 (8, 5)		K		2B G4-3	1B		K		K	3	1	1	0	0	2	0											
Scott Leius, R OBP: 0.327, SLG: 0.357 (1, 10)	K			G4-3	2B		WP 1B		P5	4	1	2	0	0	1	0											
Dan Masteller, L OBP: 0.167 (8, PH) Pedro Munoz, R OBP: 0.326, SLG: 0.518 (8, 3)			G4-3				L8		2B	3	0	1	1	0	0	2											
Pat Meares, R OBP: 0.304, SLG: 0.468 (1, 6)	P4		G5-3				K		G4-3	4	0	0	0	0	1	4											
Matt Walbeck, S OBP: 0.277, SLG: 0.283 (1, 2)			F7						K	3	0	0	0	1	2	0											
Inning Stats	R: 0 E: 0 K: 1 S: 14	H: 1 LOB: 1 BB: 0 P: 18	R: 0 E: 0 K: 2 S: 13	H: 1 LOB: 1 BB: 0 P: 19	R: 0 E: 0 K: 1 S: 8	H: 0 LOB: 0 BB: 0 P: 10	R: 4 E: 0 K: 1 S: 20	H: 4 LOB: 1 BB: 1 P: 37	R: 0 E: 0 K: 0 S: 6	H: 1 LOB: 1 BB: 0 P: 18	R: 0 E: 0 K: 3 S: 12	H: 1 LOB: 2 BB: 1 P: 22	R: 0 E: 0 K: 1 S: 15	H: 1 LOB: 1 BB: 0 P: 20	R: 0 E: 0 K: 1 S: 7	H: 0 LOB: 0 BB: 0 P: 10		1B: 4 2B: 4 3B: 0 HR: 1	SF: 0 SAC: 0 DP: 1 HBP: 1	WP: 1 PB: 0 SB: 2 CS: 0	PA: 38						
PITCHER	IP	WLS	BF	H	R	ER	SO	BB	IBB	HBP	BLK	WP	HR	S	P	ERA	WHIP										
35 Mike Mussina, R ERA: 4.69 (1, 1)	7.0	W	31	8	4	4	10	1	1	0	0	1	1	85	133	5.14	1.286										
Mark Lee, L ERA: 3.39 (8, 1)	0.2	2	0	0	0	1	0	0	0	0	0	0	0	8	11	0.00	0.000										
Terry Clark, R ERA: 1.8 (8, 1)	0.1	2	1	0	0	0	0	0	0	0	0	0	0	7	11	0.00	3.000										
Doug Jones, R ERA: 3.67 (9, 1)	1.0	3	0	0	0	1	0	0	0	1	0	0	0	7	10	0.00	0.000										

Batter	1	2	3	4	5	6	7	8	9	AB	R	H	RBI	BB	SO	LOB	BOTTOM										
Brady Anderson, L OBP: 0.362, SLG: 0.466 (1, 7)	K		F8				SH5-3	1B		3	0	1	1	0	1	2	Minnesota Twins @ Baltimore Orioles Oriole Park at Camden Yards, Baltimore, MD Mon Jul 03 1995, 7:05 PM EDT Att: 46,560 - Unknown - 83 F										
Manny Alexander, R OBP: 0.348, SLG: 0.394 (1, 4)	K		S		G6-4-3		K	1B		4	0	2	3	1	2	1											
Rafael Palmeiro, L OBP: 0.379, SLG: 0.568 (1, 3)	HR		G4-3		G6-4-3			F8		5	2	2	3	0	0	4											
Cal Ripken Jr., R OBP: 0.323, SLG: 0.449 (1, 6)	L8		G6-3			1B BB	G4-3			3	1	0	0	1	0	1											
Harold Baines, L OBP: 0.418, SLG: 0.539 (1, 10)		G3-1		G1		G4-6-3		F7		3	0	1	0	1	0	0											
Kevin Bass, S OBP: 0.368, SLG: 0.442 (1, 9)	K			G1		G4-6-3		G4-3		3	0	1	0	1	1	0											
Jeff Huson, L OBP: 0.143, SLG: 0.143 (1, 5) Leo Gomez, R OBP: 0.281, SLG: 0.247 (6, PH) (9, 5)		L7		G1		G4-6-3		1B		3	0	0	0	0	0	4											
Chris Hoiles, R OBP: 0.303, SLG: 0.338 (1, 2)			F8			L6		1B		2	2	1	0	2	0	1											
Curtis Goodwin, L OBP: 0.411, SLG: 0.426 (1, 8)			S		G4-3		HR	1B		3	3	2	1	1	0	2											
Inning Stats	R: 1 E: 0 K: 2 S: 11	H: 1 LOB: 0 BB: 0 P: 17	R: 0 E: 0 K: 1 S: 7	H: 0 LOB: 0 BB: 0 P: 10	R: 2 E: 0 K: 0 S: 15	H: 3 LOB: 1 BB: 0 P: 24	R: 0 E: 0 K: 0 S: 13	H: 1 LOB: 2 BB: 2 P: 26	R: 0 E: 0 K: 0 S: 3	H: 0 LOB: 0 BB: 1 P: 9	R: 1 E: 0 K: 0 S: 8	H: 1 LOB: 1 BB: 2 P: 16	R: 2 E: 0 K: 1 S: 8	H: 1 LOB: 0 BB: 1 P: 15	R: 3 E: 0 K: 0 S: 16	H: 4 LOB: 2 BB: 1 P: 26		1B: 8 2B: 1 3B: 0 HR: 2	SF: 0 SAC: 1 DP: 2 HBP: 1	WP: 1 PB: 0 SB: 3 CS: 1	PA: 39						
PITCHER	IP	WLS	BF	H	R	ER	SO	BB	IBB	HBP	BLK	WP	HR	S	P	ERA	WHIP										
Kevin Tapani, R ERA: 4.74 (1, 1)	6.0	L	27	5	4	5	3	6	0	1	0	0	1	24	37	7.50	2.000										
Mark Guttrie, L ERA: 5.61 (7, 1)	2.0	12	5	4	4	1	0	0	1	0	0	0	1	24	37	18.00	2.500										

AB	35
R	4
H	9
RBI	3
BB	2
SO	12
LOB	11



AB	30
R	9
H	11
RBI	8
BB	7
SO	4
LOB	15



Batter	1	2	3	4	5	6	7	8	9	AB	R	H	RBI	BB	SO	LOB	TOP				
Chuck Knoblauch, R OBP: 0.404, SLG: 0.398 (1, 4)										4	1	2	0	1	2	2	Minnesota Twins @ Baltimore Orioles Oriole Park at Camden Yards, Baltimore, MD Tue Jul 04 1995, 7:05 PM EDT Att: 45,894 - Unknown - 79 F livebaseballscorecards.com				
Dan Masteller, L OBP: 0.280, SLG: 0.143 (1, 9)										3	1	0	0	1	0	2					
Kirby Puckett, R OBP: 0.348, SLG: 0.455 (1, 8)										4	1	1	0	1	0	2					
Pedro Munoz, R OBP: 0.333, SLG: 0.538 (1, 10)										5	2	3	3	0	2	2					
Marty Cordova, R OBP: 0.335, SLG: 0.493 (1, 7)										3	1	1	1	2	1	3					
Scott Stahovjak, L OBP: 0.342, SLG: 0.374 (8, PH)										3	0	0	0	0	0	3					
Jeff Reboulet, R OBP: 0.324, SLG: 0.392 (8, 3)										1	0	1	1	0	0	0					
Scott Leius, R OBP: 0.330, SLG: 0.356 (1, 5)										3	0	1	0	1	1	0					
Matt Merullo, L OBP: 0.342, SLG: 0.365 (1, 2)										4	0	1	1	0	1	1					
Pat Meares, R OBP: 0.308, SLG: 0.466 (1, 6)										3	0	1	0	1	0	4					
Inning Stats	R: 2 E: 0 K: 0 S: 9	H: 2 LOB: 1 BB: 1 P: 19	R: 0 E: 0 K: 1 S: 8	H: 1 LOB: 1 BB: 0 P: 17	R: 1 E: 0 K: 0 S: 14	H: 2 LOB: 1 BB: 0 P: 23	R: 0 E: 0 K: 0 S: 9	H: 1 LOB: 0 BB: 0 P: 13	R: 0 E: 0 K: 1 S: 7	H: 0 LOB: 0 BB: 1 P: 14	R: 0 E: 0 K: 3 S: 18	H: 0 LOB: 1 BB: 1 P: 25	R: 3 E: 0 K: 0 S: 13	H: 4 LOB: 2 BB: 2 P: 28	R: 0 E: 0 K: 2 S: 11	H: 1 LOB: 2 BB: 1 P: 20	1B: 8 2B: 2 3B: 0 HR: 1	SF: 0 SAC: 1 DP: 3 HBP: 0	WP: 0 PB: 0 SB: 1 CS: 1	PA: 41	
PITCHER	IP	WLS	BF	H	R	ER	SO	BB	IBB	HBP	BLK	WP	HR	S	P	ERA	WHIP				
Scott Klingenbeck, R ERA: 4.88	(1, 1)	0.0	L	0	0	0	0	0	0	0	0	0	0	0	0	∞	∞				
Amando Benitez, R ERA: 5.33	(7, 1)	1.1		8	2	3	3	2	0	0	0	0	0	24	38	20.25	3.000				
Jesse Orosco, L ERA: 2.89	(8, 1)	0.2		4	2	0	0	0	1	0	0	0	0	7	15	0.00	3.000				
Sid Fernandez, L ERA: 7.39	(9, 1)	1.0		5	1	0	0	2	0	1	0	0	0	11	20	0.00	1.000				

Batter	1	2	3	4	5	6	7	8	9	AB	R	H	RBI	BB	SO	LOB	BOTTOM				
Brady Anderson, L OBP: 0.355, SLG: 0.456 (1, 7)										5	0	0	0	0	1	3	Minnesota Twins @ Baltimore Orioles Oriole Park at Camden Yards, Baltimore, MD Tue Jul 04 1995, 7:05 PM EDT Att: 45,894 - Unknown - 79 F livebaseballscorecards.com				
Manny Alexander, R OBP: 0.338, SLG: 0.382 (1, 4)										4	0	0	0	0	0	0					
Rafael Palmeiro, L OBP: 0.374, SLG: 0.559 (1, 3)										4	0	0	0	0	0	0					
Cal Ripken Jr., R OBP: 0.330, SLG: 0.451 (1, 6)										3	2	2	0	1	1	0					
Harold Baines, L OBP: 0.426, SLG: 0.545 (1, 10)										2	0	1	1	2	0	1					
Kevin Bass, S OBP: 0.360, SLG: 0.431 (1, 9)										4	0	0	0	0	2	5					
Chris Hoiles, R OBP: 0.307, SLG: 0.348 (1, 2)										4	1	2	0	0	0	2					
Leo Gomez, R OBP: 0.283, SLG: 0.241	(1, 5)									2	0	0	0	1	0	2					
Bret Barberie, S OBP: 0.350, SLG: 0.352 (9, PH)										1	0	1	0	0	0	0					
Curtis Goodwin, L OBP: 0.414, SLG: 0.424 (1, 8)										3	0	1	2	1	0	3					
Inning Stats	R: 0 E: 0 K: 0 S: 7	H: 0 LOB: 0 BB: 0 P: 12	R: 0 E: 0 K: 0 S: 13	H: 0 LOB: 2 BB: 2 P: 22	R: 0 E: 0 K: 0 S: 8	H: 0 LOB: 0 BB: 1 P: 14	R: 1 E: 0 K: 0 S: 6	H: 2 LOB: 1 BB: 0 P: 14	R: 0 E: 0 K: 1 S: 10	H: 0 LOB: 0 BB: 0 P: 15	R: 0 E: 0 K: 1 S: 10	H: 1 LOB: 2 BB: 1 P: 17	R: 0 E: 0 K: 0 S: 6	H: 0 LOB: 0 BB: 0 P: 11	R: 2 E: 0 K: 2 S: 18	H: 4 LOB: 2 BB: 0 P: 25	1B: 5 2B: 2 3B: 0 HR: 0	SF: 0 SAC: 0 DP: 2 HBP: 0	WP: 0 PB: 0 SB: 1 CS: 0	PA: 37	
PITCHER	IP	WLS	BF	H	R	ER	SO	BB	IBB	HBP	BLK	WP	HR	S	P	ERA	WHIP				
Scott Erickson, R ERA: 5.95	(1, 1)	8.0	W	30	3	1	1	2	5	0	0	0	0	75	132	1.12	1.000				
Rick Aguilera, R ERA: 2.52	(9, 1)	1.0		7	4	2	2	2	0	0	0	0	0	18	25	18.00	4.000				

Batter	1	2	3	4	5	6	7	8	9	AB	R	H	RBI	BB	SO	LOB	TOP										
Chuck Knoblauch R (1,4) OBP: 0.401, SLG: 0.398	1-1 P9		3-2 1-H 3-H 2B		3-3 1-2		1-3		0-0 FC4 2B	5	1	1	2	0	2	3											
Pat Meares R (1,6) OBP: 0.311, SLG: 0.475	1-3 K		3-3 K			2-1 WP 1B 2B	0-2 FC5-4		2-2 1-H 3-H 2B	5	1	2	2	0	2	2											
Kirby Puckett R (1,9)	0-0 G5-3		0-1 F9			3-2 2-H 3B 1B	0-0 F8		2-1 2-3 G5-3	5	1	1	1	0	0	3											
Pedro Munoz R (1,10) OBP: 0.330, SLG: 0.529		2-3 K		3-2 F8		1-2 1-2 3B 1B		1-0 F9	1-2 F9	5	1	1	0	0	1	1											
Marty Cordova R (1,7) OBP: 0.337, SLG: 0.498		2-2 CS 2B		0-0 1B		0-3 K		0-0 F9		4	0	2	0	0	1	2											
Scott Leius R (1,5) OBP: 0.329, SLG: 0.365		2-3 K		0-0 F8		0-0 1-H 2-H 3B		1-3 K2-3		4	0	1	2	0	2	2											
Jeff Reboulet R (1,3) OBP: 0.321, SLG: 0.386		1-2 CS 2-3	2-1 1B 2B 1B G4-3	0-0 G5-3		2-2 G6-3			1-2 F8	4	1	1	0	0	0	2											
Matt Walbeck S (1,2) OBP: 0.277, SLG: 0.288			1-1 G4-3		2-2 F8	0-1 G1-3			1-2 1B 2B	4	1	1	0	0	0	2											
Rich Becker L (1,8) OBP: 0.316, SLG: 0.297			0-0 2B 1B		4-2 CS BB		4-2 FC5-4 BB		2-2 E 2B 1B FC4	2	2	2	1	2	0	0											
Inning Stats	R: 0 E: 0 K: 1 S: 6	H: 0 LOB: 0 BB: 0 P: 8	R: 0 E: 0 K: 2 S: 13	H: 1 LOB: 0 BB: 0 P: 20	R: 2 E: 0 K: 1 S: 16	H: 3 LOB: 1 BB: 0 P: 25	R: 0 E: 0 K: 0 S: 6	H: 1 LOB: 1 BB: 0 P: 9	R: 0 E: 0 K: 1 S: 8	H: 0 LOB: 1 BB: 1 P: 17	R: 3 E: 0 K: 1 S: 18	H: 4 LOB: 1 BB: 0 P: 26	R: 0 E: 0 K: 1 S: 9	H: 0 LOB: 0 BB: 1 P: 14	R: 0 E: 0 K: 1 S: 6	H: 0 LOB: 0 BB: 0 P: 8	R: 3 E: 1 K: 0 S: 23	H: 3 LOB: 1 BB: 0 P: 31	1B: 6 2B: 6 3B: 1 HR: 0	SF: 0 SAC: 0 DP: 1 HBP: 0	WP: 1 PB: 0 SB: 0 CS: 2	PA: 41					
PITCHER	IP	WLS	BF	H	R	ER	SO	BB	IBB	HBP	BLK	WP	HR	S	P	ERA	WHIP										
Arthur Rhodes L (1,1) ERA: 7.16	5.0	L	22	8	5	5	5	1	0	0	0	1	0	58	94	9.00	1.800										
Mike Oquist R (6,1) ERA: 4.54	3.1		16	4	3	2	3	1	0	0	0	0	0	42	56	5.40	1.500										
Terry Clark R (9,1) ERA: 1.72	0.2		2	0	0	0	0	0	0	0	0	0	0	5	8	0.00	0.000										

Minnesota Twins @ Baltimore Orioles
 Oriole Park at Camden Yards, Baltimore, MD
 Wed Jul 05 1995, 7:05 PM EDT
 Att: 38,845 - Unknown - 89 F

AB 38
 R 8
 H 12
 RBI 8
 BB 2
 SO 8
 LOB 17



Batter	1	2	3	4	5	6	7	8	9	AB	R	H	RBI	BB	SO	LOB	BOTTOM										
Brady Anderson L (1,7) OBP: 0.361, SLG: 0.467	4-2 CS BB		0-1 1B 3B		2-0 FC6 1B		2-3 K			3	1	2	0	1	1	1											
Manny Alexander R (1,4) OBP: 0.336, SLG: 0.378	0-3 K		0-1 1B		0-0 F8		1-2 FC7-5			4	0	1	1	0	1	3											
Rafael Palmeiro L (1,3) OBP: 0.372, SLG: 0.552	4-2 1B BB		3-H 1B		1-1 FC6			2-3 K		3	0	0	0	1	1	2											
Cal Ripken Jr. R (1,6) OBP: 0.328, SLG: 0.448	1-1 1B		0-0 L7		2-1 F8			1-2 G3-1		4	0	1	0	0	0	1											
Harold Baines L (1,10) OBP: 0.419, SLG: 0.535	1-1 G1-3			0-3 K		0-0 G4-3		3-2 F8		3	0	0	0	0	1	2											
Kevin Bass S (8,PH) OBP: 0.358, SLG: 0.429										1	0	0	0	0	0	0											
Jeffrey Hammonds R (1,9) OBP: 0.280, SLG: 0.401		1-2 F8		0-0 G5-3		4-0 1B BB		1-0 F8		3	1	0	0	1	0	0											
Jeff Huson L (1,5) OBP: 0.364, SLG: 0.545		2-2 G4-3		3-2 3B		2-1 WP 1B		1-0 PB 1B		4	0	3	0	0	0	0											
Gregg Zaun S (1,2) OBP: 0.250, SLG: 0.391		1-1 G4-3		1-1 P5		1-2 G3-1		1-3 K		3	0	0	0	0	0	2											
Bret Barberie S (9,PH) OBP: 0.347, SLG: 0.349										1	0	0	0	0	1	1											
Curtis Goodwin L (1,8) OBP: 0.409, SLG: 0.413			1-1 B1-3		1-2 F7		4-2 FC7-5 PB BB		3-3 K	3	0	0	0	1	1	1											
Inning Stats	R: 0 E: 0 K: 1 S: 12	H: 1 LOB: 2 BB: 2 P: 22	R: 0 E: 0 K: 0 S: 11	H: 0 LOB: 0 BB: 0 P: 15	R: 1 E: 0 K: 0 S: 10	H: 2 LOB: 1 BB: 0 P: 12	R: 0 E: 0 K: 1 S: 11	H: 1 LOB: 1 BB: 0 P: 15	R: 0 E: 0 K: 0 S: 7	H: 1 LOB: 1 BB: 0 P: 11	R: 1 E: 0 K: 0 S: 9	H: 1 LOB: 1 BB: 1 P: 18	R: 0 E: 0 K: 1 S: 9	H: 0 LOB: 0 BB: 1 P: 16	R: 0 E: 0 K: 1 S: 10	H: 0 LOB: 0 BB: 0 P: 16	R: 0 E: 0 K: 2 S: 9	H: 1 LOB: 1 BB: 0 P: 15	1B: 5 2B: 1 3B: 2 HR: 0	SF: 0 SAC: 0 DP: 1 HBP: 0	WP: 2 PB: 2 SB: 0 CS: 1	PA: 36					
PITCHER	IP	WLS	BF	H	R	ER	SO	BB	IBB	HBP	BLK	WP	HR	S	P	ERA	WHIP										
Mike Trombley R (1,1) ERA: 4.5	6.0	W	26	6	2	1	2	3	0	0	0	1	0	60	93	1.50	1.500										
Eddie Guardado L (7,1) ERA: 5.94	2.0		6	0	0	0	2	1	0	0	0	0	0	19	32	0.00	0.500										
Dave Stevens R (9,1) ERA: 5.71	1.0		4	1	0	0	2	0	0	0	0	0	0	9	15	0.00	1.000										

Minnesota Twins @ Baltimore Orioles
 Oriole Park at Camden Yards, Baltimore, MD
 Wed Jul 05 1995, 7:05 PM EDT
 Att: 38,845 - Unknown - 89 F

AB 32
 R 2
 H 7
 RBI 1
 BB 4
 SO 6
 LOB 13



Batter	1	2	3	4	5	6	7	8	9	AB	R	H	RBI	BB	SO	LOB	TOP										
Lee Tinsley, S OBP: 0.348, SLG: 0.422 (1, 8)	G4-3		L8				G3		K	4	0	0	0	1	1	2											
John Valentin, R OBP: 0.390, SLG: 0.528 (1, 6)	HR		L5				P3		F7	5	1	1	1	0	0	3											
Mo Vaughn, L OBP: 0.398, SLG: 0.620 (1, 3)	HR		K				F7			4	1	2	1	0	1	0											
Jose Canseco, R OBP: 0.355, SLG: 0.419 (1, 10)	K								K	4	0	0	0	0	2	2											
Troy O'Leary, L OBP: 0.387, SLG: 0.553 (1, 9)	F8								F8	4	2	2	2	0	0	0											
Tim Lincecum, R OBP: 0.434, SLG: 0.493 (1, 5)			F8						K	4	0	1	0	0	1	0											
Matt Stairs, L OBP: 0.424, SLG: 0.548 (1, 7)									K	4	0	2	0	0	1	1											
Bill Haselman, R OBP: 0.368, SLG: 0.386 (1, 2)										3	0	0	0	0	0	3											
Willie McGee, S OBP: 0.500, SLG: 0.500 (9, PH)										1	0	1	0	0	0	0											
Luis Alicea, S OBP: 0.352, SLG: 0.311 (1, 4)									K	4	0	0	0	0	1	4											
Inning Stats	R: 2 H: 2 E: 0 K: 1 S: 17	H: 2 R: 4 ER: 4 LOB: 0 BB: 0 P: 26	R: 0 H: 1 E: 0 K: 0 S: 9	H: 1 R: 0 ER: 0 LOB: 1 BB: 0 P: 14	R: 0 H: 0 E: 0 K: 1 S: 8	H: 0 R: 0 ER: 0 LOB: 0 BB: 0 P: 14	R: 1 H: 2 E: 0 K: 0 S: 8	H: 2 R: 1 ER: 0 LOB: 1 BB: 1 P: 11	R: 0 H: 1 E: 0 K: 0 S: 9	H: 2 R: 0 ER: 0 LOB: 2 BB: 1 P: 19	R: 1 H: 2 E: 0 K: 0 S: 16	H: 2 R: 0 ER: 0 LOB: 1 BB: 0 P: 23	R: 0 H: 0 E: 0 K: 2 S: 14	H: 0 R: 0 ER: 0 LOB: 0 BB: 0 P: 22	R: 0 H: 0 E: 0 K: 2 S: 7	H: 0 R: 0 ER: 0 LOB: 0 BB: 0 P: 11	R: 0 H: 1 E: 0 K: 3 S: 18	H: 1 R: 0 ER: 0 LOB: 2 BB: 0 P: 27	1B: 5 2B: 0 3B: 0 HR: 4	SF: 0 SAC: 0 DP: 0 HBP: 0	WP: 3 PB: 3 SB: 0 CS: 0	PA: 38					
PITCHER	IP	WLS	BF	H	R	ER	SO	BB	IBB	HBP	BLK	WP	HR	S	P	ERA	WHIP										
Brad Radke, R ERA: 6.08 (1, 1)	5.0	W	24	8	4	4	2	1	0	0	0	0	4	58	94	7.20	1.800										
Pat Mahomes, R ERA: 7.4 (6, 1)	3.1		12	1	0	0	4	0	0	0	0	2	0	42	63	0.00	0.300										
Mark Guthrie, L ERA: 5.56 (9, 1)	0.1	S	1	0	0	0	1	0	0	0	0	0	0	3	5	0.00	0.000										
Dave Stevens, R ERA: 5.66 (9, 1)	0.1	S	1	0	0	0	0	0	0	0	0	1	0	3	5	0.00	0.000										

Boston Red Sox @ Minnesota Twins
 Hubert H. Humphrey Metrodome, Minneapolis, MN
 Thu Jul 06 1995, 8:05 PM EDT
 Att: 11,934 - Dome

AB 37
 R 4
 H 9
 RBI 4
 BB 1
 SO 7
 LOB 15



Batter	1	2	3	4	5	6	7	8	9	AB	R	H	RBI	BB	SO	LOB	BOTTOM										
Chuck Knoblauch, R OBP: 0.399, SLG: 0.397 (1, 4)	CS	SF7		G5-3			G4-6-3			3	0	1	1	0	0	1											
Jeff Reboulet, R OBP: 0.319, SLG: 0.375 (1, 6)	1B	G4-3		G6-3			L7			3	1	0	0	1	0	1											
Kirby Puckett, R OBP: 0.348, SLG: 0.450 (1, 9)	G2-3						L8			4	1	2	0	0	0	1											
Pedro Munoz, R OBP: 0.333, SLG: 0.545 (1, 10)							K			4	1	2	3	0	2	1											
Marty Cordova, R OBP: 0.340, SLG: 0.496 (1, 7)							G6-3			3	0	1	0	1	0	1											
Scott Leius, R OBP: 0.332, SLG: 0.378 (1, 5)							F8			4	2	2	0	0	1	2											
Scott Stahoviak, L OBP: 0.333, SLG: 0.366 (1, 3)							G6-3			3	0	0	1	0	1	3											
Matt Walbeck, S OBP: 0.278, SLG: 0.289 (1, 2)							G3-1			3	1	1	0	0	1	0											
Rich Becker, L OBP: 0.324, SLG: 0.306 (1, 8)										3	0	2	1	0	1	0											
Inning Stats	R: 1 H: 2 E: 0 K: 0 S: 11	H: 3 R: 6 ER: 6 LOB: 1 BB: 0 P: 25	R: 2 H: 3 E: 0 K: 1 S: 15	H: 4 R: 0 ER: 0 LOB: 0 BB: 0 P: 25	R: 0 H: 0 E: 0 K: 1 S: 7	H: 0 R: 0 ER: 0 LOB: 0 BB: 0 P: 10	R: 0 H: 0 E: 0 K: 0 S: 6	H: 0 R: 0 ER: 0 LOB: 0 BB: 0 P: 11	R: 0 H: 1 E: 0 K: 0 S: 4	H: 1 R: 0 ER: 0 LOB: 0 BB: 0 P: 9	R: 0 H: 1 E: 0 K: 2 S: 11	H: 1 R: 0 ER: 0 LOB: 2 BB: 1 P: 24	R: 0 H: 0 E: 0 K: 2 S: 7	H: 0 R: 0 ER: 0 LOB: 0 BB: 0 P: 24	R: 0 H: 1 E: 0 K: 3 S: 18	H: 1 R: 0 ER: 0 LOB: 2 BB: 0 P: 27	1B: 9 2B: 0 3B: 1 HR: 1	SF: 2 SAC: 0 DP: 1 HBP: 0	WP: 1 PB: 0 SB: 0 CS: 2	PA: 34							
PITCHER	IP	WLS	BF	H	R	ER	SO	BB	IBB	HBP	BLK	WP	HR	S	P	ERA	WHIP										
Zane Smith, L ERA: 5.67 (1, 1)	2.0	L	14	8	6	6	1	1	0	0	0	0	0	36	60	0.00	0.400										
Mike Maddux, R ERA: 4.29 (3, 1)	5.0		15	2	0	0	3	0	0	0	0	0	0	9	20	0.00	0.000										
Joe Hudson, R ERA: 6.75 (8, 1)	0.2		4	1	0	0	2	1	0	0	0	1	0	9	20	0.00	0.000										
Brian Bark, L ERA: (8, 1)	0.1		1	0	0	0	0	0	0	0	0	0	0	2	4	0.00	0.000										

Boston Red Sox @ Minnesota Twins
 Hubert H. Humphrey Metrodome, Minneapolis, MN
 Thu Jul 06 1995, 8:05 PM EDT
 Att: 11,934 - Dome

AB 30
 R 6
 H 11
 RBI 6
 BB 2
 SO 6
 LOB 10



Batter	1	2	3	4	5	6	7	8	9	AB	R	H	RBI	BB	SO	LOB	TOP										
Lee Tinsley, S OBP: 0.357, SLG: 0.434										4	1	3	1	0	0	2	Boston Red Sox @ Minnesota Twins Hubert H. Humphrey Metrodome, Minneapolis, MN Fri Jul 07 1995, 8:05 PM EDT Att: 12,594 - Dome										
John Valentin, R OBP: 0.387, SLG: 0.522										3	0	0	1	1	0	3											
Mo Vaughn, L OBP: 0.393, SLG: 0.610										4	0	0	1	0	3	1											
Jose Canseco, R OBP: 0.359, SLG: 0.411										2	0	0	0	2	2	0											
Troy O'Leary, L OBP: 0.389, SLG: 0.554										3	1	1	0	1	0	1											
Tim Lincecum, R OBP: 0.431, SLG: 0.502										4	1	1	2	0	1	3											
Matt Stairs, L OBP: 0.417, SLG: 0.529										3	0	1	0	0	0	0											
Willie McGee, S OBP: 0.667, SLG: 0.667										1	1	1	0	0	0	0											
Mike MacFarlane, R OBP: 0.333, SLG: 0.400										4	0	1	0	0	1	1											
Luis Allicea, S OBP: 0.350, SLG: 0.315										4	1	1	0	0	1	3											
Inning Stats	R: 0 E: 0 K: 1 S: 5	H: 1 LOB: 0 BB: 0 P: 5	R: 2 E: 0 K: 1 S: 7	H: 2 LOB: 0 BB: 0 P: 7	R: 1 E: 0 K: 1 S: 6	H: 1 LOB: 0 BB: 0 P: 6	R: 0 E: 0 K: 2 S: 7	H: 0 LOB: 0 BB: 0 P: 7	R: 0 E: 0 K: 0 S: 3	H: 0 LOB: 0 BB: 0 P: 3	R: 1 E: 0 K: 0 S: 4	H: 1 LOB: 1 BB: 1 P: 8	R: 0 E: 0 K: 0 S: 5	H: 2 LOB: 2 BB: 0 P: 5	R: 0 E: 0 K: 1 S: 4	H: 0 LOB: 2 BB: 3 P: 16	R: 1 E: 0 K: 2 S: 9	H: 2 LOB: 1 BB: 0 P: 9	1B: 5 2B: 3 3B: 0 HR: 1	SF: 1 SAC: 1 DP: 1 HBP: 0	WP: 0 PB: 0 SB: 1 CS: 1	PA: 38					
PITCHER	IP	WLS	BF	H	R	ER	SO	BB	IBB	HBP	BLK	WP	HR	S	P	ERA	WHIP										
Greg Harris, R ERA: 5.71	(1, 1)	7.0	29	7	4	4	5	2	0	0	0	0	1	37	45	5.14	1.286										
Mark Guthrie, L ERA: 5.5	(8, 1)	0.1	3	0	0	0	1	2	0	0	0	0	0	3	11	0.00	6.000										
Erik Schullstrom, R ERA: 7.75	(8, 1)	0.2	1	0	0	0	0	0	0	0	0	0	0	1	1	0.00	0.000										
Eddie Guardado, L ERA: 6.04	(9, 1)	0.2	L	4	2	1	1	2	0	0	0	0	0	8	8	13.50	3.000										
Dave Stevens, R ERA: 5.6	(9, 1)	0.1	1	0	0	0	0	0	0	0	0	0	0	1	1	0.00	0.000										

Batter	1	2	3	4	5	6	7	8	9	AB	R	H	RBI	BB	SO	LOB	BOTTOM										
Chuck Knoblauch, R OBP: 0.402, SLG: 0.410										5	1	3	2	0	0	0	Boston Red Sox @ Minnesota Twins Hubert H. Humphrey Metrodome, Minneapolis, MN Fri Jul 07 1995, 8:05 PM EDT Att: 12,594 - Dome										
Dan Masteller, L OBP: 0.297, SLG: 0.154										5	1	1	1	0	1	4											
Kirby Puckett, R OBP: 0.345, SLG: 0.449										5	0	1	0	0	2	1											
Matt Merullo, L OBP: 0.328, SLG: 0.349										5	0	0	1	0	0	2											
Marty Cordova, R OBP: 0.340, SLG: 0.491										2	0	0	0	0	1	1											
Scott Leius, R OBP: 0.330, SLG: 0.376										1	0	0	0	0	0	0											
Scott Stahowiak, L OBP: 0.331, SLG: 0.363										4	0	1	0	0	1	0											
Rich Becker, L OBP: 0.321, SLG: 0.298										3	0	0	0	1	2	2											
Chip Hale, L OBP: 0.406, SLG: 0.517										4	1	3	0	0	0	0											
Jeff Reboulet, R OBP: 0.325, SLG: 0.383										3	1	1	0	1	1	2											
Inning Stats	R: 0 E: 0 K: 2 S: 7	H: 0 LOB: 0 BB: 0 P: 7	R: 0 E: 0 K: 0 S: 3	H: 0 LOB: 0 BB: 0 P: 3	R: 4 E: 0 K: 2 S: 12	H: 5 LOB: 1 BB: 0 P: 12	R: 0 E: 0 K: 1 S: 7	H: 2 LOB: 3 BB: 1 P: 11	R: 0 E: 0 K: 0 S: 4	H: 1 LOB: 2 BB: 0 P: 5	R: 0 E: 0 K: 1 S: 5	H: 0 LOB: 0 BB: 0 P: 5	R: 0 E: 0 K: 0 S: 3	H: 0 LOB: 0 BB: 0 P: 3	R: 0 E: 0 K: 1 S: 6	H: 1 LOB: 2 BB: 1 P: 10	R: 0 E: 0 K: 1 S: 6	H: 1 LOB: 1 BB: 0 P: 6	1B: 7 2B: 2 3B: 1 HR: 0	SF: 0 SAC: 0 DP: 0 HBP: 1	WP: 0 PB: 0 SB: 1 CS: 0	PA: 40					
PITCHER	IP	WLS	BF	H	R	ER	SO	BB	IBB	HBP	BLK	WP	HR	S	P	ERA	WHIP										
Roger Clemens, R ERA: 4.25	(1, 1)	7.2	35	9	4	4	7	2	0	1	0	0	0	46	55	4.70	1.435										
Stan Belinda, R ERA: 2.65	(8, 1)	0.1	W	1	0	0	0	0	0	0	0	0	0	1	1	0.00	0.000										
Rick Aguilera, R ERA: 2.42	(9, 1)	1.0	S	4	1	0	0	1	0	0	0	0	0	6	6	0.00	1.000										



Batter	1	2	3	4	5	6	7	8	9	AB	R	H	RBI	BB	SO	LOB	TOP										
Lee Tinsley, S OBP: 0.355, SLG: 0.427	K	K					G6-3			3	0	0	0	1	2	3	Boston Red Sox @ Minnesota Twins Hubert H. Humphrey Metrodome, Minneapolis, MN Sat Jul 08 1995, 8:05 PM EDT Att: 14,838 - Dome livebaseballscorecards.com										
John Valentin, R OBP: 0.382, SLG: 0.514	K	G6-3			FC6-4 BB		G5-3			4	1	0	0	0	1	4											
Mo Vaughn, L OBP: 0.391, SLG: 0.609	K				HR		F8			4	1	1	0	0	2	0											
Jose Canseco, R OBP: 0.364, SLG: 0.450		P4			HR		P4			4	1	2	3	0	0	0											
Troy O'Leary, L OBP: 0.387, SLG: 0.553		1B 2B			F7		K2-3			4	1	1	0	0	1	1											
Tim Lincecum, R OBP: 0.431, SLG: 0.502		BB HBP			F7		G6-3			2	1	1	1	0	0	1											
Chris Donnels, L OBP: 0.241, SLG: 0.245		BB HBP			G6-3		K			2	0	0	0	0	1	0											
Matt Stairs, L OBP: 0.410, SLG: 0.500		HBP BB			F9		K			2	0	0	0	0	1	0											
Willie McGee, S OBP: 0.500, SLG: 0.500		HBP			F9		F9			1	0	0	0	0	0	0											
Mike MacFarlane, R OBP: 0.332, SLG: 0.393		HBP BB			F9		G5-3			3	0	0	0	1	0	0											
Luis Alicea, S OBP: 0.349, SLG: 0.310		HBP			F8		G6-3			3	0	0	1	0	0	0											
Inning Stats	R: 0 E: 0 K: 3 S: 9	H: 0 LOB: 0 BB: 0 P: 9	R: 2 E: 0 K: 1 S: 7	H: 2 LOB: 3 BB: 1 P: 13	R: 0 E: 0 K: 1 S: 6	H: 1 LOB: 1 BB: 0 P: 6	R: 0 E: 0 K: 0 S: 3	H: 0 LOB: 0 BB: 0 P: 3	R: 3 E: 0 K: 0 S: 5	H: 2 LOB: 0 BB: 1 P: 9	R: 0 E: 0 K: 1 S: 5	H: 0 LOB: 0 BB: 0 P: 5	R: 0 E: 0 K: 0 S: 3	H: 0 LOB: 0 BB: 0 P: 3	R: 0 E: 0 K: 2 S: 7	H: 0 LOB: 0 BB: 0 P: 7	R: 0 E: 0 K: 0 S: 3	H: 0 LOB: 0 BB: 0 P: 3	1B: 1 2B: 3 3B: 0 HR: 1	SF: 0 SAC: 0 DP: 0 HBP: 2	WP: 0 PB: 0 SB: 0 CS: 0	PA: 36					
PITCHER	IP	WLS	BF	H	R	ER	SO	BB	IBB	HBP	BLK	WP	HR	S	P	ERA	WHIP										
Kevin Tapani, R ERA: 4.84	(1, 1)	7.1	31	5	5	5	6	2	0	2	0	0	1	39	49	6.14	0.955										
Mark Guthrie, L ERA: 5.25	(8, 1)	1.2	W	5	0	0	2	0	0	0	0	0	0	9	9	0.00	0.000										

Batter	1	2	3	4	5	6	7	8	9	AB	R	H	RBI	BB	SO	LOB	BOTTOM										
Chuck Knoblauch, R OBP: 0.399, SLG: 0.406	G3		F8	K		G4-3		SH1-4 1B		5	1	1	2	0	1	4	Boston Red Sox @ Minnesota Twins Hubert H. Humphrey Metrodome, Minneapolis, MN Sat Jul 08 1995, 8:05 PM EDT Att: 14,838 - Dome livebaseballscorecards.com										
Rich Becker, L OBP: 0.313, SLG: 0.289	K		P1		G4-3		G3	SH1-4		4	0	0	0	0	1	1											
Kirby Puckett, R OBP: 0.349, SLG: 0.454	E3			F9 1B	G3-1		G3	1B IBB		4	1	2	0	1	0	0											
Pedro Munoz, R OBP: 0.330, SLG: 0.536	L5			G4-3	G5-3		FC3-4-6 BB	1B		5	0	1	2	0	0	3											
Dan Masteller, L OBP: 0.257, SLG: 0.133		K		F9		P6		G5-3		4	0	0	0	1	1	2											
Scott Leius, R OBP: 0.333, SLG: 0.375		G6-3		1B BB		FC4-6 1B		F8		3	1	1	0	1	0	2											
Scott Stahoviak, L OBP: 0.335, SLG: 0.362		K		1B WP		FC4-6 1B		1B BB		3	3	1	1	1	1	1											
Jeff Reboulet, R OBP: 0.339, SLG: 0.396				K	WP			1B 1B		4	2	3	1	0	1	0											
Matt Walbeck, S OBP: 0.288, SLG: 0.302				WP	K			SH1-4 1B		3	1	2	2	1	1	1											
Inning Stats	R: 0 E: 1 K: 1 S: 6	H: 0 LOB: 1 BB: 0 P: 6	R: 0 E: 0 K: 2 S: 7	H: 0 LOB: 0 BB: 0 P: 7	R: 0 E: 0 K: 1 S: 5	H: 0 LOB: 1 BB: 1 P: 9	R: 3 E: 0 K: 2 S: 11	H: 3 LOB: 2 BB: 1 P: 15	R: 0 E: 0 K: 0 S: 3	H: 0 LOB: 0 BB: 0 P: 3	R: 2 E: 0 K: 0 S: 6	H: 3 LOB: 1 BB: 0 P: 6	R: 0 E: 0 K: 0 S: 4	H: 1 LOB: 2 BB: 1 P: 8	R: 4 E: 0 K: 0 S: 6	H: 4 LOB: 1 BB: 2 P: 14		1B: 9 2B: 2 3B: 0 HR: 0	SF: 0 SAC: 1 DP: 0 HBP: 0	WP: 2 PB: 0 SB: 0 CS: 0	PA: 41						
PITCHER	IP	WLS	BF	H	R	ER	SO	BB	IBB	HBP	BLK	WP	HR	S	P	ERA	WHIP										
Erik Hanson, R ERA: 3.61	(1, 1)	6.0	28	6	5	5	6	2	0	0	0	0	0	38	46	7.50	1.333										
Joe Hudson, R ERA: 6.14	(7, 1)	0.2	4	1	0	0	0	1	0	0	0	0	0	3	7	0.00	3.000										
Stan Belinda, R ERA: 3.58	(7, 1)	0.1	L	5	3	4	4	0	1	0	0	0	0	4	8	108.00	12.000										
Rheal Cormier, L ERA: 3.38	(8, 1)	1.0	4	1	0	0	0	0	1	0	0	0	0	3	7	0.00	1.000										



Batter	1	2	3	4	5	6	7	8	9	AB	R	H	RBI	BB	SO	LOB	TOP																				
Willie McGee, S OBP: 0.333, SLG: 0.250 (1, 8)	G6-3		SF8 2B BB		G4-3	FC4-6			K	4	1	0	0	1	1	2	Boston Red Sox @ Minnesota Twins Hubert H. Humphrey Metrodome, Minneapolis, MN Sun Jul 09 1995, 4:33 AM EDT Att: 18,574 - Dome																				
Troy O'Leary, L OBP: 0.392, SLG: 0.570 (1, 9)	K2-3		SF8							3	1	2	3	1	1	0																					
Mo Vaughn, L OBP: 0.391, SLG: 0.607 (1, 3)	K									4	0	1	1	1	2	1																					
Jose Canseco, R OBP: 0.365, SLG: 0.448 (1, 10)										5	0	2	0	0	3	3																					
18 Reggie Jefferson, S OBP: 0.330, SLG: 0.469 Matt Stearns, L OBP: 0.391, SLG: 0.462 Lee Tinsley, S OBP: 0.353, SLG: 0.425 (1, 7)										1	0	0	0	0	0	1																					
										3	0	0	0	0	0	3																					
										1	0	0	0	0	0	1																					
John Valentin, R OBP: 0.384, SLG: 0.529 (1, 6)										4	1	2	1	0	0	1																					
Chris Donnels, L OBP: 0.226, SLG: 0.228 (1, 5)										4	0	0	0	0	0	2																					
Mike Macfarlane, R OBP: 0.335, SLG: 0.392 (1, 2)										3	1	1	0	0	1	1																					
Juan Bell, R OBP: 0.600, SLG: 1.500 (1, 4)										3	3	2	1	1	1	1																					
Inning Stats	R: 0 E: 0 K: 2 S: 7	H: 0 LOB: 0 BB: 0 P: 7	R: 0 E: 0 K: 0 S: 4	H: 1 LOB: 1 BB: 0 P: 4	R: 3 E: 0 K: 1 S: 7	H: 2 LOB: 1 BB: 2 P: 15	R: 0 E: 0 K: 0 S: 3	H: 0 LOB: 0 BB: 0 P: 3	R: 1 E: 0 K: 1 S: 7	H: 2 LOB: 2 BB: 1 P: 11	R: 0 E: 0 K: 1 S: 4	H: 0 LOB: 0 BB: 1 P: 8	R: 0 E: 0 K: 1 S: 6	H: 1 LOB: 1 BB: 0 P: 6	R: 2 E: 0 K: 2 S: 10	H: 3 LOB: 1 BB: 0 P: 10	1B: 4 2B: 3 3B: 0 HR: 3	SF: 1 SAC: 0 DP: 1 HBP: 1	WP: 1 PB: 0 SB: 1 CS: 0	PA: 41																	
PITCHER	IP	WLS	BF	H	R	ER	SO	BB	IBB	HBP	BLK	WP	HR	S	P	ERA	WHIP	PITCHER		IP	WLS	BF	H	R	ER	SO	BB	IBB	HBP	BLK	WP	HR	S	P	ERA	WHIP	
Frankie Rodriguez, R ERA: 10.31 (1, 1)	3.0	L	14	3	3	3	3	2	0	0	0	1	0	18	26	9.00	1.667	Pat Mahomes, R ERA: 7.63 (9, 1)		1.0		6	3	2	2	2	0	0	0	0	0	1	10	10	18.00	3.000	
Eddie Guardado, L ERA: 5.92 (4, 1)	1.0		3	0	0	0	0	0	0	0	0	0	0	3	3	0.00	0.000																				
Scott Kligenbeck, R ERA: 5.13 (5, 1)	2.0		11	3	2	2	2	1	0	1	0	0	2	13	18	9.00	2.000																				
Rich Robertson, L ERA: 6.15 (7, 1)	1.0		3	0	0	0	1	1	0	0	0	0	0	4	8	0.00	1.000																				
Erik Schullstrom, R ERA: 7.38 (8, 1)	1.0		4	1	0	0	1	0	0	0	0	0	0	6	6	0.00	1.000																				

AB	35
R	7
H	10
RBI	6
BB	4
SO	9
LOB	16



Batter	1	2	3	4	5	6	7	8	9	AB	R	H	RBI	BB	SO	LOB	BOTTOM																					
Chuck Knoblauch, R OBP: 0.393, SLG: 0.399 (1, 4)	G6-3		F9			G6-3		G6-4-3		4	0	0	0	0	0	4	Boston Red Sox @ Minnesota Twins Hubert H. Humphrey Metrodome, Minneapolis, MN Sun Jul 09 1995, 4:33 AM EDT Att: 18,574 - Dome																					
Dan Masteller, L OBP: 0.282, SLG: 0.152 (1, 7)	F8									3	0	1	0	1	0	0																						
Kirby Puckett, R OBP: 0.345, SLG: 0.447 (1, 9)	K2-3									4	0	0	0	0	1	2																						
Matt Merullo, L OBP: 0.325, SLG: 0.345 (1, 2)										4	0	1	0	0	0	1																						
Scott Leius, R OBP: 0.332, SLG: 0.369 (1, 5)										3	0	0	0	1	1	2																						
Chip Hale, L OBP: 0.371, SLG: 0.469 (1, 10)										3	0	0	0	0	0	2																						
Jeff Reboulet, R OBP: 0.347, SLG: 0.398 (1, 6)										2	0	1	0	1	0	0																						
Scott Stahviak, L OBP: 0.329, SLG: 0.355 (1, 3)										3	0	0	0	0	0	2																						
Rich Becker, L OBP: 0.320, SLG: 0.292 (1, 8)										2	0	1	0	1	1	1																						
Inning Stats	R: 0 E: 0 K: 1 S: 5	H: 0 LOB: 0 BB: 0 P: 5	R: 0 E: 0 K: 1 S: 5	H: 0 LOB: 0 BB: 0 P: 5	R: 0 E: 0 K: 1 S: 5	H: 0 LOB: 1 BB: 1 P: 9	R: 0 E: 0 K: 0 S: 3	H: 0 LOB: 0 BB: 0 P: 3	R: 0 E: 0 K: 0 S: 2	H: 0 LOB: 0 BB: 1 P: 6	R: 0 E: 0 K: 0 S: 3	H: 0 LOB: 2 BB: 2 P: 11	R: 0 E: 0 K: 0 S: 4	H: 2 LOB: 1 BB: 0 P: 4	R: 0 E: 1 K: 0 S: 4	H: 2 LOB: 1 BB: 0 P: 4		1B: 4 2B: 0 3B: 0 HR: 0	SF: 0 SAC: 0 DP: 3 HBP: 0	WP: 0 PB: 0 SB: 0 CS: 0	PA: 32																	
PITCHER	IP	WLS	BF	H	R	ER	SO	BB	IBB	HBP	BLK	WP	HR	S	P	ERA	WHIP	PITCHER		IP	WLS	BF	H	R	ER	SO	BB	IBB	HBP	BLK	WP	HR	S	P	ERA	WHIP		
49 Tim Wakefield, R ERA: 1.61 (1, 1)	9.0	W	32	4	0	0	3	4	0	0	0	0	0	34	50	0.00	0.889																					




Batter	1	2	3	4	5	6	7	8	9	AB	R	H	RBI	BB	SO	LOB	TOP				
Chuck Knoblauch, R OBP: 0.398, SLG: 0.414 (1, 4)	0-0 HR		2-2 HBP		2-1 G5-3			2-2 1B		3	1	2	1	0	0	0	Minnesota Twins @ New York Yankees Yankee Stadium, Bronx, NY Thu Jul 13 1995, 7:05 PM EDT Att: 17,627 - Unknown - 90 F				
Rich Becker, L OBP: 0.316, SLG: 0.286 (1, 8)	0-1 G6-3		1-1 G4-3			2-0 L7		4-2 BB		3	0	0	0	1	0	1					
Chip Hale, L OBP: 0.333, SLG: 0.417 (1, 10)	0-3 K		0-0 F8			3-2 G3-1		1-3 K		4	0	0	0	0	2	4					
Marty Cordova, R OBP: 0.338, SLG: 0.487 (1, 7)	0-3 K			3-3 K		2-2 1B		3-3 K		4	0	1	0	0	3	3					
Dan Masteller, L OBP: 0.302, SLG: 0.167 (1, 9)		4-2 BB		0-0 E9		0-1 G3		1-2 FC4-6		3	0	1	0	1	0	4					
Scott Leius, R OBP: 0.326, SLG: 0.362 (1, 5)		3-1 FC6-4		1-2 L7			0-3 K		2-1 G3	4	0	0	0	0	1	2					
Scott Stahowiak, L OBP: 0.324, SLG: 0.348 (1, 3)		0-0 L8		2-3 K			1-0 G4-3		0-1 HR	3	0	0	0	0	1	2					
Pedro Munoz, R OBP: 0.333, SLG: 0.554 (9, PH)		1-2 L8			0-0 F8			1-3 K		4	0	0	0	0	1	1					
Matt Walbeck, S OBP: 0.282, SLG: 0.295 (1, 2)					2-0 G5-3			4-2 BB		2	0	0	0	1	0	0					
Jeff Reboulet, R OBP: 0.346, SLG: 0.391 (1, 6)						2-2 P6		2-2 F7		1	0	0	0	0	0	0					
Matt Merullo, L OBP: 0.323, SLG: 0.342 (9, PH)								BB		1	0	0	0	0	0	0					
Inning Stats	R: 1 E: 0 K: 2 S: 9	H: 1 LOB: 0 BB: 0 P: 9	R: 0 E: 0 K: 0 S: 8	H: 0 LOB: 1 BB: 1 P: 16	R: 0 E: 0 K: 0 S: 7	H: 0 LOB: 1 BB: 0 P: 12	R: 0 E: 1 K: 2 S: 10	H: 1 LOB: 0 BB: 0 P: 16	R: 0 E: 0 K: 0 S: 8	H: 0 LOB: 0 BB: 0 P: 12	R: 0 E: 0 K: 1 S: 5	H: 0 LOB: 0 BB: 0 P: 6	R: 0 E: 0 K: 2 S: 17	H: 1 LOB: 3 BB: 2 P: 32	R: 1 E: 0 K: 1 S: 11	H: 1 LOB: 0 BB: 0 P: 16	1B: 3 2B: 0 3B: 0 HR: 2	SF: 0 SAC: 0 DP: 0 HBP: 1	WP: 0 PB: 0 CS: 0	PA: 36	
PITCHER	IP	WLS	BF	H	R	ER	SO	BB	IBB	HBP	BLK	WP	HR	S	P	ERA	WHIP				
Jack McDowell, R ERA: 4.35 (1, 1)	7.0	W	29	4	1	1	5	3	0	1	0	0	1	63	104	1.29	1.000				
Bob Wickman, R ERA: 3.59 (8, 1)	1.0		3	0	0	0	2	0	0	0	0	0	0	10	15	0.00	0.000				
Steve Howe, L ERA: 4.56 (9, 1)	0.2		3	1	1	1	1	0	0	0	0	0	1	7	10	13.50	1.500				
John Wetteland, R ERA: 2.48 (9, 1)	0.1		1	0	0	0	0	0	0	0	0	0	0	4	6	0.00	0.000				

Batter	1	2	3	4	5	6	7	8	9	AB	R	H	RBI	BB	SO	LOB	BOTTOM				
Luis Polonia, L OBP: 0.320, SLG: 0.335 (1, 7)	1-1 L7		2-1 G1-3	1-2 HBP			3-2 G3-1	1-2 F7		5	0	1	1	0	0	1	Minnesota Twins @ New York Yankees Yankee Stadium, Bronx, NY Thu Jul 13 1995, 7:05 PM EDT Att: 17,627 - Unknown - 90 F				
Wade Boggs, L OBP: 0.398, SLG: 0.374 (1, 5)	1-2 FC6-4		4-0 1B	1-0 G6-4-3			2-1 2B	2-2 1B		4	2	3	0	1	0	2					
Dion James, L OBP: 0.358, SLG: 0.384 (1, 10)	1-1 FC6-4		1-1 1B	1-3 1B	1-1 G4-1		0-1 2B	1-1 L3		5	0	2	0	0	0	3					
Paul O'Neill, L OBP: 0.420, SLG: 0.607 (1, 9)	0-0 1B		3-0 SF7		1-0 F7		0-0 SF8			2	0	1	2	0	0	0					
Gerald Williams, R OBP: 0.368, SLG: 0.580 (9, 9)	1-3 1B		0-0 F8		1-1 1B		1-3 K			0	0	0	0	0	0	0					
Don Mattingly, L OBP: 0.344, SLG: 0.385 (1, 3)	2-3 K		0-0 F8		1-1 1B		1-3 K			4	0	1	0	0	2	4					
Tony Fernandez, S OBP: 0.317, SLG: 0.322 (1, 6)		0-2 G6-3		1-2 1B	0-3 K			1-1 F9		4	1	2	0	0	1	1					
Mike Stanley, R OBP: 0.347, SLG: 0.440 (1, 2)		0-0 G6-3		1-0 G6-3		2-2 P3		4-2 HR		3	1	0	0	1	0	2					
Bernie Williams, S OBP: 0.347, SLG: 0.471 (1, 8)		3-3 K		0-1 BB	2-2 L5		2-0 L5	2-0 HR		4	3	2	3	0	1	0					
Pat Kelly, R OBP: 0.387, SLG: 0.440 (1, 4)		1-1 1B		4-1 1B	1-2 G4-3			0-0 1B		3	0	2	1	1	0	0					
Inning Stats	R: 0 E: 0 K: 1 S: 13	H: 2 LOB: 2 BB: 0 P: 18	R: 1 E: 0 K: 1 S: 10	H: 2 LOB: 1 BB: 0 P: 14	R: 1 E: 0 K: 0 S: 6	H: 1 LOB: 1 BB: 1 P: 16	R: 2 E: 0 K: 0 S: 11	H: 3 LOB: 1 BB: 1 P: 19	R: 0 E: 0 K: 1 S: 8	H: 0 LOB: 0 BB: 0 P: 11	R: 0 E: 0 K: 0 S: 9	H: 0 LOB: 0 BB: 0 P: 14	R: 1 E: 0 K: 1 S: 14	H: 2 LOB: 1 BB: 0 P: 20	R: 2 E: 0 K: 0 S: 16	H: 3 LOB: 2 BB: 1 P: 27	1B: 10 2B: 3 3B: 0 HR: 1	SF: 2 SAC: 0 DP: 2 HBP: 0	WP: 0 PB: 1 CS: 0	PA: 39	
PITCHER	IP	WLS	BF	H	R	ER	SO	BB	IBB	HBP	BLK	WP	HR	S	P	ERA	WHIP				
Kevin Tapani, R ERA: 4.89 (1, 1)	6.1	L	30	11	5	4	3	2	0	0	0	0	1	65	105	5.68	2.053				
Eddie Guardado, L ERA: 6.09 (7, 1)	1.2		9	3	2	2	1	1	0	0	0	0	1	22	34	10.80	2.400				

AB	32
R	2
H	5
RBI	2
BB	3
SO	8
LOB	17



AB	34
R	7
H	14
RBI	7
BB	3
SO	4
LOB	13



Batter	1	2	3	4	5	6	7	8	9	AB	R	H	RBI	BB	SO	LOB	TOP				
Chuck Knoblauch, R OBP: 0.401, SLG: 0.423 (1, 4)	G6-3		3B		2B	1B	FC6-4			4	2	2	0	1	0	1	Minnesota Twins @ New York Yankees Yankee Stadium, Bronx, NY Fri Jul 14, 1995, 7:05 PM EDT Att: 19,849 - Unknown				
Jeff Reboulet, R OBP: 0.356, SLG: 0.395 (1, 6)	E5 WP 1B SF8		P2		2B	HBP	E3 2B 1B	1B		4	4	2	0	0	0	1					
Kirby Puckett, R OBP: 0.346, SLG: 0.450 (1, 9)	1B		L5		P5	1B	2B	L9		5	1	2	1	0	0	4					
Pedro Munoz, R OBP: 0.340, SLG: 0.564 (1, 10)	SF8		G6-3		2B	2B	2B	1B		4	1	3	4	0	0	1					
Marty Cordova, R OBP: 0.343, SLG: 0.498 (1, 7)	G6-3			G6-3 1B	P4	2B	2B	1B		5	1	3	3	0	0	2					
Scott Leius, R OBP: 0.324, SLG: 0.358 (1, 5)		1B SF7		G6-3	L8		G5-3	K		5	1	1	0	0	1	4					
Matt Walbeck, S OBP: 0.285, SLG: 0.298 (1, 2)		G6-3 1B		P3		1B	E	G6-3	G5-3	5	1	2	0	0	0	1					
Dan Masteller, L OBP: 0.313, SLG: 0.200 (1, 3)		SF7			F9		F9	FC6-4 1B	F9	4	0	2	2	0	0	1					
Rich Becker, L OBP: 0.308, SLG: 0.275 (1, 8)	G6-3			P3		F7	K	F8		5	0	0	0	0	1	4					
Inning Stats	R: 1 E: 1 K: 0 S: 15	H: 1 LOB: 1 BB: 0 P: 26	R: 1 E: 0 K: 0 S: 7	H: 2 LOB: 0 BB: 0 P: 13	R: 0 E: 0 K: 0 S: 6	H: 1 LOB: 1 BB: 0 P: 11	R: 1 E: 0 K: 0 S: 9	H: 2 LOB: 1 BB: 0 P: 11	R: 2 E: 1 K: 0 S: 8	H: 2 LOB: 1 BB: 1 P: 31	R: 0 E: 0 K: 1 S: 10	H: 1 LOB: 1 BB: 0 P: 12	R: 1 E: 0 K: 1 S: 9	H: 3 LOB: 1 BB: 0 P: 11	R: 0 E: 0 K: 0 S: 7	H: 0 LOB: 0 BB: 0 P: 10	1B: 12 2B: 4 3B: 1 HR: 0	SF: 2 SAC: 0 DP: 1 HBP: 1	WP: 1 PB: 0 SB: 2 CS: 0	PA: 45	
PITCHER	IP	WLS	BF	H	R	ER	SO	BB	IBB	HBP	BLK	WP	HR	S	P	ERA	WHIP				
Sterling Hitchcock, L ERA: 5.23	(1, 1)	4.0	L	20	7	5	4	0	0	0	1	0	0	39	65	9.00	1.750				
Scott Bankhead, R ERA: 5.75	(5, 1)	1.2		10	4	4	4	0	1	0	0	0	0	16	27	21.60	3.000				
Dave Pavlas, R ERA: 5.4	(6, 1)	2.1		12	6	2	2	2	0	0	0	0	0	28	34	7.71	2.571				
Bob MacDonald, L ERA: 6.55	(9, 1)	1.0		3	0	0	0	0	0	0	0	0	0	7	10	0.00	0.000				

Batter	1	2	3	4	5	6	7	8	9	AB	R	H	RBI	BB	SO	LOB	BOTTOM					
Luis Polonia, L OBP: 0.327, SLG: 0.339 (1, 7)	2B		FC5-4			L8				4	1	2	0	1	0	2	Minnesota Twins @ New York Yankees Yankee Stadium, Bronx, NY Fri Jul 14, 1995, 7:05 PM EDT Att: 19,849 - Unknown					
Wade Boggs, L OBP: 0.395, SLG: 0.375 (1, 5)	P6	F8			1B	2B			F7	5	1	1	0	0	0	4						
Dion James, L OBP: 0.357, SLG: 0.393 (1, 10)						P5			G5-3	3	1	1	1	0	0	3						
Mike Stanley, R OBP: 0.346, SLG: 0.438 (7, PH)	WP SF8	FC4-6								1	0	0	0	0	0	0						
Paul O'Neill, L OBP: 0.421, SLG: 0.606 (1, 9)	SF8			G6-4-3 BB		1B			G4-3	2	0	1	2	1	0	0						
Don Mattingly, L OBP: 0.346, SLG: 0.387 (1, 3)				L7		L7			G6-4-3 1B	4	0	2	0	0	0	2						
Bernie Williams, S OBP: 0.342, SLG: 0.464 (1, 8)	G4-3			G6-4-3		F8			G6-4-3	4	0	0	0	0	0	4						
Jim Leyritz, R OBP: 0.390, SLG: 0.436 (1, 2)						FC5-4 1B			G5-3	4	1	2	1	0	1	0						
Tony Fernandez, S OBP: 0.316, SLG: 0.317 (1, 6)		F8				L8			G4-3	3	0	0	0	1	0	1						
Pat Kelly, R OBP: 0.382, SLG: 0.432 (1, 4)						L7			K	4	0	1	0	0	2	2						
Inning Stats	R: 2 E: 0 K: 0 S: 16	H: 3 LOB: 1 BB: 0 P: 25	R: 1 E: 0 K: 0 S: 12	H: 3 LOB: 2 BB: 0 P: 22	R: 0 E: 0 K: 0 S: 5	H: 0 LOB: 0 BB: 1 P: 11	R: 0 E: 0 K: 0 S: 7	H: 1 LOB: 1 BB: 0 P: 10	R: 1 E: 0 K: 0 S: 8	H: 2 LOB: 1 BB: 0 P: 8	R: 0 E: 0 K: 1 S: 14	H: 0 LOB: 1 BB: 1 P: 24	R: 0 E: 0 K: 0 S: 7	H: 0 LOB: 0 BB: 0 P: 9	R: 0 E: 0 K: 1 S: 8	H: 1 LOB: 0 BB: 0 P: 10	R: 0 E: 0 K: 1 S: 10	H: 0 LOB: 1 BB: 1 P: 17	1B: 7 2B: 2 3B: 0 HR: 1	SF: 1 SAC: 0 DP: 2 HBP: 0	WP: 1 PB: 0 SB: 1 CS: 0	PA: 38
PITCHER	IP	WLS	BF	H	R	ER	SO	BB	IBB	HBP	BLK	WP	HR	S	P	ERA	WHIP					
Brad Radke, R ERA: 6.15	(1, 1)	5.0	W	24	9	4	4	0	0	0	0	0	0	48	76	7.20	2.000					
Mark Guthrie, L ERA: 4.85	(6, 1)	3.0		10	1	0	0	2	1	0	0	0	0	29	43	0.00	0.667					
Dave Stevens, R ERA: 5.45	(9, 1)	1.0		4	0	0	0	1	1	0	0	0	0	10	17	0.00	1.000					

Batter	1	2	3	4	5	6	7	8	9	AB	R	H	RBI	BB	SO	LOB	TOP			
Chuck Knoblauch, R OBP: 0.405, SLG: 0.422	4-0 1B HR	3-1 L3		4-1 1B BB		0-1 G6-4-3		2-2 G5-4-3 1B		3	1	1	0	2	0	1	Minnesota Twins @ New York Yankees Yankee Stadium, Bronx, NY Sat Jul 15 1995, 7:05 PM EDT Att: 20,594 - Unknown			
Rich Becker, L OBP: 0.317, SLG: 0.287	2-2 1B HR	2-1 F7		1-2 1B 2-H		2-3 K		3-1 1B G5-4-3		5	1	3	1	0	1	1				
Kirby Puckett, R OBP: 0.347, SLG: 0.460	1-0 1B HR		2-0 G5-3		0-0 F7		0-1 1B 1B	1-0 G5-4-3		5	2	2	3	0	0	4				
Pedro Munoz, R OBP: 0.346, SLG: 0.578	0-0 G6-3		1-0 HR		4-2 FC6-4 BB		0-1 1B 1B	3-3 K		4	2	2	1	1	1	1				
Marty Cordova, R OBP: 0.344, SLG: 0.496	0-1 1B		1-2 P4		2-1 FC6-4 FC4-6		3-1 1B G1-6-3	0-1 G6-3		5	0	2	2	0	0	1				
Dan Masteller, L OBP: 0.302, SLG: 0.222	2-1 1B 2B		1-0 L3		3-2 FC4-6 FC5-4		1-0 G1-6-3	2-2 G4-3		5	0	1	0	0	0	2				
Scott Leius, R OBP: 0.325, SLG: 0.356	0-3 K		1-0 G5-3		1-0 FC5-4		4-2 BB	0-1 FC3-6 1B		4	0	1	0	1	1	3				
Matt Merullo, L OBP: 0.326, SLG: 0.353	1-0 G4-3		0-0 1B 2B		0-0 1B 2B		3-2 FC6-4 1B	0-3 K	1-1 FC3-6	5	1	2	0	0	1	4				
Jeff Reboulet, R OBP: 0.358, SLG: 0.397		2-1 P4		3-1 1B BB		1-1 FC6-4 G6-4-3		0-0 1B 1B		2	0	1	1	0	0	0				
Pat Meares, R OBP: 0.313, SLG: 0.475				2-H 1B 1B		1-2 K				2	1	1	0	0	0	1				
Inning Stats	R: 3 E: 0 K: 1 S: 13	H: 4 LOB: 2 BB: 1 P: 23	R: 0 E: 0 K: 0 S: 6	H: 0 LOB: 0 BB: 0 P: 13	R: 1 E: 0 K: 0 S: 6	H: 1 LOB: 0 BB: 0 P: 11	R: 1 E: 0 K: 0 S: 11	H: 3 LOB: 2 BB: 1 P: 20	R: 0 E: 0 K: 1 S: 10	H: 1 LOB: 1 BB: 0 P: 17	R: 2 E: 0 K: 1 S: 13	H: 3 LOB: 1 BB: 1 P: 21	R: 1 E: 0 K: 1 S: 11	H: 3 LOB: 1 BB: 0 P: 20	R: 0 E: 0 K: 0 S: 9	H: 1 LOB: 1 BB: 0 P: 12	1B: 12 2B: 2 3B: 0 HR: 2	SF: 0 SAC: 0 DP: 2 HBP: 0	WP: 0 PB: 0 CS: 0	PA: 44
PITCHER	IP WLS BF H R ER SO	IP WLS BF H R ER SO	IP WLS BF H R ER SO	IP WLS BF H R ER SO	IP WLS BF H R ER SO	IP WLS BF H R ER SO	IP WLS BF H R ER SO	IP WLS BF H R ER SO	IP WLS BF H R ER SO	IP WLS BF H R ER SO	IP WLS BF H R ER SO	IP WLS BF H R ER SO	IP WLS BF H R ER SO	IP WLS BF H R ER SO	IP WLS BF H R ER SO	IP WLS BF H R ER SO	ERA WHIP	ERA WHIP		
Scott Kamieniecki, R ERA: 10.39	(1, 1)	3.1	L	19	7	5	5	1	2	0	0	0	0	0	0	0	0	13.50	2.700	
Scott Bankhead, R ERA: 5.59	(4, 1)	1.0		4	1	0	0	0	1	0	0	0	0	0	0	0	0	0.00	2.000	
Bob MacDonald, L ERA: 6.08	(5, 1)	1.2		6	1	0	0	1	0	0	0	0	0	0	0	0	0	0.600	0.600	
Bob Wickman, R ERA: 4.11	(7, 1)	2.0		11	6	3	3	2	1	0	0	0	0	0	0	0	0	13.50	3.500	
Steve Howe, L ERA: 4.38	(9, 1)	1.0		4	1	0	0	0	0	0	0	0	0	0	0	0	0	0.00	1.000	
Luis Polonia, L OBP: 0.329, SLG: 0.340	2-2 1B 1B	1-0 S 1B 1B		0-1 L3		0-2 F7		2-2 FC6-4		5	2	2	0	0	0	3	Minnesota Twins @ New York Yankees Yankee Stadium, Bronx, NY Sat Jul 15 1995, 7:05 PM EDT Att: 20,594 - Unknown			
Wade Boggs, L OBP: 0.396, SLG: 0.377	2-1 1B E	3-2 1B FC4-6		2-1 G4-3		1-0 G4-3		1-0 G4-3		4	1	2	1	0	0	0				
Dion James, L OBP: 0.356, SLG: 0.391	3-2 1B WP	0-0 FC4-6		1-2 G6-3		2-3 K		2-3 K		3	1	1	1	0	0	1				
Jim Leyritz, R OBP: 0.388, SLG: 0.434	1-3 3-H 1B	1-2 K		2-3 K		3-2 L7		1-1 1B BB SF7 1B		1	0	0	0	0	1	0				
Paul O'Neill, L OBP: 0.418, SLG: 0.599	3-2 E2 1B		2-2 G4-3		2-3 K		2-3 K			4	0	1	2	0	2	0				
Don Mattingly, L OBP: 0.345, SLG: 0.385	0-2 F8		0-0 F7		3-2 L7		1-1 1B BB SF7 1B			4	1	1	0	0	0	1				
Bernie Williams, S OBP: 0.344, SLG: 0.463	3-3 K		2-2 CS 1B		2-0 G6-3		4-2 1B BB			3	0	1	0	1	1	1				
Mike Stanley, R OBP: 0.346, SLG: 0.436	2-3 K		1-0 CS		4-1 G3 BB		0-0 G5-3		3-2 FC6-4 1B	3	0	1	0	1	1	1				
Tony Fernandez, S OBP: 0.310, SLG: 0.312		0-1 B1-3		2-0 G3		2-3 K		2-0 SF7		3	0	0	1	0	1	1				
Pat Kelly, R OBP: 0.368, SLG: 0.414		2-2 P4		0-1 L7		2-2 F7		3-H F9		4	0	0	0	0	0	3				
Inning Stats	R: 3 E: 1 K: 2 S: 22	H: 4 LOB: 1 BB: 0 P: 37	R: 1 E: 0 K: 0 S: 11	H: 2 LOB: 1 BB: 0 P: 17	R: 0 E: 0 K: 0 S: 7	H: 1 LOB: 0 BB: 0 P: 12	R: 0 E: 0 K: 0 S: 6	H: 0 LOB: 1 BB: 1 P: 12	R: 0 E: 0 K: 1 S: 8	H: 0 LOB: 0 BB: 0 P: 13	R: 0 E: 0 K: 0 S: 7	H: 0 LOB: 0 BB: 0 P: 12	R: 0 E: 0 K: 2 S: 7	H: 0 LOB: 0 BB: 0 P: 12	R: 1 E: 0 K: 0 S: 16	H: 2 LOB: 2 BB: 1 P: 31	1B: 9 2B: 0 3B: 0 HR: 0	SF: 1 SAC: 0 DP: 0 HBP: 0	WP: 1 PB: 0 CS: 1	PA: 38
PITCHER	IP WLS BF H R ER SO	IP WLS BF H R ER SO	IP WLS BF H R ER SO	IP WLS BF H R ER SO	IP WLS BF H R ER SO	IP WLS BF H R ER SO	IP WLS BF H R ER SO	IP WLS BF H R ER SO	IP WLS BF H R ER SO	IP WLS BF H R ER SO	IP WLS BF H R ER SO	IP WLS BF H R ER SO	IP WLS BF H R ER SO	IP WLS BF H R ER SO	IP WLS BF H R ER SO	IP WLS BF H R ER SO	ERA WHIP	ERA WHIP		
Frankie Rodriguez, R ERA: 10.07	(1, 1)	4.0		19	7	4	4	2	1	0	0	0	0	0	0	0	9.00	2.000		
Eddie Guardado, L ERA: 5.8	(5, 1)	4.0	W	13	1	1	1	4	0	0	0	0	0	0	0	0	2.25	0.250		
Dave Stevens, R ERA: 5.3	(9, 1)	1.0		5	1	0	0	0	1	0	0	0	0	0	0	0	0.00	2.000		

Batter	1	2	3	4	5	6	7	8	9	AB	R	H	RBI	BB	SO	LOB	TOP										
Chuck Knoblauch, R (1,4) OBP: 0.405, SLG: 0.423	3-1 G6-3 2B		3-2 F7		2-3 K		4-2 FC1-2 BB		0-0 L9	4	0	1	0	1	1	3											
Rich Becker, L (1,8) OBP: 0.395, SLG: 0.279	2-1 G6-3			2-0 F8		0-0 G1-3	1-0 FC1-2			4	0	0	0	0	0	4											
Kirby Puckett, R (1,10) OBP: 0.345, SLG: 0.460	2-3 K			2-2 2B		1-1 P4	3-3 K			4	0	1	0	0	2	4											
Marty Cordova, R (1,7) OBP: 0.343, SLG: 0.490	1-2 K			1-3 K		3-2 HBP		0-1 G3		3	0	0	0	0	2	2											
Dan Masteller, L (1,9) OBP: 0.286, SLG: 0.208 Pedro Munoz, R (8,PH) OBP: 0.345, SLG: 0.575		2-1 L7		0-1 F9		3-2 G5-3		2-2 G5-3		3	0	0	0	0	0	2											
Scott Leius, R (1,5) OBP: 0.328, SLG: 0.356	1-3 K				1-2 P4		1-1 BB 2B	4-2 FC6-4 BB		3	1	1	0	1	1	0											
Scott Stahoviak, L (1,3) OBP: 0.322, SLG: 0.342	3-1 G3-1				0-0 F7		4-1 2B FC1-2 BB	0-0 FC6-4		3	0	0	0	1	0	1											
Matt Walbeck, S (1,2) OBP: 0.284, SLG: 0.297			1-2 G6-3		0-1 1B		1-3 K	0-0 G3		4	0	1	0	0	1	2											
Pat Meares, R (1,6) OBP: 0.321, SLG: 0.487			0-1 F7 1B		0-1 1B		2-1 FC1-2 2B	1-2 G4-3		4	0	3	1	0	0	0											
Inning Stats	R: 0 E: 0 K: 2 S: 11	H: 1 LOB: 1 BB: 0 P: 19	R: 0 E: 0 K: 1 S: 7	H: 0 LOB: 0 BB: 0 P: 13	R: 0 E: 0 K: 0 S: 9	H: 1 LOB: 0 BB: 0 P: 13	R: 0 E: 0 K: 1 S: 11	H: 1 LOB: 1 BB: 0 P: 16	R: 0 E: 0 K: 1 S: 12	H: 2 LOB: 2 BB: 0 P: 15	R: 0 E: 0 K: 0 S: 10	H: 0 LOB: 1 BB: 0 P: 17	R: 1 E: 0 K: 2 S: 18	H: 2 LOB: 3 BB: 2 P: 34	R: 0 E: 0 K: 0 S: 10	H: 0 LOB: 1 BB: 1 P: 16	R: 0 E: 0 K: 0 S: 5	H: 0 LOB: 0 BB: 0 P: 6	1B: 4 2B: 3 3B: 0 HR: 0	SF: 0 SAC: 0 DP: 0 HBP: 1	WP: 0 PB: 0 CS: 0	PA: 37					
PITCHER	IP	WLS	BF	H	R	ER	SO	BB	IBB	HBP	BLK	WP	HR	S	P	ERA	WHIP										
42 Mariano Rivera, R (1,1) ERA: 5.4	6.0	W	25	6	1	1	5	1	0	1	0	0	0	63	101	1.50	1.167										
Bob Wickman, R (7,1) ERA: 3.99	1.1		6	1	0	0	2	1	0	0	0	0	0	17	28	0.00	1.500										
Steve Howe, L (8,1) ERA: 4.26	0.2		3	0	0	0	0	1	0	0	0	0	0	8	14	0.00	1.500										
John Wetteland, R (9,1) ERA: 2.4	1.0		3	0	0	0	0	0	0	0	0	0	0	5	6	0.00	0.000										

Minnesota Twins @ New York Yankees
Yankee Stadium, Bronx, NY
Sun Jul 16 1995, 3:33 AM EDT
Att: 23,549 - Sunny - 81 F

AB 33
R 1
H 7
RBI 1
BB 3
SO 7
LOB 18



Batter	1	2	3	4	5	6	7	8	9	AB	R	H	RBI	BB	SO	LOB	BOTTOM										
Luis Polonia, L (1,7) OBP: 0.332, SLG: 0.340 Gerald Williams, R (7,PH) OBP: 0.365, SLG: 0.573	0-0 1B	4-1 1B BB	0-0 F8			1-0 G6-3	3-2 F8			3	0	1	0	1	0	2											
Wade Boggs, L (1,5) OBP: 0.394, SLG: 0.384	1-0 F7	1-1 BB 1B		2-2 FC6-4 1B		2-2 WP 1B		4-2 G5-4-3 BB		4	0	3	2	1	0	1											
Dion James, L (1,10) OBP: 0.371, SLG: 0.394 Russ Davis, R (6,PH) OBP: 0.412, SLG: 0.568	0-2 1B	4-0 BB		0-0 FC6-4 G1-6-3		4-2 1B		0-3 K		2	0	1	0	2	0	1											
Paul O'Neill, L (1,9) OBP: 0.409, SLG: 0.584	1-2 F9	0-1 P6		1-1 G1-6-3		2-2 F8		0-0 G5-4-3		5	0	0	0	0	0	9											
Don Mattingly, L (1,3) OBP: 0.343, SLG: 0.387	1-2 G1-4-3		2-2 E6 SH5-3 1B		2-2 F8 SF8 2B		2-1 F9			4	2	1	0	0	0	2											
Bernie Williams, S (1,8) OBP: 0.347, SLG: 0.465		0-1 FC3-6 BB 1B	1-1 SH5-3		0-0 F8		3-1 2B			3	2	2	0	0	0	1											
Mike Stanley, R (1,2) OBP: 0.356, SLG: 0.444		4-2 FC3-6 BB	4-1 1B BB		1-0 SF8		1-1 2B			1	0	1	2	2	0	0											
Tony Fernandez, S (1,6) OBP: 0.309, SLG: 0.311		2-1 FC3-6 BB 1B	2-1 1B		3-H G6-3		1-1 P6			4	1	1	1	0	0	3											
Pat Kelly, R (1,4) OBP: 0.364, SLG: 0.402		1-3 K	0-0 F9			3-3 K		3-2 HBP		3	0	0	0	0	2	4											
Inning Stats	R: 0 E: 0 K: 0 S: 12	H: 2 LOB: 2 BB: 0 P: 15	R: 2 E: 0 K: 1 S: 14	H: 2 LOB: 3 BB: 3 P: 30	R: 1 E: 1 K: 0 S: 10	H: 1 LOB: 2 BB: 1 P: 19	R: 0 E: 0 K: 0 S: 6	H: 1 LOB: 0 BB: 0 P: 9	R: 1 E: 0 K: 0 S: 6	H: 1 LOB: 0 BB: 0 P: 9	R: 0 E: 0 K: 1 S: 14	H: 1 LOB: 2 BB: 1 P: 26	R: 1 E: 0 K: 0 S: 13	H: 2 LOB: 2 BB: 0 P: 26	R: 0 E: 0 K: 1 S: 7	H: 0 LOB: 0 BB: 1 P: 11	1B: 8 2B: 2 3B: 0 HR: 0	SF: 1 SAC: 1 DP: 2 HBP: 1	WP: 1 PB: 0 CS: 0	PA: 40							
PITCHER	IP	WLS	BF	H	R	ER	SO	BB	IBB	HBP	BLK	WP	HR	S	P	ERA	WHIP										
Mike Trombley, R (1,1) ERA: 4.66	5.0	L	26	7	4	3	1	4	0	0	0	0	0	48	82	5.40	2.200										
Scott Klasingbeck, R (6,1) ERA: 5.14	1.2		10	3	1	1	1	1	0	1	0	1	0	24	46	5.40	2.400										
Rich Robertson, L (7,1) ERA: 5.86	1.1		4	0	0	0	1	1	0	0	0	0	0	10	17	0.00	0.750										

Minnesota Twins @ New York Yankees
Yankee Stadium, Bronx, NY
Sun Jul 16 1995, 3:33 AM EDT
Att: 23,549 - Sunny - 81 F

AB 31
R 5
H 10
RBI 5
BB 6
SO 3
LOB 26



Batter	1	2	3	4	5	6	7	8	9	AB	R	H	RBI	BB	SO	LOB	TOP								
Devon White, S OBP: 0.336, SLG: 0.462 (1, 8)										5	1	2	1	0	1	0									
Paul Molitor, R OBP: 0.322, SLG: 0.368 (1, 10)										3	0	1	0	1	0	0									
Roberto Alomar, S OBP: 0.387, SLG: 0.542 (1, 4)										4	0	2	0	0	0	1									
Joe Carter, R OBP: 0.316, SLG: 0.456 (1, 7)										4	0	0	1	0	0	4									
John Olerud, L OBP: 0.353, SLG: 0.396 (1, 3)										3	2	1	0	1	0	2									
Ed Sprague, R OBP: 0.333, SLG: 0.438 (1, 5)										4	1	1	1	0	2	3									
Shawn Green, L OBP: 0.311, SLG: 0.475 (1, 9)										4	2	3	2	0	0	0									
Alex Gonzalez, R OBP: 0.331, SLG: 0.393 (1, 6)										3	0	0	0	0	0	1									
Sandy Martinez, L OBP: 0.234, SLG: 0.340 (1, 2)										4	0	0	0	0	3	1									
Inning Stats	R: 1 E: 0 K: 1 S: 11	H: 3 LOB: 2 BB: 0 P: 20	R: 0 E: 0 K: 1 S: 8	H: 0 LOB: 0 BB: 0 P: 13	R: 0 E: 0 K: 0 S: 8	H: 0 LOB: 1 BB: 1 P: 17	R: 2 E: 0 K: 0 S: 9	H: 3 LOB: 0 BB: 0 P: 15	R: 0 E: 0 K: 1 S: 13	H: 1 LOB: 1 BB: 0 P: 19	R: 2 E: 0 K: 2 S: 15	H: 1 LOB: 0 BB: 23 P: 21	R: 0 E: 0 K: 0 S: 7	H: 0 LOB: 0 BB: 0 P: 12	R: 0 E: 0 K: 0 S: 6	H: 0 LOB: 0 BB: 8 P: 8	R: 1 E: 0 K: 1 S: 8	H: 2 LOB: 1 BB: 0 P: 9	1B: 6 2B: 3 HR: 1	SF: 0 SAC: 1 DP: 1 HBP: 0	WP: 1 PB: 0 SB: 0 CS: 0	PA: 37			
PITCHER	IP	WLS	BF	H	R	ER	SO	BB	IBB	HBP	BLK	WP	HR	S	P	ERA	WHIP								
Greg Harris, R ERA: 6.17 (1, 1)	6.0	L	27	8	5	5	5	2	0	0	0	1	1	64	107	7.50	1.667								
Pat Mahomes, R ERA: 7.35 (7, 1)	3.0		10	2	1	1	1	0	0	0	0	0	0	21	29	3.00	0.667								

Toronto Blue Jays @ Minnesota Twins
Hubert H. Humphrey Metrodome, Minneapolis, MN
Mon Jul 17 1995, 8:05 PM EDT
Att: 15,415 - Dome - 68 F

AB	34
R	6
H	10
RBI	5
BB	2
SO	6
LOB	12



Batter	1	2	3	4	5	6	7	8	9	AB	R	H	RBI	BB	SO	LOB	BOTTOM								
Chuck Knoblauch, R OBP: 0.404, SLG: 0.423 (1, 4)										5	0	2	0	0	1	2									
Pat Meares, R OBP: 0.318, SLG: 0.484 (1, 6)										5	0	1	0	0	1	2									
Kirby Puckett, R OBP: 0.346, SLG: 0.461 (1, 9)										4	1	1	0	1	2	1									
Pedro Munoz, R OBP: 0.346, SLG: 0.569 (1, 10)										4	0	1	0	1	0	3									
Marty Cordova, R OBP: 0.353, SLG: 0.494 (1, 7)										2	1	2	0	2	0	0									
Scott Leius, R OBP: 0.331, SLG: 0.359 (1, 5)										4	1	2	0	0	0	3									
Jerald Clark, R OBP: 0.354, SLG: 0.550 (1, 3)										1	0	0	0	0	0	2									
Dan Masteller, L OBP: 0.271, SLG: 0.196 (4, 3)										3	0	0	0	0	0	3									
Matt Walbeck, S OBP: 0.294, SLG: 0.306 (1, 2)										4	0	3	2	0	0	0									
Rich Becker, L OBP: 0.308, SLG: 0.273 (1, 8)										3	0	0	0	1	1	2									
Inning Stats	R: 0 E: 0 K: 1 S: 6	H: 0 LOB: 0 BB: 0 P: 8	R: 0 E: 0 K: 0 S: 5	H: 1 LOB: 1 BB: 1 P: 11	R: 0 E: 0 K: 1 S: 6	H: 1 LOB: 0 BB: 0 P: 9	R: 0 E: 1 K: 1 S: 13	H: 0 LOB: 2 BB: 2 P: 22	R: 0 E: 0 K: 1 S: 12	H: 2 LOB: 2 BB: 0 P: 16	R: 3 E: 1 K: 0 S: 17	H: 5 LOB: 2 BB: 1 P: 33	R: 0 E: 0 K: 1 S: 7	H: 0 LOB: 0 BB: 0 P: 10	R: 0 E: 0 K: 0 S: 5	H: 1 LOB: 0 BB: 0 P: 7	R: 0 E: 0 K: 0 S: 12	H: 2 LOB: 3 BB: 1 P: 23	1B: 10 2B: 2 HR: 0	SF: 0 SAC: 0 DP: 3 HBP: 0	WP: 0 PB: 0 SB: 0 CS: 1	PA: 40			
PITCHER	IP	WLS	BF	H	R	ER	SO	BB	IBB	HBP	BLK	WP	HR	S	P	ERA	WHIP								
Al Leiter, L ERA: 4.05 (1, 1)	5.2	W	27	9	3	3	4	4	0	0	0	0	0	13	20	0.00	0.500								
Darren Hall, R ERA: 4.73 (6, 1)	2.0		6	1	0	0	1	0	0	0	0	0	0	13	20	0.00	0.500								
Tony Castillo, L ERA: 2.56 (8, 1)	1.1	S	7	2	0	0	0	1	0	0	0	0	0	13	24	0.00	2.250								

Toronto Blue Jays @ Minnesota Twins
Hubert H. Humphrey Metrodome, Minneapolis, MN
Mon Jul 17 1995, 8:05 PM EDT
Att: 15,415 - Dome - 68 F

AB	35
R	3
H	12
RBI	2
BB	5
SO	5
LOB	18



Batter	1	2	3	4	5	6	7	8	9	AB	R	H	RBI	BB	SO	LOB	TOP										
Devon White, S OBP: 0.333, SLG: 0.457 (1, 8)	G3		K	K			FC5-4 1B	K		5	1	1	1	0	3	3	Toronto Blue Jays @ Minnesota Twins Hubert H. Humphrey Metrodome, Minneapolis, MN Tue Jul 18, 1995, 4:33 AM EDT Att: 16,534 - Dome livebaseballscorecards.com										
Paul Molitor, R OBP: 0.323, SLG: 0.380 (1, 10)	G5-3		HR		F8		FC5-4 1B	F7		5	1	2	1	0	0	0											
Roberto Alomar, S OBP: 0.384, SLG: 0.540 (1, 4)	K		S 2B		G6-3		FC5-4 1B	F9		5	0	1	1	0	1	1											
Joe Carter, R OBP: 0.310, SLG: 0.448 (1, 7)		G6-3	G5-3		G6-3		FC5-4 1B	K		5	0	0	0	0	1	2											
John Olerud, L OBP: 0.352, SLG: 0.394 (1, 3)		HR 1B	F7			F9		L7		4	1	1	0	0	0	1											
Ed Sprague, R OBP: 0.339, SLG: 0.462 (1, 5)		HR			2B		K	1B 2B		4	3	3	2	0	1	0											
Shawn Green, L OBP: 0.315, SLG: 0.486 (1, 9)		2B			2B		G4-3	G6-3		4	0	2	1	0	0	1											
Alex Gonzalez, R OBP: 0.333, SLG: 0.394 (1, 6)		G6-3			K		1B 1B	E 1B		4	1	2	0	0	1	2											
Sandy Martinez, L OBP: 0.255, SLG: 0.353 (1, 2)		K			K		1B 1B	E8 1B		4	0	2	1	0	2	2											
Inning Stats	R: 0 E: 0 K: 1 S: 7	H: 0 LOB: 0 BB: 0 P: 11	R: 2 E: 0 K: 1 S: 15	H: 3 LOB: 1 BB: 0 P: 24	R: 1 E: 0 K: 1 S: 13	H: 2 LOB: 1 BB: 0 P: 20	R: 1 E: 0 K: 3 S: 12	H: 2 LOB: 1 BB: 0 P: 15	R: 0 E: 0 K: 1 S: 10	H: 0 LOB: 0 BB: 0 P: 17	R: 2 E: 0 K: 0 S: 10	H: 4 LOB: 1 BB: 0 P: 19	R: 1 E: 1 K: 1 S: 15	H: 3 LOB: 2 BB: 0 P: 24	R: 0 E: 0 K: 1 S: 10	H: 0 LOB: 0 BB: 0 P: 13	1B: 7 2B: 5 3B: 0 HR: 2	SF: 0 SAC: 0 DP: 0 HBP: 0	WP: 0 PB: 0 SB: 1 CS: 1	PA: 40							
PITCHER	IP	WLS	BF	H	R	ER	SO	BB	IBB	HBP	BLK	WP	HR	S	P	ERA	WHIP										
Kevin Tapani, R ERA: 5.1 (1, 1)	6.0	L	28	10	6	6	7	0	0	0	0	0	2	72	110	9.00	1.667										
Erik Schultstrom, R ERA: 7.08 (7, 1)	2.0		9	4	1	1	1	0	0	0	0	0	0	20	35	4.50	2.000										
Dave Stevens, R ERA: 5.17 (9, 1)	1.0		3	0	0	0	1	0	0	0	0	0	0	10	13	0.00	0.000										

Batter	1	2	3	4	5	6	7	8	9	AB	R	H	RBI	BB	SO	LOB	BOTTOM										
Chuck Knoblauch, R OBP: 0.403, SLG: 0.418 (1, 4)	F9		F9		K			WP BB		3	0	0	0	1	1	1	Toronto Blue Jays @ Minnesota Twins Hubert H. Humphrey Metrodome, Minneapolis, MN Tue Jul 18, 1995, 4:33 AM EDT Att: 16,534 - Dome livebaseballscorecards.com										
Rich Becker, L OBP: 0.301, SLG: 0.266 (1, 8)	K		K			G1-3		F9		4	0	0	0	0	2	3											
Kirby Puckett, R OBP: 0.348, SLG: 0.462 (1, 9)	CS 1B				BB 1B	F8		F8		4	0	2	0	0	0	2											
Marty Cordova, R OBP: 0.351, SLG: 0.490 (1, 7)	CS		S 1B		F7		F9			4	0	1	0	0	0	1											
Chip Hale, L OBP: 0.326, SLG: 0.385 (1, 10)		K			BB		F7		P5	3	0	0	0	1	1	1											
Dan Masteller, L OBP: 0.254, SLG: 0.182 (1, 3)		F8			F9		F9		G3	4	0	0	0	0	0	3											
Scott Stahoviak, L OBP: 0.318, SLG: 0.338 Scott Leius, R OBP: 0.330, SLG: 0.357 (1, 5) (6, 5)		K			K			P4		2	0	0	0	0	2	3											
Matt Walbeck, S OBP: 0.299, SLG: 0.309 (1, 2)					WP BB	G5-3		WP BB 1B		2	0	1	0	1	0	0											
Pat Meares, R OBP: 0.314, SLG: 0.477 (1, 6)			K		F9			F9		3	0	0	0	0	1	2											
Inning Stats	R: 0 E: 0 K: 1 S: 12	H: 1 LOB: 0 BB: 0 P: 18	R: 0 E: 0 K: 2 S: 10	H: 1 LOB: 1 BB: 0 P: 15	R: 0 E: 0 K: 2 S: 11	H: 0 LOB: 1 BB: 1 P: 19	R: 0 E: 0 K: 1 S: 9	H: 1 LOB: 2 BB: 1 P: 18	R: 0 E: 0 K: 1 S: 8	H: 0 LOB: 0 BB: 0 P: 12	R: 0 E: 0 K: 0 S: 4	H: 0 LOB: 0 BB: 0 P: 6	R: 0 E: 0 K: 0 S: 5	H: 0 LOB: 0 BB: 0 P: 11	R: 0 E: 0 K: 0 S: 13	H: 1 LOB: 2 BB: 1 P: 21	R: 0 E: 0 K: 0 S: 5	H: 0 LOB: 0 BB: 0 P: 7	1B: 4 2B: 0 3B: 0 HR: 0	SF: 0 SAC: 0 DP: 0 HBP: 0	WP: 2 PB: 0 SB: 1 CS: 1	PA: 34					
PITCHER	IP	WLS	BF	H	R	ER	SO	BB	IBB	HBP	BLK	WP	HR	S	P	ERA	WHIP										
David Cone, R ERA: 3.21 (1, 1)	9.0	W	33	4	0	0	7	3	0	0	0	2	0	77	127	0.00	0.778										

Batter	1	2	3	4	5	6	7	8	9	AB	R	H	RBI	BB	SO	LOB	TOP										
Brady Anderson, L (1, 7) OBP: 0.363, SLG: 0.470	2-3 		0-1 F7		0-1 P5			3-2 G6-4-3 HBP	1-2 G1-3	4	0	0	0	0	1	3											
Manny Alexander, R (1, 4) OBP: 0.323, SLG: 0.351	3-2 P3		2-2 P3		1-0 F9			2-2 G6-4-3 1-2		3	0	0	0	0	0	0											
Bret Barberie, S (8, PH) OBP: 0.353, SLG: 0.350										1	0	0	0	0	0	1											
Rafael Palmeiro, L (1, 3) OBP: 0.364, SLG: 0.567	0-0 2B		1-2 HR		0-1 F7			2-2 G5-3		4	1	2	1	0	0	0											
Cal Ripken Jr., R (1, 6) OBP: 0.338, SLG: 0.447	4-2 BB		2-2 P3			2-0 L5			4-2 1B BB BB	2	1	0	0	2	0	0											
Harold Baines, L (1, 10) OBP: 0.414, SLG: 0.537	1-3 K			4-0 2B G6-3 BB		0-0 F8			4-0 BB 1B BB	2	1	0	0	1	1	2											
Mark Smith, R (9, PH)									1-2 BB 1B BB	0	0	0	0	1	0	0											
Kevin Bass, S (1, 9) OBP: 0.352, SLG: 0.413		2-1 G4-3		0-0 G4-3 1-3 2B		3-3 K			0-0 BB	4	0	2	0	0	1	0											
Jeff Manto, R (1, 5) OBP: 0.299, SLG: 0.531	1-2 1B		1-1 G6-3		0-0 G5-3				4-2 BB BB	3	0	1	1	0	0	1											
Jeff Huson, L (9, PH) OBP: 0.469, SLG: 0.444				3-H 3-1 G4-3					1-2 2-3 3-H BB	0	0	0	1	1	0	0											
Gregg Zaun, S (1, 2) OBP: 0.250, SLG: 0.297	0-0 F8		0-0 G4-3		3-3 K				1-3 K	3	0	0	0	0	1	2											
Leo Gomez, R (9, PH) OBP: 0.304, SLG: 0.281				2-3 G1-3					1-3 K	1	0	0	0	0	1	3											
Curtis Goodwin, L (1, 8) OBP: 0.378, SLG: 0.392	3-2 P4		0-0 G1-3		1-0 G6-3				1-3 K	4	0	0	0	0	1	5											
Inning Stats	R: 0 E: 0 K: 2 S: 13	H: 1 LOB: 2 BB: 1 P: 23	R: 0 E: 0 K: 0 S: 13	H: 1 LOB: 1 BB: 0 P: 19	R: 1 E: 0 K: 0 S: 13	H: 1 LOB: 0 BB: 0 P: 18	R: 1 E: 0 K: 0 S: 6	H: 1 LOB: 1 BB: 1 P: 14	R: 0 E: 0 K: 1 S: 5	H: 0 LOB: 0 BB: 0 P: 11	R: 0 E: 0 K: 1 S: 5	H: 0 LOB: 0 BB: 0 P: 9	R: 0 E: 0 K: 0 S: 8	H: 0 LOB: 0 BB: 0 P: 15	R: 1 E: 0 K: 2 S: 19	H: 1 LOB: 3 BB: 3 P: 34	1B: 2 2B: 2 3B: 0 HR: 1	SF: 0 SAC: 0 DP: 1 HBP: 1	WP: 0 PB: 0 SB: 0 CS: 0	PA: 37							
PITCHER	IP	WLS	BF	H	R	ER	SO	BB	IBB	HBP	BLK	WP	HR	S	P	ERA	WHIP										
Brad Radke, R (1, 1) ERA: 5.87	7.0	W	28	4	2	2	4	2	0	1	0	0	1	63	105	2.57	0.857										
Eddie Guardado, L (8, 1) ERA: 5.69	1.0		2	0	0	0	0	0	0	0	0	0	0	6	10	0.00	0.000										
Pat Mahomes, R (9, 1) ERA: 7.53	0.0		1	0	1	1	0	1	0	0	0	0	0	2	6	∞	∞										
Mark Guthrie, L (9, 1) ERA: 4.85	0.0		1	0	0	0	0	1	0	0	0	0	0	4	4	∞	∞										
Dave Stevens, R (9, 1) ERA: 5.63	1.0	S	5	1	0	0	2	1	0	0	0	0	0	17	24	0.00	2.000										

Baltimore Orioles @ Minnesota Twins
 Hubert H. Humphrey Metrodome, Minneapolis, MN
 Wed Jul 19 1995, 8:05 PM EDT
 Att: 12,786 - Dome

AB 31
 R 3
 H 5
 RBI 3
 BB 5
 SO 6
 LOB 17



Batter	1	2	3	4	5	6	7	8	9	AB	R	H	RBI	BB	SO	LOB	BOTTOM										
Chuck Knoblauch, R (1, 4) OBP: 0.406, SLG: 0.419	0-1 HR		2-2 1B SF9	4-2 G3 BB		0-2 G1-6-3		0-1 E5		4	2	2	0	1	0	0											
Rich Becker, L (1, 8) OBP: 0.298, SLG: 0.264	1-0 L7		3-1 1B	2-1 G3			1-2 G4-3	1-3 K		5	1	1	0	0	1	4											
Kirby Puckett, R (1, 9) OBP: 0.347, SLG: 0.458	0-0 F9		2-2 SF9	4-0 IBB			2-0 E5 BB BB			2	0	0	1	1	0	1											
Pedro Munoz, R (1, 10) OBP: 0.353, SLG: 0.585	1-1 HR		3-2 BLK 1B	0-3 K			4-1 BB BB	1-2 BB		3	2	2	3	1	1	3											
Marty Cordova, R (1, 7) OBP: 0.350, SLG: 0.486	3-2 L8		2-2 1B		1-0 G4-3		3-3 K			4	0	1	1	0	1	2											
Dan Masteller, L (1, 3) OBP: 0.258, SLG: 0.190		1-3 K	0-1 1B		2-0 L8		4-2 BB BB			3	0	1	0	0	1	0											
Riccardo Ingram, R (7, PH)										0	0	0	0	1	0	0											
Scott Stahoviak, L (8, 3) OBP: 0.316, SLG: 0.338			1-2 1B				1-2 2-3 BB			0	0	0	0	0	0	0											
Scott Leius, R (1, 5) OBP: 0.325, SLG: 0.351	3-2 P6		2-0 L7		2-2 G4-3		0-0 F7			4	0	0	0	0	0	5											
Matt Walbeck, S (1, 2) OBP: 0.298, SLG: 0.313	1-3 K		0-2 G3 2B		3-1 F8		2-2 G6-3			4	0	1	0	0	1	0											
Pat Meares, R (1, 6) OBP: 0.308, SLG: 0.467			0-1 G4-3		0-2 F8		0-2 P4		1-1 G4-3	4	0	0	0	0	1												
Inning Stats	R: 2 E: 0 K: 0 S: 9	H: 2 LOB: 0 BB: 0 P: 14	R: 0 E: 0 K: 2 S: 10	H: 0 LOB: 0 BB: 0 P: 15	R: 3 E: 0 K: 0 S: 24	H: 5 LOB: 2 BB: 0 P: 38	R: 0 E: 0 K: 1 S: 15	H: 1 LOB: 2 BB: 2 P: 25	R: 0 E: 0 K: 0 S: 8	H: 0 LOB: 0 BB: 0 P: 11	R: 0 E: 1 K: 1 S: 13	H: 0 LOB: 3 BB: 2 P: 27	R: 0 E: 1 K: 1 S: 11	H: 0 LOB: 1 BB: 0 P: 15	1B: 6 2B: 1 3B: 0 HR: 1	SF: 1 SAC: 0 DP: 0 HBP: 0	WP: 0 PB: 0 SB: 2 CS: 0	PA: 38									
PITCHER	IP	WLS	BF	H	R	ER	SO	BB	IBB	HBP	BLK	WP	HR	S	P	ERA	WHIP										
Ben McDonald, R (1, 1) ERA: 4.63	2.2	L	14	6	5	5	2	0	0	0	1	1	40	62	16.88	2.250											
Mike Oquist, R (3, 1) ERA: 4.11	4.0		18	2	0	0	2	2	1	0	0	0	0	40	70	0.00	1.000										
Arthur Rhodes, L (7, 1) ERA: 5.89	1.1		6	0	0	0	1	1	0	0	0	0	0	15	23	0.00	0.750										

Baltimore Orioles @ Minnesota Twins
 Hubert H. Humphrey Metrodome, Minneapolis, MN
 Wed Jul 19 1995, 8:05 PM EDT
 Att: 12,786 - Dome

AB 33
 R 5
 H 8
 RBI 5
 BB 4
 SO 5
 LOB 16



Batter	1	2	3	4	5	6	7	8	9	AB	R	H	RBI	BB	SO	LOB	TOP										
Brady Anderson, L (1, 7) OBP: 0.362, SLG: 0.467	F9		WP 2H 1B		G1-3			F9		4	0	1	1	0	0	0	Baltimore Orioles @ Minnesota Twins Hubert H. Humphrey Metrodome, Minneapolis, MN Thu Jul 20 1995, 4:33 AM EDT Att: 16,025 - Dome - 70 F										
Manny Alexander, R (1, 4) OBP: 0.332, SLG: 0.353	K		1-3 BB			3-1 1B		4-1 2B BB		2	1	1	0	2	1	0											
Rafael Palmeiro, L (1, 3) OBP: 0.363, SLG: 0.567	G3		1-1 L8			3-2 F8		1-2 1-H 2B		4	0	1	1	0	0	3											
Cal Ripken Jr., R (1, 6) OBP: 0.343, SLG: 0.445		4-2 BB		4-0 BB		1-1 G5-4-3		4-0 BB		1	0	0	0	3	0	1											
Harold Baines, L (1, 10) OBP: 0.409, SLG: 0.528 Mark Smith, R (8, PH)	G6-4-3		3-0 G4-6-3			0-1 G4-3		1-2 G5-4-3		3	0	0	0	0	0	2											
Kevin Bass, S (1, 9) OBP: 0.355, SLG: 0.412	G3-1		4-0 BB			0-1 WP 1B			1-2 F7	3	0	1	0	1	0	0											
Jeff Huson, L (1, 5) OBP: 0.441, SLG: 0.414 Leo Gomez, R (7, PH) OBP: 0.298, SLG: 0.276			0-1 P5	2-2 F8		3-1 P3		2-2 F9		2	0	0	0	0	0	1											
Gregg Zaun, S (1, 2) OBP: 0.262, SLG: 0.289 Jeff Manto, R (7, PH) OBP: 0.304, SLG: 0.531 Cesar Davarez, R (7, PR)			4-1 G1-3 1B BB		3-1 P5		4-0 BB	2-2 G4-3		1	1	0	0	1	0	0											
Curtis Goodwin, L (1, 8) OBP: 0.377, SLG: 0.398	G1-3		3-2 2B		3-2 P3		1-2 BB			3	0	1	0	0	0	3											
Inning Stats	R: 0 E: 0 K: 1 S: 6	H: 0 LOB: 0 BB: 9	R: 0 E: 0 K: 0 S: 7	H: 0 LOB: 0 BB: 14	R: 1 E: 0 K: 0 S: 15	H: 1 LOB: 2 BB: 26	R: 0 E: 0 K: 0 S: 4	H: 0 LOB: 1 BB: 17	R: 0 E: 0 K: 0 S: 8	H: 1 LOB: 0 BB: 16	R: 0 E: 0 K: 0 S: 7	H: 1 LOB: 0 BB: 14	R: 0 E: 0 K: 0 S: 8	H: 1 LOB: 2 BB: 15	R: 1 E: 0 K: 0 S: 10	H: 1 LOB: 1 BB: 21		R: 0 E: 0 K: 0 S: 11	H: 0 LOB: 0 BB: 16	1B: 3 2B: 2 3B: 0 HR: 0	SF: 0 SAC: 0 DP: 4 HBP: 0	WP: 2 PA: 35 PB: 0 SB: 1 CS: 0					
PITCHER	IP	WLS	BF	H	R	ER	SO	BB	IBB	HBP	BLK	WP	HR	S	P	ERA	WHIP										
Frankie Rodriguez, R (1, 1) ERA: 8.26	6.0	W	22	3	1	1	1	5	0	0	0	1	0	47	96	1.50	1.333										
Eddie Guardado, L (7, 1) ERA: 5.72	1.1		8	2	1	1	0	2	0	0	0	1	0	15	28	6.75	3.000										
Pat Mahomes, R (8, 1) ERA: 7.53	0.0		1	0	0	0	0	1	0	0	0	0	0	4		∞	∞										
Mark Guthrie, L (8, 1) ERA: 4.76	0.2		1	0	0	0	0	0	0	0	0	0	0	3	4	0.00	0.000										
Dave Stevens, R (9, 1) ERA: 4.91	1.0	S	3	0	0	0	0	0	0	0	0	0	0	11	16	0.00	0.000										

Batter	1	2	3	4	5	6	7	8	9	AB	R	H	RBI	BB	SO	LOB	BOTTOM										
Chuck Knoblauch, R (1, 4) OBP: 0.407, SLG: 0.418	G6-3			0-1 1B 1B		4-0 L8 BB		1 SAFE 3-2 G4-3		3	1	1	0	1	0	1	Baltimore Orioles @ Minnesota Twins Hubert H. Humphrey Metrodome, Minneapolis, MN Thu Jul 20 1995, 4:33 AM EDT Att: 16,025 - Dome - 70 F										
Rich Becker, L (1, 8) OBP: 0.297, SLG: 0.264	G3		1 SAFE 3-2 1B 1B	1-2 1B		1 SAFE 1-0 L8		3-2 FC5		4	1	1	1	0	0	1											
Kirby Puckett, R (1, 9) OBP: 0.349, SLG: 0.457	K		1-1 WP 1B	1-3 2H 1B		3-3 K		3-H 4-2 G4-6-3 BB		3	1	1	1	1	2	0											
Matt Merullo, L (1, 2) OBP: 0.323, SLG: 0.350 Matt Walbeck, S (9, 2) OBP: 0.296, SLG: 0.313		1-0 G3-1		2-2 G6-4-3 1B		0-0 F8		0-0 G4-6-3		4	0	1	2	0	0	2											
Marty Cordova, R (1, 7) OBP: 0.349, SLG: 0.496		2-2 G4-3		1-H 3-H G6-4-3 1B		2-1 G6-4-3		1-2 G4-6-3		0	0	0	0	0	0	0											
Dan Masteller, L (1, 3) OBP: 0.246, SLG: 0.180		0-0 G4-3		1-2 G6-4-3		0-0 HR				3	1	1	1	0	0	1											
Chip Hale, L (1, 10) OBP: 0.348, SLG: 0.429			0-3 K		1-0 L3-6 2B		1-0 1B			3	0	2	0	0	1	0											
Scott Stahoviak, L (1, 5) OBP: 0.315, SLG: 0.333 Scott Leius, R (7, PH) OBP: 0.323, SLG: 0.349			3-2 L8		3-2 L3-6		1 SAFE 3-3 K			2	0	0	0	0	0	1											
Pat Meares, R (1, 6) OBP: 0.308, SLG: 0.465			2-3 K		0-0 G6-3		0-0 G4-3 FC5 1B			1	0	0	0	0	1	0											
Inning Stats	R: 0 E: 0 K: 1 S: 6	H: 0 LOB: 0 BB: 10	R: 0 E: 0 K: 0 S: 6	H: 0 LOB: 0 BB: 9	R: 0 E: 0 K: 2 S: 13	H: 0 LOB: 0 BB: 18	R: 3 E: 0 K: 0 S: 14	H: 4 LOB: 0 BB: 0	R: 0 E: 0 K: 0 S: 5	H: 1 LOB: 0 BB: 9	R: 0 E: 0 K: 1 S: 7	H: 0 LOB: 0 BB: 15	R: 1 E: 0 K: 1 S: 8	H: 2 LOB: 1 BB: 0	R: 1 E: 0 K: 0 S: 11	H: 1 LOB: 1 BB: 1		R: 0 E: 0 K: 0 S: 11	H: 0 LOB: 0 BB: 16	1B: 6 2B: 2 3B: 0 HR: 1	SF: 0 SAC: 0 DP: 3 HBP: 0	WP: 1 PA: 31 PB: 0 SB: 2 CS: 0					
PITCHER	IP	WLS	BF	H	R	ER	SO	BB	IBB	HBP	BLK	WP	HR	S	P	ERA	WHIP										
Scott Erickson, R (1, 1) ERA: 5.45	6.2	L	25	7	4	4	4	1	0	0	0	1	0	56	88	5.40	1.200										
Mark Lee, L (7, 1) ERA: 3.79	0.1		1	0	0	0	1	0	0	0	0	0	0	3	6	0.00	0.000										
Terry Clark, R (8, 1) ERA: 1.77	1.0		5	1	1	1	0	1	0	0	0	0	0	11	20	9.00	2.000										



Batter	1	2	3	4	5	6	7	8	9	AB	R	H	RBI	BB	SO	LOB	TOP					
Chuck Knoblauch, R (1, 4) <small>OBP: 0.405, SLG: 0.416</small> Chip Hale, L (7, 4) <small>OBP: 0.362, SLG: 0.429</small>	G3-1		G5-4-3				G6-3			4	1	1	0	0	0	2	Minnesota Twins @ Boston Red Sox Fenway Park, Boston, MA Fri Jul 21, 1995, 7:05 PM EDT Att: 31,124 - Unknown - 83 F					
Pat Meares, R (1, 6) <small>OBP: 0.310, SLG: 0.476</small>	F8						G6-3			4	1	1	1	0	0	2						
Kirby Puckett, R (1, 9) <small>OBP: 0.349, SLG: 0.456</small> Dan Masteller, L (7, 3) <small>OBP: 0.254, SLG: 0.206</small>	G6-3									3	0	1	2	0	0	0						
Pedro Munoz, R (1, 3) <small>OBP: 0.353, SLG: 0.581</small> Scott Stahoviak, L (8, PH) <small>OBP: 0.319, SLG: 0.337</small>		G5-3								3	0	1	0	0	0	2						
Marty Cordova, R (1, 7) <small>OBP: 0.348, SLG: 0.496</small>		G6-3								4	1	1	0	0	1	2						
Scott Leius, R (1, 5) <small>OBP: 0.326, SLG: 0.352</small>		L6								4	0	2	0	0	0	1						
Riccardo Ingram, R (1, 10) <small>OBP: 0.400, SLG: 0.250</small>										4	0	1	1	0	0	4						
Matt Walbeck, S (1, 2) <small>OBP: 0.299, SLG: 0.313</small> Matt Merullo, L (7, 2) <small>OBP: 0.321, SLG: 0.347</small>										3	0	1	0	0	0	1						
Rich Becker, L (1, 8) <small>OBP: 0.290, SLG: 0.257</small>										4	1	0	0	0	0	2						
Inning Stats	R: 0 E: 0 K: 0 S: 5	H: 0 LOB: 0 BB: 0 P: 7	R: 0 E: 0 K: 0 S: 7	H: 0 LOB: 0 BB: 0 P: 13	R: 0 E: 1 K: 0 S: 6	H: 1 LOB: 1 BB: 0 P: 12	R: 1 E: 0 K: 1 S: 14	H: 3 LOB: 2 BB: 0 P: 24	R: 2 E: 1 K: 0 S: 11	H: 3 LOB: 1 BB: 0 P: 15	R: 1 E: 0 K: 0 S: 13	H: 1 LOB: 0 BB: 0 P: 21	R: 0 E: 0 K: 0 S: 4	H: 0 LOB: 0 BB: 0 P: 5	R: 1 E: 0 K: 0 S: 9	H: 3 LOB: 1 BB: 0 P: 13		R: 0 E: 0 K: 0 S: 7	H: 0 LOB: 2 BB: 1 P: 15	1B: 8 2B: 2 3B: 0 HR: 1	SF: 0 SAC: 0 DP: 3 HBP: 1	WP: 0 PB: 0 SB: 0 CS: 0
PITCHER Zane Smith, L (1, 1) <small>ERA: 5.78</small> Joe Hudson, R (6, 1) <small>ERA: 6.57</small>	IP	WLS	BF	H	R	ER	SO	BB	IBB	HBP	BLK	WP	HR	S	P	ERA	WHIP					

Batter	1	2	3	4	5	6	7	8	9	AB	R	H	RBI	BB	SO	LOB	BOTTOM				
Troy O'Leary, L (1, 9) <small>OBP: 0.383, SLG: 0.548</small>										5	2	2	2	1	1	5	Minnesota Twins @ Boston Red Sox Fenway Park, Boston, MA Fri Jul 21, 1995, 7:05 PM EDT Att: 31,124 - Unknown - 83 F				
John Valentin, R (1, 6) <small>OBP: 0.377, SLG: 0.524</small>										4	3	1	1	2	1	5					
Mo Vaughn, L (1, 3) <small>OBP: 0.394, SLG: 0.607</small>										4	1	2	5	1	0	1					
Jose Canseco, R (1, 10) <small>OBP: 0.369, SLG: 0.463</small>										5	0	1	0	0	1	7					
Mike Greenwell, L (1, 7) <small>OBP: 0.361, SLG: 0.463</small>										5	1	2	1	0	1	0					
Tim Lincecum, R (1, 5) <small>OBP: 0.421, SLG: 0.466</small>										5	1	1	0	0	0	2					
Lee Tinsley, S (1, 8) <small>OBP: 0.353, SLG: 0.410</small>										5	3	4	0	0	0	0					
Mike Macfarlane, R (1, 2) <small>OBP: 0.343, SLG: 0.416</small> Bill Haselman, R (6, PH) <small>OBP: 0.354, SLG: 0.379</small>										2	2	1	0	0	0	2					
Luis Alicea, S (1, 4) <small>OBP: 0.361, SLG: 0.339</small>										4	0	2	2	0	0	2					
Inning Stats	R: 2 E: 1 K: 1 S: 11	H: 2 LOB: 0 BB: 0 P: 20	R: 2 E: 1 K: 1 S: 19	H: 3 LOB: 3 BB: 1 P: 34	R: 0 E: 0 K: 0 S: 10	H: 2 LOB: 2 BB: 0 P: 13	R: 2 E: 1 K: 1 S: 10	H: 1 LOB: 1 BB: 1 P: 17	R: 2 E: 0 K: 1 S: 12	H: 3 LOB: 1 BB: 1 P: 21	R: 1 E: 0 K: 0 S: 11	H: 1 LOB: 0 BB: 0 P: 18	R: 0 E: 0 K: 0 S: 8	H: 1 LOB: 2 BB: 1 P: 17	R: 2 E: 0 K: 0 S: 12	H: 4 LOB: 2 BB: 0 P: 21		1B: 11 2B: 2 3B: 0 HR: 4	SF: 0 SAC: 1 DP: 1 HBP: 1	WP: 1 PB: 0 SB: 0 CS: 0	PA: 47
PITCHER Mike Trombley, R (1, 1) <small>ERA: 5.34</small> Scott Klingsbeck, R (4, 1) <small>ERA: 6.16</small> Erik Schullstrom, R (7, 1) <small>ERA: 7.25</small>	IP	WLS	BF	H	R	ER	SO	BB	IBB	HBP	BLK	WP	HR	S	P	ERA	WHIP				

Batter	1	2	3	4	5	6	7	8	9	AB	R	H	RBI	BB	SO	LOB	TOP										
Chuck Knoblauch, R OBP: 0.408, SLG: 0.417 (1, 4)	4-2 S PB HR BB	1-2 2B 1B		2-0 2B 1B		2-2 P3		1-2 G3		4	3	2	1	1	0	1											
Rich Becker, L OBP: 0.293, SLG: 0.273 (1, 8)	2-0 F9	1-1 2B 1B		3-1 2B 1B		0-0 G4-3			2-3 K2-3	5	0	2	4	0	1	1											
Kirby Puckett, R OBP: 0.352, SLG: 0.466 (1, 9)	0-1 HR	G4-3		1-1 F8			0-1 G5-3 1B		4-1 G3 1B BB	4	1	2	2	1	0	2											
Pedro Munoz, R OBP: 0.347, SLG: 0.570 Chip Hale, L OBP: 0.375, SLG: 0.442 (9, PH)	1-3 K		1-2 F7	0-0 F9			1-3 K		0-0 G3 1B	4	0	0	0	0	2	2											
Marty Cordova, R OBP: 0.342, SLG: 0.487 (1, 7)	2-2 F9		0-0 F8		0-1 G5-3		2-2 G5-3		1-1 G3	5	0	0	0	0	0	3											
Scott Leius, R OBP: 0.324, SLG: 0.349 (1, 5)		1-2 G6-3	0-1 P2		1-1 G3 1B		2-1 F8		1-3 K	5	0	1	0	0	1	3											
Scott Stahoviak, L OBP: 0.317, SLG: 0.341 (1, 3)		3-2 G3		0-1 2B	1-1 G3			1-3 K		4	1	1	0	0	1	1	AB 40										
Pat Meares, R OBP: 0.309, SLG: 0.471 (1, 6)		1-0 1B 2B 1B		0-0 P3	0-1 G5-3			0-3 K		4	1	1	0	0	1	2	R 8										
Matt Walbeck, S OBP: 0.307, SLG: 0.327 (1, 2)		0-1 2B 1B		0-0 1B 2B		3-1 L8		1-1 1B		4	2	3	1	0	0	0	H 13										
Inning Stats	R: 2 E: 0 K: 1 S: 12	H: 1 LOB: 0 BB: 1 P: 21	R: 3 E: 0 K: 0 S: 16	H: 4 LOB: 1 BB: 0 P: 24	R: 0 E: 0 K: 0 S: 7	H: 0 LOB: 0 BB: 0 P: 8	R: 3 E: 0 K: 0 S: 10	H: 4 LOB: 1 BB: 0 P: 16	R: 0 E: 0 K: 0 S: 8	H: 0 LOB: 1 BB: 0 P: 10	R: 0 E: 0 K: 0 S: 7	H: 0 LOB: 0 BB: 0 P: 12	R: 0 E: 0 K: 1 S: 12	H: 1 LOB: 1 BB: 0 P: 17	R: 0 E: 0 K: 2 S: 13	H: 1 LOB: 2 BB: 1 P: 16	R: 0 E: 0 K: 2 S: 10	H: 1 LOB: 2 BB: 1 P: 18	1B: 8 2B: 4 3B: 0 HR: 1	SF: 0 SAC: 0 DP: 0 HBP: 0	WP: 0 PB: 1 SB: 1 CS: 0	PA: 42					
PITCHER	IP	WLS	BF	H	R	ER	SO	BB	IBB	HBP	BLK	WP	HR	S	P	ERA	WHIP										
Jeff Suppan, R ERA: 11.0 (1, 1)	3.1	L	19	8	8	8	1	1	0	0	0	0	1	40	60	21.60	2.700										
Mike Maddux, R ERA: 3.54 (4, 1)	3.2		14	3	0	0	1	0	0	0	0	0	0	32	48	0.00	0.818										
Rheal Cormier, L ERA: 3.27 (8, 1)	1.1		5	1	0	0	3	0	0	0	0	0	0	16	21	0.00	0.750										
Stan Belinda, R ERA: 3.14 (9, 1)	0.2		4	1	0	0	1	1	0	0	0	0	0	7	13	0.00	3.000										
Batter	1	2	3	4	5	6	7	8	9	AB	R	H	RBI	BB	SO	LOB	BOTTOM										
Willie McGee, S OBP: 0.362, SLG: 0.500 (1, 8)	1-3 K		2-2 G3-1		0-0 FC3-6 1B	0-1 HR		2-3 K L4-6 BB		5	2	1	1	1	0	2	2										
John Valentin, R OBP: 0.383, SLG: 0.524 (1, 6)	1-0 G5-4-3 1B		0-0 F9		4-0 1B HR BB	4-1 WP BB		4-2 1B BB		2	1	1	0	3	0	0											
Mo Vaughn, L OBP: 0.394, SLG: 0.602 (1, 3)	2-0 G5-4-3		4-1 FC6-4 BB		0-1 HR 1B	3-3 K		0-0 L4-6		4	1	1	1	1	1	5											
Jose Canseco, R OBP: 0.370, SLG: 0.481 (1, 10)		2-0 G6-4-3 2B 1B	1-0 FC6-4		0-0 HR		2-3 K		0-0 F8	5	2	2	3	0	1	1											
Mike Greenwell, L OBP: 0.369, SLG: 0.470 (1, 7)		1-2 G6-4-3 1B		0-0 F9	0-0 BB 1B		0-0 1B		0-1 2B 1B	5	0	4	0	0	0	0											
Tim Lincecum, R OBP: 0.420, SLG: 0.467 (1, 5)		1-1 G6-4-3		1-3 K	4-1 BB		2-3 K		1-0 2B	4	0	1	0	1	2	3											
Mark Whiten, S OBP: 0.239, SLG: 0.241 (1, 9)		4-0 2B BB		1-0 G1-3	2-3 K		2-2 K		1-1 G3	4	1	0	0	1	2	5	AB 37										
Mike Macfarlane, R OBP: 0.340, SLG: 0.416 (1, 2)		0-2 1B 2B		1-1 G6-3	0-1 F8		2-2 G6-3		0-0 L9	5	0	1	2	0	0	2	R 7										
Luis Alica, S OBP: 0.361, SLG: 0.336 Troy O'Leary, L OBP: 0.386, SLG: 0.555 (8, PH)		1-1 G3		4-2 FC3-6 BB		2-3 K		2-2 WP 2B		2	0	0	0	1	1	1	H 12										
Lee Tinsley, S OBP: 0.353, SLG: 0.410 (6, PR)										1	0	1	0	0	0	0	RBI 7										
Juan Bell, R OBP: 0.364, SLG: 0.700 (9, 4)										0	0	0	0	0	0	0	SO 9										
Inning Stats	R: 0 E: 0 K: 1 S: 5	H: 1 LOB: 0 BB: 0 P: 9	R: 2 E: 0 K: 0 S: 15	H: 3 LOB: 1 BB: 1 P: 25	R: 0 E: 0 K: 0 S: 7	H: 0 LOB: 1 BB: 1 P: 14	R: 0 E: 0 K: 1 S: 5	H: 0 LOB: 0 BB: 0 P: 7	R: 4 E: 0 K: 1 S: 13	H: 3 LOB: 2 BB: 3 P: 28	R: 1 E: 0 K: 2 S: 11	H: 1 LOB: 1 BB: 1 P: 20	R: 0 E: 0 K: 3 S: 10	H: 1 LOB: 1 BB: 0 P: 16	R: 0 E: 0 K: 1 S: 15	H: 1 LOB: 2 BB: 1 P: 25	R: 0 E: 0 K: 0 S: 7	H: 2 LOB: 2 BB: 0 P: 9	1B: 7 2B: 4 3B: 0 HR: 2	SF: 0 SAC: 0 DP: 3 HBP: 0	WP: 2 PB: 0 SB: 0 CS: 0	PA: 44					
PITCHER	IP	WLS	BF	H	R	ER	SO	BB	IBB	HBP	BLK	WP	HR	S	P	ERA	WHIP										
Greg Harris, R ERA: 7.07 (1, 1)	4.2		22	6	6	6	2	4	0	0	0	0	1	40	72	11.57	2.143										
Eddie Guardado, L ERA: 5.74 (5, 1)	1.1		8	2	1	1	3	2	0	0	0	1	1	16	31	6.75	3.000										
Pat Mahomes, R ERA: 7.33 (7, 1)	1.1		8	2	0	0	4	1	0	0	0	1	0	24	40	0.00	2.250										
Mark Guthrie, L ERA: 4.69 (8, 1)	0.2	W	1	0	0	0	0	0	0	0	0	0	0	1	1	0.00	0.000										
Dave Stevens, R ERA: 4.79 (9, 1)	1.0	S	5	2	0	0	0	0	0	0	0	0	0	7	9	0.00	2.000										

Minnesota Twins @ Boston Red Sox
Fenway Park, Boston, MA
Sat Jul 22 1995, 3:33 AM EDT
Att: 34,384 - Sunny - 78 F

AB	40
R	8
H	13
RBI	8
BB	2
SO	6
LOB	15



Minnesota Twins @ Boston Red Sox
Fenway Park, Boston, MA
Sat Jul 22 1995, 3:33 AM EDT
Att: 34,384 - Sunny - 78 F

AB	37
R	7
H	12
RBI	7
BB	7
SO	9
LOB	19



Batter	1	2	3	4	5	6	7	8	9	AB	R	H	RBI	BB	SO	LOB	TOP										
Chuck Knoblauch, R OBP: 0.408, SLG: 0.415	1-2 E7 1B	4-1 1B FC6-4 BB	2-2 F9			2-3 K		2-3 K		4	2	1	0	1	2	0											
Rich Becker, L OBP: 0.296, SLG: 0.273	1-2 1B HBP	0-0 FC6-4 1B	0-3 K			2-2 P4			3-1 G3	4	1	1	0	0	1	0											
Kirby Puckett, R OBP: 0.353, SLG: 0.464	0-0 BB 1B	1-1 FC6-4 2B	2-3 K			4-2 BB			1-0 G6-3	4	2	1	2	1	1	1											
Matt Merullo, L OBP: 0.331, SLG: 0.359	3-2 1B 2H	0-1 1B 1B		1-2 G4-3		0-2 F8			4-2 BB	4	2	2	2	1	0	1											
Marty Cordova, R OBP: 0.340, SLG: 0.482	0-1 F8	2-2 1B S		3-1 F9			2-2 G4-3		2-2 F7	5	1	1	0	0	0	3											
Chip Hale, L OBP: 0.385, SLG: 0.435	4-2 1B 2-3	2-2 G3-1 1B		0-1 G3			2-1 F7			3	0	1	1	1	0	0											
Dan Masteller, L OBP: 0.253, SLG: 0.209	0-0 P5	1-1 G3-1 1B			0-0 P2		0-1 G3			4	0	1	1	0	0	3											
Scott Stahoviak, L OBP: 0.316, SLG: 0.339	1-2 1B 2H	0-0 G3-1			3-3 K			1-2 G4-3		4	0	1	2	0	1	2											
Pat Meares, R OBP: 0.304, SLG: 0.463	1-2 P2	1-1 G5-3			2-0 G6-3			1-0 G6-3		4	0	0	0	0	0	4											
Inning Stats	R: 4 E: 1 K: 0 S: 26	H: 4 LOB: 2 BB: 1 P: 37	R: 4 E: 0 K: 0 S: 17	H: 5 LOB: 2 BB: 1 P: 28	R: 0 E: 0 K: 2 S: 9	H: 0 LOB: 0 BB: 0 P: 13	R: 0 E: 0 K: 1 S: 7	H: 0 LOB: 0 BB: 0 P: 12	R: 0 E: 0 K: 1 S: 12	H: 0 LOB: 1 BB: 1 P: 20	R: 0 E: 0 K: 0 S: 9	H: 0 LOB: 0 BB: 0 P: 13	R: 0 E: 0 K: 1 S: 7	H: 0 LOB: 0 BB: 0 P: 11	R: 0 E: 0 K: 0 S: 8	H: 0 LOB: 1 BB: 1 P: 18	1B: 8 2B: 1 3B: 0 HR: 0	SF: 0 SAC: 0 DP: 0 HBP: 1	WP: 0 PB: 0 SB: 1 CS: 0	PA: 41							
PITCHER	IP	WLS	BF	H	R	ER	SO	BB	IBB	HBP	BLK	WP	HR	S	P	ERA	WHIP										
Roger Clemens, R ERA: 5.81	(1, 1)	1.1	L	16	9	8	8	0	2	0	1	0	0	40	61	54.00	8.250										
Rheal Cormier, L ERA: 3.04	(2, 1)	4.2		15	0	0	0	4	1	0	0	0	0	38	60	0.00	0.214										
Joe Hudson, R ERA: 5.65	(7, 1)	2.0		6	0	0	0	1	0	0	0	0	0	16	24	0.00	0.000										
Stan Belinda, R ERA: 3.07	(9, 1)	1.0		4	0	0	0	0	1	0	0	0	0	8	18	0.00	1.000										

Minnesota Twins @ Boston Red Sox
Fenway Park, Boston, MA
Sun Jul 23 1995, 3:33 AM EDT
Att: 34,205 - Overcast - 77 F

AB	36
R	8
H	9
RBI	8
BB	4
SO	5
LOB	14



Batter	1	2	3	4	5	6	7	8	9	AB	R	H	RBI	BB	SO	LOB	BOTTOM										
Troy O'Leary, L OBP: 0.382, SLG: 0.551	2-1 L8	1-1 2B		1-1 F6		3-2 G6-3		3-1 L3		5	0	1	0	0	0	0											
John Valentin, R OBP: 0.384, SLG: 0.524	3-2 1B	4-2 BB		0-0 P3		1-0 F8			1-2 F8	4	1	1	0	1	0	0											
Mo Vaughn, L OBP: 0.397, SLG: 0.601	1-2 G3	2-3 K			0-1 1B SF9		1-1 1B S		4-2 FC4-6 BB	4	1	2	0	1	1	4											
Jose Canseco, R OBP: 0.371, SLG: 0.478	1-0 2B		1-0 G3		1-0 1B S		2-3 K		1-2 F7	5	1	2	1	0	1	2											
Mike Greenwell, L OBP: 0.374, SLG: 0.477	1-1 2B		4-0 FC3-6 1B		0-1 SF9		0-2 BB		0-1 FC4-6	3	0	2	1	1	0	1											
Tim Lincecum, R OBP: 0.425, SLG: 0.469	2-3 K		1-1 FC3-6 1B		2-1 1B		4-1 G5-4-3 BB			3	0	2	0	1	1	2											
Lee Tinsley, S OBP: 0.352, SLG: 0.407			1-1 F7		1-1 FC3-6		1-2 G5-4-3			4	0	1	1	0	0	5											
Mike Macfarlane, R OBP: 0.338, SLG: 0.410		4-2 2B			0-0 F8					3	0	0	0	1	0	4											
Luis Allicea, S OBP: 0.355, SLG: 0.330		1-0 F8		2-1 F9				2-1 F9		4	0	0	0	0	0	1											
Inning Stats	R: 1 E: 0 K: 1 S: 14	H: 3 LOB: 0 BB: 0 P: 24	R: 0 E: 0 K: 1 S: 18	H: 1 LOB: 3 BB: 2 P: 31	R: 0 E: 0 K: 0 S: 5	H: 0 LOB: 0 BB: 0 P: 8	R: 2 E: 0 K: 0 S: 10	H: 4 LOB: 1 BB: 0 P: 14	R: 0 E: 0 K: 0 S: 6	H: 0 LOB: 0 BB: 0 P: 10	R: 0 E: 0 K: 1 S: 12	H: 2 LOB: 2 BB: 1 P: 20	R: 0 E: 0 K: 0 S: 5	H: 0 LOB: 0 BB: 0 P: 10	R: 0 E: 0 K: 0 S: 12	H: 0 LOB: 1 BB: 1 P: 18	1B: 8 2B: 3 3B: 0 HR: 0	SF: 1 SAC: 0 DP: 2 HBP: 0	WP: 0 PB: 0 SB: 2 CS: 0	PA: 41							
PITCHER	IP	WLS	BF	H	R	ER	SO	BB	IBB	HBP	BLK	WP	HR	S	P	ERA	WHIP										
Kevin Tapani, R ERA: 5.05	(1, 1)	6.1	W	32	11	3	3	3	3	0	0	0	0	21	110	4.26	2.211										
Pat Mahomes, R ERA: 6.96	(7, 1)	2.2		9	0	0	0	0	2	0	0	0	0	21	37	0.00	0.750										

Minnesota Twins @ Boston Red Sox
Fenway Park, Boston, MA
Sun Jul 23 1995, 3:33 AM EDT
Att: 34,205 - Overcast - 77 F

AB	35
R	3
H	11
RBI	3
BB	5
SO	3
LOB	19



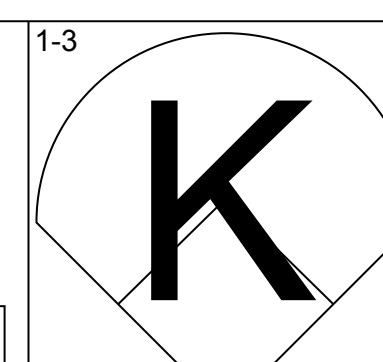
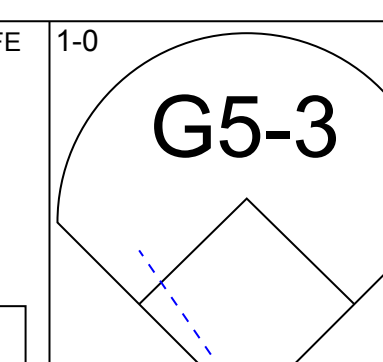
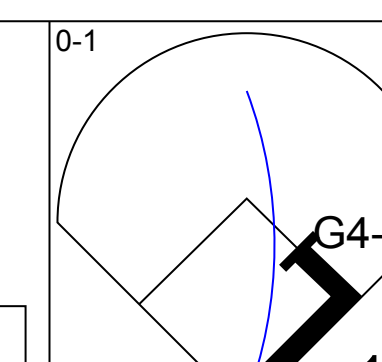
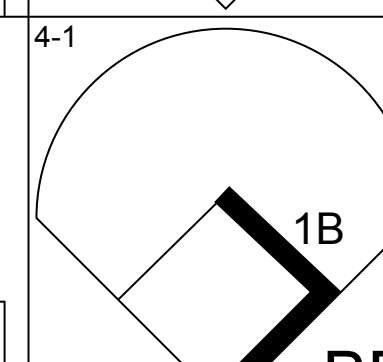
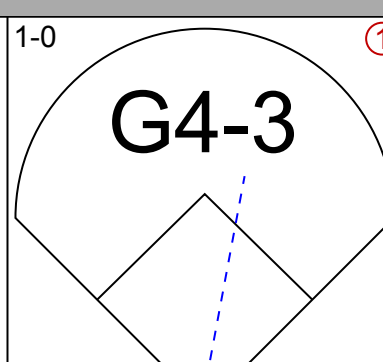
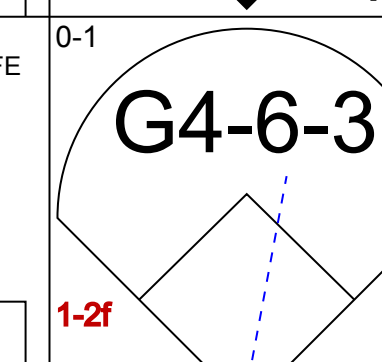
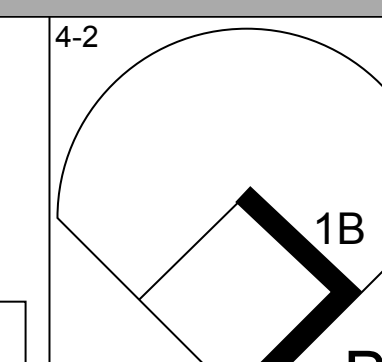
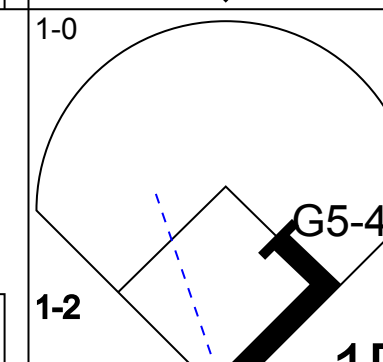
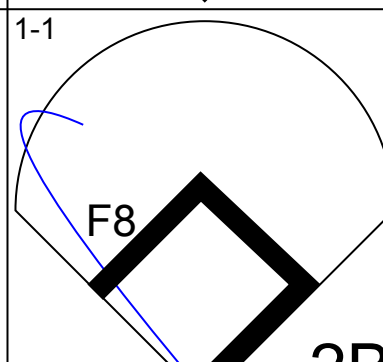
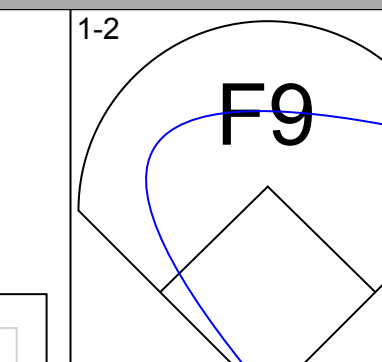
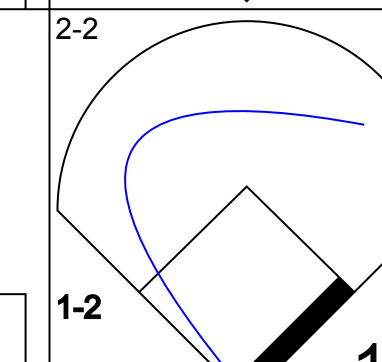
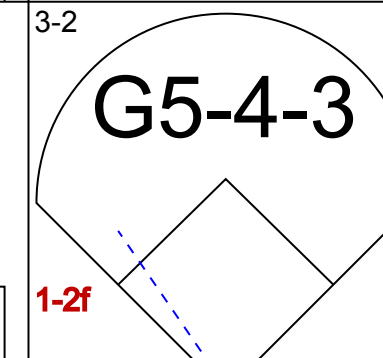
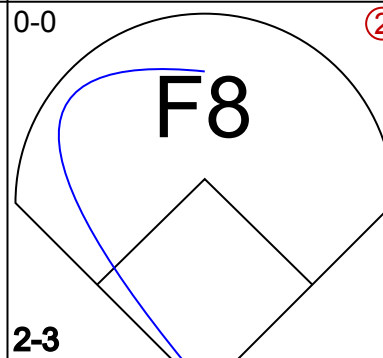
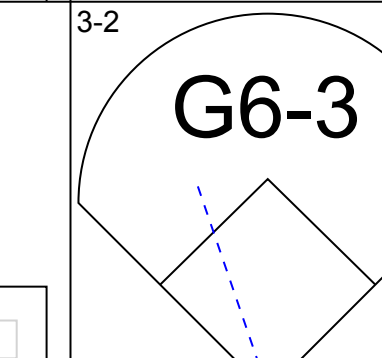
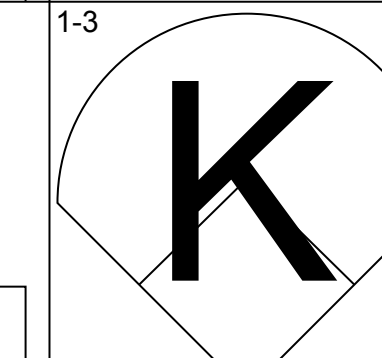
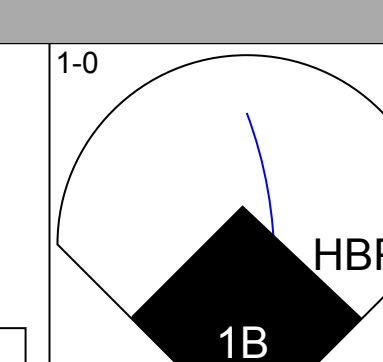
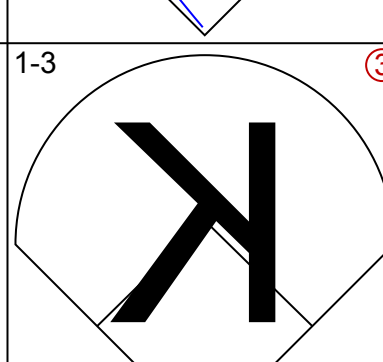
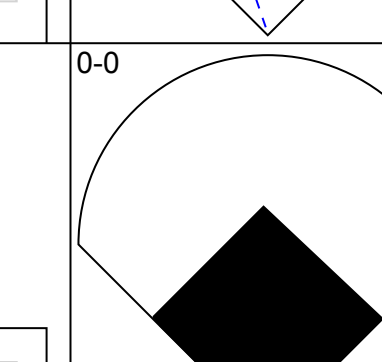
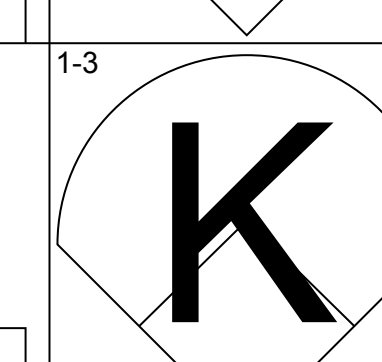
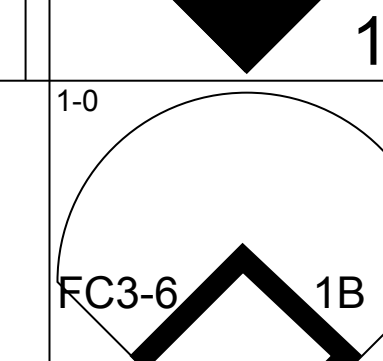
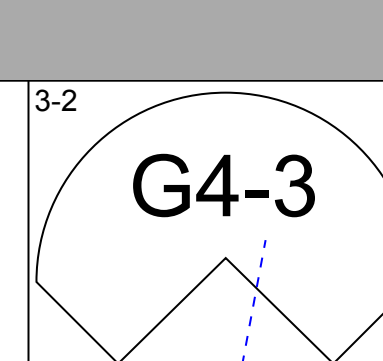
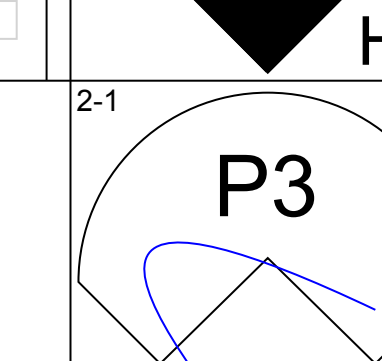
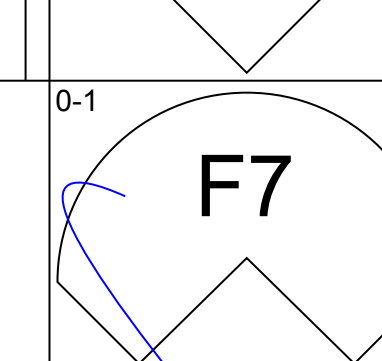
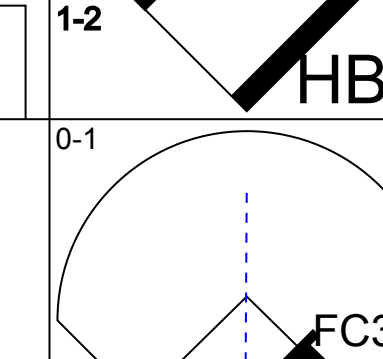
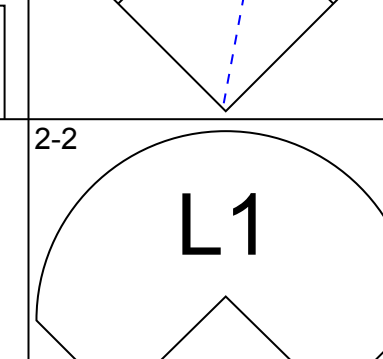
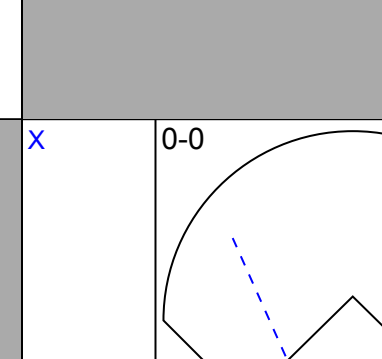
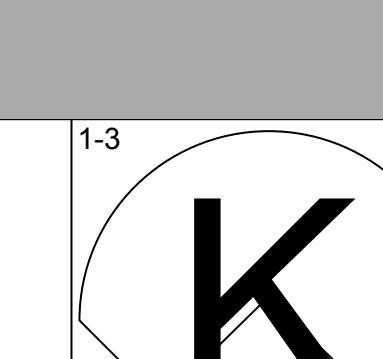
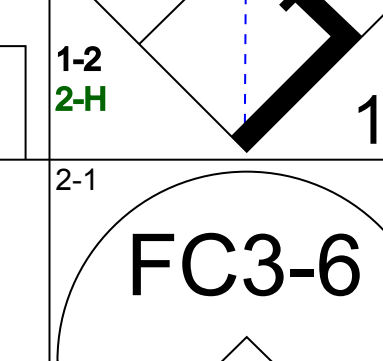
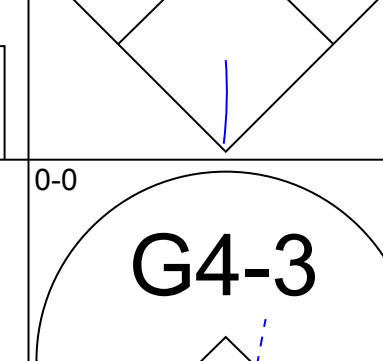
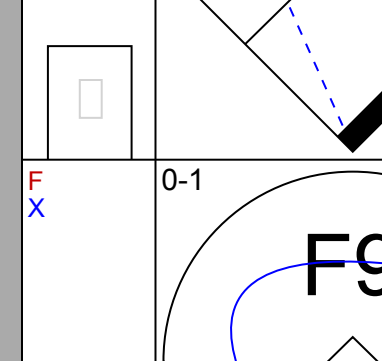
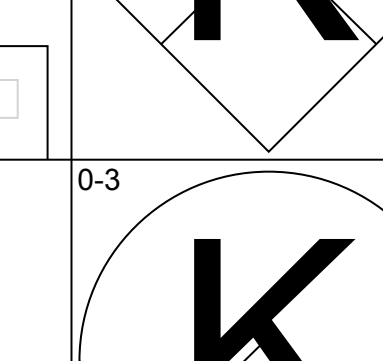
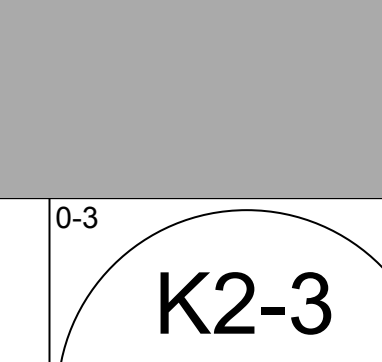
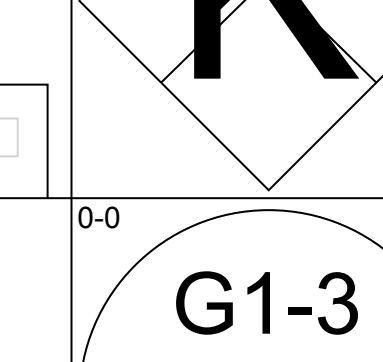
Batter	1	2	3	4	5	6	7	8	9	AB	R	H	RBI	BB	SO	LOB	TOP					
Chuck Knoblauch, R (1, 4) OBP: 0.410, SLG: 0.423										4	0	2	0	0	1	1	Minnesota Twins @ Boston Red Sox Fenway Park, Boston, MA Mon Jul 24 1995, 7:05 PM EDT Att: 26,333 - Unknown - 82 F					
Rich Becker, L (1, 8) OBP: 0.290, SLG: 0.267										4	0	0	0	0	2	4						
Kirby Puckett, R (9, PH) OBP: 0.352, SLG: 0.462										1	0	0	0	0	2	2						
Marty Cordova, R (1, 7) OBP: 0.342, SLG: 0.480										3	0	1	0	1	1	1						
Pedro Munoz, R (1, 10) OBP: 0.351, SLG: 0.571										3	0	2	0	0	0	1						
Chip Hale, L (8, PH) OBP: 0.377, SLG: 0.426										1	0	0	0	0	0	2						
Scott Stahoviak, L (1, 3) OBP: 0.320, SLG: 0.345										3	1	1	0	1	0	2						
Scott Leius, R (1, 5) OBP: 0.320, SLG: 0.344										3	0	0	0	0	1	3						
Matt Merullo, L (8, PH) OBP: 0.329, SLG: 0.357										1	0	0	0	0	0	3						
Pat Meares, R (8, 6) OBP: 0.304, SLG: 0.463										0	0	0	0	0	0	0						
Dan Masteller, L (1, 9) OBP: 0.253, SLG: 0.211										4	0	1	0	0	0	2						
Jeff Reboulet, R (1, 6) OBP: 0.362, SLG: 0.400										4	0	2	1	0	1	1						
Matt Walbeck, S (1, 2) OBP: 0.301, SLG: 0.320										4	0	0	0	0	2	3						
Inning Stats	R: 0 E: 0 K: 2 S: 10	H: 1 LOB: 0 BB: 0 P: 18	R: 0 E: 0 K: 0 S: 12	H: 1 LOB: 1 BB: 0 P: 14	R: 0 E: 0 K: 2 S: 11	H: 1 LOB: 0 BB: 0 P: 15	R: 0 E: 0 K: 1 S: 8	H: 0 LOB: 0 BB: 0 P: 14	R: 0 E: 0 K: 1 S: 10	H: 0 LOB: 0 BB: 0 P: 15	R: 0 E: 1 K: 0 S: 6	H: 0 LOB: 1 BB: 1 P: 13	R: 1 E: 0 K: 1 S: 12	H: 2 LOB: 1 BB: 0 P: 18	R: 0 E: 0 K: 0 S: 11	H: 1 LOB: 3 BB: 1 P: 17	R: 0 E: 0 K: 1 S: 12	H: 2 LOB: 2 BB: 0 P: 15	1B: 7 2B: 1 3B: 1 HR: 0	SF: 0 SAC: 0 DP: 0 HBP: 1	WP: 0 PB: 0 SB: 1 CS: 2	PA: 39
PITCHER	IP	WLS	BF	H	R	ER	SO	BB	IBB	HBP	BLK	WP	HR	S	P	ERA	WHIP					
49 Tim Wakefield, R (1, 1) ERA: 1.63	7.1	W	30	7	1	1	7	1	0	1	0	0	0	72	112	1.23	1.091					
Stan Belinda, R (8, 1) ERA: 3.05	0.1		2	0	0	0	0	1	0	0	0	0	0	6	10	0.00	3.000					
Rick Aguilera, R (8, 1) ERA: 2.56	1.1	S	6	2	0	0	1	0	0	0	0	0	0	14	17	0.00	1.500					

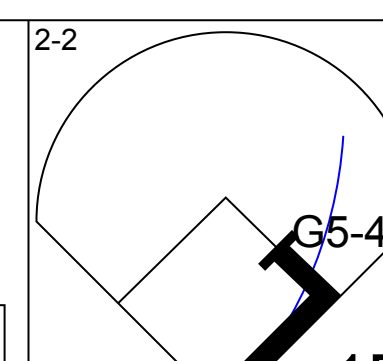
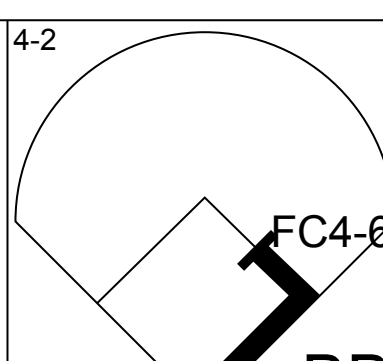
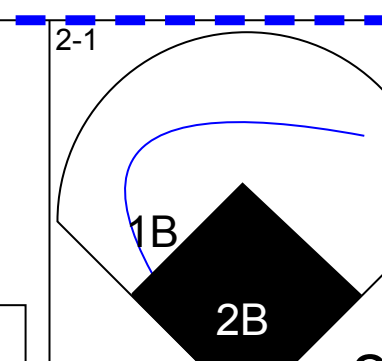
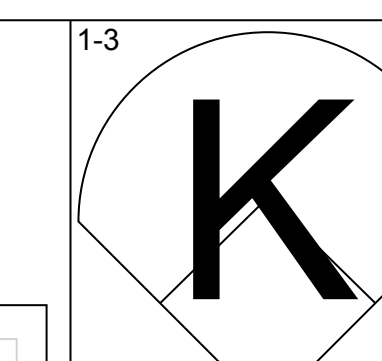
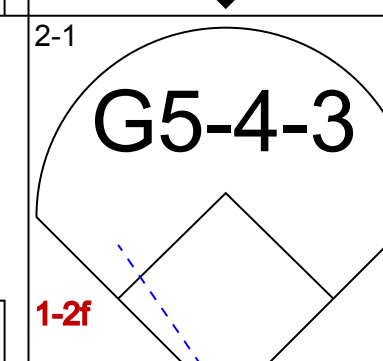
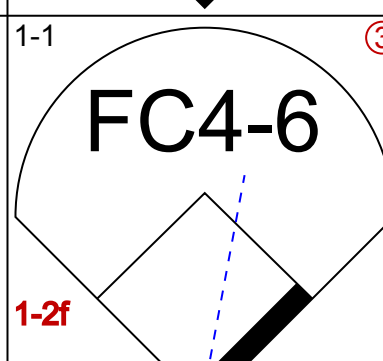
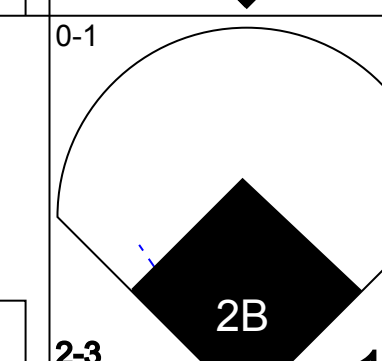
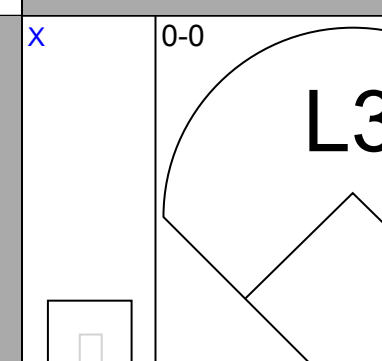
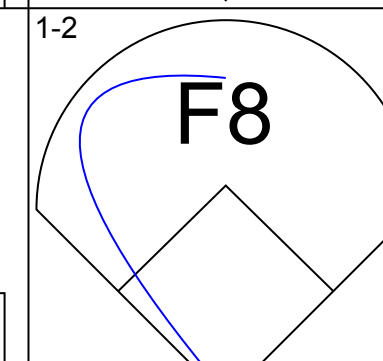
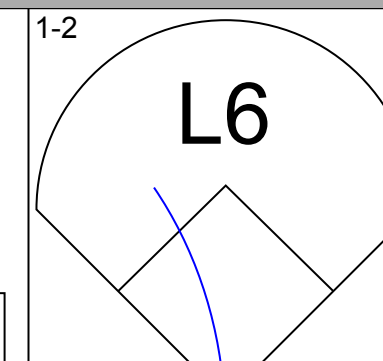
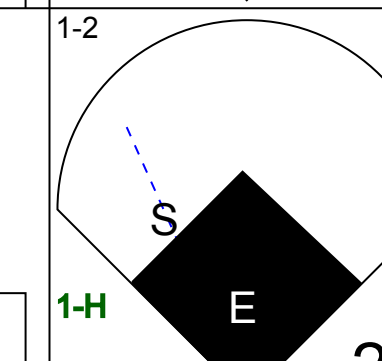
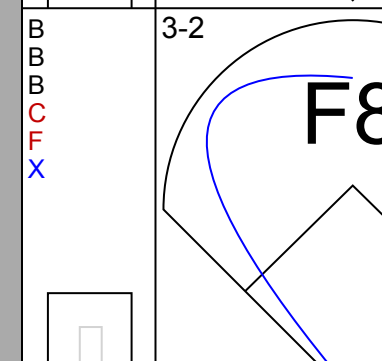
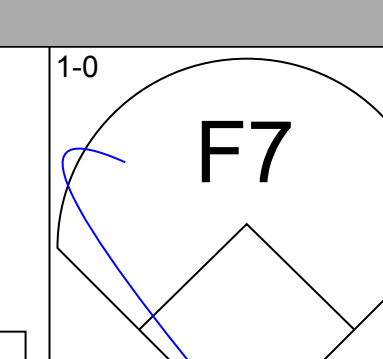
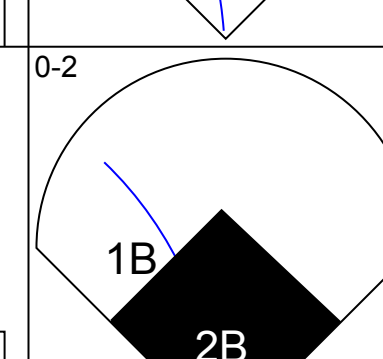
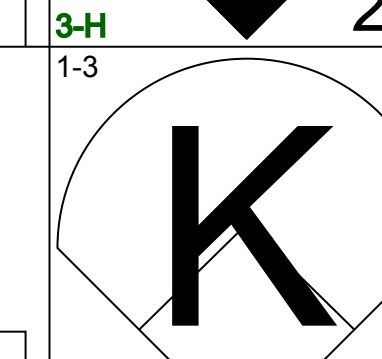
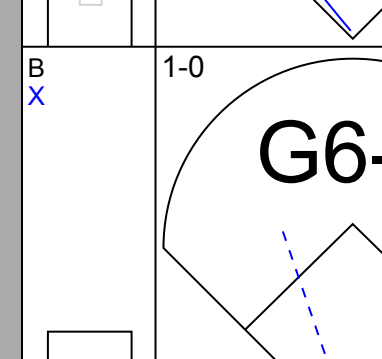
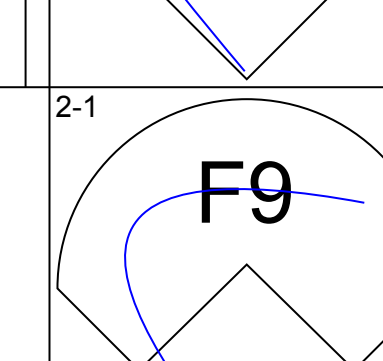
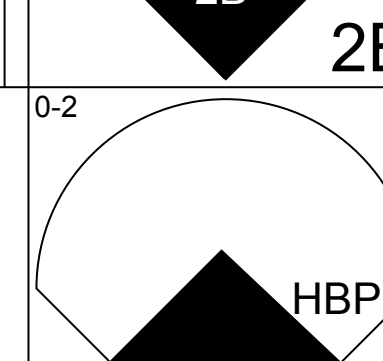
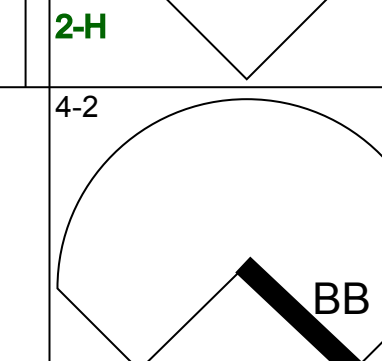
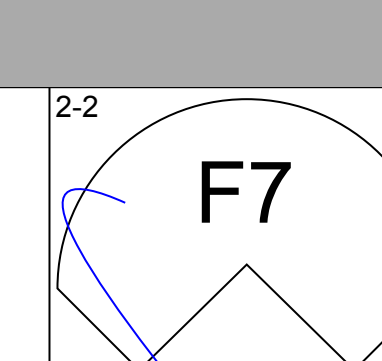
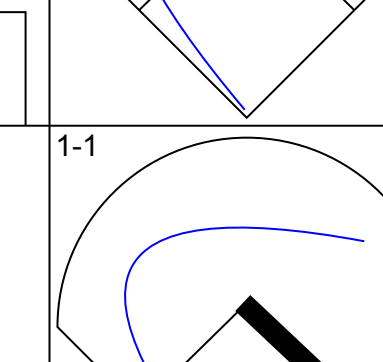
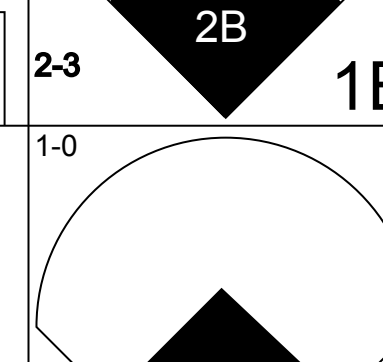
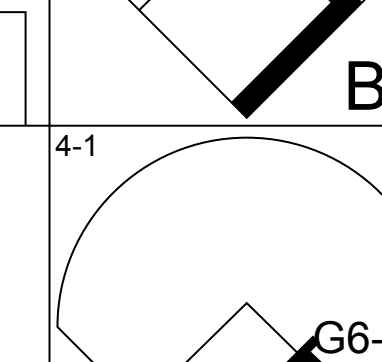
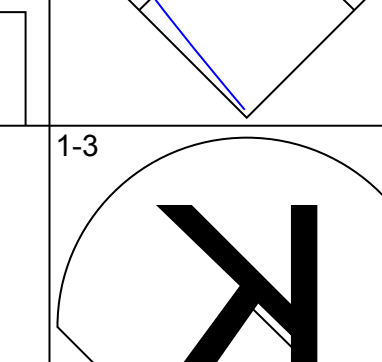
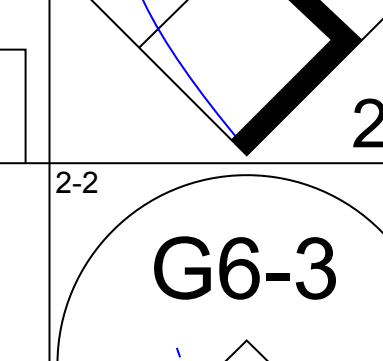
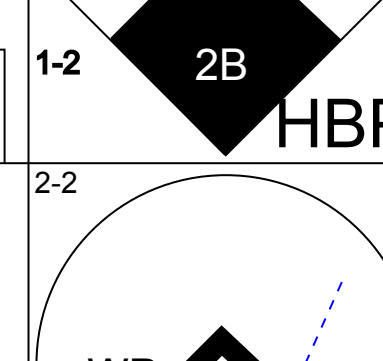
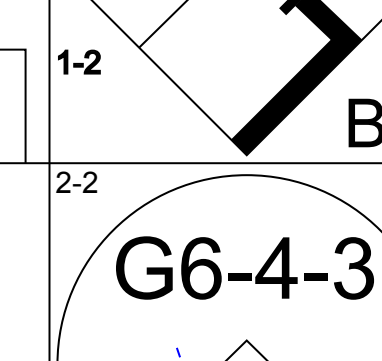
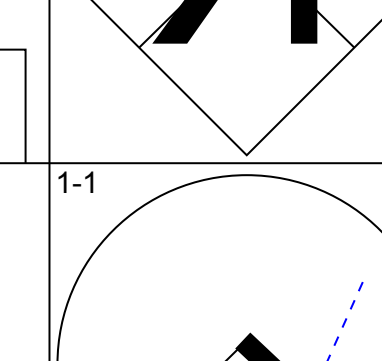
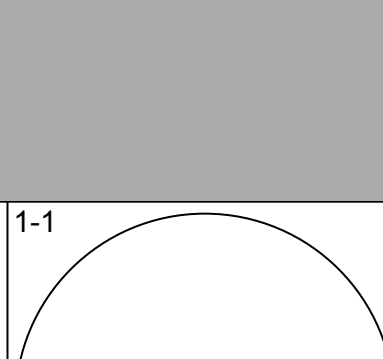
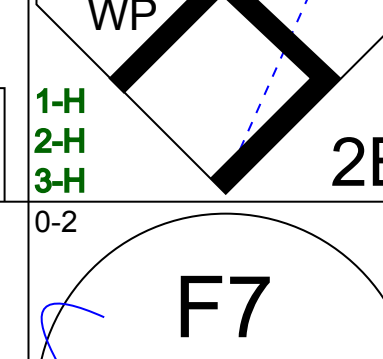
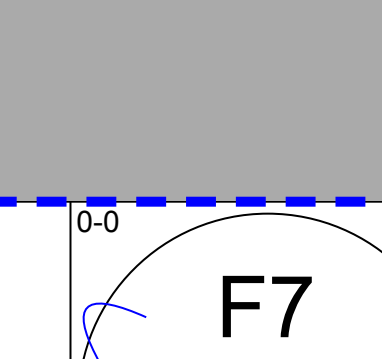
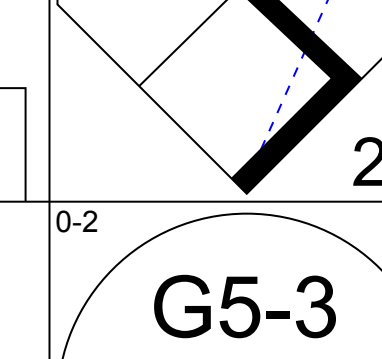
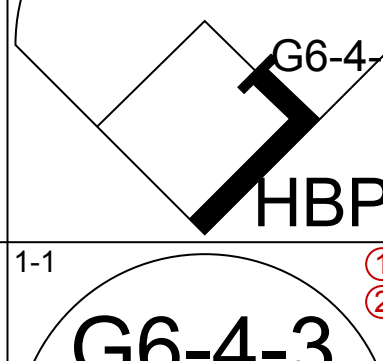
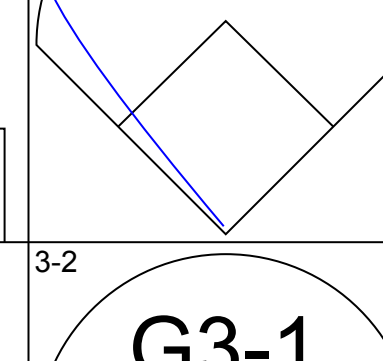
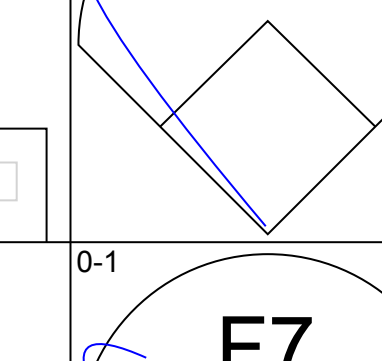
Batter	1	2	3	4	5	6	7	8	9	AB	R	H	RBI	BB	SO	LOB	BOTTOM					
Willie McGee, S (1, 8) OBP: 0.333, SLG: 0.460										4	0	0	0	0	1	2	Minnesota Twins @ Boston Red Sox Fenway Park, Boston, MA Mon Jul 24 1995, 7:05 PM EDT Att: 26,333 - Unknown - 82 F					
John Valentin, R (1, 6) OBP: 0.385, SLG: 0.520										2	0	0	0	2	1	0						
Mo Vaughn, L (1, 3) OBP: 0.395, SLG: 0.603										4	1	1	0	0	0	2						
Jose Canseco, R (1, 10) OBP: 0.368, SLG: 0.472										4	0	1	1	0	1	2						
Mike Greenwell, L (1, 7) OBP: 0.372, SLG: 0.473										4	2	1	0	0	0	1						
Tim Lincecum, R (1, 5) OBP: 0.426, SLG: 0.467										3	1	1	0	1	0	1						
Troy O'Leary, L (1, 9) ERA: 5.87										4	0	2	1	0	0	1						
Lee Tinsley, S (9, 8) OBP: 0.352, SLG: 0.407										0	0	0	0	0	0	0						
Mike Macfarlane, R (1, 2) OBP: 0.338, SLG: 0.409										3	0	1	1	0	0	2						
Luis Alicea, S (1, 4) OBP: 0.351, SLG: 0.328										2	0	0	1	0	1	1						
Inning Stats	R: 0 E: 0 K: 1 S: 12	H: 0 LOB: 1 BB: 1 P: 23	R: 1 E: 0 K: 0 S: 13	H: 3 LOB: 2 BB: 0 P: 17	R: 0 E: 0 K: 1 S: 10	H: 0 LOB: 0 BB: 0 P: 14	R: 0 E: 0 K: 0 S: 10	H: 0 LOB: 1 BB: 1 P: 20	R: 0 E: 0 K: 1 S: 6	H: 0 LOB: 0 BB: 0 P: 6	R: 3 E: 0 K: 0 S: 12	H: 4 LOB: 1 BB: 0 P: 20	R: 0 E: 0 K: 1 S: 13	H: 0 LOB: 1 BB: 1 P: 23	R: 0 E: 0 K: 0 S: 5	H: 0 LOB: 0 BB: 0 P: 8	1B: 5 2B: 1 3B: 1 HR: 0	SF: 1 SAC: 0 DP: 0 HBP: 0	WP: 0 PB: 0 SB: 0 CS: 0	PA: 34		
PITCHER	IP	WLS	BF	H	R	ER	SO	BB	IBB	HBP	BLK	WP	HR	S	P	ERA	WHIP					
Brad Radke, R (1, 1) ERA: 5.87	6.0	L	27	7	4	4	3	2	0	0	0	0	0	0	18	31	0.00	0.500				
Scott Klingsbeck, R (7, 1) ERA: 5.85	2.0		7	0	0	0	1	1	0	0	0	0	0	0	0	0	0.00	0.500				



Batter	1	2	3	4	5	6	7	8	9	AB	R	H	RBI	BB	SO	LOB	TOP										
Chuck Knoblauch, R OBP: 0.413, SLG: 0.436 (1, 4)										5	2	3	2	0	0	2	Minnesota Twins @ Toronto Blue Jays SkyDome, Toronto, ON Tue Jul 25 1995, 7:05 PM EDT Att: 37,609 - Unknown - 75 F										
Pat Meares, R OBP: 0.306, SLG: 0.459 (1, 6)										4	0	1	1	0	2	4											
Kirby Puckett, R OBP: 0.353, SLG: 0.459 (1, 8)										4	0	1	1	1	2	2											
Pedro Munoz, R OBP: 0.352, SLG: 0.567 (1, 10)										5	0	2	0	0	0	3											
Marty Cordova, R OBP: 0.343, SLG: 0.487 (1, 7)										4	2	1	1	1	0	4											
Dan Masteller, L OBP: 0.255, SLG: 0.211 (1, 9)										5	0	1	0	0	1	2											
Scott Leius, R OBP: 0.318, SLG: 0.341 (1, 5)										5	1	1	1	0	0	1											
Scott Stahoviak, L OBP: 0.327, SLG: 0.352 (1, 3)										2	0	2	0	0	0	0											
Jeff Reboulet, R OBP: 0.250, SLG: 0.391 (4, PR)										3	1	0	0	0	0	1											
Matt Walbeck, S OBP: 0.305, SLG: 0.324 (1, 2)										4	1	2	1	0	1	1											
Inning Stats	R: 0 E: 0 K: 1 S: 11	H: 0 LOB: 1 BB: 1 P: 17	R: 2 E: 1 K: 0 S: 14	H: 4 LOB: 2 BB: 0 P: 27	R: 0 E: 0 K: 2 S: 10	H: 1 LOB: 1 BB: 0 P: 15	R: 2 E: 0 K: 2 S: 19	H: 2 LOB: 1 BB: 0 P: 27	R: 0 E: 1 K: 1 S: 10	H: 1 LOB: 1 BB: 0 P: 14	R: 1 E: 1 K: 0 S: 12	H: 3 LOB: 2 BB: 0 P: 18	R: 1 E: 0 K: 0 S: 7	H: 1 LOB: 1 BB: 1 P: 15	R: 1 E: 0 K: 0 S: 10	H: 2 LOB: 2 BB: 0 P: 13	R: 0 E: 0 K: 0 S: 4	H: 0 LOB: 0 BB: 0 P: 8	1B: 12 2B: 0 3B: 0 HR: 2	SF: 0 SAC: 0 DP: 1 HBP: 1	WP: 1 PB: 0 SB: 0 CS: 0	PA: 44					
PITCHER	IP	WLS	BF	H	R	ER	SO	BB	IBB	HBP	BLK	WP	HR	S	P	ERA	WHIP										
Juan Guzman, R ERA: 7.13 (1, 1)	6.0	L	30	11	5	5	6	1	0	0	0	1	2	76	118	7.50	2.000										
Ken Robinson, R ERA: 8.75 (7, 1)	2.0		11	3	2	2	0	1	0	1	0	0	0	17	28	9.00	2.000										
Tim Crabtree, R ERA: 1.64 (9, 1)	1.0		3	0	0	0	0	0	0	0	0	0	0	4	8	0.00	0.000										

Batter	1	2	3	4	5	6	7	8	9	AB	R	H	RBI	BB	SO	LOB	BOTTOM										
Devon White, S OBP: 0.335, SLG: 0.457 (1, 8)										5	0	1	0	0	1	0	Minnesota Twins @ Toronto Blue Jays SkyDome, Toronto, ON Tue Jul 25 1995, 7:05 PM EDT Att: 37,609 - Unknown - 75 F										
Paul Molitor, R OBP: 0.319, SLG: 0.365 (1, 10)										4	0	0	0	0	0	2											
Roberto Alomar, S OBP: 0.375, SLG: 0.520 (1, 4)										4	2	1	0	0	0	2											
Joe Carter, R OBP: 0.299, SLG: 0.430 (1, 7)										4	1	2	1	0	1	0											
John Olerud, L OBP: 0.356, SLG: 0.384 (1, 3)										2	0	0	0	2	0	1											
Ed Sprague, R OBP: 0.344, SLG: 0.461 (1, 5)										2	0	0	1	1	1	1											
Shawn Green, L OBP: 0.305, SLG: 0.469 (1, 9)										3	0	0	1	0	1	4											
Sandy Martinez, L OBP: 0.242, SLG: 0.328 (1, 2)										4	0	0	0	0	2	2											
Domingo Cedenio, S OBP: 0.381, SLG: 0.474 (1, 6)										4	0	1	0	0	0	0											
Inning Stats	R: 1 E: 1 K: 0 S: 10	H: 1 LOB: 3 BB: 2 P: 23	R: 0 E: 0 K: 0 S: 9	H: 0 LOB: 0 BB: 0 P: 15	R: 2 E: 0 K: 1 S: 20	H: 2 LOB: 1 BB: 1 P: 33	R: 0 E: 0 K: 0 S: 10	H: 2 LOB: 0 BB: 0 P: 16	R: 0 E: 0 K: 1 S: 7	H: 0 LOB: 0 BB: 0 P: 10	R: 0 E: 0 K: 0 S: 4	H: 0 LOB: 0 BB: 0 P: 5	R: 0 E: 1 K: 2 S: 14	H: 0 LOB: 1 BB: 0 P: 22	R: 0 E: 0 K: 2 S: 8	H: 0 LOB: 0 BB: 0 P: 10		R: 0 E: 0 K: 2 S: 8	H: 0 LOB: 0 BB: 0 P: 10	1B: 3 2B: 2 3B: 0 HR: 0	SF: 1 SAC: 0 DP: 1 HBP: 1	WP: 0 PB: 0 SB: 0 CS: 0	PA: 37				
PITCHER	IP	WLS	BF	H	R	ER	SO	BB	IBB	HBP	BLK	WP	HR	S	P	ERA	WHIP										
Frankie Rodriguez, R ERA: 7.13 (1, 1)	7.0	W	30	5	3	2	2	3	0	1	0	0	0	68	115	2.57	1.143										
Pat Mahomes, R ERA: 6.71 (8, 1)	2.0		7	0	0	0	4	0	0	0	0	0	0	22	32	0.00	0.000										

Batter	1	2	3	4	5	6	7	8	9	AB	R	H	RBI	BB	SO	LOB	TOP					
Chuck Knoblauch, R OBP: 0.411, SLG: 0.433										4	0	1	0	0	1	3	Minnesota Twins @ Toronto Blue Jays SkyDome, Toronto, ON Wed Jul 26 1995, 7:05 PM EDT Att: 37,150 - Unknown					
Dan Masteller, L OBP: 0.261, SLG: 0.205										2	0	0	0	2	0	1						
Kirby Puckett, R OBP: 0.357, SLG: 0.466										4	0	3	0	0	0	0						
Pedro Munoz, R OBP: 0.346, SLG: 0.557										4	0	0	0	0	1	5						
Marty Cordova, R OBP: 0.345, SLG: 0.498										4	2	2	1	0	2	3						
Matt Merullo, L OBP: 0.326, SLG: 0.348										3	0	0	0	0	0	2						
Scott Leius, R OBP: 0.321, SLG: 0.344										4	0	2	1	0	1	0						
Scott Stahoviak, L OBP: 0.320, SLG: 0.344										4	0	0	0	0	1	3						
Pat Meares, R OBP: 0.302, SLG: 0.452										3	0	0	0	0	2	3						
Chip Hale, L OBP: 0.370, SLG: 0.417										1	0	0	0	0	0	0						
Inning Stats	R: 0 E: 0 K: 1 S: 8	H: 1 LOB: 1 BB: 1 P: 17	R: 1 E: 0 K: 1 S: 9	H: 2 LOB: 2 BB: 0 P: 14	R: 0 E: 0 K: 1 S: 7	H: 1 LOB: 1 BB: 0 P: 10	R: 0 E: 0 K: 0 S: 7	H: 0 LOB: 0 BB: 0 P: 12	R: 0 E: 0 K: 1 S: 7	H: 1 LOB: 0 BB: 0 P: 7	R: 1 E: 0 K: 0 S: 9	H: 1 LOB: 0 BB: 0 P: 15	R: 0 E: 0 K: 0 S: 5	H: 1 LOB: 1 BB: 0 P: 5	R: 0 E: 0 K: 2 S: 14	H: 1 LOB: 2 BB: 1 P: 22	R: 0 E: 0 K: 2 S: 7	H: 0 LOB: 0 BB: 0 P: 8	1B: 6 2B: 1 3B: 0 HR: 1	SF: 0 SAC: 0 DP: 2 HBP: 1	WP: 0 PB: 0 SB: 0 CS: 0	PA: 36
PITCHER	IP	WLS	BF	H	R	ER	SO	BB	IBB	HBP	BLK	WP	HR	S	P	ERA	WHIP					
Pat Hentgen, R ERA: 5.94	9.0	W	36	8	2	2	8	2	0	1	0	0	1	73	110	2.00	1.111					

Batter	1	2	3	4	5	6	7	8	9	AB	R	H	RBI	BB	SO	LOB	BOTTOM				
Devon White, S OBP: 0.341, SLG: 0.462										3	1	2	0	1	1	0	Minnesota Twins @ Toronto Blue Jays SkyDome, Toronto, ON Wed Jul 26 1995, 7:05 PM EDT Att: 37,150 - Unknown				
Paul Molitor, R OBP: 0.318, SLG: 0.364										4	1	1	0	0	0	2					
Roberto Alomar, S OBP: 0.373, SLG: 0.520										4	1	1	2	0	0	0					
Joe Carter, R OBP: 0.299, SLG: 0.431										4	1	1	0	0	1	0					
John Olerud, L OBP: 0.358, SLG: 0.383										3	1	1	0	1	0	0					
Ed Sprague, R OBP: 0.346, SLG: 0.465										2	1	1	0	1	1	0					
Shawn Green, L OBP: 0.309, SLG: 0.480										4	0	2	3	0	0	3					
Sandy Martinez, L OBP: 0.242, SLG: 0.313										3	0	0	0	0	0	2					
Domingo Cedenio, S OBP: 0.368, SLG: 0.456										3	0	0	0	0	0	2					
Inning Stats	R: 0 E: 0 K: 0 S: 9	H: 1 LOB: 0 BB: 0 P: 14	R: 0 E: 0 K: 0 S: 8	H: 1 LOB: 1 BB: 0 P: 14	R: 0 E: 0 K: 0 S: 8	H: 0 LOB: 1 BB: 1 P: 15	R: 3 E: 0 K: 0 S: 22	H: 3 LOB: 1 BB: 0 P: 29	R: 3 E: 0 K: 1 S: 19	H: 3 LOB: 1 BB: 2 P: 33	R: 0 E: 0 K: 1 S: 7	H: 0 LOB: 0 BB: 0 P: 8	R: 0 E: 0 K: 0 S: 5	H: 0 LOB: 0 BB: 0 P: 9	R: 0 E: 0 K: 1 S: 11	H: 1 LOB: 1 BB: 0 P: 15	1B: 3 2B: 6 3B: 0 HR: 0	SF: 0 SAC: 0 DP: 3 HBP: 2	WP: 1 PB: 0 SB: 1 CS: 0	PA: 35	
PITCHER	IP	WLS	BF	H	R	ER	SO	BB	IBB	HBP	BLK	WP	HR	S	P	ERA	WHIP				
Mike Trombley, R ERA: 5.5	4.0	L	18	5	3	3	0	1	0	2	0	0	0	19	33	18.00	5.000				
Eddie Guardado, L ERA: 5.95	1.0		7	3	3	2	1	2	0	0	0	0	0	23	32	0.00	0.333				
Erik Schullstrom, R ERA: 6.38	3.0		10	1	0	0	2	0	0	0	0	0	0	23	32	0.00	0.333				

AB	33
R	2
H	8
RBI	2
BB	2
SO	8
LOB	20



AB	30
R	6
H	9
RBI	5
BB	3
SO	3
LOB	9



Batter	1	2	3	4	5	6	7	8	9	AB	R	H	RBI	BB	SO	LOB	TOP
Chuck Knoblauch, R (1, 4) <small>OBP: 0.411, SLG: 0.435</small> Chip Hale, L (6, 4) <small>OBP: 0.364, SLG: 0.408</small>										3	1	1	0	0	0	0	Minnesota Twins @ Toronto Blue Jays SkyDome, Toronto, ON Thu Jul 27 1995, 3:33 AM EDT Att: 42,154 - Sunny - 81 F
Rich Becker, L (1, 8) <small>OBP: 0.284, SLG: 0.261</small>										4	0	0	0	0	1	1	
Kirby Puckett, R (1, 9) <small>OBP: 0.363, SLG: 0.478</small> Dan Masteller, L (6, 9) <small>OBP: 0.258, SLG: 0.203</small>										3	1	3	1	0	0	0	
Marty Cordova, R (1, 7) <small>OBP: 0.347, SLG: 0.497</small>										3	0	1	1	1	0	2	
Scott Leius, R (1, 5) <small>OBP: 0.320, SLG: 0.340</small>										3	0	0	0	0	1	3	
Scott Stahovik, L (1, 3) <small>OBP: 0.319, SLG: 0.342</small>										4	0	1	0	0	0	1	
Riccardo Ingram, R (1, 10) <small>OBP: 0.333, SLG: 0.143</small>										3	0	0	0	1	0	2	
Matt Walbeck, S (1, 2) <small>OBP: 0.304, SLG: 0.327</small>										4	0	1	0	0	1	2	
Pat Meares, R (1, 6) <small>OBP: 0.298, SLG: 0.446</small>										3	0	0	0	0	1	1	
Inning Stats	R: 2 H: 3 E: 0 K: 2 S: 15	H: 0 LOB: 1 BB: 0 P: 22	R: 0 H: 0 E: 0 K: 1 S: 8	H: 0 LOB: 2 BB: 0 P: 11	R: 0 H: 0 E: 0 K: 0 S: 7	H: 2 LOB: 2 BB: 0 P: 17	R: 0 H: 0 E: 0 K: 0 S: 4	H: 1 LOB: 1 BB: 0 P: 10	R: 0 H: 1 E: 0 K: 1 S: 7	R: 0 H: 0 E: 0 K: 1 S: 10	H: 0 LOB: 0 BB: 2 P: 14	R: 0 H: 0 E: 0 K: 0 S: 8	H: 0 LOB: 2 BB: 2 P: 17	1B: 3 2B: 6 3B: 0 HR: 0	SF: 0 SAC: 0 DP: 2 HBP: 1	WP: 0 PB: 0 SB: 0 CS: 1	
PITCHER	IP WLS BF H R ER SO BB IBB HBP BLK WP HR S P ERA WHIP																
Edwin Hurtado, R (1, 1) <small>ERA: 2.83</small>	9.0 W 35 7 2 2 5 2 0 1 0 0 0 78 112 2.00 1.000																

AB	32
R	2
H	7
RBI	2
BB	2
SO	5
LOB	12



Batter	1	2	3	4	5	6	7	8	9	AB	R	H	RBI	BB	SO	LOB	BOTTOM
Devon White, S (1, 8) <small>OBP: 0.346, SLG: 0.464</small> Mike Huff, R (8, 8) <small>OBP: 0.357, SLG: 0.288</small>										3	4	2	0	1	0	0	Minnesota Twins @ Toronto Blue Jays SkyDome, Toronto, ON Thu Jul 27 1995, 3:33 AM EDT Att: 42,154 - Sunny - 81 F
Paul Molitor, R (1, 10) <small>OBP: 0.328, SLG: 0.368</small>										2	2	2	0	3	0	0	
Roberto Alomar, S (1, 4) <small>OBP: 0.375, SLG: 0.520</small> Tomas Perez, S (8, 4) <small>OBP: 0.133, SLG: 0.200</small>										4	1	2	3	0	1	3	
Joe Carter, R (1, 7) <small>OBP: 0.298, SLG: 0.429</small> Candy Maldonado, R (8, 7) <small>OBP: 0.356, SLG: 0.459</small>										4	0	1	1	0	0	4	
John Olerud, L (1, 3) <small>OBP: 0.355, SLG: 0.380</small>										5	0	1	1	0	0	5	
Ed Sprague, R (1, 5) <small>OBP: 0.347, SLG: 0.462</small>										4	0	1	2	0	0	1	
Shawn Green, L (1, 9) <small>OBP: 0.308, SLG: 0.480</small>										4	1	1	0	0	0	2	
Alex Gonzalez, R (1, 6) <small>OBP: 0.326, SLG: 0.380</small>										4	0	0	0	0	0	1	
Lance Parrish, R (1, 2) <small>OBP: 0.259, SLG: 0.296</small>										4	1	1	1	0	2	0	
Inning Stats	R: 2 H: 1 E: 1 K: 1 S: 12	H: 4 LOB: 2 BB: 1 P: 23	R: 0 H: 0 E: 0 K: 0 S: 4	H: 0 LOB: 0 BB: 0 P: 7	R: 3 H: 5 E: 0 K: 1 S: 18	H: 5 LOB: 2 BB: 0 P: 27	R: 1 H: 1 E: 1 K: 1 S: 15	H: 1 LOB: 1 BB: 1 P: 25	R: 0 H: 0 E: 0 K: 0 S: 5	R: 0 H: 0 E: 0 K: 0 S: 8	H: 0 LOB: 0 BB: 0 P: 10	R: 0 H: 1 E: 0 K: 0 S: 7	H: 1 LOB: 2 BB: 2 P: 17	1B: 10 2B: 2 3B: 0 HR: 0	SF: 0 SAC: 0 DP: 1 HBP: 0	WP: 1 PB: 1 SB: 1 CS: 0	
PITCHER	IP WLS BF H R ER SO BB IBB HBP BLK WP HR S P ERA WHIP																
Greg Harris, R (1, 1) <small>ERA: 7.98</small> Scott Klinglebeck, R (4, 1) <small>ERA: 5.4</small> Dave Stevens, R (8, 1) <small>ERA: 4.68</small>	3.2 L 24 1 1 0 1 2 0 0 0 0 0 0 31 45 0.00 0.600																

AB	36
R	9
H	12
RBI	8
BB	5
SO	3
LOB	18



Batter	1	2	3	4	5	6	7	8	9	AB	R	H	RBI	BB	SO	LOB	TOP			
Luis Polonia, L OBP: 0.340, SLG: 0.360	G3-1		G4-3		G6-3		L7		G4-3	5	0	0	0	0	0	2	New York Yankees @ Minnesota Twins Hubert H. Humphrey Metrodome, Minneapolis, MN Fri Jul 28 1995, 8:05 PM EDT Att: 16,001 - Dome - 72 F livebaseballscorecards.com			
Wade Boggs, L OBP: 0.404, SLG: 0.392	G4-3		1B 2B		G4-3		BB			3	1	1	0	1	0	0				
Dion James, L OBP: 0.374, SLG: 0.386	P5		BB 1B		1B		G3-1			4	0	2	1	0	0	2				
Paul O'Neill, L OBP: 0.403, SLG: 0.583		K	1B BB		G5-3			L7		3	0	0	0	1	1	1				
Don Mattingly, L OBP: 0.364, SLG: 0.443	HR		1B			F7		P6		4	1	2	0	0	0	0				
Bernie Williams, S OBP: 0.352, SLG: 0.456	HR		F8			L9		K		4	1	1	2	0	1	2				
Mike Stanley, R OBP: 0.369, SLG: 0.478	K				G6-3		G6-3		G6-3	4	0	0	0	0	1	0				
Tony Fernandez, S OBP: 0.319, SLG: 0.341	FC6-4 HBP		G3				BB 1B		G3-1	3	0	1	0	0	0	0				
Randy Velarde, R OBP: 0.344, SLG: 0.387	FC6-4		G5-3				L7		1B	4	0	1	0	0	0	2				
Inning Stats	R: 0 E: 0 K: 0 S: 5	H: 0 LOB: 0 BB: 0 P: 5	R: 2 E: 0 K: 2 S: 15	H: 2 LOB: 1 BB: 0 P: 23	R: 1 E: 0 K: 0 S: 14	H: 3 LOB: 2 BB: 1 P: 22	R: 0 E: 0 K: 0 S: 6	H: 0 LOB: 0 BB: 0 P: 10	R: 0 E: 0 K: 0 S: 7	H: 1 LOB: 1 BB: 0 P: 11	R: 0 E: 0 K: 0 S: 13	H: 1 LOB: 2 BB: 1 P: 20	R: 0 E: 0 K: 1 S: 9	H: 0 LOB: 0 BB: 0 P: 13	R: 0 E: 0 K: 0 S: 12	H: 1 LOB: 1 BB: 0 P: 16	1B: 5 2B: 2 3B: 0 HR: 1	SF: 0 SAC: 0 DP: 0 HBP: 1	WP: 0 PB: 0 CS: 0	PA: 37
PITCHER Kevin Tapani, R ERA: 4.92	IP: 9.0 WLS: W BF: 37 H: 8 R: 3 ER: 3 SO: 3 BB: 2 IBB: 0 HBP: 1 BLK: 0 WP: 0 HR: 1 S: 86 P: 127 ERA: 3.00 WHIP: 1.111															PITCHER				

Batter	1	2	3	4	5	6	7	8	9	AB	R	H	RBI	BB	SO	LOB	BOTTOM					
Chuck Knoblauch, R OBP: 0.409, SLG: 0.433	WP BLK 1B		F3		G5-3		G6-3			4	0	1	0	0	0	0	New York Yankees @ Minnesota Twins Hubert H. Humphrey Metrodome, Minneapolis, MN Fri Jul 28 1995, 8:05 PM EDT Att: 16,001 - Dome - 72 F livebaseballscorecards.com					
Rich Becker, L OBP: 0.279, SLG: 0.255	K		G4-3		G5-3		F7			4	0	0	0	0	1	1						
Kirby Puckett, R OBP: 0.362, SLG: 0.475	K		FC5-4 1B		K		F9			4	0	1	0	0	2	1						
Pedro Munoz, R OBP: 0.340, SLG: 0.547	K		FC5-4 1B PB		L3		K2-3			4	1	0	0	0	2	2						
Marty Cordova, R OBP: 0.355, SLG: 0.500		S 1B		PB S 1B 1B		S BB		BB		2	1	2	0	2	0	0						
Scott Stahowiak, L OBP: 0.317, SLG: 0.337	K		K WP 1B		BB		F7			3	1	0	0	1	2	3						
Matt Walbeck, S OBP: 0.303, SLG: 0.322	K		P3		F8				HR BB	3	1	0	0	1	1	5						
Dan Masteller, L OBP: 0.269, SLG: 0.253	G3		1B		G3-1				HR	4	1	2	4	0	0	3						
Pat Meares, R OBP: 0.294, SLG: 0.441			P3		G6-3		G6-3			3	0	0	0	0	0	1						
Inning Stats	R: 0 E: 0 K: 3 S: 11	H: 1 LOB: 1 BB: 0 P: 14	R: 0 E: 0 K: 2 S: 16	H: 1 LOB: 0 BB: 0 P: 23	R: 0 E: 0 K: 1 S: 4	H: 0 LOB: 0 BB: 0 P: 9	R: 3 E: 0 K: 1 S: 15	H: 3 LOB: 1 BB: 0 P: 21	R: 0 E: 0 K: 1 S: 7	H: 0 LOB: 0 BB: 0 P: 8	R: 0 E: 0 K: 0 S: 14	H: 0 LOB: 2 BB: 2 P: 25	R: 0 E: 0 K: 0 S: 6	H: 0 LOB: 0 BB: 0 P: 7	R: 0 E: 0 K: 1 S: 8	H: 0 LOB: 1 BB: 1 P: 14	R: 2 E: 0 K: 0 S: 1	H: 1 LOB: 0 BB: 1 P: 5	1B: 5 2B: 0 3B: 0 HR: 1	SF: 0 SAC: 0 DP: 0 HBP: 0	WP: 2 PB: 1 CS: 0	PA: 35
PITCHER Jack McDowell, R ERA: 4.76	IP: 8.0 WLS: L BF: 35 H: 6 R: 5 ER: 2 SO: 8 BB: 4 IBB: 0 HBP: 0 BLK: 0 WP: 2 HR: 1 S: 82 P: 126 ERA: 2.25 WHIP: 1.250															PITCHER						

Batter	1	2	3	4	5	6	7	8	9	AB	R	H	RBI	BB	SO	LOB	TOP											
Chuck Knoblauch, R OBP: 0.410, SLG: 0.445 (1, 4)										5	3	3	1	0	1	0	Minnesota Twins @ Cleveland Indians Jacobs Field, Cleveland, OH Tue Aug 01 1995, 7:05 PM EDT Att: 42,023 - Unknown - 88 F											
Rich Becker, L OBP: 0.285, SLG: 0.269 (1, 8)										5	0	3	2	0	0	0												
Kirby Puckett, R OBP: 0.367, SLG: 0.476 (1, 9)										4	0	1	0	1	1	3												
Matt Merullo, L OBP: 0.324, SLG: 0.341 Ron Coomer, R (7, PH)										2	1	0	1	1	0	2												
Marty Cordova, R OBP: 0.350, SLG: 0.490 (1, 7)										4	1	1	1	0	0	1												
Scott Stahovik, L OBP: 0.330, SLG: 0.338 (1, 5)										4	0	1	1	0	2	0												
Matt Walbeck, S OBP: 0.295, SLG: 0.313 (1, 2)										4	0	0	0	0	1	1												
Dan Masteller, L OBP: 0.267, SLG: 0.264 (1, 3)										4	0	2	0	0	0	0												
Pat Meares, R OBP: 0.297, SLG: 0.430 (1, 6)										3	1	1	0	0	0	1												
Inning Stats	R: 1 E: 0 K: 0 S: 10	H: 2 LOB: 1 BB: 0 P: 13	R: 0 E: 0 K: 1 S: 10	H: 1 LOB: 1 BB: 0 P: 14	R: 0 E: 0 K: 1 S: 10	H: 1 LOB: 1 BB: 0 P: 15	R: 0 E: 0 K: 0 S: 3	H: 0 LOB: 0 BB: 0 P: 5	R: 0 E: 0 K: 0 S: 6	H: 0 LOB: 0 BB: 0 P: 9	R: 2 E: 0 K: 0 S: 10	H: 2 LOB: 1 BB: 1 P: 19	R: 2 E: 0 K: 0 S: 16	H: 3 LOB: 1 BB: 1 P: 26	R: 0 E: 0 K: 2 S: 10	H: 0 LOB: 0 BB: 0 P: 16		R: 1 E: 0 K: 1 S: 12	H: 3 LOB: 1 BB: 0 P: 20	1B: 8 2B: 3 3B: 0 HR: 1	SF: 0 SAC: 0 DP: 1 HBP: 1	WP: 0 PB: 0 SB: 1 CS: 1	PA: 39					
PITCHER	IP	WLS	BF	H	R	ER	SO	BB	IBB	HBP	BLK	WP	HR	S	P	ERA	WHIP											
Dennis Martinez, R ERA: 2.71 (1, 1)	6.0		25	6	3	3	2	1	0	0	0	0	0	0	49	75	4.50	1.167										
Eric Plunk, R ERA: 1.93 (7, 1)	0.1		5	3	2	2	0	1	0	0	0	0	0	11	19	54.00	12.000											
Jim Poole, L ERA: 4.6 (7, 1)	0.2		1	0	0	0	0	0	0	0	0	0	0	5	7	0.00	0.000											
Julian Tavarez, R ERA: 1.81 (8, 1)	2.0	L	8	3	1	1	3	0	0	1	0	0	1	22	36	4.50	1.500											
Batter	1	2	3	4	5	6	7	8	9	AB	R	H	RBI	BB	SO	LOB	BOTTOM											
Kenny Lofton, L OBP: 0.359, SLG: 0.478 (1, 8)										5	1	3	0	0	0	2	Minnesota Twins @ Cleveland Indians Jacobs Field, Cleveland, OH Tue Aug 01 1995, 7:05 PM EDT Att: 42,023 - Unknown - 88 F											
Omar Vizquel, S OBP: 0.322, SLG: 0.347 (1, 6)										3	1	2	1	1	0	1												
Carlos Baerga, S OBP: 0.367, SLG: 0.492 (1, 4)										5	0	0	0	0	0	5												
Albert Belle, R OBP: 0.375, SLG: 0.568 (1, 7)										4	2	1	2	1	0	3												
Eddie Murray, S OBP: 0.368, SLG: 0.519 (1, 10)										5	1	1	1	0	1	0												
Jim Thome, L OBP: 0.442, SLG: 0.601 Wayne Kirby, L (9, FR)										2	0	2	1	3	0	0												
Manny Ramirez, R OBP: 0.416, SLG: 0.628 (1, 9)										2	0	1	0	3	0	1												
Paul Sorrento, L OBP: 0.348, SLG: 0.617 Sandy Alomar Jr., R (9, PH)										3	0	0	0	1	1	5												
Tony Peña, R OBP: 0.274, SLG: 0.344 Herbert Perry, R (9, PH)										4	0	0	0	0	3	7												
Inning Stats	R: 3 E: 1 K: 1 S: 20	H: 5 LOB: 3 BB: 1 P: 36	R: 0 E: 0 K: 0 S: 8	H: 0 LOB: 1 BB: 1 P: 18	R: 0 E: 0 K: 0 S: 4	H: 0 LOB: 1 BB: 1 P: 8	R: 0 E: 0 K: 1 S: 9	H: 1 LOB: 0 BB: 0 P: 15	R: 2 E: 0 K: 2 S: 14	H: 2 LOB: 2 BB: 2 P: 29	R: 0 E: 0 K: 0 S: 5	H: 1 LOB: 0 BB: 0 P: 6	R: 0 E: 0 K: 1 S: 16	H: 0 LOB: 2 BB: 2 P: 30	R: 0 E: 0 K: 0 S: 9	H: 1 LOB: 1 BB: 0 P: 13		R: 0 E: 0 K: 1 S: 12	H: 0 LOB: 2 BB: 2 P: 20	1B: 6 2B: 3 3B: 0 HR: 1	SF: 0 SAC: 1 DP: 1 HBP: 0	WP: 0 PB: 0 SB: 1 CS: 0	PA: 45					
PITCHER	IP	WLS	BF	H	R	ER	SO	BB	IBB	HBP	BLK	WP	HR	S	P	ERA	WHIP											
Scott Kligenbeck, R ERA: 5.88 (1, 1)	4.0		24	8	5	5	2	4	0	0	0	0	0	9	17	11.25	3.000											
Mike Trombley, R ERA: 5.33 (6, 1)	1.0		4	0	0	0	2	1	0	0	0	0	0	15	27	0.00	2.250											
Erik Schullstrom, R ERA: 6.08 (7, 1)	1.1		6	1	0	0	1	0	0	0	0	0	0	12	18	0.00	0.750											
Eddie Guardado, L ERA: 5.82 Pat Mahomes, R ERA: 5.51 (8, 1)	0.2	W	4	0	0	0	0	2	0	0	0	0	0	11	20	0.00	3.000											
PITCHER	IP	WLS	BF	H	R	ER	SO	BB	IBB	HBP	BLK	WP	HR	S	P	ERA	WHIP											
Scott Watkins, L ERA: 4.74 (9, 1)	0.1		1	0	0	0	1	0	0	0	0	0	0	3	3	0.00	0.000											
Dave Stevens, R (9, 1)	0.1	S	1	0	0	0	1	0	0	0	0	0	0	3	3	0.00	0.000											

AB	36
R	6
H	12
RBI	6
BB	2
SO	5
LOB	10



AB	35
R	5
H	10
RBI	5
BB	9
SO	6
LOB	28



Batter	1	2	3	4	5	6	7	8	9	AB	R	H	RBI	BB	SO	LOB	TOP										
Chuck Knoblauch R (1, 4) OBP: 0.409, SLG: 0.444										5	0	2	0	0	1	3	Minnesota Twins @ Cleveland Indians Jacobs Field, Cleveland, OH Wed Aug 02 1995, 7:05 PM EDT Att: 41,947 - Unknown - 81 F										
Rich Becker L (1, 8) OBP: 0.285, SLG: 0.272										5	1	2	1	0	1	2											
Kirby Puckett R (1, 9) OBP: 0.367, SLG: 0.475										5	0	2	0	0	0	4											
Marty Cordova R (1, 7) OBP: 0.345, SLG: 0.482										5	0	0	0	0	1	5											
Ron Coomer R (1, 10) OBP: 0.333, SLG: 0.200										4	1	1	0	1	1	4											
Dan Masteller L (1, 3) OBP: 0.274, SLG: 0.281										5	1	2	0	0	1	1											
Matt Walbeck S (1, 2) OBP: 0.294, SLG: 0.312										4	1	1	1	0	1	2											
Matt Merullo L (7, 2) OBP: 0.322, SLG: 0.338										1	0	0	0	0	0	0											
Scott Stahoviak L (1, 5) OBP: 0.336, SLG: 0.357										4	1	2	3	1	1	1											
Jeff Reboulet R (1, 6) OBP: 0.363, SLG: 0.402										3	1	1	0	1	1	1											
Inning Stats	R: 1 E: 1 K: 1 S: 15	H: 2 LOB: 1 BB: 0 P: 21	R: 3 E: 0 K: 2 S: 16	H: 4 LOB: 1 BB: 0 P: 25	R: 1 E: 0 K: 1 S: 15	H: 2 LOB: 3 BB: 2 P: 27	R: 0 E: 0 K: 1 S: 7	H: 1 LOB: 1 BB: 0 P: 11	R: 0 E: 0 K: 0 S: 9	H: 0 LOB: 1 BB: 1 P: 13	R: 0 E: 0 K: 0 S: 8	H: 1 LOB: 1 BB: 0 P: 14	R: 0 E: 0 K: 1 S: 8	H: 1 LOB: 1 BB: 0 P: 14	R: 1 E: 1 K: 0 S: 13	H: 2 LOB: 2 BB: 0 P: 17	R: 0 E: 0 K: 2 S: 7	H: 0 LOB: 0 BB: 0 P: 11	1B: 10 2B: 2 3B: 0 HR: 1	SF: 0 SAC: 0 DP: 0 HBP: 0	WP: 0 PB: 0 SB: 1 CS: 0	PA: 44					
PITCHER	IP	WLS	BF	H	R	ER	SO	BB	IBB	HBP	BLK	WP	HR	S	P	ERA	WHIP										
Chad Ogea R (1, 1) ERA: 3.66	2.2		17	8	5	4	4	1	0	0	0	0	1	44	67	13.50	3.375										
Mark Clark R (3, 1) ERA: 8.1	5.1	W	24	5	1	1	2	2	0	0	0	0	0	47	75	1.69	1.312										
Jose Mesa R (9, 1) ERA: 1.37	1.0		3	0	0	0	2	0	0	0	0	0	0	7	11	0.00	0.000										

Batter	1	2	3	4	5	6	7	8	9	AB	R	H	RBI	BB	SO	LOB	BOTTOM										
Kenny Lofton L (1, 8) OBP: 0.363, SLG: 0.496										5	1	3	3	0	0	2	Minnesota Twins @ Cleveland Indians Jacobs Field, Cleveland, OH Wed Aug 02 1995, 7:05 PM EDT Att: 41,947 - Unknown - 81 F										
Omar Vizquel S (1, 6) OBP: 0.321, SLG: 0.346										4	0	1	1	0	1	2											
Alvaro Espinoza R (7, 6) OBP: 0.271, SLG: 0.289										1	0	0	0	0	0	0											
Carlos Baerga S (1, 4) OBP: 0.365, SLG: 0.486										4	1	0	0	1	0	2											
Albert Belle R (1, 7) OBP: 0.378, SLG: 0.586										5	2	3	3	0	0	2											
Eddie Murray S (1, 10) OBP: 0.365, SLG: 0.510										4	1	0	0	1	0	1											
Jim Thome L (1, 5) OBP: 0.447, SLG: 0.605										3	2	2	0	2	1	0											
Manny Ramirez R (1, 9) OBP: 0.419, SLG: 0.626										4	2	2	0	1	1	3											
Paul Sorrento L (1, 3) OBP: 0.351, SLG: 0.531										4	2	2	4	0	1	3											
Sandy Alomar Jr. R (1, 2) OBP: 0.413, SLG: 0.643										4	1	2	1	0	1	1											
Inning Stats	R: 0 E: 0 K: 0 S: 6	H: 1 LOB: 0 BB: 0 P: 11	R: 5 E: 1 K: 1 S: 17	H: 6 LOB: 1 BB: 0 P: 30	R: 0 E: 0 K: 0 S: 10	H: 1 LOB: 1 BB: 1 P: 18	R: 1 E: 0 K: 2 S: 13	H: 2 LOB: 2 BB: 1 P: 24	R: 4 E: 0 K: 0 S: 16	H: 1 LOB: 0 BB: 3 P: 31	R: 0 E: 0 K: 0 S: 6	H: 0 LOB: 0 BB: 0 P: 10	R: 0 E: 0 K: 1 S: 8	H: 2 LOB: 2 BB: 0 P: 12	R: 2 E: 1 K: 1 S: 12	H: 2 LOB: 1 BB: 0 P: 20	R: 0 E: 0 K: 1 S: 8	H: 0 LOB: 0 BB: 0 P: 11	1B: 9 2B: 1 3B: 2 HR: 3	SF: 0 SAC: 0 DP: 2 HBP: 0	WP: 1 PB: 0 SB: 0 CS: 0	PA: 43					
PITCHER	IP	WLS	BF	H	R	ER	SO	BB	IBB	HBP	BLK	WP	HR	S	P	ERA	WHIP										
Jose Parra R (1, 1) ERA: 6.75	3.0		16	8	5	5	1	1	0	0	0	0	1	33	59	15.00	3.000										
Greg Harris R (4, 1) ERA: 8.82	1.0	L	9	2	4	4	2	4	0	0	0	0	0	19	42	36.00	6.000										
Eddie Guardado L (5, 1) ERA: 5.65	3.1		14	3	2	2	1	0	0	0	0	0	1	27	41	5.40	0.900										
Erik Schullstrom R (8, 1) ERA: 6.26	0.2		4	2	1	0	1	0	0	0	0	0	1	9	14	0.00	3.000										

AB	41
R	6
H	13
RBI	5
BB	3
SO	8
LOB	23



AB	38
R	12
H	15
RBI	12
BB	5
SO	5
LOB	16



Batter	1	2	3	4	5	6	7	8	9	AB	R	H	RBI	BB	SO	LOB	TOP								
Chuck Knoblauch, R OBP: 0.409, SLG: 0.447 (1, 4)	1-1 SH3 1B 2B		0-0 1B		1-3 K	1-0 L3		1-3 K	5	1	2	0	0	2	2										
Rich Becker, L OBP: 0.283, SLG: 0.267 (1, 8)	0-0 SH3		0-0 P2		3-1 L1		2-1 G6-3	0-1 G4-3	4	0	0	0	0	0	2										
Kirby Puckett, R OBP: 0.370, SLG: 0.476 (1, 10)	0-0 FC5-4 1B		0-1 1B		0-1 BB 1B		0-2 L4	0-3 K	5	0	3	1	0	1	1										
Pedro Munoz, R OBP: 0.346, SLG: 0.555 (1, 9)	2-3 K		2-2 G1-3		3-2 BB 1B		0-1 HR		4	1	2	1	0	1	3										
Marty Cordova, R OBP: 0.344, SLG: 0.477 (1, 7)	1-1 FC5-4				4-1 G1-3		3-2 G4-3		3	0	0	0	1	0	1										
Scott Stahovik, L OBP: 0.330, SLG: 0.350 (1, 3)					2-0 G3-1		2-1 F8		4	0	0	0	0	2	3										
Scott Leius, R OBP: 0.318, SLG: 0.335 (1, 5)					3-1 G1-3		1-2 G6-3		3	0	0	0	1	0	0										
Matt Walbeck, S OBP: 0.298, SLG: 0.312 (1, 2)							0-0 HR HBP		3	1	1	0	0	0	1										
Pat Meares, R OBP: 0.298, SLG: 0.441 Chip Hale, L OBP: 0.361, SLG: 0.400 (9, PH)					1-1 F7		1-1 HR		3	1	1	2	0	0	1										
Inning Stats	R: 1 E: 0 K: 1 S: 9	H: 2 LOB: 1 BB: 0 P: 13	R: 0 E: 0 K: 1 S: 5	H: 0 LOB: 0 BB: 1 P: 12	R: 0 E: 0 K: 0 S: 8	H: 2 LOB: 2 BB: 0 P: 11	R: 0 E: 0 K: 0 S: 4	H: 0 LOB: 0 BB: 0 P: 9	R: 2 E: 0 K: 1 S: 19	H: 3 LOB: 3 BB: 1 P: 33	R: 0 E: 0 K: 0 S: 7	H: 1 LOB: 1 BB: 0 P: 9	R: 1 E: 0 K: 0 S: 11	H: 1 LOB: 0 BB: 0 P: 16	R: 0 E: 0 K: 1 S: 7	H: 0 LOB: 1 BB: 0 P: 11	R: 0 E: 1 K: 2 S: 9	H: 0 LOB: 1 BB: 0 P: 10	1B: 6 2B: 1 3B: 0 HR: 2	SF: 0 SAC: 1 DP: 1 HBP: 1	WP: 0 PB: 0 SB: 1 CS: 0	PA: 39			
PITCHER	IP	WLS	BF	H	R	ER	SO	BB	IBB	HBP	BLK	WP	HR	S	P	ERA	WHIP								
Ken Hill, R ERA: 4.93 (1, 1)	6.0	W	28	8	3	3	3	2	0	1	0	0	1	52	87	4.50	1.667								
Eric Plunk, R ERA: 2.03 (7, 1)	2.0		7	1	1	1	1	0	0	0	0	0	1	18	27	4.50	0.500								
Jose Mesa, R ERA: 1.34 (9, 1)	1.0	S	4	0	0	0	2	0	0	0	0	0	0	9	10	0.00	0.000								

Minnesota Twins @ Cleveland Indians
 Jacobs Field, Cleveland, OH
 Thu Aug 03 1995, 7:05 PM EDT
 Att: 41,907 - Unknown

AB	35
R	4
H	9
RBI	4
BB	2
SO	6
LOB	14

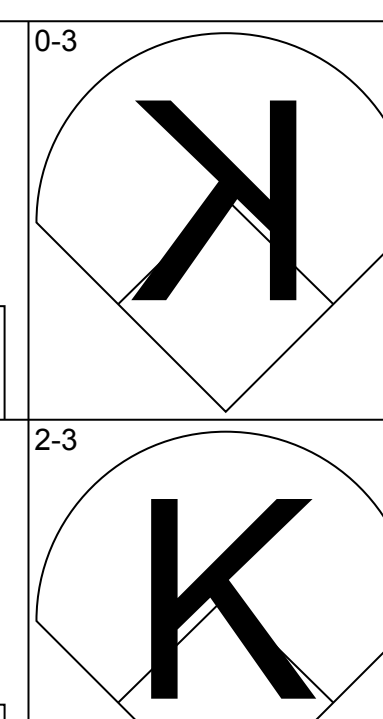
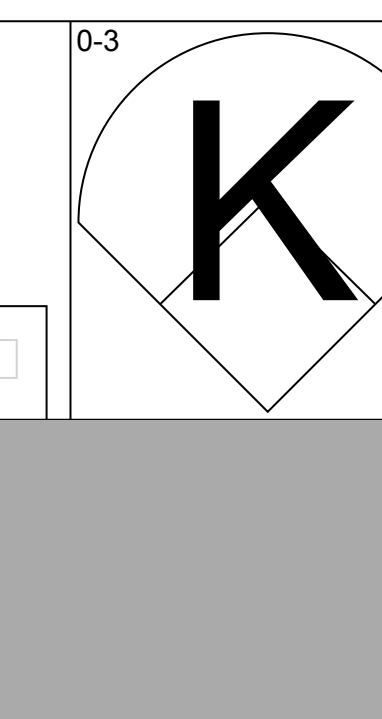
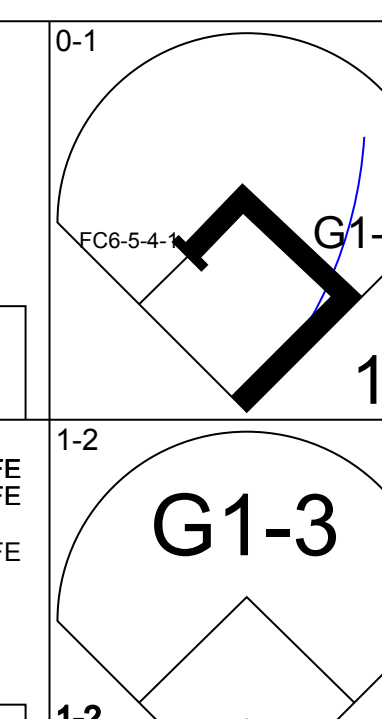
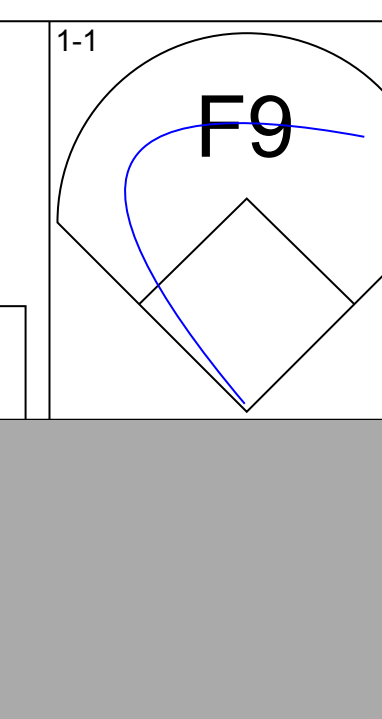
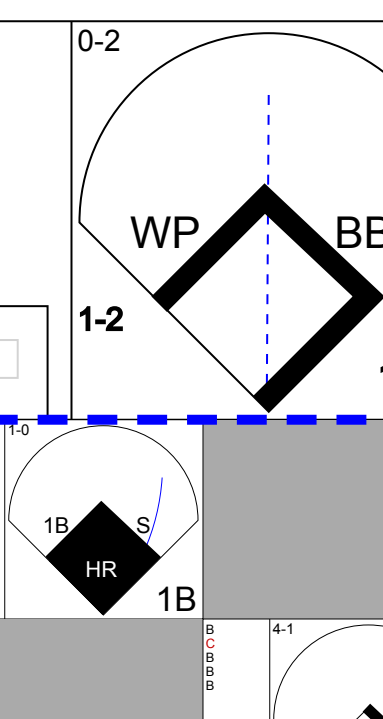
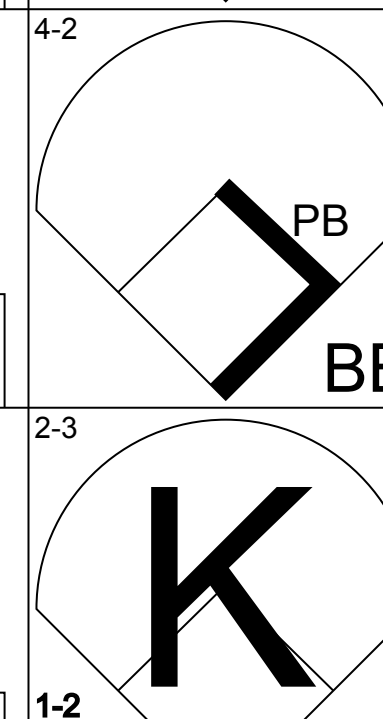
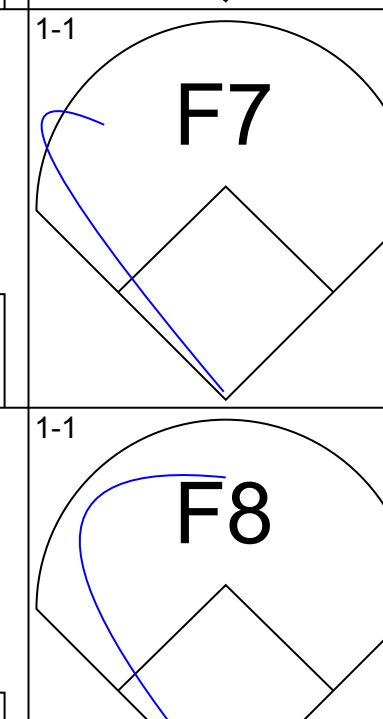
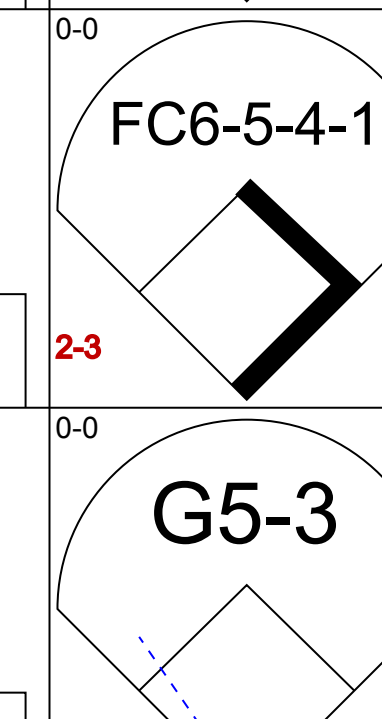
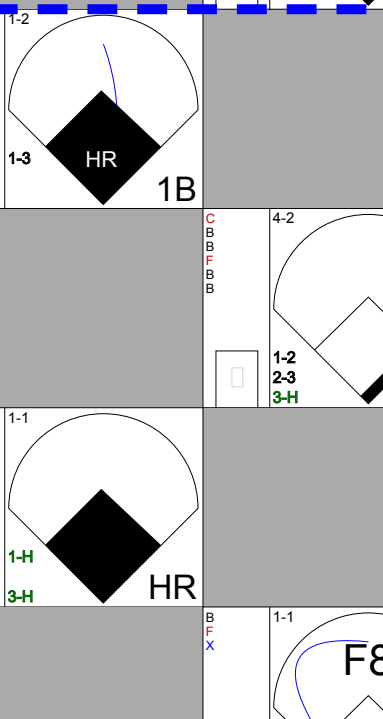

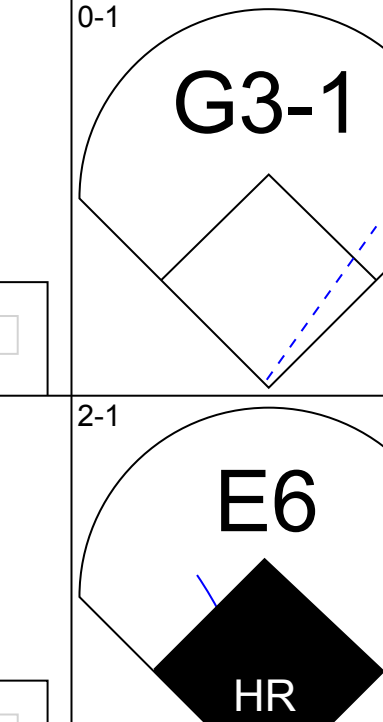
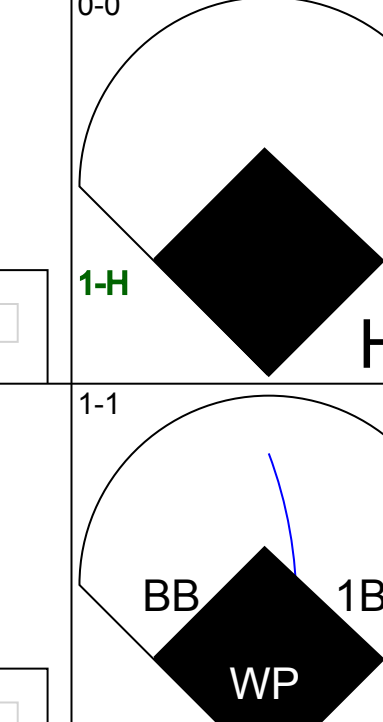

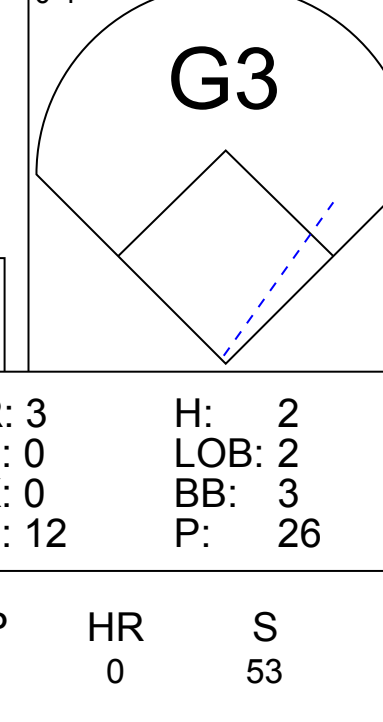
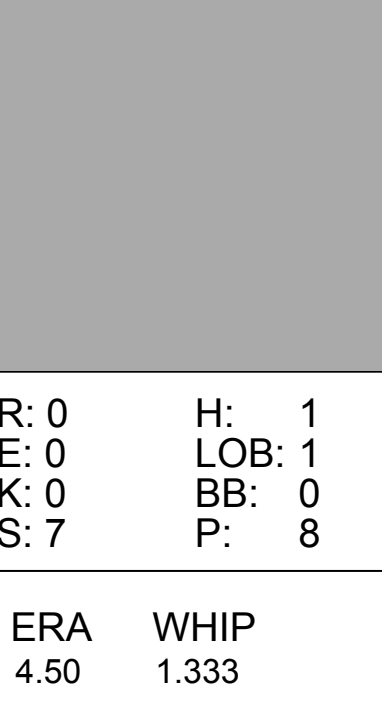
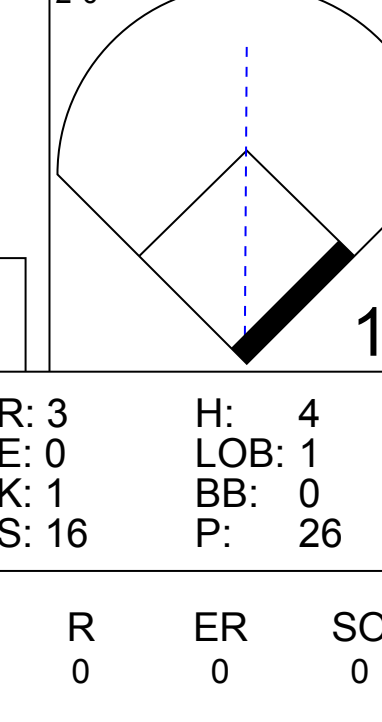
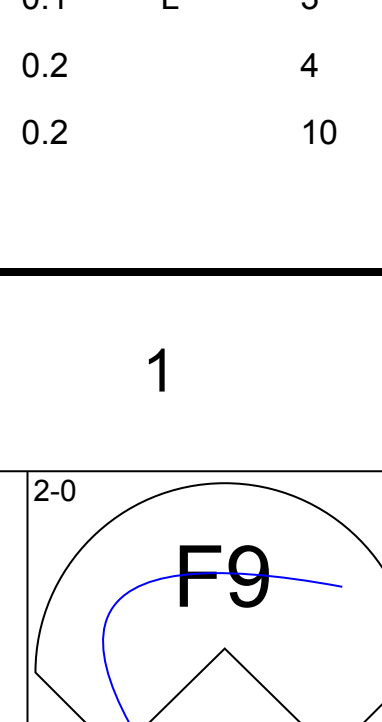
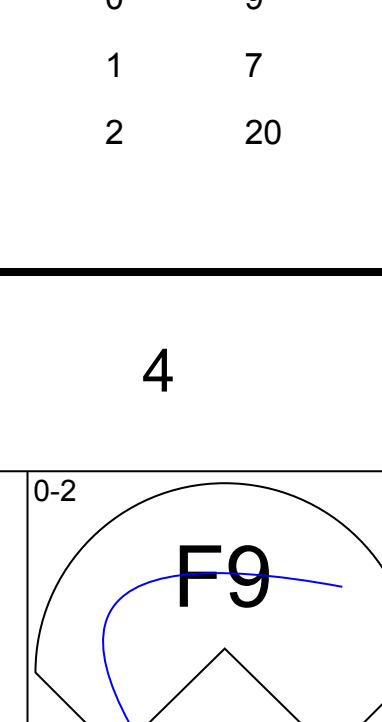
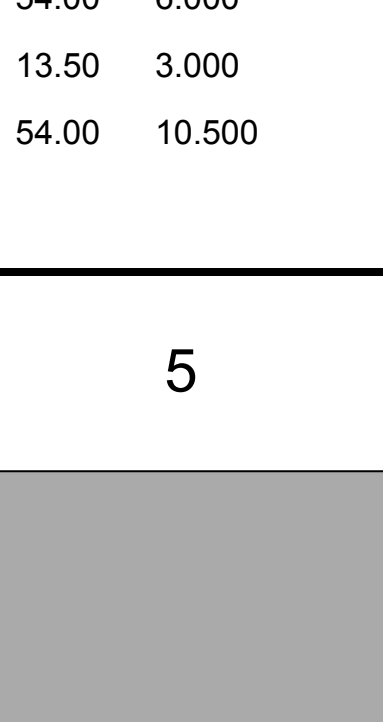
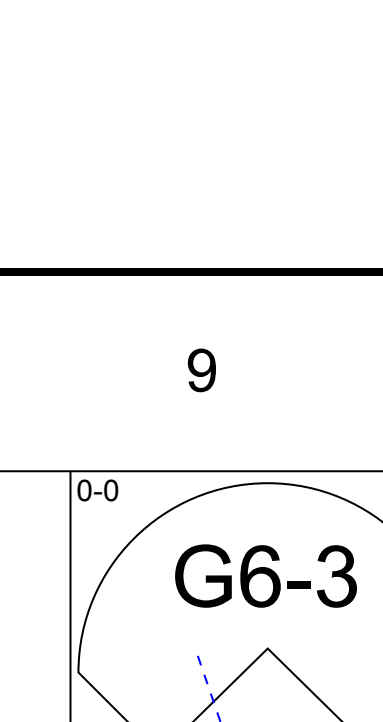




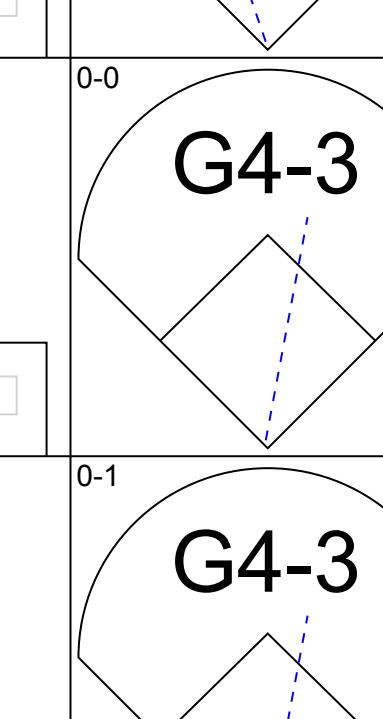
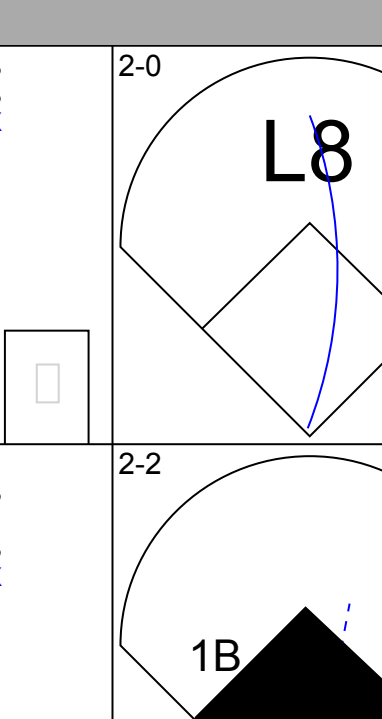
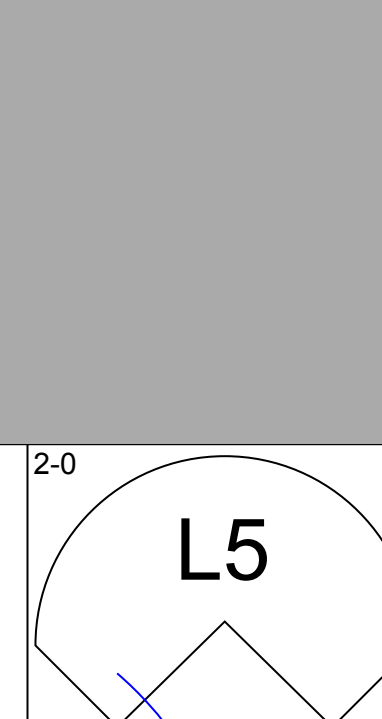



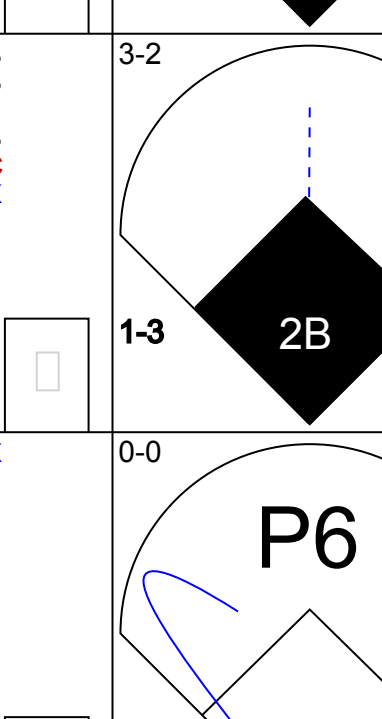
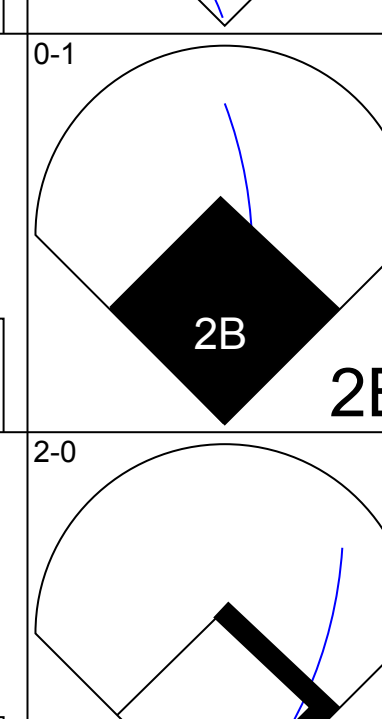
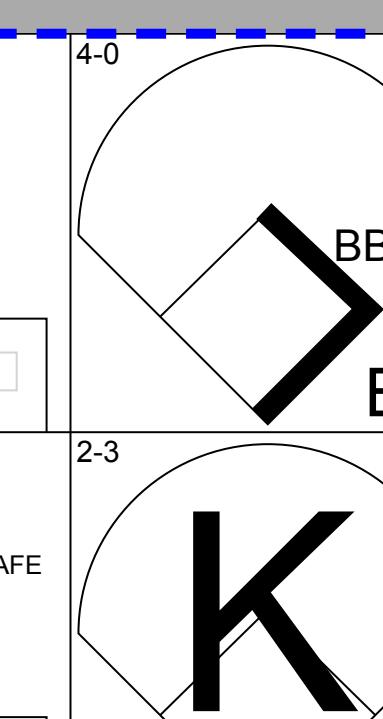
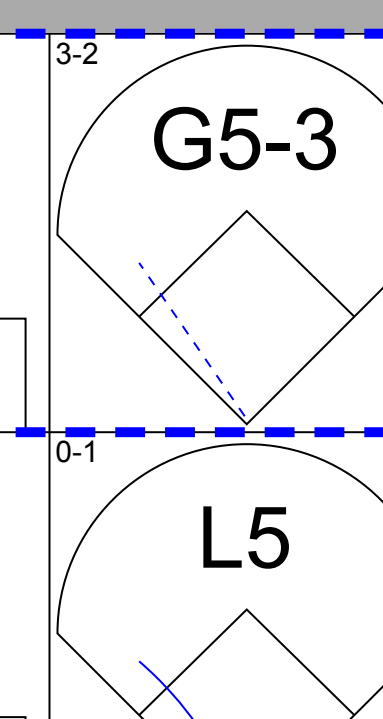
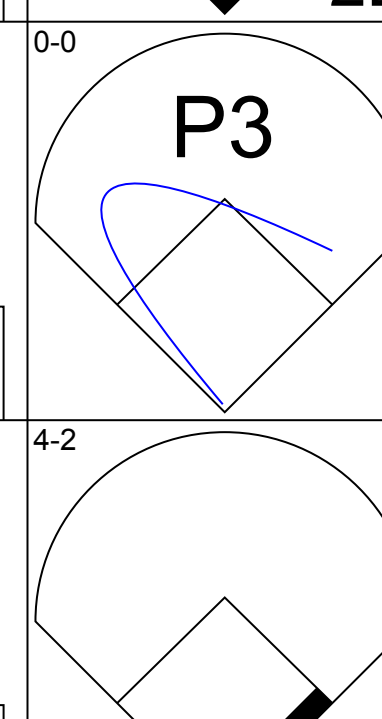

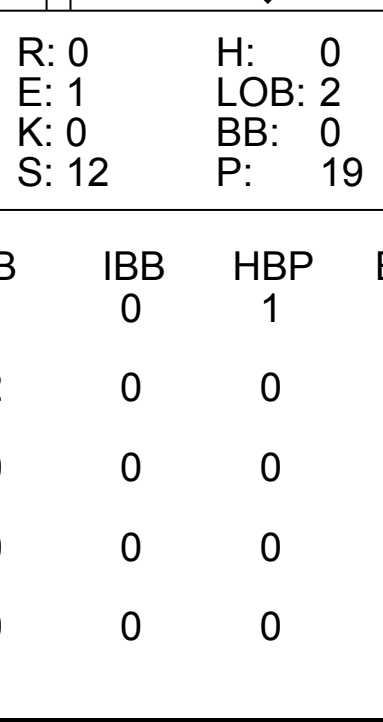
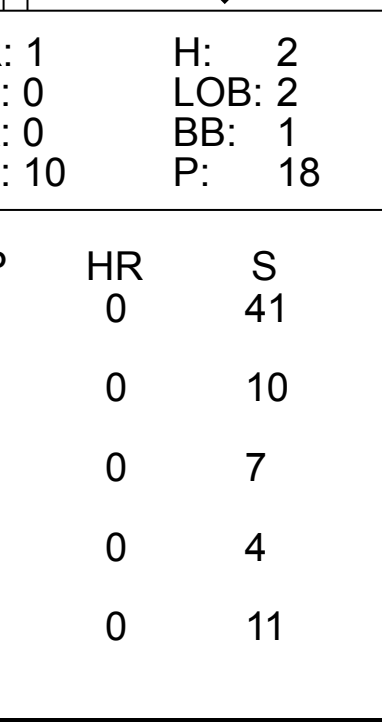
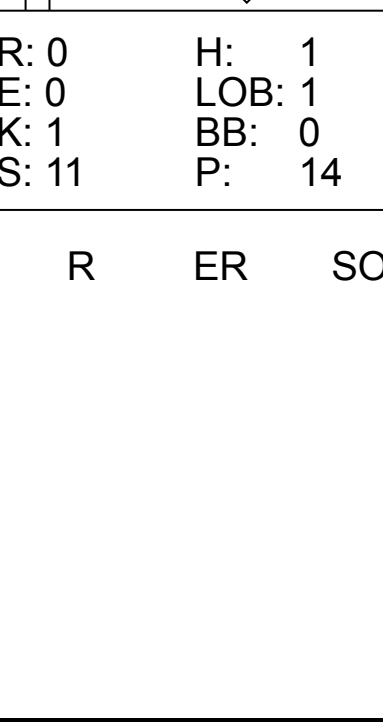
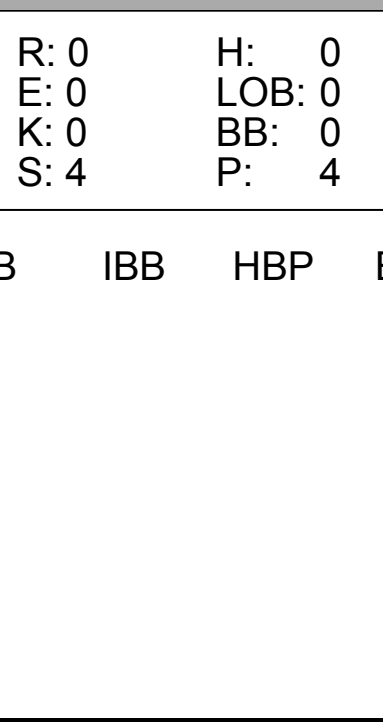


Batter	1	2	3	4	5	6	7	8	9	AB	R	H	RBI	BB	SO	LOB	BOTTOM								
Kenny Lofton, L OBP: 0.358, SLG: 0.489 (1, 8)	2-3 K		1-0 G4-3		0-2 F7		0-0 G4-3		4	0	0	0	0	1	0										
Omar Vizquel, S OBP: 0.323, SLG: 0.350 (1, 6)	0-2 P5		0-2 G4-6-3 1B		2-2 1B 2B		0-0 G6-3		4	1	2	0	0	0	0										
Carlos Baerga, S OBP: 0.366, SLG: 0.495 (1, 4)	0-1 HR		1-0 G4-6-3		0-1 2B FC3 1B		1-0 F8		4	2	2	2	0	0	1										
Albert Belle, R OBP: 0.379, SLG: 0.588 (1, 7)	0-0 1B				2-1 L5		3-2 FC3 SF8 2B		4	1	2	0	0	0	0										
Eddie Murray, S OBP: 0.359, SLG: 0.502 (1, 10)	0-0 P5				2-2 F7		0-2 P5		4	0	0	0	0	0	3										
Jim Thome, L OBP: 0.448, SLG: 0.618 (1, 5)					1-2 2B		3-1 FC3 2B		4	2	2	2	0	0	1										
Manny Ramirez, R OBP: 0.417, SLG: 0.623 (1, 9)					3-3 K		3-2 SF8		3	0	1	1	0	1	1										
Paul Sorrento, L OBP: 0.350, SLG: 0.532 (1, 3)					1-0 F7		1-0 G4-3		3	0	1	1	0	0	1										
Sandy Alomar Jr., R OBP: 0.397, SLG: 0.616 (1, 2)					0-1 FC6		2-2 P5 F4		3	0	0	0	0	0	2										
Inning Stats	R: 1 E: 0 K: 1 S: 11	H: 2 LOB: 1 BB: 0 P: 13	R: 0 E: 0 K: 0 S: 6	H: 1 LOB: 1 BB: 0 P: 9	R: 0 E: 0 K: 0 S: 5	H: 1 LOB: 0 BB: 0 P: 7	R: 0 E: 0 K: 1 S: 13	H: 1 LOB: 1 BB: 0 P: 21	R: 0 E: 0 K: 0 S: 5	H: 0 LOB: 0 BB: 0 P: 6	R: 4 E: 0 K: 0 S: 24	H: 4 LOB: 1 BB: 0 P: 34	R: 0 E: 0 K: 0 S: 3	H: 0 LOB: 0 BB: 0 P: 4	R: 1 E: 0 K: 0 S: 11	H: 1 LOB: 0 BB: 0 P: 18	R: 0 E: 0 K: 0 S: 9	H: 0 LOB: 0 BB: 0 P: 10	1B: 4 2B: 4 3B: 0 HR: 2	SF: 1 SAC: 0 DP: 1 HBP: 0	WP: 0 PB: 0 SB: 0 CS: 0	PA: 34			
PITCHER	IP	WLS	BF	H	R	ER	SO	BB	IBB	HBP	BLK	WP	HR	S	P	ERA	WHIP								
Brad Radke, R ERA: 5.88 (1, 1)	5.2	L	26	9	5	5	2	0	0	0	0	0	1	60	84	7.94	1.588								
Pat Mahomes, R ERA: 6.41 (6, 1)	2.1		8	1	1	1	0	0	0	0	0	0	1	18	28	3.86	0.429								

Minnesota Twins @ Cleveland Indians
 Jacobs Field, Cleveland, OH
 Thu Aug 03 1995, 7:05 PM EDT
 Att: 41,907 - Unknown

AB	33
R	6
H	10
RBI	6
BB	0
SO	2
LOB	9



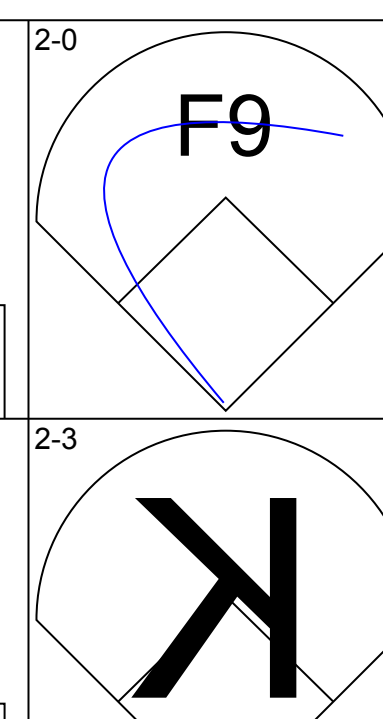
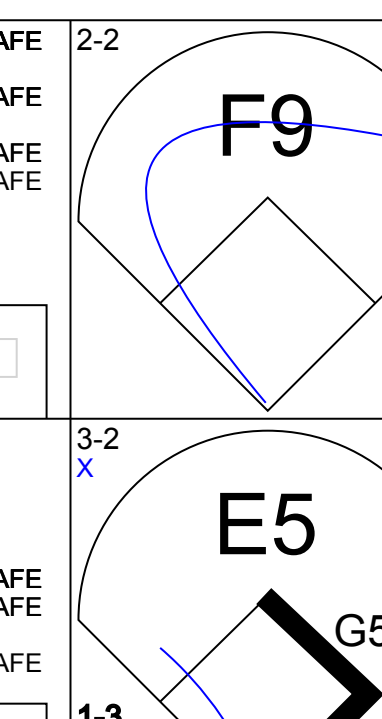
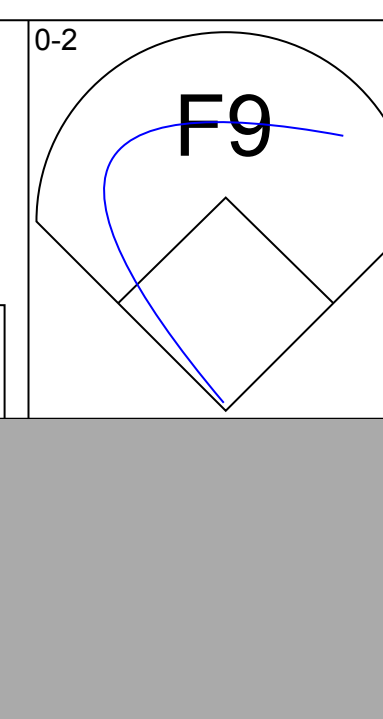
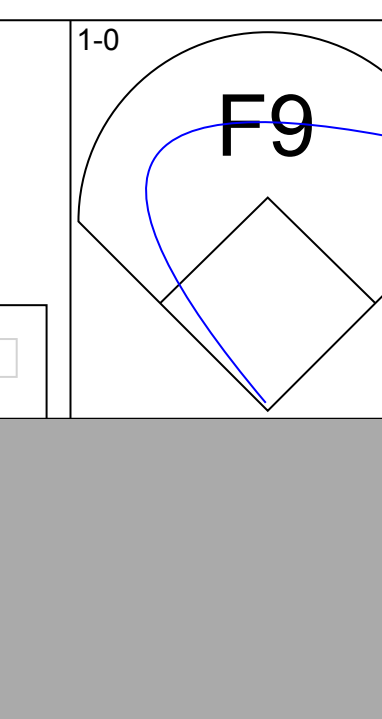
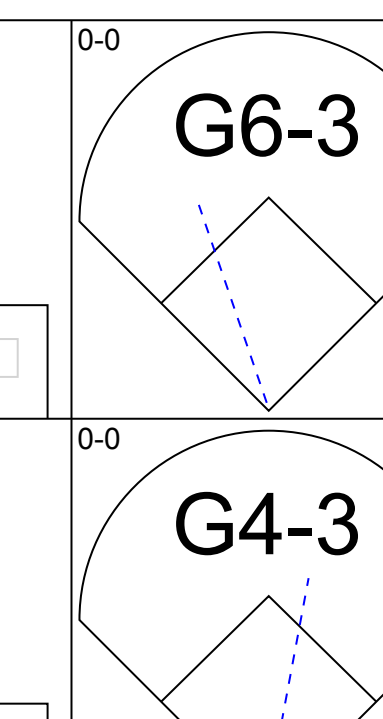
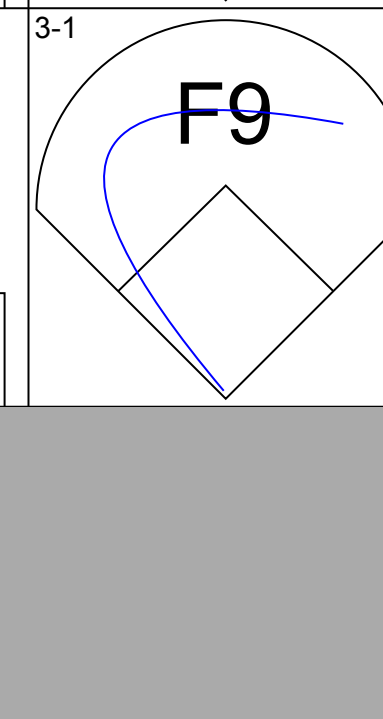
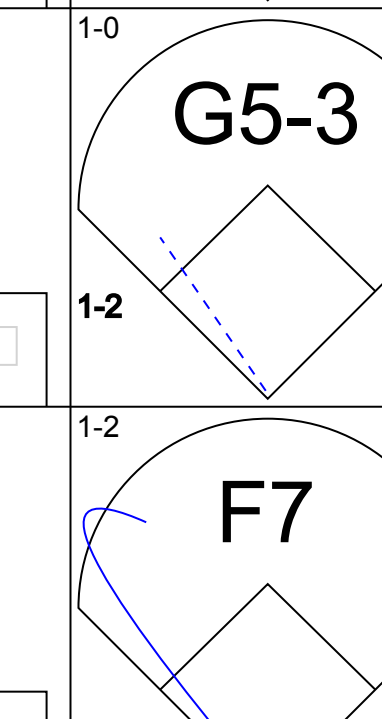
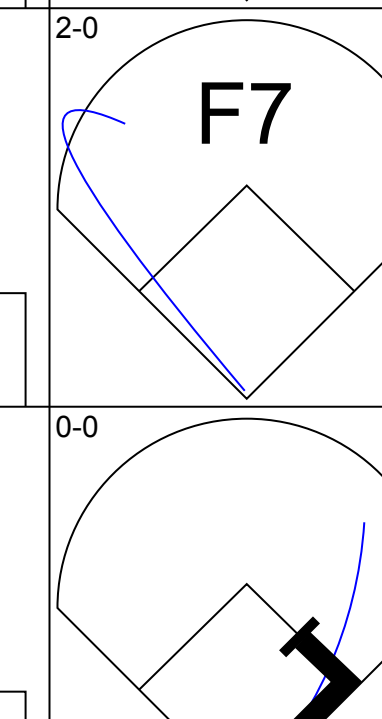

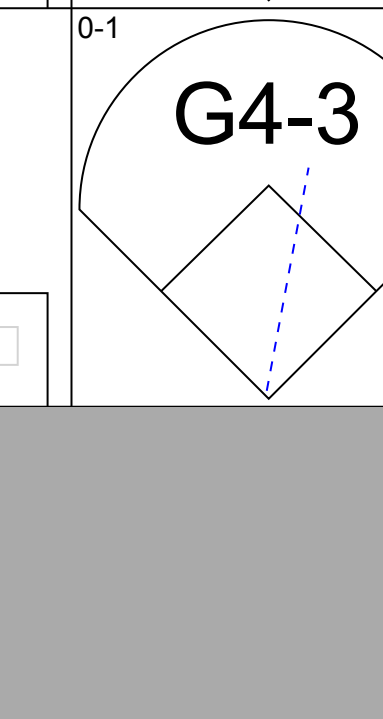


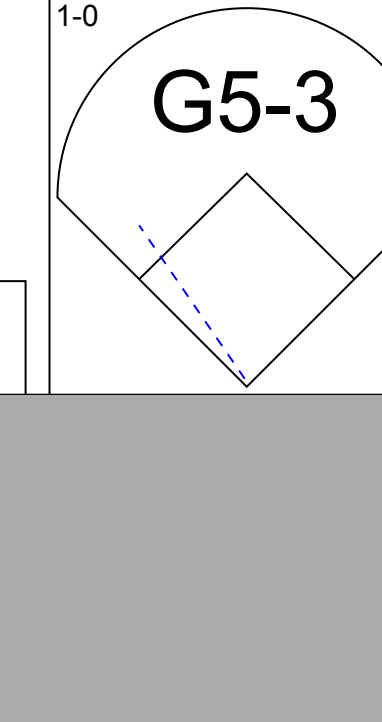
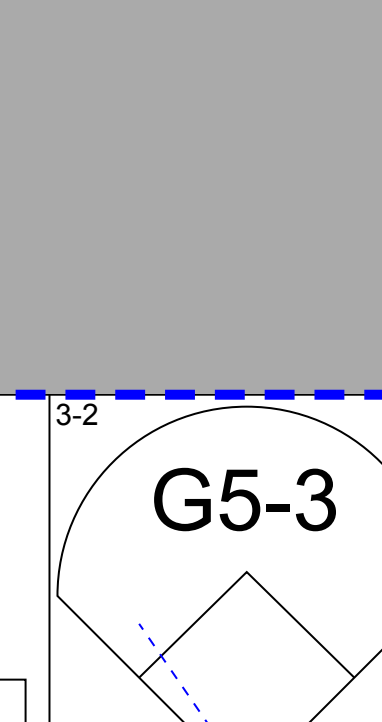

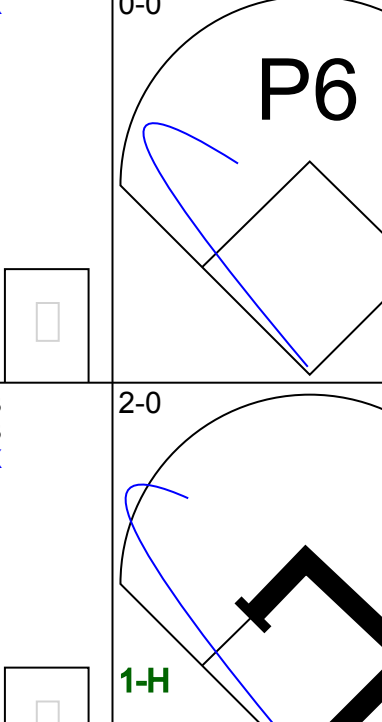


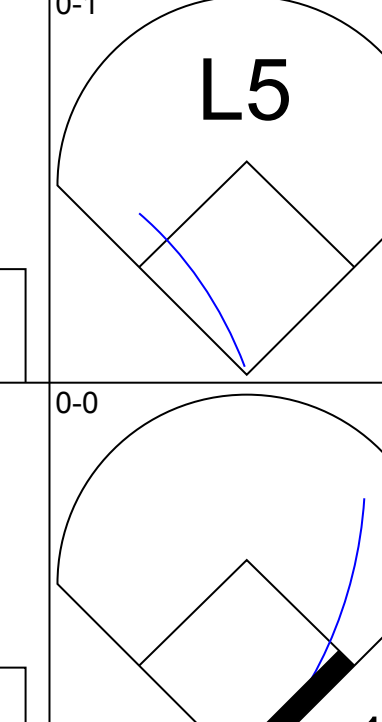
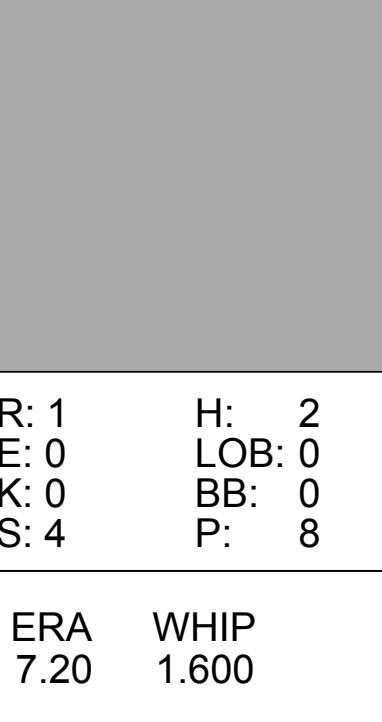
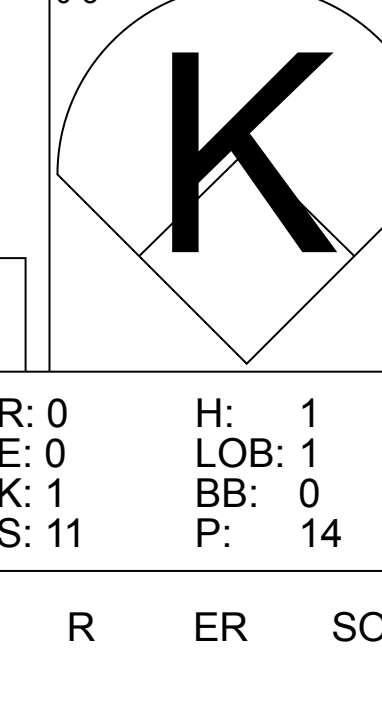




Batter	1	2	3	4	5	6	7	8	9	AB	R	H	RBI	BB	SO	LOB	TOP					
Vince Coleman, S OBP: 0.397, SLG: 0.413 (1, 7)											6	0	2	0	0	2	3					
Tom Goodwin, L OBP: 0.341, SLG: 0.312 (1, 8)											2	1	0	0	1	1	1					
Chris James, R OBP: 0.390, SLG: 0.510 (7, PH)											0	0	0	0	1	0	0					
David Howard, S OBP: 0.282, SLG: 0.340 (8, 8)											1	1	1	0	1	0	0					
Wally Joyner, L OBP: 0.393, SLG: 0.414 (1, 3)											4	1	1	0	2	0	4					
Gary Gaetti, R OBP: 0.335, SLG: 0.539 (1, 5)											6	2	2	3	0	1	6					
Keith Lockhart, L OBP: 0.353, SLG: 0.445 (1, 4)											5	2	2	0	0	0	0					
Greg Gagne, R OBP: 0.325, SLG: 0.376 (1, 6)											4	2	0	0	1	0	2					
Jon Nunnally, L OBP: 0.357, SLG: 0.563 (1, 9)											2	0	0	1	1	1	0					
Phil Hiatt, R OBP: 0.257, SLG: 0.366 (8, PH)											2	1	1	2	0	1	2					
Joe Vitello, R OBP: 0.300, SLG: 0.314 (1, 10)											2	0	1	2	1	0	0					
Edgar Caceres, S OBP: 0.351, SLG: 0.493 (7, PR)											2	2	2	3	0	0	0					
Brent Mayne, L OBP: 0.271, SLG: 0.301 (1, 2)											4	0	1	0	1	0	3					
Inning Stats	R: 0 E: 0 K: 3 S: 14	H: 0 LOB: 1 BB: 1 P: 22	R: 0 E: 0 K: 1 S: 7	H: 0 LOB: 0 BB: 0 P: 12	R: 0 E: 0 K: 1 S: 6	H: 0 LOB: 0 BB: 0 P: 6	R: 3 E: 0 K: 0 S: 12	H: 2 LOB: 2 BB: 3 P: 26	R: 0 E: 0 K: 0 S: 7	H: 1 LOB: 1 BB: 0 P: 8	R: 0 E: 0 K: 0 S: 3	H: 0 LOB: 0 BB: 0 P: 6	R: 0 E: 0 K: 0 S: 14	H: 0 LOB: 2 BB: 3 P: 29	R: 3 E: 0 K: 1 S: 16	H: 4 LOB: 1 BB: 0 P: 26	R: 6 E: 1 K: 0 S: 24	H: 6 LOB: 3 BB: 2 P: 41	1B: 9 2B: 1 3B: 0 HR: 3	SF: 0 SAC: 0 DP: 1 HBP: 0	WP: 1 PB: 1 SB: 1 CS: 0	PA: 49
PITCHER	IP	WLS	BF	H	R	ER	SO	BB	IBB	HBP	BLK	WP	HR	S	P	ERA	WHIP					
Frankie Rodriguez, R ERA: 7.04 (1, 1)	6.0		26	3	3	3	5	5	0	0	0	0	0	53	88	4.50	1.333					
Scott Watkins, L ERA: (7, 1)	1.0	L	4	0	0	0	0	2	0	0	0	0	0	10	21	0.00	2.000					
Pat Mahomes, R ERA: 6.67 (8, 1)	0.1		3	2	2	2	0	0	0	0	0	0	0	9	14	54.00	6.000					
Eddie Guardado, L ERA: 5.74 (8, 1)	0.2		4	2	1	1	1	0	0	0	0	0	1	7	12	13.50	3.000					
Dave Stevens, R ERA: 5.48 (9, 1)	0.2		10	6	6	4	0	1	0	0	0	0	2	20	32	54.00	10.500					
Erik Schullstrom, R ERA: 6.18 (9, 1)	0.1		2	0	0	0	0	1	0	0	0	0	0	4	9	0.00	3.000					

Kansas City Royals @ Minnesota Twins
Hubert H. Humphrey Metrodome, Minneapolis, MN

AB 40
R 12
H 13
RBI 11
BB 9
SO 6
LOB 21



WP: 1 PA: 49
PB: 1
SB: 1
CS: 0

Batter	1	2	3	4	5	6	7	8	9	AB	R	H	RBI	BB	SO	LOB	BOTTOM					
Chuck Knoblauch, R OBP: 0.404, SLG: 0.440 (1, 4)										5	0	0	0	0	0	5						
Rich Becker, L OBP: 0.281, SLG: 0.270 (1, 8)										5	1	1	0	0	1	1						
Kirby Puckett, R OBP: 0.366, SLG: 0.470 (1, 9)										5	0	0	0	0	0	4						
Pedro Munoz, R OBP: 0.345, SLG: 0.552 (1, 10)										3	0	1	0	0	0	2						
Chip Hale, L OBP: 0.355, SLG: 0.393 (7, PH)										1	0	0	0	0	0	2						
Marty Cordova, R OBP: 0.343, SLG: 0.474 (1, 7)										4	1	1	0	0	0	1						
Dan Masteller, L OBP: 0.294, SLG: 0.306 (1, 3)										2	2	2	0	1	0	0						
Jeff Reboulet, R OBP: 0.361, SLG: 0.398 (8, PH)										1	0	0	0	0	0	0						
Matt Merullo, L OBP: 0.322, SLG: 0.345 (1, 2)										3	0	1	1	0	1	3						
Ron Coomer, R OBP: 0.286, SLG: 0.167 (6, PH)										1	0	0	0	0	0	0						
Scott Stahviak, L OBP: 0.332, SLG: 0.356 (1, 5)										2	0	1	2	0	0	1						
Scott Leius, R OBP: 0.322, SLG: 0.337 (6, PH)										1	0	1	0	1	0	0						
Pat Meares, R OBP: 0.301, SLG: 0.438 (1, 6)										2	0	0	0	1	1	3						
Inning Stats	R: 0 E: 0 K: 1 S: 6	H: 3 LOB: 1 BB: 0 P: 13	R: 2 E: 0 K: 0 S: 9	H: 3 LOB: 0 BB: 0 P: 18	R: 0 E: 1 K: 0 S: 12	H: 0 LOB: 2 BB: 0 P: 19	R: 1 E: 0 K: 0 S: 10	H: 2 LOB: 1 BB: 1 P: 18	R: 1 E: 0 K: 0 S: 4	H: 2 LOB: 0 BB: 0 P: 8	R: 0 E: 0 K: 1 S: 9	H: 0 LOB: 2 BB: 2 P: 21	R: 0 E: 2 K: 0 S: 8	H: 0 LOB: 1 BB: 0 P: 11	R: 0 E: 0 K: 1 S: 11	H: 1 LOB: 1 BB: 0 P: 14	R: 0 E: 0 K: 0 S: 4	H: 0 LOB: 0 BB: 0 P: 4	1B: 4 2B: 4 3B: 0 HR: 0	SF: 0 SAC: 0 DP: 1 HBP: 1	WP: 0 PB: 0 SB: 0 CS: 0	PA: 39
PITCHER	IP	WLS	BF	H	R	ER	SO	BB	IBB	HBP	BLK	WP	HR	S	P	ERA	WHIP					
Scott Anderson, R ERA: 4.22 (1, 1)	5.0		23	7	4	4	1	1	0	0	0	0	0	10	22	0.00	2.000					
Mike Magnante, L ERA: 2.53 (6, 1)	1.0		6	0	0	0	1	2	0	0	0	0	0	7	10	0.00	0.000					
Rusty Meacham, R ERA: 4.0 (7, 1)	1.0	W	3	0	0	0	0	0	0	0	0	0	0	4	7	0.00	0.000					
Billy Brewer, L ERA: 4.65 (8, 1)	0.1		1	0	0	0	0	0	0	0	0	0	0	4	7	0.00	0.000					
Jeff Montgomery, R ERA: 2.72 (8, 1)	1.2	S	6	1	0	0	1	0	0	0	0	0	0	11	11	0.00	0.600					

Kansas City Royals @ Minnesota Twins
Hubert H. Humphrey Metrodome, Minneapolis, MN

AB 35
R 4
H 8
RBI 3
BB 3
SO 3
LOB 22



WP: 0 PA: 39
PB: 0
SB: 0
CS: 0

Batter	1	2	3	4	5	6	7	8	9	AB	R	H	RBI	BB	SO	LOB	TOP								
Vince Coleman, S (1, 7) OBP: 0.391, SLG: 0.412										3	2	1	0	2	2	2	Kansas City Royals @ Minnesota Twins Hubert H. Humphrey Metrodome, Minneapolis, MN Sat Aug 05 1995, 8:05 PM EDT Att: 15,252 - Dome - 70 F								
Tom Goodwin, L (1, 8) OBP: 0.342, SLG: 0.315										4	1	1	0	1	1	1									
Wally Joyner, L (1, 3) OBP: 0.391, SLG: 0.411										5	0	1	2	0	1	2									
Gary Gaetti, R (1, 5) Edgar Caceres, S (8, 4) OBP: 0.340, SLG: 0.539 OBP: 0.289, SLG: 0.493										2	1	1	0	2	1	0									
Keith Lockhart, L (1, 4) OBP: 0.361, SLG: 0.466										5	3	3	1	0	0	4									
Greg Gagne, R (1, 6) David Howard, S (8, 6) OBP: 0.327, SLG: 0.382 OBP: 0.287, SLG: 0.352											4	0	2	2	0	0									
Jon Nunnally, L (1, 9) OBP: 0.368, SLG: 0.555										3	0	0	1	2	0	2									
Joe Vitello, R (1, 10) OBP: 0.289, SLG: 0.300										5	0	1	0	0	2	5									
Pat Borders, R (1, 2) Brent Mayne, L (9, PH) OBP: 0.275, SLG: 0.404 OBP: 0.289, SLG: 0.299										4	0	0	0	0	1	3									
Inning Stats	R: 0 E: 0 K: 1 S: 7	H: 1 LOB: 0 BB: 0 P: 9	R: 2 E: 1 K: 1 S: 14	H: 2 LOB: 2 BB: 1 P: 23	R: 0 E: 0 K: 1 S: 6	H: 1 LOB: 1 BB: 0 P: 7	R: 0 E: 0 K: 1 S: 9	H: 1 LOB: 0 BB: 0 P: 13	R: 0 E: 0 K: 1 S: 7	H: 0 LOB: 0 BB: 0 P: 9	R: 1 E: 0 K: 1 S: 13	H: 2 LOB: 1 BB: 0 P: 17	R: 1 E: 0 K: 0 S: 9	H: 1 LOB: 2 BB: 3 P: 23	R: 0 E: 0 K: 1 S: 9	H: 0 LOB: 1 BB: 1 P: 16		R: 4 E: 0 K: 1 S: 25	H: 3 LOB: 2 BB: 3 P: 46	1B: 7 2B: 3 3B: 1 HR: 0	SF: 0 SAC: 0 DP: 2 HBP: 0	WP: 1 PB: 0 SB: 1 CS: 0	PA: 45		
PITCHER	IP	WLS	BF	H	R	ER	SO	BB	IBB	HBP	BLK	WP	HR	S	P	ERA	WHIP								
Mike Trombley, R (1, 1) ERA: 5.4	6.1	W	28	7	4	4	6	2	0	0	0	0	0	59	85	5.68	1.421								
Scott Watkins, L (7, 1) ERA: 7.04	0.0		2	1	0	0	0	1	0	0	0	0	0	3	8										
Pat Mahomes, R (7, 1) ERA: 7.04	2.0		11	2	4	4	1	4	0	0	0	1	0	26	51	18.00	3.000								
Erik Schullstrom, R (9, 1) ERA: 6.04	0.2		4	1	0	0	1	1	0	0	0	0	0	11	19	0.00	3.000								

AB	37
R	8
H	11
RBI	8
BB	8
SO	8
LOB	21



Batter	1	2	3	4	5	6	7	8	9	AB	R	H	RBI	BB	SO	LOB	BOTTOM									
Chuck Knoblauch, R (1, 4) OBP: 0.407, SLG: 0.447										4	2	2	2	1	0	0	Kansas City Royals @ Minnesota Twins Hubert H. Humphrey Metrodome, Minneapolis, MN Sat Aug 05 1995, 8:05 PM EDT Att: 15,252 - Dome - 70 F									
Pat Meares, R (1, 6) OBP: 0.303, SLG: 0.445										5	1	2	2	0	1	1										
Kirby Puckett, R (1, 10) OBP: 0.366, SLG: 0.480										5	2	2	3	0	3	1										
Pedro Munoz, R (1, 9) OBP: 0.350, SLG: 0.570										5	1	3	2	0	1	1										
Marty Cordova, R (1, 7) OBP: 0.346, SLG: 0.475										4	1	2	0	1	0	0										
Ron Coomer, R (1, 3) OBP: 0.333, SLG: 0.200										4	1	1	0	1	1	4										
Scott Leius, R (1, 5) Scott Stahoviak, L (7, PH) Jeff Reboulet, R (7, PH) OBP: 0.319, SLG: 0.333 OBP: 0.332, SLG: 0.356 OBP: 0.365, SLG: 0.398										3	0	0	0	0	0	3										
Matt Merullo, L (1, 2) OBP: 0.333, SLG: 0.378										4	2	3	4	0	0	0										
Rich Becker, L (1, 8) OBP: 0.280, SLG: 0.269										4	2	1	0	0	1	1										
Inning Stats	R: 0 E: 0 K: 1 S: 7	H: 0 LOB: 0 BB: 0 P: 9	R: 0 E: 0 K: 1 S: 8	H: 2 LOB: 1 BB: 0 P: 13	R: 5 E: 0 K: 1 S: 18	H: 5 LOB: 1 BB: 1 P: 31	R: 2 E: 1 K: 2 S: 14	H: 2 LOB: 1 BB: 1 P: 29	R: 0 E: 0 K: 0 S: 9	H: 0 LOB: 0 BB: 0 P: 14	R: 0 E: 0 K: 1 S: 9	H: 1 LOB: 0 BB: 0 P: 14	R: 6 E: 0 K: 0 S: 18	H: 4 LOB: 0 BB: 2 P: 34	R: 0 E: 0 K: 1 S: 15	H: 2 LOB: 2 BB: 0 P: 22		1B: 9 2B: 2 3B: 2 HR: 3	SF: 0 SAC: 0 DP: 1 HBP: 0	WP: 0 PB: 0 SB: 0 CS: 1	PA: 43					
PITCHER	IP	WLS	BF	H	R	ER	SO	BB	IBB	HBP	BLK	WP	HR	S	P	ERA	WHIP									
Jason Jacome, L (1, 1) ERA: 9.64	3.1	L	18	8	6	6	3	1	0	0	0	0	0	1	38	62	16.20	2.700								
Gregg Olson, R (4, 1) ERA: 4.92	2.2		10	2	1	1	3	1	0	0	0	0	0	27	48	3.38	1.125									
Rusty Meacham, R (7, 1) ERA: 4.95	0.1		5	3	4	4	0	1	0	0	0	0	1	10	18	108.00	12.000									
Billy Brewer, L (7, 1) ERA: 4.96	1.2		9	3	2	2	1	1	0	0	0	0	1	23	38	10.80	2.400									

AB	38
R	13
H	16
RBI	13
BB	4
SO	7
LOB	11



Batter	1	2	3	4	5	6	7	8	9	AB	R	H	RBI	BB	SO	LOB	TOP					
Vince Coleman, S OBP: 0.356, SLG: 0.406 David Howard, S OBP: 0.291, SLG: 0.352	K2-3	G4-3			G6-4-3	P3				4	0	0	0	0	1	2	Kansas City Royals @ Minnesota Twins Hubert H. Humphrey Metrodome, Minneapolis, MN Sun Aug 06 1995, 4:33 AM EDT Att: 15,267 - Dome - 70 F					
Tom Goodwin, L OBP: 0.341, SLG: 0.317 Chris James, R OBP: 0.383, SLG: 0.500 Phil Hiett, R OBP: 0.257, SLG: 0.366	G3		WP		K		F9			4	0	1	0	0	1	0						
Wally Joyner, L OBP: 0.388, SLG: 0.417	F7		F7			HR	G6-3		F9	5	1	1	1	0	0	1						
Gary Gaetti, R OBP: 0.342, SLG: 0.557 Edgar Caceres, S OBP: 0.297, SLG: 0.493		HR	G6-3			P6	HR		2B	4	2	2	2	0	0	1						
Keith Lockhart, L OBP: 0.376, SLG: 0.514		HR	G3						E7	5	3	4	1	0	0	1						
Greg Gagne, R OBP: 0.332, SLG: 0.390		1B			FC4	1B			G4-3	5	2	3	2	0	0	1						
Jon Nunnally, L OBP: 0.373, SLG: 0.569		1B	G4-6-3		FC4	G6-4-3			G4-3	4	2	2	2	1	1	3						
Joe Vitello, R OBP: 0.280, SLG: 0.289			G6-4-3		G6-4-3				K	5	0	1	1	0	2	2						
Brent Mayne, L OBP: 0.274, SLG: 0.299	G4-6-3								K	3	0	1	0	1	1	1						
Inning Stats	R: 0 E: 0 K: 1 S: 7	H: 0 LOB: 0 BB: 0 P: 9	R: 4 E: 0 K: 0 S: 12	H: 4 LOB: 0 BB: 1 P: 25	R: 0 E: 0 K: 0 S: 7	H: 1 LOB: 1 BB: 0 P: 15	R: 0 E: 0 K: 0 S: 7	H: 1 LOB: 0 BB: 0 P: 13	R: 0 E: 0 K: 1 S: 8	H: 1 LOB: 0 BB: 0 P: 12	R: 4 E: 0 K: 1 S: 17	H: 4 LOB: 1 BB: 1 P: 27	R: 1 E: 1 K: 1 S: 14	H: 2 LOB: 2 BB: 0 P: 22	R: 0 E: 0 K: 2 S: 8	H: 0 LOB: 1 BB: 1 P: 13		R: 2 E: 1 K: 1 S: 17	H: 2 LOB: 1 BB: 1 P: 25	1B: 6 2B: 4 3B: 0 HR: 5	SF: 0 SAC: 0 DP: 3 HBP: 0	WP: 1 PB: 0 SB: 0 CS: 0
PITCHER	IP WLS BF H R ER SO BB IBB HBP BLK WP HR S P ERA WHIP																					
Scott Klasingbeck, R ERA: 9.82	(1, 1) 5.1 L 24 10 7 7 2 1 0 0 0 0 1 3 51 88 11.81 2.062																					
Oscar Munoz, R ERA: 9.82	(6, 1) 3.2 20 5 4 4 5 3 0 0 0 0 0 2 46 73 9.82 2.182																					

Batter	1	2	3	4	5	6	7	8	9	AB	R	H	RBI	BB	SO	LOB	BOTTOM					
Chuck Knoblauch, R OBP: 0.406, SLG: 0.446 Jeff Reboulet, R OBP: 0.369, SLG: 0.403	FC3-6		F8			G6-3				3	0	1	0	0	0	0	Kansas City Royals @ Minnesota Twins Hubert H. Humphrey Metrodome, Minneapolis, MN Sun Aug 06 1995, 4:33 AM EDT Att: 15,267 - Dome - 70 F					
Rich Becker, L OBP: 0.276, SLG: 0.266	FC3-6				G4-3		G4-3		SF9	3	0	0	1	0	0	1						
Kirby Puckett, R OBP: 0.363, SLG: 0.476 Ron Coomer, R OBP: 0.308, SLG: 0.182	P4				G1-3		G6-3		P6	3	0	0	0	0	0	1						
Marty Cordova, R OBP: 0.343, SLG: 0.469	FC6-4				G5-3		G1-3		F8	4	0	0	0	0	0	2						
Scott Stahoviak, L OBP: 0.332, SLG: 0.361			G3-1			G4-3				3	0	1	0	0	0	0						
Chip Hale, L OBP: 0.338, SLG: 0.373			P5			F8			G6-3	3	0	0	0	0	0	1						
Dan Masteller, L OBP: 0.286, SLG: 0.297			K			F5			F7	3	0	0	0	0	1	1						
Matt Walbeck, S OBP: 0.294, SLG: 0.308			G4-3						F9	3	0	0	0	0	0	1						
Pat Meares, R OBP: 0.303, SLG: 0.448			L7							3	1	1	0	0	0	0						
Inning Stats	R: 0 E: 0 K: 0 S: 9	H: 1 LOB: 1 BB: 0 P: 14	R: 0 E: 0 K: 1 S: 6	H: 0 LOB: 0 BB: 0 P: 8	R: 0 E: 0 K: 0 S: 7	H: 0 LOB: 0 BB: 0 P: 11	R: 0 E: 0 K: 0 S: 3	H: 0 LOB: 0 BB: 0 P: 6	R: 0 E: 0 K: 0 S: 4	H: 0 LOB: 0 BB: 0 P: 7	R: 0 E: 0 K: 0 S: 9	H: 0 LOB: 0 BB: 0 P: 14	R: 0 E: 0 K: 0 S: 6	H: 0 LOB: 0 BB: 0 P: 9	R: 0 E: 0 K: 0 S: 5	H: 1 LOB: 1 BB: 0 P: 8		R: 1 E: 0 K: 0 S: 8	H: 2 LOB: 1 BB: 0 P: 12	1B: 2 2B: 2 3B: 0 HR: 0	SF: 1 SAC: 0 DP: 0 HBP: 0	WP: 0 PB: 0 SB: 0 CS: 0
PITCHER	IP WLS BF H R ER SO BB IBB HBP BLK WP HR S P ERA WHIP																					
Mark Gubicza, R ERA: 3.47	(1, 1) 9.0 W 31 4 1 1 1 1 0 0 0 0 0 0 57 89 1.00 0.444																					

Batter	1	2	3	4	5	6	7	8	9	AB	R	H	RBI	BB	SO	LOB	TOP																					
Rickey Henderson, R OBP: 0.409, SLG: 0.450	F9		G3			BB		G6-3		5	1	2	0	0	1	0	Oakland Athletics @ Minnesota Twins Hubert H. Humphrey Metrodome, Minneapolis, MN Mon Aug 07, 1995, 8:05 PM EDT Att: 11,459 - Dome																					
Brent Gates, S OBP: 0.294, SLG: 0.315	G3		G3			BB		G3		5	2	2	0	0	0	1																						
Geronimo Berroa, R OBP: 0.355, SLG: 0.449	F9		G5-3			HBP				3	1	1	1	2	0	1																						
Jason Giambi, L OBP: 0.376, SLG: 0.350										3	1	1	1	2	1	2																						
Terry Steinbach, R OBP: 0.310, SLG: 0.447										4	0	1	1	0	2	3																						
Scott Brosius, R OBP: 0.339, SLG: 0.433										3	0	0	1	1	1	2																						
Stan Javier, S OBP: 0.312, SLG: 0.352										4	0	1	0	1	0	4																						
Mike Bordick, R OBP: 0.312, SLG: 0.314										4	0	0	1	0	0	5																						
Craig Paquette, R OBP: 0.256, SLG: 0.459										4	1	1	1	0	1	3																						
Inning Stats	R: 0 E: 0 K: 0 S: 9	H: 0 LOB: 0 BB: 0 P: 14	R: 1 E: 1 K: 0 S: 13	H: 2 LOB: 2 BB: 1 P: 23	R: 0 E: 0 K: 1 S: 15	H: 1 LOB: 2 BB: 1 P: 24	R: 0 E: 0 K: 0 S: 7	H: 0 LOB: 0 BB: 0 P: 10	R: 4 E: 0 K: 1 S: 25	H: 3 LOB: 2 BB: 2 P: 41	R: 1 E: 0 K: 1 S: 14	H: 2 LOB: 1 BB: 0 P: 24	R: 0 E: 0 K: 1 S: 10	H: 1 LOB: 1 BB: 0 P: 17	R: 0 E: 0 K: 2 S: 10	H: 0 LOB: 0 BB: 2 P: 16	R: 0 E: 0 K: 2 S: 14	H: 0 LOB: 0 BB: 2 P: 22	1B: 6 2B: 2 3B: 0 HR: 1	SF: 1 SAC: 0 DP: 1 HBP: 1	WP: 0 PB: 0 SB: 1 CS: 0	PA: 43																
PITCHER	IP	WLS	BF	H	R	ER	SO	BB	IBB	HBP	BLK	WP	HR	S	P	ERA	WHIP	PITCHER				IP	WLS	BF	H	R	ER	SO	BB	IBB	HBP	BLK	WP	HR	S	P	ERA	WHIP
Jose Parra, R ERA: 7.79	4.0		23	6	5	5	1	4	0	1	0	0	1	61	101	11.25	2.500					4.0	W	15	3	1	1	3	0	0	0	0	0	0	42	68	2.25	0.750
Pat Mahomes, R ERA: 6.75	1.0	S	5	0	0	0	2	2	0	0	0	0	0	14	22	0.00	2.000					1.0	S	5	0	0	0	2	2	0	0	0	0	14	22	0.00	2.000	

AB	35
R	6
H	9
RBI	6
BB	6
SO	6
LOB	21



Batter	1	2	3	4	5	6	7	8	9	AB	R	H	RBI	BB	SO	LOB	BOTTOM																					
Chuck Knoblauch, R OBP: 0.411, SLG: 0.448			G4-3							3	2	2	1	2	0	0	Oakland Athletics @ Minnesota Twins Hubert H. Humphrey Metrodome, Minneapolis, MN Mon Aug 07, 1995, 8:05 PM EDT Att: 11,459 - Dome																					
Rich Becker, L OBP: 0.282, SLG: 0.263										2	1	0	1	3	1	2																						
Kirby Puckett, R OBP: 0.366, SLG: 0.483										5	1	3	4	0	0	1																						
Pedro Munoz, R OBP: 0.344, SLG: 0.558										5	0	0	0	0	1	6																						
Marty Cordova, R OBP: 0.344, SLG: 0.478										2	1	1	2	0	1	2																						
Scott Stahowiak, L OBP: 0.331, SLG: 0.355										3	1	0	0	1	2	1																						
Scott Leius, R OBP: 0.318, SLG: 0.332										4	1	1	0	0	1	1																						
Matt Walbeck, S OBP: 0.293, SLG: 0.307										4	1	1	0	0	2	1																						
Pat Meares, R OBP: 0.302, SLG: 0.444										2	1	0	1	0	0	0																						
Inning Stats	R: 3 E: 0 K: 0 S: 14	H: 2 LOB: 0 BB: 1 P: 27	R: 0 E: 0 K: 0 S: 17	H: 0 LOB: 0 BB: 0 P: 21	R: 0 E: 0 K: 2 S: 12	H: 1 LOB: 2 BB: 1 P: 22	R: 2 E: 0 K: 0 S: 11	H: 2 LOB: 1 BB: 1 P: 16	R: 0 E: 0 K: 1 S: 9	H: 0 LOB: 0 BB: 0 P: 17	R: 0 E: 0 K: 2 S: 9	H: 0 LOB: 0 BB: 0 P: 13	R: 0 E: 0 K: 1 S: 9	H: 0 LOB: 1 BB: 1 P: 17	R: 0 E: 0 K: 2 S: 20	H: 0 LOB: 2 BB: 2 P: 34	R: 4 E: 0 K: 2 S: 12	H: 3 LOB: 3 BB: 2 P: 34	1B: 5 2B: 2 3B: 0 HR: 1	SF: 2 SAC: 0 DP: 0 HBP: 2	WP: 0 PB: 0 SB: 2 CS: 0	PA: 40																
PITCHER	IP	WLS	BF	H	R	ER	SO	BB	IBB	HBP	BLK	WP	HR	S	P	ERA	WHIP	PITCHER				IP	WLS	BF	H	R	ER	SO	BB	IBB	HBP	BLK	WP	HR	S	P	ERA	WHIP
Todd Van Poppel, R ERA: 4.0	1.2	L	8	2	3	3	3	0	0	1	0	0	1	20	29	16.20	1.200					1.2	L	8	2	3	3	3	0	0	1	0	0	1	20	29	16.20	1.200
Carlos Reyes, R ERA: 4.59	0.1		4	1	1	1	0	2	0	0	0	0	0	8	17	27.00	9.000					0.1		4	1	1	1	0	2	0	0	0	0	8	17	27.00	9.000	

AB	30
R	9
H	8
RBI	9
BB	6
SO	8
LOB	14



Batter	1	2	3	4	5	6	7	8	9	AB	R	H	RBI	BB	SO	LOB	TOP																				
Rickey Henderson, R OBP: 0.404, SLG: 0.444 (1,7)	G6-3		F7			F8		L8		4	0	0	0	0	0	0																					
Brent Gates, S OBP: 0.291, SLG: 0.312 (1,4)	G6-3			L3			G3-1		K	4	0	0	0	0	1	0																					
Geronimo Berroa, R OBP: 0.354, SLG: 0.447 (1,9)	F9			G5-3			1B		G4-3	4	0	1	0	0	0	0																					
Jason Giambi, L OBP: 0.380, SLG: 0.364 (1,3)		L8-5		G3-1			1B		K	4	0	2	0	0	1	0																					
Terry Steinbach, R OBP: 0.307, SLG: 0.442 (1,2)		L8-5			L7		G5-4-3			3	0	0	0	0	0	3																					
George Williams, S OBP: 0.414, SLG: 0.600 (1,10)					K				HR	2	1	0	0	1	2	0																					
Craig Paquette, R OBP: 0.257, SLG: 0.475 (1,5)			G6-3						HR	3	1	1	2	0	1	0																					
Stan Javier, S OBP: 0.312, SLG: 0.349 (1,8)						G4-3		L7		2	1	0	0	0	0	0																					
Mike Bordick, R OBP: 0.309, SLG: 0.311 (1,6)			SF9			P3		L1		2	0	0	1	0	0	0																					
Inning Stats	R: 0 E: 0 K: 0 S: 8	H: 0 LOB: 0 BB: 0 P: 12	R: 0 E: 0 K: 1 S: 7	H: 1 LOB: 0 BB: 0 P: 8	R: 1 E: 0 K: 0 S: 12	H: 0 LOB: 0 BB: 0 P: 19	R: 0 E: 0 K: 0 S: 8	H: 0 LOB: 0 BB: 0 P: 12	R: 0 E: 0 K: 2 S: 11	H: 0 LOB: 0 BB: 0 P: 17	R: 0 E: 0 K: 0 S: 9	H: 2 LOB: 1 BB: 0 P: 13	R: 2 E: 0 K: 0 S: 10	H: 1 LOB: 0 BB: 1 P: 18	R: 0 E: 0 K: 2 S: 13	H: 0 LOB: 0 BB: 0 P: 18	1B: 2 2B: 2 3B: 0 HR: 1	SF: 1 SAC: 0 DP: 2 HBP: 1	WP: 0 PB: 0 SB: 2 CS: 0	PA: 31																	
PITCHER	IP	WLS	BF	H	R	ER	SO	BB	IBB	HBP	BLK	WP	HR	S	P	ERA	WHIP	PITCHER			IP	WLS	BF	H	R	ER	SO	BB	IBB	HBP	BLK	WP	HR	S	P	ERA	WHIP
Brad Radke, R ERA: 5.71 (1,1)	8.0	W	28	4	3	3	3	1	0	1	0	0	1	71	109	3.38	0.625																				
Dave Stevens, R ERA: 5.24 (9,1)	1.0	S	3	0	0	0	2	0	0	0	0	0	0	13	18	0.00	0.000																				

Oakland Athletics @ Minnesota Twins
Hubert H. Humphrey Metrodome, Minneapolis, MN
Tue Aug 08 1995, 8:05 PM EDT
Att: 13,527 - Dome

AB	28
R	3
H	4
RBI	3
BB	1
SO	5
LOB	3



Batter	1	2	3	4	5	6	7	8	9	AB	R	H	RBI	BB	SO	LOB	BOTTOM																				
Chuck Knoblauch, R OBP: 0.413, SLG: 0.447 (1,4)	2B	F8		FC6-4		S		G6-4-3		3	1	1	0	1	0	3																					
Rich Becker, L OBP: 0.281, SLG: 0.262 (1,8)	K	K		FC6-4		K				5	0	1	0	0	3	4																					
Kirby Puckett, R OBP: 0.367, SLG: 0.493 (1,9)	FC4-6		P6		HR		G5-3	L5		5	1	2	2	0	0	1																					
Marty Cordova, R OBP: 0.351, SLG: 0.485 (1,7)	FC4-6		G3		G3	1B	2B	BB	WP	2	1	2	0	2	0	0																					
Dan Masteller, L OBP: 0.284, SLG: 0.288 (1,10)	FC4-6		G3		G3			BB		3	0	0	0	1	0	4																					
Scott Leius, R OBP: 0.321, SLG: 0.332 (1,5)	G4-3		F9		L3			BB		3	0	1	1	1	0	3																					
Scott Stahoviak, L OBP: 0.333, SLG: 0.363 (1,3)		1B	G4-3		G4-3	SF7	2B	K		4	2	2	0	0	1	4																					
Matt Walbeck, S OBP: 0.289, SLG: 0.302 (1,2)		G4-3		G4-3		G6-3		K		4	0	0	0	0	1	5																					
Pat Meares, R OBP: 0.305, SLG: 0.447 (1,6)			SF7			F8		G6-4-3		3	0	2	1	0	0	0																					
Inning Stats	R: 1 E: 0 K: 1 S: 11	H: 2 LOB: 2 BB: 1 P: 19	R: 1 E: 0 K: 1 S: 14	H: 2 LOB: 1 BB: 0 P: 22	R: 0 E: 0 K: 0 S: 5	H: 1 LOB: 1 BB: 0 P: 7	R: 0 E: 0 K: 0 S: 13	H: 1 LOB: 1 BB: 0 P: 19	R: 2 E: 0 K: 1 S: 8	H: 3 LOB: 0 BB: 0 P: 13	R: 0 E: 0 K: 1 S: 8	H: 0 LOB: 1 BB: 1 P: 19	R: 0 E: 0 K: 2 S: 8	H: 0 LOB: 3 BB: 3 P: 21	R: 0 E: 0 K: 0 S: 8	H: 2 LOB: 1 BB: 0 P: 9	1B: 7 2B: 4 3B: 0 HR: 1	SF: 1 SAC: 0 DP: 2 HBP: 1	WP: 1 PB: 0 SB: 3 CS: 0	PA: 39																	
PITCHER	IP	WLS	BF	H	R	ER	SO	BB	IBB	HBP	BLK	WP	HR	S	P	ERA	WHIP	PITCHER			IP	WLS	BF	H	R	ER	SO	BB	IBB	HBP	BLK	WP	HR	S	P	ERA	WHIP
Ariel Prieto, R ERA: 4.87 (1,1)	6.1	L	32	9	5	3	3	4	0	1	0	0	1	61	109	7.11	2.053																				
John Briscoe, R ERA: 16.69 (7,1)	1.2		7	2	0	0	2	1	0	0	0	0	0	14	20	0.00	1.800																				

Oakland Athletics @ Minnesota Twins
Hubert H. Humphrey Metrodome, Minneapolis, MN
Tue Aug 08 1995, 8:05 PM EDT
Att: 13,527 - Dome

AB	32
R	5
H	11
RBI	4
BB	5
SO	5
LOB	24



Batter	1	2	3	4	5	6	7	8	9	10	AB	R	H	RBI	BB	SO	LOB	TOP				
Rickey Henderson, R OBP: 0.403, SLG: 0.443 Mike Bordick, R OBP: 0.310, SLG: 0.316	G3		FC5-4 1B		FC1-2		SF9 2B		G6-3		3	0	1	0	0	0	2					
Brent Gates, S OBP: 0.292, SLG: 0.315	BB		FC5-4 G1-6-3		K		SF9			2B	3	1	1	1	1	1	3					
Jason Giambi, L OBP: 0.361, SLG: 0.355	BB		G1-6-3				P4			2B	3	1	0	0	2	0	2					
Gerónimo Berroa, R OBP: 0.352, SLG: 0.447	K				F8		G5-3		K		5	1	1	1	0	2	2					
Mike Aldrete, L OBP: 0.370, SLG: 0.417 Terry Steinbach, R OBP: 0.305, SLG: 0.439	G4-3		G1-4-3						F8		2	0	0	0	1	0	2					
George Williams, S OBP: 0.385, SLG: 0.533 Dennis Eckersley, R	WP 1B				K		G5-3		F9		5	0	1	0	0	2	3					
Scott Brosius, R OBP: 0.346, SLG: 0.440	K						FC3 FC1-2 1B		G4-3 SF7 2B		3	2	2	0	1	1	1					
Stan Javier, S OBP: 0.310, SLG: 0.347	K				FC3 FC1-2		L7		G4-3		5	0	1	2	0	1	4					
Craig Paquette, R OBP: 0.256, SLG: 0.470	K				K		2B SF9 1B		SF7		4	1	1	1	0	3	5					
Inning Stats	R: 0 E: 0 K: 1 S: 11	H: 0 LOB: 2 BB: 2 P: 21	R: 0 E: 0 K: 3 S: 10	H: 1 LOB: 1 BB: 0 P: 13	R: 0 E: 0 K: 1 S: 7	H: 0 LOB: 0 BB: 0 P: 11	R: 0 E: 1 K: 2 S: 13	H: 1 LOB: 2 BB: 0 P: 19	R: 0 E: 0 K: 0 S: 10	H: 0 LOB: 1 BB: 1 P: 20	R: 2 E: 0 K: 0 S: 11	H: 2 LOB: 1 BB: 0 P: 20	R: 0 E: 0 K: 1 S: 6	H: 0 LOB: 0 BB: 0 P: 10	R: 1 E: 0 K: 0 S: 9	H: 1 LOB: 0 BB: 0 P: 13	R: 3 E: 0 K: 2 S: 15	H: 3 LOB: 2 BB: 2 P: 32	1B: 5 2B: 4 3B: 0 HR: 0	SF: 2 SAC: 0 DP: 1 HBP: 1	WP: 1 PB: 0 SB: 0 CS: 0	PA: 45
PITCHER	IP	WLS	BF	H	R	ER	SO	BB	IBB	HBP	BLK	WP	HR	S	P	ERA	WHIP					
Frankie Rodriguez, R ERA: 6.54	(1.1)	6.1	28	5	2	2	7	3	0	0	0	1	0	67	109	2.84	1.263					
Scott Watkins, L ERA:	(7.1)	0.2	2	0	0	0	0	0	0	0	0	0	0	4	8	0.00	0.000					
Erik Schullstrom, R ERA: 5.97	(8.1)	0.1	1	0	0	0	1	0	0	0	0	0	0	3	5	0.00	0.000					
Eddie Guardado, L ERA: 5.68	(8.1)	0.2	2	0	0	0	0	0	0	0	0	0	0	3	5	0.00	0.000					
Dave Stevens, R ERA: 5.77	(9.1)	2.0	L	12	4	4	2	2	0	0	0	0	0	24	45	18.00	3.000					

Oakland Athletics @ Minnesota Twins
Hubert H. Humphrey Metrodome, Minneapolis, MN
Wed Aug 09 1995, 8:05 PM EDT
Att. 12,677 - Dome

AB 37
R 6
H 9
RBI 6
BB 5
SO 10
LOB 26



Batter	1	2	3	4	5	6	7	8	9	10	AB	R	H	RBI	BB	SO	LOB	BOTTOM				
Chuck Knoblauch, R OBP: 0.411, SLG: 0.443	P4		SF8				F7		L6		3	0	0	1	1	0	0					
Pat Meares, R OBP: 0.308, SLG: 0.445 Chip Hale, L OBP: 0.333, SLG: 0.367	1B		P4				BLK BB		F7		3	0	1	0	1	1	2					
Kirby Puckett, R OBP: 0.369, SLG: 0.493	1B		F8 1B		G5-3		IBB		G5-3		4	1	2	0	1	0	0					
Pedro Munoz, R OBP: 0.338, SLG: 0.549 Scott Stahovick, L OBP: 0.332, SLG: 0.361	K		F8		F8		G6-3		K		4	0	0	0	0	1	5					
Marty Cordova, R OBP: 0.350, SLG: 0.480	F8		L8		F8				G6-4-3 BB		3	0	0	0	1	0	3					
Scott Leius, R OBP: 0.320, SLG: 0.328	P5		1B		G5-3		P8				3	0	0	0	1	0	1					
Ron Coomer, R OBP: 0.353, SLG: 0.267	3B 1B		1B		K		G6-4-3				4	1	2	1	0	1	1					
Matt Walbeck, S OBP: 0.292, SLG: 0.317	3B		SH2-4 SF6 2B		G5-3				F9		4	1	2	1	0	0	0					
Rich Becker, L OBP: 0.277, SLG: 0.259	G5-3		SH2-4				G5-3		F8		3	0	0	0	0	0	1					
Inning Stats	R: 0 E: 0 K: 1 S: 12	H: 2 LOB: 2 BB: 0 P: 17	R: 1 E: 0 K: 1 S: 12	H: 2 LOB: 2 BB: 1 P: 22	R: 1 E: 0 K: 0 S: 12	H: 1 LOB: 0 BB: 0 P: 16	R: 0 E: 0 K: 0 S: 5	H: 0 LOB: 0 BB: 0 P: 10	R: 0 E: 0 K: 1 S: 6	H: 0 LOB: 2 BB: 1 P: 10	R: 0 E: 0 K: 0 S: 11	H: 0 LOB: 2 BB: 2 P: 23	R: 0 E: 0 K: 0 S: 7	H: 0 LOB: 0 BB: 1 P: 14	R: 0 E: 0 K: 0 S: 8	H: 0 LOB: 0 BB: 0 P: 12	R: 0 E: 0 K: 1 S: 11	H: 0 LOB: 0 BB: 0 P: 16	1B: 5 2B: 1 3B: 1 HR: 0	SF: 1 SAC: 1 DP: 1 HBP: 0	WP: 0 PB: 0 SB: 1 CS: 0	PA: 40
PITCHER	IP	WLS	BF	H	R	ER	SO	BB	IBB	HBP	BLK	WP	HR	S	P	ERA	WHIP					
Steve Wojciechowski, L ERA: 6.26	(1.1)	6.1	27	7	3	3	3	2	1	0	1	0	0	61	101	4.26	1.421					
Mark Acie, R ERA: 5.6	(7.1)	1.2	7	0	0	0	0	2	0	0	0	0	0	14	31	0.00	1.200					
Mike Mohler, L ERA: 5.4	(9.1)	1.0	W	3	0	0	0	0	0	0	0	0	0	8	12	0.00	0.000					
Dennis Eckersley, R ERA: 4.42	(10.1)	1.0	S	3	0	0	1	0	0	0	0	0	0	11	16	0.00	0.000					

Oakland Athletics @ Minnesota Twins
Hubert H. Humphrey Metrodome, Minneapolis, MN
Wed Aug 09 1995, 8:05 PM EDT
Att. 12,677 - Dome

AB 33
R 3
H 7
RBI 3
BB 5
SO 4
LOB 13



Batter	1	2	3	4	5	6	7	8	9	AB	R	H	RBI	BB	SO	LOB	TOP				
Tony Phillips, S OBP: 0.404, SLG: 0.485 (1, 5)	G4-1			K		G3		G4-3		4	0	0	0	1	1	1					
Jim Edmonds, L OBP: 0.371, SLG: 0.576 (1, 8)	G5-3	P6		HR		K			F8	5	1	1	2	0	1	2					
Tim Salmon, R OBP: 0.442, SLG: 0.620 (1, 9)	K			K		K			HR	5	2	2	1	0	3	0					
Chili Davis, S OBP: 0.462, SLG: 0.556 (1, 10)		16 HR 1B	16 FC4-6 1B	K					G6-3	4	2	1	0	1	2	1					
J.T. Snow, L OBP: 0.381, SLG: 0.493 (1, 3)		16 HR 1B	16 FC4-6 1B	2B		F7			2B	3	1	2	1	2	0	0					
16 Garret Anderson, L OBP: 0.394, SLG: 0.612 (1, 7)		16 HR 1B	FC4-6 1B	F7					G5-3	5	1	2	3	0	0	4					
Damon Easley, R OBP: 0.302, SLG: 0.303 (1, 6)		P8	FC4-6 1B			F7				4	0	1	1	0	0	1					
Jorge Fabregas, L OBP: 0.291, SLG: 0.312 (1, 2)		E4	FC4-6			P5			L8	4	0	0	0	0	0	2					
Jose Lind, R OBP: 0.295, SLG: 0.290 (1, 4)		P3		HR		G4-3			G4-3	3	1	0	0	1	0	1					
Inning Stats	R: 0 E: 0 K: 1 S: 9	H: 0 LOB: 0 BB: 0 P: 16	R: 3 E: 1 K: 0 S: 18	H: 2 LOB: 2 BB: 2 P: 38	R: 1 E: 0 K: 1 S: 14	H: 1 LOB: 2 BB: 1 P: 26	R: 3 E: 0 K: 2 S: 19	H: 3 LOB: 1 BB: 1 P: 34	R: 0 E: 0 K: 0 S: 5	H: 0 LOB: 0 BB: 0 P: 9	R: 0 E: 0 K: 1 S: 8	H: 1 LOB: 1 BB: 0 P: 14	R: 0 E: 0 K: 0 S: 7	H: 0 LOB: 0 BB: 0 P: 11	R: 1 E: 0 K: 0 S: 9	H: 2 LOB: 1 BB: 0 P: 16	1B: 3 2B: 2 3B: 1 HR: 3	SF: 0 SAC: 0 DP: 0 HBP: 0	WP: 0 PB: 0 SB: 0 CS: 0	PA: 42	
PITCHER	IP	WLS	BF	H	R	ER	SO	BB	IBB	HBP	BLK	WP	HR	S	P	ERA	WHIP				
Mike Trombley, R ERA: 5.8 (1, 1)	1.2		10	2	3	3	1	2	0	0	0	0	1	24	48	16.20	2.400				
Eddie Guardado, L ERA: 5.94 (2, 1)	1.2	L	10	2	3	3	2	3	0	0	1	0	1	26	49	16.20	3.000				
Scott Klasingbeck, R ERA: 6.24 (4, 1)	5.0		19	4	2	2	4	0	0	0	0	0	1	44	72	3.60	0.800				
Scott Watkins, L ERA: (9, 1)	0.2		3	1	0	0	0	0	0	0	0	0	0	4	7	0.00	1.500				

California Angels @ Minnesota Twins
Hubert H. Humphrey Metrodome, Minneapolis, MN
Fri Aug 11 1995, 8:05 PM EDT
Att: 17,667 - Dome

AB 37
R 8
H 9
RBI 8
BB 5
SO 7
LOB 12



Batter	1	2	3	4	5	6	7	8	9	AB	R	H	RBI	BB	SO	LOB	BOTTOM				
Chuck Knoblauch, R OBP: 0.413, SLG: 0.453 (1, 4)	S 1B			HR		CS			G6-3	5	2	3	3	0	0	1					
Pat Meares, R OBP: 0.307, SLG: 0.440 (1, 6)	S 1B		F8	P3						3	1	0	0	0	1	2					
Kirby Puckett, R OBP: 0.371, SLG: 0.493 (1, 9)	K			1B						4	0	2	0	0	2	2					
Pedro Munoz, R OBP: 0.338, SLG: 0.546 (1, 10)			L7			G5-4-3				3	0	1	2	0	0	2					
Chip Hale, L OBP: 0.326, SLG: 0.361 (8, PH)						G5-4-3			F7	1	0	0	0	0	0	0					
Marty Cordova, R OBP: 0.349, SLG: 0.477 (1, 7)	K								K	4	0	1	0	0	3	2					
Ron Coomer, R OBP: 0.300, SLG: 0.222 (8, PH)										3	0	0	0	0	2	1					
Dan Masteller, L OBP: 0.282, SLG: 0.286 (9, 3)									P4	1	0	0	0	0	0	0					
Scott Leius, R OBP: 0.323, SLG: 0.327 (1, 5)										1	1	0	0	2	0	0					
Scott Stahovik, L OBP: 0.335, SLG: 0.361 (9, PH)										0	0	0	0	1	0	0					
Matt Walbeck, S OBP: 0.292, SLG: 0.316 (1, 2)		G6-4-3							F7	4	0	1	0	0	0	2					
Rich Becker, L OBP: 0.281, SLG: 0.260 (1, 8)									G3	3	1	1	0	1	0	3					
Inning Stats	R: 2 E: 0 K: 2 S: 16	H: 2 LOB: 1 BB: 0 P: 27	R: 0 E: 0 K: 1 S: 6	H: 0 LOB: 0 BB: 1 P: 12	R: 2 E: 0 K: 1 S: 16	H: 3 LOB: 1 BB: 0 P: 22	R: 1 E: 1 K: 1 S: 11	H: 2 LOB: 2 BB: 1 P: 18	R: 0 E: 0 K: 0 S: 7	H: 2 LOB: 1 BB: 0 P: 11	R: 0 E: 0 K: 0 S: 12	H: 0 LOB: 0 BB: 1 P: 19	R: 0 E: 0 K: 1 S: 5	H: 0 LOB: 0 BB: 0 P: 6	R: 0 E: 0 K: 0 S: 7	H: 0 LOB: 1 BB: 1 P: 12	1B: 8 2B: 1 3B: 0 HR: 1	SF: 0 SAC: 0 DP: 3 HBP: 1	WP: 0 PB: 0 SB: 2 CS: 2	PA: 38	
PITCHER	IP	WLS	BF	H	R	ER	SO	BB	IBB	HBP	BLK	WP	HR	S	P	ERA	WHIP				
Brian Anderson, L ERA: 4.38 (1, 1)	3.2		19	7	5	5	5	2	0	1	0	0	0	29	44	0.00	0.900				
Mike James, R ERA: 3.11 (4, 1)	3.1	W	11	2	0	0	2	1	0	0	0	0	0	5	6	0.00	0.000				
Troy Percival, R ERA: 1.75 (8, 1)	1.0		3	0	0	0	1	0	0	0	0	0	0	7	12	0.00	1.000				
Lee Smith, R ERA: 4.32 (9, 1)	1.0	S	4	0	0	0	0	1	0	0	0	0	0	7	12	0.00	1.000				

California Angels @ Minnesota Twins
Hubert H. Humphrey Metrodome, Minneapolis, MN
Fri Aug 11 1995, 8:05 PM EDT
Att: 17,667 - Dome

AB 32
R 5
H 9
RBI 5
BB 4
SO 8
LOB 15



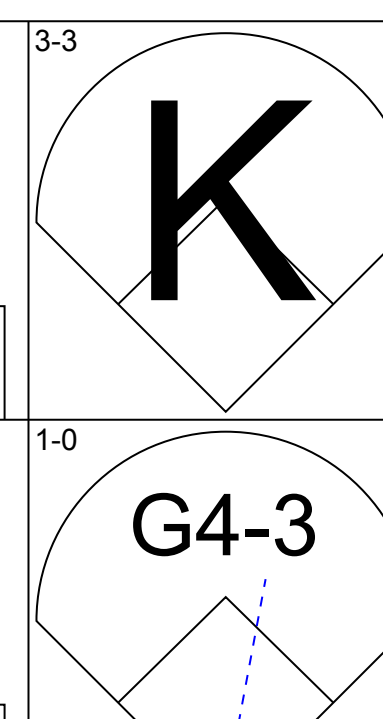
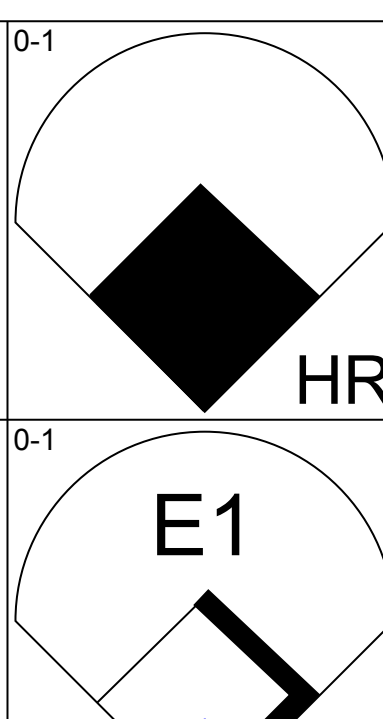
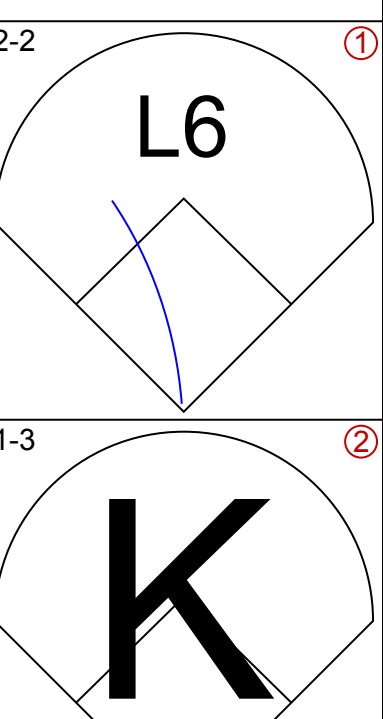
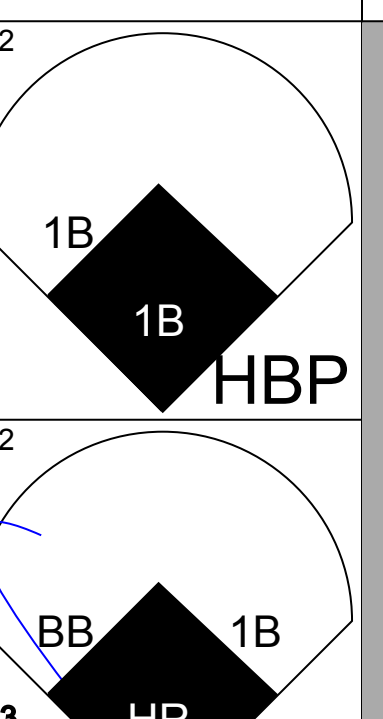
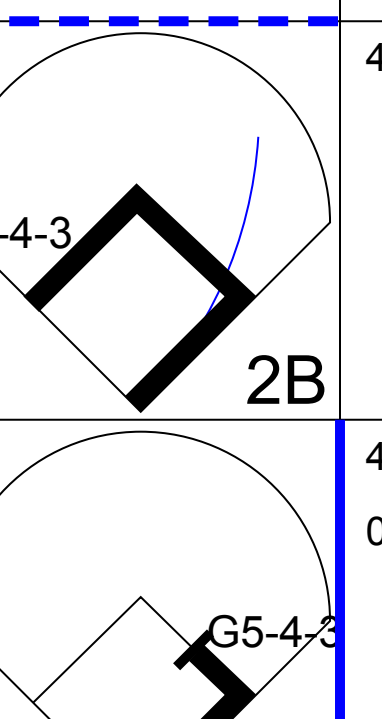
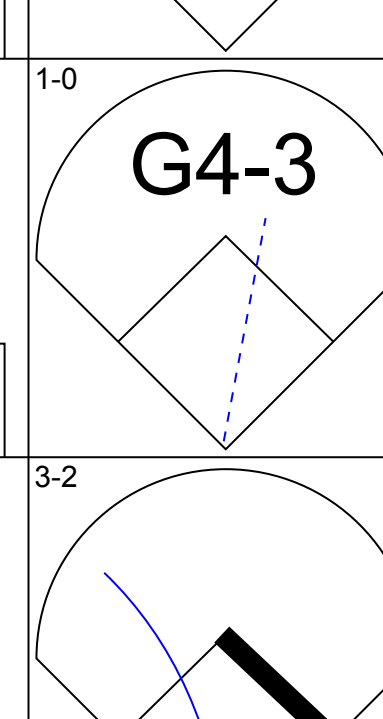
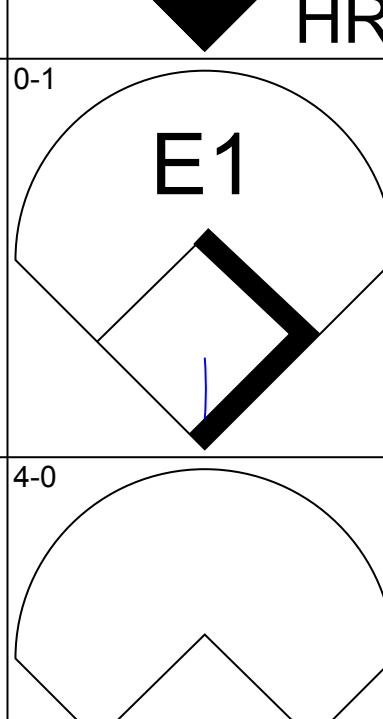
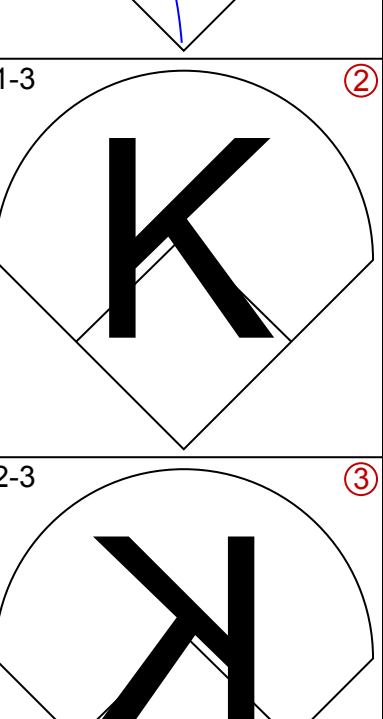
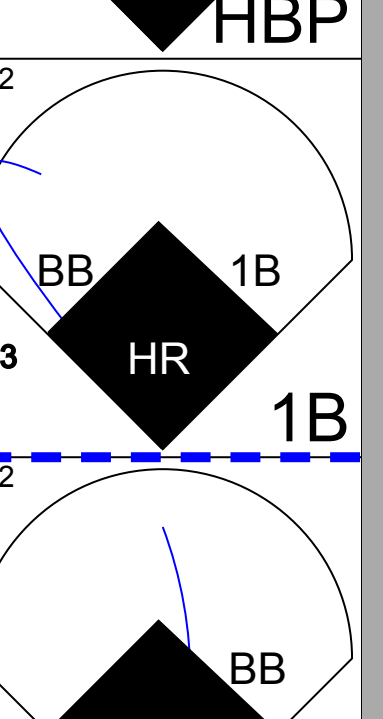
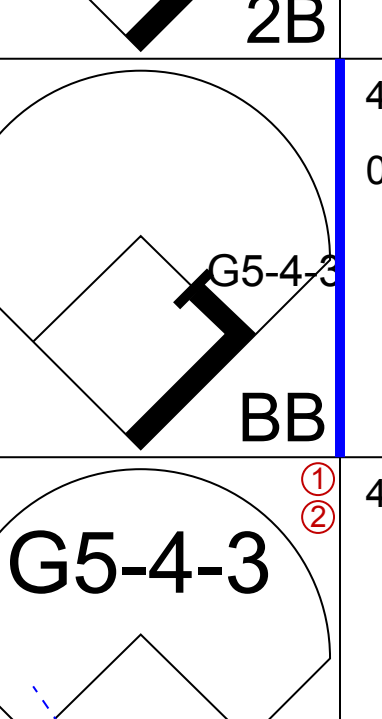
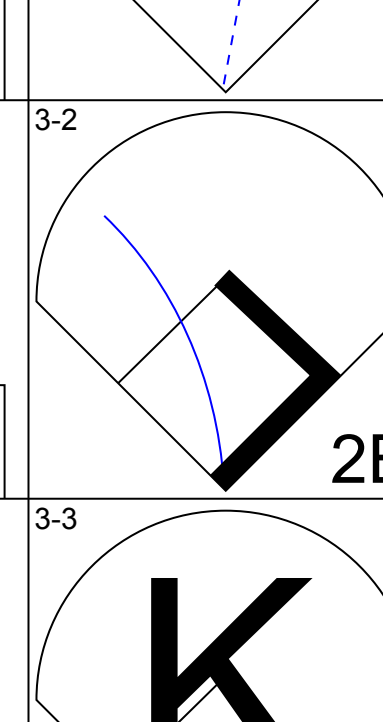
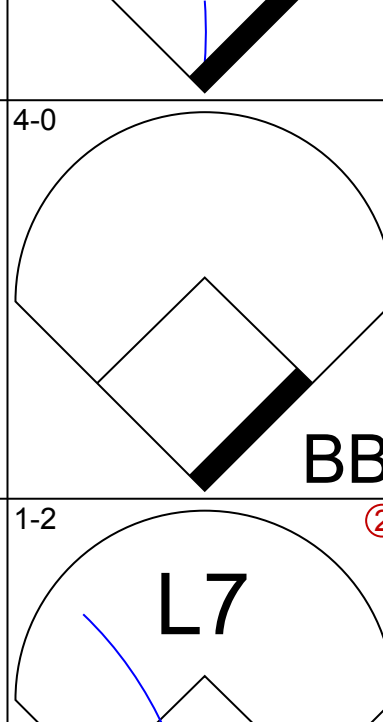
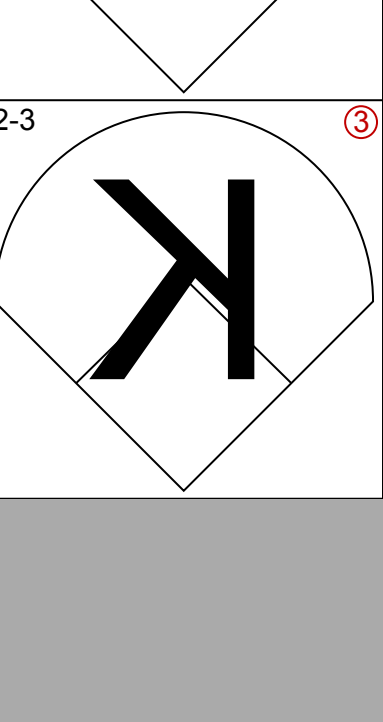
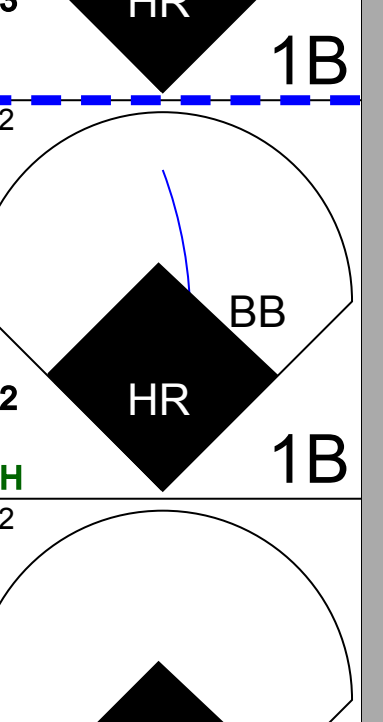
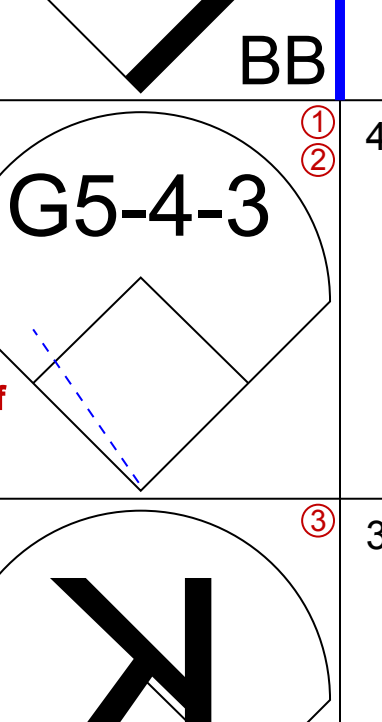
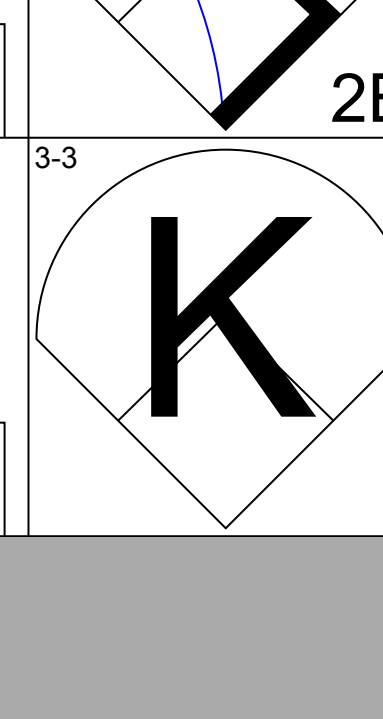
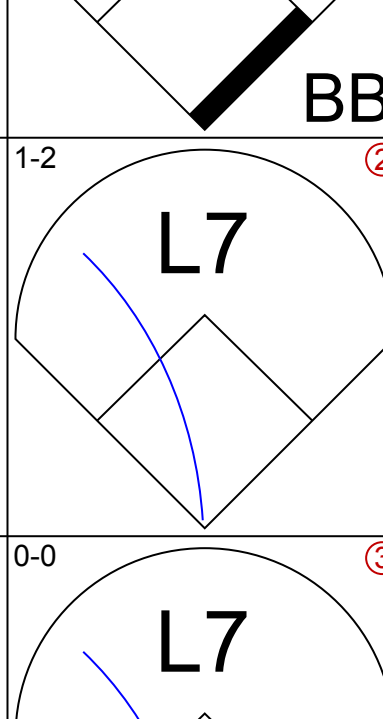
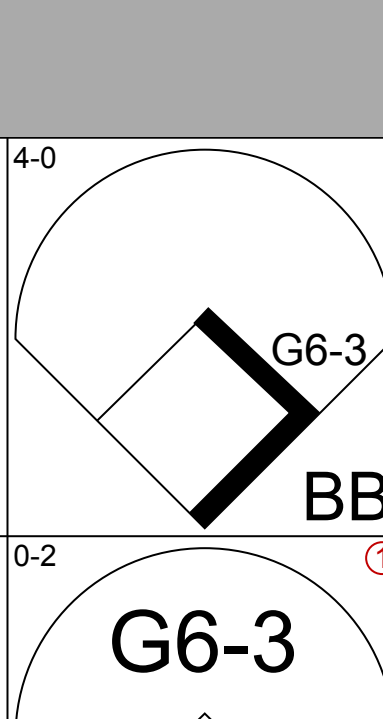
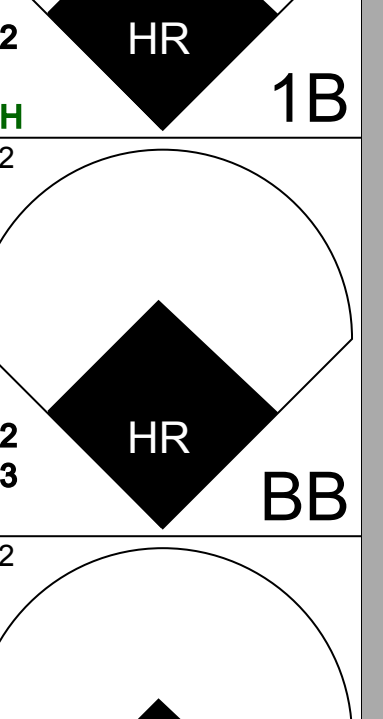

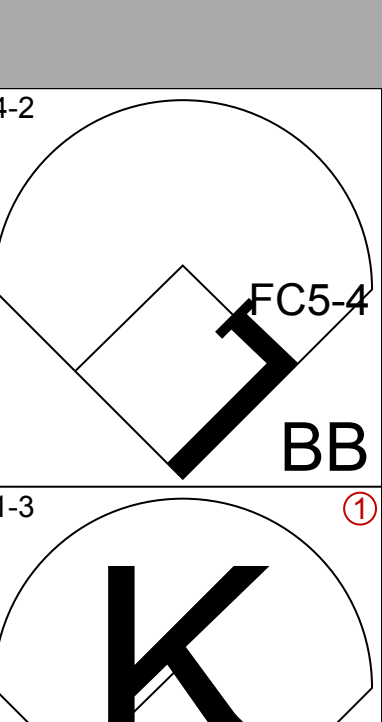
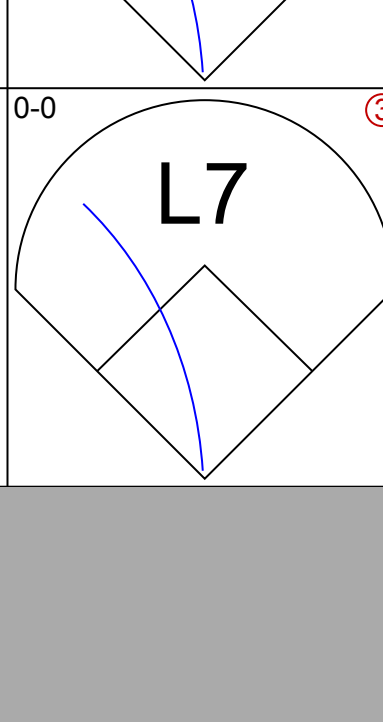
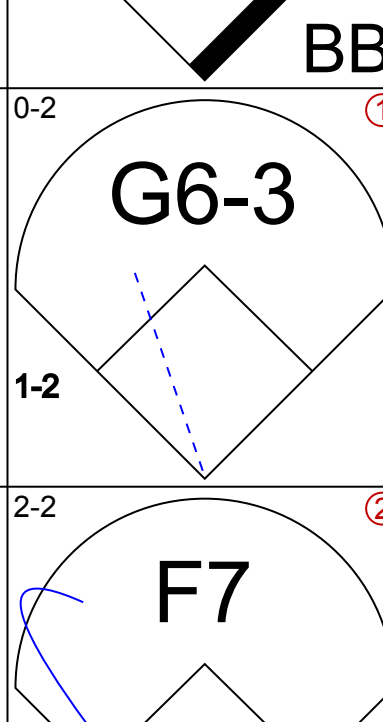
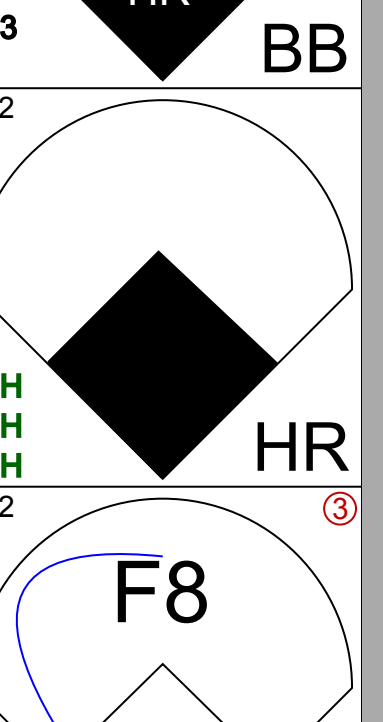

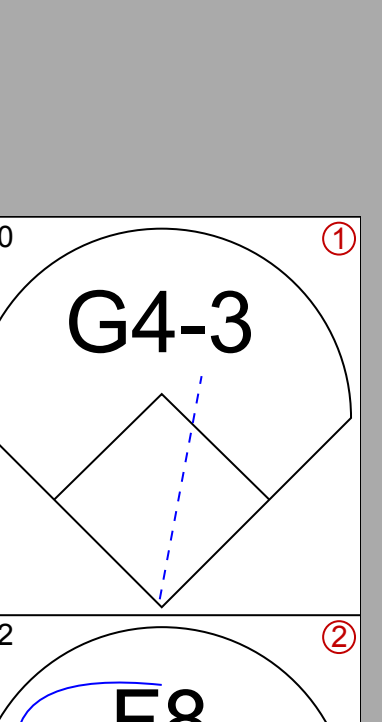
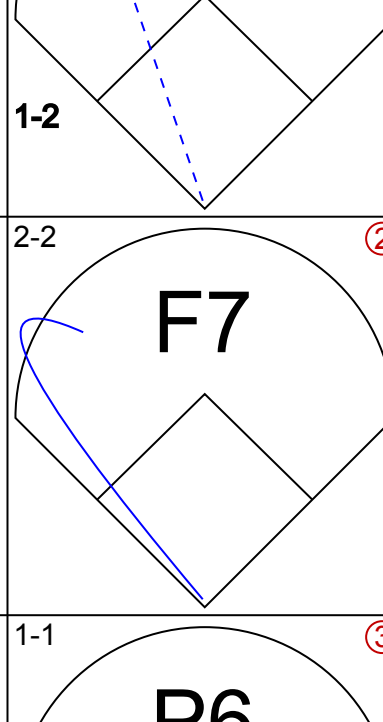
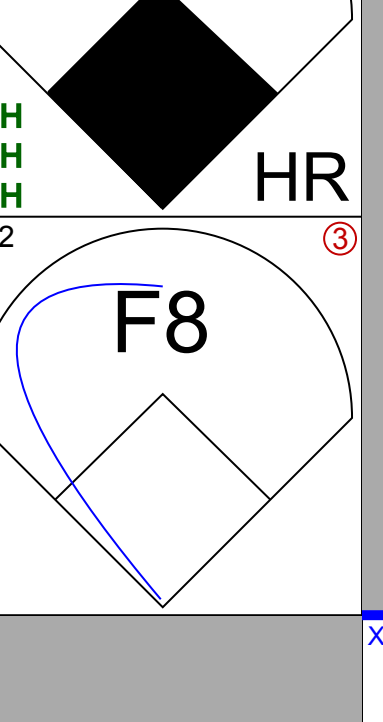
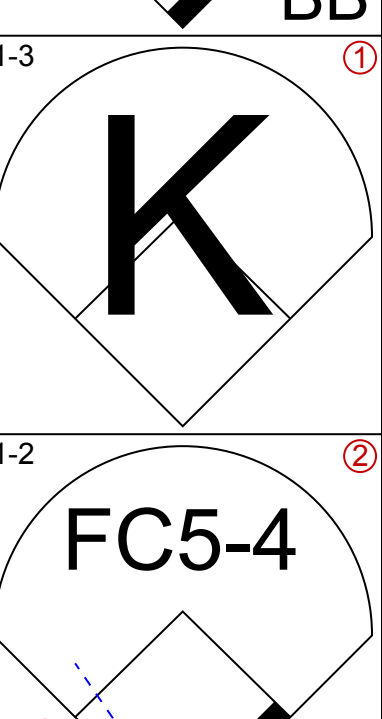
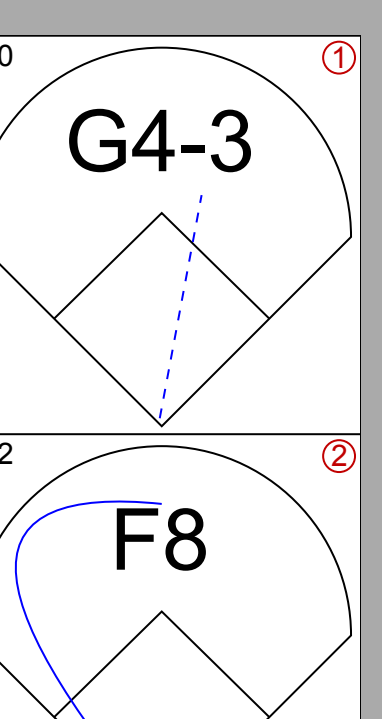
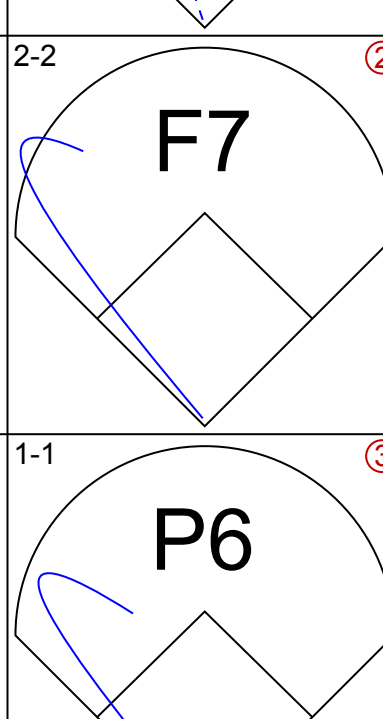
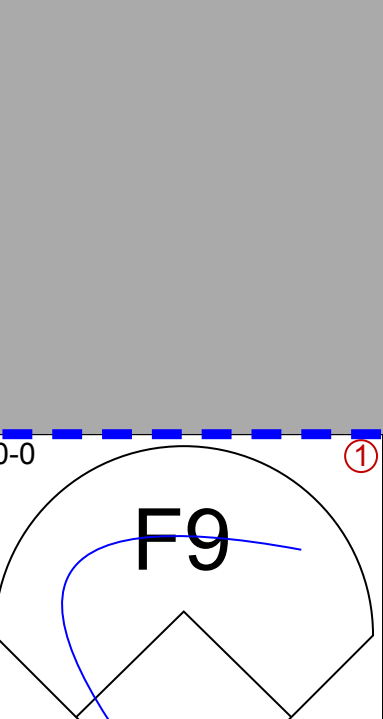
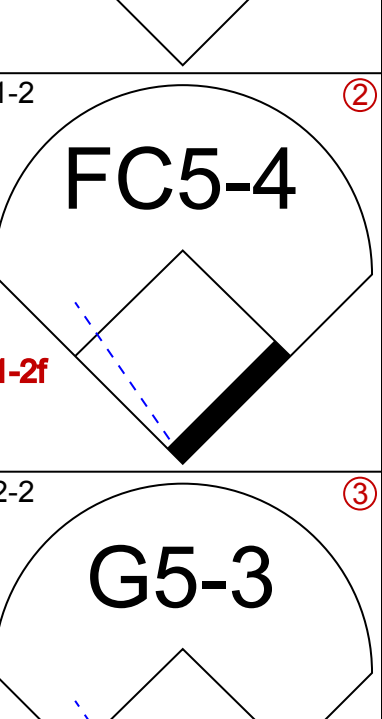
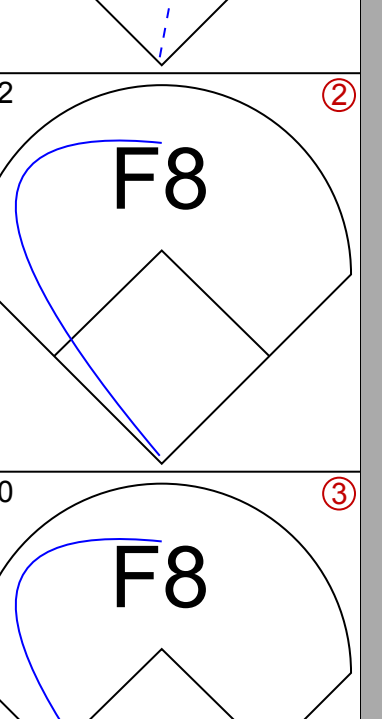
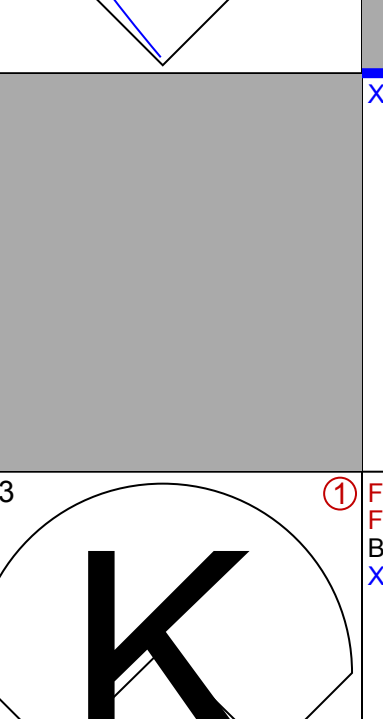
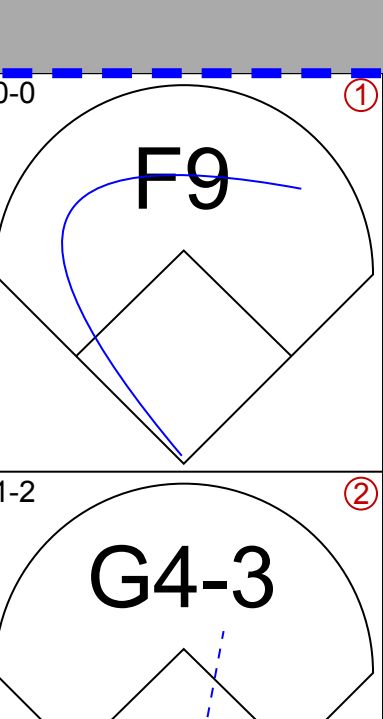
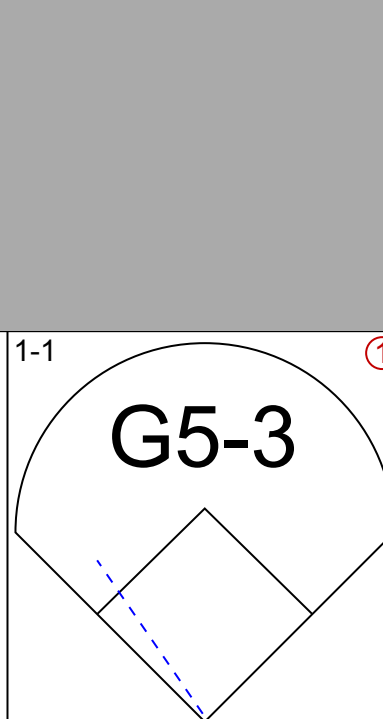
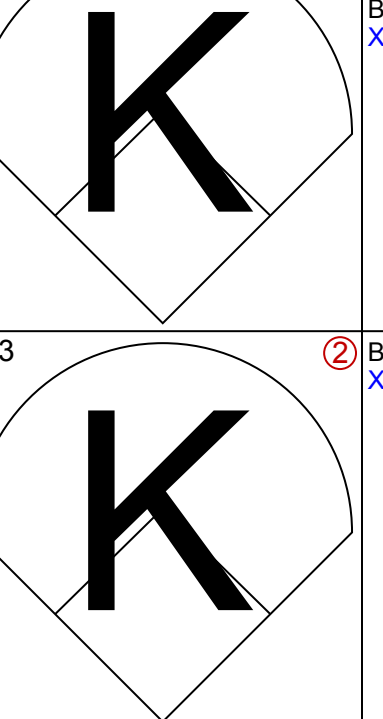
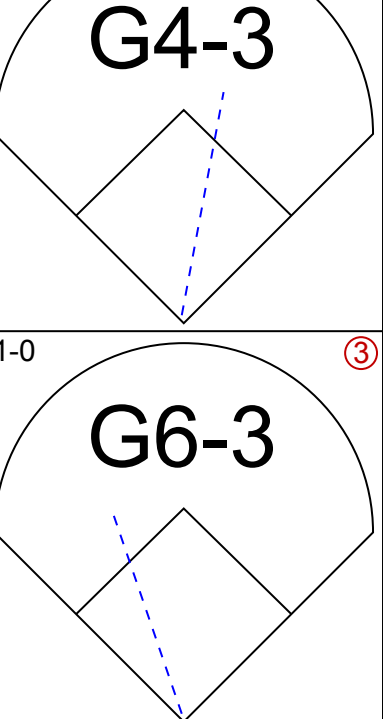
Batter	1	2	3	4	5	6	7	8	9	AB	R	H	RBI	BB	SO	LOB	TOP								
Tony Phillips, S (1, 5) OBP: 0.402, SLG: 0.481	G1-3			1B SF7 BB	K			G6-3		3	1	0	0	1	1	1	California Angels @ Minnesota Twins Hubert H. Humphrey Metrodome, Minneapolis, MN Sat Aug 12 1995, 8:05 PM EDT Att: 15,868 - Dome								
Jim Edmonds, L (1, 8) OBP: 0.370, SLG: 0.575	F7			F8			G6-3	2B		4	0	1	0	0	0	1									
Tim Salmon, R (1, 9) OBP: 0.443, SLG: 0.627	G5-3			1B			HR	K		4	1	2	1	0	1	1									
Chili Davis, S (1, 10) OBP: 0.460, SLG: 0.551		G1-3		SF7			K	16 1B BB		2	1	0	1	1	1	0									
J.T. Snow, L (1, 3) OBP: 0.377, SLG: 0.488	F7			L4			G3	K		4	0	0	0	0	1	2									
16 Garrett Anderson, L (1, 7) OBP: 0.396, SLG: 0.610	G3-1				E4 1B		G6-4-3 1B	FC3-6 1B		4	1	2	0	0	0	0									
Damion Easley, R (1, 6) OBP: 0.300, SLG: 0.301				G6-3			K	G6-4-3		2	0	0	0	0	1	1									
Spike Owen, S (7, PH) OBP: 0.306, SLG: 0.348							1-2	1-2	FC3-6 1B	2	0	1	1	0	0	1									
Greg Myers, L (1, 2) OBP: 0.311, SLG: 0.376				G4-3			G3	G3	FC3-6	4	0	1	1	0	0	2									
Jose Lind, R (1, 4) OBP: 0.287, SLG: 0.282				F8			F9		FC4-6	3	0	0	0	0	0	1									
Dave Gallagher, R (9, PH) OBP: 0.377, SLG: 0.411								G5-3	FC4-6	1	0	0	0	0	0	2									
Inning Stats	R: 0 E: 0 K: 0 S: 9	H: 0 LOB: 0 BB: 0 P: 13	R: 0 E: 0 K: 0 S: 7	H: 0 LOB: 0 BB: 0 P: 9	R: 0 E: 0 K: 0 S: 6	H: 0 LOB: 0 BB: 0 P: 8	R: 1 E: 0 K: 0 S: 10	H: 1 LOB: 1 BB: 1 P: 17	R: 1 E: 0 K: 2 S: 14	H: 1 LOB: 0 BB: 0 P: 18	R: 1 E: 0 K: 0 S: 9	H: 1 LOB: 0 BB: 0 P: 21	R: 0 E: 0 K: 0 S: 6	H: 1 LOB: 0 BB: 0 P: 9	R: 0 E: 0 K: 1 S: 8	H: 1 LOB: 1 BB: 0 P: 13	R: 1 E: 0 K: 1 S: 12	H: 2 LOB: 2 BB: 1 P: 22	1B: 5 2B: 1 3B: 0 HR: 1	SF: 1 SAC: 0 DP: 1 HBP: 0	WP: 0 PB: 0 SB: 1 CS: 0	PA: 36			
PITCHER	IP	WLS	BF	H	R	ER	SO	BB	IBB	HBP	BLK	WP	HR	S	P	ERA	WHIP								
Jose Parra, R (1, 1) ERA: 6.56	6.0	W	23	3	3	2	3	1	0	0	0	0	1	55	86	3.00	0.667								
Pat Mahomes, R (7, 1) ERA: 6.55	2.0		7	2	0	0	1	0	0	0	0	0	0	14	22	0.00	1.000								
Dave Stevens, R (9, 1) ERA: 5.84	1.0	S	6	2	1	1	1	1	0	0	0	0	0	12	22	9.00	3.000								

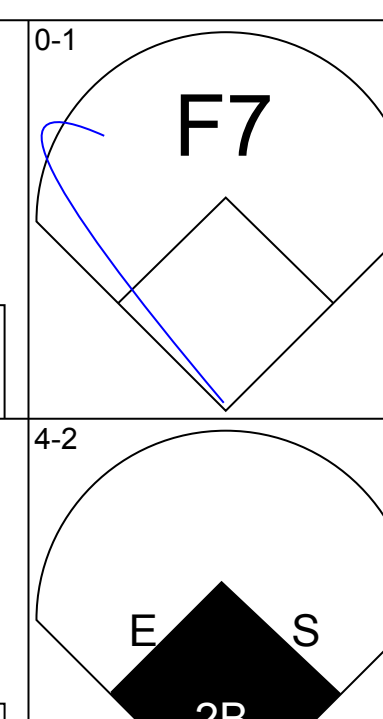
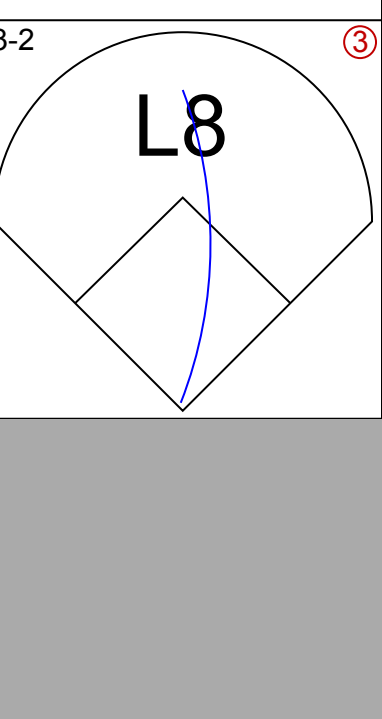
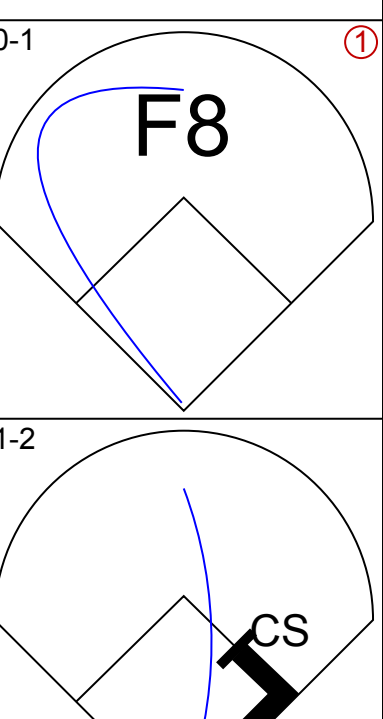
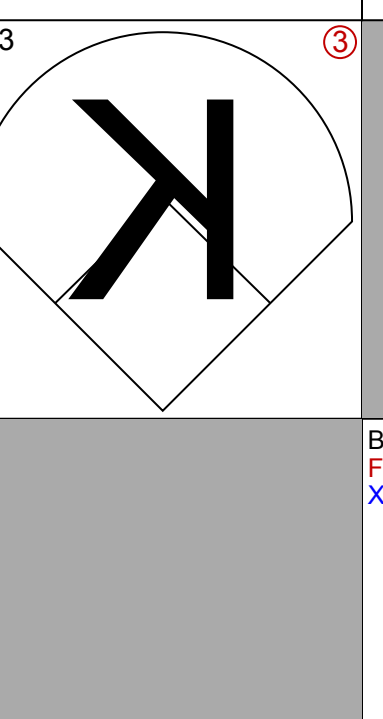
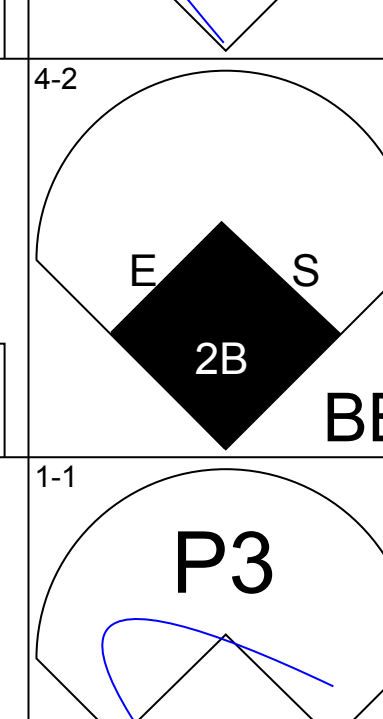
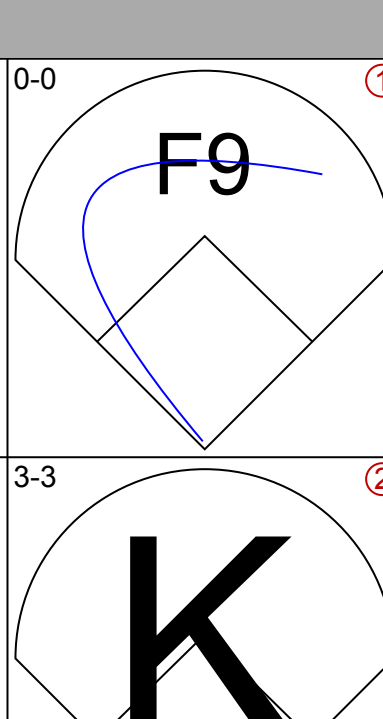
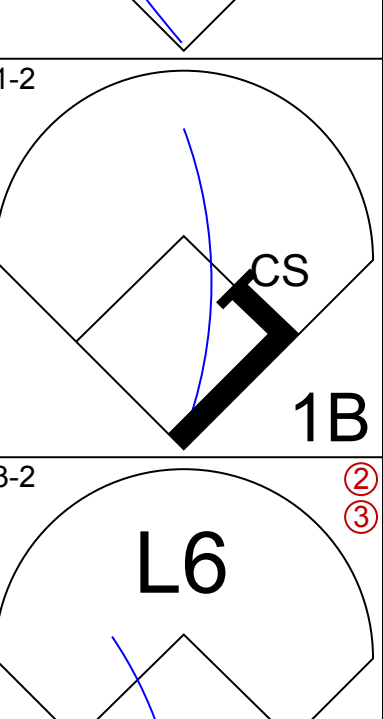
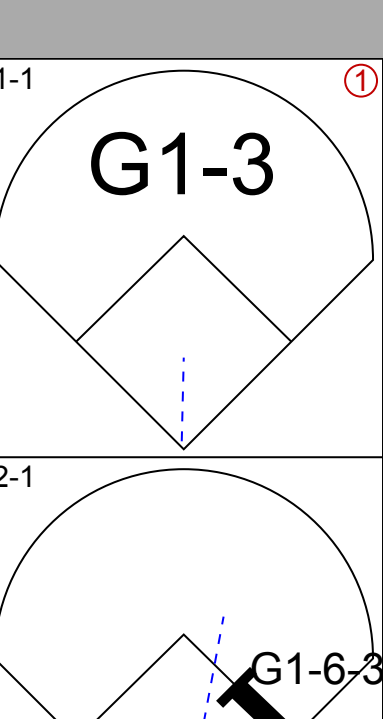
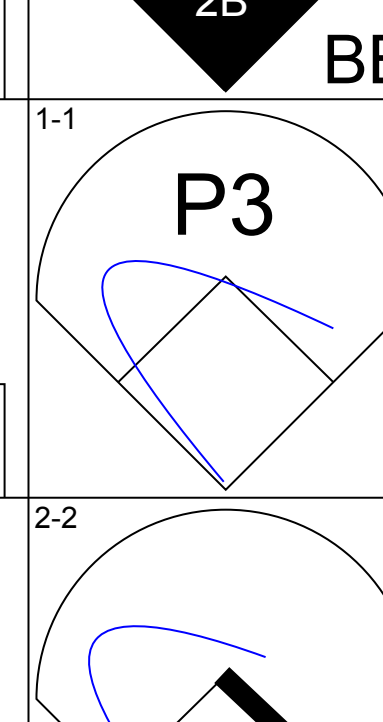
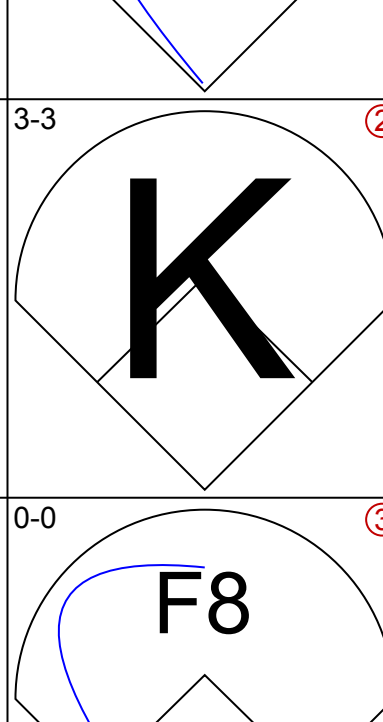
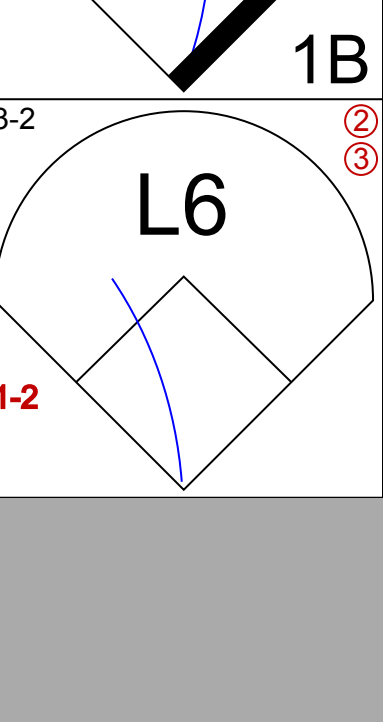
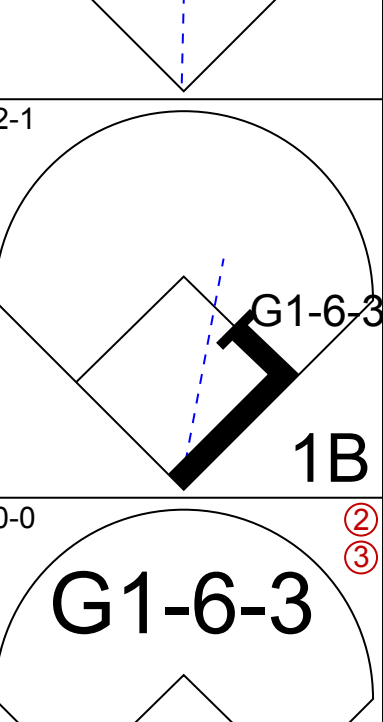
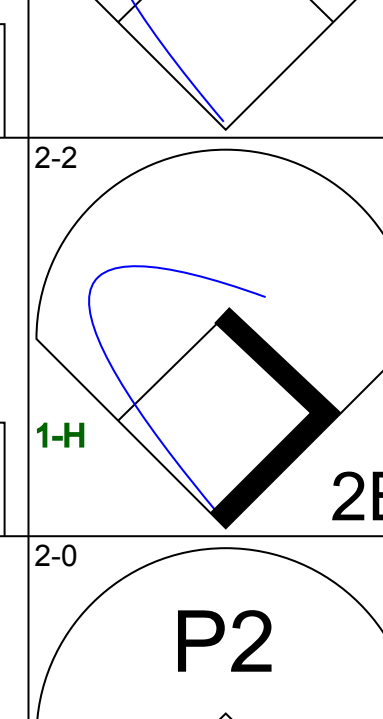
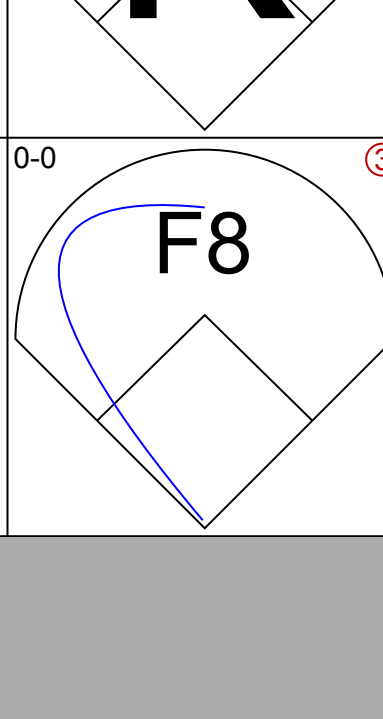
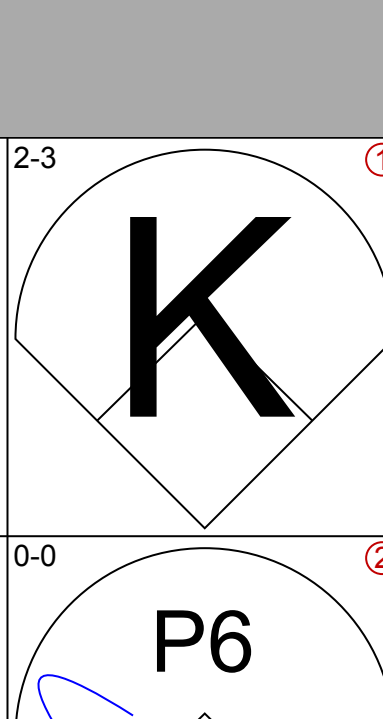
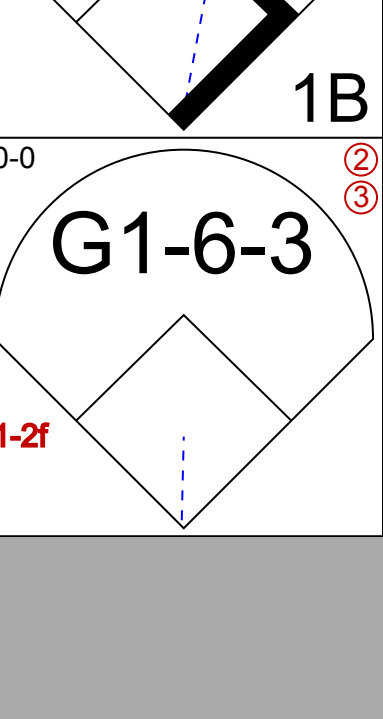
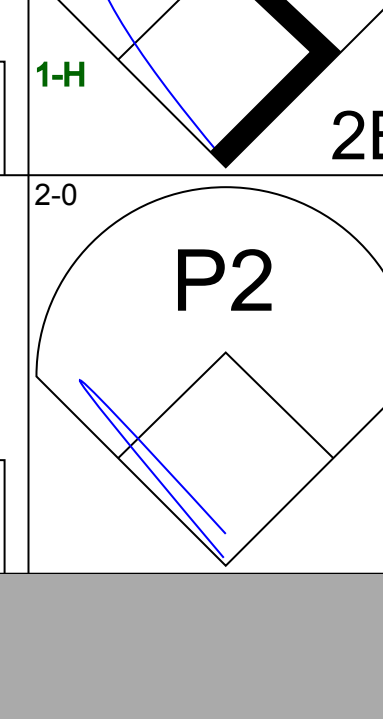
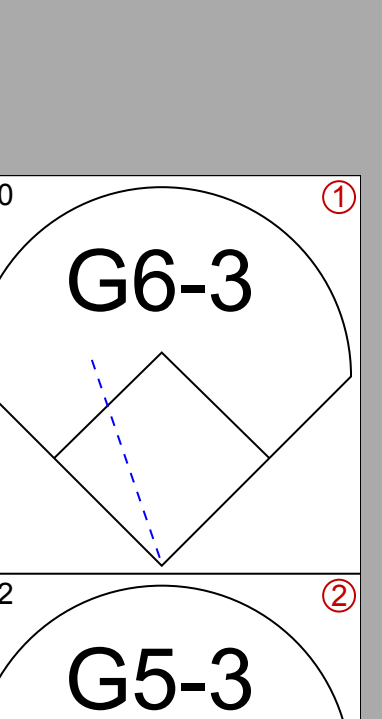
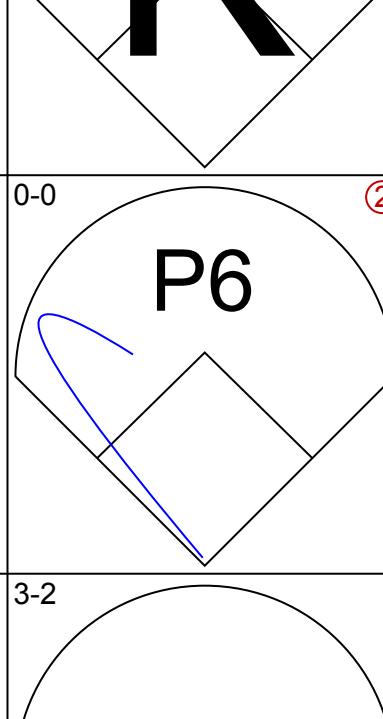
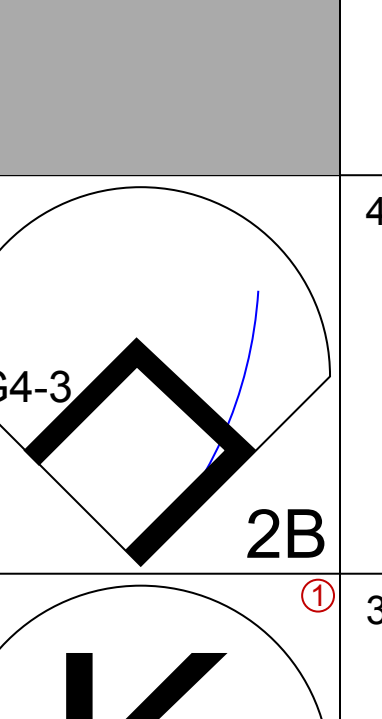
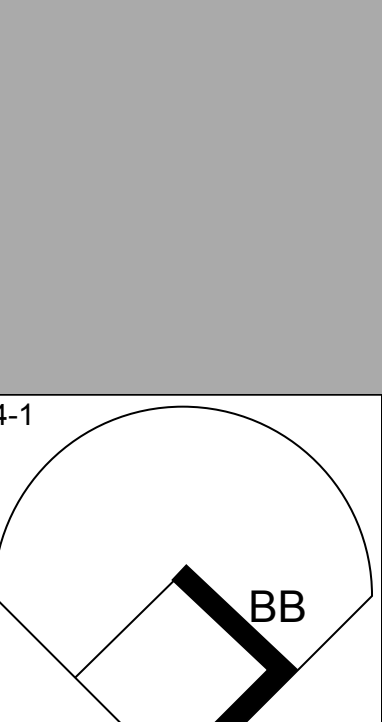
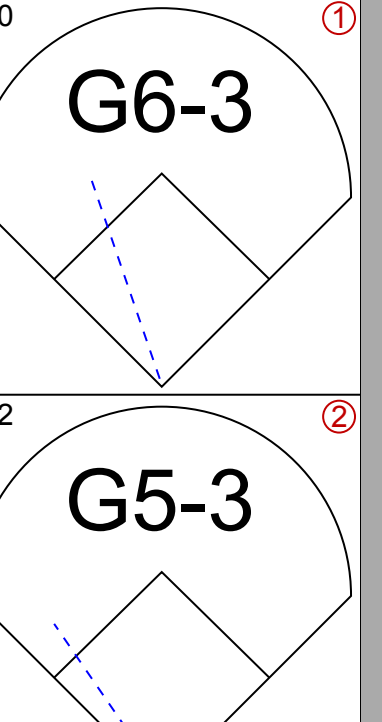
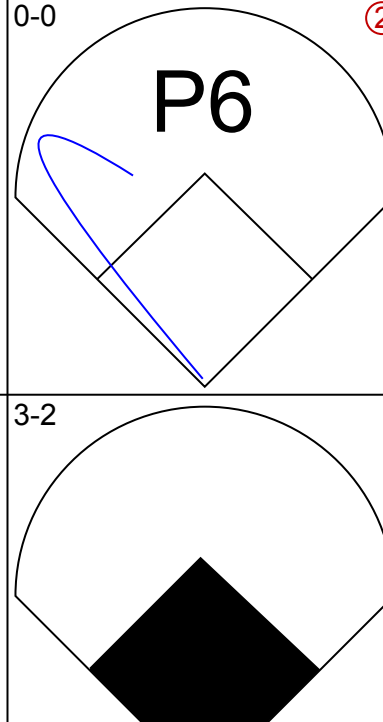
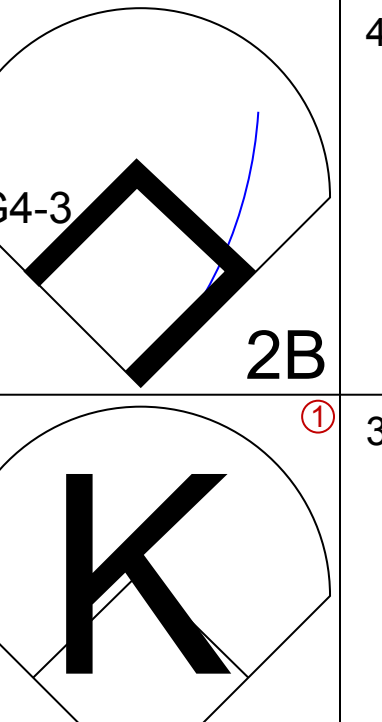
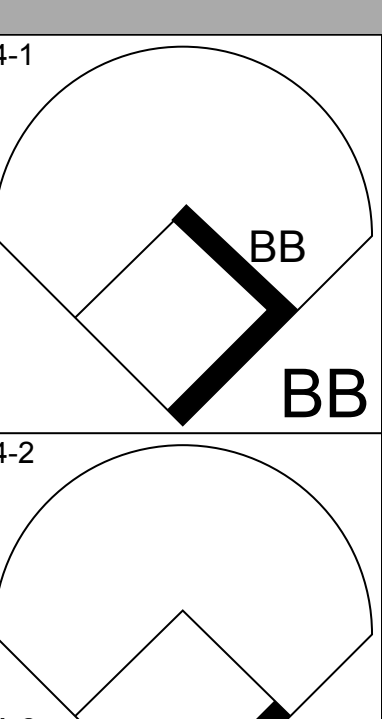
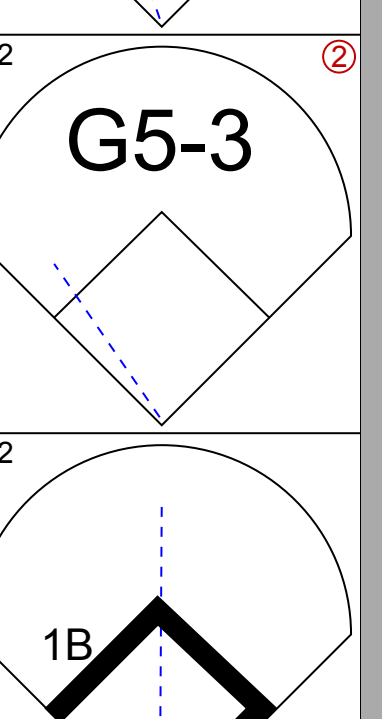
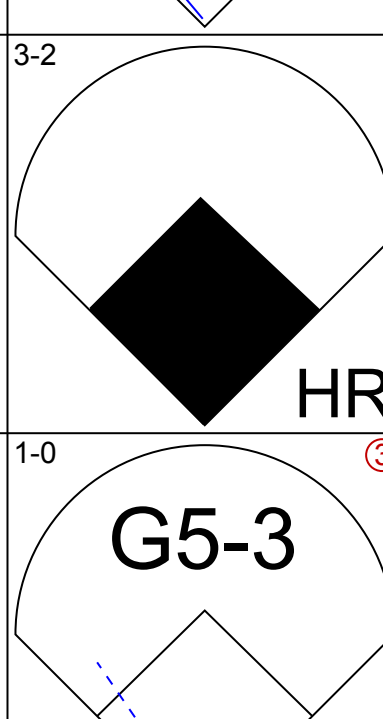
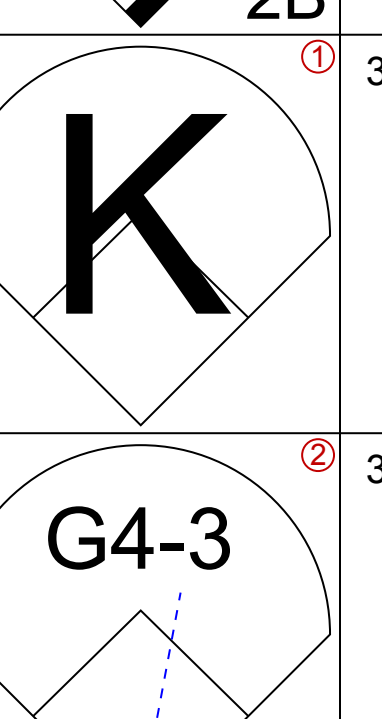
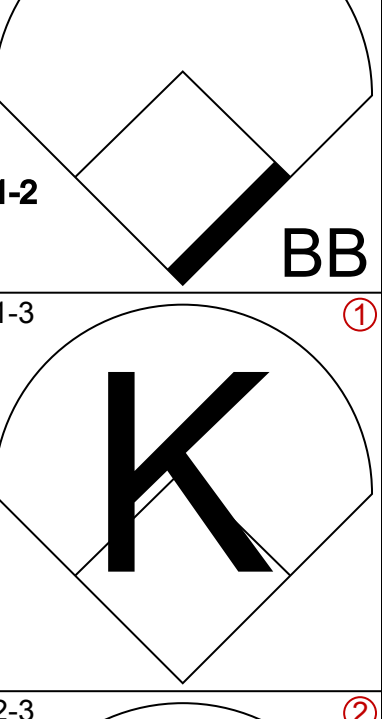
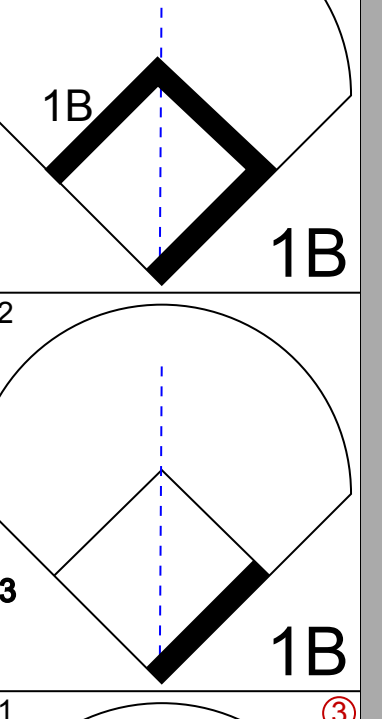
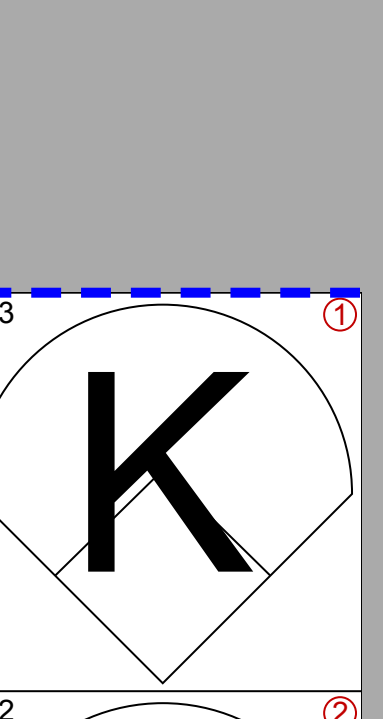
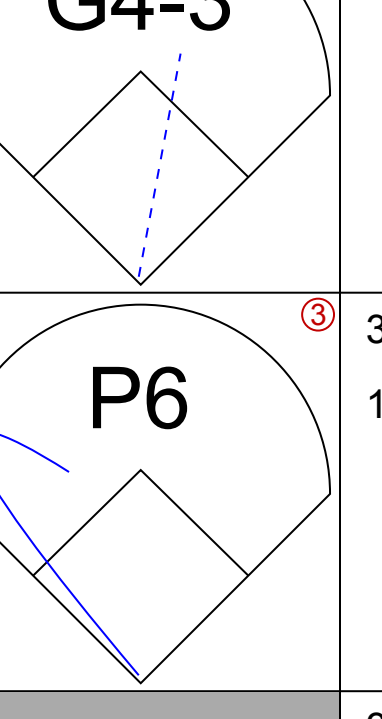
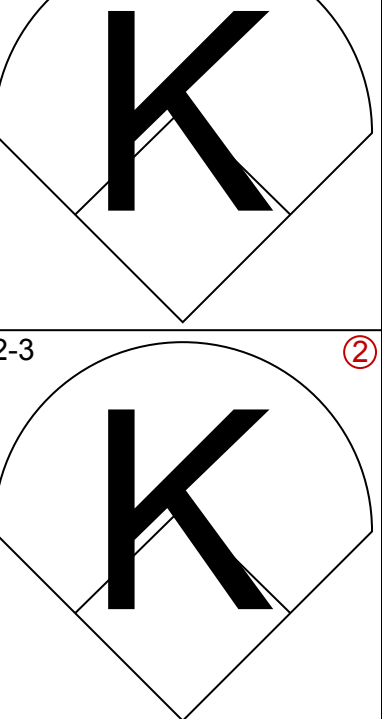
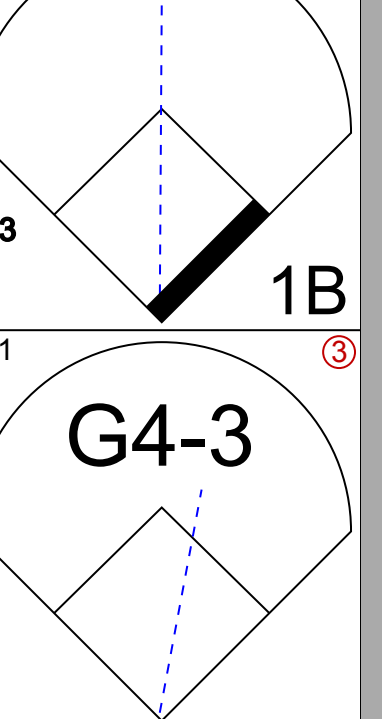
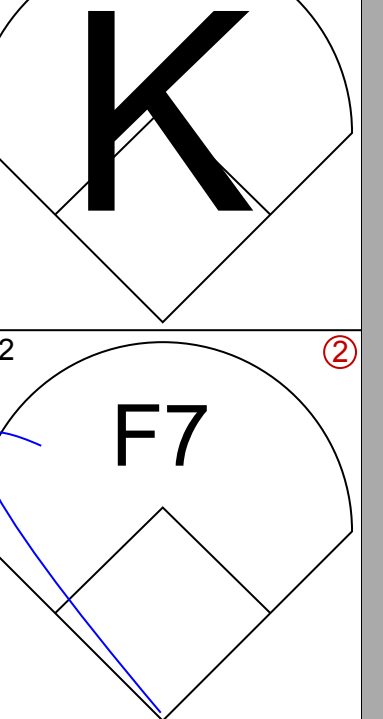
Batter	1	2	3	4	5	6	7	8	9	AB	R	H	RBI	BB	SO	LOB	BOTTOM								
Chuck Knoblauch, R (1, 4) OBP: 0.415, SLG: 0.461	3B		1B		G6-3 2B 1B	G6-4-3		K		5	1	3	0	0	1	1	California Angels @ Minnesota Twins Hubert H. Humphrey Metrodome, Minneapolis, MN Sat Aug 12 1995, 8:05 PM EDT Att: 15,868 - Dome								
Rich Becker, L (1, 8) OBP: 0.280, SLG: 0.259	K		G3		G6-3	1B		1B		4	0	1	1	0	1	3									
Kirby Puckett, R (1, 9) OBP: 0.372, SLG: 0.499	K			1B FC4-6 2B	2B	P9				4	2	2	1	0	1	2									
Matt Merullo, L (1, 2) OBP: 0.331, SLG: 0.381	F8			F9	1B 2B			G4-3		4	1	1	1	0	0	2									
Pedro Munoz, R (1, 10) OBP: 0.341, SLG: 0.545		G6-3		FC4-6 1B	1B	G6-3		G6-3		4	0	2	1	0	0	0									
Scott Stahowiak, L (1, 5) OBP: 0.333, SLG: 0.359	K		FC4-6	K	K			1B		4	0	1	1	0	2	2									
Marty Cordova, R (1, 7) OBP: 0.348, SLG: 0.473	K			BB	F9			F8		3	0	0	0	1	1	2									
Dan Masteller, L (1, 3) OBP: 0.281, SLG: 0.294			G6-3	G4-3		SH G6-4-3 2B		G4-3		4	1	1	0	0	0	2									
Pat Meares, R (1, 6) OBP: 0.307, SLG: 0.439	F8				1B G6-3	SH G6-4-3		F9		3	1	1	0	0	0	0									
Inning Stats	R: 0 E: 0 K: 2 S: 10	H: 1 LOB: 1 BB: 0 P: 16	R: 0 E: 0 K: 2 S: 9	H: 0 LOB: 0 BB: 0 P: 12	R: 0 E: 0 K: 0 S: 11	H: 1 LOB: 1 BB: 0 P: 16	R: 1 E: 0 K: 0 S: 7	H: 2 LOB: 2 BB: 1 P: 16	R: 4 E: 0 K: 1 S: 19	H: 5 LOB: 1 BB: 0 P: 32	R: 1 E: 0 K: 0 S: 7	H: 2 LOB: 1 BB: 0 P: 8	R: 0 E: 0 K: 0 S: 8	H: 1 LOB: 1 BB: 0 P: 11	R: 0 E: 0 K: 1 S: 6	H: 0 LOB: 0 BB: 0 P: 11		1B: 7 2B: 4 3B: 1 HR: 0	SF: 0 SAC: 1 DP: 1 HBP: 0	WP: 0 PB: 0 SB: 2 CS: 0	PA: 37				
PITCHER	IP	WLS	BF	H	R	ER	SO	BB	IBB	HBP	BLK	WP	HR	S	P	ERA	WHIP								
Mike Harkey, R (1, 1) ERA: 5.61	4.1	L	22	8	5	5	4	1	0	0	0	0	0	20	25	3.38	1.500								
Mike Butcher, R (5, 1) ERA: 4.69	2.2		12	4	1	1	1	0	0	0	0	0	0	6	11	0.00	0.000								
Bob Patterson, L (8, 1) ERA: 1.67	1.0		3	0	0	0	1	0	0	0	0	0	0	6	11	0.00	0.000								

Batter	1	2	3	4	5	6	7	8	9	AB	R	H	RBI	BB	SO	LOB	TOP					
Tony Phillips, S OBP: 0.399, SLG: 0.476 (1, 5)	G4-3		L6		K			F7		4	0	0	0	0	1	0	California Angels @ Minnesota Twins Hubert H. Humphrey Metrodome, Minneapolis, MN Sun Aug 13 1995, 4:33 AM EDT Att: 35,796 - Dome - 70 F					
Jim Edmonds, L OBP: 0.369, SLG: 0.574 (1, 8)	F7		G3-1			G6-3		F9		4	0	1	0	0	0	0						
Tim Salmon, R OBP: 0.441, SLG: 0.622 (1, 9)		BB		G6-3		P5		F8		3	0	0	0	1	0	1						
Chili Davis, S OBP: 0.457, SLG: 0.547 (1, 10)	F7		16 1B	G4-3		G6-3		G4-3		4	1	1	0	0	0	2						
J.T. Snow, L OBP: 0.376, SLG: 0.484 (1, 3)		G3-1		G4-3			BB	K		3	0	0	0	1	1	1						
16 Garret Anderson, L OBP: 0.397, SLG: 0.607 (1, 7)	P5				G1-3			BB		4	0	2	1	0	0	2						
Spike Owen, S OBP: 0.305, SLG: 0.342 (1, 6)	F9							BB		3	0	0	0	1	1	1						
Greg Myers, L OBP: 0.311, SLG: 0.391 (9, PH)					F7			F9		3	1	1	1	0	0	0						
Rex Hudler, R OBP: 0.303, SLG: 0.427 (9, PH)			HR			G4-3		F9		1	0	0	0	0	0	2						
Jorge Fabregas, L OBP: 0.291, SLG: 0.312 (9, 2)										0	0	0	0	0	0	0						
Jose Lind, R OBP: 0.280, SLG: 0.274 (1, 4)			L7		P6			F9		3	0	0	0	0	0	0						
Inning Stats	R: 0 E: 0 K: 0 S: 10	H: 0 LOB: 1 BB: 1 P: 17	R: 0 E: 0 K: 0 S: 8	H: 0 LOB: 0 BB: 0 P: 12	R: 1 E: 0 K: 0 S: 15	H: 1 LOB: 0 BB: 0 P: 20	R: 1 E: 0 K: 1 S: 18	H: 2 LOB: 1 BB: 0 P: 24	R: 0 E: 0 K: 1 S: 7	H: 0 LOB: 0 BB: 0 P: 8	R: 0 E: 0 K: 0 S: 10	H: 1 LOB: 0 BB: 0 P: 17	R: 0 E: 0 K: 0 S: 9	H: 0 LOB: 0 BB: 0 P: 10	R: 0 E: 0 K: 0 S: 5	H: 0 LOB: 0 BB: 0 P: 7	R: 0 E: 0 K: 1 S: 12	H: 1 LOB: 2 BB: 1 P: 20	1B: 3 2B: 1 3B: 0 HR: 1	SF: 0 SAC: 0 DP: 0 HBP: 0	WP: 0 PB: 0 SB: 0 CS: 0	PA: 35
PITCHER	IP	WLS	BF	H	R	ER	SO	BB	IBB	HBP	BLK	WP	HR	S	P	ERA	WHIP					
Brad Radke, R ERA: 5.46 (1, 1)	8.2	L	34	5	2	2	3	3	0	0	0	0	1	92	133	2.08	0.923					
Scott Watkins, L ERA: (9, 1)	0.1		1	0	0	0	0	0	0	0	0	0	0	2	2	0.00	0.000					

Batter	1	2	3	4	5	6	7	8	9	AB	R	H	RBI	BB	SO	LOB	BOTTOM					
Chuck Knoblauch, R OBP: 0.416, SLG: 0.461 (1, 4)	1B		1B		F9			K		4	1	2	0	0	1	2	California Angels @ Minnesota Twins Hubert H. Humphrey Metrodome, Minneapolis, MN Sun Aug 13 1995, 4:33 AM EDT Att: 35,796 - Dome - 70 F					
Pat Meares, R OBP: 0.308, SLG: 0.438 (1, 6)						L7				3	0	1	0	0	0	1						
Dan Masteller, L OBP: 0.287, SLG: 0.300 (8, PH)			F7							1	0	1	0	0	0	0						
Kirby Puckett, R OBP: 0.371, SLG: 0.496 (9, 8)						F7		1B		4	0	1	0	0	0	3						
Pedro Munoz, R OBP: 0.337, SLG: 0.539 (1, 10)										3	0	0	0	0	1	2						
Chip Hale, L OBP: 0.338, SLG: 0.371 (9, PH)	G6-3		K			G5-3				1	0	1	0	0	0	0						
Marty Cordova, R OBP: 0.347, SLG: 0.470 (1, 7)		L3			G1-3			K		4	0	1	0	0	1	1						
Scott Leius, R OBP: 0.323, SLG: 0.325 (1, 5)										2	0	0	0	1	0	1						
Scott Stahoviak, L OBP: 0.332, SLG: 0.357 (9, PH)		G5-3			G6-3			K		1	0	0	0	0	1	1						
Ron Coomer, R OBP: 0.304, SLG: 0.200 (1, 3)										2	0	0	0	1	0	1						
Matt Merullo, L OBP: 0.329, SLG: 0.378 (9, PH)					G6-3			G4-3		1	0	0	0	0	0	1						
Matt Walbeck, S OBP: 0.292, SLG: 0.314 (1, 2)		L4				G6-3				2	0	0	0	1	0	1						
Rich Becker, L OBP: 0.282, SLG: 0.258 (1, 8)										1	0	0	0	1	1	0						
Jeff Reboulet, R OBP: 0.367, SLG: 0.400 (8, PH)			K					K		1	0	0	0	0	1	1						
Inning Stats	R: 1 E: 0 K: 0 S: 5	H: 2 LOB: 0 BB: 0 P: 8	R: 0 E: 0 K: 0 S: 5	H: 0 LOB: 1 BB: 1 P: 11	R: 0 E: 0 K: 2 S: 12	H: 2 LOB: 0 BB: 0 P: 16	R: 0 E: 0 K: 0 S: 3	H: 0 LOB: 0 BB: 1 P: 9	R: 0 E: 0 K: 0 S: 8	H: 0 LOB: 0 BB: 1 P: 16	R: 0 E: 0 K: 0 S: 8	H: 0 LOB: 0 BB: 0 P: 13	R: 0 E: 0 K: 0 S: 5	H: 1 LOB: 0 BB: 0 P: 10	R: 0 E: 0 K: 2 S: 14	H: 1 LOB: 2 BB: 1 P: 19	R: 0 E: 0 K: 2 S: 13	H: 1 LOB: 1 BB: 0 P: 20	1B: 7 2B: 0 3B: 0 HR: 0	SF: 0 SAC: 0 DP: 3 HBP: 0	WP: 0 PB: 0 SB: 0 CS: 1	PA: 34
PITCHER	IP	WLS	BF	H	R	ER	SO	BB	IBB	HBP	BLK	WP	HR	S	P	ERA	WHIP					
Jim Abbott, L ERA: 3.19 (1, 1)	7.0	W	26	5	1	1	2	4	0	0	0	0	0	51	92	1.29	1.286					
Troy Percival, R ERA: 1.72 (8, 1)	1.0		4	1	0	0	2	0	0	0	0	0	0	9	10	0.00	1.000					
Lee Smith, R ERA: 4.19 (9, 1)	1.0	S	4	1	0	0	2	0	0	0	0	0	0	13	20	0.00	1.000					



Batter	1	2	3	4	5	6	7	8	9	AB	R	H	RBI	BB	SO	LOB	TOP					
Joey Cora, S OBP: 0.350, SLG: 0.355 (1, 4)										4	2	2	1	0	1	1	Seattle Mariners @ Minnesota Twins Hubert H. Humphrey Metrodome, Minneapolis, MN Mon Aug 14, 1995, 8:05 PM EDT Att. 16,637 - Dome					
Warren Newson, L OBP: 0.409, SLG: 0.382 Alex Diaz, S OBP: 0.291, SLG: 0.335 (1, 7) (9, 8)										4	1	1	0	1	1	1						
Edgar Martinez, R OBP: 0.488, SLG: 0.621 (1, 10)										4	1	2	1	1	1	3						
Jay Buhner, R OBP: 0.351, SLG: 0.537 (1, 9)										3	1	0	0	2	2	4						
Mike Blowers, R OBP: 0.309, SLG: 0.500 (1, 3)										3	1	1	4	1	0	3						
Doug Strange, S OBP: 0.323, SLG: 0.347 (1, 5)										4	0	0	0	0	1	2						
Luis Sojo, R OBP: 0.309, SLG: 0.393 (1, 6)										4	0	0	0	0	0	2						
Dan Wilson, R OBP: 0.332, SLG: 0.375 (1, 2)										4	0	0	0	0	1	1						
Rich Amaral, R OBP: 0.352, SLG: 0.380 (1, 8) (9, 7)										4	0	1	0	0	1	0						
Inning Stats	R: 0 E: 0 K: 2 S: 12	H: 1 LOB: 1 BB: 0 P: 22	R: 0 E: 0 K: 1 S: 18	H: 0 LOB: 1 BB: 1 P: 26	R: 1 E: 1 K: 0 S: 10	H: 1 LOB: 2 BB: 1 P: 16	R: 0 E: 0 K: 0 S: 5	H: 0 LOB: 0 BB: 0 P: 8	R: 0 E: 0 K: 0 S: 11	H: 1 LOB: 1 BB: 1 P: 16	R: 0 E: 0 K: 0 S: 8	H: 0 LOB: 1 BB: 1 P: 15	R: 5 E: 0 K: 2 S: 29	H: 3 LOB: 0 BB: 1 P: 44	R: 0 E: 0 K: 0 S: 5	H: 0 LOB: 0 BB: 0 P: 7	R: 0 E: 0 K: 1 S: 6	H: 1 LOB: 1 BB: 1 P: 11	1B: 3 2B: 2 3B: 0 HR: 2	SF: 0 SAC: 0 DP: 1 HBP: 1	WP: 0 PB: 0 SB: 0 CS: 0	PA: 40
PITCHER	IP	WLS	BF	H	R	ER	SO	BB	IBB	HBP	BLK	WP	HR	S	P	ERA	WHIP					
Mike Trombley, R ERA: 5.97 (1, 1)	6.2	L	29	4	3	3	7	3	0	1	0	0	1	76	120	4.05	1.050					
Pat Mahomes, R ERA: 6.92 (7, 1)	0.1		4	2	3	3	0	1	0	0	0	0	1	17	27	81.00	9.000					
Erik Schullstrom, R ERA: 5.78 (8, 1)	1.0		3	0	0	0	0	0	0	0	0	0	0	5	7	0.00	0.000					
Oscar Munoz, R ERA: 7.71 (9, 1)	1.0		4	1	0	0	1	1	0	0	0	0	0	6	11	0.00	2.000					

Batter	1	2	3	4	5	6	7	8	9	AB	R	H	RBI	BB	SO	LOB	BOTTOM					
Chuck Knoblauch, R OBP: 0.412, SLG: 0.456 (1, 4)										4	0	0	0	0	1	2	Seattle Mariners @ Minnesota Twins Hubert H. Humphrey Metrodome, Minneapolis, MN Mon Aug 14, 1995, 8:05 PM EDT Att. 16,637 - Dome					
Rich Becker, L OBP: 0.285, SLG: 0.259 (1, 8)										3	1	1	0	1	0	0						
Kirby Puckett, R OBP: 0.370, SLG: 0.493 (1, 10)										4	0	1	0	0	1	2						
Pedro Munoz, R OBP: 0.337, SLG: 0.541 Chip Hale, L OBP: 0.353, SLG: 0.365 (1, 9) (9, 5)										3	0	1	1	0	1	0						
Dan Masteller, L OBP: 0.286, SLG: 0.307 (1, 3) (9, 9)										4	0	1	0	0	0	1						
Marty Cordova, R OBP: 0.348, SLG: 0.478 (1, 7)										3	1	1	1	1	1	1						
Matt Merullo, L OBP: 0.333, SLG: 0.377 (1, 2)										3	0	1	0	1	0	1						
Pat Meares, R OBP: 0.308, SLG: 0.437 Matt Walbeck, S OBP: 0.291, SLG: 0.313 (1, 6) (9, PH)										3	0	1	0	0	2	2						
Scott Stahoviak, L OBP: 0.328, SLG: 0.353 (1, 5) (9, 3)										3	0	0	0	0	1	4						
Inning Stats	R: 1 E: 0 K: 0 S: 10	H: 1 LOB: 1 BB: 1 P: 19	R: 0 E: 0 K: 2 S: 15	H: 0 LOB: 2 BB: 2 P: 29	R: 0 E: 0 K: 1 S: 7	H: 0 LOB: 0 BB: 0 P: 10	R: 0 E: 0 K: 0 S: 12	H: 2 LOB: 2 BB: 0 P: 21	R: 0 E: 0 K: 1 S: 8	H: 1 LOB: 0 BB: 0 P: 12	R: 1 E: 0 K: 1 S: 12	H: 1 LOB: 0 BB: 0 P: 18	R: 0 E: 0 K: 2 S: 10	H: 0 LOB: 0 BB: 0 P: 16	R: 0 E: 0 K: 0 S: 5	H: 1 LOB: 0 BB: 0 P: 8	R: 0 E: 0 K: 1 S: 11	H: 1 LOB: 1 BB: 0 P: 18	1B: 4 2B: 2 3B: 0 HR: 1	SF: 0 SAC: 0 DP: 1 HBP: 0	WP: 0 PB: 0 SB: 1 CS: 1	PA: 35
PITCHER	IP	WLS	BF	H	R	ER	SO	BB	IBB	HBP	BLK	WP	HR	S	P	ERA	WHIP					
Andy Benes, R ERA: 4.29 (1, 1)	6.0	W	25	5	2	2	4	3	0	0	0	0	0	64	109	3.00	1.333					
Jeff Nelson, R ERA: 1.95 (7, 1)	3.0	S	10	2	0	0	3	0	0	0	0	0	0	26	42	0.00	0.667					

AB	34
R	6
H	7
RBI	6
BB	5
SO	8
LOB	17



AB	32
R	2
H	7
RBI	2
BB	3
SO	7
LOB	15



Batter	1	2	3	4	5	6	7	8	9	AB	R	H	RBI	BB	SO	LOB	TOP																			
Vince Coleman, S OBP: 0.349, SLG: 0.399	F8		FC6-4 2B		G1-3			S 2B		5	2	2	0	0	0	1	Seattle Mariners @ Minnesota Twins Hubert H. Humphrey Metrodome, Minneapolis, MN Wed Aug 16 1995, 8:05 PM EDT Att: 13,426 - Dome livebaseballscorecards.com																			
Ken Griffey Jr., L OBP: 0.395, SLG: 0.491	FC5-4 1B		2B		G3			2B	F7	3	1	1	0	2	0	1																				
Edgar Martinez, R OBP: 0.486, SLG: 0.619	FC5-4		2B			P6		FC1-5 2B	P6	5	0	2	3	0	0	2																				
Jay Buhner, R OBP: 0.352, SLG: 0.549	K		K			G4-3		FC1-5 3B	G1-3	4	1	0	0	1	2	4																				
Mike Blowers, R OBP: 0.334, SLG: 0.490		G5-3			G5-3			FC1-5 3B		4	1	0	0	0	0	2																				
Doug Strange, S OBP: 0.335, SLG: 0.377		G4-3			1B		FC5-4 1B	1B	3B	4	1	3	2	0	0	0																				
Luis Sojo, R OBP: 0.373, SLG: 0.588	P3				G6-4-3 1B		FC5-4 G1-3	FC3-6 1B		3	0	1	0	0	0	1																				
Alex Diaz, S OBP: 0.291, SLG: 0.335							1-2			1	0	1	1	0	0	0																				
Felix Fermin, R OBP: 0.230, SLG: 0.229								3H		0	0	0	0	0	0	0																				
Dan Wilson, R OBP: 0.325, SLG: 0.366			G5-3	G6-4-3			G1-3	FC3-6		4	0	0	0	0	0	4																				
Joey Cora, S OBP: 0.349, SLG: 0.354			FC6-4 BB		K		L7	F9		3	0	0	0	1	1	2																				
Inning Stats	R: 0 E: 0 K: 1 S: 9	H: 1 LOB: 1 BB: 0 P: 15	R: 0 E: 0 K: 0 S: 4	H: 0 LOB: 0 BB: 0 P: 8	R: 1 E: 0 K: 1 S: 11	H: 1 LOB: 2 BB: 2 P: 24	R: 0 E: 0 K: 0 S: 8	H: 2 LOB: 1 BB: 0 P: 14	R: 0 E: 0 K: 0 S: 7	H: 0 LOB: 0 BB: 0 P: 10	R: 0 E: 0 K: 0 S: 7	H: 1 LOB: 1 BB: 0 P: 10	R: 5 E: 0 K: 0 S: 18	H: 4 LOB: 1 BB: 2 P: 30	R: 0 E: 0 K: 0 S: 9	H: 1 LOB: 1 BB: 0 P: 13	1B: 7 2B: 2 3B: 1 HR: 0	SF: 0 SAC: 0 DP: 1 HBP: 0	WP: 0 PB: 0 SB: 1 CS: 0	PA: 40																
PITCHER	IP	WLS	BF	H	R	ER	SO	BB	IBB	HBP	BLK	WP	HR	S	P	ERA	WHIP	PITCHER		IP	WLS	BF	H	R	ER	SO	BB	IBB	HBP	BLK	WP	HR	S	P	ERA	WHIP
Frankie Rodriguez, R ERA: 6.08	(1, 1)	7.0	28	6	2	2	3	2	0	0	0	0	0	54	94	2.57	1.143	Erik Schullstrom, R ERA: 5.68		(9, 1)	0.2	2	0	0	0	0	0	0	0	0	0	0	5	6	0.00	0.000
Scott Watkins, L ERA: 3.0	(8, 1)	0.0	1	0	0	0	0	1	0	0	0	0	0	2	6	∞	∞																			
Pat Mahomes, R ERA: 7.05	(8, 1)	0.0	1	1	1	1	0	0	0	0	0	0	0	3	6	∞	∞																			
Dave Stevens, R ERA: 6.12	(8, 1)	0.2	L	5	2	3	3	1	0	0	0	0	0	9	14	40.50	4.500																			
Eddie Guardado, L ERA: 5.98	(8, 1)	0.2	3	1	0	0	0	0	0	0	0	0	0	7	10	0.00	1.500																			
Inning Stats	R: 0 E: 0 K: 2 S: 15	H: 1 LOB: 1 BB: 0 P: 22	R: 0 E: 0 K: 0 S: 8	H: 1 LOB: 1 BB: 1 P: 17	R: 0 E: 0 K: 1 S: 9	H: 0 LOB: 0 BB: 0 P: 14	R: 3 E: 0 K: 1 S: 24	H: 2 LOB: 0 BB: 1 P: 38	R: 0 E: 0 K: 1 S: 11	H: 0 LOB: 0 BB: 0 P: 16	R: 0 E: 0 K: 1 S: 14	H: 1 LOB: 0 BB: 0 P: 19	R: 1 E: 0 K: 0 S: 11	H: 3 LOB: 1 BB: 0 P: 13	R: 0 E: 0 K: 0 S: 5	H: 1 LOB: 0 BB: 0 P: 6	R: 0 E: 0 K: 1 S: 7	H: 0 LOB: 0 BB: 0 P: 13	1B: 8 2B: 0 3B: 0 HR: 1	SF: 0 SAC: 1 DP: 3 HBP: 0	WP: 1 PB: 0 SB: 1 CS: 1	PA: 35														
PITCHER	IP	WLS	BF	H	R	ER	SO	BB	IBB	HBP	BLK	WP	HR	S	P	ERA	WHIP	PITCHER		IP	WLS	BF	H	R	ER	SO	BB	IBB	HBP	BLK	WP	HR	S	P	ERA	WHIP
Randy Johnson, L ERA: 2.95	(1, 1)	6.0	23	5	3	3	6	2	0	0	0	0	0	81	126	4.50	1.167	Bill Riskey, R ERA: 2.72		(7, 1)	1.0	W	5	3	1	1	0	0	0	0	11	13	9.00	3.000		
Bill Riskey, R ERA: 2.72	(7, 1)	1.0	W	5	3	1	1	0	0	0	0	0	0	11	13	9.00	3.000	Bobby Ayala, R ERA: 3.75		(8, 1)	2.0	S	6	1	0	0	1	0	0	0	12	19	0.00	0.500		
Bobby Ayala, R ERA: 3.75	(8, 1)	2.0	S	6	1	0	1	0	0	0	0	0	0	12	19	0.00	0.500																			

Seattle Mariners @ Minnesota Twins
 Hubert H. Humphrey Metrodome, Minneapolis, MN
 Wed Aug 16 1995, 8:05 PM EDT
 Att: 13,426 - Dome

AB 36
 R 6
 H 10
 RBI 6
 BB 4
 SO 3
 LOB 17



Seattle Mariners @ Minnesota Twins
 Hubert H. Humphrey Metrodome, Minneapolis, MN
 Wed Aug 16 1995, 8:05 PM EDT
 Att: 13,426 - Dome

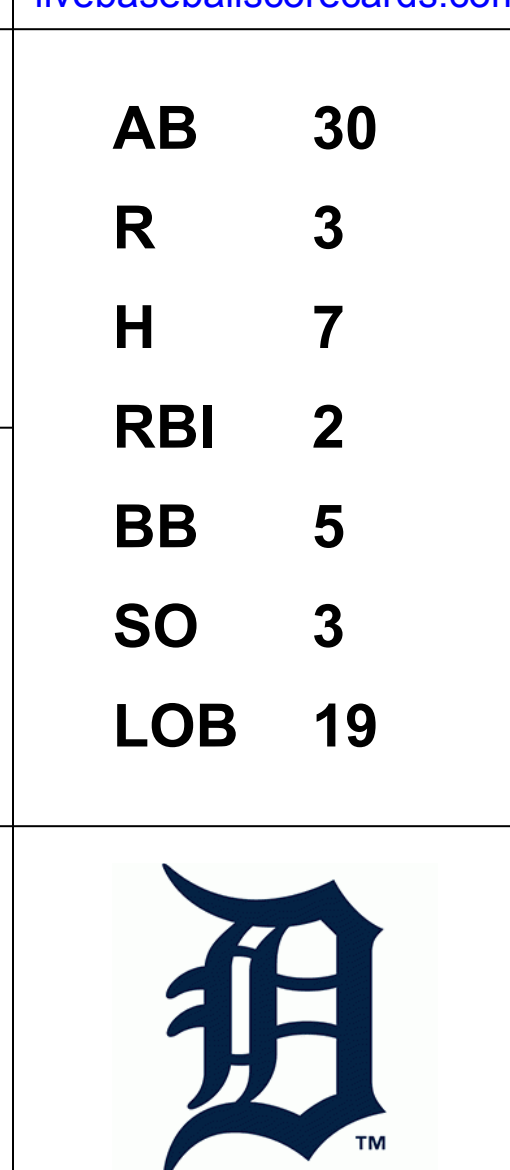
AB 31
 R 4
 H 9
 RBI 4
 BB 2
 SO 7
 LOB 7



Batter	1	2	3	4	5	6	7	8	9	AB	R	H	RBI	BB	SO	LOB	TOP											
Chuck Knoblauch, R OBP: 0.409, SLG: 0.450 (1, 4)	L7		CS 1B		FC5-4 S 1-2		K			4	0	1	0	0	1	2	Minnesota Twins @ Detroit Tigers Tiger Stadium, Detroit, MI Fri Aug 18, 1995, 7:05 PM EDT Att: 18,265 - Unknown - 85 F											
Rich Becker, L OBP: 0.285, SLG: 0.262 (1, 8)	G1-3 1B		1B BB		P5 1-2			G6-3		3	0	1	0	1	0	1												
Kirby Puckett, R OBP: 0.368, SLG: 0.496 (1, 10)	G1-3		G4-3 1B			F8		G4-6-3 1B		4	0	2	0	0	0	1												
Matt Merullo, L OBP: 0.322, SLG: 0.363 (1, 2)	K		G4-3			L7		G4-6-3		4	0	0	0	0	1	4												
Marty Cordova, R OBP: 0.353, SLG: 0.477 (1, 7)		WP 2B 1B		G6-4-3 1B					G4-3		4	1	3	0	0	0												
Dan Masteller, L OBP: 0.272, SLG: 0.290 (1, 9)	F7		P5			P6			L8		4	0	0	0	0	3												
Ron Coomer, R OBP: 0.321, SLG: 0.333 Chip Hale, L OBP: 0.333, SLG: 0.364 (9, PH)	L9		G6-4-3				P6		G5-3		3	0	0	0	0	2												
Scott Stahoviak, L OBP: 0.338, SLG: 0.365 (1, 3)		2H 2B					K				2	0	1	1	1	0												
Pat Meares, R OBP: 0.309, SLG: 0.433 (1, 6)		K					FC5-4 1B		F8		3	0	1	0	0	2												
Inning Stats	R: 0 E: 0 K: 1 S: 7	H: 1 LOB: 1 BB: 0 P: 10	R: 1 E: 0 K: 1 S: 10	H: 2 LOB: 1 BB: 0 P: 15	R: 0 E: 0 K: 0 S: 7	H: 2 LOB: 1 BB: 1 P: 13	R: 0 E: 0 K: 0 S: 5	H: 1 LOB: 0 BB: 0 P: 10	R: 0 E: 0 K: 1 S: 12	H: 1 LOB: 1 BB: 0 P: 16	R: 0 E: 0 K: 0 S: 6	H: 1 LOB: 1 BB: 0 P: 13	R: 0 E: 0 K: 1 S: 9	H: 0 LOB: 1 BB: 1 P: 15	R: 0 E: 0 K: 0 S: 5	H: 1 LOB: 0 BB: 0 P: 7		R: 0 E: 0 K: 0 S: 6	H: 0 LOB: 0 BB: 0 P: 10	1B: 8 2B: 1 3B: 0 HR: 0	SF: 0 SAC: 0 DP: 3 HBP: 0	WP: 1 PB: 0 SB: 2 CS: 1	PA: 34					
PITCHER	IP	WLS	BF	H	R	ER	SO	BB	IBB	HBP	BLK	WP	HR	S	P	ERA	WHIP											
Sean Bergman, R ERA: 4.93 John Doherty, R ERA: 5.09	(1, 1)	7.0	W	28	8	1	1	4	2	0	0	0	0	0	56	92	1.29	1.429										

Batter	1	2	3	4	5	6	7	8	9	AB	R	H	RBI	BB	SO	LOB	BOTTOM											
Chad Curtis, R OBP: 0.363, SLG: 0.465 (1, 8)	1B WP 1B	G5-3			P3		S SF7 2B	F8		5	2	2	0	0	0	2	Minnesota Twins @ Detroit Tigers Tiger Stadium, Detroit, MI Fri Aug 18, 1995, 7:05 PM EDT Att: 18,265 - Unknown - 85 F											
Bobby Higginson, L OBP: 0.347, SLG: 0.426 (1, 9)	1B WP 1B	G4-3					BB S BB			3	1	2	0	1	0	1												
Travis Fryman, R OBP: 0.359, SLG: 0.418 (1, 5)	P3				G5-3		BB BB			3	0	0	0	1	1	3												
Cecil Fielder, R OBP: 0.354, SLG: 0.474 (1, 3)	K				P3		SF7			3	0	0	1	0	1	3												
Lou Whitaker, L OBP: 0.364, SLG: 0.483 Juan Samuel, R OBP: 0.381, SLG: 0.539 (7, PH)	1B BB				G3-1					2	0	0	0	1	0	0												
Chris Gomez, R OBP: 0.315, SLG: 0.392 (1, 6)	1B				G4-3		BB	G5-3		4	0	2	1	0	0	3												
Milt Cuyler, S OBP: 0.286, SLG: 0.359 (1, 7)	G4-3				E3 FC6-4		P7	SH1-3 1B		4	0	1	0	0	0	3												
John Flaherty, R OBP: 0.309, SLG: 0.459 (1, 2)		F8			FC6-4		F9	SH1-3		3	0	0	0	0	0	2												
Scott Fletcher, R OBP: 0.329, SLG: 0.308 (1, 4)		G5-3 BB			K		G6-3	G6-3		3	0	0	0	1	1	2												
Inning Stats	R: 2 E: 0 K: 1 S: 18	H: 3 LOB: 2 BB: 1 P: 30	R: 0 E: 0 K: 0 S: 5	H: 0 LOB: 1 BB: 1 P: 12	R: 0 E: 0 K: 1 S: 10	H: 0 LOB: 0 BB: 0 P: 14	R: 0 E: 2 K: 1 S: 9	H: 0 LOB: 1 BB: 0 P: 10	R: 0 E: 0 K: 0 S: 13	H: 1 LOB: 1 BB: 0 P: 20	R: 0 E: 0 K: 0 S: 10	H: 1 LOB: 1 BB: 0 P: 16	R: 1 E: 0 K: 0 S: 13	H: 1 LOB: 3 BB: 3 P: 30	R: 0 E: 0 K: 0 S: 6	H: 1 LOB: 1 BB: 0 P: 9		1B: 5 2B: 1 3B: 1 HR: 0	SF: 1 SAC: 1 DP: 0 HBP: 0	WP: 1 PB: 0 SB: 2 CS: 0	PA: 37							
PITCHER	IP	WLS	BF	H	R	ER	SO	BB	IBB	HBP	BLK	WP	HR	S	P	ERA	WHIP											
Jose Parra, R ERA: 6.07 Scott Watkins, L ERA: 3.0 Oscar Munoz, R ERA: 5.14 Eddie Guardado, L ERA: 5.85 Erik Schuilstrom, R ERA: 5.51	(1, 1)	6.1	L	28	6	3	3	3	2	0	0	0	0	0	2	6	"	"										

AB	32
R	1
H	9
RBI	1
BB	2
SO	4
LOB	15



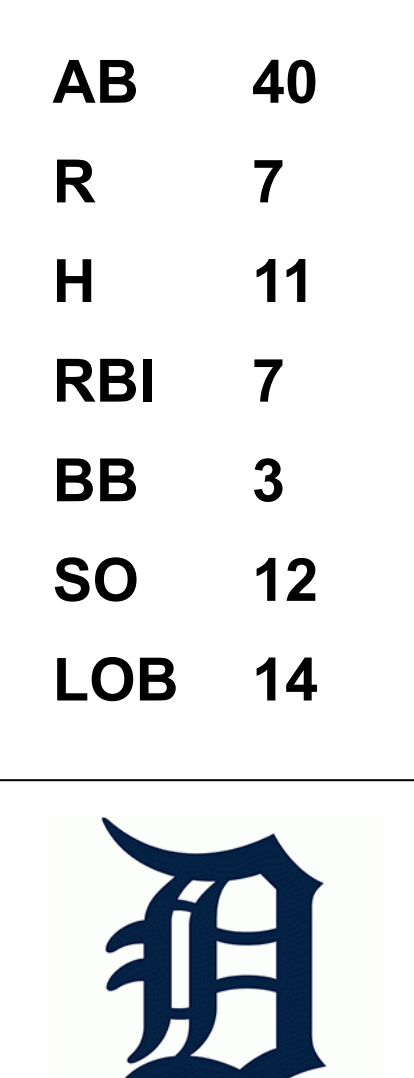
Batter	1	2	3	4	5	6	7	8	9	AB R H RBI BB SO LOB	TOP									
Chuck Knoblauch R (1.4) OBP: 0.409, SLG: 0.459	G5-3		1-H HR		G6-3	L4			1-1 1B 2B	5 2 2 2 0 0 2	Minnesota Twins @ Detroit Tigers Tiger Stadium, Detroit, MI Sat Aug 19 1995, 7:05 PM EDT Att: 15,147 - Unknown - 89 F									
Pat Meares R (1.6) OBP: 0.317, SLG: 0.441	G4-6-3 HBP		1B 2B		L8		G5-3 1B	2-0 1B 1B	4 2 3 1 0 0 0											
Kirby Puckett R (1.9) OBP: 0.366, SLG: 0.493	G4-6-3 1-2		F9		G4-3		G5-3	2-1 1B 1B	5 0 1 1 0 0 3											
Marty Cordova R (1.7) OBP: 0.354, SLG: 0.476		1-1 1B	0-2 CS 1B			1-3 K	1-3 K	2-2 G5-4-3 1B	5 0 2 1 0 2 2											
Pedro Munoz R (1.10) OBP: 0.332, SLG: 0.530		2-3 K 1-2	1-2 CS 1B	2-2 WP G3 1B		2-3 K	0-3 K		4 1 1 0 0 3 2											
Scott Leius R (1.5) OBP: 0.325, SLG: 0.329	F9			3-2 G3 1B		0-0 3B 2B		4-2 G6-4-3 BB	3 1 1 0 1 0 1											
Ron Coomer R (1.3) OBP: 0.375, SLG: 0.571			3-1 HR	3-2 G4-3 1B		2-2 1B 3B		0-1 F8	4 2 3 3 0 0 1											
Matt Walbeck S (1.2) OBP: 0.295, SLG: 0.316			0-0 G4-3	1-0 G4-3		1-0 1B		0-0 G6-4-3	4 0 1 1 0 0 2											
Rich Becker L (1.8) OBP: 0.292, SLG: 0.266			1-2 HR 1B	0-2 G6-3		1-0 1B		0-0 L9	4 1 2 0 0 0 1											
Inning Stats	R: 0 E: 0 K: 0 S: 8	H: 0 LOB: 0 BB: 0 P: 11	R: 0 E: 0 K: 1 S: 7	H: 1 LOB: 0 BB: 0 P: 10	R: 4 E: 0 K: 0 S: 14	H: 5 LOB: 0 BB: 0 P: 20	R: 1 E: 0 K: 0 S: 13	H: 2 LOB: 1 BB: 0 P: 22	R: 0 E: 0 K: 2 S: 19	H: 4 LOB: 2 BB: 0 P: 27	R: 0 E: 0 K: 2 S: 10	H: 1 LOB: 1 BB: 0 P: 11	R: 0 E: 0 K: 0 S: 8	H: 0 LOB: 0 BB: 0 P: 12	R: 2 E: 0 K: 0 S: 9	H: 3 LOB: 0 BB: 0 P: 16	1B: 10 2B: 3 3B: 1 HR: 2	SF: 0 SAC: 0 DP: 3 HBP: 1	WP: 2 PB: 0 SB: 0 CS: 1	PA: 41
PITCHER	IP WLS BF H R ER SO BB IBB HBP BLK WP HR S P ERA WHIP											IP WLS BF H R ER SO BB IBB HBP BLK WP HR S P ERA WHIP								
C.J. Nikowski L (1.1) ERA: 7.04	3.1 L 16 8 5 5 1 0 0 1 0 1 2 38 58 13.50 2.400																			
Mike Christopher R (4.1) ERA: 3.94	2.1 11 4 2 2 2 0 0 0 0 0 0 27 37 7.71 1.714																			
Brian Maxcy R (6.1) ERA: 6.12	3.1 13 4 2 2 2 1 0 0 0 1 0 30 43 5.40 1.500																			

Batter	1	2	3	4	5	6	7	8	9	AB R H RBI BB SO LOB	BOTTOM									
Chad Curtis R (1.8) OBP: 0.362, SLG: 0.463	F8	P4			K			G3 WP G6-3 1B		4 1 1 0 0 1 0	Minnesota Twins @ Detroit Tigers Tiger Stadium, Detroit, MI Sat Aug 19 1995, 7:05 PM EDT Att: 15,147 - Unknown - 89 F									
Bobby Higginson L (1.9) OBP: 0.346, SLG: 0.423	1B 2B		G3		F8		G3	3-2 G3 1-3 3-H	4 1 1 0 0 0 1											
Travis Fryman R (1.5) OBP: 0.360, SLG: 0.419	3-2 1B 2B		P3		0-0 G4-6-3 1B		G6-3	0-0 3-H	4 1 2 1 0 0 0											
Cecil Fielder R (1.3) OBP: 0.353, SLG: 0.475	1-0 1B 2B		G1-3		1-2 G4-6-3		P3	2-1 P3	4 1 1 2 0 0 1											
Lou Whitaker L (1.10) OBP: 0.367, SLG: 0.483	1-0 2-H 1B			0-1 F7		2-2 G4-3 1B		3-2 F7	4 0 2 1 0 0 0											
Chris Gomez R (1.6) OBP: 0.312, SLG: 0.387	0-0 F9			0-3 K		2-1 F9		3-2 F8	4 0 0 0 0 1 2											
Milt Cuyler S (1.7) OBP: 0.261, SLG: 0.326	0-3 K			1-1 L6		1-1 G4-3		2-1 G3	4 0 0 0 0 1 2											
Scott Fletcher R (1.4) OBP: 0.322, SLG: 0.301		1-0 G6-3			3-1 G4-3		F9		3 0 0 0 0 0 1											
John Flaherty R (1.2) OBP: 0.309, SLG: 0.456		1-1 F7			0-0 G5-3		4-1 1B WP BB		2 1 0 0 1 0 0											
Inning Stats	R: 3 E: 0 K: 1 S: 13	H: 4 LOB: 1 BB: 0 P: 18	R: 0 E: 0 K: 0 S: 5	H: 0 LOB: 0 BB: 0 P: 7	R: 0 E: 0 K: 0 S: 7	H: 0 LOB: 0 BB: 0 P: 12	R: 0 E: 0 K: 1 S: 7	H: 0 LOB: 0 BB: 0 P: 8	R: 0 E: 0 K: 0 S: 5	H: 1 LOB: 0 BB: 0 P: 7	R: 0 E: 0 K: 0 S: 9	H: 1 LOB: 1 BB: 0 P: 17	R: 2 E: 0 K: 0 S: 12	H: 1 LOB: 0 BB: 1 P: 21	R: 0 E: 0 K: 0 S: 12	H: 0 LOB: 0 BB: 0 P: 20	1B: 6 2B: 1 3B: 0 HR: 0	SF: 0 SAC: 0 DP: 1 HBP: 0	WP: 1 PB: 0 SB: 1 CS: 0	PA: 34
PITCHER	IP WLS BF H R ER SO BB IBB HBP BLK WP HR S P ERA WHIP											IP WLS BF H R ER SO BB IBB HBP BLK WP HR S P ERA WHIP								
Brad Radke R (1.1) ERA: 5.49	7.1 W 29 7 5 5 3 1 0 0 0 0 0 62 96 6.14 1.091																			
Pat Mahomes R (8.1) ERA: 6.89	1.2 S 5 0 0 0 0 0 0 0 0 0 0 15 25 0.00 0.000																			

Batter	1	2	3	4	5	6	7	8	9	10	AB	R	H	RBI	BB	SO	LOB	TOP				
Chuck Knoblauch, R OBP: 0.413, SLG: 0.470 (1.4)											4	1	3	1	1	0	0	Minnesota Twins @ Detroit Tigers Tiger Stadium, Detroit, MI Sun Aug 20 1995, 3:33 AM EDT Att. 18,868 - Sunny - 89 F				
Pat Meares, R OBP: 0.312, SLG: 0.434 (1.6)											5	0	0	0	0	1	3					
Kirby Puckett, R OBP: 0.366, SLG: 0.499 (1.9)											5	1	2	2	0	1	2					
Marty Cordova, R OBP: 0.350, SLG: 0.470 (1.7)											5	0	0	0	0	2	3					
Pedro Munoz, R OBP: 0.337, SLG: 0.533 (1.10)											4	2	2	0	1	0	0					
Scott Leius, R OBP: 0.328, SLG: 0.333 (1.5)											2	1	1	1	1	0	0					
Chip Hale, L OBP: 0.338, SLG: 0.412 (8.3)											2	1	1	1	0	0	1					
Jeff Reboulet, R OBP: 0.366, SLG: 0.399 (10.5)											0	0	0	0	0	0	0					
Ron Coomer, R OBP: 0.363, SLG: 0.533 (1.3)											2	0	0	0	0	0	3					
Scott Stahoviak, L OBP: 0.346, SLG: 0.382 (6.3)											3	0	3	0	0	0	0					
Matt Walbeck, S OBP: 0.297, SLG: 0.315 (1.2)											4	1	1	1	1	0	3					
Rich Becker, L OBP: 0.291, SLG: 0.276 (1.8)											5	1	1	2	0	2	4					
Inning Stats	R: 0 E: 0 K: 1 S: 8	H: 1 LOB: 1 BB: 0 P: 9	R: 2 E: 0 K: 1 S: 10	H: 1 LOB: 1 BB: 3 P: 26	R: 0 E: 0 K: 2 S: 11	H: 0 LOB: 0 BB: 0 P: 15	R: 2 E: 0 K: 1 S: 14	H: 3 LOB: 0 BB: 0 P: 20	R: 2 E: 0 K: 1 S: 13	H: 1 LOB: 0 BB: 1 P: 20	R: 0 E: 0 K: 0 S: 8	H: 1 LOB: 1 BB: 0 P: 11	R: 0 E: 0 K: 0 S: 6	H: 2 LOB: 1 BB: 0 P: 11	R: 1 E: 0 K: 2 S: 11	H: 2 LOB: 1 BB: 0 P: 15	R: 1 E: 0 K: 1 S: 14	H: 2 LOB: 1 BB: 0 P: 19	1B: 5 2B: 5 3B: 1 HR: 3	SF: 0 SAC: 0 DP: 1 HBP: 0	WP: 0 PB: 0 SB: 0 CS: 1	PA: 46
PITCHER	IP	WLS	BF	H	R	ER	SO	BB	IBB	HBP	BLK	WP	HR	S	P	ERA	WHIP					
Brian Bohanon, L ERA: 6.55 (1.1)	4.0		18	5	4	4	4	2	1	0	0	0	0	0	43	70	9.00	1.750				
Felipe Lira, R ERA: 4.14 (5.1)	2.0		9	2	2	2	1	1	0	0	0	0	1	24	37	9.00	1.500					
Joe Doever, R ERA: 5.73 (7.1)	1.2		7	3	0	0	0	0	0	0	0	0	0	13	20	0.00	1.800					
John Doherty, R ERA: 5.2 (8.1)	1.2	L	9	4	2	2	0	0	0	0	0	0	2	18	25	10.80	2.400					
Kevin Wickander, L ERA: 1.76 (10.1)	0.2		2	0	0	0	1	0	0	0	0	0	0	8	11	0.00	0.000					

Batter	1	2	3	4	5	6	7	8	9	10	AB	R	H	RBI	BB	SO	LOB	BOTTOM						
Chad Curtis, R OBP: 0.361, SLG: 0.460 (1.8)											5	1	1	1	0	1	2	Minnesota Twins @ Detroit Tigers Tiger Stadium, Detroit, MI Sun Aug 20 1995, 3:33 AM EDT Att. 18,868 - Sunny - 89 F						
Bobby Higginson, L OBP: 0.348, SLG: 0.444 (1.9)											4	2	2	3	0	1	0							
John Fishery, R OBP: 0.308, SLG: 0.454 (9.1)											1	0	0	0	0	1	2							
Travis Fryman, R OBP: 0.361, SLG: 0.417 (1.5)											4	0	1	0	1	0	0							
Cecil Fielder, R OBP: 0.351, SLG: 0.475 (1.3)											5	1	1	1	0	3	4							
Lou Whitaker, L OBP: 0.370, SLG: 0.505 (1.10)											3	1	2	1	0	0	0							
Juan Samuel, R OBP: 0.382, SLG: 0.539 (8.1)											2	0	1	0	0	1	0							
Chris Gomez, R OBP: 0.307, SLG: 0.380 (1.6)											5	0	0	0	0	1	2							
Mitt Cuyler, S OBP: 0.275, SLG: 0.319 (1.7)											4	1	1	0	1	2	1							
Scott Fletcher, R OBP: 0.315, SLG: 0.294 (1.4)											3	0	0	0	0	2	3							
Franklin Stubbs, L OBP: 0.345, SLG: 0.326 (9.1)											0	0	0	0	1	0	0							
Derrick White, R OBP: 0.267, SLG: 0.300 (10.9)											0	0	0	0	0	0	0							
Ron Tingley, R OBP: 0.303, SLG: 0.393 (1.2)											3	1	1	1	0	0	0							
Alan Trammell, R OBP: 0.373, SLG: 0.380 (10.6)											1	0	1	0	0	0	0							
Inning Stats	R: 0 E: 0 K: 0 S: 4	H: 0 LOB: 0 BB: 0 P: 7	R: 0 E: 0 K: 1 S: 8	H: 0 LOB: 0 BB: 0 P: 15	R: 4 E: 0 K: 0 S: 10	H: 3 LOB: 0 BB: 1 P: 20	R: 0 E: 0 K: 2 S: 13	H: 1 LOB: 1 BB: 0 P: 17	R: 0 E: 0 K: 2 S: 9	H: 0 LOB: 0 BB: 0 P: 12	R: 2 E: 0 K: 1 S: 14	H: 3 LOB: 1 BB: 0 P: 23	R: 1 E: 0 K: 1 S: 9	H: 2 LOB: 1 BB: 0 P: 18	R: 0 E: 0 K: 0 S: 7	H: 1 LOB: 0 BB: 0 P: 13	R: 0 E: 0 K: 2 S: 16	H: 1 LOB: 3 BB: 2 P: 28	R: 0 E: 0 K: 2 S: 7	H: 0 LOB: 0 BB: 0 P: 9	1B: 5 2B: 1 3B: 1 HR: 4	SF: 0 SAC: 0 DP: 0 HBP: 0	WP: 0 PB: 0 SB: 0 CS: 1	PA: 43
PITCHER	IP	WLS	BF	H	R	ER	SO	BB	IBB	HBP	BLK	WP	HR	S	P	ERA	WHIP							
Mike Trombley, R ERA: 5.97 (1.1)	5.2		25	7	6	6	6	1	0	0	0	0	0	3	55	91	9.53	1.412						
Erik Schuilstrom, R ERA: 5.66 (8.1)	1.1		6	2	1	1	2	0	0	0	0	0	0	1	12	21	6.75	1.500						
Eddie Guardado, L ERA: 5.77 (8.1)	1.0		3	1	0	0	0	0	0	0	0	0	0	7	13	0.00	1.000							
Dave Stevens, R ERA: 6.08 (8.1)	0.1		3	1	0	0	0	1	0	0	0	0	0	9	16	0.00	6.000							
Scott Watkins, L ERA: 2.7 (8.1)	0.1		1	0	0	0	1	0	0	0	0	0	0	3	3	0.00	0.000							
PITCHER	IP	WLS	BF	H	R	ER	SO	BB	IBB	HBP	BLK	WP	HR	S	P	ERA	WHIP							
Pat Mahomes, R ERA: 6.75 (9.1)	1.1	W	5	0	0	0	3	1	0	0	0	0	0	0	11	18	0.00	0.750						

AB	41
R	8
H	14
RBI	8
BB	4
SO	6
LOB	19



Batter	1	2	3	4	5	6	7	8	9	AB	R	H	RBI	BB	SO	LOB	TOP	
Chuck Knoblauch, R (1, 4) <small>OBP: 0.416, SLG: 0.475</small> Jeff Reboulet, R (6, 4) <small>OBP: 0.370, SLG: 0.393</small>										1	0	1	0	2	0	0	Minnesota Twins @ Texas Rangers The Ballpark at Arlington, Arlington, TX <small>Wed Aug 23 1995, 8:05 PM EDT</small> <small>Att: 23,435 - Unknown - 92 F</small>	
Rich Becker, L (1, 8) <small>OBP: 0.294, SLG: 0.284</small>										4	1	2	0	0	0	2		
Kirby Puckett, R (1, 9) <small>OBP: 0.369, SLG: 0.508</small> Scott Leius, R (7, 5) <small>OBP: 0.333, SLG: 0.339</small>										3	0	1	0	0	0	0		
Chip Hale, L (1, 10) <small>OBP: 0.337, SLG: 0.397</small>										4	0	1	0	0	0	2		
Ron Coomer, R (1, 5) <small>OBP: 0.326, SLG: 0.524</small> <small>(7, 9)</small>										4	0	0	0	0	0	2		
Scott Stahovjak, L (1, 3) <small>OBP: 0.339, SLG: 0.377</small>										4	0	2	0	0	0	0		
Pat Meares, R (1, 6) <small>OBP: 0.311, SLG: 0.431</small>									4	0	1	0	0	0	4			
Dan Masteller, L (1, 7) <small>OBP: 0.264, SLG: 0.275</small>										4	0	0	0	0	0	5		
Matt Walbeck, S (1, 2) <small>OBP: 0.295, SLG: 0.313</small> Matt Merullo, L (6, 2) <small>OBP: 0.328, SLG: 0.365</small>										2	0	0	0	0	0	1		
Inning Stats	R: 0 H: 0 E: 0 LOB: 0 K: 0 BB: 1 S: 6 P: 11	R: 0 H: 0 E: 0 LOB: 0 K: 0 BB: 0 S: 11 P: 16	R: 0 H: 1 E: 0 LOB: 0 K: 0 BB: 0 S: 3 P: 8	R: 0 H: 2 E: 0 LOB: 1 K: 0 BB: 0 S: 7 P: 12	R: 0 H: 0 E: 0 LOB: 0 K: 0 BB: 0 S: 8 P: 12	R: 0 H: 1 E: 0 LOB: 1 K: 0 BB: 0 S: 9 P: 14	R: 0 H: 0 E: 0 LOB: 0 K: 0 BB: 0 S: 10 P: 16	R: 0 H: 1 E: 0 LOB: 2 K: 0 BB: 1 S: 8 P: 14	R: 1 H: 4 E: 1 LOB: 3 K: 0 BB: 0 S: 16 P: 22	1B: 8 SF: 0 2B: 1 SAC: 0 3B: 0 DP: 3 HR: 0 HBP: 0	WP: 0 PA: 35 FB: 0 SB: 0 CS: 0							
PITCHER Bobby Witt, R (1, 1) <small>ERA: 3.65</small>	IP: 9.0 WLS: W BF: 35 H: 9 R: 1 ER: 1 SO: 0 BB: 3 IBB: 0 HBP: 0 BLK: 0 WP: 0 HR: 0 S: 78 P: 125 ERA: 1.00 WHIP: 1.333									PITCHER								

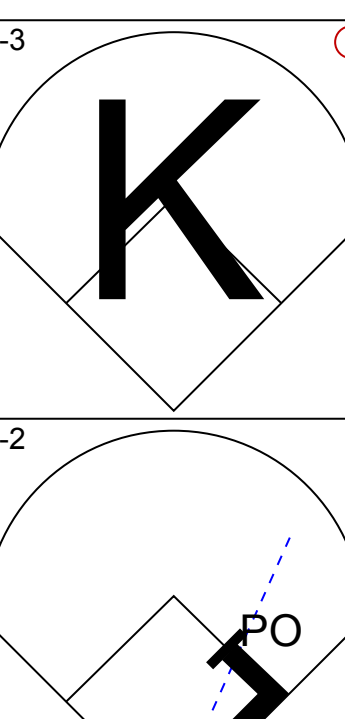
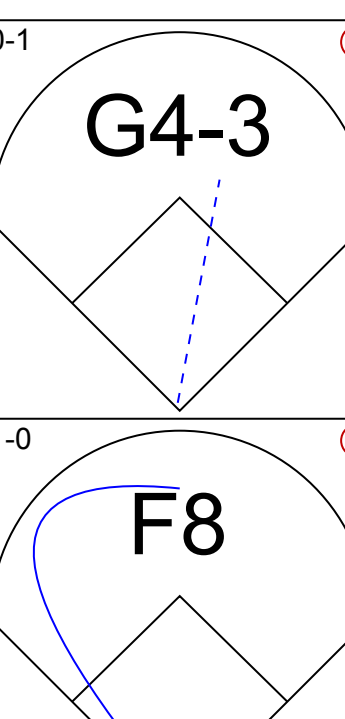
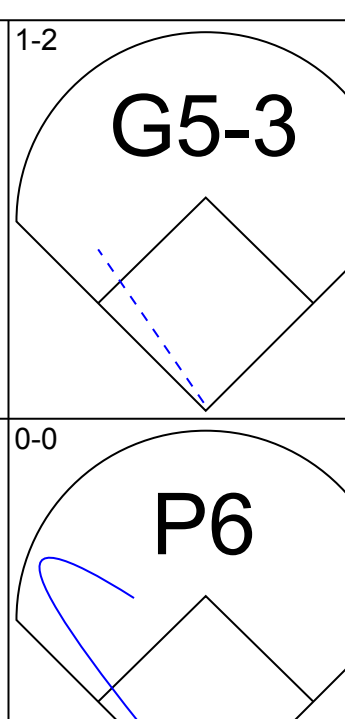
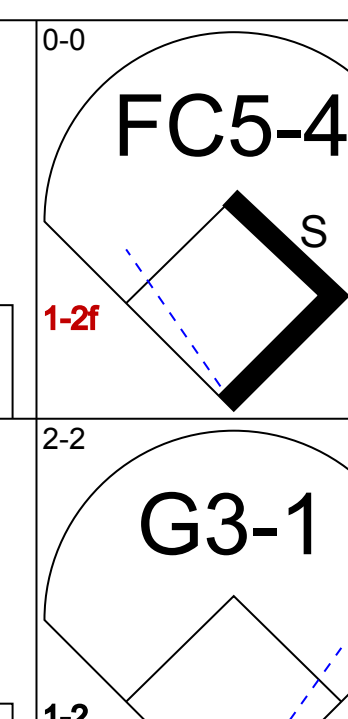
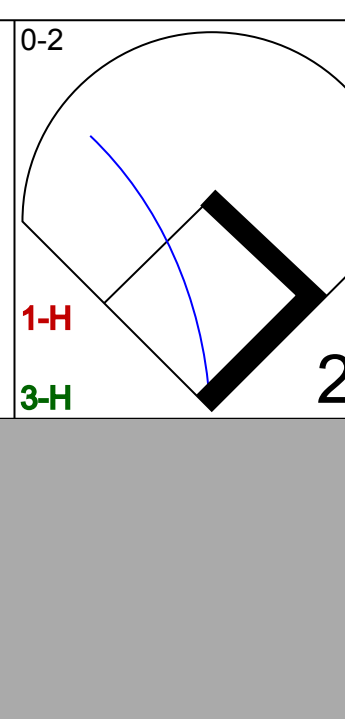
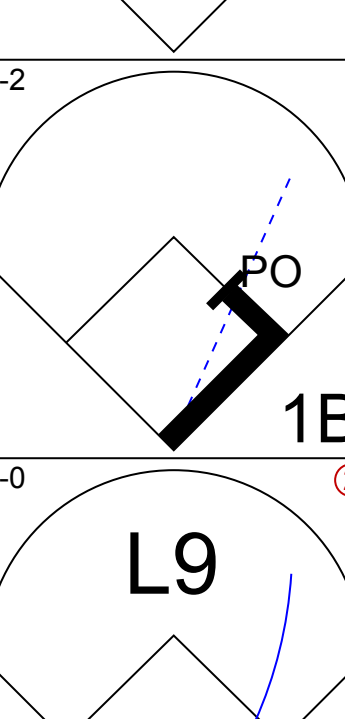
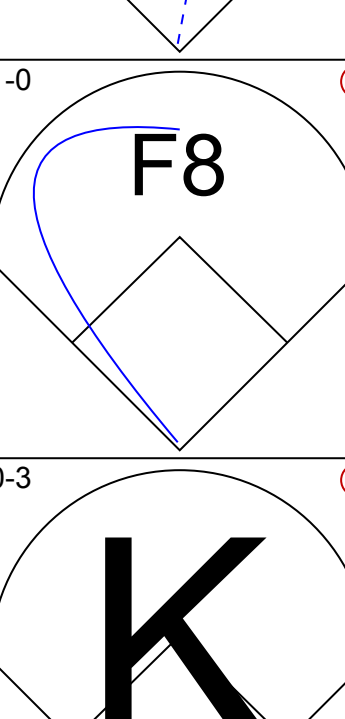
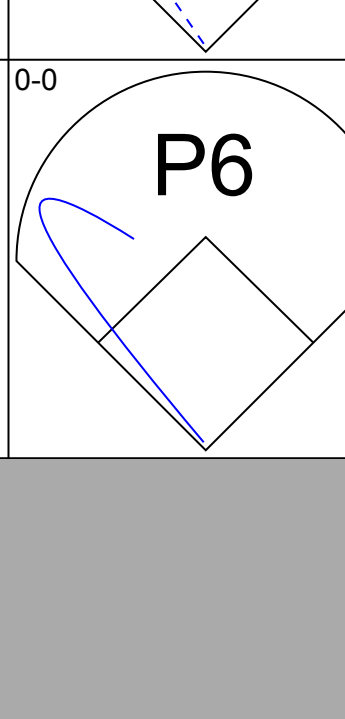
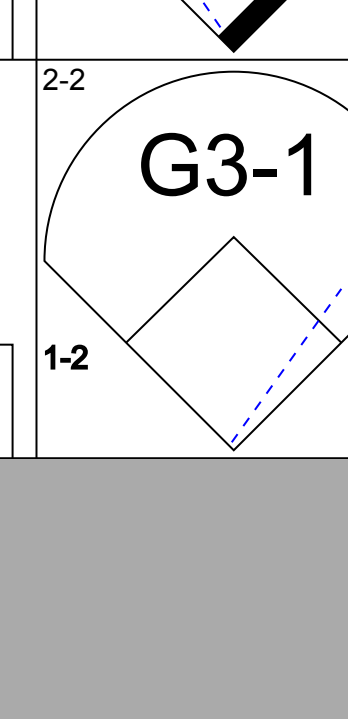
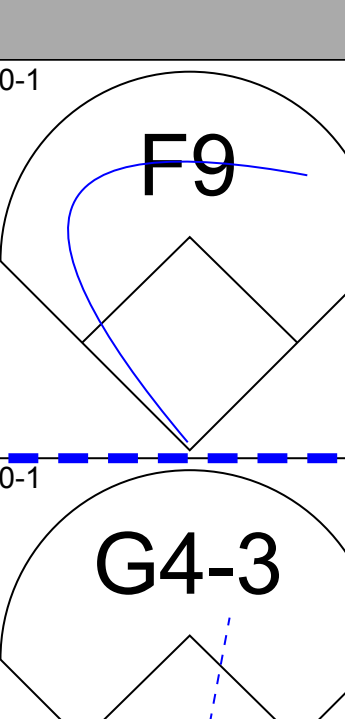
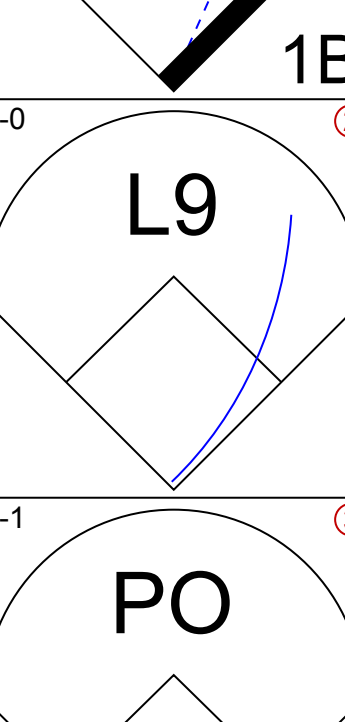
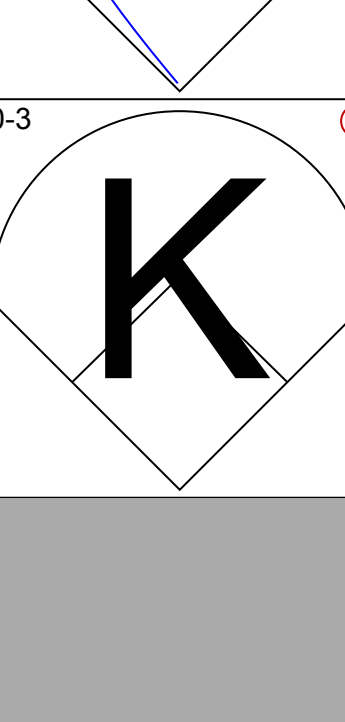
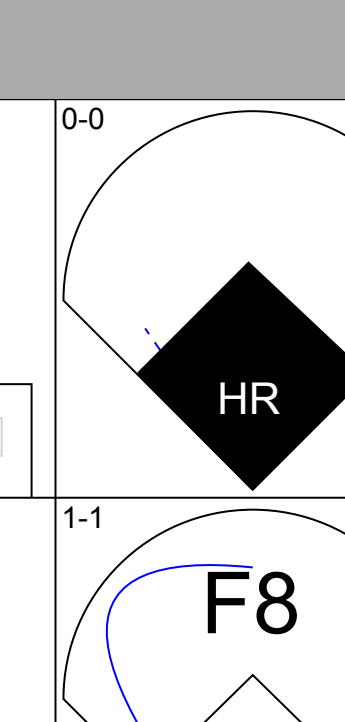
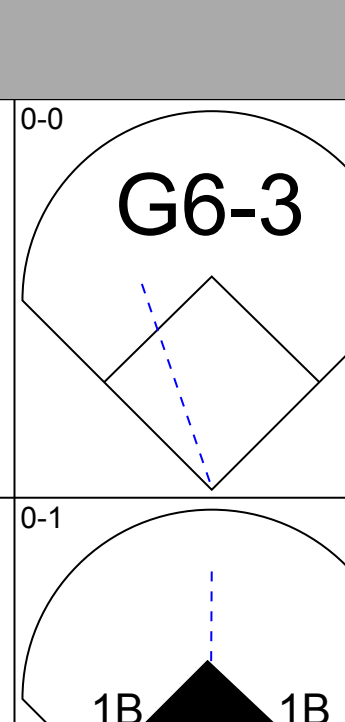
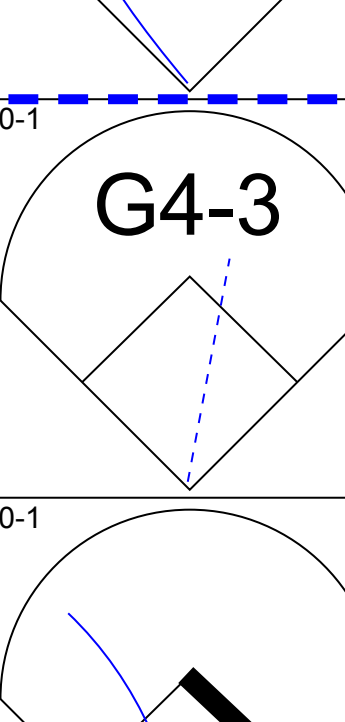
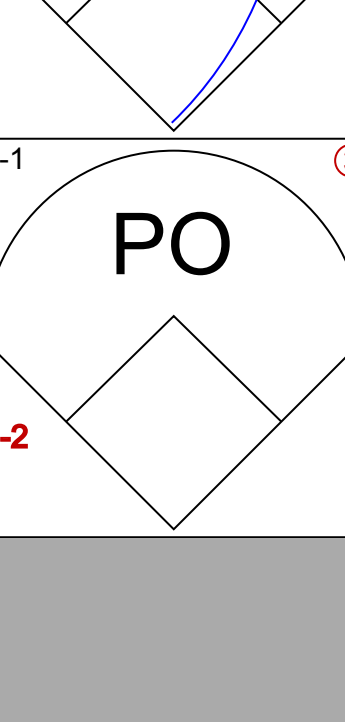
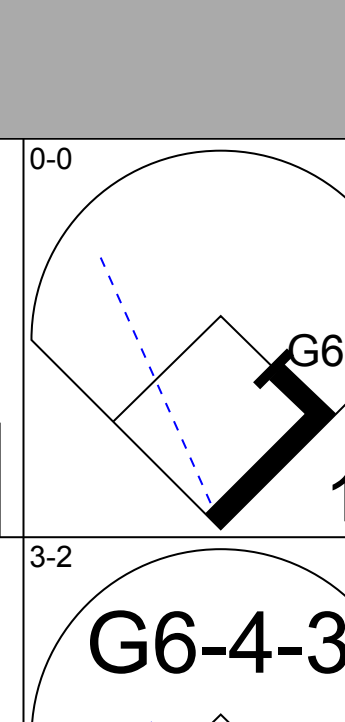
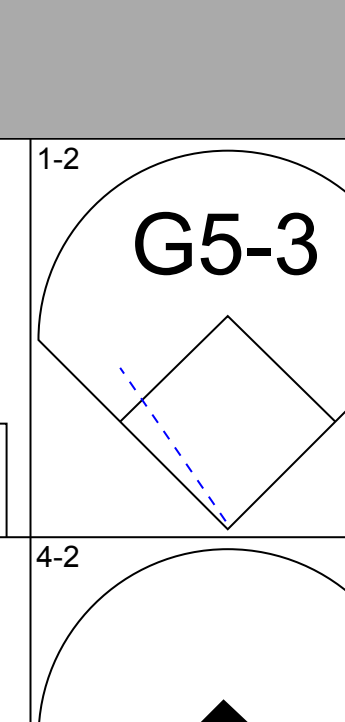
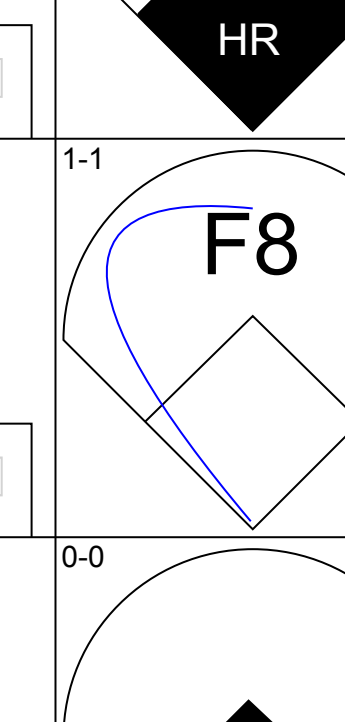
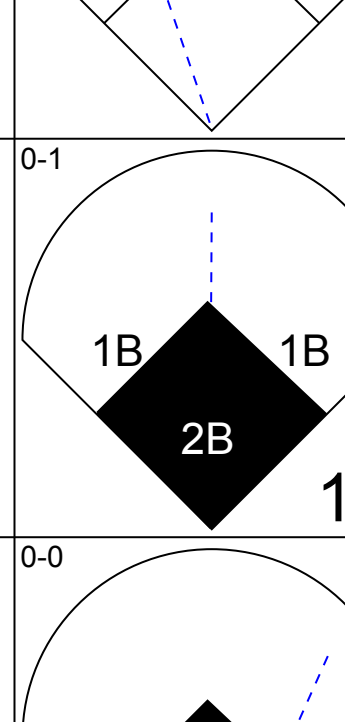
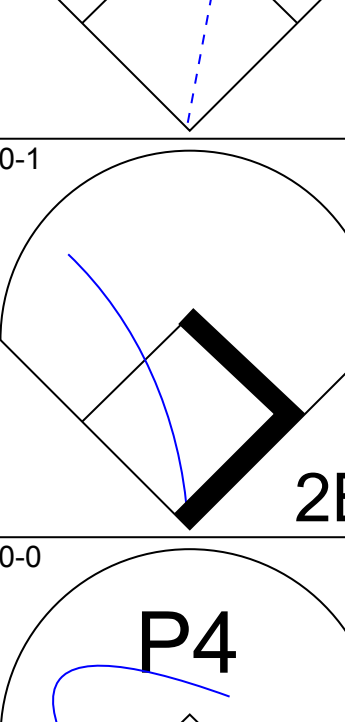
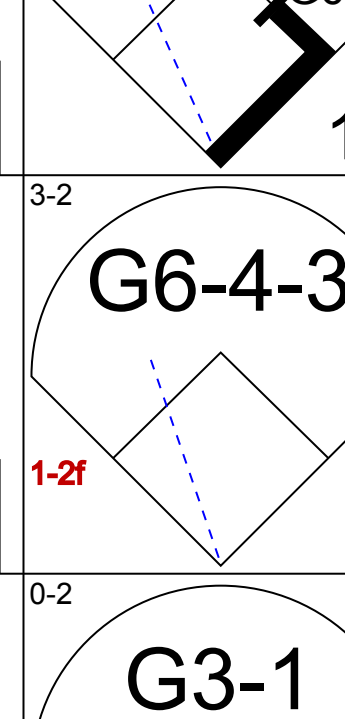
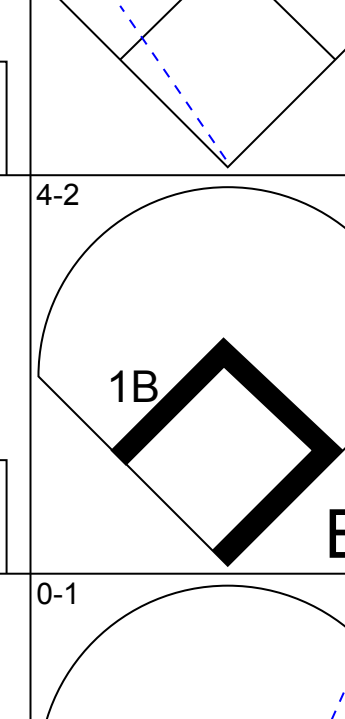
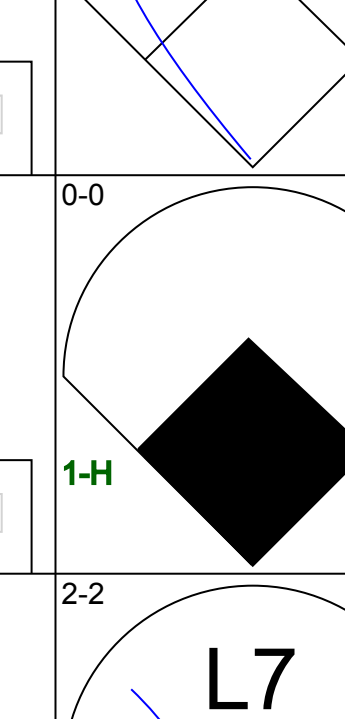
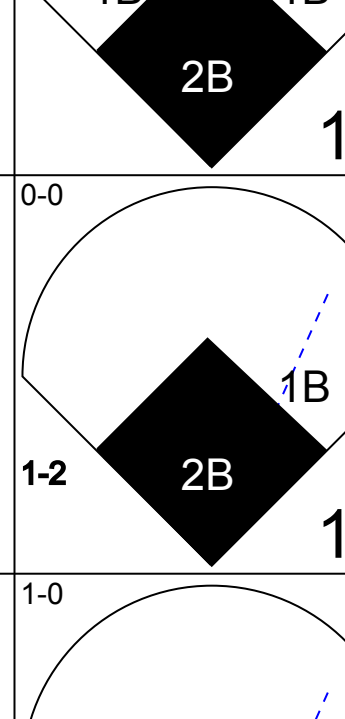
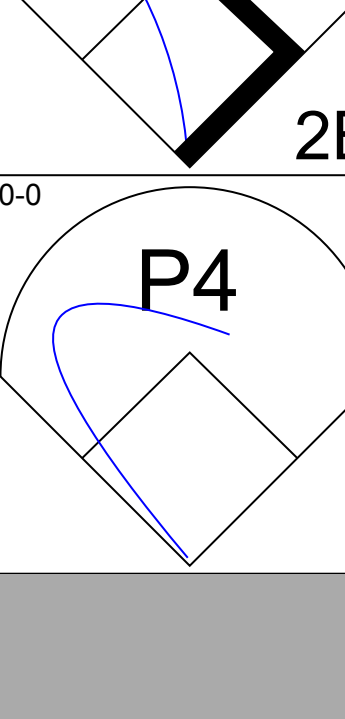
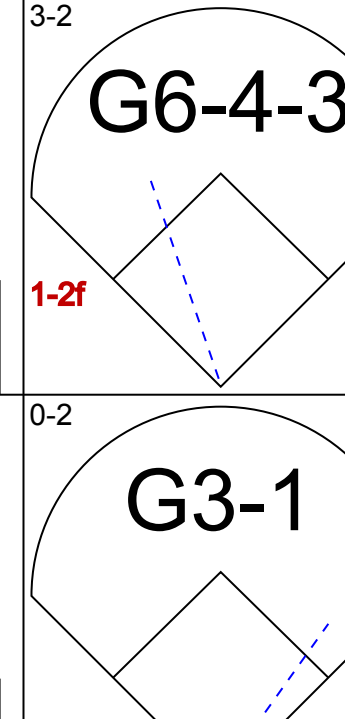
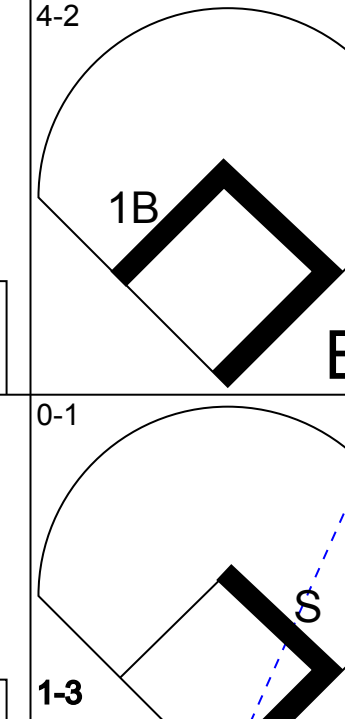
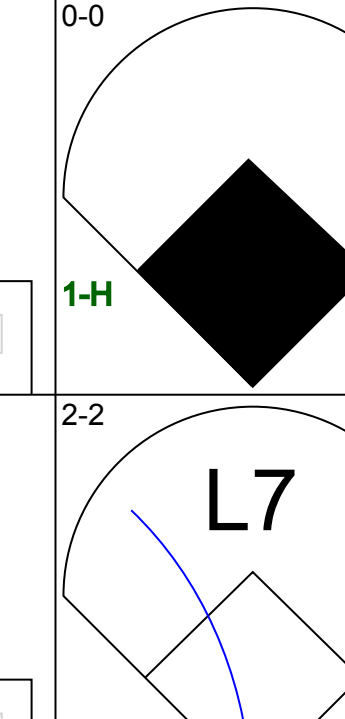
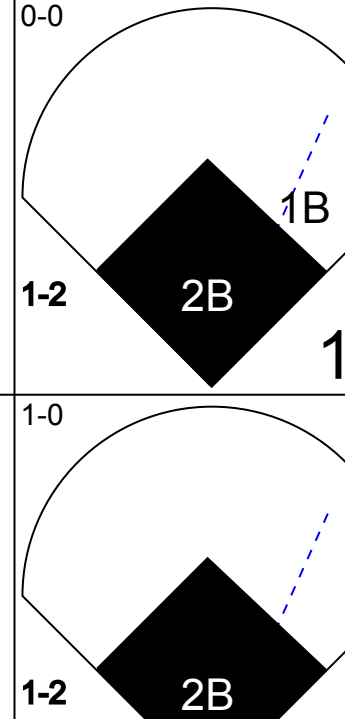
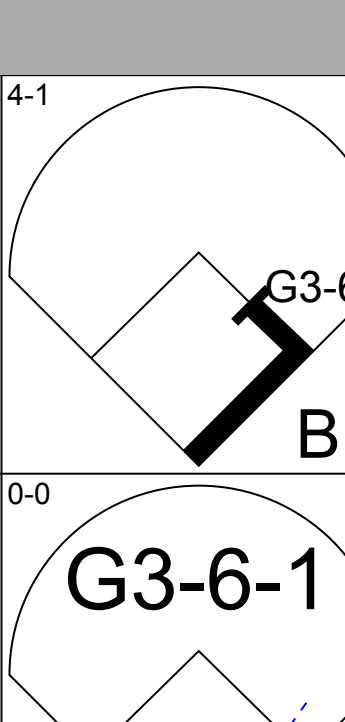
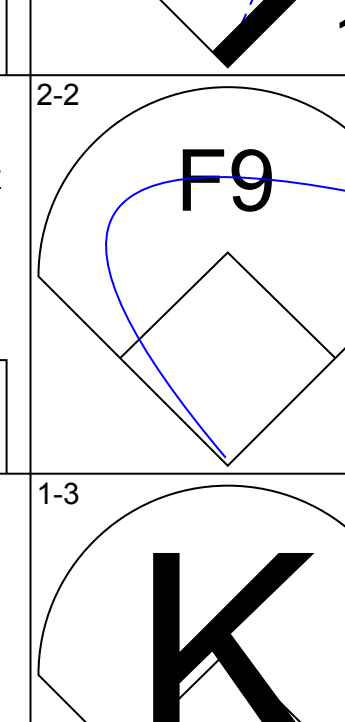
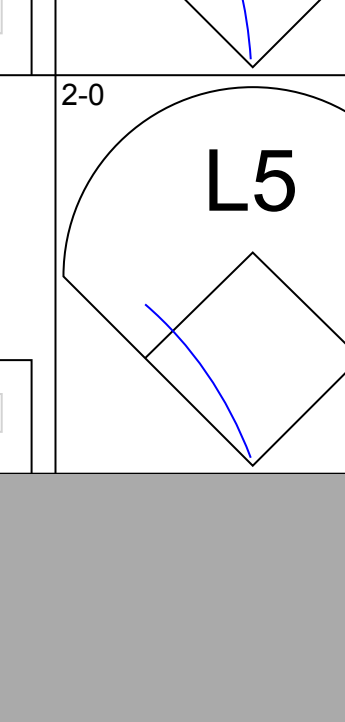
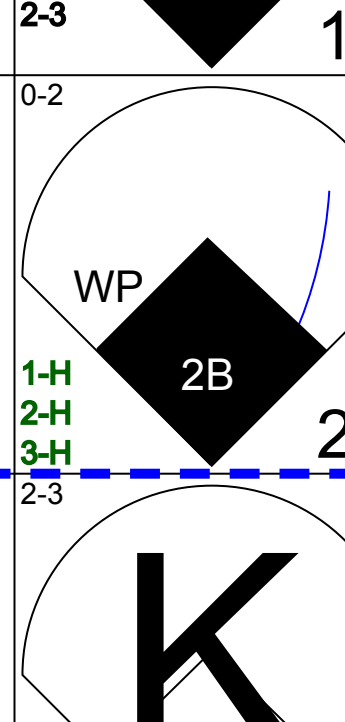
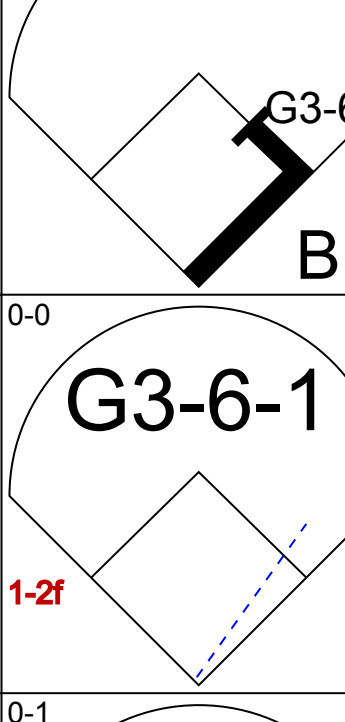
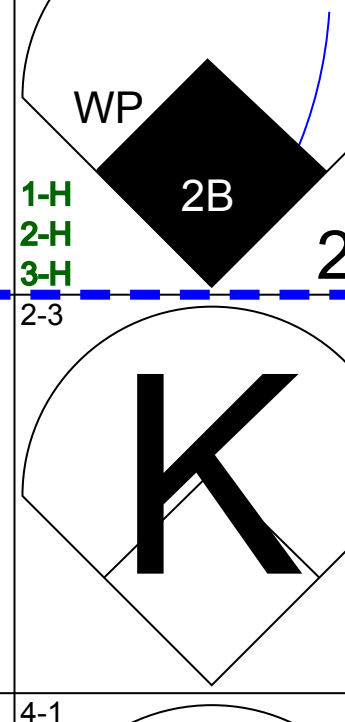
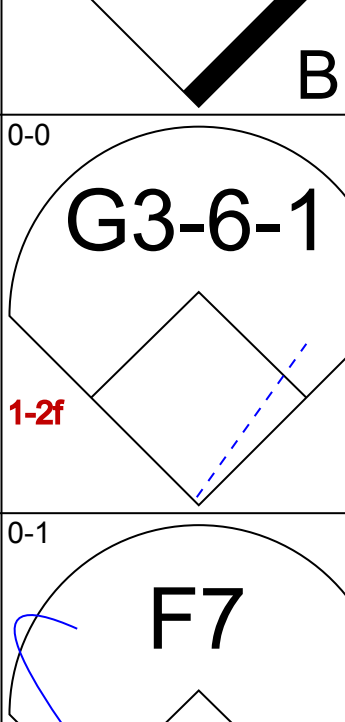
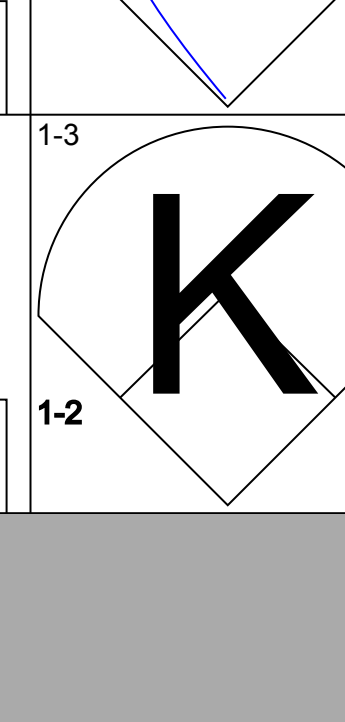
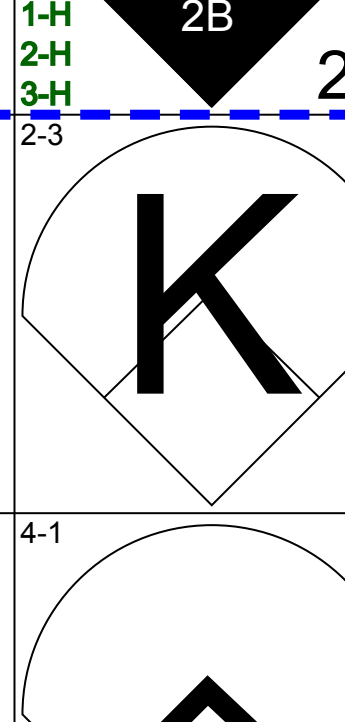
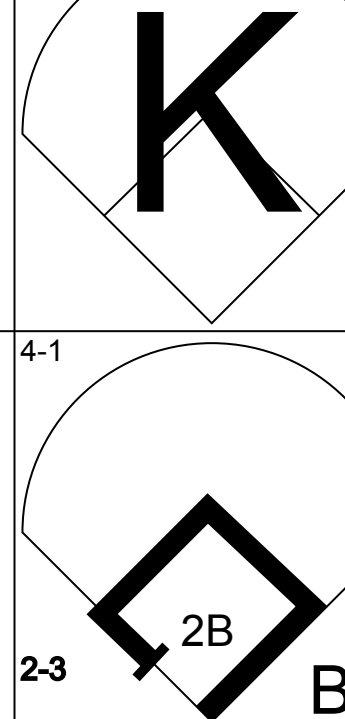
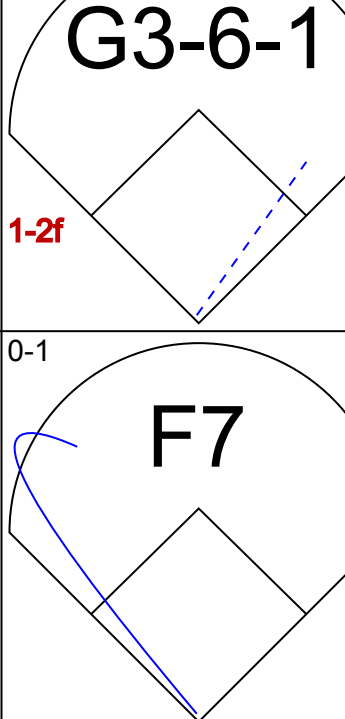
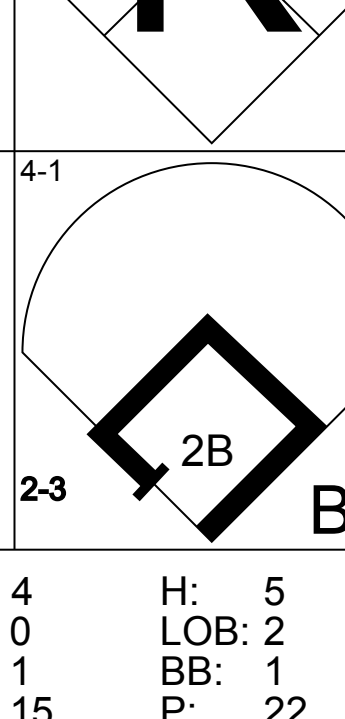
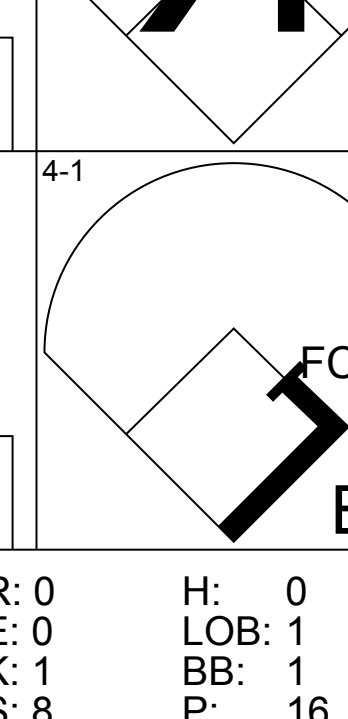
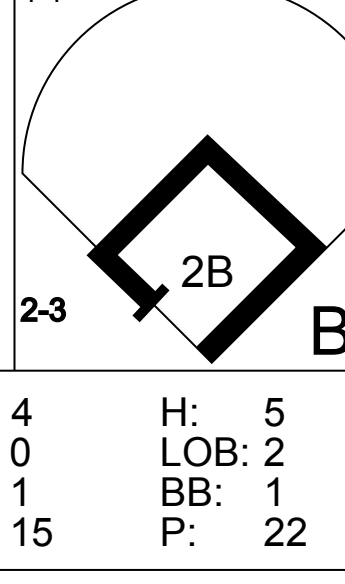
Batter	1	2	3	4	5	6	7	8	9	AB	R	H	RBI	BB	SO	LOB	BOTTOM	
Otis Nixon, S (1, 8) <small>OBP: 0.348, SLG: 0.339</small>										4	2	2	0	1	0	0	Minnesota Twins @ Texas Rangers The Ballpark at Arlington, Arlington, TX <small>Wed Aug 23 1995, 8:05 PM EDT</small> <small>Att: 23,435 - Unknown - 92 F</small>	
Mark McLemore, S (1, 4) <small>OBP: 0.381, SLG: 0.365</small> Jeff Frye, R (8, 4) <small>OBP: 0.334, SLG: 0.373</small>									4	1	1	0	0	1	1			
Will Clark, L (1, 3) <small>OBP: 0.396, SLG: 0.508</small> Dave Valle, R (9, 3) <small>OBP: 0.312, SLG: 0.286</small>									4	1	1	1	1	0	2			
Juan Gonzalez, R (1, 10) <small>OBP: 0.284, SLG: 0.589</small>									4	2	1	2	1	1	2			
Mickey Tettleton, S (1, 9) <small>OBP: 0.391, SLG: 0.482</small> Lou Frazier, S (7, PR) <small>OBP: 0.300, SLG: 0.248</small> <small>(8, 7)</small>									4	1	2	0	0	1	3			
Ivan Rodriguez, R (1, 2) <small>OBP: 0.345, SLG: 0.472</small>									4	1	1	1	0	0	5			
29 Rusty Greer, L (1, 7) <small>OBP: 0.355, SLG: 0.404</small> <small>(8, 9)</small>									3	0	1	2	1	0	2			
Luis Ortiz, R (1, 5) <small>OBP: 0.306, SLG: 0.398</small>								4	0	3	3	0	1	0				
Benji Gil, R (1, 6) <small>OBP: 0.274, SLG: 0.366</small>									4	0	0	0	1	5				
Inning Stats	R: 0 H: 0 E: 0 LOB: 0 K: 0 BB: 0 S: 6 P: 10	R: 1 H: 3 E: 0 LOB: 2 K: 1 BB: 0 S: 16 P: 26	R: 2 H: 2 E: 0 LOB: 0 K: 0 BB: 0 S: 13 P: 20	R: 1 H: 1 E: 0 LOB: 0 K: 1 BB: 0 S: 12 P: 19	R: 4 H: 4 E: 0 LOB: 2 K: 1 BB: 2 S: 20 P: 37	R: 0 H: 0 E: 0 LOB: 1 K: 1 BB: 1 S: 14 P: 20	R: 1 H: 2 E: 0 LOB: 1 K: 1 BB: 0 S: 10 P: 14	R: 0 H: 0 E: 0 LOB: 1 K: 0 BB: 1 S: 12 P: 16	1B: 6 SF: 0 2B: 4 SAC: 0 3B: 0 DP: 0 HR: 2 HBP: 0	WP: 0 PA: 40 FB: 0 SB: 0 CS: 0								
PITCHER Jose Parra, R (1, 1) <small>ERA: 7.48</small> Erik Schuilstrom, R (5, 1) <small>ERA: 5.4</small> Scott Watkins, L (6, 1) <small>ERA: 1.65</small> Pat Mahomes, R (7, 1) <small>ERA: 6.78</small> Dave Stevens, R (8, 1) <small>ERA: 5.98</small>	IP: 4.0 WLS: L BF: 22 H: 9 R: 8 ER: 8 SO: 2 BB: 1 IBB: 0 HBP: 0 BLK: 0 WP: 0 HR: 2 S: 54 P: 91 ERA: 18.00 WHIP: 2.500									PITCHER								

AB 32
R 1
H 9
RBI 0
BB 3
SO 0
LOB 18

AB 36
R 9
H 12
RBI 9
BB 4
SO 5
LOB 21

Batter	1	2	3	4	5	6	7	8	9	AB	R	H	RBI	BB	SO	LOB	TOP				
Chuck Knoblauch, R (1,4) OBP: 0.414, SLG: 0.474	1-3 K		0-0 2B			1-2 F9		1-1 P4	2-3 K	5	0	1	0	0	2	1	Minnesota Twins @ Milwaukee Brewers Milwaukee County Stadium, Milwaukee, WI Thu Aug 24 1995, 8:05 PM EDT Att: 16,654 - Unknown - 73 F livebaseballscorecards.com				
Rich Becker, L (1,8) OBP: 0.295, SLG: 0.284	4-1 FC4-6 BB		1-3 K			0-0 G4-3		2-1 1B		3	0	1	0	1	1	1					
Kirby Puckett, R (1,9) OBP: 0.370, SLG: 0.508	1-0 FC4-6 1-2			2-0 G4-3 PB 1B		1-0 PB 1B		1-0 P3		4	0	2	0	0	0	2					
Pedro Munoz, R (1,10) OBP: 0.336, SLG: 0.529	3-2 L8			2-2 G4-3 1-3		1-0 L8			0-0 1B 2B 1B	4	1	1	0	0	0	3					
Marty Cordova, R (1,7) OBP: 0.346, SLG: 0.475		1-3 K		3-2 L4		0-0 G4-3			1-0 1B 2B G4-3 1B	4	1	1	0	0	1	1					
Scott Stahovik, L (1,3) OBP: 0.338, SLG: 0.379		0-0 L7		0-0 P6			0-0 F7		2-2 1B 2B G4-3 1B	4	1	1	1	0	0	1					
Jeff Reboulet, R (1,5) Chip Hale, L (9, PH) OBP: 0.333, SLG: 0.392	1-0 F7				0-3 K		3-2 2B		3-1 G4-3 1-3 2-H 2B	3	0	1	0	0	1	0					
Matt Walbeck, S (1,2) OBP: 0.295, SLG: 0.312			1-2 G3-1		0-0 G4-3		0-1 L3		2-3 3-H 1-0 G5-3 1B	4	0	1	1	0	0	1					
Pat Meares, R (1,6) Matt Merullo, L (9, PH) OBP: 0.326, SLG: 0.363			1-1 G6-3		0-0 G5-3			0-0 P4	0-1 G5-3	3	0	0	0	0	0	0					
Inning Stats	R: 0 E: 0 K: 1 S: 9	H: 0 LOB: 1 BB: 1 P: 18	R: 0 E: 0 K: 1 S: 5	H: 0 LOB: 0 BB: 0 P: 7	R: 0 E: 0 K: 1 S: 9	H: 1 LOB: 1 BB: 0 P: 12	R: 0 E: 0 K: 0 S: 11	H: 1 LOB: 1 BB: 0 P: 18	R: 0 E: 0 K: 0 S: 5	H: 0 LOB: 0 BB: 0 P: 5	R: 0 E: 0 K: 0 S: 7	H: 1 LOB: 1 BB: 0 P: 10	R: 0 E: 0 K: 0 S: 8	H: 1 LOB: 1 BB: 0 P: 11	R: 0 E: 0 K: 0 S: 6	H: 1 LOB: 1 BB: 0 P: 10		R: 3 E: 0 K: 1 S: 15	H: 4 LOB: 1 BB: 0 P: 24	1B: 6 2B: 3 3B: 0 HR: 0	SF: 0 SAC: 0 DP: 0 HBP: 0
PITCHER	IP	WLS	BF	H	R	ER	SO	BB	IBB	HBP	BLK	WP	HR	S	P	ERA	WHIP				
Ricky Bones, R (1,1) ERA: 4.2	8.0	W	33	8	3	3	4	1	0	0	0	0	0	65	99	3.38	1.125				
Mike Fetters, R (9,1) ERA: 1.98	1.0	S	4	1	0	0	1	0	0	0	0	0	0	10	16	0.00	1.000				

Batter	1	2	3	4	5	6	7	8	9	AB	R	H	RBI	BB	SO	LOB	BOTTOM				
Darryl Hamilton, L (1,8) David Hulse, L (9,8) OBP: 0.368, SLG: 0.403 OBP: 0.304, SLG: 0.357	1-1 F7		2-2 F8		0-0 SH5-3		1-0 FC6-4 1B			3	0	1	0	0	0	1	Minnesota Twins @ Milwaukee Brewers Milwaukee County Stadium, Milwaukee, WI Thu Aug 24 1995, 8:05 PM EDT Att: 16,654 - Unknown - 73 F livebaseballscorecards.com				
Kevin Seitzer, R (1,5) Pat Listach, S (9,4) OBP: 0.407, SLG: 0.419 OBP: 0.291, SLG: 0.253	2-2 G3		0-0 G6-3		2-2 G4-3		2-2 FC6-4 1-2			4	0	0	1	0	0	3					
B.J. Surhoff, L (1,7) OBP: 0.406, SLG: 0.548	1-0 HR		2-3 L7		2-3 3-H 1-0 HR			0-3 K		4	2	2	3	0	1	1					
John Jaha, R (1,3) OBP: 0.380, SLG: 0.582	0-1 G3-1			4-2 BB	3-2 F9			0-2 1B 1B		3	1	1	0	1	0	0					
Dave Nilsson, L (1,9) OBP: 0.362, SLG: 0.500		3-2 P5		3-2 F7		1-1 L9		2-1 1B 1B		4	0	1	0	0	0	1					
Jeff Cirillo, R (1,4) Greg Vaughn, R (1,10) Matt Mieske, R (4, PH) OBP: 0.395, SLG: 0.520 OBP: 0.317, SLG: 0.410 OBP: 0.338, SLG: 0.441		1-0 G6-3 2B		1-2 F9		0-0 F8		0-1 G5-4-3 1B		4	0	2	1	0	0	1					
Joe Oliver, R (1,2) OBP: 0.337, SLG: 0.467		0-2 G6-3		0-1 L9		0-1 G6-3		0-1 G5-4-3		1	0	0	0	0	0	1					
Jose Valentin, S (1,6) OBP: 0.298, SLG: 0.412		2-3 K			4-2 SH5-3 BB G4-3 BB		0-2 G4-3			2	1	0	0	1	1	1					
Inning Stats	R: 1 E: 0 K: 0 S: 9	H: 1 LOB: 0 BB: 0 P: 13	R: 0 E: 0 K: 1 S: 12	H: 1 LOB: 1 BB: 0 P: 18	R: 0 E: 0 K: 0 S: 7	H: 1 LOB: 1 BB: 0 P: 9	R: 0 E: 0 K: 0 S: 17	H: 0 LOB: 1 BB: 1 P: 25	R: 3 E: 0 K: 0 S: 14	H: 1 LOB: 0 BB: 2 P: 28	R: 0 E: 0 K: 0 S: 5	H: 0 LOB: 0 BB: 0 P: 6	R: 0 E: 0 K: 0 S: 9	H: 1 LOB: 1 BB: 0 P: 13	R: 1 E: 0 K: 1 S: 12	H: 3 LOB: 1 BB: 0 P: 14		1B: 4 2B: 2 3B: 0 HR: 2	SF: 0 SAC: 1 DP: 1 HBP: 0	WP: 0 PA: 34 PB: 0 CS: 0	
PITCHER	IP	WLS	BF	H	R	ER	SO	BB	IBB	HBP	BLK	WP	HR	S	P	ERA		WHIP			
Brad Radke, R (1,1) ERA: 5.48	7.0	L	29	5	4	4	1	3	0	0	0	0	0	73	112	5.14	1.143				
Scott Watkins, L (8,1) ERA: 2.84	1.0		5	3	1	1	1	0	0	0	0	0	0	12	14	9.00	3.000				

Batter	1	2	3	4	5	6	7	8	9	10	AB	R	H	RBI	BB	SO	LOB				
Chuck Knoblauch, R OBP: 0.415, SLG: 0.475 (1.4) (8.6) (9.4)												5	0	1	1	0	1	1			
Rich Becker, L OBP: 0.291, SLG: 0.279 (1.8) (8.9) (9.4)												5	0	1	0	0	0	1			
Kirby Puckett, R OBP: 0.367, SLG: 0.501 (1.9) (8.9) (9.4)												5	1	1	0	0	1	1			
Pedro Munoz, R OBP: 0.342, SLG: 0.534 (1.10) (8.9) (9.4)												5	1	3	0	0	0	1			
Marty Cordova, R OBP: 0.346, SLG: 0.476 (1.7) (8.9) (9.4)												4	2	2	2	1	0	2			
Scott Stahovick, L OBP: 0.239, SLG: 0.379 (1.3) (8.9) (9.4)												4	1	2	0	0	0	0			
Ron Coomer, R OBP: 0.321, SLG: 0.479 (9. PH) (9.3)												2	0	0	0	1	0	2			
Dan Masteller, L OBP: 0.269, SLG: 0.288 (9.3) (9.4)												1	1	1	3	0	0	0			
Matt Walbeck, S OBP: 0.290, SLG: 0.310 (1.2) (8.9) (9.4)												4	0	0	0	0	3	4			
Pat Meares, R OBP: 0.303, SLG: 0.421 (8. PH) (9.4)												2	0	0	0	0	0	0			
Chip Hale, L OBP: 0.344, SLG: 0.388 (8.4) (9.4)												0	0	0	0	2	0	0			
Jeff Reboulet, R OBP: 0.370, SLG: 0.399 (9.6) (9.4)												0	0	0	0	0	0	0			
Inning Stats	R: 0 E: 0 K: 1 S: 8	H: 1 LOB: 0 BB: 0 P: 11	R: 0 E: 0 K: 0 S: 9	H: 1 LOB: 0 BB: 0 P: 12	R: 0 E: 0 K: 0 S: 4	H: 0 LOB: 0 BB: 1 P: 8	R: 0 E: 0 K: 1 S: 6	H: 0 LOB: 0 BB: 0 P: 7	R: 0 E: 0 K: 0 S: 7	H: 0 LOB: 2 BB: 0 P: 8	R: 2 E: 0 K: 0 S: 8	H: 2 LOB: 0 BB: 0 P: 13	R: 0 E: 0 K: 1 S: 8	H: 0 LOB: 1 BB: 1 P: 16	R: 4 E: 0 K: 1 S: 15	H: 5 LOB: 2 BB: 0 P: 22	R: 0 E: 0 K: 0 S: 7	H: 1 LOB: 1 BB: 0 P: 7	1B: 7 2B: 3 3B: 0 HR: 1	SF: 0 SAC: 0 DP: 2 HBP: 0	WP: 1 PA: 42
PITCHER	IP	WLS	BF	H	R	ER	SO	BB	IBB	HBP	BLK	WP	HR	S	P	ERA	WHIP				
Steve Sparks, R ERA: 4.12 (1.1) (8.9) (9.4)	8.1		33	8	5	5	4	3	0	0	0	0	1	70	104	5.40	1.320				
Mike Fetters, R ERA: 2.25 (9.1) (8.9) (9.4)	0.2		4	2	1	1	1	1	0	0	0	1	0	10	16	13.50	4.500				
Joe Siusarski, R ERA: (10.1) (8.9) (9.4)	1.0	W	4	1	0	0	0	0	0	0	0	0	0	7	7	0.00	1.000				


TOP

Minnesota Twins @ Milwaukee Brewers
Milwaukee County Stadium, Milwaukee, WI

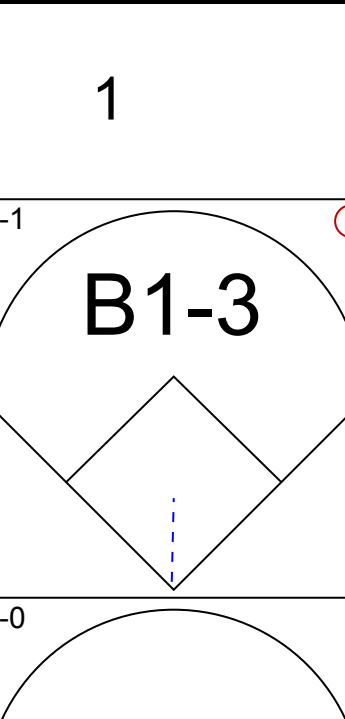
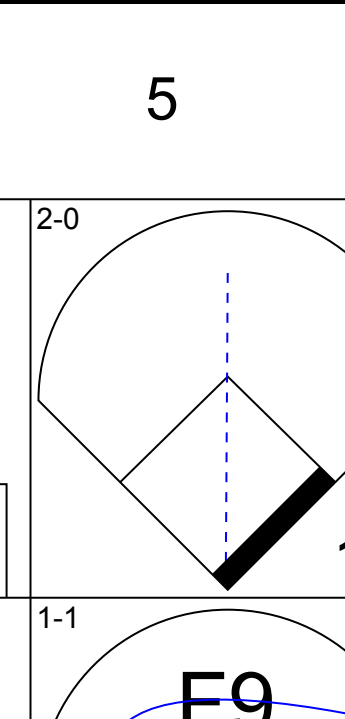
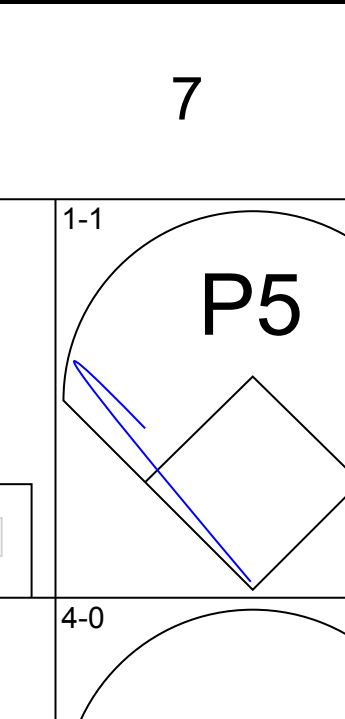
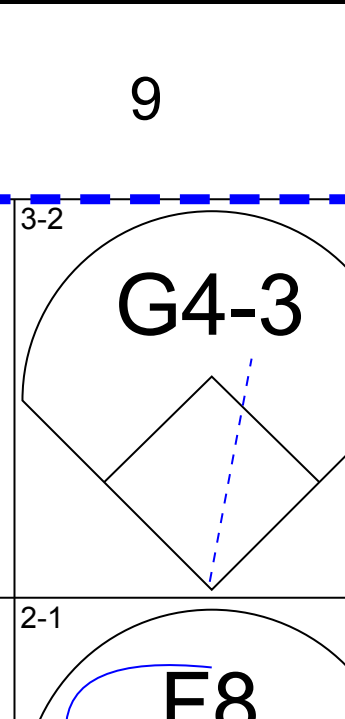
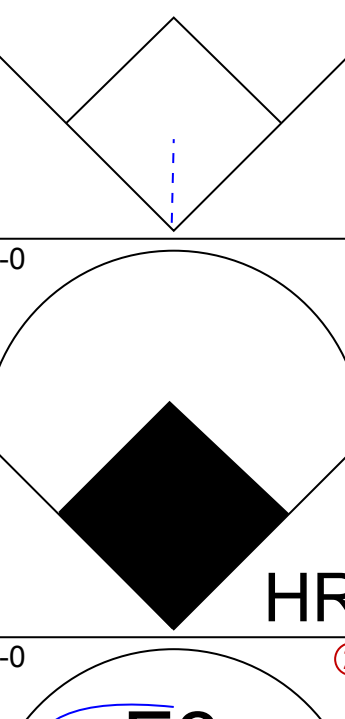
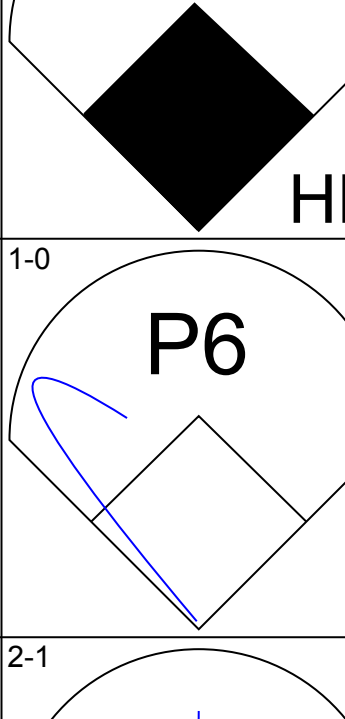
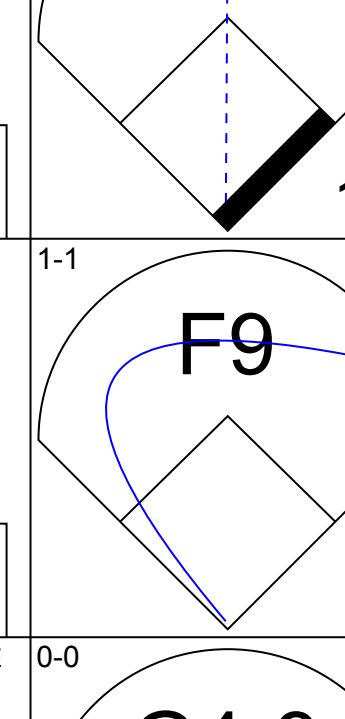
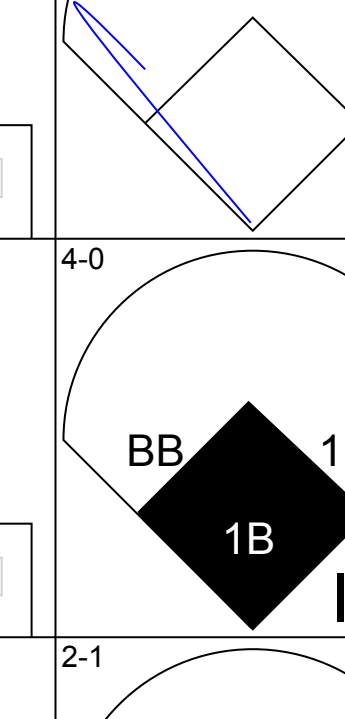
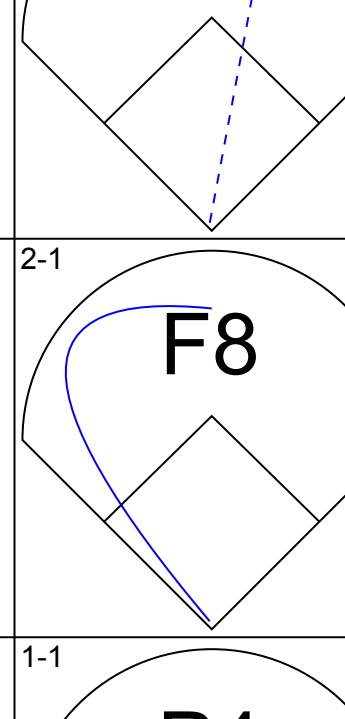
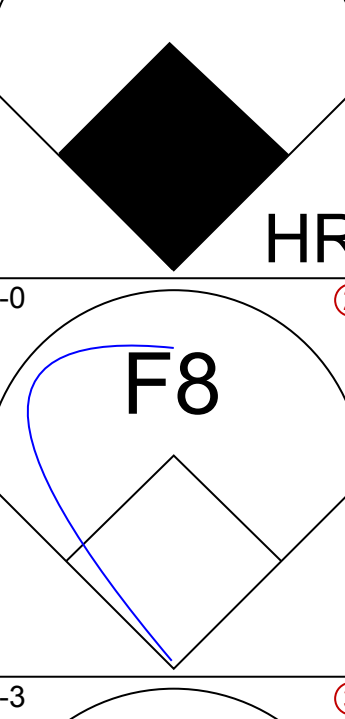
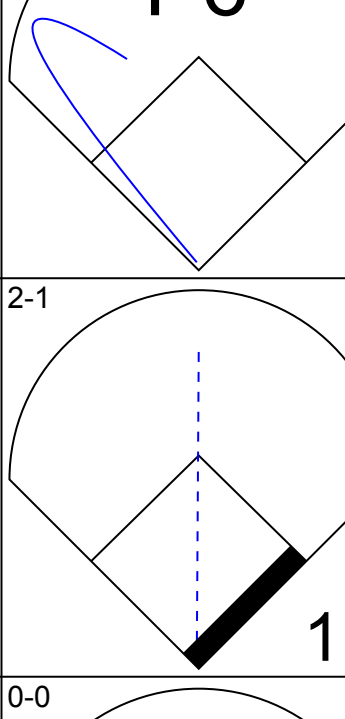
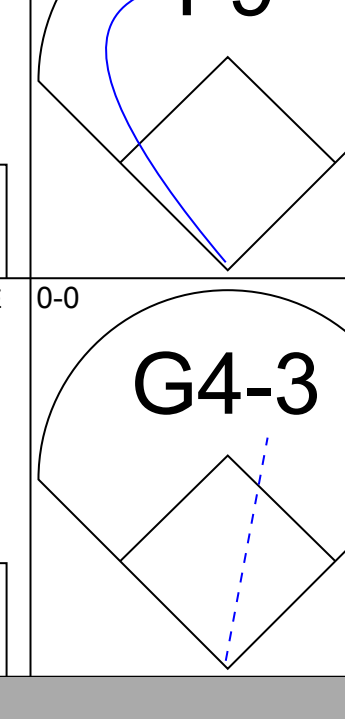
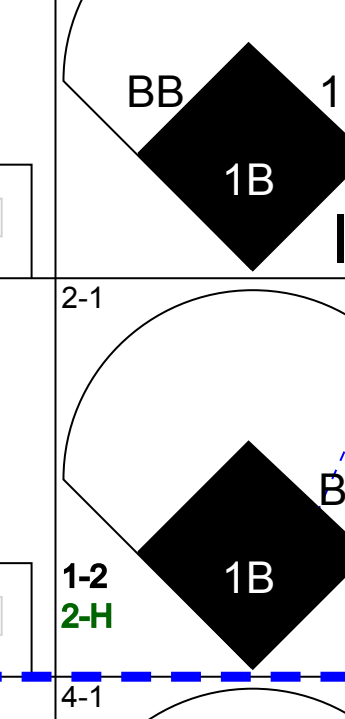
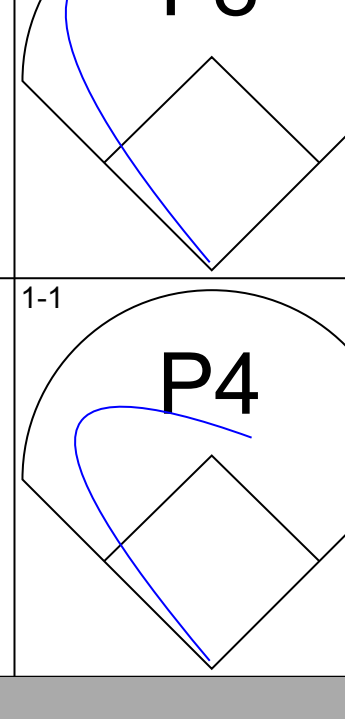
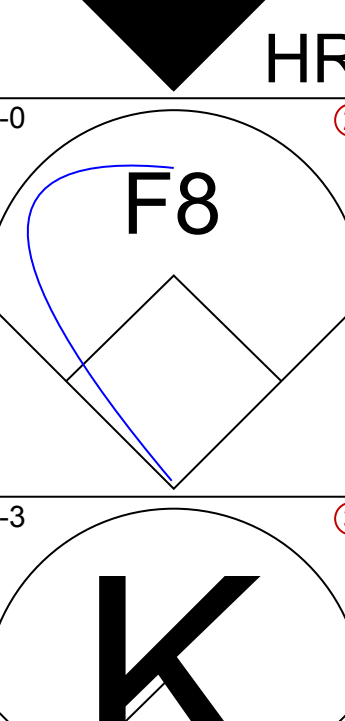
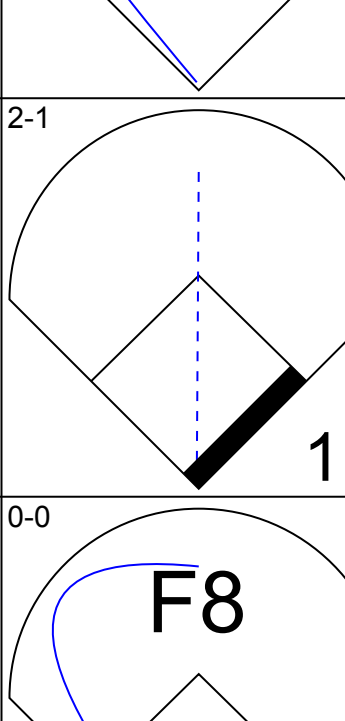
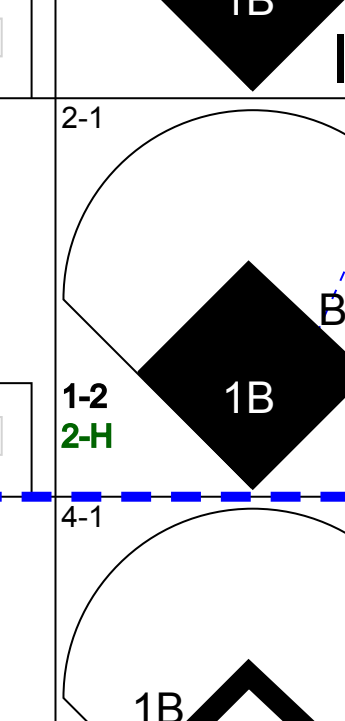
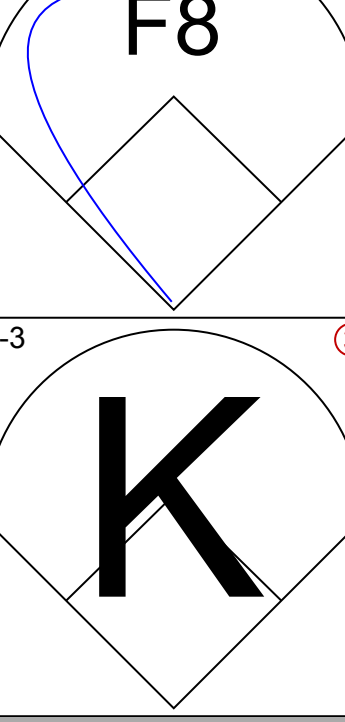
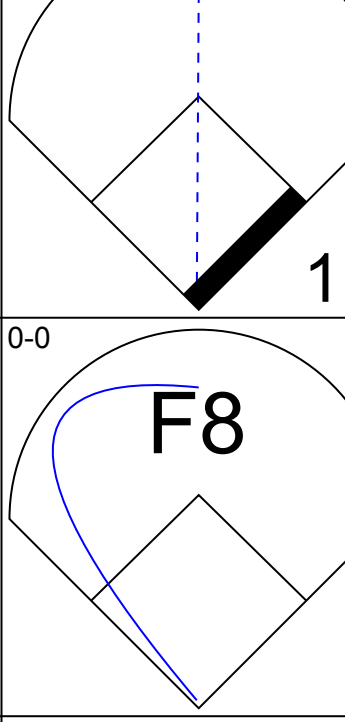
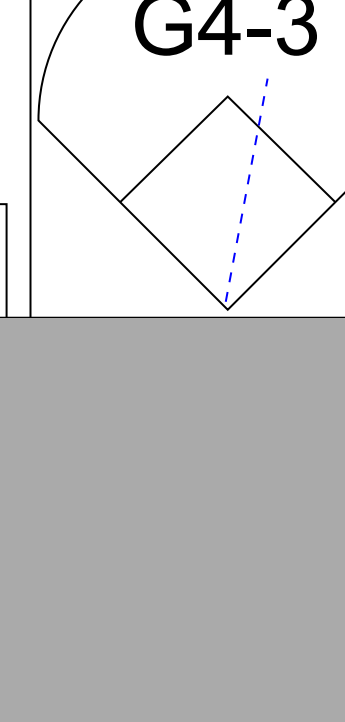
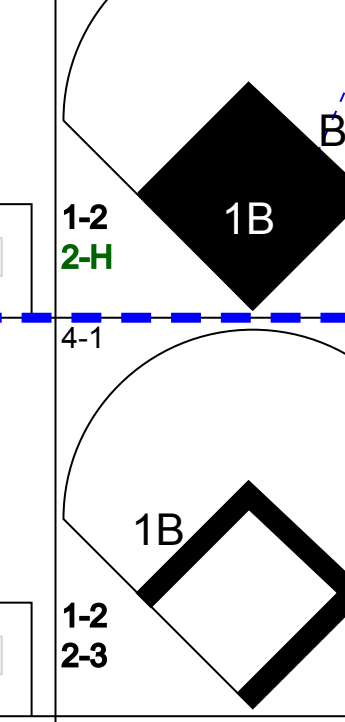
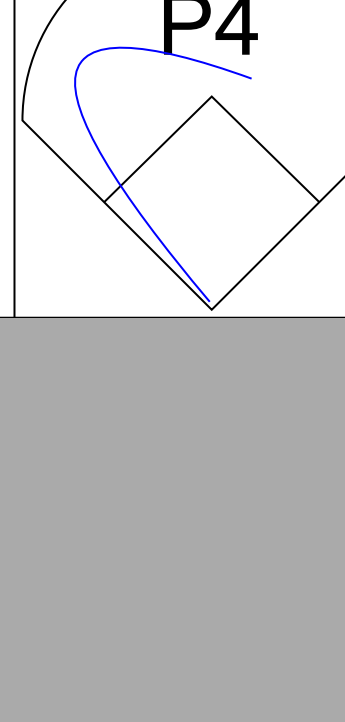
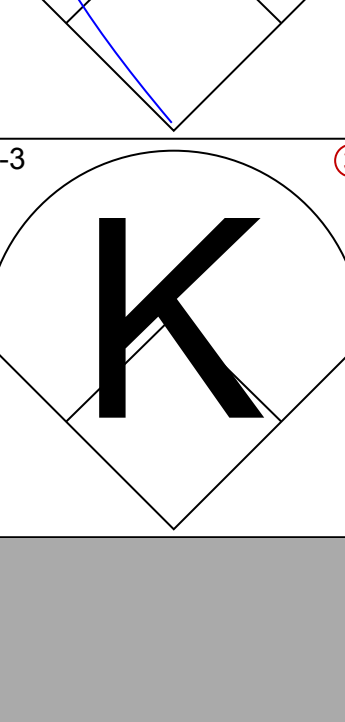
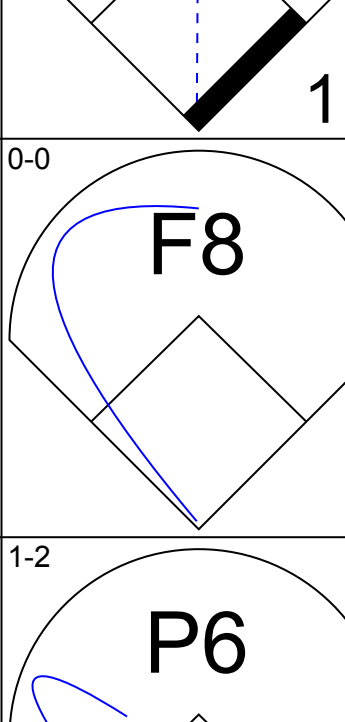

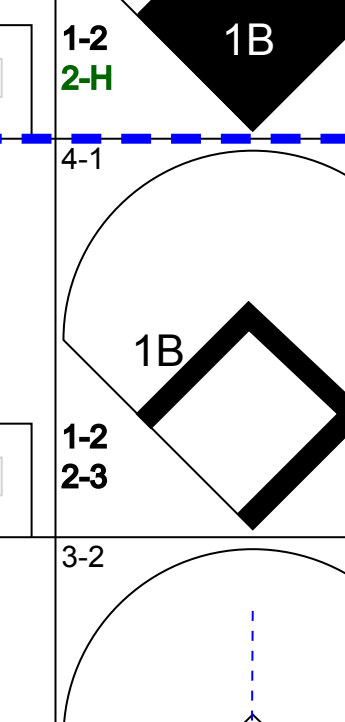


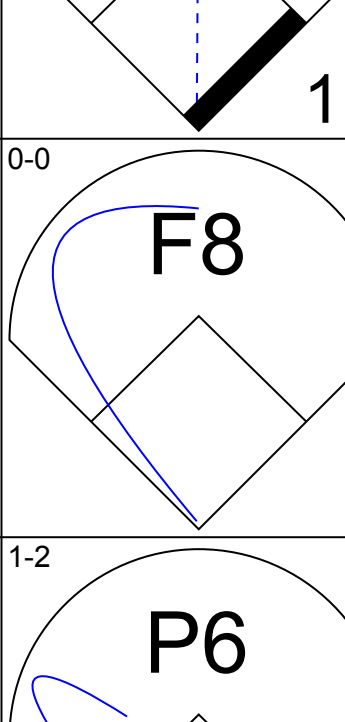

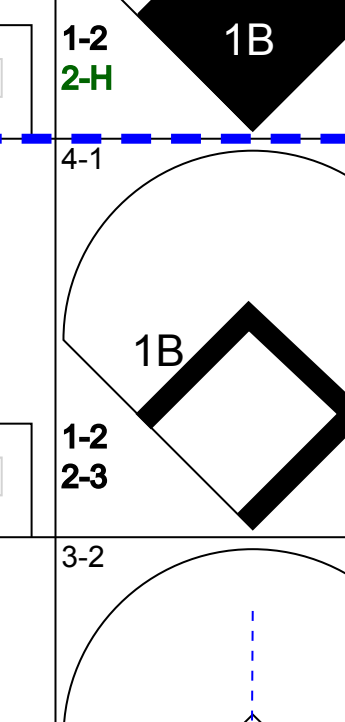

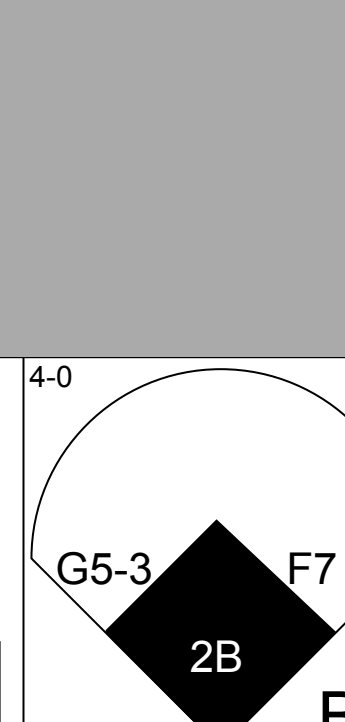
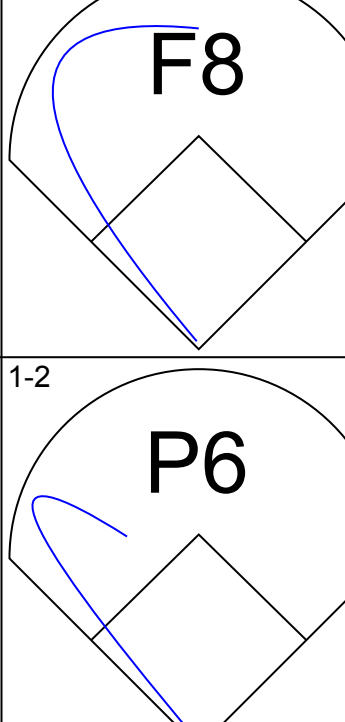

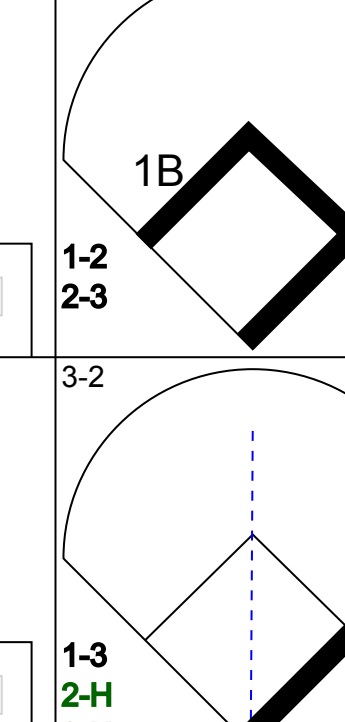

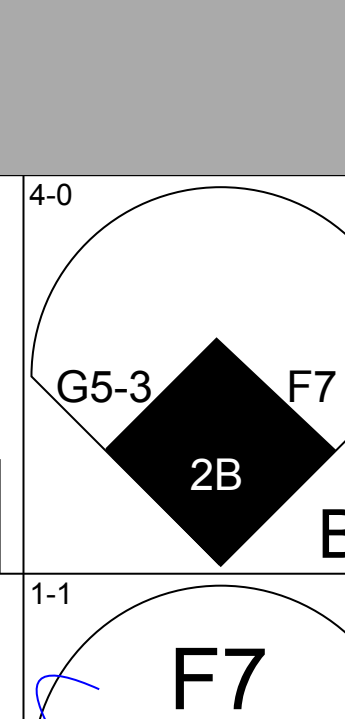
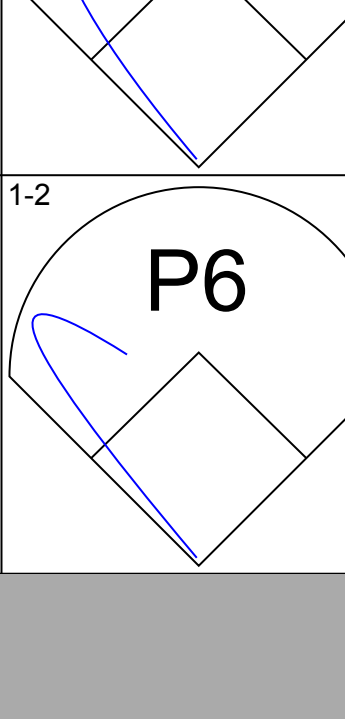

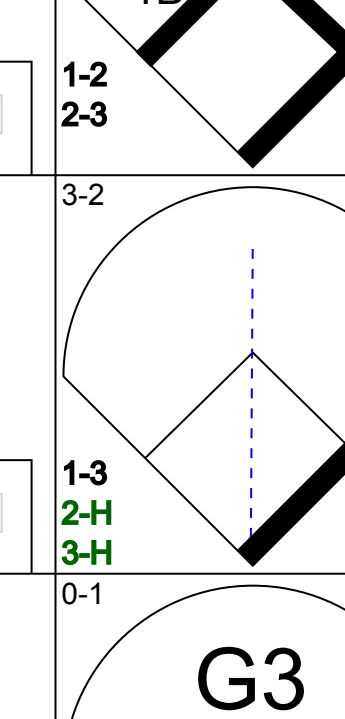

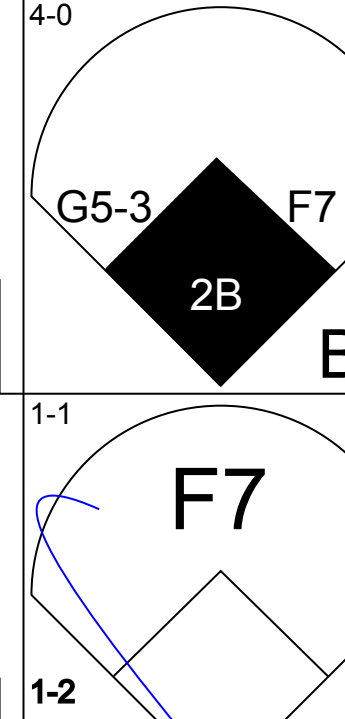
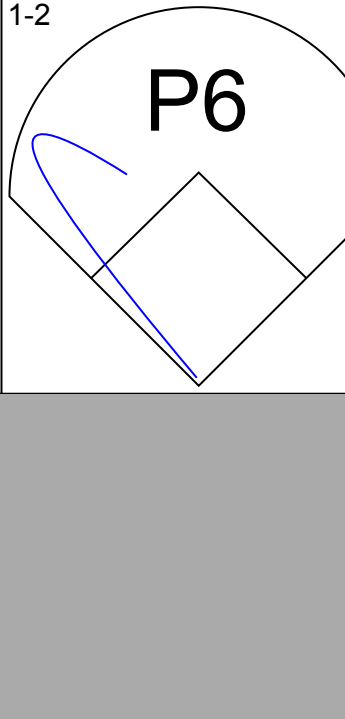

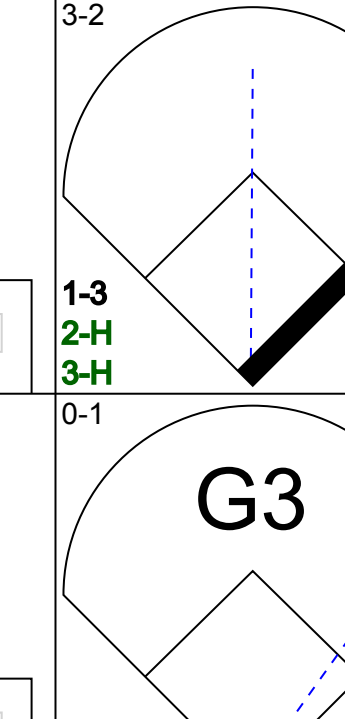

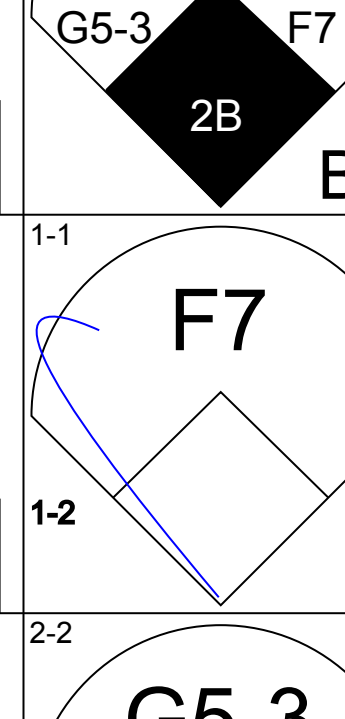


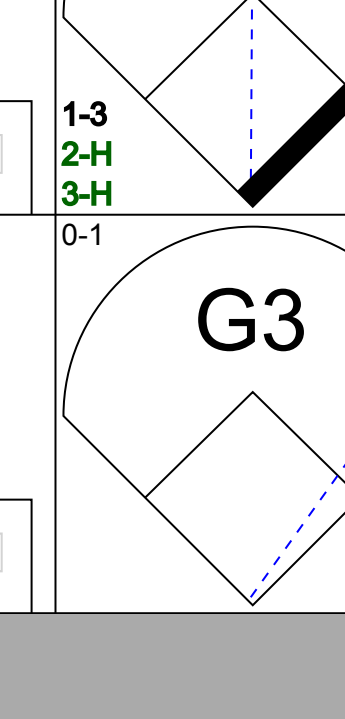

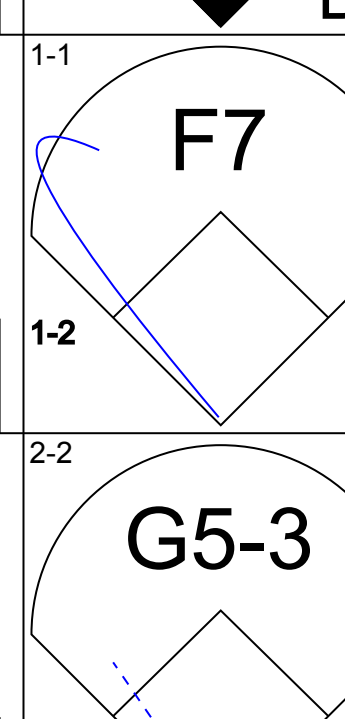


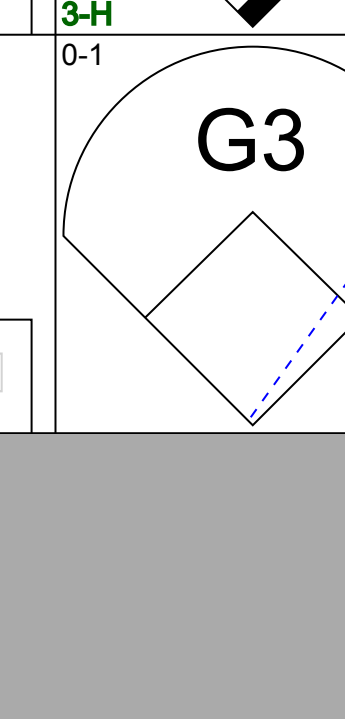

Sat Aug 26 1995, 8:05 PM EDT
Att: 22,117 - Unknown - 85 F

livebaseballscorecards.com

AB	37
R	6
H	11
RBI	6
BB	4
SO	5
LOB	12



WP	1	PA	42		
PB	0	SB	2	CS	0

Batter	1	2	3	4	5	6	7	8	9	10	AB	R	H	RBI	BB	SO	LOB				
Darryl Hamilton, L OBP: 0.367, SLG: 0.413 (1.10) (8.9) (9.4)											5	1	2	1	0	0	1				
Kevin Seltzer, R OBP: 0.408, SLG: 0.427 (1.5) (8.9) (9.4)												3	1	1	1	1	0	1			
Fernando Vina, L OBP: 0.318, SLG: 0.332 (7. PR) (8.4) (9.4)												0	1	0	0	0	0	0			
Pat Listach, S OBP: 0.290, SLG: 0.252 (9. PH) (10.4) (9.4)												1	0	0	0	0	0	0			
B.J. Surhoff, L OBP: 0.407, SLG: 0.542 (1.7) (8.9) (9.4)												5	1	2	1	0	0	1			
John Jaha, R OBP: 0.362, SLG: 0.587 (1.3) (8.9) (9.4)												4	1	1	0	1	1	1			
Jeff Cirillo, R OBP: 0.396, SLG: 0.513 (1.4) (8.5) (9.4)												4	1	1	2	1	0	2			
Matt Mieske, R OBP: 0.330, SLG: 0.430 (1.9) (8.9) (9.4)												5	0	0	0	0	1	6			
Joe Oliver, R OBP: 0.331, SLG: 0.457 (1.2) (8.9) (9.4)												4	0	0	0	0	0	2			
Dave Nilsson, L OBP: 0.363, SLG: 0.497 (10. PH) (9.4)												1	0	1	1	0	0	0			
David Hulse, L OBP: 0.313, SLG: 0.371 (1.8) (8.9) (9.4)												4	1	2	1	0	0	0			
Jose Valentin, S OBP: 0.295, SLG: 0.407 (1.6) (8.9) (9.4)												3	0	0	0	0	0	1			
Inning Stats	R: 1 E: 0 K: 1 S: 7	H: 1 LOB: 0 BB: 0 P: 12	R: 1 E: 0 K: 0 S: 10	H: 1 LOB: 1 BB: 1 P: 22	R: 1 E: 0 K: 0 S: 8	H: 2 LOB: 1 BB: 0 P: 13	R: 0 E: 0 K: 1 S: 6	H: 0 LOB: 0 BB: 0 P: 7	R: 0 E: 0 K: 0 S: 6	H: 1 LOB: 1 BB: 0 P: 9	R: 3 E: 0 K: 0 S: 13	H: 3 LOB: 3 BB: 2 P: 28	R: 0 E: 0 K: 0 S: 7	H: 0 LOB: 0 BB: 0 P: 12	R: 0 E: 0 K: 0 S: 8	H: 0 LOB: 0 BB: 0 P: 14	R: 1 E: 0 K: 0 S: 12	H: 2 LOB: 1 BB: 0 P: 19	1B: 7 2B: 1 3B: 0 HR: 2	SF: 0 SAC: 1 DP: 0 HBP: 1	WP: 1 PA: 43
PITCHER	IP	WLS	BF	H	R	ER	SO	BB	IBB	HBP	BLK	WP	HR	S	P	ERA	WHIP				
Oscar Munoz, R ERA: 5.59 (1.1) (8.9) (9.4)	6.0		25	5	3	3	2	1	0	0	0	0	0	46	80	4.50	1.000				
Scott Watkins, L ERA: 6.43 (7.1) (8.9) (9.4)	0.2		5	2	3	3	0	0	0	0	0	0	0	7	15	40.50	3.000				
Pat Mahomes, R ERA: 6.66 (7.1) (8.9) (9.4)	1.1		6	1	0	0	0	1	0	0	0	0	0	13	25	0.00	1.500				
Eddie Guardado, L ERA: 5.35 (9.1) (8.9) (9.4)	1.0		3	0	0	0	0	0	0	0	0	0	0	8	14	0.00	0.000				
Dave Stevens, R ERA: 6.06 (10.1) (8.9) (9.4)	0.2	L	4	2	1	1	0	0	0	0	0	1	0	12	19	13.50	3.000				


BOTTOM

Minnesota Twins @ Milwaukee Brewers
Milwaukee County Stadium, Milwaukee, WI

Sat Aug 26 1995, 8:05 PM EDT
Att: 22,117 - Unknown - 85 F

livebaseballscorecards.com

AB	38
R	7
H	10
RBI	7
BB	3
SO	2
LOB	15




WP	1	PA	43		
PB	0	SB	1	CS	0


Batter	1	2	3	4	5	6	7	8	9	AB	R	H	RBI	BB	SO	LOB	TOP										
Chuck Knoblauch, R (1, 4) OBP: 0.413, SLG: 0.475 Chip Hale, L (7, 4) OBP: 0.341, SLG: 0.383	G5-3	WP BB 2B		F9		G5-4-3		G5-3		4	0	1	2	0	0	2	Minnesota Twins @ Milwaukee Brewers Milwaukee County Stadium, Milwaukee, WI Sun Aug 27 1995, 4:33 AM EDT Att: 25,612 - Cloudy - 75 F										
Jeff Reboulet, R (1, 6) OBP: 0.386, SLG: 0.428		2B	FC6-4	2B				1B		4	0	4	1	1	0	0											
Kirby Puckett, R (1, 9) OBP: 0.366, SLG: 0.498 Pat Meares, R (7, 9) OBP: 0.302, SLG: 0.419	K	FC6-4				L9		L9		3	0	0	0	0	1	3											
Pedro Munoz, R (1, 10) OBP: 0.339, SLG: 0.528 Dan Masteller, L (7, PH) OBP: 0.272, SLG: 0.291	K		G6-3	G1-3				G6-3	WP BB SF8 1B	3	0	0	0	0	1	3											
Marty Cordova, R (1, 7) OBP: 0.346, SLG: 0.478		1B E 2B	F9			G6-3		G5-3	WP BB	4	1	1	0	1	0	0											
Ron Coomer, R (1, 3) OBP: 0.338, SLG: 0.490 Scott Stahoviak, L (6, 3) OBP: 0.340, SLG: 0.378		BB E 2B 1B	FC4-6	1B		P4			K	3	1	2	0	0	0	0											
Scott Leius, R (1, 5) OBP: 0.334, SLG: 0.336		E6 2B	FC4-6	1B				L6		3	1	0	1	2	0	3											
Matt Merullo, L (1, 2) OBP: 0.333, SLG: 0.374		2B WP BB	FC5-4	1B		FC6-4			SF8	3	2	2	1	1	0	1											
Rich Becker, L (1, 8) OBP: 0.290, SLG: 0.277	K		FC5-4	2B		G5-4-3		G3	F8	5	1	1	0	0	1	7											
Inning Stats	R: 0 E: 0 K: 2 S: 9	H: 1 LOB: 1 BB: 0 P: 13	R: 4 E: 1 K: 1 S: 16	H: 3 LOB: 1 BB: 2 P: 30	R: 0 E: 0 K: 0 S: 5	H: 1 LOB: 1 BB: 0 P: 9	R: 1 E: 0 K: 0 S: 17	H: 2 LOB: 2 BB: 0 P: 29	R: 0 E: 0 K: 0 S: 7	H: 0 LOB: 1 BB: 1 P: 15	R: 0 E: 0 K: 0 S: 7	H: 0 LOB: 1 BB: 1 P: 15	R: 1 E: 0 K: 0 S: 7	H: 2 LOB: 1 BB: 2 P: 11	R: 1 E: 0 K: 1 S: 12	H: 1 LOB: 2 BB: 2 P: 28		1B: 7 2B: 5 3B: 0 HR: 0	SF: 1 SAC: 0 DP: 1 HBP: 1	WP: 2 PB: 2 SB: 1 CS: 0	PA: 45						
PITCHER	IP	WLS	BF	H	R	ER	SO	BB	IBB	HBP	BLK	WP	HR	S	P	ERA	WHIP										
Brian Givens, L (1, 1) ERA: 4.6 Bob Scanlan, R (5, 1) ERA: 6.09 Rob Dibble, R (9, 1) ERA: 7.48	4.0		22	7	5	4	3	2	0	1	0	1	0	47	81	9.00	2.250										

Batter	1	2	3	4	5	6	7	8	9	AB	R	H	RBI	BB	SO	LOB	BOTTOM										
Darryl Hamilton, L (1, 8) OBP: 0.370, SLG: 0.414 Pat Listach, S (7, 8) OBP: 0.289, SLG: 0.251	1B 1B	1B BB		HR 1B		G1-3		F7		4	3	2	0	1	0	2	Minnesota Twins @ Milwaukee Brewers Milwaukee County Stadium, Milwaukee, WI Sun Aug 27 1995, 4:33 AM EDT Att: 25,612 - Cloudy - 75 F										
Kevin Seitzer, R (1, 5) OBP: 0.413, SLG: 0.435 Fernando Vina, L (7, 4) OBP: 0.317, SLG: 0.330	1B HBP 1B	1B PB 1B		HR 2B	1B 1B	F8		G3-1		5	3	4	0	0	0	0											
B.J. Surhoff, L (1, 10) OBP: 0.411, SLG: 0.554	P5	PB 1B		HR	1B SF8 1B	L3		WP 1B		6	2	4	4	0	0	2											
John Jaha, R (1, 3) OBP: 0.396, SLG: 0.596 Matt Mieske, R (8, 9) OBP: 0.333, SLG: 0.430	1B HBP	BB		F8 2B	1B 1B			HR HBP		2	1	2	1	1	0	0											
Dave Nilsson, L (1, 9) OBP: 0.367, SLG: 0.511	FC6-4	G4-1		F8 2B	SF8 1B			L7		0	0	0	0	1	0	0											
Jeff Cirillo, R (1, 4) OBP: 0.389, SLG: 0.504	K		G5-3	FC6-2-5	SF8			G5-3		4	1	0	1	0	1	4											
David Hulse, L (1, 7) OBP: 0.314, SLG: 0.376	FC6-4		G1-3	BB 2B	BB 1B 3B			G3-1		4	2	1	1	1	0	3											
Mike Matheny, R (1, 2) OBP: 0.328, SLG: 0.351		G6-3		2B BB	1B			1B		3	0	2	1	2	0	0											
Jose Valentin, S (1, 6) OBP: 0.294, SLG: 0.407	F9		FC6	2B	K			K		5	0	1	2	0	2	3											
Inning Stats	R: 1 E: 0 K: 1 S: 12	H: 3 LOB: 3 BB: 0 P: 23	R: 2 E: 0 K: 0 S: 12	H: 2 LOB: 2 BB: 2 P: 26	R: 0 E: 0 K: 0 S: 8	H: 0 LOB: 1 BB: 1 P: 14	R: 5 E: 0 K: 1 S: 27	H: 5 LOB: 2 BB: 2 P: 41	R: 4 E: 0 K: 1 S: 22	H: 5 LOB: 1 BB: 1 P: 32	R: 0 E: 0 K: 0 S: 7	H: 0 LOB: 0 BB: 0 P: 11	R: 2 E: 0 K: 1 S: 13	H: 2 LOB: 1 BB: 0 P: 20	R: 0 E: 0 K: 0 S: 12	H: 1 LOB: 2 BB: 1 P: 17		1B: 12 2B: 3 3B: 1 HR: 2	SF: 1 SAC: 0 DP: 0 HBP: 2	WP: 1 PB: 1 SB: 0 CS: 0	PA: 50						
PITCHER	IP	WLS	BF	H	R	ER	SO	BB	IBB	HBP	BLK	WP	HR	S	P	ERA	WHIP										
Frankie Rodriguez, R (1, 1) ERA: 6.24 Erik Schultstrom, R (4, 1) ERA: 5.8 Scott Watkins, L (4, 1) ERA: 6.68 Scott Klingenberg, R (7, 1) ERA: 7.32	3.0	L	21	6	6	5	1	3	0	1	0	0	0	19	31	27.00	6.000										

livebaseballscores.com



livebaseballscores.com




Batter	1	2	3	4	5	6	7	8	9	AB	R	H	RBI	BB	SO	LOB	TOP
Otis Nixon, S (1, 8) <small>OBP: 0.349, SLG: 0.334</small>										3	0	0	0	1	1	2	Texas Rangers @ Minnesota Twins Hubert H. Humphrey Metrodome, Minneapolis, MN Tue Aug 29 1995, 8:05 PM EDT Att: 9,811 - Dome livebaseballscorecards.com
Jeff Frys, R (1, 4) <small>OBP: 0.332, SLG: 0.366</small>										4	0	0	0	0	0	3	
Will Clark, L (1, 3) <small>OBP: 0.391, SLG: 0.509</small>										4	0	1	0	0	0	1	
Juan Gonzalez, R (1, 10) <small>OBP: 0.292, SLG: 0.582</small>										4	0	0	0	0	1	2	
29 Rusty Greer, L (1, 9) <small>OBP: 0.357, SLG: 0.410</small>										4	0	1	0	0	0	1	
Ivan Rodriguez, R (1, 2) <small>OBP: 0.347, SLG: 0.479</small>										3	0	0	0	0	0	2	
Mark McLemore, S (1, 7) <small>OBP: 0.359, SLG: 0.356</small>										2	0	0	0	1	0	1	
Craig Worthington, R (1, 5) <small>OBP: 0.288, SLG: 0.407</small>										3	0	0	0	0	0	2	
Benji Gil, R (1, 6) <small>OBP: 0.270, SLG: 0.357</small> Luis Ortiz, R (8, PH) <small>OBP: 0.260, SLG: 0.363</small> Esteban Beltre, R (8, 6) <small>OBP: 0.253, SLG: 0.338</small>										2	0	1	0	0	1	0	
Inning Stats	R: 0 H: 0 E: 0 LOB: 1 K: 0 BB: 1 S: 6 P: 12	R: 0 H: 1 E: 0 LOB: 1 K: 0 BB: 0 S: 8 P: 12	R: 0 H: 0 E: 0 LOB: 0 K: 2 BB: 0 S: 9 P: 13	R: 0 H: 1 E: 0 LOB: 1 K: 0 BB: 0 S: 7 P: 14	R: 0 H: 1 E: 0 LOB: 2 K: 0 BB: 1 S: 14 P: 22	R: 0 H: 0 E: 0 LOB: 0 K: 1 BB: 0 S: 7 P: 10	R: 0 H: 0 E: 0 LOB: 0 K: 0 BB: 0 S: 6 P: 10	R: 0 H: 0 E: 0 LOB: 0 K: 0 BB: 0 S: 3 P: 4	R: 0 H: 0 E: 0 LOB: 0 K: 0 BB: 0 S: 4 P: 4	1B: 2 SF: 0 2B: 1 SAC: 0 3B: 0 DP: 0 HR: 0 HBP: 0	WP: 0 PA: 32 FB: 0 SB: 0 CS: 0						
PITCHER Brad Radke, R (1, 1) <small>ERA: 5.15</small>	IP: 9.0 WLS: W BF: 32 H: 3 R: 0 ER: 0 SO: 3 BB: 2 IBB: 0 HBP: 0 BLK: 0 WP: 0 HR: 0 S: 64 P: 101 ERA: 0.00 WHIP: 0.556											PITCHER IP: WLS: BF: H: R: ER: SO: BB: IBB: HBP: BLK: WP: HR: S: P: ERA: WHIP					

Batter	1	2	3	4	5	6	7	8	9	AB	R	H	RBI	BB	SO	LOB	BOTTOM
Chuck Knoblauch, R (1, 4) <small>OBP: 0.418, SLG: 0.490</small>										4	2	3	1	0	1	0	Texas Rangers @ Minnesota Twins Hubert H. Humphrey Metrodome, Minneapolis, MN Tue Aug 29 1995, 8:05 PM EDT Att: 9,811 - Dome livebaseballscorecards.com
Rich Becker, L (1, 8) <small>OBP: 0.285, SLG: 0.272</small>										4	0	0	0	0	1	2	
Kirby Puckett, R (1, 9) <small>OBP: 0.365, SLG: 0.497</small>										3	0	1	0	1	1		
Pedro Munoz, R (1, 10) <small>OBP: 0.342, SLG: 0.525</small>										4	0	1	1	0	2	3	
Marty Cordova, R (1, 7) <small>OBP: 0.345, SLG: 0.473</small>										3	0	1	0	0	0	0	
Scott Stahowiak, L (1, 3) <small>OBP: 0.346, SLG: 0.378</small>										2	0	0	0	1	0	1	
Jeff Reboulet, R (1, 5) <small>OBP: 0.382, SLG: 0.419</small>										3	0	0	0	0	1	2	
Matt Walbeck, S (1, 2) <small>OBP: 0.290, SLG: 0.307</small>										2	0	0	0	1	0	1	
Pat Meares, R (1, 6) <small>OBP: 0.302, SLG: 0.416</small>										3	0	0	0	0	1	2	
Inning Stats	R: 1 H: 2 E: 0 LOB: 0 K: 1 BB: 0 S: 11 P: 15	R: 0 H: 0 E: 0 LOB: 2 K: 1 BB: 2 S: 11 P: 20	R: 1 H: 1 E: 0 LOB: 0 K: 2 BB: 0 S: 9 P: 14	R: 0 H: 1 E: 1 LOB: 1 K: 1 BB: 0 S: 11 P: 15	R: 0 H: 1 E: 0 LOB: 2 K: 1 BB: 1 S: 7 P: 15	R: 0 H: 0 E: 0 LOB: 0 K: 0 BB: 0 S: 9 P: 17	R: 0 H: 0 E: 0 LOB: 0 K: 1 BB: 0 S: 7 P: 10	R: 0 H: 1 E: 0 LOB: 0 K: 0 BB: 0 S: 10 P: 16	1B: 3 SF: 0 2B: 2 SAC: 0 3B: 0 DP: 1 HR: 1 HBP: 0	WP: 0 PA: 32 FB: 1 SB: 1 CS: 1							
PITCHER Kevin Gross, R (1, 1) <small>ERA: 5.74</small>	IP: 8.0 WLS: L BF: 31 H: 6 R: 2 ER: 2 SO: 7 BB: 2 IBB: 1 HBP: 0 BLK: 0 WP: 0 HR: 1 S: 75 P: 122 ERA: 2.25 WHIP: 1.000											PITCHER IP: WLS: BF: H: R: ER: SO: BB: IBB: HBP: BLK: WP: HR: S: P: ERA: WHIP					

Batter	1	2	3	4	5	6	7	8	9	AB	R	H	RBI	BB	SO	LOB	TOP																	
Otis Nixon, S (1, 8) OBP: 0.348, SLG: 0.332										3	1	0	0	1	2	0	Texas Rangers @ Minnesota Twins Hubert H. Humphrey Metrodome, Minneapolis, MN Wed Aug 30 1995, 4:33 AM EDT Att: 10,055 - Dome																	
Lou Frazier, S (1, 7) OBP: 0.301, SLG: 0.248										3	0	2	0	1	0	0																		
Will Clark, L (1, 3) OBP: 0.387, SLG: 0.503										4	0	0	0	0	0	4																		
Juan Gonzalez, R (1, 10) OBP: 0.291, SLG: 0.580										4	0	1	0	0	1	2																		
29 Rusty Greer, L (1, 9) OBP: 0.356, SLG: 0.417										4	1	1	1	0	0	2																		
Mark McLemore, S (1, 4) OBP: 0.380, SLG: 0.363										4	0	2	0	0	0	1																		
Craig Worthington, R (1, 5) Jeff Frye, R (9, PH) OBP: 0.331, SLG: 0.364										3	0	0	0	0	1	2																		
Dave Valle, R (1, 2) Ivan Rodriguez, R (8, 2) OBP: 0.347, SLG: 0.479										3	0	0	0	0	2	1																		
Benji Gil, R (1, 6) OBP: 0.268, SLG: 0.354										0	0	0	0	0	0	0																		
Inning Stats	R: 1 E: 0 K: 1 S: 6	H: 1 LOB: 1 BB: 1 P: 10	R: 0 E: 0 K: 2 S: 8	H: 1 LOB: 1 BB: 0 P: 8	R: 0 E: 0 K: 1 S: 5	H: 0 LOB: 1 BB: 1 P: 9	R: 0 E: 0 K: 1 S: 5	H: 0 LOB: 0 BB: 0 P: 5	R: 0 E: 0 K: 1 S: 5	H: 0 LOB: 0 BB: 0 P: 5	R: 0 E: 0 K: 0 S: 3	H: 2 LOB: 0 BB: 0 P: 6	R: 0 E: 1 K: 1 S: 6	H: 1 LOB: 1 BB: 0 P: 6	R: 0 E: 0 K: 0 S: 4	H: 1 LOB: 1 BB: 0 P: 4		1B: 3 2B: 1 3B: 1 HR: 1	SF: 0 SAC: 0 DP: 1 HBP: 0	WP: 1 PA: 34 FB: 0 SB: 3 CS: 0														
PITCHER	IP WLS BF H R ER SO BB IBB HBP BLK WP HR S P ERA WHIP																																	
Mike Trombley, R (1, 1) ERA: 5.87	7.2		29	5	2	2	8	2	0	0	0	0	1	1	43	51	2.35	0.913																
Eddie Guardado, L (8, 1) ERA: 5.3	0.1	W	1	0	0	0	0	0	0	0	0	0	0	0	1	1	0.00	0.000																
Dave Stevens, R (9, 1) ERA: 5.94	1.0		4	1	0	0	0	0	0	0	0	0	0	0	4	4	0.00	1.000																

Batter	1	2	3	4	5	6	7	8	9	AB	R	H	RBI	BB	SO	LOB	BOTTOM																	
Chuck Knoblauch, R (1, 4) OBP: 0.416, SLG: 0.487										4	1	1	0	0	1	1	Texas Rangers @ Minnesota Twins Hubert H. Humphrey Metrodome, Minneapolis, MN Wed Aug 30 1995, 4:33 AM EDT Att: 10,055 - Dome																	
Jeff Reboulet, R (1, 6) OBP: 0.384, SLG: 0.421										4	2	2	0	0	1	1																		
Kirby Puckett, R (1, 9) OBP: 0.364, SLG: 0.501										4	1	1	3	0	0	2																		
Pedro Munoz, R (1, 10) OBP: 0.341, SLG: 0.522										4	1	1	0	0	1	2																		
Marty Cordova, R (1, 7) OBP: 0.347, SLG: 0.481										4	1	2	3	0	1	0																		
Ron Coomer, R (1, 3) OBP: 0.350, SLG: 0.491										4	0	2	0	0	0	2																		
Scott Leius, R (1, 5) OBP: 0.330, SLG: 0.333										4	0	0	0	0	0	2																		
Matt Merullo, L (1, 2) OBP: 0.337, SLG: 0.380										3	0	1	0	1	1	0																		
Rich Becker, L (1, 8) OBP: 0.287, SLG: 0.275										4	0	2	0	0	1	2																		
Inning Stats	R: 0 E: 0 K: 3 S: 10	H: 0 LOB: 1 BB: 0 P: 10	R: 0 E: 0 K: 1 S: 6	H: 1 LOB: 2 BB: 1 P: 10	R: 0 E: 0 K: 0 S: 3	H: 0 LOB: 0 BB: 0 P: 3	R: 0 E: 0 K: 0 S: 3	H: 0 LOB: 0 BB: 0 P: 3	R: 0 E: 1 K: 0 S: 5	H: 2 LOB: 1 BB: 0 P: 5	R: 0 E: 0 K: 1 S: 5	H: 0 LOB: 0 BB: 0 P: 5	R: 0 E: 0 K: 0 S: 9	H: 8 LOB: 2 BB: 0 P: 9	1B: 9 2B: 1 3B: 0 HR: 2	SF: 0 SAC: 0 DP: 2 HBP: 0		WP: 1 PA: 36 FB: 0 SB: 1 CS: 0																
PITCHER	IP WLS BF H R ER SO BB IBB HBP BLK WP HR S P ERA WHIP																																	
Kenny Rogers, L (1, 1) ERA: 3.65	7.0	L	29	6	3	2	6	1	0	0	0	0	0	0	40	44	2.57	1.000																
Roger McDowell, R (8, 1) ERA: 4.67	0.2		6	5	3	3	0	0	0	0	0	0	2	6	6	40.50	7.500																	
Ed Vosberg, L (8, 1) ERA: 2.76	0.1		1	1	0	0	0	0	0	0	0	0	0	1	1	0.00	3.000																	

AB 32
R 2
H 6
RBI 1
BB 2
SO 8
LOB 14



AB 35
R 6
H 12
RBI 6
BB 1
SO 6
LOB 12



Batter	1	2	3	4	5	6	7	8	9	AB	R	H	RBI	BB	SO	LOB	TOP								
Darryl Hamilton, L OBP: 0.366, SLG: 0.411 (1, 8)	G5-3		G4-3 S 1B		FC3-6 FC6-4 1-2f				F8	4	1	1	0	1	0	3	Milwaukee Brewers @ Minnesota Twins Hubert H. Humphrey Metrodome, Minneapolis, MN Fri Sep 01 1995, 8:05 PM EDT Att: 11,354 - Dome livebaseballscorecards.com								
Kevin Seitzer, R OBP: 0.407, SLG: 0.424 Jose Valentin, S OBP: 0.293, SLG: 0.402 (1, 10)	P3		G4-3		FC6-4 1-2f		K			5	0	1	0	0	1	4									
B.J. Surhoff, L OBP: 0.404, SLG: 0.537 (1, 7)	G4-3		G4-3			G5-3 BB 1B	G3-1		K	5	1	1	1	0	1	5									
John Jaha, R OBP: 0.393, SLG: 0.584 (1, 3)		FC6-4 BB 1B	K			K		F8		3	1	0	0	1	2	1									
Dave Nilsson, L OBP: 0.352, SLG: 0.480 (1, 9)		FC6-4 BB		F7		G5-3 BB		G4-3		2	1	0	0	2	0	0									
Jeff Cirillo, R OBP: 0.383, SLG: 0.488 (1, 5)	FC6-4 BB SF8			F8		G5-3		K		4	1	0	0	0	1	4									
Joe Oliver, R OBP: 0.327, SLG: 0.447 (1, 2)	E6 BB 1B			P6		BB 1B			P3	4	0	2	3	0	0	0									
Fernando Vina, L OBP: 0.320, SLG: 0.335 (1, 4)	SF8			G4-3			SH1-3 BB 1B		BB 1B	3	0	2	1	0	0	0									
Pat Listach, S OBP: 0.296, SLG: 0.254 (1, 6)	K			FC3-6 BB			SH1-3		BB	2	0	1	0	1	1	1									
Inning Stats	R: 0 E: 0 K: 0 S: 6	H: 0 LOB: 0 BB: 0 P: 10	R: 2 E: 1 K: 1 S: 15	H: 1 LOB: 2 BB: 25 P: 25	R: 1 E: 0 K: 1 S: 11	H: 1 LOB: 0 BB: 0 P: 22	R: 0 E: 0 K: 0 S: 6	H: 0 LOB: 0 BB: 0 P: 9	R: 0 E: 0 K: 0 S: 7	H: 1 LOB: 1 BB: 0 P: 11	R: 2 E: 0 K: 1 S: 8	H: 2 LOB: 1 BB: 1 P: 14	R: 0 E: 0 K: 1 S: 16	H: 1 LOB: 2 BB: 1 P: 26	R: 0 E: 0 K: 1 S: 7	H: 0 LOB: 0 BB: 0 P: 9	R: 0 E: 0 K: 1 S: 13	H: 2 LOB: 3 BB: 1 P: 19	1B: 8 2B: 0 3B: 0 HR: 0	SF: 1 SAC: 1 DP: 0 HBP: 0	WP: 0 PB: 0 SB: 1 CS: 0	PA: 39			
PITCHER	IP	WLS	BF	H	R	ER	SO	BB	IBB	HBP	BLK	WP	HR	S	P	ERA	WHIP								
Frankie Rodriguez, R ERA: 6.22 (1, 1)	6.0	W	25	5	5	4	3	3	0	0	0	0	0	53	91	6.00	1.333								
Pat Mahomes, R ERA: 6.23 (7, 1)	2.0		8	1	0	0	2	1	0	0	0	0	0	23	35	0.00	1.000								
Dave Stevens, R ERA: 5.97 (9, 1)	0.2		5	2	0	0	0	1	0	0	0	0	0	10	15	0.00	4.500								
Eddie Guardado, L ERA: 5.28 (9, 1)	0.1	S	1	0	0	0	1	0	0	0	0	0	0	3	4	0.00	0.000								

Batter	1	2	3	4	5	6	7	8	9	AB	R	H	RBI	BB	SO	LOB	BOTTOM									
Chuck Knoblauch, R OBP: 0.420, SLG: 0.498 (1, 4)	G6-3 S 1B			G4-3		HR		FC3-6 BB 1B		5	2	4	4	0	0	0	Milwaukee Brewers @ Minnesota Twins Hubert H. Humphrey Metrodome, Minneapolis, MN Fri Sep 01 1995, 8:05 PM EDT Att: 11,354 - Dome livebaseballscorecards.com									
Jeff Reboulet, R OBP: 0.381, SLG: 0.414 Scott Stahoviak, L OBP: 0.346, SLG: 0.378 Pat Meares, R OBP: 0.301, SLG: 0.415 (1, 6)	E6 BB 1B	CS	F7		BB	K		FC3-6 BB 1B		3	1	0	0	1	1	1										
Kirby Puckett, R OBP: 0.367, SLG: 0.510 (1, 9)	G6-3					K		BB		4	1	2	2	1	1	2										
Pedro Munoz, R OBP: 0.336, SLG: 0.515 Chip Hale, L OBP: 0.346, SLG: 0.390 (1, 10)	G6-3					F7		BB		4	0	0	1	0	1	2										
Marty Cordova, R OBP: 0.347, SLG: 0.480 (1, 7)	K					FC6-4 BB 1B		FC6-4		5	0	2	0	0	1	3										
Ron Coomer, R OBP: 0.359, SLG: 0.474 (1, 3)						FC6-4		F8		2	0	0	0	1	0	3										
Scott Leius, R OBP: 0.329, SLG: 0.330 (1, 5)						L7		BB		3	1	0	0	1	1	3										
Matt Walbeck, S OBP: 0.290, SLG: 0.307 (1, 2)	FC1-6 BB 1B					G4-3		FC3-6 BB 1B		4	2	1	0	0	0	1										
Rich Becker, L OBP: 0.290, SLG: 0.278 (1, 8)	BB CS 1B					K		F7		4	1	2	0	0	1	2										
Inning Stats	R: 2 E: 1 K: 1 S: 11	H: 1 LOB: 0 BB: 0 P: 17	R: 1 E: 0 K: 1 S: 7	H: 2 LOB: 1 BB: 1 P: 16	R: 1 E: 0 K: 0 S: 13	H: 2 LOB: 0 BB: 0 P: 20	R: 0 E: 0 K: 1 S: 5	H: 0 LOB: 0 BB: 0 P: 7	R: 0 E: 0 K: 1 S: 10	H: 1 LOB: 2 BB: 1 P: 18	R: 2 E: 0 K: 1 S: 12	H: 2 LOB: 0 BB: 0 P: 18	R: 0 E: 0 K: 1 S: 7	H: 1 LOB: 1 BB: 0 P: 9	R: 3 E: 0 K: 0 S: 16	H: 3 LOB: 2 BB: 2 P: 29	1B: 9 2B: 1 3B: 0 HR: 2	SF: 0 SAC: 0 DP: 0 HBP: 1	WP: 0 PB: 0 SB: 2 CS: 1	PA: 42						
PITCHER	IP	WLS	BF	H	R	ER	SO	BB	IBB	HBP	BLK	WP	HR	S	P	ERA	WHIP									
Brian Givens, L ERA: 4.61 (1, 1)	5.2		27	4	4	3	4	2	0	0	0	0	0	1	22	35	21.60	3.000								
Bill Wegman, R ERA: 5.37 (6, 1)	1.2	L	10	4	4	4	2	1	0	0	0	0	1	22	35	21.60	3.000									
Kevin Wickander, L ERA: 2.29 (8, 1)	0.1		1	0	0	0	0	0	0	0	0	0	0	3	3	0.00	0.000									
Joe Slusarski, R ERA: (8, 1)	0.1		3	1	0	0	0	1	0	0	0	0	0	3	7	0.00	6.000									

Batter	1	2	3	4	5	6	7	8	9	AB	R	H	RBI	BB	SO	LOB	TOP										
Darryl Hamilton, L OBP: 0.363, SLG: 0.407	0-3 K		3-1 G4-3		1-1 F7		3-3 K			4	0	0	0	0	2	1	Milwaukee Brewers @ Minnesota Twins Hubert H. Humphrey Metrodome, Minneapolis, MN Sat Sep 02 1995, 8:05 PM EDT Att: 15,605 - Dome livebaseballscorecards.com										
Kevin Seitzer, R OBP: 0.404, SLG: 0.420	1-0 F8		3-2 P3			2-2 G5-3		2-2 K		4	0	0	0	0	1	0											
B.J. Surhoff, L OBP: 0.403, SLG: 0.533	2-1 G4-3			3-2 F8		3-2 1B HR		0-1 G5-3		4	1	1	0	0	0	0											
John Jaha, R OBP: 0.395, SLG: 0.581		4-2 WP FC5-2 BB		3-1 G5-3		1-2 1B HR		0-2 F9		3	1	1	0	1	0	0											
Dave Nilsson, L OBP: 0.350, SLG: 0.490		2-0 F7		2-2 G5-3		1-0 1B HR		2-3 K		4	1	1	3	0	1	1											
Jeff Cirillo, R OBP: 0.385, SLG: 0.488		1-2 FC5-2 WP 1B		3-1 HR 1B		2-0 P3		1-1 P3		4	1	2	0	0	0	0											
Joe Oliver, R OBP: 0.329, SLG: 0.458		1-1 FC5-2		2-0 HR		0-1 L4		1-1 S 1B		4	1	2	2	0	0	2											
Jose Valentin, S OBP: 0.293, SLG: 0.402		1-3 2H		3-1 G4-3		0-1 G6-3		1-2 P5		0	0	0	0	0	0	0											
Mike Matheny, R OBP: 0.320, SLG: 0.342										0	0	0	0	0	0	0											
David Hulse, L OBP: 0.307, SLG: 0.374										3	0	0	0	0	1	2											
Matt Mieske, R OBP: 0.331, SLG: 0.433										1	0	0	0	0	0	1											
Pat Listach, S OBP: 0.296, SLG: 0.255			1-2 G1-3		3-2 L6		0-0 CS 1B			3	0	1	0	0	0	0											
Inning Stats	R: 0 E: 0 K: 1 S: 6	H: 0 LOB: 0 BB: 0 P: 9	R: 0 E: 0 K: 0 S: 11	H: 1 LOB: 2 BB: 1 P: 22	R: 0 E: 0 K: 0 S: 11	H: 0 LOB: 0 BB: 0 P: 18	R: 0 E: 0 K: 0 S: 8	H: 0 LOB: 0 BB: 0 P: 16	R: 2 E: 0 K: 0 S: 10	H: 2 LOB: 0 BB: 0 P: 19	R: 3 E: 0 K: 2 S: 14	H: 3 LOB: 0 BB: 0 P: 23	R: 0 E: 0 K: 1 S: 9	H: 0 LOB: 1 BB: 0 P: 14	R: 0 E: 0 K: 1 S: 9	H: 0 LOB: 2 BB: 0 P: 11	R: 0 E: 0 K: 1 S: 10	H: 1 LOB: 2 BB: 0 P: 15	1B: 6 2B: 1 3B: 0 HR: 2	SF: 0 SAC: 0 DP: 1 HBP: 0	WP: 1 PB: 0 SB: 1 CS: 1	PA: 35					
PITCHER	IP	WLS	BF	H	R	ER	SO	BB	IBB	HBP	BLK	WP	HR	S	P	ERA	WHIP										
Jose Parra, R ERA: 6.99	6.0		25	6	5	5	1	1	0	0	0	1	2	60	107	7.50	1.167										
Eddie Guardado, L ERA: 5.09	3.0	W	10	2	0	0	4	0	0	0	0	0	0	27	40	0.00	0.667										

Batter	1	2	3	4	5	6	7	8	9	AB	R	H	RBI	BB	SO	LOB	BOTTOM										
Chuck Knoblauch, R OBP: 0.424, SLG: 0.500	0-0 P3	4-1 2B G1-2-3 BB		4-1 1B BB		4-0 1B BB		1-0 2B		2	0	1	0	3	0	0	Milwaukee Brewers @ Minnesota Twins Hubert H. Humphrey Metrodome, Minneapolis, MN Sat Sep 02 1995, 8:05 PM EDT Att: 15,605 - Dome livebaseballscorecards.com										
Rich Becker, L OBP: 0.294, SLG: 0.290	2-0 1B	1-0 2B		3-1 G6-3		2-2 1B		0-0 F8		5	1	3	2	0	0	3											
Kirby Puckett, R OBP: 0.371, SLG: 0.518	1-0 PB SF8 1B	4-0 IBB		4-0 1B IBB		1-3 K		3-2 HR		3	2	2	1	2	1	2											
Pedro Munoz, R OBP: 0.342, SLG: 0.518	1-1 PB 1B	0-0 G1-2-3		0-0 1B		0-0 G6-4-3 1B				4	0	3	1	0	0	3											
Marty Cordova, R OBP: 0.346, SLG: 0.478	3-1 SF8		4-1 G4-3 S G6-3 BB		0-0 G6-3		0-0 G6-4-3		2	1	0	1	1	0	1	1											
Scott Stahowiak, L OBP: 0.341, SLG: 0.373	1-2 2H K		1-2 G4-3		0-3 K		2-0 G4-3		4	0	0	0	0	2	2												
Jeff Reboulet, R OBP: 0.378, SLG: 0.410		1-2 BB 1B 2B 1B		1-0 G6-3		1-1 L7		2-3 K		4	1	1	1	0	1	0											
Matt Walbeck, S OBP: 0.286, SLG: 0.303		1-1 L4		3-1 K		2-1 F7		1-1 G4-3		4	0	0	0	0	1	1											
Pat Meares, R OBP: 0.300, SLG: 0.413		1-2 BB 2B 1B		1-0 G5-3		3-1 G6-3		0-1 E5		4	1	1	0	0	0	0											
Inning Stats	R: 2 E: 0 K: 1 S: 12	H: 3 LOB: 1 BB: 0 P: 20	R: 2 E: 0 K: 0 S: 12	H: 3 LOB: 2 BB: 2 P: 24	R: 1 E: 0 K: 1 S: 9	H: 0 LOB: 0 BB: 1 P: 17	R: 0 E: 0 K: 0 S: 5	H: 1 LOB: 2 BB: 2 P: 17	R: 0 E: 0 K: 1 S: 6	H: 0 LOB: 0 BB: 0 P: 7	R: 0 E: 0 K: 1 S: 10	H: 1 LOB: 2 BB: 1 P: 22	R: 0 E: 0 K: 0 S: 3	H: 1 LOB: 0 BB: 0 P: 5	R: 0 E: 1 K: 1 S: 9	H: 1 LOB: 2 BB: 0 P: 13		R: 1 E: 0 K: 0 S: 3	H: 1 LOB: 0 BB: 0 P: 6	1B: 7 2B: 3 3B: 0 HR: 1	SF: 1 SAC: 0 DP: 2 HBP: 0	WP: 0 PB: 1 SB: 1 CS: 0	PA: 39				
PITCHER	IP	WLS	BF	H	R	ER	SO	BB	IBB	HBP	BLK	WP	HR	S	P	ERA	WHIP										
Bob Scanlan, R ERA: 6.28	4.0		16	3	0	0	3	1	0	0	0	0	0	28	47	0.00	1.000										
Mark Kiefer, R ERA: 4.3	5.1																										
Joe Slusarski, R ERA: 2.08	0.0	L	1	1	1	1	0	0	0	0	0	0	1	3	6	∞	∞										

Batter	1	2	3	4	5	6	7	8	9	AB	R	H	RBI	BB	SO	LOB	TOP					
Darryl Hamilton, L (1, 8) OBP: 0.361, SLG: 0.404	1-1 F9		0-1 P6		1 SAFE 3-1 E		0-1 P4	3-2 G5-3		5	0	1	0	0	0	1	Milwaukee Brewers @ Minnesota Twins Hubert H. Humphrey Metrodome, Minneapolis, MN Sun Sep 03 1995, 4:33 AM EDT Att: 13,456 - Dome livebaseballscorecards.com					
Kevin Seitzer, R (1, 10) OBP: 0.407, SLG: 0.428 Jose Valentin, S (7, PR) OBP: 0.293, SLG: 0.402 Greg Vaughn, R (9, PH) OBP: 0.312, SLG: 0.402	0-0 HR		4-1 1B		1-0 P3		4-2 BB	1-1 F8		2	2	1	1	2	0	2						
B.J. Surhoff, L (1, 7) OBP: 0.403, SLG: 0.530 David Hulse, L (9, 7) OBP: 0.307, SLG: 0.374	1-2 G4-3		0-0 1B		0-1 FC1		4-2 BB	0-1 G6-3		4	1	1	0	1	0	2						
John Jaha, R (1, 3) OBP: 0.395, SLG: 0.575	0-0 G5-3		3-2 1B		3-2 E5		4-1 HR	1-1 G4-3		4	1	1	2	1	0	2						
Dave Nilsson, L (1, 9) OBP: 0.346, SLG: 0.483 Matt Mieske, R (7, PH) OBP: 0.333, SLG: 0.450		2-2 F8	0-1 G3		1-2 G6-4-3		2-1 HR			3	0	0	0	0	0	5						
Jeff Cirillo, R (1, 5) OBP: 0.386, SLG: 0.490	1-1 2B			1-3 K		4-1 BB	0-1 F9			3	0	1	0	1	1							
Fernando Vina, L (1, 4) OBP: 0.315, SLG: 0.329	2-1 L5		1-2 G6-3		2-2 G4-6-3		0-0 G3-1			4	0	0	0	0	0	2						
Mike Matheny, R (1, 2) OBP: 0.310, SLG: 0.331	1-2 L7		1-0 G1-3		1-3 K		3-3 K			4	0	0	0	0	2	1						
Pat Listach, S (1, 6) OBP: 0.295, SLG: 0.258			0-1 B5-3		1-0 E6		0-1 G4-3	3-2 2B		4	1	1	0	0	0							
Inning Stats	R: 1 E: 0 K: 0 S: 7	H: 1 LOB: 0 BB: 0 P: 9	R: 0 E: 0 K: 0 S: 11	H: 1 LOB: 1 BB: 0 P: 17	R: 1 E: 0 K: 0 S: 13	H: 2 LOB: 2 BB: 1 P: 20	R: 0 E: 0 K: 1 S: 8	H: 0 LOB: 0 BB: 0 P: 11	R: 1 E: 3 K: 0 S: 15	H: 1 LOB: 2 BB: 0 P: 24	R: 0 E: 0 K: 1 S: 7	H: 0 LOB: 0 BB: 1 P: 14	R: 4 E: 0 K: 0 S: 15	H: 1 LOB: 1 BB: 3 P: 29	R: 0 E: 0 K: 1 S: 10	H: 1 LOB: 0 BB: 0 P: 19		R: 0 E: 0 K: 0 S: 6	H: 0 LOB: 0 BB: 0 P: 8	1B: 3 2B: 2 3B: 0 HR: 2	SF: 0 SAC: 0 DP: 2 HBP: 0	WP: 0 PB: 0 CS: 0
PITCHER	IP WLS BF H R ER SO BB IBB HBP BLK WP HR S P ERA WHIP																					
Brad Rader, R (1, 1) ERA: 5.06	6.0	L	26	5	3	2	2	2	0	0	0	0	0	1	61	95	3.00	1.167				
Pat Mahomes, R (7, 1) ERA: 6.52	0.2	L	5	0	3	3	0	3	0	0	0	0	0	0	11	23	40.50	4.500				
Scott Watkins, L (7, 1) ERA: 8.44	1.1		6	2	1	1	1	0	0	0	0	0	0	1	14	25	6.75	1.500				
Erik Schullstrom, R (9, 1) ERA: 5.65	1.0		3	0	0	0	0	0	0	0	0	0	0	0	6	8	0.00	0.000				

Batter	1	2	3	4	5	6	7	8	9	AB	R	H	RBI	BB	SO	LOB	BOTTOM			
Chuck Knoblauch, R (1, 4) OBP: 0.426, SLG: 0.499	1-3 K	3-2 FC6-4		3-1 F8		4-1 BB		4-1 BB		3	0	1	0	2	1	0	Milwaukee Brewers @ Minnesota Twins Hubert H. Humphrey Metrodome, Minneapolis, MN Sun Sep 03 1995, 4:33 AM EDT Att: 13,456 - Dome livebaseballscorecards.com			
Rich Becker, L (1, 8) OBP: 0.291, SLG: 0.286 Ron Coomer, R (8, PH) OBP: 0.354, SLG: 0.466	2-0 F8	2-2 FC6-4		3-1 F8		2-3 K		0-0 G6-4-3		4	0	0	0	0	1	4				
Kirby Puckett, R (1, 9) OBP: 0.373, SLG: 0.520	4-1 HR	2-1 F8		2-3 K		1-0 FC1-6	1B	0-0 WP		4	3	2	0	1	1					
Pedro Munoz, R (1, 10) OBP: 0.345, SLG: 0.531	2-2 HR		0-0 L7-5-4		3-0 F8		2-2 FC1-6	1B	1-1 SF9	4	1	3	3	0	0					
Marty Cordova, R (1, 7) OBP: 0.347, SLG: 0.483	4-2 1B		1-0 F8		2-2 HR		1-1 FC1-6	1B	2-3 K	4	2	1	1	1	1	3				
Dan Masteller, L (1, 3) OBP: 0.289, SLG: 0.309	2-0 1B		2-1 1B		3-2 SH2-4	1B	0-0 FC4-2	1B	0-2 G3-1	5	0	4	1	0	0					
Jeff Reboulet, R (1, 5) OBP: 0.381, SLG: 0.412	2-1 1B		2-2 L7-5-4		2-1 FC4-2	SH2-4	1-2 L4			4	0	2	1	0	0	4				
Matt Merullo, L (1, 2) OBP: 0.333, SLG: 0.375 Scott Lewis, R (7, PH) OBP: 0.328, SLG: 0.329 Matt Walbeck, S (8, 2) OBP: 0.286, SLG: 0.303	2-3 K		1-2 G4-3		1-0 SH2-4		2-2 F7			2	0	0	0	0	1	2				
Pat Meares, R (1, 6) OBP: 0.297, SLG: 0.408		1-1 P3		1-0 F8		3-1 FC4-2	BB	1-3 K		4	0	0	0	0	1	2				
Inning Stats	R: 3 E: 0 K: 2 S: 17	H: 3 LOB: 2 BB: 2 P: 36	R: 0 E: 0 K: 0 S: 12	H: 1 LOB: 1 BB: 0 P: 20	R: 0 E: 0 K: 0 S: 7	H: 2 LOB: 1 BB: 0 P: 12	R: 0 E: 0 K: 0 S: 6	H: 0 LOB: 0 BB: 0 P: 11	R: 0 E: 0 K: 1 S: 6	H: 0 LOB: 0 BB: 1 P: 14	R: 1 E: 0 K: 0 S: 12	H: 3 LOB: 2 BB: 0 P: 18	R: 0 E: 0 K: 1 S: 6	H: 0 LOB: 0 BB: 1 P: 11	R: 1 E: 0 K: 1 S: 9	H: 1 LOB: 0 BB: 0 P: 12		1B: 10 2B: 2 3B: 0 HR: 2	SF: 1 SAC: 1 DP: 2 HBP: 0	WP: 2 PB: 0 CS: 0
PITCHER	IP WLS BF H R ER SO BB IBB HBP BLK WP HR S P ERA WHIP																			
Ricky Bones, R (1, 1) ERA: 4.35	5.0		25	9	4	4	3	2	0	0	0	0	0	0	7	17	0.00	1.000		
Rob Dibble, R (6, 1) ERA: 7.61	1.0	W	4	0	0	0	1	1	0	0	0	0	0	0	9	13	13.50	4.500		
Bill Wegman, R (7, 1) ERA: 5.46	0.2		5	3	1	1	0	0	0	0	0	0	0	0	9	16	0.00	0.750		
Angel Miranda, L (7, 1) ERA: 5.5	1.1		4	0	0	0	1	1	0	0	0	0	0	0	9	12	9.00	1.000		
Mike Fetters, R (9, 1) ERA: 2.78	1.0	S	4	1	1	1	1	0	0	0	0	0	0	0	9	12	9.00	1.000		

AB 35
R 7
H 7
RBI 7
BB 5
SO 3
LOB 16



AB 36
R 6
H 13
RBI 6
BB 4
SO 6
LOB 19



Batter	1	2	3	4	5	6	7	8	9	AB	R	H	RBI	BB	SO	LOB	TOP								
Chad Curtis, R OBP: 0.349, SLG: 0.452 (1, 8)										5	1	1	0	0	1	1									
Chris Gomez, R OBP: 0.305, SLG: 0.377 (1, 6)										4	0	0	0	0	0	1									
Travis Fryman, R OBP: 0.360, SLG: 0.417 (1, 5)										4	1	2	1	0	0	0									
Cecil Fielder, R OBP: 0.357, SLG: 0.488 (1, 10)										3	1	1	1	1	0	1									
Tony Clark, S OBP: 0.417, SLG: 0.583 (1, 3)										4	1	2	0	0	0	1									
Derrick White, R OBP: 0.196, SLG: 0.239 (8, 3)										0	0	0	0	0	0	0									
Bobby Higginson, L OBP: 0.332, SLG: 0.413 (1, 9)										4	1	1	0	0	2	2									
Phil Nevin, R OBP: 0.250, SLG: 0.208 (1, 7)																									
Milt Cuyler, S OBP: 0.277, SLG: 0.314 (9, 7)										4	1	1	2	0	1	1									
Scott Fletcher, R OBP: 0.331, SLG: 0.331 (1, 4)										4	0	2	1	0	0	0									
John Flaherty, R OBP: 0.297, SLG: 0.438 (1, 2)										4	0	0	0	0	1	2									
Inning Stats	R: 1 E: 0 K: 0 S: 9	H: 2 LOB: 1 BB: 0 P: 12	R: 0 E: 0 K: 3 S: 18	H: 1 LOB: 1 BB: 0 P: 27	R: 0 E: 0 K: 0 S: 7	H: 0 LOB: 0 BB: 0 P: 9	R: 2 E: 1 K: 1 S: 9	H: 1 LOB: 0 BB: 1 P: 17	R: 1 E: 0 K: 0 S: 14	H: 2 LOB: 1 BB: 0 P: 21	R: 2 E: 0 K: 0 S: 12	H: 3 LOB: 1 BB: 0 P: 20	R: 0 E: 0 K: 0 S: 12	H: 0 LOB: 0 BB: 0 P: 20	R: 0 E: 0 K: 0 S: 7	H: 1 LOB: 1 BB: 0 P: 9	R: 0 E: 0 K: 1 S: 8	H: 0 LOB: 0 BB: 0 P: 12	1B: 7 2B: 3 3B: 0 HR: 0	SF: 0 SAC: 0 DP: 1 HBP: 0	WP: 0 PB: 0 SB: 1 CS: 0	PA: 37			
PITCHER	IP	WLS	BF	H	R	ER	SO	BB	IBB	HBP	BLK	WP	HR	S	P	ERA	WHIP								
Oscar Munoz, R ERA: 5.84 (1, 1)	5.1	L	26	9	6	4	4	1	0	0	0	0	0	66	100	6.75	1.875								
Scott Klingsbeck, R ERA: 7.14 (6, 1)	1.2		5	0	0	0	0	0	0	0	0	0	0	15	26	0.00	0.000								
Scott Watkins, L ERA: 7.3 (8, 1)	0.1		2	1	0	0	0	0	0	0	0	0	0	5	6	0.00	3.000								
Dave Stevens, R ERA: 5.69 (8, 1)	1.2		4	0	0	0	1	0	0	0	0	0	0	10	15	0.00	0.000								

Detroit Tigers @ Minnesota Twins
Hubert H. Humphrey Metrodome, Minneapolis, MN
Tue Sep 05 1995, 8:05 PM EDT
Att: 8,358 - Dome

AB 36
R 6
H 10
RBI 5
BB 1
SO 5
LOB 9



Batter	1	2	3	4	5	6	7	8	9	AB	R	H	RBI	BB	SO	LOB	BOTTOM								
Chuck Knoblauch, R OBP: 0.422, SLG: 0.494 (1, 4)										4	0	1	2	0	0	1									
Pat Meares, R OBP: 0.296, SLG: 0.410 (1, 6)										3	0	1	1	0	0	0									
Matt Lawton, L (8, PH)										0	0	0	0	0	1	0									
Scott Stahoviak, L OBP: 0.341, SLG: 0.373 (9, 3)										4	0	0	0	0	1	0									
Kirby Puckett, R OBP: 0.373, SLG: 0.529 (1, 9)										4	0	0	0	0	1	0									
Pedro Munoz, R OBP: 0.349, SLG: 0.530 (1, 10)										3	0	0	0	0	2	0									
Dan Masteller, L OBP: 0.296, SLG: 0.305 (8, PH)										1	0	0	0	0	0	0									
Marty Cordova, R OBP: 0.353, SLG: 0.486 (1, 7)										4	1	2	0	0	0	0									
Ron Coomer, R OBP: 0.352, SLG: 0.460 (1, 3)										2	0	0	0	1	1	1									
Chip Hale, L OBP: 0.344, SLG: 0.386 (9, PH)										1	0	0	0	0	0	0									
Scott Leius, R OBP: 0.329, SLG: 0.340 (1, 5)										3	1	0	0	0	0	2									
Matt Merullo, L OBP: 0.337, SLG: 0.379 (9, PH)										1	0	1	0	0	0	0									
Matt Walbeck, S OBP: 0.291, SLG: 0.305 (1, 2)										4	1	1	1	0	0	1									
Rich Becker, L OBP: 0.294, SLG: 0.288 (1, 8)										1	1	0	0	2	1	0									
Inning Stats	R: 0 E: 0 K: 0 S: 8	H: 0 LOB: 0 BB: 0 P: 12	R: 4 E: 0 K: 0 S: 15	H: 4 LOB: 2 BB: 2 P: 24	R: 0 E: 1 K: 2 S: 10	H: 1 LOB: 1 BB: 0 P: 12	R: 0 E: 0 K: 1 S: 8	H: 0 LOB: 0 BB: 0 P: 11	R: 0 E: 0 K: 0 S: 4	H: 0 LOB: 0 BB: 0 P: 5	R: 0 E: 0 K: 2 S: 11	H: 0 LOB: 0 BB: 0 P: 17	R: 0 E: 0 K: 0 S: 9	H: 0 LOB: 1 BB: 1 P: 15	R: 0 E: 0 K: 1 S: 5	H: 0 LOB: 0 BB: 0 P: 8	R: 0 E: 1 K: 0 S: 8	H: 1 LOB: 1 BB: 0 P: 15	1B: 4 2B: 2 3B: 0 HR: 0	SF: 0 SAC: 0 DP: 0 HBP: 0	WP: 0 PB: 0 SB: 0 CS: 0	PA: 35			
PITCHER	IP	WLS	BF	H	R	ER	SO	BB	IBB	HBP	BLK	WP	HR	S	P	ERA	WHIP								
C.J. Nikowski, L ERA: 7.17 (1, 1)	5.0	W	21	5	4	4	3	2	0	0	0	0	0	45	64	7.20	1.400								
Mike Christopher, R ERA: 4.11 (6, 1)	4.0	S	14	1	0	0	3	1	0	0	0	0	0	33	55	0.00	0.500								

Detroit Tigers @ Minnesota Twins
Hubert H. Humphrey Metrodome, Minneapolis, MN
Tue Sep 05 1995, 8:05 PM EDT
Att: 8,358 - Dome

AB 32
R 4
H 6
RBI 4
BB 3
SO 6
LOB 5



Batter	1	2	3	4	5	6	7	8	9	AB	R	H	RBI	BB	SO	LOB	TOP					
Chad Curtis, R (1, 8) OBP: 0.349, SLG: 0.452	G6-3		F8					FC6-5 2B		4	0	1	0	0	1	1						
Chris Gomez, R (1, 6) OBP: 0.302, SLG: 0.373	K		E5					P4		4	0	0	0	0	1	1						
Travis Fryman, R (1, 5) OBP: 0.357, SLG: 0.414	P3		F9					FC6-5 2-3		4	0	0	0	0	0	2						
Cecil Fielder, R (1, 10) OBP: 0.358, SLG: 0.494		G3 G4-3 BB		P5				K		3	1	1	1	1	1	1						
Tony Clark, S (1, 3) OBP: 0.375, SLG: 0.500		G4-3		G1-6-3 1B				G4-3		4	0	1	0	0	0	1						
Bobby Higginson, L (1, 9) OBP: 0.328, SLG: 0.408		G3		G1-6-3 1-2				F8		4	0	0	0	0	0	2						
Phil Nevin, R (1, 7) OBP: 0.250, SLG: 0.200				F9				P3		3	0	0	0	1	0	0						
Scott Fletcher, R (1, 4) OBP: 0.331, SLG: 0.327		L7		K				HBP		2	0	0	0	0	1	2						
Ron Tingley, R (1, 2) OBP: 0.310, SLG: 0.433				P3				G1-3		3	0	1	0	0	0	1						
Inning Stats	R: 0 E: 0 K: 1 S: 10	H: 0 LOB: 0 BB: 0 P: 13	R: 0 E: 0 K: 0 S: 8	H: 0 LOB: 2 BB: 2 P: 18	R: 0 E: 1 K: 0 S: 9	H: 0 LOB: 1 BB: 0 P: 12	R: 0 E: 0 K: 0 S: 7	H: 1 LOB: 1 BB: 0 P: 10	R: 0 E: 0 K: 2 S: 15	H: 1 LOB: 1 BB: 0 P: 19	R: 1 E: 0 K: 0 S: 6	H: 1 LOB: 0 BB: 0 P: 12	R: 0 E: 0 K: 0 S: 7	H: 0 LOB: 0 BB: 0 P: 12	R: 0 E: 0 K: 1 S: 9	H: 1 LOB: 1 BB: 0 P: 15	R: 0 E: 0 K: 0 S: 6	H: 0 LOB: 0 BB: 0 P: 10	1B: 2 2B: 1 3B: 0 HR: 1	SF: 0 SAC: 0 DP: 1 HBP: 1	WP: 0 PB: 0 SB: 0 CS: 0	PA: 34
PITCHER	IP	WLS	BF	H	R	ER	SO	BB	IBB	HBP	BLK	WP	HR	S	P	ERA	WHIP					
Frankie Rodriguez, R (1, 1) ERA: 5.81	7.0	W	27	3	1	1	3	2	0	1	0	0	1	62	96	1.29	0.714					
Erik Schultstrom, R (8, 1) ERA: 5.35	2.0		7	1	0	0	1	0	0	0	0	0	0	15	25	0.00	0.500					

Detroit Tigers @ Minnesota Twins
 Hubert H. Humphrey Metrodome, Minneapolis, MN
 Wed Sep 06 1995, 4:33 AM EDT
 Att. 7,845 - Dome - 68 F

AB	31
R	1
H	4
RBI	1
BB	2
SO	4
LOB	11



Batter	1	2	3	4	5	6	7	8	9	AB	R	H	RBI	BB	SO	LOB	BOTTOM					
Chuck Knoblauch, R (1, 4) OBP: 0.420, SLG: 0.490	F8			G3 2B BB				F9		4	1	0	0	1	0	3						
Rich Becker, L (1, 9) OBP: 0.295, SLG: 0.288	G3			G3						3	2	1	0	0	0	1						
Kirby Puckett, R (1, 10) OBP: 0.376, SLG: 0.531	P4			G3 2H 2B						2	2	1	1	2	0	0						
Marty Cordova, R (1, 7) OBP: 0.354, SLG: 0.488		P5		G3						4	1	2	2	0	0	1						
Matt Merullo, L (1, 2) OBP: 0.335, SLG: 0.376		G3		F9						4	1	1	2	0	0	2						
Jeff Reboulet, R (1, 5) OBP: 0.381, SLG: 0.408		K								4	1	1	1	0	1	1						
Dan Masteller, L (1, 3) OBP: 0.278, SLG: 0.297				F9						4	0	0	1	0	1	2						
Pat Meares, R (1, 6) OBP: 0.295, SLG: 0.411				F8						4	0	1	1	0	1	0						
Matt Lawton, L (1, 8) OBP: 0.400, SLG: 0.250				P5						3	1	1	0	1	0	0						
Inning Stats	R: 0 E: 0 K: 0 S: 9	H: 0 LOB: 0 BB: 0 P: 14	R: 0 E: 0 K: 1 S: 9	H: 0 LOB: 0 BB: 0 P: 12	R: 0 E: 0 K: 0 S: 4	H: 0 LOB: 0 BB: 0 P: 5	R: 1 E: 0 K: 0 S: 7	H: 1 LOB: 1 BB: 1 P: 14	R: 0 E: 0 K: 2 S: 10	H: 0 LOB: 0 BB: 0 P: 15	R: 6 E: 0 K: 0 S: 25	H: 6 LOB: 2 BB: 2 P: 49	R: 2 E: 0 K: 0 S: 12	H: 1 LOB: 1 BB: 1 P: 22	R: 0 E: 0 K: 0 S: 7	H: 0 LOB: 0 BB: 0 P: 9	1B: 5 2B: 3 3B: 0 HR: 0	SF: 0 SAC: 0 DP: 0 HBP: 1	WP: 0 PB: 0 SB: 0 CS: 0	PA: 37		
PITCHER	IP	WLS	BF	H	R	ER	SO	BB	IBB	HBP	BLK	WP	HR	S	P	ERA	WHIP					
Jose Lima, R (1, 1) ERA: 7.82	5.0		17	1	1	1	3	1	0	0	0	0	0	39	60	1.80	0.400					
Brian Maxcy, R (6, 1) ERA: 7.71	0.1	L	5	2	4	4	0	2	0	0	0	0	0	6	18	108.00	12.000					
Joe Boever, R (6, 1) ERA: 6.25	0.1		4	3	2	2	0	0	0	0	0	0	0	13	22	54.00	9.000					
Mike Myers, L (6, 1) ERA: 16.88	0.1		5	2	2	2	0	1	0	1	0	0	0	10	20	54.00	9.000					
Brian Bohannon, L (7, 1) ERA: 5.84	2.0		6	0	0	0	0	0	0	0	0	0	0	15	20	0.00	0.000					

Detroit Tigers @ Minnesota Twins
 Hubert H. Humphrey Metrodome, Minneapolis, MN
 Wed Sep 06 1995, 4:33 AM EDT
 Att. 7,845 - Dome - 68 F

AB	32
R	9
H	8
RBI	8
BB	4
SO	3
LOB	10



Batter	1	2	3	4	5	6	7	8	9	AB	R	H	RBI	BB	SO	LOB	TOP											
Chuck Knoblauch, R OBP: 0.421, SLG: 0.496 (1, 4)	0-1 HR		0-0 F9			3-1 G6-3		4-0 BB		3	1	1	1	1	0	0	Minnesota Twins @ California Angels Anaheim Stadium, Anaheim, CA Fri Sep 08, 1995, 10:05 PM EDT Att: 21,738 - Unknown - 75 F											
Jeff Reboulet, R OBP: 0.381, SLG: 0.403 (2, 3)	2-2 G6-3			1-2 F7		4-1 BB		1-3 K		2	0	0	0	1	0	0												
Dan Masteller, L OBP: 0.277, SLG: 0.295 (8, 3)										1	0	0	0	0	1	2												
Kirby Puckett, R OBP: 0.375, SLG: 0.535 (1, 9)	2-2 G5-3			1-0 HR		2-3 K		0-2 G6-3		4	1	1	1	0	1	3												
Pedro Munoz, R OBP: 0.346, SLG: 0.525 (9, PH)	0-1 G6-3			3-2 G5-3			1-3 K		0-0 FC3-6 1B	3	0	0	0	0	1	0												
Marty Cordova, R OBP: 0.353, SLG: 0.486 (7, PH)		2-1 G5-3		1-1 F8			1-0 F7		2-2 P3	2	0	0	0	0	0	0												
Matt Lawton, L OBP: 0.286, SLG: 0.167 (7, 8)										2	0	0	0	0	0	1												
Ron Coomer, R OBP: 0.361, SLG: 0.469 (2, 5)		2-1 CS 1B				1-3 K			2-2 FC3-6 1-2	1	0	1	0	0	0	0												
Matt Walbeck, S OBP: 0.288, SLG: 0.302 (1, 2)		3-1 L8				1-3 K		1-0 G5-3		4	0	0	0	0	1	2												
Pat Meares, R OBP: 0.293, SLG: 0.407 (1, 6)		2-0 CS		1-2 G1-3		2-3 K2-3			2-3 K	3	0	0	0	0	2	0												
Rich Becker, L OBP: 0.296, SLG: 0.287 (7, 7)								0-3 K		2	0	0	0	1	2	0												
Inning Stats	R: 1 E: 0 K: 0 S: 11	H: 1 LOB: 0 BB: 0 P: 15	R: 0 E: 0 K: 0 S: 6	H: 1 LOB: 0 BB: 0 P: 15	R: 0 E: 0 K: 1 S: 8	H: 0 LOB: 0 BB: 0 P: 10	R: 1 E: 0 K: 0 S: 10	H: 1 LOB: 0 BB: 0 P: 16	R: 0 E: 0 K: 3 S: 9	H: 0 LOB: 0 BB: 0 P: 13	R: 0 E: 0 K: 2 S: 10	H: 0 LOB: 1 BB: 1 P: 19	R: 1 E: 0 K: 1 S: 7	H: 1 LOB: 0 BB: 0 P: 11	R: 0 E: 0 K: 2 S: 13	H: 0 LOB: 2 BB: 2 P: 24	R: 0 E: 0 K: 0 S: 9	H: 1 LOB: 1 BB: 0 P: 14	1B: 2 2B: 0 3B: 0 HR: 3	SF: 0 SAC: 0 DP: 0 HBP: 0	WP: 0 PB: 0 CS: 1	PA: 35						
PITCHER	IP	WLS	BF	H	R	ER	SO	BB	IBB	HBP	BLK	WP	HR	S	P	ERA	WHIP											
Mark Langston, L ERA: 4.4	(1, 1)	7.0	W	25	4	3	3	7	1	0	0	0	0	3	61	99	3.86	0.714										
Troy Percival, R ERA: 1.43	(8, 1)	1.0		5	0	0	0	2	2	0	0	0	0	0	13	24	0.00	2.000										
Lee Smith, R ERA: 3.7	(9, 1)	1.0		4	1	0	0	0	0	0	0	0	0	0	9	14	0.00	1.000										

Batter	1	2	3	4	5	6	7	8	9	AB	R	H	RBI	BB	SO	LOB	BOTTOM											
Tony Phillips, S OBP: 0.396, SLG: 0.472 (9, 5)	1-1 HR		0-0 G4-3			0-1 G4-3		0-0 F8		5	1	1	1	0	0	3	Minnesota Twins @ California Angels Anaheim Stadium, Anaheim, CA Fri Sep 08, 1995, 10:05 PM EDT Att: 21,738 - Unknown - 75 F											
Rene Gonzales, R OBP: 0.308, SLG: 0.538 (1, 4)	1-2 G4-3		1-1 2B			1-1 F7		0-0 G1-3		5	1	2	0	0	0	1												
Damion Easley, R OBP: 0.288, SLG: 0.301 (1, 8)	4-1 G1-6-3 BB		3-3 K			0-3 K		3-2 L7		3	0	0	0	1	2	2												
Jim Edmonds, L OBP: 0.357, SLG: 0.546 (1, 10)	2-1 G1-6-3 1-2			3-3 K		1-2 E1 1B		1-0 L7		4	1	0	0	0	1	2												
Chili Davis, S OBP: 0.437, SLG: 0.515 (1, 9)		2-2 G3 1B		2-0 P4		0-0 E 16 1B		1-1 HR 2B		4	2	3	1	0	0	0												
Tim Salmon, R OBP: 0.439, SLG: 0.621 (1, 3)		1-1 G3		1-3 K		2-0 E6 16 1B		0-0 HR		4	2	1	2	0	1	2												
J.T. Snow, L OBP: 0.363, SLG: 0.470 (1, 7)		0-1 F7				1-1 S G4-6-3 1B		1-2 1B 2H 3H		4	2	2	2	0	1	1												
16 Garret Anderson, L OBP: 0.360, SLG: 0.525 (1, 2)		2-3 K				0-0 G4-6-3 1B		2-1 1B 2H		4	0	2	0	0	1	1												
Greg Myers, L OBP: 0.312, SLG: 0.412 (1, 6)						1-0 G4-6-3 1B		0-0 1B		3	0	1	1	1	0	1												
Dick Schofield, R OBP: 0.267, SLG: 0.154 (1, 1)						1-2 G4-6-3 1B		1-3 1B		1	0	1	1	0	1	0												
Inning Stats	R: 1 E: 0 K: 0 S: 8	H: 1 LOB: 1 BB: 0 P: 16	R: 0 E: 0 K: 1 S: 10	H: 1 LOB: 0 BB: 0 P: 15	R: 0 E: 0 K: 1 S: 8	H: 1 LOB: 1 BB: 0 P: 12	R: 0 E: 0 K: 2 S: 7	H: 0 LOB: 0 BB: 0 P: 13	R: 4 E: 2 K: 1 S: 19	H: 4 LOB: 2 BB: 0 P: 27	R: 3 E: 0 K: 1 S: 11	H: 3 LOB: 0 BB: 0 P: 18	R: 0 E: 0 K: 0 S: 6	H: 0 LOB: 1 BB: 1 P: 11	1B: 7 2B: 3 3B: 0 HR: 2	SF: 0 SAC: 0 DP: 2 HBP: 0	WP: 0 PB: 0 CS: 0	PA: 38										
PITCHER	IP	WLS	BF	H	R	ER	SO	BB	IBB	HBP	BLK	WP	HR	S	P	ERA	WHIP											
Jose Parra, R ERA: 8.54	(1, 1)	6.0	L	28	9	6	2	5	1	0	0	0	0	1	58	91	3.00	1.667										
Erik Schuilstrom, R ERA: 5.72	(7, 1)	0.2		4	2	2	2	0	0	0	0	0	0	7	12	27.00	3.000											
Scott Watkins, L ERA: 7.24	(7, 1)	1.1		6	1	1	1	1	1	0	0	0	0	1	10	17	6.75	1.500										

AB	31
R	3
H	5
RBI	3
BB	3
SO	9
LOB	9




Batter	1	2	3	4	5	6	7	8	9	AB	R	H	RBI	BB	SO	LOB	TOP										
Chuck Knoblauch, R (1, 4) <small>OBP: 0.420, SLG: 0.495</small> Dan Masteller, L (5, 3) <small>OBP: 0.280, SLG: 0.297</small> Rich Becker, L (9, PH) <small>OBP: 0.296, SLG: 0.287</small>	F9		G6-3			P2			CS	3	0	1	2	0	0	0	Minnesota Twins @ California Angels Anaheim Stadium, Anaheim, CA Sat Sep 09 1995, 10:05 PM EDT Att: 27,141 - Unknown - 75 F										
Jeff Reboulet, R (1, 3) <small>OBP: 0.383, SLG: 0.422</small> Matt Merullo, L (9, PH) <small>OBP: 0.333, SLG: 0.374</small>	F7		WP		K				CS	4	1	2	1	0	1	1											
Kirby Puckett, R (1, 9) <small>OBP: 0.376, SLG: 0.536</small>			K							1	0	0	0	0	0	1											
Pedro Munoz, R (1, 10) <small>OBP: 0.345, SLG: 0.520</small>	F9									3	0	0	0	1	0	1											
Marty Cordova, R (1, 7) <small>OBP: 0.350, SLG: 0.481</small>		G6-3								4	0	0	0	0	1	2											
Scott Leius, R (1, 5) <small>OBP: 0.328, SLG: 0.348</small>	G6-3									4	1	1	0	0	0	0											
Matt Walbeck, S (1, 2) <small>OBP: 0.293, SLG: 0.307</small>										4	1	3	0	0	0	0											
Pat Meares, R (1, 6) <small>OBP: 0.293, SLG: 0.407</small> Chip Hale, L (8, PH) <small>OBP: 0.347, SLG: 0.388</small>										3	1	1	0	0	2	2											
Matt Lawton, L (1, 8) <small>OBP: 0.273, SLG: 0.200</small>										4	1	1	1	0	1	1											
Inning Stats	R: 0 E: 0 K: 0 S: 6	H: 1 LOB: 1 BB: 0 P: 8	R: 0 E: 0 K: 1 S: 7	H: 1 LOB: 1 BB: 0 P: 11	R: 0 E: 0 K: 2 S: 10	H: 1 LOB: 1 BB: 0 P: 18	R: 0 E: 0 K: 1 S: 7	H: 0 LOB: 0 BB: 0 P: 11	R: 3 E: 0 K: 1 S: 16	H: 4 LOB: 2 BB: 2 P: 27	R: 1 E: 0 K: 1 S: 12	H: 2 LOB: 1 BB: 0 P: 19	R: 1 E: 0 K: 0 S: 8	H: 1 LOB: 0 BB: 0 P: 13	R: 0 E: 0 K: 0 S: 5	H: 0 LOB: 0 BB: 0 P: 8		R: 0 E: 0 K: 0 S: 10	H: 1 LOB: 1 BB: 0 P: 14	1B: 9 2B: 1 3B: 0 HR: 1	SF: 0 SAC: 0 DP: 0 HBP: 0	WP: 3 PB: 0 CS: 2	PA: 38				
PITCHER	IP	WLS	BF	H	R	ER	SO	BB	IBB	HBP	BLK	WP	HR	S	P	ERA	WHIP										
Chuck Finley, L (1, 1) <small>ERA: 4.45</small> Rich Monteleone, R (7, 1) <small>ERA: 3.61</small> Troy Percival, R (8, 1) <small>ERA: 1.41</small> Lee Smith, R (9, 1) <small>ERA: 3.61</small>	6.0		29	10	5	5	6	2	0	0	0	3	1	60	99	7.50	2.000										

AB	36
R	5
H	11
RBI	4
BB	2
SO	6
LOB	10



Batter	1	2	3	4	5	6	7	8	9	AB	R	H	RBI	BB	SO	LOB	BOTTOM										
Tony Phillips, S (1, 5) <small>OBP: 0.396, SLG: 0.477</small> Rene Gonzales, R (9, 5) <small>OBP: 0.308, SLG: 0.538</small>	K									4	1	1	1	1	3	3	Minnesota Twins @ California Angels Anaheim Stadium, Anaheim, CA Sat Sep 09 1995, 10:05 PM EDT Att: 27,141 - Unknown - 75 F										
Damion Easley, R (1, 4) <small>OBP: 0.288, SLG: 0.300</small> Rex Hudler, R (6, PH) <small>OBP: 0.281, SLG: 0.383</small>	1B		HR							2	1	0	0	1	0	0											
Jim Edmonds, L (1, 8) <small>OBP: 0.360, SLG: 0.548</small>	2B									5	2	3	0	0	0	1											
Chili Davis, S (1, 10) <small>OBP: 0.435, SLG: 0.515</small>										4	0	1	2	0	1	2											
Tim Salmon, R (1, 9) <small>OBP: 0.438, SLG: 0.624</small>	F7									4	2	1	2	0	0	2											
J.T. Snow, L (1, 3) <small>OBP: 0.360, SLG: 0.466</small>	F7									4	0	0	0	0	1	2											
16 Garret Anderson, L (1, 7) <small>OBP: 0.359, SLG: 0.521</small>										4	0	1	0	0	1	1											
Jorge Fabregas, L (1, 2) <small>OBP: 0.300, SLG: 0.310</small>										3	0	1	0	1	0	1											
Dick Schofield, R (1, 6) <small>OBP: 0.294, SLG: 0.200</small> Spike Owen, S (6, PH) <small>OBP: 0.300, SLG: 0.328</small>										2	0	1	0	0	0	0											
16 Garret Anderson, L (1, 7) <small>OBP: 0.359, SLG: 0.521</small>										2	0	2	1	0	0	0											
Inning Stats	R: 2 E: 0 K: 1 S: 12	H: 2 LOB: 1 BB: 1 P: 23	R: 0 E: 0 K: 0 S: 5	H: 0 LOB: 0 BB: 0 P: 5	R: 1 E: 0 K: 1 S: 13	H: 2 LOB: 1 BB: 0 P: 20	R: 0 E: 0 K: 2 S: 16	H: 2 LOB: 2 BB: 0 P: 22	R: 0 E: 0 K: 0 S: 5	H: 0 LOB: 0 BB: 0 P: 8	R: 1 E: 0 K: 1 S: 13	H: 1 LOB: 3 BB: 2 P: 25	R: 2 E: 0 K: 0 S: 9	H: 3 LOB: 1 BB: 0 P: 17	R: 0 E: 0 K: 1 S: 15	H: 1 LOB: 1 BB: 0 P: 23	1B: 7 2B: 2 3B: 0 HR: 2	SF: 0 SAC: 0 DP: 0 HBP: 0	WP: 0 PB: 0 CS: 0	PA: 39							
PITCHER	IP	WLS	BF	H	R	ER	SO	BB	IBB	HBP	BLK	WP	HR	S	P	ERA	WHIP										
Mike Trombley, R (1, 1) <small>ERA: 5.99</small> Eddie Guardado, L (6, 1) <small>ERA: 5.11</small> Pat Mahomes, R (7, 1) <small>ERA: 6.45</small>	5.2		26	6	4	3	3	2	0	0	0	0	0	5	12	27.00	9.000										

AB	36
R	6
H	11
RBI	6
BB	3
SO	6
LOB	16



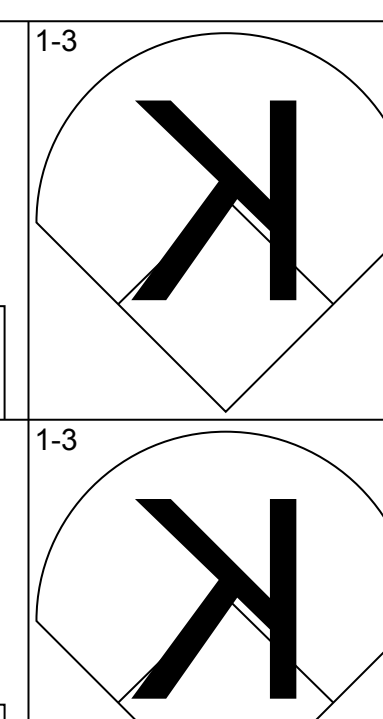
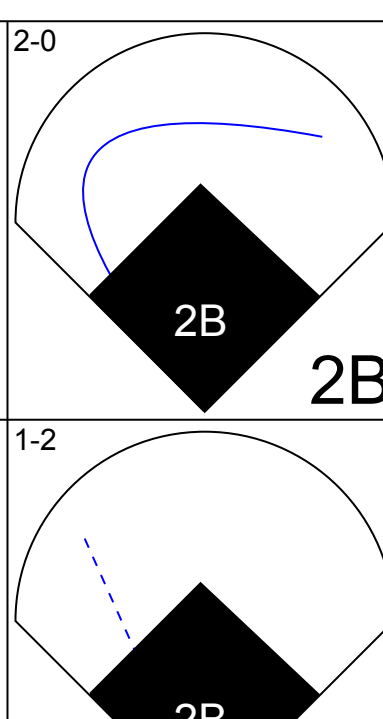
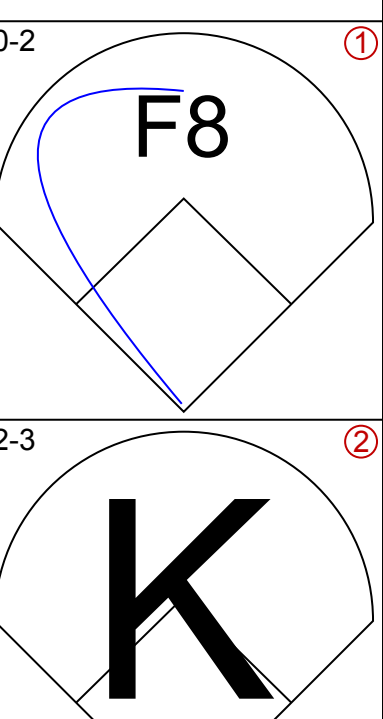
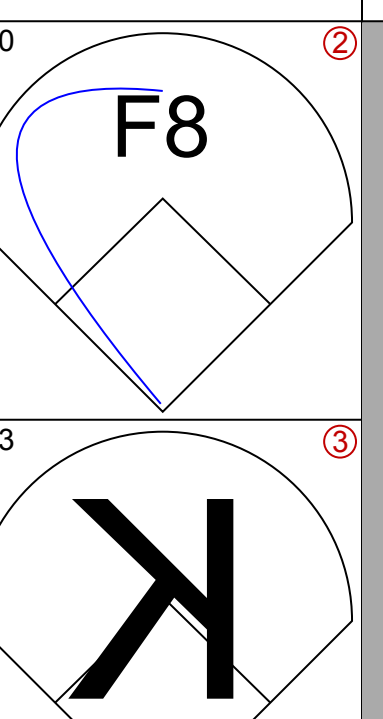
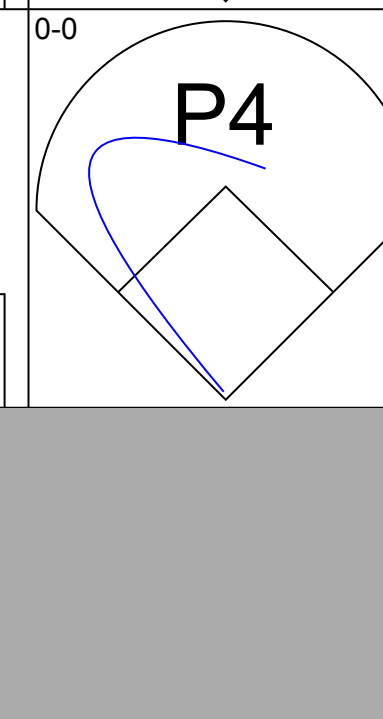
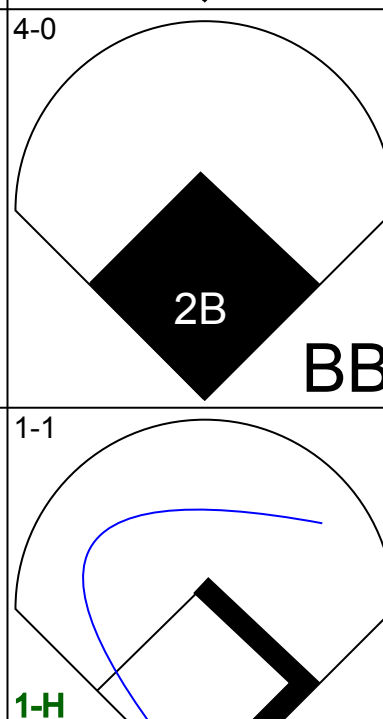





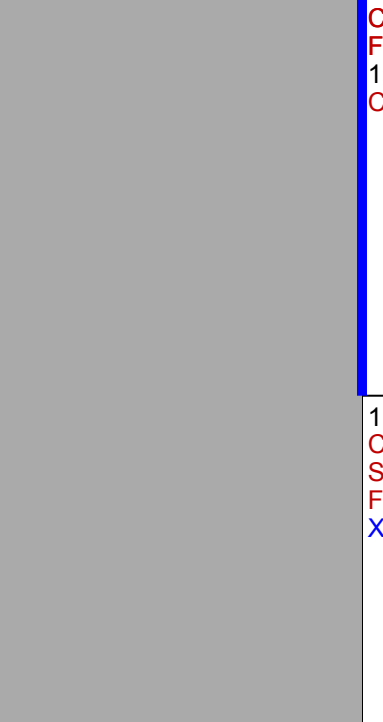
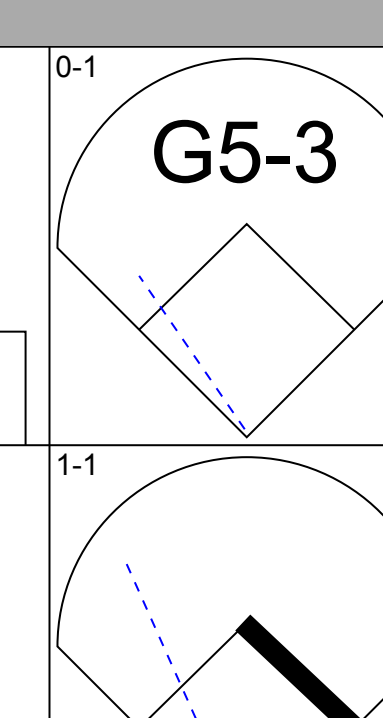
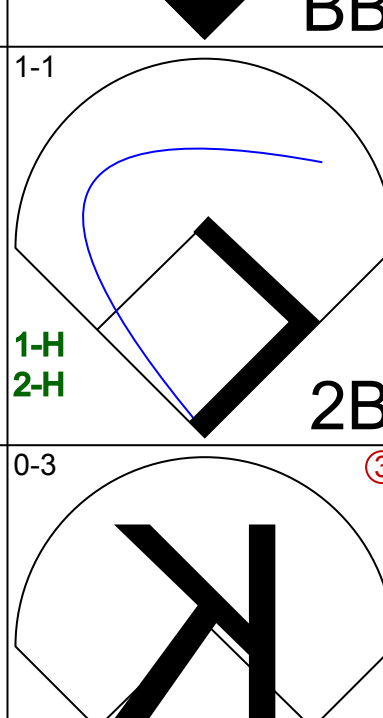
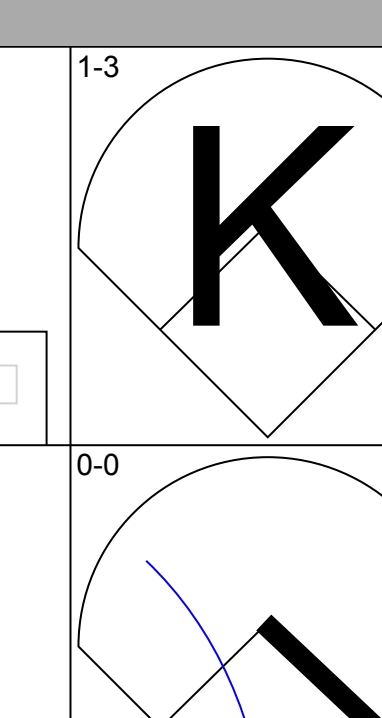
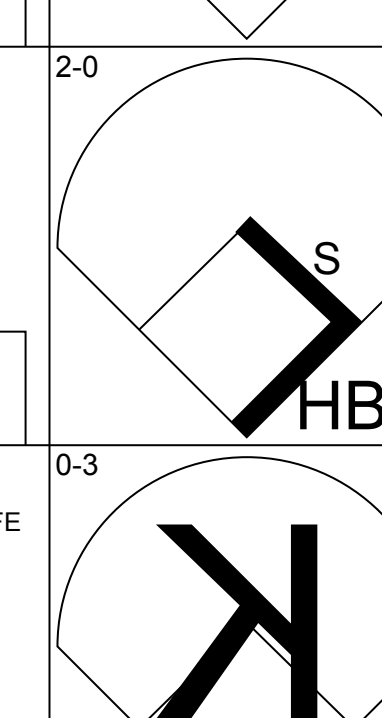
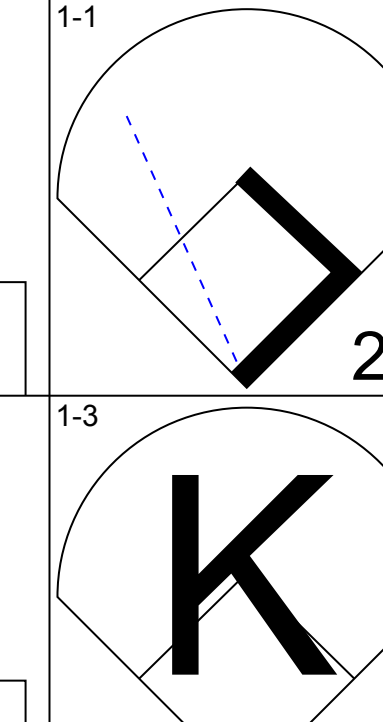

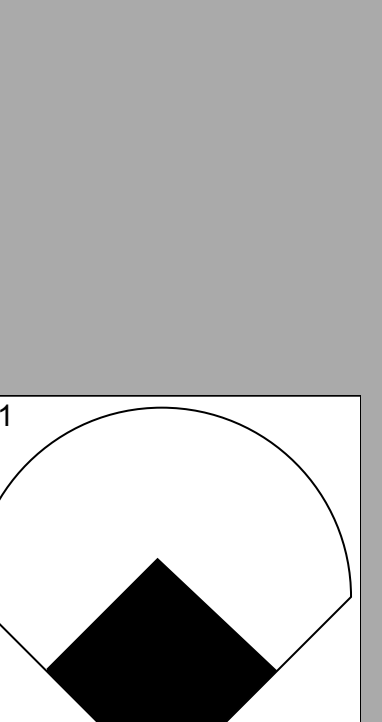
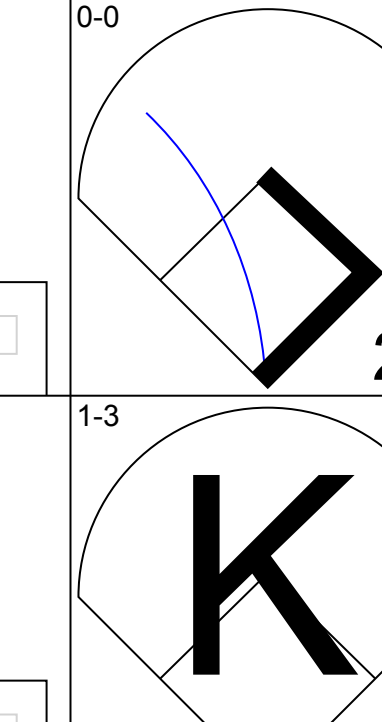
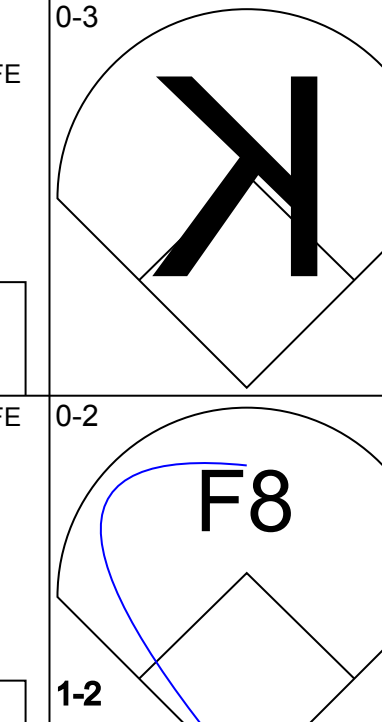
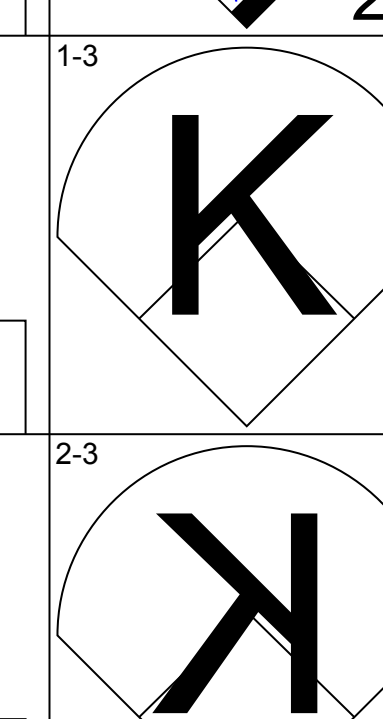
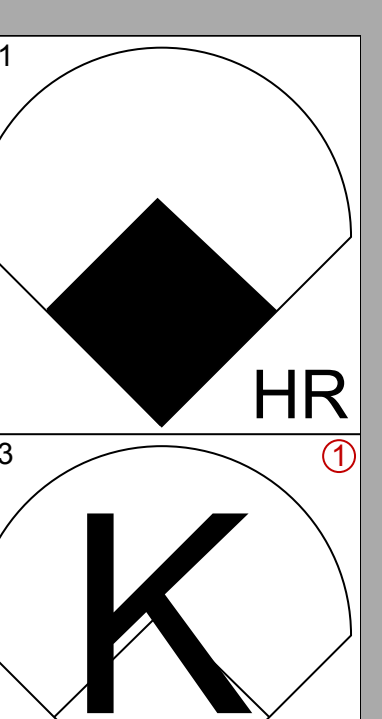
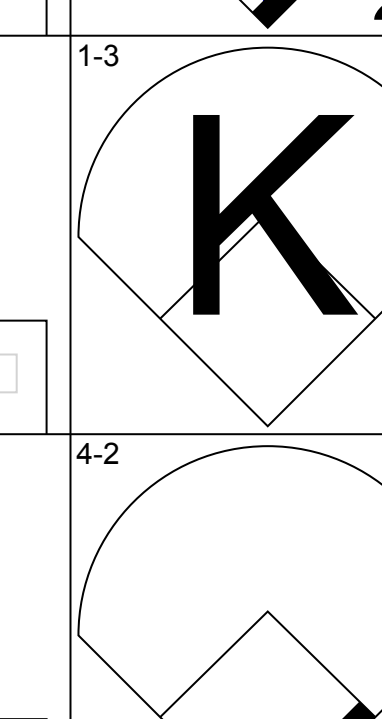
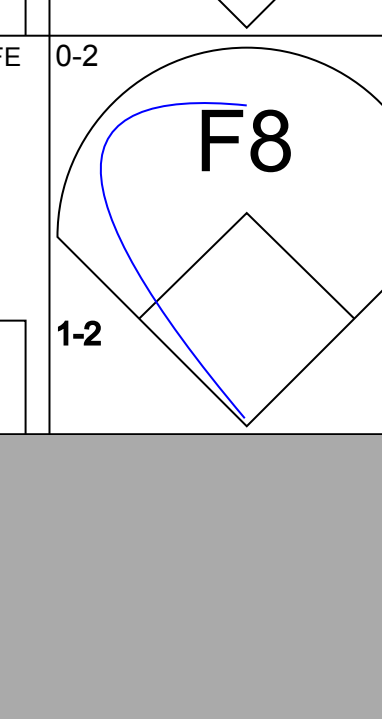

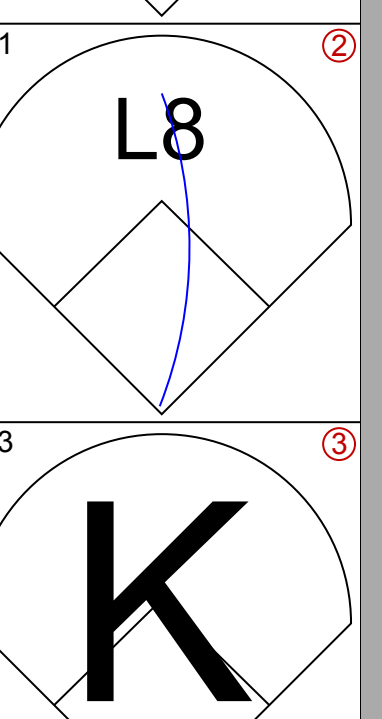
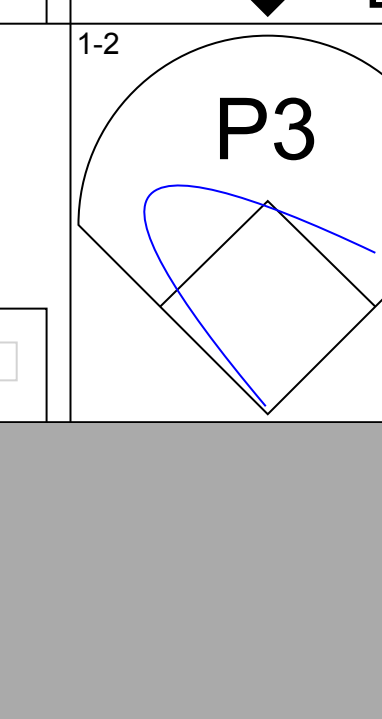

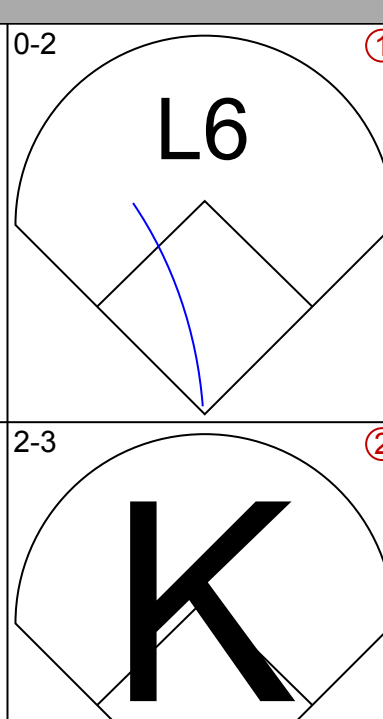
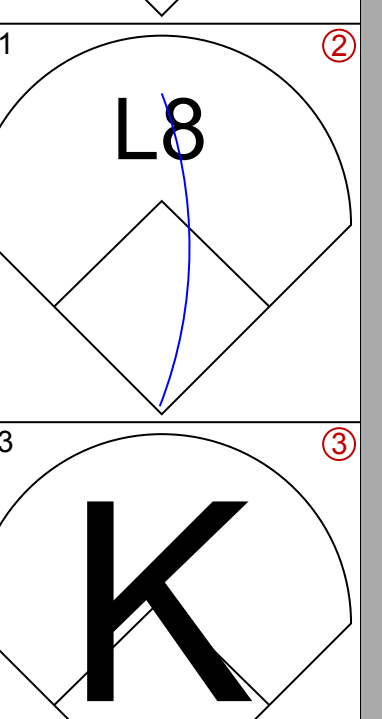
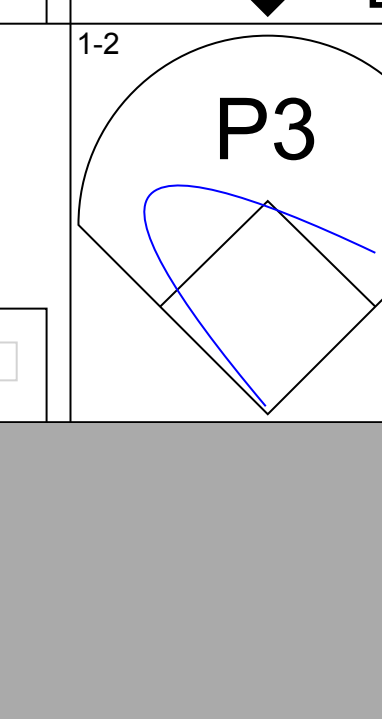

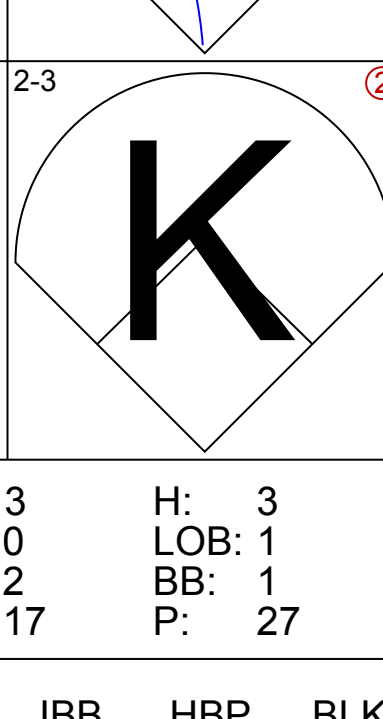
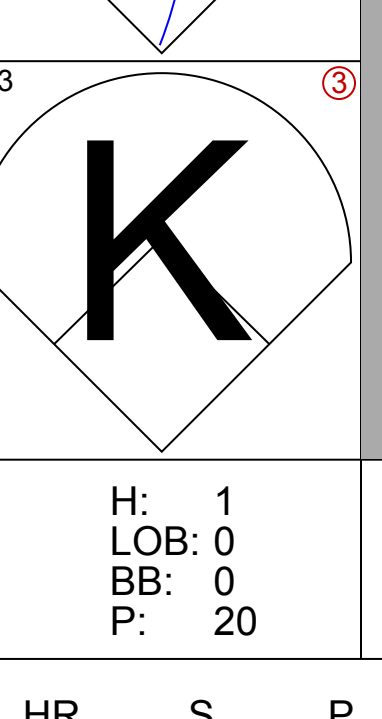
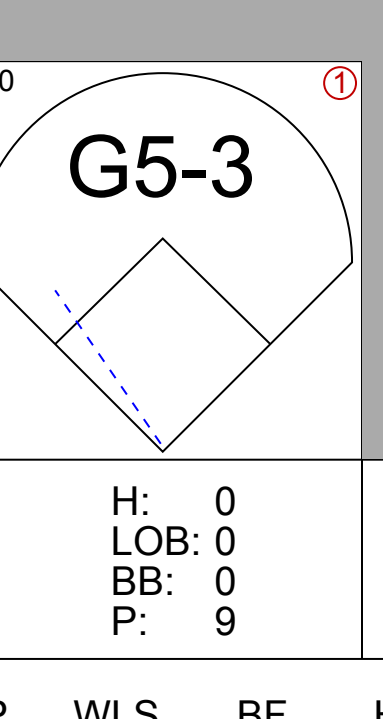
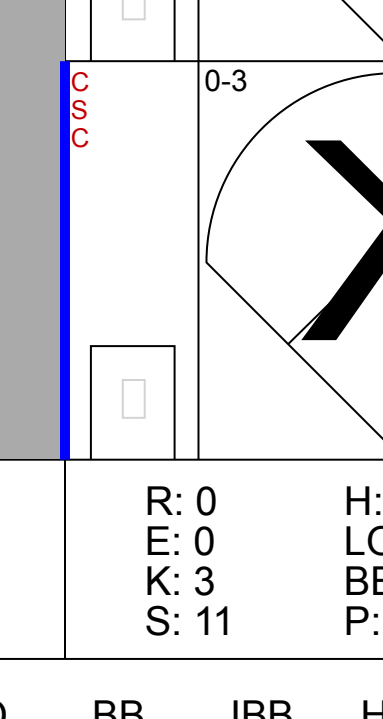
Batter	1	2	3	4	5	6	7	8	9	AB	R	H	RBI	BB	SO	LOB	TOP							
Chuck Knoblauch, R (1, 4) <small>OBP: 0.424, SLG: 0.501</small> Dan Masteller, L (7, 3) <small>OBP: 0.286, SLG: 0.318</small>	 FC3-6 BB		 F7	 F8		 L4		 G3-1	 G3-1	3	0	0	0	1	0	3								
Rich Becker, L (1, 8) <small>OBP: 0.313, SLG: 0.313</small>	 FC3-6 1-2		 WP 1B		 K		 G4-6-3 1B	 1B 1B	 1B 1B	5	0	3	0	0	1	1								
Kirby Puckett, R (1, 9) <small>OBP: 0.360, SLG: 0.537</small> Matt Lawton, L (5, 9) <small>OBP: 0.350, SLG: 0.188</small>	 P4		 K		 WP 2B		 K	 1B 1B	 1B 1B	3	0	1	0	0	1	3								
Pedro Munoz, R (1, 10) <small>OBP: 0.342, SLG: 0.510</small> Chip Hale, L (7, PH) <small>OBP: 0.356, SLG: 0.389</small>	 G5-3		 K		 K		 G4-6-3 1-2	 1B 1B	 1B 1B	3	0	0	0	0	2	4								
Marty Cordova, R (1, 7) <small>OBP: 0.355, SLG: 0.482</small>		 1B		 G3 1B HR 1B	 G6-3			 F9	 K	5	1	2	0	0	1	4								
Scott Leius, R (1, 5) <small>OBP: 0.334, SLG: 0.350</small>		 K		 G3 1B HR		 FC5-4 1B		 FC4-6 1B		4	1	3	0	0	1	1								
Matt Walbeck, S (1, 2) <small>OBP: 0.304, SLG: 0.304</small> Matt Merullo, L (7, 2) <small>OBP: 0.325, SLG: 0.363</small>	 F7		 G3	 G3 1-2 2-3		 FC5-4 G1-3 1B 1-2		 K		3	0	0	0	0	0	4								
Jeff Reboulet, R (1, 3) <small>OBP: 0.371, SLG: 0.411</small>	 G6-3		 P4		 G1-3 1B		 FC4-6 1-2			4	0	1	0	0	0	4								
Pat Meares, R (1, 6) <small>OBP: 0.297, SLG: 0.416</small>			 WP 1B 1B	 HR 2-H 3-H		 G1-3 1-2 2-3			 G5-3	4	1	2	3	0	0	2								
Inning Stats	R: 0 E: 0 K: 0 S: 4	H: 0 LOB: 1 BB: 1 P: 9	R: 0 E: 0 K: 1 S: 9	H: 1 LOB: 1 BB: 0 P: 17	R: 0 E: 0 K: 2 S: 13	H: 2 LOB: 2 BB: 0 P: 21	R: 3 E: 0 K: 0 S: 12	H: 3 LOB: 0 BB: 0 P: 16	R: 0 E: 0 K: 2 S: 11	H: 1 LOB: 1 BB: 0 P: 17	R: 0 E: 0 K: 0 S: 15	H: 2 LOB: 2 BB: 0 P: 20	R: 0 E: 0 K: 1 S: 10	H: 1 LOB: 1 BB: 0 P: 16	R: 0 E: 0 K: 1 S: 8	H: 1 LOB: 1 BB: 0 P: 11	R: 0 E: 0 K: 1 S: 9	H: 3 LOB: 3 BB: 0 P: 13	1B: 12 2B: 1 3B: 0 HR: 1	SF: 0 SAC: 0 DP: 1 HBP: 0	WP: 2 PB: 0 SB: 0 CS: 0	PA: 41		
PITCHER	IP WLS BF H R ER SO BB IBB HBP BLK WP HR S P ERA WHIP	IP WLS BF H R ER SO BB IBB HBP BLK WP HR S P ERA WHIP	IP WLS BF H R ER SO BB IBB HBP BLK WP HR S P ERA WHIP	IP WLS BF H R ER SO BB IBB HBP BLK WP HR S P ERA WHIP	IP WLS BF H R ER SO BB IBB HBP BLK WP HR S P ERA WHIP	IP WLS BF H R ER SO BB IBB HBP BLK WP HR S P ERA WHIP	IP WLS BF H R ER SO BB IBB HBP BLK WP HR S P ERA WHIP	IP WLS BF H R ER SO BB IBB HBP BLK WP HR S P ERA WHIP	IP WLS BF H R ER SO BB IBB HBP BLK WP HR S P ERA WHIP	IP WLS BF H R ER SO BB IBB HBP BLK WP HR S P ERA WHIP	IP WLS BF H R ER SO BB IBB HBP BLK WP HR S P ERA WHIP	IP WLS BF H R ER SO BB IBB HBP BLK WP HR S P ERA WHIP	IP WLS BF H R ER SO BB IBB HBP BLK WP HR S P ERA WHIP	IP WLS BF H R ER SO BB IBB HBP BLK WP HR S P ERA WHIP	IP WLS BF H R ER SO BB IBB HBP BLK WP HR S P ERA WHIP	IP WLS BF H R ER SO BB IBB HBP BLK WP HR S P ERA WHIP	IP WLS BF H R ER SO BB IBB HBP BLK WP HR S P ERA WHIP	IP WLS BF H R ER SO BB IBB HBP BLK WP HR S P ERA WHIP	IP WLS BF H R ER SO BB IBB HBP BLK WP HR S P ERA WHIP	IP WLS BF H R ER SO BB IBB HBP BLK WP HR S P ERA WHIP	IP WLS BF H R ER SO BB IBB HBP BLK WP HR S P ERA WHIP	IP WLS BF H R ER SO BB IBB HBP BLK WP HR S P ERA WHIP	IP WLS BF H R ER SO BB IBB HBP BLK WP HR S P ERA WHIP	IP WLS BF H R ER SO BB IBB HBP BLK WP HR S P ERA WHIP
Chris Bosio, R (1, 1) <small>ERA: 4.91</small> Rafael Carmona, R (7, 1) <small>ERA: 5.66</small>	IP WLS BF H R ER SO BB IBB HBP BLK WP HR S P ERA WHIP	IP WLS BF H R ER SO BB IBB HBP BLK WP HR S P ERA WHIP	IP WLS BF H R ER SO BB IBB HBP BLK WP HR S P ERA WHIP	IP WLS BF H R ER SO BB IBB HBP BLK WP HR S P ERA WHIP	IP WLS BF H R ER SO BB IBB HBP BLK WP HR S P ERA WHIP	IP WLS BF H R ER SO BB IBB HBP BLK WP HR S P ERA WHIP	IP WLS BF H R ER SO BB IBB HBP BLK WP HR S P ERA WHIP	IP WLS BF H R ER SO BB IBB HBP BLK WP HR S P ERA WHIP	IP WLS BF H R ER SO BB IBB HBP BLK WP HR S P ERA WHIP	IP WLS BF H R ER SO BB IBB HBP BLK WP HR S P ERA WHIP	IP WLS BF H R ER SO BB IBB HBP BLK WP HR S P ERA WHIP	IP WLS BF H R ER SO BB IBB HBP BLK WP HR S P ERA WHIP	IP WLS BF H R ER SO BB IBB HBP BLK WP HR S P ERA WHIP	IP WLS BF H R ER SO BB IBB HBP BLK WP HR S P ERA WHIP	IP WLS BF H R ER SO BB IBB HBP BLK WP HR S P ERA WHIP	IP WLS BF H R ER SO BB IBB HBP BLK WP HR S P ERA WHIP	IP WLS BF H R ER SO BB IBB HBP BLK WP HR S P ERA WHIP	IP WLS BF H R ER SO BB IBB HBP BLK WP HR S P ERA WHIP	IP WLS BF H R ER SO BB IBB HBP BLK WP HR S P ERA WHIP	IP WLS BF H R ER SO BB IBB HBP BLK WP HR S P ERA WHIP	IP WLS BF H R ER SO BB IBB HBP BLK WP HR S P ERA WHIP	IP WLS BF H R ER SO BB IBB HBP BLK WP HR S P ERA WHIP	IP WLS BF H R ER SO BB IBB HBP BLK WP HR S P ERA WHIP	IP WLS BF H R ER SO BB IBB HBP BLK WP HR S P ERA WHIP

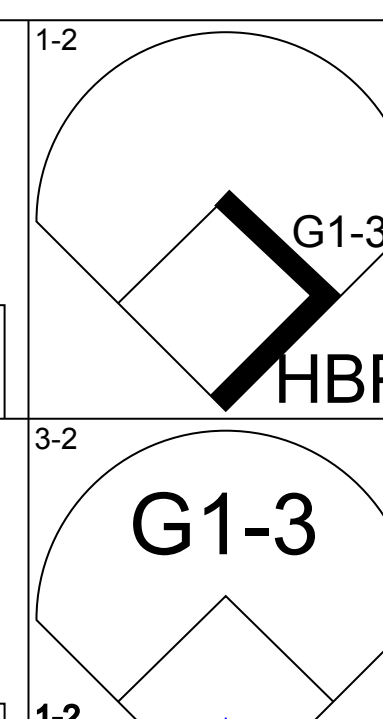
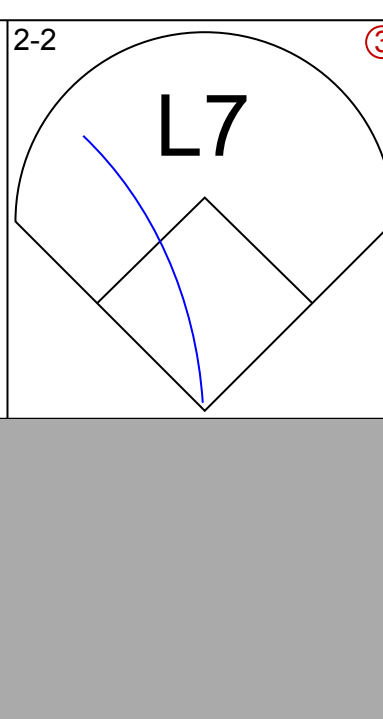
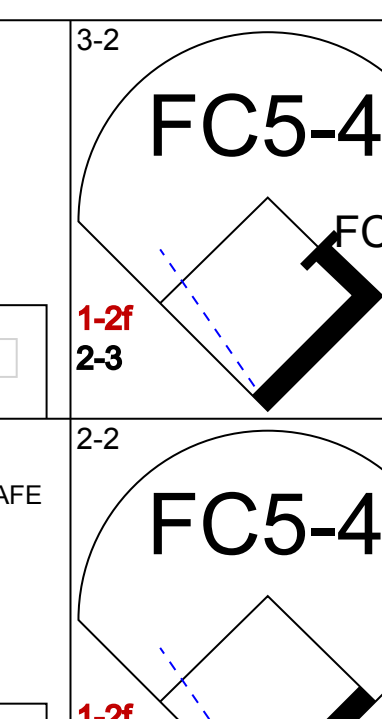
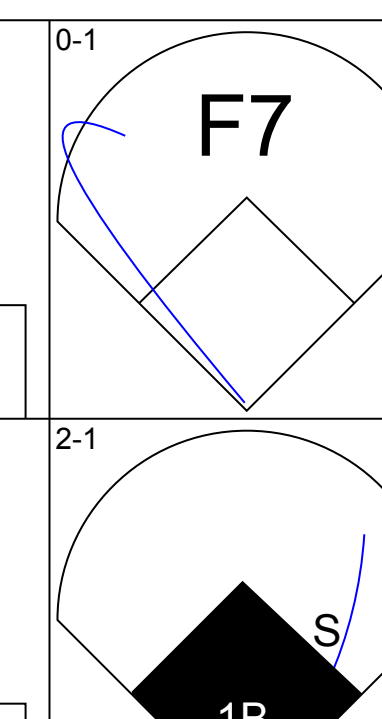
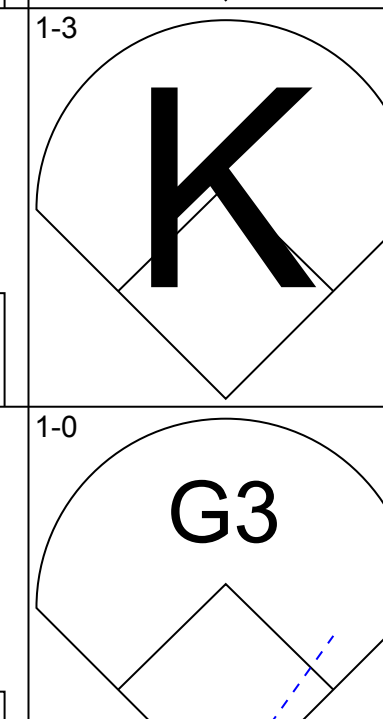
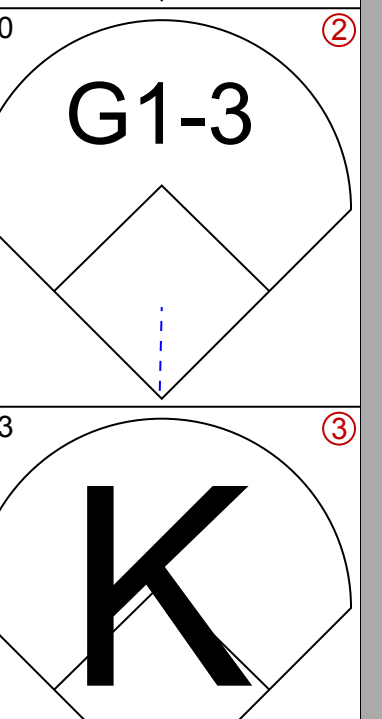
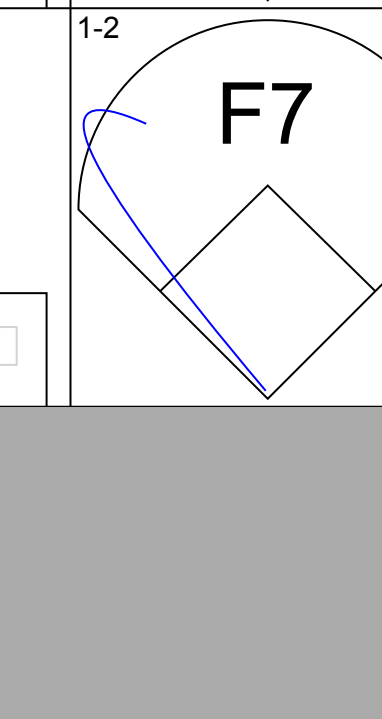
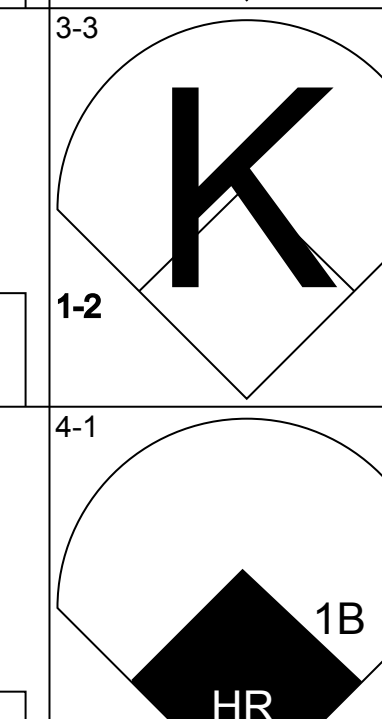



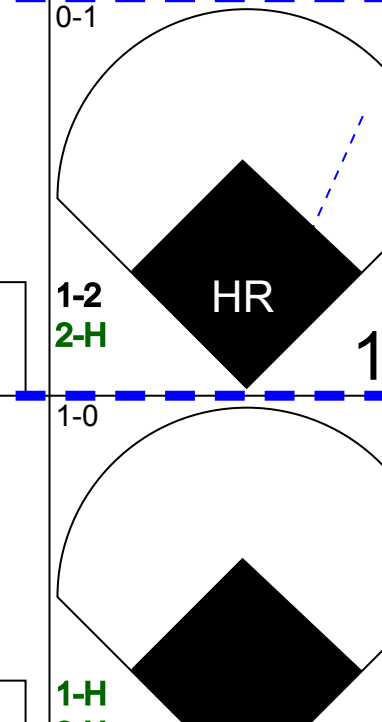


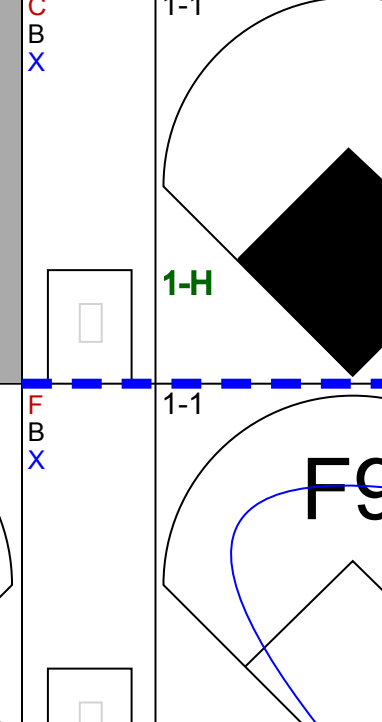
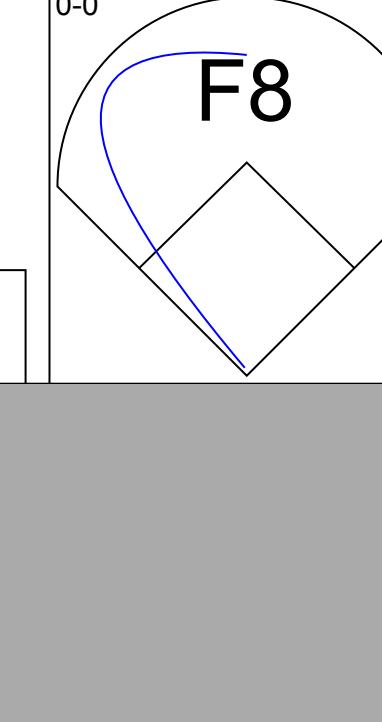

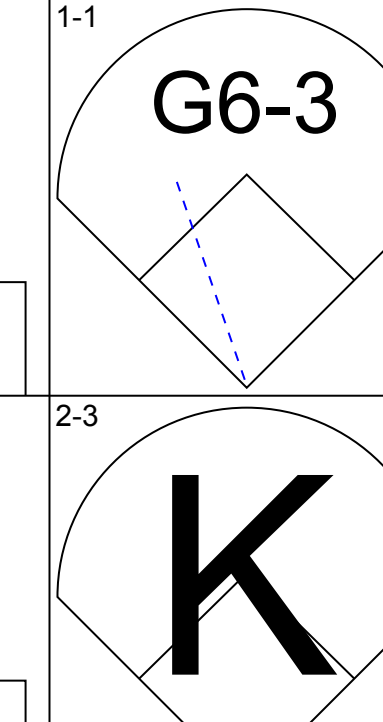
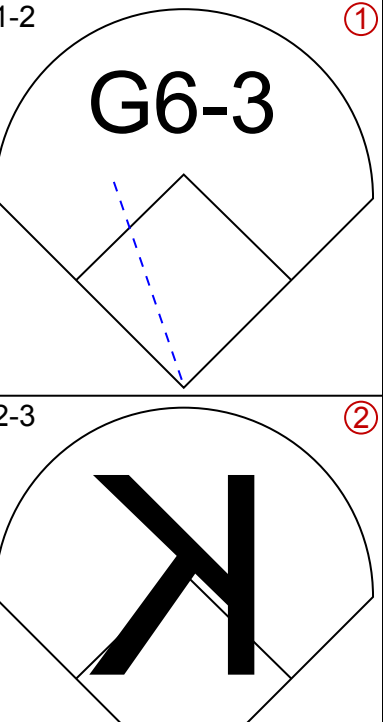
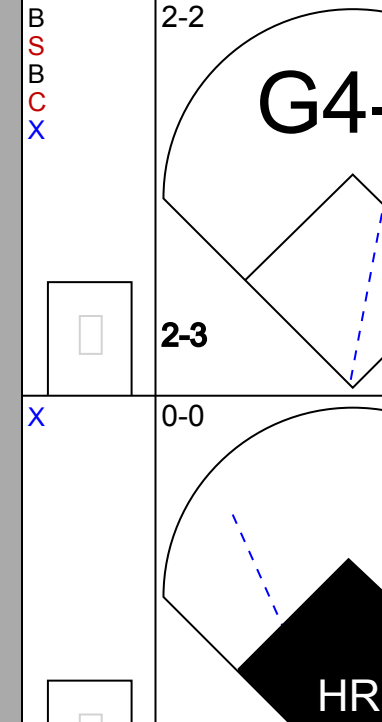
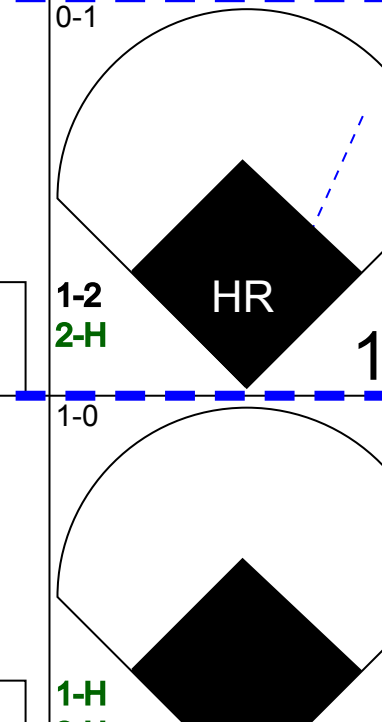
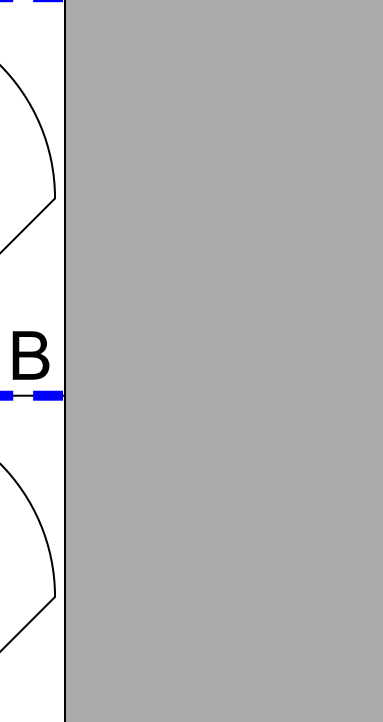

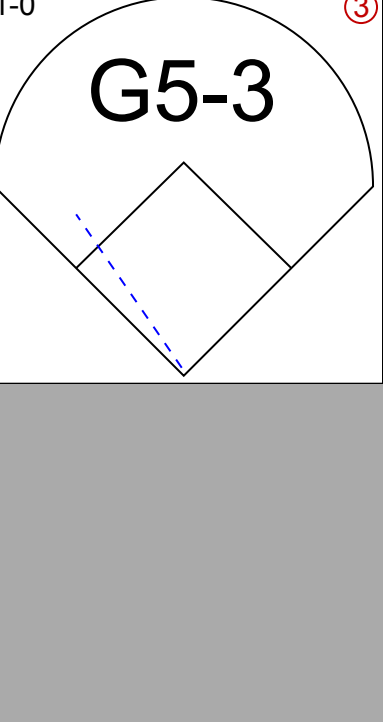
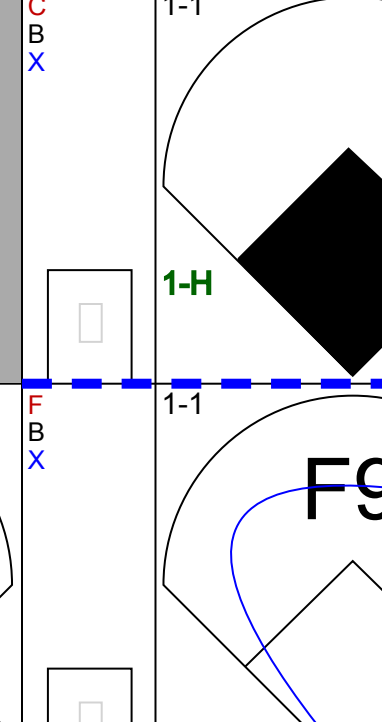
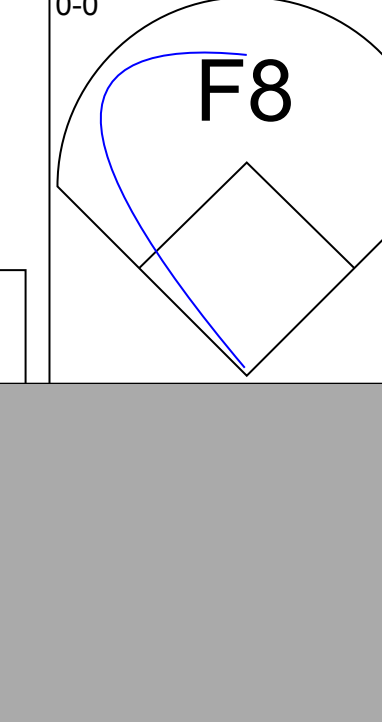


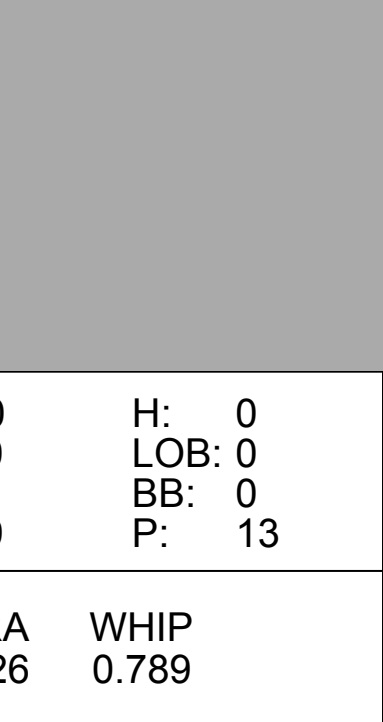
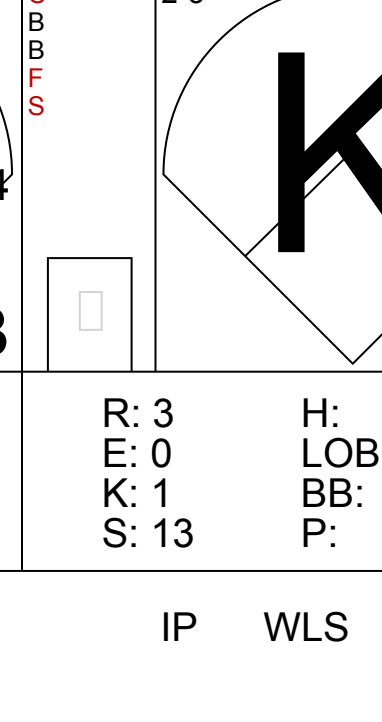
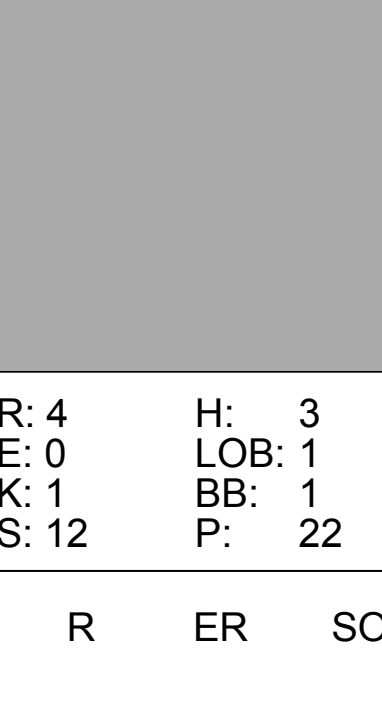

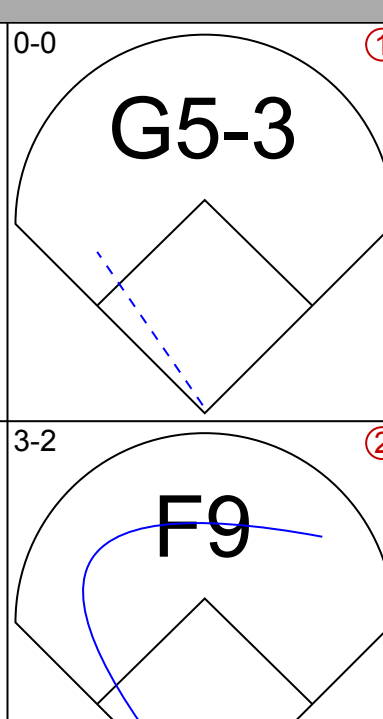
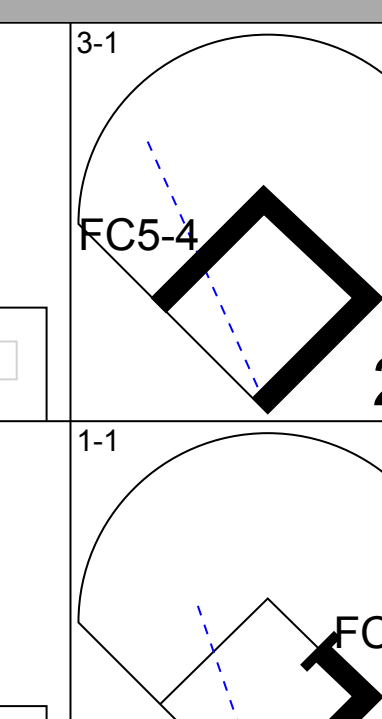
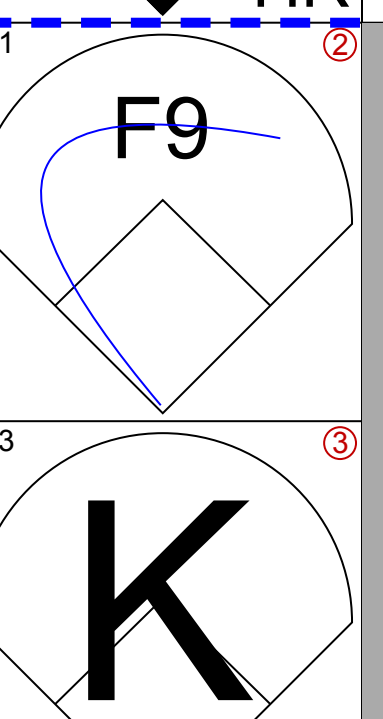
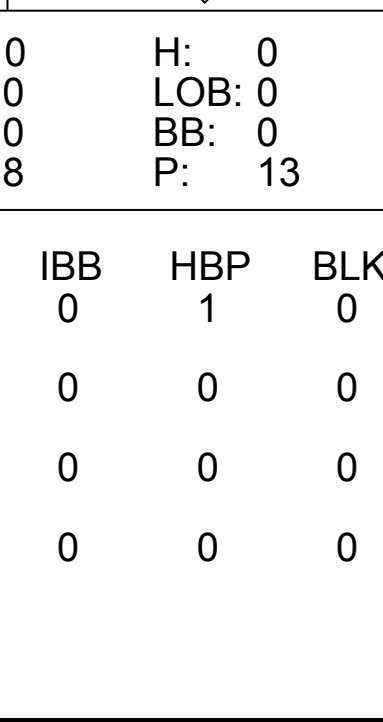
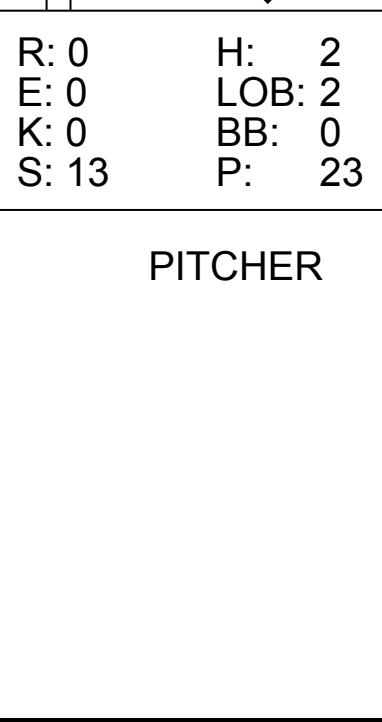
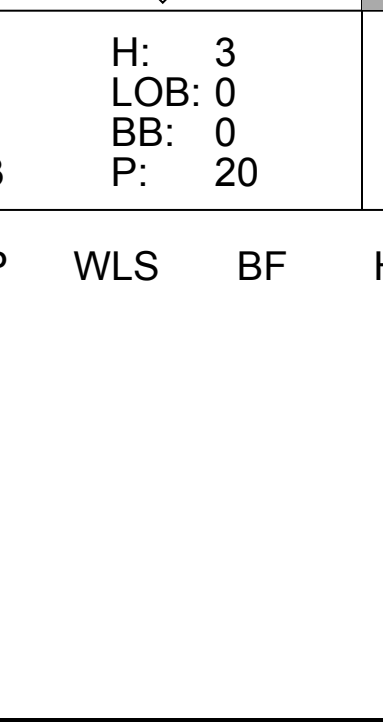
Minnesota Twins @ Seattle Mariners
The Kingdome, Seattle, WA
Tue Sep 12 1995, 10:05 PM EDT
Att: 12,102 - Dome

livebaseballscores.com

AB 40
R 3
H 14
RBI 3
BB 1
SO 8
LOB 29

Batter	1	2	3	4	5	6	7	8	9	AB	R	H	RBI	BB	SO	LOB	BOTTOM							
Vince Coleman, S (1, 7) <small>OBP: 0.339, SLG: 0.382</small> Alex Diaz, S (7, PH) <small>OBP: 0.285, SLG: 0.325</small>	 G5-3	 2B 2B		 1B 2B 1B	 G4-6-3 1-2		 G4-3			4	2	2	0	0	0	1								
Joey Cora, S (1, 4) <small>OBP: 0.363, SLG: 0.386</small> Arquimedez Pozo, R (7, PH) <small>OBP: 0.327, SLG: 0.340</small>	 G3-1	 G3 2H 2B		 1B 2B BB		 BB	 P4			2	1	1	1	2	0	0								
Ken Griffey Jr., L (1, 8) <small>OBP: 0.369, SLG: 0.462</small> Darren Bragg, L (7, PH) <small>OBP: 0.327, SLG: 0.340</small>	 2B BB	 G3		 2B 1B		 K	 1B			3	2	1	1	1	1	2								
Edgar Martinez, R (1, 10) <small>OBP: 0.485, SLG: 0.641</small> Rich Amaral, R (7, PH) <small>OBP: 0.342, SLG: 0.386</small>	 E5 2B HR	 P5		 F8		 K	 F9			4	1	0	0	0	1	6								
Tino Martinez, L (1, 3) <small>OBP: 0.375, SLG: 0.570</small> Greg Pirkel, R (8, 3) <small>OBP: 0.278, SLG: 0.235</small>	 HR 2B		 G4-3	 1H 2H 3H 2B		 K		 K		4	1	2	4	0	1	1								
Jay Buhner, R (1, 9) <small>OBP: 0.353, SLG: 0.564</small> Warren Newson, L (9, 9) <small>OBP: 0.410, SLG: 0.394</small>	 HR		 K	 K		 HR	 K			5	2	2	4	0	3	1								
Mike Blowers, R (1, 5) <small>OBP: 0.480, SLG: 0.376</small> Doug Strange, S (9, 5) <small>OBP: 0.323, SLG: 0.376</small>	 1B		 HR	 K		 HR 1B BB	 F8			4	2	2	1	1	1	1								
Luis Sojo, R (1, 6) <small>OBP: 0.329, SLG: 0.413</small> Alex Rodriguez, R (8, 6) <small>OBP: 0.251, SLG: 0.397</small>	 P4		 L8		 F9		 HR 1B			4	1	1	0	0	0	1								
Dan Wilson, R (1, 2) <small>OBP: 0.332, SLG: 0.399</small> Chris Widger, R (8, 2) <small>OBP: 0.245, SLG: 0.267</small>	 P6		 BB 1B BB	 G4-6-3 BB		 HR				2	2	1	3	2	0	0								
Inning Stats	R: 4 E: 1 K: 0 S: 22	H: 3 LOB: 1 BB: 1 P: 37	R: 1 E: 0 K: 0 S: 11	H: 2 LOB: 1 BB: 0 P: 21	R: 1 E: 0 K: 1 S: 7	H: 1 LOB: 0 BB: 0 P: 12	R: 4 E: 0 K: 2 S: 12	H: 3 LOB: 1 BB: 2 P: 24	R: 0 E: 0 K: 0 S: 3	H: 0 LOB: 0 BB: 1 P: 7	R: 0 E: 0 K: 3 S: 12	H: 0 LOB: 1 BB: 1 P: 20	R: 4 E: 0 K: 0 S: 14	H: 4 LOB: 1 BB: 1 P: 24	R: 0 E: 0 K: 2 S: 14	H: 0 LOB: 0 BB: 0 P: 20	R: 0 E: 0 K: 2 S: 14	H: 0 LOB: 0 BB: 0 P: 20	1B: 5 2B: 4 3B: 0 HR: 4	SF: 0 SAC: 0 DP: 1 HBP: 0	WP: 0 PB: 0 SB: 0 CS: 0	PA: 43		
PITCHER	IP WLS BF H R ER SO BB IBB HBP BLK WP HR S P ERA WHIP	IP WLS BF H R ER SO BB IBB HBP BLK WP HR S P ERA WHIP	IP WLS BF H R ER SO BB IBB HBP BLK WP HR S P ERA WHIP	IP WLS BF H R ER SO BB IBB HBP BLK WP HR S P ERA WHIP	IP WLS BF H R ER SO BB IBB HBP BLK WP HR S P ERA WHIP	IP WLS BF H R ER SO BB IBB HBP BLK WP HR S P ERA WHIP	IP WLS BF H R ER SO BB IBB HBP BLK WP HR S P ERA WHIP	IP WLS BF H R ER SO BB IBB HBP BLK WP HR S P ERA WHIP	IP WLS BF H R ER SO BB IBB HBP BLK WP HR S P ERA WHIP	IP WLS BF H R ER SO BB IBB HBP BLK WP HR S P ERA WHIP	IP WLS BF H R ER SO BB IBB HBP BLK WP HR S P ERA WHIP	IP WLS BF H R ER SO BB IBB HBP BLK WP HR S P ERA WHIP	IP WLS BF H R ER SO BB IBB HBP BLK WP HR S P ERA WHIP	IP WLS BF H R ER SO BB IBB HBP BLK WP HR S P ERA WHIP	IP WLS BF H R ER SO BB IBB HBP BLK WP HR S P ERA WHIP	IP WLS BF H R ER SO BB IBB HBP BLK WP HR S P ERA WHIP	IP WLS BF H R ER SO BB IBB HBP BLK WP HR S P ERA WHIP	IP WLS BF H R ER SO BB IBB HBP BLK WP HR S P ERA WHIP	IP WLS BF H R ER SO BB IBB HBP BLK WP HR S P ERA WHIP	IP WLS BF H R ER SO BB IBB HBP BLK WP HR S P ERA WHIP	IP WLS BF H R ER SO BB IBB HBP BLK WP HR S P ERA WHIP	IP WLS BF H R ER SO BB IBB HBP BLK WP HR S P ERA WHIP	IP WLS BF H R ER SO BB IBB HBP BLK WP HR S P ERA WHIP	IP WLS BF H R ER SO BB IBB HBP BLK WP HR S P ERA WHIP
Frankie Rodriguez, R (1, 1) <small>ERA: 6.13</small> Scott Klingsbeck, R (4, 1) <small>ERA: 7.32</small> Eddie Guardado, L (7, 1) <small>ERA: 5.02</small>	IP WLS BF H R ER SO BB IBB HBP BLK WP HR S P ERA WHIP	IP WLS BF H R ER SO BB IBB HBP BLK WP HR S 																						

Batter	1	2	3	4	5	6	7	8	9	AB	R	H	RBI	BB	SO	LOB	TOP				
Chuck Knoblauch, R OBP: 0.423, SLG: 0.501										4	1	1	0	0	1	0	Minnesota Twins @ Seattle Mariners The Kingdome, Seattle, WA Wed Sep 13 1995, 10:05 PM EDT Att: 16,469 - Dome				
Jeff Reboulet, R OBP: 0.365, SLG: 0.413										4	1	1	1	0	3	0					
Kirby Puckett, R OBP: 0.379, SLG: 0.533										3	1	0	0	1	2	0					
Marty Cordova, R OBP: 0.356, SLG: 0.483										3	0	1	2	0	1	0					
Pedro Munoz, R OBP: 0.344, SLG: 0.518 Chip Hale, L OBP: 0.353, SLG: 0.385										3	0	2	0	0	1	1					
Pat Meares, R OBP: 0.296, SLG: 0.423										4	1	1	1	0	2	3					
Matt Walbeck, S OBP: 0.287, SLG: 0.301										3	0	0	0	1	3	1					
Scott Leius, R OBP: 0.331, SLG: 0.346										4	0	0	0	0	1	2					
Rich Becker, L OBP: 0.310, SLG: 0.310 Ron Coomer, R OBP: 0.356, SLG: 0.462										3	0	0	0	0	2	0					
Inning Stats	R: 0 E: 0 K: 2 S: 9	H: 0 LOB: 0 BB: 0 P: 11	R: 0 E: 0 K: 2 S: 12	H: 1 LOB: 1 BB: 0 P: 16	R: 3 E: 0 K: 2 S: 17	H: 3 LOB: 1 BB: 1 P: 27	R: 1 E: 0 K: 2 S: 11	H: 1 LOB: 0 BB: 0 P: 20	R: 0 E: 0 K: 2 S: 16	H: 1 LOB: 2 BB: 1 P: 23	R: 0 E: 0 K: 1 S: 5	H: 0 LOB: 0 BB: 0 P: 9	R: 0 E: 0 K: 2 S: 10	H: 0 LOB: 1 BB: 0 P: 15	R: 0 E: 0 K: 3 S: 11	H: 0 LOB: 0 BB: 0 P: 13		1B: 0 2B: 5 3B: 0 HR: 1	SF: 0 SAC: 0 DP: 0 HBP: 1	WP: 0 PB: 0 SB: 1 CS: 0	PA: 36
PITCHER	IP	WLS	BF	H	R	ER	SO	BB	IBB	HBP	BLK	WP	HR	S	P	ERA	WHIP				
Randy Johnson, L ERA: 2.72	(1, 1)	7.0	29	6	4	4	13	2	0	0	0	0	1	82	122	5.14	1.143				
Jeff Nelson, R ERA: 2.19	(8, 1)	1.0	W	4	0	0	2	0	0	1	0	0	0	10	15	0.00	0.000				
Norm Charlton, L ERA: 3.66	(9, 1)	1.0	S	3	0	0	3	0	0	0	0	0	0	11	13	0.00	0.000				

Batter	1	2	3	4	5	6	7	8	9	AB	R	H	RBI	BB	SO	LOB	BOTTOM				
Vince Coleman, S OBP: 0.338, SLG: 0.379										3	0	0	0	0	0	2	Minnesota Twins @ Seattle Mariners The Kingdome, Seattle, WA Wed Sep 13 1995, 10:05 PM EDT Att: 16,469 - Dome				
Joey Cora, S OBP: 0.362, SLG: 0.385										4	1	1	0	0	1	3					
Ken Griffey Jr., L OBP: 0.383, SLG: 0.452										4	0	0	0	0	2	4					
Edgar Martinez, R OBP: 0.485, SLG: 0.641 Darren Bragg, L OBP: 0.327, SLG: 0.340										3	1	1	0	1	1	1					
Tino Martinez, L OBP: 0.374, SLG: 0.567										4	1	1	1	0	0	1					
Jay Buhner, R OBP: 0.354, SLG: 0.571										4	2	2	4	0	2	0					
Mike Blowers, R OBP: 0.338, SLG: 0.486										4	1	1	2	0	1	1					
Luis Sojo, R OBP: 0.329, SLG: 0.416										3	0	1	0	0	0	0					
Dan Wilson, R OBP: 0.332, SLG: 0.399										3	0	1	0	0	1	0					
Inning Stats	R: 0 E: 0 K: 1 S: 10	H: 0 LOB: 1 BB: 0 P: 16	R: 0 E: 0 K: 2 S: 8	H: 0 LOB: 0 BB: 0 P: 12	R: 0 E: 0 K: 0 S: 8	H: 0 LOB: 0 BB: 0 P: 13	R: 0 E: 0 K: 2 S: 7	H: 0 LOB: 0 BB: 0 P: 10	R: 0 E: 0 K: 1 S: 9	H: 0 LOB: 0 BB: 0 P: 13	R: 0 E: 0 K: 0 S: 13	H: 2 LOB: 2 BB: 0 P: 23	R: 3 E: 0 K: 1 S: 13	H: 3 LOB: 0 BB: 0 P: 20	R: 4 E: 0 K: 1 S: 12	H: 3 LOB: 1 BB: 1 P: 22		1B: 4 2B: 2 3B: 0 HR: 2	SF: 0 SAC: 0 DP: 0 HBP: 1	WP: 0 PB: 0 SB: 1 CS: 0	PA: 34
PITCHER	IP	WLS	BF	H	R	ER	SO	BB	IBB	HBP	BLK	WP	HR	S	P	ERA	WHIP				
Jose Parra, R ERA: 6.29	(1, 1)	6.1	25	5	3	3	6	1	0	0	0	0	0	13	25	13.50	1.500				
Pat Mahomes, R ERA: 6.62	(7, 1)	1.1	L	6	1	2	2	1	0	0	0	0	0	2	2	∞	∞				
Scott Watkins, L ERA: 7.36	(8, 1)	0.0		1	0	0	0	0	0	0	0	0	0	2	2	∞	∞				
Dave Stevens, R ERA: 5.49	(8, 1)	0.1		2	1	2	2	0	0	0	0	0	1	2	3	54.00	3.000				

Batter	1	2	3	4	5	6	7	8	9	AB	R	H	RBI	BB	SO	LOB	TOP										
Chuck Knoblauch R (1, 4) OBP: 0.421, SLG: 0.498										5	0	1	0	0	0	1											
Rich Becker L (1, 8) OBP: 0.305, SLG: 0.305										5	0	0	0	0	0	3	1										
Kirby Puckett R (1, 10) OBP: 0.378, SLG: 0.531										4	1	1	0	0	1	1											
Marty Cordova R (1, 7) OBP: 0.355, SLG: 0.481										4	0	1	0	0	2	2											
Scott Leius R (1, 5) OBP: 0.335, SLG: 0.349										3	2	2	0	1	1	0											
Dan Masteller L (1, 3) OBP: 0.297, SLG: 0.335										4	1	3	1	0	0	2											
Pat Meares R (1, 6) OBP: 0.298, SLG: 0.427										4	1	2	2	0	0	3											
Matt Walbeck S (1, 2) OBP: 0.287, SLG: 0.301										4	0	1	1	0	0	4											
Matt Lawton L (1, 9) OBP: 0.292, SLG: 0.150										4	0	0	0	0	0	1											
Inning Stats	R: 0 E: 0 K: 1 S: 7	H: 1 LOB: 1 BB: 0 P: 12	R: 3 E: 0 K: 0 S: 11	H: 4 LOB: 0 BB: 0 P: 18	R: 0 E: 0 K: 3 S: 10	H: 0 LOB: 0 BB: 0 P: 15	R: 0 E: 0 K: 1 S: 9	H: 2 LOB: 1 BB: 0 P: 15	R: 0 E: 0 K: 1 S: 6	H: 0 LOB: 0 BB: 0 P: 8	R: 0 E: 0 K: 0 S: 6	H: 2 LOB: 2 BB: 0 P: 10	R: 0 E: 0 K: 0 S: 8	H: 0 LOB: 0 BB: 0 P: 12	R: 2 E: 1 K: 1 S: 21	H: 2 LOB: 2 BB: 1 P: 33	R: 0 E: 0 K: 0 S: 6	H: 0 LOB: 0 BB: 0 P: 8	1B: 9 2B: 2 3B: 0 HR: 0	SF: 0 SAC: 0 DP: 2 HBP: 0	WP: 0 PB: 0 SB: 1 CS: 0	PA: 38					
PITCHER	IP	WLS	BF	H	R	ER	SO	BB	IBB	HBP	BLK	WP	HR	S	P	ERA	WHIP										
Todd Stottlemire R (1, 1) ERA: 4.42	9.0	W	38	11	5	4	7	1	0	0	0	0	0	84	131	4.00	1.333										

Minnesota Twins @ Oakland Athletics
Oakland-Alameda County Coliseum, Oakland, CA

livebaseballscorecards.com



AB 37
R 5
H 11
RBI 4
BB 1
SO 7
LOB 15

Fri Sep 15 1995, 7:05 PM PDT
Att: 12,126 - Unknown - 62 F

Batter	1	2	3	4	5	6	7	8	9	AB	R	H	RBI	BB	SO	LOB	BOTTOM										
Rickey Henderson R (1, 7) OBP: 0.406, SLG: 0.448										5	0	3	1	0	0	2											
Geronimo Berros R (1, 9) OBP: 0.360, SLG: 0.473										5	1	2	2	0	0	3											
Brent Gates S (1, 4) OBP: 0.313, SLG: 0.355										5	1	2	1	0	1	2											
Mark McGwire R (1, 10) OBP: 0.433, SLG: 0.652										4	0	0	0	0	2	2											
Terry Steinbach R (1, 2) OBP: 0.307, SLG: 0.441										4	1	1	0	0	1	0											
Jason Giambi L (1, 3) OBP: 0.378, SLG: 0.422										4	2	2	0	0	0	0											
Craig Paquette R (1, 5) ERA: 5.92										2	0	0	0	0	1	2											
Scott Brosius R (6, 5) OBP: 0.337, SLG: 0.461										1	0	0	0	1	0	0											
Stan Javier S (1, 8) OBP: 0.348, SLG: 0.389										2	0	1	1	2	1	0											
Mike Bordick R (1, 6) OBP: 0.325, SLG: 0.358										4	1	2	1	0	0	4											
Inning Stats	R: 1 E: 0 K: 0 S: 9	H: 1 LOB: 0 BB: 0 P: 16	R: 0 E: 0 K: 1 S: 8	H: 0 LOB: 0 BB: 0 P: 11	R: 1 E: 0 K: 1 S: 19	H: 3 LOB: 2 BB: 1 P: 29	R: 2 E: 0 K: 0 S: 15	H: 3 LOB: 1 BB: 1 P: 22	R: 0 E: 0 K: 1 S: 9	H: 0 LOB: 0 BB: 0 P: 12	R: 0 E: 0 K: 0 S: 6	H: 0 LOB: 0 BB: 0 P: 8	R: 0 E: 0 K: 2 S: 13	H: 2 LOB: 2 BB: 0 P: 16	R: 1 E: 0 K: 1 S: 19	H: 2 LOB: 2 BB: 1 P: 33	R: 1 E: 0 K: 0 S: 4	H: 2 LOB: 0 BB: 0 P: 7	1B: 10 2B: 3 3B: 0 HR: 2	SF: 0 SAC: 0 DP: 2 HBP: 0	WP: 2 PB: 0 SB: 1 CS: 0	PA: 40					
PITCHER	IP	WLS	BF	H	R	ER	SO	BB	IBB	HBP	BLK	WP	HR	S	P	ERA	WHIP										
Mike Trombley R (1, 1) ERA: 5.92	7.0		30	9	4	4	5	2	0	0	0	0	0	114	114	5.14	1.571										
Erik Schultstrom R (8, 1) ERA: 6.1	0.2	L	5	2	1	1	1	1	0	0	0	0	0	15	26	13.50	4.500										
Pat Mahomes R (8, 1) ERA: 6.66	1.0	L	4	2	1	1	0	0	0	0	0	0	0	8	14	9.00	2.000										

Minnesota Twins @ Oakland Athletics
Oakland-Alameda County Coliseum, Oakland, CA

livebaseballscorecards.com



AB 36
R 6
H 13
RBI 6
BB 3
SO 6
LOB 15

Fri Sep 15 1995, 7:05 PM PDT
Att: 12,126 - Unknown - 62 F

Batter	1	2	3	4	5	6	7	8	9	AB	R	H	RBI	BB	SO	LOB	TOP											
Chuck Knoblauch R (1.4) OBP: 0.418, SLG: 0.494	F9		P6		P8			L9		4	0	0	0	0	0	2	Minnesota Twins @ Oakland Athletics Oakland-Alameda County Coliseum, Oakland, CA Sat Sep 16 1995, 3:33 AM PDT Att: 18,151 - Sunny - 70 F											
Rich Becker L (1.8) OBP: 0.303, SLG: 0.302	L7		K			G4-3		K		4	0	0	0	0	2	1												
Kirby Puckett R (1.9) OBP: 0.377, SLG: 0.529	P4				F9		F9		FC5-4 1B	4	0	1	0	0	0	0												
Marty Cordova R (1.7) OBP: 0.356, SLG: 0.482		L7						FC5-4 BB	3	0	1	0	0	0	0	1												
Pedro Munoz R (1.10) OBP: 0.343, SLG: 0.513		G4-3			L7		F8	FC5-4 BB	3	0	0	0	1	0	2													
Dan Masteller L (1.3) OBP: 0.293, SLG: 0.331																												
Jeff Reboulet R (7, PH) OBP: 0.367, SLG: 0.411																												
Denny Hocking S (9, PH)																												
Ron Coomer R (9, PH) OBP: 0.351, SLG: 0.455																												
Scott Leius R (1.5) OBP: 0.332, SLG: 0.345																												
Matt Walbeck S (1.2) OBP: 0.287, SLG: 0.304																												
Pat Meares R (1.6) OBP: 0.301, SLG: 0.429																												
Inning Stats	R: 0 E: 0 K: 0 S: 6	H: 0 LOB: 0 BB: 0 P: 10	R: 0 E: 0 K: 0 S: 8	H: 0 LOB: 0 BB: 0 P: 11	R: 1 E: 0 K: 1 S: 11	H: 2 LOB: 1 BB: 0 P: 17	R: 0 E: 0 K: 0 S: 10	H: 1 LOB: 1 BB: 0 P: 13	R: 0 E: 0 K: 1 S: 13	H: 0 LOB: 1 BB: 0 P: 18	R: 0 E: 0 K: 1 S: 7	H: 0 LOB: 0 BB: 0 P: 13	R: 0 E: 0 K: 1 S: 7	H: 0 LOB: 0 BB: 0 P: 11	R: 0 E: 0 K: 0 S: 10	H: 1 LOB: 2 BB: 1 P: 18	1B: 3 2B: 2 3B: 0 HR: 0	SF: 0 SAC: 0 DP: 0 HBP: 1	WP: 0 PB: 0 SB: 3 CS: 0	PA: 34								
PITCHER	IP	WLS	BF	H	R	ER	SO	BB	IBB	HBP	BLK	WP	HR	S	P	ERA	WHIP											
John Wasdin R (1.1) ERA: 2.7	6.0	W	23	4	1	1	1	0	0	0	0	0	0	0	59	87	1.50	0.667										
Mike Mohler L (7.1) ERA: 3.1	1.0		3	0	0	0	1	0	0	0	0	0	0	7	13	0.00	0.000											
Carlos Reyes R (8.1) ERA: 5.02	1.0		3	0	0	0	1	0	0	0	0	0	0	7	11	0.00	0.000											
Mark Acree R (9.1) ERA: 5.4	0.1		3	1	0	0	0	1	0	0	0	0	0	7	11	0.00	6.000											
Steve Wojciechowski L (9.1) ERA: 5.4	0.2		2	0	0	0	0	0	0	0	0	0	0	3	7	0.00	0.000											

Batter	1	2	3	4	5	6	7	8	9	AB	R	H	RBI	BB	SO	LOB	BOTTOM											
Rickey Henderson R (1.7) OBP: 0.407, SLG: 0.447	F8		2B		G4-3		BB			3	1	1	0	1	0	0	Minnesota Twins @ Oakland Athletics Oakland-Alameda County Coliseum, Oakland, CA Sat Sep 16 1995, 3:33 AM PDT Att: 18,151 - Sunny - 70 F											
Gerónimo Berroa R (1.9) OBP: 0.361, SLG: 0.475	K		HR		F8		BB			3	1	1	2	1	1	0												
Brent Gates S (1.4) OBP: 0.313, SLG: 0.353	K		HR		K2-3		L7			3	1	0	0	1	2	2												
Mark McGwire R (1.3) OBP: 0.431, SLG: 0.657	P4		HR		G4-3		P3			4	1	1	3	0	0	2												
Jason Giambi L (1.5) OBP: 0.371, SLG: 0.412	L9		F9		G4-3		G6-3			4	0	0	0	0	0	0												
Danny Tartabull R (1.10) OBP: 0.333, SLG: 0.390																												
Scott Brosius R (8, FR) OBP: 0.337, SLG: 0.461	G6-3				P8		1B			3	1	1	0	1	0	0												
Stan Javier S (1.8) OBP: 0.350, SLG: 0.389			2B		P6		G4-6-3			3	1	1	0	1	0	1												
Mike Bordick R (1.6) OBP: 0.328, SLG: 0.360			F9		F9		1B			3	0	2	1	0	0	1												
Eric Helfand L (1.2) OBP: 0.277, SLG: 0.220			P5		K		G6-3			3	0	0	0	0	1	2												
Inning Stats	R: 0 E: 0 K: 2 S: 8	H: 0 LOB: 0 BB: 0 P: 10	R: 0 E: 0 K: 0 S: 6	H: 0 LOB: 0 BB: 0 P: 9	R: 5 E: 0 K: 0 S: 13	H: 2 LOB: 0 BB: 3 P: 32	R: 0 E: 0 K: 1 S: 10	H: 1 LOB: 1 BB: 0 P: 14	R: 0 E: 0 K: 0 S: 9	H: 3 LOB: 2 BB: 0 P: 15	R: 0 E: 0 K: 0 S: 10	H: 1 LOB: 2 BB: 1 P: 18	R: 0 E: 0 K: 0 S: 6	H: 0 LOB: 1 BB: 1 P: 11	R: 0 E: 0 K: 0 S: 10	H: 1 LOB: 1 BB: 1 P: 18	1B: 5 2B: 1 3B: 0 HR: 1	SF: 0 SAC: 0 DP: 1 HBP: 0	WP: 0 PB: 0 SB: 0 CS: 0	PA: 34								
PITCHER	IP	WLS	BF	H	R	ER	SO	BB	IBB	HBP	BLK	WP	HR	S	P	ERA	WHIP											
Brad Radke R (1.1) ERA: 5.37	6.0	L	26	6	6	6	4	3	0	0	0	0	0	1	55	92	9.00	1.500										
Scott Klingsbeck R (7.1) ERA: 7.13	2.0		8	1	0	0	0	2	0	0	0	0	0	16	29	0.00	1.500											

AB	32
R	1
H	5
RBI	1
BB	1
SO	3
LOB	11



AB	29
R	6
H	7
RBI	6
BB	5
SO	4
LOB	8



Batter	1	2	3	4	5	6	7	8	9	AB	R	H	RBI	BB	SO	LOB	TOP					
Matt Lawton, L (1, 8) OBP: 0.286, SLG: 0.167	F8		P6		K			G5-4-3 1B		4	0	1	0	0	1	0	Minnesota Twins @ Oakland Athletics Oakland-Alameda County Coliseum, Oakland, CA Sun Sep 17, 1995, 3:33 AM PDT Att: 30,112 - Sunny - 67 F livebaseballscores.com					
Pat Meares, R (1, 6) OBP: 0.303, SLG: 0.433	P3		F9 2B			F8 1B		G5-4-3 1-2		4	0	2	0	0	0	1						
Kirby Puckett, R (1, 9) OBP: 0.376, SLG: 0.526	E4 FC6-4		F9 2-3		K				1B	4	0	1	0	0	1	2						
Marty Cordova, R (1, 7) OBP: 0.354, SLG: 0.478	FC6-4 1-2		G4-3			F8 1-2			K	4	0	0	0	0	1	4						
Dan Masteller, L (1, 3) OBP: 0.292, SLG: 0.335		1B 2B		P6		F8			F7	4	1	1	0	0	0	2						
Scott Leius, R (1, 5) Steve Dunn, L (9, FH)		2H 1B		K			P5		K	3	0	1	1	0	1	0						
Chip Hale, L (1, 10) OBP: 0.343, SLG: 0.372		F7		F8			G4-3			3	0	0	0	0	0	1						
Matt Walbeck, S (1, 2) OBP: 0.285, SLG: 0.301		F7			F7				F8	3	0	0	0	0	0	1						
Brian Raabe, R (1, 4)		P3			G6-3				F8	3	0	0	0	0	0	1						
Inning Stats	R: 0 E: 1 K: 0 S: 9	H: 0 LOB: 1 BB: 0 P: 12	R: 1 E: 0 K: 0 S: 9	H: 2 LOB: 1 BB: 0 P: 13	R: 0 E: 0 K: 0 S: 6	H: 1 LOB: 1 BB: 0 P: 8	R: 0 E: 0 K: 1 S: 10	H: 0 LOB: 0 BB: 0 P: 12	R: 0 E: 0 K: 1 S: 7	H: 0 LOB: 0 BB: 0 P: 8	R: 0 E: 0 K: 0 S: 12	H: 1 LOB: 1 BB: 0 P: 18	R: 0 E: 0 K: 0 S: 5	H: 0 LOB: 0 BB: 0 P: 6	R: 0 E: 0 K: 0 S: 7	H: 1 LOB: 0 BB: 0 P: 9	R: 0 E: 0 K: 2 S: 12	H: 1 LOB: 1 BB: 0 P: 17	1B: 4 2B: 2 3B: 0 HR: 0	SF: 0 SAC: 0 DP: 1 HBP: 0	WP: 0 PB: 0 SB: 0 CS: 0	PA: 33
PITCHER Todd Van Poppel, R (1, 1) ERA: 4.24	IP: 9.0 WLS: W BF: 33 H: 6 R: 1 ER: 1 SO: 5 BB: 0 IBB: 0 HBP: 0 BLK: 0 WP: 0 HR: 0 S: 77 P: 103 ERA: 1.00 WHIP: 0.667															PITCHER						

Batter	1	2	3	4	5	6	7	8	9	AB	R	H	RBI	BB	SO	LOB	BOTTOM					
Rickey Henderson, R (1, 7) OBP: 0.408, SLG: 0.446	G6-4-3 BB		1B SF7 1B		F7		FC6-4 1-2			3	1	1	0	1	0	1	Minnesota Twins @ Oakland Athletics Oakland-Alameda County Coliseum, Oakland, CA Sun Sep 17, 1995, 3:33 AM PDT Att: 30,112 - Sunny - 67 F livebaseballscores.com					
Geronimo Berros, R (1, 9) OBP: 0.360, SLG: 0.473	G6-4-3 1-2		1B E 1B		P6		G5-4-3 1-2			4	1	1	0	0	0	2						
Brent Gates, S (1, 4) OBP: 0.313, SLG: 0.355	G3-1		SF7					K		3	0	1	1	0	1	0						
Mark McGwire, R (1, 3) OBP: 0.434, SLG: 0.668		HR	E9 1B 1B					K		3	2	2	1	1	1	0						
Jason Giambi, L (1, 5) OBP: 0.373, SLG: 0.414		G1-3	G6-4-3 1B		F8			1B		4	0	2	1	0	0	2						
Danny Tartabull, R (1, 10) OBP: 0.332, SLG: 0.388		K	G6-4-3 1-2				K			4	0	1	0	0	2	1						
Terry Steinbach, R (1, 2) OBP: 0.306, SLG: 0.442		PB 2B			F7		G6-3		F9	4	0	1	0	0	0	2						
Stan Javier, S (1, 8) OBP: 0.349, SLG: 0.387			G4-3 BB							2	0	0	0	1	1	0						
Mike Bordick, R (1, 6) OBP: 0.328, SLG: 0.358		G4-3			F9			FC6-4 BB		2	0	0	0	1	0	2						
Inning Stats	R: 0 E: 0 K: 0 S: 7	H: 0 LOB: 0 BB: 1 P: 12	R: 1 E: 1 K: 1 S: 14	H: 2 LOB: 2 BB: 1 P: 24	R: 3 E: 1 K: 0 S: 21	H: 4 LOB: 0 BB: 0 P: 33	R: 0 E: 0 K: 0 S: 4	H: 0 LOB: 0 BB: 0 P: 6	R: 0 E: 0 K: 0 S: 11	H: 1 LOB: 2 BB: 1 P: 17	R: 0 E: 0 K: 2 S: 7	H: 0 LOB: 0 BB: 0 P: 13	R: 0 E: 0 K: 0 S: 6	H: 0 LOB: 0 BB: 1 P: 12	R: 0 E: 0 K: 2 S: 15	H: 2 LOB: 2 BB: 0 P: 22	R: 0 E: 0 K: 2 S: 15	H: 2 LOB: 2 BB: 0 P: 22	1B: 6 2B: 2 3B: 0 HR: 1	SF: 1 SAC: 0 DP: 3 HBP: 0	WP: 0 PB: 1 SB: 0 CS: 0	PA: 34
PITCHER Frankie Rodriguez, R (1, 1) ERA: 5.96 Dave Stevens, R (8, 1) ERA: 5.4	IP: 7.0 WLS: L BF: 29 H: 7 R: 4 ER: 3 SO: 3 BB: 4 IBB: 0 HBP: 0 BLK: 0 WP: 0 HR: 1 S: 70 P: 117 ERA: 3.86 WHIP: 1.571															PITCHER						



Batter	1	2	3	4	5	6	7	8	9	AB R H RBI BB SO LOB	TOP								
Pat Meares, R OBP: 0.306, SLG: 0.438 (1, 6)			L7			1B		L8	K	5 1 2 0 1 1 2	Minnesota Twins @ Kansas City Royals Kauffman Stadium, Kansas City, MO Mon Sep 18 1995, 7:05 PM CDT Att: 15,312 - Unknown - 75 F								
Brian Raabe, R OBP: 0.222, SLG: 0.125 (1, 4)	G6-3		P6			1B	FC4	BB	L5	5 3 1 0 1 0 4									
Kirby Puckett, R OBP: 0.361, SLG: 0.532 (1, 10)	P6					1B		BB		5 3 4 1 0 0 1									
Marty Cordova, R OBP: 0.355, SLG: 0.476 (1, 7)	F8					1B		1B		5 2 2 2 0 0 4									
Pedro Munoz, R OBP: 0.349, SLG: 0.514 Matt Lawton, L OBP: 0.333, SLG: 0.250 (8, PR) (8, 9)	G6-3							1B		4 0 3 3 1 0 0 0 0 0 0 0 0 0									
Ron Coomer, R OBP: 0.342, SLG: 0.437 Dan Masteller, L OBP: 0.290, SLG: 0.331 (8, 3)	L3		G6-4-3			2B		BB		5 0 1 2 0 1 5 0 0 0 0 0 0 0									
Matt Walbeck, S OBP: 0.286, SLG: 0.301 (1, 2)	G1-3							FC5-4		4 1 1 1 1 0 2									
Jeff Reboulet, R OBP: 0.372, SLG: 0.410 (1, 5)									L3	3 0 1 1 2 0 2									
Rich Becker, L OBP: 0.304, SLG: 0.303 (1, 8)			P6			G4-3		G1-6-3		5 0 1 0 0 0 3									
Inning Stats	R: 0 H: 1 E: 0 LOB: 1 K: 0 BB: 0 S: 12 P: 19	R: 0 H: 0 E: 0 LOB: 0 K: 0 BB: 0 S: 4 P: 6	R: 0 H: 0 E: 0 LOB: 1 K: 0 BB: 1 S: 6 P: 11	R: 3 H: 4 E: 1 LOB: 1 K: 0 BB: 0 S: 20 P: 27	R: 3 H: 5 E: 0 LOB: 2 K: 1 BB: 1 S: 16 P: 26	R: 2 H: 3 E: 0 LOB: 2 K: 0 BB: 1 S: 11 P: 18	R: 0 H: 0 E: 0 LOB: 0 K: 0 BB: 1 S: 4 P: 11	R: 2 H: 2 E: 0 LOB: 2 K: 0 BB: 2 S: 11 P: 21	R: 0 H: 1 E: 0 LOB: 1 K: 1 BB: 0 S: 10 P: 13	1B: 12 SF: 0 2B: 4 SAC: 0 3B: 0 DP: 2 HR: 0 HBP: 0		WP: 0 PA: 47 PB: 0 SB: 1 CS: 0							
PITCHER	IP WLS BF H R ER SO BB IBB HBP BLK WP HR S P ERA WHIP																		
Dave Fleming, L ERA: 6.31 (1, 1)	4.0	18	5	3	1	0	0	1	0	0	0	0	0	0	0	0	0	2.25	1.500
Dilson Torres, R ERA: 6.43 (5, 1)	0.1	L 4	4	3	3	0	0	0	0	0	0	0	8	10	81.00	12.000			
Jim Converse, R ERA: 8.0 (5, 1)	2.0	13	4	2	2	1	2	1	0	0	0	0	21	41	9.00	3.000			
Billy Brewer, L ERA: 5.85 (7, 1)	2.2	12	3	2	2	1	2	0	0	0	0	0	23	38	6.75	1.875			

Batter	1	2	3	4	5	6	7	8	9	AB R H RBI BB SO LOB	BOTTOM					
Johnny Damon, L OBP: 0.348, SLG: 0.477 (1, 8)	G3-1		G3			L3		P3	K	5 0 0 0 0 1 3	Minnesota Twins @ Kansas City Royals Kauffman Stadium, Kansas City, MO Mon Sep 18 1995, 7:05 PM CDT Att: 15,312 - Unknown - 75 F					
Tom Goodwin, L OBP: 0.343, SLG: 0.346 (1, 7)	G6-3		K			2B		S	L1-6	5 0 2 0 0 1 1						
Wally Joyner, L OBP: 0.396, SLG: 0.449 (1, 3)						1B		L5		3 1 2 0 1 0 1						
Gary Gaetti, R OBP: 0.342, SLG: 0.549 (1, 5)	FC5-4-5-4-6					P5		P5		4 0 0 0 0 0 5						
Bob Hamelin, L OBP: 0.286, SLG: 0.312 (1, 10)			G3-1			F7		G5-3	F8	4 0 0 0 0 0 2						
Keith Lockhart, L OBP: 0.364, SLG: 0.477 (1, 4)						2B		1B	K	4 2 3 0 0 1 0						
Jon Nunnally, L OBP: 0.366, SLG: 0.491 (1, 9)			K			1B		1B	G6-3	3 1 2 1 1 1 1						
Greg Gagne, R OBP: 0.323, SLG: 0.391 (1, 6)						1B		L4	G6-3	4 0 1 2 0 0 4						
Brent Mayne, L OBP: 0.291, SLG: 0.302 (1, 2)			G1-3			F7			L1-6	4 0 2 1 0 0 0						
Inning Stats	R: 0 H: 1 E: 0 LOB: 1 K: 0 BB: 0 S: 13 P: 18	R: 0 H: 1 E: 0 LOB: 0 K: 1 BB: 0 S: 10 P: 16	R: 0 H: 0 E: 0 LOB: 0 K: 1 BB: 0 S: 7 P: 10	R: 3 H: 3 E: 0 LOB: 1 K: 0 BB: 1 S: 11 P: 22	R: 0 H: 2 E: 0 LOB: 2 K: 0 BB: 0 S: 9 P: 15	R: 1 H: 3 E: 0 LOB: 2 K: 0 BB: 0 S: 11 P: 17	R: 0 H: 1 E: 0 LOB: 1 K: 1 BB: 0 S: 7 P: 11	R: 0 H: 0 E: 0 LOB: 0 K: 1 BB: 1 S: 7 P: 15	R: 0 H: 1 E: 0 LOB: 0 K: 1 BB: 0 S: 8 P: 11	1B: 7 SF: 0 2B: 6 SAC: 0 3B: 0 DP: 2 HR: 0 HBP: 0		WP: 0 PA: 38 PB: 0 SB: 1 CS: 0				
PITCHER	IP WLS BF H R ER SO BB IBB HBP BLK WP HR S P ERA WHIP															
LaTroy Hawkins, R ERA: 10.91 (1, 1)	5.2	W 27	10	4	4	2	1	0	0	0	0	0	24	39	0.00	0.900
Pat Mahomes, R ERA: 6.4 (6, 1)	3.1	S 11	2	0	0	2	1	0	0	0	0	0	24	39	0.00	0.900

Batter	1	2	3	4	5	6	7	8	9	AB	R	H	RBI	BB	SO	LOB	TOP											
Chuck Knoblauch, R OBP: 0.420, SLG: 0.498 (1, 4)										5	1	3	0	0	2	1	Minnesota Twins @ Kansas City Royals Kauffman Stadium, Kansas City, MO Tue Sep 19 1995, 7:05 PM CDT Att: 12,136 - Unknown - 61 F											
Rich Becker, L OBP: 0.304, SLG: 0.301 (1, 8)										2	0	0	0	1	2	1												
Chip Hale, L OBP: 0.346, SLG: 0.375 (7, PH)										1	0	1	2	0	0	0												
Matt Lawton, L OBP: 0.353, SLG: 0.250 (7, 8)										0	1	0	0	1	0	0												
Kirby Puckett, R OBP: 0.381, SLG: 0.530 (1, 9)										4	0	1	1	1	0	4												
Pedro Munoz, R OBP: 0.349, SLG: 0.513 (1, 10)										5	0	2	1	0	0	4												
Marty Cordova, R OBP: 0.354, SLG: 0.472 (1, 7)										4	1	0	0	1	1	3												
Dan Masteller, L OBP: 0.289, SLG: 0.347 (1, 3)										4	1	1	1	0	0	2												
Scott Leius, R OBP: 0.337, SLG: 0.353 (1, 5)										4	1	2	1	0	0	1												
Matt Walbeck, S OBP: 0.286, SLG: 0.300 (1, 2)										4	1	1	0	0	0	2												
Pat Meares, R OBP: 0.308, SLG: 0.437 (1, 6)										3	1	1	1	1	1	0												
Inning Stats	R: 0 E: 0 K: 1 S: 8	H: 0 LOB: 1 BB: 1 P: 16	R: 2 E: 0 K: 1 S: 12	H: 2 LOB: 1 BB: 1 P: 22	R: 0 E: 0 K: 1 S: 6	H: 0 LOB: 0 BB: 1 P: 11	R: 1 E: 0 K: 1 S: 10	H: 1 LOB: 0 BB: 0 P: 15	R: 0 E: 0 K: 0 S: 10	H: 1 LOB: 1 BB: 0 P: 13	R: 2 E: 0 K: 0 S: 12	H: 3 LOB: 2 BB: 1 P: 17	R: 0 E: 0 K: 0 S: 10	H: 1 LOB: 1 BB: 0 P: 13	R: 2 E: 0 K: 1 S: 14	H: 3 LOB: 1 BB: 1 P: 27	1B: 10 2B: 1 3B: 0 HR: 1	SF: 0 SAC: 0 DP: 3 HBP: 0	WP: 1 PB: 0 SB: 3 CS: 0	PA: 41								
PITCHER	IP	WLS	BF	H	R	ER	SO	BB	IBB	HBP	BLK	WP	HR	S	P	ERA	WHIP											
Kevin Appier, R ERA: 4.0	(1, 1)	7.0	L	31	8	5	5	5	4	0	0	0	0	1	66	109	6.43	1.714										
Gregg Olson, R ERA: 4.08	(8, 1)	2.0		10	4	2	2	1	1	0	0	0	1	0	24	40	9.00	2.500										

Batter	1	2	3	4	5	6	7	8	9	AB	R	H	RBI	BB	SO	LOB	BOTTOM											
Juan Samuel, R OBP: 0.367, SLG: 0.524 (1, 7)										3	0	0	0	2	2	1	Minnesota Twins @ Kansas City Royals Kauffman Stadium, Kansas City, MO Tue Sep 19 1995, 7:05 PM CDT Att: 12,136 - Unknown - 61 F											
Greg Gagne, R OBP: 0.320, SLG: 0.387 (1, 6)										5	0	0	0	0	2	3												
Gary Gaetti, R OBP: 0.341, SLG: 0.547 (1, 3)										4	0	1	0	0	0	0												
Joe Vitiello, R OBP: 0.342, SLG: 0.451 (1, 10)										3	1	1	0	1	0	2												
Tom Goodwin, L OBP: 0.343, SLG: 0.346 (8, PR)										0	0	0	0	0	0	0												
Les Norman, R OBP: 0.349, SLG: 0.297 (1, 9)										2	2	0	0	2	0	0												
Joe Randa, R OBP: 0.297, SLG: 0.259 (1, 5)										4	0	2	2	0	1	2												
David Howard, S OBP: 0.312, SLG: 0.331 (1, 8)										3	0	0	0	1	2	3												
Edgar Caceres, S OBP: 0.295, SLG: 0.363 (1, 4)										3	0	0	1	1	0	3												
Brent Mayne, L OBP: 0.289, SLG: 0.300 (1, 2)										2	0	0	0	0	0	2												
Brent Cookson, R OBP: 0.206, SLG: 0.188 (7, PH)										1	0	0	0	0	0	0												
Henry Mercedes, R OBP: 0.370, SLG: 0.324 (8, 2)										1	0	0	0	0	1	1												
Inning Stats	R: 0 E: 0 K: 1 S: 13	H: 0 LOB: 0 BB: 0 P: 18	R: 1 E: 1 K: 0 S: 12	H: 1 LOB: 2 BB: 1 P: 25	R: 0 E: 0 K: 1 S: 7	H: 1 LOB: 1 BB: 1 P: 17	R: 0 E: 0 K: 0 S: 7	H: 0 LOB: 0 BB: 0 P: 11	R: 0 E: 0 K: 0 S: 6	H: 0 LOB: 1 BB: 1 P: 14	R: 2 E: 0 K: 1 S: 15	H: 2 LOB: 1 BB: 1 P: 26	R: 0 E: 0 K: 1 S: 11	H: 0 LOB: 0 BB: 0 P: 14	R: 0 E: 0 K: 2 S: 15	H: 0 LOB: 2 BB: 2 P: 29	R: 0 E: 0 K: 2 S: 10	H: 0 LOB: 1 BB: 1 P: 15	1B: 3 2B: 1 3B: 0 HR: 0	SF: 0 SAC: 0 DP: 1 HBP: 0	WP: 0 PB: 0 SB: 1 CS: 0	PA: 38						
PITCHER	IP	WLS	BF	H	R	ER	SO	BB	IBB	HBP	BLK	WP	HR	S	P	ERA	WHIP											
Rich Robertson, L ERA: 5.35	(1, 1)	6.0	W	26	4	3	2	3	4	0	0	0	0	0	60	111	3.00	1.333										
Eddie Guardado, L ERA: 5.4	(7, 1)	2.0		9	0	0	0	3	3	0	0	0	0	0	27	48	0.00	1.500										
Scott Watkins, L ERA: 6.23	(8, 1)	1.0		3	0	0	0	2	0	0	0	0	0	9	10	0.00	0.000											

AB	36
R	7
H	12
RBI	7
BB	5
SO	6
LOB	18



Batter	1	2	3	4	5	6	7	8	9	AB	R	H	RBI	BB	SO	LOB	TOP				
Chuck Knoblauch, R OBP: 0.420, SLG: 0.492 (1,4)	G1-3	G4-3		G6-3		K			G5-3	5	0	0	0	0	1	4					
Pat Meares, R OBP: 0.314, SLG: 0.436 (1,6)	E5	K			P6		F9 F7		G6-3	5	0	2	0	0	1	2					
Kirby Puckett, R OBP: 0.379, SLG: 0.523 (1,10)	G6-4-3			3B	K		F7		G6-3	4	1	1	0	1	1	2					
Pedro Munoz, R OBP: 0.344, SLG: 0.503 (1,9)	G6-4-3			P4	L7		F9			4	0	0	0	0	0	4					
Marty Cordova, R OBP: 0.354, SLG: 0.475 (1,7)		BB		SF9		G6-3	G6-3			4	2	2	1	0	0	1					
Scott Leius, R OBP: 0.338, SLG: 0.354 (1,5)	BB	BB		SF9		F8		G4-3		2	2	1	1	1	0	0					
Ron Coomer, R OBP: 0.341, SLG: 0.432 (1,3)		BB		F7		F8		K		3	0	1	1	0	0	1					
Dan Masteller, L OBP: 0.284, SLG: 0.339 (8,3)	FC1-5					F8		K		1	0	0	0	0	1	0					
Matt Walbeck, S OBP: 0.292, SLG: 0.306 (1,2)	G4-3	FC1-5		E4		1B		BB		3	0	2	2	1	0	0					
Rich Becker, L OBP: 0.307, SLG: 0.302 (1,8)	FC1-5	G4-3		G4-3-6		G4-3-6		G3-1		4	0	1	0	0	0	4					
Inning Stats	R: 0 E: 1 K: 0 S: 5	H: 0 LOB: 1 BB: 1 P: 10	R: 2 E: 0 K: 1 S: 14	H: 3 LOB: 2 BB: 1 P: 23	R: 2 E: 0 K: 0 S: 12	H: 2 LOB: 0 BB: 0 P: 20	R: 0 E: 1 K: 0 S: 7	H: 0 LOB: 0 BB: 0 P: 12	R: 0 E: 0 K: 1 S: 9	H: 3 LOB: 2 BB: 0 P: 14	R: 0 E: 0 K: 0 S: 7	H: 1 LOB: 1 BB: 1 P: 9	R: 0 E: 0 K: 1 S: 13	H: 0 LOB: 1 BB: 1 P: 22	R: 0 E: 0 K: 0 S: 6	H: 1 LOB: 0 BB: 0 P: 9	1B: 8 2B: 1 3B: 1 HR: 0	SF: 1 SAC: 0 DP: 3 HBP: 0	WP: 0 PB: 0 SB: 0 CS: 0	PA: 39	
PITCHER	IP	WLS	BF	H	R	ER	SO	BB	IBB	HBP	BLK	WP	HR	S	P	ERA	WHIP				
Jason Jacome, L ERA: 6.22 (1,1)	6.2	L	31	9	5	5	3	2	0	0	0	0	0	57	95	6.75	1.650				
Jim Converse, R ERA: 7.06 (7,1)	2.1		8	1	0	0	1	1	0	0	0	0	0	21	33	0.00	0.857				

Minnesota Twins @ Kansas City Royals
Kauffman Stadium, Kansas City, MO

AB 35
R 5
H 10
RBI 5
BB 3
SO 4
LOB 18



Thu Sep 21 1995, 7:05 PM CDT
Att: 12,623 - Unknown - 48 F

Batter	1	2	3	4	5	6	7	8	9	AB	R	H	RBI	BB	SO	LOB	BOTTOM					
Johnny Damon, L OBP: 0.345, SLG: 0.471 (1,8)	P6		G3-1		G4-3		K			4	0	0	0	0	1	1						
Tom Goodwin, L OBP: 0.347, SLG: 0.355 (1,7)	E	S	F8-3		G4-3		F7			4	1	3	1	0	0	0						
Keith Lockhart, L OBP: 0.360, SLG: 0.474 (1,4)	1H		F8-3		G4-3		F8			4	0	1	1	0	0	2						
Gary Gaetti, R OBP: 0.342, SLG: 0.543 (1,5)	F8			1B	P4		F7			4	0	1	0	0	0	2						
Bob Hamelin, L OBP: 0.286, SLG: 0.316 (1,3)	P6			P6		G4-3		F7		4	0	0	0	0	0	2						
Jon Nunnally, L OBP: 0.355, SLG: 0.476 (1,9)			K		K		G3		G3	4	0	0	0	0	2	1						
Michael Tucker, L OBP: 0.339, SLG: 0.361 (1,10)									F7	2	0	1	0	2	0	0						
Greg Gagne, R OBP: 0.317, SLG: 0.382 (1,6)	F7				F7		F8			4	0	1	0	0	0	4						
Brent Mayne, L OBP: 0.292, SLG: 0.301 (1,2)	F7				G4-3		L7		G1-3	4	1	1	0	0	0	2						
Inning Stats	R: 1 E: 0 K: 0 S: 11	H: 2 LOB: 1 BB: 0 P: 17	R: 0 E: 0 K: 1 S: 7	H: 0 LOB: 1 BB: 1 P: 14	R: 0 E: 0 K: 0 S: 7	H: 1 LOB: 0 BB: 0 P: 11	R: 0 E: 0 K: 1 S: 15	H: 2 LOB: 2 BB: 0 P: 23	R: 1 E: 0 K: 0 S: 9	H: 2 LOB: 1 BB: 0 P: 12	R: 0 E: 0 K: 0 S: 8	H: 0 LOB: 0 BB: 1 P: 13	R: 0 E: 0 K: 1 S: 8	H: 0 LOB: 0 BB: 0 P: 13	R: 0 E: 0 K: 0 S: 5	H: 0 LOB: 0 BB: 0 P: 5	R: 0 E: 0 K: 0 S: 8	H: 1 LOB: 1 BB: 0 P: 9	1B: 5 2B: 4 3B: 0 HR: 0	SF: 0 SAC: 0 DP: 1 HBP: 0	WP: 0 PB: 0 SB: 1 CS: 0	PA: 36
PITCHER	IP	WLS	BF	H	R	ER	SO	BB	IBB	HBP	BLK	WP	HR	S	P	ERA	WHIP					
Brad Radke, R ERA: 5.19 (1,1)	9.0	W	36	8	2	2	3	2	0	0	0	0	0	78	117	2.00	1.111					

Minnesota Twins @ Kansas City Royals
Kauffman Stadium, Kansas City, MO

AB 34
R 2
H 8
RBI 2
BB 2
SO 3
LOB 14



Thu Sep 21 1995, 7:05 PM CDT
Att: 12,623 - Unknown - 48 F

Batter	1	2	3	4	5	6	7	8	9	AB	R	H	RBI	BB	SO	LOB	TOP			
Lance Johnson, L (1, 8) OBP: 0.341, SLG: 0.432	1-1 SF9 3B		3-1 L8			1-1 G4-3		0-0 G3		4	1	1	0	0	0	1				
Tim Raines, S (1, 7) OBP: 0.371, SLG: 0.426	2-1 SF9		0-0 F7			1-2 G6-3			1-1 G4-3	3	0	0	1	0	0	1				
Frank Thomas, R (1, 10) OBP: 0.459, SLG: 0.618	3-3 K				1-1 G6-3				0-1 HR	4	1	1	1	0	1	0				
Robin Ventura, L (1, 3) OBP: 0.388, SLG: 0.511	0-1 G3-1				0-2 F7				1-0 G3	4	1	1	0	0	0	0				
Barry Lyons, R (1, 2) OBP: 0.327, SLG: 0.583		2-3 K			0-1 F9				0-0 G3	4	0	0	0	0	1	1				
Lyle Mouton, R (1, 9) OBP: 0.391, SLG: 0.512		0-3 K				1-0 F8				3	0	1	1	0	1	0				
Chris Snopce, R (1, 5) OBP: 0.439, SLG: 0.449			2-0 P4			2-0 P6				3	0	0	0	0	1	1				
Ray Durham, S (1, 4) OBP: 0.311, SLG: 0.389					1-2 F8					3	0	0	0	0	0	0				
Ozzie Guillen, L (1, 6) OBP: 0.263, SLG: 0.308					1-2 P6					3	0	1	0	0	0	0				
Inning Stats	R: 1 E: 0 K: 1 S: 9	H: 1 LOB: 0 BB: 0 P: 15	R: 0 E: 0 K: 2 S: 7	H: 0 LOB: 0 BB: 0 P: 11	R: 0 E: 0 K: 0 S: 9	H: 1 LOB: 1 BB: 0 P: 14	R: 0 E: 0 K: 0 S: 7	H: 0 LOB: 0 BB: 0 P: 8	R: 0 E: 0 K: 0 S: 8	H: 0 LOB: 0 BB: 0 P: 11	R: 1 E: 0 K: 1 S: 11	H: 2 LOB: 1 BB: 0 P: 15	R: 0 E: 0 K: 0 S: 4	H: 0 LOB: 0 BB: 0 P: 6	R: 1 E: 0 K: 0 S: 6	H: 1 LOB: 0 BB: 0 P: 8	1B: 1 2B: 2 HR: 1	SF: 1 SAC: 0 HBP: 0	WP: 0 PB: 0 CS: 0	PA: 32
PITCHER LaTroy Hawkins, R (1, 1) ERA: 8.03	IP: 9.0 WLS: W BF: 32 H: 5 R: 3 ER: 3 SO: 4 BB: 0 IBB: 0 HBP: 0 BLK: 0 WP: 0 HR: 1 S: 69 P: 98 ERA: 3.00 WHIP: 0.556															PITCHER				

Chicago White Sox @ Minnesota Twins
Hubert H. Humphrey Metrodome, Minneapolis, MN
Sun Sep 24 1995, 4:33 AM EDT
Att: 10,779 - Dome - 65 F

AB 31
R 3
H 5
RBI 3
BB 0
SO 4
LOB 4



Batter	1	2	3	4	5	6	7	8	9	AB	R	H	RBI	BB	SO	LOB	BOTTOM					
Chuck Knoblauch, R (1, 4) OBP: 0.419, SLG: 0.491	3-2 F7		0-1 G6-3			2-1 E6 1B G3-1		4-2 G4-6-3 BB		4-1 S WP 1B BB	3	2	0	0	2	0	0					
Denny Hocking, S (1, 6) OBP: 0.337, SLG: 0.417	0-1 F9		1-2 F8			1-1 F9 G3-1 1B		2-2 G4-6-3 1-2		4-1 1B IBB IBB	4	0	1	0	1	0	1					
Kirby Puckett, R (1, 10) OBP: 0.380, SLG: 0.520	3-1 HR 1B		1-0 2B			0-0 G3-1		2-2 F7		4-0 1B IBB	4	1	2	1	1	0	1					
Marty Cordova, R (1, 7) OBP: 0.356, SLG: 0.482	0-0 HR		4-2 BB			1-2 F9			3-3 K	4	1	1	2	1	2	4						
Matt Merullo, L (1, 2) OBP: 0.329, SLG: 0.369	1-0 2B		0-0 F8			2-0 G3			0-0 P5	5	0	2	1	0	0	3						
Ron Coomer, R (1, 3) OBP: 0.337, SLG: 0.464	1-2 G3					3-1 F9			0-2 1B	4	0	1	0	0	0	1						
Dan Masteller, L (8, FR) OBP: 0.281, SLG: 0.335									1-2 2-3 3-H	0	0	0	0	0	0	0						
Matt Lawton, L (1, 9) OBP: 0.385, SLG: 0.313									2-2 L8	3	0	2	0	1	0	0						
Brian Raabe, R (1, 5) OBP: 0.214, SLG: 0.154									3-1 F7	4	0	1	0	0	0	3						
Rich Becker, L (1, 8) OBP: 0.300, SLG: 0.295									0-0 F8	4	0	0	0	0	1	2						
Inning Stats	R: 2 E: 0 K: 0 S: 13	H: 3 LOB: 1 BB: 0 P: 21	R: 0 E: 0 K: 0 S: 6	H: 0 LOB: 0 BB: 0 P: 11	R: 0 E: 0 K: 0 S: 9	H: 1 LOB: 2 BB: 1 P: 15	R: 0 E: 0 K: 0 S: 6	H: 1 LOB: 1 BB: 0 P: 13	R: 1 E: 1 K: 0 S: 8	H: 1 LOB: 1 BB: 0 P: 15	R: 0 E: 0 K: 1 S: 9	H: 1 LOB: 1 BB: 1 P: 17	R: 0 E: 0 K: 0 S: 10	H: 0 LOB: 0 BB: 1 P: 17	R: 0 E: 0 K: 1 S: 10	H: 2 LOB: 2 BB: 0 P: 13	R: 1 E: 0 K: 1 S: 7	H: 1 LOB: 3 BB: 3 P: 19	1B: 6 2B: 3 3B: 0 HR: 1	SF: 0 SAC: 0 DP: 1 HBP: 0	WP: 1 PB: 0 SB: 1 CS: 1	PA: 41
PITCHER Luis Andujar, R (1, 1) ERA: 2.67 41 Bill Simas, R (8, FR) ERA: 3.0 Matt Karchner, R (9, 1) ERA: 1.8	IP: 8.0 WLS: L BF: 4 H: 0 R: 1 ER: 1 SO: 0 BB: 1 IBB: 2 HBP: 0 BLK: 0 WP: 1 HR: 0 S: 71 P: 122 ERA: 2.25 WHIP: 1.500															PITCHER						

Chicago White Sox @ Minnesota Twins
Hubert H. Humphrey Metrodome, Minneapolis, MN
Sun Sep 24 1995, 4:33 AM EDT
Att: 10,779 - Dome - 65 F

AB 35
R 4
H 10
RBI 4
BB 6
SO 3
LOB 15



Batter	1	2	3	4	5	6	7	8	9	AB	R	H	RBI	BB	SO	LOB	TOP					
Lance Johnson, L OBP: 0.342, SLG: 0.433	0-2 SF9 1B		0-0 F7			1-0 FC6-4 1B		1-2 G6-3		4	1	2	0	0	0	0						
Ray Durham, S OBP: 0.310, SLG: 0.387	4-0 CS 1B BB		2-3 K			0-0 FC6-4 1-2f		0-3 K		3	0	0	0	1	2	1						
Frank Thomas, R OBP: 0.459, SLG: 0.617	0-0 CS 1B			0-1 FC5-4 1B		2-2 L4			3-2 G5-3	4	0	2	0	0	0	1						
Lyle Mouton, R OBP: 0.383, SLG: 0.503	3-2 SF9		0-0 FC5-4 G5-3 1-2f			1-2 G5-3			1-2 G4-3	3	0	0	1	0	0	2						
Chris Snopce, R OBP: 0.410, SLG: 0.415	3-3 K		2-1 G5-3 1-2			3-1 G4-3			1-0 F8	4	0	0	0	0	1	3						
Barry Lyons, R OBP: 0.327, SLG: 0.560		0-0 G4-3		1-1 G5-3		4-1 BB				2	0	0	0	1	0	1						
Craig Grebeck, R OBP: 0.360, SLG: 0.357		1-3 K			0-0 G6-3		2-3 K			3	0	0	0	0	2	1	AB 29					
Mike Cameron, R OBP: 0.189, SLG: 0.200		1-1 G3			0-3 K		3-1 G4-3			3	0	0	0	0	1	1	R 1					
Chris Tremie, R OBP: 0.211, SLG: 0.167			2-1 G6-3		1-1 P6			0-0 G4-3		3	0	0	0	0	0	0	H 4					
Inning Stats	R: 1 E: 0 K: 1 S: 11	H: 2 LOB: 2 BB: 1 P: 21	R: 0 E: 0 K: 1 S: 6	H: 0 LOB: 0 BB: 0 P: 8	R: 0 E: 0 K: 1 S: 6	H: 0 LOB: 0 BB: 0 P: 10	R: 0 E: 0 K: 0 S: 7	H: 1 LOB: 1 BB: 0 P: 10	R: 0 E: 0 K: 1 S: 6	H: 0 LOB: 0 BB: 0 P: 7	R: 0 E: 0 K: 0 S: 9	H: 1 LOB: 1 BB: 0 P: 13	R: 0 E: 0 K: 1 S: 8	H: 0 LOB: 1 BB: 1 P: 20	R: 0 E: 0 K: 1 S: 7	H: 0 LOB: 0 BB: 0 P: 8	R: 0 E: 0 K: 0 S: 7	H: 0 LOB: 0 BB: 0 P: 12	1B: 4 2B: 1 3B: 0 HR: 0	SF: 1 SAC: 0 DP: 1 HBP: 0	WP: 0 PB: 0 SB: 1 CS: 2	PA: 32
PITCHER Rich Robertson, L ERA: 4.43	IP: 9.0 WLS: W BF: 32 H: 4 R: 1 ER: 1 SO: 6 BB: 2 IBB: 0 HBP: 0 BLK: 0 WP: 0 HR: 0 S: 67 P: 109 ERA: 1.00 WHIP: 0.667															PITCHER	IP: 9.0 WLS: W BF: 32 H: 4 R: 1 ER: 1 SO: 6 BB: 2 IBB: 0 HBP: 0 BLK: 0 WP: 0 HR: 0 S: 67 P: 109 ERA: 1.00 WHIP: 0.667					

Chicago White Sox @ Minnesota Twins
Hubert H. Humphrey Metrodome, Minneapolis, MN
Mon Sep 25 1995, 8:05 PM EDT
Att: 8,603 - Dome - 68 F

AB 29
R 1
H 4
RBI 1
BB 2
SO 6
LOB 10



Batter	1	2	3	4	5	6	7	8	9	AB	R	H	RBI	BB	SO	LOB	BOTTOM			
Chuck Knoblauch, R OBP: 0.419, SLG: 0.489	4-1 S 1B BB		0-2 F7		4-2 S 2B BB		3-2 G5-3			2	2	0	0	2	0	0				
Matt Lawton, L OBP: 0.395, SLG: 0.343	4-1 SAFE SAFE SAFE 1B BB		2-2 L5		1-1 1-H 2B		1-3 K			3	1	1	1	1	1	0				
Kirby Puckett, R OBP: 0.379, SLG: 0.517	4-1 1B BB		1-1 F9		2-3 K		1-1 F8			3	0	0	0	1	1	1				
Marty Cordova, R OBP: 0.353, SLG: 0.478	0-0 P3			1-1 F8		0-3 K		0-3 K		4	0	0	0	0	2	3				
Dan Masteller, L OBP: 0.290, SLG: 0.341	0-1 G6-3 1B		1-2 F8		3-1 1B 2B HBP		1-2 1B			3	1	2	2	0	0	0				
Pat Meares, R OBP: 0.313, SLG: 0.440	1-3 2-H 3-H G6-3 1-2f		1-0 G6-3		1-0 HR		0-0 2B 1B		2-3 K	4	2	2	1	0	1	3				
Matt Walbeck, S OBP: 0.298, SLG: 0.318		1-0 G3-6-3 1B		1-1 F8		0-1 1-H 2B		2-0 P4		4	0	2	2	0	0	1	AB 29			
Jeff Reboulet, R OBP: 0.381, SLG: 0.409		2-1 F9		2-2 G4-3		2-2 P6				3	0	0	0	0	2		R 6			
Rich Becker, L OBP: 0.298, SLG: 0.293		1-1 G3-6-3 1-2f		2-1 G1-3		3-2 G5-3				3	0	0	0	0	2		H 7			
Inning Stats	R: 2 E: 0 K: 0 S: 7	H: 1 LOB: 1 BB: 3 P: 20	R: 0 E: 0 K: 0 S: 5	H: 1 LOB: 0 BB: 0 P: 9	R: 0 E: 0 K: 0 S: 11	H: 0 LOB: 0 BB: 0 P: 14	R: 1 E: 0 K: 0 S: 8	H: 1 LOB: 0 BB: 0 P: 12	R: 1 E: 0 K: 1 S: 13	H: 1 LOB: 1 BB: 1 P: 24	R: 2 E: 0 K: 1 S: 13	H: 2 LOB: 1 BB: 0 P: 21	R: 0 E: 0 K: 1 S: 9	H: 0 LOB: 0 BB: 0 P: 14	R: 0 E: 0 K: 2 S: 14	H: 1 LOB: 1 BB: 0 P: 19	1B: 4 2B: 2 3B: 0 HR: 1	SF: 0 SAC: 0 DP: 2 HBP: 1	WP: 0 PB: 0 SB: 4 CS: 0	PA: 34
PITCHER Jason Bere, R ERA: 6.93 Scott Radinsky, L ERA: 5.59 Jeff Shaw, R ERA: 4.99 Andrew Lorraine, L ERA: 5.4	IP: 5.2 WLS: L BF: 26 H: 6 R: 6 ER: 6 SO: 2 BB: 4 IBB: 0 HBP: 0 BLK: 0 WP: 0 HR: 1 S: 54 P: 94 ERA: 9.53 WHIP: 1.765															PITCHER	IP: 5.2 WLS: L BF: 26 H: 6 R: 6 ER: 6 SO: 2 BB: 4 IBB: 0 HBP: 0 BLK: 0 WP: 0 HR: 1 S: 54 P: 94 ERA: 9.53 WHIP: 1.765			

Chicago White Sox @ Minnesota Twins
Hubert H. Humphrey Metrodome, Minneapolis, MN
Mon Sep 25 1995, 8:05 PM EDT
Att: 8,603 - Dome - 68 F


AB 29
R 6
H 7
RBI 6
BB 4
SO 5
LOB 12





Batter	1	2	3	4	5	6	7	8	9	AB	R	H	RBI	BB	SO	LOB	TOP					
Kenny Lofton, L (1, 8) OBP: 0.359, SLG: 0.452 (8, PH) Ruben Amaro Jr, S (8, 8) OBP: 0.270, SLG: 0.281	G1-6-3 S BB		G3-1			G3-1		FC6-4 1B	FC6-4 1B	2	0	0	0	1	0	0	Cleveland Indians @ Minnesota Twins Hubert H. Humphrey Metrodome, Minneapolis, MN Tue Sep 26 1995, 8:05 PM EDT Att. 9,825 - Dome - 69 F livebaseballscorecards.com					
Omar Vizquel, S (1, 6) OBP: 0.333, SLG: 0.350	G1-6-3 BB		G4-3			F9		F7	FC6-4 1B	4	0	0	0	1	0	4						
Carlos Baerga, S (1, 4) Billy Ripken, R (8, 4) OBP: 0.500, SLG: 0.750	G1-6-3		G4-3			HR		FC6-4 1B		4	1	1	0	0	0	3						
Albert Belle, R (1, 7) OBP: 0.398, SLG: 0.681	L6					HR		1B		4	1	2	2	0	1	1						
Eddie Murray, S (1, 3) OBP: 0.369, SLG: 0.483		G5-3				F8		F7		4	0	0	0	0	2							
Jim Thome, L (1, 5) OBP: 0.437, SLG: 0.555		K								3	0	1	0	1	2	0						
Manny Ramirez, R (1, 9) OBP: 0.401, SLG: 0.563		F7				BB				4	0	0	0	0	3	2						
Paul Sorrento, L (1, 10) Herbert Perry, R (9, PR) OBP: 0.329, SLG: 0.484 OBP: 0.376, SLG: 0.471			G3			P6		F7		4	0	1	0	0	0	1						
Sandy Alomar Jr, R (1, 2) OBP: 0.312, SLG: 0.469						P3				4	2	2	2	0	0	3						
Inning Stats	R: 0 E: 0 K: 0 S: 7	H: 0 LOB: 1 BB: 2 P: 16	R: 0 E: 0 K: 1 S: 12	H: 0 LOB: 0 BB: 0 P: 18	R: 1 E: 0 K: 0 S: 10	H: 1 LOB: 0 BB: 0 P: 14	R: 0 E: 0 K: 1 S: 8	H: 0 LOB: 0 BB: 0 P: 12	R: 0 E: 0 K: 1 S: 13	H: 0 LOB: 1 BB: 1 P: 21	R: 2 E: 0 K: 0 S: 13	H: 2 LOB: 0 BB: 0 P: 16	R: 0 E: 0 K: 2 S: 9	H: 0 LOB: 0 BB: 0 P: 15	R: 1 E: 0 K: 0 S: 10	H: 3 LOB: 2 BB: 0 P: 19		R: 0 E: 0 K: 1 S: 9	H: 3 LOB: 3 BB: 0 P: 18	1B: 5 2B: 1 3B: 0 HR: 3	SF: 0 SAC: 0 DP: 1 HBP: 0	WP: 0 PB: 0 SB: 1 CS: 0
PITCHER	IP	WLS	BF	H	R	ER	SO	BB	IBB	HBP	BLK	WP	HR	S	P	ERA	WHIP					
Mike Trombley, R (1, 1) ERA: 5.62	6.0	W	23	3	3	3	3	3	0	0	0	0	2	63	97	4.50	1.000					
Eddie Guardado, L (7, 1) ERA: 5.29	1.1		6	2	1	1	2	0	0	0	0	0	1	14	23	6.75	1.500					
Pat Mahomes, R (8, 1) ERA: 6.15	0.2		3	1	0	0	0	0	0	0	0	0	0	5	11	0.00	1.500					
Dave Stevens, R (9, 1) ERA: 5.06	1.0		6	3	0	0	1	0	0	0	0	0	0	9	18	0.00	3.000					


Batter	1	2	3	4	5	6	7	8	9	AB	R	H	RBI	BB	SO	LOB	BOTTOM					
Chuck Knoblauch, R (1, 4) OBP: 0.419, SLG: 0.488	K	G4-3		HBP	FC4-6		3B 1B			4	1	1	1	0	1	4	Cleveland Indians @ Minnesota Twins Hubert H. Humphrey Metrodome, Minneapolis, MN Tue Sep 26 1995, 8:05 PM EDT Att. 9,825 - Dome - 69 F livebaseballscorecards.com					
Denny Hocking, S (1, 6) OBP: 0.368, SLG: 0.529	G6-4-3 1B		K	G3-1		F8	1B 3B			5	1	2	2	0	1	2						
Kirby Puckett, R (1, 9) Rich Becker, L (8, 8) OBP: 0.379, SLG: 0.518 OBP: 0.298, SLG: 0.293	G6-4-3		HR	2B	G6-3	K	2B 1B			5	2	2	1	0	1	1						
Marty Cordova, R (1, 7) OBP: 0.357, SLG: 0.489		1B FC5-4 1B	HR	2B BB	G6-3	K	2B			4	3	3	3	1	1	0						
Matt Merullo, L (1, 10) Scott Leius, R (7, PH) OBP: 0.338, SLG: 0.384 OBP: 0.336, SLG: 0.351		FC5-4 1B	G6-4-3 1B	2B BB	G6-3	1B K	1B			3	1	3	1	0	0	0						
Ron Coomer, R (1, 5) Steve Dunn, L (8, PH) OBP: 0.333, SLG: 0.466		FC5-4 BB BB	G6-4-3	1B 2B	G6-3	K	G3-1			4	1	1	2	0	1	3						
Dan Masteller, L (1, 3) Jeff Reboulet, R (7, PH) OBP: 0.339 OBP: 0.378, SLG: 0.405		BB BB		K	1B FC3-6 BB	L6	P2			1	1	0	0	2	1	0						
Matt Walbeck, S (1, 2) OBP: 0.302, SLG: 0.322	F8			HBP 1B	FC3-6 1B	1B 1B	K			5	1	3	1	0	1	2						
Matt Lawton, L (1, 8) OBP: 0.404, SLG: 0.342				K	FC3-6 FC4-6	1B 3B 1B				3	1	1	2	1	1	2						
Inning Stats	R: 0 E: 0 K: 1 S: 6	H: 1 LOB: 0 BB: 0 P: 8	R: 1 E: 0 K: 0 S: 14	H: 2 LOB: 3 BB: 2 P: 26	R: 2 E: 0 K: 1 S: 10	H: 3 LOB: 0 BB: 0 P: 10	R: 0 E: 0 K: 2 S: 11	H: 1 LOB: 2 BB: 0 P: 19	R: 4 E: 0 K: 0 S: 17	H: 3 LOB: 1 BB: 2 P: 34	R: 0 E: 0 K: 2 S: 9	H: 0 LOB: 0 BB: 0 P: 16	R: 6 E: 0 K: 2 S: 21	H: 7 LOB: 1 BB: 0 P: 30	R: 0 E: 0 K: 1 S: 8	H: 0 LOB: 0 BB: 0 P: 14		1B: 11 2B: 4 3B: 1 HR: 1	SF: 0 SAC: 0 DP: 2 HBP: 1	WP: 0 PB: 0 SB: 1 CS: 0	PA: 44	
PITCHER	IP	WLS	BF	H	R	ER	SO	BB	IBB	HBP	BLK	WP	HR	S	P	ERA	WHIP					
Charles Nagy, R (1, 1) ERA: 4.47	4.1	L	26	10	7	7	4	4	0	0	0	0	0	54	92	14.54	3.231					
Jim Popple, L (5, 1) ERA: 3.6	0.2		2	0	0	0	0	0	0	0	0	0	0	4	5	0.00	0.000					
Eric Plunk, R (6, 1) ERA: 2.76	1.0		3	0	0	0	2	0	0	0	0	0	0	9	16	0.00	0.000					
Alan Embree, L (7, 1) ERA: 5.4	0.2		9	7	6	6	1	0	0	0	0	0	0	18	26	81.00	10.500					
Julian Tavaraz, R (7, 1) ERA: 2.3	0.1		1	0	0	0	1	0	0	0	0	0	0	3	4	0.00	0.000					



Batter	1	2	3	4	5	6	7	8	9	AB	R	H	RBI	BB	SO	LOB	TOP								
Kenny Lofton, L OBP: 0.361, SLG: 0.454 (1, 8)	F7		FC6-4 G4-3 1-2	CS 1B			G6-3 1B HR		G4-6-3 1B	5	1	3	1	0	0	1	Cleveland Indians @ Minnesota Twins Hubert H. Humphrey Metrodome, Minneapolis, MN Wed Sep 27 1995, 8:05 PM EDT Alt. 9,614 - Dome - 74 F AB 39 R 9 H 15 RBI 8 BB 0 SO 2 LOB 10 								
Omar Vizquel, S OBP: 0.332, SLG: 0.348 (1, 6)	L7		G4-3 1-3	CS 1-2	F7		G6-3 1B		G4-6-3 1-2 1-2	5	0	1	0	0	0	2									
Carlos Baerga, S OBP: 0.356, SLG: 0.456 (1, 4)	G3		G1-3		G4-3		G6-3 1-1 1-2 2-3 3-H		F7 1-2	5	0	0	0	0	0	3									
Albert Belle, R OBP: 0.399, SLG: 0.690 (1, 7)		G6-3		K	HR		HR		HR	4	2	2	3	0	1	0									
Eddie Murray, S OBP: 0.370, SLG: 0.498 (1, 3)		HR		HR	G4-3		F7 3-H			4	2	2	2	0	0	1									
Jim Thome, L OBP: 0.437, SLG: 0.561 (1, 5)	F8			1B		G3		HR		4	2	2	1	0	0	0									
Manny Ramirez, R OBP: 0.401, SLG: 0.565 (1, 9)				1B	G4-3 1B	G4-3		G4-3		4	1	2	0	0	0	0									
Paul Sorrento, L OBP: 0.328, SLG: 0.481 (1, 10)	K2-3			1B	G4-3 1B	P6		G1-3		4	0	1	1	0	1	1									
Sandy Alomar Jr., R OBP: 0.317, SLG: 0.472 Brian Giles, L OBP: 0.460, SLG: 1.000 Tony Peña, R OBP: 0.299, SLG: 0.375 (1, 2) (7, PR) (7, 2)				G4-3 1B	G4-3		G6-3 1B		G4-3	3	0	2	0	0	0	2									
Inning Stats	R: 0 E: 0 K: 0 S: 8	H: 0 LOB: 0 BB: 0 P: 14	R: 1 E: 0 K: 1 S: 10	H: 2 LOB: 1 BB: 0 P: 15	R: 0 E: 0 K: 0 S: 7	H: 1 LOB: 1 BB: 0 P: 12	R: 3 E: 0 K: 1 S: 17	H: 5 LOB: 1 BB: 0 P: 27	R: 1 E: 0 K: 0 S: 8	H: 1 LOB: 0 BB: 0 P: 12	R: 0 E: 0 K: 0 S: 5	H: 0 LOB: 0 BB: 0 P: 8	R: 3 E: 0 K: 0 S: 11	H: 4 LOB: 1 BB: 0 P: 18	R: 1 E: 0 K: 0 S: 11	H: 1 LOB: 0 BB: 0 P: 18	R: 0 E: 0 K: 0 S: 7	H: 1 LOB: 0 BB: 0 P: 12	1B: 9 2B: 1 3B: 0 HR: 5	SF: 0 SAC: 0 DP: 2 HBP: 0	WP: 0 PB: 0 SB: 1 CS: 1	PA: 40			
PITCHER	IP	WLS	BF	H	R	ER	SO	BB	IBB	HBP	BLK	WP	HR	S	P	ERA	WHIP								
Brad Radke, R ERA: 5.32 Scott Watkins, L ERA: 5.75 Pat Mahomes, R ERA: 6.18 Erik Schullstrom, R ERA: 6.89 (1, 1) (7, 1) (7, 1) (8, 1)	6.0	L	27	10	6	6	2	0	0	0	0	0	3	57	91	9.00	1.667								

Batter	1	2	3	4	5	6	7	8	9	AB	R	H	RBI	BB	SO	LOB	BOTTOM								
Chuck Knoblauch, R OBP: 0.419, SLG: 0.486 (1, 4)	G4-6-3 BB		K			K	F8		2B 1B	4	1	1	0	1	2	4	Cleveland Indians @ Minnesota Twins Hubert H. Humphrey Metrodome, Minneapolis, MN Wed Sep 27 1995, 8:05 PM EDT Alt. 9,614 - Dome - 74 F AB 33 R 6 H 9 RBI 5 BB 7 SO 9 LOB 19 								
Matt Lawton, L OBP: 0.423, SLG: 0.442 (1, 8) (9, 9)	G4-6-3 1-2			F8		E4 3B	G1-3 1B		2B	5	1	3	3	0	0	1									
Kirby Puckett, R OBP: 0.378, SLG: 0.515 (1, 10)	K			K		BB 1B	G1-3		F8	5	1	1	1	0	2	2									
Pedro Munoz, R OBP: 0.340, SLG: 0.493 Steve Dunn, L (6, PH) (7, 3)		K		G4-3		1B BB	K		G3-1	2	0	0	0	0	1	0									
Marty Cordova, R OBP: 0.357, SLG: 0.487 (1, 7)		K			G1-4-3 1B	K		G6-3		4	0	1	0	0	2	2									
Dan Masteller, L OBP: 0.301, SLG: 0.337 (1, 3) (7, 9)				F9		1B		G6-3		1	0	0	0	2	0	1									
Brian Raabe, R OBP: 0.297, SLG: 0.214 (8, PH) (9, 5)		CS BB			F9	1B BB		FC6-4 1B		1	0	1	0	0	0	0									
Ron Coomer, R OBP: 0.327, SLG: 0.456 Chip Hale, L OBP: 0.345, SLG: 0.374 Jeff Reboulet, R OBP: 0.377, SLG: 0.403 (1, 5) (6, PH) (7, 5) (9, 6)				G5-3		G1-4-3	1B	FC6-4		2	0	0	0	0	0	1									
Matt Walbeck, S OBP: 0.304, SLG: 0.322 (1, 2)							F8		F9	3	1	1	0	1	0	4									
Pat Meares, R OBP: 0.315, SLG: 0.438 (1, 6) (9, 8)				K		E BB	G1-3 BB		P3	2	2	0	0	2	1	1									
Inning Stats	R: 0 E: 0 K: 1 S: 6	H: 0 LOB: 0 BB: 1 P: 15	R: 0 E: 0 K: 2 S: 9	H: 0 LOB: 0 BB: 1 P: 15	R: 0 E: 0 K: 2 S: 11	H: 0 LOB: 0 BB: 1 P: 19	R: 0 E: 0 K: 1 S: 5	H: 0 LOB: 0 BB: 0 P: 9	R: 0 E: 0 K: 0 S: 5	H: 1 LOB: 0 BB: 0 P: 7	R: 4 E: 1 K: 2 S: 18	H: 4 LOB: 3 BB: 3 P: 38	R: 1 E: 0 K: 1 S: 15	H: 1 LOB: 1 BB: 1 P: 21	R: 0 E: 0 K: 0 S: 6	H: 1 LOB: 1 BB: 0 P: 10	R: 1 E: 0 K: 0 S: 8	H: 2 LOB: 1 BB: 0 P: 9	1B: 7 2B: 1 3B: 1 HR: 0	SF: 0 SAC: 0 DP: 2 HBP: 0	WP: 0 PB: 0 SB: 0 CS: 1	PA: 41			
PITCHER	IP	WLS	BF	H	R	ER	SO	BB	IBB	HBP	BLK	WP	HR	S	P	ERA	WHIP								
Ken Hill, R ERA: 4.65 Julian Tavarez, R ERA: 2.36 Paul Assenmacher, L ERA: 2.45 Paul Shuey, R ERA: 4.26 Jose Mesa, R ERA: 1.14 (1, 1) (6, 1) (8, 1) (9, 1) (9, 1)	5.2	W	24	4	4	4	8	6	0	0	0	0	0	51	97	6.35	1.765								

Batter	1	2	3	4	5	6	7	8	9	AB	R	H	RBI	BB	SO	LOB	TOP										
Kenny Lofton, L (1, 8) OBP: 0.360, SLG: 0.452 Ruben Amaro Jr, S (7, PH) OBP: 0.277, SLG: 0.305	G6-3	FC3-6			SH1-3 E 1B		B5-3 F9		3-2 1-H 3-H 2B	4	1	1	0	0	0	2	Cleveland Indians @ Minnesota Twins Hubert H. Humphrey Metrodome, Minneapolis, MN Thu Sep 28 1995, 4:33 AM EDT Alt. 9,442 - Dome - 68 F AB 44 R 12 H 17 RBI 10 BB 1 SO 3 LOB 20 										
Alvaro Espinoza, R (1, 6) OBP: 0.294, SLG: 0.326	F9	G5-3			SH1-3		HR	G4-3	P6	5	1	1	1	0	0	3											
Carlos Baerga, S (1, 4) Billy Ripken, R (7, 4) OBP: 0.429, SLG: 0.643	F8		G3		E6		2B 1B	P4	G6-3	4	1	1	1	0	0	0											
Albert Belle, R (1, 7) Jeremy Burnitz, L (8, PR) OBP: 0.404, SLG: 0.454 OBP: 0.097, SLG: 0.833		1B 2B HBP	G6-3		F6		1-H HR 2B	CI 1B		3	2	1	1	0	0	1											
Eddie Murray, S (1, 10) Dave Winfield, R (8, PH) OBP: 0.371, SLG: 0.505 OBP: 0.288, SLG: 0.291		2B 1B	G6-3		G6-3		2-H HR			4	2	2	2	0	0	1											
Jim Thome, L (1, 5) OBP: 0.437, SLG: 0.562		1B 2B			G4-3 1B		G4-3	K		5	1	2	1	0	2	2											
Manny Ramirez, R (1, 9) Brian Giles, L (9, PH) OBP: 0.500, SLG: 1.000		FC3-6 1B			F9		1B		1B 2B 1B	4	1	3	2	0	0	1											
Herbert Perry, R (1, 3) OBP: 0.376, SLG: 0.465		2-H 3-H 1B			G4-3		1-3 K		1B 2B 1B	4	1	1	0	1	1	3											
Tony Peña, R (1, 2) OBP: 0.301, SLG: 0.375					SH1-3 E 1B		G5-3	E6	F7	5	1	2	0	0	0	4											
Inning Stats	R: 0 E: 0 K: 0 S: 7	H: 0 LOB: 0 BB: 0 P: 9	R: 3 E: 0 K: 0 S: 9	H: 4 LOB: 2 BB: 0 P: 15	R: 0 E: 0 K: 0 S: 10	H: 0 LOB: 0 BB: 0 P: 17	R: 0 E: 0 K: 0 S: 5	H: 1 LOB: 0 BB: 0 P: 12	R: 2 E: 1 K: 0 S: 9	H: 2 LOB: 1 BB: 0 P: 13	R: 0 E: 0 K: 2 S: 8	H: 1 LOB: 1 BB: 0 P: 9	R: 5 E: 1 K: 0 S: 21	H: 5 LOB: 2 BB: 1 P: 40	R: 0 E: 1 K: 1 S: 15	H: 1 LOB: 2 BB: 0 P: 21		R: 2 E: 0 K: 0 S: 15	H: 3 LOB: 1 BB: 0 P: 21	1B: 12 2B: 3 3B: 0 HR: 2	SF: 0 SAC: 1 DP: 1 HBP: 1	WP: 0 PB: 0 SB: 0 CS: 1	PA: 48				
PITCHER	IP	WLS	BF	H	R	ER	SO	BB	IBB	HBP	BLK	WP	HR	S	P	ERA	WHIP										
Frankie Rodriguez, R (1, 1) ERA: 6.13	6.1	L	30	10	7	6	2	0	0	1	0	0	1	54	87	8.53	1.579										
Pat Mahomes, R (7, 1) ERA: 6.37	0.0		2	2	2	2	0	0	0	0	0	0	1	5	10												
Scott Watkins, L (7, 1) ERA: 5.57	0.2		5	1	1	0	0	1	0	0	0	0	0	10	18	0.00	3.000										
Scott Klinglebeck, R (8, 1) ERA: 7.12	2.0		11	4	2	2	1	0	0	0	0	0	0	30	42	9.00	2.000										

Batter	1	2	3	4	5	6	7	8	9	AB	R	H	RBI	BB	SO	LOB	BOTTOM										
Chuck Knoblauch, R (1, 4) OBP: 0.421, SLG: 0.489 Brian Raabe, R (8, PR) OBP: 0.267, SLG: 0.214	F8 FC6-4 HBP		HR 2B		B2			BLK BB G6-3 1B		3	2	2	0	0	0	1	Cleveland Indians @ Minnesota Twins Hubert H. Humphrey Metrodome, Minneapolis, MN Thu Sep 28 1995, 4:33 AM EDT Alt. 9,442 - Dome - 68 F AB 33 R 4 H 7 RBI 4 BB 1 SO 6 LOB 16 										
Matt Lawton, L (1, 9) OBP: 0.411, SLG: 0.489	F8		HR		G3-1		K			4	1	1	2	0	1	3											
Kirby Puckett, R (1, 10) Chip Hale, L (1, PR) Ron Coomer, R (8, PH) OBP: 0.339, SLG: 0.366 OBP: 0.333, SLG: 0.456	FC6-4 HBP		K		G3-1		WP BLK BB			0	0	0	0	0	0	0											
Marty Cordova, R (1, 7) OBP: 0.354, SLG: 0.483	FC6-4 FC6		P6				K		G6-3	4	0	0	2	0	1	2											
Dan Masteller, L (1, 3) Denny Hocking, S (8, PH) Jeff Reboulet, R (9, 3) OBP: 0.301, SLG: 0.337 OBP: 0.350, SLG: 0.500 OBP: 0.377, SLG: 0.403	FC6				1B		F8		F8	3	0	1	0	0	0	1											
Scott Leius, R (1, 5) Alex Cole, L (9, PH) OBP: 0.336, SLG: 0.350 OBP: 0.412, SLG: 0.481		G6-3			G6-4-3 1B		G5-3		F8	3	0	1	0	0	0	0											
Matt Walbeck, S (1, 2) Matt Merullo, L (8, 2) OBP: 0.301, SLG: 0.319 OBP: 0.341, SLG: 0.387		G4-3			K		G1-3		1B	3	0	0	0	0	1	2											
Pat Meares, R (1, 6) Steve Dunn, L (9, PH)		F8			G6-4-3		F9		K	3	0	0	0	0	0	2											
Rich Becker, L (1, 8) OBP: 0.298, SLG: 0.292			L6		G3-1 1B		K		G4-3	4	0	1	0	0	1	1											
Inning Stats	R: 1 E: 0 K: 0 S: 9	H: 0 LOB: 1 BB: 0 P: 15	R: 0 E: 0 K: 0 S: 7	H: 0 LOB: 0 BB: 0 P: 11	R: 2 E: 0 K: 1 S: 16	H: 2 LOB: 0 BB: 0 P: 22	R: 0 E: 0 K: 1 S: 8	H: 2 LOB: 1 BB: 0 P: 9	R: 0 E: 0 K: 0 S: 6	H: 1 LOB: 0 BB: 0 P: 11	R: 0 E: 0 K: 1 S: 7	H: 0 LOB: 0 BB: 0 P: 14	R: 0 E: 0 K: 1 S: 5	H: 0 LOB: 0 BB: 0 P: 7	R: 1 E: 0 K: 1 S: 16	H: 1 LOB: 2 BB: 1 P: 29		R: 0 E: 0 K: 1 S: 8	H: 1 LOB: 1 BB: 0 P: 11	1B: 5 2B: 1 3B: 0 HR: 1	SF: 0 SAC: 0 DP: 1 HBP: 2	WP: 1 PB: 0 SB: 1 CS: 0	PA: 36				
PITCHER	IP	WLS	BF	H	R	ER	SO	BB	IBB	HBP	BLK	WP	HR	S	P	ERA	WHIP										
Dennis Martinez, R (1, 1) ERA: 3.08	6.0	W	24	5	3	3	3	0	0	2	0	0	1	53	82	4.50	0.833										
Jim Poole, L (7, 1) ERA: 3.93	2.0		8	1	1	1	2	1	0	0	1	1	0	21	36	4.50	1.000										
Eric Plunk, R (9, 1) ERA: 2.71	1.0		4	1	0	0	1	0	0	0	0	0	0	8	11	0.00	1.000										

Batter	1	2	3	4	5	6	7	8	9	AB	R	H	RBI	BB	SO	LOB	TOP										
Chuck Knoblauch R (1,4) OBP: 0.422, SLG: 0.490	4-2 CS BB		1-2 S 1B 2B	2-2 F7			0-2 P4			3	1	1	1	1	0	3											
Matt Lawton L (1,8) OBP: 0.400, SLG: 0.471	2-2 L7		2-2 2H 2B 1B		0-1 G4-3		1-2 G6-3			4	1	1	1	0	0	1											
Marty Cordova R (1,7) OBP: 0.353, SLG: 0.483	0-0 G4-3		1 SAFE 1B 2B	3-2 F9				2-3 K		4	0	1	1	0	1	0											
Matt Merullo L (1,10) OBP: 0.335, SLG: 0.379		0-2 P2	0-0 F9		0-0 G3-1			0-1 G4-3		4	0	0	0	0	0	1											
Ron Coomer R (1,5) OBP: 0.330, SLG: 0.447		0-1 P2		0-0 HBP BB 1B				2-2 L6		4	0	1	0	0	0	0											
Dan Masteller L (1,3) OBP: 0.296, SLG: 0.330		0-0 F7		3-2 P4					2-2 G3-1	4	0	0	0	0	0	1											
Matt Walbeck S (1,2) OBP: 0.306, SLG: 0.320			3-1 F7	4-2 HBP BB				0-0 FC4-6 1B		2	0	1	0	2	0	0											
Denny Hocking S (1,6) OBP: 0.292, SLG: 0.409			1-0 B3	2-2 F9				1-2 FC4-6		4	0	0	0	0	0	4											
Rich Becker L (1,9) OBP: 0.300, SLG: 0.295			0-1 2B 2B	1-2 2-3 HBP				2-0 P5		3	1	1	0	0	1	1											
Inning Stats	R: 0 E: 0 K: 0 S: 8	H: 0 LOB: 0 BB: 1 P: 14	R: 0 E: 0 K: 0 S: 6	H: 0 LOB: 0 BB: 0 P: 6	R: 3 E: 0 K: 0 S: 16	H: 4 LOB: 1 BB: 0 P: 25	R: 0 E: 0 K: 0 S: 16	H: 1 LOB: 3 BB: 1 P: 28	R: 0 E: 0 K: 0 S: 4	H: 0 LOB: 1 BB: 1 P: 10	R: 0 E: 0 K: 1 S: 10	H: 0 LOB: 0 BB: 0 P: 13	R: 0 E: 0 K: 1 S: 8	H: 0 LOB: 0 BB: 0 P: 12	R: 0 E: 0 K: 0 S: 8	H: 1 LOB: 1 BB: 0 P: 13	1B: 3 2B: 3 3B: 0 HR: 0	SF: 0 SAC: 0 DP: 0 HBP: 1	WP: 0 PB: 0 CS: 1	PA: 36							
PITCHER	IP	WLS	BF	H	R	ER	SO	BB	IBB	HBP	BLK	WP	HR	S	P	ERA	WHIP										
Luis Andujar R (1,1) ERA: 3.26	3.1		16	5	3	3	0	2	0	0	0	0	0	38	60	8.10	2.100										
Andrew Lorraine L (4,1) ERA: 3.38	3.0		11	0	0	0	1	1	0	1	0	0	0	21	37	0.00	0.333										
Jeff Shaw R (7,1) ERA: 4.97	0.1		1	0	0	0	0	0	0	0	0	0	0	3	3	0.00	0.000										
Scott Radinsky L (7,1) ERA: 5.54	0.1		1	0	0	0	0	0	0	0	0	0	0	4	5	0.00	0.000										
Matt Karchner R (8,1) ERA: 1.69	2.0	W	7	1	0	0	1	0	0	0	0	0	0	16	25	0.00	0.500										

Minnesota Twins @ Chicago White Sox
Comiskey Park, Chicago, IL

AB 32
R 3
H 6
RBI 3
BB 3
SO 2
LOB 11



WP: 0 PA: 36
PB: 0
CS: 1

Batter	1	2	3	4	5	6	7	8	9	AB	R	H	RBI	BB	SO	LOB	BOTTOM										
Lance Johnson L (1,8) OBP: 0.340, SLG: 0.426	1-2 F9		2-1 G4-3		1-1 G4-6-3 BB 1B		1-2 F8		0-1 SH5-3 PB 1B	5	1	2	0	0	0	3											
Tim Raines S (1,7) OBP: 0.375, SLG: 0.427	3-1 G3			1-0 E 3B	4-2 G4-6-3 BB		1-0 P3		1-0 SH5-3	3	1	1	0	1	0	0											
Dave Martinez L (1,3) OBP: 0.369, SLG: 0.437	2-1 G6-3		0-2 E3 G1-3 G5-3 2B		0-0 G4-6-3		2-3 K		3-2 SH5-3 1B	4	1	0	1	0	1	2											
Chris Snoop R (9,PH) OBP: 0.433, SLG: 0.466				3H 2-3 3H 4-2	1-2 2-3 3H					1	0	1	1	0	0	0											
Frank Thomas R (1,10) OBP: 0.455, SLG: 0.606		1-1 L7		0-0 G5-3				2-2 1B		3	0	1	0	1	0	1											
Robin Ventura L (1,5) OBP: 0.385, SLG: 0.502		1-1 F7		3-2 G1-3		3-1 F7		2-2 F8		4	0	0	0	0	0	4											
Lyle Mouton R (1,9) OBP: 0.372, SLG: 0.483		0-0 G5-3		1-0 2B				4-2 SH1-3 BB		2	0	1	1	2	0	0											
Mike Cameron R (8,FR) OBP: 0.244, SLG: 0.316				1-2 BB				4-2 FC5-6 BB		0	0	0	0	0	0	0											
Doug Brady S (1,4) OBP: 0.227, SLG: 0.200			0-1 E4 CS		4-1 BB			1-0 FC5-6 WP		2	0	0	0	2	0	1											
Chris Tremie R (1,2) OBP: 0.200, SLG: 0.167			2-1 FC6-4 1B		1-2 G6-3			3-3 K		2	0	1	0	0	0	2											
Barry Lyons R (8,PH) OBP: 0.333, SLG: 0.586			1-2 FC6-4 1B					1-2 K		1	0	0	0	0	1	1											
Ozzie Guillen L (1,6) OBP: 0.266, SLG: 0.311			0-0 FC6-4		0-1 BB 1B G4-6-3 1B		0-1 P2		1-3 K	4	1	1	0	0	1	5											
Inning Stats	R: 0 E: 0 K: 0 S: 7	H: 0 LOB: 0 BB: 0 P: 13	R: 0 E: 0 K: 0 S: 5	H: 0 LOB: 0 BB: 0 P: 7	R: 0 E: 1 K: 0 S: 7	H: 1 LOB: 1 BB: 0 P: 11	R: 2 E: 1 K: 0 S: 15	H: 2 LOB: 2 BB: 1 P: 25	R: 1 E: 0 K: 0 S: 11	H: 2 LOB: 2 BB: 2 P: 23	R: 0 E: 0 K: 1 S: 11	H: 0 LOB: 1 BB: 0 P: 18	R: 0 E: 0 K: 2 S: 12	H: 0 LOB: 2 BB: 1 P: 21	R: 1 E: 0 K: 0 S: 7	H: 2 LOB: 1 BB: 0 P: 11	1B: 6 2B: 1 3B: 1 HR: 0	SF: 0 SAC: 2 DP: 1 HBP: 0	WP: 1 PB: 1 CS: 1	PA: 39							
PITCHER	IP	WLS	BF	H	R	ER	SO	BB	IBB	HBP	BLK	WP	HR	S	P	ERA	WHIP										
Jose Parra R (1,1) ERA: 7.13	5.0		24	5	3	2	0	4	0	0	0	0	0	47	85	3.60	1.800										
Eddie Guardado L (6,1) ERA: 5.19	3.1	L	14	2	1	1	3	2	0	0	0	1	0	32	54	2.70	1.200										
Dave Stevens R (9,1) ERA: 5.06	0.0		1	1	0	0	0	0	0	0	0	0	0	4	7	∞	∞										

Minnesota Twins @ Chicago White Sox
Comiskey Park, Chicago, IL

AB 31
R 4
H 8
RBI 3
BB 6
SO 3
LOB 19



WP: 1 PA: 39
PB: 1
CS: 1

Batter	1	2	3	4	5	6	7	8	9	AB	R	H	RBI	BB	SO	LOB	TOP				
Chuck Knoblauch, R OBP: 0.425, SLG: 0.489 (1, 4)										1	1	0	0	4	0	0					
Matt Lawton, L OBP: 0.400, SLG: 0.455 (1, 8)										4	0	1	1	0	1	4					
Pat Meares, R OBP: 0.311, SLG: 0.431 (1, 6)										3	0	0	1	0	1	2					
Dan Masteller, L OBP: 0.300, SLG: 0.343 (9, PH)										4	1	2	0	0	0	3					
Jeff Reboulet, R OBP: 0.379, SLG: 0.406 (9, 3)										5	2	3	2	0	0	2					
Marty Cordova, R OBP: 0.355, SLG: 0.490 (1, 7)										5	0	1	0	0	3	4					
Matt Walbeck, S OBP: 0.305, SLG: 0.319 (1, 2)										4	2	1	2	1	0	1					
Ron Coomer, R OBP: 0.333, SLG: 0.469 (1, 5)										2	0	0	0	1	0	1					
Alex Cole, L OBP: 0.409, SLG: 0.468 (7, PH)										2	0	0	0	1	0	1					
Scott Leius, R OBP: 0.335, SLG: 0.349 (7, 9)										3	1	1	0	1	1	1					
Rich Becker, L OBP: 0.301, SLG: 0.296 (1, 9)										3	1	1	0	1	1	1					
Inning Stats	R: 3 E: 0 K: 1 S: 17	H: 3 LOB: 0 BB: 1 P: 28	R: 2 E: 0 K: 0 S: 11	H: 0 LOB: 2 BB: 3 P: 30	R: 2 E: 0 K: 1 S: 10	H: 3 LOB: 2 BB: 1 P: 17	R: 0 E: 0 K: 0 S: 12	H: 2 LOB: 1 BB: 0 P: 16	R: 0 E: 0 K: 2 S: 8	H: 1 LOB: 0 BB: 0 P: 16	R: 0 E: 0 K: 2 S: 8	H: 0 LOB: 0 BB: 0 P: 11	R: 0 E: 0 K: 1 S: 6	H: 0 LOB: 0 BB: 0 P: 8	R: 0 E: 0 K: 1 S: 13	H: 1 LOB: 1 BB: 0 P: 19	1B: 6 2B: 3 3B: 0 HR: 2	SF: 1 SAC: 0 DP: 2 HBP: 2	WP: 1 PB: 2 SB: 1 CS: 1	PA: 44	
PITCHER	IP	WLS	BF	H	R	ER	SO	BB	IBB	HBP	BLK	WP	HR	S	P	ERA	WHIP				
Jason Bere, R ERA: 7.19	1.1	L	10	3	5	5	1	4	0	0	0	0	1	24	50	33.75	5.250				
Kirk McCaskill, L ERA: 4.89	3.0		16	5	2	2	1	2	0	1	0	1	1	31	52	6.00	2.333				
Scott Radinsky, L ERA: 5.45	0.2		3	0	0	0	1	0	1	0	0	0	0	6	13	0.00	0.000				
Jeff Shaw, R ERA: 4.88	1.1		5	1	0	0	0	0	0	1	0	0	0	9	17	0.00	0.750				
Larry Thomas, L ERA: 1.32	1.2		5	0	0	0	3	0	0	0	0	0	0	13	18	0.00	0.000				

Minnesota Twins @ Chicago White Sox
Comiskey Park, Chicago, IL
Sat Sep 30 1995, 8:05 PM EDT
Att: 24,293 - Unknown - 83 F

AB	33
R	7
H	10
RBI	6
BB	7
SO	7
LOB	18



Batter	1	2	3	4	5	6	7	8	9	AB	R	H	RBI	BB	SO	LOB	BOTTOM				
Lance Johnson, L OBP: 0.340, SLG: 0.425 (1, 8)										4	1	1	1	1	0	2					
Tim Raines, S OBP: 0.373, SLG: 0.424 (1, 7)										4	0	0	0	1	0	3					
Dave Martinez, L OBP: 0.371, SLG: 0.436 (6, PH)										3	1	1	0	1	1	0					
Lyle Mouton, R OBP: 0.376, SLG: 0.483 (8, FR)										2	0	0	1	2	0	2					
Mike Cameron, R OBP: 0.244, SLG: 0.316 (8, 9)										5	0	2	1	0	1	3					
Frank Thomas, R OBP: 0.455, SLG: 0.603 (1, 10)										5	1	1	0	0	0	3					
Robin Ventura, L OBP: 0.385, SLG: 0.501 (1, 3)										5	2	1	0	0	1	0					
Chris Snopce, R OBP: 0.417, SLG: 0.444 (1, 5)										3	0	0	1	0	0	2					
Ray Durham, S OBP: 0.309, SLG: 0.387 (1, 4)										4	1	3	1	0	0	0					
Barry Lyons, R OBP: 0.318, SLG: 0.557 (1, 2)										5	2	1	0	0	1	0					
Ron Karkovics, R OBP: 0.308, SLG: 0.391 (6, 2)										3	0	0	1	0	0	2					
Ozzie Guillen, L OBP: 0.270, SLG: 0.318 (1, 6)										4	1	3	1	0	0	0					
Inning Stats	R: 1 E: 1 K: 0 S: 14	H: 2 LOB: 2 BB: 1 P: 22	R: 3 E: 1 K: 0 S: 15	H: 2 LOB: 2 BB: 2 P: 28	R: 2 E: 0 K: 0 S: 11	H: 3 LOB: 1 BB: 0 P: 20	R: 0 E: 0 K: 0 S: 6	H: 1 LOB: 1 BB: 0 P: 10	R: 0 E: 0 K: 2 S: 12	H: 0 LOB: 1 BB: 1 P: 23	R: 0 E: 0 K: 0 S: 4	H: 0 LOB: 0 BB: 0 P: 5	R: 0 E: 0 K: 0 S: 10	H: 0 LOB: 2 BB: 2 P: 21	R: 0 E: 0 K: 1 S: 12	H: 0 LOB: 0 BB: 0 P: 19	1B: 7 2B: 2 3B: 0 HR: 0	SF: 1 SAC: 0 DP: 1 HBP: 0	WP: 0 PB: 0 SB: 0 CS: 0	PA: 43	
PITCHER	IP	WLS	BF	H	R	ER	SO	BB	IBB	HBP	BLK	WP	HR	S	P	ERA	WHIP				
LaTroy Hawkins, R ERA: 8.67	2.1		17	3	0	0	2	1	0	0	0	0	0	35	60	15.43	3.857				
Oscar Munoz, R ERA: 5.6	4.2	W	18	3	0	0	2	1	0	0	0	0	0	38	63	0.00	0.857				
Scott Watkins, L ERA: 5.4	0.2		4	0	0	0	0	2	0	0	0	0	0	8	16	0.00	3.000				
Dave Stevens, R ERA: 4.96	1.1	S	4	0	0	0	1	0	0	0	0	0	0	14	24	0.00	0.000				

Minnesota Twins @ Chicago White Sox
Comiskey Park, Chicago, IL
Sat Sep 30 1995, 8:05 PM EDT
Att: 24,293 - Unknown - 83 F

AB	36
R	6
H	9
RBI	5
BB	6
SO	3
LOB	15



