Minnesota Twins - 1997

| Batter | 1 | 2 | 3 | 4 | 5 | 6 | 7 | 8 | 9 | AB | R | H | RBI | BB | SO | LOB |
|---|---|---|---|---|---|---|---|---|---|---|---|---|---|---|---|---|
| Brian Hunter, R (1, 8)<br>Vince Coleman, S (7, PH)<br>(7, 8) | B F C B X<br>2-2 G5-3 | | S 1 SAFE F B S<br>1-3 K | | B B B B<br>4-0 FC4-6 1B 2B BB | B<br>1-0 CS 1-2 | B F X<br>1-1 P6 | | B C B F C<br>2-3 K | 2<br>2 | 1<br>0 | 0<br>0 | 0<br>0 | 1<br>0 | 1<br>0 | 1<br>1 |
| Damion Easley, R (1, 4)<br>OBP: 0.600, SLG: 0.800 | S S S<br>0-3 K | | S X<br>0-1 G1-3 | | C 1 SAFE X<br>0-1 FC4-6 1-2 1B | | C S X<br>0-2 1B 2B | | F F B B B X<br>3-2 1-2 1B | 5 | 0 | 3 | 0 | 0 | 1 | 1 |
| Travis Fryman, R (1, 5)<br>OBP: 0.400, SLG: 0.400 | X<br>0-0 1B | | | C B F C<br>1-3 K | S B X<br>1-1 FC4-6 1-2f 2-3 2B | | B B X<br>2-0 2-3 1B | | B F F X<br>1-2 F9 | 5 | 1 | 2 | 0 | 0 | 1 | 4 |
| Tony Clark, S (1, 3)<br>OBP: 0.500, SLG: 0.750 | B S S B B X<br>3-2 G4-3 | | | B X<br>1-0 1B HR 1B | X<br>0-0 F8 1-H 3-H 2B | | C X<br>0-1 G3-1 | | | 4 | 1 | 2 | 2 | 0 | 0 | 2 |
| Bobby Higginson, L (1, 7)<br>OBP: 0.500, SLG: 0.333 | | X<br>0-0 G3 | | C B B S F B X<br>3-2 1-3 HR 1B | X<br>0-0 F8 2-3 | | | B B F B C B<br>4-2 G6-4-3 BB | | 3 | 1 | 1 | 0 | 1 | 0 | 1 |
| Melvin Nieves, S (1, 9)<br>OBP: 0.250, SLG: 1.000 | | X<br>0-0 F7 | | B X<br>1-0 1-H 3-H HR | F B X<br>1-1 G3 | | | S S S<br>0-3 K | | 4 | 1 | 1 | 3 | 0 | 1 | 2 |
| Bubba Trammell, R (1, 10) | | C B B B S F X<br>3-2 G6-3 | | B B F F B B<br>4-2 G5-3 BB | | C B X<br>1-1 F8 | | X<br>0-0 1-2f G6-4-3 | | 3 | 0 | 0 | 0 | 1 | 0 | 1 |
| Brian Johnson, R (1, 2)<br>OBP: 0.250, SLG: 0.250 | | | B C X<br>1-1 G4-3 | F F B X<br>1-2 1-2 G5-3 | | C S B S<br>1-3 K | | | B B C X<br>2-1 1B 1B | 4 | 0 | 1 | 0 | 0 | 1 | 1 |
| Deivi Cruz, R (1, 6)<br>OBP: 0.667, SLG: 0.667<br>Curtis Pride, L (9, PH) | | | C B C X<br>1-2 1B | C S B B S<br>2-3 K2-3 | | X<br>0-0 CS 1B | | | C B S S S<br>1-3 K | 3<br>1 | 0<br>0 | 2<br>0 | 0<br>0 | 0<br>0 | 1<br>1 | 1<br>1 |
| Inning Stats | R: 0 E: 0 K: 1 S: 10<br>H: 1 LOB: 1 BB: 0 P: 15 | R: 0 E: 0 K: 0 S: 6<br>H: 0 LOB: 0 BB: 0 P: 9 | R: 0 E: 0 K: 1 S: 10<br>H: 1 LOB: 1 BB: 0 P: 13 | R: 3 E: 0 K: 2 S: 17<br>H: 3 LOB: 1 BB: 1 P: 30 | R: 2 E: 0 K: 0 S: 8<br>H: 2 LOB: 1 BB: 1 P: 14 | R: 0 E: 0 K: 1 S: 6<br>H: 1 LOB: 0 BB: 0 P: 9 | R: 0 E: 0 K: 0 S: 8<br>H: 2 LOB: 1 BB: 0 P: 11 | R: 0 E: 0 K: 1 S: 6<br>H: 0 LOB: 0 BB: 1 P: 10 | R: 0 E: 0 K: 2 S: 14<br>H: 2 LOB: 2 BB: 0 P: 23 | 1B: 9 2B: 2 3B: 0 HR: 1<br>SF: 0 SAC: 0 DP: 1 HBP: 0 | | | | | | |

| PITCHER | | IP | WLS | BF | H | R | ER | SO | BB | IBB | HBP | BLK | WP | HR | S | P | ERA | WHIP |
|---|---|---|---|---|---|---|---|---|---|---|---|---|---|---|---|---|---|---|
| Brad Radke, R<br>ERA: 9.0 | (1, 1) | 5.0 | | 24 | 7 | 5 | 5 | 4 | 2 | 0 | 0 | 0 | 0 | 1 | 51 | 81 | 9.00 | 1.800 |
| Mike Trombley, R<br>ERA: | (6, 1) | 1.2 | | 6 | 3 | 0 | 0 | 1 | 0 | 0 | 0 | 0 | 0 | 0 | 12 | 18 | 0.00 | 1.800 |
| Eddie Guardado, L<br>ERA: | (7, 1) | 0.2 | | 3 | 0 | 0 | 0 | 1 | 1 | 0 | 0 | 0 | 0 | 0 | 7 | 11 | 0.00 | 1.500 |
| Dan Naulty, R<br>ERA: | (8, 1) | 0.2 | W | 1 | 0 | 0 | 0 | 0 | 0 | 0 | 0 | 0 | 0 | 0 | 1 | 1 | 0.00 | 0.000 |
| Rick Aguilera, R<br>ERA: | (9, 1) | 1.0 | S | 5 | 2 | 0 | 0 | 2 | 0 | 0 | 0 | 0 | 0 | 0 | 14 | 23 | 0.00 | 2.000 |

| PITCHER | IP | WLS | BF | H | R | ER | SO | BB | IBB | HBP | BLK | WP | HR | S | P | ERA | WHIP |
|---|---|---|---|---|---|---|---|---|---|---|---|---|---|---|---|---|---|

# TOP

## Detroit Tigers @ Minnesota Twins

Hubert H. Humphrey Metrodome, Minneapolis, MN

Tue Apr 01 1997, 8:05 PM EST

Att. 43,216 - Dome

livebaseballscorecards.com

| | |
|---|---|
| AB | 36 |
| R | 5 |
| H | 12 |
| RBI | 5 |
| BB | 3 |
| SO | 8 |
| LOB | 16 |

# BOTTOM

## Detroit Tigers @ Minnesota Twins

Hubert H. Humphrey Metrodome, Minneapolis, MN

Tue Apr 01 1997, 8:05 PM EST

Att. 43,216 - Dome

livebaseballscorecards.com

| Batter | 1 | 2 | 3 | 4 | 5 | 6 | 7 | 8 | 9 | AB | R | H | RBI | BB | SO | LOB |
|---|---|---|---|---|---|---|---|---|---|---|---|---|---|---|---|---|
| Chuck Knoblauch, R (1, 4)<br>OBP: 0.200, SLG: 0.400 | F9 | | L9 | | 1B 2B | | G6-4-3 | K | | 5 | 1 | 1 | 0 | 0 | 1 | 2 |
| Rich Becker, L (1, 8)<br>OBP: 0.250, SLG: 0.250 | F7 | | G6-3 | | FC5-4 1B | | G5-3 | | | 4 | 0 | 1 | 2 | 0 | 0 | 0 |
| Paul Molitor, R (1, 10)<br>OBP: 0.500, SLG: 0.500 | FC4-6 1B | | | F9 | FC5-4 1B | | | BB BB 1B 1B | | 4 | 1 | 2 | 0 | 0 | 0 | 1 |
| Marty Cordova, R (1, 7)<br>OBP: 0.500, SLG: 0.333 | FC4-6 | | | F9 | F7-3 1B | | | 1B BB SF7-5 BB | | 3 | 1 | 1 | 0 | 1 | 0 | 1 |
| Matt Lawton, L (1, 9)<br>OBP: 0.750, SLG: 0.667 | | G6-3 1B | | 1B 1B | F7-3 | | | SF7-5 1B BB | | 3 | 0 | 2 | 0 | 1 | 0 | 2 |
| Terry Steinbach, R (1, 2)<br>OBP: 0.500, SLG: 0.500 | | G6-3 | | 1B | | K | | HR 1B | | 4 | 1 | 2 | 1 | 0 | 1 | 1 |
| Scott Stahoviak, L (1, 3)<br>OBP: 1.000, SLG: 1.000 | | S 1B | | F8 | | G1-4-3 | | SF7-5 | | 1 | 0 | 1 | 0 | 0 | 0 | 0 |
| Greg Colbrunn, R (4, PH) (5, 3) | | | | | | | | | | 2 | 0 | 0 | 1 | 0 | 0 | 2 |
| Pat Meares, R (1, 6)<br>OBP: 0.500, SLG: 1.750 | G3 | | | | WP 3B | G5-3 | | HR | | 4 | 2 | 2 | 2 | 0 | 0 | 1 |
| Todd Walker, L (1, 5)<br>OBP: 0.667, SLG: 0.500 | | K | | | 2B WP 1B BB | | G6-4-3 1B | BB | | 2 | 1 | 1 | 0 | 1 | 1 | 0 |
| Denny Hocking, S (8, PH) (9, 5) | | | | | | | | | | 0 | 0 | 0 | 0 | 1 | 0 | 0 |
| Inning Stats | R: 0 E: 0 K: 0 S: 8 H: 1 LOB: 1 BB: 0 P: 14 | R: 0 E: 0 K: 0 S: 10 H: 2 LOB: 1 BB: 0 P: 13 | R: 0 E: 0 K: 1 S: 7 H: 0 LOB: 0 BB: 0 P: 12 | R: 0 E: 0 K: 0 S: 17 H: 2 LOB: 2 BB: 0 P: 28 | R: 3 E: 0 K: 0 S: 13 H: 4 LOB: 1 BB: 1 P: 28 | R: 0 E: 0 K: 1 S: 7 H: 0 LOB: 0 BB: 0 P: 8 | R: 0 E: 0 K: 0 S: 6 H: 1 LOB: 0 BB: 0 P: 10 | R: 4 E: 0 K: 1 S: 14 H: 3 LOB: 1 BB: 3 P: 30 | | 1B: 10 2B: 3 3B: 1 HR: 1 SF: 1 SAC: 0 DP: 4 HBP: 0 | | | | | | |

| | |
|---|---|
| AB | 32 |
| R | 7 |
| H | 13 |
| RBI | 6 |
| BB | 4 |
| SO | 3 |
| LOB | 10 |

WP: 1 PB: 0 SB: 1 CS: 0 PA: 37

| PITCHER | | IP | WLS | BF | H | R | ER | SO | BB | IBB | HBP | BLK | WP | HR | S | P | ERA | WHIP |
|---|---|---|---|---|---|---|---|---|---|---|---|---|---|---|---|---|---|---|
| Doug Brocail, R<br>ERA: 6.75 | (1, 1) | 4.0 | | 20 | 8 | 3 | 3 | 1 | 1 | 0 | 0 | 0 | 1 | 0 | 50 | 86 | 6.75 | 2.250 |
| A.J. Sager, R<br>ERA: | (5, 1) | 3.0 | | 9 | 2 | 0 | 0 | 1 | 0 | 0 | 0 | 0 | 0 | 0 | 18 | 27 | 0.00 | 0.667 |
| Dan Miceli, R<br>ERA: 54.0 | (8, 1) | 0.2 | L | 6 | 3 | 4 | 4 | 0 | 2 | 0 | 0 | 0 | 0 | 1 | 8 | 19 | 54.00 | 7.500 |
| Mike Myers, L<br>ERA: | (8, 1) | 0.1 | | 2 | 0 | 0 | 0 | 1 | 1 | 0 | 0 | 0 | 0 | 0 | 6 | 11 | 0.00 | 3.000 |

| PITCHER | IP | WLS | BF | H | R | ER | SO | BB | IBB | HBP | BLK | WP | HR | S | P | ERA | WHIP |
|---|---|---|---|---|---|---|---|---|---|---|---|---|---|---|---|---|---|

# Detroit Tigers @ Minnesota Twins

Hubert H. Humphrey Metrodome, Minneapolis, MN

Wed Apr 02 1997, 8:05 PM EST
Att. 10,827 - Dome - 72 F

livebaseballscorecards.com

| Batter | 1 | 2 | 3 | 4 | 5 | 6 | 7 | 8 | 9 | AB | R | H | RBI | BB | SO | LOB |
|---|---|---|---|---|---|---|---|---|---|---|---|---|---|---|---|---|
| Brian Hunter, R (1, 8) | C C X 0-2 ① F8 | | F X 0-1 ②③ L4-6 2-2 | | C B B C B S 3-3 ③ K | | | C F S 0-3 ① K | 1 SAFE B C 1 SAFE X 1-1 ① SH3-4 1-2 | 4 | 0 | 0 | 0 | 0 | 2 | 4 |
| Damion Easley, R (1, 4) (8, 6) OBP: 0.400, SLG: 0.444 | C F B S 1-3 ② K | | | B C X 1-1 ① F7 | | C X 0-1 ① G6-3 | | B B C B B 4-1 E 1B 1-2 BB | B C B B C S 3-3 ② K | 4 | 1 | 0 | 0 | 1 | 2 | 1 |
| Travis Fryman, R (1, 5) OBP: 0.500, SLG: 0.375 | B F X 1-1 ③ G5-3 | | | B B B B 4-0 HR BB | | X 0-0 ② P4 | | B S B X 2-1 E8 1B 1-3 2-H 1B | B B B I 4-0 IBB | 3 | 2 | 1 | 1 | 2 | 0 | 0 |
| Tony Clark, S (1, 3) OBP: 0.444, SLG: 0.556 | | B B X 2-0 ① G4-3 | | C S B B S 2-3 ② K | | B F X 1-1 1B | | B C F B B X 3-2 2B 2-H 3-H 1B | B S F F F S 1-3 ③ K | 5 | 0 | 2 | 2 | 0 | 2 | 3 |
| Bobby Higginson, L (1, 7) OBP: 0.500, SLG: 1.000 | | B X 1-0 ② G3-1 | | C B X 1-1 1-H HR | | B X 1-0 ③ L4 | | B F X 1-1 1-3 2B | | 4 | 1 | 2 | 2 | 0 | 0 | 1 |
| Melvin Nieves, S (1, 9) OBP: 0.125, SLG: 0.500 | | B X 1-0 ③ L8 | | F F C 0-3 ③ K | | | B S B X 2-1 ① L8 | F S S 0-3 ② K | | 4 | 0 | 0 | 0 | 0 | 2 | 2 |
| Curtis Pride, L (1, 10) OBP: 0.500, SLG: 0.333 | | | B B X 2-0 L4-6 1B 1B | | B B C B B 4-1 G1-4-3 BB | | B X 1-0 ② F7 | B B X 2-0 ③ G5-3 | | 2 | 0 | 1 | 0 | 1 | 0 | 0 |
| Bubba Trammell, R (8, PH) | | | | | | | | | | 1 | 0 | 0 | 0 | 0 | 0 | 2 |
| Matt Walbeck, S (1, 2) OBP: 0.250, SLG: 1.000 | | | B 1 SAFE C C C C 1-3 ① K | | B S X 1-1 ① G1-4-3 1-2 | | F F X 0-2 ③ G6-3 | | X 0-0 HR | 4 | 1 | 1 | 1 | 0 | 1 | 2 |
| Deivi Cruz, R (1, 6) OBP: 0.600, SLG: 0.600 | | | C 1 SAFE X 0-1 1-2 1B | | B X 1-0 ② G4-3 | | | X 0-0 S E 1B | C B C B X 2-2 SH3-4 1B | 2 | 0 | 1 | 0 | 0 | 0 | 1 |
| Jody Reed, R (8, PH) OBP: 1.000, SLG: 1.000 (8, 4) | | | | | | | | | | 2 | 1 | 2 | 0 | 0 | 0 | 0 |

| TOP | |
|---|---|
| AB | 35 |
| R | 6 |
| H | 10 |
| RBI | 6 |
| BB | 4 |
| SO | 9 |
| LOB | 16 |

| Inning Stats | 1 | 2 | 3 | 4 | 5 | 6 | 7 | 8 | 9 | 1B: 7 | SF: 0 | WP: 0 | PA: 40 |
|---|---|---|---|---|---|---|---|---|---|---|---|---|---|
| | R: 0 E: 0 K: 1 S: 8 H: 0 LOB: 0 BB: 0 P: 10 | R: 0 E: 0 K: 0 S: 3 H: 0 LOB: 0 BB: 0 P: 7 | R: 0 E: 0 K: 1 S: 8 H: 2 LOB: 0 BB: 0 P: 11 | R: 2 E: 0 K: 2 S: 10 H: 1 LOB: 0 BB: 1 P: 18 | R: 0 E: 0 K: 1 S: 7 H: 0 LOB: 1 BB: 1 P: 16 | R: 0 E: 0 K: 0 S: 6 H: 1 LOB: 1 BB: 0 P: 8 | R: 0 E: 0 K: 0 S: 6 H: 0 LOB: 0 BB: 0 P: 9 | R: 3 E: 1 K: 2 S: 16 H: 4 LOB: 2 BB: 1 P: 28 | R: 1 E: 0 K: 2 S: 14 H: 2 LOB: 2 BB: 1 P: 25 | 2B: 2 3B: 0 HR: 2 | SAC: 1 DP: 1 HBP: 0 | PB: 0 SB: 1 CS: 0 | |

| PITCHER | | IP | WLS | BF | H | R | ER | SO | BB | IBB | HBP | BLK | WP | HR | S | P | ERA | WHIP |
|---|---|---|---|---|---|---|---|---|---|---|---|---|---|---|---|---|---|---|
| Frankie Rodriguez, R (1, 1) ERA: 2.57 | (1, 1) | 7.0 | | 26 | 4 | 2 | 2 | 5 | 2 | 0 | 0 | 0 | 0 | 1 | 48 | 79 | 2.57 | 0.857 |
| Gregg Olson, R ERA: 81.0 | (8, 1) | 0.1 | | 4 | 2 | 3 | 3 | 1 | 1 | 0 | 0 | 0 | 0 | 0 | 7 | 13 | 81.00 | 9.000 |
| Greg Swindell, L ERA: | (8, 1) | 0.1 | | 3 | 2 | 0 | 0 | 1 | 0 | 0 | 0 | 0 | 0 | 0 | 8 | 12 | 0.00 | 6.000 |
| Dan Naulty, R ERA: | (8, 1) | 0.1 | | 1 | 0 | 0 | 0 | 0 | 0 | 0 | 0 | 0 | 0 | 0 | 1 | 3 | 0.00 | 0.000 |
| Rick Aguilera, R ERA: 4.5 | (9, 1) | 1.0 | W | 6 | 2 | 1 | 1 | 2 | 0 | 1 | 0 | 0 | 0 | 1 | 14 | 25 | 9.00 | 2.000 |

| PITCHER | | IP | WLS | BF | H | R | ER | SO | BB | IBB | HBP | BLK | WP | HR | S | P | ERA | WHIP |
|---|---|---|---|---|---|---|---|---|---|---|---|---|---|---|---|---|---|---|

| Batter | 1 | 2 | 3 | 4 | 5 | 6 | 7 | 8 | 9 | AB | R | H | RBI | BB | SO | LOB |
|---|---|---|---|---|---|---|---|---|---|---|---|---|---|---|---|---|
| Chuck Knoblauch, R (1, 4)<br>OBP: 0.200, SLG: 0.250 | B F C B X<br>2-2 G3 ① | | B B C X<br>2-1 G4-3 ②<br>2-3<br>3-H | | B C B F B X<br>3-2 G5-3 ③ | | B B F X<br>2-1 SF9 ②<br>1-2<br>3-H | | B F F B B F B<br>4-2 1B SH2-4 BB<br>1-2 | 3 | 0 | 0 | 2 | 1 | 0 | 1 |
| Rich Becker, L (1, 8)<br>OBP: 0.250, SLG: 0.250 | C F B B F F C<br>2-3 K ② | | C X<br>0-1 2B 1B ①<br>3-H | | | B X<br>1-0 F8 ①<br>B C S B S<br>2-3 K ③ | | | 2 SAFE B F X<br>1-1 SH2-4 ①<br>1-2<br>2-3 | 4 | 1 | 1 | 1 | 0 | 2 | 2 |
| Paul Molitor, R (1, 10)<br>OBP: 0.556, SLG: 0.571 | C S B X<br>1-2 G4-3 ③ | | 1 SAFE 1 SAFE B F X<br>1-1 2B ①<br>1-H | | | B B B B<br>4-0 BB BB | | F F B X<br>1-2 P4 ①<br>I I I I | 4-0 1B IBB | 3 | 0 | 1 | 1 | 2 | 0 | 0 |
| Marty Cordova, R (1, 7)<br>OBP: 0.444, SLG: 0.286 | | B F X<br>1-1 G4-3 ①<br>S X<br>0-1 L6 ③ | | | | B 1 SAFE B B B<br>4-0 FC5-4 BB<br>1-2 | | F B S F S<br>1-3 K ②<br>B X | 1-0 1B<br>1-2<br>2-3<br>3-H | 4 | 0 | 1 | 1 | 1 | 1 | 1 |
| Terry Steinbach, R (1, 2)<br>OBP: 0.375, SLG: 0.286 | | F B F B B C<br>3-3 K ②<br>B F S B F C<br>2-3 K ③ | | B B B C X<br>3-1 G5-3 ①<br>F X<br>0-1 G5-3 ② | | C B 2 SAFE S S<br>1-3 K ②<br>X<br>0-0 FC5-4 ③<br>1-2f | | S S B B F B B<br>4-2 HR BB<br>B F F X<br>1-2 HR<br>1-H | | 3 | 1 | 0 | 0 | 1 | 2 | 2 |
| Greg Colbrunn, R (1, 3)<br>OBP: 0.143, SLG: 0.667 | | | | | | | | | | 4 | 1 | 1 | 2 | 0 | 1 | 2 |
| Matt Lawton, L (1, 9)<br>OBP: 0.750, SLG: 0.600 | | | B B B B<br>4-0 SH1-3 1B G4-3 BB<br>S F B C<br>1-3 K ③ | | | | B B B B<br>4-0 1B SF9 BB | C B C F X<br>1-2 1B | | 2 | 2 | 1 | 0 | 2 | 1 | 0 |
| Ron Coomer, R (1, 5)<br>OBP: 0.667, SLG: 0.667<br>Denny Hocking, S (7, PR)<br>(8, 5) | | | C F<br>1 SAFE<br>1 SAFE X<br>0-2 G4-3 SH1-3 1B<br>1-2 1B | | B B C X<br>2-1 P4 ① | | 1 SAFE F F S B F X<br>1-2 E<br>1-3 1B | 1 SAFE C C B F S<br>1-3 K ③ | | 3 | 1 | 2 | 0 | 0 | 0 | 0 |
| | | | | | | | | | | 1 | 0 | 0 | 0 | 0 | 1 | 1 |
| Pat Meares, R (1, 6)<br>OBP: 0.429, SLG: 1.143 | | | X<br>0-0 SH1-3 ①<br>1-2<br>2-3 | | B B C B X<br>3-1 G6-3 ② | | C 1 SAFE B X<br>1-1 P4 ① | | B B C B X<br>3-1 SH2-4 BB 1B 1B | 3 | 1 | 1 | 0 | 0 | 0 | 2 |
| Inning Stats | R: 0 E: 0 K: 1 S: 11 H: 0 LOB: 0 BB: 0 P: 16 | R: 0 E: 0 K: 2 S: 9 H: 0 LOB: 0 BB: 0 P: 15 | R: 3 E: 0 K: 0 S: 12 H: 3 LOB: 1 BB: 1 P: 19 | R: 0 E: 0 K: 1 S: 7 H: 0 LOB: 0 BB: 0 P: 11 | R: 0 E: 0 K: 0 S: 7 H: 0 LOB: 0 BB: 0 P: 15 | R: 0 E: 0 K: 1 S: 5 H: 0 LOB: 2 BB: 2 P: 15 | R: 1 E: 1 K: 1 S: 11 H: 1 LOB: 2 BB: 1 P: 21 | R: 2 E: 0 K: 2 S: 21 H: 2 LOB: 1 BB: 1 P: 30 | R: 1 E: 0 K: 0 S: 8 H: 2 LOB: 3 BB: 2 P: 21 | 1B: 6 2B: 1 3B: 0 HR: 1 | SF: 1 SAC: 2 DP: 0 HBP: 0 | | | | | |

| PITCHER | | IP | WLS | BF | H | R | ER | SO | BB | IBB | HBP | BLK | WP | HR | S | P | ERA | WHIP |
|---|---|---|---|---|---|---|---|---|---|---|---|---|---|---|---|---|---|---|
| Justin Thompson, L<br>ERA: 6.0 | (1, 1) | 6.0 | | 25 | 3 | 4 | 4 | 5 | 4 | 0 | 0 | 0 | 0 | 0 | 51 | 95 | 6.00 | 1.167 |
| Felipe Lira, R<br>ERA: | (7, 1) | 0.2 | | 3 | 1 | 0 | 0 | 0 | 0 | 0 | 0 | 0 | 0 | 0 | 8 | 12 | 0.00 | 1.500 |
| Mike Myers, L<br>ERA: | (7, 1) | 0.1 | | 1 | 0 | 0 | 0 | 1 | 0 | 0 | 0 | 0 | 0 | 0 | 3 | 5 | 0.00 | 0.000 |
| Dan Miceli, R<br>ERA: 40.5 | (8, 1) | 0.2 | | 4 | 1 | 2 | 2 | 1 | 1 | 0 | 0 | 0 | 0 | 1 | 13 | 20 | 27.00 | 3.000 |
| John Cummings, L<br>ERA: | (8, 1) | 0.0 | | 1 | 1 | 0 | 0 | 0 | 0 | 0 | 0 | 0 | 0 | 0 | 4 | 5 | ∞ | ∞ |

| PITCHER | | IP | WLS | BF | H | R | ER | SO | BB | IBB | HBP | BLK | WP | HR | S | P | ERA | WHIP |
|---|---|---|---|---|---|---|---|---|---|---|---|---|---|---|---|---|---|---|
| Todd Jones, R<br>ERA: 13.5 | (8, 1) | 0.2 | L | 6 | 2 | 1 | 1 | 1 | 1 | 1 | 0 | 0 | 0 | 0 | 12 | 26 | 13.50 | 4.500 |

# BOTTOM

## Detroit Tigers @ Minnesota Twins

Hubert H. Humphrey Metrodome, Minneapolis, MN

Wed Apr 02 1997, 8:05 PM EST

Att. 10,827 - Dome - 72 F

livebaseballscorecards.com

| | |
|---|---|
| AB | 30 |
| R | 7 |
| H | 8 |
| RBI | 7 |
| BB | 7 |
| SO | 8 |
| LOB | 11 |

| Batter | 1 | 2 | 3 | 4 | 5 | 6 | 7 | 8 | 9 | AB | R | H | RBI | BB | SO | LOB |
|---|---|---|---|---|---|---|---|---|---|---|---|---|---|---|---|---|
| Brian Hunter, R (1, 8) | K | | G6-3 | | F9 | | G6-4-3 1-2f | | G5-3 | 5 | 0 | 0 | 0 | 0 | 1 | 3 |
| Jody Reed, R (1, 4)<br>OBP: 0.500, SLG: 0.500 | G6-4-3 1B | | F9 | | F7 | | | F7 | | 4 | 0 | 1 | 0 | 0 | 0 | 0 |
| Travis Fryman, R (1, 5)<br>OBP: 0.429, SLG: 0.333 | G6-4-3 1-2f | | HR 1B | | K | | | G5-3 | | 4 | 1 | 1 | 0 | 0 | 1 | 1 |
| Tony Clark, S (1, 3)<br>OBP: 0.538, SLG: 0.846 | | 1B 1B 1B | 1 SAFE 1-H | | | K | | E4 1B | | 4 | 2 | 3 | 2 | 0 | 1 | 0 |
| Bubba Trammell, R (1, 9)<br>OBP: 0.333, SLG: 0.250 | | 1B PB 1-2 1B | G5-3 | | | S 1B | | K | | 4 | 1 | 2 | 0 | 0 | 1 | 1 |
| Melvin Nieves, S (1, 10)<br>OBP: 0.250, SLG: 0.500 | | PB G6-3 1-3 2-H 1B | | 2B 1B | | K | | | F9 | 4 | 2 | 2 | 1 | 0 | 1 | 1 |
| Brian Johnson, R (1, 2)<br>OBP: 0.375, SLG: 0.500 | | G6-3 2-H 3-H | | F7-6-4 1-H 2B | | G1-3 1-2 | | | 1B 1B | 4 | 0 | 2 | 2 | 0 | 0 | 1 |
| Bobby Higginson, L (1, 7)<br>OBP: 0.500, SLG: 0.818 | | G6-4-3 1B | | F7-6-4 2-3 | | | F9 | | 1B | 4 | 0 | 2 | 0 | 0 | 0 | 1 |
| Deivi Cruz, R (1, 6)<br>OBP: 0.500, SLG: 0.500 | | G6-4-3 1-2f | | G4-3 | | | G6-4-3 1B | | K | 3 | 0 | 1 | 0 | 0 | 0 | 1 |
| Curtis Pride, L (9, PH)<br>OBP: 0.500, SLG: 0.333 | | | | | | | | | | 0 | 0 | 0 | 0 | 0 | 0 | 0 |
| Damion Easley, R (9, PH)<br>OBP: 0.364, SLG: 0.400 | | | | | | | | | | 1 | 0 | 0 | 0 | 0 | 1 | 2 |
| Inning Stats | R: 0 E: 0 K: 1 S: 10 H: 1 LOB: 0 BB: 0 P: 15 | R: 3 E: 0 K: 0 S: 16 H: 4 LOB: 0 BB: 0 P: 27 | R: 2 E: 0 K: 0 S: 14 H: 2 LOB: 0 BB: 0 P: 23 | R: 1 E: 0 K: 0 S: 6 H: 2 LOB: 0 BB: 0 P: 10 | R: 0 E: 0 K: 1 S: 10 H: 0 LOB: 0 BB: 0 P: 17 | R: 0 E: 0 K: 2 S: 14 H: 1 LOB: 1 BB: 0 P: 23 | R: 0 E: 0 K: 0 S: 10 H: 1 LOB: 0 BB: 0 P: 17 | R: 0 E: 1 K: 1 S: 11 H: 1 LOB: 1 BB: 0 P: 17 | R: 0 E: 0 K: 1 S: 13 H: 2 LOB: 2 BB: 0 P: 21 | 1B: 12 2B: 2 3B: 0 HR: 1 | SF: 0 SAC: 0 DP: 4 HBP: 0 | | | | | | |

# TOP

## Detroit Tigers @ Minnesota Twins

Hubert H. Humphrey Metrodome, Minneapolis, MN

Thu Apr 03 1997, 8:05 PM EST

Att. 11,533 - Dome - 72 F

livebaseballscorecards.com

| | |
|---|---|
| AB | 37 |
| R | 6 |
| H | 14 |
| RBI | 5 |
| BB | 0 |
| SO | 6 |
| LOB | 11 |

| PITCHER | | IP | WLS | BF | H | R | ER | SO | BB | IBB | HBP | BLK | WP | HR | S | P | ERA | WHIP |
|---|---|---|---|---|---|---|---|---|---|---|---|---|---|---|---|---|---|---|
| Scott Aldred, L<br>ERA: 15.0 | (1, 1) | 3.0 | | 14 | 7 | 5 | 5 | 1 | 0 | 0 | 0 | 0 | 0 | 1 | 40 | 65 | 15.00 | 2.333 |
| Todd Ritchie, R<br>ERA: 3.0 | (4, 1) | 3.0 | W | 11 | 3 | 1 | 1 | 3 | 0 | 0 | 0 | 0 | 0 | 0 | 30 | 50 | 3.00 | 1.000 |
| Mike Trombley, R<br>ERA: | (7, 1) | 2.1 | | 10 | 4 | 0 | 0 | 1 | 0 | 0 | 0 | 0 | 0 | 0 | 27 | 44 | 0.00 | 1.714 |
| Eddie Guardado, L<br>ERA: | (9, 1) | 0.1 | | 1 | 0 | 0 | 0 | 1 | 0 | 0 | 0 | 0 | 0 | 0 | 3 | 4 | 0.00 | 0.000 |
| Dan Naulty, R<br>ERA: | (9, 1) | 0.1 | S | 1 | 0 | 0 | 0 | 0 | 0 | 0 | 0 | 0 | 0 | 0 | 4 | 7 | 0.00 | 0.000 |

| PITCHER | IP | WLS | BF | H | R | ER | SO | BB | IBB | HBP | BLK | WP | HR | S | P | ERA | WHIP |
|---|---|---|---|---|---|---|---|---|---|---|---|---|---|---|---|---|---|

| Batter | 1 | 2 | 3 | 4 | 5 | 6 | 7 | 8 | 9 | AB | R | H | RBI | BB | SO | LOB |
|---|---|---|---|---|---|---|---|---|---|---|---|---|---|---|---|---|
| Chuck Knoblauch, R (1, 4)<br>OBP: 0.267, SLG: 0.182 | C X<br>0-1 ① F7 | F B F X<br>1-2 ② FC6-4 BB HR<br>1-2f 2-3 | I I I<br>4-0 1B IBB | | B B X<br>2-0 ③ G6-3 | | 1 SAFE B B B B<br>4-0 BB<br>1-2 BB | | | 3 | 1 | 0 | 0 | 2 | 0 | 2 |
| Rich Becker, L (1, 8)<br>OBP: 0.385, SLG: 0.273 | B X<br>1-0 ② G4-3 | B I SAFE B B F B<br>4-1 HR<br>1-2 BB | C B X<br>1-1 ③ 1B<br>1-2 2-H | | | B C B F B X<br>3-2 ① G4-3 | B C C B B B<br>4-2<br>1-2 2-3 BB | | | 3 | 1 | 1 | 0 | 2 | 0 | 0 |
| Paul Molitor, R (1, 10)<br>OBP: 0.500, SLG: 0.750 | B B C B X<br>3-1 ③ L9 | S B B B X<br>3-1 HR<br>1-H 2-H 3-H | | C B X<br>1-1 FC4-6 1B | | B S B X<br>2-1 ② F8 | B F F F S<br>1-3 ② K | | | 5 | 1 | 2 | 4 | 0 | 1 | 3 |
| Greg Myers, L (1, 2)<br>OBP: 0.400, SLG: 0.400 | | S S X<br>2-2 HR BB 1B<br>C S<br>0-2 K | | B X<br>1-0 ① FC4-6 1B<br>1-2f | | B B C S X<br>2-2 E BB 1B | B F B F F C<br>2-3 ③ K | | | 5 | 2 | 2 | 0 | 0 | 2 | 4 |
| Marty Cordova, R (1, 7)<br>OBP: 0.429, SLG: 0.200 | | F B B B F F B B<br>4-2 HR<br>1-2 BB | X<br>0-0 ① G6-3 | B B S F B X<br>3-2 ② L8 | | B F B B B<br>4-1 E<br>1-2 BB | | X<br>0-0 ① G4-3 | | 3 | 1 | 0 | 0 | 2 | 0 | 1 |
| Matt Lawton, L (1, 9)<br>OBP: 0.692, SLG: 0.889 | | X<br>0-0 HR<br>1-H 2-H | B C B B B<br>4-1 1B BB<br>2B | C B X<br>1-1 1B<br>1-2 | | X<br>0-0 E7<br>1-3 2-H | | C B F C<br>1-3 ② K | | 4 | 2 | 2 | 3 | 1 | 1 | 1 |
| Greg Colbrunn, R (1, 3)<br>OBP: 0.167, SLG: 0.455 | S X<br>0-1 ① G3 | B X<br>1-0 1B<br>1-2 2B | C X<br>0-1 ③ G4-3 | | | S S S<br>1-3 ③ K | | B B B F X<br>3-1 E1 | | 5 | 1 | 1 | 0 | 0 | 1 | 4 |
| Todd Walker, L (1, 5)<br>OBP: 0.500, SLG: 0.600 | F B F X<br>1-2 FC6-4 HR 2B | B B B C S S<br>3-3 ② K | C X<br>0-1 ① G6-3 | | | S H<br>1-1 FC4-6 HBP | C X<br>0-1 ③ F8 | | | 3 | 1 | 1 | 0 | 0 | 1 | 2 |
| Denny Hocking, S (7, PH)<br>(8, 5) | | | | | | | | | | 1 | 0 | 0 | 0 | 0 | 0 | 1 |
| Pat Meares, R (1, 6)<br>OBP: 0.455, SLG: 1.000 | B B S B B<br>4-1 FC6-4 BB | B X<br>1-0 1B<br>1-H 2-H 2B | B B C X<br>2-1 ② G1-3 | | | C B F X<br>1-2 ① FC4-6<br>BB BB<br>1-2f | | | | 3 | 0 | 1 | 2 | 1 | 0 | 1 |
| Inning Stats | R: 0 H: 0<br>E: 0 LOB: 0<br>K: 0 BB: 0<br>S: 5 P: 9 | R: 7 H: 4<br>E: 0 LOB: 0<br>K: 1 BB: 3<br>S: 24 P: 43 | R: 2 H: 3<br>E: 0 LOB: 2<br>K: 1 BB: 2<br>S: 9 P: 23 | R: 0 H: 2<br>E: 0 LOB: 2<br>K: 0 BB: 0<br>S: 10 P: 16 | R: 0 H: 0<br>E: 0 LOB: 0<br>K: 0 BB: 0<br>S: 5 P: 9 | R: 1 H: 1<br>E: 1 LOB: 2<br>K: 1 BB: 1<br>S: 13 P: 25 | R: 0 H: 0<br>E: 0 LOB: 3<br>K: 2 BB: 2<br>S: 14 P: 27 | R: 0 H: 0<br>E: 1 LOB: 1<br>K: 1 BB: 0<br>S: 8 P: 12 | | 1B: 6 SF: 0<br>2B: 2 SAC: 0<br>3B: 0 DP: 0<br>HR: 2 HBP: 1 | | | | WP: 0 PA: 44<br>PB: 0<br>SB: 0<br>CS: 0 | | |

# BOTTOM

## Detroit Tigers @ Minnesota Twins

Hubert H. Humphrey Metrodome, Minneapolis, MN

Thu Apr 03 1997, 8:05 PM EST

Att. 11,533 - Dome - 72 F

livebaseballscorecards.com

| | |
|---|---|
| AB | 35 |
| R | 10 |
| H | 10 |
| RBI | 9 |
| BB | 8 |
| SO | 6 |
| LOB | 19 |

| PITCHER | | IP | WLS | BF | H | R | ER | SO | BB | IBB | HBP | BLK | WP | HR | S | P | ERA | WHIP |
|---|---|---|---|---|---|---|---|---|---|---|---|---|---|---|---|---|---|---|
| Willie Blair, R<br>ERA: 37.8 | (1, 1) | 1.2 | L | 12 | 4 | 7 | 7 | 0 | 3 | 0 | 0 | 0 | 0 | 2 | 26 | 49 | 37.80 | 4.200 |
| Fernando Hernandez, R<br>ERA: 18.0 | (2, 1) | 1.0 | | 7 | 2 | 2 | 2 | 2 | 1 | 1 | 0 | 0 | 0 | 0 | 10 | 23 | 18.00 | 3.000 |
| John Cummings, L<br>ERA: | (3, 1) | 3.0 | | 14 | 4 | 1 | 0 | 0 | 1 | 0 | 0 | 0 | 0 | 0 | 27 | 49 | 0.00 | 1.667 |
| A.J. Sager, R<br>ERA: | (6, 1) | 0.1 | | 1 | 0 | 0 | 0 | 1 | 0 | 0 | 0 | 0 | 0 | 0 | 3 | 4 | 0.00 | 0.000 |
| Mike Myers, L<br>ERA: | (7, 1) | 1.0 | | 6 | 0 | 0 | 0 | 2 | 2 | 0 | 1 | 0 | 0 | 0 | 14 | 27 | 0.00 | 2.000 |

| PITCHER | | IP | WLS | BF | H | R | ER | SO | BB | IBB | HBP | BLK | WP | HR | S | P | ERA | WHIP |
|---|---|---|---|---|---|---|---|---|---|---|---|---|---|---|---|---|---|---|
| Felipe Lira, R<br>ERA: | (8, 1) | 1.0 | | 4 | 0 | 0 | 0 | 1 | 0 | 0 | 0 | 0 | 0 | 0 | 8 | 12 | 0.00 | 0.000 |

| Batter | 1 | 2 | 3 | 4 | 5 | 6 | 7 | 8 | 9 | AB | R | H | RBI | BB | SO | LOB |
|---|---|---|---|---|---|---|---|---|---|---|---|---|---|---|---|---|
| Jose Offerman, S (1, 4)<br>OBP: 0.286, SLG: 0.167 | B B C C F B B<br>4-2<br>1B<br>E<br>BB | | X<br>0-0 ①<br>G6-3 | | B C C C<br>1-3 ②<br>K | | | C F F F F X<br>0-2 ②<br>P6 | | 3 | 1 | 0 | 0 | 1 | 1 | 1 |
| Tom Goodwin, L (1, 8)<br>OBP: 0.500, SLG: 0.600 | C B F 1 SAFE F X<br>1-2<br>E7<br>1-H<br>1B<br>1B | | B X<br>1-0 ②<br>G4-3 | | B C C F B X<br>2-2 ③<br>G6-3<br>1-2 | | | B B C X<br>2-1<br>S<br>1B | | 4 | 1 | 2 | 0 | 0 | 0 | 1 |
| Bip Roberts, S (1, 7)<br>OBP: 0.385, SLG: 0.385 | F F B F X<br>1-2<br>3-H<br>1B | | B F C X<br>1-2<br>FC6-4<br>1B | | | X<br>0-0 ①<br>G6-3 | | B C S B B S<br>3-3 ③<br>K<br>1-2 | | 4 | 0 | 2 | 1 | 0 | 1 | 1 |
| Jeff King, R (1, 3) | 1 SAFE B X<br>1-0 ①<br>P4 | | 1 SAFE X<br>0-0 ③<br>FC6-4<br>1-2f | | | C B F X<br>1-2 ②<br>P3 | | | B C C X<br>1-2 ①<br>G6-3 | 4 | 0 | 0 | 0 | 0 | 0 | 2 |
| Jay Bell, R (1, 6)<br>OBP: 0.417, SLG: 0.667 | 1 SAFE 1 SAFE X<br>0-0 ②<br>F9 | | | B F B F X<br>2-2 ①<br>P6 | | C X<br>0-1 ③<br>F9 | | | L B F F X<br>1-2 ②<br>G4-3 | 4 | 0 | 0 | 0 | 0 | 0 | 1 |
| Joe Vitiello, R (1, 10)<br>OBP: 0.333, SLG: 0.364 | C C B 1 SAFE B 1 SAFE X<br>2-2 ③<br>F9 | | | X<br>0-0<br>G1-6-3<br>1B | | | B F C B X<br>2-2 ①<br>F8 | | B C B X<br>2-1 ③<br>G6-3 | 4 | 0 | 1 | 0 | 0 | 0 | 1 |
| Jermaine Dye, R (1, 9) | | C X<br>0-1 ①<br>G3 | | X<br>0-0 ②③<br>G1-6-3<br>1-2f | | | B C X<br>1-1 ②<br>F9 | | | 3 | 0 | 0 | 0 | 0 | 0 | 1 |
| Craig Paquette, R (1, 5)<br>OBP: 0.091, SLG: 0.091 | | F B F F X<br>1-2 ②<br>G5-3 | | | C B B F S<br>2-3 ①<br>K | | B X<br>1-0 ③<br>G5-3 | | | 3 | 0 | 0 | 0 | 0 | 1 | 0 |
| 29 Mike Sweeney, R (1, 2)<br>OBP: 0.375, SLG: 0.286 | | B X<br>1-0 ③<br>1B | | | B S X<br>1-1<br>S<br>1B | | | C C X<br>0-2 ①<br>G4-3 | | 3 | 0 | 2 | 0 | 0 | 0 | 0 |
| Inning Stats | R: 2 E: 1 K: 0 S: 16<br>H: 2 LOB: 1 BB: 1 P: 25 | R: 0 E: 0 K: 0 S: 6<br>H: 1 LOB: 1 BB: 0 P: 8 | R: 0 E: 0 K: 0 S: 6<br>H: 1 LOB: 1 BB: 0 P: 8 | R: 0 E: 0 K: 0 S: 5<br>H: 1 LOB: 0 BB: 0 P: 7 | R: 0 E: 0 K: 2 S: 12<br>H: 1 LOB: 1 BB: 0 P: 18 | R: 0 E: 0 K: 0 S: 6<br>H: 0 LOB: 0 BB: 0 P: 7 | R: 0 E: 0 K: 0 S: 6<br>H: 0 LOB: 0 BB: 0 P: 10 | R: 0 E: 0 K: 1 S: 14<br>H: 1 LOB: 1 BB: 0 P: 19 | R: 0 E: 0 K: 0 S: 9<br>H: 0 LOB: 0 BB: 0 P: 13 | 1B: 7 2B: 0 3B: 0 HR: 0<br>SF: 0 SAC: 0 DP: 1 HBP: 0 | | | | | | |

# TOP

## Kansas City Royals @ Minnesota Twins

Hubert H. Humphrey Metrodome, Minneapolis, MN

Fri Apr 04 1997, 8:05 PM EST

Att. 16,588 - Dome

livebaseballscorecards.com

| | |
|---|---|
| AB | 32 |
| R | 2 |
| H | 7 |
| RBI | 1 |
| BB | 1 |
| SO | 3 |
| LOB | 8 |

WP: 0 PB: 0 SB: 2 CS: 0 PA: 33

| PITCHER | | IP | WLS | BF | H | R | ER | SO | BB | IBB | HBP | BLK | WP | HR | S | P | ERA | WHIP |
|---|---|---|---|---|---|---|---|---|---|---|---|---|---|---|---|---|---|---|
| Bob Tewksbury, R<br>ERA: 1.13 | (1, 1) | 8.0 | L | 30 | 7 | 2 | 1 | 3 | 1 | 0 | 0 | 0 | 0 | 0 | 71 | 102 | 1.12 | 1.000 |
| Gregg Olson, R<br>ERA: 20.25 | (9, 1) | 1.0 | | 3 | 0 | 0 | 0 | 0 | 0 | 0 | 0 | 0 | 0 | 0 | 9 | 13 | 0.00 | 0.000 |

| PITCHER | IP | WLS | BF | H | R | ER | SO | BB | IBB | HBP | BLK | WP | HR | S | P | ERA | WHIP |
|---|---|---|---|---|---|---|---|---|---|---|---|---|---|---|---|---|---|

| Batter | 1 | 2 | 3 | 4 | 5 | 6 | 7 | 8 | 9 | AB | R | H | RBI | BB | SO | LOB |
|---|---|---|---|---|---|---|---|---|---|---|---|---|---|---|---|---|
| Chuck Knoblauch, R (1, 4)<br>OBP: 0.300, SLG: 0.143 | C B X 1-1 ① F8 | | B B C B C F B 4-2 BB | | C B B C X 2-2 ③ G3 | | B C B B B 4-1 BB | | X 0-0 ① ② G4-6-3 1-2f | 3 | 0 | 0 | 0 | 2 | 0 | 2 |
| Rich Becker, L (1, 8)<br>OBP: 0.333, SLG: 0.200 | B B B B 4-0 FC6-4 BB | | C S C 0-3 ③ K | | | B C F X 1-2 ① G6-3 | C B C C 1-3 ③ K | | S B F X 1-2 ③ G6-3 | 4 | 0 | 0 | 0 | 1 | 2 | 3 |
| Paul Molitor, R (1, 10)<br>OBP: 0.444, SLG: 0.625 | X 0-0 ② FC6-4 1-2f | | | F F B X 1-2 ① G5-3 | | F B F F B B X 3-2 FC4-6 1B | | X 0-0 ① P3 | | 4 | 0 | 1 | 0 | 0 | 0 | 1 |
| Marty Cordova, R (1, 7)<br>OBP: 0.444, SLG: 0.571 | C F C 0-3 ③ K | | | F X 0-1 2B | | C X 0-1 ② FC4-6 1B 1-2f | | F F B X 1-2 HR | | 4 | 1 | 2 | 1 | 0 | 1 | 2 |
| Matt Lawton, L (1, 9)<br>OBP: 0.647, SLG: 0.846 | | X 0-0 ① G6-3 | | B S S C 1-3 ② K | | C F X 0-2 1-3 1B | | B X 1-0 G6-3 2B | | 4 | 0 | 2 | 0 | 0 | 1 | 1 |
| Terry Steinbach, R (1, 2)<br>OBP: 0.250, SLG: 0.182 | | X 0-0 ② F9 | | F F S 0-3 ③ K | | C B X 1-1 ③ F9 | | B S 2 SAFE X 1-1 ② 2-3 G6-3 | | 4 | 0 | 0 | 0 | 0 | 1 | 4 |
| Brent Brede, L (1, 3) | | C X 0-1 ③ F8 | | | X 0-0 ① G4-3 | | B F C F F B X 2-2 ① G1-3 | C B B B C B 4-2 BB | | 3 | 0 | 0 | 0 | 1 | 0 | 0 |
| Pat Meares, R (1, 6)<br>OBP: 0.467, SLG: 0.929 | | | B C X 1-1 ① G6-3 | | C S F X 0-2 2B | | F B X 1-1 G4-3 1B | C C B F B S 2-3 ③ K | | 4 | 0 | 2 | 0 | 0 | 1 | 2 |
| Todd Walker, L (1, 5)<br>OBP: 0.400, SLG: 0.444 | | | B S C B X 2-2 ② P5 | | S C B S 1-3 ② K | | F 1 SAFE B C B X 2-2 ② 1-2 G4-3 | | C C X 0-2 G4-6-3 1B | 4 | 0 | 1 | 0 | 0 | 1 | 2 |
| Inning Stats | R: 0 H: 0<br>E: 0 LOB: 1<br>K: 1 BB: 1<br>S: 6 P: 11 | R: 0 H: 0<br>E: 0 LOB: 0<br>K: 0 BB: 0<br>S: 4 P: 4 | R: 0 H: 0<br>E: 0 LOB: 1<br>K: 1 BB: 1<br>S: 11 P: 18 | R: 0 H: 1<br>E: 0 LOB: 1<br>K: 2 BB: 0<br>S: 11 P: 13 | R: 0 H: 1<br>E: 0 LOB: 1<br>K: 1 BB: 0<br>S: 11 P: 14 | R: 0 H: 2<br>E: 0 LOB: 2<br>K: 0 BB: 0<br>S: 14 P: 19 | R: 0 H: 1<br>E: 0 LOB: 2<br>K: 1 BB: 1<br>S: 14 P: 24 | R: 1 H: 2<br>E: 0 LOB: 2<br>K: 1 BB: 1<br>S: 13 P: 22 | R: 0 H: 1<br>E: 0 LOB: 0<br>K: 0 BB: 0<br>S: 7 P: 8 | 1B: 4 SF: 0<br>2B: 3 SAC: 0<br>3B: 0 DP: 1<br>HR: 1 HBP: 0 | | | | | | WP: 0 PA: 38<br>PB: 0<br>SB: 0<br>CS: 0 | |

| PITCHER | | IP | WLS | BF | H | R | ER | SO | BB | IBB | HBP | BLK | WP | HR | S | P | ERA | WHIP |
|---|---|---|---|---|---|---|---|---|---|---|---|---|---|---|---|---|---|---|
| Tim Belcher, R<br>ERA: 1.17 | (1, 1) | 7.2 | W | 34 | 7 | 1 | 1 | 6 | 4 | 0 | 0 | 0 | 0 | 1 | 80 | 119 | 1.17 | 1.435 |
| Hipolito Pichardo, R<br>ERA: | (8, 1) | 1.1 | S | 4 | 1 | 0 | 0 | 1 | 0 | 0 | 0 | 0 | 0 | 0 | 11 | 14 | 0.00 | 0.750 |

| PITCHER | IP | WLS | BF | H | R | ER | SO | BB | IBB | HBP | BLK | WP | HR | S | P | ERA | WHIP |
|---|---|---|---|---|---|---|---|---|---|---|---|---|---|---|---|---|---|

# BOTTOM

## Kansas City Royals @ Minnesota Twins

Hubert H. Humphrey Metrodome, Minneapolis, MN

Fri Apr 04 1997, 8:05 PM EST

Att. 16,588 - Dome

livebaseballscorecards.com

| | |
|---|---|
| AB | 34 |
| R | 1 |
| H | 8 |
| RBI | 1 |
| BB | 4 |
| SO | 7 |
| LOB | 17 |

| Batter | 1 | 2 | 3 | 4 | 5 | 6 | 7 | 8 | 9 | AB | R | H | RBI | BB | SO | LOB |
|---|---|---|---|---|---|---|---|---|---|---|---|---|---|---|---|---|
| Jose Offerman, S (1, 4)<br>OBP: 0.368, SLG: 0.471 | C B B F B X<br>3-2 G5-3 ① | | X<br>0-0 2B | | B C B B X<br>3-1 F9 ① | | X<br>0-0 FC6-4 1B | | C B X<br>1-1 3B | 5 | 0 | 3 | 0 | 0 | 0 | 0 |
| David Howard, S (9, PR) | | | | | | | | | | 0 | 0 | 0 | 0 | 0 | 0 | 0 |
| Tom Goodwin, L (1, 8)<br>OBP: 0.353, SLG: 0.400 | C C S<br>0-3 K ② | | B C C F S<br>1-3 K ③ | | C B X<br>1-1 G4-3 ② | | B B 1 SAFE X<br>2-0 L6 ① | | C B X<br>1-1 G6-3 ③ | 5 | 0 | 0 | 0 | 0 | 2 | 3 |
| Bip Roberts, S (1, 7)<br>OBP: 0.412, SLG: 0.588 | S B F B X<br>2-2 G5-3 ③ | | | B F X<br>1-1 HR | X<br>0-0 2B 1B | | F C B S<br>1-3 K ② | | | 4 | 2 | 2 | 1 | 0 | 1 | 1 |
| Jeff King, R (1, 3)<br>OBP: 0.188, SLG: 0.154 | | B C X<br>1-1 G5-3 ① | | B B B C B<br>4-1 1B 1B BB | 1 SAFE X<br>0-0 1-H 2B | | D B F X<br>2-1 FC6-4 ③ 1-2f | | | 3 | 1 | 1 | 1 | 1 | 0 | 1 |
| Jay Bell, R (1, 6)<br>OBP: 0.375, SLG: 0.563 | | X<br>0-0 L4 ② | | X<br>0-0 F9 1B FC5-4 1-3 1B | X<br>0-0 F8 ③ | | | B S S B X<br>2-2 P6 ① | | 4 | 1 | 1 | 0 | 0 | 0 | 1 |
| Joe Vitiello, R (1, 10)<br>OBP: 0.375, SLG: 0.357 | | F B F F X<br>1-2 F8 ③ | | S B B 1 SAFE X<br>2-1 FC5-4 1-2 3-H 1B | | C F B B B B<br>4-2 BB | | X<br>0-0 G5-3 ② | | 3 | 0 | 1 | 1 | 1 | 0 | 0 |
| Jermaine Dye, R (1, 9) | | | X<br>0-0 G4-3 ① | X<br>0-0 F9 ① 2-3 | | B C B X<br>2-1 L8 ① | | B X<br>1-0 F8 ③ | | 4 | 0 | 0 | 0 | 0 | 0 | 3 |
| Craig Paquette, R (1, 5)<br>OBP: 0.067, SLG: 0.067 | | | B B X<br>2-0 L8 ② | B C S B B X<br>3-2 FC5-4 1-2f 3-H ② | | B C X<br>1-1 F9 ② | | | S B X<br>1-1 G6-3 ① | 4 | 0 | 0 | 0 | 0 | 0 | 2 |
| Tim Spehr, R (1, 2)<br>OBP: 0.200, SLG: 0.800 | | | B C B B X<br>3-1 HR | B C B F D X<br>3-2 F6 ③ | | B B B C F F S<br>3-3 K ③ | | | C B S C<br>1-3 K ② | 2 | 1 | 1 | 1 | 0 | 0 | 1 |
| Scott Cooper, L (6, PH) | | | | | | | | | | 1 | 0 | 0 | 0 | 0 | 1 | 1 |
| 29 Mike Sweeney, R (6, 2)<br>OBP: 0.333, SLG: 0.250 | | | | | | | | | | 1 | 0 | 0 | 0 | 0 | 1 | 0 |
| Inning Stats | R: 0 E: 0 K: 1 S: 9 / H: 0 LOB: 0 BB: 0 P: 14 | R: 0 E: 0 K: 0 S: 7 / H: 0 LOB: 0 BB: 0 P: 9 | R: 1 E: 0 K: 1 S: 9 / H: 2 LOB: 0 BB: 0 P: 15 | R: 3 E: 1 K: 0 S: 13 / H: 3 LOB: 1 BB: 1 P: 26 | R: 1 E: 0 K: 0 S: 7 / H: 2 LOB: 1 BB: 0 P: 11 | R: 0 E: 0 K: 1 S: 11 / H: 0 LOB: 1 BB: 1 P: 21 | R: 0 E: 0 K: 1 S: 7 / H: 1 LOB: 1 BB: 0 P: 12 | R: 0 E: 0 K: 0 S: 5 / H: 0 LOB: 0 BB: 0 P: 8 | R: 0 E: 0 K: 1 S: 9 / H: 1 LOB: 1 BB: 0 P: 13 | 1B: 4 2B: 2 3B: 1 HR: 2 | SF: 0 SAC: 0 DP: 0 HBP: 0 | | | | | |

# TOP

## Kansas City Royals @ Minnesota Twins

Hubert H. Humphrey Metrodome, Minneapolis, MN

Sat Apr 05 1997, 8:05 PM EST

Att. 25,711 - Dome - 69 F

livebaseballscorecards.com

| | |
|---|---|
| AB | 36 |
| R | 5 |
| H | 9 |
| RBI | 4 |
| BB | 2 |
| SO | 5 |
| LOB | 13 |

| PITCHER | | IP | WLS | BF | H | R | ER | SO | BB | IBB | HBP | BLK | WP | HR | S | P | ERA | WHIP |
|---|---|---|---|---|---|---|---|---|---|---|---|---|---|---|---|---|---|---|
| Rich Robertson, L | (1, 1) | 5.0 | W | 23 | 7 | 5 | 4 | 2 | 1 | 0 | 0 | 0 | 0 | 2 | 45 | 75 | 7.20 | 1.600 |
| ERA: 7.2 | | | | | | | | | | | | | | | | | | |
| Dan Naulty, R | (6, 1) | 1.0 | | 4 | 0 | 0 | 0 | 1 | 1 | 0 | 0 | 0 | 0 | 0 | 11 | 21 | 0.00 | 1.000 |
| ERA: | | | | | | | | | | | | | | | | | | |
| Eddie Guardado, L | (7, 1) | 0.2 | | 3 | 1 | 0 | 0 | 1 | 0 | 0 | 0 | 0 | 0 | 0 | 5 | 8 | 0.00 | 1.500 |
| ERA: | | | | | | | | | | | | | | | | | | |
| Mike Trombley, R | (7, 1) | 1.1 | | 4 | 0 | 0 | 0 | 0 | 0 | 0 | 0 | 0 | 0 | 0 | 7 | 12 | 0.00 | 0.000 |
| ERA: | | | | | | | | | | | | | | | | | | |
| Rick Aguilera, R | (9, 1) | 1.0 | S | 4 | 1 | 0 | 0 | 1 | 0 | 0 | 0 | 0 | 0 | 0 | 9 | 13 | 0.00 | 1.000 |
| ERA: 3.0 | | | | | | | | | | | | | | | | | | |

| PITCHER | IP | WLS | BF | H | R | ER | SO | BB | IBB | HBP | BLK | WP | HR | S | P | ERA | WHIP |
|---|---|---|---|---|---|---|---|---|---|---|---|---|---|---|---|---|---|

# Kansas City Royals @ Minnesota Twins

Hubert H. Humphrey Metrodome, Minneapolis, MN

Sat Apr 05 1997, 8:05 PM EST

Att. 25,711 - Dome - 69 F

livebaseballscorecards.com

## BOTTOM

| Batter | 1 | 2 | 3 | 4 | 5 | 6 | 7 | 8 | 9 | AB | R | H | RBI | BB | SO | LOB |
|---|---|---|---|---|---|---|---|---|---|---|---|---|---|---|---|---|
| Chuck Knoblauch, R (1, 4)<br>OBP: 0.375, SLG: 0.278 | C B F B B F X<br>3-2 G1-3 1B | | C B X<br>1-1 G4-3 1B 1B<br>1-2<br>2-H | 1 SAFE B B C F X<br>2-2 1B<br>1-H | | C B B X<br>2-1 ① F9 | | | | 4 | 1 | 3 | 2 | 0 | 0 | 0 |
| Matt Lawton, L (1, 9)<br>OBP: 0.571, SLG: 0.706 | X<br>0-0 ① G1-3<br>1-2 | | X<br>0-0 G4-3 1B<br>1-2<br>2-3 | C B F S<br>1-3 ③ K | | C C B S<br>1-3 ② K | | | | 4 | 1 | 1 | 0 | 0 | 2 | 2 |
| Paul Molitor, R (1, 10)<br>OBP: 0.364, SLG: 0.500 | B C B B X<br>3-1 ② F9 | | C B F C<br>2-3 ① K | | B B S X<br>2-1 ① P2 | C B B X<br>2-1 ③ G5-3 | | | | 4 | 0 | 0 | 0 | 0 | 1 | 4 |
| Marty Cordova, R (1, 7)<br>OBP: 0.455, SLG: 0.611 | B X<br>1-0 ③ F9 | | F C B B B X<br>3-2 ② G4-3<br>1-2<br>2-3<br>3-H | | X<br>0-0 1B 2B | | X<br>0-0 G4-6-3 1B | | | 4 | 1 | 2 | 1 | 0 | 0 | 3 |
| Terry Steinbach, R (1, 2)<br>OBP: 0.313, SLG: 0.267 | | X<br>0-0 ① F9 | B B S X<br>2-1 2-H 3-H 1B | | X<br>0-0 2B FC6-4 2-H 1B | | 1 SAFE F 1 SAFE S 1 SAFE F B S<br>1-3 ① K | | | 4 | 1 | 2 | 3 | 0 | 1 | 1 |
| Greg Colbrunn, R (1, 3)<br>OBP: 0.200, SLG: 0.500<br>Brent Brede, L (7, PH)<br>(8, 3) | | B B B B F F F X<br>3-2 ② F8 | S S B B F S<br>2-3 ③ K | | B C B X<br>2-1 FC6-4 1-3 2B | | C F 1 B F X SAFE<br>1-2 ② ③ G4-6-3 1-2f | | | 3<br>1 | 0<br>0 | 1<br>0 | 0<br>0 | 0<br>0 | 1<br>0 | 1<br>1 |
| Ron Coomer, R (1, 5)<br>OBP: 0.429, SLG: 0.333<br>Denny Hocking, S (9, 5) | C B X<br>1-1 ③ G6-3 | | | B X<br>1-0 ① F8 | I I I I<br>4-0 FC6-4 IBB | | | C F S<br>0-3 ① K | | 3<br>0 | 0<br>0 | 0<br>0 | 0<br>0 | 1<br>0 | 1<br>0 | 0<br>0 |
| Rich Becker, L (1, 8)<br>OBP: 0.409, SLG: 0.316 | | | C B X<br>1-1 HBP 1B 1B | B B B C X<br>3-1 FC6-4 1B | X<br>0-0 ② FC6-4 S 1-2f 2-3 3-H | | | S B F B B X<br>3-2 G6-4-3 1B | | 4 | 1 | 3 | 1 | 0 | 0 | 2 |
| Pat Meares, R (1, 6)<br>OBP: 0.421, SLG: 0.765 | | | C B S H<br>2-2 1B 1B G4-3 1-2 HBP | B S X<br>1-1 ② FC6-4 S 1-2f 1B | D T 1 T S SAFE<br>1-3 ③ K<br>1-2 | | | 1 SAFE C B X<br>1-1 ② ③ G6-4-3 1-2f | | 3 | 2 | 0 | 0 | 0 | 1 | 4 |
| Inning Stats | R: 0 H: 1<br>E: 0 LOB: 1<br>K: 0 BB: 0<br>S: 8 P: 15 | R: 0 H: 0<br>E: 0 LOB: 0<br>K: 0 BB: 0<br>S: 7 P: 11 | R: 4 H: 4<br>E: 0 LOB: 1<br>K: 2 BB: 0<br>S: 19 P: 32 | R: 1 H: 2<br>E: 0 LOB: 1<br>K: 1 BB: 0<br>S: 11 P: 19 | R: 2 H: 3<br>E: 0 LOB: 2<br>K: 1 BB: 1<br>S: 10 P: 19 | R: 0 H: 0<br>E: 0 LOB: 0<br>K: 1 BB: 0<br>S: 7 P: 12 | R: 0 H: 1<br>E: 0 LOB: 0<br>K: 1 BB: 0<br>S: 9 P: 11 | R: 0 H: 1<br>E: 0 LOB: 0<br>K: 1 BB: 0<br>S: 8 P: 12 | | 1B: 10<br>2B: 2<br>3B: 0<br>HR: 0 | SF: 0<br>SAC: 0<br>DP: 2<br>HBP: 1 | | | WP: 0<br>PB: 0<br>SB: 2<br>CS: 0 | PA: 36 | |

| | AB | 34 |
|---|---|---|
| | R | 7 |
| | H | 12 |
| | RBI | 7 |
| | BB | 1 |
| | SO | 7 |
| | LOB | 18 |

| PITCHER | | IP | WLS | BF | H | R | ER | SO | BB | IBB | HBP | BLK | WP | HR | S | P | ERA | WHIP |
|---|---|---|---|---|---|---|---|---|---|---|---|---|---|---|---|---|---|---|
| Chris Haney, L<br>ERA: 13.5 | (1, 1) | 4.2 | L | 26 | 10 | 7 | 7 | 3 | 0 | 1 | 1 | 0 | 0 | 0 | 52 | 92 | 13.50 | 2.143 |
| Randy Veres, R<br>ERA: | (5, 1) | 1.2 | | 6 | 1 | 0 | 0 | 3 | 0 | 0 | 0 | 0 | 0 | 0 | 15 | 22 | 0.00 | 0.600 |
| Jason Jacome, L<br>ERA: 3.86 | (7, 1) | 0.2 | | 1 | 0 | 0 | 0 | 0 | 0 | 0 | 0 | 0 | 0 | 0 | 4 | 5 | 0.00 | 0.000 |
| Brian Bevil, R<br>ERA: | (8, 1) | 1.0 | | 3 | 1 | 0 | 0 | 1 | 0 | 0 | 0 | 0 | 0 | 0 | 8 | 12 | 0.00 | 1.000 |

| PITCHER | IP | WLS | BF | H | R | ER | SO | BB | IBB | HBP | BLK | WP | HR | S | P | ERA | WHIP |
|---|---|---|---|---|---|---|---|---|---|---|---|---|---|---|---|---|---|

| Batter | 1 | 2 | 3 | 4 | 5 | 6 | 7 | 8 | 9 | AB | R | H | RBI | BB | SO | LOB |
|---|---|---|---|---|---|---|---|---|---|---|---|---|---|---|---|---|
| Tom Goodwin, L (1, 8)<br>OBP: 0.318, SLG: 0.350 | C X<br>0-1<br>G4-3<br>1B | | S C B F F B S<br>2-3 ②<br>K | X<br>0-0 ①<br>B2-3 | | B X<br>1-0 ①<br>G4-3 | C C S<br>0-3 ③<br>K | | 5 | 0 | 1 | 0 | 0 | 2 | 2 |
| Jay Bell, R (1, 6)<br>OBP: 0.429, SLG: 0.550 | C X<br>0-1 ① ②<br>G4-3<br>1-2f | | B B C B F F F C<br>3-3 ③<br>K | B C F X<br>1-2<br>2B<br>2-H<br>1B | | B X<br>1-0<br>G1-3<br>1B | | B B B C B<br>4-1<br>1B<br>2B<br>BB | 4 | 2 | 2 | 1 | 1 | 1 | 1 |
| Bip Roberts, S (1, 7)<br>OBP: 0.429, SLG: 0.619<br>Jermaine Dye, R (9, PH)<br>OBP: 0.125, SLG: 0.067<br>(9, 9) | B F X<br>1-1<br>1B | | | B X<br>1-0 ①<br>G1-3 | B X<br>1-0<br>E<br>1-H<br>2B | | X<br>0-0 ②<br>G1-3<br>1-2 | C X<br>0-1<br>2B<br>G4-3<br>1-2<br>1B | 4 | 1 | 2 | 1 | 0 | 0 | 1 |
| | | | | | | | | | 1 | 1 | 1 | 0 | 0 | 0 | 0 |
| Jeff King, R (1, 3)<br>OBP: 0.238, SLG: 0.278 | C<br>1 SAFE<br>B<br>1 SAFE<br>F<br>1 SAFE<br>C<br>1-3 ③<br>K | | | F B B X<br>2-1<br>S<br>29<br>HR<br>1B | C S C<br>0-3 ②<br>K | | B B X<br>2-0 ③<br>F7 | B X<br>1-0<br>G4-3<br>1-3<br>2-H<br>1B<br>2B | 5 | 2 | 2 | 1 | 0 | 2 | 3 |
| Craig Paquette, R (1, 5)<br>OBP: 0.150, SLG: 0.300<br>Tim Spehr, R (9, 2)<br>OBP: 0.200, SLG: 0.800 | | B X<br>1-0<br>SF9<br>3B | | S S B<br>1 SAFE<br>S<br>1-3 ②<br>K | B B X<br>2-0<br>E6<br>3-H | | | C X<br>0-1<br>2B<br>2B | B F X<br>1-1 ①<br>G4-3<br>2-3<br>3-H | 5 | 2 | 2 | 1 | 0 | 1 | 2 |
| | | | | | | | | | | 0 | 0 | 0 | 0 | 0 | 0 | 0 |
| Scott Cooper, L (1, 10)<br>OBP: 0.400, SLG: 0.667<br>Joe Vitiello, R (9, PH)<br>OBP: 0.412, SLG: 0.400 | | X<br>0-0 ①<br>SF9<br>3-H | | S F B F B F F B B<br>4-2<br>29<br>HR<br>1-2<br>BB | F X<br>0-1 ③<br>F8 | | | C S B X<br>1-2<br>29<br>1B<br>2-H<br>2B | B F B B B S X<br>3-2<br>3-H<br>1B | 2 | 2 | 1 | 2 | 1 | 0 | 1 |
| | | | | | | | | | | 1 | 0 | 1 | 1 | 0 | 0 | 0 |
| 29 Mike Sweeney, R (1, 2)<br>OBP: 0.385, SLG: 0.583<br>Shane Halter, R (9, PH)<br>(9, 5) | | C X<br>0-1 ②<br>P4 | | X<br>0-0<br>1-H<br>2-H<br>HR | X<br>0-0 ①<br>G5-3 | | | B B C B X<br>2-1<br>FC1-6<br>2-H<br>1B | B C B S S F F S<br>2-3 ②<br>K | 4 | 1 | 2 | 4 | 0 | 0 | 0 |
| | | | | | | | | | | 1 | 0 | 0 | 0 | 0 | 1 | 1 |
| Johnny Damon, L (1, 9)<br>(9, 7) | | B F F F T<br>1-2 ③<br>K | | B F C X<br>1-2<br>E5<br>CS | C F C<br>0-3 ②<br>K | | | B C B F X<br>2-2<br>FC1-6<br>1-2f | B F C S B F X<br>2-2 ③<br>G3 | 5 | 0 | 0 | 0 | 0 | 2 | 2 |
| David Howard, S (1, 4)<br>OBP: 0.250, SLG: 0.500 | | | B C F F X<br>1-2 ①<br>G4-1 | 1 SAFE<br>B<br>1-0 ③<br>CS<br>1-2 | F B F F F F B F F B<br>3-2<br>F<br>X<br>1B<br>2B | X<br>0-0 ③<br>P4 | | S F C<br>0-3 ②<br>K | | 4 | 1 | 1 | 0 | 0 | 1 | 1 |
| Inning Stats | R: 0 H: 2<br>E: 0 LOB: 1<br>K: 1 BB: 0<br>S: 9 P: 11 | R: 1 H: 1<br>E: 0 LOB: 0<br>K: 1 BB: 0<br>S: 8 P: 10 | R: 0 H: 0<br>E: 0 LOB: 0<br>K: 2 BB: 0<br>S: 14 P: 20 | R: 3 H: 2<br>E: 1 LOB: 0<br>K: 1 BB: 1<br>S: 15 P: 25 | R: 3 H: 3<br>E: 1 LOB: 1<br>K: 1 BB: 0<br>S: 19 P: 26 | R: 0 H: 0<br>E: 0 LOB: 0<br>K: 1 BB: 0<br>S: 5 P: 5 | R: 0 H: 1<br>E: 0 LOB: 1<br>K: 0 BB: 0<br>S: 4 P: 8 | R: 2 H: 3<br>E: 0 LOB: 1<br>K: 2 BB: 0<br>S: 16 P: 21 | R: 3 H: 3<br>E: 0 LOB: 1<br>K: 1 BB: 1<br>S: 19 P: 32 | 1B: 8 SF: 1<br>2B: 5 SAC: 0<br>3B: 1 DP: 1<br>HR: 1 HBP: 0 | | | | | | |

# TOP

# Kansas City Royals @ Minnesota Twins

## Hubert H. Humphrey Metrodome, Minneapolis, MN

Sun Apr 06 1997, 4:33 AM EDT
Att. 14,325 - Dome - 65 F

livebaseballscorecards.com

| | |
|---|---|
| AB | 41 |
| R | 12 |
| H | 15 |
| RBI | 11 |
| BB | 2 |
| SO | 10 |
| LOB | 14 |

WP: 0 PA: 45
PB: 0
SB: 1
CS: 1

| PITCHER | | IP | WLS | BF | H | R | ER | SO | BB | IBB | HBP | BLK | WP | HR | S | P | ERA | WHIP |
|---|---|---|---|---|---|---|---|---|---|---|---|---|---|---|---|---|---|---|
| Brad Radke, R<br>ERA: 10.61 | (1, 1) | 4.1 | L | 21 | 8 | 7 | 6 | 5 | 1 | 0 | 0 | 0 | 0 | 1 | 59 | 84 | 12.46 | 2.077 |
| Todd Ritchie, R<br>ERA: 1.59 | (5, 1) | 2.2 | | 10 | 1 | 0 | 0 | 2 | 0 | 0 | 0 | 0 | 0 | 0 | 15 | 21 | 0.00 | 0.375 |
| Gregg Olson, R<br>ERA: 19.29 | (8, 1) | 1.0 | | 6 | 3 | 2 | 2 | 2 | 0 | 0 | 0 | 0 | 0 | 0 | 16 | 21 | 18.00 | 3.000 |
| Greg Swindell, L<br>ERA: 20.25 | (9, 1) | 1.0 | | 7 | 3 | 3 | 3 | 1 | 1 | 0 | 0 | 0 | 0 | 0 | 19 | 32 | 27.00 | 4.000 |

| PITCHER | IP | WLS | BF | H | R | ER | SO | BB | IBB | HBP | BLK | WP | HR | S | P | ERA | WHIP |
|---|---|---|---|---|---|---|---|---|---|---|---|---|---|---|---|---|---|

# BOTTOM

## Kansas City Royals @ Minnesota Twins

Hubert H. Humphrey Metrodome, Minneapolis, MN

Sun Apr 06 1997, 4:33 AM EDT

Att. 14,325 - Dome - 65 F

livebaseballscorecards.com

| Batter | 1 | 2 | 3 | 4 | 5 | 6 | 7 | 8 | 9 | AB | R | H | RBI | BB | SO | LOB |
|---|---|---|---|---|---|---|---|---|---|---|---|---|---|---|---|---|
| Chuck Knoblauch, R (1, 4)<br>OBP: 0.357, SLG: 0.273 | BCBCC 2-3 ① K | BBBCX 3-1 ③ G1-3 | | | BBBCX 3-1 ③ G6-3 | | | BCX 1-1 1B | | 4 | 0 | 1 | 0 | 0 | 1 | 0 |
| Rich Becker, L (1, 8)<br>OBP: 0.346, SLG: 0.261 | BBFFX 2-2 E5 S 2B | BCX 1-1 ① G4-3 | | | | BX 1-0 ① F8 | | BBCFBX 3-2 ③ L3 | | 4 | 1 | 0 | 0 | 0 | 0 | 1 |
| Paul Molitor, R (1, 3)<br>OBP: 0.320, SLG: 0.435<br>Denny Hocking, S (9, 5)<br>OBP: 0.600, SLG: 0.333 | SFBFX 1-2 ② L6 | BSX 1-1 ② G6-3 | | | | CBX 1-1 ② F7 | | | BCBX 2-1 1B | 3<br>1 | 0<br>0 | 0<br>1 | 0<br>0 | 0<br>0 | 0<br>0 | 1<br>0 |
| Marty Cordova, R (1, 7)<br>OBP: 0.440, SLG: 0.619<br>Brent Brede, L (9, 7) | BBBCTSX 3-2 SAFE 1-H 2B 2B | BX 1-0 ③ F9 | | | | SBX 1-1 ③ F8 | | | X 0-0 ① F7 | 3<br>1 | 1<br>0 | 1<br>0 | 1<br>0 | 0<br>0 | 0<br>1 | 0<br>1 |
| Terry Steinbach, R (1, 2)<br>OBP: 0.316, SLG: 0.235<br>Greg Myers, L (8, 2)<br>OBP: 0.333, SLG: 0.333 | BBBBB 4-0 2B BB | | | X 0-0 ① F8 | | | X 0-0 ① L5 | | CCX 0-2 ② F8 | 2<br>1 | 0<br>0 | 0<br>0 | 0<br>0 | 1<br>0 | 0<br>0 | 0<br>1 |
| Greg Colbrunn, R (1, 10)<br>OBP: 0.222, SLG: 0.529<br>Todd Walker, L (9, PH)<br>OBP: 0.364, SLG: 0.400 | CFBBX 2-2 1-3 2-H 2B | | | CBSFBFS 2-3 ② K | | | BCX 1-1 ② F8 | | CBCSS 1-3 ③ K | 3<br>1 | 0<br>0 | 1<br>0 | 1<br>0 | 0<br>0 | 1<br>1 | 0<br>1 |
| Matt Lawton, L (1, 9)<br>OBP: 0.500, SLG: 0.600 | BCSFBBX 3-2 ③ G6-3 | | | SFBBFFFX 2-2 ③ L8 | | | X 0-0 ③ L9 | | | 3 | 0 | 0 | 0 | 0 | 0 | 2 |
| Ron Coomer, R (1, 5)<br>OBP: 0.400, SLG: 0.333<br>(9, 3) | | BX 1-0 G4-6-3 1B | | | FX 0-1 ① F8 | | | SCC 0-3 ① K | | 3 | 0 | 1 | 0 | 0 | 1 | 0 |
| Pat Meares, R (1, 6)<br>OBP: 0.364, SLG: 0.650 | | CX 0-1 ①② G4-6-3 1-2f | | | FCBS 1-3 ② K | | | BX 1-0 ② F9 | | 3 | 0 | 0 | 0 | 0 | 1 | 1 |

| | AB | 32 |
|---|---|---|
| | R | 2 |
| | H | 5 |
| | RBI | 2 |
| | BB | 1 |
| | SO | 5 |
| | LOB | 8 |

| Inning Stats | 1 | 2 | 3 | 4 | 5 | 6 | 7 | 8 | 9 | 1B: 3 | SF: 0 | WP: 0 | PA: 33 |
|---|---|---|---|---|---|---|---|---|---|---|---|---|---|
| | R: 2 H: 2<br>E: 1 LOB: 2<br>K: 1 BB: 1<br>S: 20 P: 37 | R: 0 H: 1<br>E: 0 LOB: 0<br>K: 0 BB: 0<br>S: 5 P: 9 | R: 0 H: 0<br>E: 0 LOB: 0<br>K: 0 BB: 0<br>S: 5 P: 8 | R: 0 H: 0<br>E: 0 LOB: 0<br>K: 1 BB: 0<br>S: 12 P: 16 | R: 0 H: 0<br>E: 0 LOB: 0<br>K: 1 BB: 0<br>S: 7 P: 11 | R: 0 H: 0<br>E: 0 LOB: 0<br>K: 0 BB: 0<br>S: 5 P: 8 | R: 0 H: 0<br>E: 0 LOB: 0<br>K: 0 BB: 0<br>S: 4 P: 5 | R: 0 H: 1<br>E: 0 LOB: 1<br>K: 1 BB: 0<br>S: 9 P: 14 | R: 0 H: 1<br>E: 0 LOB: 1<br>K: 1 BB: 0<br>S: 9 P: 12 | 2B: 2 SAC: 0<br>3B: 0 DP: 1<br>HR: 0 HBP: 0 | | PB: 0<br>SB: 1<br>CS: 0 | |

| PITCHER | | IP | WLS | BF | H | R | ER | SO | BB | IBB | HBP | BLK | WP | HR | S | P | ERA | WHIP |
|---|---|---|---|---|---|---|---|---|---|---|---|---|---|---|---|---|---|---|
| Glendon Rusch, L<br>ERA: | (1, 1) | 8.0 | W | 29 | 4 | 2 | 0 | 4 | 1 | 0 | 0 | 0 | 0 | 0 | 67 | 108 | 0.00 | 0.625 |
| Jeff Montgomery, R<br>ERA: 13.5 | (9, 1) | 1.0 | | 4 | 1 | 0 | 0 | 1 | 0 | 0 | 0 | 0 | 0 | 0 | 9 | 12 | 0.00 | 1.000 |

| PITCHER | IP | WLS | BF | H | R | ER | SO | BB | IBB | HBP | BLK | WP | HR | S | P | ERA | WHIP |
|---|---|---|---|---|---|---|---|---|---|---|---|---|---|---|---|---|---|

| Batter | 1 | 2 | 3 | 4 | 5 | 6 | 7 | 8 | 9 | AB | R | H | RBI | BB | SO | LOB |
|---|---|---|---|---|---|---|---|---|---|---|---|---|---|---|---|---|
| Chuck Knoblauch, R (1, 4)<br>OBP: 0.406, SLG: 0.261 | B B C B B<br>4-1<br>1B BB G5-4-3 BB | | C C X<br>0-2 ①<br>G5-3 | | | B C S B B B B<br>4-2<br>S SF9 BB | C F B B B B B<br>4-2<br>BB | | | 1 | 2 | 0 | 0 | 3 | 0 | 0 |
| Rich Becker, L (1, 8)<br>OBP: 0.367, SLG: 0.240 | B B B B<br>4-0<br>G5-4-3 1B<br>1-2<br>BB | | X<br>0-0 ②<br>F8 | | | B B B B<br>4-0<br>CS<br>1-3<br>BB | B B C B X<br>3-1 ③<br>F7 | | | 2 | 0 | 0 | 0 | 2 | 0 | 2 |
| Paul Molitor, R (1, 10)<br>OBP: 0.310, SLG: 0.423 | B C 2 SAFE B B X<br>3-1<br>G5-4-3<br>1-2<br>2-3<br>1B | | B C X<br>1-1 ③<br>G4-3 | | | B<br>1 SAFE<br>1 SAFE<br>1 SAFE<br>X<br>1-0 ①<br>SF9<br>3-H | | C F B X<br>1-2 ①<br>G3 | | 3 | 0 | 1 | 1 | 0 | 0 | 0 |
| Terry Steinbach, R (1, 2)<br>OBP: 0.261, SLG: 0.190 | S B F X<br>1-2 ① ②<br>G5-4-3<br>1-2f<br>2-3<br>3-H | | | C B B X<br>2-1 ①<br>G5-3 | | 1 SAFE C 1 SAFE S B X<br>1-2 ② ③<br>G5-3<br>1-2 | | B X<br>1-0 ②<br>F8 | | 4 | 0 | 0 | 0 | 0 | 0 | 3 |
| Ron Coomer, R (1, 9)<br>OBP: 0.286, SLG: 0.231 | B S X<br>1-1 ③<br>G6-3 | | | B B X<br>2-0 ②<br>G5-3 | | | B X<br>1-0 ①<br>G5-3 | B X<br>1-0 ③<br>G4-3 | | 4 | 0 | 0 | 0 | 0 | 0 | 1 |
| Greg Colbrunn, R (1, 3)<br>OBP: 0.286, SLG: 0.600<br>Brent Brede, L (9, PH) | | X<br>0-0<br>G3-6-3<br>1B | | C B F X<br>1-2 ③<br>G5-3 | | | B B X<br>2-0<br>1B<br>2B | | B C S S<br>1-3 ①<br>K | 3<br>1 | 1<br>0 | 2<br>0 | 0<br>0 | 0<br>1 | 0<br>0 | 0<br>0 |
| Matt Lawton, L (1, 7)<br>OBP: 0.464, SLG: 0.542 | | B F B X<br>2-1 ① ②<br>G3-6-3<br>1-2f<br>1B | | | B X<br>1-0 ①<br>L3 | | B B F X<br>2-1<br>1B<br>2-3<br>1B | | X<br>0-0 ②<br>F8 | 4 | 0 | 1 | 0 | 0 | 0 | 1 |
| Pat Meares, R (1, 6)<br>OBP: 0.400, SLG: 0.652<br>Greg Myers, L (9, PH)<br>OBP: 0.429, SLG: 0.429 | | B B X<br>2-0<br>S<br>1B<br>1B | | | C S X<br>0-2 ②<br>F9 | | C<br>1 SAFE<br>C<br>1 SAFE<br>1 SAFE<br>F X<br>0-2 ②<br>1-3<br>3-H<br>2B<br>1B | | F X<br>0-1<br>1B | 3<br>1 | 1<br>0 | 2<br>1 | 1<br>0 | 0<br>0 | 0<br>0 | 0<br>0 |
| Denny Hocking, S (1, 5)<br>OBP: 0.556, SLG: 0.571 | | B B S C X<br>2-2 ③<br>1-H<br>1B | | | C B B X<br>2-1 ③<br>G6-3 | | B B X<br>2-0<br>2-H<br>2B | | B B B C X<br>3-1 ③<br>P6 | 4 | 0 | 2 | 1 | 0 | 0 | 1 |
| Inning Stats | R: 1 H: 1<br>E: 0 LOB: 1<br>K: 0 BB: 2<br>S: 8 P: 21 | R: 0 H: 3<br>E: 0 LOB: 2<br>K: 0 BB: 0<br>S: 7 P: 13 | R: 0 H: 0<br>E: 0 LOB: 0<br>K: 0 BB: 0<br>S: 6 P: 7 | R: 0 H: 0<br>E: 0 LOB: 0<br>K: 0 BB: 0<br>S: 6 P: 11 | R: 0 H: 0<br>E: 0 LOB: 0<br>K: 0 BB: 0<br>S: 6 P: 9 | R: 1 H: 0<br>E: 0 LOB: 0<br>K: 0 BB: 2<br>S: 6 P: 16 | R: 2 H: 4<br>E: 0 LOB: 2<br>K: 0 BB: 1<br>S: 13 P: 27 | R: 0 H: 0<br>E: 0 LOB: 0<br>K: 0 BB: 0<br>S: 5 P: 8 | R: 0 H: 1<br>E: 0 LOB: 1<br>K: 1 BB: 0<br>S: 8 P: 12 | 1B: 7 SF: 1<br>2B: 2 SAC: 0<br>3B: 0 DP: 2<br>HR: 0 HBP: 0 | | | | | | |

# TOP

## Minnesota Twins @ Detroit Tigers

Tiger Stadium, Detroit, MI

Mon Apr 07 1997, 3:33 AM EDT

Att. 42,749 - Cloudy - 36 F

livebaseballscorecards.com

| | |
|---|---|
| AB | 30 |
| R | 4 |
| H | 9 |
| RBI | 3 |
| BB | 5 |
| SO | 1 |
| LOB | 8 |

| | | | | | | | | | | | | | | | | | | | | | | | | | | | | |
|---|---|---|---|---|---|---|---|---|---|---|---|---|---|---|---|---|---|---|---|---|---|---|---|---|---|---|---|---|
| PITCHER | | IP | WLS | BF | H | R | ER | SO | BB | IBB | HBP | BLK | WP | HR | S | P | ERA | WHIP | PITCHER | IP | WLS | BF | H | R | ER | SO | BB | IBB | HBP | BLK | WP | HR | S | P | ERA | WHIP |
| Justin Thompson, L<br>ERA: 5.68 | (1, 1) | 6.2 | W | 27 | 8 | 4 | 4 | 0 | 4 | 0 | 0 | 0 | 0 | 0 | 48 | 93 | 5.40 | 1.800 | | | | | | | | | | | | | | | | | |
| A.J. Sager, R<br>ERA: 2.35 | (7, 1) | 1.1 | | 5 | 0 | 0 | 0 | 0 | 1 | 0 | 0 | 0 | 0 | 0 | 9 | 19 | 0.00 | 0.750 | | | | | | | | | | | | | | | | | |
| Todd Jones, R<br>ERA: 2.25 | (9, 1) | 1.0 | | 4 | 1 | 0 | 0 | 1 | 0 | 0 | 0 | 0 | 0 | 0 | 8 | 12 | 0.00 | 1.000 | | | | | | | | | | | | | | | | | |

# BOTTOM

| Batter | 1 | 2 | 3 | 4 | 5 | 6 | 7 | 8 | 9 | AB | R | H | RBI | BB | SO | LOB |
|---|---|---|---|---|---|---|---|---|---|---|---|---|---|---|---|---|
| Brian Hunter, R (1, 8)<br>OBP: 0.313, SLG: 0.241 | C F B F B S<br>2-3 ① K | | B X<br>1-0 ① L8 | | B X<br>1-0 L9-3 1B | | | C B B B X<br>3-1 E6 WP S 1B | | 4 | 1 | 1 | 0 | 0 | 1 | 0 |
| Damion Easley, R (1, 4)<br>OBP: 0.355, SLG: 0.423 | X<br>0-0 ② B1-3 | | C X<br>0-1 ② G6-3 | | B C F B F X<br>2-2 ① F8 | | | B B B B<br>4-0 S 1B E<br>1-2 BB | | 3 | 1 | 0 | 0 | 1 | 0 | 1 |
| Travis Fryman, R (1, 5)<br>OBP: 0.382, SLG: 0.484 | B C F X<br>1-2 ③ 2B | | C X<br>0-1 ③ G6-3 | | 1 SAFE B B 1 SAFE C F 1 SAFE 1 SAFE X<br>2-2 ②③ L9-3<br>1-2 | | | B X<br>1-0 S E<br>1-2<br>2-H 1B | | 4 | 1 | 2 | 1 | 0 | 0 | 1 |
| Tony Clark, S (1, 3)<br>OBP: 0.455, SLG: 0.724 | | S B C B B B<br>4-2 1B G4-3 FC6-4 BB | | C B B B F F S<br>3-3 ① K | | C S S<br>0-3 ① K | | B S F B S<br>2-3 ① K<br>1-H 2-H | | 3 | 1 | 0 | 0 | 1 | 3 | 0 |
| Bobby Higginson, L (1, 7)<br>OBP: 0.400, SLG: 0.630 | | C B B F F B X<br>3-2 ① G4-3<br>1-2 | | B F B B F B<br>4-2 1B HR BB | | B B F F X<br>2-2 ② F9 | | B B C X<br>2-1 1B 1B 1B | | 3 | 2 | 1 | 0 | 1 | 0 | 1 |
| Melvin Nieves, S (1, 9)<br>OBP: 0.370, SLG: 0.692<br>Bubba Trammell, R (3, 9)<br>OBP: 0.455, SLG: 0.368 | | B B B B<br>4-0 FC6-4 1B WP BB | | B B C C 1 SAFE X<br>2-2 HR<br>1-2 1B | | C X<br>0-1 ③ G2-3 | | F F B F F X<br>1-2 1B<br>1-3 1B | | 0<br>3 | 1<br>2 | 0<br>2 | 0<br>0 | 1<br>0 | 0<br>0 | 0<br>0 |
| Curtis Pride, L (1, 10)<br>OBP: 0.462, SLG: 0.583 | | X<br>0-0 FC6-4<br>1-2<br>2-3 1B | | B X<br>1-0 ② L7 | | B X<br>1-0 ① G5-3 | | X<br>0-0 WP<br>2-H<br>3-H 1B | | 4 | 0 | 2 | 2 | 0 | 0 | 2 |
| Brian Johnson, R (1, 2)<br>OBP: 0.294, SLG: 0.529 | | B X<br>1-0 ② FC6-4 WP<br>1-2f<br>2-3<br>3-H | | B B F F B X<br>3-2 HR<br>1-H 2-H | | C F B B B S<br>3-3 ② K | | F B B B X<br>3-1 ② P3<br>1-2 | | 4 | 1 | 1 | 4 | 0 | 1 | 3 |
| Deivi Cruz, R (1, 6)<br>OBP: 0.304, SLG: 0.391 | | B B X<br>2-0 ③ F7<br>1-2<br>3-H | | C B X<br>1-1 ③ P6 | | C X<br>0-1 ③ G1 | | C B B F B X<br>3-2 ③ F8 | | 4 | 0 | 0 | 0 | 0 | 0 | 2 |
| Inning Stats | R: 0 E: 0 K: 1 S: 8<br>H: 1 LOB: 1 BB: 0 P: 11 | R: 2 E: 0 K: 0 S: 9<br>H: 1 LOB: 1 BB: 2 P: 23 | R: 0 E: 0 K: 0 S: 5<br>H: 0 LOB: 0 BB: 0 P: 6 | R: 3 E: 0 K: 1 S: 15<br>H: 2 LOB: 0 BB: 1 P: 29 | R: 0 E: 0 K: 0 S: 8<br>H: 1 LOB: 0 BB: 0 P: 13 | R: 0 E: 0 K: 1 S: 8<br>H: 0 LOB: 0 BB: 0 P: 10 | R: 0 E: 0 K: 1 S: 6<br>H: 0 LOB: 0 BB: 0 P: 10 | R: 5 E: 1 K: 1 S: 19<br>H: 4 LOB: 1 BB: 1 P: 38 | | 1B: 7 2B: 2 3B: 0 HR: 1<br>SF: 0 SAC: 0 DP: 1 HBP: 0 | | | | | | |

| PITCHER | | IP | WLS | BF | H | R | ER | SO | BB | IBB | HBP | BLK | WP | HR | S | P | ERA | WHIP |
|---|---|---|---|---|---|---|---|---|---|---|---|---|---|---|---|---|---|---|
| Frankie Rodriguez, R<br>ERA: 5.73 | (1, 1) | 4.0 | L | 18 | 4 | 5 | 5 | 2 | 3 | 0 | 0 | 0 | 1 | 1 | 37 | 69 | 11.25 | 1.750 |
| Scott Aldred, L<br>ERA: 8.44 | (5, 1) | 2.1 | | 7 | 1 | 0 | 0 | 1 | 0 | 0 | 0 | 0 | 0 | 0 | 17 | 25 | 0.00 | 0.429 |
| Mike Trombley, R<br>ERA: 3.0 | (7, 1) | 0.2 | | 5 | 1 | 3 | 2 | 1 | 1 | 0 | 0 | 0 | 1 | 0 | 8 | 19 | 27.00 | 3.000 |
| Eddie Guardado, L<br>ERA: 9.0 | (8, 1) | 0.1 | | 4 | 3 | 2 | 2 | 1 | 0 | 0 | 0 | 0 | 0 | 0 | 11 | 16 | 54.00 | 9.000 |
| Dan Naulty, R<br>ERA: | (8, 1) | 0.2 | | 2 | 0 | 0 | 0 | 0 | 0 | 0 | 0 | 0 | 1 | 0 | 5 | 11 | 0.00 | 0.000 |

| PITCHER | IP | WLS | BF | H | R | ER | SO | BB | IBB | HBP | BLK | WP | HR | S | P | ERA | WHIP |
|---|---|---|---|---|---|---|---|---|---|---|---|---|---|---|---|---|---|

# Minnesota Twins @ Detroit Tigers

Tiger Stadium, Detroit, MI

Mon Apr 07 1997, 3:33 AM EDT

Att. 42,749 - Cloudy - 36 F

livebaseballscorecards.com

| | |
|---|---|
| AB | 32 |
| R | 10 |
| H | 9 |
| RBI | 7 |
| BB | 4 |
| SO | 5 |
| LOB | 10 |

WP: 3 PB: 0 SB: 3 CS: 0 PA: 36

| Batter | 1 | 2 | 3 | 4 | 5 | 6 | 7 | 8 | 9 | AB | R | H | RBI | BB | SO | LOB |
|---|---|---|---|---|---|---|---|---|---|---|---|---|---|---|---|---|
| Chuck Knoblauch, R (1, 4)<br>OBP: 0.432, SLG: 0.280 | B B B B<br>4-0 1B 1B G6-4-3 BB | X<br>0-0 ② SF9<br>3-H | | B B B<br>4-0 BB | | B B C B F F X<br>3-2 ③ P4 | | | B C B X<br>2-1 FC6 BB<br>1-2 1B | 2 | 1 | 1 | 1 | 2 | 0 | 0 |
| Brent Brede, L (1, 3)<br>OBP: 0.250, SLG: 0.100<br>(8, 9) | B<br>1 SAFE<br>1 SAFE<br>C X<br>1-1 G6-4-3 1B E<br>1-2<br>1B | C<br>1 SAFE<br>B B B F F X<br>3-2 ③ G3 | | B X<br>1-0 ③ P4 | | | B X<br>1-0 ① P5 | | B C B F B F B<br>4-2 FC6 BB<br>1-2<br>2-3 | 4 | 1 | 1 | 0 | 1 | 0 | 3 |
| Paul Molitor, R (1, 10)<br>OBP: 0.324, SLG: 0.419 | B C 2 SAFE X<br>1-1 G6-4-3 1B<br>1-2<br>2-3 | | B C X<br>1-1 ① G6-3 | | B S B X<br>2-1 ① G6-3 | | C F B B F F X<br>2-2 CS BB 1B | | X<br>0-0 ① FC6 BB<br>1-2f<br>2-3<br>3-H | 5 | 0 | 2 | 1 | 0 | 0 | 2 |
| Marty Cordova, R (1, 7)<br>OBP: 0.400, SLG: 0.520 | B X<br>1-0 ① ② G6-4-3<br>1-2f<br>2-3<br>3-H | | C C B F X<br>1-2 ② G6-3 | | B F F B B B F X<br>3-2 ② G1-3 | | B B B B<br>4-0 1-2 BB | | F F S<br>0-3 ② K | 4 | 0 | 0 | 0 | 1 | 1 | 4 |
| Matt Lawton, L (1, 8)<br>OBP: 0.485, SLG: 0.519 | B B C F B B<br>4-2 E BB | | F F B S<br>1-3 ③ K | | X<br>0-0 1B 1B | | B C 2 SAFE B F 1 SAFE F F B<br>3-2 X ② ③ G3<br>2-3 | | B B B B<br>4-0 1-2 BB | 3 | 0 | 1 | 0 | 2 | 1 | 2 |
| Terry Steinbach, R (1, 2)<br>OBP: 0.286, SLG: 0.200 | F<br>1 SAFE<br>B B B S<br>1 SAFE<br>1 SAFE<br>1 SAFE<br>F<br>3-2 ③ G1-3<br>1-2<br>3-H | | | B S F B B B<br>4-2 G4-3 2B BB | 1 SAFE X<br>0-0 1-2 1B | | | B C B F B F X<br>3-2 ① L5 | B X<br>1-0 ③ G6-3 | 4 | 1 | 1 | 0 | 1 | 0 | 4 |
| Todd Walker, L (1, 5)<br>OBP: 0.286, SLG: 0.308<br>Ron Coomer, R (8, PH)<br>OBP: 0.267, SLG: 0.214<br>(8, 3) | B S S S B F S<br>2-3 ① K | | | S S C<br>0-3 ① K | C B B F X<br>2-2 ③ G3-1 | | | F S S<br>0-3 ② K | | 3 | 0 | 0 | 0 | 0 | 2 | 3 |
| | | | | | | | | | | 1 | 0 | 0 | 0 | 0 | 1 | 0 |
| Pat Meares, R (1, 6)<br>OBP: 0.379, SLG: 0.630 | C B B X<br>2-1 1B SF9 2B | | | 1 SAFE B B B C B F X<br>3-2 ② G4-3<br>1-2 | | X<br>0-0 ① B1-3 | | B C S F C<br>1-3 ③ K | | 4 | 1 | 1 | 0 | 0 | 1 | 1 |
| Denny Hocking, S (1, 9)<br>OBP: 0.615, SLG: 0.700<br>(8, 5) | C B B X<br>2-1 2-3 1B | | | S C X<br>0-2 2-H 2B | | C B S B C<br>2-3 ② K | | | B B B C B<br>4-1 BB 1B FC6 BB | 3 | 1 | 2 | 1 | 1 | 1 | 0 |
| Inning Stats | R: 2 H: 2<br>E: 1 LOB: 1<br>K: 0 BB: 2<br>S: 11 P: 25 | R: 1 H: 2<br>E: 0 LOB: 1<br>K: 1 BB: 0<br>S: 13 P: 22 | R: 0 H: 0<br>E: 0 LOB: 0<br>K: 1 BB: 0<br>S: 9 P: 12 | R: 1 H: 1<br>E: 0 LOB: 2<br>K: 1 BB: 2<br>S: 12 P: 24 | R: 0 H: 2<br>E: 0 LOB: 2<br>K: 0 BB: 0<br>S: 11 P: 18 | R: 0 H: 0<br>E: 0 LOB: 0<br>K: 1 BB: 0<br>S: 8 P: 13 | R: 0 H: 1<br>E: 0 LOB: 1<br>K: 0 BB: 1<br>S: 11 P: 21 | R: 0 H: 0<br>E: 0 LOB: 0<br>K: 2 BB: 0<br>S: 11 P: 15 | R: 1 H: 1<br>E: 0 LOB: 3<br>K: 1 BB: 3<br>S: 11 P: 26 | 1B: 7 SF: 1<br>2B: 2 SAC: 0<br>3B: 0 DP: 1<br>HR: 0 HBP: 0 | | | | | | |

| PITCHER | | IP | WLS | BF | H | R | ER | SO | BB | IBB | HBP | BLK | WP | HR | S | P | ERA | WHIP |
|---|---|---|---|---|---|---|---|---|---|---|---|---|---|---|---|---|---|---|
| Brian Moehler, R<br>ERA: 3.09 | (1, 1) | 5.0 | | 25 | 7 | 4 | 3 | 3 | 4 | 0 | 0 | 0 | 0 | 0 | 56 | 101 | 5.40 | 2.200 |
| Felipe Lira, R<br>ERA: 9.82 | (6, 1) | 1.1 | | 6 | 1 | 0 | 0 | 1 | 1 | 0 | 0 | 0 | 0 | 0 | 14 | 26 | 0.00 | 1.500 |
| John Cummings, L<br>ERA: | (7, 1) | 1.0 | W | 2 | 0 | 0 | 0 | 0 | 0 | 0 | 0 | 0 | 0 | 0 | 9 | 15 | 0.00 | 0.000 |
| Dan Miceli, R<br>ERA: 20.25 | (8, 1) | 0.2 | | 5 | 1 | 1 | 1 | 2 | 2 | 0 | 0 | 0 | 0 | 0 | 13 | 24 | 13.50 | 4.500 |
| Todd Jones, R<br>ERA: 1.8 | (9, 1) | 1.0 | | 4 | 0 | 0 | 0 | 1 | 1 | 0 | 0 | 0 | 0 | 0 | 5 | 10 | 0.00 | 1.000 |

| PITCHER | IP | WLS | BF | H | R | ER | SO | BB | IBB | HBP | BLK | WP | HR | S | P | ERA | WHIP |
|---|---|---|---|---|---|---|---|---|---|---|---|---|---|---|---|---|---|

# TOP

# Minnesota Twins @ Detroit Tigers

Tiger Stadium, Detroit, MI

Wed Apr 09 1997, 3:33 AM EDT

Att. 6,477 - Sunny - 30 F

livebaseballscorecards.com

| | |
|---|---|
| AB | 33 |
| R | 5 |
| H | 9 |
| RBI | 3 |
| BB | 8 |
| SO | 7 |
| LOB | 19 |

| | | | |
|---|---|---|---|
| WP: 0 | PA: 42 | | |
| PB: 0 | | | |
| SB: 0 | | | |
| CS: 1 | | | |

# Minnesota Twins @ Detroit Tigers

Tiger Stadium, Detroit, MI

Wed Apr 09 1997, 3:33 AM EDT

Att. 6,477 - Sunny - 30 F

BOTTOM

livebaseballscorecards.com

| Batter | 1 | 2 | 3 | 4 | 5 | 6 | 7 | 8 | 9 | AB | R | H | RBI | BB | SO | LOB |
|---|---|---|---|---|---|---|---|---|---|---|---|---|---|---|---|---|
| Brian Hunter, R (1, 8)<br>OBP: 0.324, SLG: 0.242 | G4-3 | | F8 | | E5 SF9 1B | L7 | | S HR BB | | 4 | 1 | 1 | 0 | 1 | 0 | 2 |
| Damion Easley, R (1, 4)<br>OBP: 0.361, SLG: 0.393 | F8 | | SF9 | | BB | | F7 | HR BB | | 2 | 1 | 0 | 1 | 2 | 0 | 0 |
| Travis Fryman, R (1, 5)<br>OBP: 0.436, SLG: 0.559 | E 1B | | 1B 2B | | SF9 | | S 1B 1B | HR IBB | | 3 | 3 | 3 | 1 | 1 | 0 | 0 |
| Tony Clark, S (1, 3)<br>OBP: 0.421, SLG: 0.647 | E4 FC6-4 | | 1B | | K | | F8 | P3 | | 5 | 0 | 1 | 1 | 0 | 1 | 7 |
| Bobby Higginson, L (1, 7)<br>OBP: 0.429, SLG: 0.700 | FC6-4 | | F8 | | BB | | 1B BB | HR | | 3 | 2 | 1 | 4 | 2 | 0 | 3 |
| Curtis Pride, L (1, 10)<br>OBP: 0.375, SLG: 0.467 | | G3 | | K | F8 | | 1B | P2 | | 3 | 0 | 0 | 0 | 0 | 1 | 3 |
| Jody Reed, R (7, PH)<br>OBP: 0.444, SLG: 0.444 | | | | | | | | | | 2 | 0 | 1 | 1 | 0 | 0 | 0 |
| Bubba Trammell, R (1, 9)<br>OBP: 0.462, SLG: 0.364 | | F9 | | F9 | | WP 1B BB | 1B | | | 3 | 1 | 1 | 1 | 1 | 0 | 0 |
| Matt Walbeck, S (1, 2)<br>OBP: 0.176, SLG: 0.286 | | G3-1 | | K | | F8 | G3 | | | 4 | 0 | 0 | 0 | 0 | 1 | 3 |
| Deivi Cruz, R (1, 6)<br>OBP: 0.370, SLG: 0.462 | | | F8 SF9 2B | | E SF9 1B BB | L7 1B | | K | | 3 | 2 | 2 | 1 | 1 | 1 | 0 |
| Inning Stats | R: 0 E: 1 K: 0 S: 15 H: 1 LOB: 2 BB: 0 P: 23 | R: 0 E: 0 K: 0 S: 6 H: 0 LOB: 0 BB: 0 P: 7 | R: 2 E: 0 K: 0 S: 9 H: 3 LOB: 1 BB: 0 P: 14 | R: 0 E: 0 K: 2 S: 9 H: 0 LOB: 0 BB: 0 P: 13 | R: 1 E: 1 K: 1 S: 17 H: 1 LOB: 3 BB: 3 P: 30 | R: 1 E: 0 K: 0 S: 7 H: 1 LOB: 0 BB: 1 P: 17 | R: 2 E: 0 K: 0 S: 14 H: 3 LOB: 2 BB: 1 P: 24 | R: 4 E: 0 K: 1 S: 12 H: 1 LOB: 0 BB: 3 P: 29 | | 1B: 7 2B: 2 3B: 0 HR: 1 SF: 2 SAC: 0 DP: 0 HBP: 0 | | | | | | |

| | AB | 32 |
|---|---|---|
| | R | 10 |
| | H | 10 |
| | RBI | 10 |
| | BB | 8 |
| | SO | 4 |
| | LOB | 18 |

WP: 2 PB: 0 SB: 3 CS: 0 PA: 42

| PITCHER | | IP | WLS | BF | H | R | ER | SO | BB | IBB | HBP | BLK | WP | HR | S | P | ERA | WHIP |
|---|---|---|---|---|---|---|---|---|---|---|---|---|---|---|---|---|---|---|
| Bob Tewksbury, R<br>ERA: 2.77 | (1, 1) | 5.0 | | 24 | 5 | 3 | 3 | 3 | 3 | 0 | 0 | 0 | 0 | 0 | 56 | 87 | 5.40 | 1.600 |
| Todd Ritchie, R<br>ERA: 3.86 | (6, 1) | 1.1 | L | 6 | 2 | 2 | 2 | 0 | 1 | 0 | 0 | 0 | 1 | 0 | 12 | 25 | 13.50 | 2.250 |
| Greg Swindell, L<br>ERA: 21.6 | (7, 1) | 0.1 | | 2 | 0 | 0 | 0 | 0 | 1 | 0 | 0 | 0 | 0 | 0 | 5 | 11 | 0.00 | 3.000 |
| Gregg Olson, R<br>ERA: 24.0 | (7, 1) | 0.2 | | 7 | 2 | 4 | 4 | 1 | 2 | 1 | 0 | 0 | 0 | 0 | 9 | 22 | 54.00 | 6.000 |
| Eddie Guardado, L<br>ERA: 10.13 | (8, 1) | 0.2 | | 3 | 1 | 1 | 1 | 0 | 0 | 0 | 0 | 0 | 0 | 1 | 7 | 12 | 13.50 | 1.500 |

| PITCHER | IP | WLS | BF | H | R | ER | SO | BB | IBB | HBP | BLK | WP | HR | S | P | ERA | WHIP |
|---|---|---|---|---|---|---|---|---|---|---|---|---|---|---|---|---|---|

| Batter | 1 | 2 | 3 | 4 | 5 | 6 | 7 | 8 | 9 | AB | R | H | RBI | BB | SO | LOB |
|---|---|---|---|---|---|---|---|---|---|---|---|---|---|---|---|---|
| Chuck Knoblauch, R (1, 4)<br>OBP: 0.476, SLG: 0.429 | B C C F B F B B<br>4-2 G4-3 BB | | C C X<br>0-2 1B 2B | B C 1 SAFE C F 1 SAFE X<br>1-2 1-H 1B 3B | | C F B F B B X<br>2-2 ① G4-3 | | B C B B B<br>4-1 WP S BB | | 3 | 2 | 2 | 1 | 2 | 0 | 0 |
| Denny Hocking, S (1, 7)<br>(9, 5)<br>OBP: 0.556, SLG: 0.571 | 1 SAFE C 1 SAFE X<br>0-1 ① G4-3 1-2 | | B B C F B B<br>4-2 1B FC5-2 BB | X<br>0-0 1B 1B | | C B X<br>1-1 ② L3 | | B 1 SAFE 1 SAFE C S B X<br>2-2 ③ F9 1-3 | | 4 | 0 | 1 | 0 | 1 | 0 | 2 |
| Paul Molitor, R (1, 10)<br>OBP: 0.385, SLG: 0.472 | 2 SAFE X<br>0-0 ② L8 | | B F B X<br>2-1 FC5-2 1-3 2-H 1B | 1 SAFE X<br>0-0 G3-6-1 1-2 3-H 1B | | B B X<br>2-0 1B | | | C X<br>0-1 F7 1B 1B | 5 | 1 | 4 | 2 | 0 | 0 | 1 |
| Greg Myers, L (1, 2)<br>OBP: 0.333, SLG: 0.333 | B F F B X<br>2-2 ③ L8 | | C S S<br>0-3 ① K | B F B X<br>2-1 ② ③ G3-6-1 1-2f | | B 1 SAFE B F 1 SAFE F B S<br>3-3 ③ K | | | 1 SAFE C B B 1 SAFE F 1 SAFE B F<br>3-2 X 1B F7 1-2 SF8 1B | 5 | 1 | 1 | 0 | 0 | 2 | 6 |
| Greg Colbrunn, R (1, 3)<br>OBP: 0.308, SLG: 0.600 | | X<br>0-0 2B 2B | C B F B X<br>2-2 ② FC5-2 BB 2-3 3-H | | X<br>0-0 ① F7 | | B C X<br>1-1 CS 1B | | X<br>0-0 ① F7 1-2 2-3 | 5 | 1 | 2 | 0 | 0 | 0 | 4 |
| Matt Lawton, L (1, 8)<br>OBP: 0.500, SLG: 0.533 | | F B B B X<br>2-1 G3-1 2-H 2B | B B C B S B<br>4-2 1-2 BB | | C F X<br>0-2 ② F7 | | B X<br>1-0 ① F7 | | I I I I<br>4-0 SF8 1B IBB | 3 | 0 | 1 | 1 | 2 | 0 | 1 |
| Ron Coomer, R (1, 9)<br>OBP: 0.300, SLG: 0.421 | | B X<br>1-0 ① G3-1 2-3<br>B B F F S<br>2-3 ③ K | | | B X<br>1-0 HR | | 1 SAFE B B X<br>2-0 ② ③ G4-3 1-2 | | B B X<br>2-0 FC6-4 1-2 2-3 3-H 1B | 5 | 1 | 2 | 2 | 0 | 1 | 5 |
| Todd Walker, L (1, 5)<br>OBP: 0.333, SLG: 0.313<br>Terry Steinbach, R (9, PH)<br>OBP: 0.276, SLG: 0.200<br>Rich Becker, L (9, 7)<br>OBP: 0.367, SLG: 0.240 | | B F X<br>1-1 ② F7 | | B F S F X<br>1-2 FC1-6 1B<br>B B B S S B<br>4-2 FC4-6 BB | | | | B S C F B X<br>2-2 ① G1-3<br>C S X<br>0-2 ② SF8 2-3 3-H | | 3 | 0 | 1 | 0 | 1 | 0 | 1 |
| | | | | | | | | | | 0 | 0 | 0 | 1 | 0 | 0 | 0 |
| | | | | | | | | | | 0 | 0 | 0 | 0 | 0 | 0 | 0 |
| Pat Meares, R (1, 6)<br>OBP: 0.324, SLG: 0.531 | | B B S S S X<br>2-2 ③ F7 | | 1 SAFE 1 SAFE B S S C X<br>1-2 ① FC1-6 1-2f 3B | C X<br>0-1 ③ FC4-6 1-2f | | | C S X<br>0-2 ② G5-3 | C 1 SAFE B X<br>1-1 ③ FC6-4 1-2f | 5 | 1 | 0 | 0 | 0 | 0 | 5 |
| Inning Stats | R: 0 H: 0<br>E: 0 LOB: 1<br>K: 0 BB: 1<br>S: 10 P: 16 | R: 1 H: 2<br>E: 0 LOB: 1<br>K: 0 BB: 0<br>S: 9 P: 15 | R: 1 H: 2<br>E: 0 LOB: 3<br>K: 2 BB: 2<br>S: 18 P: 32 | R: 2 H: 4<br>E: 0 LOB: 1<br>K: 0 BB: 0<br>S: 15 P: 20 | R: 1 H: 1<br>E: 0 LOB: 1<br>K: 0 BB: 1<br>S: 9 P: 14 | R: 0 H: 1<br>E: 0 LOB: 0<br>K: 1 BB: 0<br>S: 10 P: 18 | R: 0 H: 1<br>E: 0 LOB: 1<br>K: 0 BB: 0<br>S: 4 P: 8 | R: 0 H: 0<br>E: 0 LOB: 1<br>K: 0 BB: 1<br>S: 11 P: 19 | R: 2 H: 3<br>E: 0 LOB: 2<br>K: 0 BB: 1<br>S: 13 P: 23 | 1B: 9 SF: 1<br>2B: 3 SAC: 0<br>3B: 1 DP: 1<br>HR: 1 HBP: 0 | | | | | | |

# TOP

## Minnesota Twins @ Detroit Tigers

Tiger Stadium, Detroit, MI

Thu Apr 10 1997, 3:33 AM EDT

Att. 6,381 - Sunny - 39 F

livebaseballscorecards.com

| | |
|---|---|
| AB | 38 |
| R | 7 |
| H | 14 |
| RBI | 7 |
| BB | 6 |
| SO | 3 |
| LOB | 25 |

WP: 1 PA: 45
PB: 0
SB: 1
CS: 1

| PITCHER | | IP | WLS | BF | H | R | ER | SO | BB | IBB | HBP | BLK | WP | HR | S | P | ERA | WHIP |
|---|---|---|---|---|---|---|---|---|---|---|---|---|---|---|---|---|---|---|
| Willie Blair, R<br>ERA: 13.5 | (1, 1) | 3.1 | L | 20 | 7 | 4 | 4 | 2 | 3 | 0 | 0 | 0 | 0 | 0 | 49 | 78 | 10.80 | 3.000 |
| Jose Bautista, R<br>ERA: 2.45 | (4, 1) | 3.2 | | 14 | 4 | 1 | 1 | 1 | 1 | 0 | 0 | 0 | 0 | 1 | 26 | 45 | 2.46 | 1.364 |
| John Cummings, L<br>ERA: 3.6 | (8, 1) | 1.0 | | 6 | 2 | 2 | 2 | 0 | 1 | 0 | 0 | 0 | 1 | 0 | 17 | 28 | 18.00 | 3.000 |
| Dan Miceli, R<br>ERA: 18.69 | (9, 1) | 0.1 | | 3 | 1 | 0 | 0 | 0 | 0 | 1 | 0 | 0 | 0 | 0 | 2 | 8 | 0.00 | 3.000 |
| Mike Myers, L<br>ERA: | (9, 1) | 0.2 | | 2 | 0 | 0 | 0 | 0 | 0 | 0 | 0 | 0 | 0 | 0 | 5 | 6 | 0.00 | 0.000 |

| PITCHER | IP | WLS | BF | H | R | ER | SO | BB | IBB | HBP | BLK | WP | HR | S | P | ERA | WHIP |
|---|---|---|---|---|---|---|---|---|---|---|---|---|---|---|---|---|---|

# Minnesota Twins @ Detroit Tigers

Tiger Stadium, Detroit, MI

Thu Apr 10 1997, 3:33 AM EDT

Att. 6,381 - Sunny - 39 F

livebaseballscorecards.com

## BOTTOM

| Batter | 1 | 2 | 3 | 4 | 5 | 6 | 7 | 8 | 9 | AB | R | H | RBI | BB | SO | LOB |
|---|---|---|---|---|---|---|---|---|---|---|---|---|---|---|---|---|
| Brian Hunter, R (1, 8)<br>OBP: 0.310, SLG: 0.237 | B C B X 2-1 ① G4-3 | | B X 1-0 FC5 HBP 1B | | X 0-0 ① P4 | | B B C X 2-1 ② G6-3 | | B C X 1-1 ③ FC4-6 1-2f | 5 | 0 | 1 | 0 | 0 | 0 | 1 |
| Jody Reed, R (1, 4)<br>OBP: 0.385, SLG: 0.333 | B C X 1-1 ② L9 | | B B H 3-0 FC5 HR 1-2 HBP | | B X 1-0 ② L4 | | C B C S 1-3 ③ K | | | 3 | 1 | 0 | 0 | 0 | 1 | 0 |
| Travis Fryman, R (1, 5)<br>OBP: 0.442, SLG: 0.541 | B B X 2-0 1B | | X 0-0 ① F7 | | C B B B B 4-1 BB | | | C F S 0-3 ① K | | 3 | 0 | 1 | 0 | 1 | 1 | 2 |
| Tony Clark, S (1, 3)<br>OBP: 0.381, SLG: 0.579 | B C S X 1-2 ③ F9 | | C S B F B X 2-2 ② FC5 HR 1-2 2-3f | | 1 SAFE S X 0-1 ③ G4-3 | | | C F S 0-3 ② K | | 4 | 1 | 0 | 0 | 0 | 1 | 4 |
| Bubba Trammell, R (1, 9)<br>OBP: 0.533, SLG: 0.542 | | C B B B B S B 4-2 G4-6-3 BB | B X 1-0 1-H 2-H HR | | | B C B C B B 4-2 BB | | B B X 2-0 1B | | 2 | 1 | 2 | 3 | 2 | 0 | 0 |
| Brian Johnson, R (1, 2)<br>OBP: 0.238, SLG: 0.429 | | B F B F X 2-2 ①② G4-6-3 1-2f | B X 1-0 ③ G1-3 | | | C B X 1-1 ① F8 | | C B F X 1-2 ③ G5-3 | | 4 | 0 | 0 | 0 | 0 | 0 | 3 |
| Bobby Higginson, L (1, 7)<br>OBP: 0.436, SLG: 0.676 | | C B C B B X 3-2 FC5 E 1B | C X 0-1 ① G4-3 | | | B S C B S 2-3 ② K | | | B B B C C X 3-2 G3-6 1B | 4 | 0 | 2 | 0 | 0 | 1 | 1 |
| Vince Coleman, S (1, 10) | | 1 SAFE B C S B B F F B 4-2 1-2 BB | X 0-0 ② G4-3 | | | S X 0-1 ③ G5-3 | | | C X 0-1 ①② G3-6 1-2f | 3 | 0 | 0 | 0 | 1 | 0 | 2 |
| Deivi Cruz, R (1, 6)<br>OBP: 0.333, SLG: 0.414 | | C F X 0-2 ③ FC5 2-3f | B X 1-0 ③ F7 | | | | B C B X 2-1 ① G6-3 | | B B B C B 4-1 FC4-6 BB | 3 | 0 | 0 | 0 | 0 | 0 | 2 |
| Damion Easley, R (9, PH)<br>OBP: 0.378, SLG: 0.393 | | | | | | | | | | 0 | 0 | 0 | 0 | 1 | 0 | 0 |
| Inning Stats | R: 0 H: 1<br>E: 0 LOB: 1<br>K: 0 BB: 0<br>S: 8 P: 14 | R: 0 H: 1<br>E: 1 LOB: 2<br>K: 0 BB: 2<br>S: 15 P: 28 | R: 3 H: 2<br>E: 0 LOB: 0<br>K: 0 BB: 0<br>S: 8 P: 16 | R: 0 H: 0<br>E: 0 LOB: 0<br>K: 0 BB: 0<br>S: 4 P: 5 | R: 0 H: 0<br>E: 0 LOB: 1<br>K: 0 BB: 1<br>S: 5 P: 10 | R: 0 H: 0<br>E: 0 LOB: 1<br>K: 1 BB: 1<br>S: 9 P: 16 | R: 0 H: 0<br>E: 0 LOB: 0<br>K: 1 BB: 0<br>S: 7 P: 12 | R: 0 H: 1<br>E: 0 LOB: 1<br>K: 2 BB: 0<br>S: 11 P: 14 | R: 0 H: 1<br>E: 0 LOB: 1<br>K: 0 BB: 1<br>S: 8 P: 16 | 1B: 5 SF: 0<br>2B: 0 SAC: 0<br>3B: 0 DP: 2<br>HR: 1 HBP: 1 | | | | | | |

| | AB | 31 |
|---|---|---|
| | R | 3 |
| | H | 6 |
| | RBI | 3 |
| | BB | 5 |
| | SO | 4 |
| | LOB | 15 |

| PITCHER | | IP | WLS | BF | H | R | ER | SO | BB | IBB | HBP | BLK | WP | HR | S | P | ERA | WHIP |
|---|---|---|---|---|---|---|---|---|---|---|---|---|---|---|---|---|---|---|
| Scott Aldred, L<br>ERA: 6.97 | (1, 1) | 5.0 | W | 22 | 4 | 3 | 3 | 0 | 3 | 0 | 1 | 0 | 0 | 1 | 40 | 73 | 5.40 | 1.400 |
| Mike Trombley, R<br>ERA: 2.0 | (6, 1) | 3.0 | | 11 | 1 | 0 | 0 | 4 | 1 | 0 | 0 | 0 | 0 | 0 | 27 | 42 | 0.00 | 0.667 |
| Rick Aguilera, R<br>ERA: 2.25 | (9, 1) | 1.0 | | 4 | 1 | 0 | 0 | 0 | 1 | 0 | 0 | 0 | 0 | 0 | 8 | 16 | 0.00 | 2.000 |

| PITCHER | | IP | WLS | BF | H | R | ER | SO | BB | IBB | HBP | BLK | WP | HR | S | P | ERA | WHIP |
|---|---|---|---|---|---|---|---|---|---|---|---|---|---|---|---|---|---|---|

| Batter | 1 | 2 | 3 | 4 | 5 | 6 | 7 | 8 | 9 | AB | R | H | RBI | BB | SO | LOB |
|---|---|---|---|---|---|---|---|---|---|---|---|---|---|---|---|---|
| Chuck Knoblauch, R (1, 4)<br>OBP: 0.489, SLG: 0.455 | F F B B B X<br>3-2 E 1B SF9 1B | C F B B C<br>2-3 ③ K | | | C B X<br>1-1 G5-4-3 1B | | C C B B F X<br>2-2 ① G3 | B X<br>1-0 SF8 BB<br>1-2<br>3-H 1B | | 5 | 1 | 3 | 1 | 0 | 1 | 0 |
| Rich Becker, L (1, 8)<br>OBP: 0.371, SLG: 0.241 | B B F X<br>2-1 E5 SF9<br>1-3 PB 1B | | B F B B B F F S<br>3-3 ① K | | 1 SAFE 1 SAFE C X<br>0-1 ① ② G5-4-3<br>1-2f | | X<br>0-0 ② G1 | B B B B<br>4-0 FC4<br>1-2<br>2-3 BB | | 4 | 1 | 1 | 0 | 1 | 1 | 1 |
| Paul Molitor, R (1, 10)<br>OBP: 0.341, SLG: 0.436 | F S X<br>0-2 ① SF9<br>2-3<br>3-H | | B C X<br>1-1 ② G4-3 | | B X<br>1-0 ③ F7 | | C F B C<br>1-3 ③ K | S B B X<br>2-1 ② SF8<br>2-3<br>3-H | | 3 | 0 | 0 | 2 | 0 | 1 | 0 |
| Terry Steinbach, R (1, 2)<br>OBP: 0.294, SLG: 0.233 | B S B C B F F X<br>3-2 2B<br>3-H 1B | | B X<br>1-0 ③ P4 | | | F B X<br>1-1 ① F8 | | x 0-0 BB 2B 1B<br>F B X 1-2 ② FC4 1-2f | | 5 | 2 | 2 | 0 | 0 | 0 | 2 |
| Matt Lawton, L (1, 7)<br>OBP: 0.512, SLG: 0.545 | B B B B C F X<br>3-2 G4-3<br>1-H 2B | | | B B F S B B<br>4-2 FC5-4 BB | | C S B B B X<br>2-2 ② L3 | | B B B C B<br>4-1 2B<br>1-2 BB | C B F X<br>2-2 ① G5-3 | 3 | 1 | 1 | 1 | 2 | 0 | 0 |
| Greg Colbrunn, R (1, 3)<br>OBP: 0.323, SLG: 0.600 | C X<br>0-1 ② G4-3<br>2-3 | | | 1 SAFE B C 1 SAFE F B X<br>2-2 ① FC5-4 1B<br>1-2f | | B C B X<br>2-1 BB HR 1B | | X<br>0-0 FC1-5<br>1-H<br>2-H 2B | B X<br>1-0 ② F8 | 5 | 1 | 2 | 2 | 0 | 0 | 2 |
| Todd Walker, L (1, 5)<br>OBP: 0.333, SLG: 0.278<br>Chris Latham, S (8, PH)<br>(8, 9) | C F S<br>0-3 ③ K | | | X<br>0-0 ② L7 | | B S F B B F F F B<br>4-2<br>1-2 HR BB | | L X<br>0-1 ① FC1-5 HBP<br>2-3 1B | B X<br>1-0 ③ P2 | 2<br>2 | 1<br>1 | 0<br>0 | 0<br>0 | 1<br>0 | 1<br>0 | 2<br>1 |
| Pat Meares, R (1, 6)<br>OBP: 0.368, SLG: 0.629 | | B X<br>1-0 ① G6-3 | | C X<br>0-1 1-3 1B | | B B B X<br>3-0<br>1-H<br>2-H HR | | 1 SAFE C P S 1 SAFE 1 SAFE H<br>2-2<br>1-2 1B 1B HBP | | 3 | 2 | 2 | 3 | 0 | 0 | 0 |
| Denny Hocking, S (1, 9)<br>OBP: 0.500, SLG: 0.500<br>(8, 5) | | B B C C X<br>2-2 ② G3 | | C F F C<br>0-3 ③ K | | B C B F X<br>2-2 ③ L7 | | C C B X<br>1-2 BB 1B SF8<br>1-3<br>2-H 1B | | 4 | 1 | 1 | 1 | 0 | 1 | 2 |
| Inning Stats | R: 3 H: 4<br>E: 1 LOB: 1<br>K: 1 BB: 0<br>S: 21 P: 32 | R: 0 H: 0<br>E: 0 LOB: 0<br>K: 1 BB: 0<br>S: 7 P: 12 | R: 0 H: 0<br>E: 0 LOB: 0<br>K: 1 BB: 0<br>S: 7 P: 12 | R: 0 H: 1<br>E: 0 LOB: 2<br>K: 1 BB: 1<br>S: 12 P: 18 | R: 0 H: 1<br>E: 0 LOB: 0<br>K: 0 BB: 0<br>S: 5 P: 7 | R: 3 H: 2<br>E: 0 LOB: 0<br>K: 0 BB: 1<br>S: 16 P: 30 | R: 0 H: 0<br>E: 0 LOB: 0<br>K: 1 BB: 0<br>S: 8 P: 11 | R: 5 H: 4<br>E: 0 LOB: 2<br>K: 0 BB: 2<br>S: 17 P: 31 | R: 0 H: 0<br>E: 0 LOB: 0<br>K: 0 BB: 0<br>S: 5 P: 9 | 1B: 9 SF: 2<br>2B: 2 SAC: 0<br>3B: 0 DP: 1<br>HR: 1 HBP: 1 | | | | | | WP: 0 PA: 43<br>PB: 1<br>SB: 0<br>CS: 0 |

# TOP

## Minnesota Twins @ Kansas City Royals

Kauffman Stadium, Kansas City, MO

Sat Apr 12 1997, 3:33 AM CDT
Att. 13,558 - Overcast - 37 F

livebaseballscorecards.com

| | |
|---|---|
| AB | 36 |
| R | 11 |
| H | 12 |
| RBI | 10 |
| BB | 4 |
| SO | 5 |
| LOB | 10 |

| PITCHER | | IP | WLS | BF | H | R | ER | SO | BB | IBB | HBP | BLK | WP | HR | S | P | ERA | WHIP |
|---|---|---|---|---|---|---|---|---|---|---|---|---|---|---|---|---|---|---|
| Tim Belcher, R<br>ERA: 4.61 | (1, 1) | 6.0 | L | 27 | 8 | 6 | 6 | 4 | 2 | 0 | 0 | 0 | 0 | 1 | 68 | 111 | 9.00 | 1.667 |
| Jeff Montgomery, R<br>ERA: 18.0 | (7, 1) | 1.0 | | 6 | 2 | 3 | 3 | 1 | 1 | 0 | 0 | 0 | 0 | 0 | 11 | 18 | 27.00 | 3.000 |
| Jason Jacome, L<br>ERA: 9.0 | (8, 1) | 0.1 | | 5 | 2 | 1 | 1 | 0 | 1 | 0 | 1 | 0 | 0 | 0 | 9 | 16 | 27.00 | 9.000 |
| Randy Veres, R<br>ERA: | (8, 1) | 1.2 | | 5 | 0 | 1 | 1 | 0 | 0 | 0 | 0 | 0 | 0 | 0 | 10 | 17 | 5.40 | 0.000 |

| PITCHER | IP | WLS | BF | H | R | ER | SO | BB | IBB | HBP | BLK | WP | HR | S | P | ERA | WHIP |
|---|---|---|---|---|---|---|---|---|---|---|---|---|---|---|---|---|---|

| Batter | 1 | 2 | 3 | 4 | 5 | 6 | 7 | 8 | 9 | AB | R | H | RBI | BB | SO | LOB |
|---|---|---|---|---|---|---|---|---|---|---|---|---|---|---|---|---|
| Bip Roberts, S (1, 7)<br>OBP: 0.361, SLG: 0.486 | F F X<br>0-2 ① P5 | B F F B F B X<br>3-2 ③ F8 | | | X<br>0-0 SF9-5 1B<br>1-2 1B | X<br>0-0 ② F8 | | F X<br>0-1 G4-3<br>1-H 2B | | 5 | 0 | 2 | 1 | 0 | 0 | 2 |
| Tom Goodwin, L (1, 8)<br>OBP: 0.316, SLG: 0.303 | C B X<br>1-1 S 2B 2B | | X<br>0-0 ① G6-3 | | X<br>0-0 S 2B<br>1-2 2-3 1B | B B C B B<br>4-1<br>1-2 BB | | C B X<br>1-1 ② G4-3<br>2-3 | | 4 | 2 | 2 | 0 | 1 | 0 | 1 |
| Jay Bell, R (1, 6)<br>OBP: 0.417, SLG: 0.618 | B F B X<br>2-1<br>2-H 2B | | B B F X<br>2-1 G5-4-3 1B | | X<br>0-0 ①② SF9-5<br>2-3 3-H | B S X<br>1-1 ③ G1-3 | | C B X<br>1-1 ③ P5 | | 4 | 0 | 2 | 2 | 0 | 0 | 3 |
| Jeff King, R (1, 3)<br>OBP: 0.333, SLG: 0.533 | C B C B B B<br>4-2<br>BB | | F S F F F 1 SAFE X<br>0-2 ② ③ G5-4-3<br>1-2f | | C B C B F X<br>2-2<br>1-H 1B 2B | | C B B C C<br>2-3 ① K | | C X<br>0-1 ① F9 | 4 | 1 | 1 | 1 | 1 | 1 | 1 |
| Scott Cooper, L (1, 10)<br>OBP: 0.400, SLG: 0.667 | F B B B F X<br>3-2 ② F7 | | | F B B X<br>2-1 S 1B | C B B F F X<br>2-2 BB<br>2-H 1B | | B F C B B S<br>3-3 ② K | | C B X<br>1-1 HR | 5 | 1 | 3 | 2 | 0 | 1 | 2 |
| Craig Paquette, R (1, 5)<br>OBP: 0.273, SLG: 0.500 | X<br>0-0 ③ F7 | | | B S F F B F B F F F<br>3-3 S ① K<br>1-2 | B B B<br>4-0<br>1-2 BB | | X<br>0-0 2B | | C S X<br>0-2 ② F7 | 4 | 0 | 1 | 0 | 1 | 1 | 3 |
| Jermaine Dye, R (1, 9)<br>OBP: 0.167, SLG: 0.172 | | C C B B B S<br>2-3 ① K | | B S F B F F F X<br>2-2 P3 | C X<br>0-1 ③ F9 | | F C B C<br>1-3 ③ K | | C F B F X<br>1-2 ③ F8 | 5 | 0 | 0 | 0 | 0 | 2 | 4 |
| 29 Mike Sweeney, R (1, 2)<br>OBP: 0.333, SLG: 0.421 | | B X<br>1-0 ② G6-3 | | B B B X<br>3-0 ③ G6-3 | | B B B C F F B<br>4-2<br>BB | | C B B F X<br>2-2 ① G5-3 | | 3 | 0 | 0 | 0 | 1 | 0 | 1 |
| David Howard, S (1, 4)<br>OBP: 0.429, SLG: 0.364 | | B S C B B B<br>4-2<br>BB | | | B F B X<br>2-1<br>1B 1B SF9-5 1B | B B F F S<br>2-3 ① K | | B F B B F B<br>4-2<br>2B BB | | 2 | 2 | 1 | 0 | 2 | 1 | 1 |
| Inning Stats | R: 1 H: 2<br>E: 0 LOB: 2<br>K: 0 BB: 1<br>S: 13 P: 23 | R: 0 H: 0<br>E: 0 LOB: 1<br>K: 1 BB: 1<br>S: 10 P: 20 | R: 0 H: 1<br>E: 0 LOB: 0<br>K: 0 BB: 0<br>S: 10 P: 12 | R: 0 H: 1<br>E: 0 LOB: 1<br>K: 1 BB: 0<br>S: 16 P: 26 | R: 3 H: 5<br>E: 0 LOB: 2<br>K: 0 BB: 1<br>S: 15 P: 25 | R: 0 H: 0<br>E: 0 LOB: 2<br>K: 1 BB: 2<br>S: 10 P: 21 | R: 0 H: 1<br>E: 0 LOB: 1<br>K: 3 BB: 0<br>S: 10 P: 16 | R: 1 H: 1<br>E: 0 LOB: 1<br>K: 0 BB: 1<br>S: 11 P: 19 | R: 1 H: 1<br>E: 0 LOB: 0<br>K: 0 BB: 0<br>S: 11 P: 13 | 1B: 6<br>2B: 6<br>3B: 0<br>HR: 1 | SF: 1<br>SAC: 0<br>DP: 2<br>HBP: 0 | | | WP: 0<br>PB: 0<br>SB: 3<br>CS: 0 | PA: 43 | | |

| PITCHER | | IP | WLS | BF | H | R | ER | SO | BB | IBB | HBP | BLK | WP | HR | S | P | ERA | WHIP |
|---|---|---|---|---|---|---|---|---|---|---|---|---|---|---|---|---|---|---|
| Brad Radke, R<br>ERA: 9.64 | (1, 1) | 4.2 | | 23 | 9 | 4 | 4 | 2 | 2 | 0 | 0 | 0 | 0 | 0 | 62 | 100 | 7.71 | 2.357 |
| Todd Ritchie, R<br>ERA: 3.24 | (5, 1) | 1.1 | W | 7 | 0 | 0 | 0 | 1 | 3 | 0 | 0 | 0 | 0 | 0 | 12 | 27 | 0.00 | 2.250 |
| Dan Naulty, R<br>ERA: 2.08 | (7, 1) | 1.1 | | 7 | 2 | 1 | 1 | 3 | 1 | 0 | 0 | 0 | 0 | 0 | 17 | 29 | 6.75 | 2.250 |
| Eddie Guardado, L<br>ERA: 8.31 | (8, 1) | 1.2 | | 6 | 1 | 1 | 1 | 0 | 0 | 0 | 0 | 0 | 0 | 1 | 15 | 19 | 5.40 | 0.600 |

| PITCHER | IP | WLS | BF | H | R | ER | SO | BB | IBB | HBP | BLK | WP | HR | S | P | ERA | WHIP |
|---|---|---|---|---|---|---|---|---|---|---|---|---|---|---|---|---|---|

# BOTTOM

# Minnesota Twins @ Kansas City Royals

Kauffman Stadium, Kansas City, MO

Sat Apr 12 1997, 3:33 AM CDT
Att. 13,558 - Overcast - 37 F

livebaseballscorecards.com

| | |
|---|---|
| AB | 36 |
| R | 6 |
| H | 12 |
| RBI | 6 |
| BB | 6 |
| SO | 6 |
| LOB | 18 |

| Batter | 1 | 2 | 3 | 4 | 5 | 6 | 7 | 8 | 9 | AB | R | H | RBI | BB | SO | LOB |
|---|---|---|---|---|---|---|---|---|---|---|---|---|---|---|---|---|
| Chuck Knoblauch, R (1, 4)<br>OBP: 0.471, SLG: 0.417 | B F B B F B B<br>4-2<br>PB<br>BB | | B B C S F C<br>2-3 ③<br>K | | B X<br>1-0 ②<br>P3 | | | C B X<br>1-1 ①<br>G6-3 | | 3 | 0 | 0 | 0 | 1 | 1 | 2 |
| Rich Becker, L (1, 8)<br>OBP: 0.359, SLG: 0.219 | B C C F B F C<br>2-3 ①<br>K | | | B B B B<br>4-0<br>G6-4-3<br>BB | B X<br>1-0 ③<br>F8 | | | C B B S S<br>2-3 ②<br>K | | 3 | 0 | 0 | 0 | 1 | 2 | 3 |
| Matt Lawton, L (1, 7)<br>OBP: 0.468, SLG: 0.486 | X<br>0-0 ②<br>P6 | | | C F B B X<br>2-2 ① ②<br>G6-4-3<br>1-2f | | C B B F F B X<br>3-2 ①<br>G5-3 | | B F C C<br>1-3 ③<br>K | | 4 | 0 | 0 | 0 | 0 | 1 | 2 |
| Paul Molitor, R (1, 10)<br>OBP: 0.333, SLG: 0.419 | B B X<br>2-0 ③<br>G5-3<br>1-2 | | | B F X<br>1-1<br>2B<br>1B | | L B S B C<br>2-3 ②<br>K | | | X<br>0-0 ①<br>G6-3 | 4 | 1 | 1 | 0 | 0 | 1 | 1 |
| Greg Myers, L (1, 2)<br>OBP: 0.438, SLG: 0.467 | | B F B B X<br>3-1 ①<br>L9 | | F X<br>0-1<br>WP<br>1-H<br>2B | | S B B B X<br>2-1<br>1B | | | B B B C F F B<br>4-2<br>1B<br>BB | 3 | 0 | 2 | 1 | 1 | 0 | 0 |
| Greg Colbrunn, R (1, 3)<br>OBP: 0.314, SLG: 0.559 | | X<br>0-0 ②<br>F8 | | B S B S X<br>2-2 ③<br>G6-3<br>2-3 | | F B F X<br>1-2 ③<br>G2-3 | | | X<br>0-0<br>1-2<br>1B | 4 | 0 | 1 | 0 | 0 | 0 | 2 |
| Brent Brede, L (1, 9)<br>OBP: 0.313, SLG: 0.214 | | C B F B S<br>2-3 ③<br>K | | | C B X<br>1-1<br>BB<br>1B | | B X<br>1-0<br>G5-4-3<br>1B | | C F X<br>0-2 ②<br>L6 | 4 | 0 | 2 | 0 | 0 | 1 | 2 |
| Pat Meares, R (1, 6)<br>OBP: 0.333, SLG: 0.564 | | | B S S S<br>1-3 ①<br>K | | 1 SAFE B C 1 B X<br>2-1 ①<br>L9 | | B S B X<br>2-1 ① ②<br>G5-4-3<br>1-2f | | B C X<br>1-1 ③<br>P3 | 4 | 0 | 0 | 0 | 0 | 1 | 4 |
| Todd Walker, L (1, 5)<br>OBP: 0.333, SLG: 0.250 | | | X<br>0-0 ②<br>G4-3 | | S B B B B<br>4-1<br>1-2<br>BB | | X<br>0-0 ③<br>F8 | | | 2 | 0 | 0 | 0 | 1 | 0 | 0 |
| Inning Stats | R: 0 E: 0 K: 1 S: 10 H: 0 LOB: 1 BB: 1 P: 18 | R: 0 E: 0 K: 1 S: 6 H: 0 LOB: 0 BB: 0 P: 11 | R: 0 E: 0 K: 2 S: 8 H: 0 LOB: 0 BB: 0 P: 11 | R: 1 E: 0 K: 0 S: 10 H: 2 LOB: 1 BB: 1 P: 19 | R: 0 E: 0 K: 0 S: 7 H: 1 LOB: 2 BB: 1 P: 16 | R: 0 E: 0 K: 1 S: 12 H: 1 LOB: 1 BB: 0 P: 20 | R: 0 E: 0 K: 0 S: 4 H: 1 LOB: 0 BB: 0 P: 7 | R: 0 E: 0 K: 2 S: 8 H: 0 LOB: 0 BB: 0 P: 12 | R: 0 E: 0 K: 0 S: 10 H: 1 LOB: 2 BB: 1 P: 15 | 1B: 5 2B: 1 3B: 0 HR: 0 | SF: 0 SAC: 0 DP: 2 HBP: 0 | | | | | |

| PITCHER | | IP | WLS | BF | H | R | ER | SO | BB | IBB | HBP | BLK | WP | HR | S | P | ERA | WHIP |
|---|---|---|---|---|---|---|---|---|---|---|---|---|---|---|---|---|---|---|
| Kevin Appier, R<br>ERA: 3.05 | (1, 1) | 8.0 | W | 30 | 5 | 1 | 1 | 7 | 3 | 0 | 0 | 0 | 1 | 0 | 65 | 114 | 1.12 | 1.000 |
| Hipolito Pichardo, R<br>ERA: | (9, 1) | 1.0 | | 5 | 1 | 0 | 0 | 0 | 1 | 0 | 0 | 0 | 0 | 0 | 10 | 15 | 0.00 | 2.000 |

| PITCHER | IP | WLS | BF | H | R | ER | SO | BB | IBB | HBP | BLK | WP | HR | S | P | ERA | WHIP |
|---|---|---|---|---|---|---|---|---|---|---|---|---|---|---|---|---|---|

# TOP

## Minnesota Twins @ Kansas City Royals

Kauffman Stadium, Kansas City, MO

Sun Apr 13 1997, 3:33 AM CDT
Att. 13,831 - Cloudy - 46 F

livebaseballscorecards.com

| | |
|---|---|
| AB | 31 |
| R | 1 |
| H | 6 |
| RBI | 1 |
| BB | 4 |
| SO | 7 |
| LOB | 16 |

| | | | | | | | | | |
|---|---|---|---|---|---|---|---|---|---|
| 1B: 5 | SF: 0 | WP: 1 | PA: 35 |
| 2B: 1 | SAC: 0 | PB: 1 | |
| 3B: 0 | DP: 2 | SB: 0 | |
| HR: 0 | HBP: 0 | CS: 0 | |

# BOTTOM

## Minnesota Twins @ Kansas City Royals

Kauffman Stadium, Kansas City, MO

Sun Apr 13 1997, 3:33 AM CDT

Att. 13,831 - Cloudy - 46 F

livebaseballscorecards.com

| Batter | 1 | 2 | 3 | 4 | 5 | 6 | 7 | 8 | 9 | AB | R | H | RBI | BB | SO | LOB |
|---|---|---|---|---|---|---|---|---|---|---|---|---|---|---|---|---|
| Bip Roberts, S (1, 7)<br>OBP: 0.368, SLG: 0.486<br>Jermaine Dye, R (4, PH)<br>OBP: 0.212, SLG: 0.250 (5, 9) | C F B X<br>1-2 F9 ① | | B B X<br>2-0 G4-6-3 1B<br>C S F B X<br>1-2 P4 ③ | | | | B B X<br>2-0 2B | B F X<br>1-1 2-3 1B | | 2 0 1 0 0 0 0<br>3 0 2 0 0 0 3 | | | | | | |
| Tom Goodwin, L (1, 8)<br>OBP: 0.279, SLG: 0.263 | X<br>0-0 G1-3 ② | | C 1 SAFE X<br>0-1 G4-6-3 ① ②<br>1-2f | | X<br>0-0 B5-3 ① | | B X<br>1-0 L9 ② | X<br>0-0 F8 ③ | | 5 0 0 0 0 0 4 | | | | | | |
| Jay Bell, R (1, 6)<br>OBP: 0.375, SLG: 0.553 | C C B F X<br>1-2 G4-3 ③ | | B X<br>1-0 F7 ③ | | C X<br>0-1 F9 ② | | C B F X<br>1-2 G1-3 ③ | | | 4 0 0 0 0 0 1 | | | | | | |
| Jeff King, R (1, 3)<br>OBP: 0.400, SLG: 0.533 | | B B F C B B<br>4-2 G6-4-3 BB | | B C B B F B<br>4-2 FC1-4 1B 1B BB | C F B B F B F F F<br>4-2 F F B BB | | | B B B C F B<br>4-2 1B 1B BB | | 0 2 0 0 4 0 0 | | | | | | |
| Joe Vitiello, R (1, 10)<br>OBP: 0.423, SLG: 0.364<br>Shane Halter, R (8, PR)<br>OBP: 0.500, SLG: 0.500 | | B F C B X<br>2-2 G6-4-3 ① ②<br>1-2f | | C B 1 SAFE X<br>1-1 L6 ① | 1 SAFE F F B 1 SAFE B 1 SAFE F F<br>2-3 1 SAFE S K ③ | | | S X<br>0-1 1-3 S 1B 1B | | 4 0 1 0 0 1 3<br>0 1 0 0 0 0 0 | | | | | | |
| Craig Paquette, R (1, 5)<br>OBP: 0.324, SLG: 0.514 | | B B B B<br>4-0 BB | | X<br>0-0 FC1-4 1-2 1B | | B X<br>1-0 P3-1 1B | | C B S F B S<br>2-3 K ① 1-2 | | 3 0 2 0 1 1 2 | | | | | | |
| Mike Macfarlane, R (1, 2) | | S 1 SAFE F B X<br>1-2 G2-3 ③ | | B X<br>1-0 FC1-4 BB 1B ② 1-2f 2-3 | | 1 SAFE X<br>0-0 P3-1 ① ② 1-2f | | B F F X<br>1-2 F7 ② | | 4 0 0 0 0 0 7 | | | | | | |
| David Howard, S (1, 4)<br>OBP: 0.500, SLG: 0.429 | | | B B B B<br>4-0 HR BB | B X<br>1-0 BB 1-2 3-H 1B | | B S B S F S<br>2-3 K ③ | | S F B X<br>1-2 S 2B 2-H 3-H 1B | | 3 2 2 3 1 1 0 | | | | | | |
| Johnny Damon, L (1, 9)<br>OBP: 0.333, SLG: 0.750 (5, 7) | | | C B F F B 1 SAFE B X<br>3-2 1-H HR | B B B B<br>4-0 1-2 2-3 BB | | | B F X<br>1-1 B1-3 ① | B B F 1 SAFE S F F X<br>2-2 1B 1-H 2B | | 3 1 2 3 1 0 0 | | | | | | |
| Inning Stats | R: 0 H: 0<br>E: 0 LOB: 0<br>K: 0 BB: 0<br>S: 8 P: 10 | R: 0 H: 0<br>E: 0 LOB: 1<br>K: 0 BB: 2<br>S: 8 P: 19 | R: 2 H: 2<br>E: 0 LOB: 0<br>K: 0 BB: 1<br>S: 8 P: 18 | R: 1 H: 2<br>E: 0 LOB: 3<br>K: 0 BB: 2<br>S: 11 P: 23 | R: 0 H: 0<br>E: 0 LOB: 1<br>K: 1 BB: 1<br>S: 16 P: 22 | R: 0 H: 1<br>E: 0 LOB: 0<br>K: 1 BB: 0<br>S: 6 P: 9 | R: 0 H: 1<br>E: 0 LOB: 1<br>K: 0 BB: 0<br>S: 7 P: 12 | R: 3 H: 4<br>E: 0 LOB: 2<br>K: 1 BB: 1<br>S: 22 P: 33 | | 1B: 7 SF: 0<br>2B: 3 SAC: 0<br>3B: 0 DP: 3<br>HR: 1 HBP: 0 | | | | | | |

| | AB | 31 |
|---|---|---|
| | R | 6 |
| | H | 10 |
| | RBI | 6 |
| | BB | 7 |
| | SO | 3 |
| | LOB | 20 |

WP: 0 PA: 38
PB: 0
SB: 2
CS: 0

| PITCHER | | IP | WLS | BF | H | R | ER | SO | BB | IBB | HBP | BLK | WP | HR | S | P | ERA | WHIP |
|---|---|---|---|---|---|---|---|---|---|---|---|---|---|---|---|---|---|---|
| Frankie Rodriguez, R<br>ERA: 6.14 | (1, 1) | 3.2 | L | 17 | 4 | 3 | 3 | 0 | 4 | 0 | 0 | 0 | 0 | 1 | 31 | 61 | 7.36 | 2.182 |
| Greg Swindell, L<br>ERA: 7.71 | (4, 1) | 3.0 | | 12 | 2 | 0 | 0 | 2 | 2 | 0 | 0 | 0 | 0 | 0 | 30 | 48 | 0.00 | 1.333 |
| Gregg Olson, R<br>ERA: 24.75 | (7, 1) | 1.0 | | 7 | 3 | 3 | 3 | 1 | 1 | 0 | 0 | 0 | 0 | 0 | 22 | 33 | 27.00 | 4.000 |
| Rick Aguilera, R<br>ERA: 2.08 | (8, 1) | 0.1 | | 2 | 1 | 0 | 0 | 0 | 0 | 0 | 0 | 0 | 0 | 0 | 3 | 4 | 0.00 | 3.000 |

| PITCHER | IP | WLS | BF | H | R | ER | SO | BB | IBB | HBP | BLK | WP | HR | S | P | ERA | WHIP |
|---|---|---|---|---|---|---|---|---|---|---|---|---|---|---|---|---|---|

| Batter | 1 | 2 | 3 | 4 | 5 | 6 | 7 | 8 | 9 | AB | R | H | RBI | BB | SO | LOB |
|---|---|---|---|---|---|---|---|---|---|---|---|---|---|---|---|---|
| Rich Becker, L (1, 8)<br>OBP: 0.326, SLG: 0.194 | B C F S<br>1-3 ① K | 1 SAFE C B C F C<br>1-3 ③ K 1-2 | | | F X<br>0-1 ① F7 | | | X<br>0-0 ① F8 | | 4 | 0 | 0 | 0 | 0 | 2 | 3 |
| Chuck Knoblauch, R (1, 4)<br>OBP: 0.455, SLG: 0.385 | B H<br>2-0 1B 1B HBP | | C X<br>0-1 ① G5-3 | | F X<br>0-1 ②③ G6-4-3 1-2f | | | 1 SAFE C B X<br>1-1 ②③ G1-6-3 1-2f | | 3 | 1 | 0 | 0 | 0 | 0 | 2 |
| Matt Lawton, L (1, 7)<br>OBP: 0.490, SLG: 0.561 | C B 1 SAFE X<br>1-1 1B 1-3 1B | | B F X<br>1-1 SF8 3B | | | C X<br>0-1 ① G3-1 | | | B C B X<br>2-1 BB 1B | 4 | 1 | 3 | 0 | 0 | 0 | 0 |
| Terry Steinbach, R (1, 2)<br>OBP: 0.289, SLG: 0.242 | F X<br>0-1 1-3 3-H 1B | | F X<br>0-1 ② SF8 3-H | | | X<br>0-0 ② G5-3 | | | S B S S<br>1-3 ① K | 3 | 0 | 1 | 2 | 0 | 1 | 1 |
| Brent Brede, L (1, 9)<br>OBP: 0.263, SLG: 0.176<br>Ron Coomer, R (9, PH)<br>OBP: 0.333, SLG: 0.421<br>Chris Latham, S (9, PR) | B F F B S<br>2-3 ② K | | B B C B F X<br>3-2 ③ G1-3 | | | X<br>0-0 ③ G4-3 | | | B S B S B F F F B<br>4-2 1-2 BB | 3<br>0<br>0 | 0<br>0<br>0 | 0<br>0<br>0 | 0<br>0<br>0 | 0<br>1<br>0 | 1<br>0<br>0 | 2<br>0<br>0 |
| Greg Colbrunn, R (1, 3)<br>OBP: 0.282, SLG: 0.500 | C B B S X<br>2-2 ③ G5-3 | | | F X<br>0-1 ① G4-3 | | | B X<br>1-0 ① G5-3 | | B X<br>1-0 ② P4 | 4 | 0 | 0 | 0 | 0 | 0 | 4 |
| Greg Myers, L (1, 10)<br>OBP: 0.421, SLG: 0.412<br>Denny Hocking, S (9, PH)<br>OBP: 0.478, SLG: 0.474 | | X<br>0-0 ① F8 | | C B B S B F B<br>4-2 G5-4-3 BB | | | C B X<br>1-1 ② G6-3 | | C B C B S<br>2-3 ③ K | 2<br>1 | 0<br>0 | 0<br>0 | 0<br>0 | 1<br>0 | 0<br>1 | 0<br>2 |
| Pat Meares, R (1, 6)<br>OBP: 0.311, SLG: 0.524 | | C F B F F F F C<br>1-3 ② K | | B B F C X<br>2-2 ②③ G5-4-3 1-2f | | | B B X<br>2-0 ③ G3 | | | 3 | 0 | 0 | 0 | 0 | 1 | 1 |
| Todd Walker, L (1, 5)<br>OBP: 0.407, SLG: 0.318 | | X<br>0-0 S 1B | | | B B F F B F B<br>4-2 G6-4-3 BB | | | B F S B X<br>2-2 G1-6-3 1B | | 2 | 0 | 2 | 0 | 1 | 0 | 0 |
| Inning Stats | R: 1 H: 2<br>E: 0 LOB: 2<br>K: 2 BB: 0<br>S: 13 P: 21 | R: 0 H: 1<br>E: 0 LOB: 1<br>K: 2 BB: 0<br>S: 13 P: 15 | R: 1 H: 1<br>E: 0 LOB: 0<br>K: 0 BB: 0<br>S: 9 P: 13 | R: 0 H: 0<br>E: 0 LOB: 0<br>K: 0 BB: 1<br>S: 8 P: 14 | R: 0 H: 0<br>E: 0 LOB: 0<br>K: 0 BB: 1<br>S: 7 P: 11 | R: 0 H: 0<br>E: 0 LOB: 0<br>K: 0 BB: 0<br>S: 4 P: 4 | R: 0 H: 0<br>E: 0 LOB: 0<br>K: 0 BB: 0<br>S: 4 P: 8 | R: 0 H: 1<br>E: 0 LOB: 2<br>K: 0 BB: 0<br>S: 6 P: 9 | R: 0 H: 1<br>E: 0 LOB: 2<br>K: 2 BB: 1<br>S: 14 P: 24 | 1B: 5 SF: 1<br>2B: 0 SAC: 0<br>3B: 1 DP: 3<br>HR: 0 HBP: 1 | | | | | | |

| PITCHER | | IP | WLS | BF | H | R | ER | SO | BB | IBB | HBP | BLK | WP | HR | S | P | ERA | WHIP |
|---|---|---|---|---|---|---|---|---|---|---|---|---|---|---|---|---|---|---|
| Scott Erickson, R<br>ERA: 3.86 | (1, 1) | 8.0 | W | 29 | 5 | 2 | 2 | 4 | 2 | 0 | 1 | 0 | 0 | 0 | 64 | 95 | 2.25 | 0.875 |
| Randy Myers, L<br>ERA: | (9, 1) | 1.0 | S | 5 | 1 | 0 | 0 | 2 | 1 | 0 | 0 | 0 | 0 | 0 | 14 | 24 | 0.00 | 2.000 |

| PITCHER | IP | WLS | BF | H | R | ER | SO | BB | IBB | HBP | BLK | WP | HR | S | P | ERA | WHIP |
|---|---|---|---|---|---|---|---|---|---|---|---|---|---|---|---|---|---|

# TOP

## Minnesota Twins @ Baltimore Orioles

Oriole Park at Camden Yards, Baltimore, MD

Mon Apr 14 1997, 7:05 PM EDT

Att. 36,288 - Unknown - 61 F

livebaseballscorecards.com

| | |
|---|---|
| AB | 29 |
| R | 2 |
| H | 6 |
| RBI | 2 |
| BB | 3 |
| SO | 6 |
| LOB | 15 |

| | | | | | | | | | | | | | | | | | | |
|---|---|---|---|---|---|---|---|---|---|---|---|---|---|---|---|---|---|---|
| 1B: 5 | SF: 1 | WP: 0 | PA: 34 |
| 2B: 0 | SAC: 0 | PB: 0 | |
| 3B: 1 | DP: 3 | SB: 1 | |
| HR: 0 | HBP: 1 | CS: 0 | |

# BOTTOM

## Minnesota Twins @ Baltimore Orioles

Oriole Park at Camden Yards, Baltimore, MD

Mon Apr 14 1997, 7:05 PM EDT

Att. 36,288 - Unknown - 61 F

livebaseballscorecards.com

| Batter | 1 | 2 | 3 | 4 | 5 | 6 | 7 | 8 | 9 | AB | R | H | RBI | BB | SO | LOB |
|---|---|---|---|---|---|---|---|---|---|---|---|---|---|---|---|---|
| Brady Anderson, L (1, 10)<br>OBP: 0.633, SLG: 0.629 | X<br>0-0<br>FC3-6<br>1B | | B B C F F X<br>2-2<br>BB 1B<br>1-3<br>1B<br>1B | B B B B<br>4-0<br>S<br>BB | | | B B X<br>2-0 ①<br>F7 | C F B F F X<br>1-2 ③<br>G4-3 | | 4 | 1 | 2 | 0 | 1 | 0 | 3 |
| Roberto Alomar, S (1, 4)<br>OBP: 0.238, SLG: 0.250<br>Jeff Reboulet, R (9, 4)<br>OBP: 0.364, SLG: 0.263 | B B C C X<br>2-2 ①<br>FC3-6<br>FC5 BB<br>1-2f | | C X<br>0-1<br>1B BB<br>1-2<br>1B<br>3-H<br>1B | C F B X<br>1-2 ③<br>G1-3<br>1-2 | | | C F X<br>0-2 ②<br>G6-3 | | | 4<br>0 | 1<br>0 | 1<br>0 | 1<br>0 | 0<br>0 | 0<br>0 | 2<br>0 |
| Rafael Palmeiro, L (1, 3)<br>OBP: 0.362, SLG: 0.625 | C F S<br>0-3 ②<br>K | | F B B F B B<br>4-2<br>1B 1B<br>1-2<br>2-3<br>BB | | B X<br>1-0 ①<br>F7 | | F S X<br>0-2 ③<br>F8 | | | 3 | 0 | 0 | 0 | 1 | 1 | 1 |
| Eric Davis, R (1, 9)<br>OBP: 0.333, SLG: 0.344 | B C B B B<br>4-1<br>1-2<br>BB | | B B F B C C<br>3-3 ①<br>K | | C S S<br>0-3 ②<br>K | | | C B B F B X<br>3-2<br>G6-3<br>1B<br>1B | | 3 | 1 | 1 | 0 | 1 | 2 | 3 |
| Cal Ripken Jr., R (1, 5)<br>OBP: 0.422, SLG: 0.744 | C B X<br>1-1 ③<br>FC5<br>2-3f | | F X<br>0-1<br>1B<br>1-2<br>2-3<br>3-H<br>1B | | F X<br>0-1<br>1B | | | X<br>0-0 ①<br>G6-3<br>1-2 | | 4 | 0 | 2 | 1 | 0 | 0 | 3 |
| B.J. Surhoff, L (1, 7)<br>OBP: 0.316, SLG: 0.219 | | C B F F F X<br>1-2 ①<br>F8 | B X<br>1-0<br>G6-4-3<br>1-2<br>2-3<br>3-H<br>1B | | C B B X<br>2-1 ③<br>G4-3 | | | I I I I<br>4-0<br>BB 1B<br>IBB | | 3 | 0 | 1 | 1 | 1 | 0 | 1 |
| Jeffrey Hammonds, R (1, 8)<br>OBP: 0.333, SLG: 0.447 | | F B X<br>1-1 ②<br>P6 | F B C F B F X<br>2-2 ②③<br>G6-4-3<br>1-2f | | | F C B S<br>1-3 ①<br>K | | B X<br>1-0<br>BB<br>1-2<br>2-H<br>1B | | 4 | 0 | 1 | 1 | 0 | 1 | 3 |
| Chris Hoiles, R (1, 2)<br>OBP: 0.378, SLG: 0.455<br>Lenny Webster, R (9, 2)<br>OBP: 0.600, SLG: 0.667 | | S B B X<br>2-1 ③<br>G6-3 | | B B B C F X<br>3-2 ①<br>P6 | | | B C S B B X<br>3-2 ②<br>F8 | B B B B<br>4-0<br>1-2<br>2-3<br>BB | | 3<br>0 | 0<br>0 | 0<br>0 | 0<br>0 | 1<br>0 | 0<br>0 | 0<br>0 |
| Mike Bordick, R (1, 6)<br>OBP: 0.225, SLG: 0.189 | | | B B F X<br>2-1<br>1B<br>1B<br>1B | C B X<br>1-1 ②<br>G5-3 | | | C B S F B B F X<br>3-2 ③<br>G1-3 | C F F B S<br>1-3 ②<br>K | | 4 | 1 | 1 | 0 | 0 | 1 | 3 |
| Inning Stats | R: 0 E: 0 K: 1 S: 10<br>H: 1 LOB: 2 BB: 1 P: 17 | R: 0 E: 0 K: 0 S: 9<br>H: 0 LOB: 0 BB: 0 P: 13 | R: 3 E: 0 K: 1 S: 21<br>H: 5 LOB: 2 BB: 1 P: 35 | R: 0 E: 0 K: 0 S: 8<br>H: 0 LOB: 1 BB: 1 P: 17 | R: 0 E: 0 K: 1 S: 8<br>H: 1 LOB: 1 BB: 0 P: 11 | | R: 0 E: 0 K: 0 S: 7<br>H: 0 LOB: 0 BB: 0 P: 9 | R: 1 E: 0 K: 1 S: 14<br>H: 2 LOB: 3 BB: 2 P: 28 | | 1B: 9<br>2B: 0<br>3B: 0<br>HR: 0 | SF: 0<br>SAC: 0<br>DP: 1<br>HBP: 0 | | | | | | |

| | AB | R | H | RBI | BB | SO | LOB |
|---|---|---|---|---|---|---|---|
| **BOTTOM** | **32** | **4** | **9** | **4** | **5** | **5** | **19** |

| PITCHER | | IP | WLS | BF | H | R | ER | SO | BB | IBB | HBP | BLK | WP | HR | S | P | ERA | WHIP |
|---|---|---|---|---|---|---|---|---|---|---|---|---|---|---|---|---|---|---|
| Bob Tewksbury, R<br>ERA: 3.15 | (1, 1) | 7.0 | L | 30 | 7 | 3 | 3 | 4 | 3 | 0 | 0 | 0 | 0 | 0 | 74 | 120 | 3.86 | 1.429 |
| Mike Trombley, R<br>ERA: 2.79 | (8, 1) | 0.2 | | 6 | 2 | 1 | 1 | 1 | 1 | 1 | 0 | 0 | 0 | 0 | 9 | 22 | 13.50 | 4.500 |
| Eddie Guardado, L<br>ERA: 7.71 | (8, 1) | 0.1 | | 1 | 0 | 0 | 0 | 0 | 0 | 0 | 0 | 0 | 0 | 0 | 5 | 6 | 0.00 | 0.000 |

| PITCHER | IP | WLS | BF | H | R | ER | SO | BB | IBB | HBP | BLK | WP | HR | S | P | ERA | WHIP |
|---|---|---|---|---|---|---|---|---|---|---|---|---|---|---|---|---|---|

| Batter | 1 | 2 | 3 | 4 | 5 | 6 | 7 | 8 | 9 | AB | R | H | RBI | BB | SO | LOB |
|---|---|---|---|---|---|---|---|---|---|---|---|---|---|---|---|---|
| Chuck Knoblauch, R (1, 4)<br>OBP: 0.441, SLG: 0.357 | C B C B B B<br>4-2<br>CS S BB | | B B C X<br>2-1 ②<br>G1-3 | | B F B X<br>2-1 ②<br>G6-3 | | | B X<br>1-0 ②<br>F8 | | 3 | 0 | 0 | 0 | 1 | 0 | 0 |
| Rich Becker, L (1, 8)<br>OBP: 0.298, SLG: 0.175 | B<br>1 SAFE<br>1 SAFE<br>B F<br>1 SAFE<br>F S<br>2-3 ①<br>K<br>1-2 | | B B F B X<br>3-1 ③<br>G4-3 | | C C B S<br>1-3 ③<br>K | | | C S S<br>0-3 ③<br>K | | 4 | 0 | 0 | 0 | 0 | 3 | 1 |
| Terry Steinbach, R (1, 2)<br>OBP: 0.286, SLG: 0.222 | B S B X<br>2-1 ②③<br>F8<br>2-3 | | | C B F F B B B<br>4-2<br>BB BB<br>SF8<br>BB | | B S B X<br>2-1 ①<br>F8 | | | S B F C<br>1-3 ①<br>K | 3 | 1 | 0 | 0 | 1 | 1 | 1 |
| Matt Lawton, L (1, 7)<br>OBP: 0.473, SLG: 0.523 | | C B B B F X<br>3-2 ①<br>L5 | | C B B B B<br>4-1<br>SF8 BB<br>1-2<br>BB | | X<br>0-0 ②<br>G4-3 | | | C X<br>0-1 ②<br>P5 | 3 | 0 | 0 | 0 | 1 | 0 | 0 |
| Greg Colbrunn, R (1, 3)<br>OBP: 0.302, SLG: 0.488 | | B F B B X<br>2-1<br>1B<br>1B | | B B B B C B<br>4-1<br>1-2<br>2-3<br>BB | | B F F F F F B B F<br>3-2 ③<br>X<br>F8 | | | F F X<br>0-2 ③<br>G4-3 | 3 | 0 | 1 | 0 | 1 | 0 | 0 |
| Todd Walker, L (1, 10)<br>OBP: 0.379, SLG: 0.292<br>Ron Coomer, R (7, PH)<br>OBP: 0.318, SLG: 0.400 | | B C<br>1 SAFE<br>B C X<br>2-2 ②<br>F7 | | C F B F F S<br>1-3 ①<br>K | | | B F S S S<br>1-3 ①<br>K | | | 2<br>1 | 0<br>0 | 0<br>0 | 0<br>0 | 0<br>0 | 1<br>1 | 4<br>0 |
| Pat Meares, R (1, 6)<br>OBP: 0.313, SLG: 0.523 | | C<br>1 SAFE<br>C<br>1 SAFE<br>X<br>0-2<br>1-2<br>1B | | B C B C F B X<br>3-2 ②<br>SF8<br>2-3<br>3-H | | | C S C<br>0-3 ②<br>K | | | 2 | 0 | 1 | 1 | 0 | 1 | 0 |
| Brent Brede, L (1, 9)<br>OBP: 0.238, SLG: 0.158<br>Chris Latham, S (7, PH)<br>(7, 9) | | B C B X<br>2-1 ③<br>G3-1 | | B B C F B S<br>3-3<br>K | | | C S F B B F S<br>2-3 ③<br>K | | | 2<br>1 | 0<br>0 | 0<br>0 | 0<br>0 | 0<br>0 | 1<br>1 | 4<br>0 |
| Denny Hocking, S (1, 5)<br>OBP: 0.423, SLG: 0.409 | | | B C B X<br>2-1 ①<br>F7 | | B C C B F B X<br>3-2 ①<br>F7 | | | C F B B F C<br>2-3 ①<br>K | | 3 | 0 | 0 | 0 | 0 | 1 | 0 |
| Inning Stats | R: 0 H: 0<br>E: 0 LOB: 0<br>K: 1 BB: 1<br>S: 7 P: 15 | R: 0 H: 2<br>E: 0 LOB: 2<br>K: 0 BB: 0<br>S: 13 P: 22 | R: 0 H: 0<br>E: 0 LOB: 0<br>K: 0 BB: 0<br>S: 6 P: 13 | R: 1 H: 0<br>E: 0 LOB: 2<br>K: 2 BB: 3<br>S: 17 P: 36 | R: 0 H: 0<br>E: 0 LOB: 0<br>K: 1 BB: 0<br>S: 9 P: 15 | R: 0 H: 0<br>E: 0 LOB: 0<br>K: 0 BB: 0<br>S: 10 P: 15 | R: 0 H: 0<br>E: 0 LOB: 0<br>K: 3 BB: 0<br>S: 11 P: 14 | R: 0 H: 0<br>E: 0 LOB: 0<br>K: 2 BB: 0<br>S: 8 P: 11 | R: 0 H: 0<br>E: 0 LOB: 0<br>K: 1 BB: 0<br>S: 8 P: 9 | 1B: 2 SF: 1<br>2B: 0 SAC: 0<br>3B: 0 DP: 0<br>HR: 0 HBP: 0 | | | | | | |

TOP

# Minnesota Twins @ Baltimore Orioles

Oriole Park at Camden Yards, Baltimore, MD

Tue Apr 15 1997, 7:05 PM EDT
Att. 40,196 - Unknown - 65 F

livebaseballscorecards.com

| | |
|---|---|
| AB | 27 |
| R | 1 |
| H | 2 |
| RBI | 1 |
| BB | 4 |
| SO | 10 |
| LOB | 10 |

WP: 0 PA: 32
PB: 0
SB: 1
CS: 1

| PITCHER | | IP | WLS | BF | H | R | ER | SO | BB | IBB | HBP | BLK | WP | HR | S | P | ERA | WHIP |
|---|---|---|---|---|---|---|---|---|---|---|---|---|---|---|---|---|---|---|
| Scott Kamieniecki, R<br>ERA: 4.02 | (1, 1) | 5.0 | W | 20 | 2 | 1 | 1 | 4 | 4 | 0 | 0 | 0 | 0 | 0 | 52 | 101 | 1.80 | 1.200 |
| Arthur Rhodes, L<br>ERA: 1.08 | (6, 1) | 3.0 | | 9 | 0 | 0 | 0 | 5 | 0 | 0 | 0 | 0 | 0 | 0 | 29 | 40 | 0.00 | 0.000 |
| Randy Myers, L<br>ERA: | (9, 1) | 1.0 | S | 3 | 0 | 0 | 0 | 1 | 0 | 0 | 0 | 0 | 0 | 0 | 8 | 9 | 0.00 | 0.000 |

| PITCHER | IP | WLS | BF | H | R | ER | SO | BB | IBB | HBP | BLK | WP | HR | S | P | ERA | WHIP |
|---|---|---|---|---|---|---|---|---|---|---|---|---|---|---|---|---|---|

# BOTTOM

## Minnesota Twins @ Baltimore Orioles

Oriole Park at Camden Yards, Baltimore, MD

Tue Apr 15 1997, 7:05 PM EDT
Att. 40,196 - Unknown - 65 F

livebaseballscorecards.com

| Batter | 1 | 2 | 3 | 4 | 5 | 6 | 7 | 8 | 9 | AB | R | H | RBI | BB | SO | LOB |
|---|---|---|---|---|---|---|---|---|---|---|---|---|---|---|---|---|
| Brady Anderson, L (1, 10)<br>OBP: 0.642, SLG: 0.711 | B B X<br>2-0<br>HR | | X<br>0-0<br>G5-4-3<br>1B | | C B B X<br>2-1 ③<br>P5 | | | C B B S F B B<br>4-2<br>1-2<br>BB | | 3 | 1 | 2 | 1 | 1 | 0 | 1 |
| Jerome Walton, R (1, 7)<br>OBP: 0.333, SLG: 0.273 | C B C B F F X<br>2-2 ①<br>P5 | | C S B X<br>1-2 ② ③<br>G5-4-3<br>1-2f | | | X<br>0-0 ①<br>G6-3 | | B C B F B F X<br>3-2 ①<br>P4 | | 4 | 0 | 0 | 0 | 0 | 0 | 3 |
| Eric Davis, R (1, 9)<br>OBP: 0.300, SLG: 0.306 | C C B B S<br>2-3 ②<br>K | | | X<br>0-0 ①<br>G5-3 | | B B S S X<br>2-2 ②<br>F9 | | B B F B X<br>3-1 ②<br>F7<br>2-3 | | 4 | 0 | 0 | 0 | 0 | 1 | 2 |
| Rafael Palmeiro, L (1, 3)<br>OBP: 0.333, SLG: 0.568 | B S C X<br>1-2 ③<br>P6 | | | B B X<br>2-0 ②<br>F9 | | C X<br>0-1 ③<br>F7 | | B X<br>1-0 ③<br>F8 | | 4 | 0 | 0 | 0 | 0 | 0 | 2 |
| Cal Ripken Jr., R (1, 5)<br>OBP: 0.417, SLG: 0.739 | | C B X<br>1-1<br>G3<br>2B | | B B B X<br>3-0<br>F8 | | | C X<br>0-1 ①<br>P5 | | | 3 | 0 | 1 | 0 | 0 | 0 | 0 |
| Jeffrey Hammonds, R (1, 8)<br>OBP: 0.311, SLG: 0.415 | | F F S<br>0-3 ①<br>K | | | B C B B X<br>3-1 ①<br>F7 | | B B B C F C<br>3-3 ②<br>K | | | 3 | 0 | 0 | 0 | 0 | 2 | 1 |
| Lenny Webster, R (1, 2)<br>OBP: 0.500, SLG: 0.400 | | B B C C X<br>2-2 ②<br>G3<br>2-3 | | | C B B B C B B<br>4-2<br>WP<br>1B<br>BB | | B B X<br>2-0 ③<br>G4-3 | | | 2 | 1 | 0 | 0 | 1 | 0 | 1 |
| Jeff Reboulet, R (1, 4)<br>OBP: 0.400, SLG: 0.455 | | B B L X<br>2-1 ③<br>F7 | | | C F B X<br>1-2<br>1-H<br>1B | | | C X<br>0-1<br>HR | | 3 | 1 | 2 | 2 | 0 | 0 | 1 |
| Mike Bordick, R (1, 6)<br>OBP: 0.233, SLG: 0.179 | | | X<br>0-0 ①<br>F9 | | 1 SAFE B 1 SAFE X<br>1-0 ②<br>F8 | | | B B B C B<br>4-1<br>F7 BB<br>BB | | 2 | 0 | 0 | 0 | 1 | 0 | 1 |
| Inning Stats | R: 1 H: 1<br>E: 0 LOB: 0<br>K: 1 BB: 0<br>S: 12 P: 19 | R: 0 H: 1<br>E: 0 LOB: 1<br>K: 1 BB: 0<br>S: 10 P: 15 | R: 0 H: 1<br>E: 0 LOB: 0<br>K: 0 BB: 0<br>S: 5 P: 6 | R: 0 H: 0<br>E: 0 LOB: 0<br>K: 0 BB: 0<br>S: 3 P: 8 | R: 1 H: 1<br>E: 0 LOB: 1<br>K: 0 BB: 1<br>S: 10 P: 21 | R: 0 H: 0<br>E: 0 LOB: 0<br>K: 0 BB: 0<br>S: 6 P: 8 | R: 0 H: 0<br>E: 0 LOB: 0<br>K: 1 BB: 0<br>S: 6 P: 11 | R: 1 H: 1<br>E: 0 LOB: 2<br>K: 0 BB: 2<br>S: 13 P: 28 | | 1B: 2 SF: 0<br>2B: 1 SAC: 0<br>3B: 0 DP: 1<br>HR: 2 HBP: 0 | | | | | | |

| | AB | 28 |
|---|---|---|
| | R | 3 |
| | H | 5 |
| | RBI | 3 |
| | BB | 3 |
| | SO | 3 |
| | LOB | 12 |

WP: 1 PA: 31
PB: 0
SB: 0
CS: 0

| PITCHER | | IP | WLS | BF | H | R | ER | SO | BB | IBB | HBP | BLK | WP | HR | S | P | ERA | WHIP |
|---|---|---|---|---|---|---|---|---|---|---|---|---|---|---|---|---|---|---|
| Scott Aldred, L<br>ERA: 5.71 | (1, 1) | 7.0 | L | 27 | 5 | 3 | 3 | 3 | 2 | 0 | 0 | 0 | 1 | 2 | 55 | 95 | 3.86 | 1.000 |
| Eddie Guardado, L<br>ERA: 7.71 | (8, 1) | 0.0 | | 1 | 0 | 0 | 0 | 0 | 1 | 0 | 0 | 0 | 0 | 0 | 3 | 7 | ∞ | ∞ |
| Dan Naulty, R<br>ERA: 1.69 | (8, 1) | 1.0 | | 3 | 0 | 0 | 0 | 0 | 0 | 0 | 0 | 0 | 0 | 0 | 7 | 14 | 0.00 | 0.000 |

| PITCHER | IP | WLS | BF | H | R | ER | SO | BB | IBB | HBP | BLK | WP | HR | S | P | ERA | WHIP |
|---|---|---|---|---|---|---|---|---|---|---|---|---|---|---|---|---|---|

| Batter | 1 | 2 | 3 | 4 | 5 | 6 | 7 | 8 | 9 | AB | R | H | RBI | BB | SO | LOB |
|---|---|---|---|---|---|---|---|---|---|---|---|---|---|---|---|---|
| Darin Erstad, L (1, 3)<br>OBP: 0.400, SLG: 0.510 | B B B B<br>4-0 G6-4-3 BB | | C S X<br>0-2 F9-3 1B | | C X<br>0-1 ③ F7 | | C B B X<br>2-1 ① F8 | | | 3 | 0 | 1 | 0 | 1 | 0 | 2 |
| Luis Alicea, S (1, 4)<br>OBP: 0.357, SLG: 0.242 | L S B X<br>1-2 ①② G6-4-3 1-2f | | 1 SAFE X<br>0-0 ②③ F9-3 1-1 | | | C B X<br>1-1 ① F7 | C B B B X<br>3-1 ②③ L6-5 1-3 | | | 4 | 0 | 0 | 0 | 0 | 0 | 3 |
| Dave Hollins, S (1, 5)<br>OBP: 0.441, SLG: 0.451 | B B B C B<br>4-1 BB BB | | | C F B C<br>1-3 ① K | | X<br>0-0 WP 1B 2B | B B F B F X<br>3-2 G6-3 | | | 3 | 1 | 1 | 0 | 1 | 1 | 0 |
| Tim Salmon, R (1, 9)<br>OBP: 0.304, SLG: 0.255 | B B 1 SAFE F 1 SAFE F B F B<br>4-2 1-2 BB | | | X<br>0-0 ② G5-3 | | C B B B S B<br>4-2 F8 1B 2-3 BB | C S B S S<br>2-3 ② K | | | 2 | 0 | 0 | 0 | 2 | 1 | 0 |
| Jim Leyritz, R (1, 2)<br>OBP: 0.390, SLG: 0.641 | B B F X<br>2-1 ③ F9 | | | S C B B B X<br>3-2 ③ G6-3 | | C B B B X<br>3-1 F8 1-2 3-H 1B | C S B B B X<br>3-2 ③ G5-3 | | | 4 | 0 | 1 | 1 | 0 | 0 | 2 |
| Jim Edmonds, L (1, 8)<br>OBP: 0.373, SLG: 0.600 | | C C B B B F C<br>3-3 ① K | | | B F C X<br>1-2 HR | X<br>0-0 ② F8 1-2 2-3 | | | F C B F X<br>1-2 G3-6-1 1B | 4 | 1 | 2 | 1 | 0 | 1 | 2 |
| Eddie Murray, S (1, 10)<br>OBP: 0.395, SLG: 0.472 | | S C X<br>0-2 ② G4-3 | | | X<br>0-0 16 G4-6-3 1B | S B B B B<br>4-1 BB | | | X<br>0-0 ①② G3-6-1 1-2f | 3 | 0 | 1 | 0 | 1 | 0 | 1 |
| 16 Garret Anderson, L (1, 7)<br>OBP: 0.351, SLG: 0.393 | | B X<br>1-0 ③ P6 | | | C X<br>0-1 ①② G4-6-3 1-2f | C F B F F B X<br>2-2 ③ F7 | | | F B B C X<br>2-2 ③ F8 | 4 | 0 | 0 | 0 | 0 | 0 | 4 |
| Gary Disarcina, R (1, 6)<br>OBP: 0.347, SLG: 0.447 | | | C S B S<br>1-3 ① K | | S B B F H<br>3-2 HBP | | C B X<br>1-1 L6-5 S 1B | | | 2 | 0 | 1 | 0 | 0 | 1 | 0 |
| Inning Stats | R: 0 E: 0 K: 0 S: 9<br>H: 0 LOB: 2 BB: 3 P: 24 | R: 0 E: 0 K: 1 S: 8<br>H: 0 LOB: 0 BB: 0 P: 12 | R: 0 E: 0 K: 1 S: 7<br>H: 1 LOB: 0 BB: 0 P: 8 | R: 0 E: 0 K: 1 S: 7<br>H: 0 LOB: 0 BB: 0 P: 11 | R: 1 E: 0 K: 0 S: 10<br>H: 2 LOB: 1 BB: 0 P: 14 | R: 1 E: 0 K: 0 S: 14<br>H: 2 LOB: 3 BB: 2 P: 28 | R: 0 E: 0 K: 0 S: 6<br>H: 1 LOB: 0 BB: 0 P: 12 | R: 0 E: 0 K: 1 S: 9<br>H: 0 LOB: 0 BB: 0 P: 17 | R: 0 E: 0 K: 0 S: 8<br>H: 1 LOB: 0 BB: 0 P: 11 | 1B: 5 2B: 3 3B: 0 HR: 1<br>SF: 0 SAC: 0 DP: 5 HBP: 1 | | | | | | |

# TOP

## Anaheim Angels @ Minnesota Twins

Hubert H. Humphrey Metrodome, Minneapolis, MN

Wed Apr 16 1997, 8:05 PM EDT

Att. 11,517 - Dome - 67 F

livebaseballscorecards.com

| | |
|---|---|
| AB | 29 |
| R | 2 |
| H | 7 |
| RBI | 2 |
| BB | 5 |
| SO | 4 |
| LOB | 14 |

WP: 1 PB: 0 SB: 1 CS: 0 PA: 35

| PITCHER | | IP | WLS | BF | H | R | ER | SO | BB | IBB | HBP | BLK | WP | HR | S | P | ERA | WHIP |
|---|---|---|---|---|---|---|---|---|---|---|---|---|---|---|---|---|---|---|
| Rich Robertson, L<br>ERA: 5.06 | (1, 1) | 5.2 | W | 24 | 5 | 2 | 2 | 3 | 4 | 0 | 1 | 0 | 1 | 1 | 49 | 85 | 3.18 | 1.588 |
| Todd Ritchie, R<br>ERA: 2.79 | (6, 1) | 1.1 | | 5 | 1 | 0 | 0 | 0 | 1 | 0 | 0 | 0 | 0 | 0 | 12 | 24 | 0.00 | 1.500 |
| Mike Trombley, R<br>ERA: 2.53 | (8, 1) | 1.0 | | 3 | 0 | 0 | 0 | 1 | 0 | 0 | 0 | 0 | 0 | 0 | 9 | 17 | 0.00 | 0.000 |
| Rick Aguilera, R<br>ERA: 1.69 | (9, 1) | 1.0 | S | 3 | 1 | 0 | 0 | 0 | 0 | 0 | 0 | 0 | 0 | 0 | 8 | 11 | 0.00 | 1.000 |

| PITCHER | IP | WLS | BF | H | R | ER | SO | BB | IBB | HBP | BLK | WP | HR | S | P | ERA | WHIP |
|---|---|---|---|---|---|---|---|---|---|---|---|---|---|---|---|---|---|

| Batter | 1 | 2 | 3 | 4 | 5 | 6 | 7 | 8 | 9 | AB | R | H | RBI | BB | SO | LOB |
|---|---|---|---|---|---|---|---|---|---|---|---|---|---|---|---|---|
| Chuck Knoblauch, R (1, 4)<br>OBP: 0.429, SLG: 0.348 | B C B F X<br>2-2 S 1B | | B B C C B X<br>3-2 G4-3 ② | | B C B X<br>2-1 G6-3 ① | | B C X<br>1-1 G6-3 ③ | | | 4 | 0 | 1 | 0 | 0 | 0 | 0 |
| Pat Meares, R (1, 6)<br>OBP: 0.300, SLG: 0.500<br>Rich Becker, L (5, 8)<br>OBP: 0.286, SLG: 0.167 | 1 SAFE B C 1 X<br>1-1 F8 ① | | C F S<br>0-3 K ③ | | S B S B X<br>2-2 L9 ② | | | B C B S C<br>2-3 K ① | | 2<br>2 | 0<br>0 | 0<br>0 | 0<br>0 | 0<br>0 | 1<br>1 | 1<br>0 |
| Matt Lawton, L (1, 7)<br>OBP: 0.475, SLG: 0.563 | **1 SAFE C B 1 SAFE 1 SAFE B 1 SAFE S 2 SAFE**<br>3-3 B C K ②<br>**1-3** | | | C B X<br>1-1 2B SF8 2B | B X<br>1-0 F8 ③ | | | B C B X<br>2-1 2B 2B | | 4 | 2 | 2 | 0 | 0 | 1 | 1 |
| Terry Steinbach, R (1, 2)<br>OBP: 0.348, SLG: 0.316 | B C B B C B<br>4-2 FC6-4 BB | | | F B X<br>1-1 1B<br>**2-3** 2B | | C B B B F B<br>4-2 2B BB | | X<br>0-0 2-H 2B | | 2 | 1 | 2 | 1 | 2 | 0 | 0 |
| Greg Colbrunn, R (1, 3)<br>OBP: 0.277, SLG: 0.455 | B F F X<br>1-2 FC6-4 ③<br>**1-2f** | | | X<br>0-0 SF8 ①<br>3-H | | F C B S<br>1-3 K ① | | X<br>0-0 F9 ② | | 3 | 0 | 0 | 1 | 0 | 1 | 4 |
| Roberto Kelly, R (1, 10) | | C B C S<br>1-3 K ① | | S B S S<br>1-3 K ② | | B 1 SAFE B C B F C<br>3-3 K ② | | F C B X<br>1-2 G4-3 ③ | | 4 | 0 | 0 | 0 | 0 | 3 | 3 |
| Ron Coomer, R (1, 9)<br>OBP: 0.360, SLG: 0.478 (5, 5) | | C B X<br>1-1 G6-3 ② | | X<br>0-0 2-H 2B 1B | | B C X<br>1-1 1-H 2B ③ | | | | 3 | 1 | 2 | 1 | 0 | 0 | 0 |
| Chris Latham, S (1, 8)<br>OBP: 0.167, SLG: 0.333 (5, 9) | | B X<br>1-0 F9 ③ | | B X<br>1-0 2-H 2B | | | L B X<br>1-1 F7 ① | | | 3 | 0 | 1 | 1 | 0 | 0 | 0 |
| Denny Hocking, S (1, 5)<br>OBP: 0.379, SLG: 0.360 (5, 6) | | | B C C B S<br>2-3 K ① | B X<br>1-0 G6-3 ③ | | | B B B C T F X<br>3-2 G4-3 ② | | | 3 | 0 | 0 | 0 | 0 | 1 | 1 |
| Inning Stats | R: 0 H: 1<br>E: 0 LOB: 2<br>K: 1 BB: 1<br>S: 13 P: 24 | R: 0 H: 0<br>E: 0 LOB: 0<br>K: 1 BB: 0<br>S: 6 P: 9 | R: 0 H: 0<br>E: 0 LOB: 0<br>K: 2 BB: 0<br>S: 9 P: 14 | R: 3 H: 4<br>E: 0 LOB: 1<br>K: 1 BB: 0<br>S: 11 P: 16 | R: 0 H: 0<br>E: 0 LOB: 0<br>K: 0 BB: 0<br>S: 6 P: 11 | R: 0 H: 1<br>E: 0 LOB: 2<br>K: 2 BB: 1<br>S: 10 P: 19 | R: 0 H: 0<br>E: 0 LOB: 0<br>K: 0 BB: 0<br>S: 7 P: 12 | R: 1 H: 2<br>E: 0 LOB: 1<br>K: 1 BB: 0<br>S: 10 P: 15 | | 1B: 2 SF: 1<br>2B: 6 SAC: 0<br>3B: 0 DP: 0<br>HR: 0 HBP: 0 | | | | | | WP: 0 PA: 33<br>PB: 0<br>SB: 2<br>CS: 0 |

| PITCHER | | IP | WLS | BF | H | R | ER | SO | BB | IBB | HBP | BLK | WP | HR | S | P | ERA | WHIP |
|---|---|---|---|---|---|---|---|---|---|---|---|---|---|---|---|---|---|---|
| Allen Watson, L<br>ERA: 9.24 | (1, 1) | 6.0 | L | 25 | 6 | 3 | 3 | 7 | 2 | 0 | 0 | 0 | 0 | 0 | 55 | 93 | 4.50 | 1.333 |
| Mike Holtz, L<br>ERA: 1.29 | (7, 1) | 1.1 | | 5 | 1 | 1 | 1 | 1 | 0 | 0 | 0 | 0 | 0 | 0 | 12 | 21 | 6.75 | 0.750 |
| Rich DeLucia, R<br>ERA: 4.15 | (8, 1) | 0.2 | | 3 | 1 | 0 | 0 | 0 | 0 | 0 | 0 | 0 | 0 | 0 | 5 | 6 | 0.00 | 1.500 |

| PITCHER | IP | WLS | BF | H | R | ER | SO | BB | IBB | HBP | BLK | WP | HR | S | P | ERA | WHIP |
|---|---|---|---|---|---|---|---|---|---|---|---|---|---|---|---|---|---|

# BOTTOM

## Anaheim Angels @ Minnesota Twins

Hubert H. Humphrey Metrodome, Minneapolis, MN

Wed Apr 16 1997, 8:05 PM EDT

Att. 11,517 - Dome - 67 F

livebaseballscorecards.com

| | |
|---|---|
| AB | 30 |
| R | 4 |
| H | 8 |
| RBI | 4 |
| BB | 2 |
| SO | 8 |
| LOB | 10 |

| Batter | 1 | 2 | 3 | 4 | 5 | 6 | 7 | 8 | 9 | 10 | AB | R | H | RBI | BB | SO | LOB |
|---|---|---|---|---|---|---|---|---|---|---|---|---|---|---|---|---|---|
| Orlando Palmeiro, L (1, 10)<br>OBP: 0.259, SLG: 0.280 | B X 1-0 L5 ① | | C F X 1-2 G4-3 ① | B B C F F X 3-2 G4-3 ③ | | F B B F X 2-2 SF7 ② 3-H | | C B B F F X 2-2 1B | | | 4 | 0 | 1 | 1 | 0 | 0 | 1 |
| Luis Alicea, S (1, 4)<br>OBP: 0.383, SLG: 0.270 | C C B B B F B 4-2 BB | | X 0-0 1B 1B | | C B X 1-1 F7 ① | S P S 1 SAFE B F B X 3-2 1-3 1B | | B S X 1-1 F8 ③ | | | 4 | 0 | 2 | 0 | 1 | 0 | 1 |
| Jim Edmonds, L (1, 8)<br>OBP: 0.375, SLG: 0.580 | B 1 SAFE B S F S 1 SAFE 2-3 K ② | | F X 0-1 1-3 1B | | F X 0-1 1B | C C B B X 2-2 G1-3 ③ | | | C C B X 1-2 G4-3 ① | | 5 | 0 | 2 | 0 | 0 | 1 | 3 |
| Tim Salmon, R (1, 9)<br>OBP: 0.279, SLG: 0.231 | S 1 SAFE F S 0-3 K ③ | | F F F C 0-3 K ② | | X 0-0 F7 ② | | X 0-0 F9 ① | | X 0-0 F8 ② | | 5 | 0 | 0 | 0 | 0 | 2 | 4 |
| 16 Garret Anderson, L (1, 7)<br>OBP: 0.339, SLG: 0.393 | | B S F X 1-2 G3 ① | B F S S 1-3 K ③ | | C B B F F X 2-2 F9 ③ | | B B X 2-0 2B | | C B C B X 2-2 G4-3 ③ | | 5 | 0 | 1 | 0 | 0 | 1 | 3 |
| Darin Erstad, L (1, 3)<br>OBP: 0.417, SLG: 0.509 | | B B B B 4-0 1B FC3-2 BB | X 0-0 G3 SF9 1B 1B | | | C C X 0-2 SH1-4 E 1B 1B | C C X 1-2 F9 ② | | | B F B B F X 3-2 F7 ① | 4 | 2 | 2 | 0 | 1 | 0 | 1 |
| Jack Howell, L (1, 5)<br>OBP: 0.455, SLG: 0.800 | | 1 SAFE B C 1 SAFE X 1-1 1-3 FC3-2 1B | B S F X 1-2 SF9 G3 1-2 1B | | | S X 0-1 E SH1-4 1-2 SF7 1B | X 0-0 G3-1 ③ | | | B S X 1-1 P2 ② | 5 | 1 | 3 | 0 | 0 | 0 | 1 |
| Jorge Fabregas, L (1, 2)<br>OBP: 0.133, SLG: 0.071<br>Jim Leyritz, R (10, PH)<br>OBP: 0.381, SLG: 0.625<br>(10, 2) | | C X 0-1 FC3-2 ② 1-2 3-H | L B M F X 1-2 G3 ① 1-2 2-3 | | | X 0-0 SH1-4 ① 1-2 2-3 | | B C F X 1-2 P5 ① | | B C X 1-1 G6-3 ③ | 3<br>1 | 0<br>0 | 0<br>0 | 0<br>0 | 0<br>0 | 0<br>0 | 4<br>0 |
| Gary Disarcina, R (1, 6)<br>OBP: 0.321, SLG: 0.420 | | F B X 1-1 G4-3 ③ | C F X 0-2 SF9 ② 2-3 3-H | | | X 0-0 E4 1B 2-3 3-H | | B B C X 2-1 G6-3 ② | | | 3 | 0 | 0 | 1 | 0 | 0 | 3 |
| Inning Stats | R: 0 E: 0 K: 2 S: 10 H: 0 LOB: 1 BB: 1 P: 17 | R: 0 E: 0 K: 0 S: 9 H: 1 LOB: 2 BB: 1 P: 16 | R: 0 E: 0 K: 2 S: 13 H: 2 LOB: 2 BB: 0 P: 15 | R: 1 E: 0 K: 0 S: 15 H: 2 LOB: 1 BB: 0 P: 20 | R: 0 E: 0 K: 0 S: 9 H: 1 LOB: 1 BB: 0 P: 12 | R: 2 E: 1 K: 0 S: 18 H: 3 LOB: 2 BB: 0 P: 24 | R: 0 E: 0 K: 0 S: 6 H: 1 LOB: 1 BB: 0 P: 9 | R: 0 E: 0 K: 0 S: 11 H: 1 LOB: 1 BB: 0 P: 17 | R: 0 E: 0 K: 0 S: 7 H: 0 LOB: 0 BB: 0 P: 10 | R: 0 E: 0 K: 0 S: 7 H: 0 LOB: 0 BB: 0 P: 12 | 1B: 10 2B: 1 3B: 0 HR: 0 SF: 2 SAC: 1 DP: 0 HBP: 0 | | | | | | |

| PITCHER | IP | WLS | BF | H | R | ER | SO | BB | IBB | HBP | BLK | WP | HR | S | P | ERA | WHIP |
|---|---|---|---|---|---|---|---|---|---|---|---|---|---|---|---|---|---|
| Brad Radke, R (1, 1)<br>ERA: 7.32 | 5.2 | | 29 | 9 | 3 | 1 | 4 | 2 | 0 | 0 | 0 | 0 | 0 | 71 | 99 | 1.59 | 1.941 |
| Greg Swindell, L (6, 1)<br>ERA: 4.0 | 4.1 | W | 15 | 2 | 0 | 0 | 0 | 0 | 0 | 0 | 0 | 0 | 0 | 34 | 53 | 0.00 | 0.462 |

| PITCHER | IP | WLS | BF | H | R | ER | SO | BB | IBB | HBP | BLK | WP | HR | S | P | ERA | WHIP |
|---|---|---|---|---|---|---|---|---|---|---|---|---|---|---|---|---|---|

# TOP

## Anaheim Angels @ Minnesota Twins

Hubert H. Humphrey Metrodome, Minneapolis, MN

Thu Apr 17 1997, 4:33 AM EDT

Att. 11,646 - Dome

livebaseballscorecards.com

| | |
|---|---|
| AB | 39 |
| R | 3 |
| H | 11 |
| RBI | 2 |
| BB | 2 |
| SO | 4 |
| LOB | 21 |

| | | | | | | |
|---|---|---|---|---|---|---|
| WP: 0 | PB: 0 | SB: 0 | CS: 0 | PA: 44 | | |

| Batter | 1 | 2 | 3 | 4 | 5 | 6 | 7 | 8 | 9 | 10 | AB | R | H | RBI | BB | SO | LOB |
|---|---|---|---|---|---|---|---|---|---|---|---|---|---|---|---|---|---|
| Chuck Knoblauch, R (1, 4)<br>OBP: 0.441, SLG: 0.333 | B B B B<br>4-0<br>1B S<br>1B<br>BB | | B C S S<br>1-3 ①<br>K | B B B C B<br>4-1<br>BB | | B B B B<br>4-0<br>1-2<br>2-3<br>BB | | | C B X<br>1-1 ②<br>G6-3 | | 2 | 1 | 0 | 0 | 3 | 1 | 0 |
| Rich Becker, L (1, 8)<br>OBP: 0.278, SLG: 0.170 | S<br>B<br>1 SAFE<br>1 SAFE<br>B<br>1 SAFE<br>F<br>F<br>C<br>2-3 ①<br>K<br>1-2 | | B C X<br>1-1 ②<br>G3-1 | X<br>0-0 ③<br>F7 | | B X<br>1-0 ③<br>G4-3 | | | C B S X<br>1-2<br>2B<br>1B | | 5 | 0 | 1 | 0 | 0 | 1 | 6 |
| Greg Colbrunn, R (1, 3)<br>OBP: 0.308, SLG: 0.479 | S B X<br>1-1<br>1B<br>2-3<br>1B | | C B S B B B F B<br>4-2<br>S<br>BB | | C F B X<br>1-2 ①<br>G5-3 | | C B S B F F S<br>2-3 ①<br>K | | B X<br>1-0<br>1-3<br>2B | | 4 | 0 | 2 | 0 | 1 | 1 | 0 |
| Matt Lawton, L (1, 7)<br>OBP: 0.438, SLG: 0.509 | C X<br>0-1 ②<br>P5 | | B C B F X<br>2-2 ③<br>G3<br>1-2 | | C F B C<br>1-3 ②<br>K | | X<br>0-0 ②<br>F7 | | B B C B C C<br>3-3 ③<br>K | | 5 | 0 | 0 | 0 | 0 | 2 | 5 |
| Ron Coomer, R (1, 9)<br>OBP: 0.379, SLG: 0.519<br>Brent Brede, L (10, PH)<br>OBP: 0.227, SLG: 0.150 | X<br>0-0<br>1-2<br>3-H<br>1B | | | X<br>0-0<br>2B<br>2B | S F B F X<br>1-2 ③<br>G6-3 | | C G B S<br>1-3 ③<br>K | | | C B C F B S<br>2-3 ①<br>K | 4<br>1 | 1<br>0 | 2<br>0 | 1<br>0 | 0<br>0 | 1<br>1 | 0<br>0 |
| Greg Myers, L (1, 2)<br>OBP: 0.375, SLG: 0.333<br>Chris Latham, S (10, PR)<br>OBP: 0.167, SLG: 0.333 | B F X<br>1-1 ③<br>P5 | | | X<br>0-0 ①<br>P4 | | X<br>0-0 ①<br>F8 | | X<br>0-0 ①<br>G4-3 | | B B C B F B<br>4-2<br>2B<br>1B<br>BB | 4<br>0 | 0<br>1 | 0<br>0 | 0<br>0 | 1<br>0 | 0<br>0 | 3<br>0 |
| Roberto Kelly, R (1, 10)<br>OBP: 0.111, SLG: 0.111 | | F F X<br>0-2 ①<br>G6-3 | | F X<br>0-1<br>2B<br>1B | | C C B B X<br>2-2 ②<br>G4-3 | | B B X<br>2-0 ②<br>G4-3 | | F F X<br>0-2 ②<br>F9 | 5 | 1 | 1 | 0 | 0 | 0 | 1 |
| Todd Walker, L (1, 5)<br>OBP: 0.382, SLG: 0.345 | | B B C B S S<br>3-3 ②<br>K | | B X<br>1-0 ②<br>F7 | | F X<br>0-1<br>BB<br>1B<br>1B | | B B F F S<br>2-3 ③<br>K | | 1 SAFE<br>B<br>1 SAFE<br>P<br>B C X<br>3-1<br>1B<br>1-3<br>2B | 5 | 0 | 2 | 0 | 0 | 2 | 2 |
| Denny Hocking, S (1, 6)<br>OBP: 0.412, SLG: 0.433 | | B C X<br>1-1 ③<br>G4-3 | | B B X<br>2-0<br>1-H<br>2-H<br>2B | | B B C<br>1 SAFE<br>F<br>X<br>2-2<br>BB<br>1-2<br>1B | | | B B F C X<br>2-2 ①<br>G4-3 | B M C X<br>1-2<br>2-3<br>3-H<br>1B | 5 | 0 | 3 | 3 | 0 | 0 | 0 |
| Inning Stats | R: 1 H: 2<br>E: 0 LOB: 2<br>K: 1 BB: 1<br>S: 11 P: 19 | R: 0 H: 0<br>E: 0 LOB: 0<br>K: 1 BB: 0<br>S: 8 P: 12 | R: 0 H: 0<br>E: 0 LOB: 1<br>K: 1 BB: 1<br>S: 11 P: 19 | R: 2 H: 3<br>E: 0 LOB: 2<br>K: 0 BB: 1<br>S: 8 P: 15 | R: 0 H: 0<br>E: 0 LOB: 0<br>K: 1 BB: 0<br>S: 10 P: 13 | R: 0 H: 2<br>E: 0 LOB: 3<br>K: 0 BB: 1<br>S: 10 P: 19 | R: 0 H: 0<br>E: 0 LOB: 0<br>K: 2 BB: 0<br>S: 9 P: 12 | R: 0 H: 0<br>E: 0 LOB: 0<br>K: 1 BB: 0<br>S: 5 P: 9 | R: 0 H: 2<br>E: 0 LOB: 2<br>K: 1 BB: 0<br>S: 12 P: 20 | R: 1 H: 2<br>E: 0 LOB: 2<br>K: 1 BB: 1<br>S: 15 P: 24 | 1B: 7 SF: 0<br>2B: 4 SAC: 0<br>3B: 0 DP: 0<br>HR: 0 HBP: 0 | | | | | | |

| PITCHER | | IP | WLS | BF | H | R | ER | SO | BB | IBB | HBP | BLK | WP | HR | S | P | ERA | WHIP |
|---|---|---|---|---|---|---|---|---|---|---|---|---|---|---|---|---|---|---|
| Dennis Springer, R<br>ERA: 7.82 | (1, 1) | 5.2 | | 26 | 6 | 3 | 3 | 4 | 3 | 0 | 0 | 0 | 0 | 0 | 54 | 86 | 4.76 | 1.588 |
| Chuck McElroy, L<br>ERA: 3.38 | (6, 1) | 2.1 | | 9 | 1 | 0 | 0 | 3 | 1 | 0 | 0 | 0 | 0 | 0 | 18 | 32 | 0.00 | 0.857 |
| Pep Harris, R<br>ERA: 1.98 | (9, 1) | 0.2 | | 4 | 2 | 0 | 0 | 0 | 0 | 0 | 0 | 0 | 0 | 0 | 9 | 14 | 0.00 | 3.000 |
| Mike Holtz, L<br>ERA: 1.23 | (9, 1) | 0.1 | | 1 | 0 | 0 | 0 | 1 | 0 | 0 | 0 | 0 | 0 | 0 | 3 | 6 | 0.00 | 0.000 |
| Mike James, R<br>ERA: 1.93 | (10, 1) | 0.2 | L | 5 | 2 | 1 | 1 | 1 | 1 | 0 | 0 | 0 | 0 | 0 | 15 | 24 | 13.50 | 4.500 |

| PITCHER | IP | WLS | BF | H | R | ER | SO | BB | IBB | HBP | BLK | WP | HR | S | P | ERA | WHIP |
|---|---|---|---|---|---|---|---|---|---|---|---|---|---|---|---|---|---|

# BOTTOM

## Anaheim Angels @ Minnesota Twins

Hubert H. Humphrey Metrodome, Minneapolis, MN

Thu Apr 17 1997, 4:33 AM EDT

Att. 11,646 - Dome

livebaseballscorecards.com

| | |
|---|---|
| AB | 40 |
| R | 4 |
| H | 11 |
| RBI | 4 |
| BB | 5 |
| SO | 9 |
| LOB | 17 |

WP: 0 PA: 45
PB: 0
SB: 2
CS: 0

| Batter | 1 | 2 | 3 | 4 | 5 | 6 | 7 | 8 | 9 | AB | R | H | RBI | BB | SO | LOB |
|---|---|---|---|---|---|---|---|---|---|---|---|---|---|---|---|---|
| Chuck Knoblauch, R (1, 4)<br>OBP: 0.438, SLG: 0.314 | B B X<br>2-0 ①<br>G5-3 | C T B C<br>1-3 ③<br>K | | | C S F B B 1 SAFE X<br>2-2 ①<br>G5-3<br>1-2 | B B B B<br>4-0<br>S<br>1B<br>BB | C C B B B D<br>4-2<br>FC1-2<br>BB | | | 3 | 1 | 0 | 0 | 2 | 1 | 3 |
| Rich Becker, L (1, 8)<br>OBP: 0.288, SLG: 0.235 | B C S S<br>1-3 ②<br>K | | X<br>0-0 ①<br>F9 | | X<br>0-0<br>2-H<br>HR | D B C B B<br>4-1<br>FC6-4<br>1B<br>HR<br>1-2<br>BB | B C X<br>1-1 ②<br>FC1-2<br>1-2<br>2-3<br>3-Hf | | | 4 | 2 | 1 | 2 | 1 | 1 | 3 |
| Terry Steinbach, R (1, 2)<br>OBP: 0.353, SLG: 0.326 | B C S B X<br>2-2<br>S<br>2B<br>1B | C S B F S<br>1-3 ②<br>K | | | S S B F F B X<br>2-2 ②<br>G4-3 | B B F S F 2 SAFE X<br>2-2<br>FC6-4<br>1B<br>1-2<br>2-H | C D F S<br>1-3 ③<br>K | | | 5 | 1 | 2 | 1 | 0 | 2 | 3 |
| Matt Lawton, L (1, 7)<br>OBP: 0.435, SLG: 0.509 | B S B B C X<br>3-2<br>1-H<br>2B | | F B B S X<br>2-2 ③<br>F8 | | B F B B B<br>4-1<br>2B<br>2B<br>BB | B B B C C X<br>3-2 ②<br>FC6-4<br>HR<br>1-2f<br>2-3 | | B X<br>1-0 ①<br>G3 | | 4 | 2 | 1 | 1 | 1 | 0 | 2 |
| Greg Colbrunn, R (1, 3)<br>OBP: 0.316, SLG: 0.547 | B S S S<br>1-3 ③<br>K | | | C B S B X<br>2-2<br>E6<br>G3 | X<br>0-0<br>1-3<br>2B<br>2B | C S D B B X<br>3-2<br>1-H<br>3-H<br>HR | | B X<br>1-0 ②<br>G6-3 | | 5 | 2 | 2 | 3 | 0 | 1 | 1 |
| Todd Walker, L (1, 5)<br>OBP: 0.359, SLG: 0.303 | | B C X<br>1-1 ①<br>F8 | | 1 SAFE<br>1 SAFE<br>P<br>B<br>F<br>1 SAFE<br>X<br>2-1 ①<br>G3<br>1-2 | I<br>I<br>I<br>I<br>4-0<br>2B<br>IBB | C B F B C<br>2-3 ③<br>K | | B S X<br>1-1 ③<br>F8 | | 4 | 1 | 0 | 0 | 1 | 1 | 1 |
| Roberto Kelly, R (1, 10)<br>OBP: 0.286, SLG: 0.250 | | S H<br>1-1<br>2B<br>HBP | X<br>0-0 ②<br>G6-3 | | B F X<br>1-1<br>1-H<br>2-H<br>3-H<br>2B | | B B B B<br>4-0<br>2B<br>FC1-2<br>BB | | F F B S<br>1-3 ①<br>K | 3 | 0 | 1 | 3 | 1 | 1 | 1 |
| Brent Brede, L (1, 9)<br>OBP: 0.222, SLG: 0.200 | | C<br>1 SAFE<br>B<br>F<br>1 SAFE<br>X<br>1-2<br>1-3<br>2B | | B X<br>1-0 ③<br>G4-3 | C T B B B C<br>3-3 ③<br>K | C B C S S<br>1-3 ①<br>K | | | F B F B S<br>2-3 ②<br>K | 5 | 0 | 1 | 0 | 0 | 3 | 3 |
| Denny Hocking, S (1, 6)<br>OBP: 0.410, SLG: 0.457 | | C X<br>0-1 ②<br>L1 | | | B C B F X<br>2-2<br>G5-3<br>HR<br>1B | B C B F B F X<br>3-2 ①<br>F9 | B X<br>1-0<br>FC1-2<br>1-3<br>2B | | X<br>0-0 ③<br>G5-3 | 5 | 1 | 2 | 0 | 0 | 0 | 2 |
| Inning Stats | R: 1<br>E: 0<br>K: 2<br>S: 13<br>H: 2<br>LOB: 1<br>BB: 0<br>P: 22 | R: 0<br>E: 0<br>K: 1<br>S: 11<br>H: 1<br>LOB: 2<br>BB: 0<br>P: 15 | R: 0<br>E: 0<br>K: 1<br>S: 8<br>H: 0<br>LOB: 0<br>BB: 0<br>P: 11 | R: 0<br>E: 1<br>K: 0<br>S: 8<br>H: 0<br>LOB: 1<br>BB: 0<br>P: 12 | R: 5<br>E: 0<br>K: 1<br>S: 20<br>H: 4<br>LOB: 1<br>BB: 2<br>P: 38 | R: 4<br>E: 0<br>K: 1<br>S: 18<br>H: 2<br>LOB: 0<br>BB: 2<br>P: 39 | R: 0<br>E: 0<br>K: 2<br>S: 11<br>H: 1<br>LOB: 3<br>BB: 2<br>P: 23 | R: 0<br>E: 0<br>K: 0<br>S: 4<br>H: 0<br>LOB: 0<br>BB: 0<br>P: 7 | R: 0<br>E: 0<br>K: 2<br>S: 7<br>H: 0<br>LOB: 0<br>BB: 0<br>P: 10 | 1B: 3<br>2B: 5<br>3B: 0<br>HR: 2<br>SF: 0<br>SAC: 0<br>DP: 0<br>HBP: 1 | | | | | | |

| PITCHER | | IP | WLS | BF | H | R | ER | SO | BB | IBB | HBP | BLK | WP | HR | S | P | ERA | WHIP |
|---|---|---|---|---|---|---|---|---|---|---|---|---|---|---|---|---|---|---|
| Scott Sanders, R<br>ERA: 10.53 | (1, 1) | 4.2 | L | 25 | 7 | 6 | 6 | 4 | 1 | 1 | 1 | 0 | 0 | 1 | 57 | 92 | 11.57 | 1.714 |
| Tim Davis, L<br>ERA: 6.75 | (5, 1) | 4.1 | | 20 | 3 | 4 | 4 | 6 | 4 | 0 | 0 | 0 | 0 | 1 | 43 | 85 | 8.31 | 1.615 |

| PITCHER | IP | WLS | BF | H | R | ER | SO | BB | IBB | HBP | BLK | WP | HR | S | P | ERA | WHIP |
|---|---|---|---|---|---|---|---|---|---|---|---|---|---|---|---|---|---|

# Minnesota Twins @ Seattle Mariners

The Kingdome, Seattle, WA

Fri Apr 18 1997, 10:05 PM EDT

Att. 33,574 - Dome - 68 F

TOP

livebaseballscorecards.com

| | |
|---|---|
| AB | 38 |
| R | 10 |
| H | 10 |
| RBI | 10 |
| BB | 6 |
| SO | 10 |
| LOB | 19 |

WP: 0 PA: 45
PB: 0
SB: 2
CS: 0

# Minnesota Twins @ Seattle Mariners

The Kingdome, Seattle, WA

Fri Apr 18 1997, 10:05 PM EDT

Att. 33,574 - Dome - 68 F

livebaseballscorecards.com

| Batter | 1 | 2 | 3 | 4 | 5 | 6 | 7 | 8 | 9 | AB | R | H | RBI | BB | SO | LOB |
|---|---|---|---|---|---|---|---|---|---|---|---|---|---|---|---|---|
| Joey Cora, S (1, 4)<br>OBP: 0.309, SLG: 0.234 | B B B C C X<br>3-2<br>1B<br>G1-6-3<br>2B | | C C B X<br>1-2<br>G6-3<br>1-2<br>1B | | C C B B F B X<br>3-2<br>F7<br>③ | | C B S X<br>1-2<br>FC6-4<br>1-2f<br>2-3<br>② | | | 4 | 1 | 2 | 0 | 0 | 0 | 2 |
| Alex Rodriguez, R (1, 6)<br>OBP: 0.397, SLG: 0.521 | C X<br>0-1<br>G1-6-3<br>2-3<br>1B | | S X<br>0-1<br>G6-3<br>1-2f<br>2-3<br>① ② | | | B X<br>1-0<br>G5-3<br>① | C F X<br>0-2<br>G4-3<br>③ | | | 4 | 0 | 1 | 0 | 0 | 0 | 4 |
| Ken Griffey Jr., L (1, 8)<br>OBP: 0.471, SLG: 0.842 | X<br>0-0<br>G1-6-3<br>1-2f<br>3-H<br>① ② | | B B X<br>2-0<br>G5-3<br>③ | | | X<br>0-0<br>L8<br>② | | X<br>0-0<br>F8<br>① | | 4 | 0 | 0 | 0 | 0 | 0 | 2 |
| Edgar Martinez, R (1, 10)<br>OBP: 0.458, SLG: 0.649 | C X<br>0-1<br>G4-3<br>③ | | | B B F X<br>2-1<br>1B | | B B F X<br>2-1<br>L8<br>③ | | B C B X<br>2-1<br>F7<br>② | | 4 | 0 | 1 | 0 | 0 | 0 | 0 |
| Jay Buhner, R (1, 9)<br>OBP: 0.417, SLG: 0.418 | | F S B B B X<br>3-2<br>F8<br>① | | F C B X<br>1-2<br>L9<br>① | | | B B F B X<br>3-1<br>HR | B C B C B S<br>3-3<br>K<br>③ | | 4 | 1 | 1 | 1 | 0 | 1 | 1 |
| Paul Sorrento, L (1, 3)<br>OBP: 0.298, SLG: 0.464 | | B X<br>1-0<br>L4<br>② | | B B C F S<br>2-3<br>K<br>② | | | B X<br>1-0<br>HR | | B C B C S<br>2-3<br>K<br>① | 4 | 1 | 1 | 1 | 0 | 2 | 1 |
| Dan Wilson, R (1, 2)<br>OBP: 0.379, SLG: 0.392<br>John Marzano, R (7, 2)<br>Brent Gates, S (9, PH)<br>OBP: 0.381, SLG: 0.389 | | C B B B X<br>3-1<br>1B | | B B X<br>2-0<br>P3<br>③ | | | B B C F C<br>2-3<br>K<br>① | | B B X<br>2-0<br>F7<br>② | 2<br>1<br>1 | 0<br>0<br>0 | 1<br>0<br>0 | 0<br>0<br>0 | 0<br>0<br>0 | 0<br>1<br>0 | 1<br>0<br>0 |
| Russ Davis, R (1, 5)<br>OBP: 0.367, SLG: 0.528 | | F C B C<br>1-3<br>K<br>③ | | | X<br>0-0<br>L9<br>① | | B F X<br>1-1<br>FC6-4<br>2B | | C B C B X<br>2-2<br>P3<br>③ | 4 | 0 | 1 | 0 | 0 | 1 | 1 |
| Lee Tinsley, S (1, 7)<br>OBP: 0.283, SLG: 0.321 | | | B B B B<br>4-0<br>G6-3<br>1B<br>BB | | B X<br>1-0<br>G3<br>② | | D C B B B<br>4-1<br>FC6-4<br>BB | | | 1 | 0 | 0 | 0 | 2 | 0 | 0 |
| Inning Stats | R: 1 H: 2<br>E: 0 LOB: 0<br>K: 0 BB: 0<br>S: 8 P: 11 | R: 0 H: 1<br>E: 0 LOB: 1<br>K: 1 BB: 0<br>S: 9 P: 17 | R: 0 H: 1<br>E: 0 LOB: 1<br>K: 0 BB: 1<br>S: 6 P: 13 | R: 0 H: 1<br>E: 0 LOB: 1<br>K: 1 BB: 0<br>S: 9 P: 16 | R: 0 H: 0<br>E: 0 LOB: 0<br>K: 0 BB: 0<br>S: 6 P: 10 | R: 0 H: 0<br>E: 0 LOB: 0<br>K: 0 BB: 0<br>S: 4 P: 7 | R: 2 H: 3<br>E: 0 LOB: 2<br>K: 1 BB: 1<br>S: 15 P: 27 | R: 0 H: 0<br>E: 0 LOB: 0<br>K: 1 BB: 0<br>S: 6 P: 11 | R: 0 H: 0<br>E: 0 LOB: 0<br>K: 1 BB: 0<br>S: 7 P: 13 | 1B: 4<br>2B: 2<br>3B: 0<br>HR: 2 | SF: 0<br>SAC: 0<br>DP: 2<br>HBP: 0 | | | WP: 0<br>PB: 0<br>SB: 0<br>CS: 0 | PA: 35 | | |

| PITCHER | | IP | WLS | BF | H | R | ER | SO | BB | IBB | HBP | BLK | WP | HR | S | P | ERA | WHIP |
|---|---|---|---|---|---|---|---|---|---|---|---|---|---|---|---|---|---|---|
| Frankie Rodriguez, R<br>ERA: 5.57 | (1, 1) | 6.1 | W | 26 | 8 | 3 | 3 | 3 | 1 | 0 | 0 | 0 | 0 | 2 | 50 | 89 | 4.26 | 1.421 |
| Dan Naulty, R<br>ERA: 1.13 | (7, 1) | 2.2 | | 9 | 0 | 0 | 0 | 2 | 1 | 0 | 0 | 0 | 0 | 0 | 20 | 36 | 0.00 | 0.375 |

| PITCHER | IP | WLS | BF | H | R | ER | SO | BB | IBB | HBP | BLK | WP | HR | S | P | ERA | WHIP |
|---|---|---|---|---|---|---|---|---|---|---|---|---|---|---|---|---|---|

| Batter | 1 | 2 | 3 | 4 | 5 | 6 | 7 | 8 | 9 | AB | R | H | RBI | BB | SO | LOB |
|---|---|---|---|---|---|---|---|---|---|---|---|---|---|---|---|---|
| Chuck Knoblauch, R (1, 4)<br>OBP: 0.436, SLG: 0.309 | G4-3 | FC6-4<br>1-2f | | | L9 | | 1-H<br>2B<br>1B | | WP<br>1B<br>BB | 4 | 2 | 1 | 1 | 1 | 0 | 3 |
| Rich Becker, L (1, 8)<br>OBP: 0.313, SLG: 0.241 | K | | CS<br>1B | | L7 | | 2B<br>BB | | 1B<br>1-2<br>BB | 3 | 0 | 1 | 0 | 2 | 1 | 0 |
| Terry Steinbach, R (1, 2)<br>OBP: 0.357, SLG: 0.354 | G6-3 | | 1 SAFE<br>1 SAFE<br>1 SAFE<br>1 SAFE<br>L6 | | G4-1 | | 1-3<br>2-H<br>2B | | 1-2<br>2-H<br>1B | 5 | 0 | 2 | 2 | 0 | 0 | 1 |
| Matt Lawton, L (1, 7)<br>OBP: 0.419, SLG: 0.484 | | F9 | 1 SAFE<br>1 SAFE<br>1 SAFE<br>1 SAFE<br>1-2<br>1B | | | K | F8 | | P2 | 5 | 0 | 1 | 0 | 0 | 1 | 4 |
| Greg Colbrunn, R (1, 3)<br>OBP: 0.328, SLG: 0.544 | | 2B<br>1B<br>1B | F9 | | | G6-4-3<br>1B | | F9 | | 4 | 1 | 2 | 0 | 0 | 0 | 1 |
| Todd Walker, L (1, 5)<br>OBP: 0.326, SLG: 0.270<br>Denny Hocking, S (8, 5)<br>OBP: 0.410, SLG: 0.457 | | F7 | | G6-3 | | G6-4-3<br>1-2f | | K | | 4<br>0 | 0<br>0 | 0<br>0 | 0<br>0 | 0<br>0 | 1<br>0 | 2<br>0 |
| Roberto Kelly, R (1, 10)<br>OBP: 0.389, SLG: 0.333 | | 2B<br>1-2<br>1B | | G6-3<br>BB | | | G5-3 | CS<br>1B | | 3 | 0 | 2 | 0 | 1 | 0 | 0 |
| Brent Brede, L (1, 9)<br>OBP: 0.258, SLG: 0.250 | | 1-3<br>2-H<br>2B | 1 SAFE<br>1 SAFE<br>G6-3<br>1-2 | | | | S<br>1B<br>BB | CS<br>1-2 | F7 | 3 | 1 | 1 | 1 | 1 | 0 | 1 |
| Pat Meares, R (1, 6)<br>OBP: 0.296, SLG: 0.469 | | FC6-4<br>HBP | G5-3 | | | | K | | K | 3 | 0 | 0 | 0 | 0 | 2 | 2 |
| Inning Stats | R: 0<br>E: 0<br>K: 1<br>S: 7<br>H: 0<br>LOB: 0<br>BB: 0<br>P: 10 | R: 1<br>E: 0<br>K: 0<br>S: 16<br>H: 3<br>LOB: 3<br>BB: 0<br>P: 26 | R: 0<br>E: 0<br>K: 0<br>S: 10<br>H: 2<br>LOB: 1<br>BB: 0<br>P: 18 | R: 0<br>E: 0<br>K: 0<br>S: 10<br>H: 0<br>LOB: 1<br>BB: 1<br>P: 17 | R: 0<br>E: 0<br>K: 0<br>S: 6<br>H: 0<br>LOB: 0<br>BB: 0<br>P: 8 | R: 0<br>E: 0<br>K: 1<br>S: 9<br>H: 1<br>LOB: 0<br>BB: 0<br>P: 13 | R: 2<br>E: 0<br>K: 1<br>S: 10<br>H: 2<br>LOB: 2<br>BB: 2<br>P: 20 | R: 0<br>E: 0<br>K: 1<br>S: 8<br>H: 1<br>LOB: 0<br>BB: 0<br>P: 12 | R: 1<br>E: 0<br>K: 1<br>S: 12<br>H: 1<br>LOB: 2<br>BB: 2<br>P: 22 | 1B: 8<br>2B: 2<br>3B: 0<br>HR: 0<br>SF: 0<br>SAC: 0<br>DP: 1<br>HBP: 1 | WP: 1<br>PB: 0<br>SB: 1<br>CS: 2<br>PA: 41 | | | | | |

| PITCHER | | IP | WLS | BF | H | R | ER | SO | BB | IBB | HBP | BLK | WP | HR | S | P | ERA | WHIP |
|---|---|---|---|---|---|---|---|---|---|---|---|---|---|---|---|---|---|---|
| Dennis Martinez, R<br>ERA: 5.94 | (1, 1) | 6.2 | L | 29 | 7 | 3 | 3 | 3 | 3 | 0 | 1 | 0 | 0 | 0 | 66 | 110 | 4.05 | 1.500 |
| Bobby Ayala, R<br>ERA: 4.91 | (7, 1) | 1.1 | | 5 | 2 | 0 | 0 | 1 | 0 | 0 | 0 | 0 | 0 | 0 | 10 | 14 | 0.00 | 1.500 |
| Edwin Hurtado, R<br>ERA: 4.35 | (9, 1) | 0.2 | | 5 | 1 | 1 | 1 | 1 | 2 | 0 | 0 | 0 | 1 | 0 | 11 | 21 | 13.50 | 4.500 |
| 40 Greg McCarthy, L<br>ERA: 1.5 | (9, 1) | 0.1 | | 1 | 0 | 0 | 0 | 0 | 0 | 0 | 0 | 0 | 0 | 0 | 1 | 1 | 0.00 | 0.000 |

| PITCHER | IP | WLS | BF | H | R | ER | SO | BB | IBB | HBP | BLK | WP | HR | S | P | ERA | WHIP |
|---|---|---|---|---|---|---|---|---|---|---|---|---|---|---|---|---|---|

# TOP

# Minnesota Twins @ Seattle Mariners

The Kingdome, Seattle, WA

Sat Apr 19 1997, 10:05 PM EDT

Att. 42,142 - Dome - 68 F

livebaseballscorecards.com

| | |
|---|---|
| AB | 34 |
| R | 4 |
| H | 10 |
| RBI | 4 |
| BB | 5 |
| SO | 5 |
| LOB | 14 |

| Batter | 1 | 2 | 3 | 4 | 5 | 6 | 7 | 8 | 9 | AB | R | H | RBI | BB | SO | LOB |
|---|---|---|---|---|---|---|---|---|---|---|---|---|---|---|---|---|
| Joey Cora, S (1, 4)<br>OBP: 0.288, SLG: 0.216 | F B X 1-1 ① G4-3 | | B X 1-0 ② G6-3 1-2 | | | C B B X 2-1 ② F8 | | C X 0-1 ③ G1-3 | | 4 | 0 | 0 | 0 | 0 | 0 | 2 |
| Alex Rodriguez, R (1, 6)<br>OBP: 0.378, SLG: 0.493 | C F F B X 1-2 ② G5-3 | | X 0-0 ③ G5-3 | | | B B X 2-0 ③ L9 | | | B C X 1-1 ① G5-3 | 4 | 0 | 0 | 0 | 0 | 0 | 1 |
| Ken Griffey Jr., L (1, 8)<br>OBP: 0.472, SLG: 0.836 | F F B F F F B B S 3-3 ③ K | | | X 0-0 G4-6-3 1B | | | X 0-0 G3-1 2B | | F S X 0-2 ② P6 | 4 | 0 | 2 | 0 | 0 | 1 | 0 |
| Edgar Martinez, R (1, 10)<br>OBP: 0.447, SLG: 0.623 | | C C B B C 2-3 ① K | | X 0-0 ① ② G4-6-3 1-2f | | | B X 1-0 ① G3-1 2-3 | | C C X 0-2 1B | 4 | 0 | 1 | 0 | 0 | 1 | 2 |
| Jay Buhner, R (1, 9)<br>OBP: 0.400, SLG: 0.397<br>Mike Blowers, R (8, 7)<br>OBP: 0.250, SLG: 0.400 | | B C B S F C 2-3 ② K | | S B B X 2-1 ③ P6 | | | B F B B F C 3-3 ② K | | C B F F B D F X 3-2 ③ G6-3 | 3<br>1 | 0<br>0 | 0<br>0 | 0<br>0 | 0<br>0 | 2<br>0 | 1<br>1 |
| Paul Sorrento, L (1, 3)<br>OBP: 0.300, SLG: 0.458 | | C C X 0-2 1B | | | F X 0-1 ① P5 | | X 0-0 ③ G2-3 | | | 3 | 0 | 1 | 0 | 0 | 0 | 1 |
| Dan Wilson, R (1, 2)<br>OBP: 0.377, SLG: 0.389 | | C B B X 2-1 ③ L9 | | | B B C B C X 3-2 G6-4-3 1B | | | B B C B C X 3-2 ① G4-3 | | 3 | 0 | 1 | 0 | 0 | 0 | 1 |
| Brent Gates, S (1, 5)<br>OBP: 0.375, SLG: 0.381 | | | B C F B C 2-3 ① K | | B C F F F X 1-2 ② ③ G6-4-3 1-2f | | | B C X 1-1 FC6-4 1B | | 3 | 0 | 1 | 0 | 0 | 1 | 1 |
| Lee Tinsley, S (1, 7) (8, 9)<br>OBP: 0.286, SLG: 0.310 | | | B B B B 4-0 G6-3 BB | | | B X 1-0 ① L6 | | C B X 1-1 ② FC6-4 1-2f | | 2 | 0 | 0 | 0 | 1 | 0 | 1 |
| Inning Stats | R: 0 E: 0 K: 1 S: 12 H: 0 LOB: 0 BB: 0 P: 17 | R: 0 E: 0 K: 2 S: 12 H: 1 LOB: 1 BB: 0 P: 18 | R: 0 E: 0 K: 1 S: 5 H: 0 LOB: 1 BB: 1 P: 12 | R: 0 E: 0 K: 0 S: 4 H: 1 LOB: 0 BB: 0 P: 6 | R: 0 E: 0 K: 0 S: 9 H: 1 LOB: 0 BB: 0 P: 13 | R: 0 E: 0 K: 0 S: 4 H: 0 LOB: 0 BB: 0 P: 9 | R: 0 E: 0 K: 1 S: 6 H: 1 LOB: 1 BB: 0 P: 10 | R: 0 E: 0 K: 0 S: 9 H: 1 LOB: 1 BB: 0 P: 14 | R: 0 E: 0 K: 0 S: 13 H: 1 LOB: 1 BB: 0 P: 17 | 1B: 5<br>2B: 1<br>3B: 0<br>HR: 0 | SF: 0<br>SAC: 0<br>DP: 2<br>HBP: 0 | | | | | |

| PITCHER | IP | WLS | BF | H | R | ER | SO | BB | IBB | HBP | BLK | WP | HR | S | P | ERA | WHIP |
|---|---|---|---|---|---|---|---|---|---|---|---|---|---|---|---|---|---|
| Bob Tewksbury, R (1, 1)<br>ERA: 2.17 | 9.0 | W | 32 | 6 | 0 | 0 | 5 | 1 | 0 | 0 | 0 | 0 | 0 | 74 | 116 | 0.00 | 0.778 |

| PITCHER | IP | WLS | BF | H | R | ER | SO | BB | IBB | HBP | BLK | WP | HR | S | P | ERA | WHIP |
|---|---|---|---|---|---|---|---|---|---|---|---|---|---|---|---|---|---|

# BOTTOM

## Minnesota Twins @ Seattle Mariners

The Kingdome, Seattle, WA

Sat Apr 19 1997, 10:05 PM EDT
Att. 42,142 - Dome - 68 F

livebaseballscorecards.com

| | |
|---|---|
| AB | 31 |
| R | 0 |
| H | 6 |
| RBI | 0 |
| BB | 1 |
| SO | 5 |
| LOB | 11 |

| Batter | 1 | 2 | 3 | 4 | 5 | 6 | 7 | 8 | 9 | AB | R | H | RBI | BB | SO | LOB |
|---|---|---|---|---|---|---|---|---|---|---|---|---|---|---|---|---|
| Chuck Knoblauch, R (1, 4)<br>OBP: 0.422, SLG: 0.288 | C F X<br>0-2 ① G5-3 | B 1 SAFE C F 1 P S<br>2-3 ③ K | F C X<br>0-2 ③ G6-3 | X<br>0-0 ③ G4-3 | B B B I<br>4-0 CS IBB | | | | | 4 | 0 | 0 | 0 | 1 | 1 | 4 |
| Rich Becker, L (1, 8)<br>OBP: 0.324, SLG: 0.246<br>Chris Latham, S (8, PH)<br>OBP: 0.286, SLG: 0.429 (8, 8) | B B S C B B<br>4-2 G5-4-3 BB | S X<br>0-1 ① F7 | X<br>0-0 G5-4-3 1B | F X<br>0-1 ① L5 | 1 SAFE<br>0-0 ③ CS 1-2 | B F B X<br>2-1 1B | | | | 3<br>1 | 0<br>0 | 1<br>1 | 0<br>0 | 1<br>0 | 0<br>0 | 0<br>0 |
| Greg Colbrunn, R (1, 3)<br>OBP: 0.303, SLG: 0.500 | C X<br>0-1 ②③ G5-4-3 1-2f | B C S B F F X<br>2-2 ② G4-3 | X<br>0-0 ①② G5-4-3 1-2f | S X<br>0-1 ② G4-3 | L F S<br>0-3 ① K | | | | | 5 | 0 | 0 | 0 | 0 | 1 | 3 |
| Matt Lawton, L (1, 7)<br>OBP: 0.430, SLG: 0.469 | B B B B<br>4-0 1B HR BB | B F B B B<br>4-1 BB | X<br>0-0 ③ F8 | B F B B B<br>4-1 2B BB | B B C B F T<br>3-2 ② K | | | | | 2 | 2 | 0 | 0 | 3 | 1 | 1 |
| Roberto Kelly, R (1, 9)<br>OBP: 0.435, SLG: 0.450 | S 1 SAFE F X<br>0-2 1-2 HR 1B | S F F X<br>0-2 ③ F8 | B X<br>1-0 FC6-4 1B | F X<br>0-1 1-H 2B | B B B B C X<br>3-1 ③ L8 | | | | | 5 | 1 | 3 | 1 | 0 | 0 | 2 |
| Greg Myers, L (1, 2)<br>OBP: 0.370, SLG: 0.333<br>Terry Steinbach, R (7, PH)<br>OBP: 0.351, SLG: 0.347 (7, 2) | B X<br>1-0 ① F9 | B F X<br>1-1 1B | F F F F 1 SAFE 1 SAFE 1 SAFE C<br>0-3 ① K | F B S X<br>1-2 ③ G5-3 | | | | | | 3<br>1 | 0<br>0 | 1<br>0 | 0<br>0 | 0<br>0 | 1<br>0 | 3<br>1 |
| Ron Coomer, R (1, 10)<br>OBP: 0.375, SLG: 0.600<br>Brent Brede, L (8, PH)<br>OBP: 0.281, SLG: 0.310 | C X<br>0-1 1-H 2-H HR | F F F F F S<br>0-3 ① K | S 1 SAFE B F F X<br>1-2 ② FC6-4 1-2f HR | F X<br>0-1 G3 2B | | | | | | 3<br>1 | 2<br>0 | 1<br>1 | 3<br>0 | 0<br>0 | 1<br>0 | 2<br>0 |
| Todd Walker, L (1, 5)<br>OBP: 0.362, SLG: 0.390 | C B B X<br>2-1 1B | C X<br>0-1 1-2 1B | X<br>0-0 1-H HR | F S B B B X<br>2-2 ① G3 2-3 | | | | | | 4 | 1 | 3 | 2 | 0 | 0 | 1 |
| Pat Meares, R (1, 6)<br>OBP: 0.298, SLG: 0.462<br>Denny Hocking, S (8, PH)<br>OBP: 0.400, SLG: 0.444 (8, 6) | F 1 SAFE 1 SAFE 1 C S<br>0-3 ② K | C X<br>0-1 ② F9 | C B F B X<br>2-2 1B | B C F F F B B S<br>3-3 ② K | | | | | | 3<br>1 | 0<br>0 | 1<br>0 | 0<br>0 | 0<br>0 | 1<br>1 | 3<br>1 |
| Inning Stats | R: 0 H: 0<br>E: 0 LOB: 0<br>K: 0 BB: 1<br>S: 8 P: 12 | R: 3 H: 3<br>E: 0 LOB: 1<br>K: 2 BB: 1<br>S: 15 P: 23 | R: 0 H: 0<br>E: 0 LOB: 1<br>K: 0 BB: 1<br>S: 12 P: 18 | R: 0 H: 2<br>E: 0 LOB: 2<br>K: 1 BB: 0<br>S: 15 P: 16 | R: 0 H: 1<br>E: 0 LOB: 0<br>K: 0 BB: 0<br>S: 3 P: 3 | R: 2 H: 3<br>E: 0 LOB: 1<br>K: 1 BB: 0<br>S: 14 P: 18 | R: 1 H: 1<br>E: 0 LOB: 1<br>K: 0 BB: 1<br>S: 10 P: 15 | R: 0 H: 1<br>E: 0 LOB: 1<br>K: 1 BB: 1<br>S: 9 P: 18 | R: 0 H: 1<br>E: 0 LOB: 1<br>K: 2 BB: 0<br>S: 10 P: 18 | 1B: 8 SF: 0<br>2B: 2 SAC: 0<br>3B: 0 DP: 2<br>HR: 2 HBP: 0 | | | | | | |

# TOP

## Minnesota Twins @ Seattle Mariners

The Kingdome, Seattle, WA

Sun Apr 20 1997, 6:33 AM EDT

Att. 34,678 - Dome - 68 F

livebaseballscorecards.com

| | |
|---|---|
| AB | 36 |
| R | 6 |
| H | 12 |
| RBI | 6 |
| BB | 5 |
| SO | 7 |
| LOB | 21 |

| PITCHER | | IP | WLS | BF | H | R | ER | SO | BB | IBB | HBP | BLK | WP | HR | S | P | ERA | WHIP |
|---|---|---|---|---|---|---|---|---|---|---|---|---|---|---|---|---|---|---|
| Bob Wolcott, R<br>ERA: 6.23 | (1, 1) | 6.0 | W | 28 | 9 | 5 | 5 | 4 | 3 | 0 | 0 | 0 | 0 | 2 | 67 | 90 | 7.50 | 2.000 |
| 40 Greg McCarthy, L<br>ERA: 2.7 | (7, 1) | 0.2 | | 4 | 1 | 1 | 1 | 0 | 1 | 0 | 0 | 0 | 0 | 0 | 7 | 11 | 13.50 | 3.000 |
| Bobby Ayala, R<br>ERA: 4.5 | (7, 1) | 1.0 | | 5 | 1 | 0 | 0 | 1 | 0 | 1 | 0 | 0 | 0 | 0 | 12 | 22 | 0.00 | 1.000 |
| Norm Charlton, L<br>ERA: 5.23 | (8, 1) | 1.1 | S | 4 | 1 | 0 | 0 | 2 | 0 | 0 | 0 | 0 | 0 | 0 | 10 | 18 | 0.00 | 0.750 |

| PITCHER | IP | WLS | BF | H | R | ER | SO | BB | IBB | HBP | BLK | WP | HR | S | P | ERA | WHIP |
|---|---|---|---|---|---|---|---|---|---|---|---|---|---|---|---|---|---|

WP: 0 PA: 42
PB: 0
SB: 0
CS: 1

# BOTTOM

## Minnesota Twins @ Seattle Mariners

The Kingdome, Seattle, WA

Sun Apr 20 1997, 6:33 AM EDT

Att. 34,678 - Dome - 68 F

livebaseballscorecards.com

| Batter | 1 | 2 | 3 | 4 | 5 | 6 | 7 | 8 | 9 | AB | R | H | RBI | BB | SO | LOB |
|---|---|---|---|---|---|---|---|---|---|---|---|---|---|---|---|---|
| Rich Amaral, R (1, 7)<br>OBP: 0.444, SLG: 0.400<br>Joey Cora, S (8, PH)<br>OBP: 0.300, SLG: 0.216<br>Lee Tinsley, S (8, PR)<br>OBP: 0.286, SLG: 0.310<br>(9, 7) | BCBBFB<br>4-2 BB | | BX<br>1-0 ② F8 | | X<br>0-0 ② G4-3 | BX<br>1-0 ② FC5 S<br>3-3 | | BBI<br>4-0 BB HBP SF8 IBB | | 3<br>0<br>0 | 0<br>0<br>1 | 0<br>0<br>0 | 0<br>0<br>0 | 1<br>1<br>0 | 0<br>0<br>0 | 1<br>0<br>0 |
| Alex Rodriguez, R (1, 6)<br>OBP: 0.402, SLG: 0.500 | CBX<br>1-1 ① F8 | | BCBBX<br>3-1 1B | | BBX<br>2-0 HR 1B | BBFBFBB<br>4-2<br>1-2 BB | | H<br>1-0 PB BB<br>1-2<br>2-3<br>3-H HBP | | 3 | 1 | 2 | 1 | 1 | 0 | 1 |
| Ken Griffey Jr., L (1, 8)<br>OBP: 0.468, SLG: 0.846 | BC1 SAFE X<br>1-1 ② P6 | | BX<br>1-0 ③ P3 | | BFBBBFX<br>3-2<br>1-H HR | BBFFFX<br>2-2 ③ P5 | | SSDFBBB<br>4-2<br>1-2<br>2-3<br>3-H PB BB | | 4 | 1 | 1 | 3 | 1 | 0 | 4 |
| Edgar Martinez, R (1, 10)<br>OBP: 0.432, SLG: 0.594 | CBSBBFFFS<br>3-3 ③ K | | | BFBBFB<br>4-2 2B 1B BB | BBBSFX<br>3-2 ③ F9 | | BSFBX<br>2-2 ① F9 | SX<br>0-1 ② SF8<br>3-H | | 3 | 1 | 0 | 1 | 1 | 1 | 1 |
| Jay Buhner, R (1, 9)<br>OBP: 0.388, SLG: 0.371 | | BSCBBS<br>3-3 ① K | | BFSFC<br>1-3 ① K | | CBBBSB<br>4-2 2B 1B BB | FBX<br>1-1 ② G6-3 | BBSX<br>2-1 ③ P3<br>1-2<br>2-3 | | 4 | 1 | 0 | 0 | 1 | 2 | 3 |
| Mike Blowers, R (1, 3)<br>OBP: 0.214, SLG: 0.333<br>Paul Sorrento, L (6, PH)<br>OBP: 0.306, SLG: 0.475<br>(7, 3) | | BFSX<br>1-2 ② F9 | | BX<br>1-0 ② F9 | | X<br>0-0 1B<br>1-3 3B 2B | CCFBS<br>1-3 ③ K | | | 2<br>2 | 0<br>1 | 0<br>1 | 0<br>1 | 0<br>0 | 0<br>1 | 1<br>0 |
| Russ Davis, R (1, 5)<br>OBP: 0.391, SLG: 0.579 | | BSBCFFX<br>2-2 2B | | SBSX<br>1-2<br>1-3 1B 2B | | X<br>0-0<br>2-3<br>3-H 3B 1B | | CBBFFX<br>2-2 ① G5-3 | | 4 | 2 | 3 | 1 | 0 | 0 | 0 |
| John Marzano, R (1, 2)<br>OBP: 0.222, SLG: 0.125<br>Brent Gates, S (6, PH)<br>OBP: 0.385, SLG: 0.391<br>(7, 4) | | FBDFFBX<br>3-2 ③ F8 | | CBX<br>1-1 ③<br>2-H<br>3-H 1B | | BBFFFFC<br>2-3 ① K | | CSBFFBBX<br>3-2 2B HBP 1B | | 2<br>2 | 0<br>1 | 1<br>1 | 2<br>0 | 0<br>0 | 0<br>1 | 1<br>2 |
| Alvaro Espinoza, R (1, 4)<br>OBP: 0.182, SLG: 0.182<br>Dan Wilson, R (6, PH)<br>OBP: 0.397, SLG: 0.464<br>(7, 2) | | | BX<br>1-0 ① F7 | | CCFS<br>0-3 ① K | BCX<br>1-1<br>1-H<br>3-H FC5 3B | | X<br>0-0 HBP BB<br>1-3 2B | | 2<br>2 | 0<br>1 | 0<br>2 | 0<br>2 | 0<br>0 | 1<br>0 | 0<br>0 |
| Inning Stats | R: 0 H: 0<br>E: 0 LOB: 1<br>K: 1 BB: 1<br>S: 12 P: 21 | R: 0 H: 1<br>E: 0 LOB: 1<br>K: 1 BB: 0<br>S: 15 P: 24 | R: 0 H: 1<br>E: 0 LOB: 1<br>K: 0 BB: 0<br>S: 5 P: 11 | R: 2 H: 2<br>E: 0 LOB: 1<br>K: 1 BB: 1<br>S: 12 P: 20 | R: 2 H: 2<br>E: 0 LOB: 0<br>K: 1 BB: 0<br>S: 12 P: 20 | R: 3 H: 3<br>E: 0 LOB: 2<br>K: 1 BB: 2<br>S: 17 P: 31 | R: 0 H: 0<br>E: 0 LOB: 0<br>K: 1 BB: 0<br>S: 9 P: 13 | R: 3 H: 2<br>E: 0 LOB: 3<br>K: 0 BB: 2<br>S: 17 P: 33 | | 1B: 5 SF: 1<br>2B: 4 SAC: 0<br>3B: 1 DP: 0<br>HR: 1 HBP: 1 | | | | | | |

| | AB | R | H | RBI | BB | SO | LOB |
|---|---|---|---|---|---|---|---|
| **Totals** | **33** | **10** | **11** | **10** | **6** | **6** | **14** |

WP: 0 PB: 1 SB: 1 CS: 0 PA: 41

| PITCHER | | IP | WLS | BF | H | R | ER | SO | BB | IBB | HBP | BLK | WP | HR | S | P | ERA | WHIP |
|---|---|---|---|---|---|---|---|---|---|---|---|---|---|---|---|---|---|---|
| Scott Aldred, L<br>ERA: 6.04 | (1, 1) | 5.0 | | 22 | 6 | 4 | 4 | 4 | 2 | 0 | 0 | 0 | 0 | 1 | 56 | 96 | 7.20 | 1.600 |
| Todd Ritchie, R<br>ERA: 5.4 | (6, 1) | 0.1 | L | 5 | 3 | 3 | 3 | 1 | 1 | 0 | 0 | 0 | 0 | 0 | 11 | 18 | 81.00 | 12.000 |
| Gregg Olson, R<br>ERA: 18.56 | (6, 1) | 1.1 | | 5 | 0 | 0 | 0 | 0 | 1 | 0 | 0 | 0 | 0 | 0 | 11 | 21 | 0.00 | 0.750 |
| Eddie Guardado, L<br>ERA: 7.2 | (7, 1) | 0.1 | | 1 | 0 | 0 | 0 | 1 | 0 | 0 | 0 | 0 | 0 | 0 | 4 | 5 | 0.00 | 0.000 |
| Rick Aguilera, R<br>ERA: 5.68 | (8, 1) | 1.0 | | 8 | 2 | 3 | 3 | 0 | 1 | 1 | 1 | 0 | 0 | 0 | 17 | 33 | 27.00 | 3.000 |

| PITCHER | IP | WLS | BF | H | R | ER | SO | BB | IBB | HBP | BLK | WP | HR | S | P | ERA | WHIP |
|---|---|---|---|---|---|---|---|---|---|---|---|---|---|---|---|---|---|

| Batter | 1 | 2 | 3 | 4 | 5 | 6 | 7 | 8 | 9 | AB | R | H | RBI | BB | SO | LOB |
|---|---|---|---|---|---|---|---|---|---|---|---|---|---|---|---|---|
| Chuck Knoblauch, R (1, 4)<br>OBP: 0.425, SLG: 0.302 | C X<br>0-1 ①<br>P5 | | 1 SAFE C B B 1 SAFE<br>2-1 ③<br>PO<br>1-2 | C X<br>0-1 ①<br>P6 | C B B X<br>2-1<br>2-H<br>1B | | B C B C X<br>2-2<br>FC4-3<br>1B | | | 4 | 0 | 2 | 1 | 0 | 0 | 0 |
| Rich Becker, L (1, 8)<br>OBP: 0.306, SLG: 0.230 | C B B C F F B X<br>3-2 ②<br>G3 | | C B B C S<br>2-3 ②<br>K | 1 SAFE 1 SAFE B B 1 S F 1 SAFE X<br>2-2 ③<br>F8 | | B 1 SAFE X<br>1-0 ②<br>FC4-3<br>1-2 | | | | 4 | 0 | 0 | 0 | 0 | 1 | 2 |
| Roberto Kelly, R (1, 9)<br>OBP: 0.407, SLG: 0.458 | F B X<br>1-1 ③<br>F7 | | B X<br>1-0 ③<br>G5-3 | | C F B F B X<br>2-2<br>G1-3<br>2B | C S F B X<br>1-2 ③<br>G6-3 | | | | 4 | 0 | 1 | 0 | 0 | 0 | 1 |
| Terry Steinbach, R (1, 2)<br>OBP: 0.344, SLG: 0.358 | | B B X<br>2-0 ①<br>G6-3 | | | X<br>0-0<br>SH<br>2B<br>2B | S X<br>0-1 ①<br>G1-3<br>2-3 | | B C X<br>1-1 ①<br>P3 | | 4 | 1 | 1 | 0 | 0 | 0 | 1 |
| Greg Colbrunn, R (1, 3)<br>OBP: 0.300, SLG: 0.477 | | B X<br>1-0 ②<br>F8 | | | B F B B B<br>4-1<br>SH<br>2B<br>BB | B S F B S<br>2-3 ②<br>K | | X<br>0-0 ②<br>F8 | | 3 | 1 | 0 | 0 | 1 | 1 | 1 |
| Matt Lawton, L (1, 7)<br>OBP: 0.427, SLG: 0.455 | | B C X<br>1-1 ③<br>G4-3 | | | B B C X<br>2-1<br>SH<br>1-2<br>2-3<br>2B | C C B H<br>2-2<br>FC6-4<br>HBP | | B C B B X<br>3-1 ③<br>F8 | | 2 | 1 | 0 | 0 | 0 | 0 | 0 |
| Ron Coomer, R (1, 10)<br>OBP: 0.361, SLG: 0.588 | | | B S X<br>1-1 ①<br>G6-3 | | B X<br>1-0<br>1-H<br>2-H<br>3-H<br>1B<br>2B | 1 SAFE 1 SAFE F X<br>0-1 ③<br>FC6-4<br>1-2 | | | C C B B F S<br>2-3 ①<br>K | 4 | 1 | 1 | 3 | 0 | 1 | 2 |
| Pat Meares, R (1, 6)<br>OBP: 0.295, SLG: 0.436 | | | B X<br>1-0 ②<br>P4 | | X<br>0-0 ①<br>B1 | | B X<br>1-0 ①<br>P9 | | B B C B C B<br>4-2<br>G4-6-3<br>BB | 3 | 0 | 0 | 0 | 1 | 0 | 1 |
| Denny Hocking, S (1, 5)<br>OBP: 0.409, SLG: 0.525 | | | C B B X<br>2-1<br>PO<br>1B | | X<br>0-0 ②<br>G6-3 | | L X<br>0-1<br>HR | | C X<br>0-1 ② ③<br>G4-6-3<br>1-2f | 4 | 1 | 2 | 1 | 0 | 0 | 2 |
| Inning Stats | R: 0 E: 0 K: 0 S: 9<br>H: 0 LOB: 0 BB: 0 P: 13 | R: 0 E: 0 K: 0 S: 4<br>H: 0 LOB: 0 BB: 0 P: 8 | R: 0 E: 0 K: 0 S: 6<br>H: 1 LOB: 0 BB: 0 P: 12 | R: 0 E: 0 K: 1 S: 6<br>H: 0 LOB: 0 BB: 0 P: 9 | R: 4 E: 1 K: 0 S: 12<br>H: 3 LOB: 1 BB: 1 P: 23 | R: 0 E: 0 K: 1 S: 13<br>H: 1 LOB: 2 BB: 0 P: 19 | R: 1 E: 0 K: 0 S: 11<br>H: 2 LOB: 1 BB: 0 P: 16 | R: 0 E: 0 K: 0 S: 5<br>H: 0 LOB: 0 BB: 0 P: 9 | R: 0 E: 0 K: 1 S: 8<br>H: 0 LOB: 0 BB: 1 P: 14 | 1B: 3 2B: 3 3B: 0 HR: 1<br>SF: 0 SAC: 1 DP: 1 HBP: 1 | | | | | | |

# TOP

## Minnesota Twins @ Oakland Athletics

Oakland-Alameda County Coliseum, Oakland, CA

Tue Apr 22 1997, 3:33 AM PDT

Att. 8,192 - Sunny - 64 F

livebaseballscorecards.com

| | |
|---|---|
| AB | 32 |
| R | 5 |
| H | 7 |
| RBI | 5 |
| BB | 2 |
| SO | 3 |
| LOB | 10 |

| PITCHER | | IP | WLS | BF | H | R | ER | SO | BB | IBB | HBP | BLK | WP | HR | S | P | ERA | WHIP |
|---|---|---|---|---|---|---|---|---|---|---|---|---|---|---|---|---|---|---|
| Mike Mohler, L<br>ERA: 4.94 | (1, 1) | 6.2 | L | 29 | 7 | 5 | 3 | 2 | 1 | 0 | 1 | 0 | 0 | 1 | 57 | 95 | 4.05 | 1.200 |
| Mark Acre, R<br>ERA: 1.93 | (7, 1) | 2.1 | | 7 | 0 | 0 | 0 | 1 | 1 | 0 | 0 | 0 | 0 | 0 | 17 | 28 | 0.00 | 0.429 |

| PITCHER | IP | WLS | BF | H | R | ER | SO | BB | IBB | HBP | BLK | WP | HR | S | P | ERA | WHIP |
|---|---|---|---|---|---|---|---|---|---|---|---|---|---|---|---|---|---|

| Batter | 1 | 2 | 3 | 4 | 5 | 6 | 7 | 8 | 9 | AB | R | H | RBI | BB | SO | LOB |
|---|---|---|---|---|---|---|---|---|---|---|---|---|---|---|---|---|
| Damon Mashore, R (1, 8)<br>OBP: 0.481, SLG: 0.465 | B C C F B B B<br>4-2 HBP BB | | B L S B X<br>2-2 ① G4-3 | | C C S<br>0-3 ③ K | | | C B B S C<br>2-3 ① K | | 3 | 0 | 0 | 0 | 1 | 2 | 2 |
| Jason Giambi, L (1, 7)<br>OBP: 0.313, SLG: 0.382 | B X<br>1-0 ① F8 | | X<br>0-0 ② L3 | | | C B B B X<br>3-1 ① F7 | | B F F C<br>1-3 ② K | | 4 | 0 | 0 | 0 | 0 | 1 | 2 |
| Jose Canseco, R (1, 10)<br>OBP: 0.318, SLG: 0.408 | C 1 SAFE C B F 1 SAFE H<br>2-2 1-2 HBP | | B B X<br>2-0 ③ G1-3 | | | B C B B X<br>3-1 ② L8 | | B C X<br>1-1 HR | | 3 | 1 | 1 | 1 | 0 | 0 | 1 |
| Mark McGwire, R (1, 3)<br>OBP: 0.405, SLG: 0.683 | F B C X<br>1-2 ② P2 | | | C S B F S<br>1-3 ① K | | C B X<br>1-1 HR | | B C B X<br>2-1 ③ P5 | | 4 | 1 | 1 | 1 | 0 | 1 | 2 |
| Geronimo Berroa, R (1, 9)<br>OBP: 0.449, SLG: 0.636 | B F F F B C<br>2-3 ③ K | | | C B X<br>1-1 ② G5-3 | | B B X<br>2-0 ③ G5-3 | | | C B F X<br>1-2 ① F9 | 4 | 0 | 0 | 0 | 0 | 1 | 2 |
| Scott Brosius, R (1, 5)<br>OBP: 0.269, SLG: 0.221 | | B C C X<br>1-2 ① G6-3 | | C C X<br>0-2 ③ P3 | | | F B X<br>1-1 ① G5-3 | | C S B B X<br>2-2 2B 1B | 4 | 1 | 1 | 0 | 0 | 0 | 0 |
| Scott Spiezio, S (1, 4)<br>OBP: 0.329, SLG: 0.444 | | B F S B X<br>2-2 ② G4-3 | | | B C F F B X<br>2-2 ① P4 | | S F B S<br>1-3 ② K | | C S B X<br>1-2 1-H 2B | 4 | 0 | 1 | 1 | 0 | 1 | 0 |
| Rafael Bournigal, R (1, 6)<br>OBP: 0.424, SLG: 0.308<br>Dave Magadan, L (9, PH)<br>OBP: 0.524, SLG: 0.533 | | C C X<br>0-2 ③ G1-3 | | | B B B B<br>4-0 BB | | F F B B B B F B<br>4-2 BB | | X<br>0-0 ② F7 | 1<br>1 | 0<br>0 | 0<br>0 | 0<br>0 | 2<br>0 | 0<br>0 | 0<br>1 |
| Izzy Molina, R (1, 2)<br>OBP: 0.190, SLG: 0.195<br>Matt Stairs, L (9, PH)<br>OBP: 0.333, SLG: 0.267 | | | C B B X<br>2-1 2B | | B S C B C<br>2-3 ② K | | F X<br>0-1 ③ G4-3 | | B C B X<br>2-1 ③ G4-3 | 3<br>1 | 0<br>0 | 1<br>0 | 0<br>0 | 0<br>0 | 1<br>0 | 2<br>1 |
| Inning Stats | R: 0 H: 0<br>E: 0 LOB: 2<br>K: 1 BB: 1<br>S: 14 P: 24 | R: 0 H: 0<br>E: 0 LOB: 0<br>K: 0 BB: 0<br>S: 9 P: 12 | R: 0 H: 1<br>E: 0 LOB: 1<br>K: 0 BB: 0<br>S: 7 P: 13 | R: 0 H: 0<br>E: 0 LOB: 0<br>K: 1 BB: 0<br>S: 9 P: 11 | R: 0 H: 0<br>E: 0 LOB: 1<br>K: 2 BB: 1<br>S: 10 P: 18 | R: 1 H: 1<br>E: 0 LOB: 0<br>K: 0 BB: 0<br>S: 7 P: 16 | R: 0 H: 0<br>E: 0 LOB: 1<br>K: 1 BB: 1<br>S: 10 P: 16 | R: 1 H: 1<br>E: 0 LOB: 0<br>K: 2 BB: 0<br>S: 10 P: 16 | R: 1 H: 2<br>E: 0 LOB: 1<br>K: 0 BB: 0<br>S: 12 P: 18 | 1B: 1 SF: 0<br>2B: 2 SAC: 0<br>3B: 0 DP: 0<br>HR: 2 HBP: 1 | | | | | | WP: 0 PA: 36<br>PB: 0<br>SB: 0<br>CS: 0 | |

| PITCHER | | IP | WLS | BF | H | R | ER | SO | BB | IBB | HBP | BLK | WP | HR | S | P | ERA | WHIP |
|---|---|---|---|---|---|---|---|---|---|---|---|---|---|---|---|---|---|---|
| Brad Radke, R<br>ERA: 5.93 | (1, 1) | 7.2 | W | 30 | 3 | 2 | 2 | 7 | 3 | 0 | 1 | 0 | 0 | 2 | 74 | 122 | 2.35 | 0.783 |
| Dan Naulty, R<br>ERA: 1.08 | (8, 1) | 0.1 | | 1 | 0 | 0 | 0 | 0 | 0 | 0 | 0 | 0 | 0 | 0 | 2 | 4 | 0.00 | 0.000 |
| Rick Aguilera, R<br>ERA: 6.14 | (9, 1) | 1.0 | S | 5 | 2 | 1 | 1 | 0 | 0 | 0 | 0 | 0 | 0 | 0 | 12 | 18 | 9.00 | 2.000 |

| PITCHER | IP | WLS | BF | H | R | ER | SO | BB | IBB | HBP | BLK | WP | HR | S | P | ERA | WHIP |
|---|---|---|---|---|---|---|---|---|---|---|---|---|---|---|---|---|---|

# BOTTOM

# Minnesota Twins @ Oakland Athletics

Oakland-Alameda County Coliseum, Oakland, CA

Tue Apr 22 1997, 3:33 AM PDT
Att. 8,192 - Sunny - 64 F

livebaseballscorecards.com

| | |
|---|---|
| AB | 32 |
| R | 3 |
| H | 5 |
| RBI | 3 |
| BB | 3 |
| SO | 7 |
| LOB | 13 |

| Batter | 1 | 2 | 3 | 4 | 5 | 6 | 7 | 8 | 9 | AB | R | H | RBI | BB | SO | LOB |
|---|---|---|---|---|---|---|---|---|---|---|---|---|---|---|---|---|
| Chuck Knoblauch, R (1, 4)<br>OBP: 0.435, SLG: 0.348 | B<br>X<br>1-0<br>HR | | 1 SAFE<br>C<br>X<br>0-1 ②<br>F8 | | B<br>C<br>B<br>X<br>2-1 ②<br>L8 | | B<br>B<br>C<br>F<br>B<br>B<br>4-2<br>FC1-6 1B<br>BB | | B<br>B<br>B<br>B<br>4-0<br>G4-6-3<br>BB | 3 | 1 | 1 | 1 | 2 | 0 | 3 |
| Rich Becker, L (1, 8)<br>OBP: 0.312, SLG: 0.231 | C<br>T<br>B<br>F<br>C<br>1-3 ①<br>K | | B<br>F<br>1 SAFE<br>B<br>2-1 ③<br>CS<br>1-2 | F<br>X<br>0-1 ①<br>P5 | B<br>S<br>B<br>S<br>B<br>B<br>4-2<br>1-2<br>2-3<br>BB | | B<br>X<br>1-0<br>FC1-6<br>1-2<br>1B | | F<br>X<br>0-1 ① ②<br>G4-6-3<br>1-2f | 4 | 0 | 1 | 0 | 1 | 1 | 1 |
| Roberto Kelly, R (1, 10)<br>OBP: 0.375, SLG: 0.414 | X<br>0-0 ②<br>F9 | | | B<br>X<br>1-0 ②<br>G5-3 | B<br>F<br>B<br>S<br>X<br>2-2 ③<br>G1-3 | | C<br>X<br>0-1 ①<br>FC1-6<br>S<br>1-2<br>2-3 | | C<br>B<br>F<br>F<br>X<br>1-2<br>1B | 5 | 0 | 1 | 0 | 0 | 0 | 5 |
| Matt Lawton, L (1, 7)<br>OBP: 0.425, SLG: 0.451 | C<br>B<br>S<br>B<br>C<br>2-3 ③<br>K | | | F<br>B<br>X<br>1-1<br>1B<br>1B | | X<br>0-0<br>1B<br>FC1-5<br>1B | C<br>B<br>B<br>F<br>B<br>S<br>3-3 ②<br>K<br>1-2 | | F<br>X<br>0-1 ③<br>G3 | 5 | 0 | 2 | 0 | 0 | 2 | 3 |
| Terry Steinbach, R (1, 2)<br>OBP: 0.354, SLG: 0.368 | | F<br>X<br>0-1<br>G6-4-3<br>1B | | X<br>0-0<br>1-2<br>1B | | B<br>B<br>X<br>2-0 ①<br>L6 | B<br>C<br>B<br>S<br>F<br>B<br>S<br>3-3 ③<br>K | | | 4 | 0 | 2 | 0 | 0 | 1 | 3 |
| Todd Walker, L (1, 5)<br>OBP: 0.353, SLG: 0.378 | | B<br>X<br>1-0 ①<br>F9 | | B<br>F<br>B<br>S<br>X<br>2-2 ③<br>F8 | | 1 SAFE<br>B<br>F<br>B<br>X<br>2-1<br>BB<br>FC1-5<br>1-3<br>1B | | S<br>C<br>B<br>X<br>1-2 ①<br>G6-3 | | 4 | 0 | 1 | 0 | 0 | 0 | 3 |
| Greg Colbrunn, R (1, 3)<br>OBP: 0.297, SLG: 0.464 | | X<br>0-0 ② ③<br>G6-4-3<br>1-2f | | | B<br>B<br>F<br>F<br>X<br>2-2<br>BB<br>1B<br>1B | S<br>X<br>0-1 ②<br>FC1-5<br>BB<br>1-2<br>3-H | | B<br>B<br>C<br>C<br>X<br>2-2 ②<br>F8 | | 4 | 0 | 1 | 0 | 0 | 0 | 3 |
| Brent Brede, L (1, 9)<br>OBP: 0.333, SLG: 0.323 | | | B<br>C<br>B<br>F<br>X<br>2-2<br>CS<br>1B | | C<br>X<br>0-1 ①<br>F8 | B<br>B<br>B<br>C<br>B<br>4-1<br>1-2<br>2-3<br>BB | | B<br>C<br>S<br>B<br>B<br>B<br>4-2<br>BB | | 2 | 0 | 1 | 0 | 2 | 0 | 1 |
| Pat Meares, R (1, 6)<br>OBP: 0.292, SLG: 0.424 | | | C<br>1 SAFE<br>1 SAFE<br>B<br>F<br>S<br>1-3 ①<br>K | | B<br>S<br>C<br>F<br>F<br>B<br>F<br>X<br>2-2<br>BB<br>1-2<br>1B | F<br>F<br>F<br>X<br>0-2 ③<br>G6-3 | | B<br>C<br>X<br>1-1 ③<br>P3 | | 4 | 0 | 1 | 0 | 0 | 1 | 5 |
| Inning Stats | R: 1<br>E: 0<br>K: 2<br>S: 9<br>H: 1<br>LOB: 0<br>BB: 0<br>P: 13 | R: 0<br>E: 0<br>K: 0<br>S: 4<br>H: 1<br>LOB: 0<br>BB: 0<br>P: 5 | R: 0<br>E: 0<br>K: 1<br>S: 9<br>H: 1<br>LOB: 0<br>BB: 0<br>P: 14 | R: 0<br>E: 0<br>K: 0<br>S: 9<br>H: 2<br>LOB: 2<br>BB: 0<br>P: 13 | R: 0<br>E: 0<br>K: 0<br>S: 18<br>H: 2<br>LOB: 3<br>BB: 1<br>P: 30 | R: 0<br>E: 0<br>K: 0<br>S: 11<br>H: 2<br>LOB: 3<br>BB: 1<br>P: 19 | R: 0<br>E: 0<br>K: 2<br>S: 12<br>H: 1<br>LOB: 2<br>BB: 1<br>P: 23 | R: 0<br>E: 0<br>K: 0<br>S: 10<br>H: 0<br>LOB: 1<br>BB: 1<br>P: 18 | R: 0<br>E: 0<br>K: 0<br>S: 8<br>H: 1<br>LOB: 1<br>BB: 1<br>P: 13 | 1B: 10<br>2B: 0<br>3B: 0<br>HR: 1 | SF: 0<br>SAC: 0<br>DP: 2<br>HBP: 0 | | | | | |

| PITCHER | IP | WLS | BF | H | R | ER | SO | BB | IBB | HBP | BLK | WP | HR | S | P | ERA | WHIP |
|---|---|---|---|---|---|---|---|---|---|---|---|---|---|---|---|---|---|
| Ariel Prieto, R (1, 1)<br>ERA: 2.05 | 6.0 | W | 28 | 9 | 1 | 1 | 3 | 3 | 0 | 0 | 0 | 0 | 1 | 62 | 100 | 1.50 | 2.000 |
| Aaron Small, R (7, 1)<br>ERA: 2.13 | 3.0 | S | 12 | 2 | 0 | 0 | 2 | 2 | 0 | 0 | 0 | 0 | 0 | 28 | 48 | 0.00 | 1.333 |

| PITCHER | IP | WLS | BF | H | R | ER | SO | BB | IBB | HBP | BLK | WP | HR | S | P | ERA | WHIP |
|---|---|---|---|---|---|---|---|---|---|---|---|---|---|---|---|---|---|

# TOP

## Minnesota Twins @ Oakland Athletics

Oakland-Alameda County Coliseum, Oakland, CA

Wed Apr 23 1997, 7:05 PM PDT
Att. 8,494 - Unknown - 57 F

livebaseballscorecards.com

| | |
|---|---|
| AB | 35 |
| R | 1 |
| H | 11 |
| RBI | 1 |
| BB | 5 |
| SO | 5 |
| LOB | 27 |

| | | | |
|---|---|---|---|
| WP: 0 | PA: 41 | | |
| PB: 0 | | | |
| SB: 1 | | | |
| CS: 1 | | | |

| Batter | 1 | 2 | 3 | 4 | 5 | 6 | 7 | 8 | 9 | AB | R | H | RBI | BB | SO | LOB |
|---|---|---|---|---|---|---|---|---|---|---|---|---|---|---|---|---|
| Damon Mashore, R (1, 8) (7, 7)<br>OBP: 0.464, SLG: 0.447 | 3-1 CS 1B | | 0-1 G6-3 ② | | 2-3 K ① | | 3-1 L8 ② | | | 4 | 0 | 1 | 0 | 0 | 1 | 1 |
| Tony Batista, R (1, 6)<br>OBP: 0.220, SLG: 0.239 | 0-2 F7 ① | | 0-0 G1-3 ③ | | 3-1 P6 ② | | 1-0 P5 ③ | | | 4 | 0 | 0 | 0 | 0 | 0 | 2 |
| Jose Canseco, R (1, 10)<br>OBP: 0.326, SLG: 0.405 | 4-2 HR BB ② | | | 0-1 BB HR BB 1B | 0-1 G5-3 ③ | | | 0-3 K ① | | 3 | 2 | 1 | 0 | 1 | 1 | 0 |
| Mark McGwire, R (1, 3)<br>OBP: 0.434, SLG: 0.758<br>Dave Magadan, L (8, PR) (9, 3)<br>OBP: 0.524, SLG: 0.533 | 3-2 1-H HR | | | 4-1 1-2 BB HR BB | | 2-1 2B | | 2-2 G5-4-3 1B | | 3<br>0 | 2<br>0 | 3<br>0 | 2<br>0 | 1<br>0 | 0<br>0 | 0<br>0 |
| Geronimo Berroa, R (1, 9)<br>OBP: 0.427, SLG: 0.600<br>Matt Stairs, L (9, 9)<br>OBP: 0.333, SLG: 0.267 | 1-1 P9 ③ | | | 1-0 P3 ① | | 2-2 P5 ① | | 2-0 G5-4-3 ②③ 1-2f | | 4<br>0 | 0<br>0 | 0<br>0 | 0<br>0 | 0<br>0 | 0<br>0 | 4<br>0 |
| Scott Brosius, R (1, 5)<br>OBP: 0.259, SLG: 0.211 | | 3-1 G4-3 ① | | 1-0 P3 ② | | 2-2 P5 ② | | | | 3 | 0 | 0 | 0 | 0 | 0 | 3 |
| Jason Giambi, L (1, 7)<br>OBP: 0.313, SLG: 0.371<br>Ernie Young, R (7, 8)<br>OBP: 0.306, SLG: 0.290 | | 1-2 L8 ② | | 4-1 1-2 2-3 HR BB | | 2-2 L9 ③ | | | | 2<br>0 | 1<br>0 | 0<br>0 | 0<br>0 | 1<br>0 | 0<br>0 | 1<br>0 |
| Scott Spiezio, S (1, 4)<br>OBP: 0.341, SLG: 0.486 | | 3-2 G4-3 ③ | | 3-2 1-H 2-H 3-H HR | | | 4-1 G4-3 BB | | | 2 | 1 | 1 | 4 | 1 | 0 | 0 |
| Izzy Molina, R (1, 2)<br>OBP: 0.178, SLG: 0.182 | | | 1-1 G6-3 ① | 3-2 G5-3 ③ | | | 0-0 1-2 G4-3 ① | | | 3 | 0 | 0 | 0 | 0 | 0 | 1 |
| Inning Stats | R: 2 E: 0 K: 0 S: 16 H: 2 LOB: 0 BB: 1 P: 27 | R: 0 E: 0 K: 0 S: 8 H: 0 LOB: 0 BB: 0 P: 15 | R: 0 E: 0 K: 0 S: 5 H: 0 LOB: 0 BB: 0 P: 6 | R: 4 E: 0 K: 0 S: 13 H: 2 LOB: 0 BB: 2 P: 29 | R: 0 E: 0 K: 1 S: 7 H: 0 LOB: 0 BB: 0 P: 12 | R: 0 E: 0 K: 0 S: 14 H: 1 LOB: 1 BB: 0 P: 22 | R: 0 E: 0 K: 0 S: 5 H: 0 LOB: 1 BB: 1 P: 13 | R: 0 E: 0 K: 1 S: 8 H: 1 LOB: 1 BB: 0 P: 12 | | 1B: 3<br>2B: 1<br>3B: 0<br>HR: 2 | SF: 0<br>SAC: 0<br>DP: 1<br>HBP: 0 | | | WP: 0<br>PB: 0<br>SB: 0<br>CS: 1 | PA: 32 | |

| PITCHER | | IP | WLS | BF | H | R | ER | SO | BB | IBB | HBP | BLK | WP | HR | S | P | ERA | WHIP |
|---|---|---|---|---|---|---|---|---|---|---|---|---|---|---|---|---|---|---|
| Rich Robertson, L<br>ERA: 7.36 | (1, 1) | 4.0 | L | 18 | 4 | 6 | 6 | 0 | 3 | 0 | 0 | 0 | 0 | 2 | 42 | 77 | 13.50 | 1.750 |
| Mike Trombley, R<br>ERA: 2.13 | (5, 1) | 2.0 | | 7 | 1 | 0 | 0 | 1 | 0 | 0 | 0 | 0 | 0 | 0 | 21 | 34 | 0.00 | 0.500 |
| Todd Ritchie, R<br>ERA: 4.5 | (7, 1) | 2.0 | | 7 | 1 | 0 | 0 | 1 | 1 | 0 | 0 | 0 | 0 | 0 | 13 | 25 | 0.00 | 1.000 |

| PITCHER | IP | WLS | BF | H | R | ER | SO | BB | IBB | HBP | BLK | WP | HR | S | P | ERA | WHIP |
|---|---|---|---|---|---|---|---|---|---|---|---|---|---|---|---|---|---|

# BOTTOM

## Minnesota Twins @ Oakland Athletics

Oakland-Alameda County Coliseum, Oakland, CA

Wed Apr 23 1997, 7:05 PM PDT

Att. 8,494 - Unknown - 57 F

livebaseballscorecards.com

| | |
|---|---|
| AB | 28 |
| R | 6 |
| H | 6 |
| RBI | 6 |
| BB | 4 |
| SO | 2 |
| LOB | 12 |

| Batter | 1 | 2 | 3 | 4 | 5 | 6 | 7 | 8 | 9 | 10 | 11 | AB | R | H | RBI | BB | SO | LOB |
|---|---|---|---|---|---|---|---|---|---|---|---|---|---|---|---|---|---|---|
| Chuck Knoblauch, R (1, 4)<br>OBP: 0.424, SLG: 0.384 | K | | HR | | P6 | | 1B | | F8 | | L6 | 7 | 2 | 2 | 1 | 0 | 1 | 2 |
| Rich Becker, L (1, 8)<br>OBP: 0.321, SLG: 0.250 | K | | G4-3 1B | | F8 | | 1B SF8 1B | | F6 | | G4-3 | 7 | 2 | 3 | 0 | 0 | 1 | 0 |
| Matt Lawton, L (1, 7)<br>OBP: 0.441, SLG: 0.487 | 2B | | G4-3 | | 2B | | 1B | | L4 | | | 5 | 2 | 3 | 2 | 1 | 0 | 1 |
| Roberto Kelly, R (1, 10)<br>OBP: 0.368, SLG: 0.455 | F8 | | G1-3 | | 2B | | SF8 | SF7 | | BB 1B | | 4 | 0 | 2 | 3 | 0 | 0 | 2 |
| Greg Myers, L (1, 2)<br>OBP: 0.333, SLG: 0.296 | | K | | F8 | G3-1 | | | | | F8 | | 3 | 0 | 0 | 0 | 0 | 1 | 1 |
| Terry Steinbach, R (7, PH)<br>OBP: 0.353, SLG: 0.417 (7, 2) | | K | | F8 | G3-1 | | K | HR | | F8 | | 3 | 1 | 1 | 3 | 0 | 1 | 2 |
| Greg Colbrunn, R (1, 3)<br>OBP: 0.325, SLG: 0.486 | | G4-3 2B | | G5-3 | | F8 | 1B | HBP | | BB 1B | | 5 | 1 | 3 | 0 | 0 | 0 | 0 |
| Todd Walker, L (1, 5)<br>OBP: 0.357, SLG: 0.380 | | G4-3 | | 1B | | F7 | F7 | 1B | | G6-4-3 | | 5 | 1 | 2 | 0 | 0 | 0 | 3 |
| Denny Hocking, S (8, 5)<br>OBP: 0.422, SLG: 0.525 | | | | | | | | | | | | 0 | 0 | 0 | 0 | 1 | 0 | 0 |
| Pat Meares, R (1, 6)<br>OBP: 0.324, SLG: 0.438 | | G6-3 | | 1B | | 1B | HBP | | | G6-4-3 | | 5 | 1 | 3 | 0 | 0 | 0 | 4 |
| Brent Brede, L (1, 9)<br>OBP: 0.333, SLG: 0.324 | | | F8 | G4-3 | P5 | | SF7 1B | | | | G6 | 6 | 1 | 2 | 2 | 0 | 0 | 3 |
| Inning Stats | R: 0<br>E: 0<br>K: 2<br>S: 10<br>H: 1<br>LOB: 1<br>BB: 0<br>P: 15 | R: 0<br>E: 0<br>K: 1<br>S: 10<br>H: 1<br>LOB: 1<br>BB: 0<br>P: 15 | R: 1<br>E: 0<br>K: 0<br>S: 9<br>H: 2<br>LOB: 1<br>BB: 0<br>P: 13 | R: 0<br>E: 0<br>K: 0<br>S: 11<br>H: 2<br>LOB: 2<br>BB: 0<br>P: 18 | R: 1<br>E: 0<br>K: 0<br>S: 13<br>H: 2<br>LOB: 1<br>BB: 0<br>P: 20 | R: 0<br>E: 0<br>K: 0<br>S: 8<br>H: 1<br>LOB: 1<br>BB: 0<br>P: 11 | R: 2<br>E: 0<br>K: 1<br>S: 16<br>H: 4<br>LOB: 2<br>BB: 0<br>P: 28 | R: 7<br>E: 0<br>K: 0<br>S: 24<br>H: 6<br>LOB: 2<br>BB: 1<br>P: 49 | R: 0<br>E: 0<br>K: 0<br>S: 7<br>H: 0<br>LOB: 0<br>BB: 0<br>P: 11 | R: 0<br>E: 0<br>K: 0<br>S: 12<br>H: 2<br>LOB: 2<br>BB: 1<br>P: 17 | R: 0<br>E: 0<br>K: 0<br>S: 4<br>H: 0<br>LOB: 0<br>BB: 0<br>P: 5 | 1B: 15<br>2B: 4<br>3B: 0<br>HR: 2<br>SF: 2<br>SAC: 0<br>DP: 1<br>HBP: 2 | WP: 0<br>PB: 0<br>SB: 2<br>CS: 0<br>PA: 56 | | | | | |

# TOP

## Minnesota Twins @ Oakland Athletics

Oakland-Alameda County Coliseum, Oakland, CA

Thu Apr 24 1997, 3:33 AM PDT

Att. 9,044 - Sunny - 64 F

livebaseballscorecards.com

| | |
|---|---|
| AB | 50 |
| R | 11 |
| H | 21 |
| RBI | 11 |
| BB | 2 |
| SO | 4 |
| LOB | 18 |

| PITCHER | | IP | WLS | BF | H | R | ER | SO | BB | IBB | HBP | BLK | WP | HR | S | P | ERA | WHIP |
|---|---|---|---|---|---|---|---|---|---|---|---|---|---|---|---|---|---|---|
| Dave Telgheder, R<br>ERA: 3.77 | (1, 1) | 6.0 | | 29 | 11 | 4 | 4 | 3 | 0 | 0 | 0 | 0 | 0 | 1 | 65 | 101 | 6.00 | 1.833 |
| Buddy Groom, L<br>ERA: 6.35 | (7, 1) | 0.1 | | 2 | 1 | 0 | 0 | 0 | 0 | 0 | 0 | 0 | 0 | 0 | 4 | 5 | 0.00 | 3.000 |
| Richie Lewis, R<br>ERA: 10.13 | (7, 1) | 0.2 | | 5 | 2 | 2 | 2 | 1 | 0 | 0 | 1 | 0 | 0 | 0 | 13 | 23 | 27.00 | 3.000 |
| Billy Taylor, R<br>ERA: 6.75 | (8, 1) | 0.2 | | 7 | 3 | 3 | 3 | 0 | 1 | 0 | 1 | 0 | 0 | 1 | 15 | 32 | 40.50 | 6.000 |
| Don Wengert, R<br>ERA: 4.15 | (8, 1) | 3.1 | W | 13 | 4 | 2 | 2 | 0 | 1 | 0 | 0 | 0 | 0 | 0 | 27 | 41 | 5.40 | 1.500 |

| PITCHER | IP | WLS | BF | H | R | ER | SO | BB | IBB | HBP | BLK | WP | HR | S | P | ERA | WHIP |
|---|---|---|---|---|---|---|---|---|---|---|---|---|---|---|---|---|---|

# Minnesota Twins @ Oakland Athletics

Oakland-Alameda County Coliseum, Oakland, CA

Thu Apr 24 1997, 3:33 AM PDT

Att. 9,044 - Sunny - 64 F

livebaseballscorecards.com

| Batter | 1 | 2 | 3 | 4 | 5 | 6 | 7 | 8 | 9 | 10 | 11 | AB | R | H | RBI | BB | SO | LOB |
|---|---|---|---|---|---|---|---|---|---|---|---|---|---|---|---|---|---|---|
| Damon Mashore, R (1, 8) (8, 7) OBP: 0.460, SLG: 0.453 | F9 | G5-3 F7 2B 1B | SAFE F8 | K | | | G4-6-3 1-2f | | HR 2B | | WP BB | 6 | 2 | 2 | 0 | 1 | 1 | 4 |
| Jason Giambi, L (1, 7) OBP: 0.330, SLG: 0.400 | 1B 2B | F7 1-2 | 1-2 1B | | G4-3 1B | | K | | 2-H HR | | L8 2-3 | 5 | 1 | 3 | 0 | 0 | 1 | 1 |
| Matt Stairs, L (8, 9) OBP: 0.350, SLG: 0.471 | | | | | | | | | | | | 2 | 1 | 1 | 2 | 0 | 0 | 2 |
| Jose Canseco, R (1, 10) OBP: 0.326, SLG: 0.400 | 1B 2H 1B | G5-3 2-3 | F7 | | G4-3 1-2f | | | BB 1B | L5 | | WP 1-2 3-H | 7 | 1 | 2 | 1 | 0 | 0 | 5 |
| Mark McGwire, R (1, 3) OBP: 0.449, SLG: 0.757 | L7 | WP 3-H 2B | | FC6-4 BB | FC6-4 1B | | | BB 1-2 | F8 | | | 4 | 1 | 2 | 1 | 2 | 0 | 1 |
| Geronimo Berroa, R (1, 9) OBP: 0.440, SLG: 0.606 | BB 1B 1-3 BB 1B | 2B 2-3 IBB | | FC6-4 1B 1B 1-2 1B | FC6-4 1-2 | | | K | | K | | 1 | 2 | 1 | 0 | 1 | 0 | 0 |
| Ernie Young, R (3, 9) OBP: 0.275, SLG: 0.257 | | | | | | | | | | | | 4 | 1 | 0 | 0 | 0 | 2 | 4 |
| Scott Spiezio, S (1, 4) OBP: 0.352, SLG: 0.500 | BB BB 1-2 3-H 1B | SAFE 1-H 3-H 2B | | 1B 1-2 1B | | P3 | | F9 | | F9 | | 6 | 1 | 3 | 3 | 0 | 0 | 2 |
| Scott Brosius, R (1, 5) OBP: 0.264, SLG: 0.211 | BB 1-2 2-3 BB | G5-3 | | 1B 1-2 2-3 1B | | G5-3 | | K | | F9 | | 5 | 0 | 1 | 0 | 1 | 1 | 3 |
| Rafael Bournigal, R (1, 6) OBP: 0.432, SLG: 0.310 | 1-2 2-3 3-H BB | | F7 | | | G5-3 | | | P6 | | L8 SH1-3 WP 1B | 3 | 0 | 1 | 3 | 1 | 0 | 0 |
| Dave Magadan, L (9, PH) OBP: 0.500, SLG: 0.500 | | | | | | | | | | | | 1 | 0 | 0 | 0 | 0 | 0 | 0 |
| Tony Batista, R (10, 6) OBP: 0.235, SLG: 0.255 | | | | | | | | | | | | 1 | 1 | 1 | 0 | 0 | 0 | 0 |
| Brent Mayne, L (1, 2) OBP: 0.333, SLG: 0.625 | F8 | | 1B | K | | | G4-6-3 BB | | HR | | SH1-3 1-2 | 4 | 1 | 2 | 1 | 1 | 1 | 5 |

| Inning Stats | | | | | | | | | | | |

| Batter | 1 | 2 | 3 | 4 | 5 | 6 | 7 | 8 | 9 | AB | R | H | RBI | BB | SO | LOB |
|---|---|---|---|---|---|---|---|---|---|---|---|---|---|---|---|---|
| Mark McLemore, S (1, 4)<br>OBP: 0.273, SLG: 0.212 | C B B B X<br>3-1<br>29 G4-6-3<br>1B | | B 1 SAFE B B B<br>4-0<br>1-2<br>2B<br>BB | X<br>0-0 ①<br>FC1-6<br>1-2f | | | C F B X<br>1-2 ①<br>G4-3 | | X<br>0-0<br>2B | 4 | 1 | 2 | 0 | 1 | 0 | 1 |
| Ivan Rodriguez, R (1, 2)<br>OBP: 0.370, SLG: 0.494 | B S 1 SAFE F 1 F S<br>1-3 ①<br>K | | X<br>0-0<br>29<br>1-H 2B<br>2-H 2B | F B 1 SAFE B 1 C S<br>2-3 ②<br>K | | | B S B B C F X<br>3-2 ②<br>F9 | | X<br>0-0 ③<br>F9 | 5 | 1 | 1 | 2 | 0 | 2 | 3 |
| 29 Rusty Greer, L (1, 7)<br>OBP: 0.423, SLG: 0.460 | X<br>0-0 ② ③<br>G4-6-3<br>1-2f | | B X<br>1-0<br>2-H HR 2B | B B X<br>2-0 ③<br>G3-1 | | | C B B F X<br>2-2 ③<br>G4-3 | | | 4 | 1 | 1 | 1 | 0 | 0 | 2 |
| Will Clark, L (1, 3)<br>OBP: 0.423, SLG: 0.542 | | B X<br>1-0<br>2B<br>SF7<br>1B | B F F B B F X<br>3-2<br>2-H HR | | B B C B X<br>3-1 ①<br>G3 | | | C F B S<br>1-3 ①<br>K | | 4 | 2 | 2 | 2 | 0 | 1 | 0 |
| Dean Palmer, R (1, 5)<br>OBP: 0.346, SLG: 0.485 | | B X<br>1-0<br>1-3<br>2B | B F C S<br>1-3 ①<br>K | | F B X<br>1-1 ②<br>F8 | | | F X<br>0-1<br>FC6-4<br>1B | | 4 | 0 | 2 | 0 | 0 | 1 | 0 |
| Lee Stevens, L (1, 10)<br>OBP: 0.343, SLG: 0.492 | F B F B X<br>2-2 ①<br>SF7<br>3-H | | S X<br>0-1<br>1B | | X<br>0-0 ③<br>F9 | | | B C S S S<br>1-3 ②<br>K | | 3 | 0 | 1 | 1 | 0 | 1 | 1 |
| Warren Newson, L (1, 9)<br>OBP: 0.313, SLG: 0.083<br>Marc Sagmoen, L (8, 9)<br>OBP: 0.192, SLG: 0.261 | D B X<br>2-0 ②<br>G6-3 | | X<br>0-0 ②<br>L4 | | | C C B B X<br>2-2 ①<br>G6-3 | | C B S B X<br>2-2 ③<br>FC6-4<br>1-2f | | 4 | 0 | 0 | 0 | 0 | 0 | 3 |
| | | | | | | | | | | 0 | 0 | 0 | 0 | 0 | 0 | 0 |
| Damon Buford, R (1, 8)<br>OBP: 0.250, SLG: 0.262 | B C X<br>1-1 ③<br>G6-3 | | C S S<br>0-3 ③<br>K | | | C F B C<br>1-3 ②<br>K | | | F X<br>0-1 ①<br>G5-3 | 4 | 0 | 0 | 0 | 0 | 2 | 2 |
| Benji Gil, R (1, 6)<br>OBP: 0.239, SLG: 0.283 | | | C B X<br>1-1<br>BB<br>2B<br>1B | B S B X<br>2-1<br>FC1-6<br>1B | | C C B S<br>1-3 ③<br>K | | | B C X<br>1-1 ②<br>G6-3 | 4 | 1 | 2 | 0 | 0 | 1 | 0 |
| Inning Stats | R: 0 H: 1<br>E: 0 LOB: 0<br>K: 1 BB: 0<br>S: 7 P: 11 | R: 1 H: 2<br>E: 0 LOB: 1<br>K: 0 BB: 0<br>S: 8 P: 15 | R: 5 H: 5<br>E: 0 LOB: 1<br>K: 2 BB: 1<br>S: 17 P: 27 | R: 0 H: 1<br>E: 0 LOB: 1<br>K: 1 BB: 0<br>S: 7 P: 13 | R: 0 H: 0<br>E: 0 LOB: 0<br>K: 0 BB: 0<br>S: 5 P: 9 | R: 0 H: 0<br>E: 0 LOB: 0<br>K: 2 BB: 0<br>S: 9 P: 13 | R: 0 H: 0<br>E: 0 LOB: 0<br>K: 0 BB: 0<br>S: 10 P: 16 | R: 0 H: 1<br>E: 0 LOB: 1<br>K: 2 BB: 0<br>S: 11 P: 15 | R: 0 H: 1<br>E: 0 LOB: 1<br>K: 0 BB: 0<br>S: 6 P: 7 | 1B: 6 SF: 1<br>2B: 4 SAC: 0<br>3B: 0 DP: 1<br>HR: 1 HBP: 0 | | | | | | |

# TOP

## Texas Rangers @ Minnesota Twins

Hubert H. Humphrey Metrodome, Minneapolis, MN

Fri Apr 25 1997, 8:05 PM EDT
Att. 16,336 - Dome - 67 F

livebaseballscorecards.com

| | |
|---|---|
| AB | 36 |
| R | 6 |
| H | 11 |
| RBI | 6 |
| BB | 1 |
| SO | 8 |
| LOB | 12 |

| PITCHER | | IP | WLS | BF | H | R | ER | SO | BB | IBB | HBP | BLK | WP | HR | S | P | ERA | WHIP |
|---|---|---|---|---|---|---|---|---|---|---|---|---|---|---|---|---|---|---|
| Bob Tewksbury, R<br>ERA: 3.16 | (1, 1) | 8.0 | L | 34 | 10 | 6 | 6 | 8 | 1 | 0 | 0 | 0 | 0 | 1 | 74 | 119 | 6.75 | 1.375 |
| Gregg Olson, R<br>ERA: 15.63 | (9, 1) | 1.0 | | 4 | 1 | 0 | 0 | 0 | 0 | 0 | 0 | 0 | 0 | 0 | 6 | 7 | 0.00 | 1.000 |

| PITCHER | IP | WLS | BF | H | R | ER | SO | BB | IBB | HBP | BLK | WP | HR | S | P | ERA | WHIP |
|---|---|---|---|---|---|---|---|---|---|---|---|---|---|---|---|---|---|

WP: 0 PA: 38
PB: 0
SB: 0
CS: 0

| Batter | 1 | 2 | 3 | 4 | 5 | 6 | 7 | 8 | 9 | AB | R | H | RBI | BB | SO | LOB |
|---|---|---|---|---|---|---|---|---|---|---|---|---|---|---|---|---|
| Chuck Knoblauch, R (1, 4)<br>OBP: 0.433, SLG: 0.429 | B C C B F F B X<br>3-2<br>G6-3<br>3B | | C B X<br>1-1 ②<br>G6-3 | | B C S B B X<br>3-2 ②<br>G4-3 | | B B B B<br>4-0<br>1B<br>BB | | F F B B F X<br>2-2<br>2B | 4 | 1 | 2 | 0 | 1 | 0 | 0 |
| Rich Becker, L (1, 8)<br>OBP: 0.337, SLG: 0.253 | X<br>0-0 ①<br>G6-3<br>3-H | | B B B B<br>4-0<br>BB | | B F B B B F B<br>4-2<br>BB | | 1 SAFE B F B B B F X<br>3-2<br>1-2<br>1B | | X<br>0-0 ③<br>F7 | 3 | 0 | 1 | 1 | 2 | 0 | 1 |
| Roberto Kelly, R (1, 10)<br>OBP: 0.341, SLG: 0.417<br>Greg Myers, L (7, PH)<br>OBP: 0.323, SLG: 0.286 | S B X<br>1-1 ②<br>F9 | | X<br>0-0 ③<br>G1-3 | | C B F B B F S<br>3-3 ③<br>K | | S S B D B S<br>3-3 ③<br>K | | | 3<br>1 | 0<br>0 | 0<br>0 | 0<br>0 | 0<br>0 | 1<br>1 | 2<br>2 |
| Matt Lawton, L (1, 7)<br>OBP: 0.454, SLG: 0.544 | F B B S H<br>3-2<br>HBP | | | C X<br>0-1<br>G1-3<br>2B | | C C F X<br>0-2 ①<br>F8 | | X<br>0-0<br>HR | | 3 | 1 | 2 | 1 | 0 | 0 | 0 |
| Terry Steinbach, R (1, 2)<br>OBP: 0.333, SLG: 0.391 | B S 1 SAFE F C<br>1-3 ③<br>K | | | X<br>0-0 ①<br>G1-3<br>2-3 | | S S S<br>0-3 ②<br>K | | B X<br>1-0 ①<br>F9 | | 4 | 0 | 0 | 0 | 0 | 2 | 2 |
| Todd Walker, L (1, 5)<br>OBP: 0.350, SLG: 0.358 | | C F F F X<br>0-2 ①<br>G3 | | B S S S D S<br>2-3 ②<br>K | | B B F S B F B<br>4-2<br>BB | | S B X<br>1-1 ②<br>G4-3 | | 3 | 0 | 0 | 0 | 1 | 1 | 1 |
| Ron Coomer, R (1, 3)<br>OBP: 0.325, SLG: 0.526 | | C F S<br>0-3 ②<br>K | | X<br>0-0 ③<br>G6-3 | | X<br>0-0 ③<br>F9 | | B F F B B X<br>3-2 ③<br>G3 | | 4 | 0 | 0 | 0 | 0 | 1 | 2 |
| Brent Brede, L (1, 9)<br>OBP: 0.304, SLG: 0.293 | | B B F C X<br>2-2 ③<br>G6-3 | | | C F C<br>0-3 ①<br>K | | S C S<br>0-3 ①<br>K | | B F X<br>1-1 ①<br>G4-3 | 4 | 0 | 0 | 0 | 0 | 2 | 0 |
| Pat Meares, R (1, 6)<br>OBP: 0.320, SLG: 0.471 | | | C X<br>0-1 ①<br>F8 | | B F F F F X<br>1-2<br>HR | | C X<br>0-1 ②<br>G4-3 | | S B X<br>1-1 ②<br>F8 | 4 | 1 | 1 | 1 | 0 | 0 | 0 |
| Inning Stats | R: 1 H: 1<br>E: 0 LOB: 1<br>K: 1 BB: 0<br>S: 13 P: 21 | R: 0 H: 0<br>E: 0 LOB: 0<br>K: 1 BB: 0<br>S: 11 P: 13 | R: 0 H: 0<br>E: 0 LOB: 1<br>K: 0 BB: 1<br>S: 5 P: 10 | R: 0 H: 1<br>E: 0 LOB: 1<br>K: 1 BB: 0<br>S: 7 P: 9 | R: 1 H: 1<br>E: 0 LOB: 1<br>K: 2 BB: 1<br>S: 17 P: 28 | R: 0 H: 0<br>E: 0 LOB: 1<br>K: 1 BB: 1<br>S: 11 P: 15 | R: 0 H: 1<br>E: 0 LOB: 2<br>K: 2 BB: 1<br>S: 11 P: 21 | R: 1 H: 1<br>E: 0 LOB: 0<br>K: 0 BB: 0<br>S: 7 P: 12 | R: 0 H: 1<br>E: 0 LOB: 1<br>K: 0 BB: 0<br>S: 9 P: 13 | 1B: 1 SF: 0<br>2B: 2 SAC: 0<br>3B: 1 DP: 0<br>HR: 2 HBP: 1 | | | | | | WP: 0 PA: 38<br>PB: 0<br>SB: 0<br>CS: 0 | |

| PITCHER | | IP | WLS | BF | H | R | ER | SO | BB | IBB | HBP | BLK | WP | HR | S | P | ERA | WHIP |
|---|---|---|---|---|---|---|---|---|---|---|---|---|---|---|---|---|---|---|
| Ken Hill, R<br>ERA: 3.89 | (1, 1) | 6.2 | W | 29 | 4 | 2 | 2 | 7 | 4 | 0 | 1 | 0 | 0 | 1 | 72 | 111 | 2.70 | 1.200 |
| Xavier Hernandez, R<br>ERA: 3.18 | (7, 1) | 1.1 | | 5 | 1 | 1 | 1 | 1 | 0 | 0 | 0 | 0 | 0 | 1 | 10 | 18 | 6.75 | 0.750 |
| John Wetteland, R<br>ERA: 0.9 | (9, 1) | 1.0 | S | 4 | 1 | 0 | 0 | 0 | 0 | 0 | 0 | 0 | 0 | 0 | 9 | 13 | 0.00 | 1.000 |

| PITCHER | IP | WLS | BF | H | R | ER | SO | BB | IBB | HBP | BLK | WP | HR | S | P | ERA | WHIP |
|---|---|---|---|---|---|---|---|---|---|---|---|---|---|---|---|---|---|

# BOTTOM

## Texas Rangers @ Minnesota Twins

Hubert H. Humphrey Metrodome, Minneapolis, MN

Fri Apr 25 1997, 8:05 PM EDT

Att. 16,336 - Dome - 67 F

livebaseballscorecards.com

| | |
|---|---|
| AB | 33 |
| R | 3 |
| H | 6 |
| RBI | 3 |
| BB | 4 |
| SO | 8 |
| LOB | 10 |

# Texas Rangers @ Minnesota Twins

Hubert H. Humphrey Metrodome, Minneapolis, MN

Sat Apr 26 1997, 8:05 PM EDT

Att. 17,956 - Dome - 70 F

TOP

livebaseballscorecards.com

| Batter | 1 | 2 | 3 | 4 | 5 | 6 | 7 | 8 | 9 | AB | R | H | RBI | BB | SO | LOB |
|---|---|---|---|---|---|---|---|---|---|---|---|---|---|---|---|---|
| Mark McLemore, S (1, 4)<br>OBP: 0.272, SLG: 0.203 | C B B X 2-1 G5-3 ① | | L F B X 1-2 G5-3 ① | | X 0-0 SH5-4 ① 1-2 2-3 | B C B B X 3-1 FC3-6 ③ 1-2f | | B C H 2-1 1B HBP | | 3 | 0 | 0 | 0 | 0 | 0 | 3 |
| Ivan Rodriguez, R (1, 2)<br>OBP: 0.360, SLG: 0.476 | B B X 2-0 L9 ② | | F X 0-1 F8 ② | | B C X 1-1 G6-3 ② 2-3 3-H | | S C X 0-2 G5-3 ① | F F X 0-2 1-2 2-H 1B | | 5 | 0 | 1 | 2 | 0 | 0 | 1 |
| 29 Rusty Greer, L (1, 7)<br>OBP: 0.410, SLG: 0.433 | F B B B B 4-1 1B BB | | C S B B T 2-2 K ③ | | F B B C B X 3-2 G6-3 ③ | | B F S S 1-3 K ② | B X 1-0 P6 ③ | | 4 | 0 | 0 | 0 | 1 | 2 | 3 |
| Dean Palmer, R (1, 5)<br>OBP: 0.361, SLG: 0.493 | B X 1-0 1-3 1B | | | B F B F F F C 2-3 K ① | | C B B F X 2-2 1B SF8 1B | B X 1-0 F8 ③ | | C B C B X 2-2 PB 1B | 5 | 1 | 3 | 0 | 0 | 1 | 0 |
| Will Clark, L (1, 3)<br>OBP: 0.452, SLG: 0.536 | F B F X 1-2 F7 ③ | | | X 0-0 FC5-4 1B | | 1 SAFE B X 1-0 BB WP 1-3 1B | | B H 2-0 HR HBP | B X 1-0 F7 ① 1-2 | 4 | 1 | 2 | 0 | 0 | 0 | 3 |
| Mike Simms, R (1, 10)<br>OBP: 0.385, SLG: 0.750<br>Lee Stevens, L (8, PH)<br>OBP: 0.348, SLG: 0.541 | | B C F X 1-2 WP 1B 2B | | B B C B F F S 3-3 K ② | | B B F B B 4-1 BB 1-2 BB | | B B X 2-0 1-H HR | F S B B D C 3-3 K ② | 2 | 1 | 1 | 0 | 1 | 1 | 1 |
| | | | | | | | | | | 2 | 1 | 1 | 2 | 0 | 1 | 1 |
| Mike Devereaux, R (1, 9)<br>OBP: 0.278, SLG: 0.281<br>Warren Newson, L (6, PH)<br>OBP: 0.278, SLG: 0.077<br>(6, 9)<br>Marc Sagmoen, L (8, 9)<br>OBP: 0.185, SLG: 0.250 | | B B C X 2-1 G2-3 ① 2-3 | | C X 0-1 FC5-4 ③ 1-2f | | C X 0-1 SF8 ① 3-H | | B B S C S 2-3 K ① S X | 0-1 G3 ③ | 2 | 0 | 0 | 0 | 0 | 0 | 2 |
| | | | | | | | | | | 1 | 0 | 0 | 1 | 0 | 1 | 0 |
| | | | | | | | | | | 1 | 0 | 0 | 0 | 0 | 0 | 1 |
| Damon Buford, R (1, 8)<br>OBP: 0.276, SLG: 0.290 | | C B B F B X 3-2 3-H 1B ② | | | B F F X 1-2 SH5-4 BB G6-3 1B | F B C X 1-2 P2 ② | | X 0-0 S 1B 1B | | 4 | 2 | 3 | 1 | 0 | 0 | 2 |
| Benji Gil, R (1, 6)<br>OBP: 0.260, SLG: 0.271 | | B C B B C X 3-2 G6-3 ③ | | | B B B C 1 SAFE B 4-1 G6-3 SH5-4 1-2 BB | B B B 4-0 FC3-6 1-2 2-3 BB | | B 1 SAFE F B S S 2-3 K ② 1-2 | | 2 | 0 | 0 | 0 | 2 | 1 | 1 |
| Inning Stats | R: 0 E: 0 K: 0 S: 8 H: 1 LOB: 2 BB: 1 P: 18 | R: 1 E: 0 K: 0 S: 11 H: 2 LOB: 0 BB: 0 P: 20 | R: 0 E: 0 K: 1 S: 8 H: 0 LOB: 0 BB: 0 P: 11 | R: 0 E: 0 K: 2 S: 12 H: 1 LOB: 1 BB: 0 P: 17 | R: 1 E: 0 K: 0 S: 10 H: 1 LOB: 1 BB: 1 P: 19 | R: 1 E: 0 K: 0 S: 12 H: 2 LOB: 3 BB: 2 P: 27 | R: 0 E: 0 K: 1 S: 7 H: 0 LOB: 0 BB: 0 P: 9 | R: 3 E: 0 K: 2 S: 13 H: 3 LOB: 2 BB: 0 P: 24 | R: 0 E: 0 K: 1 S: 9 H: 1 LOB: 1 BB: 0 P: 15 | 1B: 9 2B: 1 3B: 0 HR: 1 | SF: 1 SAC: 1 DP: 0 HBP: 2 | | | | | | |

| | AB | 35 |
|---|---|---|
| | R | 6 |
| | H | 11 |
| | RBI | 6 |
| | BB | 4 |
| | SO | 7 |
| | LOB | 18 |

WP: 2 PB: 1 SB: 1 CS: 0 PA: 43

| PITCHER | | IP | WLS | BF | H | R | ER | SO | BB | IBB | HBP | BLK | WP | HR | S | P | ERA | WHIP |
|---|---|---|---|---|---|---|---|---|---|---|---|---|---|---|---|---|---|---|
| Scott Aldred, L<br>ERA: 5.93 | (1, 1) | 5.0 | L | 24 | 7 | 3 | 3 | 3 | 3 | 0 | 0 | 0 | 2 | 0 | 54 | 97 | 5.40 | 2.000 |
| Mike Trombley, R<br>ERA: 3.6 | (6, 1) | 2.1 | | 11 | 2 | 3 | 3 | 2 | 1 | 0 | 1 | 0 | 0 | 1 | 19 | 35 | 11.57 | 1.286 |
| Todd Ritchie, R<br>ERA: 3.95 | (8, 1) | 1.2 | | 8 | 2 | 0 | 0 | 2 | 0 | 0 | 1 | 0 | 0 | 0 | 17 | 28 | 0.00 | 1.200 |

| PITCHER | IP | WLS | BF | H | R | ER | SO | BB | IBB | HBP | BLK | WP | HR | S | P | ERA | WHIP |
|---|---|---|---|---|---|---|---|---|---|---|---|---|---|---|---|---|---|

# BOTTOM

| Batter | 1 | 2 | 3 | 4 | 5 | 6 | 7 | 8 | 9 | AB | R | H | RBI | BB | SO | LOB |
|---|---|---|---|---|---|---|---|---|---|---|---|---|---|---|---|---|
| Chuck Knoblauch, R (1, 4)<br>OBP: 0.435, SLG: 0.438 | C B X<br>1-1 L6 ① | | B B C B F B<br>4-2 1-2 BB | | C S X<br>0-2 G6-3 ③ | | B B B C X<br>3-1 1-3 2B | | | 3 | 0 | 1 | 0 | 1 | 0 | 1 |
| Rich Becker, L (1, 8)<br>OBP: 0.337, SLG: 0.295 | B F C B X<br>2-2 G4-3 ② | | S C C<br>0-3 K ③ | | | B B F B X<br>3-1 IHR | B C S B X<br>2-2 L5 ② | | | 3 | 1 | 1 | 1 | 0 | 1 | 2 |
| Roberto Kelly, R (7, PH)<br>OBP: 0.333, SLG: 0.405 (8, 8) | | | | | | | | | | 1 | 0 | 0 | 0 | 0 | 0 | 2 |
| Matt Lawton, L (1, 7)<br>OBP: 0.436, SLG: 0.518 | B C C F B X<br>2-2 F9 ③ | | | X<br>0-0 G3-1 ① | | S B X<br>1-1 F7 ① | C C X<br>0-2 G6-3 ③ | | | 4 | 0 | 0 | 0 | 0 | 0 | 2 |
| Terry Steinbach, R (1, 2)<br>OBP: 0.316, SLG: 0.368 | | S B B X<br>2-1 G4-3 ① | | B B X<br>2-0 L7 ② | | C X<br>0-1 G5-3 ② | | F X<br>0-1 G5-3 ① | | 4 | 0 | 0 | 0 | 0 | 0 | 0 |
| Greg Myers, L (1, 10)<br>OBP: 0.353, SLG: 0.300 | B B F F F X<br>2-2 P4 ② | | | B B B<br>4-0 BB | | X<br>0-0 2B 1B | | B X<br>1-0 G3 ② | | 2 | 0 | 1 | 0 | 1 | 0 | 0 |
| Ron Coomer, R (8, PH)<br>OBP: 0.317, SLG: 0.513 | | | | | | | | | | 1 | 0 | 0 | 0 | 0 | 0 | 0 |
| Greg Colbrunn, R (1, 3)<br>OBP: 0.321, SLG: 0.487 | C B S B B F S<br>3-3 K ③ | | | X<br>0-0 F8 ③ | | C X<br>0-1 1-3 2B | | S C X<br>0-2 F9 ③ | | 4 | 0 | 1 | 0 | 0 | 1 | 1 |
| Todd Walker, L (1, 5)<br>OBP: 0.333, SLG: 0.339 | | | B S C B S<br>2-3 K ① | | B B F X<br>2-1 G3-1 ① | B X<br>1-0 F7 ③ | | | B C S F F B B X<br>3-2 G4-3 ① | 3 | 0 | 0 | 0 | 0 | 1 | 2 |
| Denny Hocking, S (9, PH)<br>OBP: 0.413, SLG: 0.512 | | | | | | | | | | 1 | 0 | 0 | 0 | 0 | 0 | 0 |
| Pat Meares, R (1, 6)<br>OBP: 0.316, SLG: 0.472 | | | B X<br>1-0 F7 ② | | B B C C X<br>2-2 2B | | B B X<br>2-0 F9 ① | | C X<br>0-1 G6-3 ② | 4 | 0 | 1 | 0 | 0 | 0 | 0 |
| Brent Brede, L (1, 9)<br>OBP: 0.327, SLG: 0.318 | | | C C F X<br>0-2 BB 1B | | F F B B S<br>2-3 K ② | | X<br>0-0 2B 1B | | C B B F S<br>2-3 K ③ | 3 | 0 | 2 | 0 | 0 | 1 | 1 |
| Chris Latham, S (9, PH)<br>OBP: 0.250, SLG: 0.375 | | | | | | | | | | 1 | 0 | 0 | 0 | 0 | 1 | 0 |
| Inning Stats | R: 0 H: 0<br>E: 0 LOB: 0<br>K: 0 BB: 0<br>S: 9 P: 14 | R: 0 H: 0<br>E: 0 LOB: 0<br>K: 1 BB: 0<br>S: 11 P: 18 | R: 0 H: 1<br>E: 0 LOB: 2<br>K: 2 BB: 1<br>S: 14 P: 21 | R: 0 H: 0<br>E: 0 LOB: 1<br>K: 0 BB: 1<br>S: 3 P: 9 | R: 0 H: 1<br>E: 0 LOB: 1<br>K: 1 BB: 0<br>S: 11 P: 17 | R: 1 H: 3<br>E: 0 LOB: 2<br>K: 0 BB: 0<br>S: 10 P: 15 | R: 0 H: 2<br>E: 0 LOB: 2<br>K: 0 BB: 0<br>S: 10 P: 17 | R: 0 H: 0<br>E: 0 LOB: 0<br>K: 0 BB: 0<br>S: 6 P: 7 | R: 0 H: 0<br>E: 0 LOB: 0<br>K: 1 BB: 0<br>S: 10 P: 15 | 1B: 3 SF: 0<br>2B: 3 SAC: 0<br>3B: 0 DP: 0<br>HR: 1 HBP: 0 | | | | | | |

| PITCHER | IP | WLS | BF | H | R | ER | SO | BB | IBB | HBP | BLK | WP | HR | S | P | ERA | WHIP |
|---|---|---|---|---|---|---|---|---|---|---|---|---|---|---|---|---|---|
| Bobby Witt, R (1, 1)<br>ERA: 2.45 | 6.1 | W | 28 | 7 | 1 | 1 | 4 | 2 | 0 | 0 | 0 | 0 | 0 | 62 | 103 | 1.42 | 1.421 |
| Eric Gunderson, L (7, 1)<br>ERA: 1.42 | 2.2 | S | 8 | 0 | 0 | 0 | 1 | 0 | 0 | 0 | 0 | 0 | 0 | 22 | 30 | 0.00 | 0.000 |

| PITCHER | IP | WLS | BF | H | R | ER | SO | BB | IBB | HBP | BLK | WP | HR | S | P | ERA | WHIP |
|---|---|---|---|---|---|---|---|---|---|---|---|---|---|---|---|---|---|

# Texas Rangers @ Minnesota Twins

Hubert H. Humphrey Metrodome, Minneapolis, MN

Sat Apr 26 1997, 8:05 PM EDT

Att. 17,956 - Dome - 70 F

livebaseballscorecards.com

| | |
|---|---|
| AB | 34 |
| R | 1 |
| H | 7 |
| RBI | 1 |
| BB | 2 |
| SO | 5 |
| LOB | 11 |

| | | | |
|---|---|---|---|
| 1B: 3 | SF: 0 | WP: 0 | PA: 36 |
| 2B: 3 | SAC: 0 | PB: 0 | |
| 3B: 0 | DP: 0 | SB: 0 | |
| HR: 1 | HBP: 0 | CS: 0 | |

# Texas Rangers @ Minnesota Twins

## Hubert H. Humphrey Metrodome, Minneapolis, MN

Sun Apr 27 1997, 4:33 AM EDT
Att. 17,118 - Dome - 65 F

TOP

livebaseballscorecards.com

| Batter | 1 | 2 | 3 | 4 | 5 | 6 | 7 | 8 | 9 | AB | R | H | RBI | BB | SO | LOB |
|---|---|---|---|---|---|---|---|---|---|---|---|---|---|---|---|---|
| Mark McLemore, S (1, 4)<br>OBP: 0.267, SLG: 0.192 | B X 1-0 ① G6-3 | | B C B B X 3-1 ① G6-3 | | X 0-0 ① P2 | | B X 1-0 ② G4-3 | B B B B 4-0 29 BB BB 1-2 2-3 BB | | 4 | 0 | 0 | 0 | 1 | 0 | 0 |
| Ivan Rodriguez, R (1, 2)<br>OBP: 0.374, SLG: 0.494 | C B F X 1-2 ② G1-3 | | B F B B B 4-1 BB | | B B F X 2-1 3B | | B B F F F X 2-2 ③ G1-3 | B B B B 4-0 29 BB 1-2 2-3 3-H BB | | 3 | 0 | 1 | 1 | 2 | 0 | 0 |
| 29 Rusty Greer, L (1, 7)<br>OBP: 0.409, SLG: 0.437 | X 0-0 ③ G6-3 | | S B F 1 SAFE C 1-3 ② K | | B B F C B X 3-2 ② G3 | | | X 0-1 1B SF9 2B | | 4 | 1 | 1 | 1 | 1 | 1 | 2 |
| Will Clark, L (1, 3)<br>OBP: 0.417, SLG: 0.485 | | B B X 2-0 2B 1B | S F C 0-3 ③ K | | F B B F B X 3-2 ③ G5-3 | | | F B C 1-3 ① K 1-3 ② K | | 5 | 1 | 1 | 0 | 0 | 3 | 6 |
| Dean Palmer, R (1, 5)<br>OBP: 0.352, SLG: 0.474 | | C B B C X 2-2 ① L5 | | X 0-0 ① F9 | | C X 0-1 ① P3 | | F B X 1-1 2-3 HR 1B | C F B X 1-2 ① P3 | 5 | 1 | 1 | 0 | 0 | 0 | 1 |
| Lee Stevens, L (1, 10)<br>Mike Simms, R (9, PH)<br>OBP: 0.342, SLG: 0.531<br>OBP: 0.370, SLG: 0.720 | | C F B S 1-3 ② K | | S B X 1-1 1B 1B | | F B B S X 2-2 ② G1-3 | | S X 0-1 ② SF9 3-H | B X 1-0 ② G6-3 | 3<br>1 | 0<br>0 | 1<br>0 | 1<br>0 | 0<br>0 | 1<br>0 | 1<br>0 |
| Warren Newson, L (1, 9)<br>Marc Sagmoen, L (8, 9)<br>OBP: 0.364, SLG: 0.471<br>OBP: 0.179, SLG: 0.240 | | 1 SAFE B S X 1-1 1-H 2B 2B | | X 0-0 ② F7 | | B C F X 1-2 1B | | B S X 1-1 1-H HR | B C X 1-1 ③ G4-3 | 4<br>1 | 2<br>0 | 3<br>0 | 3<br>0 | 0<br>0 | 0<br>0 | 1<br>0 |
| Damon Buford, R (1, 8)<br>OBP: 0.300, SLG: 0.319 | | C X 0-1 2-H 2B | | F X 0-1 1-2 1B | | B X 1-0 ③ P4 | | C B B B B 4-1 BB 1B BB BB | | 3 | 1 | 2 | 1 | 1 | 0 | 1 |
| Benji Gil, R (1, 6)<br>OBP: 0.259, SLG: 0.269 | | B B C E S 2-3 ③ K | | F F B F F B S 2-3 ③ K | | | B C B F X 2-2 ① P6 | 1 SAFE X 0-0 BB 29 BB BB 1-2 1B | | 4 | 1 | 1 | 0 | 0 | 2 | 3 |

| Inning Stats | | | | | | | | | | | | | | | | | | | | | | | | |
|---|---|---|---|---|---|---|---|---|---|---|---|---|---|---|---|---|---|---|---|---|---|---|---|---|
| | R: 0 | H: 0 | R: 2 | H: 3 | R: 0 | H: 0 | R: 0 | H: 2 | R: 0 | H: 1 | R: 0 | H: 1 | R: 0 | H: 0 | R: 5 | H: 4 | R: 0 | H: 0 | 1B: 6 | SF: 1 | WP: 0 | PA: 43 |
| | E: 0 | LOB: 0 | E: 0 | LOB: 1 | E: 0 | LOB: 1 | E: 0 | LOB: 2 | E: 0 | LOB: 1 | E: 0 | LOB: 1 | E: 0 | LOB: 0 | E: 0 | LOB: 3 | E: 0 | LOB: 0 | 2B: 3 | SAC: 0 | PB: 0 | |
| | K: 0 | BB: 0 | K: 2 | BB: 0 | K: 2 | BB: 1 | K: 1 | BB: 0 | K: 0 | BB: 0 | K: 0 | BB: 0 | K: 0 | BB: 0 | K: 2 | BB: 4 | K: 0 | BB: 0 | 3B: 1 | DP: 0 | SB: 0 | |
| | S: 5 | P: 7 | S: 14 | P: 22 | S: 9 | P: 17 | S: 11 | P: 14 | S: 9 | P: 17 | S: 9 | P: 13 | S: 8 | P: 13 | S: 18 | P: 38 | S: 6 | P: 9 | HR: 1 | HBP: 0 | CS: 0 | |

| | AB | 37 |
|---|---|---|
| | R | 7 |
| | H | 11 |
| | RBI | 7 |
| | BB | 5 |
| | SO | 7 |
| | LOB | 15 |

| PITCHER | | IP | WLS | BF | H | R | ER | SO | BB | IBB | HBP | BLK | WP | HR | S | P | ERA | WHIP |
|---|---|---|---|---|---|---|---|---|---|---|---|---|---|---|---|---|---|---|
| Brad Radke, R<br>ERA: 5.24 | (1, 1) | 7.0 | | 29 | 7 | 2 | 2 | 5 | 1 | 0 | 0 | 0 | 0 | 0 | 65 | 103 | 2.57 | 1.143 |
| Eddie Guardado, L<br>ERA: 7.11 | (8, 1) | 0.1 | | 2 | 1 | 1 | 1 | 1 | 0 | 0 | 0 | 0 | 0 | 0 | 5 | 6 | 27.00 | 3.000 |
| Dan Naulty, R<br>ERA: 4.66 | (8, 1) | 0.1 | L | 6 | 3 | 2 | 2 | 0 | 2 | 0 | 0 | 0 | 0 | 1 | 8 | 18 | 54.00 | 15.000 |
| Rick Aguilera, R<br>ERA: 7.84 | (8, 1) | 0.1 | | 3 | 0 | 2 | 2 | 1 | 2 | 0 | 0 | 0 | 0 | 0 | 5 | 14 | 54.00 | 6.000 |
| Greg Swindell, L<br>ERA: 3.77 | (9, 1) | 1.0 | | 3 | 0 | 0 | 0 | 0 | 0 | 0 | 0 | 0 | 0 | 0 | 6 | 9 | 0.00 | 0.000 |

| PITCHER | | IP | WLS | BF | H | R | ER | SO | BB | IBB | HBP | BLK | WP | HR | S | P | ERA | WHIP |
|---|---|---|---|---|---|---|---|---|---|---|---|---|---|---|---|---|---|---|

| Batter | 1 | 2 | 3 | 4 | 5 | 6 | 7 | 8 | 9 | AB | R | H | RBI | BB | SO | LOB |
|---|---|---|---|---|---|---|---|---|---|---|---|---|---|---|---|---|
| Chuck Knoblauch, R (1, 4)<br>OBP: 0.420, SLG: 0.417 | F7 | | F6 | | | F8 | K | | | 4 | 0 | 0 | 0 | 0 | 1 | 4 |
| Rich Becker, L (1, 8)<br>OBP: 0.333, SLG: 0.284 | BB | | K | | | F7 | | G1-3 | | 3 | 0 | 0 | 0 | 1 | 1 | 2 |
| Matt Lawton, L (1, 7)<br>OBP: 0.438, SLG: 0.517 | L7 | | | P6 | | | | G3 | | 4 | 1 | 2 | 0 | 0 | 0 | 1 |
| Greg Colbrunn, R (1, 3)<br>OBP: 0.318, SLG: 0.476 | K | | | P4 | | | | G3 | | 4 | 1 | 1 | 0 | 0 | 1 | 2 |
| Greg Myers, L (1, 2)<br>OBP: 0.351, SLG: 0.303 | | K | | K | | | | | F8 | 3 | 1 | 1 | 0 | 0 | 2 | 0 |
| Terry Steinbach, R (9, PH)<br>OBP: 0.312, SLG: 0.362 | | | | | | | | | | 1 | 0 | 0 | 0 | 0 | 0 | 0 |
| Roberto Kelly, R (1, 10)<br>OBP: 0.326, SLG: 0.415 | | G5-3 | | | K | | 2B | | G6-3 | 4 | 0 | 1 | 2 | 0 | 1 | 0 |
| Todd Walker, L (1, 5)<br>OBP: 0.323, SLG: 0.328 | | K | | | F7 | | IBB | | G4-3 | 2 | 0 | 0 | 0 | 0 | 1 | 0 |
| Ron Coomer, R (7, PH)<br>OBP: 0.333, SLG: 0.513 | | | | | | | | | | 0 | 0 | 0 | 0 | 1 | 0 | 0 |
| Denny Hocking, S (7, PR)<br>OBP: 0.404, SLG: 0.500 | | | | | | | | | | 1 | 0 | 0 | 0 | 0 | 0 | 0 |
| (8, 5) | | | | | | | | | | | | | | | | |
| Pat Meares, R (1, 6)<br>OBP: 0.317, SLG: 0.473 | | | CS 1B | | F8 | | SF7 | | | 2 | 0 | 1 | 1 | 0 | 0 | 0 |
| Brent Brede, L (1, 9)<br>OBP: 0.327, SLG: 0.319 | | | CS | | | K | F9 | | | 3 | 0 | 1 | 0 | 0 | 1 | 2 |
| Inning Stats | R: 0<br>E: 0<br>K: 1<br>S: 8<br>H: 0<br>LOB: 1<br>BB: 1<br>P: 16 | R: 0<br>E: 0<br>K: 2<br>S: 8<br>H: 0<br>LOB: 0<br>BB: 0<br>P: 12 | R: 0<br>E: 0<br>K: 1<br>S: 9<br>H: 2<br>LOB: 1<br>BB: 0<br>P: 15 | R: 0<br>E: 0<br>K: 1<br>S: 8<br>H: 0<br>LOB: 0<br>BB: 0<br>P: 10 | R: 0<br>E: 0<br>K: 1<br>S: 8<br>H: 0<br>LOB: 0<br>BB: 0<br>P: 12 | R: 0<br>E: 0<br>K: 1<br>S: 7<br>H: 0<br>LOB: 0<br>BB: 1<br>P: 9 | R: 3<br>E: 0<br>K: 1<br>S: 12<br>H: 4<br>LOB: 2<br>BB: 1<br>P: 21 | R: 0<br>E: 0<br>K: 0<br>S: 7<br>H: 1<br>LOB: 0<br>BB: 0<br>P: 11 | R: 0<br>E: 0<br>K: 0<br>S: 5<br>H: 0<br>LOB: 0<br>BB: 0<br>P: 8 | 1B: 6<br>2B: 1<br>3B: 0<br>HR: 0<br>SF: 1<br>SAC: 0<br>DP: 1<br>HBP: 0 | WP: 0<br>PB: 0<br>SB: 0<br>CS: 2<br>PA: 34 | | | | | |

| PITCHER | | IP | WLS | BF | H | R | ER | SO | BB | IBB | HBP | BLK | WP | HR | S | P | ERA | WHIP |
|---|---|---|---|---|---|---|---|---|---|---|---|---|---|---|---|---|---|---|
| John Burkett, R<br>ERA: 3.13 | (1, 1) | 6.0 | | 24 | 6 | 3 | 3 | 7 | 1 | 0 | 0 | 0 | 0 | 0 | 53 | 81 | 4.50 | 1.167 |
| Ed Vosberg, L<br>ERA: 15.75 | (7, 1) | 0.0 | | 1 | 0 | 0 | 0 | 0 | 0 | 1 | 0 | 0 | 0 | 0 | 0 | 4 | ∞ | ∞ |
| Danny Patterson, R<br>ERA: 1.04 | (7, 1) | 1.0 | W | 3 | 0 | 0 | 0 | 1 | 0 | 0 | 0 | 0 | 0 | 0 | 7 | 10 | 0.00 | 0.000 |
| Eric Gunderson, L<br>ERA: 1.23 | (8, 1) | 1.0 | | 3 | 1 | 0 | 0 | 0 | 0 | 0 | 0 | 0 | 0 | 0 | 7 | 11 | 0.00 | 1.000 |
| Xavier Hernandez, R<br>ERA: 2.92 | (9, 1) | 1.0 | | 3 | 0 | 0 | 0 | 0 | 0 | 0 | 0 | 0 | 0 | 0 | 5 | 8 | 0.00 | 0.000 |

| PITCHER | IP | WLS | BF | H | R | ER | SO | BB | IBB | HBP | BLK | WP | HR | S | P | ERA | WHIP |
|---|---|---|---|---|---|---|---|---|---|---|---|---|---|---|---|---|---|

# BOTTOM

## Texas Rangers @ Minnesota Twins

Hubert H. Humphrey Metrodome, Minneapolis, MN

Sun Apr 27 1997, 4:33 AM EDT

Att. 17,118 - Dome - 65 F

livebaseballscorecards.com

| | |
|---|---|
| AB | 31 |
| R | 3 |
| H | 7 |
| RBI | 3 |
| BB | 2 |
| SO | 8 |
| LOB | 11 |

# Baltimore Orioles @ Minnesota Twins

Hubert H. Humphrey Metrodome, Minneapolis, MN

Tue Apr 29 1997, 8:05 PM EDT

Att. 11,368 - Dome - 68 F

TOP

livebaseballscorecards.com

| Batter | 1 | 2 | 3 | 4 | 5 | 6 | 7 | 8 | 9 | AB | R | H | RBI | BB | SO | LOB |
|---|---|---|---|---|---|---|---|---|---|---|---|---|---|---|---|---|
| Brady Anderson, L (1, 10)<br>OBP: 0.526, SLG: 0.548 | C C B B B S<br>3-3 ① K | | B X<br>1-0 1B 1B | | S C B C<br>1-3 ① K | B B C B 1 S X SAFE<br>3-2 1-H 3-H 1B 3B | | F B C S<br>1-3 ③ K | | 5 | 2 | 2 | 2 | 0 | 3 | 1 |
| Roberto Alomar, S (1, 4)<br>OBP: 0.323, SLG: 0.448 | X<br>0-0 ② L8 | | C B B B X<br>3-1 ① P2 | | X<br>0-0 WP BB 1B | B X<br>1-0 3-H 1B | | | C B B C X<br>2-2 2B | 5 | 0 | 3 | 1 | 0 | 0 | 1 |
| Pete Incaviglia, R (1, 9)<br>OBP: 0.300, SLG: 0.378 | B X<br>1-0 HR | | B X<br>1-0 ② 1-3 1B | | B B B B<br>4-0 G3-6 1-2 BB | C S B S<br>1-3 ③ K | | | B X<br>1-0 ① P1 | 4 | 1 | 2 | 1 | 1 | 1 | 2 |
| Rafael Palmeiro, L (1, 3)<br>OBP: 0.353, SLG: 0.505 | F B B F F B X<br>3-2 1B | | C X<br>0-1 FC6-4 3-H 1B | | B F X<br>1-1 ② ③ G3-6 1-2f 2-3 | | C B B X<br>2-1 ① G3-1 | | B S C S<br>1-3 ② K | 5 | 0 | 2 | 1 | 0 | 1 | 3 |
| Cal Ripken Jr., R (1, 5)<br>OBP: 0.361, SLG: 0.551 | C B X<br>1-1 ③ G5-3 | | X<br>0-0 ③ FC6-4 1-2f | | | B X<br>1-0 ① G1-3 | F X<br>0-1 ② F9 | | C F B B B B<br>4-2 BB | 4 | 0 | 0 | 0 | 1 | 0 | 2 |
| Jeffrey Hammonds, R (1, 8)<br>OBP: 0.309, SLG: 0.368<br>Tony Tarasco, L (4, 8)<br>OBP: 0.167, SLG: 0.167 | | X<br>0-0 ① G5-3 | | C F B B X<br>2-2 ① G5-3 | | C C X<br>0-2 S 1B 1B | B X<br>1-0 ③ G4-3 | | C B S S<br>1-3 ③ K | 2<br>3 | 0<br>1 | 0<br>1 | 0<br>0 | 0<br>0 | 0<br>1 | 0<br>2 |
| B.J. Surhoff, L (1, 7)<br>OBP: 0.355, SLG: 0.377 | | B B B B<br>4-0 BB | | B C X<br>1-1 ② G5-3 | | F B X<br>1-1 1-H 1B 3B 1B | | B B X<br>2-0 ① G4-3 | | 3 | 1 | 1 | 1 | 1 | 0 | 0 |
| Chris Hoiles, R (1, 2)<br>OBP: 0.400, SLG: 0.484 | | F B B X<br>2-1 ② F7 | | B H<br>2-0 HBP | | B X<br>1-0 ② F8 | | C B B B B<br>4-1 FC5-4 BB | | 2 | 0 | 0 | 0 | 1 | 0 | 2 |
| Mike Bordick, R (1, 6)<br>OBP: 0.220, SLG: 0.173 | | B X<br>1-0 ③ G5-3 | | B B C X<br>2-1 ③ F9 | | X<br>0-0 1-3 3B 1B | | C B B C X<br>2-2 ② 1-2f FC5-4 | | 4 | 1 | 1 | 0 | 0 | 0 | 3 |
| Inning Stats | R: 1 H: 2<br>E: 0 LOB: 1<br>K: 1 BB: 0<br>S: 11 P: 19 | R: 0 H: 0<br>E: 0 LOB: 1<br>K: 0 BB: 1<br>S: 4 P: 11 | R: 1 H: 3<br>E: 0 LOB: 1<br>K: 0 BB: 0<br>S: 7 P: 12 | R: 0 H: 0<br>E: 0 LOB: 1<br>K: 0 BB: 0<br>S: 7 P: 14 | R: 0 H: 1<br>E: 0 LOB: 1<br>K: 1 BB: 1<br>S: 6 P: 12 | R: 4 H: 5<br>E: 0 LOB: 1<br>K: 1 BB: 0<br>S: 15 P: 23 | R: 0 H: 0<br>E: 0 LOB: 0<br>K: 0 BB: 0<br>S: 5 P: 8 | R: 0 H: 0<br>E: 0 LOB: 1<br>K: 1 BB: 1<br>S: 8 P: 17 | R: 0 H: 1<br>E: 0 LOB: 2<br>K: 2 BB: 1<br>S: 12 P: 21 | 1B: 9 SF: 0<br>2B: 1 SAC: 0<br>3B: 1 DP: 1<br>HR: 1 HBP: 1 | | | | | | |

| | AB | 37 |
|---|---|---|
| | R | 6 |
| | H | 12 |
| | RBI | 6 |
| | BB | 4 |
| | SO | 6 |
| | LOB | 16 |

WP: 1 PA: 42
PB: 0
SB: 1
CS: 0

| PITCHER | | IP | WLS | BF | H | R | ER | SO | BB | IBB | HBP | BLK | WP | HR | S | P | ERA | WHIP |
|---|---|---|---|---|---|---|---|---|---|---|---|---|---|---|---|---|---|---|
| Rich Robertson, L<br>ERA: 7.2 | (1, 1) | 5.1 | | 25 | 8 | 4 | 4 | 2 | 2 | 0 | 1 | 0 | 1 | 1 | 41 | 76 | 6.75 | 1.875 |
| Greg Swindell, L<br>ERA: 4.41 | (6, 1) | 2.0 | L | 9 | 3 | 2 | 2 | 1 | 0 | 0 | 0 | 0 | 0 | 0 | 15 | 26 | 9.00 | 1.500 |
| Todd Ritchie, R<br>ERA: 3.86 | (8, 1) | 0.1 | | 2 | 0 | 0 | 0 | 0 | 1 | 0 | 0 | 0 | 0 | 0 | 4 | 10 | 0.00 | 3.000 |
| Eddie Guardado, L<br>ERA: 6.75 | (8, 1) | 0.1 | | 1 | 0 | 0 | 0 | 1 | 0 | 0 | 0 | 0 | 0 | 0 | 3 | 4 | 0.00 | 0.000 |
| Rick Aguilera, R<br>ERA: 7.15 | (9, 1) | 1.0 | | 5 | 1 | 0 | 0 | 2 | 1 | 0 | 0 | 0 | 0 | 0 | 12 | 21 | 0.00 | 2.000 |

| PITCHER | IP | WLS | BF | H | R | ER | SO | BB | IBB | HBP | BLK | WP | HR | S | P | ERA | WHIP |
|---|---|---|---|---|---|---|---|---|---|---|---|---|---|---|---|---|---|

# BOTTOM

## Baltimore Orioles @ Minnesota Twins

Robert H. Humphrey Metrodome, Minneapolis, MN

Tue Apr 29 1997, 8:05 PM EDT

Att. 11,368 - Dome - 68 F

livebaseballscorecards.com

| Batter | 1 | 2 | 3 | 4 | 5 | 6 | 7 | 8 | 9 | AB | R | H | RBI | BB | SO | LOB |
|---|---|---|---|---|---|---|---|---|---|---|---|---|---|---|---|---|
| Chuck Knoblauch, R (1, 4)<br>OBP: 0.427, SLG: 0.414 | 3-1 S 1B | | 4-0 S S BB | | 3-2 F8 ① | 3-2 SH5-4 1-2 HBP | | 1-3 K ② | | 3 | 0 | 1 | 0 | 1 | 1 | 1 |
| Rich Becker, L (1, 8)<br>OBP: 0.340, SLG: 0.286 | SAFE<br>3-3 K ①<br>1-2 | | SAFE<br>SAFE<br>3-3 K ②<br>1-2 | | 4-0 2B SF8<br>1-2 BB | 0-0 SH5-4 ①<br>1-2<br>2-3 | | 2-1 1B | | 3 | 1 | 1 | 0 | 1 | 2 | 2 |
| Matt Lawton, L (1, 7)<br>OBP: 0.436, SLG: 0.516 | 3-2 F9 ② | | 4-2 S<br>2-3 BB | | 2-1 SF8 BB<br>1-3<br>2-H 2B | 1-2 L4 ② | | 2-1 F8 ③ | | 4 | 1 | 1 | 1 | 1 | 0 | 4 |
| Terry Steinbach, R (1, 2)<br>OBP: 0.317, SLG: 0.347 | 1-3 K ③ | | 3-2 P3 ③<br>1-2 | | 4-0 BB IBB<br>IBB | 4-2 BB | | | 2-2 G5-3 ① | 3 | 0 | 0 | 0 | 2 | 1 | 3 |
| Greg Myers, L (1, 10)<br>OBP: 0.325, SLG: 0.286<br>Roberto Kelly, R (6, PH)<br>OBP: 0.313, SLG: 0.395 | | 2-1 G3 ① | | 1-0 G6-3 ① | 3-2 SF8 ②<br>2-3<br>3-H | 2-3 K ③ | | | 0-3 K ② | 2<br>2 | 0<br>0 | 0<br>0 | 1<br>0 | 0<br>0 | 0<br>2 | 0<br>3 |
| Greg Colbrunn, R (1, 3)<br>OBP: 0.323, SLG: 0.465 | | 2-0 L9 ② | | 2-2 F9 ② | 4-0 BB IBB<br>1-2 | | 3-2 G3 ① | | 0-0 DI 1B | 4 | 0 | 1 | 0 | 1 | 0 | 0 |
| Todd Walker, L (1, 5)<br>OBP: 0.328, SLG: 0.322<br>Denny Hocking, S (5, PH)<br>OBP: 0.408, SLG: 0.488<br>(6, 5)<br>Ron Coomer, R (9, PH)<br>OBP: 0.326, SLG: 0.500 | | 3-1 S HBP | | 3-0 P4 ③ | 4-2 FC5-4 BB<br>1-2<br>2-3<br>3-H | | 3-2 G4-3 ② | | 1-3 K ③<br>1-2 | 1<br>1<br>1 | 0<br>0<br>0 | 0<br>0<br>0 | 0<br>1<br>0 | 0<br>1<br>0 | 0<br>0<br>1 | 0<br>0<br>1 |
| Pat Meares, R (1, 6)<br>OBP: 0.314, SLG: 0.474 | SAFE | 3-3 K ③<br>1-2 | | | 3-2 1B 2B<br>3-2 FC5-4 ③<br>1-2 | | 1-3 K ③ | | | 4 | 1 | 1 | 0 | 0 | 2 | 4 |
| Brent Brede, L (1, 9)<br>OBP: 0.339, SLG: 0.333 | | | 1-3 K ① | | 0-1 BB 2B<br>2-H 1B | 0-0 SH5-4 HBP 1B | | 1-3 K ① | | 4 | 1 | 2 | 1 | 0 | 2 | 0 |

| | AB | 32 |
|---|---|---|
| | R | 4 |
| | H | 7 |
| | RBI | 4 |
| | BB | 7 |
| | SO | 11 |
| | LOB | 18 |

| Inning Stats | 1 | 2 | 3 | 4 | 5 | 6 | 7 | 8 | 9 |
|---|---|---|---|---|---|---|---|---|---|
| | R: 0<br>E: 0<br>K: 2<br>S: 12 | H: 1<br>LOB: 1<br>BB: 0<br>P: 22 | R: 0<br>E: 0<br>K: 1<br>S: 11 | H: 0<br>LOB: 1<br>BB: 0<br>P: 21 | R: 0<br>E: 0<br>K: 2<br>S: 20 | H: 0<br>LOB: 2<br>BB: 2<br>P: 34 | R: 0<br>E: 0<br>K: 0<br>S: 6 | H: 0<br>LOB: 0<br>BB: 0<br>P: 12 | R: 4<br>E: 0<br>K: 0<br>S: 21 | H: 3<br>LOB: 3<br>BB: 4<br>P: 48 | R: 0<br>E: 0<br>K: 1<br>S: 12 | H: 1<br>LOB: 3<br>BB: 1<br>P: 22 | R: 0<br>E: 0<br>K: 1<br>S: 11 | H: 0<br>LOB: 0<br>BB: 0<br>P: 18 | R: 0<br>E: 0<br>K: 2<br>S: 10 | H: 1<br>LOB: 1<br>BB: 0<br>P: 16 | R: 0<br>E: 0<br>K: 2<br>S: 12 | H: 1<br>LOB: 1<br>BB: 0<br>P: 15 |

| | 1B: 5 | SF: 1 | WP: 0 | PA: 43 |
|---|---|---|---|---|
| | 2B: 2 | SAC: 1 | PB: 0 | |
| | 3B: 0 | DP: 0 | SB: 5 | |
| | HR: 0 | HBP: 2 | CS: 0 | |

| PITCHER | | IP | WLS | BF | H | R | ER | SO | BB | IBB | HBP | BLK | WP | HR | S | P | ERA | WHIP |
|---|---|---|---|---|---|---|---|---|---|---|---|---|---|---|---|---|---|---|
| Rocky Coppinger, R<br>ERA: 7.36 | (1, 1) | 4.1 | | 20 | 3 | 3 | 3 | 5 | 3 | 0 | 1 | 0 | 0 | 0 | 59 | 109 | 6.23 | 1.385 |
| Arthur Rhodes, L<br>ERA: 3.07 | (5, 1) | 0.1 | | 5 | 1 | 1 | 1 | 0 | 1 | 2 | 0 | 0 | 0 | 0 | 10 | 27 | 27.00 | 6.000 |
| Shawn Boskie, R<br>ERA: 11.2 | (5, 1) | 0.1 | W | 3 | 1 | 0 | 0 | 0 | 0 | 0 | 1 | 0 | 0 | 0 | 4 | 7 | 0.00 | 3.000 |
| Jesse Orosco, L<br>ERA: | (6, 1) | 1.0 | | 4 | 0 | 0 | 0 | 1 | 1 | 0 | 0 | 0 | 0 | 0 | 9 | 16 | 0.00 | 1.000 |
| Terry Mathews, R<br>ERA: 2.25 | (7, 1) | 2.0 | | 7 | 1 | 0 | 0 | 3 | 0 | 0 | 0 | 0 | 0 | 0 | 21 | 34 | 0.00 | 0.500 |

| PITCHER | | IP | WLS | BF | H | R | ER | SO | BB | IBB | HBP | BLK | WP | HR | S | P | ERA | WHIP |
|---|---|---|---|---|---|---|---|---|---|---|---|---|---|---|---|---|---|---|
| Randy Myers, L<br>ERA: | (9, 1) | 1.0 | S | 4 | 1 | 0 | 0 | 2 | 0 | 0 | 0 | 0 | 0 | 0 | 12 | 15 | 0.00 | 1.000 |

| Batter | 1 | 2 | 3 | 4 | 5 | 6 | 7 | 8 | 9 | AB | R | H | RBI | BB | SO | LOB |
|---|---|---|---|---|---|---|---|---|---|---|---|---|---|---|---|---|
| Brady Anderson, L (1, 10)<br>OBP: 0.515, SLG: 0.557 | E3 CS | G4-3<br>1-2<br>2-3 | | K | | 3B<br>1-H | | F8<br>2-3 | 1B<br>FC3-6<br>1-3<br>2-H<br>3-H | 6 | 1 | 2 | 3 | 0 | 1 | 4 |
| Roberto Alomar, S (1, 4)<br>OBP: 0.300, SLG: 0.419<br>Jeff Reboulet, R (9, PH)<br>OBP: 0.351, SLG: 0.364 (9, 4) | G3<br>1-2 | K | | F7 | | P4 | | SF8<br>3-H | FC3-6<br>1-3<br>3-H | 4<br>1 | 0<br>0 | 0<br>1 | 1<br>1 | 0<br>0 | 1<br>0 | 5<br>0 |
| Rafael Palmeiro, L (1, 3)<br>OBP: 0.343, SLG: 0.485 | G3-1 | | 3-1 | | F8 | | E 1B<br>SF8 | G1-3 | FC3-6<br>1-2f<br>3-H | 6 | 1 | 1 | 1 | 0 | 0 | 1 |
| Cal Ripken Jr., R (1, 5)<br>OBP: 0.350, SLG: 0.526 | | G4-3 | 5-3 | | K | | E<br>1-2 | | G5-3<br>F8 | 6 | 0 | 1 | 0 | 0 | 1 | 1 |
| B.J. Surhoff, L (1, 7)<br>OBP: 0.388, SLG: 0.466 | | HR | 1B | | FC6-4 | | E3<br>1-2<br>2-3 | | 1B | 5 | 2 | 4 | 1 | 0 | 0 | 2 |
| Pete Incaviglia, R (1, 9)<br>OBP: 0.333, SLG: 0.488 | | HR | 1B<br>1-2 | | FC6-4<br>1-2f | | SF8<br>3-H | | BB<br>1B<br>1-2 | 4 | 2 | 3 | 2 | 0 | 0 | 1 |
| Tony Tarasco, L (1, 8)<br>OBP: 0.217, SLG: 0.217 | | 1B | P6 | | | G6-3 | F7 | | 1B<br>BB<br>1-2<br>2-H | 5 | 2 | 2 | 1 | 0 | 0 | 4 |
| Chris Hoiles, R (1, 2)<br>OBP: 0.413, SLG: 0.485 | | G4-3 1B<br>1-3 | | SH1-3 | | K | P4 | | 1B<br>1-2<br>2-3 | 4 | 1 | 2 | 0 | 1 | 1 | 2 |
| Mike Bordick, R (1, 6)<br>OBP: 0.256, SLG: 0.218 | | G4-3<br>1-2<br>3-H | | SH1-3<br>1-2 | | 3B | | F8<br>SF8 | 1B<br>1-2<br>2-3<br>3-H | 3 | 3 | 3 | 2 | 1 | 0 | 0 |
| Inning Stats | R: 0<br>E: 1<br>K: 0<br>S: 3<br>H: 0<br>LOB: 0<br>BB: 0<br>P: 3 | R: 3<br>E: 0<br>K: 1<br>S: 10<br>H: 5<br>LOB: 2<br>BB: 0<br>P: 10 | R: 0<br>E: 0<br>K: 0<br>S: 5<br>H: 2<br>LOB: 2<br>BB: 0<br>P: 5 | R: 0<br>E: 0<br>K: 1<br>S: 6<br>H: 1<br>LOB: 1<br>BB: 0<br>P: 6 | R: 0<br>E: 0<br>K: 1<br>S: 6<br>H: 1<br>LOB: 1<br>BB: 0<br>P: 6 | R: 1<br>E: 0<br>K: 1<br>S: 6<br>H: 1<br>LOB: 1<br>BB: 1<br>P: 10 | R: 1<br>E: 1<br>K: 0<br>S: 6<br>H: 2<br>LOB: 2<br>BB: 0<br>P: 6 | R: 1<br>E: 0<br>K: 0<br>S: 4<br>H: 1<br>LOB: 0<br>BB: 0<br>P: 4 | R: 6<br>E: 0<br>K: 0<br>S: 9<br>H: 6<br>LOB: 1<br>BB: 1<br>P: 13 | 1B: 15<br>2B: 1<br>3B: 1<br>HR: 2<br>SF: 2<br>SAC: 1<br>DP: 0<br>HBP: 0 | | | | | | |

| PITCHER | IP | WLS | BF | H | R | ER | SO | BB | IBB | HBP | BLK | WP | HR | S | P | ERA | WHIP |
|---|---|---|---|---|---|---|---|---|---|---|---|---|---|---|---|---|---|
| Bob Tewksbury, R (1, 1)<br>ERA: 3.77 | 6.0 | L | 32 | 12 | 5 | 5 | 4 | 1 | 0 | 0 | 0 | 0 | 2 | 39 | 43 | 7.50 | 2.167 |
| Dan Naulty, R (7, 1)<br>ERA: 4.76 | 1.2 | | 6 | 1 | 1 | 1 | 0 | 0 | 0 | 0 | 0 | 0 | 0 | 6 | 6 | 5.40 | 0.600 |
| Eddie Guardado, L (8, 1)<br>ERA: 6.43 | 0.1 | | 1 | 0 | 0 | 0 | 0 | 0 | 0 | 0 | 0 | 0 | 0 | 1 | 1 | 0.00 | 0.000 |
| Gregg Olson, R (9, 1)<br>ERA: 20.86 | 1.0 | | 10 | 6 | 6 | 6 | 0 | 1 | 0 | 0 | 0 | 0 | 0 | 9 | 13 | 54.00 | 7.000 |

| PITCHER | IP | WLS | BF | H | R | ER | SO | BB | IBB | HBP | BLK | WP | HR | S | P | ERA | WHIP |
|---|---|---|---|---|---|---|---|---|---|---|---|---|---|---|---|---|---|

# TOP

## Baltimore Orioles @ Minnesota Twins

Hubert H. Humphrey Metrodome, Minneapolis, MN

Wed Apr 30 1997, 8:05 PM EDT

Att. 12,686 - Dome

livebaseballscorecards.com

| | |
|---|---|
| AB | 44 |
| R | 12 |
| H | 19 |
| RBI | 12 |
| BB | 2 |
| SO | 4 |
| LOB | 20 |

WP: 0 PA: 49
PB: 0
SB: 0
CS: 1

# Baltimore Orioles @ Minnesota Twins

Hubert H. Humphrey Metrodome, Minneapolis, MN

Wed Apr 30 1997, 8:05 PM EDT

Att. 12,686 - Dome

livebaseballscorecards.com

## BOTTOM

| Batter | 1 | 2 | 3 | 4 | 5 | 6 | 7 | 8 | 9 | AB | R | H | RBI | BB | SO | LOB |
|---|---|---|---|---|---|---|---|---|---|---|---|---|---|---|---|---|
| Chuck Knoblauch, R (1, 4)<br>OBP: 0.421, SLG: 0.400 | S S S 0-3 ① K | | x 0-0 ①② G6-4-3 1-2f | | B B B B 4-0 1B BB | | S S S 0-3 ② K | | | 3 | 0 | 0 | 0 | 1 | 2 | 3 |
| Rich Becker, L (1, 8)<br>OBP: 0.337, SLG: 0.284 | x 0-0 ② L6 | | x 0-0 ③ G6-3 | | x 0-0 1-3 2-H 1B | | S S S 0-3 ③ K 1-2 | | | 4 | 0 | 1 | 1 | 0 | 1 | 2 |
| Greg Colbrunn, R (1, 3)<br>OBP: 0.309, SLG: 0.444 | x 0-0 ③ G6-3 | | | S S S 0-3 ① K | x 0-0 ③ F7 | | | x 0-0 ① G5-3 | | 4 | 0 | 0 | 0 | 0 | 1 | 2 |
| Matt Lawton, L (1, 7)<br>OBP: 0.421, SLG: 0.495 | | x 0-0 ① F9 | | S S S 0-3 ② K | | x 0-0 ① F8 | | S S S 0-3 ② K | | 4 | 0 | 0 | 0 | 0 | 2 | 0 |
| Terry Steinbach, R (1, 2)<br>OBP: 0.314, SLG: 0.333 | | x 0-0 ② F7 | | H 1-0 HBP | | x 0-0 ② G5-3 | | x 0-0 ③ P5 | | 3 | 0 | 0 | 0 | 0 | 0 | 0 |
| Brent Brede, L (1, 9)<br>OBP: 0.333, SLG: 0.315 | | B B B B 4-0 HR BB | | x 0-0 ③ G4-3 | | x 0-0 ③ G4-3 | | | x 0-0 ① F7 | 3 | 1 | 0 | 0 | 1 | 0 | 1 |
| Roberto Kelly, R (1, 10)<br>OBP: 0.314, SLG: 0.457<br>Greg Myers, L (9, PH)<br>OBP: 0.341, SLG: 0.306 | | x 0-0 1-H HR | | | x 0-0 ① G5-3 | | x 0-0 ① G1-3 | | x 0-0 1B | 3<br>1 | 1<br>0 | 1<br>1 | 2<br>0 | 0<br>0 | 0<br>0 | 0<br>0 |
| Todd Walker, L (1, 5)<br>OBP: 0.338, SLG: 0.323 | | S S S 0-3 ③ K | | | x 0-0 S 1B 1B | | B B B B 4-0 1B BB | | S S S 0-3 ② K | 3 | 1 | 1 | 0 | 1 | 2 | 1 |
| Pat Meares, R (1, 6)<br>OBP: 0.322, SLG: 0.469 | | | B B B B 4-0 G6-4-3 BB | | S S S 0-3 ② K 1-2 | | x 0-0 S 1-3 1B | | x 0-0 ③ P6 | 3 | 0 | 1 | 0 | 1 | 1 | 2 |
| Inning Stats | R: 0 H: 0<br>E: 0 LOB: 0<br>K: 1 BB: 0<br>S: 5 P: 5 | R: 2 H: 1<br>E: 0 LOB: 0<br>K: 1 BB: 1<br>S: 6 P: 10 | R: 0 H: 0<br>E: 0 LOB: 0<br>K: 0 BB: 1<br>S: 2 P: 6 | R: 0 H: 0<br>E: 0 LOB: 1<br>K: 2 BB: 0<br>S: 7 P: 8 | R: 1 H: 2<br>E: 0 LOB: 2<br>K: 1 BB: 1<br>S: 7 P: 11 | R: 0 H: 0<br>E: 0 LOB: 0<br>K: 0 BB: 0<br>S: 3 P: 3 | R: 0 H: 1<br>E: 0 LOB: 2<br>K: 2 BB: 1<br>S: 8 P: 12 | R: 0 H: 0<br>E: 0 LOB: 0<br>K: 1 BB: 0<br>S: 5 P: 5 | R: 0 H: 1<br>E: 0 LOB: 1<br>K: 1 BB: 0<br>S: 6 P: 6 | 1B: 4 SF: 0<br>2B: 0 SAC: 0<br>3B: 0 DP: 1<br>HR: 1 HBP: 1 | | | | | | |

| | AB | 31 |
|---|---|---|
| | R | 3 |
| | H | 5 |
| | RBI | 3 |
| | BB | 4 |
| | SO | 9 |
| | LOB | 11 |

WP: 0 PA: 36
PB: 0
SB: 2
CS: 0

| PITCHER | | IP | WLS | BF | H | R | ER | SO | BB | IBB | HBP | BLK | WP | HR | S | P | ERA | WHIP |
|---|---|---|---|---|---|---|---|---|---|---|---|---|---|---|---|---|---|---|
| Scott Kamieniecki, R<br>ERA: 3.41 | (1, 1) | 6.1 | W | 27 | 4 | 3 | 3 | 5 | 4 | 0 | 1 | 0 | 0 | 1 | 32 | 49 | 4.26 | 1.263 |
| Armando Benitez, R<br>ERA: 6.55 | (7, 1) | 2.2 | S | 9 | 1 | 0 | 0 | 4 | 0 | 0 | 0 | 0 | 0 | 0 | 17 | 17 | 0.00 | 0.375 |

| PITCHER | IP | WLS | BF | H | R | ER | SO | BB | IBB | HBP | BLK | WP | HR | S | P | ERA | WHIP |
|---|---|---|---|---|---|---|---|---|---|---|---|---|---|---|---|---|---|

| Batter | 1 | 2 | 3 | 4 | 5 | 6 | 7 | 8 | 9 | AB | R | H | RBI | BB | SO | LOB |
|---|---|---|---|---|---|---|---|---|---|---|---|---|---|---|---|---|
| Brady Anderson, L (1, 8)<br>OBP: 0.495, SLG: 0.530 | C B F B S<br>2-3 ①<br>K | | | C B C B S<br>2-3 ①<br>K | | B C B B F X<br>3-2 ②<br>F9 | | B S X<br>1-1 ②<br>P6 | | 4 | 0 | 0 | 0 | 0 | 2 | 0 |
| Roberto Alomar, S (1, 4)<br>OBP: 0.284, SLG: 0.394 | B X<br>1-0 ②<br>F8 | | | C B B X<br>2-1 ②<br>G5-3 | | X<br>0-0 ③<br>F9 | | X<br>0-0 ③<br>P5 | | 4 | 0 | 0 | 0 | 0 | 0 | 0 |
| Eric Davis, R (1, 9)<br>OBP: 0.403, SLG: 0.672 | B F F S<br>1-3 ③<br>K | | | B X<br>1-0 ③<br>F9 | | | C B C B F F B B<br>4-2<br>1B 1B<br>BB | | C B S S<br>1-3 ①<br>K | 3 | 1 | 0 | 0 | 1 | 2 | 0 |
| Rafael Palmeiro, L (1, 3)<br>OBP: 0.357, SLG: 0.500 | | B B C F F X<br>2-2 ①<br>G3-1 | | | B X<br>1-0<br>G4-3<br>1B<br>2B | | X<br>0-0<br>G1-3<br>1-3<br>1B<br>1B | | C B B B F B<br>4-2<br>F8 S<br>BB | 3 | 2 | 2 | 0 | 1 | 0 | 0 |
| Cal Ripken Jr., R (1, 5)<br>OBP: 0.346, SLG: 0.510 | | B X<br>1-0 ②<br>G3-1 | | | B B C X<br>2-1 ①<br>G4-3<br>2-3 | | B B B X<br>3-0 ①<br>G1-3<br>1-2 | | 1 SAFE S B B B B<br>4-1<br>1-2<br>BB | 3 | 0 | 0 | 0 | 1 | 0 | 3 |
| Pete Incaviglia, R (1, 10)<br>OBP: 0.347, SLG: 0.477 | | X<br>0-0 ③<br>F9 | | | X<br>0-0<br>1B<br>3-H<br>1B | | I I I I<br>4-0<br>1B<br>IBB | | B C X<br>1-1 ②<br>F8<br>2-3 | 3 | 0 | 1 | 1 | 1 | 0 | 2 |
| B.J. Surhoff, L (1, 7)<br>OBP: 0.394, SLG: 0.468 | | | B C X<br>1-1 ①<br>L6 | | B X<br>1-0<br>G6-3<br>1-2<br>1B | | B B X<br>2-0<br>G5-4-3<br>1-3<br>2-H<br>3-H<br>1B | | B C C S<br>1-3 ③<br>K | 4 | 0 | 2 | 2 | 0 | 1 | 2 |
| Lenny Webster, R (1, 2)<br>OBP: 0.222, SLG: 0.133 | | | B B C F B X<br>3-2 ②<br>G6-3 | | B X<br>1-0 ②③<br>G6-3<br>1-2f | | B C 1 SAFE C X<br>1-2 ②③<br>G5-4-3<br>1-2f | | | 3 | 0 | 0 | 0 | 0 | 0 | 4 |
| Mike Bordick, R (1, 6)<br>OBP: 0.247, SLG: 0.210 | | | C B X<br>1-1 ③<br>P3 | | | B L X<br>1-1 ①<br>G6-3 | | X<br>0-0 ①<br>G5-3 | | 3 | 0 | 0 | 0 | 0 | 0 | 0 |
| Inning Stats | R: 0 E: 0 K: 2 S: 7<br>H: 0 LOB: 0 BB: 0 P: 11 | R: 0 E: 0 K: 0 S: 6<br>H: 0 LOB: 0 BB: 0 P: 9 | R: 0 E: 0 K: 0 S: 7<br>H: 0 LOB: 0 BB: 0 P: 12 | R: 0 E: 0 K: 1 S: 6<br>H: 0 LOB: 0 BB: 0 P: 11 | R: 1 E: 0 K: 0 S: 6<br>H: 3 LOB: 1 BB: 0 P: 11 | R: 0 E: 0 K: 0 S: 6<br>H: 0 LOB: 0 BB: 0 P: 10 | R: 2 E: 0 K: 0 S: 10<br>H: 2 LOB: 1 BB: 2 P: 24 | R: 0 E: 0 K: 0 S: 4<br>H: 0 LOB: 0 BB: 0 P: 5 | R: 0 E: 0 K: 2 S: 11<br>H: 0 LOB: 2 BB: 2 P: 22 | 1B: 4 2B: 1 3B: 0 HR: 0<br>SF: 0 SAC: 0 DP: 2 HBP: 0 | | | | | | |

| PITCHER | | IP | WLS | BF | H | R | ER | SO | BB | IBB | HBP | BLK | WP | HR | S | P | ERA | WHIP |
|---|---|---|---|---|---|---|---|---|---|---|---|---|---|---|---|---|---|---|
| Scott Aldred, L<br>ERA: 5.61 | (1, 1) | 6.1 | L | 25 | 5 | 3 | 3 | 3 | 1 | 1 | 0 | 0 | 0 | 0 | 45 | 84 | 4.26 | 0.947 |
| Mike Trombley, R<br>ERA: 3.18 | (7, 1) | 2.0 | | 7 | 0 | 0 | 0 | 1 | 2 | 0 | 0 | 0 | 0 | 0 | 13 | 24 | 0.00 | 1.000 |
| Dan Naulty, R<br>ERA: 4.63 | (9, 1) | 0.1 | | 1 | 0 | 0 | 0 | 0 | 0 | 0 | 0 | 0 | 0 | 0 | 2 | 3 | 0.00 | 0.000 |
| Eddie Guardado, L<br>ERA: 6.14 | (9, 1) | 0.1 | | 1 | 0 | 0 | 0 | 1 | 0 | 0 | 0 | 0 | 0 | 0 | 3 | 4 | 0.00 | 0.000 |

| PITCHER | IP | WLS | BF | H | R | ER | SO | BB | IBB | HBP | BLK | WP | HR | S | P | ERA | WHIP |
|---|---|---|---|---|---|---|---|---|---|---|---|---|---|---|---|---|---|

# TOP

# Baltimore Orioles @ Minnesota Twins

## Hubert H. Humphrey Metrodome, Minneapolis, MN

Thu May 01 1997, 8:05 PM EDT
Att. 11,678 - Dome

livebaseballscorecards.com

| | |
|---|---|
| AB | 30 |
| R | 3 |
| H | 5 |
| RBI | 3 |
| BB | 4 |
| SO | 5 |
| LOB | 11 |

WP: 0 PB: 0 SB: 1 CS: 0 PA: 34

# BOTTOM

## Baltimore Orioles @ Minnesota Twins

Hubert H. Humphrey Metrodome, Minneapolis, MN

Thu May 01 1997, 8:05 PM EDT

Att. 11,678 - Dome

livebaseballscorecards.com

| Batter | 1 | 2 | 3 | 4 | 5 | 6 | 7 | 8 | 9 | AB | R | H | RBI | BB | SO | LOB |
|---|---|---|---|---|---|---|---|---|---|---|---|---|---|---|---|---|
| Chuck Knoblauch, R (1, 4)<br>OBP: 0.416, SLG: 0.394 | B C F S<br>1-3 K ① | | | C B B X<br>2-1 WP G4-3 1B | | B C X<br>1-1 G1-3 ③ | | C F X<br>0-2 G5-3 ② | | 4 | 0 | 1 | 0 | 0 | 1 | 1 |
| Rich Becker, L (1, 8)<br>OBP: 0.324, SLG: 0.272 | C F B X<br>1-2 F7 ② | | | 1 SAFE C C 1 SAFE X<br>0-1 G4-3 ①<br>1-2 | | | X<br>0-0 F7 ① | B B X<br>2-0 G4-3 ③ | | 4 | 0 | 0 | 0 | 0 | 0 | 2 |
| Roberto Kelly, R (1, 9)<br>OBP: 0.291, SLG: 0.420 | B F X<br>1-1 G5-3 ③ | | | B B X<br>2-0 G6-3 ②<br>2-3 | | | B C S B X<br>2-2 F9 ② | | B C F S<br>1-3 K ① | 4 | 0 | 0 | 0 | 0 | 1 | 1 |
| Matt Lawton, L (1, 7)<br>OBP: 0.415, SLG: 0.515 | | C B X<br>1-1 G6-3 ① | | F X<br>0-1 G6-3 ③ | | | X<br>0-0 HR | | B C F S<br>1-3 K ② | 4 | 1 | 1 | 1 | 0 | 1 | 1 |
| Terry Steinbach, R (1, 2)<br>OBP: 0.322, SLG: 0.333 | | B S B F B S<br>3-3 K ② | | | B B B C S S<br>3-3 K ① | | F F B X<br>1-2 1B | | B B B C B<br>4-1 BB | 3 | 0 | 1 | 0 | 1 | 2 | 0 |
| Greg Myers, L (1, 10)<br>OBP: 0.318, SLG: 0.282<br>Greg Colbrunn, R (9, PH)<br>OBP: 0.306, SLG: 0.440 | | B X<br>1-0 G4-3 ③ | | | B X<br>1-0 P6 ② | | C B B B F F X<br>2-2 G3 ③ | | C B B B B F C<br>3-3 K ③ | 3<br>1 | 0<br>0 | 0<br>0 | 0<br>0 | 0<br>0 | 0<br>1 | 1<br>1 |
| Ron Coomer, R (1, 3)<br>OBP: 0.326, SLG: 0.512 | | | C F B S<br>1-3 K ① | | F X<br>0-1 G5-3 ③ | | | B X<br>1-0 2B 2B | | 3 | 1 | 1 | 0 | 0 | 1 | 0 |
| Todd Walker, L (1, 5)<br>OBP: 0.338, SLG: 0.338 | | | X<br>0-0 G6-3 ② | | | C X<br>0-1 G5-3 ① | | X<br>0-0 WP 2-H 2B | | 3 | 0 | 1 | 1 | 0 | 0 | 0 |
| Pat Meares, R (1, 6)<br>OBP: 0.312, SLG: 0.452 | | | C S B S<br>1-3 K ③ | | | C X<br>0-1 G4-3 ② | | S B B C B S<br>3-3 K ①<br>2-3 | | 3 | 0 | 0 | 0 | 0 | 2 | 1 |

| | AB | 32 |
|---|---|---|
| | R | 2 |
| | H | 5 |
| | RBI | 2 |
| | BB | 1 |
| | SO | 9 |
| | LOB | 8 |

| Inning Stats | 1 | 2 | 3 | 4 | 5 | 6 | 7 | 8 | 9 |
|---|---|---|---|---|---|---|---|---|---|
| | R: 0 E: 0 K: 1 S: 9 | H: 0 LOB: 0 BB: 0 P: 12 | R: 0 E: 0 K: 1 S: 6 | H: 0 LOB: 0 BB: 0 P: 11 | R: 0 E: 0 K: 2 S: 7 | H: 0 LOB: 0 BB: 0 P: 9 | R: 0 E: 0 K: 0 S: 7 | H: 1 LOB: 1 BB: 0 P: 11 | R: 0 E: 0 K: 1 S: 6 | H: 0 LOB: 0 BB: 0 P: 10 | R: 0 E: 0 K: 0 S: 6 | H: 0 LOB: 0 BB: 0 P: 7 | R: 1 E: 0 K: 0 S: 12 | H: 2 LOB: 1 BB: 0 P: 17 | R: 1 E: 0 K: 1 S: 9 | H: 2 LOB: 1 BB: 0 P: 15 | R: 0 E: 0 K: 3 S: 10 | H: 0 LOB: 1 BB: 1 P: 19 |

| | 1B: 2 | SF: 0 | WP: 2 | PA: 33 |
|---|---|---|---|---|
| | 2B: 2 | SAC: 0 | PB: 0 | |
| | 3B: 0 | DP: 0 | SB: 0 | |
| | HR: 1 | HBP: 0 | CS: 0 | |

| PITCHER | | IP | WLS | BF | H | R | ER | SO | BB | IBB | HBP | BLK | WP | HR | S | P | ERA | WHIP |
|---|---|---|---|---|---|---|---|---|---|---|---|---|---|---|---|---|---|---|
| Scott Erickson, R<br>ERA: 2.78 | (1, 1) | 8.1 | W | 30 | 5 | 2 | 2 | 7 | 0 | 0 | 0 | 0 | 2 | 1 | 65 | 96 | 2.16 | 0.600 |
| Randy Myers, L<br>ERA: | (9, 1) | 0.2 | S | 3 | 0 | 0 | 0 | 2 | 1 | 0 | 0 | 0 | 0 | 0 | 7 | 15 | 0.00 | 1.500 |

| PITCHER | IP | WLS | BF | H | R | ER | SO | BB | IBB | HBP | BLK | WP | HR | S | P | ERA | WHIP |
|---|---|---|---|---|---|---|---|---|---|---|---|---|---|---|---|---|---|

| Batter | 1 | 2 | 3 | 4 | 5 | 6 | 7 | 8 | 9 | 10 | AB | R | H | RBI | BB | SO | LOB |
|---|---|---|---|---|---|---|---|---|---|---|---|---|---|---|---|---|---|
| Chuck Knoblauch, R (1, 4)<br>OBP: 0.415, SLG: 0.414 | F8 | | SF8 2-H 3B | | K | | | F9 | | 1B 3-H 1B | 5 | 1 | 2 | 2 | 0 | 1 | 2 |
| Rich Becker, L (1, 8)<br>OBP: 0.327, SLG: 0.281 | K | | SF8 3-H | | | P6 | | 1-2 1B | | 1-3 1B | 4 | 0 | 2 | 1 | 0 | 1 | 0 |
| Matt Lawton, L (1, 7)<br>OBP: 0.410, SLG: 0.500 | BB | | K | | | P2 | | F7 | | | 3 | 0 | 0 | 0 | 1 | 1 | 2 |
| Terry Steinbach, R (1, 2)<br>OBP: 0.309, SLG: 0.317 | F9 | | | G1-3 | | F8 | | | K | | 4 | 0 | 0 | 0 | 0 | 1 | 1 |
| Greg Myers, L (1, 10)<br>OBP: 0.292, SLG: 0.256 | | G6-3 | | K | | | G3 | | P6 | | 4 | 0 | 0 | 0 | 0 | 1 | 0 |
| Greg Colbrunn, R (1, 3)<br>OBP: 0.294, SLG: 0.421 | | P4 | | G6-3 | | | G5-3 | | G6-3 | | 4 | 0 | 0 | 0 | 0 | 0 | 0 |
| Todd Walker, L (1, 5)<br>OBP: 0.333, SLG: 0.333 | | F9 | | | K | | P6 | | | G6-3 SH1-4 1B 1B | 4 | 1 | 1 | 0 | 0 | 1 | 0 |
| Denny Hocking, S (10, 5)<br>OBP: 0.408, SLG: 0.488 | | | | | | | | | | | 0 | 0 | 0 | 0 | 0 | 0 | 0 |
| Pat Meares, R (1, 6)<br>OBP: 0.302, SLG: 0.437 | | | K | | F8 | | | P3 | | SH1-4 1-2 | 3 | 0 | 0 | 0 | 0 | 1 | 0 |
| Brent Brede, L (1, 9)<br>OBP: 0.359, SLG: 0.351 | | | 3B 2B | | BB | | | 1B 1B | | G6-3 2-3 | 3 | 1 | 2 | 0 | 1 | 0 | 1 |
| Inning Stats | R: 0 E: 0 K: 1 S: 9 H: 0 LOB: 1 BB: 1 P: 15 | R: 0 E: 0 K: 0 S: 6 H: 0 LOB: 0 BB: 0 P: 9 | R: 2 E: 0 K: 2 S: 16 H: 2 LOB: 0 BB: 0 P: 25 | R: 0 E: 0 K: 1 S: 7 H: 0 LOB: 0 BB: 0 P: 10 | R: 0 E: 0 K: 2 S: 11 H: 0 LOB: 1 BB: 1 P: 19 | R: 0 E: 0 K: 0 S: 6 H: 0 LOB: 0 BB: 0 P: 9 | R: 0 E: 0 K: 0 S: 4 H: 0 LOB: 0 BB: 0 P: 7 | R: 0 E: 0 K: 0 S: 10 H: 2 LOB: 2 BB: 0 P: 14 | R: 0 E: 0 K: 1 S: 9 H: 0 LOB: 0 BB: 0 P: 15 | R: 1 E: 0 K: 0 S: 9 H: 3 LOB: 2 BB: 0 P: 12 | 1B: 5 2B: 1 3B: 1 HR: 0 SF: 1 SAC: 1 DP: 0 HBP: 0 | | | | | | |

| PITCHER | | IP | WLS | BF | H | R | ER | SO | BB | IBB | HBP | BLK | WP | HR | S | P | ERA | WHIP |
|---|---|---|---|---|---|---|---|---|---|---|---|---|---|---|---|---|---|---|
| Robert Person, R<br>ERA: 2.57 | (1, 1) | 8.0 | | 30 | 4 | 2 | 2 | 6 | 2 | 0 | 0 | 0 | 0 | 0 | 69 | 108 | 2.25 | 0.750 |
| Tim Crabtree, R<br>ERA: 4.09 | (9, 1) | 2.0 | L | 8 | 3 | 1 | 1 | 1 | 0 | 0 | 0 | 0 | 0 | 0 | 18 | 27 | 4.50 | 1.500 |

| PITCHER | IP | WLS | BF | H | R | ER | SO | BB | IBB | HBP | BLK | WP | HR | S | P | ERA | WHIP |
|---|---|---|---|---|---|---|---|---|---|---|---|---|---|---|---|---|---|

# TOP

## Minnesota Twins @ Toronto Blue Jays

SkyDome, Toronto, ON

Fri May 02 1997, 7:05 PM EDT

Att. 30,226 - Dome

livebaseballscorecards.com

| | |
|---|---|
| AB | 34 |
| R | 3 |
| H | 7 |
| RBI | 3 |
| BB | 2 |
| SO | 7 |
| LOB | 6 |

WP: 0 PA: 38
PB: 0
SB: 0
CS: 0

# Minnesota Twins @ Toronto Blue Jays

SkyDome, Toronto, ON

Fri May 02 1997, 7:05 PM EDT

Att. 30,226 - Dome

livebaseballscorecards.com

| Batter | 1 | 2 | 3 | 4 | 5 | 6 | 7 | 8 | 9 | 10 | AB | R | H | RBI | BB | SO | LOB |
|---|---|---|---|---|---|---|---|---|---|---|---|---|---|---|---|---|---|
| Otis Nixon, S (1, 8)<br>OBP: 0.320, SLG: 0.225 | F7 | | K | | | 1B | | E6 FC6-4 | | CS 1-2 | 4 | 1 | 1 | 0 | 0 | 1 | 0 |
| Alex Gonzalez, R (1, 6)<br>OBP: 0.348, SLG: 0.444 | 2B | | G5-3 | | | S 1B 1-H | | FC6-4 1-2f | | | 4 | 1 | 2 | 1 | 0 | 0 | 1 |
| Orlando Merced, S (1, 9)<br>OBP: 0.315, SLG: 0.454 | 2-H 2B | | | G6-3 | | F8 | | G3 | | | 4 | 0 | 1 | 1 | 0 | 0 | 2 |
| Joe Carter, R (1, 10)<br>OBP: 0.318, SLG: 0.380 | K | | | F8 | | 1-2 1B | | | K | | 4 | 0 | 1 | 0 | 0 | 2 | 1 |
| Ed Sprague, R (1, 5)<br>OBP: 0.336, SLG: 0.561 | G4-3 | | | P3 | | G6-3 2-3 | | | K | | 4 | 0 | 0 | 0 | 0 | 1 | 3 |
| Carlos Delgado, L (1, 3)<br>OBP: 0.412, SLG: 0.593 | | K | | G4-3 | | | K | | F7 | | 4 | 0 | 0 | 0 | 0 | 2 | 0 |
| Shawn Green, L (1, 7)<br>OBP: 0.322, SLG: 0.481 | | F9 | | K | | | L5 | | | G4-3 | 4 | 0 | 0 | 0 | 0 | 1 | 0 |
| Charlie O'Brien, R (1, 2)<br>OBP: 0.328, SLG: 0.396 | | G5-3 | | G6-3 | | | F7 | | | CS 1B | 4 | 0 | 1 | 0 | 0 | 0 | 0 |
| Juan Samuel, R (10, PR)<br>OBP: 0.313, SLG: 0.300 | | | | | | | | | | | 0 | 0 | 0 | 0 | 0 | 0 | 0 |
| Carlos Garcia, R (1, 4)<br>OBP: 0.204, SLG: 0.225 | | | G6-3 | | | P4 | | K | | K | 3 | 0 | 0 | 0 | 0 | 1 | 0 |
| Jacob Brumfield, R (10, PH)<br>OBP: 0.273, SLG: 0.406 | | | | | | | | | | | 1 | 0 | 0 | 0 | 0 | 1 | 1 |
| Inning Stats | R: 1 E: 0 K: 1 S: 14 H: 2 LOB: 1 BB: 0 P: 22 | R: 0 E: 0 K: 1 S: 9 H: 0 LOB: 0 BB: 0 P: 12 | R: 0 E: 0 K: 1 S: 7 H: 0 LOB: 0 BB: 0 P: 11 | R: 0 E: 0 K: 0 S: 6 H: 0 LOB: 0 BB: 0 P: 9 | R: 0 E: 0 K: 1 S: 7 H: 0 LOB: 0 BB: 0 P: 9 | R: 1 E: 0 K: 0 S: 11 H: 3 LOB: 2 BB: 0 P: 17 | R: 0 E: 0 K: 1 S: 8 H: 0 LOB: 0 BB: 0 P: 9 | R: 0 E: 2 K: 1 S: 10 H: 0 LOB: 1 BB: 0 P: 15 | R: 0 E: 0 K: 2 S: 12 H: 0 LOB: 0 BB: 0 P: 19 | R: 0 E: 0 K: 1 S: 9 H: 1 LOB: 1 BB: 0 P: 13 | 1B: 4 2B: 2 3B: 0 HR: 0 SF: 0 SAC: 0 DP: 0 HBP: 0 | | | | | | |

| PITCHER | IP | WLS | BF | H | R | ER | SO | BB | IBB | HBP | BLK | WP | HR | S | P | ERA | WHIP |
|---|---|---|---|---|---|---|---|---|---|---|---|---|---|---|---|---|---|
| Brad Radke, R (1, 1)<br>ERA: 4.57 | 9.0 | W | 33 | 5 | 2 | 2 | 8 | 0 | 0 | 0 | 0 | 0 | 0 | 84 | 123 | 2.00 | 0.556 |
| Rick Aguilera, R (10, 1)<br>ERA: 6.57 | 1.0 | S | 3 | 1 | 0 | 0 | 1 | 0 | 0 | 0 | 0 | 0 | 0 | 9 | 13 | 0.00 | 1.000 |

| PITCHER | IP | WLS | BF | H | R | ER | SO | BB | IBB | HBP | BLK | WP | HR | S | P | ERA | WHIP |
|---|---|---|---|---|---|---|---|---|---|---|---|---|---|---|---|---|---|

## BOTTOM

| | |
|---|---|
| AB | 36 |
| R | 2 |
| H | 6 |
| RBI | 2 |
| BB | 0 |
| SO | 9 |
| LOB | 8 |

WP: 0 PB: 0 SB: 2 CS: 1 PA: 37

| Batter | 1 | 2 | 3 | 4 | 5 | 6 | 7 | 8 | 9 | AB | R | H | RBI | BB | SO | LOB |
|---|---|---|---|---|---|---|---|---|---|---|---|---|---|---|---|---|
| Chuck Knoblauch, R (1, 4)<br>OBP: 0.422, SLG: 0.417 | B B B B<br>4-0<br>S<br>1B<br>BB | | C B B S X<br>2-2 ②<br>P4 | | B C B F F B X<br>3-2<br>2-H<br>1B | | C C B X<br>1-2<br>1-2<br>1B | | X<br>0-0 ②<br>FC4-6<br>1-2f<br>3-H | 4 | 1 | 2 | 2 | 1 | 0 | 1 |
| Rich Becker, L (1, 8)<br>OBP: 0.314, SLG: 0.267 | B B C L S<br>2-3 ①<br>K<br>1-3 | | S B X<br>1-1 ③<br>G4-3 | | X<br>0-0 ③<br>G4-3 | | F C B S<br>1-3 ③<br>K | | B C 1 SAFE B X<br>2-1 ③<br>F7 | 5 | 0 | 0 | 0 | 0 | 2 | 5 |
| Paul Molitor, R (1, 10)<br>OBP: 0.308, SLG: 0.383 | S F B S<br>1-3 ②<br>K | | | F C B S<br>1-3 ①<br>K | | C X<br>0-1 ①<br>L3 | | F B X<br>1-1 ①<br>G4-3 | | 4 | 0 | 0 | 0 | 0 | 2 | 1 |
| Greg Myers, L (1, 2)<br>OBP: 0.288, SLG: 0.255 | B C S B X<br>2-2<br>3-H<br>1B | | | B S X<br>1-1 ②<br>G4-3 | | B X<br>1-0 ②<br>F8 | | B B X<br>2-0 ②<br>F8 | | 4 | 0 | 1 | 1 | 0 | 0 | 0 |
| Matt Lawton, L (1, 7)<br>OBP: 0.405, SLG: 0.500 | C B S X<br>1-2 ③<br>G4-3 | | | X<br>0-0<br>2B | | B B B C X<br>3-1 ③<br>F8 | | C B X<br>1-1 ③<br>F7 | | 4 | 0 | 1 | 0 | 0 | 0 | 1 |
| Roberto Kelly, R (1, 9)<br>OBP: 0.305, SLG: 0.426 | | C X<br>0-1 ①<br>F9 | | B F F B C<br>2-3 ③<br>K | | | X<br>0-0<br>S<br>1B<br>1B | | B C X<br>1-1<br>SH1-4<br>1B<br>1B<br>1B | 4 | 2 | 2 | 0 | 0 | 1 | 1 |
| Brent Brede, L (1, 3)<br>OBP: 0.368, SLG: 0.361 | | F X<br>0-1 ②<br>G6-3 | | | F B B B F X<br>3-2<br>S<br>1B<br>1B | | 1 SAFE B 1 SAFE X<br>1-0 ①<br>L5 | | F F F X<br>0-2<br>1B<br>SH1-4<br>1-2<br>FC4-6<br>1B | 4 | 2 | 2 | 0 | 0 | 0 | 1 |
| Denny Hocking, S (1, 6)<br>(9, 5)<br>OBP: 0.385, SLG: 0.457 | | B C F S<br>1-3 ③<br>K | | | F B C C<br>1-3 ①<br>K<br>1-2 | | C F B 1 SAFE F F B X<br>2-2 ②<br>L5<br>1-2 | | X<br>0-0 ①<br>SH1-4<br>1-2<br>2-3 | 3 | 0 | 0 | 0 | 0 | 2 | 2 |
| Todd Walker, L (1, 5)<br>OBP: 0.329, SLG: 0.329 | | | F X<br>0-1 ①<br>F9 | | S C S<br>0-3 ②<br>K | | B X<br>1-0<br>1B<br>2-H<br>1B | | X<br>0-0<br>FC4-6<br>2-3<br>3-H<br>1B | 1 | 0 | 0 | 0 | 0 | 0 | 0 |
| Ron Coomer, R (5, PH)<br>(5, 5)<br>OBP: 0.347, SLG: 0.522 | | | | | | | | | | 3 | 0 | 2 | 2 | 0 | 1 | 1 |
| Pat Meares, R (9, PR)<br>(9, 6)<br>OBP: 0.302, SLG: 0.437 | | | | | | | | | | 0 | 0 | 0 | 0 | 0 | 0 | 0 |
| Inning Stats | R: 1<br>E: 0<br>K: 2<br>S: 12<br>H: 1<br>LOB: 1<br>BB: 1<br>P: 22 | R: 0<br>E: 0<br>K: 1<br>S: 7<br>H: 0<br>LOB: 0<br>BB: 0<br>P: 8 | R: 0<br>E: 0<br>K: 0<br>S: 7<br>H: 0<br>LOB: 0<br>BB: 0<br>P: 10 | R: 0<br>E: 0<br>K: 2<br>S: 9<br>H: 1<br>LOB: 1<br>BB: 0<br>P: 13 | R: 1<br>E: 0<br>K: 2<br>S: 14<br>H: 2<br>LOB: 1<br>BB: 0<br>P: 21 | R: 0<br>E: 0<br>K: 0<br>S: 5<br>H: 0<br>LOB: 0<br>BB: 0<br>P: 9 | R: 1<br>E: 0<br>K: 1<br>S: 14<br>H: 3<br>LOB: 2<br>BB: 0<br>P: 20 | R: 0<br>E: 0<br>K: 0<br>S: 5<br>H: 0<br>LOB: 0<br>BB: 0<br>P: 9 | R: 2<br>E: 0<br>K: 0<br>S: 11<br>H: 3<br>LOB: 1<br>BB: 0<br>P: 14 | 1B: 9<br>2B: 1<br>3B: 0<br>HR: 0<br>SF: 0<br>SAC: 1<br>DP: 0<br>HBP: 0 | | | | | | |

| PITCHER | | IP | WLS | BF | H | R | ER | SO | BB | IBB | HBP | BLK | WP | HR | S | P | ERA | WHIP |
|---|---|---|---|---|---|---|---|---|---|---|---|---|---|---|---|---|---|---|
| Juan Guzman, R<br>ERA: 5.27 | (1, 1) | 4.0 | | 15 | 2 | 1 | 1 | 5 | 1 | 0 | 0 | 0 | 0 | 0 | 35 | 53 | 2.25 | 0.750 |
| Paul Spoljaric, L<br>ERA: 3.72 | (5, 1) | 2.2 | | 11 | 3 | 2 | 2 | 2 | 0 | 0 | 0 | 0 | 0 | 0 | 26 | 40 | 6.75 | 1.125 |
| Mike Timlin, R<br>ERA: 2.92 | (7, 1) | 1.1 | | 6 | 2 | 0 | 0 | 1 | 0 | 0 | 0 | 0 | 0 | 0 | 12 | 19 | 0.00 | 1.500 |
| Paul Quantrill, R<br>ERA: 3.07 | (9, 1) | 1.0 | W | 6 | 3 | 2 | 2 | 0 | 0 | 0 | 0 | 0 | 0 | 0 | 11 | 14 | 18.00 | 3.000 |

| PITCHER | IP | WLS | BF | H | R | ER | SO | BB | IBB | HBP | BLK | WP | HR | S | P | ERA | WHIP |
|---|---|---|---|---|---|---|---|---|---|---|---|---|---|---|---|---|---|

# TOP

## Minnesota Twins @ Toronto Blue Jays

SkyDome, Toronto, ON

Sat May 03 1997, 7:05 PM EDT

Att. 29,150 - Dome

livebaseballscorecards.com

| | |
|---|---|
| AB | 36 |
| R | 5 |
| H | 10 |
| RBI | 5 |
| BB | 1 |
| SO | 8 |
| LOB | 13 |

| | | | |
|---|---|---|---|
| WP: 0 | PB: 0 | SB: 4 | CS: 0 |
| PA: 38 | | | |

# Minnesota Twins @ Toronto Blue Jays

SkyDome, Toronto, ON

Sat May 03 1997, 7:05 PM EDT

Att. 29,150 - Dome

## BOTTOM

| Batter | 1 | 2 | 3 | 4 | 5 | 6 | 7 | 8 | 9 | AB | R | H | RBI | BB | SO | LOB |
|---|---|---|---|---|---|---|---|---|---|---|---|---|---|---|---|---|
| Otis Nixon, S (1, 8)<br>OBP: 0.315, SLG: 0.217 | G5-3 | G6-3 | | | B1-3 | | SF8 | | BB SH1-4 BB BB | 3 | 1 | 0 | 1 | 1 | 0 | 2 |
| Alex Gonzalez, R (1, 6)<br>OBP: 0.344, SLG: 0.435 | G3 | | P4 | | P5 | | 1B SF8 1B | | SH1-4 | 4 | 1 | 1 | 1 | 0 | 0 | 0 |
| Orlando Merced, S (1, 9)<br>OBP: 0.327, SLG: 0.471 | 2B | | K | | | G6-4-3 1B | 1B | | G5-3 | 5 | 0 | 3 | 1 | 0 | 1 | 1 |
| Joe Carter, R (1, 3)<br>OBP: 0.322, SLG: 0.373 | F9 | | CS BB | | | G6-4-3 1-2f | SF8 | | BB BB IBB | 2 | 0 | 0 | 1 | 2 | 0 | 2 |
| Ed Sprague, R (1, 5)<br>OBP: 0.357, SLG: 0.570 | | F9 1B 2B | CS 1-2 | BB | | BB | K | | BB | 2 | 1 | 1 | 0 | 3 | 1 | 1 |
| Juan Samuel, R (1, 10)<br>OBP: 0.286, SLG: 0.273<br>Carlos Delgado, L (8, PH)<br>OBP: 0.429, SLG: 0.617 | | F9 | | F8 | | K | | G5-3 2B | BB | 3<br>1 | 0<br>0 | 0<br>1 | 0<br>1 | 1<br>1 | 3<br>0 | 3<br>0 |
| Benito Santiago, R (1, 2)<br>OBP: 0.250, SLG: 0.316 | 1B 1B | | | F9 | | | BB 1B SF8 1B | | P3 | 4 | 1 | 2 | 1 | 0 | 0 | 2 |
| Jacob Brumfield, R (1, 7)<br>OBP: 0.270, SLG: 0.389 | F7 | | | G1-3 | | | SF8 BB 1B 1B | | G5-3 | 4 | 1 | 1 | 0 | 0 | 0 | 3 |
| Carlos Garcia, R (1, 4)<br>OBP: 0.214, SLG: 0.229 | 1B | | | | K | | 1B 1B BB | | G6-3 | 3 | 1 | 1 | 0 | 1 | 1 | 1 |
| Inning Stats | R: 0 E: 0 K: 0 S: 8 H: 1 LOB: 1 BB: 0 P: 16 | R: 1 E: 0 K: 0 S: 7 H: 3 LOB: 2 BB: 0 P: 11 | R: 0 E: 0 K: 1 S: 4 H: 0 LOB: 0 BB: 1 P: 9 | R: 0 E: 0 K: 0 S: 12 H: 0 LOB: 1 BB: 1 P: 21 | R: 0 E: 0 K: 1 S: 5 H: 0 LOB: 0 BB: 0 P: 6 | R: 0 E: 0 K: 1 S: 11 H: 1 LOB: 1 BB: 1 P: 20 | R: 4 E: 0 K: 1 S: 18 H: 4 LOB: 1 BB: 1 P: 32 | R: 0 E: 0 K: 0 S: 7 H: 1 LOB: 1 BB: 0 P: 11 | R: 1 E: 0 K: 0 S: 7 H: 0 LOB: 3 BB: 4 P: 23 | 1B: 7 2B: 3 3B: 0 HR: 0 | SF: 2 SAC: 1 DP: 1 HBP: 0 | | | | | | |

livebaseballscorecards.com

| | |
|---|---|
| AB | 31 |
| R | 6 |
| H | 10 |
| RBI | 6 |
| BB | 8 |
| SO | 4 |
| LOB | 15 |

WP: 0 PB: 0 SB: 0 CS: 1 PA: 43

| PITCHER | | IP | WLS | BF | H | R | ER | SO | BB | IBB | HBP | BLK | WP | HR | S | P | ERA | WHIP |
|---|---|---|---|---|---|---|---|---|---|---|---|---|---|---|---|---|---|---|
| Rich Robertson, L<br>ERA: 6.23 | (1, 1) | 6.0 | | 25 | 6 | 2 | 2 | 3 | 3 | 0 | 0 | 0 | 0 | 0 | 49 | 87 | 3.00 | 1.500 |
| Mike Trombley, R<br>ERA: 4.24 | (7, 1) | 0.0 | | 2 | 1 | 0 | 0 | 0 | 1 | 0 | 0 | 0 | 0 | 0 | 3 | 8 | ∞ | ∞ |
| Eddie Guardado, L<br>ERA: 5.87 | (7, 1) | 0.1 | | 1 | 0 | 0 | 0 | 0 | 0 | 0 | 0 | 0 | 0 | 0 | 2 | 3 | 0.00 | 0.000 |
| Dan Naulty, R<br>ERA: 5.11 | (7, 1) | 0.2 | | 4 | 2 | 3 | 3 | 1 | 0 | 0 | 0 | 0 | 0 | 0 | 11 | 17 | 40.50 | 3.000 |
| Todd Ritchie, R<br>ERA: 4.2 | (8, 1) | 1.0 | L | 5 | 1 | 1 | 1 | 0 | 1 | 0 | 0 | 0 | 0 | 0 | 8 | 16 | 9.00 | 2.000 |

| PITCHER | | IP | WLS | BF | H | R | ER | SO | BB | IBB | HBP | BLK | WP | HR | S | P | ERA | WHIP |
|---|---|---|---|---|---|---|---|---|---|---|---|---|---|---|---|---|---|---|
| Greg Swindell, L<br>ERA: 4.24 | (9, 1) | 0.2 | | 3 | 0 | 0 | 0 | 0 | 0 | 1 | 0 | 0 | 0 | 0 | 5 | 9 | 0.00 | 0.000 |
| Gregg Olson, R<br>ERA: 20.86 | (9, 1) | 0.0 | | 2 | 0 | 0 | 0 | 0 | 2 | 0 | 0 | 0 | 0 | 0 | 1 | 9 | ∞ | ∞ |

| Batter | 1 | 2 | 3 | 4 | 5 | 6 | 7 | 8 | 9 | AB | R | H | RBI | BB | SO | LOB |
|---|---|---|---|---|---|---|---|---|---|---|---|---|---|---|---|---|
| Chuck Knoblauch, R (1, 4)<br>OBP: 0.417, SLG: 0.411 | C C B X<br>1-2<br>1B<br>1B | | C C X<br>0-2 ②<br>F9 | | | C B X<br>1-1 ②<br>G1-3 | | 1 SAFE 1 SAFE B C B F B C<br>3-3 ③<br>K<br>1-2 | | 4 | 0 | 1 | 0 | 0 | 1 | 1 |
| Brent Brede, L (1, 7)<br>OBP: 0.361, SLG: 0.354 (8, 9) | B 1 SAFE 1 SAFE C X<br>1-1 ①<br>F8 | | C S B B X<br>2-2 ③<br>L7 | | | X<br>0-0 ③<br>G1 | | | C C X<br>0-2<br>HBP<br>1B | 4 | 0 | 1 | 0 | 0 | 0 | 1 |
| Paul Molitor, R (1, 10)<br>OBP: 0.286, SLG: 0.353 | F B 1 SAFE X<br>1-1 ②<br>L7 | | | B S B B F X<br>3-2 ①<br>P4 | | | C B S S<br>1-3 ①<br>K | | X<br>0-0 ①<br>F7 | 4 | 0 | 0 | 0 | 0 | 1 | 2 |
| Matt Lawton, L (1, 8)<br>OBP: 0.415, SLG: 0.500 (8, 7) | B C 1 SAFE B B S X<br>3-2<br>FC6-4<br>1-3<br>1B | | | B X<br>1-0 ②<br>P6 | | | B C B F F B B<br>4-2<br>BB | | B C B F 1 SAFE F H<br>3-2<br>1-2<br>HBP | 2 | 0 | 1 | 0 | 1 | 0 | 0 |
| Terry Steinbach, R (1, 2)<br>OBP: 0.296, SLG: 0.302 | S X<br>0-1 ③<br>FC6-4<br>1-2f | | | C B B F F S<br>2-3 ③<br>K | | | X<br>0-0 ②<br>F8 | | S B X<br>1-1 ②<br>L9 | 4 | 0 | 0 | 0 | 0 | 1 | 5 |
| Todd Walker, L (1, 5)<br>OBP: 0.313, SLG: 0.311 | | F B X<br>1-1 ①<br>F7 | | | S B B X<br>2-1 ①<br>G3-1 | | 1 SAFE C B B F S<br>1-3 ③<br>K | | F F F F B S<br>1-3 ③<br>K | 4 | 0 | 0 | 0 | 0 | 2 | 3 |
| Roberto Kelly, R (1, 9)<br>OBP: 0.295, SLG: 0.411<br>Rich Becker, L (8, PH)<br>OBP: 0.319, SLG: 0.275 (8, 8) | | F C S<br>0-3 ②<br>K | | | X<br>0-0 ②<br>P3 | | | B X<br>1-0<br>S<br>1B | | 2<br>1 | 0<br>0 | 0<br>1 | 0<br>0 | 0<br>0 | 1<br>0 | 0<br>0 |
| Ron Coomer, R (1, 3)<br>OBP: 0.333, SLG: 0.500<br>Greg Myers, L (8, PH)<br>OBP: 0.283, SLG: 0.250<br>Pat Meares, R (8, 6)<br>OBP: 0.302, SLG: 0.437 | | C S S<br>0-3 ③<br>K | | | X<br>0-0 ③<br>G1-3 | | | F S B 1 SAFE S<br>2-3 ①<br>K | | 2<br>1<br>0 | 0<br>0<br>0 | 0<br>0<br>0 | 0<br>0<br>0 | 0<br>1<br>0 | 1<br>1<br>0 | 0<br>1<br>0 |
| Denny Hocking, S (1, 6)<br>OBP: 0.364, SLG: 0.429 (8, 3) | | | B B B C X<br>3-1 ①<br>F8 | | | C B C S<br>1-3 ①<br>K | | F 1 SAFE C S<br>0-3 ②<br>K | | 3 | 0 | 0 | 0 | 0 | 2 | 1 |
| Inning Stats | R: 0 H: 2<br>E: 0 LOB: 2<br>K: 0 BB: 0<br>S: 12 P: 18 | R: 0 H: 0<br>E: 0 LOB: 0<br>K: 2 BB: 0<br>S: 8 P: 9 | R: 0 H: 0<br>E: 0 LOB: 0<br>K: 0 BB: 0<br>S: 8 P: 13 | R: 0 H: 0<br>E: 0 LOB: 0<br>K: 1 BB: 0<br>S: 8 P: 14 | R: 0 H: 0<br>E: 0 LOB: 0<br>K: 0 BB: 0<br>S: 4 P: 6 | R: 0 H: 0<br>E: 0 LOB: 0<br>K: 1 BB: 0<br>S: 6 P: 8 | R: 0 H: 0<br>E: 0 LOB: 1<br>K: 2 BB: 1<br>S: 10 P: 16 | R: 0 H: 1<br>E: 0 LOB: 1<br>K: 3 BB: 0<br>S: 10 P: 16 | R: 0 H: 1<br>E: 0 LOB: 2<br>K: 1 BB: 0<br>S: 14 P: 19 | 1B: 4 SF: 0<br>2B: 0 SAC: 0<br>3B: 0 DP: 0<br>HR: 0 HBP: 1 | | | | | WP: 0 PA: 33<br>PB: 0<br>SB: 1<br>CS: 0 | |

| PITCHER | IP | WLS | BF | H | R | ER | SO | BB | IBB | HBP | BLK | WP | HR | S | P | ERA | WHIP |
|---|---|---|---|---|---|---|---|---|---|---|---|---|---|---|---|---|---|
| Pat Hentgen, R (1, 1)<br>ERA: 3.69 | 9.0 | W | 33 | 4 | 0 | 0 | 10 | 1 | 0 | 1 | 0 | 0 | 0 | 80 | 119 | 0.00 | 0.556 |

| PITCHER | IP | WLS | BF | H | R | ER | SO | BB | IBB | HBP | BLK | WP | HR | S | P | ERA | WHIP |
|---|---|---|---|---|---|---|---|---|---|---|---|---|---|---|---|---|---|

# TOP

## Minnesota Twins @ Toronto Blue Jays

SkyDome, Toronto, ON

Sun May 04 1997, 3:33 AM EDT

Att. 29,114 - Dome - 68 F

livebaseballscorecards.com

| | |
|---|---|
| AB | 31 |
| R | 0 |
| H | 4 |
| RBI | 0 |
| BB | 1 |
| SO | 10 |
| LOB | 14 |

| Batter | 1 | 2 | 3 | 4 | 5 | 6 | 7 | 8 | 9 | AB | R | H | RBI | BB | SO | LOB |
|---|---|---|---|---|---|---|---|---|---|---|---|---|---|---|---|---|
| Otis Nixon, S (1, 8)<br>OBP: 0.313, SLG: 0.219 | E6<br>F8 SH2-3 | | G4-3 | | FC6-4<br>1-2f | | | BB<br>1B | | 4 | 0 | 1 | 0 | 0 | 0 | 1 |
| Alex Gonzalez, R (1, 6)<br>OBP: 0.333, SLG: 0.420 | SH2-3<br>1-2 | | F7 | | F8 | | | K | | 3 | 0 | 0 | 0 | 0 | 1 | 2 |
| Orlando Merced, S (1, 9)<br>OBP: 0.342, SLG: 0.481 | BB | | | 1B<br>2B | | G4-3 | | 1-2<br>BB | | 2 | 1 | 1 | 0 | 2 | 0 | 0 |
| Joe Carter, R (1, 10)<br>OBP: 0.311, SLG: 0.358 | F8<br>2-3 | | | F7 | | P2 | | L8 | | 4 | 0 | 0 | 0 | 0 | 0 | 5 |
| Ed Sprague, R (1, 5)<br>OBP: 0.348, SLG: 0.553 | P6 | | | P2 | | K | | | | 3 | 0 | 0 | 0 | 0 | 1 | 3 |
| Carlos Delgado, L (1, 3)<br>OBP: 0.425, SLG: 0.603 | | F8 | | 2-H<br>1B | | | L9 | | | 3 | 0 | 1 | 1 | 0 | 0 | 0 |
| Benito Santiago, R (1, 2)<br>OBP: 0.233, SLG: 0.293 | | G5-3 | | F9 | | | G1-3 | | | 3 | 0 | 0 | 0 | 0 | 0 | 1 |
| Shawn Green, L (1, 7)<br>OBP: 0.306, SLG: 0.455 | | G4-3 | | | G3 | | L5 | | | 3 | 0 | 0 | 0 | 0 | 0 | 0 |
| Carlos Garcia, R (1, 4)<br>OBP: 0.217, SLG: 0.231 | | | G2-3 | | FC6-4<br>1B | | | G5-3 | | 3 | 0 | 1 | 0 | 0 | 0 | 0 |
| Inning Stats | R: 0 H: 0<br>E: 1 LOB: 2<br>K: 0 BB: 1<br>S: 7 P: 17 | R: 0 H: 0<br>E: 0 LOB: 0<br>K: 0 BB: 0<br>S: 9 P: 14 | R: 0 H: 0<br>E: 0 LOB: 0<br>K: 0 BB: 0<br>S: 7 P: 8 | R: 1 H: 2<br>E: 0 LOB: 1<br>K: 0 BB: 0<br>S: 9 P: 15 | R: 0 H: 1<br>E: 0 LOB: 1<br>K: 0 BB: 0<br>S: 6 P: 9 | R: 0 H: 0<br>E: 0 LOB: 0<br>K: 1 BB: 0<br>S: 9 P: 13 | R: 0 H: 0<br>E: 0 LOB: 0<br>K: 0 BB: 0<br>S: 7 P: 8 | R: 0 H: 1<br>E: 0 LOB: 2<br>K: 1 BB: 1<br>S: 8 P: 12 | | 1B: 3 SF: 0<br>2B: 1 SAC: 1<br>3B: 0 DP: 0<br>HR: 0 HBP: 0 | | | | | | WP: 0 PA: 31<br>PB: 0<br>SB: 0<br>CS: 0 |

| PITCHER | IP | WLS | BF | H | R | ER | SO | BB | IBB | HBP | BLK | WP | HR | S | P | ERA | WHIP |
|---|---|---|---|---|---|---|---|---|---|---|---|---|---|---|---|---|---|
| Bob Tewksbury, R (1, 1)<br>ERA: 3.35 | 8.0 | L | 31 | 4 | 1 | 1 | 2 | 2 | 0 | 0 | 0 | 0 | 0 | 62 | 96 | 1.12 | 0.750 |

| PITCHER | IP | WLS | BF | H | R | ER | SO | BB | IBB | HBP | BLK | WP | HR | S | P | ERA | WHIP |
|---|---|---|---|---|---|---|---|---|---|---|---|---|---|---|---|---|---|

# BOTTOM

## Minnesota Twins @ Toronto Blue Jays

SkyDome, Toronto, ON

Sun May 04 1997, 3:33 AM EDT
Att. 29,114 - Dome - 68 F

livebaseballscorecards.com

| | |
|---|---|
| AB | 28 |
| R | 1 |
| H | 4 |
| RBI | 1 |
| BB | 2 |
| SO | 2 |
| LOB | 12 |

| Batter | 1 | 2 | 3 | 4 | 5 | 6 | 7 | 8 | 9 | AB | R | H | RBI | BB | SO | LOB |
|---|---|---|---|---|---|---|---|---|---|---|---|---|---|---|---|---|
| Chuck Knoblauch, R (1, 4)<br>OBP: 0.421, SLG: 0.432 | C B X<br>1-1<br>G4-3 ① | | B C 1 SAFE B F X<br>2-2<br>FC6-4 ②<br>FC4-6<br>1-2f<br>3-H | | C S B X<br>1-2<br>HR | | B C B F B B<br>4-2<br>1B<br>1B<br>BB | B C X<br>1-1<br>F7 ② | I I I I<br>4-0<br>IBB | 4 | 2 | 1 | 2 | 2 | 0 | 1 |
| Rich Becker, L (1, 8)<br>OBP: 0.320, SLG: 0.287 | S S C<br>0-3<br>K ② | | X<br>0-0<br>FC4-6 ③<br>1-2f | | B B B C X<br>3-1<br>BB<br>1B | | S 1 SAFE X<br>0-1<br>L8 ① | C X<br>0-1<br>2B | C X<br>0-1<br>F7 ③ | 6 | 0 | 2 | 0 | 0 | 1 | 4 |
| Paul Molitor, R (1, 10)<br>OBP: 0.311, SLG: 0.352 | B F X<br>1-1<br>P3 ③ | | | B X<br>1-0<br>F9 ① | B B B B<br>4-0<br>1-2<br>BB | | 1 SAFE 1 SAFE B X<br>1-0<br>BB<br>1B<br>1-2<br>FC3-2<br>1B | I I I I<br>4-0<br>IBB | | 3 | 0 | 1 | 0 | 2 | 0 | 0 |
| Matt Lawton, L (1, 7)<br>OBP: 0.407, SLG: 0.487 | | C C B S<br>1-3<br>K ① | | C B S B B F F X<br>3-2<br>F8 ② | C F B B B S<br>3-3<br>K ③ | | C B F X<br>1-2<br>FC3-2<br>BB<br>1-2<br>2-H<br>BB<br>1B | C F B C<br>1-3<br>K ③ | | 5 | 1 | 1 | 1 | 0 | 3 | 4 |
| Terry Steinbach, R (1, 2)<br>OBP: 0.301, SLG: 0.333 | | S X<br>0-1<br>F9 ② | | B F B B F X<br>3-2<br>G5-3 ③ | | F B X<br>1-1<br>HR | B B B B C B<br>4-1<br>BB<br>FC3-2<br>1-2<br>2-3<br>BB | | B X<br>1-0<br>G6-3 ① | 4 | 1 | 1 | 1 | 1 | 0 | 0 |
| Brent Brede, L (1, 3)<br>OBP: 0.347, SLG: 0.338<br>Greg Colbrunn, R (7, PH)<br>OBP: 0.288, SLG: 0.412 (7, 3) | | X<br>0-0<br>G1 ③ | | | C F X<br>0-2<br>L6 ① | B X<br>1-0<br>G6-3 ①<br>F X | 0-1<br>FC3-2 ②<br>BB<br>1-2<br>2-3<br>3-Hf | | C X<br>0-1<br>G1-3 ② | 3<br>2 | 0<br>0 | 0<br>0 | 0<br>0 | 0<br>0 | 0<br>3 | 0<br>3 |
| Roberto Kelly, R (1, 9)<br>OBP: 0.333, SLG: 0.458 | | | X<br>0-0<br>L7 ① | | S F F B X<br>1-2<br>HR<br>2B | C B S B B X<br>3-2<br>G3<br>2B | B B C B B C B<br>4-1<br>FC5-4<br>1-2<br>2-3<br>3-H<br>BB | | B C B B B C B<br>4-2<br>E<br>E<br>BB | 3 | 2 | 2 | 1 | 2 | 0 | 0 |
| Todd Walker, L (1, 5)<br>OBP: 0.314, SLG: 0.325<br>Denny Hocking, S (7, PH)<br>OBP: 0.351, SLG: 0.412 (7, 5) | | | X<br>0-0<br>1B<br>FC6-4<br>2B | | S X<br>0-1<br>F7 ② | C B X<br>1-1<br>G3 ②<br>2-3 | B X<br>1-0<br>FC5-4 ③<br>1-2f | | 1 SAFE B C 1 SAFE 1 SAFE F X<br>1-2<br>E6<br>1-H<br>2B | 3<br>2 | 1<br>1 | 1<br>0 | 0<br>0 | 0<br>0 | 0<br>0 | 2<br>3 |
| Pat Meares, R (1, 6)<br>OBP: 0.317, SLG: 0.489 | | | C B X<br>1-1<br>FC6-4<br>2-3<br>1B | | C F B F B F B 2 SAFE X<br>3-2<br>2-H<br>HR | B S X<br>1-1<br>L5 ③ | | B C X<br>1-1<br>F4 ① | B F C X<br>1-2<br>3-H<br>2B | 5 | 1 | 3 | 3 | 0 | 0 | 1 |
| Inning Stats | R: 0 E: 0 K: 1 S: 7<br>H: 0 LOB: 0 BB: 0 P: 9 | R: 0 E: 0 K: 1 S: 6<br>H: 0 LOB: 0 BB: 0 P: 7 | R: 1 E: 0 K: 0 S: 8<br>H: 2 LOB: 0 BB: 0 P: 11 | R: 0 E: 0 K: 0 S: 9<br>H: 0 LOB: 0 BB: 0 P: 16 | R: 3 E: 0 K: 1 S: 22<br>H: 4 LOB: 2 BB: 1 P: 37 | R: 1 E: 0 K: 0 S: 10<br>H: 2 LOB: 1 BB: 0 P: 17 | R: 2 E: 0 K: 0 S: 14<br>H: 2 LOB: 3 BB: 3 P: 29 | R: 0 E: 0 K: 1 S: 9<br>H: 1 LOB: 2 BB: 1 P: 16 | R: 2 E: 1 K: 0 S: 13<br>H: 1 LOB: 2 BB: 2 P: 24 | 1B: 4 2B: 5 3B: 0 HR: 3<br>SF: 0 SAC: 0 DP: 0 HBP: 0 | | | | | | |

| PITCHER | | IP | WLS | BF | H | R | ER | SO | BB | IBB | HBP | BLK | WP | HR | S | P | ERA | WHIP |
|---|---|---|---|---|---|---|---|---|---|---|---|---|---|---|---|---|---|---|
| Ramiro Mendoza, R<br>ERA: 7.08 | (1, 1) | 4.2 | | 21 | 6 | 4 | 4 | 2 | 1 | 0 | 0 | 0 | 0 | 2 | 49 | 74 | 7.71 | 1.500 |
| Jim Mecir, R<br>ERA: 15.88 | (5, 1) | 1.2 | L | 9 | 3 | 3 | 3 | 1 | 1 | 0 | 0 | 0 | 0 | 1 | 19 | 34 | 16.20 | 2.400 |
| Mike Stanton, L<br>ERA: 2.35 | (7, 1) | 0.1 | | 4 | 1 | 0 | 0 | 0 | 2 | 0 | 0 | 0 | 0 | 0 | 7 | 16 | 0.00 | 9.000 |
| Graeme Lloyd, L<br>ERA: | (7, 1) | 2.1 | | 13 | 2 | 2 | 0 | 1 | 1 | 2 | 0 | 0 | 0 | 0 | 23 | 42 | 0.00 | 1.286 |

| PITCHER | IP | WLS | BF | H | R | ER | SO | BB | IBB | HBP | BLK | WP | HR | S | P | ERA | WHIP |
|---|---|---|---|---|---|---|---|---|---|---|---|---|---|---|---|---|---|

# TOP

# Minnesota Twins @ New York Yankees

Yankee Stadium, Bronx, NY

Mon May 05 1997, 7:05 PM EDT

Att. 16,599 - Unknown - 62 F

livebaseballscorecards.com

| | |
|---|---|
| AB | 40 |
| R | 9 |
| H | 12 |
| RBI | 8 |
| BB | 7 |
| SO | 4 |
| LOB | 18 |

WP: 0 PB: 0 SB: 0 CS: 0 PA: 47

| Batter | 1 | 2 | 3 | 4 | 5 | 6 | 7 | 8 | 9 | AB | R | H | RBI | BB | SO | LOB |
|---|---|---|---|---|---|---|---|---|---|---|---|---|---|---|---|---|
| Tim Raines, S (1, 7)<br>OBP: 0.388, SLG: 0.375 | X<br>0-0 ① G4-3 | | B B B C C F X<br>3-2 ② F8 | | X<br>0-0 CS 1B | | | B X<br>1-0 ① G5-3 | B B X<br>2-0 ③ F8 | 5 | 0 | 1 | 0 | 0 | 0 | 2 |
| Wade Boggs, L (1, 5)<br>OBP: 0.411, SLG: 0.341 | B B C B B<br>4-1 FC6-4 BB | | B B X<br>2-0 ③ F7 | | C F F B 1 SAFE 1 SAFE X<br>1-2 ① ② G4-3<br>1-2 | | | B X<br>1-0 ② G4-3 | | 3 | 0 | 0 | 0 | 1 | 0 | 1 |
| Bernie Williams, S (1, 8)<br>OBP: 0.441, SLG: 0.540 | B B X<br>2-0 ② FC6-4 CS<br>1-2f | | | B F B F B X<br>3-2 1B SF8 1B | X<br>0-0 ③ F7 | | | B C C X<br>1-2 ③ G4-3 | | 4 | 1 | 1 | 0 | 0 | 0 | 1 |
| Tino Martinez, L (1, 3)<br>OBP: 0.412, SLG: 0.721 | B C<br>1-1 ③ CS<br>1-2 | C X<br>0-1 HR | | B D 1 SAFE X<br>2-0 2 BB 1B<br>1-3 1B | | F B X<br>1-1 ① F6 | | | C X<br>0-1 F9 BB 2 HR 1B | 4 | 3 | 3 | 1 | 0 | 0 | 0 |
| Cecil Fielder, R (1, 10)<br>OBP: 0.350, SLG: 0.383 | | F X<br>0-1 G6-3 2B | | C X<br>0-1 ① SF8<br>3-H | | B X<br>1-0 ② L5 | | | B C C C B B B F F F B<br>4-2 2 HR<br>1-2 BB | 2 | 1 | 1 | 1 | 1 | 0 | 0 |
| Paul O'Neill, L (1, 9)<br>OBP: 0.379, SLG: 0.553 | | B C X<br>1-1 ① G6-3<br>2-3 | | C F S<br>0-3 ② K | | X<br>0-0 ③ G4-3 | | | X<br>0-0 ① F9<br>2-3 | 4 | 0 | 0 | 0 | 0 | 1 | 4 |
| 2 Derek Jeter, R (1, 6)<br>OBP: 0.397, SLG: 0.432 | | C X<br>0-1 ② G4-3 | | B B B B<br>4-0 1B 2B<br>1-2 BB | | | C S X<br>0-2 ① F8 | | X<br>0-0 F9<br>1-H HR<br>3-H | 3 | 2 | 1 | 3 | 1 | 0 | 1 |
| Mariano Duncan, R (1, 4)<br>OBP: 0.346, SLG: 0.364<br>Pat Kelly, R (9, PR)<br>OBP: 0.357, SLG: 0.261 | | B B F X<br>2-1 ③ G4-3 | | F X<br>0-1 2B<br>1-2 2-H 1B | | | B F S X<br>1-2 ② G6-3 | | C C S<br>0-3 K S | 4<br>0 | 1<br>0 | 1<br>0 | 1<br>0 | 0<br>0 | 1<br>0 | 1<br>0 |
| Joe Girardi, R (1, 2)<br>OBP: 0.268, SLG: 0.346<br>Mark Whiten, S (9, PH)<br>OBP: 0.417, SLG: 0.514 | | | X<br>0-0 ① G5-3 | X<br>0-0 ③<br>1-H 2-H 2B | | | C B S F C<br>1-3 ③ K | | C F B S<br>1-3 ② K<br>1-2 | 3<br>1 | 0<br>0 | 1<br>0 | 2<br>0 | 0<br>0 | 1<br>1 | 0<br>1 |
| Inning Stats | R: 0 H: 0<br>E: 0 LOB: 0<br>K: 0 BB: 1<br>S: 4 P: 11 | R: 1 H: 2<br>E: 0 LOB: 1<br>K: 0 BB: 0<br>S: 10 P: 13 | R: 0 H: 0<br>E: 0 LOB: 0<br>K: 0 BB: 0<br>S: 6 P: 11 | R: 4 H: 4<br>E: 0 LOB: 1<br>K: 1 BB: 1<br>S: 12 P: 21 | R: 0 H: 1<br>E: 0 LOB: 0<br>K: 0 BB: 0<br>S: 6 P: 7 | R: 0 H: 0<br>E: 0 LOB: 0<br>K: 0 BB: 0<br>S: 4 P: 6 | R: 0 H: 0<br>E: 0 LOB: 0<br>K: 1 BB: 0<br>S: 10 P: 12 | R: 0 H: 0<br>E: 0 LOB: 0<br>K: 0 BB: 0<br>S: 5 P: 8 | R: 3 H: 2<br>E: 0 LOB: 2<br>K: 2 BB: 1<br>S: 16 P: 23 | 1B: 5 SF: 1<br>2B: 2 SAC: 0<br>3B: 0 DP: 0<br>HR: 2 HBP: 0 | | | | | | WP: 1 PA: 38<br>PB: 0<br>SB: 1<br>CS: 2 | |

| PITCHER | IP | WLS | BF | H | R | ER | SO | BB | IBB | HBP | BLK | WP | HR | S | P | ERA | WHIP |
|---|---|---|---|---|---|---|---|---|---|---|---|---|---|---|---|---|---|
| Frankie Rodriguez, R (1, 1)<br>ERA: 8.1 | 4.0 | | 18 | 6 | 5 | 5 | 1 | 2 | 0 | 0 | 0 | 0 | 1 | 32 | 56 | 11.25 | 2.000 |
| Greg Swindell, L (5, 1)<br>ERA: 3.86 | 4.0 | W | 13 | 2 | 1 | 1 | 1 | 0 | 0 | 0 | 0 | 0 | 0 | 27 | 35 | 2.25 | 0.500 |
| Rick Aguilera, R (9, 1)<br>ERA: 7.43 | 1.0 | | 6 | 1 | 2 | 2 | 2 | 1 | 0 | 0 | 0 | 1 | 1 | 14 | 21 | 18.00 | 2.000 |

| PITCHER | IP | WLS | BF | H | R | ER | SO | BB | IBB | HBP | BLK | WP | HR | S | P | ERA | WHIP |
|---|---|---|---|---|---|---|---|---|---|---|---|---|---|---|---|---|---|

# BOTTOM

# Minnesota Twins @ New York Yankees

Yankee Stadium, Bronx, NY

Mon May 05 1997, 7:05 PM EDT
Att. 16,599 - Unknown - 62 F

livebaseballscorecards.com

| | |
|---|---|
| AB | 33 |
| R | 8 |
| H | 9 |
| RBI | 8 |
| BB | 3 |
| SO | 4 |
| LOB | 11 |

| Batter | 1 | 2 | 3 | 4 | 5 | 6 | 7 | 8 | 9 | AB | R | H | RBI | BB | SO | LOB |
|---|---|---|---|---|---|---|---|---|---|---|---|---|---|---|---|---|
| Chuck Knoblauch, R (1, 4)<br>OBP: 0.416, SLG: 0.421 | B C X 1-1 ① F9 | | B B B B 4-0 S BB | | C B B C X 2-2 ③ P4 | | | C X 0-1 ① P2 | | 3 | 0 | 0 | 0 | 1 | 0 | 1 |
| Roberto Kelly, R (1, 9)<br>OBP: 0.329, SLG: 0.444 | C F X 0-2 ② G6-3 | | C 1 SAFE C 1 SAFE B S 1-3 ② K | | | X 0-0 G4-6-3 1B | | X 0-0 ② G5-3 | | 4 | 0 | 1 | 0 | 0 | 1 | 1 |
| Paul Molitor, R (1, 10)<br>OBP: 0.292, SLG: 0.328 | B C X 1-1 ③ G6-3 | | F F F D F B F S 2-3 ③ K 1-2 | | | F F 1 SAFE X 0-2 ①② G4-6-3 1-2f | | X 0-0 ③ G1-3 | | 4 | 0 | 0 | 0 | 0 | 1 | 2 |
| Terry Steinbach, R (1, 2)<br>OBP: 0.290, SLG: 0.319 | | B X 1-0 ① G6-3 | | X 0-0 ① F9 | | B X 1-0 ③ G6-3 | | | F S S 0-3 ① K | 4 | 0 | 0 | 0 | 0 | 1 | 0 |
| Ron Coomer, R (1, 5)<br>OBP: 0.382, SLG: 0.538 | | X 0-0 2B G4-3 1B | | B B X 2-0 G1-6-3 1B | | | F B F F X 1-2 2B SF7 1B | | F C F F F B B X 2-2 1B | 4 | 2 | 4 | 0 | 0 | 0 | 0 |
| Greg Colbrunn, R (1, 3)<br>OBP: 0.296, SLG: 0.436 | | X 0-0 G4-3 1-3 2B | | B 1 SAFE F X 1-1 ②③ G1-6-3 1-2f | | | B B X 2-0 1-3 2B | | S X 0-1 ② F7 | 4 | 0 | 2 | 0 | 0 | 0 | 2 |
| Matt Lawton, L (1, 8)<br>OBP: 0.403, SLG: 0.479 | | X 0-0 ② G4-3 2-3 3-H | | | X 0-0 B5-3 1B | | F C X 0-2 ① G1-3 | | C X 0-1 ③ F7 | 4 | 0 | 1 | 1 | 0 | 0 | 4 |
| Pat Meares, R (1, 6)<br>OBP: 0.308, SLG: 0.479 | | B C X 1-1 ③ F9 | | | F X 0-1 ① B5-3 1-2 | | B F X 1-1 ② SF7 3-H | | | 2 | 0 | 0 | 1 | 0 | 0 | 2 |
| Denny Hocking, S (1, 7)<br>OBP: 0.333, SLG: 0.389 | | | B C B X 2-1 ① G5-3 | | C F X 0-2 ② G1-3 | | F F X 0-2 ③ F9 | | | 3 | 0 | 0 | 0 | 0 | 0 | 2 |
| Inning Stats | R: 0 H: 0<br>E: 0 LOB: 0<br>K: 0 BB: 0<br>S: 7 P: 9 | R: 1 H: 2<br>E: 0 LOB: 1<br>K: 0 BB: 0<br>S: 6 P: 8 | R: 0 H: 0<br>E: 0 LOB: 1<br>K: 2 BB: 1<br>S: 11 P: 20 | R: 0 H: 1<br>E: 0 LOB: 0<br>K: 0 BB: 0<br>S: 4 P: 7 | R: 0 H: 1<br>E: 0 LOB: 1<br>K: 0 BB: 0<br>S: 9 P: 11 | R: 0 H: 1<br>E: 0 LOB: 0<br>K: 0 BB: 0<br>S: 5 P: 6 | R: 1 H: 2<br>E: 0 LOB: 1<br>K: 0 BB: 0<br>S: 13 P: 17 | R: 0 H: 0<br>E: 0 LOB: 0<br>K: 0 BB: 0<br>S: 4 P: 4 | R: 0 H: 1<br>E: 0 LOB: 1<br>K: 1 BB: 0<br>S: 13 P: 15 | 1B: 6 SF: 1<br>2B: 2 SAC: 0<br>3B: 0 DP: 2<br>HR: 0 HBP: 0 | | | | | | WP: 0 PA: 34<br>PB: 0<br>SB: 1<br>CS: 0 | |

| PITCHER | IP | WLS | BF | H | R | ER | SO | BB | IBB | HBP | BLK | WP | HR | S | P | ERA | WHIP |
|---|---|---|---|---|---|---|---|---|---|---|---|---|---|---|---|---|---|
| David Wells, L (1, 1)<br>ERA: 3.35 | 9.0 | W | 34 | 8 | 2 | 2 | 3 | 1 | 0 | 0 | 0 | 0 | 0 | 72 | 97 | 2.00 | 1.000 |

| PITCHER | IP | WLS | BF | H | R | ER | SO | BB | IBB | HBP | BLK | WP | HR | S | P | ERA | WHIP |
|---|---|---|---|---|---|---|---|---|---|---|---|---|---|---|---|---|---|

# TOP

## Minnesota Twins @ New York Yankees

Yankee Stadium, Bronx, NY

Tue May 06 1997, 7:05 PM EDT

Att. 13,939 - Unknown - 58 F

livebaseballscorecards.com

| | |
|---|---|
| AB | 32 |
| R | 2 |
| H | 8 |
| RBI | 2 |
| BB | 1 |
| SO | 3 |
| LOB | 14 |

# BOTTOM

## Minnesota Twins @ New York Yankees

Yankee Stadium, Bronx, NY

Tue May 06 1997, 7:05 PM EDT

Att. 13,939 - Unknown - 58 F

livebaseballscorecards.com

| Batter | 1 | 2 | 3 | 4 | 5 | 6 | 7 | 8 | 9 | AB | R | H | RBI | BB | SO | LOB |
|---|---|---|---|---|---|---|---|---|---|---|---|---|---|---|---|---|
| 2 Derek Jeter, R (1, 6)<br>OBP: 0.400, SLG: 0.453 | X<br>0-0<br>HR | | B B B C X<br>3-1 ①<br>G6-3 | | B F B B B<br>4-1<br>1B<br>BB | F B B B X<br>3-1 ②<br>FC5-4<br>1-2f | | | | 3 | 1 | 1 | 1 | 1 | 0 | 1 |
| Charlie Hayes, R (1, 5)<br>OBP: 0.347, SLG: 0.286 | C B B B X<br>3-1 ①<br>G1-3 | | X<br>0-0 ②<br>F9 | | B D X<br>2-0<br>1-2<br>1B | 1 SAFE<br>F F S<br>0-3 ③<br>K | | | | 4 | 0 | 1 | 0 | 0 | 1 | 1 |
| Bernie Williams, S (1, 8)<br>OBP: 0.436, SLG: 0.538 | C B B F F X<br>2-2 ②<br>F9 | | B X<br>1-0<br>2B | | B B B X<br>3-0 ③<br>F8 | | S F B B B X<br>3-2 ①<br>F7 | | | 4 | 0 | 1 | 0 | 0 | 0 | 2 |
| Tino Martinez, L (1, 3)<br>OBP: 0.414, SLG: 0.714 | C T B F X<br>1-2 ③<br>G5-3 | | B X<br>1-0 ③<br>F7 | | | F B X<br>1-1<br>1B<br>HR<br>1B | C B X<br>1-1<br>1B | | | 4 | 1 | 2 | 0 | 0 | 0 | 1 |
| Cecil Fielder, R (1, 10)<br>OBP: 0.354, SLG: 0.382 | | C C B B B B<br>4-2<br>WP<br>HR<br>BB | | S B F F X<br>1-2 ①<br>F9 | | C C X<br>0-2<br>1-2<br>HR<br>1B | C B B X<br>2-1 ②<br>P5 | | | 3 | 2 | 1 | 0 | 1 | 0 | 1 |
| Paul O'Neill, L (1, 9)<br>OBP: 0.375, SLG: 0.570 | | F B F S<br>1-3 ①<br>K | | B B F F X<br>2-1 ②<br>L7 | | B F B B B F F F X<br>3-2<br>1-H<br>2-H<br>HR | B S B X<br>2-1 ③<br>F8 | | | 4 | 1 | 1 | 3 | 0 | 1 | 2 |
| Mark Whiten, S (1, 7)<br>OBP: 0.420, SLG: 0.566 | | B C B B B C F X<br>3-2<br>1-H<br>HR | | S B B B F C<br>2-3 ③<br>K | | B X<br>1-0<br>G6-3<br>1B<br>2B | C B X<br>1-1 ①<br>G3 | | | 4 | 2 | 2 | 2 | 0 | 1 | 0 |
| Mariano Duncan, R (1, 4)<br>OBP: 0.333, SLG: 0.350<br>Luis Sojo, R (7, 4)<br>OBP: 0.217, SLG: 0.105 | | B S S F B X<br>2-2 ②<br>F7 | | | F S B X<br>1-2 ①<br>G3 | F B B B D F F X<br>3-2 ①<br>G6-3<br>2-3 | C C X<br>0-2 ②<br>G6-3 | | | 3<br>1 | 0<br>0 | 0<br>0 | 0<br>0 | 0<br>0 | 0<br>0 | 1<br>0 |
| Joe Girardi, R (1, 2)<br>OBP: 0.267, SLG: 0.341 | | B F B X<br>2-1 ③<br>G4-3 | | | B F X<br>1-1 ②<br>F8 | B X<br>1-0<br>2<br>FC5-4<br>3-H<br>1B | B X<br>1-0 ③<br>F9 | | | 4 | 0 | 1 | 1 | 0 | 0 | 0 |
| Inning Stats | R: 1 H: 1<br>E: 0 LOB: 0<br>K: 0 BB: 0<br>S: 11 P: 17 | R: 2 H: 1<br>E: 0 LOB: 0<br>K: 1 BB: 1<br>S: 14 P: 26 | R: 0 H: 1<br>E: 0 LOB: 1<br>K: 0 BB: 0<br>S: 5 P: 10 | R: 0 H: 0<br>E: 0 LOB: 0<br>K: 1 BB: 0<br>S: 9 P: 14 | R: 0 H: 1<br>E: 0 LOB: 2<br>K: 0 BB: 1<br>S: 8 P: 19 | R: 4 H: 5<br>E: 0 LOB: 1<br>K: 1 BB: 0<br>S: 21 P: 33 | R: 0 H: 1<br>E: 0 LOB: 1<br>K: 0 BB: 0<br>S: 9 P: 17 | R: 0 H: 0<br>E: 0 LOB: 0<br>K: 0 BB: 0<br>S: 6 P: 8 | | 1B: 5 SF: 0<br>2B: 2 SAC: 0<br>3B: 0 DP: 0<br>HR: 3 HBP: 0 | | | | | | |

| | AB | 34 |
|---|---|---|
| | R | 7 |
| | H | 10 |
| | RBI | 7 |
| | BB | 2 |
| | SO | 3 |
| | LOB | 9 |

WP: 1 PA: 36
PB: 0
SB: 0
CS: 0

| PITCHER | | IP | WLS | BF | H | R | ER | SO | BB | IBB | HBP | BLK | WP | HR | S | P | ERA | WHIP |
|---|---|---|---|---|---|---|---|---|---|---|---|---|---|---|---|---|---|---|
| Scott Aldred, L<br>ERA: 6.28 | (1, 1) | 5.0 | L | 24 | 7 | 6 | 6 | 2 | 2 | 0 | 0 | 0 | 1 | 3 | 57 | 100 | 10.80 | 1.800 |
| Mike Trombley, R<br>ERA: 4.05 | (6, 1) | 3.0 | | 12 | 3 | 1 | 1 | 1 | 0 | 0 | 0 | 0 | 0 | 0 | 26 | 44 | 3.00 | 1.000 |

| PITCHER | IP | WLS | BF | H | R | ER | SO | BB | IBB | HBP | BLK | WP | HR | S | P | ERA | WHIP |
|---|---|---|---|---|---|---|---|---|---|---|---|---|---|---|---|---|---|

# Minnesota Twins @ Boston Red Sox

Fenway Park, Boston, MA

Wed May 07 1997, 7:05 PM EDT

Att. 19,075 - Unknown - 54 F

TOP

livebaseballscorecards.com

| Batter | 1 | 2 | 3 | 4 | 5 | 6 | 7 | 8 | 9 | AB | R | H | RBI | BB | SO | LOB |
|---|---|---|---|---|---|---|---|---|---|---|---|---|---|---|---|---|
| Chuck Knoblauch, R (1, 4)<br>OBP: 0.412, SLG: 0.410 | 0-0 ① L8 | | 4-0 FC6-4 BB | | 0-1 ② FC6-4 1B<br>1-2f | | 1-0 ② P3 | | 1-1 2-H 1B | 3 | 0 | 0 | 0 | 1 | 0 | 3 |
| Denny Hocking, S (7, 4)<br>OBP: 0.344, SLG: 0.400 | | | | | | | | | | 1 | 0 | 1 | 1 | 0 | 0 | 0 |
| Brent Brede, L (1, 3)<br>OBP: 0.338, SLG: 0.329 | 2-1 ② G6-3 | | 2-1 ② FC6-4 BB<br>1-2f<br>2-3 | | 0-1 1B<br>1-2 | | 3-2 ③ F7 | | 1-2 ③ G6-3 | 5 | 0 | 1 | 0 | 0 | 0 | 5 |
| Paul Molitor, R (1, 10)<br>OBP: 0.304, SLG: 0.344 | 0-1 ③ L6 | | 4-2 BB<br>1-2 | | 0-1 ③ L7 | | | 2-1 G4-3 G6-3 2B | | 3 | 0 | 1 | 0 | 1 | 0 | 2 |
| Ron Coomer, R (8, PR)<br>OBP: 0.382, SLG: 0.538 | | | | | | | | | | 0 | 1 | 0 | 0 | 0 | 0 | 0 |
| Matt Lawton, L (1, 7)<br>OBP: 0.392, SLG: 0.463 | | 1-3 ① K | 3-1 ③ G3 | | | 1-0 ① G4-3 | | 0-1 ① G4-3<br>2-3 | | 4 | 0 | 0 | 0 | 0 | 1 | 4 |
| Terry Steinbach, R (1, 2)<br>OBP: 0.279, SLG: 0.306 | 1-1 ② G6-3 | | | 2-3 ① K | | 2-0 ② F9 | | 0-0 ② G6-3<br>3-H | | 4 | 0 | 0 | 1 | 0 | 1 | 1 |
| Greg Myers, L (8, 2)<br>OBP: 0.283, SLG: 0.250 | | | | | | | | | | 0 | 0 | 0 | 0 | 0 | 0 | 0 |
| Todd Walker, L (1, 5)<br>OBP: 0.300, SLG: 0.309 | 2-1 ③ G5-3 | | | 2-2 ② G4-3 | | 3-2 ③ F9 | | 1-2 ③ G4-3 | | 4 | 0 | 0 | 0 | 0 | 0 | 1 |
| Roberto Kelly, R (1, 9)<br>OBP: 0.338, SLG: 0.439 | | | 4-0 2B S BB | 3-3 ③ K | | | 1-0 FC5-4 1B | | 1-1 ① G3 | 3 | 1 | 1 | 0 | 1 | 1 | 0 |
| Rich Becker, L (1, 8)<br>OBP: 0.326, SLG: 0.295 | | | 2-3 ① K<br>1 SAFE<br>1 SAFE<br>1 SAFE<br>1-2 | | 2-2 FC6-4 1B | | 0-0 FC5-4<br>1-2 | | 3-3 ② K | 4 | 0 | 2 | 0 | 0 | 2 | 1 |
| Pat Meares, R (1, 6)<br>OBP: 0.315, SLG: 0.500 | | | 1-2 FC6-4<br>2-H 2B | | 1-0 ① F8 | | 1-1 ① FC5-4<br>1-2f<br>2-3 | | 2-2 1B 2B | 4 | 1 | 2 | 1 | 0 | 0 | 3 |
| Inning Stats | R: 0 E: 0 K: 0 S: 5 H: 0 LOB: 0 BB: 0 P: 7 | R: 0 E: 0 K: 1 S: 7 H: 0 LOB: 0 BB: 0 P: 11 | R: 1 E: 0 K: 1 S: 13 H: 1 LOB: 3 BB: 3 P: 33 | R: 0 E: 0 K: 2 S: 12 H: 0 LOB: 0 BB: 0 P: 19 | R: 0 E: 0 K: 0 S: 10 H: 2 LOB: 2 BB: 0 P: 13 | R: 0 E: 0 K: 0 S: 6 H: 0 LOB: 0 BB: 0 P: 12 | R: 0 E: 0 K: 0 S: 15 H: 2 LOB: 2 BB: 0 P: 21 | R: 1 E: 0 K: 0 S: 8 H: 1 LOB: 1 BB: 0 P: 11 | R: 1 E: 0 K: 1 S: 13 H: 2 LOB: 1 BB: 0 P: 21 | 1B: 5 2B: 3 3B: 0 HR: 0 SF: 0 SAC: 0 DP: 0 HBP: 0 | | | | | | |

| | AB | 35 |
|---|---|---|
| | R | 3 |
| | H | 8 |
| | RBI | 3 |
| | BB | 3 |
| | SO | 5 |
| | LOB | 20 |

WP: 0 PB: 0 SB: 1 CS: 0 PA: 38

| PITCHER | IP | WLS | BF | H | R | ER | SO | BB | IBB | HBP | BLK | WP | HR | S | P | ERA | WHIP |
|---|---|---|---|---|---|---|---|---|---|---|---|---|---|---|---|---|---|
| Aaron Sele, R (1, 1)<br>ERA: 3.72 | 7.0 | W | 29 | 5 | 1 | 1 | 4 | 3 | 0 | 0 | 0 | 0 | 0 | 68 | 116 | 1.29 | 1.143 |
| Ricky Trlicek, R (8, 1)<br>ERA: 4.87 | 1.0 | | 4 | 1 | 1 | 1 | 0 | 0 | 0 | 0 | 0 | 0 | 0 | 8 | 11 | 9.00 | 1.000 |
| Kerry Lacy, R (9, 1)<br>ERA: 9.0 | 1.0 | | 5 | 2 | 1 | 1 | 1 | 0 | 0 | 0 | 0 | 0 | 0 | 13 | 21 | 9.00 | 2.000 |

| PITCHER | IP | WLS | BF | H | R | ER | SO | BB | IBB | HBP | BLK | WP | HR | S | P | ERA | WHIP |
|---|---|---|---|---|---|---|---|---|---|---|---|---|---|---|---|---|---|

# BOTTOM

## Minnesota Twins @ Boston Red Sox

Fenway Park, Boston, MA

Wed May 07 1997, 7:05 PM EDT

Att. 19,075 - Unknown - 54 F

livebaseballscorecards.com

| Batter | 1 | 2 | 3 | 4 | 5 | 6 | 7 | 8 | 9 | AB | R | H | RBI | BB | SO | LOB |
|---|---|---|---|---|---|---|---|---|---|---|---|---|---|---|---|---|
| Nomar Garciaparra, R (1, 6)<br>OBP: 0.358, SLG: 0.493 | 0-0: 1B, SF7, 1B | | 1-1: G6-3 ① | 1-2: G5-3 ③ | 4-2: 1-2, 2-3, 3-H, BB | | 2-3: K ② | | | 4 | 1 | 1 | 1 | 1 | 1 | 0 |
| Wil Cordero, R (1, 7)<br>OBP: 0.355, SLG: 0.496<br>Jeff Frye, R (7, 7)<br>OBP: 0.436, SLG: 0.412 | 1-1: 1-3, 18 HR, 1B | | 0-0: F8 ② | | 0-0: E, 18 1B, 2B<br>0-3: K | | 1-0: F7 ③ | | | 4<br>1 | 2<br>0 | 2<br>0 | 0<br>0 | 0<br>0 | 1<br>0 | 3<br>0 |
| Mo Vaughn, L (1, 3)<br>OBP: 0.422, SLG: 0.505 | 2-2: 3-H, SF7 ① | | 2-2: BLK, 18 1B, HBP | | 1-0: 2-3, E3, 18 1B, 1B | 3-2: F8 ① | | 2-1: F9, BB, 1B | | 3 | 1 | 1 | 1 | 0 | 0 | 1 |
| 18 Reggie Jefferson, S (1, 10)<br>OBP: 0.393, SLG: 0.678 | 1-0: 1-H, HR | | 0-0: 1-2, BLK, 1B | | 0-0: 1-2, 3-H, 1B, 1B, BB, 1B | 1-1: HR | | 2-3: K ① | | 5 | 3 | 4 | 4 | 0 | 1 | 1 |
| Tim Naehring, R (1, 5)<br>OBP: 0.394, SLG: 0.527 | 1-2: G6-3 ② | | 1-0: 1-2, 2-3, F9 ③ | | 1-3: K ① | 2-2: FC5-4, 1B | | 4-1: 1-2, BB | | 4 | 0 | 1 | 0 | 1 | 1 | 4 |
| Troy O'Leary, L (1, 9)<br>OBP: 0.384, SLG: 0.523 | 0-1: G1-3 ③ | | | 0-0: F7 ① | 0-1: 1-2, 2-3, BB, BB, 1B, 1B | 1-0: F8 ② | | 1-0: 2-3, F9 ② | | 5 | 1 | 1 | 0 | 0 | 0 | 3 |
| John Valentin, R (1, 4)<br>OBP: 0.280, SLG: 0.328 | | 0-1: F8 ① | | 4-2: HR, BB | 0-2: 1-2, 2-3, 3-H, BB, BB, 1B | 2-1: 1-2f, FC5-4 ③ | | 3-2: L8 ③ | | 4 | 1 | 1 | 1 | 1 | 0 | 3 |
| Scott Hatteberg, L (1, 2)<br>OBP: 0.500, SLG: 0.778 | | 3-2: G4-6-3, 1B | | 1 SAFE<br>3-2: 1-H, HR | 4-2: 1-2, 2-3, 3-H, BB | | 2-1: HR | | | 3 | 2 | 3 | 4 | 1 | 0 | 0 |
| Darren Bragg, L (1, 8)<br>OBP: 0.368, SLG: 0.526 | | 1-0: 1-2f, G4-6-3 ②③ | | 1-0: G3 ② | 3-3: K ② | | 2-2: L8 ① | | | 4 | 0 | 0 | 0 | 0 | 1 | 4 |
| Inning Stats | R: 3<br>E: 0<br>K: 0<br>S: 15<br>H: 3<br>LOB: 0<br>BB: 0<br>P: 20 | R: 0<br>E: 0<br>K: 0<br>S: 6<br>H: 1<br>LOB: 0<br>BB: 0<br>P: 10 | R: 0<br>E: 0<br>K: 0<br>S: 7<br>H: 1<br>LOB: 2<br>BB: 0<br>P: 11 | R: 2<br>E: 0<br>K: 0<br>S: 12<br>H: 1<br>LOB: 0<br>BB: 1<br>P: 21 | R: 4<br>E: 1<br>K: 3<br>S: 25<br>H: 4<br>LOB: 3<br>BB: 2<br>P: 38 | R: 1<br>E: 0<br>K: 0<br>S: 12<br>H: 2<br>LOB: 1<br>BB: 0<br>P: 21 | R: 1<br>E: 0<br>K: 1<br>S: 12<br>H: 1<br>LOB: 0<br>BB: 0<br>P: 19 | R: 0<br>E: 0<br>K: 1<br>S: 11<br>H: 1<br>LOB: 2<br>BB: 1<br>P: 23 | | 1B: 9<br>2B: 1<br>3B: 0<br>HR: 4<br>SF: 1<br>SAC: 0<br>DP: 1<br>HBP: 1 | | | | | | |

| | |
|---|---|
| AB | 37 |
| R | 11 |
| H | 14 |
| RBI | 11 |
| BB | 4 |
| SO | 5 |
| LOB | 19 |

| PITCHER | | IP | WLS | BF | H | R | ER | SO | BB | IBB | HBP | BLK | WP | HR | S | P | ERA | WHIP |
|---|---|---|---|---|---|---|---|---|---|---|---|---|---|---|---|---|---|---|
| Brad Radke, R<br>ERA: 5.48 | (1, 1) | 4.1 | L | 25 | 10 | 9 | 7 | 1 | 1 | 0 | 1 | 1 | 0 | 2 | 51 | 75 | 14.54 | 2.538 |
| Todd Ritchie, R<br>ERA: 4.58 | (5, 1) | 2.2 | | 13 | 3 | 2 | 2 | 3 | 2 | 0 | 0 | 0 | 0 | 2 | 38 | 65 | 6.75 | 1.875 |
| Gregg Olson, R<br>ERA: 18.36 | (8, 1) | 1.0 | | 5 | 1 | 0 | 0 | 1 | 1 | 0 | 0 | 0 | 0 | 0 | 11 | 23 | 0.00 | 2.000 |

| PITCHER | IP | WLS | BF | H | R | ER | SO | BB | IBB | HBP | BLK | WP | HR | S | P | ERA | WHIP |
|---|---|---|---|---|---|---|---|---|---|---|---|---|---|---|---|---|---|

| Batter | 1 | 2 | 3 | 4 | 5 | 6 | 7 | 8 | 9 | AB | R | H | RBI | BB | SO | LOB |
|---|---|---|---|---|---|---|---|---|---|---|---|---|---|---|---|---|
| Chuck Knoblauch, R (1, 4)<br>OBP: 0.421, SLG: 0.413 | B B B B<br>4-0<br>S<br>1B<br>BB | | B C B X<br>2-1<br>E S<br>1B | | C B X<br>1-1 ① ②<br>G6-3<br>1-2f | B C B F B B<br>4-2<br>BB<br>1B<br>1-2<br>2-3<br>BB | F F B X<br>1-2<br>3B<br>1-3<br>2-H<br>1B | C 1 SAFE B 1 X<br>1-1 ②<br>L9 | | 4 | 3 | 2 | 1 | 2 | 0 | 2 |
| Brent Brede, L (1, 3)<br>OBP: 0.349, SLG: 0.372 | C 1 SAFE S 1 SAFE P F B S<br>2-3 ①<br>K<br>1-2 | | B F C S<br>1-3 ①<br>K<br>1-2 | | B C B X<br>2-1<br>2B | B B C B F B<br>4-2<br>1B<br>BB<br>1-2<br>2-3<br>3-H | X<br>0-0<br>FC3<br>3B<br>1-H<br>3-H | X<br>0-0 ③<br>FC6<br>1-2f | | 5 | 1 | 2 | 3 | 1 | 2 | 3 |
| Paul Molitor, R (1, 10)<br>OBP: 0.311, SLG: 0.348 | X | | F X<br>0-1<br>E1<br>2-3 | | B B S F S<br>2-3 ③<br>K | C X<br>0-1<br>1B<br>1-3<br>2-H<br>3-H | S F B S<br>1-3 ①<br>K | | | 5 | 0 | 2 | 3 | 0 | 2 | 3 |
| Matt Lawton, L (1, 7)<br>OBP: 0.385, SLG: 0.468 | B C S B 1 SAFE C<br>2-3 ②<br>K | | B C 1 SAFE C P S<br>2-3 ②<br>K | | | B B C X<br>3-1<br>FC6-4<br>3B<br>3-2 ③<br>G3-1 | C X<br>0-1<br>FC3<br>1B<br>3-H | | | 5 | 1 | 1 | 1 | 0 | 2 | 5 |
| Roberto Kelly, R (1, 9)<br>OBP: 0.342, SLG: 0.420 | 1 SAFE B B B B<br>4-0<br>PB<br>1-2<br>BB | | C S B B S<br>1-3 ③<br>K | | | B C B F B B<br>4-2<br>FC6-4<br>S<br>1B<br>BB | C S B B B S<br>3-3 ①<br>K | 1 SAFE B S S B S<br>2-3 ②<br>K | | 3 | 1 | 0 | 0 | 2 | 3 | 3 |
| Greg Myers, L (1, 2)<br>OBP: 0.293, SLG: 0.250 | B C T B X<br>2-2 ③<br>G3-1<br>1-2<br>2-3 | | | F B F B B S<br>3-3 ①<br>K | | B S 1 SAFE B 1 B B<br>4-1<br>FC6-4<br>1-2<br>BB | X<br>0-0 ②<br>G4-3 | X<br>0-0<br>1-3<br>1B | | 4 | 0 | 1 | 0 | 1 | 1 | 2 |
| Ron Coomer, R (1, 5)<br>OBP: 0.350, SLG: 0.491 | | X<br>0-0 ①<br>L7 | | B F X<br>1-1 ②<br>P3 | | F X<br>0-1 ①<br>FC6-4<br>BB<br>1B<br>BB<br>1-2f<br>2-3<br>3-H | T C B B B X<br>3-2 ③<br>G5-3 | F B X<br>1-1 ③<br>G3 | | 5 | 1 | 0 | 1 | 0 | 0 | 4 |
| Rich Becker, L (1, 8)<br>OBP: 0.328, SLG: 0.293 | | B C X<br>1-1 ②<br>G3-1 | | B B C B S S<br>3-3 ③<br>K | | X<br>0-0<br>BB<br>BB<br>1B<br>1-2<br>3-H<br>1B | | C B F B B B<br>4-2<br>1B<br>1B<br>BB | B S B B B X<br>3-1 ①<br>G3-1 | 4 | 2 | 1 | 1 | 1 | 1 | 0 |
| Pat Meares, R (1, 6)<br>OBP: 0.327, SLG: 0.500 | | C S X<br>0-2 ③<br>G5-3 | | | B C C H<br>2-2<br>G6-3<br>HBP | B C S C<br>1-3 ②<br>K | | X<br>0-0<br>1B<br>3B<br>1-2<br>1B | B X<br>1-0<br>FC6<br>1B | 4 | 1 | 2 | 0 | 0 | 1 | 2 |
| Inning Stats | R: 1 H: 1<br>E: 0 LOB: 2<br>K: 2 BB: 2<br>S: 12 P: 25 | R: 0 H: 0<br>E: 0 LOB: 0<br>K: 0 BB: 0<br>S: 6 P: 7 | R: 0 H: 1<br>E: 1 LOB: 2<br>K: 3 BB: 0<br>S: 14 P: 19 | R: 0 H: 0<br>E: 0 LOB: 0<br>K: 2 BB: 0<br>S: 8 P: 15 | R: 0 H: 1<br>E: 0 LOB: 1<br>K: 1 BB: 0<br>S: 9 P: 16 | R: 5 H: 3<br>E: 0 LOB: 2<br>K: 1 BB: 4<br>S: 20 P: 43 | R: 0 H: 0<br>E: 0 LOB: 0<br>K: 1 BB: 0<br>S: 7 P: 13 | R: 4 H: 4<br>E: 0 LOB: 2<br>K: 2 BB: 1<br>S: 18 P: 27 | R: 0 H: 1<br>E: 0 LOB: 1<br>K: 0 BB: 0<br>S: 6 P: 11 | 1B: 8 SF: 0<br>2B: 1 SAC: 0<br>3B: 2 DP: 1<br>HR: 0 HBP: 1 | | | | | | WP: 0 PA: 47<br>PB: 1<br>SB: 3<br>CS: 0 |

| PITCHER | | IP | WLS | BF | H | R | ER | SO | BB | IBB | HBP | BLK | WP | HR | S | P | ERA | WHIP |
|---|---|---|---|---|---|---|---|---|---|---|---|---|---|---|---|---|---|---|
| 49 Tim Wakefield, R<br>ERA: 4.5 | (1, 1) | 5.0 | | 23 | 4 | 3 | 3 | 8 | 3 | 0 | 1 | 0 | 0 | 0 | 53 | 93 | 5.40 | 1.400 |
| Rich Garces, R<br>ERA: 5.4 | (6, 1) | 0.2 | L | 6 | 1 | 1 | 1 | 1 | 3 | 0 | 0 | 0 | 0 | 0 | 11 | 24 | 13.50 | 6.000 |
| Jim Corsi, R<br>ERA: 9.24 | (6, 1) | 1.1 | | 9 | 4 | 6 | 6 | 1 | 1 | 0 | 0 | 0 | 0 | 0 | 19 | 33 | 40.50 | 3.750 |
| Ricky Trlicek, R<br>ERA: 4.43 | (8, 1) | 2.0 | | 9 | 2 | 0 | 0 | 2 | 0 | 0 | 0 | 0 | 0 | 0 | 17 | 26 | 0.00 | 1.000 |

| PITCHER | IP | WLS | BF | H | R | ER | SO | BB | IBB | HBP | BLK | WP | HR | S | P | ERA | WHIP |
|---|---|---|---|---|---|---|---|---|---|---|---|---|---|---|---|---|---|

# TOP

## Minnesota Twins @ Boston Red Sox

Fenway Park, Boston, MA

Thu May 08 1997, 7:05 PM EDT
Att. 24,595 - Unknown - 60 F

livebaseballscorecards.com

| | |
|---|---|
| AB | 39 |
| R | 10 |
| H | 11 |
| RBI | 10 |
| BB | 7 |
| SO | 12 |
| LOB | 24 |

# Minnesota Twins @ Boston Red Sox

Fenway Park, Boston, MA

Thu May 08 1997, 7:05 PM EDT

Att. 24,595 - Unknown - 60 F

BOTTOM

| Batter | 1 | 2 | 3 | 4 | 5 | 6 | 7 | 8 | 9 | AB | R | H | RBI | BB | SO | LOB |
|---|---|---|---|---|---|---|---|---|---|---|---|---|---|---|---|---|
| Nomar Garciaparra, R (1, 6)<br>OBP: 0.359, SLG: 0.490 | B C B B X<br>3-1<br>CS<br>1B | B B B C C X<br>3-2 ③<br>L1-6-3 | | B X<br>1-0 ③<br>L8 | | | B C X<br>1-1 ②<br>G5-3 | | C S B X<br>1-2<br>1B<br>1B | 5 | 0 | 2 | 0 | 0 | 0 | 2 |
| Jeff Frye, R (1, 8)<br>OBP: 0.429, SLG: 0.389<br>Troy O'Leary, L (7, PH)<br>OBP: 0.376, SLG: 0.511 (8, 9) | B C B 1 SAFE 1 SAFE C 1 SAFE F X<br>2-2 ①<br>L8 | | C C C B X<br>2-2 ①<br>G4-3 | | B C B B B<br>4-1<br>G4-6-3<br>BB | | B X<br>1-0 ③<br>G1-3 | | S S F S<br>0-3 ①<br>K | 2 | 0 | 0 | 0 | 1 | 0 | 1 |
| | | | | | | | | | | 2 | 0 | 0 | 0 | 0 | 1 | 2 |
| Wil Cordero, R (1, 7)<br>OBP: 0.364, SLG: 0.500 | X<br>0-0 ②<br>F9 | | B C F B F F F B X<br>3-2<br>G5-3<br>1B<br>1B | | S 1 SAFE X<br>0-1 ① ②<br>G4-6-3<br>1-2f | | | C B X<br>1-1<br>2B<br>HR<br>1B | B C F X<br>1-2<br>1-2<br>1B | 5 | 1 | 3 | 0 | 0 | 0 | 2 |
| Mo Vaughn, L (1, 3)<br>OBP: 0.421, SLG: 0.509 | B S B C 1 SAFE 1 SAFE<br>2-2 ③<br>CS<br>1-2 | B S C B B S<br>3-3 ①<br>K | B X<br>1-0<br>G5-3<br>1-2<br>1B | | B F F B S<br>2-3 ③<br>K | | | X<br>0-0<br>HR<br>1-3<br>2B | B B C S S<br>2-3 ②<br>K | 5 | 1 | 2 | 0 | 0 | 3 | 2 |
| Tim Naehring, R (1, 5)<br>OBP: 0.387, SLG: 0.539 | | B B B C X<br>3-1 ②<br>F8 | B F B F F F B X<br>3-2 ②<br>G5-3<br>1-2<br>2-3 | | | B C X<br>1-1 ①<br>G5-3 | | B C F X<br>1-2<br>2-H<br>3-H<br>HR | S B F S<br>1-3 ③<br>K | 5 | 1 | 1 | 3 | 0 | 1 | 4 |
| Mike Stanley, R (1, 10)<br>OBP: 0.326, SLG: 0.352<br>18 Reggie Jefferson, S (6, PH)<br>OBP: 0.397, SLG: 0.672 | H<br>1-0<br>1B BB HR<br>HBP | C B B X<br>2-1 ③<br>F7 | | | | B B X<br>2-0<br>G5-4-3<br>1B | | S C F S<br>0-3 ①<br>K | | 1 | 1 | 0 | 0 | 0 | 0 | 2 |
| | | | | | | | | | | 2 | 0 | 1 | 0 | 0 | 1 | 0 |
| John Valentin, R (1, 4)<br>OBP: 0.287, SLG: 0.336 | B C C B F B F F F<br>4-2 B<br>1B<br>1-2<br>HR<br>BB | | | C B C X<br>1-2 ①<br>G5-3 | | F B X<br>1-1 ② ③<br>G5-4-3<br>1-2f | | C B X<br>1-1<br>2B | | 3 | 1 | 1 | 0 | 1 | 0 | 1 |
| Bill Haselman, R (1, 2)<br>OBP: 0.353, SLG: 0.440 | B X<br>1-0<br>HR<br>1-2<br>2-3<br>1B | | | C F B S<br>1-3 ②<br>K | | | C B C C<br>1-3 ①<br>K | C F F X<br>0-2 ②<br>G5-3 | | 4 | 1 | 1 | 0 | 0 | 2 | 1 |
| Rudy Pemberton, R (1, 9)<br>OBP: 0.395, SLG: 0.559<br>Darren Bragg, L (7, PH)<br>OBP: 0.371, SLG: 0.538 (8, 8) | S B B B X<br>3-1<br>1-H<br>2-H<br>3-H<br>HR | | | F F B X<br>1-2<br>2B | | | B C B X<br>2-1<br>2B | B C B B C T<br>3-2 ③<br>K | | 2 | 1 | 2 | 4 | 0 | 0 | 0 |
| | | | | | | | | | | 2 | 0 | 1 | 0 | 0 | 1 | 1 |
| Inning Stats | R: 0 E: 0 K: 0 S: 9 H: 1 LOB: 0 BB: 0 P: 16 | R: 4 E: 0 K: 1 S: 17 H: 2 LOB: 0 BB: 1 P: 35 | R: 0 E: 0 K: 0 S: 16 H: 2 LOB: 2 BB: 0 P: 27 | R: 0 E: 0 K: 1 S: 10 H: 1 LOB: 1 BB: 0 P: 14 | R: 0 E: 0 K: 1 S: 6 H: 0 LOB: 0 BB: 1 P: 12 | R: 0 E: 0 K: 0 S: 5 H: 1 LOB: 0 BB: 0 P: 9 | R: 0 E: 0 K: 1 S: 8 H: 1 LOB: 1 BB: 0 P: 13 | R: 3 E: 0 K: 2 S: 19 H: 4 LOB: 1 BB: 0 P: 25 | R: 0 E: 0 K: 3 S: 16 H: 2 LOB: 2 BB: 0 P: 21 | 1B: 8 2B: 4 3B: 0 HR: 2 | SF: 0 SAC: 0 DP: 2 HBP: 1 | | | | | | |

livebaseballscorecards.com

| | |
|---|---|
| AB | 38 |
| R | 7 |
| H | 14 |
| RBI | 7 |
| BB | 2 |
| SO | 9 |
| LOB | 18 |

| PITCHER | | IP | WLS | BF | H | R | ER | SO | BB | IBB | HBP | BLK | WP | HR | S | P | ERA | WHIP |
|---|---|---|---|---|---|---|---|---|---|---|---|---|---|---|---|---|---|---|
| Rich Robertson, L<br>ERA: 6.39 | (1, 1) | 5.0 | W | 22 | 6 | 4 | 4 | 3 | 2 | 0 | 1 | 0 | 0 | 1 | 58 | 104 | 7.20 | 1.600 |
| Dan Naulty, R<br>ERA: 6.28 | (6, 1) | 2.0 | | 10 | 5 | 3 | 3 | 1 | 0 | 0 | 0 | 0 | 0 | 1 | 19 | 30 | 13.50 | 2.500 |
| Eddie Guardado, L<br>ERA: 5.19 | (8, 1) | 1.0 | | 4 | 1 | 0 | 0 | 2 | 0 | 0 | 0 | 0 | 0 | 0 | 13 | 17 | 0.00 | 1.000 |
| Rick Aguilera, R<br>ERA: 6.91 | (9, 1) | 1.0 | S | 5 | 2 | 0 | 0 | 3 | 0 | 0 | 0 | 0 | 0 | 0 | 16 | 21 | 0.00 | 2.000 |

| PITCHER | IP | WLS | BF | H | R | ER | SO | BB | IBB | HBP | BLK | WP | HR | S | P | ERA | WHIP |
|---|---|---|---|---|---|---|---|---|---|---|---|---|---|---|---|---|---|

| Batter | 1 | 2 | 3 | 4 | 5 | 6 | 7 | 8 | 9 | AB | R | H | RBI | BB | SO | LOB |
|---|---|---|---|---|---|---|---|---|---|---|---|---|---|---|---|---|
| Otis Nixon, S (1, 8)<br>OBP: 0.316, SLG: 0.222 | B C B X 2-1 G6-3 | | B C X 1-1 G5-3 | | 1 SAFE X 0-0 FC6-4 1-2f | | C B B B B 4-1 1B BB | | X 0-0 4-3 | 4 | 0 | 0 | 0 | 1 | 0 | 2 |
| Tilson Brito, R (1, 6)<br>OBP: 0.214, SLG: 0.214 | C X 0-1 G1-3 | | F F B F B S 2-3 K | | | B S B F X 2-2 P6 | B F B X 2-1 G1-6-3 1-3 3-H 1B | | | 4 | 0 | 1 | 1 | 0 | 1 | 0 |
| Orlando Merced, S (1, 9)<br>OBP: 0.341, SLG: 0.447 | B C X 1-1 F7 | | B F X 1-1 G4-3 | | | C B S B X 2-2 F8 | X 0-0 G1-6-3 1-2f | | | 4 | 0 | 0 | 0 | 0 | 0 | 2 |
| Joe Carter, R (1, 10)<br>OBP: 0.307, SLG: 0.352 | | C B X 1-1 PB HBP 1B 1B | | B F B X 2-1 G5-3 | | F F X 0-2 E E 1B | | B F F X 1-2 G4-3 | | 4 | 2 | 2 | 0 | 0 | 0 | 0 |
| Ed Sprague, R (1, 5)<br>OBP: 0.341, SLG: 0.517 | | C H 1-1 1B PB 1B 1-2 HBP | | B X 1-0 F7 | | C F X 0-2 E5 E 1-2 | | C X 0-1 G4-3 | | 3 | 1 | 0 | 0 | 0 | 0 | 1 |
| Carlos Delgado, L (1, 3)<br>OBP: 0.370, SLG: 0.524 | | B B B X 3-0 1B 1-3 2-H 1B | | B F X 1-1 F8 | | F S X 0-2 E9 1-3 2-H | | B S S S 1-3 K | | 4 | 0 | 1 | 1 | 0 | 1 | 1 |
| Benito Santiago, R (1, 2)<br>OBP: 0.224, SLG: 0.268 | | B F F X 1-2 G6-3 1-2 3-H 1B | | | B X 1-0 G6-3 | X 0-0 F9 | | | S B B F S 2-3 K | 4 | 0 | 1 | 1 | 0 | 1 | 2 |
| Shawn Green, L (1, 7)<br>OBP: 0.346, SLG: 0.478 | | F F S 0-3 K | | | C C B B X 2-2 G4-3 | | B B S X 2-1 SH1-4 S 1B 1B | | C S S 0-3 K | 4 | 1 | 1 | 0 | 0 | 2 | 2 |
| Carlos Garcia, R (1, 4)<br>OBP: 0.234, SLG: 0.264 | | X 0-0 G6-3 1-2f | | | B F F B X 2-2 FC6-4 1B | | 1 SAFE B X 1-0 SH1-4 1-3 | | C B S F B B X 3-2 1B | 3 | 0 | 2 | 0 | 0 | 0 | 2 |
| Inning Stats | R: 0 E: 0 K: 0 S: 6 H: 0 LOB: 0 BB: 0 P: 9 | R: 2 E: 0 K: 1 S: 11 H: 3 LOB: 1 BB: 0 P: 17 | R: 0 E: 0 K: 1 S: 8 H: 0 LOB: 0 BB: 0 P: 12 | R: 0 E: 0 K: 0 S: 5 H: 0 LOB: 0 BB: 0 P: 9 | R: 0 E: 0 K: 0 S: 8 H: 1 LOB: 1 BB: 0 P: 13 | R: 1 E: 2 K: 0 S: 16 H: 1 LOB: 2 BB: 0 P: 20 | R: 1 E: 0 K: 0 S: 7 H: 2 LOB: 1 BB: 1 P: 16 | R: 0 E: 0 K: 1 S: 8 H: 0 LOB: 0 BB: 0 P: 10 | R: 0 E: 0 K: 2 S: 11 H: 1 LOB: 1 BB: 0 P: 16 | 1B: 8 2B: 0 3B: 0 HR: 0 | SF: 0 SAC: 1 DP: 2 HBP: 1 | | | | | | |

| PITCHER | IP | WLS | BF | H | R | ER | SO | BB | IBB | HBP | BLK | WP | HR | S | P | ERA | WHIP |
|---|---|---|---|---|---|---|---|---|---|---|---|---|---|---|---|---|---|
| Frankie Rodriguez, R (1, 1)<br>ERA: 7.09 | 6.1 | L | 28 | 6 | 4 | 2 | 2 | 1 | 0 | 1 | 0 | 0 | 0 | 58 | 91 | 2.84 | 1.105 |
| Mike Trombley, R (7, 1)<br>ERA: 3.57 | 2.2 | | 9 | 2 | 0 | 0 | 3 | 0 | 0 | 0 | 0 | 0 | 0 | 22 | 31 | 0.00 | 0.750 |

| PITCHER | IP | WLS | BF | H | R | ER | SO | BB | IBB | HBP | BLK | WP | HR | S | P | ERA | WHIP |
|---|---|---|---|---|---|---|---|---|---|---|---|---|---|---|---|---|---|

TOP

# Toronto Blue Jays @ Minnesota Twins

Hubert H. Humphrey Metrodome, Minneapolis, MN

Fri May 09 1997, 8:05 PM EDT

Att. 13,277 - Dome

livebaseballscorecards.com

| | |
|---|---|
| AB | 34 |
| R | 4 |
| H | 8 |
| RBI | 3 |
| BB | 1 |
| SO | 5 |
| LOB | 12 |

| | | | |
|---|---|---|---|
| 1B: 8 | SF: 0 | WP: 0 | PA: 37 |
| 2B: 0 | SAC: 1 | PB: 1 | |
| 3B: 0 | DP: 2 | SB: 1 | |
| HR: 0 | HBP: 1 | CS: 0 | |

| Batter | 1 | 2 | 3 | 4 | 5 | 6 | 7 | 8 | 9 | AB | R | H | RBI | BB | SO | LOB |
|---|---|---|---|---|---|---|---|---|---|---|---|---|---|---|---|---|
| Chuck Knoblauch, R (1, 4)<br>OBP: 0.423, SLG: 0.411 | X<br>0-0<br>FC5-4 1B<br>1B | | F C B F B B F B<br>4-2<br>G3-1<br>BB | | B X<br>1-0 ②<br>F8 | | B B C S X<br>2-2 ③<br>G4-3 | | | 3 | 0 | 1 | 0 | 1 | 0 | 1 |
| Brent Brede, L (1, 9)<br>OBP: 0.344, SLG: 0.366 | B<br>1 SAFE<br>X<br>1-0<br>FC5-4<br>1-2<br>1B | | C F 1 B F 1 B B X<br>SAFE<br>3-2 ②<br>G3-1<br>1-2 | | C B C X<br>1-2 ③<br>G4-3 | | | B C X<br>1-1 ①<br>L4 | | 4 | 0 | 1 | 0 | 0 | 0 | 1 |
| Paul Molitor, R (1, 10)<br>OBP: 0.308, SLG: 0.343 | B F B X<br>2-1 ①<br>FC5-4 S<br>1-2f<br>2-3 | | C B S S<br>1-3 ③<br>K | | | F B C F B B X<br>2-2<br>1B | | B F F F B F X<br>2-2 ②<br>F7 | | 4 | 0 | 1 | 0 | 0 | 1 | 3 |
| Matt Lawton, L (1, 7)<br>OBP: 0.375, SLG: 0.454 | B<br>1 SAFE<br>B B C T C B F C<br>SAFE<br>3-3 ②<br>K<br>1-2 | | | F B F B F X<br>2-2 ①<br>G4-3 | | C B<br>1 SAFE<br>B X<br>2-1 ①<br>P5 | | C B B X<br>2-1 ③<br>F7 | | 4 | 0 | 0 | 0 | 0 | 1 | 3 |
| Terry Steinbach, R (1, 2)<br>OBP: 0.270, SLG: 0.294 | S S S<br>0-3 ③<br>K | | | C B B X<br>2-1<br>E3<br>1B<br>1B | | C S S B<br>1 SAFE<br>B F F S<br>2-3 ②<br>K | | | S X<br>0-1 ①<br>G1-3 | 4 | 1 | 0 | 0 | 0 | 2 | 3 |
| Rich Becker, L (1, 8)<br>OBP: 0.326, SLG: 0.292 | | B C X<br>1-1 ①<br>F8 | | F B X<br>1-1<br>1B<br>1-3<br>1B | | B B X<br>2-0 ③<br>G3 | | | B B C S T F B F C<br>3-3 ②<br>K | 4 | 0 | 1 | 0 | 0 | 1 | 1 |
| Greg Colbrunn, R (1, 3)<br>OBP: 0.295, SLG: 0.429 | | X<br>0-0 ②<br>F9 | | S<br>1 SAFE<br>B B X<br>2-1<br>G4-6-3<br>1-2<br>3-H<br>1B | | | F F S<br>0-3 ①<br>K | | X<br>0-0 ③<br>G5-3 | 4 | 0 | 1 | 1 | 0 | 1 | 0 |
| Todd Walker, L (1, 5)<br>OBP: 0.290, SLG: 0.298 | | B B C T F F X<br>2-2 ③<br>G4-3 | | C F X<br>0-2 ②③<br>G4-6-3<br>1-2f | | | F B B F X<br>2-2 ②<br>G3 | | | 3 | 0 | 0 | 0 | 0 | 0 | 2 |
| Pat Meares, R (1, 6)<br>OBP: 0.328, SLG: 0.495 | | | C X<br>0-1 ①<br>F8 | | X<br>0-0 ①<br>F8 | | B X<br>1-0<br>1B | | | 3 | 0 | 1 | 0 | 0 | 0 | 0 |
| Inning Stats | R: 0 H: 2<br>E: 0 LOB: 2<br>K: 2 BB: 0<br>S: 11 P: 17 | R: 0 H: 0<br>E: 0 LOB: 0<br>K: 0 BB: 0<br>S: 8 P: 11 | R: 0 H: 0<br>E: 0 LOB: 1<br>K: 1 BB: 1<br>S: 13 P: 21 | R: 1 H: 2<br>E: 1 LOB: 1<br>K: 0 BB: 0<br>S: 13 P: 20 | R: 0 H: 0<br>E: 0 LOB: 0<br>K: 0 BB: 0<br>S: 5 P: 7 | R: 0 H: 1<br>E: 0 LOB: 1<br>K: 1 BB: 0<br>S: 12 P: 20 | R: 0 H: 1<br>E: 0 LOB: 1<br>K: 1 BB: 0<br>S: 10 P: 15 | R: 0 H: 0<br>E: 0 LOB: 0<br>K: 0 BB: 0<br>S: 8 P: 13 | R: 0 H: 0<br>E: 0 LOB: 0<br>K: 1 BB: 0<br>S: 9 P: 12 | 1B: 6<br>2B: 0<br>3B: 0<br>HR: 0 | SF: 0<br>SAC: 0<br>DP: 1<br>HBP: 0 | | | WP: 0<br>PB: 0<br>SB: 1<br>CS: 0 | PA: 34 | | |

| PITCHER | | IP | WLS | BF | H | R | ER | SO | BB | IBB | HBP | BLK | WP | HR | S | P | ERA | WHIP |
|---|---|---|---|---|---|---|---|---|---|---|---|---|---|---|---|---|---|---|
| Pat Hentgen, R<br>ERA: 3.21 | (1, 1) | 8.0 | W | 31 | 6 | 1 | 0 | 5 | 1 | 0 | 0 | 0 | 0 | 0 | 80 | 124 | 0.00 | 0.875 |
| Mike Timlin, R<br>ERA: 2.76 | (9, 1) | 1.0 | S | 3 | 0 | 0 | 0 | 1 | 0 | 0 | 0 | 0 | 0 | 0 | 9 | 12 | 0.00 | 0.000 |

| PITCHER | IP | WLS | BF | H | R | ER | SO | BB | IBB | HBP | BLK | WP | HR | S | P | ERA | WHIP |
|---|---|---|---|---|---|---|---|---|---|---|---|---|---|---|---|---|---|

# BOTTOM

## Toronto Blue Jays @ Minnesota Twins

Hubert H. Humphrey Metrodome, Minneapolis, MN

Fri May 09 1997, 8:05 PM EDT

Att. 13,277 - Dome

livebaseballscorecards.com

| | |
|---|---|
| AB | 33 |
| R | 1 |
| H | 6 |
| RBI | 1 |
| BB | 1 |
| SO | 6 |
| LOB | 14 |

| Batter | 1 | 2 | 3 | 4 | 5 | 6 | 7 | 8 | 9 | AB | R | H | RBI | BB | SO | LOB |
|---|---|---|---|---|---|---|---|---|---|---|---|---|---|---|---|---|
| Otis Nixon, S (1, 8)<br>OBP: 0.319, SLG: 0.246 | C F F S 0-3 ① K | | B X 1-0 ① P4 | F F B X 1-2 1-H 3B | | | X 0-0 E S 1B | | F F S 0-3 ① K | 5 | 0 | 2 | 1 | 0 | 2 | 0 |
| Alex Gonzalez, R (1, 6)<br>OBP: 0.303, SLG: 0.364 | B X 1-0 ② F9 | | F B B C X 2-2 E6 S | B B F S B B 4-2 BB | | | B L B S B S 3-3 ① K 1-2 | | F X 0-1 ② G6-3 | 4 | 0 | 0 | 0 | 1 | 1 | 1 |
| Orlando Merced, S (1, 9)<br>OBP: 0.329, SLG: 0.430 | B X 1-0 ③ F7 | | 1 SAFE C S F F 1 SAFE B S 1-3 ② K 1-2 | B B X 2-0 ③ L7 | | | B B F C S 2-3 ② K | | B X 1-0 ③ L8 | 5 | 0 | 0 | 0 | 0 | 2 | 4 |
| Joe Carter, R (1, 3)<br>OBP: 0.306, SLG: 0.349 | | X 0-0 HR 1B | C X 0-1 ③ P3 | | X 0-0 ① F8 | | B B X 2-0 E5 2-3 | | | 4 | 1 | 1 | 0 | 0 | 0 | 2 |
| Ed Sprague, R (1, 5)<br>OBP: 0.338, SLG: 0.516 | | F B B F 1 SAFE X 2-2 ① P3 | | X 0-0 HR 2B | B C F B X 2-2 ② G5-3 | | S F F B B S 3-3 ③ K | | | 4 | 1 | 1 | 0 | 0 | 1 | 3 |
| Juan Samuel, R (1, 10)<br>OBP: 0.270, SLG: 0.257<br>Carlos Delgado, L (5, PH)<br>OBP: 0.372, SLG: 0.560 | | 1 SAFE 1 SAFE B S S B B S X 3-2 ② P4 | | X 0-0 ① L3 | B B X 2-0 ③ F7 | | | C B X 1-1 HR | | 2<br>2 | 0<br>1 | 0<br>1 | 0<br>1 | 0<br>0 | 0<br>0 | 2<br>0 |
| Benito Santiago, R (1, 2)<br>OBP: 0.242, SLG: 0.383 | | 1 SAFE C X 0-1 1-H HR | | B F B X 2-1 2-H HR | | C B B C S 2-3 ① K | | B C B C B F F C 3-3 ① K | | 4 | 2 | 2 | 4 | 0 | 2 | 0 |
| Jacob Brumfield, R (1, 7)<br>OBP: 0.268, SLG: 0.375 | | X 0-0 1B | | C B F X 1-2 ② G5-3 | | C B X 1-1 ② G6-3 | | F B F C 1-3 ② K | | 4 | 0 | 1 | 0 | 0 | 1 | 0 |
| Carlos Garcia, R (1, 4)<br>OBP: 0.235, SLG: 0.258 | | F B S B F F S 2-3 ③ K | | B B F B B 4-1 3B BB | | S B C X 1-2 ③ G4-3 | | X 0-0 ③ G6-3 | | 3 | 1 | 0 | 0 | 1 | 1 | 1 |
| Inning Stats | R: 0<br>E: 0<br>K: 1<br>S: 6<br>H: 0<br>LOB: 0<br>BB: 0<br>P: 8 | R: 2<br>E: 0<br>K: 1<br>S: 15<br>H: 3<br>LOB: 1<br>BB: 0<br>P: 22 | R: 0<br>E: 1<br>K: 1<br>S: 11<br>H: 0<br>LOB: 1<br>BB: 0<br>P: 15 | R: 3<br>E: 0<br>K: 0<br>S: 14<br>H: 3<br>LOB: 2<br>BB: 2<br>P: 28 | R: 0<br>E: 0<br>K: 0<br>S: 5<br>H: 0<br>LOB: 0<br>BB: 0<br>P: 9 | R: 0<br>E: 0<br>K: 1<br>S: 8<br>H: 0<br>LOB: 0<br>BB: 0<br>P: 12 | R: 0<br>E: 1<br>K: 3<br>S: 12<br>H: 1<br>LOB: 2<br>BB: 0<br>P: 22 | R: 1<br>E: 0<br>K: 2<br>S: 11<br>H: 1<br>LOB: 0<br>BB: 0<br>P: 16 | R: 0<br>E: 0<br>K: 1<br>S: 6<br>H: 0<br>LOB: 0<br>BB: 0<br>P: 7 | 1B: 3<br>2B: 1<br>3B: 1<br>HR: 3<br>SF: 0<br>SAC: 0<br>DP: 0<br>HBP: 0 | | | | | | |

| PITCHER | IP | WLS | BF | H | R | ER | SO | BB | IBB | HBP | BLK | WP | HR | S | P | ERA | WHIP |
|---|---|---|---|---|---|---|---|---|---|---|---|---|---|---|---|---|---|
| Greg Swindell, L (1, 1)<br>ERA: 5.11 | 3.2 | L | 19 | 6 | 5 | 5 | 3 | 1 | 0 | 0 | 0 | 0 | 2 | 43 | 64 | 12.27 | 1.909 |
| Kevin Jarvis, R (4, 1)<br>ERA: 8.44 | 2.2 | | 10 | 1 | 0 | 0 | 2 | 1 | 0 | 0 | 0 | 0 | 0 | 20 | 37 | 0.00 | 0.750 |
| Eddie Guardado, L (7, 1)<br>ERA: 5.0 | 0.1 | | 1 | 0 | 0 | 0 | 1 | 0 | 0 | 0 | 0 | 0 | 0 | 3 | 5 | 0.00 | 0.000 |
| Dan Naulty, R (7, 1)<br>ERA: 5.94 | 2.1 | | 9 | 1 | 1 | 1 | 4 | 0 | 0 | 0 | 0 | 0 | 1 | 22 | 33 | 3.86 | 0.429 |

| PITCHER | IP | WLS | BF | H | R | ER | SO | BB | IBB | HBP | BLK | WP | HR | S | P | ERA | WHIP |
|---|---|---|---|---|---|---|---|---|---|---|---|---|---|---|---|---|---|

# TOP

## Toronto Blue Jays @ Minnesota Twins

Hubert H. Humphrey Metrodome, Minneapolis, MN

Sat May 10 1997, 8:05 PM EDT

Att. 20,932 - Dome

livebaseballscorecards.com

| | |
|---|---|
| AB | 37 |
| R | 6 |
| H | 8 |
| RBI | 6 |
| BB | 2 |
| SO | 10 |
| LOB | 13 |

| | | | |
|---|---|---|---|
| WP: 0 | PB: 0 | SB: 2 | CS: 0 |
| PA: 39 | | | |

# BOTTOM

| Batter | 1 | 2 | 3 | 4 | 5 | 6 | 7 | 8 | 9 | AB | R | H | RBI | BB | SO | LOB |
|---|---|---|---|---|---|---|---|---|---|---|---|---|---|---|---|---|
| Chuck Knoblauch, R (1, 4)<br>OBP: 0.424, SLG: 0.408 | B F F C<br>1-3 ① K | | F B S H<br>2-2 S HBP | | B B C C S<br>2-3 ② K | | X<br>0-0 CS 1B | | B X<br>1-0 ③ L8<br>2-3 | 1 | 0 | 0 | 0 | 0 | 1 | 0 |
| Denny Hocking, S (4, 4)<br>OBP: 0.344, SLG: 0.397 | | | | | | | | | | 3 | 0 | 1 | 0 | 0 | 1 | 1 |
| Rich Becker, L (1, 8)<br>OBP: 0.317, SLG: 0.282 | F F B S<br>1-3 ② K | | C 1 SAFE B 1 SAFE F F B F B<br>3-3 S ② K<br>1-2 | | F B B C C C<br>2-3 ③ K | | B S F S<br>1-3 ②③ K<br>1-2 | | | 4 | 0 | 0 | 0 | 0 | 4 | 2 |
| Paul Molitor, R (1, 10)<br>OBP: 0.317, SLG: 0.342 | B X<br>1-0 1B | | F S B B S<br>2-3 ③ K | | | B C C C X<br>2-2 ① G5-3 | | S B B B B<br>4-1 G1-6-3 1B BB | | 3 | 0 | 1 | 0 | 1 | 1 | 1 |
| Roberto Kelly, R (1, 9)<br>OBP: 0.361, SLG: 0.438 | B F 1 SAFE B F S<br>2-3 ③ K | | | B X<br>1-0 WP 1B 1B | | F X<br>0-1 2B 1B | | F X<br>0-1 G1-6-3<br>1-2 1B | | 4 | 2 | 3 | 0 | 0 | 1 | 1 |
| Ron Coomer, R (1, 5)<br>OBP: 0.328, SLG: 0.459 | | C B F F S<br>1-3 ① K | | F 1 SAFE 1 SAFE F B 1 SAFE F 1 SAFE F<br>3-3 B B S ① K<br>1-2 | | B B F C F C<br>2-3 ② K | | F B B X<br>2-1 ①② G1-6-3<br>1-2f 2-3 | | 4 | 0 | 0 | 0 | 0 | 3 | 4 |
| Greg Colbrunn, R (1, 3)<br>OBP: 0.293, SLG: 0.431 | | X<br>0-0 ② G1-3 | | B C X<br>1-1 ② G6-3 | | B X<br>1-0 2B 1-H 2B | | S B F B F S<br>2-3 ③ K | | 4 | 1 | 1 | 1 | 0 | 1 | 2 |
| Terry Steinbach, R (1, 2)<br>OBP: 0.286, SLG: 0.349 | B X<br>1-0 HR | | | C B S B B X<br>3-2 2-H 1B | | S B X<br>1-1 2-H 2B | | | C X<br>0-1 ① G5-3 | 4 | 1 | 3 | 3 | 0 | 0 | 0 |
| Matt Lawton, L (1, 7)<br>OBP: 0.372, SLG: 0.448 | B F B B F F C<br>3-3 ③ K | | | X<br>0-0 ③ P2 | | C X<br>0-1 ③ G4-3 | | | B C B B F X<br>3-2 WP G1-3 1B | 4 | 0 | 1 | 0 | 0 | 1 | 2 |
| Pat Meares, R (1, 6)<br>OBP: 0.317, SLG: 0.477 | | | C S B X<br>1-2 ① G4-3 | | F F B S<br>1-3 ① K | | C F S<br>0-3 ① K | | X<br>0-0 ② G1-3<br>1-2 | 4 | 0 | 0 | 0 | 0 | 2 | 1 |
| Inning Stats | R: 0 H: 1<br>E: 0 LOB: 1<br>K: 3 BB: 0<br>S: 10 P: 15 | R: 1 H: 1<br>E: 0 LOB: 0<br>K: 2 BB: 0<br>S: 10 P: 15 | R: 0 H: 0<br>E: 0 LOB: 1<br>K: 2 BB: 0<br>S: 13 P: 21 | R: 1 H: 2<br>E: 0 LOB: 1<br>K: 1 BB: 0<br>S: 12 P: 20 | R: 0 H: 0<br>E: 0 LOB: 0<br>K: 3 BB: 0<br>S: 9 P: 14 | R: 2 H: 3<br>E: 0 LOB: 1<br>K: 1 BB: 0<br>S: 14 P: 20 | R: 0 H: 1<br>E: 0 LOB: 0<br>K: 2 BB: 0<br>S: 7 P: 8 | R: 0 H: 1<br>E: 0 LOB: 1<br>K: 1 BB: 1<br>S: 9 P: 17 | R: 0 H: 1<br>E: 0 LOB: 1<br>K: 0 BB: 0<br>S: 7 P: 11 | 1B: 7 SF: 0<br>2B: 2 SAC: 0<br>3B: 0 DP: 1<br>HR: 1 HBP: 1 | | | | | | |

| PITCHER | IP | WLS | BF | H | R | ER | SO | BB | IBB | HBP | BLK | WP | HR | S | P | ERA | WHIP |
|---|---|---|---|---|---|---|---|---|---|---|---|---|---|---|---|---|---|
| Roger Clemens, R (1, 1)<br>ERA: 2.05 | 7.0 | W | 29 | 8 | 4 | 4 | 14 | 0 | 0 | 1 | 0 | 1 | 1 | 75 | 113 | 5.14 | 1.143 |
| Tim Crabtree, R (8, 1)<br>ERA: 4.2 | 2.0 | S | 8 | 2 | 0 | 0 | 1 | 1 | 0 | 0 | 0 | 1 | 0 | 16 | 28 | 0.00 | 1.500 |

| PITCHER | IP | WLS | BF | H | R | ER | SO | BB | IBB | HBP | BLK | WP | HR | S | P | ERA | WHIP |
|---|---|---|---|---|---|---|---|---|---|---|---|---|---|---|---|---|---|

# Toronto Blue Jays @ Minnesota Twins

Hubert H. Humphrey Metrodome, Minneapolis, MN

Sat May 10 1997, 8:05 PM EDT

Att. 20,932 - Dome

livebaseballscorecards.com

| | |
|---|---|
| AB | 35 |
| R | 4 |
| H | 10 |
| RBI | 4 |
| BB | 1 |
| SO | 15 |
| LOB | 14 |

| | | | |
|---|---|---|---|
| WP: 2 | PA: 37 | | |
| PB: 0 | | | |
| SB: 1 | | | |
| CS: 1 | | | |

| Batter | 1 | 2 | 3 | 4 | 5 | 6 | 7 | 8 | 9 | AB | R | H | RBI | BB | SO | LOB |
|---|---|---|---|---|---|---|---|---|---|---|---|---|---|---|---|---|
| Otis Nixon, S (1, 8)<br>OBP: 0.324, SLG: 0.262 | G4-3 | | BB, 1B | | G4-3, 1-2, 2-H | | 2B | | | 4 | 0 | 2 | 1 | 0 | 0 | 1 |
| Alex Gonzalez, R (1, 6)<br>OBP: 0.309, SLG: 0.372 | WP, G3, 2B | | 1-2, BB | | L4 | | L5 | | | 3 | 1 | 1 | 0 | 1 | 0 | 2 |
| Orlando Merced, S (1, 9)<br>OBP: 0.320, SLG: 0.417 | G3, 2-3 | | K | | | P6 | | K | | 4 | 0 | 0 | 0 | 0 | 2 | 3 |
| Joe Carter, R (1, 3)<br>OBP: 0.297, SLG: 0.338 | F8, 3-H | | | K | | P4 | | K2-3 | | 4 | 0 | 0 | 0 | 0 | 2 | 0 |
| Ed Sprague, R (1, 5)<br>OBP: 0.336, SLG: 0.516 | | K | | G6-3 | | P6, 1B, 2B | | G4-3 | | 4 | 1 | 1 | 0 | 0 | 1 | 0 |
| Carlos Delgado, L (1, 10)<br>OBP: 0.367, SLG: 0.545 | | F9 | | F9 | | WP, 2-H, 1B | | | G3-1 | 4 | 0 | 1 | 1 | 0 | 0 | 0 |
| Benito Santiago, R (1, 2)<br>OBP: 0.227, SLG: 0.359 | | F9 | | | K | F8, 1-2 | | | F7 | 4 | 0 | 0 | 0 | 0 | 1 | 1 |
| Jacob Brumfield, R (1, 7)<br>OBP: 0.267, SLG: 0.364 | | | G5-3 | | 1B, G4-3, 1B | | L4 | | K | 4 | 1 | 1 | 0 | 0 | 1 | 0 |
| Carlos Garcia, R (1, 4)<br>OBP: 0.237, SLG: 0.260 | | | G4-3 | | G4-3, 1-2, 1B | | F7 | | | 3 | 0 | 1 | 0 | 0 | 0 | 0 |
| Inning Stats | R: 1<br>E: 0<br>K: 0<br>S: 7<br>H: 1<br>LOB: 0<br>BB: 0<br>P: 12 | R: 0<br>E: 0<br>K: 1<br>S: 9<br>H: 0<br>LOB: 0<br>BB: 0<br>P: 13 | R: 0<br>E: 0<br>K: 1<br>S: 11<br>H: 1<br>LOB: 2<br>BB: 1<br>P: 19 | R: 0<br>E: 0<br>K: 1<br>S: 7<br>H: 0<br>LOB: 0<br>BB: 0<br>P: 11 | R: 1<br>E: 0<br>K: 1<br>S: 17<br>H: 2<br>LOB: 1<br>BB: 0<br>P: 22 | R: 1<br>E: 0<br>K: 0<br>S: 11<br>H: 2<br>LOB: 1<br>BB: 0<br>P: 17 | R: 0<br>E: 0<br>K: 0<br>S: 7<br>H: 1<br>LOB: 1<br>BB: 0<br>P: 12 | R: 0<br>E: 0<br>K: 2<br>S: 7<br>H: 0<br>LOB: 0<br>BB: 0<br>P: 8 | R: 0<br>E: 0<br>K: 1<br>S: 8<br>H: 0<br>LOB: 0<br>BB: 0<br>P: 13 | 1B: 4<br>2B: 3<br>3B: 0<br>HR: 0<br>SF: 0<br>SAC: 0<br>DP: 0<br>HBP: 0 | | | | | | |

TOP

# Toronto Blue Jays @ Minnesota Twins

Hubert H. Humphrey Metrodome, Minneapolis, MN

Sun May 11 1997, 8:05 PM EDT

Att. 32,552 - Dome

livebaseballscorecards.com

| | |
|---|---|
| AB | 34 |
| R | 3 |
| H | 7 |
| RBI | 2 |
| BB | 1 |
| SO | 7 |
| LOB | 7 |

WP: 2 PB: 0 SB: 0 CS: 0 PA: 35

| PITCHER | | IP | WLS | BF | H | R | ER | SO | BB | IBB | HBP | BLK | WP | HR | S | P | ERA | WHIP |
|---|---|---|---|---|---|---|---|---|---|---|---|---|---|---|---|---|---|---|
| Scott Aldred, L<br>ERA: 5.91 | (1, 1) | 7.0 | L | 29 | 7 | 3 | 3 | 4 | 1 | 0 | 0 | 0 | 2 | 0 | 69 | 106 | 3.86 | 1.143 |
| Mike Trombley, R<br>ERA: 3.28 | (8, 1) | 2.0 | | 6 | 0 | 0 | 0 | 3 | 0 | 0 | 0 | 0 | 0 | 0 | 15 | 21 | 0.00 | 0.000 |

| PITCHER | IP | WLS | BF | H | R | ER | SO | BB | IBB | HBP | BLK | WP | HR | S | P | ERA | WHIP |
|---|---|---|---|---|---|---|---|---|---|---|---|---|---|---|---|---|---|

# BOTTOM

| Batter | 1 | 2 | 3 | 4 | 5 | 6 | 7 | 8 | 9 | AB | R | H | RBI | BB | SO | LOB |
|---|---|---|---|---|---|---|---|---|---|---|---|---|---|---|---|---|
| Chuck Knoblauch, R (1, 4)<br>OBP: 0.420, SLG: 0.403 | C F B X 1-2 K 1B | C B C B B X 3-2 ② P3 | B B F X 2-1 ③ F9 | B B C B F F X 3-2 ① G1-3 | | | | | | 4 | 0 | 1 | 0 | 0 | 0 | 2 |
| Brent Brede, L (1, 3)<br>(8, 7)<br>OBP: 0.340, SLG: 0.360 | 1 SAFE B B 1 SAFE F 1 F S 1-2 2-3 ①② K | C B X 1-1 ③ F7 | | B F B X 2-1 ① L4 | | | | F C B B X 2-2 1B 1B | | 4 | 0 | 1 | 0 | 0 | 1 | 1 |
| Paul Molitor, R (1, 10)<br>OBP: 0.314, SLG: 0.338 | X 0-0 ③ F9 | | | C B C F X 1-2 ① F7 | | B X 1-0 ② P4 | | B B X 2-0 1-2 G1-6-3 1B | | 4 | 0 | 1 | 0 | 0 | 0 | 0 |
| Roberto Kelly, R (1, 9)<br>OBP: 0.349, SLG: 0.421<br>Greg Myers, L (8, PH)<br>OBP: 0.288, SLG: 0.245<br>Denny Hocking, S (9, 9)<br>OBP: 0.344, SLG: 0.397 | | B B S C X 2-2 ① F8 | | B X 1-0 ② F7 | | C F B C 1-3 ③ K | | X 0-0 ②③ G1-6-3 1-2f | | 3<br>1<br>0 | 0<br>0<br>0 | 0<br>0<br>0 | 0<br>0<br>0 | 0<br>0<br>0 | 1<br>0<br>0 | 0<br>2<br>0 |
| Matt Lawton, L (1, 7)<br>(8, 8)<br>OBP: 0.375, SLG: 0.453 | | B X 1-0 ② P5 | | X 0-0 ③ P4 | | | B C B F B X 3-2 G4-3 1B 2B | | B B F B B 4-1 1B FC7-2 BB | 3 | 1 | 1 | 0 | 1 | 0 | 0 |
| Terry Steinbach, R (1, 2)<br>OBP: 0.301, SLG: 0.367 | | B X 1-0 2B 2B | | | C B B B B 4-1 WP SH5-3 BB | | B F B X 2-1 ① G6-3 | | F S X 0-2 1-3 1B | 3 | 1 | 2 | 0 | 1 | 0 | 1 |
| Todd Walker, L (1, 5)<br>OBP: 0.292, SLG: 0.310 | | B F B X 2-1 2-H 2B | | | S X 0-1 ① SH5-3 1-2 | | B F B X 2-1 ② G4-3 2-3 | | B X 1-0 ①② FC7-2 3-H | 3 | 0 | 1 | 1 | 0 | 0 | 3 |
| Pat Meares, R (1, 6)<br>OBP: 0.315, SLG: 0.469 | | C S B F B B S 3-3 ③ K | | | C F F B F B X 2-2 ② F9 | | C X 0-1 3-H 1B | | C X 0-1 ③ G3-1 | 4 | 0 | 1 | 1 | 0 | 1 | 3 |
| Rich Becker, L (1, 8)<br>OBP: 0.319, SLG: 0.280<br>Ron Coomer, R (7, PH)<br>OBP: 0.323, SLG: 0.452<br>(8, 3) | | | X 0-0 ① P5 | | C B B B F B 4-2 2-3 BB | | B F X 1-1 ③ F7 | | | 1<br>1 | 0<br>0 | 0<br>0 | 0<br>0 | 1<br>0 | 0<br>0 | 0<br>1 |
| Inning Stats | R: 0 E: 0 K: 1 S: 7 H: 1 LOB: 0 BB: 0 P: 10 | R: 1 E: 0 K: 1 S: 11 H: 2 LOB: 1 BB: 0 P: 20 | R: 0 E: 0 K: 0 S: 6 H: 0 LOB: 0 BB: 0 P: 10 | R: 0 E: 0 K: 0 S: 6 H: 0 LOB: 0 BB: 0 P: 8 | R: 0 E: 0 K: 0 S: 12 H: 0 LOB: 2 BB: 2 P: 24 | R: 0 E: 0 K: 1 S: 6 H: 0 LOB: 0 BB: 0 P: 10 | R: 1 E: 0 K: 0 S: 11 H: 2 LOB: 1 BB: 0 P: 19 | R: 0 E: 0 K: 0 S: 9 H: 2 LOB: 1 BB: 0 P: 16 | R: 0 E: 0 K: 0 S: 7 H: 1 LOB: 1 BB: 1 P: 12 | 1B: 5 2B: 4 3B: 0 HR: 0 | SF: 0 SAC: 1 DP: 2 HBP: 0 | | | | | |

| PITCHER | | IP | WLS | BF | H | R | ER | SO | BB | IBB | HBP | BLK | WP | HR | S | P | ERA | WHIP |
|---|---|---|---|---|---|---|---|---|---|---|---|---|---|---|---|---|---|---|
| Woody Williams, R<br>ERA: 3.35 | (1, 1) | 6.2 | W | 26 | 5 | 2 | 2 | 3 | 2 | 0 | 0 | 0 | 1 | 0 | 57 | 98 | 2.70 | 1.050 |
| Paul Spoljaric, L<br>ERA: 3.6 | (7, 1) | 0.1 | | 1 | 0 | 0 | 0 | 0 | 0 | 0 | 0 | 0 | 0 | 0 | 2 | 3 | 0.00 | 0.000 |
| Paul Quantrill, R<br>ERA: 2.6 | (8, 1) | 1.0 | | 4 | 2 | 0 | 0 | 0 | 0 | 0 | 0 | 0 | 0 | 0 | 9 | 16 | 0.00 | 2.000 |
| Dan Plesac, L<br>ERA: 6.52 | (9, 1) | 0.0 | | 1 | 0 | 0 | 0 | 0 | 1 | 0 | 0 | 0 | 0 | 0 | 1 | 5 | ∞ | ∞ |
| Mike Timlin, R<br>ERA: 2.6 | (9, 1) | 1.0 | S | 3 | 1 | 0 | 0 | 0 | 0 | 0 | 0 | 0 | 0 | 0 | 6 | 7 | 0.00 | 1.000 |

| PITCHER | IP | WLS | BF | H | R | ER | SO | BB | IBB | HBP | BLK | WP | HR | S | P | ERA | WHIP |
|---|---|---|---|---|---|---|---|---|---|---|---|---|---|---|---|---|---|

# Toronto Blue Jays @ Minnesota Twins

Hubert H. Humphrey Metrodome, Minneapolis, MN

Sun May 11 1997, 8:05 PM EDT

Att. 32,552 - Dome

livebaseballscorecards.com

| | |
|---|---|
| AB | 31 |
| R | 2 |
| H | 8 |
| RBI | 2 |
| BB | 3 |
| SO | 3 |
| LOB | 13 |

| | | | |
|---|---|---|---|
| 1B: 5 | SF: 0 | WP: 1 | PA: 35 |
| 2B: 4 | SAC: 1 | PB: 0 | |
| 3B: 0 | DP: 2 | SB: 0 | |
| HR: 0 | HBP: 0 | CS: 0 | |

| Batter | 1 | 2 | 3 | 4 | 5 | 6 | 7 | 8 | 9 | AB | R | H | RBI | BB | SO | LOB |
|---|---|---|---|---|---|---|---|---|---|---|---|---|---|---|---|---|
| Otis Nixon, S (1, 8)<br>OBP: 0.327, SLG: 0.267 | F B F B F B X<br>3-2 CS 1B | | F X<br>0-1 ② G4-3 | | F X<br>0-1 ③ F9 | | X<br>0-0 1-2 1B | | X<br>0-0 ③ G6-3 | 5 | 0 | 2 | 0 | 0 | 0 | 1 |
| Alex Gonzalez, R (1, 6)<br>OBP: 0.307, SLG: 0.368 | B B C B C F S<br>3-3 ① ② K 1-2 | | F B S F C<br>1-3 ③ K | | | B C X<br>1-1 1B 1B | C B B B C S<br>3-3 ③ K | | | 4 | 0 | 1 | 0 | 0 | 3 | 3 |
| Orlando Merced, S (1, 9)<br>OBP: 0.318, SLG: 0.407 | C B X<br>1-1 ③ G6-3 | | | C F F F B S<br>1-3 ① K | | X<br>0-0 ① F9 | | B B B B<br>4-0 2B BB | | 3 | 0 | 0 | 0 | 1 | 1 | 1 |
| Joe Carter, R (1, 3)<br>OBP: 0.309, SLG: 0.380 | | X<br>0-0 1B 2B | | X<br>0-0 HR | | F X<br>0-1 1-2 1B | | B F X<br>1-1 ① F7 | | 4 | 2 | 3 | 1 | 0 | 0 | 1 |
| Ed Sprague, R (1, 5)<br>OBP: 0.340, SLG: 0.523 | | B S B X<br>2-1 2-H 1B | | X<br>0-0 ② F9 | | B X<br>1-0 ② F7 | | F B X<br>1-1 1-3 2B | | 4 | 0 | 2 | 1 | 0 | 0 | 2 |
| Carlos Delgado, L (1, 10)<br>OBP: 0.353, SLG: 0.522 | | F F S<br>0-3 ① K | | B B C X<br>2-1 ③ P6 | | F B X<br>1-1 ③ G3-1 | | F B X<br>1-1 ② F8 | | 4 | 0 | 0 | 0 | 0 | 1 | 5 |
| Benito Santiago, R (1, 2)<br>OBP: 0.214, SLG: 0.338 | | F C B F B F X<br>2-2 ② P2 | | | X<br>0-0 ① G6-3 | | B F F S<br>1-3 ① K | S X<br>0-1 ③ G5-3 | | 4 | 0 | 0 | 0 | 0 | 1 | 3 |
| Shawn Green, L (1, 7)<br>OBP: 0.341, SLG: 0.466 | | B X<br>1-0 ③ G3 | | | X<br>0-0 ② F7 | | B B F X<br>2-1 1B 1B | | B C X<br>1-1 ① G3 | 4 | 0 | 1 | 0 | 0 | 0 | 1 |
| Carlos Garcia, R (1, 4)<br>OBP: 0.237, SLG: 0.260 | | | B C C X<br>1-2 ① G3-1 | | C B B X<br>2-1 1B | | F B B S B S<br>3-3 ② K | | B S F F X<br>1-2 ② L6 | 4 | 0 | 1 | 0 | 0 | 1 | 1 |
| Inning Stats | R: 0 E: 0 K: 1 S: 10<br>H: 1 LOB: 0 BB: 0 P: 17 | R: 1 E: 0 K: 1 S: 12<br>H: 2 LOB: 1 BB: 0 P: 17 | R: 0 E: 0 K: 1 S: 9<br>H: 0 LOB: 0 BB: 0 P: 11 | R: 1 E: 0 K: 1 S: 9<br>H: 1 LOB: 0 BB: 0 P: 12 | R: 0 E: 0 K: 0 S: 6<br>H: 1 LOB: 1 BB: 0 P: 8 | R: 0 E: 0 K: 0 S: 8<br>H: 2 LOB: 2 BB: 0 P: 11 | R: 0 E: 0 K: 3 S: 12<br>H: 2 LOB: 2 BB: 0 P: 21 | R: 0 E: 0 K: 0 S: 8<br>H: 1 LOB: 2 BB: 1 P: 15 | R: 0 E: 0 K: 0 S: 7<br>H: 0 LOB: 0 BB: 0 P: 9 | 1B: 7 2B: 2 3B: 0 HR: 1<br>SF: 0 SAC: 0 DP: 0 HBP: 0 | | | | | | |

| PITCHER | | IP | WLS | BF | H | R | ER | SO | BB | IBB | HBP | BLK | WP | HR | S | P | ERA | WHIP |
|---|---|---|---|---|---|---|---|---|---|---|---|---|---|---|---|---|---|---|
| Brad Radke, R<br>ERA: 5.1 | (1, 1) | 7.0 | W | 29 | 9 | 2 | 2 | 7 | 0 | 0 | 0 | 0 | 0 | 1 | 66 | 97 | 2.57 | 1.286 |
| Todd Ritchie, R<br>ERA: 4.34 | (8, 1) | 1.0 | | 5 | 1 | 0 | 0 | 0 | 1 | 0 | 0 | 0 | 0 | 0 | 8 | 15 | 0.00 | 2.000 |
| Rick Aguilera, R<br>ERA: 6.46 | (9, 1) | 1.0 | | 3 | 0 | 0 | 0 | 0 | 0 | 0 | 0 | 0 | 0 | 0 | 7 | 9 | 0.00 | 0.000 |

| PITCHER | IP | WLS | BF | H | R | ER | SO | BB | IBB | HBP | BLK | WP | HR | S | P | ERA | WHIP |
|---|---|---|---|---|---|---|---|---|---|---|---|---|---|---|---|---|---|

# TOP

## Toronto Blue Jays @ Minnesota Twins

Hubert H. Humphrey Metrodome, Minneapolis, MN

Mon May 12 1997, 8:05 PM EDT

Att. 10,830 - Dome

livebaseballscorecards.com

| | |
|---|---|
| AB | 36 |
| R | 2 |
| H | 10 |
| RBI | 2 |
| BB | 1 |
| SO | 7 |
| LOB | 18 |

| | | | | | |
|---|---|---|---|---|---|
| WP: 0 | PB: 0 | SB: 0 | CS: 1 | PA: | 37 |

# BOTTOM

## Toronto Blue Jays @ Minnesota Twins

Hubert H. Humphrey Metrodome, Minneapolis, MN

Mon May 12 1997, 8:05 PM EDT

Att. 10,830 - Dome

livebaseballscorecards.com

| Batter | 1 | 2 | 3 | 4 | 5 | 6 | 7 | 8 | 9 | AB | R | H | RBI | BB | SO | LOB |
|---|---|---|---|---|---|---|---|---|---|---|---|---|---|---|---|---|
| Chuck Knoblauch, R (1, 4)<br>OBP: 0.420, SLG: 0.403 | C F B X<br>1-2 BB 2B 1B | B C F F B X<br>2-2 2B 1B | C F B F X<br>1-2 E5 BB 2-H | B B C B X<br>3-1 F9 ② 2-3 | | C X<br>0-1 F7 ① | | X<br>0-0 G6-3 ① | | 5 | 2 | 2 | 0 | 0 | 0 | 3 |
| Pat Meares, R (7, 6)<br>OBP: 0.312, SLG: 0.465 | | | | | | | | | | 1 | 0 | 0 | 0 | 0 | 0 | 0 |
| Rich Becker, L (1, 8)<br>OBP: 0.327, SLG: 0.279 | B B B B<br>4-0 2B 1B 1-2 BB | C X<br>0-1 ② L6 | B B C F B B<br>4-2 FC6-4 1-2 BB | B F B X<br>2-1 1-2 3-H 1B | | C X<br>0-1 ② FC4-6 1-2f | | C B X<br>1-1 ② F9 | | 4 | 1 | 1 | 1 | 2 | 0 | 2 |
| Paul Molitor, R (1, 10)<br>OBP: 0.308, SLG: 0.341<br>Ron Coomer, R (8, PH)<br>OBP: 0.318, SLG: 0.444 | C C B S<br>1-3 ① K | F F B B B X<br>3-2 1-H 1B 2B | F X<br>0-1 ③ FC6-4 1-2f | B B B C X<br>3-1 ③ FC5 2-3f | | B C S C X<br>1-2 ③ P3 | | B S B B X<br>3-1 ③ F8 | | 5 | 1 | 1 | 1 | 0 | 1 | 7 |
| | | | | | | | | | | 1 | 0 | 0 | 0 | 0 | 0 | 0 |
| Greg Myers, L (1, 2)<br>OBP: 0.328, SLG: 0.328 | B S B X<br>2-1 1-3 2-H 1B 2B | X<br>0-0 1B PB 2-H 1B | | C B B X<br>2-1 1B 1B 1B 1B | B C B F X<br>2-2 1B 2B | | X<br>0-0 ① G4-3 | | | 5 | 4 | 4 | 2 | 0 | 0 | 0 |
| Roberto Kelly, R (1, 9)<br>OBP: 0.363, SLG: 0.432<br>Brent Brede, L (8, 9)<br>OBP: 0.340, SLG: 0.360 | X<br>0-0 WP BB 2-H 3-H 1B | C B X<br>1-1 PB 1-3 1B | | B C X<br>1-1 1B 1B 1-2 SF7 1B | S C T<br>0-2 ① K | | C X<br>0-1 ② F7 | | | 5 | 1 | 3 | 2 | 0 | 1 | 1 |
| | | | | | | | | | | 0 | 0 | 0 | 0 | 0 | 0 | 0 |
| Matt Lawton, L (1, 7)<br>OBP: 0.382, SLG: 0.454 | B F B S B F F B<br>4-2 WP 1-2 BB | C F B C<br>1-3 ③ K 1-2 3-H | | X<br>0-0 1B 1-2 2-3 1B | B C S X<br>1-2 ② P3 | | X<br>0-0 1B 1B 1B | | | 4 | 1 | 2 | 0 | 1 | 1 | 2 |
| Greg Colbrunn, R (1, 3)<br>OBP: 0.314, SLG: 0.447 | F S B S<br>1-3 ② K 1-2 2-3 | C B X<br>1-1 G4-3 E 1B | C F B X<br>1-2 F9 1B 1-2 2-3 3-H 1B | C B X<br>1-1 2-H 1B | | F F B X<br>1-2 1-2 1B | | | | 5 | 2 | 4 | 2 | 0 | 1 | 2 |
| Todd Walker, L (1, 5)<br>OBP: 0.287, SLG: 0.308 | X<br>0-0 ③ L8 | F C C<br>0-3 ① K | B X<br>1-0 ① SF7 3-H | B F S C<br>1-3 ③ K | | | B B X<br>2-0 1-2 2-3 1B | | | 4 | 0 | 1 | 1 | 0 | 2 | 4 |
| Denny Hocking, S (1, 6)<br>OBP: 0.348, SLG: 0.397<br>(7, 4) | B F C F C<br>1-3 ① K | S X<br>0-1 ② G4-3 1-2 | B C C B X<br>2-2 FC5 1B 1-2 2-H 1B | | X<br>0-0 FC4-6 1B | B X<br>1-0 ③ P9 | | | | 5 | 0 | 2 | 1 | 0 | 1 | 4 |
| Inning Stats | R: 3 H: 3<br>E: 0 LOB: 2<br>K: 2 BB: 2<br>S: 17 P: 30 | R: 3 H: 4<br>E: 0 LOB: 1<br>K: 2 BB: 0<br>S: 19 P: 27 | R: 1 H: 1<br>E: 1 LOB: 2<br>K: 1 BB: 1<br>S: 15 P: 21 | R: 4 H: 6<br>E: 0 LOB: 2<br>K: 0 BB: 0<br>S: 18 P: 33 | R: 1 H: 2<br>E: 0 LOB: 1<br>K: 2 BB: 0<br>S: 14 P: 19 | R: 0 H: 1<br>E: 0 LOB: 1<br>K: 0 BB: 0<br>S: 8 P: 9 | R: 0 H: 3<br>E: 0 LOB: 3<br>K: 0 BB: 0<br>S: 9 P: 13 | R: 0 H: 0<br>E: 0 LOB: 0<br>K: 0 BB: 0<br>S: 5 P: 9 | | 1B: 17 SF: 1<br>2B: 3 SAC: 0<br>3B: 0 DP: 0<br>HR: 0 HBP: 0 | | | | | | |

| | AB | 44 |
|---|---|---|
| | R | 12 |
| | H | 20 |
| | RBI | 10 |
| | BB | 3 |
| | SO | 7 |
| | LOB | 25 |

WP: 1 PA: 48
PB: 1
SB: 0
CS: 0

| PITCHER | | IP | WLS | BF | H | R | ER | SO | BB | IBB | HBP | BLK | WP | HR | S | P | ERA | WHIP |
|---|---|---|---|---|---|---|---|---|---|---|---|---|---|---|---|---|---|---|
| Chris Carpenter, R<br>ERA: 15.0 | (1, 1) | 3.0 | L | 21 | 8 | 7 | 5 | 5 | 3 | 0 | 0 | 0 | 1 | 0 | 51 | 78 | 15.00 | 3.667 |
| Huck Flener, L<br>ERA: 9.53 | (4, 1) | 5.0 | | 27 | 12 | 5 | 5 | 2 | 0 | 0 | 0 | 0 | 0 | 0 | 54 | 83 | 9.00 | 2.400 |

| PITCHER | IP | WLS | BF | H | R | ER | SO | BB | IBB | HBP | BLK | WP | HR | S | P | ERA | WHIP |
|---|---|---|---|---|---|---|---|---|---|---|---|---|---|---|---|---|---|

# New York Yankees @ Minnesota Twins

Hubert H. Humphrey Metrodome, Minneapolis, MN

Tue May 13 1997, 8:05 PM EDT

Att. 15,082 - Dome - 68 F

livebaseballscorecards.com

TOP

| Batter | 1 | 2 | 3 | 4 | 5 | 6 | 7 | 8 | 9 | AB | R | H | RBI | BB | SO | LOB |
|---|---|---|---|---|---|---|---|---|---|---|---|---|---|---|---|---|
| Tim Raines, S (1, 7)<br>OBP: 0.396, SLG: 0.395 | X<br>0-0<br>G5-3 2 1B<br>WP<br>1B | B B B C B<br>4-1<br>2 CS<br>BB | | | C B F B X<br>2-2 ①<br>G6-3 | C B F S<br>1-3 ①<br>K | B S B B C F X<br>3-2 ②<br>G4-3 | | X<br>0-0 ①<br>F7 | 3 | 1 | 1 | 0 | 1 | 1 | 1 |
| Scott Pose, L (6, 7) | | | | | | | | | | 2 | 0 | 0 | 0 | 0 | 0 | 0 |
| 2 Derek Jeter, R (1, 6)<br>OBP: 0.392, SLG: 0.461 | B S F B 1 B F X<br>SAFE<br>3-2<br>WP G5-3<br>1-2<br>1B | 1 SAFE B F 1 SAFE<br>1-1 ③<br>CS<br>1-2 | C B F B B C<br>3-3 ①<br>K | | C B X<br>1-1 ②<br>G6-3 | B F C S<br>1-3 ②<br>K | B T C B B X<br>3-2<br>WP<br>1B | | C C B B F F S<br>2-3 ②<br>K | 6 | 0 | 2 | 0 | 0 | 3 | 1 |
| Bernie Williams, S (1, 8)<br>OBP: 0.440, SLG: 0.594 | B X<br>1-0 ①<br>G5-3<br>1-2<br>2-3 | | C B B F F B B<br>4-2<br>G6-4-3<br>BB | | F B B X<br>2-1<br>HR | C B C X<br>1-2<br>2-H<br>HR<br>1B | B C B S F B X<br>3-2 ③<br>F7<br>1-2 | | C X<br>0-1 ③<br>G4-3 | 5 | 2 | 2 | 2 | 1 | 0 | 3 |
| Tino Martinez, L (1, 3)<br>OBP: 0.430, SLG: 0.719 | B B B C B<br>4-1<br>WP<br>BB | B F C X<br>1-2 ② ③<br>G6-4-3<br>1-2f | | | C X<br>0-1<br>FC5-4<br>1B | 1 SAFE B D X<br>2-0<br>1-H<br>HR | | C X<br>0-1<br>G4-6-3<br>1B | | 4 | 1 | 3 | 2 | 1 | 0 | 1 |
| Mark Whiten, S (1, 10)<br>OBP: 0.408, SLG: 0.536 | D F F B D S<br>3-3 ②<br>K<br>1-2<br>2-3<br>3-H | | | F B B C B F B<br>4-2<br>1B<br>SF9<br>BB | C C F B X<br>1-2 ③<br>FC5-4<br>1-2f | B X<br>2-0<br>2B<br>2B | | B X<br>1-0 ① ②<br>G4-6-3<br>1-2f | | 4 | 2 | 1 | 0 | 1 | 1 | 4 |
| Paul O'Neill, L (1, 9)<br>OBP: 0.387, SLG: 0.579 | B C B F B B<br>4-2<br>BB | | | B C X<br>1-1<br>G5-3<br>1-3<br>1B | | WP BB 1B<br>BB<br>2-2<br>FC5<br>2-H<br>2B | | B F B S X<br>2-2<br>HBP<br>1B<br>1B | | 3 | 2 | 3 | 1 | 2 | 0 | 0 |
| Charlie Hayes, R (1, 5)<br>OBP: 0.412, SLG: 0.358 | B B F X<br>2-1 ③<br>F8 | | | X<br>0-0 ①<br>SF9<br>3-H | | 1B WP<br>1-2 2B<br>BB<br>BB | | H<br>1-0<br>1B<br>1-2<br>HBP | | 1 | 1 | 0 | 1 | 2 | 0 | 3 |
| Mariano Duncan, R (1, 4)<br>OBP: 0.316, SLG: 0.340 | | F B S B B F S<br>3-3 ①<br>K | | 1 SAFE C X<br>0-1 ②<br>G5-3<br>1-2 | | 1-3 2-H 2B 1B<br>1-2 ③<br>FC5<br>2-H | | F X<br>0-1<br>1-2<br>2-H<br>1B | | 5 | 1 | 2 | 2 | 0 | 1 | 3 |
| Joe Girardi, R (1, 2)<br>OBP: 0.241, SLG: 0.317 | | B X<br>1-0 ②<br>G4-3 | | S X<br>0-1 ③<br>L3 | | L X<br>0-1<br>1-H<br>3-H<br>1B<br>2B | X<br>0-0 ①<br>L9 | B B F B X<br>3-1 ③<br>F9 | | 5 | 1 | 1 | 2 | 0 | 0 | 3 |
| Inning Stats | R: 1 H: 2<br>E: 0 LOB: 3<br>K: 1 BB: 2<br>S: 14 P: 31 | R: 0 H: 0<br>E: 0 LOB: 0<br>K: 1 BB: 1<br>S: 7 P: 16 | R: 0 H: 0<br>E: 0 LOB: 0<br>K: 1 BB: 1<br>S: 9 P: 17 | R: 1 H: 1<br>E: 0 LOB: 1<br>K: 0 BB: 1<br>S: 10 P: 15 | R: 1 H: 2<br>E: 0 LOB: 1<br>K: 0 BB: 0<br>S: 13 P: 19 | R: 7 H: 6<br>E: 0 LOB: 2<br>K: 2 BB: 3<br>S: 30 P: 55 | R: 0 H: 1<br>E: 0 LOB: 1<br>K: 0 BB: 0<br>S: 12 P: 21 | R: 1 H: 3<br>E: 0 LOB: 2<br>K: 0 BB: 0<br>S: 10 P: 17 | R: 0 H: 0<br>E: 0 LOB: 0<br>K: 1 BB: 0<br>S: 8 P: 10 | 1B: 10 SF: 1<br>2B: 3 SAC: 0<br>3B: 0 DP: 2<br>HR: 2 HBP: 1 | | | | | | |

| | AB | 38 |
|---|---|---|
| | R | 11 |
| | H | 15 |
| | RBI | 10 |
| | BB | 8 |
| | SO | 6 |
| | LOB | 19 |

| PITCHER | | IP | WLS | BF | H | R | ER | SO | BB | IBB | HBP | BLK | WP | HR | S | P | ERA | WHIP |
|---|---|---|---|---|---|---|---|---|---|---|---|---|---|---|---|---|---|---|
| Rich Robertson, L<br>ERA: 6.5 | (1, 1) | 5.0 | L | 24 | 5 | 4 | 4 | 3 | 6 | 0 | 0 | 0 | 1 | 1 | 55 | 104 | 7.20 | 2.200 |
| Kevin Jarvis, R<br>ERA: 10.8 | (6, 1) | 0.2 | | 7 | 4 | 5 | 5 | 2 | 1 | 0 | 0 | 0 | 1 | 1 | 18 | 30 | 67.50 | 7.500 |
| Mike Trombley, R<br>ERA: 3.6 | (6, 1) | 0.1 | | 4 | 2 | 1 | 1 | 0 | 1 | 0 | 0 | 0 | 0 | 0 | 10 | 19 | 27.00 | 9.000 |
| Todd Ritchie, R<br>ERA: 4.12 | (7, 1) | 1.0 | | 4 | 1 | 0 | 0 | 0 | 0 | 0 | 0 | 0 | 1 | 0 | 12 | 21 | 0.00 | 1.000 |
| Eddie Guardado, L<br>ERA: 5.4 | (8, 1) | 1.0 | | 6 | 3 | 1 | 1 | 0 | 0 | 0 | 1 | 0 | 0 | 0 | 10 | 17 | 9.00 | 3.000 |

| PITCHER | | IP | WLS | BF | H | R | ER | SO | BB | IBB | HBP | BLK | WP | HR | S | P | ERA | WHIP |
|---|---|---|---|---|---|---|---|---|---|---|---|---|---|---|---|---|---|---|
| Dan Naulty, R<br>ERA: 5.6 | (9, 1) | 1.0 | | 3 | 0 | 0 | 0 | 1 | 0 | 0 | 0 | 0 | 0 | 0 | 8 | 10 | 0.00 | 0.000 |

WP: 3 PA: 49
PB: 0
SB: 0
CS: 1

| Batter | 1 | 2 | 3 | 4 | 5 | 6 | 7 | 8 | 9 | AB | R | H | RBI | BB | SO | LOB |
|---|---|---|---|---|---|---|---|---|---|---|---|---|---|---|---|---|
| Chuck Knoblauch, R (1, 4)<br>OBP: 0.433, SLG: 0.420 | C B X<br>1-1 BB 1B FC4-6 1B | C X<br>0-1 FC4-6 3-H 1B | | B C B F X<br>2-2 1B | | C F B X<br>1-2 1-2 1B | | | C B B S F F F X<br>2-2 P7 ① | 4 | 1 | 4 | 1 | 0 | 0 | 0 |
| Ron Coomer, R (7, 5)<br>OBP: 0.313, SLG: 0.438 | | | | | | | | | | 1 | 0 | 0 | 0 | 0 | 0 | 0 |
| Rich Becker, L (1, 8)<br>OBP: 0.323, SLG: 0.276 | C 1 SAFE B X<br>1-1 FC4-6 BB 1-2 1B | C X<br>0-1 FC4-6 1-2f ③ | | B C 1 SAFE S B B C<br>3-3 K ③ | | B D B C C S<br>3-3 K ③ | | | B X<br>1-0 P6 ② | 5 | 0 | 1 | 0 | 0 | 2 | 4 |
| Paul Molitor, R (1, 10)<br>OBP: 0.313, SLG: 0.337 | B B B B<br>4-0 FC4-6 1-2 2-3 BB | X<br>0-0 G4-3 ① | | B B X<br>2-0 FC6-4 1B | | | B S B B X<br>3-1 F9 ① | | C X<br>0-1 P4 ③ | 4 | 0 | 1 | 0 | 1 | 0 | 0 |
| Roberto Kelly, R (1, 9)<br>OBP: 0.358, SLG: 0.424 | C B B S F X<br>2-2 F9 ① | C C X<br>0-2 1B 1B | | C S B F B F B X<br>3-2 P9 ① | | | X<br>0-0 L9 ② | | | 4 | 0 | 1 | 0 | 0 | 0 | 4 |
| Brent Brede, L (8, 9)<br>OBP: 0.340, SLG: 0.360 | | | | | | | | | | 0 | 0 | 0 | 0 | 0 | 0 | 0 |
| Matt Lawton, L (1, 7)<br>OBP: 0.379, SLG: 0.455 | B X<br>1-0 FC4-6 1-2f 2-3 3-H ② | X<br>0-0 F8 ② | | C F S<br>0-3 K ② | | | X<br>0-0 2B | | | 4 | 0 | 1 | 1 | 0 | 1 | 4 |
| Terry Steinbach, R (1, 2)<br>OBP: 0.302, SLG: 0.366 | C B S 1 B S<br>2-3 K ③ | C X<br>0-1 S 1-3 1B | | | X<br>0-0 FC6-4 1-2f ③ | C B F X<br>1-2 F8 ③ | | | | 3 | 0 | 1 | 0 | 0 | 1 | 3 |
| Greg Myers, L (7, 2)<br>OBP: 0.323, SLG: 0.322 | SAFE | | | | | | | | | 1 | 0 | 0 | 0 | 0 | 0 | 1 |
| Todd Walker, L (1, 5)<br>OBP: 0.286, SLG: 0.305 | | C S C<br>0-3 K ① | C S B F B X<br>2-2 G6-3 1-2 ③ | | | C B F X<br>1-2 G6-3 ① | | B B S X<br>2-1 G6-4-3 1B | | 4 | 0 | 1 | 0 | 0 | 1 | 2 |
| (7, 4) | | | | | | | | | | | | | | | | |
| Greg Colbrunn, R (1, 3)<br>OBP: 0.304, SLG: 0.432 | | B B X<br>2-0 G5-3 ② | | B F S X<br>1-2 G5-3 ① | | B X<br>1-0 L8 ② | | B X<br>1-0 L8 ① | | 4 | 0 | 0 | 0 | 0 | 0 | 1 |
| Denny Hocking, S (1, 6)<br>OBP: 0.342, SLG: 0.388 | | C X<br>0-1 E9 1B | | C F B B B S<br>2-3 K ② | | X<br>0-0 1B 1B | | F B S B F B X<br>3-2 G6-4-3 1-2f ② ③ | | 4 | 1 | 1 | 0 | 0 | 1 | 1 |
| Inning Stats | R: 1 H: 2<br>E: 0 LOB: 2<br>K: 1 BB: 1<br>S: 12 P: 23 | R: 1 H: 1<br>E: 1 LOB: 1<br>K: 1 BB: 0<br>S: 10 P: 12 | R: 0 H: 2<br>E: 0 LOB: 2<br>K: 0 BB: 0<br>S: 11 P: 13 | R: 0 H: 1<br>E: 0 LOB: 1<br>K: 2 BB: 0<br>S: 12 P: 20 | R: 0 H: 1<br>E: 0 LOB: 1<br>K: 1 BB: 0<br>S: 10 P: 15 | R: 0 H: 2<br>E: 0 LOB: 2<br>K: 1 BB: 0<br>S: 11 P: 17 | R: 0 H: 1<br>E: 0 LOB: 1<br>K: 0 BB: 0<br>S: 7 P: 11 | R: 0 H: 1<br>E: 0 LOB: 0<br>K: 0 BB: 0<br>S: 7 P: 13 | R: 0 H: 0<br>E: 0 LOB: 0<br>K: 0 BB: 0<br>S: 10 P: 13 | 1B: 10 SF: 0<br>2B: 1 SAC: 0<br>3B: 0 DP: 1<br>HR: 0 HBP: 0 | | | | | | |

| PITCHER | | IP | WLS | BF | H | R | ER | SO | BB | IBB | HBP | BLK | WP | HR | S | P | ERA | WHIP |
|---|---|---|---|---|---|---|---|---|---|---|---|---|---|---|---|---|---|---|
| David Cone, R<br>ERA: 2.4 | (1, 1) | 7.0 | W | 33 | 10 | 2 | 1 | 6 | 1 | 0 | 0 | 0 | 0 | 0 | 73 | 111 | 1.29 | 1.571 |
| Graeme Lloyd, L<br>ERA: | (8, 1) | 1.0 | | 3 | 1 | 0 | 0 | 0 | 0 | 0 | 0 | 0 | 0 | 0 | 7 | 13 | 0.00 | 1.000 |
| Mike Stanton, L<br>ERA: 2.0 | (9, 1) | 1.0 | | 3 | 0 | 0 | 0 | 0 | 0 | 0 | 0 | 0 | 0 | 0 | 10 | 13 | 0.00 | 0.000 |

| PITCHER | IP | WLS | BF | H | R | ER | SO | BB | IBB | HBP | BLK | WP | HR | S | P | ERA | WHIP |
|---|---|---|---|---|---|---|---|---|---|---|---|---|---|---|---|---|---|

# BOTTOM

## New York Yankees @ Minnesota Twins

Hubert H. Humphrey Metrodome, Minneapolis, MN

Tue May 13 1997, 8:05 PM EDT

Att. 15,082 - Dome - 68 F

livebaseballscorecards.com

| | |
|---|---|
| AB | 38 |
| R | 2 |
| H | 11 |
| RBI | 2 |
| BB | 1 |
| SO | 6 |
| LOB | 20 |

| Batter | 1 | 2 | 3 | 4 | 5 | 6 | 7 | 8 | 9 | 10 | 11 | 12 | AB | R | H | RBI | BB | SO | LOB |
|---|---|---|---|---|---|---|---|---|---|---|---|---|---|---|---|---|---|---|---|
| Tim Raines, S (1, 10)<br>OBP: 0.393, SLG: 0.402 | B F B X<br>2-1 G4-3 ① | | B F X<br>1-1 G4-3 ①<br>B S B X<br>2-1 G4-3 ②<br>1-2 | | | B X<br>1-0 1-3 2B | | | C B C F X<br>1-2 FC1-5 S 1B | | X<br>0-0 F9 ① | | 6 | 0 | 2 | 0 | 0 | 0 | 1 |
| Wade Boggs, L (1, 5)<br>OBP: 0.402, SLG: 0.330<br>Scott Pose, L (9, PR)<br>Charlie Hayes, R (9, 5)<br>OBP: 0.406, SLG: 0.352 | B B C C F B F F<br>4-2 B FC6-4 BB | | B B B B<br>4-0 G2-3 2B BB<br>C C B X<br>1-2 G4-3 ③ | | | B C B B X<br>3-1 P6 ③ | | | B B L B B<br>4-1 FC3-6 FC1-5 1-2 2B BB | | C C C<br>0-3 K ② | | 2<br>0<br>1 | 1<br>1<br>0 | 0<br>0<br>0 | 3<br>0<br>0 | 0<br>0<br>1 | 3<br>0<br>0 | |
| Bernie Williams, S (1, 8)<br>OBP: 0.432, SLG: 0.575 | B X<br>1-0 FC6-4 WP 1-2f ② | | B F X<br>1-1 G2-3 ②<br>1-2 | | C X<br>0-1 G4-3 ①<br>X<br>0-0 HR | | F B X<br>1-1 F7 ①<br>F B X<br>1-1 G3 ② | | X<br>0-0 FC1-5 FC3-6 1-2 2-3f ①<br>X<br>0-0 FC3-6 2B 1-2f 2-3 ② | | B B B B<br>4-0 CS BB | | 5 | 0 | 0 | 0 | 1 | 0 | 4 |
| Tino Martinez, L (1, 3)<br>OBP: 0.427, SLG: 0.730 | B C X<br>1-1 P5 ③<br>1-2 | | C X<br>0-1 2-H 2B | | | | | | | | B<br>1-0 CS ③<br>1-2 | B C B F F S<br>2-3 K ① | 6 | 1 | 2 | 2 | 0 | 1 | 3 |
| Paul O'Neill, L (1, 9)<br>OBP: 0.392, SLG: 0.603 | | C B F C<br>1-3 K ①<br>B B B I<br>4-0 IBB | | | B X<br>1-0 G6-3 ②<br>S B B C B S<br>3-3 K ③ | | B B X<br>2-0 L8 ③ | | S B X<br>1-1 1-3 3-H 2B | | | B X<br>1-0 HR | 5 | 1 | 2 | 2 | 1 | 1 | 0 |
| Mariano Duncan, R (1, 4)<br>OBP: 0.308, SLG: 0.340<br>Luis Sojo, R (12, 4)<br>OBP: 0.188, SLG: 0.107 | B B F X<br>2-1 2 1B 2B | F F D B S<br>2-3 K ③ | | | | | | F C F B X<br>1-2 F7 ①<br>C S B C<br>1-3 K ③ | | | | X<br>0-0 G5-3 ② | 6<br>0 | 1<br>0 | 1<br>0 | 0<br>0 | 0<br>0 | 3<br>0 | 5<br>0 |
| 2 Derek Jeter, R (1, 6)<br>OBP: 0.390, SLG: 0.463 | F B C X<br>1-2 G4-3 2-H 1B | C C F B X<br>1-2 E5 1B E | | | | B X<br>1-0 1B FC5-4-2 2B | | B C B C X<br>2-2 G6-3 ② | | C F B C<br>1-3 K ① | | B F F X<br>1-2 P3 ③ | 6 | 1 | 2 | 1 | 0 | 1 | 0 |
| Mark Whiten, S (1, 7)<br>OBP: 0.417, SLG: 0.539 | B X<br>1-0 G4-3 ②<br>1-2 | | X<br>0-0 E8 FC6-5 1-H 1B | | | S X<br>0-1 FC5-4-2 2-3 1B | | B C F X<br>1-2 1B | | B B B X<br>3-0 F8 ② | | | 5 | 0 | 3 | 0 | 0 | 0 | 1 |
| Joe Girardi, R (1, 2)<br>OBP: 0.230, SLG: 0.303 | B C B B X<br>3-1 G4-3 ③ | | X<br>0-0 FC6-5 G4-3 2-3 ① | | | 1 SAFE X<br>0-0 FC5-4-2 2B 1-2 3-H ③ ② | | X<br>0-0 F8 ③ | | X<br>0-0 F9 ③ | | | 5 | 0 | 0 | 0 | 0 | 0 | 5 |
| Inning Stats | R: 0 H: 0<br>E: 0 LOB: 1<br>K: 0 BB: 1<br>S: 11 P: 19 | R: 1 H: 2<br>E: 0 LOB: 1<br>K: 1 BB: 0<br>S: 11 P: 19 | R: 1 H: 1<br>E: 0 LOB: 2<br>K: 1 BB: 2<br>S: 9 P: 21 | R: 1 H: 1<br>E: 2 LOB: 1<br>K: 0 BB: 0<br>S: 11 P: 15 | R: 1 H: 1<br>E: 0 LOB: 0<br>K: 1 BB: 0<br>S: 7 P: 11 | R: 0 H: 3<br>E: 0 LOB: 2<br>K: 0 BB: 0<br>S: 7 P: 12 | R: 0 H: 0<br>E: 0 LOB: 0<br>K: 0 BB: 0<br>S: 5 P: 9 | R: 0 H: 1<br>E: 0 LOB: 1<br>K: 0 BB: 0<br>S: 11 P: 15 | R: 1 H: 2<br>E: 0 LOB: 3<br>K: 1 BB: 1<br>S: 12 P: 19 | R: 0 H: 0<br>E: 0 LOB: 0<br>K: 1 BB: 0<br>S: 5 P: 9 | R: 0 H: 0<br>E: 0 LOB: 0<br>K: 1 BB: 1<br>S: 4 P: 9 | R: 1 H: 1<br>E: 0 LOB: 0<br>K: 1 BB: 0<br>S: 9 P: 13 | 1B: 5<br>2B: 6<br>3B: 0<br>HR: 2 | SF: 0<br>SAC: 0<br>DP: 1<br>HBP: 0 | WP: 1<br>PB: 0<br>SB: 1<br>CS: 1 | PA: 53 | | | |

| PITCHER | | IP | WLS | BF | H | R | ER | SO | BB | IBB | HBP | BLK | WP | HR | S | P | ERA | WHIP |
|---|---|---|---|---|---|---|---|---|---|---|---|---|---|---|---|---|---|---|
| Frankie Rodriguez, R<br>ERA: 6.75 | (1, 1) | 5.2 | | 28 | 8 | 4 | 3 | 3 | 2 | 1 | 0 | 0 | 1 | 1 | 54 | 92 | 4.76 | 1.765 |
| Greg Swindell, L<br>ERA: 4.67 | (6, 1) | 2.1 | | 8 | 1 | 0 | 0 | 0 | 0 | 0 | 0 | 0 | 0 | 0 | 18 | 29 | 0.00 | 0.429 |
| Rick Aguilera, R<br>ERA: 5.89 | (9, 1) | 3.0 | | 12 | 2 | 1 | 1 | 3 | 2 | 0 | 0 | 0 | 0 | 0 | 21 | 37 | 3.00 | 1.333 |
| Eddie Guardado, L<br>ERA: 6.1 | (12, 1) | 0.1 | L | 2 | 1 | 1 | 1 | 1 | 0 | 0 | 0 | 0 | 0 | 1 | 5 | 8 | 27.00 | 3.000 |
| Dan Naulty, R<br>ERA: 5.4 | (12, 1) | 0.2 | | 2 | 0 | 0 | 0 | 0 | 0 | 0 | 0 | 0 | 0 | 0 | 4 | 5 | 0.00 | 0.000 |

| PITCHER | IP | WLS | BF | H | R | ER | SO | BB | IBB | HBP | BLK | WP | HR | S | P | ERA | WHIP |
|---|---|---|---|---|---|---|---|---|---|---|---|---|---|---|---|---|---|

# TOP

## New York Yankees @ Minnesota Twins

Hubert H. Humphrey Metrodome, Minneapolis, MN

Wed May 14 1997, 4:33 AM EDT

Att. 17,660 - Dome - 68 F

livebaseballscorecards.com

| | |
|---|---|
| AB | 47 |
| R | 6 |
| H | 12 |
| RBI | 5 |
| BB | 5 |
| SO | 7 |
| LOB | 22 |

| Batter | 1 | 2 | 3 | 4 | 5 | 6 | 7 | 8 | 9 | 10 | 11 | 12 | AB | R | H | RBI | BB | SO | LOB |
|---|---|---|---|---|---|---|---|---|---|---|---|---|---|---|---|---|---|---|---|
| Chuck Knoblauch, R (1, 4)<br>OBP: 0.435, SLG: 0.415 | P5 | G6-3 | | | G4-3 1B S | | SH5-3 1B FC4-6 BB | K | | | IBB BB | | 4 | 1 | 1 | 0 | 2 | 1 | 2 |
| Matt Lawton, L (1, 7)<br>OBP: 0.377, SLG: 0.450 | P6 | | BB 1B | | G4-3 | | FC4-6 SH5-3 1B | | F7 | | F9 | | 6 | 0 | 2 | 2 | 0 | 0 | 3 |
| Paul Molitor, R (1, 10)<br>OBP: 0.327, SLG: 0.337 | 1B | | 1-2 BB | | K | | SH5-3 | | L9 | | IBB | | 3 | 0 | 1 | 0 | 2 | 1 | 1 |
| Terry Steinbach, R (1, 2)<br>OBP: 0.295, SLG: 0.350 | K | | K | | K | | FC4-6 IBB | | K | | F9 | | 5 | 0 | 0 | 0 | 1 | 4 | 7 |
| Greg Colbrunn, R (1, 3)<br>OBP: 0.305, SLG: 0.430<br>Brent Brede, L (7, PH)<br>OBP: 0.340, SLG: 0.360<br>Pat Meares, R (7, PH)<br>OBP: 0.310, SLG: 0.461<br>Todd Walker, L (8, 6)<br>OBP: 0.280, SLG: 0.299 (10, PH)<br>(11, 5) | | G5-3 1B PB 1B | | | K | K | FC4-6 FC4 | F8 | | | F9 | K | 3<br>0<br>1<br>2 | 1<br>0<br>0<br>0 | 1<br>0<br>0<br>0 | 0<br>0<br>1<br>0 | 0<br>0<br>0<br>1 | 2<br>0<br>0<br>0 | 2<br>0<br>2<br>0 |
| Ron Coomer, R (1, 5)<br>OBP: 0.315, SLG: 0.429 (8, 3) | | PB G5-3 1B 1B | K | | | G6-3 | FC4 | G5-4-3 1B | | | F9 | | 6 | 1 | 2 | 0 | 0 | 1 | 4 |
| Roberto Kelly, R (1, 9)<br>OBP: 0.340, SLG: 0.400<br>Greg Myers, L (12, PH)<br>OBP: 0.333, SLG: 0.333 | G5-3 | G5-3 | | | | G4-3 | L9 | G5-4-3 | | | 1B | | 5<br>1 | 0<br>0 | 0<br>1 | 0<br>0 | 0<br>0 | 0<br>0 | 3<br>0 |
| Rich Becker, L (1, 8)<br>OBP: 0.329, SLG: 0.281 | K | K | | | | | BB 1B 1B | G3 | | | F9 SH3-4 BB | 1B | 5 | 1 | 2 | 0 | 1 | 2 | 1 |
| Denny Hocking, S (1, 6)<br>OBP: 0.359, SLG: 0.403 (8, 5)<br>(11, 6) | | S 1B | K | | | | BB 1B | | | | SH3-4 | G3-1 | 5 | 1 | 3 | 1 | 0 | 1 | 2 |

| Inning Stats | | | | | | | | | | | | | | | | | | | | | | | | |
|---|---|---|---|---|---|---|---|---|---|---|---|---|---|---|---|---|---|---|---|---|---|---|---|---|
| | R: 0<br>E: 0<br>K: 1<br>S: 7 | H: 1<br>LOB: 1<br>BB: 0<br>P: 11 | R: 2<br>E: 0<br>K: 1<br>S: 14 | H: 3<br>LOB: 1<br>BB: 0<br>P: 25 | R: 0<br>E: 0<br>K: 3<br>S: 16 | H: 1<br>LOB: 2<br>BB: 1<br>P: 27 | R: 0<br>E: 0<br>K: 2<br>S: 9 | H: 0<br>LOB: 0<br>BB: 0<br>P: 12 | R: 0<br>E: 0<br>K: 2<br>S: 13 | H: 1<br>LOB: 1<br>BB: 0<br>P: 16 | R: 0<br>E: 0<br>K: 1<br>S: 9 | H: 0<br>LOB: 0<br>BB: 0<br>P: 13 | R: 3<br>E: 0<br>K: 0<br>S: 18 | H: 3<br>LOB: 2<br>BB: 2<br>P: 31 | R: 0<br>E: 0<br>K: 1<br>S: 12 | H: 1<br>LOB: 1<br>BB: 0<br>P: 18 | R: 0<br>E: 0<br>K: 1<br>S: 7 | H: 0<br>LOB: 0<br>BB: 0<br>P: 10 | R: 0<br>E: 0<br>K: 0<br>S: 5 | H: 1<br>LOB: 0<br>BB: 0<br>P: 8 | R: 0<br>E: 0<br>K: 0<br>S: 10 | H: 0<br>LOB: 3<br>BB: 3<br>P: 25 | R: 0<br>E: 0<br>K: 1<br>S: 10 | H: 2<br>LOB: 2<br>BB: 0<br>P: 13 |

| | | | | | | | | | | | | | | | | | | | | | | | | |
|---|---|---|---|---|---|---|---|---|---|---|---|---|---|---|---|---|---|---|---|---|---|---|---|---|
| 1B: 13<br>2B: 0<br>3B: 0<br>HR: 0 | SF: 0<br>SAC: 2<br>DP: 1<br>HBP: 0 | WP: 0<br>PB: 1<br>SB: 2<br>CS: 0 | PA: 54 |
|---|---|---|---|

| PITCHER | | IP | WLS | BF | H | R | ER | SO | BB | IBB | HBP | BLK | WP | HR | S | P | ERA | WHIP |
|---|---|---|---|---|---|---|---|---|---|---|---|---|---|---|---|---|---|---|
| Andy Pettitte, L<br>ERA: 2.67 | (1, 1) | 6.0 | | 29 | 9 | 5 | 4 | 10 | 2 | 0 | 0 | 0 | 0 | 0 | 79 | 122 | 6.00 | 1.833 |
| Jeff Nelson, R<br>ERA: 3.1 | (7, 1) | 0.1 | | 2 | 0 | 0 | 0 | 0 | 0 | 1 | 0 | 0 | 0 | 0 | 2 | 7 | 0.00 | 0.000 |
| Mike Stanton, L<br>ERA: 1.74 | (7, 1) | 1.1 | | 5 | 1 | 0 | 0 | 0 | 0 | 0 | 0 | 0 | 0 | 0 | 12 | 16 | 0.00 | 0.750 |
| Jim Mecir, R<br>ERA: 11.25 | (8, 1) | 2.1 | | 7 | 1 | 0 | 0 | 2 | 0 | 0 | 0 | 0 | 0 | 0 | 17 | 26 | 0.00 | 0.429 |
| Brian Boehringer, R<br>ERA: 1.99 | (11, 1) | 1.0 | W | 6 | 0 | 0 | 0 | 0 | 2 | 1 | 0 | 0 | 0 | 0 | 10 | 25 | 0.00 | 2.000 |

| PITCHER | | IP | WLS | BF | H | R | ER | SO | BB | IBB | HBP | BLK | WP | HR | S | P | ERA | WHIP |
|---|---|---|---|---|---|---|---|---|---|---|---|---|---|---|---|---|---|---|
| 42 Mariano Rivera, R<br>ERA: 2.45 | (12, 1) | 1.0 | S | 5 | 2 | 0 | 0 | 1 | 0 | 0 | 0 | 0 | 0 | 0 | 10 | 13 | 0.00 | 2.000 |

# BOTTOM

## New York Yankees @ Minnesota Twins

Hubert H. Humphrey Metrodome, Minneapolis, MN

Wed May 14 1997, 4:33 AM EDT

Att. 17,660 - Dome - 68 F

livebaseballscorecards.com

| | |
|---|---|
| AB | 46 |
| R | 5 |
| H | 13 |
| RBI | 4 |
| BB | 6 |
| SO | 13 |
| LOB | 27 |

| Batter | 1 | 2 | 3 | 4 | 5 | 6 | 7 | 8 | 9 | AB | R | H | RBI | BB | SO | LOB |
|---|---|---|---|---|---|---|---|---|---|---|---|---|---|---|---|---|
| Nomar Garciaparra, R (1, 6)<br>OBP: 0.353, SLG: 0.497 | C X<br>0-1<br>G5-4-3<br>1B | | C F X<br>0-2<br>1B | | B B B C B<br>4-1<br>S<br>BB | | F B B F X<br>2-2<br>1-H<br>HR | | S S F X<br>0-2 ③<br>F7 | 4 | 1 | 3 | 2 | 1 | 0 | 1 |
| Jeff Frye, R (1, 7)<br>OBP: 0.365, SLG: 0.326 | 1 SAFE<br>C B X<br>1-1 ① ②<br>G5-4-3<br>1-2f | | F X<br>0-1 ②<br>F8 | | F B F F C<br>1-3 ②<br>K<br>1-2 | | F X<br>0-1 ③<br>G3 | | | 4 | 0 | 0 | 0 | 0 | 1 | 3 |
| Mo Vaughn, L (1, 3)<br>OBP: 0.422, SLG: 0.545 | B B B X<br>3-0<br>1B | | B S B S F B F X<br>3-2 ③<br>F7 | | S B X<br>1-1 ③<br>P6 | | | B B C S F S<br>2-3 ①<br>K | | 4 | 0 | 1 | 0 | 0 | 1 | 2 |
| Tim Naehring, R (1, 5)<br>OBP: 0.376, SLG: 0.511 | B B B F F X<br>3-2 ③<br>G6-3 | | | C X<br>0-1<br>E6<br>18<br>G5-4-3 | | B C B F F F B<br>4-2<br>18<br>G4-6-3<br>BB | | C F B B B B<br>4-2<br>G6-4-3<br>BB | | 2 | 0 | 0 | 0 | 2 | 0 | 1 |
| 18 Reggie Jefferson, S (1, 10)<br>OBP: 0.333, SLG: 0.556<br>Mike Stanley, R (8, PH)<br>OBP: 0.333, SLG: 0.355 | | B X<br>1-0 ①<br>G6-3 | | X<br>0-0 ① ②<br>G5-4-3<br>1-2f | | X<br>0-0 ① ②<br>G4-6-3<br>1-2f | | B C B X<br>2-1 ② ③<br>G6-4-3<br>1-2f | | 3<br>1 | 0<br>0 | 0<br>0 | 0<br>0 | 0<br>0 | 0<br>0 | 2<br>1 |
| John Valentin, R (1, 4)<br>OBP: 0.308, SLG: 0.364 | | F B X<br>1-1 ②<br>P3 | | C C B B X<br>2-2 ③<br>G4-3 | | B C X<br>1-1 ③<br>G6-3 | | | B B F C X<br>2-2 ①<br>F9 | 4 | 0 | 0 | 0 | 0 | 0 | 0 |
| Rudy Pemberton, R (1, 9)<br>OBP: 0.370, SLG: 0.488 | | B F S B H<br>3-2<br>HBP | | | S S B B S<br>2-3 ①<br>K | | X<br>0-0 ①<br>P3 | | F F B X<br>1-2 ②<br>F8 | 3 | 0 | 0 | 0 | 0 | 1 | 0 |
| Bill Haselman, R (1, 2)<br>OBP: 0.353, SLG: 0.462 | 1 SAFE<br>B B B X<br>2-0 ③<br>G5-3 | | | | X<br>0-0<br>HR<br>2B | | C F F X<br>0-2 ②<br>G1-3 | | X<br>0-0<br>HR | 4 | 2 | 2 | 1 | 0 | 0 | 1 |
| Darren Bragg, L (1, 8)<br>OBP: 0.389, SLG: 0.567 | | | B F X<br>1-1 ①<br>G3 | | B F X<br>1-1<br>2-H<br>HR | | B B C X<br>2-1<br>HR<br>1B | | B C B X<br>2-1<br>2B | 4 | 2 | 3 | 2 | 0 | 0 | 0 |
| Inning Stats | R: 0 H: 2<br>E: 0 LOB: 1<br>K: 0 BB: 0<br>S: 8 P: 15 | R: 0 H: 0<br>E: 0 LOB: 1<br>K: 0 BB: 0<br>S: 6 P: 13 | R: 0 H: 1<br>E: 0 LOB: 1<br>K: 0 BB: 0<br>S: 12 P: 16 | R: 0 H: 0<br>E: 1 LOB: 0<br>K: 0 BB: 0<br>S: 6 P: 8 | R: 2 H: 2<br>E: 0 LOB: 1<br>K: 2 BB: 1<br>S: 13 P: 22 | R: 0 H: 0<br>E: 0 LOB: 0<br>K: 0 BB: 1<br>S: 7 P: 12 | R: 2 H: 2<br>E: 0 LOB: 0<br>K: 0 BB: 0<br>S: 12 P: 16 | R: 0 H: 0<br>E: 0 LOB: 0<br>K: 1 BB: 1<br>S: 8 P: 16 | R: 1 H: 2<br>E: 0 LOB: 1<br>K: 0 BB: 0<br>S: 13 P: 18 | 1B: 4 SF: 0<br>2B: 2 SAC: 0<br>3B: 0 DP: 4<br>HR: 3 HBP: 1 | | | | | | |

| PITCHER | IP | WLS | BF | H | R | ER | SO | BB | IBB | HBP | BLK | WP | HR | S | P | ERA | WHIP |
|---|---|---|---|---|---|---|---|---|---|---|---|---|---|---|---|---|---|
| Scott Aldred, L (1, 1)<br>ERA: 5.81 | 7.0 | W | 29 | 7 | 4 | 4 | 2 | 2 | 0 | 1 | 0 | 0 | 2 | 64 | 102 | 5.14 | 1.286 |
| Greg Swindell, L (8, 1)<br>ERA: 4.66 | 2.0 | | 8 | 2 | 1 | 1 | 1 | 1 | 0 | 0 | 0 | 0 | 1 | 21 | 34 | 4.50 | 1.500 |

| PITCHER | IP | WLS | BF | H | R | ER | SO | BB | IBB | HBP | BLK | WP | HR | S | P | ERA | WHIP |
|---|---|---|---|---|---|---|---|---|---|---|---|---|---|---|---|---|---|

# TOP

# Boston Red Sox @ Minnesota Twins

## Hubert H. Humphrey Metrodome, Minneapolis, MN

Fri May 16 1997, 8:05 PM EDT
Att. 15,311 - Dome

livebaseballscorecards.com

| | |
|---|---|
| AB | 33 |
| R | 5 |
| H | 9 |
| RBI | 5 |
| BB | 3 |
| SO | 3 |
| LOB | 11 |

WP: 0 PA: 37
PB: 0
SB: 1
CS: 0

| Batter | 1 | 2 | 3 | 4 | 5 | 6 | 7 | 8 | 9 | AB | R | H | RBI | BB | SO | LOB |
|---|---|---|---|---|---|---|---|---|---|---|---|---|---|---|---|---|
| Chuck Knoblauch, R (1, 4)<br>OBP: 0.439, SLG: 0.418 | B C F X<br>1-2 P4 ① | | C X<br>0-1 2B E 1-2 2-3 1B | C B B C H<br>3-2 HR 1-2 2-3 HBP | C C X<br>0-2 G4-3 ③ | | | C F X<br>0-2 BB 1B G4-6-3 1B | | 4 | 3 | 2 | 0 | 0 | 0 | 2 |
| Darrin Jackson, R (1, 8)<br>OBP: 0.600, SLG: 1.400 | X<br>0-0 G6-3 ② | | X<br>0-0 E7 1B 1-H 2-H 3-H 2B | B B S S B F X<br>3-2 1-H 2-H 3-H HR | | C X<br>0-1 G1-3 ① | | F X<br>0-1 G4-6-3 BB 1-2 1B 1B | | 5 | 3 | 3 | 6 | 0 | 0 | 0 |
| Paul Molitor, R (1, 10)<br>OBP: 0.340, SLG: 0.337 | B B B B<br>4-0 BB | | X<br>0-0 FC6-4 3-H 1B | F S B S S<br>2-3 K ② | | B C B X<br>2-1 G3 ② | | F B B B S B<br>4-2 G4-6-3 1-2 2-3 BB | | 3 | 0 | 1 | 1 | 2 | 1 | 0 |
| Roberto Kelly, R (1, 9)<br>OBP: 0.333, SLG: 0.389 | B 1 SAFE X<br>1-0 L6 ③ | | B 1 SAFE B S X<br>2-1 FC6-4 ① F9-4-6 1B 1-2f | X<br>0-0 F8 ③ | | B C X<br>1-1 1B | | F S X<br>0-2 G4-6-3 ① ② 1-2f 2-3 3-H | | 5 | 0 | 1 | 0 | 0 | 0 | 4 |
| Terry Steinbach, R (1, 2)<br>OBP: 0.314, SLG: 0.364 | | B S B F B F F B<br>4-2 G6-4-3 BB | 1 SAFE C B B 1 SAFE X<br>2-2 1-2 1B | | B X<br>1-0 G4-6-3 1B 1B | B X<br>1-0 G5-3 ③ | | B S S B X<br>2-2 FC6 3-H 1B | | 4 | 1 | 3 | 1 | 1 | 0 | 1 |
| Greg Colbrunn, R (1, 3)<br>OBP: 0.308, SLG: 0.429 | | B 1 SAFE F B 1 SAFE X<br>2-1 G6-4-3 ① ② 1-2f | B B B X<br>3-0 F9-4-6 ② ③ 2-3 | | C B B B X<br>3-1 G4-6-3 1-2 1B | | C F B X<br>1-2 1B | F F B X<br>1-2 FC6 ③ 1-2f | | 5 | 0 | 2 | 0 | 0 | 0 | 4 |
| Ron Coomer, R (1, 5)<br>OBP: 0.325, SLG: 0.432 | | X<br>0-0 1B | | C B X<br>1-1 HBP 1B HR 1B | B B S F F X<br>2-2 G4-6-3 ① ② 1-2f 2-3 | | S X<br>0-1 F8 ① | | | 4 | 1 | 2 | 0 | 0 | 0 | 3 |
| Matt Lawton, L (1, 7)<br>OBP: 0.380, SLG: 0.448 | | | B X<br>1-0 1B BB 2B 1B | C F 1 SAFE F B F S<br>1-3 K ① | C B B F B B<br>4-2 1B BB | | B B C B X<br>3-1 F8 ② | | | 3 | 1 | 1 | 0 | 1 | 1 | 2 |
| Pat Meares, R (1, 6)<br>OBP: 0.323, SLG: 0.466 | | | B 1 SAFE 1 SAFE B B B<br>4-0 1B 1-2 2B BB | 1 SAFE X<br>0-0 HBP 1-2 HR 1B | B F B F X<br>2-2 1-2 3-H 1B | | B S B C F X<br>2-2 G1-3 ③ | | | 3 | 2 | 2 | 1 | 1 | 0 | 1 |
| Inning Stats | R: 0 E: 0 K: 0 S: 5<br>H: 0 LOB: 1 BB: 1 P: 11 | R: 0 E: 0 K: 0 S: 7<br>H: 1 LOB: 1 BB: 1 P: 13 | R: 4 E: 1 K: 0 S: 11<br>H: 5 LOB: 1 BB: 1 P: 23 | R: 4 E: 0 K: 2 S: 18<br>H: 3 LOB: 0 BB: 0 P: 28 | R: 1 E: 0 K: 0 S: 15<br>H: 3 LOB: 2 BB: 1 P: 27 | R: 0 E: 0 K: 0 S: 7<br>H: 1 LOB: 1 BB: 0 P: 11 | R: 0 E: 0 K: 0 S: 11<br>H: 1 LOB: 1 BB: 0 P: 17 | R: 2 E: 0 K: 0 S: 16<br>H: 3 LOB: 1 BB: 1 P: 23 | | 1B: 15 2B: 2 3B: 0 HR: 1<br>SF: 0 SAC: 0 DP: 4 HBP: 1 | | | | | | WP: 0 PB: 0 SB: 0 CS: 0<br>PA: 42 |

# BOTTOM

## Boston Red Sox @ Minnesota Twins

Hubert H. Humphrey Metrodome, Minneapolis, MN

Fri May 16 1997, 8:05 PM EDT

Att. 15,311 - Dome

livebaseballscorecards.com

| | |
|---|---|
| AB | 36 |
| R | 11 |
| H | 17 |
| RBI | 9 |
| BB | 5 |
| SO | 2 |
| LOB | 17 |

| PITCHER | | IP | WLS | BF | H | R | ER | SO | BB | IBB | HBP | BLK | WP | HR | S | P | ERA | WHIP |
|---|---|---|---|---|---|---|---|---|---|---|---|---|---|---|---|---|---|---|
| Chris Hammond, L<br>ERA: 4.66 | (1, 1) | 3.1 | L | 18 | 8 | 6 | 6 | 1 | 3 | 0 | 0 | 0 | 0 | 0 | 31 | 57 | 16.20 | 3.300 |
| Toby Borland, R<br>ERA: 6.48 | (4, 1) | 1.1 | | 8 | 3 | 3 | 3 | 1 | 1 | 0 | 1 | 0 | 0 | 1 | 19 | 37 | 20.25 | 3.000 |
| Jim Corsi, R<br>ERA: 7.0 | (5, 1) | 2.1 | | 10 | 3 | 0 | 0 | 0 | 0 | 0 | 0 | 0 | 0 | 0 | 24 | 36 | 0.00 | 1.286 |
| Heathcliff Slocumb, R<br>ERA: 8.22 | (8, 1) | 1.0 | | 6 | 3 | 2 | 2 | 0 | 1 | 0 | 0 | 0 | 0 | 0 | 16 | 23 | 18.00 | 4.000 |

| PITCHER | IP | WLS | BF | H | R | ER | SO | BB | IBB | HBP | BLK | WP | HR | S | P | ERA | WHIP |
|---|---|---|---|---|---|---|---|---|---|---|---|---|---|---|---|---|---|

| Batter | 1 | 2 | 3 | 4 | 5 | 6 | 7 | 8 | 9 | AB | R | H | RBI | BB | SO | LOB |
|---|---|---|---|---|---|---|---|---|---|---|---|---|---|---|---|---|
| Nomar Garciaparra, R (1, 6)<br>OBP: 0.344, SLG: 0.483 | X 0-0 ① F8 | | S F B T 1-2 ② K | | F F F X 0-2 ① G6-3 | | X 0-0 ③ G5-3 | | B S S S 1-3 ③ K | 5 | 0 | 0 | 0 | 0 | 2 | 0 |
| Darren Bragg, L (1, 8)<br>OBP: 0.402, SLG: 0.580 | C B F F B B B 4-2 FC5-4 BB | | B B F F F F X 2-2 1B 2B 1B | | C F C 0-3 ② K | | | B S S B X 2-2 1B 2B | | 3 | 2 | 2 | 0 | 1 | 1 | 0 |
| Wil Cordero, R (1, 7)<br>OBP: 0.353, SLG: 0.455 | C B 1 SAFE F 1 SAFE B X 2-2 ② FC5-4 1-2f | | X 0-0 1-2 2B 1B | | B B B C C B 4-2 BB | | | B B X 2-0 ① P3 | | 3 | 1 | 1 | 0 | 1 | 0 | 2 |
| Mo Vaughn, L (1, 3)<br>OBP: 0.418, SLG: 0.543 | X 0-0 ③ F7 | | B C X 1-1 1-H 2-H 2B | | S X 0-1 ③ G6-3 | | | B F B S S S 3-3 ② K | | 4 | 0 | 1 | 2 | 0 | 1 | 3 |
| 18 Reggie Jefferson, S (1, 10)<br>OBP: 0.330, SLG: 0.536 | | B X 1-0 ① G6-3 | B S X 1-1 ③ F7 | | | X 0-0 ① L9 | | I I I I 4-0 1B IBB | | 3 | 0 | 0 | 0 | 1 | 0 | 1 |
| Tim Naehring, R (1, 5)<br>OBP: 0.379, SLG: 0.511 | | C C B B B X 3-2 ② G6-3 | | X 0-0 ① F9 | | X 0-0 G4-6-3 1B | | X 0-0 1-2 2-H 1B | | 4 | 0 | 2 | 1 | 0 | 0 | 0 |
| Troy O'Leary, L (1, 9)<br>OBP: 0.356, SLG: 0.495<br>Rudy Pemberton, R (8, PH)<br>OBP: 0.362, SLG: 0.476 (8, 9) | | C B X 1-1 HR | | F X 0-1 G5-3 1B | | T C F F B F B F X 2-2 ②③ G4-6-3 1-2f | | B C B F F F F T 2-2 ③ K | | 3 | 1 | 2 | 1 | 0 | 0 | 1 |
| | | | | | | | | | | 1 | 0 | 0 | 0 | 0 | 1 | 2 |
| John Valentin, R (1, 4)<br>OBP: 0.301, SLG: 0.354 | | S B F F F F B X 2-2 ③ L8 | | B F C B F 1 SAFE B X 3-2 ② G5-3 1-2 | | | C B X 1-1 ① F9 | | S B C F B T 2-2 ① K | 4 | 0 | 0 | 0 | 0 | 1 | 1 |
| Scott Hatteberg, L (1, 2)<br>OBP: 0.419, SLG: 0.595 | | | C X 0-1 ① L8 | C C S 0-3 ③ K | | | B S S B S 2-3 ② K | | B C B F X 2-2 ② P4 | 4 | 0 | 0 | 0 | 0 | 2 | 1 |
| Inning Stats | R: 0 E: 0 K: 0 S: 8 H: 0 LOB: 1 BB: 1 P: 14 | R: 1 E: 0 K: 0 S: 13 H: 1 LOB: 0 BB: 0 P: 20 | R: 2 E: 0 K: 1 S: 14 H: 3 LOB: 1 BB: 0 P: 19 | R: 0 E: 0 K: 1 S: 10 H: 1 LOB: 1 BB: 0 P: 13 | R: 0 E: 0 K: 1 S: 11 H: 0 LOB: 1 BB: 1 P: 15 | R: 0 E: 0 K: 0 S: 9 H: 1 LOB: 0 BB: 0 P: 11 | R: 0 E: 0 K: 1 S: 6 H: 0 LOB: 0 BB: 0 P: 9 | R: 1 E: 0 K: 2 S: 14 H: 2 LOB: 2 BB: 1 P: 27 | R: 0 E: 0 K: 2 S: 11 H: 0 LOB: 0 BB: 0 P: 16 | 1B: 5 2B: 2 3B: 0 HR: 1 SF: 0 SAC: 0 DP: 1 HBP: 0 | | | | | | |

# TOP

# Boston Red Sox @ Minnesota Twins

## Hubert H. Humphrey Metrodome, Minneapolis, MN

Sat May 17 1997, 8:05 PM EDT
Att. 18,388 - Dome - 68 F

livebaseballscorecards.com

| | |
|---|---|
| AB | 34 |
| R | 4 |
| H | 8 |
| RBI | 4 |
| BB | 3 |
| SO | 8 |
| LOB | 11 |

| PITCHER | | IP | WLS | BF | H | R | ER | SO | BB | IBB | HBP | BLK | WP | HR | S | P | ERA | WHIP |
|---|---|---|---|---|---|---|---|---|---|---|---|---|---|---|---|---|---|---|
| Brad Radke, R<br>ERA: 5.05 | (1, 1) | 7.2 | L | 33 | 8 | 4 | 4 | 5 | 2 | 1 | 0 | 0 | 0 | 1 | 79 | 120 | 4.70 | 1.304 |
| Eddie Guardado, L<br>ERA: 5.4 | (8, 1) | 1.1 | | 4 | 0 | 0 | 0 | 3 | 0 | 0 | 0 | 0 | 0 | 0 | 17 | 24 | 0.00 | 0.000 |

| PITCHER | IP | WLS | BF | H | R | ER | SO | BB | IBB | HBP | BLK | WP | HR | S | P | ERA | WHIP |
|---|---|---|---|---|---|---|---|---|---|---|---|---|---|---|---|---|---|

# Boston Red Sox @ Minnesota Twins

Hubert H. Humphrey Metrodome, Minneapolis, MN

Sat May 17 1997, 8:05 PM EDT

Att. 18,388 - Dome - 68 F

livebaseballscorecards.com

| Batter | 1 | 2 | 3 | 4 | 5 | 6 | 7 | 8 | 9 | AB | R | H | RBI | BB | SO | LOB |
|---|---|---|---|---|---|---|---|---|---|---|---|---|---|---|---|---|
| Chuck Knoblauch, R (1, 4)<br>OBP: 0.435, SLG: 0.420 | B C F B C<br>2-3 K ① | | B X<br>1-0 G6-3 ① | | C B X<br>1-1 G4-3 2B | | C B X<br>1-1 G5-3 ③ | | | 4 | 0 | 1 | 0 | 0 | 1 | 0 |
| Matt Lawton, L (1, 7)<br>OBP: 0.377, SLG: 0.439 | C B B C T<br>2-2 K ② | | B B B B<br>4-0 BB | | B F X<br>1-1 G4-3 ②<br>2-3 | | | C F B B C<br>2-3 K ① | | 3 | 0 | 0 | 0 | 1 | 2 | 1 |
| Paul Molitor, R (1, 10)<br>OBP: 0.327, SLG: 0.323 | B X<br>1-0 G5-3 ③ | | C B F F B X<br>2-2 L8 ② | | F F F B S<br>1-3 K ③ | | | B X<br>1-0 F9 ② | | 4 | 0 | 0 | 0 | 0 | 1 | 2 |
| Terry Steinbach, R (1, 2)<br>OBP: 0.319, SLG: 0.368 | | F B B X<br>2-1 BB BB 1B | B F S B F X<br>2-2 G5-3 ③ | | | C C B S<br>1-3 K ① | | F B X<br>1-1 1B | | 4 | 0 | 2 | 0 | 0 | 1 | 1 |
| Scott Stahoviak, L (1, 3)<br>OBP: 0.400, SLG: 0.250 | | B B B B<br>4-0 BB<br>1-2 BB | | X<br>0-0 G6-3 ① | | B X<br>1-0 G3 ② | | C X<br>0-1 P5 ③ | | 3 | 0 | 0 | 0 | 1 | 0 | 1 |
| Darrin Jackson, R (1, 8)<br>OBP: 0.444, SLG: 0.889 | | C B B C<br>1-3 K ① | | B C F B X<br>2-2 G6-3 ② | | X<br>0-0 1B | | | C F C<br>0-3 K ① | 4 | 0 | 1 | 0 | 0 | 2 | 2 |
| Rich Becker, L (1, 9)<br>OBP: 0.333, SLG: 0.277 | | B B B C F F F B<br>4-2 FC6-4 BB<br>1-2<br>2-3 | | B B B C F F B<br>4-2 BB | | F B S S<br>1-3 K ③ | | | B B C S B S<br>3-3 K ② | 2 | 0 | 0 | 0 | 2 | 2 | 1 |
| Pat Meares, R (1, 6)<br>OBP: 0.316, SLG: 0.455<br>Greg Myers, L (9, PH)<br>OBP: 0.328, SLG: 0.328 | | B S B C B S<br>3-3 K ② | | C F X<br>0-2 G5-3 ③ | | | X<br>0-0 G4-3 ① | | C B X<br>1-1 G4-3 ③ | 3<br>1 | 0<br>0 | 0<br>0 | 0<br>0 | 0<br>0 | 1<br>0 | 4<br>0 |
| Todd Walker, L (1, 5)<br>OBP: 0.273, SLG: 0.290 | | F X<br>0-1 FC6-4 ③<br>1-2f | | | F F B X<br>1-2 F7 ① | | B B X<br>2-0 G4-3 ② | | | 3 | 0 | 0 | 0 | 0 | 0 | 3 |
| Inning Stats | R: 0 H: 0<br>E: 0 LOB: 0<br>K: 2 BB: 0<br>S: 7 P: 12 | R: 0 H: 1<br>E: 0 LOB: 3<br>K: 2 BB: 2<br>S: 15 P: 29 | R: 0 H: 0<br>E: 0 LOB: 1<br>K: 0 BB: 1<br>S: 9 P: 18 | R: 0 H: 0<br>E: 0 LOB: 1<br>K: 0 BB: 1<br>S: 10 P: 16 | R: 0 H: 1<br>E: 0 LOB: 1<br>K: 1 BB: 0<br>S: 11 P: 15 | R: 0 H: 1<br>E: 0 LOB: 1<br>K: 2 BB: 0<br>S: 8 P: 11 | R: 0 H: 0<br>E: 0 LOB: 0<br>K: 0 BB: 0<br>S: 4 P: 7 | R: 0 H: 1<br>E: 0 LOB: 1<br>K: 1 BB: 0<br>S: 8 P: 12 | R: 0 H: 0<br>E: 0 LOB: 0<br>K: 2 BB: 0<br>S: 8 P: 12 | 1B: 3 SF: 0<br>2B: 1 SAC: 0<br>3B: 0 DP: 0<br>HR: 0 HBP: 0 | | | | | | WP: 0 PA: 35<br>PB: 0<br>SB: 0<br>CS: 0 |

| PITCHER | IP | WLS | BF | H | R | ER | SO | BB | IBB | HBP | BLK | WP | HR | S | P | ERA | WHIP |
|---|---|---|---|---|---|---|---|---|---|---|---|---|---|---|---|---|---|
| Tom Gordon, R (1, 1)<br>ERA: 3.83 | 9.0 | W | 35 | 4 | 0 | 0 | 10 | 4 | 0 | 0 | 0 | 0 | 0 | 80 | 132 | 0.00 | 0.889 |

| PITCHER | IP | WLS | BF | H | R | ER | SO | BB | IBB | HBP | BLK | WP | HR | S | P | ERA | WHIP |
|---|---|---|---|---|---|---|---|---|---|---|---|---|---|---|---|---|---|

| Batter | 1 | 2 | 3 | 4 | 5 | 6 | 7 | 8 | 9 | AB | R | H | RBI | BB | SO | LOB |
|---|---|---|---|---|---|---|---|---|---|---|---|---|---|---|---|---|
| Nomar Garciaparra, R (1, 6)<br>OBP: 0.335, SLG: 0.470 | L7 | | E6 | G6-3 | | | E5 | | G4-6-3 1-2f | 5 | 2 | 0 | 0 | 0 | 0 | 1 |
| Darren Bragg, L (1, 8)<br>OBP: 0.414, SLG: 0.596 | FC4-6 1B | | E 2B S 1-2 1B | | G3-1 | | 1-H 2B | | | 4 | 1 | 3 | 1 | 0 | 0 | 0 |
| Wil Cordero, R (1, 7)<br>OBP: 0.345, SLG: 0.444 | FC4-6 1B 2B 1-2f | | F7 | | K | | K | | | 4 | 1 | 0 | 0 | 0 | 2 | 4 |
| Mo Vaughn, L (1, 3)<br>OBP: 0.420, SLG: 0.549 | 2B 1-3 1B | | K | | G4-3 | | | F9 2B | | 4 | 1 | 2 | 0 | 0 | 1 | 2 |
| Mike Stanley, R (1, 10)<br>OBP: 0.340, SLG: 0.367 | 1-H 3-H 2B | | 2B 1-3 2-H BB | | | F8 | | F4 | | 3 | 0 | 1 | 2 | 1 | 0 | 1 |
| Tim Naehring, R (1, 5)<br>OBP: 0.376, SLG: 0.511 | G6-3 | | 1-3 3-H 2B | | | G3 | | 2-3 | F9 | 4 | 0 | 1 | 1 | 0 | 0 | 2 |
| Bill Haselman, R (1, 2)<br>OBP: 0.345, SLG: 0.449<br>Scott Hatteberg, L (8, PH)<br>OBP: 0.409, SLG: 0.579 (8, 2) | | P2 | K | | | F8 | | F9 | | 3<br>1 | 0<br>0 | 0<br>0 | 0<br>0 | 0<br>0 | 1<br>0 | 2<br>1 |
| Rudy Pemberton, R (1, 9)<br>OBP: 0.340, SLG: 0.444<br>18 Reggie Jefferson, S (9, PH)<br>OBP: 0.326, SLG: 0.529 | | F8 | | G6-3 | | | P6 | | G4-3 | 3<br>1 | 0<br>0 | 0<br>0 | 0<br>0 | 0<br>0 | 0<br>0 | 0<br>0 |
| Jeff Frye, R (1, 4)<br>OBP: 0.357, SLG: 0.320 | | K | | G4-3 | | | F8 | | G4-6-3 1B | 4 | 0 | 1 | 0 | 0 | 1 | 0 |
| Inning Stats | R: 2 E: 0 K: 0 S: 12 H: 3 LOB: 1 BB: 0 P: 23 | R: 0 E: 0 K: 1 S: 5 H: 0 LOB: 0 BB: 0 P: 9 | R: 2 E: 1 K: 2 S: 21 H: 2 LOB: 2 BB: 1 P: 32 | R: 0 E: 0 K: 0 S: 5 H: 0 LOB: 0 BB: 0 P: 8 | R: 0 E: 0 K: 1 S: 7 H: 0 LOB: 0 BB: 0 P: 10 | R: 0 E: 0 K: 0 S: 8 H: 0 LOB: 0 BB: 0 P: 13 | R: 1 E: 1 K: 1 S: 12 H: 1 LOB: 1 BB: 0 P: 21 | R: 0 E: 0 K: 0 S: 8 H: 1 LOB: 1 BB: 0 P: 13 | R: 0 E: 0 K: 0 S: 6 H: 1 LOB: 0 BB: 0 P: 9 | 1B: 4<br>2B: 4<br>3B: 0<br>HR: 0 | SF: 0<br>SAC: 0<br>DP: 1<br>HBP: 0 | | | | | |

TOP

# Boston Red Sox @ Minnesota Twins

Hubert H. Humphrey Metrodome, Minneapolis, MN

Sun May 18 1997, 4:33 AM EDT

Att. 13,879 - Dome - 68 F

livebaseballscorecards.com

| | |
|---|---|
| AB | 36 |
| R | 5 |
| H | 8 |
| RBI | 4 |
| BB | 1 |
| SO | 5 |
| LOB | 13 |

WP: 0 PB: 0 SB: 3 CS: 0 PA: 37

| PITCHER | | IP | WLS | BF | H | R | ER | SO | BB | IBB | HBP | BLK | WP | HR | S | P | ERA | WHIP |
|---|---|---|---|---|---|---|---|---|---|---|---|---|---|---|---|---|---|---|
| Rich Robertson, L<br>ERA: 5.91 | (1, 1) | 6.2 | W | 29 | 6 | 5 | 2 | 4 | 1 | 0 | 0 | 0 | 0 | 0 | 66 | 110 | 2.70 | 1.050 |
| Mike Trombley, R<br>ERA: 3.55 | (7, 1) | 0.1 | | 1 | 0 | 0 | 0 | 1 | 0 | 0 | 0 | 0 | 0 | 0 | 4 | 6 | 0.00 | 0.000 |
| Greg Swindell, L<br>ERA: 4.6 | (8, 1) | 0.1 | | 2 | 1 | 0 | 0 | 0 | 0 | 0 | 0 | 0 | 0 | 0 | 5 | 9 | 0.00 | 3.000 |
| Dan Naulty, R<br>ERA: 5.3 | (8, 1) | 0.1 | | 1 | 0 | 0 | 0 | 0 | 0 | 0 | 0 | 0 | 0 | 0 | 1 | 1 | 0.00 | 0.000 |
| Eddie Guardado, L<br>ERA: 5.25 | (8, 1) | 0.1 | | 1 | 0 | 0 | 0 | 0 | 0 | 0 | 0 | 0 | 0 | 0 | 2 | 3 | 0.00 | 0.000 |

| PITCHER | | IP | WLS | BF | H | R | ER | SO | BB | IBB | HBP | BLK | WP | HR | S | P | ERA | WHIP |
|---|---|---|---|---|---|---|---|---|---|---|---|---|---|---|---|---|---|---|
| Rick Aguilera, R<br>ERA: 5.59 | (9, 1) | 1.0 | S | 3 | 1 | 0 | 0 | 0 | 0 | 0 | 0 | 0 | 0 | 0 | 6 | 9 | 0.00 | 1.000 |

# BOTTOM

## Boston Red Sox @ Minnesota Twins

Hubert H. Humphrey Metrodome, Minneapolis, MN

Sun May 18 1997, 4:33 AM EDT

Att. 13,879 - Dome - 68 F

livebaseballscorecards.com

| Batter | 1 | 2 | 3 | 4 | 5 | 6 | 7 | 8 | 9 | AB | R | H | RBI | BB | SO | LOB |
|---|---|---|---|---|---|---|---|---|---|---|---|---|---|---|---|---|
| Chuck Knoblauch, R (1, 4)<br>OBP: 0.434, SLG: 0.419 | BBCX 2-1 2B G4-3 1B | CBX 1-1 ① G4-3 | CBX 1-1 S 1-3 1B | | BBCX 2-1 ② P4 | | | CX 0-1 ① G4-3 | | 5 | 1 | 2 | 0 | 0 | 0 | 0 |
| Matt Lawton, L (1, 7)<br>OBP: 0.383, SLG: 0.444 | BX 1-0 G4-3 1-3 3B 2B | BBBX 3-0 ② F7 | BBBB 4-0 1-2 BB | | BCFX 1-2 ③ F8 | | | BBBB 4-0 FC6-4 BB | | 3 | 1 | 1 | 0 | 2 | 0 | 0 |
| Paul Molitor, R (1, 10)<br>OBP: 0.322, SLG: 0.317 | X 0-0 ① G4-3 2-3 3-H | CCX 0-2 1B | X 0-0 ③ F4 | | | BFBFX 2-2 ① L7 | | B 1 SAFE X 1-0 ② FC6-4 1-2f | | 5 | 0 | 1 | 1 | 0 | 0 | 5 |
| Greg Myers, L (1, 2)<br>OBP: 0.319, SLG: 0.348 | CBX 1-1 1B 3B 3-H | X 0-0 ③ L6 | | X 0-0 ① F8 | | CFS 0-3 ② K | | BBX 2-0 ③ F8 | | 5 | 1 | 1 | 1 | 0 | 1 | 2 |
| Scott Stahoviak, L (1, 3)<br>OBP: 0.556, SLG: 1.000 | CBBBBB 4-1 FC6-4 1B 2B BB | | X 0-0 HR | BBX 2-0 2B | | BBBX 3-0 ③ G4-3 | | | | 3 | 2 | 2 | 1 | 1 | 0 | 0 |
| Darrin Jackson, R (1, 8)<br>OBP: 0.385, SLG: 0.692 | CFX 0-2 FC6-4 1-2 3-H 1B | | BFBX 2-1 E6 F9 1B SF9 | X 0-0 ② G5-3 | | | X 0-0 ① G5-3 | | | 4 | 1 | 1 | 1 | 0 | 0 | 1 |
| Rich Becker, L (1, 9)<br>OBP: 0.337, SLG: 0.278 | BBX 2-0 ② FC6-4 1-2f 2-3 2B | | X 0-0 1B 1-2 1B | BBBCB 4-1 BB | | | X 0-0 ② G6-3 | | | 3 | 1 | 1 | 0 | 1 | 0 | 2 |
| Pat Meares, R (1, 6)<br>OBP: 0.321, SLG: 0.472 | BBX 2-0 WP 1-H 3-H 2B | | CBX 1-1 ① F9 2-3 | FFX 0-2 ③ F9 | | | CFX 0-2 2B | | | 4 | 0 | 2 | 2 | 0 | 0 | 4 |
| Todd Walker, L (1, 5)<br>OBP: 0.263, SLG: 0.282<br>Denny Hocking, S (8, 5)<br>OBP: 0.359, SLG: 0.403 | CBBBFX 3-2 ③ G3-1 2-3 | | SFX 0-2 ② SF9 3-H | | CX 0-1 ① F8 | | CBFFX 1-2 ③ F7 | | | 3<br>0 | 0<br>0 | 0<br>0 | 1<br>0 | 0<br>0 | 0<br>0 | 2<br>0 |
| Inning Stats | R: 5 E: 0 K: 0 S: 15 H: 5 LOB: 1 BB: 1 P: 30 | R: 0 E: 0 K: 0 S: 7 H: 1 LOB: 1 BB: 0 P: 11 | R: 2 E: 1 K: 0 S: 12 H: 3 LOB: 3 BB: 1 P: 20 | R: 0 E: 0 K: 0 S: 7 H: 1 LOB: 2 BB: 1 P: 13 | R: 0 E: 0 K: 0 S: 7 H: 0 LOB: 0 BB: 0 P: 10 | R: 0 E: 0 K: 1 S: 7 H: 0 LOB: 0 BB: 0 P: 12 | R: 0 E: 0 K: 0 S: 9 H: 1 LOB: 1 BB: 0 P: 10 | R: 0 E: 1 K: 0 S: 4 H: 0 LOB: 1 BB: 1 P: 11 | | 1B: 5<br>2B: 4<br>3B: 1<br>HR: 1 | SF: 1<br>SAC: 0<br>DP: 0<br>HBP: 0 | | | | | |

| | AB | 35 |
|---|---|---|
| | R | 7 |
| | H | 11 |
| | RBI | 7 |
| | BB | 4 |
| | SO | 1 |
| | LOB | 16 |

| PITCHER | | IP | WLS | BF | H | R | ER | SO | BB | IBB | HBP | BLK | WP | HR | S | P | ERA | WHIP |
|---|---|---|---|---|---|---|---|---|---|---|---|---|---|---|---|---|---|---|
| Aaron Sele, R<br>ERA: 6.07 | (1, 1) | 2.2 | L | 19 | 9 | 7 | 6 | 0 | 1 | 0 | 0 | 0 | 1 | 1 | 33 | 56 | 20.25 | 3.750 |
| John Wasdin, R<br>ERA: 4.89 | (3, 1) | 2.1 | | 10 | 1 | 0 | 0 | 0 | 2 | 0 | 0 | 0 | 0 | 0 | 15 | 28 | 0.00 | 1.286 |
| Kerry Lacy, R<br>ERA: 2.0 | (6, 1) | 3.0 | | 11 | 1 | 0 | 0 | 1 | 1 | 0 | 0 | 0 | 0 | 0 | 20 | 33 | 0.00 | 0.667 |

| PITCHER | IP | WLS | BF | H | R | ER | SO | BB | IBB | HBP | BLK | WP | HR | S | P | ERA | WHIP |
|---|---|---|---|---|---|---|---|---|---|---|---|---|---|---|---|---|---|

# Minnesota Twins @ Milwaukee Brewers

Milwaukee County Stadium, Milwaukee, WI

Tue May 20 1997, 8:05 PM EDT

Att. 13,273 - Unknown - 56 F

livebaseballscorecards.com

| Batter | 1 | 2 | 3 | 4 | 5 | 6 | 7 | 8 | 9 | AB | R | H | RBI | BB | SO | LOB |
|---|---|---|---|---|---|---|---|---|---|---|---|---|---|---|---|---|
| Chuck Knoblauch, R (1, 4) OBP: 0.433, SLG: 0.415 | F8 | G5-3 | | FC5-4 | | BB 1B | | BB 2B | | 4 | 1 | 1 | 1 | 1 | 0 | 1 |
| Rich Becker, L (1, 8) OBP: 0.351, SLG: 0.281 | HR 1B | G3 | | BB | | BB | | BB 2B | | 2 | 1 | 1 | 0 | 3 | 0 | 0 |
| Paul Molitor, R (1, 10) OBP: 0.317, SLG: 0.321 | F9 | F9 | | G5-3 | | G6-3 | | 2B | | 5 | 0 | 1 | 1 | 0 | 0 | 5 |
| Scott Stahoviak, L (1, 3) OBP: 0.500, SLG: 1.000 | HR | 1B 1B | | | L7 | | L9 | | G3-1 | 5 | 1 | 2 | 2 | 0 | 0 | 0 |
| Terry Steinbach, R (1, 2) OBP: 0.336, SLG: 0.375 | HBP BB | 1B | | | F8 | | BB | | S 1B | 3 | 0 | 2 | 0 | 2 | 0 | 0 |
| Matt Lawton, L (1, 7) OBP: 0.378, SLG: 0.433 | E HBP | K | | | P5 | | F9 | | K | 4 | 0 | 0 | 0 | 0 | 2 | 4 |
| Roberto Kelly, R (1, 9) OBP: 0.318, SLG: 0.370 | E6 | P4 | | | | F8 | F9 | | K | 5 | 0 | 0 | 0 | 0 | 1 | 6 |
| Todd Walker, L (1, 5) OBP: 0.265, SLG: 0.276 | K | | | FC5-4 BB | | L9 | | K | | 2 | 0 | 0 | 0 | 1 | 1 | 3 |
| Pat Meares, R (8, PH) OBP: 0.319, SLG: 0.468 (8, 6) | | | | | | | | | | 1 | 0 | 0 | 0 | 0 | 1 | 0 |
| Denny Hocking, S (1, 6) OBP: 0.354, SLG: 0.408 (8, 5) | | L7 | | L9 | | 1B 2B | | F9 | | 4 | 1 | 1 | 0 | 0 | 0 | 1 |

| | |
|---|---|
| AB | 35 |
| R | 4 |
| H | 8 |
| RBI | 4 |
| BB | 7 |
| SO | 5 |
| LOB | 20 |

| Inning Stats | 1 | 2 | 3 | 4 | 5 | 6 | 7 | 8 | 9 |
|---|---|---|---|---|---|---|---|---|---|
| R | 2 | 0 | 0 | 0 | 0 | 1 | 0 | 1 | 0 |
| E | 1 | 0 | 0 | 0 | 0 | 0 | 0 | 0 | 0 |
| K | 1 | 0 | 1 | 0 | 0 | 0 | 0 | 1 | 0 |
| S | 18 | 11 | 12 | 8 | 4 | 16 | 7 | 11 | 10 |
| H | 2 | 0 | 2 | 0 | 0 | 2 | 0 | 1 | 1 |
| LOB | 3 | 0 | 2 | 2 | 0 | 1 | 1 | 2 | 1 |
| BB | 1 | 0 | 0 | 2 | 0 | 1 | 1 | 2 | 0 |
| P | 27 | 15 | 21 | 17 | 4 | 26 | 13 | 23 | 16 |

| 1B | SF | WP | PA |
|---|---|---|---|
| 2B | SAC | PB | |
| 3B | DP | SB | |
| HR | HBP | CS | |
| 5 | 0 | 0 | 43 |
| 2 | 0 | 0 | |
| 0 | 0 | 3 | |
| 1 | 1 | 0 | |

| PITCHER | | IP | WLS | BF | H | R | ER | SO | BB | IBB | HBP | BLK | WP | HR | S | P | ERA | WHIP |
|---|---|---|---|---|---|---|---|---|---|---|---|---|---|---|---|---|---|---|
| 21 Cal Eldred, R (ERA: 4.89) | (1, 1) | 6.0 | L | 30 | 6 | 3 | 3 | 2 | 4 | 0 | 1 | 0 | 0 | 1 | 69 | 110 | 4.50 | 1.667 |
| Angel Miranda, L (ERA: 2.31) | (7, 1) | 1.0 | | 4 | 0 | 0 | 0 | 0 | 1 | 0 | 0 | 0 | 0 | 0 | 7 | 13 | 0.00 | 1.000 |
| Bryce Florie, R (ERA: 5.94) | (8, 1) | 1.0 | | 5 | 1 | 1 | 1 | 1 | 2 | 0 | 0 | 0 | 0 | 0 | 11 | 23 | 9.00 | 3.000 |
| Doug Jones, R (ERA: 1.4) | (9, 1) | 1.0 | | 4 | 1 | 0 | 0 | 2 | 0 | 0 | 0 | 0 | 0 | 0 | 10 | 16 | 0.00 | 1.000 |

# BOTTOM

| Batter | 1 | 2 | 3 | 4 | 5 | 6 | 7 | 8 | 9 | AB | R | H | RBI | BB | SO | LOB |
|---|---|---|---|---|---|---|---|---|---|---|---|---|---|---|---|---|
| Gerald Williams, R (1, 7)<br>OBP: 0.338, SLG: 0.449 | B B C X 2-1 ① F8 | | B B F C X 2-2 ②③ G4-6-3 1-2f | | S D B F F B 4-2 FC3-6 1B BB | | C B B X 2-1 ② G6-3 | | B B C X 2-1 ② L8 | 4 | 0 | 0 | 0 | 1 | 0 | 1 |
| Jeff Cirillo, R (1, 5)<br>OBP: 0.392, SLG: 0.401 | B B B B 4-0 PO BB | | | C C B X 1-2 ① P3 | B F B X 2-1 FC3-6 1-2 2-H 3-H 1B | | X 0-0 ③ L9 | | S S F B B F S 2-3 ③ K | 4 | 0 | 1 | 2 | 1 | 1 | 0 |
| Dave Nilsson, L (1, 10)<br>OBP: 0.391, SLG: 0.469 | B B 1 SAFE F C X 2-2 ② L7 | | | F C B X 1-2 ② F7 | X 0-0 ② FC3-6 1-2f 2-3 | | | X 0-0 BB 1B 1B | | 4 | 1 | 1 | 0 | 0 | 0 | 3 |
| John Jaha, R (1, 3)<br>OBP: 0.358, SLG: 0.500 | B B C 1 SAFE 2-1 ③ PO 1-2 | F S B B F B B 4-2 L4-6 BB BB | | B B F B X 3-1 BB 1B | B C S S 1-3 ③ K | | | B C B C X 2-2 ① F9 | | 3 | 0 | 1 | 0 | 1 | 1 | 3 |
| Jeremy Burnitz, L (1, 8)<br>OBP: 0.442, SLG: 0.546 | | B C B B B 4-1 1-2 BB | | B B B 4-0 1-2 BB | | B X 1-0 ① F7 | | F B B B F F F 1 SAFE 4-2 B 1B 1-2 BB | | 1 | 0 | 0 | 0 | 3 | 0 | 0 |
| Matt Mieske, R (1, 9)<br>OBP: 0.375, SLG: 0.500 | | C D X 1-1 ①② L4-6 2-2 | | B C S S F S 1-3 ③ K | | B C C X 1-2 1B | | B B X 2-0 ② P2 | | 4 | 0 | 1 | 0 | 0 | 1 | 6 |
| Jose Valentin, S (1, 6)<br>OBP: 0.338, SLG: 0.386<br>Marc Newfield, R (8, PH)<br>OBP: 0.333, SLG: 0.355<br>Eddy Diaz, R (9, 4)<br>OBP: 0.255, SLG: 0.326 | | B F C X 1-2 ③ F9 | | | B B B 4-0 1B 1B BB | B B B C X 3-1 ② F9 | | C B B X 2-1 1-2 2-H 1B | | 2<br>1<br>0 | 1<br>0<br>0 | 0<br>1<br>0 | 0<br>1<br>0 | 1<br>0<br>0 | 0<br>0<br>0 | 2<br>0<br>0 |
| Jeff Huson, L (1, 4)<br>OBP: 0.283, SLG: 0.262<br>Mark Loretta, R (8, PH)<br>OBP: 0.314, SLG: 0.260<br>(9, 6) | | | B B X 2-0 ① F7 | | C X 0-1 G1-3 1-3 1B | C X 0-1 ③ G6-3 | | B B C B S 2 F S SAFE 3-3 ③ K | | 3<br>1 | 1<br>0 | 1<br>0 | 0<br>0 | 0<br>1 | 0<br>1 | 1<br>2 |
| Jesse Levis, L (1, 2)<br>OBP: 0.314, SLG: 0.326 | | | C B B C F F F F F 3-2 B X G4-6-3 1B | | X 0-0 ① G1-3 1-2 | | B S X 1-1 ① F7 | | S F B F S 1-3 ① K2-3 | 4 | 0 | 1 | 0 | 0 | 1 | 2 |
| Inning Stats | R: 0 E: 0 K: 0 S: 6 H: 0 LOB: 0 BB: 1 P: 16 | R: 0 E: 0 K: 0 S: 9 H: 0 LOB: 1 BB: 2 P: 19 | R: 0 E: 0 K: 0 S: 12 H: 1 LOB: 0 BB: 0 P: 19 | R: 0 E: 0 K: 1 S: 12 H: 1 LOB: 2 BB: 1 P: 22 | R: 2 E: 0 K: 1 S: 12 H: 2 LOB: 2 BB: 2 P: 23 | R: 0 E: 0 K: 0 S: 8 H: 1 LOB: 1 BB: 0 P: 13 | R: 0 E: 0 K: 0 S: 5 H: 0 LOB: 0 BB: 0 P: 8 | R: 1 E: 0 K: 1 S: 16 H: 2 LOB: 2 BB: 1 P: 29 | R: 0 E: 0 K: 2 S: 11 H: 0 LOB: 0 BB: 0 P: 16 | 1B: 7 2B: 1 3B: 0 HR: 0 | SF: 0 SAC: 0 DP: 2 HBP: 0 | | | | | | |

| PITCHER | | IP | WLS | BF | H | R | ER | SO | BB | IBB | HBP | BLK | WP | HR | S | P | ERA | WHIP |
|---|---|---|---|---|---|---|---|---|---|---|---|---|---|---|---|---|---|---|
| Frankie Rodriguez, R<br>ERA: 6.49 | (1, 1) | 4.1 | | 20 | 4 | 2 | 2 | 1 | 6 | 0 | 0 | 0 | 0 | 0 | 47 | 94 | 4.15 | 2.308 |
| Mike Trombley, R<br>ERA: 3.21 | (5, 1) | 2.2 | W | 9 | 1 | 0 | 0 | 1 | 0 | 0 | 0 | 0 | 0 | 0 | 17 | 26 | 0.00 | 0.375 |
| Greg Swindell, L<br>ERA: 4.85 | (8, 1) | 0.1 | | 3 | 1 | 1 | 1 | 0 | 1 | 0 | 0 | 0 | 0 | 0 | 9 | 15 | 27.00 | 6.000 |
| Dan Naulty, R<br>ERA: 5.21 | (8, 1) | 0.1 | | 1 | 0 | 0 | 0 | 0 | 0 | 0 | 0 | 0 | 0 | 0 | 1 | 3 | 0.00 | 0.000 |
| Eddie Guardado, L<br>ERA: 5.25 | (8, 1) | 0.0 | | 1 | 1 | 0 | 0 | 0 | 0 | 0 | 0 | 0 | 0 | 0 | 2 | 4 | ∞ | ∞ |

| PITCHER | | IP | WLS | BF | H | R | ER | SO | BB | IBB | HBP | BLK | WP | HR | S | P | ERA | WHIP |
|---|---|---|---|---|---|---|---|---|---|---|---|---|---|---|---|---|---|---|
| Rick Aguilera, R<br>ERA: 5.23 | (8, 1) | 1.1 | S | 4 | 0 | 0 | 0 | 3 | 0 | 0 | 0 | 0 | 0 | 0 | 15 | 23 | 0.00 | 0.000 |

# Minnesota Twins @ Milwaukee Brewers

Milwaukee County Stadium, Milwaukee, WI

Tue May 20 1997, 8:05 PM EDT

Att. 13,273 - Unknown - 56 F

livebaseballscorecards.com

| | |
|---|---|
| AB | 31 |
| R | 3 |
| H | 7 |
| RBI | 3 |
| BB | 7 |
| SO | 5 |
| LOB | 20 |

1B: 7 2B: 1 3B: 0 HR: 0 SF: 0 SAC: 0 DP: 2 HBP: 0

WP: 0 PB: 0 SB: 0 CS: 0 PA: 39

| Batter | 1 | 2 | 3 | 4 | 5 | 6 | 7 | 8 | 9 | AB | R | H | RBI | BB | SO | LOB |
|---|---|---|---|---|---|---|---|---|---|---|---|---|---|---|---|---|
| Chuck Knoblauch, R (1, 4)<br>OBP: 0.423, SLG: 0.402 | B B C F X<br>2-2 ① F8 | B C X<br>1-1 ③ G5-3 | | | B F C S<br>1-3 ③ K | C B B C F F X<br>2-2 ③ G4-3 | | | B B C X<br>2-1 ③ G5-3 | 5 | 0 | 0 | 0 | 0 | 1 | 5 |
| Denny Hocking, S (1, 5)<br>OBP: 0.337, SLG: 0.388 | F C S<br>0-3 ② K | | B F X<br>1-1 ① G4-3 | | | B B F C B X<br>3-2 ① F8 | B X<br>1-0 ① G6-3 | | | 4 | 0 | 0 | 0 | 0 | 1 | 0 |
| Paul Molitor, R (1, 10)<br>OBP: 0.323, SLG: 0.336 | B C B F F B X<br>3-2 1B | | X<br>0-0 ② F9 | | | F B B X<br>2-1 HR 2B | B B X<br>2-0 ② F9 | | | 4 | 1 | 2 | 0 | 0 | 0 | 0 |
| Greg Myers, L (1, 2)<br>OBP: 0.316, SLG: 0.386 | B 1 SAFE B C F F X<br>3-2 ③ F9 | | B S B X<br>2-1 ③ F8 | | | F X<br>0-1 2-H HR | B B S F X<br>2-2 ③ G1 | | | 4 | 1 | 1 | 2 | 0 | 0 | 1 |
| Ron Coomer, R (1, 9)<br>OBP: 0.321, SLG: 0.462 | | B F X<br>1-1 HR | | C B F B B X<br>3-2 ① G5-3 | | S C S S<br>0-3 ② K2-3 | | S B X<br>1-1 ① L9 | | 4 | 1 | 1 | 1 | 0 | 1 | 0 |
| Greg Colbrunn, R (1, 3)<br>OBP: 0.299, SLG: 0.415 | | B S S S B B C<br>3-3 ① K | | C B X<br>1-1 ② F7 | | B C S B X<br>2-2 1B 1B E3 | | C F B B X<br>2-2 ② L8 | | 4 | 1 | 0 | 0 | 0 | 1 | 0 |
| Rich Becker, L (1, 7)<br>OBP: 0.354, SLG: 0.293 | | C C X<br>0-2 2B | | C B F S<br>1-3 ③ K | | B B B X<br>3-0 1-2 1B 1B | | F F B B X<br>2-2 ③ L8 | | 4 | 0 | 2 | 0 | 0 | 1 | 0 |
| Darrin Jackson, R (1, 8)<br>OBP: 0.353, SLG: 0.588 | | B B X<br>2-0 ② G1-3 | | | C B B B S B X<br>3-2 ① G6-3 | S B X<br>1-1 1-3 2-H S 1B | | | B C F F B S<br>2-3 ① K | 4 | 0 | 1 | 1 | 0 | 1 | 1 |
| Pat Meares, R (1, 6)<br>OBP: 0.326, SLG: 0.469<br>Scott Stahoviak, L (9, PH)<br>OBP: 0.467, SLG: 0.923 | | B C F B X<br>2-2 1B | | | B C B S F X<br>2-2 ② G6-3 | D B F 1 SAFE B B<br>4-1 1-2 BB | | | S B C F B X<br>2-2 ② P6 | 2<br>1 | 0<br>0 | 1<br>0 | 0<br>0 | 1<br>0 | 0<br>0 | 0<br>0 |
| Inning Stats | R: 0 H: 1<br>E: 0 LOB: 1<br>K: 1 BB: 0<br>S: 13 P: 21 | R: 1 H: 3<br>E: 0 LOB: 2<br>K: 1 BB: 0<br>S: 14 P: 23 | R: 0 H: 0<br>E: 0 LOB: 0<br>K: 0 BB: 0<br>S: 5 P: 8 | R: 0 H: 0<br>E: 0 LOB: 0<br>K: 1 BB: 0<br>S: 8 P: 13 | R: 0 H: 0<br>E: 0 LOB: 0<br>K: 1 BB: 0<br>S: 10 P: 16 | R: 3 H: 4<br>E: 1 LOB: 3<br>K: 1 BB: 1<br>S: 22 P: 39 | R: 0 H: 0<br>E: 0 LOB: 0<br>K: 0 BB: 0<br>S: 5 P: 10 | R: 0 H: 0<br>E: 0 LOB: 0<br>K: 0 BB: 0<br>S: 8 P: 13 | R: 0 H: 0<br>E: 0 LOB: 0<br>K: 1 BB: 0<br>S: 10 P: 16 | 1B: 4 SF: 0<br>2B: 2 SAC: 0<br>3B: 0 DP: 0<br>HR: 2 HBP: 0 | | | | | | |

# TOP

## Minnesota Twins @ Milwaukee Brewers

Milwaukee County Stadium, Milwaukee, WI

Wed May 21 1997, 4:33 AM EDT
Att. 14,555 - Sunny - 49 F

livebaseballscorecards.com

| | |
|---|---|
| AB | 36 |
| R | 4 |
| H | 8 |
| RBI | 4 |
| BB | 1 |
| SO | 6 |
| LOB | 7 |

| PITCHER | | IP | WLS | BF | H | R | ER | SO | BB | IBB | HBP | BLK | WP | HR | S | P | ERA | WHIP |
|---|---|---|---|---|---|---|---|---|---|---|---|---|---|---|---|---|---|---|
| Ben McDonald, R<br>ERA: 4.6 | (1, 1) | 5.2 | W | 26 | 8 | 4 | 3 | 5 | 0 | 0 | 0 | 0 | 0 | 2 | 66 | 108 | 4.76 | 1.412 |
| Bob Wickman, R<br>ERA: 4.68 | (6, 1) | 2.1 | | 8 | 0 | 0 | 0 | 0 | 1 | 0 | 0 | 0 | 0 | 0 | 19 | 35 | 0.00 | 0.429 |
| Doug Jones, R<br>ERA: 1.33 | (9, 1) | 1.0 | S | 3 | 0 | 0 | 0 | 1 | 0 | 0 | 0 | 0 | 0 | 0 | 10 | 16 | 0.00 | 0.000 |

| PITCHER | IP | WLS | BF | H | R | ER | SO | BB | IBB | HBP | BLK | WP | HR | S | P | ERA | WHIP |
|---|---|---|---|---|---|---|---|---|---|---|---|---|---|---|---|---|---|

# BOTTOM

Minnesota Twins @ Milwaukee Brewers

Milwaukee County Stadium, Milwaukee, WI

Wed May 21 1997, 4:33 AM EDT

Att. 14,555 - Sunny - 49 F

livebaseballscorecards.com

| Batter | 1 | 2 | 3 | 4 | 5 | 6 | 7 | 8 | 9 | AB | R | H | RBI | BB | SO | LOB |
|---|---|---|---|---|---|---|---|---|---|---|---|---|---|---|---|---|
| Gerald Williams, R (1, 8) (9, 7)<br>OBP: 0.349, SLG: 0.450 | B C B F F X<br>2-2 SH3 1B | B B B B<br>4-0 BB 1B BB | | X<br>0-0 ② L7 | | B B F B C F F B<br>4-2 BB | | | | 2 | 1 | 1 | 0 | 2 | 0 | 1 |
| Jeff Cirillo, R (1, 5)<br>OBP: 0.391, SLG: 0.396 | 1 SAFE X<br>0-0 ① SH3<br>1-2 | C F B B B T B F B B<br>4-2 1B<br>1-2 2-3 3-H BB | | C 1 SAFE X<br>0-1 ③ F9 | | B B C X<br>2-1 ③ G5-3 | | | | 2 | 0 | 0 | 1 | 1 | 0 | 2 |
| Dave Nilsson, L (1, 10)<br>OBP: 0.387, SLG: 0.463 | B C B S T X<br>2-2 ② G1-3 | F B C X<br>1-2 1B<br>1-3 2-H 3-H | | | F C B X<br>1-2 ① G5-3 | | B F X<br>1-1 ① F8 | | | 4 | 0 | 1 | 2 | 0 | 0 | 1 |
| John Jaha, R (1, 3)<br>OBP: 0.350, SLG: 0.486 | C T B S<br>1-3 ③ K | B C S S F B B X<br>3-2 ③ G6-3 | | | B B X<br>2-0 ② G5-3 | | S B C B F B X<br>3-2 ② F9 | | | 4 | 0 | 0 | 0 | 0 | 1 | 3 |
| Marc Newfield, R (1, 7)<br>OBP: 0.339, SLG: 0.354<br>Jeromy Burnitz, L (9, 8)<br>OBP: 0.442, SLG: 0.546 | | C B F B X<br>2-2 BB 2B 1B | B T F X<br>1-2 ① L9 | | B B B S C B<br>4-1 2B BB | | B B S F X<br>2-2 ③ G3 | | | 3<br>0 | 2<br>0 | 1<br>0 | 0<br>0 | 1<br>0 | 0<br>0 | 0<br>0 |
| Matt Mieske, R (1, 9)<br>OBP: 0.389, SLG: 0.515 | | B B C B 1 SAFE B<br>4-1 2B BB<br>1-2 BB | B X<br>1-0 G6-4-3 1B | | 1 SAFE B F B B F X<br>3-2 2B<br>1-H | | | B C F X<br>1-2 ① G5-3 | | 3 | 1 | 2 | 1 | 1 | 0 | 0 |
| Eddy Diaz, R (1, 4)<br>OBP: 0.235, SLG: 0.300 | C X<br>0-1 ① F7 | S 1 SAFE 1 SAFE S B F X<br>1-2 ② ③ G6-4-3<br>1-2f | | | D X<br>1-0 ③ L4 | | | C F B C<br>1-3 ② K | | 4 | 0 | 0 | 0 | 0 | 1 | 4 |
| Jose Valentin, S (1, 6)<br>OBP: 0.319, SLG: 0.361 | | B C S C<br>1-3 ② K | | B C C X<br>1-2 ① F9 | | C B F B B X<br>3-2 ① F9 | | X<br>0-0 ③ L7 | | 4 | 0 | 0 | 0 | 0 | 1 | 2 |
| Mike Matheny, R (1, 2)<br>OBP: 0.290, SLG: 0.326 | | B S F X<br>1-2 BB 1B<br>1-3 2-H 2B | | B F B X<br>2-1 1B | | C X<br>0-1 ② P3 | | | | 3 | 1 | 2 | 1 | 0 | 0 | 0 |

| | AB | 29 |
|---|---|---|
| | R | 5 |
| | H | 7 |
| | RBI | 5 |
| | BB | 5 |
| | SO | 3 |
| | LOB | 13 |

| Inning Stats | 1 | 2 | 3 | 4 | 5 | 6 | 7 | 8 | 9 |
|---|---|---|---|---|---|---|---|---|---|
| | R: 0 E: 0 K: 1 S: 12 | R: 4 E: 0 K: 1 S: 24 | R: 0 E: 0 K: 0 S: 8 | R: 0 E: 0 K: 0 S: 8 | R: 1 E: 0 K: 0 S: 9 | R: 0 E: 0 K: 0 S: 11 | R: 0 E: 0 K: 0 S: 9 | R: 0 E: 0 K: 1 S: 7 | |
| | H: 1 LOB: 1 BB: 0 P: 17 | H: 3 LOB: 2 BB: 3 P: 44 | H: 1 LOB: 0 BB: 0 P: 11 | H: 1 LOB: 1 BB: 0 P: 11 | H: 1 LOB: 1 BB: 1 P: 20 | H: 0 LOB: 1 BB: 1 P: 20 | H: 0 LOB: 0 BB: 0 P: 15 | H: 0 LOB: 0 BB: 0 P: 9 | |

| | 1B: 5 | SF: 0 | WP: 0 | PA: 35 |
|---|---|---|---|---|
| | 2B: 2 | SAC: 1 | PB: 0 | |
| | 3B: 0 | DP: 1 | SB: 0 | |
| | HR: 0 | HBP: 0 | CS: 0 | |

| PITCHER | | IP | WLS | BF | H | R | ER | SO | BB | IBB | HBP | BLK | WP | HR | S | P | ERA | WHIP |
|---|---|---|---|---|---|---|---|---|---|---|---|---|---|---|---|---|---|---|
| Scott Aldred, L<br>ERA: 6.12 | (1, 1) | 4.2 | L | 24 | 7 | 5 | 5 | 2 | 4 | 0 | 0 | 0 | 0 | 0 | 60 | 101 | 9.64 | 2.357 |
| Kevin Jarvis, R<br>ERA: 9.0 | (5, 1) | 3.1 | | 11 | 0 | 0 | 0 | 1 | 1 | 0 | 0 | 0 | 0 | 0 | 28 | 46 | 0.00 | 0.300 |

| PITCHER | IP | WLS | BF | H | R | ER | SO | BB | IBB | HBP | BLK | WP | HR | S | P | ERA | WHIP |
|---|---|---|---|---|---|---|---|---|---|---|---|---|---|---|---|---|---|

# Oakland Athletics @ Minnesota Twins

Hubert H. Humphrey Metrodome, Minneapolis, MN

Fri May 23 1997, 8:05 PM EDT

Att. 36,568 - Dome

livebaseballscorecards.com

## TOP

| Batter | 1 | 2 | 3 | 4 | 5 | 6 | 7 | 8 | 9 | AB | R | H | RBI | BB | SO | LOB |
|---|---|---|---|---|---|---|---|---|---|---|---|---|---|---|---|---|
| Damon Mashore, R (1, 8)<br>OBP: 0.389, SLG: 0.363 | G6-3 | | K | | 2B BB | | BB | | FC3-6 BB SF7 1B | 3 | 2 | 1 | 0 | 2 | 1 | 1 |
| Jason Giambi, L (1, 10)<br>OBP: 0.335, SLG: 0.444 | G3 | | SF7 | | 1B SF8 2B | | F8 | | FC3-6 BB | 3 | 1 | 1 | 3 | 1 | 0 | 1 |
| Matt Stairs, L (1, 7)<br>OBP: 0.419, SLG: 0.615 | K | | G1-3 | | 1B | | F8 | | FC3-6 WP | 5 | 0 | 1 | 0 | 0 | 1 | 3 |
| Mark McGwire, R (1, 3)<br>OBP: 0.390, SLG: 0.592 | | G5-3 1B | K | | SF8 | | F8 | | SF7 | 3 | 1 | 1 | 2 | 0 | 1 | 1 |
| Geronimo Berroa, R (1, 9)<br>OBP: 0.402, SLG: 0.530 | | G5-3 | K | | 1B | | | G6-3 | K | 5 | 0 | 1 | 0 | 0 | 2 | 2 |
| Scott Spiezio, S (1, 4)<br>OBP: 0.328, SLG: 0.448 | | F7 | F7 | | P6 | | | P5 | | 4 | 0 | 0 | 0 | 0 | 0 | 3 |
| George Williams, S (1, 2)<br>OBP: 0.442, SLG: 0.361 | | 1B | | | 2B 1B | K | | E 2B | | 4 | 2 | 3 | 1 | 0 | 1 | 0 |
| Scott Brosius, R (1, 5)<br>OBP: 0.249, SLG: 0.241 | | G5-3 | | | SH1-5-4 2B | F9 | | E9 1B | | 4 | 1 | 2 | 1 | 0 | 0 | 1 |
| Rafael Bournigal, R (1, 6)<br>OBP: 0.342, SLG: 0.309 | | | E S SF7 1B | | SH1-5-4 | G4-3 | | F8 | | 3 | 1 | 1 | 0 | 0 | 0 | 1 |

| | AB | 34 |
|---|---|---|
| | R | 8 |
| | H | 11 |
| | RBI | 7 |
| | BB | 3 |
| | SO | 6 |
| | LOB | 13 |

| Inning Stats | | | | | | | | | | | | | | | | | | | | | | | | | | | | | | | | | | |
|---|---|---|---|---|---|---|---|---|---|---|---|---|---|---|---|---|---|---|---|---|---|---|---|---|---|---|---|---|---|---|---|---|---|---|
| | R: 0 | E: 0 | K: 1 | S: 5 | H: 0 | LOB: 0 | BB: 0 | P: 10 | R: 1 | E: 0 | K: 0 | S: 9 | H: 2 | LOB: 1 | BB: 0 | P: 13 | R: 1 | E: 0 | K: 1 | S: 14 | H: 1 | LOB: 0 | BB: 0 | P: 19 | R: 0 | E: 0 | K: 2 | S: 10 | H: 0 | LOB: 0 | BB: 0 | P: 12 |
| | R: 4 | E: 0 | K: 0 | S: 17 | H: 5 | LOB: 2 | BB: 1 | P: 29 | R: 0 | E: 0 | K: 1 | S: 8 | H: 0 | LOB: 0 | BB: 0 | P: 10 | R: 0 | E: 0 | K: 0 | S: 5 | H: 0 | LOB: 1 | BB: 1 | P: 11 | R: 1 | E: 1 | K: 0 | S: 14 | H: 2 | LOB: 1 | BB: 0 | P: 22 |
| | R: 1 | E: 0 | K: 1 | S: 8 | H: 1 | LOB: 1 | BB: 1 | P: 16 | 1B: 8 | 2B: 3 | 3B: 0 | HR: 0 | SF: 3 | SAC: 1 | DP: 0 | HBP: 0 | WP: 1 | PB: 0 | SB: 1 | CS: 0 | PA: 41 | | | | | | | | | | | | | | |

| PITCHER | | IP | WLS | BF | H | R | ER | SO | BB | IBB | HBP | BLK | WP | HR | S | P | ERA | WHIP |
|---|---|---|---|---|---|---|---|---|---|---|---|---|---|---|---|---|---|---|
| Brad Radke, R<br>ERA: 5.37 | (1, 1) | 4.2 | L | 23 | 8 | 6 | 5 | 4 | 1 | 0 | 0 | 0 | 0 | 0 | 54 | 82 | 9.64 | 1.929 |
| Todd Ritchie, R<br>ERA: 3.52 | (5, 1) | 3.1 | | 13 | 2 | 1 | 0 | 1 | 1 | 0 | 0 | 0 | 0 | 0 | 28 | 44 | 0.00 | 0.900 |
| Mike Trombley, R<br>ERA: 3.41 | (9, 1) | 1.0 | | 5 | 1 | 1 | 1 | 1 | 1 | 0 | 0 | 0 | 1 | 0 | 8 | 16 | 9.00 | 2.000 |

| PITCHER | IP | WLS | BF | H | R | ER | SO | BB | IBB | HBP | BLK | WP | HR | S | P | ERA | WHIP |
|---|---|---|---|---|---|---|---|---|---|---|---|---|---|---|---|---|---|

# BOTTOM

## Oakland Athletics @ Minnesota Twins

Hubert H. Humphrey Metrodome, Minneapolis, MN

Fri May 23 1997, 8:05 PM EDT

Att. 36,568 - Dome

livebaseballscorecards.com

| Batter | 1 | 2 | 3 | 4 | 5 | 6 | 7 | 8 | 9 | AB | R | H | RBI | BB | SO | LOB |
|---|---|---|---|---|---|---|---|---|---|---|---|---|---|---|---|---|
| Chuck Knoblauch, R (1, 4)<br>OBP: 0.418, SLG: 0.396 | F B X 1-1 G5-3 ① | | X 0-0 S 2B 1B | | B C B B X 3-1 G6-3 ③ | | | B X 1-0 F8 ① | B C C S 1-3 K ② | 5 | 1 | 1 | 0 | 0 | 1 | 2 |
| Rich Becker, L (1, 7)<br>(9, 8) | B C X 1-1 G4-3 ② | | 1 SAFE F C S 0-3 K ② | | | C X 0-1 G3 ① | | C B B X 2-1 FC4-6 HBP 1B BB 1-2f ② | C X 0-1 1B 2B 2-H | 5 | 1 | 1 | 1 | 0 | 1 | 2 |
| Paul Molitor, R (1, 10)<br>OBP: 0.349, SLG: 0.374 | X 0-0 S 1B | | B C B 1 B X SAFE 3-1 1-H 2B | | | B X 1-0 1B | | B C B X 2-1 BB HBP BB 1-2 1B | B B B C X 3-1 2-3 1B | 5 | 1 | 5 | 1 | 0 | 0 | 0 |
| Scott Stahoviak, L (1, 3)<br>OBP: 0.400, SLG: 0.706 | F B C B F F B F S 3-3 K ③ 1-2 | | C C F X 0-2 F8 ③ | | | C S F B T 1-2 K ② | | H 1-0 BB BB 1-2 2-3 HBP | B B C X 2-1 G1-3 ③ | 4 | 0 | 0 | 0 | 0 | 2 | 5 |
| Terry Steinbach, R (1, 2)<br>OBP: 0.333, SLG: 0.366 | | C X 0-1 G5-3 ① | | B F C S 1-3 K ① | | X 0-0 G5-3 ③ | | B B B B 4-0 BB 1-2 2-3 3-H | | 3 | 0 | 0 | 1 | 1 | 1 | 1 |
| Ron Coomer, R (1, 9)<br>OBP: 0.310, SLG: 0.444<br>Greg Myers, L (8, PH)<br>OBP: 0.325, SLG: 0.386<br>Matt Lawton, L (8, PR)<br>OBP: 0.378, SLG: 0.433<br>(9, 7) | | B F B X 2-1 F8 ② | | F C B B X 2-2 F8 ② | | | S F B S 1-3 K ① | B B B B 4-0 1-2 2-3 3-H BB | | 3<br>0<br>0 | 0<br>0<br>0 | 0<br>0<br>0 | 0<br>1<br>0 | 0<br>1<br>0 | 1<br>0<br>0 | 0<br>0<br>0 |
| Darrin Jackson, R (1, 8)<br>OBP: 0.350, SLG: 0.526<br>Denny Hocking, S (8, PH)<br>OBP: 0.333, SLG: 0.383<br>(9, 9) | | B F B B B 4-1 2-5 BB BB | | X 0-0 G6-3 ③ | | | X 0-0 G5-3 ② | B B F C X 2-2 G4-3 ③ | | 2<br>1 | 0<br>0 | 0<br>0 | 0<br>0 | 1<br>0 | 0<br>0 | 0<br>3 |
| Todd Walker, L (1, 5)<br>OBP: 0.264, SLG: 0.269 | | 1 SAFE B B F C F 1 P B B B 4-2 1-2 BB | | | F C B C 1-3 K ① | | X 0-0 P8 ③ | | C X 0-1 G3-1 ① | 3 | 0 | 0 | 0 | 1 | 1 | 0 |
| Pat Meares, R (1, 6)<br>OBP: 0.331, SLG: 0.477 | | C F F B F B 2-2 2-5 ③ 2-3 | X 0-0 P5 ① | | B X 1-0 L5 ② | | | X 0-0 FC4-6 1B | C B C X 1-2 2B 2B | 4 | 1 | 2 | 0 | 0 | 0 | 0 |
| Inning Stats | R: 0 E: 0 K: 1 S: 11 H: 1 LOB: 1 BB: 0 P: 16 | R: 0 E: 0 K: 0 S: 13 H: 0 LOB: 2 BB: 2 P: 24 | R: 1 E: 0 K: 1 S: 11 H: 2 LOB: 1 BB: 0 P: 14 | R: 0 E: 0 K: 1 S: 7 H: 0 LOB: 0 BB: 0 P: 10 | R: 0 E: 0 K: 1 S: 6 H: 0 LOB: 0 BB: 0 P: 11 | R: 0 E: 0 K: 1 S: 8 H: 1 LOB: 1 BB: 0 P: 10 | R: 0 E: 0 K: 1 S: 5 H: 0 LOB: 0 BB: 0 P: 6 | R: 2 E: 0 K: 0 S: 9 H: 2 LOB: 3 BB: 2 P: 25 | R: 1 E: 0 K: 1 S: 14 H: 3 LOB: 2 BB: 0 P: 21 | 1B: 6<br>2B: 3<br>3B: 0<br>HR: 0 | SF: 0<br>SAC: 0<br>DP: 0<br>HBP: 1 | | | | | | |

| | AB | 35 |
|---|---|---|
| | R | 4 |
| | H | 9 |
| | RBI | 4 |
| | BB | 4 |
| | SO | 7 |
| | LOB | 13 |

| PITCHER | | IP | WLS | BF | H | R | ER | SO | BB | IBB | HBP | BLK | WP | HR | S | P | ERA | WHIP |
|---|---|---|---|---|---|---|---|---|---|---|---|---|---|---|---|---|---|---|
| Steve Karsay, R<br>ERA: 4.65 | (1, 1) | 7.2 | W | 32 | 6 | 3 | 3 | 6 | 2 | 0 | 1 | 0 | 0 | 0 | 67 | 103 | 3.52 | 1.043 |
| Aaron Small, R<br>ERA: 3.56 | (8, 1) | 0.0 | | 2 | 0 | 0 | 0 | 0 | 2 | 0 | 0 | 0 | 0 | 0 | 0 | 8 | ∞ | ∞ |
| Billy Taylor, R<br>ERA: 6.1 | (8, 1) | 1.1 | S | 7 | 3 | 1 | 1 | 1 | 0 | 0 | 0 | 0 | 0 | 0 | 17 | 26 | 6.75 | 2.250 |

| PITCHER | IP | WLS | BF | H | R | ER | SO | BB | IBB | HBP | BLK | WP | HR | S | P | ERA | WHIP |
|---|---|---|---|---|---|---|---|---|---|---|---|---|---|---|---|---|---|

| | | | |
|---|---|---|---|
| WP: 0 | PB: 0 | SB: 2 | CS: 0 |
| PA: 40 | | | |

# Oakland Athletics @ Minnesota Twins

Hubert H. Humphrey Metrodome, Minneapolis, MN

Sat May 24 1997, 8:05 PM EDT

Att. 35,745 - Dome - 72 F

TOP

livebaseballscorecards.com

| Batter | 1 | 2 | 3 | 4 | 5 | 6 | 7 | 8 | 9 | AB | R | H | RBI | BB | SO | LOB |
|---|---|---|---|---|---|---|---|---|---|---|---|---|---|---|---|---|
| Damon Mashore, R (1, 8)<br>OBP: 0.385, SLG: 0.364 | X<br>0-0<br>F9<br>2B<br>2B | | C F C<br>0-3 ①<br>K | S B X<br>1-1 ②<br>L8 | | F B X<br>1-1 ③<br>G5-3 | | B C C C<br>1-3 ②<br>K | 5 | 1 | 1 | 0 | 0 | 2 | 1 |
| Pat Lennon, R (1, 7)<br>OBP: 0.455, SLG: 0.444<br>Matt Stairs, L (9, PH)<br>OBP: 0.413, SLG: 0.604 | B X<br>1-0 ①<br>F9<br>2-3 | | X<br>0-0 ②<br>F9 | B B S B T F B<br>4-2<br>WP<br>BB | | | | B B B C F B<br>4-2<br>BB 1B<br>G4-3<br>BB | F B F X<br>1-2 ③<br>FC3-6<br>1-2f | 2<br>1 | 1<br>0 | 0<br>0 | 0<br>0 | 2<br>0 | 0<br>0 | 1<br>1 |
| Jose Canseco, R (1, 9)<br>OBP: 0.327, SLG: 0.453 | X<br>0-0<br>2B<br>3-H<br>2B | | C B B C C C<br>2-3 ③<br>K | C C B B B B<br>4-2<br>1-2<br>BB | | | | B C B C C X<br>2-2<br>G4-3<br>BB<br>1-2<br>1B | | 3 | 1 | 2 | 1 | 1 | 1 | 0 |
| Mark McGwire, R (1, 3)<br>OBP: 0.392, SLG: 0.615 | C B F X<br>1-2<br>2-H<br>2B | | | B X<br>1-0<br>HR | B F X<br>1-1 ③<br>F9 | | | B X<br>1-0 ①<br>P2 | | 4 | 1 | 2 | 2 | 0 | 0 | 4 |
| Geronimo Berroa, R (1, 10)<br>OBP: 0.399, SLG: 0.521 | B B X<br>2-0 ②<br>F8 | | | X<br>0-0 ①<br>G4-3 | | C B B B F F X<br>3-2 ①<br>F8 | | B B C B B<br>4-1<br>G4-3<br>1-2<br>2-3<br>BB | | 3 | 0 | 0 | 0 | 1 | 0 | 1 |
| George Williams, S (1, 2)<br>OBP: 0.432, SLG: 0.344 | B C B C B S<br>3-3 ③<br>K | | | B B B F C F B<br>4-2<br>BB | | B X<br>1-0 ②<br>G6-3 | | C F B B X<br>2-2 ②<br>G4-3<br>1-2<br>2-3<br>3-H | | 3 | 0 | 0 | 1 | 1 | 1 | 3 |
| Scott Brosius, R (1, 5)<br>OBP: 0.245, SLG: 0.237<br>Dave Magadan, L (8, PH)<br>OBP: 0.400, SLG: 0.411<br>Scott Spiezio, S (8, PH)<br>OBP: 0.327, SLG: 0.445<br>(8, 4) | | C C X<br>0-2 ①<br>G6-3 | 1 SAFE<br>B X<br>1-0 ②<br>F9 | | | B B X<br>2-0 ③<br>G6-3 | | B B C F B F X<br>3-2 ③<br>F8 | | 3<br>0<br>1 | 0<br>0<br>0 | 0<br>0<br>0 | 0<br>0<br>0 | 0<br>0<br>0 | 0<br>0<br>0 | 1<br>0<br>2 |
| Scott Sheldon, R (1, 4)<br>OBP: 0.333, SLG: 0.273<br>(8, 5)<br>Jason Giambi, L (9, PH)<br>OBP: 0.339, SLG: 0.448 | C S X<br>0-2<br>G4-6-3<br>1B | | C B C X<br>1-2 ③<br>F9 | | | | S X<br>0-1<br>G5-4-3<br>1B | | S F B X<br>1-2<br>FC3-6<br>1B | 3<br>1 | 0<br>0 | 2<br>1 | 0<br>0 | 0<br>0 | 0<br>0 | 1<br>0 |
| Rafael Bournigal, R (1, 6)<br>OBP: 0.325, SLG: 0.292 | | 1 SAFE<br>C C X<br>0-1 ②③<br>G4-6-3<br>1-2f | | | B X<br>1-0 ①<br>G5-3 | | C B X<br>1-1 ①②<br>G5-4-3<br>1-2f | | C S X<br>0-2 ①<br>L7 | 4 | 0 | 0 | 0 | 0 | 0 | 3 |

| Inning Stats | 1 | 2 | 3 | 4 | 5 | 6 | 7 | 8 | 9 |
|---|---|---|---|---|---|---|---|---|---|
| | R: 2 H: 3<br>E: 0 LOB: 1<br>K: 1 BB: 0<br>S: 10 P: 17 | R: 0 H: 1<br>E: 0 LOB: 0<br>K: 0 BB: 0<br>S: 8 P: 8 | R: 0 H: 0<br>E: 0 LOB: 0<br>K: 2 BB: 0<br>S: 7 P: 9 | R: 1 H: 1<br>E: 0 LOB: 1<br>K: 0 BB: 1<br>S: 9 P: 16 | R: 0 H: 0<br>E: 0 LOB: 2<br>K: 0 BB: 2<br>S: 10 P: 21 | R: 0 H: 0<br>E: 0 LOB: 0<br>K: 0 BB: 0<br>S: 6 P: 12 | R: 0 H: 1<br>E: 0 LOB: 0<br>K: 0 BB: 0<br>S: 6 P: 8 | R: 1 H: 1<br>E: 0 LOB: 2<br>K: 0 BB: 2<br>S: 14 P: 30 | R: 0 H: 1<br>E: 0 LOB: 1<br>K: 1 BB: 0<br>S: 12 P: 15 |

1B: 4 SF: 0
2B: 3 SAC: 0
3B: 0 DP: 2
HR: 1 HBP: 0

WP: 1 PA: 38
PB: 0
SB: 0
CS: 0

| | AB | 33 |
|---|---|---|
| | R | 4 |
| | H | 8 |
| | RBI | 4 |
| | BB | 5 |
| | SO | 4 |
| | LOB | 18 |

| PITCHER | | IP | WLS | BF | H | R | ER | SO | BB | IBB | HBP | BLK | WP | HR | S | P | ERA | WHIP |
|---|---|---|---|---|---|---|---|---|---|---|---|---|---|---|---|---|---|---|
| Rich Robertson, L<br>ERA: 5.8 | (1, 1) | 7.0 | W | 29 | 6 | 4 | 4 | 3 | 4 | 0 | 0 | 0 | 1 | 1 | 58 | 97 | 5.14 | 1.429 |
| Dan Naulty, R<br>ERA: 5.03 | (8, 1) | 0.2 | | 4 | 1 | 0 | 0 | 0 | 1 | 0 | 0 | 0 | 0 | 0 | 8 | 17 | 0.00 | 3.000 |
| Eddie Guardado, L<br>ERA: 5.11 | (8, 1) | 0.1 | | 1 | 0 | 0 | 0 | 0 | 0 | 0 | 0 | 0 | 0 | 0 | 4 | 7 | 0.00 | 0.000 |
| Rick Aguilera, R<br>ERA: 4.98 | (9, 1) | 1.0 | S | 4 | 1 | 0 | 0 | 1 | 0 | 0 | 0 | 0 | 0 | 0 | 12 | 15 | 0.00 | 1.000 |

| PITCHER | IP | WLS | BF | H | R | ER | SO | BB | IBB | HBP | BLK | WP | HR | S | P | ERA | WHIP |
|---|---|---|---|---|---|---|---|---|---|---|---|---|---|---|---|---|---|

# BOTTOM

## Oakland Athletics @ Minnesota Twins

Hubert H. Humphrey Metrodome, Minneapolis, MN

Sat May 24 1997, 8:05 PM EDT

Att. 35,745 - Dome - 72 F

livebaseballscorecards.com

| Batter | 1 | 2 | 3 | 4 | 5 | 6 | 7 | 8 | 9 | AB | R | H | RBI | BB | SO | LOB |
|---|---|---|---|---|---|---|---|---|---|---|---|---|---|---|---|---|
| Chuck Knoblauch, R (1, 4)<br>OBP: 0.417, SLG: 0.399 | B C B B F B<br>4-2 E S SF9 BB | | B F X<br>1-1 ① P2 | | C F B B F T<br>2-2 ① K | C B B X<br>2-1 ③ G4-3 | | C 1 SAFE 1 SAFE B 1 F B X<br>2-2 1-3 2B | | 4 | 1 | 1 | 0 | 1 | 1 | 0 |
| Darrin Jackson, R (1, 8)<br>OBP: 0.280, SLG: 0.435 | C 1 SAFE F B 1 SAFE 1 B X<br>2-2 ① SF9 1-H | | B C X<br>1-1 ② G5-3 | | B F F B B X<br>3-2 ② G5-3 | | S B B B X<br>3-1 ① F9 | X<br>0-0 ③ P3 | | 4 | 0 | 0 | 1 | 0 | 0 | 2 |
| Paul Molitor, R (1, 10)<br>OBP: 0.361, SLG: 0.381 | B B B B<br>4-0 G6-4-3 BB | | C B S F B F X<br>2-2 ③ F8 | | B C B X<br>2-1 1B 1B 1B | | C B X<br>1-1 2B 1B | | | 3 | 2 | 2 | 0 | 1 | 0 | 0 |
| Terry Steinbach, R (1, 2)<br>OBP: 0.344, SLG: 0.385 | B F F X<br>1-2 ② ③ G6-4-3 1-2f | | | F B X<br>1-1 2B 2B 1B | D B B X<br>3-0 1B 1-2 1B 1B | | F X<br>0-1 F8 1-H 2B | | | 4 | 2 | 3 | 1 | 0 | 0 | 1 |
| Roberto Kelly, R (1, 9)<br>OBP: 0.333, SLG: 0.394 | | C X<br>0-1 G6-3 1B SF9 1B | | C B S B X<br>2-2 1-3 2B 2B | D X<br>1-0 1B 1-3 2-H 1B | | X<br>0-0 ② F8 2-3 | | | 4 | 2 | 3 | 1 | 0 | 0 | 1 |
| Ron Coomer, R (1, 5)<br>OBP: 0.330, SLG: 0.471 | | C 1 SAFE B B 1 SAFE X<br>2-1 G6-3 1-2 1B | | C B X<br>1-1 WP 2-H 3-H 2B | C F X<br>0-2 1-2 3-H 1B | | B X<br>1-0 ③ F9 | | | 4 | 0 | 3 | 3 | 0 | 0 | 1 |
| Greg Colbrunn, R (1, 3)<br>OBP: 0.291, SLG: 0.403 | | C B B S X<br>2-2 ① G6-3 1-2 2-3 | | F B C F D C<br>2-3 ① K 2-3 | B F B S C<br>2-3 ③ K | | | B S F X<br>1-2 ① G1-3 | | 4 | 0 | 0 | 0 | 0 | 2 | 5 |
| Pat Meares, R (1, 6)<br>OBP: 0.336, SLG: 0.478 | | B F C X<br>1-2 ② SF9 3-H | | H<br>1-0 CS HBP | | C B X<br>1-1 ① F7 | | X<br>0-0 2B 1B | | 2 | 0 | 1 | 1 | 0 | 0 | 0 |
| Denny Hocking, S (1, 7)<br>OBP: 0.319, SLG: 0.365 | | B X<br>1-0 ③ G5-3 | | B 1 SAFE 1 SAFE C F X<br>1-2 ② ③ G6-3 1-2 | | X<br>0-0 ② F9 | | B F F 1 SAFE F X<br>1-2 ② F9 | | 4 | 0 | 0 | 0 | 0 | 0 | 4 |
| Inning Stats | R: 1 E: 0 K: 0 S: 8 H: 0 LOB: 0 BB: 2 P: 19 | R: 1 E: 0 K: 0 S: 11 H: 2 LOB: 1 BB: 0 P: 17 | R: 0 E: 0 K: 0 S: 9 H: 0 LOB: 0 BB: 0 P: 13 | R: 2 E: 0 K: 1 S: 14 H: 3 LOB: 1 BB: 0 P: 22 | R: 2 E: 0 K: 2 S: 17 H: 4 LOB: 2 BB: 0 P: 30 | R: 0 E: 0 K: 0 S: 5 H: 0 LOB: 0 BB: 0 P: 8 | R: 1 E: 0 K: 0 S: 8 H: 2 LOB: 1 BB: 0 P: 13 | R: 0 E: 0 K: 0 S: 12 H: 2 LOB: 2 BB: 0 P: 16 | | 1B: 9 2B: 4 3B: 0 HR: 0 | SF: 2 SAC: 0 DP: 1 HBP: 1 | | WP: 1 PB: 0 SB: 1 CS: 1 | PA: 38 | | | |

| | AB | 33 |
|---|---|---|
| | R | 7 |
| | H | 13 |
| | RBI | 7 |
| | BB | 2 |
| | SO | 3 |
| | LOB | 14 |

| PITCHER | | IP | WLS | BF | H | R | ER | SO | BB | IBB | HBP | BLK | WP | HR | S | P | ERA | WHIP |
|---|---|---|---|---|---|---|---|---|---|---|---|---|---|---|---|---|---|---|
| Mike Mohler, L<br>ERA: 6.79 | (1, 1) | 4.2 | L | 24 | 9 | 6 | 5 | 2 | 2 | 0 | 1 | 0 | 1 | 0 | 56 | 96 | 9.64 | 2.357 |
| Don Wengert, R<br>ERA: 3.96 | (5, 1) | 3.1 | | 14 | 4 | 1 | 1 | 1 | 0 | 0 | 0 | 0 | 0 | 0 | 28 | 42 | 2.70 | 1.200 |

| PITCHER | IP | WLS | BF | H | R | ER | SO | BB | IBB | HBP | BLK | WP | HR | S | P | ERA | WHIP |
|---|---|---|---|---|---|---|---|---|---|---|---|---|---|---|---|---|---|

| Batter | 1 | 2 | 3 | 4 | 5 | 6 | 7 | 8 | 9 | 10 | AB | R | H | RBI | BB | SO | LOB |
|---|---|---|---|---|---|---|---|---|---|---|---|---|---|---|---|---|---|
| Damon Mashore, R (1, 8)<br>OBP: 0.383, SLG: 0.365 | B S B F B X<br>3-2 G4-3 ① | C F S<br>0-3 K ③ | | B X<br>1-0 2B | | X<br>0-0 FC5 BB | | B C S B F B S<br>3-3 K ② | | B B B B<br>4-0 G6-3 BB | 5 | 0 | 1 | 0 | 1 | 2 | 3 |
| Jason Giambi, L (1, 10)<br>OBP: 0.339, SLG: 0.446 | B X<br>1-0 F7 ② | | C F X<br>0-2 HR 1B | B C C B X<br>2-2 G4-3 ③ | | F B F F B B B<br>4-2 1-2 2-3 3-H BB | | B F S S X<br>1-2 G5-3 ③ | | X<br>0-0 G6-3 ②③ 1-2f | 3 | 1 | 1 | 0 | 0 | 0 | 1 |
| Pat Lennon, R (6, PH)<br>OBP: 0.429, SLG: 0.364 | | | | | | | | | | | 2 | 0 | 0 | 1 | 1 | 0 | 1 |
| Jose Canseco, R (1, 9)<br>OBP: 0.329, SLG: 0.454 | B C C C F B X<br>2-2 1B 1B | | C C C<br>0-3 K ① | | B F B C S<br>2-3 K ① | B C S S<br>1-3 K ② | | | F X<br>0-1 HR | | 2 | 0 | 1 | 0 | 0 | 1 | 1 |
| Geronimo Berroa, R (3, 9)<br>OBP: 0.398, SLG: 0.535 | | | | | | | | | | | 3 | 1 | 1 | 1 | 0 | 2 | 3 |
| Mark McGwire, R (1, 3)<br>OBP: 0.397, SLG: 0.633 | X<br>0-0 1-2 1B | | B X<br>1-0 1-H HR | | C X<br>0-1 G6-3 ② | S S S<br>0-3 K ③ | | | X<br>0-0 SH1-3 BB G4-3 1B | | 5 | 1 | 3 | 2 | 0 | 1 | 3 |
| Scott Sheldon, R (9, PR)<br>OBP: 0.333, SLG: 0.273 | | | | | | | | | | | 0 | 1 | 0 | 0 | 0 | 0 | 0 |
| (9, 6) | | | | | | | | | | | | | | | | | |
| Matt Stairs, L (1, 7)<br>OBP: 0.412, SLG: 0.579 | C C X<br>0-2 G4-3 ③ | | S C B B S<br>2-3 K ② | | C B F X<br>1-2 1B | | B S B F C<br>2-3 K ① | | B B B C B<br>4-1 G4-3 SH1-3 1-2 BB | | 4 | 0 | 1 | 0 | 1 | 2 | 2 |
| Scott Spiezio, S (1, 4)<br>OBP: 0.325, SLG: 0.441 | | C B X<br>1-1 1B G1-3 1B | F X<br>0-1 E5 | | C C B X<br>1-2 F8 ③ | | B X<br>1-0 F7 ② | | X<br>0-0 SH1-3 ① 1-2 2-3 | | 4 | 1 | 1 | 0 | 0 | 0 | 1 |
| George Williams, S (1, 2)<br>OBP: 0.430, SLG: 0.338 | B B C C B X<br>3-2 G1-3 ① 1-2 | 1 SAFE B 1 SAFE B 1 B X<br>2-0 G3-4-3 ③ | | | | B X<br>1-0 SH5-3 BB BB 1B | B B S B C B<br>4-2 BB | | B S X<br>1-1 G4-3 ② 2-3 3-H | | 4 | 1 | 1 | 1 | 1 | 0 | 4 |
| Scott Brosius, R (1, 5)<br>OBP: 0.244, SLG: 0.231 | | 2 SAFE C S B F S<br>1-3 K ② | | B X<br>1-0 G4-3 ① | | B B C F F F F B F<br>4-2 1 SAFE 1 SAFE B BB SH5-3 1-2 BB | C B F C<br>1-3 K ③ | | B C S X<br>1-2 F8 ③ | | 4 | 0 | 0 | 0 | 1 | 2 | 4 |
| (8, 6) | | | | | | | | | | | | | | | | | |
| (9, 5) | | | | | | | | | | | | | | | | | |
| Rafael Bournigal, R (1, 6)<br>OBP: 0.329, SLG: 0.297 | C X<br>0-1 2-H 1B | | | C X<br>0-1 G6-3 ② | | L X<br>0-1 SH5-3 ① 1-2 2-3 | | C F C<br>0-3 K ① | | X<br>0-0 G4-3 ① | 2 | 0 | 1 | 1 | 0 | 0 | 0 |
| Dave Magadan, L (8, PH)<br>OBP: 0.388, SLG: 0.397 | | | | | | | | | | | 2 | 0 | 0 | 0 | 0 | 1 | 0 |
| (8, 5) | | | | | | | | | | | | | | | | | |
| (9, 3) | | | | | | | | | | | | | | | | | |
| Inning Stats | R: 0 E: 0 K: 0 S: 12 H: 2 LOB: 2 BB: 0 P: 18 | R: 1 E: 0 K: 2 S: 15 H: 2 LOB: 1 BB: 0 P: 20 | R: 2 E: 1 K: 2 S: 13 H: 2 LOB: 1 BB: 0 P: 18 | R: 0 E: 0 K: 0 S: 7 H: 1 LOB: 1 BB: 0 P: 11 | R: 0 E: 0 K: 1 S: 11 H: 1 LOB: 1 BB: 0 P: 15 | R: 1 E: 0 K: 2 S: 19 H: 1 LOB: 3 BB: 2 P: 29 | R: 0 E: 0 K: 2 S: 9 H: 0 LOB: 1 BB: 1 P: 17 | R: 0 E: 0 K: 2 S: 10 H: 0 LOB: 0 BB: 0 P: 14 | R: 2 E: 0 K: 0 S: 10 H: 2 LOB: 2 BB: 1 P: 16 | R: 0 E: 0 K: 0 S: 2 H: 0 LOB: 0 BB: 1 P: 6 | 1B: 8 2B: 1 3B: 0 HR: 2 SF: 0 SAC: 2 DP: 1 HBP: 0 | | | | | | |

| PITCHER | IP | WLS | BF | H | R | ER | SO | BB | IBB | HBP | BLK | WP | HR | S | P | ERA | WHIP |
|---|---|---|---|---|---|---|---|---|---|---|---|---|---|---|---|---|---|
| Bob Tewksbury, R (1, 1)<br>ERA: 3.54 | 5.0 | | 24 | 8 | 3 | 3 | 5 | 0 | 0 | 0 | 0 | 0 | 1 | 58 | 82 | 5.40 | 1.600 |
| Greg Swindell, L (6, 1)<br>ERA: 5.1 | 0.1 | | 5 | 1 | 1 | 1 | 0 | 2 | 0 | 0 | 0 | 0 | 0 | 13 | 22 | 27.00 | 9.000 |
| Mike Trombley, R (6, 1)<br>ERA: 3.23 | 1.2 | | 6 | 0 | 0 | 0 | 4 | 1 | 0 | 0 | 0 | 0 | 0 | 15 | 24 | 0.00 | 0.600 |
| Eddie Guardado, L (8, 1)<br>ERA: 4.97 | 0.1 | | 1 | 0 | 0 | 0 | 1 | 0 | 0 | 0 | 0 | 0 | 0 | 3 | 3 | 0.00 | 0.000 |
| Dan Naulty, R (8, 1)<br>ERA: 4.87 | 0.2 | | 2 | 0 | 0 | 0 | 1 | 0 | 0 | 0 | 0 | 0 | 0 | 7 | 11 | 0.00 | 0.000 |

| PITCHER | IP | WLS | BF | H | R | ER | SO | BB | IBB | HBP | BLK | WP | HR | S | P | ERA | WHIP |
|---|---|---|---|---|---|---|---|---|---|---|---|---|---|---|---|---|---|
| Rick Aguilera, R (9, 1)<br>ERA: 5.32 | 2.0 | W | 9 | 2 | 2 | 2 | 0 | 2 | 0 | 0 | 0 | 0 | 1 | 12 | 22 | 9.00 | 2.000 |

# TOP

## Oakland Athletics @ Minnesota Twins

Hubert H. Humphrey Metrodome, Minneapolis, MN

Sun May 25 1997, 8:05 PM EDT

Att. 37,408 - Dome

livebaseballscorecards.com

| | |
|---|---|
| AB | 40 |
| R | 6 |
| H | 11 |
| RBI | 6 |
| BB | 5 |
| SO | 11 |
| LOB | 23 |

1B: 8 SF: 0
2B: 1 SAC: 2
3B: 0 DP: 1
HR: 2 HBP: 0

WP: 0 PA: 47
PB: 0
SB: 0
CS: 0

# Oakland Athletics @ Minnesota Twins

Sun May 25 1997, 8:05 PM EDT
Robert H. Humphrey Metrodome, Minneapolis, MN
Att. 37,408 - Dome

livebaseballscorecards.com

| Batter | 1 | 2 | 3 | 4 | 5 | 6 | 7 | 8 | 9 | 10 | AB | R | H | RBI | BB | SO | LOB |
|---|---|---|---|---|---|---|---|---|---|---|---|---|---|---|---|---|---|
| Chuck Knoblauch, R (1, 4)<br>OBP: 0.426, SLG: 0.400 | 4-0 1B BB | | 4-0 S 1B BB | | 3-0 HR 1B | | 4-1 G1-3 SH3 BB | | 1-1 ① G6-3 | | 2 | 2 | 1 | 0 | 3 | 0 | 0 |
| Darrin Jackson, R (1, 8)<br>OBP: 0.310, SLG: 0.556 | 2-2 G6-4-3 1-2 1B | | 0-1 ② F7 | | 0-0 1-H HR | | 1-1 ① SH3 1-2 | | 2-2 ② F8 | | 4 | 1 | 2 | 2 | 0 | 0 | 1 |
| Paul Molitor, R (1, 10)<br>OBP: 0.355, SLG: 0.374 | 1-0 ① L8 | | 3-1 1-H 1B | | 0-0 ② F9 | | 2-1 ② G1-3 2-3 | | 0-3 ③ K | | 5 | 0 | 1 | 1 | 0 | 1 | 3 |
| Terry Steinbach, R (1, 2)<br>OBP: 0.346, SLG: 0.377<br>Matt Lawton, L (10, PR)<br>OBP: 0.378, SLG: 0.433 | 2-1 ②③ G6-4-3 1-2f | | 2-3 ③ K | | 4-0 WP BB | | 0-3 ③ K | | | 4-2 SH1-4 1B BB | 3<br>0 | 0<br>1 | 0<br>0 | 0<br>0 | 2<br>0 | 2<br>0 | 4<br>0 |
| Roberto Kelly, R (1, 9)<br>OBP: 0.331, SLG: 0.407 | | 1-3 ① K | 0-0 E 3B | | 3-2 ③ P3 1-2 | | | 0-0 ① G5-3 | | 0-1 ① SH1-4 1-2 | 4 | 1 | 1 | 0 | 0 | 1 | 1 |
| Scott Stahoviak, L (1, 3)<br>OBP: 0.360, SLG: 0.571 | 3-3 ② K | | 3-3 ① K | | | 0-3 ① K | | 3-1 ② G1-4-3 | | 4-1 1B BB | 4 | 0 | 0 | 0 | 1 | 3 | 1 |
| Ron Coomer, R (1, 5)<br>OBP: 0.326, SLG: 0.455<br>Denny Hocking, S (8, PR)<br>OBP: 0.315, SLG: 0.360<br>(9, 5) | 2-2 ③ G4-3 | | 0-0 E5 L4-3 3-H | | | 0-1 ② G4-3 | | 4-1 3B BB | | 1-3 ② K | 3<br>1 | 0<br>1 | 0<br>0 | 1<br>0 | 1<br>0 | 0<br>1 | 0<br>2 |
| Rich Becker, L (1, 7)<br>OBP: 0.356, SLG: 0.319 | | 3-3 ① K | 0-0 ②③ L4-3 1-2 | | | 2-2 1B | | 3-1 1-H 3B | | 1-2 1-2 2-H 1B | 5 | 0 | 3 | 2 | 0 | 1 | 1 |
| Pat Meares, R (1, 6)<br>OBP: 0.333, SLG: 0.493 | | 2-2 IHR | | | 2-0 ① G5-3 | 2-2 ③ G5-3 | | 1-2 ③ G5-3 | | | 4 | 1 | 1 | 1 | 0 | 0 | 3 |

| Inning Stats | 1 | 2 | 3 | 4 | 5 | 6 | 7 | 8 | 9 | 10 |
|---|---|---|---|---|---|---|---|---|---|---|
| | R: 0 H: 1<br>E: 0 LOB: 1<br>K: 0 BB: 1<br>S: 7 P: 16 | R: 0 H: 0<br>E: 0 LOB: 0<br>K: 2 BB: 0<br>S: 10 P: 16 | R: 2 H: 2<br>E: 0 LOB: 1<br>K: 2 BB: 1<br>S: 14 P: 27 | R: 1 H: 1<br>E: 1 LOB: 0<br>K: 1 BB: 0<br>S: 8 P: 11 | R: 2 H: 2<br>E: 0 LOB: 1<br>K: 0 BB: 1<br>S: 8 P: 20 | R: 0 H: 1<br>E: 0 LOB: 1<br>K: 1 BB: 0<br>S: 12 P: 15 | R: 0 H: 0<br>E: 0 LOB: 1<br>K: 1 BB: 1<br>S: 8 P: 15 | R: 1 H: 1<br>E: 0 LOB: 2<br>K: 0 BB: 1<br>S: 9 P: 20 | R: 0 H: 0<br>E: 0 LOB: 0<br>K: 1 BB: 0<br>S: 12 P: 15 | R: 1 H: 1<br>E: 0 LOB: 2<br>K: 1 BB: 2<br>S: 16 P: 26 |

| | AB | 35 |
|---|---|---|
| | R | 7 |
| | H | 9 |
| | RBI | 7 |
| | BB | 7 |
| | SO | 9 |
| | LOB | 16 |

1B: 5 SF: 0 WP: 1 PA: 44
2B: 1 SAC: 2 PB: 0
3B: 2 DP: 2 SB: 1
HR: 2 HBP: 0 CS: 0

| PITCHER | | IP | WLS | BF | H | R | ER | SO | BB | IBB | HBP | BLK | WP | HR | S | P | ERA | WHIP |
|---|---|---|---|---|---|---|---|---|---|---|---|---|---|---|---|---|---|---|
| Ariel Prieto, R<br>ERA: 4.96 | (1, 1) | 6.0 | | 28 | 7 | 5 | 5 | 6 | 4 | 0 | 0 | 0 | 1 | 1 | 60 | 110 | 7.50 | 1.833 |
| Aaron Small, R<br>ERA: 3.62 | (7, 1) | 2.0 | | 8 | 1 | 1 | 1 | 1 | 1 | 0 | 0 | 0 | 0 | 0 | 16 | 30 | 4.50 | 1.000 |
| Billy Taylor, R<br>ERA: 6.04 | (9, 1) | 1.2 | L | 8 | 1 | 1 | 1 | 2 | 2 | 0 | 0 | 0 | 0 | 0 | 28 | 41 | 5.40 | 1.800 |

| PITCHER | IP | WLS | BF | H | R | ER | SO | BB | IBB | HBP | BLK | WP | HR | S | P | ERA | WHIP |
|---|---|---|---|---|---|---|---|---|---|---|---|---|---|---|---|---|---|

# Seattle Mariners @ Minnesota Twins

Hubert H. Humphrey Metrodome, Minneapolis, MN

Mon May 26 1997, 4:33 AM EDT

Att. 14,134 - Dome - 72 F

livebaseballscorecards.com

TOP

| Batter | 1 | 2 | 3 | 4 | 5 | 6 | 7 | 8 | 9 | AB | R | H | RBI | BB | SO | LOB |
|---|---|---|---|---|---|---|---|---|---|---|---|---|---|---|---|---|
| Joey Cora, S (1, 4) OBP: 0.437, SLG: 0.554 | 0-2 HR | 1-1 P5 | | 2-1 G3 2-H 3-H | | 4-1 1B HR 1-2 BB | 0-3 K | | | 4 | 2 | 1 | 2 | 1 | 1 | 0 |
| Dan Wilson, R (1, 2) OBP: 0.365, SLG: 0.454 | 4-0 BB HR BB | 0-1 F8 | | 2-0 E6 | | 0-1 HR 1-3 2-H 1B | | 3-2 G6-4-3 1B | | 4 | 2 | 2 | 1 | 1 | 0 | 0 |
| Ken Griffey Jr., L (1, 8) OBP: 0.396, SLG: 0.725 | 4-0 HR 1-2 BB | | 0-0 F8 | 1-0 G3 | | 0-1 P6 | | 1-2 K | | 4 | 1 | 0 | 0 | 1 | 1 | 4 |
| Edgar Martinez, R (1, 10) OBP: 0.434, SLG: 0.519 | 0-2 HR 1-H 2-H | | 1-0 FC1-6 1B | | 0-2 G3 | 0-1 HR 1-H 3-H | | 1-1 G6-4-3 SAFE 1-2f | | 5 | 2 | 3 | 6 | 0 | 0 | 1 |
| Alex Rodriguez, R (1, 6) OBP: 0.362, SLG: 0.486 | 3-1 G4-3 WP 1B | | 2-1 FC1-6 1-2f | | 0-0 F7 | 2-2 1B | | | 2-0 P5 | 5 | 0 | 2 | 0 | 0 | 0 | 1 |
| Jay Buhner, R (1, 9) OBP: 0.377, SLG: 0.441 | 1-2 G4-3 1-3 | | 0-0 P4 | | 1-0 HR | 1-1 F8 | | | 2-2 HR | 5 | 2 | 2 | 2 | 0 | 0 | 3 |
| Mike Blowers, R (1, 3) OBP: 0.286, SLG: 0.328 | 4-0 G5-4-3 IBB | | | 3-1 2B G3 1B | 4-2 BB | 0-0 G5-3 | | | 0-0 F8 | 3 | 1 | 1 | 0 | 2 | 0 | 1 |
| Russ Davis, R (1, 5) OBP: 0.333, SLG: 0.493 | 1-1 G5-4-3 1-2f | | | 2-0 E 1-3 2B | 1-3 K | | | 2-0 G6-3 | 2-2 HR | 5 | 2 | 2 | 1 | 0 | 1 | 3 |
| Rich Amaral, R (1, 7) OBP: 0.325, SLG: 0.303 | | 0-1 L8 | | 1-0 G5-3 | | 2-1 BB 1B 1B | | 1-2 F8 | 2-1 F9 | 5 | 1 | 1 | 0 | 0 | 0 | 2 |

| Inning Stats | | |

# BOTTOM

## Seattle Mariners @ Minnesota Twins

Hubert H. Humphrey Metrodome, Minneapolis, MN

Mon May 26 1997, 4:33 AM EDT

Att. 14,134 - Dome - 72 F

livebaseballscorecards.com

| Batter | 1 | 2 | 3 | 4 | 5 | 6 | 7 | 8 | 9 | AB | R | H | RBI | BB | SO | LOB |
|---|---|---|---|---|---|---|---|---|---|---|---|---|---|---|---|---|
| Chuck Knoblauch, R (1, 4)<br>OBP: 0.425, SLG: 0.397 | G5-3 | 1B<br>2-H 1B | | S<br>SF8<br>BB | | K | G1-3<br>1-2<br>3-H | | | 4 | 1 | 1 | 2 | 1 | 1 | 1 |
| Rich Becker, L (1, 7)<br>OBP: 0.373, SLG: 0.337 | 1B<br>BB | 0-0<br>1-2 1B | | 4-2<br>HR<br>1-3 BB | | 1-0<br>2B<br>2B | CS<br>2-H 1B | | | 3 | 2 | 3 | 1 | 2 | 0 | 0 |
| Paul Molitor, R (1, 10)<br>OBP: 0.357, SLG: 0.386 | 1-2 1B | F8 | | SF8<br>3-H | | 2-1<br>2-H 2B | CS<br>1-2 | K | | 4 | 0 | 2 | 2 | 0 | 1 | 2 |
| Greg Myers, L (1, 2)<br>OBP: 0.341, SLG: 0.432 | K | P6 | | 3-0<br>1-H HR | | 4-0<br>BB | | K | 1B | 4 | 1 | 2 | 2 | 1 | 1 | 2 |
| Ron Coomer, R (1, 5)<br>OBP: 0.333, SLG: 0.451<br>Denny Hocking, S (8, PH)<br>OBP: 0.312, SLG: 0.356 (9, 5) | F9 | G5-3<br>1B<br>BB | | 1-0<br>1B | | L4 | K | F7 | | 3<br>1 | 0<br>0 | 1<br>0 | 0<br>0 | 1<br>0 | 0<br>0 | 4<br>1 |
| Greg Colbrunn, R (1, 3)<br>OBP: 0.297, SLG: 0.413<br>Scott Stahoviak, L (8, PH)<br>OBP: 0.346, SLG: 0.545 (9, 3) | G4-3<br>2B<br>2B | 1 SAFE<br>G5-3<br>1-2 1B | | L7 | | K | K | K | | 4<br>1 | 1<br>0 | 2<br>0 | 0<br>0 | 0<br>0 | 1<br>1 | 3<br>1 |
| Matt Lawton, L (1, 9)<br>OBP: 0.381, SLG: 0.428<br>Roberto Kelly, R (9, PH)<br>OBP: 0.328, SLG: 0.404 | G4-3<br>2-3 | G5-3<br>1-2<br>2-3 | | G5-4-3<br>BB | | | 1B<br>G1-3<br>BB | G6-3 | | 2<br>1 | 1<br>0 | 0<br>0 | 0<br>0 | 2<br>0 | 0<br>0 | 3<br>0 |
| Darrin Jackson, R (1, 8)<br>OBP: 0.265, SLG: 0.469 | K | G5-3 | | G5-4-3<br>1-2f | | | F9 | P4 | | 5 | 0 | 0 | 0 | 0 | 1 | 5 |
| Pat Meares, R (1, 6)<br>OBP: 0.335, SLG: 0.497 | WP<br>1B<br>3-H 2B | F8 | | K | | | G1-3<br>1-3 1B<br>1B | F8 | | 5 | 2 | 2 | 1 | 0 | 1 | 0 |
| Inning Stats | R: 0<br>E: 0<br>K: 1<br>S: 13<br>H: 1<br>LOB: 2<br>BB: 1<br>P: 23 | R: 2<br>E: 0<br>K: 1<br>S: 16<br>H: 4<br>LOB: 2<br>BB: 0<br>P: 26 | R: 0<br>E: 0<br>K: 0<br>S: 11<br>H: 1<br>LOB: 2<br>BB: 1<br>P: 20 | R: 3<br>E: 0<br>K: 0<br>S: 16<br>H: 2<br>LOB: 1<br>BB: 2<br>P: 30 | R: 0<br>E: 0<br>K: 1<br>S: 6<br>H: 0<br>LOB: 0<br>BB: 1<br>P: 12 | R: 1<br>E: 0<br>K: 2<br>S: 13<br>H: 2<br>LOB: 2<br>BB: 1<br>P: 25 | R: 2<br>E: 0<br>K: 0<br>S: 14<br>H: 2<br>LOB: 0<br>BB: 1<br>P: 25 | R: 0<br>E: 0<br>K: 2<br>S: 11<br>H: 1<br>LOB: 1<br>BB: 0<br>P: 13 | R: 0<br>E: 0<br>K: 0<br>S: 9<br>H: 0<br>LOB: 0<br>BB: 0<br>P: 16 | 1B: 8<br>2B: 4<br>3B: 0<br>HR: 1<br>SF: 1<br>SAC: 0<br>DP: 1<br>HBP: 0 | WP: 1<br>PB: 0<br>SB: 2<br>CS: 1<br>PA: 46 | | | | | |

| | AB | 37 |
|---|---|---|
| | R | 8 |
| | H | 13 |
| | RBI | 8 |
| | BB | 7 |
| | SO | 7 |
| | LOB | 22 |

| PITCHER | | IP | WLS | BF | H | R | ER | SO | BB | IBB | HBP | BLK | WP | HR | S | P | ERA | WHIP |
|---|---|---|---|---|---|---|---|---|---|---|---|---|---|---|---|---|---|---|
| Scott Sanders, R<br>ERA: 7.57 | (1, 1) | 5.1 | W | 28 | 8 | 5 | 5 | 4 | 5 | 0 | 0 | 0 | 1 | 1 | 66 | 116 | 8.44 | 2.438 |
| 40 Greg McCarthy, L<br>ERA: 4.67 | (6, 1) | 0.0 | | 3 | 2 | 1 | 1 | 0 | 1 | 0 | 0 | 0 | 0 | 0 | 3 | 10 | ∞ | ∞ |
| Bob Wells, R<br>ERA: 9.64 | (6, 1) | 2.0 | | 9 | 3 | 2 | 2 | 2 | 1 | 0 | 0 | 0 | 0 | 0 | 25 | 41 | 9.00 | 2.000 |
| Bobby Ayala, R<br>ERA: 5.59 | (8, 1) | 0.2 | | 2 | 0 | 0 | 0 | 1 | 0 | 0 | 0 | 0 | 0 | 0 | 6 | 7 | 0.00 | 0.000 |
| Norm Charlton, L<br>ERA: 5.4 | (9, 1) | 1.0 | | 3 | 0 | 0 | 0 | 0 | 0 | 0 | 0 | 0 | 0 | 0 | 9 | 16 | 0.00 | 0.000 |

| PITCHER | IP | WLS | BF | H | R | ER | SO | BB | IBB | HBP | BLK | WP | HR | S | P | ERA | WHIP |
|---|---|---|---|---|---|---|---|---|---|---|---|---|---|---|---|---|---|

# Seattle Mariners @ Minnesota Twins

Hubert H. Humphrey Metrodome, Minneapolis, MN

Tue May 27 1997, 8:05 PM EDT

Att. 14,629 - Dome - 70 F

livebaseballscorecards.com

TOP

| Batter | 1 | 2 | 3 | 4 | 5 | 6 | 7 | 8 | 9 | AB | R | H | RBI | BB | SO | LOB |
|---|---|---|---|---|---|---|---|---|---|---|---|---|---|---|---|---|
| Joey Cora, S (1, 4) OBP: 0.444, SLG: 0.569 | C B B X 2-1 BB S WP 1B | C F X 0-2 ③ F7 | | C B X 1-1 1B 2B | | 1 SAFE B B C S F X 2-2 ① G5-3 1-2 | F B X 1-1 2-H 2B | | F B B S X 2-2 1B | 6 | 2 | 4 | 1 | 0 | 0 | 1 |
| Dan Wilson, R (1, 2) OBP: 0.370, SLG: 0.455 | C B D F F 1 SAFE B D 4-2 WP BB 1-2 BB | | B B B 4-0 HR BB | F F F X 0-2 ① F8 | | X 0-0 2-H 2B | B X 1-0 ③ G4-3 | | B F F B B F C 3-3 ③ K | 4 | 1 | 1 | 1 | 2 | 1 | 3 |
| Ken Griffey Jr., L (1, 8) OBP: 0.392, SLG: 0.727 | C X 0-1 ① P4 | | B X 1-0 1-H HR | X 0-0 ② F9 | | F B X 1-1 ② F7 | | F B F F S 1-3 ① K | | 5 | 1 | 1 | 2 | 0 | 1 | 4 |
| Edgar Martinez, R (1, 10) OBP: 0.442, SLG: 0.521 | C B B B B 4-1 WP 1-2 2-3 BB | | B B B C X 3-1 1B HR 1B | C B C X 1-2 2-H 1B | | I I I I 4-0 FC4 IBB | | B B S B X 3-1 ② F7 | | 3 | 1 | 2 | 1 | 2 | 0 | 0 |
| Alex Rodriguez, R (1, 6) OBP: 0.363, SLG: 0.482 | C F S 0-3 ② K | | S F F X 0-2 1-2 HR 1B | B B F X 2-1 ③ P4 | | F C B X 1-2 ③ FC4 1-2f | | B C B B F B 4-2 BB BB | | 4 | 1 | 1 | 0 | 1 | 1 | 6 |
| Jay Buhner, R (1, 9) OBP: 0.387, SLG: 0.459 | S B F F B B B 4-2 1-2 2-3 3-H BB | | B S B C B X 3-2 1-H 2-H HR | | C B X 1-1 ① F7 | | B B B B 4-0 G3 2B BB | B B B B 4-0 1-2 BB | | 2 | 2 | 1 | 3 | 3 | 0 | 0 |
| Paul Sorrento, L (1, 3) OBP: 0.323, SLG: 0.459 | B F S X 1-2 ③ F8 | | X 0-0 ① F9 | | B X 1-0 ② F8 | | X 0-0 ① G3 1-2 | B B S X 2-1 ③ P4 | | 5 | 0 | 0 | 0 | 0 | 0 | 6 |
| Brent Gates, S (1, 5) OBP: 0.279, SLG: 0.429 | | B F X 1-1 ① F8 | B C X 1-1 G4-6-3 1B | | C C B C 1-3 ③ K | | X 0-0 ② G6-3 | | C B F X 1-2 ① G4-3 | 5 | 0 | 1 | 0 | 0 | 1 | 1 |
| Rich Amaral, R (1, 7) OBP: 0.330, SLG: 0.313 | | C C F X 0-2 ② G3 | C B D X 2-1 ② ③ G4-6-3 1-2f | | | S H 1-1 G5-3 2B HBP | C X 0-1 2-H 2B | | C C B S 1-3 ② K | 4 | 2 | 1 | 1 | 0 | 1 | 1 |
| Inning Stats | R: 1 E: 0 K: 1 S: 17 H: 1 LOB: 3 BB: 3 P: 32 | R: 0 E: 0 K: 0 S: 9 H: 0 LOB: 0 BB: 0 P: 10 | R: 5 E: 0 K: 0 S: 15 H: 5 LOB: 0 BB: 1 P: 29 | R: 1 E: 0 K: 0 S: 12 H: 2 LOB: 1 BB: 0 P: 16 | R: 0 E: 0 K: 1 S: 6 H: 0 LOB: 0 BB: 0 P: 9 | R: 1 E: 0 K: 0 S: 11 H: 1 LOB: 2 BB: 1 P: 20 | R: 2 E: 0 K: 0 S: 7 H: 2 LOB: 1 BB: 1 P: 13 | R: 0 E: 0 K: 1 S: 10 H: 0 LOB: 2 BB: 2 P: 24 | R: 0 E: 0 K: 2 S: 13 H: 1 LOB: 1 BB: 0 P: 20 | 1B: 6 2B: 4 3B: 0 HR: 2 SF: 0 SAC: 0 DP: 1 HBP: 1 | | | | | | |

| | AB | 38 |
|---|---|---|
| | R | 10 |
| | H | 12 |
| | RBI | 9 |
| | BB | 8 |
| | SO | 5 |
| | LOB | 22 |

WP: 1 PB: 0 SB: 1 CS: 0 PA: 47

| PITCHER | | IP | WLS | BF | H | R | ER | SO | BB | IBB | HBP | BLK | WP | HR | S | P | ERA | WHIP |
|---|---|---|---|---|---|---|---|---|---|---|---|---|---|---|---|---|---|---|
| Kevin Jarvis, R (1, 1) ERA: 10.48 | | 2.1 | | 17 | 6 | 6 | 6 | 1 | 4 | 0 | 0 | 0 | 1 | 2 | 39 | 67 | 23.14 | 4.286 |
| Scott Aldred, L (3, 1) ERA: 6.68 | | 3.0 | | 12 | 3 | 2 | 2 | 1 | 0 | 0 | 1 | 0 | 0 | 0 | 26 | 38 | 6.00 | 1.000 |
| Greg Swindell, L (6, 1) ERA: 4.98 | | 1.2 | | 9 | 2 | 2 | 2 | 0 | 1 | 1 | 0 | 0 | 0 | 0 | 12 | 24 | 10.80 | 1.800 |
| Eddie Guardado, L (8, 1) ERA: 4.61 | | 1.0 | | 5 | 0 | 0 | 0 | 1 | 2 | 0 | 0 | 0 | 0 | 0 | 10 | 24 | 0.00 | 2.000 |
| Rick Aguilera, R (9, 1) ERA: 5.11 | | 1.0 | W | 4 | 1 | 0 | 0 | 2 | 0 | 0 | 0 | 0 | 0 | 0 | 13 | 20 | 0.00 | 1.000 |

| PITCHER | IP | WLS | BF | H | R | ER | SO | BB | IBB | HBP | BLK | WP | HR | S | P | ERA | WHIP |
|---|---|---|---|---|---|---|---|---|---|---|---|---|---|---|---|---|---|

# BOTTOM

## Seattle Mariners @ Minnesota Twins

Hubert H. Humphrey Metrodome, Minneapolis, MN

Tue May 27 1997, 8:05 PM EDT

Att. 14,629 - Dome - 70 F

livebaseballscorecards.com

| Batter | 1 | 2 | 3 | 4 | 5 | 6 | 7 | 8 | 9 | AB | R | H | RBI | BB | SO | LOB |
|---|---|---|---|---|---|---|---|---|---|---|---|---|---|---|---|---|
| Chuck Knoblauch, R (1, 4)<br>OBP: 0.423, SLG: 0.391 | G6-3 | | K | | K | | L9 | | 2B 1B; BB | 5 | 1 | 1 | 1 | 1 | 2 | 1 |
| Rich Becker, L (1, 8)<br>OBP: 0.384, SLG: 0.371 | G3 | | 1B 2B 1B | | 2-H HR | | FC3-6 BB | | WP 1-H SF9 2B | 4 | 3 | 3 | 3 | 1 | 0 | 0 |
| Paul Molitor, R (1, 10)<br>OBP: 0.365, SLG: 0.392 | FC6-4 BB | | 1-3 2B 1B | | G5-4-3 1B | | FC3-6 1-2f | | SF9 2-H | 3 | 1 | 2 | 1 | 1 | 0 | 1 |
| Terry Steinbach, R (1, 2)<br>OBP: 0.348, SLG: 0.392 | FC6-4 1-2f | | 1-H 3-H 2B | | G5-4-3 1-2f | | G6-3 | | HR 2B | 5 | 1 | 2 | 2 | 0 | 0 | 3 |
| Matt Lawton, L (1, 9)<br>OBP: 0.383, SLG: 0.426<br>Roberto Kelly, R (9, PH)<br>OBP: 0.333, SLG: 0.404 | | 1B | G4-3 | | | FC6-4 BB | | K | HR BB | 3<br>0 | 0<br>1 | 1<br>0 | 0<br>0 | 1<br>1 | 1<br>0 | 1<br>0 |
| Marty Cordova, R (1, 7)<br>OBP: 0.400, SLG: 0.700 | | K | | K | | FC6-4 1-2f | | HR | HR 1-H 2-H | 5 | 2 | 2 | 4 | 0 | 2 | 2 |
| Scott Stahoviak, L (1, 3)<br>OBP: 0.321, SLG: 0.500<br>Greg Colbrunn, R (6, PH) (7, 3)<br>OBP: 0.304, SLG: 0.414<br>Denny Hocking, S (9, PR)<br>OBP: 0.312, SLG: 0.356 | | K | | K | | 1-3 1B | | K | BB 1B BB BB | 2<br>2<br>0 | 0<br>0<br>1 | 0<br>1<br>0 | 0<br>1<br>0 | 0<br>1<br>0 | 2<br>1<br>0 | 1<br>0<br>0 |
| Ron Coomer, R (1, 5)<br>OBP: 0.337, SLG: 0.448 | | G4-3 | | G5-3 | | P4 | | 1B | BB BB 1-2 1B | 5 | 0 | 2 | 0 | 0 | 0 | 3 |
| Pat Meares, R (1, 6)<br>OBP: 0.337, SLG: 0.486 | | | G6-3 | | WP HR BB | | F8 | P3 | BB 1-2 2-3 BB | 3 | 1 | 0 | 0 | 2 | 0 | 3 |

| | AB | 37 |
|---|---|---|
| | R | 11 |
| | H | 14 |
| | RBI | 11 |
| | BB | 8 |
| | SO | 8 |
| | LOB | 15 |

| Inning Stats | 1 | 2 | 3 | 4 | 5 | 6 | 7 | 8 | 9 |
|---|---|---|---|---|---|---|---|---|---|
| | R: 0 H: 0<br>E: 0 LOB: 1<br>K: 0 BB: 1<br>S: 9 P: 15 | R: 0 H: 1<br>E: 0 LOB: 1<br>K: 2 BB: 0<br>S: 14 P: 19 | R: 2 H: 3<br>E: 0 LOB: 1<br>K: 1 BB: 0<br>S: 17 P: 25 | R: 0 H: 0<br>E: 0 LOB: 0<br>K: 2 BB: 0<br>S: 9 P: 12 | R: 2 H: 2<br>E: 0 LOB: 0<br>K: 1 BB: 1<br>S: 14 P: 27 | R: 0 H: 1<br>E: 0 LOB: 2<br>K: 0 BB: 1<br>S: 11 P: 17 | R: 0 H: 0<br>E: 1 LOB: 1<br>K: 0 BB: 1<br>S: 7 P: 13 | R: 1 H: 2<br>E: 0 LOB: 1<br>K: 2 BB: 0<br>S: 11 P: 16 | R: 6 H: 5<br>E: 0 LOB: 3<br>K: 0 BB: 4<br>S: 24 P: 48 |

| | 1B: 8 | SF: 1 | WP: 2 | PA: 46 |
|---|---|---|---|---|
| | 2B: 3 | SAC: 0 | PB: 0 | |
| | 3B: 0 | DP: 1 | SB: 0 | |
| | HR: 3 | HBP: 0 | CS: 0 | |

| PITCHER | | IP | WLS | BF | H | R | ER | SO | BB | IBB | HBP | BLK | WP | HR | S | P | ERA | WHIP |
|---|---|---|---|---|---|---|---|---|---|---|---|---|---|---|---|---|---|---|
| Derek Lowe, R<br>ERA: 5.91 | (1, 1) | 5.0 | | 22 | 6 | 4 | 4 | 6 | 2 | 0 | 0 | 0 | 1 | 1 | 63 | 98 | 7.20 | 1.600 |
| Mark Holzemer, L<br>ERA: 11.25 | (6, 1) | 0.1 | | 2 | 0 | 0 | 0 | 0 | 1 | 0 | 0 | 0 | 0 | 0 | 5 | 9 | 0.00 | 3.000 |
| Mike Maddux, R<br>ERA: 12.27 | (6, 1) | 2.2 | | 14 | 5 | 3 | 3 | 2 | 1 | 0 | 0 | 0 | 0 | 1 | 29 | 46 | 10.12 | 2.250 |
| Bobby Ayala, R<br>ERA: 5.83 | (9, 1) | 0.1 | | 2 | 1 | 0 | 0 | 0 | 0 | 0 | 0 | 0 | 1 | 0 | 4 | 6 | 0.00 | 3.000 |
| Norm Charlton, L<br>ERA: 6.41 | (9, 1) | 0.0 | L | 6 | 2 | 4 | 4 | 0 | 4 | 0 | 0 | 0 | 0 | 1 | 15 | 33 | ∞ | ∞ |

| PITCHER | IP | WLS | BF | H | R | ER | SO | BB | IBB | HBP | BLK | WP | HR | S | P | ERA | WHIP |
|---|---|---|---|---|---|---|---|---|---|---|---|---|---|---|---|---|---|

| Batter | 1 | 2 | 3 | 4 | 5 | 6 | 7 | 8 | 9 | AB | R | H | RBI | BB | SO | LOB |
|---|---|---|---|---|---|---|---|---|---|---|---|---|---|---|---|---|
| Gerald Williams, R (1, 7)<br>OBP: 0.339, SLG: 0.446 | C X<br>0-1 ①<br>P4 | | B C S X<br>1-2<br>SF9<br>1-3<br>2B | | F C B B B F X<br>3-2 ③<br>G5-3 | | | F B X<br>1-1 ②<br>FC1-4<br>1-2f | | 4 | 0 | 1 | 0 | 0 | 0 | 2 |
| Mark Loretta, R (1, 5)<br>OBP: 0.317, SLG: 0.309 | B C X<br>1-1 ②<br>P3 | | C B X<br>1-1 ②<br>SF9<br>2-3<br>3-H | | | F C S<br>0-3 ①<br>K | | C X<br>0-1 ③<br>F9 | | 3 | 0 | 0 | 1 | 0 | 1 | 1 |
| Jeromy Burnitz, L (1, 8)<br>OBP: 0.441, SLG: 0.526 | C C B B S<br>2-3 ③<br>K2-3 | | S B X<br>1-1 ③<br>G4-3 | | | F B S B S<br>2-3 ②<br>K | | | C X<br>0-1<br>S<br>1B | 4 | 0 | 1 | 0 | 0 | 2 | 1 |
| Dave Nilsson, L (1, 3)<br>OBP: 0.383, SLG: 0.439 | | C B B F X<br>2-2 ①<br>F7 | | F F X<br>0-2 ①<br>P4 | | X<br>0-0 ③<br>F8 | | | X<br>0-0 ①<br>P4 | 4 | 0 | 0 | 0 | 0 | 0 | 1 |
| Matt Mieske, R (1, 9)<br>OBP: 0.360, SLG: 0.456<br>Jeff Cirillo, R (9, PH)<br>OBP: 0.382, SLG: 0.399 | | B C X<br>1-1 ②<br>F8 | | B B F X<br>2-1 ②<br>G3 | | | B X<br>1-0 ①<br>L5 | | F B S B X<br>2-2 ②<br>P4<br>1-2 | 3<br>1 | 0<br>0 | 0<br>0 | 0<br>0 | 0<br>0 | 0<br>0 | 0<br>1 |
| Jose Valentin, S (1, 6)<br>OBP: 0.333, SLG: 0.398 | | C X<br>0-1<br>S<br>1B | | C B B B S X<br>2-2 ③<br>G6-3 | | | C L B S<br>1-3 ②<br>K | | B F X<br>1-1 ③<br>P6 | 4 | 0 | 1 | 0 | 0 | 1 | 1 |
| Marc Newfield, R (1, 10)<br>OBP: 0.305, SLG: 0.310 | | C B X<br>1-1 ③<br>F9<br>1-2 | | | B S C S<br>1-3 ①<br>K | | S B X<br>1-1 ③<br>G4-3 | | | 3 | 0 | 0 | 0 | 0 | 1 | 1 |
| Jeff Huson, L (1, 4)<br>OBP: 0.275, SLG: 0.255 | | | X<br>0-0 ①<br>G4-3 | | C F B B X<br>2-2<br>FC4-6<br>1B | | | X<br>0-0 ①<br>G4-3 | | 3 | 0 | 1 | 0 | 0 | 0 | 0 |
| Jesse Levis, L (1, 2)<br>OBP: 0.328, SLG: 0.345 | | | C X<br>0-1<br>2B<br>SF9<br>1B | | F X<br>0-1 ②<br>FC4-6<br>1-2f | | | B X<br>1-0<br>FC1-4<br>1B | | 3 | 1 | 2 | 0 | 0 | 0 | 1 |
| Inning Stats | R: 0 H: 0<br>E: 0 LOB: 0<br>K: 1 BB: 0<br>S: 7 P: 10 | R: 0 H: 1<br>E: 0 LOB: 1<br>K: 0 BB: 0<br>S: 9 P: 13 | R: 1 H: 2<br>E: 0 LOB: 1<br>K: 0 BB: 0<br>S: 10 P: 13 | R: 0 H: 0<br>E: 0 LOB: 0<br>K: 0 BB: 0<br>S: 8 P: 12 | R: 0 H: 1<br>E: 0 LOB: 1<br>K: 1 BB: 0<br>S: 12 P: 18 | R: 0 H: 0<br>E: 0 LOB: 0<br>K: 2 BB: 0<br>S: 7 P: 9 | R: 0 H: 0<br>E: 0 LOB: 0<br>K: 1 BB: 0<br>S: 6 P: 9 | R: 0 H: 1<br>E: 0 LOB: 1<br>K: 0 BB: 0<br>S: 6 P: 8 | R: 0 H: 1<br>E: 0 LOB: 1<br>K: 0 BB: 0<br>S: 8 P: 11 | 1B: 5 SF: 1<br>2B: 1 SAC: 0<br>3B: 0 DP: 0<br>HR: 0 HBP: 0 | | | | | | |

# TOP

## Milwaukee Brewers @ Minnesota Twins

Hubert H. Humphrey Metrodome, Minneapolis, MN

Wed May 28 1997, 8:05 PM EDT

Att. 14,118 - Dome

livebaseballscorecards.com

| | |
|---|---|
| AB | 32 |
| R | 1 |
| H | 6 |
| RBI | 1 |
| BB | 0 |
| SO | 5 |
| LOB | 9 |

| PITCHER | | IP | WLS | BF | H | R | ER | SO | BB | IBB | HBP | BLK | WP | HR | S | P | ERA | WHIP |
|---|---|---|---|---|---|---|---|---|---|---|---|---|---|---|---|---|---|---|
| Brad Radke, R<br>ERA: 4.92 | (1, 1) | 8.0 | W | 30 | 6 | 1 | 1 | 5 | 0 | 0 | 0 | 0 | 0 | 0 | 67 | 94 | 1.12 | 0.750 |
| Eddie Guardado, L<br>ERA: 4.5 | (9, 1) | 0.1 | | 1 | 0 | 0 | 0 | 0 | 0 | 0 | 0 | 0 | 0 | 0 | 1 | 1 | 0.00 | 0.000 |
| Rick Aguilera, R<br>ERA: 4.97 | (9, 1) | 0.2 | S | 2 | 0 | 0 | 0 | 0 | 0 | 0 | 0 | 0 | 0 | 0 | 5 | 8 | 0.00 | 0.000 |

| PITCHER | IP | WLS | BF | H | R | ER | SO | BB | IBB | HBP | BLK | WP | HR | S | P | ERA | WHIP |
|---|---|---|---|---|---|---|---|---|---|---|---|---|---|---|---|---|---|

# BOTTOM

| Batter | 1 | 2 | 3 | 4 | 5 | 6 | 7 | 8 | 9 | AB | R | H | RBI | BB | SO | LOB |
|---|---|---|---|---|---|---|---|---|---|---|---|---|---|---|---|---|
| Chuck Knoblauch, R (1, 4)<br>OBP: 0.420, SLG: 0.385 | B B C B F B<br>4-2 G1-4-3 BB | | | C B X<br>1-1 ① F8 | C X<br>0-1 ③ G3 | | B X<br>1-0 ③ F7 | | | 3 | 0 | 0 | 0 | 1 | 0 | 0 |
| Roberto Kelly, R (1, 9)<br>OBP: 0.333, SLG: 0.396<br>Matt Lawton, L (8, PH)<br>OBP: 0.381, SLG: 0.424<br>(9, 9) | C B X<br>1-1 ① F8 | | | C F B H<br>2-2 CS HBP | | S F B F F F S<br>1-3 ① K | | B X<br>1-0 ① G3 | | 2<br>1 | 0<br>0 | 0<br>0 | 0<br>0 | 0<br>0 | 1<br>0 | 1<br>0 |
| Paul Molitor, R (1, 10)<br>OBP: 0.368, SLG: 0.391 | 1 SAFE<br>B S B F 1 SAFE X<br>2-2 ②③ G1-4-3<br>1-2f | | | B F 1 SAFE B B B<br>4-1 ② 1B 1B BB<br>1-2 | | S F B B B X<br>2-2 ② P4 | | B B X<br>2-0 1B 1B | | 3 | 1 | 1 | 0 | 1 | 0 | 1 |
| Terry Steinbach, R (1, 2)<br>OBP: 0.357, SLG: 0.401 | | B F X<br>1-1 ① F9 | | S B 1 SAFE 1 SAFE F B B B F X<br>3-2 BB 1B 1B<br>1-3 | | B C B X<br>2-1 S 1B | | F 1 SAFE B C B X<br>1-2 G5-4-3 1B<br>1-2 | | 4 | 0 | 3 | 0 | 0 | 0 | 0 |
| Marty Cordova, R (1, 7)<br>OBP: 0.385, SLG: 0.647 | | S B F B S<br>2-3 ② K | | X<br>0-0 BB 1B<br>1-2 3-H | | S F B B B X<br>2-2 ③ L6<br>1-2 | | X<br>0-0 ②③ G5-4-3<br>1-2f | | 4 | 0 | 1 | 1 | 0 | 1 | 3 |
| Ron Coomer, R (1, 5)<br>OBP: 0.346, SLG: 0.480 | | B X<br>1-0 ③ F7 | | B B B B<br>4-0 BB<br>1-2 2-3 | | | B X<br>1-0 HR | | | 2 | 1 | 1 | 1 | 1 | 0 | 0 |
| Greg Colbrunn, R (1, 3)<br>OBP: 0.298, SLG: 0.406 | | | B B X<br>2-0 ① G1-3 | X<br>0-0 ③ F9 | | | B B F X<br>2-1 ① G5-3 | | | 3 | 0 | 0 | 0 | 0 | 0 | 3 |
| Darrin Jackson, R (1, 8)<br>OBP: 0.270, SLG: 0.543 | | | S B B B F S<br>2-3 ② K | | B X<br>1-0 ① G6-3 | | B B F F B X<br>3-2 HR | | | 3 | 1 | 1 | 1 | 0 | 1 | 0 |
| Pat Meares, R (1, 6)<br>OBP: 0.331, SLG: 0.477 | | | C X<br>0-1 ③ P6 | | F C B F B X<br>2-2 ② L8 | | C S B S<br>1-3 ② K | | | 3 | 0 | 0 | 0 | 0 | 1 | 0 |
| Inning Stats | R: 0 H: 0<br>E: 0 LOB: 0<br>K: 0 BB: 1<br>S: 7 P: 14 | R: 0 H: 0<br>E: 0 LOB: 0<br>K: 1 BB: 0<br>S: 6 P: 10 | R: 0 H: 0<br>E: 0 LOB: 0<br>K: 1 BB: 0<br>S: 6 P: 10 | R: 1 H: 2<br>E: 0 LOB: 3<br>K: 0 BB: 2<br>S: 11 P: 25 | R: 0 H: 0<br>E: 0 LOB: 0<br>K: 0 BB: 0<br>S: 7 P: 10 | R: 0 H: 1<br>E: 0 LOB: 1<br>K: 1 BB: 0<br>S: 14 P: 21 | R: 2 H: 2<br>E: 0 LOB: 0<br>K: 1 BB: 0<br>S: 10 P: 18 | R: 0 H: 2<br>E: 0 LOB: 1<br>K: 0 BB: 0<br>S: 6 P: 10 | | 1B: 5 SF: 0<br>2B: 0 SAC: 0<br>3B: 0 DP: 2<br>HR: 2 HBP: 1 | | | | WP: 0 PA: 32<br>PB: 0<br>SB: 1<br>CS: 1 | | |

| PITCHER | | IP | WLS | BF | H | R | ER | SO | BB | IBB | HBP | BLK | WP | HR | S | P | ERA | WHIP |
|---|---|---|---|---|---|---|---|---|---|---|---|---|---|---|---|---|---|---|
| Scott Karl, L<br>ERA: 4.97 | (1, 1) | 6.1 | L | 26 | 5 | 3 | 3 | 3 | 3 | 0 | 1 | 0 | 0 | 2 | 57 | 102 | 4.26 | 1.263 |
| Mike Fetters, R<br>ERA: 5.4 | (7, 1) | 1.2 | | 6 | 2 | 0 | 0 | 1 | 0 | 0 | 0 | 0 | 0 | 0 | 10 | 16 | 0.00 | 1.200 |

| PITCHER | IP | WLS | BF | H | R | ER | SO | BB | IBB | HBP | BLK | WP | HR | S | P | ERA | WHIP |
|---|---|---|---|---|---|---|---|---|---|---|---|---|---|---|---|---|---|

Milwaukee Brewers @ Minnesota Twins

Hubert H. Humphrey Metrodome, Minneapolis, MN

Wed May 28 1997, 8:05 PM EDT

Att. 14,118 - Dome

livebaseballscorecards.com

| | |
|---|---|
| AB | 28 |
| R | 3 |
| H | 7 |
| RBI | 3 |
| BB | 3 |
| SO | 4 |
| LOB | 8 |

| Batter | 1 | 2 | 3 | 4 | 5 | 6 | 7 | 8 | 9 | AB | R | H | RBI | BB | SO | LOB |
|---|---|---|---|---|---|---|---|---|---|---|---|---|---|---|---|---|
| Gerald Williams, R (1, 7)<br>OBP: 0.341, SLG: 0.445 | S B C X 1-2 G5-3 ① | | B X 1-0 1B 1B 2B 1-2 2-H 1B | C C B X 1-2 CS S 1B | | | C B B X 2-1 G5-3 ① | B S C S 1-3 K ③ | | 5 | 1 | 2 | 1 | 0 | 1 | 1 |
| Jeff Cirillo, R (1, 5)<br>OBP: 0.382, SLG: 0.399 | C S B F F X 1-2 FC6-4 1B | | S X 0-1 1B 2B 1-2 2-3 1B | 1 SAFE B B B C X 3-1 G6-3 ② ③ 1-3 | | | X 0-0 F9 ② | | F B X 1-1 L9 ① | 5 | 1 | 2 | 0 | 0 | 0 | 1 |
| Dave Nilsson, L (1, 10)<br>OBP: 0.374, SLG: 0.427 | C C B B S 2-3 K ② | | C S C 0-3 K ① | | B B X 2-0 F9 ① | | B B X 2-0 P6 ③ | | F F B X 1-2 F7 ② | 5 | 0 | 0 | 0 | 0 | 2 | 4 |
| John Jaha, R (1, 3)<br>OBP: 0.364, SLG: 0.516 | B 1 SAFE X 1-0 FC6-4 ③ 1-2f | | X 0-0 2B 1-2 2-3 3-H 1B | | C B B F B X 3-2 F8 ② | | | C C F F B X 0-2 L8 ① | C S B B B X 2-2 WP 1B | 5 | 0 | 2 | 1 | 0 | 0 | 1 |
| Jeromy Burnitz, L (1, 8)<br>OBP: 0.447, SLG: 0.529 | | C X 0-1 G4-3 ① | B X 1-0 1-3 2-H 3-H 2B | | H 1-0 HBP | | | B S B S B B 4-2 3B BB | B X 1-0 G4-3 ③ 1-2 | 3 | 1 | 1 | 2 | 1 | 0 | 1 |
| Matt Mieske, R (1, 9)<br>OBP: 0.357, SLG: 0.466 | | C C B B B B X 3-2 G6-3 ② | F B B B F B S 3-3 K ② | | X 0-0 G3 ③ | | | S B F X 1-2 1-H HR 3B | | 4 | 1 | 1 | 1 | 0 | 1 | 3 |
| Mark Loretta, R (1, 4)<br>OBP: 0.322, SLG: 0.333 | | C X 0-1 G5-3 ③ | B F B F B B 4-2 BB | | B F X 1-1 P9 ① | | | B F B X 2-1 3-H HR | | 3 | 1 | 1 | 2 | 1 | 0 | 0 |
| Jose Valentin, S (1, 6)<br>OBP: 0.330, SLG: 0.391 | | | x 0-0 1B 1B<br>x 0-0 P2 ③ | | X 0-0 F7 ② | | | B B S S X 2-2 F9 ② | | 4 | 1 | 1 | 0 | 0 | 0 | 3 |
| Mike Matheny, R (1, 2)<br>OBP: 0.308, SLG: 0.385 | | | 1 SAFE X 0-0 1B 1B 1-2 1B | X 0-0 P4 ① | | | C X 0-1 F8 ③ | X 0-0 2B | | 4 | 1 | 2 | 0 | 0 | 0 | 0 |
| Inning Stats | R: 0 E: 0 K: 1 S: 12 H: 1 LOB: 1 BB: 0 P: 17 | R: 0 E: 0 K: 0 S: 7 H: 0 LOB: 0 BB: 0 P: 10 | R: 4 E: 0 K: 2 S: 16 H: 6 LOB: 3 BB: 1 P: 25 | R: 0 E: 0 K: 0 S: 6 H: 1 LOB: 0 BB: 0 P: 10 | R: 0 E: 0 K: 0 S: 5 H: 0 LOB: 1 BB: 0 P: 11 | R: 0 E: 0 K: 0 S: 5 H: 0 LOB: 0 BB: 0 P: 6 | R: 0 E: 0 K: 0 S: 4 H: 0 LOB: 0 BB: 0 P: 8 | R: 3 E: 0 K: 1 S: 19 H: 3 LOB: 1 BB: 1 P: 29 | R: 0 E: 0 K: 0 S: 9 H: 1 LOB: 1 BB: 0 P: 14 | 1B: 8 2B: 2 3B: 1 HR: 1 | SF: 0 SAC: 0 DP: 0 HBP: 1 | | | | | | |

# Milwaukee Brewers @ Minnesota Twins

Hubert H. Humphrey Metrodome, Minneapolis, MN

Thu May 29 1997, 4:33 AM EDT

Att. 14,642 - Dome

TOP

livebaseballscorecards.com

| | |
|---|---|
| AB | 38 |
| R | 7 |
| H | 12 |
| RBI | 7 |
| BB | 2 |
| SO | 4 |
| LOB | 14 |

WP: 1 PB: 0 SB: 1 CS: 1 PA: 41

| PITCHER | | IP | WLS | BF | H | R | ER | SO | BB | IBB | HBP | BLK | WP | HR | S | P | ERA | WHIP |
|---|---|---|---|---|---|---|---|---|---|---|---|---|---|---|---|---|---|---|
| Rich Robertson, L<br>ERA: 5.84 | (1, 1) | 7.1 | L | 32 | 8 | 5 | 5 | 3 | 2 | 0 | 1 | 0 | 0 | 0 | 62 | 98 | 6.14 | 1.364 |
| Mike Trombley, R<br>ERA: 4.18 | (8, 1) | 0.2 | | 5 | 3 | 2 | 2 | 1 | 0 | 0 | 0 | 0 | 0 | 1 | 12 | 18 | 27.00 | 4.500 |
| Todd Ritchie, R<br>ERA: 4.97 | (9, 1) | 1.0 | | 4 | 1 | 0 | 0 | 0 | 0 | 0 | 0 | 0 | 1 | 0 | 9 | 14 | 0.00 | 1.000 |

| PITCHER | IP | WLS | BF | H | R | ER | SO | BB | IBB | HBP | BLK | WP | HR | S | P | ERA | WHIP |
|---|---|---|---|---|---|---|---|---|---|---|---|---|---|---|---|---|---|

| Batter | 1 | 2 | 3 | 4 | 5 | 6 | 7 | 8 | 9 | AB | R | H | RBI | BB | SO | LOB |
|---|---|---|---|---|---|---|---|---|---|---|---|---|---|---|---|---|
| Matt Lawton, L (1, 9)<br>OBP: 0.377, SLG: 0.429 | P4 | | G5-3 | | SF9 3B | | L4-3 | | K | 5 | 1 | 1 | 1 | 0 | 1 | 2 |
| Darrin Jackson, R (1, 8)<br>OBP: 0.244, SLG: 0.500 | K2-3 | | G6-3 | | SF9 | | K | | | 3 | 0 | 0 | 1 | 0 | 2 | 1 |
| Paul Molitor, R (1, 10)<br>OBP: 0.365, SLG: 0.382 | BB | | | G4-3 | L8 | | | G6-3 | | 3 | 0 | 0 | 0 | 1 | 0 | 0 |
| Greg Myers, L (1, 2)<br>OBP: 0.349, SLG: 0.429 | BB | | | 1B 2B 1B | L7 | | | K | | 3 | 1 | 1 | 0 | 1 | 1 | 0 |
| Marty Cordova, R (1, 7)<br>OBP: 0.395, SLG: 0.632 | K | | | 2B | | K | | 1B | | 4 | 0 | 2 | 0 | 0 | 2 | 2 |
| Scott Stahoviak, L (1, 3)<br>OBP: 0.313, SLG: 0.500 | | G3-1 | | 2B | | G6-3 | | K | | 4 | 0 | 1 | 1 | 0 | 1 | 1 |
| Ron Coomer, R (1, 5)<br>OBP: 0.333, SLG: 0.461 | | L7 | | K | | P4 | | | G5-3 | 4 | 0 | 0 | 0 | 0 | 1 | 2 |
| Denny Hocking, S (1, 4)<br>OBP: 0.320, SLG: 0.385 | | P5 | | G3 | | | 1B | | WP 3B | 4 | 1 | 2 | 0 | 0 | 0 | 2 |
| Pat Meares, R (1, 6)<br>OBP: 0.335, SLG: 0.477 | | | P5 | | 3B 1B | | SAFE L4-3 1B | | K | 4 | 1 | 2 | 0 | 0 | 1 | 1 |
| Inning Stats | R: 0 E: 0 K: 2 S: 10 H: 0 LOB: 2 BB: 2 P: 20 | R: 0 E: 0 K: 0 S: 8 H: 0 LOB: 0 BB: 0 P: 11 | R: 0 E: 0 K: 0 S: 5 H: 0 LOB: 0 BB: 0 P: 8 | R: 1 E: 0 K: 1 S: 20 H: 3 LOB: 2 BB: 0 P: 27 | R: 2 E: 0 K: 0 S: 11 H: 2 LOB: 0 BB: 0 P: 19 | R: 0 E: 0 K: 1 S: 6 H: 0 LOB: 0 BB: 0 P: 11 | R: 0 E: 0 K: 1 S: 7 H: 2 LOB: 1 BB: 0 P: 11 | R: 0 E: 0 K: 2 S: 9 H: 1 LOB: 1 BB: 0 P: 14 | R: 1 E: 0 K: 2 S: 12 H: 1 LOB: 0 BB: 0 P: 18 | 1B: 6 2B: 2 3B: 2 HR: 0 | SF: 1 SAC: 0 DP: 1 HBP: 0 | | | | | | |

| PITCHER | | IP | WLS | BF | H | R | ER | SO | BB | IBB | HBP | BLK | WP | HR | S | P | ERA | WHIP |
|---|---|---|---|---|---|---|---|---|---|---|---|---|---|---|---|---|---|---|
| Jeff D'Amico, R<br>ERA: 5.36 | (1, 1) | 6.0 | W | 25 | 5 | 3 | 3 | 4 | 2 | 0 | 0 | 0 | 0 | 0 | 60 | 96 | 4.50 | 1.167 |
| Bob Wickman, R<br>ERA: 3.9 | (7, 1) | 2.0 | | 8 | 3 | 0 | 0 | 3 | 0 | 0 | 0 | 0 | 0 | 0 | 16 | 25 | 0.00 | 1.500 |
| Doug Jones, R<br>ERA: 2.22 | (9, 1) | 1.0 | | 4 | 1 | 1 | 1 | 2 | 0 | 0 | 0 | 0 | 1 | 0 | 12 | 18 | 9.00 | 1.000 |

| PITCHER | IP | WLS | BF | H | R | ER | SO | BB | IBB | HBP | BLK | WP | HR | S | P | ERA | WHIP |
|---|---|---|---|---|---|---|---|---|---|---|---|---|---|---|---|---|---|

# BOTTOM

## Milwaukee Brewers @ Minnesota Twins

Hubert H. Humphrey Metrodome, Minneapolis, MN

Thu May 29 1997, 4:33 AM EDT

Att. 14,642 - Dome

livebaseballscorecards.com

| | |
|---|---|
| AB | 34 |
| R | 4 |
| H | 9 |
| RBI | 3 |
| BB | 2 |
| SO | 9 |
| LOB | 11 |

| | | | |
|---|---|---|---|
| 1B: 6 | SF: 1 | WP: 1 | PA: 37 |
| 2B: 2 | SAC: 0 | PB: 0 | |
| 3B: 2 | DP: 1 | SB: 0 | |
| HR: 0 | HBP: 0 | CS: 0 | |

| Batter | 1 | 2 | 3 | 4 | 5 | 6 | 7 | 8 | 9 | AB | R | H | RBI | BB | SO | LOB |
|---|---|---|---|---|---|---|---|---|---|---|---|---|---|---|---|---|
| Chuck Knoblauch, R (1, 4)<br>OBP: 0.416, SLG: 0.380 | S B X<br>1-1<br>G4-3 | | B C B X<br>2-1 ①<br>G6-3 | | B C X<br>1-1<br>1-H<br>2B<br>1B | | S B C X<br>1-2 ②<br>G4-3<br>2-3 | | 1 SAFE C B 1 B X<br>SAFE<br>2-1 ③<br>FC6-4<br>1-2f | 5 | 1 | 1 | 1 | 0 | 0 | 2 |
| Matt Lawton, L (1, 9)<br>OBP: 0.379, SLG: 0.436 | B B B C X<br>3-1 ②<br>P2 | | B C B B C F X<br>3-2 ②<br>G3 | | B 1 SAFE X<br>1-0<br>1-H<br>2B | | B C C D X<br>2-2<br>3-H<br>1B | | | 4 | 0 | 2 | 2 | 0 | 0 | 0 |
| Paul Molitor, R (1, 10)<br>OBP: 0.369, SLG: 0.381 | B C F X<br>1-2<br>BB<br>1B<br>1B | | B B C X<br>2-1 ③<br>G4-3 | | B B B<br>4-0<br>BB | | C 1 SAFE B 1 SAFE C F X<br>1-2 ③<br>G3-1 | | | 3 | 1 | 1 | 0 | 1 | 0 | 1 |
| Greg Myers, L (1, 2)<br>OBP: 0.344, SLG: 0.413 | B 1 SAFE S S B 1 B F F<br>4-2<br>B<br>1B<br>1-2<br>BB | | | B B F S S<br>2-3 ①<br>K | S S B S<br>1-3 ③<br>K | | | B B X<br>2-0 ①<br>G1-3 | | 3 | 0 | 0 | 0 | 1 | 2 | 2 |
| Marty Cordova, R (1, 7)<br>OBP: 0.383, SLG: 0.595 | C X<br>0-1<br>1-2<br>2-H<br>1B | | | F F B F S<br>1-3 ②<br>K | | X<br>0-0 ①<br>L6 | | C S X<br>0-2 ②<br>G1-3 | | 4 | 0 | 1 | 1 | 0 | 1 | 0 |
| Ron Coomer, R (1, 5)<br>OBP: 0.321, SLG: 0.443 | B S C C<br>1-3 ③<br>K | | | C B S B S<br>2-3 ③<br>K | | X<br>0-0 ②<br>P6 | | C X<br>0-1 ③<br>L7 | | 4 | 0 | 0 | 0 | 0 | 2 | 2 |
| Scott Stahoviak, L (1, 3)<br>OBP: 0.306, SLG: 0.452 | | C B B S B B B<br>4-2<br>CS<br>BB | | | B S B B F X<br>3-2 ①<br>F8 | C B B S S<br>3-3 ③<br>K | | | B C B B X<br>3-1 ①<br>F7 | 3 | 0 | 0 | 0 | 1 | 1 | 0 |
| Darrin Jackson, R (1, 8)<br>OBP: 0.244, SLG: 0.476 | | 1 SAFE S B F C<br>1-3 ① ②<br>K<br>1-2 | | | X<br>0-0 ②<br>P2 | | F F X<br>0-2<br>E1<br>G4-3<br>G3-1<br>1B | | B B S S S X<br>2-2<br>FC6-4<br>1B | 4 | 1 | 1 | 0 | 0 | 1 | 1 |
| Pat Meares, R (1, 6)<br>OBP: 0.333, SLG: 0.471 | | C F X<br>0-2 ③<br>P6 | | | C X<br>0-1<br>BLK<br>1B<br>1B | | B 1 SAFE 1 SAFE X<br>1-0 ①<br>G3-1<br>1-2 | | 1 SAFE C B C 1 B S<br>2-3 ②<br>K | 4 | 1 | 1 | 0 | 0 | 1 | 2 |
| Inning Stats | R: 1 H: 2<br>E: 0 LOB: 2<br>K: 1 BB: 1<br>S: 16 P: 26 | R: 0 H: 0<br>E: 0 LOB: 0<br>K: 1 BB: 1<br>S: 8 P: 13 | R: 0 H: 0<br>E: 0 LOB: 0<br>K: 0 BB: 0<br>S: 8 P: 15 | R: 0 H: 0<br>E: 0 LOB: 0<br>K: 3 BB: 0<br>S: 10 P: 15 | R: 2 H: 3<br>E: 0 LOB: 2<br>K: 1 BB: 1<br>S: 12 P: 22 | R: 0 H: 0<br>E: 0 LOB: 0<br>K: 1 BB: 0<br>S: 5 P: 8 | R: 1 H: 1<br>E: 1 LOB: 1<br>K: 0 BB: 0<br>S: 14 P: 19 | R: 0 H: 0<br>E: 0 LOB: 0<br>K: 0 BB: 0<br>S: 6 P: 8 | R: 0 H: 1<br>E: 0 LOB: 1<br>K: 1 BB: 0<br>S: 10 P: 19 | 1B: 6 SF: 0<br>2B: 1 SAC: 0<br>3B: 0 DP: 0<br>HR: 0 HBP: 0 | | | | | | |

| PITCHER | | IP | WLS | BF | H | R | ER | SO | BB | IBB | HBP | BLK | WP | HR | S | P | ERA | WHIP |
|---|---|---|---|---|---|---|---|---|---|---|---|---|---|---|---|---|---|---|
| Jason Dickson, R<br>ERA: 3.78 | (1, 1) | 7.0 | L | 30 | 6 | 4 | 3 | 7 | 3 | 0 | 0 | 1 | 0 | 0 | 73 | 118 | 3.86 | 1.286 |
| Pep Harris, R<br>ERA: 3.86 | (8, 1) | 2.0 | | 7 | 1 | 0 | 0 | 1 | 0 | 0 | 0 | 0 | 0 | 0 | 16 | 27 | 0.00 | 0.500 |

| PITCHER | IP | WLS | BF | H | R | ER | SO | BB | IBB | HBP | BLK | WP | HR | S | P | ERA | WHIP |
|---|---|---|---|---|---|---|---|---|---|---|---|---|---|---|---|---|---|

# TOP

## Minnesota Twins @ Anaheim Angels

Anaheim Stadium, Anaheim, CA

Fri May 30 1997, 10:05 PM EDT

Att. 28,922 - Unknown - 78 F

livebaseballscorecards.com

| | |
|---|---|
| AB | 34 |
| R | 4 |
| H | 7 |
| RBI | 4 |
| BB | 3 |
| SO | 8 |
| LOB | 10 |

| | | | | | | | | | | | | | | | | | | |
|---|---|---|---|---|---|---|---|---|---|---|---|---|---|---|---|---|---|---|
| WP: 0 | PA: 37 | | | | | | | | | | | | | | | | | |
| PB: 0 | | | | | | | | | | | | | | | | | | |
| SB: 0 | | | | | | | | | | | | | | | | | | |
| CS: 1 | | | | | | | | | | | | | | | | | | |

# Minnesota Twins @ Anaheim Angels

Anaheim Stadium, Anaheim, CA

Fri May 30 1997, 10:05 PM EDT

Att. 28,922 - Unknown - 78 F

## BOTTOM

| Batter | 1 | 2 | 3 | 4 | 5 | 6 | 7 | 8 | 9 | AB | R | H | RBI | BB | SO | LOB |
|---|---|---|---|---|---|---|---|---|---|---|---|---|---|---|---|---|
| Tony Phillips, S (1, 4)<br>OBP: 0.427, SLG: 0.360 | G4-3 | CS<br>1-2 | G6-4-3<br>1B | | K | | L7 | | P6 | 5 | 0 | 1 | 0 | 0 | 1 | 1 |
| Darin Erstad, L (1, 3)<br>OBP: 0.358, SLG: 0.480 | 1B<br>1B | | K | | G4-3<br>2-H<br>2B | | 2B | | | 4 | 0 | 3 | 1 | 0 | 1 | 1 |
| Dave Hollins, S (1, 5)<br>OBP: 0.379, SLG: 0.430 | F8 | | G6-4-3<br>1-2f | | G4-3<br>2-3 | | P4 | | | 4 | 0 | 0 | 0 | 0 | 0 | 4 |
| Jim Leyritz, R (1, 2)<br>OBP: 0.376, SLG: 0.486 | 1 SAFE<br>1-3<br>1B | | | 1B<br>16<br>1B<br>1B | G3-1 | | G6-3 | | | 4 | 1 | 2 | 0 | 0 | 0 | 2 |
| Tim Salmon, R (1, 9)<br>OBP: 0.347, SLG: 0.386 | K | | | 16<br>1B<br>1-2<br>1B | | G5-3 | | F9 | | 4 | 0 | 1 | 0 | 0 | 1 | 2 |
| 16 Garret Anderson, L (1, 7)<br>OBP: 0.368, SLG: 0.401 | | G3 | | FC1-6<br>1-3<br>2-H<br>1B | | F8 | | G6-3 | | 4 | 0 | 1 | 1 | 0 | 0 | 0 |
| Eddie Murray, S (1, 10)<br>OBP: 0.282, SLG: 0.326 | | HR | | FC1-6<br>G1-6-3<br>1-2f | | 2B | | F8 | | 4 | 1 | 2 | 1 | 0 | 0 | 2 |
| Orlando Palmeiro, L (1, 8)<br>OBP: 0.313, SLG: 0.236 | | G6-3 | | G1-6-3<br>1-2f | | BB | | | L7 | 2 | 0 | 0 | 0 | 1 | 0 | 2 |
| Jim Edmonds, L (9, PH)<br>OBP: 0.374, SLG: 0.533 | | | | | | | | | | 1 | 0 | 0 | 0 | 0 | 0 | 0 |
| Gary Disarcina, R (1, 6)<br>OBP: 0.283, SLG: 0.384 | | CS<br>1B | | | 2B<br>2B | K | | | L4 | 4 | 1 | 2 | 0 | 0 | 1 | 2 |
| Inning Stats | R: 0 E: 0 K: 1 S: 12 H: 2 LOB: 2 BB: 0 P: 17 | R: 1 E: 0 K: 0 S: 7 H: 2 LOB: 0 BB: 0 P: 13 | R: 0 E: 0 K: 1 S: 6 H: 1 LOB: 0 BB: 0 P: 10 | R: 1 E: 0 K: 0 S: 8 H: 3 LOB: 1 BB: 0 P: 9 | R: 1 E: 0 K: 1 S: 16 H: 2 LOB: 1 BB: 0 P: 22 | R: 0 E: 0 K: 1 S: 10 H: 1 LOB: 2 BB: 1 P: 16 | R: 0 E: 0 K: 0 S: 11 H: 1 LOB: 1 BB: 0 P: 17 | R: 0 E: 0 K: 0 S: 10 H: 0 LOB: 0 BB: 0 P: 15 | R: 0 E: 0 K: 0 S: 8 H: 0 LOB: 0 BB: 0 P: 11 | 1B: 7 2B: 4 3B: 0 HR: 1 | SF: 0 SAC: 0 DP: 2 HBP: 0 | | | | | | |

livebaseballscorecards.com

| | AB | 36 |
|---|---|---|
| | R | 3 |
| | H | 12 |
| | RBI | 3 |
| | BB | 1 |
| | SO | 4 |
| | LOB | 16 |

WP: 0 PB: 0 SB: 0 CS: 1 PA: 38

| PITCHER | | IP | WLS | BF | H | R | ER | SO | BB | IBB | HBP | BLK | WP | HR | S | P | ERA | WHIP |
|---|---|---|---|---|---|---|---|---|---|---|---|---|---|---|---|---|---|---|
| Bob Tewksbury, R<br>ERA: 3.57 | (1, 1) | 7.0 | W | 31 | 12 | 3 | 3 | 4 | 1 | 0 | 0 | 0 | 0 | 1 | 70 | 104 | 3.86 | 1.857 |
| Greg Swindell, L<br>ERA: 4.84 | (8, 1) | 1.0 | | 3 | 0 | 0 | 0 | 0 | 0 | 0 | 0 | 0 | 0 | 0 | 10 | 15 | 0.00 | 0.000 |
| Rick Aguilera, R<br>ERA: 4.78 | (9, 1) | 1.0 | S | 3 | 0 | 0 | 0 | 0 | 0 | 0 | 0 | 0 | 0 | 0 | 8 | 11 | 0.00 | 0.000 |

| PITCHER | IP | WLS | BF | H | R | ER | SO | BB | IBB | HBP | BLK | WP | HR | S | P | ERA | WHIP |
|---|---|---|---|---|---|---|---|---|---|---|---|---|---|---|---|---|---|

# Minnesota Twins @ Anaheim Angels

Anaheim Stadium, Anaheim, CA

Sat May 31 1997, 10:05 PM EDT

Att. 19,147 - Unknown - 75 F

livebaseballscorecards.com

## TOP

| Batter | 1 | 2 | 3 | 4 | 5 | 6 | 7 | 8 | 9 | AB | R | H | RBI | BB | SO | LOB |
|---|---|---|---|---|---|---|---|---|---|---|---|---|---|---|---|---|
| Chuck Knoblauch, R (1, 4)<br>OBP: 0.411, SLG: 0.376 | C B F B C<br>2-3 ① K | 1 SAFE B B F S 1 SAFE X<br>2-2 ③ F7 | | | B F B X<br>2-1 1B S G6-4-3 1B | | C B X<br>1-1 E6 | | S X<br>0-1 ③ F9 | 5 | 1 | 1 | 0 | 0 | 1 | 2 |
| Rich Becker, L (1, 8)<br>OBP: 0.386, SLG: 0.371 | B C C S<br>1-3 ② K | | B X<br>1-0 S 1B | | B B C B B<br>4-1 G6-4-3 1B<br>1-2 BB | | 1 SAFE 1 SAFE C C B B 1 SAFE C<br>2-3 ① K | | | 3 | 0 | 1 | 0 | 1 | 2 | 1 |
| Paul Molitor, R (1, 10)<br>OBP: 0.372, SLG: 0.385 | F B B F X<br>2-2 1B | B F 1 SAFE F 1 SAFE S<br>1-3 ① K | | | F B X<br>1-1 G6-4-3<br>1-2<br>2-3 1B | | F 1 SAFE B F B B X<br>3-2 ② F7 | | | 4 | 0 | 2 | 0 | 0 | 1 | 2 |
| Terry Steinbach, R (1, 2)<br>OBP: 0.349, SLG: 0.391 | B X<br>1-0 ③ G5-3 | B 1 SAFE 1 SAFE F B F S<br>2-3 ② K<br>1-2 | | | B X<br>1-0 ① ② G6-4-3<br>1-2f<br>2-3<br>3-H | | F B S B 1 SAFE B S<br>3-3 ③ K | | | 4 | 0 | 0 | 0 | 0 | 2 | 5 |
| Roberto Kelly, R (1, 9)<br>OBP: 0.325, SLG: 0.386 | | B B F X<br>2-1 ① G5-3 | B B C F B F X<br>3-2 ③ F8 | | F S B B S<br>2-3 ③ K | | | X<br>0-0 ① L8 | | 3 | 0 | 0 | 0 | 0 | 1 | 2 |
| Matt Lawton, L (8, PH)<br>OBP: 0.377, SLG: 0.433 (8, 9) | | | | | | | | | | 1 | 0 | 0 | 0 | 0 | 0 | 0 |
| Marty Cordova, R (1, 7)<br>OBP: 0.373, SLG: 0.556 | | F F B B F B B<br>4-2 FC6-4 1B BB BB | | F B S F B B X<br>3-2 ① P4 | | C X<br>0-1 ① G4-3 | | S B X<br>1-1 ② G5-3 | | 3 | 1 | 0 | 0 | 1 | 0 | 0 |
| Ron Coomer, R (1, 5)<br>OBP: 0.328, SLG: 0.468 | | 1 SAFE 1 SAFE B 1 SAFE B B F F B<br>4-2 FC6-4<br>1-2 BB | | F B X<br>1-1 HR | | C B X<br>1-1 ② G4-3 | | X<br>0-0 ③ G6-3 | | 3 | 1 | 1 | 1 | 1 | 0 | 0 |
| Greg Colbrunn, R (1, 3)<br>OBP: 0.294, SLG: 0.400 | | C B S B X<br>2-2 ② FC6-4 1B<br>1-2f<br>2-3 | | F X<br>0-1 ② F8 | | B B C C B X<br>3-2 2B | | | F B S S<br>1-3 ① K | 2 | 0 | 0 | 0 | 0 | 0 | 2 |
| Scott Stahoviak, L (6, PH)<br>OBP: 0.316, SLG: 0.485 (6, 3) | | | | | | | | | | 2 | 0 | 1 | 0 | 0 | 1 | 0 |
| Pat Meares, R (1, 6)<br>OBP: 0.333, SLG: 0.469 | | C S F X<br>0-2<br>1-3<br>3-H 1B | | C B B S F S<br>2-3 ③ K2-3 | | C B B B X<br>2-1 ③ F9 | | | X<br>0-0 ② F8 | 3 | 0 | 1 | 1 | 0 | 1 | 1 |
| Greg Myers, L (9, PH)<br>OBP: 0.341, SLG: 0.407 | | | | | | | | | | 1 | 0 | 0 | 0 | 0 | 0 | 0 |

| Inning Stats | 1 | 2 | 3 | 4 | 5 | 6 | 7 | 8 | 9 |
|---|---|---|---|---|---|---|---|---|---|
| | R: 0 H: 1<br>E: 0 LOB: 1<br>K: 2 BB: 0<br>S: 10 P: 16 | R: 1 H: 1<br>E: 0 LOB: 2<br>K: 0 BB: 2<br>S: 18 P: 32 | R: 0 H: 1<br>E: 0 LOB: 1<br>K: 2 BB: 0<br>S: 11 P: 18 | R: 1 H: 1<br>E: 0 LOB: 0<br>K: 1 BB: 0<br>S: 13 P: 19 | R: 1 H: 2<br>E: 0 LOB: 1<br>K: 1 BB: 1<br>S: 9 P: 19 | R: 0 H: 1<br>E: 0 LOB: 1<br>K: 0 BB: 0<br>S: 9 P: 15 | R: 0 H: 0<br>E: 1 LOB: 1<br>K: 2 BB: 0<br>S: 11 P: 20 | R: 0 H: 0<br>E: 0 LOB: 0<br>K: 0 BB: 0<br>S: 4 P: 5 | R: 0 H: 0<br>E: 0 LOB: 0<br>K: 1 BB: 0<br>S: 6 P: 7 |

| 1B: 5 | SF: 0 | WP: 0 | PA: 37 |
|---|---|---|---|
| 2B: 1 | SAC: 0 | PB: 0 | |
| 3B: 0 | DP: 1 | SB: 2 | |
| HR: 1 | HBP: 0 | CS: 0 | |

| | AB | 34 |
|---|---|---|
| | R | 3 |
| | H | 7 |
| | RBI | 2 |
| | BB | 3 |
| | SO | 9 |
| | LOB | 15 |

| PITCHER | IP | WLS | BF | H | R | ER | SO | BB | IBB | HBP | BLK | WP | HR | S | P | ERA | WHIP |
|---|---|---|---|---|---|---|---|---|---|---|---|---|---|---|---|---|---|
| Chuck Finley, L (1, 1)<br>ERA: 4.95 | 5.0 | W | 23 | 6 | 3 | 3 | 6 | 3 | 0 | 0 | 0 | 0 | 1 | 61 | 104 | 5.40 | 1.800 |
| Rich DeLucia, R (6, 1)<br>ERA: 3.0 | 2.0 | | 8 | 1 | 0 | 0 | 2 | 0 | 0 | 0 | 0 | 0 | 0 | 20 | 35 | 0.00 | 0.500 |
| Mike James, R (8, 1)<br>ERA: 4.21 | 1.0 | | 3 | 0 | 0 | 0 | 0 | 0 | 0 | 0 | 0 | 0 | 0 | 4 | 5 | 0.00 | 0.000 |
| Troy Percival, R (9, 1)<br>ERA: 6.48 | 1.0 | S | 3 | 0 | 0 | 0 | 1 | 0 | 0 | 0 | 0 | 0 | 0 | 6 | 7 | 0.00 | 0.000 |

| PITCHER | IP | WLS | BF | H | R | ER | SO | BB | IBB | HBP | BLK | WP | HR | S | P | ERA | WHIP |
|---|---|---|---|---|---|---|---|---|---|---|---|---|---|---|---|---|---|

# Minnesota Twins @ Anaheim Angels

Anaheim Stadium, Anaheim, CA

Sat May 31 1997, 10:05 PM EDT

Att. 19,147 - Unknown - 75 F

BOTTOM

livebaseballscorecards.com

| Batter | 1 | 2 | 3 | 4 | 5 | 6 | 7 | 8 | 9 | AB | R | H | RBI | BB | SO | LOB |
|---|---|---|---|---|---|---|---|---|---|---|---|---|---|---|---|---|
| Tony Phillips, S (1, 7)<br>OBP: 0.426, SLG: 0.354<br>Orlando Palmeiro, L (9, 8)<br>OBP: 0.313, SLG: 0.236 | C C B X 1-2 F9 ① | | B B B 4-0 1B HR BB | B B C B 4-1 S G3 BB | | B F B C B T 3-2 K ① | | C F X 0-2 G5-3 ② | | 3<br>0 | 1<br>0 | 0<br>0 | 0<br>0 | 2<br>0 | 1<br>0 | 0<br>0 |
| Darin Erstad, L (1, 3)<br>OBP: 0.354, SLG: 0.473 | C S B B B X 3-2 L7 ② | | B B X 2-0 1-2 HR 1B | C B 1 SAFE B X 3-1 1-2 G3 ① | | B X 1-0 F8 ② | | C C S 0-3 K ③ | | 5 | 1 | 1 | 0 | 0 | 1 | 1 |
| Dave Hollins, S (1, 5)<br>OBP: 0.386, SLG: 0.470 | C F B B X 2-2 HR | | 2 SAFE C C X 0-1 1-H 2-H HR | C B B S S 2-3 K ② | | B F F X 1-2 1B | | | | 4 | 2 | 3 | 4 | 0 | 1 | 1 |
| Jim Leyritz, R (1, 2)<br>OBP: 0.373, SLG: 0.480 | B B X 2-0 1B 1B | | X 0-0 P3 ① | B C S S 1-3 K ③ | | X 0-0 L9 ③ | | | | 4 | 0 | 1 | 0 | 0 | 1 | 2 |
| Tim Salmon, R (1, 9)<br>OBP: 0.350, SLG: 0.388 | X 0-0 1-2 1B | | C B F B X 2-2 16 2B 1B | | S X 0-1 F9 ① | | B B X 2-0 P9 ① | | | 4 | 1 | 2 | 0 | 0 | 0 | 0 |
| 16 Garret Anderson, L (1, 8)<br>OBP: 0.370, SLG: 0.408<br>(9, 7) | C F S 0-3 K ③ | | X 0-0 1B 1-H 2B | | C X 0-1 G1 ② | | B B X 2-0 G5-3 1B | | | 4 | 0 | 2 | 1 | 0 | 1 | 2 |
| Eddie Murray, S (1, 10)<br>OBP: 0.281, SLG: 0.331 | | B F B B X 3-1 L7 ① | B F X 1-1 F7 ② | | B B B S F F X 3-2 1B 2B | | B S B 1 SAFE F X 2-2 1-2 G5-3 ② | | | 4 | 0 | 1 | 0 | 0 | 0 | 2 |
| Craig Grebeck, R (1, 4)<br>OBP: 0.333, SLG: 0.333 | | X 0-0 G6-3 ② | C C X 0-2 2-3 1B | | C B S B X 2-2 2-3 1B | | C B X 1-1 L5 ③ | | | 4 | 0 | 2 | 0 | 0 | 0 | 1 |
| Gary Disarcina, R (1, 6)<br>OBP: 0.277, SLG: 0.376 | | C X 0-1 F7 ③ | B X 1-0 F8 ③ | | B X 1-0 G5-3 ③ | | | C F F F F X 0-2 G5-3 ① | | 4 | 0 | 0 | 0 | 0 | 0 | 4 |
| Inning Stats | R: 1 H: 3<br>E: 0 LOB: 2<br>K: 1 BB: 0<br>S: 14 P: 22 | R: 0 H: 0<br>E: 0 LOB: 0<br>K: 0 BB: 0<br>S: 5 P: 8 | R: 4 H: 5<br>E: 0 LOB: 2<br>K: 0 BB: 1<br>S: 14 P: 24 | R: 0 H: 0<br>E: 0 LOB: 1<br>K: 2 BB: 1<br>S: 9 P: 19 | R: 0 H: 2<br>E: 0 LOB: 2<br>K: 0 BB: 0<br>S: 12 P: 18 | R: 0 H: 1<br>E: 0 LOB: 1<br>K: 1 BB: 0<br>S: 8 P: 13 | R: 0 H: 1<br>E: 0 LOB: 1<br>K: 0 BB: 0<br>S: 7 P: 14 | R: 0 H: 0<br>E: 0 LOB: 0<br>K: 1 BB: 0<br>S: 13 P: 13 | | 1B: 8<br>2B: 2<br>3B: 0<br>HR: 2 | SF: 0<br>SAC: 0<br>DP: 0<br>HBP: 0 | | | | | |

| | AB | 36 |
|---|---|---|
| | R | 5 |
| | H | 12 |
| | RBI | 5 |
| | BB | 2 |
| | SO | 5 |
| | LOB | 13 |

WP: 0 PB: 0 SB: 1 CS: 0 PA: 38

| PITCHER | | IP | WLS | BF | H | R | ER | SO | BB | IBB | HBP | BLK | WP | HR | S | P | ERA | WHIP |
|---|---|---|---|---|---|---|---|---|---|---|---|---|---|---|---|---|---|---|
| Scott Aldred, L<br>ERA: 7.11 | (1, 1) | 2.2 | L | 17 | 8 | 5 | 5 | 1 | 1 | 0 | 0 | 0 | 0 | 2 | 32 | 52 | 16.88 | 3.375 |
| Frankie Rodriguez, R<br>ERA: 5.65 | (3, 1) | 4.1 | | 18 | 4 | 0 | 0 | 3 | 1 | 0 | 0 | 0 | 0 | 0 | 37 | 66 | 0.00 | 1.154 |
| Eddie Guardado, L<br>ERA: 4.2 | (8, 1) | 1.0 | | 3 | 0 | 0 | 0 | 1 | 0 | 0 | 0 | 0 | 0 | 0 | 13 | 13 | 0.00 | 0.000 |

| PITCHER | IP | WLS | BF | H | R | ER | SO | BB | IBB | HBP | BLK | WP | HR | S | P | ERA | WHIP |
|---|---|---|---|---|---|---|---|---|---|---|---|---|---|---|---|---|---|

# Minnesota Twins @ Anaheim Angels

Anaheim Stadium, Anaheim, CA

Sun Jun 01 1997, 6:33 AM EDT

Att. 23,875 - Sunny - 85 F

livebaseballscorecards.com

## TOP

| Batter | 1 | 2 | 3 | 4 | 5 | 6 | 7 | 8 | 9 | AB | R | H | RBI | BB | SO | LOB |
|---|---|---|---|---|---|---|---|---|---|---|---|---|---|---|---|---|
| Chuck Knoblauch, R (1, 4)<br>OBP: 0.419, SLG: 0.377 | 1-1<br>S WP<br>1B | | 4-0<br>G6-4-3<br>BB | 2-3 ②<br>K | | 4-1<br>BB<br>1-2<br>BB | | 4-2<br>FC3-6<br>1-2<br>BB | | 2 | 0 | 1 | 0 | 3 | 1 | 2 |
| Denny Hocking, S (1, 7)<br>OBP: 0.310, SLG: 0.372<br>Rich Becker, L (6, PH)<br>OBP: 0.382, SLG: 0.366<br>(6, 7) | 3-3 ①<br>K<br>1-3 | | 0-1 ①②<br>G6-4-3<br>1-2f | 2-2 ③<br>G3 | | 2-3 ②<br>K | | 0-3 ①<br>K | | 3<br>2 | 0<br>0 | 0<br>0 | 0<br>0 | 0<br>0 | 1<br>2 | 4<br>4 |
| Paul Molitor, R (1, 10)<br>OBP: 0.379, SLG: 0.384 | 4-1<br>G6-4-3<br>BB | | 3-2<br>S<br>HR<br>1B | | 1-1 ①<br>F8 | 4-1<br>1-2<br>2-3<br>BB | | 0-2 ②<br>FC3-6<br>1-2f<br>2-3 | | 3 | 1 | 1 | 0 | 2 | 0 | 2 |
| Terry Steinbach, R (1, 2)<br>OBP: 0.350, SLG: 0.429 | 0-0 ②③<br>G6-4-3<br>1-2f | | 2-1<br>1-H<br>HR | | 0-0<br>HR | 1-3 ③<br>K | | 0-2 ③<br>G5-3 | | 5 | 2 | 2 | 3 | 0 | 1 | 7 |
| Ron Coomer, R (1, 5)<br>OBP: 0.339, SLG: 0.474 | | 2-0<br>G6-4-3<br>1B | 3-2 ③<br>F8 | | 2-0 ②<br>F7 | | 1-2<br>WP G1-3<br>1B | | 1-0<br>1B | 5 | 0 | 3 | 0 | 0 | 0 | 0 |
| Roberto Kelly, R (1, 9)<br>OBP: 0.331, SLG: 0.379<br>Matt Lawton, L (9, PH)<br>OBP: 0.376, SLG: 0.431<br>(9, 9) | 3-2 ①②<br>G6-4-3<br>1-2f | | | 4-0<br>WP<br>1B<br>BB | 4-1<br>BB | | 2-2 ①<br>G1-3<br>1-2 | | 3-2 ①<br>F8 | 2<br>1 | 1<br>0 | 0<br>0 | 0<br>0 | 2<br>0 | 0<br>0 | 2<br>1 |
| Greg Colbrunn, R (1, 3)<br>OBP: 0.303, SLG: 0.425<br>Scott Stahoviak, L (5, PH)<br>OBP: 0.293, SLG: 0.444<br>(5, 3) | 2-2<br>HR | | 4-2<br>1B<br>1-3<br>BB | 2-2 ③<br>F7 | | 3-1 ②<br>P5<br>2-3 | | 0-0 ②<br>F7 | | 1<br>3 | 1<br>0 | 1<br>0 | 1<br>0 | 1<br>0 | 0<br>0 | 0<br>3 |
| Darrin Jackson, R (1, 8)<br>OBP: 0.260, SLG: 0.468 | 0-0<br>1B | | 3-1<br>1-3<br>3-H<br>1B | | 1-1 ①<br>G6-3 | 1-3 ③<br>K | | 2-2 ③<br>F9 | | 5 | 0 | 2 | 1 | 0 | 1 | 2 |
| Pat Meares, R (1, 6)<br>OBP: 0.337, SLG: 0.470 | 0-2 ③<br>L4 | | 2-3 ①<br>K | | 1-1<br>BB BB<br>1B | | | 1-1<br>FC3-6 BB<br>1B | | 4 | 0 | 2 | 0 | 0 | 1 | 3 |
| Inning Stats | R: 0 H: 1<br>E: 0 LOB: 1<br>K: 1 BB: 1<br>S: 10 P: 18 | R: 1 H: 3<br>E: 0 LOB: 1<br>K: 0 BB: 0<br>S: 11 P: 18 | R: 2 H: 2<br>E: 0 LOB: 0<br>K: 0 BB: 1<br>S: 11 P: 23 | R: 1 H: 1<br>E: 0 LOB: 2<br>K: 2 BB: 2<br>S: 13 P: 30 | R: 1 H: 1<br>E: 0 LOB: 1<br>K: 0 BB: 1<br>S: 8 P: 17 | R: 0 H: 1<br>E: 0 LOB: 3<br>K: 2 BB: 2<br>S: 12 P: 25 | R: 0 H: 1<br>E: 0 LOB: 1<br>K: 1 BB: 0<br>S: 14 P: 21 | R: 0 H: 1<br>E: 0 LOB: 2<br>K: 1 BB: 1<br>S: 14 P: 19 | R: 0 H: 1<br>E: 0 LOB: 1<br>K: 0 BB: 0<br>S: 8 P: 14 | 1B: 9 SF: 0<br>2B: 0 SAC: 0<br>3B: 0 DP: 3<br>HR: 3 HBP: 0 | | | | | | |

| | AB | 36 |
|---|---|---|
| | R | 5 |
| | H | 12 |
| | RBI | 5 |
| | BB | 8 |
| | SO | 7 |
| | LOB | 30 |

WP: 4 PA: 44
PB: 0
SB: 2
CS: 0

| PITCHER | | IP | WLS | BF | H | R | ER | SO | BB | IBB | HBP | BLK | WP | HR | S | P | ERA | WHIP |
|---|---|---|---|---|---|---|---|---|---|---|---|---|---|---|---|---|---|---|
| Matt Perisho, L<br>ERA: 10.13 | (1, 1) | 3.0 | | 16 | 6 | 4 | 4 | 1 | 4 | 0 | 0 | 0 | 2 | 2 | 34 | 69 | 12.00 | 3.333 |
| Shigetoshi Hasegawa, R<br>ERA: 5.36 | (4, 1) | 2.2 | L | 14 | 3 | 1 | 1 | 3 | 3 | 0 | 0 | 0 | 0 | 1 | 28 | 58 | 3.38 | 2.250 |
| Pep Harris, R<br>ERA: 3.71 | (6, 1) | 1.1 | | 7 | 2 | 0 | 0 | 2 | 1 | 0 | 0 | 0 | 1 | 0 | 22 | 35 | 0.00 | 2.250 |
| Mike Holtz, L<br>ERA: 1.23 | (8, 1) | 0.1 | | 1 | 0 | 0 | 0 | 1 | 0 | 0 | 0 | 0 | 0 | 0 | 3 | 3 | 0.00 | 0.000 |
| Mike James, R<br>ERA: 3.95 | (8, 1) | 1.2 | | 6 | 1 | 0 | 0 | 0 | 0 | 0 | 0 | 0 | 0 | 0 | 14 | 20 | 0.00 | 0.600 |

| PITCHER | IP | WLS | BF | H | R | ER | SO | BB | IBB | HBP | BLK | WP | HR | S | P | ERA | WHIP |
|---|---|---|---|---|---|---|---|---|---|---|---|---|---|---|---|---|---|

# BOTTOM

## Minnesota Twins @ Anaheim Angels

Anaheim Stadium, Anaheim, CA

Sun Jun 01 1997, 6:33 AM EDT

Att. 23,875 - Sunny - 85 F

livebaseballscorecards.com

| Batter | 1 | 2 | 3 | 4 | 5 | 6 | 7 | 8 | 9 | AB | R | H | RBI | BB | SO | LOB |
|---|---|---|---|---|---|---|---|---|---|---|---|---|---|---|---|---|
| Darin Erstad, L (1, 8)<br>OBP: 0.360, SLG: 0.473 | G4-3 | | 1B 2B<br>2-H<br>1B | K | | BB | | | FC6-4<br>1B | 4 | 1 | 2 | 1 | 1 | 1 | 1 |
| Gary Disarcina, R (1, 6)<br>OBP: 0.280, SLG: 0.373 | G6-3 | | 1 SAFE<br>2B<br>1-3<br>G6-3<br>1B | PB<br>BB | | K | | | FC6-4<br>1-2f | 4 | 1 | 1 | 0 | 1 | 1 | 2 |
| Jim Edmonds, L (1, 10)<br>OBP: 0.374, SLG: 0.535 | P6 | | <br>1-3<br>3-H<br>2B | G6-3<br>1-2<br>2-3 | | | 16<br>L3<br>1B | | K | 5 | 0 | 2 | 1 | 0 | 1 | 3 |
| Jim Leyritz, R (1, 3) | | F7 | G6-3<br>3-H | | 1B | | P4 | | | 4 | 0 | 1 | 1 | 0 | 0 | 2 |
| 16 Garret Anderson, L (1, 7)<br>OBP: 0.368, SLG: 0.410 | | 2B | F7 | | F8 | | L3<br>1-2 | | | 4 | 0 | 1 | 0 | 0 | 0 | 3 |
| Tim Salmon, R (1, 9)<br>OBP: 0.348, SLG: 0.382 | | L4 | BB | | F8 | | | F7 | | 3 | 0 | 0 | 0 | 1 | 0 | 2 |
| Jack Howell, L (1, 5)<br>OBP: 0.340, SLG: 0.563<br>Dave Hollins, S (8, PH)<br>OBP: 0.384, SLG: 0.467 (9, 5) | K | | G3-1 | | F9 | | | K | | 3<br>1 | 0<br>0 | 0<br>0 | 0<br>0 | 0<br>0 | 1<br>1 | 4<br>0 |
| Chad Kreuter, S (1, 2)<br>OBP: 0.324, SLG: 0.339 | | | 2B<br>BB | K | | | F7 | K | | 3 | 1 | 0 | 0 | 1 | 2 | 0 |
| Craig Grebeck, R (1, 4)<br>OBP: 0.350, SLG: 0.392<br>Tony Phillips, S (9, PH)<br>OBP: 0.424, SLG: 0.352 | | | 1-H<br>1B<br>2B | PB<br>2B | | | G6-3 | | K | 3<br>1 | 1<br>0 | 2<br>0 | 1<br>0 | 0<br>0 | 0<br>1 | 0<br>0 |

| Inning Stats | 1 | 2 | 3 | 4 | 5 | 6 | 7 | 8 | 9 |
|---|---|---|---|---|---|---|---|---|---|
| | R: 0<br>E: 0<br>K: 0<br>S: 5<br>H: 0<br>LOB: 0<br>BB: 0<br>P: 10 | R: 0<br>E: 0<br>K: 1<br>S: 8<br>H: 1<br>LOB: 1<br>BB: 0<br>P: 13 | R: 4<br>E: 0<br>K: 0<br>S: 17<br>H: 4<br>LOB: 2<br>BB: 2<br>P: 33 | R: 0<br>E: 0<br>K: 2<br>S: 12<br>H: 1<br>LOB: 2<br>BB: 1<br>P: 24 | R: 0<br>E: 0<br>K: 0<br>S: 9<br>H: 1<br>LOB: 1<br>BB: 0<br>P: 15 | R: 0<br>E: 0<br>K: 1<br>S: 10<br>H: 0<br>LOB: 1<br>BB: 1<br>P: 18 | R: 0<br>E: 0<br>K: 0<br>S: 6<br>H: 1<br>LOB: 0<br>BB: 0<br>P: 9 | R: 0<br>E: 0<br>K: 2<br>S: 7<br>H: 0<br>LOB: 0<br>BB: 0<br>P: 13 | R: 0<br>E: 0<br>K: 2<br>S: 13<br>H: 1<br>LOB: 1<br>BB: 0<br>P: 19 |

| | |
|---|---|
| AB | 35 |
| R | 4 |
| H | 9 |
| RBI | 4 |
| BB | 4 |
| SO | 8 |
| LOB | 17 |

| 1B: 5 | SF: 0 | WP: 0 | PA: 39 |
|---|---|---|---|
| 2B: 5 | SAC: 0 | PB: 1 | |
| 3B: 0 | DP: 1 | SB: 0 | |
| HR: 0 | HBP: 0 | CS: 0 | |

| PITCHER | | IP | WLS | BF | H | R | ER | SO | BB | IBB | HBP | BLK | WP | HR | S | P | ERA | WHIP |
|---|---|---|---|---|---|---|---|---|---|---|---|---|---|---|---|---|---|---|
| Kevin Jarvis, R<br>ERA: 10.95 | (1, 1) | 2.1 | | 13 | 5 | 4 | 4 | 1 | 1 | 0 | 0 | 0 | 0 | 0 | 26 | 46 | 15.43 | 2.571 |
| Greg Swindell, L<br>ERA: 4.5 | (3, 1) | 2.2 | W | 12 | 2 | 0 | 0 | 2 | 2 | 0 | 0 | 0 | 0 | 0 | 25 | 49 | 0.00 | 1.500 |
| Mike Trombley, R<br>ERA: 3.89 | (6, 1) | 2.1 | | 8 | 1 | 0 | 0 | 1 | 1 | 0 | 0 | 0 | 0 | 0 | 17 | 30 | 0.00 | 0.857 |
| Eddie Guardado, L<br>ERA: 4.02 | (8, 1) | 0.2 | | 2 | 0 | 0 | 0 | 2 | 0 | 0 | 0 | 0 | 0 | 0 | 6 | 10 | 0.00 | 0.000 |
| Rick Aguilera, R<br>ERA: 4.61 | (9, 1) | 1.0 | S | 4 | 1 | 0 | 0 | 2 | 0 | 0 | 0 | 0 | 0 | 0 | 13 | 19 | 0.00 | 1.000 |

| PITCHER | IP | WLS | BF | H | R | ER | SO | BB | IBB | HBP | BLK | WP | HR | S | P | ERA | WHIP |
|---|---|---|---|---|---|---|---|---|---|---|---|---|---|---|---|---|---|

| Batter | 1 | 2 | 3 | 4 | 5 | 6 | 7 | 8 | 9 | AB | R | H | RBI | BB | SO | LOB |
|---|---|---|---|---|---|---|---|---|---|---|---|---|---|---|---|---|
| Chuck Knoblauch, R (1, 4)<br>OBP: 0.412, SLG: 0.369 | B B B C X<br>3-1 ①<br>F8 | | C B 1 SAFE C B X<br>2-2 ①<br>P8 | | C B B S S<br>2-3 ③<br>K | | | B C X<br>1-1 ①<br>L6 | | 4 | 0 | 0 | 0 | 0 | 1 | 2 |
| Roberto Kelly, R (1, 9)<br>OBP: 0.336, SLG: 0.387 | C B B F X<br>2-2<br>2B | | X<br>0-0 ②<br>L7 | | | B F B B B<br>4-1<br>BB | | B F B F C<br>2-3 ②<br>K | | 3 | 0 | 1 | 0 | 1 | 1 | 2 |
| Paul Molitor, R (1, 10)<br>OBP: 0.370, SLG: 0.373 | B F B X<br>2-1 ②<br>L6 | | 1 SAFE B C<br>1-1 ③<br>CS<br>1-2 | C B X<br>1-1 ①<br>F8 | | B X<br>1-0 ①<br>F7 | | F B B X<br>2-1 ③<br>G5-3 | | 4 | 0 | 0 | 0 | 0 | 0 | 3 |
| Terry Steinbach, R (1, 2)<br>OBP: 0.348, SLG: 0.425 | S S B B S<br>2-3 ③<br>K | | | X<br>0-0<br>1B<br>1B | | C 1 SAFE F X<br>0-2 ②<br>P4 | | | F X<br>0-1 ①<br>G5-3 | 4 | 0 | 1 | 0 | 0 | 1 | 2 |
| Ron Coomer, R (1, 5)<br>OBP: 0.336, SLG: 0.466 | | B B X<br>2-0 ①<br>P9 | | B F F F F B F B F<br>3-2 F X<br>1-2<br>1B | | B B X<br>2-0 ③<br>F7 | | | B F B X<br>2-1 ②<br>G1-3 | 4 | 0 | 1 | 0 | 0 | 0 | 1 |
| Marty Cordova, R (1, 7)<br>OBP: 0.345, SLG: 0.510 | | B B S X<br>2-1 ②<br>G6-3 | | S B B B S F S<br>2-3 ②<br>K | | | S S C<br>0-3 ①<br>K | | C F S<br>0-3 ③<br>K | 4 | 0 | 0 | 0 | 0 | 3 | 2 |
| Greg Colbrunn, R (1, 3)<br>OBP: 0.304, SLG: 0.423 | | B C X<br>1-1<br>1B | | B B B F F F F X<br>3-2 ③<br>G6-3 | | | B S B C X<br>2-2 ②<br>P6 | | | 3 | 0 | 1 | 0 | 0 | 0 | 2 |
| Darrin Jackson, R (1, 8)<br>OBP: 0.245, SLG: 0.440 | | B X<br>1-0 ③<br>P7 | | | B F C S<br>1-3 ①<br>K | | X<br>0-0 ③<br>G5-3 | | | 3 | 0 | 0 | 0 | 0 | 1 | 1 |
| Pat Meares, R (1, 6)<br>OBP: 0.342, SLG: 0.476 | | | C F H<br>1-2<br>CS<br>HBP | | B X<br>1-0 ②<br>F9 | | | C S X<br>0-2<br>2B | | 2 | 0 | 1 | 0 | 0 | 0 | 0 |
| Inning Stats | R: 0 H: 1<br>E: 0 LOB: 1<br>K: 1 BB: 0<br>S: 10 P: 19 | R: 0 H: 1<br>E: 0 LOB: 1<br>K: 0 BB: 0<br>S: 6 P: 12 | R: 0 H: 0<br>E: 0 LOB: 0<br>K: 0 BB: 0<br>S: 7 P: 11 | R: 0 H: 2<br>E: 0 LOB: 2<br>K: 1 BB: 0<br>S: 20 P: 29 | R: 0 H: 0<br>E: 0 LOB: 0<br>K: 2 BB: 0<br>S: 7 P: 11 | R: 0 H: 0<br>E: 0 LOB: 1<br>K: 0 BB: 1<br>S: 6 P: 13 | R: 0 H: 0<br>E: 0 LOB: 0<br>K: 1 BB: 0<br>S: 7 P: 9 | R: 0 H: 1<br>E: 0 LOB: 1<br>K: 1 BB: 0<br>S: 10 P: 15 | R: 0 H: 0<br>E: 0 LOB: 0<br>K: 1 BB: 0<br>S: 7 P: 9 | 1B: 3 SF: 0<br>2B: 2 SAC: 0<br>3B: 0 DP: 0<br>HR: 0 HBP: 1 | | | | | | WP: 0 PA: 34<br>PB: 0<br>SB: 0<br>CS: 1 |

| PITCHER | | IP | WLS | BF | H | R | ER | SO | BB | IBB | HBP | BLK | WP | HR | S | P | ERA | WHIP |
|---|---|---|---|---|---|---|---|---|---|---|---|---|---|---|---|---|---|---|
| Darren Oliver, L<br>ERA: 4.19 | (1, 1) | 8.0 | W | 30 | 5 | 0 | 0 | 6 | 1 | 0 | 1 | 0 | 0 | 0 | 73 | 119 | 0.00 | 0.750 |
| Matt Whiteside, R<br>ERA: 6.14 | (9, 1) | 1.0 | | 3 | 0 | 0 | 0 | 1 | 0 | 0 | 0 | 0 | 0 | 0 | 7 | 9 | 0.00 | 0.000 |

| PITCHER | IP | WLS | BF | H | R | ER | SO | BB | IBB | HBP | BLK | WP | HR | S | P | ERA | WHIP |
|---|---|---|---|---|---|---|---|---|---|---|---|---|---|---|---|---|---|

# TOP

## Minnesota Twins @ Texas Rangers

The Ballpark at Arlington, Arlington, TX

Mon Jun 02 1997, 8:05 PM EDT

Att. 32,347 - Unknown - 81 F

livebaseballscorecards.com

| | |
|---|---|
| AB | 31 |
| R | 0 |
| H | 5 |
| RBI | 0 |
| BB | 1 |
| SO | 7 |
| LOB | 15 |

# BOTTOM

| Batter | 1 | 2 | 3 | 4 | 5 | 6 | 7 | 8 | 9 | AB | R | H | RBI | BB | SO | LOB |
|---|---|---|---|---|---|---|---|---|---|---|---|---|---|---|---|---|
| Warren Newson, L (1, 9)<br>OBP: 0.377, SLG: 0.489 | 4-1 G4-6-3 BB | | 1-2 G6-3 ① | 2-3 K ③ | | 1-1 1-H HR | 4-1 1-2 2-3 G6-3 BB | 2-3 K ③ | | 4 | 1 | 1 | 2 | 2 | 2 | 5 |
| Ivan Rodriguez, R (1, 2)<br>OBP: 0.387, SLG: 0.528 | 1-1 G4-6-3 ①② 1-2f | | 0-0 29 2B 2B | | 1-0 HR | 3-2 29 G4-6-3 1B | 2-1 G6-3 ① 1-2 2-3 3-H | | | 5 | 2 | 3 | 2 | 0 | 0 | 3 |
| 29 Rusty Greer, L (1, 7)<br>OBP: 0.402, SLG: 0.480 | 0-1 2B | | 3-2 2-H 2B | | 2-2 G4-3 ① | 2-2 G4-6-3 ①② 1-2f | 3-2 K ② | | | 5 | 0 | 2 | 1 | 0 | 1 | 3 |
| Juan Gonzalez, R (1, 10)<br>OBP: 0.313, SLG: 0.545 | 2-3 K ③ | | 0-0 L7 ② | | 0-2 G5-3 ② | 2-0 F7 ③ | 0-2 F8 ③ | | | 5 | 0 | 0 | 0 | 0 | 1 | 4 |
| Will Clark, L (1, 3)<br>OBP: 0.472, SLG: 0.584 | | 0-1 F7 ① | 0-0 G4-3 ③ | | 0-0 1B 2B | | 0-0 WP 1B 1B | 2-1 1B 1B | | 5 | 1 | 3 | 0 | 0 | 0 | 1 |
| Dean Palmer, R (1, 5)<br>OBP: 0.316, SLG: 0.391 | | 1-2 L4 ② | | 0-0 2B 2B | 4-2 1B BB | | 1-0 1-H E BB 1B | 2-2 F8 ① | | 4 | 1 | 2 | 1 | 1 | 0 | 1 |
| Domingo Cedeno, S (1, 4)<br>OBP: 0.348, SLG: 0.433 | 1-1 1B 1B | | 1-1 2-3 2B | 0-0 1-2 2-3 1B | | 4-2 1-2 E 1B BB | | 1-3 K ② | | 4 | 1 | 3 | 0 | 1 | 1 | 1 |
| Damon Buford, R (1, 8)<br>OBP: 0.303, SLG: 0.350 | 1 SAFE 0-1 FC6-4 1-2 1B | | 1-3 K ① | 3-2 F7 ③ | | 1-0 E8 BB 1B 1-2 2-H G6-3 | | 1-2 BB 1-3 1B | | 5 | 1 | 2 | 0 | 0 | 1 | 6 |
| Benji Gil, R (1, 6)<br>OBP: 0.265, SLG: 0.305 | 1-0 FC6-4 ③ 1-2f | | 0-1 G6-3 ② | | 0-0 HR 1B | | 3-2 G6-3 BB 1-2 2-H 1B | 4-0 1-2 BB | | 4 | 1 | 2 | 1 | 1 | 0 | 4 |
| Inning Stats | R: 0 E: 0 K: 1 S: 9 H: 1 LOB: 1 BB: 1 P: 16 | R: 0 E: 0 K: 0 S: 10 H: 2 LOB: 2 BB: 0 P: 13 | R: 1 E: 0 K: 0 S: 10 H: 2 LOB: 1 BB: 0 P: 14 | R: 0 E: 0 K: 2 S: 13 H: 2 LOB: 2 BB: 0 P: 17 | R: 1 E: 0 K: 0 S: 21 H: 3 LOB: 3 BB: 1 P: 31 | R: 2 E: 0 K: 0 S: 11 H: 3 LOB: 0 BB: 0 P: 19 | R: 4 E: 1 K: 1 S: 17 H: 3 LOB: 2 BB: 2 P: 35 | R: 0 E: 0 K: 2 S: 15 H: 2 LOB: 3 BB: 1 P: 27 | | 1B: 10 2B: 6 3B: 0 HR: 2 SF: 0 SAC: 0 DP: 2 HBP: 0 | | | | | | |

| PITCHER | | IP | WLS | BF | H | R | ER | SO | BB | IBB | HBP | BLK | WP | HR | S | P | ERA | WHIP |
|---|---|---|---|---|---|---|---|---|---|---|---|---|---|---|---|---|---|---|
| Brad Radke, R<br>ERA: 5.0 | (1, 1) | 6.0 | L | 31 | 13 | 4 | 4 | 3 | 2 | 0 | 0 | 0 | 0 | 2 | 74 | 110 | 6.00 | 2.500 |
| Todd Ritchie, R<br>ERA: 5.6 | (7, 1) | 2.0 | | 15 | 5 | 4 | 3 | 3 | 3 | 0 | 0 | 0 | 1 | 0 | 32 | 62 | 13.50 | 4.000 |

| PITCHER | IP | WLS | BF | H | R | ER | SO | BB | IBB | HBP | BLK | WP | HR | S | P | ERA | WHIP |
|---|---|---|---|---|---|---|---|---|---|---|---|---|---|---|---|---|---|

# Minnesota Twins @ Texas Rangers

The Ballpark at Arlington, Arlington, TX

Mon Jun 02 1997, 8:05 PM EDT

Att. 32,347 - Unknown - 81 F

livebaseballscorecards.com

| | |
|---|---|
| AB | 41 |
| R | 8 |
| H | 18 |
| RBI | 7 |
| BB | 5 |
| SO | 6 |
| LOB | 28 |

WP: 1 PA: 46
PB: 0
SB: 0
CS: 0

| Batter | 1 | 2 | 3 | 4 | 5 | 6 | 7 | 8 | 9 | AB | R | H | RBI | BB | SO | LOB |
|---|---|---|---|---|---|---|---|---|---|---|---|---|---|---|---|---|
| Chuck Knoblauch, R (1, 4)<br>OBP: 0.408, SLG: 0.364 | C X<br>0-1<br>G5-3 ① | | C C B B B F B<br>4-2<br>2B 1B<br>BB | X<br>0-0<br>L8 ③ | | X<br>0-0<br>SF9 ②<br>3-H | | X<br>0-0<br>G5-3 ③ | | 3 | 1 | 0 | 1 | 1 | 0 | 1 |
| Matt Lawton, L (1, 9)<br>OBP: 0.381, SLG: 0.441 | B C X<br>1-1<br>1B | | 1 SAFE X<br>0-0<br>1B<br>1-3<br>G1-4-3<br>2B | | C B F F X<br>1-2<br>2B 1B<br>1B | B B C X<br>2-1<br>G1-6-3 ③ | | | B C X<br>1-1<br>G3 ① | 5 | 2 | 3 | 0 | 0 | 0 | 1 |
| Paul Molitor, R (1, 10)<br>OBP: 0.376, SLG: 0.394 | F 1 SAFE B B C F F X<br>2-2<br>P9 ② | | X<br>0-0<br>E G1-4-3<br>2-3<br>3-H<br>1B | | X<br>0-0<br>1-3<br>1B<br>2B | | F B B X<br>2-1<br>G6-3 ① | | F B X<br>1-1<br>2B | 5 | 1 | 3 | 1 | 0 | 0 | 1 |
| Greg Myers, L (1, 2)<br>OBP: 0.344, SLG: 0.412 | B X<br>1-0<br>P5 ③ | | S B B 1 SAFE X<br>2-1<br>G1-4-3 ②<br>1-2<br>3-H | | X<br>0-0<br>L6 ① | | C B B F X<br>2-2<br>E<br>2B | | I I I I<br>4-0<br>IBB | 4 | 0 | 1 | 1 | 1 | 0 | 4 |
| Ron Coomer, R (1, 5)<br>(9, 3)<br>OBP: 0.338, SLG: 0.463 | | C X<br>0-1<br>G3<br>1B | B B D X<br>3-0<br>E4<br>2-3 | | X<br>0-0<br>L8-3<br>2-H<br>3-H<br>1B | | C F X<br>0-2<br>P9 ② | | C B B C S<br>2-3<br>K ② | 5 | 0 | 2 | 2 | 0 | 1 | 4 |
| Scott Stahoviak, L (1, 3)<br>OBP: 0.273, SLG: 0.410<br>Greg Colbrunn, R (7, PH)<br>OBP: 0.302, SLG: 0.420<br>(7, 3)<br>Terry Steinbach, R (9, PH)<br>OBP: 0.346, SLG: 0.422<br>Denny Hocking, S (9, 5)<br>OBP: 0.310, SLG: 0.372 | | B B C X<br>2-1<br>G3 ①<br>1-2 | B C B D F X<br>3-2<br>G3-1 ③ | | B B B C F F X<br>3-2<br>L8-3 ② ③<br>1-2 | | S B C F X<br>1-2<br>E5<br>2-3 | | B S C S<br>1-3<br>K ③ | 3<br>1<br>1<br>0 | 0<br>0<br>0<br>0 | 0<br>0<br>0<br>0 | 0<br>0<br>0<br>0 | 0<br>0<br>0<br>0 | 0<br>0<br>1<br>0 | 4<br>1<br>2<br>0 |
| Marty Cordova, R (1, 7)<br>OBP: 0.339, SLG: 0.509 | | D C B F B S<br>3-3<br>K ② | X<br>0-0<br>G4-3<br>2B | | | F F X<br>0-2<br>G4-3 ①<br>B C X<br>1-1<br>G4-3 ③ | | | | 4 | 0 | 1 | 0 | 0 | 1 | 3 |
| Rich Becker, L (1, 8)<br>OBP: 0.380, SLG: 0.364 | | B B C B F C<br>3-3<br>K ③ | X<br>0-0<br>G4-3 ①<br>2-3 | | | F X<br>0-1<br>1B<br>SF9<br>1B | | B X<br>1-0<br>G6-3 ① | | 4 | 1 | 1 | 0 | 0 | 1 | 2 |
| Pat Meares, R (1, 6)<br>OBP: 0.340, SLG: 0.471 | | | X<br>0-0<br>P3 ①<br>X<br>0-0<br>G5-3 ② | | | B X<br>1-0<br>1-3<br>1B | | C B X<br>1-1<br>F9 ② | | 4 | 0 | 1 | 0 | 0 | 0 | 1 |
| Inning Stats | R: 0 H: 1<br>E: 0 LOB: 1<br>K: 0 BB: 0<br>S: 10 P: 14 | R: 0 H: 1<br>E: 0 LOB: 1<br>K: 2 BB: 0<br>S: 10 P: 18 | R: 2 H: 2<br>E: 1 LOB: 2<br>K: 0 BB: 1<br>S: 12 P: 24 | R: 0 H: 1<br>E: 0 LOB: 1<br>K: 0 BB: 0<br>S: 4 P: 4 | R: 2 H: 3<br>E: 0 LOB: 0<br>K: 0 BB: 0<br>S: 11 P: 15 | R: 1 H: 2<br>E: 0 LOB: 1<br>K: 0 BB: 0<br>S: 9 P: 12 | R: 0 H: 1<br>E: 1 LOB: 2<br>K: 0 BB: 0<br>S: 14 P: 20 | R: 0 H: 0<br>E: 0 LOB: 0<br>K: 0 BB: 0<br>S: 4 P: 6 | R: 0 H: 1<br>E: 0 LOB: 2<br>K: 2 BB: 1<br>S: 10 P: 19 | 1B: 7 SF: 1<br>2B: 6 SAC: 0<br>3B: 0 DP: 1<br>HR: 0 HBP: 0 | | | | | | |

TOP

# Minnesota Twins @ Texas Rangers

The Ballpark at Arlington, Arlington, TX

Tue Jun 03 1997, 8:05 PM EDT

Att. 28,620 - Unknown - 78 F

livebaseballscorecards.com

| | |
|---|---|
| AB | 39 |
| R | 5 |
| H | 12 |
| RBI | 5 |
| BB | 2 |
| SO | 4 |
| LOB | 24 |

WP: 0 PA: 42
PB: 0
SB: 0
CS: 0

| PITCHER | | IP | WLS | BF | H | R | ER | SO | BB | IBB | HBP | BLK | WP | HR | S | P | ERA | WHIP |
|---|---|---|---|---|---|---|---|---|---|---|---|---|---|---|---|---|---|---|
| Ken Hill, R<br>ERA: 3.76 | (1, 1) | 6.0 | L | 29 | 10 | 5 | 5 | 2 | 1 | 0 | 0 | 0 | 0 | 0 | 56 | 87 | 7.50 | 1.833 |
| Eric Gunderson, L<br>ERA: 2.14 | (7, 1) | 1.1 | | 6 | 1 | 0 | 0 | 0 | 0 | 0 | 0 | 0 | 0 | 0 | 15 | 22 | 0.00 | 0.750 |
| Xavier Hernandez, R<br>ERA: 3.64 | (8, 1) | 1.0 | | 5 | 1 | 0 | 0 | 0 | 0 | 1 | 0 | 0 | 0 | 0 | 7 | 14 | 0.00 | 1.000 |
| John Wetteland, R<br>ERA: 1.29 | (9, 1) | 0.2 | | 2 | 0 | 0 | 0 | 2 | 0 | 0 | 0 | 0 | 0 | 0 | 6 | 9 | 0.00 | 0.000 |

| PITCHER | IP | WLS | BF | H | R | ER | SO | BB | IBB | HBP | BLK | WP | HR | S | P | ERA | WHIP |
|---|---|---|---|---|---|---|---|---|---|---|---|---|---|---|---|---|---|

# BOTTOM

## Minnesota Twins @ Texas Rangers

The Ballpark at Arlington, Arlington, TX

Tue Jun 03 1997, 8:05 PM EDT

Att. 28,620 - Unknown - 78 F

| Batter | 1 | 2 | 3 | 4 | 5 | 6 | 7 | 8 | 9 | AB | R | H | RBI | BB | SO | LOB |
|---|---|---|---|---|---|---|---|---|---|---|---|---|---|---|---|---|
| Damon Buford, R (1, 8)<br>OBP: 0.304, SLG: 0.346 | C X 0-1 L7 ① | | B B B C B 4-1 29 G4-6-3 BB | | B X 1-0 L7 ③ | | B X 1-0 L3 2-H 1B | | B X 1-0 1B 1B | 2 | 0 | 0 | 0 | 1 | 0 | 0 |
| Lee Stevens, L (7, PH)<br>OBP: 0.346, SLG: 0.529 | | | | | | | | | | 0 | 0 | 0 | 0 | 0 | 0 | 0 |
| Mike Simms, R (7, PH)<br>OBP: 0.320, SLG: 0.556 | | | | | | | | | | 1 | 0 | 1 | 1 | 0 | 0 | 0 |
| Billy Ripken, R (8, 6)<br>OBP: 0.337, SLG: 0.440 | | | | | | | | | | 1 | 0 | 1 | 0 | 0 | 0 | 0 |
| Ivan Rodriguez, R (1, 2)<br>OBP: 0.391, SLG: 0.548 | B B X 2-0 2B | | B C X 1-1 L8 ① | | | C B X 1-1 HR | B C X 1-1 L3 ②③ 1-1 | | B C X 1-1 1-3 1B | 5 | 1 | 3 | 1 | 0 | 0 | 2 |
| 29 Rusty Greer, L (1, 7)<br>OBP: 0.393, SLG: 0.468 | S F D D D X 3-2 L8 ② | | X 0-0 G4-6-3 ②③ 1-2f | | | C B B X 2-1 G5-3 ① | | B C B C B X 3-2 G4-3 ① | B F F C 1-3 K ③ | 5 | 0 | 0 | 0 | 0 | 1 | 4 |
| Juan Gonzalez, R (1, 10)<br>OBP: 0.304, SLG: 0.528 | F X 0-1 G5-3 ③ | | | C C F F B B S 2-3 K ① | | B B S X 2-1 L9 ② | | B S S S 1-3 K ② | | 4 | 0 | 0 | 0 | 0 | 2 | 1 |
| Will Clark, L (1, 3)<br>OBP: 0.483, SLG: 0.601 | | B B X 2-0 FC6-4 1B | | B C X 1-1 1B | | B X 1-0 2B | | F X 0-1 1B 1B | | 4 | 0 | 4 | 0 | 0 | 0 | 0 |
| Dean Palmer, R (1, 5)<br>OBP: 0.314, SLG: 0.388 | | B C S S B F 1 SAFE X 2-2 P9 ① | | B B F S C 2-3 K ② | | B X 1-0 G4-3 ③ | | S D S F F B X 2-2 1-3 1B | | 4 | 0 | 1 | 0 | 0 | 1 | 3 |
| Mike Devereaux, R (1, 9)<br>OBP: 0.273, SLG: 0.232 (8, 8) | C C B D X 2-2 FC6-4 ② 1-2f | | | C B B X 2-1 L9 ③ | | | F T X 0-2 G4-3 2B 1B | C B F C 1-3 K ③ | | 4 | 1 | 1 | 0 | 0 | 1 | 4 |
| Domingo Cedeno, S (1, 4)<br>OBP: 0.329, SLG: 0.406 | | X 0-0 P3 ③ | | | C B B F B X 3-2 G4-3 ① | | B F C F X 1-2 G4-3 ① 1-2 | | C S F B S 1-3 K ① | 4 | 0 | 0 | 0 | 0 | 1 | 2 |
| Benji Gil, R (1, 6)<br>OBP: 0.268, SLG: 0.329 | | | B B X 2-0 HR | | B B B C X 3-1 P3 ② | | B C D X 2-1 1B 2-H 2B | | B C C B F S 2-3 K ② | 2 | 1 | 1 | 1 | 0 | 0 | 0 |
| Warren Newson, L (7, PH)<br>OBP: 0.380, SLG: 0.500 (8, 9) | | | | | | | | | | 2 | 1 | 1 | 1 | 0 | 1 | 0 |

| Inning Stats | 1 | 2 | 3 | 4 | 5 | 6 | 7 | 8 | 9 |
|---|---|---|---|---|---|---|---|---|---|
| | R: 0 H: 1<br>E: 0 LOB: 1<br>K: 0 BB: 0<br>S: 8 P: 13 | R: 0 H: 1<br>E: 0 LOB: 1<br>K: 0 BB: 0<br>S: 9 P: 15 | R: 1 H: 1<br>E: 0 LOB: 0<br>K: 0 BB: 1<br>S: 5 P: 12 | R: 0 H: 1<br>E: 0 LOB: 1<br>K: 2 BB: 0<br>S: 12 P: 19 | R: 0 H: 0<br>E: 0 LOB: 0<br>K: 0 BB: 0<br>S: 6 P: 13 | R: 1 H: 2<br>E: 0 LOB: 1<br>K: 0 BB: 0<br>S: 8 P: 15 | R: 2 H: 3<br>E: 0 LOB: 0<br>K: 0 BB: 0<br>S: 12 P: 17 | R: 0 H: 2<br>E: 0 LOB: 2<br>K: 2 BB: 0<br>S: 17 P: 24 | R: 0 H: 2<br>E: 0 LOB: 2<br>K: 3 BB: 0<br>S: 14 P: 20 |

| | | |
|---|---|---|
| 1B: 8 | SF: 0 | |
| 2B: 4 | SAC: 0 | |
| 3B: 0 | DP: 2 | |
| HR: 2 | HBP: 0 | |
| WP: 0 | PA: 39 | |
| PB: 0 | | |
| SB: 0 | | |
| CS: 0 | | |

livebaseballscorecards.com

| | | |
|---|---|---|
| AB | 38 | |
| R | 4 | |
| H | 13 | |
| RBI | 4 | |
| BB | 1 | |
| SO | 7 | |
| LOB | 16 | |

| PITCHER | | IP | WLS | BF | H | R | ER | SO | BB | IBB | HBP | BLK | WP | HR | S | P | ERA | WHIP |
|---|---|---|---|---|---|---|---|---|---|---|---|---|---|---|---|---|---|---|
| Rich Robertson, L<br>ERA: 5.71 | (1, 1) | 6.0 | W | 25 | 7 | 3 | 3 | 2 | 1 | 0 | 0 | 0 | 0 | 2 | 51 | 90 | 4.50 | 1.333 |
| Frankie Rodriguez, R<br>ERA: 5.79 | (7, 1) | 0.1 | | 2 | 1 | 0 | 0 | 0 | 0 | 0 | 0 | 0 | 0 | 0 | 6 | 9 | 0.00 | 3.000 |
| Greg Swindell, L<br>ERA: 4.38 | (7, 1) | 1.0 | | 3 | 1 | 1 | 1 | 0 | 0 | 0 | 0 | 0 | 0 | 0 | 6 | 11 | 9.00 | 1.000 |
| Mike Trombley, R<br>ERA: 3.86 | (8, 1) | 0.1 | | 1 | 0 | 0 | 0 | 1 | 0 | 0 | 0 | 0 | 0 | 0 | 3 | 4 | 0.00 | 0.000 |
| Eddie Guardado, L<br>ERA: 4.02 | (8, 1) | 0.0 | | 1 | 1 | 0 | 0 | 0 | 0 | 0 | 0 | 0 | 0 | 0 | 2 | 2 | ∞ | ∞ |

| PITCHER | | IP | WLS | BF | H | R | ER | SO | BB | IBB | HBP | BLK | WP | HR | S | P | ERA | WHIP |
|---|---|---|---|---|---|---|---|---|---|---|---|---|---|---|---|---|---|---|
| Rick Aguilera, R<br>ERA: 4.4 | (8, 1) | 1.1 | S | 7 | 3 | 0 | 0 | 4 | 0 | 0 | 0 | 0 | 0 | 0 | 23 | 32 | 0.00 | 2.250 |

| Batter | 1 | 2 | 3 | 4 | 5 | 6 | 7 | 8 | 9 | AB | R | H | RBI | BB | SO | LOB |
|---|---|---|---|---|---|---|---|---|---|---|---|---|---|---|---|---|
| Tony Phillips, S (1, 10)<br>OBP: 0.428, SLG: 0.366 | F F B X 1-2 P6 ① | | | X 0-0 G3-1 ① | | C B F F X 1-2 2B 1B | | B X 1-0 G3 1B 1B 1B | X 0-0 SH1-4 ① 1-2 2-3 | 4 | 1 | 2 | 0 | 0 | 0 | 0 |
| Darin Erstad, L (1, 3)<br>OBP: 0.356, SLG: 0.465 | B C S B X 2-2 G4-3 ② | | | C B C X 1-2 G4-3 ② | | C B 1 SAFE C X 1-2 F7 ② | | B F C 1 SAFE X 1-2 1B G3 16 SF9 1B | B B F C S 2-3 K ② | 5 | 1 | 1 | 0 | 0 | 1 | 3 |
| Dave Hollins, S (1, 5)<br>OBP: 0.379, SLG: 0.474 | X 0-0 F9 ③ | | | B F F B B S 3-3 K ③ | | C X 0-1 1-3 2B | | X 0-0 G3 ① 1-2 2-3 | D C B B I 4-1 IBB | 4 | 0 | 1 | 0 | 1 | 1 | 2 |
| Jim Edmonds, L (1, 8)<br>OBP: 0.368, SLG: 0.531<br>Orlando Palmeiro, L (8, PR)<br>OBP: 0.308, SLG: 0.232 (8, 8) | | B C T T S 1-3 K ① | | | X 0-0 L9 ① | B C X 1-1 G5-3 ③ | | I I I I 4-0 16 SF9 1B IBB | S D X 1-1 F8 ③ | 3<br>1 | 0<br>0 | 0<br>0 | 0<br>0 | 1<br>0 | 1<br>0 | 2<br>3 |
| Tim Salmon, R (1, 9)<br>OBP: 0.348, SLG: 0.373 | | B B S T B C 3-3 K ② | | | C X 0-1 G5-3 ② | | X 0-0 F9 ① | X 0-0 1-2 2-3 3-H 1B | | 4 | 0 | 1 | 1 | 0 | 1 | 0 |
| 16 Garret Anderson, L (1, 7)<br>OBP: 0.375, SLG: 0.416 | | C B X 1-1 G5-3 ③ | | | B C B X 2-1 1B 1B | | C S B F X 1-2 G4-3 1B 1B | F S X 0-2 SF9 ② 2-3 3-H | | 3 | 1 | 2 | 1 | 0 | 0 | 0 |
| Jim Leyritz, R (1, 2)<br>OBP: 0.357, SLG: 0.452 | | | F B B X 2-1 G6-3 ① | | C F X 0-2 FC4-6 1-3 1B | | 1 SAFE C F B X 1-2 G4-3 ② 1-2 | F B B X 2-1 L5 ③ | | 4 | 0 | 1 | 0 | 0 | 0 | 3 |
| Luis Alicea, S (1, 4)<br>OBP: 0.392, SLG: 0.441 | | | X 0-0 L7 ② | | B X 1-0 FC4-6 ③ 1-2f | | C X 0-1 2-H 1B | | S S S 0-3 K SH1-4 1B | 4 | 0 | 1 | 1 | 0 | 1 | 2 |
| Gary Disarcina, R (1, 6)<br>OBP: 0.275, SLG: 0.367 | | | C X 0-1 G5-3 ③ | | | X 0-0 F8 ① | P C X 1-1 G1-3 ③ | | 1 SAFE B S F X 1-2 SH1-4 1B | 4 | 0 | 1 | 0 | 0 | 0 | 1 |
| Inning Stats | R: 0 E: 0 K: 0 S: 7 H: 0 LOB: 0 BB: 0 P: 10 | R: 0 E: 0 K: 2 S: 9 H: 0 LOB: 0 BB: 0 P: 14 | R: 0 E: 0 K: 0 S: 5 H: 0 LOB: 0 BB: 0 P: 7 | R: 0 E: 0 K: 1 S: 8 H: 0 LOB: 0 BB: 0 P: 12 | R: 0 E: 0 K: 0 S: 9 H: 2 LOB: 2 BB: 0 P: 12 | R: 0 E: 0 K: 0 S: 12 H: 2 LOB: 2 BB: 0 P: 15 | R: 1 E: 0 K: 0 S: 13 H: 2 LOB: 1 BB: 0 P: 15 | R: 2 E: 0 K: 0 S: 11 H: 3 LOB: 2 BB: 1 P: 19 | R: 0 E: 0 K: 2 S: 13 H: 1 LOB: 3 BB: 1 P: 21 | 1B: 9 2B: 1 3B: 0 HR: 0 | SF: 1 SAC: 1 DP: 0 HBP: 0 | | | | | | |

# Anaheim Angels @ Minnesota Twins

Hubert H. Humphrey Metrodome, Minneapolis, MN

Thu Jun 05 1997, 8:05 PM EDT

Att. 10,503 - Dome

TOP

livebaseballscorecards.com

| | |
|---|---|
| AB | 36 |
| R | 3 |
| H | 10 |
| RBI | 3 |
| BB | 2 |
| SO | 5 |
| LOB | 16 |

WP: 1 PB: 0 SB: 0 CS: 0 PA: 40

| PITCHER | | IP | WLS | BF | H | R | ER | SO | BB | IBB | HBP | BLK | WP | HR | S | P | ERA | WHIP |
|---|---|---|---|---|---|---|---|---|---|---|---|---|---|---|---|---|---|---|
| Bob Tewksbury, R<br>ERA: 3.58 | (1, 1) | 7.1 | L | 32 | 9 | 3 | 3 | 3 | 0 | 1 | 0 | 0 | 0 | 0 | 69 | 97 | 3.68 | 1.227 |
| Greg Swindell, L<br>ERA: 4.35 | (8, 1) | 0.1 | | 1 | 0 | 0 | 0 | 0 | 0 | 0 | 0 | 0 | 0 | 0 | 3 | 3 | 0.00 | 0.000 |
| Mike Trombley, R<br>ERA: 3.72 | (8, 1) | 1.1 | | 7 | 1 | 0 | 0 | 2 | 0 | 1 | 0 | 0 | 1 | 0 | 15 | 25 | 0.00 | 0.750 |

| PITCHER | IP | WLS | BF | H | R | ER | SO | BB | IBB | HBP | BLK | WP | HR | S | P | ERA | WHIP |
|---|---|---|---|---|---|---|---|---|---|---|---|---|---|---|---|---|---|

| Batter | 1 | 2 | 3 | 4 | 5 | 6 | 7 | 8 | 9 | AB | R | H | RBI | BB | SO | LOB |
|---|---|---|---|---|---|---|---|---|---|---|---|---|---|---|---|---|
| Chuck Knoblauch, R (1, 4)<br>OBP: 0.406, SLG: 0.362 | C X 0-1 G6-3 ① | | C X 0-1 G6-3 ③ | | | C B S X 1-2 G4-3 1B | | C C B F X 1-2 F9 ② | | 4 | 0 | 1 | 0 | 0 | 0 | 3 |
| Rich Becker, L (1, 8)<br>OBP: 0.377, SLG: 0.361 | C B S B F X 2-2 G3 ② | | | B C B X 2-1 G5-3 1B | | 1 SAFE C X 0-1 G4-3 ② 1-2 | | B B B C C F C 3-3 K ③ | | 4 | 0 | 1 | 0 | 0 | 1 | 3 |
| Paul Molitor, R (1, 10)<br>OBP: 0.368, SLG: 0.384 | X 0-0 L9 ③ | | | 1 SAFE B B X 2-0 F9 ① | | F X 0-1 G5-3 ③ | | | B X 1-0 F9 ① | 4 | 0 | 0 | 0 | 0 | 0 | 2 |
| Terry Steinbach, R (1, 2)<br>OBP: 0.344, SLG: 0.418 | | B B F F F F B F S 3-3 K ① | | F 1 SAFE X 0-1 G5-3 ② 1-2 | | | F B F B B X 3-2 FC4-6 1B | | B X 1-0 L7 ② | 4 | 0 | 1 | 0 | 0 | 1 | 1 |
| Matt Lawton, L (1, 9)<br>OBP: 0.374, SLG: 0.432 | | B X 1-0 F9 ② | | X 0-0 G1 ③ | | | F B F C 1-3 K ① | | C C B S 1-3 K ③ | 4 | 0 | 0 | 0 | 0 | 2 | 2 |
| Marty Cordova, R (1, 7)<br>OBP: 0.323, SLG: 0.482 | | B B B F F X 3-2 G5-3 ③ | | | F S B B C 2-3 K ① | | B X 1-0 FC4-6 CS 1-2f ② | | | 3 | 0 | 0 | 0 | 0 | 1 | 1 |
| Ron Coomer, R (1, 5)<br>OBP: 0.346, SLG: 0.468 | | | B S B B X 3-1 G6-3 WP FC4-2-5 1B | | B X 1-0 G5-3 ② | | F 1 SAFE S 0-2 CS ③ 1-2 | F X 0-1 FC3-6 1B | | 3 | 0 | 2 | 0 | 0 | 0 | 0 |
| Scott Stahoviak, L (1, 3)<br>OBP: 0.255, SLG: 0.381 | | | B B C F X 2-2 G6-3 ① 1-3 | | C C F S 0-3 K ③ | | | B C F X 1-2 FC3-6 1B ① 1-2f | | 3 | 0 | 0 | 0 | 0 | 1 | 2 |
| Pat Meares, R (1, 6)<br>OBP: 0.337, SLG: 0.465<br>Denny Hocking, S (8, PH)<br>OBP: 0.317, SLG: 0.379 (9, 6) | | | C S F S X 0-2 FC4-2-5 ② 3-H | | | F S X 0-2 G5-3 ① | | B X 1-0 1B 1-2 | | 2<br>1 | 0<br>0 | 0<br>1 | 0<br>0 | 0<br>0 | 0<br>0 | 1<br>0 |
| Inning Stats | R: 0 H: 0<br>E: 0 LOB: 0<br>K: 0 BB: 0<br>S: 7 P: 9 | R: 0 H: 0<br>E: 0 LOB: 0<br>K: 1 BB: 0<br>S: 10 P: 17 | R: 0 H: 1<br>E: 0 LOB: 1<br>K: 0 BB: 0<br>S: 11 P: 16 | R: 0 H: 1<br>E: 0 LOB: 1<br>K: 0 BB: 0<br>S: 6 P: 10 | R: 0 H: 0<br>E: 0 LOB: 0<br>K: 2 BB: 0<br>S: 8 P: 11 | R: 0 H: 1<br>E: 0 LOB: 1<br>K: 0 BB: 0<br>S: 10 P: 11 | R: 0 H: 1<br>E: 0 LOB: 0<br>K: 0 BB: 0<br>S: 9 P: 14 | R: 0 H: 2<br>E: 0 LOB: 2<br>K: 1 BB: 0<br>S: 14 P: 20 | R: 0 H: 0<br>E: 0 LOB: 0<br>K: 1 BB: 0<br>S: 5 P: 8 | 1B: 6 SF: 0<br>2B: 0 SAC: 0<br>3B: 0 DP: 0<br>HR: 0 HBP: 0 | | | | | | |

| PITCHER | IP | WLS | BF | H | R | ER | SO | BB | IBB | HBP | BLK | WP | HR | S | P | ERA | WHIP |
|---|---|---|---|---|---|---|---|---|---|---|---|---|---|---|---|---|---|
| Jason Dickson, R (1, 1)<br>ERA: 3.43 | 8.0 | W | 29 | 6 | 0 | 0 | 5 | 0 | 0 | 0 | 0 | 1 | 0 | 75 | 108 | 0.00 | 0.750 |
| Troy Percival, R (9, 1)<br>ERA: 5.23 | 1.0 | S | 3 | 0 | 0 | 0 | 1 | 0 | 0 | 0 | 0 | 0 | 0 | 5 | 8 | 0.00 | 0.000 |

| PITCHER | IP | WLS | BF | H | R | ER | SO | BB | IBB | HBP | BLK | WP | HR | S | P | ERA | WHIP |
|---|---|---|---|---|---|---|---|---|---|---|---|---|---|---|---|---|---|

# BOTTOM

## Anaheim Angels @ Minnesota Twins

Hubert H. Humphrey Metrodome, Minneapolis, MN

Thu Jun 05 1997, 8:05 PM EDT

Att. 10,503 - Dome

livebaseballscorecards.com

| | |
|---|---|
| AB | 32 |
| R | 0 |
| H | 6 |
| RBI | 0 |
| BB | 0 |
| SO | 6 |
| LOB | 15 |

WP: 1 PA: 33
PB: 0
SB: 0
CS: 1

# Anaheim Angels @ Minnesota Twins

Hubert H. Humphrey Metrodome, Minneapolis, MN

Fri Jun 06 1997, 8:05 PM EDT

Att. 21,045 - Dome - 68 F

livebaseballscorecards.com

| Batter | 1 | 2 | 3 | 4 | 5 | 6 | 7 | 8 | 9 | AB | R | H | RBI | BB | SO | LOB |
|---|---|---|---|---|---|---|---|---|---|---|---|---|---|---|---|---|
| Tony Phillips, S (1, 7) (7, 4) OBP: 0.427, SLG: 0.372 | C B B F C 2-3 ① K | | X 0-0 ② BB SF9 2B | C C B X 1-2 ③ L6 | | | C X 0-1 ① 1-3 2B 1B | C F X 0-2 ③ G4-3 | | 5 | 2 | 2 | 0 | 0 | 1 | 2 |
| Darin Erstad, L (1, 3) OBP: 0.353, SLG: 0.455 | B C X 1-1 ② F8 | | B X 1-0 ① P5 | | B X 1-0 ① F8 | | C B F S 1-3 ① K | | C H 1-1 ① G3 DI 1B HBP | 4 | 1 | 0 | 0 | 0 | 1 | 3 |
| Dave Hollins, S (1, 5) OBP: 0.376, SLG: 0.465 | F S S 0-3 ③ K | | B D B B 4-0 SF9 BB BB | | F F B F F S 1-3 ② K | | B B X 2-0 ② P5 | | C B X 1-1 ① 1-3 G3 | 4 | 0 | 0 | 0 | 1 | 2 | 3 |
| Jim Leyritz, R (1, 2) OBP: 0.358, SLG: 0.453 | | X 0-0 ① G6-3 | B B B B 4-0 16 FC4 1-2 2-3 BB | | B B F B X 3-1 ③ G6-3 | | B X 1-0 1-H 3-H 2B | | F X 0-1 ② G1-3 | 4 | 0 | 1 | 2 | 1 | 0 | 1 |
| Tim Salmon, R (1, 9) OBP: 0.357, SLG: 0.402 | | B X 1-0 HR | C B B F X 2-2 ② SF9 2-3 3-H | | | C F F B B B X 3-2 16 F7 G4-3 2B | I I I I 4-0 IBB | | B S F B B F F X 3-2 3-H 1B | 3 | 2 | 3 | 3 | 1 | 0 | 0 |
| 16 Garret Anderson, L (1, 8) (7, 7) OBP: 0.371, SLG: 0.412 | | B C B F X 2-2 2B 1B | X 0-0 ③ FC4 1-2f | | | X 0-0 ① F7 2-3 | S D B X 2-1 ③ P5 | | C S S 0-3 ③ K | 5 | 1 | 1 | 0 | 0 | 1 | 6 |
| Eddie Murray, S (1, 10) OBP: 0.273, SLG: 0.321 | | B X 1-0 ② P3 | | F B X 1-1 ① G6-3 | | D X 1-0 ② G4-3 3-H | | S X 0-1 ① F7 | | 4 | 0 | 0 | 1 | 0 | 0 | 1 |
| Craig Grebeck, R (1, 4) (7, 6) OBP: 0.375, SLG: 0.455 | | B B F F 1 B X 3-2 SAFE 1-H 2B | | B F B F X 2-2 G4-3 2B | | B S X 1-1 ③ G6-3 | | X 0-0 G4-3 1B | | 4 | 0 | 3 | 1 | 0 | 0 | 0 |
| Gary Disarcina, R (1, 6) OBP: 0.275, SLG: 0.364 | | B C X 1-1 ③ G1-3 | | B X 1-0 ② G4-3 2-3 | | | C H 1-1 1B 2B HBP | C F B B 1 F X 2-2 SAFE ② G4-3 1-2 | | 2 | 0 | 0 | 0 | 0 | 0 | 2 |
| Orlando Palmeiro, L (7, PR) (7, 8) OBP: 0.303, SLG: 0.228 | | | | | | | | | | 1 | 1 | 0 | 0 | 0 | 0 | 1 |
| Inning Stats | R: 0 E: 0 K: 2 S: 8 H: 0 LOB: 0 BB: 0 P: 11 | R: 2 E: 0 K: 0 S: 11 H: 3 LOB: 1 BB: 0 P: 19 | R: 1 E: 0 K: 0 S: 6 H: 1 LOB: 2 BB: 2 P: 17 | R: 0 E: 0 K: 0 S: 9 H: 1 LOB: 1 BB: 0 P: 14 | R: 0 E: 0 K: 1 S: 8 H: 0 LOB: 0 BB: 0 P: 13 | R: 1 E: 0 K: 0 S: 8 H: 1 LOB: 0 BB: 0 P: 13 | R: 2 E: 0 K: 1 S: 10 H: 2 LOB: 2 BB: 1 P: 21 | R: 0 E: 0 K: 0 S: 10 H: 1 LOB: 1 BB: 0 P: 12 | R: 1 E: 0 K: 1 S: 13 H: 1 LOB: 1 BB: 0 P: 18 | 1B: 4 2B: 5 3B: 0 HR: 1 SF: 1 SAC: 0 DP: 0 HBP: 2 | | | | | | | |

| TOP | |
|---|---|
| AB | 36 |
| R | 7 |
| H | 10 |
| RBI | 7 |
| BB | 3 |
| SO | 5 |
| LOB | 19 |

WP: 0 PB: 0 SB: 0 CS: 0 PA: 42

| PITCHER | | IP | WLS | BF | H | R | ER | SO | BB | IBB | HBP | BLK | WP | HR | S | P | ERA | WHIP |
|---|---|---|---|---|---|---|---|---|---|---|---|---|---|---|---|---|---|---|
| Scott Aldred, L (1, 1) ERA: 7.01 | | 6.0 | | 26 | 6 | 4 | 4 | 3 | 2 | 0 | 0 | 0 | 0 | 1 | 50 | 87 | 6.00 | 1.333 |
| Frankie Rodriguez, R (7, 1) ERA: 6.06 | | 0.2 | | 6 | 2 | 2 | 2 | 1 | 0 | 1 | 1 | 0 | 0 | 0 | 8 | 17 | 27.00 | 3.000 |
| Greg Swindell, L (7, 1) ERA: 4.2 | | 1.1 | W | 5 | 1 | 0 | 0 | 0 | 0 | 0 | 0 | 0 | 0 | 0 | 12 | 16 | 0.00 | 0.750 |
| Rick Aguilera, R (9, 1) ERA: 4.55 | | 1.0 | S | 5 | 1 | 1 | 1 | 1 | 0 | 0 | 1 | 0 | 0 | 0 | 13 | 18 | 9.00 | 1.000 |

| PITCHER | IP | WLS | BF | H | R | ER | SO | BB | IBB | HBP | BLK | WP | HR | S | P | ERA | WHIP |
|---|---|---|---|---|---|---|---|---|---|---|---|---|---|---|---|---|---|

| Batter | 1 | 2 | 3 | 4 | 5 | 6 | 7 | 8 | 9 | AB | R | H | RBI | BB | SO | LOB |
|---|---|---|---|---|---|---|---|---|---|---|---|---|---|---|---|---|
| Chuck Knoblauch, R (1, 4)<br>OBP: 0.402, SLG: 0.358 | C B B C<br>1-3 ① K | | C B B B F X<br>3-2 1B 1B | B X<br>1-0 ① F7 | | B C B B X<br>3-1 ② P5 | | F F B X<br>1-2 ① G6-3<br>2-3 | | 5 | 1 | 1 | 0 | 0 | 1 | 1 |
| Roberto Kelly, R (1, 9)<br>OBP: 0.348, SLG: 0.388<br>Matt Lawton, L (8, PH)<br>OBP: 0.377, SLG: 0.432 (9, 9) | C B B B F B<br>4-2 1B FC1-5-2 BB | | B 1 SAFE 1 SAFE 1 SAFE S 1 SAFE 1 SAFE C B<br>2-2 1 SAFE X 1B<br>1-3 2B 1B | B B B<br>4-0 S 1B BB | | X<br>0-0 ③ G6-3 | B C B B B<br>4-1 HR BB | | | 2<br>0 | 2<br>1 | 1<br>0 | 0<br>0 | 2<br>1 | 0<br>0 | 0<br>0 |
| Paul Molitor, R (1, 10)<br>OBP: 0.380, SLG: 0.415 | 1 SAFE C X<br>0-1 FC1-5-2 S 1-3 1B | | B 1 SAFE X<br>1-0 1-2 2B 3-H 1B | B X<br>1-0 ② F8 | | | S B B F B X<br>3-2 PB 1B 1B | F F F X<br>0-2 1-H HR 3-H | | 5 | 3 | 4 | 4 | 0 | 0 | 1 |
| Terry Steinbach, R (1, 2)<br>OBP: 0.340, SLG: 0.412 | C S B X<br>1-2 ② FC1-5-2 1-3 3-H | | B F C S<br>1-3 ① K | 1 SAFE B 1 SAFE B B X<br>3-0 1-H 1B | | | C S B F B 1 SAFE 1 F B X<br>3-2 ① F8 | B B X<br>2-0 ② G5-3 | | 5 | 0 | 1 | 1 | 0 | 1 | 5 |
| Ron Coomer, R (1, 5)<br>OBP: 0.348, SLG: 0.473 | F B 1 SAFE 1 S S<br>1-3 ③ K2-3 | | X<br>0-0 1-H 2-H 1B 2B | B X<br>1-0 ③ F9 | | | X<br>0-0 ② F9 | B X<br>1-0 FC6-4 1B | | 5 | 1 | 2 | 2 | 0 | 1 | 4 |
| Marty Cordova, R (1, 7)<br>OBP: 0.328, SLG: 0.475 | | B F F X<br>1-2 ① G6-3 | S F D B X<br>2-2 ② L7 | | X<br>0-0 FC5-4 1B | | B S B S X<br>2-2 1-H 1B 1B | C X<br>0-1 ③ FC6-4 1-2f | | 5 | 0 | 2 | 1 | 0 | 0 | 2 |
| Greg Colbrunn, R (1, 3)<br>OBP: 0.302, SLG: 0.414<br>Scott Stahoviak, L (7, PH)<br>OBP: 0.271, SLG: 0.395 (8, 3) | C F S<br>0-3 ② K | C B B B B<br>4-1 1B BB | B 1 SAFE B B C 1 SAFE S 1 SAFE X<br>3-2 ① FC5-4 G6-4-3 1-2f | | | | C 1 SAFE 1 SAFE F 1 SAFE X<br>0-2 1-2 1B | | | 2<br>1 | 0<br>0 | 0<br>1 | 0<br>0 | 1<br>0 | 1<br>0 | 1<br>0 |
| Darrin Jackson, R (1, 8)<br>OBP: 0.263, SLG: 0.444 | B B C F X<br>2-2 S 1B | S X<br>0-1 1-2 2-H 1B | | | | C F D X<br>1-2 ② ③ G6-4-3 1-2f | S B F F S<br>1-3 ③ K | | | 4 | 0 | 2 | 1 | 0 | 1 | 3 |
| Pat Meares, R (1, 6)<br>OBP: 0.335, SLG: 0.466 | 1 SAFE 1 SAFE F B B S B S<br>3-3 ③ K 1-2 | C F B F F S<br>1-3 ③ K | | | | F B S X<br>1-2 ① F8 | | B C X<br>1-1 G6-3 HR 2B | | 4 | 1 | 1 | 0 | 0 | 2 | 3 |
| Inning Stats | R: 0 E: 0 K: 2 S: 13 H: 1 LOB: 2 BB: 1 P: 20 | R: 0 E: 0 K: 2 S: 12 H: 1 LOB: 1 BB: 0 P: 18 | R: 4 E: 0 K: 2 S: 22 H: 5 LOB: 2 BB: 1 P: 36 | R: 1 E: 0 K: 0 S: 4 H: 1 LOB: 1 BB: 1 P: 14 | R: 0 E: 0 K: 0 S: 7 H: 1 LOB: 0 BB: 0 P: 11 | R: 0 E: 0 K: 0 S: 6 H: 0 LOB: 0 BB: 0 P: 10 | R: 1 E: 0 K: 1 S: 19 H: 3 LOB: 2 BB: 0 P: 28 | R: 3 E: 0 K: 0 S: 14 H: 3 LOB: 1 BB: 1 P: 23 | | 1B: 12 2B: 2 3B: 0 HR: 1 | SF: 0 SAC: 0 DP: 1 HBP: 0 | | | | | |

| PITCHER | | IP | WLS | BF | H | R | ER | SO | BB | IBB | HBP | BLK | WP | HR | S | P | ERA | WHIP |
|---|---|---|---|---|---|---|---|---|---|---|---|---|---|---|---|---|---|---|
| Chuck Finley, L<br>ERA: 5.2 | (1, 1) | 6.0 | | 29 | 9 | 5 | 5 | 6 | 3 | 0 | 0 | 0 | 0 | 0 | 64 | 109 | 7.50 | 2.000 |
| Rich DeLucia, R<br>ERA: 3.28 | (7, 1) | 0.2 | | 4 | 2 | 1 | 1 | 0 | 0 | 0 | 0 | 0 | 0 | 0 | 12 | 20 | 13.50 | 3.000 |
| Mike Holtz, L<br>ERA: 1.2 | (7, 1) | 0.1 | | 2 | 1 | 0 | 0 | 1 | 0 | 0 | 0 | 0 | 0 | 0 | 7 | 8 | 0.00 | 3.000 |
| Pep Harris, R<br>ERA: 4.38 | (8, 1) | 1.0 | L | 7 | 3 | 3 | 3 | 0 | 1 | 0 | 0 | 0 | 0 | 1 | 14 | 23 | 27.00 | 4.000 |

| PITCHER | IP | WLS | BF | H | R | ER | SO | BB | IBB | HBP | BLK | WP | HR | S | P | ERA | WHIP |
|---|---|---|---|---|---|---|---|---|---|---|---|---|---|---|---|---|---|

# BOTTOM

## Anaheim Angels @ Minnesota Twins

Hubert H. Humphrey Metrodome, Minneapolis, MN

Fri Jun 06 1997, 8:05 PM EDT

Att. 21,045 - Dome - 68 F

livebaseballscorecards.com

| | |
|---|---|
| AB | 38 |
| R | 9 |
| H | 15 |
| RBI | 9 |
| BB | 4 |
| SO | 7 |
| LOB | 20 |

| | | | |
|---|---|---|---|
| 1B: 12 | SF: 0 | WP: 0 | PA: 42 |
| 2B: 2 | SAC: 0 | PB: 1 | |
| 3B: 0 | DP: 1 | SB: 3 | |
| HR: 1 | HBP: 0 | CS: 0 | |

# Anaheim Angels @ Minnesota Twins

Hubert H. Humphrey Metrodome, Minneapolis, MN

Sat Jun 07 1997, 8:05 PM EDT

Att. 16,395 - Dome

livebaseballscorecards.com

TOP

| Batter | 1 | 2 | 3 | 4 | 5 | 6 | 7 | 8 | 9 | AB | R | H | RBI | BB | SO | LOB |
|---|---|---|---|---|---|---|---|---|---|---|---|---|---|---|---|---|
| Tony Phillips, S (1, 10)<br>OBP: 0.424, SLG: 0.370 | X 0-0 ① F9 | | B B X 2-0 BB 1B | | C D S X 1-2 ②③ G6-3 1-2f | | | B S X 1-1 ③ G3 | | 4 | 0 | 1 | 0 | 0 | 0 | 1 |
| Darin Erstad, L (1, 3)<br>OBP: 0.356, SLG: 0.459 | C B S C 1-3 ② K | | B B B B 4-0 1-2 BB | | | B F X 1-1 ① G4-3 | | | C B S X 1-2 G3 1B 2B | 3 | 1 | 1 | 0 | 1 | 1 | 0 |
| Dave Hollins, S (1, 5)<br>OBP: 0.371, SLG: 0.458<br>Jack Howell, L (6, 5)<br>OBP: 0.333, SLG: 0.551 | B C S C 1-3 ③ K | | S B F S 1-3 ③ K | | | B F X 1-1 ② G4-3 | | | C B X 1-1 ① G3 2-3 | 3<br>1 | 0<br>0 | 0<br>0 | 0<br>0 | 0<br>0 | 2<br>0 | 2<br>1 |
| Jim Edmonds, L (1, 8)<br>OBP: 0.370, SLG: 0.535 | | X 0-0 16 G4-3 2B | | B B X 2-0 16 G6-3 1B | | X 0-0 ③ G4-3 | | | C B F S 1-3 ② K | 4 | 0 | 2 | 0 | 0 | 1 | 1 |
| Tim Salmon, R (1, 9)<br>OBP: 0.355, SLG: 0.399 | | B X 1-0 ① F9 | | X 0-0 ① F9 | | | C F B S 1-3 ① K | | F S B X 1-2 3-H 1B | 4 | 0 | 1 | 1 | 0 | 1 | 2 |
| 16 Garret Anderson, L (1, 7)<br>OBP: 0.365, SLG: 0.404 | | X 0-0 ② G4-3 2-3 | | B C B B 1 SAFE C X 3-2 ② G6-3 1-2 | | | C C B X 1-2 ② P4 | | X 0-0 ③ F8 | 4 | 0 | 0 | 0 | 0 | 0 | 3 |
| Chad Kreuter, S (1, 2)<br>OBP: 0.308, SLG: 0.319 | | C X 0-1 ③ G1-3 | | C B F S 1-3 ③ K | | | S B X 1-1 ③ G1-3 | | | 3 | 0 | 0 | 0 | 0 | 1 | 2 |
| Luis Alicea, S (1, 4)<br>OBP: 0.397, SLG: 0.438 | | | C F F X 0-2 ① G6-3 | | C B F F B B B 4-2 CS BB | | | B B B B 4-0 G1-6-3 BB | | 1 | 0 | 0 | 0 | 2 | 0 | 0 |
| Craig Grebeck, R (1, 6)<br>OBP: 0.373, SLG: 0.448 | | | B B X 2-0 ② F7 | | C B S B B X 3-2 ① G6-3 1-2 1B | | | C C X 0-2 ①② G1-6-3 1-2f | | 3 | 0 | 1 | 0 | 0 | 0 | 1 |
| Inning Stats | R: 0 H: 0<br>E: 0 LOB: 0<br>K: 2 BB: 0<br>S: 7 P: 9 | R: 0 H: 1<br>E: 0 LOB: 1<br>K: 0 BB: 0<br>S: 5 P: 6 | R: 0 H: 1<br>E: 0 LOB: 2<br>K: 1 BB: 1<br>S: 9 P: 18 | R: 0 H: 1<br>E: 0 LOB: 1<br>K: 1 BB: 0<br>S: 8 P: 14 | R: 0 H: 1<br>E: 0 LOB: 1<br>K: 0 BB: 1<br>S: 9 P: 17 | R: 0 H: 0<br>E: 0 LOB: 0<br>K: 0 BB: 0<br>S: 5 P: 7 | R: 0 H: 0<br>E: 0 LOB: 0<br>K: 1 BB: 0<br>S: 8 P: 11 | R: 0 H: 0<br>E: 0 LOB: 0<br>K: 0 BB: 1<br>S: 5 P: 10 | R: 1 H: 2<br>E: 0 LOB: 1<br>K: 1 BB: 0<br>S: 12 P: 16 | 1B: 4 SF: 0<br>2B: 2 SAC: 0<br>3B: 0 DP: 2<br>HR: 0 HBP: 0 | | | | | | |

| PITCHER | IP | WLS | BF | H | R | ER | SO | BB | IBB | HBP | BLK | WP | HR | S | P | ERA | WHIP |
|---|---|---|---|---|---|---|---|---|---|---|---|---|---|---|---|---|---|
| Brad Radke, R (1, 1)<br>ERA: 4.6 | 9.0 | W | 33 | 6 | 1 | 1 | 6 | 3 | 0 | 0 | 0 | 0 | 0 | 68 | 108 | 1.00 | 1.000 |

| PITCHER | IP | WLS | BF | H | R | ER | SO | BB | IBB | HBP | BLK | WP | HR | S | P | ERA | WHIP |
|---|---|---|---|---|---|---|---|---|---|---|---|---|---|---|---|---|---|

| | |
|---|---|
| AB | 30 |
| R | 1 |
| H | 6 |
| RBI | 1 |
| BB | 3 |
| SO | 6 |
| LOB | 13 |

WP: 0 PA: 33
PB: 0
SB: 0
CS: 1

# BOTTOM

## Anaheim Angels @ Minnesota Twins

Hubert H. Humphrey Metrodome, Minneapolis, MN

Sat Jun 07 1997, 8:05 PM EDT

Att. 16,395 - Dome

livebaseballscorecards.com

| Batter | 1 | 2 | 3 | 4 | 5 | 6 | 7 | 8 | 9 | AB | R | H | RBI | BB | SO | LOB |
|---|---|---|---|---|---|---|---|---|---|---|---|---|---|---|---|---|
| Chuck Knoblauch, R (1, 4)<br>OBP: 0.402, SLG: 0.364 | B C F F X<br>1-2 S 2B 1B | B B C C B S<br>3-3 ② K | | B C X<br>1-1 ③ G4-3 | | B C B B X<br>3-1 ① G4-3 | | C F X<br>0-2 1-3 2B | | 5 | 1 | 2 | 0 | 0 | 1 | 0 |
| Roberto Kelly, R (1, 9)<br>OBP: 0.343, SLG: 0.381 | C B 1 SAFE F D D F 1 SAFE F<br>3-3 1 SAFE S ① K 1-2 | C B X<br>1-1 FC5-4 1B | | | B C B X<br>2-1 E6 BB 1B 1B | C X<br>0-1 ② L3 | | X<br>0-0 ② F7 | | 5 | 1 | 1 | 0 | 0 | 1 | 3 |
| Paul Molitor, R (1, 10)<br>OBP: 0.380, SLG: 0.420 | X<br>0-0 1B 1B 2B 2-H | 1 SAFE 1 SAFE X<br>0-0 ③ FC5-4 1-2f | | | B 1 SAFE B 1 SAFE F B 1 SAFE X<br>3-1 1B BB FC5 1B 1-2 | B F X<br>1-1 ③ G4-3 | | C C B S<br>1-3 ③ K | | 5 | 2 | 2 | 1 | 0 | 1 | 3 |
| Terry Steinbach, R (1, 2)<br>OBP: 0.349, SLG: 0.416 | X<br>0-0 1B 1B 1B 2-3 | X<br>0-0 1B | | | D B S B B<br>4-1 FC5 1B BB 1-2 2-3 | | X<br>0-0 ① F9 | | | 3 | 1 | 2 | 0 | 1 | 0 | 0 |
| Ron Coomer, R (1, 5)<br>OBP: 0.352, SLG: 0.474 | X<br>0-0 1B 1B 1-2 3-H | C B 1 SAFE X<br>1-1 ① L7 | | | B F X<br>1-1 1B FC5 1B 1-2 2-3 3-H | | C F B B X<br>2-2 ② G4-3 | | | 4 | 1 | 2 | 2 | 0 | 0 | 1 |
| Marty Cordova, R (1, 7)<br>OBP: 0.324, SLG: 0.462 | C C B T<br>1-2 ② K | 1 SAFE S X<br>0-1 ② F8 | | | F C F X<br>0-2 ① FC5 1B 1B 1-2 2-3 3-H | | X<br>0-0 1B | | | 4 | 0 | 1 | 1 | 0 | 1 | 5 |
| Greg Colbrunn, R (1, 3)<br>OBP: 0.307, SLG: 0.417 | F C X<br>0-2 1-2 2-H 1B | B X<br>1-0 ③ F8 | | | S B C F X<br>1-2 G5-3 1B 1-2 2-3 | | C C B B S<br>2-3 ③ K | | | 4 | 0 | 2 | 1 | 0 | 1 | 2 |
| Darrin Jackson, R (1, 8)<br>OBP: 0.262, SLG: 0.431 | C B B S B S<br>3-3 ③ K | | | F X<br>0-1 ① P3 | F B F B X<br>2-2 1-2 2-3 3-H 1B | | | C B B X<br>2-1 ① G6-3 | | 4 | 0 | 1 | 1 | 0 | 1 | 2 |
| Pat Meares, R (1, 6)<br>OBP: 0.333, SLG: 0.458 | | B F C X<br>1-2 ① G1-3 | | B X<br>1-0 ② L9 | X<br>0-0 ② ③ G5-3 2-3f | | | B B F B C F B<br>4-2 2B BB | | 3 | 0 | 0 | 0 | 1 | 0 | 3 |
| Inning Stats | R: 3 E: 0 K: 3 S: 21<br>H: 5 LOB: 2 BB: 0 P: 29 | R: 0 E: 0 K: 1 S: 9<br>H: 1 LOB: 1 BB: 0 P: 14 | R: 0 E: 0 K: 0 S: 6<br>H: 1 LOB: 1 BB: 0 P: 8 | R: 0 E: 0 K: 0 S: 5<br>H: 0 LOB: 0 BB: 0 P: 7 | R: 3 E: 1 K: 0 S: 19<br>H: 4 LOB: 2 BB: 1 P: 32 | R: 0 E: 0 K: 0 S: 6<br>H: 0 LOB: 0 BB: 0 P: 10 | R: 0 E: 0 K: 1 S: 8<br>H: 1 LOB: 1 BB: 0 P: 12 | R: 0 E: 0 K: 1 S: 13<br>H: 1 LOB: 2 BB: 1 P: 20 | | 1B: 11<br>2B: 2<br>3B: 0<br>HR: 0 | SF: 0<br>SAC: 0<br>DP: 1<br>HBP: 0 | | | WP: 0<br>PB: 0<br>SB: 1<br>CS: 0 | PA: 39 | |

| | AB | 37 |
|---|---|---|
| | R | 6 |
| | H | 13 |
| | RBI | 6 |
| | BB | 2 |
| | SO | 6 |
| | LOB | 19 |

| PITCHER | | IP | WLS | BF | H | R | ER | SO | BB | IBB | HBP | BLK | WP | HR | S | P | ERA | WHIP |
|---|---|---|---|---|---|---|---|---|---|---|---|---|---|---|---|---|---|---|
| Matt Perisho, L<br>ERA: 10.22 | (1, 1) | 4.1 | L | 26 | 11 | 6 | 5 | 4 | 1 | 0 | 0 | 0 | 0 | 0 | 59 | 89 | 10.38 | 2.769 |
| Shigetoshi Hasegawa, R<br>ERA: 4.72 | (5, 1) | 3.2 | | 13 | 2 | 0 | 0 | 2 | 1 | 0 | 0 | 0 | 0 | 0 | 28 | 43 | 0.00 | 0.818 |

| PITCHER | | IP | WLS | BF | H | R | ER | SO | BB | IBB | HBP | BLK | WP | HR | S | P | ERA | WHIP |
|---|---|---|---|---|---|---|---|---|---|---|---|---|---|---|---|---|---|---|

# Anaheim Angels @ Minnesota Twins

Hubert H. Humphrey Metrodome, Minneapolis, MN

Sun Jun 08 1997, 4:33 AM EDT

Att. 15,356 - Dome

TOP

livebaseballscorecards.com

| Batter | 1 | 2 | 3 | 4 | 5 | 6 | 7 | 8 | 9 | AB | R | H | RBI | BB | SO | LOB |
|---|---|---|---|---|---|---|---|---|---|---|---|---|---|---|---|---|
| Tony Phillips, S (1, 7)<br>OBP: 0.424, SLG: 0.377<br>Orlando Palmeiro, L (8, 8)<br>OBP: 0.303, SLG: 0.228 | X 0-0 1B 3B | | X 0-0 ① G4-3 | | C C S 0-3 ② K | | B B B B 4-0 BB 1B 2B BB | B X 1-0 ② P4 | | 4<br>0 | 2<br>0 | 1<br>0 | 0<br>0 | 1<br>0 | 1<br>0 | 0<br>0 |
| Luis Alicea, S (1, 4)<br>OBP: 0.407, SLG: 0.446 | B X 1-0 G6-3 BB SF8 3-H 1B | | C B C B X 2-2 1B | | C B B B B 4-1 1B BB | | C X 0-1 BB 1-2 2B 1B | B S B C F B X 3-2 ③ F8 | | 4 | 2 | 3 | 1 | 1 | 0 | 0 |
| Dave Hollins, S (1, 5)<br>OBP: 0.380, SLG: 0.459 | B B B B 4-0 SF8 G6-3 1-2 BB | | 1 SAFE B S X 1-1 ② F9 | | B X 1-0 1-2 1B | | B C B S F B F B 4-2 2B 16 1B 1-2 2-3 BB | | B C B B C F B 4-2 G6-4-3 BB | 2 | 1 | 1 | 0 | 3 | 0 | 1 |
| Jim Leyritz, R (1, 3)<br>OBP: 0.349, SLG: 0.441<br>Darin Erstad, L (9, 3)<br>OBP: 0.356, SLG: 0.459 | C S B F B B F X 3-2 ① G6-3 1-2 2-3 | | 1 SAFE 1 SAFE B S F B F B X 3-2 ③ P4 | | X 0-0 ③ G5-3 | | C X 0-1 ② F7 | | C 1 SAFE C B X 1-2 ① ② G6-4-3 1-2f | 5<br>0 | 0<br>0 | 0<br>0 | 0<br>0 | 0<br>0 | 0<br>0 | 9<br>0 |
| Tim Salmon, R (1, 9)<br>OBP: 0.356, SLG: 0.420 | B B X 2-0 ② SF8 2-3 3-H | | | C B B S T 2-2 ① K | X 0-0 HR | C B C F X 1-2 16 1B 1-3 2-H 3-H 2B | X 0-0 ③ G6-3 | | 4 | 2 | 2 | 4 | 0 | 1 | 0 |
| 16 Garret Anderson, L (1, 8)<br>OBP: 0.363, SLG: 0.402<br>(8, 7) | X 0-0 ③ G4-3 | | | C B X 1-1 ② L3 | S X 0-1 ① G3 | X 0-0 2-H 3-H 2B 1B | | | | 4 | 1 | 1 | 2 | 0 | 0 | 1 |
| Eddie Murray, S (1, 10)<br>OBP: 0.279, SLG: 0.333 | | B C B B X 3-1 ① F7 | | X 0-0 FC6-4 1B | B B X 2-0 ② F7 | X 0-0 1-H 2B | | | | 4 | 0 | 2 | 1 | 0 | 0 | 0 |
| Chad Kreuter, S (1, 2)<br>OBP: 0.305, SLG: 0.315 | | F X 0-1 G5-4-3 1B | | B B X 2-0 ③ FC6-4 1-2f | X 0-0 ③ P3 | B F C B C 2-3 ③ K | | | | 4 | 0 | 1 | 0 | 0 | 1 | 2 |
| Gary Disarcina, R (1, 6)<br>OBP: 0.270, SLG: 0.356 | | 1 SAFE B C F X 1-2 ② ③ G5-4-3 1-2f | | | F X 0-1 ① G4-3 | | C X 0-1 ① F7 | X 0-0 ① F8 | | 4 | 0 | 0 | 0 | 0 | 0 | 1 |
| Inning Stats | R: 2 E: 0 K: 0 S: 9 H: 2 LOB: 1 BB: 1 P: 19 | R: 0 E: 0 K: 0 S: 7 H: 1 LOB: 0 BB: 0 P: 11 | R: 0 E: 0 K: 0 S: 10 H: 1 LOB: 1 BB: 0 P: 16 | R: 0 E: 0 K: 1 S: 7 H: 1 LOB: 1 BB: 0 P: 12 | R: 0 E: 0 K: 1 S: 8 H: 1 LOB: 2 BB: 1 P: 13 | R: 1 E: 0 K: 0 S: 5 H: 1 LOB: 0 BB: 0 P: 7 | R: 5 E: 0 K: 1 S: 19 H: 4 LOB: 1 BB: 2 P: 30 | R: 0 E: 0 K: 0 S: 6 H: 0 LOB: 0 BB: 0 P: 10 | R: 0 E: 0 K: 0 S: 7 H: 0 LOB: 0 BB: 1 P: 12 | 1B: 7 2B: 2 3B: 1 HR: 1 | SF: 1 SAC: 0 DP: 2 HBP: 0 | | | | | | |

| | AB | 35 |
|---|---|---|
| | R | 8 |
| | H | 11 |
| | RBI | 8 |
| | BB | 5 |
| | SO | 3 |
| | LOB | 14 |

WP: 0 PB: 0 SB: 0 CS: 0 PA: 41

| PITCHER | | IP | WLS | BF | H | R | ER | SO | BB | IBB | HBP | BLK | WP | HR | S | P | ERA | WHIP |
|---|---|---|---|---|---|---|---|---|---|---|---|---|---|---|---|---|---|---|
| Rich Robertson, L<br>ERA: 5.84 | (1, 1) | 6.1 | | 29 | 8 | 5 | 5 | 2 | 3 | 0 | 0 | 0 | 0 | 1 | 50 | 86 | 7.11 | 1.737 |
| Mike Trombley, R<br>ERA: 4.17 | (7, 1) | 0.1 | L | 3 | 1 | 0 | 0 | 0 | 1 | 0 | 0 | 0 | 0 | 0 | 10 | 15 | 0.00 | 6.000 |
| Greg Swindell, L<br>ERA: 4.29 | (7, 1) | 1.1 | | 6 | 2 | 3 | 3 | 1 | 0 | 0 | 0 | 0 | 0 | 0 | 11 | 17 | 20.25 | 1.500 |
| Frankie Rodriguez, R<br>ERA: 5.94 | (9, 1) | 1.0 | | 3 | 0 | 0 | 0 | 0 | 1 | 0 | 0 | 0 | 0 | 0 | 7 | 12 | 0.00 | 1.000 |

| PITCHER | IP | WLS | BF | H | R | ER | SO | BB | IBB | HBP | BLK | WP | HR | S | P | ERA | WHIP |
|---|---|---|---|---|---|---|---|---|---|---|---|---|---|---|---|---|---|

# BOTTOM

## Anaheim Angels @ Minnesota Twins

Hubert H. Humphrey Metrodome, Minneapolis, MN

Sun Jun 08 1997, 4:33 AM EDT

Att. 15,356 - Dome

livebaseballscorecards.com

| Batter | 1 | 2 | 3 | 4 | 5 | 6 | 7 | 8 | 9 | AB | R | H | RBI | BB | SO | LOB |
|---|---|---|---|---|---|---|---|---|---|---|---|---|---|---|---|---|
| Chuck Knoblauch, R (1, 4)<br>OBP: 0.399, SLG: 0.357 | C X<br>0-1 ① P4 | B C B B X<br>3-1 ③ G6-3<br>1-2<br>3-H | | B B B H<br>4-0 BB 2B HBP | | 1 SAFE C 1 SAFE 1 SAFE X<br>0-1 ②③ G1-4-3<br>1-2f | | | B X<br>1-0 ③ G3 | 4 | 1 | 0 | 0 | 0 | 0 | 2 |
| Matt Lawton, L (1, 9)<br>OBP: 0.379, SLG: 0.427 | B B C B F X<br>3-2 ② G3 | | B B C B F F B<br>4-2 L1-3 BB | B B B F B<br>4-1 1-2 2-3 2B BB | | | F B B B X<br>3-1 ① F8 | | | 2 | 1 | 0 | 0 | 2 | 0 | 0 |
| Paul Molitor, R (1, 10)<br>OBP: 0.378, SLG: 0.422 | X<br>0-0 ③ F9 | | 1 SAFE B B P X<br>2-0 ①② L1-3<br>1-2 | C B F B F B X<br>3-2 1-H 2-H 3-H 2B | | | F B B X<br>2-1 ② G5-3 | | | 4 | 0 | 1 | 3 | 0 | 0 | 1 |
| Greg Myers, L (1, 2)<br>OBP: 0.350, SLG: 0.427 | | B X<br>1-0 E9 HR 1B | B B X<br>2-0 2B | C F S<br>0-3 ③ K | | | B C C S<br>1-3 ③ K | | | 4 | 1 | 2 | 0 | 0 | 2 | 1 |
| Ron Coomer, R (1, 5)<br>OBP: 0.349, SLG: 0.464 | | F X<br>0-1 ① G1-3 | B B B F B B<br>4-1 BB | | F X<br>0-1 ① L5 | | | X<br>0-0 ① G5-3 | | 3 | 0 | 0 | 0 | 1 | 0 | 1 |
| Scott Stahoviak, L (1, 3)<br>OBP: 0.288, SLG: 0.457 | | B B C B C F X<br>3-2 2-H HR | C B F X<br>1-2 ③ F8 | | C B B B C F X<br>3-2 ② G3-1 | | | B B B C B<br>4-1 G6-4-3 BB | | 3 | 1 | 1 | 2 | 1 | 0 | 2 |
| Marty Cordova, R (1, 7)<br>OBP: 0.333, SLG: 0.471 | | F X<br>0-1 1B WP 2B | | B S F B B B<br>4-2 BB G3 2B BB | B B X<br>2-0 ③ F7 | | | S S X<br>0-2 ②③ G6-4-3<br>1-2f | | 3 | 2 | 1 | 0 | 1 | 0 | 1 |
| Rich Becker, L (1, 8)<br>OBP: 0.375, SLG: 0.359 | | B C S F F X<br>1-2 WP<br>2-3 1B | | B 1 SAFE C X<br>1-1 ① G3<br>1-2 | | X<br>0-0 ① P4 | | | F B C F B S<br>2-3 ① K | 4 | 0 | 1 | 0 | 0 | 1 | 1 |
| Pat Meares, R (1, 6)<br>OBP: 0.332, SLG: 0.451 | | B C F X<br>1-2 ② F8 | | X<br>0-0 ② G5-3 | | B C B B B<br>4-1 G1-4-3 BB | | | C B B B B F C<br>3-3 ② K | 3 | 0 | 0 | 0 | 1 | 1 | 3 |
| Inning Stats | R: 0 E: 0 K: 0 S: 6<br>H: 0 LOB: 0 BB: 0 P: 9 | R: 3 E: 1 K: 0 S: 19<br>H: 4 LOB: 1 BB: 0 P: 28 | R: 0 E: 0 K: 0 S: 10<br>H: 1 LOB: 2 BB: 2 P: 22 | R: 3 E: 0 K: 1 S: 13<br>H: 1 LOB: 1 BB: 2 P: 29 | R: 0 E: 0 K: 0 S: 7<br>H: 0 LOB: 0 BB: 0 P: 12 | R: 0 E: 0 K: 0 S: 4<br>H: 0 LOB: 0 BB: 1 P: 8 | R: 0 E: 0 K: 1 S: 7<br>H: 0 LOB: 0 BB: 0 P: 13 | R: 0 E: 0 K: 0 S: 5<br>H: 0 LOB: 0 BB: 1 P: 9 | R: 0 E: 0 K: 2 S: 8<br>H: 0 LOB: 0 BB: 0 P: 14 | 1B: 2<br>2B: 4<br>3B: 0<br>HR: 1 | SF: 0<br>SAC: 0<br>DP: 3<br>HBP: 1 | WP: 1<br>PB: 0<br>SB: 0<br>CS: 0 | PA: 37 | | | | |

| | AB | 30 |
|---|---|---|
| | R | 6 |
| | H | 6 |
| | RBI | 5 |
| | BB | 6 |
| | SO | 4 |
| | LOB | 12 |

| PITCHER | | IP | WLS | BF | H | R | ER | SO | BB | IBB | HBP | BLK | WP | HR | S | P | ERA | WHIP |
|---|---|---|---|---|---|---|---|---|---|---|---|---|---|---|---|---|---|---|
| Dennis Springer, R<br>ERA: 5.88 | (1, 1) | 6.0 | W | 28 | 6 | 6 | 6 | 1 | 5 | 0 | 1 | 0 | 1 | 1 | 59 | 108 | 9.00 | 1.833 |
| Mike James, R<br>ERA: 3.68 | (7, 1) | 2.0 | | 6 | 0 | 0 | 0 | 1 | 1 | 0 | 0 | 0 | 0 | 0 | 12 | 22 | 0.00 | 0.500 |
| Troy Percival, R<br>ERA: 4.76 | (9, 1) | 1.0 | S | 3 | 0 | 0 | 0 | 2 | 0 | 0 | 0 | 0 | 0 | 0 | 8 | 14 | 0.00 | 0.000 |

| PITCHER | IP | WLS | BF | H | R | ER | SO | BB | IBB | HBP | BLK | WP | HR | S | P | ERA | WHIP |
|---|---|---|---|---|---|---|---|---|---|---|---|---|---|---|---|---|---|

| Batter | 1 | 2 | 3 | 4 | 5 | 6 | 7 | 8 | 9 | AB | R | H | RBI | BB | SO | LOB |
|---|---|---|---|---|---|---|---|---|---|---|---|---|---|---|---|---|
| Domingo Cedeno, S (1, 4)<br>OBP: 0.307, SLG: 0.463 | B B C F S 2-3 ① K | | L B B F B X 3-2 HR | | B F F X 1-2 ③ G4-3 | | | B C F X 1-2 ① F9 | | 4 | 1 | 1 | 1 | 0 | 1 | 1 |
| Ivan Rodriguez, R (1, 2)<br>OBP: 0.375, SLG: 0.536 | X 0-0 ② G6-3 | | X 0-0 ③ G1-3 | | | F F F S 0-3 ① K | | B F B S X 2-2 ② FC5-4 1-2f | | 4 | 0 | 0 | 0 | 0 | 1 | 1 |
| 29 Rusty Greer, L (1, 7)<br>OBP: 0.400, SLG: 0.471 | B B X 2-0 ③ F7 | | | C S B B F X 2-2 G6-4-3 1B | | C B B X 2-1 ② G3-1 | | X 0-0 ③ F8 | | 4 | 0 | 1 | 0 | 0 | 0 | 1 |
| Juan Gonzalez, R (1, 10)<br>OBP: 0.289, SLG: 0.497 | | B B X 2-0 ① P4 | | S S X 0-2 ① ② G6-4-3 1-2f | | B X 1-0 ③ F8 | | | C X 0-1 ① F8 | 4 | 0 | 0 | 0 | 0 | 0 | 1 |
| Will Clark, L (1, 3)<br>OBP: 0.453, SLG: 0.555 | | B C B B F C 3-3 ② K | | C B X 1-1 2B 1B | | | X 0-0 2B | | X 0-0 ② L7 | 4 | 0 | 2 | 0 | 0 | 1 | 0 |
| Dean Palmer, R (1, 5)<br>OBP: 0.309, SLG: 0.380 | | C B F B F X 2-2 1B | | B S F X 1-2 1-3 2B | | | C X 0-1 ① F7 | | X 0-0 FC6 1B | 4 | 0 | 3 | 0 | 0 | 0 | 1 |
| Lee Stevens, L (1, 9)<br>OBP: 0.329, SLG: 0.493 | | S S X 0-2 ③ F8 | | B S S F B X 2-2 ③ P5 | | | X 0-0 ② G1-3 | | X 0-0 ③ FC6 1-2f | 4 | 0 | 0 | 0 | 0 | 0 | 5 |
| Damon Buford, R (1, 8)<br>OBP: 0.296, SLG: 0.346 | | | C C X 0-2 ① L1 | | C C B S 1-3 K G1-6-3 | | B X 1-0 ③ G3-1 | | | 3 | 0 | 0 | 0 | 0 | 1 | 1 |
| Benji Gil, R (1, 6)<br>OBP: 0.265, SLG: 0.318 | | | B S S X 1-2 ② F9 | | X 0-0 ① ② G1-6-3 1-2f | | | C B X 1-1 FC5-4 1B | | 3 | 0 | 1 | 0 | 0 | 0 | 1 |
| Inning Stats | R: 0 H: 0<br>E: 0 LOB: 0<br>K: 1 BB: 0<br>S: 5 P: 9 | R: 0 H: 1<br>E: 0 LOB: 1<br>K: 1 BB: 0<br>S: 11 P: 18 | R: 1 H: 1<br>E: 0 LOB: 0<br>K: 0 BB: 0<br>S: 11 P: 15 | R: 0 H: 3<br>E: 0 LOB: 2<br>K: 0 BB: 0<br>S: 16 P: 22 | R: 0 H: 0<br>E: 0 LOB: 0<br>K: 1 BB: 0<br>S: 7 P: 9 | R: 0 H: 0<br>E: 0 LOB: 0<br>K: 1 BB: 0<br>S: 7 P: 10 | R: 0 H: 1<br>E: 0 LOB: 1<br>K: 0 BB: 0<br>S: 5 P: 6 | R: 0 H: 1<br>E: 0 LOB: 1<br>K: 0 BB: 0<br>S: 9 P: 13 | R: 0 H: 1<br>E: 0 LOB: 1<br>K: 0 BB: 0<br>S: 5 P: 5 | 1B: 5 SF: 0<br>2B: 2 SAC: 0<br>3B: 0 DP: 2<br>HR: 1 HBP: 0 | | | | | | WP: 1 PA: 34<br>PB: 0<br>SB: 0<br>CS: 0 | |

| PITCHER | IP | WLS | BF | H | R | ER | SO | BB | IBB | HBP | BLK | WP | HR | S | P | ERA | WHIP |
|---|---|---|---|---|---|---|---|---|---|---|---|---|---|---|---|---|---|
| Bob Tewksbury, R (1, 1)<br>ERA: 3.29 | 9.0 | W | 34 | 8 | 1 | 1 | 4 | 0 | 0 | 0 | 0 | 1 | 1 | 76 | 107 | 1.00 | 0.889 |

| PITCHER | IP | WLS | BF | H | R | ER | SO | BB | IBB | HBP | BLK | WP | HR | S | P | ERA | WHIP |
|---|---|---|---|---|---|---|---|---|---|---|---|---|---|---|---|---|---|

# TOP

## Texas Rangers @ Minnesota Twins

Hubert H. Humphrey Metrodome, Minneapolis, MN

Tue Jun 10 1997, 8:05 PM EDT

Att. 13,864 - Dome

livebaseballscorecards.com

| | |
|---|---|
| AB | 34 |
| R | 1 |
| H | 8 |
| RBI | 1 |
| BB | 0 |
| SO | 4 |
| LOB | 12 |

| Batter | 1 | 2 | 3 | 4 | 5 | 6 | 7 | 8 | 9 | AB | R | H | RBI | BB | SO | LOB |
|---|---|---|---|---|---|---|---|---|---|---|---|---|---|---|---|---|
| Chuck Knoblauch, R (1, 4)<br>OBP: 0.406, SLG: 0.368 | C B X<br>1-1 BB 3B 1B | C F 1 SAFE B 1 SAFE<br>1-2 ③ CS<br>1-2 | B C S X<br>1-2 BB 1B 2B | C B F F B B B<br>4-2 G5-3 1B<br>1-2 1B BB | B C S B B S<br>3-3 ③ K<br>1-2 | | | B C X<br>1-1 BB G3<br>1-2 1B | | 4 | 3 | 3 | 0 | 1 | 1 | 1 |
| Rich Becker, L (1, 8)<br>(8, 7)<br>OBP: 0.371, SLG: 0.351 | B B C F F B B<br>4-2<br>1-2 3B BB | | S F B B B X<br>2-2 ① P3 | C B F B S<br>2-3 ① K | | B F S S<br>1-3 ① K | | B X<br>1-0 ① G3<br>1-2<br>2-3 | | 4 | 1 | 0 | 0 | 1 | 2 | 5 |
| Paul Molitor, R (1, 10)<br>OBP: 0.393, SLG: 0.452 | B X<br>1-0<br>1-H SF8<br>2-H 3B | | B F B X<br>2-1 BB 1B 1B | B B X<br>2-0 G5-3<br>1-2 1B<br>2-3 1B | | X<br>0-0 2B | | I I I I<br>4-0 BB IBB | | 4 | 3 | 4 | 2 | 1 | 0 | 0 |
| Terry Steinbach, R (1, 2)<br>OBP: 0.340, SLG: 0.407 | F B X<br>1-1 ① SF8<br>3-H | | B B S F X<br>2-2 ② F9 | F B F B B X<br>3-2 ② G5-3<br>1-2<br>2-3<br>3-H | | X<br>0-0 ② G1-3 | | S S B B S<br>2-3 ② K | | 4 | 0 | 0 | 2 | 0 | 1 | 8 |
| Scott Stahoviak, L (1, 3)<br>OBP: 0.309, SLG: 0.458<br>Greg Colbrunn, R (6, PH)<br>OBP: 0.310, SLG: 0.414<br>(7, 3) | F B C B B F F T<br>3-2 ② K | | B B B C B<br>4-1 1B<br>1-2 1B<br>2-3 BB | C F B B X<br>2-2<br>2-H<br>3-H 1B | | X<br>0-0 ③ F7 | | B B C F B B<br>4-2<br>1-2<br>2-3<br>3-H BB | | 2<br>1 | 1<br>0 | 1<br>0 | 2<br>1 | 1<br>1 | 1<br>0 | 0<br>1 |
| Ron Coomer, R (1, 5)<br>OBP: 0.347, SLG: 0.458<br>Denny Hocking, S (8, 5)<br>OBP: 0.314, SLG: 0.375 | B F B S C<br>2-3 ③ K | | B F B X<br>2-1 1B<br>1-2<br>2-H<br>3-H 1B | B B B C X<br>3-1 ③ G5-3 | | | C F B X<br>1-2 ① F9 | C B S X<br>1-2 ③ G6-3 | | 4<br>1 | 0<br>0 | 1<br>0 | 2<br>0 | 0<br>0 | 1<br>0 | 1<br>3 |
| Marty Cordova, R (1, 7)<br>OBP: 0.329, SLG: 0.458<br>Darrin Jackson, R (8, 8)<br>OBP: 0.262, SLG: 0.431 | | C B F B B X<br>3-2 ① F9 | B B B X<br>3-0<br>1-2<br>2-H 1B | | X<br>0-0 ① P3 | | B C S B B S<br>3-3 ② K | | | 4<br>0 | 0<br>0 | 1<br>0 | 1<br>0 | 0<br>0 | 1<br>0 | 0<br>0 |
| Matt Lawton, L (1, 9)<br>OBP: 0.377, SLG: 0.423 | | B B F B F X<br>3-2 FC5-4 1B | C S X<br>0-2 ③ G6-3 | | X<br>0-0 ② F9 | | B F B F S<br>2-3 ③ K | | | 4 | 0 | 1 | 0 | 0 | 1 | 2 |
| Pat Meares, R (1, 6)<br>OBP: 0.340, SLG: 0.454 | | B B B X<br>3-0 ② FC5-4 CS<br>1-2f | | C F B B B<br>4-2 1B WP G5-3 BB | B F B F X<br>2-2 WP 1B | | | C F B F F X<br>1-2 G3 1B BB 1B | | 3 | 2 | 2 | 0 | 1 | 0 | 1 |
| Inning Stats | R: 3 H: 2<br>E: 0 LOB: 0<br>K: 2 BB: 1<br>S: 16 P: 28 | R: 0 H: 1<br>E: 0 LOB: 0<br>K: 0 BB: 0<br>S: 9 P: 19 | R: 3 H: 4<br>E: 0 LOB: 2<br>K: 0 BB: 1<br>S: 18 P: 34 | R: 3 H: 2<br>E: 0 LOB: 1<br>K: 1 BB: 2<br>S: 18 P: 38 | R: 0 H: 1<br>E: 0 LOB: 1<br>K: 1 BB: 0<br>S: 8 P: 13 | R: 0 H: 1<br>E: 0 LOB: 1<br>K: 1 BB: 0<br>S: 6 P: 7 | R: 0 H: 0<br>E: 0 LOB: 0<br>K: 2 BB: 0<br>S: 9 P: 15 | R: 1 H: 2<br>E: 0 LOB: 3<br>K: 1 BB: 2<br>S: 16 P: 30 | | 1B: 10 SF: 1<br>2B: 2 SAC: 0<br>3B: 1 DP: 0<br>HR: 0 HBP: 0 | | | | | | |

| PITCHER | | IP | WLS | BF | H | R | ER | SO | BB | IBB | HBP | BLK | WP | HR | S | P | ERA | WHIP |
|---|---|---|---|---|---|---|---|---|---|---|---|---|---|---|---|---|---|---|
| Bobby Witt, R<br>ERA: 3.94 | (1, 1) | 2.2 | L | 16 | 7 | 6 | 6 | 2 | 2 | 0 | 0 | 0 | 0 | 0 | 40 | 78 | 20.25 | 3.375 |
| Jose Alberro, R<br>ERA: 6.86 | (3, 1) | 1.1 | | 8 | 2 | 3 | 3 | 1 | 2 | 0 | 0 | 0 | 1 | 0 | 21 | 41 | 20.25 | 3.000 |
| Julio Santana, R<br>ERA: 4.73 | (5, 1) | 1.0 | | 4 | 1 | 0 | 0 | 1 | 0 | 0 | 0 | 0 | 1 | 0 | 8 | 13 | 0.00 | 1.000 |
| Ed Vosberg, L<br>ERA: 5.51 | (6, 1) | 2.0 | | 7 | 1 | 0 | 0 | 3 | 0 | 0 | 0 | 0 | 0 | 0 | 15 | 22 | 0.00 | 0.500 |
| Matt Whiteside, R<br>ERA: 8.62 | (8, 1) | 1.0 | | 7 | 2 | 1 | 1 | 1 | 1 | 1 | 0 | 0 | 0 | 0 | 16 | 30 | 9.00 | 3.000 |

| PITCHER | IP | WLS | BF | H | R | ER | SO | BB | IBB | HBP | BLK | WP | HR | S | P | ERA | WHIP |
|---|---|---|---|---|---|---|---|---|---|---|---|---|---|---|---|---|---|

# BOTTOM

# Texas Rangers @ Minnesota Twins

Hubert H. Humphrey Metrodome, Minneapolis, MN

Tue Jun 10 1997, 8:05 PM EDT

Att. 13,864 - Dome

livebaseballscorecards.com

| | |
|---|---|
| AB | 35 |
| R | 10 |
| H | 13 |
| RBI | 10 |
| BB | 6 |
| SO | 8 |
| LOB | 22 |

WP: 2 PA: 43
PB: 0
SB: 0
CS: 1

# Texas Rangers @ Minnesota Twins

Hubert H. Humphrey Metrodome, Minneapolis, MN

Wed Jun 11 1997, 8:05 PM EDT

Att. 11,498 - Dome

livebaseballscorecards.com

TOP

| Batter | 1 | 2 | 3 | 4 | 5 | 6 | 7 | 8 | 9 | AB | R | H | RBI | BB | SO | LOB |
|---|---|---|---|---|---|---|---|---|---|---|---|---|---|---|---|---|
| Damon Buford, R (1, 8)<br>OBP: 0.289, SLG: 0.337 | B C F F B F S<br>2-3 ① K | | 1 SAFE 1 SAFE X<br>0-0 ① F7 | X<br>0-0 ②③ G6-4-3<br>1-2f | X<br>0-0 ② P6 | | B X<br>1-0 ② P3 | | | 5 | 0 | 0 | 0 | 0 | 1 | 5 |
| Ivan Rodriguez, R (1, 2)<br>OBP: 0.375, SLG: 0.550 | F X<br>0-1 2B | | B B C S X<br>2-2 ② F7 | | C B X<br>1-1 HR<br>1-3 ③ K | | C S B F F F B X<br>2-2 ③ G1-6-3 | | | 5 | 1 | 2 | 1 | 0 | 1 | 3 |
| 29 Rusty Greer, L (1, 7)<br>OBP: 0.404, SLG: 0.489 | F B B C F B X<br>3-2 ② F7 | | X<br>0-0 ③ L9 | | C B B X<br>2-1 HR 2B | B X<br>1-0 HR | | B C B S B F F F F<br>4-2 B CS BB | | 4 | 2 | 2 | 1 | 1 | 0 | 2 |
| Juan Gonzalez, R (1, 10)<br>OBP: 0.299, SLG: 0.547 | F F C<br>0-3 ③ K | | | C X<br>0-1 HR | X<br>2-H<br>0-0 HR | C C B B X<br>2-2 1B 2B | | S B S F S<br>1-3 ① K | | 5 | 2 | 3 | 3 | 0 | 2 | 2 |
| Will Clark, L (1, 3)<br>OBP: 0.456, SLG: 0.556 | | X<br>0-0 1B | | C X<br>0-1 2B 1B | C B X<br>1-1 2B 1B 1B | C B B F F S<br>2-3 ① K | | 1 SAFE F X<br>0-1 ② F7 | | 5 | 2 | 3 | 0 | 0 | 1 | 2 |
| Dean Palmer, R (1, 5)<br>OBP: 0.311, SLG: 0.390 | C S X<br>0-2 ① P2 | | | B F B F X<br>2-2 1B 1-H 1B 2B | X<br>0-0 1B 1-3 1B 2B | C S B X<br>1-2 ② G6-3 | | C F F F 1 SAFE<br>0-2 ③ CS 1-2 | F C X<br>0-2 ① G5-3 | 5 | 2 | 2 | 1 | 0 | 0 | 2 |
| Mike Simms, R (1, 9)<br>OBP: 0.309, SLG: 0.520<br>Warren Newson, L (8, 9)<br>OBP: 0.383, SLG: 0.495 | C B F F S<br>1-3 ② K | | | B B X<br>2-0 ① L8 | C X<br>0-1 ① G1-3 | S X<br>0-1 FC6-4 2-3 1B | | | F B B B X<br>3-1 ② P6 | 4<br>1 | 0<br>0 | 1<br>0 | 0<br>0 | 0<br>0 | 1<br>0 | 4<br>0 |
| Billy Ripken, R (1, 4)<br>OBP: 0.330, SLG: 0.422 | C F B B F X<br>2-2 ③ F8 | | | B C C B X<br>2-2 2-3 1B<br>B X<br>1-0 2-3 3-H 1B | B C X<br>1-1 ③ FC6-4 1-2f | | | | C X<br>0-1 ③ F9 | 5 | 0 | 2 | 1 | 0 | 0 | 3 |
| Benji Gil, R (1, 6)<br>OBP: 0.276, SLG: 0.329 | | | B X<br>1-0 1B | B X<br>1-0 G6-4-3 1-2 3-H 1B | S B X<br>1-1 1-2 3-H 1B | | C S B F B X<br>2-2 ① G6-3 | | | 4 | 0 | 3 | 2 | 0 | 0 | 0 |
| **Inning Stats** | R: 0 E: 0 K: 2 S: 14<br>H: 1 LOB: 1 BB: 0 P: 19 | R: 0 E: 0 K: 1 S: 12<br>H: 1 LOB: 1 BB: 0 P: 15 | R: 0 E: 0 K: 0 S: 6<br>H: 1 LOB: 0 BB: 0 P: 9 | R: 3 E: 0 K: 0 S: 13<br>H: 5 LOB: 1 BB: 0 P: 20 | R: 5 E: 0 K: 1 S: 18<br>H: 7 LOB: 2 BB: 0 P: 25 | R: 1 E: 0 K: 1 S: 15<br>H: 3 LOB: 2 BB: 0 P: 22 | R: 0 E: 0 K: 0 S: 11<br>H: 0 LOB: 0 BB: 0 P: 16 | R: 0 E: 0 K: 1 S: 16<br>H: 0 LOB: 0 BB: 1 P: 21 | R: 0 E: 0 K: 0 S: 7<br>H: 0 LOB: 0 BB: 0 P: 10 | 1B: 9 2B: 5 3B: 0 HR: 4<br>SF: 0 SAC: 0 DP: 1 HBP: 0 | | | | | | |

| | AB | 43 |
|---|---|---|
| | R | 9 |
| | H | 18 |
| | RBI | 9 |
| | BB | 1 |
| | SO | 6 |
| | LOB | 23 |

WP: 0 PB: 0 SB: 0 CS: 1 PA: 45

| PITCHER | | IP | WLS | BF | H | R | ER | SO | BB | IBB | HBP | BLK | WP | HR | S | P | ERA | WHIP |
|---|---|---|---|---|---|---|---|---|---|---|---|---|---|---|---|---|---|---|
| Scott Aldred, L<br>ERA: 7.36 | (1, 1) | 4.0 | L | 22 | 11 | 6 | 6 | 3 | 0 | 0 | 0 | 0 | 0 | 3 | 50 | 71 | 13.50 | 2.750 |
| Kevin Jarvis, R<br>ERA: 11.28 | (5, 1) | 1.2 | | 12 | 7 | 3 | 3 | 2 | 0 | 0 | 0 | 0 | 0 | 1 | 26 | 36 | 16.20 | 4.200 |
| Frankie Rodriguez, R<br>ERA: 5.8 | (6, 1) | 1.1 | | 4 | 0 | 0 | 0 | 0 | 0 | 0 | 0 | 0 | 0 | 0 | 13 | 19 | 0.00 | 0.000 |
| Eddie Guardado, L<br>ERA: 3.78 | (8, 1) | 1.0 | | 3 | 0 | 0 | 0 | 1 | 1 | 0 | 0 | 0 | 0 | 0 | 16 | 21 | 0.00 | 1.000 |
| Rick Aguilera, R<br>ERA: 4.4 | (9, 1) | 1.0 | | 3 | 0 | 0 | 0 | 0 | 0 | 0 | 0 | 0 | 0 | 0 | 7 | 10 | 0.00 | 0.000 |

| PITCHER | IP | WLS | BF | H | R | ER | SO | BB | IBB | HBP | BLK | WP | HR | S | P | ERA | WHIP |
|---|---|---|---|---|---|---|---|---|---|---|---|---|---|---|---|---|---|

# BOTTOM

## Texas Rangers @ Minnesota Twins

Hubert H. Humphrey Metrodome, Minneapolis, MN

Wed Jun 11 1997, 8:05 PM EDT

Att. 11,498 - Dome

livebaseballscorecards.com

| Batter | 1 | 2 | 3 | 4 | 5 | 6 | 7 | 8 | 9 | AB | R | H | RBI | BB | SO | LOB |
|---|---|---|---|---|---|---|---|---|---|---|---|---|---|---|---|---|
| Chuck Knoblauch, R (1, 4)<br>OBP: 0.405, SLG: 0.371 | C C B X 1-2 G5-3 ① | | C H 1-1 1B 2B HBP | C F 1 SAFE B 1 SAFE B X 2-2 G6-3 ③ | | C X 0-1 F8 2B | | B C F B X 2-2 G5-3 ① | | 4 | 1 | 1 | 0 | 0 | 0 | 1 |
| Rich Becker, L (1, 8)<br>OBP: 0.376, SLG: 0.368 | C B S B B X 3-2 G6-3 2B | | C 1 SAFE 1 SAFE B B F B X 3-2 2B 1-3 1B | | C C B X 1-2 1B 2B | F X 0-1 F8 ② 2-3 | | X 0-0 P4 ② | | 5 | 1 | 3 | 0 | 0 | 0 | 1 |
| Paul Molitor, R (1, 10)<br>OBP: 0.388, SLG: 0.445 | B F X 1-1 G6-3 ② 2-3 | | C F X 0-2 P2 ② | | F X 0-1 E SF7 2-H 1B | X 0-0 F9 ③ | | B F S F B X 2-2 G6-3 ③ | | 5 | 1 | 1 | 1 | 0 | 0 | 4 |
| Terry Steinbach, R (1, 2)<br>OBP: 0.337, SLG: 0.407 | B B S C C 2-3 K ③ | | B 1 SAFE F B X 2-1 1-3 3-H 2B | | F B B X 2-1 E6 1B 1-3 | | C C B B X 2-2 G5-3 ① | | B X 1-0 G1-3 ① | 5 | 0 | 1 | 1 | 0 | 1 | 2 |
| Scott Stahoviak, L (1, 3)<br>OBP: 0.300, SLG: 0.442 | | C C S 0-3 K ① | B F S C 1-3 K ③ | | B X 1-0 SF7 ① 3-H | | B C B F X 2-2 3B 1B | | C C C 0-3 K ② | 4 | 1 | 1 | 1 | 0 | 3 | 2 |
| Ron Coomer, R (1, 5)<br>OBP: 0.348, SLG: 0.469 | | X 0-0 G6-3 ② | | C B B X 2-1 FC4-6 BB SF9 1B | X 0-0 F9 ② | | X 0-0 1-H 1B 3B | | B F S X 1-2 F9 ③ | 5 | 2 | 2 | 1 | 0 | 0 | 1 |
| Marty Cordova, R (1, 7)<br>OBP: 0.361, SLG: 0.480 | | B F B X 2-1 1B | B B C 1 SAFE B F F F B 4-2 FC4-6 1-2 BB | | C F F B F B B X 3-2 1-2 1B | | B C X 1-1 3-H 1B | | | 3 | 0 | 3 | 1 | 1 | 0 | 0 |
| Matt Lawton, L (1, 9)<br>OBP: 0.372, SLG: 0.417<br>Roberto Kelly, R (7, PH)<br>OBP: 0.340, SLG: 0.378 (8, 9) | | C B 1 SAFE B X 2-1 P3 ③ | | X 0-0 FC4-6 ① 1-2f 2-3 | B F F X 1-2 P7 ③ | | B F F S 1-3 K ② | | | 3<br>1 | 0<br>0 | 0<br>0 | 0<br>0 | 0<br>0 | 0<br>1 | 5<br>1 |
| Pat Meares, R (1, 6)<br>OBP: 0.333, SLG: 0.447 | | | X 0-0 B2 ① | B B C 1 SAFE X 2-1 SF9 ② 3-H | | S F C 0-3 K ① | C F S 0-3 K ③ | | | 3 | 0 | 0 | 1 | 0 | 2 | 1 |
| Inning Stats | R: 0 E: 0 K: 1 S: 11 H: 1 LOB: 1 BB: 0 P: 18 | R: 0 E: 0 K: 1 S: 8 H: 1 LOB: 1 BB: 0 P: 12 | R: 1 E: 0 K: 1 S: 13 H: 2 LOB: 2 BB: 0 P: 20 | R: 1 E: 0 K: 0 S: 12 H: 1 LOB: 1 BB: 1 P: 22 | R: 2 E: 1 K: 0 S: 17 H: 3 LOB: 2 BB: 0 P: 25 | R: 0 E: 0 K: 1 S: 8 H: 1 LOB: 1 BB: 0 P: 8 | R: 2 E: 0 K: 2 S: 15 H: 3 LOB: 1 BB: 0 P: 21 | R: 0 E: 0 K: 0 S: 8 H: 0 LOB: 0 BB: 0 P: 12 | R: 0 E: 0 K: 1 S: 7 H: 0 LOB: 0 BB: 0 P: 9 | 1B: 7 2B: 4 3B: 1 HR: 0 | SF: 2 SAC: 0 DP: 0 HBP: 1 | | | | | | |

| | AB | 38 |
|---|---|---|
| | R | 6 |
| | H | 12 |
| | RBI | 6 |
| | BB | 1 |
| | SO | 7 |
| | LOB | 18 |

| PITCHER | | IP | WLS | BF | H | R | ER | SO | BB | IBB | HBP | BLK | WP | HR | S | P | ERA | WHIP |
|---|---|---|---|---|---|---|---|---|---|---|---|---|---|---|---|---|---|---|
| John Burkett, R<br>ERA: 4.72 | (1, 1) | 6.1 | W | 34 | 12 | 6 | 5 | 4 | 1 | 0 | 1 | 0 | 0 | 0 | 78 | 119 | 7.11 | 2.053 |
| Eric Gunderson, L<br>ERA: 2.08 | (7, 1) | 0.1 | | 1 | 0 | 0 | 0 | 1 | 0 | 0 | 0 | 0 | 0 | 0 | 3 | 4 | 0.00 | 0.000 |
| Xavier Hernandez, R<br>ERA: 3.58 | (7, 1) | 1.1 | | 4 | 0 | 0 | 0 | 1 | 0 | 0 | 0 | 0 | 0 | 0 | 11 | 15 | 0.00 | 0.000 |
| John Wetteland, R<br>ERA: 1.05 | (9, 1) | 1.0 | S | 3 | 0 | 0 | 0 | 1 | 0 | 0 | 0 | 0 | 0 | 0 | 7 | 9 | 0.00 | 0.000 |

| PITCHER | | IP | WLS | BF | H | R | ER | SO | BB | IBB | HBP | BLK | WP | HR | S | P | ERA | WHIP |
|---|---|---|---|---|---|---|---|---|---|---|---|---|---|---|---|---|---|---|

| Batter | 1 | 2 | 3 | 4 | 5 | 6 | 7 | 8 | 9 | AB | R | H | RBI | BB | SO | LOB |
|---|---|---|---|---|---|---|---|---|---|---|---|---|---|---|---|---|
| Chuck Knoblauch, R (1, 4)<br>OBP: 0.416, SLG: 0.394 | X<br>0-0<br>CS<br>1B | | B<br>X<br>1-0<br>CS<br>1B | C<br>F<br>B<br>F<br>D<br>F<br>X<br>2-2<br>1-H<br>2-H<br>3B | | | B<br>B<br>B<br>C<br>B<br>4-1<br>FC4-6<br>BB | C<br>B<br>F<br>B<br>X<br>2-2<br>WP<br>E<br>2-H<br>2B | | 4 | 1 | 4 | 3 | 1 | 0 | 0 |
| Rich Becker, L (1, 8)<br>OBP: 0.377, SLG: 0.365 | F<br>B<br>1 SAFE<br>S<br>B<br>1 SAFE<br>B<br>C<br>3-3<br>①<br>②<br>1-2 | | S<br>B<br>F<br>F<br>B<br>1 SAFE<br>1 SAFE<br>B<br>X<br>3-2<br>①<br>1-2<br>BB<br>1B | C<br>X<br>0-1<br>③<br>G4-3 | | | S<br>S<br>B<br>B<br>X<br>2-2<br>①<br>FC4-6<br>1-2f<br>HR | B<br>B<br>C<br>C<br>B<br>B<br>4-2<br>WP<br>E<br>2-3<br>BB | | 4 | 1 | 1 | 0 | 1 | 1 | 3 |
| Paul Molitor, R (1, 3)<br>OBP: 0.389, SLG: 0.457<br>Scott Stahoviak, L (8, PR)<br>OBP: 0.300, SLG: 0.442 (8, 3) | C<br>X<br>0-1<br>③<br>G6-3 | | B<br>B<br>B<br>B<br>4-0<br>FC6-4<br>1-2<br>BB | | X<br>0-0<br>①<br>G6-3 | | F<br>X<br>0-1<br>1-H<br>HR | B<br>F<br>C<br>F<br>B<br>X<br>2-2<br>E6<br>1-2<br>3-H | | 4<br>0 | 1<br>0 | 1<br>0 | 2<br>0 | 1<br>0 | 0<br>0 | 1<br>0 |
| Terry Steinbach, R (1, 2)<br>OBP: 0.329, SLG: 0.396 | | B<br>B<br>C<br>S<br>F<br>X<br>2-2<br>①<br>G6-3 | X<br>0-0<br>②<br>F7 | | X<br>0-0<br>②<br>F9 | | B<br>S<br>F<br>F<br>S<br>1-3<br>②<br>K | S<br>B<br>F<br>B<br>D<br>X<br>3-2<br>③<br>G5-3<br>1-2<br>2-3 | | 5 | 0 | 0 | 0 | 0 | 1 | 4 |
| Ron Coomer, R (1, 5)<br>OBP: 0.350, SLG: 0.467 | | C<br>F<br>X<br>0-2<br>E5<br>3B | X<br>0-0<br>③<br>FC6-4<br>1-2f | | C<br>F<br>B<br>B<br>F<br>X<br>2-2<br>1B | | B<br>C<br>B<br>B<br>X<br>2-1<br>1B | | B<br>X<br>1-0<br>①<br>F7 | 5 | 1 | 2 | 0 | 0 | 0 | 2 |
| Marty Cordova, R (1, 7)<br>OBP: 0.352, SLG: 0.456 | | C<br>B<br>X<br>1-1<br>②<br>P3 | | B<br>C<br>B<br>B<br>B<br>4-1<br>BB<br>3B<br>BB | X<br>0-0<br>③<br>F9 | | B<br>S<br>F<br>X<br>1-2<br>③<br>F9 | | X<br>0-0<br>②<br>F9 | 4 | 1 | 0 | 0 | 1 | 0 | 3 |
| Roberto Kelly, R (1, 9)<br>OBP: 0.342, SLG: 0.389 | | C<br>F<br>F<br>1 SAFE<br>X<br>0-2<br>1-H<br>1B<br>3B | B<br>F<br>1 SAFE<br>C<br>X<br>1-2<br>①<br>F7 | | | B<br>C<br>F<br>F<br>F<br>B<br>F<br>F<br>F<br>3-2<br>B<br>T<br>①<br>K | X<br>0-0<br>①<br>F9 | B<br>B<br>B<br>B<br>4-0<br>BB | 4 | 1 | 1 | 1 | 1 | 1 | 1 |
| Pat Meares, R (1, 6)<br>OBP: 0.340, SLG: 0.445 | C<br>C<br>X<br>0-2<br>3-H<br>1B | | 1 SAFE<br>B<br>B<br>B<br>B<br>4-0<br>1-2<br>3B<br>BB | | C<br>C<br>F<br>S<br>0-3<br>②<br>K | | | H<br>1-0<br>SH1-4<br>2B<br>HBP | B<br>X<br>1-0<br>③<br>P4 | 3 | 2 | 1 | 1 | 1 | 1 | 1 |
| Brad Radke, R (1, 1)<br>Mike Trombley, R (9, 1) | | B<br>X<br>1-0<br>③<br>F8 | | X<br>0-0<br>②<br>F9 | | C<br>B<br>X<br>1-1<br>③<br>F9 | | X<br>0-0<br>②<br>SH1-4<br>1-2 | | 3<br>0 | 0<br>0 | 0<br>0 | 0<br>0 | 0<br>0 | 0<br>0 | 3<br>0 |
| Inning Stats | R: 0<br>E: 0<br>K: 1<br>S: 6<br>H: 1<br>LOB: 0<br>BB: 0<br>P: 9 | R: 2<br>E: 1<br>K: 0<br>S: 17<br>H: 2<br>LOB: 1<br>BB: 0<br>P: 21 | R: 0<br>E: 0<br>K: 0<br>S: 7<br>H: 2<br>LOB: 2<br>BB: 1<br>P: 15 | R: 2<br>E: 0<br>K: 0<br>S: 12<br>H: 1<br>LOB: 1<br>BB: 2<br>P: 23 | R: 0<br>E: 0<br>K: 0<br>S: 7<br>H: 1<br>LOB: 1<br>BB: 0<br>P: 9 | R: 0<br>E: 0<br>K: 2<br>S: 14<br>H: 0<br>LOB: 0<br>BB: 0<br>P: 18 | R: 2<br>E: 0<br>K: 1<br>S: 15<br>H: 2<br>LOB: 1<br>BB: 1<br>P: 25 | R: 2<br>E: 1<br>K: 0<br>S: 14<br>H: 1<br>LOB: 2<br>BB: 1<br>P: 26 | R: 0<br>E: 0<br>K: 0<br>S: 3<br>H: 0<br>LOB: 1<br>BB: 1<br>P: 9 | 1B: 6<br>2B: 2<br>3B: 2<br>HR: 1<br>SF: 0<br>SAC: 1<br>DP: 1<br>HBP: 1 | | | | | | |

| PITCHER | IP | WLS | BF | H | R | ER | SO | BB | IBB | HBP | BLK | WP | HR | S | P | ERA | WHIP |
|---|---|---|---|---|---|---|---|---|---|---|---|---|---|---|---|---|---|
| Donne Wall, R (1, 1)<br>ERA: 5.01 | 5.0 | L | 24 | 7 | 4 | 2 | 1 | 3 | 0 | 0 | 0 | 0 | 0 | 49 | 77 | 3.60 | 2.000 |
| Jose Lima, R (6, 1)<br>ERA: 3.73 | 2.0 | | 9 | 2 | 2 | 2 | 3 | 1 | 0 | 0 | 0 | 0 | 1 | 29 | 43 | 9.00 | 1.500 |
| Blas Minor, R (8, 1)<br>ERA: 4.91 | 2.0 | | 11 | 1 | 2 | 1 | 0 | 2 | 0 | 1 | 0 | 2 | 0 | 17 | 35 | 4.50 | 1.500 |

| PITCHER | IP | WLS | BF | H | R | ER | SO | BB | IBB | HBP | BLK | WP | HR | S | P | ERA | WHIP |
|---|---|---|---|---|---|---|---|---|---|---|---|---|---|---|---|---|---|

# TOP

## Minnesota Twins @ Houston Astros

Astrodome, Houston, TX

Fri Jun 13 1997, 8:05 PM EDT

Att. 30,956 - Dome - 72 F

livebaseballscorecards.com

| | |
|---|---|
| AB | 36 |
| R | 8 |
| H | 10 |
| RBI | 7 |
| BB | 6 |
| SO | 4 |
| LOB | 18 |

| | | | |
|---|---|---|---|
| WP: 2 | PA: 44 | | |
| PB: 0 | | | |
| SB: 0 | | | |
| CS: 2 | | | |

| Batter | 1 | 2 | 3 | 4 | 5 | 6 | 7 | 8 | 9 | AB | R | H | RBI | BB | SO | LOB |
|---|---|---|---|---|---|---|---|---|---|---|---|---|---|---|---|---|
| Craig Biggio, R (1, 4)<br>OBP: 0.382, SLG: 0.508 | G6-3 | | G6-3 | | G1-3 | | | G6-3 | | 4 | 0 | 0 | 0 | 0 | 0 | 0 |
| Thomas Howard, S (1, 8)<br>OBP: 0.320, SLG: 0.370 | F9 | | G6-3 | | G4-3 | | | 5 L6-3 1B | | 4 | 0 | 1 | 0 | 0 | 0 | 0 |
| 5 Jeff Bagwell, R (1, 3)<br>OBP: 0.448, SLG: 0.678 | 1B 1B | | HR | | | G6-3 | | L6-3 1-2 | | 4 | 1 | 2 | 1 | 0 | 0 | 1 |
| Luis Gonzalez, L (1, 7)<br>OBP: 0.393, SLG: 0.403 | FC6-4 1-3 1B | | FC6-4 BB | | | K | | | G3-1 | 3 | 0 | 1 | 0 | 1 | 1 | 0 |
| Derek Bell, R (1, 9)<br>OBP: 0.321, SLG: 0.353 | FC6-4 1-2f | | 1 SAFE 1 SAFE FC6-4 1-2f | | | 1B | | | G5-3 | 4 | 0 | 1 | 0 | 0 | 0 | 3 |
| Sean Berry, R (1, 5)<br>OBP: 0.248, SLG: 0.340 | | G4-3 1B | | F8 | | L8 | | | L5 | 4 | 0 | 1 | 0 | 0 | 0 | 1 |
| Bill Spiers, L (1, 6)<br>OBP: 0.482, SLG: 0.477 | | G4-3 1-2 | | F7 | | | G6-3 | | | 3 | 0 | 0 | 0 | 0 | 0 | 1 |
| Brad Ausmus, R (1, 2)<br>OBP: 0.322, SLG: 0.380 | | G5-3 | | G6-3 | | | K | | | 3 | 0 | 0 | 0 | 0 | 1 | 1 |
| Donne Wall, R (1, 1) | | K | | | K | | K | | | 1 | 0 | 0 | 0 | 0 | 1 | 1 |
| James Mouton, R (5, PH)<br>OBP: 0.295, SLG: 0.366 | | | | | | | | | | 1 | 0 | 0 | 0 | 0 | 1 | 0 |
| Jose Lima, R (6, 1) | | | | | | | | | | 0 | 0 | 0 | 0 | 0 | 0 | 0 |
| Pat Listach, S (7, PH)<br>OBP: 0.246, SLG: 0.189 | | | | | | | | | | 1 | 0 | 0 | 0 | 0 | 1 | 0 |
| Blas Minor, R (8, 1) | | | | | | | | | | 0 | 0 | 0 | 0 | 0 | 0 | 0 |
| Inning Stats | R: 0 E: 0 K: 0 S: 11 H: 2 LOB: 2 BB: 0 P: 15 | R: 0 E: 0 K: 1 S: 10 H: 1 LOB: 1 BB: 0 P: 16 | R: 1 E: 0 K: 0 S: 12 H: 1 LOB: 1 BB: 1 P: 21 | R: 0 E: 0 K: 0 S: 5 H: 0 LOB: 0 BB: 0 P: 7 | R: 0 E: 0 K: 1 S: 8 H: 0 LOB: 0 BB: 0 P: 11 | R: 0 E: 0 K: 1 S: 11 H: 1 LOB: 1 BB: 0 P: 18 | R: 0 E: 0 K: 2 S: 7 H: 0 LOB: 0 BB: 0 P: 12 | R: 0 E: 0 K: 0 S: 6 H: 1 LOB: 0 BB: 0 P: 10 | R: 0 E: 0 K: 0 S: 8 H: 0 LOB: 0 BB: 0 P: 11 | 1B: 5 2B: 1 3B: 0 HR: 1 SF: 0 SAC: 0 DP: 1 HBP: 0 | | | | | | | |

| PITCHER | | IP | WLS | BF | H | R | ER | SO | BB | IBB | HBP | BLK | WP | HR | S | P | ERA | WHIP |
|---|---|---|---|---|---|---|---|---|---|---|---|---|---|---|---|---|---|---|
| Brad Radke, R<br>ERA: 4.32 | (1, 1) | 8.0 | W | 30 | 6 | 1 | 1 | 5 | 1 | 0 | 0 | 0 | 0 | 1 | 70 | 110 | 1.12 | 0.875 |
| Mike Trombley, R<br>ERA: 4.06 | (9, 1) | 1.0 | | 3 | 0 | 0 | 0 | 0 | 0 | 0 | 0 | 0 | 0 | 0 | 8 | 11 | 0.00 | 0.000 |

| PITCHER | IP | WLS | BF | H | R | ER | SO | BB | IBB | HBP | BLK | WP | HR | S | P | ERA | WHIP |
|---|---|---|---|---|---|---|---|---|---|---|---|---|---|---|---|---|---|

# BOTTOM

## Minnesota Twins @ Houston Astros

Astrodome, Houston, TX

Fri Jun 13 1997, 8:05 PM EDT

Att. 30,956 - Dome - 72 F

livebaseballscorecards.com

| | |
|---|---|
| AB | 32 |
| R | 1 |
| H | 6 |
| RBI | 1 |
| BB | 1 |
| SO | 5 |
| LOB | 8 |

1B: 5 2B: 1 3B: 0 HR: 1 SF: 0 SAC: 0 DP: 1 HBP: 0

WP: 0 PB: 0 SB: 0 CS: 0 PA: 33

| Batter | 1 | 2 | 3 | 4 | 5 | 6 | 7 | 8 | 9 | AB | R | H | RBI | BB | SO | LOB |
|---|---|---|---|---|---|---|---|---|---|---|---|---|---|---|---|---|
| Chuck Knoblauch, R (1, 4)<br>OBP: 0.419, SLG: 0.396 | BBCCBB 4-2 HR BB | CBBBX 3-1 ③ F8 | | | BCCX 1-2 1-2 1B | BBBCCFFX 3-2 ③ P3 | | BBCX 2-1 F8 1B | 4 | 1 | 2 | 0 | 1 | 0 | 0 |
| Matt Lawton, L (1, 9)<br>OBP: 0.377, SLG: 0.433 | BX 1-0 1-H HR | | BBCBB 4-1 S BB | | CBBBCFFC 3-3 ① K | | | FBTX 1-2 2B 2B 1B | BBSX 2-1 ② F8 1-2 | 4 | 2 | 2 | 2 | 1 | 1 | 3 |
| Marty Cordova, R (1, 7)<br>OBP: 0.344, SLG: 0.452 | X 0-0 ① G6-3 | | BF 1 SAFE CS 1-3 ① K | | BBFBX 3-1 ②③ G5-3 2-3f | | | CSFX 0-2 2B 1-3 2B | BFSTFBX 2-2 ③ G4-3 | 5 | 1 | 1 | 0 | 0 | 1 | 4 |
| Greg Myers, L (1, 2)<br>OBP: 0.346, SLG: 0.430 | BFCBFBX 3-2 ② G6-3 | | FPBBFS 3-3 ② K 1-2 | | | X 0-0 ① G3-1 | | BX 1-0 2B 2-H 3-H 2B | | 4 | 1 | 1 | 2 | 0 | 1 | 1 |
| Ron Coomer, R (1, 5)<br>OBP: 0.360, SLG: 0.481 | CFX 0-2 1B 1B | | X 0-0 ③ G3 | | | X 0-0 G5-3 1B | | DBBBFFFX 3-2 WP SF9 2-H 2B | | 4 | 1 | 3 | 1 | 0 | 0 | 1 |
| Scott Stahoviak, L (1, 3)<br>OBP: 0.297, SLG: 0.436 | BCCX 1-2 1-2 1B | | | CBX 1-1 ① G6-3 | | X 0-0 ② G5-3 1-2 | | FBBBX 2-1 ① SF9 2-H | | 3 | 0 | 1 | 1 | 0 | 0 | 1 |
| Pat Meares, R (1, 6)<br>OBP: 0.333, SLG: 0.436 | BCCC 1-3 ③ K | | | FCBX 1-2 ② F7 | | CCBX 1-2 ③ G1-3 | | FFC 0-3 ② K | | 4 | 0 | 0 | 0 | 0 | 2 | 3 |
| Rich Becker, L (1, 8)<br>OBP: 0.374, SLG: 0.363 | | FBBBBCFFX 3-2 G6-4-3 1B | | X 0-0 ③ G3-1 | | | X 0-0 ① P6 | BCX 1-1 ③ L9 | | 4 | 0 | 1 | 0 | 0 | 0 | 0 |
| Rich Robertson, L (1, 1)<br>OBP: 0.500, SLG: 0.500<br>Darrin Jackson, R (7, PH)<br>OBP: 0.258, SLG: 0.424<br>Frankie Rodriguez, R (7, 1)<br>Mike Trombley, R (8, 1) | | CBX 1-1 ①② G6-4-3 1-2f | | | X 0-0 G5-3 1B 1B | | SSFBX 1-2 ② G5-3 | | SBCCFS 1-3 ① K | 2<br>1<br>0<br>1 | 0<br>0<br>0<br>0 | 1<br>0<br>0<br>0 | 0<br>0<br>0<br>0 | 0<br>0<br>0<br>0 | 0<br>0<br>0<br>1 | 1<br>0<br>0<br>0 |
| Inning Stats | R: 2 E: 0 K: 1 S: 17<br>H: 3 LOB: 2 BB: 1 P: 27 | R: 0 E: 0 K: 0 S: 9<br>H: 1 LOB: 0 BB: 0 P: 16 | R: 0 E: 0 K: 2 S: 9<br>H: 0 LOB: 1 BB: 1 P: 16 | R: 0 E: 0 K: 0 S: 6<br>H: 0 LOB: 0 BB: 0 P: 8 | R: 0 E: 0 K: 1 S: 11<br>H: 2 LOB: 1 BB: 0 P: 18 | R: 0 E: 0 K: 0 S: 6<br>H: 1 LOB: 1 BB: 0 P: 7 | R: 0 E: 0 K: 0 S: 10<br>H: 0 LOB: 0 BB: 0 P: 14 | R: 4 E: 0 K: 1 S: 19<br>H: 4 LOB: 0 BB: 0 P: 27 | R: 0 E: 0 K: 1 S: 13<br>H: 1 LOB: 1 BB: 0 P: 20 | 1B: 8<br>2B: 3<br>3B: 0<br>HR: 1 | SF: 1<br>SAC: 0<br>DP: 2<br>HBP: 0 | | | | WP: 1<br>PB: 0<br>SB: 1<br>CS: 0 | PA: 39 | |

# TOP

## Minnesota Twins @ Houston Astros

Astrodome, Houston, TX

Sat Jun 14 1997, 8:05 PM EDT

Att. 27,172 - Dome - 72 F

livebaseballscorecards.com

| | |
|---|---|
| AB | 36 |
| R | 6 |
| H | 12 |
| RBI | 6 |
| BB | 2 |
| SO | 6 |
| LOB | 14 |

| PITCHER | | IP | WLS | BF | H | R | ER | SO | BB | IBB | HBP | BLK | WP | HR | S | P | ERA | WHIP |
|---|---|---|---|---|---|---|---|---|---|---|---|---|---|---|---|---|---|---|
| Darryl Kile, R<br>ERA: 2.1 | (1, 1) | 7.0 | L | 28 | 7 | 2 | 2 | 4 | 2 | 0 | 0 | 0 | 0 | 1 | 68 | 106 | 2.57 | 1.286 |
| Russ Springer, R<br>ERA: 3.54 | (8, 1) | 0.0 | | 4 | 4 | 4 | 4 | 0 | 0 | 0 | 0 | 0 | 0 | 0 | 12 | 17 | ∞ | ∞ |
| Blas Minor, R<br>ERA: 3.18 | (8, 1) | 2.0 | | 7 | 1 | 0 | 0 | 2 | 0 | 0 | 0 | 0 | 1 | 0 | 20 | 30 | 0.00 | 0.500 |

| PITCHER | | IP | WLS | BF | H | R | ER | SO | BB | IBB | HBP | BLK | WP | HR | S | P | ERA | WHIP |
|---|---|---|---|---|---|---|---|---|---|---|---|---|---|---|---|---|---|---|

# BOTTOM

## Minnesota Twins @ Houston Astros

Astrodome, Houston, TX

Sat Jun 14 1997, 8:05 PM EDT

Att. 27,172 - Dome - 72 F

| Batter | 1 | 2 | 3 | 4 | 5 | 6 | 7 | 8 | 9 | AB | R | H | RBI | BB | SO | LOB |
|---|---|---|---|---|---|---|---|---|---|---|---|---|---|---|---|---|
| Craig Biggio, R (1, 4)<br>OBP: 0.390, SLG: 0.524 | HR | | BB | | 1B | | 1B | | | 3 | 1 | 3 | 1 | 1 | 0 | 0 |
| James Mouton, R (1, 8)<br>OBP: 0.296, SLG: 0.365 | 1B | | B2 ① | | L1 ② | | G6-3 ②③ | | | 3 | 0 | 1 | 0 | 0 | 0 | 2 |
| Thomas Howard, S (7, PH)<br>OBP: 0.318, SLG: 0.368 (8, 8) | | | | | | | | | | 1 | 0 | 0 | 0 | 0 | 0 | 2 |
| 5 Jeff Bagwell, R (1, 3)<br>OBP: 0.442, SLG: 0.667 | K ① | | K ② | | F9 ③ | | | G6-3 ① | | 4 | 0 | 0 | 0 | 0 | 2 | 3 |
| Luis Gonzalez, L (1, 7)<br>OBP: 0.391, SLG: 0.404 | G4-3 ② | | P5 ③ | | | L6 ① | | 2B | | 4 | 0 | 1 | 0 | 0 | 0 | 2 |
| Derek Bell, R (1, 9)<br>OBP: 0.313, SLG: 0.343 | G4-3 ③ | | | K ① | | G4-3 ② | | K ② | | 4 | 0 | 0 | 0 | 0 | 2 | 2 |
| Sean Berry, R (1, 5)<br>OBP: 0.255, SLG: 0.340 | | G6-3 ① | | 1B | | BB | | F7 ③ | | 3 | 0 | 1 | 0 | 1 | 0 | 1 |
| Tony Eusebio, R (1, 2)<br>OBP: 0.337, SLG: 0.284 | | K ② | | G1-4-3 | | F8 | | | G6-4-3 BB | 3 | 0 | 1 | 0 | 1 | 1 | 1 |
| Ricky Gutierrez, R (1, 6)<br>OBP: 0.330, SLG: 0.340 | | 1B | | G1-4-3 ②③ | | | G4-3 ① | | G6-4-3 ①② | 4 | 0 | 1 | 0 | 0 | 0 | 3 |
| Darryl Kile, R (1, 1)<br>OBP: 0.156, SLG: 0.119 | | K ③ | | | G6-3 ① | | 1B | | F8 ③ | 2 | 0 | 0 | 0 | 0 | 1 | 1 |
| Bill Spiers, L (7, PH)<br>OBP: 0.486, SLG: 0.481 | | | | | | | | | | 1 | 0 | 1 | 0 | 0 | 0 | 0 |
| Russ Springer, R (8, 1) | | | | | | | | | | 0 | 0 | 0 | 0 | 0 | 0 | 0 |
| Blas Minor, R (8, 1) | | | | | | | | | | 0 | 0 | 0 | 0 | 0 | 0 | 0 |
| Pat Listach, S (9, PH)<br>OBP: 0.244, SLG: 0.187 | | | | | | | | | | 1 | 0 | 0 | 0 | 0 | 0 | 0 |
| Inning Stats | R: 1 E: 0 K: 1 S: 11 H: 2 LOB: 1 BB: 0 P: 21 | R: 0 E: 0 K: 2 S: 10 H: 1 LOB: 1 BB: 0 P: 19 | R: 0 E: 0 K: 1 S: 7 H: 0 LOB: 1 BB: 1 P: 15 | R: 0 E: 0 K: 1 S: 8 H: 2 LOB: 1 BB: 0 P: 13 | R: 0 E: 1 K: 0 S: 9 H: 1 LOB: 1 BB: 0 P: 13 | R: 0 E: 0 K: 0 S: 12 H: 0 LOB: 1 BB: 1 P: 24 | R: 0 E: 0 K: 0 S: 8 H: 2 LOB: 1 BB: 0 P: 10 | R: 0 E: 0 K: 1 S: 9 H: 1 LOB: 1 BB: 0 P: 14 | R: 0 E: 0 K: 0 S: 4 H: 0 LOB: 0 BB: 1 P: 8 | 1B: 7<br>2B: 1<br>3B: 0<br>HR: 1 | SF: 0<br>SAC: 0<br>DP: 3<br>HBP: 0 | | | | | |

| PITCHER | | IP | WLS | BF | H | R | ER | SO | BB | IBB | HBP | BLK | WP | HR | S | P | ERA | WHIP |
|---|---|---|---|---|---|---|---|---|---|---|---|---|---|---|---|---|---|---|
| Rich Robertson, L<br>ERA: 5.5 | (1, 1) | 6.0 | W | 25 | 6 | 1 | 1 | 5 | 2 | 0 | 0 | 0 | 0 | 1 | 57 | 105 | 1.50 | 1.333 |
| Frankie Rodriguez, R<br>ERA: 5.66 | (7, 1) | 1.1 | | 6 | 3 | 0 | 0 | 0 | 0 | 0 | 0 | 0 | 0 | 0 | 11 | 15 | 0.00 | 2.250 |
| Mike Trombley, R<br>ERA: 3.89 | (8, 1) | 1.2 | | 5 | 0 | 0 | 0 | 1 | 1 | 0 | 0 | 0 | 0 | 0 | 10 | 17 | 0.00 | 0.600 |

| PITCHER | IP | WLS | BF | H | R | ER | SO | BB | IBB | HBP | BLK | WP | HR | S | P | ERA | WHIP |
|---|---|---|---|---|---|---|---|---|---|---|---|---|---|---|---|---|---|

livebaseballscorecards.com

| | |
|---|---|
| AB | 33 |
| R | 1 |
| H | 9 |
| RBI | 1 |
| BB | 3 |
| SO | 6 |
| LOB | 17 |

WP: 0 PB: 0 SB: 2 CS: 0 PA: 36

| Batter | 1 | 2 | 3 | 4 | 5 | 6 | 7 | 8 | 9 | AB | R | H | RBI | BB | SO | LOB |
|---|---|---|---|---|---|---|---|---|---|---|---|---|---|---|---|---|
| Chuck Knoblauch, R (1, 4)<br>OBP: 0.422, SLG: 0.398 | C<br>X<br>0-1<br>HR<br>1B | B<br>B<br>C<br>B<br>B<br>4-1<br>FC6-4<br>1-2<br>BB | | | B<br>B<br>C<br>S<br>B<br>X<br>3-2 ①<br>G6-3 | | B<br>C<br>C<br>X<br>1-2 ①<br>L9 | | X<br>0-0<br>FC5-4<br>1B | 4 | 1 | 2 | 0 | 1 | 0 | 1 |
| Matt Lawton, L (1, 9)<br>OBP: 0.383, SLG: 0.449<br>Greg Colbrunn, R (9, PH)<br>OBP: 0.308, SLG: 0.411<br>Eddie Guardado, R (9, 1)<br>Mike Trombley, R (9, 1) | B<br>X<br>1-0<br>1-H<br>HR | F<br>B<br>B<br>B<br>X<br>3-1 ②<br>F7 | | | C<br>B<br>F<br>B<br>B<br>F<br>F<br>B<br>4-2<br>1B<br>BB | | F<br>B<br>B<br>B<br>B<br>4-1<br>1-2<br>BB | | S<br>X<br>0-1 ③<br>FC5-4<br>1-2f | 2<br>1<br>0<br>0 | 1<br>0<br>0<br>0 | 1<br>0<br>0<br>0 | 2<br>0<br>0<br>0 | 2<br>0<br>0<br>0 | 0<br>0<br>0<br>0 | 2<br>1<br>0<br>0 |
| Paul Molitor, R (1, 3)<br>OBP: 0.386, SLG: 0.453 | B<br>C<br>B<br>C<br>X<br>2-2 ①<br>G5-3 | B<br>B<br>X<br>2-0 ③<br>FC6-4<br>1-2f | | | 1 SAFE<br>X<br>0-0 ②<br>1-3<br>1B | | X<br>0-0 ②<br>L7 | | | 4 | 0 | 1 | 0 | 0 | 0 | 4 |
| Terry Steinbach, R (1, 2)<br>OBP: 0.322, SLG: 0.387 | C<br>F<br>B<br>B<br>F<br>C<br>2-3 ②<br>K | | X<br>0-0 ①<br>F8 | | X<br>0-0 ③<br>P3 | | D<br>B<br>2 SAFE<br>B<br>F<br>X<br>3-1 ③<br>G5-3 | | | 4 | 0 | 0 | 0 | 0 | 1 | 3 |
| Ron Coomer, R (1, 5)<br>OBP: 0.357, SLG: 0.475 | B<br>B<br>B<br>B<br>X<br>3-0<br>1B<br>1B | | B<br>X<br>1-0 ②<br>G6-3 | | | F<br>S<br>B<br>F<br>B<br>C<br>2-3 ①<br>K | | F<br>S<br>S<br>0-3 ①<br>K | | 4 | 0 | 1 | 0 | 0 | 2 | 0 |
| Marty Cordova, R (1, 7)<br>OBP: 0.340, SLG: 0.443 | B<br>X<br>1-0<br>1-2<br>1B | | F<br>X<br>0-1 ③<br>G6-3 | | | X<br>0-0 ②<br>L5 | | S<br>S<br>B<br>B<br>S<br>2-3 ②<br>K | | 4 | 0 | 1 | 0 | 0 | 1 | 0 |
| Rich Becker, L (1, 8)<br>OBP: 0.372, SLG: 0.358<br>(9, 9) | B<br>F<br>B<br>X<br>2-1 ③<br>G3-1 | | | C<br>B<br>C<br>S<br>1-3 ①<br>K | | B<br>S<br>F<br>B<br>B<br>B<br>4-2<br>BB | | B<br>C<br>X<br>1-1 ③<br>F9 | | 3 | 0 | 0 | 0 | 1 | 1 | 2 |
| Pat Meares, R (1, 6)<br>OBP: 0.332, SLG: 0.437 | | B<br>S<br>X<br>1-1<br>FC1-5<br>2B | | C<br>T<br>B<br>S<br>1-3 ②<br>K | | C<br>X<br>0-1 ③<br>G6-3 | | | F<br>C<br>S<br>0-3 ①<br>K | 4 | 0 | 1 | 0 | 0 | 2 | 1 |
| Bob Tewksbury, R (1, 1)<br>Scott Stahoviak, L (7, PH)<br>OBP: 0.308, SLG: 0.446<br>Greg Swindell, L (7, 1)<br>Roberto Kelly, R (9, PH)<br>OBP: 0.340, SLG: 0.386<br>Darrin Jackson, R (9, 8)<br>OBP: 0.258, SLG: 0.424 | | X<br>0-0 ①<br>FC1-5<br>WP<br>2-3 | | C<br>B<br>X<br>1-1 ③<br>G4-3 | | | B<br>B<br>C<br>X<br>2-1<br>S<br>1B | | S<br>X<br>0-1 ②<br>F9 | 2<br>1<br>0<br>1<br>0 | 0<br>0<br>0<br>0<br>0 | 0<br>1<br>0<br>0<br>0 | 0<br>0<br>0<br>0<br>0 | 0<br>0<br>0<br>0<br>0 | 0<br>0<br>0<br>0<br>0 | 1<br>0<br>0<br>0<br>0 |
| Inning Stats | R: 2<br>E: 0<br>K: 1<br>S: 14<br>H: 4<br>LOB: 2<br>BB: 0<br>P: 25 | R: 0<br>E: 0<br>K: 0<br>S: 7<br>H: 1<br>LOB: 2<br>BB: 1<br>P: 17 | R: 0<br>E: 0<br>K: 0<br>S: 4<br>H: 0<br>LOB: 0<br>BB: 0<br>P: 5 | R: 0<br>E: 0<br>K: 2<br>S: 8<br>H: 0<br>LOB: 0<br>BB: 0<br>P: 11 | R: 0<br>E: 0<br>K: 0<br>S: 9<br>H: 1<br>LOB: 1<br>BB: 1<br>P: 16 | R: 0<br>E: 0<br>K: 1<br>S: 9<br>H: 0<br>LOB: 1<br>BB: 1<br>P: 15 | R: 0<br>E: 0<br>K: 0<br>S: 9<br>H: 1<br>LOB: 2<br>BB: 1<br>P: 19 | R: 0<br>E: 0<br>K: 2<br>S: 8<br>H: 0<br>LOB: 0<br>BB: 0<br>P: 11 | R: 0<br>E: 0<br>K: 1<br>S: 8<br>H: 1<br>LOB: 1<br>BB: 0<br>P: 8 | 1B: 6<br>2B: 1<br>3B: 0<br>HR: 1<br>SF: 0<br>SAC: 0<br>DP: 0<br>HBP: 0 | | | | | | |

| PITCHER | | IP | WLS | BF | H | R | ER | SO | BB | IBB | HBP | BLK | WP | HR | S | P | ERA | WHIP |
|---|---|---|---|---|---|---|---|---|---|---|---|---|---|---|---|---|---|---|
| Chris Holt, R<br>ERA: 4.02 | (1, 1) | 7.0 | | 31 | 7 | 2 | 2 | 4 | 4 | 0 | 0 | 0 | 1 | 1 | 60 | 108 | 2.57 | 1.571 |
| Jose Lima, R<br>ERA: 3.59 | (8, 1) | 1.2 | | 6 | 1 | 0 | 0 | 3 | 0 | 0 | 0 | 0 | 0 | 0 | 14 | 17 | 0.00 | 0.600 |
| Billy Wagner, L<br>ERA: 1.8 | (9, 1) | 0.1 | W | 1 | 0 | 0 | 0 | 0 | 0 | 0 | 0 | 0 | 0 | 0 | 2 | 2 | 0.00 | 0.000 |

| PITCHER | IP | WLS | BF | H | R | ER | SO | BB | IBB | HBP | BLK | WP | HR | S | P | ERA | WHIP |
|---|---|---|---|---|---|---|---|---|---|---|---|---|---|---|---|---|---|

# TOP

## Minnesota Twins @ Houston Astros

Astrodome, Houston, TX

Sun Jun 15 1997, 4:33 AM EDT

Att. 28,218 - Dome - 72 F

livebaseballscorecards.com

| | |
|---|---|
| AB | 34 |
| R | 2 |
| H | 8 |
| RBI | 2 |
| BB | 4 |
| SO | 7 |
| LOB | 15 |

| | | | | | | |
|---|---|---|---|---|---|---|
| WP: 1 | PA: 38 | | | | | |
| PB: 0 | | | | | | |
| SB: 1 | | | | | | |
| CS: 0 | | | | | | |

| Batter | 1 | 2 | 3 | 4 | 5 | 6 | 7 | 8 | 9 | AB | R | H | RBI | BB | SO | LOB |
|---|---|---|---|---|---|---|---|---|---|---|---|---|---|---|---|---|
| Craig Biggio, R (1, 4)<br>OBP: 0.391, SLG: 0.524 | B C B F S<br>2-3<br>K<br>① | | B B C F X<br>2-2<br>G4-6-3<br>2-3<br>1B | | F X<br>0-1<br>S<br>1B<br>2-H<br>1B | | | C X<br>0-1<br>G3<br>① | | 4 | 1 | 2 | 1 | 0 | 1 | 0 |
| Thomas Howard, S (1, 8)<br>OBP: 0.316, SLG: 0.364<br>Billy Wagner, L (9, 1) | C B B X<br>2-1<br>F8<br>② | | X<br>0-0<br>G4-6-3<br>② ③<br>1-2f | | B C F X<br>1-2<br>③<br>1B<br>1-H | | | S B S B S<br>2-3<br>K<br>② | | 4<br>0 | 0<br>0 | 1<br>0 | 1<br>0 | 0<br>0 | 1<br>0 | 2<br>0 |
| 5 Jeff Bagwell, R (1, 3)<br>OBP: 0.436, SLG: 0.656 | B T F S<br>1-3<br>K<br>③ | | | C X<br>0-1<br>G5-3<br>① | | X<br>0-0<br>F9<br>① | | C T X<br>0-2<br>F9<br>③ | | 4 | 0 | 0 | 0 | 0 | 1 | 0 |
| Luis Gonzalez, L (1, 7)<br>OBP: 0.389, SLG: 0.402 | | C B F X<br>1-2<br>G4-3<br>① | | X<br>0-0<br>F7<br>② | | B X<br>1-0<br>G1-6-3<br>1B | | | B X<br>1-0<br>L8<br>① | 4 | 0 | 1 | 0 | 0 | 0 | 0 |
| Derek Bell, R (1, 9)<br>OBP: 0.323, SLG: 0.352 | | B B B B C B<br>4-1<br>BB | | C F B B X<br>2-2<br>2B | | B B 1 SAFE X<br>2-0<br>G1-6-3<br>② ③<br>1-2f | | | B C B C B B<br>4-2<br>BB E BB<br>BB | 2 | 1 | 1 | 0 | 2 | 0 | 1 |
| Bill Spiers, L (1, 5)<br>OBP: 0.476, SLG: 0.468<br>Sean Berry, R (9, PH)<br>OBP: 0.259, SLG: 0.340 | | B D B B C X<br>3-1<br>F7<br>② | | B C X<br>1-1<br>G3-1<br>③ | | | C F B B F F B C<br>3-3<br>K<br>① | | F B 1 SAFE B B F B<br>4-2<br>E BB<br>1-2<br>BB | 3<br>0 | 0<br>0 | 0<br>0 | 0<br>0 | 0<br>1 | 1<br>0 | 2<br>0 |
| Brad Ausmus, R (1, 2)<br>OBP: 0.326, SLG: 0.376 | | C C B X<br>1-2<br>L9<br>③ | | | X<br>0-0<br>F9<br>① | | B B B C F B<br>4-2<br>FC6-4<br>BB | | S B F F B B B<br>4-2<br>E<br>1-2<br>2-3<br>BB | 2 | 0 | 0 | 0 | 2 | 0 | 1 |
| Pat Listach, S (1, 6)<br>OBP: 0.252, SLG: 0.191 | | | B B C B C B<br>4-2<br>1B SH2-4<br>BB | | B X<br>1-0<br>SH5-4<br>1B<br>1B | | 1 SAFE C F C<br>0-3<br>K<br>② | | B X<br>1-0<br>E2<br>1-2<br>2-3<br>3-H | 3 | 1 | 1 | 0 | 1 | 1 | 3 |
| Chris Holt, R (1, 1)<br>OBP: 0.069, SLG: 0.036<br>Ray Montgomery, R (7, PH)<br>OBP: 0.280, SLG: 0.328<br>Jose Lima, R (8, 1)<br>James Mouton, R (9, 8)<br>OBP: 0.296, SLG: 0.365 | | | 1 SAFE T B L X<br>1-2<br>SH2-4<br>① <br>1-2 | | L X<br>0-1<br>SH5-4<br>②<br>1-2 | | B X<br>1-0<br>FC6-4<br>③<br>1-2f | | | 0<br>1<br>0<br>0 | 0<br>0<br>0<br>0 | 0<br>0<br>0<br>0 | 0<br>0<br>0<br>0 | 0<br>0<br>0<br>0 | 0<br>0<br>0<br>0 | 0<br>1<br>0<br>0 |
| Inning Stats | R: 0 E: 0 K: 2 S: 8<br>H: 0 LOB: 0 BB: 0 P: 13 | R: 0 E: 0 K: 0 S: 9<br>H: 0 LOB: 1 BB: 1 P: 18 | R: 0 E: 0 K: 0 S: 9<br>H: 1 LOB: 1 BB: 1 P: 16 | R: 0 E: 0 K: 0 S: 8<br>H: 1 LOB: 1 BB: 0 P: 11 | R: 2 E: 0 K: 0 S: 9<br>H: 3 LOB: 1 BB: 0 P: 11 | R: 0 E: 0 K: 0 S: 3<br>H: 1 LOB: 0 BB: 0 P: 6 | R: 0 E: 0 K: 2 S: 11<br>H: 0 LOB: 1 BB: 1 P: 19 | R: 0 E: 0 K: 1 S: 8<br>H: 0 LOB: 0 BB: 0 P: 10 | R: 1 E: 1 K: 0 S: 9<br>H: 0 LOB: 3 BB: 3 P: 23 | 1B: 5<br>2B: 1<br>3B: 0<br>HR: 0 | SF: 0<br>SAC: 2<br>DP: 2<br>HBP: 0 | | | WP: 0<br>PB: 0<br>SB: 1<br>CS: 0 | PA: 35 | | |

| PITCHER | | IP | WLS | BF | H | R | ER | SO | BB | IBB | HBP | BLK | WP | HR | S | P | ERA | WHIP |
|---|---|---|---|---|---|---|---|---|---|---|---|---|---|---|---|---|---|---|
| Bob Tewksbury, R<br>ERA: 3.27 | (1, 1) | 6.0 | | 23 | 6 | 2 | 2 | 2 | 2 | 0 | 0 | 0 | 0 | 0 | 46 | 75 | 3.00 | 1.333 |
| Greg Swindell, L<br>ERA: 4.09 | (7, 1) | 2.0 | | 7 | 0 | 0 | 0 | 3 | 1 | 0 | 0 | 0 | 0 | 0 | 19 | 29 | 0.00 | 0.500 |
| Eddie Guardado, L<br>ERA: 3.71 | (9, 1) | 0.1 | L | 2 | 0 | 1 | 0 | 0 | 1 | 0 | 0 | 0 | 0 | 0 | 3 | 8 | 0.00 | 3.000 |
| Mike Trombley, R<br>ERA: 3.89 | (9, 1) | 0.0 | | 3 | 0 | 0 | 0 | 0 | 2 | 0 | 0 | 0 | 0 | 0 | 6 | 15 | ∞ | ∞ |

| PITCHER | IP | WLS | BF | H | R | ER | SO | BB | IBB | HBP | BLK | WP | HR | S | P | ERA | WHIP |
|---|---|---|---|---|---|---|---|---|---|---|---|---|---|---|---|---|---|

# BOTTOM

## Minnesota Twins @ Houston Astros

Astrodome, Houston, TX

Sun Jun 15 1997, 4:33 AM EDT
Att. 28,218 - Dome - 72 F

livebaseballscorecards.com

| | |
|---|---|
| AB | 27 |
| R | 3 |
| H | 6 |
| RBI | 2 |
| BB | 6 |
| SO | 5 |
| LOB | 10 |

| Batter | 1 | 2 | 3 | 4 | 5 | 6 | 7 | 8 | 9 | AB | R | H | RBI | BB | SO | LOB |
|---|---|---|---|---|---|---|---|---|---|---|---|---|---|---|---|---|
| Tony Womack, L (1, 4)<br>OBP: 0.313, SLG: 0.359 | F F X<br>0-2 ① G3 | | B F X<br>1-1 ① G6-3 | B X<br>1-0 ③ G4-3 | | | S B S B F F B X<br>3-2 1B<br>2-H 1B | | F C B S<br>1-3 ① K | 5 | 0 | 1 | 1 | 0 | 1 | 0 |
| Adrian Brown, S (1, 8)<br>OBP: 0.262, SLG: 0.239 | F B F X<br>1-2 18 FC3-6 1B | | B F F B B X<br>3-2 18 2B 1B 1B | | C B X<br>1-1 ① F7 | | X<br>0-0 18 G6-3<br>1-3 1B | | X<br>0-0 E4 18 2B | 5 | 1 | 3 | 0 | 0 | 0 | 0 |
| 18 Jason Kendall, R (1, 2)<br>OBP: 0.393, SLG: 0.426 | C X<br>0-1 ② FC3-6 CS<br>1-2f | | 1 SAFE X<br>0-0 1B<br>1-3 2B | | C B X<br>1-1 ② F9 | | B B X<br>2-0 ②③ G6-3<br>1-2f | | C 1 B X SAFE<br>1-1 2B<br>1-3 | 5 | 1 | 2 | 0 | 0 | 0 | 3 |
| Kevin Young, R (1, 3)<br>OBP: 0.326, SLG: 0.496 | B C 1 SAFE<br>1-1 ③ CS<br>1-2 | B F X<br>1-1 G3 HR 2B | S F B X<br>1-2 G6-4-3 1B<br>2-H 3-H | | X<br>0-0 ③ G6-3 | | | B X<br>1-0 1B WP 1B 1B | D S S S<br>1-3 ② K | 5 | 2 | 3 | 2 | 0 | 1 | 2 |
| Joe Randa, R (1, 5)<br>OBP: 0.367, SLG: 0.495 | | X<br>0-0 ① G3<br>2-3 | C 1 SAFE B B B F X<br>2-2 ②③ G6-4-3<br>1-2f | | | B C B F X<br>2-2 ① G1-3 | | C D B X<br>2-1 1B<br>1-3 1B | B S S F T<br>1-2 ③ K | 5 | 0 | 1 | 0 | 0 | 1 | 4 |
| Mark Smith, R (1, 10)<br>OBP: 0.200, SLG: 0.500 | | C X<br>0-1 HR<br>3-H | C X<br>0-1 ① F9 | | | B C X<br>1-1 ② P5 | | X<br>0-0 ① P3 | | 4 | 1 | 1 | 2 | 0 | 0 | 2 |
| Jose Guillen, R (1, 9)<br>OBP: 0.295, SLG: 0.388 | | C X<br>0-1 FC5-4 1B | B C B X<br>2-1 ② G4-3 | | | S C S<br>0-3 ③ K2-3 | | B B B X<br>3-0 1B<br>1-2 3-H | | 4 | 0 | 2 | 1 | 0 | 1 | 0 |
| Emil Brown, R (1, 7)<br>OBP: 0.309, SLG: 0.304 | | X<br>0-0 ② L7 | B C B B B S B<br>4-2 S HR BB | | | | C B F B F X<br>2-2 ① G5-3 | X<br>0-0 ② F9 | | 3 | 1 | 0 | 0 | 1 | 0 | 3 |
| Kevin Polcovich, R (1, 6)<br>OBP: 0.405, SLG: 0.418 | | C B B 1 B F X SAFE<br>3-2 ③ FC5-4<br>1-2f | B S B B X<br>3-1 1B<br>1-H HR | | | | X<br>0-0 1B 2B | F B S F B F X<br>2-2 ③ F9 | | 4 | 2 | 2 | 2 | 0 | 0 | 3 |
| Inning Stats | R: 0 E: 0 K: 0 S: 9<br>H: 1 LOB: 0 BB: 0 P: 11 | R: 2 E: 0 K: 0 S: 11<br>H: 3 LOB: 1 BB: 0 P: 15 | R: 2 E: 0 K: 0 S: 12<br>H: 3 LOB: 0 BB: 0 P: 19 | R: 2 E: 0 K: 0 S: 9<br>H: 1 LOB: 0 BB: 1 P: 19 | R: 0 E: 0 K: 0 S: 5<br>H: 0 LOB: 0 BB: 0 P: 7 | R: 0 E: 0 K: 1 S: 8<br>H: 0 LOB: 0 BB: 0 P: 11 | R: 1 E: 0 K: 0 S: 12<br>H: 3 LOB: 1 BB: 0 P: 19 | R: 1 E: 0 K: 0 S: 11<br>H: 3 LOB: 2 BB: 0 P: 19 | R: 0 E: 1 K: 3 S: 13<br>H: 1 LOB: 2 BB: 0 P: 17 | 1B: 9 2B: 4 3B: 0 HR: 2<br>SF: 0 SAC: 0 DP: 2 HBP: 0 | | | | | | |

| PITCHER | | IP | WLS | BF | H | R | ER | SO | BB | IBB | HBP | BLK | WP | HR | S | P | ERA | WHIP |
|---|---|---|---|---|---|---|---|---|---|---|---|---|---|---|---|---|---|---|
| Scott Aldred, L<br>ERA: 7.68 | (1, 1) | 4.0 | L | 19 | 8 | 6 | 6 | 0 | 1 | 0 | 0 | 0 | 0 | 2 | 41 | 64 | 13.50 | 2.250 |
| Frankie Rodriguez, R<br>ERA: 5.52 | (5, 1) | 3.0 | | 11 | 3 | 1 | 1 | 1 | 0 | 0 | 0 | 0 | 0 | 0 | 25 | 37 | 3.00 | 1.000 |
| Todd Ritchie, R<br>ERA: 5.72 | (8, 1) | 1.0 | | 6 | 3 | 1 | 1 | 0 | 0 | 0 | 0 | 0 | 1 | 0 | 11 | 19 | 9.00 | 3.000 |
| Rick Aguilera, R<br>ERA: 4.26 | (9, 1) | 1.0 | | 5 | 1 | 0 | 0 | 3 | 0 | 0 | 0 | 0 | 0 | 0 | 13 | 17 | 0.00 | 1.000 |

| PITCHER | IP | WLS | BF | H | R | ER | SO | BB | IBB | HBP | BLK | WP | HR | S | P | ERA | WHIP |
|---|---|---|---|---|---|---|---|---|---|---|---|---|---|---|---|---|---|

# TOP

## Pittsburgh Pirates @ Minnesota Twins

Hubert H. Humphrey Metrodome, Minneapolis, MN

Mon Jun 16 1997, 8:05 PM EDT

Att. 16,007 - Dome - 70 F

livebaseballscorecards.com

| | |
|---|---|
| AB | 40 |
| R | 8 |
| H | 15 |
| RBI | 8 |
| BB | 1 |
| SO | 4 |
| LOB | 17 |

# BOTTOM

## Pittsburgh Pirates @ Minnesota Twins

Hubert H. Humphrey Metrodome, Minneapolis, MN

Mon Jun 16 1997, 8:05 PM EDT

Att. 16,007 - Dome - 70 F

livebaseballscorecards.com

| Batter | 1 | 2 | 3 | 4 | 5 | 6 | 7 | 8 | 9 | AB | R | H | RBI | BB | SO | LOB |
|---|---|---|---|---|---|---|---|---|---|---|---|---|---|---|---|---|
| Chuck Knoblauch, R (1, 4)<br>OBP: 0.421, SLG: 0.395 | K | | BB | | | G6-3 | | HR 1B | G4-3 | 4 | 1 | 1 | 1 | 1 | 1 | 1 |
| Matt Lawton, L (1, 9)<br>OBP: 0.378, SLG: 0.442 | K | | P4 | | | P6 | | K | | 3 | 0 | 0 | 0 | 0 | 1 | 1 |
| Roberto Kelly, R (8, PH) (9, 9)<br>OBP: 0.338, SLG: 0.383 | | | SAFE | | | | | | | 1 | 0 | 0 | 0 | 0 | 1 | 1 |
| Paul Molitor, R (1, 10)<br>OBP: 0.384, SLG: 0.448 | 1B | | K | | | F8 | | F8 | | 4 | 0 | 1 | 0 | 0 | 1 | 2 |
| Terry Steinbach, R (1, 2)<br>OBP: 0.321, SLG: 0.400 | K | | SAFE | G5-3 | | | G5-3 | HR | | 4 | 1 | 1 | 2 | 0 | 1 | 1 |
| Ron Coomer, R (1, 5)<br>OBP: 0.349, SLG: 0.463 | | G6-3 | | P3 | | | K | F9 | | 4 | 0 | 0 | 0 | 0 | 1 | 0 |
| Scott Stahoviak, L (1, 3)<br>OBP: 0.309, SLG: 0.441 | | 1B | | G4-3 | | | G3 | | G4-3 G6-3 1B | 3 | 0 | 1 | 0 | 0 | 0 | 0 |
| Denny Hocking, S (9, PH)<br>OBP: 0.320, SLG: 0.381 | | | | | | | | | | 1 | 1 | 1 | 0 | 0 | 0 | 0 |
| Marty Cordova, R (1, 7)<br>OBP: 0.337, SLG: 0.435 | | K | | | K | | | 2B 3B | G6-3 | 4 | 1 | 1 | 0 | 0 | 2 | 2 |
| Rich Becker, L (1, 8)<br>OBP: 0.370, SLG: 0.361 | | K | | | G3 | | | 3B 2B | G4-3 | 4 | 1 | 1 | 0 | 0 | 1 | 2 |
| Pat Meares, R (1, 6)<br>OBP: 0.332, SLG: 0.446 | | | F7 | | G4-3 | | | 1B 3B | 1B | 3 | 1 | 1 | 2 | 0 | 0 | 0 |
| Greg Myers, L (9, PH)<br>OBP: 0.352, SLG: 0.436 | | | | | | | | | | 1 | 0 | 1 | 1 | 0 | 0 | 0 |
| Greg Colbrunn, R (9, PR)<br>OBP: 0.308, SLG: 0.411 | | | | | | | | | | 0 | 0 | 0 | 0 | 0 | 0 | 0 |

| | AB | 36 |
|---|---|---|
| | R | 6 |
| | H | 9 |
| | RBI | 6 |
| | BB | 1 |
| | SO | 9 |
| | LOB | 10 |

| Inning Stats | 1 | 2 | 3 | 4 | 5 | 6 | 7 | 8 | 9 |
|---|---|---|---|---|---|---|---|---|---|
| | R: 0 H: 1<br>E: 0 LOB: 1<br>K: 3 BB: 0<br>S: 11 P: 18 | R: 0 H: 1<br>E: 0 LOB: 1<br>K: 2 BB: 0<br>S: 10 P: 14 | R: 0 H: 0<br>E: 0 LOB: 1<br>K: 1 BB: 1<br>S: 8 P: 17 | R: 0 H: 0<br>E: 0 LOB: 0<br>K: 0 BB: 0<br>S: 4 P: 5 | R: 0 H: 0<br>E: 0 LOB: 0<br>K: 1 BB: 0<br>S: 9 P: 12 | R: 0 H: 0<br>E: 0 LOB: 0<br>K: 0 BB: 0<br>S: 9 P: 15 | R: 0 H: 0<br>E: 0 LOB: 0<br>K: 1 BB: 0<br>S: 7 P: 12 | R: 5 H: 5<br>E: 0 LOB: 0<br>K: 1 BB: 0<br>S: 19 P: 30 | R: 1 H: 2<br>E: 0 LOB: 1<br>K: 0 BB: 0<br>S: 14 P: 19 |

| 1B: 6 | SF: 0 | WP: 0 | PA: 37 |
|---|---|---|---|
| 2B: 1 | SAC: 0 | PB: 0 | |
| 3B: 1 | DP: 0 | SB: 0 | |
| HR: 1 | HBP: 0 | CS: 0 | |

| PITCHER | | IP | WLS | BF | H | R | ER | SO | BB | IBB | HBP | BLK | WP | HR | S | P | ERA | WHIP |
|---|---|---|---|---|---|---|---|---|---|---|---|---|---|---|---|---|---|---|
| Jason Schmidt, R<br>ERA: 5.48 | (1, 1) | 7.0 | W | 28 | 6 | 4 | 4 | 8 | 1 | 0 | 0 | 0 | 0 | 0 | 67 | 106 | 5.14 | 1.000 |
| Ricardo Rincon, L<br>ERA: 3.68 | (8, 1) | 1.0 | | 5 | 2 | 2 | 2 | 1 | 0 | 0 | 0 | 0 | 0 | 1 | 14 | 23 | 18.00 | 2.000 |
| Rich Loiselle, R<br>ERA: 3.03 | (9, 1) | 1.0 | S | 4 | 1 | 0 | 0 | 0 | 0 | 0 | 0 | 0 | 0 | 0 | 10 | 13 | 0.00 | 1.000 |

| PITCHER | IP | WLS | BF | H | R | ER | SO | BB | IBB | HBP | BLK | WP | HR | S | P | ERA | WHIP |
|---|---|---|---|---|---|---|---|---|---|---|---|---|---|---|---|---|---|

| Batter | 1 | 2 | 3 | 4 | 5 | 6 | 7 | 8 | 9 | AB | R | H | RBI | BB | SO | LOB |
|---|---|---|---|---|---|---|---|---|---|---|---|---|---|---|---|---|
| Tony Womack, L (1, 4)<br>OBP: 0.313, SLG: 0.358 | B C F X 1-2 18 G6-4-3 E 1B | | F B F X 1-2 ② G6-3 | | | C B S F B F F X 2-2 ① G3 | | S B S X 1-2 ① FC5-4 FC5-4 1-2f | | 3 | 0 | 1 | 0 | 0 | 0 | 0 |
| Emil Brown, R (6, 7)<br>OBP: 0.305, SLG: 0.300 | | | | | | | | | | 1 | 0 | 0 | 0 | 0 | 0 | 1 |
| Adrian Brown, S (1, 8)<br>OBP: 0.254, SLG: 0.230 | C X 0-1 E3 18 G6-4-3 1-2 | | B L B X 2-1 ③ G6-3 | | | B F F S 1-3 ② K | | F B B B X 3-1 ② FC5-4 1-2f | | 4 | 0 | 0 | 0 | 0 | 1 | 2 |
| 18 Jason Kendall, R (1, 2)<br>OBP: 0.391, SLG: 0.420 | L B X 1-1 ① ② G6-4-3 1-2f 2-3 | | | C H 1-1 G4-3 G5-3 HBP | | C C F X 0-2 ③ F8 | | X 0-0 ③ F7 | | 3 | 0 | 0 | 0 | 0 | 0 | 3 |
| Kevin Young, R (1, 7)<br>OBP: 0.322, SLG: 0.489 | C X 0-1 ③ F9 | | | C F B X 1-2 ① G5-3 1-2 | | | B X 1-0 G6-3 WP 2B 1B | | S F F B S 1-3 ① K | 2 | 0 | 0 | 0 | 0 | 0 | 2 |
| Dale Sveum, S (6, 5)<br>OBP: 0.326, SLG: 0.450 | | | | | | | | | | 2 | 1 | 1 | 0 | 0 | 1 | 0 |
| Joe Randa, R (1, 5)<br>OBP: 0.365, SLG: 0.491 | | B X 1-0 ① G4-3 | | B F B B C B X 3-2 ② G4-3 2-3 | | | F C F B F B X 2-2 ① G6-3 1-3 | | B C B B B X 3-1 1B | 4 | 0 | 1 | 0 | 0 | 0 | 2 |
| (6, 4) | | | | | | | | | | | | | | | | |
| Mark Smith, R (1, 10)<br>OBP: 0.214, SLG: 0.385 | | B C B B F B 4-2 BB | | F F B S 1-3 ③ K | | | X 0-0 ② L6 | | C C F X 0-2 ② F8 | 3 | 0 | 0 | 0 | 1 | 1 | 3 |
| Mark Johnson, L (1, 3)<br>OBP: 0.359, SLG: 0.337 | | C X 0-1 ② F9 | | | B B B B 4-0 G6-3 BB | | C B B C B X 3-2 3-H 2B | | S S S 0-3 ③ K | 3 | 0 | 1 | 1 | 1 | 1 | 2 |
| Jose Guillen, R (1, 9)<br>OBP: 0.291, SLG: 0.383 | | C B X 1-1 ③ G5-3 | | | X 0-0 ① ② G6-3 1-2f | | B X 1-0 ③ G3 | | | 3 | 0 | 0 | 0 | 0 | 0 | 3 |
| Kevin Polcovich, R (1, 6)<br>OBP: 0.390, SLG: 0.400 | | | F F B F B F X 2-2 ① G5-3 | | C X 0-1 ③ G5-3 | | | X 0-0 E6 FC5-4 | | 3 | 0 | 0 | 0 | 0 | 0 | 0 |

| Inning Stats | | | | | | | | | | | | | | | | | | |
|---|---|---|---|---|---|---|---|---|---|---|---|---|---|---|---|---|---|---|
| | R: 0 | H: 1 | R: 0 | H: 0 | R: 0 | H: 0 | R: 0 | H: 0 | R: 0 | H: 0 | R: 0 | H: 0 | R: 1 | H: 2 | R: 0 | H: 0 | R: 0 | H: 1 |
| | E: 1 | LOB: 1 | E: 0 | LOB: 1 | E: 0 | LOB: 0 | E: 0 | LOB: 1 | E: 0 | LOB: 0 | E: 0 | LOB: 1 | E: 0 | LOB: 1 | E: 1 | LOB: 1 | E: 0 | LOB: 1 |
| | K: 0 | BB: 0 | K: 0 | BB: 1 | K: 0 | BB: 0 | K: 1 | BB: 0 | K: 0 | BB: 1 | K: 1 | BB: 0 | K: 0 | BB: 0 | K: 0 | BB: 0 | K: 2 | BB: 0 |
| | S: 9 | P: 11 | S: 7 | P: 13 | S: 10 | P: 15 | S: 10 | P: 16 | S: 3 | P: 7 | S: 14 | P: 17 | S: 11 | P: 18 | S: 7 | P: 11 | S: 13 | P: 17 |

| 1B: 3 | SF: 0 | WP: 1 | PA: 34 |
|---|---|---|---|
| 2B: 1 | SAC: 0 | PB: 0 | |
| 3B: 0 | DP: 2 | SB: 0 | |
| HR: 0 | HBP: 1 | CS: 0 | |

| PITCHER | | IP | WLS | BF | H | R | ER | SO | BB | IBB | HBP | BLK | WP | HR | S | P | ERA | WHIP |
|---|---|---|---|---|---|---|---|---|---|---|---|---|---|---|---|---|---|---|
| LaTroy Hawkins, R<br>ERA: 1.29 | (1, 1) | 7.0 | W | 26 | 3 | 1 | 1 | 2 | 2 | 0 | 1 | 0 | 1 | 0 | 64 | 97 | 1.29 | 0.714 |
| Mike Trombley, R<br>ERA: 3.7 | (8, 1) | 2.0 | | 8 | 1 | 0 | 0 | 2 | 0 | 0 | 0 | 0 | 0 | 0 | 20 | 28 | 0.00 | 0.500 |

| PITCHER | IP | WLS | BF | H | R | ER | SO | BB | IBB | HBP | BLK | WP | HR | S | P | ERA | WHIP |
|---|---|---|---|---|---|---|---|---|---|---|---|---|---|---|---|---|---|

# TOP

## Pittsburgh Pirates @ Minnesota Twins

Hubert H. Humphrey Metrodome, Minneapolis, MN

Tue Jun 17 1997, 8:05 PM EDT

Att. 14,894 - Dome - 70 F

livebaseballscorecards.com

| | |
|---|---|
| AB | 31 |
| R | 1 |
| H | 4 |
| RBI | 1 |
| BB | 2 |
| SO | 4 |
| LOB | 18 |

# BOTTOM

## Pittsburgh Pirates @ Minnesota Twins

Hubert H. Humphrey Metrodome, Minneapolis, MN

Tue Jun 17 1997, 8:05 PM EDT

Att. 14,894 - Dome - 70 F

livebaseballscorecards.com

| Batter | 1 | 2 | 3 | 4 | 5 | 6 | 7 | 8 | 9 | AB | R | H | RBI | BB | SO | LOB |
|---|---|---|---|---|---|---|---|---|---|---|---|---|---|---|---|---|
| Chuck Knoblauch, R (1, 4)<br>OBP: 0.418, SLG: 0.395 | C S C<br>0-3 ① K | | B B F F X<br>2-2 ① FC6-4 E' 1B G6-3<br>1-2f<br>2-3 | C B 1 SAFE B B B C F S<br>3-3 ② ③ K<br>1-2 | | C S B C<br>1-3 ① K | C B F F F B X<br>2-2 1B 2B<br>2-H<br>3-H | | | 5 | 2 | 1 | 2 | 0 | 3 | 5 |
| Denny Hocking, S (1, 5)<br>OBP: 0.324, SLG: 0.382 | B C C B T<br>2-2 ② K | | X<br>0-0 E8 G6-3 2B 1B<br>1-3<br>3-H | | X<br>0-0 ① G4-3 | B X<br>1-0 ② FC6-4<br>1-2f | B B X<br>2-0 FC5-4<br>2-H 1B | | | 5 | 1 | 2 | 2 | 0 | 1 | 1 |
| Paul Molitor, R (1, 10)<br>OBP: 0.384, SLG: 0.462 | B C S S X<br>1-2 3B | | F X<br>0-1 ② G6-3<br>2-3<br>3-H | | B B S B X<br>3-1 G3 1B 2B | B C X<br>1-1 ③ G4-3 | S C X<br>0-2 ③ FC5-4<br>1-2f | | | 5 | 1 | 2 | 1 | 0 | 0 | 3 |
| Greg Myers, L (1, 2)<br>OBP: 0.364, SLG: 0.480 | F X<br>0-1 ③ G6-3 | | X<br>0-0 2B 2B<br>3-H | | F S X<br>0-2 ② G3<br>2-3 | | F B B B F F B<br>4-2 1B BB FC6-4 BB | X<br>0-0 HR | | 4 | 3 | 2 | 2 | 1 | 0 | 2 |
| Roberto Kelly, R (1, 9)<br>OBP: 0.346, SLG: 0.390 | | C C B X<br>1-2 ① L9 | C B B F X<br>2-2 2-H 2B | | C B B B S B<br>4-2 S 1B BB | C B B B B<br>4-1 FC6-4 1B 2B<br>1-2 BB | C C S<br>0-3 ① K | | | 3 | 2 | 1 | 1 | 2 | 1 | 0 |
| Scott Stahoviak, L (1, 3)<br>OBP: 0.319, SLG: 0.444<br>Greg Colbrunn, R (8, PH) (9, 3)<br>OBP: 0.312, SLG: 0.415 | | C F C<br>0-3 ② K | F B X<br>1-1 ③ G4-3 | | B B X<br>2-0 2B 1B<br>1-H<br>3-H | X<br>0-0 FC6-4 1B<br>1-2<br>2-3 | B X<br>1-0 G6-4-3 1B | | | 4<br>1 | 1<br>0 | 2<br>1 | 2<br>0 | 0<br>0 | 1<br>0 | 1<br>0 |
| Marty Cordova, R (1, 7)<br>OBP: 0.340, SLG: 0.438 | | F B F C<br>1-3 ③ K | | B B B B<br>4-0 FC4 BB | B B C S B X<br>3-2 1-H 2B | | B B F X<br>2-1 ① F8 | B X<br>1-0 ② ③ G6-4-3<br>1-2f | | 4 | 0 | 1 | 1 | 1 | 1 | 4 |
| Darrin Jackson, R (1, 8)<br>OBP: 0.258, SLG: 0.413 | | | B C S X<br>1-2 FC6-4 1B 1B | B B C F F 1 SAFE F X<br>2-2 ① FC4 1B<br>1-2f | B X<br>1-0 ③ F8 | X<br>0-0 ② FC6-4 2B<br>1-2f<br>2-3<br>3-H | | | | 4 | 2 | 1 | 1 | 0 | 0 | 4 |
| Pat Meares, R (1, 6)<br>OBP: 0.343, SLG: 0.461 | | | C 1 SAFE F 1 SAFE X<br>0-2 FC6-4<br>1-2 1B | X<br>0-0 CS<br>1-3 1B | | B X<br>1-0 FC6-4 1B | B F X<br>1-1 2B<br>1-3<br>3-H 2B | | | 4 | 1 | 4 | 1 | 0 | 0 | 0 |
| Inning Stats | R: 0 H: 1<br>E: 0 LOB: 1<br>K: 2 BB: 0<br>S: 11 P: 14 | R: 0 H: 0<br>E: 0 LOB: 0<br>K: 2 BB: 0<br>S: 9 P: 11 | R: 4 H: 5<br>E: 1 LOB: 1<br>K: 0 BB: 0<br>S: 18 P: 24 | R: 0 H: 1<br>E: 0 LOB: 1<br>K: 1 BB: 1<br>S: 10 P: 19 | R: 3 H: 3<br>E: 0 LOB: 1<br>K: 0 BB: 1<br>S: 13 P: 26 | R: 0 H: 1<br>E: 0 LOB: 1<br>K: 1 BB: 0<br>S: 7 P: 11 | R: 5 H: 4<br>E: 0 LOB: 1<br>K: 0 BB: 2<br>S: 19 P: 34 | R: 1 H: 2<br>E: 0 LOB: 0<br>K: 1 BB: 0<br>S: 6 P: 8 | | 1B: 9 SF: 0<br>2B: 6 SAC: 0<br>3B: 1 DP: 1<br>HR: 1 HBP: 0 | | | | | | |

| | AB | 39 |
|---|---|---|
| | R | 13 |
| | H | 17 |
| | RBI | 13 |
| | BB | 4 |
| | SO | 7 |
| | LOB | 20 |

WP: 0 PA: 43
PB: 0
SB: 1
CS: 1

| PITCHER | | IP | WLS | BF | H | R | ER | SO | BB | IBB | HBP | BLK | WP | HR | S | P | ERA | WHIP |
|---|---|---|---|---|---|---|---|---|---|---|---|---|---|---|---|---|---|---|
| Esteban Loaiza, R<br>ERA: 3.82 | (1, 1) | 4.2 | L | 25 | 10 | 7 | 7 | 5 | 2 | 0 | 0 | 0 | 0 | 0 | 60 | 92 | 13.50 | 2.571 |
| David Wainhouse, R<br>ERA: 8.04 | (5, 1) | 2.1 | | 14 | 5 | 5 | 5 | 1 | 2 | 0 | 0 | 0 | 0 | 0 | 27 | 47 | 19.29 | 3.000 |
| Chris Peters, L<br>ERA: 3.38 | (8, 1) | 1.0 | | 4 | 2 | 1 | 1 | 1 | 0 | 0 | 0 | 0 | 0 | 1 | 6 | 8 | 9.00 | 2.000 |

| PITCHER | IP | WLS | BF | H | R | ER | SO | BB | IBB | HBP | BLK | WP | HR | S | P | ERA | WHIP |
|---|---|---|---|---|---|---|---|---|---|---|---|---|---|---|---|---|---|

| Batter | 1 | 2 | 3 | 4 | 5 | 6 | 7 | 8 | 9 | AB | R | H | RBI | BB | SO | LOB |
|---|---|---|---|---|---|---|---|---|---|---|---|---|---|---|---|---|
| Tony Womack, L (1, 4)<br>OBP: 0.309, SLG: 0.353 | B B C C F F S<br>2-3 ① K | | S S B S<br>1-3 ② K | | | B C X<br>1-1 ① F7 | B X<br>1-0 ③ F7 | | | 4 | 0 | 0 | 0 | 0 | 2 | 2 |
| Adrian Brown, S (1, 8)<br>OBP: 0.262, SLG: 0.256 | B X<br>1-0 1B 2B | | B C X<br>1-1 ③ G6-3 | | | X<br>0-0 18 G4-3 2B 2B | | C F X<br>0-2 ① G5-3 | | 4 | 2 | 2 | 0 | 0 | 0 | 0 |
| 18 Jason Kendall, R (1, 2)<br>OBP: 0.385, SLG: 0.412 | C S B S<br>1-3 ② K | | | C X<br>0-1 ① G1-3 | | B C F F F F B B F<br>3-2 X ② G4-3<br>2-3 | | C X<br>0-1 ② G6-3 | | 4 | 0 | 0 | 0 | 0 | 1 | 2 |
| Kevin Young, R (1, 3)<br>OBP: 0.327, SLG: 0.496 | B F B X<br>2-1 2-H 1B | | | F F F B S<br>1-3 ② K | | B B X<br>2-0 3-H 2B | | X<br>0-0 ③ F8 | | 4 | 0 | 2 | 2 | 0 | 1 | 0 |
| Midre Cummings, L (1, 9)<br>OBP: 0.266, SLG: 0.390<br>Keith Osik, R (9, PH)<br>OBP: 0.318, SLG: 0.390 | B 1 SAFE X<br>1-0 ③ G4-3 | | | C S B X<br>1-2 ③ G4-3 | | X<br>0-0 ③ G4-3 | | | C X<br>0-1 G3 1B | 3<br>1 | 0<br>0 | 0<br>1 | 0<br>0 | 0<br>0 | 0<br>0 | 2<br>0 |
| Mark Smith, R (1, 7)<br>OBP: 0.222, SLG: 0.353 | | C F B X<br>1-2 G3-6-3 1B | | | B S F X<br>1-2 ① F7 | | F B C C F F B F T<br>2-2 ① K | | B C C B C<br>2-3 ① K | 4 | 0 | 1 | 0 | 0 | 2 | 1 |
| Mark Johnson, L (1, 10)<br>OBP: 0.353, SLG: 0.330 | | S B X<br>1-1 ① F7 | | | F X<br>0-1 ② F7 | | B F X<br>1-1 ② F9 | | B X<br>1-0 ② G3 1-2 | 4 | 0 | 0 | 0 | 0 | 0 | 2 |
| Dale Sveum, S (1, 5)<br>OBP: 0.333, SLG: 0.446 | | B F X<br>1-1 ② ③ G3-6-3 1-2f | | | B F B F X<br>2-2 1B | | C B S B B B<br>4-2 1B BB | | B X<br>1-0 ③ F8 | 3 | 0 | 1 | 0 | 1 | 0 | 2 |
| Kevin Polcovich, R (1, 6)<br>OBP: 0.388, SLG: 0.397 | | | B B X<br>2-0 ① F9 | | C B X<br>1-1 ③ G4-3 | | S B X<br>1-1 1-2 1B | | | 3 | 0 | 1 | 0 | 0 | 0 | 1 |
| Inning Stats | R: 1 H: 2<br>E: 0 LOB: 1<br>K: 2 BB: 0<br>S: 12 P: 19 | R: 0 H: 1<br>E: 0 LOB: 0<br>K: 0 BB: 0<br>S: 7 P: 10 | R: 0 H: 0<br>E: 0 LOB: 0<br>K: 1 BB: 0<br>S: 6 P: 10 | R: 0 H: 0<br>E: 0 LOB: 0<br>K: 1 BB: 0<br>S: 9 P: 11 | R: 0 H: 1<br>E: 0 LOB: 1<br>K: 0 BB: 0<br>S: 10 P: 14 | R: 1 H: 2<br>E: 0 LOB: 1<br>K: 0 BB: 0<br>S: 12 P: 18 | R: 0 H: 1<br>E: 0 LOB: 2<br>K: 1 BB: 1<br>S: 14 P: 23 | R: 0 H: 0<br>E: 0 LOB: 0<br>K: 0 BB: 0<br>S: 6 P: 6 | R: 0 H: 1<br>E: 0 LOB: 1<br>K: 1 BB: 0<br>S: 7 P: 11 | 1B: 5 SF: 0<br>2B: 3 SAC: 0<br>3B: 0 DP: 1<br>HR: 0 HBP: 0 | | | | | WP: 0 PA: 35<br>PB: 0<br>SB: 0<br>CS: 0 | |

# TOP

## Pittsburgh Pirates @ Minnesota Twins

Hubert H. Humphrey Metrodome, Minneapolis, MN

Wed Jun 18 1997, 4:33 AM EDT

Att. 15,688 - Dome

livebaseballscorecards.com

| | |
|---|---|
| AB | 34 |
| R | 2 |
| H | 8 |
| RBI | 2 |
| BB | 1 |
| SO | 6 |
| LOB | 12 |

| PITCHER | | IP | WLS | BF | H | R | ER | SO | BB | IBB | HBP | BLK | WP | HR | S | P | ERA | WHIP |
|---|---|---|---|---|---|---|---|---|---|---|---|---|---|---|---|---|---|---|
| Brad Radke, R<br>ERA: 4.21 | (1, 1) | 6.2 | W | 27 | 7 | 2 | 2 | 5 | 1 | 0 | 0 | 0 | 0 | 0 | 69 | 103 | 2.70 | 1.200 |
| Greg Swindell, L<br>ERA: 3.88 | (7, 1) | 2.1 | | 8 | 1 | 0 | 0 | 1 | 0 | 0 | 0 | 0 | 0 | 0 | 14 | 19 | 0.00 | 0.429 |

| PITCHER | IP | WLS | BF | H | R | ER | SO | BB | IBB | HBP | BLK | WP | HR | S | P | ERA | WHIP |
|---|---|---|---|---|---|---|---|---|---|---|---|---|---|---|---|---|---|

| Batter | 1 | 2 | 3 | 4 | 5 | 6 | 7 | 8 | 9 | AB | R | H | RBI | BB | SO | LOB |
|---|---|---|---|---|---|---|---|---|---|---|---|---|---|---|---|---|
| Chuck Knoblauch, R (1, 4)<br>OBP: 0.419, SLG: 0.397 | X 0-0 G6-3 ① | | CSX 0-2 FC3-6 1-2 1B | CFX 0-2 S 2-H 1B | | CFBX 1-2 G4-1 ② | | | | 4 | 0 | 2 | 1 | 0 | 0 | 0 |
| Matt Lawton, L (1, 9)<br>OBP: 0.372, SLG: 0.434 | BFX 1-1 F7 ② | | X 0-0 FC3-6 1-2f 2-H 1B ② | B 1 SAFE 1 SAFE 1 SAFE B 1 SAFE X 2-0 F7 ② | | BBFCX 2-2 G6-3 ③ | | | | 4 | 1 | 0 | 0 | 0 | 0 | 2 |
| Paul Molitor, R (1, 10)<br>OBP: 0.382, SLG: 0.458 | CBX 1-1 F8 ③ | | X 0-0 BB S 2B 2-H 1B | C 1 SAFE BBCS 2-3 K ③ 1-2 | | | BCX 1-1 G5-3 ① | | | 4 | 1 | 1 | 1 | 0 | 1 | 1 |
| Terry Steinbach, R (1, 2)<br>OBP: 0.324, SLG: 0.414 | | BSCBS 2-3 K ① | CBSFFBFB 4-2 BB 2B 1-2 BB | | FBBBX 2-1 HR | | CBBBFX 3-2 G6-3 ② | | | 3 | 2 | 1 | 1 | 1 | 1 | 0 |
| Scott Stahoviak, L (1, 3)<br>OBP: 0.329, SLG: 0.439 | BX 1-0 E 1B | BBBB 4-0 2B 1-2 2-3 BB | | | BCBBX 3-1 F8 ① | | SBCC 1-3 K ③ | | | 3 | 1 | 1 | 0 | 1 | 1 | 0 |
| Ron Coomer, R (1, 5)<br>OBP: 0.347, SLG: 0.464 | BX 1-0 FC4 G5-4-3 1-2 | BFBX 2-1 2B 1-H 2-H 3-H | | | FSBBBBS 3-3 K ② | | | CSBFFBFBX 3-2 F8 ① | | 4 | 0 | 1 | 3 | 0 | 1 | 1 |
| Marty Cordova, R (1, 7)<br>OBP: 0.336, SLG: 0.430 | X 0-0 G5-4-3 ②③ 1-2f | SFBS 1-3 K ③ | | | BSX 1-1 1B | | | FBBFBX 3-2 F9 ② | | 4 | 0 | 1 | 0 | 0 | 1 | 3 |
| Rich Becker, L (1, 8)<br>OBP: 0.372, SLG: 0.377 | | | BBX 2-0 G4-3 ① | X 0-0 G6-3 1B 1B | BCSDFBS 3-3 K ③ | | | CBBBBX 3-1 HR | | 4 | 2 | 2 | 1 | 0 | 1 | 1 |
| Pat Meares, R (1, 6)<br>OBP: 0.342, SLG: 0.455 | | | H 1-0 E 1B HBP | C 1 SAFE SFF 1 SAFE FB 1 SAFE P 3-2 BFF 1 SAFE X G6-3 ① 1-2 | | X 0-0 G5-3 ① | | B X 1-0 G6-3 ③ | | 3 | 1 | 0 | 0 | 0 | 0 | 1 |
| Inning Stats | R: 0 E: 0 K: 0 S: 5 H: 0 LOB: 0 BB: 0 P: 7 | R: 0 E: 1 K: 1 S: 6 H: 1 LOB: 1 BB: 0 P: 10 | R: 5 E: 1 K: 1 S: 16 H: 3 LOB: 1 BB: 2 P: 30 | R: 1 E: 0 K: 1 S: 16 H: 2 LOB: 1 BB: 0 P: 22 | R: 1 E: 0 K: 2 S: 13 H: 2 LOB: 1 BB: 0 P: 25 | R: 0 E: 0 K: 0 S: 7 H: 0 LOB: 0 BB: 0 P: 10 | R: 0 E: 0 K: 1 S: 8 H: 0 LOB: 0 BB: 0 P: 13 | R: 1 E: 0 K: 0 S: 12 H: 1 LOB: 0 BB: 0 P: 22 | | 1B: 6<br>2B: 1<br>3B: 0<br>HR: 2 | SF: 0<br>SAC: 0<br>DP: 1<br>HBP: 1 | | WP: 0<br>PB: 0<br>SB: 2<br>CS: 0 | PA: 36 | | |

| PITCHER | | IP | WLS | BF | H | R | ER | SO | BB | IBB | HBP | BLK | WP | HR | S | P | ERA | WHIP |
|---|---|---|---|---|---|---|---|---|---|---|---|---|---|---|---|---|---|---|
| 67 Francisco Cordova, R<br>ERA: 2.64 | (1, 1) | 4.0 | L | 21 | 6 | 6 | 6 | 3 | 2 | 0 | 1 | 0 | 0 | 0 | 43 | 69 | 13.50 | 2.000 |
| Matt Ruebel, L<br>ERA: 7.62 | (5, 1) | 2.0 | | 8 | 2 | 1 | 1 | 2 | 0 | 0 | 0 | 0 | 0 | 1 | 20 | 35 | 4.50 | 1.000 |
| Clint Sodowsky, R<br>ERA: 3.71 | (7, 1) | 1.0 | | 3 | 0 | 0 | 0 | 1 | 0 | 0 | 0 | 0 | 0 | 0 | 8 | 13 | 0.00 | 0.000 |
| Marc Wilkins, R<br>ERA: 4.46 | (8, 1) | 1.0 | | 4 | 1 | 1 | 1 | 0 | 0 | 0 | 0 | 0 | 0 | 1 | 12 | 22 | 9.00 | 1.000 |

| PITCHER | IP | WLS | BF | H | R | ER | SO | BB | IBB | HBP | BLK | WP | HR | S | P | ERA | WHIP |
|---|---|---|---|---|---|---|---|---|---|---|---|---|---|---|---|---|---|

# BOTTOM

## Pittsburgh Pirates @ Minnesota Twins

Hubert H. Humphrey Metrodome, Minneapolis, MN

Wed Jun 18 1997, 4:33 AM EDT

Att. 15,688 - Dome

livebaseballscorecards.com

| | |
|---|---|
| AB | 33 |
| R | 8 |
| H | 9 |
| RBI | 7 |
| BB | 2 |
| SO | 6 |
| LOB | 9 |

| Batter | 1 | 2 | 3 | 4 | 5 | 6 | 7 | 8 | 9 | AB | R | H | RBI | BB | SO | LOB |
|---|---|---|---|---|---|---|---|---|---|---|---|---|---|---|---|---|
| Chuck Knoblauch, R (1, 4)<br>OBP: 0.423, SLG: 0.400 | F X<br>0-1<br>2B<br>G5-3<br>1B | | B B S S F F F F<br>2-3 C ①<br>K | | C F X<br>0-2<br>F7 G3<br>1B | | B C B B B<br>4-1<br>G6-3<br>BB | | | 3 | 1 | 2 | 0 | 1 | 1 | 0 |
| Matt Lawton, L (1, 9)<br>OBP: 0.366, SLG: 0.426 | X<br>0-0 ①<br>F7 | | C F S<br>0-3 ②<br>K | | F 1 SAFE C 1 B P F X<br>1-2 ①<br>G3<br>1-2 | | F B C F X<br>1-2 ②<br>G6-3<br>1-3 | | | 4 | 0 | 0 | 0 | 0 | 1 | 3 |
| Paul Molitor, R (1, 10)<br>OBP: 0.379, SLG: 0.459 | X<br>0-0<br>G5-3<br>1-3<br>2B | | C B B X<br>2-1 ③<br>G6-3 | | B C C B X<br>2-2 ②<br>F7<br>2-3 | | B B F F X<br>2-2 ③<br>F7 | | | 4 | 0 | 1 | 0 | 0 | 0 | 2 |
| Terry Steinbach, R (1, 2)<br>OBP: 0.323, SLG: 0.416 | B S C X<br>1-2 ②<br>G5-3<br>2-3<br>3-H | | | X<br>0-0<br>G4-3<br>HR<br>2B | X<br>0-0 ③<br>F9 | | | F C B S<br>1-3 ①<br>K | | 4 | 1 | 1 | 1 | 0 | 1 | 2 |
| Ron Coomer, R (1, 5)<br>OBP: 0.339, SLG: 0.453 | C X<br>0-1 ③<br>G6-3 | | | F F X<br>0-2 ①<br>G4-3<br>2-3 | | B C B X<br>2-2 ①<br>L9 | | X<br>0-0 ②<br>L6 | | 4 | 0 | 0 | 0 | 0 | 0 | 2 |
| Scott Stahoviak, L (1, 3)<br>OBP: 0.325, SLG: 0.429 | | F B B X<br>2-1<br>1B | | B C B B C S<br>3-3 ②<br>K | | C B C S<br>1-3 ②<br>K | | B C C B C<br>2-3 ③<br>K | | 4 | 0 | 1 | 0 | 0 | 3 | 1 |
| Marty Cordova, R (1, 7)<br>OBP: 0.342, SLG: 0.456 | | 1 SAFE C F B F F F X<br>1-2 ①<br>F9 | | C B B C F X<br>2-2<br>HR<br>3-H | | B B C B B<br>4-1<br>BB | | | C B F B B X<br>3-2 ①<br>P6 | 3 | 1 | 1 | 2 | 1 | 0 | 1 |
| Rich Becker, L (1, 8)<br>OBP: 0.371, SLG: 0.380 | | 1 SAFE T F B B X<br>1-2 ②<br>L5 | | S B F B B X<br>3-2<br>2B | | 1 SAFE F B D S S<br>2-3 ③<br>K | | | B B C C C<br>2-3 ②<br>K | 4 | 0 | 1 | 0 | 0 | 2 | 2 |
| Pat Meares, R (1, 6)<br>OBP: 0.336, SLG: 0.446 | | C 1 SAFE X<br>0-1 ③<br>F8 | | F B F S<br>1-3 ③<br>K | | | C C F S<br>0-3 ①<br>K | | F B X<br>1-1 ③<br>L4 | 4 | 0 | 0 | 0 | 0 | 2 | 2 |
| Inning Stats | R: 1 H: 2<br>E: 0 LOB: 1<br>K: 0 BB: 0<br>S: 9 P: 10 | R: 0 H: 1<br>E: 0 LOB: 1<br>K: 0 BB: 0<br>S: 13 P: 17 | R: 0 H: 0<br>E: 0 LOB: 0<br>K: 2 BB: 0<br>S: 13 P: 17 | R: 2 H: 3<br>E: 0 LOB: 1<br>K: 2 BB: 0<br>S: 17 P: 26 | R: 0 H: 1<br>E: 0 LOB: 1<br>K: 0 BB: 0<br>S: 12 P: 15 | R: 0 H: 0<br>E: 0 LOB: 1<br>K: 2 BB: 1<br>S: 10 P: 19 | R: 0 H: 0<br>E: 0 LOB: 1<br>K: 1 BB: 1<br>S: 12 P: 19 | R: 0 H: 0<br>E: 0 LOB: 0<br>K: 2 BB: 0<br>S: 7 P: 10 | R: 0 H: 0<br>E: 0 LOB: 0<br>K: 1 BB: 0<br>S: 8 P: 14 | 1B: 3 SF: 0<br>2B: 3 SAC: 0<br>3B: 0 DP: 0<br>HR: 1 HBP: 0 | | | | | | WP: 0 PA: 36<br>PB: 0<br>SB: 0<br>CS: 0 |

# TOP

## Minnesota Twins @ Chicago White Sox

Comiskey Park, Chicago, IL

Fri Jun 20 1997, 8:05 PM EDT
Att. 22,043 - Unknown - 80 F

livebaseballscorecards.com

| | |
|---|---|
| AB | 34 |
| R | 3 |
| H | 7 |
| RBI | 3 |
| BB | 2 |
| SO | 10 |
| LOB | 15 |

| PITCHER | | IP | WLS | BF | H | R | ER | SO | BB | IBB | HBP | BLK | WP | HR | S | P | ERA | WHIP |
|---|---|---|---|---|---|---|---|---|---|---|---|---|---|---|---|---|---|---|
| Danny Darwin, R<br>ERA: 3.36 | (1, 1) | 7.0 | L | 30 | 7 | 3 | 3 | 7 | 2 | 0 | 0 | 0 | 0 | 1 | 86 | 123 | 3.86 | 1.286 |
| 41 Bill Simas, R<br>ERA: 4.23 | (8, 1) | 2.0 | | 6 | 0 | 0 | 0 | 3 | 0 | 0 | 0 | 0 | 0 | 0 | 15 | 24 | 0.00 | 0.000 |

| PITCHER | IP | WLS | BF | H | R | ER | SO | BB | IBB | HBP | BLK | WP | HR | S | P | ERA | WHIP |
|---|---|---|---|---|---|---|---|---|---|---|---|---|---|---|---|---|---|

| Batter | 1 | 2 | 3 | 4 | 5 | 6 | 7 | 8 | 9 | AB | R | H | RBI | BB | SO | LOB |
|---|---|---|---|---|---|---|---|---|---|---|---|---|---|---|---|---|
| Ray Durham, S (1, 4)<br>OBP: 0.334, SLG: 0.362 | F X 0-1 ① P6 | | X 0-0 ② P6 | | | C C B B S 2-3 ① K | | F F B F B S 2-3 ② K | | 4 | 0 | 0 | 0 | 0 | 2 | 2 |
| Dave Martinez, L (1, 8)<br>(8, 3)<br>OBP: 0.365, SLG: 0.457 | B X 1-0 ② G6-3 | | B C B X 2-1 ③ G3 | | | X 0-0 1B | | C C B B S 2-3 ③ K | | 4 | 0 | 1 | 0 | 0 | 1 | 2 |
| Lyle Mouton, R (1, 9)<br>OBP: 0.349, SLG: 0.444 | C B S S 1-3 ③ K | | | B F F B S 2-3 ① K | | B X 1-0 ② F7 | | | S F F B B S 2-3 ① K | 4 | 0 | 0 | 0 | 0 | 3 | 1 |
| Albert Belle, R (1, 7)<br>OBP: 0.339, SLG: 0.514 | | C B X 1-1 G6-3 1B | | C X 0-1 ② G6-3 | | F B B D X 3-1 ③ P4 | | | B B F F X 2-2 ② F8 | 4 | 0 | 1 | 0 | 0 | 0 | 1 |
| Harold Baines, L (1, 10)<br>OBP: 0.362, SLG: 0.433 | | X 0-0 ① F7 | | B B B B 4-0 BB | | | X 0-0 ① G3-1 | | X 0-0 1B | 3 | 0 | 1 | 0 | 1 | 0 | 1 |
| Jorge Fabregas, L (1, 2)<br>OBP: 0.252, SLG: 0.325 | | C B F B X 2-2 ②③ G6-3 1-2f | | C B X 1-1 ③ P6 | | | B C X 1-1 ② G6-3 | | F B B X 2-1 1-2 1B | 4 | 0 | 1 | 0 | 0 | 0 | 2 |
| 34 Mario Valdez, L (1, 3)<br>OBP: 0.357, SLG: 0.364<br>Darren Lewis, R (7, PH)<br>OBP: 0.317, SLG: 0.216<br>(8, 8)<br>25 Jeff Abbott, R (9, PH)<br>OBP: 0.267, SLG: 0.267 | | | C X 0-1 SH1-4 2B | | C B C B X 2-2 ① L9 | | B C B C B F B 4-2 BB | | B F S D F B S 3-3 ③ K | 2<br>0<br>1 | 0<br>0<br>0 | 1<br>0<br>0 | 0<br>0<br>0 | 0<br>1<br>1 | 0<br>0<br>2 | 0<br>0<br>2 |
| Chris Snopek, R (1, 5)<br>OBP: 0.269, SLG: 0.335 | | | X 0-0 FC1 SH1-4 | | X 0-0 ② G1-3 | | X 0-0 ③ L8 | | | 3 | 0 | 0 | 0 | 0 | 0 | 2 |
| Ozzie Guillen, L (1, 6)<br>OBP: 0.325, SLG: 0.332 | | | X 0-0 ① SH1-4 1-2 2-3 | | C B C S 1-3 ③ K | | | C F X 0-2 ① F7 | | 2 | 0 | 0 | 0 | 0 | 1 | 0 |
| Inning Stats | R: 0 H: 0<br>E: 0 LOB: 0<br>K: 1 BB: 0<br>S: 6 P: 8 | R: 0 H: 1<br>E: 0 LOB: 0<br>K: 0 BB: 0<br>S: 6 P: 9 | R: 0 H: 1<br>E: 0 LOB: 2<br>K: 0 BB: 0<br>S: 7 P: 9 | R: 0 H: 0<br>E: 0 LOB: 1<br>K: 1 BB: 1<br>S: 7 P: 14 | R: 0 H: 0<br>E: 0 LOB: 0<br>K: 1 BB: 0<br>S: 7 P: 10 | R: 0 H: 1<br>E: 0 LOB: 1<br>K: 1 BB: 0<br>S: 7 P: 13 | R: 0 H: 0<br>E: 0 LOB: 1<br>K: 0 BB: 1<br>S: 7 P: 12 | R: 0 H: 0<br>E: 0 LOB: 0<br>K: 2 BB: 0<br>S: 10 P: 14 | R: 0 H: 2<br>E: 0 LOB: 2<br>K: 2 BB: 0<br>S: 14 P: 23 | 1B: 4 SF: 0<br>2B: 1 SAC: 1<br>3B: 0 DP: 1<br>HR: 0 HBP: 0 | | | | | | WP: 0 PA: 34<br>PB: 0<br>SB: 0<br>CS: 0 | |

| PITCHER | | IP | WLS | BF | H | R | ER | SO | BB | IBB | HBP | BLK | WP | HR | S | P | ERA | WHIP |
|---|---|---|---|---|---|---|---|---|---|---|---|---|---|---|---|---|---|---|
| Bob Tewksbury, R<br>ERA: 3.05 | (1, 1) | 6.0 | W | 22 | 3 | 0 | 0 | 4 | 1 | 0 | 0 | 0 | 0 | 0 | 40 | 63 | 0.00 | 0.667 |
| Greg Swindell, L<br>ERA: 3.72 | (7, 1) | 2.0 | | 7 | 0 | 0 | 0 | 2 | 1 | 0 | 0 | 0 | 0 | 0 | 17 | 26 | 0.00 | 0.500 |
| Rick Aguilera, R<br>ERA: 4.13 | (9, 1) | 1.0 | S | 5 | 2 | 0 | 0 | 2 | 0 | 0 | 0 | 0 | 0 | 0 | 14 | 23 | 0.00 | 2.000 |

| PITCHER | IP | WLS | BF | H | R | ER | SO | BB | IBB | HBP | BLK | WP | HR | S | P | ERA | WHIP |
|---|---|---|---|---|---|---|---|---|---|---|---|---|---|---|---|---|---|

# BOTTOM

## Minnesota Twins @ Chicago White Sox

Comiskey Park, Chicago, IL

Fri Jun 20 1997, 8:05 PM EDT

Att. 22,043 - Unknown - 80 F

livebaseballscorecards.com

| | |
|---|---|
| AB | 31 |
| R | 0 |
| H | 5 |
| RBI | 0 |
| BB | 2 |
| SO | 8 |
| LOB | 13 |

| Batter | 1 | 2 | 3 | 4 | 5 | 6 | 7 | 8 | 9 | AB | R | H | RBI | BB | SO | LOB |
|---|---|---|---|---|---|---|---|---|---|---|---|---|---|---|---|---|
| Chuck Knoblauch, R (1, 4)<br>OBP: 0.418, SLG: 0.394 | B B B C C X<br>3-2<br>G6-3 | | D B C B F S<br>3-3<br>K<br>2-3<br>3-H | | | B C X<br>1-1<br>G6-3 | | F X<br>0-1<br>P3 | | 4 | 0 | 0 | 0 | 0 | 1 | 1 |
| Matt Lawton, L (1, 9)<br>OBP: 0.370, SLG: 0.443<br>(8, 8)<br>Roberto Kelly, R (9, PH)<br>OBP: 0.346, SLG: 0.390<br>Greg Myers, L (9, PH)<br>OBP: 0.369, SLG: 0.485<br>Darrin Jackson, R (9, PR)<br>OBP: 0.258, SLG: 0.413 | X<br>0-0<br>HR | | B X<br>1-0<br>L3<br>1B<br>3-H | | | B C B F F B X<br>3-2<br>P5 | | | B X<br>1-0<br>L3<br>1B | 3<br>0<br>1<br>0 | 1<br>0<br>0<br>0 | 2<br>0<br>1<br>0 | 2<br>0<br>0<br>0 | 0<br>0<br>0<br>0 | 0<br>0<br>0<br>0 | 0<br>0<br>0<br>0 |
| Paul Molitor, R (1, 10)<br>OBP: 0.373, SLG: 0.450 | C F C<br>0-3<br>K | | X<br>0-0<br>L3<br>1-1 | | | B B X<br>2-0<br>G6-3 | | | B C X<br>1-1<br>L3<br>1-1 | 4 | 0 | 0 | 0 | 0 | 1 | 2 |
| Terry Steinbach, R (1, 2)<br>OBP: 0.317, SLG: 0.408 | S X<br>0-1<br>F9 | | | B F F X<br>1-2<br>F9 | | | X<br>0-0<br>F7 | | F C B F B S<br>2-3<br>K | 4 | 0 | 0 | 0 | 0 | 1 | 1 |
| Ron Coomer, R (1, 5)<br>OBP: 0.339, SLG: 0.451 | | B B B C F X<br>3-2<br>L9 | | X<br>0-0<br>F7 | | | F X<br>0-1<br>1B | | | 3 | 0 | 1 | 0 | 0 | 0 | 0 |
| Scott Stahoviak, L (1, 3)<br>OBP: 0.317, SLG: 0.417<br>Greg Colbrunn, R (7, PH)<br>OBP: 0.310, SLG: 0.413<br>(7, 3) | | F C S<br>0-3<br>K | | C X<br>0-1<br>F8 | | | X<br>0-0<br>L8 | | | 2<br>1 | 0<br>0 | 0<br>0 | 0<br>0 | 0<br>0 | 1<br>0 | 0<br>1 |
| Marty Cordova, R (1, 7)<br>OBP: 0.333, SLG: 0.443 | | S B B B S F X<br>3-2<br>L5 | | | F B X<br>1-1<br>G4-3 | | B F C F B F B S<br>3-3<br>K | | | 3 | 0 | 0 | 0 | 0 | 1 | 1 |
| Rich Becker, L (1, 8)<br>OBP: 0.372, SLG: 0.378<br>Denny Hocking, S (8, PH)<br>OBP: 0.321, SLG: 0.379<br>(8, 9) | | | S B B C B B<br>4-2<br>1B<br>WP<br>BB | | B C X<br>1-1<br>G3-1 | | | C X<br>0-1<br>G1-3 | | 1<br>1 | 1<br>0 | 0<br>0 | 0<br>0 | 1<br>0 | 0<br>0 | 0<br>0 |
| Pat Meares, R (1, 6)<br>OBP: 0.336, SLG: 0.444 | | | B X<br>1-0<br>WP<br>1-3<br>1B | | B X<br>1-0<br>P2 | | | C F B F S<br>1-3<br>K | | 3 | 1 | 1 | 0 | 0 | 1 | 0 |

| Inning Stats | 1 | 2 | 3 | 4 | 5 | 6 | 7 | 8 | 9 |
|---|---|---|---|---|---|---|---|---|---|
| R: | 1 | 0 | 2 | 0 | 0 | 0 | 0 | 0 | 0 |
| E: | 0 | 0 | 0 | 0 | 0 | 0 | 0 | 0 | 0 |
| K: | 1 | 1 | 1 | 0 | 0 | 0 | 1 | 1 | 1 |
| S: | 9 | 10 | 8 | 6 | 5 | 7 | 9 | 8 | 7 |
| H: | 1 | 0 | 2 | 0 | 0 | 0 | 1 | 0 | 1 |
| LOB: | 0 | 0 | 1 | 0 | 0 | 0 | 1 | 0 | 1 |
| BB: | 0 | 0 | 1 | 0 | 0 | 0 | 0 | 0 | 0 |
| P: | 12 | 16 | 17 | 7 | 8 | 13 | 12 | 9 | 11 |

| 1B: | 4 | SF: | 0 |
|---|---|---|---|
| 2B: | 2 | SAC: | 0 |
| 3B: | 0 | DP: | 2 |
| HR: | 1 | HBP: | 0 |

| WP: | 1 | PA: | 31 |
|---|---|---|---|
| PB: | 0 | | |
| SB: | 0 | | |
| CS: | 0 | | |

| PITCHER | | IP | WLS | BF | H | R | ER | SO | BB | IBB | HBP | BLK | WP | HR | S | P | ERA | WHIP |
|---|---|---|---|---|---|---|---|---|---|---|---|---|---|---|---|---|---|---|
| James Baldwin, R<br>ERA: 4.84 | (1, 1) | 6.1 | W | 23 | 4 | 3 | 3 | 3 | 1 | 0 | 0 | 0 | 1 | 1 | 48 | 76 | 4.26 | 0.789 |
| Tony Castillo, L<br>ERA: 6.31 | (7, 1) | 1.2 | | 5 | 0 | 0 | 0 | 2 | 0 | 0 | 0 | 0 | 0 | 0 | 14 | 18 | 0.00 | 0.000 |
| Roberto Hernandez, R<br>ERA: 2.59 | (9, 1) | 1.0 | S | 3 | 1 | 0 | 0 | 1 | 0 | 0 | 0 | 0 | 0 | 0 | 7 | 11 | 0.00 | 1.000 |

| PITCHER | IP | WLS | BF | H | R | ER | SO | BB | IBB | HBP | BLK | WP | HR | S | P | ERA | WHIP |
|---|---|---|---|---|---|---|---|---|---|---|---|---|---|---|---|---|---|

# TOP

## Minnesota Twins @ Chicago White Sox

Comiskey Park, Chicago, IL

Sat Jun 21 1997, 8:05 PM EDT
Att. 29,676 - Unknown - 73 F

livebaseballscorecards.com

| | |
|---|---|
| AB | 30 |
| R | 3 |
| H | 5 |
| RBI | 2 |
| BB | 1 |
| SO | 6 |
| LOB | 6 |

| Batter | 1 | 2 | 3 | 4 | 5 | 6 | 7 | 8 | 9 | AB | R | H | RBI | BB | SO | LOB |
|---|---|---|---|---|---|---|---|---|---|---|---|---|---|---|---|---|
| Ray Durham, S (1, 4)<br>OBP: 0.330, SLG: 0.357 | B C B X<br>2-1 G6-3 ① | | B X<br>1-0 F8 ① | B B B C X<br>3-1 L7 ①<br>1-3 | | B 1 SAFE C X<br>1-1 G3-1 ③ | | | | 4 | 0 | 0 | 0 | 0 | 0 | 2 |
| Mike Cameron, R (1, 8)<br>(8, 9)<br>OBP: 0.318, SLG: 0.313 | B X<br>1-0 1B 2B | | B B F B B B<br>4-1 BB 1B SF8 BB | C B C C X<br>1-2 SF8 ②<br>3-H | | | B B X<br>2-0 F9 ① | | | 2 | 2 | 1 | 1 | 1 | 0 | 0 |
| Dave Martinez, L (1, 3)<br>OBP: 0.367, SLG: 0.455 | B C B B C F F B<br>4-2 1B BB | | B C C C X<br>1-2 BB BB 1B<br>1-2 1B | C C F F X<br>0-2 P6 ③ | | | C C F X<br>0-2 F7 ② | | | 3 | 1 | 1 | 0 | 1 | 0 | 0 |
| Albert Belle, R (1, 7)<br>OBP: 0.344, SLG: 0.516 | C B B X<br>2-1 G6-3<br>1-2<br>2-H 1B | | B C F B B F F F F<br>4-2 B BB 1B<br>1-2<br>2-3 BB | | F B X<br>1-1 G6-3 ① | | X<br>0-0 1B ② | | | 3 | 1 | 2 | 1 | 1 | 0 | 0 |
| Lyle Mouton, R (1, 9)<br>OBP: 0.340, SLG: 0.435<br>Darren Lewis, R (8, 8)<br>OBP: 0.317, SLG: 0.216 | F C B F X<br>1-2 G6-3 ② ③<br>1-2f | | S B F B B F B X<br>3-2 SF8 ②<br>3-H | | X<br>0-0 L6 ② | | B B X<br>2-0 G1-3 ③ | | | 3<br>0 | 0<br>0 | 0<br>0 | 1<br>0 | 0<br>0 | 0<br>0 | 3<br>0 |
| Harold Baines, L (1, 10)<br>OBP: 0.364, SLG: 0.429 | F B S S S<br>1-3 K ① | C B B B B<br>4-1 1B BB<br>1-2<br>2-3 | | F C B F B B C<br>3-3 K ③ | | | | B C B F B B<br>4-2 SH2-4 BB | | 2 | 0 | 0 | 0 | 2 | 2 | 0 |
| Chris Snopek, R (1, 5)<br>OBP: 0.270, SLG: 0.335 | B X<br>1-0 G5-3 ② | B X<br>1-0 FC6-4<br>1-2<br>2-H<br>3-H 1B | | X<br>0-0 L7 ① | | | | L B X<br>1-1 SH2-4 ①<br>1-2 | | 3 | 0 | 1 | 2 | 0 | 0 | 0 |
| Ron Karkovice, R (1, 2)<br>OBP: 0.257, SLG: 0.305 | C B F B B X<br>3-2 1B | B B X<br>2-0 FC6-4 ③<br>1-2f | | S X<br>0-1 FC5-4 1B | | | | S X<br>0-1 L8 ② | | 4 | 0 | 2 | 0 | 0 | 0 | 3 |
| Ozzie Guillen, L (1, 6)<br>OBP: 0.323, SLG: 0.330 | B C B F X<br>2-2 G3 ③ | | C X<br>0-1 L7 WP SF8 1B | | | B F F F F X<br>1-2 FC5-4 ②<br>1-2f | | X<br>0-0 F7 ③ | | 4 | 1 | 1 | 0 | 0 | 0 | 3 |
| Inning Stats | R: 1 H: 2<br>E: 0 LOB: 1<br>K: 0 BB: 1<br>S: 13 P: 23 | R: 0 H: 1<br>E: 0 LOB: 1<br>K: 1 BB: 0<br>S: 10 P: 17 | R: 3 H: 2<br>E: 0 LOB: 2<br>K: 0 BB: 3<br>S: 18 P: 38 | R: 1 H: 1<br>E: 0 LOB: 0<br>K: 0 BB: 0<br>S: 12 P: 16 | R: 0 H: 0<br>E: 0 LOB: 0<br>K: 1 BB: 0<br>S: 7 P: 11 | R: 0 H: 1<br>E: 0 LOB: 1<br>K: 0 BB: 0<br>S: 10 P: 12 | R: 0 H: 1<br>E: 0 LOB: 1<br>K: 0 BB: 0<br>S: 7 P: 11 | R: 0 H: 0<br>E: 0 LOB: 1<br>K: 0 BB: 1<br>S: 7 P: 12 | | 1B: 7 SF: 2<br>2B: 1 SAC: 1<br>3B: 0 DP: 1<br>HR: 0 HBP: 0 | | | | | | |

| PITCHER | IP | WLS | BF | H | R | ER | SO | BB | IBB | HBP | BLK | WP | HR | S | P | ERA | WHIP |
|---|---|---|---|---|---|---|---|---|---|---|---|---|---|---|---|---|---|
| Rich Robertson, L (1, 1)<br>ERA: 5.74 | 3.0 | L | 17 | 5 | 4 | 4 | 1 | 4 | 0 | 0 | 0 | 0 | 0 | 41 | 78 | 12.00 | 3.000 |
| Frankie Rodriguez, R (4, 1)<br>ERA: 5.26 | 4.2 | | 18 | 3 | 1 | 1 | 1 | 1 | 0 | 0 | 0 | 1 | 0 | 42 | 61 | 1.93 | 0.857 |
| Eddie Guardado, L (8, 1)<br>ERA: 3.63 | 0.1 | | 1 | 0 | 0 | 0 | 0 | 0 | 0 | 0 | 0 | 0 | 0 | 1 | 1 | 0.00 | 0.000 |

| PITCHER | IP | WLS | BF | H | R | ER | SO | BB | IBB | HBP | BLK | WP | HR | S | P | ERA | WHIP |
|---|---|---|---|---|---|---|---|---|---|---|---|---|---|---|---|---|---|

# BOTTOM

# Minnesota Twins @ Chicago White Sox

Comiskey Park, Chicago, IL

Sat Jun 21 1997, 8:05 PM EDT
Att. 29,676 - Unknown - 73 F

livebaseballscorecards.com

| | |
|---|---|
| AB | 28 |
| R | 5 |
| H | 8 |
| RBI | 5 |
| BB | 5 |
| SO | 2 |
| LOB | 11 |

| Batter | 1 | 2 | 3 | 4 | 5 | 6 | 7 | 8 | 9 | AB | R | H | RBI | BB | SO | LOB |
|---|---|---|---|---|---|---|---|---|---|---|---|---|---|---|---|---|
| Chuck Knoblauch, R (1, 4)<br>OBP: 0.416, SLG: 0.396 | B B C S F X<br>2-2<br>2B | | C B F F S<br>1-3 ①<br>K | | | F B F B C<br>2-3 ①<br>K | | B B X<br>2-0 ①<br>L8 | | 4 | 0 | 1 | 0 | 0 | 2 | 0 |
| Roberto Kelly, R (1, 9)<br>OBP: 0.350, SLG: 0.400 | B F X<br>1-1 ①<br>L8 | | B C B X<br>2-1 ②<br>G5-3 | | | C X<br>0-1<br>2B 1B | | F X<br>0-1<br>E 2B | | 4 | 1 | 2 | 0 | 0 | 0 | 1 |
| Paul Molitor, R (1, 10)<br>OBP: 0.375, SLG: 0.456 | B B X<br>2-0 ②<br>G6-3 | | F B B B C F F F X<br>3-2 ③<br>P7 | | | B B 1 SAFE X<br>2-0<br>WP<br>1-H 2B | | B S B X<br>2-1<br>E6<br>2-3 1B | | 4 | 0 | 2 | 1 | 0 | 0 | 1 |
| Greg Myers, L (1, 2)<br>OBP: 0.365, SLG: 0.471 | C F B S<br>1-3 ③<br>K | | | B F C F B F X<br>2-2 ①<br>G3 | | B C S S<br>1-3 ②<br>K<br>2-3 | | I I I I<br>4-0<br>IBB | | 3 | 0 | 0 | 0 | 1 | 2 | 2 |
| Ron Coomer, R (1, 5)<br>OBP: 0.337, SLG: 0.447 | | B B X<br>2-0<br>F9 1B<br>1B | | X<br>0-0 ②<br>L1 | | F B X<br>1-1 ③<br>G6-3 | | F X<br>0-1 ②<br>F9 | | 4 | 0 | 1 | 0 | 0 | 0 | 4 |
| Marty Cordova, R (1, 7)<br>OBP: 0.331, SLG: 0.436 | | C B C 1 SAFE B X<br>2-2<br>1-2 1B | | X<br>0-0 ③<br>G4-3 | | | B F B X<br>2-1 ①<br>G5-3 | X<br>0-0 ③<br>F9 | | 4 | 0 | 1 | 0 | 0 | 0 | 3 |
| Greg Colbrunn, R (1, 3)<br>OBP: 0.310, SLG: 0.411<br>Rich Becker, L (9, PH)<br>OBP: 0.374, SLG: 0.381 | | C B C F B S<br>2-3 ①<br>K | F B F S<br>1-3 ①<br>K | | | B C X<br>1-1<br>G5-3 1B | | B C C F B B B F X<br>3-2<br>CS 1B | | 3<br>1 | 0<br>0 | 1<br>1 | 0<br>0 | 0<br>0 | 2<br>0 | 2<br>0 |
| Darrin Jackson, R (1, 8)<br>OBP: 0.246, SLG: 0.394<br>Matt Lawton, L (9, PH)<br>OBP: 0.368, SLG: 0.441 | | F S B B F B X<br>3-2 ②<br>F9<br>2-3 | | X<br>0-0 ②<br>G6-3 | | | B X<br>1-0 ②<br>G5-3<br>1-2 | C B 1 SAFE 1 SAFE B F B S<br>3-3 ① ②<br>K<br>1-2 | | 3<br>1 | 0<br>0 | 0<br>0 | 0<br>0 | 0<br>0 | 0<br>1 | 3<br>1 |
| Denny Hocking, S (1, 6)<br>OBP: 0.313, SLG: 0.368<br>Scott Stahoviak, L (9, PH)<br>OBP: 0.313, SLG: 0.411 | | F C S<br>0-3 ③<br>K | | | C S F S<br>0-3 ③<br>K | | S X<br>0-1 ③<br>G4-3 | F C F B B B F S<br>2-3 ③<br>K | | 3<br>1 | 0<br>0 | 0<br>0 | 0<br>0 | 0<br>0 | 2<br>1 | 3<br>0 |
| Inning Stats | R: 0 E: 0 K: 1 S: 10 H: 1 LOB: 1 BB: 0 P: 16 | R: 0 E: 0 K: 2 S: 15 H: 2 LOB: 2 BB: 0 P: 24 | R: 0 E: 0 K: 1 S: 12 H: 0 LOB: 0 BB: 0 P: 18 | R: 0 E: 0 K: 0 S: 7 H: 0 LOB: 0 BB: 0 P: 9 | R: 0 E: 0 K: 2 S: 8 H: 0 LOB: 0 BB: 0 P: 9 | R: 1 E: 0 K: 2 S: 11 H: 2 LOB: 1 BB: 0 P: 17 | R: 0 E: 0 K: 0 S: 7 H: 1 LOB: 1 BB: 0 P: 11 | R: 0 E: 1 K: 0 S: 8 H: 2 LOB: 3 BB: 1 P: 16 | R: 0 E: 0 K: 2 S: 13 H: 1 LOB: 0 BB: 0 P: 21 | 1B: 6 2B: 4 3B: 0 HR: 0 | SF: 0 SAC: 0 DP: 1 HBP: 0 | | | | | | |

# Minnesota Twins @ Chicago White Sox

Comiskey Park, Chicago, IL

Sun Jun 22 1997, 4:33 AM EDT

Att. 26,082 - Cloudy - 84 F

TOP

livebaseballscorecards.com

| | |
|---|---|
| AB | 35 |
| R | 1 |
| H | 9 |
| RBI | 1 |
| BB | 1 |
| SO | 10 |
| LOB | 20 |

| PITCHER | | IP | WLS | BF | H | R | ER | SO | BB | IBB | HBP | BLK | WP | HR | S | P | ERA | WHIP |
|---|---|---|---|---|---|---|---|---|---|---|---|---|---|---|---|---|---|---|
| Jaime Navarro, R<br>ERA: 5.03 | (1, 1) | 8.0 | W | 33 | 8 | 1 | 1 | 8 | 0 | 1 | 0 | 0 | 1 | 0 | 78 | 120 | 1.12 | 1.000 |
| Roberto Hernandez, R<br>ERA: 2.51 | (9, 1) | 1.0 | S | 3 | 1 | 0 | 0 | 2 | 0 | 0 | 0 | 0 | 0 | 0 | 13 | 21 | 0.00 | 1.000 |

| PITCHER | | IP | WLS | BF | H | R | ER | SO | BB | IBB | HBP | BLK | WP | HR | S | P | ERA | WHIP |
|---|---|---|---|---|---|---|---|---|---|---|---|---|---|---|---|---|---|---|

WP: 1 PB: 0 SB: 0 CS: 1 PA: 36

# BOTTOM

## Minnesota Twins @ Chicago White Sox

Comiskey Park, Chicago, IL

Sun Jun 22 1997, 4:33 AM EDT

Att. 26,082 - Cloudy - 84 F

livebaseballscorecards.com

| Batter | 1 | 2 | 3 | 4 | 5 | 6 | 7 | 8 | 9 | AB | R | H | RBI | BB | SO | LOB |
|---|---|---|---|---|---|---|---|---|---|---|---|---|---|---|---|---|
| Ray Durham, S (1, 4)<br>OBP: 0.326, SLG: 0.354 | L7 | | SF7 3-H | | SF8 3-H | | K | | | 2 | 0 | 0 | 2 | 0 | 1 | 0 |
| Dave Martinez, L (1, 9)<br>OBP: 0.369, SLG: 0.458 | BLK FC3-2 2B | | G3 | | BB | | L9 | | | 3 | 0 | 1 | 0 | 1 | 0 | 0 |
| Frank Thomas, R (1, 3)<br>OBP: 0.508, SLG: 0.680 | FC3-2 FC4-6 2-H | | G4-3 | | G4-3 | | K | | | 4 | 0 | 0 | 0 | 0 | 1 | 2 |
| 34 Mario Valdez, L (9, 3)<br>OBP: 0.357, SLG: 0.364 | | | | | | | | | | 0 | 0 | 0 | 0 | 0 | 0 | 0 |
| Albert Belle, R (1, 7)<br>OBP: 0.343, SLG: 0.512 | FC4-6 1-2f | | | F9 | | SH1-4 1B 1B | | K | | 4 | 0 | 1 | 0 | 0 | 1 | 1 |
| Harold Baines, L (1, 10)<br>OBP: 0.367, SLG: 0.435 | | G6-3 | | 1B 2B | | SH1-4 1-2 1B | | K | | 4 | 0 | 2 | 0 | 0 | 1 | 0 |
| Jorge Fabregas, L (1, 2)<br>OBP: 0.254, SLG: 0.325 | | K | | G6-4-3 2-3 1B | | SH1-4 1-2 2-3 | | K | | 3 | 0 | 1 | 0 | 0 | 2 | 0 |
| Mike Cameron, R (1, 8)<br>OBP: 0.327, SLG: 0.316 | | S 1B | | G6-4-3 1-2f | | BB | | | | 2 | 0 | 1 | 0 | 1 | 0 | 2 |
| Chris Snopek, R (1, 5)<br>OBP: 0.266, SLG: 0.330 | | G4-3 1-2 | | | G5-3 | K | | | | 3 | 0 | 0 | 0 | 0 | 1 | 4 |
| Ozzie Guillen, L (1, 6)<br>OBP: 0.328, SLG: 0.344 | | | SF7 3B | | E2 SF8 1B | P6 | | | | 3 | 2 | 2 | 0 | 0 | 0 | 3 |

| | AB | 28 |
|---|---|---|
| | R | 2 |
| | H | 8 |
| | RBI | 2 |
| | BB | 2 |
| | SO | 7 |
| | LOB | 12 |

| Inning Stats | 1 | 2 | 3 | 4 | 5 | 6 | 7 | 8 | 9 |
|---|---|---|---|---|---|---|---|---|---|
| | R: 0 H: 1<br>E: 0 LOB: 1<br>K: 0 BB: 0<br>S: 13 P: 21 | R: 0 H: 1<br>E: 0 LOB: 1<br>K: 1 BB: 0<br>S: 9 P: 12 | R: 1 H: 1<br>E: 0 LOB: 0<br>K: 0 BB: 0<br>S: 14 P: 19 | R: 0 H: 2<br>E: 0 LOB: 1<br>K: 0 BB: 0<br>S: 8 P: 15 | R: 1 H: 1<br>E: 1 LOB: 1<br>K: 0 BB: 1<br>S: 7 P: 15 | R: 0 H: 2<br>E: 0 LOB: 3<br>K: 1 BB: 1<br>S: 12 P: 17 | R: 0 H: 0<br>E: 0 LOB: 0<br>K: 2 BB: 0<br>S: 10 P: 14 | R: 0 H: 0<br>E: 0 LOB: 0<br>K: 3 BB: 0<br>S: 9 P: 11 | |

| | 1B: 5 | SF: 2 | WP: 0 | PA: 33 |
|---|---|---|---|---|
| | 2B: 2 | SAC: 1 | PB: 0 | |
| | 3B: 1 | DP: 1 | SB: 1 | |
| | HR: 0 | HBP: 0 | CS: 0 | |

| PITCHER | | IP | WLS | BF | H | R | ER | SO | BB | IBB | HBP | BLK | WP | HR | S | P | ERA | WHIP |
|---|---|---|---|---|---|---|---|---|---|---|---|---|---|---|---|---|---|---|
| LaTroy Hawkins, R<br>ERA: 1.46 | (1, 1) | 5.1 | L | 25 | 8 | 2 | 1 | 1 | 2 | 0 | 0 | 1 | 0 | 0 | 58 | 93 | 1.69 | 1.875 |
| Mike Trombley, R<br>ERA: 3.53 | (6, 1) | 2.0 | | 6 | 0 | 0 | 0 | 4 | 0 | 0 | 0 | 0 | 0 | 0 | 18 | 24 | 0.00 | 0.000 |
| Eddie Guardado, L<br>ERA: 3.5 | (8, 1) | 0.2 | | 2 | 0 | 0 | 0 | 2 | 0 | 0 | 0 | 0 | 0 | 0 | 6 | 7 | 0.00 | 0.000 |

| PITCHER | IP | WLS | BF | H | R | ER | SO | BB | IBB | HBP | BLK | WP | HR | S | P | ERA | WHIP |
|---|---|---|---|---|---|---|---|---|---|---|---|---|---|---|---|---|---|

# Minnesota Twins @ Cleveland Indians

Jacobs Field, Cleveland, OH

Mon Jun 23 1997, 7:05 PM EDT

Att. 42,861 - Unknown - 86 F

TOP

livebaseballscorecards.com

| Batter | 1 | 2 | 3 | 4 | 5 | 6 | 7 | 8 | 9 | AB | R | H | RBI | BB | SO | LOB |
|---|---|---|---|---|---|---|---|---|---|---|---|---|---|---|---|---|
| Chuck Knoblauch, R (1, 4)<br>OBP: 0.414, SLG: 0.391 | G4-3 | F9-6<br>1-2 | | P4 | | | FC4 CS 1B HBP | G1-3 | | 3 | 0 | 0 | 0 | 0 | 0 | 1 |
| Denny Hocking, S (7, PR)<br>OBP: 0.310, SLG: 0.364 (7, 4) | | | | | | | | | | 1 | 0 | 0 | 0 | 0 | 0 | 0 |
| Matt Lawton, L (1, 7)<br>OBP: 0.376, SLG: 0.449 | 1B 1B 1B | CS 1B | | | G1-3 | | FC4 1-2 1B | | S 2B 1B | 5 | 2 | 4 | 0 | 0 | 0 | 0 |
| Paul Molitor, R (1, 10)<br>OBP: 0.376, SLG: 0.459 | 1B SF9 1-2 1B | CS 1-2 | 2B | | G5-3 | | FC4 CS 1-2f 2-3 | | K 1-2 | 5 | 1 | 2 | 0 | 0 | 1 | 3 |
| Terry Steinbach, R (1, 2)<br>OBP: 0.328, SLG: 0.419 | 1B 1-3 2-H 1B | | K | | FC6-4 1B | | FC6 1-2 3-H BB | | 1B 2-H 2B | 4 | 1 | 3 | 2 | 1 | 1 | 1 |
| Ron Coomer, R (1, 5)<br>OBP: 0.333, SLG: 0.443 | SF9 3-H | | F8 | | FC6-4 1-2f | | FC6 1-2f | | 1B 2-H 1B | 4 | 0 | 1 | 2 | 0 | 0 | 4 |
| Scott Stahoviak, L (1, 3)<br>OBP: 0.322, SLG: 0.408 | 1B 1-3 | | IBB | | | L9 | | L8 | K | 3 | 0 | 1 | 0 | 1 | 0 | 0 |
| Greg Colbrunn, R (9, PH)<br>OBP: 0.309, SLG: 0.409 (9, 3) | | | | | | | | | | 1 | 0 | 0 | 0 | 0 | 1 | 1 |
| Roberto Kelly, R (1, 9)<br>OBP: 0.352, SLG: 0.407 | G1-3 | | L9 | | | 2B | | G6-3 | 1B | 5 | 0 | 2 | 0 | 0 | 0 | 4 |
| Rich Becker, L (1, 8)<br>OBP: 0.375, SLG: 0.383 | | 2B | | L9 | | K SAFE | | HR BB | K | 4 | 2 | 1 | 0 | 1 | 2 | 3 |
| Pat Meares, R (1, 6)<br>OBP: 0.339, SLG: 0.459 | | F9-6 2-H 1B | | K | | L7 | | 1-H HR | | 4 | 1 | 2 | 3 | 0 | 1 | 1 |
| Inning Stats | R: 2 E: 0 K: 0 S: 19 H: 4 LOB: 2 BB: 0 P: 28 | R: 1 E: 0 K: 0 S: 11 H: 3 LOB: 0 BB: 0 P: 17 | R: 0 E: 0 K: 1 S: 9 H: 1 LOB: 2 BB: 1 P: 18 | R: 0 E: 0 K: 1 S: 9 H: 0 LOB: 0 BB: 0 P: 11 | R: 0 E: 0 K: 0 S: 8 H: 1 LOB: 1 BB: 0 P: 12 | R: 0 E: 0 K: 1 S: 8 H: 1 LOB: 1 BB: 0 P: 11 | R: 0 E: 0 K: 0 S: 11 H: 1 LOB: 2 BB: 1 P: 19 | R: 2 E: 0 K: 0 S: 9 H: 1 LOB: 0 BB: 1 P: 18 | R: 2 E: 0 K: 3 S: 16 H: 4 LOB: 2 BB: 0 P: 23 | 1B: 11 2B: 5 3B: 0 HR: 1 SF: 1 SAC: 0 DP: 1 HBP: 1 | | | | | | | |

| | AB | 39 |
|---|---|---|
| | R | 7 |
| | H | 16 |
| | RBI | 7 |
| | BB | 3 |
| | SO | 6 |
| | LOB | 18 |

WP: 0 PB: 0 SB: 1 CS: 3 PA: 45

| PITCHER | | IP | WLS | BF | H | R | ER | SO | BB | IBB | HBP | BLK | WP | HR | S | P | ERA | WHIP |
|---|---|---|---|---|---|---|---|---|---|---|---|---|---|---|---|---|---|---|
| Chad Ogea, R<br>ERA: 5.49 | (1, 1) | 6.0 | L | 27 | 10 | 3 | 3 | 3 | 0 | 1 | 0 | 0 | 0 | 0 | 64 | 97 | 4.50 | 1.667 |
| Albie Lopez, R<br>ERA: 6.27 | (7, 1) | 2.0 | | 10 | 2 | 2 | 2 | 0 | 2 | 0 | 1 | 0 | 0 | 1 | 20 | 37 | 9.00 | 2.000 |
| Eric Plunk, R<br>ERA: 6.19 | (9, 1) | 0.1 | | 4 | 3 | 2 | 2 | 1 | 0 | 0 | 0 | 0 | 0 | 0 | 9 | 14 | 54.00 | 9.000 |
| Paul Assenmacher, L<br>ERA: 6.38 | (9, 1) | 0.2 | | 3 | 1 | 0 | 0 | 2 | 0 | 0 | 0 | 0 | 0 | 0 | 7 | 9 | 0.00 | 1.500 |

| PITCHER | IP | WLS | BF | H | R | ER | SO | BB | IBB | HBP | BLK | WP | HR | S | P | ERA | WHIP |
|---|---|---|---|---|---|---|---|---|---|---|---|---|---|---|---|---|---|

| Batter | 1 | 2 | 3 | 4 | 5 | 6 | 7 | 8 | 9 | AB | R | H | RBI | BB | SO | LOB |
|---|---|---|---|---|---|---|---|---|---|---|---|---|---|---|---|---|
| Marquis Grissom, R (1, 8)<br>OBP: 0.306, SLG: 0.308 | F C B B B S<br>3-3 K ① | | F F X<br>0-2 P2 ② | | S B B D B<br>4-1 BB | | | F B X<br>1-1 G6-3 ① | | 3 | 0 | 0 | 0 | 1 | 1 | 0 |
| Omar Vizquel, S (1, 6)<br>OBP: 0.337, SLG: 0.374 | C F B F X<br>1-2 G4-3 ② | | S B X<br>1-1 F9 ③ | | L X<br>0-1 G5-3 ③ | | | X<br>0-0 G4-3 ② | | 4 | 0 | 0 | 0 | 0 | 0 | 2 |
| Jim Thome, L (1, 3)<br>OBP: 0.431, SLG: 0.599 | B B X<br>2-0 1B | | | C F F B X<br>1-2 HR | | C B X<br>1-1 HR | | S B F S<br>1-3 K ③ | | 4 | 2 | 3 | 2 | 0 | 1 | 0 |
| Manny Ramirez, R (1, 9)<br>OBP: 0.419, SLG: 0.536 | B B C B C F C<br>3-3 K ③ | | | B F C X<br>1-2 G5-3 ① | | F S S<br>0-3 K ① | | | B X<br>1-0 1B | 4 | 0 | 1 | 0 | 0 | 2 | 1 |
| Julio Franco, R (1, 10)<br>OBP: 0.383, SLG: 0.377 | | C B C X<br>1-2 F9 ① | | C S B F F X<br>1-2 G6-3 ② | | B X<br>1-0 G3 ② | | | C C C<br>0-3 K ① | 4 | 0 | 0 | 0 | 0 | 1 | 1 |
| Sandy Alomar Jr., R (1, 2)<br>OBP: 0.406, SLG: 0.629 | | C X<br>0-1 1B 1B | | F B B B F S<br>3-3 K ③ | | X<br>0-0 G6-3 ③ | | | C S D B F X<br>2-2 F8 ② | 4 | 0 | 1 | 0 | 0 | 1 | 1 |
| Matt Williams, R (1, 5)<br>OBP: 0.281, SLG: 0.444 | | C X<br>0-1 G6-4-3 1-2 1B | | | X<br>0-0 F8 ① | | S B F F B F X<br>2-2 P5 ① | | C X<br>0-1 G6-3 ③ | 4 | 0 | 1 | 0 | 0 | 0 | 1 |
| Brian Giles, L (1, 7)<br>OBP: 0.364, SLG: 0.422 | | B X<br>1-0 G6-4-3 1-2f ② ③ | | | C X<br>0-1 G3-1 2B | | X<br>0-0 G5-3 ② | | | 3 | 0 | 1 | 0 | 0 | 0 | 2 |
| Tony Fernandez, S (1, 4)<br>OBP: 0.302, SLG: 0.368 | | | B X<br>1-0 G3 ① | | C X<br>0-1 G3-1 2-3 ② | | F B B X<br>2-1 F7 ③ | | | 3 | 0 | 0 | 0 | 0 | 0 | 1 |
| Inning Stats | R: 0 H: 1<br>E: 0 LOB: 1<br>K: 2 BB: 0<br>S: 12 P: 21 | R: 0 H: 2<br>E: 0 LOB: 1<br>K: 0 BB: 0<br>S: 8 P: 10 | R: 0 H: 0<br>E: 0 LOB: 0<br>K: 0 BB: 0<br>S: 6 P: 8 | R: 1 H: 1<br>E: 0 LOB: 0<br>K: 1 BB: 0<br>S: 15 P: 21 | R: 0 H: 1<br>E: 0 LOB: 2<br>K: 0 BB: 1<br>S: 8 P: 12 | R: 1 H: 1<br>E: 0 LOB: 0<br>K: 1 BB: 0<br>S: 7 P: 9 | R: 0 H: 0<br>E: 0 LOB: 0<br>K: 0 BB: 0<br>S: 8 P: 12 | R: 0 H: 0<br>E: 0 LOB: 0<br>K: 1 BB: 0<br>S: 6 P: 8 | R: 0 H: 1<br>E: 0 LOB: 1<br>K: 1 BB: 0<br>S: 10 P: 13 | 1B: 4 SF: 0<br>2B: 1 SAC: 0<br>3B: 0 DP: 1<br>HR: 2 HBP: 0 | | | | | | WP: 0 PA: 34<br>PB: 0<br>SB: 0<br>CS: 0 |

| PITCHER | | IP | WLS | BF | H | R | ER | SO | BB | IBB | HBP | BLK | WP | HR | S | P | ERA | WHIP |
|---|---|---|---|---|---|---|---|---|---|---|---|---|---|---|---|---|---|---|
| Brad Radke, R<br>ERA: 4.07 | (1, 1) | 8.0 | W | 30 | 6 | 2 | 2 | 5 | 1 | 0 | 0 | 0 | 0 | 2 | 70 | 101 | 2.25 | 0.875 |
| Mike Trombley, R<br>ERA: 3.45 | (9, 1) | 1.0 | | 4 | 1 | 0 | 0 | 1 | 0 | 0 | 0 | 0 | 0 | 0 | 10 | 13 | 0.00 | 1.000 |

| PITCHER | IP | WLS | BF | H | R | ER | SO | BB | IBB | HBP | BLK | WP | HR | S | P | ERA | WHIP |
|---|---|---|---|---|---|---|---|---|---|---|---|---|---|---|---|---|---|

# BOTTOM

## Minnesota Twins @ Cleveland Indians

Jacobs Field, Cleveland, OH

Mon Jun 23 1997, 7:05 PM EDT
Att. 42,861 - Unknown - 86 F

livebaseballscorecards.com

| | |
|---|---|
| AB | 33 |
| R | 2 |
| H | 7 |
| RBI | 2 |
| BB | 1 |
| SO | 6 |
| LOB | 9 |

# Minnesota Twins @ Cleveland Indians

Jacobs Field, Cleveland, OH

Tue Jun 24 1997, 7:05 PM EDT

Att. 42,902 - Unknown - 87 F

livebaseballscorecards.com

TOP

| Batter | 1 | 2 | 3 | 4 | 5 | 6 | 7 | 8 | 9 | AB | R | H | RBI | BB | SO | LOB |
|---|---|---|---|---|---|---|---|---|---|---|---|---|---|---|---|---|
| Chuck Knoblauch, R (1, 4)<br>OBP: 0.416, SLG: 0.393 | 3-2 C B F F B F B X: 1B S SF8 1B | | 0-1 C X: G4-3 1B | 0-1 ② C X: F7 | | 4-1 B B B C B: BB 1B 1-2 BB | | 3-2 ② B B C B C X: F7 | | 4 | 1 | 2 | 0 | 1 | 0 | 3 |
| Matt Lawton, L (1, 9)<br>OBP: 0.377, SLG: 0.448 | 3-1 B C B B B X: 1-3 1B | | 2-0 ② B B X: G4-3 1-2 | 2-2 ③ C B S B F X: FC6-4 1-2f | | 0-1 C X: BB 1-2 2-3 1B | | X | 0-0 ③: F9 | 5 | 0 | 2 | 0 | 0 | 0 | 4 |
| Paul Molitor, R (1, 10)<br>OBP: 0.376, SLG: 0.453 | 0-3 ① S F S: K | | 4-2 F B B D F B: BB | | 1-3 ① F C B S: K | 4-1 B B B C B: 1-2 2-3 3-H BB | | | B X 1-0 ①: G5-3 | 3 | 0 | 0 | 1 | 2 | 2 | 2 |
| Greg Myers, L (1, 2)<br>OBP: 0.350, SLG: 0.453 | 1-2 ② C D F X: SF8 3-H | | 0-1 ③ F X: G4-3 | | 0-0 ② X: F9 | 1-0 ③ B X: G4-3 | | | F S X 0-2 ②: F9 | 4 | 0 | 0 | 1 | 0 | 0 | 5 |
| Ron Coomer, R (1, 5)<br>OBP: 0.330, SLG: 0.452 | 1-1 ③ B C X: G4-3 | | | 2-0 B B X: HR | 2-1 ③ B B C X: G6-3 | | 3-2 ① B B F B F T: K | | C F B F F S 1-3 ③: K | 5 | 1 | 1 | 1 | 0 | 2 | 1 |
| Marty Cordova, R (1, 7)<br>OBP: 0.328, SLG: 0.456 | | B C C B F X 2-2 ①: F7 | | F X 0-1: HR | | B C B B X 3-1 ①: G5-3 | F B F S 1-3 ②: K | | | 4 | 1 | 1 | 1 | 0 | 1 | 0 |
| Scott Stahoviak, L (1, 3)<br>OBP: 0.330, SLG: 0.450 | | C B B X 2-1 ②: L7 | | B C B B X 3-1: HBP 1B | | X 0-0: HR | B X 1-0 ③: G1-3 | | | 4 | 1 | 2 | 1 | 0 | 0 | 0 |
| Pat Meares, R (1, 6)<br>OBP: 0.341, SLG: 0.462 | C B F F F B S 2-3 ③: K | | | H 1-0: FC6-4 1-2 HBP | | C C B B X 2-2 ②: F7 | | C C X 0-2: 2B | | 3 | 0 | 1 | 0 | 0 | 1 | 0 |
| Rich Becker, L (1, 8)<br>OBP: 0.373, SLG: 0.378 | | | F B X 1-1 ①: L4 | F C C 0-3 ①: K | | B B B C B 4-1: 1B S BB BB | | S F S 0-3 ①: K | | 3 | 1 | 0 | 0 | 1 | 2 | 3 |
| Inning Stats | R: 1 E: 0 K: 1 S: 16 / H: 2 LOB: 1 BB: 0 P: 24 | R: 0 E: 0 K: 1 S: 11 / H: 0 LOB: 0 BB: 0 P: 17 | R: 0 E: 0 K: 0 S: 9 / H: 1 LOB: 2 BB: 1 P: 16 | R: 2 E: 0 K: 1 S: 14 / H: 3 LOB: 2 BB: 0 P: 22 | R: 0 E: 0 K: 1 S: 6 / H: 0 LOB: 0 BB: 0 P: 9 | R: 2 E: 0 K: 0 S: 12 / H: 2 LOB: 3 BB: 3 P: 30 | R: 0 E: 0 K: 2 S: 7 / H: 0 LOB: 0 BB: 0 P: 12 | R: 0 E: 0 K: 1 S: 10 / H: 1 LOB: 1 BB: 0 P: 13 | R: 0 E: 0 K: 1 S: 9 / H: 0 LOB: 0 BB: 0 P: 11 | 1B: 5 2B: 1 3B: 0 HR: 3 / SF: 1 SAC: 0 DP: 0 HBP: 1 | | | | | | |

| | AB | 35 |
|---|---|---|
| | R | 5 |
| | H | 9 |
| | RBI | 5 |
| | BB | 4 |
| | SO | 8 |
| | LOB | 18 |

WP: 0 PB: 0 SB: 2 CS: 0 / PA: 41

| PITCHER | IP | WLS | BF | H | R | ER | SO | BB | IBB | HBP | BLK | WP | HR | S | P | ERA | WHIP |
|---|---|---|---|---|---|---|---|---|---|---|---|---|---|---|---|---|---|
| Jaret Wright, R (1, 1)<br>ERA: 7.94 | 5.2 | W | 28 | 7 | 5 | 5 | 4 | 3 | 0 | 1 | 0 | 0 | 3 | 64 | 109 | 7.94 | 1.765 |
| Jason Jacome, L (6, 1)<br>ERA: 8.22 | 0.0 | | 1 | 1 | 0 | 0 | 0 | 0 | 0 | 0 | 0 | 0 | 0 | 2 | 2 | ∞ | ∞ |
| Jose Mesa, R (6, 1)<br>ERA: 5.33 | 2.1 | | 9 | 1 | 0 | 0 | 3 | 1 | 0 | 0 | 0 | 0 | 0 | 19 | 32 | 0.00 | 0.857 |
| Michael Jackson, R (9, 1)<br>ERA: 2.63 | 1.0 | | 3 | 0 | 0 | 0 | 1 | 0 | 0 | 0 | 0 | 0 | 0 | 9 | 11 | 0.00 | 0.000 |

| PITCHER | IP | WLS | BF | H | R | ER | SO | BB | IBB | HBP | BLK | WP | HR | S | P | ERA | WHIP |
|---|---|---|---|---|---|---|---|---|---|---|---|---|---|---|---|---|---|

| Batter | 1 | 2 | 3 | 4 | 5 | 6 | 7 | 8 | 9 | AB | R | H | RBI | BB | SO | LOB |
|---|---|---|---|---|---|---|---|---|---|---|---|---|---|---|---|---|
| Marquis Grissom, R (1, 8)<br>OBP: 0.308, SLG: 0.307 | X<br>0-0 ①<br>G6-3 | B C B B B<br>4-1 ③<br>CS 1B<br>BB | B X<br>1-0 ③<br>L4 | | | B F B X<br>2-1<br>1B<br>1B 1B | B B X<br>2-0 ②<br>G5-3<br>1-2 | | | 4 | 1 | 1 | 0 | 1 | 0 | 2 |
| Kevin Seitzer, R (1, 10)<br>OBP: 0.318, SLG: 0.338 | B X<br>1-0 ②<br>G5-3 | B C F F X<br>1-2<br>2-H<br>1B | | C F C<br>1-3 ①<br>K | | 1 SAFE B B C 1 SAFE 1 SAFE B C F<br>3-2<br>1 SAFE<br>1 SAFE F X<br>BB 1B<br>2B<br>1-3<br>1B | B B C F S<br>2-3 ③<br>K | | | 5 | 1 | 2 | 1 | 0 | 2 | 1 |
| Jim Thome, L (1, 3)<br>OBP: 0.435, SLG: 0.613<br>Tony Fernandez, S (8, 4)<br>OBP: 0.301, SLG: 0.366 | C C B B B B<br>4-2<br>2B<br>BB | B B S<br>2-1 ③<br>CS<br>2-3 | B B X<br>2-0<br>HR | B C C F B S<br>2-3 ②<br>K | | X<br>0-0<br>BB<br>1-2<br>3-H<br>2B 1B | | X<br>0-0 ①<br>F9 | | 3<br>1 | 2<br>0 | 2<br>0 | 2<br>0 | 1<br>0 | 1<br>0 | 0<br>0 |
| Manny Ramirez, R (1, 9)<br>OBP: 0.426, SLG: 0.542 | C F B F B X<br>2-2<br>1-3<br>2B | | B C B B B<br>4-1<br>G4-3<br>HR BB | C B C B X<br>2-2<br>FC6-4<br>1B | | B B B<br>4-0<br>2B<br>1-2<br>2-3<br>G4-3 BB | | B S C B F F X<br>2-2 ②<br>F8 | | 3 | 2 | 2 | 0 | 2 | 0 | 0 |
| Sandy Alomar Jr., R (1, 2)<br>OBP: 0.406, SLG: 0.627 | D B B X<br>3-0 ③<br>P4 | | B B F X<br>2-1 ①<br>G4-3<br>1-2 | B B C X<br>2-1 ③<br>FC6-4<br>1-2f | | X<br>0-0<br>G4-3<br>1-3<br>2-H<br>3-H<br>2B | | B B B B<br>4-0<br>BB | | 4 | 0 | 1 | 2 | 1 | 0 | 4 |
| Matt Williams, R (1, 5)<br>OBP: 0.283, SLG: 0.452 | | S B B B S F B X<br>3-2<br>HR | B B B<br>4-0<br>HR BB | | S B F B F X<br>2-2 ①<br>F7 | S F X<br>0-2 ②<br>G4-3<br>2-3<br>3-H | | B C X<br>1-1 ③<br>F9 | | 4 | 2 | 1 | 2 | 1 | 0 | 2 |
| Brian Giles, L (1, 7)<br>OBP: 0.361, SLG: 0.442 | | B B F B X<br>3-1 ①<br>F9 | B B X<br>2-0<br>1-H<br>2-H<br>HR | | B X<br>1-0 ②<br>L3 | B F B F X<br>2-2 ③<br>F7 | | | | 4 | 1 | 1 | 3 | 0 | 0 | 1 |
| Julio Franco, R (1, 4)<br>OBP: 0.388, SLG: 0.381 (8, 3) | X<br>0-0<br>S<br>1B 1B | B C S B B B F S<br>3-3 ②<br>K | | | C C B B B B<br>4-2<br>CS<br>BB | | B F F B F F F X<br>2-2<br>FC5-4<br>1B | | | 3 | 1 | 2 | 0 | 1 | 1 | 0 |
| Omar Vizquel, S (1, 6)<br>OBP: 0.336, SLG: 0.372 | | C F F B F S<br>1-3 ②<br>K<br>1-2 | B X<br>1-0<br>1B | | 1 SAFE<br>0-0 ③<br>CS<br>1-2 | C B X<br>1-1 ①<br>P4 | B C F B X<br>2-2 ①<br>FC5-4<br>G5-3<br>1-2f | | | 4 | 0 | 1 | 0 | 0 | 1 | 2 |
| Inning Stats | R: 0 E: 0 K: 0 S: 9<br>H: 1 LOB: 2 BB: 1 P: 19 | R: 2 E: 0 K: 1 S: 18<br>H: 3 LOB: 1 BB: 1 P: 32 | R: 4 E: 0 K: 1 S: 11<br>H: 3 LOB: 1 BB: 2 P: 30 | R: 0 E: 0 K: 2 S: 12<br>H: 1 LOB: 1 BB: 0 P: 19 | R: 0 E: 0 K: 0 S: 7<br>H: 0 LOB: 0 BB: 1 P: 14 | R: 4 E: 0 K: 0 S: 17<br>H: 4 LOB: 1 BB: 1 P: 29 | R: 0 E: 0 K: 1 S: 14<br>H: 1 LOB: 1 BB: 0 P: 22 | R: 0 E: 0 K: 0 S: 8<br>H: 0 LOB: 1 BB: 1 P: 15 | | 1B: 8<br>2B: 2<br>3B: 0<br>HR: 3 | SF: 0<br>SAC: 0<br>DP: 0<br>HBP: 0 | | | | | |

| PITCHER | | IP | WLS | BF | H | R | ER | SO | BB | IBB | HBP | BLK | WP | HR | S | P | ERA | WHIP |
|---|---|---|---|---|---|---|---|---|---|---|---|---|---|---|---|---|---|---|
| Dave Stevens, R<br>ERA: 18.0 | (1, 1) | 3.0 | L | 19 | 7 | 6 | 6 | 2 | 4 | 0 | 0 | 0 | 0 | 3 | 38 | 81 | 18.00 | 3.667 |
| Greg Swindell, L<br>ERA: 4.09 | (4, 1) | 2.1 | | 11 | 4 | 3 | 3 | 2 | 1 | 0 | 0 | 0 | 0 | 0 | 29 | 49 | 11.57 | 2.143 |
| Frankie Rodriguez, R<br>ERA: 5.34 | (6, 1) | 0.2 | | 4 | 1 | 1 | 1 | 0 | 1 | 0 | 0 | 0 | 0 | 0 | 7 | 13 | 13.50 | 3.000 |
| Todd Ritchie, R<br>ERA: 5.34 | (7, 1) | 2.0 | | 8 | 1 | 0 | 0 | 1 | 1 | 0 | 0 | 0 | 0 | 0 | 22 | 37 | 0.00 | 1.000 |

| PITCHER | IP | WLS | BF | H | R | ER | SO | BB | IBB | HBP | BLK | WP | HR | S | P | ERA | WHIP |
|---|---|---|---|---|---|---|---|---|---|---|---|---|---|---|---|---|---|

# BOTTOM

## Minnesota Twins @ Cleveland Indians

Jacobs Field, Cleveland, OH

Tue Jun 24 1997, 7:05 PM EDT

Att. 42,902 - Unknown - 87 F

livebaseballscorecards.com

| | |
|---|---|
| AB | 35 |
| R | 10 |
| H | 13 |
| RBI | 10 |
| BB | 7 |
| SO | 5 |
| LOB | 12 |

| Batter | 1 | 2 | 3 | 4 | 5 | 6 | 7 | 8 | 9 | AB | R | H | RBI | BB | SO | LOB |
|---|---|---|---|---|---|---|---|---|---|---|---|---|---|---|---|---|
| Ray Durham, S (1, 4) OBP: 0.329, SLG: 0.361 | G5-3 1B 2B | BB 2B HBP | | K | | | 1B 1B | F8 | | 4 | 3 | 2 | 0 | 0 | 1 | 0 |
| Dave Martinez, L (1, 9) (8, 7) OBP: 0.366, SLG: 0.459 | F8 | 2B 1-2 2-3 BB | | | K | | 1B HR 1B | HR | | 4 | 2 | 2 | 1 | 1 | 1 | 1 |
| Frank Thomas, R (1, 3) OBP: 0.504, SLG: 0.668 | G5-3 2-3 | 1-3 2-H 3-H 2B | | | F9 | | HR 1-2 3-H 1B | K | | 4 | 1 | 2 | 3 | 0 | 0 | 1 |
| 34 Mario Valdez, L (8, PH) OBP: 0.375, SLG: 0.385 (8, 3) | | | | | | | | | | 1 | 0 | 0 | 0 | 0 | 1 | 0 |
| Albert Belle, R (1, 7) OBP: 0.345, SLG: 0.517 | BB 3-H 1B | F9 | | | G6-3 | | K | 2B | | 5 | 0 | 2 | 1 | 0 | 1 | 4 |
| Darren Lewis, R (8, 8) OBP: 0.317, SLG: 0.216 | | | | | | | | | | 0 | 0 | 0 | 0 | 0 | 0 | 0 |
| Harold Baines, L (1, 10) OBP: 0.380, SLG: 0.484 | 1-2 BB | F7 | | | | WP WP 1B 1B | 1-H 2-H HR | F8 | | 4 | 2 | 2 | 3 | 1 | 0 | 1 |
| Jorge Fabregas, L (1, 2) OBP: 0.250, SLG: 0.313 | G3 | G3-1 | | | | F8 | K | | G4-3 | 4 | 0 | 0 | 0 | 0 | 1 | 3 |
| Tony Peña, R (9, PH) OBP: 0.244, SLG: 0.175 (9, 2) | | | | | | | | | | 1 | 0 | 0 | 0 | 0 | 0 | 0 |
| Mike Cameron, R (1, 8) OBP: 0.341, SLG: 0.436 (8, 9) | F9 | K | | | | 1-2 | HR | | HR | 5 | 2 | 2 | 2 | 0 | 2 | 1 |
| Chris Snopek, R (1, 5) OBP: 0.269, SLG: 0.332 | BB 2B 2B | G6-3 | | | | 2-H 1B | HBP | | F9 | 4 | 1 | 2 | 1 | 0 | 0 | 0 |
| Ozzie Guillen, L (1, 6) OBP: 0.327, SLG: 0.350 | P5 | G6-3 | | | | F7 | P2 | | P5 | 5 | 0 | 0 | 0 | 0 | 0 | 3 |
| Inning Stats | R: 1 E: 0 K: 0 S: 12 H: 2 LOB: 2 BB: 1 P: 22 | R: 2 E: 0 K: 0 S: 12 H: 2 LOB: 2 BB: 1 P: 22 | R: 0 E: 0 K: 1 S: 7 H: 0 LOB: 0 BB: 0 P: 10 | R: 0 E: 0 K: 1 S: 8 H: 0 LOB: 0 BB: 0 P: 10 | R: 0 E: 0 K: 1 S: 8 H: 0 LOB: 0 BB: 0 P: 11 | R: 1 E: 0 K: 1 S: 13 H: 2 LOB: 1 BB: 0 P: 22 | R: 5 E: 0 K: 2 S: 16 H: 5 LOB: 1 BB: 0 P: 20 | R: 1 E: 0 K: 1 S: 15 H: 2 LOB: 1 BB: 0 P: 28 | R: 1 E: 0 K: 0 S: 11 H: 1 LOB: 0 BB: 0 P: 15 | 1B: 6 2B: 4 3B: 0 HR: 4 SF: 0 SAC: 0 DP: 0 HBP: 2 | | | | | | | |

| PITCHER | | IP | WLS | BF | H | R | ER | SO | BB | IBB | HBP | BLK | WP | HR | S | P | ERA | WHIP |
|---|---|---|---|---|---|---|---|---|---|---|---|---|---|---|---|---|---|---|
| LaTroy Hawkins, R (1, 1) ERA: 2.95 | | 6.0 | L | 27 | 6 | 4 | 4 | 4 | 2 | 0 | 1 | 0 | 2 | 0 | 60 | 97 | 6.00 | 1.333 |
| Mike Trombley, R (7, 1) ERA: 4.03 | | 0.1 | | 4 | 3 | 3 | 3 | 1 | 0 | 0 | 0 | 0 | 0 | 0 | 10 | 11 | 81.00 | 9.000 |
| Eddie Guardado, L (7, 1) ERA: 4.42 | | 0.1 | | 4 | 2 | 2 | 2 | 1 | 0 | 0 | 1 | 0 | 0 | 2 | 5 | 8 | 54.00 | 6.000 |
| Todd Ritchie, R (7, 1) ERA: 5.4 | | 1.1 | | 6 | 2 | 1 | 1 | 1 | 0 | 0 | 0 | 0 | 0 | 1 | 16 | 29 | 6.75 | 1.500 |
| Rick Aguilera, R (9, 1) ERA: 4.28 | | 1.0 | | 4 | 1 | 1 | 1 | 0 | 0 | 0 | 0 | 0 | 0 | 1 | 11 | 15 | 9.00 | 1.000 |

| PITCHER | IP | WLS | BF | H | R | ER | SO | BB | IBB | HBP | BLK | WP | HR | S | P | ERA | WHIP |
|---|---|---|---|---|---|---|---|---|---|---|---|---|---|---|---|---|---|

# TOP

## Chicago White Sox @ Minnesota Twins

Hubert H. Humphrey Metrodome, Minneapolis, MN

Thu Jun 26 1997, 8:05 PM EDT

Att. 12,807 - Dome

livebaseballscorecards.com

| | |
|---|---|
| AB | 41 |
| R | 11 |
| H | 14 |
| RBI | 11 |
| BB | 2 |
| SO | 7 |
| LOB | 14 |

| | | | | | | | | | |
|---|---|---|---|---|---|---|---|---|---|
| 1B: 6 | SF: 0 | WP: 2 | PA: 45 |
| 2B: 4 | SAC: 0 | PB: 0 | |
| 3B: 0 | DP: 0 | SB: 0 | |
| HR: 4 | HBP: 2 | CS: 0 | |

# BOTTOM

## Chicago White Sox @ Minnesota Twins

Hubert H. Humphrey Metrodome, Minneapolis, MN

Thu Jun 26 1997, 8:05 PM EDT

Att. 12,807 - Dome

livebaseballscorecards.com

| Batter | 1 | 2 | 3 | 4 | 5 | 6 | 7 | 8 | 9 | AB | R | H | RBI | BB | SO | LOB |
|---|---|---|---|---|---|---|---|---|---|---|---|---|---|---|---|---|
| Chuck Knoblauch, R (1, 4)<br>OBP: 0.412, SLG: 0.387 | B C F B F F F X 2-2 G6-3 ① | | C C B S 1-3 K ③ | | | B C X 1-1 G6-3 ② | | S C X 0-2 F8 ① | | 4 | 0 | 0 | 0 | 0 | 1 | 0 |
| Denny Hocking, S (9, 4)<br>OBP: 0.310, SLG: 0.364 | | | | | | | | | | 0 | 0 | 0 | 0 | 0 | 0 | 0 |
| Matt Lawton, L (1, 9)<br>OBP: 0.380, SLG: 0.446 | C C F S 0-3 K ② | | | C H 1-1 HBP | | B B B C C B 4-2 1B BB | | B B F B F X 3-2 F9 ② | | 1 | 0 | 0 | 0 | 1 | 1 | 0 |
| Darrin Jackson, R (8, PH)<br>OBP: 0.243, SLG: 0.388 | | | | | | | | | | 1 | 0 | 0 | 0 | 0 | 0 | 0 |
| (9, 8) | | | | | | | | | | | | | | | | |
| Paul Molitor, R (1, 10)<br>OBP: 0.374, SLG: 0.449 | B X 1-0 G6-3 ③ | | | C C S 0-3 K ① | | F F X 0-2 1-2 1B | | X 0-0 F8 ③ | | 4 | 0 | 1 | 0 | 0 | 1 | 1 |
| Terry Steinbach, R (1, 2)<br>OBP: 0.326, SLG: 0.413 | | B F C B B F B 4-2 G4-6-3 BB | | C B 1 SAFE B X 2-1 F8 ② | | C F C 0-3 K ③ | | | F X 0-1 F9 ① | 3 | 0 | 0 | 0 | 1 | 1 | 3 |
| Ron Coomer, R (1, 5)<br>OBP: 0.328, SLG: 0.453 | | F B B B X 2-1 G4-6-3 ① ② 1-2f | | 1 SAFE B X 1-0 G5-3 ③ | | | C X 0-1 G3 G4-3 2B | | F C X 0-2 G4-3 ② | 4 | 1 | 1 | 0 | 0 | 0 | 2 |
| Scott Stahoviak, L (1, 3)<br>OBP: 0.340, SLG: 0.470 | | B F B B C B X 3-2 2B | | | B C B B X 3-1 CS 1B | | C X 0-1 G3 ① 2-3 | | F C S F C S 0-3 K ③ | 3 | 0 | 2 | 0 | 0 | 0 | 1 |
| Greg Colbrunn, R (9, PH)<br>OBP: 0.307, SLG: 0.406 | | | | | | | | | | 1 | 0 | 0 | 0 | 0 | 1 | 0 |
| Marty Cordova, R (1, 7)<br>OBP: 0.320, SLG: 0.444 | S B F X 1-2 F9 ③ | | | | F S C 0-3 K ① | | C F B F X 1-2 G4-3 ② 3-H | | | 3 | 0 | 0 | 1 | 0 | 1 | 2 |
| Rich Becker, L (1, 8)<br>OBP: 0.372, SLG: 0.377 | | | C X 0-1 G4-3 ① | | C S S 0-3 K ② ③ 1-2 | | X 0-0 1B | | | 3 | 0 | 1 | 0 | 0 | 1 | 1 |
| (9, 9) | | | | | | | | | | | | | | | | |
| Pat Meares, R (1, 6)<br>OBP: 0.337, SLG: 0.456 | | | B X 1-0 P6 ② | | | C X 0-1 F8 ① | B C F F B F F X 2-2 P2 ③ | | | 3 | 0 | 0 | 0 | 0 | 0 | 1 |
| Inning Stats | R: 0 E: 0 K: 1 S: 11 H: 0 LOB: 0 BB: 0 P: 14 | R: 0 E: 0 K: 0 S: 11 H: 1 LOB: 1 BB: 1 P: 21 | R: 0 E: 0 K: 1 S: 6 H: 0 LOB: 0 BB: 0 P: 8 | R: 0 E: 0 K: 1 S: 7 H: 0 LOB: 1 BB: 0 P: 11 | R: 0 E: 0 K: 2 S: 8 H: 1 LOB: 0 BB: 0 P: 11 | R: 0 E: 0 K: 1 S: 12 H: 1 LOB: 2 BB: 1 P: 17 | R: 1 E: 0 K: 0 S: 15 H: 2 LOB: 1 BB: 0 P: 18 | R: 0 E: 0 K: 0 S: 7 H: 0 LOB: 0 BB: 0 P: 10 | R: 0 E: 0 K: 1 S: 9 H: 0 LOB: 0 BB: 0 P: 9 | 1B: 3<br>2B: 2<br>3B: 0<br>HR: 0 | | SF: 0<br>SAC: 0<br>DP: 1<br>HBP: 1 | | WP: 0<br>PB: 0<br>SB: 0<br>CS: 1 | | PA: 33 |

| | AB | 30 |
|---|---|---|
| | R | 1 |
| | H | 5 |
| | RBI | 1 |
| | BB | 2 |
| | SO | 7 |
| | LOB | 11 |

| PITCHER | | IP | WLS | BF | H | R | ER | SO | BB | IBB | HBP | BLK | WP | HR | S | P | ERA | WHIP |
|---|---|---|---|---|---|---|---|---|---|---|---|---|---|---|---|---|---|---|
| James Baldwin, R<br>ERA: 4.6 | (1, 1) | 7.0 | W | 27 | 5 | 1 | 1 | 6 | 2 | 0 | 1 | 0 | 0 | 0 | 70 | 100 | 1.29 | 1.000 |
| Chuck McElroy, L<br>ERA: 4.5 | (8, 1) | 2.0 | | 6 | 0 | 0 | 0 | 1 | 0 | 0 | 0 | 0 | 0 | 0 | 16 | 19 | 0.00 | 0.000 |

| PITCHER | IP | WLS | BF | H | R | ER | SO | BB | IBB | HBP | BLK | WP | HR | S | P | ERA | WHIP |
|---|---|---|---|---|---|---|---|---|---|---|---|---|---|---|---|---|---|

| Batter | 1 | 2 | 3 | 4 | 5 | 6 | 7 | 8 | 9 | AB | R | H | RBI | BB | SO | LOB |
|---|---|---|---|---|---|---|---|---|---|---|---|---|---|---|---|---|
| Ray Durham, S (1, 4)<br>OBP: 0.330, SLG: 0.359 | B B X<br>2-0<br>2B E 1B | | B B B B<br>4-0<br>S BB | C X<br>0-1 ③<br>F7 | | C C X<br>0-2 ②<br>F9 | | | X<br>0-0 ①<br>P5 | 4 | 1 | 1 | 0 | 1 | 0 | 2 |
| Dave Martinez, L (1, 8)<br>(8, 9)<br>OBP: 0.363, SLG: 0.458 | 1 SAFE F C B X<br>1-2<br>E8<br>1-H 1B 2B | | S 1 SAFE C 1 SAFE F 1 SAFE B F B<br>2-2 X ②<br>F7<br>1-2 | | F B F B X<br>2-2 ①<br>G3-1 | B B C X<br>2-1 ③<br>G3 | | | C C C<br>0-3 ②<br>K | 5 | 1 | 1 | 0 | 0 | 1 | 1 |
| Frank Thomas, R (1, 3)<br>OBP: 0.502, SLG: 0.661<br>34 Mario Valdez, L (9, PR)<br>(9, 3)<br>OBP: 0.375, SLG: 0.385 | B X<br>1-0 ①<br>L6 | | C F B B B X<br>3-2 ③<br>F7 | | X<br>0-0<br>1B 1B 1B | | B S X<br>1-1 ①<br>F9 | | B C B B B S B<br>4-2<br>2B 1B BB | 4<br>0 | 1<br>1 | 1<br>0 | 0<br>0 | 1<br>0 | 0<br>0 | 2<br>0 |
| Albert Belle, R (1, 7)<br>OBP: 0.355, SLG: 0.538 | C S X<br>0-2<br>L4-3<br>2-H 1B | | | B X<br>1-0<br>2B 1B 1B | C B X<br>1-1<br>1B<br>1-2 1B 1B | | C B B B X<br>3-1<br>HR | | B S X<br>1-1<br>1B<br>1-3 1B 2B | 5 | 4 | 5 | 2 | 0 | 0 | 0 |
| Harold Baines, L (1, 10)<br>OBP: 0.384, SLG: 0.489 | B X<br>1-0 ② ③<br>L4-3<br>1-2 | | | 1 SAFE B C B X<br>2-1<br>1B<br>1-3 FC5-2 2B | X<br>0-0<br>1B<br>1-3 2-H 1B | | S B B B F F C<br>2-3 ②<br>K | | I I I I<br>4-0<br>1B<br>1B IBB | 4 | 1 | 2 | 1 | 1 | 1 | 1 |
| Lyle Mouton, R (1, 9)<br>OBP: 0.321, SLG: 0.407<br>Darren Lewis, R (8, 8)<br>OBP: 0.328, SLG: 0.231 | | S F B S<br>1-3 ①<br>K | B S S B X<br>2-2 ①<br>G1-3 | C F F S<br>0-3 ②<br>K | | F C B F X<br>1-2 ③<br>F8 | | | F B S X<br>1-2<br>1B<br>1-2 2-3 3-H 1B | 4<br>1 | 0<br>0 | 0<br>1 | 0<br>1 | 0<br>0 | 2<br>0 | 4<br>0 |
| Jorge Fabregas, L (1, 2)<br>OBP: 0.262, SLG: 0.324 | | B C C B X<br>2-2 ②<br>G6-3 | B B X<br>2-0<br>FC5-2<br>2B<br>2-3 3-H 1B | X<br>0-0<br>1-2 3-H 1B | | | | X<br>0-0 ①<br>F7 | X<br>0-0<br>1-2 2-H 3-H 1B | 5 | 1 | 3 | 4 | 0 | 0 | 0 |
| Chris Snopek, R (1, 5)<br>OBP: 0.263, SLG: 0.324 | | B B C X<br>2-1 ③<br>F8 | B X<br>1-0 ②<br>FC5-2<br>2B<br>1-2 3-H | B B B C X<br>3-1 ③<br>P5 | | | | B C C F B B X<br>3-2 ②<br>G6-3 | B F S X<br>1-2 ③<br>F8 | 5 | 0 | 0 | 0 | 0 | 0 | 6 |
| Ozzie Guillen, L (1, 6)<br>OBP: 0.326, SLG: 0.353 | | C C F X<br>0-2 ①<br>G6-3 | X<br>0-0<br>1-3 2-H 2B | | X<br>0-0 ①<br>G3-1 | | | X<br>0-0 ③<br>G4-3 | | 4 | 0 | 1 | 1 | 0 | 0 | 0 |
| Inning Stats | R: 2 E: 1 K: 0 S: 9<br>H: 3 LOB: 0 BB: 0 P: 14 | R: 0 E: 0 K: 1 S: 8<br>H: 0 LOB: 0 BB: 0 P: 13 | R: 0 E: 0 K: 0 S: 12<br>H: 0 LOB: 1 BB: 1 P: 21 | R: 2 E: 0 K: 0 S: 11<br>H: 4 LOB: 2 BB: 0 P: 19 | R: 2 E: 0 K: 1 S: 14<br>H: 4 LOB: 2 BB: 0 P: 20 | R: 0 E: 0 K: 0 S: 6<br>H: 0 LOB: 0 BB: 0 P: 8 | R: 1 E: 0 K: 1 S: 12<br>H: 1 LOB: 0 BB: 0 P: 19 | R: 0 E: 0 K: 0 S: 6<br>H: 0 LOB: 0 BB: 0 P: 9 | R: 3 E: 0 K: 1 S: 15<br>H: 3 LOB: 2 BB: 2 P: 26 | 1B: 10 2B: 5 3B: 0 HR: 1<br>SF: 0 SAC: 0 DP: 1 HBP: 0 | | | | | | |

# TOP

## Chicago White Sox @ Minnesota Twins

Hubert H. Humphrey Metrodome, Minneapolis, MN

Fri Jun 27 1997, 8:05 PM EDT

Att. 15,095 - Dome

livebaseballscorecards.com

| | |
|---|---|
| AB | 41 |
| R | 10 |
| H | 15 |
| RBI | 9 |
| BB | 3 |
| SO | 4 |
| LOB | 16 |

WP: 0 PB: 0 SB: 1 CS: 0 PA: 44

| PITCHER | | IP | WLS | BF | H | R | ER | SO | BB | IBB | HBP | BLK | WP | HR | S | P | ERA | WHIP |
|---|---|---|---|---|---|---|---|---|---|---|---|---|---|---|---|---|---|---|
| Bob Tewksbury, R<br>ERA: 3.47 | (1, 1) | 4.2 | L | 25 | 11 | 6 | 6 | 2 | 1 | 0 | 0 | 0 | 0 | 0 | 52 | 82 | 11.57 | 2.571 |
| Greg Swindell, L<br>ERA: 3.95 | (5, 1) | 4.0 | | 13 | 1 | 1 | 1 | 2 | 0 | 0 | 0 | 0 | 0 | 1 | 30 | 45 | 2.25 | 0.250 |
| Mike Trombley, R<br>ERA: 4.63 | (9, 1) | 0.0 | | 4 | 2 | 1 | 1 | 0 | 1 | 1 | 0 | 0 | 0 | 0 | 7 | 17 | ∞ | ∞ |
| Eddie Guardado, L<br>ERA: 4.34 | (9, 1) | 0.1 | | 2 | 1 | 2 | 2 | 0 | 0 | 0 | 0 | 0 | 0 | 0 | 4 | 5 | 54.00 | 3.000 |

| PITCHER | IP | WLS | BF | H | R | ER | SO | BB | IBB | HBP | BLK | WP | HR | S | P | ERA | WHIP |
|---|---|---|---|---|---|---|---|---|---|---|---|---|---|---|---|---|---|

# BOTTOM

| Batter | 1 | 2 | 3 | 4 | 5 | 6 | 7 | 8 | 9 | AB | R | H | RBI | BB | SO | LOB |
|---|---|---|---|---|---|---|---|---|---|---|---|---|---|---|---|---|
| Chuck Knoblauch, R (1, 4)<br>OBP: 0.409, SLG: 0.384 | F9 | | G5-3 | | L4 | | G1-3<br>1-2<br>2-3<br>3-H | | E<br>1-2<br>3-H<br>1B | 5 | 0 | 1 | 1 | 0 | 0 | 3 |
| Roberto Kelly, R (1, 9)<br>OBP: 0.343, SLG: 0.396 | E5<br>G5-4-3 | | | E1<br>SF9 | | F8 | G4-3 | | FC6<br>FC4-6<br>1-2<br>2-H | 4 | 1 | 0 | 0 | 0 | 0 | 2 |
| Greg Myers, L (9, PH)<br>OBP: 0.347, SLG: 0.449 | | | | | | | | | | 1 | 0 | 0 | 0 | 0 | 0 | 1 |
| Paul Molitor, R (1, 10)<br>OBP: 0.367, SLG: 0.442 | G5-4-3<br>1-2f | | | SF9<br>3-H | | G6-3 | | L4 | K | 4 | 0 | 0 | 1 | 0 | 1 | 3 |
| Matt Lawton, L (1, 8)<br>OBP: 0.377, SLG: 0.441 | | F8 | | 1B<br>1B | | F7 | | L3 | FC4-6<br>1-2f | 5 | 0 | 1 | 0 | 0 | 0 | 2 |
| Ron Coomer, R (1, 5)<br>OBP: 0.332, SLG: 0.485 | | F9 | | F8 | | | HR | HR | | 4 | 2 | 2 | 2 | 0 | 0 | 1 |
| Terry Steinbach, R (1, 2)<br>OBP: 0.329, SLG: 0.415 | | K | | 1B<br>1-2 | | | BB<br>WP<br>BB<br>1B | L4 | | 4 | 1 | 2 | 0 | 0 | 1 | 0 |
| Scott Stahoviak, L (1, 3)<br>OBP: 0.351, SLG: 0.482 | | | G4-3<br>2B | F7 | | | WP<br>BB<br>1-2<br>BB | | FC6-4<br>BB<br>1B<br>1B | 2 | 0 | 1 | 0 | 1 | 0 | 2 |
| Greg Colbrunn, R (9, PH)<br>OBP: 0.311, SLG: 0.410 | | | | | | | | | | 1 | 1 | 1 | 0 | 0 | 0 | 0 |
| Marty Cordova, R (1, 7)<br>OBP: 0.326, SLG: 0.437 | | | F8 | | F8 | | WP<br>1-2<br>2-3<br>BB | | FC6-4<br>1-2<br>BB | 2 | 0 | 0 | 0 | 2 | 0 | 1 |
| Pat Meares, R (1, 6)<br>OBP: 0.332, SLG: 0.448 | | | G4-3<br>2-3 | | G5-3 | | K | | FC6-4<br>1B<br>E<br>1-2f<br>2-3 | 4 | 1 | 0 | 0 | 0 | 1 | 6 |
| Inning Stats | R: 0 H: 0<br>E: 1 LOB: 0<br>K: 0 BB: 0<br>S: 5 P: 5 | R: 0 H: 0<br>E: 0 LOB: 0<br>K: 1 BB: 0<br>S: 6 P: 9 | R: 0 H: 1<br>E: 0 LOB: 1<br>K: 0 BB: 0<br>S: 7 P: 9 | R: 1 H: 2<br>E: 1 LOB: 2<br>K: 0 BB: 0<br>S: 15 P: 19 | R: 0 H: 0<br>E: 0 LOB: 0<br>K: 0 BB: 0<br>S: 5 P: 11 | R: 0 H: 0<br>E: 0 LOB: 0<br>K: 0 BB: 0<br>S: 5 P: 10 | R: 2 H: 2<br>E: 0 LOB: 2<br>K: 1 BB: 2<br>S: 17 P: 32 | R: 1 H: 1<br>E: 0 LOB: 0<br>K: 0 BB: 0<br>S: 9 P: 14 | R: 2 H: 2<br>E: 1 LOB: 2<br>K: 1 BB: 1<br>S: 16 P: 24 | 1B: 5 SF: 1<br>2B: 1 SAC: 0<br>3B: 0 DP: 1<br>HR: 2 HBP: 0 | | | | | | |

| PITCHER | | IP | WLS | BF | H | R | ER | SO | BB | IBB | HBP | BLK | WP | HR | S | P | ERA | WHIP |
|---|---|---|---|---|---|---|---|---|---|---|---|---|---|---|---|---|---|---|
| Jaime Navarro, R<br>ERA: 4.91 | (1, 1) | 8.0 | W | 33 | 6 | 4 | 3 | 2 | 2 | 0 | 0 | 0 | 1 | 2 | 69 | 109 | 3.38 | 1.000 |
| Tony Castillo, L<br>ERA: 6.75 | (9, 1) | 0.1 | | 4 | 2 | 2 | 1 | 0 | 1 | 0 | 0 | 0 | 0 | 0 | 10 | 16 | 27.00 | 9.000 |
| Roberto Hernandez, R<br>ERA: 2.36 | (9, 1) | 0.2 | | 3 | 0 | 0 | 0 | 1 | 0 | 0 | 0 | 0 | 0 | 0 | 6 | 8 | 0.00 | 0.000 |

| PITCHER | IP | WLS | BF | H | R | ER | SO | BB | IBB | HBP | BLK | WP | HR | S | P | ERA | WHIP |
|---|---|---|---|---|---|---|---|---|---|---|---|---|---|---|---|---|---|

# Chicago White Sox @ Minnesota Twins

Hubert H. Humphrey Metrodome, Minneapolis, MN

Fri Jun 27 1997, 8:05 PM EDT

Att. 15,095 - Dome

livebaseballscorecards.com

| | |
|---|---|
| AB | 36 |
| R | 6 |
| H | 8 |
| RBI | 4 |
| BB | 3 |
| SO | 3 |
| LOB | 21 |

| | | | |
|---|---|---|---|
| 1B: 5 | SF: 1 | WP: 1 | PA: 40 |
| 2B: 1 | SAC: 0 | PB: 0 | |
| 3B: 0 | DP: 1 | SB: 0 | |
| HR: 2 | HBP: 0 | CS: 0 | |

# Chicago White Sox @ Minnesota Twins

Hubert H. Humphrey Metrodome, Minneapolis, MN

Sat Jun 28 1997, 8:05 PM EDT

Att. 22,139 - Dome

TOP

livebaseballscorecards.com

| Batter | 1 | 2 | 3 | 4 | 5 | 6 | 7 | 8 | 9 | AB | R | H | RBI | BB | SO | LOB |
|---|---|---|---|---|---|---|---|---|---|---|---|---|---|---|---|---|
| Ray Durham, S (1, 4)<br>OBP: 0.330, SLG: 0.358 | C S B X<br>1-2<br>G6-3 ① | | | B C B S F S<br>2-3<br>K ① | | C C F F X<br>0-2<br>P7 ② | B B F X<br>2-1<br>CS<br>2-3<br>3-H<br>1B | | | 4 | 0 | 1 | 1 | 0 | 1 | 0 |
| Dave Martinez, L (1, 9)<br>OBP: 0.361, SLG: 0.452<br>Lyle Mouton, R (8, 7)<br>OBP: 0.321, SLG: 0.407 | B F F B X<br>2-2<br>G3 ② | | | B C B X<br>2-1<br>F7 ② | | B B C B B<br>4-1<br>BB | B B<br>2-0<br>CS ③<br>1-2 | C B B F S<br>2-3<br>K ① | | 3 | 0 | 0 | 0 | 1 | 1 | 0 |
| | | | | | | | | | | 0 | 0 | 0 | 0 | 0 | 0 | 0 |
| Frank Thomas, R (1, 3)<br>OBP: 0.500, SLG: 0.657<br>34 Mario Valdez, L (6, 3)<br>OBP: 0.412, SLG: 0.429 | B C X<br>1-1<br>L9 ③ | | | C B B S B F X<br>3-2<br>2B<br>1B<br>1B | | C C F F S<br>0-3<br>K ③ | | C C B F X<br>1-2<br>G5-4-3<br>1B | | 3 | 1 | 1 | 0 | 0 | 1 | 1 |
| | | | | | | | | | | 1 | 0 | 1 | 0 | 0 | 0 | 0 |
| Albert Belle, R (1, 7)<br>OBP: 0.354, SLG: 0.537<br>Darren Lewis, R (8, 8)<br>OBP: 0.328, SLG: 0.231 | | B B F S S B S<br>3-3<br>K ① | | B X<br>1-0<br>1-3<br>1B<br>2B | | | X<br>0-0<br>F9 ① | D B X<br>2-0<br>G5-4-3<br>1-2f ② ③ | | 4 | 1 | 1 | 0 | 0 | 1 | 1 |
| | | | | | | | | | | 0 | 0 | 0 | 0 | 0 | 0 | 0 |
| Harold Baines, L (1, 10)<br>OBP: 0.390, SLG: 0.494 | | X<br>0-0<br>G1-3 ② | | B B X<br>2-0<br>2-H<br>3-H<br>1B ③ | | | X<br>0-0<br>1B<br>2B<br>1B | | X<br>0-0<br>G1-6-3<br>1B | 4 | 1 | 3 | 2 | 0 | 0 | 0 |
| Jorge Fabregas, L (1, 2)<br>OBP: 0.264, SLG: 0.324<br>Ron Karkovice, R (7, 2)<br>OBP: 0.250, SLG: 0.296 | | C B C S<br>1-3<br>K ③ | | | B C X<br>1-1<br>G3 ① | | X<br>0-0<br>2B<br>1-2<br>G3<br>1B | | X<br>0-0<br>G1-6-3<br>1-2f ① ② | 3 | 1 | 1 | 0 | 0 | 1 | 0 |
| | | | | | | | | | | 1 | 0 | 0 | 0 | 0 | 0 | 1 |
| Mike Cameron, R (1, 8)<br>OBP: 0.338, SLG: 0.439<br>(8, 9) | | | C B B X<br>2-1<br>G6-3 ① | | B B B C F F F C<br>3-3<br>K ② | | B D X<br>2-0<br>G3<br>1-3<br>2-H<br>1B<br>2B | | C B C X<br>1-2<br>F9 ③ | 4 | 1 | 1 | 1 | 0 | 1 | 0 |
| Chris Snopek, R (1, 5)<br>OBP: 0.264, SLG: 0.324<br>(7, 6) | | | C C B S<br>1-3<br>K ② | | C X<br>0-1<br>F9 ③ | | X<br>0-0<br>1B<br>G3<br>1B | | | 3 | 0 | 1 | 0 | 0 | 1 | 0 |
| Ozzie Guillen, L (1, 6)<br>OBP: 0.322, SLG: 0.348<br>Tony Peña, R (7, 5)<br>OBP: 0.244, SLG: 0.175 | | | B F X<br>1-1<br>G6-3 ③ | | | X<br>0-0<br>F7 ① | F X<br>0-1<br>G3<br>1-2<br>2-3<br>3-H ② | | | 3 | 0 | 0 | 1 | 0 | 0 | 2 |
| | | | | | | | | | | 0 | 0 | 0 | 0 | 0 | 0 | 0 |
| Inning Stats | R: 0 E: 0 K: 0 S: 8 H: 0 LOB: 0 BB: 0 P: 12 | R: 0 E: 0 K: 2 S: 7 H: 0 LOB: 0 BB: 0 P: 11 | R: 0 E: 0 K: 1 S: 7 H: 0 LOB: 0 BB: 0 P: 11 | R: 2 E: 0 K: 1 S: 12 H: 3 LOB: 1 BB: 0 P: 22 | R: 0 E: 0 K: 1 S: 9 H: 0 LOB: 0 BB: 0 P: 13 | R: 0 E: 0 K: 1 S: 12 H: 0 LOB: 1 BB: 1 P: 16 | R: 3 E: 0 K: 0 S: 9 H: 5 LOB: 1 BB: 0 P: 15 | R: 0 E: 0 K: 1 S: 8 H: 1 LOB: 0 BB: 0 P: 13 | R: 0 E: 0 K: 0 S: 5 H: 1 LOB: 0 BB: 0 P: 6 | 1B: 8 2B: 2 3B: 0 HR: 0 | SF: 0 SAC: 0 DP: 2 HBP: 0 | | | | | | |

| | AB | 33 |
|---|---|---|
| | R | 5 |
| | H | 10 |
| | RBI | 5 |
| | BB | 1 |
| | SO | 7 |
| | LOB | 5 |

WP: 0 PB: 0 SB: 0 CS: 1 PA: 35

| PITCHER | | IP | WLS | BF | H | R | ER | SO | BB | IBB | HBP | BLK | WP | HR | S | P | ERA | WHIP |
|---|---|---|---|---|---|---|---|---|---|---|---|---|---|---|---|---|---|---|
| Brad Radke, R<br>ERA: 4.22 | (1, 1) | 6.2 | W | 28 | 8 | 5 | 5 | 6 | 1 | 0 | 0 | 0 | 0 | 0 | 64 | 98 | 6.75 | 1.350 |
| Frankie Rodriguez, R<br>ERA: 5.16 | (7, 1) | 2.1 | | 6 | 2 | 0 | 0 | 1 | 0 | 0 | 0 | 0 | 0 | 0 | 13 | 21 | 0.00 | 0.857 |

| PITCHER | IP | WLS | BF | H | R | ER | SO | BB | IBB | HBP | BLK | WP | HR | S | P | ERA | WHIP |
|---|---|---|---|---|---|---|---|---|---|---|---|---|---|---|---|---|---|

| Batter | 1 | 2 | 3 | 4 | 5 | 6 | 7 | 8 | 9 | AB | R | H | RBI | BB | SO | LOB |
|---|---|---|---|---|---|---|---|---|---|---|---|---|---|---|---|---|
| Chuck Knoblauch, R (1, 4)<br>OBP: 0.414, SLG: 0.401 | HR | S<br>1B<br>1-3<br>2-H | F7 ① | | G4-6-3<br>1B | | 1B | | | 5 | 2 | 4 | 2 | 0 | 0 | 1 |
| Matt Lawton, L (1, 7)<br>OBP: 0.370, SLG: 0.433 | K ① | SF7 ②<br>1 SAFE<br>1 SAFE<br>1-2<br>3-H | G1-3 ②<br>1-2 | | K ① | | F9 ③ | | | 4 | 0 | 0 | 1 | 0 | 2 | 3 |
| Paul Molitor, R (1, 10)<br>OBP: 0.367, SLG: 0.445 | 2B<br>1B | 1B<br>1B<br>2-H<br>1B | G6-3 ③ | | G4-6-3 ②③<br>1-2f | | | K ①<br>0-3 | | 5 | 2 | 2 | 1 | 0 | 1 | 2 |
| Terry Steinbach, R (1, 2)<br>OBP: 0.335, SLG: 0.432 | F8 ②<br>1 SAFE | BB<br>1B<br>1-3<br>1B | | G4-3<br>1B<br>1B | | HR<br>0-1 | | P6 ②<br>1-1 | | 5 | 2 | 3 | 1 | 0 | 0 | 1 |
| Ron Coomer, R (1, 5)<br>OBP: 0.343, SLG: 0.495 | CS<br>1B<br>2-H | 1B<br>1B<br>1-2<br>BB<br>4-2 | | G4-3<br>1B<br>1-2<br>0-0 | | F9 ①<br>3-1 | | 2B<br>1-1 | | 4 | 1 | 3 | 1 | 1 | 0 | 0 |
| Scott Stahoviak, L (1, 3)<br>OBP: 0.353, SLG: 0.478 | CS ③<br>1-2<br>3-2 | 1B<br>1B<br>0-0<br>1B<br>1B<br>1-2<br>2-H<br>3-H<br>3-2 | | K ①<br>1-3 | | G3 ②<br>0-0 | | F8 ③<br>1-0 | | 5 | 1 | 2 | 2 | 0 | 1 | 3 |
| Roberto Kelly, R (1, 9)<br>OBP: 0.341, SLG: 0.392<br>Rich Becker, L (7, 9)<br>OBP: 0.372, SLG: 0.377 | F7 ①<br>1 SAFE<br>1-1<br>1B<br>1-2<br>2-H<br>0-1 | | | G4-3 ②<br>1-0<br>1-2<br>2-3 | | F9 ③<br>0-2 | | | | 4<br>0 | 0<br>0 | 1<br>0 | 1<br>0 | 0<br>0 | 0<br>0 | 3<br>0 |
| Darrin Jackson, R (1, 8)<br>OBP: 0.243, SLG: 0.380 | 1B<br>1B<br>1-2<br>0-1<br>K ③<br>1-3 | | | G5-3<br>0-0 | | | P2 ①<br>0-0 | | | 4 | 1 | 1 | 0 | 0 | 1 | 4 |
| Pat Meares, R (1, 6)<br>OBP: 0.338, SLG: 0.466 | | SF7<br>1B<br>1-2<br>2-H<br>1B<br>3-2 | G1-3<br>1B<br>3-2 | | HR<br>0-1 | | L7 ②<br>1-2 | | | 4 | 2 | 3 | 2 | 0 | 0 | 0 |
| Inning Stats | R: 2<br>E: 0<br>K: 1<br>S: 13<br>H: 3<br>LOB: 0<br>BB: 0<br>P: 28 | R: 7<br>E: 0<br>K: 1<br>S: 28<br>H: 8<br>LOB: 2<br>BB: 1<br>P: 49 | R: 0<br>E: 0<br>K: 0<br>S: 9<br>H: 1<br>LOB: 1<br>BB: 0<br>P: 16 | R: 0<br>E: 0<br>K: 1<br>S: 9<br>H: 2<br>LOB: 2<br>BB: 0<br>P: 13 | R: 1<br>E: 0<br>K: 1<br>S: 11<br>H: 2<br>LOB: 0<br>BB: 0<br>P: 15 | R: 1<br>E: 0<br>K: 0<br>S: 8<br>H: 1<br>LOB: 0<br>BB: 0<br>P: 11 | R: 0<br>E: 0<br>K: 0<br>S: 6<br>H: 1<br>LOB: 1<br>BB: 0<br>P: 8 | R: 0<br>E: 0<br>K: 1<br>S: 8<br>H: 1<br>LOB: 1<br>BB: 0<br>P: 11 | | 1B: 14<br>2B: 2<br>3B: 0<br>HR: 3<br>SF: 1<br>SAC: 0<br>DP: 1<br>HBP: 0 | | | | | WP: 0<br>PB: 0<br>SB: 1<br>CS: 1 | PA: 43 |

# BOTTOM

## Chicago White Sox @ Minnesota Twins

Hubert H. Humphrey Metrodome, Minneapolis, MN

Sat Jun 28 1997, 8:05 PM EDT

Att. 22,139 - Dome

livebaseballscorecards.com

| | |
|---|---|
| AB | 40 |
| R | 11 |
| H | 19 |
| RBI | 11 |
| BB | 1 |
| SO | 5 |
| LOB | 17 |

| PITCHER | | IP | WLS | BF | H | R | ER | SO | BB | IBB | HBP | BLK | WP | HR | S | P | ERA | WHIP |
|---|---|---|---|---|---|---|---|---|---|---|---|---|---|---|---|---|---|---|
| Doug Drabek, R<br>ERA: 6.83 | (1, 1) | 1.1 | L | 10 | 7 | 6 | 6 | 1 | 0 | 0 | 0 | 0 | 0 | 1 | 24 | 46 | 40.50 | 5.250 |
| Chuck McElroy, L<br>ERA: 5.08 | (2, 1) | 1.2 | | 11 | 5 | 3 | 3 | 1 | 1 | 0 | 0 | 0 | 0 | 0 | 26 | 47 | 16.20 | 3.600 |
| 41 Bill Simas, R<br>ERA: 4.73 | (4, 1) | 3.0 | | 13 | 5 | 2 | 2 | 2 | 0 | 0 | 0 | 0 | 0 | 2 | 28 | 39 | 6.00 | 1.667 |
| Carlos Castillo, R<br>ERA: 4.43 | (7, 1) | 2.0 | | 8 | 2 | 0 | 0 | 1 | 0 | 0 | 0 | 0 | 0 | 0 | 14 | 19 | 0.00 | 1.000 |

| PITCHER | IP | WLS | BF | H | R | ER | SO | BB | IBB | HBP | BLK | WP | HR | S | P | ERA | WHIP |
|---|---|---|---|---|---|---|---|---|---|---|---|---|---|---|---|---|---|

| Batter | 1 | 2 | 3 | 4 | 5 | 6 | 7 | 8 | 9 | AB | R | H | RBI | BB | SO | LOB |
|---|---|---|---|---|---|---|---|---|---|---|---|---|---|---|---|---|
| Ray Durham, S (1, 4)<br>OBP: 0.325, SLG: 0.352 | F X<br>0-1 ① G4-3 | C B B B F S<br>3-3 ③ K | | B F B X<br>2-1 ① P6<br>2-3 | | B F B X<br>2-1 ② G6-3 | | C F S<br>0-3 ② K2-3 | | 5 | 0 | 0 | 0 | 0 | 2 | 3 |
| Dave Martinez, L (1, 9)<br>OBP: 0.365, SLG: 0.465 | B B X<br>2-0 ② F8 | | B B F B X<br>3-1 HR | B C B F X<br>2-2 FC3-6 BB 1B<br>3-H | | B B B C B<br>4-1 2B BB | | C C S<br>0-3 ③ K | | 4 | 1 | 2 | 2 | 1 | 1 | 1 |
| Frank Thomas, R (1, 3)<br>OBP: 0.498, SLG: 0.654<br>34 Mario Valdez, L (9, 3)<br>OBP: 0.412, SLG: 0.429 | C B B F X<br>2-2 ③ F9 | | B S S B B S<br>2-3 ① K | C B B B<br>4-1 FC3-6 BB<br>1-2 | | B B C X<br>2-1 2B<br>1-3 | | | B F X<br>1-1 ① G3 | 4<br>0 | 0<br>0 | 1<br>0 | 0<br>0 | 1<br>0 | 1<br>0 | 0<br>0 |
| Albert Belle, R (1, 7)<br>OBP: 0.351, SLG: 0.532 | | C C X<br>0-2 ① F7 | B B F F X<br>2-2 CS 1B | F X<br>0-1 ② FC3-6<br>1-2f<br>2-3 | | C C S<br>0-3 ③ K | | | S B B C X<br>2-2 ② F8 | 5 | 0 | 1 | 0 | 0 | 1 | 4 |
| Harold Baines, L (1, 10)<br>OBP: 0.386, SLG: 0.485 | | C B X<br>1-1 ② F7 | C B B B B<br>4-1 ② 1B 1B BB<br>1-2 | X<br>0-0 ③ G1-3 | | | C F X<br>0-2 ① G3 | | S X<br>0-1 ③ G3 | 4 | 1 | 0 | 0 | 1 | 0 | 2 |
| Jorge Fabregas, L (1, 2)<br>OBP: 0.270, SLG: 0.329 | | B C X<br>1-1 BLK BB 2B 1B | F X<br>0-1 1B 1B<br>1-2 | | B X<br>1-0 ① G3 | | S X<br>0-1 ② G4-3 | | | 4 | 1 | 2 | 0 | 0 | 0 | 0 |
| Mike Cameron, R (1, 8)<br>OBP: 0.343, SLG: 0.436 | B B S B B<br>4-1 BLK 2B BB<br>1-2 | C B S X<br>1-2 1B<br>1-3<br>2-H | | | C C B X<br>1-2 ② G5-3 | | B B C C S<br>2-3 ③ K | | | 3 | 1 | 1 | 1 | 1 | 1 | 0 |
| Chris Snopek, R (1, 5)<br>OBP: 0.268, SLG: 0.332 | B S B X<br>2-1 3B 2B<br>1-H<br>2-H | B B X<br>2-0 ③ F8 | | | B C X<br>1-1 ③ G6-3 | | | F X<br>0-1 E 1B | | 4 | 1 | 2 | 2 | 0 | 0 | 2 |
| Ozzie Guillen, L (1, 6)<br>OBP: 0.325, SLG: 0.363 | B B C X<br>2-1 3B<br>2-H | | C C F X<br>0-2 WP 1B 2B | | | C F X<br>0-2 ① G6-3 | | L 1 SAFE F X<br>0-2 ① G4-3<br>1-3 | | 4 | 1 | 2 | 1 | 0 | 0 | 1 |
| Inning Stats | R: 0 H: 0<br>E: 0 LOB: 0<br>K: 0 BB: 0<br>S: 6 P: 10 | R: 3 H: 3<br>E: 0 LOB: 1<br>K: 1 BB: 1<br>S: 15 P: 28 | R: 2 H: 4<br>E: 0 LOB: 2<br>K: 1 BB: 1<br>S: 15 P: 29 | R: 1 H: 2<br>E: 0 LOB: 2<br>K: 0 BB: 1<br>S: 13 P: 21 | R: 0 H: 0<br>E: 0 LOB: 0<br>K: 0 BB: 0<br>S: 6 P: 9 | R: 0 H: 1<br>E: 0 LOB: 2<br>K: 1 BB: 1<br>S: 11 P: 19 | R: 0 H: 0<br>E: 0 LOB: 0<br>K: 1 BB: 0<br>S: 8 P: 10 | R: 0 H: 1<br>E: 1 LOB: 1<br>K: 2 BB: 0<br>S: 11 P: 11 | R: 0 H: 0<br>E: 0 LOB: 0<br>K: 0 BB: 0<br>S: 7 P: 10 | 1B: 6 SF: 0<br>2B: 3 SAC: 0<br>3B: 1 DP: 0<br>HR: 1 HBP: 0 | | | | | | |

# TOP

## Chicago White Sox @ Minnesota Twins

Hubert H. Humphrey Metrodome, Minneapolis, MN

Sun Jun 29 1997, 4:33 AM EDT

Att. 23,655 - Dome - 69 F

livebaseballscorecards.com

| | |
|---|---|
| AB | 37 |
| R | 6 |
| H | 11 |
| RBI | 6 |
| BB | 4 |
| SO | 6 |
| LOB | 13 |

WP: 1 PA: 41
PB: 0
SB: 0
CS: 1

| PITCHER | | IP | WLS | BF | H | R | ER | SO | BB | IBB | HBP | BLK | WP | HR | S | P | ERA | WHIP |
|---|---|---|---|---|---|---|---|---|---|---|---|---|---|---|---|---|---|---|
| Dave Stevens, R<br>ERA: 17.05 | (1, 1) | 3.1 | L | 20 | 9 | 6 | 6 | 2 | 2 | 0 | 0 | 1 | 1 | 1 | 45 | 80 | 16.20 | 3.300 |
| Frankie Rodriguez, R<br>ERA: 4.86 | (4, 1) | 4.0 | | 16 | 2 | 0 | 0 | 2 | 2 | 0 | 0 | 0 | 0 | 0 | 34 | 51 | 0.00 | 1.000 |
| Eddie Guardado, L<br>ERA: 4.19 | (8, 1) | 0.2 | | 2 | 0 | 0 | 0 | 2 | 0 | 0 | 0 | 0 | 0 | 0 | 6 | 6 | 0.00 | 0.000 |
| Rick Aguilera, R<br>ERA: 4.15 | (9, 1) | 1.0 | | 3 | 0 | 0 | 0 | 0 | 0 | 0 | 0 | 0 | 0 | 0 | 7 | 10 | 0.00 | 0.000 |

# BOTTOM

## Chicago White Sox @ Minnesota Twins

Hubert H. Humphrey Metrodome, Minneapolis, MN

Sun Jun 29 1997, 4:33 AM EDT

Att. 23,655 - Dome - 69 F

livebaseballscorecards.com

| Batter | 1 | 2 | 3 | 4 | 5 | 6 | 7 | 8 | 9 | AB | R | H | RBI | BB | SO | LOB |
|---|---|---|---|---|---|---|---|---|---|---|---|---|---|---|---|---|
| Chuck Knoblauch, R (1, 4)<br>OBP: 0.417, SLG: 0.403 | 4-2 BBCFBFBFB<br>1B 1B CS<br>BB | 2-2 CBB1FX ③<br>FC5-4<br>1-2f | | 1-2 BCSX<br>G5-3<br>1B | | 1-2 ②<br>CCBFFFX<br>G3 | | 0-1 CX<br>S<br>1B | | 4 | 1 | 2 | 0 | 1 | 0 | 1 |
| Roberto Kelly, R (1, 9)<br>OBP: 0.343, SLG: 0.399 | 1-0 BX<br>CS 1B<br>1-2<br>1B | | 0-1 FX<br>E5<br>S<br>1B | 3-2 ② B1 SAFE SFBB1X<br>G5-3<br>1-2 | | 1-1 BFX<br>2B | | 1-2 ③ CFDX<br>F8<br>1-2 | | 5 | 1 | 2 | 0 | 0 | 0 | 2 |
| Paul Molitor, R (1, 10)<br>OBP: 0.368, SLG: 0.442 | 0-2 CC2 SAFE X<br>CS<br>1-2<br>2-3<br>1B | | 4-2 BF1 SAFE BCCBFFFB<br>1B<br>2B<br>1-2<br>BB | 0-1 ③ FX<br>P6 | | 3-1 ③ BFBBBX<br>F9 | | | 1-1 ① SBX<br>G1-3 | 4 | 1 | 1 | 0 | 1 | 0 | 2 |
| Marty Cordova, R (1, 7)<br>OBP: 0.316, SLG: 0.423<br>Matt Lawton, L (9, PH)<br>OBP: 0.369, SLG: 0.432 | 2-2 ① BBSFX<br>P3 | 1-1 ① CBX<br>P3 | | | 1-3 ① FBSS<br>K | | 1-3 ① CBFS<br>K | | 1-0 ② BX<br>F8 | 4<br>1 | 0<br>0 | 0<br>0 | 0<br>0 | 0<br>0 | 2<br>0 | 5<br>0 |
| Ron Coomer, R (1, 5)<br>OBP: 0.344, SLG: 0.498 | 1-3 ② FCBFS<br>K | 1-1 BCX<br>1-2<br>2-H<br>2B 1B | | | 1-0 BX<br>2B | | 0-1 ② FX<br>F9 | | 1-2 ③ CCBX<br>F9 | 5 | 1 | 2 | 1 | 0 | 1 | 3 |
| Greg Colbrunn, R (1, 3)<br>OBP: 0.306, SLG: 0.402<br>Scott Stahoviak, L (7, PH)<br>OBP: 0.359, SLG: 0.495<br>(8, 3) | 3-2 ③ BBSFBF1 SAFE X<br>G6-3<br>1-2<br>2-3<br>3-H | | 3-2 ② SFBBFX<br>P4 | | 2-2 ② FBBSFX<br>F7 | | 1-2 CBCCX<br>2B | | | 3<br>1 | 0<br>0 | 0<br>1 | 0<br>0 | 0<br>0 | 0<br>0 | 5<br>0 |
| Greg Myers, L (1, 2)<br>OBP: 0.352, SLG: 0.455 | | 2-1 ① BBSX<br>G4-3 | 1-0 BX<br>1-H<br>2-H<br>2B | | 4-1 BBCBB<br>BB | | 2-2 ③ FBCBX<br>P2 | | | 3 | 0 | 1 | 2 | 1 | 0 | 1 |
| Darrin Jackson, R (1, 8)<br>OBP: 0.247, SLG: 0.370<br>Rich Becker, L (8, PH)<br>OBP: 0.371, SLG: 0.376<br>(9, 8) | | 4-2 BFFFFFFBBB<br>FC5-4<br>BB | 2-3 ③ SBBCC<br>K | | 0-0 ③ X<br>F7 | | | 0-3 ① SFS<br>K | | 2<br>1 | 0<br>0 | 0<br>0 | 0<br>0 | 1<br>1 | 1<br>0 | 3<br>0 |
| Pat Meares, R (1, 6)<br>OBP: 0.333, SLG: 0.458 | | 3-1 ② CB1 SAFE BBX<br>F7 | | 0-2 ① CFFFFX<br>L5 | | 1-2 ① TCFBX<br>F7 | | 0-2 ② SSX<br>F9 | | 4 | 0 | 0 | 0 | 0 | 0 | 1 |

| Inning Stats | 1 | 2 | 3 | 4 | 5 | 6 | 7 | 8 | 9 |
|---|---|---|---|---|---|---|---|---|---|
| | R: 1 H: 2<br>E: 0 LOB: 2<br>K: 1 BB: 1<br>S: 19 P: 30 | R: 0 H: 0<br>E: 0 LOB: 1<br>K: 0 BB: 1<br>S: 12 P: 23 | R: 3 H: 2<br>E: 1 LOB: 1<br>K: 1 BB: 1<br>S: 18 P: 30 | R: 0 H: 1<br>E: 0 LOB: 1<br>K: 0 BB: 0<br>S: 14 P: 18 | R: 0 H: 1<br>E: 0 LOB: 2<br>K: 1 BB: 1<br>S: 10 P: 18 | R: 0 H: 1<br>E: 0 LOB: 1<br>K: 0 BB: 0<br>S: 12 P: 18 | R: 0 H: 1<br>E: 0 LOB: 1<br>K: 1 BB: 0<br>S: 11 P: 15 | R: 0 H: 1<br>E: 0 LOB: 1<br>K: 1 BB: 0<br>S: 11 P: 12 | R: 0 H: 0<br>E: 0 LOB: 0<br>K: 0 BB: 0<br>S: 6 P: 9 |

| | |
|---|---|
| AB | 37 |
| R | 4 |
| H | 9 |
| RBI | 3 |
| BB | 4 |
| SO | 5 |
| LOB | 23 |

| | | 1B | 2B | 3B | HR | SF | SAC | DP | HBP | WP | PB | SB | CS | PA |
|---|---|---|---|---|---|---|---|---|---|---|---|---|---|---|
| | | 5 | 4 | 0 | 0 | 0 | 0 | 0 | 0 | 0 | 0 | 2 | 3 | 41 |

| PITCHER | | IP | WLS | BF | H | R | ER | SO | BB | IBB | HBP | BLK | WP | HR | S | P | ERA | WHIP |
|---|---|---|---|---|---|---|---|---|---|---|---|---|---|---|---|---|---|---|
| Wilson Alvarez, L<br>ERA: 2.57 | (1, 1) | 5.0 | W | 26 | 6 | 4 | 0 | 3 | 4 | 0 | 0 | 0 | 0 | 0 | 73 | 119 | 0.00 | 2.000 |
| Matt Karchner, R<br>ERA: 1.99 | (6, 1) | 3.0 | | 12 | 3 | 0 | 0 | 2 | 0 | 0 | 0 | 0 | 0 | 0 | 34 | 45 | 0.00 | 1.000 |
| Roberto Hernandez, R<br>ERA: 2.29 | (9, 1) | 1.0 | S | 3 | 0 | 0 | 0 | 0 | 0 | 0 | 0 | 0 | 0 | 0 | 6 | 9 | 0.00 | 0.000 |

| PITCHER | IP | WLS | BF | H | R | ER | SO | BB | IBB | HBP | BLK | WP | HR | S | P | ERA | WHIP |
|---|---|---|---|---|---|---|---|---|---|---|---|---|---|---|---|---|---|

# Minnesota Twins @ St. Louis Cardinals

Busch Stadium, St. Louis, MO

Mon Jun 30 1997, 7:05 PM CDT

Att. 31,994 - Unknown - 85 F

TOP

livebaseballscorecards.com

| Batter | 1 | 2 | 3 | 4 | 5 | 6 | 7 | 8 | 9 | AB | R | H | RBI | BB | SO | LOB |
|---|---|---|---|---|---|---|---|---|---|---|---|---|---|---|---|---|
| Chuck Knoblauch, R (1, 4)<br>OBP: 0.414, SLG: 0.399 | C B F B X 2-2 ① G6-3 | | C B B B X 3-1 ① G4-3 | | C B X 1-1 G6-3 1B | | | C B B B X 3-1 ① F7 | B F C F S 1-3 ③ K 1-2 | 5 | 0 | 1 | 0 | 0 | 1 | 2 |
| Matt Lawton, L (1, 8)<br>OBP: 0.367, SLG: 0.429 | B X 1-0 ② G6-3 | | C F C 0-3 ② K | | C X 0-1 ②③ G6-3 1-2f | | | C X 0-1 WP 1B 1B | | 4 | 0 | 1 | 0 | 0 | 1 | 1 |
| Paul Molitor, R (1, 3)<br>OBP: 0.374, SLG: 0.447 | B B B C X 3-1 1B | | B F X 1-1 1B | | | C B B X 2-1 ① G4-3 | | B F F B X 2-2 WP 1-2 1B | | 4 | 0 | 3 | 0 | 0 | 0 | 0 |
| Terry Steinbach, R (1, 2)<br>OBP: 0.329, SLG: 0.425 | F B S B B S 2-3 ③ K | | B S 1 SAFE F F B B X 3-2 ③ G6-3 | | | B C S T S 1-3 ② K | | S B B C F S 2-3 ② K 1-2 2-3 | | 4 | 0 | 0 | 0 | 0 | 3 | 4 |
| Ron Coomer, R (1, 5)<br>OBP: 0.342, SLG: 0.493 | | X 0-0 ① L8 | | B X 1-0 G5-3 1B | | B C X 1-1 F7 | | B B X 2-0 ③ F9 | | 4 | 0 | 1 | 0 | 0 | 0 | 2 |
| Marty Cordova, R (1, 7)<br>OBP: 0.321, SLG: 0.425 | | F S B X 1-2 ② G6-3 | | C X 0-1 ① G5-3 1-2 | | | B B C B C X 3-2 G1-6-3 1B | | C X 0-1 F8 G3-1 1B | 4 | 0 | 2 | 0 | 0 | 0 | 1 |
| Rich Becker, L (1, 9)<br>OBP: 0.369, SLG: 0.386 | | F C B B B X 3-2 HR | | B C B X 2-1 ② G6-3 | | | X 0-0 ①② G1-6-3 1-2f | | C 1 SAFE X 0-1 ① G3-1 1-2 | 4 | 1 | 1 | 1 | 0 | 0 | 3 |
| Pat Meares, R (1, 6)<br>OBP: 0.337, SLG: 0.461<br>Denny Hocking, S (9, PH)<br>OBP: 0.316, SLG: 0.370 | | B C B X 2-1 1B | | C B B C F X 2-2 ③ G4-3 | | | C C X 0-2 FC5-4 1B | | C X 0-1 S 1B | 3<br>1 | 0<br>0 | 2<br>1 | 0<br>0 | 0<br>0 | 0<br>0 | 1<br>0 |
| Rich Robertson, L (1, 1)<br>OBP: 0.250, SLG: 0.250<br>Scott Stahoviak, L (7, PH)<br>OBP: 0.356, SLG: 0.489<br>Mike Trombley, R (7, 1)<br>Greg Myers, L (9, PH)<br>OBP: 0.349, SLG: 0.450 | | D F F B F C 2-3 ③ K | | | X 0-0 ① G4-3 | | C B X 1-1 ③ FC5-4 1-2f | | B C F B X 2-2 ② F8 2-3 | 2<br>1<br>0<br>1 | 0<br>0<br>0<br>0 | 0<br>0<br>0<br>0 | 0<br>0<br>0<br>0 | 1<br>0<br>0<br>0 | 1<br>0<br>0<br>0 | 1<br>1<br>0<br>2 |
| Inning Stats | R: 0 E: 0 K: 1 S: 9 H: 1 LOB: 1 BB: 0 P: 17 | R: 1 E: 0 K: 1 S: 13 H: 2 LOB: 1 BB: 0 P: 21 | R: 0 E: 0 K: 1 S: 11 H: 1 LOB: 1 BB: 0 P: 18 | R: 0 E: 0 K: 0 S: 9 H: 1 LOB: 1 BB: 0 P: 14 | R: 0 E: 0 K: 0 S: 5 H: 1 LOB: 0 BB: 0 P: 6 | R: 0 E: 0 K: 1 S: 8 H: 0 LOB: 0 BB: 0 P: 12 | R: 0 E: 0 K: 0 S: 9 H: 2 LOB: 1 BB: 0 P: 13 | R: 0 E: 0 K: 1 S: 12 H: 2 LOB: 0 BB: 0 P: 21 | R: 0 E: 0 K: 1 S: 13 H: 2 LOB: 2 BB: 0 P: 16 | 1B: 11 2B: 0 3B: 0 HR: 1 SF: 0 SAC: 0 DP: 2 HBP: 0 | | | | | | |

| AB | 37 |
|---|---|
| R | 1 |
| H | 12 |
| RBI | 1 |
| BB | 0 |
| SO | 6 |
| LOB | 18 |

WP: 1 PB: 0 SB: 1 CS: 0 PA: 37

| PITCHER | | IP | WLS | BF | H | R | ER | SO | BB | IBB | HBP | BLK | WP | HR | S | P | ERA | WHIP |
|---|---|---|---|---|---|---|---|---|---|---|---|---|---|---|---|---|---|---|
| Matt Morris, R<br>ERA: 2.74 | (1, 1) | 7.1 | W | 29 | 9 | 1 | 1 | 4 | 0 | 0 | 0 | 0 | 0 | 1 | 68 | 108 | 1.23 | 1.227 |
| T.J. Mathews, R<br>ERA: 1.91 | (8, 1) | 0.2 | | 3 | 1 | 0 | 0 | 1 | 0 | 0 | 0 | 0 | 1 | 0 | 8 | 14 | 0.00 | 1.500 |
| Dennis Eckersley, R<br>ERA: 3.7 | (9, 1) | 1.0 | S | 5 | 2 | 0 | 0 | 1 | 0 | 0 | 0 | 0 | 0 | 0 | 13 | 16 | 0.00 | 2.000 |

| PITCHER | IP | WLS | BF | H | R | ER | SO | BB | IBB | HBP | BLK | WP | HR | S | P | ERA | WHIP |
|---|---|---|---|---|---|---|---|---|---|---|---|---|---|---|---|---|---|

| Batter | 1 | 2 | 3 | 4 | 5 | 6 | 7 | 8 | 9 | AB | R | H | RBI | BB | SO | LOB |
|---|---|---|---|---|---|---|---|---|---|---|---|---|---|---|---|---|
| Delino DeShields, L (1, 4)<br>OBP: 0.342, SLG: 0.455 | B B B C B<br>4-1<br>G4-6-3<br>BB | | C B B B C X<br>3-2<br>S<br>1B<br>1B | | C B F X<br>1-2 ①<br>G6-3 | | C B B C B X<br>3-2 ③<br>G3-1 | | | 3 | 1 | 1 | 0 | 1 | 0 | 0 |
| Ron Gant, R (1, 7)<br>OBP: 0.314, SLG: 0.426 | X<br>0-0 ①<br>F8 | | 1 SAFE<br>C C D S F C<br>1-3 ①<br>K | | C B S S<br>1-3 ②<br>K | | | B C X<br>1-1 ①<br>F7 | | 4 | 0 | 0 | 0 | 0 | 2 | 2 |
| Ray Lankford, L (1, 8)<br>OBP: 0.422, SLG: 0.641 | B X<br>1-0 ② ③<br>G4-6-3<br>1-2f | | 1 SAFE<br>1 SAFE<br>C S T S<br>0-3 ②<br>K | | B C X<br>1-1 ③<br>G4-3 | | | S B B S B X<br>3-2 ②<br>L6 | | 4 | 0 | 0 | 0 | 0 | 1 | 2 |
| Gary Gaetti, R (1, 5)<br>OBP: 0.320, SLG: 0.413 | | C B B X<br>2-1 ①<br>F9 | F F 1 SAFE B B X<br>2-2<br>1-H<br>1B | | | B X<br>1-0 ①<br>G6-3 | | B S B F S<br>2-3 ③<br>K | | 4 | 0 | 1 | 1 | 0 | 1 | 0 |
| Dmitri Young, S (1, 3)<br>OBP: 0.352, SLG: 0.421<br>Willie McGee, S (9, 9)<br>OBP: 0.368, SLG: 0.421 | | B X<br>1-0<br>2B<br>1B | X<br>0-0 ③<br>G5-3 | | | B B X<br>2-0 ②<br>G5-3 | | | | 3<br>0 | 1<br>0 | 1<br>0 | 0<br>0 | 0<br>0 | 0<br>0 | 1<br>0 |
| John Mabry, L (1, 9)<br>OBP: 0.378, SLG: 0.420<br>(9, 3) | | 1 SAFE B X<br>1-0<br>1-H<br>2B | X<br>0-0<br>G4-3<br>1B | | | X<br>0-0<br>1B | | | | 3 | 0 | 3 | 1 | 0 | 0 | 0 |
| Royce Clayton, R (1, 6)<br>OBP: 0.310, SLG: 0.409 | | C B S X<br>1-2 ②<br>F7 | 1 SAFE B X<br>1-0 ①<br>G4-3<br>1-2 | | | X<br>0-0 ③<br>F7 | | | | 3 | 0 | 0 | 0 | 0 | 0 | 3 |
| Tom Lampkin, L (1, 2)<br>OBP: 0.306, SLG: 0.347 | | B B B I<br>4-0<br>IBB | B C F B C<br>2-3 ②<br>K | | | | X<br>0-0 ①<br>P4 | | | 2 | 0 | 0 | 0 | 1 | 1 | 1 |
| Matt Morris, R (1, 1)<br>OBP: 0.278, SLG: 0.265<br>T.J. Mathews, R (8, 1)<br>Dennis Eckersley, R (9, 1) | | F C B C<br>1-3 ③<br>K | B B B C X<br>3-1 ③<br>G6-3 | | | | B B X<br>2-0 ②<br>G6-3 | | | 3<br>0<br>0 | 0<br>0<br>0 | 0<br>0<br>0 | 0<br>0<br>0 | 0<br>0<br>0 | 1<br>0<br>0 | 3<br>0<br>0 |
| Inning Stats | R: 0 H: 0<br>E: 0 LOB: 0<br>K: 0 BB: 1<br>S: 3 P: 8 | R: 1 H: 2<br>E: 0 LOB: 2<br>K: 1 BB: 1<br>S: 10 P: 20 | R: 1 H: 2<br>E: 0 LOB: 1<br>K: 2 BB: 0<br>S: 15 P: 21 | R: 0 H: 1<br>E: 0 LOB: 1<br>K: 1 BB: 0<br>S: 7 P: 13 | R: 0 H: 0<br>E: 0 LOB: 0<br>K: 1 BB: 0<br>S: 8 P: 11 | R: 0 H: 1<br>E: 0 LOB: 1<br>K: 0 BB: 0<br>S: 4 P: 7 | R: 0 H: 0<br>E: 0 LOB: 0<br>K: 0 BB: 0<br>S: 5 P: 10 | R: 0 H: 0<br>E: 0 LOB: 0<br>K: 1 BB: 0<br>S: 8 P: 14 | | 1B: 5 SF: 0<br>2B: 1 SAC: 0<br>3B: 0 DP: 1<br>HR: 0 HBP: 0 | | | | | | |

| PITCHER | | IP | WLS | BF | H | R | ER | SO | BB | IBB | HBP | BLK | WP | HR | S | P | ERA | WHIP |
|---|---|---|---|---|---|---|---|---|---|---|---|---|---|---|---|---|---|---|
| Rich Robertson, L<br>ERA: 5.55 | (1, 1) | 6.0 | L | 25 | 6 | 2 | 2 | 5 | 1 | 1 | 0 | 0 | 0 | 0 | 47 | 80 | 3.00 | 1.167 |
| Mike Trombley, R<br>ERA: 4.44 | (7, 1) | 2.0 | | 6 | 0 | 0 | 0 | 1 | 0 | 0 | 0 | 0 | 0 | 0 | 13 | 24 | 0.00 | 0.000 |

| PITCHER | IP | WLS | BF | H | R | ER | SO | BB | IBB | HBP | BLK | WP | HR | S | P | ERA | WHIP |
|---|---|---|---|---|---|---|---|---|---|---|---|---|---|---|---|---|---|

# BOTTOM

## Minnesota Twins @ St. Louis Cardinals

Busch Stadium, St. Louis, MO

Mon Jun 30 1997, 7:05 PM CDT

Att. 31,994 - Unknown - 85 F

livebaseballscorecards.com

| | |
|---|---|
| AB | 29 |
| R | 2 |
| H | 6 |
| RBI | 2 |
| BB | 2 |
| SO | 6 |
| LOB | 12 |

| Batter | 1 | 2 | 3 | 4 | 5 | 6 | 7 | 8 | 9 | AB | R | H | RBI | BB | SO | LOB |
|---|---|---|---|---|---|---|---|---|---|---|---|---|---|---|---|---|
| Chuck Knoblauch, R (1, 4)<br>OBP: 0.409, SLG: 0.394 | C C S<br>0-3 ① K | | X<br>0-0 ③ G5-3 | | | X<br>0-0 ② F9 | | B C S F B X<br>2-2 ③ L8 | | 4 | 0 | 0 | 0 | 0 | 1 | 2 |
| Matt Lawton, L (1, 8)<br>OBP: 0.362, SLG: 0.422 | B F B C S<br>2-3 ② K | | | S F B X<br>1-2 ① G6-3 | | C B F D X<br>2-2 ③ G4-3 | | | F B C X<br>1-2 ① G1-3 | 4 | 0 | 0 | 0 | 0 | 1 | 1 |
| Paul Molitor, R (1, 3)<br>OBP: 0.368, SLG: 0.440 | B T S S X<br>1-2 ③ P1 | | | T F S<br>0-3 ② K | | | B C C S<br>1-3 ① K | | C S C<br>0-3 ② K | 4 | 0 | 0 | 0 | 0 | 3 | 0 |
| Greg Myers, L (1, 2)<br>OBP: 0.338, SLG: 0.435 | | S B X<br>1-1 ① F8 | | B B B F X<br>3-1 ③ L1-3 | | | F B X<br>1-1 ② L9 | | X<br>0-0 ③ G3-1 | 4 | 0 | 0 | 0 | 0 | 0 | 0 |
| Ron Coomer, R (1, 5)<br>OBP: 0.342, SLG: 0.491 | | B C B C S<br>2-3 ② K | | | C F S<br>0-3 ① K | | X<br>0-0 1B | | | 3 | 0 | 1 | 0 | 0 | 2 | 0 |
| Roberto Kelly, R (1, 9)<br>OBP: 0.348, SLG: 0.404 | | X<br>0-0 ③ P4 | | | B S X<br>1-1 CS 1B | | C X<br>0-1 1-2 1B | | | 3 | 0 | 2 | 0 | 0 | 0 | 0 |
| Denny Hocking, S (1, 7)<br>OBP: 0.316, SLG: 0.369 | | | B S F B F X<br>2-2 1B | | B B B C C F F 1 S<br>3-3 ②③ K SAFE 1-2 | | C C D B S<br>2-3 ③ K | | | 3 | 0 | 1 | 0 | 0 | 2 | 3 |
| Pat Meares, R (1, 6)<br>OBP: 0.337, SLG: 0.459 | | | C C B B C<br>2-3 ① K | | | B X<br>1-0 1B | | B X<br>1-0 ① F9 | | 3 | 0 | 1 | 0 | 0 | 1 | 1 |
| LaTroy Hawkins, R (1, 1)<br>Scott Stahoviak, L (6, PH)<br>OBP: 0.352, SLG: 0.484<br>Greg Swindell, L (6, 1)<br>Rich Becker, L (8, PH)<br>OBP: 0.388, SLG: 0.385<br>Eddie Guardado, R (8, 1)<br>Mike Trombley, R (8, 1) | | | B B C L S<br>2-3 ② K | | | B X<br>1-0 ① F8 | | B C F F F F B B X<br>3-2 ② P4 | | 1<br>1<br>0<br>1<br>0<br>0 | 0<br>0<br>0<br>0<br>0<br>0 | 0<br>0<br>0<br>0<br>0<br>0 | 0<br>0<br>0<br>0<br>0<br>0 | 0<br>0<br>0<br>0<br>0<br>0 | 1<br>0<br>0<br>0<br>0<br>0 | 1<br>1<br>0<br>0<br>0<br>0 |
| Inning Stats | R: 0 E: 0 K: 2 S: 10<br>H: 0 LOB: 0 BB: 0 P: 13 | R: 0 E: 0 K: 1 S: 6<br>H: 0 LOB: 0 BB: 0 P: 9 | R: 0 E: 0 K: 2 S: 11<br>H: 1 LOB: 1 BB: 0 P: 17 | R: 0 E: 0 K: 1 S: 8<br>H: 0 LOB: 0 BB: 0 P: 12 | R: 0 E: 0 K: 2 S: 10<br>H: 1 LOB: 1 BB: 0 P: 14 | R: 0 E: 0 K: 0 S: 6<br>H: 1 LOB: 1 BB: 0 P: 10 | R: 0 E: 0 K: 2 S: 11<br>H: 2 LOB: 2 BB: 0 P: 15 | R: 0 E: 0 K: 0 S: 11<br>H: 0 LOB: 0 BB: 0 P: 17 | R: 0 E: 0 K: 1 S: 7<br>H: 0 LOB: 0 BB: 0 P: 8 | 1B: 5<br>2B: 1<br>3B: 0<br>HR: 0 | SF: 0<br>SAC: 0<br>DP: 1<br>HBP: 0 | | | | | |

| PITCHER | | IP | WLS | BF | H | R | ER | SO | BB | IBB | HBP | BLK | WP | HR | S | P | ERA | WHIP |
|---|---|---|---|---|---|---|---|---|---|---|---|---|---|---|---|---|---|---|
| Todd Stottlemyre, R<br>ERA: 3.96 | (1, 1) | 7.0 | W | 25 | 5 | 0 | 0 | 10 | 0 | 0 | 0 | 0 | 0 | 0 | 62 | 90 | 0.00 | 0.714 |
| T.J. Mathews, R<br>ERA: 1.85 | (8, 1) | 1.0 | | 3 | 0 | 0 | 0 | 0 | 0 | 0 | 0 | 0 | 0 | 0 | 11 | 17 | 0.00 | 0.000 |
| Dennis Eckersley, R<br>ERA: 3.55 | (9, 1) | 1.0 | S | 3 | 0 | 0 | 0 | 1 | 0 | 0 | 0 | 0 | 0 | 0 | 7 | 8 | 0.00 | 0.000 |

| PITCHER | IP | WLS | BF | H | R | ER | SO | BB | IBB | HBP | BLK | WP | HR | S | P | ERA | WHIP |
|---|---|---|---|---|---|---|---|---|---|---|---|---|---|---|---|---|---|

# TOP

## Minnesota Twins @ St. Louis Cardinals

Busch Stadium, St. Louis, MO

Tue Jul 01 1997, 7:05 PM CDT

Att. 27,584 - Unknown - 91 F

livebaseballscorecards.com

| | |
|---|---|
| AB | 31 |
| R | 0 |
| H | 5 |
| RBI | 0 |
| BB | 0 |
| SO | 11 |
| LOB | 9 |

WP: 0 PB: 0 SB: 0 CS: 1 PA: 31

# BOTTOM

## Minnesota Twins @ St. Louis Cardinals

Busch Stadium, St. Louis, MO

Tue Jul 01 1997, 7:05 PM CDT
Att. 27,584 - Unknown - 91 F

livebaseballscorecards.com

| Batter | 1 | 2 | 3 | 4 | 5 | 6 | 7 | 8 | 9 | AB | R | H | RBI | BB | SO | LOB |
|---|---|---|---|---|---|---|---|---|---|---|---|---|---|---|---|---|
| Delino DeShields, L (1, 4)<br>OBP: 0.344, SLG: 0.452 | F9 | | FC1-6, BB | G5-4-3, BB | | | G3-1 | | | 2 | 0 | 0 | 0 | 2 | 0 | 0 |
| Danny Sheaffer, R (1, 7)<br>OBP: 0.311, SLG: 0.294 | FC4-6, BB | | FC1-6, 2B | G5-4-3 | | | F7 | | | 3 | 0 | 0 | 0 | 1 | 0 | 3 |
| T.J. Mathews, R (8, 1) | | | | | | | | | | 0 | 0 | 0 | 0 | 0 | 0 | 0 |
| Dennis Eckersley, R (9, 1) | | | | | | | | | | 0 | 0 | 0 | 0 | 0 | 0 | 0 |
| Willie McGee, S (1, 8)<br>OBP: 0.365, SLG: 0.424 | FC4-6, BB | | FC5-2, 2B | | G1-3 | | | G3 | | 4 | 0 | 1 | 0 | 0 | 0 | 1 |
| Gary Gaetti, R (1, 5)<br>OBP: 0.319, SLG: 0.408 | SAFE, BB | | FC5-2 | | G5-3 | | | E3, G3, 1B | | 3 | 0 | 0 | 0 | 1 | 0 | 2 |
| (9, 3) | | | | | | | | | | | | | | | | |
| Dmitri Young, S (1, 3)<br>OBP: 0.350, SLG: 0.418 | F7 | | G4-3 | | K | | | G3, 1B | | 4 | 0 | 1 | 0 | 0 | 1 | 4 |
| David Bell, R (9, 5)<br>OBP: 0.174, SLG: 0.136 | | | | | | | | | | 0 | 0 | 0 | 0 | 0 | 0 | 0 |
| John Mabry, L (1, 9)<br>OBP: 0.373, SLG: 0.414 | | G3 | | L9 | | F8 | | G3 | | 4 | 0 | 0 | 0 | 0 | 0 | 2 |
| Royce Clayton, R (1, 6)<br>OBP: 0.312, SLG: 0.409 | | CS, 1B, 1B | | HR, HBP | | F9 | | G5-3 | | 3 | 1 | 1 | 0 | 0 | 0 | 2 |
| Tom Lampkin, L (1, 2)<br>OBP: 0.312, SLG: 0.373 | | CS, 1B, 1B | | HR | | P2 | | | | 3 | 1 | 2 | 2 | 0 | 0 | 0 |
| Todd Stottlemyre, L (1, 1)<br>OBP: 0.366, SLG: 0.400 | | | | | | | K | | | 2 | 0 | 2 | 0 | 0 | 0 | 0 |
| Ron Gant, R (7, PH)<br>OBP: 0.313, SLG: 0.424 | | | | BB, 1B | | | | | | 1 | 0 | 0 | 0 | 0 | 1 | 0 |
| (8, 7) | | | | | | | | | | | | | | | | |
| Inning Stats | R: 0 E: 0 K: 0 S: 5 H: 0 LOB: 2 BB: 2 P: 18 | R: 0 E: 0 K: 0 S: 11 H: 3 LOB: 2 BB: 0 P: 13 | R: 0 E: 0 K: 0 S: 8 H: 1 LOB: 2 BB: 1 P: 16 | R: 2 E: 0 K: 0 S: 10 H: 2 LOB: 1 BB: 1 P: 18 | R: 0 E: 0 K: 1 S: 8 H: 0 LOB: 0 BB: 0 P: 10 | R: 0 E: 0 K: 0 S: 5 H: 0 LOB: 0 BB: 0 P: 7 | R: 0 E: 0 K: 1 S: 8 H: 0 LOB: 0 BB: 0 P: 11 | R: 0 E: 1 K: 0 S: 11 H: 1 LOB: 2 BB: 0 P: 15 | | 1B: 5 2B: 1 3B: 0 HR: 1 SF: 0 SAC: 0 DP: 1 HBP: 1 | | | | | | |

| | AB | 29 |
|---|---|---|
| | R | 2 |
| | H | 7 |
| | RBI | 2 |
| | BB | 4 |
| | SO | 2 |
| | LOB | 14 |

WP: 0 PB: 0 SB: 0 CS: 2 PA: 34

| PITCHER | | IP | WLS | BF | H | R | ER | SO | BB | IBB | HBP | BLK | WP | HR | S | P | ERA | WHIP |
|---|---|---|---|---|---|---|---|---|---|---|---|---|---|---|---|---|---|---|
| LaTroy Hawkins, R<br>ERA: 3.09 | (1, 1) | 5.0 | L | 23 | 6 | 2 | 2 | 1 | 4 | 0 | 1 | 0 | 0 | 1 | 42 | 75 | 3.60 | 2.000 |
| Greg Swindell, L<br>ERA: 3.81 | (6, 1) | 2.0 | | 6 | 0 | 0 | 0 | 1 | 0 | 0 | 0 | 0 | 0 | 0 | 13 | 18 | 0.00 | 0.000 |
| Eddie Guardado, L<br>ERA: 4.05 | (8, 1) | 0.2 | | 4 | 1 | 0 | 0 | 0 | 0 | 0 | 0 | 0 | 0 | 0 | 10 | 14 | 0.00 | 1.500 |
| Mike Trombley, R<br>ERA: 4.4 | (8, 1) | 0.1 | | 1 | 0 | 0 | 0 | 0 | 0 | 0 | 0 | 0 | 0 | 0 | 1 | 1 | 0.00 | 0.000 |

| PITCHER | IP | WLS | BF | H | R | ER | SO | BB | IBB | HBP | BLK | WP | HR | S | P | ERA | WHIP |
|---|---|---|---|---|---|---|---|---|---|---|---|---|---|---|---|---|---|

| Batter | 1 | 2 | 3 | 4 | 5 | 6 | 7 | 8 | 9 | 10 | AB | R | H | RBI | BB | SO | LOB |
|---|---|---|---|---|---|---|---|---|---|---|---|---|---|---|---|---|---|
| Chuck Knoblauch, R (1, 4)<br>OBP: 0.404, SLG: 0.388 | C B B X 2-1 L7 ① | | B X 1-0 G1-6-3 ① | | C C S 0-3 K ① | | C B B F C 2-3 K ② | | | B B B X 3-0 L7 ② | 5 | 0 | 0 | 0 | 0 | 2 | 1 |
| Rich Becker, L (1, 8)<br>OBP: 0.361, SLG: 0.377<br>Eddie Guardado, R (10, 1) | X 0-0 F8 ② | | B X 1-0 F8 ② | | C S C 0-3 K ② | | S D B X 2-1 F7 ③ | | | B C B X 2-1 L6 ③ | 5<br>0 | 0<br>0 | 0<br>0 | 0<br>0 | 0<br>0 | 1<br>0 | 1<br>0 |
| Roberto Kelly, R (1, 9)<br>OBP: 0.351, SLG: 0.406 | C B B F F F X 2-2 1B | | B F F X 1-2 1B | | B F F X 1-2 G6-3 ③ | | | X 0-0 L8 ① | | | 4 | 0 | 2 | 0 | 0 | 0 | 0 |
| Terry Steinbach, R (1, 2)<br>OBP: 0.324, SLG: 0.417 | C F B B B S 2-3 K ③ | | S 1 SAFE 1 SAFE B B B X 2-1 G5-3 ③ | | | T C F X 0-2 G6-3 ① | | B S F X 1-2 G6-3 ② | | | 4 | 0 | 0 | 0 | 0 | 1 | 2 |
| Ron Coomer, R (1, 5)<br>OBP: 0.341, SLG: 0.486 | | C B F F F B X 2-2 G3-1 ① | | B B C S S 2-3 K ① | | F B S X 1-2 1B | | F B F B C 2-3 K ③ | | | 4 | 0 | 1 | 0 | 0 | 2 | 0 |
| Scott Stahoviak, L (1, 3)<br>OBP: 0.358, SLG: 0.510 | | X 0-0 HR | | B B B F F F B 4-2 G4-3 BB | | C B F S 1-3 K ② | | | X 0-0 G4-3 ① | | 3 | 1 | 1 | 1 | 1 | 1 | 1 |
| Marty Cordova, R (1, 7)<br>OBP: 0.319, SLG: 0.427 | | S X 0-1 2B | | F B X 1-1 G4-3 ② 1-2 | | S C S 0-3 K ③ | | | F F F X 0-2 G5-3 ② | | 4 | 0 | 1 | 0 | 0 | 1 | 2 |
| Pat Meares, R (1, 6)<br>OBP: 0.339, SLG: 0.455 | | C D C B B S 3-3 K ② | | F B B B C B B 4-2 BB | | | B S C B F B B 4-2 SH1-4 BB | | B X 1-0 F8 ③ | | 2 | 0 | 0 | 0 | 2 | 1 | 1 |
| Bob Tewksbury, R (1, 1)<br>Darrin Jackson, R (7, PH)<br>OBP: 0.247, SLG: 0.370<br>Frankie Rodriguez, R (7, 1)<br>Matt Lawton, L (10, PH)<br>OBP: 0.361, SLG: 0.420 (10, 8) | | C B X 1-1 G6-3 ③ | | C S S 0-3 K ③ | | | | B B C 1 SAFE X 2-1 SH1-4 ① 1-2 | | X 0-0 G4-3 ① | 2<br>0<br>0<br>1 | 0<br>0<br>0<br>0 | 0<br>0<br>0<br>0 | 0<br>0<br>0<br>0 | 0<br>0<br>0<br>0 | 1<br>0<br>0<br>0 | 3<br>0<br>0<br>0 |
| Inning Stats | R: 0 E: 0 K: 1 S: 11 H: 1 LOB: 1 BB: 0 P: 17 | R: 1 E: 0 K: 1 S: 12 H: 2 LOB: 1 BB: 0 P: 18 | R: 0 E: 0 K: 0 S: 7 H: 1 LOB: 1 BB: 0 P: 12 | R: 0 E: 0 K: 2 S: 12 H: 0 LOB: 2 BB: 2 P: 23 | R: 0 E: 0 K: 2 S: 9 H: 0 LOB: 0 BB: 0 P: 10 | R: 0 E: 0 K: 2 S: 13 H: 1 LOB: 1 BB: 0 P: 15 | R: 0 E: 0 K: 1 S: 10 H: 0 LOB: 1 BB: 1 P: 20 | R: 0 E: 0 K: 1 S: 7 H: 0 LOB: 0 BB: 0 P: 10 | R: 0 E: 0 K: 0 S: 6 H: 0 LOB: 0 BB: 0 P: 7 | R: 0 E: 0 K: 0 S: 4 H: 0 LOB: 0 BB: 0 P: 9 | 1B: 3<br>2B: 1<br>3B: 0<br>HR: 1 | SF: 0<br>SAC: 1<br>DP: 0<br>HBP: 0 | | | | | |

| PITCHER | IP | WLS | BF | H | R | ER | SO | BB | IBB | HBP | BLK | WP | HR | S | P | ERA | WHIP |
|---|---|---|---|---|---|---|---|---|---|---|---|---|---|---|---|---|---|
| Alan Benes, R (1, 1)<br>ERA: 2.55 | 8.0 | | 32 | 5 | 1 | 1 | 10 | 3 | 0 | 0 | 0 | 0 | 1 | 81 | 125 | 1.12 | 1.000 |
| Mark Petkovsek, R (9, 1)<br>ERA: 3.04 | 2.0 | W | 6 | 0 | 0 | 0 | 0 | 0 | 0 | 0 | 0 | 0 | 0 | 10 | 16 | 0.00 | 0.000 |

| PITCHER | IP | WLS | BF | H | R | ER | SO | BB | IBB | HBP | BLK | WP | HR | S | P | ERA | WHIP |
|---|---|---|---|---|---|---|---|---|---|---|---|---|---|---|---|---|---|

# TOP

## Minnesota Twins @ St. Louis Cardinals

Busch Stadium, St. Louis, MO

Wed Jul 02 1997, 7:05 PM CDT
Att. 30,582 - Unknown - 94 F

livebaseballscorecards.com

| | |
|---|---|
| AB | 34 |
| R | 1 |
| H | 5 |
| RBI | 1 |
| BB | 3 |
| SO | 10 |
| LOB | 11 |

1B: 3 SF: 0
2B: 1 SAC: 1
3B: 0 DP: 0
HR: 1 HBP: 0

WP: 0 PA: 38
PB: 0
SB: 0
CS: 0

| Batter | 1 | 2 | 3 | 4 | 5 | 6 | 7 | 8 | 9 | 10 | AB | R | H | RBI | BB | SO | LOB |
|---|---|---|---|---|---|---|---|---|---|---|---|---|---|---|---|---|---|
| Delino DeShields, L (1, 4)<br>OBP: 0.345, SLG: 0.449 | C B X<br>1-1<br>2B<br>G6-4-3<br>1B | C X<br>0-1 ③<br>G3 | | | C C B S<br>1-3 ①<br>K | B B B C C S<br>3-3 ③<br>K2-3 | | B D I I<br>4-0<br>BB<br>IBB | | | 4 | 1 | 1 | 0 | 1 | 2 | 3 |
| Ron Gant, R (1, 7)<br>OBP: 0.317, SLG: 0.427<br>Mark Petkovsek, R (9, 1)<br>OBP: 0.111, SLG: 0.111 | X<br>0-0<br>G6-4-3<br>1-3<br>2B | | T B F B S<br>2-3 ①<br>K | | S B C C<br>1-3 ②<br>K | | B B B C C B<br>4-2<br>F8<br>BB | C B F B D F B<br>4-2<br>1-2<br>2-3<br>BB | | | 3 0 1 0 2 2 0<br>0 0 0 0 0 0 0 | | | | | | |
| Ray Lankford, L (1, 8)<br>OBP: 0.422, SLG: 0.634 | B B C S F B F F F<br>4-2<br>B<br>G6-4-3<br>BB | | F C B X<br>1-2 ②<br>G5-3 | | B C B B X<br>3-1<br>BB<br>1B | | C C B F X<br>1-2 ①<br>F8<br>1-2 | C F B D B X<br>3-2 ③<br>L7 | | | 4 0 1 0 1 0 4 | | | | | | |
| Gary Gaetti, R (1, 5)<br>OBP: 0.321, SLG: 0.405 | B X<br>1-0 ① ②<br>G6-4-3<br>1-2f<br>2-3<br>3-H | | X<br>0-0<br>1B | | 1 SAFE B<br>1 SAFE<br>1 SAFE B B B B<br>4-0<br>1-2<br>BB | | B B F S X<br>2-2 ②<br>G5-3 | | B X<br>1-0 ①<br>F8 | | 4 0 1 0 1 0 3 | | | | | | |
| John Mabry, L (1, 9)<br>OBP: 0.374, SLG: 0.409 | B B B C B<br>4-1<br>BB | | B B C S X<br>2-2 ③<br>G4-3 | | X<br>0-0 ③<br>G3 | | I I I I<br>4-0<br>FC6-4<br>IBB | | X<br>0-0 ②<br>G1-3 | | 3 0 0 0 2 0 3 | | | | | | |
| Royce Clayton, R (1, 6)<br>OBP: 0.310, SLG: 0.405 | D B B C C X<br>3-2 ③<br>G4-3 | | | S B B X<br>2-1 ①<br>L7 | | B C C X<br>1-2 ①<br>G6-3 | F X<br>0-1 ③<br>FC6-4<br>1-2f | | F C X<br>0-2<br>1B | | 5 0 1 0 0 0 4 | | | | | | |
| Mike DiFelice, R (1, 2)<br>OBP: 0.299, SLG: 0.377 | | B F X<br>1-1<br>2B | | X<br>0-0<br>1B | | B S X<br>1-1 ②<br>G6-3 | X<br>0-0 ①<br>F9 | C I B F S<br>SAFE<br>1-3 ③<br>K | | | 5 0 2 0 0 1 1 | | | | | | |
| Dmitri Young, S (1, 3)<br>OBP: 0.352, SLG: 0.414 | | B F F X<br>1-2 ①<br>G6-3 | | S X<br>0-1 ②<br>P3 | | C B X<br>1-1<br>1B<br>1B | B B B C C B<br>4-2<br>BB G3<br>BB | | | B B B C F F X<br>3-2 ①<br>G5-3 | 4 0 1 0 1 0 2 | | | | | | |
| Alan Benes, R (1, 1)<br>OBP: 0.225, SLG: 0.275<br>Willie McGee, S (8, PH)<br>OBP: 0.366, SLG: 0.445 (9, 7) | | B C F C<br>1-3 ②<br>K | | C X<br>0-1 ③<br>G6-3 | | F B B B X<br>2-1<br>1-2<br>1B | F B X<br>1-1 ②<br>G3<br>1-2 | | | X<br>0-0<br>HR | 3 0 1 0 0 1 2<br>2 1 1 1 0 0 1 | | | | | | |
| Inning Stats | R: 1 H: 2<br>E: 0 LOB: 2<br>K: 0 BB: 2<br>S: 14 P: 27 | R: 0 H: 1<br>E: 0 LOB: 1<br>K: 1 BB: 0<br>S: 10 P: 13 | R: 0 H: 1<br>E: 0 LOB: 1<br>K: 1 BB: 0<br>S: 10 P: 15 | R: 0 H: 1<br>E: 0 LOB: 1<br>K: 0 BB: 0<br>S: 7 P: 9 | R: 0 H: 1<br>E: 0 LOB: 2<br>K: 2 BB: 1<br>S: 9 P: 18 | R: 0 H: 2<br>E: 0 LOB: 2<br>K: 1 BB: 0<br>S: 12 P: 20 | R: 0 H: 0<br>E: 0 LOB: 2<br>K: 0 BB: 2<br>S: 11 P: 22 | R: 0 H: 0<br>E: 0 LOB: 3<br>K: 0 BB: 3<br>S: 11 P: 27 | R: 0 H: 1<br>E: 0 LOB: 1<br>K: 1 BB: 0<br>S: 8 P: 10 | R: 1 H: 1<br>E: 0 LOB: 0<br>K: 0 BB: 0<br>S: 5 P: 8 | 1B: 7 SF: 0<br>2B: 2 SAC: 0<br>3B: 0 DP: 1<br>HR: 1 HBP: 0 | | | | | | |

| PITCHER | | IP | WLS | BF | H | R | ER | SO | BB | IBB | HBP | BLK | WP | HR | S | P | ERA | WHIP |
|---|---|---|---|---|---|---|---|---|---|---|---|---|---|---|---|---|---|---|
| Bob Tewksbury, R<br>ERA: 3.35 | (1, 1) | 6.0 | | 28 | 8 | 1 | 1 | 5 | 3 | 0 | 0 | 0 | 0 | 0 | 62 | 102 | 1.50 | 1.833 |
| Frankie Rodriguez, R<br>ERA: 4.66 | (7, 1) | 3.0 | | 15 | 1 | 0 | 0 | 1 | 3 | 2 | 0 | 0 | 0 | 0 | 30 | 59 | 0.00 | 1.333 |
| Eddie Guardado, L<br>ERA: 4.43 | (10, 1) | 0.1 | L | 2 | 1 | 1 | 1 | 0 | 0 | 0 | 0 | 0 | 0 | 1 | 5 | 8 | 27.00 | 3.000 |

| PITCHER | IP | WLS | BF | H | R | ER | SO | BB | IBB | HBP | BLK | WP | HR | S | P | ERA | WHIP |
|---|---|---|---|---|---|---|---|---|---|---|---|---|---|---|---|---|---|

# BOTTOM

## Minnesota Twins @ St. Louis Cardinals

Busch Stadium, St. Louis, MO

Wed Jul 02 1997, 7:05 PM CDT
Att. 30,582 - Unknown - 94 F

livebaseballscorecards.com

| | |
|---|---|
| AB | 37 |
| R | 2 |
| H | 10 |
| RBI | 1 |
| BB | 8 |
| SO | 6 |
| LOB | 23 |

WP: 0 PA: 45
PB: 0
SB: 0
CS: 0

| Batter | 1 | 2 | 3 | 4 | 5 | 6 | 7 | 8 | 9 | AB | R | H | RBI | BB | SO | LOB |
|---|---|---|---|---|---|---|---|---|---|---|---|---|---|---|---|---|
| Chuck Knoblauch, R (1, 4)<br>OBP: 0.404, SLG: 0.391 | B B C C C<br>2-3 ① K | | | B B F B F X<br>3-2 1B 2B | X<br>0-0 S 1B 1B | B X<br>1-0 ③ F8 | | | B F B F F S<br>2-3 ① K | 5 | 2 | 2 | 0 | 0 | 2 | 1 |
| Matt Lawton, L (1, 9)<br>OBP: 0.361, SLG: 0.420 | C X<br>0-1 ② G3 | | | X<br>0-0 2B 2-H 1B | B S X<br>1-1 BB 1-H 1B | | B B C B F F X<br>3-2 ① G3-1 | | C C F B F X<br>1-2 ② G4-3 | 5 | 1 | 2 | 2 | 0 | 0 | 0 |
| Paul Molitor, R (1, 10)<br>OBP: 0.372, SLG: 0.456 | F C B S<br>1-3 ③ K | | | X<br>0-0 F9 E 1-H 2B | B B F 1 B F B<br>4-2 SAFE 1-2 BB | | B X<br>1-0 ② P4 | | S B B X<br>2-1 HR | 4 | 2 | 2 | 2 | 1 | 1 | 0 |
| Ron Coomer, R (1, 5)<br>OBP: 0.333, SLG: 0.475<br>Denny Hocking, S (9, 5)<br>OBP: 0.316, SLG: 0.369 | | C B S F S<br>1-3 ① K | | B F F F B F X<br>2-2 ① G6-3 | C B F B C<br>2-3 ③ K | | B F B B S F S<br>3-3 ③ K | | B F X<br>1-1 ③ G5-3 | 5<br>0 | 0<br>0 | 0<br>0 | 0<br>0 | 0<br>0 | 3<br>0 | 3<br>0 |
| Scott Stahoviak, L (1, 3)<br>OBP: 0.354, SLG: 0.530 | | F B F X<br>1-2 ② P5 | | B S S X<br>2-1 ② F9 2-3 | | B X<br>1-0 HR | | B X<br>1-0 E6 G4-6-3 | | 4 | 1 | 1 | 1 | 0 | 0 | 1 |
| Terry Steinbach, R (1, 2)<br>OBP: 0.323, SLG: 0.419 | | B B X<br>2-0 ③ F9 | | B C F C<br>1-3 ③ K 3-H | | B B X<br>2-0 1B 2B FC4-2-5-1 | | B X<br>1-0 ①② G4-6-3 1-2f | | 4 | 0 | 1 | 0 | 0 | 1 | 1 |
| Marty Cordova, R (1, 7)<br>OBP: 0.331, SLG: 0.437 | | | B S X<br>1-1 F8-4 1B | | B X<br>1-0 ① P4 | B S S B F F X<br>2-2 FC4-2-5-1 SF8 2-3 1B | | B C B S X<br>2-2 S 1B | | 4 | 1 | 3 | 0 | 0 | 0 | 0 |
| Rich Becker, L (1, 8)<br>OBP: 0.363, SLG: 0.388 | | C X<br>0-1 ①② F8-4 1-2 | | | C B F X<br>1-2 HR | S B B X<br>2-1 ① FC4-2-5-1 SF8 1-3 3-H | | B D I I<br>4-0 FC6-4 1-2 IBB | | 3 | 1 | 1 | 1 | 1 | 0 | 3 |
| Pat Meares, R (1, 6)<br>OBP: 0.335, SLG: 0.450 | | C B B X<br>2-1 ③ L7 | | | B S C B B F F T<br>3-2 ② K | C D F X<br>1-2 ② SF8 2-3 3-H | | B X<br>1-0 ③ FC6-4 1-2f | | 3 | 0 | 0 | 1 | 0 | 1 | 2 |
| Inning Stats | R: 0 H: 0<br>E: 0 LOB: 0<br>K: 2 BB: 0<br>S: 8 P: 11 | R: 0 H: 0<br>E: 0 LOB: 0<br>K: 1 BB: 0<br>S: 8 P: 12 | R: 0 H: 1<br>E: 0 LOB: 0<br>K: 0 BB: 0<br>S: 6 P: 9 | R: 3 H: 3<br>E: 0 LOB: 0<br>K: 1 BB: 0<br>S: 15 P: 23 | R: 2 H: 3<br>E: 0 LOB: 2<br>K: 2 BB: 1<br>S: 17 P: 29 | R: 2 H: 3<br>E: 0 LOB: 1<br>K: 0 BB: 0<br>S: 13 P: 22 | R: 0 H: 0<br>E: 0 LOB: 0<br>K: 1 BB: 0<br>S: 9 P: 16 | R: 0 H: 1<br>E: 1 LOB: 2<br>K: 0 BB: 1<br>S: 6 P: 15 | R: 1 H: 1<br>E: 0 LOB: 0<br>K: 1 BB: 0<br>S: 13 P: 19 | 1B: 6 SF: 1<br>2B: 4 SAC: 0<br>3B: 0 DP: 2<br>HR: 3 HBP: 0 | | | | | | |

| PITCHER | IP | WLS | BF | H | R | ER | SO | BB | IBB | HBP | BLK | WP | HR | S | P | ERA | WHIP |
|---|---|---|---|---|---|---|---|---|---|---|---|---|---|---|---|---|---|
| Jeff D'Amico, R (1, 1)<br>ERA: 4.39 | 5.0 | L | 24 | 9 | 7 | 6 | 6 | 1 | 0 | 0 | 0 | 0 | 2 | 56 | 89 | 10.80 | 2.000 |
| Bryce Florie, R (6, 1)<br>ERA: 4.6 | 1.0 | | 4 | 1 | 0 | 0 | 0 | 0 | 0 | 0 | 0 | 0 | 0 | 11 | 17 | 0.00 | 1.000 |
| Bob Wickman, R (7, 1)<br>ERA: 3.22 | 2.0 | | 8 | 1 | 0 | 0 | 1 | 0 | 1 | 0 | 0 | 0 | 0 | 15 | 31 | 0.00 | 0.500 |
| Doug Jones, R (9, 1)<br>ERA: 2.83 | 1.0 | | 4 | 1 | 1 | 1 | 1 | 0 | 0 | 0 | 0 | 0 | 1 | 13 | 19 | 9.00 | 1.000 |

| PITCHER | IP | WLS | BF | H | R | ER | SO | BB | IBB | HBP | BLK | WP | HR | S | P | ERA | WHIP |
|---|---|---|---|---|---|---|---|---|---|---|---|---|---|---|---|---|---|

TOP

# Minnesota Twins @ Milwaukee Brewers

Milwaukee County Stadium, Milwaukee, WI

Thu Jul 03 1997, 4:33 AM EDT
Att. 13,617 - Overcast - 66 F

livebaseballscorecards.com

| | |
|---|---|
| AB | 37 |
| R | 8 |
| H | 12 |
| RBI | 7 |
| BB | 2 |
| SO | 8 |
| LOB | 11 |

| | | | |
|---|---|---|---|
| WP: 0 | PA: 40 | | |
| PB: 0 | | | |
| SB: 2 | | | |
| CS: 0 | | | |

| Batter | 1 | 2 | 3 | 4 | 5 | 6 | 7 | 8 | 9 | AB | R | H | RBI | BB | SO | LOB |
|---|---|---|---|---|---|---|---|---|---|---|---|---|---|---|---|---|
| Mark Loretta, R (1, 4)<br>OBP: 0.369, SLG: 0.420 | E8<br>1B<br>FC5-2-5-1 | | G6-3 | | G6-3 | | P3 | | K<br>1-2 | 5 | 0 | 0 | 0 | 0 | 1 | 2 |
| Jeromy Burnitz, L (1, 9)<br>OBP: 0.403, SLG: 0.548 | FC5-2-5-1<br>2B<br>2-3<br>1B | | P5 | | | 1B<br>SF9<br>BB | | K | G4-1<br>2-3 | 4 | 2 | 1 | 0 | 1 | 1 | 2 |
| Jeff Cirillo, R (1, 5)<br>OBP: 0.374, SLG: 0.458 | FC5-2-5-1<br>2B<br>1-3<br>3-H | | K | | | F9 | | 1B<br>1B<br>HBP | F9 | 4 | 2 | 0 | 0 | 0 | 1 | 5 |
| Dave Nilsson, L (1, 10)<br>OBP: 0.354, SLG: 0.412 | G3-1<br>2-H<br>3-H<br>2B | | | G6-3 | | SF9<br>1-3<br>1B | | BB<br>SF7<br>1-2<br>1B | | 4 | 1 | 3 | 2 | 0 | 0 | 0 |
| Jose Valentin, S (1, 6)<br>OBP: 0.318, SLG: 0.399 | G3-1<br>2-3 | | | G4-3 | | SF9<br>1-2<br>3-H | | SF7<br>BB<br>1-2<br>2-H<br>1B | | 3 | 0 | 1 | 2 | 0 | 0 | 1 |
| Jack Voigt, R (1, 7)<br>OBP: 0.379, SLG: 0.542 | F7 | | | G4-3 | | BB | | BB<br>1-2<br>2-3 | | 2 | 0 | 0 | 0 | 2 | 0 | 1 |
| Gerald Williams, R (1, 8)<br>OBP: 0.306, SLG: 0.389 | | G5-3 | | | G5-3 | K | | SF7<br>2-3<br>3-H | | 3 | 0 | 0 | 1 | 0 | 1 | 2 |
| Antone Williamson, L (1, 3)<br>OBP: 0.254, SLG: 0.259 | | F7 | | | P7 | P7 | | K | | 4 | 0 | 0 | 0 | 0 | 1 | 2 |
| Kelly Stinnett, R (1, 2)<br>OBP: 0.222, SLG: 0.333<br>Jesse Levis, L (7, PH) (8, 2)<br>OBP: 0.330, SLG: 0.297<br>Tim Unroe, R (9, PR)<br>OBP: 0.308, SLG: 0.846 | | K | | | 2B | F9 | | | G4-1<br>S<br>BB | 2<br>1<br>0 | 0<br>0<br>0 | 1<br>0<br>0 | 0<br>0<br>0 | 0<br>1<br>0 | 1<br>0<br>0 | 0<br>0<br>0 |
| Inning Stats | R: 2<br>E: 1<br>K: 0<br>S: 12<br>H: 2<br>LOB: 1<br>BB: 0<br>P: 18 | R: 0<br>E: 0<br>K: 1<br>S: 7<br>H: 0<br>LOB: 0<br>BB: 0<br>P: 10 | R: 0<br>E: 0<br>K: 1<br>S: 6<br>H: 0<br>LOB: 0<br>BB: 0<br>P: 10 | R: 0<br>E: 0<br>K: 0<br>S: 5<br>H: 0<br>LOB: 0<br>BB: 0<br>P: 9 | R: 0<br>E: 0<br>K: 0<br>S: 10<br>H: 1<br>LOB: 1<br>BB: 0<br>P: 15 | R: 1<br>E: 0<br>K: 1<br>S: 12<br>H: 1<br>LOB: 2<br>BB: 2<br>P: 24 | R: 0<br>E: 0<br>K: 0<br>S: 8<br>H: 0<br>LOB: 0<br>BB: 0<br>P: 15 | R: 2<br>E: 0<br>K: 2<br>S: 21<br>H: 2<br>LOB: 2<br>BB: 1<br>P: 32 | R: 0<br>E: 0<br>K: 1<br>S: 11<br>H: 0<br>LOB: 2<br>BB: 1<br>P: 19 | 1B: 4<br>2B: 2<br>3B: 0<br>HR: 0<br>SF: 2<br>SAC: 0<br>DP: 0<br>HBP: 1 | | | | | | |

| PITCHER | | IP | WLS | BF | H | R | ER | SO | BB | IBB | HBP | BLK | WP | HR | S | P | ERA | WHIP |
|---|---|---|---|---|---|---|---|---|---|---|---|---|---|---|---|---|---|---|
| Brad Radke, R<br>ERA: 4.13 | (1, 1) | 7.0 | W | 28 | 4 | 3 | 2 | 3 | 2 | 0 | 0 | 0 | 0 | 0 | 60 | 101 | 2.57 | 0.857 |
| Greg Swindell, L<br>ERA: 4.11 | (8, 1) | 0.1 | | 4 | 2 | 2 | 2 | 1 | 0 | 0 | 1 | 0 | 0 | 0 | 10 | 16 | 54.00 | 6.000 |
| Rick Aguilera, R<br>ERA: 3.96 | (8, 1) | 1.2 | S | 7 | 0 | 0 | 0 | 2 | 2 | 0 | 0 | 0 | 0 | 0 | 22 | 35 | 0.00 | 1.200 |

| PITCHER | IP | WLS | BF | H | R | ER | SO | BB | IBB | HBP | BLK | WP | HR | S | P | ERA | WHIP |
|---|---|---|---|---|---|---|---|---|---|---|---|---|---|---|---|---|---|

# BOTTOM

## Minnesota Twins @ Milwaukee Brewers

Milwaukee County Stadium, Milwaukee, WI

Thu Jul 03 1997, 4:33 AM EDT

Att. 13,617 - Overcast - 66 F

livebaseballscorecards.com

| | |
|---|---|
| AB | 32 |
| R | 5 |
| H | 6 |
| RBI | 5 |
| BB | 4 |
| SO | 6 |
| LOB | 15 |

PA: 39

# TOP

## Minnesota Twins @ Milwaukee Brewers

Milwaukee County Stadium, Milwaukee, WI

Fri Jul 04 1997, 4:33 AM EDT
Att. 20,024 - Overcast - 64 F

livebaseballscorecards.com

| Batter | 1 | 2 | 3 | 4 | 5 | 6 | 7 | 8 | 9 | AB | R | H | RBI | BB | SO | LOB |
|---|---|---|---|---|---|---|---|---|---|---|---|---|---|---|---|---|
| Chuck Knoblauch, R (1, 4)<br>OBP: 0.405, SLG: 0.404 | 2-2 HR | 4-2 BB | 2-1 P6 ③ | | 1-1 SF7 2B | 3-2 F7 ③ | | 1-1 L5 ② | | 5 | 3 | 2 | 1 | 1 | 0 | 2 |
| Roberto Kelly, R (1, 9)<br>OBP: 0.356, SLG: 0.415 | 0-0 P3 ① | 0-1 1B 2B<br>1-H<br>2-H | | 1-0 F9 ① | 0-0 1B<br>2-3 1B | | BB 1B 1B | 3-3 K ③ | | 6 | 3 | 3 | 2 | 0 | 1 | 0 |
| Paul Molitor, R (1, 10)<br>OBP: 0.373, SLG: 0.457 | 2-2 BB 1B | 1-1 CI<br>2-H 1B | | 1-2 F7 ② | 2-2 SF7 ②<br>3-H | | 1-3 K ① | | 2-0 2B FC6-4 1B | 4 | 0 | 2 | 2 | 0 | 1 | 1 |
| Greg Myers, L (9, PH)<br>OBP: 0.344, SLG: 0.440 | | | | | | | | | | 1 | 1 | 1 | 0 | 0 | 0 | 0 |
| Terry Steinbach, R (1, 2)<br>OBP: 0.336, SLG: 0.433 | 4-1<br>1-2 BB | 1-1 CI<br>1-2 | | 1-2 1B 1B | 1-0 1B<br>1-2 1B 1B | | 0-1 BB<br>1-2 1B 1B | | 1-1 FC6-4<br>1-3 1B 2B | 4 | 2 | 4 | 0 | 1 | 0 | 0 |
| Ron Coomer, R (1, 5)<br>OBP: 0.335, SLG: 0.473 | 0-2 L8 ② | 0-1 P3 ③ | | B 1 SAFE S B X<br>2-1<br>1-2 1B | 0-2<br>1-2<br>2-H 1B | | 1-1 F9 ② | | 1-3 K ①<br>1-3 | 5 | 0 | 2 | 1 | 0 | 0 | 6 |
| Denny Hocking, S (7, 5)<br>OBP: 0.314, SLG: 0.366 | | | | | | | | | | 1 | 0 | 0 | 0 | 0 | 1 | 2 |
| Marty Cordova, R (1, 7)<br>OBP: 0.338, SLG: 0.432 | 2-3 K ③ | | 2-0 F9 ① | 0-0 F9 ③ | 2-2 ③<br>1-2<br>2-H 1B | | 4-0 FC5 1B<br>1-2<br>2-3 BB | | 4-0 FC6-4<br>IBB | 4 | 0 | 1 | 0 | 2 | 1 | 4 |
| Greg Colbrunn, R (1, 3)<br>OBP: 0.317, SLG: 0.434 | | 1-1 G6-3 ①<br>1-2f<br>2-3<br>3-H | 1-1 2B 1B | | 2-0 SH5-3 HR 2B | 2-2 HR | 0-0 1B<br>1-2<br>2-H<br>3-H | | 0-2 FC6-4 ② 1B<br>1-2f<br>2-3<br>3-H | 6 | 2 | 4 | 4 | 0 | 0 | 2 |
| Darrin Jackson, R (1, 8)<br>OBP: 0.256, SLG: 0.385 | 0-0 P5 ② | 0-1 2B<br>1-3 | | 1-1 SH5-3 ①<br>2-3 | 0-0 F7 ① | 1-0 FC5 ③<br>2-3f | | | 2-0 1B<br>1-2<br>3-H | 5 | 0 | 2 | 1 | 0 | 0 | 2 |
| Pat Meares, R (1, 6)<br>OBP: 0.335, SLG: 0.463 | 1-2 2B | 3-2 G1-3 ② | | 1-2 HR<br>3-H | 0-1 F8 ② | | | 0-0 G1-3 ① | 0-2 G1-6-3 ③ | 6 | 2 | 2 | 2 | 0 | 0 | 4 |
| Inning Stats | R: 1 H: 2<br>E: 0 LOB: 2<br>K: 1 BB: 1<br>S: 15 P: 25 | R: 3 H: 3<br>E: 1 LOB: 2<br>K: 0 BB: 1<br>S: 16 P: 24 | R: 0 H: 2<br>E: 0 LOB: 2<br>K: 0 BB: 0<br>S: 11 P: 19 | R: 0 H: 2<br>E: 0 LOB: 2<br>K: 0 BB: 0<br>S: 10 P: 15 | R: 4 H: 7<br>E: 0 LOB: 2<br>K: 0 BB: 0<br>S: 19 P: 29 | R: 1 H: 1<br>E: 0 LOB: 0<br>K: 0 BB: 0<br>S: 9 P: 14 | R: 2 H: 3<br>E: 0 LOB: 2<br>K: 1 BB: 1<br>S: 10 P: 18 | R: 0 H: 0<br>E: 0 LOB: 0<br>K: 1 BB: 0<br>S: 7 P: 11 | R: 2 H: 3<br>E: 0 LOB: 2<br>K: 1 BB: 1<br>S: 16 P: 26 | 1B: 14 SF: 1<br>2B: 6 SAC: 1<br>3B: 0 DP: 0<br>HR: 3 HBP: 0 | | | | | | |

| | AB | 47 |
|---|---|---|
| | R | 13 |
| | H | 23 |
| | RBI | 13 |
| | BB | 4 |
| | SO | 4 |
| | LOB | 23 |

WP: 0 PA: 54
PB: 0
SB: 0
CS: 0

| PITCHER | | IP | WLS | BF | H | R | ER | SO | BB | IBB | HBP | BLK | WP | HR | S | P | ERA | WHIP |
|---|---|---|---|---|---|---|---|---|---|---|---|---|---|---|---|---|---|---|
| Scott Karl, L<br>ERA: 5.44 | (1, 1) | 4.1 | L | 27 | 11 | 6 | 6 | 1 | 2 | 0 | 0 | 0 | 0 | 2 | 58 | 93 | 12.46 | 3.000 |
| Bryce Florie, R<br>ERA: 5.1 | (5, 1) | 0.2 | | 6 | 5 | 2 | 2 | 0 | 0 | 0 | 0 | 0 | 0 | 0 | 13 | 19 | 27.00 | 7.500 |
| Joel Adamson, L<br>ERA: 5.47 | (6, 1) | 2.0 | | 11 | 4 | 3 | 3 | 1 | 1 | 0 | 0 | 0 | 0 | 1 | 19 | 32 | 13.50 | 2.500 |
| Mike Fetters, R<br>ERA: 4.13 | (8, 1) | 1.0 | | 3 | 0 | 0 | 0 | 1 | 0 | 0 | 0 | 0 | 0 | 0 | 7 | 11 | 0.00 | 0.000 |
| Ron Villone, L<br>ERA: 5.87 | (9, 1) | 1.0 | | 7 | 3 | 2 | 2 | 1 | 0 | 1 | 0 | 0 | 0 | 0 | 16 | 26 | 18.00 | 3.000 |

| PITCHER | IP | WLS | BF | H | R | ER | SO | BB | IBB | HBP | BLK | WP | HR | S | P | ERA | WHIP |
|---|---|---|---|---|---|---|---|---|---|---|---|---|---|---|---|---|---|

# BOTTOM

| Batter | 1 | 2 | 3 | 4 | 5 | 6 | 7 | 8 | 9 | AB | R | H | RBI | BB | SO | LOB |
|---|---|---|---|---|---|---|---|---|---|---|---|---|---|---|---|---|
| Mark Loretta, R (1, 4)<br>OBP: 0.367, SLG: 0.417 | B C C F X<br>1-2 1B S 1B | | B C X<br>1-1 G6-3 ①<br>F F C<br>0-3 K ③ | | | C X<br>0-1 G6-4-3 ②③<br>1-2f | | | B B B S C<br>2-3 K ①<br>1-2 | 4 | 0 | 1 | 0 | 0 | 1 | 2 |
| Kelly Stinnett, R (9, 2)<br>OBP: 0.200, SLG: 0.300 | | | | | | | | | | 1 | 0 | 0 | 0 | 0 | 1 | 1 |
| Jeromy Burnitz, L (1, 9)<br>OBP: 0.401, SLG: 0.541 | C C C T B B S<br>3-3 K ①<br>1-2 | | C C C B B F F F F B B<br>4-2 BB 1B BB | | C S C<br>0-3 K ① | | B S S X<br>1-2 G5-3 ① | | B B B S S B B B T B<br>4-2 G6-4-3 BB<br>2-3 | 3 | 0 | 0 | 0 | 1 | 2 | 1 |
| Matt Mieske, R (9, PH)<br>OBP: 0.316, SLG: 0.389 | | | | | | | | | | 0 | 0 | 0 | 0 | 1 | 0 | 0 |
| Jeff Cirillo, R (1, 5)<br>OBP: 0.380, SLG: 0.462 | B B C X<br>2-1 1B<br>2-3 | | 1 SAFE X<br>0-0 BB 1B<br>1-2 | | B B B B<br>4-0 1B 2B BB | | C X<br>0-1 G6-3 1B | | X<br>0-0 G6-4-3 ②③<br>1-2f | 4 | 1 | 3 | 0 | 1 | 0 | 2 |
| Dave Nilsson, L (1, 3)<br>OBP: 0.353, SLG: 0.409 | C S T S<br>0-3 K ② | | F X<br>0-1 F7 ② | | B B B C F X<br>3-2 2B 1B<br>1-3 | | C S B F B X<br>2-2 G6-3 ②<br>1-2 | | | 4 | 0 | 1 | 0 | 0 | 1 | 5 |
| Tim Unroe, R (9, 3)<br>OBP: 0.308, SLG: 0.846 | | | | | | | | | | 0 | 0 | 0 | 0 | 0 | 0 | 0 |
| Jose Valentin, S (1, 6)<br>OBP: 0.321, SLG: 0.403 | C X<br>0-1 F9 ③ | | B B B F B F F B<br>4-2 1-2 2-3 BB | | D F X<br>1-1 1-3 3-H 2B | | B X<br>1-0 P5 ③ | | | 3 | 0 | 1 | 1 | 1 | 0 | 3 |
| Jack Voigt, R (1, 7)<br>OBP: 0.333, SLG: 0.464 | | B X<br>1-0 P3 ①<br>B B B C F F X<br>3-2 L9 ③ | | | F B B X<br>2-1 P3 ② | | | B X<br>1-0 P3 ① | | 4 | 0 | 0 | 0 | 0 | 0 | 5 |
| Gerald Williams, R (1, 8)<br>OBP: 0.302, SLG: 0.383 | | B S X<br>1-1 G1-3 ②<br>B C B B F X<br>3-2 P6 ① | | | X<br>0-0 F9 ③ | | | B X<br>1-0 P4 ② | | 4 | 0 | 0 | 0 | 0 | 0 | 2 |
| Jesse Levis, L (1, 10)<br>OBP: 0.336, SLG: 0.305 | | B B C B F X<br>3-2 1B<br>B X<br>1-0 F8 ② | | | | C B B X<br>2-1 G6-4-3 1B | | B B B C X<br>3-1 G3-1 ③ | | 4 | 0 | 2 | 0 | 0 | 0 | 0 |
| Mike Matheny, R (1, 2)<br>OBP: 0.275, SLG: 0.330 | | C B X<br>1-1 P4 ③<br>B C F B X<br>2-2 1B | | | C C S<br>0-3 K ① | | | X<br>0-0 WP PB 1B | | 3 | 0 | 1 | 0 | 0 | 1 | 2 |
| Jeff Huson, L (9, 4)<br>OBP: 0.301, SLG: 0.263 | | | | | | | | | | 1 | 0 | 1 | 0 | 0 | 0 | 0 |
| Inning Stats | R: 0 H: 2<br>E: 0 LOB: 2<br>K: 2 BB: 0<br>S: 16 P: 22 | R: 0 H: 1<br>E: 0 LOB: 1<br>K: 0 BB: 0<br>S: 8 P: 14 | R: 0 H: 1<br>E: 0 LOB: 3<br>K: 0 BB: 2<br>S: 17 P: 29 | R: 0 H: 1<br>E: 0 LOB: 1<br>K: 1 BB: 0<br>S: 10 P: 16 | R: 1 H: 2<br>E: 0 LOB: 2<br>K: 1 BB: 1<br>S: 11 P: 21 | R: 0 H: 1<br>E: 0 LOB: 0<br>K: 1 BB: 0<br>S: 7 P: 9 | R: 0 H: 1<br>E: 0 LOB: 1<br>K: 0 BB: 0<br>S: 10 P: 14 | R: 0 H: 0<br>E: 0 LOB: 0<br>K: 0 BB: 0<br>S: 4 P: 9 | R: 0 H: 1<br>E: 0 LOB: 1<br>K: 1 BB: 1<br>S: 7 P: 13 | 1B: 9 SF: 0<br>2B: 1 SAC: 0<br>3B: 0 DP: 2<br>HR: 0 HBP: 0 | | | | | | |

| PITCHER | IP | WLS | BF | H | R | ER | SO | BB | IBB | HBP | BLK | WP | HR | S | P | ERA | WHIP |
|---|---|---|---|---|---|---|---|---|---|---|---|---|---|---|---|---|---|
| Dave Stevens, R (1, 1)<br>ERA: 10.32 | 5.0 | W | 25 | 7 | 1 | 1 | 4 | 3 | 0 | 0 | 0 | 0 | 0 | 62 | 102 | 1.80 | 2.000 |
| Mike Trombley, R (6, 1)<br>ERA: 4.22 | 2.0 | | 7 | 2 | 0 | 0 | 1 | 0 | 0 | 0 | 0 | 0 | 0 | 17 | 23 | 0.00 | 1.000 |
| Todd Ritchie, R (8, 1)<br>ERA: 5.08 | 2.0 | | 7 | 1 | 0 | 0 | 1 | 1 | 0 | 0 | 0 | 1 | 0 | 11 | 22 | 0.00 | 1.000 |

| PITCHER | IP | WLS | BF | H | R | ER | SO | BB | IBB | HBP | BLK | WP | HR | S | P | ERA | WHIP |
|---|---|---|---|---|---|---|---|---|---|---|---|---|---|---|---|---|---|

# Minnesota Twins @ Milwaukee Brewers

Milwaukee County Stadium, Milwaukee, WI

Fri Jul 04 1997, 4:33 AM EDT

Att. 20,024 - Overcast - 64 F

livebaseballscorecards.com

| | |
|---|---|
| AB | 35 |
| R | 1 |
| H | 10 |
| RBI | 1 |
| BB | 4 |
| SO | 6 |
| LOB | 23 |

WP: 1 PA: 39
PB: 1
SB: 1
CS: 0

| Batter | 1 | 2 | 3 | 4 | 5 | 6 | 7 | 8 | 9 | AB | R | H | RBI | BB | SO | LOB |
|---|---|---|---|---|---|---|---|---|---|---|---|---|---|---|---|---|
| Chuck Knoblauch, R (1, 4)<br>OBP: 0.404, SLG: 0.402 | C B X 1-1 P4 ① | | | B F F B F X 2-2 G5-3 ① | | C F B X 1-2 1B | | C B B 1 SAFE S B S 3-3 K ③ 1-2 | | 4 | 0 | 1 | 0 | 0 | 1 | 1 |
| Rich Becker, L (1, 8)<br>OBP: 0.358, SLG: 0.382 | C B S C 1-3 K ② | | | S F B B F F B X 2-2 F7 ② | | S X 0-1 G3-1 ③ | | | C F X 0-2 F7 ① | 4 | 0 | 0 | 0 | 0 | 1 | 1 |
| Paul Molitor, R (1, 10)<br>OBP: 0.368, SLG: 0.450 | B B F S F S 2-3 K ③ | | | B B F C X 2-2 G4-3 ③ | | | B F C B F X 2-2 F7 ① | | C C S 0-3 K ② | 4 | 0 | 0 | 0 | 0 | 2 | 0 |
| Terry Steinbach, R (1, 2)<br>OBP: 0.335, SLG: 0.438 | | X 0-0 F8 ① | | | C B F F C 1-3 K ① | | X 0-0 WP 3B | | S F X 0-2 G3 ③ | 4 | 1 | 1 | 0 | 0 | 1 | 0 |
| Ron Coomer, R (1, 5)<br>OBP: 0.331, SLG: 0.467 | | B C X 1-1 P6 ② | | | F C B B B F X 3-2 G4-3 ② | | S C X 0-2 L8 ② | | | 3 | 0 | 0 | 0 | 0 | 0 | 1 |
| Scott Stahoviak, L (1, 3)<br>OBP: 0.353, SLG: 0.520 | | C B B F X 2-2 G6-3 ③ | | | B F B B B 4-1 BB | | F B B X 2-1 P4 ③ 3-H | | | 2 | 0 | 0 | 0 | 1 | 0 | 0 |
| Marty Cordova, R (1, 7)<br>OBP: 0.344, SLG: 0.437 | | | B C S X 1-2 G6-3 1B | | 1 SAFE C C F 1 F B X 1-2 F9 ③ | | | X 0-0 S 1B | | 3 | 0 | 2 | 0 | 0 | 0 | 1 |
| Matt Lawton, L (1, 9)<br>OBP: 0.358, SLG: 0.415 | | | X 0-0 L8 ① | | | C B B B F X 3-2 P6 ① | | C B C 1 SAFE X 1-2 F8 ① | | 3 | 0 | 0 | 0 | 0 | 0 | 2 |
| Pat Meares, R (1, 6)<br>OBP: 0.331, SLG: 0.457 | | | 1 SAFE B X 1-0 G6-3 ② ③ 1-2f | | | B F B F B X 3-2 L8 ② | | C S B B X 2-2 F9 ② | | 3 | 0 | 0 | 0 | 0 | 0 | 2 |
| Inning Stats | R: 0 E: 0 K: 2 S: 9 H: 0 LOB: 0 BB: 0 P: 13 | R: 0 E: 0 K: 0 S: 6 H: 0 LOB: 0 BB: 0 P: 9 | R: 0 E: 0 K: 0 S: 5 H: 1 LOB: 0 BB: 0 P: 7 | R: 0 E: 0 K: 0 S: 12 H: 0 LOB: 0 BB: 0 P: 18 | R: 0 E: 0 K: 1 S: 14 H: 0 LOB: 1 BB: 1 P: 23 | R: 0 E: 0 K: 0 S: 11 H: 1 LOB: 1 BB: 0 P: 18 | R: 1 E: 0 K: 0 S: 10 H: 1 LOB: 0 BB: 0 P: 14 | R: 0 E: 0 K: 1 S: 10 H: 1 LOB: 1 BB: 0 P: 16 | R: 0 E: 0 K: 1 S: 9 H: 0 LOB: 0 BB: 0 P: 9 | 1B: 3 2B: 0 3B: 1 HR: 0 | SF: 0 SAC: 0 DP: 1 HBP: 0 | | | | | | |

# TOP

Minnesota Twins @ Milwaukee Brewers

Milwaukee County Stadium, Milwaukee, WI

Sat Jul 05 1997, 8:05 PM EDT

Att. 24,102 - Unknown - 73 F

livebaseballscorecards.com

| | |
|---|---|
| AB | 30 |
| R | 1 |
| H | 4 |
| RBI | 0 |
| BB | 1 |
| SO | 5 |
| LOB | 8 |

WP: 1 PB: 0 SB: 1 CS: 0 PA: 31

| PITCHER | | IP | WLS | BF | H | R | ER | SO | BB | IBB | HBP | BLK | WP | HR | S | P | ERA | WHIP |
|---|---|---|---|---|---|---|---|---|---|---|---|---|---|---|---|---|---|---|
| 21 Cal Eldred, R<br>ERA: 5.5 | (1, 1) | 7.0 | W | 24 | 3 | 1 | 1 | 3 | 1 | 0 | 0 | 0 | 1 | 0 | 67 | 102 | 1.29 | 0.571 |
| Bob Wickman, R<br>ERA: 3.15 | (8, 1) | 1.0 | | 4 | 1 | 0 | 0 | 1 | 0 | 0 | 0 | 0 | 0 | 0 | 10 | 16 | 0.00 | 1.000 |
| Doug Jones, R<br>ERA: 2.76 | (9, 1) | 1.0 | S | 3 | 0 | 0 | 0 | 1 | 0 | 0 | 0 | 0 | 0 | 0 | 9 | 9 | 0.00 | 0.000 |

| PITCHER | IP | WLS | BF | H | R | ER | SO | BB | IBB | HBP | BLK | WP | HR | S | P | ERA | WHIP |
|---|---|---|---|---|---|---|---|---|---|---|---|---|---|---|---|---|---|

| Batter | 1 | 2 | 3 | 4 | 5 | 6 | 7 | 8 | 9 | AB | R | H | RBI | BB | SO | LOB |
|---|---|---|---|---|---|---|---|---|---|---|---|---|---|---|---|---|
| Jack Voigt, R (1, 7)<br>OBP: 0.333, SLG: 0.548 | C B B C X<br>2-2 G6-3 ① | D X<br>1-0 L9-2 ② ③<br>3-H | | | B X<br>1-0 HR | | I I I<br>4-0 IBB | | | 3 | 1 | 1 | 1 | 0 | 0 | 3 |
| Dave Nilsson, L (7, PH)<br>OBP: 0.355, SLG: 0.409 | | | | | | | | | | 0 | 0 | 0 | 0 | 1 | 0 | 0 |
| Mike Matheny, R (8, 2)<br>OBP: 0.275, SLG: 0.330 | | | | | | | | | | 0 | 0 | 0 | 0 | 0 | 0 | 0 |
| Jose Valentin, S (1, 6)<br>OBP: 0.320, SLG: 0.405 | C B L F B X<br>2-2 1B SF8 2B | | C X<br>0-1 F9 ① | | C B X<br>1-1 G6-3 ② | | C D B X<br>2-1 G4-3 ③ | | | 4 | 1 | 1 | 0 | 0 | 0 | 2 |
| Jeff Cirillo, R (1, 5)<br>OBP: 0.379, SLG: 0.459 | C B B X<br>2-1 1B 1B<br>2-3 | | B F B F F F X<br>2-2 G4-3 ② | | C B F X<br>1-2 G5-3 ③ | | | X<br>0-0 P2 ① | | 4 | 0 | 1 | 0 | 0 | 0 | 0 |
| Marc Newfield, R (1, 10)<br>OBP: 0.296, SLG: 0.303 | C F B B X<br>2-2 SF8 ②<br>3-H | | C B B F B X<br>3-2 L8 ③ | | | B B X<br>2-0 F9 ① | | C C C<br>0-3 K ② | | 3 | 0 | 0 | 1 | 0 | 1 | 0 |
| Gerald Williams, R (1, 8)<br>OBP: 0.302, SLG: 0.382 | 1 SAFE<br>C S F F F F B<br>1 SAFE<br>1 SAFE<br>1-2 X ③<br>1-3 1B | | | C S F B B X<br>2-2 P6 ① | | B X<br>1-0 G6-3 ② | | F X<br>0-1 G3 ③ | | 4 | 0 | 1 | 0 | 0 | 0 | 0 |
| Matt Mieske, R (1, 9)<br>OBP: 0.322, SLG: 0.396<br>(8, 7) | | B B B B<br>4-0 BB BB L9-2 BB | | B C B F B X<br>3-2 2B | | C B B B X<br>3-1 P3 ③ | | | | 2 | 0 | 1 | 0 | 1 | 0 | 0 |
| Mark Loretta, R (1, 4)<br>OBP: 0.363, SLG: 0.412 | 1 SAFE<br>B B B C F X<br>3-2 L9 ① | | | B C B B B X<br>3-1 P4 ② | | | C B X<br>1-1 G6-3 ① | | | 3 | 0 | 0 | 0 | 0 | 0 | 2 |
| Tim Unroe, R (1, 3)<br>OBP: 0.375, SLG: 0.786 | B B B B<br>4-0 BB<br>1-2 BB | | | C X<br>0-1 G4-3 ③ | | | B B B C B<br>4-1 G3 S BB | | | 1 | 0 | 0 | 0 | 2 | 0 | 1 |
| Kelly Stinnett, R (1, 2)<br>OBP: 0.250, SLG: 0.273 | B B C F B B<br>4-2 BB<br>1-2<br>2-3 | | | | X<br>0-0 F8 ① | | B S C F D D X<br>3-2 G3 ②<br>1-3 | | | 1 | 0 | 0 | 0 | 1 | 0 | 0 |
| Jeromy Burnitz, L (7, PH)<br>OBP: 0.399, SLG: 0.539<br>(8, 9) | | | | | | | | | | 1 | 0 | 0 | 0 | 0 | 0 | 1 |
| Inning Stats | R: 1 H: 3<br>E: 0 LOB: 2<br>K: 0 BB: 0<br>S: 18 P: 27 | R: 0 H: 0<br>E: 0 LOB: 2<br>K: 0 BB: 3<br>S: 6 P: 22 | R: 0 H: 0<br>E: 0 LOB: 0<br>K: 0 BB: 0<br>S: 10 P: 15 | R: 0 H: 1<br>E: 0 LOB: 1<br>K: 0 BB: 0<br>S: 11 P: 19 | R: 1 H: 1<br>E: 0 LOB: 0<br>K: 0 BB: 0<br>S: 7 P: 10 | R: 0 H: 0<br>E: 0 LOB: 0<br>K: 0 BB: 0<br>S: 4 P: 10 | R: 0 H: 0<br>E: 0 LOB: 2<br>K: 0 BB: 2<br>S: 9 P: 23 | R: 0 H: 0<br>E: 0 LOB: 0<br>K: 1 BB: 0<br>S: 6 P: 6 | | 1B: 2 SF: 1<br>2B: 3 SAC: 0<br>3B: 0 DP: 1<br>HR: 1 HBP: 0 | | | | | | |

| PITCHER | | IP | WLS | BF | H | R | ER | SO | BB | IBB | HBP | BLK | WP | HR | S | P | ERA | WHIP |
|---|---|---|---|---|---|---|---|---|---|---|---|---|---|---|---|---|---|---|
| Rich Robertson, L<br>ERA: 5.36 | (1, 1) | 6.1 | L | 26 | 5 | 2 | 2 | 0 | 4 | 0 | 0 | 0 | 0 | 1 | 59 | 111 | 2.84 | 1.421 |
| Frankie Rodriguez, R<br>ERA: 4.56 | (7, 1) | 1.2 | | 6 | 0 | 0 | 0 | 1 | 0 | 1 | 0 | 0 | 0 | 0 | 12 | 21 | 0.00 | 0.000 |

| PITCHER | IP | WLS | BF | H | R | ER | SO | BB | IBB | HBP | BLK | WP | HR | S | P | ERA | WHIP |
|---|---|---|---|---|---|---|---|---|---|---|---|---|---|---|---|---|---|

# BOTTOM

# Minnesota Twins @ Milwaukee Brewers

Milwaukee County Stadium, Milwaukee, WI

Sat Jul 05 1997, 8:05 PM EDT

Att. 24,102 - Unknown - 73 F

livebaseballscorecards.com

| | |
|---|---|
| AB | 26 |
| R | 2 |
| H | 5 |
| RBI | 2 |
| BB | 5 |
| SO | 1 |
| LOB | 9 |

| Batter | 1 | 2 | 3 | 4 | 5 | 6 | 7 | 8 | 9 | AB | R | H | RBI | BB | SO | LOB |
|---|---|---|---|---|---|---|---|---|---|---|---|---|---|---|---|---|
| Chuck Knoblauch, R (1, 4)<br>OBP: 0.405, SLG: 0.412 | 0-0 S 2B 2B | | 3-2 F7 ② | | | 0-2 WP 3B | | 2-1 P4 ② | | 4 | 2 | 2 | 0 | 0 | 0 | 0 |
| Rich Becker, L (1, 8)<br>OBP: 0.353, SLG: 0.376 | 1-3 K ① | | 1-0 L8 ③ | | | 1-3 K ① 3-H | | 0-0 G5-3 ③ | | 4 | 0 | 0 | 0 | 0 | 2 | 1 |
| Paul Molitor, R (1, 10)<br>OBP: 0.366, SLG: 0.447 | 2-0 G5-3 ② 2-3 | | | 0-0 G6-3 ① | | 0-0 G5-3 ② | | | 1-2 1B | 4 | 0 | 1 | 0 | 0 | 0 | 1 |
| Greg Myers, L (1, 2)<br>OBP: 0.341, SLG: 0.442 | 3-1 3-H 2B | | | 2-1 F7 ② | | 2-0 F8 ③ | | | 0-0 F9 ① | 4 | 0 | 1 | 1 | 0 | 0 | 1 |
| Ron Coomer, R (1, 5)<br>OBP: 0.329, SLG: 0.464 | 3-2 G5-3 ③ | | | 0-0 G6-3 ③ | | | 3-1 FC4-6 1B | | 0-0 F8 ② | 4 | 0 | 1 | 0 | 0 | 0 | 2 |
| Scott Stahoviak, L (1, 3)<br>OBP: 0.342, SLG: 0.500 | | 3-2 G4-3 ① | | | 1-0 G5-3 ① | | 0-0 L7 ① | | 1-0 G3 ③ | 4 | 0 | 0 | 0 | 0 | 0 | 2 |
| Marty Cordova, R (1, 7)<br>OBP: 0.338, SLG: 0.428 | | 0-1 G6-3 ② | | | 2-1 E6 | | 0-1 F8 ② | | | 3 | 0 | 0 | 0 | 0 | 0 | 1 |
| Matt Lawton, L (1, 9)<br>OBP: 0.354, SLG: 0.410 | | 1-3 K ③ | | | 2-0 F8 ② | | 0-0 FC4-6 ③ 1-2f | | | 3 | 0 | 0 | 0 | 0 | 1 | 2 |
| Pat Meares, R (1, 6)<br>OBP: 0.328, SLG: 0.452 | | | 0-3 K ① | | 1 SAFE 3-2 G6-3 ③ | | | 0-1 G6-3 ① | | 3 | 0 | 0 | 0 | 0 | 1 | 1 |
| Inning Stats | R: 1 H: 2<br>E: 0 LOB: 1<br>K: 1 BB: 0<br>S: 10 P: 19 | R: 0 H: 0<br>E: 0 LOB: 0<br>K: 1 BB: 0<br>S: 8 P: 12 | R: 0 H: 0<br>E: 0 LOB: 0<br>K: 1 BB: 0<br>S: 11 P: 15 | R: 0 H: 0<br>E: 0 LOB: 0<br>K: 0 BB: 0<br>S: 4 P: 6 | R: 0 H: 0<br>E: 1 LOB: 1<br>K: 0 BB: 0<br>S: 9 P: 16 | R: 1 H: 1<br>E: 0 LOB: 0<br>K: 1 BB: 0<br>S: 9 P: 12 | R: 0 H: 1<br>E: 0 LOB: 1<br>K: 0 BB: 0<br>S: 6 P: 9 | R: 0 H: 0<br>E: 0 LOB: 0<br>K: 0 BB: 0<br>S: 5 P: 7 | R: 0 H: 1<br>E: 0 LOB: 1<br>K: 0 BB: 0<br>S: 6 P: 8 | 1B: 2 SF: 0<br>2B: 2 SAC: 0<br>3B: 1 DP: 0<br>HR: 0 HBP: 0 | | | | | | |

# TOP

## Minnesota Twins @ Milwaukee Brewers

Milwaukee County Stadium, Milwaukee, WI

Sun Jul 06 1997, 4:33 AM EDT
Att. 22,183 - Sunny - 73 F

livebaseballscorecards.com

| | |
|---|---|
| AB | 33 |
| R | 2 |
| H | 5 |
| RBI | 1 |
| BB | 0 |
| SO | 4 |
| LOB | 11 |

| | | WP: 1 | PA: 33 |
|---|---|---|---|
| | | PB: 0 | |
| | | SB: 1 | |
| | | CS: 0 | |

| PITCHER | | IP | WLS | BF | H | R | ER | SO | BB | IBB | HBP | BLK | WP | HR | S | P | ERA | WHIP |
|---|---|---|---|---|---|---|---|---|---|---|---|---|---|---|---|---|---|---|
| Ben McDonald, R<br>ERA: 4.24 | (1, 1) | 6.0 | W | 22 | 3 | 2 | 2 | 4 | 0 | 0 | 0 | 0 | 1 | 0 | 51 | 80 | 3.00 | 0.500 |
| Mike Fetters, R<br>ERA: 3.96 | (7, 1) | 1.0 | | 4 | 1 | 0 | 0 | 0 | 0 | 0 | 0 | 0 | 0 | 0 | 6 | 9 | 0.00 | 1.000 |
| Bob Wickman, R<br>ERA: 3.09 | (8, 1) | 1.0 | | 3 | 0 | 0 | 0 | 0 | 0 | 0 | 0 | 0 | 0 | 0 | 5 | 7 | 0.00 | 0.000 |
| Doug Jones, R<br>ERA: 2.7 | (9, 1) | 1.0 | | 4 | 1 | 0 | 0 | 0 | 0 | 0 | 0 | 0 | 0 | 0 | 6 | 8 | 0.00 | 1.000 |

| PITCHER | IP | WLS | BF | H | R | ER | SO | BB | IBB | HBP | BLK | WP | HR | S | P | ERA | WHIP |
|---|---|---|---|---|---|---|---|---|---|---|---|---|---|---|---|---|---|

# BOTTOM

| Batter | 1 | 2 | 3 | 4 | 5 | 6 | 7 | 8 | 9 | AB | R | H | RBI | BB | SO | LOB |
|---|---|---|---|---|---|---|---|---|---|---|---|---|---|---|---|---|
| Jeff Huson, L (1, 4)<br>OBP: 0.322, SLG: 0.278 | C X<br>0-1 L8 ① | | C B F F B F X<br>2-2 3B 1B | C B B C B B<br>4-2 G3-1 S BB | | B B X<br>2-0 1-H 1B ② | | B C F B B X<br>3-2 G4-3 ③ | | 3 | 1 | 2 | 0 | 1 | 0 | 0 |
| Mark Loretta, R (8, 4)<br>OBP: 0.362, SLG: 0.411 | | | | | | | | | | 1 | 0 | 0 | 0 | 0 | 0 | 1 |
| Jeromy Burnitz, L (1, 9)<br>OBP: 0.401, SLG: 0.545 | B B B B<br>4-0 BB BB | | C B F X<br>1-2 1-H 1B 3B | S S X<br>0-2 G3-1 1-3 ① | | C B X<br>1-1 G4-3 ③ | | | | 3 | 1 | 1 | 1 | 1 | 0 | 2 |
| Jeff Cirillo, R (1, 5)<br>OBP: 0.377, SLG: 0.456 | C S C<br>0-3 K ② | | C B B X<br>2-1 2B 3-H 1B | C B B X<br>2-1 P3 ② | | | C B C X<br>1-2 F8 ① | | | 4 | 1 | 1 | 1 | 0 | 1 | 2 |
| Dave Nilsson, L (1, 3)<br>OBP: 0.357, SLG: 0.412 | B B B T T F F D<br>SAFE | | F B S B X<br>2-2 1-H 2B 2B | B B C F X<br>2-2 G3 ③ | | | B T S B F F F X<br>2-2 L8 ② | | | 3 | 1 | 1 | 1 | 1 | 0 | 1 |
| Tim Unroe, R (9, 3)<br>OBP: 0.375, SLG: 0.786 | 4-2 1-2 BB | | | | | | | | | 0 | 0 | 0 | 0 | 0 | 0 | 0 |
| Marc Newfield, R (1, 10)<br>OBP: 0.302, SLG: 0.317 | F C B C<br>1-3 K ③ | | C B X<br>1-1 E 2-H 2B | | B X<br>1-0 F7 ① | | B C B C F X<br>2-2 1B | | | 4 | 1 | 2 | 1 | 0 | 1 | 2 |
| Jose Valentin, S (1, 6)<br>OBP: 0.323, SLG: 0.409 | | B B B B<br>4-0 G6-3 BB | X<br>0-0 E9 2-H 2B | | C X<br>0-1 F8 ② | | B B F S B F F X<br>3-2 P2 ③ | | | 3 | 0 | 1 | 1 | 1 | 0 | 1 |
| Jack Voigt, R (1, 7)<br>OBP: 0.300, SLG: 0.486 | | D X<br>1-0 G6-3 1-2f ① ② | S S B X<br>1-2 G5-3 ② | | C F B B B C<br>3-3 K ③ | | | B C B B X<br>3-1 F7 ① | | 4 | 0 | 0 | 0 | 0 | 1 | 2 |
| Gerald Williams, R (1, 8)<br>OBP: 0.304, SLG: 0.383 | | B X<br>1-0 F9 ③ | F T B C<br>1-3 K ③ | | | B B X<br>2-0 1B 1B 1B | | X<br>0-0 1B | | 4 | 0 | 2 | 0 | 0 | 1 | 1 |
| Mike Matheny, R (1, 2)<br>OBP: 0.275, SLG: 0.344 | | | B B F X<br>2-1 G4-3 ① | B F X<br>1-1 HR | | X<br>0-0 P3 ① | | S F D T<br>1-2 K ② | | 4 | 1 | 1 | 1 | 0 | 1 | 2 |
| Inning Stats | R: 0 E: 0 K: 2 S: 11<br>H: 0 LOB: 2 BB: 2 P: 20 | R: 0 E: 0 K: 0 S: 2<br>H: 0 LOB: 0 BB: 1 P: 8 | R: 5 E: 1 K: 1 S: 24<br>H: 6 LOB: 1 BB: 0 P: 36 | R: 1 E: 0 K: 0 S: 12<br>H: 1 LOB: 1 BB: 1 P: 21 | R: 0 E: 0 K: 1 S: 6<br>H: 0 LOB: 0 BB: 0 P: 10 | R: 0 E: 0 K: 0 S: 5<br>H: 2 LOB: 1 BB: 0 P: 10 | R: 0 E: 0 K: 0 S: 18<br>H: 1 LOB: 1 BB: 0 P: 26 | R: 0 E: 0 K: 1 S: 9<br>H: 1 LOB: 1 BB: 0 P: 16 | | 1B: 6 2B: 3 3B: 1 HR: 1<br>SF: 0 SAC: 0 DP: 1 HBP: 0 | | | | | | |

| PITCHER | IP | WLS | BF | H | R | ER | SO | BB | IBB | HBP | BLK | WP | HR | S | P | ERA | WHIP |
|---|---|---|---|---|---|---|---|---|---|---|---|---|---|---|---|---|---|
| LaTroy Hawkins, R (1, 1)<br>ERA: 4.78 | 3.0 | L | 19 | 7 | 6 | 6 | 3 | 4 | 0 | 0 | 0 | 0 | 1 | 41 | 73 | 18.00 | 3.667 |
| Greg Swindell, L (4, 1)<br>ERA: 3.97 | 2.0 | | 6 | 0 | 0 | 0 | 1 | 0 | 0 | 0 | 0 | 0 | 0 | 14 | 22 | 0.00 | 0.000 |
| Mike Trombley, R (6, 1)<br>ERA: 4.14 | 1.0 | | 4 | 2 | 0 | 0 | 0 | 0 | 0 | 0 | 0 | 0 | 0 | 5 | 10 | 0.00 | 2.000 |
| Eddie Guardado, L (7, 1)<br>ERA: 4.22 | 1.0 | | 4 | 1 | 0 | 0 | 0 | 0 | 0 | 0 | 0 | 0 | 0 | 18 | 26 | 0.00 | 1.000 |
| Rick Aguilera, R (8, 1)<br>ERA: 3.86 | 1.0 | | 4 | 1 | 0 | 0 | 1 | 0 | 0 | 0 | 0 | 0 | 0 | 9 | 16 | 0.00 | 1.000 |

| PITCHER | IP | WLS | BF | H | R | ER | SO | BB | IBB | HBP | BLK | WP | HR | S | P | ERA | WHIP |
|---|---|---|---|---|---|---|---|---|---|---|---|---|---|---|---|---|---|

# Minnesota Twins @ Milwaukee Brewers

Milwaukee County Stadium, Milwaukee, WI

Sun Jul 06 1997, 4:33 AM EDT
Att. 22,183 - Sunny - 73 F

livebaseballscorecards.com

| | |
|---|---|
| AB | 33 |
| R | 6 |
| H | 11 |
| RBI | 6 |
| BB | 4 |
| SO | 5 |
| LOB | 14 |

WP: 0 PB: 0 SB: 1 CS: 0 PA: 37

# Cleveland Indians @ Minnesota Twins

Hubert H. Humphrey Metrodome, Minneapolis, MN

Thu Jul 10 1997, 8:05 PM EDT

Att. 13,605 - Dome

TOP

livebaseballscorecards.com

| Batter | 1 | 2 | 3 | 4 | 5 | 6 | 7 | 8 | 9 | AB | R | H | RBI | BB | SO | LOB |
|---|---|---|---|---|---|---|---|---|---|---|---|---|---|---|---|---|
| Marquis Grissom, R (1, 8)<br>OBP: 0.318, SLG: 0.329 | G6-3 | | K<br>1-2 | | G4-3<br>2-H 1B | | FC5-4<br>1-2f | | | 4 | 0 | 1 | 1 | 0 | 1 | 2 |
| Omar Vizquel, S (1, 6)<br>OBP: 0.347, SLG: 0.369 | P6 | | | F8 1B<br>1B BB | G4-3<br>1-2f | | | K | | 3 | 1 | 0 | 0 | 1 | 1 | 1 |
| Jim Thome, L (1, 3)<br>OBP: 0.439, SLG: 0.622 | P5 | | | 1B<br>1-2 1B | | F8 | | G4-3 | | 4 | 0 | 1 | 0 | 0 | 0 | 0 |
| Manny Ramirez, R (1, 9)<br>OBP: 0.417, SLG: 0.554 | | F9 | | F8<br>2-3 | | F8 | | K | | 4 | 0 | 0 | 0 | 0 | 1 | 2 |
| David Justice, L (1, 10)<br>OBP: 0.434, SLG: 0.644 | | 1B | | 1-3 3-H 1B | | 1B | | | K | 4 | 0 | 3 | 1 | 0 | 1 | 0 |
| Matt Williams, R (1, 5)<br>OBP: 0.289, SLG: 0.482 | | P3 | | K | | F9 | | | F8 | 4 | 0 | 0 | 0 | 0 | 1 | 4 |
| Sandy Alomar Jr., R (1, 2)<br>OBP: 0.402, SLG: 0.598 | | K | | SAFE<br>0-3 K | | | G5-3 | | P5 | 4 | 0 | 0 | 0 | 0 | 2 | 3 |
| Brian Giles, L (1, 7)<br>OBP: 0.361, SLG: 0.493 | | | K | | CS 1B | | G4-3 | | | 3 | 0 | 1 | 0 | 0 | 1 | 0 |
| Tony Fernandez, S (1, 4)<br>OBP: 0.324, SLG: 0.399 | | | CS 1B | | 1-2 1B 2B | | FC5-4 BB | | | 2 | 1 | 2 | 0 | 1 | 0 | 0 |
| Inning Stats | R: 0<br>E: 0<br>K: 0<br>S: 5<br>H: 0<br>LOB: 0<br>BB: 0<br>P: 7 | R: 0<br>E: 0<br>K: 1<br>S: 10<br>H: 1<br>LOB: 1<br>BB: 0<br>P: 11 | R: 0<br>E: 0<br>K: 2<br>S: 11<br>H: 1<br>LOB: 0<br>BB: 0<br>P: 20 | R: 1<br>E: 0<br>K: 2<br>S: 16<br>H: 2<br>LOB: 2<br>BB: 1<br>P: 25 | R: 1<br>E: 0<br>K: 0<br>S: 13<br>H: 3<br>LOB: 0<br>BB: 0<br>P: 21 | R: 0<br>E: 0<br>K: 0<br>S: 11<br>H: 1<br>LOB: 1<br>BB: 0<br>P: 17 | R: 0<br>E: 0<br>K: 0<br>S: 12<br>H: 0<br>LOB: 1<br>BB: 1<br>P: 18 | R: 0<br>E: 0<br>K: 2<br>S: 9<br>H: 0<br>LOB: 0<br>BB: 0<br>P: 16 | R: 0<br>E: 0<br>K: 1<br>S: 8<br>H: 0<br>LOB: 0<br>BB: 0<br>P: 12 | 1B: 7<br>2B: 1<br>3B: 0<br>HR: 0<br>SF: 0<br>SAC: 0<br>DP: 1<br>HBP: 0 | | | | | | WP: 0<br>PB: 0<br>SB: 0<br>CS: 2<br>PA: 34 | |

| AB | 32 |
|---|---|
| R | 2 |
| H | 8 |
| RBI | 2 |
| BB | 2 |
| SO | 8 |
| LOB | 12 |

| PITCHER | | IP | WLS | BF | H | R | ER | SO | BB | IBB | HBP | BLK | WP | HR | S | P | ERA | WHIP |
|---|---|---|---|---|---|---|---|---|---|---|---|---|---|---|---|---|---|---|
| Brad Radke, R<br>ERA: 4.05 | (1, 1) | 7.0 | W | 28 | 8 | 2 | 2 | 5 | 2 | 0 | 0 | 0 | 0 | 0 | 78 | 119 | 2.57 | 1.429 |
| Greg Swindell, L<br>ERA: 3.84 | (8, 1) | 2.0 | | 6 | 0 | 0 | 0 | 3 | 0 | 0 | 0 | 0 | 0 | 0 | 17 | 28 | 0.00 | 0.000 |

| PITCHER | IP | WLS | BF | H | R | ER | SO | BB | IBB | HBP | BLK | WP | HR | S | P | ERA | WHIP |
|---|---|---|---|---|---|---|---|---|---|---|---|---|---|---|---|---|---|

| Batter | 1 | 2 | 3 | 4 | 5 | 6 | 7 | 8 | 9 | AB | R | H | RBI | BB | SO | LOB |
|---|---|---|---|---|---|---|---|---|---|---|---|---|---|---|---|---|
| Chuck Knoblauch, R (1, 4)<br>OBP: 0.407, SLG: 0.413 | 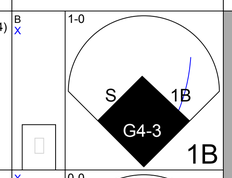 | | 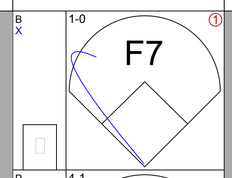 | | 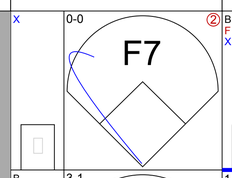 | 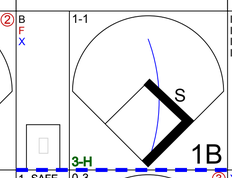 | 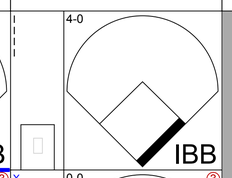 | | | 4 | 1 | 2 | 1 | 1 | 0 | 1 |
| Rich Becker, L (1, 8)<br>OBP: 0.357, SLG: 0.378 | 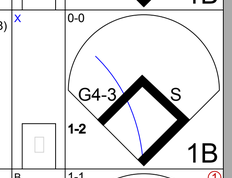 | | 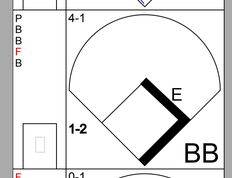 | | 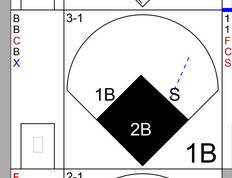 | 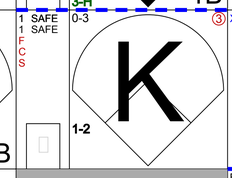 | 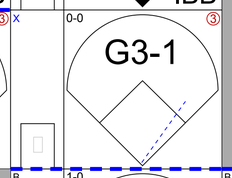 | | | 4 | 1 | 2 | 0 | 1 | 1 | 4 |
| Paul Molitor, R (1, 10)<br>OBP: 0.370, SLG: 0.454 | 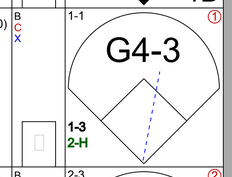 | | 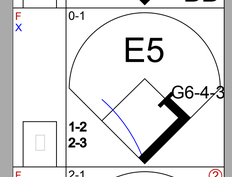 | | 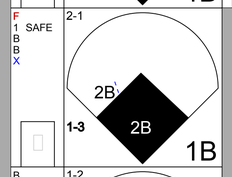 | | 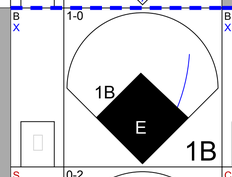 | 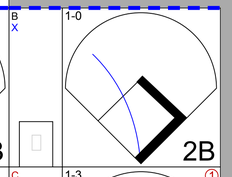 | | 5 | 2 | 3 | 1 | 0 | 0 | 3 |
| Terry Steinbach, R (1, 2)<br>OBP: 0.336, SLG: 0.441 | 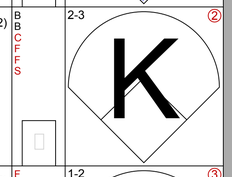 | | 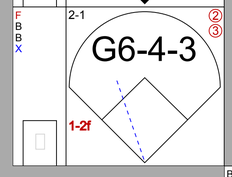 | | 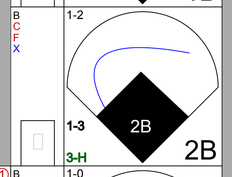 | | 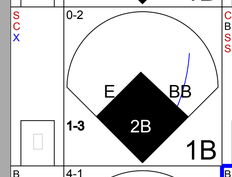 | 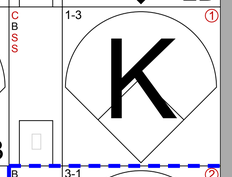 | | 5 | 2 | 2 | 1 | 0 | 2 | 5 |
| Ron Coomer, R (1, 5)<br>OBP: 0.332, SLG: 0.466<br>Denny Hocking, S (8, 5)<br>OBP: 0.311, SLG: 0.363 | 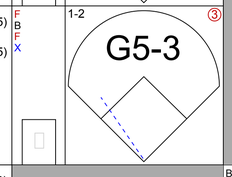 | | | 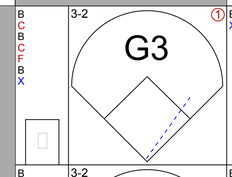 | 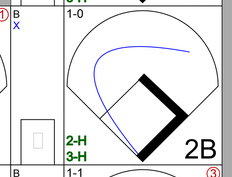 | | 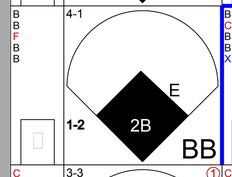 | 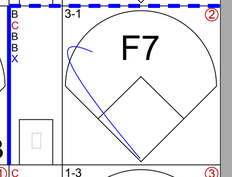 | | 3<br>1 | 1<br>0 | 1<br>0 | 2<br>0 | 1<br>0 | 0<br>0 | 1<br>1 |
| Scott Stahoviak, L (1, 3)<br>OBP: 0.336, SLG: 0.486 | | 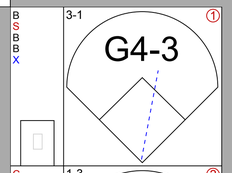 | | 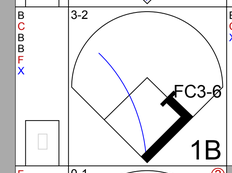 | 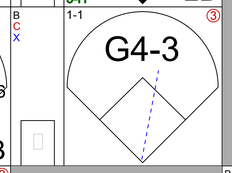 | | 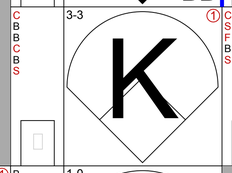 | 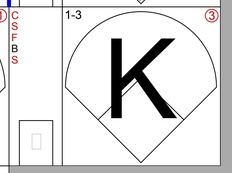 | | 5 | 0 | 1 | 0 | 0 | 2 | 5 |
| Marty Cordova, R (1, 7)<br>OBP: 0.329, SLG: 0.416 | | 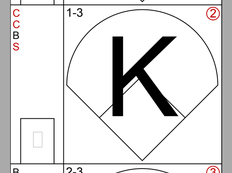 | | 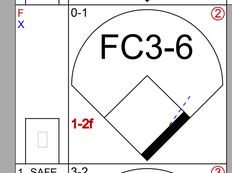 | | 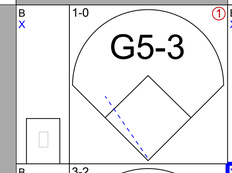 | 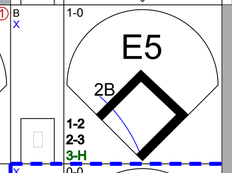 | | | 4 | 0 | 0 | 1 | 0 | 1 | 3 |
| Matt Lawton, L (1, 9)<br>OBP: 0.354, SLG: 0.413<br>Roberto Kelly, R (7, PH)<br>OBP: 0.359, SLG: 0.424 (8, 9) | | 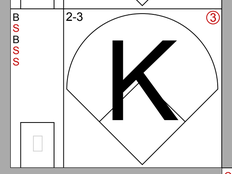 | | 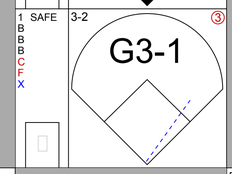 | | 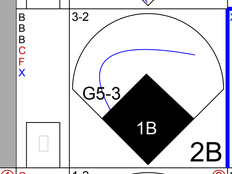 | 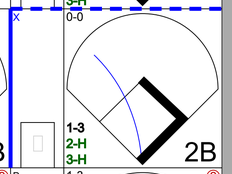 | | | 3<br>1 | 1<br>0 | 1<br>1 | 0<br>2 | 0<br>0 | 1<br>0 | 1<br>0 |
| Pat Meares, R (1, 6)<br>OBP: 0.327, SLG: 0.449 | | | 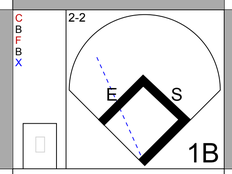 | | 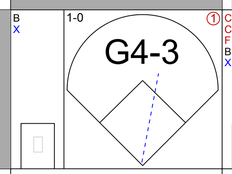 |  |  | | | 4 | 0 | 1 | 0 | 0 | 1 | 3 |
| Inning Stats | R: 1<br>E: 0<br>K: 1<br>S: 11<br>H: 2<br>LOB: 1<br>BB: 0<br>P: 16 | R: 0<br>E: 0<br>K: 2<br>S: 8<br>H: 0<br>LOB: 0<br>BB: 0<br>P: 14 | R: 0<br>E: 1<br>K: 0<br>S: 10<br>H: 1<br>LOB: 2<br>BB: 1<br>P: 18 | R: 0<br>E: 0<br>K: 0<br>S: 12<br>H: 1<br>LOB: 1<br>BB: 0<br>P: 21 | R: 3<br>E: 0<br>K: 0<br>S: 12<br>H: 4<br>LOB: 1<br>BB: 0<br>P: 21 | R: 1<br>E: 0<br>K: 1<br>S: 13<br>H: 2<br>LOB: 1<br>BB: 0<br>P: 19 | R: 3<br>E: 1<br>K: 2<br>S: 17<br>H: 3<br>LOB: 3<br>BB: 2<br>P: 31 | R: 0<br>E: 0<br>K: 2<br>S: 10<br>H: 1<br>LOB: 1<br>BB: 0<br>P: 16 | | 1B: 9<br>2B: 5<br>3B: 0<br>HR: 0<br>SF: 0<br>SAC: 0<br>DP: 1<br>HBP: 0 | | | | | | |

| PITCHER | | IP | WLS | BF | H | R | ER | SO | BB | IBB | HBP | BLK | WP | HR | S | P | ERA | WHIP |
|---|---|---|---|---|---|---|---|---|---|---|---|---|---|---|---|---|---|---|
| Charles Nagy, R<br>ERA: 4.1 | (1, 1) | 5.2 | L | 28 | 10 | 5 | 5 | 3 | 1 | 0 | 0 | 0 | 0 | 0 | 63 | 106 | 7.94 | 1.941 |
| Alvin Morman, L<br>ERA: 1.13 | (6, 1) | 0.1 | | 1 | 0 | 0 | 0 | 1 | 0 | 0 | 0 | 0 | 0 | 0 | 3 | 3 | 0.00 | 0.000 |
| Eric Plunk, R<br>ERA: 5.97 | (7, 1) | 0.1 | | 5 | 2 | 3 | 2 | 1 | 1 | 0 | 0 | 0 | 0 | 0 | 9 | 18 | 54.00 | 9.000 |
| Paul Assenmacher, L<br>ERA: 5.48 | (7, 1) | 0.2 | | 4 | 1 | 0 | 0 | 1 | 0 | 1 | 0 | 0 | 0 | 0 | 8 | 13 | 0.00 | 1.500 |
| Paul Shuey, R<br>ERA: 5.09 | (8, 1) | 0.1 | | 2 | 1 | 0 | 0 | 1 | 0 | 0 | 0 | 0 | 0 | 0 | 4 | 6 | 0.00 | 3.000 |

| PITCHER | | IP | WLS | BF | H | R | ER | SO | BB | IBB | HBP | BLK | WP | HR | S | P | ERA | WHIP |
|---|---|---|---|---|---|---|---|---|---|---|---|---|---|---|---|---|---|---|
| Jose Mesa, R<br>ERA: 4.17 | (8, 1) | 0.2 | | 2 | 0 | 0 | 0 | 1 | 0 | 0 | 0 | 0 | 0 | 0 | 6 | 10 | 0.00 | 0.000 |

# BOTTOM

## Cleveland Indians @ Minnesota Twins

Hubert H. Humphrey Metrodome, Minneapolis, MN

Thu Jul 10 1997, 8:05 PM EDT

Att. 13,605 - Dome

livebaseballscorecards.com

| | |
|---|---|
| AB | 39 |
| R | 8 |
| H | 14 |
| RBI | 8 |
| BB | 3 |
| SO | 8 |
| LOB | 27 |

| Batter | 1 | 2 | 3 | 4 | 5 | 6 | 7 | 8 | 9 | AB | R | H | RBI | BB | SO | LOB |
|---|---|---|---|---|---|---|---|---|---|---|---|---|---|---|---|---|
| Marquis Grissom, R (1, 8)<br>OBP: 0.317, SLG: 0.338 | B F F B B X<br>3-2 ①<br>F8 | | B B F C X<br>2-2<br>1-H<br>HR | | C S X<br>0-2 ③<br>F8 | | B X<br>1-0 ③<br>G1-3 | | | 4 | 1 | 1 | 2 | 0 | 0 | 1 |
| Tony Fernandez, S (1, 4)<br>OBP: 0.323, SLG: 0.396 | B F B X<br>2-1 ②<br>G6-3 | | B F B X<br>2-1 ③<br>G4-3 | | | X<br>0-0<br>BB S<br>G6-4-3<br>1B | | F B B F F S<br>2-3 ①<br>K | | 4 | 1 | 1 | 0 | 0 | 1 | 0 |
| Kevin Seitzer, R (1, 3)<br>OBP: 0.320, SLG: 0.369 | F X<br>0-1 ③<br>F8 | | | B C B S F S<br>2-3 ①<br>K | | B B C F B B<br>4-2<br>G6-4-3 BB<br>1-2<br>BB | | C F B B B F F X<br>2-2 ②<br>F7 | | 3 | 0 | 0 | 0 | 1 | 1 | 0 |
| Manny Ramirez, R (1, 9)<br>OBP: 0.418, SLG: 0.556 | | B X<br>1-0 ①<br>G4-3 | | X<br>0-0<br>F8<br>WP<br>2B | | B B F B B B<br>4-1<br>G6-4-3<br>1-2<br>2-3<br>BB | | B X<br>1-0 ③<br>G5-3 | | 3 | 1 | 1 | 0 | 1 | 0 | 0 |
| Sandy Alomar Jr., R (1, 2)<br>OBP: 0.395, SLG: 0.589 | | B B C X<br>2-1 ②<br>G5-3 | | F X<br>0-1 ②<br>F8<br>2-3 | | X<br>0-0 ① ②<br>G6-4-3<br>1-2f<br>2-3<br>3-H | | | B F F B X<br>2-2 ①<br>F7 | 4 | 0 | 0 | 0 | 0 | 0 | 3 |
| Matt Williams, R (1, 5)<br>OBP: 0.285, SLG: 0.476 | | X<br>0-0 ③<br>G5-3 | | C B B B F X<br>3-2 ③<br>G6-3<br>3-H | | C X<br>0-1 ③<br>G4-3 | | | X<br>0-0 ②<br>F9 | 4 | 0 | 0 | 0 | 0 | 0 | 1 |
| Julio Franco, R (1, 10)<br>OBP: 0.373, SLG: 0.371 | | | B F C B S<br>2-3 ①<br>K | | B B X<br>2-0 ①<br>G4-3 | | C F B B X<br>2-2<br>HR | | X<br>0-0 ③<br>G6-3 | 4 | 1 | 1 | 1 | 0 | 1 | 0 |
| Brian Giles, L (1, 7)<br>OBP: 0.366, SLG: 0.490 | | | B B F B B<br>4-1<br>S<br>HR<br>BB | | C C B B B F F B<br>4-2<br>G3<br>BB | | B X<br>1-0 ①<br>G4-3 | | | 1 | 1 | 0 | 0 | 2 | 0 | 0 |
| Omar Vizquel, S (1, 6)<br>OBP: 0.343, SLG: 0.365 | | | B C F C<br>1-3 ②<br>K | | 1 SAFE X<br>0-0 ②<br>G3<br>1-2 | | B C F B X<br>2-2 ②<br>G4-3 | | | 3 | 0 | 0 | 0 | 0 | 1 | 2 |
| Inning Stats | R: 0 E: 0 K: 0 S: 7<br>H: 0 LOB: 0 BB: 0 P: 12 | R: 0 E: 0 K: 0 S: 4<br>H: 0 LOB: 0 BB: 0 P: 7 | R: 2 E: 0 K: 2 S: 12<br>H: 1 LOB: 0 BB: 1 P: 23 | R: 1 E: 0 K: 1 S: 10<br>H: 1 LOB: 0 BB: 0 P: 15 | R: 0 E: 0 K: 0 S: 9<br>H: 0 LOB: 1 BB: 1 P: 15 | R: 1 E: 0 K: 0 S: 7<br>H: 1 LOB: 1 BB: 2 P: 15 | R: 1 E: 0 K: 0 S: 8<br>H: 1 LOB: 0 BB: 0 P: 14 | R: 0 E: 0 K: 1 S: 10<br>H: 0 LOB: 0 BB: 0 P: 15 | R: 0 E: 0 K: 0 S: 5<br>H: 0 LOB: 0 BB: 0 P: 7 | 1B: 1 2B: 1 3B: 0 HR: 2<br>SF: 0 SAC: 0 DP: 1 HBP: 0 | | | | | | |

# TOP

## Cleveland Indians @ Minnesota Twins

Hubert H. Humphrey Metrodome, Minneapolis, MN

Fri Jul 11 1997, 8:05 PM EDT

Att. 14,400 - Dome - 70 F

livebaseballscorecards.com

| | |
|---|---|
| AB | 30 |
| R | 5 |
| H | 4 |
| RBI | 3 |
| BB | 4 |
| SO | 4 |
| LOB | 7 |

WP: 1 PB: 0 SB: 2 CS: 0 PA: 34

| PITCHER | | IP | WLS | BF | H | R | ER | SO | BB | IBB | HBP | BLK | WP | HR | S | P | ERA | WHIP |
|---|---|---|---|---|---|---|---|---|---|---|---|---|---|---|---|---|---|---|
| Rich Robertson, L<br>ERA: 5.46 | (1, 1) | 5.0 | L | 22 | 3 | 4 | 4 | 3 | 4 | 0 | 0 | 0 | 1 | 1 | 46 | 84 | 7.20 | 1.400 |
| Frankie Rodriguez, R<br>ERA: 4.5 | (6, 1) | 3.0 | | 9 | 1 | 1 | 1 | 1 | 0 | 0 | 0 | 0 | 0 | 1 | 21 | 32 | 3.00 | 0.333 |
| Rick Aguilera, R<br>ERA: 3.76 | (9, 1) | 1.0 | | 3 | 0 | 0 | 0 | 0 | 0 | 0 | 0 | 0 | 0 | 0 | 5 | 7 | 0.00 | 0.000 |

| PITCHER | IP | WLS | BF | H | R | ER | SO | BB | IBB | HBP | BLK | WP | HR | S | P | ERA | WHIP |
|---|---|---|---|---|---|---|---|---|---|---|---|---|---|---|---|---|---|

| Batter | 1 | 2 | 3 | 4 | 5 | 6 | 7 | 8 | 9 | AB | R | H | RBI | BB | SO | LOB |
|---|---|---|---|---|---|---|---|---|---|---|---|---|---|---|---|---|
| Chuck Knoblauch, R (1, 4)<br>OBP: 0.403, SLG: 0.408 | F X 0-1 G1-3 ① | | S B B F X 2-2 F9 ② 2-3 | | F F F X 0-2 F8 ② | | X 0-0 P4 ② | | | 4 | 0 | 0 | 0 | 0 | 0 | 3 |
| Roberto Kelly, R (1, 9)<br>OBP: 0.357, SLG: 0.426 | S B F X 1-2 F9 ② | | X 0-0 3-H 2B | | B X 1-0 F9 ③ | | F S C 0-3 K ③ | | | 4 | 0 | 1 | 1 | 0 | 1 | 2 |
| Paul Molitor, R (1, 10)<br>OBP: 0.365, SLG: 0.447 | B X 1-0 G3-1 ③ | | X 0-0 F8 ③ | | | X 0-0 F7 ① | | B X 1-0 G4-3 ① | | 4 | 0 | 0 | 0 | 0 | 0 | 1 |
| Terry Steinbach, R (1, 2)<br>OBP: 0.342, SLG: 0.450 | | C B S X 1-2 G5-3 ① | | B S B X 2-1 1B | | X 0-0 2B | | B F X 1-1 G1-6-3 1B | | 4 | 0 | 3 | 0 | 0 | 0 | 0 |
| Ron Coomer, R (1, 5)<br>OBP: 0.331, SLG: 0.463 | | C B B S F B X 3-2 F9 ② | | B C X 1-1 L6 ① | | C S B B X 2-2 1B | | X 0-0 G1-6-3 ②③ 1-2f | | 4 | 0 | 1 | 0 | 0 | 0 | 2 |
| Greg Colbrunn, R (1, 3)<br>OBP: 0.319, SLG: 0.435<br>Scott Stahoviak, L (6, PH) (7, 3)<br>OBP: 0.333, SLG: 0.482<br>Denny Hocking, S (9, PH)<br>OBP: 0.308, SLG: 0.360 | | X 0-0 1B | | C B X 1-1 F9 ② | | F B F T 1-2 K ② | | | B C X 1-1 F9 ① | 2<br>1<br>1 | 0<br>0<br>0 | 1<br>0<br>0 | 0<br>0<br>0 | 0<br>0<br>0 | 0<br>1<br>0 | 1<br>2<br>0 |
| Marty Cordova, R (1, 7)<br>OBP: 0.321, SLG: 0.405 | | F F 1 SAFE F B 1 SAFE B B X 3-2 G5-3 ③ | | B B S B S F C 3-3 K ③ | | F F F S 0-3 K ③ | | | B X 1-0 G4-3 ② | 4 | 0 | 0 | 0 | 0 | 2 | 4 |
| Darrin Jackson, R (1, 8)<br>OBP: 0.262, SLG: 0.388<br>Rich Becker, L (7, PH) (8, 8)<br>OBP: 0.358, SLG: 0.379 | | | B C B X 2-1 P4 ① | | X 0-0 1B | | X 0-0 1B | | C F B F S 1-3 K ③ | 2<br>2 | 0<br>0 | 1<br>1 | 0<br>0 | 0<br>0 | 0<br>1 | 0<br>0 |
| Pat Meares, R (1, 6)<br>OBP: 0.327, SLG: 0.451 | | | B B X 2-0 F9 2B 2B | | B 1 SAFE C 1 SAFE F 1 SAFE D X 2-2 L5 ① | | B B C 1 SAFE C C 2-3 K ① | | | 3 | 1 | 1 | 0 | 0 | 1 | 2 |
| Inning Stats | R: 0 E: 0 K: 0 S: 6 H: 0 LOB: 0 BB: 0 P: 8 | R: 0 E: 0 K: 0 S: 12 H: 1 LOB: 1 BB: 0 P: 19 | R: 1 E: 0 K: 0 S: 8 H: 2 LOB: 1 BB: 0 P: 14 | R: 0 E: 0 K: 1 S: 10 H: 1 LOB: 1 BB: 0 P: 17 | R: 0 E: 0 K: 0 S: 9 H: 1 LOB: 1 BB: 0 P: 12 | R: 0 E: 0 K: 2 S: 12 H: 2 LOB: 2 BB: 0 P: 15 | R: 0 E: 0 K: 2 S: 8 H: 1 LOB: 1 BB: 0 P: 10 | R: 0 E: 0 K: 0 S: 4 H: 1 LOB: 0 BB: 0 P: 6 | R: 0 E: 0 K: 1 S: 7 H: 0 LOB: 0 BB: 0 P: 10 | 1B: 6 2B: 3 3B: 0 HR: 0 | SF: 0 SAC: 0 DP: 1 HBP: 0 | | | | | | |

| PITCHER | | IP | WLS | BF | H | R | ER | SO | BB | IBB | HBP | BLK | WP | HR | S | P | ERA | WHIP |
|---|---|---|---|---|---|---|---|---|---|---|---|---|---|---|---|---|---|---|
| Jason Jacome, L<br>ERA: 8.04 | (1, 1) | 5.0 | W | 20 | 5 | 1 | 1 | 1 | 0 | 0 | 0 | 0 | 0 | 0 | 45 | 70 | 1.80 | 1.000 |
| Jose Mesa, R<br>ERA: 3.86 | (6, 1) | 3.0 | | 12 | 4 | 0 | 0 | 4 | 0 | 0 | 0 | 0 | 0 | 0 | 24 | 31 | 0.00 | 1.333 |
| Paul Assenmacher, L<br>ERA: 5.24 | (9, 1) | 1.0 | | 3 | 0 | 0 | 0 | 1 | 0 | 0 | 0 | 0 | 0 | 0 | 7 | 10 | 0.00 | 0.000 |

| PITCHER | IP | WLS | BF | H | R | ER | SO | BB | IBB | HBP | BLK | WP | HR | S | P | ERA | WHIP |
|---|---|---|---|---|---|---|---|---|---|---|---|---|---|---|---|---|---|

# BOTTOM

## Cleveland Indians @ Minnesota Twins

Hubert H. Humphrey Metrodome, Minneapolis, MN

Fri Jul 11 1997, 8:05 PM EDT

Att. 14,400 - Dome - 70 F

livebaseballscorecards.com

| | |
|---|---|
| AB | 35 |
| R | 1 |
| H | 9 |
| RBI | 1 |
| BB | 0 |
| SO | 6 |
| LOB | 17 |

| | | | | | | | | | |
|---|---|---|---|---|---|---|---|---|---|
| 1B: 6 | SF: 0 | WP: 0 | PA: 35 |
| 2B: 3 | SAC: 0 | PB: 0 | |
| 3B: 0 | DP: 1 | SB: 0 | |
| HR: 0 | HBP: 0 | CS: 0 | |

# Cleveland Indians @ Minnesota Twins

Hubert H. Humphrey Metrodome, Minneapolis, MN

Sat Jul 12 1997, 8:05 PM EDT

Att. 30,055 - Dome

TOP

livebaseballscorecards.com

| Batter | 1 | 2 | 3 | 4 | 5 | 6 | 7 | 8 | 9 | AB | R | H | RBI | BB | SO | LOB |
|---|---|---|---|---|---|---|---|---|---|---|---|---|---|---|---|---|
| Marquis Grissom, R (1, 8)<br>OBP: 0.319, SLG: 0.346 | P4 | | G6-4-3<br>1-2f | | F8<br>2-H | | G4-3<br>2B | K | | 5 | 1 | 2 | 1 | 0 | 1 | 1 |
| Kevin Seitzer, R (1, 5)<br>OBP: 0.310, SLG: 0.357<br>Matt Williams, R (7, 5)<br>OBP: 0.284, SLG: 0.475 | P3 | | G3 | | F8<br>2-3 | | G4-3<br>2-3 | | K | 4<br>1 | 0<br>0 | 0<br>0 | 0<br>0 | 0<br>0 | 0<br>1 | 2<br>0 |
| Jim Thome, L (1, 3)<br>OBP: 0.441, SLG: 0.640 | 2B | | | P6 | P6 | | P6<br>3-H | | HR | 5 | 2 | 3 | 2 | 0 | 0 | 1 |
| Manny Ramirez, R (1, 9)<br>OBP: 0.418, SLG: 0.556 | G4-3 | | | 2B | | F8 | 1B<br>2-H | | G5-3 | 5 | 2 | 2 | 1 | 0 | 0 | 1 |
| David Justice, L (1, 10)<br>OBP: 0.438, SLG: 0.661 | | HR | | F8 | | 2B | 1B<br>2-H | | F9 | 5 | 1 | 3 | 2 | 0 | 0 | 1 |
| Sandy Alomar Jr., R (1, 2)<br>OBP: 0.397, SLG: 0.591 | | G3 | | 2B<br>2-H | | P6 | 1B<br>1-2 | | | 4 | 0 | 2 | 1 | 0 | 0 | 1 |
| Brian Giles, L (1, 7)<br>OBP: 0.364, SLG: 0.481 | | L6 | | G4-3 | | BB | K | | | 3 | 0 | 0 | 0 | 1 | 1 | 3 |
| Tony Fernandez, S (1, 4)<br>OBP: 0.321, SLG: 0.393 | | G4-3 | | | G4-3<br>2B | L3 | | K | | 4 | 1 | 1 | 0 | 0 | 1 | 2 |
| Omar Vizquel, S (1, 6)<br>OBP: 0.342, SLG: 0.361 | | | G6-4-3<br>BB | | G4-3<br>1-2 | | G1-3 | F8 | | 3 | 0 | 0 | 0 | 1 | 0 | 1 |
| Inning Stats | R: 0<br>E: 0<br>K: 0<br>S: 11<br>H: 1<br>LOB: 1<br>BB: 0<br>P: 17 | R: 1<br>E: 0<br>K: 0<br>S: 5<br>H: 1<br>LOB: 0<br>BB: 0<br>P: 8 | R: 0<br>E: 0<br>K: 0<br>S: 4<br>H: 0<br>LOB: 0<br>BB: 1<br>P: 8 | R: 1<br>E: 0<br>K: 0<br>S: 14<br>H: 2<br>LOB: 1<br>BB: 0<br>P: 21 | R: 1<br>E: 0<br>K: 0<br>S: 12<br>H: 2<br>LOB: 1<br>BB: 0<br>P: 19 | R: 0<br>E: 0<br>K: 0<br>S: 12<br>H: 1<br>LOB: 2<br>BB: 1<br>P: 23 | R: 3<br>E: 0<br>K: 1<br>S: 20<br>H: 5<br>LOB: 2<br>BB: 0<br>P: 29 | R: 0<br>E: 0<br>K: 2<br>S: 10<br>H: 0<br>LOB: 0<br>BB: 0<br>P: 13 | R: 1<br>E: 0<br>K: 1<br>S: 8<br>H: 1<br>LOB: 0<br>BB: 0<br>P: 14 | 1B: 4<br>2B: 7<br>3B: 0<br>HR: 2<br>SF: 0<br>SAC: 0<br>DP: 1<br>HBP: 0 | | | | | | |

| | AB | 39 |
|---|---|---|
| | R | 7 |
| | H | 13 |
| | RBI | 7 |
| | BB | 2 |
| | SO | 4 |
| | LOB | 13 |

| PITCHER | IP | WLS | BF | H | R | ER | SO | BB | IBB | HBP | BLK | WP | HR | S | P | ERA | WHIP |
|---|---|---|---|---|---|---|---|---|---|---|---|---|---|---|---|---|---|
| Bob Tewksbury, R (1, 1)<br>ERA: 3.64 | 6.2 | L | 31 | 10 | 6 | 6 | 0 | 2 | 0 | 0 | 0 | 0 | 1 | 70 | 115 | 8.10 | 1.800 |
| Eddie Guardado, L (7, 1)<br>ERA: 3.97 | 1.1 | | 6 | 2 | 0 | 0 | 3 | 0 | 0 | 0 | 0 | 0 | 0 | 18 | 23 | 0.00 | 1.500 |
| Todd Ritchie, R (9, 1)<br>ERA: 5.19 | 1.0 | | 4 | 1 | 1 | 1 | 1 | 0 | 0 | 0 | 0 | 0 | 1 | 8 | 14 | 9.00 | 1.000 |

| PITCHER | IP | WLS | BF | H | R | ER | SO | BB | IBB | HBP | BLK | WP | HR | S | P | ERA | WHIP |
|---|---|---|---|---|---|---|---|---|---|---|---|---|---|---|---|---|---|

| | | | | | | | | | | | | | | | | | |
|---|---|---|---|---|---|---|---|---|---|---|---|---|---|---|---|---|---|
| WP: 0 | PB: 0 | SB: 0 | CS: 0 | PA: 41 | | | | | | | | | | | | | |

| Batter | 1 | 2 | 3 | 4 | 5 | 6 | 7 | 8 | 9 | AB | R | H | RBI | BB | SO | LOB |
|---|---|---|---|---|---|---|---|---|---|---|---|---|---|---|---|---|
| Chuck Knoblauch, R (1, 4)<br>OBP: 0.401, SLG: 0.409 | F8 | | G3-1, 1-H, 2B | | F7 | | P4 | | | 4 | 0 | 1 | 1 | 0 | 0 | 0 |
| Rich Becker, L (1, 8)<br>OBP: 0.361, SLG: 0.386 | FC5-4, 1B | | G3-1, 2-3 | | | F9, 1B, 2B | | F9 | | 3 | 1 | 2 | 0 | 0 | 0 | 1 |
| Darrin Jackson, R (8, PH) (9, 8)<br>OBP: 0.259, SLG: 0.383 | | | | | | | | | | 1 | 0 | 0 | 0 | 0 | 0 | 0 |
| Paul Molitor, R (1, 10)<br>OBP: 0.360, SLG: 0.440 | FC5-4, FC6-4, 1-2f | | G4-3 | | | F9, 2-3 | | F7 | | 4 | 0 | 0 | 0 | 0 | 0 | 3 |
| Terry Steinbach, R (1, 2)<br>OBP: 0.344, SLG: 0.451 | FC6-4, 1-2f | | | G1-3 | | BB, 3-H, 1B | | 1B | | 4 | 0 | 2 | 1 | 0 | 0 | 1 |
| Ron Coomer, R (1, 5)<br>OBP: 0.333, SLG: 0.463 | | G4-3, 1B | | S, 1B | | K | | F8 | | 4 | 0 | 2 | 0 | 0 | 1 | 2 |
| Scott Stahoviak, L (1, 3)<br>OBP: 0.331, SLG: 0.470 | | G4-3, 1-2f | | K, 1-2 | | FC5-4, 1-2, BB | | | G6-3 | 3 | 0 | 0 | 0 | 1 | 1 | 2 |
| Roberto Kelly, R (1, 9)<br>OBP: 0.350, SLG: 0.417 | | K | | K | | FC5-4, 1-2f | | | K | 4 | 0 | 0 | 0 | 0 | 3 | 3 |
| Matt Lawton, L (1, 7)<br>OBP: 0.356, SLG: 0.412 | | | 2B, 1B | | G4-6-3, BB | | G4-3 | | P6 | 3 | 1 | 1 | 0 | 1 | 0 | 0 |
| Pat Meares, R (1, 6)<br>OBP: 0.323, SLG: 0.446 | | | K | G4-6-3, 1-2f | | | G5-3 | | | 3 | 0 | 0 | 0 | 0 | 1 | 2 |
| Inning Stats | R: 0 E: 0 K: 0 S: 8 H: 1 LOB: 1 BB: 0 P: 13 | R: 0 E: 0 K: 1 S: 7 H: 1 LOB: 0 BB: 0 P: 8 | R: 1 E: 0 K: 1 S: 12 H: 2 LOB: 1 BB: 0 P: 19 | R: 0 E: 0 K: 2 S: 11 H: 1 LOB: 1 BB: 0 P: 16 | R: 0 E: 0 K: 0 S: 4 H: 0 LOB: 0 BB: 1 P: 8 | R: 1 E: 0 K: 1 S: 11 H: 2 LOB: 2 BB: 1 P: 18 | R: 0 E: 0 K: 0 S: 7 H: 0 LOB: 0 BB: 0 P: 9 | R: 0 E: 0 K: 0 S: 6 H: 1 LOB: 1 BB: 0 P: 9 | R: 0 E: 0 K: 1 S: 10 H: 0 LOB: 0 BB: 0 P: 15 | 1B: 6 2B: 2 3B: 0 HR: 0 | SF: 0 SAC: 0 DP: 2 HBP: 0 | | | | | | |

| PITCHER | IP | WLS | BF | H | R | ER | SO | BB | IBB | HBP | BLK | WP | HR | S | P | ERA | WHIP |
|---|---|---|---|---|---|---|---|---|---|---|---|---|---|---|---|---|---|
| Orel Hershiser, R (1, 1)<br>ERA: 4.86 | 6.0 | W | 25 | 7 | 2 | 2 | 5 | 2 | 0 | 0 | 0 | 0 | 0 | 53 | 82 | 3.00 | 1.500 |
| Paul Assenmacher, L (7, 1)<br>ERA: 4.88 | 1.2 | | 6 | 1 | 0 | 0 | 0 | 0 | 0 | 0 | 0 | 0 | 0 | 12 | 17 | 0.00 | 0.600 |
| Michael Jackson, R (8, 1)<br>ERA: 2.2 | 1.1 | | 4 | 0 | 0 | 0 | 1 | 0 | 0 | 0 | 0 | 0 | 0 | 11 | 16 | 0.00 | 0.000 |

| PITCHER | IP | WLS | BF | H | R | ER | SO | BB | IBB | HBP | BLK | WP | HR | S | P | ERA | WHIP |
|---|---|---|---|---|---|---|---|---|---|---|---|---|---|---|---|---|---|

# BOTTOM

## Cleveland Indians @ Minnesota Twins

Hubert H. Humphrey Metrodome, Minneapolis, MN

Sat Jul 12 1997, 8:05 PM EDT

Att. 30,055 - Dome

livebaseballscorecards.com

| | |
|---|---|
| AB | 33 |
| R | 2 |
| H | 8 |
| RBI | 2 |
| BB | 2 |
| SO | 6 |
| LOB | 14 |

| | | | |
|---|---|---|---|
| 1B: 6 | SF: 0 | WP: 0 | PA: 35 |
| 2B: 2 | SAC: 0 | PB: 0 | |
| 3B: 0 | DP: 2 | SB: 1 | |
| HR: 0 | HBP: 0 | CS: 0 | |

# Cleveland Indians @ Minnesota Twins

Hubert H. Humphrey Metrodome, Minneapolis, MN

Sun Jul 13 1997, 4:33 AM EDT

Att. 16,734 - Dome - 70 F

TOP

livebaseballscorecards.com

| Batter | 1 | 2 | 3 | 4 | 5 | 6 | 7 | 8 | 9 | AB | R | H | RBI | BB | SO | LOB |
|---|---|---|---|---|---|---|---|---|---|---|---|---|---|---|---|---|
| Marquis Grissom, R (1, 8)<br>OBP: 0.322, SLG: 0.343 | 4-2 G6-3 BB | | 4-0 SH1 1-2 2B BB | 0-2 F9 ② | | 4-2 1B 2-3 1B BB | 3-2 F8 ① | | 2-2 G5-3 ② | 3 | 2 | 0 | 0 | 3 | 0 | 1 |
| Julio Franco, R (1, 4)<br>OBP: 0.372, SLG: 0.369<br>Casey Candaele, S (7, 4)<br>OBP: 0.333, SLG: 0.346 | 3-2 G6-3 ①② 1-2f | | 1-0 SH1 ① 1-2 2-3 | 0-3 K ③ | | 0-1 1B 1-3 S 3-H 1B | 1-2 G4-3 ② | | 0-0 F7 ③ | 4 | 1 | 1 | 1 | 0 | 1 | 2 |
| | | | | | | | | | | 1 | 0 | 0 | 0 | 0 | 0 | 0 |
| Jim Thome, L (1, 3)<br>OBP: 0.443, SLG: 0.653 | 2-2 HR | | 1-0 2-H 3-H 2B | | 4-1 BB 1B BB | 2-3 K ① | 3-2 P2 ③ | | | 4 | 2 | 2 | 3 | 1 | 1 | 2 |
| Manny Ramirez, R (1, 9)<br>OBP: 0.414, SLG: 0.550 | 1-0 P4 ③ | | 3-2 G6-3 ② | | 0-0 F8 ① | 1-3 K ② | | 1-0 1B 1B | | 5 | 0 | 1 | 0 | 0 | 1 | 4 |
| David Justice, L (1, 10)<br>OBP: 0.437, SLG: 0.654 | | 2-1 G3 ① | 2-2 G6-3 ③ | | 4-0 1B 1-2 BB | 3-2 S 1-3 3-H 1B | | 2-3 K ① | | 4 | 1 | 1 | 1 | 1 | 1 | 2 |
| Matt Williams, R (1, 5)<br>OBP: 0.286, SLG: 0.474 | | 3-1 F9 ② | | 0-0 F8 ① | 3-3 K ② | 1-1 HR 1-H 3-H 1B | | 1-0 1-2 1B | | 5 | 1 | 2 | 1 | 0 | 1 | 2 |
| Brian Giles, L (1, 7)<br>OBP: 0.375, SLG: 0.506 | | 4-0 BB | | 0-1 3B 1B | 2-2 1-2 2-H 1B | 3-2 1-H HR | | 3-2 F7 ② | | 4 | 2 | 3 | 3 | 1 | 0 | 2 |
| Pat Borders, R (1, 2)<br>OBP: 0.377, SLG: 0.516 | | 1-3 K ③ | | 0-0 1-H 1B 3B | 3-2 L4 ③ | 3-2 1B | | 2-2 G4-3 ③ | | 5 | 1 | 2 | 1 | 0 | 1 | 5 |
| Omar Vizquel, S (1, 6)<br>OBP: 0.346, SLG: 0.368 | | | 2-2 SH1 PB 2B 1B | 2-1 3-H 1B | | 1-1 S 1B 2B<br>6-2 L4 ③ | | | 1-0 F8 ① | 5 | 2 | 3 | 1 | 0 | 0 | 1 |

| | AB | 40 |
|---|---|---|
| | R | 12 |
| | H | 15 |
| | RBI | 11 |
| | BB | 6 |
| | SO | 6 |
| | LOB | 21 |

| Inning Stats | 1 | 2 | 3 | 4 | 5 | 6 | 7 | 8 | 9 | 1B: 10 | SF: 0 | WP: 0 | PA: 47 |
|---|---|---|---|---|---|---|---|---|---|---|---|---|---|
| R | 1 | 0 | 2 | 2 | 1 | 6 | 0 | 0 | 0 | 2B: 2 | SAC: 1 | PB: 1 | |
| E | 0 | 0 | 0 | 0 | 0 | 0 | 0 | 0 | 0 | 3B: 1 | DP: 1 | SB: 3 | |
| K | 0 | 1 | 0 | 1 | 1 | 2 | 0 | 1 | 0 | HR: 2 | HBP: 0 | CS: 0 | |
| S | 11 | 9 | 14 | 12 | 13 | 32 | 10 | 14 | 6 | | | | |
| H | 1 | 0 | 2 | 3 | 1 | 6 | 0 | 2 | 0 | | | | |
| LOB | 0 | 1 | 1 | 0 | 2 | 1 | 0 | 0 | 0 | | | | |
| BB | 1 | 1 | 1 | 0 | 2 | 1 | 0 | 0 | 0 | | | | |
| P | 21 | 19 | 27 | 14 | 29 | 50 | 17 | 23 | 9 | | | | |

| PITCHER | | IP | WLS | BF | H | R | ER | SO | BB | IBB | HBP | BLK | WP | HR | S | P | ERA | WHIP |
|---|---|---|---|---|---|---|---|---|---|---|---|---|---|---|---|---|---|---|
| LaTroy Hawkins, R<br>ERA: 5.81 | (1, 1) | 4.2 | L | 24 | 6 | 6 | 6 | 3 | 5 | 0 | 0 | 0 | 0 | 1 | 53 | 99 | 11.57 | 2.357 |
| Greg Swindell, L<br>ERA: 4.11 | (5, 1) | 0.1 | | 4 | 2 | 2 | 2 | 0 | 1 | 0 | 0 | 0 | 0 | 0 | 12 | 22 | 54.00 | 9.000 |
| Mike Trombley, R<br>ERA: 4.76 | (6, 1) | 1.0 | | 8 | 5 | 4 | 4 | 2 | 0 | 0 | 0 | 0 | 0 | 1 | 26 | 39 | 36.00 | 5.000 |
| Todd Ritchie, R<br>ERA: 4.91 | (7, 1) | 2.0 | | 8 | 2 | 0 | 0 | 1 | 0 | 0 | 0 | 0 | 0 | 0 | 24 | 40 | 0.00 | 1.000 |
| Rick Aguilera, R<br>ERA: 3.66 | (9, 1) | 1.0 | | 3 | 0 | 0 | 0 | 0 | 0 | 0 | 0 | 0 | 0 | 0 | 6 | 9 | 0.00 | 0.000 |

| PITCHER | IP | WLS | BF | H | R | ER | SO | BB | IBB | HBP | BLK | WP | HR | S | P | ERA | WHIP |
|---|---|---|---|---|---|---|---|---|---|---|---|---|---|---|---|---|---|

# BOTTOM

## Cleveland Indians @ Minnesota Twins

Robert H. Humphrey Metrodome, Minneapolis, MN

Sun Jul 13 1997, 4:33 AM EDT

Att. 16,734 - Dome - 70 F

livebaseballscorecards.com

| Batter | 1 | 2 | 3 | 4 | 5 | 6 | 7 | 8 | 9 | AB | R | H | RBI | BB | SO | LOB |
|---|---|---|---|---|---|---|---|---|---|---|---|---|---|---|---|---|
| Chuck Knoblauch, R (1, 4)<br>OBP: 0.403, SLG: 0.410 | B B C F F F B X<br>3-2 ① P3 | | B B B C B<br>4-1 BB | | C X<br>0-1 2B 1B<br>1-2<br>2-H | X | B C B F F B X<br>0-0 1B 1B 1B | | B C B F F B X<br>3-2 ① G6-3<br>1-2 | 2 | 1 | 1 | 1 | 1 | 0 | 0 |
| Darrin Jackson, R (7, 8)<br>OBP: 0.264, SLG: 0.386 | | | | | | | | | | 2 | 1 | 1 | 0 | 0 | 0 | 1 |
| Rich Becker, L (1, 8)<br>OBP: 0.365, SLG: 0.392 | S C S S<br>0-3 ② K | | S F F 1 SAFE 1 SAFE S<br>0-3 ③ K | | X<br>0-0 1-H 2-H 2B | | B C B F X<br>2-2 1B FC4-6 1B<br>1-2 | | F F F B B B F F B<br>4-2 BB | 4 | 1 | 2 | 2 | 1 | 2 | 1 |
| (7, 9) | | | | | | | | | | | | | | | | |
| Paul Molitor, R (1, 10)<br>OBP: 0.364, SLG: 0.439 | B B F S B B<br>4-2 S BB | | | B B B C B<br>4-1 FC4-6 BB | B X<br>1-0 ② G1-3 | | X<br>0-0 FC4-6 1B<br>1-3<br>2-H | | B X<br>1-0 ② P4 | 3 | 0 | 1 | 1 | 2 | 0 | 3 |
| Greg Myers, L (1, 2)<br>OBP: 0.329, SLG: 0.424 | F C F F B F X<br>1-2 ③ P6<br>1-2 | | | X<br>0-0 ① F8 | F F C<br>0-3 ③ K | | C X<br>0-1 ② FC4-6<br>1-2f<br>3-H | | B B B B C X<br>3-1 ③ F8 | 5 | 0 | 0 | 1 | 0 | 1 | 6 |
| Ron Coomer, R (1, 5)<br>OBP: 0.328, SLG: 0.456 | | B B S X<br>2-1 ① P6 | | F B C F F F X<br>1-2 ② FC4-6<br>1-2f | | S B X<br>1-1 ① G5-3 | S S F B X<br>1-2 ③ F8 | | | 4 | 0 | 0 | 0 | 0 | 0 | 2 |
| Matt Lawton, L (1, 7)<br>OBP: 0.353, SLG: 0.407 | | X<br>0-0 ② P6 | | C B B F F B F F F<br>3-2 X ③ F9 | | B B X<br>2-0 ② F8 | | S B B S B F B<br>4-2 G6-4-3 BB | | 3 | 0 | 0 | 0 | 0 | 0 | 1 |
| Marty Cordova, R (8, PH)<br>OBP: 0.325, SLG: 0.405 | | | | | | | | | | 0 | 0 | 0 | 0 | 1 | 0 | 0 |
| (9, 7) | | | | | | | | | | | | | | | | |
| Pat Meares, R (1, 6)<br>OBP: 0.326, SLG: 0.445 | | C B F F F E X<br>1-2 ③ G3 | | | C B B H<br>3-1 1B 1B HBP | B X<br>1-0 1B | | C B X<br>1-1 ① L5 | | 3 | 1 | 1 | 0 | 0 | 0 | 1 |
| Scott Stahoviak, L (1, 3)<br>OBP: 0.323, SLG: 0.458 | | | S B F B X<br>2-2 ① F8 | | S X<br>0-1 ① F9 | B B C X<br>2-1 ③ G4-3 | | L B F F X<br>1-2 ② ③ G6-4-3<br>1-2f | | 3 | 0 | 0 | 0 | 0 | 0 | 2 |
| Greg Colbrunn, R (8, PH)<br>OBP: 0.317, SLG: 0.433 | | | | | | | | | | 1 | 0 | 0 | 0 | 0 | 0 | 1 |
| (9, 3) | | | | | | | | | | | | | | | | |
| Denny Hocking, S (1, 9)<br>OBP: 0.315, SLG: 0.359 | | | F F B B S<br>2-3 ② K | | B C F F B X<br>2-2 1B 2B 1B<br>1-2 | | C B F B X<br>2-2 ① G6-3 | | B B B C F B<br>4-2 WP BB | 3 | 1 | 1 | 0 | 1 | 1 | 0 |
| (7, 4) | | | | | | | | | | | | | | | | |
| Inning Stats | R: 0 H: 0<br>E: 0 LOB: 1<br>K: 1 BB: 1<br>S: 16 P: 24 | R: 0 H: 0<br>E: 0 LOB: 0<br>K: 0 BB: 0<br>S: 8 P: 11 | R: 0 H: 0<br>E: 0 LOB: 1<br>K: 2 BB: 1<br>S: 11 P: 19 | R: 0 H: 0<br>E: 0 LOB: 1<br>K: 0 BB: 1<br>S: 14 P: 22 | R: 3 H: 3<br>E: 0 LOB: 1<br>K: 1 BB: 0<br>S: 14 P: 20 | R: 0 H: 1<br>E: 0 LOB: 1<br>K: 0 BB: 0<br>S: 6 P: 12 | R: 2 H: 3<br>E: 0 LOB: 1<br>K: 0 BB: 0<br>S: 14 P: 19 | R: 0 H: 0<br>E: 0 LOB: 0<br>K: 0 BB: 1<br>S: 9 P: 15 | R: 0 H: 0<br>E: 0 LOB: 2<br>K: 0 BB: 2<br>S: 14 P: 29 | 1B: 6<br>2B: 1<br>3B: 0<br>HR: 0 | SF: 0<br>SAC: 0<br>DP: 1<br>HBP: 1 | | | | | | |

| | AB | 33 |
|---|---|---|
| | R | 5 |
| | H | 7 |
| | RBI | 5 |
| | BB | 6 |
| | SO | 4 |
| | LOB | 18 |

| | WP: 1 | PA: 40 |
|---|---|---|
| | PB: 0 | |
| | SB: 1 | |
| | CS: 0 | |

| PITCHER | | IP | WLS | BF | H | R | ER | SO | BB | IBB | HBP | BLK | WP | HR | S | P | ERA | WHIP |
|---|---|---|---|---|---|---|---|---|---|---|---|---|---|---|---|---|---|---|
| Bartolo Colon, R<br>ERA: 6.54 | (1, 1) | 5.0 | W | 22 | 3 | 3 | 3 | 4 | 3 | 0 | 1 | 0 | 0 | 0 | 63 | 96 | 5.40 | 1.200 |
| David Weathers, R<br>ERA: 9.82 | (6, 1) | 2.0 | | 10 | 4 | 2 | 2 | 0 | 0 | 0 | 0 | 0 | 0 | 0 | 20 | 31 | 9.00 | 2.000 |
| Alvin Morman, L<br>ERA: 1.0 | (8, 1) | 1.0 | | 3 | 0 | 0 | 0 | 0 | 1 | 0 | 0 | 0 | 0 | 0 | 9 | 15 | 0.00 | 1.000 |
| Eric Plunk, R<br>ERA: 5.82 | (9, 1) | 1.0 | | 5 | 0 | 0 | 0 | 0 | 2 | 0 | 0 | 0 | 1 | 0 | 14 | 29 | 0.00 | 2.000 |

| PITCHER | IP | WLS | BF | H | R | ER | SO | BB | IBB | HBP | BLK | WP | HR | S | P | ERA | WHIP |
|---|---|---|---|---|---|---|---|---|---|---|---|---|---|---|---|---|---|

| Batter | 1 | 2 | 3 | 4 | 5 | 6 | 7 | 8 | 9 | AB | R | H | RBI | BB | SO | LOB |
|---|---|---|---|---|---|---|---|---|---|---|---|---|---|---|---|---|
| Ray Durham, S (1, 4)<br>OBP: 0.326, SLG: 0.369 | B B X 2-0 ① P5 | | C B C B B X 3-2 G6-4-3 1B | | C C B C 1-3 ② K | | B X 1-0 ① P5 | | | 4 | 0 | 1 | 0 | 0 | 1 | 2 |
| Dave Martinez, L (1, 9)<br>OBP: 0.362, SLG: 0.438 | C F B B S 2-3 ② K | | C B F C 1-3 ① K | | B F C B X 2-2 ③ F8 | | B X 1-0 ② ③ L5-3 1-1 | | | 4 | 0 | 0 | 0 | 0 | 2 | 3 |
| Frank Thomas, R (1, 3)<br>OBP: 0.481, SLG: 0.667 | B B F F X 2-2 1B | | X 0-0 ② ③ G6-4-3 1-2f | | | B B B X 3-0 2B 2B | | X 0-0 ① G6-3 | | 4 | 1 | 2 | 0 | 0 | 0 | 1 |
| Albert Belle, R (1, 7)<br>OBP: 0.358, SLG: 0.536 | C B B F X 2-2 ③ F7 | | | B X 1-0 HR | | B X 1-0 2-H 3B 2B | | B X 1-0 ② F7 | | 4 | 2 | 2 | 2 | 0 | 0 | 1 |
| Harold Baines, L (1, 10)<br>OBP: 0.371, SLG: 0.461 | | X 0-0 ① G6-3 | | B C F X 1-2 ① F8 | | B B X 2-0 ① P5 | | B C S X 1-2 ③ G1-3 | | 4 | 0 | 0 | 0 | 0 | 0 | 1 |
| Jorge Fabregas, L (1, 2)<br>OBP: 0.264, SLG: 0.333 | | B X 1-0 G2-3 BB 1B | | F B B B C X 2-2 ② G6-3 | | B B B C S S 3-3 ② K | | | B X 1-0 ① F7 | 4 | 0 | 1 | 0 | 0 | 1 | 1 |
| Mike Cameron, R (1, 8)<br>OBP: 0.351, SLG: 0.447 | | B C B S B B 4-2 G2-3 1-2 BB | | B B S B X 3-1 ③ L9 | | B C B C X 2-2 2-H 3B | | | F B B F B B 4-2 G6-3 BB | 2 | 0 | 1 | 1 | 2 | 0 | 0 |
| Chris Snopek, R (1, 5)<br>OBP: 0.284, SLG: 0.349 | C X 0-1 ② G2-3 1-2 2-3 | | | F F B B B B 4-2 BB | X 0-0 ③ P6 | | | | S F F B X 1-2 ② ③ G6-3 1-2f | 3 | 0 | 0 | 0 | 1 | 0 | 4 |
| Ozzie Guillen, L (1, 6)<br>OBP: 0.308, SLG: 0.348 | | C B X 1-1 ③ F7 | | | X 0-0 ① P4 | | B C X 1-1 L5-3 1B | | | 3 | 0 | 1 | 0 | 0 | 0 | 3 |
| Inning Stats | R: 0 H: 1<br>E: 0 LOB: 1<br>K: 1 BB: 0<br>S: 10 P: 18 | R: 0 H: 1<br>E: 0 LOB: 2<br>K: 0 BB: 1<br>S: 8 P: 14 | R: 0 H: 1<br>E: 0 LOB: 0<br>K: 1 BB: 0<br>S: 7 P: 11 | R: 1 H: 1<br>E: 0 LOB: 0<br>K: 0 BB: 0<br>S: 9 P: 16 | R: 0 H: 0<br>E: 0 LOB: 1<br>K: 1 BB: 1<br>S: 9 P: 16 | R: 2 H: 3<br>E: 0 LOB: 1<br>K: 1 BB: 0<br>S: 10 P: 21 | R: 0 H: 1<br>E: 0 LOB: 0<br>K: 0 BB: 0<br>S: 4 P: 7 | R: 0 H: 0<br>E: 0 LOB: 0<br>K: 0 BB: 0<br>S: 5 P: 7 | R: 0 H: 0<br>E: 0 LOB: 0<br>K: 0 BB: 1<br>S: 7 P: 13 | 1B: 4 SF: 0<br>2B: 3 SAC: 0<br>3B: 1 DP: 3<br>HR: 1 HBP: 0 | | | | | | WP: 0 PA: 35<br>PB: 0<br>SB: 0<br>CS: 0 |

| PITCHER | | IP | WLS | BF | H | R | ER | SO | BB | IBB | HBP | BLK | WP | HR | S | P | ERA | WHIP |
|---|---|---|---|---|---|---|---|---|---|---|---|---|---|---|---|---|---|---|
| Dave Stevens, R<br>ERA: 8.47 | (1, 1) | 5.2 | | 25 | 7 | 3 | 3 | 4 | 2 | 0 | 0 | 0 | 0 | 1 | 52 | 95 | 4.76 | 1.588 |
| Frankie Rodriguez, R<br>ERA: 4.39 | (6, 1) | 2.0 | W | 6 | 1 | 0 | 0 | 0 | 0 | 0 | 0 | 0 | 0 | 0 | 7 | 11 | 0.00 | 0.500 |
| Greg Swindell, L<br>ERA: 4.09 | (8, 1) | 0.1 | | 1 | 0 | 0 | 0 | 0 | 0 | 0 | 0 | 0 | 0 | 0 | 3 | 4 | 0.00 | 0.000 |
| Rick Aguilera, R<br>ERA: 3.57 | (9, 1) | 1.0 | S | 3 | 0 | 0 | 0 | 0 | 1 | 0 | 0 | 0 | 0 | 0 | 7 | 13 | 0.00 | 1.000 |

| PITCHER | IP | WLS | BF | H | R | ER | SO | BB | IBB | HBP | BLK | WP | HR | S | P | ERA | WHIP |
|---|---|---|---|---|---|---|---|---|---|---|---|---|---|---|---|---|---|

# TOP

## Chicago White Sox @ Minnesota Twins

Hubert H. Humphrey Metrodome, Minneapolis, MN

Mon Jul 14 1997, 8:05 PM EDT

Att. 15,750 - Dome - 68 F

livebaseballscorecards.com

| | |
|---|---|
| AB | 32 |
| R | 3 |
| H | 8 |
| RBI | 3 |
| BB | 3 |
| SO | 4 |
| LOB | 16 |

# BOTTOM

## Chicago White Sox @ Minnesota Twins

Hubert H. Humphrey Metrodome, Minneapolis, MN

Mon Jul 14 1997, 8:05 PM EDT

Att. 15,750 - Dome - 68 F

livebaseballscorecards.com

| Batter | 1 | 2 | 3 | 4 | 5 | 6 | 7 | 8 | 9 | AB | R | H | RBI | BB | SO | LOB |
|---|---|---|---|---|---|---|---|---|---|---|---|---|---|---|---|---|
| Chuck Knoblauch, R (1, 4)<br>OBP: 0.404, SLG: 0.414 | C B B C B C<br>3-3 K ① | | B C F B X<br>2-2 CS S G6-3 1B | | C B X<br>1-1 WP 2B | | F F S<br>0-3 K ① | | | 4 | 1 | 2 | 0 | 0 | 2 | 1 |
| Rich Becker, L (1, 9)<br>OBP: 0.365, SLG: 0.389<br>Roberto Kelly, R (7, PH) (8, 9)<br>OBP: 0.353, SLG: 0.420 | C B B C F B X<br>3-2 G6-3 ② | | C B F B B B<br>4-2 CS 1-2 BB | | S 2 SAFE S 2 SAFE B B F F 2 SAFE<br>3-3 B C K ②<br>2-3 | | C X<br>0-1 FC4-6 1-3 1B | | | 2 | 0 | 0 | 0 | 1 | 1 | 1 |
| | | | | | | | | | | 1 | 0 | 1 | 0 | 0 | 0 | 0 |
| Paul Molitor, R (1, 10)<br>OBP: 0.360, SLG: 0.433 | B C C F X<br>1-2 G4-3 ③ | | 2 SAFE B X<br>1-0 G6-3 ① ② 1-2 2-H | | S C B F S<br>1-3 K ③ | | 1 SAFE S C X<br>0-2 FC4-6 ② 1-2f 3-H | | | 4 | 0 | 0 | 2 | 0 | 1 | 3 |
| Terry Steinbach, R (1, 2)<br>OBP: 0.343, SLG: 0.459 | | S X<br>0-1 G6-3 ① | C B S B X<br>2-2 HR | | | B B X<br>2-0 G1-3 ① | B F S S<br>1-3 K ③ | | | 4 | 1 | 1 | 1 | 0 | 1 | 1 |
| Scott Stahoviak, L (1, 3)<br>OBP: 0.328, SLG: 0.463 | | B C B B B<br>4-1 2B BB | C B F B X<br>2-2 F8 ③ | | | X<br>0-0 2B 2B | | F B B B C F X<br>3-2 G5-3 ① | | 3 | 2 | 1 | 0 | 1 | 0 | 0 |
| Ron Coomer, R (1, 5)<br>OBP: 0.331, SLG: 0.460 | | B C X<br>1-1 F8 ② | | S F B B B F X<br>2-2 L4 ① | | B X<br>1-0 2-H 2B | | F F B F X<br>1-2 1B | | 4 | 0 | 2 | 1 | 0 | 0 | 1 |
| Matt Lawton, L (1, 7)<br>OBP: 0.351, SLG: 0.409 | | X<br>0-0 1-H 2B | | C B B C S<br>2-3 K ② | | B S X<br>1-1 P6 ② | | S B B X<br>2-1 P2 ② | | 4 | 0 | 1 | 1 | 0 | 1 | 2 |
| Darrin Jackson, R (1, 8)<br>OBP: 0.264, SLG: 0.372 | | B F B B B<br>4-1 BB | | B C X<br>1-1 G6-3 ③ | | B C B F F X<br>2-2 G5-3 ③ | | B X<br>1-0 F4 ③ | | 3 | 0 | 0 | 0 | 1 | 0 | 2 |
| Pat Meares, R (1, 6)<br>OBP: 0.326, SLG: 0.442 | | C F B C<br>1-3 K ③ | | | B X<br>1-0 G5-3 ① | | C B B F H<br>3-2 1B FC4-6 HBP | | | 2 | 1 | 0 | 0 | 0 | 1 | 2 |
| Inning Stats | R: 0 E: 0 K: 1 S: 11 H: 0 LOB: 0 BB: 0 P: 18 | R: 1 E: 0 K: 1 S: 10 H: 1 LOB: 2 BB: 2 P: 20 | R: 2 E: 0 K: 0 S: 12 H: 2 LOB: 0 BB: 1 P: 23 | R: 0 E: 0 K: 1 S: 9 H: 0 LOB: 0 BB: 0 P: 14 | R: 0 E: 0 K: 2 S: 12 H: 1 LOB: 1 BB: 0 P: 18 | R: 1 E: 0 K: 0 S: 9 H: 2 LOB: 1 BB: 0 P: 15 | R: 1 E: 1 K: 2 S: 13 H: 1 LOB: 1 BB: 0 P: 17 | R: 0 E: 0 K: 0 S: 11 H: 1 LOB: 1 BB: 0 P: 18 | | 1B: 3<br>2B: 4<br>3B: 0<br>HR: 1 | SF: 0<br>SAC: 0<br>DP: 0<br>HBP: 1 | | | WP: 1<br>PB: 0<br>SB: 1<br>CS: 2 | PA: 35 | |

| PITCHER | | IP | WLS | BF | H | R | ER | SO | BB | IBB | HBP | BLK | WP | HR | S | P | ERA | WHIP |
|---|---|---|---|---|---|---|---|---|---|---|---|---|---|---|---|---|---|---|
| Doug Drabek, R<br>ERA: 6.8 | (1, 1) | 5.1 | L | 24 | 6 | 4 | 4 | 5 | 3 | 0 | 0 | 0 | 1 | 1 | 57 | 99 | 6.75 | 1.688 |
| Chuck McElroy, L<br>ERA: 4.25 | (6, 1) | 2.2 | | 11 | 2 | 1 | 1 | 2 | 0 | 0 | 1 | 0 | 0 | 0 | 30 | 44 | 3.38 | 0.750 |

| PITCHER | IP | WLS | BF | H | R | ER | SO | BB | IBB | HBP | BLK | WP | HR | S | P | ERA | WHIP |
|---|---|---|---|---|---|---|---|---|---|---|---|---|---|---|---|---|---|

| Batter | 1 | 2 | 3 | 4 | 5 | 6 | 7 | 8 | 9 | AB | R | H | RBI | BB | SO | LOB |
|---|---|---|---|---|---|---|---|---|---|---|---|---|---|---|---|---|
| Ray Durham, S (1, 4)<br>OBP: 0.325, SLG: 0.368 | B C F X 1-2 G1-3 | | | C S B B S 2-3 K | | B S X 1-1 E7 1-H 2-H | | C F X 0-2 G4-6-3 1-2 1B | | 4 | 0 | 1 | 0 | 0 | 1 | 0 |
| Dave Martinez, L (1, 9)<br>OBP: 0.357, SLG: 0.431 | C B X 1-1 G6-3 | | | B C X 1-1 G4-3 | | F X 0-1 G4-3 | | C B F B B X 3-2 G4-6-3 1-2f 2-3 | | 4 | 0 | 0 | 0 | 0 | 0 | 3 |
| Frank Thomas, R (1, 3)<br>OBP: 0.479, SLG: 0.671 | B X 1-0 G6-3 | | | B X 1-0 G3 | | C B X 1-1 F8 | | B C B B X 3-1 HR 3-H | | 4 | 1 | 1 | 2 | 0 | 0 | 1 |
| Albert Belle, R (1, 7)<br>OBP: 0.354, SLG: 0.530 | | X 0-0 G6-3 | | | S B F B X 2-2 F8 | | X 0-0 P4 | C X 0-1 F8 | | 4 | 0 | 0 | 0 | 0 | 0 | 0 |
| Harold Baines, L (1, 10)<br>OBP: 0.373, SLG: 0.460 | | X 0-0 G6-3 | | | B B F B S B 4-2 G3-6-1 BB | | C X 0-1 FC5 1B | | C B F B S 2-3 K | 3 | 0 | 1 | 0 | 1 | 1 | 0 |
| Jorge Fabregas, L (1, 2)<br>OBP: 0.265, SLG: 0.333<br>Norberto Martin, R (9, PH)<br>OBP: 0.308, SLG: 0.365 | | B S B F S 2-3 K | | | B S S X 1-2 G3-6-1 1-2f | | B X 1-0 1-2 1B | | X 0-0 G5-3 | 3<br>1 | 0<br>0 | 1<br>0 | 0<br>0 | 0<br>0 | 1<br>0 | 1<br>0 |
| Mike Cameron, R (1, 8)<br>OBP: 0.348, SLG: 0.442 | | | B X 1-0 F8 | | | B X 1-0 S B B B X 3-1 F8 1B E 1B | | | B C X 1-1 G6-3 | 4 | 1 | 1 | 0 | 0 | 0 | 2 |
| Chris Snopek, R (1, 5)<br>OBP: 0.281, SLG: 0.345 | | | B F F F T 1-2 K | | | F B B B F X 3-2 F9 C B X 1-1 FC5 2-3f | | | | 3 | 0 | 0 | 0 | 0 | 1 | 3 |
| Ozzie Guillen, L (1, 6)<br>OBP: 0.312, SLG: 0.349 | | | B X 1-0 G6-3 | | | X 0-0 1-2 E 1B | | B B C B B 4-1 G4-6-3 1B HR BB | | 2 | 2 | 1 | 0 | 1 | 0 | 0 |
| Inning Stats | R: 0 E: 0 K: 0 S: 6 H: 0 LOB: 0 BB: 0 P: 9 | R: 0 E: 0 K: 1 S: 6 H: 0 LOB: 0 BB: 0 P: 8 | R: 0 E: 0 K: 1 S: 6 H: 0 LOB: 0 BB: 0 P: 9 | R: 0 E: 0 K: 1 S: 6 H: 0 LOB: 0 BB: 0 P: 10 | R: 0 E: 0 K: 0 S: 8 H: 0 LOB: 0 BB: 1 P: 15 | R: 2 E: 1 K: 0 S: 11 H: 2 LOB: 1 BB: 0 P: 17 | R: 0 E: 0 K: 0 S: 8 H: 2 LOB: 2 BB: 0 P: 13 | R: 2 E: 0 K: 0 S: 11 H: 2 LOB: 0 BB: 1 P: 21 | R: 0 E: 0 K: 1 S: 6 H: 0 LOB: 0 BB: 0 P: 9 | 1B: 5 2B: 0 3B: 0 HR: 1 | SF: 0 SAC: 0 DP: 2 HBP: 0 | | | | | | |

# TOP

## Chicago White Sox @ Minnesota Twins

Hubert H. Humphrey Metrodome, Minneapolis, MN

Tue Jul 15 1997, 8:05 PM EDT

Att. 14,506 - Dome - 68 F

livebaseballscorecards.com

| | |
|---|---|
| AB | 32 |
| R | 4 |
| H | 6 |
| RBI | 2 |
| BB | 2 |
| SO | 4 |
| LOB | 10 |

| PITCHER | | IP | WLS | BF | H | R | ER | SO | BB | IBB | HBP | BLK | WP | HR | S | P | ERA | WHIP |
|---|---|---|---|---|---|---|---|---|---|---|---|---|---|---|---|---|---|---|
| Brad Radke, R<br>ERA: 3.91 | (1, 1) | 7.0 | W | 28 | 5 | 4 | 2 | 3 | 2 | 0 | 0 | 0 | 0 | 0 | 55 | 89 | 2.57 | 1.000 |
| Greg Swindell, L<br>ERA: 4.04 | (8, 1) | 0.2 | | 1 | 0 | 0 | 0 | 0 | 0 | 0 | 0 | 0 | 0 | 0 | 3 | 6 | 0.00 | 0.000 |
| Mike Trombley, R<br>ERA: 4.91 | (8, 1) | 0.1 | | 2 | 1 | 0 | 0 | 0 | 0 | 0 | 0 | 0 | 0 | 1 | 4 | 7 | 0.00 | 3.000 |
| Eddie Guardado, L<br>ERA: 3.8 | (9, 1) | 1.0 | | 3 | 0 | 0 | 0 | 1 | 0 | 0 | 0 | 0 | 0 | 0 | 6 | 9 | 0.00 | 0.000 |

| PITCHER | IP | WLS | BF | H | R | ER | SO | BB | IBB | HBP | BLK | WP | HR | S | P | ERA | WHIP |
|---|---|---|---|---|---|---|---|---|---|---|---|---|---|---|---|---|---|

| Batter | 1 | 2 | 3 | 4 | 5 | 6 | 7 | 8 | 9 | AB | R | H | RBI | BB | SO | LOB |
|---|---|---|---|---|---|---|---|---|---|---|---|---|---|---|---|---|
| Chuck Knoblauch, R (1, 4)<br>OBP: 0.402, SLG: 0.409 | C F B S<br>1-3<br>K | C F F B X<br>1-2<br>G5-3 | | 1 SAFE B F F B F B B<br>4-2<br>1B<br>1-2<br>1B<br>BB | C X<br>0-1<br>L6<br>2-2 | | | C B C X<br>1-2<br>F9 | | 4 | 1 | 0 | 0 | 1 | 1 | 3 |
| Rich Becker, L (1, 8)<br>OBP: 0.365, SLG: 0.389 | X<br>0-0<br>F8 | | B C B X<br>2-1<br>G6-3<br>1B | B X<br>1-0<br>1B<br>1-3<br>2-H<br>1B | | X<br>0-0<br>F6 | | C B B B C X<br>3-2<br>F8 | | 5 | 0 | 2 | 1 | 0 | 0 | 0 |
| Paul Molitor, R (1, 10)<br>OBP: 0.361, SLG: 0.434 | C X<br>0-1<br>1B<br>1B | | 1 SAFE L 1 SAFE B X<br>1-1<br>G6-3<br>1-2f | B X<br>1-0<br>G6-4-3<br>1-2<br>3-H<br>1B | | B F C X<br>1-2<br>G3 | | | | 4 | 0 | 2 | 1 | 0 | 0 | 1 |
| Terry Steinbach, R (1, 2)<br>OBP: 0.341, SLG: 0.456 | B F X<br>1-1<br>1-2<br>1B | | C X<br>0-1<br>G4-3 | F X<br>0-1<br>G6-4-3<br>1-2f | | B B F F B F C<br>3-3<br>K | | | | 4 | 0 | 1 | 0 | 0 | 1 | 2 |
| Scott Stahoviak, L (1, 3)<br>OBP: 0.326, SLG: 0.464 | B C S B S<br>2-3<br>K | | | X<br>0-0<br>1B<br>2B | B B C X<br>2-1<br>F7 | | B C F B C<br>2-3<br>K | | | 4 | 1 | 1 | 0 | 0 | 2 | 2 |
| Ron Coomer, R (1, 5)<br>OBP: 0.341, SLG: 0.471<br>Denny Hocking, S (7, PR)<br>OBP: 0.315, SLG: 0.359<br>(8, 5) | | C B B B F B<br>4-2<br>G4-3 S<br>1B<br>BB | | B F B X<br>2-1<br>2-H<br>HR<br>1B | C B F X<br>1-2<br>1B 1B<br>1B<br>1B | | F S F B X<br>1-2<br>2B | | | 3<br>0 | 3<br>0 | 3<br>0 | 1<br>0 | 1<br>0 | 0<br>0 | 0<br>0 |
| Roberto Kelly, R (1, 9)<br>OBP: 0.356, SLG: 0.438 | | X<br>0-0<br>F8 | | C B X<br>1-1<br>1-H<br>HR | X<br>0-0<br>1B<br>1-2<br>1B | | X<br>0-0<br>P4 | | | 4 | 2 | 2 | 2 | 0 | 0 | 2 |
| Matt Lawton, L (1, 7)<br>OBP: 0.350, SLG: 0.406 | | B F B B X<br>3-1<br>G4-3<br>1-3 | | C B F B X<br>2-2<br>G6-3 | B X<br>1-0<br>L6<br>1B<br>1-2<br>2-3<br>1B | | B C B C C<br>2-3<br>K | | | 4 | 0 | 1 | 0 | 0 | 1 | 2 |
| Pat Meares, R (1, 6)<br>OBP: 0.331, SLG: 0.446 | | B X<br>1-0<br>3-H<br>1B | | B B X<br>2-0<br>BB<br>1B | C S B X<br>1-2<br>1-2<br>2-H<br>3-H<br>1B | | | B B B C X<br>3-1<br>P5 | | 4 | 1 | 3 | 3 | 0 | 0 | 0 |
| Inning Stats | R: 0 E: 0 K: 2 S: 11<br>H: 2 LOB: 2 BB: 0 P: 15 | R: 1 E: 0 K: 0 S: 10<br>H: 1 LOB: 1 BB: 1 P: 19 | R: 0 E: 0 K: 0 S: 6<br>H: 1 LOB: 0 BB: 0 P: 9 | R: 5 E: 0 K: 0 S: 16<br>H: 6 LOB: 1 BB: 1 P: 29 | R: 2 E: 0 K: 0 S: 12<br>H: 4 LOB: 1 BB: 0 P: 17 | R: 0 E: 0 K: 1 S: 8<br>H: 0 LOB: 0 BB: 0 P: 12 | R: 0 E: 0 K: 2 S: 11<br>H: 1 LOB: 1 BB: 0 P: 16 | R: 0 E: 0 K: 0 S: 8<br>H: 0 LOB: 0 BB: 0 P: 15 | | 1B: 12 2B: 3 3B: 0 HR: 1<br>SF: 0 SAC: 0 DP: 3 HBP: 0 | | | | | | |

# BOTTOM

## Chicago White Sox @ Minnesota Twins

Hubert H. Humphrey Metrodome, Minneapolis, MN

Tue Jul 15 1997, 8:05 PM EDT

Att. 14,506 - Dome - 68 F

livebaseballscorecards.com

| | |
|---|---|
| AB | 36 |
| R | 8 |
| H | 15 |
| RBI | 8 |
| BB | 2 |
| SO | 5 |
| LOB | 12 |

WP: 0 PB: 0 SB: 1 CS: 0 PA: 38

| PITCHER | | IP | WLS | BF | H | R | ER | SO | BB | IBB | HBP | BLK | WP | HR | S | P | ERA | WHIP |
|---|---|---|---|---|---|---|---|---|---|---|---|---|---|---|---|---|---|---|
| Jaime Navarro, R<br>ERA: 5.17 | (1, 1) | 5.0 | L | 28 | 14 | 8 | 8 | 2 | 2 | 0 | 0 | 0 | 0 | 1 | 55 | 89 | 14.40 | 3.200 |
| Carlos Castillo, R<br>ERA: 3.75 | (6, 1) | 3.0 | | 10 | 1 | 0 | 0 | 3 | 0 | 0 | 0 | 0 | 0 | 0 | 27 | 43 | 0.00 | 0.333 |

| PITCHER | IP | WLS | BF | H | R | ER | SO | BB | IBB | HBP | BLK | WP | HR | S | P | ERA | WHIP |
|---|---|---|---|---|---|---|---|---|---|---|---|---|---|---|---|---|---|

| Batter | 1 | 2 | 3 | 4 | 5 | 6 | 7 | 8 | 9 | AB | R | H | RBI | BB | SO | LOB |
|---|---|---|---|---|---|---|---|---|---|---|---|---|---|---|---|---|
| Chuck Knoblauch, R (1, 4)<br>OBP: 0.404, SLG: 0.409 | X<br>0-0 ① F7 | | | B C B B X<br>3-1 1B | C X<br>0-1 ③ F7 | | | B B F C B B<br>4-2 1B BB | F B C B F F F H<br>3-2 1B 1B HBP | 3 | 1 | 1 | 0 | 1 | 0 | 1 |
| Roberto Kelly, R (1, 9)<br>OBP: 0.352, SLG: 0.432 | C F X<br>0-2 ② F8 | | | F 1 SAFE 1 SAFE X<br>0-1 ① F7 | | X<br>0-0 ① G6-3 | | C B B F F S<br>2-3 ② K | F X<br>0-1 1B<br>1-3<br>2-H 1B | 5 | 0 | 1 | 1 | 0 | 1 | 3 |
| Paul Molitor, R (1, 10)<br>OBP: 0.362, SLG: 0.433 | B F X<br>1-1 ③ F8 | | | B C F S<br>1-3 ② K | | F F B C<br>1-3 ② K | | B B B F F X<br>3-2 FC5-4<br>1-3<br>2-H 1B | B 1 SAFE X<br>2-0<br>1-2<br>3-H 1B | 5 | 0 | 2 | 2 | 0 | 2 | 1 |
| Terry Steinbach, R (1, 2)<br>OBP: 0.336, SLG: 0.448 | | C B B B X<br>3-1 ① F9 | | S S B B B C<br>3-3 ③ K | | C F B X<br>1-2 ③ F9 | | B X<br>1-0 ③ FC5-4<br>1-2f | X<br>0-0 ③ F8 | 5 | 0 | 0 | 0 | 0 | 1 | 5 |
| Ron Coomer, R (1, 5)<br>OBP: 0.343, SLG: 0.471 | | C S B X<br>1-2 ② F8 | | | X<br>0-0 1B 2B 1B | | C F B S<br>1-3 ① K | | X<br>0-0 HR 1B | 4 | 2 | 2 | 0 | 0 | 1 | 0 |
| Greg Colbrunn, R (1, 3)<br>OBP: 0.316, SLG: 0.429 | | B X<br>1-0 ③ F9 | | | 1 SAFE F B 1 SAFE 1 SAFE X<br>1-1 2B G6-3<br>1-2 1B | | X<br>0-0 ② G1-3 | | F X<br>0-1 ① P6 | 4 | 1 | 1 | 0 | 0 | 0 | 1 |
| Marty Cordova, R (1, 7)<br>OBP: 0.329, SLG: 0.433 | | | S B F B S<br>2-3 ① K | | X<br>0-0 1-3<br>2-H 2B | | B X<br>1-0 ③ G4-3 | | B B F B F F F F X<br>3-2 1-H HR | 4 | 1 | 2 | 3 | 0 | 1 | 0 |
| Darrin Jackson, R (1, 8)<br>OBP: 0.255, SLG: 0.360<br>Rich Becker, L (9, PH)<br>OBP: 0.367, SLG: 0.391<br>(9, 8) | | X<br>0-0 ② B1-3 | | | F X<br>0-1 ① G6-3<br>3-H | | | B X<br>1-0 ① F8 | X<br>0-0 G2-3 1B | 3<br>1 | 0<br>1 | 0<br>1 | 1<br>1 | 0<br>0 | 0<br>0 | 1<br>0 |
| Pat Meares, R (1, 6)<br>OBP: 0.328, SLG: 0.442<br>Denny Hocking, S (9, PH)<br>OBP: 0.312, SLG: 0.356<br>(9, 6) | | | B S B B B C F C<br>3-3 ③ K | | X<br>0-0 ② P4 | | | C S X<br>0-2 E6 1B | C B 1 SAFE C X<br>1-2 ② G2-3<br>1-2 | 3<br>1 | 1<br>0 | 0<br>0 | 0<br>0 | 0<br>0 | 1<br>0 | 1<br>1 |
| Inning Stats | R: 0 H: 0<br>E: 0 LOB: 0<br>K: 0 BB: 0<br>S: 6 P: 7 | R: 0 H: 0<br>E: 0 LOB: 0<br>K: 0 BB: 0<br>S: 6 P: 11 | R: 0 H: 0<br>E: 0 LOB: 0<br>K: 2 BB: 0<br>S: 8 P: 13 | R: 0 H: 1<br>E: 0 LOB: 1<br>K: 2 BB: 0<br>S: 10 P: 17 | R: 2 H: 3<br>E: 0 LOB: 1<br>K: 0 BB: 0<br>S: 9 P: 10 | R: 0 H: 0<br>E: 0 LOB: 0<br>K: 1 BB: 0<br>S: 7 P: 9 | R: 0 H: 0<br>E: 0 LOB: 0<br>K: 1 BB: 0<br>S: 5 P: 7 | R: 1 H: 1<br>E: 1 LOB: 2<br>K: 1 BB: 1<br>S: 14 P: 25 | R: 4 H: 5<br>E: 0 LOB: 2<br>K: 0 BB: 0<br>S: 22 P: 31 | 1B: 8 SF: 0<br>2B: 1 SAC: 0<br>3B: 0 DP: 0<br>HR: 1 HBP: 1 | | | | | | |

| PITCHER | | IP | WLS | BF | H | R | ER | SO | BB | IBB | HBP | BLK | WP | HR | S | P | ERA | WHIP |
|---|---|---|---|---|---|---|---|---|---|---|---|---|---|---|---|---|---|---|
| Jeff Fassero, L<br>ERA: 4.1 | (1, 1) | 8.1 | | 34 | 7 | 5 | 4 | 7 | 1 | 0 | 0 | 0 | 0 | 1 | 74 | 111 | 4.32 | 0.960 |
| Bobby Ayala, R<br>ERA: 4.5 | (9, 1) | 0.1 | | 2 | 1 | 0 | 0 | 0 | 0 | 0 | 0 | 0 | 0 | 0 | 4 | 5 | 0.00 | 3.000 |
| Scott Sanders, R<br>ERA: 6.47 | (9, 1) | 0.1 | W | 4 | 2 | 2 | 2 | 0 | 0 | 0 | 1 | 0 | 0 | 0 | 9 | 14 | 54.00 | 6.000 |

| PITCHER | IP | WLS | BF | H | R | ER | SO | BB | IBB | HBP | BLK | WP | HR | S | P | ERA | WHIP |
|---|---|---|---|---|---|---|---|---|---|---|---|---|---|---|---|---|---|

# TOP

## Minnesota Twins @ Seattle Mariners

The Kingdome, Seattle, WA

Wed Jul 16 1997, 10:05 PM EDT

Att. 27,149 - Dome

livebaseballscorecards.com

| | |
|---|---|
| AB | 38 |
| R | 7 |
| H | 10 |
| RBI | 7 |
| BB | 1 |
| SO | 7 |
| LOB | 14 |

| | | | | | | |
|---|---|---|---|---|---|---|
| WP: 0 | PA: 40 | | | | | |
| PB: 0 | | | | | | |
| SB: 0 | | | | | | |
| CS: 0 | | | | | | |

# Minnesota Twins @ Seattle Mariners

The Kingdome, Seattle, WA

Wed Jul 16 1997, 10:05 PM EDT

Att. 27,149 - Dome

livebaseballscorecards.com

## BOTTOM

| Batter | 1 | 2 | 3 | 4 | 5 | 6 | 7 | 8 | 9 | AB | R | H | RBI | BB | SO | LOB |
|---|---|---|---|---|---|---|---|---|---|---|---|---|---|---|---|---|
| Joey Cora, S (1, 4)<br>OBP: 0.398, SLG: 0.513 | C B F B X 2-2 P4 ① | | 1 SAFE F B B X 2-1 1-3 2B | | B 1 SAFE B X 2-0 1-2 1B | | X 0-0 FC6-4 ① 1-2f 2-3 3-H | B B F X 2-1 1B 3-H 2B | | 5 | 1 | 3 | 2 | 0 | 0 | 2 |
| Alex Rodriguez, R (1, 6)<br>OBP: 0.352, SLG: 0.497 | C F X 0-2 G4-3 ② | | B F X 1-1 G1-3 ② | | B C F X 1-2 F7 ③ | | C T C 0-3 K ② | X 0-0 2-H 1B | | 5 | 0 | 1 | 1 | 0 | 1 | 6 |
| Ken Griffey Jr., L (1, 8)<br>OBP: 0.374, SLG: 0.618 | B B C C X 2-2 G3 ③ | | F B B B X 3-1 L4 ③ | | | B B F X 2-1 P5 ① | X 0-0 G6-3 ③ | C F B B B S 3-3 K ③ | | 5 | 0 | 0 | 0 | 0 | 1 | 6 |
| Edgar Martinez, R (1, 10)<br>OBP: 0.450, SLG: 0.539<br>Rich Amaral, R (9, PR)<br>OBP: 0.315, SLG: 0.310 | | B B X 2-0 1B | | B X 1-0 G6-3 ① | | B B B C F X 3-2 G6-3 ② | | B B B B 4-0 2B 1B BB | X 0-0 SH5-4 1B 1B | 4<br>0 | 1<br>1 | 2<br>0 | 0<br>0 | 1<br>0 | 0<br>0 | 0<br>0 |
| Jay Buhner, R (1, 9)<br>OBP: 0.392, SLG: 0.523<br>Rob Ducey, L (8, PR)<br>OBP: 0.311, SLG: 0.434<br>(9, 9) | | S B X 1-1 F8 ① | | C B X 1-1 E5 L1-3 | | B B C S B B 4-2 BB | | C B B B B X 3-1 1-3 1B 2B | M C X 0-2 SH5-4 1-2 1B 1B | 3<br>1 | 0<br>2 | 1<br>1 | 0<br>0 | 1<br>0 | 0<br>0 | 1<br>0 |
| Dan Wilson, R (1, 2)<br>OBP: 0.339, SLG: 0.437 | | C B F B X 2-2 F7 ② | | C F B X 1-2 L1-3 ② ③ 1-2 | | B B C C X 2-2 F9 ③ | | X 0-0 SH1-3 2-H 3-H 2B 1B | L X 0-1 SH5-4 ① 1-2 2-3 | 4 | 1 | 1 | 2 | 0 | 0 | 3 |
| Mike Blowers, R (1, 3)<br>OBP: 0.343, SLG: 0.407<br>Brent Gates, S (8, PH)<br>OBP: 0.287, SLG: 0.384<br>Paul Sorrento, L (9, 3)<br>OBP: 0.348, SLG: 0.522 | | C B X 1-1 F9 ③ | | | B B C B X 3-1 1B 1B | | B C B X 2-1 SH BB FC6-4 1B | 1 SAFE B L B X 2-1 SH1-3 ① 1-2 | L L X 4-0 1B IBB | 3<br>0<br>0 | 1<br>0<br>0 | 2<br>0<br>0 | 0<br>0<br>0 | 0<br>0<br>1 | 0<br>0<br>0 | 1<br>0<br>0 |
| Russ Davis, R (1, 5)<br>OBP: 0.355, SLG: 0.535 | | | X 0-0 2B 1B | | B B F B S 3-3 K ① | | C F B F B B B 4-2 FC6-4 SH 1-2 BB | X 0-0 WP 2-H 2B | X 0-0 1-2 2-H 3-H 1B | 4 | 1 | 3 | 3 | 1 | 1 | 1 |
| José Cruz Jr., S (1, 7)<br>OBP: 0.318, SLG: 0.554 | | | 1 SAFE B B F 1 SAFE X 2-1 F9 ① | | X 0-0 F9 ② | | L B X 1-1 SH FC6-4 1-2 2-3 | S B B F S 2-3 K 2-3 | | 3 | 0 | 0 | 0 | 0 | 1 | 3 |
| Inning Stats | R: 0 E: 0 K: 0 S: 9 H: 0 LOB: 0 BB: 0 P: 13 | R: 0 E: 0 K: 0 S: 8 H: 1 LOB: 1 BB: 0 P: 14 | R: 0 E: 0 K: 0 S: 9 H: 2 LOB: 2 BB: 0 P: 17 | R: 0 E: 1 K: 0 S: 6 H: 0 LOB: 0 BB: 0 P: 9 | R: 0 E: 0 K: 1 S: 10 H: 2 LOB: 2 BB: 0 P: 19 | R: 0 E: 0 K: 0 S: 10 H: 0 LOB: 1 BB: 1 P: 21 | R: 1 E: 0 K: 1 S: 12 H: 1 LOB: 2 BB: 1 P: 19 | R: 5 E: 0 K: 2 S: 15 H: 5 LOB: 2 BB: 1 P: 31 | R: 2 E: 0 K: 0 S: 7 H: 3 LOB: 2 BB: 1 P: 11 | 1B: 10<br>2B: 5<br>3B: 0<br>HR: 0 | | SF: 0<br>SAC: 3<br>DP: 1<br>HBP: 0 | | | WP: 1<br>PB: 0<br>SB: 0<br>CS: 0 | | PA: 44 |

| PITCHER | | IP | WLS | BF | H | R | ER | SO | BB | IBB | HBP | BLK | WP | HR | S | P | ERA | WHIP |
|---|---|---|---|---|---|---|---|---|---|---|---|---|---|---|---|---|---|---|
| Rich Robertson, L<br>ERA: 5.22 | (1, 1) | 6.0 | | 27 | 6 | 1 | 1 | 1 | 2 | 0 | 0 | 0 | 0 | 0 | 59 | 107 | 1.50 | 1.333 |
| Greg Swindell, L<br>ERA: 3.98 | (7, 1) | 1.0 | | 3 | 0 | 0 | 0 | 1 | 0 | 0 | 0 | 0 | 0 | 0 | 5 | 5 | 0.00 | 0.000 |
| Frankie Rodriguez, R<br>ERA: 4.73 | (8, 1) | 0.0 | | 3 | 2 | 4 | 4 | 0 | 1 | 0 | 0 | 0 | 0 | 0 | 3 | 10 | ∞ | ∞ |
| Eddie Guardado, L<br>ERA: 4.38 | (8, 1) | 1.0 | | 6 | 3 | 1 | 1 | 2 | 0 | 0 | 0 | 0 | 1 | 0 | 12 | 21 | 9.00 | 3.000 |
| Rick Aguilera, R<br>ERA: 3.98 | (9, 1) | 0.1 | L | 5 | 3 | 2 | 2 | 0 | 0 | 1 | 0 | 0 | 0 | 0 | 7 | 11 | 54.00 | 9.000 |

| PITCHER | IP | WLS | BF | H | R | ER | SO | BB | IBB | HBP | BLK | WP | HR | S | P | ERA | WHIP |
|---|---|---|---|---|---|---|---|---|---|---|---|---|---|---|---|---|---|

| | |
|---|---|
| AB | 37 |
| R | 8 |
| H | 14 |
| RBI | 8 |
| BB | 4 |
| SO | 4 |
| LOB | 23 |

| Batter | 1 | 2 | 3 | 4 | 5 | 6 | 7 | 8 | 9 | 10 | 11 | 12 | AB | R | H | RBI | BB | SO | LOB |
|---|---|---|---|---|---|---|---|---|---|---|---|---|---|---|---|---|---|---|---|
| Chuck Knoblauch, R (1, 4)<br>OBP: 0.406, SLG: 0.423 | 0-1 SF7 3B | | 0-0 F8 | | 4-2 HR BB | | 1-3 K | | | 0-0 HR | | 1-0 G5-3 2-3 | 5 | 3 | 2 | 1 | 1 | 1 | 2 |
| Rich Becker, L (1, 8)<br>OBP: 0.365, SLG: 0.400<br>Denny Hocking, S (12, PH)<br>OBP: 0.310, SLG: 0.353<br>(12, 9) | 3-2 SF7 3-H | | 2-3 K | | 2-2 1-H 2-H HR | | 0-2 CS 1-2 | 2-0 F7 | | 1-3 K | | 3-3 K 3-H | 4<br>1 | 1<br>0 | 1<br>0 | 4<br>0 | 0<br>0 | 2<br>1 | 0<br>1 |
| Ron Coomer, R (1, 5)<br>OBP: 0.341, SLG: 0.466 | 2-1 F8 | | | 1-1 L9-6 1B 1B | 3-3 K | | | 1-3 K | | 1-0 F9 | | | 5 | 0 | 1 | 0 | 0 | 2 | 0 |
| Greg Myers, L (1, 10)<br>OBP: 0.326, SLG: 0.419<br>Roberto Kelly, R (11, PH)<br>OBP: 0.355, SLG: 0.435 | 2-2 G4-3 | | | 1-1 1-2 HR 1B | 0-1 P6 | | | 1-1 L5 | | | 0-0 CS 1B | | 4<br>1 | 1<br>0 | 1<br>1 | 0<br>0 | 0<br>0 | 0<br>0 | 0<br>0 |
| Terry Steinbach, R (1, 2)<br>OBP: 0.333, SLG: 0.443 | | 3-1 1B | | 1-1 L9-6 2-3 | | 2-2 G5-3 | | | 0-0 F8 | | 1-3 K | | 5 | 0 | 1 | 0 | 0 | 1 | 3 |
| Scott Stahoviak, L (1, 3)<br>OBP: 0.324, SLG: 0.481<br>Greg Colbrunn, R (11, PH)<br>OBP: 0.314, SLG: 0.426<br>(11, 3) | | 0-3 K | | 1-0 1-H HR | | 0-0 P5 | | | 1-2 G3-1 | | 2-3 K 1-2 | | 4<br>1 | 1<br>0 | 1<br>0 | 2<br>0 | 0<br>0 | 1<br>1 | 1<br>1 |
| Marty Cordova, R (1, 7)<br>OBP: 0.331, SLG: 0.447 | | 1-3 K | | 0-1 F9 | | 0-1 F7 | | | 4-2 BB | | | 2-0 HR | 4 | 1 | 1 | 1 | 1 | 1 | 1 |
| Matt Lawton, L (1, 9)<br>OBP: 0.349, SLG: 0.402<br>Darrin Jackson, R (12, PH)<br>OBP: 0.263, SLG: 0.367<br>(12, 8) | | 0-1 G1-3 | | | 4-1 FC4-6 BB | | 0-0 P6 | | 0-0 P4 | | | 0-1 SH SH 1B | 3<br>1 | 0<br>1 | 0<br>1 | 0<br>0 | 1<br>0 | 0<br>0 | 2<br>0 |
| Pat Meares, R (1, 6)<br>OBP: 0.327, SLG: 0.439 | | | 0-0 L1-5-3 | | 0-2 1-2f FC4-6 BB HR | | 0-1 CS 1B | | | 0-3 K | | 3-1 SH G5-3 1-H CS | 4 | 1 | 1 | 0 | 0 | 1 | 1 |
| Inning Stats | R: 1 E: 0 K: 0 S: 11 H: 1 LOB: 0 BB: 0 P: 18 | R: 0 E: 0 K: 2 S: 11 H: 1 LOB: 1 BB: 0 P: 15 | R: 0 E: 0 K: 1 S: 5 H: 0 LOB: 0 BB: 0 P: 7 | R: 2 E: 0 K: 0 S: 9 H: 3 LOB: 0 BB: 0 P: 13 | R: 3 E: 0 K: 1 S: 17 H: 1 LOB: 0 BB: 2 P: 30 | R: 0 E: 0 K: 0 S: 7 H: 0 LOB: 0 BB: 0 P: 9 | R: 0 E: 0 K: 1 S: 9 H: 1 LOB: 0 BB: 0 P: 10 | R: 0 E: 0 K: 1 S: 6 H: 0 LOB: 0 BB: 0 P: 10 | R: 0 E: 0 K: 0 S: 8 H: 0 LOB: 1 BB: 1 P: 13 | R: 1 E: 0 K: 2 S: 10 H: 1 LOB: 0 BB: 0 P: 12 | R: 0 E: 0 K: 2 S: 7 H: 1 LOB: 0 BB: 0 P: 10 | R: 2 E: 1 K: 1 S: 9 H: 2 LOB: 1 BB: 0 P: 18 | 1B: 6<br>2B: 2<br>3B: 1<br>HR: 4 | SF: 1<br>SAC: 1<br>DP: 2<br>HBP: 0 | | WP: 0<br>PB: 0<br>SB: 0<br>CS: 3 | | PA: 48 | |

| PITCHER | | IP | WLS | BF | H | R | ER | SO | BB | IBB | HBP | BLK | WP | HR | S | P | ERA | WHIP |
|---|---|---|---|---|---|---|---|---|---|---|---|---|---|---|---|---|---|---|
| Edwin Hurtado, R<br>ERA: 9.72 | (1, 1) | 4.1 | | 20 | 6 | 6 | 6 | 3 | 2 | 0 | 0 | 0 | 0 | 2 | 46 | 73 | 12.46 | 1.846 |
| Bob Wells, R<br>ERA: 6.35 | (5, 1) | 5.2 | | 19 | 2 | 1 | 1 | 5 | 1 | 0 | 0 | 0 | 0 | 1 | 47 | 64 | 1.59 | 0.529 |
| Norm Charlton, L<br>ERA: 7.89 | (11, 1) | 2.0 | L | 8 | 3 | 2 | 1 | 3 | 0 | 0 | 0 | 0 | 0 | 1 | 16 | 28 | 4.50 | 1.500 |

| PITCHER | IP | WLS | BF | H | R | ER | SO | BB | IBB | HBP | BLK | WP | HR | S | P | ERA | WHIP |
|---|---|---|---|---|---|---|---|---|---|---|---|---|---|---|---|---|---|

# TOP

## Minnesota Twins @ Seattle Mariners

The Kingdome, Seattle, WA

Thu Jul 17 1997, 10:05 PM EDT

Att. 32,325 - Dome

livebaseballscorecards.com

| | |
|---|---|
| AB | 42 |
| R | 9 |
| H | 11 |
| RBI | 8 |
| BB | 3 |
| SO | 11 |
| LOB | 12 |

| Batter | 1 | 2 | 3 | 4 | 5 | 6 | 7 | 8 | 9 | 10 | 11 | 12 | AB | R | H | RBI | BB | SO | LOB |
|---|---|---|---|---|---|---|---|---|---|---|---|---|---|---|---|---|---|---|---|
| Joey Cora, S (1, 4)<br>OBP: 0.398, SLG: 0.515 | C F F B B X<br>2-2<br>SH2-3<br>G4-3<br>2B | | C X<br>0-1 ②<br>G6-3 | | B X<br>1-0<br>1B<br>2B<br>1B | B F F B X<br>2-2 ③<br>F9 | | C X<br>0-1 ③<br>FC6-4<br>1-2f | | B B F X<br>2-1 ③<br>2-H<br>1B | | S B F S<br>1-3 ③<br>K | 7 | 2 | 3 | 1 | 0 | 1 | 3 |
| Alex Rodriguez, R (1, 6)<br>OBP: 0.356, SLG: 0.507 | X<br>0-0 ①<br>SH2-3<br>2-3 | | C B X<br>1-1 ③<br>P3 | | B X<br>1-0<br>2B<br>1-2<br>1B | | B C C F B X<br>2-2<br>HR | | B C X<br>1-1<br>G6-3<br>1B | | B C B F F C<br>2-3 ①<br>K | | 5 | 1 | 3 | 1 | 0 | 1 | 1 |
| Ken Griffey Jr., L (1, 8)<br>OBP: 0.376, SLG: 0.621 | C B X<br>1-1 ②<br>G4-3<br>3-H | | | C F F F X<br>0-2<br>1B<br>2B | C B B X<br>2-1<br>1-3<br>2-H<br>2B | | C X<br>1-1 ①<br>F7 | | B B C F F F B X<br>1 SAFE<br>3-2 ①<br>G6-3<br>1-2 | | C B C C X<br>1-2<br>BB<br>1B | | 6 | 1 | 3 | 2 | 0 | 0 | 1 |
| Edgar Martinez, R (1, 10)<br>OBP: 0.450, SLG: 0.540 | C X<br>0-1 ③<br>F9 | | | C X<br>0-1<br>FC6-4<br>2-H<br>1B | C B C F C<br>1-3 ①<br>K | | B C X<br>1-1<br>2B | | I I I I<br>4-0<br>IBB | | B F B B F C<br>2-3 ②<br>K | | 5 | 0 | 2 | 1 | 1 | 2 | 3 |
| Jay Buhner, R (1, 9)<br>OBP: 0.391, SLG: 0.517 | | C B S S<br>1-3 ①<br>K | | B X<br>1-0 ①<br>FC6-4<br>1-2f<br>2B | B S F B B B<br>4-2<br>BB | | F S S<br>0-3 ②<br>K | | X<br>0-0 ②<br>F9 | | B B B B C B<br>4-1<br>1-2<br>BB | | 4 | 1 | 0 | 0 | 2 | 2 | 4 |
| Paul Sorrento, L (1, 3)<br>OBP: 0.344, SLG: 0.518 | | F B F C<br>1-3 ②<br>K | | F X<br>0-1<br>1-H<br>1B<br>2B | C B F F S<br>1-3 ②<br>K | | B X<br>1-0<br>G6-3 | | C B B S S F S<br>2-3 ③<br>K | | C B S S S<br>1-3 ③<br>K | | 6 | 1 | 1 | 1 | 0 | 4 | 8 |
| Dan Wilson, R (1, 2)<br>OBP: 0.343, SLG: 0.443<br>Rich Amaral, R (10, PR)<br>OBP: 0.315, SLG: 0.310<br>John Marzano, R (11, 2)<br>OBP: 0.396, SLG: 0.405 | B F S X<br>1-2 ③<br>G1-3 | | | B C X<br>1-1<br>2-H<br>G4-3<br>1B | B B C B S X<br>3-2 ③<br>G3 | | | B X<br>1-0 ①<br>1B | C B B B C X<br>3-2<br>1B<br>2B | | | B B B C C B<br>4-2<br>BB | 5<br>0<br>0 | 0<br>1<br>0 | 3<br>0<br>0 | 1<br>0<br>0 | 0<br>0<br>1 | 0<br>0<br>0 | 3<br>0<br>0 |
| Russ Davis, R (1, 5)<br>OBP: 0.349, SLG: 0.525 | | C B X<br>1-1 ①<br>L1 | C B B B 1 F X<br>SAFE<br>2-2 ②<br>G4-3<br>1-2 | | F B F S<br>1-3 ①<br>K | | | C X<br>0-1 ②<br>P6 | L F F B F B F S<br>2-3 ①<br>K | | | X<br>0-0 ①<br>F9 | 6 | 0 | 0 | 0 | 0 | 2 | 3 |
| José Cruz Jr., S (1, 7)<br>OBP: 0.318, SLG: 0.552 | | B S C X<br>1-2<br>2B | C B X<br>1-1 ③<br>F7 | | X<br>0-0 ②<br>L8 | | | C B X<br>1-1<br>FC6-4<br>1B | B B S F C<br>2-3 ②<br>K | | | F B F F X<br>1-2 ②<br>F7 | 6 | 0 | 2 | 0 | 0 | 1 | 3 |
| Inning Stats | R: 1 H: 1<br>E: 0 LOB: 0<br>K: 0 BB: 0<br>S: 9 P: 12 | R: 0 H: 0<br>E: 0 LOB: 0<br>K: 2 BB: 0<br>S: 9 P: 12 | R: 0 H: 1<br>E: 0 LOB: 1<br>K: 0 BB: 0<br>S: 9 P: 12 | R: 3 H: 4<br>E: 0 LOB: 1<br>K: 0 BB: 0<br>S: 18 P: 23 | R: 1 H: 3<br>E: 0 LOB: 3<br>K: 2 BB: 1<br>S: 17 P: 30 | R: 0 H: 0<br>E: 0 LOB: 0<br>K: 1 BB: 0<br>S: 7 P: 10 | R: 1 H: 2<br>E: 0 LOB: 1<br>K: 1 BB: 0<br>S: 12 P: 17 | R: 0 H: 2<br>E: 0 LOB: 1<br>K: 0 BB: 0<br>S: 7 P: 9 | R: 0 H: 1<br>E: 0 LOB: 2<br>K: 1 BB: 1<br>S: 12 P: 22 | R: 1 H: 2<br>E: 0 LOB: 2<br>K: 2 BB: 0<br>S: 14 P: 23 | R: 0 H: 1<br>E: 0 LOB: 2<br>K: 3 BB: 1<br>S: 14 P: 24 | R: 0 H: 0<br>E: 0 LOB: 1<br>K: 1 BB: 1<br>S: 10 P: 16 | 1B: 9<br>2B: 7<br>3B: 0<br>HR: 1 | SF: 0<br>SAC: 1<br>DP: 0<br>HBP: 0 | | WP: 0<br>PB: 0<br>SB: 0<br>CS: 0 | PA: 55 | | |

| PITCHER | IP | WLS | BF | H | R | ER | SO | BB | IBB | HBP | BLK | WP | HR | S | P | ERA | WHIP |
|---|---|---|---|---|---|---|---|---|---|---|---|---|---|---|---|---|---|
| Bob Tewksbury, R (1, 1)<br>ERA: 3.9 | 4.1 | | 23 | 9 | 5 | 5 | 3 | 1 | 0 | 0 | 0 | 0 | 0 | 55 | 78 | 10.38 | 2.308 |
| Greg Swindell, L (5, 1)<br>ERA: 3.95 | 2.2 | | 10 | 2 | 1 | 1 | 3 | 0 | 0 | 0 | 0 | 0 | 1 | 26 | 38 | 3.38 | 0.750 |
| Frankie Rodriguez, R (8, 1)<br>ERA: 4.61 | 2.0 | | 9 | 3 | 0 | 0 | 1 | 0 | 1 | 0 | 0 | 0 | 0 | 19 | 31 | 0.00 | 1.500 |
| Rick Aguilera, R (10, 1)<br>ERA: 4.01 | 2.0 | W | 9 | 3 | 1 | 1 | 5 | 1 | 0 | 0 | 0 | 0 | 0 | 28 | 47 | 4.50 | 2.000 |
| Eddie Guardado, L (12, 1)<br>ERA: 4.21 | 1.0 | S | 4 | 0 | 0 | 0 | 1 | 1 | 0 | 0 | 0 | 0 | 0 | 10 | 16 | 0.00 | 1.000 |

| PITCHER | IP | WLS | BF | H | R | ER | SO | BB | IBB | HBP | BLK | WP | HR | S | P | ERA | WHIP |
|---|---|---|---|---|---|---|---|---|---|---|---|---|---|---|---|---|---|

# BOTTOM

# Minnesota Twins @ Seattle Mariners

The Kingdome, Seattle, WA

Thu Jul 17 1997, 10:05 PM EDT

Att. 32,325 - Dome

livebaseballscorecards.com

| | |
|---|---|
| AB | 50 |
| R | 7 |
| H | 17 |
| RBI | 7 |
| BB | 4 |
| SO | 13 |
| LOB | 29 |

| Batter | 1 | 2 | 3 | 4 | 5 | 6 | 7 | 8 | 9 | AB | R | H | RBI | BB | SO | LOB |
|---|---|---|---|---|---|---|---|---|---|---|---|---|---|---|---|---|
| Chuck Knoblauch, R (1, 4)<br>OBP: 0.408, SLG: 0.423 | L7 | | 1B | | 1B | K | | | HBP | 4 | 2 | 2 | 1 | 0 | 1 | 2 |
| Pat Meares, R (1, 6)<br>OBP: 0.331, SLG: 0.445 | G4-3 | | 1B | | K | | F7-4 | | 2B | 5 | 0 | 3 | 2 | 0 | 1 | 1 |
| Roberto Kelly, R (1, 10)<br>OBP: 0.352, SLG: 0.429 | G6-3 | | G5-3 | | | 1B | F7-4 | | F8 | 5 | 1 | 1 | 0 | 0 | 0 | 3 |
| Terry Steinbach, R (1, 2)<br>OBP: 0.336, SLG: 0.444 | | G6-3 | | G4-3 | | 1B | K | | | 4 | 2 | 2 | 0 | 0 | 1 | 0 |
| Ron Coomer, R (1, 5)<br>OBP: 0.339, SLG: 0.463 | | G6-3 | | P5 | | 2B | | F9 | | 4 | 1 | 1 | 1 | 0 | 0 | 1 |
| Marty Cordova, R (1, 7)<br>OBP: 0.335, SLG: 0.455 | | 1B | | G4-3 | | 1B | | K | | 4 | 0 | 2 | 2 | 0 | 1 | 1 |
| Greg Colbrunn, R (1, 3)<br>OBP: 0.316, SLG: 0.427 | | | G6-3 | 1B | | P4 | | F7 | | 2 | 0 | 1 | 1 | 0 | 0 | 0 |
| Scott Stahoviak, L (6, PH)<br>OBP: 0.320, SLG: 0.473 (6, 3) | | | | | | | | | | 2 | 0 | 0 | 0 | 0 | 0 | 1 |
| Darrin Jackson, R (1, 8)<br>OBP: 0.253, SLG: 0.351 | | | G5-3 | P4 | | K | | | G5-3 | 4 | 0 | 0 | 0 | 0 | 1 | 2 |
| Denny Hocking, S (1, 9)<br>OBP: 0.315, SLG: 0.358 | | | 1B | P3 | | 1B | | | P5 | 4 | 1 | 2 | 0 | 0 | 0 | 0 |
| Inning Stats | R: 0<br>E: 0<br>K: 0<br>S: 3<br>H: 0<br>LOB: 0<br>BB: 0<br>P: 6 | R: 0<br>E: 0<br>K: 0<br>S: 7<br>H: 1<br>LOB: 1<br>BB: 0<br>P: 9 | R: 2<br>E: 0<br>K: 0<br>S: 19<br>H: 3<br>LOB: 1<br>BB: 0<br>P: 23 | R: 1<br>E: 0<br>K: 0<br>S: 8<br>H: 2<br>LOB: 1<br>BB: 0<br>P: 12 | R: 0<br>E: 0<br>K: 1<br>S: 9<br>H: 1<br>LOB: 0<br>BB: 0<br>P: 15 | R: 3<br>E: 0<br>K: 2<br>S: 21<br>H: 5<br>LOB: 2<br>BB: 0<br>P: 33 | R: 0<br>E: 0<br>K: 1<br>S: 8<br>H: 1<br>LOB: 0<br>BB: 0<br>P: 12 | R: 0<br>E: 0<br>K: 1<br>S: 7<br>H: 0<br>LOB: 0<br>BB: 0<br>P: 9 | R: 1<br>E: 0<br>K: 0<br>S: 8<br>H: 1<br>LOB: 1<br>BB: 0<br>P: 12 | 1B: 12<br>2B: 3<br>3B: 0<br>HR: 0<br>SF: 0<br>SAC: 0<br>DP: 1<br>HBP: 1 | WP: 0<br>PB: 0<br>SB: 2<br>CS: 1<br>PA: 39 | | | | | |

| PITCHER | | IP | WLS | BF | H | R | ER | SO | BB | IBB | HBP | BLK | WP | HR | S | P | ERA | WHIP |
|---|---|---|---|---|---|---|---|---|---|---|---|---|---|---|---|---|---|---|
| Steve Wojciechowski, L<br>ERA: 7.84 | (1, 1) | 5.0 | L | 21 | 8 | 4 | 4 | 1 | 0 | 0 | 0 | 0 | 0 | 0 | 49 | 70 | 7.20 | 1.600 |
| Dane Johnson, R<br>ERA: 3.86 | (6, 1) | 1.0 | | 7 | 4 | 2 | 2 | 2 | 0 | 0 | 0 | 0 | 0 | 0 | 18 | 28 | 18.00 | 4.000 |
| Gary Haught, R<br>ERA: 2.25 | (7, 1) | 3.0 | | 11 | 2 | 1 | 1 | 2 | 0 | 0 | 1 | 0 | 0 | 0 | 23 | 33 | 3.00 | 0.667 |

TOP

# Minnesota Twins @ Oakland Athletics

Oakland-Alameda County Coliseum, Oakland, CA

Fri Jul 18 1997, 7:05 PM PDT
Att. 10,463 - Unknown - 68 F

livebaseballscorecards.com

| | |
|---|---|
| AB | 38 |
| R | 7 |
| H | 14 |
| RBI | 7 |
| BB | 0 |
| SO | 5 |
| LOB | 11 |

# BOTTOM

Minnesota Twins @ Oakland Athletics

Oakland-Alameda County Coliseum, Oakland, CA

Fri Jul 18 1997, 7:05 PM PDT

Att. 10,463 - Unknown - 68 F

livebaseballscorecards.com

| Batter | 1 | 2 | 3 | 4 | 5 | 6 | 7 | 8 | 9 | AB | R | H | RBI | BB | SO | LOB |
|---|---|---|---|---|---|---|---|---|---|---|---|---|---|---|---|---|
| Mark Bellhorn, S (1, 5)<br>OBP: 0.384, SLG: 0.400 | K | | G4-6-3 1B | | P2 | | F7 | | K | 5 | 0 | 1 | 0 | 0 | 2 | 1 |
| Scott Spiezio, S (1, 4)<br>OBP: 0.295, SLG: 0.391 | F8 | | G4-6-3 | | F7 | | F8 | | | 4 | 0 | 0 | 0 | 0 | 0 | 3 |
| Matt Stairs, L (1, 9)<br>OBP: 0.465, SLG: 0.769 | BB | | | F9 1B FC6 1B | BB | | | HR | | 2 | 2 | 2 | 1 | 2 | 0 | 0 |
| Mark McGwire, R (1, 3)<br>OBP: 0.396, SLG: 0.681 | L7 | | | F8 E 1B | G5-3 | | | G6-4-3 1B | | 4 | 0 | 2 | 0 | 0 | 0 | 3 |
| Jason Giambi, L (1, 7)<br>OBP: 0.361, SLG: 0.493 | | L3 | | F9 | | L8 | | K | | 4 | 0 | 0 | 0 | 0 | 1 | 3 |
| Jose Canseco, R (1, 10)<br>OBP: 0.322, SLG: 0.446 | | G5-4-3 1B | | FC6 | | F8 | | G6-4-3 | | 4 | 0 | 1 | 1 | 0 | 0 | 2 |
| Scott Brosius, R (1, 8)<br>OBP: 0.267, SLG: 0.320 | | G5-4-3 | | F8 | | BB | | | HR | 3 | 1 | 1 | 1 | 1 | 0 | 3 |
| Tony Batista, R (1, 6)<br>OBP: 0.252, SLG: 0.344 | | | G5-3 | L7 | | F9 | | | K | 3 | 0 | 0 | 0 | 0 | 0 | 3 |
| Dave Magadan, L (9, PH)<br>OBP: 0.392, SLG: 0.365 | | | | | | | | | | 1 | 0 | 0 | 0 | 0 | 1 | 0 |
| Brent Mayne, L (1, 2)<br>OBP: 0.299, SLG: 0.323 | | | 1B BB | | BB 1B | | G5-3 | | P6 | 2 | 0 | 1 | 0 | 1 | 0 | 0 |
| George Williams, S (9, PH)<br>OBP: 0.384, SLG: 0.372 | | | | | | | | | | 1 | 0 | 0 | 0 | 0 | 0 | 0 |

| | AB | 33 |
|---|---|---|
| | R | 3 |
| | H | 8 |
| | RBI | 3 |
| | BB | 4 |
| | SO | 4 |
| | LOB | 18 |

| Inning Stats | 1 | 2 | 3 | 4 | 5 | 6 | 7 | 8 | 9 |
|---|---|---|---|---|---|---|---|---|---|
| | R: 0 H: 0<br>E: 0 LOB: 1<br>K: 1 BB: 1<br>S: 7 P: 15 | R: 0 H: 1<br>E: 0 LOB: 0<br>K: 0 BB: 0<br>S: 7 P: 9 | R: 0 H: 1<br>E: 0 LOB: 1<br>K: 0 BB: 1<br>S: 7 P: 12 | R: 1 H: 2<br>E: 1 LOB: 2<br>K: 0 BB: 0<br>S: 9 P: 11 | R: 0 H: 1<br>E: 0 LOB: 2<br>K: 0 BB: 1<br>S: 9 P: 18 | R: 0 H: 0<br>E: 0 LOB: 1<br>K: 0 BB: 1<br>S: 8 P: 15 | R: 0 H: 0<br>E: 0 LOB: 0<br>K: 0 BB: 0<br>S: 6 P: 12 | R: 1 H: 2<br>E: 0 LOB: 0<br>K: 1 BB: 0<br>S: 7 P: 10 | R: 1 H: 1<br>E: 0 LOB: 0<br>K: 2 BB: 0<br>S: 12 P: 17 |

| | 1B: 6 | SF: 0 | WP: 0 | PA: 37 |
|---|---|---|---|---|
| | 2B: 0 | SAC: 0 | PB: 0 | |
| | 3B: 0 | DP: 3 | SB: 0 | |
| | HR: 2 | HBP: 0 | CS: 0 | |

| PITCHER | | IP | WLS | BF | H | R | ER | SO | BB | IBB | HBP | BLK | WP | HR | S | P | ERA | WHIP |
|---|---|---|---|---|---|---|---|---|---|---|---|---|---|---|---|---|---|---|
| LaTroy Hawkins, R<br>ERA: 5.31 | (1, 1) | 8.0 | W | 34 | 8 | 3 | 3 | 2 | 4 | 0 | 0 | 0 | 0 | 2 | 62 | 105 | 3.38 | 1.500 |
| Eddie Guardado, L<br>ERA: 4.05 | (9, 1) | 1.0 | | 3 | 0 | 0 | 0 | 2 | 0 | 0 | 0 | 0 | 0 | 0 | 10 | 14 | 0.00 | 0.000 |

| PITCHER | IP | WLS | BF | H | R | ER | SO | BB | IBB | HBP | BLK | WP | HR | S | P | ERA | WHIP |
|---|---|---|---|---|---|---|---|---|---|---|---|---|---|---|---|---|---|

| Batter | 1 | 2 | 3 | 4 | 5 | 6 | 7 | 8 | 9 | AB | R | H | RBI | BB | SO | LOB |
|---|---|---|---|---|---|---|---|---|---|---|---|---|---|---|---|---|
| Chuck Knoblauch, R (1, 4)<br>OBP: 0.410, SLG: 0.429 | C F X<br>0-2<br>BB<br>1B | | B X<br>1-0 ②<br>P6 | | C F F B X<br>1-2 ②<br>G5-3<br>2-3 | | B B C X<br>2-1<br>1B<br>2B<br>1-2<br>2-3<br>1B | | B C X<br>1-1<br>FC5-3<br>2B | 5 | 1 | 3 | 0 | 0 | 0 | 1 |
| Rich Becker, L (1, 8)<br>OBP: 0.361, SLG: 0.396<br>Roberto Kelly, R (7, PH)<br>OBP: 0.353, SLG: 0.429 (7, 9) | X<br>0-0 ①<br>F7 | | C B S F X<br>1-2 ③<br>L7 | | X<br>0-0 ③<br>G4-3 | | S B X<br>1-1<br>2B<br>G3-2-4<br>1-2<br>2-3<br>3-H<br>1B | | L F X<br>0-2 ① ②<br>FC5-3<br>2-3 | 3<br>2 | 0<br>1 | 0<br>1 | 0<br>1 | 0<br>0 | 0<br>0 | 2<br>1 |
| Paul Molitor, R (1, 10)<br>OBP: 0.363, SLG: 0.434 | B 1 B B B<br>SAFE<br>4-0<br>G4-6-3<br>1-2<br>BB | | | B X<br>1-0 ①<br>G3 | | X<br>0-0 ①<br>L7 | S S B B F X<br>2-2<br>G3-2-4<br>1-3<br>2-H<br>3-H<br>2B | | B S B S S<br>2-3 ③<br>K | 4 | 0 | 1 | 2 | 1 | 1 | 0 |
| Scott Stahoviak, L (1, 3)<br>OBP: 0.318, SLG: 0.474 | F S B X<br>1-2 ② ③<br>G4-6-3<br>1-2f | | | F F X<br>0-2 ②<br>F7 | | C S B B B X<br>3-2<br>1B<br>2B | B F X<br>1-1 ①<br>G4-3 | | | 4 | 1 | 1 | 0 | 0 | 0 | 4 |
| Marty Cordova, R (1, 7)<br>OBP: 0.328, SLG: 0.444<br>Darrin Jackson, R (7, 8)<br>OBP: 0.253, SLG: 0.351 | | B C X<br>1-1 ①<br>F9 | | X<br>0-0 ③<br>G1-3 | | S B B F F S<br>2-3 ②<br>K | S F B F F X<br>1-2 ②<br>G3-2-4<br>2-3<br>3-H | | | 4<br>0 | 0<br>0 | 0<br>0 | 1<br>0 | 0<br>0 | 1<br>0 | 2<br>0 |
| Matt Lawton, L (1, 9)<br>OBP: 0.348, SLG: 0.400 (7, 7) | | B C C B C<br>2-3 ②<br>K | | | B C B B S S<br>3-3 ①<br>K | C B X<br>1-1<br>2-H<br>1B | F F B F C<br>1-3 ③<br>K | | | 4 | 0 | 1 | 1 | 0 | 3 | 1 |
| Ron Coomer, R (1, 5)<br>OBP: 0.342, SLG: 0.461 | | B X<br>1-0<br>WP<br>1B | | | B B B B<br>4-0<br>BB<br>2B<br>BB | X<br>0-0 ③<br>L9 | | F X<br>0-1 ①<br>G5-3 | | 3 | 1 | 1 | 0 | 1 | 0 | 1 |
| Greg Myers, L (1, 2)<br>OBP: 0.331, SLG: 0.417 | | B B X<br>2-0 ③<br>G3<br>1-2 | | | C B F B F 1 B B<br>SAFE<br>4-2<br>2B<br>E<br>1-2<br>BB | | B F F F X<br>1-2<br>1B<br>1B<br>1B<br>1B | C C B X<br>1-2 ②<br>F8 | | 3 | 2 | 1 | 0 | 1 | 0 | 1 |
| Pat Meares, R (1, 6)<br>OBP: 0.333, SLG: 0.449 | | | F B S F X<br>1-2 ①<br>G6-3 | | B C B C X<br>2-2<br>E7<br>G5-3<br>1-H<br>2-H<br>2B | | B X<br>1-0<br>1B<br>1B<br>2B<br>1-2<br>1B | B B C X<br>2-1 ③<br>G5-3 | | 4 | 1 | 2 | 1 | 0 | 0 | 0 |
| Inning Stats | R: 0<br>E: 0<br>K: 0<br>S: 7<br>H: 1<br>LOB: 1<br>BB: 1<br>P: 12 | R: 0<br>E: 0<br>K: 1<br>S: 7<br>H: 1<br>LOB: 1<br>BB: 0<br>P: 13 | R: 0<br>E: 0<br>K: 0<br>S: 9<br>H: 0<br>LOB: 0<br>BB: 0<br>P: 12 | R: 0<br>E: 0<br>K: 0<br>S: 5<br>H: 0<br>LOB: 0<br>BB: 0<br>P: 6 | R: 2<br>E: 1<br>K: 1<br>S: 14<br>H: 1<br>LOB: 1<br>BB: 2<br>P: 28 | R: 1<br>E: 0<br>K: 1<br>S: 11<br>H: 2<br>LOB: 1<br>BB: 0<br>P: 17 | R: 4<br>E: 0<br>K: 1<br>S: 24<br>H: 5<br>LOB: 1<br>BB: 0<br>P: 34 | R: 0<br>E: 0<br>K: 0<br>S: 7<br>H: 0<br>LOB: 0<br>BB: 0<br>P: 10 | R: 0<br>E: 0<br>K: 1<br>S: 8<br>H: 1<br>LOB: 0<br>BB: 0<br>P: 11 | 1B: 7<br>2B: 5<br>3B: 0<br>HR: 0<br>SF: 0<br>SAC: 0<br>DP: 2<br>HBP: 0 | | | | | | |

# TOP

## Minnesota Twins @ Oakland Athletics

Oakland-Alameda County Coliseum, Oakland, CA

Sat Jul 19 1997, 3:33 AM PDT

Att. 14,763 - Sunny - 73 F

livebaseballscorecards.com

| | |
|---|---|
| AB | 36 |
| R | 7 |
| H | 11 |
| RBI | 6 |
| BB | 3 |
| SO | 5 |
| LOB | 13 |

| PITCHER | | IP | WLS | BF | H | R | ER | SO | BB | IBB | HBP | BLK | WP | HR | S | P | ERA | WHIP |
|---|---|---|---|---|---|---|---|---|---|---|---|---|---|---|---|---|---|---|
| Brad Rigby, R<br>ERA: 5.54 | (1, 1) | 5.0 | | 20 | 3 | 2 | 2 | 2 | 3 | 0 | 0 | 0 | 1 | 0 | 42 | 71 | 3.60 | 1.200 |
| Don Wengert, R<br>ERA: 6.25 | (6, 1) | 1.0 | L | 8 | 5 | 4 | 4 | 1 | 0 | 0 | 0 | 0 | 0 | 0 | 18 | 28 | 36.00 | 5.000 |
| Buddy Groom, L<br>ERA: 4.95 | (7, 1) | 0.0 | | 1 | 1 | 0 | 0 | 0 | 0 | 0 | 0 | 0 | 0 | 0 | 2 | 3 | ∞ | ∞ |
| Aaron Small, R<br>ERA: 4.6 | (7, 1) | 2.0 | | 7 | 1 | 1 | 1 | 1 | 0 | 0 | 0 | 0 | 0 | 0 | 22 | 30 | 4.50 | 0.500 |
| Billy Taylor, R<br>ERA: 5.18 | (9, 1) | 1.0 | | 3 | 1 | 0 | 0 | 1 | 0 | 0 | 0 | 0 | 0 | 0 | 8 | 11 | 0.00 | 1.000 |

| PITCHER | IP | WLS | BF | H | R | ER | SO | BB | IBB | HBP | BLK | WP | HR | S | P | ERA | WHIP |
|---|---|---|---|---|---|---|---|---|---|---|---|---|---|---|---|---|---|

# Minnesota Twins @ Oakland Athletics

Oakland-Alameda County Coliseum, Oakland, CA

Sat Jul 19 1997, 3:33 AM PDT
Att. 14,763 - Sunny - 73 F

livebaseballscorecards.com

## BOTTOM

| Batter | 1 | 2 | 3 | 4 | 5 | 6 | 7 | 8 | 9 | AB | R | H | RBI | BB | SO | LOB |
|---|---|---|---|---|---|---|---|---|---|---|---|---|---|---|---|---|
| Mark Bellhorn, S (1, 5)<br>OBP: 0.385, SLG: 0.413 | 1-1 P7 ① | | 1-2 2B | 2-3 K ② | | 1 SAFE 3-3 K ②③ 1-2<br>1 SAFE | | 1-2 1B | | 5 | 0 | 2 | 0 | 0 | 2 | 3 |
| Scott Spiezio, S (1, 4)<br>OBP: 0.291, SLG: 0.384 | 2-1 F7 ② | | 0-0 P6 ② | 0-2 P2 ③ | | | 1-0 F9 ① | 1-3 K ② | | 5 | 0 | 0 | 0 | 0 | 1 | 4 |
| Matt Stairs, L (1, 9)<br>OBP: 0.468, SLG: 0.764<br>Pat Lennon, R (7, 9)<br>OBP: 0.427, SLG: 0.414 | 4-2 BB | | 4-0 BB | | 1-1 P2 ① | | 2-2 FC3-6 BB HR 1B | 1-3 K ③ | | 1<br>2 | 0<br>1 | 0<br>1 | 0<br>0 | 2<br>0 | 0<br>1 | 0<br>1 |
| Mark McGwire, R (1, 3)<br>OBP: 0.396, SLG: 0.675 | 2-3 K ③ | | 1-1 P8 ③ | | 4-2 2B BB | | 4-2 FC3-6 1-2 BB | | 2-3 K ① | 3 | 0 | 0 | 0 | 2 | 2 | 3 |
| Jason Giambi, L (1, 7)<br>OBP: 0.364, SLG: 0.509<br>Damon Mashore, R (9, PR)<br>OBP: 0.368, SLG: 0.318 | | 2-1 HR | | 2-2 1B 2B | 1-3 K ② | | 3-2 FC3-6 HR ② 1-2f 2-3 | | 1-2 1B | 5<br>0 | 3<br>0 | 3<br>0 | 1<br>0 | 0<br>0 | 1<br>0 | 3<br>0 |
| Jose Canseco, R (1, 10)<br>OBP: 0.326, SLG: 0.460 | | 1-3 K ① | | 2-2 S 2B 1B 2-H | 0-0 2B 1-3 | | 2-1 HR 1-H 3-H | | 3-1 L8 ② | 5 | 2 | 3 | 4 | 0 | 1 | 1 |
| Scott Brosius, R (1, 8)<br>OBP: 0.266, SLG: 0.318 | | 2-0 F9 ② | | 3-2 P4 ① 1-2 | 1-1 G6-3 ③ | | 1-1 1B | | 1-0 L8 ③ | 5 | 0 | 1 | 0 | 0 | 0 | 4 |
| Tony Batista, R (1, 6)<br>OBP: 0.259, SLG: 0.356 | | 1-1 L7 ③ | | 0-1 2B 2-H | | | 2-2 CS 1B<br>1-1 P4 ③ | | | 4 | 0 | 2 | 1 | 0 | 0 | 1 |
| Brent Mayne, L (1, 2)<br>OBP: 0.300, SLG: 0.316<br>George Williams, S (8, PH)<br>OBP: 0.382, SLG: 0.370 (9, 2) | | | 2-2 G3-1 ① | 4-2 BB | | 0-0 B2 ① | | 1-2 P5 ① | | 2<br>1 | 0<br>0 | 0<br>0 | 0<br>0 | 1<br>0 | 0<br>0 | 1<br>0 |

| Inning Stats | | | | | | | | | | | | | | | | | | | | | |
|---|---|---|---|---|---|---|---|---|---|---|---|---|---|---|---|---|---|---|---|---|---|
| | R: 0 | H: 0 | | R: 1 | H: 1 | | R: 0 | H: 1 | | R: 2 | H: 3 | | R: 0 | H: 1 | | R: 0 | H: 1 | | R: 3 | H: 3 | | R: 0 | H: 1 | | R: 0 | H: 1 | | 1B: 6 | SF: 0 | | WP: 0 | PA: 43 |
| | E: 0 | LOB: 1 | | E: 0 | LOB: 0 | | E: 0 | LOB: 2 | | E: 0 | LOB: 2 | | E: 0 | LOB: 2 | | E: 0 | LOB: 1 | | E: 0 | LOB: 1 | | E: 0 | LOB: 1 | | E: 0 | LOB: 1 | | 2B: 5 | SAC: 0 | | PB: 0 | |
| | K: 1 | BB: 1 | | K: 1 | BB: 0 | | K: 1 | BB: 1 | | K: 1 | BB: 1 | | K: 1 | BB: 1 | | K: 2 | BB: 0 | | K: 0 | BB: 1 | | K: 1 | BB: 0 | | K: 1 | BB: 0 | | 3B: 0 | DP: 1 | | SB: 1 | |
| | S: 9 | P: 18 | | S: 8 | P: 14 | | S: 9 | P: 17 | | S: 27 | P: 40 | | S: 13 | P: 20 | | S: 7 | P: 12 | | S: 16 | P: 30 | | S: 13 | P: 17 | | S: 9 | P: 16 | | HR: 2 | HBP: 0 | | CS: 1 | |

| PITCHER | | IP | WLS | BF | H | R | ER | SO | BB | IBB | HBP | BLK | WP | HR | S | P | ERA | WHIP |
|---|---|---|---|---|---|---|---|---|---|---|---|---|---|---|---|---|---|---|
| Dave Stevens, R<br>ERA: 7.89 | (1, 1) | 4.2 | | 24 | 6 | 3 | 3 | 4 | 4 | 0 | 0 | 0 | 0 | 1 | 64 | 106 | 5.79 | 2.143 |
| Greg Swindell, L<br>ERA: 3.86 | (5, 1) | 1.2 | W | 5 | 1 | 0 | 0 | 1 | 0 | 0 | 0 | 0 | 0 | 0 | 10 | 17 | 0.00 | 0.600 |
| Mike Trombley, R<br>ERA: 5.23 | (7, 1) | 0.1 | | 3 | 1 | 0 | 0 | 0 | 1 | 0 | 0 | 0 | 0 | 0 | 9 | 18 | 0.00 | 6.000 |
| Frankie Rodriguez, R<br>ERA: 4.7 | (7, 1) | 0.1 | | 3 | 2 | 3 | 3 | 0 | 0 | 0 | 0 | 0 | 0 | 1 | 6 | 10 | 81.00 | 6.000 |
| Eddie Guardado, L<br>ERA: 3.9 | (8, 1) | 1.0 | | 4 | 1 | 0 | 0 | 2 | 0 | 0 | 0 | 0 | 0 | 0 | 13 | 17 | 0.00 | 1.000 |

| PITCHER | | IP | WLS | BF | H | R | ER | SO | BB | IBB | HBP | BLK | WP | HR | S | P | ERA | WHIP |
|---|---|---|---|---|---|---|---|---|---|---|---|---|---|---|---|---|---|---|
| Rick Aguilera, R<br>ERA: 3.92 | (9, 1) | 1.0 | S | 4 | 1 | 0 | 0 | 1 | 0 | 0 | 0 | 0 | 0 | 0 | 9 | 16 | 0.00 | 1.000 |

| | |
|---|---|
| AB | 38 |
| R | 6 |
| H | 12 |
| RBI | 6 |
| BB | 5 |
| SO | 8 |
| LOB | 21 |

# TOP

## Minnesota Twins @ Oakland Athletics

Oakland-Alameda County Coliseum, Oakland, CA

Sun Jul 20 1997, 3:33 AM PDT

Att. 20,651 - Sunny - 67 F

livebaseballscorecards.com

| Batter | 1 | 2 | 3 | 4 | 5 | 6 | 7 | 8 | 9 | AB | R | H | RBI | BB | SO | LOB |
|---|---|---|---|---|---|---|---|---|---|---|---|---|---|---|---|---|
| Chuck Knoblauch, R (1, 4) OBP: 0.406, SLG: 0.424 | L7 | | G4-3 | | G5-3 | | P3 2-3 | | | 4 | 0 | 0 | 0 | 0 | 0 | 1 |
| Rich Becker, L (1, 8) OBP: 0.366, SLG: 0.402 | 2B | | FC5-4 1B | | BB | | | P6 | | 3 | 0 | 2 | 0 | 1 | 0 | 0 |
| Paul Molitor, R (1, 10) OBP: 0.358, SLG: 0.429 | L4 | | FC5-4 FC4 1-2 | | P8 | | | G5-3 | | 4 | 0 | 0 | 0 | 0 | 0 | 3 |
| Terry Steinbach, R (1, 2) OBP: 0.331, SLG: 0.438 | P9 | | FC4 1-2 | | | F7 | | P9 | | 4 | 0 | 0 | 0 | 0 | 0 | 2 |
| Scott Stahoviak, L (1, 3) OBP: 0.316, SLG: 0.475 | | 1B FC4-6 2B | | K | | F8 | | | K | 4 | 1 | 1 | 0 | 0 | 2 | 0 |
| Ron Coomer, R (1, 5) OBP: 0.344, SLG: 0.462 | | FC4-6 2-3 1B | | S 1B | | K | | | F7 | 4 | 0 | 2 | 0 | 0 | 1 | 0 |
| Matt Lawton, L (1, 7) OBP: 0.346, SLG: 0.396 | | FC4-6 FC4-6 1-2 3-H | | P6 | | | WP G3 BB | | G3 | 3 | 0 | 0 | 1 | 1 | 0 | 2 |
| Roberto Kelly, R (1, 9) OBP: 0.348, SLG: 0.423 | | FC4-6 FC6-4 1-2 | | G6-3 1-2 | | | K | | | 3 | 0 | 0 | 0 | 0 | 1 | 3 |
| Pat Meares, R (1, 6) OBP: 0.330, SLG: 0.445 | | FC6-4 1-2 | | | P3 | | G3 1-2 | | | 3 | 0 | 0 | 0 | 0 | 0 | 2 |

| | |
|---|---|
| AB | 32 |
| R | 1 |
| H | 5 |
| RBI | 1 |
| BB | 2 |
| SO | 4 |
| LOB | 13 |

| Inning Stats | 1 | 2 | 3 | 4 | 5 | 6 | 7 | 8 | 9 |
|---|---|---|---|---|---|---|---|---|---|
| | R: 0 E: 0 K: 0 S: 10 | H: 1 LOB: 1 BB: 0 P: 16 | R: 1 E: 0 K: 0 S: 10 | H: 2 LOB: 1 BB: 0 P: 17 | R: 0 E: 0 K: 0 S: 11 | H: 1 LOB: 1 BB: 0 P: 14 | R: 0 E: 0 K: 1 S: 11 | H: 1 LOB: 1 BB: 0 P: 17 | R: 0 E: 0 K: 0 S: 7 | H: 0 LOB: 1 BB: 1 P: 14 |
| | R: 0 E: 0 K: 1 S: 7 | H: 0 LOB: 0 BB: 0 P: 10 | R: 0 E: 0 K: 1 S: 7 | H: 0 LOB: 1 BB: 1 P: 14 | R: 0 E: 0 K: 0 S: 5 | H: 0 LOB: 0 BB: 0 P: 8 | R: 0 E: 0 K: 1 S: 10 | H: 0 LOB: 0 BB: 0 P: 18 | | |

1B: 3 2B: 2 3B: 0 HR: 0 | SF: 0 SAC: 0 DP: 0 HBP: 0 | WP: 1 PB: 0 SB: 1 CS: 0 | PA: 34

| PITCHER | | IP | WLS | BF | H | R | ER | SO | BB | IBB | HBP | BLK | WP | HR | S | P | ERA | WHIP |
|---|---|---|---|---|---|---|---|---|---|---|---|---|---|---|---|---|---|---|
| Carlos Reyes, R ERA: 4.38 | (1, 1) | 6.0 | L | 24 | 5 | 1 | 1 | 2 | 1 | 0 | 0 | 0 | 0 | 0 | 56 | 88 | 1.50 | 1.000 |
| Dane Johnson, R ERA: 3.58 | (7, 1) | 2.0 | | 7 | 0 | 0 | 0 | 1 | 1 | 0 | 0 | 0 | 1 | 0 | 12 | 22 | 0.00 | 0.500 |
| Billy Taylor, R ERA: 5.05 | (9, 1) | 1.0 | | 3 | 0 | 0 | 0 | 1 | 0 | 0 | 0 | 0 | 0 | 0 | 10 | 18 | 0.00 | 0.000 |

| PITCHER | IP | WLS | BF | H | R | ER | SO | BB | IBB | HBP | BLK | WP | HR | S | P | ERA | WHIP |
|---|---|---|---|---|---|---|---|---|---|---|---|---|---|---|---|---|---|

| Batter | 1 | 2 | 3 | 4 | 5 | 6 | 7 | 8 | 9 | AB | R | H | RBI | BB | SO | LOB |
|---|---|---|---|---|---|---|---|---|---|---|---|---|---|---|---|---|
| Mark Bellhorn, S (1, 5)<br>OBP: 0.368, SLG: 0.393 | C B F B S<br>2-3 ①<br>K | | B F B B X<br>3-1 ③<br>G4-3 | | | B F C F F B X<br>2-2 ②<br>P6 | | | C C B C<br>1-3 ①<br>K | 4 | 0 | 0 | 0 | 0 | 2 | 0 |
| Scott Brosius, R (1, 8)<br>(9, 6)<br>OBP: 0.266, SLG: 0.318 | C B F X<br>1-2<br>1B<br>1B | | | B B C B C F X<br>3-2 ①<br>G6-3 | | F B C B S<br>2-3 ③<br>K | | | X<br>0-0 ②<br>L8 | 4 | 0 | 1 | 0 | 0 | 1 | 0 |
| Jason Giambi, L (1, 7)<br>OBP: 0.363, SLG: 0.505 | X<br>0-0<br>G1-4-3<br>1-2<br>1B | | | C C C<br>0-3 ②<br>K | | | B X<br>1-0 ①<br>G3-1 | | B B C F S<br>2-3 ③<br>K | 4 | 0 | 1 | 0 | 0 | 2 | 0 |
| Mark McGwire, R (1, 3)<br>OBP: 0.396, SLG: 0.672 | X<br>0-0 ② ③<br>G1-4-3<br>1-2f | | | C B B X<br>2-1<br>1B | | | C F B B F S<br>2-3 ②<br>K | | | 3 | 0 | 1 | 0 | 0 | 1 | 2 |
| Jose Canseco, R (1, 10)<br>OBP: 0.323, SLG: 0.456 | | C C S<br>0-3 ①<br>K | | C B S X<br>1-2 ③<br>P4 | | | X<br>0-0 ③<br>G4-3 | | | 3 | 0 | 0 | 0 | 0 | 1 | 1 |
| Pat Lennon, R (1, 9)<br>OBP: 0.412, SLG: 0.397 | | C F B C<br>1-3 ②<br>K | | | C B X<br>1-1 ①<br>G6-3 | | | B B B C F X<br>3-2 ①<br>G1-3 | | 3 | 0 | 0 | 0 | 0 | 1 | 0 |
| Scott Spiezio, S (1, 4)<br>OBP: 0.291, SLG: 0.384 | | C F B F F X<br>1-2 ③<br>P4 | | | X<br>0-0<br>CS<br>1B | | | F X<br>0-1 ②<br>G6-3 | | 3 | 0 | 1 | 0 | 0 | 0 | 0 |
| Tony Batista, R (1, 6)<br>OBP: 0.255, SLG: 0.351<br>Dave Magadan, L (8, PH)<br>OBP: 0.396, SLG: 0.370<br>Damon Mashore, R (8, PR)<br>OBP: 0.368, SLG: 0.318<br>(9, 8) | | | C C B F X<br>1-2 ①<br>G1-4-3 | | B 1 SAFE S X<br>1-1 ② ③<br>G6-3<br>1-2 | | | C X<br>0-1<br>1B | | 2<br>1<br>0 | 0<br>0<br>0 | 0<br>1<br>0 | 0<br>0<br>0 | 0<br>0<br>0 | 0<br>0<br>0 | 1<br>0<br>0 |
| Brent Mayne, L (1, 2)<br>OBP: 0.292, SLG: 0.307 | | | C B F C<br>1-3 ②<br>K | | | B C B B F S<br>3-3 ①<br>K | | S B X<br>1-1 ③<br>G3 | | 3 | 0 | 0 | 0 | 0 | 2 | 1 |
| Inning Stats | R: 0 H: 2<br>E: 0 LOB: 1<br>K: 1 BB: 0<br>S: 8 P: 11 | R: 0 H: 0<br>E: 0 LOB: 0<br>K: 2 BB: 0<br>S: 11 P: 13 | R: 0 H: 0<br>E: 0 LOB: 0<br>K: 1 BB: 0<br>S: 9 P: 14 | R: 0 H: 1<br>E: 0 LOB: 1<br>K: 1 BB: 0<br>S: 12 P: 18 | R: 0 H: 1<br>E: 0 LOB: 0<br>K: 0 BB: 0<br>S: 5 P: 7 | R: 0 H: 0<br>E: 0 LOB: 0<br>K: 2 BB: 0<br>S: 11 P: 18 | R: 0 H: 0<br>E: 0 LOB: 0<br>K: 1 BB: 0<br>S: 6 P: 9 | R: 0 H: 1<br>E: 0 LOB: 1<br>K: 0 BB: 0<br>S: 9 P: 13 | R: 0 H: 0<br>E: 0 LOB: 0<br>K: 2 BB: 0<br>S: 7 P: 10 | 1B: 5<br>2B: 0<br>3B: 0<br>HR: 0 | SF: 0<br>SAC: 0<br>DP: 1<br>HBP: 0 | | | | | |

| PITCHER | IP | WLS | BF | H | R | ER | SO | BB | IBB | HBP | BLK | WP | HR | S | P | ERA | WHIP |
|---|---|---|---|---|---|---|---|---|---|---|---|---|---|---|---|---|---|
| Brad Radke, R (1, 1)<br>ERA: 3.68 | 9.0 | W | 30 | 5 | 0 | 0 | 10 | 0 | 0 | 0 | 0 | 0 | 0 | 78 | 113 | 0.00 | 0.556 |

| PITCHER | IP | WLS | BF | H | R | ER | SO | BB | IBB | HBP | BLK | WP | HR | S | P | ERA | WHIP |
|---|---|---|---|---|---|---|---|---|---|---|---|---|---|---|---|---|---|

# BOTTOM

## Minnesota Twins @ Oakland Athletics

Oakland-Alameda County Coliseum, Oakland, CA

Sun Jul 20 1997, 3:33 AM PDT
Att. 20,651 - Sunny - 67 F

livebaseballscorecards.com

| | |
|---|---|
| AB | 30 |
| R | 0 |
| H | 5 |
| RBI | 0 |
| BB | 0 |
| SO | 10 |
| LOB | 5 |



| Batter | 1 | 2 | 3 | 4 | 5 | 6 | 7 | 8 | 9 | AB | R | H | RBI | BB | SO | LOB |
|---|---|---|---|---|---|---|---|---|---|---|---|---|---|---|---|---|
| Bip Roberts, S (1, 7)<br>OBP: 0.362, SLG: 0.403 | F9 | | G4-3 | | L9 | 1-3 1B | | | G5-3 | 5 | 0 | 1 | 0 | 0 | 0 | 1 |
| Shane Halter, R (1, 5)<br>OBP: 0.356, SLG: 0.365<br>Scott Cooper, L (9, PH)<br>OBP: 0.275, SLG: 0.297 | G4-3 | | F8 2B | | K 1-2 | B1-3 | | | K | 4<br>1 | 0<br>0 | 1<br>0 | 0<br>0 | 0<br>0 | 1<br>1 | 3<br>0 |
| Jay Bell, R (1, 6)<br>OBP: 0.374, SLG: 0.460 | BB | | F8 2-3 | | 1B BB | | G6-3 | | | 2 | 0 | 0 | 0 | 2 | 0 | 1 |
| Chili Davis, S (1, 10)<br>OBP: 0.416, SLG: 0.527 | L6 | | G6-3 | | 1-2 2-H 1B | | G6-3 | | | 4 | 0 | 1 | 1 | 0 | 0 | 2 |
| Jeff King, R (1, 3)<br>OBP: 0.363, SLG: 0.454 | | G5-4-3 1B | | L8 | F8 | | G5-3 | | | 4 | 0 | 1 | 0 | 0 | 0 | 2 |
| Jose Offerman, S (1, 4)<br>OBP: 0.372, SLG: 0.424 | | G5-4-3 1-2f | | G6-3 | 29 WP 1B 1B | | | G6-3 | | 4 | 1 | 1 | 0 | 0 | 0 | 1 |
| 29 Mike Sweeney, R (1, 2)<br>OBP: 0.333, SLG: 0.408 | | BB | | WP 2B | G5-3 1-2 | | | K | | 3 | 0 | 1 | 0 | 1 | 1 | 1 |
| Johnny Damon, L (1, 9)<br>OBP: 0.343, SLG: 0.407 | | 1B | | CS HBP 2-3 | F7 | | | G1-3 | | 3 | 0 | 1 | 0 | 0 | 0 | 1 |
| Tom Goodwin, L (1, 8)<br>OBP: 0.310, SLG: 0.345 | | G3-1 | | CS 1-2 | S 1B 1B | 1B 2-H 1B | | | K | 4 | 1 | 2 | 1 | 0 | 1 | 2 |
| Inning Stats | R: 0<br>E: 0<br>K: 0<br>S: 10<br>H: 0<br>LOB: 1<br>BB: 1<br>P: 17 | R: 0<br>E: 0<br>K: 0<br>S: 10<br>H: 2<br>LOB: 2<br>BB: 1<br>P: 18 | R: 0<br>E: 0<br>K: 0<br>S: 9<br>H: 1<br>LOB: 1<br>BB: 0<br>P: 14 | R: 0<br>E: 0<br>K: 0<br>S: 7<br>H: 1<br>LOB: 1<br>BB: 0<br>P: 12 | R: 1<br>E: 0<br>K: 1<br>S: 12<br>H: 2<br>LOB: 2<br>BB: 1<br>P: 20 | R: 1<br>E: 0<br>K: 0<br>S: 14<br>H: 3<br>LOB: 2<br>BB: 0<br>P: 22 | R: 0<br>E: 0<br>K: 0<br>S: 5<br>H: 0<br>LOB: 0<br>BB: 0<br>P: 8 | R: 0<br>E: 0<br>K: 1<br>S: 8<br>H: 0<br>LOB: 0<br>BB: 0<br>P: 10 | R: 0<br>E: 0<br>K: 2<br>S: 10<br>H: 0<br>LOB: 0<br>BB: 0<br>P: 15 | 1B: 7<br>2B: 2<br>3B: 0<br>HR: 0<br>SF: 0<br>SAC: 0<br>DP: 1<br>HBP: 1 | | | | | | |

| PITCHER | IP | WLS | BF | H | R | ER | SO | BB | IBB | HBP | BLK | WP | HR | S | P | ERA | WHIP |
|---|---|---|---|---|---|---|---|---|---|---|---|---|---|---|---|---|---|
| Rich Robertson, L (1, 1)<br>ERA: 5.11 | 5.2 | | 28 | 9 | 2 | 2 | 1 | 3 | 0 | 1 | 0 | 2 | 0 | 61 | 102 | 3.18 | 2.118 |
| Greg Swindell, L (6, 1)<br>ERA: 3.73 | 2.1 | W | 7 | 0 | 0 | 0 | 1 | 0 | 0 | 0 | 0 | 0 | 0 | 14 | 19 | 0.00 | 0.000 |
| Rick Aguilera, R (9, 1)<br>ERA: 3.83 | 1.0 | S | 3 | 0 | 0 | 0 | 2 | 0 | 0 | 0 | 0 | 0 | 0 | 10 | 15 | 0.00 | 0.000 |

| PITCHER | IP | WLS | BF | H | R | ER | SO | BB | IBB | HBP | BLK | WP | HR | S | P | ERA | WHIP |
|---|---|---|---|---|---|---|---|---|---|---|---|---|---|---|---|---|---|

# TOP

## Kansas City Royals @ Minnesota Twins

Hubert H. Humphrey Metrodome, Minneapolis, MN

Tue Jul 22 1997, 8:05 PM EDT
Att. 14,232 - Dome - 70 F

livebaseballscorecards.com

| | |
|---|---|
| AB | 34 |
| R | 2 |
| H | 9 |
| RBI | 2 |
| BB | 3 |
| SO | 4 |
| LOB | 14 |

| | | | |
|---|---|---|---|
| WP: 2 | PA: 39 | | |
| PB: 0 | | | |
| SB: 1 | | | |
| CS: 1 | | | |

| Batter | 1 | 2 | 3 | 4 | 5 | 6 | 7 | 8 | 9 | AB | R | H | RBI | BB | SO | LOB |
|---|---|---|---|---|---|---|---|---|---|---|---|---|---|---|---|---|
| Chuck Knoblauch, R (1, 4)<br>OBP: 0.412, SLG: 0.425 | C F F B B H<br>3-2<br>F9 S G6-3 HBP | | C X<br>0-1<br>1B | | C F F H<br>1-2<br>FC4-6 HBP | | 1 SAFE B 1 SAFE B B B<br>4-0<br>1-2<br>BB | | | 1 | 1 | 1 | 0 | 1 | 0 | 0 |
| Pat Meares, R (1, 6)<br>OBP: 0.326, SLG: 0.439 | B S X<br>1-1 ①<br>F9<br>1-3 | | B C X<br>1-1 ③<br>F7 | | X<br>0-0 ③<br>FC4-6<br>1-2f | | X<br>0-0 ③<br>P3 | | | 4 | 0 | 0 | 0 | 0 | 0 | 5 |
| Paul Molitor, R (1, 10)<br>OBP: 0.354, SLG: 0.423 | X<br>0-0 ②<br>G6-3<br>3-H | | | C B B X<br>2-1 ①<br>G4-3 | | B C B C S<br>2-3 ①<br>K | | F B B F B X<br>3-2 ①<br>G3 | | 4 | 0 | 0 | 1 | 0 | 1 | 0 |
| Terry Steinbach, R (1, 2)<br>OBP: 0.337, SLG: 0.446 | C F B F B S<br>2-3 ③<br>K | | | X<br>0-0<br>F9<br>2B | | B C F F X<br>1-2<br>L9-3<br>1B | | C X<br>0-1<br>1B<br>1B | | 4 | 0 | 3 | 0 | 0 | 1 | 0 |
| Ron Coomer, R (1, 5)<br>OBP: 0.346, SLG: 0.462 | | B B F F X<br>2-2<br>G6-4-3<br>1B | | B S B F F X<br>2-2 ②<br>F9<br>2-3 | | X<br>0-0 ②③<br>L9-3<br>1-1 | | B X<br>1-0<br>1-2<br>1B | | 4 | 0 | 2 | 0 | 0 | 0 | 2 |
| Marty Cordova, R (1, 7)<br>OBP: 0.326, SLG: 0.439 | | S X<br>0-1 ①②<br>G6-4-3<br>1-2f | | C C B B S<br>2-3 ③<br>K | | | X<br>0-0<br>1B<br>FC4-6<br>1B | S S X<br>0-2 ②<br>L3 | | 4 | 1 | 1 | 0 | 0 | 1 | 4 |
| Roberto Kelly, R (1, 9)<br>OBP: 0.347, SLG: 0.434 | | S C B S<br>1-3 ③<br>K | | | B X<br>1-0<br>HR | | 1 SAFE F 1 SAFE F X<br>0-2 ①<br>F9 | F S B F S<br>1-3 ③<br>K | | 4 | 1 | 1 | 1 | 0 | 2 | 3 |
| Greg Colbrunn, R (1, 3)<br>OBP: 0.317, SLG: 0.426 | | | C B F X<br>1-2 ①<br>G1-6-3 | | B F F B X<br>2-2 ①<br>G5-3 | | 1 SAFE 1 SAFE S X<br>0-1<br>FC4-6<br>1-3<br>1B | | | 3 | 0 | 1 | 0 | 0 | 0 | 0 |
| Darrin Jackson, R (1, 8)<br>OBP: 0.245, SLG: 0.340 | | | C F F F X<br>0-2 ②<br>G6-3 | | S F S<br>0-3 ②<br>K | | X<br>0-0 ②<br>FC4-6<br>BB<br>1-2f<br>3-H | | | 3 | 0 | 0 | 1 | 0 | 1 | 1 |
| Inning Stats | R: 1 E: 0 K: 1 S: 10 H: 0 LOB: 0 BB: 0 P: 16 | R: 0 E: 0 K: 1 S: 8 H: 1 LOB: 0 BB: 0 P: 11 | R: 0 E: 0 K: 0 S: 12 H: 1 LOB: 1 BB: 0 P: 14 | R: 0 E: 0 K: 1 S: 9 H: 1 LOB: 1 BB: 0 P: 15 | R: 1 E: 0 K: 1 S: 11 H: 1 LOB: 1 BB: 0 P: 15 | R: 0 E: 0 K: 1 S: 8 H: 1 LOB: 0 BB: 0 P: 11 | R: 1 E: 0 K: 0 S: 8 H: 2 LOB: 2 BB: 1 P: 12 | R: 0 E: 0 K: 1 S: 13 H: 2 LOB: 2 BB: 0 P: 18 | | 1B: 7 2B: 2 3B: 0 HR: 1 | SF: 0 SAC: 0 DP: 2 HBP: 2 | | WP: 0 PB: 0 SB: 1 CS: 0 | PA: 34 | | |

| PITCHER | | IP | WLS | BF | H | R | ER | SO | BB | IBB | HBP | BLK | WP | HR | S | P | ERA | WHIP |
|---|---|---|---|---|---|---|---|---|---|---|---|---|---|---|---|---|---|---|
| 50 José Rosado, L<br>ERA: 3.88 | (1, 1) | 6.2 | L | 27 | 7 | 3 | 3 | 5 | 0 | 0 | 2 | 0 | 0 | 1 | 65 | 89 | 4.05 | 1.050 |
| Gregg Olson, R<br>ERA: 9.35 | (7, 1) | 0.2 | | 5 | 2 | 0 | 0 | 0 | 1 | 0 | 0 | 0 | 0 | 0 | 7 | 15 | 0.00 | 4.500 |
| Hector Carrasco, R<br>ERA: 3.54 | (8, 1) | 0.2 | | 2 | 0 | 0 | 0 | 1 | 0 | 0 | 0 | 0 | 0 | 0 | 7 | 8 | 0.00 | 0.000 |

| PITCHER | IP | WLS | BF | H | R | ER | SO | BB | IBB | HBP | BLK | WP | HR | S | P | ERA | WHIP |
|---|---|---|---|---|---|---|---|---|---|---|---|---|---|---|---|---|---|

# BOTTOM

# Kansas City Royals @ Minnesota Twins

Hubert H. Humphrey Metrodome, Minneapolis, MN

Tue Jul 22 1997, 8:05 PM EDT

Att. 14,232 - Dome - 70 F

livebaseballscorecards.com

| | |
|---|---|
| AB | 31 |
| R | 3 |
| H | 9 |
| RBI | 3 |
| BB | 1 |
| SO | 6 |
| LOB | 15 |

| Batter | 1 | 2 | 3 | 4 | 5 | 6 | 7 | 8 | 9 | AB | R | H | RBI | BB | SO | LOB |
|---|---|---|---|---|---|---|---|---|---|---|---|---|---|---|---|---|
| Bip Roberts, S (1, 5) (8, 7)<br>OBP: 0.363, SLG: 0.401 | G4-3 | 1B 1B 1B<br>1-2 2-3 | | F7 | | FC4-6 BB<br>1-2 | | F7 | | 4 | 1 | 1 | 0 | 1 | 0 | 2 |
| Tom Goodwin, L (1, 8)<br>OBP: 0.311, SLG: 0.344 | PB S BB | WP 1B 1B<br>1-2 2-3 3-H | | G1-3 | | FC4-6 CS<br>1-2f 2-3 | | | G4-3 | 4 | 0 | 1 | 1 | 1 | 0 | 2 |
| Jay Bell, R (1, 6)<br>OBP: 0.374, SLG: 0.465 | K<br>1-3 | WP 1B<br>1-2 2-H 3-H | | G3 | | CS<br>1-2 | P3 | | 3B | 5 | 0 | 2 | 2 | 0 | 1 | 1 |
| Chili Davis, S (1, 10)<br>OBP: 0.416, SLG: 0.522 | BB | IBB<br>1-2 2-3 | | | F8 | | K2-3 | | G6-3 | 3 | 0 | 0 | 0 | 2 | 1 | 1 |
| Jeff King, R (1, 3)<br>OBP: 0.358, SLG: 0.447 | F8 | L6 | | | L4 | | P3 | | P3 | 5 | 0 | 0 | 0 | 0 | 0 | 6 |
| Jose Offerman, S (1, 4)<br>OBP: 0.371, SLG: 0.422 | | L1-3<br>F8 | | | G4-3 | | | BB 1B | | 4 | 0 | 1 | 0 | 0 | 0 | 3 |
| Johnny Damon, L (1, 7) (8, 9)<br>OBP: 0.349, SLG: 0.410 | | 29 1B 1B 1B<br>1-2 | G5-3 | | | 29 1B P3 1B<br>2-0 | | BB<br>1-2 | | 3 | 2 | 2 | 0 | 1 | 0 | 0 |
| 29 Mike Sweeney, R (1, 2)<br>OBP: 0.339, SLG: 0.412 | | 1B 1B 1B<br>1 SAFE 0-0 1-2 | P5 | | | FC4-6 BB<br>1 SAFE 1-1 1-3 | | F7 | | 4 | 1 | 2 | 0 | 0 | 0 | 2 |
| Ryan Long, R (1, 9)<br>OBP: 0.300, SLG: 0.222 | | 1B 1B 1B<br>2-2 1-2 2-H | F9 | | | P3<br>1-1 3-H | | K | | 4 | 1 | 1 | 1 | 0 | 1 | 3 |
| Shane Halter, R (8, 5)<br>OBP: 0.356, SLG: 0.365 | | | | | | | | | | 0 | 0 | 0 | 0 | 0 | 0 | 0 |
| Inning Stats | R: 0 E: 0 K: 1 S: 10<br>H: 0 LOB: 2 BB: 2 P: 23 | R: 4 E: 0 K: 0 S: 22<br>H: 6 LOB: 3 BB: 1 P: 37 | R: 0 E: 0 K: 0 S: 6<br>H: 0 LOB: 0 BB: 0 P: 7 | R: 0 E: 0 K: 0 S: 5<br>H: 0 LOB: 0 BB: 0 P: 7 | R: 0 E: 0 K: 0 S: 5<br>H: 0 LOB: 0 BB: 0 P: 10 | R: 1 E: 0 K: 0 S: 6<br>H: 2 LOB: 1 BB: 1 P: 15 | R: 0 E: 0 K: 1 S: 11<br>H: 0 LOB: 0 BB: 0 P: 18 | R: 0 E: 0 K: 1 S: 8<br>H: 1 LOB: 2 BB: 1 P: 16 | R: 0 E: 0 K: 0 S: 7<br>H: 1 LOB: 1 BB: 0 P: 8 | 1B: 9 2B: 0 3B: 1 HR: 0<br>SF: 0 SAC: 0 DP: 0 HBP: 0 | | | | | | |

# TOP

## Kansas City Royals @ Minnesota Twins

Hubert H. Humphrey Metrodome, Minneapolis, MN

Wed Jul 23 1997, 8:05 PM EDT

Att. 11,944 - Dome

livebaseballscorecards.com

| | |
|---|---|
| AB | 36 |
| R | 5 |
| H | 10 |
| RBI | 4 |
| BB | 5 |
| SO | 3 |
| LOB | 20 |

WP: 1 PB: 1 SB: 1 CS: 1 PA: 42

| PITCHER | | IP | WLS | BF | H | R | ER | SO | BB | IBB | HBP | BLK | WP | HR | S | P | ERA | WHIP |
|---|---|---|---|---|---|---|---|---|---|---|---|---|---|---|---|---|---|---|
| LaTroy Hawkins, R<br>ERA: 6.02 | (1, 1) | 1.1 | L | 12 | 6 | 4 | 4 | 1 | 2 | 0 | 0 | 0 | 0 | 0 | 28 | 49 | 27.00 | 6.000 |
| Frankie Rodriguez, R<br>ERA: 4.5 | (2, 1) | 5.2 | | 22 | 3 | 1 | 1 | 1 | 2 | 1 | 0 | 0 | 1 | 0 | 38 | 74 | 1.59 | 0.882 |
| Mike Trombley, R<br>ERA: 5.13 | (8, 1) | 1.0 | | 3 | 0 | 0 | 0 | 1 | 0 | 0 | 0 | 0 | 0 | 0 | 7 | 10 | 0.00 | 0.000 |
| Todd Ritchie, R<br>ERA: 4.78 | (9, 1) | 1.0 | | 4 | 1 | 0 | 0 | 0 | 0 | 0 | 0 | 0 | 0 | 0 | 7 | 8 | 0.00 | 1.000 |

| Batter | 1 | 2 | 3 | 4 | 5 | 6 | 7 | 8 | 9 | AB | R | H | RBI | BB | SO | LOB |
|---|---|---|---|---|---|---|---|---|---|---|---|---|---|---|---|---|
| Chuck Knoblauch, R (1, 4)<br>OBP: 0.410, SLG: 0.422 | C F F X 0-2 F9 ① | | F F B F X 1-2 G6-3 ② | | | X 0-0 G5-4-3 ① ② 1-2f | | C B F B B F B 4-2 G6-4-3 1-2 BB | | 3 | 0 | 0 | 0 | 1 | 0 | 1 |
| Rich Becker, L (1, 8)<br>OBP: 0.363, SLG: 0.398 | C B X 1-1 F8 ② | | X 0-0 G1-3 ③ | | | C X 0-1 G1 ③ | | F B X 1-1 G6-4-3 ① ② 1-2f 2-3 | | 3 | 0 | 0 | 0 | 0 | 0 | 0 |
| Roberto Kelly, R (8, PH) (9, 9)<br>OBP: 0.345, SLG: 0.432 | | | | | | | | | | 1 | 0 | 0 | 0 | 0 | 0 | 2 |
| Paul Molitor, R (1, 10)<br>OBP: 0.356, SLG: 0.427 | X 0-0 2B | | | F B X 1-1 G6-3 ① | | | B B B C C X 3-2 1B 1B 1B | B C B X 2-1 G4-3 ③ | | 4 | 1 | 2 | 0 | 0 | 0 | 1 |
| Terry Steinbach, R (1, 2)<br>OBP: 0.332, SLG: 0.439 | B X 1-0 G4-3 ③ | | | X 0-0 P6 ② | | | X 0-0 F8 ① | | B S B X 2-1 G6-3 ① | 4 | 0 | 0 | 0 | 0 | 0 | 2 |
| Ron Coomer, R (1, 5)<br>OBP: 0.345, SLG: 0.459 | | C B X 1-1 F7 ① | | X 0-0 G3 ③ | | | F B X 1-1 1B 1-2 1B | | B X 1-0 F9 ② | 4 | 0 | 1 | 0 | 0 | 0 | 0 |
| Scott Stahoviak, L (1, 3)<br>OBP: 0.314, SLG: 0.469 | | C B B F S 2-3 K ② | | | F B B X 2-1 G4-3 ① | | B B B C X 3-1 1-3 2-H 1B | | B C C B B S 3-3 K ③ | 4 | 0 | 1 | 1 | 0 | 2 | 0 |
| Marty Cordova, R (1, 7)<br>OBP: 0.326, SLG: 0.438 | | B C X 1-1 1B | | | C B F S 1-3 K ② | | B X 1-0 P3 ② | | | 3 | 0 | 1 | 0 | 0 | 1 | 2 |
| Matt Lawton, L (1, 9) (9, 8)<br>OBP: 0.343, SLG: 0.392 | | B B X 2-0 F9 ③ | | | B B X 2-0 F7 ③ | | B C X 1-1 G4-3 ③ | | | 3 | 0 | 0 | 0 | 0 | 0 | 3 |
| Pat Meares, R (1, 6)<br>OBP: 0.329, SLG: 0.441 | | | C B F F S 1-3 K ① | | | B B C X 2-1 G5-4-3 1B | | X 0-0 G6-4-3 BB 1B | | 3 | 0 | 2 | 0 | 0 | 1 | 0 |
| Inning Stats | R: 0 E: 0 K: 0 S: 8 H: 1 LOB: 1 BB: 0 P: 10 | R: 0 E: 0 K: 1 S: 8 H: 1 LOB: 1 BB: 0 P: 14 | R: 0 E: 0 K: 1 S: 9 H: 0 LOB: 0 BB: 0 P: 11 | R: 0 E: 0 K: 0 S: 4 H: 0 LOB: 0 BB: 0 P: 5 | R: 0 E: 0 K: 1 S: 6 H: 0 LOB: 0 BB: 0 P: 11 | R: 0 E: 0 K: 0 S: 5 H: 1 LOB: 0 BB: 0 P: 7 | R: 1 E: 0 K: 0 S: 11 H: 3 LOB: 2 BB: 0 P: 20 | R: 0 E: 0 K: 0 S: 8 H: 1 LOB: 1 BB: 1 P: 15 | R: 0 E: 0 K: 1 S: 6 H: 0 LOB: 0 BB: 0 P: 12 | 1B: 6 2B: 1 3B: 0 HR: 0 SF: 0 SAC: 0 DP: 2 HBP: 0 | | | | | | | |

| PITCHER | | IP | WLS | BF | H | R | ER | SO | BB | IBB | HBP | BLK | WP | HR | S | P | ERA | WHIP |
|---|---|---|---|---|---|---|---|---|---|---|---|---|---|---|---|---|---|---|
| Tim Belcher, R<br>ERA: 4.63 | (1, 1) | 7.0 | W | 28 | 7 | 1 | 1 | 3 | 1 | 0 | 0 | 0 | 0 | 0 | 55 | 86 | 1.29 | 1.143 |
| Larry Casian, L<br>ERA: 4.97 | (8, 1) | 1.0 | | 2 | 0 | 0 | 0 | 0 | 0 | 0 | 0 | 0 | 0 | 0 | 4 | 7 | 0.00 | 0.000 |
| Jeff Montgomery, R<br>ERA: 5.94 | (9, 1) | 1.0 | | 3 | 0 | 0 | 0 | 1 | 0 | 0 | 0 | 0 | 0 | 0 | 6 | 12 | 0.00 | 0.000 |

| PITCHER | IP | WLS | BF | H | R | ER | SO | BB | IBB | HBP | BLK | WP | HR | S | P | ERA | WHIP |
|---|---|---|---|---|---|---|---|---|---|---|---|---|---|---|---|---|---|

# BOTTOM

## Kansas City Royals @ Minnesota Twins

Hubert H. Humphrey Metrodome, Minneapolis, MN

Wed Jul 23 1997, 8:05 PM EDT

Att. 11,944 - Dome

livebaseballscorecards.com

| | |
|---|---|
| AB | 32 |
| R | 1 |
| H | 7 |
| RBI | 1 |
| BB | 1 |
| SO | 4 |
| LOB | 11 |

| | | | |
|---|---|---|---|
| 1B: 6 | SF: 0 | WP: 0 | PA: 33 |
| 2B: 1 | SAC: 0 | PB: 0 | |
| 3B: 0 | DP: 2 | SB: 0 | |
| HR: 0 | HBP: 0 | CS: 0 | |

| Batter | 1 | 2 | 3 | 4 | 5 | 6 | 7 | 8 | 9 | AB | R | H | RBI | BB | SO | LOB |
|---|---|---|---|---|---|---|---|---|---|---|---|---|---|---|---|---|
| Bip Roberts, S (1, 5) (6, 7)<br>OBP: 0.363, SLG: 0.405 | B B C X<br>2-1 F7 ① | C F X<br>0-2 2B 1B | | B F X<br>1-1 F8 ③ | S B B C S<br>2-3 K ③ | | | 1 SAFE B X<br>1-0 1-H 2B ② | | 5 | 0 | 2 | 0 | 0 | 1 | 1 |
| Tom Goodwin, L (1, 8)<br>OBP: 0.313, SLG: 0.350 | X<br>0-0 B1 ② | B F B B 1 SAFE 1 SAFE X<br>3-1 1-3 2B | | | M X<br>0-1 1B 2B | | B X<br>1-0 G4-3 ① | | C B S F S<br>1-3 K ③ | 5 | 1 | 2 | 0 | 0 | 1 | 1 |
| Jay Bell, R (1, 6)<br>OBP: 0.378, SLG: 0.476 | C X<br>0-1 HR | B B X<br>2-0 P2 ② | | | S S X<br>0-2 FC6-4 2-H 1B | | B B C B F F B<br>4-2 G6-3 BB | | | 3 | 1 | 2 | 2 | 1 | 0 | 2 |
| Chili Davis, S (1, 10)<br>OBP: 0.414, SLG: 0.516 | B B B C F B<br>4-2 BLK BB | B C X<br>1-1 L6 ③ | | | B F B S X<br>2-2 FC6-4 ① 1-2f | | S B F B B X<br>3-2 G6-3 ②③ 1-2f | | | 3 | 0 | 0 | 0 | 1 | 0 | 4 |
| Jeff King, R (1, 3)<br>OBP: 0.355, SLG: 0.442 | X<br>0-0 G6-3 ③ 1-2 | | C X<br>0-1 G4-3 ① | | B S 1 SAFE B C F 1 SAFE X<br>2-2 F7 ② | | | C C B X<br>1-2 L6 ① | | 4 | 0 | 0 | 0 | 0 | 0 | 2 |
| Jose Offerman, S (1, 4)<br>OBP: 0.369, SLG: 0.419 | | B F X<br>1-1 BB HR 1B | B C C B F B S<br>3-3 K ② | | B C C F S<br>1-3 K ③ | | | S X<br>0-1 L4 ② | | 4 | 1 | 1 | 0 | 0 | 2 | 1 |
| Johnny Damon, L (1, 7) (6, 9)<br>OBP: 0.351, SLG: 0.407 | | B B C 1 SAFE B B B<br>4-1 1-2 HR BB | C B B F F X<br>2-2 F8 ③ | | | B B B B<br>4-0 G5-3 BB | | B B X<br>2-0 F9 ③ | | 2 | 1 | 0 | 0 | 2 | 0 | 0 |
| Mike Macfarlane, R (1, 2)<br>OBP: 0.264, SLG: 0.280 | | B C B X<br>2-1 F8 ① | | X<br>0-0 F7 ① | | 1 SAFE 1 B X<br>1-0 G5-3 ① 1-2 | | | C C F B F C<br>1-3 K ① | 4 | 0 | 0 | 0 | 0 | 1 | 3 |
| Yamil Benitez, R (1, 9)<br>OBP: 0.333, SLG: 1.333<br>Shane Halter, R (6, 5)<br>OBP: 0.367, SLG: 0.377 | | B B X<br>2-0 1-H 2-H HR | | C C X<br>0-2 F8 ② | | B B C S S<br>2-3 K ② | | | X<br>0-0 2B 1B | 3<br>1 | 1<br>0 | 1<br>1 | 3<br>0 | 0<br>0 | 1<br>0 | 1<br>0 |
| Inning Stats | R: 1 E: 0 K: 0 S: 8<br>H: 1 LOB: 1 BB: 1 P: 14 | R: 3 E: 0 K: 0 S: 14<br>H: 4 LOB: 2 BB: 1 P: 29 | R: 0 E: 0 K: 1 S: 10<br>H: 0 LOB: 0 BB: 0 P: 15 | R: 0 E: 0 K: 0 S: 6<br>H: 0 LOB: 0 BB: 0 P: 7 | R: 1 E: 0 K: 1 S: 16<br>H: 2 LOB: 1 BB: 0 P: 21 | R: 0 E: 0 K: 2 S: 7<br>H: 0 LOB: 1 BB: 1 P: 16 | R: 0 E: 0 K: 0 S: 7<br>H: 0 LOB: 0 BB: 1 P: 15 | R: 0 E: 0 K: 0 S: 6<br>H: 0 LOB: 0 BB: 0 P: 9 | R: 0 E: 0 K: 2 S: 11<br>H: 2 LOB: 1 BB: 0 P: 14 | 1B: 4 2B: 3 3B: 0 HR: 2<br>SF: 0 SAC: 0 DP: 1 HBP: 0 | | | | | | |

# Kansas City Royals @ Minnesota Twins

Hubert H. Humphrey Metrodome, Minneapolis, MN

Thu Jul 24 1997, 4:33 AM EDT

Att. 21,533 - Dome - 69 F

TOP

livebaseballscorecards.com

| | |
|---|---|
| AB | 34 |
| R | 5 |
| H | 9 |
| RBI | 5 |
| BB | 4 |
| SO | 6 |
| LOB | 15 |

WP: 0 PB: 0 SB: 0 CS: 0 PA: 38

| PITCHER | | IP | WLS | BF | H | R | ER | SO | BB | IBB | HBP | BLK | WP | HR | S | P | ERA | WHIP |
|---|---|---|---|---|---|---|---|---|---|---|---|---|---|---|---|---|---|---|
| Dave Stevens, R<br>ERA: 9.0 | (1, 1) | 1.1 | L | 11 | 5 | 4 | 4 | 0 | 2 | 0 | 0 | 1 | 0 | 2 | 19 | 37 | 27.00 | 5.250 |
| Eddie Guardado, L<br>ERA: 3.73 | (2, 1) | 3.2 | | 14 | 2 | 1 | 1 | 2 | 1 | 0 | 0 | 0 | 0 | 0 | 35 | 53 | 2.46 | 0.818 |
| Mike Trombley, R<br>ERA: 4.91 | (6, 1) | 2.1 | | 7 | 0 | 0 | 0 | 2 | 1 | 0 | 0 | 0 | 0 | 0 | 17 | 31 | 0.00 | 0.429 |
| Greg Swindell, L<br>ERA: 3.64 | (8, 1) | 1.2 | | 6 | 2 | 0 | 0 | 2 | 0 | 0 | 0 | 0 | 0 | 0 | 14 | 19 | 0.00 | 1.200 |

| PITCHER | IP | WLS | BF | H | R | ER | SO | BB | IBB | HBP | BLK | WP | HR | S | P | ERA | WHIP |
|---|---|---|---|---|---|---|---|---|---|---|---|---|---|---|---|---|---|

| Batter | 1 | 2 | 3 | 4 | 5 | 6 | 7 | 8 | 9 | AB | R | H | RBI | BB | SO | LOB |
|---|---|---|---|---|---|---|---|---|---|---|---|---|---|---|---|---|
| Chuck Knoblauch, R (1, 4)<br>OBP: 0.411, SLG: 0.424 | F9 | | 2B | | HBP | | | G6-3 | | 3 | 1 | 1 | 0 | 0 | 0 | 0 |
| Rich Becker, L (1, 8)<br>OBP: 0.361, SLG: 0.396 | K | | K | | E7 | | | F7 | | 4 | 0 | 1 | 1 | 0 | 2 | 1 |
| Paul Molitor, R (1, 10)<br>OBP: 0.357, SLG: 0.431 | F9 | | | G1 | L3 | | | FC4-6 | | 4 | 0 | 2 | 0 | 0 | 0 | 1 |
| Scott Stahoviak, L (1, 3)<br>OBP: 0.313, SLG: 0.469 | | G4-3<br>G6-3 | | G1 | | K | | FC4-6 | | 4 | 1 | 1 | 0 | 0 | 1 | 2 |
| Ron Coomer, R (1, 5)<br>OBP: 0.343, SLG: 0.455 | | G4-3 | | G4-6-3 | | G6-3 | | | K | 3 | 0 | 0 | 0 | 1 | 1 | 1 |
| Greg Myers, L (1, 2)<br>OBP: 0.322, SLG: 0.404 | | G6-3 | | G4-6-3 | | K | | | G4-3 | 4 | 0 | 0 | 1 | 0 | 1 | 2 |
| Marty Cordova, R (1, 7)<br>OBP: 0.320, SLG: 0.428 | | K | | | G6-3 | | G6-3 | | P6 | 4 | 0 | 0 | 0 | 0 | 1 | 0 |
| Matt Lawton, L (1, 9)<br>OBP: 0.340, SLG: 0.388 | | | F8 | | P3 | | G3-1 | | | 3 | 0 | 0 | 0 | 0 | 0 | 0 |
| Pat Meares, R (1, 6)<br>OBP: 0.329, SLG: 0.440 | | | F8 | | HBP | | G6-3 | | | 3 | 1 | 1 | 0 | 0 | 0 | 0 |
| Inning Stats | R: 0<br>E: 0<br>K: 1<br>S: 6<br>H: 0<br>LOB: 0<br>BB: 0<br>P: 10 | R: 1<br>E: 0<br>K: 1<br>S: 7<br>H: 1<br>LOB: 0<br>BB: 0<br>P: 12 | R: 0<br>E: 0<br>K: 1<br>S: 9<br>H: 1<br>LOB: 1<br>BB: 0<br>P: 14 | R: 0<br>E: 0<br>K: 0<br>S: 9<br>H: 1<br>LOB: 1<br>BB: 1<br>P: 16 | R: 2<br>E: 1<br>K: 0<br>S: 12<br>H: 2<br>LOB: 1<br>BB: 0<br>P: 21 | R: 0<br>E: 0<br>K: 2<br>S: 7<br>H: 0<br>LOB: 0<br>BB: 0<br>P: 8 | R: 0<br>E: 0<br>K: 0<br>S: 4<br>H: 0<br>LOB: 0<br>BB: 0<br>P: 6 | R: 0<br>E: 0<br>K: 0<br>S: 6<br>H: 1<br>LOB: 1<br>BB: 0<br>P: 9 | R: 0<br>E: 0<br>K: 1<br>S: 8<br>H: 0<br>LOB: 0<br>BB: 0<br>P: 12 | 1B: 3<br>2B: 3<br>3B: 0<br>HR: 0<br>SF: 0<br>SAC: 0<br>DP: 1<br>HBP: 1 | WP: 0<br>PB: 0<br>SB: 0<br>CS: 0<br>PA: 34 | | | | | |

| PITCHER | IP | WLS | BF | H | R | ER | SO | BB | IBB | HBP | BLK | WP | HR | S | P | ERA | WHIP |
|---|---|---|---|---|---|---|---|---|---|---|---|---|---|---|---|---|---|
| Ricky Bones, R (1, 1)<br>ERA: 7.41 | 7.0 | W | 27 | 5 | 3 | 2 | 5 | 1 | 0 | 1 | 0 | 0 | 0 | 54 | 87 | 2.57 | 0.857 |
| Hector Carrasco, R (8, 1)<br>ERA: 3.47 | 1.0 | | 4 | 1 | 0 | 0 | 0 | 0 | 0 | 0 | 0 | 0 | 0 | 6 | 9 | 0.00 | 1.000 |
| Jeff Montgomery, R (9, 1)<br>ERA: 5.77 | 1.0 | S | 3 | 0 | 0 | 0 | 1 | 0 | 0 | 0 | 0 | 0 | 0 | 8 | 12 | 0.00 | 0.000 |

| PITCHER | IP | WLS | BF | H | R | ER | SO | BB | IBB | HBP | BLK | WP | HR | S | P | ERA | WHIP |
|---|---|---|---|---|---|---|---|---|---|---|---|---|---|---|---|---|---|

# BOTTOM

## Kansas City Royals @ Minnesota Twins

Hubert H. Humphrey Metrodome, Minneapolis, MN

Thu Jul 24 1997, 4:33 AM EDT

Att. 21,533 - Dome - 69 F

livebaseballscorecards.com

| | |
|---|---|
| AB | 32 |
| R | 3 |
| H | 6 |
| RBI | 2 |
| BB | 1 |
| SO | 6 |
| LOB | 7 |

| Batter | 1 | 2 | 3 | 4 | 5 | 6 | 7 | 8 | 9 | AB | R | H | RBI | BB | SO | LOB |
|---|---|---|---|---|---|---|---|---|---|---|---|---|---|---|---|---|
| Roberto Alomar, S (1, 4)<br>OBP: 0.361, SLG: 0.434 | L3 | FC4-6<br>1-2f | | | P2 | | F9 | | | 4 | 0 | 0 | 0 | 0 | 0 | 3 |
| Jeffrey Hammonds, R (1, 9)<br>OBP: 0.330, SLG: 0.537 | P4 | | G6-3 | | K | | K | | | 4 | 0 | 0 | 0 | 0 | 2 | 0 |
| Rafael Palmeiro, L (1, 3)<br>OBP: 0.337, SLG: 0.478 | F7 | | HR | | G4-3 | | | G3-1 | | 4 | 1 | 1 | 1 | 0 | 0 | 0 |
| Brady Anderson, L (1, 8)<br>OBP: 0.412, SLG: 0.462 | | HR | K | | | K | | F9 | | 4 | 1 | 1 | 1 | 0 | 2 | 0 |
| Cal Ripken Jr., R (1, 5)<br>OBP: 0.319, SLG: 0.408 | | FC5-4 1B | F9 | | | FC6-4 1B | | F7 | | 4 | 0 | 2 | 0 | 0 | 0 | 0 |
| B.J. Surhoff, L (1, 7)<br>OBP: 0.367, SLG: 0.487 | | FC5-4 1B<br>1-2 | | 1B | | FC6-4 1B<br>1-2 | | | F9 | 4 | 0 | 3 | 0 | 0 | 0 | 0 |
| Geronimo Berroa, R (1, 10)<br>OBP: 0.372, SLG: 0.483 | | FC5-4 BB<br>1-2f 2-3 | | F8 | | FC6-4<br>1-2f 2-3 | | | F7 | 4 | 0 | 0 | 0 | 0 | 0 | 5 |
| Chris Hoiles, R (1, 2)<br>OBP: 0.384, SLG: 0.436 | | FC4-6 BB<br>1-2 | | F8 | | K | | | L6 | 3 | 0 | 0 | 0 | 1 | 1 | 3 |
| Mike Bordick, R (1, 6)<br>OBP: 0.274, SLG: 0.294 | | P3 | | K | | | G4-3 | | | 3 | 0 | 0 | 0 | 0 | 1 | 4 |
| Inning Stats | R: 0<br>E: 0<br>K: 0<br>S: 5<br>H: 0<br>LOB: 0<br>BB: 0<br>P: 8 | R: 1<br>E: 0<br>K: 0<br>S: 18<br>H: 3<br>LOB: 3<br>BB: 1<br>P: 26 | R: 1<br>E: 0<br>K: 1<br>S: 8<br>H: 1<br>LOB: 0<br>BB: 0<br>P: 12 | R: 0<br>E: 0<br>K: 1<br>S: 8<br>H: 1<br>LOB: 1<br>BB: 0<br>P: 14 | R: 0<br>E: 0<br>K: 1<br>S: 8<br>H: 0<br>LOB: 0<br>BB: 0<br>P: 10 | R: 0<br>E: 0<br>K: 2<br>S: 13<br>H: 2<br>LOB: 2<br>BB: 0<br>P: 18 | R: 0<br>E: 0<br>K: 1<br>S: 8<br>H: 0<br>LOB: 0<br>BB: 0<br>P: 11 | R: 0<br>E: 0<br>K: 0<br>S: 6<br>H: 0<br>LOB: 0<br>BB: 0<br>P: 6 | R: 0<br>E: 0<br>K: 0<br>S: 7<br>H: 0<br>LOB: 0<br>BB: 0<br>P: 8 | 1B: 5<br>2B: 0<br>3B: 0<br>HR: 2<br>SF: 0<br>SAC: 0<br>DP: 0<br>HBP: 0 | | | | | | |

| PITCHER | IP | WLS | BF | H | R | ER | SO | BB | IBB | HBP | BLK | WP | HR | S | P | ERA | WHIP |
|---|---|---|---|---|---|---|---|---|---|---|---|---|---|---|---|---|---|
| Brad Radke, R (1, 1)<br>ERA: 3.58 | 9.0 | W | 35 | 7 | 2 | 2 | 6 | 1 | 0 | 0 | 0 | 0 | 2 | 81 | 113 | 2.00 | 0.889 |

| PITCHER | IP | WLS | BF | H | R | ER | SO | BB | IBB | HBP | BLK | WP | HR | S | P | ERA | WHIP |
|---|---|---|---|---|---|---|---|---|---|---|---|---|---|---|---|---|---|

# TOP

## Baltimore Orioles @ Minnesota Twins

Hubert H. Humphrey Metrodome, Minneapolis, MN

Fri Jul 25 1997, 8:05 PM EDT

Att. 21,524 - Dome - 70 F

livebaseballscorecards.com

| | |
|---|---|
| AB | 34 |
| R | 2 |
| H | 7 |
| RBI | 2 |
| BB | 1 |
| SO | 6 |
| LOB | 15 |

| | | | |
|---|---|---|---|
| 1B: 5 | SF: 0 | WP: 0 | PA: 35 |
| 2B: 0 | SAC: 0 | PB: 0 | |
| 3B: 0 | DP: 0 | SB: 0 | |
| HR: 2 | HBP: 0 | CS: 0 | |

# BOTTOM

## Baltimore Orioles @ Minnesota Twins

Hubert H. Humphrey Metrodome, Minneapolis, MN

Fri Jul 25 1997, 8:05 PM EDT

Att. 21,524 - Dome - 70 F

livebaseballscorecards.com

| Batter | 1 | 2 | 3 | 4 | 5 | 6 | 7 | 8 | 9 | AB | R | H | RBI | BB | SO | LOB |
|---|---|---|---|---|---|---|---|---|---|---|---|---|---|---|---|---|
| Chuck Knoblauch, R (1, 4)<br>OBP: 0.410, SLG: 0.422 | 0-2 G3 1B | | 1-0 F9 ② | 2-2 G6-3 ③ | | | 0-2 F7 ② | | | 4 | 0 | 1 | 0 | 0 | 0 | 2 |
| Matt Lawton, L (1, 9)<br>OBP: 0.339, SLG: 0.389 | 1 SAFE<br>1 SAFE<br>1 SAFE<br>2-0 G3 ①② 1-2 | | 1-1 1B 2B | | 3-1 G4-3 ① | | 3-3 K ③ | | | 4 | 1 | 1 | 0 | 0 | 1 | 1 |
| Paul Molitor, R (1, 10)<br>OBP: 0.362, SLG: 0.454 | 1-1 HR | | 1-0 HR 2-H 1B | | 1-2 HR | | | 2-3 K ① | | 4 | 3 | 3 | 3 | 0 | 1 | 0 |
| Terry Steinbach, R (1, 2)<br>OBP: 0.331, SLG: 0.447 | 1-3 K ③ | | 1 SAFE<br>2-0 1-H HR | | 0-3 K ② | | | 0-0 G4-3 ② | | 4 | 1 | 1 | 2 | 0 | 2 | 0 |
| Ron Coomer, R (1, 5)<br>OBP: 0.339, SLG: 0.448 | | 2-0 G5-3 ① | 2-1 G6-3 ③ | | 3-3 K ③ | | | 1-0 G6-3 ③ | | 4 | 0 | 0 | 0 | 0 | 1 | 0 |
| Scott Stahoviak, L (1, 3)<br>OBP: 0.319, SLG: 0.473 | | 3-1 FC5-4 1B | | 3-1 G3 BB 1B | | 2-3 K ① | | | | 3 | 0 | 2 | 0 | 0 | 1 | 0 |
| Marty Cordova, R (1, 7)<br>OBP: 0.320, SLG: 0.423 | | 1 SAFE<br>0-1 FC5-4 E ② 1-2f | | 4-0 G3 1-2 BB | | 0-0 P4 ② | | | | 2 | 0 | 0 | 0 | 1 | 0 | 1 |
| Rich Becker, L (1, 8)<br>OBP: 0.358, SLG: 0.392 | | 1 SAFE<br>1 SAFE<br>1-1 G4-3 ③ 1-3 | | 0-1 G3 ① 1-2 2-3 | | 3-3 K ③ | | | | 3 | 0 | 0 | 0 | 0 | 1 | 3 |
| Pat Meares, R (1, 6)<br>OBP: 0.327, SLG: 0.436 | | | 1-3 K ① | 1-3 K ② | | | 1-1 G5-3 ① | | | 3 | 0 | 0 | 0 | 0 | 2 | 2 |

| | AB | 31 |
|---|---|---|
| | R | 5 |
| | H | 8 |
| | RBI | 5 |
| | BB | 1 |
| | SO | 9 |
| | LOB | 9 |

| Inning Stats | 1 | 2 | 3 | 4 | 5 | 6 | 7 | 8 | 9 |
|---|---|---|---|---|---|---|---|---|---|
| | R: 1<br>E: 0<br>K: 1<br>S: 9 | R: 0<br>E: 1<br>K: 0<br>S: 7 | R: 3<br>E: 0<br>K: 1<br>S: 10 | R: 0<br>E: 0<br>K: 1<br>S: 10 | R: 1<br>E: 0<br>K: 2<br>S: 13 | R: 0<br>E: 0<br>K: 2<br>S: 8 | R: 0<br>E: 0<br>K: 1<br>S: 12 | R: 0<br>E: 0<br>K: 1<br>S: 5 | |
| | H: 2<br>LOB: 0<br>BB: 0<br>P: 13 | H: 1<br>LOB: 1<br>BB: 0<br>P: 13 | H: 3<br>LOB: 0<br>BB: 0<br>P: 18 | H: 1<br>LOB: 2<br>BB: 1<br>P: 20 | H: 1<br>LOB: 0<br>BB: 0<br>P: 20 | H: 0<br>LOB: 0<br>BB: 0<br>P: 13 | H: 0<br>LOB: 0<br>BB: 0<br>P: 16 | H: 0<br>LOB: 0<br>BB: 0<br>P: 8 | |

| | | | | | | |
|---|---|---|---|---|---|---|
| 1B: 4 | SF: 0 | WP: 0 | PA: 32 |
| 2B: 1 | SAC: 0 | PB: 0 | |
| 3B: 0 | DP: 0 | SB: 0 | |
| HR: 3 | HBP: 0 | CS: 0 | |

| PITCHER | | IP | WLS | BF | H | R | ER | SO | BB | IBB | HBP | BLK | WP | HR | S | P | ERA | WHIP |
|---|---|---|---|---|---|---|---|---|---|---|---|---|---|---|---|---|---|---|
| Scott Kamieniecki, R<br>ERA: 4.26 | (1, 1) | 5.0 | L | 23 | 8 | 5 | 5 | 5 | 1 | 0 | 0 | 0 | 0 | 3 | 49 | 84 | 9.00 | 1.800 |
| Shawn Boskie, R<br>ERA: 5.69 | (6, 1) | 3.0 | | 9 | 0 | 0 | 0 | 4 | 0 | 0 | 0 | 0 | 0 | 0 | 25 | 37 | 0.00 | 0.000 |

| PITCHER | | IP | WLS | BF | H | R | ER | SO | BB | IBB | HBP | BLK | WP | HR | S | P | ERA | WHIP |
|---|---|---|---|---|---|---|---|---|---|---|---|---|---|---|---|---|---|---|

| Batter | 1 | 2 | 3 | 4 | 5 | 6 | 7 | 8 | 9 | 10 | 11 | 12 | AB | R | H | RBI | BB | SO | LOB |
|---|---|---|---|---|---|---|---|---|---|---|---|---|---|---|---|---|---|---|---|
| Roberto Alomar, S (1, 4)<br>OBP: 0.356, SLG: 0.426 | G1-3 | | F9 | | | G4-3 | | F2 | | | K | K | 6 | 0 | 0 | 0 | 0 | 2 | 3 |
| Jeffrey Hammonds, R (1, 9)<br>OBP: 0.325, SLG: 0.528 | K | | F7 | | | G3 | | F9 | | | F9 | | 5 | 0 | 0 | 0 | 0 | 1 | 0 |
| Rafael Palmeiro, L (1, 3)<br>OBP: 0.338, SLG: 0.476 | 1B | | G4-3 | | | BB 1B BB | | K | | | G4-3 | | 4 | 0 | 1 | 0 | 1 | 1 | 0 |
| Brady Anderson, L (1, 8)<br>OBP: 0.412, SLG: 0.460 | P5 | | | K | | 1-2 BB 1B | | | F8 | | | 1B SF9 BB | 4 | 1 | 1 | 0 | 1 | 1 | 1 |
| Cal Ripken Jr., R (1, 5)<br>OBP: 0.320, SLG: 0.406 | | G1-4-3 | | E6 FC3-6 | | 1-2 2-3 BB | | | F9 | | | BB BB 1-3 1B | 4 | 0 | 1 | 0 | 1 | 0 | 0 |
| B.J. Surhoff, L (1, 7)<br>OBP: 0.362, SLG: 0.481 | | L8 | | FC3-6 CS 1-2f | | F9 | | | G6-3 | | | SF9 3-H | 4 | 0 | 0 | 1 | 0 | 0 | 4 |
| Geronimo Berroa, R (1, 10)<br>OBP: 0.370, SLG: 0.477 | 1B 2B BB | | | CS 1-2 | F8 | | G5-3 | | | G4-3 | | F8 | 4 | 1 | 0 | 0 | 1 | 0 | 1 |
| Chris Hoiles, R (1, 2)<br>OBP: 0.381, SLG: 0.432<br>Lenny Webster, R (10, 2)<br>OBP: 0.310, SLG: 0.356 | 1-2 2B 1B | | | | K | | F8 | | | K | | BB 1-2 BB | 4<br>0 | 0<br>0 | 1<br>0 | 0<br>0 | 0<br>1 | 2<br>0 | 0<br>0 |
| Mike Bordick, R (1, 6)<br>OBP: 0.275, SLG: 0.298<br>Tony Tarasco, L (10, PH)<br>OBP: 0.346, SLG: 0.451<br>Jeff Reboulet, R (10, 6)<br>OBP: 0.301, SLG: 0.313 | 1-H 2-H 2B | | | | P4 | | G5-3 | | | K | | 1-2 2-3 BB | 3<br>1<br>0 | 0<br>0<br>0 | 1<br>0<br>0 | 1<br>0<br>0 | 0<br>0<br>1 | 0<br>1<br>0 | 0<br>0<br>0 |
| Inning Stats | R: 0 E: 0 K: 1 S: 6 / H: 1 LOB: 1 BB: 0 P: 6 | R: 1 E: 0 K: 0 S: 4 / H: 2 LOB: 2 BB: 1 P: 8 | R: 0 E: 0 K: 0 S: 3 / H: 0 LOB: 0 BB: 0 P: 3 | R: 0 E: 1 K: 1 S: 5 / H: 0 LOB: 0 BB: 0 P: 5 | R: 0 E: 0 K: 1 S: 5 / H: 0 LOB: 0 BB: 0 P: 5 | R: 0 E: 0 K: 0 S: 4 / H: 1 LOB: 3 BB: 2 P: 12 | R: 0 E: 0 K: 0 S: 3 / H: 0 LOB: 0 BB: 0 P: 3 | R: 0 E: 0 K: 1 S: 5 / H: 0 LOB: 0 BB: 0 P: 5 | R: 0 E: 0 K: 0 S: 3 / H: 0 LOB: 0 BB: 0 P: 3 | R: 0 E: 0 K: 2 S: 7 / H: 0 LOB: 0 BB: 0 P: 7 | R: 0 E: 0 K: 1 S: 5 / H: 0 LOB: 0 BB: 0 P: 5 | R: 1 E: 0 K: 1 S: 6 / H: 1 LOB: 3 BB: 3 P: 18 | 1B: 4 2B: 1 3B: 0 HR: 0 / SF: 1 SAC: 0 DP: 0 HBP: 0 | | | | | | |

| PITCHER | | IP | WLS | BF | H | R | ER | SO | BB | IBB | HBP | BLK | WP | HR | S | P | ERA | WHIP |
|---|---|---|---|---|---|---|---|---|---|---|---|---|---|---|---|---|---|---|
| Shane Bowers, R<br>ERA: 1.59 | (1, 1) | 5.2 | | 23 | 4 | 1 | 1 | 3 | 3 | 0 | 0 | 0 | 0 | 0 | 26 | 38 | 1.59 | 1.235 |
| Mike Trombley, R<br>ERA: 4.79 | (6, 1) | 1.1 | | 4 | 0 | 0 | 0 | 0 | 0 | 0 | 0 | 0 | 0 | 0 | 4 | 4 | 0.00 | 0.000 |
| Greg Swindell, L<br>ERA: 3.54 | (8, 1) | 2.0 | | 6 | 0 | 0 | 0 | 1 | 0 | 0 | 0 | 0 | 0 | 0 | 8 | 8 | 0.00 | 0.000 |
| Rick Aguilera, R<br>ERA: 3.8 | (10, 1) | 2.2 | L | 12 | 1 | 1 | 1 | 3 | 3 | 0 | 0 | 0 | 0 | 0 | 15 | 27 | 3.38 | 1.500 |
| Eddie Guardado, L<br>ERA: 3.69 | (12, 1) | 0.1 | | 1 | 0 | 0 | 0 | 1 | 0 | 0 | 0 | 0 | 0 | 0 | 3 | 3 | 0.00 | 0.000 |

| PITCHER | IP | WLS | BF | H | R | ER | SO | BB | IBB | HBP | BLK | WP | HR | S | P | ERA | WHIP |
|---|---|---|---|---|---|---|---|---|---|---|---|---|---|---|---|---|---|

# TOP

## Baltimore Orioles @ Minnesota Twins

Hubert H. Humphrey Metrodome, Minneapolis, MN

Sat Jul 26 1997, 8:05 PM EDT

Att. 24,806 - Dome

livebaseballscorecards.com

| | |
|---|---|
| AB | 39 |
| R | 2 |
| H | 5 |
| RBI | 2 |
| BB | 6 |
| SO | 8 |
| LOB | 9 |

| Batter | 1 | 2 | 3 | 4 | 5 | 6 | 7 | 8 | 9 | 10 | 11 | 12 | AB | R | H | RBI | BB | SO | LOB |
|---|---|---|---|---|---|---|---|---|---|---|---|---|---|---|---|---|---|---|---|
| Chuck Knoblauch, R (1, 4)<br>OBP: 0.406, SLG: 0.418 | G6-3 | | G6-3 | | CS 1B | | G4-3 | | | F3 | | P5 | 6 | 0 | 1 | 0 | 0 | 0 | 2 |
| Roberto Kelly, R (1, 9)<br>OBP: 0.349, SLG: 0.450 | E G4-3 1B | | HR | | P4 1-2 | | | S 1B | | F8 | | G3-1 1-3 | 3 | 1 | 2 | 1 | 0 | 0 | 1 |
| Matt Lawton, L (8, PH) (9, 9) (12, 8)<br>OBP: 0.339, SLG: 0.389 | | | | | | | | | | | | | 3 | 0 | 1 | 0 | 0 | 0 | 1 |
| Paul Molitor, R (1, 10)<br>OBP: 0.361, SLG: 0.452 | G4-3 1-2 | | FC6-4 1B | | | 1B | | K 1-2 | | F9 | | G4-3 | 6 | 0 | 2 | 0 | 0 | 1 | 3 |
| Terry Steinbach, R (1, 2)<br>OBP: 0.326, SLG: 0.440 | G5-3 2-3 | | FC6-4 1-2f | | | F8 | | K | | | K | | 5 | 0 | 0 | 0 | 0 | 2 | 4 |
| Ron Coomer, R (1, 5)<br>OBP: 0.343, SLG: 0.454 | | E9 G4-3 1B | | | | L8 | | P4 | | | BB 1B | | 5 | 0 | 3 | 0 | 0 | 0 | 2 |
| Marty Cordova, R (1, 7)<br>OBP: 0.317, SLG: 0.417 | K | | K | | | K | | | G4-6-3 1B | | F9 | | 5 | 0 | 1 | 0 | 0 | 3 | 4 |
| Greg Colbrunn, R (1, 3)<br>OBP: 0.312, SLG: 0.419 | G4-3 2-3 | | F9 | | | | K | | G4-6-3 1-2f | | BB 1-2 | | 3 | 0 | 0 | 0 | 0 | 1 | 2 |
| Scott Stahoviak, L (9, PH) (10, 3)<br>OBP: 0.321, SLG: 0.470 | | | | | | | | | | | | | 1 | 0 | 0 | 0 | 1 | 0 | 1 |
| Darrin Jackson, R (1, 8)<br>OBP: 0.248, SLG: 0.340 | G1-3 | | G5-3 | | | | 1B | | 2B | | P3 | | 3 | 0 | 1 | 0 | 0 | 0 | 2 |
| Rich Becker, L (9, PH) (10, 8)<br>OBP: 0.360, SLG: 0.397 | | | | | | | | | | | | | 1 | 0 | 1 | 0 | 0 | 0 | 0 |
| Denny Hocking, S (11, PH) (12, 9)<br>OBP: 0.313, SLG: 0.355 | | | | | | | | | | | | | 1 | 0 | 0 | 0 | 0 | 0 | 2 |
| Pat Meares, R (1, 6)<br>OBP: 0.325, SLG: 0.432 | | | F8 | | F8 | | K | | G5-3 | | | G3-1 WP 1B | 5 | 0 | 1 | 0 | 0 | 1 | 2 |
| Inning Stats | R: 0 H: 1<br>E: 1 LOB: 1<br>K: 0 BB: 0<br>S: 4 P: 4 | R: 0 H: 1<br>E: 1 LOB: 1<br>K: 1 BB: 0<br>S: 6 P: 6 | R: 1 H: 2<br>E: 0 LOB: 1<br>K: 0 BB: 0<br>S: 5 P: 5 | R: 0 H: 1<br>E: 0 LOB: 1<br>K: 1 BB: 0<br>S: 6 P: 6 | R: 0 H: 1<br>E: 0 LOB: 0<br>K: 0 BB: 0<br>S: 3 P: 3 | R: 0 H: 1<br>E: 0 LOB: 1<br>K: 1 BB: 0<br>S: 6 P: 6 | R: 0 H: 1<br>E: 0 LOB: 1<br>K: 2 BB: 0<br>S: 8 P: 8 | R: 0 H: 1<br>E: 0 LOB: 1<br>K: 2 BB: 0<br>S: 8 P: 8 | R: 0 H: 2<br>E: 0 LOB: 1<br>K: 0 BB: 0<br>S: 4 P: 4 | R: 0 H: 0<br>E: 0 LOB: 0<br>K: 0 BB: 0<br>S: 3 P: 3 | R: 0 H: 1<br>E: 0 LOB: 2<br>K: 1 BB: 1<br>S: 6 P: 10 | R: 0 H: 1<br>E: 0 LOB: 1<br>K: 0 BB: 0<br>S: 4 P: 4 | 1B: 10<br>2B: 2<br>3B: 0<br>HR: 1 | SF: 0<br>SAC: 0<br>DP: 1<br>HBP: 0 | WP: 1 PA: 48<br>PB: 0<br>SB: 1<br>CS: 1 | | | | |

| PITCHER | IP | WLS | BF | H | R | ER | SO | BB | IBB | HBP | BLK | WP | HR | S | P | ERA | WHIP |
|---|---|---|---|---|---|---|---|---|---|---|---|---|---|---|---|---|---|
| Jimmy Key, L (1, 1)<br>ERA: 2.6 | 7.0 | | 28 | 8 | 1 | 1 | 5 | 0 | 0 | 0 | 0 | 0 | 1 | 38 | 38 | 1.29 | 1.143 |
| Armando Benitez, R (8, 1)<br>ERA: 2.84 | 1.0 | | 4 | 1 | 0 | 0 | 2 | 0 | 0 | 0 | 0 | 0 | 0 | 8 | 8 | 0.00 | 1.000 |
| Terry Mathews, R (9, 1)<br>ERA: 3.27 | 2.2 | | 10 | 3 | 0 | 0 | 1 | 0 | 0 | 0 | 0 | 0 | 0 | 12 | 12 | 0.00 | 1.125 |
| Jesse Orosco, L (11, 1)<br>ERA: 2.3 | 0.1 | W | 2 | 0 | 0 | 0 | 0 | 1 | 0 | 0 | 0 | 0 | 0 | 1 | 5 | 0.00 | 3.000 |
| Randy Myers, L (12, 1)<br>ERA: 1.41 | 1.0 | S | 4 | 1 | 0 | 0 | 0 | 0 | 0 | 0 | 0 | 1 | 0 | 4 | 4 | 0.00 | 1.000 |

PITCHER IP WLS BF H R ER SO BB IBB HBP BLK WP HR S P ERA WHIP

# Baltimore Orioles @ Minnesota Twins

Hubert H. Humphrey Metrodome, Minneapolis, MN

Sat Jul 26 1997, 8:05 PM EDT

Att. 24,806 - Dome

livebaseballscorecards.com

| | |
|---|---|
| AB | 47 |
| R | 1 |
| H | 13 |
| RBI | 1 |
| BB | 1 |
| SO | 8 |
| LOB | 26 |

| Batter | 1 | 2 | 3 | 4 | 5 | 6 | 7 | 8 | 9 | AB | R | H | RBI | BB | SO | LOB |
|---|---|---|---|---|---|---|---|---|---|---|---|---|---|---|---|---|
| Brady Anderson, L (1, 8)<br>OBP: 0.412, SLG: 0.464 | B X<br>1-0<br>E S<br>2B<br>1B | | B F X<br>1-1<br>1B<br>3B | B C C X<br>1-2 ②<br>F8 | | X<br>0-0 ③<br>F9 | | C C B F F T<br>1-2 ②<br>K<br>1-2 | | 5 | 2 | 2 | 0 | 0 | 1 | 3 |
| Jeffrey Hammonds, R (1, 9)<br>(8, 7)<br>OBP: 0.323, SLG: 0.522 | B B B C F 1 SAFE X<br>3-2 ①<br>F7 | | B B B C X<br>3-1 ②<br>P4 | X<br>0-0 ③<br>L8 | | | B C B F X<br>2-2<br>FC5-4<br>1B<br>HR<br>1B | C B B C X<br>2-2 ③<br>G6-3 | | 5 | 1 | 1 | 0 | 0 | 0 | 5 |
| Rafael Palmeiro, L (1, 3)<br>OBP: 0.339, SLG: 0.476<br>Aaron Ledesma, R (9, PH)<br>(9, 3)<br>OBP: 0.500, SLG: 0.500 | C F S<br>0-3 ②<br>K | | B F C X<br>1-2<br>1B<br>HR<br>3-H<br>1B | | X<br>0-0 ①<br>G3 | | X<br>0-0<br>FC5-4<br>1-2<br>1B | | C X<br>0-1 ①<br>F7 | 4<br>1 | 1<br>0 | 2<br>0 | 1<br>0 | 0<br>0 | 1<br>0 | 1<br>0 |
| Cal Ripken Jr., R (1, 5)<br>OBP: 0.324, SLG: 0.410 | 1 SAFE 1 B B B C F X<br>3-2<br>1-H<br>2B | | B B B F S X<br>3-2<br>1-3<br>HR<br>1B | | B B B<br>4-0<br>G3-1<br>1B<br>BB | | B B X<br>2-0 ①<br>FC5-4<br>1-2f<br>2-3<br>HR | | B B F X<br>2-1 ②<br>G1-3 | 4 | 2 | 2 | 1 | 1 | 0 | 2 |
| Geronimo Berroa, R (1, 10)<br>OBP: 0.373, SLG: 0.490 | C B B X<br>2-1 ③<br>G5-3 | | B X<br>1-0<br>1-H<br>3-H<br>HR | | B X<br>1-0<br>G3-1<br>1-2<br>1B | | D S F B C<br>2-3 ②<br>K | | S F X<br>0-2<br>1B<br>2B | 5 | 2 | 3 | 3 | 0 | 1 | 3 |
| B.J. Surhoff, L (1, 7)<br>OBP: 0.363, SLG: 0.491<br>Tony Tarasco, L (8, 9)<br>OBP: 0.350, SLG: 0.455 | | B C B B X<br>3-1<br>G4-6-3<br>1B | C X<br>0-1 ③<br>F9 | | X<br>0-0 ②<br>G3-1<br>1-2<br>2-3 | | X<br>0-0<br>1-H<br>3-H<br>HR | | C B C X<br>1-2<br>2-H<br>1B | 4<br>1 | 1<br>0 | 2<br>1 | 3<br>1 | 0<br>0 | 0<br>0 | 2<br>0 |
| Lenny Webster, R (1, 2)<br>OBP: 0.302, SLG: 0.345 | | C B S B X<br>2-2 ① ②<br>G4-6-3<br>1-2f | B B B C X<br>3-1 ①<br>G5-3 | B B X<br>2-0 ③<br>F9 | | | C B B X<br>2-1 ③<br>F9 | | F F B X<br>1-2 ③<br>F8 | 5 | 0 | 0 | 0 | 0 | 0 | 4 |
| Jeff Reboulet, R (1, 4)<br>OBP: 0.299, SLG: 0.311 | | B C C F B B X<br>3-2 ③<br>F7 | X<br>0-0<br>1B<br>1B | | | B B C F B F F F X<br>3-2 ①<br>F9 | | B C X<br>1-1 ①<br>G6-3 | | 4 | 0 | 1 | 0 | 0 | 0 | 0 |
| Mike Bordick, R (1, 6)<br>OBP: 0.277, SLG: 0.300 | | C C X<br>0-2 ①<br>F9 | 1 SAFE B B S 1 SAFE X<br>2-1<br>1-2<br>1B | | | C B B X<br>2-1 ②<br>F8 | | B X<br>1-0<br>WP<br>1B | | 4 | 0 | 2 | 0 | 0 | 0 | 0 |
| Inning Stats | R: 1 H: 2<br>E: 0 LOB: 1<br>K: 1 BB: 0<br>S: 12 P: 21 | R: 0 H: 1<br>E: 0 LOB: 0<br>K: 0 BB: 0<br>S: 9 P: 17 | R: 4 H: 4<br>E: 0 LOB: 0<br>K: 0 BB: 0<br>S: 16 P: 25 | R: 0 H: 2<br>E: 0 LOB: 2<br>K: 0 BB: 0<br>S: 9 P: 15 | R: 0 H: 1<br>E: 0 LOB: 2<br>K: 0 BB: 1<br>S: 4 P: 11 | R: 0 H: 0<br>E: 0 LOB: 0<br>K: 0 BB: 0<br>S: 9 P: 14 | R: 3 H: 3<br>E: 0 LOB: 0<br>K: 1 BB: 0<br>S: 11 P: 19 | R: 0 H: 1<br>E: 0 LOB: 1<br>K: 1 BB: 0<br>S: 11 P: 16 | R: 1 H: 2<br>E: 0 LOB: 1<br>K: 0 BB: 0<br>S: 13 P: 17 | 1B: 11<br>2B: 2<br>3B: 1<br>HR: 2 | SF: 0<br>SAC: 0<br>DP: 1<br>HBP: 0 | | | | | |

| PITCHER | | IP | WLS | BF | H | R | ER | SO | BB | IBB | HBP | BLK | WP | HR | S | P | ERA | WHIP |
|---|---|---|---|---|---|---|---|---|---|---|---|---|---|---|---|---|---|---|
| Rich Robertson, L<br>ERA: 5.29 | (1, 1) | 5.0 | L | 25 | 10 | 5 | 5 | 1 | 1 | 0 | 0 | 0 | 0 | 1 | 50 | 89 | 9.00 | 2.200 |
| Todd Ritchie, R<br>ERA: 5.18 | (6, 1) | 4.0 | | 18 | 6 | 4 | 4 | 2 | 0 | 0 | 0 | 0 | 1 | 1 | 44 | 66 | 9.00 | 1.500 |

| PITCHER | IP | WLS | BF | H | R | ER | SO | BB | IBB | HBP | BLK | WP | HR | S | P | ERA | WHIP |
|---|---|---|---|---|---|---|---|---|---|---|---|---|---|---|---|---|---|

# TOP

## Baltimore Orioles @ Minnesota Twins

Hubert H. Humphrey Metrodome, Minneapolis, MN

Sun Jul 27 1997, 4:33 AM EDT
Att. 19,702 - Dome - 71 F

livebaseballscorecards.com

| | |
|---|---|
| AB | 42 |
| R | 9 |
| H | 16 |
| RBI | 9 |
| BB | 1 |
| SO | 3 |
| LOB | 20 |

WP: 1 PA: 43
PB: 0
SB: 1
CS: 0

| Batter | 1 | 2 | 3 | 4 | 5 | 6 | 7 | 8 | 9 | AB | R | H | RBI | BB | SO | LOB |
|---|---|---|---|---|---|---|---|---|---|---|---|---|---|---|---|---|
| Matt Lawton, L (1, 9)<br>OBP: 0.338, SLG: 0.387 | B C C B X 2-2 ① L4 | | B X 1-0 1B | | | C X 0-1 ② G3 | | B F F C 1-3 ③ K | | 4 | 0 | 1 | 0 | 0 | 1 | 1 |
| Denny Hocking, S (1, 4)<br>OBP: 0.311, SLG: 0.352 | X 0-0 FC5-4 1B | | 1 SAFE B B 1 SAFE C B C C 3-3 ③ K | | | C C B B C 2-3 ③ K | | | S B B X 2-1 ① G3 | 4 | 0 | 1 | 0 | 0 | 2 | 1 |
| Paul Molitor, R (1, 10)<br>OBP: 0.360, SLG: 0.450 | B X 1-0 ② FC5-4 1-2f | | | F B C B C 2-3 ① K | | | C F B B X 2-2 ① G4-3 | | X 0-0 G6-3 1B | 4 | 0 | 1 | 0 | 0 | 1 | 1 |
| Scott Stahoviak, L (1, 3)<br>OBP: 0.320, SLG: 0.471 | B 1 SAFE X 1-0 ③ F8 | | | B B X 2-0 ② G3 | | | X 0-0 2B | | B F B F X 2-2 ②③ G6-3 1-2f | 4 | 0 | 1 | 0 | 0 | 0 | 2 |
| Ron Coomer, R (1, 5)<br>OBP: 0.340, SLG: 0.450 | | C F F B F S 1-3 ① K | | B C F S 1-3 ③ K | | | B B X 2-0 ② F9 | | | 3 | 0 | 0 | 0 | 0 | 2 | 1 |
| Greg Myers, L (1, 2)<br>OBP: 0.316, SLG: 0.396 | | B X 1-0 ② F8 | | | B F B X 2-1 ① F7 | | X 0-0 ③ G1-3 | | | 3 | 0 | 0 | 0 | 0 | 0 | 1 |
| Marty Cordova, R (1, 7)<br>OBP: 0.317, SLG: 0.416 | | B X 1-0 ③ G1-3 | | | X 0-0 ② F8 | | | B X 1-0 1B | | 3 | 0 | 1 | 0 | 0 | 0 | 0 |
| Rich Becker, L (1, 8)<br>OBP: 0.357, SLG: 0.393 | | | F X 0-1 ① F7 | | X 0-0 ③ G6-3 | | | C B F B F B X 3-2 ① L5 | | 3 | 0 | 0 | 0 | 0 | 0 | 1 |
| Pat Meares, R (1, 6)<br>OBP: 0.322, SLG: 0.428 | | | C B F S 1-3 ② K | | | S B S B S 2-3 ① K | | C F F B S 1-3 ② K | | 3 | 0 | 0 | 0 | 0 | 3 | 1 |
| Inning Stats | R: 0 E: 0 K: 0 S: 6 H: 1 LOB: 1 BB: 0 P: 10 | R: 0 E: 0 K: 1 S: 7 H: 0 LOB: 0 BB: 0 P: 10 | R: 0 E: 0 K: 2 S: 9 H: 1 LOB: 1 BB: 0 P: 14 | R: 0 E: 0 K: 2 S: 7 H: 0 LOB: 0 BB: 0 P: 12 | R: 0 E: 0 K: 0 S: 4 H: 0 LOB: 0 BB: 0 P: 6 | R: 0 E: 0 K: 2 S: 8 H: 0 LOB: 0 BB: 0 P: 12 | R: 0 E: 0 K: 0 S: 6 H: 1 LOB: 1 BB: 0 P: 10 | R: 0 E: 0 K: 2 S: 12 H: 1 LOB: 1 BB: 0 P: 18 | R: 0 E: 0 K: 0 S: 6 H: 1 LOB: 0 BB: 0 P: 10 | 1B: 4 2B: 1 3B: 0 HR: 0 | SF: 0 SAC: 0 DP: 1 HBP: 0 | | | | | | |

| PITCHER | IP | WLS | BF | H | R | ER | SO | BB | IBB | HBP | BLK | WP | HR | S | P | ERA | WHIP |
|---|---|---|---|---|---|---|---|---|---|---|---|---|---|---|---|---|---|
| Scott Erickson, R (1, 1)<br>ERA: 3.7 | 9.0 | W | 31 | 5 | 0 | 0 | 9 | 0 | 0 | 0 | 0 | 0 | 0 | 65 | 102 | 0.00 | 0.556 |

| PITCHER | IP | WLS | BF | H | R | ER | SO | BB | IBB | HBP | BLK | WP | HR | S | P | ERA | WHIP |
|---|---|---|---|---|---|---|---|---|---|---|---|---|---|---|---|---|---|

# BOTTOM

## Baltimore Orioles @ Minnesota Twins

Hubert H. Humphrey Metrodome, Minneapolis, MN

Sun Jul 27 1997, 4:33 AM EDT

Att. 19,702 - Dome - 71 F

livebaseballscorecards.com

| | |
|---|---|
| AB | 31 |
| R | 0 |
| H | 5 |
| RBI | 0 |
| BB | 0 |
| SO | 9 |
| LOB | 9 |

| | | | |
|---|---|---|---|
| 1B: 4 | SF: 0 | WP: 0 | PA: 31 |
| 2B: 1 | SAC: 0 | PB: 0 | |
| 3B: 0 | DP: 1 | SB: 0 | |
| HR: 0 | HBP: 0 | CS: 0 | |

| Batter | 1 | 2 | 3 | 4 | 5 | 6 | 7 | 8 | 9 | AB | R | H | RBI | BB | SO | LOB |
|---|---|---|---|---|---|---|---|---|---|---|---|---|---|---|---|---|
| Chuck Knoblauch, R (1, 4)<br>OBP: 0.409, SLG: 0.418 | B B C F F F B B<br>4-2<br>1B<br>FC5-4<br>BB | C B F B B F B<br>4-2<br>1-2<br>3-H<br>BB | | | C X<br>0-1 ②<br>F8 | | B F B B X<br>3-1 ③<br>G4-3 | | | 0 | 1 | 0 | 0 | 2 | 0 | 0 |
| Denny Hocking, S (2, PR)<br>OBP: 0.307, SLG: 0.346 | | | | | | | | | | 2 | 0 | 0 | 0 | 0 | 0 | 2 |
| Roberto Kelly, R (1, 9)<br>OBP: 0.348, SLG: 0.446 | 1 SAFE F S 1 SAFE X<br>0-2<br>FC5-4<br>1-3<br>1B | B F B S B C<br>3-3 ③<br>K | | | B B X<br>2-0 ③<br>G6-3 | | | C B X<br>1-1 ①<br>G4-3 | | 4 | 0 | 1 | 0 | 0 | 1 | 2 |
| Paul Molitor, R (1, 10)<br>OBP: 0.359, SLG: 0.447 | F S X<br>0-2 ①<br>FC5-4<br>CS<br>1-2f<br>3-H | | F X<br>0-1 ①<br>F8 | | | C B F C<br>1-3 ①<br>K | | C X<br>0-1<br>G3-6-3<br>1B | | 4 | 0 | 1 | 1 | 0 | 1 | 1 |
| Scott Stahoviak, L (1, 3)<br>OBP: 0.313, SLG: 0.459 | B S B B S S<br>3-3 ② ③<br>K<br>1-2 | | C B B C X<br>2-2 ②<br>F7 | | | F B B X<br>2-1 ②<br>G3 | | X<br>0-0 ② ③<br>G3-6-3<br>1-2f | | 4 | 0 | 0 | 0 | 0 | 1 | 2 |
| Ron Coomer, R (1, 5)<br>OBP: 0.335, SLG: 0.444 | | B X<br>1-0 ①<br>P4 | B B X<br>2-0 ③<br>F9 | | | B B X<br>2-0 ③<br>F9 | | | B B S S X<br>2-2 ①<br>F9 | 4 | 0 | 0 | 0 | 0 | 0 | 0 |
| Marty Cordova, R (1, 7)<br>OBP: 0.316, SLG: 0.428 | | X<br>0-0<br>HR | | B C F B S<br>2-3 ①<br>K | | | C F X<br>0-2 ①<br>G6-3 | | X<br>0-0 ②<br>F8 | 4 | 1 | 1 | 1 | 0 | 1 | 0 |
| Greg Myers, L (1, 2)<br>OBP: 0.308, SLG: 0.385 | | C B X<br>1-1 ②<br>L7 | | B B X<br>2-0 ②<br>G3-1 | | | C X<br>0-1 ②<br>L9 | | F B F X<br>1-2 ③<br>G6-3 | 4 | 0 | 0 | 0 | 0 | 0 | 0 |
| Darrin Jackson, R (1, 8)<br>OBP: 0.259, SLG: 0.369 | | B X<br>1-0<br>WP<br>3B | | C S B B S<br>2-3 ③<br>K | | | X<br>0-0<br>1B<br>1B | | | 3 | 1 | 2 | 0 | 0 | 1 | 0 |
| Pat Meares, R (1, 6)<br>OBP: 0.325, SLG: 0.429 | | C F H<br>1-2<br>WP<br>HBP | | | F B X<br>1-1 ①<br>G4-3 | | B X<br>1-0<br>1-3<br>1B | | | 2 | 0 | 1 | 0 | 0 | 0 | 0 |
| Inning Stats | R: 1 H: 1<br>E: 0 LOB: 1<br>K: 1 BB: 1<br>S: 13 P: 20 | R: 2 H: 2<br>E: 0 LOB: 2<br>K: 1 BB: 1<br>S: 13 P: 24 | R: 0 H: 0<br>E: 0 LOB: 0<br>K: 0 BB: 0<br>S: 6 P: 10 | R: 0 H: 0<br>E: 0 LOB: 0<br>K: 2 BB: 0<br>S: 7 P: 13 | R: 0 H: 0<br>E: 0 LOB: 0<br>K: 0 BB: 0<br>S: 5 P: 8 | R: 0 H: 0<br>E: 0 LOB: 0<br>K: 1 BB: 0<br>S: 6 P: 11 | R: 0 H: 2<br>E: 0 LOB: 2<br>K: 0 BB: 0<br>S: 10 P: 14 | R: 0 H: 1<br>E: 0 LOB: 0<br>K: 0 BB: 0<br>S: 5 P: 6 | R: 0 H: 0<br>E: 0 LOB: 0<br>K: 0 BB: 0<br>S: 7 P: 10 | 1B: 4 SF: 0<br>2B: 1 SAC: 0<br>3B: 1 DP: 2<br>HR: 1 HBP: 1 | | | | | | |

# TOP

## Minnesota Twins @ Kansas City Royals

Kauffman Stadium, Kansas City, MO

Mon Jul 28 1997, 7:05 PM CDT

Overcast - 77 F

livebaseballscorecards.com

| | |
|---|---|
| AB | 31 |
| R | 3 |
| H | 6 |
| RBI | 2 |
| BB | 2 |
| SO | 5 |
| LOB | 7 |

| | | | | | | | | | |

| Batter | 1 | 2 | 3 | 4 | 5 | 6 | 7 | 8 | 9 | AB | R | H | RBI | BB | SO | LOB |
|---|---|---|---|---|---|---|---|---|---|---|---|---|---|---|---|---|
| Bip Roberts, S (1, 7)<br>OBP: 0.365, SLG: 0.404 | 3-2 1B<br>0-0 2B | | 1-2 F7 ② | | 1-1 G5-4-3<br>1-2 1B | | 0-0 F7 ② | | | 5 | 0 | 3 | 2 | 0 | 0 | 2 |
| Jose Offerman, S (1, 4)<br>OBP: 0.371, SLG: 0.418 | 3-2 WP G4-3<br>1-2 1B 1B<br>1-2 G4-3 ③ | | 2-2 G4-3 ③ | | 0-2 G5-4-3 ②③<br>1-2f | | 2-2 FC6-4 ③<br>1-2f | | | 5 | 1 | 1 | 0 | 0 | 0 | 5 |
| Chili Davis, S (1, 10)<br>OBP: 0.401, SLG: 0.497 | 1 SAFE<br>1-1 G4-3 ②<br>1-2 | 1-2 F8 ① | | 3-0 F7 ① | | 1-2 1B 2B | | 3-3 K ① | | 5 | 1 | 1 | 0 | 0 | 1 | 1 |
| Dean Palmer, R (1, 5)<br>OBP: 0.304, SLG: 0.423<br>Shane Halter, R (9, 5)<br>OBP: 0.367, SLG: 0.377 | 4-1 BB 29 1B 1B<br>BB | 4-2 FC3-6 1B<br>HBP | | 1-1 G6-3 ② | | 0-3 K ① | | 4-2 29 E 1B 1B<br>BB | | 2<br>0 | 2<br>0 | 0<br>0 | 0<br>0 | 2<br>0 | 1<br>0 | 1<br>0 |
| Jeff King, R (1, 3)<br>OBP: 0.352, SLG: 0.435 | 2-2 BB 29 1B<br>1-2 2-H 1B | 1-0 FC3-6<br>1-2 1B | | 2-2 3B 1B | | 1-3 K ② | | 0-2 1B 29 E<br>1-2 1B | | 5 | 2 | 4 | 1 | 0 | 1 | 1 |
| Johnny Damon, L (1, 8)<br>OBP: 0.350, SLG: 0.407 | 4-1 29 1B<br>1-2 2-3 1B<br>BB | 0-0 FC3-6 29 FC6-4 ②<br>1-2f 2-3 | | 2-2 3B<br>1-H | | 1-1<br>2-H 1B | | 1-0 P5 ② | | 4 | 1 | 2 | 2 | 1 | 0 | 4 |
| 29 Mike Sweeney, R (1, 2)<br>OBP: 0.344, SLG: 0.404 | 1-1 1B 1B<br>1-2 2-H 3-H 1B | 0-1 FC6-4 ③<br>1-2f | | 3-2 P3 ③ | | 0-0 G4-3 ③ | | 2-2 E6 1B<br>1-2 2-3 | | 5 | 1 | 1 | 2 | 0 | 0 | 6 |
| Yamil Benitez, R (1, 9)<br>OBP: 0.526, SLG: 1.056 | 0-2 1B<br>1-3 2-H 2B 1B | | 1-1<br>1B | | 0-0 G5-3 ① | | 0-1 FC6-4<br>1B | 0-1<br>1-2 2-3 3-H 1B | | 5 | 1 | 4 | 2 | 0 | 0 | 0 |
| David Howard, S (1, 6)<br>OBP: 0.284, SLG: 0.318 | 1-1<br>1-2 3-H 2B 1B | | 0-1 L7 ① | | 0-0 E6<br>1B | | 3-3 K ① | 0-3 K ③ | | 5 | 1 | 1 | 1 | 0 | 2 | 5 |
| Inning Stats | R: 7 H: 7<br>E: 0 LOB: 1<br>K: 0 BB: 2<br>S: 33 P: 53 | R: 0 H: 1<br>E: 0 LOB: 2<br>K: 0 BB: 0<br>S: 9 P: 15 | R: 0 H: 1<br>E: 0 LOB: 1<br>K: 0 BB: 0<br>S: 10 P: 14 | R: 1 H: 2<br>E: 0 LOB: 1<br>K: 0 BB: 0<br>S: 13 P: 24 | R: 0 H: 1<br>E: 1 LOB: 1<br>K: 0 BB: 0<br>S: 8 P: 9 | R: 1 H: 2<br>E: 0 LOB: 1<br>K: 2 BB: 0<br>S: 12 P: 15 | R: 0 H: 1<br>E: 0 LOB: 1<br>K: 1 BB: 0<br>S: 11 P: 16 | R: 1 H: 2<br>E: 1 LOB: 3<br>K: 2 BB: 1<br>S: 19 P: 29 | | 1B: 14 SF: 0<br>2B: 2 SAC: 0<br>3B: 1 DP: 1<br>HR: 0 HBP: 1 | | | | | | |

| PITCHER | | IP | WLS | BF | H | R | ER | SO | BB | IBB | HBP | BLK | WP | HR | S | P | ERA | WHIP |
|---|---|---|---|---|---|---|---|---|---|---|---|---|---|---|---|---|---|---|
| Frankie Rodriguez, R<br>ERA: 5.09 | (1, 1) | 4.0 | L | 25 | 11 | 8 | 8 | 0 | 2 | 0 | 1 | 0 | 1 | 0 | 65 | 106 | 18.00 | 3.250 |
| Greg Swindell, L<br>ERA: 3.52 | (5, 1) | 3.0 | | 13 | 4 | 1 | 1 | 3 | 0 | 0 | 0 | 0 | 0 | 0 | 31 | 40 | 3.00 | 1.333 |
| Eddie Guardado, L<br>ERA: 3.58 | (8, 1) | 1.0 | | 7 | 2 | 1 | 0 | 2 | 1 | 0 | 0 | 0 | 0 | 0 | 19 | 29 | 0.00 | 3.000 |

| PITCHER | IP | WLS | BF | H | R | ER | SO | BB | IBB | HBP | BLK | WP | HR | S | P | ERA | WHIP |
|---|---|---|---|---|---|---|---|---|---|---|---|---|---|---|---|---|---|

# BOTTOM

## Minnesota Twins @ Kansas City Royals

Kauffman Stadium, Kansas City, MO

Mon Jul 28 1997, 7:05 PM CDT

Overcast - 77 F

livebaseballscorecards.com

| | |
|---|---|
| AB | 41 |
| R | 10 |
| H | 17 |
| RBI | 10 |
| BB | 3 |
| SO | 5 |
| LOB | 25 |

| Batter | 1 | 2 | 3 | 4 | 5 | 6 | 7 | 8 | 9 | AB | R | H | RBI | BB | SO | LOB |
|---|---|---|---|---|---|---|---|---|---|---|---|---|---|---|---|---|
| Chuck Knoblauch, R (1, 4)<br>OBP: 0.408, SLG: 0.415 | B B B B<br>4-0<br>S E<br>BB | | B C C F F F F X<br>1-2 ①<br>F7 | | C B X<br>1-1 ① ②<br>G4-6-3<br>1-2f<br>2-3<br>3-H | | | C B X<br>1-1 ①<br>G6-3 | | 3 | 1 | 0 | 0 | 1 | 0 | 2 |
| Rich Becker, L (1, 9)<br>OBP: 0.353, SLG: 0.388 | B B C X<br>2-1 ①<br>G6-3<br>1-2 | | B C B F F F F X<br>2-2 ②<br>G5-3 | | X<br>0-0 ③<br>P6 | | | C B F S<br>1-3 ②<br>K | | 4 | 0 | 0 | 0 | 0 | 1 | 2 |
| Paul Molitor, R (1, 10)<br>OBP: 0.358, SLG: 0.443 | B B B B<br>4-0<br>FC4<br>BB | | F B B F F F X<br>2-2 ③<br>L7 | | | B X<br>1-0 ①<br>G4-3 | | S B X<br>1-1 ③<br>P4 | | 3 | 0 | 0 | 0 | 1 | 0 | 0 |
| Terry Steinbach, R (1, 2)<br>OBP: 0.322, SLG: 0.434 | F B B B X<br>2-1 ②<br>FC4<br>1-2f<br>2-H | | | B X<br>1-0 ①<br>F9 | | B B X<br>2-0 ②<br>G5-3 | | | C X<br>0-1 ①<br>G5-3 | 4 | 0 | 0 | 0 | 0 | 0 | 1 |
| Matt Lawton, L (1, 7)<br>OBP: 0.337, SLG: 0.383 | C S B S<br>1-3 ③<br>K | | | C S B B B X<br>2-2 ②<br>G4-3 | | C B B B F B<br>4-2<br>BB | | | C X<br>0-1 ②<br>G3 | 3 | 0 | 0 | 0 | 1 | 1 | 1 |
| Greg Colbrunn, R (1, 3)<br>OBP: 0.311, SLG: 0.415 | | X<br>0-0<br>FC5-4<br>1B | | C B X<br>1-1 ③<br>F7 | | 1 SAFE B C C 1 SAFE F 1 SAFE 1 SAFE B<br>2-2 ③<br>1 SAFE X<br>G1-3 | | | C X<br>0-1 ③<br>P4 | 4 | 0 | 1 | 0 | 0 | 0 | 1 |
| Darrin Jackson, R (1, 8)<br>OBP: 0.261, SLG: 0.368 | | 1 SAFE B X<br>1-0 ①<br>FC5-4<br>G1-3<br>1-2f | | | C C B X<br>1-2<br>BB 1B<br>G4-6-3<br>1B | | B F L B S<br>2-3 ①<br>K | | | 3 | 1 | 1 | 0 | 0 | 1 | 1 |
| Pat Meares, R (1, 6)<br>OBP: 0.325, SLG: 0.428 | | 1 SAFE C 1 SAFE C X<br>0-2 ②<br>G1-3<br>1-2 | | | X<br>0-0<br>G4-6-3<br>BB<br>1-2<br>1B | | X<br>0-0 ②<br>L6 | | | 3 | 0 | 1 | 0 | 0 | 0 | 1 |
| Denny Hocking, S (1, 5)<br>OBP: 0.307, SLG: 0.341 | | C C B X<br>1-2 ③<br>L4 | | | S L B B F B B<br>4-2<br>G4-6-3<br>1-2<br>2-3<br>BB | | C B C B X<br>2-2 ③<br>G3-1 | | | 2 | 0 | 0 | 0 | 1 | 0 | 1 |
| Inning Stats | R: 1 E: 1 K: 1 S: 7<br>H: 0 LOB: 1 BB: 2 P: 20 | R: 0 E: 0 K: 0 S: 8<br>H: 1 LOB: 1 BB: 0 P: 10 | R: 0 E: 0 K: 0 S: 16<br>H: 0 LOB: 0 BB: 0 P: 21 | R: 0 E: 0 K: 0 S: 6<br>H: 0 LOB: 0 BB: 0 P: 10 | R: 1 E: 0 K: 0 S: 10<br>H: 2 LOB: 1 BB: 1 P: 16 | R: 0 E: 0 K: 0 S: 8<br>H: 0 LOB: 1 BB: 1 P: 17 | R: 0 E: 0 K: 1 S: 7<br>H: 0 LOB: 0 BB: 0 P: 11 | R: 0 E: 0 K: 1 S: 7<br>H: 0 LOB: 0 BB: 0 P: 10 | R: 0 E: 0 K: 0 S: 6<br>H: 0 LOB: 0 BB: 0 P: 6 | 1B: 3<br>2B: 0<br>3B: 0<br>HR: 0 | SF: 0<br>SAC: 0<br>DP: 1<br>HBP: 0 | | | | | |

| PITCHER | | IP | WLS | BF | H | R | ER | SO | BB | IBB | HBP | BLK | WP | HR | S | P | ERA | WHIP |
|---|---|---|---|---|---|---|---|---|---|---|---|---|---|---|---|---|---|---|
| Jim Pittsley, R<br>ERA: 5.79 | (1, 1) | 6.0 | W | 24 | 3 | 2 | 1 | 1 | 4 | 0 | 0 | 0 | 0 | 0 | 55 | 94 | 1.50 | 1.167 |
| Mike Perez, R<br>ERA: 3.6 | (7, 1) | 2.0 | | 6 | 0 | 0 | 0 | 2 | 0 | 0 | 0 | 0 | 0 | 0 | 14 | 21 | 0.00 | 0.000 |
| Jeff Montgomery, R<br>ERA: 5.6 | (9, 1) | 1.0 | S | 3 | 0 | 0 | 0 | 0 | 0 | 0 | 0 | 0 | 0 | 0 | 6 | 6 | 0.00 | 0.000 |

| PITCHER | IP | WLS | BF | H | R | ER | SO | BB | IBB | HBP | BLK | WP | HR | S | P | ERA | WHIP |
|---|---|---|---|---|---|---|---|---|---|---|---|---|---|---|---|---|---|

# TOP

## Minnesota Twins @ Kansas City Royals

Kauffman Stadium, Kansas City, MO

Mon Jul 28 1997, 7:05 PM CDT
Att. 20,305 - Unknown - 78 F

livebaseballscorecards.com

| | |
|---|---|
| AB | 29 |
| R | 2 |
| H | 3 |
| RBI | 0 |
| BB | 4 |
| SO | 3 |
| LOB | 10 |

| | | | |
|---|---|---|---|
| 1B: 3 | SF: 0 | WP: 0 | PA: 33 |
| 2B: 0 | SAC: 0 | PB: 0 | |
| 3B: 0 | DP: 1 | SB: 1 | |
| HR: 0 | HBP: 0 | CS: 0 | |

| Batter | 1 | 2 | 3 | 4 | 5 | 6 | 7 | 8 | 9 | AB | R | H | RBI | BB | SO | LOB |
|---|---|---|---|---|---|---|---|---|---|---|---|---|---|---|---|---|
| Bip Roberts, S (1, 7)<br>OBP: 0.364, SLG: 0.401 | B C B X 2-1 ① F8 | | B C X 1-1 2B SF9 1-2 1B | | B F B X 2-1 ② G4-3 | | B C B C B S 3-3 ① K | | | 4 | 1 | 1 | 0 | 0 | 1 | 0 |
| Jose Offerman, S (1, 4)<br>OBP: 0.373, SLG: 0.423 | B X 1-0 ② G3-1 | | X 0-0 SF9 1-3 2-H 2B | | C B B B F F X 3-2 1B 1B | | X 0-0 ② P5 | | | 4 | 0 | 2 | 1 | 0 | 0 | 0 |
| Jay Bell, R (1, 6)<br>OBP: 0.376, SLG: 0.470 | B F B B F B 4-2 BB | | B X 1-0 ② SF9 2-3 3-H | | B F B 1 SAFE X 2-1 1-3 1B | | C X 0-1 ③ F7 | | | 2 | 0 | 1 | 1 | 1 | 0 | 0 |
| Chili Davis, S (1, 10)<br>OBP: 0.397, SLG: 0.490 | B S B F F 1 SAFE S 2-3 ③ K | | F B X 1-1 ③ G6-3 | | S B S B F B S 3-3 ③ K | | | X 0-0 ① G3-1 | | 4 | 0 | 0 | 0 | 0 | 2 | 4 |
| Dean Palmer, R (1, 5)<br>OBP: 0.301, SLG: 0.418 | | C B F X 1-2 ① F9 | | B X 1-0 ① F7 | | B C S 1-3 ① K | | B F S C 1-3 ② K | | 4 | 0 | 0 | 0 | 0 | 2 | 0 |
| Joe Vitiello, R (1, 3)<br>OBP: 0.325, SLG: 0.362<br>Jeff King, R (7, 3)<br>OBP: 0.351, SLG: 0.433 | | B B X 2-0 ② L3 | | B B C B X 3-1 HR | | X 0-0 ② F9 | | X 0-0 ③ P5 | | 3<br>1 | 1<br>0 | 1<br>0 | 1<br>0 | 0<br>0 | 0<br>0 | 0<br>0 |
| Yamil Benitez, R (1, 9)<br>OBP: 0.545, SLG: 1.000<br>Shane Halter, R (7, 9)<br>OBP: 0.367, SLG: 0.377 | | B C X 1-1 ③ G3 | | X 0-0 L8-3 1B | | B B B 4-0 HR BB | | | | 2<br>0 | 1<br>0 | 1<br>0 | 0<br>0 | 1<br>0 | 0<br>0 | 0<br>0 |
| Johnny Damon, L (1, 8)<br>OBP: 0.350, SLG: 0.417 | | | C B X 1-1 ① F7 | 1 SAFE C B F X 1-2 ② ③ L8-3 1-1 | | B X 1-0 1-H HR | | | | 3 | 1 | 1 | 2 | 0 | 0 | 1 |
| Mike Macfarlane, R (1, 2)<br>OBP: 0.259, SLG: 0.271 | | | S B B B F B 4-2 1B 2B BB | | C F B B F C 2-3 ① K | B X 1-0 ③ L8 | | | | 2 | 1 | 0 | 0 | 1 | 1 | 0 |
| Inning Stats | R: 0 E: 0 K: 1 S: 9 H: 0 LOB: 1 BB: 1 P: 18 | R: 0 E: 0 K: 0 S: 6 H: 0 LOB: 0 BB: 0 P: 10 | R: 2 E: 0 K: 0 S: 10 H: 2 LOB: 1 BB: 1 P: 18 | R: 1 E: 0 K: 0 S: 7 H: 2 LOB: 0 BB: 0 P: 12 | R: 0 E: 0 K: 2 S: 16 H: 2 LOB: 2 BB: 0 P: 28 | R: 2 E: 0 K: 1 S: 6 H: 1 LOB: 0 BB: 1 P: 13 | R: 0 E: 0 K: 1 S: 6 H: 0 LOB: 0 BB: 0 P: 9 | R: 0 E: 0 K: 1 S: 5 H: 0 LOB: 0 BB: 0 P: 6 | | 1B: 4 2B: 2 3B: 0 HR: 2 | SF: 1 SAC: 0 DP: 1 HBP: 0 | | | | WP: 0 PB: 0 SB: 0 CS: 0 | PA: 33 | |

| PITCHER | | IP | WLS | BF | H | R | ER | SO | BB | IBB | HBP | BLK | WP | HR | S | P | ERA | WHIP |
|---|---|---|---|---|---|---|---|---|---|---|---|---|---|---|---|---|---|---|
| Travis Miller, L<br>ERA: 7.5 | (1, 1) | 6.0 | L | 27 | 7 | 5 | 5 | 4 | 3 | 0 | 0 | 0 | 0 | 2 | 54 | 99 | 7.50 | 1.667 |
| Mike Trombley, R<br>ERA: 4.63 | (7, 1) | 2.0 | | 6 | 0 | 0 | 0 | 2 | 0 | 0 | 0 | 0 | 0 | 0 | 11 | 15 | 0.00 | 0.000 |

| PITCHER | IP | WLS | BF | H | R | ER | SO | BB | IBB | HBP | BLK | WP | HR | S | P | ERA | WHIP |
|---|---|---|---|---|---|---|---|---|---|---|---|---|---|---|---|---|---|

# BOTTOM

# Minnesota Twins @ Kansas City Royals

Kauffman Stadium, Kansas City, MO

Mon Jul 28 1997, 7:05 PM CDT

Att. 20,305 - Unknown - 78 F

livebaseballscorecards.com

| | |
|---|---|
| AB | 29 |
| R | 5 |
| H | 7 |
| RBI | 5 |
| BB | 3 |
| SO | 6 |
| LOB | 5 |

| Batter | 1 | 2 | 3 | 4 | 5 | 6 | 7 | 8 | 9 | AB | R | H | RBI | BB | SO | LOB |
|---|---|---|---|---|---|---|---|---|---|---|---|---|---|---|---|---|
| Chuck Knoblauch, R (1, 4)<br>OBP: 0.407, SLG: 0.414 | C F C 0-3 ① K | | X 0-0 E7 1-2 2-H 3B | | | X 0-0 ①② G3-6-3 1-2f | | B B C B F F X 3-2 ① F9 | | 1 | 0 | 0 | 0 | 0 | 1 | 0 |
| Denny Hocking, S (1, 4)<br>OBP: 0.306, SLG: 0.338 | | | X 0-2 1-2 1B | | | | | | | 4 | 1 | 1 | 0 | 0 | 0 | 2 |
| Rich Becker, L (1, 8)<br>OBP: 0.351, SLG: 0.391 | X 0-0 ② L8 | | X 1-0 1-H 2-H 1B 3B | | | F B F B S 2-3 ③ K | | C B F C 1-3 ② K | | 5 | 1 | 1 | 2 | 0 | 2 | 2 |
| | | | B B C B F X 3-2 ③ G6-3 | | | | | | | | | | | | | |
| Paul Molitor, R (1, 10)<br>OBP: 0.358, SLG: 0.441 | B B F X 2-1 ③ G6-3 | | B B F X 2-1 F9 1B 1B 3-H 1B | B S X 1-1 ① G5-3 | | | B B F B B 4-1 G4-6-3 1B 1B BB | X 0-0 ③ G4-3 | | 4 | 2 | 1 | 1 | 1 | 0 | 0 |
| Scott Stahoviak, L (1, 3)<br>OBP: 0.320, SLG: 0.463 | | X 0-0 ① G3 | B C 1 SAFE B F X 2-2 F9 1B 1-2 1B | F C B X 1-2 ② F9 | | | C B C X 1-2 G4-6-3 1-2 1B | | S F X 0-2 G6-4-3 1B | 5 | 1 | 3 | 0 | 0 | 0 | 0 |
| Terry Steinbach, R (1, 2)<br>OBP: 0.320, SLG: 0.428 | B C F B B B 4-2 G5-3 1B BB | C F X 0-2 ① F9 1-2 2-3 | X 0-0 ③ L9 | | | | B B F X 2-1 ①② G4-6-3 1-2f 2-3 | | B B C 1 SAFE X 2-1 ① L6 | 4 | 0 | 0 | 0 | 1 | 0 | 5 |
| Ron Coomer, R (1, 5)<br>OBP: 0.343, SLG: 0.448 | C X 0-1 1-2 1B | X 0-0 HR 2-H 3-H 1B | | C F B B B B 4-2 CS BB | | | F B B B X 3-1 HR 3-H 1B | | X 0-0 ②③ G6-4-3 1-2f | 4 | 2 | 3 | 3 | 1 | 0 | 1 |
| Marty Cordova, R (1, 7)<br>OBP: 0.319, SLG: 0.460 | C B F B X 2-2 ②③ G5-3 2-3f | X 0-0 HR 1-H | | | B S B S B F S 3-3 ①② K 1-2 | | B B S B S X 3-2 HR 1-H | | | 4 | 2 | 2 | 4 | 0 | 1 | 3 |
| Matt Lawton, L (1, 9)<br>OBP: 0.339, SLG: 0.385 | | | B X 1-1 BB E 1B | | B X 1-0 ③ G3 | | F B B X 2-1 FC5-4 1B | | | 4 | 1 | 2 | 0 | 0 | 1 | 0 |
| | | | C B F B C 2-3 ② K | | | | | | | | | | | | | |
| Pat Meares, R (1, 6)<br>OBP: 0.330, SLG: 0.428 | | | B R R B 4-1 E 1-2 3B BB | | | B C X 1-1 G3-6-3 1B | S B X 1-1 ③ FC5-4 1-2f | | | 2 | 1 | 1 | 0 | 1 | 0 | 1 |
| | | | C B F H 2-2 1B HBP | | | | | | | | | | | | | |
| Inning Stats | R: 0 E: 0 K: 1 S: 6 H: 0 LOB: 0 BB: 0 P: 8 | R: 0 E: 0 K: 0 S: 8 H: 1 LOB: 1 BB: 1 P: 14 | R: 8 E: 1 K: 1 S: 27 H: 7 LOB: 2 BB: 1 P: 44 | R: 0 E: 0 K: 0 S: 6 H: 0 LOB: 0 BB: 0 P: 8 | R: 0 E: 0 K: 1 S: 7 H: 0 LOB: 0 BB: 1 P: 15 | R: 0 E: 0 K: 1 S: 6 H: 1 LOB: 0 BB: 0 P: 9 | R: 3 E: 0 K: 0 S: 15 H: 4 LOB: 1 BB: 1 P: 31 | R: 0 E: 0 K: 1 S: 8 H: 0 LOB: 0 BB: 0 P: 12 | R: 0 E: 0 K: 0 S: 6 H: 1 LOB: 0 BB: 0 P: 8 | 1B: 11 2B: 1 3B: 1 HR: 2 SF: 0 SAC: 0 DP: 5 HBP: 1 | | | | | | | |

# TOP

## Minnesota Twins @ Kansas City Royals

Kauffman Stadium, Kansas City, MO

Tue Jul 29 1997, 7:05 PM CDT
Att. 16,652 - Unknown - 79 F

livebaseballscorecards.com

| | |
|---|---|
| AB | 37 |
| R | 11 |
| H | 14 |
| RBI | 10 |
| BB | 4 |
| SO | 5 |
| LOB | 14 |

| PITCHER | | IP | WLS | BF | H | R | ER | SO | BB | IBB | HBP | BLK | WP | HR | S | P | ERA | WHIP |
|---|---|---|---|---|---|---|---|---|---|---|---|---|---|---|---|---|---|---|
| Ricky Bones, R<br>ERA: 8.33 | (1, 1) | 2.1 | L | 15 | 6 | 7 | 6 | 1 | 2 | 0 | 0 | 0 | 0 | 0 | 28 | 46 | 23.14 | 3.429 |
| Jamie Walker, L<br>ERA: 6.08 | (3, 1) | 0.1 | | 3 | 1 | 1 | 1 | 1 | 0 | 0 | 1 | 0 | 0 | 1 | 6 | 10 | 27.00 | 3.000 |
| Gregg Olson, R<br>ERA: 7.36 | (3, 1) | 3.1 | | 11 | 2 | 0 | 0 | 2 | 1 | 0 | 0 | 0 | 0 | 0 | 26 | 42 | 0.00 | 0.900 |
| Larry Casian, L<br>ERA: 5.53 | (7, 1) | 2.0 | | 10 | 4 | 3 | 3 | 1 | 1 | 0 | 0 | 0 | 0 | 1 | 23 | 43 | 13.50 | 2.500 |
| Mike Perez, R<br>ERA: 3.27 | (9, 1) | 1.0 | | 3 | 1 | 0 | 0 | 0 | 0 | 0 | 0 | 0 | 0 | 0 | 6 | 8 | 0.00 | 1.000 |

| PITCHER | IP | WLS | BF | H | R | ER | SO | BB | IBB | HBP | BLK | WP | HR | S | P | ERA | WHIP |
|---|---|---|---|---|---|---|---|---|---|---|---|---|---|---|---|---|---|

WP: 0 PB: 0 SB: 0 CS: 1 PA: 42

# BOTTOM

## Minnesota Twins @ Kansas City Royals

Kauffman Stadium, Kansas City, MO

Tue Jul 29 1997, 7:05 PM CDT

Att. 16,652 - Unknown - 79 F

livebaseballscorecards.com

| Batter | 1 | 2 | 3 | 4 | 5 | 6 | 7 | 8 | 9 | AB | R | H | RBI | BB | SO | LOB |
|---|---|---|---|---|---|---|---|---|---|---|---|---|---|---|---|---|
| Bip Roberts, S (1, 7) | B C S F S<br>1-3 K ① | | B B C B F X<br>3-2 G6-3 ① | | B B C C X<br>2-2 G6-3 ② | | C F F F X<br>0-2 G3 ② | S C B X<br>1-2 G1-3 ③ | | 4 | 0 | 0 | 0 | 0 | 1 | 1 |
| OBP: 0.359, SLG: 0.396 | | | | | | | | | | | | | | | | |
| Shane Halter, R (8, 7) | | | | | | | | | | 1 | 0 | 0 | 0 | 0 | 0 | 2 |
| OBP: 0.361, SLG: 0.370 | | | | | | | | | | | | | | | | |
| Jose Offerman, S (1, 4) | B B C T F B B<br>4-2 HR BB | | C B B B C F X<br>3-2 G5-3 ② | | B C X<br>1-1 G4-3 ③ | | B F C B B F B<br>4-2 BB | | C S B F B S<br>2-3 K ① | 2 | 1 | 0 | 0 | 2 | 0 | 1 |
| OBP: 0.375, SLG: 0.420 | | | | | | | | | | | | | | | | |
| Jed Hansen, R (7, PR) (8, 4) | | | | | | | | | | 1 | 0 | 0 | 0 | 0 | 1 | 0 |
| Jay Bell, R (1, 6) | B B X<br>2-0 1-H HR | | C F S<br>0-3 K ③ | | | C X<br>0-1 P4 ① | B B F F X<br>2-2 F7 ③ | | B X<br>1-0 2B 1B | 4 | 1 | 1 | 2 | 0 | 1 | 1 |
| OBP: 0.375, SLG: 0.476 | | | | | | | | | | | | | | | | |
| David Howard, S (8, 6) | | | | | | | | | | 1 | 1 | 1 | 0 | 0 | 0 | 0 |
| OBP: 0.288, SLG: 0.322 | | | | | | | | | | | | | | | | |
| Dean Palmer, R (1, 5) | B C S B B X<br>3-2 CS 1B | | | C C F C<br>0-3 K ① | | X<br>0-0 3B 2B | | B C F B X<br>2-2 2B 1B | B S F B S<br>2-3 K ② | 5 | 2 | 3 | 0 | 0 | 2 | 1 |
| OBP: 0.305, SLG: 0.424 | | | | | | | | | | | | | | | | |
| Jeff King, R (1, 3) | C F F S<br>0-3 K ② | | | B S X<br>1-1 L7 ② | | X<br>0-0 G6-3 ② | | F F F B X<br>1-2 1-3 1B 2B | F B X<br>1-1 1-H 2B | 5 | 1 | 2 | 1 | 0 | 1 | 2 |
| OBP: 0.352, SLG: 0.439 | | | | | | | | | | | | | | | | |
| Johnny Damon, L (1, 8) | C<br>0-1 CS 1-2 ③ | C X<br>0-1 P6 ① | | B B B B<br>4-0 BB | | B B B B C X<br>3-1 2-H 1B 3B | | B S S X<br>1-2 2-3 3-H 1B 1B | B C X<br>1-1 G6-3 ③ | 4 | 1 | 2 | 2 | 1 | 0 | 1 |
| OBP: 0.354, SLG: 0.426 | | | | | | | | | | | | | | | | |
| Joe Vitiello, R (1, 10) | | B S X<br>1-1 HR | | C C B B B C<br>2-3 K ③ | | F X<br>0-1 3-H 1B | | C F S<br>0-3 K ① | | 4 | 1 | 2 | 2 | 0 | 2 | 3 |
| OBP: 0.331, SLG: 0.394 | | | | | | | | | | | | | | | | |
| 29 Mike Sweeney, R (1, 2) | | C X<br>0-1 G6-3 ② | | | C F X<br>0-2 2B | B F X<br>1-1 L4 ③ | | F S S<br>0-3 K ② | | 4 | 0 | 1 | 0 | 0 | 1 | 3 |
| OBP: 0.341, SLG: 0.407 | | | | | | | | | | | | | | | | |
| Yamil Benitez, R (1, 9) | | F B B S X<br>2-2 G6-3 ③ | | | B B S F S<br>2-3 K ① | | B B C S F C<br>2-3 K ① | B B X<br>2-0 1-2 3-H 1B | | 4 | 0 | 1 | 1 | 0 | 2 | 1 |
| OBP: 0.500, SLG: 0.875 | | | | | | | | | | | | | | | | |

| Inning Stats | 1 | 2 | 3 | 4 | 5 | 6 | 7 | 8 | 9 |
|---|---|---|---|---|---|---|---|---|---|
| | R: 2 E: 0 K: 2 S: 16 H: 2 LOB: 0 BB: 1 P: 26 | R: 1 E: 0 K: 0 S: 9 H: 1 LOB: 0 BB: 0 P: 12 | R: 0 E: 0 K: 1 S: 10 H: 0 LOB: 0 BB: 0 P: 16 | R: 0 E: 0 K: 2 S: 9 H: 0 LOB: 1 BB: 1 P: 16 | R: 0 E: 0 K: 1 S: 11 H: 1 LOB: 1 BB: 0 P: 16 | R: 2 E: 0 K: 0 S: 10 H: 3 LOB: 1 BB: 0 P: 14 | R: 0 E: 0 K: 1 S: 15 H: 0 LOB: 1 BB: 1 P: 23 | R: 2 E: 0 K: 2 S: 20 H: 4 LOB: 2 BB: 0 P: 27 | R: 1 E: 0 K: 2 S: 12 H: 2 LOB: 1 BB: 0 P: 19 |

| | |
|---|---|
| 1B: 6 | SF: 0 |
| 2B: 4 | SAC: 0 |
| 3B: 1 | DP: 0 |
| HR: 2 | HBP: 0 |
| WP: 0 | PA: 43 |
| PB: 0 | |
| SB: 0 | |
| CS: 1 | |

| | |
|---|---|
| AB | 39 |
| R | 8 |
| H | 13 |
| RBI | 8 |
| BB | 3 |
| SO | 11 |
| LOB | 16 |

| PITCHER | | IP | WLS | BF | H | R | ER | SO | BB | IBB | HBP | BLK | WP | HR | S | P | ERA | WHIP |
|---|---|---|---|---|---|---|---|---|---|---|---|---|---|---|---|---|---|---|
| LaTroy Hawkins, R | (1, 1) | 6.0 | W | 26 | 7 | 5 | 5 | 6 | 2 | 0 | 0 | 0 | 0 | 2 | 65 | 100 | 7.50 | 1.500 |
| ERA: 6.22 | | | | | | | | | | | | | | | | | | |
| Mike Trombley, R | (7, 1) | 1.2 | | 9 | 3 | 2 | 2 | 3 | 1 | 0 | 0 | 0 | 0 | 0 | 31 | 43 | 10.80 | 2.400 |
| ERA: 4.8 | | | | | | | | | | | | | | | | | | |
| Rick Aguilera, R | (8, 1) | 1.1 | | 7 | 3 | 1 | 1 | 2 | 0 | 0 | 0 | 0 | 0 | 0 | 16 | 26 | 6.75 | 2.250 |
| ERA: 3.88 | | | | | | | | | | | | | | | | | | |

| PITCHER | IP | WLS | BF | H | R | ER | SO | BB | IBB | HBP | BLK | WP | HR | S | P | ERA | WHIP |
|---|---|---|---|---|---|---|---|---|---|---|---|---|---|---|---|---|---|

| Batter | 1 | 2 | 3 | 4 | 5 | 6 | 7 | 8 | 9 | AB | R | H | RBI | BB | SO | LOB |
|---|---|---|---|---|---|---|---|---|---|---|---|---|---|---|---|---|
| Chuck Knoblauch, R (1, 4) OBP: 0.405, SLG: 0.416 | F8 / 0-1 3B | G5-3 | F9 | G5-3 | | | | | | 5 | 0 | 1 | 2 | 0 | 0 | 3 |
| Roberto Kelly, R (1, 9) OBP: 0.349, SLG: 0.442 | 1B BB / K | E4 2-3 3-H | G6-3 | E 1B G4-6-3 1B | | | | | | 4 | 2 | 1 | 1 | 1 | 1 | 2 |
| Paul Molitor, R (1, 10) OBP: 0.359, SLG: 0.442 | 1B E 1B / G4-3 | SF9 3-H | F9 | G4-6-3 E 1-2 1B | | | | | | 4 | 1 | 2 | 1 | 0 | 0 | 1 |
| Terry Steinbach, R (1, 2) OBP: 0.322, SLG: 0.428 | E 2B 1-2 3-H 1B | G4-3 | G4-3 | 1B | | | | E5 G4-6-3 1-2 2-3 | | 5 | 1 | 2 | 1 | 0 | 0 | 3 |
| Ron Coomer, R (1, 5) OBP: 0.347, SLG: 0.448 | E9 2B 1-3 2-H 1B | BB | G6-3 | 1-2 1B | | | | G4-6-3 1-2f 2-3 3-H | | 4 | 1 | 2 | 1 | 1 | 0 | 2 |
| Marty Cordova, R (1, 7) OBP: 0.317, SLG: 0.458 | 1B 2B 2-H 3-H 2B | F8 | G4-3 | F9 | | | | K | | 5 | 1 | 1 | 2 | 0 | 1 | 4 |
| Greg Colbrunn, R (1, 3) OBP: 0.313, SLG: 0.415 | BB 2B 2-3 1B | K | K | | | | 1B | | K | 5 | 1 | 2 | 0 | 0 | 3 | 1 |
| Darrin Jackson, R (1, 8) OBP: 0.267, SLG: 0.364 | 2B 3B 1-2 BB | 2B E 1B | K | F8 | | | | L9 | | 4 | 2 | 1 | 0 | 1 | 1 | 1 |
| Denny Hocking, S (1, 6) OBP: 0.309, SLG: 0.355 | 3B 1-3 2-H 3-H 2B | E SF9 1-3 2B | F9 | P4 | | | | F8 | | 5 | 2 | 2 | 2 | 0 | 0 | 1 |
| Inning Stats | R: 8 E: 1 K: 1 S: 32 H: 7 LOB: 1 BB: 2 P: 58 | R: 0 E: 0 K: 1 S: 9 H: 0 LOB: 1 BB: 1 P: 17 | R: 2 E: 1 K: 0 S: 9 H: 2 LOB: 1 BB: 0 P: 12 | R: 0 E: 0 K: 1 S: 6 H: 0 LOB: 0 BB: 0 P: 10 | R: 0 E: 0 K: 1 S: 8 H: 0 LOB: 0 BB: 0 P: 12 | R: 0 E: 0 K: 0 S: 8 H: 2 LOB: 2 BB: 0 P: 10 | R: 0 E: 0 K: 0 S: 8 H: 1 LOB: 1 BB: 0 P: 16 | R: 1 E: 1 K: 1 S: 12 H: 2 LOB: 1 BB: 0 P: 21 | R: 0 E: 0 K: 1 S: 7 H: 0 LOB: 0 BB: 0 P: 8 | 1B: 10 2B: 3 3B: 1 HR: 0 SF: 1 SAC: 0 DP: 1 HBP: 0 | | | | | | |

# TOP

## Minnesota Twins @ Kansas City Royals

Kauffman Stadium, Kansas City, MO

Wed Jul 30 1997, 7:05 PM CDT

Att. 17,002 - Unknown - 76 F

livebaseballscorecards.com

| | |
|---|---|
| AB | 41 |
| R | 11 |
| H | 14 |
| RBI | 10 |
| BB | 3 |
| SO | 6 |
| LOB | 18 |

WP: 0 PB: 0 SB: 0 CS: 0 PA: 45

| PITCHER | | IP | WLS | BF | H | R | ER | SO | BB | IBB | HBP | BLK | WP | HR | S | P | ERA | WHIP |
|---|---|---|---|---|---|---|---|---|---|---|---|---|---|---|---|---|---|---|
| Glendon Rusch, L ERA: 6.06 | (1, 1) | 3.0 | L | 22 | 9 | 10 | 9 | 2 | 3 | 0 | 0 | 0 | 0 | 0 | 50 | 87 | 27.00 | 4.000 |
| Matt Whisenant, L ERA: 7.94 | (4, 1) | 3.0 | | 11 | 2 | 0 | 0 | 2 | 0 | 0 | 0 | 0 | 0 | 0 | 22 | 32 | 0.00 | 0.667 |
| Jamie Walker, L ERA: 5.61 | (7, 1) | 2.0 | | 9 | 3 | 1 | 0 | 1 | 0 | 0 | 0 | 0 | 0 | 0 | 20 | 37 | 0.00 | 1.500 |
| Jeff Montgomery, R ERA: 5.45 | (9, 1) | 1.0 | | 3 | 0 | 0 | 0 | 1 | 0 | 0 | 0 | 0 | 0 | 0 | 7 | 8 | 0.00 | 0.000 |

# BOTTOM

## Minnesota Twins @ Kansas City Royals

Kauffman Stadium, Kansas City, MO

Wed Jul 30 1997, 7:05 PM CDT

Att. 17,002 - Unknown - 76 F

livebaseballscorecards.com

| Batter | 1 | 2 | 3 | 4 | 5 | 6 | 7 | 8 | 9 | AB | R | H | RBI | BB | SO | LOB |
|---|---|---|---|---|---|---|---|---|---|---|---|---|---|---|---|---|
| Bip Roberts, S (1, 7)<br>OBP: 0.361, SLG: 0.396 | BCBBBCB<br>4-2<br>FC6-4<br>BB | | BX<br>1-0 ②<br>G6-3 | | X<br>0-0 ③<br>F7 | | BX<br>1-0<br>1-3<br>2B | | | 0 | 0 | 0 | 0 | 1 | 0 | 0 |
| David Howard, S (3, 7)<br>OBP: 0.289, SLG: 0.329 | | | | | | | | | | 3 | 0 | 1 | 0 | 0 | 0 | 0 |
| Jose Offerman, S (1, 4)<br>OBP: 0.370, SLG: 0.414 | CFBFC<br>1-3 ①<br>K | | BFSFX<br>1-2 ③<br>G6-3 | | | BBCX<br>2-1 ①<br>F7 | BFX<br>1-1 ③<br>G6-3 | | | 4 | 0 | 0 | 0 | 0 | 1 | 3 |
| Jay Bell, R (1, 6)<br>OBP: 0.372, SLG: 0.470 | BCSX<br>1-2 ②<br>FC6-4<br>1-2f | | | CBCBS<br>2-3 ①<br>K | | CBFX<br>1-2 ②<br>L8 | | BFFFS<br>1-3 ①<br>K | | 4 | 0 | 0 | 0 | 0 | 2 | 1 |
| Chili Davis, S (1, 10)<br>OBP: 0.398, SLG: 0.488 | FFBBX<br>2-2 ③<br>F9 | | | BFBBB<br>4-1<br>E<br>BB | | CX<br>0-1<br>1B | | FFX<br>0-2 ②<br>G1-3 | | 3 | 0 | 1 | 0 | 1 | 0 | 1 |
| Dean Palmer, R (1, 5)<br>OBP: 0.302, SLG: 0.419 | | CCC<br>0-3 ①<br>K | | X<br>0-0<br>E6<br>1-2 | | X<br>0-0 ③<br>F7 | | BSSSTS<br>1-3 ③<br>K | | 4 | 0 | 0 | 0 | 0 | 2 | 2 |
| Jeff King, R (1, 3)<br>OBP: 0.351, SLG: 0.439 | | CX<br>0-1<br>E6 | | CBFFBX<br>2-2 ②<br>F9 | | | CFBX<br>1-2<br>G3<br>29<br>G6-3<br>2B | | BFX<br>1-1 ①<br>L7 | 4 | 1 | 1 | 0 | 0 | 0 | 2 |
| Johnny Damon, L (1, 8)<br>OBP: 0.353, SLG: 0.421 | CBSX<br>1-2 ②<br>P5 | | | BX<br>1-0 ③<br>F7 | | | CX<br>0-1 ①<br>G3<br>2-3 | | BBBCFB<br>4-2<br>29<br>G5-4-3<br>BB | 3 | 0 | 0 | 0 | 1 | 0 | 4 |
| 29 Mike Sweeney, R (1, 2)<br>OBP: 0.331, SLG: 0.393 | FX<br>0-1 ③<br>F7 | | | | FBFFBX<br>2-2 ①<br>G5-3 | | BSBX<br>2-1 ②<br>G6-3<br>3-H | | FX<br>0-1 ②③<br>G5-4-3<br>1-2f | 4 | 0 | 0 | 1 | 0 | 0 | 2 |
| Yamil Benitez, R (1, 9)<br>OBP: 0.483, SLG: 0.808 | | | BSX<br>1-1 ①<br>G1-3 | | SBBX<br>2-1 ②<br>F7 | | BBCBFB<br>4-2<br>2B<br>BB | | | 2 | 0 | 0 | 0 | 1 | 0 | 0 |
| Inning Stats | R: 0 H: 0<br>E: 0 LOB: 1<br>K: 1 BB: 1<br>S: 12 P: 20 | R: 0 H: 0<br>E: 1 LOB: 1<br>K: 1 BB: 0<br>S: 10 P: 11 | R: 0 H: 0<br>E: 0 LOB: 0<br>K: 0 BB: 0<br>S: 6 P: 9 | R: 0 H: 0<br>E: 1 LOB: 2<br>K: 1 BB: 1<br>S: 10 P: 19 | R: 0 H: 0<br>E: 0 LOB: 0<br>K: 0 BB: 0<br>S: 7 P: 11 | R: 0 H: 1<br>E: 0 LOB: 1<br>K: 0 BB: 0<br>S: 8 P: 11 | R: 1 H: 2<br>E: 0 LOB: 2<br>K: 0 BB: 1<br>S: 12 P: 21 | R: 0 H: 0<br>E: 0 LOB: 0<br>K: 2 BB: 0<br>S: 11 P: 13 | R: 0 H: 0<br>E: 0 LOB: 0<br>K: 0 BB: 1<br>S: 6 P: 11 | 1B: 1 SF: 0<br>2B: 2 SAC: 0<br>3B: 0 DP: 1<br>HR: 0 HBP: 0 | | | | | | |

| | AB | 31 |
|---|---|---|
| | R | 1 |
| | H | 3 |
| | RBI | 1 |
| | BB | 4 |
| | SO | 5 |
| | LOB | 15 |

WP: 0 PA: 35
PB: 0
SB: 0
CS: 0

| PITCHER | | IP | WLS | BF | H | R | ER | SO | BB | IBB | HBP | BLK | WP | HR | S | P | ERA | WHIP |
|---|---|---|---|---|---|---|---|---|---|---|---|---|---|---|---|---|---|---|
| Brad Radke, R<br>ERA: 3.48 | (1, 1) | 7.0 | W | 29 | 3 | 1 | 1 | 3 | 3 | 0 | 0 | 0 | 0 | 0 | 65 | 102 | 1.29 | 0.857 |
| Todd Ritchie, R<br>ERA: 4.95 | (8, 1) | 2.0 | | 6 | 0 | 0 | 0 | 2 | 1 | 0 | 0 | 0 | 0 | 0 | 17 | 24 | 0.00 | 0.500 |

| PITCHER | IP | WLS | BF | H | R | ER | SO | BB | IBB | HBP | BLK | WP | HR | S | P | ERA | WHIP |
|---|---|---|---|---|---|---|---|---|---|---|---|---|---|---|---|---|---|

| Batter | 1 | 2 | 3 | 4 | 5 | 6 | 7 | 8 | 9 | AB | R | H | RBI | BB | SO | LOB |
|---|---|---|---|---|---|---|---|---|---|---|---|---|---|---|---|---|
| Chuck Knoblauch, R (1, 4)<br>OBP: 0.405, SLG: 0.424 | B C B F X<br>2-2 G1-3 ① | | 1 SAFE B X<br>1-0 F9 ① | | C X<br>0-1 FC5-4 S 1B ①<br>1-2f | | C F F B B X<br>2-2 1B | | B C X<br>1-1 1-H HR | 5 | 1 | 2 | 2 | 0 | 0 | 2 |
| Pat Meares, R (1, 6)<br>OBP: 0.329, SLG: 0.426 | C T F S<br>0-3 K ② | | 1 SAFE X<br>0-0 G6-3 1-2 1B | | C B F 1 SAFE S<br>1-3 K ② | | 1 SAFE B B C F S<br>2-3 K ② | | C B B X<br>2-1 FC5-4 1B | 4 | 0 | 1 | 0 | 0 | 3 | 2 |
| Denny Hocking, S (7, 6)<br>OBP: 0.313, SLG: 0.359 | | | | | | | | | | 1 | 0 | 1 | 0 | 0 | 0 | 0 |
| Paul Molitor, R (1, 10)<br>OBP: 0.359, SLG: 0.444 | X<br>0-0 2B | | X<br>0-0 G6-3 ② 1-2 2-3 | | C X<br>0-1 S 1-2 1B | | X<br>0-0 G5-3 ③ | | B F F X<br>1-2 FC5-4 1B ② 1-2f | 5 | 0 | 2 | 0 | 0 | 0 | 4 |
| Marty Cordova, R (1, 7)<br>OBP: 0.314, SLG: 0.452 | B X<br>1-0 G6-3 ③ | | B S X<br>1-1 G4-3 ③ | | B S F F B D X<br>3-2 G6-3 ③ 1-2 2-3 | | | B F S S<br>1-3 K ① | F B S B F B X<br>3-2 1-3 1B | 5 | 0 | 1 | 0 | 0 | 1 | 5 |
| Ron Coomer, R (1, 5)<br>OBP: 0.347, SLG: 0.451 | | C X<br>0-1 G4-3 G1-3 1B | B X<br>1-0 2B | C X<br>0-1 G6-3 ① | | | S B X<br>1-1 G5-3 ② | C B C B B C<br>3-3 K ③ | | 5 | 0 | 2 | 0 | 0 | 1 | 2 |
| Terry Steinbach, R (1, 2)<br>OBP: 0.324, SLG: 0.438 | S 1 SAFE C B F F X<br>1-2 G1-3 ① 1-2 | | X<br>0-0 G1-3 ① | B X<br>1-0 HR | | | | X<br>0-0 1B | | 4 | 1 | 2 | 1 | 0 | 0 | 2 |
| Greg Myers, L (8, 2)<br>OBP: 0.308, SLG: 0.385 | | | | | | | | | | 0 | 0 | 0 | 0 | 0 | 0 | 0 |
| Roberto Kelly, R (1, 9)<br>OBP: 0.343, SLG: 0.434 | X<br>0-0 G4-3 ② 2-3 | | C S B F B S<br>2-3 K ② | B C F B F X<br>2-2 F8 ② | | | F F C<br>0-3 K ③ | | | 4 | 0 | 0 | 0 | 0 | 2 | 3 |
| Greg Colbrunn, R (1, 3)<br>OBP: 0.307, SLG: 0.407 | B X<br>1-0 L8 ③ | | X<br>0-0 G6-3 ③ | X<br>0-0 G5-3 ③ | | | | | C B C S<br>1-3 K ① | 4 | 0 | 0 | 0 | 0 | 1 | 2 |
| Darrin Jackson, R (1, 8)<br>OBP: 0.275, SLG: 0.368 | | | C B X<br>1-1 G6-3 1B 1B | | X<br>0-0 FC5-4 1B | | F C B F X<br>1-2 F7 ① | | X<br>0-0 E6 HR | 4 | 1 | 2 | 0 | 0 | 0 | 0 |
| Inning Stats | R: 0 H: 1<br>E: 0 LOB: 1<br>K: 1 BB: 0<br>S: 9 P: 12 | R: 0 H: 1<br>E: 0 LOB: 1<br>K: 0 BB: 0<br>S: 9 P: 11 | R: 0 H: 2<br>E: 0 LOB: 2<br>K: 0 BB: 0<br>S: 7 P: 10 | R: 0 H: 1<br>E: 0 LOB: 1<br>K: 1 BB: 0<br>S: 7 P: 10 | R: 0 H: 2<br>E: 0 LOB: 2<br>K: 1 BB: 0<br>S: 12 P: 16 | R: 1 H: 1<br>E: 0 LOB: 0<br>K: 0 BB: 0<br>S: 8 P: 11 | R: 0 H: 1<br>E: 0 LOB: 1<br>K: 1 BB: 0<br>S: 12 P: 17 | R: 0 H: 1<br>E: 0 LOB: 1<br>K: 2 BB: 0<br>S: 9 P: 11 | R: 2 H: 3<br>E: 1 LOB: 2<br>K: 2 BB: 0<br>S: 18 P: 29 | 1B: 9 SF: 0<br>2B: 2 SAC: 0<br>3B: 0 DP: 0<br>HR: 2 HBP: 0 | | | | | | WP: 0 PA: 41<br>PB: 0<br>SB: 2<br>CS: 0 | |

| PITCHER | IP | WLS | BF | H | R | ER | SO | BB | IBB | HBP | BLK | WP | HR | S | P | ERA | WHIP |
|---|---|---|---|---|---|---|---|---|---|---|---|---|---|---|---|---|---|
| Andy Pettitte, L (1, 1)<br>ERA: 3.12 | 8.2 | W | 40 | 13 | 3 | 2 | 7 | 0 | 0 | 0 | 0 | 0 | 2 | 88 | 121 | 2.08 | 1.500 |
| Jim Mecir, R (9, 1)<br>ERA: 6.35 | 0.1 | | 1 | 0 | 0 | 0 | 1 | 0 | 0 | 0 | 0 | 0 | 0 | 3 | 6 | 0.00 | 0.000 |

| PITCHER | IP | WLS | BF | H | R | ER | SO | BB | IBB | HBP | BLK | WP | HR | S | P | ERA | WHIP |
|---|---|---|---|---|---|---|---|---|---|---|---|---|---|---|---|---|---|

TOP

# Minnesota Twins @ New York Yankees

Yankee Stadium, Bronx, NY

Fri Aug 01 1997, 7:05 PM EDT
Att. 28,042 - Unknown - 83 F

livebaseballscorecards.com

| | |
|---|---|
| AB | 41 |
| R | 3 |
| H | 13 |
| RBI | 3 |
| BB | 0 |
| SO | 8 |
| LOB | 22 |

| Batter | 1 | 2 | 3 | 4 | 5 | 6 | 7 | 8 | 9 | AB | R | H | RBI | BB | SO | LOB |
|---|---|---|---|---|---|---|---|---|---|---|---|---|---|---|---|---|
| 2 Derek Jeter, R (1, 6)<br>OBP: 0.372, SLG: 0.393 | F C B B X<br>2-2 ①<br>G4-3 | | | C B S X<br>1-2<br>E6<br>1B<br>2B | C B X<br>1-1<br>G4-6-3<br>1B | X<br>0-0 ③<br>1-3<br>2-H<br>3-H<br>1B | | | | 4 | 1 | 2 | 2 | 0 | 0 | 0 |
| Luis Sojo, R (1, 4)<br>OBP: 0.361, SLG: 0.387 | B B X<br>2-0 ②<br>F9 | | | 1 SAFE C F B B X<br>2-2 ① ②<br>2B<br>SF8<br>1-2<br>1B | B C F B X<br>2-2<br>G4-6-3<br>1-2f | | B B X<br>2-0 ①<br>P3 | | | 4 | 1 | 1 | 0 | 0 | 0 | 1 |
| Bernie Williams, S (1, 8)<br>OBP: 0.405, SLG: 0.480<br>Scott Pose, L (7, PR)<br>OBP: 0.294, SLG: 0.258 (8, 7) | X<br>0-0 ③<br>G6-3 | | | B X<br>1-0<br>SF8<br>1B<br>1-3<br>2-H<br>2B | C F F F B S<br>1-3 ③<br>K | | B B B C F X<br>3-2<br>WP<br>1B | | | 4<br>0 | 1<br>0 | 2<br>0 | 1<br>0 | 0<br>0 | 1<br>0 | 0<br>0 |
| Tino Martinez, L (1, 3)<br>OBP: 0.369, SLG: 0.623 | | C F B X<br>1-2 ①<br>G4-3 | | X<br>0-0 ①<br>SF8<br>2-3<br>3-H | | C X<br>0-1 ①<br>P4 | X<br>0-0 ②<br>F7 | | | 3 | 0 | 0 | 1 | 0 | 0 | 1 |
| Paul O'Neill, L (1, 9)<br>OBP: 0.413, SLG: 0.543 | | B C F F X<br>1-2 ②<br>G6-3 | | C B B X<br>2-1<br>2B<br>3-H<br>1B | | B B X<br>2-0 ②<br>G4-3 | B C F S<br>1-3 ③<br>K<br>1-2 | | | 4 | 1 | 1 | 1 | 0 | 1 | 1 |
| Charlie Hayes, R (1, 5)<br>OBP: 0.365, SLG: 0.452 | | F X<br>0-1 ③<br>F8 | | X<br>0-0<br>1B<br>SF9<br>1-H<br>2B | | B B C S X<br>2-2<br>BB<br>1B<br>1B<br>1B | | B B X<br>2-0<br>1B<br>1B | | 4 | 2 | 3 | 1 | 0 | 0 | 0 |
| Pete Incaviglia, R (1, 10)<br>OBP: 0.325, SLG: 0.394 | | B X<br>1-0 ①<br>P2 | | S B F B X<br>2-2<br>FC6-4<br>2-3<br>1B | | B B S X<br>2-1<br>1B<br>BB<br>2<br>1B<br>1-2<br>1B | | B X<br>1-0<br>G1-6-3<br>1-2<br>1B | | 4 | 1 | 3 | 0 | 0 | 0 | 0 |
| Chad Curtis, R (1, 7)<br>OBP: 0.365, SLG: 0.479 (8, 8) | | B B X<br>2-0<br>G4-6-3<br>1B | | F C F X<br>0-2 ②<br>SF9<br>3-H | | C B B B B<br>4-1<br>1B<br>2<br>1B<br>1-2<br>2-3<br>BB | | X<br>0-0 ①<br>F7 | | 2 | 1 | 1 | 1 | 1 | 0 | 2 |
| Joe Girardi, R (1, 2)<br>OBP: 0.307, SLG: 0.318 | | 1 SAFE X<br>0-0 ② ③<br>G4-6-3<br>1-2f | | C X<br>0-1 ③<br>FC6-4<br>1-2f | | X<br>0-0<br>2<br>1B<br>1-2<br>2-3<br>3-H<br>1B | | C X<br>0-1 ② ③<br>G1-6-3<br>1-2f | | 4 | 0 | 1 | 1 | 0 | 0 | 4 |
| Inning Stats | R: 0 H: 0<br>E: 0 LOB: 0<br>K: 0 BB: 0<br>S: 5 P: 9 | R: 0 H: 0<br>E: 0 LOB: 0<br>K: 0 BB: 0<br>S: 9 P: 11 | R: 0 H: 1<br>E: 0 LOB: 0<br>K: 0 BB: 0<br>S: 3 P: 6 | R: 5 H: 5<br>E: 1 LOB: 1<br>K: 0 BB: 0<br>S: 20 P: 28 | R: 0 H: 1<br>E: 0 LOB: 0<br>K: 1 BB: 0<br>S: 10 P: 14 | R: 3 H: 4<br>E: 0 LOB: 2<br>K: 0 BB: 1<br>S: 11 P: 21 | R: 0 H: 1<br>E: 0 LOB: 2<br>K: 1 BB: 0<br>S: 8 P: 14 | R: 0 H: 2<br>E: 0 LOB: 1<br>K: 0 BB: 0<br>S: 5 P: 8 | | 1B: 12 SF: 2<br>2B: 2 SAC: 0<br>3B: 0 DP: 3<br>HR: 0 HBP: 0 | | | | | | |

# BOTTOM

## Minnesota Twins @ New York Yankees

Yankee Stadium, Bronx, NY

Fri Aug 01 1997, 7:05 PM EDT
Att. 28,042 - Unknown - 83 F

livebaseballscorecards.com

| | |
|---|---|
| AB | 33 |
| R | 8 |
| H | 14 |
| RBI | 8 |
| BB | 1 |
| SO | 2 |
| LOB | 9 |

WP: 1 PA: 36
PB: 0
SB: 0
CS: 0

| PITCHER | | IP | WLS | BF | H | R | ER | SO | BB | IBB | HBP | BLK | WP | HR | S | P | ERA | WHIP |
|---|---|---|---|---|---|---|---|---|---|---|---|---|---|---|---|---|---|---|
| Rich Robertson, L<br>ERA: 5.34 | (1, 1) | 4.0 | L | 18 | 6 | 5 | 3 | 0 | 0 | 0 | 0 | 0 | 0 | 0 | 37 | 54 | 6.75 | 1.500 |
| Travis Miller, L<br>ERA: 8.0 | (5, 1) | 3.0 | | 14 | 6 | 3 | 3 | 2 | 1 | 0 | 0 | 0 | 1 | 0 | 29 | 49 | 9.00 | 2.333 |
| Todd Ritchie, R<br>ERA: 4.84 | (8, 1) | 1.0 | | 4 | 2 | 0 | 0 | 0 | 0 | 0 | 0 | 0 | 0 | 0 | 5 | 8 | 0.00 | 2.000 |

| PITCHER | IP | WLS | BF | H | R | ER | SO | BB | IBB | HBP | BLK | WP | HR | S | P | ERA | WHIP |
|---|---|---|---|---|---|---|---|---|---|---|---|---|---|---|---|---|---|

| Batter | 1 | 2 | 3 | 4 | 5 | 6 | 7 | 8 | 9 | AB | R | H | RBI | BB | SO | LOB |
|---|---|---|---|---|---|---|---|---|---|---|---|---|---|---|---|---|
| Chuck Knoblauch, R (1, 4)<br>OBP: 0.403, SLG: 0.422 | C X<br>0-1<br>WP WP 1B<br>1B | | C X<br>0-1 ①<br>L8 | | B C C B F X<br>2-2 ③<br>G6-3 | | B C F B F C<br>2-3 ③<br>K | | | 4 | 1 | 1 | 0 | 0 | 1 | 1 |
| Denny Hocking, S (1, 6)<br>OBP: 0.305, SLG: 0.349 | C 1 SAFE B S B F F S<br>2-3 ①<br>K<br>1-2 | | B D F 1 SAFE B F C<br>3-3 ②<br>K<br>1-2 | | | C B X<br>1-1 ①<br>G1-3 | | B F C F B F F X<br>2-2 ①<br>G5-3 | | 4 | 0 | 0 | 0 | 0 | 2 | 2 |
| Paul Molitor, R (1, 10)<br>OBP: 0.361, SLG: 0.453 | S X<br>0-1<br>G6-4-3<br>2-H 1B | | F B F S<br>1-3 ③<br>K | | | L B X<br>1-1<br>HR | | C X<br>0-1 ②<br>G3-1 | | 4 | 1 | 2 | 2 | 0 | 1 | 1 |
| Terry Steinbach, R (1, 2)<br>OBP: 0.323, SLG: 0.434 | B X<br>1-0 ② ③<br>G6-4-3<br>1-2f | | | S B F B B B<br>4-2<br>S<br>BB | | X<br>0-0 ②<br>P3 | | B X<br>1-0 ③<br>G6-3 | | 3 | 0 | 0 | 0 | 1 | 0 | 1 |
| Matt Lawton, L (1, 9)<br>OBP: 0.335, SLG: 0.380 | | F X<br>0-1 ①<br>G4-3 | | B X<br>1-0 ①<br>L9 | | C B B C S<br>2-3 ③<br>K | | | B S B F X<br>2-2 ①<br>G4-1 | 4 | 0 | 0 | 0 | 0 | 1 | 1 |
| Ron Coomer, R (1, 5)<br>OBP: 0.343, SLG: 0.445 | | B C X<br>1-1 ②<br>L9 | | B S B F C<br>2-3 ②<br>K<br>1-2 | | | B S F X<br>1-2 ①<br>G4-3 | | B C S F X<br>1-2 ②<br>L4 | 4 | 0 | 0 | 0 | 0 | 1 | 1 |
| Scott Stahoviak, L (1, 3)<br>OBP: 0.324, SLG: 0.482 | | B S F X<br>1-2<br>HR | | S B C F 2 SAFE C<br>1-3 ③<br>K | | | F X<br>0-1<br>S<br>HR 1B | | S B B S F B S<br>3-3 ③<br>K | 4 | 2 | 2 | 1 | 0 | 2 | 1 |
| Marty Cordova, R (1, 7)<br>OBP: 0.314, SLG: 0.448 | | B B B S S F S<br>2-3 ③<br>K | | | B C F F B B B<br>4-2<br>CS<br>BB | | B B B F F F S<br>3-3 ②<br>K<br>1-2 | | | 2 | 0 | 0 | 0 | 1 | 2 | 1 |
| Rich Becker, L (1, 8)<br>OBP: 0.353, SLG: 0.402 | | | F B B C B B<br>4-2<br>S<br>BB | | B 1 SAFE F 1 SAFE S 1 SAFE B S<br>2-3 ① ②<br>K<br>1-2 | | X<br>0-0<br>HR<br>2-H | | | 2 | 1 | 1 | 2 | 1 | 1 | 1 |
| Inning Stats | R: 1 H: 2<br>E: 0 LOB: 0<br>K: 1 BB: 0<br>S: 11 P: 14 | R: 1 H: 1<br>E: 0 LOB: 0<br>K: 1 BB: 0<br>S: 11 P: 15 | R: 0 H: 0<br>E: 0 LOB: 1<br>K: 2 BB: 1<br>S: 10 P: 18 | R: 0 H: 0<br>E: 0 LOB: 1<br>K: 2 BB: 1<br>S: 11 P: 19 | R: 0 H: 0<br>E: 0 LOB: 0<br>K: 1 BB: 1<br>S: 10 P: 18 | R: 1 H: 1<br>E: 0 LOB: 0<br>K: 1 BB: 0<br>S: 8 P: 12 | R: 2 H: 2<br>E: 0 LOB: 0<br>K: 2 BB: 0<br>S: 15 P: 21 | R: 0 H: 0<br>E: 0 LOB: 0<br>K: 0 BB: 0<br>S: 10 P: 13 | R: 0 H: 0<br>E: 0 LOB: 0<br>K: 1 BB: 0<br>S: 11 P: 17 | 1B: 3 SF: 0<br>2B: 1 SAC: 0<br>3B: 0 DP: 2<br>HR: 3 HBP: 0 | | | | | | |

| PITCHER | | IP | WLS | BF | H | R | ER | SO | BB | IBB | HBP | BLK | WP | HR | S | P | ERA | WHIP |
|---|---|---|---|---|---|---|---|---|---|---|---|---|---|---|---|---|---|---|
| David Cone, R<br>ERA: 2.69 | (1, 1) | 7.0 | L | 28 | 6 | 5 | 5 | 10 | 3 | 0 | 0 | 0 | 2 | 3 | 76 | 117 | 6.43 | 1.286 |
| Jeff Nelson, R<br>ERA: 2.53 | (8, 1) | 1.0 | | 3 | 0 | 0 | 0 | 0 | 0 | 0 | 0 | 0 | 0 | 0 | 10 | 13 | 0.00 | 0.000 |
| Mike Stanton, L<br>ERA: 2.39 | (9, 1) | 1.0 | | 3 | 0 | 0 | 0 | 1 | 0 | 0 | 0 | 0 | 0 | 0 | 11 | 17 | 0.00 | 0.000 |

| PITCHER | IP | WLS | BF | H | R | ER | SO | BB | IBB | HBP | BLK | WP | HR | S | P | ERA | WHIP |
|---|---|---|---|---|---|---|---|---|---|---|---|---|---|---|---|---|---|

# TOP

## Minnesota Twins @ New York Yankees

Yankee Stadium, Bronx, NY

Sat Aug 02 1997, 3:33 AM EDT

Att. 33,261 - Sunny - 85 F

livebaseballscorecards.com

| | |
|---|---|
| AB | 31 |
| R | 5 |
| H | 6 |
| RBI | 5 |
| BB | 3 |
| SO | 11 |
| LOB | 10 |

# BOTTOM

## Minnesota Twins @ New York Yankees

Yankee Stadium, Bronx, NY

Sat Aug 02 1997, 3:33 AM EDT
Att. 33,261 - Sunny - 85 F

| Batter | 1 | 2 | 3 | 4 | 5 | 6 | 7 | 8 | 9 | AB | R | H | RBI | BB | SO | LOB |
|---|---|---|---|---|---|---|---|---|---|---|---|---|---|---|---|---|
| 2 Derek Jeter, R (1, 6)<br>OBP: 0.373, SLG: 0.397 | F B S C 1-3 K ① | | F F B B B F B 4-2 G6-3 BB | | 1 SAFE B X 1-0 1-H 1B 3B | | B F B F B X 3-2 L4 ③ | | | 3 | 1 | 1 | 1 | 1 | 1 | 0 |
| Luis Sojo, R (1, 4)<br>OBP: 0.358, SLG: 0.384 | B X 1-0 F8 ② | | 1 SAFE S S T X 0-2 G6-3 ② ③ 1-2f | | P B C F X 2-2 3-H 1B | | | C X 0-1 F9 ① | | 4 | 0 | 1 | 1 | 0 | 0 | 1 |
| Bernie Williams, S (1, 8)<br>OBP: 0.409, SLG: 0.493 | B B X 2-0 1B | | | B B B C X 3-1 BB 1B | X 0-0 F8 ② | | | X 0-0 HR | | 4 | 1 | 3 | 1 | 0 | 0 | 1 |
| Tino Martinez, L (1, 3)<br>OBP: 0.366, SLG: 0.617 | B F B S X 2-2 F8 ③ | | | C B X 1-1 F7 ① | C B B X 2-1 L6 ③ | | | X 0-0 G4-3 ② | | 4 | 0 | 0 | 0 | 0 | 0 | 3 |
| Paul O'Neill, L (1, 9)<br>OBP: 0.409, SLG: 0.537 | | B C C T B B F X 3-2 F7 ① | | B X 1-0 L8 ② | | C B B F S 2-3 K ① | | B S X 1-1 G1 ③ | | 4 | 0 | 0 | 0 | 0 | 1 | 1 |
| Charlie Hayes, R (1, 5)<br>OBP: 0.367, SLG: 0.451 | | C B B F X 2-2 L4 ② | | 1 SAFE B C B B B 4-1 1-2 BB | | X 0-0 L8 ② | | | S X 0-1 WP G4-3 1B 1B | 3 | 1 | 1 | 0 | 1 | 0 | 0 |
| Wade Boggs, L (1, 10)<br>OBP: 0.371, SLG: 0.355 | B C X 1-1 1B | | | B B X 2-0 F8 ③ | | B F F B F C 2-3 K ③ | | | X 0-0 G4-3 ① 1-2 | 4 | 0 | 1 | 0 | 0 | 1 | 3 |
| Chad Curtis, R (1, 7)<br>OBP: 0.368, SLG: 0.479 | | C C F X 0-2 F8 ③ | | | B C B X 2-1 2 3B 1B | | B C F B F F F X 2-2 G4-3 ① | | D C B B X 3-1 2-H CS 1B | 4 | 1 | 2 | 1 | 0 | 0 | 1 |
| Joe Girardi, R (1, 2)<br>OBP: 0.303, SLG: 0.314 | | | C B B F X 2-2 L8 ① | | 1 SAFE C 1 F B F B B X 3-2 F8 ① | | X 0-0 G6-3 ② | | C F B B B S 2-3 1-2 K ② ③ | 4 | 0 | 0 | 0 | 0 | 1 | 2 |
| Inning Stats | R: 0 E: 0 K: 1 S: 8 H: 1 LOB: 1 BB: 0 P: 14 | R: 0 E: 0 K: 0 S: 14 H: 1 LOB: 1 BB: 0 P: 20 | R: 0 E: 0 K: 0 S: 9 H: 0 LOB: 0 BB: 1 P: 15 | R: 0 E: 0 K: 0 S: 7 H: 1 LOB: 2 BB: 1 P: 18 | R: 2 E: 0 K: 0 S: 14 H: 3 LOB: 1 BB: 0 P: 23 | R: 0 E: 0 K: 2 S: 8 H: 0 LOB: 0 BB: 0 P: 12 | R: 0 E: 0 K: 0 S: 10 H: 0 LOB: 0 BB: 0 P: 15 | R: 1 E: 0 K: 0 S: 6 H: 1 LOB: 0 BB: 0 P: 7 | R: 1 E: 0 K: 1 S: 8 H: 2 LOB: 0 BB: 0 P: 13 | 1B: 7 2B: 0 3B: 1 HR: 1 | SF: 0 SAC: 0 DP: 1 HBP: 0 | | | | | | |

livebaseballscorecards.com

| | |
|---|---|
| AB | 34 |
| R | 4 |
| H | 9 |
| RBI | 4 |
| BB | 2 |
| SO | 4 |
| LOB | 12 |

WP: 1 PA: 36
PB: 0
SB: 0
CS: 1

| PITCHER | | IP | WLS | BF | H | R | ER | SO | BB | IBB | HBP | BLK | WP | HR | S | P | ERA | WHIP |
|---|---|---|---|---|---|---|---|---|---|---|---|---|---|---|---|---|---|---|
| Shane Bowers, R<br>ERA: 2.7 | (1, 1) | 4.1 | | 20 | 6 | 2 | 2 | 1 | 2 | 0 | 0 | 0 | 0 | 0 | 49 | 85 | 4.15 | 1.846 |
| Greg Swindell, L<br>ERA: 3.47 | (5, 1) | 3.2 | W | 12 | 1 | 1 | 1 | 2 | 0 | 0 | 0 | 0 | 0 | 1 | 27 | 39 | 2.46 | 0.273 |
| Rick Aguilera, R<br>ERA: 3.99 | (9, 1) | 1.0 | S | 4 | 2 | 1 | 1 | 1 | 0 | 0 | 0 | 0 | 1 | 0 | 8 | 13 | 9.00 | 2.000 |

| PITCHER | IP | WLS | BF | H | R | ER | SO | BB | IBB | HBP | BLK | WP | HR | S | P | ERA | WHIP |
|---|---|---|---|---|---|---|---|---|---|---|---|---|---|---|---|---|---|

| Batter | 1 | 2 | 3 | 4 | 5 | 6 | 7 | 8 | 9 | AB | R | H | RBI | BB | SO | LOB |
|---|---|---|---|---|---|---|---|---|---|---|---|---|---|---|---|---|
| Chuck Knoblauch, R (1, 4)<br>OBP: 0.403, SLG: 0.425 | C B X<br>1-1<br>F8 ① | | C B F S<br>1-3<br>K2-3 ① | | C X<br>0-1<br>1-3<br>3-H<br>2B | | C B X<br>1-1<br>S<br>SH2-3<br>1B | | C F B F F B B X<br>3-2<br>SF9 ②<br>3-H | 4 | 1 | 2 | 2 | 0 | 1 | 0 |
| Rich Becker, L (1, 8)<br>OBP: 0.348, SLG: 0.395 | C B B S C<br>2-3<br>K ② | | B B C C B F S<br>3-3<br>K ② | | B C S B F B C<br>3-3<br>K ② | | C F 1 SAFE X<br>0-2<br>L7 ① | | F F B B B X<br>3-2<br>F7 ③ | 5 | 0 | 0 | 0 | 0 | 3 | 3 |
| Paul Molitor, R (1, 10)<br>OBP: 0.363, SLG: 0.453 | X<br>0-0<br>2B<br>1B | | B F B F F F S<br>2-3<br>K ③ | | B D B I<br>4-0<br>IBB | | B B C X<br>2-1<br>SH2-3 ②<br>1-H | | | 2 | 0 | 1 | 1 | 1 | 1 | 0 |
| Roberto Kelly, R (1, 9)<br>OBP: 0.341, SLG: 0.436 | C B X<br>1-1<br>1-3<br>2B | | | B F X<br>1-1<br>G6-3 ① | X<br>0-0<br>G5-3 ③ | | C F X<br>0-2<br>G6-3 ③ | | | 4 | 0 | 1 | 0 | 0 | 0 | 3 |
| Scott Stahoviak, L (1, 3)<br>OBP: 0.328, SLG: 0.476 | B B C B X<br>3-1<br>G4-3 ③ | | | B C B B B<br>4-1<br>G4-3<br>BB | | F B S F F H<br>2-2<br>1B<br>SF8<br>HBP | | F B S X<br>1-2<br>G1-3 ① | | 2 | 1 | 0 | 0 | 1 | 0 | 2 |
| Ron Coomer, R (1, 5)<br>OBP: 0.342, SLG: 0.443 | | B X<br>1-0<br>F8 ① | | F F X<br>0-2 ②③<br>1-2f<br>G4-3 | | B X<br>1-0<br>1-3<br>1B | | C S S<br>0-3<br>K ② | | 4 | 0 | 1 | 0 | 0 | 1 | 1 |
| Marty Cordova, R (1, 7)<br>OBP: 0.309, SLG: 0.441 | | B C B B F S<br>3-3<br>K ② | | | C B X<br>1-1<br>E3<br>FC3-6<br>BB<br>2B | F 1 SAFE X<br>0-1 ①<br>SF8<br>3-H | | C C B F B F B S<br>3-3<br>K ③ | | 3 | 1 | 0 | 1 | 0 | 2 | 0 |
| Greg Myers, L (1, 2)<br>OBP: 0.313, SLG: 0.404 | | F B X<br>1-1<br>HR | | | 1 SAFE B B B F 1 SAFE B B<br>4-1<br>1-2<br>FC3-6<br>BB | C X<br>0-1 ②<br>F8 | | | B B C F F C<br>2-3 ①<br>K | 3 | 1 | 1 | 1 | 1 | 1 | 1 |
| Pat Meares, R (1, 6)<br>OBP: 0.328, SLG: 0.430 | | B F F X<br>1-2 ③<br>L6 | | | B F F X<br>1-2 ①<br>FC3-6<br>2B<br>1-2f<br>2-3 | C D B X<br>2-1 ③<br>G1-3 | | | B X<br>1-0<br>SF9<br>3B | 4 | 1 | 1 | 0 | 0 | 0 | 3 |
| Inning Stats | R: 0 H: 2<br>E: 0 LOB: 2<br>K: 1 BB: 0<br>S: 10 P: 17 | R: 1 H: 1<br>E: 0 LOB: 0<br>K: 1 BB: 0<br>S: 9 P: 15 | R: 0 H: 0<br>E: 0 LOB: 0<br>K: 3 BB: 0<br>S: 12 P: 18 | R: 0 H: 0<br>E: 0 LOB: 0<br>K: 0 BB: 1<br>S: 6 P: 11 | R: 1 H: 1<br>E: 1 LOB: 3<br>K: 1 BB: 2<br>S: 13 P: 26 | R: 1 H: 1<br>E: 0 LOB: 1<br>K: 0 BB: 0<br>S: 11 P: 16 | R: 1 H: 1<br>E: 0 LOB: 0<br>K: 0 BB: 0<br>S: 10 P: 13 | R: 0 H: 0<br>E: 0 LOB: 0<br>K: 2 BB: 0<br>S: 11 P: 15 | R: 1 H: 1<br>E: 0 LOB: 0<br>K: 1 BB: 0<br>S: 13 P: 22 | 1B: 3 SF: 2<br>2B: 2 SAC: 1<br>3B: 1 DP: 1<br>HR: 1 HBP: 1 | | | | | | WP: 0 PA: 38<br>PB: 0<br>SB: 2<br>CS: 0 |

# TOP

## Minnesota Twins @ New York Yankees

Yankee Stadium, Bronx, NY

Sun Aug 03 1997, 3:33 AM EDT
Att. 36,896 - Cloudy - 84 F

livebaseballscorecards.com

| | |
|---|---|
| AB | 31 |
| R | 5 |
| H | 7 |
| RBI | 5 |
| BB | 3 |
| SO | 9 |
| LOB | 13 |

| PITCHER | | IP | WLS | BF | H | R | ER | SO | BB | IBB | HBP | BLK | WP | HR | S | P | ERA | WHIP |
|---|---|---|---|---|---|---|---|---|---|---|---|---|---|---|---|---|---|---|
| Dwight Gooden, R<br>ERA: 4.29 | (1, 1) | 5.0 | W | 24 | 5 | 3 | 2 | 6 | 2 | 1 | 1 | 0 | 0 | 1 | 55 | 95 | 3.60 | 1.400 |
| Ramiro Mendoza, R<br>ERA: 4.36 | (6, 1) | 2.0 | | 7 | 1 | 1 | 1 | 0 | 0 | 0 | 0 | 0 | 0 | 0 | 16 | 21 | 4.50 | 0.500 |
| Jeff Nelson, R<br>ERA: 2.48 | (8, 1) | 1.0 | | 3 | 0 | 0 | 0 | 2 | 0 | 0 | 0 | 0 | 0 | 0 | 11 | 15 | 0.00 | 0.000 |
| 42 Mariano Rivera, R<br>ERA: 2.02 | (9, 1) | 1.0 | S | 4 | 1 | 1 | 1 | 1 | 0 | 0 | 0 | 0 | 0 | 0 | 13 | 22 | 9.00 | 1.000 |

| PITCHER | IP | WLS | BF | H | R | ER | SO | BB | IBB | HBP | BLK | WP | HR | S | P | ERA | WHIP |
|---|---|---|---|---|---|---|---|---|---|---|---|---|---|---|---|---|---|

# BOTTOM

## Minnesota Twins @ New York Yankees

Yankee Stadium, Bronx, NY

Sun Aug 03 1997, 3:33 AM EDT
Att. 36,896 - Cloudy - 84 F

livebaseballscorecards.com

| Batter | 1 | 2 | 3 | 4 | 5 | 6 | 7 | 8 | 9 | AB | R | H | RBI | BB | SO | LOB |
|---|---|---|---|---|---|---|---|---|---|---|---|---|---|---|---|---|
| 2 Derek Jeter, R (1, 6)<br>OBP: 0.372, SLG: 0.395 | B F C B X 2-2 ① G1-3 | | B X 1-0 ② F8 | | B X 1-0 HR 1B 1B | F X 0-1 ③ G6-3 | | | | 4 | 1 | 1 | 0 | 0 | 0 | 2 |
| Wade Boggs, L (1, 10)<br>OBP: 0.370, SLG: 0.353 | C B X 1-1 ② G1-3 | | C B B F B F X 3-2 ③ L8 | | F B 1 SAFE 1 SAFE C X 1-2 HR 1B | | C B F B F B X 3-2 ① L8 | | | 4 | 1 | 1 | 0 | 0 | 0 | 2 |
| Bernie Williams, S (1, 8)<br>OBP: 0.413, SLG: 0.515<br>Scott Pose, L (9, 7)<br>OBP: 0.294, SLG: 0.258 | C C S 0-3 ③ K | | | F S B F B B F X 3-2 HR | S F B D X 2-2 1-H 2-H HR | | B B B B 4-0 BB | | | 3<br>0 | 2<br>0 | 2<br>0 | 4<br>0 | 1<br>0 | 1<br>0 | 0<br>0 |
| Tino Martinez, L (1, 3)<br>OBP: 0.367, SLG: 0.615 | | B F C B F B B 4-2 G4-6-3 BB | | X 0-0 1B 2B 1B | X 0-0 ① F7 | | F B F F B S 2-3 ② K | | | 3 | 1 | 1 | 0 | 1 | 1 | 1 |
| Paul O'Neill, L (1, 9)<br>OBP: 0.410, SLG: 0.540 | | B B S F C 2-3 ① K | | B S S B F X 2-2 2B 20 E 1-2 1B | F C X 0-2 2B | | F C B B B X 3-2 ③ F7 | | | 4 | 1 | 2 | 0 | 0 | 1 | 2 |
| Charlie Hayes, R (1, 5)<br>OBP: 0.361, SLG: 0.442 | | C C F F B B X 2-2 ② ③ G4-6-3 1-2f | | B C F S 1-3 ① K | D B B C S S 3-3 ② K | | | C B S X 1-2 ① P6 | | 4 | 0 | 0 | 0 | 0 | 2 | 4 |
| Chad Curtis, R (1, 7)<br>OBP: 0.376, SLG: 0.485 (9, 8) | | | B B B C B 4-1 20 1B BB | B X 1-0 20 E 1-3 2-H 2B | B B X 2-0 ③ L8 | | | B B C B B 4-1 20 G3 20 S BB | | 2 | 0 | 1 | 1 | 2 | 0 | 1 |
| 20 Jorge Posada, S (1, 2)<br>OBP: 0.328, SLG: 0.318 | | | C F X 0-2 1-2 1B | S B B X 2-1 ② L3 2-3 3-H | | B F X 1-1 ① F7 | | B B D C C X 3-2 ② G3 1-3 | | 4 | 0 | 1 | 0 | 0 | 0 | 2 |
| Pat Kelly, R (1, 4)<br>OBP: 0.341, SLG: 0.382 | | | X 0-0 ① B1 | C B F B C 2-3 ③ K | | S L X 0-2 ② F9 | | B B C F S 3-3 ③ K | | 4 | 0 | 0 | 0 | 0 | 2 | 4 |
| Inning Stats | R: 0 H: 0<br>E: 0 LOB: 0<br>K: 1 BB: 0<br>S: 8 P: 11 | R: 0 H: 0<br>E: 0 LOB: 0<br>K: 1 BB: 1<br>S: 11 P: 19 | R: 0 H: 1<br>E: 0 LOB: 2<br>K: 0 BB: 1<br>S: 10 P: 18 | R: 3 H: 4<br>E: 1 LOB: 1<br>K: 2 BB: 0<br>S: 19 P: 30 | R: 3 H: 4<br>E: 0 LOB: 1<br>K: 1 BB: 0<br>S: 15 P: 24 | R: 0 H: 0<br>E: 0 LOB: 0<br>K: 0 BB: 0<br>S: 7 P: 8 | R: 0 H: 0<br>E: 0 LOB: 1<br>K: 1 BB: 1<br>S: 11 P: 23 | R: 0 H: 0<br>E: 0 LOB: 1<br>K: 1 BB: 1<br>S: 10 P: 21 | | 1B: 5 SF: 0<br>2B: 2 SAC: 0<br>3B: 0 DP: 1<br>HR: 2 HBP: 0 | | | | | | |

| | AB | 32 |
|---|---|---|
| | R | 6 |
| | H | 9 |
| | RBI | 5 |
| | BB | 4 |
| | SO | 7 |
| | LOB | 18 |

WP: 0 PA: 36
PB: 0
SB: 1
CS: 0

| PITCHER | | IP | WLS | BF | H | R | ER | SO | BB | IBB | HBP | BLK | WP | HR | S | P | ERA | WHIP |
|---|---|---|---|---|---|---|---|---|---|---|---|---|---|---|---|---|---|---|
| LaTroy Hawkins, R<br>ERA: 6.62 | (1, 1) | 4.0 | L | 21 | 8 | 6 | 5 | 4 | 2 | 0 | 0 | 0 | 0 | 2 | 55 | 89 | 11.25 | 2.500 |
| Frankie Rodriguez, R<br>ERA: 4.98 | (5, 1) | 2.0 | | 7 | 1 | 0 | 0 | 1 | 0 | 0 | 0 | 0 | 0 | 0 | 15 | 21 | 0.00 | 0.500 |
| Eddie Guardado, L<br>ERA: 3.48 | (7, 1) | 1.0 | | 4 | 0 | 0 | 0 | 1 | 1 | 0 | 0 | 0 | 0 | 0 | 11 | 23 | 0.00 | 1.000 |
| Mike Trombley, R<br>ERA: 4.72 | (8, 1) | 1.0 | | 4 | 0 | 0 | 0 | 1 | 1 | 0 | 0 | 0 | 0 | 0 | 10 | 21 | 0.00 | 1.000 |

| PITCHER | IP | WLS | BF | H | R | ER | SO | BB | IBB | HBP | BLK | WP | HR | S | P | ERA | WHIP |
|---|---|---|---|---|---|---|---|---|---|---|---|---|---|---|---|---|---|

# Toronto Blue Jays @ Minnesota Twins

Hubert H. Humphrey Metrodome, Minneapolis, MN

Mon Aug 04 1997, 8:05 PM EDT

Att. 19,018 - Dome - 72 F

livebaseballscorecards.com

TOP

| Batter | 1 | 2 | 3 | 4 | 5 | 6 | 7 | 8 | 9 | AB | R | H | RBI | BB | SO | LOB |
|---|---|---|---|---|---|---|---|---|---|---|---|---|---|---|---|---|
| Otis Nixon, S (1, 8)<br>OBP: 0.341, SLG: 0.294 | B1-3 | | F8 | | | WP 1B | BB | | F7 | 3 | 0 | 1 | 0 | 1 | 0 | 1 |
| Jacob Brumfield, R (8, 8)<br>OBP: 0.260, SLG: 0.256 | | | | | | | | | | 1 | 0 | 0 | 0 | 0 | 0 | 1 |
| Mariano Duncan, R (1, 4)<br>OBP: 0.264, SLG: 0.297 | G6-3 | | G5-3 | | | F9 | K | | G4-6-3<br>1-2f | 5 | 0 | 0 | 0 | 0 | 1 | 5 |
| Carlos Delgado, L (1, 3)<br>OBP: 0.340, SLG: 0.525 | BB | | | G4-3 | | | BB | K | | 2 | 0 | 0 | 0 | 2 | 1 | 0 |
| Joe Carter, R (1, 10)<br>OBP: 0.290, SLG: 0.398 | G1-3 | | | P5 | | K | | F9 | | 4 | 0 | 0 | 0 | 0 | 1 | 3 |
| Shawn Green, L (1, 9)<br>OBP: 0.335, SLG: 0.498 | | G5-4-3<br>1B | | L7 | | | E6<br>1B<br>2B | BB | | 3 | 1 | 1 | 0 | 1 | 0 | 0 |
| Ed Sprague, R (1, 5)<br>OBP: 0.303, SLG: 0.394 | | G5-4-3<br>1-2f | | | L7 | | L7 | BB<br>1-2 | | 3 | 0 | 0 | 0 | 1 | 0 | 2 |
| José Cruz Jr., S (1, 7)<br>OBP: 0.308, SLG: 0.530 | | G4-3 | | | G1-3 | | K | P3 | | 4 | 0 | 0 | 0 | 0 | 1 | 3 |
| Benito Santiago, R (1, 2)<br>OBP: 0.254, SLG: 0.336 | | | L7 | | K | | 2B<br>1-2<br>1B | | HR | 4 | 2 | 2 | 1 | 0 | 1 | 0 |
| Alex Gonzalez, R (1, 6)<br>OBP: 0.295, SLG: 0.413 | | | 2B | | | F8 | 2B<br>1-H<br>2-H | | G4-6-3<br>1B | 4 | 0 | 3 | 2 | 0 | 0 | 0 |
| Inning Stats | R: 0<br>E: 0<br>K: 0<br>S: 6<br>H: 0<br>LOB: 1<br>BB: 1<br>P: 11 | R: 0<br>E: 0<br>K: 0<br>S: 6<br>H: 1<br>LOB: 0<br>BB: 0<br>P: 6 | R: 0<br>E: 0<br>K: 0<br>S: 8<br>H: 1<br>LOB: 1<br>BB: 0<br>P: 10 | R: 0<br>E: 0<br>K: 0<br>S: 10<br>H: 0<br>LOB: 0<br>BB: 0<br>P: 15 | R: 0<br>E: 0<br>K: 1<br>S: 13<br>H: 0<br>LOB: 0<br>BB: 0<br>P: 19 | R: 0<br>E: 0<br>K: 1<br>S: 19<br>H: 1<br>LOB: 2<br>BB: 1<br>P: 27 | R: 2<br>E: 1<br>K: 2<br>S: 21<br>H: 2<br>LOB: 2<br>BB: 1<br>P: 37 | R: 0<br>E: 0<br>K: 1<br>S: 8<br>H: 0<br>LOB: 2<br>BB: 2<br>P: 18 | R: 1<br>E: 0<br>K: 0<br>S: 10<br>H: 2<br>LOB: 0<br>BB: 0<br>P: 11 | 1B: 4<br>2B: 2<br>3B: 0<br>HR: 1<br>SF: 0<br>SAC: 0<br>DP: 2<br>HBP: 0 | | | | | | |

| | AB | 33 |
|---|---|---|
| | R | 3 |
| | H | 7 |
| | RBI | 3 |
| | BB | 5 |
| | SO | 5 |
| | LOB | 15 |

WP: 1 PB: 0 SB: 0 CS: 0 PA: 38

| PITCHER | | IP | WLS | BF | H | R | ER | SO | BB | IBB | HBP | BLK | WP | HR | S | P | ERA | WHIP |
|---|---|---|---|---|---|---|---|---|---|---|---|---|---|---|---|---|---|---|
| Brad Radke, R<br>ERA: 3.34 | (1, 1) | 7.0 | W | 29 | 5 | 2 | 0 | 4 | 3 | 0 | 0 | 0 | 1 | 0 | 83 | 125 | 0.00 | 1.143 |
| Eddie Guardado, L<br>ERA: 3.38 | (8, 1) | 1.0 | | 5 | 0 | 0 | 0 | 1 | 2 | 0 | 0 | 0 | 0 | 0 | 8 | 18 | 0.00 | 2.000 |
| Mike Trombley, R<br>ERA: 4.79 | (9, 1) | 1.0 | | 4 | 2 | 1 | 1 | 0 | 0 | 0 | 0 | 0 | 0 | 1 | 10 | 11 | 9.00 | 2.000 |

| PITCHER | IP | WLS | BF | H | R | ER | SO | BB | IBB | HBP | BLK | WP | HR | S | P | ERA | WHIP |
|---|---|---|---|---|---|---|---|---|---|---|---|---|---|---|---|---|---|

| Batter | 1 | 2 | 3 | 4 | 5 | 6 | 7 | 8 | 9 | AB | R | H | RBI | BB | SO | LOB |
|---|---|---|---|---|---|---|---|---|---|---|---|---|---|---|---|---|
| Chuck Knoblauch, R (1, 4)<br>OBP: 0.405, SLG: 0.434 | C F B B X<br>2-2 P3 ① | | C B B B X<br>3-1 1B 2B | | B F F X<br>1-2 BB BB<br>2-3 HR 1B | B X<br>1-0 2B 3B | B C F B B F X<br>3-2 G5-3 ③ | | | 5 | 2 | 3 | 0 | 0 | 0 | 2 |
| Matt Lawton, L (1, 9)<br>OBP: 0.339, SLG: 0.384 | L F B F B C<br>2-3 K ② | | F B F B B X<br>2-2 G5-4-3<br>2-3 1B | | B F B B B<br>4-1 BB<br>1-2 HR<br>2-3<br>3-H BB | B X<br>2-0 G3-1<br>3-H 2B | | B B C X<br>2-1 G3 ① | | 4 | 1 | 2 | 2 | 1 | 1 | 0 |
| Paul Molitor, R (1, 10)<br>OBP: 0.362, SLG: 0.451<br>Greg Myers, L (8, PH)<br>OBP: 0.317, SLG: 0.408 | X<br>0-0 1B | | C X<br>0-1 G5-4-3 ② ③<br>1-2f | | F B F F S<br>1-3 K ① | F B B X<br>2-1 G3-1 ②<br>2-3 | | B F B X<br>2-1 BB 1B | | 4<br>1 | 0<br>0 | 1<br>1 | 0<br>0 | 0<br>0 | 1<br>0 | 6<br>0 |
| Terry Steinbach, R (1, 2)<br>OBP: 0.327, SLG: 0.436 | F B B B S F 1 SAFE X<br>2-2 G6-3 ③ | | | B F X<br>1-1 1B G6-4-3 2B | B B B C B<br>4-1 HR<br>1-2<br>2-3<br>3-H BB | S S S<br>0-3 K ③ | | B B B B<br>4-0 FC4-6<br>1-2 BB | | 3 | 2 | 1 | 1 | 2 | 1 | 2 |
| Scott Stahoviak, L (1, 3)<br>OBP: 0.330, SLG: 0.477<br>Greg Colbrunn, R (5, PH)<br>OBP: 0.307, SLG: 0.420 (6, 3) | | B B X<br>2-0 F7 ① | | F X<br>0-1 G6-4-3<br>2-3 1B | S X<br>0-1 1-H 2-H 3-H HR | | B X<br>1-0 G6-3 ①<br>S S B X | S S B X<br>1-2 F9 ② | | 2<br>3 | 0<br>1 | 1<br>1 | 0<br>4 | 0<br>0 | 0<br>0 | 0<br>2 |
| Ron Coomer, R (1, 5)<br>OBP: 0.341, SLG: 0.443<br>Denny Hocking, S (7, PR)<br>OBP: 0.303, SLG: 0.347 (8, 5) | | B B X<br>2-0 2B | | B X<br>1-0 G6-4-3 ① ②<br>1-2f<br>3-H | B X<br>1-0 P3 ② | | S C B S<br>1-3 K<br>BB<br>1B | B X<br>1-0 FC4-6 ③<br>1-2f | | 4<br>1 | 0<br>1 | 1<br>0 | 0<br>0 | 0<br>0 | 1<br>0 | 1<br>2 |
| Marty Cordova, R (1, 7)<br>OBP: 0.308, SLG: 0.438 | | B X<br>1-0 G1-3 ② | | B X<br>1-0 G5-3 ③ | C B B S B X<br>3-2 1B | | F F S<br>0-3 K ② | | | 4 | 0 | 1 | 0 | 0 | 1 | 2 |
| Rich Becker, L (1, 8)<br>OBP: 0.350, SLG: 0.393 | | S T F B T<br>1-2 K ③ | | | B B B F<br>4-2 1B 1B BB<br>B X<br>1-1 G4-3 ③ | | S B B B S B<br>4-2 1B<br>1-2 BB | | | 2 | 1 | 0 | 0 | 2 | 1 | 2 |
| Pat Meares, R (1, 6)<br>OBP: 0.330, SLG: 0.431 | | | B X<br>1-0 L9 ① | | 1 SAFE<br>1 SAFE B C 1 B B F X<br>3-2 BB 1B<br>1-2 BB 1B | B C X<br>1-1 G3-1 ① | B B C B X<br>3-1<br>1-3<br>2-H 1B | | | 4 | 1 | 2 | 1 | 0 | 0 | 0 |
| Inning Stats | R: 0 H: 1<br>E: 0 LOB: 1<br>K: 1 BB: 0<br>S: 12 P: 18 | R: 0 H: 1<br>E: 0 LOB: 1<br>K: 1 BB: 0<br>S: 7 P: 13 | R: 0 H: 2<br>E: 0 LOB: 1<br>K: 0 BB: 0<br>S: 8 P: 14 | R: 1 H: 2<br>E: 0 LOB: 0<br>K: 0 BB: 0<br>S: 6 P: 9 | R: 6 H: 4<br>E: 0 LOB: 1<br>K: 1 BB: 3<br>S: 23 P: 45 | R: 1 H: 2<br>E: 0 LOB: 1<br>K: 1 BB: 0<br>S: 9 P: 15 | R: 1 H: 1<br>E: 1 LOB: 2<br>K: 2 BB: 1<br>S: 15 P: 27 | R: 0 H: 1<br>E: 0 LOB: 2<br>K: 0 BB: 1<br>S: 8 P: 18 | | 1B: 8 SF: 0<br>2B: 4 SAC: 0<br>3B: 1 DP: 2<br>HR: 1 HBP: 0 | | | | | | |

# BOTTOM

# Toronto Blue Jays @ Minnesota Twins

Hubert H. Humphrey Metrodome, Minneapolis, MN

Mon Aug 04 1997, 8:05 PM EDT

Att. 19,018 - Dome - 72 F

livebaseballscorecards.com

| | |
|---|---|
| AB | 37 |
| R | 9 |
| H | 14 |
| RBI | 8 |
| BB | 5 |
| SO | 6 |
| LOB | 19 |

| PITCHER | | IP | WLS | BF | H | R | ER | SO | BB | IBB | HBP | BLK | WP | HR | S | P | ERA | WHIP |
|---|---|---|---|---|---|---|---|---|---|---|---|---|---|---|---|---|---|---|
| Chris Carpenter, R<br>ERA: 10.13 | (1, 1) | 4.1 | L | 22 | 8 | 6 | 6 | 3 | 3 | 0 | 0 | 0 | 0 | 0 | 48 | 86 | 12.46 | 2.538 |
| Omar Daal, L<br>ERA: 10.03 | (5, 1) | 1.2 | | 9 | 4 | 2 | 2 | 1 | 0 | 0 | 0 | 0 | 0 | 1 | 17 | 28 | 10.80 | 2.400 |
| Marty Janzen, R<br>ERA: 1.5 | (7, 1) | 2.0 | | 11 | 2 | 1 | 0 | 2 | 2 | 0 | 0 | 0 | 0 | 0 | 23 | 45 | 0.00 | 2.000 |

| PITCHER | IP | WLS | BF | H | R | ER | SO | BB | IBB | HBP | BLK | WP | HR | S | P | ERA | WHIP |
|---|---|---|---|---|---|---|---|---|---|---|---|---|---|---|---|---|---|

| Batter | 1 | 2 | 3 | 4 | 5 | 6 | 7 | 8 | 9 | AB | R | H | RBI | BB | SO | LOB |
|---|---|---|---|---|---|---|---|---|---|---|---|---|---|---|---|---|
| Jacob Brumfield, R (1, 8)<br>OBP: 0.265, SLG: 0.261 | X 0-0 CS 1B | | B X 1-0 E3 BB BB 1B | X 0-0 E S 2B 1B | | B B X 2-0 F9 ① | X 0-0 ② L7 | | C X 0-1 P2 ② | 5 | 2 | 2 | 0 | 0 | 0 | 1 |
| Alex Gonzalez, R (1, 6)<br>OBP: 0.297, SLG: 0.413 | 1 SAFE C B S X 1-2 ① WP 1-2 1B | | B B X 2-0 F9 ① | B S B X 2-1 1-3 2B 1B | | X 0-0 ② L7 | | C X 0-1 P2 ② | | 5 | 0 | 2 | 0 | 0 | 0 | 2 |
| Juan Samuel, R (1, 3)<br>OBP: 0.368, SLG: 0.443 | C B F B S 2-3 ② K2-3 1-2 | | B B B B 4-0 BB 1-2 1B BB | X 0-0 ① G5-3 1-H 3-H 2B | | B B S T X 2-2 CS 1B | | B B C X 2-1 P2 ③ | | 4 | 2 | 2 | 1 | 1 | 1 | 2 |
| Joe Carter, R (1, 10)<br>OBP: 0.293, SLG: 0.396 | B B B F B 4-1 BB | | B F F B B B 4-2 1B 1-2 2-3 1B BB | B B B B 4-0 G5-3 BB | | 1 SAFE 0-0 ③ CS 1-2 | B C F F X 1-2 ① F9 | | X 0-0 ① F7 | 2 | 1 | 0 | 0 | 3 | 0 | 0 |
| Ed Sprague, R (1, 5)<br>OBP: 0.304, SLG: 0.394 | C X 0-1 ③ F9 | | B S B X 2-1 1B 1-2 2-H 3-H E 1B | X 0-0 ② G5-3 1-2 3-H | | | B C X 1-1 HR 1B | | F B X 1-1 ② F8 | 5 | 2 | 2 | 3 | 0 | 0 | 3 |
| José Cruz Jr., S (1, 7)<br>OBP: 0.306, SLG: 0.537 | | X 0-0 ① G6-3 | F B S X 1-2 ② P6 | F C B F S 1-3 ③ K | | | X 0-0 1-H HR | | B B F B F F F S 3-3 ③ K | 5 | 1 | 1 | 2 | 0 | 2 | 3 |
| Robert Perez, R (1, 9)<br>OBP: 0.206, SLG: 0.338 | | C B X 1-1 ② F9 | B B X 2-0 E8 1-H 2-H 1B | | C X 0-1 ① G4-3 | | B S F X 1-2 ② G6-3 | | | 4 | 0 | 1 | 1 | 0 | 0 | 0 |
| Charlie O'Brien, R (1, 2)<br>OBP: 0.313, SLG: 0.331 | | B B B B 4-0 FC4-6 BB | C B B B B 4-1 FC6-4 BB | | B C B F F S 2-3 ② K | | B F B X 2-1 ③ P4 | | | 2 | 0 | 0 | 0 | 2 | 1 | 0 |
| Carlos Garcia, R (1, 4)<br>OBP: 0.249, SLG: 0.311 | | B B X 2-0 ③ FC4-6 1-2f | B B F X 2-1 ③ FC6-4 1-2f | | X 0-0 ③ F9 | | | B C C B B F F X 3-2 1B | | 4 | 0 | 1 | 0 | 0 | 0 | 3 |
| Inning Stats | R: 0 E: 0 K: 1 S: 10 H: 2 LOB: 2 BB: 1 P: 17 | R: 0 E: 0 K: 0 S: 4 H: 0 LOB: 1 BB: 1 P: 11 | R: 4 E: 2 K: 0 S: 13 H: 2 LOB: 2 BB: 3 P: 35 | R: 2 E: 0 K: 1 S: 9 H: 3 LOB: 1 BB: 1 P: 16 | R: 0 E: 0 K: 1 S: 7 H: 0 LOB: 0 BB: 0 P: 9 | R: 0 E: 0 K: 0 S: 5 H: 1 LOB: 0 BB: 0 P: 9 | R: 2 E: 0 K: 0 S: 12 H: 2 LOB: 0 BB: 0 P: 17 | R: 0 E: 0 K: 0 S: 10 H: 1 LOB: 1 BB: 0 P: 15 | R: 0 E: 0 K: 1 S: 8 H: 0 LOB: 0 BB: 0 P: 12 | 1B: 9 2B: 1 3B: 0 HR: 1 | SF: 0 SAC: 0 DP: 0 HBP: 0 | | | | | | |

# TOP

## Toronto Blue Jays @ Minnesota Twins

Hubert H. Humphrey Metrodome, Minneapolis, MN

Tue Aug 05 1997, 4:33 AM EDT

Att. 17,920 - Dome - 70 F

livebaseballscorecards.com

| | |
|---|---|
| AB | 36 |
| R | 8 |
| H | 11 |
| RBI | 7 |
| BB | 6 |
| SO | 4 |
| LOB | 14 |

| | | | | | |

# BOTTOM

| Batter | 1 | 2 | 3 | 4 | 5 | 6 | 7 | 8 | 9 | AB | R | H | RBI | BB | SO | LOB |
|---|---|---|---|---|---|---|---|---|---|---|---|---|---|---|---|---|
| Chuck Knoblauch, R (1, 4) OBP: 0.403, SLG: 0.434 | B C F B X<br>2-2 1B 1B 2B | B B B C F F X<br>3-2 F8 ② | | 1 SAFE C X<br>0-1 F9 ② | | C 1 SAFE B X<br>1-1 F9 ③ | | | B F C T<br>1-2 K ① | 5 | 1 | 1 | 0 | 0 | 1 | 2 |
| Matt Lawton, L (1, 9) OBP: 0.345, SLG: 0.385 | B B B C F B<br>4-2 1B FC6-4 1B BB | B C B B B<br>4-1 BB BB | | B B B C 1 SAFE B<br>4-1 1-2 BB | | | X<br>0-0 F9 ① | | B B B C X<br>3-1 FC5-4 1B | 2 | 1 | 1 | 0 | 3 | 0 | 0 |
| Paul Molitor, R (1, 10) OBP: 0.365, SLG: 0.454 | B F X<br>1-1 FC6-4 1B 1-2 2-3 1B | B 1 SAFE B B B<br>4-0 1-2 BB | | C F B F S<br>1-3 K ③ | | | B B X<br>2-0 G4-3 2B | | C S X<br>0-2 FC5-4 1B 1-2f ② | 4 | 0 | 2 | 0 | 1 | 1 | 3 |
| Greg Myers, L (1, 2) OBP: 0.320, SLG: 0.408 | B B X<br>2-0 FC6-4 1-2 2-3 3-H 1B | C C S<br>0-3 K ③ | | | C C S<br>0-3 K ① | | X<br>0-0 G4-3 2-3 ② | | X<br>0-0 FC4-6 1-2 1B | 5 | 0 | 2 | 1 | 0 | 2 | 3 |
| Ron Coomer, R (1, 5) OBP: 0.336, SLG: 0.437 | C X<br>0-1 FC6-4 HBP 1-2f 2-3 3-H ① | | F B F B X<br>2-2 F7 ① | | C X<br>0-1 F7 ② | | X<br>0-0 P4 ③ | | B X<br>1-0 FC4-6 1-2f ③ | 5 | 0 | 0 | 1 | 0 | 0 | 5 |
| Scott Stahoviak, L (1, 3) OBP: 0.323, SLG: 0.466 | C F B B C<br>2-3 K ② | | X<br>0-0 P5 ② | | B X<br>1-0 F7 ③ | | | B X<br>1-0 F7 ① | | 4 | 0 | 0 | 0 | 0 | 1 | 2 |
| Marty Cordova, R (1, 7) OBP: 0.307, SLG: 0.432 | S 1 SAFE H<br>1-1 1-2 HBP | | F B C B B S<br>3-3 K ③ | | | B C X<br>1-1 G6-3 ① | | B S X<br>1-1 G1-6-3 ② | | 3 | 0 | 0 | 0 | 0 | 1 | 0 |
| Rich Becker, L (1, 8) OBP: 0.354, SLG: 0.405 | S S B B S<br>2-3 K ③ | | | B S B B B<br>4-1 BB BB | | X<br>0-0 1B | | F S X<br>0-2 HR | | 3 | 1 | 2 | 1 | 1 | 1 | 3 |
| Pat Meares, R (1, 6) OBP: 0.326, SLG: 0.426 | | B X<br>1-0 F7 ① | | C X<br>0-1 F9 ① | | B C X<br>1-1 P4 ② | | B X<br>1-0 G4-3 ③ | | 4 | 0 | 0 | 0 | 0 | 0 | 2 |
| Inning Stats | R: 2 E: 0 K: 2 S: 17 H: 3 LOB: 3 BB: 1 P: 31 | R: 0 E: 0 K: 1 S: 10 H: 0 LOB: 2 BB: 2 P: 22 | R: 0 E: 0 K: 1 S: 7 H: 0 LOB: 0 BB: 0 P: 12 | R: 0 E: 0 K: 1 S: 10 H: 0 LOB: 2 BB: 2 P: 19 | R: 0 E: 0 K: 1 S: 6 H: 0 LOB: 0 BB: 0 P: 7 | R: 0 E: 0 K: 0 S: 7 H: 1 LOB: 1 BB: 0 P: 10 | R: 0 E: 0 K: 0 S: 4 H: 1 LOB: 1 BB: 0 P: 6 | R: 1 E: 0 K: 0 S: 7 H: 1 LOB: 0 BB: 0 P: 10 | R: 0 E: 0 K: 1 S: 10 H: 2 LOB: 2 BB: 0 P: 15 | 1B: 5 2B: 2 3B: 0 HR: 1 SF: 0 SAC: 0 DP: 0 HBP: 1 | | | | | | | |

| PITCHER | | IP | WLS | BF | H | R | ER | SO | BB | IBB | HBP | BLK | WP | HR | S | P | ERA | WHIP |
|---|---|---|---|---|---|---|---|---|---|---|---|---|---|---|---|---|---|---|
| Robert Person, R (1, 1) ERA: 4.93 | | 7.0 | W | 32 | 5 | 2 | 2 | 6 | 5 | 0 | 1 | 0 | 0 | 0 | 61 | 107 | 2.57 | 1.429 |
| Tim Crabtree, R (8, 1) ERA: 8.49 | | 1.0 | | 4 | 1 | 1 | 1 | 0 | 0 | 0 | 0 | 0 | 0 | 1 | 7 | 10 | 9.00 | 1.000 |
| Paul Quantrill, R (9, 1) ERA: 2.11 | | 1.0 | | 5 | 2 | 0 | 0 | 1 | 0 | 0 | 0 | 0 | 0 | 0 | 10 | 15 | 0.00 | 2.000 |

| PITCHER | IP | WLS | BF | H | R | ER | SO | BB | IBB | HBP | BLK | WP | HR | S | P | ERA | WHIP |
|---|---|---|---|---|---|---|---|---|---|---|---|---|---|---|---|---|---|

# Toronto Blue Jays @ Minnesota Twins

Hubert H. Humphrey Metrodome, Minneapolis, MN

Tue Aug 05 1997, 4:33 AM EDT

Att. 17,920 - Dome - 70 F

livebaseballscorecards.com

| | |
|---|---|
| AB | 35 |
| R | 3 |
| H | 8 |
| RBI | 3 |
| BB | 5 |
| SO | 7 |
| LOB | 20 |

| | | | |
|---|---|---|---|
| WP: 0 | PB: 0 | SB: 0 | CS: 0 |
| PA: 41 | | | |

# Boston Red Sox @ Minnesota Twins

Hubert H. Humphrey Metrodome, Minneapolis, MN

Wed Aug 06 1997, 8:05 PM EDT

Att. 12,450 - Dome - 68 F

TOP

livebaseballscorecards.com

| Batter | 1 | 2 | 3 | 4 | 5 | 6 | 7 | 8 | 9 | AB | R | H | RBI | BB | SO | LOB |
|---|---|---|---|---|---|---|---|---|---|---|---|---|---|---|---|---|
| Jeff Frye, R (1, 4)<br>OBP: 0.344, SLG: 0.423 | G5-3 | | 0-2 1-H: 1B 2B | 1-0 SF9 3-H | | 3-1 G6-3 | | | 1-1 G4-3 | 4 | 1 | 1 | 2 | 0 | 0 | 0 |
| John Valentin, R (1, 5)<br>OBP: 0.370, SLG: 0.489 | 2-1 L8 | | 4-1 1B 1B BB | 3-2 G6-3 | | 0-0 L8 | | | 3-1 P6 | 4 | 0 | 0 | 0 | 1 | 0 | 1 |
| Mo Vaughn, L (1, 3)<br>OBP: 0.448, SLG: 0.584 | 4-1 BB | | 2-2 1B 1-2 2-H: 1B | | 1-1 G3 | | 1-3 K | | | 3 | 0 | 1 | 1 | 1 | 1 | 0 |
| Mike Stanley, R (1, 10)<br>OBP: 0.401, SLG: 0.526 | 1-3 K | | 0-0 1-2 2-3: 1B | | 4-2 1B 2B BB | | 1-2 G6-3 | | | 3 | 1 | 1 | 0 | 1 | 1 | 1 |
| Wil Cordero, R (1, 7)<br>OBP: 0.322, SLG: 0.442 | | 1-0 G6-3 | 0-3 K | | 1-3 K | | 0-3 K | | | 4 | 0 | 0 | 0 | 0 | 3 | 4 |
| Shane Mack, R (1, 8)<br>OBP: 0.371, SLG: 0.442<br>Darren Bragg, L (8, 8) | | 2-1 G3 | 1-0 G3-1 | | 2-0 1-2: 2B 1B | | | 0-0 G6-3 | | 4<br>0 | 1<br>0 | 1<br>0 | 0<br>0 | 0<br>0 | 0<br>0 | 3<br>0 |
| Scott Hatteberg, L (1, 2)<br>OBP: 0.362, SLG: 0.422 | | 2-3 K | | 1-0 G6-3 | 3-1 1-H 2-H: 2B | | | 2-2 G1-3 | | 4 | 0 | 1 | 2 | 0 | 1 | 0 |
| Mike Benjamin, R (1, 6)<br>OBP: 0.276, SLG: 0.296 | | | 4-1 FC4-6 BB | 2-2 1B SF9 2B | 3-2 P3 | | | 0-1 G1 | | 3 | 1 | 1 | 0 | 1 | 0 | 1 |
| Jesus Tavarez, S (1, 9)<br>OBP: 0.238, SLG: 0.289 | | | 1-0 FC4-6 1-2f: 2B | 1-0 2-3: 1B | | 0-0 P6 | | | 0-0 G4-3 | 4 | 1 | 1 | 0 | 0 | 0 | 1 |

| | | | | | | | | | | | | | | | | | | |
|---|---|---|---|---|---|---|---|---|---|---|---|---|---|---|---|---|---|---|
| **AB** | **33** |
| **R** | **5** |
| **H** | **7** |
| **RBI** | **5** |
| **BB** | **4** |
| **SO** | **6** |
| **LOB** | **11** |

| Inning Stats | 1 | 2 | 3 | 4 | 5 | 6 | 7 | 8 | 9 |
|---|---|---|---|---|---|---|---|---|---|
| | R: 0 E: 0 K: 1 S: 7 H: 0 LOB: 1 BB: 1 P: 15 | R: 0 E: 0 K: 1 S: 6 H: 0 LOB: 0 BB: 0 P: 11 | R: 2 E: 0 K: 1 S: 14 H: 3 LOB: 3 BB: 2 P: 26 | R: 1 E: 0 K: 0 S: 13 H: 2 LOB: 1 BB: 0 P: 21 | R: 2 E: 0 K: 1 S: 14 H: 2 LOB: 1 BB: 1 P: 28 | R: 0 E: 0 K: 0 S: 4 H: 0 LOB: 0 BB: 0 P: 7 | R: 0 E: 0 K: 2 S: 9 H: 0 LOB: 0 BB: 0 P: 11 | R: 0 E: 0 K: 0 S: 6 H: 0 LOB: 0 BB: 0 P: 8 | R: 0 E: 0 K: 0 S: 5 H: 0 LOB: 0 BB: 0 P: 9 |

| | | | | | | | | | | | | | | | | | | | | | | | | | | | | | | |
|---|---|---|---|---|---|---|---|---|---|---|---|---|---|---|---|---|---|---|---|---|---|---|---|---|---|---|---|---|---|---|
| 1B: 4 | SF: 1 | WP: 0 | PA: 38 |
| 2B: 3 | SAC: 0 | PB: 0 |
| 3B: 0 | DP: 0 | SB: 0 |
| HR: 0 | HBP: 0 | CS: 0 |

| PITCHER | | IP | WLS | BF | H | R | ER | SO | BB | IBB | HBP | BLK | WP | HR | S | P | ERA | WHIP |
|---|---|---|---|---|---|---|---|---|---|---|---|---|---|---|---|---|---|---|
| Rich Robertson, L<br>ERA: 5.49 | (1, 1) | 5.0 | L | 26 | 7 | 5 | 5 | 4 | 4 | 0 | 0 | 0 | 0 | 0 | 54 | 101 | 9.00 | 2.200 |
| Frankie Rodriguez, R<br>ERA: 4.78 | (6, 1) | 4.0 | | 12 | 0 | 0 | 0 | 2 | 0 | 0 | 0 | 0 | 0 | 0 | 24 | 35 | 0.00 | 0.000 |

| PITCHER | IP | WLS | BF | H | R | ER | SO | BB | IBB | HBP | BLK | WP | HR | S | P | ERA | WHIP |
|---|---|---|---|---|---|---|---|---|---|---|---|---|---|---|---|---|---|

# BOTTOM

## Boston Red Sox @ Minnesota Twins

Hubert H. Humphrey Metrodome, Minneapolis, MN

Wed Aug 06 1997, 8:05 PM EDT

Att. 12,450 - Dome - 68 F

livebaseballscorecards.com

| Batter | 1 | 2 | 3 | 4 | 5 | 6 | 7 | 8 | 9 | AB | R | H | RBI | BB | SO | LOB |
|---|---|---|---|---|---|---|---|---|---|---|---|---|---|---|---|---|
| Chuck Knoblauch, R (1, 4)<br>OBP: 0.400, SLG: 0.430 | C X<br>0-1 L8 ① | | 1 SAFE B B C F 1 SAFE F X<br>2-2 G6-3 ②<br>1-2 | | B S S D S<br>2-3 K ①<br>1-3 | | B C B C F F X<br>2-2 F9 ③ | | | 4 | 0 | 0 | 0 | 0 | 1 | 2 |
| Roberto Kelly, R (1, 9)<br>OBP: 0.341, SLG: 0.434<br>Matt Lawton, L (8, PH)<br>OBP: 0.347, SLG: 0.385<br>(9, 9) | B B F S S<br>2-3 K ② | | C S S<br>0-3 K ③ | | S X<br>0-1 1B<br>3-H | | | B F F B F B B<br>4-2 G5-3 BB | | 3<br>0 | 0<br>0 | 1<br>0 | 1<br>0 | 0<br>1 | 2<br>0 | 1<br>0 |
| Paul Molitor, R (1, 10)<br>OBP: 0.361, SLG: 0.449 | F B X<br>1-1 F8 ③ | | | L B B X<br>2-1 L4 ①<br>1 SAFE B C X<br>1-1 F7 ② | | | | M 1 SAFE B D F B X<br>3-2 G5-3 ①<br>1-2 | | 4 | 0 | 0 | 0 | 0 | 0 | 2 |
| Scott Stahoviak, L (1, 3)<br>OBP: 0.323, SLG: 0.464<br>Greg Colbrunn, R (8, PH)<br>OBP: 0.306, SLG: 0.418<br>(9, 3) | | B B X<br>2-0 1B | | X<br>0-0 P5 ②<br>F B 1 SAFE C 1 SAFE F 1 SAFE 1 SAFE F<br>2-2 P F F X G4-3 ③ | | | | X<br>0-0 L8 ② | | 3<br>1 | 0<br>0 | 1<br>0 | 0<br>0 | 0<br>0 | 0<br>0 | 1<br>1 |
| Marty Cordova, R (1, 7)<br>OBP: 0.306, SLG: 0.429 | | B C 1 SAFE 1 SAFE B C 1 SAFE X<br>2-2 L7 ① | | F B F B X<br>2-2 1B 1B | S S S<br>0-3 K ① | | | F F X<br>0-2 G6-3 ③ | | 4 | 0 | 1 | 0 | 0 | 1 | 2 |
| Ron Coomer, R (1, 5)<br>OBP: 0.335, SLG: 0.435 | | F S X<br>0-2 P3 ② | B S 1 SAFE B X<br>2-1 1B<br>1-2 | | B X<br>1-0 F8 ② | | | | B C B X<br>2-1 F7 ① | 4 | 0 | 1 | 0 | 0 | 0 | 1 |
| Terry Steinbach, R (1, 2)<br>OBP: 0.323, SLG: 0.431 | | 1 SAFE S 1 SAFE C S<br>0-3 K ③ | B X<br>1-0 F8 ③ | | C B B C C<br>2-3 K ③ | | | | B B X<br>2-0 P3 ② | 4 | 0 | 0 | 0 | 0 | 2 | 3 |
| Rich Becker, L (1, 8)<br>OBP: 0.357, SLG: 0.411<br>Darrin Jackson, R (9, PH)<br>OBP: 0.273, SLG: 0.365 | | | C F B X<br>1-2 G6-3 1B | | B B B C F X<br>3-2 1B 2B | | B C B C F X<br>2-2 G6-3 ① | | B C X<br>1-1 F9 ③ | 3<br>1 | 1<br>0 | 2<br>0 | 0<br>0 | 0<br>0 | 0<br>0 | 0<br>0 |
| Pat Meares, R (1, 6)<br>OBP: 0.326, SLG: 0.425 | | | C S 1 SAFE P S<br>1-3 K ① | | C X<br>0-1 PB WP 1B 1B<br>2-H | | B C B F X<br>2-2 P2 ② | | | 3 | 1 | 1 | 1 | 0 | 1 | 1 |
| Inning Stats | R: 0 H: 0<br>E: 0 LOB: 0<br>K: 1 BB: 0<br>S: 7 P: 10 | R: 0 H: 1<br>E: 0 LOB: 1<br>K: 1 BB: 0<br>S: 10 P: 14 | R: 0 H: 1<br>E: 0 LOB: 1<br>K: 2 BB: 0<br>S: 14 P: 17 | R: 0 H: 2<br>E: 0 LOB: 2<br>K: 0 BB: 0<br>S: 9 P: 16 | R: 2 H: 3<br>E: 0 LOB: 1<br>K: 1 BB: 0<br>S: 19 P: 26 | R: 0 H: 0<br>E: 0 LOB: 0<br>K: 2 BB: 0<br>S: 7 P: 10 | R: 0 H: 0<br>E: 0 LOB: 0<br>K: 0 BB: 0<br>S: 12 P: 18 | R: 0 H: 0<br>E: 0 LOB: 1<br>K: 0 BB: 1<br>S: 10 P: 17 | R: 0 H: 0<br>E: 0 LOB: 0<br>K: 0 BB: 0<br>S: 5 P: 10 | 1B: 6<br>2B: 1<br>3B: 0<br>HR: 0 | SF: 0<br>SAC: 0<br>DP: 0<br>HBP: 0 | | | | | |

| | AB | 34 |
|---|---|---|
| | R | 2 |
| | H | 7 |
| | RBI | 2 |
| | BB | 1 |
| | SO | 7 |
| | LOB | 14 |

WP: 1 PA: 35
PB: 1
SB: 0
CS: 0

| PITCHER | | IP | WLS | BF | H | R | ER | SO | BB | IBB | HBP | BLK | WP | HR | S | P | ERA | WHIP |
|---|---|---|---|---|---|---|---|---|---|---|---|---|---|---|---|---|---|---|
| 49 Tim Wakefield, R<br>ERA: 4.23 | (1, 1) | 7.0 | W | 28 | 7 | 2 | 2 | 7 | 0 | 0 | 0 | 0 | 1 | 0 | 78 | 111 | 2.57 | 1.000 |
| Kerry Lacy, R<br>ERA: 5.8 | (8, 1) | 0.1 | | 2 | 0 | 0 | 0 | 0 | 1 | 0 | 0 | 0 | 0 | 0 | 6 | 13 | 0.00 | 3.000 |
| Butch Henry, L<br>ERA: 3.94 | (8, 1) | 1.2 | S | 5 | 0 | 0 | 0 | 0 | 0 | 0 | 0 | 0 | 0 | 0 | 9 | 14 | 0.00 | 0.000 |

| PITCHER | IP | WLS | BF | H | R | ER | SO | BB | IBB | HBP | BLK | WP | HR | S | P | ERA | WHIP |
|---|---|---|---|---|---|---|---|---|---|---|---|---|---|---|---|---|---|

| Batter | 1 | 2 | 3 | 4 | 5 | 6 | 7 | 8 | 9 | AB | R | H | RBI | BB | SO | LOB |
|---|---|---|---|---|---|---|---|---|---|---|---|---|---|---|---|---|
| Jeff Frye, R (1, 4)<br>OBP: 0.346, SLG: 0.424 | C<br>X<br>0-1 ① F9 | B<br>B<br>C<br>C<br>F<br>X<br>2-2 S E 1B<br>3-H | | | C<br>B<br>B<br>X<br>2-1 2B 1B | | F<br>C<br>B<br>C<br>1-3 ① K | | | 4 | 2 | 2 | 1 | 0 | 1 | 0 |
| John Valentin, R (1, 5)<br>OBP: 0.369, SLG: 0.489 | F<br>B<br>B<br>B<br>X<br>3-1 ② F7 | 1 SAFE<br>C<br>X<br>0-1 E3<br>1-H | | | B<br>F<br>B<br>B<br>1 SAFE<br>1 SAFE<br>1 SAFE<br>C<br>F<br>3-2 X 1B 2B<br>1-H | | B<br>C<br>C<br>B<br>X<br>2-2 ② G4-3 | | | 4 | 1 | 1 | 1 | 0 | 0 | 0 |
| Mo Vaughn, L (1, 3)<br>OBP: 0.446, SLG: 0.580 | B<br>S<br>C<br>B<br>S<br>2-3 ③ K | B<br>B<br>C<br>F<br>C<br>2-3 ③ K | | | C<br>B<br>B<br>S<br>X<br>2-2 18 G4-6-3 1B<br>2-H | | C<br>B<br>F<br>F<br>B<br>S<br>2-3 ③ K | | | 4 | 0 | 1 | 1 | 0 | 3 | 1 |
| 18 Reggie Jefferson, S (1, 10)<br>OBP: 0.393, SLG: 0.544 | | F<br>B<br>B<br>X<br>2-1 1B 2B 1B | C<br>F<br>F<br>B<br>B<br>B<br>S<br>3-3 ① K | | C<br>C<br>X<br>0-2 ① ② G4-6-3<br>1-2f | | | B<br>X<br>1-0 ① G6-3 | | 4 | 1 | 1 | 0 | 0 | 1 | 1 |
| Wil Cordero, R (1, 7)<br>OBP: 0.324, SLG: 0.445 | | F<br>F<br>D<br>B<br>X<br>2-2 2B SF7 1B<br>1-2 | C<br>B<br>F<br>X<br>1-2 ② G3-1 | | X<br>0-0 2B | | | B<br>B<br>X<br>2-0 ② G6-3 | | 4 | 1 | 2 | 0 | 0 | 0 | 0 |
| Troy O'Leary, L (1, 9)<br>OBP: 0.362, SLG: 0.516 | | B<br>C<br>C<br>X<br>1-2 G4-3 3B 2B<br>1-3<br>2-H | C<br>X<br>0-1 ③ G4-3 | | S<br>C<br>F<br>B<br>F<br>S<br>1-3 ③ K | | | C<br>C<br>C<br>0-3 ③ K | | 4 | 1 | 1 | 1 | 0 | 2 | 1 |
| Scott Hatteberg, L (1, 2)<br>OBP: 0.356, SLG: 0.417 | | C<br>B<br>B<br>X<br>2-1 ① SF7<br>3-H | | C<br>B<br>B<br>F<br>B<br>F<br>X<br>3-2 ① F8 | | B<br>F<br>B<br>X<br>2-1 ① G3-1 | | | C<br>S<br>B<br>F<br>F<br>C<br>1-3 ① K | 3 | 0 | 0 | 1 | 0 | 1 | 0 |
| Darren Bragg, L (1, 8)<br>OBP: 0.346, SLG: 0.407 | | X<br>0-0 ② G4-3<br>2-3 | | F<br>B<br>C<br>X<br>1-2 ② P6 | | F<br>B<br>B<br>C<br>B<br>S<br>3-3 ② K | | | F<br>B<br>X<br>1-1 ② G6-3 | 4 | 0 | 0 | 0 | 0 | 1 | 1 |
| Mike Benjamin, R (1, 6)<br>OBP: 0.274, SLG: 0.328 | | D<br>F<br>B<br>X<br>2-1 1B 3B<br>3-H | | B<br>B<br>B<br>C<br>F<br>X<br>3-2 ③ L5 | | B<br>S<br>F<br>F<br>T<br>1-2 ③ K | | | F<br>S<br>B<br>B<br>S<br>2-3 ③ K | 4 | 1 | 1 | 1 | 0 | 2 | 0 |
| Inning Stats | R: 0<br>E: 0<br>K: 1<br>S: 7<br>H: 0<br>LOB: 0<br>BB: 0<br>P: 12 | R: 5<br>E: 1<br>K: 1<br>S: 23<br>H: 5<br>LOB: 1<br>BB: 0<br>P: 36 | R: 0<br>E: 0<br>K: 1<br>S: 9<br>H: 0<br>LOB: 0<br>BB: 0<br>P: 13 | R: 0<br>E: 0<br>K: 0<br>S: 10<br>H: 0<br>LOB: 0<br>BB: 0<br>P: 17 | R: 2<br>E: 0<br>K: 1<br>S: 18<br>H: 4<br>LOB: 1<br>BB: 0<br>P: 26 | R: 0<br>E: 0<br>K: 2<br>S: 9<br>H: 0<br>LOB: 0<br>BB: 0<br>P: 15 | R: 0<br>E: 0<br>K: 2<br>S: 10<br>H: 0<br>LOB: 0<br>BB: 0<br>P: 15 | R: 0<br>E: 0<br>K: 1<br>S: 5<br>H: 0<br>LOB: 0<br>BB: 0<br>P: 8 | R: 0<br>E: 0<br>K: 2<br>S: 10<br>H: 0<br>LOB: 0<br>BB: 0<br>P: 14 | 1B: 5<br>2B: 3<br>3B: 1<br>HR: 0<br>SF: 1<br>SAC: 0<br>DP: 1<br>HBP: 0 | | | | | | |

| PITCHER | | IP | WLS | BF | H | R | ER | SO | BB | IBB | HBP | BLK | WP | HR | S | P | ERA | WHIP |
|---|---|---|---|---|---|---|---|---|---|---|---|---|---|---|---|---|---|---|
| Shane Bowers, R<br>ERA: 5.79 | (1, 1) | 4.0 | L | 20 | 7 | 7 | 6 | 3 | 0 | 0 | 0 | 0 | 0 | 0 | 55 | 89 | 13.50 | 1.750 |
| Greg Swindell, L<br>ERA: 3.31 | (5, 1) | 4.0 | | 13 | 2 | 0 | 0 | 6 | 0 | 0 | 0 | 0 | 0 | 0 | 36 | 53 | 0.00 | 0.500 |
| Rick Aguilera, R<br>ERA: 3.91 | (9, 1) | 1.0 | | 3 | 0 | 0 | 0 | 2 | 0 | 0 | 0 | 0 | 0 | 0 | 10 | 14 | 0.00 | 0.000 |

| PITCHER | IP | WLS | BF | H | R | ER | SO | BB | IBB | HBP | BLK | WP | HR | S | P | ERA | WHIP |
|---|---|---|---|---|---|---|---|---|---|---|---|---|---|---|---|---|---|

TOP

# Boston Red Sox @ Minnesota Twins

Hubert H. Humphrey Metrodome, Minneapolis, MN

Thu Aug 07 1997, 8:05 PM EDT
Att. 11,899 - Dome - 70 F

livebaseballscorecards.com

| | |
|---|---|
| AB | 35 |
| R | 7 |
| H | 9 |
| RBI | 6 |
| BB | 0 |
| SO | 11 |
| LOB | 4 |

| | | | | | |
|---|---|---|---|---|---|
| WP: 0 | PA: 36 | | | | |
| PB: 0 | | | | | |
| SB: 1 | | | | | |
| CS: 0 | | | | | |

| Batter | 1 | 2 | 3 | 4 | 5 | 6 | 7 | 8 | 9 | AB | R | H | RBI | BB | SO | LOB |
|---|---|---|---|---|---|---|---|---|---|---|---|---|---|---|---|---|
| Chuck Knoblauch, R (1, 4)<br>OBP: 0.400, SLG: 0.434 | C X<br>0-1<br>G5-3 ① | | C B B F B X<br>3-2<br>2B<br>1B | C X<br>0-1<br>G5-3 ③ | | B B B C X<br>3-1<br>1-H<br>3-H<br>3B | | B<br>1 SAFE<br>C<br>C<br>1 SAFE<br>1 SAFE<br>1 SAFE<br>C<br>1-3<br>K ③ | | 5 | 1 | 2 | 2 | 0 | 1 | 3 |
| Rich Becker, L (1, 8)<br>OBP: 0.360, SLG: 0.413 | C S B B B S<br>3-3<br>K ② | | X<br>0-0<br>1-H<br>2B | | S C B B F B B<br>4-2<br>S<br>BB | B B C S B B<br>4-2<br>S<br>BB | | | F S B F F B B C<br>3-3<br>K ① | 3 | 0 | 1 | 1 | 2 | 2 | 0 |
| Paul Molitor, R (1, 10)<br>OBP: 0.357, SLG: 0.443 | C X<br>0-1<br>F7 ③ | | D C E B S<br>2-3<br>K ② | | X<br>0-0<br>F7 ① | B<br>1 SAFE<br>B S F B S<br>3-3<br>1-2<br>K ③ | | | X<br>0-0<br>G4-3 ② | 5 | 0 | 0 | 0 | 0 | 2 | 4 |
| Scott Stahoviak, L (1, 3)<br>OBP: 0.315, SLG: 0.451 | | F C F X<br>0-2<br>F8 ① | S B F C<br>1-3<br>K ③ | | B<br>1 SAFE<br>C B B X<br>3-1<br>F7 ②<br>1-2 | | F S B B X<br>2-2<br>P2 ① | | B F B X<br>2-1<br>G4-3 ③ | 5 | 0 | 0 | 0 | 0 | 1 | 2 |
| Terry Steinbach, R (1, 2)<br>OBP: 0.319, SLG: 0.426 | | C B F F B B F E X<br>3-2<br>E4<br>HR | | F C S<br>0-3<br>K ① | B F X<br>1-1<br>P4 ③ | | F C S<br>0-3<br>K ② | | | 4 | 1 | 0 | 0 | 0 | 2 | 1 |
| Ron Coomer, R (1, 5)<br>OBP: 0.331, SLG: 0.429 | | X<br>0-0<br>F7 ② | | C X<br>0-1<br>F9 ② | | B C X<br>1-1<br>G5-3 ① | S B B X<br>2-1<br>F9 ③ | | | 4 | 0 | 0 | 0 | 0 | 0 | 1 |
| Matt Lawton, L (1, 9)<br>OBP: 0.351, SLG: 0.395 | | X<br>0-0<br>1-H<br>HR | | B B C C B B<br>4-2<br>3B<br>BB | | B B C B C B<br>4-2<br>FC4-6<br>HBP<br>3B<br>BB | | X<br>0-0<br>F8 ① | | 2 | 3 | 1 | 2 | 2 | 0 | 0 |
| Marty Cordova, R (1, 7)<br>OBP: 0.309, SLG: 0.436 | | X<br>0-0<br>G4-3 ③ | | 1 SAFE<br>B B C S P X<br>2-2<br>1-H<br>3B | | B B H<br>3-0<br>FC4-6<br>1-2<br>HBP | | C X<br>0-1<br>G6-3 ② | | 3 | 0 | 1 | 1 | 0 | 0 | 0 |
| Pat Meares, R (1, 6)<br>OBP: 0.326, SLG: 0.422<br>Greg Myers, L (8, PH)<br>OBP: 0.324, SLG: 0.408<br>Denny Hocking, S (8, PR)<br>OBP: 0.303, SLG: 0.347<br>(9, 6) | | | C C B X<br>1-2<br>G5-3 ① | B B S C B B<br>4-2<br>BB | | C S X<br>0-2<br>1-2f<br>2-3<br>FC4-6 ②<br>3B | | C B F B B B<br>4-2<br>BB | | 2<br>0<br>0 | 1<br>0<br>0 | 0<br>0<br>0 | 0<br>0<br>0 | 1<br>1<br>0 | 0<br>0<br>0 | 2<br>0<br>0 |
| Inning Stats | R: 0 E: 0 K: 1 S: 7<br>H: 0 LOB: 0 BB: 0 P: 10 | R: 2 E: 1 K: 0 S: 13<br>H: 1 LOB: 0 BB: 0 P: 16 | R: 1 E: 0 K: 2 S: 13<br>H: 2 LOB: 1 BB: 0 P: 20 | R: 1 E: 0 K: 1 S: 15<br>H: 1 LOB: 2 BB: 2 P: 24 | R: 0 E: 0 K: 0 S: 8<br>H: 0 LOB: 1 BB: 1 P: 16 | R: 2 E: 0 K: 1 S: 14<br>H: 1 LOB: 2 BB: 2 P: 32 | R: 0 E: 0 K: 1 S: 8<br>H: 0 LOB: 0 BB: 0 P: 12 | R: 0 E: 0 K: 1 S: 8<br>H: 0 LOB: 1 BB: 1 P: 13 | R: 0 E: 0 K: 1 S: 8<br>H: 0 LOB: 0 BB: 0 P: 13 | 1B: 1<br>2B: 1<br>3B: 2<br>HR: 1 | SF: 0<br>SAC: 0<br>DP: 0<br>HBP: 1 | | | | | |

| PITCHER | | IP | WLS | BF | H | R | ER | SO | BB | IBB | HBP | BLK | WP | HR | S | P | ERA | WHIP |
|---|---|---|---|---|---|---|---|---|---|---|---|---|---|---|---|---|---|---|
| Aaron Sele, R<br>ERA: 5.59 | (1, 1) | 5.1 | W | 26 | 4 | 6 | 4 | 4 | 4 | 0 | 1 | 0 | 0 | 1 | 60 | 98 | 6.75 | 1.500 |
| Mark Brandenburg, R<br>ERA: 10.05 | (6, 1) | 0.1 | | 2 | 1 | 0 | 0 | 0 | 0 | 0 | 0 | 0 | 0 | 0 | 5 | 8 | 0.00 | 3.000 |
| Ron Mahay, L<br>ERA: 3.24 | (6, 1) | 0.0 | | 1 | 0 | 0 | 0 | 0 | 1 | 0 | 0 | 0 | 0 | 0 | 2 | 6 | ∞ | ∞ |
| Kerry Lacy, R<br>ERA: 5.75 | (6, 1) | 0.1 | | 1 | 0 | 0 | 0 | 1 | 0 | 0 | 0 | 0 | 0 | 0 | 3 | 6 | 0.00 | 0.000 |
| John Wasdin, R<br>ERA: 4.68 | (7, 1) | 2.0 | | 7 | 0 | 0 | 0 | 2 | 1 | 0 | 0 | 0 | 0 | 0 | 16 | 25 | 0.00 | 0.500 |

| PITCHER | | IP | WLS | BF | H | R | ER | SO | BB | IBB | HBP | BLK | WP | HR | S | P | ERA | WHIP |
|---|---|---|---|---|---|---|---|---|---|---|---|---|---|---|---|---|---|---|
| Jim Corsi, R<br>ERA: 3.69 | (9, 1) | 1.0 | S | 3 | 0 | 0 | 0 | 1 | 0 | 0 | 0 | 0 | 0 | 0 | 8 | 13 | 0.00 | 0.000 |

# BOTTOM

## Boston Red Sox @ Minnesota Twins

Hubert H. Humphrey Metrodome, Minneapolis, MN

Thu Aug 07 1997, 8:05 PM EDT

Att. 11,899 - Dome - 70 F

livebaseballscorecards.com

| | |
|---|---|
| AB | 33 |
| R | 6 |
| H | 5 |
| RBI | 6 |
| BB | 6 |
| SO | 8 |
| LOB | 13 |

| | | | |
|---|---|---|---|
| 1B: 1 | SF: 0 | WP: 0 | PA: 40 |
| 2B: 1 | SAC: 0 | PB: 0 | |
| 3B: 2 | DP: 0 | SB: 2 | |
| HR: 1 | HBP: 1 | CS: 0 | |

| Batter | 1 | 2 | 3 | 4 | 5 | 6 | 7 | 8 | 9 | AB | R | H | RBI | BB | SO | LOB |
|---|---|---|---|---|---|---|---|---|---|---|---|---|---|---|---|---|
| 2 Derek Jeter, R (1, 6)<br>OBP: 0.371, SLG: 0.399 | G4-3 | | 1B F7-2 2B | | FC6-4<br>1-2f | | P3 | | | 4 | 0 | 1 | 0 | 0 | 0 | 3 |
| Luis Sojo, R (1, 4) (6, 3)<br>OBP: 0.362, SLG: 0.380 | G1 | | 2-3 1B | | | G4-3 1B | K | | | 4 | 1 | 2 | 0 | 0 | 1 | 2 |
| Bernie Williams, S (1, 8)<br>OBP: 0.420, SLG: 0.520<br>Mark Whiten, S (6, 9)<br>OBP: 0.345, SLG: 0.375 | F8 | | F7-2<br>3-H | | | G4-3<br>1-2 | | G1-6-3 1B | | 3<br>1 | 0<br>0 | 0<br>1 | 0<br>0 | 0<br>0 | 0<br>0 | 3<br>0 |
| Tino Martinez, L (1, 3)<br>OBP: 0.375, SLG: 0.616<br>Pat Kelly, R (6, 4)<br>OBP: 0.339, SLG: 0.378 | | BLK 1B 1B | | P6 | | K | | G1-6-3<br>1-2f | | 3<br>1 | 0<br>0 | 1<br>0 | 0<br>0 | 0<br>0 | 1<br>0 | 1<br>1 |
| Paul O'Neill, L (1, 9)<br>OBP: 0.407, SLG: 0.537<br>Scott Pose, L (6, 7)<br>OBP: 0.304, SLG: 0.270 | | K | | G5-4-3 BB | | 2-H 1B | | 1B | | 2<br>1 | 0<br>0 | 1<br>1 | 1<br>0 | 1<br>0 | 1<br>0 | 1<br>0 |
| Charlie Hayes, R (1, 5)<br>OBP: 0.347, SLG: 0.444 | | BLK<br>1-2 1B | | G5-4-3<br>1-2f | | K | | F9 | | 4 | 0 | 1 | 0 | 0 | 1 | 3 |
| Wade Boggs, L (1, 10)<br>OBP: 0.368, SLG: 0.363 | | K | | | G3-1 | | 1B 2B | | F9 | 4 | 0 | 1 | 0 | 0 | 1 | 2 |
| Chad Curtis, R (1, 7) (6, 8)<br>OBP: 0.369, SLG: 0.476 | | F8<br>1-2 2-3 | | | F9 | 20 BB<br>2-H 1B | | | K | 4 | 0 | 1 | 0 | 0 | 1 | 2 |
| 20 Jorge Posada, S (1, 2)<br>OBP: 0.333, SLG: 0.318 | | | F7 | | 2 FC6-4 1B | | BB<br>1-2 | | K | 3 | 0 | 1 | 0 | 1 | 1 | 0 |
| Inning Stats | R: 0 E: 0 K: 0 S: 7<br>H: 0 LOB: 0 BB: 0 P: 9 | R: 0 E: 0 K: 2 S: 16<br>H: 2 LOB: 2 BB: 0 P: 24 | R: 0 E: 0 K: 0 S: 8<br>H: 2 LOB: 1 BB: 0 P: 14 | R: 0 E: 0 K: 0 S: 4<br>H: 0 LOB: 0 BB: 1 P: 9 | R: 0 E: 0 K: 0 S: 8<br>H: 1 LOB: 1 BB: 0 P: 13 | R: 1 E: 0 K: 2 S: 14<br>H: 2 LOB: 1 BB: 0 P: 23 | R: 0 E: 0 K: 1 S: 10<br>H: 2 LOB: 2 BB: 1 P: 21 | R: 0 E: 0 K: 0 S: 10<br>H: 2 LOB: 1 BB: 0 P: 12 | R: 0 E: 0 K: 2 S: 7<br>H: 0 LOB: 0 BB: 0 P: 10 | 1B: 9 2B: 3 3B: 0 HR: 0<br>SF: 0 SAC: 0 DP: 3 HBP: 0 | | | | | | |

# TOP

## New York Yankees @ Minnesota Twins

Hubert H. Humphrey Metrodome, Minneapolis, MN

Fri Aug 08 1997, 8:05 PM EDT

Att. 24,201 - Dome - 69 F

livebaseballscorecards.com

| | |
|---|---|
| AB | 34 |
| R | 1 |
| H | 11 |
| RBI | 1 |
| BB | 2 |
| SO | 7 |
| LOB | 18 |

WP: 0 PB: 0 SB: 0 CS: 0 PA: 36

| PITCHER | IP | WLS | BF | H | R | ER | SO | BB | IBB | HBP | BLK | WP | HR | S | P | ERA | WHIP |
|---|---|---|---|---|---|---|---|---|---|---|---|---|---|---|---|---|---|
| LaTroy Hawkins, R (1, 1)<br>ERA: 6.04 | 6.1 | W | 27 | 9 | 1 | 1 | 4 | 2 | 0 | 0 | 1 | 0 | 0 | 62 | 104 | 1.42 | 1.737 |
| Mike Trombley, R (7, 1)<br>ERA: 4.59 | 2.2 | | 9 | 2 | 0 | 0 | 3 | 0 | 0 | 0 | 0 | 0 | 0 | 22 | 31 | 0.00 | 0.750 |

| PITCHER | IP | WLS | BF | H | R | ER | SO | BB | IBB | HBP | BLK | WP | HR | S | P | ERA | WHIP |
|---|---|---|---|---|---|---|---|---|---|---|---|---|---|---|---|---|---|

# BOTTOM

## New York Yankees @ Minnesota Twins

Hubert H. Humphrey Metrodome, Minneapolis, MN

Fri Aug 08 1997, 8:05 PM EDT

Att. 24,201 - Dome - 69 F

livebaseballscorecards.com

| Batter | 1 | 2 | 3 | 4 | 5 | 6 | 7 | 8 | 9 | AB | R | H | RBI | BB | SO | LOB |
|---|---|---|---|---|---|---|---|---|---|---|---|---|---|---|---|---|
| Chuck Knoblauch, R (1, 4)<br>OBP: 0.404, SLG: 0.444 | K<br>3-1 HBP<br>1-2 2-3 1B | | 3-2 1B HBP<br>1-2 | | 0-0 HR<br>1-H | | | 2-2 1B<br>1B | | 4 | 1 | 3 | 2 | 0 | 1 | 0 |
| Matt Lawton, L (1, 7)<br>OBP: 0.352, SLG: 0.396 | 0-0 1B 2B<br>3-2 HBP<br>1-2 2-3 3-H | | 1-2 P4 ② | | 3-2 F7 ② | | | 2-1 F8 ① | | 4 | 1 | 1 | 1 | 0 | 0 | 3 |
| Paul Molitor, R (1, 10)<br>OBP: 0.360, SLG: 0.445 | 3-2 2B 1B<br>2-3<br>G4-3 | | 1-2 1-3 2-H 1B | | 2-2 G1-3 ③ | | | 2-0 G4-3 1B<br>1-2 | | 5 | 1 | 3 | 1 | 0 | 0 | 3 |
| Greg Myers, L (1, 2)<br>OBP: 0.320, SLG: 0.408<br>Terry Steinbach, R (9, 2)<br>OBP: 0.319, SLG: 0.426 | 1 SAFE<br>1 SAFE<br>3-2 IHR 1-H 3-H 2B<br>1-1 G6-3 ① | | 2-2 G3 ③ | | | 2-0 G3 ① | | 1-0 G4-3 ②③<br>1-2f | | 5<br>0 | 1<br>0 | 1<br>0 | 2<br>0 | 0<br>0 | 0<br>0 | 4<br>0 |
| Roberto Kelly, R (1, 9)<br>OBP: 0.340, SLG: 0.444<br>Darrin Jackson, R (7, 8)<br>OBP: 0.273, SLG: 0.365 | 0-1 IHR 2-H<br>2-3 K ② | | | 2-3 K ① | | 1-3 K ② | | | | 4<br>0 | 1<br>0 | 1<br>0 | 2<br>0 | 0<br>0 | 3<br>0 | 0<br>0 |
| Scott Stahoviak, L (1, 3)<br>OBP: 0.314, SLG: 0.444 | 3-2 G4-3 ②<br>4-0 FC4 BB | | | 0-3 K ② | | 3-3 K ③ | | | | 3 | 0 | 0 | 0 | 1 | 2 | 0 |
| Pat Meares, R (1, 6)<br>OBP: 0.326, SLG: 0.420 | 0-2 2B 1B<br>1-1 FC4 1-2f ③ | | | 0-1 L4 ③ | | | 2-3 K ① | | | 4 | 1 | 1 | 0 | 0 | 1 | 1 |
| Rich Becker, L (1, 8)<br>OBP: 0.359, SLG: 0.414<br>(7, 9) | 1 SAFE<br>1-2 1B HBP 1-H 2B | | 0-3 K ① | | 0-0 G3-1 ① | | 3-3 K ② | | | 4 | 1 | 1 | 1 | 0 | 2 | 0 |
| Denny Hocking, S (1, 5)<br>OBP: 0.314, SLG: 0.353 | 4-1 HBP 1B BB | | 0-0 HBP 1B 1B | | 3-2 HR 1B | | 2-1 G6-3 ③ | | | 3 | 2 | 2 | 0 | 1 | 0 | 0 |
| Inning Stats | R: 6 E: 0 K: 1 S: 31<br>H: 7 LOB: 3 BB: 1 P: 52 | R: 0 E: 0 K: 1 S: 7<br>H: 0 LOB: 1 BB: 1 P: 15 | R: 1 E: 0 K: 1 S: 18<br>H: 2 LOB: 2 BB: 0 P: 25 | R: 0 E: 0 K: 2 S: 8<br>H: 0 LOB: 0 BB: 0 P: 10 | R: 2 E: 0 K: 0 S: 14<br>H: 2 LOB: 0 BB: 0 P: 22 | R: 0 E: 0 K: 2 S: 11<br>H: 0 LOB: 0 BB: 0 P: 17 | R: 0 E: 0 K: 2 S: 8<br>H: 0 LOB: 0 BB: 0 P: 15 | R: 0 E: 0 K: 0 S: 7<br>H: 2 LOB: 1 BB: 0 P: 14 | | 1B: 8 2B: 3 3B: 0 HR: 2<br>SF: 0 SAC: 0 DP: 1 HBP: 2 | | | | | | |

| | AB | 36 |
|---|---|---|
| | R | 9 |
| | H | 13 |
| | RBI | 9 |
| | BB | 2 |
| | SO | 9 |
| | LOB | 11 |

WP: 0 PB: 0 SB: 0 CS: 0 PA: 40

| PITCHER | | IP | WLS | BF | H | R | ER | SO | BB | IBB | HBP | BLK | WP | HR | S | P | ERA | WHIP |
|---|---|---|---|---|---|---|---|---|---|---|---|---|---|---|---|---|---|---|
| Dwight Gooden, R<br>ERA: 5.18 | (1, 1) | 0.2 | L | 11 | 7 | 6 | 6 | 1 | 1 | 0 | 1 | 0 | 0 | 0 | 28 | 48 | 81.00 | 12.000 |
| Jim Mecir, R<br>ERA: 6.25 | (1, 1) | 3.1 | | 14 | 2 | 1 | 1 | 4 | 1 | 0 | 1 | 0 | 0 | 0 | 36 | 54 | 2.70 | 0.900 |
| Graeme Lloyd, L<br>ERA: 3.52 | (5, 1) | 3.0 | | 11 | 2 | 2 | 2 | 4 | 0 | 0 | 0 | 0 | 0 | 1 | 33 | 54 | 6.00 | 0.667 |
| Ramiro Mendoza, R<br>ERA: 4.18 | (8, 1) | 1.0 | | 4 | 2 | 0 | 0 | 0 | 0 | 0 | 0 | 0 | 0 | 0 | 7 | 14 | 0.00 | 2.000 |

| PITCHER | IP | WLS | BF | H | R | ER | SO | BB | IBB | HBP | BLK | WP | HR | S | P | ERA | WHIP |
|---|---|---|---|---|---|---|---|---|---|---|---|---|---|---|---|---|---|

| Batter | 1 | 2 | 3 | 4 | 5 | 6 | 7 | 8 | 9 | AB | R | H | RBI | BB | SO | LOB |
|---|---|---|---|---|---|---|---|---|---|---|---|---|---|---|---|---|
| 2 Derek Jeter, R (1, 6)<br>OBP: 0.370, SLG: 0.397 | G5-3 | | K | | K | | | BB | | 3 | 1 | 0 | 0 | 1 | 2 | 0 |
| Luis Sojo, R (1, 4)<br>OBP: 0.360, SLG: 0.383 | G4-3 | | K | | L6 | | | SAFE<br>1-H | | 4 | 0 | 1 | 1 | 0 | 1 | 0 |
| Bernie Williams, S (1, 8)<br>OBP: 0.421, SLG: 0.526 | 2B | | | 1B<br>2B | | F8 | | P4 | | 4 | 1 | 2 | 0 | 0 | 0 | 1 |
| Tino Martinez, L (1, 3)<br>OBP: 0.374, SLG: 0.613 | L3 | | | 1B<br>G1-3<br>2-H<br>1B | | G3-1 | | G4-3 | | 4 | 0 | 1 | 1 | 0 | 0 | 2 |
| Paul O'Neill, L (1, 9)<br>OBP: 0.403, SLG: 0.531 | | K | | G1-3<br>1-2 | | G6-3 | | | K | 4 | 0 | 0 | 0 | 0 | 2 | 1 |
| Charlie Hayes, R (1, 5)<br>OBP: 0.353, SLG: 0.461 | | FC6-4<br>1B | | 2-3<br>1B | | | K | | HR | 4 | 1 | 3 | 1 | 0 | 1 | 0 |
| Wade Boggs, L (1, 10)<br>OBP: 0.365, SLG: 0.359 | | FC6-4<br>1-2f | | K | | | G5-3 | | K | 3 | 0 | 0 | 0 | 0 | 1 | 3 |
| Pete Incaviglia, R (9, PH)<br>OBP: 0.315, SLG: 0.380 | | | | | | | | | | 1 | 0 | 0 | 0 | 0 | 1 | 0 |
| Chad Curtis, R (1, 7)<br>OBP: 0.367, SLG: 0.487 | | F9 | | G5-3 | | | F9 | | HR | 4 | 1 | 1 | 1 | 0 | 0 | 3 |
| Joe Girardi, R (1, 2)<br>OBP: 0.292, SLG: 0.304 | | | F8 | | K | | | G5-3 | F9 | 4 | 0 | 0 | 0 | 0 | 1 | 0 |
| Inning Stats | R: 0<br>E: 0<br>K: 0<br>S: 10<br>H: 1<br>LOB: 1<br>BB: 0<br>P: 14 | R: 0<br>E: 0<br>K: 1<br>S: 10<br>H: 1<br>LOB: 1<br>BB: 0<br>P: 11 | R: 0<br>E: 0<br>K: 2<br>S: 10<br>H: 0<br>LOB: 0<br>BB: 0<br>P: 16 | R: 1<br>E: 0<br>K: 1<br>S: 18<br>H: 3<br>LOB: 2<br>BB: 0<br>P: 28 | R: 0<br>E: 0<br>K: 2<br>S: 13<br>H: 0<br>LOB: 0<br>BB: 0<br>P: 20 | R: 0<br>E: 0<br>K: 0<br>S: 7<br>H: 0<br>LOB: 0<br>BB: 0<br>P: 9 | R: 0<br>E: 0<br>K: 1<br>S: 9<br>H: 0<br>LOB: 0<br>BB: 0<br>P: 12 | R: 1<br>E: 0<br>K: 0<br>S: 13<br>H: 1<br>LOB: 1<br>BB: 1<br>P: 18 | R: 2<br>E: 0<br>K: 2<br>S: 12<br>H: 2<br>LOB: 0<br>BB: 0<br>P: 19 | 1B: 3<br>2B: 3<br>3B: 0<br>HR: 2<br>SF: 0<br>SAC: 0<br>DP: 0<br>HBP: 0 | WP: 0<br>PB: 0<br>SB: 1<br>CS: 0<br>PA: 36 | | | | | |

| PITCHER | | IP | WLS | BF | H | R | ER | SO | BB | IBB | HBP | BLK | WP | HR | S | P | ERA | WHIP |
|---|---|---|---|---|---|---|---|---|---|---|---|---|---|---|---|---|---|---|
| Brad Radke, R<br>ERA: 3.29 | (1, 1) | 8.0 | L | 31 | 6 | 2 | 2 | 7 | 1 | 0 | 0 | 0 | 0 | 0 | 90 | 128 | 2.25 | 0.875 |
| Greg Swindell, L<br>ERA: 3.4 | (9, 1) | 0.1 | | 2 | 1 | 1 | 1 | 1 | 0 | 0 | 0 | 0 | 0 | 1 | 6 | 9 | 27.00 | 3.000 |
| Frankie Rodriguez, R<br>ERA: 4.83 | (9, 1) | 0.2 | | 3 | 1 | 1 | 1 | 1 | 0 | 0 | 0 | 0 | 0 | 1 | 6 | 10 | 13.50 | 1.500 |

| PITCHER | IP | WLS | BF | H | R | ER | SO | BB | IBB | HBP | BLK | WP | HR | S | P | ERA | WHIP |
|---|---|---|---|---|---|---|---|---|---|---|---|---|---|---|---|---|---|

# New York Yankees @ Minnesota Twins

Hubert H. Humphrey Metrodome, Minneapolis, MN

Sat Aug 09 1997, 8:05 PM EDT

Att. 42,151 - Dome - 70 F

TOP

livebaseballscorecards.com

| | |
|---|---|
| AB | 35 |
| R | 4 |
| H | 8 |
| RBI | 4 |
| BB | 1 |
| SO | 9 |
| LOB | 10 |

# BOTTOM

## New York Yankees @ Minnesota Twins

Hubert H. Humphrey Metrodome, Minneapolis, MN

Sat Aug 09 1997, 8:05 PM EDT

Att. 42,151 - Dome - 70 F

livebaseballscorecards.com

| Batter | 1 | 2 | 3 | 4 | 5 | 6 | 7 | 8 | 9 | AB | R | H | RBI | BB | SO | LOB |
|---|---|---|---|---|---|---|---|---|---|---|---|---|---|---|---|---|
| Chuck Knoblauch, R (1, 4)<br>OBP: 0.403, SLG: 0.442 | F7 | | G6-3 S 1B | | | P5 | | F7 | | 4 | 0 | 1 | 0 | 0 | 0 | 0 |
| Darrin Jackson, R (1, 8)<br>OBP: 0.272, SLG: 0.361 | FC5-4 1B 1B 1B | | G6-3<br>1-3 | | | L6 | | G5-3 | | 4 | 1 | 1 | 0 | 0 | 0 | 1 |
| Paul Molitor, R (1, 10)<br>OBP: 0.361, SLG: 0.444 | FC5-4<br>1-2 1B | | F6 | | | BB | | G6-3 | | 3 | 0 | 1 | 0 | 1 | 0 | 1 |
| Terry Steinbach, R (1, 2)<br>OBP: 0.319, SLG: 0.423 | FC5-4 1B<br>1-2f<br>2-3 | | | CS 1B | | F7 | | | P6 | 4 | 0 | 1 | 0 | 0 | 0 | 3 |
| Ron Coomer, R (1, 5)<br>OBP: 0.331, SLG: 0.427 | 1B<br>1-3<br>3-H | | | F9 | | | P4 | | G6-3 | 4 | 0 | 1 | 1 | 0 | 0 | 1 |
| Greg Colbrunn, R (1, 3)<br>OBP: 0.311, SLG: 0.422<br>Rich Becker, L (9, PH)<br>OBP: 0.358, SLG: 0.413 | | CS 1B | | K<br>1-2 | | | FC5-4 1B | | G3-1 | 3<br>1 | 0<br>0 | 2<br>0 | 0<br>0 | 0<br>0 | 1<br>0 | 1<br>0 |
| Roberto Kelly, R (1, 9)<br>OBP: 0.336, SLG: 0.438 | | K | | | F8 | | FC5-4 2B<br>1-2f | | | 3 | 0 | 0 | 0 | 0 | 1 | 2 |
| Marty Cordova, R (1, 7)<br>OBP: 0.310, SLG: 0.439 | | G5-3<br>1-2 | | | G5-3 | | 2B<br>1-3 | | | 3 | 0 | 1 | 0 | 0 | 0 | 1 |
| Pat Meares, R (1, 6)<br>OBP: 0.323, SLG: 0.417 | | | G5-3 | | K1-3 | | F7 | | | 3 | 0 | 0 | 0 | 0 | 1 | 2 |

| | |
|---|---|
| AB | 32 |
| R | 1 |
| H | 8 |
| RBI | 1 |
| BB | 1 |
| SO | 3 |
| LOB | 12 |

| Inning Stats | 1 | 2 | 3 | 4 | 5 | 6 | 7 | 8 | 9 |
|---|---|---|---|---|---|---|---|---|---|
| | R: 1 H: 3<br>E: 0 LOB: 2<br>K: 0 BB: 0<br>S: 10 P: 12 | R: 0 H: 1<br>E: 0 LOB: 0<br>K: 1 BB: 0<br>S: 9 P: 14 | R: 0 H: 1<br>E: 0 LOB: 1<br>K: 0 BB: 0<br>S: 10 P: 16 | R: 0 H: 1<br>E: 0 LOB: 0<br>K: 1 BB: 0<br>S: 7 P: 10 | R: 0 H: 0<br>E: 0 LOB: 0<br>K: 1 BB: 0<br>S: 7 P: 8 | R: 0 H: 0<br>E: 0 LOB: 1<br>K: 0 BB: 1<br>S: 11 P: 18 | R: 0 H: 2<br>E: 0 LOB: 2<br>K: 0 BB: 0<br>S: 9 P: 13 | R: 0 H: 0<br>E: 0 LOB: 0<br>K: 0 BB: 0<br>S: 8 P: 10 | R: 0 H: 0<br>E: 0 LOB: 0<br>K: 0 BB: 0<br>S: 10 P: 13 |

1B: 7 SF: 0
2B: 1 SAC: 0
3B: 0 DP: 0
HR: 0 HBP: 0

WP: 0 PA: 33
PB: 0
SB: 1
CS: 2

| PITCHER | | IP | WLS | BF | H | R | ER | SO | BB | IBB | HBP | BLK | WP | HR | S | P | ERA | WHIP |
|---|---|---|---|---|---|---|---|---|---|---|---|---|---|---|---|---|---|---|
| David Wells, L<br>ERA: 3.54 | (1, 1) | 7.2 | W | 29 | 8 | 1 | 1 | 3 | 1 | 0 | 0 | 0 | 0 | 0 | 69 | 98 | 1.17 | 1.174 |
| Jeff Nelson, R<br>ERA: 2.61 | (8, 1) | 0.1 | | 1 | 0 | 0 | 0 | 0 | 0 | 0 | 0 | 0 | 0 | 0 | 2 | 3 | 0.00 | 0.000 |
| 42 Mariano Rivera, R<br>ERA: 1.9 | (9, 1) | 1.0 | S | 3 | 0 | 0 | 0 | 0 | 0 | 0 | 0 | 0 | 0 | 0 | 10 | 13 | 0.00 | 0.000 |

| PITCHER | IP | WLS | BF | H | R | ER | SO | BB | IBB | HBP | BLK | WP | HR | S | P | ERA | WHIP |
|---|---|---|---|---|---|---|---|---|---|---|---|---|---|---|---|---|---|

# New York Yankees @ Minnesota Twins

Hubert H. Humphrey Metrodome, Minneapolis, MN

Sun Aug 10 1997, 4:33 AM EDT

Att. 28,580 - Dome - 70 F

TOP

livebaseballscorecards.com

| Batter | 1 | 2 | 3 | 4 | 5 | 6 | 7 | 8 | 9 | AB | R | H | RBI | BB | SO | LOB |
|---|---|---|---|---|---|---|---|---|---|---|---|---|---|---|---|---|
| 2 Derek Jeter, R (1, 6)<br>OBP: 0.372, SLG: 0.398 | F9 | 1B | FC6-4<br>1-2f | | FC6-4<br>1B | | PO<br>1-2 | SH3-4<br>1B | E4<br>S<br>2-3 | 6 | 0 | 3 | 0 | 0 | 0 | 2 |
| Luis Sojo, R (1, 4)<br>OBP: 0.352, SLG: 0.373 | F9 | G5-3 | | G6-3 | FC6-4<br>1-2f | | | SH3-4<br>1-2 | P6<br>1-2 | 5 | 0 | 0 | 0 | 0 | 0 | 4 |
| Bernie Williams, S (1, 8)<br>OBP: 0.423, SLG: 0.532 | 1B<br>2B | | F8 | 1B<br>2B | | G4-3 | | IBB | | 4 | 2 | 2 | 0 | 1 | 0 | 0 |
| Tino Martinez, L (1, 3)<br>OBP: 0.372, SLG: 0.608 | 1B<br>2B<br>2-H<br>1B | | E4<br>1B WP<br>HR | P6 | | G6-3 | | P6 | | 5 | 2 | 1 | 1 | 0 | 0 | 3 |
| Paul O'Neill, L (1, 9)<br>OBP: 0.407, SLG: 0.533 | 2B<br>1-2<br>1B | | 1B<br>HR<br>1-2<br>BB | BB<br>2-H<br>1B | | 1B | | G4-3 | | 4 | 2 | 3 | 1 | 1 | 0 | 2 |
| Charlie Hayes, R (1, 5)<br>OBP: 0.357, SLG: 0.466 | 2B<br>1-H<br>2-H | | HR<br>1-2<br>2-3<br>1B | BB<br>1-2 | | F8 | | | K | 4 | 1 | 2 | 2 | 1 | 1 | 1 |
| Chad Curtis, R (1, 7)<br>OBP: 0.372, SLG: 0.505 | K | | HR<br>1-H<br>2-H<br>3-H | G5-3 | | | 2<br>PO<br>1B | | 2B<br>1B | 5 | 2 | 3 | 4 | 0 | 1 | 3 |
| Pete Incaviglia, R (1, 10)<br>Wade Boggs, L (9, PH)<br>OBP: 0.308, SLG: 0.370<br>OBP: 0.364, SLG: 0.358 | | P4 | G6-3 | | F8 | | | | | 4<br>1 | 0<br>1 | 0<br>0 | 0<br>0 | 0<br>0 | 1<br>1 | 1<br>1 |
| Joe Girardi, R (1, 2)<br>OBP: 0.293, SLG: 0.309 | | G6-3 | 1B | | K | | F8 | | 2<br>E<br>1-H<br>2B | 5 | 0 | 2 | 1 | 0 | 1 | 1 |
| Inning Stats | R: 3<br>E: 0<br>K: 1<br>S: 13<br>H: 4<br>LOB: 1<br>BB: 0<br>P: 24 | R: 0<br>E: 0<br>K: 0<br>S: 7<br>H: 1<br>LOB: 1<br>BB: 0<br>P: 11 | R: 4<br>E: 1<br>K: 0<br>S: 18<br>H: 3<br>LOB: 1<br>BB: 1<br>P: 30 | R: 1<br>E: 0<br>K: 0<br>S: 14<br>H: 2<br>LOB: 2<br>BB: 1<br>P: 23 | R: 0<br>E: 0<br>K: 1<br>S: 11<br>H: 1<br>LOB: 1<br>BB: 0<br>P: 15 | R: 0<br>E: 0<br>K: 0<br>S: 11<br>H: 1<br>LOB: 1<br>BB: 0<br>P: 16 | R: 0<br>E: 0<br>K: 1<br>S: 10<br>H: 1<br>LOB: 0<br>BB: 0<br>P: 12 | R: 0<br>E: 0<br>K: 0<br>S: 7<br>H: 1<br>LOB: 2<br>BB: 1<br>P: 14 | R: 1<br>E: 1<br>K: 2<br>S: 14<br>H: 2<br>LOB: 2<br>BB: 0<br>P: 21 | 1B: 11<br>2B: 4<br>3B: 0<br>HR: 1<br>SF: 0<br>SAC: 1<br>DP: 0<br>HBP: 0 | WP: 1<br>PB: 0<br>SB: 1<br>CS: 0<br>PA: 48 | | | | | |

| | AB | 43 |
|---|---|---|
| | R | 9 |
| | H | 16 |
| | RBI | 9 |
| | BB | 3 |
| | SO | 5 |
| | LOB | 18 |

| PITCHER | IP | WLS | BF | H | R | ER | SO | BB | IBB | HBP | BLK | WP | HR | S | P | ERA | WHIP |
|---|---|---|---|---|---|---|---|---|---|---|---|---|---|---|---|---|---|
| Travis Miller, L (1, 1)<br>ERA: 9.42 | 2.2 | L | 18 | 8 | 7 | 6 | 1 | 1 | 0 | 0 | 0 | 1 | 1 | 35 | 60 | 20.25 | 3.375 |
| Todd Ritchie, R (3, 1)<br>ERA: 4.72 | 4.1 | | 18 | 5 | 1 | 1 | 2 | 1 | 0 | 0 | 0 | 0 | 0 | 49 | 71 | 2.08 | 1.385 |
| Mike Trombley, R (8, 1)<br>ERA: 4.57 | 0.1 | | 3 | 1 | 0 | 0 | 0 | 0 | 1 | 0 | 0 | 0 | 0 | 4 | 10 | 0.00 | 3.000 |
| Eddie Guardado, L (8, 1)<br>ERA: 3.31 | 0.2 | | 2 | 0 | 0 | 0 | 0 | 0 | 0 | 0 | 0 | 0 | 0 | 3 | 4 | 0.00 | 0.000 |
| Rick Aguilera, R (9, 1)<br>ERA: 4.01 | 1.0 | | 6 | 2 | 1 | 1 | 2 | 0 | 0 | 0 | 0 | 0 | 0 | 14 | 21 | 9.00 | 2.000 |

| PITCHER | IP | WLS | BF | H | R | ER | SO | BB | IBB | HBP | BLK | WP | HR | S | P | ERA | WHIP |
|---|---|---|---|---|---|---|---|---|---|---|---|---|---|---|---|---|---|

| Batter | 1 | 2 | 3 | 4 | 5 | 6 | 7 | 8 | 9 | AB | R | H | RBI | BB | SO | LOB |
|---|---|---|---|---|---|---|---|---|---|---|---|---|---|---|---|---|
| Chuck Knoblauch, R (1, 4)<br>OBP: 0.401, SLG: 0.440 | C C B B F X<br>2-2 ① G4-3 | | C B X<br>1-1 ① F9 | | B B F F F X<br>2-2 ① G6-3 | C B X<br>1-1 ③ F8 | | X<br>0-0 BB<br>1-2 1B | | 5 | 0 | 1 | 0 | 0 | 0 | 4 |
| Roberto Kelly, R (1, 9)<br>OBP: 0.336, SLG: 0.441<br>Matt Lawton, L (7, PH)<br>OBP: 0.355, SLG: 0.401 (8, 9) | B B C F S<br>2-3 ② K | | C F F B X<br>2-2 SF9<br>1-3 2-H 2B | | S C F X<br>0-2 ② G4-3 | X<br>0-0 2B<br>2B | B C B B S F F B<br>4-2<br>1-2 2-3 BB | | | 3<br>1 | 0<br>1 | 1<br>1 | 1<br>1 | 0<br>0 | 1<br>1 | 0<br>0 |
| Paul Molitor, R (1, 10)<br>OBP: 0.359, SLG: 0.445 | C B X<br>1-1 ③ F8 | | B B F B X<br>3-1 ② SF9<br>2-3 3-H | | C X<br>0-1 ③ G6-3 | B B X<br>2-0<br>2-H 2B | B S F X<br>1-2 ③ G5-3 | | | 4 | 0 | 1 | 2 | 0 | 0 | 3 |
| Terry Steinbach, R (1, 2)<br>OBP: 0.320, SLG: 0.426 | | B F C F F B S<br>2-3 ① K | B B F B S X<br>3-2 ③ G5-3 | | | B S F B X<br>2-2<br>FC6-4 1B | B S B F S<br>2-3 ① K | | S C X<br>0-2<br>1B SF9 2B | 5 | 1 | 2 | 0 | 0 | 2 | 2 |
| Ron Coomer, R (1, 5)<br>OBP: 0.329, SLG: 0.424 | | B C F X<br>1-2 ② P3 | | B X<br>1-0<br>E5 G4-3 1B | | X<br>0-0 ①<br>FC6-4<br>1-2f HR | S C B S<br>1-3 ② K | | S B B F X<br>2-2<br>2-3 DI 1B | 5 | 1 | 1 | 0 | 0 | 1 | 2 |
| Greg Colbrunn, R (1, 3)<br>OBP: 0.313, SLG: 0.423<br>Scott Stahoviak, L (6, PH)<br>OBP: 0.316, SLG: 0.460 (7, 3)<br>Damian Miller, R (9, PH) | | B X<br>1-0<br>1B | F X<br>0-1 ① P4 | | | B B X<br>2-0<br>1-H HR | B C C F S<br>1-3 ③ K | | B S F X<br>1-2 ① F9 | 2<br>2<br>1 | 0<br>1<br>0 | 1<br>1<br>0 | 0<br>2<br>0 | 0<br>0<br>0 | 0<br>1<br>0 | 1<br>1<br>2 |
| Marty Cordova, R (1, 7)<br>OBP: 0.311, SLG: 0.438 | B B C 1 SAFE B X<br>3-1 ③ L7 | | | F X<br>0-1<br>G4-3<br>1-2 1B | | C C B C<br>1-3 ② K | | B B F S B F B<br>4-2<br>BB 1B BB | S S B F B F F B X<br>3-2 ②<br>SF9<br>3-H | 3 | 0 | 1 | 1 | 1 | 1 | 1 |
| Darrin Jackson, R (1, 8)<br>OBP: 0.278, SLG: 0.367<br>Rich Becker, L (4, PH)<br>OBP: 0.357, SLG: 0.411 (5, 8) | | | B B X<br>2-0<br>HBP 2B 1B | X<br>0-0 ②<br>G4-3<br>1-2 2-3 | | B C X<br>1-1<br>1B 1B | 1 SAFE C S B 1 B S<br>2-3 ① K | | B B S B X<br>3-1 ③<br>F9<br>1-2 | 1<br>4 | 1<br>0 | 1<br>1 | 0<br>0 | 0<br>0 | 0<br>1 | 0<br>4 |
| Pat Meares, R (1, 6)<br>OBP: 0.326, SLG: 0.417<br>Denny Hocking, S (8, 6)<br>OBP: 0.313, SLG: 0.351 | | | B 1 SAFE F F H<br>2-2<br>2B SF9<br>1-2 HBP | X<br>0-0 ③ G6-3 | | X<br>0-0<br>1-2 1B | | C C F B X<br>1-2 ② F9 | | 2<br>1 | 1<br>0 | 1<br>0 | 0<br>0 | 0<br>0 | 0<br>0 | 2<br>1 |
| Inning Stats | R: 0 E: 0 K: 1 S: 9 / H: 0 LOB: 0 BB: 0 P: 14 | R: 0 E: 0 K: 1 S: 11 / H: 1 LOB: 1 BB: 0 P: 18 | R: 2 E: 0 K: 0 S: 14 / H: 2 LOB: 1 BB: 0 P: 27 | R: 0 E: 1 K: 0 S: 7 / H: 1 LOB: 2 BB: 0 P: 8 | R: 0 E: 0 K: 0 S: 10 / H: 0 LOB: 0 BB: 0 P: 12 | R: 2 E: 0 K: 1 S: 13 / H: 4 LOB: 2 BB: 0 P: 20 | R: 1 E: 0 K: 3 S: 12 / H: 2 LOB: 1 BB: 0 P: 18 | R: 0 E: 0 K: 1 S: 18 / H: 1 LOB: 3 BB: 2 P: 30 | R: 1 E: 0 K: 0 S: 17 / H: 2 LOB: 1 BB: 0 P: 26 | 1B: 8 2B: 4 3B: 0 HR: 1 / SF: 2 SAC: 0 DP: 0 HBP: 1 | | | | | | WP: 0 PB: 0 SB: 0 CS: 0 / PA: 44 | |

| PITCHER | | IP | WLS | BF | H | R | ER | SO | BB | IBB | HBP | BLK | WP | HR | S | P | ERA | WHIP |
|---|---|---|---|---|---|---|---|---|---|---|---|---|---|---|---|---|---|---|
| Kenny Rogers, L<br>ERA: 5.28 | (1, 1) | 3.0 | | 13 | 3 | 2 | 2 | 2 | 0 | 0 | 1 | 0 | 0 | 0 | 34 | 59 | 6.00 | 1.000 |
| Ramiro Mendoza, R<br>ERA: 4.34 | (4, 1) | 3.0 | W | 17 | 7 | 3 | 3 | 1 | 0 | 0 | 0 | 0 | 0 | 1 | 32 | 44 | 9.00 | 2.333 |
| Jeff Nelson, R<br>ERA: 2.58 | (7, 1) | 0.2 | | 2 | 0 | 0 | 0 | 2 | 0 | 0 | 0 | 0 | 0 | 0 | 6 | 9 | 0.00 | 0.000 |
| Mike Stanton, L<br>ERA: 2.43 | (7, 1) | 1.1 | | 9 | 3 | 1 | 1 | 2 | 2 | 0 | 0 | 0 | 0 | 0 | 28 | 43 | 6.75 | 3.750 |
| 42 Mariano Rivera, R<br>ERA: 1.87 | (9, 1) | 1.0 | S | 3 | 0 | 0 | 0 | 0 | 0 | 0 | 0 | 0 | 0 | 0 | 11 | 18 | 0.00 | 0.000 |

| PITCHER | IP | WLS | BF | H | R | ER | SO | BB | IBB | HBP | BLK | WP | HR | S | P | ERA | WHIP |
|---|---|---|---|---|---|---|---|---|---|---|---|---|---|---|---|---|---|

# BOTTOM

## New York Yankees @ Minnesota Twins

Hubert H. Humphrey Metrodome, Minneapolis, MN

Sun Aug 10 1997, 4:33 AM EDT

Att. 28,580 - Dome - 70 F

livebaseballscorecards.com

| | |
|---|---|
| AB | 39 |
| R | 6 |
| H | 13 |
| RBI | 6 |
| BB | 2 |
| SO | 7 |
| LOB | 23 |

| Batter | 1 | 2 | 3 | 4 | 5 | 6 | 7 | 8 | 9 | AB | R | H | RBI | BB | SO | LOB |
|---|---|---|---|---|---|---|---|---|---|---|---|---|---|---|---|---|
| 2 Derek Jeter, R (1, 6)<br>OBP: 0.373, SLG: 0.400 | BBBB 4-0 G5-3 BB | | x 0-0 ① F4 | x 0-0 SH5-4 HR 2B | x 0-0 ③ F9 | | SSS 0-3 ③ K | | x 0-0 FC5-4 1B<br>1-2<br>2-H | 5 | 1 | 2 | 1 | 1 | 1 | 1 |
| Luis Sojo, R (1, 4) (9, 3)<br>OBP: 0.357, SLG: 0.379 | x 0-0 ① G5-3<br>1-2 | | x 0-0 S 1B 1B 1B | x 0-0 ① SH5-4<br>2-3 | | x 0-0 G3-1 1B 1B | | x 0-0 FC4-6 1B | x 0-0 ① FC5-4 1B<br>1-2f<br>2-3 | 5 | 2 | 3 | 0 | 0 | 0 | 3 |
| Bernie Williams, S (1, 8)<br>OBP: 0.425, SLG: 0.530 | SSS 0-3 ② K | | x 0-0 1B S 2B 1B<br>1-2 | 4-0 HR IBB | | x 0-0 ① G3-1<br>1-2 | | x 0-0 ① FC4-6 1B G1-3<br>1-2f | x 0-0 G1-6-3 1B<br>1-2<br>3-H | 5 | 2 | 2 | 1 | 1 | 1 | 3 |
| Tino Martinez, L (1, 3)<br>OBP: 0.375, SLG: 0.614<br>Pat Kelly, R (9, PH) (9, 4)<br>OBP: 0.336, SLG: 0.375 | BBBB 4-0 BB | | SSS 0-3 ② K<br>1-2<br>2-3 | x 0-0 HR<br>1-H<br>3-H | | x 0-0 2-H 1B | | x 0-0 ② G1-3<br>1-2 | x 0-0 ② ③ G1-6-3<br>1-2f | 4<br>1 | 1<br>0 | 2<br>0 | 4<br>0 | 1<br>0 | 1<br>0 | 3<br>2 |
| Paul O'Neill, L (1, 9)<br>OBP: 0.409, SLG: 0.533<br>Scott Pose, L (8, PR) (8, 9)<br>OBP: 0.304, SLG: 0.270 | x 0-0 ③ F8 | | x 0-0 2B 1B<br>2-3<br>3-H | BBBB 4-0 2B BB | | x 0-0 ② L7 | | x 0-0 2-3 1B | | 4<br>0 | 1<br>0 | 2<br>0 | 1<br>0 | 1<br>0 | 0<br>0 | 3<br>0 |
| Charlie Hayes, R (1, 5)<br>OBP: 0.354, SLG: 0.464 | | x 0-0 ① F8 | x 0-0 1-H 2B 2B<br>3-H | SSS 0-3 ② K | | SSS 0-3 ③ K | | x 0-0 ③ P4 | | 5 | 1 | 1 | 2 | 0 | 2 | 4 |
| Chad Curtis, R (1, 7)<br>OBP: 0.385, SLG: 0.528 | | x 0-0 1B 1B | x 0-0 WP 2B<br>2-H | x 0-0 ③ 1-H 2B | | | x 0-0 G4-6-3 1B 1B | | x 0-0 1B 1B 1B | 5 | 1 | 5 | 1 | 0 | 0 | 0 |
| Mark Whiten, S (1, 10)<br>OBP: 0.354, SLG: 0.382 | | x 0-0 G6-4-3<br>1-3 1B | BBBB 4-0 2-3 BB | | x 0-0 ① G4-3 | | x 0-0 G4-6-3<br>1-2 1B | | x 0-0 2 1B<br>1-2 1B | 4 | 1 | 3 | 0 | 1 | 0 | 0 |
| Joe Girardi, R (1, 2)<br>OBP: 0.292, SLG: 0.307 | | x 0-0 ② ③ G6-4-3<br>1-2f | x 0-0 ③ F8 | | x 0-0 ② F7 | | x 0-0 ① ② G4-6-3<br>1-2f<br>2-3 | | x 0-0 2 1B FC5-4<br>1-2<br>2-H 1B | 5 | 1 | 1 | 1 | 0 | 0 | 6 |
| Inning Stats | R: 0 H: 0<br>E: 0 LOB: 2<br>K: 1 BB: 2<br>S: 5 P: 13 | R: 0 H: 2<br>E: 0 LOB: 1<br>K: 0 BB: 0<br>S: 4 P: 4 | R: 4 H: 5<br>E: 0 LOB: 2<br>K: 1 BB: 1<br>S: 10 P: 14 | R: 3 H: 3<br>E: 0 LOB: 2<br>K: 1 BB: 2<br>S: 7 P: 15 | R: 0 H: 0<br>E: 0 LOB: 0<br>K: 0 BB: 0<br>S: 3 P: 3 | R: 1 H: 2<br>E: 0 LOB: 1<br>K: 1 BB: 0<br>S: 7 P: 7 | R: 0 H: 2<br>E: 0 LOB: 1<br>K: 1 BB: 0<br>S: 6 P: 6 | R: 0 H: 2<br>E: 0 LOB: 2<br>K: 0 BB: 0<br>S: 5 P: 5 | R: 3 H: 5<br>E: 0 LOB: 1<br>K: 0 BB: 0<br>S: 7 P: 7 | 1B: 16 SF: 0<br>2B: 4 SAC: 1<br>3B: 0 DP: 3<br>HR: 1 HBP: 0 | | | | | | |

| PITCHER | | IP | WLS | BF | H | R | ER | SO | BB | IBB | HBP | BLK | WP | HR | S | P | ERA | WHIP |
|---|---|---|---|---|---|---|---|---|---|---|---|---|---|---|---|---|---|---|
| Rich Robertson, L<br>ERA: 5.85 | (1, 1) | 3.1 | L | 22 | 9 | 7 | 7 | 2 | 3 | 1 | 0 | 0 | 1 | 1 | 22 | 38 | 18.90 | 3.600 |
| Frankie Rodriguez, R<br>ERA: 4.96 | (4, 1) | 4.2 | | 24 | 11 | 4 | 4 | 3 | 1 | 0 | 0 | 0 | 0 | 0 | 29 | 33 | 7.71 | 2.571 |
| Eddie Guardado, L<br>ERA: 3.22 | (9, 1) | 1.0 | | 3 | 1 | 0 | 0 | 0 | 0 | 0 | 0 | 0 | 0 | 0 | 3 | 3 | 0.00 | 1.000 |

| PITCHER | IP | WLS | BF | H | R | ER | SO | BB | IBB | HBP | BLK | WP | HR | S | P | ERA | WHIP |
|---|---|---|---|---|---|---|---|---|---|---|---|---|---|---|---|---|---|

# TOP

## New York Yankees @ Minnesota Twins

Hubert H. Humphrey Metrodome, Minneapolis, MN

Mon Aug 11 1997, 8:05 PM EDT

Att. 22,301 - Dome

livebaseballscorecards.com

| | |
|---|---|
| AB | 43 |
| R | 11 |
| H | 21 |
| RBI | 11 |
| BB | 5 |
| SO | 5 |
| LOB | 25 |

WP: 1 PA: 49
PB: 0
SB: 2
CS: 0

# BOTTOM

| Batter | 1 | 2 | 3 | 4 | 5 | 6 | 7 | 8 | 9 | AB | R | H | RBI | BB | SO | LOB |
|---|---|---|---|---|---|---|---|---|---|---|---|---|---|---|---|---|
| Chuck Knoblauch, R (1, 4)<br>OBP: 0.402, SLG: 0.440 | F8 1B | | 1-2 1B | | | P4 | | F9 | | 4 | 0 | 2 | 0 | 0 | 0 | 1 |
| Denny Hocking, S (1, 6)<br>OBP: 0.317, SLG: 0.361 | K | | K | | | G4-3 2B | | 1-2 BB 1B | | 4 | 0 | 2 | 0 | 0 | 2 | 3 |
| Paul Molitor, R (1, 10)<br>OBP: 0.358, SLG: 0.442 | F8 1-2 | | F7 | | | G4-3 2-3 | | BBBB 1-2 2-3 BB | | 3 | 0 | 0 | 0 | 1 | 0 | 4 |
| Terry Steinbach, R (1, 2)<br>OBP: 0.317, SLG: 0.422 | G6-3 | | | K | | K | | K | | 3 | 0 | 0 | 0 | 0 | 2 | 2 |
| Damian Miller, R (7, 2) | | | | | | | | | | 1 | 0 | 0 | 0 | 0 | 1 | 3 |
| Marty Cordova, R (1, 7)<br>OBP: 0.308, SLG: 0.432 | | G6-3 | | K | | | F9 | K | | 3 | 0 | 0 | 0 | 0 | 1 | 0 |
| Rich Becker, L (8, 9)<br>OBP: 0.356, SLG: 0.410 | | | | | | | | | | 1 | 0 | 0 | 0 | 0 | 1 | 3 |
| Ron Coomer, R (1, 5)<br>OBP: 0.328, SLG: 0.422 | | G5-3 | | F8 | | | FC1-4 1B | | G6-3 | 4 | 0 | 1 | 0 | 0 | 0 | 0 |
| Darrin Jackson, R (1, 8)<br>OBP: 0.269, SLG: 0.355 | | G6-3 | | | F3 | | FC1-4 1-2f | | F8 | 4 | 0 | 0 | 0 | 0 | 0 | 1 |
| Greg Colbrunn, R (1, 3)<br>OBP: 0.307, SLG: 0.415 | | | K | | K | | F8 | | F8 | 4 | 0 | 0 | 0 | 0 | 2 | 1 |
| Matt Lawton, L (1, 9)<br>OBP: 0.358, SLG: 0.400 (8, 7) | | | BBBB 1B BB | | G5-3 | | | BBBB BB 1B BB | | 1 | 0 | 0 | 0 | 2 | 0 | 0 |
| Inning Stats | R: 0 H: 1<br>E: 0 LOB: 1<br>K: 1 BB: 0<br>S: 6 P: 6 | R: 0 H: 0<br>E: 0 LOB: 0<br>K: 0 BB: 0<br>S: 3 P: 3 | R: 0 H: 1<br>E: 0 LOB: 2<br>K: 2 BB: 1<br>S: 8 P: 12 | R: 0 H: 0<br>E: 0 LOB: 0<br>K: 2 BB: 0<br>S: 7 P: 7 | R: 0 H: 0<br>E: 0 LOB: 0<br>K: 1 BB: 0<br>S: 5 P: 5 | R: 0 H: 1<br>E: 0 LOB: 1<br>K: 1 BB: 0<br>S: 6 P: 6 | R: 0 H: 1<br>E: 0 LOB: 1<br>K: 0 BB: 0<br>S: 4 P: 4 | R: 0 H: 1<br>E: 0 LOB: 3<br>K: 2 BB: 2<br>S: 8 P: 16 | R: 0 H: 0<br>E: 0 LOB: 0<br>K: 0 BB: 0<br>S: 3 P: 3 | 1B: 4 SF: 0<br>2B: 1 SAC: 0<br>3B: 0 DP: 0<br>HR: 0 HBP: 0 | | | | | | |

| PITCHER | IP | WLS | BF | H | R | ER | SO | BB | IBB | HBP | BLK | WP | HR | S | P | ERA | WHIP |
|---|---|---|---|---|---|---|---|---|---|---|---|---|---|---|---|---|---|
| Andy Pettitte, L (1, 1)<br>ERA: 3.11 | 8.0 | W | 32 | 5 | 0 | 0 | 9 | 3 | 0 | 0 | 0 | 0 | 0 | 47 | 59 | 0.00 | 1.000 |
| Jim Mecir, R (9, 1)<br>ERA: 6.06 | 1.0 | | 3 | 0 | 0 | 0 | 0 | 0 | 0 | 0 | 0 | 0 | 0 | 3 | 3 | 0.00 | 0.000 |

| PITCHER | IP | WLS | BF | H | R | ER | SO | BB | IBB | HBP | BLK | WP | HR | S | P | ERA | WHIP |
|---|---|---|---|---|---|---|---|---|---|---|---|---|---|---|---|---|---|

# New York Yankees @ Minnesota Twins

Hubert H. Humphrey Metrodome, Minneapolis, MN

Mon Aug 11 1997, 8:05 PM EDT

Att. 22,301 - Dome

livebaseballscorecards.com

| | |
|---|---|
| AB | 32 |
| R | 0 |
| H | 5 |
| RBI | 0 |
| BB | 3 |
| SO | 9 |
| LOB | 18 |

WP: 0 PA: 35
PB: 0
SB: 0
CS: 0

| Batter | 1 | 2 | 3 | 4 | 5 | 6 | 7 | 8 | 9 | AB | R | H | RBI | BB | SO | LOB |
|---|---|---|---|---|---|---|---|---|---|---|---|---|---|---|---|---|
| Chuck Knoblauch, R (1, 4)<br>OBP: 0.402, SLG: 0.441 | G3-6-3 1B | | 1B | | F4 | | | G1-3 | | 4 | 1 | 2 | 0 | 0 | 0 | 1 |
| Matt Lawton, L (1, 9)<br>OBP: 0.359, SLG: 0.401 | G3-6-3<br>1-2f | | 1B<br>1-H | | F8 | | | 1B | | 4 | 0 | 2 | 1 | 0 | 0 | 2 |
| Paul Molitor, R (1, 10)<br>OBP: 0.355, SLG: 0.437 | G6-3 | | F8 | | K | | | F9 | | 4 | 0 | 0 | 0 | 0 | 1 | 3 |
| Terry Steinbach, R (1, 2)<br>OBP: 0.315, SLG: 0.419 | | K | K | K | | G5-3 | | K | | 3 | 0 | 0 | 0 | 0 | 2 | 0 |
| Damian Miller, R (6, 2) | | | | | | | | | | 1 | 0 | 0 | 0 | 0 | 1 | 1 |
| Scott Stahoviak, L (1, 3)<br>OBP: 0.310, SLG: 0.451 | | K | K | K | | K | | | K | 4 | 0 | 0 | 0 | 0 | 4 | 0 |
| Marty Cordova, R (1, 7)<br>OBP: 0.307, SLG: 0.429 | | E5<br>FC5-4 | | 1B | | K | | | K | 4 | 0 | 1 | 0 | 0 | 2 | 0 |
| Ron Coomer, R (1, 5)<br>OBP: 0.330, SLG: 0.426 | | FC5-4<br>1-2f | | 0-0<br>1-2<br>1B | | | G1-3 | | 0-2<br>2B | 4 | 0 | 2 | 0 | 0 | 0 | 1 |
| Rich Becker, L (1, 8)<br>OBP: 0.355, SLG: 0.406 | | | P5 | K | | | L1-3<br>BB | | K | 3 | 0 | 0 | 0 | 1 | 2 | 3 |
| Denny Hocking, S (1, 6)<br>OBP: 0.317, SLG: 0.361 | | | K | | 1B | | L1-3<br>1-1 | | | 3 | 0 | 1 | 0 | 0 | 1 | 1 |
| Inning Stats | R: 0<br>E: 0<br>K: 0<br>S: 6<br>H: 1<br>LOB: 0<br>BB: 0<br>P: 9 | R: 0<br>E: 1<br>K: 2<br>S: 10<br>H: 0<br>LOB: 1<br>BB: 0<br>P: 15 | R: 1<br>E: 0<br>K: 1<br>S: 11<br>H: 2<br>LOB: 1<br>BB: 0<br>P: 17 | R: 0<br>E: 0<br>K: 3<br>S: 13<br>H: 2<br>LOB: 2<br>BB: 0<br>P: 20 | R: 0<br>E: 0<br>K: 1<br>S: 10<br>H: 1<br>LOB: 1<br>BB: 0<br>P: 13 | R: 0<br>E: 0<br>K: 2<br>S: 10<br>H: 0<br>LOB: 0<br>BB: 0<br>P: 15 | R: 0<br>E: 0<br>K: 0<br>S: 6<br>H: 0<br>LOB: 0<br>BB: 1<br>P: 12 | R: 0<br>E: 0<br>K: 1<br>S: 9<br>H: 1<br>LOB: 1<br>BB: 0<br>P: 14 | R: 0<br>E: 0<br>K: 3<br>S: 13<br>H: 1<br>LOB: 1<br>BB: 0<br>P: 16 | 1B: 7<br>2B: 2<br>3B: 0<br>HR: 0<br>SF: 0<br>SAC: 0<br>DP: 2<br>HBP: 0 | | | | | | |

| PITCHER | IP | WLS | BF | H | R | ER | SO | BB | IBB | HBP | BLK | WP | HR | S | P | ERA | WHIP |
|---|---|---|---|---|---|---|---|---|---|---|---|---|---|---|---|---|---|
| Roger Clemens, R (1, 1)<br>ERA: 1.66 | 9.0 | W | 35 | 8 | 1 | 1 | 13 | 1 | 0 | 0 | 0 | 0 | 0 | 88 | 131 | 1.00 | 1.000 |

| PITCHER | IP | WLS | BF | H | R | ER | SO | BB | IBB | HBP | BLK | WP | HR | S | P | ERA | WHIP |
|---|---|---|---|---|---|---|---|---|---|---|---|---|---|---|---|---|---|

# TOP

## Minnesota Twins @ Toronto Blue Jays

SkyDome, Toronto, ON

Tue Aug 12 1997, 7:05 PM EDT

Att. 33,108 - Dome - 72 F

livebaseballscorecards.com

| | |
|---|---|
| AB | 34 |
| R | 1 |
| H | 8 |
| RBI | 1 |
| BB | 1 |
| SO | 13 |
| LOB | 12 |

WP: 0 PA: 35
PB: 0
SB: 1
CS: 0

| Batter | 1 | 2 | 3 | 4 | 5 | 6 | 7 | 8 | 9 | AB | R | H | RBI | BB | SO | LOB |
|---|---|---|---|---|---|---|---|---|---|---|---|---|---|---|---|---|
| Otis Nixon, S (1, 8)<br>OBP: 0.343, SLG: 0.304 | S C X<br>0-2 G3-1 ① | | 1 SAFE B<br>1 SAFE<br>1 F S B X<br>2-2 1-H HR | C B S F X<br>1-2 2-H HR 2B | | F C X<br>0-2 F7 ③ | | X<br>0-0 F7 ③ | | 1 | 0 | 0 | 0 | 0 | 0 | 0 |
| Jacob Brumfield, R (2, 8)<br>OBP: 0.277, SLG: 0.308 | | | | | | | | | | 4 | 2 | 2 | 3 | 0 | 0 | 1 |
| Mariano Duncan, R (1, 4)<br>OBP: 0.267, SLG: 0.299 | C C T B B B F B<br>4-2 G3 BB | | F B F B F X<br>2-2 G5-3 ① | F F C<br>0-3 K ② | | | X<br>0-0 1B | | | 3 | 0 | 1 | 0 | 1 | 1 | 1 |
| José Cruz Jr., S (1, 7)<br>OBP: 0.308, SLG: 0.533 | B F B 1 SAFE B X<br>3-1 G3 ②<br>1-2 | | B X<br>1-0 2B WP 1B | X<br>0-0 2-H HR | | | X<br>0-0 F8 ① | | | 4 | 2 | 2 | 2 | 0 | 0 | 2 |
| Joe Carter, R (1, 10)<br>OBP: 0.297, SLG: 0.414 | B S B X<br>2-1 P4 ③ | | X<br>0-0 WP 1-3 2B | F X<br>0-1 L8 ③ | | | B B F B F X<br>3-2 F8 ② | | | 4 | 1 | 1 | 0 | 0 | 0 | 2 |
| Carlos Delgado, L (1, 3)<br>OBP: 0.342, SLG: 0.543 | | B C X<br>1-1 P2 ① | F O B X<br>2-1 2-H 3-H 2B | | B F F B X<br>2-2 G4-3 ① | | B C B X<br>2-1 F8 ③ | | | 4 | 0 | 1 | 1 | 0 | 0 | 1 |
| Ed Sprague, R (1, 5)<br>OBP: 0.303, SLG: 0.387 | | B X<br>1-0 F8 ② | F B X<br>1-1 F9 ② | | F B C B S<br>2-3 K2-3 ② | | | F B B B B<br>4-1 G5-3 2B BB | | 3 | 1 | 0 | 0 | 1 | 1 | 1 |
| Shawn Green, L (1, 9)<br>OBP: 0.336, SLG: 0.506 | X<br>0-0 HR | B S B S C C<br>2-3 K ③ | | | B S F B B S<br>3-3 K ③ | | | B S F X<br>1-2 G5-3 ①<br>1-2 | | 4 | 1 | 1 | 1 | 0 | 2 | 2 |
| Charlie O'Brien, R (1, 2)<br>OBP: 0.312, SLG: 0.341 | B B X<br>2-0 L5 ③ | | | X<br>0-0 2B 2B | | F S C<br>0-3 K ① | | C D F X<br>1-2 F8 ② | | 4 | 1 | 1 | 0 | 0 | 1 | 1 |
| Alex Gonzalez, R (1, 6)<br>OBP: 0.307, SLG: 0.411 | | | B X<br>1-0 HR 1B | B C B C F F X<br>2-2 G5-3 ① | | B C X<br>1-1 F8 ② | | X<br>0-0 2-H 2B | | 4 | 1 | 2 | 1 | 0 | 0 | 1 |
| Inning Stats | R: 0 E: 0 K: 0 S: 11<br>H: 0 LOB: 1 BB: 1 P: 20 | R: 1 E: 0 K: 0 S: 5<br>H: 1 LOB: 0 BB: 0 P: 9 | R: 4 E: 0 K: 1 S: 18<br>H: 5 LOB: 1 BB: 0 P: 29 | R: 3 E: 0 K: 1 S: 16<br>H: 3 LOB: 0 BB: 0 P: 19 | R: 0 E: 0 K: 2 S: 9<br>H: 0 LOB: 0 BB: 0 P: 16 | R: 0 E: 0 K: 1 S: 8<br>H: 0 LOB: 0 BB: 0 P: 9 | R: 0 E: 0 K: 0 S: 7<br>H: 1 LOB: 1 BB: 0 P: 12 | R: 1 E: 0 K: 0 S: 9<br>H: 1 LOB: 1 BB: 1 P: 15 | | 1B: 3 2B: 5 3B: 0 HR: 3<br>SF: 0 SAC: 0 DP: 0 HBP: 0 | | | | | | |

| PITCHER | | IP | WLS | BF | H | R | ER | SO | BB | IBB | HBP | BLK | WP | HR | S | P | ERA | WHIP |
|---|---|---|---|---|---|---|---|---|---|---|---|---|---|---|---|---|---|---|
| Shane Bowers, R<br>ERA: 7.56 | (1, 1) | 2.2 | L | 15 | 6 | 5 | 5 | 0 | 1 | 0 | 0 | 0 | 1 | 2 | 30 | 52 | 16.88 | 2.625 |
| Greg Swindell, L<br>ERA: 3.66 | (3, 1) | 1.1 | | 7 | 3 | 3 | 3 | 2 | 0 | 0 | 0 | 0 | 0 | 1 | 20 | 25 | 20.25 | 2.250 |
| Mike Trombley, R<br>ERA: 4.43 | (5, 1) | 2.0 | | 6 | 0 | 0 | 0 | 3 | 0 | 0 | 0 | 0 | 0 | 0 | 17 | 25 | 0.00 | 0.000 |
| Travis Miller, L<br>ERA: 8.82 | (7, 1) | 2.0 | | 9 | 2 | 1 | 1 | 0 | 1 | 0 | 0 | 0 | 0 | 0 | 16 | 27 | 4.50 | 1.500 |

| PITCHER | IP | WLS | BF | H | R | ER | SO | BB | IBB | HBP | BLK | WP | HR | S | P | ERA | WHIP |
|---|---|---|---|---|---|---|---|---|---|---|---|---|---|---|---|---|---|

# BOTTOM

## Minnesota Twins @ Toronto Blue Jays

SkyDome, Toronto, ON

Tue Aug 12 1997, 7:05 PM EDT

Att. 33,108 - Dome - 72 F

livebaseballscorecards.com

| | |
|---|---|
| AB | 35 |
| R | 9 |
| H | 11 |
| RBI | 8 |
| BB | 2 |
| SO | 5 |
| LOB | 12 |

1B: 3 SF: 0
2B: 5 SAC: 0
3B: 0 DP: 0
HR: 3 HBP: 0

WP: 1 PA: 37
PB: 0
SB: 0
CS: 0

| Batter | 1 | 2 | 3 | 4 | 5 | 6 | 7 | 8 | 9 | AB | R | H | RBI | BB | SO | LOB |
|---|---|---|---|---|---|---|---|---|---|---|---|---|---|---|---|---|
| Chuck Knoblauch, R (1, 4)<br>OBP: 0.404, SLG: 0.451 | C X<br>0-1<br>G4-3<br>2B | | B F X<br>1-1<br>HR | X<br>0-0<br>1-2<br>2-3<br>1B | | C B F F B B F X<br>3-2<br>F8 ③ | | C F C<br>0-3<br>K ③ | | 5 | 1 | 3 | 1 | 0 | 1 | 2 |
| Denny Hocking, S (1, 6)<br>OBP: 0.314, SLG: 0.364 | B F B B X<br>3-1<br>G4-3 ①<br>2-3 | | B F C C<br>1-3<br>K ① | B B X<br>2-0<br>SF7 ②<br>3-H | | | C B X<br>1-1<br>F9<br>2B | | F B C B F F F B X<br>3-2<br>F8 ① | 4 | 0 | 1 | 1 | 0 | 1 | 1 |
| Paul Molitor, R (1, 10)<br>OBP: 0.353, SLG: 0.434 | F B B X<br>2-1<br>G1-3 ② | | C S B B F B F X<br>3-2<br>1B<br>1B | C S B B S<br>2-3<br>K ③ | | | S X<br>0-1<br>F9 ①<br>2-3 | | C C F X<br>0-2<br>G4-3 ② | 5 | 0 | 1 | 0 | 0 | 1 | 4 |
| Matt Lawton, L (1, 9)<br>OBP: 0.359, SLG: 0.399 | C B B S B B<br>4-2<br>FC5-4<br>BB | | B B C F X<br>2-2<br>P4 ② | | B B X<br>2-0<br>G3-1 ① | | B F B F B S<br>3-3<br>K ② | | B C X<br>1-1<br>1B | 4 | 0 | 1 | 0 | 1 | 1 | 2 |
| Ron Coomer, R (1, 5)<br>OBP: 0.331, SLG: 0.425 | X<br>0-0<br>FC5-4 ③<br>1-2f | | 1 SAFE X<br>0-0<br>1-2<br>1B | | B B X<br>1-0<br>1B | | B B X<br>2-0<br>F9 ③ | | F 1 SAFE 1 SAFE S B 1 SAFE B B X<br>3-2<br>G4-3 ③ | 5 | 0 | 2 | 0 | 0 | 0 | 4 |
| Scott Stahoviak, L (1, 3)<br>OBP: 0.304, SLG: 0.442 | | B B S F B X<br>3-2<br>G4-3 ① | S S B S<br>1-3<br>K ③ | | C X<br>0-1<br>F9 ② | | | B F F X<br>1-2<br>F7 ① | | 4 | 0 | 0 | 0 | 0 | 1 | 3 |
| Marty Cordova, R (1, 7)<br>OBP: 0.310, SLG: 0.434 | | F X<br>0-1<br>2B | | X<br>0-0<br>E6<br>1B 1B<br>SF7 | B X<br>1-0<br>F8 ③ | | | C X<br>0-1<br>FC4-6<br>1B | | 4 | 1 | 2 | 0 | 0 | 0 | 1 |
| Rich Becker, L (1, 8)<br>OBP: 0.354, SLG: 0.404 | | L F B S<br>1-3<br>K ② | | F S B F C<br>1-3<br>K ① | | B B F X<br>2-1<br>F8 ① | | C F 1 SAFE F X<br>0-2<br>1-2<br>FC4-6<br>1B | | 4 | 0 | 1 | 0 | 0 | 2 | 2 |
| Damian Miller, R (1, 2)<br>OBP: 0.143, SLG: 0.143 | | C X<br>0-1<br>L7 ③ | | B X<br>1-0<br>1-2<br>1B<br>1B | | B F X<br>1-1<br>G5-3 ② | | B X<br>1-0<br>FC4-6 ②<br>1-2f<br>2-3 | | 4 | 0 | 1 | 0 | 0 | 0 | 3 |
| Inning Stats | R: 0<br>E: 0<br>K: 0<br>S: 9<br>H: 1<br>LOB: 2<br>BB: 1<br>P: 18 | R: 0<br>E: 0<br>K: 1<br>S: 10<br>H: 1<br>LOB: 1<br>BB: 0<br>P: 14 | R: 1<br>E: 0<br>K: 2<br>S: 17<br>H: 3<br>LOB: 2<br>BB: 0<br>P: 25 | R: 1<br>E: 1<br>K: 2<br>S: 11<br>H: 2<br>LOB: 2<br>BB: 0<br>P: 17 | R: 0<br>E: 0<br>K: 0<br>S: 5<br>H: 1<br>LOB: 1<br>BB: 0<br>P: 9 | R: 0<br>E: 0<br>K: 0<br>S: 9<br>H: 0<br>LOB: 0<br>BB: 0<br>P: 15 | R: 0<br>E: 0<br>K: 1<br>S: 8<br>H: 1<br>LOB: 1<br>BB: 0<br>P: 14 | R: 0<br>E: 0<br>K: 1<br>S: 13<br>H: 2<br>LOB: 2<br>BB: 0<br>P: 15 | R: 0<br>E: 0<br>K: 0<br>S: 15<br>H: 1<br>LOB: 1<br>BB: 0<br>P: 22 | 1B: 8<br>2B: 3<br>3B: 0<br>HR: 1<br>SF: 1<br>SAC: 0<br>DP: 0<br>HBP: 0 | | | | | | |

| PITCHER | | IP | WLS | BF | H | R | ER | SO | BB | IBB | HBP | BLK | WP | HR | S | P | ERA | WHIP |
|---|---|---|---|---|---|---|---|---|---|---|---|---|---|---|---|---|---|---|
| Woody Williams, R<br>ERA: 4.23 | (1, 1) | 7.0 | | 32 | 9 | 2 | 1 | 6 | 1 | 0 | 0 | 0 | 0 | 1 | 69 | 112 | 1.29 | 1.429 |
| Paul Quantrill, R<br>ERA: 1.97 | (8, 1) | 2.0 | W | 9 | 3 | 0 | 0 | 1 | 0 | 0 | 0 | 0 | 0 | 0 | 28 | 37 | 0.00 | 1.500 |

| PITCHER | IP | WLS | BF | H | R | ER | SO | BB | IBB | HBP | BLK | WP | HR | S | P | ERA | WHIP |
|---|---|---|---|---|---|---|---|---|---|---|---|---|---|---|---|---|---|

# TOP

## Minnesota Twins @ Toronto Blue Jays

SkyDome, Toronto, ON

Wed Aug 13 1997, 7:05 PM EDT

Att. 31,292 - Unknown - 72 F

livebaseballscorecards.com

| | |
|---|---|
| AB | 39 |
| R | 2 |
| H | 12 |
| RBI | 2 |
| BB | 1 |
| SO | 7 |
| LOB | 22 |

| | | | | | | | | | |
|---|---|---|---|---|---|---|---|---|---|
| 1B: 8 | SF: 1 | WP: 0 | PA: 41 |
| 2B: 3 | SAC: 0 | PB: 0 | |
| 3B: 0 | DP: 0 | SB: 0 | |
| HR: 1 | HBP: 0 | CS: 0 | |

| Batter | 1 | 2 | 3 | 4 | 5 | 6 | 7 | 8 | 9 | AB | R | H | RBI | BB | SO | LOB |
|---|---|---|---|---|---|---|---|---|---|---|---|---|---|---|---|---|
| Shannon Stewart, R (1, 8)<br>OBP: 0.571, SLG: 0.250 | C S B B F B B<br>4-2 G4-3 G1-3 HR BB | | B B B C B<br>4-1 PB HBP BB | C S X<br>0-2 ② P3 | | F C D X<br>1-2 ③ G6-3 | | | C B F X<br>1-2 S 1B 1B | 3 | 2 | 1 | 0 | 2 | 0 | 4 |
| Alex Gonzalez, R (1, 6)<br>OBP: 0.308, SLG: 0.410<br>Juan Samuel, R (4, 4)<br>OBP: 0.366, SLG: 0.429 | F F X<br>0-2 ① G1-3<br>1-2 | | B L H<br>2-1 PB<br>1-2 HBP | F B C B S<br>2-3 ③ K | | | X<br>0-0 ① P4 | | B F B B B C B<br>4-2 1B<br>1-2 BB | 1<br>2 | 0<br>0 | 0<br>0 | 0<br>0 | 0<br>1 | 0<br>1 | 1<br>3 |
| José Cruz Jr., S (1, 7)<br>OBP: 0.310, SLG: 0.534 | S B B S B X<br>3-2 ② G4-3<br>2-3 | | B F B X<br>2-1 ① F7 | | F B X<br>1-1 G4-3 2B | | X<br>0-0 ② F7 | | F X<br>0-1<br>1-2<br>2-H 1B | 5 | 0 | 2 | 1 | 0 | 0 | 3 |
| Joe Carter, R (1, 9)<br>OBP: 0.297, SLG: 0.420 | B B B X<br>3-0<br>3-H HR | | F S B X<br>1-2 ② F8 | | C S X<br>0-2 ① G5-3 | | F B B F B F X<br>3-2 ③ P4 | | | 4 | 1 | 1 | 2 | 0 | 0 | 3 |
| Carlos Delgado, L (1, 3)<br>OBP: 0.339, SLG: 0.537 | B B S S X<br>2-2 ③ F8 | | B C S X<br>1-2 ③ G6-3<br>1-2<br>2-3 | | B F S B F X<br>2-2 ② G4-3<br>2-3 | | | C B B B X<br>3-1 ① L9 | | 4 | 0 | 0 | 0 | 0 | 0 | 3 |
| Ed Sprague, R (1, 5)<br>OBP: 0.305, SLG: 0.389 | | X<br>0-0 1B 1B | | B B F B X<br>3-1 2B 1B | C D X<br>1-1 ③ G6-3 | | | X<br>0-0 ② G6-3 | | 4 | 0 | 2 | 0 | 0 | 0 | 1 |
| Shawn Green, L (1, 10)<br>OBP: 0.338, SLG: 0.509 | | C S C<br>0-3 ① K | | X<br>0-0<br>1-3 2B | | F B F S<br>1-3 ① K | | F X<br>0-1 1B | | 4 | 0 | 2 | 0 | 0 | 2 | 1 |
| Benito Santiago, R (1, 2)<br>OBP: 0.258, SLG: 0.362 | | C T B X<br>1-2<br>G6-3<br>1-2 1B | | F F B F X<br>1-2 ① G1-3 | | X<br>0-0 2B | | 1 SAFE X<br>0-0 ③ P3 | | 4 | 0 | 2 | 0 | 0 | 0 | 3 |
| Carlos Garcia, R (1, 4)<br>OBP: 0.249, SLG: 0.308<br>(4, 6) | | C S X<br>0-2 ② ③ G6-3<br>1-2f | | B B B B<br>4-0 BB | | S X<br>0-1 ② P3 | | | X<br>0-0 ① F8 | 3 | 0 | 0 | 0 | 1 | 0 | 3 |
| Inning Stats | R: 2 H: 1<br>E: 0 LOB: 0<br>K: 0 BB: 1<br>S: 13 P: 25 | R: 0 H: 2<br>E: 0 LOB: 1<br>K: 1 BB: 0<br>S: 10 P: 11 | R: 0 H: 0<br>E: 0 LOB: 2<br>K: 0 BB: 1<br>S: 10 P: 20 | R: 0 H: 2<br>E: 0 LOB: 3<br>K: 1 BB: 1<br>S: 13 P: 23 | R: 0 H: 1<br>E: 0 LOB: 1<br>K: 0 BB: 0<br>S: 11 P: 15 | R: 0 H: 1<br>E: 0 LOB: 1<br>K: 1 BB: 0<br>S: 9 P: 11 | R: 0 H: 0<br>E: 0 LOB: 0<br>K: 0 BB: 0<br>S: 6 P: 9 | R: 0 H: 1<br>E: 0 LOB: 1<br>K: 0 BB: 0<br>S: 6 P: 9 | R: 1 H: 2<br>E: 0 LOB: 2<br>K: 0 BB: 1<br>S: 8 P: 13 | 1B: 6 SF: 0<br>2B: 3 SAC: 0<br>3B: 0 DP: 1<br>HR: 1 HBP: 1 | | | | | | WP: 0 PA: 39<br>PB: 1<br>SB: 1<br>CS: 0 |

| PITCHER | | IP | WLS | BF | H | R | ER | SO | BB | IBB | HBP | BLK | WP | HR | S | P | ERA | WHIP |
|---|---|---|---|---|---|---|---|---|---|---|---|---|---|---|---|---|---|---|
| LaTroy Hawkins, R<br>ERA: 5.57 | (1, 1) | 8.0 | | 35 | 8 | 2 | 2 | 3 | 3 | 0 | 1 | 0 | 0 | 1 | 78 | 123 | 2.25 | 1.375 |
| Mike Trombley, R<br>ERA: 4.54 | (9, 1) | 0.1 | L | 3 | 1 | 1 | 1 | 0 | 1 | 0 | 0 | 0 | 0 | 0 | 6 | 11 | 27.00 | 6.000 |
| Eddie Guardado, L<br>ERA: 3.22 | (9, 1) | 0.0 | | 1 | 1 | 0 | 0 | 0 | 0 | 0 | 0 | 0 | 0 | 0 | 2 | 2 | ∞ | ∞ |

| PITCHER | IP | WLS | BF | H | R | ER | SO | BB | IBB | HBP | BLK | WP | HR | S | P | ERA | WHIP |
|---|---|---|---|---|---|---|---|---|---|---|---|---|---|---|---|---|---|

# BOTTOM

## Minnesota Twins @ Toronto Blue Jays

SkyDome, Toronto, ON

Wed Aug 13 1997, 7:05 PM EDT
Att. 31,292 - Unknown - 72 F

livebaseballscorecards.com

| | |
|---|---|
| AB | 34 |
| R | 3 |
| H | 10 |
| RBI | 3 |
| BB | 4 |
| SO | 3 |
| LOB | 25 |

| Batter | 1 | 2 | 3 | 4 | 5 | 6 | 7 | 8 | 9 | AB | R | H | RBI | BB | SO | LOB |
|---|---|---|---|---|---|---|---|---|---|---|---|---|---|---|---|---|
| Chuck Knoblauch, R (1, 4)<br>OBP: 0.403, SLG: 0.450 | C S B B S<br>2-3 ① K | C F X<br>0-2 ① G6-3 | 1 SAFE B S F F F 1 SAFE 1 SAFE<br>2-2 P X ② F9<br>1-3 | C X<br>0-1 G4-6-3 1B | 4 | 0 | 1 | 0 | 0 | 1 | 2 |
| Rich Becker, L (1, 8)<br>OBP: 0.353, SLG: 0.401 | X<br>0-0 ② F7 | B B F B C B<br>4-2 G4-6-3 BB | X<br>0-0 ③ G3-1 | 1 SAFE 1 SAFE X<br>0-0 ②③ G4-6-3<br>1-2f | 3 | 0 | 0 | 0 | 1 | 0 | 2 |
| Paul Molitor, R (1, 10)<br>OBP: 0.352, SLG: 0.432 | C S X<br>0-2 1B | F X<br>0-1 ②③ G4-6-3<br>1-2f | B X<br>1-0 ① F8 | B C B F C<br>2-3 ① K | 4 | 0 | 1 | 0 | 0 | 1 | 2 |
| Marty Cordova, R (1, 7)<br>OBP: 0.309, SLG: 0.429 | 1 SAFE D C 1 SAFE F 1 SAFE C<br>1-3 ③ K | B B C F B S<br>3-3 ① K | S X<br>0-1 ② L7 | C B F B F H<br>3-2 HBP | 3 | 0 | 0 | 0 | 0 | 2 | 1 |
| Matt Lawton, L (1, 9)<br>OBP: 0.358, SLG: 0.396 | C B B B B<br>4-1 CS BB | X<br>0-0 ② G4-3 | B B C B C X<br>3-2 ③ G6-3 | C B B X<br>2-1 ② F9 | 3 | 0 | 0 | 0 | 1 | 0 | 1 |
| Ron Coomer, R (1, 5)<br>OBP: 0.327, SLG: 0.421 | D B X<br>2-0 ① F9 | C F S<br>0-3 ③ K | B B X<br>2-0 ① P4 | B B X<br>2-0 ③ F8 | 4 | 0 | 0 | 0 | 0 | 1 | 2 |
| Terry Steinbach, R (1, 2)<br>OBP: 0.317, SLG: 0.424 | F S X<br>0-2 ② 1-2 1B | X<br>0-0 WP 1B 2B | B X<br>1-0 ② G6-3 | | 3 | 1 | 2 | 0 | 0 | 0 | 0 |
| Scott Stahoviak, L (1, 3)<br>OBP: 0.300, SLG: 0.435 | X<br>0-0 ③ G3 | C F B B F F B X<br>3-2 ① P3<br>2-3 | F F B S<br>1-3 ③ K | | 3 | 0 | 0 | 0 | 0 | 1 | 2 |
| Denny Hocking, S (1, 6)<br>OBP: 0.320, SLG: 0.376 | | C B C B X<br>2-2 2B | B B X<br>2-0 F9 CS<br>3-H 1B | C B B B X<br>3-1 ① L8 | 3 | 0 | 2 | 1 | 0 | 0 | 0 |
| Inning Stats | R: 0 E: 0 K: 2 S: 10<br>H: 1 LOB: 1 BB: 0 P: 13 | R: 0 E: 0 K: 0 S: 6<br>H: 1 LOB: 1 BB: 1 P: 12 | R: 0 E: 0 K: 0 S: 10<br>H: 1 LOB: 1 BB: 1 P: 16 | R: 0 E: 0 K: 2 S: 7<br>H: 0 LOB: 0 BB: 0 P: 10 | R: 1 E: 0 K: 0 S: 15<br>H: 2 LOB: 1 BB: 0 P: 21 | R: 0 E: 0 K: 0 S: 6<br>H: 0 LOB: 0 BB: 0 P: 10 | R: 0 E: 0 K: 1 S: 5<br>H: 0 LOB: 0 BB: 0 P: 9 | R: 0 E: 0 K: 0 S: 5<br>H: 1 LOB: 0 BB: 0 P: 8 | R: 0 E: 0 K: 1 S: 9<br>H: 0 LOB: 1 BB: 0 P: 18 | 1B: 4 2B: 2 3B: 0 HR: 0<br>SF: 0 SAC: 0 DP: 2 HBP: 1 | | | | | | |

# TOP

## Minnesota Twins @ Boston Red Sox

Fenway Park, Boston, MA

Thu Aug 14 1997, 7:05 PM EDT

Att. 31,207 - Unknown - 80 F

livebaseballscorecards.com

| | |
|---|---|
| AB | 30 |
| R | 1 |
| H | 6 |
| RBI | 1 |
| BB | 2 |
| SO | 6 |
| LOB | 12 |

WP: 1 PB: 0 SB: 0 CS: 2 PA: 33

| PITCHER | | IP | WLS | BF | H | R | ER | SO | BB | IBB | HBP | BLK | WP | HR | S | P | ERA | WHIP |
|---|---|---|---|---|---|---|---|---|---|---|---|---|---|---|---|---|---|---|
| Jeff Suppan, R<br>ERA: 4.6 | (1, 1) | 8.0 | W | 29 | 6 | 1 | 1 | 5 | 2 | 0 | 0 | 0 | 1 | 0 | 64 | 99 | 1.12 | 1.000 |
| Jim Corsi, R<br>ERA: 3.43 | (9, 1) | 1.0 | | 4 | 0 | 0 | 0 | 1 | 0 | 0 | 1 | 0 | 0 | 0 | 9 | 18 | 0.00 | 0.000 |

| PITCHER | IP | WLS | BF | H | R | ER | SO | BB | IBB | HBP | BLK | WP | HR | S | P | ERA | WHIP |
|---|---|---|---|---|---|---|---|---|---|---|---|---|---|---|---|---|---|

# BOTTOM

## Minnesota Twins @ Boston Red Sox

Fenway Park, Boston, MA

Thu Aug 14 1997, 7:05 PM EDT

Att. 31,207 - Unknown - 80 F

| Batter | 1 | 2 | 3 | 4 | 5 | 6 | 7 | 8 | 9 | AB | R | H | RBI | BB | SO | LOB |
|---|---|---|---|---|---|---|---|---|---|---|---|---|---|---|---|---|
| Nomar Garciaparra, R (1, 6)<br>OBP: 0.347, SLG: 0.528 | P5 | | 1B | | | F8 | | 3B 1B | | 4 | 1 | 2 | 1 | 0 | 0 | 0 |
| John Valentin, R (1, 5)<br>OBP: 0.375, SLG: 0.507 | P3 | | 1B | | | L8 | | 1B 3B | | 4 | 1 | 2 | 4 | 0 | 0 | 0 |
| Mo Vaughn, L (1, 3)<br>OBP: 0.441, SLG: 0.576 | K | | K | | | G5-3 | | G5-4-3 18 BB 1B | | 4 | 0 | 1 | 1 | 0 | 2 | 2 |
| 18 Reggie Jefferson, S (1, 10)<br>OBP: 0.388, SLG: 0.537 | | G4-3 | | F7 | | | G4-3 | G5-4-3 BB | | 3 | 0 | 0 | 0 | 1 | 0 | 0 |
| Wil Cordero, R (1, 7)<br>OBP: 0.320, SLG: 0.445 | | G6-3 | | G5-3 | | | F7 | G5-4-3 | | 4 | 0 | 0 | 0 | 0 | 0 | 2 |
| Troy O'Leary, L (1, 9)<br>OBP: 0.362, SLG: 0.501 | | L3 | | G6-3 | | | P5 | P6 | | 4 | 0 | 0 | 0 | 0 | 0 | 2 |
| Scott Hatteberg, L (1, 2)<br>OBP: 0.356, SLG: 0.427 | | | L4 | | F8 | | | 1B 1B 2B | | 3 | 0 | 1 | 0 | 0 | 0 | 0 |
| Jesus Tavarez, S (8, PR)<br>OBP: 0.204, SLG: 0.244 | | | | | | | | | | 0 | 1 | 0 | 0 | 0 | 0 | 0 |
| Bill Haselman, R (9, 2)<br>OBP: 0.298, SLG: 0.397 | | | | | | | | | | 0 | 0 | 0 | 0 | 0 | 0 | 0 |
| Darren Bragg, L (1, 8)<br>OBP: 0.352, SLG: 0.403 | | | K | | K | | | 1B 1B 3B HBP | | 2 | 1 | 0 | 0 | 0 | 2 | 0 |
| Jeff Frye, R (1, 4)<br>OBP: 0.351, SLG: 0.430 | | | 1B 1B | | K | | | 1B 3B | | 3 | 2 | 2 | 0 | 0 | 1 | 0 |
| Inning Stats | R: 0 H: 0<br>E: 0 LOB: 0<br>K: 1 BB: 0<br>S: 5 P: 9 | R: 0 H: 0<br>E: 0 LOB: 0<br>K: 0 BB: 0<br>S: 6 P: 9 | R: 1 H: 3<br>E: 0 LOB: 2<br>K: 2 BB: 0<br>S: 15 P: 23 | R: 0 H: 0<br>E: 0 LOB: 0<br>K: 0 BB: 0<br>S: 5 P: 9 | R: 0 H: 0<br>E: 0 LOB: 0<br>K: 2 BB: 0<br>S: 11 P: 17 | R: 0 H: 0<br>E: 0 LOB: 0<br>K: 0 BB: 0<br>S: 6 P: 7 | R: 0 H: 0<br>E: 0 LOB: 0<br>K: 0 BB: 0<br>S: 6 P: 11 | R: 5 H: 5<br>E: 0 LOB: 2<br>K: 0 BB: 1<br>S: 9 P: 22 | | 1B: 6 SF: 0<br>2B: 1 SAC: 0<br>3B: 1 DP: 1<br>HR: 0 HBP: 1 | | | | | | |

livebaseballscorecards.com

| | |
|---|---|
| AB | 31 |
| R | 6 |
| H | 8 |
| RBI | 6 |
| BB | 1 |
| SO | 5 |
| LOB | 6 |

| PITCHER | | IP | WLS | BF | H | R | ER | SO | BB | IBB | HBP | BLK | WP | HR | S | P | ERA | WHIP |
|---|---|---|---|---|---|---|---|---|---|---|---|---|---|---|---|---|---|---|
| Brad Radke, R<br>ERA: 3.46 | (1, 1) | 7.0 | L | 29 | 7 | 6 | 6 | 5 | 0 | 0 | 1 | 0 | 0 | 0 | 59 | 96 | 7.71 | 1.000 |
| Greg Swindell, L<br>ERA: 3.62 | (8, 1) | 1.0 | | 4 | 1 | 0 | 0 | 0 | 1 | 0 | 0 | 0 | 0 | 0 | 4 | 11 | 0.00 | 2.000 |

| PITCHER | IP | WLS | BF | H | R | ER | SO | BB | IBB | HBP | BLK | WP | HR | S | P | ERA | WHIP |
|---|---|---|---|---|---|---|---|---|---|---|---|---|---|---|---|---|---|

| Batter | 1 | 2 | 3 | 4 | 5 | 6 | 7 | 8 | 9 | 10 | AB | R | H | RBI | BB | SO | LOB |
|---|---|---|---|---|---|---|---|---|---|---|---|---|---|---|---|---|---|
| Chuck Knoblauch, R (1, 4)<br>OBP: 0.403, SLG: 0.449 | C B X<br>1-1 F9 ① | | C C B B X<br>2-2 S 1B<br>1-H<br>3-H | | D 1 SAFE C X<br>1-1 F7 ③ | | | F B S B X<br>2-2 S 1B | C F C<br>0-3 K ③ | | 5 | 0 | 2 | 1 | 0 | 1 | 3 |
| Denny Hocking, S (1, 6)<br>OBP: 0.317, SLG: 0.382 | B C C S<br>1-3 K ② | | 1 SAFE F 1 SAFE X<br>0-1 F7 ② | | | B C B F C<br>2-3 K ① | | X<br>0-0 F8 ② | | B C B X<br>2-1 3B | 5 | 0 | 1 | 0 | 0 | 2 | 2 |
| Paul Molitor, R (1, 10)<br>OBP: 0.348, SLG: 0.427 | F F B B S<br>2-3 K ③ | | 1 SAFE P C C X<br>1-2 L1 ③<br>1-3 | | | C C B B X<br>2-2 G5-3 ② | | S C 1 SAFE 1 SAFE 1 SAFE B X<br>1-2 G4-3 ③<br>1-2 | | B F F B B S<br>3-3 K ① | 5 | 0 | 0 | 0 | 0 | 2 | 3 |
| Terry Steinbach, R (1, 2)<br>OBP: 0.313, SLG: 0.418 | | B X<br>1-0 F9 ① | | F B S X<br>1-2 G6-3 ① | | B B F S S<br>2-3 K ③ | | | C X<br>0-1 E6 1B G3 2B | C F F F S<br>0-3 K ② | 5 | 1 | 0 | 0 | 0 | 2 | 1 |
| Matt Lawton, L (1, 9)<br>OBP: 0.356, SLG: 0.391 (8, 8) | | F X<br>0-1 G4-3 ② | | C B C B B X<br>3-2 G4-3 ② | | | B B B C X<br>3-1 F8 ① | | B X<br>1-0 G3 ①<br>1-2 | I I I<br>4-0 IBB | 4 | 0 | 0 | 0 | 1 | 0 | 1 |
| Marty Cordova, R (1, 7)<br>OBP: 0.307, SLG: 0.425 | | B F F S<br>1-3 K ③ | | F B X<br>1-1 G5-3 ③ | | | X<br>0-0 F8 ② | | X<br>0-0 2B G5-3 1B<br>2-3 | X<br>0-0 G6-3 ③ | 5 | 1 | 1 | 0 | 0 | 1 | 2 |
| Scott Stahoviak, L (1, 3)<br>OBP: 0.308, SLG: 0.443 | | | F B B X<br>2-1 FC6-4 1B WP 1B | | X<br>0-0 G4-3 ① | | B F F B B B<br>4-2 BB | | B C B B B F X<br>3-2 G5-3 2B<br>1-3<br>3-H | | 3 | 1 | 2 | 1 | 1 | 0 | 0 |
| Ron Coomer, R (1, 5)<br>OBP: 0.329, SLG: 0.420 | | | S X<br>0-1 FC6-4 1B<br>1-2 | | B X<br>1-0 G6-3 ② | | B X<br>1-0 F8 ③ | | | I I I<br>4-0 G5-3 IBB | 3 | 0 | 1 | 0 | 1 | 0 | 1 |
| Rich Becker, L (1, 8)<br>OBP: 0.354, SLG: 0.401<br>Roberto Kelly, R (8, PH)<br>OBP: 0.335, SLG: 0.439 (8, 9)<br>Brent Brede, L (9, PH)<br>OBP: 0.337, SLG: 0.356 (9, 9) | | | S L X<br>0-2 FC6-4 WP 1B ①<br>1-2f<br>2-3 | | B S B X<br>2-1 1B | | | B B C S X<br>2-2 P3 ① | F X<br>0-1 G5-3 ②<br>1-2<br>2-3<br>3-H | | 2<br>1<br>1 | 1<br>0<br>0 | 1<br>0<br>0 | 0<br>0<br>1 | 0<br>0<br>0 | 0<br>0<br>0 | 2<br>0<br>2 |
| Inning Stats | R: 0 E: 0 K: 2 S: 8 / H: 0 LOB: 0 BB: 0 P: 12 | R: 0 E: 0 K: 1 S: 6 / H: 0 LOB: 0 BB: 0 P: 8 | R: 2 E: 0 K: 0 S: 16 / H: 3 LOB: 1 BB: 0 P: 20 | R: 0 E: 0 K: 0 S: 8 / H: 0 LOB: 0 BB: 0 P: 13 | R: 0 E: 0 K: 0 S: 6 / H: 1 LOB: 1 BB: 0 P: 10 | R: 0 E: 0 K: 2 S: 9 / H: 0 LOB: 0 BB: 0 P: 15 | R: 0 E: 0 K: 0 S: 6 / H: 0 LOB: 1 BB: 1 P: 14 | R: 0 E: 0 K: 0 S: 10 / H: 1 LOB: 1 BB: 0 P: 15 | R: 2 E: 1 K: 1 S: 12 / H: 2 LOB: 2 BB: 1 P: 20 | R: 0 E: 0 K: 2 S: 13 / H: 1 LOB: 2 BB: 1 P: 22 | 1B: 6 2B: 1 3B: 1 HR: 0 | SF: 0 SAC: 0 DP: 0 HBP: 0 | | | | | | WP: 1 PB: 0 SB: 3 CS: 0 | PA: 42 |

| PITCHER | | IP | WLS | BF | H | R | ER | SO | BB | IBB | HBP | BLK | WP | HR | S | P | ERA | WHIP |
|---|---|---|---|---|---|---|---|---|---|---|---|---|---|---|---|---|---|---|
| Tom Gordon, R<br>ERA: 3.59 | (1, 1) | 7.0 | | 26 | 4 | 2 | 2 | 5 | 1 | 0 | 0 | 0 | 1 | 0 | 59 | 92 | 2.57 | 0.714 |
| Butch Henry, L<br>ERA: 3.99 | (8, 1) | 1.0 | | 4 | 1 | 0 | 0 | 0 | 0 | 0 | 0 | 0 | 0 | 0 | 10 | 15 | 0.00 | 1.000 |
| Jim Corsi, R<br>ERA: 3.35 | (9, 1) | 1.0 | | 7 | 2 | 2 | 0 | 1 | 0 | 1 | 0 | 0 | 0 | 0 | 12 | 20 | 0.00 | 2.000 |
| Kerry Lacy, R<br>ERA: 5.18 | (10, 1) | 1.0 | W | 5 | 1 | 0 | 0 | 2 | 0 | 1 | 0 | 0 | 0 | 0 | 13 | 22 | 0.00 | 1.000 |

| PITCHER | IP | WLS | BF | H | R | ER | SO | BB | IBB | HBP | BLK | WP | HR | S | P | ERA | WHIP |
|---|---|---|---|---|---|---|---|---|---|---|---|---|---|---|---|---|---|

# TOP

## Minnesota Twins @ Boston Red Sox

Fenway Park, Boston, MA

Fri Aug 15 1997, 7:05 PM EDT
Att. 25,328 - Unknown - 76 F

livebaseballscorecards.com

| | |
|---|---|
| AB | 39 |
| R | 4 |
| H | 8 |
| RBI | 3 |
| BB | 3 |
| SO | 8 |
| LOB | 17 |

# Minnesota Twins @ Boston Red Sox

Fenway Park, Boston, MA

Fri Aug 15 1997, 7:05 PM EDT

Att. 25,328 - Unknown - 76 F

livebaseballscorecards.com

## BOTTOM

| Batter | 1 | 2 | 3 | 4 | 5 | 6 | 7 | 8 | 9 | 10 | AB | R | H | RBI | BB | SO | LOB |
|---|---|---|---|---|---|---|---|---|---|---|---|---|---|---|---|---|---|
| Nomar Garciaparra, R (1, 6)<br>OBP: 0.346, SLG: 0.525 | F B B X 2-1 F9 ① | | C X 0-1 G5-3 ③ | | | X 0-0 F7 ① | F F T 0-2 K ③ | | C X 0-1 1B | | 5 | 0 | 1 | 0 | 0 | 1 | 0 |
| John Valentin, R (1, 5)<br>OBP: 0.375, SLG: 0.510 | B C X 1-1 F9 ② | | | F X 0-1 F8 ① | | X 0-0 G5-3 3B | | F F B F F F X 1-2 18 G3 S 2B 1B | 1 SAFE 1 SAFE F F S 0-3 K ③ | | 5 | 2 | 2 | 0 | 0 | 1 | 1 |
| Mo Vaughn, L (1, 3)<br>OBP: 0.442, SLG: 0.578<br>Mike Benjamin, R (10, PR)<br>OBP: 0.297, SLG: 0.362 | B F B B F B 4-2 BB | | | B X 1-0 1B | | S F B X 1-2 G5-3 ② 3-H | | 1 SAFE C C S 0-3 K ① 1-2 | | F B C B F F X 2-2 18 1B 2B | 4<br>0 | 0<br>1 | 2<br>0 | 1<br>0 | 1<br>0 | 1<br>0 | 1<br>0 |
| 18 Reggie Jefferson, S (1, 10)<br>OBP: 0.389, SLG: 0.535 | B X 1-0 L5 ③ | | | X 0-0 F8 ② | | B B S X 2-1 1B 2B 1B | | S B X 1-1 G3 ② 2-3 | | F F X 0-2 2-H 1B | 5 | 1 | 2 | 1 | 0 | 0 | 3 |
| Wil Cordero, R (1, 7)<br>OBP: 0.322, SLG: 0.444 | | B B X 2-0 G5-3 ① | | C F F F D S 1-3 K ③ | | B F B F X 2-2 1-3 2B 1B | | I I I 4-0 2B IBB | | | 3 | 1 | 1 | 0 | 1 | 1 | 1 |
| Troy O'Leary, L (1, 9)<br>OBP: 0.366, SLG: 0.510 | | C X 0-1 G3-1 ② | | | B C B B X 3-1 G5-4-3 1B | B X 1-0 1-H 3-H 2B | | C X 0-1 1-3 3-H 2B | | | 4 | 0 | 3 | 3 | 0 | 0 | 0 |
| Scott Hatteberg, L (1, 2)<br>OBP: 0.351, SLG: 0.420 | | C B C B S 2-3 K ③ | | | B B C B F X 3-2 G5-4-3 ①② 1-2f | C X 0-1 L6 ③ | | B C X 1-1 F8 ③ | | | 4 | 0 | 0 | 0 | 0 | 1 | 4 |
| Darren Bragg, L (1, 8)<br>OBP: 0.351, SLG: 0.400 | | | X 0-0 L7 ① | | B C B B B 4-1 FC5-4 BB | | B X 1-0 G2-3 ① | | X 0-0 L6 ① | | 3 | 0 | 0 | 0 | 1 | 0 | 0 |
| Jeff Frye, R (1, 4)<br>OBP: 0.346, SLG: 0.424 | | | C X 0-1 G4-3 ② | | C F F X 0-2 FC5-4 ③ 1-2f | | F F F F X 0-2 F9 ② | | S B F S 1-3 K ② | | 4 | 0 | 0 | 0 | 0 | 1 | 1 |
| Inning Stats | R: 0 E: 0 K: 0 S: 7 H: 0 LOB: 1 BB: 1 P: 15 | R: 0 E: 0 K: 1 S: 6 H: 0 LOB: 0 BB: 0 P: 10 | R: 0 E: 0 K: 0 S: 5 H: 0 LOB: 0 BB: 0 P: 5 | R: 0 E: 0 K: 1 S: 8 H: 1 LOB: 1 BB: 0 P: 10 | R: 0 E: 0 K: 0 S: 10 H: 1 LOB: 1 BB: 1 P: 20 | R: 3 E: 0 K: 0 S: 13 H: 4 LOB: 1 BB: 0 P: 19 | R: 0 E: 0 K: 1 S: 9 H: 0 LOB: 0 BB: 0 P: 10 | R: 1 E: 0 K: 1 S: 15 H: 2 LOB: 2 BB: 1 P: 22 | R: 0 E: 0 K: 2 S: 9 H: 1 LOB: 1 BB: 0 P: 10 | R: 1 E: 0 K: 0 S: 8 H: 2 LOB: 2 BB: 0 P: 10 | 1B: 7 2B: 3 3B: 1 HR: 0 SF: 0 SAC: 0 DP: 1 HBP: 0 | | | | | | |

| | |
|---|---|
| AB | 37 |
| R | 5 |
| H | 11 |
| RBI | 5 |
| BB | 3 |
| SO | 6 |
| LOB | 11 |

WP: 0 PA: 40
PB: 0
SB: 1
CS: 0

| PITCHER | | IP | WLS | BF | H | R | ER | SO | BB | IBB | HBP | BLK | WP | HR | S | P | ERA | WHIP |
|---|---|---|---|---|---|---|---|---|---|---|---|---|---|---|---|---|---|---|
| Frankie Rodriguez, R<br>ERA: 4.95 | (1, 1) | 5.2 | | 23 | 5 | 3 | 3 | 2 | 2 | 0 | 0 | 0 | 0 | 0 | 46 | 75 | 4.76 | 1.235 |
| Greg Swindell, L<br>ERA: 3.61 | (6, 1) | 2.2 | | 12 | 3 | 1 | 1 | 2 | 0 | 1 | 0 | 0 | 0 | 0 | 28 | 37 | 3.38 | 1.125 |
| Mike Trombley, R<br>ERA: 4.5 | (9, 1) | 0.2 | | 3 | 1 | 0 | 0 | 2 | 0 | 0 | 0 | 0 | 0 | 0 | 8 | 9 | 0.00 | 1.500 |
| Eddie Guardado, L<br>ERA: 3.47 | (10, 1) | 0.0 | L | 2 | 2 | 1 | 1 | 0 | 0 | 0 | 0 | 0 | 0 | 0 | 8 | 10 | ∞ | ∞ |

| PITCHER | | IP | WLS | BF | H | R | ER | SO | BB | IBB | HBP | BLK | WP | HR | S | P | ERA | WHIP |
|---|---|---|---|---|---|---|---|---|---|---|---|---|---|---|---|---|---|---|

| Batter | 1 | 2 | 3 | 4 | 5 | 6 | 7 | 8 | 9 | AB | R | H | RBI | BB | SO | LOB |
|---|---|---|---|---|---|---|---|---|---|---|---|---|---|---|---|---|
| Chuck Knoblauch, R (1, 4)<br>OBP: 0.401, SLG: 0.446 | B C F S<br>1-3 ① K | 1 SAFE X<br>0-0 ② ③ G6-4-3<br>1-2f | | X<br>0-0 ③ P4 | | F C F B 1 SAFE 1 SAFE F B X<br>2-2<br>1-2 1B | | | B F B X<br>2-1 ① G4-3 | 5 | 0 | 1 | 0 | 0 | 1 | 3 |
| Rich Becker, L (1, 8)<br>OBP: 0.352, SLG: 0.398 | B B B C X<br>3-1 ② L3 | | B C X<br>1-1 ① G3 | | C C X<br>0-2 ① F9 | B F F B X<br>2-2 ② P5 | | | C B X<br>1-1 BB 1B | 5 | 0 | 1 | 0 | 0 | 0 | 2 |
| Paul Molitor, R (1, 10)<br>OBP: 0.349, SLG: 0.425 | B C F B S<br>2-3 K S | | C S B B X<br>2-2 F8 1B | | C B X<br>1-1 ② F9 | C X<br>0-1 ③ F8 | | | B B F F B F B<br>4-2 G5-4-3<br>1-2 BB | 4 | 0 | 1 | 0 | 1 | 1 | 2 |
| Matt Lawton, L (1, 7)<br>OBP: 0.352, SLG: 0.386 | B 1 SAFE C F B F X<br>2-2 ③ G3<br>1-2 | | B 1 SAFE F 1 SAFE 1 B X<br>2-2 ② F8<br>1-2 | | B F S X<br>1-2 E3 BB 1B | | C F B F B B F S<br>3-3 ① K | | F F B B F B X<br>2-2 ② ③ G5-4-3<br>1-2f | 5 | 1 | 0 | 0 | 0 | 1 | 4 |
| Scott Stahoviak, L (1, 3)<br>OBP: 0.311, SLG: 0.439 | | S B F F H<br>2-2 1B E HBP | C S F S<br>0-3 ③ K | | B B C B B<br>4-1 1B<br>1-2 BB | | B B X<br>2-0 ② P6 | | | 2 | 1 | 0 | 0 | 1 | 1 | 1 |
| Ron Coomer, R (1, 5)<br>OBP: 0.331, SLG: 0.421 | | B B 1 SAFE B F S F X<br>3-2 E 1B<br>1-3 1B | | S S B F F X<br>1-2 ① G6-3 | C B 2 SAFE F X<br>1-2<br>1-2<br>2-H 1B | | F B B B F X<br>3-2 ③ G5-3 | | | 4 | 1 | 2 | 1 | 0 | 0 | 0 |
| Brent Brede, L (1, 9)<br>OBP: 0.333, SLG: 0.352 | | B B C X<br>2-1 ① P6 | B B C C F S<br>2-3 ② K | F F X<br>0-2 ③ F7 | | | | X<br>0-0 G6-4-3 1B | | 4 | 0 | 1 | 0 | 0 | 1 | 4 |
| Damian Miller, R (1, 2)<br>OBP: 0.182, SLG: 0.182 | | B B X<br>2-0 E1 PB 1B<br>1-3 3-H | C X<br>0-1 1B 1B | | | X<br>0-0 ① G6-3 | | X<br>0-0 ① F9 | | 4 | 1 | 1 | 1 | 0 | 0 | 2 |
| Denny Hocking, S (1, 6)<br>OBP: 0.326, SLG: 0.391 | | B C S F X<br>1-2 G6-4-3<br>1-H 3-H 1B | B C S B X<br>2-2<br>1-3 1B | | | B C B S F F X<br>2-2 1B 1B | | B B C C B X<br>3-2 ② ③ G6-4-3<br>1-2f | | 4 | 0 | 3 | 2 | 0 | 0 | 1 |
| Inning Stats | R: 0 E: 0 K: 2 S: 12<br>H: 0 LOB: 1 BB: 0 P: 20 | R: 3 E: 1 K: 0 S: 15<br>H: 2 LOB: 0 BB: 0 P: 25 | R: 0 E: 0 K: 1 S: 12<br>H: 1 LOB: 1 BB: 0 P: 17 | R: 0 E: 0 K: 1 S: 15<br>H: 2 LOB: 2 BB: 0 P: 20 | R: 1 E: 1 K: 0 S: 15<br>H: 1 LOB: 2 BB: 1 P: 22 | R: 0 E: 0 K: 0 S: 16<br>H: 2 LOB: 2 BB: 0 P: 22 | R: 0 E: 0 K: 1 S: 9<br>H: 0 LOB: 0 BB: 0 P: 17 | R: 0 E: 0 K: 0 S: 5<br>H: 1 LOB: 0 BB: 0 P: 8 | R: 0 E: 0 K: 0 S: 12<br>H: 1 LOB: 1 BB: 1 P: 21 | 1B: 10 2B: 0 3B: 0 HR: 0<br>SF: 0 SAC: 0 DP: 3 HBP: 1 | | | | | | |

| PITCHER | | IP | WLS | BF | H | R | ER | SO | BB | IBB | HBP | BLK | WP | HR | S | P | ERA | WHIP |
|---|---|---|---|---|---|---|---|---|---|---|---|---|---|---|---|---|---|---|
| 49 Tim Wakefield, R<br>ERA: 4.33 | (1, 1) | 5.1 | W | 28 | 8 | 4 | 1 | 4 | 1 | 0 | 1 | 0 | 0 | 0 | 80 | 119 | 1.69 | 1.688 |
| John Wasdin, R<br>ERA: 4.59 | (6, 1) | 1.2 | | 5 | 0 | 0 | 0 | 1 | 0 | 0 | 0 | 0 | 0 | 0 | 14 | 24 | 0.00 | 0.000 |
| Joe Hudson, R<br>ERA: 2.59 | (8, 1) | 2.0 | | 7 | 2 | 0 | 0 | 0 | 1 | 0 | 0 | 0 | 0 | 0 | 17 | 29 | 0.00 | 1.500 |
| Joe Hudson, R<br>ERA: 2.59 | (9, 1) | 2.0 | | 7 | 2 | 0 | 0 | 0 | 1 | 0 | 0 | 0 | 0 | 0 | 17 | 29 | 0.00 | 1.500 |

| PITCHER | IP | WLS | BF | H | R | ER | SO | BB | IBB | HBP | BLK | WP | HR | S | P | ERA | WHIP |
|---|---|---|---|---|---|---|---|---|---|---|---|---|---|---|---|---|---|

# TOP

# Minnesota Twins @ Boston Red Sox

Fenway Park, Boston, MA

Sat Aug 16 1997, 7:05 PM EDT

Att. 30,011 - Sunny - 93 F

livebaseballscorecards.com

| | |
|---|---|
| AB | 37 |
| R | 4 |
| H | 10 |
| RBI | 4 |
| BB | 2 |
| SO | 5 |
| LOB | 19 |

| | | | | | | |
|---|---|---|---|---|---|---|
| WP: 0 | PB: 2 | SB: 1 | CS: 0 | PA: 40 | | |

# BOTTOM

## Minnesota Twins @ Boston Red Sox

Fenway Park, Boston, MA

Sat Aug 16 1997, 7:05 PM EDT

Att. 30,011 - Sunny - 93 F

| Batter | 1 | 2 | 3 | 4 | 5 | 6 | 7 | 8 | 9 | AB | R | H | RBI | BB | SO | LOB |
|---|---|---|---|---|---|---|---|---|---|---|---|---|---|---|---|---|
| Nomar Garciaparra, R (1, 6)<br>OBP: 0.346, SLG: 0.525<br>Mike Benjamin, R (9, 6)<br>OBP: 0.297, SLG: 0.362 | 2-1 F8 ① | | 4-0 BB, 1B, 18 FC3-6 BB ① | 0-2 FC4-6 S 1-2f ① | | 1 SAFE 0-1 F8 ③ | 2-1 1-H 3-H 1B 2B ① | | | 4<br>0 | 2<br>0 | 1<br>0 | 1<br>0 | 1<br>0 | 0<br>0 | 2<br>0 |
| John Valentin, R (1, 5)<br>OBP: 0.378, SLG: 0.513 | 1-0 P6 ② | | 1-1 18 FC3-6 BB 1-2 3B 1B ② | 2-2 F7 ② | | | 0-0 E 2B 2B<br>2-2 BB 2-H 1B | | | 5 | 2 | 3 | 1 | 0 | 0 | 1 |
| Mo Vaughn, L (1, 3)<br>OBP: 0.444, SLG: 0.575<br>Joe Hudson, R (9, 1) | 1-0 18 2B HBP | | 4-2 18 FC3-6 1-2 2-3 BB | 1-3 K 1-2 ③ | | | 1-2 E1 18 G6-3 2B 2-3<br>4-0 18 FC4-6 1-2 BB | | | 2<br>0 | 2<br>0 | 0<br>0 | 0<br>0 | 2<br>0 | 1<br>0 | 2<br>0 |
| 18 Reggie Jefferson, S (1, 10)<br>OBP: 0.386, SLG: 0.533<br>(9, 3) | 3-1 1-H 2B | | 2-1 FC3-6 3B 1-2f 2-3 3-H ① | | 0-0 G3 ① | | 2-2 G6-3 1-2 ③<br>FC4-6 1-2f | | | 5 | 1 | 1 | 1 | 0 | 0 | 6 |
| Wil Cordero, R (1, 7)<br>OBP: 0.322, SLG: 0.447<br>Jose Malave, R (9, 7) | 2-2 F8 ③ | | 1-1 1-H 2B 3-H 3B | | 2-1 F9 ② | | 4-0 2B SF7 IBB | X 0-0 F8 ① | | 4<br>0 | 2<br>0 | 1<br>0 | 2<br>0 | 1<br>0 | 0<br>0 | 1<br>0 |
| Troy O'Leary, L (1, 9)<br>OBP: 0.364, SLG: 0.508 | | 1-0 G3 ① | 2-1 P5 ② | | 3-2 F8 ③ | | 2-0 SF7 E 1-3 2-H 3-H 2B | 2-2 F8 ② | | 5 | 1 | 1 | 2 | 0 | 0 | 1 |
| Bill Haselman, R (1, 2)<br>OBP: 0.301, SLG: 0.406 | | 1-1 1B | 0-1 3-H 2B | | | 0-0 G6-3 ① | 1-1 SF7 2-3 3-H ② | 0-0 F9 ③ | | 4 | 0 | 2 | 2 | 0 | 0 | 0 |
| Darren Bragg, L (1, 8)<br>OBP: 0.348, SLG: 0.396 | | 0-0 F8 ② | 0-0 G5-3 ③ | | | 2-3 K ② | 3-2 E3 1B WP 3-H | | | 4 | 1 | 0 | 0 | 0 | 1 | 2 |
| Jeff Frye, R (1, 4)<br>OBP: 0.352, SLG: 0.429 | | 1-1 F8 ③ | | 1-0 FC4-6 1B | | 1-1 1B | 2-1 WP 1-3 2B 1B | | | 4 | 1 | 3 | 0 | 0 | 0 | 1 |
| Inning Stats | R: 1 E: 0 K: 0 S: 11 H: 1 LOB: 1 BB: 0 P: 20 | R: 0 E: 0 K: 0 S: 6 H: 1 LOB: 1 BB: 0 P: 9 | R: 4 E: 1 K: 0 S: 14 H: 3 LOB: 1 BB: 2 P: 28 | R: 0 E: 0 K: 1 S: 10 H: 1 LOB: 1 BB: 0 P: 14 | R: 0 E: 0 K: 0 S: 6 H: 0 LOB: 0 BB: 0 P: 11 | R: 0 E: 0 K: 1 S: 9 H: 1 LOB: 1 BB: 0 P: 12 | R: 7 E: 2 K: 0 S: 28 H: 5 LOB: 2 BB: 2 P: 52 | R: 0 E: 0 K: 0 S: 7 H: 0 LOB: 0 BB: 0 P: 9 | | 1B: 6<br>2B: 5<br>3B: 1<br>HR: 0 | SF: 1<br>SAC: 0<br>DP: 0<br>HBP: 1 | | | WP: 1<br>PB: 0<br>SB: 1<br>CS: 0 | PA: 43 | |

livebaseballscorecards.com

| | |
|---|---|
| AB | 37 |
| R | 12 |
| H | 12 |
| RBI | 9 |
| BB | 4 |
| SO | 2 |
| LOB | 16 |

| PITCHER | IP | WLS | BF | H | R | ER | SO | BB | IBB | HBP | BLK | WP | HR | S | P | ERA | WHIP |
|---|---|---|---|---|---|---|---|---|---|---|---|---|---|---|---|---|---|
| Shane Bowers, R (1, 1)<br>ERA: 8.05 | 2.1 | L | 14 | 4 | 5 | 3 | 0 | 2 | 0 | 1 | 0 | 0 | 0 | 26 | 50 | 11.57 | 2.571 |
| Rich Robertson, L (3, 1)<br>ERA: 5.72 | 4.1 | | 21 | 5 | 5 | 2 | 2 | 0 | 1 | 0 | 0 | 0 | 0 | 43 | 70 | 4.15 | 1.154 |
| Todd Ritchie, R (7, 1)<br>ERA: 5.04 | 0.0 | | 4 | 3 | 2 | 1 | 0 | 1 | 0 | 0 | 0 | 1 | 0 | 14 | 24 | ∞ | ∞ |
| Eddie Guardado, L (7, 1)<br>ERA: 3.35 | 1.1 | | 4 | 0 | 0 | 0 | 0 | 0 | 0 | 0 | 0 | 0 | 0 | 8 | 11 | 0.00 | 0.000 |

| PITCHER | IP | WLS | BF | H | R | ER | SO | BB | IBB | HBP | BLK | WP | HR | S | P | ERA | WHIP |
|---|---|---|---|---|---|---|---|---|---|---|---|---|---|---|---|---|---|

# TOP

# Minnesota Twins @ Boston Red Sox

Fenway Park, Boston, MA

Sun Aug 17 1997, 3:33 AM EDT
Att. 30,387 - Sunny - 90 F

livebaseballscorecards.com

| Batter | 1 | 2 | 3 | 4 | 5 | 6 | 7 | 8 | 9 | AB | R | H | RBI | BB | SO | LOB |
|---|---|---|---|---|---|---|---|---|---|---|---|---|---|---|---|---|
| Chuck Knoblauch, R (1, 4)<br>OBP: 0.399, SLG: 0.446 | G5-3 | | P4 | | G5-3 | | F9 | | 1B 1-3 SF8 2B | 5 | 1 | 1 | 0 | 0 | 0 | 1 |
| Rich Becker, L (1, 8)<br>OBP: 0.360, SLG: 0.406 | FC6-4 BB | | BB | | G4-6-3 1B | | | 2B | 2-3 3-H 1B | 3 | 0 | 3 | 1 | 2 | 0 | 0 |
| Paul Molitor, R (1, 10)<br>OBP: 0.345, SLG: 0.421 | K | | K | | G4-6-3 1-2f | | | L5 | SF8 3-H | 4 | 0 | 0 | 1 | 0 | 2 | 4 |
| Matt Lawton, L (1, 9)<br>OBP: 0.350, SLG: 0.381 | FC6-4 1-2f | | | K | | G4-3 | | BB | F9 | 4 | 0 | 0 | 0 | 1 | 1 | 2 |
| Ron Coomer, R (1, 5)<br>OBP: 0.327, SLG: 0.416 | | G6-3 | | F3 | | G6-3 | | F7 | | 4 | 0 | 0 | 0 | 0 | 0 | 2 |
| Brent Brede, L (1, 3)<br>OBP: 0.340, SLG: 0.362 | | BB WP S | | WP 1B 2B | | F7 | | G4-3 | | 3 | 1 | 1 | 0 | 1 | 0 | 2 |
| Terry Steinbach, R (1, 2)<br>OBP: 0.316, SLG: 0.418<br>Damian Miller, R (8, 2)<br>OBP: 0.250, SLG: 0.333 | | G5-3 1-2 | | BB WP 1B | | | 1B | | 1B 2B | 2<br>1 | 1<br>1 | 1<br>1 | 0<br>0 | 1<br>0 | 0<br>0 | 1<br>0 |
| Roberto Kelly, R (1, 7)<br>OBP: 0.337, SLG: 0.440 | | K 2-3 | | 1-H 2-H 1B | | | P4 | | 2B 2-H 1B | 4 | 1 | 2 | 3 | 0 | 1 | 2 |
| Denny Hocking, S (1, 6)<br>OBP: 0.319, SLG: 0.382 | | | F8 | F2 | | | F7 | | F8 | 4 | 0 | 0 | 0 | 0 | 0 | 3 |

| | |
|---|---|
| AB | 34 |
| R | 5 |
| H | 9 |
| RBI | 5 |
| BB | 5 |
| SO | 4 |
| LOB | 17 |

| Inning Stats | 1 | 2 | 3 | 4 | 5 | 6 | 7 | 8 | 9 |
|---|---|---|---|---|---|---|---|---|---|
| | R: 0<br>E: 0<br>K: 1<br>S: 5 | R: 0<br>E: 0<br>K: 1<br>S: 5 | R: 0<br>E: 0<br>K: 1<br>S: 5 | R: 2<br>E: 0<br>K: 1<br>S: 7 | R: 0<br>E: 0<br>K: 0<br>S: 3 | R: 0<br>E: 0<br>K: 0<br>S: 3 | R: 0<br>E: 0<br>K: 0<br>S: 4 | R: 0<br>E: 0<br>K: 0<br>S: 4 | R: 3<br>E: 0<br>K: 0<br>S: 7 |
| | H: 0<br>LOB: 1<br>BB: 1<br>P: 9 | H: 0<br>LOB: 1<br>BB: 1<br>P: 9 | H: 0<br>LOB: 1<br>BB: 1<br>P: 9 | H: 2<br>LOB: 1<br>BB: 1<br>P: 11 | H: 1<br>LOB: 0<br>BB: 0<br>P: 3 | H: 0<br>LOB: 0<br>BB: 0<br>P: 3 | H: 1<br>LOB: 1<br>BB: 0<br>P: 4 | H: 1<br>LOB: 2<br>BB: 1<br>P: 8 | H: 4<br>LOB: 1<br>BB: 0<br>P: 7 |

| | | |

| Batter | 1 | 2 | 3 | 4 | 5 | 6 | 7 | 8 | 9 | AB | R | H | RBI | BB | SO | LOB |
|---|---|---|---|---|---|---|---|---|---|---|---|---|---|---|---|---|
| Nomar Garciaparra, R (1, 6)<br>OBP: 0.347, SLG: 0.525 | 1B | G5-3 | | SF7<br>3-H | | | WP S<br>1B | G1-3 | | 4 | 2 | 2 | 1 | 0 | 0 | 0 |
| John Valentin, R (1, 5)<br>OBP: 0.378, SLG: 0.511 | 1B 18 1B<br>1-2 | F7 | | G5-3 | | | BBBB<br>1B 18 WP<br>1-2 2B BB | G1-3 | | 4 | 2 | 1 | 0 | 1 | 0 | 1 |
| Mo Vaughn, L (1, 10)<br>OBP: 0.443, SLG: 0.573 | FC3-6 18 1B<br>1-3 1B<br>2-H | SSS K | | F8 | | | 18 2B<br>1-3<br>2-H | G4-1 | | 5 | 2 | 2 | 2 | 0 | 1 | 1 |
| 18 Reggie Jefferson, S (1, 3)<br>OBP: 0.387, SLG: 0.535 | FC3-6<br>1-2<br>3-H | G3 | SSS K | | | | 1B<br>1-3 FC4-6<br>3-H | | | 4 | 1 | 2 | 2 | 0 | 1 | 0 |
| Wil Cordero, R (1, 7)<br>OBP: 0.322, SLG: 0.445 | SSS K | P3 | | G5-3 | | | FC4-6<br>2-3<br>3-H | | | 4 | 0 | 1 | 1 | 0 | 1 | 2 |
| Troy O'Leary, L (1, 9)<br>OBP: 0.363, SLG: 0.505 | FC3-6<br>1-2f<br>2-3 | | | 1B<br>1B | F7 | | FC4-6<br>1-2f<br>3-H | | | 4 | 1 | 1 | 1 | 0 | 0 | 3 |
| Scott Hatteberg, L (1, 2)<br>OBP: 0.353, SLG: 0.422 | 1-2<br>3-H | | | 1B<br>1-3 2B | | SSS F9 | SSS K | | | 4 | 1 | 2 | 1 | 0 | 1 | 1 |
| Darren Bragg, L (1, 8)<br>OBP: 0.349, SLG: 0.397 | G4-3 | | | 2B<br>1-3 SF7<br>3-H | | SSS K | 1-2 | | | 4 | 1 | 2 | 1 | 0 | 1 | 2 |
| Jeff Frye, R (1, 4)<br>OBP: 0.350, SLG: 0.430 | | SSS K | | 1-3<br>3-H | | G6-3 | P4 | | | 4 | 0 | 1 | 1 | 0 | 1 | 2 |
| Inning Stats | R: 3<br>E: 0<br>K: 1<br>S: 10<br>H: 5<br>LOB: 2<br>BB: 0<br>P: 10 | R: 0<br>E: 0<br>K: 1<br>S: 5<br>H: 0<br>LOB: 0<br>BB: 0<br>P: 5 | R: 0<br>E: 0<br>K: 1<br>S: 5<br>H: 0<br>LOB: 0<br>BB: 0<br>P: 5 | R: 3<br>E: 0<br>K: 0<br>S: 7<br>H: 4<br>LOB: 1<br>BB: 0<br>P: 7 | R: 0<br>E: 0<br>K: 1<br>S: 5<br>H: 0<br>LOB: 0<br>BB: 0<br>P: 5 | R: 0<br>E: 0<br>K: 1<br>S: 5<br>H: 0<br>LOB: 0<br>BB: 0<br>P: 5 | R: 4<br>E: 0<br>K: 1<br>S: 10<br>H: 5<br>LOB: 2<br>BB: 1<br>P: 14 | R: 0<br>E: 0<br>K: 0<br>S: 3<br>H: 0<br>LOB: 0<br>BB: 0<br>P: 3 | | 1B: 12<br>2B: 2<br>3B: 0<br>HR: 0<br>SF: 1<br>SAC: 0<br>DP: 0<br>HBP: 0 | | | | | | |

| PITCHER | | IP | WLS | BF | H | R | ER | SO | BB | IBB | HBP | BLK | WP | HR | S | P | ERA | WHIP |
|---|---|---|---|---|---|---|---|---|---|---|---|---|---|---|---|---|---|---|
| Bob Tewksbury, R<br>ERA: 4.23 | (1, 1) | 4.0 | L | 21 | 9 | 6 | 6 | 3 | 0 | 0 | 0 | 0 | 0 | 0 | 27 | 27 | 13.50 | 2.250 |
| Travis Miller, L<br>ERA: 9.82 | (5, 1) | 2.0 | | 10 | 3 | 4 | 4 | 2 | 1 | 0 | 0 | 0 | 1 | 0 | 13 | 17 | 18.00 | 2.000 |
| Rick Aguilera, R<br>ERA: 3.86 | (7, 1) | 2.0 | | 8 | 2 | 0 | 0 | 1 | 0 | 0 | 0 | 0 | 0 | 0 | 10 | 10 | 0.00 | 1.000 |

| PITCHER | IP | WLS | BF | H | R | ER | SO | BB | IBB | HBP | BLK | WP | HR | S | P | ERA | WHIP |
|---|---|---|---|---|---|---|---|---|---|---|---|---|---|---|---|---|---|

# BOTTOM

## Minnesota Twins @ Boston Red Sox

Fenway Park, Boston, MA

Sun Aug 17 1997, 3:33 AM EDT
Att. 30,387 - Sunny - 90 F

livebaseballscorecards.com

| | |
|---|---|
| AB | 37 |
| R | 10 |
| H | 14 |
| RBI | 10 |
| BB | 1 |
| SO | 6 |
| LOB | 12 |

WP: 1 PA: 39
PB: 0
SB: 1
CS: 0

| Batter | 1 | 2 | 3 | 4 | 5 | 6 | 7 | 8 | 9 | AB | R | H | RBI | BB | SO | LOB |
|---|---|---|---|---|---|---|---|---|---|---|---|---|---|---|---|---|
| Chuck Knoblauch, R (1, 4)<br>OBP: 0.398, SLG: 0.444 | C X<br>0-1 ①<br>G4-3 | | B 1 SAFE C F B B 1 SAFE C<br>3-3 ②<br>K<br>1-2 | | B B C F B F X<br>3-2<br>G4-6-3<br>1B | | | C B B S F S<br>2-3 ①<br>K | | 4 | 0 | 1 | 0 | 0 | 2 | 2 |
| Denny Hocking, S (1, 6)<br>OBP: 0.313, SLG: 0.374 | C B F F C<br>1-3 ②<br>K | | X<br>0-0 ③<br>G3 | | C B B X<br>2-1 ②③<br>G4-6-3<br>1-2f | | | F S X<br>0-2 ②<br>FC4-6<br>1-2f | | 4 | 0 | 0 | 0 | 0 | 1 | 3 |
| Paul Molitor, R (1, 10)<br>OBP: 0.346, SLG: 0.424 | B B X<br>2-0<br>E9<br>2B | | | C C B B F X<br>2-2<br>CS<br>1B | B C X<br>1-1 ①<br>G1-3 | | | F B C B X<br>2-2 ③<br>G5-3 | | 4 | 0 | 2 | 0 | 0 | 0 | 1 |
| Scott Stahoviak, L (1, 3)<br>OBP: 0.306, SLG: 0.431 | B B X<br>2-0 ③<br>P5 | | | B B F F B C<br>3-3 ①②<br>K<br>1-2 | B C S B F F S<br>2-3 ②<br>K | | | | X<br>0-0 ①<br>G4-3 | 4 | 0 | 0 | 0 | 0 | 2 | 2 |
| Ron Coomer, R (1, 5)<br>OBP: 0.327, SLG: 0.415 | | C X<br>0-1 ①<br>G4-3 | | X<br>0-0 ③<br>FC5-4<br>1B | X<br>0-0 ③<br>G6-3 | | | | F F S<br>0-3 ②<br>K | 4 | 0 | 1 | 0 | 0 | 1 | 0 |
| Roberto Kelly, R (1, 9)<br>OBP: 0.336, SLG: 0.441 | | B X<br>1-0 ②<br>P3 | | F X<br>0-1 ③<br>FC5-4<br>1-2f | | | B X<br>1-0 ①<br>P3 | | F B X<br>1-1<br>2B | 4 | 0 | 1 | 0 | 0 | 0 | 1 |
| Matt Lawton, L (1, 8)<br>OBP: 0.349, SLG: 0.378 | | X<br>0-0 ③<br>G1-3 | | | B B B C X<br>3-1 ①<br>L3 | | C C B F F S<br>1-3 ②<br>K | | B C B S B B<br>4-2<br>FC5-4<br>BB | 3 | 0 | 0 | 0 | 1 | 1 | 0 |
| Marty Cordova, R (1, 7)<br>OBP: 0.310, SLG: 0.426 | | | S B F B F B X<br>3-2<br>S<br>1B | | C S B B F B X<br>3-2<br>HR<br>1B | | B X<br>1-0 ③<br>G4-3 | | X<br>0-0 ③<br>FC5-4<br>1-2f | 4 | 1 | 2 | 0 | 0 | 0 | 2 |
| Damian Miller, R (1, 2)<br>OBP: 0.333, SLG: 0.600 | | | X<br>0-0 ①<br>P3 | | B X<br>1-0<br>1-H<br>HR | | | C C F B B X<br>2-2<br>FC4-6<br>1B | | 3 | 1 | 2 | 2 | 0 | 0 | 1 |
| Inning Stats | R: 0 E: 1 K: 1 S: 8<br>H: 1 LOB: 1 BB: 0 P: 13 | R: 0 E: 0 K: 0 S: 4<br>H: 0 LOB: 0 BB: 0 P: 5 | R: 0 E: 0 K: 1 S: 9<br>H: 1 LOB: 1 BB: 0 P: 15 | R: 0 E: 0 K: 1 S: 10<br>H: 2 LOB: 1 BB: 0 P: 15 | R: 2 E: 0 K: 0 S: 13<br>H: 3 LOB: 0 BB: 0 P: 25 | R: 0 E: 0 K: 1 S: 8<br>H: 0 LOB: 0 BB: 0 P: 11 | R: 0 E: 0 K: 1 S: 7<br>H: 0 LOB: 0 BB: 0 P: 10 | R: 0 E: 0 K: 1 S: 14<br>H: 1 LOB: 1 BB: 0 P: 20 | R: 0 E: 0 K: 1 S: 9<br>H: 1 LOB: 2 BB: 1 P: 14 | 1B: 6 2B: 3 3B: 0 HR: 1<br>SF: 0 SAC: 0 DP: 2 HBP: 0 | | | | | | |

# Minnesota Twins @ Detroit Tigers

Tiger Stadium, Detroit, MI

Tue Aug 19 1997, 7:05 PM EDT

Att. 15,478 - Unknown - 72 F

TOP

livebaseballscorecards.com

| | |
|---|---|
| AB | 34 |
| R | 2 |
| H | 9 |
| RBI | 2 |
| BB | 1 |
| SO | 7 |
| LOB | 12 |

WP: 0 PB: 0 SB: 1 CS: 1 PA: 35

| PITCHER | IP | WLS | BF | H | R | ER | SO | BB | IBB | HBP | BLK | WP | HR | S | P | ERA | WHIP |
|---|---|---|---|---|---|---|---|---|---|---|---|---|---|---|---|---|---|
| Willie Blair, R (1, 1)<br>ERA: 3.97 | 9.0 | W | 35 | 9 | 2 | 2 | 7 | 1 | 0 | 0 | 0 | 0 | 1 | 82 | 128 | 2.00 | 1.111 |

| PITCHER | IP | WLS | BF | H | R | ER | SO | BB | IBB | HBP | BLK | WP | HR | S | P | ERA | WHIP |
|---|---|---|---|---|---|---|---|---|---|---|---|---|---|---|---|---|---|

# Minnesota Twins @ Detroit Tigers

Tiger Stadium, Detroit, MI

Tue Aug 19 1997, 7:05 PM EDT

Att. 15,478 - Unknown - 72 F

livebaseballscorecards.com

## BOTTOM

| Batter | 1 | 2 | 3 | 4 | 5 | 6 | 7 | 8 | 9 | AB | R | H | RBI | BB | SO | LOB |
|---|---|---|---|---|---|---|---|---|---|---|---|---|---|---|---|---|
| Brian Hunter, R (1, 8)<br>OBP: 0.334, SLG: 0.352 | 4-1 1B G6-4-3 BB | 1-1 G1-6-3 1-2f | | | 0-1 CS 1B | | 1-2 G3-1 WP FC3-6 1B | | | 3 | 2 | 2 | 0 | 1 | 0 | 2 |
| Bobby Higginson, L (1, 7)<br>OBP: 0.384, SLG: 0.544 | 3-2 G6-4-3 1-3 1B | | 4-2 HR BB | | 3-2 F7 | | 2-0 G3-1 1-3 | | | 3 | 1 | 1 | 0 | 1 | 0 | 2 |
| Travis Fryman, R (1, 5)<br>OBP: 0.329, SLG: 0.444 | 1-0 G6-4-3 1-2f 3-H | | 2-1 1-H HR | | 4-2 HR 1-2 BB | | 2-1 FC3-6 HBP | | | 2 | 2 | 1 | 2 | 1 | 0 | 1 |
| Tony Clark, S (1, 3)<br>OBP: 0.390, SLG: 0.531 | 3-2 HR 2B | | 2-3 K | | 1-0 1-H HR | | 1-2 FC3-6 1-2f 3-H | | | 4 | 2 | 2 | 3 | 0 | 1 | 1 |
| Bob Hamelin, L (1, 10)<br>OBP: 0.377, SLG: 0.521 | 3-2 2-H HR | | 1-3 K | | 3-3 K | | 1-1 F8 | | | 4 | 1 | 1 | 2 | 0 | 2 | 1 |
| Melvin Nieves, S (1, 9)<br>OBP: 0.331, SLG: 0.467 | 0-0 G6-3 | | 1-1 G4-3 | | | 0-0 F7 | | 2-3 K | | 4 | 0 | 0 | 0 | 0 | 1 | 0 |
| Damion Easley, R (1, 4)<br>OBP: 0.365, SLG: 0.497 | | 2-1 G6-3 | | 1-1 P4 | | 3-2 2B | | 1-0 G6-3 | | 4 | 0 | 1 | 0 | 0 | 0 | 0 |
| Raul Casanova, S (1, 2)<br>OBP: 0.319, SLG: 0.372 | | 4-2 1B BB | | 3-2 P6 | | 0-0 F8 | | 1-1 F8 | | 3 | 0 | 0 | 0 | 1 | 0 | 1 |
| Deivi Cruz, R (1, 6)<br>OBP: 0.251, SLG: 0.305 | | 1-2 G1-6-3 1-2 1B | | 1-1 F8 | | 1-0 G5-3 | | | | 3 | 0 | 1 | 0 | 0 | 0 | 1 |
| Inning Stats | R: 3 H: 3<br>E: 0 LOB: 0<br>K: 0 BB: 1<br>S: 15 P: 29 | R: 0 H: 1<br>E: 0 LOB: 1<br>K: 0 BB: 1<br>S: 10 P: 18 | R: 2 H: 1<br>E: 0 LOB: 0<br>K: 2<br>S: 12 P: 22 | R: 0 H: 0<br>E: 0 LOB: 0<br>K: 0 BB: 0<br>S: 7 P: 12 | R: 2 H: 2<br>E: 0 LOB: 0<br>K: 1<br>S: 14 P: 25 | R: 0 H: 1<br>E: 0 LOB: 1<br>K: 0 BB: 0<br>S: 6 P: 10 | R: 1 H: 1<br>E: 0 LOB: 1<br>K: 0 BB: 0<br>S: 10 P: 17 | R: 0 H: 0<br>E: 0 LOB: 0<br>K: 1 BB: 0<br>S: 6 P: 10 | | 1B: 4 SF: 0<br>2B: 2 SAC: 0<br>3B: 0 DP: 2<br>HR: 3 HBP: 1 | | | | WP: 1 PA: 35<br>PB: 0<br>SB: 0<br>CS: 1 | | |

| | AB | 30 |
|---|---|---|
| | R | 8 |
| | H | 9 |
| | RBI | 7 |
| | BB | 4 |
| | SO | 4 |
| | LOB | 9 |

| PITCHER | | IP | WLS | BF | H | R | ER | SO | BB | IBB | HBP | BLK | WP | HR | S | P | ERA | WHIP |
|---|---|---|---|---|---|---|---|---|---|---|---|---|---|---|---|---|---|---|
| LaTroy Hawkins, R<br>ERA: 5.99 | (1, 1) | 3.0 | L | 15 | 5 | 5 | 5 | 2 | 3 | 0 | 0 | 0 | 0 | 2 | 37 | 69 | 15.00 | 2.667 |
| Travis Miller, L<br>ERA: 9.74 | (4, 1) | 2.0 | | 8 | 2 | 2 | 2 | 1 | 1 | 0 | 0 | 0 | 0 | 1 | 21 | 37 | 9.00 | 1.500 |
| Todd Ritchie, R<br>ERA: 5.02 | (6, 1) | 2.0 | | 9 | 2 | 1 | 1 | 0 | 0 | 0 | 1 | 0 | 1 | 0 | 16 | 27 | 4.50 | 1.000 |
| Rich Robertson, L<br>ERA: 5.68 | (8, 1) | 1.0 | | 3 | 0 | 0 | 0 | 1 | 0 | 0 | 0 | 0 | 0 | 0 | 6 | 10 | 0.00 | 0.000 |

| PITCHER | IP | WLS | BF | H | R | ER | SO | BB | IBB | HBP | BLK | WP | HR | S | P | ERA | WHIP |
|---|---|---|---|---|---|---|---|---|---|---|---|---|---|---|---|---|---|

| Batter | 1 | 2 | 3 | 4 | 5 | 6 | 7 | 8 | 9 | AB | R | H | RBI | BB | SO | LOB |
|---|---|---|---|---|---|---|---|---|---|---|---|---|---|---|---|---|
| Chuck Knoblauch, R (1, 4)<br>OBP: 0.400, SLG: 0.444 | S C B B F F F B<br>3-2 X<br>L7 | B B B C C B<br>4-2<br>CS<br>BB | | B B S F B B<br>4-2<br>1B<br>BB | | X<br>0-0<br>L5-3<br>1B | B F X<br>1-1<br>FC5-4<br>1-2f | | | 3 | 0 | 1 | 0 | 2 | 0 | 1 |
| Todd Walker, L (8, 4)<br>OBP: 0.264, SLG: 0.269 | | | | | | | | | | 0 | 0 | 0 | 0 | 0 | 0 | 0 |
| Rich Becker, L (1, 8)<br>OBP: 0.360, SLG: 0.409 | B F C F S<br>1-3<br>K | C F 1 SAFE B P<br>2-2<br>CS<br>1-2 | X<br>0-0<br>G6-3<br>FC6-4<br>2B | B F B 1 F X SAFE<br>3-2<br>1-3<br>1B | | B B C B F F X<br>3-2<br>L5-3<br>1-1 | | X<br>0-0<br>G4-3 | | 5 | 1 | 2 | 0 | 0 | 1 | 1 |
| (7, 9) | | | | | | | | | | | | | | | | |
| Paul Molitor, R (1, 3)<br>OBP: 0.346, SLG: 0.421 | B F X<br>1-1<br>G5-3 | | B B C F F F X<br>2-2<br>G6-3<br>2-3 | C F B B B F X<br>2-2<br>L9 | | B C F B B B B<br>4-2<br>3B<br>BB | | F S B X<br>1-2<br>1B | | 3 | 1 | 0 | 0 | 1 | 0 | 3 |
| Darrin Jackson, R (7, 8)<br>OBP: 0.275, SLG: 0.360 | | | | | | | | | | 1 | 0 | 1 | 0 | 0 | 0 | 0 |
| Ron Coomer, R (1, 5)<br>OBP: 0.328, SLG: 0.418 | | B F F S<br>1-3<br>K | F B B B B<br>4-1<br>FC6-4<br>BB | | B B F C F X<br>2-2<br>F8 | X<br>0-0<br>1-H<br>HR<br>3B | | F S F B C<br>1-3<br>K | | 4 | 1 | 1 | 1 | 1 | 2 | 1 |
| Matt Lawton, L (1, 7)<br>OBP: 0.350, SLG: 0.387 | | F F B S<br>1-3<br>K | B S X<br>1-1<br>FC6-4<br>E<br>1-2f<br>3-H | | C B X<br>1-1<br>HR<br>1B | B X<br>1-0<br>3-H<br>HR | | B C F S<br>1-3<br>K | | 5 | 2 | 2 | 3 | 0 | 2 | 2 |
| Terry Steinbach, R (1, 2)<br>OBP: 0.317, SLG: 0.426 | S B S F B X<br>2-2<br>1B<br>1B | C F 1 SAFE B B B X<br>2-2<br>E6<br>1-2 | | | X<br>0-0<br>1-H<br>HR | C B B X<br>2-1<br>G6-3 | | | X<br>0-0<br>F9 | 5 | 2 | 2 | 2 | 0 | 0 | 1 |
| Damian Miller, R (9, 2)<br>OBP: 0.333, SLG: 0.600 | | | | | | | | | | 0 | 0 | 0 | 0 | 0 | 0 | 0 |
| Marty Cordova, R (1, 10)<br>OBP: 0.311, SLG: 0.433 | S X<br>0-1<br>1B<br>HR<br>1-2<br>1B | F C B F F C<br>1-3<br>K | | | B S F B B X<br>3-2<br>SF8<br>3B | | X<br>0-0<br>G5-3 | | C B F B B F F S<br>3-3<br>K | 5 | 2 | 2 | 0 | 0 | 2 | 2 |
| Brent Brede, L (1, 9)<br>OBP: 0.333, SLG: 0.357 | C S B B F X<br>2-2<br>HR<br>1-3<br>2-H<br>1B | | | B C C B B S<br>3-3<br>K | B B X<br>2-0<br>SF8<br>3-H | | C F C<br>0-3<br>K | | C S B S S<br>1-3<br>K | 4 | 1 | 1 | 2 | 0 | 3 | 0 |
| (7, 3) | | | | | | | | | | | | | | | | |
| Denny Hocking, S (1, 6)<br>OBP: 0.316, SLG: 0.392 | C B B C 1 SAFE X<br>2-2<br>1-H<br>3-H<br>HR | | | C C B X<br>1-2<br>G3-1 | C X<br>0-1<br>P3 | | C B C X<br>1-2<br>FC5-4<br>1B | | | 4 | 1 | 2 | 3 | 0 | 0 | 0 |
| Inning Stats | R: 0<br>E: 0<br>K: 1<br>S: 13<br>H: 0<br>LOB: 0<br>BB: 0<br>P: 18 | R: 4<br>E: 0<br>K: 2<br>S: 25<br>H: 4<br>LOB: 0<br>BB: 1<br>P: 38 | R: 1<br>E: 1<br>K: 1<br>S: 18<br>H: 1<br>LOB: 2<br>BB: 1<br>P: 28 | R: 0<br>E: 0<br>K: 1<br>S: 15<br>H: 1<br>LOB: 2<br>BB: 1<br>P: 28 | R: 3<br>E: 0<br>K: 0<br>S: 13<br>H: 3<br>LOB: 0<br>BB: 0<br>P: 21 | R: 3<br>E: 0<br>K: 0<br>S: 11<br>H: 3<br>LOB: 0<br>BB: 1<br>P: 21 | R: 0<br>E: 0<br>K: 1<br>S: 9<br>H: 1<br>LOB: 1<br>BB: 0<br>P: 11 | R: 0<br>E: 0<br>K: 2<br>S: 11<br>H: 1<br>LOB: 1<br>BB: 0<br>P: 14 | R: 0<br>E: 0<br>K: 2<br>S: 9<br>H: 0<br>LOB: 0<br>BB: 0<br>P: 13 | 1B: 8<br>2B: 2<br>3B: 2<br>HR: 3<br>SF: 1<br>SAC: 0<br>DP: 1<br>HBP: 0 | WP: 0<br>PB: 0<br>SB: 0<br>CS: 1<br>PA: 45 | | | | | |

# Minnesota Twins @ Detroit Tigers

Tiger Stadium, Detroit, MI

Wed Aug 20 1997, 3:33 AM EDT

Att. 13,199 - Overcast - 64 F

TOP

livebaseballscorecards.com

| | |
|---|---|
| AB | 39 |
| R | 11 |
| H | 14 |
| RBI | 11 |
| BB | 4 |
| SO | 10 |
| LOB | 11 |

| PITCHER | | IP | WLS | BF | H | R | ER | SO | BB | IBB | HBP | BLK | WP | HR | S | P | ERA | WHIP |
|---|---|---|---|---|---|---|---|---|---|---|---|---|---|---|---|---|---|---|
| Scott Sanders, R<br>ERA: 6.59 | (1, 1) | 2.1 | L | 13 | 5 | 5 | 5 | 3 | 2 | 0 | 0 | 0 | 0 | 1 | 46 | 70 | 19.29 | 3.000 |
| A.J. Sager, R<br>ERA: 4.93 | (3, 1) | 2.0 | | 12 | 4 | 3 | 3 | 2 | 1 | 0 | 0 | 0 | 0 | 1 | 35 | 58 | 13.50 | 2.500 |
| Glenn Dishman, L<br>ERA: 5.54 | (5, 1) | 2.2 | | 12 | 4 | 3 | 3 | 1 | 1 | 0 | 0 | 0 | 0 | 1 | 23 | 37 | 10.12 | 1.875 |
| Eddie Gaillard, R<br>ERA: 5.4 | (8, 1) | 1.0 | | 4 | 1 | 0 | 0 | 2 | 0 | 0 | 0 | 0 | 0 | 0 | 11 | 14 | 0.00 | 1.000 |
| Mike Myers, L<br>ERA: 6.81 | (9, 1) | 1.0 | | 3 | 0 | 0 | 0 | 2 | 0 | 0 | 0 | 0 | 0 | 0 | 9 | 13 | 0.00 | 0.000 |

| PITCHER | IP | WLS | BF | H | R | ER | SO | BB | IBB | HBP | BLK | WP | HR | S | P | ERA | WHIP |
|---|---|---|---|---|---|---|---|---|---|---|---|---|---|---|---|---|---|

# Minnesota Twins @ Detroit Tigers

Tiger Stadium, Detroit, MI

Wed Aug 20 1997, 3:33 AM EDT

Att. 13,199 - Overcast - 64 F

## BOTTOM

| Batter | 1 | 2 | 3 | 4 | 5 | 6 | 7 | 8 | 9 | AB | R | H | RBI | BB | SO | LOB |
|---|---|---|---|---|---|---|---|---|---|---|---|---|---|---|---|---|
| Brian Hunter, R (1, 8)<br>OBP: 0.333, SLG: 0.350<br>Phil Nevin, R (6, PH)<br>OBP: 0.327, SLG: 0.408 (7, 7) | K | | | L8 | | G3 | | | P3 | 2 | 0 | 0 | 0 | 0 | 1 | 0 |
| | | | | | | | | | | 2 | 0 | 0 | 0 | 0 | 0 | 0 |
| Bobby Higginson, L (1, 7)<br>OBP: 0.383, SLG: 0.540 (7, 9) | F8 | | | BB | | | F8 | | G4-3 | 3 | 0 | 0 | 0 | 1 | 0 | 0 |
| Travis Fryman, R (1, 5)<br>OBP: 0.327, SLG: 0.440 | K | | | L5 | | | G5-3 | | P1 | 4 | 0 | 0 | 0 | 0 | 1 | 1 |
| Tony Clark, S (1, 3)<br>OBP: 0.389, SLG: 0.528<br>Orlando Miller, R (7, 3)<br>OBP: 0.275, SLG: 0.372 | | K | | P4 | | | 1B | | | 2 | 0 | 0 | 0 | 0 | 1 | 1 |
| | | | | | | | | | | 1 | 0 | 1 | 0 | 0 | 0 | 0 |
| Bob Hamelin, L (1, 10)<br>OBP: 0.377, SLG: 0.519 | | 1B | | | F9 | | G4-3 | | | 3 | 0 | 1 | 0 | 0 | 0 | 1 |
| Melvin Nieves, S (1, 9)<br>OBP: 0.331, SLG: 0.476 (7, 8) | | G1-6-3 | | | K | | | HR | | 3 | 1 | 1 | 1 | 0 | 1 | 1 |
| Damion Easley, R (1, 4)<br>OBP: 0.363, SLG: 0.494 | | | K | | G5-3 | | | K | | 3 | 0 | 0 | 0 | 0 | 2 | 0 |
| Matt Walbeck, S (1, 2)<br>OBP: 0.330, SLG: 0.353 | | | F7 | | | L9 | | K | | 3 | 0 | 0 | 0 | 0 | 1 | 0 |
| Deivi Cruz, R (1, 6)<br>OBP: 0.249, SLG: 0.302 | | | G5-3 | | | L8 | | L4 | | 3 | 0 | 0 | 0 | 0 | 0 | 0 |
| Inning Stats | R: 0<br>E: 0<br>K: 2<br>S: 11<br>H: 0<br>LOB: 0<br>BB: 0<br>P: 14 | R: 0<br>E: 0<br>K: 1<br>S: 6<br>H: 1<br>LOB: 0<br>BB: 0<br>P: 8 | R: 0<br>E: 0<br>K: 1<br>S: 6<br>H: 0<br>LOB: 0<br>BB: 0<br>P: 10 | R: 0<br>E: 0<br>K: 0<br>S: 8<br>H: 0<br>LOB: 1<br>BB: 1<br>P: 13 | R: 0<br>E: 0<br>K: 1<br>S: 7<br>H: 0<br>LOB: 0<br>BB: 0<br>P: 12 | R: 0<br>E: 0<br>K: 0<br>S: 11<br>H: 0<br>LOB: 0<br>BB: 0<br>P: 14 | R: 0<br>E: 0<br>K: 0<br>S: 10<br>H: 1<br>LOB: 1<br>BB: 0<br>P: 13 | R: 1<br>E: 0<br>K: 2<br>S: 13<br>H: 1<br>LOB: 0<br>BB: 0<br>P: 17 | R: 0<br>E: 0<br>K: 0<br>S: 12<br>H: 0<br>LOB: 0<br>BB: 0<br>P: 15 | 1B: 2<br>2B: 0<br>3B: 0<br>HR: 1<br>SF: 0<br>SAC: 0<br>DP: 1<br>HBP: 0 | WP: 0<br>PB: 0<br>SB: 0<br>CS: 0<br>PA: 30 | | | | | |

livebaseballscorecards.com

| AB | 29 |
|---|---|
| R | 1 |
| H | 3 |
| RBI | 1 |
| BB | 1 |
| SO | 7 |
| LOB | 4 |

| PITCHER | | IP | WLS | BF | H | R | ER | SO | BB | IBB | HBP | BLK | WP | HR | S | P | ERA | WHIP |
|---|---|---|---|---|---|---|---|---|---|---|---|---|---|---|---|---|---|---|
| Brad Radke, R<br>ERA: 3.36 | (1, 1) | 8.0 | W | 27 | 3 | 1 | 1 | 7 | 1 | 0 | 0 | 0 | 0 | 1 | 72 | 101 | 1.12 | 0.500 |
| Rick Aguilera, R<br>ERA: 3.79 | (9, 1) | 1.0 | | 3 | 0 | 0 | 0 | 0 | 0 | 0 | 0 | 0 | 0 | 0 | 12 | 15 | 0.00 | 0.000 |

| PITCHER | IP | WLS | BF | H | R | ER | SO | BB | IBB | HBP | BLK | WP | HR | S | P | ERA | WHIP |
|---|---|---|---|---|---|---|---|---|---|---|---|---|---|---|---|---|---|

| Batter | 1 | 2 | 3 | 4 | 5 | 6 | 7 | 8 | 9 | AB | R | H | RBI | BB | SO | LOB |
|---|---|---|---|---|---|---|---|---|---|---|---|---|---|---|---|---|
| Chuck Knoblauch, R (1, 4)<br>OBP: 0.401, SLG: 0.444 | x 0-0 ① G1-3 | | x 0-0 1-2 1B | | x 0-0 1-3 1B | | | x 0-0 ② G6-3 | | 4 | 0 | 2 | 0 | 0 | 0 | 0 |
| Todd Walker, L (1, 5)<br>OBP: 0.256, SLG: 0.259 | x 0-0 ② G4-3 | | x 0-0 ③ F2 | | x 0-0 ③ G6-3 | | | x 0-0 ③ G3 | | 4 | 0 | 0 | 0 | 0 | 0 | 4 |
| Paul Molitor, R (1, 10)<br>OBP: 0.343, SLG: 0.417 | S S S 0-3 ③ K | | | x 0-0 ① G6-3 | | x 0-0 ① G5-3 | | | x 0-0 ① F8 | 4 | 0 | 0 | 0 | 0 | 1 | 0 |
| Scott Stahoviak, L (1, 3)<br>OBP: 0.305, SLG: 0.425 | | x 0-0 ① F7 | | S S S 0-3 ② K | | x 0-0 ② G3 | | | B B B B 4-0 1B BB | 3 | 0 | 0 | 0 | 1 | 1 | 0 |
| Terry Steinbach, R (1, 2)<br>OBP: 0.316, SLG: 0.424<br>Torii Hunter, R (9, PR) | S S S 0-3 ② K | | | S S S 0-3 ③ K | | x 0-0 ③ P6 | | | x 0-0 1-2 G4-6-3 1B | 4<br>0 | 0<br>0 | 1<br>0 | 0<br>0 | 0<br>0 | 2<br>0 | 0<br>0 |
| Matt Lawton, L (1, 8)<br>OBP: 0.349, SLG: 0.393 | | x 0-0 ③ G3-1 | | | x 0-0 HR | | S S S 0-3 ① K | | x 0-0 ② ③ G4-6-3 1-2f | 4 | 1 | 1 | 1 | 0 | 1 | 2 |
| Ron Coomer, R (1, 9)<br>OBP: 0.328, SLG: 0.418 | | | x 0-0 ① G5-3 | | x 0-0 1B WP 1B | | x 0-0 ② G6-3 | | | 3 | 0 | 1 | 0 | 0 | 0 | 0 |
| Marty Cordova, R (1, 7)<br>OBP: 0.308, SLG: 0.428 | | | x 0-0 ② G5-3 | | S S S 0-3 ① K | | S S S 0-3 ③ K | | | 3 | 0 | 0 | 0 | 0 | 2 | 1 |
| Denny Hocking, S (1, 6)<br>OBP: 0.317, SLG: 0.388 | | | B B B B 4-0 1B BB | | S S S 0-3 ② K | | | x 0-0 ① G3 | | 2 | 0 | 0 | 0 | 1 | 1 | 1 |
| Inning Stats | R: 0<br>E: 0<br>K: 1<br>S: 5<br>H: 0<br>LOB: 0<br>BB: 0<br>P: 5 | R: 0<br>E: 0<br>K: 1<br>S: 5<br>H: 0<br>LOB: 0<br>BB: 0<br>P: 5 | R: 0<br>E: 0<br>K: 0<br>S: 4<br>H: 1<br>LOB: 2<br>BB: 1<br>P: 8 | R: 0<br>E: 0<br>K: 2<br>S: 7<br>H: 0<br>LOB: 0<br>BB: 0<br>P: 7 | R: 1<br>E: 0<br>K: 2<br>S: 10<br>H: 3<br>LOB: 2<br>BB: 0<br>P: 10 | R: 0<br>E: 0<br>K: 0<br>S: 3<br>H: 0<br>LOB: 0<br>BB: 0<br>P: 3 | R: 0<br>E: 0<br>K: 2<br>S: 7<br>H: 0<br>LOB: 0<br>BB: 0<br>P: 7 | R: 0<br>E: 0<br>K: 0<br>S: 3<br>H: 0<br>LOB: 0<br>BB: 0<br>P: 3 | R: 0<br>E: 0<br>K: 0<br>S: 3<br>H: 1<br>LOB: 2<br>BB: 1<br>P: 7 | 1B: 4<br>2B: 0<br>3B: 0<br>HR: 1<br>SF: 0<br>SAC: 0<br>DP: 1<br>HBP: 0 | | | | | | |

| PITCHER | IP | WLS | BF | H | R | ER | SO | BB | IBB | HBP | BLK | WP | HR | S | P | ERA | WHIP |
|---|---|---|---|---|---|---|---|---|---|---|---|---|---|---|---|---|---|
| Scott Erickson, R (1, 1)<br>ERA: 3.28 | 8.1 | W | 32 | 5 | 1 | 1 | 8 | 2 | 0 | 0 | 0 | 1 | 1 | 46 | 54 | 1.08 | 0.840 |
| Randy Myers, L (9, 1)<br>ERA: 1.62 | 0.2 | S | 1 | 0 | 0 | 0 | 0 | 0 | 0 | 0 | 0 | 0 | 0 | 1 | 1 | 0.00 | 0.000 |

| PITCHER | IP | WLS | BF | H | R | ER | SO | BB | IBB | HBP | BLK | WP | HR | S | P | ERA | WHIP |
|---|---|---|---|---|---|---|---|---|---|---|---|---|---|---|---|---|---|

# TOP

## Minnesota Twins @ Baltimore Orioles

Oriole Park at Camden Yards, Baltimore, MD

Fri Aug 22 1997, 7:05 PM EDT
Att. 47,785 - Unknown - 79 F

livebaseballscorecards.com

| | |
|---|---|
| AB | 31 |
| R | 1 |
| H | 5 |
| RBI | 1 |
| BB | 2 |
| SO | 8 |
| LOB | 8 |

| | | | |
|---|---|---|---|
| WP: 1 | PA: 33 | | |
| PB: 0 | | | |
| SB: 0 | | | |
| CS: 0 | | | |

| Batter | 1 | 2 | 3 | 4 | 5 | 6 | 7 | 8 | 9 | AB | R | H | RBI | BB | SO | LOB |
|---|---|---|---|---|---|---|---|---|---|---|---|---|---|---|---|---|
| Brady Anderson, L (1, 8)<br>OBP: 0.408, SLG: 0.474 | BBBB<br>4-0<br>1B<br>2B<br>BB | x 0-0 ①<br>G3 | | x 0-0 ③<br>P4 | | | x 0-0 ②<br>G4-3 | | | 3 | 1 | 0 | 0 | 1 | 0 | 0 |
| Jeff Reboulet, R (1, 4)<br>OBP: 0.314, SLG: 0.352 | SSS<br>0-3 ①<br>K | x 0-0 ②<br>G5-3 | | | x 0-0 ①<br>F8 | | x 0-0 ③<br>G5-3 | | | 4 | 0 | 0 | 0 | 0 | 1 | 1 |
| B.J. Surhoff, L (1, 7)<br>OBP: 0.362, SLG: 0.482 | x 0-0<br>1-3<br>2B<br>1B | x 0-0<br>1B | | | x 0-0<br>E8<br>G6-3 | | | x 0-0 ①<br>F7 | | 4 | 1 | 2 | 0 | 0 | 0 | 0 |
| Geronimo Berroa, R (1, 9)<br>OBP: 0.373, SLG: 0.470<br>Tony Tarasco, L (9, 9)<br>OBP: 0.322, SLG: 0.417 | x 0-0<br>1-H<br>3-H<br>1B<br>2B | x 0-0 ③<br>F8 | | | x 0-0 ②<br>G6-3<br>2-3 | | | SSS<br>0-3 ②<br>K | | 4<br>0 | 1<br>0 | 1<br>0 | 2<br>0 | 0<br>0 | 1<br>0 | 2<br>0 |
| Rafael Palmeiro, L (1, 3)<br>OBP: 0.333, SLG: 0.481 | x 0-0<br>1B<br>2-H<br>1B | | x 0-0 ①<br>G4-3 | | x 0-0 ③<br>F8 | | | x 0-0 ③<br>F8 | | 4 | 0 | 1 | 1 | 0 | 0 | 1 |
| Cal Ripken Jr., R (1, 5)<br>OBP: 0.335, SLG: 0.423 | x 0-0<br>HBP<br>1-3<br>1B | | x 0-0 ②<br>G6-3 | | | x 0-0 ①<br>G6-3 | | | | 3 | 0 | 1 | 0 | 0 | 0 | 0 |
| Harold Baines, L (1, 10)<br>OBP: 0.367, SLG: 0.445 | x 0-0 ②<br>F5 | | x 0-0 ③<br>F7 | | | x 0-0 ②<br>F2 | | | | 3 | 0 | 0 | 0 | 0 | 0 | 2 |
| Lenny Webster, R (1, 2)<br>OBP: 0.327, SLG: 0.369 | H<br>1-0<br>1-2<br>HBP | | | SSS<br>0-3 ①<br>K | | x 0-0 ③<br>F9 | | | | 2 | 0 | 0 | 0 | 0 | 1 | 0 |
| Mike Bordick, R (1, 6)<br>OBP: 0.268, SLG: 0.297 | x 0-0 ③<br>F9 | | | x 0-0 ②<br>G5-3 | | | x 0-0 ①<br>G3 | | | 3 | 0 | 0 | 0 | 0 | 0 | 3 |
| Inning Stats | R: 3 H: 4<br>E: 0 LOB: 3<br>K: 1 BB: 1<br>S: 9 P: 14 | R: 0 H: 1<br>E: 0 LOB: 1<br>K: 0 BB: 0<br>S: 4 P: 4 | R: 0 H: 0<br>E: 0 LOB: 0<br>K: 0 BB: 0<br>S: 3 P: 3 | R: 0 H: 0<br>E: 0 LOB: 0<br>K: 1 BB: 0<br>S: 5 P: 5 | R: 0 H: 0<br>E: 1 LOB: 1<br>K: 0 BB: 0<br>S: 4 P: 4 | R: 0 H: 0<br>E: 0 LOB: 0<br>K: 0 BB: 0<br>S: 3 P: 3 | R: 0 H: 0<br>E: 0 LOB: 0<br>K: 0 BB: 0<br>S: 3 P: 3 | R: 0 H: 0<br>E: 0 LOB: 0<br>K: 1 BB: 0<br>S: 5 P: 5 | | 1B: 4 SF: 0<br>2B: 1 SAC: 0<br>3B: 0 DP: 0<br>HR: 0 HBP: 1 | | | | | | |

# BOTTOM

## Minnesota Twins @ Baltimore Orioles

Oriole Park at Camden Yards, Baltimore, MD

Fri Aug 22 1997, 7:05 PM EDT

Att. 47,785 - Unknown - 79 F

livebaseballscorecards.com

| | |
|---|---|
| AB | 30 |
| R | 3 |
| H | 5 |
| RBI | 3 |
| BB | 1 |
| SO | 3 |
| LOB | 9 |

| | | | | | | | | | | | | | | | | | | | | | | | | | | | | | | | |
|---|---|---|---|---|---|---|---|---|---|---|---|---|---|---|---|---|---|---|---|---|---|---|---|---|---|---|---|---|---|---|---|
| PITCHER | | IP | WLS | BF | H | R | ER | SO | BB | IBB | HBP | BLK | WP | HR | S | P | ERA | WHIP | PITCHER | IP | WLS | BF | H | R | ER | SO | BB | IBB | HBP | BLK | WP | HR | S | P | ERA | WHIP |
| Bob Tewksbury, R<br>ERA: 4.21 | (1, 1) | 7.0 | L | 29 | 5 | 3 | 3 | 2 | 1 | 0 | 1 | 0 | 0 | 0 | 31 | 36 | 3.86 | 0.857 | | | | | | | | | | | | | | | | | |
| Greg Swindell, L<br>ERA: 3.57 | (8, 1) | 1.0 | | 3 | 0 | 0 | 0 | 1 | 0 | 0 | 0 | 0 | 0 | 0 | 5 | 5 | 0.00 | 0.000 | | | | | | | | | | | | | | | | | |

# Minnesota Twins @ Baltimore Orioles

Oriole Park at Camden Yards, Baltimore, MD

Sat Aug 23 1997, 7:05 PM EDT
Att. 48,263 - Unknown - 81 F

livebaseballscorecards.com

## TOP

| Batter | 1 | 2 | 3 | 4 | 5 | 6 | 7 | 8 | 9 | AB | R | H | RBI | BB | SO | LOB |
|---|---|---|---|---|---|---|---|---|---|---|---|---|---|---|---|---|
| Chuck Knoblauch, R (1, 4)<br>OBP: 0.401, SLG: 0.444 | S S S 0-3 ① K | | X 0-0 1B 1B | | X 0-0 S 2B 1B | X 0-0 ③ G4-3 | | | S S S 0-3 ① K | 5 | 1 | 2 | 0 | 0 | 2 | 1 |
| Brent Brede, L (1, 9)<br>OBP: 0.333, SLG: 0.350<br>Darrin Jackson, R (7, PH)<br>OBP: 0.275, SLG: 0.360<br>Matt Lawton, L (7, PH) (7, 9)<br>OBP: 0.350, SLG: 0.392 | B B B B 4-0 S 1B BB | | S S S 0-3 ① K | | S S S 0-3 ① K 1-2 | | B B B B 4-0 HR BB | | X 0-0 ② F8 | 2<br>0<br>1 | 1<br>0<br>1 | 0<br>0<br>1 | 0<br>0<br>1 | 1<br>0<br>0 | 2<br>0<br>0 | 2<br>0<br>0 |
| Paul Molitor, R (1, 10)<br>OBP: 0.343, SLG: 0.424 | X 0-0 ② G1-3 1-2 | | X 0-0 1-3 1B | | X 0-0 ② G4-3 | | X 0-0 1-H HR | | X 0-0 ③ L4 | 5 | 1 | 2 | 2 | 0 | 0 | 2 |
| Ron Coomer, R (1, 5)<br>OBP: 0.329, SLG: 0.421 | X 0-0 2-H 1B | | S S S 0-3 ② K | | X 0-0 2-H 2B | | S S S 0-3 ① K | | | 4 | 0 | 2 | 2 | 0 | 2 | 2 |
| Scott Stahoviak, L (1, 3)<br>OBP: 0.304, SLG: 0.419 | S S S 0-3 ③ K | | S S S 0-3 ③ K | | H 1-0 HBP | | X 0-0 ② G4-3 | | | 3 | 0 | 0 | 0 | 0 | 2 | 3 |
| Terry Steinbach, R (1, 2)<br>OBP: 0.316, SLG: 0.425 | | X 0-0 2B | | S S S 0-3 ① K | X 0-0 ③ G1-3 | | X 0-0 ③ G4-3 | | | 4 | 0 | 1 | 0 | 0 | 1 | 2 |
| Marty Cordova, R (1, 7)<br>OBP: 0.304, SLG: 0.422 | | S S S 0-3 ① K | | S S S 0-3 ② K | | S S S 0-3 ① K | | X 0-0 ① G4-3 | | 4 | 0 | 0 | 0 | 0 | 3 | 1 |
| Rich Becker, L (1, 8)<br>OBP: 0.359, SLG: 0.407 | | S S S 0-3 ② K | | X 0-0 1B | | S S S 0-3 ② K | | S S S 0-3 ② K | | 4 | 0 | 1 | 0 | 0 | 3 | 1 |
| Denny Hocking, S (1, 6)<br>OBP: 0.315, SLG: 0.382 | | S S S 0-3 ③ K | | X 0-0 ③ P4 | | B B B B 4-0 BB | | X 0-0 ③ G6-3 | | 3 | 0 | 0 | 0 | 1 | 1 | 2 |

| | AB | 35 |
|---|---|---|
| | R | 4 |
| | H | 8 |
| | RBI | 4 |
| | BB | 3 |
| | SO | 16 |
| | LOB | 16 |

| Inning Stats | | | | | | | | | |
|---|---|---|---|---|---|---|---|---|---|
| | R: 1 E: 0 K: 2 S: 8 | H: 1 LOB: 1 BB: 1 P: 12 | R: 0 E: 0 K: 3 S: 10 | H: 1 LOB: 1 BB: 0 P: 10 | R: 0 E: 0 K: 3 S: 11 | H: 2 LOB: 2 BB: 0 P: 11 | R: 0 E: 0 K: 2 S: 8 | H: 1 LOB: 1 BB: 0 P: 8 | R: 1 E: 0 K: 1 S: 7 | H: 2 LOB: 2 BB: 0 P: 8 |
| | R: 0 E: 0 K: 2 S: 7 | H: 0 LOB: 1 BB: 1 P: 11 | R: 2 E: 0 K: 1 S: 6 | H: 1 LOB: 0 BB: 1 P: 10 | R: 0 E: 0 K: 1 S: 5 | H: 0 LOB: 0 BB: 0 P: 5 | R: 0 E: 0 K: 1 S: 5 | H: 0 LOB: 0 BB: 0 P: 5 | | |

| | 1B: 5 | SF: 0 | WP: 0 | PA: 39 |
|---|---|---|---|---|
| | 2B: 2 | SAC: 0 | PB: 0 | |
| | 3B: 0 | DP: 0 | SB: 2 | |
| | HR: 1 | HBP: 1 | CS: 0 | |

| PITCHER | | IP | WLS | BF | H | R | ER | SO | BB | IBB | HBP | BLK | WP | HR | S | P | ERA | WHIP |
|---|---|---|---|---|---|---|---|---|---|---|---|---|---|---|---|---|---|---|
| 35 Mike Mussina, R<br>ERA: 3.2 | (1, 1) | 5.0 | | 24 | 7 | 2 | 2 | 11 | 1 | 0 | 1 | 0 | 0 | 0 | 44 | 49 | 3.60 | 1.600 |
| Arthur Rhodes, L<br>ERA: 3.17 | (6, 1) | 1.0 | | 4 | 0 | 0 | 0 | 2 | 1 | 0 | 0 | 0 | 0 | 0 | 7 | 11 | 0.00 | 1.000 |
| Terry Mathews, R<br>ERA: 3.96 | (7, 1) | 1.0 | | 5 | 1 | 2 | 2 | 1 | 1 | 0 | 0 | 0 | 0 | 1 | 6 | 10 | 18.00 | 2.000 |
| Jesse Orosco, L<br>ERA: 2.08 | (8, 1) | 1.0 | W | 3 | 0 | 0 | 0 | 1 | 0 | 0 | 0 | 0 | 0 | 0 | 5 | 5 | 0.00 | 0.000 |
| Randy Myers, L<br>ERA: 1.59 | (9, 1) | 1.0 | S | 3 | 0 | 0 | 0 | 1 | 0 | 0 | 0 | 0 | 0 | 0 | 5 | 5 | 0.00 | 0.000 |

| PITCHER | | IP | WLS | BF | H | R | ER | SO | BB | IBB | HBP | BLK | WP | HR | S | P | ERA | WHIP |
|---|---|---|---|---|---|---|---|---|---|---|---|---|---|---|---|---|---|---|

| Batter | 1 | 2 | 3 | 4 | 5 | 6 | 7 | 8 | 9 | AB | R | H | RBI | BB | SO | LOB |
|---|---|---|---|---|---|---|---|---|---|---|---|---|---|---|---|---|
| Brady Anderson, L (1, 8)<br>OBP: 0.407, SLG: 0.471 | K | | F6 | | G4-3 | | BB | | | 3 | 0 | 0 | 0 | 1 | 1 | 0 |
| Jeff Reboulet, R (1, 4)<br>OBP: 0.308, SLG: 0.344 | K | | K | | F7 | | K | | | 4 | 0 | 0 | 0 | 0 | 3 | 1 |
| B.J. Surhoff, L (1, 7)<br>OBP: 0.363, SLG: 0.489 | HR | | F7 | | G3-1 | | | HR, 1B | | 4 | 2 | 2 | 1 | 0 | 0 | 0 |
| Geronimo Berroa, R (1, 9)<br>OBP: 0.374, SLG: 0.479 | F8 | | | 1B, 2B | | F7 | | 1-H, HR | | 4 | 2 | 2 | 2 | 0 | 0 | 0 |
| Lenny Webster, R (9, 2)<br>OBP: 0.327, SLG: 0.369 | | | | | | | | | | 0 | 0 | 0 | 0 | 0 | 0 | 0 |
| Rafael Palmeiro, L (1, 3)<br>OBP: 0.333, SLG: 0.478 | | BB, S, 1B | | K | | G4-3 | | P4 | | 3 | 1 | 0 | 0 | 1 | 1 | 1 |
| Cal Ripken Jr., R (1, 5)<br>OBP: 0.338, SLG: 0.425 | | 1-H, 1B | 2-H, BB, 1B | | | BB | | K | | 3 | 0 | 2 | 2 | 1 | 1 | 0 |
| Harold Baines, L (1, 10)<br>OBP: 0.366, SLG: 0.441 | | K | | 1-2, BB, 1B | | F7 | | G4-3 | | 3 | 0 | 0 | 0 | 1 | 1 | 2 |
| Chris Hoiles, R (1, 2)<br>OBP: 0.378, SLG: 0.421 | | P5 | | 1-2, 2-H, 1B | | | F9 | | | 3 | 0 | 1 | 0 | 0 | 0 | 1 |
| Tony Tarasco, L (9, 9)<br>OBP: 0.322, SLG: 0.417 | | | | | | | | | | 0 | 0 | 0 | 0 | 0 | 0 | 0 |
| Mike Bordick, R (1, 6)<br>OBP: 0.266, SLG: 0.295 | | F9 | | K | | | K | | | 3 | 0 | 0 | 0 | 0 | 2 | 3 |
| Inning Stats | R: 1<br>E: 0<br>K: 2<br>S: 8<br>H: 1<br>LOB: 0<br>BB: 0<br>P: 8 | R: 1<br>E: 0<br>K: 1<br>S: 6<br>H: 1<br>LOB: 1<br>BB: 1<br>P: 10 | R: 0<br>E: 0<br>K: 1<br>S: 5<br>H: 0<br>LOB: 0<br>BB: 0<br>P: 5 | R: 1<br>E: 0<br>K: 2<br>S: 9<br>H: 3<br>LOB: 2<br>BB: 1<br>P: 13 | R: 0<br>E: 0<br>K: 0<br>S: 3<br>H: 0<br>LOB: 0<br>BB: 0<br>P: 3 | R: 0<br>E: 0<br>K: 0<br>S: 3<br>H: 0<br>LOB: 1<br>BB: 1<br>P: 7 | R: 0<br>E: 0<br>K: 2<br>S: 7<br>H: 0<br>LOB: 1<br>BB: 1<br>P: 11 | R: 2<br>E: 0<br>K: 1<br>S: 7<br>H: 2<br>LOB: 0<br>BB: 0<br>P: 7 | | 1B: 4<br>2B: 1<br>3B: 0<br>HR: 2<br>SF: 0<br>SAC: 0<br>DP: 0<br>HBP: 0 | | | | | | |

| PITCHER | | IP | WLS | BF | H | R | ER | SO | BB | IBB | HBP | BLK | WP | HR | S | P | ERA | WHIP |
|---|---|---|---|---|---|---|---|---|---|---|---|---|---|---|---|---|---|---|
| Frankie Rodriguez, R<br>ERA: 4.89 | (1, 1) | 7.0 | | 29 | 5 | 3 | 3 | 8 | 4 | 0 | 0 | 0 | 0 | 1 | 41 | 57 | 3.86 | 1.286 |
| Greg Swindell, L<br>ERA: 3.73 | (8, 1) | 1.0 | L | 5 | 2 | 2 | 2 | 1 | 0 | 0 | 0 | 0 | 0 | 1 | 7 | 7 | 18.00 | 2.000 |

| PITCHER | IP | WLS | BF | H | R | ER | SO | BB | IBB | HBP | BLK | WP | HR | S | P | ERA | WHIP |
|---|---|---|---|---|---|---|---|---|---|---|---|---|---|---|---|---|---|

# BOTTOM

## Minnesota Twins @ Baltimore Orioles

Oriole Park at Camden Yards, Baltimore, MD

Sat Aug 23 1997, 7:05 PM EDT
Att. 48,263 - Unknown - 81 F

livebaseballscorecards.com

| | |
|---|---|
| AB | 30 |
| R | 5 |
| H | 7 |
| RBI | 5 |
| BB | 4 |
| SO | 9 |
| LOB | 8 |

| Batter | 1 | 2 | 3 | 4 | 5 | 6 | 7 | 8 | 9 | AB | R | H | RBI | BB | SO | LOB |
|---|---|---|---|---|---|---|---|---|---|---|---|---|---|---|---|---|
| Chuck Knoblauch, R (1, 4)<br>OBP: 0.400, SLG: 0.442 | F8 | | K | | G1-3<br>1-2 | | | G4-6-3<br>1-2<br>1B | | 4 | 0 | 1 | 0 | 0 | 1 | 1 |
| Brent Brede, L (1, 3)<br>OBP: 0.333, SLG: 0.343 | F7 | | | BB<br>1B<br>1B | G4-3<br>2-3 | | | G4-6-3<br>1-2f<br>2-3 | | 2 | 1 | 0 | 0 | 1 | 0 | 1 |
| Terry Steinbach, R (8, PH)<br>OBP: 0.315, SLG: 0.424 (8, 3) | | | | | | | | | | 1 | 0 | 0 | 0 | 0 | 0 | 2 |
| Paul Molitor, R (1, 10)<br>OBP: 0.342, SLG: 0.422 | F9 | | | 1B<br>1-2<br>1B | | F9 | | K | | 4 | 0 | 1 | 0 | 0 | 1 | 1 |
| Ron Coomer, R (1, 5)<br>OBP: 0.326, SLG: 0.417 | | K | | F8 | | K | | | K | 4 | 0 | 0 | 0 | 0 | 3 | 2 |
| Matt Lawton, L (1, 7)<br>OBP: 0.351, SLG: 0.394 | | S<br>1B | | P6 | | G3 | | | 1B | 4 | 0 | 2 | 0 | 0 | 0 | 2 |
| Darrin Jackson, R (1, 8)<br>OBP: 0.274, SLG: 0.357 | | K<br>1-2 | | 1-3<br>2-H<br>1B | | | F8 | | K | 4 | 0 | 1 | 1 | 0 | 2 | 2 |
| Damian Miller, R (1, 2)<br>OBP: 0.278, SLG: 0.500 | | K | | K | | | G4-3 | | K | 3 | 0 | 0 | 0 | 0 | 2 | 3 |
| Greg Myers, L (9, PH)<br>OBP: 0.318, SLG: 0.405 | | | | | | | | | | 1 | 0 | 0 | 0 | 0 | 1 | 1 |
| Rich Becker, L (1, 9)<br>OBP: 0.359, SLG: 0.407 | | | F2 | | WP<br>S<br>1B | | K | | | 3 | 0 | 1 | 0 | 0 | 1 | 0 |
| Denny Hocking, S (1, 6)<br>OBP: 0.316, SLG: 0.378 | | | G6-3 | | K | | | G4-6-3<br>1B<br>BB | | 2 | 0 | 0 | 0 | 1 | 1 | 1 |
| Inning Stats | R: 0<br>E: 0<br>K: 0<br>S: 3<br>H: 0<br>LOB: 0<br>BB: 0<br>P: 3 | R: 0<br>E: 0<br>K: 3<br>S: 10<br>H: 1<br>LOB: 1<br>BB: 0<br>P: 10 | R: 0<br>E: 0<br>K: 1<br>S: 5<br>H: 0<br>LOB: 0<br>BB: 0<br>P: 5 | R: 1<br>E: 0<br>K: 1<br>S: 7<br>H: 2<br>LOB: 2<br>BB: 1<br>P: 11 | R: 0<br>E: 0<br>K: 1<br>S: 6<br>H: 1<br>LOB: 1<br>BB: 0<br>P: 6 | R: 0<br>E: 0<br>K: 1<br>S: 5<br>H: 0<br>LOB: 0<br>BB: 0<br>P: 5 | R: 0<br>E: 0<br>K: 1<br>S: 5<br>H: 0<br>LOB: 0<br>BB: 0<br>P: 5 | R: 0<br>E: 0<br>K: 1<br>S: 5<br>H: 1<br>LOB: 1<br>BB: 1<br>P: 9 | R: 0<br>E: 0<br>K: 3<br>S: 10<br>H: 1<br>LOB: 1<br>BB: 0<br>P: 10 | 1B: 6<br>2B: 0<br>3B: 0<br>HR: 0<br>SF: 0<br>SAC: 0<br>DP: 1<br>HBP: 0 | | | | | | |

| PITCHER | | IP | WLS | BF | H | R | ER | SO | BB | IBB | HBP | BLK | WP | HR | S | P | ERA | WHIP |
|---|---|---|---|---|---|---|---|---|---|---|---|---|---|---|---|---|---|---|
| Scott Kamieniecki, R<br>ERA: 4.03 | (1, 1) | 7.0 | W | 26 | 4 | 1 | 1 | 8 | 1 | 0 | 0 | 0 | 1 | 0 | 41 | 45 | 1.29 | 0.714 |
| Jesse Orosco, L<br>ERA: 2.08 | (8, 1) | 0.0 | | 2 | 1 | 0 | 0 | 0 | 1 | 0 | 0 | 0 | 0 | 0 | 1 | 5 | ∞ | ∞ |
| Armando Benitez, R<br>ERA: 2.43 | (8, 1) | 2.0 | S | 6 | 1 | 0 | 0 | 4 | 0 | 0 | 0 | 0 | 0 | 0 | 14 | 14 | 0.00 | 0.500 |

| PITCHER | IP | WLS | BF | H | R | ER | SO | BB | IBB | HBP | BLK | WP | HR | S | P | ERA | WHIP |
|---|---|---|---|---|---|---|---|---|---|---|---|---|---|---|---|---|---|

# TOP

## Minnesota Twins @ Baltimore Orioles

Oriole Park at Camden Yards, Baltimore, MD

Sun Aug 24 1997, 3:33 AM EDT
Att. 47,643 - Unknown - 83 F

livebaseballscorecards.com

| | |
|---|---|
| AB | 32 |
| R | 1 |
| H | 6 |
| RBI | 1 |
| BB | 2 |
| SO | 12 |
| LOB | 16 |

| | | | | | | |
|---|---|---|---|---|---|---|
| 1B: 6 | SF: 0 | WP: 1 | PA: 34 |
| 2B: 0 | SAC: 0 | PB: 0 | |
| 3B: 0 | DP: 1 | SB: 2 | |
| HR: 0 | HBP: 0 | CS: 0 | |

# Minnesota Twins @ Baltimore Orioles

Oriole Park at Camden Yards, Baltimore, MD

Sun Aug 24 1997, 3:33 AM EDT
Att. 47,643 - Unknown - 83 F

BOTTOM

| Batter | 1 | 2 | 3 | 4 | 5 | 6 | 7 | 8 | 9 | AB | R | H | RBI | BB | SO | LOB |
|---|---|---|---|---|---|---|---|---|---|---|---|---|---|---|---|---|
| Brady Anderson, L (1, 8)<br>OBP: 0.408, SLG: 0.480 | G6-3 | | HR | | 2B | G6-3 | | | | 4 | 1 | 2 | 1 | 0 | 0 | 1 |
| Aaron Ledesma, R (1, 4)<br>OBP: 0.463, SLG: 0.541 | WP, 1B | | 2B | | FC6-5-4-6, G3, HR | G5-3 | | | | 4 | 1 | 2 | 0 | 0 | 0 | 2 |
| B.J. Surhoff, L (1, 7)<br>OBP: 0.360, SLG: 0.484 | K | | F8 | | G3 | | L7 | | | 4 | 0 | 0 | 0 | 0 | 1 | 3 |
| Geronimo Berroa, R (1, 9)<br>OBP: 0.373, SLG: 0.484 | L3 | | | G1-3 | HR | | K | | | 4 | 1 | 1 | 2 | 0 | 1 | 1 |
| Tony Tarasco, L (8, 9)<br>OBP: 0.322, SLG: 0.417 | | | | | | | | | | 0 | 0 | 0 | 0 | 0 | 0 | 0 |
| Rafael Palmeiro, L (1, 3)<br>OBP: 0.334, SLG: 0.483 | | K | | HR | BB | | F9 | | | 3 | 1 | 1 | 1 | 1 | 1 | 0 |
| Cal Ripken Jr., R (1, 5)<br>OBP: 0.339, SLG: 0.424 | | F8 | | 2B, FC, 1B | BB | | | F7 | | 3 | 1 | 1 | 0 | 1 | 0 | 0 |
| Harold Baines, L (1, 10)<br>OBP: 0.367, SLG: 0.443 | | F5 | | FC, 1-3, F7-2, 2B | G6-3 | | | BB | | 3 | 0 | 1 | 0 | 1 | 0 | 2 |
| Lenny Webster, R (1, 2)<br>OBP: 0.321, SLG: 0.362 | | | G1-3 | FC | | G6-3 | | F9 | | 4 | 0 | 0 | 1 | 0 | 0 | 2 |
| Jeff Reboulet, R (1, 6)<br>OBP: 0.307, SLG: 0.342 | | | G4-3 | F7-2 | | G6-3 | | F9 | | 4 | 0 | 1 | 0 | 0 | 0 | 3 |
| Inning Stats | R: 0 E: 0 K: 1 S: 6 / H: 1 LOB: 1 BB: 0 P: 6 | R: 0 E: 0 K: 1 S: 5 / H: 0 LOB: 0 BB: 0 P: 5 | R: 1 E: 0 K: 0 S: 5 / H: 2 LOB: 1 BB: 0 P: 5 | R: 2 E: 0 K: 0 S: 6 / H: 3 LOB: 1 BB: 0 P: 6 | R: 2 E: 0 K: 0 S: 5 / H: 2 LOB: 2 BB: 2 P: 13 | R: 0 E: 0 K: 0 S: 4 / H: 1 LOB: 1 BB: 0 P: 4 | R: 0 E: 0 K: 1 S: 5 / H: 0 LOB: 0 BB: 0 P: 5 | R: 0 E: 0 K: 0 S: 3 / H: 0 LOB: 1 BB: 1 P: 7 | | 1B: 3 2B: 4 3B: 0 HR: 3 | SF: 0 SAC: 0 DP: 1 HBP: 0 | | | | | | |

livebaseballscorecards.com

| | |
|---|---|
| AB | 33 |
| R | 5 |
| H | 9 |
| RBI | 5 |
| BB | 3 |
| SO | 3 |
| LOB | 14 |

WP: 1 PB: 0 SB: 0 CS: 0 PA: 36

| PITCHER | | IP | WLS | BF | H | R | ER | SO | BB | IBB | HBP | BLK | WP | HR | S | P | ERA | WHIP |
|---|---|---|---|---|---|---|---|---|---|---|---|---|---|---|---|---|---|---|
| LaTroy Hawkins, R<br>ERA: 6.22 | (1, 1) | 4.2 | L | 22 | 8 | 5 | 5 | 2 | 0 | 0 | 0 | 0 | 1 | 3 | 26 | 26 | 9.64 | 1.714 |
| Mike Trombley, R<br>ERA: 4.41 | (5, 1) | 1.1 | | 7 | 1 | 0 | 0 | 0 | 2 | 0 | 0 | 0 | 0 | 0 | 5 | 13 | 0.00 | 2.250 |
| Eddie Guardado, L<br>ERA: 3.26 | (7, 1) | 1.0 | | 3 | 0 | 0 | 0 | 1 | 0 | 0 | 0 | 0 | 0 | 0 | 5 | 5 | 0.00 | 0.000 |
| Rick Aguilera, R<br>ERA: 3.72 | (8, 1) | 1.0 | | 4 | 0 | 0 | 0 | 0 | 1 | 0 | 0 | 0 | 0 | 0 | 3 | 7 | 0.00 | 1.000 |

| PITCHER | IP | WLS | BF | H | R | ER | SO | BB | IBB | HBP | BLK | WP | HR | S | P | ERA | WHIP |
|---|---|---|---|---|---|---|---|---|---|---|---|---|---|---|---|---|---|

| Batter | 1 | 2 | 3 | 4 | 5 | 6 | 7 | 8 | 9 | 10 | 11 | 12 | AB | R | H | RBI | BB | SO | LOB |
|---|---|---|---|---|---|---|---|---|---|---|---|---|---|---|---|---|---|---|---|
| Brian Hunter, R (1, 8)<br>OBP: 0.330, SLG: 0.346 | P3 | F9 | | | G4-3 | | F9 | | P3 | | | 2-H 1B | 6 | 0 | 1 | 1 | 0 | 0 | 0 |
| Bobby Higginson, L (1, 7)<br>OBP: 0.387, SLG: 0.536 | F8 | | K | | G4-3 | | 1B | | | G3 | | G3 | 6 | 0 | 1 | 0 | 0 | 1 | 0 |
| Travis Fryman, R (1, 5)<br>OBP: 0.327, SLG: 0.433 | L6 | | 2B G3 BB | | F8 | | 1-2 G6-4-3 1B | | | | G5-3 | | 4 | 1 | 1 | 0 | 1 | 0 | 0 |
| Tony Clark, S (1, 3)<br>OBP: 0.385, SLG: 0.525 | | 2B 3B | G3 1-2 | | | FC5-4 1B 2B BB | G6-4-3 1-2f | | | | K | | 4 | 2 | 1 | 0 | 1 | 1 | 3 |
| Bob Hamelin, L (1, 10)<br>OBP: 0.383, SLG: 0.537 | | HR 3-H 2B | 2-H 2B | | | 1-2 FC5-4 1B | | G3 | | | | K | 5 | 1 | 3 | 2 | 0 | 1 | 0 |
| Melvin Nieves, S (1, 9)<br>OBP: 0.322, SLG: 0.471 | | 2-H HR | K | | | 1-2f 2-3 FC5-4 2B FC6-2 | | G4-3 | | | | K | 5 | 1 | 1 | 2 | 0 | 2 | 3 |
| Damion Easley, R (1, 4)<br>OBP: 0.368, SLG: 0.495 | G5-3 | | | G6-3 | | 1-3 3-H FC6-2 2B | | G5-3 | | | F7 | | 5 | 0 | 1 | 1 | 0 | 0 | 0 |
| Matt Walbeck, S (1, 2)<br>OBP: 0.336, SLG: 0.388 | | HR | | K | | 2-3 3-H FC6-2 | | | G5-3 | | | SH1-4 1B | 5 | 2 | 2 | 1 | 0 | 1 | 2 |
| Deivi Cruz, R (1, 6)<br>OBP: 0.248, SLG: 0.302 | | G3-1 | | F9 | | G5-3 | | | K | | | 1-2 SH1-4 | 4 | 0 | 0 | 0 | 0 | 1 | 2 |
| Inning Stats | R: 0 H: 0<br>E: 0 LOB: 0<br>K: 0 BB: 0<br>S: 5 P: 8 | R: 4 H: 4<br>E: 0 LOB: 0<br>K: 0 BB: 0<br>S: 13 P: 18 | R: 1 H: 1<br>E: 0 LOB: 1<br>K: 2 BB: 1<br>S: 12 P: 20 | R: 0 H: 0<br>E: 0 LOB: 0<br>K: 1 BB: 0<br>S: 6 P: 9 | R: 0 H: 0<br>E: 0 LOB: 0<br>K: 0 BB: 0<br>S: 7 P: 10 | R: 1 H: 2<br>E: 0 LOB: 2<br>K: 0 BB: 1<br>S: 10 P: 17 | R: 0 H: 2<br>E: 0 LOB: 1<br>K: 0 BB: 0<br>S: 8 P: 11 | R: 0 H: 0<br>E: 0 LOB: 0<br>K: 0 BB: 0<br>S: 7 P: 9 | R: 0 H: 0<br>E: 0 LOB: 0<br>K: 1 BB: 0<br>S: 8 P: 9 | R: 0 H: 0<br>E: 0 LOB: 0<br>K: 1 BB: 0<br>S: 8 P: 11 | R: 0 H: 0<br>E: 0 LOB: 0<br>K: 2 BB: 0<br>S: 12 P: 16 | R: 1 H: 2<br>E: 0 LOB: 0<br>K: 0 BB: 0<br>S: 8 P: 12 | 1B: 5<br>2B: 3<br>3B: 1<br>HR: 2 | SF: 0<br>SAC: 1<br>DP: 1<br>HBP: 0 | | WP: 0<br>PB: 0<br>SB: 0<br>CS: 0 | | PA: 47 | |

| PITCHER | | IP | WLS | BF | H | R | ER | SO | BB | IBB | HBP | BLK | WP | HR | S | P | ERA | WHIP |
|---|---|---|---|---|---|---|---|---|---|---|---|---|---|---|---|---|---|---|
| Brad Radke, R<br>ERA: 3.55 | (1, 1) | 5.0 | | 23 | 6 | 6 | 6 | 3 | 2 | 0 | 0 | 0 | 0 | 2 | 47 | 76 | 10.80 | 1.600 |
| Greg Swindell, L<br>ERA: 3.64 | (6, 1) | 2.1 | | 9 | 3 | 0 | 0 | 0 | 0 | 0 | 0 | 0 | 0 | 0 | 16 | 19 | 0.00 | 1.286 |
| Mike Trombley, R<br>ERA: 4.31 | (8, 1) | 1.2 | | 5 | 0 | 0 | 0 | 1 | 0 | 0 | 0 | 0 | 0 | 0 | 13 | 16 | 0.00 | 0.000 |
| Eddie Guardado, L<br>ERA: 3.15 | (10, 1) | 1.1 | | 4 | 0 | 0 | 0 | 2 | 0 | 0 | 0 | 0 | 0 | 0 | 11 | 14 | 0.00 | 0.000 |
| Rick Aguilera, R<br>ERA: 3.77 | (11, 1) | 1.2 | L | 6 | 2 | 1 | 1 | 1 | 0 | 0 | 0 | 0 | 0 | 0 | 17 | 25 | 5.40 | 1.200 |

| PITCHER | IP | WLS | BF | H | R | ER | SO | BB | IBB | HBP | BLK | WP | HR | S | P | ERA | WHIP |
|---|---|---|---|---|---|---|---|---|---|---|---|---|---|---|---|---|---|

TOP

# Detroit Tigers @ Minnesota Twins

Hubert H. Humphrey Metrodome, Minneapolis, MN

Mon Aug 25 1997, 8:05 PM EDT

Att. 15,245 - Dome - 70 F

livebaseballscorecards.com

| | |
|---|---|
| AB | 44 |
| R | 7 |
| H | 11 |
| RBI | 7 |
| BB | 2 |
| SO | 7 |
| LOB | 10 |

| Batter | 1 | 2 | 3 | 4 | 5 | 6 | 7 | 8 | 9 | 10 | 11 | 12 | AB | R | H | RBI | BB | SO | LOB |
|---|---|---|---|---|---|---|---|---|---|---|---|---|---|---|---|---|---|---|---|
| Chuck Knoblauch, R (1, 4)<br>OBP: 0.397, SLG: 0.439 | B B C F F X<br>2-2<br>G1-3<br>① | | X<br>0-0<br>G4-3<br>① | 1 SAFE C D D B X<br>2-2<br>E7<br>1-3<br>1B | | B C B S C<br>2-3<br>K<br>③ | B C F B B F X<br>3-2<br>G1-3<br>③ | | X<br>0-0<br>F9<br>② | | 6 | 0 | 1 | 0 | 0 | 1 | 1 |
| Rich Becker, L (1, 8)<br>OBP: 0.358, SLG: 0.404 | C B S B B X<br>3-2<br>P5<br>② | B B F B B B<br>4-1<br>WP<br>BB | B C X<br>1-1<br>F9<br>③ | | | | B F B X<br>2-1<br>1B 1B<br>FC4-6<br>1B | | B X<br>1-0<br>F8<br>① | | C B S X<br>1-2<br>G4-3<br>③ | | 5 | 1 | 1 | 0 | 1 | 0 | 2 |
| Paul Molitor, R (1, 10)<br>OBP: 0.342, SLG: 0.421 | B S S S B F B B X<br>3-2<br>P3<br>③ | | F C S<br>0-3<br>K<br>② | | L B B B F X<br>2-2<br>F9<br>① | | B C X<br>1-1<br>FC4-6 1B<br>1-2<br>SF9<br>1B | | B F X<br>1-1<br>G4-6-3<br>1B | | | C B X<br>1-1<br>G4-3<br>① | 6 | 1 | 2 | 0 | 0 | 1 | 1 |
| Ron Coomer, R (1, 5)<br>OBP: 0.324, SLG: 0.413 | | B B F F S<br>2-3<br>K<br>① | F B X<br>1-1<br>G1-3<br>③<br>1-2 | | C B F S<br>1-3<br>K<br>② | | B B X<br>2-0<br>FC4-6<br>1-2<br>2-3<br>1B | | S X<br>0-1<br>G4-6-3<br>② ③<br>1-2f | | | B X<br>1-0<br>F9<br>② | 6 | 0 | 1 | 0 | 0 | 2 | 2 |
| Matt Lawton, L (1, 9)<br>OBP: 0.351, SLG: 0.391 | | B C B F B F X<br>3-2<br>1B<br>1B<br>1B | | B B F C C<br>2-3<br>K<br>① | X<br>0-0<br>F9<br>③ | | C B D X<br>2-1<br>FC4-6<br>1B<br>1-2f<br>2-3<br>3-H<br>① | | | F F B B B F S<br>2-3<br>K<br>① | | B B B B B<br>4-1<br>BB | 5 | 1 | 1 | 1 | 1 | 2 | 2 |
| Terry Steinbach, R (1, 2)<br>OBP: 0.318, SLG: 0.423 | | C B S B 1 SAFE B X<br>3-2<br>FC6-4<br>1-3<br>1B<br>1B | | S F B B B B<br>4-2<br>HR<br>BB | | B B S B B F B<br>4-2<br>G6-4-3<br>3B<br>BB | X<br>0-1<br>SF9<br>②<br>3-H | | | F B C S<br>1-3<br>K<br>② | | B 1 SAFE X<br>1-0<br>G5-3<br>③ | 3 | 2 | 1 | 1 | 2 | 1 | 1 |
| Brent Brede, L (1, 3)<br>OBP: 0.361, SLG: 0.390 | B C F F B B B X<br>3-2<br>FC6-4<br>1-2<br>3-H<br>1B | | B F X<br>1-1<br>1-H<br>HR | | | B F B B B<br>4-1<br>G6-4-3<br>1-2<br>BB | X<br>0-0<br>③<br>1-3<br>1B | | | B B B B<br>4-0<br>BB | | | 3 | 1 | 3 | 3 | 2 | 0 | 0 |
| Marty Cordova, R (1, 7)<br>OBP: 0.299, SLG: 0.414 | | F X<br>0-1<br>FC6-4<br>②<br>1-2f<br>2-3 | F B S F S<br>1-3<br>K<br>② | | | S X<br>0-1<br>G6-4-3<br>① ②<br>1-2f<br>2-3 | | S B E S<br>1-3<br>K<br>① | | S F 1 SAFE B S<br>1-3<br>K<br>③ | | | 5 | 0 | 0 | 0 | 0 | 3 | 5 |
| Denny Hocking, S (1, 6)<br>OBP: 0.318, SLG: 0.389 | | B C F C F B F S<br>2-3<br>K<br>③ | C X<br>0-1<br>E 1B<br>1B | | | B X<br>1-0<br>3-H<br>3B | | B C S F S<br>1-3<br>K<br>② | | | B B C B C F X<br>3-2<br>F8<br>① | | 5 | 0 | 2 | 1 | 0 | 2 | 2 |
| Inning Stats | R: 0 H: 0<br>E: 0 LOB: 0<br>K: 0 BB: 0<br>S: 11 P: 19 | R: 1 H: 3<br>E: 0 LOB: 2<br>K: 2 BB: 0<br>S: 22 P: 35 | R: 0 H: 0<br>E: 0 LOB: 1<br>K: 1 BB: 1<br>S: 7 P: 12 | R: 2 H: 3<br>E: 1 LOB: 2<br>K: 2 BB: 1<br>S: 18 P: 29 | R: 0 H: 0<br>E: 0 LOB: 0<br>K: 1 BB: 0<br>S: 7 P: 10 | R: 1 H: 1<br>E: 0 LOB: 1<br>K: 1 BB: 2<br>S: 9 P: 20 | R: 2 H: 4<br>E: 0 LOB: 2<br>K: 0 BB: 0<br>S: 10 P: 17 | R: 0 H: 0<br>E: 0 LOB: 0<br>K: 2 BB: 0<br>S: 11 P: 16 | R: 0 H: 1<br>E: 0 LOB: 0<br>K: 0 BB: 0<br>S: 5 P: 7 | R: 0 H: 0<br>E: 0 LOB: 0<br>K: 3 BB: 1<br>S: 10 P: 18 | R: 0 H: 0<br>E: 0 LOB: 0<br>K: 0 BB: 0<br>S: 8 P: 12 | R: 0 H: 0<br>E: 0 LOB: 1<br>K: 0 BB: 1<br>S: 5 P: 12 | 1B: 10 SF: 1<br>2B: 0 SAC: 0<br>3B: 1 DP: 2<br>HR: 1 HBP: 0 | | | | | | |

| PITCHER | | IP | WLS | BF | H | R | ER | SO | BB | IBB | HBP | BLK | WP | HR | S | P | ERA | WHIP |
|---|---|---|---|---|---|---|---|---|---|---|---|---|---|---|---|---|---|---|
| Scott Sanders, R<br>ERA: 6.53 | (1, 1) | 5.0 | | 23 | 6 | 3 | 3 | 6 | 2 | 0 | 0 | 0 | 1 | 1 | 65 | 105 | 5.40 | 1.600 |
| Dan Miceli, R<br>ERA: 5.56 | (6, 1) | 1.0 | | 8 | 4 | 3 | 3 | 1 | 2 | 0 | 0 | 0 | 0 | 0 | 14 | 30 | 27.00 | 6.000 |
| Mike Myers, L<br>ERA: 6.54 | (7, 1) | 0.1 | | 1 | 0 | 0 | 0 | 0 | 0 | 0 | 0 | 0 | 0 | 0 | 2 | 4 | 0.00 | 0.000 |
| Doug Brocail, R<br>ERA: 3.48 | (7, 1) | 2.2 | | 8 | 2 | 0 | 0 | 2 | 0 | 0 | 0 | 0 | 0 | 0 | 19 | 26 | 0.00 | 0.750 |
| Todd Jones, R<br>ERA: 3.25 | (10, 1) | 1.0 | | 4 | 0 | 0 | 0 | 3 | 1 | 0 | 0 | 0 | 0 | 0 | 10 | 18 | 0.00 | 1.000 |

| PITCHER | | IP | WLS | BF | H | R | ER | SO | BB | IBB | HBP | BLK | WP | HR | S | P | ERA | WHIP |
|---|---|---|---|---|---|---|---|---|---|---|---|---|---|---|---|---|---|---|
| A.J. Sager, R<br>ERA: 4.79 | (11, 1) | 2.0 | W | 7 | 0 | 0 | 0 | 0 | 1 | 0 | 0 | 0 | 0 | 0 | 13 | 24 | 0.00 | 0.500 |

# BOTTOM

## Detroit Tigers @ Minnesota Twins

Hubert H. Humphrey Metrodome, Minneapolis, MN

Mon Aug 25 1997, 8:05 PM EDT

Att. 15,245 - Dome - 70 F

livebaseballscorecards.com

| | |
|---|---|
| AB | 44 |
| R | 6 |
| H | 12 |
| RBI | 6 |
| BB | 6 |
| SO | 12 |
| LOB | 16 |

WP: 1 PA: 51
PB: 0
SB: 0
CS: 0

# Detroit Tigers @ Minnesota Twins

Hubert H. Humphrey Metrodome, Minneapolis, MN

Tue Aug 26 1997, 8:05 PM EDT

Att. 10,562 - Dome - 70 F

livebaseballscorecards.com

## TOP

| Batter | 1 | 2 | 3 | 4 | 5 | 6 | 7 | 8 | 9 | AB | R | H | RBI | BB | SO | LOB |
|---|---|---|---|---|---|---|---|---|---|---|---|---|---|---|---|---|
| Brian Hunter, R (1, 8)<br>OBP: 0.329, SLG: 0.344 | C S C<br>0-3 ① K | | X<br>0-0 ② G4-3 | | | C F B B B B<br>4-2<br>1-2 BB | | B B C B X<br>3-1 ②<br>F9<br>1-3 | | 3 | 0 | 0 | 0 | 1 | 1 | 1 |
| Bobby Higginson, L (1, 7)<br>OBP: 0.388, SLG: 0.543 | B X<br>1-0<br>FC6-5 2B | | B C X<br>1-1 ③ G5-3 | | | B X<br>1-0 ① L3 | | B C B X<br>2-1<br>1B<br>3-H 3B | | 4 | 1 | 2 | 1 | 0 | 0 | 2 |
| Travis Fryman, R (1, 5)<br>OBP: 0.326, SLG: 0.432 | C B B X<br>2-1 ②<br>FC6-5 1B<br>2-3 | | | C S C<br>0-3 ① K | | F B F F S<br>1-3 ② K | | X<br>0-0<br>3-H 1B | | 4 | 0 | 1 | 1 | 0 | 2 | 3 |
| Tony Clark, S (1, 3)<br>OBP: 0.384, SLG: 0.522 | B X<br>1-0<br>1-2 1B | | | C B B F X<br>2-2 ② G6-3 | | B B B C F F F S<br>3-3 ③ K | | B X<br>1-0 ③ P6 | | 4 | 0 | 1 | 0 | 0 | 1 | 3 |
| Damion Easley, R (1, 4)<br>OBP: 0.365, SLG: 0.491 | B B X<br>2-0 ③ F7 | | | F B C X<br>1-2 ③ G5-3 | | | B X<br>1-0 ① G4-3 | | B C X<br>1-1 ① G5-3 | 4 | 0 | 0 | 0 | 0 | 0 | 2 |
| Melvin Nieves, S (1, 9)<br>OBP: 0.321, SLG: 0.471 | | X<br>0-0 ① G4-3 | | | C S F B C<br>1-3 ① K | | F B C X<br>1-2 ② G5-3 | | S X<br>0-1<br>G3-1 2B | 4 | 0 | 1 | 0 | 0 | 1 | 0 |
| Phil Nevin, R (1, 10)<br>OBP: 0.318, SLG: 0.393<br>Bob Hamelin, L (9, PH)<br>OBP: 0.382, SLG: 0.535 | | C B B F B S<br>3-3 ② K | | | F C F B C<br>1-3 ② K | | B S C S<br>1-3 ③ K | | B B B C X<br>3-1 ②<br>G3-1<br>2-3 | 3<br>1 | 0<br>0 | 0<br>0 | 0<br>0 | 0<br>0 | 3<br>0 | 0<br>1 |
| Matt Walbeck, S (1, 2)<br>OBP: 0.325, SLG: 0.373 | | B C X<br>1-1 ③ L5 | | | B X<br>1-0 ③ P4 | | | B B C X<br>2-1 ① G4-3 | B C S X<br>1-2 ③ F8 | 4 | 0 | 0 | 0 | 0 | 0 | 1 |
| Deivi Cruz, R (1, 6)<br>OBP: 0.251, SLG: 0.305 | | | C C F B S<br>1-3 ① K | | | B X<br>1-0<br>BB 1B | | C X<br>0-1<br>WP<br>3B 1B | | 3 | 1 | 2 | 0 | 0 | 1 | 0 |
| Inning Stats | R: 0 H: 2<br>E: 0 LOB: 2<br>K: 1 BB: 0<br>S: 8 P: 14 | R: 0 H: 0<br>E: 0 LOB: 0<br>K: 1 BB: 0<br>S: 6 P: 10 | R: 0 H: 0<br>E: 0 LOB: 0<br>K: 1 BB: 0<br>S: 7 P: 9 | R: 0 H: 0<br>E: 0 LOB: 0<br>K: 1 BB: 0<br>S: 9 P: 12 | R: 0 H: 0<br>E: 0 LOB: 0<br>K: 2 BB: 0<br>S: 9 P: 12 | R: 0 H: 1<br>E: 0 LOB: 2<br>K: 2 BB: 1<br>S: 13 P: 23 | R: 0 H: 0<br>E: 0 LOB: 0<br>K: 1 BB: 0<br>S: 7 P: 10 | R: 2 H: 3<br>E: 0 LOB: 1<br>K: 0 BB: 0<br>S: 10 P: 18 | R: 0 H: 1<br>E: 0 LOB: 1<br>K: 0 BB: 0<br>S: 9 P: 14 | 1B: 4 SF: 0<br>2B: 2 SAC: 0<br>3B: 1 DP: 0<br>HR: 0 HBP: 0 | | | | | | WP: 2 PA: 35<br>PB: 0<br>SB: 0<br>CS: 0 |

| | AB | 34 |
|---|---|---|
| | R | 2 |
| | H | 7 |
| | RBI | 2 |
| | BB | 1 |
| | SO | 9 |
| | LOB | 13 |

| PITCHER | IP | WLS | BF | H | R | ER | SO | BB | IBB | HBP | BLK | WP | HR | S | P | ERA | WHIP |
|---|---|---|---|---|---|---|---|---|---|---|---|---|---|---|---|---|---|
| Rich Robertson, L (1, 1)<br>ERA: 5.43 | 7.2 | W | 28 | 4 | 1 | 1 | 9 | 1 | 0 | 0 | 0 | 1 | 0 | 65 | 101 | 1.17 | 0.652 |
| Eddie Guardado, L (8, 1)<br>ERA: 3.38 | 0.0 | | 1 | 1 | 0 | 0 | 0 | 0 | 0 | 0 | 0 | 0 | 0 | 2 | 4 | ∞ | ∞ |
| Mike Trombley, R (8, 1)<br>ERA: 4.23 | 1.1 | S | 6 | 2 | 1 | 1 | 0 | 0 | 0 | 0 | 0 | 0 | 0 | 11 | 17 | 6.75 | 1.500 |

| PITCHER | IP | WLS | BF | H | R | ER | SO | BB | IBB | HBP | BLK | WP | HR | S | P | ERA | WHIP |
|---|---|---|---|---|---|---|---|---|---|---|---|---|---|---|---|---|---|

# BOTTOM

## Detroit Tigers @ Minnesota Twins

Hubert H. Humphrey Metrodome, Minneapolis, MN

Tue Aug 26 1997, 8:05 PM EDT

Att. 10,562 - Dome - 70 F

livebaseballscorecards.com

| Batter | 1 | 2 | 3 | 4 | 5 | 6 | 7 | 8 | 9 | AB | R | H | RBI | BB | SO | LOB |
|---|---|---|---|---|---|---|---|---|---|---|---|---|---|---|---|---|
| Chuck Knoblauch, R (1, 4)<br>OBP: 0.398, SLG: 0.438 | 0-1 1B S 1B 1B | | 0-1 G6-3 | | | 3-3 K | | 1-2 S 1B BB | | 3 | 2 | 1 | 0 | 1 | 1 | 0 |
| Darrin Jackson, R (8, PH)<br>OBP: 0.272, SLG: 0.354 (9, 8) | | | | | | | | 1-1 F7 | | 1 | 0 | 0 | 0 | 0 | 0 | 2 |
| Denny Hocking, S (1, 8) (9, 4)<br>OBP: 0.316, SLG: 0.386 | B 1 SAFE<br>B F 1 SAFE<br>1 B X<br>3-1 1B 1B 1-3 1B | | 2-3 K | | | 2-0 L3 | | 1-2 F7 1-2 | | 4 | 1 | 1 | 0 | 0 | 1 | 1 |
| Paul Molitor, R (1, 3)<br>OBP: 0.344, SLG: 0.420 | 1-0 G6-4-3 1B 1-2 3-H 1B | | 1-2 G4-3 | | | 0-0 G5-3 | | 4-0 1B 2B IBB | | 3 | 1 | 1 | 1 | 1 | 0 | 0 |
| Ron Coomer, R (1, 5)<br>OBP: 0.328, SLG: 0.416 | 1-2 G6-4-3 1-2 2-H 1B | | | 2-3 K | | | 1-0 WP 1B 1B | 1-0 2B SF8 1-3 2-H 1B | | 4 | 2 | 3 | 2 | 0 | 1 | 0 |
| Terry Steinbach, R (1, 10)<br>OBP: 0.315, SLG: 0.420 | 1-2 G6-4-3 1-2f 2-3 | | | 0-0 P3 | | | 3-3 K 1-2 | 1 SAFE<br>3-2 SF8 2B 1-3 3-H 2B | | 3 | 0 | 0 | 0 | 0 | 1 | 3 |
| Scott Stahoviak, L (8, PH)<br>OBP: 0.307, SLG: 0.426 | | | | | | | | | | 1 | 1 | 1 | 1 | 0 | 0 | 0 |
| Marty Cordova, R (1, 7)<br>OBP: 0.298, SLG: 0.409 | 3-3 K | | | 0-0 F9 | | | 2-1 F7 | 4-0 SF8 2B IBB | | 3 | 1 | 0 | 0 | 1 | 1 | 2 |
| Damian Miller, R (1, 2)<br>OBP: 0.318, SLG: 0.524 | | 0-0 G6-4-3 1B | | | 0-2 F8 | | 1-0 1B 2-H 1B | 2-2 SF8 1-2 2-3 3-H | | 3 | 0 | 2 | 2 | 0 | 0 | 0 |
| Matt Lawton, L (1, 9)<br>OBP: 0.352, SLG: 0.389 | | 2-3 K | | | 0-2 G3-1 | | 4-2 1B BB | 3-1 2B HBP | | 2 | 0 | 0 | 0 | 1 | 1 | 1 |
| Pat Meares, R (1, 6)<br>OBP: 0.327, SLG: 0.421 | | B F 1 SAFE<br>3-1 G6-4-3 1-2f | | | 1-1 G5-3 | | 0-0 1B 1-2 2-H | 1-0 2B 1-3 2-H 3-H | | 4 | 0 | 2 | 2 | 0 | 0 | 1 |
| Inning Stats | R: 2 H: 4<br>E: 0 LOB: 1<br>K: 1 BB: 0<br>S: 14 P: 23 | | R: 0 H: 1<br>E: 0 LOB: 0<br>K: 1 BB: 0<br>S: 7 P: 12 | R: 0 H: 0<br>E: 0 LOB: 0<br>K: 1 BB: 0<br>S: 9 P: 12 | R: 0 H: 0<br>E: 0 LOB: 0<br>K: 1 BB: 0<br>S: 5 P: 7 | R: 0 H: 0<br>E: 0 LOB: 0<br>K: 0 BB: 0<br>S: 9 P: 10 | R: 0 H: 0<br>E: 0 LOB: 0<br>K: 1 BB: 0<br>S: 7 P: 12 | R: 1 H: 3<br>E: 0 LOB: 2<br>K: 1 BB: 1<br>S: 12 P: 23 | R: 5 H: 3<br>E: 0 LOB: 2<br>K: 0 BB: 3<br>S: 18 P: 42 | | 1B: 9 SF: 1<br>2B: 2 SAC: 0<br>3B: 0 DP: 2<br>HR: 0 HBP: 1 | | WP: 1 PA: 37<br>PB: 0<br>SB: 2<br>CS: 0 | | | | |

| PITCHER | | IP | WLS | BF | H | R | ER | SO | BB | IBB | HBP | BLK | WP | HR | S | P | ERA | WHIP |
|---|---|---|---|---|---|---|---|---|---|---|---|---|---|---|---|---|---|---|
| Justin Thompson, L<br>ERA: 2.93 | (1, 1) | 7.0 | L | 27 | 8 | 3 | 3 | 6 | 1 | 0 | 0 | 0 | 1 | 0 | 63 | 99 | 3.86 | 1.286 |
| Eddie Gaillard, R<br>ERA: 7.84 | (8, 1) | 0.2 | | 7 | 2 | 5 | 5 | 0 | 1 | 2 | 0 | 0 | 0 | 0 | 14 | 33 | 67.50 | 4.500 |
| Mike Myers, L<br>ERA: 6.49 | (8, 1) | 0.1 | | 3 | 1 | 0 | 0 | 0 | 0 | 0 | 1 | 0 | 0 | 0 | 4 | 9 | 0.00 | 3.000 |

| PITCHER | IP | WLS | BF | H | R | ER | SO | BB | IBB | HBP | BLK | WP | HR | S | P | ERA | WHIP |
|---|---|---|---|---|---|---|---|---|---|---|---|---|---|---|---|---|---|

| | |
|---|---|
| AB | 31 |
| R | 8 |
| H | 11 |
| RBI | 8 |
| BB | 4 |
| SO | 6 |
| LOB | 10 |

| Batter | 1 | 2 | 3 | 4 | 5 | 6 | 7 | 8 | 9 | AB | R | H | RBI | BB | SO | LOB |
|---|---|---|---|---|---|---|---|---|---|---|---|---|---|---|---|---|
| Brian Hunter, R (1, 8)<br>OBP: 0.331, SLG: 0.345 | C B F X 1-2 ① G5-3 | | C B X 1-1 1B | | | X 0-0 FC3-6 1B | | F F C 0-3 ③ K | | 4 | 0 | 2 | 0 | 0 | 1 | 1 |
| Bobby Higginson, L (1, 9)<br>OBP: 0.385, SLG: 0.538 | C F X 0-2 ② F9 | | B B 1 SAFE 1 SAFE C C 1 SAFE X 2-2 ③ G4-3 | | | 1 SAFE 1 SAFE C X 0-1 ② FC3-6 1-2f | | | B F X 1-1 ① F7 | 4 | 0 | 0 | 0 | 0 | 0 | 2 |
| Travis Fryman, R (1, 5)<br>OBP: 0.324, SLG: 0.428 | C C S 0-3 ③ K | | | X 0-0 ① L3 | | X 0-0 ③ F8 | | | X 0-0 ② F8 | 4 | 0 | 0 | 0 | 0 | 1 | 1 |
| Tony Clark, S (1, 3)<br>OBP: 0.383, SLG: 0.520 | | S X 0-1 1B | | C B F B X 2-2 ② G3 | | | B C B X 2-1 ① F9 | | C X 0-1 ③ F7 | 4 | 0 | 1 | 0 | 0 | 0 | 0 |
| Bob Hamelin, L (1, 10)<br>OBP: 0.381, SLG: 0.533 | | F X 0-1 ① F7 | | B F C X 1-2 ③ G6-3 | | | F B C B X 2-2 G4-6-3 1B | | | 3 | 0 | 1 | 0 | 0 | 0 | 1 |
| Damion Easley, R (1, 4)<br>OBP: 0.362, SLG: 0.487 | | F B X 1-1 ② P6 | | | C C B F B S 2-3 ① K | | C B X 1-1 ②③ G4-6-3 1-2f | | | 3 | 0 | 0 | 0 | 0 | 1 | 2 |
| Phil Nevin, R (1, 7)<br>OBP: 0.314, SLG: 0.388 | | B X 1-0 ③ G5-3 | | | C C B S 1-3 ② K | | | B C C X 1-2 ① F9 | | 3 | 0 | 0 | 0 | 0 | 1 | 1 |
| Matt Walbeck, S (1, 2)<br>OBP: 0.325, SLG: 0.365 | | | B F B B F B 4-2 G1-6-3 BB | | C C B S 1-3 ③ K | | | F B X 1-1 ② G6-3 | | 2 | 0 | 0 | 0 | 1 | 1 | 0 |
| Deivi Cruz, R (1, 6)<br>OBP: 0.252, SLG: 0.305 | | | X 0-0 ①② G1-6-3 1-2f | | | C X 0-1 ① L8 | | C F X 0-2 1B | | 3 | 0 | 1 | 0 | 0 | 0 | 1 |
| Inning Stats | R: 0 E: 0 K: 1 S: 9 H: 0 LOB: 0 BB: 0 P: 10 | R: 0 E: 0 K: 0 S: 7 H: 1 LOB: 1 BB: 0 P: 9 | R: 0 E: 0 K: 0 S: 8 H: 1 LOB: 1 BB: 1 P: 15 | R: 0 E: 0 K: 0 S: 7 H: 0 LOB: 0 BB: 0 P: 10 | R: 0 E: 0 K: 3 S: 10 H: 0 LOB: 0 BB: 0 P: 14 | R: 0 E: 0 K: 0 S: 6 H: 1 LOB: 1 BB: 0 P: 6 | R: 0 E: 0 K: 0 S: 7 H: 1 LOB: 0 BB: 0 P: 12 | R: 0 E: 0 K: 1 S: 11 H: 1 LOB: 1 BB: 0 P: 13 | R: 0 E: 0 K: 0 S: 5 H: 0 LOB: 0 BB: 0 P: 6 | 1B: 5 2B: 0 3B: 0 HR: 0 | SF: 0 SAC: 0 DP: 2 HBP: 0 | | | | | | |

| PITCHER | IP | WLS | BF | H | R | ER | SO | BB | IBB | HBP | BLK | WP | HR | S | P | ERA | WHIP |
|---|---|---|---|---|---|---|---|---|---|---|---|---|---|---|---|---|---|
| Bob Tewksbury, R (1, 1)<br>ERA: 3.92 | 9.0 | W | 31 | 5 | 0 | 0 | 5 | 1 | 0 | 0 | 0 | 0 | 0 | 70 | 95 | 0.00 | 0.667 |

| PITCHER | IP | WLS | BF | H | R | ER | SO | BB | IBB | HBP | BLK | WP | HR | S | P | ERA | WHIP |
|---|---|---|---|---|---|---|---|---|---|---|---|---|---|---|---|---|---|

# TOP

## Detroit Tigers @ Minnesota Twins

Hubert H. Humphrey Metrodome, Minneapolis, MN

Wed Aug 27 1997, 8:05 PM EDT

Att. 10,441 - Dome - 70 F

livebaseballscorecards.com

| | |
|---|---|
| AB | 30 |
| R | 0 |
| H | 5 |
| RBI | 0 |
| BB | 1 |
| SO | 5 |
| LOB | 9 |

| | | | | | | | | | |
|---|---|---|---|---|---|---|---|---|---|
| 1B: 5 | SF: 0 | WP: 0 | PA: 31 |
| 2B: 0 | SAC: 0 | PB: 0 | |
| 3B: 0 | DP: 2 | SB: 0 | |
| HR: 0 | HBP: 0 | CS: 0 | |

| Batter | 1 | 2 | 3 | 4 | 5 | 6 | 7 | 8 | 9 | AB | R | H | RBI | BB | SO | LOB |
|---|---|---|---|---|---|---|---|---|---|---|---|---|---|---|---|---|
| Chuck Knoblauch, R (1, 4)<br>OBP: 0.397, SLG: 0.435 | C F B B X<br>2-2 G6-3 ① | | B C X<br>1-1 F9 ③ | | C B F F B B C<br>3-3 K ③ | | B B B C F F B<br>4-2 BB | | | 3 | 0 | 0 | 0 | 1 | 1 | 1 |
| Brent Brede, L (1, 9)<br>OBP: 0.350, SLG: 0.376 | B X<br>1-0 G6-3 ② | | | S S B B B X<br>3-2 G4-3 ① | | B F C F F X<br>1-2 G4-3 ① | C F B S<br>1-3 K ③ | | | 4 | 0 | 0 | 0 | 0 | 1 | 2 |
| Paul Molitor, R (1, 10)<br>OBP: 0.341, SLG: 0.417 | X<br>0-0 F9 ③ | | | F B X<br>1-1 F9 ② | | S X<br>0-1 F8 ② | | C F B X<br>1-2 G4-3 ① | | 4 | 0 | 0 | 0 | 0 | 0 | 0 |
| Ron Coomer, R (1, 5)<br>OBP: 0.332, SLG: 0.422 | | B C B X<br>2-1 F8 WP 2B | | C X<br>0-1 1B | | C F B X<br>1-2 1B 1B | | B F B S S<br>2-3 K ② | | 4 | 1 | 3 | 0 | 0 | 1 | 0 |
| Matt Lawton, L (1, 7)<br>OBP: 0.351, SLG: 0.387 | | C B X<br>1-1 F8 ①<br>2-3 | | B S B B B X<br>3-1 L1 ③ | | X<br>0-0 S<br>1-3 1B | | B B B C X<br>3-1 G3-1 ③ | | 4 | 0 | 1 | 0 | 0 | 0 | 2 |
| Terry Steinbach, R (1, 2)<br>OBP: 0.316, SLG: 0.419 | | B F S B S<br>2-3 K ②<br>3-H | | | X<br>0-0 G1-3 E 1B | C B F B F X<br>2-2 G4-3 ③<br>1-2 | | | | 3 | 1 | 1 | 0 | 0 | 1 | 2 |
| Scott Stahoviak, L (1, 3)<br>OBP: 0.307, SLG: 0.425 | | B C B S S X<br>2-2 G3 ③ | | | B F F C<br>1-3 K ① | | X<br>0-0 E8 1B | | | 3 | 0 | 1 | 0 | 0 | 1 | 1 |
| Pat Meares, R (1, 6)<br>OBP: 0.325, SLG: 0.418 | | | C X<br>0-1 G5-3 ① | | L X<br>0-1 G1-3 ②<br>1-2 | | B L L F X<br>1-2 F8 ① | | | 3 | 0 | 0 | 0 | 0 | 0 | 2 |
| Rich Becker, L (1, 8)<br>OBP: 0.358, SLG: 0.406 | | | F S C<br>0-3 K ② | | F B X<br>1-1 E9 2-H 2B | | B F C B S<br>2-3 K ② | | | 3 | 0 | 1 | 1 | 0 | 2 | 1 |
| Inning Stats | R: 0 E: 0 K: 0 S: 5 H: 0 LOB: 0 BB: 0 P: 8 | R: 1 E: 0 K: 1 S: 10 H: 1 LOB: 0 BB: 0 P: 17 | R: 0 E: 0 K: 1 S: 7 H: 0 LOB: 0 BB: 0 P: 8 | R: 0 E: 0 K: 0 S: 9 H: 1 LOB: 1 BB: 0 P: 16 | R: 1 E: 1 K: 2 S: 12 H: 2 LOB: 1 BB: 0 P: 17 | R: 0 E: 0 K: 0 S: 16 H: 2 LOB: 2 BB: 0 P: 20 | R: 0 E: 1 K: 2 S: 14 H: 1 LOB: 2 BB: 1 P: 22 | R: 0 E: 0 K: 1 S: 8 H: 0 LOB: 0 BB: 0 P: 14 | | 1B: 5 2B: 2 3B: 0 HR: 0 SF: 0 SAC: 0 DP: 0 HBP: 0 | | | | | | |

# BOTTOM

## Detroit Tigers @ Minnesota Twins

Hubert H. Humphrey Metrodome, Minneapolis, MN

Wed Aug 27 1997, 8:05 PM EDT

Att. 10,441 - Dome - 70 F

livebaseballscorecards.com

| | |
|---|---|
| AB | 31 |
| R | 2 |
| H | 7 |
| RBI | 1 |
| BB | 1 |
| SO | 7 |
| LOB | 11 |

WP: 1 PA: 32
PB: 0
SB: 1
CS: 0

| PITCHER | | IP | WLS | BF | H | R | ER | SO | BB | IBB | HBP | BLK | WP | HR | S | P | ERA | WHIP |
|---|---|---|---|---|---|---|---|---|---|---|---|---|---|---|---|---|---|---|
| Brian Moehler, R<br>ERA: 4.7 | (1, 1) | 6.1 | L | 26 | 7 | 2 | 2 | 4 | 0 | 0 | 0 | 0 | 1 | 0 | 64 | 92 | 2.84 | 1.105 |
| Doug Brocail, R<br>ERA: 3.39 | (7, 1) | 1.2 | | 6 | 0 | 0 | 0 | 3 | 1 | 0 | 0 | 0 | 0 | 0 | 17 | 30 | 0.00 | 0.600 |

| PITCHER | IP | WLS | BF | H | R | ER | SO | BB | IBB | HBP | BLK | WP | HR | S | P | ERA | WHIP |
|---|---|---|---|---|---|---|---|---|---|---|---|---|---|---|---|---|---|

# Cincinnati Reds @ Minnesota Twins

## Hubert H. Humphrey Metrodome, Minneapolis, MN

Fri Aug 29 1997, 8:05 PM EDT
Att. 12,155 - Dome - 68 F

TOP

livebaseballscorecards.com

| Batter | 1 | 2 | 3 | 4 | 5 | 6 | 7 | 8 | 9 | AB | R | H | RBI | BB | SO | LOB |
|---|---|---|---|---|---|---|---|---|---|---|---|---|---|---|---|---|
| Pokey Reese, R (1, 6)<br>OBP: 0.298, SLG: 0.293 | F8 | | CS 1B | | L8 | | 1B 1B | | F9 | 5 | 0 | 2 | 0 | 0 | 0 | 1 |
| Jon Nunnally, L (1, 8)<br>OBP: 0.345, SLG: 0.508 | G3-1 | | SAFE BB | | G3 | | 1B | | 2B | 4 | 0 | 2 | 2 | 1 | 0 | 0 |
| Chris Stynes, R (1, 7)<br>OBP: 0.458, SLG: 0.544 | P3 | | P5 | | G5-3 | | G6-3 | | F7 | 5 | 0 | 0 | 0 | 0 | 0 | 4 |
| Eduardo Perez, R (1, 3)<br>OBP: 0.348, SLG: 0.519 | | BB 1B | | F8 | | G5-6-3 | | FC5-4 HBP | | 3 | 0 | 1 | 0 | 0 | 0 | 0 |
| Lenny Harris, L (8, PR)<br>OBP: 0.282, SLG: 0.350 | | | | | | | | | | 0 | 0 | 0 | 0 | 0 | 0 | 0 |
| (8, 3) | | | | | | | | | | | | | | | | |
| Barry Larkin, R (1, 10)<br>OBP: 0.443, SLG: 0.477 | | P3 | | E5 1B HR | | G5-3 | | FC5-4 | | 4 | 1 | 0 | 0 | 0 | 0 | 2 |
| Mike Kelly, R (8, PR)<br>OBP: 0.320, SLG: 0.517 | | | | | | | | | | 0 | 0 | 0 | 0 | 0 | 0 | 0 |
| Reggie Sanders, R (1, 9)<br>OBP: 0.331, SLG: 0.553 | | F8 | | HR 1B | | K2-3 | | K | | 4 | 1 | 1 | 0 | 0 | 2 | 3 |
| Willie Greene, L (1, 5)<br>OBP: 0.357, SLG: 0.454 | | BB | | F8 HR | | | G5-3 | F8 | | 3 | 1 | 1 | 3 | 1 | 0 | 2 |
| Joe Oliver, R (1, 2)<br>OBP: 0.328, SLG: 0.455 | | K | | G5-3 | | | FC6-5 2B | | K | 4 | 0 | 1 | 0 | 0 | 2 | 2 |
| Bret Boone, R (1, 4)<br>OBP: 0.300, SLG: 0.334 | | | G6-3 | G4-3 | | | FC6-5 1B | | 2B | 4 | 2 | 1 | 0 | 0 | 0 | 1 |

| | |
|---|---|
| AB | 36 |
| R | 5 |
| H | 9 |
| RBI | 5 |
| BB | 2 |
| SO | 4 |
| LOB | 15 |

| Inning Stats | 1 | 2 | 3 | 4 | 5 | 6 | 7 | 8 | 9 |
|---|---|---|---|---|---|---|---|---|---|
| | R: 0<br>E: 0<br>K: 0<br>S: 5 | H: 0<br>LOB: 0<br>BB: 0<br>P: 7 | R: 0<br>E: 0<br>K: 1<br>S: 10 | H: 1<br>LOB: 2<br>BB: 1<br>P: 18 | R: 0<br>E: 0<br>K: 0<br>S: 7 | H: 1<br>LOB: 1<br>BB: 1<br>P: 15 | R: 3<br>E: 1<br>K: 0<br>S: 13 | H: 2<br>LOB: 0<br>BB: 0<br>P: 21 | R: 0<br>E: 0<br>K: 0<br>S: 6 | H: 0<br>LOB: 0<br>BB: 0<br>P: 11 |
| | R: 0<br>E: 0<br>K: 1<br>S: 6 | H: 0<br>LOB: 0<br>BB: 0<br>P: 7 | R: 1<br>E: 0<br>K: 0<br>S: 16 | H: 3<br>LOB: 2<br>BB: 0<br>P: 22 | R: 0<br>E: 1<br>K: 1<br>S: 14 | H: 0<br>LOB: 2<br>BB: 0<br>P: 22 | R: 1<br>E: 0<br>K: 1<br>S: 16 | H: 2<br>LOB: 1<br>BB: 0<br>P: 23 | | |

| | | | | | | | | | | | | | | | |

| Batter | 1 | 2 | 3 | 4 | 5 | 6 | 7 | 8 | 9 | AB | R | H | RBI | BB | SO | LOB |
|---|---|---|---|---|---|---|---|---|---|---|---|---|---|---|---|---|
| Chuck Knoblauch, R (1, 4)<br>OBP: 0.398, SLG: 0.436 | F B B F F F C<br>2-3 K ① | | B C F F F F B F B F<br>3-2 X F8 ② | | | C B B X<br>2-1 WP 1B 1B | | C B X<br>1-1 2B SF8 1B | | 4 | 1 | 2 | 0 | 0 | 1 | 0 |
| Matt Lawton, L (1, 9)<br>OBP: 0.353, SLG: 0.390 | B F X<br>1-1 P4 ② | | B B B B<br>4-0 CS BB | | | 1 SAFE C B P 1 SAFE F 1 SAFE X<br>2-2 F9 ① | | B X<br>1-0 SF8 1-3 2B | | 3 | 0 | 1 | 0 | 1 | 0 | 1 |
| Paul Molitor, R (1, 10)<br>OBP: 0.340, SLG: 0.416 | X<br>0-0 F9 ③ | | B<br>1-0 CS ③ 1-2 | C F B X<br>1-2 F8 ① | | P X<br>1-0 WP 1-2 1B | | B B X<br>2-0 SF8 ① 2-3 3-H | | 3 | 0 | 1 | 1 | 0 | 0 | 0 |
| Ron Coomer, R (1, 5)<br>OBP: 0.331, SLG: 0.420 | | C X<br>0-1 HR 1B | | C B S F S<br>1-3 K ② | | B C C F S<br>1-3 K ② 1-2 2-3 | | F F S<br>0-3 K2-3 ② | | 4 | 1 | 1 | 0 | 0 | 3 | 3 |
| Terry Steinbach, R (1, 2)<br>OBP: 0.313, SLG: 0.415 | | C F B C<br>1-3 K ① | | B X<br>1-0 P3 ③ | | X<br>0-0 F7 ③ | | X<br>0-0 G5-3 ③ | | 4 | 0 | 0 | 0 | 0 | 1 | 4 |
| Scott Stahoviak, L (1, 3)<br>OBP: 0.306, SLG: 0.422 | | C B X<br>1-1 F7 ② | | | B B F C X<br>2-2 G4-3 ① | | C X<br>0-1 S 1B | | S X<br>0-1 G4-3 ① | 4 | 0 | 1 | 0 | 0 | 0 | 1 |
| Marty Cordova, R (1, 7)<br>OBP: 0.297, SLG: 0.418 | | B X<br>1-0 1-H HR | | | C S B X<br>1-2 G6-3 ② | | F M X<br>0-2 F7 ① | | F B F B F B F S<br>3-3 K ② | 4 | 1 | 1 | 2 | 0 | 1 | 1 |
| Rich Becker, L (1, 8)<br>OBP: 0.357, SLG: 0.403 | | B F B B X<br>3-1 F9 ③ | | | H<br>1-0 S HBP | | S B B B F S<br>2-3 K ② | | B X<br>1-0 G3-1 ③ | 3 | 0 | 0 | 0 | 0 | 1 | 1 |
| Pat Meares, R (1, 6)<br>OBP: 0.323, SLG: 0.415 | | | B C F B F X<br>2-2 F8 ① | | 1 SAFE B F F B F B X<br>2-2 F8 ③ 1-2 | | F B B F S<br>2-3 K ③ 1-2 | | | 2 | 0 | 0 | 0 | 0 | 0 | 1 |
| Brent Brede, L (7, PH)<br>OBP: 0.347, SLG: 0.373 | | | | | | | | | | 1 | 0 | 0 | 0 | 0 | 1 | 1 |
| Denny Hocking, S (8, 6)<br>OBP: 0.316, SLG: 0.386 | | | | | | | | | | 0 | 0 | 0 | 0 | 0 | 0 | 0 |
| Inning Stats | R: 0 E: 0 K: 1 S: 8 H: 0 LOB: 0 BB: 0 P: 11 | R: 2 E: 0 K: 1 S: 10 H: 2 LOB: 0 BB: 0 P: 16 | R: 0 E: 0 K: 0 S: 11 H: 0 LOB: 0 BB: 1 P: 21 | R: 0 E: 0 K: 1 S: 8 H: 0 LOB: 0 BB: 0 P: 11 | R: 0 E: 0 K: 0 S: 9 H: 0 LOB: 1 BB: 0 P: 15 | R: 0 E: 0 K: 1 S: 13 H: 2 LOB: 2 BB: 0 P: 17 | R: 0 E: 0 K: 2 S: 11 H: 1 LOB: 1 BB: 0 P: 15 | R: 1 E: 0 K: 1 S: 8 H: 2 LOB: 1 BB: 0 P: 12 | R: 0 E: 0 K: 1 S: 8 H: 0 LOB: 0 BB: 0 P: 12 | 1B: 5<br>2B: 1<br>3B: 0<br>HR: 1 | SF: 1<br>SAC: 0<br>DP: 0<br>HBP: 1 | | | | | |

| PITCHER | | IP | WLS | BF | H | R | ER | SO | BB | IBB | HBP | BLK | WP | HR | S | P | ERA | WHIP |
|---|---|---|---|---|---|---|---|---|---|---|---|---|---|---|---|---|---|---|
| Brett Tomko, R<br>ERA: 3.33 | (1, 1) | 5.1 | W | 21 | 4 | 2 | 2 | 3 | 1 | 0 | 1 | 0 | 0 | 1 | 54 | 85 | 3.38 | 0.938 |
| Stan Belinda, R<br>ERA: 3.76 | (6, 1) | 2.2 | | 11 | 3 | 1 | 1 | 4 | 0 | 0 | 0 | 0 | 1 | 0 | 24 | 33 | 3.38 | 1.125 |
| Jeff Shaw, R<br>ERA: 2.6 | (9, 1) | 1.0 | S | 3 | 0 | 0 | 0 | 1 | 0 | 0 | 0 | 0 | 0 | 0 | 8 | 12 | 0.00 | 0.000 |

| PITCHER | IP | WLS | BF | H | R | ER | SO | BB | IBB | HBP | BLK | WP | HR | S | P | ERA | WHIP |
|---|---|---|---|---|---|---|---|---|---|---|---|---|---|---|---|---|---|

# BOTTOM

## Cincinnati Reds @ Minnesota Twins

Hubert H. Humphrey Metrodome, Minneapolis, MN

Fri Aug 29 1997, 8:05 PM EDT

Att. 12,155 - Dome - 68 F

livebaseballscorecards.com

| | |
|---|---|
| AB | 32 |
| R | 3 |
| H | 7 |
| RBI | 3 |
| BB | 1 |
| SO | 8 |
| LOB | 13 |

| | | | | | | |
|---|---|---|---|---|---|---|
| 1B: 5 | SF: 1 | WP: 1 | PA: 36 |
| 2B: 1 | SAC: 0 | PB: 0 | |
| 3B: 0 | DP: 0 | SB: 2 | |
| HR: 1 | HBP: 1 | CS: 1 | |

| Batter | 1 | 2 | 3 | 4 | 5 | 6 | 7 | 8 | 9 | AB | R | H | RBI | BB | SO | LOB |
|---|---|---|---|---|---|---|---|---|---|---|---|---|---|---|---|---|
| Pokey Reese, R (1, 6)<br>OBP: 0.297, SLG: 0.292 | G4-3 | | E5 1-3 | | FC6-4 1-2 3-H 1B | | K | | | 4 | 0 | 1 | 1 | 0 | 1 | 1 |
| Jon Nunnally, L (1, 8)<br>OBP: 0.338, SLG: 0.496 | G4-3 | | G4-3 | | K | | | G6-4-3 1B | | 3 | 0 | 0 | 0 | 0 | 1 | 4 |
| Mike Kelly, R (8, PH)<br>OBP: 0.326, SLG: 0.521 | | | | | | | | | | 1 | 0 | 1 | 0 | 0 | 0 | 0 |
| (8, 8) | | | | | | | | | | | | | | | | |
| Chris Stynes, R (1, 7)<br>OBP: 0.437, SLG: 0.518 | G5-3 | | | L9 | FC6-4 1-2f | | | G6-4-3 1-2f | | 4 | 0 | 0 | 0 | 0 | 0 | 3 |
| Eddie Taubensee, L (1, 10)<br>OBP: 0.310, SLG: 0.450 | | L5 | | FC5-4 1B | | G5-3 2B | | K | | 4 | 0 | 2 | 0 | 0 | 1 | 0 |
| Reggie Sanders, R (1, 9)<br>OBP: 0.326, SLG: 0.544 | | K | | FC5-4 BLK 1-2f | | K | | | K | 4 | 0 | 0 | 0 | 0 | 3 | 2 |
| Willie Greene, L (1, 5)<br>OBP: 0.354, SLG: 0.449 | | G3 | | G3 1-2 | | G5-3 2-3 | | | F7 | 4 | 0 | 0 | 0 | 0 | 0 | 2 |
| Joe Oliver, R (1, 2)<br>OBP: 0.330, SLG: 0.456 | | | G4-6-3 1B | | FC6-4 1B 1B | G5-3 | | | K | 4 | 1 | 2 | 0 | 0 | 1 | 1 |
| Lenny Harris, L (1, 3)<br>OBP: 0.287, SLG: 0.351 | | | G4-6-3 1-2f | | FC6-4 1-2 1B | | L4-3 BB | | | 2 | 0 | 1 | 0 | 1 | 0 | 1 |
| Bret Boone, R (1, 4)<br>OBP: 0.297, SLG: 0.332 | | | E5 E | | FC6-4 1-2f 2-3 1B | | L4-3 1-1 | | | 3 | 0 | 0 | 0 | 0 | 0 | 3 |
| Inning Stats | R: 0 E: 0 K: 0 S: 5 H: 0 LOB: 0 BB: 0 P: 9 | R: 0 E: 0 K: 1 S: 9 H: 0 LOB: 0 BB: 0 P: 11 | R: 0 E: 2 K: 0 S: 10 H: 1 LOB: 2 BB: 0 P: 20 | R: 0 E: 0 K: 0 S: 7 H: 1 LOB: 1 BB: 0 P: 10 | R: 1 E: 0 K: 1 S: 11 H: 3 LOB: 2 BB: 0 P: 12 | R: 0 E: 0 K: 1 S: 8 H: 1 LOB: 1 BB: 0 P: 12 | R: 0 E: 0 K: 1 S: 7 H: 0 LOB: 0 BB: 1 P: 14 | R: 0 E: 0 K: 1 S: 6 H: 1 LOB: 0 BB: 0 P: 9 | R: 0 E: 0 K: 2 S: 8 H: 0 LOB: 0 BB: 0 P: 12 | 1B: 6 2B: 2 3B: 0 HR: 0 | SF: 0 SAC: 0 DP: 3 HBP: 0 | | | | | | |

# TOP

## Cincinnati Reds @ Minnesota Twins

Hubert H. Humphrey Metrodome, Minneapolis, MN

Sat Aug 30 1997, 8:05 PM EDT

Att. 17,831 - Dome - 72 F

livebaseballscorecards.com

| | |
|---|---|
| AB | 33 |
| R | 1 |
| H | 7 |
| RBI | 1 |
| BB | 1 |
| SO | 7 |
| LOB | 17 |

| PITCHER | | IP | WLS | BF | H | R | ER | SO | BB | IBB | HBP | BLK | WP | HR | S | P | ERA | WHIP |
|---|---|---|---|---|---|---|---|---|---|---|---|---|---|---|---|---|---|---|
| LaTroy Hawkins, R<br>ERA: 5.79 | (1, 1) | 7.0 | W | 28 | 6 | 1 | 1 | 4 | 1 | 0 | 0 | 1 | 0 | 0 | 57 | 88 | 1.29 | 1.000 |
| Eddie Guardado, L<br>ERA: 3.29 | (8, 1) | 1.0 | | 3 | 1 | 0 | 0 | 1 | 0 | 0 | 0 | 0 | 0 | 0 | 6 | 9 | 0.00 | 1.000 |
| Rick Aguilera, R<br>ERA: 3.7 | (9, 1) | 1.0 | S | 3 | 0 | 0 | 0 | 2 | 0 | 0 | 0 | 0 | 0 | 0 | 8 | 12 | 0.00 | 0.000 |

| PITCHER | IP | WLS | BF | H | R | ER | SO | BB | IBB | HBP | BLK | WP | HR | S | P | ERA | WHIP |
|---|---|---|---|---|---|---|---|---|---|---|---|---|---|---|---|---|---|

# Cincinnati Reds @ Minnesota Twins

Hubert H. Humphrey Metrodome, Minneapolis, MN

Sat Aug 30 1997, 8:05 PM EDT

Att. 17,831 - Dome - 72 F

## BOTTOM

| Batter | 1 | 2 | 3 | 4 | 5 | 6 | 7 | 8 | 9 | AB | R | H | RBI | BB | SO | LOB |
|---|---|---|---|---|---|---|---|---|---|---|---|---|---|---|---|---|
| Chuck Knoblauch, R (1, 4)<br>OBP: 0.395, SLG: 0.432 | C C B S<br>1-3 ① K | | B X<br>1-0 ③ G4-3 | | | B 1 SAFE X<br>1-0 ① FC6-4 E S 1B<br>1-2f | B F X<br>1-1 E6 FC6<br>1-2<br>2-3 | | | 4 | 1 | 0 | 0 | 0 | 1 | 3 |
| Brent Brede, L (1, 9)<br>OBP: 0.336, SLG: 0.360 | C X<br>0-1 ② F8 | | | C S B B S<br>2-3 ① K | | F B B 1 SAFE X<br>2-1 ② G3<br>1-3 | F B F C<br>1-3 ② K | | | 4 | 0 | 0 | 0 | 0 | 2 | 4 |
| Paul Molitor, R (1, 10)<br>OBP: 0.339, SLG: 0.415 | C C S<br>0-3 ③ K | | | F B S F X<br>1-2 ② G5-3 | | X<br>0-0 HR 1B<br>3-H | B B X<br>2-0 ③ FC6<br>1-2f | | | 4 | 1 | 1 | 1 | 0 | 1 | 3 |
| Ron Coomer, R (1, 5)<br>OBP: 0.333, SLG: 0.428 | | B B C X<br>2-1 ① G6-3 | | X<br>0-0 1B | | F X<br>0-1 HR<br>1-H | | C B S S<br>1-3 ① K | | 4 | 1 | 2 | 2 | 0 | 1 | 0 |
| Greg Myers, L (1, 2)<br>OBP: 0.328, SLG: 0.438 | | B B F B X<br>3-1 HR | | F B X<br>1-1 ③ G5-3 | | X<br>0-0 2B | | S X<br>0-1 BB 1B | | 4 | 1 | 3 | 1 | 0 | 0 | 1 |
| Marty Cordova, R (1, 7)<br>OBP: 0.294, SLG: 0.413<br>Matt Lawton, L (8, PH)<br>OBP: 0.354, SLG: 0.390 (9, 7) | | F C B X<br>1-2 ② G5-3 | | | S X<br>0-1 ① F8 | F F F S<br>0-3 ③ K | | B B B B<br>4-0 1-2 BB | | 3<br>0 | 0<br>0 | 0<br>0 | 0<br>0 | 0<br>1 | 1<br>0 | 1<br>0 |
| Scott Stahoviak, L (1, 3)<br>OBP: 0.302, SLG: 0.414 | | F B B C B S<br>3-3 ③ K | | | C X<br>0-1 ② G3-1 | | F X<br>0-1 ① L7 | F S F B X<br>1-2 ② P6 | | 4 | 0 | 0 | 0 | 0 | 1 | 2 |
| Pat Meares, R (1, 6)<br>OBP: 0.323, SLG: 0.414 | | | C S F X<br>0-2 ① G5-3 | | F B S X<br>1-2 ③ G6-3 | | C B B X<br>2-1 E S 1B | B C B F C<br>2-3 ③ K | | 4 | 0 | 1 | 0 | 0 | 1 | 2 |
| Rich Becker, L (1, 8)<br>OBP: 0.359, SLG: 0.402 | | | B B B C X<br>3-1 ② G3-1 | | | F B B T F B B<br>4-2 FC6-4 BB | F 1 SAFE F B 1 SAFE 1 SAFE B B B<br>4-2<br>1-2 E BB | | | 1 | 0 | 0 | 0 | 2 | 0 | 0 |
| Inning Stats | R: 0 H: 0<br>E: 0 LOB: 0<br>K: 2 BB: 0<br>S: 8 P: 9 | R: 1 H: 1<br>E: 0 LOB: 0<br>K: 1 BB: 0<br>S: 10 P: 19 | R: 0 H: 0<br>E: 0 LOB: 0<br>K: 0 BB: 0<br>S: 7 P: 11 | R: 0 H: 1<br>E: 0 LOB: 1<br>K: 1 BB: 0<br>S: 10 P: 14 | R: 0 H: 0<br>E: 0 LOB: 0<br>K: 0 BB: 0<br>S: 7 P: 8 | R: 3 H: 3<br>E: 0 LOB: 1<br>K: 1 BB: 1<br>S: 14 P: 21 | R: 0 H: 1<br>E: 1 LOB: 3<br>K: 1 BB: 1<br>S: 12 P: 22 | R: 0 H: 1<br>E: 0 LOB: 2<br>K: 2 BB: 1<br>S: 12 P: 20 | | 1B: 4 SF: 0<br>2B: 1 SAC: 0<br>3B: 0 DP: 0<br>HR: 2 HBP: 0 | | | | | | |

| PITCHER | | IP | WLS | BF | H | R | ER | SO | BB | IBB | HBP | BLK | WP | HR | S | P | ERA | WHIP |
|---|---|---|---|---|---|---|---|---|---|---|---|---|---|---|---|---|---|---|
| Mike Morgan, R<br>ERA: 5.18 | (1, 1) | 6.0 | L | 24 | 5 | 4 | 4 | 5 | 1 | 0 | 0 | 0 | 0 | 2 | 56 | 82 | 6.00 | 1.000 |
| Felix Rodriguez, R<br>ERA: 4.86 | (7, 1) | 1.0 | | 6 | 1 | 0 | 0 | 1 | 1 | 0 | 0 | 0 | 0 | 0 | 12 | 22 | 0.00 | 2.000 |
| Scott Sullivan, R<br>ERA: 3.05 | (8, 1) | 1.0 | | 5 | 1 | 0 | 0 | 2 | 1 | 0 | 0 | 0 | 0 | 0 | 12 | 20 | 0.00 | 2.000 |

| PITCHER | IP | WLS | BF | H | R | ER | SO | BB | IBB | HBP | BLK | WP | HR | S | P | ERA | WHIP |
|---|---|---|---|---|---|---|---|---|---|---|---|---|---|---|---|---|---|

livebaseballscorecards.com

| | |
|---|---|
| AB | 32 |
| R | 4 |
| H | 7 |
| RBI | 4 |
| BB | 3 |
| SO | 8 |
| LOB | 16 |

WP: 0 PA: 35
PB: 0
SB: 2
CS: 0

# Cincinnati Reds @ Minnesota Twins

Hubert H. Humphrey Metrodome, Minneapolis, MN

Sun Aug 31 1997, 4:33 AM EDT

Att. 13,092 - Dome - 72 F

livebaseballscorecards.com

| Batter | 1 | 2 | 3 | 4 | 5 | 6 | 7 | 8 | 9 | AB | R | H | RBI | BB | SO | LOB |
|---|---|---|---|---|---|---|---|---|---|---|---|---|---|---|---|---|
| Pokey Reese, R (1, 6)<br>OBP: 0.296, SLG: 0.294 | C B S S<br>1-3 ① K | F D F B S<br>2-3 ③ K | | | B B B C X<br>3-1 ② F9 | | B C X<br>1-1 3B 2B | | C B X<br>1-1 ① G4-3 | 5 | 1 | 1 | 0 | 0 | 2 | 1 |
| Jon Nunnally, L (1, 8)<br>OBP: 0.338, SLG: 0.493 | X<br>0-0 ② G4-3 | | C C C X<br>0-2 ① G3 | | X<br>0-0 1B | | X<br>0-0 2-H 3B | | B S B F X<br>2-2 ② G1-3 | 3 | 0 | 1 | 0 | 0 | 0 | 0 |
| Mike Kelly, R (7, PH)<br>OBP: 0.328, SLG: 0.537 (7, 8) | | | | | | | | | | 2 | 0 | 1 | 1 | 0 | 0 | 0 |
| Chris Stynes, R (1, 7)<br>OBP: 0.435, SLG: 0.545 | C F B B F S<br>2-3 ③ K | | X<br>0-0 G3 1B | | B X<br>1-0 G1-3 | | B X<br>1-0 ② L6 | | B B B C F X<br>3-2 HR | 5 | 1 | 2 | 1 | 0 | 1 | 2 |
| Eddie Taubensee, L (1, 3)<br>OBP: 0.311, SLG: 0.449 | | X<br>0-0 1B 2B 1B | 1 SAFE B F X<br>1-1 ② G3<br>1-2 | | | B X<br>1-0 ① G3 | B C X<br>1-1 ③ G1-3 | | S X<br>0-1 ③ G5-3 | 3 | 1 | 1 | 0 | 0 | 0 | 1 |
| Joe Oliver, R (7, PH)<br>OBP: 0.328, SLG: 0.452 (7, 3) | | | | | | | | | | 2 | 0 | 0 | 0 | 0 | 0 | 1 |
| Barry Larkin, R (1, 10)<br>OBP: 0.440, SLG: 0.473 | | S 1 SAFE X<br>0-1 1-3 2B 1B | X<br>0-0 ③ G6-3 | | | B F B X<br>2-1 ② P3 | | X<br>0-0 ① L9 | | 4 | 1 | 1 | 0 | 0 | 0 | 1 |
| Willie Greene, L (1, 5)<br>OBP: 0.355, SLG: 0.456 | | S F B B B F X<br>3-2 ① L5 | | F X<br>0-1 ① F8 | | X<br>0-0 HR | | B B B C B<br>4-1 1B BB | | 3 | 1 | 1 | 1 | 1 | 0 | 2 |
| Reggie Sanders, R (1, 9)<br>OBP: 0.332, SLG: 0.551 | | X<br>0-0 1-H 3-H 2B 2B | | C S B F S<br>1-3 ② K | | X<br>0-0 1B | | C F X<br>0-2 1-2 1B | | 4 | 1 | 3 | 2 | 0 | 1 | 0 |
| Brook Fordyce, R (1, 2)<br>OBP: 0.287, SLG: 0.329 | | C B X<br>1-1 3-H 2B | | C X<br>0-1 ③ F8 | | X<br>0-0 ③ L8 | | C S S<br>0-3 ② K | | 4 | 0 | 1 | 1 | 0 | 1 | 3 |
| Bret Boone, R (1, 4)<br>OBP: 0.295, SLG: 0.329 | | C B F F F S<br>1-3 ② K | | | C B F X<br>1-2 ① F9 | | B X<br>1-0 ① F8 | D S B X<br>2-1 ③ P2 | | 3 | 0 | 0 | 0 | 0 | 1 | 1 |
| Lenny Harris, L (8, PH)<br>OBP: 0.286, SLG: 0.350 (8, 4) | | | | | | | | | | 1 | 0 | 0 | 0 | 0 | 0 | 2 |
| Inning Stats | R: 0<br>E: 0<br>K: 2<br>S: 8<br>H: 0<br>LOB: 0<br>BB: 0<br>P: 11 | R: 3<br>E: 0<br>K: 2<br>S: 18<br>H: 4<br>LOB: 1<br>BB: 0<br>P: 25 | R: 0<br>E: 0<br>K: 0<br>S: 7<br>H: 1<br>LOB: 1<br>BB: 0<br>P: 8 | R: 0<br>E: 0<br>K: 1<br>S: 8<br>H: 0<br>LOB: 0<br>BB: 0<br>P: 9 | R: 0<br>E: 0<br>K: 0<br>S: 7<br>H: 1<br>LOB: 1<br>BB: 0<br>P: 12 | R: 1<br>E: 0<br>K: 0<br>S: 6<br>H: 2<br>LOB: 1<br>BB: 0<br>P: 9 | R: 1<br>E: 0<br>K: 0<br>S: 7<br>H: 2<br>LOB: 1<br>BB: 0<br>P: 11 | R: 0<br>E: 0<br>K: 1<br>S: 10<br>H: 1<br>LOB: 2<br>BB: 1<br>P: 16 | R: 1<br>E: 0<br>K: 0<br>S: 10<br>H: 1<br>LOB: 0<br>BB: 0<br>P: 16 | 1B: 6<br>2B: 3<br>3B: 1<br>HR: 2<br>SF: 0<br>SAC: 0<br>DP: 0<br>HBP: 0 | | | | | | |

| TOP | |
|---|---|
| AB | 39 |
| R | 6 |
| H | 12 |
| RBI | 6 |
| BB | 1 |
| SO | 6 |
| LOB | 14 |

WP: 0 PB: 0 SB: 0 CS: 0 PA: 40

| PITCHER | | IP | WLS | BF | H | R | ER | SO | BB | IBB | HBP | BLK | WP | HR | S | P | ERA | WHIP |
|---|---|---|---|---|---|---|---|---|---|---|---|---|---|---|---|---|---|---|
| Brad Radke, R<br>ERA: 3.66 | (1, 1) | 6.1 | W | 28 | 9 | 5 | 5 | 5 | 0 | 0 | 0 | 0 | 0 | 1 | 57 | 79 | 7.11 | 1.421 |
| Greg Swindell, L<br>ERA: 3.67 | (7, 1) | 0.1 | | 2 | 1 | 0 | 0 | 0 | 0 | 0 | 0 | 0 | 0 | 0 | 2 | 3 | 0.00 | 3.000 |
| Mike Trombley, R<br>ERA: 4.12 | (7, 1) | 1.0 | | 5 | 1 | 0 | 0 | 1 | 1 | 0 | 0 | 0 | 0 | 0 | 10 | 15 | 0.00 | 2.000 |
| Eddie Guardado, L<br>ERA: 3.27 | (8, 1) | 0.1 | | 1 | 0 | 0 | 0 | 0 | 0 | 0 | 0 | 0 | 0 | 0 | 2 | 4 | 0.00 | 0.000 |
| Rick Aguilera, R<br>ERA: 3.79 | (9, 1) | 1.0 | S | 4 | 1 | 1 | 1 | 0 | 0 | 0 | 0 | 0 | 0 | 1 | 10 | 16 | 9.00 | 1.000 |

| PITCHER | IP | WLS | BF | H | R | ER | SO | BB | IBB | HBP | BLK | WP | HR | S | P | ERA | WHIP |
|---|---|---|---|---|---|---|---|---|---|---|---|---|---|---|---|---|---|

# Cincinnati Reds @ Minnesota Twins

Hubert H. Humphrey Metrodome, Minneapolis, MN

Sun Aug 31 1997, 4:33 AM EDT

Att. 13,092 - Dome - 72 F

livebaseballscorecards.com

## BOTTOM

| Batter | 1 | 2 | 3 | 4 | 5 | 6 | 7 | 8 | 9 | AB | R | H | RBI | BB | SO | LOB |
|---|---|---|---|---|---|---|---|---|---|---|---|---|---|---|---|---|
| Chuck Knoblauch, R (1, 4)<br>OBP: 0.392, SLG: 0.429 | F F B X 1-2 ① F9 | | F B X 1-1 ③ G6-3 | | F F S 0-3 ② K | C B B F C 2-3 ③ K | | | | 4 | 0 | 0 | 0 | 0 | 2 | 1 |
| Denny Hocking, S (1, 8) (9, 7)<br>OBP: 0.311, SLG: 0.379 | C B B B X 3-1 ② F8 | | | B X 1-0 ① G6-3 | B C X 1-1 ③ G3 | | F B F X 1-2 ① G3-1 | | | 4 | 0 | 0 | 0 | 0 | 0 | 0 |
| Paul Molitor, R (1, 3)<br>OBP: 0.343, SLG: 0.420 | F B X 1-1 2B | | | X 0-0 2B 2B 1B | | X 0-0 S 2B 1B | F X 0-1 ② G4-3 | | | 4 | 2 | 3 | 0 | 0 | 0 | 0 |
| Ron Coomer, R (1, 5)<br>OBP: 0.334, SLG: 0.434 | B X 1-0 ③ P6 | | | S X 0-1 1-3 2B 2B | | B F B B B F X 3-2 1-H 2B 2B | C S B B S 2-3 ③ K | | | 4 | 2 | 2 | 1 | 0 | 1 | 1 |
| Terry Steinbach, R (1, 2)<br>OBP: 0.317, SLG: 0.422 | | B B X 2-0 ① F7 | | F B X 1-1 2-H 3-H 1B 2B | | B F B B B S B 4-2 2B 1B BB | | B F F X 1-2 2B 2B | | 3 | 3 | 2 | 2 | 1 | 0 | 0 |
| Marty Cordova, R (1, 7)<br>OBP: 0.297, SLG: 0.422 | | X 0-0 ② P6 | | C F B B F F F S 2-3 ② K | | F F B B B F B X 3-2 1-3 2-H 1B 2B | | B X 1-0 G6-3 2-H 2B | | 4 | 1 | 2 | 2 | 0 | 1 | 1 |
| Rich Becker, L (8, PR) (9, 8)<br>OBP: 0.359, SLG: 0.402 | | | | | | | | | | 0 | 0 | 0 | 0 | 0 | 0 | 0 |
| Matt Lawton, L (1, 9)<br>OBP: 0.355, SLG: 0.389 | | C C F F X 0-2 ③ P6 | | F B B X 2-1 2-H 1B | | B C F H 2-2 1B HBP | | B C S F F B F F C 2-3 ① K | | 3 | 0 | 1 | 1 | 0 | 1 | 1 |
| Damian Miller, R (1, 10)<br>OBP: 0.292, SLG: 0.478 | | | B F B F B S 3-3 ① K | F 1 SAFE F B C 1-3 ③ K | | F C S 0-3 ① K | | B C F B X 2-2 ② G6-3 2-3 | | 2 | 0 | 0 | 0 | 0 | 2 | 1 |
| Scott Stahoviak, L (6, PH)<br>OBP: 0.299, SLG: 0.410 | | | | | | | | | | 2 | 0 | 0 | 0 | 0 | 1 | 4 |
| Pat Meares, R (1, 6)<br>OBP: 0.322, SLG: 0.412 | | | C B F X 1-2 ② P4 | | F C X 0-2 ① P4 | B X 1-0 ② 1-3 2-H 3-H 1B | | B B F F S 2-3 ③ K | | 4 | 0 | 1 | 2 | 0 | 1 | 2 |
| Inning Stats | R: 0 E: 0 K: 0 S: 8 H: 1 LOB: 1 BB: 0 P: 14 | R: 0 E: 0 K: 0 S: 7 H: 0 LOB: 0 BB: 0 P: 9 | R: 0 E: 0 K: 1 S: 8 H: 0 LOB: 0 BB: 0 P: 13 | R: 3 E: 0 K: 2 S: 17 H: 4 LOB: 1 BB: 0 P: 24 | R: 0 E: 0 K: 1 S: 8 H: 0 LOB: 0 BB: 0 P: 9 | R: 4 E: 0 K: 2 S: 20 H: 4 LOB: 1 BB: 1 P: 35 | R: 0 E: 0 K: 1 S: 8 H: 0 LOB: 0 BB: 0 P: 11 | R: 1 E: 0 K: 2 S: 17 H: 2 LOB: 2 BB: 0 P: 25 | | 1B: 4 2B: 7 3B: 0 HR: 0 | | SF: 0 SAC: 0 DP: 0 HBP: 1 | | WP: 0 PB: 0 SB: 1 CS: 0 | PA: 36 | |

| | AB | 34 |
|---|---|---|
| | R | 8 |
| | H | 11 |
| | RBI | 8 |
| | BB | 1 |
| | SO | 9 |
| | LOB | 11 |

| PITCHER | | IP | WLS | BF | H | R | ER | SO | BB | IBB | HBP | BLK | WP | HR | S | P | ERA | WHIP |
|---|---|---|---|---|---|---|---|---|---|---|---|---|---|---|---|---|---|---|
| Gabe White, L<br>ERA: 4.45 | (1, 1) | 5.0 | L | 22 | 7 | 5 | 5 | 4 | 0 | 0 | 0 | 0 | 0 | 0 | 52 | 76 | 9.00 | 1.400 |
| Danny Graves, R<br>ERA: 4.6 | (6, 1) | 0.0 | | 2 | 1 | 0 | 0 | 0 | 1 | 0 | 0 | 0 | 0 | 0 | 6 | 13 | ∞ | ∞ |
| Pedro Martinez, L<br>ERA: 7.71 | (6, 1) | 0.0 | | 1 | 0 | 0 | 0 | 0 | 0 | 0 | 1 | 0 | 0 | 0 | 2 | 4 | ∞ | ∞ |
| Scott Sullivan, R<br>ERA: 3.05 | (6, 1) | 3.0 | | 11 | 3 | 3 | 3 | 5 | 0 | 0 | 0 | 0 | 0 | 0 | 33 | 47 | 9.00 | 1.000 |

| PITCHER | IP | WLS | BF | H | R | ER | SO | BB | IBB | HBP | BLK | WP | HR | S | P | ERA | WHIP |
|---|---|---|---|---|---|---|---|---|---|---|---|---|---|---|---|---|---|

| Batter | 1 | 2 | 3 | 4 | 5 | 6 | 7 | 8 | 9 | AB | R | H | RBI | BB | SO | LOB |
|---|---|---|---|---|---|---|---|---|---|---|---|---|---|---|---|---|
| Chuck Knoblauch, R (1, 4)<br>OBP: 0.396, SLG: 0.431 | C B B F F F F B F<br>4-2 B<br>2B 1B BB | | B B C X<br>2-1<br>1B S SF8 1B | C C B H<br>2-2<br>BB HBP | | C C F F B X<br>1-2 ①<br>G6-3 | | C B X<br>1-1<br>SH1-4 1B | | 3 | 2 | 2 | 0 | 1 | 0 | 0 |
| Brent Brede, L (1, 9)<br>OBP: 0.356, SLG: 0.379 | C B 1 SAFE D 1 F B X<br>3-2<br>1B SF7 2B<br>1-3 | | B B 1 SAFE B C B<br>4-1<br>SF8 1B BB<br>1-2 | B F B 1 SAFE B B B<br>4-1<br>FC6-4 BB<br>1-2 | | B C X<br>1-1<br>S 1B | | M B X<br>1-1 ①<br>SH1-4<br>1-2 | | 2 | 1 | 2 | 0 | 2 | 0 | 0 |
| Paul Molitor, R (1, 3)<br>OBP: 0.345, SLG: 0.420 | X<br>0-0<br>G3-1 SF7 1B<br>2-3<br>3-H | | S X<br>0-1<br>BB 1B<br>1-2<br>2-3 | B F C X<br>1-2 ③<br>FC6-4<br>1-2f | | C X<br>0-1 ②<br>G6-3<br>1-2 | | F B F B D B<br>4-2<br>G6-4-3 BB | | 4 | 0 | 2 | 1 | 1 | 0 | 3 |
| Ron Coomer, R (1, 5)<br>OBP: 0.333, SLG: 0.433 | B F X<br>1-1 ①<br>SF7<br>1-2<br>3-H | | B C B X<br>2-1 ①<br>SF8<br>2-3<br>3-H | | X<br>0-0<br>FC3-6 1B HR 1B | X<br>0-0 ③<br>G5-3 | | X<br>0-0 ②③<br>G6-4-3<br>1-2f | | 3 | 1 | 1 | 2 | 0 | 0 | 3 |
| Terry Steinbach, R (1, 2)<br>OBP: 0.318, SLG: 0.420 | B D X<br>2-0 ②<br>G3-1<br>2-3 | | B F B B B F 1 SAFE F F F B<br>4-2<br>BB<br>1-2 | | F B F F F X<br>1-2<br>FC3-6 1B<br>1-2 | | B F X<br>1-1 ①<br>F9 | | B F F X<br>1-2 ①<br>L9 | 4 | 0 | 1 | 0 | 1 | 0 | 1 |
| Marty Cordova, R (1, 7)<br>OBP: 0.299, SLG: 0.421<br>Denny Hocking, S (9, PR)<br>OBP: 0.311, SLG: 0.379<br>(9, 7) | B C B F C<br>2-3 ③<br>K | | B C B F B F F S<br>3-3 ②<br>K | | X<br>0-0 ①<br>F7 | | F F X<br>0-2<br>1B 1B 1B | | B S B F X<br>2-2<br>CS 1B | 5<br>0 | 1<br>0 | 2<br>0 | 0<br>0 | 0<br>0 | 2<br>0 | 6<br>0 |
| Rich Becker, L (1, 8)<br>OBP: 0.358, SLG: 0.399 | | F C B F B F B X<br>3-2 ①<br>F8 | F B C C<br>1-3 ③<br>K | | B B X<br>2-0 ②<br>FC3-6 HR<br>1-2f<br>2-3 | | B X<br>1-0<br>1B 1B<br>1-3 | | B 1 SAFE F C S<br>1-3 ②③<br>K<br>1-2 | 5 | 1 | 1 | 0 | 0 | 2 | 6 |
| Pat Meares, R (1, 6)<br>OBP: 0.324, SLG: 0.421 | | C X<br>0-1 ②<br>F8 | | X<br>0-0 ①<br>P5 | C C F B X<br>1-2<br>1-H HR<br>3-H | | F B F 1 SAFE X<br>1-2<br>G4-6-3<br>1-2 3-H 1B | | | 4 | 1 | 2 | 4 | 0 | 0 | 0 |
| Rich Robertson, L (1, 1)<br>OBP: 0.200, SLG: 0.200<br>Todd Ritchie, R (3, 1)<br>Mike Trombley, R (6, 1)<br>Matt Lawton, L (7, PH)<br>OBP: 0.355, SLG: 0.389<br>Damian Miller, R (7, PH)<br>OBP: 0.280, SLG: 0.458<br>Greg Swindell, L (7, 1)<br>Rick Aguilera, R (9, 1) | | B F S B F B F S<br>3-3 ③<br>K | | C C C<br>0-3 ②<br>K | B C S B F B F X<br>3-2 ③<br>G6-3 | | X<br>0-0 ②③<br>G4-6-3<br>1-2f | | | 1<br>2<br>0<br>0<br>1<br>0<br>0<br>0<br>0 | 0<br>0<br>0<br>0<br>0<br>0<br>0<br>0<br>0 | 0<br>0<br>0<br>0<br>0<br>0<br>0<br>0<br>0 | 0<br>0<br>0<br>0<br>0<br>0<br>0<br>0<br>0 | 0<br>1<br>0<br>0<br>0<br>0<br>0<br>0<br>0 | 1<br>1<br>0<br>0<br>0<br>0<br>2<br>0<br>0 | 0<br>0<br>0<br>0<br>0<br>0<br>0<br>0<br>0 |

# TOP

## Minnesota Twins @ Chicago Cubs

Wrigley Field, Chicago, IL

Mon Sep 01 1997, 3:33 AM CDT

Att. 34,117 - Sunny - 76 F

livebaseballscorecards.com

| | |
|---|---|
| AB | 34 |
| R | 7 |
| H | 13 |
| RBI | 7 |
| BB | 5 |
| SO | 6 |
| LOB | 21 |

| Inning Stats | 1 | 2 | 3 | 4 | 5 | 6 | 7 | 8 | 9 | 1B: 11 | SF: 2 | WP: 0 | PA: 43 |
|---|---|---|---|---|---|---|---|---|---|---|---|---|---|
| | R: 2 H: 2<br>E: 0 LOB: 1<br>K: 1 BB: 1<br>S: 16 P: 28 | R: 0 H: 0<br>E: 0 LOB: 0<br>K: 1 BB: 0<br>S: 12 P: 18 | R: 1 H: 2<br>E: 0 LOB: 3<br>K: 2 BB: 2<br>S: 19 P: 35 | R: 0 H: 0<br>E: 0 LOB: 2<br>K: 1 BB: 1<br>S: 10 P: 17 | R: 3 H: 3<br>E: 0 LOB: 0<br>K: 0 BB: 0<br>S: 16 P: 23 | R: 0 H: 1<br>E: 0 LOB: 1<br>K: 0 BB: 0<br>S: 10 P: 12 | R: 1 H: 3<br>E: 0 LOB: 1<br>K: 0 BB: 0<br>S: 10 P: 13 | R: 0 H: 1<br>E: 0 LOB: 1<br>K: 0 BB: 1<br>S: 7 P: 13 | R: 0 H: 1<br>E: 0 LOB: 1<br>K: 1 BB: 0<br>S: 9 P: 13 | 2B: 1<br>3B: 0<br>HR: 1 | SAC: 1<br>DP: 2<br>HBP: 1 | PB: 0<br>SB: 2<br>CS: 1 | |

| PITCHER | | IP | WLS | BF | H | R | ER | SO | BB | IBB | HBP | BLK | WP | HR | S | P | ERA | WHIP |
|---|---|---|---|---|---|---|---|---|---|---|---|---|---|---|---|---|---|---|
| Steve Trachsel, R<br>ERA: 4.86 | (1, 1) | 5.0 | | 27 | 7 | 6 | 6 | 5 | 4 | 0 | 1 | 0 | 0 | 1 | 73 | 121 | 10.80 | 2.200 |
| Dave Stevens, R<br>ERA: 8.36 | (6, 1) | 1.1 | L | 8 | 4 | 1 | 1 | 0 | 0 | 0 | 0 | 0 | 0 | 0 | 19 | 24 | 6.75 | 3.000 |
| Bob Patterson, L<br>ERA: 3.29 | (7, 1) | 1.0 | | 3 | 1 | 0 | 0 | 0 | 0 | 0 | 0 | 0 | 0 | 0 | 5 | 7 | 0.00 | 1.000 |
| Marc Pisciotta, R<br>ERA: 1.96 | (8, 1) | 1.2 | | 5 | 1 | 0 | 0 | 1 | 1 | 0 | 0 | 0 | 0 | 0 | 12 | 20 | 0.00 | 1.200 |

| PITCHER | IP | WLS | BF | H | R | ER | SO | BB | IBB | HBP | BLK | WP | HR | S | P | ERA | WHIP |
|---|---|---|---|---|---|---|---|---|---|---|---|---|---|---|---|---|---|

# Minnesota Twins @ Chicago Cubs

Wrigley Field, Chicago, IL

Mon Sep 01 1997, 3:33 AM CDT

Att. 34,117 - Sunny - 76 F

livebaseballscorecards.com

## BOTTOM

| Batter | 1 | 2 | 3 | 4 | 5 | 6 | 7 | 8 | 9 | AB | R | H | RBI | BB | SO | LOB |
|---|---|---|---|---|---|---|---|---|---|---|---|---|---|---|---|---|
| Lance Johnson, L (1, 8)<br>OBP: 0.360, SLG: 0.387 | C X 0-1 L4 | B X 1-0 L7 | | X 0-0 F7 | | C X 0-1 G6-3 | | B C B F X 2-2 1B | | 5 | 0 | 1 | 0 | 0 | 0 | 3 |
| Doug Glanville, R (1, 7)<br>OBP: 0.344, SLG: 0.405 | X 0-0 G4-3 | | B C X 1-1 PB BB G6-3 1B | B B C X 2-1 1-2 1B E 1B | | B B C B F F F X 3-2 1B | | B C 1 SAFE X 1-1 F9 | | 5 | 2 | 3 | 0 | 0 | 0 | 1 |
| Mark Grace, L (1, 3)<br>OBP: 0.418, SLG: 0.462 | B B B C B 4-1 PB HR BB | | C B D S 1 SAFE B 4-1 1-2 23 PB 1B BB | X 0-0 1-H 2-H E8 1B | | F B C X 1-2 L4 | | | C B B F F F B F F F 3-2 G3 1 | 3 | 2 | 1 | 1 | 2 | 0 | 1 |
| Sammy Sosa, R (1, 9)<br>OBP: 0.296, SLG: 0.485 | C B B X 2-1 1-H HR | | B B X 2-0 1-2 2-H G6-3 1 | B S D C C 3-3 K | | | B F B F X 2-2 23 CS 1B | | B B S S X 2-2 1B | 5 | 1 | 3 | 3 | 0 | 1 | 2 |
| 23 Ryne Sandberg, R (1, 4)<br>OBP: 0.315, SLG: 0.402 | B B C X 2-1 G4-3 | | B C X 1-1 2-H 1B | | C S B C 1-3 K 1 | | B C 1 SAFE 1 SAFE B F X 2-2 1-2 FC5-4 1B 1 | | C B C X 1-2 P9 2 | 5 | 0 | 2 | 1 | 0 | 1 | 1 |
| Kevin Orie, R (1, 5)<br>OBP: 0.338, SLG: 0.416<br>Marc Pisciotta, R (8, 1)<br>Dave Clark, L (9, PH)<br>OBP: 0.367, SLG: 0.445 | | C B F B X 2-2 L5 1 | B C B X 2-1 P4 2 | | B T B C B 4-2 CS BB | | F X 0-1 F9 2 | | F B S X 1-2 G1-3 3 | 3<br>0<br>1 | 0<br>0<br>0 | 0<br>0<br>0 | 0<br>0<br>0 | 1<br>0<br>0 | 0<br>0<br>0 | 2<br>0<br>1 |
| Scott Servais, R (1, 2)<br>OBP: 0.308, SLG: 0.355 | | B X 1-0 SH1-4 2B | X 0-0 F8 3 | | B B S X 2-1 1-2 1B 2 | | B X 1-0 1-2f FC5-4 3 | | | 4 | 0 | 2 | 0 | 0 | 0 | 2 |
| Manny Alexander, R (1, 6)<br>OBP: 0.289, SLG: 0.364 | | B F F B H 3-2 SH1-4 HBP | | X 0-0 P7 1 | B B X 2-0 F9 3 | | | B B B C C T X 3-2 P8 1 | | 3 | 0 | 0 | 0 | 0 | 0 | 1 |
| Steve Trachsel, R (1, 1)<br>OBP: 0.185, SLG: 0.143<br>Dave Stevens, R (6, 1)<br>Bob Patterson, R (7, 1)<br>José Hernández, R (8, 5)<br>OBP: 0.318, SLG: 0.426 | | B X 1-0 1-2 2-3 SH1-4 2 | | B B B B 4-0 1B 1B BB | | C S X 0-2 G6-3 1 | | C B T B S 2-3 K 2 | | 0<br>1<br>0<br>1 | 1<br>0<br>0<br>0 | 0<br>0<br>0<br>0 | 0<br>0<br>0<br>0 | 1<br>0<br>0<br>1 | 0<br>0<br>0<br>0 | 0<br>0<br>0<br>0 |
| Inning Stats | R: 2 E: 0 K: 0 S: 8 H: 1 LOB: 0 BB: 1 P: 16 | R: 0 E: 0 K: 0 S: 8 H: 1 LOB: 2 BB: 0 P: 16 | R: 2 E: 0 K: 0 S: 9 H: 2 LOB: 1 BB: 1 P: 19 | R: 2 E: 1 K: 1 S: 8 H: 2 LOB: 1 BB: 1 P: 17 | R: 0 E: 0 K: 1 S: 8 H: 1 LOB: 1 BB: 1 P: 17 | R: 0 E: 0 K: 0 S: 13 H: 1 LOB: 1 BB: 0 P: 17 | R: 0 E: 0 K: 0 S: 9 H: 2 LOB: 1 BB: 0 P: 14 | R: 0 E: 0 K: 1 S: 12 H: 1 LOB: 1 BB: 0 P: 20 | R: 0 E: 0 K: 0 S: 19 H: 1 LOB: 1 BB: 0 P: 26 | 1B: 10 2B: 1 3B: 0 HR: 1 SF: 0 SAC: 1 DP: 0 HBP: 1 | | | | | | | |

| | AB | 36 |
|---|---|---|
| | R | 6 |
| | H | 12 |
| | RBI | 5 |
| | BB | 4 |
| | SO | 3 |
| | LOB | 14 |

WP: 0 PB: 2 SB: 0 CS: 2 PA: 42

| PITCHER | | IP | WLS | BF | H | R | ER | SO | BB | IBB | HBP | BLK | WP | HR | S | P | ERA | WHIP |
|---|---|---|---|---|---|---|---|---|---|---|---|---|---|---|---|---|---|---|
| Rich Robertson, L<br>ERA: 5.53 | (1, 1) | 2.1 | | 14 | 4 | 4 | 3 | 0 | 2 | 0 | 1 | 0 | 0 | 1 | 22 | 46 | 11.57 | 2.571 |
| Todd Ritchie, R<br>ERA: 4.9 | (3, 1) | 3.1 | | 15 | 4 | 2 | 1 | 2 | 2 | 0 | 0 | 0 | 0 | 0 | 29 | 52 | 2.70 | 1.800 |
| Mike Trombley, R<br>ERA: 4.1 | (6, 1) | 0.1 | W | 1 | 0 | 0 | 0 | 0 | 0 | 0 | 0 | 0 | 0 | 0 | 3 | 4 | 0.00 | 0.000 |
| Greg Swindell, L<br>ERA: 3.59 | (7, 1) | 2.0 | | 8 | 3 | 0 | 0 | 1 | 0 | 0 | 0 | 0 | 0 | 0 | 21 | 34 | 0.00 | 1.500 |
| Rick Aguilera, R<br>ERA: 3.73 | (9, 1) | 1.0 | S | 4 | 1 | 0 | 0 | 0 | 0 | 0 | 0 | 0 | 0 | 0 | 19 | 26 | 0.00 | 1.000 |

| PITCHER | IP | WLS | BF | H | R | ER | SO | BB | IBB | HBP | BLK | WP | HR | S | P | ERA | WHIP |
|---|---|---|---|---|---|---|---|---|---|---|---|---|---|---|---|---|---|

| Batter | 1 | 2 | 3 | 4 | 5 | 6 | 7 | 8 | 9 | AB | R | H | RBI | BB | SO | LOB |
|---|---|---|---|---|---|---|---|---|---|---|---|---|---|---|---|---|
| Chuck Knoblauch, R (1, 4)<br>OBP: 0.395, SLG: 0.429 | C F B F F F F X<br>1-2 1B FC5-4 1B | C X<br>0-1 ③ P6 | | | B C B X<br>2-1 ① G6-3 | | C F F B S<br>1-3 ③ K | | | 4 | 1 | 1 | 0 | 0 | 1 | 1 |
| Dan Serafini, S (7, 1) | | | | | | | | | | 0 | 0 | 0 | 0 | 0 | 0 | 0 |
| Brent Brede, L (1, 9)<br>OBP: 0.360, SLG: 0.383 | C 1 SAFE X<br>0-1 1-3 FC5-4 1B | | B F X<br>1-1 1B | | B X<br>1-0 ② F9 | | | C F X<br>0-2 ① G4-3 | | 4 | 0 | 2 | 0 | 0 | 0 | 0 |
| Ron Coomer, R (1, 5)<br>OBP: 0.330, SLG: 0.430 | B D B X<br>3-0 ① FC5-4 1-2f 3-H | | 1 SAFE X<br>0-0 ① F9 | | B X<br>1-0 ③ F8 | | | C B X<br>1-1 SF7 3B | | 3 | 0 | 0 | 1 | 0 | 0 | 2 |
| Todd Walker, L (7, 5)<br>OBP: 0.262, SLG: 0.283 | | | | | | | | | | 1 | 1 | 1 | 0 | 0 | 0 | 0 |
| Terry Steinbach, R (1, 2)<br>OBP: 0.315, SLG: 0.417 | S S B S<br>1-3 ② K | | 1 SAFE X<br>0-0 ② L9 | | | B B X<br>2-0 ① F9 | | C X<br>0-1 ② SF7 3-H | | 3 | 0 | 0 | 0 | 0 | 1 | 2 |
| Damian Miller, R (7, 2)<br>OBP: 0.269, SLG: 0.458 | | | | | | | | | | 0 | 0 | 0 | 1 | 0 | 0 | 0 |
| Matt Lawton, L (1, 8)<br>OBP: 0.354, SLG: 0.388 | X<br>0-0 ③ F9 | | B B X<br>2-0 1-2 1B | | | B F B X<br>2-1 ② F8 | | B B B C F X<br>3-2 ③ F9 | | 4 | 0 | 1 | 0 | 0 | 0 | 1 |
| Marty Cordova, R (1, 7)<br>OBP: 0.295, SLG: 0.416 | | F X<br>0-1 ① G6-3 | B B C X<br>2-1 ③ G2 | | | B X<br>1-0 E6 | | | X<br>0-0 ① F7 | 4 | 0 | 0 | 0 | 0 | 0 | 2 |
| Scott Stahoviak, L (1, 3)<br>OBP: 0.298, SLG: 0.412 | | X<br>0-0 ② G3-1 | | B B C C S<br>2-3 ① K | B C B C F S<br>2-3 ③ K | | | | X<br>0-0 2B | 4 | 0 | 1 | 0 | 0 | 2 | 1 |
| Pat Meares, R (1, 6)<br>OBP: 0.323, SLG: 0.421 | | B X<br>1-0 1B 2B | | C X<br>0-1 ② G6-3 | | | B F S B F X<br>2-2 ① G6-3 | | B B X<br>2-0 ② F7 | 4 | 1 | 1 | 0 | 0 | 0 | 1 |
| Bob Tewksbury, R (1, 1)<br>OBP: 0.200, SLG: 0.200 | | B F B X<br>2-1 2-H 1B | | B F X<br>1-1 ③ P3 | | | S X<br>0-1 ② F7 | | B F B F X<br>2-2 ③ G3-1 | 1 | 0 | 1 | 1 | 0 | 0 | 0 |
| Chris Latham, S (4, PH)<br>OBP: 0.222, SLG: 0.333 | | | | | | | | | | 1 | 0 | 0 | 0 | 0 | 0 | 0 |
| Travis Miller, R (4, 1) | | | | | | | | | | 0 | 0 | 0 | 0 | 0 | 0 | 0 |
| David Ortiz, L (7, PH) | | | | | | | | | | 1 | 0 | 0 | 0 | 0 | 0 | 0 |
| Denny Hocking, S (7, 4)<br>OBP: 0.309, SLG: 0.377 | | | | | | | | | | 1 | 0 | 0 | 0 | 0 | 0 | 1 |
| Inning Stats | R: 1 E: 0 K: 1 S: 14<br>H: 2 LOB: 1 BB: 0 P: 19 | R: 1 E: 0 K: 0 S: 8<br>H: 2 LOB: 1 BB: 0 P: 11 | R: 0 E: 0 K: 0 S: 7<br>H: 2 LOB: 2 BB: 0 P: 12 | R: 0 E: 0 K: 1 S: 7<br>H: 0 LOB: 0 BB: 0 P: 10 | R: 0 E: 0 K: 0 S: 4<br>H: 0 LOB: 0 BB: 0 P: 8 | R: 0 E: 1 K: 1 S: 8<br>H: 0 LOB: 1 BB: 0 P: 15 | R: 0 E: 0 K: 1 S: 10<br>H: 0 LOB: 0 BB: 0 P: 13 | R: 1 E: 0 K: 0 S: 10<br>H: 1 LOB: 0 BB: 0 P: 14 | R: 0 E: 0 K: 0 S: 6<br>H: 1 LOB: 1 BB: 0 P: 10 | 1B: 5 2B: 2 3B: 1 HR: 0<br>SF: 1 SAC: 0 DP: 0 HBP: 0 | | | | | | |

| PITCHER | IP | WLS | BF | H | R | ER | SO | BB | IBB | HBP | BLK | WP | HR | S | P | ERA | WHIP |
|---|---|---|---|---|---|---|---|---|---|---|---|---|---|---|---|---|---|
| Mark Clark, R (1, 1)<br>ERA: 4.06 | 9.0 | W | 36 | 8 | 3 | 3 | 4 | 0 | 0 | 0 | 0 | 0 | 0 | 74 | 112 | 3.00 | 0.889 |

| PITCHER | IP | WLS | BF | H | R | ER | SO | BB | IBB | HBP | BLK | WP | HR | S | P | ERA | WHIP |
|---|---|---|---|---|---|---|---|---|---|---|---|---|---|---|---|---|---|

# TOP

## Minnesota Twins @ Chicago Cubs

Wrigley Field, Chicago, IL

Tue Sep 02 1997, 7:05 PM CDT

Att. 21,487 - Unknown - 61 F

livebaseballscorecards.com

| | |
|---|---|
| AB | 35 |
| R | 3 |
| H | 8 |
| RBI | 3 |
| BB | 0 |
| SO | 4 |
| LOB | 11 |

| Batter | 1 | 2 | 3 | 4 | 5 | 6 | 7 | 8 | 9 | AB | R | H | RBI | BB | SO | LOB |
|---|---|---|---|---|---|---|---|---|---|---|---|---|---|---|---|---|
| Lance Johnson, L (1, 8)<br>OBP: 0.363, SLG: 0.388 | B C C B X<br>2-2 ① G1-3 | D B C X<br>2-1 ③ 1-2 2-H 1B | | B B B B<br>4-0 SH5-3 2B BB | | B F X<br>1-1 S E 1B | | F C C<br>0-3 ① K | | 4 | 2 | 2 | 0 | 1 | 1 | 1 |
| Doug Glanville, R (1, 7)<br>OBP: 0.341, SLG: 0.401 | B X<br>1-0 ② G5-3 | | X<br>0-0 ① 5-3 | C X<br>0-1 ① SH5-3 1-2 | | 1 SAFE B 1 SAFE B X<br>2-0 ② F7 1-2 | | B X<br>1-0 ② G1-3 1-2 | | 4 | 0 | 0 | 0 | 0 | 0 | 2 |
| Mark Grace, L (1, 3)<br>OBP: 0.416, SLG: 0.461 | C F B X<br>1-2 ③ F7 | | C B X<br>1-1 1B 1B 2B | X<br>0-0 ② L7 | | F B X<br>1-1 E6 HR 2-H | | S X<br>0-1 ③ F7 | | 5 | 2 | 1 | 0 | 0 | 0 | 2 |
| Sammy Sosa, R (1, 9)<br>OBP: 0.301, SLG: 0.495 | | F B B X<br>2-1 1B 2B | B B X<br>2-0 1B 23 1B 2-3 1B | I I I I<br>4-0 2B IBB | | B B S B X<br>3-1 1-H HR | | | | 3 | 3 | 3 | 2 | 1 | 0 | 0 |
| Tyler Houston, L (1, 2)<br>OBP: 0.307, SLG: 0.352 | | B X<br>1-0 23 2B 1B 2-H 1B | X<br>0-0 23 1B 1-2 1B 3-H 1B | F X<br>0-1 ③ 1-H 2-H 2B | | X<br>0-0 ③ P6 | | | | 4 | 2 | 3 | 3 | 0 | 0 | 0 |
| 23 Ryne Sandberg, R (1, 4)<br>OBP: 0.317, SLG: 0.405 | | B X<br>1-0 1B L6-5 1-3 2B | C B F B X<br>2-2 1B 1-3 2-H 1B | | B B C C S<br>2-3 ① K | | C S B X<br>1-2 ① G3 | | | 4 | 0 | 2 | 1 | 0 | 1 | 0 |
| Kevin Orie, R (1, 5)<br>OBP: 0.343, SLG: 0.419 | | B B B B<br>4-0 1B 1B BB | F B X<br>1-1 1-2 3-H 1B | | X<br>0-0 ② G4-3 | | B B C X<br>2-1 G4-6-3 1B | | | 3 | 0 | 2 | 1 | 1 | 0 | 0 |
| Manny Alexander, R (1, 6)<br>OBP: 0.288, SLG: 0.361 | | B X<br>1-0 1B 1-2 2-3 3-H 1B | D B X<br>2-0 ② F8 | | B C B X<br>2-1 ③ F9 | | D X<br>1-0 ② ③ G4-6-3 1-2f | | | 4 | 0 | 1 | 1 | 0 | 0 | 3 |
| Mark Clark, R (1, 1)<br>OBP: 0.085, SLG: 0.089 | | B B C F B X<br>3-2 ① ② L6-5 3-3 | B C F C<br>1-3 ③ K | | | C F S<br>0-3 ① K | | B F B B C F B<br>4-2 G1-3 BB | | 3 | 0 | 0 | 0 | 1 | 2 | 5 |
| Inning Stats | R: 0 E: 0 K: 0 S: 7<br>H: 0 LOB: 0 BB: 0 P: 11 | R: 2 E: 0 K: 0 S: 10<br>H: 5 LOB: 2 BB: 1 P: 24 | R: 3 E: 0 K: 1 S: 14<br>H: 5 LOB: 2 BB: 0 P: 23 | R: 1 E: 0 K: 0 S: 5<br>H: 1 LOB: 2 BB: 2 P: 13 | R: 0 E: 0 K: 1 S: 6<br>H: 0 LOB: 0 BB: 0 P: 10 | R: 3 E: 1 K: 1 S: 11<br>H: 2 LOB: 0 BB: 0 P: 18 | R: 0 E: 0 K: 0 S: 6<br>H: 1 LOB: 0 BB: 0 P: 10 | R: 0 E: 0 K: 1 S: 9<br>H: 0 LOB: 1 BB: 1 P: 14 | | 1B: 9 2B: 5 3B: 0 HR: 1<br>SF: 0 SAC: 1 DP: 2 HBP: 0 | | | | | | |

| PITCHER | | IP | WLS | BF | H | R | ER | SO | BB | IBB | HBP | BLK | WP | HR | S | P | ERA | WHIP |
|---|---|---|---|---|---|---|---|---|---|---|---|---|---|---|---|---|---|---|
| Bob Tewksbury, R<br>ERA: 4.17 | (1, 1) | 3.0 | L | 18 | 10 | 5 | 5 | 1 | 1 | 0 | 0 | 0 | 0 | 0 | 31 | 58 | 15.00 | 3.667 |
| Travis Miller, L<br>ERA: 8.87 | (4, 1) | 3.0 | | 14 | 3 | 4 | 1 | 2 | 1 | 1 | 0 | 0 | 0 | 1 | 22 | 41 | 3.00 | 1.333 |
| Dan Serafini, L<br>ERA: | (7, 1) | 2.0 | | 7 | 1 | 0 | 0 | 1 | 1 | 0 | 0 | 0 | 0 | 0 | 15 | 24 | 0.00 | 1.000 |

| PITCHER | IP | WLS | BF | H | R | ER | SO | BB | IBB | HBP | BLK | WP | HR | S | P | ERA | WHIP |
|---|---|---|---|---|---|---|---|---|---|---|---|---|---|---|---|---|---|

# BOTTOM

## Minnesota Twins @ Chicago Cubs

Wrigley Field, Chicago, IL

Tue Sep 02 1997, 7:05 PM CDT

Att. 21,487 - Unknown - 61 F

livebaseballscorecards.com

| | |
|---|---|
| AB | 34 |
| R | 9 |
| H | 14 |
| RBI | 8 |
| BB | 4 |
| SO | 4 |
| LOB | 13 |

| | | | |
|---|---|---|---|
| 1B: 9 | SF: 0 | WP: 0 | PA: 39 |
| 2B: 5 | SAC: 1 | PB: 0 | |
| 3B: 0 | DP: 2 | SB: 1 | |
| HR: 1 | HBP: 0 | CS: 0 | |

# Minnesota Twins @ Chicago Cubs

Wrigley Field, Chicago, IL

Wed Sep 03 1997, 3:33 AM CDT

Att. 22,919 - Sunny - 65 F

TOP

livebaseballscorecards.com

| Batter | 1 | 2 | 3 | 4 | 5 | 6 | 7 | 8 | 9 | AB | R | H | RBI | BB | SO | LOB |
|---|---|---|---|---|---|---|---|---|---|---|---|---|---|---|---|---|
| Chuck Knoblauch, R (1, 4)<br>OBP: 0.395, SLG: 0.429 | G5-3 | | L9 | | FC5 BB 1B | | G4-3 S 1B | G6-3 | | 5 | 1 | 2 | 0 | 0 | 0 | 0 |
| Brent Brede, L (1, 9)<br>OBP: 0.355, SLG: 0.371 | G4-3 | | G3-1 | | FC5 BB | | G4-3 | | K2-3 | 4 | 0 | 0 | 1 | 1 | 1 | 1 |
| Paul Molitor, R (1, 3)<br>OBP: 0.346, SLG: 0.427 | HR | | L8 | | FC5 | | 1B | | G5-3 | 5 | 1 | 2 | 3 | 0 | 0 | 2 |
| Greg Myers, L (1, 2)<br>OBP: 0.328, SLG: 0.436 | 1B | | | K | F8 | | F8 | | G1-3 | 3 | 0 | 1 | 0 | 0 | 1 | 2 |
| Mike Trombley, R (5, 1) | | | | | | | | | | 0 | 0 | 0 | 0 | 0 | 0 | 0 |
| Denny Hocking, S (6, 6)<br>OBP: 0.306, SLG: 0.373 | | | | L4 | | K | K | | | 2 | 0 | 0 | 0 | 0 | 0 | 1 |
| Ron Coomer, R (1, 5)<br>OBP: 0.327, SLG: 0.426 | L8 | | | BB | | E6 | | P2 | | 4 | 0 | 0 | 0 | 0 | 2 | 2 |
| Matt Lawton, L (1, 7)<br>OBP: 0.356, SLG: 0.387 | | 1B 1B | | F9 | | K | | HR 2B | | 3 | 0 | 1 | 0 | 1 | 0 | 0 |
| Pat Meares, R (1, 6)<br>OBP: 0.323, SLG: 0.421 | | 1-2 1B | | E4 1B S FC5 | | K | | | | 3 | 0 | 1 | 0 | 0 | 1 | 2 |
| Dan Naulty, R (6, 1) | | | | | | | | | | 0 | 0 | 0 | 0 | 0 | 0 | 0 |
| David Ortiz, L (8, PH)<br>OBP: 0.500, SLG: 1.000 | | | | | | | | | | 1 | 1 | 1 | 0 | 0 | 0 | 0 |
| Todd Ritchie, R (8, 1) | | | | | | | | | | 0 | 0 | 0 | 0 | 0 | 0 | 0 |
| Rich Becker, L (1, 8)<br>OBP: 0.357, SLG: 0.405 | | L9 | | | | K | 2-H HR | | | 4 | 2 | 1 | 2 | 0 | 1 | 2 |
| Frankie Rodriguez, R (1, 1) | | F8 | | | 1-2 K | | 1B G4-3 2B | K | | 1 | 0 | 0 | 0 | 0 | 0 | 1 |
| Eddie Guardado, R (4, 1) | | | | | | | | | | 0 | 0 | 0 | 0 | 0 | 0 | 0 |
| Todd Walker, L (5, PH)<br>OBP: 0.260, SLG: 0.281 | | | | | | | | | | 1 | 0 | 0 | 0 | 0 | 1 | 1 |
| Terry Steinbach, R (5, 2)<br>OBP: 0.316, SLG: 0.420 | | | | | | | | | | 2 | 1 | 1 | 0 | 0 | 1 | 0 |

| | AB | 38 |
|---|---|---|
| | R | 6 |
| | H | 10 |
| | RBI | 6 |
| | BB | 2 |
| | SO | 8 |
| | LOB | 14 |

| Inning Stats | 1 | 2 | 3 | 4 | 5 | 6 | 7 | 8 | 9 |
|---|---|---|---|---|---|---|---|---|---|
| | R: 1<br>E: 0<br>K: 0<br>S: 12 | H: 2<br>LOB: 1<br>BB: 0<br>P: 17 | R: 0<br>E: 0<br>K: 0<br>S: 10 | H: 2<br>LOB: 1<br>BB: 0<br>P: 15 | R: 0<br>E: 0<br>K: 0<br>S: 5 | H: 0<br>LOB: 0<br>BB: 0<br>P: 10 | R: 0<br>E: 0<br>K: 1<br>S: 11 | H: 0<br>LOB: 1<br>BB: 1<br>P: 18 | R: 1<br>E: 1<br>K: 1<br>S: 20 | H: 1<br>LOB: 2<br>BB: 1<br>P: 36 | R: 0<br>E: 1<br>K: 3<br>S: 15 | H: 0<br>LOB: 1<br>BB: 0<br>P: 20 | R: 2<br>E: 0<br>K: 1<br>S: 22 | H: 3<br>LOB: 1<br>BB: 0<br>P: 31 | R: 2<br>E: 0<br>K: 1<br>S: 11 | H: 2<br>LOB: 0<br>BB: 0<br>P: 16 | R: 0<br>E: 0<br>K: 1<br>S: 8 | H: 0<br>LOB: 0<br>BB: 0<br>P: 15 |

| | 1B: 6 | SF: 0 | WP: 0 | PA: 40 |
|---|---|---|---|---|
| | 2B: 2 | SAC: 0 | PB: 0 | |
| | 3B: 0 | DP: 0 | SB: 2 | |
| | HR: 2 | HBP: 0 | CS: 0 | |

| PITCHER | | IP | WLS | BF | H | R | ER | SO | BB | IBB | HBP | BLK | WP | HR | S | P | ERA | WHIP |
|---|---|---|---|---|---|---|---|---|---|---|---|---|---|---|---|---|---|---|
| Geremi Gonzalez, R<br>ERA: 4.38 | (1, 1) | 5.0 | W | 22 | 5 | 2 | 1 | 2 | 2 | 0 | 0 | 0 | 0 | 1 | 58 | 96 | 1.80 | 1.400 |
| Kent Bottenfield, R<br>ERA: 3.52 | (6, 1) | 1.1 | | 8 | 3 | 2 | 2 | 3 | 0 | 0 | 0 | 0 | 0 | 0 | 30 | 41 | 13.50 | 2.250 |
| Marc Pisciotta, R<br>ERA: 2.7 | (7, 1) | 1.2 | | 7 | 2 | 2 | 2 | 2 | 0 | 0 | 0 | 0 | 0 | 1 | 18 | 26 | 10.80 | 1.200 |
| Terry Adams, R<br>ERA: 3.63 | (9, 1) | 1.0 | | 3 | 0 | 0 | 0 | 1 | 0 | 0 | 0 | 0 | 0 | 0 | 8 | 15 | 0.00 | 0.000 |

| PITCHER | IP | WLS | BF | H | R | ER | SO | BB | IBB | HBP | BLK | WP | HR | S | P | ERA | WHIP |
|---|---|---|---|---|---|---|---|---|---|---|---|---|---|---|---|---|---|

| Batter | 1 | 2 | 3 | 4 | 5 | 6 | 7 | 8 | 9 | AB | R | H | RBI | BB | SO | LOB |
|---|---|---|---|---|---|---|---|---|---|---|---|---|---|---|---|---|
| Lance Johnson, L (1, 8)<br>OBP: 0.365, SLG: 0.390 | F F B F F F B F X<br>2-2<br>23<br>1B<br>1B<br>1B | X<br>0-0 ②<br>F7 | | B F X<br>1-1<br>23<br>S<br>2-H<br>1B | B X<br>1-0 ③<br>G6-3 | | F B B S S<br>2-3 ③<br>K | | | 4 | 1 | 2 | 1 | 0 | 0 | 4 |
| Kent Bottenfield, R (6, 1) | | | | | | | | | | 0 | 0 | 0 | 0 | 0 | 0 | 0 |
| Marc Pisciotta, R (7, 1) | | | | | | | | | | 1 | 0 | 0 | 0 | 0 | 1 | 2 |
| Terry Adams, R (9, 1) | | | | | | | | | | 0 | 0 | 0 | 0 | 0 | 0 | 0 |
| 23 Ryne Sandberg, R (1, 4)<br>OBP: 0.320, SLG: 0.410 | 1 SAFE B B B 1 SAFE C X<br>3-1<br>1B<br>1-3<br>FC6-4<br>1B | C F B F X<br>2-2<br>2-H<br>3-H<br>2B | | 1 SAFE B B X<br>2-0 ②<br>F8<br>1-2 | | B X<br>1-0 ①<br>L8 | | C F X<br>0-2<br>HR<br>1B | | 5 | 2 | 3 | 2 | 0 | 0 | 1 |
| Mark Grace, L (1, 3)<br>OBP: 0.418, SLG: 0.468 | X<br>0-0<br>FC6-4<br>1-3<br>3-H<br>1B | B B B I<br>4-0<br>IBB | | X<br>0-0 ③<br>G6-3 | | X<br>0-0 ②<br>G4-3 | | B X<br>1-0<br>1-H<br>HR | | 4 | 1 | 2 | 3 | 1 | 0 | 1 |
| Sammy Sosa, R (1, 9)<br>OBP: 0.302, SLG: 0.493 | B B F X<br>2-1 ①<br>FC6-4<br>1-2f<br>3-H | C B F B S<br>2-3 ③<br>K | | | B F B F F B F B<br>4-2<br>2B<br>1B<br>BB | B X<br>1-0<br>CS<br>1B | | B S B B X<br>3-1 ①<br>P6 | | 4 | 1 | 1 | 1 | 1 | 1 | 3 |
| Brooks Kieschnick, L (1, 7)<br>OBP: 0.306, SLG: 0.329 | C S S<br>0-3 ②<br>K | | S B F S<br>1-3 ①<br>K | | F B B B X<br>3-1 ①<br>F8 | B<br>1-0 ③<br>CS<br>1-2 | B F B S C<br>2-3 ①<br>K | B F F X<br>1-2<br>CS<br>1B | | 3 | 0 | 0 | 0 | 0 | 2 | 2 |
| José Hernández, R (7, 7)<br>OBP: 0.320, SLG: 0.428 | | | | | | | | | | 2 | 0 | 1 | 0 | 0 | 1 | 0 |
| Kevin Orie, R (1, 5)<br>OBP: 0.344, SLG: 0.422 | 1 SAFE X<br>0-0 ③<br>G5-3 | | B B C C B X<br>3-2 ②<br>L5 | | 1 SAFE B C X<br>1-1<br>1-3<br>1B<br>2B | | X<br>0-0<br>1B<br>1B<br>1B | 1 SAFE C B B X<br>2-1 ② ③<br>G4-3<br>1-2 | | 5 | 2 | 2 | 0 | 0 | 0 | 2 |
| Scott Servais, R (1, 2)<br>OBP: 0.310, SLG: 0.354 | | C B C B F F B B<br>4-2<br>SH1-4<br>E<br>23<br>2B<br>BB | F B X<br>1-1 ③<br>G6-3 | | C F X<br>0-2 ②<br>P3 | | S B X<br>1-1<br>1B<br>1-2<br>1B | | | 3 | 1 | 1 | 0 | 1 | 0 | 2 |
| Manny Alexander, R (1, 6)<br>OBP: 0.292, SLG: 0.361 | | F X<br>0-1<br>E6<br>SH1-4<br>23<br>2B<br>1-2 | | S S B F F B F X<br>2-2<br>S<br>SH3-4<br>1B<br>1B | B S B F B B B<br>4-2<br>1B<br>BB | | B X<br>1-0 ②<br>F7 | | | 3 | 2 | 1 | 0 | 1 | 0 | 3 |
| Geremi Gonzalez, R (1, 1)<br>OBP: 0.167, SLG: 0.091 | | X<br>0-0 ①<br>SH1-4<br>1-2<br>2-3 | | X<br>0-0 ①<br>SH3-4<br>1-2 | B X<br>1-0<br>1-3<br>2-H<br>3-H<br>1B | | B S B X<br>2-1<br>1-3<br>2-H<br>1B | | | 0 | 0 | 0 | 0 | 0 | 0 | 0 |
| Dave Clark, L (5, PH)<br>OBP: 0.371, SLG: 0.449 | | | | | | | | | | 1 | 0 | 1 | 2 | 0 | 0 | 0 |
| Doug Glanville, R (6, 8)<br>OBP: 0.342, SLG: 0.403 | | | | | | | | | | 1 | 0 | 1 | 1 | 0 | 0 | 0 |
| Inning Stats | R: 2 E: 0 K: 1 S: 16<br>H: 3 LOB: 1 BB: 0 P: 23 | R: 2 E: 1 K: 1 S: 15<br>H: 1 LOB: 2 BB: 2 P: 27 | R: 0 E: 0 K: 1 S: 8<br>H: 0 LOB: 0 BB: 0 P: 13 | R: 1 E: 0 K: 0 S: 11<br>H: 2 LOB: 1 BB: 0 P: 16 | R: 2 E: 0 K: 0 S: 16<br>H: 2 LOB: 2 BB: 2 P: 30 | R: 0 E: 0 K: 0 S: 3<br>H: 1 LOB: 0 BB: 0 P: 6 | R: 1 E: 0 K: 2 S: 12<br>H: 3 LOB: 2 BB: 0 P: 20 | R: 2 E: 0 K: 0 S: 11<br>H: 3 LOB: 0 BB: 0 P: 18 | | 1B: 12 2B: 2 3B: 0 HR: 1<br>SF: 0 SAC: 2 DP: 0 HBP: 0 | | | | | | |

| PITCHER | | IP | WLS | BF | H | R | ER | SO | BB | IBB | HBP | BLK | WP | HR | S | P | ERA | WHIP |
|---|---|---|---|---|---|---|---|---|---|---|---|---|---|---|---|---|---|---|
| Frankie Rodriguez, R<br>ERA: 4.93 | (1, 1) | 3.1 | L | 19 | 6 | 5 | 3 | 3 | 1 | 1 | 0 | 0 | 0 | 0 | 48 | 75 | 8.10 | 2.100 |
| Eddie Guardado, L<br>ERA: 3.21 | (4, 1) | 0.2 | | 2 | 0 | 0 | 0 | 0 | 0 | 0 | 0 | 0 | 0 | 0 | 2 | 4 | 0.00 | 0.000 |
| Mike Trombley, R<br>ERA: 4.28 | (5, 1) | 1.0 | | 7 | 2 | 2 | 2 | 0 | 2 | 0 | 0 | 0 | 0 | 0 | 16 | 30 | 18.00 | 4.000 |
| Dan Naulty, R<br>ERA: 4.84 | (6, 1) | 2.0 | | 9 | 4 | 1 | 1 | 2 | 0 | 0 | 0 | 0 | 0 | 0 | 15 | 26 | 4.50 | 2.000 |
| Todd Ritchie, R<br>ERA: 5.11 | (8, 1) | 1.0 | | 5 | 3 | 2 | 2 | 0 | 0 | 0 | 0 | 0 | 0 | 1 | 11 | 18 | 18.00 | 3.000 |

| PITCHER | | IP | WLS | BF | H | R | ER | SO | BB | IBB | HBP | BLK | WP | HR | S | P | ERA | WHIP |
|---|---|---|---|---|---|---|---|---|---|---|---|---|---|---|---|---|---|---|

# BOTTOM

## Minnesota Twins @ Chicago Cubs

Wrigley Field, Chicago, IL

Wed Sep 03 1997, 3:33 AM CDT

Att. 22,919 - Sunny - 65 F

livebaseballscorecards.com

| | |
|---|---|
| AB | 36 |
| R | 10 |
| H | 15 |
| RBI | 10 |
| BB | 4 |
| SO | 5 |
| LOB | 20 |

WP: 0 PA: 43
PB: 0
SB: 2
CS: 2

# Seattle Mariners @ Minnesota Twins

Hubert H. Humphrey Metrodome, Minneapolis, MN

Thu Sep 04 1997, 8:05 PM EDT

Att. 10,234 - Dome - 70 F

TOP

livebaseballscorecards.com

| Batter | 1 | 2 | 3 | 4 | 5 | 6 | 7 | 8 | 9 | AB | R | H | RBI | BB | SO | LOB |
|---|---|---|---|---|---|---|---|---|---|---|---|---|---|---|---|---|
| Joey Cora, S (1, 4)<br>OBP: 0.363, SLG: 0.443 | C F B B X 2-2 ① G3 | F C X 0-2 ③ L4 | | F C B X 1-2 ③ F8 | | B 1 SAFE C X 1-1 ① SF7 3-H | | 1 SAFE B 1 B X 2-0 ① SH3-4 1-2 | | 3 | 0 | 0 | 1 | 0 | 0 | 2 |
| Roberto Kelly, R (1, 7)<br>OBP: 0.325, SLG: 0.441 | C X 0-1 ② G3-1 | | C B X 1-1 ① G5-3 | | S B F X 1-2 HR 1B | 1 SAFE 1 SAFE X 0-0 ②③ L6-3 1-1 | | B B X 2-0 1B 2-H 1B | | 5 | 1 | 2 | 1 | 0 | 0 | 1 |
| Ken Griffey Jr., L (1, 8)<br>OBP: 0.385, SLG: 0.656 | C X 0-1 ③ F7 | | C X 0-1 ② F8 | | X 0-0 1-H HR | | C B C F F X 1-2 HR | B C S F F F 1 SAFE X 1-2 ② F8 | | 5 | 2 | 2 | 3 | 0 | 0 | 1 |
| Edgar Martinez, R (1, 10)<br>OBP: 0.456, SLG: 0.546 | | B B C F B X 3-2 E6 HR | B C F B X 2-2 1B | | C X 0-1 ① F8 | | X 0-0 ① G6-3 | B S F 1 SAFE 1 SAFE F B F F 2-2 F X 1-3 1B | | 5 | 1 | 2 | 0 | 0 | 0 | 0 |
| Jay Buhner, R (1, 9)<br>OBP: 0.378, SLG: 0.485<br>Rob Ducey, L (8, 9)<br>OBP: 0.308, SLG: 0.459 | | B C F B F F F F C 2-3 ① K | C B X 1-1 ③ F9 | | C B S F F S 1-3 ② K | | C C B B X 2-2 FC6-4 1B | B S F C 1-3 ③ K | | 5<br>0 | 0<br>0 | 1<br>0 | 0<br>0 | 0<br>0 | 3<br>0 | 4<br>0 |
| Paul Sorrento, L (1, 3)<br>OBP: 0.347, SLG: 0.525 | | B B C S F B F X 3-2 1-H HR | | B X 1-0 G4-6-3 1B | B X 1-0 FC5-4 1B | | C X 0-1 ② FC6-4 BB 1-2f | | C F F C 0-3 ① K | 5 | 1 | 3 | 2 | 0 | 1 | 1 |
| Dan Wilson, R (1, 2)<br>OBP: 0.325, SLG: 0.419 | | C B F B X 2-2 HR 1B | | C B X 1-1 ①② G4-6-3 1-2f | X 0-0 ③ FC5-4 1-2f | | C B B F F B F F F B 4-2 1-2 BB | | C B X 1-1 1B | 4 | 1 | 2 | 0 | 1 | 0 | 2 |
| Brent Gates, S (1, 5)<br>OBP: 0.311, SLG: 0.400 | | B 1 SAFE X 1-0 1-H HR | | B X 1-0 1B 1B | | B B C F X 2-2 1B SF7 2B | S C X 0-2 ③ G5-3 | | C X 0-1 ② F8 | 5 | 2 | 3 | 2 | 0 | 0 | 3 |
| Andy Sheets, R (1, 6)<br>OBP: 0.324, SLG: 0.500 | | B B C S B S 3-3 ② K | | X 0-0 1-2 1B | | C L F B X 1-2 L6-3 2-3 1B | | C B B S B B 4-2 SH3-4 1B BB | X 0-0 ③ G4-3 | 4 | 1 | 2 | 0 | 1 | 1 | 1 |
| Inning Stats | R: 0 H: 0<br>E: 0 LOB: 0<br>K: 0 BB: 0<br>S: 8 P: 10 | R: 4 H: 3<br>E: 1 LOB: 0<br>K: 2 BB: 0<br>S: 25 P: 39 | R: 0 H: 1<br>E: 0 LOB: 1<br>K: 0 BB: 0<br>S: 9 P: 13 | R: 0 H: 3<br>E: 0 LOB: 2<br>K: 0 BB: 0<br>S: 8 P: 12 | R: 2 H: 3<br>E: 0 LOB: 1<br>K: 1 BB: 0<br>S: 13 P: 16 | R: 1 H: 2<br>E: 0 LOB: 0<br>K: 0 BB: 0<br>S: 10 P: 14 | R: 1 H: 2<br>E: 0 LOB: 2<br>K: 0 BB: 1<br>S: 19 P: 26 | R: 1 H: 2<br>E: 0 LOB: 2<br>K: 1 BB: 1<br>S: 20 P: 32 | R: 0 H: 1<br>E: 0 LOB: 1<br>K: 1 BB: 0<br>S: 9 P: 10 | 1B: 12 SF: 1<br>2B: 2 SAC: 1<br>3B: 0 DP: 2<br>HR: 4 HBP: 0 | | | | | | |

| | AB | 41 |
|---|---|---|
| | R | 9 |
| | H | 17 |
| | RBI | 9 |
| | BB | 2 |
| | SO | 5 |
| | LOB | 15 |

WP: 0 PA: 45
PB: 0
SB: 0
CS: 0

| PITCHER | | IP | WLS | BF | H | R | ER | SO | BB | IBB | HBP | BLK | WP | HR | S | P | ERA | WHIP |
|---|---|---|---|---|---|---|---|---|---|---|---|---|---|---|---|---|---|---|
| LaTroy Hawkins, R<br>ERA: 5.98 | (1, 1) | 5.0 | L | 25 | 10 | 6 | 5 | 3 | 0 | 0 | 0 | 0 | 0 | 3 | 63 | 90 | 9.00 | 2.000 |
| Greg Swindell, L<br>ERA: 3.7 | (6, 1) | 2.0 | | 10 | 4 | 2 | 2 | 0 | 1 | 0 | 0 | 0 | 0 | 1 | 29 | 40 | 9.00 | 2.500 |
| Dan Serafini, L<br>ERA: 3.86 | (8, 1) | 0.1 | | 3 | 1 | 1 | 1 | 0 | 1 | 0 | 0 | 0 | 0 | 0 | 4 | 12 | 27.00 | 6.000 |
| Eddie Guardado, L<br>ERA: 3.19 | (8, 1) | 0.1 | | 2 | 1 | 0 | 0 | 0 | 0 | 0 | 0 | 0 | 0 | 0 | 13 | 16 | 0.00 | 3.000 |
| Todd Ritchie, R<br>ERA: 5.0 | (8, 1) | 1.1 | | 5 | 1 | 0 | 0 | 2 | 0 | 0 | 0 | 0 | 0 | 0 | 12 | 14 | 0.00 | 0.750 |

| PITCHER | IP | WLS | BF | H | R | ER | SO | BB | IBB | HBP | BLK | WP | HR | S | P | ERA | WHIP |
|---|---|---|---|---|---|---|---|---|---|---|---|---|---|---|---|---|---|

# BOTTOM

## Seattle Mariners @ Minnesota Twins

Hubert H. Humphrey Metrodome, Minneapolis, MN

Thu Sep 04 1997, 8:05 PM EDT

Att. 10,234 - Dome - 70 F

livebaseballscorecards.com

| Batter | 1 | 2 | 3 | 4 | 5 | 6 | 7 | 8 | 9 | AB | R | H | RBI | BB | SO | LOB |
|---|---|---|---|---|---|---|---|---|---|---|---|---|---|---|---|---|
| Chuck Knoblauch, R (1, 4)<br>OBP: 0.396, SLG: 0.427 | BBBCB 4-1 1B 1B BB | | CFFBX 1-2 ① P4 | | BBBB 4-0 2B HR BB | | BCFBFBB 4-2 1B E BB | | BCCC 1-3 ② K | 2 | 3 | 0 | 0 | 3 | 1 | 0 |
| Brent Brede, L (1, 9)<br>OBP: 0.370, SLG: 0.395 | 1 SAFE<br>C<br>B<br>1 SAFE<br>1 SAFE<br>F<br>F<br>1 SAFE<br>X 1-2 1B 1-2 1B | | BBCFX 2-2 ② F8 | | BBCBFX 3-2 1-3 HR 2-H 2B | | CSX 0-2 ② 1-2 1B | | SX 0-1 DI 1B | 5 | 1 | 4 | 1 | 0 | 0 | 0 |
| Paul Molitor, R (1, 10)<br>OBP: 0.348, SLG: 0.434 | CX 0-1 ① L7 | | CFFBS 1-3 ③ K | | X 0-0 2-H 3-H HR | | SFX 0-2 2-H E6 1B | | DBBBCSB 4-2 1-2 BB | 4 | 1 | 2 | 3 | 1 | 1 | 2 |
| Ron Coomer, R (1, 5)<br>OBP: 0.326, SLG: 0.423 | BX 1-0 1-3 2-H F8 1B | | | SBBX 2-1 ① G5-3 | CFBS 1-3 ③ K2-3 | | F 1 SAFE<br>F<br>1 SAFE<br>S 0-3 ③ K | | BFFBDS 3-3 ③ K | 5 | 0 | 1 | 1 | 0 | 3 | 3 |
| Matt Lawton, L (1, 7)<br>OBP: 0.357, SLG: 0.385 | BFBFBX 3-2 ② F8 1-2 | | | CX 0-1 ② F7 | | BCSBBBB 4-2 BB | | CSBFBBB 4-2 G4-6-3 1B BB | | 2 | 0 | 0 | 0 | 2 | 0 | 2 |
| Terry Steinbach, R (1, 2)<br>OBP: 0.316, SLG: 0.418 | CBX 1-1 ③ G5-3 | | | BBX 2-0 ③ G6-3 | | C 1 SAFE<br>F<br>S 0-3 ① K | | FFX 0-2 G4-6-3 1-2 1B | | 4 | 0 | 1 | 0 | 0 | 1 | 3 |
| Scott Stahoviak, L (1, 3)<br>OBP: 0.298, SLG: 0.407 | | BBCX 2-1 ① G6-3 | | | FBBBFB 4-2 G1-3 2B BB | F 1 SAFE<br>B<br>C<br>S 1-3 ② K | | BBX 2-0 ①② G4-6-3 1-2f 2-3 | | 3 | 1 | 0 | 0 | 1 | 1 | 3 |
| Pat Meares, R (1, 6)<br>OBP: 0.321, SLG: 0.418<br>Greg Myers, L (8, PH)<br>OBP: 0.328, SLG: 0.436<br>Denny Hocking, S (8, PH)<br>OBP: 0.305, SLG: 0.371<br>(9, 6) | | BCX 1-1 ② G3 | | | CFBX 1-2 ① G1-3 1-2 | CB 1 SAFE<br>C<br>S 1-3 ③ K | | CCS 0-3 ③ K | | 3<br>0<br>1 | 0<br>0<br>0 | 0<br>0<br>0 | 0<br>0<br>0 | 0<br>0<br>1 | 1<br>0<br>1 | 2<br>0<br>1 |
| Rich Becker, L (1, 8)<br>OBP: 0.353, SLG: 0.401 | | FBSS 1-3 ③ K | | | X 0-0 ② F7 | | SBFBS 2-3 ① K | | BCCX 1-2 ① G3 | 4 | 0 | 0 | 0 | 0 | 2 | 1 |
| Inning Stats | R: 1 E: 0 K: 0 S: 13 H: 2 LOB: 2 BB: 1 P: 23 | R: 0 E: 0 K: 1 S: 7 H: 0 LOB: 0 BB: 0 P: 11 | R: 0 E: 0 K: 1 S: 11 H: 0 LOB: 0 BB: 0 P: 15 | R: 0 E: 0 K: 0 S: 5 H: 0 LOB: 0 BB: 0 P: 9 | R: 4 E: 0 K: 1 S: 15 H: 2 LOB: 0 BB: 2 P: 28 | R: 0 E: 0 K: 3 S: 11 H: 0 LOB: 1 BB: 1 P: 17 | R: 1 E: 1 K: 2 S: 15 H: 2 LOB: 1 BB: 1 P: 21 | R: 0 E: 0 K: 1 S: 10 H: 1 LOB: 1 BB: 1 P: 16 | R: 0 E: 0 K: 2 S: 13 H: 1 LOB: 2 BB: 1 P: 22 | 1B: 6<br>2B: 1<br>3B: 0<br>HR: 1 | SF: 0<br>SAC: 0<br>DP: 1<br>HBP: 0 | | | | | |

| | AB | 33 |
|---|---|---|
| | R | 6 |
| | H | 8 |
| | RBI | 5 |
| | BB | 7 |
| | SO | 11 |
| | LOB | 17 |

| PITCHER | | IP | WLS | BF | H | R | ER | SO | BB | IBB | HBP | BLK | WP | HR | S | P | ERA | WHIP |
|---|---|---|---|---|---|---|---|---|---|---|---|---|---|---|---|---|---|---|
| 27 Ken Cloude, R<br>ERA: 5.35 | (1, 1) | 5.0 | W | 22 | 4 | 5 | 5 | 3 | 3 | 0 | 0 | 0 | 0 | 1 | 51 | 86 | 9.00 | 1.400 |
| Bobby Ayala, R<br>ERA: 4.57 | (6, 1) | 2.0 | | 10 | 2 | 1 | 0 | 5 | 3 | 0 | 0 | 0 | 0 | 0 | 29 | 45 | 0.00 | 2.500 |
| Mike Timlin, R<br>ERA: 3.5 | (8, 1) | 0.2 | | 2 | 1 | 0 | 0 | 0 | 0 | 0 | 0 | 0 | 0 | 0 | 4 | 6 | 0.00 | 1.500 |
| Norm Charlton, L<br>ERA: 7.23 | (8, 1) | 0.1 | | 1 | 0 | 0 | 0 | 1 | 0 | 0 | 0 | 0 | 0 | 0 | 3 | 3 | 0.00 | 0.000 |
| Heathcliff Slocumb, R<br>ERA: 5.65 | (9, 1) | 1.0 | S | 5 | 1 | 0 | 0 | 2 | 1 | 0 | 0 | 0 | 0 | 0 | 13 | 22 | 0.00 | 2.000 |

| PITCHER | IP | WLS | BF | H | R | ER | SO | BB | IBB | HBP | BLK | WP | HR | S | P | ERA | WHIP |
|---|---|---|---|---|---|---|---|---|---|---|---|---|---|---|---|---|---|

# Seattle Mariners @ Minnesota Twins

Hubert H. Humphrey Metrodome, Minneapolis, MN

Fri Sep 05 1997, 8:05 PM EDT

Att. 20,152 - Dome - 69 F

TOP

livebaseballscorecards.com

| Batter | 1 | 2 | 3 | 4 | 5 | 6 | 7 | 8 | 9 | AB | R | H | RBI | BB | SO | LOB |
|---|---|---|---|---|---|---|---|---|---|---|---|---|---|---|---|---|
| Joey Cora, S (1, 4)<br>OBP: 0.361, SLG: 0.441 | G4-3 | 2B<br>G4-3<br>1B | | G4-3 | | 1 SAFE<br>1 SAFE<br>L B C F F B X<br>G6-3<br>1-3 | F9 | | | 5 | 1 | 1 | 0 | 0 | 0 | 2 |
| Rob Ducey, L (1, 7)<br>OBP: 0.317, SLG: 0.500 | K | G4-3<br>1-3<br>2B | | | HR | G4-3 | | F9 | | 3 | 1 | 2 | 1 | 0 | 1 | 0 |
| Roberto Kelly, R (6, PH)<br>OBP: 0.323, SLG: 0.438 (6, 7) | | | | | | | | | | 2 | 0 | 0 | 0 | 0 | 0 | 1 |
| Ken Griffey Jr., L (1, 8)<br>OBP: 0.385, SLG: 0.659 | HR | G4-3<br>2-3<br>3-H | | | HR<br>BB | F7 | | F6 | | 4 | 2 | 1 | 2 | 1 | 0 | 2 |
| Edgar Martinez, R (1, 10)<br>OBP: 0.457, SLG: 0.553 | BB<br>1B | K | | | 1-H<br>HR | | 1B<br>BB<br>2B<br>1B | F9 | | 3 | 1 | 2 | 2 | 0 | 1 | 1 |
| Dan Rohrmeier, R (7, PH)<br>OBP: 0.333, SLG: 0.333 | | | | | | | | | | 2 | 1 | 1 | 0 | 0 | 0 | 0 |
| Paul Sorrento, L (1, 3)<br>OBP: 0.352, SLG: 0.526 | 1-2<br>BB | | F9 | | FC5-4<br>1B | | 1 SAFE<br>4-0<br>1B<br>1-2<br>2B<br>BB | | SH1-4<br>1B<br>F7-2<br>1B | 3 | 1 | 2 | 0 | 2 | 0 | 0 |
| Raul Ibanez, L (1, 9)<br>OBP: 0.182, SLG: 0.364 | K | | G3 | | F8 | | 1-2<br>2-3<br>2B<br>1B | | SH1-4<br>1-2<br>1B | 4 | 1 | 1 | 0 | 0 | 1 | 3 |
| Rich Amaral, R (9, PH)<br>OBP: 0.322, SLG: 0.319 (9, 9) | | | | | | | | | | 1 | 0 | 1 | 0 | 0 | 0 | 0 |
| Dan Wilson, R (1, 2)<br>OBP: 0.324, SLG: 0.417 | | FC3-6<br>1B | P3 | | FC5-4<br>1-2f | | F9 | | SH1-4<br>1-2<br>2-3 | 4 | 0 | 1 | 0 | 0 | 0 | 4 |
| Brent Gates, S (1, 5)<br>OBP: 0.307, SLG: 0.400 | | FC3-6<br>1-2f<br>HR | | G3 | K | | 1-H<br>2-H<br>3-H<br>2B | | F7-2<br>3-H | 5 | 1 | 1 | 3 | 0 | 1 | 4 |
| Andy Sheets, R (1, 6)<br>OBP: 0.342, SLG: 0.583 | | 1-H<br>HR | | F9 | | G6-3<br>WP<br>1B | G6-3 | | | 4 | 1 | 2 | 2 | 0 | 0 | 1 |

| | |
|---|---|
| AB | 40 |
| R | 10 |
| H | 15 |
| RBI | 10 |
| BB | 3 |
| SO | 4 |
| LOB | 18 |

| Inning Stats | 1 | 2 | 3 | 4 | 5 | 6 | 7 | 8 | 9 |
|---|---|---|---|---|---|---|---|---|---|
| | R: 1<br>E: 0<br>K: 2<br>S: 16 | H: 2<br>LOB: 2<br>BB: 1<br>P: 27 | R: 3<br>E: 0<br>K: 1<br>S: 14 | H: 4<br>LOB: 1<br>BB: 0<br>P: 20 | R: 0<br>E: 0<br>K: 0<br>S: 5 | H: 0<br>LOB: 0<br>BB: 0<br>P: 6 | R: 0<br>E: 0<br>K: 0<br>S: 6 | H: 0<br>LOB: 0<br>BB: 0<br>P: 9 | R: 3<br>E: 0<br>K: 1<br>S: 11 | H: 3<br>LOB: 1<br>BB: 1<br>P: 20 | R: 0<br>E: 0<br>K: 0<br>S: 9 | H: 1<br>LOB: 1<br>BB: 0<br>P: 14 | R: 3<br>E: 0<br>K: 0<br>S: 9 | H: 3<br>LOB: 1<br>BB: 1<br>P: 15 | R: 0<br>E: 0<br>K: 0<br>S: 7 | H: 0<br>LOB: 0<br>BB: 0<br>P: 13 | R: 0<br>E: 0<br>K: 0<br>S: 8 | H: 2<br>LOB: 1<br>BB: 0<br>P: 10 |

| | | | | | | | | | |

# BOTTOM

## Seattle Mariners @ Minnesota Twins

Hubert H. Humphrey Metrodome, Minneapolis, MN

Fri Sep 05 1997, 8:05 PM EDT

Att. 20,152 - Dome - 69 F

livebaseballscorecards.com

| Batter | 1 | 2 | 3 | 4 | 5 | 6 | 7 | 8 | 9 | AB | R | H | RBI | BB | SO | LOB |
|---|---|---|---|---|---|---|---|---|---|---|---|---|---|---|---|---|
| Chuck Knoblauch, R (1, 4)<br>OBP: 0.395, SLG: 0.425 | SH5-3 S 1B<br>1B | K<br>1-2 | | | G6-3 | | P4 | K | | 5 | 1 | 1 | 0 | 0 | 2 | 2 |
| Denny Hocking, S (1, 9)<br>OBP: 0.308, SLG: 0.376 | SH5-3<br>1-3 | | G6-3 | | 1B<br>2B | | E<br>2B<br>BB | | G4-3 | 3 | 2 | 1 | 0 | 1 | 0 | 0 |
| Paul Molitor, R (1, 3)<br>OBP: 0.349, SLG: 0.433 | FC6-4<br>3-H<br>1B | | G5-3 | | CS E<br>2B<br>2-H<br>1B | | E8<br>1-2<br>2B | | G1-3 | 5 | 2 | 2 | 2 | 0 | 0 | 1 |
| Ron Coomer, R (1, 5)<br>OBP: 0.325, SLG: 0.423 | FC6-4 S<br>1-2f<br>1B | | G6-3 | | E5 CS<br>1-2 | | 1-H<br>2-H<br>2B | | G6-3 | 5 | 1 | 1 | 2 | 0 | 0 | 2 |
| Terry Steinbach, R (1, 2)<br>OBP: 0.320, SLG: 0.423 | 1-H<br>1B | | | 1B G4-3<br>BB | 1-2<br>2-H<br>2B | | F7 | | | 3 | 0 | 2 | 2 | 1 | 0 | 1 |
| Marty Cordova, R (1, 7)<br>OBP: 0.291, SLG: 0.410 | G1-3 | | | G4-3<br>1-2 | G4-3 | | F4 | | | 4 | 0 | 0 | 0 | 0 | 0 | 4 |
| Damian Miller, R (1, 10)<br>OBP: 0.267, SLG: 0.429 | | G4-3 | | 2-3<br>1B | | G6-3 | | K | | 4 | 0 | 1 | 0 | 0 | 1 | 0 |
| Pat Meares, R (1, 6)<br>OBP: 0.320, SLG: 0.416 | | S<br>1B | | K | | F9 | | G4-3 | | 4 | 0 | 1 | 0 | 0 | 1 | 2 |
| Chris Latham, S (1, 8)<br>OBP: 0.231, SLG: 0.308 | | K | | K | | G4-3 | | 1B | | 4 | 0 | 1 | 0 | 0 | 2 | 3 |
| Inning Stats | R: 2 E: 0 K: 0 S: 8<br>H: 3 LOB: 1 BB: 0 P: 15 | R: 0 E: 0 K: 2 S: 10<br>H: 1 LOB: 1 BB: 0 P: 16 | R: 0 E: 0 K: 0 S: 7<br>H: 0 LOB: 0 BB: 0 P: 12 | R: 0 E: 0 K: 2 S: 15<br>H: 1 LOB: 2 BB: 1 P: 19 | R: 2 E: 1 K: 0 S: 10<br>H: 3 LOB: 1 BB: 0 P: 15 | R: 0 E: 0 K: 0 S: 5<br>H: 0 LOB: 0 BB: 0 P: 6 | R: 2 E: 1 K: 0 S: 26<br>H: 1 LOB: 1 BB: 1 P: 37 | R: 0 E: 0 K: 2 S: 11<br>H: 1 LOB: 1 BB: 0 P: 15 | R: 0 E: 0 K: 0 S: 7<br>H: 0 LOB: 0 BB: 0 P: 11 | 1B: 7 2B: 3 3B: 0 HR: 0<br>SF: 0 SAC: 1 DP: 0 HBP: 0 | | | | | | | |

| | AB | 37 |
|---|---|---|
| | R | 6 |
| | H | 10 |
| | RBI | 6 |
| | BB | 2 |
| | SO | 6 |
| | LOB | 15 |

WP: 0 PB: 0 SB: 3 CS: 2 PA: 40

| PITCHER | | IP | WLS | BF | H | R | ER | SO | BB | IBB | HBP | BLK | WP | HR | S | P | ERA | WHIP |
|---|---|---|---|---|---|---|---|---|---|---|---|---|---|---|---|---|---|---|
| Jamie Moyer, L<br>ERA: 3.94 | (1, 1) | 6.0 | W | 27 | 8 | 4 | 3 | 4 | 1 | 0 | 0 | 0 | 0 | 0 | 55 | 83 | 4.50 | 1.500 |
| Bob Wells, R<br>ERA: 6.0 | (7, 1) | 2.1 | | 11 | 2 | 2 | 1 | 2 | 1 | 0 | 0 | 0 | 0 | 0 | 39 | 55 | 3.86 | 1.286 |
| Mike Timlin, R<br>ERA: 3.46 | (9, 1) | 0.2 | | 2 | 0 | 0 | 0 | 0 | 0 | 0 | 0 | 0 | 0 | 0 | 5 | 8 | 0.00 | 0.000 |

| PITCHER | IP | WLS | BF | H | R | ER | SO | BB | IBB | HBP | BLK | WP | HR | S | P | ERA | WHIP |
|---|---|---|---|---|---|---|---|---|---|---|---|---|---|---|---|---|---|

# Seattle Mariners @ Minnesota Twins

Hubert H. Humphrey Metrodome, Minneapolis, MN

Sat Sep 06 1997, 8:05 PM EDT

Att. 20,064 - Dome - 69 F

TOP

livebaseballscorecards.com

| Batter | 1 | 2 | 3 | 4 | 5 | 6 | 7 | 8 | 9 | AB | R | H | RBI | BB | SO | LOB |
|---|---|---|---|---|---|---|---|---|---|---|---|---|---|---|---|---|
| Rich Amaral, R (1, 4)<br>OBP: 0.324, SLG: 0.321 | X 0-0 ① G6-3 | | C B B F F X 2-2 ① P3 | B B C F F X 2-2 BB E 1B 1B | B C C S 1-3 ③ K | | B C B X 2-1 1-H 1B | | | 5 | 1 | 2 | 1 | 0 | 1 | 1 |
| Roberto Kelly, R (1, 7)<br>OBP: 0.321, SLG: 0.433 | C B X 1-1 ② F9 | | B B B B 4-0 1B 1-2 BB BB | F F S 0-3 ① K | | B S C S 1-3 K BB E | B F C D C 2-3 ③ K | | | 4 | 2 | 0 | 0 | 1 | 3 | 2 |
| Ken Griffey Jr., L (1, 8)<br>OBP: 0.384, SLG: 0.654<br>Rob Ducey, L (8, 8)<br>OBP: 0.317, SLG: 0.500 | B F F F S 1-3 ③ K | | F B B B B X 3-1 ② P5 | C B F F 1 SAFE X 1-2 E3 BB 1B 1-2 | | C S B B B B B 4-2 FC1-6 1-2 BB | | S B F C 1-3 ① K | | 4<br>0 | 1<br>0 | 0<br>0 | 0<br>0 | 1<br>0 | 2<br>0 | 3<br>0 |
| Jay Buhner, R (1, 9)<br>OBP: 0.380, SLG: 0.493<br>Lee Tinsley, S (7, 9)<br>OBP: 0.281, SLG: 0.306 | | S B B X 2-1 HR | C B B B X 3-1 BB BB 1B 1-3 2-H 1B | C B B B B 4-1 1B 1-2 2-3 BB | | C B B F S 2-3 ① K | | C B X 1-1 ② G5-3 | | 3<br>1 | 2<br>0 | 2<br>0 | 2<br>0 | 1<br>0 | 1<br>0 | 2<br>0 |
| Dan Rohrmeier, R (1, 10)<br>OBP: 0.400, SLG: 0.250<br>Paul Sorrento, L (4, PH)<br>OBP: 0.352, SLG: 0.525 | | F B C B F B T 3-2 ① K | F B B B B 4-1 BB 1-2 1B BB | X 0-0 1-3 2-H 3-H 1B | | C B X 1-1 ② FC1-6 1-2f 2-H | | C S C 0-3 ③ K | | 1<br>3 | 1<br>0 | 0<br>1 | 0<br>2 | 1<br>0 | 1<br>1 | 0<br>1 |
| Mike Blowers, R (1, 3)<br>OBP: 0.383, SLG: 0.431 | C X 0-1 FC4-6 1B | | B B F B B B 4-1 1B 1B 1-2 2-3 3-H BB | C F B F S 1-3 ② K | | B S C F F B C 2-3 ③ K | | | C C S 0-3 ① K2-3 | 4 | 0 | 1 | 1 | 1 | 3 | 3 |
| Dan Wilson, R (1, 2)<br>OBP: 0.325, SLG: 0.419 | B B X 2-0 ② F9 | B B C F X 1-2 1B 1-2 2-H 3-H 1B | D X 1-0 ③ F8 | | | | C X 0-1 ① G6-3 | | B F B F B X 3-2 2B | 5 | 0 | 2 | 2 | 0 | 0 | 3 |
| Brent Gates, S (1, 5)<br>OBP: 0.303, SLG: 0.392 | X 0-0 ③ FC4-6 1-2f | X 0-0 FC6-4 1-2 2-3 1B | | | X 0-0 ① F8 | | C F S 0-3 ② K | | C F B X 1-2 ② F8 | 5 | 0 | 1 | 0 | 0 | 1 | 2 |
| Andy Sheets, R (1, 6)<br>OBP: 0.349, SLG: 0.550 | | | B B B B 4-1 BB 1B BB<br>B X 1-1 FC6-4 1-2f ③ | | C S S 0-3 ② K | | B B X 2-0 WP 1B 1B | | S B C B X 2-2 ③ G6-3 | 4 | 2 | 1 | 0 | 1 | 1 | 4 |

| Inning Stats | 1 | 2 | 3 | 4 | 5 | 6 | 7 | 8 | 9 | 1B | SF | WP | PA |
|---|---|---|---|---|---|---|---|---|---|---|---|---|---|
| | R: 0<br>E: 0<br>K: 1<br>S: 7 | H: 0<br>LOB: 0<br>BB: 0<br>P: 9 | R: 1<br>E: 0<br>K: 1<br>S: 10 | H: 2<br>LOB: 1<br>BB: 0<br>P: 17 | R: 4<br>E: 0<br>K: 0<br>S: 17 | H: 3<br>LOB: 3<br>BB: 4<br>P: 43 | R: 2<br>E: 1<br>K: 2<br>S: 18 | H: 2<br>LOB: 2<br>BB: 1<br>P: 27 | R: 0<br>E: 0<br>K: 2<br>S: 7 | H: 0<br>LOB: 0<br>BB: 0<br>P: 8 | R: 1<br>E: 1<br>K: 3<br>S: 15 | H: 0<br>LOB: 1<br>BB: 1<br>P: 25 | R: 1<br>E: 0<br>K: 2<br>S: 11 | H: 2<br>LOB: 1<br>BB: 0<br>P: 17 | R: 0<br>E: 0<br>K: 2<br>S: 8 | H: 0<br>LOB: 0<br>BB: 0<br>P: 10 | R: 0<br>E: 0<br>K: 1<br>S: 12 | H: 1<br>LOB: 1<br>BB: 0<br>P: 18 | 1B: 8<br>2B: 1<br>3B: 0<br>HR: 1 | SF: 0<br>SAC: 0<br>DP: 0<br>HBP: 0 | WP: 2<br>PB: 0<br>SB: 0<br>CS: 0 | PA: 45 |

| | AB | 39 |
|---|---|---|
| | R | 9 |
| | H | 10 |
| | RBI | 8 |
| | BB | 6 |
| | SO | 14 |
| | LOB | 21 |

| PITCHER | | IP | WLS | BF | H | R | ER | SO | BB | IBB | HBP | BLK | WP | HR | S | P | ERA | WHIP |
|---|---|---|---|---|---|---|---|---|---|---|---|---|---|---|---|---|---|---|
| Rich Robertson, L<br>ERA: 5.74 | (1, 1) | 2.2 | L | 15 | 3 | 5 | 5 | 2 | 4 | 0 | 0 | 0 | 0 | 1 | 28 | 61 | 16.88 | 2.625 |
| Frankie Rodriguez, R<br>ERA: 4.95 | (3, 1) | 1.1 | | 10 | 4 | 2 | 1 | 2 | 1 | 0 | 0 | 0 | 0 | 0 | 24 | 35 | 6.75 | 3.750 |
| Mike Trombley, R<br>ERA: 4.17 | (5, 1) | 2.0 | | 8 | 0 | 1 | 0 | 5 | 1 | 0 | 0 | 0 | 1 | 0 | 22 | 33 | 0.00 | 0.500 |
| Todd Ritchie, R<br>ERA: 4.91 | (7, 1) | 3.0 | | 12 | 3 | 1 | 1 | 5 | 0 | 0 | 0 | 0 | 1 | 0 | 31 | 45 | 3.00 | 1.000 |

| PITCHER | | IP | WLS | BF | H | R | ER | SO | BB | IBB | HBP | BLK | WP | HR | S | P | ERA | WHIP |
|---|---|---|---|---|---|---|---|---|---|---|---|---|---|---|---|---|---|---|

# BOTTOM

## Seattle Mariners @ Minnesota Twins

Hubert H. Humphrey Metrodome, Minneapolis, MN

Sat Sep 06 1997, 8:05 PM EDT

Att. 20,064 - Dome - 69 F

livebaseballscorecards.com

| Batter | 1 | 2 | 3 | 4 | 5 | 6 | 7 | 8 | 9 | AB | R | H | RBI | BB | SO | LOB |
|---|---|---|---|---|---|---|---|---|---|---|---|---|---|---|---|---|
| Chuck Knoblauch, R (1, 4)<br>OBP: 0.392, SLG: 0.422 | B F S X 1-2 F9 ① | | | B B B C X 3-1 G6-3 ① | | X 0-0 F8 ① | | F F B X 1-2 G4-3 ② | | 4 | 0 | 0 | 0 | 0 | 0 | 0 |
| Denny Hocking, S (1, 9)<br>OBP: 0.303, SLG: 0.369 | C B C S 1-3 K ② | | | B B X 2-0 F8 ② | | C C B B X 2-2 G1-3 ② | | F C C 0-3 K ③ | | 4 | 0 | 0 | 0 | 0 | 2 | 0 |
| Paul Molitor, R (1, 10)<br>OBP: 0.352, SLG: 0.438 | S B X 1-1 F8 ③ | | | B X 1-0 1B | | B C B X 2-1 FC6-4 1B | | | F F X 0-2 F8 2B | 4 | 0 | 3 | 0 | 0 | 0 | 0 |
| Ron Coomer, R (1, 5)<br>OBP: 0.322, SLG: 0.419 | | C B S B C 2-3 K ① | | S X 0-1 L6 ③ | | X 0-0 FC6-4 1-2f ③ | | | B B X 2-0 F8 2-3 ① | 4 | 0 | 0 | 0 | 0 | 1 | 3 |
| Terry Steinbach, R (1, 3)<br>OBP: 0.317, SLG: 0.419<br>David Ortiz, L (8, 3)<br>OBP: 0.333, SLG: 0.667 | | C S S 0-3 K ② | | | B X 1-0 G5-3 ① | | C S S 0-3 K ① | | C S B S 1-3 K2-3 ② | 3<br>1 | 0<br>0 | 0<br>0 | 0<br>0 | 0<br>0 | 2<br>1 | 0<br>1 |
| Marty Cordova, R (1, 7)<br>OBP: 0.291, SLG: 0.406 | | B B B C S C 3-3 K ③ | | | S F B F B B B 4-2 1B BB | | S S T 0-2 K ② | | X 0-0 P3 ③ | 3 | 0 | 0 | 0 | 1 | 2 | 1 |
| Matt Lawton, L (1, 8)<br>OBP: 0.359, SLG: 0.386 | | | C B F X 1-2 G3 ① | | X 0-0 1-2 1B | | B C B B B 4-1 BB | | | 2 | 0 | 1 | 0 | 1 | 0 | 0 |
| Damian Miller, R (1, 2)<br>OBP: 0.242, SLG: 0.387 | | | B F X 1-1 F9 ② | | C F B X 1-2 F8 ② | | X 0-0 F9 ③ | | | 3 | 0 | 0 | 0 | 0 | 0 | 3 |
| Pat Meares, R (1, 6)<br>OBP: 0.318, SLG: 0.413 | | | C S X 0-2 G6-3 ③ | | S B B B C F X 3-2 F9 ③ | | | X 0-0 G5-3 ① | | 3 | 0 | 0 | 0 | 0 | 0 | 2 |

| | |
|---|---|
| AB | 31 |
| R | 0 |
| H | 4 |
| RBI | 0 |
| BB | 2 |
| SO | 8 |
| LOB | 10 |

| Inning Stats | 1 | 2 | 3 | 4 | 5 | 6 | 7 | 8 | 9 |
|---|---|---|---|---|---|---|---|---|---|
| | R: 0 E: 0 K: 1 S: 8 H: 0 LOB: 0 BB: 0 P: 11 | R: 0 E: 0 K: 3 S: 9 H: 0 LOB: 0 BB: 0 P: 14 | R: 0 E: 0 K: 0 S: 8 H: 0 LOB: 0 BB: 0 P: 10 | R: 0 E: 0 K: 0 S: 6 H: 1 LOB: 1 BB: 0 P: 12 | R: 0 E: 0 K: 0 S: 12 H: 1 LOB: 2 BB: 1 P: 21 | R: 0 E: 0 K: 0 S: 7 H: 1 LOB: 1 BB: 0 P: 11 | R: 0 E: 0 K: 2 S: 8 H: 0 LOB: 1 BB: 1 P: 12 | R: 0 E: 0 K: 1 S: 8 H: 0 LOB: 0 BB: 0 P: 9 | R: 0 E: 0 K: 1 S: 8 H: 1 LOB: 1 BB: 0 P: 11 |

| | | |

# Seattle Mariners @ Minnesota Twins

Hubert H. Humphrey Metrodome, Minneapolis, MN

Sun Sep 07 1997, 4:33 AM EDT

Att. 12,291 - Dome - 68 F

TOP

livebaseballscorecards.com

| Batter | 1 | 2 | 3 | 4 | 5 | 6 | 7 | 8 | 9 | AB | R | H | RBI | BB | SO | LOB |
|---|---|---|---|---|---|---|---|---|---|---|---|---|---|---|---|---|
| Joey Cora, S (1, 4)<br>OBP: 0.362, SLG: 0.446 | 0-1 G3 | | 1-3 K | | 2-2 G1-6-3 1-2f | | 2-1 1-3 2B | | 2-2 1B 3B | 5 | 1 | 2 | 0 | 0 | 1 | 1 |
| Rob Ducey, L (1, 8)<br>OBP: 0.325, SLG: 0.530 | 2-2 2B | | | 1-1 HR 3B | 3-2 F7 | | 3-2 SF8 3-H | | 0-0 3-H 1B | 3 | 1 | 2 | 0 | 0 | 0 | 0 |
| Roberto Kelly, R (7, PH) (7, 8)<br>OBP: 0.322, SLG: 0.435 | | | | | | | | | | 1 | 0 | 1 | 2 | 0 | 0 | 0 |
| Ken Griffey Jr., L (1, 10)<br>OBP: 0.382, SLG: 0.655 | 1-3 K | | | 1-0 3-H HR | | 0-0 F8 | 1-3 K | | 1-0 F7 | 5 | 1 | 1 | 2 | 0 | 2 | 3 |
| Jay Buhner, R (1, 9)<br>OBP: 0.381, SLG: 0.493 | 2-0 F7 | | | 2-2 FC1-4-6 1B SF8 1B | | 3-2 1B | | 0-1 P1 | | 4 | 1 | 2 | 0 | 0 | 0 | 1 |
| Paul Sorrento, L (1, 3)<br>OBP: 0.352, SLG: 0.524 | | 2-2 G3-1 | | 2-0 1-2 FC1-4-6 1B | | 2-3 K | | 0-1 1B | | 3 | 0 | 1 | 0 | 0 | 1 | 1 |
| Rich Amaral, R (8, PH) (8, 7)<br>OBP: 0.328, SLG: 0.325 | | | | | | | | | | 1 | 0 | 1 | 0 | 0 | 0 | 0 |
| Raul Ibanez, L (1, 7)<br>OBP: 0.143, SLG: 0.286 | | 1-2 F7 | | 0-2 1-2f 2-3 FC1-4-6 | | 2-3 K | SAFE | 2-3 K | | 3 | 0 | 0 | 0 | 0 | 1 | 3 |
| Dan Rohrmeier, R (8, PH) (8, 3)<br>OBP: 0.333, SLG: 0.200 | | | | | | | | | | 1 | 0 | 0 | 0 | 0 | 1 | 1 |
| Brent Gates, S (1, 5)<br>OBP: 0.294, SLG: 0.382 | | 3-3 K | | 1-0 3-H SF8 | | | 0-2 G1-3 | 1-2 L9 | | 3 | 0 | 0 | 1 | 0 | 1 | 1 |
| John Marzano, R (1, 2)<br>OBP: 0.354, SLG: 0.368 | | | 0-1 L3 | 0-3 K | | | 4-0 WP 1B BB | | 1-0 F8 | 2 | 0 | 0 | 0 | 0 | 1 | 1 |
| Rick Wilkins, L (7, PH) (7, 2)<br>OBP: 0.259, SLG: 0.314 | | | | | | | | | | 1 | 1 | 0 | 0 | 1 | 0 | 0 |
| Andy Sheets, R (1, 6)<br>OBP: 0.370, SLG: 0.558 | | | 0-1 G4-3 | | 0-0 G1-6-3 1B | | 2-0 2B 1-H SF8 1B | | 1-3 K | 3 | 1 | 2 | 1 | 0 | 0 | 0 |
| Lee Tinsley, S (9, PH)<br>OBP: 0.279, SLG: 0.304 | | | | | | | | | | 1 | 0 | 0 | 0 | 0 | 1 | 0 |

| Inning Stats | 1 | 2 | 3 | 4 | 5 | 6 | 7 | 8 | 9 |
|---|---|---|---|---|---|---|---|---|---|
| | R: 0<br>E: 0<br>K: 1<br>S: 10 | H: 1<br>LOB: 1<br>BB: 0<br>P: 15 | R: 0<br>E: 0<br>K: 1<br>S: 10 | H: 0<br>LOB: 0<br>BB: 0<br>P: 16 | R: 0<br>E: 0<br>K: 1<br>S: 9 | H: 0<br>LOB: 0<br>BB: 0<br>P: 10 | R: 3<br>E: 0<br>K: 1<br>S: 16 | H: 4<br>LOB: 1<br>BB: 0<br>P: 23 | R: 0<br>E: 0<br>K: 0<br>S: 8 | H: 1<br>LOB: 0<br>BB: 0<br>P: 13 | R: 0<br>E: 0<br>K: 2<br>S: 12 | H: 1<br>LOB: 1<br>BB: 0<br>P: 19 | R: 2<br>E: 0<br>K: 1<br>S: 14 | H: 2<br>LOB: 1<br>BB: 1<br>P: 26 | R: 0<br>E: 0<br>K: 1<br>S: 14 | H: 1<br>LOB: 1<br>BB: 0<br>P: 17 | R: 1<br>E: 0<br>K: 1<br>S: 10 | H: 2<br>LOB: 1<br>BB: 0<br>P: 15 |

| | | | | | | | | | |

# BOTTOM

## Seattle Mariners @ Minnesota Twins

Hubert H. Humphrey Metrodome, Minneapolis, MN

Sun Sep 07 1997, 4:33 AM EDT

Att. 12,291 - Dome - 68 F

livebaseballscorecards.com

| Batter | 1 | 2 | 3 | 4 | 5 | 6 | 7 | 8 | 9 | AB | R | H | RBI | BB | SO | LOB |
|---|---|---|---|---|---|---|---|---|---|---|---|---|---|---|---|---|
| Chuck Knoblauch, R (1, 4)<br>OBP: 0.392, SLG: 0.422 | C X<br>0-1<br>P3 ① | X<br>0-0<br>2-H<br>1B | B X<br>1-0<br>G5-3 ③ | | | 1 SAFE B X<br>1-0<br>S<br>1-2<br>FC5-2<br>1B | | B F X<br>1-1<br>F9 ② | | 5 | 0 | 2 | 1 | 0 | 0 | 1 |
| Brent Brede, L (1, 9)<br>OBP: 0.371, SLG: 0.386 | F C X<br>0-2<br>G4-3 ② | 1 SAFE B B B F C 1 S A F E X<br>2-2<br>G4-3 ③ | | B B B B<br>4-0<br>F9 S<br>WP<br>BB | | B S S C<br>1-3<br>K ① | | B S B B B<br>4-1<br>BB | | 3 | 1 | 0 | 0 | 2 | 1 | 3 |
| Paul Molitor, R (1, 10)<br>OBP: 0.354, SLG: 0.438 | B S S B B F B<br>4-2<br>FC6-4<br>BB | X<br>0-0<br>G4-3 1B<br>HBP<br>1B | S B B C B X<br>3-2<br>F9 ①<br>1-3 | | | B F B B F B<br>4-2<br>FC5-2<br>1-3<br>2-H<br>BB | | B X<br>1-0<br>F8 ③ | | 3 | 1 | 1 | 0 | 2 | 0 | 2 |
| Ron Coomer, R (1, 5)<br>OBP: 0.321, SLG: 0.418<br>Denny Hocking, S (9, 5)<br>OBP: 0.303, SLG: 0.369 | 1 SAFE D X<br>1-0<br>FC6-4 ③<br>1-2f | 1 SAFE 1 SAFE X<br>0-0<br>HBP G4-3<br>1-2<br>2B<br>1B | F F F D F F B X<br>2-2<br>G6-3 ②<br>3-H | | | X<br>0-0<br>FC5-2 ②<br>1-2<br>3-H | | | | 4<br>0 | 1<br>0 | 1<br>0 | 0<br>0 | 0<br>0 | 0<br>0 | 3<br>0 |
| Matt Lawton, L (1, 7)<br>OBP: 0.358, SLG: 0.385 | X<br>0-0<br>2B<br>1B | B B C B X<br>3-1<br>G4-3 ①<br>1-2<br>2-3 | B F C F S<br>1-3<br>K ③ | | | S B D F X<br>2-2<br>F8 ③ | | | | 4 | 1 | 1 | 0 | 0 | 1 | 4 |
| Terry Steinbach, R (1, 2)<br>OBP: 0.315, SLG: 0.416 | C 1 SAFE S S S<br>0-3<br>K ① | S D F F X<br>1-2<br>CI<br>HBP<br>2B | | | F S B S<br>1-3<br>K ① | | C S S<br>0-3<br>K ① | | | 3 | 1 | 0 | 0 | 0 | 3 | 1 |
| Scott Stahoviak, L (1, 3)<br>OBP: 0.301, SLG: 0.410 | 1 SAFE 1 SAFE X<br>0-0<br>1-H<br>1B<br>2B | F F H<br>1-2<br>2-3<br>3-H<br>2B<br>HBP | | | C F X<br>0-2<br>F7 ② | | B F S X<br>1-2<br>G1-3 ② | | | 3 | 2 | 1 | 2 | 0 | 0 | 0 |
| Pat Meares, R (1, 6)<br>OBP: 0.317, SLG: 0.411 | C X<br>0-1<br>2-H<br>1B<br>1B | B F S S S<br>1-3<br>K ② | | | B X<br>1-0<br>F8 ③ | | C X<br>0-1<br>G4-3 ③ | | | 4 | 1 | 1 | 1 | 0 | 1 | 3 |
| Rich Becker, L (1, 8)<br>OBP: 0.355, SLG: 0.403 | F B B F S F X<br>2-2<br>F7 ② | B X<br>1-0<br>1-H<br>2-H<br>3-H<br>2B | | | | B B B C B<br>4-1<br>S 1B<br>E<br>BB | | B X<br>1-0<br>G3 ① | | 3 | 1 | 1 | 3 | 1 | 0 | 1 |
| Inning Stats | R: 0 H: 0<br>E: 0 LOB: 1<br>K: 0 BB: 1<br>S: 9 P: 14 | R: 3 H: 4<br>E: 0 LOB: 1<br>K: 1 BB: 0<br>S: 15 P: 19 | R: 4 H: 3<br>E: 1 LOB: 1<br>K: 1 BB: 0<br>S: 15 P: 23 | R: 1 H: 0<br>E: 0 LOB: 0<br>K: 1 BB: 1<br>S: 13 P: 23 | R: 0 H: 0<br>E: 0 LOB: 0<br>K: 1 BB: 0<br>S: 7 P: 9 | R: 1 H: 1<br>E: 0 LOB: 2<br>K: 1 BB: 2<br>S: 11 P: 23 | R: 0 H: 0<br>E: 0 LOB: 0<br>K: 1 BB: 0<br>S: 8 P: 9 | R: 0 H: 0<br>E: 0 LOB: 1<br>K: 0 BB: 1<br>S: 5 P: 12 | | 1B: 6 SF: 0<br>2B: 2 SAC: 0<br>3B: 0 DP: 0<br>HR: 0 HBP: 1 | | | | WP: 1 PA: 39<br>PB: 0<br>SB: 4<br>CS: 0 | | |

| | AB | 32 |
|---|---|---|
| | R | 9 |
| | H | 8 |
| | RBI | 7 |
| | BB | 5 |
| | SO | 6 |
| | LOB | 18 |

| PITCHER | | IP | WLS | BF | H | R | ER | SO | BB | IBB | HBP | BLK | WP | HR | S | P | ERA | WHIP |
|---|---|---|---|---|---|---|---|---|---|---|---|---|---|---|---|---|---|---|
| Felipe Lira, R<br>ERA: 6.26 | (1, 1) | 2.1 | L | 16 | 6 | 7 | 6 | 1 | 1 | 0 | 1 | 0 | 0 | 0 | 34 | 48 | 23.14 | 3.000 |
| Rafael Carmona, R<br>ERA: 3.38 | (3, 1) | 2.2 | | 12 | 2 | 2 | 1 | 3 | 2 | 0 | 0 | 0 | 1 | 0 | 27 | 47 | 3.38 | 1.500 |
| Bobby Ayala, R<br>ERA: 4.54 | (6, 1) | 0.2 | | 3 | 0 | 0 | 0 | 1 | 1 | 0 | 0 | 0 | 0 | 0 | 6 | 11 | 0.00 | 1.500 |
| Mark Holzemer, L<br>ERA: 6.43 | (6, 1) | 1.2 | | 5 | 0 | 0 | 0 | 1 | 0 | 0 | 0 | 0 | 0 | 0 | 12 | 16 | 0.00 | 0.000 |
| Heathcliff Slocumb, R<br>ERA: 5.6 | (8, 1) | 0.2 | | 3 | 0 | 0 | 0 | 0 | 1 | 0 | 0 | 0 | 0 | 0 | 4 | 10 | 0.00 | 1.500 |

| PITCHER | IP | WLS | BF | H | R | ER | SO | BB | IBB | HBP | BLK | WP | HR | S | P | ERA | WHIP |
|---|---|---|---|---|---|---|---|---|---|---|---|---|---|---|---|---|---|

| Batter | 1 | 2 | 3 | 4 | 5 | 6 | 7 | 8 | 9 | AB | R | H | RBI | BB | SO | LOB |
|---|---|---|---|---|---|---|---|---|---|---|---|---|---|---|---|---|
| Jason McDonald, S (1, 7)<br>OBP: 0.342, SLG: 0.383 | B B C F X<br>2-2 ①<br>G6-3 | | C C B B F B B<br>4-2 ②<br>E WP BB | B F B B X<br>3-1 ③<br>F8 | | | X<br>0-0 ③<br>P7 | | | 3 | 1 | 0 | 0 | 1 | 0 | 2 |
| Scott Spiezio, S (1, 4)<br>OBP: 0.287, SLG: 0.373 | F B B F X<br>2-2<br>HR | | C X<br>0-1 ①<br>F8 | | B X<br>1-0 ①<br>F8 | | | B C C X<br>1-2 ①<br>G6-3 | | 4 | 1 | 1 | 1 | 0 | 0 | 1 |
| Ben Grieve, L (1, 9)<br>OBP: 0.433, SLG: 0.519 | B B X<br>2-0<br>1B | | C F X<br>0-2<br>E4 WP<br>1-3 | | B B F X<br>2-1 ②<br>F9 | | | S B B F B X<br>3-2 ②<br>G4-3 | | 4 | 0 | 1 | 0 | 0 | 0 | 1 |
| Brian Lesher, R (1, 10)<br>OBP: 0.240, SLG: 0.361 | X<br>0-0 ②<br>F8 | | B C B X<br>2-1 ②<br>P3<br>1-2<br>3-H | | B X<br>1-0 ③<br>F7 | | | F X<br>0-1 ③<br>F7 | | 4 | 0 | 0 | 0 | 0 | 0 | 2 |
| Jason Giambi, L (1, 3)<br>OBP: 0.366, SLG: 0.487 | C F 1 SAFE B C<br>1-3 ③<br>K | | C B F S<br>1-3 ③<br>K | | | X<br>0-0 ①<br>F8 | | | B C F C<br>1-3 ①<br>K | 4 | 0 | 0 | 0 | 0 | 3 | 2 |
| Mark Bellhorn, S (1, 5)<br>OBP: 0.328, SLG: 0.366 | | C B X<br>1-1 ①<br>G5-3 | | B F B S B B<br>4-2<br>G6-3 1B BB | | C B S S C<br>1-3 ②<br>K | | | F X<br>0-1 ②<br>L8 | 3 | 0 | 0 | 0 | 1 | 1 | 0 |
| Miguel Tejada, R (1, 6)<br>OBP: 0.278, SLG: 0.385 | | C C X<br>0-2 ②<br>F8 | | S B B S X<br>2-2<br>G6-3<br>1-2 | | B B C X<br>2-1 ③<br>F8 | | | X<br>0-0<br>FC5-4 | 4 | 0 | 2 | 0 | 0 | 0 | 0 |
| Ernie Young, R (1, 8)<br>OBP: 0.299, SLG: 0.345 | | B F X<br>1-1<br>1B | | C X<br>0-1 ①<br>G6-3<br>1-2<br>2-3 | | | B F F B X<br>2-2 ①<br>P3 | | C B S T F B X<br>2-2 ③<br>FC5-4<br>1-2f | 4 | 0 | 1 | 0 | 0 | 0 | 3 |
| Izzy Molina, R (1, 2)<br>OBP: 0.223, SLG: 0.283 | | B X<br>1-0 ③<br>F9 | | X<br>0-0 ②<br>L4 | | | B B C X<br>2-1 ②<br>G6-3 | | | 3 | 0 | 0 | 0 | 0 | 0 | 3 |
| Inning Stats | R: 1 H: 2<br>E: 0 LOB: 1<br>K: 1 BB: 0<br>S: 11 P: 18 | R: 0 H: 1<br>E: 0 LOB: 1<br>K: 0 BB: 0<br>S: 8 P: 11 | R: 1 H: 0<br>E: 1 LOB: 1<br>K: 1 BB: 1<br>S: 13 P: 20 | R: 0 H: 1<br>E: 0 LOB: 2<br>K: 0 BB: 1<br>S: 10 P: 19 | R: 0 H: 0<br>E: 0 LOB: 0<br>K: 0 BB: 0<br>S: 4 P: 8 | R: 0 H: 0<br>E: 0 LOB: 0<br>K: 1 BB: 0<br>S: 6 P: 9 | R: 0 H: 0<br>E: 0 LOB: 0<br>K: 0 BB: 0<br>S: 6 P: 10 | R: 0 H: 0<br>E: 0 LOB: 0<br>K: 0 BB: 0<br>S: 8 P: 12 | R: 0 H: 1<br>E: 0 LOB: 1<br>K: 1 BB: 0<br>S: 11 P: 14 | 1B: 4 SF: 0<br>2B: 0 SAC: 0<br>3B: 0 DP: 0<br>HR: 1 HBP: 0 | | | | | | |

| PITCHER | IP | WLS | BF | H | R | ER | SO | BB | IBB | HBP | BLK | WP | HR | S | P | ERA | WHIP |
|---|---|---|---|---|---|---|---|---|---|---|---|---|---|---|---|---|---|
| Dan Serafini, L (1, 1)<br>ERA: 1.59 | 9.0 | W | 35 | 5 | 2 | 1 | 4 | 2 | 0 | 0 | 0 | 1 | 1 | 77 | 121 | 1.00 | 0.778 |

| PITCHER | IP | WLS | BF | H | R | ER | SO | BB | IBB | HBP | BLK | WP | HR | S | P | ERA | WHIP |
|---|---|---|---|---|---|---|---|---|---|---|---|---|---|---|---|---|---|

# TOP

## Oakland Athletics @ Minnesota Twins

Hubert H. Humphrey Metrodome, Minneapolis, MN

Mon Sep 08 1997, 8:05 PM EDT

Att. 9,363 - Dome - 70 F

livebaseballscorecards.com

| | |
|---|---|
| AB | 33 |
| R | 2 |
| H | 5 |
| RBI | 1 |
| BB | 2 |
| SO | 4 |
| LOB | 14 |

WP: 1 PA: 35
PB: 0
SB: 0
CS: 0

| Batter | 1 | 2 | 3 | 4 | 5 | 6 | 7 | 8 | 9 | AB | R | H | RBI | BB | SO | LOB |
|---|---|---|---|---|---|---|---|---|---|---|---|---|---|---|---|---|
| Brent Brede, L (1, 9)<br>OBP: 0.385, SLG: 0.423 | C F B X<br>1-2 G3-1 ① | B C X<br>1-1 HR | | C 1 SAFE 1 SAFE F 1 SAFE X<br>0-2 BB 1-3 2B 1B | X<br>0-0 1-2 3-H 1B | | C F B 1 SAFE X<br>1-2 1-3 1B | | | 5 | 2 | 4 | 2 | 0 | 0 | 0 |
| Pat Meares, R (1, 6)<br>OBP: 0.314, SLG: 0.407 | B C X<br>1-1 F7 ② | C B B X<br>2-1 F7 ③ | | 1 SAFE X<br>0-0 SF9 ② 3-H | C B B X<br>2-1 G3-1 ③ | | B S 1 SAFE S 1 SAFE 1 SAFE S<br>1-3 K ③ | | | 4 | 0 | 0 | 1 | 0 | 1 | 4 |
| Scott Stahoviak, L (1, 3)<br>OBP: 0.303, SLG: 0.420 | B B X<br>2-0 HR | | F X<br>0-1 F8 ① | B 1 SAFE 1 SAFE B B B<br>4-0 1-2 2B BB | | X<br>0-0 L9 ① | | B C F C<br>1-3 K ① | | 4 | 2 | 1 | 1 | 1 | 1 | 0 |
| Ron Coomer, R (1, 5)<br>OBP: 0.326, SLG: 0.424 | C B C B X<br>2-2 WP 1B 1B | | X<br>0-0 G1-3 ② | B X<br>1-0 1-H 2-H 2B | | C F B X<br>1-2 FC3-6 1B | | S C F B X<br>1-2 1B | | 5 | 1 | 4 | 2 | 0 | 0 | 0 |
| David Ortiz, L (1, 10)<br>OBP: 0.375, SLG: 0.500 | B F B S X<br>2-2 1B 1-H 1B | | B B S X<br>2-1 1B 1B | C S S<br>0-3 K ③ | | B S X<br>1-1 FC3-6 ② 1-2f | | S S S<br>0-3 K ② | | 5 | 0 | 2 | 1 | 0 | 2 | 3 |
| Marty Cordova, R (1, 7)<br>OBP: 0.293, SLG: 0.406 | B C B X<br>2-1 2-3 1B | | 1 SAFE B 1 SAFE F 1 SAFE B B 1 SAFE S<br>3-2 X 1-2 1B | | X<br>0-0 F7 ① | B F B S X<br>2-2 G3 ③ | | B F B F C<br>2-3 K ③ | | 5 | 0 | 2 | 0 | 0 | 1 | 2 |
| Todd Walker, L (1, 4)<br>OBP: 0.260, SLG: 0.280<br>Denny Hocking, S (8, 4)<br>OBP: 0.303, SLG: 0.369 | F B 1 SAFE 1 SAFE X<br>1-1 F7 ③ | | B S B X<br>2-1 G3 ③ | | F F B B B F X<br>3-2 PB S 1B 1B | | B C F B F B X<br>3-2 G4-3 ① | | | 4<br>0 | 1<br>0 | 1<br>0 | 0<br>0 | 0<br>0 | 0<br>0 | 4<br>0 |
| Damian Miller, R (1, 2)<br>OBP: 0.216, SLG: 0.343 | | F X<br>0-1 G3 ① | | C C B S<br>1-3 K ① | S B B X<br>2-1 1-2 F9 ② | | B S X<br>1-1 G1-3 ② | | | 4 | 0 | 0 | 0 | 0 | 1 | 1 |
| Rich Becker, L (1, 8)<br>OBP: 0.358, SLG: 0.404 | | C B B B X<br>3-1 G4-3 ② | | B B B C B<br>4-1 1B SF9 BB | B C B B B<br>4-1 1B 2-3 BB | | X<br>0-0 1B 1B | | | 2 | 1 | 1 | 0 | 2 | 0 | 0 |
| Inning Stats | R: 2 E: 0 K: 0 S: 16 H: 4 LOB: 2 BB: 0 P: 27 | R: 1 E: 0 K: 0 S: 8 H: 1 LOB: 0 BB: 0 P: 14 | R: 0 E: 0 K: 0 S: 10 H: 2 LOB: 2 BB: 0 P: 17 | R: 3 E: 0 K: 2 S: 12 H: 2 LOB: 1 BB: 2 P: 22 | R: 1 E: 0 K: 0 S: 12 H: 2 LOB: 2 BB: 1 P: 23 | R: 0 E: 0 K: 0 S: 9 H: 1 LOB: 1 BB: 0 P: 13 | R: 0 E: 0 K: 1 S: 13 H: 2 LOB: 2 BB: 0 P: 19 | R: 0 E: 0 K: 3 S: 13 H: 1 LOB: 1 BB: 0 P: 17 | | 1B: 12 2B: 1 3B: 0 HR: 2 | SF: 1 SAC: 0 DP: 0 HBP: 0 | | | | | |

| PITCHER | | IP | WLS | BF | H | R | ER | SO | BB | IBB | HBP | BLK | WP | HR | S | P | ERA | WHIP |
|---|---|---|---|---|---|---|---|---|---|---|---|---|---|---|---|---|---|---|
| Dave Telgheder, R<br>ERA: 6.11 | (1, 1) | 3.1 | L | 17 | 7 | 3 | 3 | 1 | 0 | 0 | 0 | 0 | 1 | 2 | 37 | 62 | 8.10 | 2.100 |
| Tim Kubinski, L<br>ERA: 3.97 | (4, 1) | 2.2 | | 16 | 5 | 4 | 3 | 1 | 3 | 0 | 0 | 0 | 0 | 0 | 30 | 54 | 10.12 | 3.000 |
| Mike Mohler, L<br>ERA: 5.42 | (7, 1) | 1.0 | | 5 | 2 | 0 | 0 | 1 | 0 | 0 | 0 | 0 | 0 | 0 | 13 | 19 | 0.00 | 2.000 |
| Aaron Small, R<br>ERA: 3.97 | (8, 1) | 1.0 | | 4 | 1 | 0 | 0 | 3 | 0 | 0 | 0 | 0 | 0 | 0 | 13 | 17 | 0.00 | 1.000 |

| PITCHER | IP | WLS | BF | H | R | ER | SO | BB | IBB | HBP | BLK | WP | HR | S | P | ERA | WHIP |
|---|---|---|---|---|---|---|---|---|---|---|---|---|---|---|---|---|---|

# BOTTOM

## Oakland Athletics @ Minnesota Twins

Hubert H. Humphrey Metrodome, Minneapolis, MN

Mon Sep 08 1997, 8:05 PM EDT

Att. 9,363 - Dome - 70 F

livebaseballscorecards.com

| | |
|---|---|
| AB | 38 |
| R | 7 |
| H | 15 |
| RBI | 7 |
| BB | 3 |
| SO | 6 |
| LOB | 14 |

| | | | |
|---|---|---|---|
| WP: 1 | PA: 42 | | |
| PB: 1 | | | |
| SB: 1 | | | |
| CS: 0 | | | |

# Oakland Athletics @ Minnesota Twins

Hubert H. Humphrey Metrodome, Minneapolis, MN

Tue Sep 09 1997, 4:33 AM EDT

Att. 9,705 - Dome

TOP

livebaseballscorecards.com

| Batter | 1 | 2 | 3 | 4 | 5 | 6 | 7 | 8 | 9 | AB | R | H | RBI | BB | SO | LOB |
|---|---|---|---|---|---|---|---|---|---|---|---|---|---|---|---|---|
| Jason McDonald, S (1, 8) (8, 7)<br>OBP: 0.349, SLG: 0.392 | C B B C F X 2-2 G3-1 ① | | B X 1-0 G4-3 ③ | | | C B B X 2-1 1B 2B | 1 SAFE C 1 SAFE 1 SAFE C B B B B 4-2 1-2 1B 1B BB | | X 0-0 S 1B | 4 | 2 | 2 | 0 | 1 | 0 | 0 |
| Dave Magadan, L (1, 10)<br>OBP: 0.430, SLG: 0.423 | B C B C X 2-2 G6-3 ② | | | C F B X 1-2 L6 ① | | B C C F B X 2-2 2-H 1B 1B | B C B F F X 2-2 1-2 2-H 1B 1B | | B B B S C B 4-2 1-3 S BB | 4 | 1 | 2 | 2 | 0 | 0 | 0 |
| Brian Lesher, R (9, PH)<br>OBP: 0.248, SLG: 0.361 | | | | | | | | | | 0 | 0 | 0 | 0 | 1 | 0 | 0 |
| Ben Grieve, L (1, 9)<br>OBP: 0.457, SLG: 0.531 | B C B S X 2-2 1B | | | X 0-0 G6-3 ② | | C F X 0-2 G2-3 1B 2-H 1B | C C B X 1-2 1-2 2-H 1B | | S S C 0-3 K ② | 5 | 0 | 3 | 2 | 0 | 1 | 2 |
| Matt Stairs, L (1, 7)<br>OBP: 0.404, SLG: 0.640 | C C B B B F X 3-2 F7 ③ | | | X 0-0 F7 ③ | | C B F B X 2-2 1-2 G2-3 1B | C B B C X 2-2 1-2 2-H 1B ③ | | S S B S 1-3 1-2 K ③ | 4 | 0 | 2 | 0 | 0 | 0 | 1 |
| Ernie Young, R (8, 8)<br>OBP: 0.298, SLG: 0.343 | | | | | | | | | | 1 | 0 | 0 | 0 | 0 | 1 | 2 |
| Jason Giambi, L (1, 3)<br>OBP: 0.363, SLG: 0.483 | | B B C S F B F X 3-2 G4-3 ① | | | S F X 0-2 G4-3 ① | F B S X 1-2 1-2 2-3 G2-3 ② | | X 0-0 G3-1 ① | | 4 | 0 | 0 | 0 | 0 | 0 | 2 |
| Scott Spiezio, S (1, 4)<br>OBP: 0.286, SLG: 0.374 | | B B X 2-0 F7 ② | | | X 0-0 2B | X 0-0 F9 ③ | | C B B B B F X 3-2 F8 ② | | 4 | 0 | 1 | 0 | 0 | 0 | 2 |
| Mark Bellhorn, S (1, 5)<br>OBP: 0.324, SLG: 0.361 | | C F B C 1-3 K ③ | | | F F B F B C 2-3 K ② | | B F X 1-1 F7 ① | B X 1-0 HR | | 3 | 0 | 0 | 0 | 0 | 2 | 1 |
| Scott Brosius, R (7, 5)<br>OBP: 0.258, SLG: 0.319 | | | | | | | | | | 1 | 1 | 1 | 1 | 0 | 0 | 0 |
| Miguel Tejada, R (1, 6)<br>OBP: 0.276, SLG: 0.375 | | | C F X 0-2 F9 ① | | X 0-0 G1-3 ③ | | C B F F X 1-2 S 1B 1B | C B X 1-1 G6-3 ③ | | 4 | 1 | 1 | 0 | 0 | 0 | 1 |
| Izzy Molina, R (1, 2)<br>OBP: 0.214, SLG: 0.271 | | | C F F B X 1-2 G4-3 ② | | | C B F B F S 2-3 K ① | B 1 SAFE C X 1-1 F9 ② | | B F S X 1-2 F8 ① | 4 | 0 | 0 | 0 | 0 | 1 | 1 |

| | |
|---|---|
| AB | 38 |
| R | 5 |
| H | 12 |
| RBI | 5 |
| BB | 2 |
| SO | 5 |
| LOB | 12 |

| Inning Stats | | | | | | | | | | | | | | | | | | | | | | | | | | | | | | | |
|---|---|---|---|---|---|---|---|---|---|---|---|---|---|---|---|---|---|---|---|---|---|---|---|---|---|---|---|---|---|---|---|
| | R: 0 | H: 1 | R: 0 | H: 0 | R: 0 | H: 0 | R: 0 | H: 0 | R: 0 | H: 1 | R: 2 | H: 4 | R: 2 | H: 4 | R: 1 | H: 1 | R: 0 | H: 1 | 1B: 9 | SF: 0 | WP: 0 | PA: 40 |
| | E: 0 | LOB: 1 | E: 0 | LOB: 0 | E: 0 | LOB: 0 | E: 0 | LOB: 0 | E: 0 | LOB: 1 | E: 0 | LOB: 2 | E: 0 | LOB: 2 | E: 0 | LOB: 0 | E: 0 | LOB: 2 | 2B: 2 | SAC: 0 | PB: 0 | |
| | K: 0 | BB: 0 | K: 1 | BB: 0 | K: 0 | BB: 0 | K: 0 | BB: 0 | K: 1 | BB: 0 | K: 1 | BB: 0 | K: 0 | BB: 1 | S: 7 | P: 12 | E: 0 | BB: 1 | 3B: 0 | DP: 0 | SB: 4 | |
| | S: 14 | P: 23 | S: 9 | P: 15 | S: 8 | P: 10 | S: 5 | P: 6 | S: 9 | P: 11 | S: 20 | P: 29 | S: 20 | P: 32 | | | K: 2 | P: 18 | HR: 1 | HBP: 0 | CS: 0 | |
| | | | | | | | | | | | | | | | | | S: 12 | | | | | |

| PITCHER | | IP | WLS | BF | H | R | ER | SO | BB | IBB | HBP | BLK | WP | HR | S | P | ERA | WHIP |
|---|---|---|---|---|---|---|---|---|---|---|---|---|---|---|---|---|---|---|
| LaTroy Hawkins, R<br>ERA: 5.82 | (1, 1) | 5.1 | L | 22 | 6 | 2 | 2 | 3 | 0 | 0 | 0 | 0 | 0 | 0 | 61 | 89 | 3.38 | 1.125 |
| Greg Swindell, L<br>ERA: 3.76 | (6, 1) | 1.2 | | 9 | 4 | 2 | 2 | 0 | 1 | 0 | 0 | 0 | 0 | 0 | 24 | 37 | 10.80 | 3.000 |
| Todd Ritchie, R<br>ERA: 4.95 | (8, 1) | 1.1 | | 5 | 1 | 1 | 1 | 0 | 0 | 0 | 0 | 0 | 0 | 1 | 10 | 16 | 6.75 | 0.750 |
| Eddie Guardado, L<br>ERA: 3.12 | (9, 1) | 0.2 | | 4 | 1 | 0 | 0 | 2 | 1 | 0 | 0 | 0 | 0 | 0 | 9 | 14 | 0.00 | 3.000 |

| PITCHER | IP | WLS | BF | H | R | ER | SO | BB | IBB | HBP | BLK | WP | HR | S | P | ERA | WHIP |
|---|---|---|---|---|---|---|---|---|---|---|---|---|---|---|---|---|---|

# Oakland Athletics @ Minnesota Twins

Hubert H. Humphrey Metrodome, Minneapolis, MN

Tue Sep 09 1997, 4:33 AM EDT

Att. 9,705 - Dome

livebaseballscorecards.com

## BOTTOM

| Batter | 1 | 2 | 3 | 4 | 5 | 6 | 7 | 8 | 9 | AB | R | H | RBI | BB | SO | LOB |
|---|---|---|---|---|---|---|---|---|---|---|---|---|---|---|---|---|
| Chuck Knoblauch, R (1, 4)<br>OBP: 0.393, SLG: 0.424 | B C F B X 2-2 F9 ① | | C F B X 1-2 1B | | | C F X 0-2 1B 2B | | C C B F B B X 3-2 F7 ① | | 4 | 1 | 2 | 0 | 0 | 0 | 0 |
| Rich Becker, L (1, 8)<br>OBP: 0.355, SLG: 0.399 | C B B F X 2-2 P3 ② | | F C C C 1-3 K ③ | | | B X 1-0 P3 ① | | B F B B X 3-1 F7 ② | | 4 | 0 | 0 | 0 | 0 | 1 | 2 |
| Paul Molitor, R (1, 10)<br>OBP: 0.355, SLG: 0.438 | C F B X 1-2 1B | | | F F B F B X 2-2 G5-3 ① | | B B X 2-0 2-H S 1B | | F B B B X 3-1 F9 ③ | | 4 | 0 | 2 | 1 | 0 | 0 | 0 |
| Ron Coomer, R (1, 5)<br>OBP: 0.326, SLG: 0.422<br>Brent Brede, L (9, PH)<br>OBP: 0.382, SLG: 0.420 | 1 SAFE B X 1-0 F9 ③ | | | C B C S 1-3 K ② | | B B B B 4-0 1-2 BB | | | C X 0-1 G5-3 ① | 2<br>1 | 0<br>0 | 0<br>0 | 0<br>0 | 1<br>0 | 1<br>0 | 1<br>0 |
| Scott Stahoviak, L (1, 3)<br>OBP: 0.302, SLG: 0.415 | | X 0-0 P4 ① | | B C B B B 4-1 BB | | X 0-0 P6 ② | | | C C F B B B C 3-3 K ② | 3 | 0 | 0 | 0 | 1 | 1 | 2 |
| Terry Steinbach, R (1, 2)<br>OBP: 0.313, SLG: 0.412 | | B C X 1-1 G4-3 ② | | X 0-0 L4 ③ | | C S F B B F S 2-3 K ③ | | | X 0-0 G6-3 ③ | 4 | 0 | 0 | 0 | 0 | 1 | 3 |
| Matt Lawton, L (1, 9)<br>OBP: 0.356, SLG: 0.382 | | C C B S 1-3 K ③ | | | C B F B B X 3-2 G4-3 ① | | S F C 0-3 K ① | | | 3 | 0 | 0 | 0 | 0 | 2 | 0 |
| Marty Cordova, R (1, 7)<br>OBP: 0.290, SLG: 0.402 | | | F B C B F B F S 3-3 K ① | | B S S F X 1-2 F7 ② | | B B F B F F S 3-3 K ② | | | 3 | 0 | 0 | 0 | 0 | 2 | 0 |
| Pat Meares, R (1, 6)<br>OBP: 0.312, SLG: 0.404 | | | B S C B S 2-3 K ② | | C F S 0-3 K ③ | | X 0-0 P3 ③ | | | 3 | 0 | 0 | 0 | 0 | 2 | 0 |
| Inning Stats | R: 0 H: 1<br>E: 0 LOB: 1<br>K: 0 BB: 0<br>S: 10 P: 16 | R: 0 H: 0<br>E: 0 LOB: 0<br>K: 1 BB: 0<br>S: 6 P: 8 | R: 0 H: 1<br>E: 0 LOB: 1<br>K: 3 BB: 0<br>S: 15 P: 21 | R: 0 H: 0<br>E: 0 LOB: 1<br>K: 1 BB: 1<br>S: 9 P: 16 | R: 0 H: 0<br>E: 0 LOB: 0<br>K: 1 BB: 0<br>S: 10 P: 14 | R: 1 H: 2<br>E: 0 LOB: 2<br>K: 1 BB: 1<br>S: 11 P: 20 | R: 0 H: 0<br>E: 0 LOB: 0<br>K: 2 BB: 0<br>S: 8 P: 11 | R: 0 H: 0<br>E: 0 LOB: 0<br>K: 0 BB: 0<br>S: 8 P: 17 | R: 0 H: 0<br>E: 0 LOB: 0<br>K: 1 BB: 0<br>S: 7 P: 10 | 1B: 3 SF: 0<br>2B: 1 SAC: 0<br>3B: 0 DP: 0<br>HR: 0 HBP: 0 | | | | | | WP: 0 PA: 33<br>PB: 0<br>SB: 1<br>CS: 0 | |

| | AB | 31 |
|---|---|---|
| | R | 1 |
| | H | 4 |
| | RBI | 1 |
| | BB | 2 |
| | SO | 10 |
| | LOB | 8 |

| PITCHER | | IP | WLS | BF | H | R | ER | SO | BB | IBB | HBP | BLK | WP | HR | S | P | ERA | WHIP |
|---|---|---|---|---|---|---|---|---|---|---|---|---|---|---|---|---|---|---|
| Jimmy Haynes, R<br>ERA: 4.17 | (1, 1) | 8.0 | W | 30 | 4 | 1 | 1 | 9 | 2 | 0 | 0 | 0 | 0 | 0 | 77 | 123 | 1.12 | 0.750 |
| Billy Taylor, R<br>ERA: 4.41 | (9, 1) | 1.0 | | 3 | 0 | 0 | 0 | 1 | 0 | 0 | 0 | 0 | 0 | 0 | 7 | 10 | 0.00 | 0.000 |

| PITCHER | IP | WLS | BF | H | R | ER | SO | BB | IBB | HBP | BLK | WP | HR | S | P | ERA | WHIP |
|---|---|---|---|---|---|---|---|---|---|---|---|---|---|---|---|---|---|

# Minnesota Twins @ Texas Rangers

The Ballpark at Arlington, Arlington, TX

Thu Sep 11 1997, 8:05 PM EDT

Att. 33,996 - Unknown - 84 F

TOP

livebaseballscorecards.com

| Batter | 1 | 2 | 3 | 4 | 5 | 6 | 7 | 8 | 9 | AB | R | H | RBI | BB | SO | LOB |
|---|---|---|---|---|---|---|---|---|---|---|---|---|---|---|---|---|
| Chuck Knoblauch, R (1, 4)<br>OBP: 0.394, SLG: 0.424 | F8 | | 3-2 S 1B | | 1-0 P6 | | | 4-1 FC4 BB | | 3 | 0 | 1 | 0 | 1 | 0 | 1 |
| Brent Brede, L (1, 3)<br>OBP: 0.379, SLG: 0.411 | 4-2 CS BB | | 2-2 L5 1-2 | | | 1-1 L3 | | 0-0 FC4 1-2f | | 3 | 0 | 0 | 0 | 1 | 0 | 2 |
| Paul Molitor, R (1, 10)<br>OBP: 0.353, SLG: 0.434 | 0-0 P3 | | 1-2 L7 | | | 3-2 G6-3 | | | 2-0 G6-3 | 4 | 0 | 0 | 0 | 0 | 0 | 2 |
| Ron Coomer, R (1, 5)<br>OBP: 0.326, SLG: 0.421 | 1-1 CS 1-2 | 1-2 FC5-4 1B | | 0-0 G6-3 | | 1-1 G6-3 | | | 2-3 K | 4 | 0 | 1 | 0 | 0 | 1 | 0 |
| Matt Lawton, L (1, 9)<br>OBP: 0.353, SLG: 0.378 | | 2-2 L9 | | 0-0 G4-3 | | | 1-1 G3 | | 2-3 K | 4 | 0 | 0 | 0 | 0 | 1 | 1 |
| Terry Steinbach, R (1, 2)<br>OBP: 0.310, SLG: 0.409 | | 0-1 FC5-4 BB 1-2f | | 3-1 F7 | | | 0-0 G6-3 | | | 3 | 0 | 0 | 0 | 0 | 0 | 1 |
| Rich Becker, L (1, 8)<br>OBP: 0.355, SLG: 0.398 | | 4-0 1-2 BB | | | 0-3 K | | 1-0 G1-3 | | | 2 | 0 | 0 | 0 | 1 | 1 | 0 |
| Marty Cordova, R (1, 7)<br>OBP: 0.287, SLG: 0.398 | | 2-1 F9 | | | 2-3 K | | | 0-0 G4-3 | | 3 | 0 | 0 | 0 | 0 | 1 | 2 |
| Denny Hocking, S (1, 6)<br>OBP: 0.303, SLG: 0.365 | | | 0-1 F7 | | 4-0 BB | | | 1-2 G5-3 | | 2 | 0 | 0 | 0 | 1 | 0 | 0 |
| Inning Stats | R: 0 H: 0<br>E: 0 LOB: 0<br>K: 0 BB: 1<br>S: 6 P: 12 | R: 0 H: 1<br>E: 0 LOB: 2<br>K: 0 BB: 1<br>S: 10 P: 19 | R: 0 H: 1<br>E: 0 LOB: 1<br>K: 0 BB: 0<br>S: 11 P: 17 | R: 0 H: 0<br>E: 0 LOB: 0<br>K: 0 BB: 0<br>S: 4 P: 7 | R: 0 H: 0<br>E: 0 LOB: 1<br>K: 2 BB: 1<br>S: 8 P: 15 | R: 0 H: 0<br>E: 0 LOB: 0<br>K: 0 BB: 0<br>S: 9 P: 14 | R: 0 H: 0<br>E: 0 LOB: 0<br>K: 0 BB: 0<br>S: 4 P: 6 | R: 0 H: 0<br>E: 0 LOB: 1<br>K: 0 BB: 1<br>S: 6 P: 11 | R: 0 H: 0<br>E: 0 LOB: 0<br>K: 2 BB: 0<br>S: 7 P: 13 | 1B: 2 SF: 0<br>2B: 0 SAC: 0<br>3B: 0 DP: 0<br>HR: 0 HBP: 0 | | | | | | |

| | AB | 28 |
|---|---|---|
| | R | 0 |
| | H | 2 |
| | RBI | 0 |
| | BB | 4 |
| | SO | 4 |
| | LOB | 9 |

| PITCHER | | IP | WLS | BF | H | R | ER | SO | BB | IBB | HBP | BLK | WP | HR | S | P | ERA | WHIP |
|---|---|---|---|---|---|---|---|---|---|---|---|---|---|---|---|---|---|---|
| Roger Pavlik, R<br>ERA: 5.35 | (1, 1) | 6.0 | W | 22 | 2 | 0 | 0 | 2 | 3 | 0 | 0 | 0 | 0 | 0 | 48 | 84 | 0.00 | 0.833 |
| Scott Bailes, L<br>ERA: 2.0 | (7, 1) | 1.0 | | 3 | 0 | 0 | 0 | 0 | 0 | 0 | 0 | 0 | 0 | 0 | 4 | 6 | 0.00 | 0.000 |
| Danny Patterson, R<br>ERA: 3.41 | (8, 1) | 1.0 | | 4 | 0 | 0 | 0 | 0 | 1 | 0 | 0 | 0 | 0 | 0 | 6 | 11 | 0.00 | 1.000 |
| John Wetteland, R<br>ERA: 1.95 | (9, 1) | 1.0 | | 3 | 0 | 0 | 0 | 2 | 0 | 0 | 0 | 0 | 0 | 0 | 7 | 13 | 0.00 | 0.000 |

| PITCHER | IP | WLS | BF | H | R | ER | SO | BB | IBB | HBP | BLK | WP | HR | S | P | ERA | WHIP |
|---|---|---|---|---|---|---|---|---|---|---|---|---|---|---|---|---|---|

WP: 0 PA: 33
PB: 0
SB: 1
CS: 1

# Minnesota Twins @ Texas Rangers

The Ballpark at Arlington, Arlington, TX

Thu Sep 11 1997, 8:05 PM EDT

Att. 33,996 - Unknown - 84 F

livebaseballscorecards.com

## BOTTOM

| Batter | 1 | 2 | 3 | 4 | 5 | 6 | 7 | 8 | 9 | AB | R | H | RBI | BB | SO | LOB |
|---|---|---|---|---|---|---|---|---|---|---|---|---|---|---|---|---|
| Tom Goodwin, L (1, 8)<br>OBP: 0.308, SLG: 0.336 | F7 | | P6 | | | HR, 1B | | B1-3 | | 4 | 1 | 1 | 0 | 0 | 0 | 1 |
| Ivan Rodriguez, R (1, 2)<br>OBP: 0.359, SLG: 0.492 | G4-3 | | HR | | | HR | | HR | | 4 | 3 | 3 | 5 | 0 | 0 | 0 |
| 29 Rusty Greer, L (1, 7)<br>OBP: 0.409, SLG: 0.523 | 1B | | K | | | G3-1 | | 2B | | 4 | 1 | 2 | 0 | 0 | 1 | 0 |
| Juan Gonzalez, R (1, 9)<br>OBP: 0.326, SLG: 0.558 | L4 | | | G4-3 | | F9 | | IBB | | 3 | 1 | 0 | 0 | 1 | 0 | 1 |
| Lee Stevens, L (1, 3)<br>OBP: 0.330, SLG: 0.489 | | G4-6-3, 1B | | G4-3 | | 1B | | K | | 4 | 0 | 2 | 0 | 0 | 1 | 2 |
| Jim Leyritz, R (1, 10)<br>OBP: 0.378, SLG: 0.392 | | G4-6-3, 1-2f | | K | | K | | 1-3, 2-H, 1B | | 4 | 0 | 1 | 1 | 0 | 2 | 2 |
| Marc Sagmoen, L (8, PR)<br>OBP: 0.147, SLG: 0.194 | | | | | | | | | | 0 | 0 | 0 | 0 | 0 | 0 | 0 |
| Domingo Cedeno, S (1, 4)<br>OBP: 0.340, SLG: 0.389 | | K | | | L3, 1B | | K | 1-3, 3-H, 1B | | 4 | 0 | 2 | 1 | 0 | 2 | 0 |
| Fernando Tatis, R (1, 5)<br>OBP: 0.281, SLG: 0.365 | | | G1-3, HR, 1B | | L3, 1-1 | | G6-3 | G1-3 | | 4 | 1 | 1 | 0 | 0 | 0 | 3 |
| Benji Gil, R (1, 6)<br>OBP: 0.259, SLG: 0.314 | | | G1-3, 1-2 | | K | | K | | | 3 | 0 | 0 | 0 | 0 | 2 | 1 |

| | AB | 34 |
|---|---|---|
| | R | 7 |
| | H | 12 |
| | RBI | 7 |
| | BB | 1 |
| | SO | 8 |
| | LOB | 10 |

| Inning Stats | | | | | | | | | | |
|---|---|---|---|---|---|---|---|---|---|---|
| | R: 0 | H: 1 | R: 0 | H: 1 | R: 2 | H: 2 | R: 0 | H: 0 | R: 0 | H: 1 |
| | E: 0 | LOB: 1 | E: 0 | LOB: 0 | E: 0 | LOB: 0 | E: 0 | LOB: 0 | E: 0 | LOB: 0 |
| | K: 0 | BB: 0 | K: 1 | BB: 0 | K: 1 | BB: 0 | K: 1 | BB: 0 | K: 1 | BB: 0 |
| | S: 6 | P: 9 | S: 7 | P: 11 | S: 15 | P: 20 | S: 7 | P: 12 | S: 8 | P: 11 |

| Inning Stats | | | | | | | | | |
|---|---|---|---|---|---|---|---|---|---|
| | R: 2 | H: 3 | R: 0 | H: 0 | R: 3 | H: 4 | 1B: 8 | SF: 0 | WP: 0 | PA: 35 |
| | E: 0 | LOB: 1 | E: 0 | LOB: 0 | E: 0 | LOB: 2 | 2B: 2 | SAC: 0 | PB: 0 | |
| | K: 1 | BB: 0 | K: 2 | BB: 0 | K: 1 | BB: 1 | 3B: 0 | DP: 2 | SB: 0 | |
| | S: 16 | P: 21 | S: 7 | P: 11 | S: 15 | P: 25 | HR: 3 | HBP: 0 | CS: 0 | |

| PITCHER | | IP | WLS | BF | H | R | ER | SO | BB | IBB | HBP | BLK | WP | HR | S | P | ERA | WHIP |
|---|---|---|---|---|---|---|---|---|---|---|---|---|---|---|---|---|---|---|
| Brad Radke, R<br>ERA: 3.93 | (1, 1) | 7.0 | L | 27 | 8 | 4 | 4 | 7 | 0 | 0 | 0 | 0 | 0 | 2 | 66 | 95 | 5.14 | 1.143 |
| Eddie Guardado, L<br>ERA: 3.68 | (8, 1) | 0.2 | | 5 | 2 | 3 | 3 | 1 | 0 | 1 | 0 | 0 | 0 | 1 | 7 | 13 | 40.50 | 3.000 |
| Mike Trombley, R<br>ERA: 4.15 | (8, 1) | 0.1 | | 3 | 2 | 0 | 0 | 0 | 0 | 0 | 0 | 0 | 0 | 0 | 8 | 12 | 0.00 | 6.000 |

| PITCHER | IP | WLS | BF | H | R | ER | SO | BB | IBB | HBP | BLK | WP | HR | S | P | ERA | WHIP |
|---|---|---|---|---|---|---|---|---|---|---|---|---|---|---|---|---|---|

| Batter | 1 | 2 | 3 | 4 | 5 | 6 | 7 | 8 | 9 | AB | R | H | RBI | BB | SO | LOB |
|---|---|---|---|---|---|---|---|---|---|---|---|---|---|---|---|---|
| Chuck Knoblauch, R (1, 4)<br>OBP: 0.392, SLG: 0.421 | B B F X<br>2-1 ① G1-3 | | C F B B F S<br>2-3 ③ K | | B B X<br>2-0 ① G4-3<br>1-2<br>2-3 | X<br>0-0 ③ G4-3 | | I I I<br>4-0 IBB | | 4 | 0 | 0 | 0 | 1 | 1 | 3 |
| Chris Latham, S (1, 8)<br>OBP: 0.235, SLG: 0.294<br>Paul Molitor, R (8, PH)<br>OBP: 0.352, SLG: 0.434<br>Matt Lawton, L (8, 8)<br>OBP: 0.353, SLG: 0.378 | B B C S B X<br>3-2 ② G4-3 | | | M X<br>0-1 G4-1 HR 1B | B C S B B C<br>3-3 ② K | | C S C<br>0-3 ① K | F B F S<br>1-3 ③ K | | 4<br>1<br>0 | 1<br>0<br>0 | 1<br>0<br>0 | 0<br>0<br>0 | 0<br>0<br>0 | 2<br>1<br>0 | 2<br>2<br>0 |
| Brent Brede, L (1, 9)<br>OBP: 0.373, SLG: 0.400 | C B C F B B X<br>3-2 ③ F8 | | | F B<br>1 SAFE<br>1 SAFE<br>F B X<br>2-2 ① G4-1<br>1-2 | X<br>0-0 ③ F8 | | B H<br>2-0 BLK HBP | | B F S C<br>1-3 ① K | 4 | 0 | 0 | 0 | 0 | 1 | 3 |
| Ron Coomer, R (1, 10)<br>OBP: 0.326, SLG: 0.426 | | C X<br>0-1 ① G4-3 | | B B S X<br>2-1 2-H HR | | C B S C<br>1-3 ① K | F B<br>1 SAFE<br>B B I<br>4-1 1-2 IBB | | B S S B X<br>2-2 ② P2 | 4 | 1 | 1 | 2 | 1 | 1 | 0 |
| David Ortiz, L (1, 3)<br>OBP: 0.308, SLG: 0.385 | | B S S S<br>1-3 ② K | | S S S<br>0-3 ② K | | C B X<br>1-1 1B 1B | B B F B X<br>3-1 ② P7 | | C S B S<br>1-3 ③ K | 5 | 1 | 1 | 0 | 0 | 3 | 2 |
| Damian Miller, R (1, 2)<br>OBP: 0.244, SLG: 0.342 | | X<br>0-0 1B | | C B B S F F B B<br>4-2 BB | | B B F B<br>1 SAFE<br>X<br>3-1 ② F9 | B X<br>1-0 ③ P3 | | | 3 | 0 | 1 | 0 | 1 | 0 | 3 |
| Rich Becker, L (1, 7)<br>OBP: 0.355, SLG: 0.397<br>Denny Hocking, S (8, PH)<br>OBP: 0.306, SLG: 0.365<br>(8, 5) | | B B C<br>1 SAFE<br>1 SAFE<br>F C<br>2-3 ③ K | | F F S<br>0-3 ③ K | | C F X<br>0-2 1-2 1B 2B 1B | | F B B B B<br>4-1 G1-4-3 BB | | 3<br>0 | 1<br>0 | 1<br>0 | 0<br>0 | 0<br>1 | 2<br>0 | 2<br>0 |
| Pat Meares, R (1, 6)<br>OBP: 0.313, SLG: 0.405 | | | C B F B X<br>2-2 ① G6-3 | | X<br>0-0 G4-3 1B 1B | X<br>0-0 1-2 2-H 2B 1B | | X<br>0-0 ① G1-4-3 1-2 | | 4 | 1 | 2 | 1 | 0 | 0 | 1 |
| Todd Walker, L (1, 5)<br>OBP: 0.269, SLG: 0.298<br>Marty Cordova, R (8, PH)<br>OBP: 0.287, SLG: 0.397<br>(8, 7) | | | C B B F F F X<br>2-2 ② L8 | | F F B<br>1 SAFE<br>X<br>1-2 G4-3 1B | X<br>0-0 1-H 2-H 2B | | C B F X<br>1-2 ② F7 | | 3<br>1 | 0<br>0 | 2<br>0 | 2<br>0 | 0<br>0 | 0<br>0 | 0<br>1 |
| Inning Stats | R: 0 E: 0 K: 0 S: 9<br>H: 0 LOB: 0 BB: 0 P: 17 | R: 0 E: 0 K: 2 S: 9<br>H: 1 LOB: 1 BB: 0 P: 12 | R: 0 E: 0 K: 1 S: 11<br>H: 0 LOB: 0 BB: 0 P: 17 | R: 2 E: 0 K: 2 S: 17<br>H: 2 LOB: 1 BB: 1 P: 25 | R: 0 E: 0 K: 1 S: 9<br>H: 2 LOB: 2 BB: 0 P: 15 | R: 3 E: 0 K: 1 S: 13<br>H: 4 LOB: 1 BB: 0 P: 18 | R: 0 E: 0 K: 1 S: 7<br>H: 0 LOB: 2 BB: 1 P: 17 | R: 0 E: 0 K: 1 S: 10<br>H: 0 LOB: 2 BB: 2 P: 20 | R: 0 E: 0 K: 2 S: 9<br>H: 0 LOB: 0 BB: 0 P: 13 | 1B: 7 2B: 1 3B: 0 HR: 1<br>SF: 0 SAC: 0 DP: 0 HBP: 1 | | | | | | |

# TOP

## Minnesota Twins @ Texas Rangers

The Ballpark at Arlington, Arlington, TX

Fri Sep 12 1997, 8:05 PM EDT

Att. 29,461 - Cloudy - 87 F

livebaseballscorecards.com

| | |
|---|---|
| AB | 36 |
| R | 5 |
| H | 9 |
| RBI | 5 |
| BB | 4 |
| SO | 11 |
| LOB | 19 |

WP: 0 PB: 0 SB: 0 CS: 0 PA: 41

| PITCHER | | IP | WLS | BF | H | R | ER | SO | BB | IBB | HBP | BLK | WP | HR | S | P | ERA | WHIP |
|---|---|---|---|---|---|---|---|---|---|---|---|---|---|---|---|---|---|---|
| John Burkett, R<br>ERA: 4.84 | (1, 1) | 5.2 | | 25 | 7 | 4 | 4 | 7 | 1 | 0 | 0 | 0 | 0 | 1 | 65 | 101 | 6.35 | 1.412 |
| Matt Whiteside, R<br>ERA: 5.16 | (6, 1) | 0.1 | | 3 | 2 | 1 | 1 | 0 | 0 | 0 | 0 | 0 | 0 | 0 | 3 | 3 | 27.00 | 6.000 |
| Eric Gunderson, L<br>ERA: 2.96 | (7, 1) | 0.2 | | 4 | 0 | 0 | 0 | 1 | 0 | 1 | 1 | 1 | 0 | 0 | 6 | 15 | 0.00 | 0.000 |
| Wilson Heredia, R<br>ERA: 2.76 | (7, 1) | 0.1 | | 1 | 0 | 0 | 0 | 0 | 0 | 0 | 0 | 0 | 0 | 0 | 1 | 2 | 0.00 | 0.000 |
| Scott Bailes, L<br>ERA: 1.93 | (8, 1) | 0.2 | | 4 | 0 | 0 | 0 | 0 | 1 | 1 | 0 | 0 | 0 | 0 | 5 | 14 | 0.00 | 1.500 |
| Julio Santana, R<br>ERA: 6.73 | (8, 1) | 0.1 | W | 1 | 0 | 0 | 0 | 1 | 0 | 0 | 0 | 0 | 0 | 0 | 5 | 6 | 0.00 | 0.000 |
| John Wetteland, R<br>ERA: 1.92 | (9, 1) | 1.0 | S | 3 | 0 | 0 | 0 | 2 | 0 | 0 | 0 | 0 | 0 | 0 | 9 | 13 | 0.00 | 0.000 |

# Minnesota Twins @ Texas Rangers

The Ballpark at Arlington, Arlington, TX

Fri Sep 12 1997, 8:05 PM EDT

Att. 29,461 - Cloudy - 87 F

## BOTTOM

| Batter | 1 | 2 | 3 | 4 | 5 | 6 | 7 | 8 | 9 | AB | R | H | RBI | BB | SO | LOB |
|---|---|---|---|---|---|---|---|---|---|---|---|---|---|---|---|---|
| Damon Buford, R (1, 8)<br>OBP: 0.287, SLG: 0.334 | P5 | | CS 1B | | SF7 | | K | | | 3 | 0 | 1 | 2 | 0 | 1 | 1 |
| Ivan Rodriguez, R (1, 2)<br>OBP: 0.358, SLG: 0.489 | L3 | | F8 | | IBB | | K | | | 3 | 0 | 0 | 0 | 1 | 1 | 2 |
| 29 Rusty Greer, L (1, 7)<br>OBP: 0.406, SLG: 0.519 | G3-1 | | G1-3 | | F8 | | | G6-3 | | 4 | 0 | 0 | 0 | 0 | 0 | 2 |
| Juan Gonzalez, R (1, 10)<br>OBP: 0.327, SLG: 0.563 | | HR | K | | | F8 | | F7 1B, 1B BB | | 3 | 2 | 1 | 1 | 1 | 1 | 0 |
| Lee Stevens, L (1, 3)<br>OBP: 0.329, SLG: 0.486 | | G4-3 | G3-1 | | | F7 | | E 1B | | 4 | 0 | 1 | 0 | 0 | 0 | 0 |
| Fernando Tatis, R (1, 5)<br>OBP: 0.274, SLG: 0.356 | | G5-3 | K | | | F7 | | F7 | | 4 | 0 | 0 | 0 | 0 | 1 | 2 |
| Domingo Cedeno, S (1, 6)<br>OBP: 0.345, SLG: 0.395 (8, 4) | | G6-3 | | | E SF7 BB | | F8 1B 2B | E9 1B | | 3 | 2 | 2 | 1 | 1 | 0 | 0 |
| Alex Diaz, S (1, 9)<br>OBP: 0.216, SLG: 0.245 | | | 2B HBP | | E9 1B | | F8 | P6 | | 3 | 1 | 1 | 0 | 0 | 0 | 3 |
| Billy Ripken, R (1, 4)<br>OBP: 0.290, SLG: 0.374 | | | 1B 2B | | G1-3 | | 1B | | | 2 | 1 | 1 | 1 | 0 | 0 | 2 |
| Marc Sagmoen, L (7, PH)<br>OBP: 0.147, SLG: 0.194 | | | | | | | | | | 0 | 0 | 0 | 0 | 0 | 0 | 0 |
| Jim Leyritz, R (7, PH)<br>OBP: 0.379, SLG: 0.394 | | | | | | | | | | 1 | 0 | 1 | 1 | 0 | 0 | 0 |
| Benji Gil, R (7, PR) (8, 6)<br>OBP: 0.259, SLG: 0.314 | | | | | | | | | | 0 | 0 | 0 | 0 | 0 | 0 | 0 |
| Inning Stats | R: 0 E: 0 K: 0 S: 4 H: 0 LOB: 0 BB: 0 P: 6 | R: 1 E: 0 K: 0 S: 7 H: 1 LOB: 0 BB: 0 P: 13 | R: 2 E: 0 K: 0 S: 11 H: 2 LOB: 0 BB: 0 P: 18 | R: 0 E: 0 K: 2 S: 7 H: 0 LOB: 0 BB: 0 P: 13 | R: 1 E: 1 K: 0 S: 7 H: 1 LOB: 2 BB: 2 P: 18 | R: 0 E: 0 K: 0 S: 8 H: 0 LOB: 0 BB: 0 P: 12 | R: 1 E: 0 K: 2 S: 14 H: 2 LOB: 1 BB: 0 P: 20 | R: 1 E: 1 K: 0 S: 13 H: 2 LOB: 2 BB: 1 P: 22 | | 1B: 5 2B: 2 3B: 0 HR: 1 | SF: 1 SAC: 0 DP: 0 HBP: 1 | | | WP: 0 PB: 0 SB: 0 CS: 1 | PA: 35 | | |

livebaseballscorecards.com

| | |
|---|---|
| AB | 30 |
| R | 6 |
| H | 8 |
| RBI | 6 |
| BB | 3 |
| SO | 4 |
| LOB | 12 |

| PITCHER | | IP | WLS | BF | H | R | ER | SO | BB | IBB | HBP | BLK | WP | HR | S | P | ERA | WHIP |
|---|---|---|---|---|---|---|---|---|---|---|---|---|---|---|---|---|---|---|
| Travis Miller, L<br>ERA: 8.8 | (1, 1) | 5.0 | | 21 | 4 | 4 | 4 | 2 | 1 | 1 | 1 | 0 | 0 | 1 | 36 | 68 | 7.20 | 1.000 |
| Frankie Rodriguez, R<br>ERA: 4.97 | (6, 1) | 1.1 | | 5 | 1 | 1 | 1 | 0 | 0 | 0 | 0 | 0 | 0 | 0 | 14 | 22 | 6.75 | 0.750 |
| Greg Swindell, L<br>ERA: 3.81 | (7, 1) | 1.0 | L | 6 | 2 | 1 | 1 | 2 | 1 | 0 | 0 | 0 | 0 | 0 | 14 | 21 | 9.00 | 3.000 |
| Todd Ritchie, R<br>ERA: 4.9 | (8, 1) | 0.2 | | 3 | 1 | 0 | 0 | 0 | 0 | 0 | 0 | 0 | 0 | 0 | 7 | 11 | 0.00 | 1.500 |

| PITCHER | IP | WLS | BF | H | R | ER | SO | BB | IBB | HBP | BLK | WP | HR | S | P | ERA | WHIP |
|---|---|---|---|---|---|---|---|---|---|---|---|---|---|---|---|---|---|

| Batter | 1 | 2 | 3 | 4 | 5 | 6 | 7 | 8 | 9 | AB | R | H | RBI | BB | SO | LOB |
|---|---|---|---|---|---|---|---|---|---|---|---|---|---|---|---|---|
| Chuck Knoblauch, R (1, 4)<br>OBP: 0.391, SLG: 0.418 | F<br>X<br>0-1 ① G6-3 | F B F 1 SAFE X<br>1-2 ② FC5-4 S<br>1-2f | | C B S 1 F B X<br>2-2 ②③ G6-4-3<br>1-2f | | | B B X<br>2-0 ① L7 | | C F B F F B B B<br>4-2 3B BB | 4 | 1 | 0 | 0 | 1 | 0 | 3 |
| Denny Hocking, S (1, 9)<br>OBP: 0.313, SLG: 0.381 | C C B B X<br>2-2 ② F7 | B B 1 SAFE F B B<br>4-1 1-2 BB | | | F B C F X<br>1-2 ① G1-6-3 | | X<br>0-0 2B | | B B X<br>2-0 1-H 3B | 4 | 0 | 2 | 1 | 1 | 0 | 0 |
| Paul Molitor, R (1, 3)<br>OBP: 0.350, SLG: 0.433 | B C F X<br>1-2 HR 2B | B B X<br>2-0 ③ L3 | | | B B X<br>2-0 ② P3 | | F X<br>0-1 ② F8 | | B F X<br>1-1 ③ L7 | 5 | 1 | 1 | 0 | 0 | 0 | 4 |
| Ron Coomer, R (1, 5)<br>OBP: 0.328, SLG: 0.433 | S B X<br>1-1 2-H HR | | C X<br>0-1 ① G6-3 | | X<br>0-0 FC6-4 1B | | X<br>0-0 ③ L9 | | | 4 | 1 | 2 | 2 | 0 | 0 | 1 |
| Terry Steinbach, R (1, 2)<br>OBP: 0.310, SLG: 0.408<br>Javier Valentin, S (8, 2) | X<br>0-0 FC6-4 1B 1B | | B F F B B X<br>3-2 ② G4-3 | | F B B F X<br>2-2 ③ FC6-4<br>1-2f | | | B S B B X<br>2-1 ① G6-3 | | 4<br>0 | 0<br>0 | 1<br>0 | 0<br>0 | 0<br>0 | 0<br>0 | 1<br>0 |
| Damian Miller, R (1, 10)<br>OBP: 0.244, SLG: 0.333 | X<br>0-0 FC6-4<br>1-2 1B | | C B X<br>1-1 ③ F8 | | | B C X<br>1-1 ① P9 | | C X<br>0-1 ② G4-3 | | 4 | 0 | 1 | 0 | 0 | 0 | 0 |
| Marty Cordova, R (1, 7)<br>OBP: 0.286, SLG: 0.393 | F<br>X<br>0-1 ③ FC6-4<br>1-2f<br>2-3 | | | B S B F B F B<br>4-2 FC6-4 BB BB | | X<br>0-0 ② G5-3 | | X<br>0-0 ③ F8 | | 3 | 0 | 0 | 0 | 1 | 0 | 2 |
| Matt Lawton, L (1, 8)<br>OBP: 0.354, SLG: 0.376 | | B B X<br>2-0 ① G1-3 | | B 1 SAFE 1 SAFE B B B C B<br>4-1 FC6-4<br>1-2 BB | | B F B B B<br>4-1 BB | | | X<br>0-0 ① F8 | 2 | 0 | 0 | 0 | 2 | 0 | 0 |
| Pat Meares, R (1, 6)<br>OBP: 0.313, SLG: 0.403 | | B X<br>1-0 FC5-4 1B | | X<br>0-0 ① FC6-4 G6-4-3<br>1-2f<br>2-3 | | C C B S<br>1-3 ③ K | | | F B B X<br>2-1 ② G6-3 | 4 | 0 | 1 | 0 | 0 | 1 | 3 |
| Inning Stats | R: 2 H: 4<br>E: 0 LOB: 2<br>K: 0 BB: 0<br>S: 14 P: 18 | R: 0 H: 1<br>E: 0 LOB: 2<br>K: 0 BB: 1<br>S: 7 P: 17 | R: 0 H: 0<br>E: 0 LOB: 0<br>K: 0 BB: 0<br>S: 7 P: 11 | R: 0 H: 0<br>E: 0 LOB: 1<br>K: 0 BB: 2<br>S: 9 P: 19 | R: 0 H: 1<br>E: 0 LOB: 1<br>K: 0 BB: 0<br>S: 9 P: 14 | R: 0 H: 0<br>E: 0 LOB: 1<br>K: 1 BB: 1<br>S: 7 P: 13 | R: 0 H: 1<br>E: 0 LOB: 1<br>K: 0 BB: 0<br>S: 5 P: 7 | R: 0 H: 0<br>E: 0 LOB: 0<br>K: 0 BB: 0<br>S: 5 P: 7 | R: 1 H: 1<br>E: 0 LOB: 1<br>K: 0 BB: 1<br>S: 10 P: 19 | 1B: 4 SF: 0<br>2B: 2 SAC: 0<br>3B: 1 DP: 1<br>HR: 1 HBP: 0 | | | | | | WP: 0 PA: 39<br>PB: 0<br>SB: 1<br>CS: 0 | |

| PITCHER | IP | WLS | BF | H | R | ER | SO | BB | IBB | HBP | BLK | WP | HR | S | P | ERA | WHIP |
|---|---|---|---|---|---|---|---|---|---|---|---|---|---|---|---|---|---|
| Darren Oliver, L (1, 1)<br>ERA: 4.05 | 9.0 | W | 39 | 8 | 3 | 3 | 1 | 5 | 0 | 0 | 0 | 0 | 1 | 73 | 125 | 3.00 | 1.444 |

| PITCHER | IP | WLS | BF | H | R | ER | SO | BB | IBB | HBP | BLK | WP | HR | S | P | ERA | WHIP |
|---|---|---|---|---|---|---|---|---|---|---|---|---|---|---|---|---|---|

# TOP

## Minnesota Twins @ Texas Rangers

The Ballpark at Arlington, Arlington, TX

Sat Sep 13 1997, 8:05 PM EDT

Att. 34,760 - Sunny - 89 F

livebaseballscorecards.com

| | |
|---|---|
| AB | 34 |
| R | 3 |
| H | 8 |
| RBI | 3 |
| BB | 5 |
| SO | 1 |
| LOB | 14 |

| Batter | 1 | 2 | 3 | 4 | 5 | 6 | 7 | 8 | 9 | AB | R | H | RBI | BB | SO | LOB |
|---|---|---|---|---|---|---|---|---|---|---|---|---|---|---|---|---|
| Tom Goodwin, L (1, 8)<br>OBP: 0.307, SLG: 0.333 | 0-1 E6 29 G6-3 S HR | 1-1 ③ G4-3 | | 4-0 E 1-2 2-3 BB | | 0-3 ① K | | 0-0 ② F7 | | 4 | 1 | 0 | 0 | 1 | 1 | 1 |
| Domingo Cedeno, S (1, 4)<br>OBP: 0.343, SLG: 0.403 | 2-1 ① G5-3 1-2 | | 2-2 ① G3 | 0-0 ② SF8 1-2 2-3 3-H | | 0-0 HR | | 0-0 ③ G1-3 | | 4 | 1 | 1 | 2 | 0 | 0 | 1 |
| 29 Rusty Greer, L (1, 7)<br>OBP: 0.405, SLG: 0.519 | 3-1 ② G6-3 2-3 | | 0-0 1B 2B | 1-1 ③ G6-3 | | 3-1 ② F8 | | | | 4 | 1 | 1 | 0 | 0 | 0 | 3 |
| Juan Gonzalez, R (1, 10)<br>OBP: 0.331, SLG: 0.581 | 2-0 3-H HR | | 1-1 ② L4 | | 1-2 G6-3 3B | 3-2 HR | | | | 4 | 3 | 3 | 3 | 0 | 0 | 1 |
| Lee Stevens, L (1, 3)<br>OBP: 0.328, SLG: 0.484 | 1-0 ③ F7 | | 3-2 2-H 1B | | 1-0 ① G6-3 3-H | 0-2 ③ G6-3 | | | | 4 | 0 | 1 | 2 | 0 | 0 | 0 |
| Fernando Tatis, R (1, 5)<br>OBP: 0.279, SLG: 0.395 | | 3-1 HR | 0-0 ③ F8 | | 1-1 HR | | 1-0 ① G5-3 | | | 4 | 2 | 2 | 2 | 0 | 0 | 1 |
| Marc Sagmoen, L (1, 9)<br>OBP: 0.184, SLG: 0.257 | 0-1 SH1-3 2B | | | 0-2 BB 1B SF8 1B | 0-2 ② G3 | | 1-3 ② K | | | 4 | 1 | 2 | 0 | 0 | 1 | 0 |
| Henry Mercedes, R (1, 2)<br>OBP: 0.277, SLG: 0.286 | 0-0 ① SH1-3 2-3 | | | 1-3 ① K | 0-2 WP 2B | | 1-3 ③ K | | | 3 | 0 | 1 | 0 | 0 | 2 | 1 |
| Benji Gil, R (1, 6)<br>OBP: 0.259, SLG: 0.313 | 3-3 ② K | | | 0-1 E BB 1-2 1B | 1-3 ③ K 2-3 | | | 1-0 ① G6-3 | | 4 | 0 | 1 | 0 | 0 | 2 | 2 |
| Inning Stats | R: 2 E: 1 K: 0 S: 8 H: 1 LOB: 0 BB: 0 P: 16 | R: 1 E: 0 K: 1 S: 10 H: 2 LOB: 1 BB: 0 P: 17 | R: 1 E: 0 K: 0 S: 10 H: 2 LOB: 1 BB: 0 P: 16 | R: 1 E: 1 K: 1 S: 11 H: 2 LOB: 2 BB: 1 P: 17 | R: 2 E: 0 K: 1 S: 15 H: 3 LOB: 1 BB: 0 P: 19 | R: 2 E: 0 K: 1 S: 12 H: 2 LOB: 0 BB: 0 P: 18 | R: 0 E: 0 K: 2 S: 7 H: 0 LOB: 0 BB: 0 P: 10 | R: 0 E: 0 K: 0 S: 3 H: 0 LOB: 0 BB: 0 P: 4 | | 1B: 3 2B: 3 3B: 1 HR: 5 | SF: 1 SAC: 1 DP: 0 HBP: 0 | | | | | |

# BOTTOM

## Minnesota Twins @ Texas Rangers

The Ballpark at Arlington, Arlington, TX

Sat Sep 13 1997, 8:05 PM EDT

Att. 34,760 - Sunny - 89 F

livebaseballscorecards.com

| | |
|---|---|
| AB | 35 |
| R | 9 |
| H | 12 |
| RBI | 9 |
| BB | 1 |
| SO | 6 |
| LOB | 10 |

1B: 3 SF: 1
2B: 3 SAC: 1
3B: 1 DP: 0
HR: 5 HBP: 0

WP: 1 PA: 38
PB: 0
SB: 1
CS: 0

| PITCHER | | IP | WLS | BF | H | R | ER | SO | BB | IBB | HBP | BLK | WP | HR | S | P | ERA | WHIP |
|---|---|---|---|---|---|---|---|---|---|---|---|---|---|---|---|---|---|---|
| Bob Tewksbury, R<br>ERA: 4.48 | (1, 1) | 4.1 | L | 24 | 9 | 7 | 5 | 2 | 1 | 0 | 0 | 0 | 0 | 3 | 45 | 75 | 10.38 | 2.308 |
| Dan Naulty, R<br>ERA: 4.91 | (5, 1) | 1.2 | | 8 | 3 | 2 | 2 | 2 | 0 | 0 | 0 | 0 | 1 | 2 | 21 | 28 | 10.80 | 1.800 |
| Rich Robertson, L<br>ERA: 5.7 | (7, 1) | 1.0 | | 3 | 0 | 0 | 0 | 2 | 0 | 0 | 0 | 0 | 0 | 0 | 7 | 10 | 0.00 | 0.000 |
| Rick Aguilera, R<br>ERA: 3.71 | (8, 1) | 1.0 | | 3 | 0 | 0 | 0 | 0 | 0 | 0 | 0 | 0 | 0 | 0 | 3 | 4 | 0.00 | 0.000 |

| PITCHER | IP | WLS | BF | H | R | ER | SO | BB | IBB | HBP | BLK | WP | HR | S | P | ERA | WHIP |
|---|---|---|---|---|---|---|---|---|---|---|---|---|---|---|---|---|---|

# Minnesota Twins @ Texas Rangers

The Ballpark at Arlington, Arlington, TX

Sun Sep 14 1997, 4:33 AM EDT

Att. 25,923 - Cloudy - 94 F

livebaseballscorecards.com

| Batter | 1 | 2 | 3 | 4 | 5 | 6 | 7 | 8 | 9 | AB | R | H | RBI | BB | SO | LOB |
|---|---|---|---|---|---|---|---|---|---|---|---|---|---|---|---|---|
| Chuck Knoblauch, R (1, 4)<br>OBP: 0.391, SLG: 0.415 | P3 | | G6-3 | | FC3-6<br>1-2<br>BB | 1-2<br>2-3<br>3-H<br>BB | | G3<br>1-2 | | 3 | 0 | 0 | 1 | 2 | 1 | 3 |
| Denny Hocking, S (6, PR)<br>OBP: 0.311, SLG: 0.379 (6, 4) | K | | | | | | | | | 1 | 0 | 0 | 0 | 0 | 0 | 1 |
| Brent Brede, L (1, 9)<br>OBP: 0.372, SLG: 0.404 | 1B<br>1B<br>K | | | F8 | K | F7 | | 2-H<br>2B | | 6 | 1 | 2 | 1 | 0 | 2 | 8 |
| Marty Cordova, R (1, 7)<br>OBP: 0.291, SLG: 0.396 | BB 1B<br>1-2<br>1B | 1B | | HR<br>S<br>1B | 1-2f<br>2-3<br>3-H<br>FC3-6 | | E1<br>1B G3-4-3<br>G1-2-3 | G4-3 | | 5 | 2 | 3 | 1 | 0 | 0 | 2 |
| Chris Latham, S (7, PR)<br>OBP: 0.222, SLG: 0.278 (7, 8) | | | | | | | | | | 1 | 0 | 0 | 0 | 0 | 0 | 1 |
| Scott Stahoviak, L (1, 10)<br>OBP: 0.302, SLG: 0.413 | BB<br>1-2<br>2-H<br>1B | K | | L4 | F8 | | G3-4-3<br>1-2 | | F9<br>1B | 6 | 1 | 2 | 1 | 0 | 1 | 5 |
| David Ortiz, L (1, 3)<br>OBP: 0.474, SLG: 0.706 | HR<br>1-2<br>2-3<br>BB | L7 | | 1-H<br>HR | | 1B<br>BB<br>2B | 1B<br>BB | | G3-6-3<br>1-2<br>1B | 4 | 3 | 3 | 2 | 2 | 0 | 1 |
| Damian Miller, R (1, 2)<br>OBP: 0.280, SLG: 0.362 | HR<br>1-2<br>2-H<br>3-H<br>1B | G3 | | 1B | K | 1-2<br>2-3<br>1B | F9<br>2-3 | | | 5 | 1 | 3 | 2 | 0 | 1 | 2 |
| Javier Valentin, S (8, 2) | | | | | | | | | | 1 | 0 | 0 | 0 | 0 | 0 | 2 |
| Todd Walker, L (1, 5)<br>OBP: 0.271, SLG: 0.317 | HR<br>1-H<br>2-H | | F8 | F8 | | BB 1B<br>BB | G1-2-3<br>3-Hf | | G3-6-3<br>1-2f | 5 | 1 | 1 | 3 | 1 | 0 | 6 |
| Pat Meares, R (1, 6)<br>OBP: 0.318, SLG: 0.408 | 1B<br>1B | | WP<br>1B | | 1B<br>FC3-6<br>1B | 1-2<br>2-3<br>BB<br>1B | | G6-3 | | 5 | 1 | 4 | 0 | 0 | 0 | 0 |
| Rich Becker, L (1, 8)<br>OBP: 0.357, SLG: 0.400 (7, 7) | 1-3<br>1B | | K<br>1-2 | | FC3-6<br>1-3<br>BB<br>1B | K | | G3<br>2B<br>1B | | 5 | 1 | 3 | 0 | 0 | 2 | 4 |
| Inning Stats | R: 6<br>E: 0<br>K: 2<br>S: 27<br>H: 7<br>LOB: 2<br>BB: 1<br>P: 46 | R: 0<br>E: 0<br>K: 1<br>S: 9<br>H: 1<br>LOB: 1<br>BB: 0<br>P: 11 | R: 0<br>E: 0<br>K: 1<br>S: 14<br>H: 1<br>LOB: 1<br>BB: 0<br>P: 20 | R: 2<br>E: 0<br>K: 0<br>S: 17<br>H: 3<br>LOB: 1<br>BB: 0<br>P: 22 | R: 1<br>E: 0<br>K: 1<br>S: 20<br>H: 2<br>LOB: 2<br>BB: 1<br>P: 30 | R: 1<br>E: 0<br>K: 2<br>S: 13<br>H: 2<br>LOB: 3<br>BB: 2<br>P: 25 | R: 0<br>E: 1<br>K: 0<br>S: 14<br>H: 1<br>LOB: 2<br>BB: 1<br>P: 20 | R: 1<br>E: 0<br>K: 0<br>S: 7<br>H: 2<br>LOB: 1<br>BB: 0<br>P: 13 | R: 0<br>E: 0<br>K: 0<br>S: 7<br>H: 2<br>LOB: 1<br>BB: 0<br>P: 9 | 1B: 17<br>2B: 2<br>3B: 0<br>HR: 2<br>SF: 0<br>SAC: 0<br>DP: 2<br>HBP: 0 | WP: 1<br>PB: 0<br>SB: 1<br>CS: 0<br>PA: 52 | | | | | |

| PITCHER | | IP | WLS | BF | H | R | ER | SO | BB | IBB | HBP | BLK | WP | HR | S | P | ERA | WHIP |
|---|---|---|---|---|---|---|---|---|---|---|---|---|---|---|---|---|---|---|
| Bobby Witt, R<br>ERA: 4.71 | (1, 1) | 0.1 | L | 8 | 6 | 6 | 6 | 0 | 1 | 0 | 0 | 0 | 0 | 1 | 17 | 29 | 162.00 | 21.000 |
| Julio Santana, R<br>ERA: 6.66 | (1, 1) | 3.2 | | 17 | 6 | 2 | 2 | 4 | 0 | 0 | 0 | 0 | 1 | 1 | 50 | 70 | 4.91 | 1.636 |
| Eric Moody, R<br>ERA: 4.96 | (5, 1) | 1.0 | | 6 | 2 | 1 | 1 | 1 | 1 | 0 | 0 | 0 | 0 | 0 | 20 | 30 | 9.00 | 3.000 |
| Bryan Eversgerd, L<br>ERA: 20.25 | (6, 1) | 1.0 | | 7 | 2 | 1 | 1 | 2 | 2 | 0 | 0 | 0 | 0 | 0 | 13 | 25 | 9.00 | 4.000 |
| Terry Clark, R<br>ERA: 6.22 | (7, 1) | 3.0 | | 14 | 5 | 1 | 1 | 0 | 1 | 0 | 0 | 0 | 0 | 0 | 28 | 42 | 3.00 | 2.000 |

| PITCHER | IP | WLS | BF | H | R | ER | SO | BB | IBB | HBP | BLK | WP | HR | S | P | ERA | WHIP |
|---|---|---|---|---|---|---|---|---|---|---|---|---|---|---|---|---|---|

| TOP | |
|---|---|
| AB | 47 |
| R | 11 |
| H | 21 |
| RBI | 11 |
| BB | 5 |
| SO | 7 |
| LOB | 35 |

# Minnesota Twins @ Texas Rangers

The Ballpark at Arlington, Arlington, TX

Sun Sep 14 1997, 4:33 AM EDT

Att. 25,923 - Cloudy - 94 F

## BOTTOM

| Batter | 1 | 2 | 3 | 4 | 5 | 6 | 7 | 8 | 9 | AB | R | H | RBI | BB | SO | LOB |
|---|---|---|---|---|---|---|---|---|---|---|---|---|---|---|---|---|
| Damon Buford, R (1, 8)<br>OBP: 0.283, SLG: 0.330 | C B X 1-1 ① F9 | | X 0-0 ③ G6-3 | | C S X 0-2 ② F6 | | F X 0-1 ②③ F4 2-3 | | C X 0-1 ③ G5-3 | 5 | 0 | 0 | 0 | 0 | 0 | 6 |
| Tom Goodwin, L (1, 7)<br>OBP: 0.309, SLG: 0.333 | B C B B B 4-1 G4-6-3 BB | | | B B C X 2-1 ① L4 | B B C F B B B 4-2 BB | | | X 0-0 ① F8 | | 1 | 0 | 0 | 0 | 2 | 0 | 0 |
| Hanley Frias, S (7, 4) | | | | | | | | | | 1 | 0 | 0 | 0 | 0 | 0 | 0 |
| Ivan Rodriguez, R (1, 2)<br>OBP: 0.358, SLG: 0.488 | X 0-0 ②③ G4-6-3 1-2f | | | B F X 1-1 1B 1B | B X 1-0 ③ F8 | | | C S B X 1-2 ② G4-3 | | 3 | 0 | 1 | 0 | 0 | 0 | 4 |
| Marc Sagmoen, L (7, 7)<br>OBP: 0.179, SLG: 0.250 | | | | | | | | | | 1 | 0 | 0 | 0 | 0 | 0 | 0 |
| Juan Gonzalez, R (1, 10)<br>OBP: 0.331, SLG: 0.579 | | C B F S 1-3 ① K | | B B C X 2-1 ② L7 | | C B F F B B B 4-2 G4-6-3 BB | | X 0-0 HR | | 2 | 0 | 0 | 0 | 1 | 1 | 1 |
| Domingo Cedeno, S (8, PH)<br>OBP: 0.345, SLG: 0.414 | | | | | | | | | | 1 | 1 | 1 | 1 | 0 | 0 | 0 |
| Fernando Tatis, R (1, 5)<br>OBP: 0.284, SLG: 0.398 | | X 0-0 ② F8 | | S S X 0-2 1-3 1B | | X 0-0 ① P6 | | B B F X 2-1 1B | | 4 | 0 | 2 | 0 | 0 | 0 | 1 |
| Lee Stevens, L (1, 3)<br>OBP: 0.326, SLG: 0.480 | | F C F B F S 1-3 ③ K | | C S B F X 1-2 ③ F9 | | X 0-0 ②③ G4-6-3 1-2f | | X 0-0 ③ P3 | | 3 | 0 | 0 | 0 | 0 | 1 | 3 |
| Henry Mercedes, R (7, 2)<br>OBP: 0.271, SLG: 0.279 | | | | | | | | | | 1 | 0 | 0 | 0 | 0 | 0 | 1 |
| Alex Diaz, S (1, 9)<br>OBP: 0.218, SLG: 0.245 | | | B B C X 2-1 ① P7 | | X 0-0 ① F7 | | B X 1-0 F4 1B 1B | | X 0-0 ① G1-3 | 4 | 0 | 1 | 0 | 0 | 0 | 0 |
| Billy Ripken, R (1, 4)<br>OBP: 0.295, SLG: 0.376 | | | B C S B X 2-2 ② F8 | | C X 0-1 2B 1B | | C B B X 2-1 1-2 1B | | B C X 1-1 ② F9 | 4 | 0 | 2 | 0 | 0 | 0 | 0 |
| (7, 3) | | | | | | | | | | | | | | | | |
| Benji Gil, R (1, 6)<br>OBP: 0.265, SLG: 0.328 | | | B F B B B X 3-1 3B | | B C B B B X 3-1 1-3 2B | | C B B F C 2-3 ① K | | C C F B X 1-2 1B | 4 | 0 | 3 | 0 | 0 | 1 | 2 |
| Inning Stats | R: 0 E: 0 K: 0 S: 4 H: 0 LOB: 0 BB: 1 P: 9 | R: 0 E: 0 K: 2 S: 9 H: 0 LOB: 0 BB: 0 P: 11 | R: 0 E: 0 K: 0 S: 8 H: 1 LOB: 1 BB: 0 P: 15 | R: 0 E: 0 K: 0 S: 13 H: 2 LOB: 2 BB: 0 P: 19 | R: 0 E: 0 K: 0 S: 11 H: 2 LOB: 3 BB: 1 P: 19 | R: 0 E: 0 K: 0 S: 5 H: 0 LOB: 0 BB: 1 P: 9 | R: 0 E: 0 K: 1 S: 8 H: 2 LOB: 1 BB: 0 P: 13 | R: 1 E: 0 K: 0 S: 8 H: 2 LOB: 1 BB: 0 P: 11 | R: 0 E: 0 K: 0 S: 9 H: 1 LOB: 1 BB: 0 P: 11 | 1B: 7 2B: 2 3B: 1 HR: 1 | SF: 0 SAC: 0 DP: 3 HBP: 0 | | | | | | |

livebaseballscorecards.com

| | |
|---|---|
| AB | 34 |
| R | 1 |
| H | 10 |
| RBI | 1 |
| BB | 3 |
| SO | 3 |
| LOB | 18 |

WP: 0 PB: 0 SB: 0 CS: 0 PA: 37

| PITCHER | | IP | WLS | BF | H | R | ER | SO | BB | IBB | HBP | BLK | WP | HR | S | P | ERA | WHIP |
|---|---|---|---|---|---|---|---|---|---|---|---|---|---|---|---|---|---|---|
| Dan Serafini, L<br>ERA: 0.98 | (1, 1) | 7.0 | W | 28 | 7 | 0 | 0 | 3 | 3 | 0 | 0 | 0 | 0 | 0 | 58 | 95 | 0.00 | 1.429 |
| Todd Ritchie, R<br>ERA: 4.89 | (8, 1) | 2.0 | | 9 | 3 | 1 | 1 | 0 | 0 | 0 | 0 | 0 | 0 | 1 | 17 | 22 | 4.50 | 1.500 |

| PITCHER | IP | WLS | BF | H | R | ER | SO | BB | IBB | HBP | BLK | WP | HR | S | P | ERA | WHIP |
|---|---|---|---|---|---|---|---|---|---|---|---|---|---|---|---|---|---|

| Batter | 1 | 2 | 3 | 4 | 5 | 6 | 7 | 8 | 9 | AB | R | H | RBI | BB | SO | LOB |
|---|---|---|---|---|---|---|---|---|---|---|---|---|---|---|---|---|
| Pat Meares, R (1, 6)<br>OBP: 0.321, SLG: 0.409 | B B B 4-0 E S E BB | | X 0-0 ① G5-3 | | S S S 0-3 ③ K2-3 | | | B C X 1-1 G3 1B 1B | C X 0-1 PB 1B 1B | 4 | 2 | 2 | 0 | 1 | 1 | 1 |
| Brent Brede, L (1, 9)<br>OBP: 0.371, SLG: 0.409<br>Denny Hocking, S (8, PH)<br>OBP: 0.313, SLG: 0.381 (8, 4) | B 1 SAFE B C 1 SAFE 1 SAFE C X 2-2 ① F8 | | B X 1-0 ② L1 | | | C X 0-1 3B 2B | | B X 1-0 ① G3 1-2 | C X 0-1 PB 1B 1B | 3<br>2 | 1<br>0 | 1<br>1 | 0<br>0 | 0<br>0 | 0<br>0 | 1<br>1 |
| Paul Molitor, R (1, 10)<br>OBP: 0.355, SLG: 0.438 | B B B C S B 4-2 E SF7 1-3 BB | | F X 0-1 ③ G6-3 | | | B B X 2-0 SF7 2-H 3B | | I I I 4-0 BB 1B FC5-2 IBB | B B I 4-0 FC6-4 1-2 2-3 IBB | 2 | 2 | 1 | 1 | 3 | 0 | 0 |
| Ron Coomer, R (1, 5)<br>OBP: 0.327, SLG: 0.430 | C B X 1-1 E1 1-3 3-H | | | S B F B F F S 2-3 ① K | | F X 0-1 ① P2 | | S B B X 2-1 FC5-2 BB 1-2 2-H 1B | X 0-0 ③ FC6-4 1-2f | 5 | 0 | 1 | 2 | 0 | 1 | 5 |
| Scott Stahoviak, L (1, 3)<br>OBP: 0.305, SLG: 0.415 | C B X 1-1 ② SF7 3-H | | | B B C X 2-1 G5-4-3 1B | | X 0-0 ② SF7 3-H | | B B S B B 4-1 FC5-2 1-2 2-3 BB | | 1 | 0 | 1 | 2 | 1 | 0 | 0 |
| Marty Cordova, R (1, 7)<br>OBP: 0.287, SLG: 0.391 | S 1 SAFE C B F X 1-2 ③ F9 | | | S 1 SAFE B B B X 2-1 ②③ G5-4-3 1-2f | | X 0-0 ③ G3 | | D F S X 1-2 ② FC5-2 1-2 2-3 3-Hf | | 4 | 0 | 0 | 0 | 0 | 0 | 5 |
| Todd Walker, L (1, 4)<br>OBP: 0.264, SLG: 0.308<br>Chris Latham, S (8, 8)<br>OBP: 0.222, SLG: 0.278 | | C B X 1-1 ① G1-4-3 | | | F B X 1-1 ① F8 | | B C B X 2-1 ① G3-1 | F B C F B S 2-3 ③ K | | 4<br>0 | 0<br>0 | 0<br>0 | 0<br>0 | 1<br>0 | 3<br>0 | 0<br>0 |
| Terry Steinbach, R (1, 2)<br>OBP: 0.309, SLG: 0.409 | | X 0-0 ② P3 | | | X 0-0 2B | | X 0-0 ② F7 | | X 0-0 ① F9 | 4 | 0 | 1 | 0 | 0 | 0 | 0 |
| Rich Becker, L (1, 8)<br>OBP: 0.354, SLG: 0.396 (8, 9) | | B C C X 1-2 ③ G3-1 | | | X 0-0 ② P6 | | B C S S 1-3 ③ K | | X 0-0 ② F7 | 4 | 0 | 0 | 0 | 0 | 1 | 1 |
| Inning Stats | R: 2 E: 1 K: 0 S: 13 H: 0 LOB: 1 BB: 2 P: 26 | R: 0 E: 0 K: 0 S: 6 H: 0 LOB: 0 BB: 0 P: 8 | R: 0 E: 0 K: 0 S: 4 H: 0 LOB: 0 BB: 0 P: 5 | R: 0 E: 0 K: 1 S: 9 H: 1 LOB: 0 BB: 0 P: 15 | R: 0 E: 0 K: 1 S: 7 H: 1 LOB: 1 BB: 0 P: 8 | R: 2 E: 0 K: 0 S: 7 H: 2 LOB: 0 BB: 0 P: 9 | R: 0 E: 0 K: 1 S: 6 H: 0 LOB: 0 BB: 0 P: 9 | R: 1 E: 0 K: 1 S: 13 H: 2 LOB: 3 BB: 2 P: 28 | R: 0 E: 0 K: 0 S: 7 H: 2 LOB: 3 BB: 1 P: 11 | 1B: 5 2B: 2 3B: 1 HR: 0 SF: 2 SAC: 0 DP: 1 HBP: 0 | | | | | | | |

# TOP

# Minnesota Twins @ Anaheim Angels

Anaheim Stadium, Anaheim, CA

Mon Sep 15 1997, 10:05 PM EDT

Att. 13,696 - Unknown - 74 F

livebaseballscorecards.com

| | |
|---|---|
| AB | 33 |
| R | 5 |
| H | 8 |
| RBI | 5 |
| BB | 5 |
| SO | 4 |
| LOB | 17 |

| | | | | | | | | | | | | | | | | | | | | | | | | |
|---|---|---|---|---|---|---|---|---|---|---|---|---|---|---|---|---|---|---|---|---|---|---|---|---|
| PITCHER | | IP | WLS | BF | H | R | ER | SO | BB | IBB | HBP | BLK | WP | HR | S | P | ERA | WHIP | PITCHER | IP | WLS | BF | H | R | ER | SO | BB | IBB | HBP | BLK | WP | HR | S | P | ERA | WHIP |
| Dennis Springer, R<br>ERA: 5.19 | (1, 1) | 7.0 | | 28 | 5 | 5 | 3 | 3 | 2 | 0 | 0 | 0 | 0 | 0 | 54 | 83 | 3.86 | 1.000 | | | | | | | | | | | | | | | | | |
| Mike Holtz, L<br>ERA: 2.27 | (8, 1) | 0.1 | | 2 | 0 | 0 | 0 | 0 | 0 | 1 | 0 | 0 | 0 | 0 | 1 | 6 | 0.00 | 0.000 | | | | | | | | | | | | | | | | | |
| Pep Harris, R<br>ERA: 3.86 | (8, 1) | 1.2 | W | 10 | 3 | 0 | 0 | 1 | 1 | 1 | 0 | 0 | 0 | 0 | 17 | 30 | 0.00 | 2.400 | | | | | | | | | | | | | | | | | |

# Minnesota Twins @ Anaheim Angels

Anaheim Stadium, Anaheim, CA

Mon Sep 15 1997, 10:05 PM EDT

Att. 13,696 - Unknown - 74 F

## BOTTOM

| Batter | 1 | 2 | 3 | 4 | 5 | 6 | 7 | 8 | 9 | AB | R | H | RBI | BB | SO | LOB |
|---|---|---|---|---|---|---|---|---|---|---|---|---|---|---|---|---|
| Rickey Henderson, R (1, 10)<br>OBP: 0.404, SLG: 0.350 | K | | K | | WP, 1B | F9 | | | G5-3 | 5 | 0 | 1 | 0 | 0 | 2 | 2 |
| Tony Phillips, S (1, 4)<br>OBP: 0.392, SLG: 0.394 | F8 | | F8 | | BB | | K | | 16 HR, IBB | 3 | 1 | 0 | 0 | 2 | 1 | 1 |
| 16 Garret Anderson, L (1, 7)<br>OBP: 0.328, SLG: 0.400 | G6-3 | | | F8, 1B, E, 1B | F7 | | F8 | | HR | 5 | 2 | 2 | 3 | 0 | 0 | 2 |
| Tim Salmon, R (1, 9)<br>OBP: 0.391, SLG: 0.518 | | P4 | | E, E, 1B | F9 | | CS, BB | | | 3 | 0 | 1 | 0 | 1 | 0 | 2 |
| Jim Edmonds, L (1, 8)<br>OBP: 0.354, SLG: 0.481 | | FC3-6, BB | | F8 | | 1B, HR, BB | CS | | G3 | 2 | 1 | 0 | 0 | 2 | 0 | 2 |
| Dave Hollins, S (1, 3)<br>OBP: 0.361, SLG: 0.426 | | FC3-6 | | E3, WP | | HR, 1B | | | HR | 4 | 2 | 2 | 2 | 0 | 0 | 2 |
| Jack Howell, L (1, 5)<br>OBP: 0.329, SLG: 0.590 | | F7 | | K | | HR | | | F9 | 4 | 1 | 1 | 3 | 0 | 1 | 3 |
| Chad Kreuter, S (1, 2)<br>OBP: 0.308, SLG: 0.336 | | | G5-3, 1B | G4-3 | | K | | | K | 4 | 0 | 1 | 0 | 0 | 2 | 2 |
| Gary Disarcina, R (1, 6)<br>OBP: 0.269, SLG: 0.316 | | | G5-3 | | G6-3 | G5-3 | | | WP, 16 HR, G5-3, 1B | 4 | 0 | 1 | 0 | 0 | 0 | 1 |
| Darin Erstad, L (9, PR)<br>OBP: 0.360, SLG: 0.466 | | | | | | | | | | 0 | 1 | 0 | 0 | 0 | 0 | 0 |

| Inning Stats | 1 | 2 | 3 | 4 | 5 | 6 | 7 | 8 | 9 |
|---|---|---|---|---|---|---|---|---|---|
| | R: 0<br>E: 0<br>K: 1<br>S: 14 | H: 0<br>LOB: 0<br>BB: 0<br>P: 19 | R: 0<br>E: 0<br>K: 0<br>S: 8 | H: 0<br>LOB: 1<br>BB: 1<br>P: 14 | R: 0<br>E: 0<br>K: 1<br>S: 7 | H: 1<br>LOB: 1<br>BB: 0<br>P: 13 | R: 1<br>E: 1<br>K: 1<br>S: 17 | H: 2<br>LOB: 2<br>BB: 0<br>P: 27 | R: 0<br>E: 0<br>K: 0<br>S: 8 | H: 1<br>LOB: 2<br>BB: 1<br>P: 14 | R: 3<br>E: 0<br>K: 1<br>S: 10 | H: 2<br>LOB: 0<br>BB: 1<br>P: 21 | R: 0<br>E: 0<br>K: 1<br>S: 11 | H: 0<br>LOB: 0<br>BB: 1<br>P: 17 | R: 1<br>E: 0<br>K: 1<br>S: 8 | H: 1<br>LOB: 0<br>BB: 0<br>P: 12 | R: 3<br>E: 0<br>K: 0<br>S: 16 | H: 2<br>LOB: 1<br>BB: 1<br>P: 27 |

| | | |
|---|---|---|
| 1B: 6 | SF: 0 | WP: 3 |
| 2B: 0 | SAC: 0 | PB: 0 |
| 3B: 0 | DP: 0 | SB: 0 |
| HR: 3 | HBP: 0 | CS: 1 |
| | | PA: 40 |

| PITCHER | | IP | WLS | BF | H | R | ER | SO | BB | IBB | HBP | BLK | WP | HR | S | P | ERA | WHIP |
|---|---|---|---|---|---|---|---|---|---|---|---|---|---|---|---|---|---|---|
| LaTroy Hawkins, R<br>ERA: 5.89 | (1, 1) | 5.0 | | 25 | 6 | 4 | 4 | 3 | 3 | 0 | 0 | 0 | 2 | 1 | 58 | 98 | 7.20 | 1.800 |
| Greg Swindell, L<br>ERA: 3.8 | (6, 1) | 2.2 | | 9 | 1 | 1 | 1 | 2 | 1 | 0 | 0 | 0 | 0 | 1 | 22 | 34 | 3.38 | 0.750 |
| Mike Trombley, R<br>ERA: 4.23 | (8, 1) | 0.2 | L | 3 | 1 | 2 | 2 | 1 | 0 | 0 | 0 | 0 | 0 | 0 | 8 | 14 | 27.00 | 1.500 |
| Eddie Guardado, L<br>ERA: 3.89 | (9, 1) | 0.0 | | 1 | 0 | 0 | 0 | 0 | 0 | 1 | 0 | 0 | 1 | 0 | 1 | 5 | ∞ | ∞ |
| Rick Aguilera, R<br>ERA: 3.86 | (9, 1) | 0.0 | | 1 | 1 | 1 | 1 | 0 | 0 | 0 | 0 | 0 | 0 | 1 | 10 | 13 | ∞ | ∞ |

| PITCHER | IP | WLS | BF | H | R | ER | SO | BB | IBB | HBP | BLK | WP | HR | S | P | ERA | WHIP |
|---|---|---|---|---|---|---|---|---|---|---|---|---|---|---|---|---|---|

livebaseballscorecards.com

| | |
|---|---|
| AB | 34 |
| R | 8 |
| H | 9 |
| RBI | 8 |
| BB | 5 |
| SO | 6 |
| LOB | 17 |

| Batter | 1 | 2 | 3 | 4 | 5 | 6 | 7 | 8 | 9 | AB | R | H | RBI | BB | SO | LOB |
|---|---|---|---|---|---|---|---|---|---|---|---|---|---|---|---|---|
| Chuck Knoblauch, R (1, 4)<br>OBP: 0.392, SLG: 0.420 | C B B X<br>2-1 F8 ① | | | B B C X<br>2-1 CS 1B | C F 1 SAFE 1 SAFE B 1 SAFE F B X<br>2-2 L1-3 1-3 3-H 1B | C B F F B B S<br>3-3 K ② | | B X<br>1-0 2-H 3B | | 5 | 0 | 3 | 2 | 0 | 1 | 2 |
| Brent Brede, L (1, 9)<br>OBP: 0.361, SLG: 0.396 | C B B S S<br>2-3 K ② | | | B 1 SAFE C X<br>1-1 F8 ① | B X<br>1-0 L1-3 1-1 ②③ | B C P B F X<br>3-2 G1-3 ③ | | F F D C<br>1-3 K ② | | 5 | 0 | 0 | 0 | 0 | 2 | 6 |
| Paul Molitor, R (1, 10)<br>OBP: 0.357, SLG: 0.443 | C B B F X<br>2-2 L9 ③ | | | 1 SAFE 1 SAFE F B 1 SAFE 1 SAFE B B X<br>3-1 1-2 2B ② | | B C B X<br>2-1 2B 2B | C X<br>0-1 F8 1B | B D C X<br>2-1 G6-3 ③ | | 5 | 1 | 3 | 0 | 0 | 0 | 1 |
| Ron Coomer, R (1, 5)<br>OBP: 0.325, SLG: 0.430<br>(6, 3) | | X<br>0-0 G6-3 ① | | C F F C<br>0-3 K ③ | | F B X<br>1-1 SH1-3 HR 2-H 2B | B B X<br>2-0 F8 1-2 ① | | C F B S<br>1-3 K ① | 5 | 1 | 1 | 1 | 0 | 2 | 2 |
| David Ortiz, L (1, 3)<br>OBP: 0.476, SLG: 0.684<br>Denny Hocking, S (6, PH)<br>OBP: 0.310, SLG: 0.377<br>(6, 5) | | X<br>0-0 P5 ② | | | B X<br>1-0 HR 1B | X<br>0-0 SH1-3 2-3 ① | B X<br>1-0 F8 ② | | C B C C<br>1-3 K ② | 2<br>2 | 1<br>0 | 1<br>0 | 0<br>0 | 0<br>0 | 0<br>1 | 0<br>1 |
| Marty Cordova, R (1, 7)<br>OBP: 0.294, SLG: 0.412<br>Chris Latham, S (9, PR)<br>OBP: 0.222, SLG: 0.278<br>(9, 8) | | C B B F B C<br>3-3 K ③ | | | B X<br>1-0 1-H HR | B B B X<br>3-0 3-H HR | C B B D F B<br>4-2 BB | | S B B S B B B<br>4-2 2B BB | 3<br>0 | 2<br>1 | 2<br>0 | 4<br>0 | 2<br>0 | 1<br>0 | 0<br>0 |
| Matt Lawton, L (1, 8)<br>OBP: 0.354, SLG: 0.377<br>(9, 7) | | | S B B X<br>2-1 P4 ① | | X<br>0-0 E9 1B | B B B C B<br>4-1 BB 1B BB | S F F X<br>0-2 P4 ③ | | C X<br>0-1 1-H 2B | 4 | 2 | 1 | 1 | 1 | 0 | 2 |
| Terry Steinbach, R (1, 2)<br>OBP: 0.310, SLG: 0.409 | | | F F B B B X<br>3-2 F9 ② | | B B F C S<br>2-3 K ① | B B 1 SAFE F S 1 SAFE 1 SAFE F 1 SAFE<br>4-2 B D 1-2 1B BB | | F B S B B X<br>3-2 3B 2B | F B B F B F C<br>3-3 K ③ | 4 | 1 | 1 | 0 | 1 | 2 | 3 |
| Pat Meares, R (1, 6)<br>OBP: 0.323, SLG: 0.408 | | | C S C<br>0-3 K ③ | | B B B C S B<br>4-2 1B BB | B S X<br>1-1 1-2 2-H 1B | | F D F B F D S<br>3-3 K ① | | 3 | 0 | 1 | 1 | 1 | 2 | 1 |
| Inning Stats | R: 0 E: 0 K: 1 S: 8<br>H: 0 LOB: 0 BB: 0 P: 14 | R: 0 E: 0 K: 1 S: 5<br>H: 0 LOB: 0 BB: 0 P: 8 | R: 0 E: 0 K: 1 S: 8<br>H: 0 LOB: 0 BB: 0 P: 13 | R: 0 E: 0 K: 1 S: 10<br>H: 2 LOB: 1 BB: 0 P: 16 | R: 3 E: 1 K: 1 S: 13<br>H: 3 LOB: 1 BB: 1 P: 24 | R: 4 E: 0 K: 1 S: 21<br>H: 4 LOB: 2 BB: 2 P: 41 | R: 0 E: 0 K: 0 S: 11<br>H: 1 LOB: 2 BB: 1 P: 18 | R: 1 E: 0 K: 2 S: 13<br>H: 2 LOB: 1 BB: 0 P: 23 | R: 1 E: 0 K: 3 S: 14<br>H: 1 LOB: 2 BB: 1 P: 23 | 1B: 5 2B: 6 3B: 1 HR: 2<br>SF: 0 SAC: 1 DP: 1 HBP: 0 | | | | | | |

# TOP

# Minnesota Twins @ Anaheim Angels

Anaheim Stadium, Anaheim, CA

Tue Sep 16 1997, 10:05 PM EDT

Att. 14,075 - Unknown - 80 F

livebaseballscorecards.com

| | |
|---|---|
| AB | 38 |
| R | 9 |
| H | 13 |
| RBI | 9 |
| BB | 5 |
| SO | 11 |
| LOB | 18 |

| PITCHER | | IP | WLS | BF | H | R | ER | SO | BB | IBB | HBP | BLK | WP | HR | S | P | ERA | WHIP |
|---|---|---|---|---|---|---|---|---|---|---|---|---|---|---|---|---|---|---|
| Shigetoshi Hasegawa, R<br>ERA: 3.8 | (1, 1) | 5.0 | L | 22 | 7 | 5 | 4 | 5 | 1 | 0 | 0 | 0 | 0 | 1 | 48 | 82 | 7.20 | 1.600 |
| Darrell May, L<br>ERA: 5.4 | (6, 1) | 0.1 | | 3 | 1 | 1 | 1 | 0 | 1 | 0 | 0 | 0 | 0 | 1 | 3 | 10 | 27.00 | 6.000 |
| Anthony Chavez, R<br>ERA: | (6, 1) | 1.2 | | 9 | 2 | 1 | 1 | 1 | 2 | 0 | 0 | 0 | 0 | 0 | 25 | 42 | 5.40 | 2.400 |
| Rich DeLucia, R<br>ERA: 3.89 | (8, 1) | 1.0 | | 5 | 2 | 1 | 1 | 2 | 0 | 0 | 0 | 0 | 0 | 0 | 13 | 23 | 9.00 | 2.000 |
| Mike Bovee, R<br>ERA: 6.75 | (9, 1) | 1.0 | | 5 | 1 | 1 | 1 | 3 | 1 | 0 | 0 | 0 | 0 | 0 | 14 | 23 | 9.00 | 2.000 |

| PITCHER | IP | WLS | BF | H | R | ER | SO | BB | IBB | HBP | BLK | WP | HR | S | P | ERA | WHIP |
|---|---|---|---|---|---|---|---|---|---|---|---|---|---|---|---|---|---|

| Batter | 1 | 2 | 3 | 4 | 5 | 6 | 7 | 8 | 9 | AB | R | H | RBI | BB | SO | LOB |
|---|---|---|---|---|---|---|---|---|---|---|---|---|---|---|---|---|
| Rickey Henderson, R (1, 10)<br>OBP: 0.404, SLG: 0.348 | C F B X 1-2 L9 ① | | B C C B X 2-2 G5-3 ② | | | F B B B S B 4-2 16 G1-6-3 BB 1B BB | | C F F B X 1-2 P5 ① | C B F D B F F F F X 3-2 G4-6-3 ② ③ 1-2f | 2 | 1 | 0 | 0 | 1 | 0 | 0 |
| Orlando Palmeiro, L (8, PH)<br>OBP: 0.299, SLG: 0.250 | | | | | | | | | | 2 | 0 | 0 | 0 | 0 | 0 | 2 |
| Tony Phillips, S (1, 4)<br>OBP: 0.391, SLG: 0.391 | B B S X 2-1 L7 ② | | B B F B X 3-1 G1-3 ③ | | | B B B C B 4-1 16 G1-6-3 1-2 BB | | B C B S C 2-3 K ② | | 3 | 0 | 0 | 0 | 1 | 1 | 0 |
| 16 Garret Anderson, L (1, 7)<br>OBP: 0.327, SLG: 0.401 | F X 0-1 L6 ③ | | | C B S B S 2-3 K ① | | F X 0-1 G1-6-3 ① ② 1-2f 2-3 | | F F B F F X 1-2 2B | | 4 | 0 | 1 | 0 | 0 | 1 | 2 |
| Tim Salmon, R (1, 9)<br>OBP: 0.390, SLG: 0.516 | | B C X 1-1 F9 ① | | B S F B B X 3-2 G6-3 ② | | D F B X 2-1 1B 3-H 1B | | X 0-0 G5-3 ③ | | 4 | 0 | 1 | 1 | 0 | 0 | 1 |
| Jim Edmonds, L (1, 8)<br>OBP: 0.355, SLG: 0.487 | | B B C B F X 3-2 G4-3 ② | | X 0-0 L9 ③ | | B B F X 2-1 1-2 1B | | | F B B X 2-1 HR | 4 | 1 | 2 | 1 | 0 | 0 | 0 |
| Dave Hollins, S (1, 3)<br>OBP: 0.362, SLG: 0.427 | | B F F F B X 2-2 1B 1B | | | C X 0-1 G3-1 ① | X 0-0 G4-3 ③ | | | B C M X 1-2 S 1B 1B | 4 | 1 | 2 | 0 | 0 | 0 | 2 |
| Jack Howell, L (1, 5)<br>OBP: 0.329, SLG: 0.584 | B X 1-0 1-3 1B | | | | X 0-0 G6-3 ② | | B B C X 2-1 G4-3 ① | | B B L F B F B 4-2 1B 1-2 BB | 3 | 0 | 1 | 0 | 0 | 0 | 0 |
| Luis Alicea, S (8, 5)<br>OBP: 0.367, SLG: 0.377 | | | | | | | | | | 0 | 0 | 0 | 0 | 1 | 0 | 0 |
| Chad Kreuter, S (1, 2)<br>OBP: 0.308, SLG: 0.336 | C S B S 1-3 K ③ | | | | F X 0-1 FC4-6 1B | | C S C 0-3 K ② | | C S S 0-3 K ① | 3 | 0 | 1 | 0 | 0 | 2 | 2 |
| 7 Angelo Encarnacion, R (8, 2)<br>OBP: 0.375, SLG: 0.750 | | | | | | | | | | 1 | 0 | 0 | 0 | 0 | 1 | 2 |
| Gary Disarcina, R (1, 6)<br>OBP: 0.268, SLG: 0.314 | | | B B C X 2-1 F7 ① | | X 0-0 FC4-6 ③ 1-2f | | C B F X 1-2 G5-3 ③ | | X 0-0 G4-6-3 1-3 2-H 1B | 3 | 0 | 0 | 0 | 0 | 0 | 1 |
| Robert Eenhoorn, R (9, PH)<br>OBP: 0.667, SLG: 1.000 | | | | | | | | | | 1 | 0 | 1 | 1 | 0 | 0 | 0 |
| Inning Stats | R: 0 H: 0<br>E: 0 LOB: 0<br>K: 0 BB: 0<br>S: 7 P: 10 | R: 0 H: 2<br>E: 0 LOB: 2<br>K: 1 BB: 0<br>S: 12 P: 20 | R: 0 H: 0<br>E: 0 LOB: 0<br>K: 0 BB: 0<br>S: 7 P: 14 | R: 0 H: 0<br>E: 0 LOB: 0<br>K: 1 BB: 0<br>S: 7 P: 12 | R: 0 H: 1<br>E: 0 LOB: 1<br>K: 0 BB: 0<br>S: 6 P: 6 | R: 1 H: 2<br>E: 0 LOB: 2<br>K: 0 BB: 2<br>S: 10 P: 22 | R: 0 H: 0<br>E: 0 LOB: 0<br>K: 1 BB: 0<br>S: 8 P: 11 | R: 0 H: 1<br>E: 0 LOB: 1<br>K: 1 BB: 0<br>S: 13 P: 17 | R: 2 H: 3<br>E: 0 LOB: 1<br>K: 1 BB: 1<br>S: 23 P: 33 | 1B: 7 SF: 0<br>2B: 1 SAC: 0<br>3B: 0 DP: 2<br>HR: 1 HBP: 0 | | | | | | |

| PITCHER | | IP | WLS | BF | H | R | ER | SO | BB | IBB | HBP | BLK | WP | HR | S | P | ERA | WHIP |
|---|---|---|---|---|---|---|---|---|---|---|---|---|---|---|---|---|---|---|
| Brad Radke, R<br>ERA: 3.83 | (1, 1) | 7.2 | W | 30 | 6 | 1 | 1 | 4 | 2 | 0 | 0 | 0 | 0 | 0 | 69 | 111 | 1.17 | 1.043 |
| Dan Naulty, R<br>ERA: 5.54 | (8, 1) | 0.1 | | 4 | 2 | 2 | 2 | 0 | 1 | 0 | 0 | 0 | 0 | 1 | 9 | 16 | 54.00 | 9.000 |
| Mike Trombley, R<br>ERA: 4.18 | (9, 1) | 1.0 | | 3 | 1 | 0 | 0 | 1 | 0 | 0 | 0 | 0 | 0 | 0 | 15 | 18 | 0.00 | 1.000 |

| PITCHER | IP | WLS | BF | H | R | ER | SO | BB | IBB | HBP | BLK | WP | HR | S | P | ERA | WHIP |
|---|---|---|---|---|---|---|---|---|---|---|---|---|---|---|---|---|---|

# BOTTOM

## Minnesota Twins @ Anaheim Angels

Anaheim Stadium, Anaheim, CA

Tue Sep 16 1997, 10:05 PM EDT

Att. 14,075 - Unknown - 80 F

livebaseballscorecards.com

| | |
|---|---|
| AB | 34 |
| R | 3 |
| H | 9 |
| RBI | 3 |
| BB | 3 |
| SO | 5 |
| LOB | 12 |

| Batter | 1 | 2 | 3 | 4 | 5 | 6 | 7 | 8 | 9 | AB | R | H | RBI | BB | SO | LOB |
|---|---|---|---|---|---|---|---|---|---|---|---|---|---|---|---|---|
| Bip Roberts, S (1, 7)<br>OBP: 0.341, SLG: 0.365 | B C F X 1-2 G5-3 ① | | T C B X 1-2 G6-3 ② | | X 0-0 1-2 2-3 2B 1B ① | | B B B B 4-0 FC6-4 BB ① | S B 1 SAFE X 1-1 F7 ③ | | 4 | 0 | 1 | 0 | 1 | 0 | 1 |
| Omar Vizquel, S (1, 6)<br>OBP: 0.349, SLG: 0.375 | B B B B 4-0 G5-3 2B BB | | C B F X 1-2 1B | | C F B F B X 2-2 P4 ① | | C X 0-1 FC6-4 E 1-2f ① | | F X 0-1 P6 ① | 4 | 1 | 1 | 0 | 1 | 0 | 4 |
| Manny Ramirez, R (1, 9)<br>OBP: 0.420, SLG: 0.544 | C B X 1-1 G5-3 1-2 ② | | 1 SAFE X 0-0 F8 ③ | | X 0-0 1-H 2-H 3-H E 2B ② | | C C 1 SAFE F 1 SAFE 1 SAFE X 0-2 F9 ② | | B F F S 1-3 K ② | 5 | 1 | 1 | 2 | 0 | 1 | 3 |
| Matt Williams, R (1, 5)<br>OBP: 0.306, SLG: 0.491 | B B X 2-0 2-H 2B | | | F X 0-1 F7 ① | X 0-0 E5 3-H | | D F F B 1 SAFE 1 SAFE X 2-2 1-2 F9 ③ | | X 0-0 F9 ③ | 5 | 0 | 1 | 1 | 0 | 0 | 1 |
| David Justice, L (1, 10)<br>OBP: 0.420, SLG: 0.593 | B B X 2-0 P5 ③ | | | B B S X 2-1 G3-1 ② | 1 SAFE F X 0-1 F4 ③ | | | B C F X 1-2 E G5-3 1B | | 4 | 1 | 1 | 0 | 0 | 0 | 2 |
| Sandy Alomar Jr., R (1, 2)<br>OBP: 0.353, SLG: 0.528 | | C F B C 1-3 K ① | | C B F X 1-2 P3 ③ | | F B F S 1-3 K ① | | F X 0-1 1-2 G5-3 ① | | 4 | 0 | 0 | 0 | 0 | 2 | 1 |
| Jim Thome, L (1, 3)<br>OBP: 0.426, SLG: 0.595 | | B S X 1-1 G3-1 ② | | | C B B S B B 4-2 1B 1B BB | S C X 0-2 BB 1B | | X 0-0 E4 1B SF8 2-H | | 3 | 2 | 1 | 0 | 1 | 0 | 0 |
| Tony Fernandez, S (1, 4)<br>OBP: 0.327, SLG: 0.418 | | X 0-0 G3-1 ③ | | | F B F F F X 1-2 1B 1B 2B 1-2 1B | 1 SAFE B C B B 1 F B 4-2 G5-4-3 1-2 BB | | X 0-0 2-3 1B | | 3 | 1 | 2 | 0 | 1 | 0 | 0 |
| Marquis Grissom, R (1, 8)<br>OBP: 0.317, SLG: 0.397 | | | B B X 2-0 P5 ① | | C B X 1-1 1B 1-2 2-H 2B 1B | B X 1-0 G5-4-3 1-2f ② ③ | | C S D 1 SAFE F F X 1-2 SF8 3-H ② | | 3 | 1 | 1 | 2 | 0 | 0 | 2 |
| Inning Stats | R: 1 E: 0 K: 0 S: 7 H: 1 LOB: 1 BB: 1 P: 17 | R: 0 E: 0 K: 1 S: 6 H: 0 LOB: 0 BB: 0 P: 8 | R: 0 E: 0 K: 0 S: 8 H: 1 LOB: 1 BB: 0 P: 12 | R: 0 E: 0 K: 0 S: 7 H: 0 LOB: 0 BB: 0 P: 10 | R: 4 E: 1 K: 0 S: 18 H: 4 LOB: 1 BB: 1 P: 26 | R: 0 E: 0 K: 1 S: 9 H: 1 LOB: 1 BB: 1 P: 15 | R: 0 E: 1 K: 0 S: 9 H: 0 LOB: 1 BB: 1 P: 15 | R: 2 E: 1 K: 0 S: 14 H: 2 LOB: 1 BB: 0 P: 17 | R: 0 E: 0 K: 1 S: 6 H: 0 LOB: 0 BB: 0 P: 7 | 1B: 7 2B: 2 3B: 0 HR: 0 | SF: 1 SAC: 0 DP: 1 HBP: 0 | | | | | |

# TOP

## Cleveland Indians @ Minnesota Twins

Hubert H. Humphrey Metrodome, Minneapolis, MN

Wed Sep 17 1997, 8:05 PM EDT

Att. 9,512 - Dome - 70 F

livebaseballscorecards.com

| | |
|---|---|
| AB | 35 |
| R | 7 |
| H | 9 |
| RBI | 5 |
| BB | 4 |
| SO | 3 |
| LOB | 14 |

WP: 0 PB: 0 SB: 0 CS: 0 PA: 40

| PITCHER | | IP | WLS | BF | H | R | ER | SO | BB | IBB | HBP | BLK | WP | HR | S | P | ERA | WHIP |
|---|---|---|---|---|---|---|---|---|---|---|---|---|---|---|---|---|---|---|
| Travis Miller, L<br>ERA: 8.5 | (1, 1) | 5.1 | L | 26 | 7 | 5 | 4 | 2 | 3 | 0 | 0 | 0 | 0 | 0 | 54 | 86 | 6.75 | 1.875 |
| Frankie Rodriguez, R<br>ERA: 4.9 | (6, 1) | 1.2 | | 5 | 0 | 0 | 0 | 0 | 1 | 0 | 0 | 0 | 0 | 0 | 10 | 17 | 0.00 | 0.600 |
| Eddie Guardado, L<br>ERA: 4.06 | (8, 1) | 0.1 | | 4 | 2 | 2 | 1 | 0 | 0 | 0 | 0 | 0 | 0 | 0 | 7 | 8 | 27.00 | 6.000 |
| Todd Ritchie, R<br>ERA: 4.77 | (8, 1) | 1.2 | | 5 | 0 | 0 | 0 | 1 | 0 | 0 | 0 | 0 | 0 | 0 | 13 | 16 | 0.00 | 0.000 |

| PITCHER | IP | WLS | BF | H | R | ER | SO | BB | IBB | HBP | BLK | WP | HR | S | P | ERA | WHIP |
|---|---|---|---|---|---|---|---|---|---|---|---|---|---|---|---|---|---|

# BOTTOM

## Cleveland Indians @ Minnesota Twins

Robert H. Humphrey Metrodome, Minneapolis, MN

Wed Sep 17 1997, 8:05 PM EDT

Att. 9,512 - Dome - 70 F

livebaseballscorecards.com

| Batter | 1 | 2 | 3 | 4 | 5 | 6 | 7 | 8 | 9 | AB | R | H | RBI | BB | SO | LOB |
|---|---|---|---|---|---|---|---|---|---|---|---|---|---|---|---|---|
| Chuck Knoblauch, R (1, 4)<br>OBP: 0.394, SLG: 0.421 | B C C B B F B<br>4-2 FC5 1B BB | | B C B B F B X<br>3-2 S HR 1B | 1 SAFE C B C F C<br>1-3 K ② | | C B C S<br>1-3 K ③ | | | X<br>0-0 1-3 HR 1B | 4 | 2 | 2 | 0 | 1 | 2 | 2 |
| Matt Lawton, L (1, 9)<br>OBP: 0.359, SLG: 0.395 | X<br>0-0 FC5 1-2 1B | | C B 1 SAFE B X<br>2-1 1-H HR | B B B B<br>4-0 1-2 BB | | | B C F F B S<br>2-3 K ① | | F F X<br>0-2 1-H 3-H HR | 4 | 2 | 3 | 5 | 1 | 1 | 0 |
| Marty Cordova, R (1, 7)<br>OBP: 0.293, SLG: 0.407<br>Chris Latham, S (9, PR)<br>OBP: 0.222, SLG: 0.278 | 2 SAFE X<br>0-0 L4 ① | | F S F B B X<br>2-2 F8 ① | B X<br>1-0 G4-3 ③ | | | B B X<br>2-0 F9 ② | | B B S F B F B<br>4-2 1B BB | 4<br>0 | 0<br>0 | 0<br>0 | 0<br>0 | 1<br>0 | 0<br>0 | 5<br>0 |
| Scott Stahoviak, L (1, 10)<br>OBP: 0.301, SLG: 0.409<br>Paul Molitor, R (9, PH)<br>OBP: 0.356, SLG: 0.442 | B B X<br>2-0 FC5 ② 1-2 2-3f | | F C C<br>0-3 K ② | B B X<br>2-0 G4-3 ① | | | C X<br>0-1 F7 ③ | | B B S S S S<br>2-3 K ② | 4<br>1 | 0<br>0 | 0<br>0 | 0<br>0 | 0<br>0 | 1<br>1 | 2<br>1 |
| Ron Coomer, R (1, 5)<br>OBP: 0.324, SLG: 0.428 | B F S S<br>1-3 K ③ | | X<br>0-0 L8 ③ | B B X<br>2-0 G6-3 ② | | | | B X<br>1-0 L8 ① | S S X<br>0-2 1-2 1B | 5 | 0 | 1 | 0 | 0 | 1 | 2 |
| David Ortiz, L (1, 3)<br>OBP: 0.462, SLG: 0.625 | | B S B S T S<br>2-3 K ① | | B X<br>1-0 1B 1B FC4-6 1B | F B B X<br>2-1 FC6-4 1B | | | X<br>0-0 F8 ② | B X<br>1-0 F8 ③ | 5 | 1 | 2 | 0 | 0 | 1 | 2 |
| Damian Miller, R (1, 2)<br>OBP: 0.278, SLG: 0.353 | | B B B X<br>3-0 F7 ② | C B B S B F X<br>3-2 FC4-6 1B 1-2 1B | B F B B X<br>3-1 FC6-4 ③ 1-2f | | | | C B S C<br>1-3 K ③ | | 4 | 0 | 1 | 0 | 0 | 1 | 1 |
| Rich Becker, L (1, 8)<br>OBP: 0.358, SLG: 0.398 | | C S F B F B B B<br>4-2 FC5-4 BB | F B X<br>1-1 FC4-6 1-2 2-3 1B | | | C S F B S<br>1-3 K ① | | | C B X<br>1-1 1B HR 1B | 3 | 1 | 2 | 0 | 1 | 1 | 0 |
| Pat Meares, R (1, 6)<br>OBP: 0.321, SLG: 0.406<br>Todd Walker, L (9, PH)<br>OBP: 0.262, SLG: 0.305 | | C B 1 SAFE X<br>1-1 FC5-4 ③ 1-2f | C B B X<br>2-1 FC4-6 ① 1-2f 2-3 3-H BB | | | F B C C<br>1-3 K ② | | | S C X<br>0-2 F7 ① | 3<br>1 | 0<br>0 | 0<br>0 | 1<br>0 | 0<br>0 | 1<br>0 | 3<br>1 |
| Inning Stats | R: 0 H: 1<br>E: 0 LOB: 2<br>K: 1 BB: 1<br>S: 9 P: 16 | R: 0 H: 0<br>E: 0 LOB: 1<br>K: 1 BB: 1<br>S: 11 P: 21 | R: 2 H: 2<br>E: 0 LOB: 0<br>K: 1 BB: 0<br>S: 13 P: 20 | R: 1 H: 3<br>E: 0 LOB: 3<br>K: 1 BB: 1<br>S: 13 P: 26 | R: 0 H: 1<br>E: 0 LOB: 1<br>K: 0 BB: 0<br>S: 6 P: 15 | R: 0 H: 0<br>E: 0 LOB: 0<br>K: 3 BB: 0<br>S: 10 P: 13 | R: 0 H: 0<br>E: 0 LOB: 0<br>K: 1 BB: 0<br>S: 7 P: 11 | R: 0 H: 0<br>E: 0 LOB: 0<br>K: 1 BB: 0<br>S: 5 P: 7 | R: 3 H: 4<br>E: 0 LOB: 2<br>K: 1 BB: 1<br>S: 19 P: 27 | 1B: 9<br>2B: 0<br>3B: 0<br>HR: 2 | SF: 0<br>SAC: 0<br>DP: 0<br>HBP: 0 | | | | | | |

| | AB | 38 |
|---|---|---|
| | R | 6 |
| | H | 11 |
| | RBI | 6 |
| | BB | 4 |
| | SO | 10 |
| | LOB | 19 |

| PITCHER | | IP | WLS | BF | H | R | ER | SO | BB | IBB | HBP | BLK | WP | HR | S | P | ERA | WHIP |
|---|---|---|---|---|---|---|---|---|---|---|---|---|---|---|---|---|---|---|
| Jaret Wright, R<br>ERA: 4.33 | (1, 1) | 6.0 | W | 28 | 7 | 3 | 3 | 7 | 3 | 0 | 0 | 0 | 0 | 1 | 62 | 111 | 4.50 | 1.667 |
| Albie Lopez, R<br>ERA: 6.69 | (7, 1) | 2.1 | | 10 | 3 | 3 | 3 | 2 | 0 | 0 | 0 | 0 | 0 | 1 | 21 | 28 | 11.57 | 1.286 |
| Jose Mesa, R<br>ERA: 2.52 | (9, 1) | 0.2 | S | 4 | 1 | 0 | 0 | 1 | 1 | 0 | 0 | 0 | 0 | 0 | 10 | 17 | 0.00 | 3.000 |

| PITCHER | IP | WLS | BF | H | R | ER | SO | BB | IBB | HBP | BLK | WP | HR | S | P | ERA | WHIP |
|---|---|---|---|---|---|---|---|---|---|---|---|---|---|---|---|---|---|

WP: 0 PA: 42
PB: 0
SB: 1
CS: 0

| Batter | 1 | 2 | 3 | 4 | 5 | 6 | 7 | 8 | 9 | AB | R | H | RBI | BB | SO | LOB |
|---|---|---|---|---|---|---|---|---|---|---|---|---|---|---|---|---|
| Bip Roberts, S (1, 4)<br>OBP: 0.342, SLG: 0.367 | B<br>B<br>X<br>2-0<br>SH2-3<br>1B | | C<br>C<br>F<br>X<br>0-2 ③<br>L1 | | | X<br>0-0<br>E9<br>2-H<br>1B | X<br>0-0 ②<br>SF7<br>3-H | | F<br>X<br>0-1 ①<br>P5 | 4 | 0 | 2 | 1 | 0 | 0 | 2 |
| Omar Vizquel, S (1, 6)<br>OBP: 0.347, SLG: 0.372 | B<br>X<br>1-0 ①<br>SH2-3<br>1-2 | | | C<br>B<br>C<br>F<br>X<br>1-2 ①<br>F7 | | 1 SAFE<br>B<br>1 SAFE<br>C<br>S<br>1 SAFE<br>B<br>X<br>2-2 ①<br>P5 | B<br>D<br>B<br>C<br>X<br>3-1 ③<br>G4-3 | | S<br>X<br>0-1 ②③<br>G6-4-3<br>1-2f | 4 | 0 | 0 | 0 | 0 | 0 | 5 |
| Manny Ramirez, R (1, 9)<br>OBP: 0.417, SLG: 0.540 | X<br>0-0 ②<br>L9 | | | B<br>X<br>1-0 ②<br>F8 | | B<br>F<br>1 SAFE<br>F<br>F<br>F<br>F<br>S<br>1-3 ②<br>K | | F<br>B<br>X<br>1-1 ①<br>G6-3 | | 4 | 0 | 0 | 0 | 0 | 1 | 2 |
| Jim Thome, L (1, 3)<br>OBP: 0.424, SLG: 0.592 | C<br>X<br>0-1 ③<br>G1-3 | | | B<br>B<br>C<br>C<br>C<br>2-3 ③<br>K | | 1 SAFE<br>1 SAFE<br>B<br>B<br>C<br>F<br>C<br>2-3 ③<br>K | | B<br>X<br>1-0<br>FC6-4<br>1B | | 4 | 0 | 1 | 0 | 0 | 2 | 2 |
| David Justice, L (1, 10)<br>OBP: 0.421, SLG: 0.594 | | B<br>B<br>C<br>B<br>X<br>3-1 ①<br>F8 | | | C<br>F<br>F<br>B<br>B<br>X<br>2-2<br>2B | | F<br>F<br>B<br>F<br>F<br>X<br>1-2<br>1B<br>1B<br>1B | C<br>F<br>F<br>X<br>0-2 ②<br>FC6-4<br>1-2f | | 4 | 1 | 2 | 0 | 0 | 0 | 1 |
| Matt Williams, R (1, 5)<br>OBP: 0.304, SLG: 0.488 | | X<br>0-0 ②<br>L7 | | | F<br>B<br>X<br>1-1 ①<br>G5-3 | | B<br>F<br>S<br>F<br>S<br>1-3 ①<br>K | F<br>S<br>B<br>B<br>1 SAFE<br>B<br>X<br>3-2 ③<br>F7 | | 4 | 0 | 0 | 0 | 0 | 1 | 3 |
| Brian Giles, L (1, 7)<br>OBP: 0.371, SLG: 0.465 | | B<br>X<br>1-0 ③<br>G4-1 | | | C<br>C<br>B<br>D<br>C<br>2-3 ②<br>K | | S<br>F<br>F<br>F<br>B<br>X<br>1-2<br>1B<br>1B<br>1-3<br>SF7<br>1B | | B<br>B<br>C<br>F<br>B<br>F<br>B<br>4-2<br>1B<br>1B<br>BB | 3 | 2 | 1 | 0 | 1 | 1 | 1 |
| Pat Borders, R (1, 2)<br>OBP: 0.355, SLG: 0.455 | | | B<br>C<br>B<br>X<br>2-1 ①<br>G3-1 | | B<br>B<br>F<br>X<br>2-1 ③<br>G5-3 | | 1 SAFE<br>X<br>0-0<br>1B<br>1-2<br>3-H<br>1B | | 1 SAFE<br>B<br>X<br>1-0<br>1B<br>1-2<br>1B | 4 | 0 | 2 | 1 | 0 | 0 | 1 |
| Marquis Grissom, R (1, 8)<br>OBP: 0.320, SLG: 0.401 | | | B<br>X<br>1-0 ②<br>F9 | | | F<br>S<br>X<br>0-2<br>E<br>2B | B<br>S<br>B<br>X<br>2-1<br>1-2<br>2-3<br>1B | | B<br>L<br>B<br>B<br>X<br>3-1<br>G6-4-3<br>1-3<br>2-H<br>1B | 4 | 1 | 3 | 1 | 0 | 0 | 0 |
| Inning Stats | R: 0<br>E: 0<br>K: 0<br>S: 5<br>H: 1<br>LOB: 1<br>BB: 0<br>P: 8 | R: 0<br>E: 0<br>K: 0<br>S: 4<br>H: 0<br>LOB: 0<br>BB: 0<br>P: 8 | R: 0<br>E: 0<br>K: 0<br>S: 7<br>H: 0<br>LOB: 0<br>BB: 0<br>P: 10 | R: 0<br>E: 0<br>K: 1<br>S: 8<br>H: 0<br>LOB: 0<br>BB: 0<br>P: 12 | R: 0<br>E: 0<br>K: 1<br>S: 11<br>H: 1<br>LOB: 1<br>BB: 0<br>P: 18 | R: 1<br>E: 1<br>K: 2<br>S: 16<br>H: 2<br>LOB: 1<br>BB: 0<br>P: 21 | R: 2<br>E: 0<br>K: 1<br>S: 20<br>H: 4<br>LOB: 2<br>BB: 0<br>P: 28 | R: 0<br>E: 0<br>K: 0<br>S: 11<br>H: 1<br>LOB: 1<br>BB: 0<br>P: 16 | R: 1<br>E: 0<br>K: 0<br>S: 10<br>H: 2<br>LOB: 1<br>BB: 1<br>P: 18 | 1B: 9<br>2B: 2<br>3B: 0<br>HR: 0<br>SF: 1<br>SAC: 1<br>DP: 1<br>HBP: 0 | | | | | | |

| PITCHER | | IP | WLS | BF | H | R | ER | SO | BB | IBB | HBP | BLK | WP | HR | S | P | ERA | WHIP |
|---|---|---|---|---|---|---|---|---|---|---|---|---|---|---|---|---|---|---|
| Bob Tewksbury, R<br>ERA: 4.39 | (1, 1) | 7.0 | L | 29 | 8 | 3 | 2 | 5 | 0 | 0 | 0 | 0 | 0 | 0 | 71 | 105 | 2.57 | 1.143 |
| Greg Swindell, L<br>ERA: 3.76 | (8, 1) | 1.0 | | 4 | 1 | 0 | 0 | 0 | 0 | 0 | 0 | 0 | 0 | 0 | 11 | 16 | 0.00 | 1.000 |
| Dan Naulty, R<br>ERA: 5.88 | (9, 1) | 0.0 | | 2 | 1 | 1 | 1 | 0 | 1 | 0 | 0 | 0 | 0 | 0 | 4 | 9 | ∞ | ∞ |
| Mike Trombley, R<br>ERA: 4.13 | (9, 1) | 1.0 | | 3 | 1 | 0 | 0 | 0 | 0 | 0 | 0 | 0 | 0 | 0 | 6 | 9 | 0.00 | 1.000 |

| PITCHER | IP | WLS | BF | H | R | ER | SO | BB | IBB | HBP | BLK | WP | HR | S | P | ERA | WHIP |
|---|---|---|---|---|---|---|---|---|---|---|---|---|---|---|---|---|---|

# TOP

## Cleveland Indians @ Minnesota Twins

Hubert H. Humphrey Metrodome, Minneapolis, MN

Thu Sep 18 1997, 8:05 PM EDT

Att. 9,564 - Dome - 70 F

livebaseballscorecards.com

| | |
|---|---|
| AB | 35 |
| R | 4 |
| H | 11 |
| RBI | 3 |
| BB | 1 |
| SO | 5 |
| LOB | 17 |

| Batter | 1 | 2 | 3 | 4 | 5 | 6 | 7 | 8 | 9 | AB | R | H | RBI | BB | SO | LOB |
|---|---|---|---|---|---|---|---|---|---|---|---|---|---|---|---|---|
| Chuck Knoblauch, R (1, 4)<br>OBP: 0.393, SLG: 0.420 | B C X 1-1 G4-3 1B | | C X 0-1 ③ G6-3 | | | C C B B F X 2-2 ② G6-3 | | B C B C X 2-2 ② ③ L1-3 1-1 | | 4 | 0 | 1 | 0 | 0 | 0 | 2 |
| Rich Becker, L (1, 8)<br>OBP: 0.355, SLG: 0.394 | C B 1 X SAFE 1-1 ① G4-3 1-2 | | | F B C F S 1-3 ① K | | B C S F B C 2-3 ③ K | | | C B X 1-1 ① G3 | 4 | 0 | 0 | 0 | 0 | 2 | 1 |
| Paul Molitor, R (1, 10)<br>OBP: 0.354, SLG: 0.439 | B S F B S 2-3 ② K | | | M B B X 2-1 ② G5-3 | | | C X 0-1 ① F8 | | B C B S X 2-2 ② G4-3 | 4 | 0 | 0 | 0 | 0 | 1 | 1 |
| Ron Coomer, R (1, 5)<br>OBP: 0.322, SLG: 0.424 | S S B B X 2-2 ③ F7 | | | B X 1-0 ③ G4-3 | | | B F F B X 2-2 ② G3 | | B S B F X 2-2 ③ G5-3 | 4 | 0 | 0 | 0 | 0 | 0 | 1 |
| David Ortiz, L (1, 3)<br>OBP: 0.414, SLG: 0.556 | | B X 1-0 ① G3 | | | X 0-0 ① G3 | | C B B F S 2-3 ③ K | | | 3 | 0 | 0 | 0 | 0 | 1 | 0 |
| Marty Cordova, R (1, 7)<br>OBP: 0.293, SLG: 0.407 | | C B C B T F X 2-2 ② G6-3 | | | S X 0-1 CS 1B | | | X 0-0 ① F8 | | 3 | 0 | 1 | 0 | 0 | 0 | 0 |
| Matt Lawton, L (1, 9)<br>OBP: 0.361, SLG: 0.394 | | F B B S B X 3-2 ③ G3 | | | 1 SAFE P B B B 4-0 ② FC6-4 1-2 BB | | | C B F B B F B 4-2 1B 1B BB | | 1 | 1 | 0 | 0 | 2 | 0 | 0 |
| Terry Steinbach, R (1, 2)<br>OBP: 0.310, SLG: 0.409 | | | C X 0-1 ① G4-3 | | 1 SAFE C X 0-1 ③ FC6-4 1-2f | | | B X 1-0 1B 1-3 1B | | 3 | 0 | 1 | 0 | 0 | 0 | 1 |
| Pat Meares, R (1, 6)<br>OBP: 0.319, SLG: 0.404 | | | C B X 1-1 ② F8 | | | C B C X 1-2 ① G2-3 | | X 0-0 L1-3 1-2 3-H 1B | | 2 | 0 | 0 | 0 | 0 | 0 | 0 |
| Brent Brede, L (8, PH)<br>OBP: 0.365, SLG: 0.400 | | | | | | | | | | 1 | 0 | 1 | 1 | 0 | 0 | 0 |
| Denny Hocking, S (9, 6)<br>OBP: 0.310, SLG: 0.377 | | | | | | | | | | 0 | 0 | 0 | 0 | 0 | 0 | 0 |
| Inning Stats | R: 0 E: 0 K: 1 S: 10 H: 1 LOB: 1 BB: 0 P: 16 | R: 0 E: 0 K: 0 S: 9 H: 0 LOB: 0 BB: 0 P: 15 | R: 0 E: 0 K: 0 S: 6 H: 0 LOB: 0 BB: 0 P: 7 | R: 0 E: 0 K: 1 S: 7 H: 0 LOB: 0 BB: 0 P: 11 | R: 0 E: 0 K: 0 S: 6 H: 1 LOB: 1 BB: 1 P: 9 | R: 0 E: 0 K: 1 S: 11 H: 0 LOB: 0 BB: 0 P: 16 | R: 0 E: 0 K: 1 S: 8 H: 0 LOB: 0 BB: 0 P: 12 | R: 1 E: 0 K: 0 S: 9 H: 2 LOB: 1 BB: 1 P: 16 | R: 0 E: 0 K: 0 S: 8 H: 0 LOB: 0 BB: 0 P: 13 | 1B: 4 2B: 1 3B: 0 HR: 0 SF: 0 SAC: 0 DP: 1 HBP: 0 | | | | | | | |

| PITCHER | IP | WLS | BF | H | R | ER | SO | BB | IBB | HBP | BLK | WP | HR | S | P | ERA | WHIP |
|---|---|---|---|---|---|---|---|---|---|---|---|---|---|---|---|---|---|
| Orel Hershiser, R (1, 1)<br>ERA: 4.52 | 7.1 | W | 26 | 3 | 1 | 1 | 4 | 2 | 0 | 0 | 0 | 0 | 0 | 62 | 96 | 1.23 | 0.682 |
| Michael Jackson, R (8, 1)<br>ERA: 3.14 | 1.2 | S | 5 | 1 | 0 | 0 | 0 | 0 | 0 | 0 | 0 | 0 | 0 | 12 | 19 | 0.00 | 0.600 |

| PITCHER | IP | WLS | BF | H | R | ER | SO | BB | IBB | HBP | BLK | WP | HR | S | P | ERA | WHIP |
|---|---|---|---|---|---|---|---|---|---|---|---|---|---|---|---|---|---|

# BOTTOM

## Cleveland Indians @ Minnesota Twins

Hubert H. Humphrey Metrodome, Minneapolis, MN

Thu Sep 18 1997, 8:05 PM EDT

Att. 9,564 - Dome - 70 F

livebaseballscorecards.com

| | |
|---|---|
| AB | 29 |
| R | 1 |
| H | 4 |
| RBI | 1 |
| BB | 2 |
| SO | 4 |
| LOB | 6 |

| | | | |
|---|---|---|---|
| WP: 0 | PA: 31 | | |
| PB: 0 | | | |
| SB: 0 | | | |
| CS: 1 | | | |

| Batter | 1 | 2 | 3 | 4 | 5 | 6 | 7 | 8 | 9 | AB | R | H | RBI | BB | SO | LOB |
|---|---|---|---|---|---|---|---|---|---|---|---|---|---|---|---|---|
| Jack Voigt, R (1, 3)<br>OBP: 0.338, SLG: 0.529 | B F B B C F S<br>3-3 K | | B X<br>1-0 BB 2B<br>BB | B X<br>1-0 G4-3 ①<br>2-3 | | X<br>0-0 2-H<br>1B | | | C B X<br>1-1 CS<br>1B | 5 | 1 | 3 | 1 | 0 | 1 | 1 |
| Mark Loretta, R (1, 4)<br>OBP: 0.342, SLG: 0.382 | C B X<br>1-1 G6-3 ② | | B B B B<br>4-0 BB 2B<br>BB | B D X<br>2-0 G6-3 ② | | C B X<br>1-1 G6-3 ③ | | | S B F 1 SAFE B B F S<br>3-3 K ① ②<br>1-2 | 4 | 1 | 0 | 0 | 1 | 1 | 3 |
| Jeff Cirillo, R (1, 5)<br>OBP: 0.368, SLG: 0.423 | B X<br>1-0 L9 ③ | | B X<br>1-0 P3 ② | B X<br>1-0 L8 ③ | | | B C C B B S<br>3-3 K ① | | B S X<br>1-1 G4-3 ③ | 5 | 0 | 0 | 0 | 0 | 1 | 3 |
| Julio Franco, R (1, 10)<br>OBP: 0.362, SLG: 0.359 | | B F C X<br>1-2 S 2B 1B | D B B B<br>4-0 1-2 2-3 2B BB | | C X<br>0-1 G4-3 ① | | B F X<br>1-1 G4-3 ② | | | 3 | 2 | 1 | 0 | 1 | 0 | 0 |
| Darrin Jackson, R (1, 7)<br>OBP: 0.290, SLG: 0.408 | | F F S<br>0-3 K ① | B B B C X<br>3-1 1-H 2-H 3-H 2B | | S B X<br>1-1 F9 ② | | C X<br>0-1 1B | | | 4 | 0 | 2 | 3 | 0 | 1 | 1 |
| Jose Valentin, S (1, 6)<br>OBP: 0.313, SLG: 0.414 | | 1 SAFE B F F S<br>1-3 K ② | C B B B C X<br>3-2 P3 ③ | | C F C<br>0-3 K ③ | | B F B C 1 SAFE S<br>2-3 K ③ | | | 4 | 0 | 0 | 0 | 0 | 3 | 3 |
| Jeromy Burnitz, L (1, 9)<br>OBP: 0.381, SLG: 0.550 | | B F D B C X<br>3-2 1-H 2B | | C X<br>0-1 1B 2B 2B | | B B C C X<br>2-2 G3 ① | | S B S S<br>1-3 K ① | | 4 | 1 | 2 | 1 | 0 | 1 | 0 |
| Gerald Williams, R (1, 8)<br>OBP: 0.285, SLG: 0.375 | | C B X<br>1-1 G5-3 ③ | | L X<br>0-1 2-3 2B 1B | | X<br>0-0 1B 2B | | B C C S<br>1-3 K ② | | 4 | 2 | 2 | 0 | 0 | 1 | 1 |
| Kelly Stinnett, R (1, 2)<br>OBP: 0.308, SLG: 0.360 | | | C X<br>0-1 L3 ① | X<br>0-0 G4-3 1-H 3-H 2B | | B C B C F F F S<br>2-3 K ② | | X<br>0-0 F9 ③ | | 4 | 0 | 1 | 2 | 0 | 1 | 1 |
| Inning Stats | R: 0 H: 0<br>E: 0 LOB: 0<br>K: 1 BB: 0<br>S: 7 P: 12 | R: 1 H: 2<br>E: 0 LOB: 1<br>K: 2 BB: 0<br>S: 14 P: 20 | R: 3 H: 2<br>E: 0 LOB: 1<br>K: 0 BB: 2<br>S: 9 P: 25 | R: 2 H: 3<br>E: 0 LOB: 1<br>K: 0 BB: 0<br>S: 8 P: 12 | R: 0 H: 0<br>E: 0 LOB: 0<br>K: 1 BB: 0<br>S: 7 P: 8 | R: 1 H: 2<br>E: 0 LOB: 1<br>K: 1 BB: 0<br>S: 14 P: 19 | R: 0 H: 1<br>E: 0 LOB: 1<br>K: 2 BB: 0<br>S: 10 P: 16 | R: 0 H: 0<br>E: 0 LOB: 0<br>K: 2 BB: 0<br>S: 7 P: 9 | R: 0 H: 1<br>E: 0 LOB: 0<br>K: 1 BB: 0<br>S: 8 P: 13 | 1B: 5 SF: 0<br>2B: 6 SAC: 0<br>3B: 0 DP: 0<br>HR: 0 HBP: 0 | | | | | | |

| PITCHER | | IP | WLS | BF | H | R | ER | SO | BB | IBB | HBP | BLK | WP | HR | S | P | ERA | WHIP |
|---|---|---|---|---|---|---|---|---|---|---|---|---|---|---|---|---|---|---|
| Dan Serafini, L<br>ERA: 3.38 | (1, 1) | 3.0 | L | 17 | 6 | 6 | 6 | 3 | 2 | 0 | 0 | 0 | 0 | 0 | 34 | 61 | 18.00 | 2.667 |
| Frankie Rodriguez, R<br>ERA: 4.79 | (4, 1) | 5.0 | | 19 | 4 | 1 | 1 | 6 | 0 | 0 | 0 | 0 | 0 | 0 | 42 | 60 | 1.80 | 0.800 |
| Rick Aguilera, R<br>ERA: 3.8 | (9, 1) | 1.0 | | 3 | 1 | 0 | 0 | 1 | 0 | 0 | 0 | 0 | 0 | 0 | 8 | 13 | 0.00 | 1.000 |

| PITCHER | IP | WLS | BF | H | R | ER | SO | BB | IBB | HBP | BLK | WP | HR | S | P | ERA | WHIP |
|---|---|---|---|---|---|---|---|---|---|---|---|---|---|---|---|---|---|

# TOP

# Milwaukee Brewers @ Minnesota Twins

Hubert H. Humphrey Metrodome, Minneapolis, MN

Fri Sep 19 1997, 8:05 PM EDT
Att. 15,006 - Dome - 70 F

livebaseballscorecards.com

| | |
|---|---|
| AB | 37 |
| R | 7 |
| H | 11 |
| RBI | 7 |
| BB | 2 |
| SO | 10 |
| LOB | 13 |

| | | | | | |
|---|---|---|---|---|---|
| 1B: 5 | SF: 0 | WP: 0 | PA: 39 |
| 2B: 6 | SAC: 0 | PB: 0 | |
| 3B: 0 | DP: 0 | SB: 1 | |
| HR: 0 | HBP: 0 | CS: 1 | |

| Batter | 1 | 2 | 3 | 4 | 5 | 6 | 7 | 8 | 9 | AB | R | H | RBI | BB | SO | LOB |
|---|---|---|---|---|---|---|---|---|---|---|---|---|---|---|---|---|
| Chuck Knoblauch, R (1, 4)<br>OBP: 0.392, SLG: 0.418 | B B B C X<br>3-1<br>G6-3 ① | | C F B B B S<br>3-3<br>K ① | | H<br>1-0<br>1-2<br>HBP | | B C B F X<br>2-2<br>G6-3 ② | | | 3 | 0 | 0 | 0 | 0 | 1 | 0 |
| Brent Brede, L (1, 9)<br>OBP: 0.357, SLG: 0.390 | B S B S X<br>2-2<br>L8 ② | | C F F X<br>1-2<br>G6-3 ② | | B X<br>1-0<br>L6 ① | | C B B F F X<br>2-2<br>G6-3 ③ | | | 4 | 0 | 0 | 0 | 0 | 0 | 3 |
| Paul Molitor, R (1, 10)<br>OBP: 0.351, SLG: 0.436 | F F B B X<br>2-2<br>F7 ③ | | C B X<br>1-1<br>L7 ③ | | B X<br>1-0<br>SF9 ②<br>3-H | | | C F X<br>0-2<br>G5-3 ① | | 3 | 0 | 0 | 1 | 0 | 0 | 0 |
| David Ortiz, L (1, 3)<br>OBP: 0.394, SLG: 0.516 | | S C X<br>0-2<br>F8 ① | | B X<br>1-0<br>FC4-6<br>1B | C S S<br>0-3<br>K ③ | | | B F S B B F S<br>3-3<br>K2-3 ② | | 4 | 0 | 1 | 0 | 0 | 2 | 2 |
| Marty Cordova, R (1, 7)<br>OBP: 0.293, SLG: 0.403 | | S B B B B B<br>4-1<br>1B<br>1B<br>BB | | X<br>0-0<br>FC4-6 ①<br>BB<br>1-2f | | S F X<br>0-2<br>G5-3 ① | | B B S T F F S<br>2-3<br>K ③ | | 3 | 1 | 0 | 0 | 1 | 1 | 1 |
| Matt Lawton, L (1, 8)<br>OBP: 0.364, SLG: 0.410 | | 1 SAFE<br>1 SAFE<br>C C C<br>0-3<br>K ② | | D B B 1 SAFE C B<br>4-1<br>G6-4-3<br>1-2<br>BB | | B C X<br>1-1<br>HR | | | X<br>0-0<br>HR | 3 | 2 | 2 | 2 | 1 | 1 | 1 |
| Damian Miller, R (1, 2)<br>OBP: 0.281, SLG: 0.352<br>Denny Hocking, S (9, PH)<br>OBP: 0.309, SLG: 0.376 | | 1 SAFE<br>C C X<br>0-1<br>1B<br>1-3<br>1B | | C F B B F X<br>2-2<br>G6-4-3 ② ③<br>1-2f | | B F X<br>1-1<br>P5 ② | | B C F F B S<br>2-3<br>K ① | | 3<br>1 | 0<br>0 | 1<br>0 | 0<br>0 | 0<br>0 | 0<br>1 | 2<br>0 |
| Todd Walker, L (1, 5)<br>OBP: 0.268, SLG: 0.311 | | X<br>0-0<br>1-2<br>3-H<br>1B | | | B F S F X<br>1-2<br>1B<br>SF9<br>1B | B X<br>1-0<br>F7 ③ | | | B X<br>1-0<br>F9 ② | 4 | 1 | 2 | 1 | 0 | 0 | 0 |
| Pat Meares, R (1, 6)<br>OBP: 0.319, SLG: 0.403<br>Rich Becker, L (9, PH)<br>OBP: 0.354, SLG: 0.393 | | C X<br>0-1<br>L9 ③ | | | X<br>0-0<br>HBP<br>1-3<br>1B | | B X<br>1-0<br>F7 ① | | X<br>0-0<br>G1-3 ③ | 3<br>1 | 0<br>0 | 1<br>0 | 0<br>0 | 0<br>0 | 0<br>0 | 2<br>0 |
| Inning Stats | R: 0 H: 0<br>E: 0 LOB: 0<br>K: 0 BB: 0<br>S: 8 P: 15 | R: 1 H: 2<br>E: 0 LOB: 2<br>K: 1 BB: 1<br>S: 12 P: 16 | R: 0 H: 0<br>E: 0 LOB: 0<br>K: 1 BB: 0<br>S: 8 P: 13 | R: 0 H: 1<br>E: 0 LOB: 1<br>K: 0 BB: 1<br>S: 7 P: 14 | R: 1 H: 2<br>E: 0 LOB: 2<br>K: 1 BB: 0<br>S: 10 P: 14 | R: 1 H: 1<br>E: 0 LOB: 0<br>K: 0 BB: 0<br>S: 8 P: 11 | R: 0 H: 0<br>E: 0 LOB: 0<br>K: 0 BB: 0<br>S: 8 P: 13 | R: 0 H: 0<br>E: 0 LOB: 0<br>K: 2 BB: 0<br>S: 12 P: 17 | R: 1 H: 1<br>E: 0 LOB: 0<br>K: 1 BB: 0<br>S: 7 P: 10 | 1B: 5 SF: 1<br>2B: 0 SAC: 0<br>3B: 0 DP: 1<br>HR: 2 HBP: 1 | | | | | | |

| PITCHER | | IP | WLS | BF | H | R | ER | SO | BB | IBB | HBP | BLK | WP | HR | S | P | ERA | WHIP |
|---|---|---|---|---|---|---|---|---|---|---|---|---|---|---|---|---|---|---|
| Jose Mercedes, R<br>ERA: 3.79 | (1, 1) | 7.0 | W | 29 | 6 | 3 | 3 | 3 | 2 | 0 | 1 | 0 | 0 | 1 | 61 | 96 | 3.86 | 1.143 |
| Al Reyes, R<br>ERA: 6.65 | (8, 1) | 1.0 | | 4 | 1 | 1 | 1 | 2 | 0 | 0 | 0 | 0 | 0 | 1 | 13 | 18 | 9.00 | 1.000 |
| Doug Jones, R<br>ERA: 1.83 | (9, 1) | 1.0 | S | 3 | 0 | 0 | 0 | 1 | 0 | 0 | 0 | 0 | 0 | 0 | 6 | 9 | 0.00 | 0.000 |

| PITCHER | IP | WLS | BF | H | R | ER | SO | BB | IBB | HBP | BLK | WP | HR | S | P | ERA | WHIP |
|---|---|---|---|---|---|---|---|---|---|---|---|---|---|---|---|---|---|

# BOTTOM

## Milwaukee Brewers @ Minnesota Twins

Hubert H. Humphrey Metrodome, Minneapolis, MN

Fri Sep 19 1997, 8:05 PM EDT

Att. 15,006 - Dome - 70 F

livebaseballscorecards.com

| | |
|---|---|
| AB | 32 |
| R | 4 |
| H | 7 |
| RBI | 4 |
| BB | 2 |
| SO | 6 |
| LOB | 11 |

WP: 0 PA: 36
PB: 0
SB: 0
CS: 0

# Milwaukee Brewers @ Minnesota Twins

Hubert H. Humphrey Metrodome, Minneapolis, MN

Sat Sep 20 1997, 8:05 PM EDT

Att. 30,652 - Dome - 70 F

livebaseballscorecards.com

## TOP

| Batter | 1 | 2 | 3 | 4 | 5 | 6 | 7 | 8 | 9 | AB | R | H | RBI | BB | SO | LOB |
|---|---|---|---|---|---|---|---|---|---|---|---|---|---|---|---|---|
| Fernando Vina, L (1, 4)<br>OBP: 0.324, SLG: 0.361 | F F C 0-3 ① K | | X 0-0 ① ② G4-3 1-2f | | | C B X 1-1 ① P6 | | C X 0-1 ① P6 | | 4 | 0 | 0 | 0 | 0 | 1 | 1 |
| Jeff Cirillo, R (1, 5)<br>OBP: 0.369, SLG: 0.424 | B B C B B 4-1 BB | | C F B F S 1-3 ③ K | | | C F B B X 2-2 1B 2B | | B C S X 1-2 ② F8 | | 3 | 1 | 1 | 0 | 1 | 1 | 0 |
| Dave Nilsson, L (1, 10)<br>OBP: 0.353, SLG: 0.456 | B F 1 SAFE F F B F X 2-2 ② P4 | | | C B F X 1-2 ① F8 | | B X 1-0 ② L8 | | B C F X 1-2 ③ G1 | | 4 | 0 | 0 | 0 | 0 | 0 | 2 |
| Julio Franco, R (1, 3)<br>OBP: 0.361, SLG: 0.358 | 1 SAFE B C B S S 2-3 ③ K | | | B C B X 2-1 ② G3-1 | | C X 0-1 BB 2-H 1B | | | B S B F S 2-3 ① K | 4 | 0 | 1 | 1 | 0 | 2 | 1 |
| Jeromy Burnitz, L (1, 9)<br>OBP: 0.383, SLG: 0.549<br>Jack Voigt, R (9, PH)<br>OBP: 0.342, SLG: 0.529 | | B C F C 1-3 ① K | | B B B B 4-0 BB | | B F B B C B 4-2 FC4-6 1-2 BB | | | B B B B 4-0 BB | 1<br>0 | 0<br>0 | 0<br>0 | 0<br>0 | 2<br>1 | 1<br>0 | 0<br>0 |
| Jose Valentin, S (1, 6)<br>OBP: 0.313, SLG: 0.412 | | C B C B B B 4-2 FC6-4 BB | | B X 1-0 ③ L9 | | B F B X 2-1 ③ FC4-6 1-2f | | | C S C 0-3 ② K | 3 | 0 | 0 | 0 | 1 | 1 | 4 |
| Darrin Jackson, R (1, 7)<br>OBP: 0.283, SLG: 0.399 | | C T B X 1-2 ② L9 | | | B F B X 2-1 ① G5-3 | | B C S B F C 2-3 ① K | | F B S B F X 2-2 ③ P4 | 4 | 0 | 0 | 0 | 0 | 1 | 2 |
| Gerald Williams, R (1, 8)<br>OBP: 0.284, SLG: 0.373 | | 1 SAFE X 0-0 ③ FC6-4 1-2f | | | X 0-0 ② G4-3 | | B S M F S 1-3 ② K2-3 | | | 3 | 0 | 0 | 0 | 0 | 1 | 1 |
| Jesse Levis, L (1, 2)<br>OBP: 0.355, SLG: 0.333 | | | B B F B B 4-1 G4-3 BB | | C B B F X 2-2 ③ P4 | | B F X 1-1 ③ G4-3 | | | 2 | 0 | 0 | 0 | 1 | 0 | 0 |

| | | | | | | | | | |
|---|---|---|---|---|---|---|---|---|---|
| Inning Stats | R: 0<br>E: 0<br>K: 2<br>S: 12 | H: 0<br>LOB: 1<br>BB: 1<br>P: 20 | R: 0<br>E: 0<br>K: 1<br>S: 9 | H: 0<br>LOB: 1<br>BB: 1<br>P: 15 | R: 0<br>E: 0<br>K: 1<br>S: 6 | H: 0<br>LOB: 0<br>BB: 1<br>P: 11 | R: 0<br>E: 0<br>K: 0<br>S: 6 | H: 0<br>LOB: 1<br>BB: 1<br>P: 14 | R: 0<br>E: 0<br>K: 0<br>S: 6 | H: 0<br>LOB: 0<br>BB: 0<br>P: 10 |
| | R: 1<br>E: 0<br>K: 0<br>S: 13 | H: 2<br>LOB: 2<br>BB: 1<br>P: 23 | R: 0<br>E: 0<br>K: 2<br>S: 10 | H: 0<br>LOB: 0<br>BB: 0<br>P: 14 | R: 0<br>E: 0<br>K: 0<br>S: 8 | H: 0<br>LOB: 0<br>BB: 0<br>P: 10 | R: 0<br>E: 0<br>K: 2<br>S: 10 | H: 0<br>LOB: 1<br>BB: 1<br>P: 18 | 1B: 1<br>2B: 1<br>3B: 0<br>HR: 0 | SF: 0<br>SAC: 0<br>DP: 1<br>HBP: 0 | WP: 0<br>PB: 0<br>SB: 0<br>CS: 0 | PA: 34 |

| PITCHER | | IP | WLS | BF | H | R | ER | SO | BB | IBB | HBP | BLK | WP | HR | S | P | ERA | WHIP |
|---|---|---|---|---|---|---|---|---|---|---|---|---|---|---|---|---|---|---|
| LaTroy Hawkins, R<br>ERA: 5.63 | (1, 1) | 6.0 | W | 24 | 2 | 1 | 1 | 4 | 5 | 0 | 0 | 0 | 0 | 0 | 52 | 93 | 1.50 | 1.167 |
| Mike Trombley, R<br>ERA: 4.08 | (7, 1) | 1.0 | | 3 | 0 | 0 | 0 | 2 | 0 | 0 | 0 | 0 | 0 | 0 | 10 | 14 | 0.00 | 0.000 |
| Greg Swindell, L<br>ERA: 3.69 | (8, 1) | 2.0 | S | 7 | 0 | 0 | 0 | 2 | 1 | 0 | 0 | 0 | 0 | 0 | 18 | 28 | 0.00 | 0.500 |

| PITCHER | IP | WLS | BF | H | R | ER | SO | BB | IBB | HBP | BLK | WP | HR | S | P | ERA | WHIP |
|---|---|---|---|---|---|---|---|---|---|---|---|---|---|---|---|---|---|

| | |
|---|---|
| AB | 28 |
| R | 1 |
| H | 2 |
| RBI | 1 |
| BB | 6 |
| SO | 8 |
| LOB | 11 |

| Batter | 1 | 2 | 3 | 4 | 5 | 6 | 7 | 8 | 9 | AB | R | H | RBI | BB | SO | LOB |
|---|---|---|---|---|---|---|---|---|---|---|---|---|---|---|---|---|
| Chuck Knoblauch, R (1, 4)<br>OBP: 0.395, SLG: 0.419 | BBFFFBB<br>4-2<br>1B<br>SF9<br>BB | BBX<br>2-0<br>1-2<br>2-3<br>1B | | H<br>1-0<br>1B BB<br>HBP | | CBC1 SAFE1 SAFEBDX<br>3-2 ②<br>G6-3<br>1-2 | | CX<br>0-1<br>1B<br>E<br>1B | | 3 | 2 | 2 | 0 | 1 | 0 | 1 |
| Brent Brede, L (1, 3)<br>OBP: 0.368, SLG: 0.395 | X<br>0-0<br>SF9 S<br>1-3<br>1B | SBCX<br>1-2 ②③<br>L6<br>2-2 | | 1 SAFEBPBCFB<br>4-2<br>1B<br>1-2<br>BB | | BBBFB<br>4-1<br>FC6-4<br>BB | | X<br>0-0<br>E<br>1-2<br>1B | | 3 | 0 | 2 | 0 | 2 | 0 | 3 |
| Paul Molitor, R (1, 10)<br>OBP: 0.350, SLG: 0.434 | X<br>0-0 ①<br>F8 | CX<br>0-1 ①<br>F8 | X<br>0-0<br>1-2<br>2-3<br>1B | | | BX<br>1-0 ③<br>FC6-4<br>1-2f | | FX<br>0-1 ①<br>FC4<br>1-2<br>2-H<br>1B | | 5 | 1 | 1 | 0 | 0 | 0 | 5 |
| Ron Coomer, R (1, 5)<br>OBP: 0.320, SLG: 0.423<br>Denny Hocking, S (9, 5)<br>OBP: 0.309, SLG: 0.376 | CB1 SAFESBX<br>2-2 ②<br>SF9<br>1-3<br>3-H | CX<br>0-1 ②<br>F8 | X<br>0-0 ③<br>F7 | | | | CSBX<br>1-2 ①<br>G5-3 | BX<br>1-0<br>G6-4-3<br>2-H<br>1B | | 4<br>0 | 0<br>0 | 1<br>0 | 2<br>0 | 0<br>0 | 0<br>0 | 3<br>0 |
| Matt Lawton, L (1, 9)<br>OBP: 0.368, SLG: 0.413 | BBCBBB<br>4-1<br>FC6-4<br>BB | BBBBB<br>4-1<br>BB | | | H<br>1-0<br>G5-4-3<br>HBP | | BBCFFBX<br>2-2<br>3B<br>2B | X<br>0-0 ②③<br>G6-4-3<br>1-2f | | 2 | 1 | 1 | 0 | 2 | 0 | 1 |
| Marty Cordova, R (1, 7)<br>OBP: 0.293, SLG: 0.407 | SBX<br>1-1 ③<br>FC6-4<br>1-2f | 1 SAFECFB1 SAFEBFFB<br>3-3 ③<br>K | | | X<br>0-0 ①②<br>G5-4-3<br>1-2f | | D2 SAFEDBX<br>3-0<br>SF8<br>2-H<br>3B | | | 4 | 1 | 1 | 1 | 0 | 1 | 4 |
| Damian Miller, R (1, 2)<br>OBP: 0.279, SLG: 0.351 | | X<br>0-0<br>1B 1B<br>1B | | BBX<br>2-0 ①<br>F9 | CBX<br>1-1 ③<br>F9 | | X<br>0-0 ②<br>SF8<br>3-H | | | 3 | 0 | 1 | 1 | 0 | 0 | 0 |
| Rich Becker, L (1, 8)<br>OBP: 0.353, SLG: 0.392 | | CBBDFF1 SAFEX<br>3-2 ①<br>F9 | | BBBCX<br>3-1 ②<br>P2 | | CBBSBSS<br>3-3 ①<br>K | CBBX<br>2-1<br>1B | | | 4 | 0 | 1 | 0 | 0 | 1 | 1 |
| Pat Meares, R (1, 6)<br>OBP: 0.323, SLG: 0.412 | | CBX<br>1-1<br>L6 1B<br>1-2<br>1B | | BBX<br>2-0<br>HR | | SBBBBCFB<br>4-2<br>G6-3<br>BB | CCS<br>0-3 ③<br>K | | | 3 | 1 | 2 | 1 | 1 | 1 | 1 |
| Inning Stats | R: 1 H: 1<br>E: 0 LOB: 2<br>K: 0 BB: 2<br>S: 11 P: 22 | R: 0 H: 3<br>E: 0 LOB: 2<br>K: 0 BB: 0<br>S: 11 P: 18 | R: 0 H: 0<br>E: 0 LOB: 1<br>K: 1 BB: 1<br>S: 12 P: 19 | R: 1 H: 2<br>E: 0 LOB: 3<br>K: 0 BB: 1<br>S: 9 P: 20 | R: 0 H: 0<br>E: 0 LOB: 0<br>K: 0 BB: 0<br>S: 3 P: 5 | R: 0 H: 0<br>E: 0 LOB: 2<br>K: 1 BB: 2<br>S: 11 P: 26 | R: 2 H: 3<br>E: 0 LOB: 1<br>K: 1 BB: 0<br>S: 15 P: 23 | R: 2 H: 3<br>E: 1 LOB: 0<br>K: 0 BB: 0<br>S: 7 P: 8 | | 1B: 9 SF: 2<br>2B: 2 SAC: 0<br>3B: 1 DP: 3<br>HR: 1 HBP: 2 | | | | | | WP: 0 PA: 41<br>PB: 0<br>SB: 1<br>CS: 0 |

| PITCHER | | IP | WLS | BF | H | R | ER | SO | BB | IBB | HBP | BLK | WP | HR | S | P | ERA | WHIP |
|---|---|---|---|---|---|---|---|---|---|---|---|---|---|---|---|---|---|---|
| 21 Cal Eldred, R<br>ERA: 5.1 | (1, 1) | 6.0 | L | 30 | 6 | 2 | 2 | 2 | 6 | 0 | 2 | 0 | 0 | 1 | 57 | 110 | 3.00 | 2.000 |
| Mike Fetters, R<br>ERA: 3.55 | (7, 1) | 1.0 | | 6 | 3 | 2 | 2 | 1 | 0 | 0 | 0 | 0 | 0 | 0 | 15 | 23 | 18.00 | 3.000 |
| Bryce Florie, R<br>ERA: 4.38 | (8, 1) | 1.0 | | 5 | 3 | 2 | 1 | 0 | 0 | 0 | 0 | 0 | 0 | 0 | 7 | 8 | 9.00 | 3.000 |

| PITCHER | IP | WLS | BF | H | R | ER | SO | BB | IBB | HBP | BLK | WP | HR | S | P | ERA | WHIP |
|---|---|---|---|---|---|---|---|---|---|---|---|---|---|---|---|---|---|

# BOTTOM

## Milwaukee Brewers @ Minnesota Twins

Hubert H. Humphrey Metrodome, Minneapolis, MN

Sat Sep 20 1997, 8:05 PM EDT

Att. 30,652 - Dome - 70 F

livebaseballscorecards.com

| | |
|---|---|
| AB | 31 |
| R | 6 |
| H | 12 |
| RBI | 5 |
| BB | 6 |
| SO | 3 |
| LOB | 19 |

# Milwaukee Brewers @ Minnesota Twins

Hubert H. Humphrey Metrodome, Minneapolis, MN

Sun Sep 21 1997, 4:33 AM EDT
Att. 13,263 - Dome

livebaseballscorecards.com

| Batter | 1 | 2 | 3 | 4 | 5 | 6 | 7 | 8 | 9 | 10 | AB | R | H | RBI | BB | SO | LOB |
|---|---|---|---|---|---|---|---|---|---|---|---|---|---|---|---|---|---|
| Fernando Vina, L (1, 4) OBP: 0.323, SLG: 0.360 | 1-3 K | | 1-1 F8 | | | 1-2 1B | | 0-0 F8 | | | 4 | 0 | 1 | 0 | 0 | 1 | 0 |
| Jeff Cirillo, R (1, 5) OBP: 0.369, SLG: 0.430 | 0-0 HR | | | 0-2 G4-3 1B | | 1 SAFE 0-1 P6 | | | 2-3 K | | 4 | 1 | 2 | 1 | 0 | 1 | 1 |
| Dave Nilsson, L (1, 10) OBP: 0.351, SLG: 0.453 | 1-0 P6 | | | 1-3 K | | 1-2 F8 | | | 3-2 G4-3 | | 4 | 0 | 0 | 0 | 0 | 1 | 2 |
| Julio Franco, R (1, 3) OBP: 0.360, SLG: 0.357 | 0-3 K | | | 3-2 SAFE G4-3 1-2 | | | 2-1 F9 | | 0-2 S 1B | | 4 | 0 | 1 | 0 | 0 | 1 | 1 |
| Jeromy Burnitz, L (1, 9) OBP: 0.382, SLG: 0.546 | | 2-1 P3 | | 1-1 F7 | | | 3-2 1B | | 1-3 K 1-2 | | 4 | 0 | 1 | 0 | 0 | 1 | 2 |
| Jose Valentin, S (1, 6) OBP: 0.310, SLG: 0.408 | | 1-1 G3 | | | 1-3 K | | 1-0 F8 | | | 1-2 P6 | 4 | 0 | 0 | 0 | 0 | 1 | 1 |
| Darrin Jackson, R (1, 7) OBP: 0.277, SLG: 0.390 | | 0-1 F8 | | | 0-0 F9 | | 1 SAFE 0-3 K | | | 0-2 G5-3 | 4 | 0 | 0 | 0 | 0 | 1 | 1 |
| Gerald Williams, R (1, 8) OBP: 0.284, SLG: 0.374 | | | 0-0 F8 | | 2-3 K | | | 2-3 K | | 1-1 2B | 4 | 0 | 1 | 0 | 0 | 2 | 0 |
| Jesse Levis, L (1, 2) OBP: 0.349, SLG: 0.326 | | | 0-1 G6-3 | | | 1-1 G5-3 | | 1-2 G4-3 | | 1-1 G3-1 | 4 | 0 | 0 | 0 | 0 | 0 | 1 |

| Inning Stats | 1 | 2 | 3 | 4 | 5 | 6 | 7 | 8 | 9 | 10 | | | |
|---|---|---|---|---|---|---|---|---|---|---|---|---|---|
| | R: 1 H: 1 E: 0 LOB: 0 K: 2 BB: 0 S: 8 P: 10 | R: 0 H: 0 E: 0 LOB: 0 K: 0 BB: 0 S: 6 P: 9 | R: 0 H: 0 E: 0 LOB: 0 K: 0 BB: 0 S: 5 P: 6 | R: 0 H: 1 E: 0 LOB: 1 K: 1 BB: 0 S: 12 P: 17 | R: 0 H: 0 E: 0 LOB: 0 K: 2 BB: 0 S: 7 P: 10 | R: 0 H: 1 E: 0 LOB: 1 K: 0 BB: 0 S: 11 P: 14 | R: 0 H: 1 E: 0 LOB: 1 K: 1 BB: 0 S: 10 P: 16 | R: 0 H: 0 E: 0 LOB: 0 K: 1 BB: 0 S: 8 P: 11 | R: 0 H: 1 E: 0 LOB: 1 K: 2 BB: 0 S: 15 P: 21 | R: 0 H: 1 E: 0 LOB: 1 K: 0 BB: 0 S: 11 P: 14 | 1B: 4 SF: 0 2B: 1 SAC: 0 3B: 0 DP: 0 HR: 1 HBP: 0 | WP: 0 PA: 36 PB: 0 SB: 1 CS: 0 | |

| PITCHER | IP | WLS | BF | H | R | ER | SO | BB | IBB | HBP | BLK | WP | HR | S | P | ERA | WHIP |
|---|---|---|---|---|---|---|---|---|---|---|---|---|---|---|---|---|---|
| Brad Radke, R (1, 1) ERA: 3.71 | 10.0 | W | 36 | 6 | 1 | 1 | 9 | 0 | 0 | 0 | 0 | 0 | 1 | 93 | 128 | 0.90 | 0.600 |

| PITCHER | IP | WLS | BF | H | R | ER | SO | BB | IBB | HBP | BLK | WP | HR | S | P | ERA | WHIP |
|---|---|---|---|---|---|---|---|---|---|---|---|---|---|---|---|---|---|

| | |
|---|---|
| AB | 36 |
| R | 1 |
| H | 6 |
| RBI | 1 |
| BB | 0 |
| SO | 9 |
| LOB | 9 |

| Batter | 1 | 2 | 3 | 4 | 5 | 6 | 7 | 8 | 9 | 10 | AB | R | H | RBI | BB | SO | LOB |
|---|---|---|---|---|---|---|---|---|---|---|---|---|---|---|---|---|---|
| Chuck Knoblauch, R (1, 4)<br>OBP: 0.394, SLG: 0.419 | F9 | | WP 2B | | | E5 1B 2B | E6 1-2 | | | G5-3 | 5 | 1 | 1 | 0 | 0 | 0 | 1 |
| Brent Brede, L (1, 3)<br>OBP: 0.364, SLG: 0.390 | G3 | | G4-3 2-3 | | | L6 | F7 | | | 3B 1B | 5 | 1 | 1 | 0 | 0 | 0 | 4 |
| Paul Molitor, R (1, 10)<br>OBP: 0.352, SLG: 0.439 | K | | | G4-6-3 1B | | 2B 1-2 1B | K 2-3 | | | 1-H 3B | 5 | 0 | 3 | 1 | 0 | 2 | 2 |
| Ron Coomer, R (1, 5)<br>OBP: 0.322, SLG: 0.425 | | K | | G4-6-3 1-2f | | 1-3 2-H 2B | | FC3-6 1B | | | 4 | 0 | 2 | 1 | 0 | 1 | 1 |
| Matt Lawton, L (1, 9)<br>OBP: 0.369, SLG: 0.411 | | K | | CS BB | | IBB | | FC3-6 1-2f G4-3 | | | 2 | 0 | 0 | 0 | 2 | 1 | 1 |
| Marty Cordova, R (1, 7)<br>OBP: 0.292, SLG: 0.403 | | FC6-4 BB | | 1 SAFE B CS 1-2 | F8 | K | | G4-3 1-2f | | | 3 | 0 | 0 | 0 | 1 | 1 | 4 |
| Terry Steinbach, R (1, 2)<br>OBP: 0.308, SLG: 0.405 | | FC6-4 1-2f | | | G4-3 | K | | | G6-3 | | 4 | 0 | 0 | 0 | 0 | 1 | 4 |
| Rich Becker, L (1, 8)<br>OBP: 0.352, SLG: 0.390 | | | P4 | | E4 1B | | K | | G3-1 | | 4 | 0 | 1 | 0 | 0 | 1 | 0 |
| Pat Meares, R (1, 6)<br>OBP: 0.323, SLG: 0.410 | | | G6-3 | | K | | K E HBP | | K | | 2 | 0 | 0 | 0 | 0 | 1 | 1 |
| Denny Hocking, S (7, PR)<br>OBP: 0.308, SLG: 0.374 (8, 6) | | | | | | | | | | | 1 | 0 | 0 | 0 | 0 | 1 | 0 |
| Inning Stats | R: 0 E: 0 K: 1 S: 9 H: 0 LOB: 0 BB: 0 P: 13 | R: 0 E: 0 K: 2 S: 11 H: 0 LOB: 1 BB: 1 P: 22 | R: 0 E: 0 K: 0 S: 7 H: 1 LOB: 1 BB: 0 P: 11 | R: 0 E: 0 K: 0 S: 7 H: 1 LOB: 0 BB: 1 P: 14 | R: 0 E: 1 K: 1 S: 12 H: 1 LOB: 1 BB: 0 P: 18 | R: 1 E: 1 K: 2 S: 15 H: 2 LOB: 3 BB: 1 P: 25 | R: 0 E: 1 K: 2 S: 11 H: 0 LOB: 2 BB: 0 P: 17 | R: 0 E: 0 K: 0 S: 5 H: 1 LOB: 0 BB: 0 P: 7 | R: 0 E: 0 K: 1 S: 10 H: 0 LOB: 0 BB: 0 P: 15 | R: 1 E: 0 K: 0 S: 5 H: 2 LOB: 1 BB: 0 P: 9 | 1B: 5 2B: 2 3B: 1 HR: 0 SF: 0 SAC: 0 DP: 2 HBP: 1 | | | | | | |

| PITCHER | | IP | WLS | BF | H | R | ER | SO | BB | IBB | HBP | BLK | WP | HR | S | P | ERA | WHIP |
|---|---|---|---|---|---|---|---|---|---|---|---|---|---|---|---|---|---|---|
| Pete Harnisch, R<br>ERA: 8.02 | (1, 1) | 5.1 | | 21 | 4 | 1 | 0 | 4 | 2 | 0 | 0 | 0 | 1 | 0 | 53 | 88 | 0.00 | 1.125 |
| Bob Wickman, R<br>ERA: 2.84 | (6, 1) | 3.2 | | 15 | 2 | 0 | 0 | 5 | 0 | 1 | 1 | 0 | 0 | 0 | 34 | 54 | 0.00 | 0.545 |
| Mike Fetters, R<br>ERA: 3.66 | (10, 1) | 0.1 | L | 3 | 2 | 1 | 1 | 0 | 0 | 0 | 0 | 0 | 0 | 0 | 5 | 9 | 27.00 | 6.000 |

| PITCHER | IP | WLS | BF | H | R | ER | SO | BB | IBB | HBP | BLK | WP | HR | S | P | ERA | WHIP |
|---|---|---|---|---|---|---|---|---|---|---|---|---|---|---|---|---|---|

# BOTTOM

## Milwaukee Brewers @ Minnesota Twins

Hubert H. Humphrey Metrodome, Minneapolis, MN

Sun Sep 21 1997, 4:33 AM EDT

Att. 13,263 - Dome

livebaseballscorecards.com

| | |
|---|---|
| AB | 35 |
| R | 2 |
| H | 8 |
| RBI | 2 |
| BB | 3 |
| SO | 9 |
| LOB | 18 |

WP: 1 PB: 0 SB: 0 CS: 1 PA: 40

| Batter | 1 | 2 | 3 | 4 | 5 | 6 | 7 | 8 | 9 | AB | R | H | RBI | BB | SO | LOB |
|---|---|---|---|---|---|---|---|---|---|---|---|---|---|---|---|---|
| Fernando Vina, L (1, 4)<br>OBP: 0.318, SLG: 0.355 | C F X<br>0-2 ①<br>G6-3 | | X<br>0-0 ②<br>P4 | | | X<br>0-0 ①<br>G6-3 | | X<br>0-0 ①<br>F7 | | 4 | 0 | 0 | 0 | 0 | 0 | 2 |
| Jack Voigt, R (1, 3)<br>OBP: 0.335, SLG: 0.517 | B C F B B S<br>3-3 ②<br>K | | B B C B C F S<br>3-3 ③<br>K | | | X<br>0-0 ②<br>P6 | | F B S S<br>1-3 ②<br>K | | 3 | 0 | 0 | 0 | 0 | 2 | 1 |
| Dave Nilsson, L (8, PH) (8, 3)<br>OBP: 0.350, SLG: 0.452 | | | | | | | | | | 1 | 0 | 0 | 0 | 0 | 1 | 1 |
| Jeff Cirillo, R (1, 5)<br>OBP: 0.369, SLG: 0.429 | B C S X<br>1-2 ③<br>G4-3 | | | C B X<br>1-1 ①<br>F8 | | B B C X<br>2-1 ③<br>G6-3 | | B X<br>1-0 ③<br>1-3<br>1B | | 4 | 0 | 1 | 0 | 0 | 0 | 0 |
| Julio Franco, R (1, 10)<br>OBP: 0.361, SLG: 0.355 | | C F F B X<br>1-2 ①<br>G6-3 | | C B B B B<br>4-1 ①<br>G6-4-3<br>BB | | | B F B B B<br>4-1 ①<br>G5-3<br>HR<br>BB | | X<br>0-0 ①<br>F9 | 2 | 1 | 0 | 0 | 2 | 0 | 0 |
| Darrin Jackson, R (1, 7)<br>OBP: 0.271, SLG: 0.381 | | B B C X<br>2-1 ②<br>F8 | | C B X<br>1-1 ②③<br>G6-4-3<br>1-2f | | | C X<br>0-1 ①<br>G5-3<br>1-2 | | B B C S F X<br>2-2 ②<br>L5 | 4 | 0 | 0 | 0 | 0 | 0 | 2 |
| Jose Valentin, S (1, 6)<br>OBP: 0.312, SLG: 0.415 | | S F B F X<br>1-2 ①<br>S<br>1B | | | C L X<br>0-2 ①<br>G4-3 | | B S S X<br>1-2 ①<br>2-H<br>HR | | F B C B B F S<br>3-3 ③<br>K | 4 | 1 | 2 | 2 | 0 | 1 | 0 |
| Jeromy Burnitz, L (1, 9)<br>OBP: 0.382, SLG: 0.545 | | B B X<br>2-0 ③<br>G1-3<br>1-2 | | | B C B X<br>2-1 ②<br>1B | | B B F S C<br>2-3 ②<br>K | | | 3 | 0 | 1 | 0 | 0 | 1 | 1 |
| Gerald Williams, R (1, 8)<br>OBP: 0.282, SLG: 0.372 | | | B C F F B S<br>2-3 ①<br>K | | B S S S<br>1-3 ②<br>K | | X<br>0-0 ③<br>G3-1 | | | 3 | 0 | 0 | 0 | 0 | 2 | 1 |
| Kelly Stinnett, R (1, 2)<br>OBP: 0.321, SLG: 0.407 | | | B F B B X<br>3-1 ②<br>2B | | B S X<br>1-1 ③<br>F8 | | | F X<br>0-1 ③<br>1B<br>1B | | 2 | 0 | 1 | 0 | 0 | 0 | 1 |
| Jesse Levis, L (8, PH) (8, 2)<br>OBP: 0.352, SLG: 0.330 | | | | | | | | | | 1 | 0 | 1 | 0 | 0 | 0 | 0 |
| Inning Stats | R: 0 H: 0<br>E: 0 LOB: 0<br>K: 1 BB: 0<br>S: 9 P: 13 | R: 0 H: 1<br>E: 0 LOB: 1<br>K: 0 BB: 0<br>S: 11 P: 17 | R: 0 H: 1<br>E: 0 LOB: 1<br>K: 2 BB: 0<br>S: 11 P: 19 | R: 0 H: 0<br>E: 0 LOB: 0<br>K: 0 BB: 1<br>S: 5 P: 11 | R: 0 H: 1<br>E: 0 LOB: 1<br>K: 1 BB: 0<br>S: 10 P: 14 | R: 0 H: 0<br>E: 0 LOB: 0<br>K: 0 BB: 0<br>S: 4 P: 6 | R: 2 H: 1<br>E: 0 LOB: 0<br>K: 1 BB: 1<br>S: 10 P: 17 | R: 0 H: 2<br>E: 0 LOB: 2<br>K: 1 BB: 0<br>S: 7 P: 9 | R: 0 H: 0<br>E: 0 LOB: 0<br>K: 1 BB: 0<br>S: 9 P: 14 | 1B: 4 SF: 0<br>2B: 1 SAC: 0<br>3B: 0 DP: 1<br>HR: 1 HBP: 0 | | | | | | |

| PITCHER | | IP | WLS | BF | H | R | ER | SO | BB | IBB | HBP | BLK | WP | HR | S | P | ERA | WHIP |
|---|---|---|---|---|---|---|---|---|---|---|---|---|---|---|---|---|---|---|
| Travis Miller, L<br>ERA: 7.53 | (1, 1) | 7.0 | W | 26 | 4 | 2 | 2 | 5 | 2 | 0 | 0 | 0 | 0 | 1 | 60 | 97 | 2.57 | 0.857 |
| Todd Ritchie, R<br>ERA: 4.71 | (8, 1) | 1.0 | | 4 | 2 | 0 | 0 | 1 | 0 | 0 | 0 | 0 | 0 | 0 | 7 | 9 | 0.00 | 2.000 |
| Rick Aguilera, R<br>ERA: 3.74 | (9, 1) | 1.0 | S | 3 | 0 | 0 | 0 | 1 | 0 | 0 | 0 | 0 | 0 | 0 | 9 | 14 | 0.00 | 0.000 |

| PITCHER | IP | WLS | BF | H | R | ER | SO | BB | IBB | HBP | BLK | WP | HR | S | P | ERA | WHIP |
|---|---|---|---|---|---|---|---|---|---|---|---|---|---|---|---|---|---|

TOP

# Milwaukee Brewers @ Minnesota Twins

Hubert H. Humphrey Metrodome, Minneapolis, MN

Mon Sep 22 1997, 8:05 PM EDT

Att. 10,015 - Dome

livebaseballscorecards.com

| | |
|---|---|
| AB | 31 |
| R | 2 |
| H | 6 |
| RBI | 2 |
| BB | 2 |
| SO | 7 |
| LOB | 9 |

| | | | | | | | | | | | | | | | | | | |
|---|---|---|---|---|---|---|---|---|---|---|---|---|---|---|---|---|---|---|
| 1B: 4 | SF: 0 | WP: 0 | PA: 33 |
| 2B: 1 | SAC: 0 | PB: 0 | |
| 3B: 0 | DP: 1 | SB: 1 | |
| HR: 1 | HBP: 0 | CS: 0 | |

| Batter | 1 | 2 | 3 | 4 | 5 | 6 | 7 | 8 | 9 | AB | R | H | RBI | BB | SO | LOB |
|---|---|---|---|---|---|---|---|---|---|---|---|---|---|---|---|---|
| Chuck Knoblauch, R (1, 4)<br>OBP: 0.393, SLG: 0.418 | C B X<br>1-1<br>CS<br>1B | B C B X<br>2-1 ③<br>G5-3 | | | B C B X<br>2-1<br>E6<br>CS | | | F F B X<br>1-2 ①<br>F8 | | 4 | 0 | 1 | 0 | 0 | 0 | 0 |
| Rich Becker, L (1, 8)<br>OBP: 0.352, SLG: 0.387 | 1 SAFE<br>1 SAFE<br>B F C F B B S<br>3-3 ① ②<br>K<br>1-2 | | S B C C<br>1-3 ①<br>K | | S B B B F B<br>4-2 ②<br>FC5-4<br>BB<br>1-2 | | | F B B F S<br>2-3 ②<br>K | | 3 | 0 | 0 | 0 | 1 | 3 | 1 |
| Paul Molitor, R (1, 10)<br>OBP: 0.349, SLG: 0.436 | B C F S<br>1-3 ③<br>K | | B B F F X<br>2-2 ②<br>G5-3 | | X<br>0-0 ③<br>FC5-4<br>1-2f | | | S S X<br>0-2 ③<br>P4 | | 4 | 0 | 0 | 0 | 0 | 1 | 1 |
| David Ortiz, L (1, 3)<br>OBP: 0.389, SLG: 0.529 | | B B X<br>2-0<br>1B<br>HR<br>2B | C C F S<br>0-3 ③<br>K | | | C B F S<br>1-3 ①<br>K | | | | 3 | 1 | 1 | 0 | 0 | 2 | 0 |
| Marty Cordova, R (1, 7)<br>OBP: 0.292, SLG: 0.403 | | B X<br>1-0<br>HBP<br>HR<br>2-3<br>1B | | X<br>0-0 ①<br>F7 | | S B F B S<br>2-3 ②<br>K | | | | 3 | 1 | 1 | 0 | 0 | 1 | 0 |
| Matt Lawton, L (1, 9)<br>OBP: 0.369, SLG: 0.409 | | S B C H<br>2-2<br>HR<br>1-2<br>HBP | | B C B X<br>2-1 ②<br>P5 | | F C F B X<br>1-2 ③<br>G6-3 | | | | 2 | 1 | 0 | 0 | 0 | 0 | 0 |
| Damian Miller, R (1, 2)<br>OBP: 0.297, SLG: 0.417 | X<br>0-0<br>1-H<br>2-H<br>3-H<br>HR | | | B B S B F S<br>3-3 ③<br>K | | | B C F X<br>1-2<br>G5-4-3<br>1B | | | 3 | 1 | 2 | 4 | 0 | 1 | 0 |
| Todd Walker, L (1, 5)<br>OBP: 0.270, SLG: 0.333 | | B B F X<br>2-1 ①<br>G4-3 | | | C B X<br>1-1<br>HR | | B B F F X<br>2-2 ① ②<br>G5-4-3<br>1-2f | | | 3 | 1 | 1 | 1 | 0 | 0 | 1 |
| Denny Hocking, S (1, 6)<br>OBP: 0.304, SLG: 0.369 | | F F X<br>0-2 ②<br>G3 | | | B F B X<br>2-1 ①<br>P5 | | B X<br>1-0 ③<br>F9 | | | 3 | 0 | 0 | 0 | 0 | 0 | 0 |
| Inning Stats | R: 0<br>E: 0<br>K: 2<br>S: 9<br>H: 1<br>LOB: 0<br>BB: 0<br>P: 14 | R: 4<br>E: 0<br>K: 0<br>S: 12<br>H: 3<br>LOB: 0<br>BB: 0<br>P: 21 | R: 0<br>E: 0<br>K: 2<br>S: 10<br>H: 0<br>LOB: 0<br>BB: 0<br>P: 13 | R: 0<br>E: 0<br>K: 1<br>S: 6<br>H: 0<br>LOB: 0<br>BB: 0<br>P: 11 | R: 1<br>E: 1<br>K: 0<br>S: 9<br>H: 1<br>LOB: 1<br>BB: 1<br>P: 18 | R: 0<br>E: 0<br>K: 2<br>S: 10<br>H: 0<br>LOB: 0<br>BB: 0<br>P: 14 | R: 0<br>E: 0<br>K: 0<br>S: 7<br>H: 1<br>LOB: 0<br>BB: 0<br>P: 11 | R: 0<br>E: 0<br>K: 1<br>S: 9<br>H: 0<br>LOB: 0<br>BB: 0<br>P: 12 | | 1B: 3<br>2B: 1<br>3B: 0<br>HR: 2<br>SF: 0<br>SAC: 0<br>DP: 1<br>HBP: 1 | | | | | | |

| PITCHER | | IP | WLS | BF | H | R | ER | SO | BB | IBB | HBP | BLK | WP | HR | S | P | ERA | WHIP |
|---|---|---|---|---|---|---|---|---|---|---|---|---|---|---|---|---|---|---|
| Jeff D'Amico, R<br>ERA: 4.75 | (1, 1) | 7.0 | L | 27 | 6 | 5 | 5 | 7 | 1 | 0 | 1 | 0 | 0 | 2 | 63 | 102 | 6.43 | 1.000 |
| Ron Villone, L<br>ERA: 3.61 | (8, 1) | 1.0 | | 3 | 0 | 0 | 0 | 1 | 0 | 0 | 0 | 0 | 0 | 0 | 9 | 12 | 0.00 | 0.000 |

| PITCHER | IP | WLS | BF | H | R | ER | SO | BB | IBB | HBP | BLK | WP | HR | S | P | ERA | WHIP |
|---|---|---|---|---|---|---|---|---|---|---|---|---|---|---|---|---|---|

# BOTTOM

## Milwaukee Brewers @ Minnesota Twins

Hubert H. Humphrey Metrodome, Minneapolis, MN

Mon Sep 22 1997, 8:05 PM EDT

Att. 10,015 - Dome

livebaseballscorecards.com

| | |
|---|---|
| AB | 28 |
| R | 5 |
| H | 6 |
| RBI | 5 |
| BB | 1 |
| SO | 8 |
| LOB | 3 |

| | | | |
|---|---|---|---|
| WP: 0 | PA: 30 | | |
| PB: 0 | | | |
| SB: 0 | | | |
| CS: 2 | | | |

| Batter | 1 | 2 | 3 | 4 | 5 | 6 | 7 | 8 | 9 | AB | R | H | RBI | BB | SO | LOB |
|---|---|---|---|---|---|---|---|---|---|---|---|---|---|---|---|---|
| Chuck Knoblauch, R (1, 4)<br>OBP: 0.392, SLG: 0.415 | H<br>1-0<br>F9<br>1B<br>HBP | B<br>X<br>1-0 ②<br>P4 | | | B<br>B<br>1 SAFE<br>X<br>2-0 ①<br>L8 | | B<br>B<br>X<br>2-0 ②<br>G6-3 | | B<br>F<br>F<br>B<br>B<br>X<br>3-2 ③<br>F9 | 4 | 1 | 0 | 0 | 0 | 0 | 2 |
| Brent Brede, L (1, 9)<br>OBP: 0.367, SLG: 0.415 | C<br>B<br>1 SAFE<br>1 SAFE<br>F<br>X<br>1-2 ①<br>F9<br>1-2 | B<br>B<br>B<br>F<br>X<br>3-1 ③<br>F8 | | | F<br>X<br>0-1<br>1-H<br>HR | | S<br>B<br>X<br>1-1<br>2B | | | 4 | 1 | 2 | 2 | 0 | 0 | 1 |
| Paul Molitor, R (1, 10)<br>OBP: 0.349, SLG: 0.435 | D<br>S<br>D<br>X<br>2-1<br>BB<br>BB<br>1B<br>2-H<br>1B | B<br>B<br>F<br>X<br>2-1 ①<br>F7 | | | B<br>C<br>B<br>X<br>2-1 ②<br>F9 | | B<br>C<br>X<br>1-1 ③<br>F7 | | | 4 | 1 | 1 | 1 | 0 | 0 | 1 |
| Ron Coomer, R (1, 5)<br>OBP: 0.321, SLG: 0.423 | 1 SAFE<br>B<br>B<br>B<br>S<br>B<br>4-1<br>BB<br>1B<br>1-2<br>BB | C<br>B<br>S<br>S<br>1-3 ②<br>K | | | B<br>C<br>B<br>F<br>F<br>X<br>2-2 ③<br>L3 | | | B<br>S<br>B<br>S<br>S<br>2-3 ①<br>K | | 3 | 1 | 0 | 0 | 1 | 2 | 0 |
| Matt Lawton, L (1, 8)<br>OBP: 0.368, SLG: 0.406 | B<br>C<br>B<br>B<br>F<br>F<br>B<br>4-2<br>1B<br>1-2<br>2-3<br>BB | X<br>0-0 ③<br>F8 | | | | X<br>0-0 ①<br>F9 | | B<br>C<br>F<br>B<br>C<br>2-3 ②<br>K | | 3 | 0 | 0 | 0 | 1 | 1 | 0 |
| Marty Cordova, R (1, 7)<br>OBP: 0.292, SLG: 0.399 | B<br>S<br>F<br>C<br>1-3 ②<br>K | | | B<br>B<br>C<br>B<br>X<br>3-1 ①<br>G4-3 | | B<br>B<br>B<br>B<br>4-0<br>WP<br>S<br>BB | | B<br>F<br>F<br>S<br>1-3 ③<br>K | | 3 | 0 | 0 | 0 | 1 | 2 | 3 |
| Scott Stahoviak, L (1, 3)<br>OBP: 0.304, SLG: 0.414 | S<br>S<br>B<br>B<br>B<br>X<br>3-2<br>1-2<br>2-H<br>3-H<br>1B | | | C<br>B<br>F<br>F<br>B<br>F<br>B<br>S<br>3-3 ②<br>K | | F<br>S<br>B<br>F<br>1 SAFE<br>1 SAFE<br>B<br>F<br>B<br>3-3<br>C ②<br>K<br>1-2 | | | C<br>B<br>B<br>F<br>B<br>F<br>F<br>X<br>3-2<br>F8<br>2B | 4 | 0 | 2 | 2 | 0 | 2 | 1 |
| Terry Steinbach, R (1, 2)<br>OBP: 0.305, SLG: 0.401 | D<br>B<br>F<br>X<br>2-1 ③<br>P3 | | | S<br>S<br>X<br>0-2 ③<br>G5-3 | | B<br>C<br>B<br>S<br>S<br>2-3 ③<br>K<br>2-3 | | | F<br>C<br>S<br>0-3 ①<br>K | 4 | 0 | 0 | 0 | 0 | 2 | 4 |
| Denny Hocking, S (1, 6)<br>OBP: 0.303, SLG: 0.364 | | C<br>B<br>B<br>F<br>X<br>2-2 ①<br>F7 | | | B<br>C<br>F<br>B<br>B<br>F<br>B<br>4-2<br>HR<br>BB | | B<br>X<br>1-0 ①<br>G6-3 | | C<br>B<br>X<br>1-1 ②<br>F8<br>2-3 | 3 | 1 | 0 | 0 | 1 | 0 | 1 |
| Inning Stats | R: 3<br>E: 0<br>K: 1<br>S: 17<br>H: 2<br>LOB: 2<br>BB: 2<br>P: 35 | R: 0<br>E: 0<br>K: 0<br>S: 6<br>H: 0<br>LOB: 0<br>BB: 0<br>P: 12 | R: 0<br>E: 0<br>K: 1<br>S: 6<br>H: 0<br>LOB: 0<br>BB: 0<br>P: 9 | R: 0<br>E: 0<br>K: 1<br>S: 10<br>H: 0<br>LOB: 0<br>BB: 0<br>P: 16 | R: 2<br>E: 0<br>K: 0<br>S: 12<br>H: 1<br>LOB: 0<br>BB: 1<br>P: 22 | R: 0<br>E: 0<br>K: 2<br>S: 9<br>H: 0<br>LOB: 1<br>BB: 1<br>P: 18 | R: 0<br>E: 0<br>K: 0<br>S: 6<br>H: 1<br>LOB: 1<br>BB: 0<br>P: 11 | R: 0<br>E: 0<br>K: 3<br>S: 9<br>H: 0<br>LOB: 0<br>BB: 0<br>P: 14 | R: 0<br>E: 0<br>K: 1<br>S: 13<br>H: 1<br>LOB: 1<br>BB: 0<br>P: 20 | 1B: 2<br>2B: 2<br>3B: 0<br>HR: 1<br>SF: 0<br>SAC: 0<br>DP: 0<br>HBP: 1 | | | | | | |

| PITCHER | | IP | WLS | BF | H | R | ER | SO | BB | IBB | HBP | BLK | WP | HR | S | P | ERA | WHIP |
|---|---|---|---|---|---|---|---|---|---|---|---|---|---|---|---|---|---|---|
| Jason Bere, R<br>ERA: 4.71 | (1, 1) | 5.0 | L | 22 | 3 | 5 | 5 | 3 | 3 | 0 | 1 | 0 | 0 | 1 | 51 | 94 | 9.00 | 1.200 |
| Nelson Cruz, R<br>ERA: 7.03 | (6, 1) | 2.0 | | 8 | 1 | 0 | 0 | 2 | 1 | 0 | 0 | 0 | 1 | 0 | 15 | 29 | 0.00 | 1.000 |
| Chuck McElroy, L<br>ERA: 3.86 | (8, 1) | 2.0 | | 7 | 1 | 0 | 0 | 4 | 0 | 0 | 0 | 0 | 0 | 0 | 22 | 34 | 0.00 | 0.500 |

| PITCHER | IP | WLS | BF | H | R | ER | SO | BB | IBB | HBP | BLK | WP | HR | S | P | ERA | WHIP |
|---|---|---|---|---|---|---|---|---|---|---|---|---|---|---|---|---|---|

# TOP

## Minnesota Twins @ Chicago White Sox

Comiskey Park, Chicago, IL

Tue Sep 23 1997, 8:05 PM EDT

Att. 14,820 - Unknown - 59 F

livebaseballscorecards.com

| | |
|---|---|
| AB | 32 |
| R | 5 |
| H | 5 |
| RBI | 5 |
| BB | 4 |
| SO | 9 |
| LOB | 13 |

WP: 1 PB: 0 SB: 1 CS: 0 PA: 37

# BOTTOM

## Minnesota Twins @ Chicago White Sox

Comiskey Park, Chicago, IL

Tue Sep 23 1997, 8:05 PM EDT

Att. 14,820 - Unknown - 59 F

| Batter | 1 | 2 | 3 | 4 | 5 | 6 | 7 | 8 | 9 | AB | R | H | RBI | BB | SO | LOB |
|---|---|---|---|---|---|---|---|---|---|---|---|---|---|---|---|---|
| Ray Durham, S (1, 4)<br>OBP: 0.339, SLG: 0.380 | B B C B X 3-1 G2-3 ① | | B B F X 2-1 25 G1-2-3 HR 1-2 2-3 1B | | B C C F F F C 1-3 K ① | | C B C 1 SAFE 1 SAFE 1-2 CS ③ 1-2 | X 0-0 F7 ① | | 4 | 1 | 1 | 0 | 0 | 1 | 0 |
| 25 Jeff Abbott, R (1, 9)<br>OBP: 0.278, SLG: 0.389 | C X 0-1 L5 ② | | F F B X 1-2 G1-2-3 ① ② 1-2 2-3 3-Hf | | X 0-0 G6-3 ② | | | F B X 1-1 F9 ② | | 4 | 0 | 0 | 0 | 0 | 0 | 3 |
| Frank Thomas, R (1, 10)<br>OBP: 0.461, SLG: 0.619 | B X 1-0 G6-3 ③ | | B B X 2-0 2-H 3-H HR | | X 0-0 G5-3 ③ | | | B F X 1-1 F7 ③ | | 4 | 1 | 1 | 3 | 0 | 0 | 0 |
| Albert Belle, R (1, 7)<br>OBP: 0.331, SLG: 0.488 | | X 0-0 G5-3 ① | C B X 1-1 2B | | | S B F B X 2-2 G6-3 ① | | | F C C 0-3 K ① | 4 | 0 | 1 | 0 | 0 | 1 | 0 |
| Robin Ventura, L (1, 5)<br>OBP: 0.373, SLG: 0.435<br>Greg Norton, S (3, PH)<br>OBP: 0.292, SLG: 0.409<br>(4, 5) | | B B F X 2-1 E3 BB | B B C B B 4-1 BB | | | C X 0-1 F7 ② | | | F X 0-1 F7 ② | 1<br>2 | 0<br>0 | 0<br>0 | 0<br>0 | 0<br>1 | 0<br>0 | 0<br>0 |
| Mike Cameron, R (1, 8)<br>OBP: 0.352, SLG: 0.432 | | C B D F D B 4-2 G6-4-3 1-2 BB | F C E B X 1-2 F7 ③ | | | X 0-0 G5-3 ③ | | | B S C C 1-3 K ③ | 3 | 0 | 0 | 0 | 1 | 1 | 2 |
| Jorge Fabregas, L (1, 2)<br>OBP: 0.278, SLG: 0.351<br>Robert Machado, R (7, PH)<br>OBP: 0.333, SLG: 0.455<br>(8, 2) | | C C B D X 2-2 G6-4-3 ② ③ 1-2f | | F B B X 2-1 L7 ① | | | B B B F F S 2-3 K ① | | | 2<br>1 | 0<br>0 | 0<br>0 | 0<br>0 | 0<br>0 | 0<br>1 | 2<br>0 |
| 34 Mario Valdez, L (1, 3)<br>OBP: 0.348, SLG: 0.339<br>Magglio Ordonez, R (7, PH)<br>OBP: 0.333, SLG: 0.580<br>Dave Martinez, L (8, 3)<br>OBP: 0.351, SLG: 0.410 | | | C B X 1-1 1B 25 G1-2-3 1B | B X 1-0 G4-3 ② | | | | X 0-0 F8 ② | | 2<br>1<br>0 | 0<br>0<br>0 | 1<br>0<br>0 | 0<br>0<br>0 | 0<br>0<br>0 | 0<br>0<br>0 | 0<br>0<br>0 |
| Ozzie Guillen, L (1, 6)<br>OBP: 0.275, SLG: 0.339 | | | C X 0-1 25 G1-2-3 1B 1-2 HR 1B | B S X 1-1 G3-1 ③ | | | | B F F X 1-2 E4 CS | | 3 | 1 | 1 | 0 | 0 | 0 | 0 |
| Inning Stats | R: 0 H: 0<br>E: 0 LOB: 0<br>K: 0 BB: 0<br>S: 5 P: 9 | R: 0 H: 0<br>E: 1 LOB: 1<br>K: 0 BB: 1<br>S: 8 P: 16 | R: 3 H: 5<br>E: 0 LOB: 2<br>K: 0 BB: 1<br>S: 17 P: 29 | R: 0 H: 0<br>E: 0 LOB: 0<br>K: 0 BB: 0<br>S: 5 P: 9 | R: 0 H: 0<br>E: 0 LOB: 0<br>K: 1 BB: 0<br>S: 9 P: 10 | R: 0 H: 0<br>E: 0 LOB: 0<br>K: 0 BB: 0<br>S: 6 P: 8 | R: 0 H: 0<br>E: 1 LOB: 0<br>K: 1 BB: 0<br>S: 9 P: 13 | R: 0 H: 0<br>E: 0 LOB: 0<br>K: 0 BB: 0<br>S: 5 P: 7 | R: 0 H: 0<br>E: 0 LOB: 0<br>K: 2 BB: 0<br>S: 8 P: 9 | 1B: 3 SF: 0<br>2B: 1 SAC: 0<br>3B: 0 DP: 2<br>HR: 1 HBP: 0 | | | | | | |

livebaseballscorecards.com

| | AB | 31 |
|---|---|---|
| | R | 3 |
| | H | 5 |
| | RBI | 3 |
| | BB | 2 |
| | SO | 4 |
| | LOB | 7 |

WP: 0 PA: 34
PB: 0
SB: 0
CS: 1

| PITCHER | | IP | WLS | BF | H | R | ER | SO | BB | IBB | HBP | BLK | WP | HR | S | P | ERA | WHIP |
|---|---|---|---|---|---|---|---|---|---|---|---|---|---|---|---|---|---|---|
| Bob Tewksbury, R<br>ERA: 4.4 | (1, 1) | 6.0 | W | 24 | 5 | 3 | 3 | 1 | 2 | 0 | 0 | 0 | 0 | 1 | 50 | 81 | 4.50 | 1.167 |
| Greg Swindell, L<br>ERA: 3.65 | (7, 1) | 1.1 | | 4 | 0 | 0 | 0 | 1 | 0 | 0 | 0 | 0 | 0 | 0 | 10 | 14 | 0.00 | 0.000 |
| Mike Trombley, R<br>ERA: 4.04 | (8, 1) | 0.2 | | 2 | 0 | 0 | 0 | 0 | 0 | 0 | 0 | 0 | 0 | 0 | 4 | 6 | 0.00 | 0.000 |
| Rick Aguilera, R<br>ERA: 3.68 | (9, 1) | 1.0 | S | 3 | 0 | 0 | 0 | 2 | 0 | 0 | 0 | 0 | 0 | 0 | 8 | 9 | 0.00 | 0.000 |

| PITCHER | IP | WLS | BF | H | R | ER | SO | BB | IBB | HBP | BLK | WP | HR | S | P | ERA | WHIP |
|---|---|---|---|---|---|---|---|---|---|---|---|---|---|---|---|---|---|

| Batter | 1 | 2 | 3 | 4 | 5 | 6 | 7 | 8 | 9 | AB | R | H | RBI | BB | SO | LOB |
|---|---|---|---|---|---|---|---|---|---|---|---|---|---|---|---|---|
| Brent Brede, L (1, 9)<br>OBP: 0.363, SLG: 0.409 | 1-0 BB 2B 1B | 2-1 F7 ③ | | 3-3 K ③<br>1-2 | | 1-2 G6-3 ③ | | | 2-2 L7 ① | 5 | 1 | 1 | 0 | 0 | 1 | 1 |
| Denny Hocking, S (1, 6)<br>OBP: 0.305, SLG: 0.363 | 4-2 2B BB<br>1-2 | | 2-1 2B G5-3 1B | | 2-2 G4-3 ① | | 0-1 G5-3 ① | | 1-1 G5-3 ② | 4 | 2 | 1 | 0 | 1 | 0 | 0 |
| Matt Lawton, L (1, 8)<br>OBP: 0.368, SLG: 0.411 | 0-1 1B PB 2B<br>1-H 2-H | | 1-0 1B 2B<br>1-3 | | 2-0 F9 ② | | 0-2 G6-3 ② | | 1-1 F9 ③ | 5 | 1 | 2 | 2 | 0 | 0 | 0 |
| Ron Coomer, R (1, 5)<br>OBP: 0.324, SLG: 0.426 | 1-2 PB PB 1B<br>2-3 | | 1-1 G5-3 ①<br>3-H | | 0-1 1B 2B | | 4-2 BB | | | 3 | 1 | 2 | 1 | 1 | 0 | 1 |
| David Ortiz, L (1, 3)<br>OBP: 0.400, SLG: 0.526 | 2-3 K ①<br>1-2 3-H | | 0-0 1B ②<br>2-3 | | 2-1 2B 1B ②<br>2-H | | 0-3 K ③ | | | 4 | 1 | 2 | 1 | 0 | 2 | 2 |
| Marty Cordova, R (1, 7)<br>OBP: 0.294, SLG: 0.412 | 2-2 F7 ② | | 0-1 G5-3 ③ | | 0-2 2B ③<br>1-H | | | 3-2 HR | | 4 | 1 | 2 | 2 | 0 | 0 | 2 |
| Scott Stahoviak, L (1, 10)<br>OBP: 0.300, SLG: 0.408 | 2-3 K ③<br>2-3 | | | 1-0 G4-3 ①<br>2-3 | | | | 0-2 P8 ① | | 4 | 0 | 0 | 0 | 0 | 2 | 2 |
| Damian Miller, R (1, 2)<br>OBP: 0.279, SLG: 0.391 | | 2-2 G6-3 ① | | 1-0 F9 ② | | 0-0 F7 ① | | 2-0 F8 ② | | 4 | 0 | 0 | 0 | 0 | 0 | 0 |
| Todd Walker, L (1, 4)<br>OBP: 0.269, SLG: 0.331 | | 0-1 P7 ② | | 1-2 S 1B | | 0-0 F8 ② | | 2-1 F8 ③ | | 4 | 0 | 1 | 0 | 0 | 0 | 0 |
| Inning Stats | R: 3 H: 3<br>E: 0 LOB: 1<br>K: 2 BB: 1<br>S: 18 P: 30 | R: 0 H: 0<br>E: 0 LOB: 0<br>K: 0 BB: 0<br>S: 7 P: 11 | R: 1 H: 3<br>E: 0 LOB: 1<br>K: 0 BB: 0<br>S: 8 P: 12 | R: 0 H: 1<br>E: 0 LOB: 1<br>K: 1 BB: 0<br>S: 9 P: 15 | R: 2 H: 3<br>E: 0 LOB: 1<br>K: 1 BB: 0<br>S: 16 P: 24 | R: 0 H: 0<br>E: 0 LOB: 0<br>K: 0 BB: 0<br>S: 5 P: 6 | R: 0 H: 0<br>E: 0 LOB: 1<br>K: 1 BB: 1<br>S: 10 P: 14 | R: 1 H: 1<br>E: 0 LOB: 0<br>K: 0 BB: 0<br>S: 11 P: 18 | R: 0 H: 0<br>E: 0 LOB: 0<br>K: 0 BB: 0<br>S: 7 P: 11 | 1B: 6 SF: 0<br>2B: 4 SAC: 0<br>3B: 0 DP: 0<br>HR: 1 HBP: 0 | | | | | | |

| PITCHER | | IP | WLS | BF | H | R | ER | SO | BB | IBB | HBP | BLK | WP | HR | S | P | ERA | WHIP |
|---|---|---|---|---|---|---|---|---|---|---|---|---|---|---|---|---|---|---|
| James Baldwin, R<br>ERA: 5.27 | (1, 1) | 5.0 | L | 25 | 10 | 6 | 5 | 4 | 1 | 0 | 0 | 0 | 0 | 0 | 58 | 92 | 9.00 | 2.200 |
| Tom Fordham, L<br>ERA: 6.61 | (6, 1) | 3.0 | | 11 | 1 | 1 | 1 | 1 | 1 | 0 | 0 | 0 | 0 | 1 | 26 | 38 | 3.00 | 0.667 |
| Jeff Darwin, R<br>ERA: 2.84 | (9, 1) | 1.0 | | 3 | 0 | 0 | 0 | 0 | 0 | 0 | 0 | 0 | 0 | 0 | 7 | 11 | 0.00 | 0.000 |

| PITCHER | IP | WLS | BF | H | R | ER | SO | BB | IBB | HBP | BLK | WP | HR | S | P | ERA | WHIP |
|---|---|---|---|---|---|---|---|---|---|---|---|---|---|---|---|---|---|

# TOP

## Minnesota Twins @ Chicago White Sox

Comiskey Park, Chicago, IL

Wed Sep 24 1997, 8:05 PM EDT
Att. 16,195 - Unknown - 66 F

livebaseballscorecards.com

| | |
|---|---|
| AB | 37 |
| R | 7 |
| H | 11 |
| RBI | 6 |
| BB | 2 |
| SO | 5 |
| LOB | 8 |

# BOTTOM

| Batter | 1 | 2 | 3 | 4 | 5 | 6 | 7 | 8 | 9 | AB | R | H | RBI | BB | SO | LOB |
|---|---|---|---|---|---|---|---|---|---|---|---|---|---|---|---|---|
| Ray Durham, S (1, 4)<br>OBP: 0.341, SLG: 0.380 | M F B X<br>1-2<br>L4-3<br>1B | | C X<br>0-1 ③<br>G4-3 | | | B B C F B B<br>4-2<br>1B<br>BB | | F S B X<br>1-2 ①<br>F8 | B B C F F F S<br>2-3 ②<br>K | 2 | 0 | 1 | 0 | 1 | 0 | 0 |
| Chad Fonville, S (8, 4)<br>OBP: 0.231, SLG: 0.130 | | | | | | | | | | 2 | 0 | 0 | 0 | 0 | 1 | 3 |
| Dave Martinez, L (1, 3)<br>OBP: 0.351, SLG: 0.410 | B 1 SAFE C B F F C<br>2-3 ①<br>K | | | B B X<br>2-0 ①<br>G6-3 | | C B C X<br>1-2<br>1-2<br>1B | | B S F F X<br>1-2 ②<br>F9 | C B B C B B<br>4-2<br>1-2<br>BB | 3 | 0 | 1 | 0 | 0 | 1 | 1 |
| 25 Jeff Abbott, R (8, PH)<br>OBP: 0.270, SLG: 0.378 | | | | | | | | | | 1 | 0 | 0 | 0 | 0 | 0 | 1 |
| 34 Mario Valdez, L (9, 3)<br>OBP: 0.353, SLG: 0.339 | | | | | | | | | | 0 | 0 | 0 | 0 | 1 | 0 | 0 |
| Frank Thomas, R (1, 10)<br>OBP: 0.460, SLG: 0.616 | 1 SAFE B F F F B B B F X<br>3-2 ② ③<br>L4-3<br>1-2 | | | C F B B F F S<br>2-3 ②<br>K | | C F F F F B C<br>1-3 ②<br>K | | F B F X<br>1-2<br>BB E<br>1-2<br>1B | F B C S<br>1-3 ③<br>K | 4 | 0 | 1 | 0 | 0 | 2 | 3 |
| Lyle Mouton, R (8, PR)<br>OBP: 0.310, SLG: 0.371 | | | | | | | | | | 1 | 0 | 0 | 0 | 0 | 1 | 3 |
| Albert Belle, R (1, 7)<br>OBP: 0.329, SLG: 0.485 | | C B X<br>1-1 ①<br>F8 | | B X<br>1-0 ③<br>G5-3 | | B B C F B X<br>3-2 ③<br>P6 | | F X<br>0-1<br>E3<br>BB<br>1-2<br>2-3 | | 4 | 0 | 0 | 0 | 0 | 0 | 4 |
| Mike Cameron, R (1, 8)<br>OBP: 0.351, SLG: 0.429 | | C X<br>0-1 ②<br>G4-3 | | | X<br>0-0 ①<br>F9 | | B X<br>1-0 ①<br>F8 | B B B C B<br>4-1<br>1-2<br>2-3<br>3-H<br>BB | | 3 | 0 | 0 | 1 | 1 | 0 | 0 |
| Jorge Fabregas, L (1, 2)<br>OBP: 0.281, SLG: 0.352 | | C C B H<br>2-2<br>HBP | | | S B B X<br>2-1<br>1B | | X<br>0-0 ②<br>G4-3 | B B S C C X<br>2-2 ③<br>L9 | | 2 | 0 | 1 | 0 | 0 | 0 | 0 |
| Norberto Martin, R (8, PH)<br>OBP: 0.324, SLG: 0.378 | | | | | | | | | | 1 | 0 | 0 | 0 | 0 | 0 | 3 |
| Robert Machado, R (9, 2)<br>OBP: 0.333, SLG: 0.455 | | | | | | | | | | 0 | 0 | 0 | 0 | 0 | 0 | 0 |
| Magglio Ordonez, R (1, 9)<br>OBP: 0.309, SLG: 0.537 | | X<br>0-0 ③<br>L3 | | | X<br>0-0 ②<br>F7 | | B F F B X<br>2-2 ③<br>F9 | | X<br>0-0<br>E6<br>FC6-4 1B | 4 | 0 | 0 | 0 | 0 | 0 | 2 |
| Greg Norton, S (1, 5)<br>OBP: 0.321, SLG: 0.500 | | | C B X<br>1-2 ①<br>G4-1 | | B B X<br>2-0 ③<br>P6 | | | X<br>0-0<br>1B<br>3B | X<br>0-0<br>FC6-4<br>1-2<br>1B | 4 | 1 | 2 | 0 | 0 | 0 | 1 |
| Ozzie Guillen, L (1, 6)<br>OBP: 0.275, SLG: 0.338 | | | B T F B B C<br>3-3 ②<br>K | | | S F X<br>0-2 ①<br>G3 | | X<br>0-0<br>E 1B<br>BB<br>1B<br>3-H | F F X<br>0-2 ①<br>FC6-4<br>34<br>BB<br>1-2f<br>2-3 | 4 | 1 | 1 | 1 | 0 | 1 | 2 |
| Inning Stats | R: 0 H: 1<br>E: 0 LOB: 0<br>K: 1 BB: 0<br>S: 11 P: 17 | R: 0 H: 0<br>E: 0 LOB: 1<br>K: 0 BB: 0<br>S: 7 P: 10 | R: 0 H: 0<br>E: 0 LOB: 0<br>K: 1 BB: 0<br>S: 8 P: 12 | R: 0 H: 0<br>E: 0 LOB: 0<br>K: 1 BB: 0<br>S: 6 P: 11 | R: 0 H: 1<br>E: 0 LOB: 1<br>K: 0 BB: 0<br>S: 5 P: 9 | R: 0 H: 1<br>E: 0 LOB: 2<br>K: 1 BB: 1<br>S: 16 P: 25 | R: 0 H: 0<br>E: 0 LOB: 0<br>K: 0 BB: 0<br>S: 5 P: 8 | R: 2 H: 3<br>E: 1 LOB: 3<br>K: 0 BB: 1<br>S: 19 P: 28 | R: 0 H: 1<br>E: 1 LOB: 3<br>K: 2 BB: 1<br>S: 15 P: 22 | 1B: 6 SF: 0<br>2B: 1 SAC: 0<br>3B: 1 DP: 1<br>HR: 0 HBP: 1 | | | | | | |

| PITCHER | | IP | WLS | BF | H | R | ER | SO | BB | IBB | HBP | BLK | WP | HR | S | P | ERA | WHIP |
|---|---|---|---|---|---|---|---|---|---|---|---|---|---|---|---|---|---|---|
| Frankie Rodriguez, R<br>ERA: 4.62 | (1, 1) | 7.0 | W | 27 | 5 | 2 | 1 | 4 | 1 | 0 | 1 | 0 | 0 | 0 | 60 | 94 | 1.29 | 0.857 |
| Eddie Guardado, L<br>ERA: 4.0 | (8, 1) | 0.2 | | 5 | 1 | 0 | 0 | 0 | 1 | 0 | 0 | 0 | 0 | 0 | 13 | 20 | 0.00 | 3.000 |
| Todd Ritchie, R<br>ERA: 4.64 | (8, 1) | 1.0 | | 6 | 1 | 0 | 0 | 1 | 1 | 0 | 0 | 0 | 0 | 0 | 16 | 24 | 0.00 | 2.000 |
| Rick Aguilera, R<br>ERA: 3.66 | (9, 1) | 0.1 | S | 1 | 0 | 0 | 0 | 1 | 0 | 0 | 0 | 0 | 0 | 0 | 3 | 4 | 0.00 | 0.000 |

| PITCHER | IP | WLS | BF | H | R | ER | SO | BB | IBB | HBP | BLK | WP | HR | S | P | ERA | WHIP |
|---|---|---|---|---|---|---|---|---|---|---|---|---|---|---|---|---|---|

# Minnesota Twins @ Chicago White Sox

Comiskey Park, Chicago, IL

Wed Sep 24 1997, 8:05 PM EDT

Att. 16,195 - Unknown - 66 F

livebaseballscorecards.com

| | |
|---|---|
| AB | 35 |
| R | 2 |
| H | 7 |
| RBI | 2 |
| BB | 3 |
| SO | 6 |
| LOB | 23 |

| | | | |
|---|---|---|---|
| 1B: 6 | SF: 0 | WP: 0 | PA: 39 |
| 2B: 1 | SAC: 0 | PB: 0 | |
| 3B: 1 | DP: 1 | SB: 0 | |
| HR: 0 | HBP: 1 | CS: 0 | |

# TOP

## Minnesota Twins @ Chicago White Sox

Comiskey Park, Chicago, IL

Thu Sep 25 1997, 8:05 PM EDT

Att. 15,508 - Unknown - 70 F

livebaseballscorecards.com

| Batter | 1 | 2 | 3 | 4 | 5 | 6 | 7 | 8 | 9 | AB | R | H | RBI | BB | SO | LOB |
|---|---|---|---|---|---|---|---|---|---|---|---|---|---|---|---|---|
| Chuck Knoblauch, R (1, 4)<br>OBP: 0.389, SLG: 0.412 | F8 | | G1-3 | | F9 | | F9 | | | 4 | 0 | 0 | 0 | 0 | 0 | 2 |
| Brent Brede, L (1, 9)<br>OBP: 0.356, SLG: 0.400 | G4-3 | | | G4-3 | | G6-3 | | F8 | | 4 | 0 | 0 | 0 | 0 | 0 | 0 |
| Paul Molitor, R (1, 10)<br>OBP: 0.348, SLG: 0.435 | K | | | S HR 2B | | L7 | | K | | 4 | 1 | 1 | 0 | 0 | 2 | 0 |
| Ron Coomer, R (1, 5)<br>OBP: 0.326, SLG: 0.439 | | G6-3 | | 2-H HR | | G5-3 | | HR | | 4 | 2 | 2 | 3 | 0 | 0 | 0 |
| Matt Lawton, L (1, 8)<br>OBP: 0.367, SLG: 0.410 | | G4-3 | | G4-3 | | | HR 1B | P3 | | 4 | 1 | 1 | 0 | 0 | 0 | 0 |
| Marty Cordova, R (1, 7)<br>OBP: 0.296, SLG: 0.421 | | P8 | | FC6-4 1B | | | 1-H HR | | G6-3 | 4 | 1 | 2 | 2 | 0 | 0 | 0 |
| Scott Stahoviak, L (1, 3)<br>OBP: 0.302, SLG: 0.407 | | | S BB | 1-2f | | | G4-3 | | G1-3 1B | 3 | 0 | 1 | 0 | 1 | 0 | 1 |
| Damian Miller, R (1, 2)<br>OBP: 0.282, SLG: 0.379<br>Javier Valentin, S (7, 2) | | | K 1-2 | L6 | | | BB | | G1-3 1-2 | 2<br>1 | 0<br>0 | 0<br>0 | 0<br>0 | 1<br>0 | 1<br>0 | 1<br>1 |
| Denny Hocking, S (1, 6)<br>OBP: 0.302, SLG: 0.358<br>Todd Walker, L (9, PH)<br>OBP: 0.268, SLG: 0.329 | | | K | G4-3 | | | L3 | | K | 3<br>1 | 0<br>0 | 0<br>0 | 0<br>0 | 0<br>0 | 1<br>1 | 2<br>1 |
| Inning Stats | R: 0<br>E: 0<br>K: 1<br>S: 7<br>H: 0<br>LOB: 0<br>BB: 0<br>P: 10 | R: 0<br>E: 0<br>K: 0<br>S: 6<br>H: 0<br>LOB: 0<br>BB: 0<br>P: 8 | R: 0<br>E: 0<br>K: 2<br>S: 12<br>H: 0<br>LOB: 1<br>BB: 1<br>P: 20 | R: 2<br>E: 0<br>K: 0<br>S: 9<br>H: 3<br>LOB: 1<br>BB: 0<br>P: 13 | R: 0<br>E: 0<br>K: 0<br>S: 5<br>H: 0<br>LOB: 0<br>BB: 0<br>P: 9 | R: 0<br>E: 0<br>K: 0<br>S: 9<br>H: 0<br>LOB: 0<br>BB: 0<br>P: 13 | R: 2<br>E: 0<br>K: 0<br>S: 11<br>H: 2<br>LOB: 1<br>BB: 1<br>P: 20 | R: 1<br>E: 0<br>K: 1<br>S: 11<br>H: 1<br>LOB: 0<br>BB: 0<br>P: 19 | R: 0<br>E: 0<br>K: 1<br>S: 10<br>H: 1<br>LOB: 1<br>BB: 0<br>P: 13 | 1B: 3<br>2B: 1<br>3B: 0<br>HR: 3<br>SF: 0<br>SAC: 0<br>DP: 0<br>HBP: 0 | | | | | | |

| | AB | 34 |
|---|---|---|
| | R | 5 |
| | H | 7 |
| | RBI | 5 |
| | BB | 2 |
| | SO | 5 |
| | LOB | 8 |

| | WP: 0 | PA: 36 |
|---|---|---|
| | PB: 0 | |
| | SB: 2 | |
| | CS: 0 | |

| PITCHER | | IP | WLS | BF | H | R | ER | SO | BB | IBB | HBP | BLK | WP | HR | S | P | ERA | WHIP |
|---|---|---|---|---|---|---|---|---|---|---|---|---|---|---|---|---|---|---|
| Doug Drabek, R<br>ERA: 5.74 | (1, 1) | 6.1 | W | 26 | 5 | 4 | 4 | 3 | 2 | 0 | 0 | 0 | 0 | 2 | 55 | 88 | 5.68 | 1.105 |
| Keith Foulke, R<br>ERA: 6.53 | (7, 1) | 2.2 | | 10 | 2 | 1 | 1 | 2 | 0 | 0 | 0 | 0 | 0 | 1 | 25 | 37 | 3.38 | 0.750 |

| PITCHER | IP | WLS | BF | H | R | ER | SO | BB | IBB | HBP | BLK | WP | HR | S | P | ERA | WHIP |
|---|---|---|---|---|---|---|---|---|---|---|---|---|---|---|---|---|---|

| Batter | 1 | 2 | 3 | 4 | 5 | 6 | 7 | 8 | 9 | AB | R | H | RBI | BB | SO | LOB |
|---|---|---|---|---|---|---|---|---|---|---|---|---|---|---|---|---|
| Ray Durham, S (1, 4)<br>OBP: 0.340, SLG: 0.381 | C B F F B F F C<br>2-3 ① K | B B X<br>2-0 1-H 3-H 2B | C B B X<br>2-1 1-2f FC6-4 ③ | | | C B C B B X<br>3-2 E1 PB 1B 2B | C B S X<br>1-2 P9 ③ | | | 5 | 1 | 1 | 2 | 0 | 1 | 2 |
| Mike Cameron, R (1, 8)<br>OBP: 0.352, SLG: 0.431 | S C X<br>0-2 E 2B | C B S B S<br>2-3 ② K | | B B S C X<br>2-2 ① G6-3 | | B B 1 SAFE 1 SAFE 1 SAFE X<br>2-0 PB 1-2 2B 1B | | C B C S<br>1-3 ① K | | 5 | 2 | 2 | 0 | 0 | 2 | 1 |
| Frank Thomas, R (1, 10)<br>OBP: 0.462, SLG: 0.623 | C B X<br>1-1 E1 2-H 1B 1B | B B B C S S B<br>4-2 FC6-4 BB | | X<br>0-0 ① PB 1B 1B | | X<br>0-0 ① P3 | | C B X<br>1-1 HR | | 4 | 2 | 3 | 1 | 1 | 0 | 2 |
| Albert Belle, R (1, 7)<br>OBP: 0.329, SLG: 0.486 | X<br>0-0 ② P4 | F B F X<br>1-2 ③ FC6-4 1-2f | | X<br>0-0 PB 1-2 1B | | B F F X<br>1-2 WP 1-H 2-H HR 2B | | B B B C F X<br>3-2 ② L8 | | 5 | 1 | 2 | 2 | 0 | 0 | 3 |
| Dave Martinez, L (1, 3)<br>OBP: 0.352, SLG: 0.410 | C B C X<br>1-2 2-H 1B | X<br>0-0 ① G4-3 | B X<br>1-0 ② G4-3 1-2 2-3 | | | B F F F B B X<br>3-2 ② P9 2-3 | | C B X<br>1-1 BB 1B | | 5 | 0 | 2 | 1 | 0 | 0 | 3 |
| Magglio Ordonez, R (1, 9)<br>OBP: 0.333, SLG: 0.586 | 1 SAFE F 1 SAFE X<br>0-1 ③ G1-3 | F B F X<br>1-2 1B 1B 1B | B X<br>1-0 ③ F8 | | | X<br>0-0 3-H HR | | B B B B<br>4-0 1-2 BB | | 4 | 2 | 2 | 2 | 1 | 0 | 3 |
| Jorge Fabregas, L (1, 2)<br>OBP: 0.283, SLG: 0.353 | | B F F F F B F B X<br>3-2 L8 1B 2B 1B | 1 SAFE C X<br>0-1 1-3 1B 1B | | B X<br>1-0 ① G4-3 | B B F X<br>2-1 ③ P5 | | S B B B B X<br>3-1 ③ F9 | | 5 | 1 | 2 | 0 | 0 | 0 | 2 |
| Greg Norton, S (1, 5)<br>OBP: 0.313, SLG: 0.467 | | B B F C F X<br>2-2 1-2 2B 1B | S F B F C<br>1-3 ② K | | C F B B X<br>2-2 ② G6-3 | | B B B C F F S<br>3-3 ① K | | | 4 | 1 | 1 | 0 | 0 | 2 | 2 |
| Norberto Martin, R (1, 6)<br>OBP: 0.322, SLG: 0.376 | | X<br>0-0 ① L8 2-3 | C X<br>0-1 1-2 3-H FC6-4 1B | | F X<br>0-1 ③ G6-3 | | X<br>0-0 ② P7 | | | 4 | 0 | 1 | 1 | 0 | 0 | 2 |
| Inning Stats | R: 2 E: 1 K: 1 S: 18 H: 3 LOB: 1 BB: 0 P: 22 | R: 2 E: 0 K: 1 S: 20 H: 3 LOB: 2 BB: 1 P: 34 | R: 1 E: 0 K: 1 S: 14 H: 3 LOB: 2 BB: 0 P: 18 | R: 0 E: 0 K: 0 S: 7 H: 2 LOB: 2 BB: 0 P: 11 | R: 0 E: 0 K: 0 S: 6 H: 0 LOB: 0 BB: 0 P: 9 | R: 4 E: 1 K: 0 S: 14 H: 3 LOB: 0 BB: 0 P: 25 | R: 0 E: 0 K: 1 S: 8 H: 0 LOB: 0 BB: 0 P: 12 | R: 1 E: 0 K: 1 S: 12 H: 2 LOB: 2 BB: 1 P: 25 | | 1B: 11 2B: 3 3B: 0 HR: 2 | SF: 0 SAC: 0 DP: 0 HBP: 0 | | | | | |

# BOTTOM

# Minnesota Twins @ Chicago White Sox

Comiskey Park, Chicago, IL

Thu Sep 25 1997, 8:05 PM EDT

Att. 15,508 - Unknown - 70 F

livebaseballscorecards.com

| | |
|---|---|
| AB | 41 |
| R | 10 |
| H | 16 |
| RBI | 9 |
| BB | 2 |
| SO | 5 |
| LOB | 20 |

WP: 1 PB: 2 SB: 0 CS: 0 PA: 43

| PITCHER | | IP | WLS | BF | H | R | ER | SO | BB | IBB | HBP | BLK | WP | HR | S | P | ERA | WHIP |
|---|---|---|---|---|---|---|---|---|---|---|---|---|---|---|---|---|---|---|
| LaTroy Hawkins, R<br>ERA: 5.84 | (1, 1) | 2.2 | L | 18 | 9 | 5 | 4 | 3 | 1 | 0 | 0 | 0 | 0 | 0 | 50 | 70 | 13.50 | 3.750 |
| Rich Robertson, L<br>ERA: 5.67 | (3, 1) | 2.1 | | 11 | 3 | 2 | 2 | 0 | 0 | 0 | 0 | 0 | 0 | 0 | 19 | 33 | 7.71 | 1.286 |
| Dan Naulty, R<br>ERA: 6.21 | (6, 1) | 3.0 | | 14 | 4 | 3 | 2 | 2 | 1 | 0 | 0 | 0 | 1 | 2 | 30 | 53 | 6.00 | 1.667 |

| PITCHER | IP | WLS | BF | H | R | ER | SO | BB | IBB | HBP | BLK | WP | HR | S | P | ERA | WHIP |
|---|---|---|---|---|---|---|---|---|---|---|---|---|---|---|---|---|---|

| Batter | 1 | 2 | 3 | 4 | 5 | 6 | 7 | 8 | 9 | AB | R | H | RBI | BB | SO | LOB |
|---|---|---|---|---|---|---|---|---|---|---|---|---|---|---|---|---|
| Chuck Knoblauch, R (1, 4)<br>OBP: 0.388, SLG: 0.410 | L4 | | G6-3 | | F8 | | 1-2 1B | | G4-3 | 5 | 0 | 1 | 0 | 0 | 0 | 1 |
| Matt Lawton, L (1, 9)<br>OBP: 0.365, SLG: 0.406 | F9 | | L7 | | F7-4<br>1-2 | | G4-3 | | | 4 | 0 | 0 | 0 | 0 | 0 | 3 |
| Paul Molitor, R (1, 10)<br>OBP: 0.349, SLG: 0.436 | G6-3 | | 1B | | | L7 | | FC5-4<br>1B | | 4 | 0 | 2 | 0 | 0 | 0 | 0 |
| Ron Coomer, R (1, 5)<br>OBP: 0.325, SLG: 0.437 | | L7 | G5-3 | | | G6-4-3<br>1B | | FC5-4<br>BB<br>1-2f | | 4 | 0 | 1 | 0 | 0 | 0 | 2 |
| Scott Stahoviak, L (1, 3)<br>OBP: 0.302, SLG: 0.404 | | 1B<br>FC5<br>1B | | F9 | | G6-4-3<br>1-2f | | F7 | | 4 | 0 | 1 | 0 | 0 | 0 | 2 |
| Marty Cordova, R (1, 7)<br>OBP: 0.303, SLG: 0.431 | | E<br>1-3<br>1B<br>1B | | 1B | | | G6-3<br>3B | BBBB<br>1-2<br>BB | | 3 | 2 | 3 | 0 | 1 | 0 | 0 |
| Terry Steinbach, R (1, 2)<br>OBP: 0.303, SLG: 0.398 | | FC5<br>1B<br>3-H | | F9 | | | G6-3<br>3-H | SSS<br>K | | 4 | 0 | 0 | 1 | 0 | 1 | 5 |
| Rich Becker, L (1, 8)<br>OBP: 0.353, SLG: 0.389 | | 1-2<br>2-H<br>1B | | F8 | | | SSS<br>K | | G3-6-1<br>1B | 4 | 0 | 2 | 1 | 0 | 1 | 1 |
| Denny Hocking, S (1, 6)<br>OBP: 0.306, SLG: 0.362<br>David Ortiz, L (9, PH)<br>OBP: 0.390, SLG: 0.513 | | F9 | | | F7-4<br>1B | | 1B<br>1B | | G3-6-1<br>1-2f | 3<br>1 | 0<br>0 | 2<br>0 | 0<br>0 | 0<br>0 | 0<br>0 | 2<br>1 |
| Inning Stats | R: 0<br>E: 0<br>K: 0<br>S: 3<br>H: 0<br>LOB: 0<br>BB: 0<br>P: 3 | R: 1<br>E: 1<br>K: 0<br>S: 6<br>H: 3<br>LOB: 2<br>BB: 0<br>P: 6 | R: 0<br>E: 0<br>K: 0<br>S: 4<br>H: 1<br>LOB: 1<br>BB: 0<br>P: 4 | R: 0<br>E: 0<br>K: 0<br>S: 4<br>H: 1<br>LOB: 1<br>BB: 0<br>P: 4 | R: 0<br>E: 0<br>K: 0<br>S: 3<br>H: 1<br>LOB: 0<br>BB: 0<br>P: 3 | R: 0<br>E: 0<br>K: 0<br>S: 3<br>H: 1<br>LOB: 0<br>BB: 0<br>P: 3 | R: 1<br>E: 0<br>K: 1<br>S: 8<br>H: 3<br>LOB: 2<br>BB: 0<br>P: 8 | R: 0<br>E: 0<br>K: 1<br>S: 6<br>H: 1<br>LOB: 2<br>BB: 1<br>P: 10 | R: 0<br>E: 0<br>K: 0<br>S: 3<br>H: 1<br>LOB: 0<br>BB: 0<br>P: 3 | 1B: 11<br>2B: 1<br>3B: 1<br>HR: 0<br>SF: 0<br>SAC: 0<br>DP: 3<br>HBP: 0 | | | | | | |

| PITCHER | | IP | WLS | BF | H | R | ER | SO | BB | IBB | HBP | BLK | WP | HR | S | P | ERA | WHIP |
|---|---|---|---|---|---|---|---|---|---|---|---|---|---|---|---|---|---|---|
| Chad Ogea, R<br>ERA: 4.99 | (1, 1) | 5.0 | W | 20 | 6 | 1 | 1 | 0 | 0 | 0 | 0 | 0 | 0 | 0 | 20 | 20 | 1.80 | 1.200 |
| Jason Jacome, L<br>ERA: 6.08 | (6, 1) | 1.0 | | 3 | 1 | 0 | 0 | 0 | 0 | 0 | 0 | 0 | 0 | 0 | 3 | 3 | 0.00 | 1.000 |
| Alvin Morman, L<br>ERA: 6.23 | (7, 1) | 1.0 | | 6 | 3 | 1 | 1 | 1 | 0 | 0 | 0 | 0 | 0 | 0 | 8 | 8 | 9.00 | 3.000 |
| Eric Plunk, R<br>ERA: 4.81 | (8, 1) | 1.0 | | 5 | 1 | 0 | 0 | 1 | 1 | 0 | 0 | 0 | 0 | 0 | 6 | 10 | 0.00 | 2.000 |
| Jose Mesa, R<br>ERA: 2.43 | (9, 1) | 1.0 | | 3 | 1 | 0 | 0 | 0 | 0 | 0 | 0 | 0 | 0 | 0 | 3 | 3 | 0.00 | 1.000 |

| PITCHER | IP | WLS | BF | H | R | ER | SO | BB | IBB | HBP | BLK | WP | HR | S | P | ERA | WHIP |
|---|---|---|---|---|---|---|---|---|---|---|---|---|---|---|---|---|---|

# TOP

## Minnesota Twins @ Cleveland Indians

Jacobs Field, Cleveland, OH

Fri Sep 26 1997, 7:05 PM EDT

Att. 42,895 - Unknown - 58 F

livebaseballscorecards.com

| | |
|---|---|
| AB | 36 |
| R | 2 |
| H | 12 |
| RBI | 2 |
| BB | 1 |
| SO | 2 |
| LOB | 17 |

| | | | | | | |
|---|---|---|---|---|---|---|
| WP: 0 | PA: 37 | | | | | |
| PB: 0 | | | | | | |
| SB: 0 | | | | | | |
| CS: 0 | | | | | | |

| Batter | 1 | 2 | 3 | 4 | 5 | 6 | 7 | 8 | 9 | AB | R | H | RBI | BB | SO | LOB |
|---|---|---|---|---|---|---|---|---|---|---|---|---|---|---|---|---|
| Bip Roberts, S (1, 7)<br>OBP: 0.341, SLG: 0.380 | L8 | | K | | 1B 1B<br>2-3 1B | | K | | | 4 | 1 | 1 | 0 | 0 | 2 | 0 |
| Omar Vizquel, S (1, 6)<br>OBP: 0.347, SLG: 0.369 | BB<br>HR BB | | CS<br>1B | | 1B<br>1-3<br>3-H 1B | | K | | | 2 | 1 | 2 | 1 | 1 | 0 | 0 |
| Enrique Wilson, S (5, PR)<br>OBP: 0.300, SLG: 0.300 (6, 6) | | | | | | | | | | 1 | 0 | 0 | 0 | 0 | 1 | 0 |
| Brian Giles, L (1, 9)<br>OBP: 0.366, SLG: 0.454 (6, 8) | F2 | | K<br>1-2 | | 1-2<br>3-H 1B | | G4-3 | | | 4 | 0 | 1 | 1 | 0 | 1 | 2 |
| David Justice, L (1, 10)<br>OBP: 0.419, SLG: 0.595 | HR<br>1-2 BB | | | F9 | L6 | | | P6 | | 3 | 1 | 0 | 0 | 1 | 0 | 2 |
| Sandy Alomar Jr., R (1, 2)<br>OBP: 0.355, SLG: 0.545 | HR<br>1-H<br>2-H | | | HR | F8 | | | G5-3 | | 4 | 2 | 2 | 4 | 0 | 0 | 2 |
| Jeff Branson, L (1, 5)<br>OBP: 0.256, SLG: 0.299 | L8 | | | G4-3 | F7 | | | G4-3 | | 4 | 0 | 0 | 0 | 0 | 0 | 0 |
| Jeff Manto, R (1, 3)<br>OBP: 0.269, SLG: 0.600 | | K | | F9 | | G5-3 | | | | 3 | 0 | 0 | 0 | 0 | 1 | 0 |
| Tony Fernandez, S (1, 4)<br>OBP: 0.324, SLG: 0.425 | | L5 | | | G4-3 | HR | | | | 3 | 1 | 1 | 1 | 0 | 0 | 0 |
| Marquis Grissom, R (1, 8)<br>OBP: 0.316, SLG: 0.397 | | G6-3 | | | 1B 1B<br>2B | L8 | | | | 2 | 1 | 1 | 0 | 0 | 0 | 0 |
| Bruce Aven, R (6, 9)<br>OBP: 0.200, SLG: 0.143 | | | | | | | | | | 1 | 0 | 0 | 0 | 0 | 0 | 0 |
| Inning Stats | R: 3 H: 1<br>E: 0 LOB: 0<br>K: 0 BB: 2<br>S: 4 P: 12 | R: 0 H: 0<br>E: 0 LOB: 0<br>K: 1 BB: 0<br>S: 5 P: 5 | R: 0 H: 1<br>E: 0 LOB: 0<br>K: 2 BB: 0<br>S: 7 P: 7 | R: 1 H: 1<br>E: 0 LOB: 0<br>K: 0 BB: 0<br>S: 4 P: 4 | R: 2 H: 4<br>E: 0 LOB: 2<br>K: 0 BB: 0<br>S: 7 P: 7 | R: 1 H: 1<br>E: 0 LOB: 0<br>K: 0 BB: 0<br>S: 4 P: 4 | R: 0 H: 0<br>E: 0 LOB: 0<br>K: 2 BB: 0<br>S: 7 P: 7 | R: 0 H: 0<br>E: 0 LOB: 0<br>K: 0 BB: 0<br>S: 3 P: 3 | | 1B: 4 SF: 0<br>2B: 1 SAC: 0<br>3B: 0 DP: 0<br>HR: 3 HBP: 0 | | | | | | |

| PITCHER | | IP | WLS | BF | H | R | ER | SO | BB | IBB | HBP | BLK | WP | HR | S | P | ERA | WHIP |
|---|---|---|---|---|---|---|---|---|---|---|---|---|---|---|---|---|---|---|
| Brad Radke, R<br>ERA: 3.87 | (1, 1) | 4.1 | L | 21 | 7 | 6 | 6 | 3 | 2 | 0 | 0 | 0 | 0 | 2 | 25 | 33 | 12.46 | 2.077 |
| Greg Swindell, L<br>ERA: 3.67 | (5, 1) | 1.2 | | 6 | 1 | 1 | 1 | 0 | 0 | 0 | 0 | 0 | 0 | 1 | 6 | 6 | 5.40 | 0.600 |
| Eddie Guardado, L<br>ERA: 3.91 | (7, 1) | 1.0 | | 3 | 0 | 0 | 0 | 2 | 0 | 0 | 0 | 0 | 0 | 0 | 7 | 7 | 0.00 | 0.000 |
| Todd Ritchie, R<br>ERA: 4.58 | (8, 1) | 1.0 | | 3 | 0 | 0 | 0 | 0 | 0 | 0 | 0 | 0 | 0 | 0 | 3 | 3 | 0.00 | 0.000 |

| PITCHER | IP | WLS | BF | H | R | ER | SO | BB | IBB | HBP | BLK | WP | HR | S | P | ERA | WHIP |
|---|---|---|---|---|---|---|---|---|---|---|---|---|---|---|---|---|---|

# BOTTOM

## Minnesota Twins @ Cleveland Indians

Jacobs Field, Cleveland, OH

Fri Sep 26 1997, 7:05 PM EDT
Att. 42,895 - Unknown - 58 F

livebaseballscorecards.com

| | |
|---|---|
| AB | 31 |
| R | 7 |
| H | 8 |
| RBI | 7 |
| BB | 2 |
| SO | 5 |
| LOB | 6 |

| Batter | 1 | 2 | 3 | 4 | 5 | 6 | 7 | 8 | 9 | AB | R | H | RBI | BB | SO | LOB |
|---|---|---|---|---|---|---|---|---|---|---|---|---|---|---|---|---|
| Brent Brede, L (1, 9)<br>OBP: 0.347, SLG: 0.389 | B F B F C<br>2-3 ① K | | B B B C F S<br>3-3 ② K | | B F F S<br>1-3 ① K | | B X<br>1-0 ② G3 | F X<br>0-1 ③ G4-3 | | 5 | 0 | 0 | 0 | 0 | 3 | 5 |
| Denny Hocking, S (1, 6)<br>OBP: 0.304, SLG: 0.359 | S C B B S<br>2-3 ② K | | B C F F B B F X<br>3-2 1B<br>1-3<br>3-H 1B | | S X<br>0-1 ② G4-3 | | X<br>0-0 ③ P3 | | S B C X<br>1-2 ① G3-1 | 5 | 0 | 1 | 1 | 0 | 1 | 0 |
| Matt Lawton, L (1, 7)<br>OBP: 0.365, SLG: 0.408 | C C X<br>0-2 ③ G4-3 | | C B B X<br>2-1<br>1-2<br>3-H 1B | | B B C X<br>2-1 ③ G6-3 | | | C S B F S<br>1-3 ① K | X<br>0-0 1B 2B | 5 | 1 | 2 | 1 | 0 | 1 | 0 |
| Ron Coomer, R (1, 5)<br>OBP: 0.326, SLG: 0.441 | | B S X<br>1-1 ① G4-3 | B C B S S<br>2-3 ③ K | | | S S F B X<br>1-2 1B 2B | | X<br>0-0 1B 2B | B S F S<br>1-3 ② K | 5 | 2 | 2 | 0 | 0 | 2 | 3 |
| David Ortiz, L (1, 3)<br>OBP: 0.391, SLG: 0.500 | | B B S B F S<br>3-3 ② K | | X<br>0-0 ① G3 | | F C B B S<br>2-3 ① K | | F X<br>0-1 1B<br>2-H 2B 1B | F X<br>0-1<br>2-H 1B | 5 | 1 | 2 | 2 | 0 | 2 | 1 |
| Marty Cordova, R (1, 10)<br>OBP: 0.304, SLG: 0.431 | | S B B F B S<br>3-3 ③ K | | X<br>0-0 1B | | F F C<br>0-3 ② K | | S F X<br>0-2<br>1-2 2B FC1-2 1B | B C F C<br>1-3 ③ K | 5 | 0 | 2 | 0 | 0 | 3 | 2 |
| Todd Walker, L (1, 4)<br>OBP: 0.286, SLG: 0.354 | | | B B F B S X<br>3-2 F9 1B 1B | S B B X<br>2-1<br>1-2 1B | | B X<br>1-0<br>2-H 1B | | X<br>0-0<br>FC1-2<br>1-3<br>2-H 2B | | 4 | 1 | 4 | 2 | 0 | 0 | 0 |
| Terry Steinbach, R (1, 2)<br>OBP: 0.304, SLG: 0.397 | | | B F C X<br>1-2 1B S 1B | F B F B B S<br>3-3 ② K | | C F F F F S<br>0-3 ③ K | | B B B B<br>4-0 FC1-2 BB | | 3 | 1 | 1 | 0 | 1 | 2 | 3 |
| Chris Latham, S (1, 8)<br>OBP: 0.182, SLG: 0.227 | | | L B B B F F F X<br>3-2 ① F9<br>2-3 | B C S B B C<br>2-3 ③ K | | | S F B B C<br>2-3 ① X K | X<br>0-0 ② FC1-2<br>1-2<br>2-3<br>3-Hf | | 4 | 0 | 0 | 0 | 0 | 2 | 7 |
| Inning Stats | R: 0 H: 0<br>E: 0 LOB: 0<br>K: 2 BB: 0<br>S: 9 P: 13 | R: 0 H: 0<br>E: 0 LOB: 0<br>K: 2 BB: 0<br>S: 8 P: 15 | R: 2 H: 4<br>E: 0 LOB: 2<br>K: 2 BB: 0<br>S: 24 P: 41 | R: 0 H: 2<br>E: 0 LOB: 2<br>K: 2 BB: 0<br>S: 10 P: 17 | R: 0 H: 0<br>E: 0 LOB: 0<br>K: 1 BB: 0<br>S: 7 P: 10 | R: 1 H: 2<br>E: 0 LOB: 1<br>K: 3 BB: 0<br>S: 17 P: 21 | R: 0 H: 0<br>E: 0 LOB: 0<br>K: 1 BB: 0<br>S: 5 P: 8 | R: 2 H: 4<br>E: 0 LOB: 3<br>K: 1 BB: 1<br>S: 14 P: 19 | R: 1 H: 2<br>E: 0 LOB: 1<br>K: 2 BB: 0<br>S: 12 P: 15 | 1B: 10 SF: 0<br>2B: 4 SAC: 0<br>3B: 0 DP: 0<br>HR: 0 HBP: 0 | | | | | | |

TOP

# Minnesota Twins @ Cleveland Indians

Jacobs Field, Cleveland, OH

Sat Sep 27 1997, 3:33 AM EDT

Att. 42,854 - Sunny - 63 F

livebaseballscorecards.com

| | |
|---|---|
| AB | 41 |
| R | 6 |
| H | 14 |
| RBI | 6 |
| BB | 1 |
| SO | 16 |
| LOB | 21 |

| PITCHER | | IP | WLS | BF | H | R | ER | SO | BB | IBB | HBP | BLK | WP | HR | S | P | ERA | WHIP |
|---|---|---|---|---|---|---|---|---|---|---|---|---|---|---|---|---|---|---|
| Jaret Wright, R<br>ERA: 4.38 | (1, 1) | 3.0 | | 13 | 4 | 2 | 2 | 6 | 0 | 0 | 0 | 0 | 0 | 0 | 41 | 69 | 6.00 | 1.333 |
| Bartolo Colon, R<br>ERA: 5.65 | (4, 1) | 3.0 | W | 13 | 4 | 1 | 1 | 6 | 0 | 0 | 0 | 0 | 0 | 0 | 34 | 48 | 3.00 | 1.333 |
| Eric Plunk, R<br>ERA: 4.73 | (7, 1) | 1.0 | | 3 | 0 | 0 | 0 | 1 | 0 | 0 | 0 | 0 | 0 | 0 | 5 | 8 | 0.00 | 0.000 |
| Paul Assenmacher, L<br>ERA: 2.94 | (8, 1) | 1.0 | | 8 | 4 | 2 | 2 | 1 | 1 | 0 | 0 | 0 | 0 | 0 | 14 | 19 | 18.00 | 5.000 |
| Michael Jackson, R<br>ERA: 3.24 | (9, 1) | 1.0 | | 5 | 2 | 1 | 1 | 2 | 0 | 0 | 0 | 0 | 0 | 0 | 12 | 15 | 9.00 | 2.000 |

| PITCHER | IP | WLS | BF | H | R | ER | SO | BB | IBB | HBP | BLK | WP | HR | S | P | ERA | WHIP |
|---|---|---|---|---|---|---|---|---|---|---|---|---|---|---|---|---|---|

| | | | | | | | | | | | | | | | | | |
|---|---|---|---|---|---|---|---|---|---|---|---|---|---|---|---|---|---|
| WP: 0 | PA: 42 | | | | | | | | | | | | | | | | |
| PB: 0 | | | | | | | | | | | | | | | | | |
| SB: 1 | | | | | | | | | | | | | | | | | |
| CS: 0 | | | | | | | | | | | | | | | | | |

# Minnesota Twins @ Cleveland Indians

Jacobs Field, Cleveland, OH

Sat Sep 27 1997, 3:33 AM EDT

Att. 42,854 - Sunny - 63 F

livebaseballscorecards.com

| Batter | 1 | 2 | 3 | 4 | 5 | 6 | 7 | 8 | 9 | AB | R | H | RBI | BB | SO | LOB |
|---|---|---|---|---|---|---|---|---|---|---|---|---|---|---|---|---|
| Bip Roberts, S (1, 7)<br>OBP: 0.346, SLG: 0.387 | C B X<br>1-1<br>G4-6-3 1B<br>1B | | B C B F X<br>2-2 ②<br>G1-3 | | X<br>0-0<br>S<br>2B<br>2B | S C X<br>0-2<br>WP 1B<br>1-2<br>2-3<br>SF<br>1B | | X<br>0-0<br>F8 PB<br>2B<br>1B | | 5 | 3 | 4 | 0 | 0 | 0 | 0 |
| Omar Vizquel, S (1, 6)<br>OBP: 0.347, SLG: 0.369 | F X<br>0-1<br>G4-6-3<br>1-2<br>1B | | B F B F B S<br>3-3 ③<br>K | | S B F B F F X<br>2-2 ②<br>P4<br>2-3 | C S D D X<br>2-2<br>WP<br>1-2<br>2-3<br>3-H<br>SF<br>1B | | B X<br>1-0 ①<br>F8<br>1-3 | | 5 | 1 | 2 | 1 | 0 | 1 | 2 |
| Manny Ramirez, R (1, 9)<br>OBP: 0.417, SLG: 0.542 | F S B F F X<br>1-2 ① ②<br>G4-6-3<br>1-2f<br>2-3 | | | B B F B X<br>3-1<br>HR | X<br>0-0<br>3-H<br>2B | B C B X<br>2-1<br>SF<br>1B<br>1-H<br>2-H<br>3-H | | F B X<br>1-1<br>3-H<br>2B | | 4 | 1 | 3 | 4 | 0 | 0 | 2 |
| Matt Williams, R (1, 5)<br>OBP: 0.306, SLG: 0.486 | S X<br>0-1 ③<br>P4 | | | B X<br>1-0<br>1B<br>2B | F B S B S<br>2-3 ③<br>K | X<br>0-0<br>2-3<br>1B | | X<br>0-0 ②<br>F7 | | 5 | 1 | 2 | 0 | 0 | 1 | 3 |
| David Justice, L (1, 10)<br>OBP: 0.419, SLG: 0.593 | | C B B X<br>2-1<br>1B | | B X<br>1-0<br>FC4<br>2-H<br>1B | | 3-1<br>G6-3<br>K | | B F B F X<br>2-2 ③<br>G3-1 | | 5 | 0 | 2 | 1 | 0 | 1 | 3 |
| Tony Fernandez, S (1, 4)<br>OBP: 0.323, SLG: 0.424 | | B B S B S F X<br>3-2 ①<br>L8 | | F X<br>0-1 ①<br>FC4<br>G1-3<br>1-2 | | 1-1<br>BB<br>1B<br>1B<br>0-0 ③<br>G3-1 | | | | 4 | 1 | 1 | 0 | 0 | 0 | 4 |
| Jim Thome, L (1, 3)<br>OBP: 0.424, SLG: 0.581 | S S B S<br>1-3 ②<br>K | | | 1 SAFE<br>F C B B B X<br>2-2 ②<br>G1-3<br>1-2 | | B F C B B B B<br>4-2<br>1B<br>1-2<br>1B<br>BB | B S B F B B<br>4-2<br>L3<br>BB | | | 2 | 1 | 0 | 0 | 2 | 1 | 2 |
| Pat Borders, R (1, 2)<br>OBP: 0.343, SLG: 0.430 | C B F B X<br>2-2 ③<br>G6-3 | | | B F X<br>1-1 ③<br>G5-3 | | B B X<br>2-0<br>1B 1B<br>1B<br>1-2<br>2-H<br>1B | B B X<br>2-0 ①<br>F8 | | | 4 | 1 | 1 | 1 | 0 | 0 | 3 |
| Marquis Grissom, R (1, 8)<br>OBP: 0.316, SLG: 0.396 | | | S B F F B X<br>2-2 ①<br>F7 | | F B X<br>1-1 ①<br>G5-3 | B X<br>1-0<br>1B 1B<br>WP<br>1-2<br>2-H<br>1B | S F B X<br>1-2 ② ③<br>L3<br>1-2 | | | 4 | 1 | 1 | 1 | 0 | 0 | 1 |
| Inning Stats | R: 0 H: 2<br>E: 0 LOB: 1<br>K: 0 BB: 0<br>S: 11 P: 13 | R: 0 H: 1<br>E: 0 LOB: 1<br>K: 1 BB: 0<br>S: 12 P: 20 | R: 0 H: 0<br>E: 0 LOB: 0<br>K: 1 BB: 0<br>S: 10 P: 17 | R: 2 H: 3<br>E: 0 LOB: 1<br>K: 0 BB: 0<br>S: 11 P: 19 | R: 1 H: 2<br>E: 0 LOB: 1<br>K: 1 BB: 0<br>S: 12 P: 17 | R: 6 H: 6<br>E: 1 LOB: 2<br>K: 1 BB: 1<br>S: 21 P: 36 | R: 0 H: 0<br>E: 0 LOB: 0<br>K: 0 BB: 1<br>S: 6 P: 13 | R: 1 H: 2<br>E: 0 LOB: 1<br>K: 0 BB: 0<br>S: 8 P: 12 | | 1B: 11 SF: 1<br>2B: 5 SAC: 0<br>3B: 0 DP: 2<br>HR: 1 HBP: 0 | | | | | | |

| | AB | 38 |
|---|---|---|
| | R | 10 |
| | H | 16 |
| | RBI | 8 |
| | BB | 2 |
| | SO | 4 |
| | LOB | 20 |

| | | WP: 1 | PA: 41 |
|---|---|---|---|
| | | PB: 1 | |
| | | SB: 1 | |
| | | CS: 0 | |

| PITCHER | | IP | WLS | BF | H | R | ER | SO | BB | IBB | HBP | BLK | WP | HR | S | P | ERA | WHIP |
|---|---|---|---|---|---|---|---|---|---|---|---|---|---|---|---|---|---|---|
| Travis Miller, L<br>ERA: 7.63 | (1, 1) | 5.1 | L | 25 | 9 | 5 | 5 | 3 | 1 | 0 | 0 | 0 | 0 | 1 | 62 | 100 | 8.44 | 1.875 |
| Mike Trombley, R<br>ERA: 4.37 | (6, 1) | 0.0 | | 6 | 5 | 4 | 3 | 0 | 0 | 0 | 0 | 0 | 1 | 0 | 11 | 18 | ∞ | ∞ |
| Dan Naulty, R<br>ERA: 5.87 | (6, 1) | 1.2 | | 5 | 0 | 0 | 0 | 1 | 1 | 0 | 0 | 0 | 0 | 0 | 10 | 17 | 0.00 | 0.600 |
| Rich Robertson, L<br>ERA: 5.69 | (8, 1) | 1.0 | | 5 | 2 | 1 | 1 | 0 | 0 | 0 | 0 | 0 | 0 | 0 | 8 | 12 | 9.00 | 2.000 |

| PITCHER | IP | WLS | BF | H | R | ER | SO | BB | IBB | HBP | BLK | WP | HR | S | P | ERA | WHIP |
|---|---|---|---|---|---|---|---|---|---|---|---|---|---|---|---|---|---|

| Batter | 1 | 2 | 3 | 4 | 5 | 6 | 7 | 8 | 9 | 10 | AB | R | H | RBI | BB | SO | LOB |
|---|---|---|---|---|---|---|---|---|---|---|---|---|---|---|---|---|---|
| Chuck Knoblauch, R (1, 10)<br>OBP: 0.388, SLG: 0.409 | F9 | | G6-3<br>2-3<br>3-H | | CS<br>1-2 | 1B<br>S | IBB | | P4 | | 4 | 1 | 1 | 1 | 1 | 0 | 3 |
| Matt Lawton, L (1, 9)<br>(10, 7)<br>OBP: 0.365, SLG: 0.414 | G3 | | G4-3 | | | 1B<br>SF9<br>1-H | L7 | | | HR | 5 | 2 | 2 | 2 | 0 | 0 | 3 |
| Marty Cordova, R (1, 7)<br>OBP: 0.306, SLG: 0.433 | F9 | | | F9 | | SF9<br>1B<br>1-3 | | F8 | | G4-3<br>1B<br>2B | 5 | 0 | 2 | 0 | 0 | 0 | 0 |
| Brent Brede, L (10, PR)<br>(10, 9)<br>OBP: 0.347, SLG: 0.389 | | | | | | | | | | | 0 | 1 | 0 | 0 | 0 | 0 | 0 |
| David Ortiz, L (1, 3)<br>OBP: 0.353, SLG: 0.449 | | K | | K | | K | | F7 | | G4-3<br>2-3 | 5 | 0 | 0 | 0 | 0 | 3 | 3 |
| Ron Coomer, R (1, 5)<br>OBP: 0.325, SLG: 0.438 | | P3 | | K | | SF9<br>1-2<br>3-H | | F9 | | 1B<br>IBB | 3 | 0 | 0 | 1 | 1 | 1 | 0 |
| Todd Walker, L (1, 4)<br>OBP: 0.295, SLG: 0.362 | | K | | | F8 | 1B<br>2-H | | | 1B<br>S | 1B<br>S<br>1-3<br>3-H | 5 | 0 | 3 | 1 | 0 | 1 | 0 |
| Javier Valentin, S (1, 2)<br>OBP: 0.286, SLG: 0.286 | | | E8<br>SH5-4<br>G6-3 | | K | | FC4-6 | | K<br>1-2 | K | 5 | 1 | 2 | 0 | 0 | 3 | 4 |
| Rich Becker, L (1, 8)<br>OBP: 0.353, SLG: 0.392 | | | BB<br>G6-3<br>SH5-4 | | S | | FC4-6<br>G4-3<br>1-2f | | K | G4-3<br>1-2 | 4 | 1 | 1 | 0 | 1 | 1 | 5 |
| Denny Hocking, S (1, 6)<br>OBP: 0.308, SLG: 0.360 | | | SH5-4<br>1-2<br>2-3 | | BB<br>CS<br>3-H | | G4-3<br>1-2 | | 1B<br>2-3 | | 2 | 0 | 1 | 0 | 1 | 0 | 1 |
| Inning Stats | R: 0<br>E: 0<br>K: 0<br>S: 6<br>H: 0<br>LOB: 0<br>BB: 0<br>P: 9 | R: 0<br>E: 0<br>K: 2<br>S: 8<br>H: 0<br>LOB: 0<br>BB: 0<br>P: 13 | R: 1<br>E: 1<br>K: 0<br>S: 9<br>H: 1<br>LOB: 1<br>BB: 1<br>P: 21 | R: 0<br>E: 0<br>K: 2<br>S: 9<br>H: 0<br>LOB: 0<br>BB: 0<br>P: 10 | R: 1<br>E: 0<br>K: 1<br>S: 10<br>H: 1<br>LOB: 0<br>BB: 1<br>P: 20 | R: 2<br>E: 0<br>K: 1<br>S: 14<br>H: 4<br>LOB: 2<br>BB: 0<br>P: 19 | R: 0<br>E: 0<br>K: 0<br>S: 13<br>H: 1<br>LOB: 2<br>BB: 1<br>P: 23 | R: 0<br>E: 0<br>K: 0<br>S: 10<br>H: 0<br>LOB: 0<br>BB: 0<br>P: 11 | R: 0<br>E: 0<br>K: 2<br>S: 18<br>H: 2<br>LOB: 2<br>BB: 0<br>P: 28 | R: 2<br>E: 0<br>K: 1<br>S: 18<br>H: 3<br>LOB: 2<br>BB: 1<br>P: 34 | 1B: 9<br>2B: 1<br>3B: 1<br>HR: 1<br>SF: 1<br>SAC: 1<br>DP: 0<br>HBP: 0 | | | | | | |

| PITCHER | | IP | WLS | BF | H | R | ER | SO | BB | IBB | HBP | BLK | WP | HR | S | P | ERA | WHIP |
|---|---|---|---|---|---|---|---|---|---|---|---|---|---|---|---|---|---|---|
| Jeff Juden, R<br>ERA: 4.46 | (1, 1) | 6.0 | | 24 | 6 | 4 | 4 | 6 | 2 | 0 | 0 | 0 | 0 | 0 | 56 | 92 | 6.00 | 1.333 |
| Jason Jacome, L<br>ERA: 5.84 | (7, 1) | 2.0 | | 8 | 1 | 0 | 0 | 0 | 0 | 1 | 0 | 0 | 0 | 0 | 23 | 34 | 0.00 | 0.500 |
| Albie Lopez, R<br>ERA: 6.93 | (9, 1) | 1.0 | L | 7 | 4 | 2 | 2 | 2 | 0 | 0 | 0 | 0 | 0 | 1 | 24 | 39 | 18.00 | 4.000 |
| Alvin Morman, L<br>ERA: 5.89 | (10, 1) | 1.0 | | 5 | 1 | 0 | 0 | 1 | 0 | 1 | 0 | 0 | 0 | 0 | 12 | 23 | 0.00 | 1.000 |

| PITCHER | IP | WLS | BF | H | R | ER | SO | BB | IBB | HBP | BLK | WP | HR | S | P | ERA | WHIP |
|---|---|---|---|---|---|---|---|---|---|---|---|---|---|---|---|---|---|

# TOP

## Minnesota Twins @ Cleveland Indians

Jacobs Field, Cleveland, OH

Sat Sep 27 1997, 7:05 PM EDT

Att. 42,867 - Unknown - 66 F

livebaseballscorecards.com

| | |
|---|---|
| AB | 38 |
| R | 6 |
| H | 12 |
| RBI | 5 |
| BB | 4 |
| SO | 9 |
| LOB | 19 |

WP: 0 PA: 45
PB: 0
SB: 4
CS: 1

| Batter | 1 | 2 | 3 | 4 | 5 | 6 | 7 | 8 | 9 | 10 | AB | R | H | RBI | BB | SO | LOB |
|---|---|---|---|---|---|---|---|---|---|---|---|---|---|---|---|---|---|
| Bruce Aven, R (1, 9)<br>OBP: 0.263, SLG: 0.278<br>David Justice, L (9, PH)<br>OBP: 0.420, SLG: 0.600 (10, 9) | C B F F X<br>1-2<br>CS 1B<br>1B | | X<br>0-0 ①<br>L8 | | X<br>0-0<br>1B<br>1-H<br>2-H<br>2B | | C C C<br>0-3 ②<br>K | | C B B X<br>2-1<br>2-H<br>HR | | 4<br>1 | 0<br>1 | 2<br>1 | 2<br>2 | 0<br>0 | 1<br>0 | 1<br>0 |
| Enrique Wilson, S (1, 6)<br>OBP: 0.357, SLG: 0.357<br>Jim Thome, L (9, PH)<br>OBP: 0.423, SLG: 0.580 (10, 3) | B C X<br>1-1<br>1-2<br>1B | | B B X<br>2-0 ②<br>P6 | | B F C B X<br>2-2<br>2-3<br>1B | | C B F X<br>1-2 ③<br>G6-3 | | B B B X<br>3-0 ③<br>F8 | | 4<br>1 | 0<br>0 | 2<br>0 | 0<br>0 | 0<br>0 | 0<br>0 | 1<br>0 |
| Tony Fernandez, S (1, 4)<br>OBP: 0.323, SLG: 0.423<br>Bip Roberts, S (7, 7)<br>OBP: 0.345, SLG: 0.385 | C X<br>0-1 ①<br>P3 | | C B F F B<br>2-2 ③<br>CS<br>1-2 | F B X<br>1-1<br>G6-3<br>1B | F F B F X<br>1-2 ③<br>F7 | | | C S S<br>0-3 ①<br>K | | C F F B B C<br>2-3 ①<br>K | 3<br>2 | 0<br>0 | 1<br>0 | 0<br>0 | 0<br>0 | 0<br>2 | 4<br>0 |
| Jeff Manto, R (1, 7)<br>OBP: 0.290, SLG: 0.567 (7, 5) | C B B C C C<br>2-3 ② ③<br>K<br>2-3 | | | D C B 1 SAFE S S<br>2-3 ①<br>K | | X<br>0-0<br>G6-4-3<br>1B | | F B F X<br>1-2<br>1B | | C B F X<br>1-2 ②<br>F8 | 5 | 0 | 2 | 0 | 0 | 2 | 3 |
| Richie Sexson, R (1, 3)<br>OBP: 0.273, SLG: 0.273<br>Pat Borders, R (10, 2)<br>OBP: 0.341, SLG: 0.428 | | C B X<br>1-1 ①<br>G5-3 | | X<br>0-0 ② ③<br>G6-3<br>1-2f | | D B F X<br>2-1 ① ②<br>G6-4-3<br>1-2f | | S F C<br>0-3 ②<br>K | | C B X<br>1-1 ③<br>F7 | 4<br>1 | 0<br>0 | 0<br>0 | 0<br>0 | 0<br>0 | 1<br>0 | 3<br>0 |
| Brian Giles, L (1, 8)<br>OBP: 0.369, SLG: 0.461 | | B B B B<br>4-0<br>G4-3 S<br>BB | | | B X<br>1-0<br>BB<br>2B<br>1B | X<br>0-0<br>3B | | F C B C<br>1-3 ③<br>K | | | 3 | 1 | 2 | 0 | 1 | 1 | 1 |
| Sean Casey, L (1, 10)<br>OBP: 0.364, SLG: 0.222 | C F X<br>0-2 ②<br>G4-3<br>1-3 | | | | C B F B S<br>2-3 ①<br>K | B S F F H<br>2-2<br>HBP | | | F B F X<br>1-2 ①<br>G1-3 | | 3 | 0 | 0 | 0 | 0 | 1 | 2 |
| Einar Díaz, R (1, 2)<br>OBP: 0.143, SLG: 0.286<br>Omar Vizquel, S (9, PH)<br>OBP: 0.347, SLG: 0.368 (10, 6) | C B F F B F S<br>2-3 ③<br>K | | | | B C X<br>1-1 ②<br>F8 | C X<br>0-1 ③<br>G6-3 | | | C B F B X<br>2-2 ②<br>G6-3 | | 3<br>1 | 0<br>0 | 0<br>0 | 0<br>0 | 0<br>0 | 1<br>0 | 4<br>0 |
| Jeff Branson, L (1, 5)<br>OBP: 0.266, SLG: 0.311 (7, 4) | | | C S X<br>0-2<br>CS<br>1B | | C D S B B B B<br>4-2<br>1-2<br>2B<br>BB | | B X<br>1-0 ①<br>F7 | | F X<br>0-1<br>HR<br>2B | | 3 | 2 | 2 | 0 | 1 | 0 | 0 |
| Inning Stats | R: 0 H: 2<br>E: 0 LOB: 1<br>K: 1 BB: 0<br>S: 11 P: 15 | R: 0 H: 0<br>E: 0 LOB: 1<br>K: 1 BB: 1<br>S: 10 P: 17 | R: 0 H: 1<br>E: 0 LOB: 0<br>K: 0 BB: 0<br>S: 8 P: 12 | R: 0 H: 1<br>E: 0 LOB: 0<br>K: 1 BB: 0<br>S: 6 P: 9 | R: 2 H: 3<br>E: 0 LOB: 2<br>K: 1 BB: 1<br>S: 16 P: 27 | R: 0 H: 2<br>E: 0 LOB: 2<br>K: 0 BB: 0<br>S: 9 P: 13 | R: 0 H: 0<br>E: 0 LOB: 0<br>K: 1 BB: 0<br>S: 7 P: 9 | R: 0 H: 1<br>E: 0 LOB: 1<br>K: 3 BB: 0<br>S: 12 P: 14 | R: 2 H: 2<br>E: 0 LOB: 0<br>K: 0 BB: 0<br>S: 11 P: 19 | R: 0 H: 0<br>E: 0 LOB: 0<br>K: 1 BB: 0<br>S: 9 P: 13 | 1B: 8<br>2B: 2<br>3B: 1<br>HR: 1 | SF: 0<br>SAC: 0<br>DP: 2<br>HBP: 1 | | | | | | |

| PITCHER | IP | WLS | BF | H | R | ER | SO | BB | IBB | HBP | BLK | WP | HR | S | P | ERA | WHIP |
|---|---|---|---|---|---|---|---|---|---|---|---|---|---|---|---|---|---|
| Dan Serafini, L (1, 1)<br>ERA: 3.42 | 5.0 | | 21 | 7 | 2 | 2 | 4 | 2 | 0 | 0 | 0 | 0 | 0 | 51 | 80 | 3.60 | 1.800 |
| Greg Swindell, L (6, 1)<br>ERA: 3.58 | 3.0 | | 12 | 3 | 0 | 0 | 4 | 0 | 0 | 1 | 0 | 0 | 0 | 28 | 36 | 0.00 | 1.000 |
| Rick Aguilera, R (9, 1)<br>ERA: 3.82 | 2.0 | W | 8 | 2 | 2 | 2 | 1 | 0 | 0 | 0 | 0 | 0 | 1 | 20 | 32 | 9.00 | 1.000 |

| PITCHER | IP | WLS | BF | H | R | ER | SO | BB | IBB | HBP | BLK | WP | HR | S | P | ERA | WHIP |
|---|---|---|---|---|---|---|---|---|---|---|---|---|---|---|---|---|---|

# BOTTOM

# Minnesota Twins @ Cleveland Indians

Jacobs Field, Cleveland, OH

Sat Sep 27 1997, 7:05 PM EDT

Att. 42,867 - Unknown - 66 F

livebaseballscorecards.com

| | |
|---|---|
| AB | 38 |
| R | 4 |
| H | 12 |
| RBI | 4 |
| BB | 2 |
| SO | 9 |
| LOB | 19 |

| | | | |
|---|---|---|---|
| 1B: 8 | SF: 0 | WP: 0 | PA: 42 |
| 2B: 2 | SAC: 0 | PB: 0 | |
| 3B: 1 | DP: 2 | SB: 1 | |
| HR: 1 | HBP: 1 | CS: 2 | |

| Batter | 1 | 2 | 3 | 4 | 5 | 6 | 7 | 8 | 9 | AB | R | H | RBI | BB | SO | LOB |
|---|---|---|---|---|---|---|---|---|---|---|---|---|---|---|---|---|
| Chuck Knoblauch, R (1, 6)<br>OBP: 0.390, SLG: 0.411 | F9 | | S 1B | | S 2B 1B | FC6-4 1B | | F9 | | 5 | 1 | 3 | 0 | 0 | 0 | 0 |
| Matt Lawton, L (1, 9)<br>OBP: 0.366, SLG: 0.415 | BB BB | | K | | 1B 2B 2B | FC6-4 WP | | | G3 | 4 | 1 | 1 | 3 | 1 | 1 | 2 |
| Paul Molitor, R (1, 10)<br>OBP: 0.351, SLG: 0.435 | BB | | 1 SAFE BB | | 2B G6-3 1B | G3-1 | | | K | 3 | 1 | 1 | 0 | 2 | 1 | 1 |
| Ron Coomer, R (1, 5)<br>OBP: 0.324, SLG: 0.438 | K | | F9 | | G6-3 2B | | P2 | | F9 | 5 | 0 | 1 | 1 | 0 | 1 | 4 |
| Scott Stahoviak, L (1, 3)<br>OBP: 0.301, SLG: 0.400 | K | | | G6-3 | G6-3 HBP | | E6 G4-3 | | | 3 | 0 | 0 | 0 | 0 | 1 | 2 |
| Marty Cordova, R (1, 7)<br>OBP: 0.305, SLG: 0.434 | | B1-3 | | 2B | G6-3 | | G4-3 | | | 4 | 0 | 1 | 0 | 0 | 0 | 3 |
| Todd Walker, L (1, 4)<br>OBP: 0.288, SLG: 0.353 | | G4-3 | | G4-3 | G6-3 | | F9 | | | 4 | 0 | 0 | 0 | 0 | 0 | 3 |
| Terry Steinbach, R (1, 2)<br>OBP: 0.302, SLG: 0.394 | | G6-3 | | G1-3 | | K | | K | | 4 | 0 | 0 | 0 | 0 | 2 | 1 |
| Rich Becker, L (1, 8)<br>OBP: 0.354, SLG: 0.395 | | | G6-3 | | 1B 2B 1B | 1B FC6-4 2B | | K | | 4 | 2 | 2 | 0 | 0 | 1 | 0 |
| Inning Stats | R: 0 E: 0 K: 2 S: 11 H: 0 LOB: 2 BB: 2 P: 21 | R: 0 E: 0 K: 0 S: 7 H: 0 LOB: 0 BB: 0 P: 9 | R: 0 E: 0 K: 1 S: 12 H: 1 LOB: 2 BB: 1 P: 18 | R: 0 E: 0 K: 0 S: 9 H: 1 LOB: 1 BB: 0 P: 11 | R: 4 E: 0 K: 0 S: 20 H: 5 LOB: 1 BB: 0 P: 36 | R: 1 E: 0 K: 1 S: 11 H: 2 LOB: 1 BB: 0 P: 17 | R: 0 E: 1 K: 0 S: 13 H: 0 LOB: 1 BB: 0 P: 17 | R: 0 E: 0 K: 2 S: 10 H: 0 LOB: 0 BB: 0 P: 12 | R: 0 E: 0 K: 1 S: 7 H: 0 LOB: 0 BB: 0 P: 11 | 1B: 5 2B: 4 3B: 0 HR: 0 | SF: 0 SAC: 0 DP: 1 HBP: 1 | | | | | | |

# TOP

## Minnesota Twins @ Cleveland Indians

Jacobs Field, Cleveland, OH

Sun Sep 28 1997, 3:33 AM EDT
Att. 42,940 - Sunny - 74 F

livebaseballscorecards.com

| | |
|---|---|
| AB | 36 |
| R | 5 |
| H | 9 |
| RBI | 4 |
| BB | 3 |
| SO | 7 |
| LOB | 16 |

| PITCHER | | IP | WLS | BF | H | R | ER | SO | BB | IBB | HBP | BLK | WP | HR | S | P | ERA | WHIP |
|---|---|---|---|---|---|---|---|---|---|---|---|---|---|---|---|---|---|---|
| Charles Nagy, R<br>ERA: 4.28 | (1, 1) | 7.0 | L | 34 | 9 | 5 | 5 | 4 | 3 | 0 | 1 | 0 | 1 | 0 | 83 | 129 | 6.43 | 1.714 |
| Eric Plunk, R<br>ERA: 4.66 | (8, 1) | 1.0 | | 3 | 0 | 0 | 0 | 2 | 0 | 0 | 0 | 0 | 0 | 0 | 10 | 12 | 0.00 | 0.000 |
| Jose Mesa, R<br>ERA: 2.4 | (9, 1) | 1.0 | | 3 | 0 | 0 | 0 | 1 | 0 | 0 | 0 | 0 | 0 | 0 | 7 | 11 | 0.00 | 0.000 |

| PITCHER | IP | WLS | BF | H | R | ER | SO | BB | IBB | HBP | BLK | WP | HR | S | P | ERA | WHIP |
|---|---|---|---|---|---|---|---|---|---|---|---|---|---|---|---|---|---|

| | | | |
|---|---|---|---|
| WP: 1 | PB: 0 | SB: 2 | CS: 0 |
| PA: 40 | | | |

# BOTTOM

## Minnesota Twins @ Cleveland Indians

Jacobs Field, Cleveland, OH

Sun Sep 28 1997, 3:33 AM EDT
Att. 42,940 - Sunny - 74 F

livebaseballscorecards.com

| Batter | 1 | 2 | 3 | 4 | 5 | 6 | 7 | 8 | 9 | AB | R | H | RBI | BB | SO | LOB |
|---|---|---|---|---|---|---|---|---|---|---|---|---|---|---|---|---|
| Omar Vizquel, S (1, 6)<br>OBP: 0.347, SLG: 0.368 | B C X 1-1 L9 G4-3 1B | | 1 SAFE B 1 SAFE X 1-0 G5-3 1-2 ① | | C F F B B X 2-2 E6 G4-6-3 | | | X 0-0 G1-3 ② | | 3 | 0 | 1 | 0 | 0 | 0 | 1 |
| Enrique Wilson, S (6, 6)<br>OBP: 0.333, SLG: 0.333 | | | | | | | | | | 1 | 0 | 0 | 0 | 0 | 0 | 0 |
| Brian Giles, L (1, 7)<br>(7, 8)<br>OBP: 0.368, SLG: 0.459 | F X 0-1 G4-3 1-2 ① | | X 0-0 1B 2-H 1B | | C B X 1-1 G4-6-3 1-2f ② ③ | | | C X 0-1 F9 ③ | | 4 | 0 | 1 | 1 | 0 | 0 | 2 |
| Manny Ramirez, R (1, 9)<br>OBP: 0.415, SLG: 0.538 | C B 2 SAFE X 1-1 L9 2-3 ② | | S T F F T 0-2 K ② | | | F B S B F F F X 2-2 F7 ① | | | F F F F F B T 1-2 K ① | 4 | 0 | 0 | 0 | 0 | 2 | 2 |
| Jim Thome, L (1, 3)<br>OBP: 0.423, SLG: 0.579 | X 0-0 G3 ③ | | C F X 0-2 1B 2-H ③ | | | B C S B X 2-2 G3-1 ② | | | B B S F X 2-2 G6-3 ② | 3 | 0 | 1 | 0 | 0 | 0 | 1 |
| Sean Casey, L (7, 3)<br>OBP: 0.333, SLG: 0.200 | | | | | | | | | | 1 | 0 | 0 | 0 | 0 | 0 | 0 |
| David Justice, L (1, 10)<br>OBP: 0.418, SLG: 0.596 | | C X 0-1 G4-3 ① | | C B B F S 2-3 K ① | | B C C X 1-2 P5 ③ | | | C F B B B X 3-2 G3-1 ③ | 3 | 0 | 0 | 0 | 0 | 1 | 0 |
| Kevin Seitzer, R (9, PH)<br>OBP: 0.326, SLG: 0.369 | | | | | | | | | | 1 | 0 | 0 | 0 | 0 | 0 | 0 |
| Matt Williams, R (1, 5)<br>OBP: 0.307, SLG: 0.488 | | C X 0-1 F7 ② | C F X 0-2 3B | | | | F B X 1-1 F7 ① | | | 3 | 0 | 1 | 0 | 0 | 0 | 0 |
| Jeff Manto, R (8, 5)<br>OBP: 0.290, SLG: 0.567 | | | | | | | | | | 0 | 0 | 0 | 0 | 0 | 0 | 0 |
| Sandy Alomar Jr., R (1, 2)<br>OBP: 0.354, SLG: 0.545 | | C X 0-1 2B | B B C X 2-1 P6 ② | | | | C X 0-1 G6-3 ② | | | 3 | 0 | 1 | 0 | 0 | 0 | 1 |
| Jeff Branson, L (1, 4)<br>OBP: 0.262, SLG: 0.306 | | B B X 2-0 L4 ③ | T B C F B S 2-3 K ③ | | | | B F F F B C 2-3 K ③ | | | 3 | 0 | 0 | 0 | 0 | 2 | 2 |
| Marquis Grissom, R (1, 8)<br>OBP: 0.317, SLG: 0.396 | | | B C F B X 2-2 1B G5-3 1B | | C C F B B F X 2-2 F9 ① | | | C S S 0-3 K ① | | 2 | 1 | 1 | 0 | 0 | 0 | 0 |
| Bruce Aven, R (7, 7)<br>OBP: 0.250, SLG: 0.263 | | | | | | | | | | 1 | 0 | 0 | 0 | 0 | 1 | 0 |
| Inning Stats | R: 0<br>E: 0<br>K: 0<br>S: 7<br>H: 1<br>LOB: 1<br>BB: 0<br>P: 9 | R: 0<br>E: 0<br>K: 0<br>S: 7<br>H: 1<br>LOB: 1<br>BB: 0<br>P: 9 | R: 1<br>E: 0<br>K: 1<br>S: 13<br>H: 3<br>LOB: 2<br>BB: 0<br>P: 16 | R: 0<br>E: 0<br>K: 2<br>S: 13<br>H: 1<br>LOB: 1<br>BB: 0<br>P: 19 | R: 0<br>E: 1<br>K: 0<br>S: 11<br>H: 0<br>LOB: 0<br>BB: 0<br>P: 16 | R: 0<br>E: 0<br>K: 0<br>S: 12<br>H: 0<br>LOB: 0<br>BB: 0<br>P: 17 | R: 0<br>E: 0<br>K: 1<br>S: 8<br>H: 0<br>LOB: 0<br>BB: 0<br>P: 11 | R: 0<br>E: 0<br>K: 1<br>S: 6<br>H: 0<br>LOB: 0<br>BB: 0<br>P: 6 | R: 0<br>E: 0<br>K: 1<br>S: 12<br>H: 0<br>LOB: 0<br>BB: 0<br>P: 18 | 1B: 4<br>2B: 1<br>3B: 1<br>HR: 0<br>SF: 0<br>SAC: 0<br>DP: 1<br>HBP: 0 | | | | | | |

| | AB | 32 |
|---|---|---|
| | R | 1 |
| | H | 6 |
| | RBI | 1 |
| | BB | 0 |
| | SO | 6 |
| | LOB | 9 |

| PITCHER | IP | WLS | BF | H | R | ER | SO | BB | IBB | HBP | BLK | WP | HR | S | P | ERA | WHIP |
|---|---|---|---|---|---|---|---|---|---|---|---|---|---|---|---|---|---|
| Bob Tewksbury, R (1, 1)<br>ERA: 4.22 | 9.0 | W | 32 | 6 | 1 | 1 | 6 | 0 | 0 | 0 | 0 | 0 | 0 | 89 | 121 | 1.00 | 0.667 |

| PITCHER | IP | WLS | BF | H | R | ER | SO | BB | IBB | HBP | BLK | WP | HR | S | P | ERA | WHIP |
|---|---|---|---|---|---|---|---|---|---|---|---|---|---|---|---|---|---|