

Minnesota Twins - 1997

Batter	1	2	3	4	5	6	7	8	9	AB	R	H	RBI	BB	SO	LOB	TOP								
Brian Hunter, R (1, 8) Vince Coleman, S (7, PH) (7, 8)	G5-3		K		FC4-6 1B 2B BB	CS	P6		K	2	1	0	0	1	1	1									
Damion Easley, R (1, 4) OBP: 0.690, SLG: 0.860	K		G1-3		FC4-6 1B					5	0	3	0	0	1	1									
Travis Fryman, R (1, 5) OBP: 0.400, SLG: 0.400					FC4-6 2B				F9	5	1	2	0	0	1	4									
Tony Clark, S (1, 3) OBP: 0.500, SLG: 0.750	G4-3				1B HR 1B	F8 1H 3H 2B				4	1	2	2	0	0	2									
Bobby Higginson, L (1, 7) OBP: 0.500, SLG: 0.333		G3			HR 1B	F8			G6-4-3 BB	3	1	1	0	1	0	1									
Melvin Nieves, S (1, 9) OBP: 0.250, SLG: 1.000	F7				HR	G3			K	4	1	1	3	0	1	2									
Bubba Trammell, R (1, 10)	G6-3				G5-3 BB				G6-4-3	3	0	0	0	1	0	1									
Brian Johnson, R (1, 2) OBP: 0.250, SLG: 0.250			G4-3	G5-3		K				4	0	1	0	0	1	1									
Deivi Cruz, R (1, 6) OBP: 0.667, SLG: 0.667 Curtis Pride, L (9, PH)				K2-3					K	3	0	2	0	0	1	1									
										1	0	0	0	0	1	1									
Inning Stats	R: 0 E: 0 K: 1 S: 10	H: 1 LOB: 1 BB: 0 P: 15	R: 0 E: 0 K: 0 S: 6	H: 0 LOB: 0 BB: 0 P: 9	R: 0 E: 0 K: 1 S: 10	H: 1 LOB: 1 BB: 0 P: 13	R: 3 E: 0 K: 2 S: 17	H: 3 LOB: 1 BB: 1 P: 30	R: 2 E: 0 K: 0 S: 8	H: 2 LOB: 1 BB: 1 P: 14	R: 0 E: 0 K: 1 S: 6	H: 1 LOB: 0 BB: 0 P: 9	R: 0 E: 0 K: 0 S: 8	H: 2 LOB: 1 BB: 0 P: 11	R: 0 E: 0 K: 1 S: 6	H: 0 LOB: 0 BB: 1 P: 10	R: 0 E: 0 K: 2 S: 14	H: 2 LOB: 2 BB: 0 P: 23	1B: 9 2B: 2 3B: 0 HR: 1	SF: 0 SAC: 0 DP: 1 HBP: 0	WP: 0 PB: 0 SB: 0 CS: 1	PA: 40			
PITCHER	IP	WLS	BF	H	R	ER	SO	BB	IBB	HBP	BLK	WP	HR	S	P	ERA	WHIP								
Brad Radke, R (1, 1) ERA: 9.0	5.0		24	7	5	5	4	2	0	0	0	0	0	12	18	9.00	1.800								
Mike Trombley, R (6, 1) ERA	1.2		6	3	0	0	1	0	0	0	0	0	0	7	11	0.00	1.800								
Eddie Guardado, L (7, 1) ERA	0.2		3	0	0	0	1	1	0	0	0	0	0	1	1	0.00	1.500								
Dan Naulty, R (8, 1) ERA	0.2	W	1	0	0	0	0	0	0	0	0	0	0	1	1	0.00	0.000								
Rick Aguilera, R (9, 1) ERA	1.0	S	5	2	0	0	2	0	0	0	0	0	0	14	23	0.00	2.000								

Detroit Tigers @ Minnesota Twins
 Hubert H. Humphrey Metrodome, Minneapolis, MN
 Tue Apr 01 1997, 8:05 PM EST
 Att: 43,216 - Dome

livebaseballscorecards.com

AB	36
R	5
H	12
RBI	5
BB	3
SO	8
LOB	16



Batter	1	2	3	4	5	6	7	8	9	AB	R	H	RBI	BB	SO	LOB	BOTTOM								
Chuck Knoblauch, R (1, 4) OBP: 0.200, SLG: 0.400	F9		L9		1B 2B		G6-4-3	K		5	1	1	0	0	1	2									
Rich Becker, L (1, 8) OBP: 0.250, SLG: 0.250	F7		G6-3		FC5-4 1B		G5-3			4	0	1	2	0	0	0									
Paul Moltitor, R (1, 10) OBP: 0.500, SLG: 0.500					F9 FC5-4 1B			BB 1B		4	1	2	0	0	0	1									
Marty Cordova, R (1, 7) OBP: 0.500, SLG: 0.333	FC4-6				F9			1B BB		3	1	1	0	1	0	1									
Matt Lawton, L (1, 9) OBP: 0.750, SLG: 0.667					F7-3			SF7-5 BB		3	0	2	0	1	0	2									
Terry Steinbach, R (1, 2) OBP: 0.500, SLG: 0.500		G6-3			1B			HR 1B		4	1	2	1	0	1	1									
Scott Stahoviak, L (1, 3) OBP: 1.000, SLG: 1.000 Greg Colbrunn, R (4, PH) (5, 3)					F8		G1-4-3	SF7-5		1	0	1	0	0	0	0									
Pat Meares, R (1, 6) OBP: 0.500, SLG: 1.750		G3			WP 3B		G5-3	HR		4	2	2	2	0	0	1									
Todd Walker, L (1, 5) OBP: 0.667, SLG: 0.500 Denny Hocking, S (8, PH) (9, 5)			K		2B WP 1B BB			G6-4-3 BB		2	1	1	0	1	1	0									
										0	0	0	0	1	0	0									
Inning Stats	R: 0 E: 0 K: 0 S: 8	H: 1 LOB: 1 BB: 0 P: 14	R: 0 E: 0 K: 0 S: 10	H: 2 LOB: 1 BB: 0 P: 13	R: 0 E: 0 K: 1 S: 7	H: 0 LOB: 0 BB: 0 P: 12	R: 0 E: 0 K: 0 S: 17	H: 2 LOB: 2 BB: 0 P: 28	R: 3 E: 0 K: 0 S: 13	H: 4 LOB: 1 BB: 1 P: 28	R: 0 E: 0 K: 1 S: 7	H: 0 LOB: 0 BB: 0 P: 8	R: 0 E: 0 K: 0 S: 6	H: 1 LOB: 0 BB: 0 P: 10	R: 4 E: 0 K: 1 S: 14	H: 3 LOB: 1 BB: 3 P: 30	1B: 10 2B: 3 3B: 1 HR: 1	SF: 1 SAC: 0 DP: 4 HBP: 0	WP: 1 PB: 0 SB: 1 CS: 0	PA: 37					
PITCHER	IP	WLS	BF	H	R	ER	SO	BB	IBB	HBP	BLK	WP	HR	S	P	ERA	WHIP								
Doug Brocail, R (1, 1) ERA: 6.75	4.0		20	8	3	3	1	0	0	0	0	0	0	18	27	6.75	2.250								
A.J. Sager, R (5, 1) ERA	3.0		9	2	0	0	1	0	0	0	0	0	0	8	19	0.00	0.667								
Dan Miceli, R (8, 1) ERA: 54.0	0.2	L	6	3	4	4	0	2	0	0	0	0	1	8	19	54.00	7.500								
Mike Myers, L (8, 1) ERA	0.1		2	0	0	0	1	1	0	0	0	0	0	6	11	0.00	3.000								

Detroit Tigers @ Minnesota Twins
 Hubert H. Humphrey Metrodome, Minneapolis, MN
 Tue Apr 01 1997, 8:05 PM EST
 Att: 43,216 - Dome

livebaseballscorecards.com

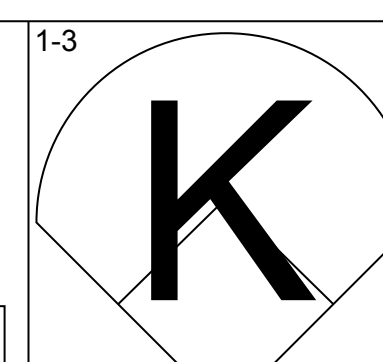
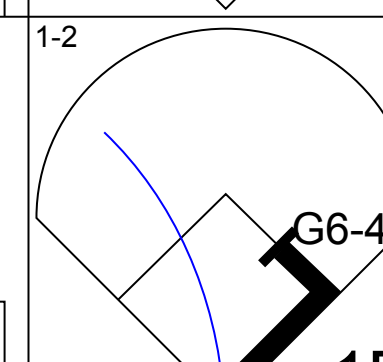
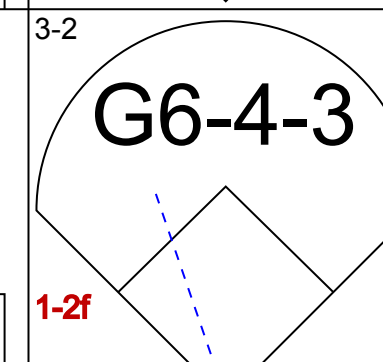
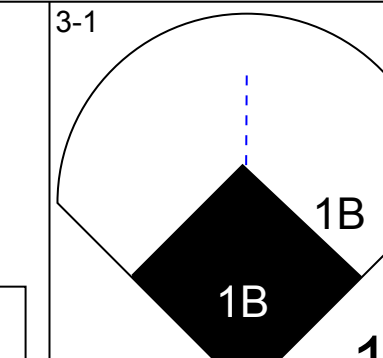
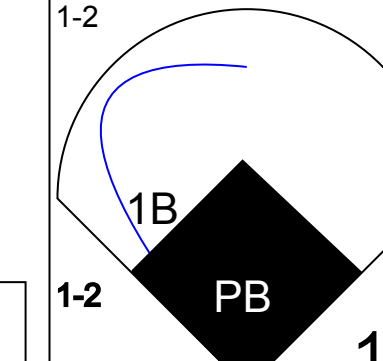
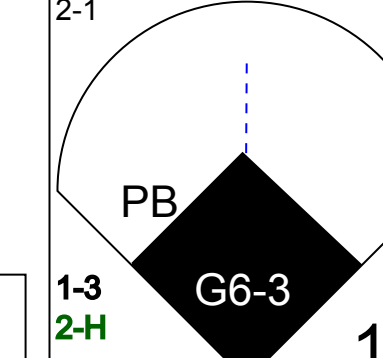
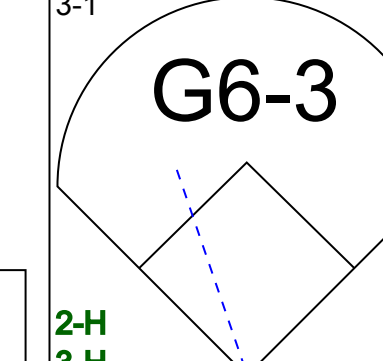
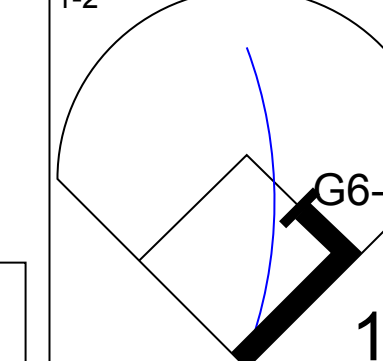
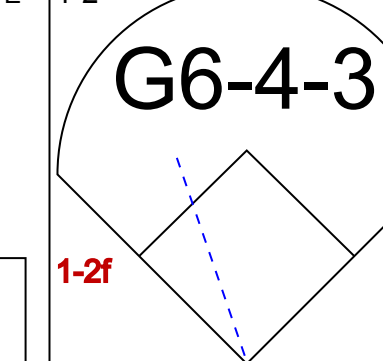
AB	32
R	7
H	13
RBI	6
BB	4
SO	3
LOB	10

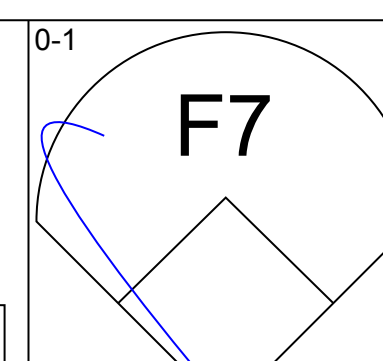
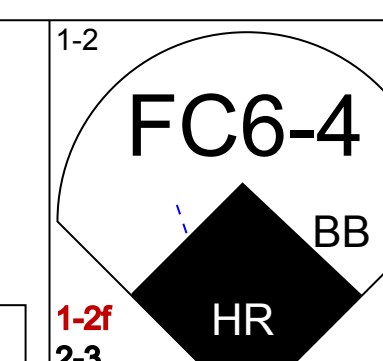
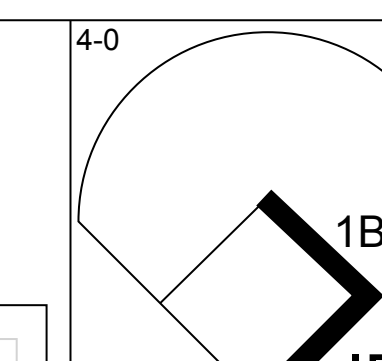
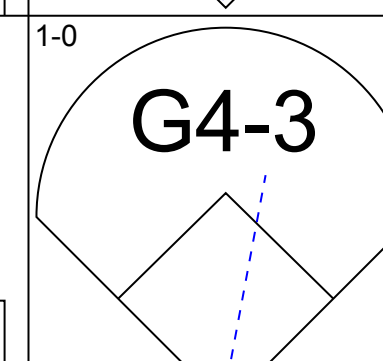
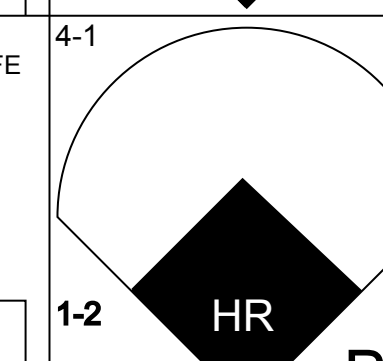
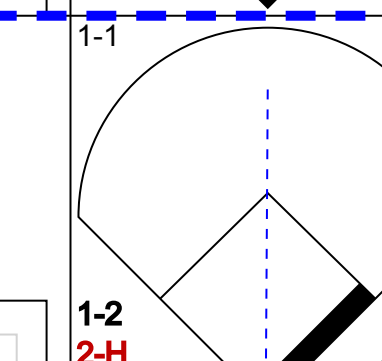
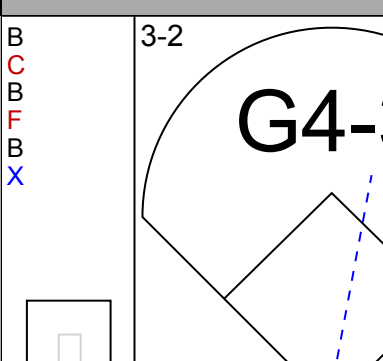
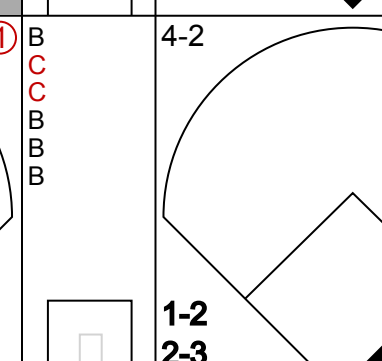
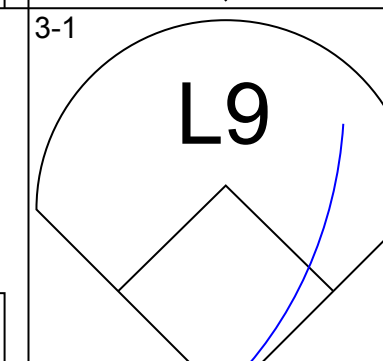
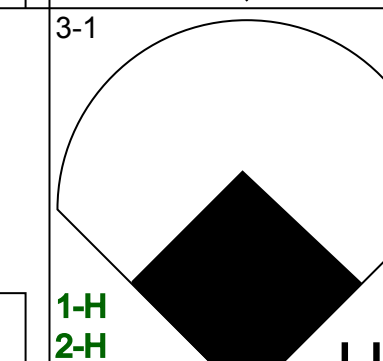
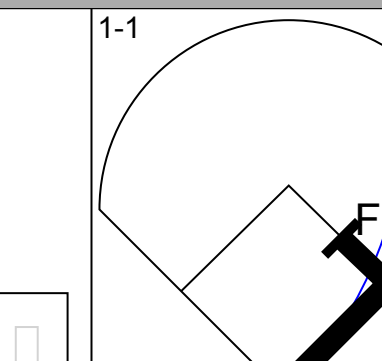
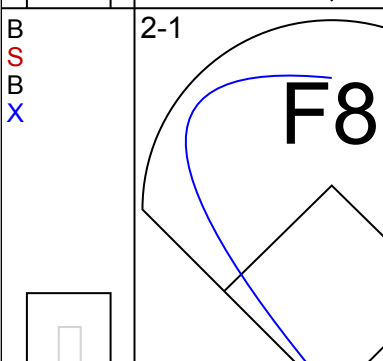
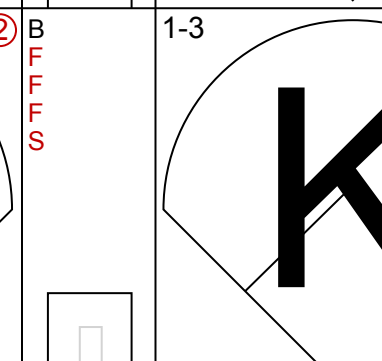
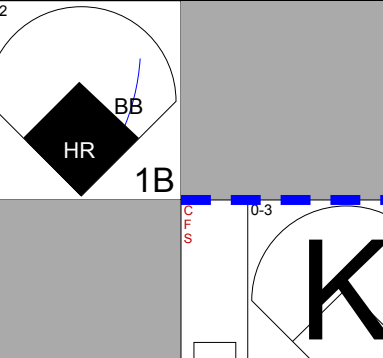
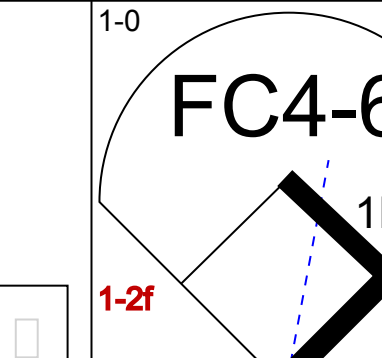
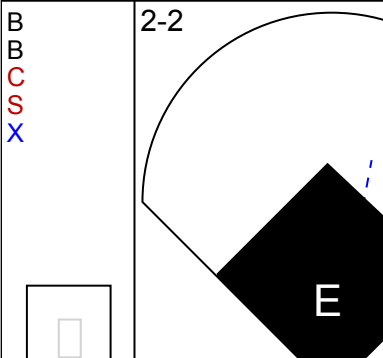
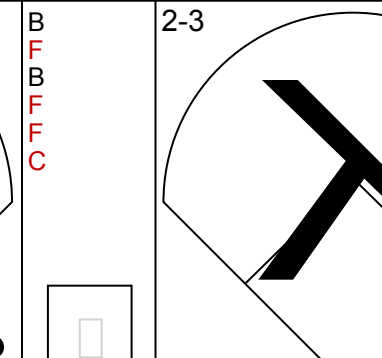
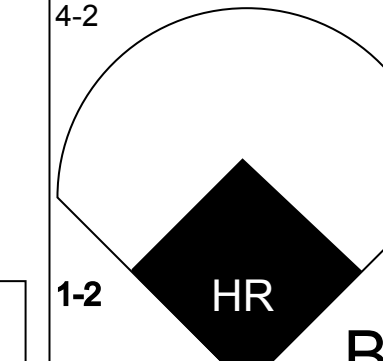
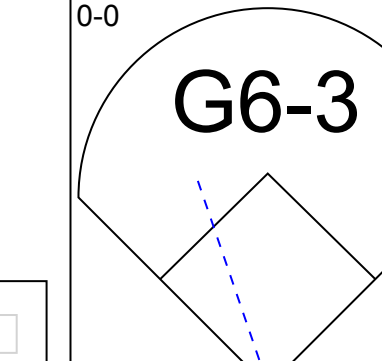
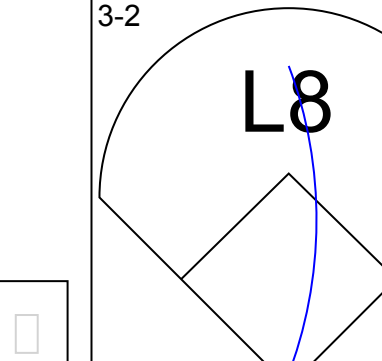
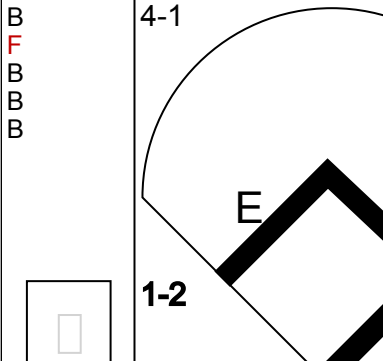
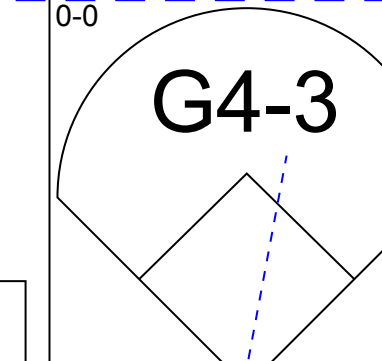
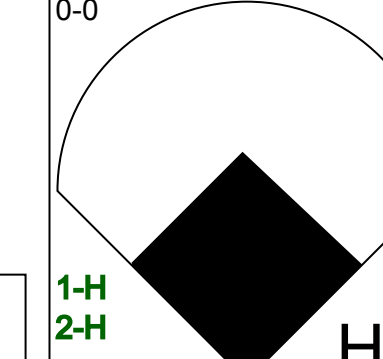
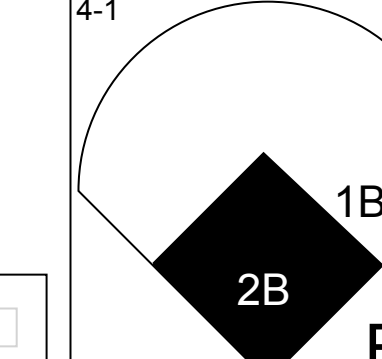
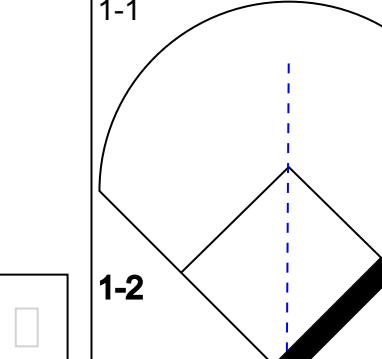
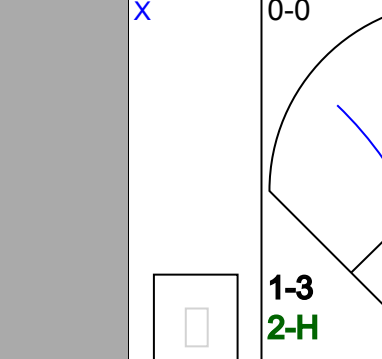
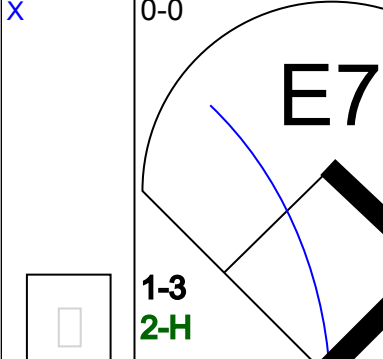

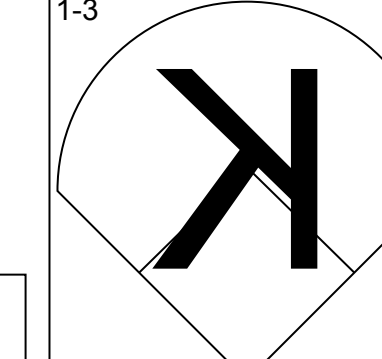
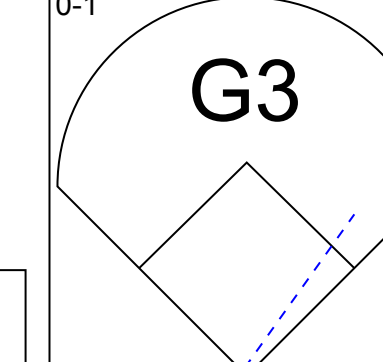
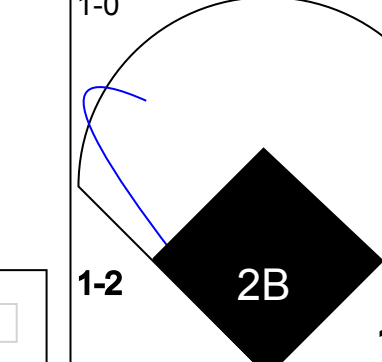
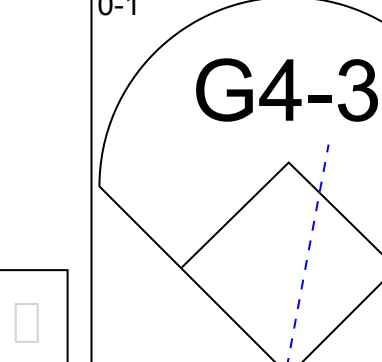
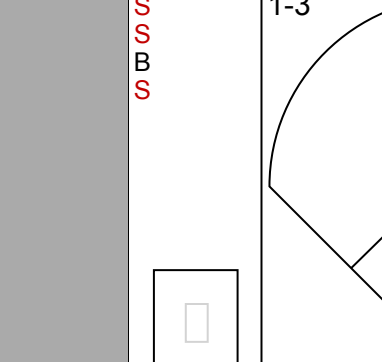
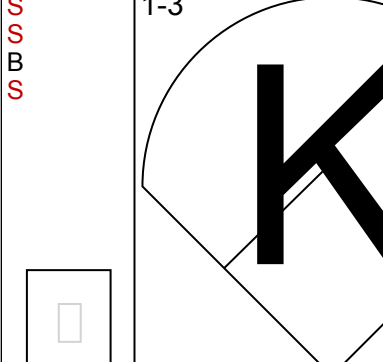
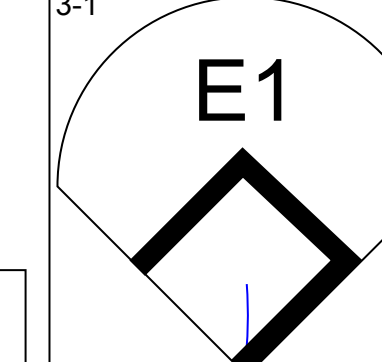
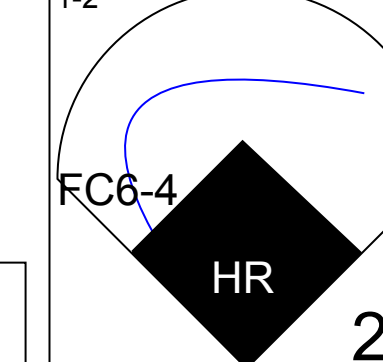
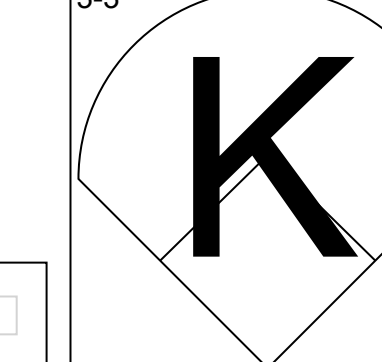
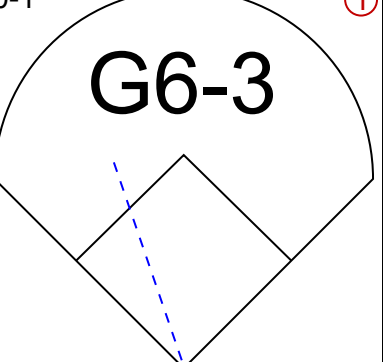
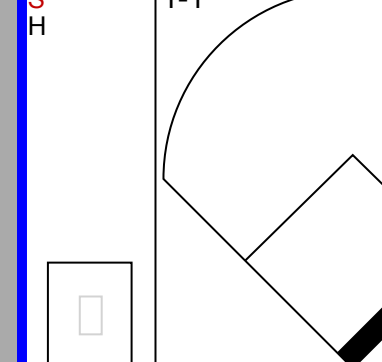
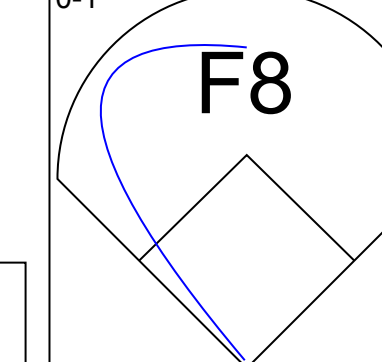
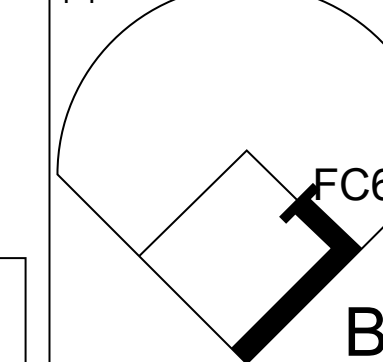
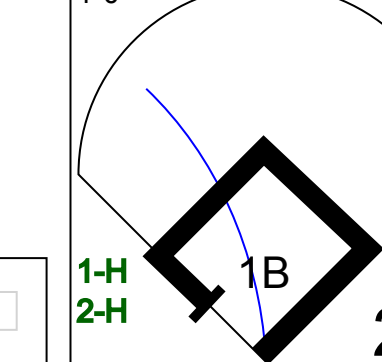

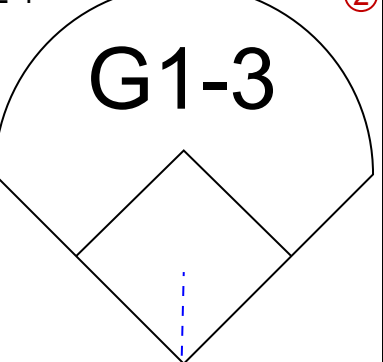
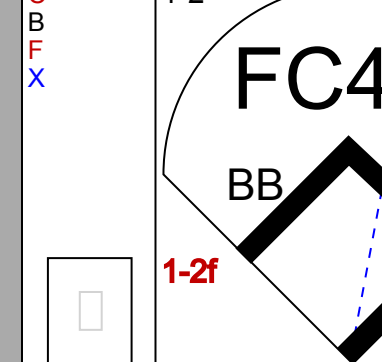


Batter	1	2	3	4	5	6	7	8	9	AB	R	H	RBI	BB	SO	LOB	TOP										
Brian Hunter, R (1, 8)	F8		L4-6		K			K	SH3-4	4	0	0	0	0	2	4	Detroit Tigers @ Minnesota Twins Hubert H. Humphrey Metrodome, Minneapolis, MN Wed Apr 02 1997, 8:05 PM EST Att: 10,827 - Dome - 72 F livebaseballscorecards.com										
Damion Easley, R (1, 4) OBP: 0.400, SLG: 0.444 (8, 6)	K			F7		G6-3		F 1B BB	K	4	1	0	0	1	2	1											
Travis Fryman, R (1, 5) OBP: 0.500, SLG: 0.375	G5-3			HR	BB		P4	E8 1B		3	2	1	1	2	0	0											
Tony Clark, S (1, 3) OBP: 0.444, SLG: 0.556		G4-3		K			1B	2B 1B	K	5	0	2	2	0	2	3											
Bobby Higginson, L (1, 7) OBP: 0.500, SLG: 1.000		G3-1		HR		L4		1B		4	1	2	2	0	0	1											
Melvin Nieves, S (1, 9) OBP: 0.125, SLG: 0.500		L8		K			L8	K		4	0	0	0	0	2	2											
Curtis Pride, L (1, 10) OBP: 0.500, SLG: 0.333 (8, PH) Bubba Trammell, R			L4-6 1B		G1-4-3 BB		F7	G5-3		2	0	1	0	1	0	0											
Matt Walbeck, S (1, 2) OBP: 0.250, SLG: 1.000			K		G1-4-3		G6-3		HR	4	1	1	1	0	1	2											
Deivi Cruz, R (1, 6) OBP: 0.600, SLG: 0.600 Jody Reed, R (8, PH) OBP: 1.000, SLG: 1.000 (8, 4)					G4-3			E S 1B	SH3-4 1B	2	0	1	0	0	0	1											
										2	1	2	0	0	0	0											
Inning Stats	R: 0 E: 0 K: 1 S: 8	H: 0 LOB: 0 BB: 0 P: 10	R: 0 E: 0 K: 0 S: 3	H: 0 LOB: 0 BB: 0 P: 7	R: 0 E: 0 K: 1 S: 8	H: 2 LOB: 1 BB: 0 P: 11	R: 2 E: 0 K: 2 S: 10	H: 1 LOB: 0 BB: 1 P: 18	R: 0 E: 0 K: 1 S: 7	H: 0 LOB: 1 BB: 1 P: 16	R: 0 E: 0 K: 0 S: 6	H: 1 LOB: 1 BB: 0 P: 8	R: 0 E: 0 K: 0 S: 6	H: 0 LOB: 0 BB: 0 P: 9	R: 3 E: 1 K: 2 S: 16	H: 4 LOB: 2 BB: 1 P: 28	R: 1 E: 0 K: 2 S: 14	H: 2 LOB: 2 BB: 1 P: 25	1B: 7 2B: 2 3B: 0 HR: 2	SF: 0 SAC: 1 DP: 1 HBP: 0	WP: 0 PB: 0 SB: 1 CS: 0	PA: 40					
PITCHER	IP	WLS	BF	H	R	ER	SO	BB	IBB	HBP	BLK	WP	HR	S	P	ERA	WHIP										
Frankie Rodriguez, R (1, 1) ERA: 2.57	7.0	26	4	2	2	5	2	0	0	0	0	0	1	48	79	2.57	0.857										
Gregg Olson, R (8, 1) ERA: 81.0	0.1	4	2	3	3	1	1	0	0	0	0	0	0	7	13	81.00	9.000										
Greg Swindell, L (8, 1) ERA:	0.1	3	2	0	0	1	0	0	0	0	0	0	0	8	12	0.00	6.000										
Dan Naulty, R (8, 1) ERA:	0.1	1	0	0	0	0	0	0	0	0	0	0	0	1	3	0.00	0.000										
Rick Aguilera, R (9, 1) ERA: 4.5	1.0	W	6	2	1	1	2	0	1	0	0	0	1	14	25	9.00	2.000										

Batter	1	2	3	4	5	6	7	8	9	AB	R	H	RBI	BB	SO	LOB	BOTTOM										
Chuck Knoblauch, R (1, 4) OBP: 0.200, SLG: 0.250	G3		G4-3		G5-3		SF9		1B SH2-4 BB	3	0	0	2	1	0	1	Detroit Tigers @ Minnesota Twins Hubert H. Humphrey Metrodome, Minneapolis, MN Wed Apr 02 1997, 8:05 PM EST Att: 10,827 - Dome - 72 F livebaseballscorecards.com										
Rich Becker, L (1, 8) OBP: 0.250, SLG: 0.250	K		2B 1B			F8	K	SH2-4		4	1	1	1	0	2	2											
Paul Molitor, R (1, 10) OBP: 0.556, SLG: 0.571	G4-3		3H 1H 2B				BB BB	P4	1B IBB	3	0	1	1	2	0	0											
Marty Cordova, R (1, 7) OBP: 0.444, SLG: 0.286		G4-3	L6				BB BB	K	1B	4	0	1	1	1	1	1											
Terry Steinbach, R (1, 2) OBP: 0.375, SLG: 0.286		K		G5-3			FC5-4 BB	K	1B	3	1	0	0	1	2	2											
Greg Colbrunn, R (1, 3) OBP: 0.143, SLG: 0.667		K		G5-3			FC5-4 1-2	K	HR	4	1	1	2	0	1	2											
Matt Lawton, L (1, 9) OBP: 0.750, SLG: 0.600			SH1-3 G4-3 BB		K			1B SF9 BB	1B	2	2	1	0	2	1	0											
Ron Coomer, R (1, 5) OBP: 0.667, SLG: 0.667 Denny Hocking, S (7, PR) ERA:			G4-3 SH1-3 1B				P4	E 1B	K	3	1	2	0	0	0	0											
										1	0	0	0	0	1	1											
Pat Meares, R (1, 6) OBP: 0.429, SLG: 1.143			SH1-3		G6-3		P4		SH2-4 BB 1B	3	1	1	0	0	0	2											
										1B	6	7	8	7	8	11											
Inning Stats	R: 0 E: 0 K: 1 S: 11	H: 0 LOB: 0 BB: 0 P: 16	R: 0 E: 0 K: 2 S: 9	H: 0 LOB: 0 BB: 0 P: 15	R: 3 E: 0 K: 0 S: 12	H: 3 LOB: 1 BB: 1 P: 19	R: 0 E: 0 K: 1 S: 7	H: 0 LOB: 0 BB: 0 P: 11	R: 0 E: 0 K: 0 S: 7	H: 0 LOB: 0 BB: 0 P: 15	R: 1 E: 1 K: 1 S: 11	H: 1 LOB: 2 BB: 1 P: 21	R: 2 E: 0 K: 2 S: 21	H: 2 LOB: 1 BB: 1 P: 30	R: 1 E: 0 K: 0 S: 8	H: 2 LOB: 3 BB: 2 P: 21	1B: 6 2B: 1 3B: 0 HR: 1	SF: 1 SAC: 2 DP: 0 HBP: 0	WP: 0 PB: 0 SB: 0 CS: 0	PA: 40							
PITCHER	IP	WLS	BF	H	R	ER	SO	BB	IBB	HBP	BLK	WP	HR	S	P	ERA	WHIP										
Justin Thompson, L (1, 1) ERA: 6.0	6.0	25	3	4	4	5	4	0	0	0	0	0	0	51	95	6.00	1.167										
Felipe Lira, R (7, 1) ERA:	0.2	3	1	0	0	0	0	0	0	0	0	0	0	8	12	0.00	1.500										
Mike Myers, L (7, 1) ERA:	0.1	1	0	0	0	1	0	0	0	0	0	0	0	3	5	0.00	0.000										
Dan Miceli, R (8, 1) ERA: 40.5	0.2	4	1	2	2	1	1	0	0	0	0	0	1	13	20	27.00	3.000										
John Cummings, L (8, 1) ERA:	0.0	1	1	0	0	0	0	0	0	0	0	0	0	4	5	∞	∞										



Batter	1	2	3	4	5	6	7	8	9	AB	R	H	RBI	BB	SO	LOB	TOP			
Brian Hunter, R (1, 8)			G6-3		F9		G6-4-3		G5-3	5	0	0	0	0	1	3	<p>Detroit Tigers @ Minnesota Twins Hubert H. Humphrey Metrodome, Minneapolis, MN Thu Apr 03 1997, 8:05 PM EST Att: 11,533 - Dome - 72 F</p> <p>livebaseballscores.com</p>			
Jody Reed, R (1, 4) OBP: 0.500, SLG: 0.500			F9		F7		F7			4	0	1	0	0	0	0				
Travis Fryman, R (1, 5) OBP: 0.429, SLG: 0.333			HR		K		G5-3			4	1	1	0	0	1	1				
Tony Clark, S (1, 3) OBP: 0.538, SLG: 0.846			HR		K		E4			4	2	3	2	0	1	0				
Bubba Trammell, R (1, 9) OBP: 0.333, SLG: 0.250			G5-3		S		K			4	1	2	0	0	1	1				
Melvin Nieves, S (1, 10) OBP: 0.250, SLG: 0.500					K		F9			4	2	2	1	0	1	1				
Brian Johnson, R (1, 2) OBP: 0.375, SLG: 0.500					F7-6-4 1-H		G1-3			4	0	2	2	0	0	1				
Bobby Higginson, L (1, 7) OBP: 0.500, SLG: 0.818					F7-6-4 2-3		F9			4	0	2	0	0	0	1				
Deivi Cruz, R (1, 6) OBP: 0.500, SLG: 0.500					G4-3					3	0	1	0	0	0	1				
Curtis Pride, L (9, PH) OBP: 0.500, SLG: 0.333										0	0	0	0	0	0	0				
Damon Easley, R (9, PH) OBP: 0.364, SLG: 0.400										1	0	0	0	0	1	2				
Inning Stats	R: 0 E: 0 K: 1 S: 10	H: 1 LOB: 0 BB: 0 P: 15	R: 3 E: 0 K: 0 S: 16	H: 4 LOB: 0 BB: 0 P: 27	R: 2 E: 0 K: 0 S: 14	H: 2 LOB: 0 BB: 0 P: 23	R: 1 E: 0 K: 0 S: 6	H: 2 LOB: 0 BB: 0 P: 10	R: 0 E: 0 K: 1 S: 10	H: 1 LOB: 1 BB: 0 P: 23	R: 0 E: 0 K: 2 S: 14	H: 1 LOB: 0 BB: 0 P: 17	R: 0 E: 1 K: 1 S: 11	H: 1 LOB: 1 BB: 0 P: 17	R: 0 E: 0 K: 1 S: 13	H: 2 LOB: 2 BB: 0 P: 21	1B: 12 2B: 2 3B: 0 HR: 1	SF: 0 SAC: 0 DP: 4 HBP: 0	WP: 0 PB: 1 SB: 1 CS: 0	PA: 37
PITCHER	IP WLS BF H R ER SO BB IBB HBP BLK WP HR S P ERA WHIP																			
Scott Aldred, L (1, 1) ERA: 15.0	3.0	W	11	3	1	1	3	0	0	0	0	0	0	0	30	50	3.00	1.000		
Todd Ritchie, R (4, 1) ERA: 3.0	2.1		10	4	0	0	1	0	0	0	0	0	0	27	44	0.00	1.714			
Mike Trombley, R (7, 1) ERA:	0.1		1	0	0	0	1	0	0	0	0	0	0	3	4	0.00	0.000			
Eddie Guardado, L (9, 1) ERA:	0.1	S	1	0	0	0	0	0	0	0	0	0	0	4	7	0.00	0.000			

Batter	1	2	3	4	5	6	7	8	9	AB	R	H	RBI	BB	SO	LOB	BOTTOM			
Chuck Knoblauch, R (1, 4) OBP: 0.267, SLG: 0.182					G6-3					3	1	0	0	2	0	2	<p>Detroit Tigers @ Minnesota Twins Hubert H. Humphrey Metrodome, Minneapolis, MN Thu Apr 03 1997, 8:05 PM EST Att: 11,533 - Dome - 72 F</p> <p>livebaseballscores.com</p>			
Rich Becker, L (1, 8) OBP: 0.385, SLG: 0.273										3	1	1	0	2	0	0				
Paul Moltitor, R (1, 10) OBP: 0.500, SLG: 0.750										5	1	2	4	0	1	3				
Greg Myers, L (1, 2) OBP: 0.400, SLG: 0.400										5	2	2	0	0	2	4				
Marty Cordova, R (1, 7) OBP: 0.429, SLG: 0.200										3	1	0	0	2	0	1				
Matt Lawton, L (1, 9) OBP: 0.692, SLG: 0.889										4	2	2	3	1	1	1				
Greg Colbrunn, R (1, 3) OBP: 0.167, SLG: 0.455										5	1	1	0	0	1	4				
Todd Walker, L (1, 5) OBP: 0.500, SLG: 0.600										3	1	1	0	0	1	2				
Denny Hocking, S (7, PH) ERA:										1	0	0	0	0	0	1				
Pat Meares, R (1, 6) OBP: 0.455, SLG: 1.000										3	0	1	2	1	0	1				
Inning Stats	R: 0 E: 0 K: 0 S: 5	H: 0 LOB: 0 BB: 0 P: 9	R: 7 E: 0 K: 1 S: 24	H: 4 LOB: 3 BB: 3 P: 43	R: 2 E: 0 K: 1 S: 9	H: 3 LOB: 2 BB: 2 P: 23	R: 0 E: 0 K: 0 S: 10	H: 2 LOB: 2 BB: 0 P: 16	R: 0 E: 0 K: 0 S: 5	H: 0 LOB: 0 BB: 0 P: 9	R: 1 E: 1 K: 1 S: 13	H: 1 LOB: 2 BB: 1 P: 25	R: 0 E: 0 K: 2 S: 14	H: 0 LOB: 3 BB: 2 P: 27	R: 0 E: 1 K: 1 S: 8	H: 0 LOB: 1 BB: 0 P: 12	1B: 6 2B: 2 3B: 0 HR: 2	SF: 0 SAC: 0 DP: 0 HBP: 1	WP: 0 PB: 0 SB: 0 CS: 0	PA: 44
PITCHER	IP WLS BF H R ER SO BB IBB HBP BLK WP HR S P ERA WHIP																			
Willie Blair, R (1, 1) ERA: 37.5	1.0	L	12	4	7	7	0	0	0	0	0	0	0	10	23	18.00	3.000			
Fernando Hernandez, R (2, 1) ERA: 18.0	3.0		14	4	1	0	0	1	0	0	0	0	0	27	49	0.00	1.667			
John Cummings, L (3, 1) ERA:	0.1		1	0	0	0	1	0	0	0	0	0	0	3	4	0.00	0.000			
A.J. Sager, R (6, 1) ERA:	1.0		6	0	0	0	2	2	0	1	0	0	0	14	27	0.00	2.000			



Batter	1	2	3	4	5	6	7	8	9	AB	R	H	RBI	BB	SO	LOB	TOP			
Jose Offerman, S OBP: 0.286, SLG: 0.167	4-2 1B E BB		0-0 G6-3		1-3 K			0-2 P6		3	1	0	0	1	1	1	Kansas City Royals @ Minnesota Twins Hubert H. Humphrey Metrodome, Minneapolis, MN Fri Apr 04 1997, 8:05 PM EST Att: 16,588 - Dome livebaseballscorecards.com			
Tom Goodwin, L OBP: 0.500, SLG: 0.600	1-2 E7 1B 1B		1-0 G4-3		2-2 G6-3			2-1 S 1B		4	1	2	0	0	0	1				
Bip Roberts, S OBP: 0.385, SLG: 0.385	1-2 1B		1-2 FC6-4 1B		0-0 G6-3			3-3 K		4	0	2	1	0	1	1				
Jeff King, R (1, 3)	1-0 P4		0-0 FC6-4		1-2 P3			1-2 G6-3		4	0	0	0	0	0	2				
Jay Bell, R OBP: 0.417, SLG: 0.667	0-0 F9			2-2 P6				1-2 G4-3		4	0	0	0	0	0	1				
Joe Vitiello, R OBP: 0.333, SLG: 0.364	2-2 F9			0-0 G1-6-3 1B				2-1 G6-3		4	0	1	0	0	0	1				
Jermaine Dye, R (1, 9)		0-1 G3		0-0 G1-6-3				1-1 F9		3	0	0	0	0	0	1				
Craig Paquette, R OBP: 0.091, SLG: 0.091	1-2 G5-3			2-3 K				1-0 G5-3		3	0	0	0	0	1	0				
29 Mike Sweeney, R OBP: 0.375, SLG: 0.286	1-0 1B			1-1 S 1B				0-2 G4-3		3	0	2	0	0	0	0				
Inning Stats	R: 2 E: 1 K: 0 S: 16	H: 2 LOB: 1 BB: 1 P: 25	R: 0 E: 0 K: 0 S: 6	H: 1 LOB: 1 BB: 0 P: 8	R: 0 E: 0 K: 0 S: 6	H: 1 LOB: 0 BB: 0 P: 7	R: 0 E: 0 K: 2 S: 12	H: 1 LOB: 1 BB: 0 P: 18	R: 0 E: 0 K: 0 S: 6	H: 0 LOB: 0 BB: 0 P: 7	R: 0 E: 0 K: 0 S: 6	H: 0 LOB: 0 BB: 0 P: 10	R: 0 E: 0 K: 1 S: 14	H: 1 LOB: 1 BB: 0 P: 19	R: 0 E: 0 K: 0 S: 9	H: 0 LOB: 0 BB: 0 P: 13	1B: 7 2B: 0 3B: 0 HR: 0	SF: 0 SAC: 0 DP: 1 HBP: 0	WP: 0 PB: 0 SB: 2 CS: 0	PA: 33
PITCHER	IP WLS BF H R ER SO BB IBB HBP BLK WP HR S P ERA WHIP	8.0 L 30 7 2 1 3 1 0 0 0 0 0 0 9 102 1.12 1.000	1.0 3 0 0 0 0 0 0 0 0 0 0 0 0 9 13 0.00 0.000																	

Batter	1	2	3	4	5	6	7	8	9	AB	R	H	RBI	BB	SO	LOB	BOTTOM					
Chuck Knoblauch, R OBP: 0.300, SLG: 0.143	1-1 F8		4-2 BB		2-2 G3			4-1 BB	0-0 G4-6-3	3	0	0	0	2	0	2	Kansas City Royals @ Minnesota Twins Hubert H. Humphrey Metrodome, Minneapolis, MN Fri Apr 04 1997, 8:05 PM EST Att: 16,588 - Dome livebaseballscorecards.com					
Rich Becker, L OBP: 0.333, SLG: 0.200	4-0 FC6-4 BB		0-3 K		1-2 G6-3		1-3 K		1-2 G6-3	4	0	0	0	1	2	3						
Paul Molitor, R OBP: 0.444, SLG: 0.625	0-0 FC6-4			1-2 G5-3				3-2 FC4-6 1B	0-0 P3	4	0	1	0	0	0	1						
Marty Cordova, R OBP: 0.444, SLG: 0.571	0-3 K			0-1 2B				0-1 FC4-6 1B	1-2 HR	4	1	2	1	0	1	2						
Matt Lawton, L OBP: 0.847, SLG: 0.846		0-0 G6-3		1-3 K				0-2 1B	1-0 G6-3 2B	4	0	2	0	0	1	1						
Terry Steinbach, R OBP: 0.250, SLG: 0.182	0-0 F9			0-3 K				1-1 F9	1-1 G6-3	4	0	0	0	0	1	4						
Brent Brede, L (1, 3)	0-1 F8				0-0 G4-3			2-2 G1-3	4-2 BB	3	0	0	0	1	0	0						
Pat Meares, R OBP: 0.467, SLG: 0.929			1-1 G6-3		0-2 2B			1-1 G4-3 1B	2-3 K	4	0	2	0	0	1	2						
Todd Walker, L OBP: 0.400, SLG: 0.444			2-2 P5		1-3 K			2-2 G4-3	0-2 G4-6-3 1B	4	0	1	0	0	1	2						
Inning Stats	R: 0 E: 0 K: 1 S: 6	H: 0 LOB: 1 BB: 1 P: 11	R: 0 E: 0 K: 0 S: 4	H: 0 LOB: 0 BB: 0 P: 4	R: 0 E: 0 K: 1 S: 11	H: 0 LOB: 1 BB: 1 P: 18	R: 0 E: 0 K: 2 S: 11	H: 1 LOB: 1 BB: 0 P: 13	R: 0 E: 0 K: 1 S: 11	H: 1 LOB: 1 BB: 0 P: 14	R: 0 E: 0 K: 0 S: 14	H: 2 LOB: 2 BB: 0 P: 19	R: 0 E: 0 K: 1 S: 14	H: 1 LOB: 2 BB: 1 P: 24	R: 1 E: 0 K: 1 S: 13	H: 2 LOB: 2 BB: 1 P: 22	R: 0 E: 0 K: 0 S: 7	H: 1 LOB: 0 BB: 0 P: 8	1B: 4 2B: 3 3B: 0 HR: 1	SF: 0 SAC: 0 DP: 1 HBP: 0	WP: 0 PB: 0 SB: 0 CS: 0	PA: 38
PITCHER	IP WLS BF H R ER SO BB IBB HBP BLK WP HR S P ERA WHIP	7.2 W 34 7 1 1 6 4 0 0 0 0 0 0 11 119 1.17 1.435	1.1 S 4 1 0 0 1 0 0 0 0 0 0 0 11 14 0.00 0.750																			

Batter	1	2	3	4	5	6	7	8	9	AB	R	H	RBI	BB	SO	LOB	TOP										
Jose Offerman, S (1,4) David Howard, S (9,FR)	G5-3		2B		F9		FC6-4		3B	5	0	3	0	0	0	0	0										
Tom Goodwin, L (1,8) OBP: 0.353, SLG: 0.400	K		K		G4-3		L6		G6-3	5	0	0	0	0	0	2	3										
Bip Roberts, S (1,7) OBP: 0.412, SLG: 0.588	G5-3				HR		K			4	2	2	1	0	1	1											
Jeff King, R (1,3) OBP: 0.188, SLG: 0.154		G5-3			1B		FC6-4			3	1	1	1	1	0	1											
Jay Bell, R (1,6) OBP: 0.375, SLG: 0.563	L4				1B					4	1	1	0	0	0	1											
Joe Vitiello, R (1,10) OBP: 0.375, SLG: 0.357	F8				1B					3	0	1	1	1	0	0											
Jermaine Dye, R (1,9)					G4-3		L8		F8	4	0	0	0	0	0	3											
Craig Paquette, R (1,5) OBP: 0.067, SLG: 0.067					L8		F9		G6-3	4	0	0	0	0	0	2											
Tim Spehr, R (1,2) OBP: 0.200, SLG: 0.800					F6					2	1	1	1	0	0	1											
Scott Cooper, L (6,PH)										1	0	0	0	0	1	1											
29 Mike Sweeney, R (6,2) OBP: 0.333, SLG: 0.250					HR		K			1	0	0	0	0	1	0											
Inning Stats	R: 0 E: 0 K: 1 S: 9	H: 0 LOB: 0 BB: 0 P: 14	R: 0 E: 0 K: 0 S: 7	H: 0 LOB: 0 BB: 0 P: 9	R: 1 E: 0 K: 1 S: 9	H: 2 LOB: 1 BB: 0 P: 15	R: 3 E: 1 K: 0 S: 13	H: 3 LOB: 1 BB: 1 P: 26	R: 1 E: 0 K: 0 S: 7	H: 2 LOB: 1 BB: 0 P: 11	R: 0 E: 0 K: 1 S: 11	H: 0 LOB: 1 BB: 1 P: 21	R: 0 E: 0 K: 1 S: 7	H: 1 LOB: 1 BB: 0 P: 12	R: 0 E: 0 K: 0 S: 5	H: 0 LOB: 0 BB: 0 P: 8	R: 0 E: 0 K: 1 S: 9	H: 1 LOB: 1 BB: 0 P: 13	1B: 4 2B: 2 3B: 1 HR: 2	SF: 0 SAC: 0 DP: 0 HBP: 0	WP: 0 PB: 0 SB: 0 CS: 0	PA: 38					
PITCHER	IP	WLS	BF	H	R	ER	SO	BB	IBB	HBP	BLK	WP	HR	S	P	ERA	WHIP										
Rich Robertson, L (1,1) ERA: 7.2	5.0	W	23	7	5	4	2	1	0	0	0	0	2	45	75	7.20	1.600										
Dan Naulty, R (6,1) ERA:	1.0		4	0	0	0	1	1	0	0	0	0	0	11	21	0.00	1.000										
Eddie Guardado, L (7,1) ERA:	0.2		3	1	0	0	1	0	0	0	0	0	0	5	8	0.00	1.500										
Mike Trombley, R (7,1) ERA:	1.1		4	0	0	0	0	0	0	0	0	0	0	7	12	0.00	0.000										
Rick Aguilera, R (9,1) ERA: 3.0	1.0	S	4	1	0	0	1	0	0	0	0	0	0	9	13	0.00	1.000										

Kansas City Royals @ Minnesota Twins
Hubert H. Humphrey Metrodome, Minneapolis, MN

AB 36
R 5
H 9
RBI 4
BB 2
SO 5
LOB 13



WP: 0 PA: 38
PB: 0
SB: 0
CS: 0

Batter	1	2	3	4	5	6	7	8	9	AB	R	H	RBI	BB	SO	LOB	BOTTOM										
Chuck Knoblauch, R (1,4) OBP: 0.375, SLG: 0.278	G1-3		1B		F9					4	1	3	2	0	0	0											
Matt Lawton, L (1,9)	G1-3		1B		K		K			4	1	1	0	0	2	2											
Paul Moltor, R (1,10) OBP: 0.364, SLG: 0.500	F9		K		P2		G5-3			4	0	0	0	0	1	4											
Marty Cordova, R (1,7)	F9		G4-3		1B					4	1	2	1	0	0	3											
Terry Steinbach, R (1,2) OBP: 0.313, SLG: 0.267	F9		1B		2B		K			4	1	2	3	0	1	1											
Greg Colbrunn, R (1,3) OBP: 0.200, SLG: 0.500	F8		K		1B					3	0	1	0	0	1	1											
Brent Brede, L (7,PH)			K		FC6-4		G4-6-3			1	0	0	0	0	0	1											
Ron Coomer, R (1,5) OBP: 0.429, SLG: 0.333					F8					3	0	0	0	1	1	0											
Denny Hocking, S (9,5)	G6-3				FC6-4					0	0	0	0	0	0	0											
Rich Becker, L (1,8) OBP: 0.409, SLG: 0.316			1B		FC6-4		1B			4	1	3	1	0	0	2											
Pat Meares, R (1,6) OBP: 0.421, SLG: 0.765			1B		FC6-4		K			3	2	0	0	0	1	4											
Inning Stats	R: 0 E: 0 K: 0 S: 8	H: 1 LOB: 1 BB: 0 P: 15	R: 0 E: 0 K: 0 S: 7	H: 0 LOB: 0 BB: 0 P: 11	R: 4 E: 0 K: 2 S: 19	H: 4 LOB: 1 BB: 0 P: 32	R: 1 E: 0 K: 1 S: 11	H: 2 LOB: 1 BB: 0 P: 19	R: 2 E: 0 K: 1 S: 10	H: 3 LOB: 2 BB: 1 P: 19	R: 0 E: 0 K: 1 S: 7	H: 0 LOB: 0 BB: 0 P: 12	R: 0 E: 0 K: 1 S: 9	H: 1 LOB: 0 BB: 0 P: 11	R: 0 E: 0 K: 1 S: 8	H: 1 LOB: 0 BB: 0 P: 12	1B: 10 2B: 2 3B: 0 HR: 0	SF: 0 SAC: 0 DP: 2 HBP: 1	WP: 0 PB: 0 SB: 2 CS: 0	PA: 36							
PITCHER	IP	WLS	BF	H	R	ER	SO	BB	IBB	HBP	BLK	WP	HR	S	P	ERA	WHIP										
Chris Haney, L (1,1) ERA: 13.5	4.2	L	26	10	7	7	3	0	0	0	0	0	0	15	22	0.00	0.600										
Randy Veres, R (5,1) ERA:	1.2		6	1	0	0	3	0	0	0	0	0	0	4	5	0.00	0.000										
Jason Jacome, L (7,1) ERA: 3.86	0.2		1	0	0	0	0	0	0	0	0	0	0	4	5	0.00	0.000										
Brian Bevil, R (8,1) ERA:	1.0		3	1	0	0	1	0	0	0	0	0	0	8	12	0.00	1.000										

Kansas City Royals @ Minnesota Twins
Hubert H. Humphrey Metrodome, Minneapolis, MN

AB 34
R 7
H 12
RBI 7
BB 1
SO 7
LOB 18



WP: 0 PA: 36
PB: 0
SB: 2
CS: 0

Sat Apr 05 1997, 8:05 PM EST
Att: 25,711 - Dome - 69 F

livebaseballscores.com

livebaseballscores.com

Batter	1	2	3	4	5	6	7	8	9	AB	R	H	RBI	BB	SO	LOB	TOP				
Chuck Knoblauch, R OBP: 0.432, SLG: 0.280	4-0 1B G6-4-3 BB	0-0 SF9		4-0 BB		3-2 P4			2-1 FC6 BB 1B	2	1	1	1	2	0	0					
Brent Brantley, L OBP: 0.250, SLG: 0.100	1-1 G6-4-3 1B E	3-2 G3		1-0 P4			1-0 P5		4-2 FC6 BB 1B	4	1	1	0	1	0	3					
Paul Molitor, R OBP: 0.324, SLG: 0.419	1-1 G6-4-3 1B		1-1 G6-3		2-1 G6-3		2-2 CS BB 1B		0-0 FC6 BB	5	0	2	1	0	0	2					
Marty Cordova, R OBP: 0.400, SLG: 0.520	1-0 G6-4-3		1-2 G6-3		3-2 G1-3		4-0 BB		1-2 BB	4	0	0	0	1	1	4					
Matt Lawton, L OBP: 0.485, SLG: 0.519	4-2 E BB		1-3 K		0-0 1B		3-2 G3		4-0 BB	3	0	1	0	2	1	2					
Terry Steinbach, R OBP: 0.286, SLG: 0.200	3-2 G1-3			4-2 G4-3 2B BB	0-0 1B			3-2 L5	1-0 G6-3	4	1	1	0	1	0	4					
Todd Walker, L OBP: 0.266, SLG: 0.308			2-3 K		0-3 K			0-3 K		3	0	0	0	0	2	3	AB 33				
Ron Coomer, R OBP: 0.267, SLG: 0.214					2-2 G3-1					1	0	0	0	0	1	0	R 5				
Pat Meares, R OBP: 0.379, SLG: 0.630		2-1 1B SF9 2B		1 SAFE 3-2 G4-3		0-0 B1-3			1-3 K	4	1	1	0	0	1	1	H 9				
Denny Hocking, S OBP: 0.615, SLG: 0.700		2-1 1B		0-2 2B		2-3 K			4-1 BB FC6 BB	3	1	2	1	1	1	0	RBI 3				
Inning Stats	R: 2 H: 2 E: 1 K: 0 S: 11	H: 2 LOB: 1 BB: 2 P: 25	R: 1 H: 2 E: 0 K: 1 S: 13	H: 2 LOB: 1 BB: 0 P: 22	R: 0 H: 0 E: 0 K: 1 S: 9	H: 0 LOB: 0 BB: 0 P: 12	R: 1 H: 1 E: 0 K: 1 S: 12	H: 1 LOB: 2 BB: 2 P: 24	R: 0 H: 0 E: 0 K: 1 S: 8	H: 0 LOB: 0 BB: 0 P: 13	R: 0 H: 1 E: 0 K: 0 S: 11	H: 1 LOB: 1 BB: 1 P: 21	R: 0 H: 0 E: 0 K: 2 S: 11	H: 0 LOB: 0 BB: 0 P: 15	R: 1 H: 1 E: 0 K: 1 S: 11	H: 3 LOB: 3 BB: 3 P: 26	1B: 7 2B: 2 3B: 0 HR: 0	SF: 1 SAC: 0 DP: 1 HBP: 0	WP: 0 PB: 0 SB: 0 CS: 1	PA: 42	
PITCHER	IP	WLS	BF	H	R	ER	SO	BB	IBB	HBP	BLK	WP	HR	S	P	ERA	WHIP				
Brian Moehler, R ERA: 3.09	5.0		25	7	4	3	3	4	0	0	0	0	0	56	101	5.40	2.200				
Felipe Lira, R ERA: 9.82	1.1	W	6	1	0	0	1	1	0	0	0	0	0	14	26	0.00	1.500				
John Cummings, L ERA:	1.0		2	0	0	0	0	0	0	0	0	0	0	9	15	0.00	0.000				
Dan Miceli, R ERA: 20.25	0.2		5	1	1	1	2	2	0	0	0	0	0	13	24	13.50	4.500				
Todd Jones, R ERA: 1.8	1.0		4	0	0	0	1	1	0	0	0	0	0	5	10	0.00	1.000				

Minnesota Twins @ Detroit Tigers
Tiger Stadium, Detroit, MI
Wed Apr 09 1997, 3:33 AM EDT
Att: 6,477 - Sunny - 30 F

AB	33
R	5
H	9
RBI	3
BB	8
SO	7
LOB	19



Batter	1	2	3	4	5	6	7	8	9	AB	R	H	RBI	BB	SO	LOB	BOTTOM				
Brian Hunter, R OBP: 0.324, SLG: 0.242	1-1 G4-3		1-1 F8		0-2 E5 SF9 1B	2-1 L7		4-0 S BB HR BB		4	1	1	0	1	0	2					
Damion Easley, R OBP: 0.381, SLG: 0.393	3-2 F8		1-0 SF9		4-2 BB BB		1-1 F7	4-0 S HR BB		2	1	0	1	2	0	0					
Travis Fryman, R OBP: 0.436, SLG: 0.559	2-2 E 1B		3-H 0-0 1B 2B		1-1 SF9		2-2 S 1B	4-1 HR IBB		3	3	3	1	1	0	0					
Tony Clark, S OBP: 0.421, SLG: 0.647	1-1 E4 FC6-4		1-0 K		0-3 K		2-2 F8	0-0 P3		5	0	1	1	0	1	7					
Bobby Higginson, L OBP: 0.329, SLG: 0.700	1-1 FC6-4		0-1 F8		4-2 BB		4-2 1B BB	2-2 HR		3	2	1	4	2	0	3					
Curtis Pride, L OBP: 0.375, SLG: 0.467		0-1 G3		2-2 K		0-0 F8		0-1 1B	3-2 P2	3	0	0	0	0	1	3					
Jody Reed, R OBP: 0.444, SLG: 0.444								1-2 2-H 1B		2	0	1	1	0	0	0					
Bubba Trammell, R OBP: 0.462, SLG: 0.364		0-1 F9		1-0 F9		4-0 WP 1B BB		1-2 2-H 1B		3	1	1	1	1	0	0					
Matt Walbeck, S OBP: 0.176, SLG: 0.286		1-1 G3-1		1-3 K		1-1 F8		1-0 G3		4	0	0	0	0	1	3					
Deivi Cruz, R OBP: 0.370, SLG: 0.462			2-1 F8 SF9 2B		4-2 E 1B SF9 BB	3-2 L7 1B		1-3 K		3	2	2	1	1	1	0					
Inning Stats	R: 0 H: 1 E: 1 K: 0 S: 15	H: 1 LOB: 2 BB: 0 P: 23	R: 0 H: 0 E: 0 K: 0 S: 6	H: 0 LOB: 0 BB: 0 P: 7	R: 2 H: 3 E: 0 K: 0 S: 9	H: 3 LOB: 1 BB: 0 P: 14	R: 0 H: 0 E: 0 K: 2 S: 9	H: 0 LOB: 0 BB: 0 P: 13	R: 1 H: 1 E: 0 K: 1 S: 17	H: 1 LOB: 3 BB: 3 P: 30	R: 1 H: 1 E: 0 K: 0 S: 7	H: 1 LOB: 0 BB: 1 P: 17	R: 2 H: 3 E: 0 K: 0 S: 14	H: 3 LOB: 2 BB: 1 P: 24	R: 4 H: 1 E: 0 K: 1 S: 12	H: 1 LOB: 3 BB: 3 P: 29	1B: 7 2B: 2 3B: 0 HR: 1	SF: 2 SAC: 0 DP: 0 HBP: 0	WP: 2 PB: 0 SB: 0 CS: 0	PA: 42	
PITCHER	IP	WLS	BF	H	R	ER	SO	BB	IBB	HBP	BLK	WP	HR	S	P	ERA	WHIP				
Bob Tewksbury, R ERA: 2.77	5.0		24	5	3	3	3	3	0	0	0	0	0	56	87	5.40	1.600				
Todd Ritchie, R ERA: 3.89	1.1	L	6	2	2	2	0	1	0	0	0	1	0	12	25	13.50	2.250				
Greg Swindell, L ERA: 21.6	0.1		2	0	0	0	0	1	0	0	0	0	0	5	11	0.00	3.000				
Gregg Olson, R ERA: 24.0	0.2		7	2	4	4	1	2	1	0	0	0	0	9	22	54.00	6.000				
Edite Guardado, L ERA: 10.13	0.2		3	1	1	1	0	0	0	0	0	0	1	7	12	13.50	1.500				

Minnesota Twins @ Detroit Tigers
Tiger Stadium, Detroit, MI
Wed Apr 09 1997, 3:33 AM EDT
Att: 6,477 - Sunny - 30 F

AB	32
R	10
H	10
RBI	10
BB	8
SO	4
LOB	18



Batter	1	2	3	4	5	6	7	8	9	AB	R	H	RBI	BB	SO	LOB	TOP										
Chuck Knoblauch, R OBP: 0.476, SLG: 0.429										3	2	1	2	0	0		Minnesota Twins @ Detroit Tigers Tiger Stadium, Detroit, MI Thu Apr 10 1997, 3:33 AM EDT Att: 6,381 - Sunny - 39 F										
Denny Hocking, S OBP: 0.556, SLG: 0.571										4	0	1	0	1	0	2											
Paul Molitor, R OBP: 0.385, SLG: 0.472										5	1	4	2	0	0	1											
Greg Myers, L OBP: 0.333, SLG: 0.333										5	1	1	0	0	2	6											
Greg Colbrunn, R OBP: 0.308, SLG: 0.600										5	1	2	0	0	0	4											
Matt Lawton, L OBP: 0.500, SLG: 0.533										3	0	1	1	2	0	1											
Ron Coomer, R OBP: 0.300, SLG: 0.421										5	1	2	2	0	1	5											
Todd Walker, L OBP: 0.333, SLG: 0.313									3	0	1	0	1	0	1												
Terry Steinbach, R OBP: 0.276, SLG: 0.200									0	0	0	1	0	0	0												
Rich Becker, L OBP: 0.367, SLG: 0.240									0	0	0	0	0	0	0												
Pat Meares, R OBP: 0.324, SLG: 0.531									5	1	0	0	0	0	5												
Inning Stats	R: 0 E: 0 K: 0 S: 10	H: 0 LOB: 1 BB: 1 P: 16	R: 1 E: 0 K: 0 S: 9	H: 2 LOB: 1 BB: 0 P: 15	R: 1 E: 0 K: 2 S: 18	H: 2 LOB: 3 BB: 2 P: 32	R: 2 E: 0 K: 0 S: 15	H: 4 LOB: 1 BB: 0 P: 20	R: 1 E: 0 K: 0 S: 9	H: 1 LOB: 1 BB: 1 P: 14	R: 0 E: 0 K: 1 S: 10	H: 1 LOB: 1 BB: 0 P: 18	R: 0 E: 0 K: 0 S: 4	H: 1 LOB: 1 BB: 0 P: 8	R: 0 E: 0 K: 0 S: 11	H: 0 LOB: 1 BB: 1 P: 19	R: 2 E: 0 K: 0 S: 13	H: 3 LOB: 2 BB: 1 P: 23	1B: 9 2B: 3 3B: 1 HR: 1	SF: 1 SAC: 0 DP: 1 HBP: 0	WP: 1 PB: 0 SB: 1 CS: 1	PA: 45					
PITCHER	IP	WLS	BF	H	R	ER	SO	BB	IBB	HBP	BLK	WP	HR	S	P	ERA	WHIP										
Willie Blair, R ERA: 13.5	3.1	L	20	7	4	4	2	3	0	0	0	0	0	49	78	10.80	3.000										
Jose Bautista, R ERA: 2.45	3.2	4	1	1	1	1	1	1	0	0	0	0	1	26	45	2.46	1.364										
John Cummings, L ERA: 3.6	1.0	6	2	2	2	0	1	0	0	0	0	1	0	17	28	18.00	3.000										
Dan Miceli, R ERA: 18.69	0.1	3	1	0	0	0	0	0	1	0	0	0	0	2	8	0.00	3.000										
Mike Myers, L ERA:	0.2	2	0	0	0	0	0	0	0	0	0	0	0	5	6	0.00	0.000										
Brian Hunter, R OBP: 0.310, SLG: 0.237										5	0	1	0	0	0	1	Minnesota Twins @ Detroit Tigers Tiger Stadium, Detroit, MI Thu Apr 10 1997, 3:33 AM EDT Att: 6,381 - Sunny - 39 F										
Jody Reed, R OBP: 0.385, SLG: 0.333										3	1	0	0	0	1	0											
Travis Fryman, R OBP: 0.442, SLG: 0.541										3	0	1	0	1	1	2											
Tony Clark, S OBP: 0.381, SLG: 0.579										4	1	0	0	0	1	4											
Bubba Trammell, R OBP: 0.533, SLG: 0.542										2	1	2	3	2	0	0											
Brian Johnson, R OBP: 0.238, SLG: 0.429										4	0	0	0	0	0	3											
Bobby Higginson, L OBP: 0.436, SLG: 0.676										4	0	2	0	0	1	1											
Vince Coleman, S OBP: 0.378, SLG: 0.393										3	0	0	0	1	0	2											
Deivi Cruz, R OBP: 0.333, SLG: 0.414										0	0	0	0	0	0	0											
Damion Easley, R OBP: 0.378, SLG: 0.393										0	0	0	0	1	0	0											
Inning Stats	R: 0 E: 0 K: 0 S: 8	H: 1 LOB: 1 BB: 0 P: 14	R: 0 E: 1 K: 0 S: 15	H: 1 LOB: 2 BB: 2 P: 28	R: 3 E: 0 K: 0 S: 8	H: 2 LOB: 0 BB: 0 P: 16	R: 0 E: 0 K: 0 S: 4	H: 0 LOB: 0 BB: 0 P: 5	R: 0 E: 0 K: 1 S: 9	H: 0 LOB: 1 BB: 1 P: 10	R: 0 E: 0 K: 1 S: 7	H: 0 LOB: 0 BB: 0 P: 12	R: 0 E: 0 K: 2 S: 11	H: 1 LOB: 1 BB: 0 P: 14	R: 0 E: 0 K: 0 S: 8	H: 1 LOB: 1 BB: 1 P: 16	1B: 5 2B: 0 3B: 0 HR: 1	SF: 0 SAC: 0 DP: 2 HBP: 1	WP: 0 PB: 0 SB: 0 CS: 0	PA: 37							
PITCHER	IP	WLS	BF	H	R	ER	SO	BB	IBB	HBP	BLK	WP	HR	S	P	ERA	WHIP										
Scott Aldred, L ERA: 6.97	5.0	W	22	4	3	3	0	3	0	1	0	0	0	40	73	5.40	1.400										
Mike Trombley, R ERA: 2.0	3.0	11	1	0	0	0	4	1	0	0	0	0	0	27	42	0.00	0.667										
Rick Aguilera, R ERA: 2.25	1.0	4	1	0	0	0	0	1	0	0	0	0	0	8	16	0.00	2.000										

AB 38
R 7
H 14
RBI 7
BB 6
SO 3
LOB 25



AB 31
R 3
H 6
RBI 3
BB 5
SO 4
LOB 15



Batter	1	2	3	4	5	6	7	8	9	AB	R	H	RBI	BB	SO	LOB	TOP					
Chuck Knoblauch, R OBP: 0.489, SLG: 0.455 (1, 4)										5	1	3	1	0	1	0						
Rich Becker, L OBP: 0.371, SLG: 0.241 (1, 8)										4	1	1	0	1	1	1						
Paul Molitor, R OBP: 0.341, SLG: 0.436 (1, 10)										3	0	0	2	0	1	0						
Terry Steinbach, R OBP: 0.294, SLG: 0.233 (1, 2)										5	2	2	0	0	0	2						
Matt Lawton, L OBP: 0.512, SLG: 0.545 (1, 7)										3	1	1	1	2	0	0						
Greg Colbrunn, R OBP: 0.323, SLG: 0.600 (1, 3)										5	1	2	2	0	0	2						
Todd Walker, L OBP: 0.333, SLG: 0.278 (8, PH)										2	1	0	0	1	1	2						
Chris Latham, S (8, 9)										2	1	0	0	0	1							
Pat Meares, R OBP: 0.366, SLG: 0.629 (1, 6)										3	2	2	3	0	0	0						
Denny Hocking, S OBP: 0.500, SLG: 0.500 (8, 5)										4	1	1	1	0	1	2						
Inning Stats	R: 3 E: 1 K: 1 S: 21	H: 4 LOB: 1 BB: 0 P: 32	R: 0 E: 0 K: 1 S: 7	H: 0 LOB: 0 BB: 0 P: 12	R: 0 E: 0 K: 1 S: 7	H: 0 LOB: 0 BB: 0 P: 12	R: 0 E: 0 K: 1 S: 12	H: 1 LOB: 2 BB: 1 P: 18	R: 0 E: 0 K: 0 S: 5	H: 1 LOB: 0 BB: 0 P: 7	R: 3 E: 0 K: 0 S: 16	H: 2 LOB: 0 BB: 0 P: 30	R: 0 E: 0 K: 1 S: 8	H: 0 LOB: 0 BB: 0 P: 11	R: 5 E: 0 K: 0 S: 17	H: 4 LOB: 2 BB: 2 P: 31	R: 0 E: 0 K: 0 S: 5	H: 0 LOB: 0 BB: 0 P: 9	1B: 9 2B: 2 3B: 0 HR: 1	SF: 2 SAC: 0 DP: 1 HBP: 1	WP: 0 PB: 1 SB: 0 CS: 0	PA: 43
PITCHER	IP	WLS	BF	H	R	ER	SO	BB	IBB	HBP	BLK	WP	HR	S	P	ERA	WHIP					
Tim Belcher, R ERA: 4.61 (1, 1)	6.0	L	27	8	6	6	4	2	0	0	0	0	1	68	111	9.00	1.667					
Jeff Montgomery, R ERA: 16.0 (7, 1)	1.0		6	2	3	3	1	1	0	0	0	0	0	11	18	27.00	3.000					
Jason Jacome, L ERA: 9.0 (8, 1)	0.1		5	2	1	1	0	1	0	1	0	0	0	9	16	27.00	9.000					
Randy Veres, R ERA: (8, 1)	1.2		5	0	1	1	0	0	0	0	0	0	0	10	17	5.40	0.000					

Minnesota Twins @ Kansas City Royals
Kauffman Stadium, Kansas City, MO
Sat Apr 12 1997, 3:33 AM CDT
Att: 13,558 - Overcast - 37 F

AB 36
R 11
H 12
RBI 10
BB 4
SO 5
LOB 10

Batter	1	2	3	4	5	6	7	8	9	AB	R	H	RBI	BB	SO	LOB	BOTTOM				
Bip Roberts, S OBP: 0.361, SLG: 0.486 (1, 7)										5	0	2	1	0	0	2					
Tom Goodwin, L OBP: 0.316, SLG: 0.303 (1, 8)										4	2	2	0	1	0	1					
Jay Bell, R OBP: 0.417, SLG: 0.618 (1, 6)										4	0	2	2	0	0	3					
Jeff King, R OBP: 0.333, SLG: 0.533 (1, 3)										4	1	1	1	1	1	1					
Scott Cooper, L OBP: 0.400, SLG: 0.667 (1, 10)										5	1	3	2	0	1	2					
Craig Paquette, R OBP: 0.273, SLG: 0.500 (1, 5)										4	0	1	0	1	1	3					
Jermaine Dye, R OBP: 0.167, SLG: 0.172 (1, 9)										5	0	0	0	0	2	4					
29 Mike Sweeney, R OBP: 0.333, SLG: 0.421 (1, 2)										3	0	0	0	1	0	1					
David Howard, S OBP: 0.429, SLG: 0.364 (1, 4)										2	2	1	0	2	1	1					
Inning Stats	R: 1 E: 0 K: 0 S: 13	H: 2 LOB: 2 BB: 1 P: 23	R: 0 E: 0 K: 1 S: 10	H: 0 LOB: 1 BB: 1 P: 20	R: 0 E: 0 K: 1 S: 16	H: 1 LOB: 1 BB: 0 P: 26	R: 3 E: 0 K: 0 S: 15	H: 5 LOB: 2 BB: 1 P: 25	R: 0 E: 0 K: 1 S: 10	H: 0 LOB: 2 BB: 2 P: 21	R: 0 E: 0 K: 3 S: 10	H: 1 LOB: 1 BB: 0 P: 16	R: 1 E: 0 K: 0 S: 11	H: 1 LOB: 1 BB: 1 P: 19	R: 1 E: 0 K: 0 S: 11	H: 1 LOB: 0 BB: 0 P: 13	1B: 6 2B: 6 3B: 0 HR: 1	SF: 1 SAC: 0 DP: 2 HBP: 0	WP: 0 PB: 0 SB: 3 CS: 0	PA: 43	
PITCHER	IP	WLS	BF	H	R	ER	SO	BB	IBB	HBP	BLK	WP	HR	S	P	ERA	WHIP				
Brad Radke, R ERA: 9.64 (1, 1)	4.2		23	9	4	4	2	2	0	0	0	0	0	12	27	0.00	2.250				
Todd Ritchie, R ERA: 3.24 (5, 1)	1.1	W	7	0	0	0	1	3	0	0	0	0	0	17	29	6.75	2.250				
Dan Naulty, R ERA: 2.08 (7, 1)	1.1		7	2	1	1	3	1	0	0	0	0	0	15	19	5.40	0.600				
Eddie Guardado, L ERA: 8.31 (8, 1)	1.2		6	1	1	1	0	0	0	0	0	0	1	15	19	5.40	0.600				

Minnesota Twins @ Kansas City Royals
Kauffman Stadium, Kansas City, MO
Sat Apr 12 1997, 3:33 AM CDT
Att: 13,558 - Overcast - 37 F

AB 36
R 6
H 12
RBI 6
BB 6
SO 6
LOB 18

Batter	1	2	3	4	5	6	7	8	9	AB	R	H	RBI	BB	SO	LOB	TOP	
Chuck Knoblauch R (1,4) OBP: 0.471, SLG: 0.417										3	0	0	0	1	1	2	Minnesota Twins @ Kansas City Royals Kauffman Stadium, Kansas City, MO Sun Apr 13 1997, 3:33 AM CDT Att: 13,831 - Cloudy - 46 F	
Rich Becker L (1,8) OBP: 0.355, SLG: 0.219										3	0	0	0	1	2	3		
Matt Lawton L (1,7) OBP: 0.468, SLG: 0.486										4	0	0	0	0	1	2		
Paul Molitor R (1,10) OBP: 0.333, SLG: 0.419										4	1	1	0	0	1	1		
Greg Myers L (1,2)										3	0	2	1	1	0	0		
Greg Colbrunn R (1,3) OBP: 0.314, SLG: 0.559										4	0	1	0	0	0	2		
Brent Brice L (1,9) OBP: 0.313, SLG: 0.214										4	0	2	0	0	1	2		
Pat Meares R (1,6) OBP: 0.333, SLG: 0.564										4	0	0	0	0	1	4		
Todd Walker L (1,5) OBP: 0.333, SLG: 0.250										2	0	0	0	1	0	0		
Inning Stats	R: 0 E: 0 K: 1 S: 10	H: 0 LOB: 1 BB: 1 P: 18	R: 0 E: 0 K: 1 S: 6	H: 0 LOB: 0 BB: 0 P: 11	R: 0 E: 0 K: 2 S: 8	H: 2 LOB: 1 BB: 1 P: 19	R: 0 E: 0 K: 0 S: 12	H: 1 LOB: 1 BB: 0 P: 20	R: 0 E: 0 K: 0 S: 4	H: 1 LOB: 0 BB: 0 P: 7	R: 0 E: 0 K: 2 S: 8	H: 0 LOB: 0 BB: 0 P: 12	R: 0 E: 0 K: 0 S: 10	H: 1 LOB: 2 BB: 1 P: 15	1B: 5 2B: 1 3B: 0 HR: 0	SF: 0 SAC: 0 DP: 2 HBP: 0	WP: 1 PB: 1 SB: 0 CS: 0	PA: 35
PITCHER	IP WLS BF H R ER SO BB IBB HBP BLK WP HR S P ERA WHIP																	
Kevin Appier R (1,1) ERA: 3.05	8.0 W 30 5 1 1 7 3 0 0 0 1 0 65 114 1.12 1.000																	
Hipolito Pichardo R (9,1) ERA:	1.0 5 1 0 0 0 1 0 0 0 0 0 10 15 0.00 2.000																	

Batter	1	2	3	4	5	6	7	8	9	AB	R	H	RBI	BB	SO	LOB	BOTTOM	
Bip Roberts S (1,7) OBP: 0.368, SLG: 0.486										2	0	1	0	0	0	0	Minnesota Twins @ Kansas City Royals Kauffman Stadium, Kansas City, MO Sun Apr 13 1997, 3:33 AM CDT Att: 13,831 - Cloudy - 46 F	
Jermaine Dye R (4,PH) OBP: 0.212, SLG: 0.250										3	0	2	0	0	0	3		
Tom Goodwin L (1,8) OBP: 0.279, SLG: 0.263										5	0	0	0	0	0	4		
Jay Bell R (1,6) OBP: 0.375, SLG: 0.553										4	0	0	0	0	0	1		
Jeff King R (1,3) OBP: 0.400, SLG: 0.533										0	2	0	0	4	0	0		
Joe Vitiello R (1,10) OBP: 0.423, SLG: 0.364										4	0	1	0	0	1	3		
Shane Halter R (8,PR) OBP: 0.500, SLG: 0.500										0	1	0	0	0	0	0		
Craig Paquette R (1,5) OBP: 0.324, SLG: 0.514										3	0	2	0	1	1	2		
Mike Macfarlane R (1,2)										4	0	0	0	0	0	7		
David Howard S (1,4) OBP: 0.500, SLG: 0.429										3	2	2	3	1	1	0		
Johnny Damon L (1,9) OBP: 0.333, SLG: 0.750										3	1	2	3	1	0	0		
Inning Stats	R: 0 E: 0 K: 0 S: 8	H: 0 LOB: 0 BB: 0 P: 10	R: 0 E: 0 K: 0 S: 8	H: 0 LOB: 2 BB: 2 P: 19	R: 2 E: 0 K: 0 S: 8	H: 2 LOB: 0 BB: 1 P: 18	R: 1 E: 0 K: 0 S: 11	H: 2 LOB: 3 BB: 2 P: 23	R: 0 E: 0 K: 1 S: 6	H: 1 LOB: 0 BB: 0 P: 9	R: 0 E: 0 K: 0 S: 7	H: 1 LOB: 1 BB: 0 P: 12	R: 3 E: 0 K: 1 S: 22	H: 4 LOB: 2 BB: 1 P: 33	1B: 7 2B: 3 3B: 0 HR: 1	SF: 0 SAC: 0 DP: 3 HBP: 0	WP: 0 PB: 0 SB: 2 CS: 0	PA: 38
PITCHER	IP WLS BF H R ER SO BB IBB HBP BLK WP HR S P ERA WHIP																	
Frankie Rodriguez R (1,1) ERA: 6.14	3.2 L 17 4 3 3 0 4 0 0 0 0 0 30 48 0.00 1.333																	
Greg Swindell L (4,1) ERA: 7.71	3.0 12 2 0 0 2 2 0 0 0 0 0 30 48 0.00 1.333																	
Gregg Olson R (7,1) ERA: 24.75	1.0 7 3 3 3 1 1 0 0 0 0 0 22 33 27.00 4.000																	
Rick Aguilera R (8,1) ERA: 2.08	0.1 2 1 0 0 0 0 0 0 0 0 0 3 4 0.00 3.000																	

AB	31
R	1
H	6
RBI	1
BB	4
SO	7
LOB	16



Batter	1	2	3	4	5	6	7	8	9	AB	R	H	RBI	BB	SO	LOB	TOP			
Rich Becker, L (1, 8) OBP: 0.326, SLG: 0.194										4	0	0	0	0	2	3	Minnesota Twins @ Baltimore Orioles Oriole Park at Camden Yards, Baltimore, MD Mon Apr 14 1997, 7:05 PM EDT Att: 36,288 - Unknown - 61 F			
Chuck Knoblauch, R (1, 4) OBP: 0.455, SLG: 0.385										3	1	0	0	0	0	2				
Matt Lawton, L (1, 7) OBP: 0.490, SLG: 0.561										4	1	3	0	0	0	0				
Terry Steinbach, R (1, 2) OBP: 0.289, SLG: 0.242										3	0	1	2	0	1	1				
Brent Brede, L (1, 9) OBP: 0.263, SLG: 0.176										3	0	0	0	0	1	2				
Ron Coomer, R (9, PH) OBP: 0.333, SLG: 0.421										0	0	0	0	1	0	0				
Chris Latham, S (9, PR)										0	0	0	0	0	0	0				
Greg Colbrunn, R (1, 3) OBP: 0.282, SLG: 0.500										4	0	0	0	0	0	4				
Greg Myers, L (1, 10) OBP: 0.421, SLG: 0.412										2	0	0	0	1	0	0				
Denny Hocking, S (9, PH) OBP: 0.478, SLG: 0.474										1	0	0	0	0	1	2				
Pat Meares, R (1, 6) OBP: 0.311, SLG: 0.524										3	0	0	0	0	1	1				
Todd Walker, L (1, 5) OBP: 0.407, SLG: 0.318										2	0	2	0	1	0	0				
Inning Stats	R: 1 H: 2 E: 0 K: 2 S: 13	H: 2 R: 29 ER: 2 SO: 4 BB: 0 P: 21	R: 0 H: 1 E: 0 K: 2 S: 13	H: 1 R: 2 ER: 2 SO: 4 BB: 0 P: 15	R: 1 H: 1 E: 0 K: 0 S: 9	H: 1 R: 2 ER: 0 SO: 13 BB: 0 P: 13	R: 0 H: 0 E: 0 K: 0 S: 8	H: 0 R: 0 ER: 0 SO: 14 BB: 1 P: 11	R: 0 H: 0 E: 0 K: 0 S: 7	H: 0 R: 0 ER: 0 SO: 24 BB: 0 P: 11	R: 0 H: 0 E: 0 K: 0 S: 4	H: 0 R: 0 ER: 0 SO: 14 BB: 0 P: 8	R: 0 H: 1 E: 0 K: 0 S: 6	H: 1 R: 29 ER: 2 SO: 9 BB: 0 P: 9	R: 0 H: 1 E: 0 K: 2 S: 14	H: 1 R: 4 ER: 1 SO: 24 BB: 1 P: 24	1B: 5 2B: 0 3B: 1 HR: 0	SF: 1 SAC: 0 DP: 3 HBP: 1	WP: 0 PB: 0 SB: 1 CS: 0	PA: 34
PITCHER	IP	WLS	BF	H	R	ER	SO	BB	IBB	HBP	BLK	WP	HR	S	P	ERA	WHIP			
Scott Erickson, R (1, 1) ERA: 3.86	8.0	W	29	5	2	2	4	2	0	1	0	0	0	64	95	2.25	0.875			
Randy Myers, L (9, 1) ERA:	1.0	S	5	1	0	0	2	1	0	0	0	0	0	14	24	0.00	2.000			

Batter	1	2	3	4	5	6	7	8	9	AB	R	H	RBI	BB	SO	LOB	BOTTOM			
Brady Anderson, L (1, 10) OBP: 0.633, SLG: 0.629										4	1	2	0	1	0	3	Minnesota Twins @ Baltimore Orioles Oriole Park at Camden Yards, Baltimore, MD Mon Apr 14 1997, 7:05 PM EDT Att: 36,288 - Unknown - 61 F			
Roberto Alomar, S (1, 4) OBP: 0.238, SLG: 0.250										4	1	1	1	0	0	2				
Jeff Reboulet, R (9, 4) OBP: 0.364, SLG: 0.263										0	0	0	0	0	0	0				
Rafael Palmeiro, L (1, 3) OBP: 0.362, SLG: 0.625										3	0	0	0	1	1	1				
Eric Davis, R (1, 9) OBP: 0.333, SLG: 0.344										3	1	1	0	1	2	3				
Cal Ripken Jr., R (1, 5) OBP: 0.422, SLG: 0.744										4	0	2	1	0	0	3				
B.J. Surhoff, L (1, 7) OBP: 0.316, SLG: 0.219										3	0	1	1	1	0	1				
Jeffrey Hammonds, R (1, 8) OBP: 0.333, SLG: 0.447										4	0	1	1	0	1	3				
Chris Hoiles, R (1, 2) OBP: 0.378, SLG: 0.455										3	0	0	0	1	0	0				
Lenny Webster, R (9, 2) ERA: 2.72										0	0	0	0	0	0	0				
Mike Bordick, R (1, 6) OBP: 0.225, SLG: 0.189										4	1	1	0	0	1	3				
Inning Stats	R: 0 H: 1 E: 0 K: 1 S: 10	H: 1 R: 30 ER: 3 SO: 4 BB: 1 P: 17	R: 0 H: 0 E: 0 K: 0 S: 9	H: 0 R: 3 ER: 3 SO: 4 BB: 0 P: 13	R: 3 H: 5 E: 0 K: 1 S: 21	H: 5 R: 0 ER: 0 SO: 35 BB: 1 P: 35	R: 0 H: 0 E: 0 K: 0 S: 8	H: 0 R: 0 ER: 0 SO: 17 BB: 1 P: 17	R: 0 H: 1 E: 0 K: 1 S: 8	H: 1 R: 0 ER: 0 SO: 11 BB: 0 P: 18	R: 0 H: 0 E: 0 K: 0 S: 7	H: 0 R: 0 ER: 0 SO: 9 BB: 0 P: 9	R: 1 H: 2 E: 0 K: 1 S: 14	H: 2 R: 32 ER: 4 SO: 28 BB: 2 P: 28	1B: 9 2B: 0 3B: 0 HR: 0	SF: 0 SAC: 0 DP: 1 HBP: 0	WP: 0 PB: 0 SB: 1 CS: 0	PA: 37		
PITCHER	IP	WLS	BF	H	R	ER	SO	BB	IBB	HBP	BLK	WP	HR	S	P	ERA	WHIP			
Bob Tewksbury, R (1, 1) ERA: 3.15	7.0	L	30	7	3	3	4	3	0	0	0	0	0	74	120	3.86	1.429			
Mike Trombley, R (8, 1) ERA: 2.72	0.2		6	2	1	1	1	1	1	0	0	0	0	9	22	13.50	4.500			
Eddie Guardado, L (8, 1) ERA: 7.71	0.1		1	0	0	0	0	0	0	0	0	0	0	5	6	0.00	0.000			

AB	29
R	2
H	6
RBI	2
BB	3
SO	6
LOB	15



Batter	1	2	3	4	5	6	7	8	9	AB	R	H	RBI	BB	SO	LOB	TOP										
Darin Erstad, L (1, 3) OBP: 0.400, SLG: 0.510	4-0 G6-4-3 BB		0-2 F9-3 1B		0-1 F7		2-1 F8			3	0	1	0	1	0	2											
Luis Alcaez, S (1, 4) OBP: 0.357, SLG: 0.242	1-2 G6-4-3 1-2f		0-0 F9-3 1-1			1-1 F7	3-1 L6-5 1-3			4	0	0	0	0	0	3											
Dave Hollins, S (1, 5) OBP: 0.441, SLG: 0.451	4-1 BB BB			1-3 K		0-0 WP 1B 2B		3-2 G6-3		3	1	1	0	1	1	0											
Tim Salmon, R (1, 9) OBP: 0.304, SLG: 0.255	4-2 SAFE 1-2 BB			0-0 G5-3		4-2 F8 1B 2-3 BB		2-3 K		2	0	0	0	2	1	0											
Jim Leyritz, R (1, 2) OBP: 0.390, SLG: 0.641	2-1 F9			3-2 G6-3		3-1 F8 1-2 1B		3-2 G5-3		4	0	1	1	0	0	2											
Jim Edmonds, L (1, 8) OBP: 0.373, SLG: 0.600					1-2 HR		0-0 F8 1-2 2-3 1B		1-2 G3-6-1 1B	4	1	2	1	0	1	2											
Eddie Murray, S (1, 10) OBP: 0.395, SLG: 0.472		0-2 G4-3			0-0 1B G4-6-3 1B		4-1 BB		0-0 G3-6-1 1-2f	3	0	1	0	1	0	1											
16 Garret Anderson, L (1, 7) OBP: 0.351, SLG: 0.393		1-0 P6			0-1 G4-6-3 1-2f		2-2 F7		2-2 F8	4	0	0	0	0	0	4											
Gary Disarcina, R (1, 6) OBP: 0.347, SLG: 0.447			1-3 K		3-2 HBP		1-1 L6-5 S 1B			2	0	1	0	0	1	0											
Inning Stats	R: 0 E: 0 K: 1 S: 9	H: 0 LOB: 2 BB: 3 P: 24	R: 0 E: 0 K: 1 S: 8	H: 0 LOB: 0 BB: 0 P: 12	R: 0 E: 0 K: 1 S: 7	H: 1 LOB: 0 BB: 0 P: 8	R: 0 E: 0 K: 1 S: 7	H: 0 LOB: 0 BB: 0 P: 11	R: 1 E: 0 K: 0 S: 10	H: 2 LOB: 1 BB: 2 P: 14	R: 1 E: 0 K: 0 S: 14	H: 2 LOB: 3 BB: 2 P: 28	R: 0 E: 0 K: 1 S: 6	H: 1 LOB: 0 BB: 0 P: 12	R: 0 E: 0 K: 0 S: 9	H: 1 LOB: 0 BB: 0 P: 11	1B: 5 2B: 3 3B: 0 HR: 1	SF: 0 SAC: 0 DP: 5 HBP: 1	WP: 1 PA: 35 PB: 0 SB: 1 CS: 0								
PITCHER	IP	WLS	BF	H	R	ER	SO	BB	IBB	HBP	BLK	WP	HR	S	P	ERA	WHIP										
Rich Robertson, L (1, 1) ERA: 5.06	5.2	W	24	5	2	2	3	4	0	1	0	1	1	49	85	3.18	1.588										
Todd Ritchie, R (6, 1) ERA: 2.79	1.1		5	1	0	0	0	1	0	0	0	0	0	12	24	0.00	1.500										
Mike Trombley, R (8, 1) ERA: 2.53	1.0		3	0	0	0	1	0	0	0	0	0	0	9	17	0.00	0.000										
Rick Aguilera, R (9, 1) ERA: 1.69	1.0	S	3	1	0	0	0	0	0	0	0	0	0	8	11	0.00	1.000										

Anaheim Angels @ Minnesota Twins
Hubert H. Humphrey Metrodome, Minneapolis, MN
Wed Apr 16 1997, 8:05 PM EDT
Att: 11,517 - Dome - 67 F

AB 29
R 2
H 7
RBI 2
BB 5
SO 4
LOB 14



Batter	1	2	3	4	5	6	7	8	9	AB	R	H	RBI	BB	SO	LOB	BOTTOM										
Chuck Knoblauch, R (1, 4) OBP: 0.429, SLG: 0.348	2-2 S 1B		3-2 G4-3		2-1 G6-3		1-1 G6-3			4	0	1	0	0	0	0											
Pat Meares, R (1, 6) OBP: 0.300, SLG: 0.500	1-1 F8		0-3 K		2-2 L9			2-3 K		2	0	0	0	0	1	1											
Rich Becker, L (5, 8) OBP: 0.286, SLG: 0.167										2	0	0	0	0	1	0											
Matt Lawton, L (1, 7) OBP: 0.475, SLG: 0.563	3-3 SAFE 1-3 K			1-1 2B SF8 2B	1-0 F8			2-1 2B 2B		4	2	2	0	0	1	1											
Terry Steinbach, R (1, 2) OBP: 0.348, SLG: 0.316	4-2 FC6-4 BB			1-1 1B 2B		4-2 2B BB		0-0 2B 2B		2	1	2	1	2	0	0											
Greg Colbrunn, R (1, 3) OBP: 0.277, SLG: 0.455	1-2 FC6-4 1-2f			0-0 SF8		1-3 K		0-0 F9		3	0	0	1	0	1	4											
Roberto Kelly, R (1, 10) OBP: 0.360, SLG: 0.478			1-3 K		1-3 K		3-3 K		1-2 G4-3	4	0	0	0	0	3	3											
Ron Coomer, R (1, 9) OBP: 0.360, SLG: 0.478					0-0 2B 1B		1-1 2B			3	1	2	1	0	0	0											
Chris Latham, S (1, 8) OBP: 0.167, SLG: 0.333			1-0 F9		1-0 2B			1-1 F7		3	0	1	1	0	0	0											
Denny Hocking, S (1, 5) OBP: 0.379, SLG: 0.360			2-3 K		1-0 G6-3		3-2 G4-3			3	0	0	0	0	1	1											
Inning Stats	R: 0 E: 0 K: 1 S: 13	H: 1 LOB: 2 BB: 1 P: 24	R: 0 E: 0 K: 1 S: 6	H: 0 LOB: 0 BB: 0 P: 9	R: 0 E: 0 K: 2 S: 9	H: 0 LOB: 0 BB: 0 P: 14	R: 3 E: 0 K: 1 S: 11	H: 4 LOB: 1 BB: 0 P: 16	R: 0 E: 0 K: 0 S: 6	H: 0 LOB: 0 BB: 0 P: 11	R: 0 E: 0 K: 2 S: 10	H: 1 LOB: 2 BB: 1 P: 19	R: 0 E: 0 K: 0 S: 7	H: 0 LOB: 0 BB: 0 P: 12	R: 1 E: 0 K: 1 S: 10	H: 2 LOB: 1 BB: 0 P: 15	1B: 2 2B: 6 3B: 0 HR: 0	SF: 1 SAC: 0 DP: 0 HBP: 0	WP: 0 PA: 33 PB: 0 SB: 2 CS: 0								
PITCHER	IP	WLS	BF	H	R	ER	SO	BB	IBB	HBP	BLK	WP	HR	S	P	ERA	WHIP										
Allen Watson, L (1, 1) ERA: 9.24	6.0	L	25	6	3	3	7	2	0	0	0	0	0	55	93	4.50	1.333										
Mike Holtz, L (7, 1) ERA: 1.29	1.1		5	1	1	1	1	0	0	0	0	0	0	12	21	6.75	0.750										
Rich DeLucia, R (8, 1) ERA: 4.15	0.2		3	1	0	0	0	0	0	0	0	0	0	5	6	0.00	1.500										

Anaheim Angels @ Minnesota Twins
Hubert H. Humphrey Metrodome, Minneapolis, MN
Wed Apr 16 1997, 8:05 PM EDT
Att: 11,517 - Dome - 67 F

AB 30
R 4
H 8
RBI 4
BB 2
SO 8
LOB 10



Batter	1	2	3	4	5	6	7	8	9	10	AB	R	H	RBI	BB	SO	LOB	TOP	
Orlando Palmeiro, L OBP: 0.259, SLG: 0.280 (1, 10)	L5		G4-3	G4-3		SF7		1B			4	0	1	1	0	0	1	Anaheim Angels @ Minnesota Twins Hubert H. Humphrey Metrodome, Minneapolis, MN Thu Apr 17 1997, 4:33 AM EDT Att. 11,646 - Dome livebaseballscorecards.com	
Luis Alica, S OBP: 0.383, SLG: 0.270 (1, 4)	BB		1B			F7		F8			4	0	2	0	1	0	1		
Jim Edmonds, L OBP: 0.375, SLG: 0.580 (1, 8)	K		1B			G1-3					5	0	2	0	0	1	3		
Tim Salmon, R OBP: 0.279, SLG: 0.231 (1, 9)	K		K			F7		F9			5	0	0	0	0	2	4		
16 Garret Anderson, L OBP: 0.359, SLG: 0.393 (1, 7)		G3	K			F9		2B		G4-3	5	0	1	0	0	1	3		
Darin Erstad, L OBP: 0.417, SLG: 0.509 (1, 3)	1B	FC3-2		G3		SH1-4		F9		F7	4	2	2	0	1	0	1		
Jack Howell, L OBP: 0.455, SLG: 0.800 (1, 5)	FC3-2	1B		SF9		E		G3-1		P2	5	1	3	0	0	0	1		
Jorge Fabregas, L OBP: 0.133, SLG: 0.071 Jim Leyritz, R OBP: 0.361, SLG: 0.625 (10, PH) (10, 2)	FC3-2	1B		G3		SH1-4				G6-3	3	0	0	0	0	0	4		
Gary Disarcina, R OBP: 0.321, SLG: 0.420 (1, 6)	G4-3			SF9		E4		G6-3			1	0	0	0	0	0	0		
Inning Stats	R: 0 E: 0 K: 2 S: 10	H: 0 LOB: 1 BB: 1 P: 17	R: 0 E: 0 K: 0 S: 9	H: 1 LOB: 2 BB: 1 P: 16	R: 0 E: 0 K: 2 S: 13	H: 2 LOB: 2 BB: 0 P: 15	R: 1 E: 0 K: 0 S: 15	H: 2 LOB: 1 BB: 0 P: 20	R: 0 E: 0 K: 0 S: 9	H: 1 LOB: 1 BB: 0 P: 9	R: 2 E: 1 K: 0 S: 18	H: 3 LOB: 2 BB: 0 P: 24	R: 0 E: 0 K: 0 S: 7	H: 0 LOB: 0 BB: 0 P: 10	R: 0 E: 0 K: 0 S: 7	H: 0 LOB: 0 BB: 0 P: 12	1B: 10 2B: 1 3B: 0 HR: 0		SF: 2 SAC: 1 DP: 0 HBP: 0
PITCHER	IP	WLS	BF	H	R	ER	SO	BB	IBB	HBP	BLK	WP	HR	S	P	ERA	WHIP		
Brad Radke, R ERA: 7.32 (1, 1)	5.2		29	9	3	1	4	2	0	0	0	0	0	71	99	1.59	1.941		
Greg Swindell, L ERA: 4.0 (6, 1)	4.1	W	15	2	0	0	0	0	0	0	0	0	0	34	53	0.00	0.462		

Batter	1	2	3	4	5	6	7	8	9	10	AB	R	H	RBI	BB	SO	LOB	BOTTOM			
Chuck Knoblauch, R OBP: 0.441, SLG: 0.333 (1, 4)	1B		K						G6-3		2	1	0	0	3	1	0	Anaheim Angels @ Minnesota Twins Hubert H. Humphrey Metrodome, Minneapolis, MN Thu Apr 17 1997, 4:33 AM EDT Att. 11,646 - Dome livebaseballscorecards.com			
Rich Becker, L OBP: 0.278, SLG: 0.170 (1, 8)	K		G3-1			F7		G4-3			5	0	1	0	0	1	6				
Greg Colbrunn, R OBP: 0.308, SLG: 0.479 (1, 3)	1B		S			G5-3		K			4	0	2	0	1	1	0				
Matt Lawton, L OBP: 0.438, SLG: 0.509 (1, 7)	P5		G3			K		F7			5	0	0	0	0	2	5				
Ron Coomer, R OBP: 0.379, SLG: 0.519 Brent Brede, L OBP: 0.227, SLG: 0.150 (10, PH)	1B					2B		G6-3			4	1	2	1	0	1	0				
Greg Myers, L OBP: 0.375, SLG: 0.333 Chris Latham, S OBP: 0.167, SLG: 0.333 (1, 2)	P5					P4		F8			4	0	0	0	1	0	3				
Roberto Kelly, R OBP: 0.111, SLG: 0.111 (1, 10)		G6-3		2B		G4-3		G4-3		F9	5	1	1	0	0	0	1				
Todd Walker, L OBP: 0.382, SLG: 0.345 (1, 5)	K					F7		BB		K	5	0	2	0	0	2	2				
Denny Hocking, S OBP: 0.412, SLG: 0.433 (1, 6)	G4-3					2B		BB		G4-3	5	0	3	3	0	0	0				
Inning Stats	R: 1 E: 0 K: 1 S: 11	H: 2 LOB: 2 BB: 1 P: 19	R: 0 E: 0 K: 1 S: 8	H: 0 LOB: 0 BB: 0 P: 12	R: 0 E: 0 K: 1 S: 11	H: 0 LOB: 1 BB: 1 P: 19	R: 2 E: 0 K: 0 S: 8	H: 3 LOB: 2 BB: 1 P: 15	R: 0 E: 0 K: 1 S: 10	H: 0 LOB: 0 BB: 0 P: 13	R: 0 E: 0 K: 2 S: 9	H: 2 LOB: 3 BB: 1 P: 19	R: 0 E: 0 K: 1 S: 5	H: 0 LOB: 0 BB: 0 P: 9	R: 0 E: 0 K: 1 S: 12	H: 2 LOB: 2 BB: 0 P: 20	R: 1 E: 0 K: 1 S: 15		H: 2 LOB: 2 BB: 1 P: 24	1B: 7 2B: 4 3B: 0 HR: 0	SF: 0 SAC: 0 DP: 0 HBP: 0
PITCHER	IP	WLS	BF	H	R	ER	SO	BB	IBB	HBP	BLK	WP	HR	S	P	ERA	WHIP				
Dennis Springer, R ERA: 7.82 (1, 1)	5.2		26	6	3	3	4	3	0	0	0	0	0	54	86	4.76	1.588				
Chuck McElroy, L ERA: 3.38 (6, 1)	2.1		9	1	0	0	3	1	0	0	0	0	0	18	32	0.00	0.857				
Pep Harris, R ERA: 1.98 (9, 1)	0.2		4	2	0	0	0	0	0	0	0	0	0	9	14	0.00	3.000				
Mike Holtz, L ERA: 1.23 (9, 1)	0.1		1	0	0	0	1	0	0	0	0	0	0	3	6	0.00	0.000				
Mike James, R ERA: 1.93 (10, 1)	0.2	L	5	2	1	1	1	1	0	0	0	0	0	15	24	13.50	4.500				

Batter	1	2	3	4	5	6	7	8	9	AB	R	H	RBI	BB	SO	LOB	TOP					
Chuck Knoblauch R (1,4) OBP: 0.438, SLG: 0.314	G5-3	K			G5-3	1B	FC1-2			3	1	0	0	2	1	3	Minnesota Twins @ Seattle Mariners The Kingdome, Seattle, WA Fri Apr 18 1997, 10:05 PM EDT Att: 33,574 - Dome - 68 F					
Rich Becker L (1,8) OBP: 0.286, SLG: 0.235	K		F9		HR	1B	FC1-2			4	2	1	2	1	1	3						
Terry Steinbach R (1,2) OBP: 0.353, SLG: 0.326	2B	1B	K		G4-3	FC6-4	K			5	1	2	1	0	2	3						
Matt Lawton L (1,7) OBP: 0.435, SLG: 0.509	1H	2B	F8		2B	FC6-4		G3		4	2	1	1	1	0	2						
Greg Colbrunn R (1,3) OBP: 0.316, SLG: 0.547	K			E6	2B	HR		G6-3		5	2	2	3	0	1	1						
Todd Walker L (1,5) OBP: 0.359, SLG: 0.303		F8		G3	2B	K		F8		4	1	0	0	1	1	1						
Roberto Kelly R (1,10) OBP: 0.286, SLG: 0.250	2B	HBP		G6-3	2B		2B	K		3	0	1	3	1	1	1						
Brent Brede L (1,9) OBP: 0.222, SLG: 0.200				G4-3	K		K	K		5	0	1	0	0	3	3						
Denny Hocking S (1,6) OBP: 0.410, SLG: 0.457	L1				G5-3	F9	FC1-2	G5-3		5	1	2	0	0	0	2						
Inning Stats	R: 1 E: 0 K: 2 S: 13	H: 2 LOB: 1 BB: 0 P: 22	R: 0 E: 0 K: 1 S: 11	H: 1 LOB: 2 BB: 0 P: 15	R: 0 E: 0 K: 1 S: 8	H: 0 LOB: 0 BB: 0 P: 11	R: 0 E: 1 K: 0 S: 8	H: 0 LOB: 1 BB: 0 P: 12	R: 5 E: 0 K: 1 S: 20	H: 4 LOB: 1 BB: 2 P: 38	R: 4 E: 0 K: 1 S: 18	H: 2 LOB: 0 BB: 2 P: 39	R: 0 E: 0 K: 2 S: 11	H: 1 LOB: 3 BB: 2 P: 23	R: 0 E: 0 K: 0 S: 4	H: 0 LOB: 0 BB: 0 P: 7	R: 0 E: 0 K: 2 S: 7	H: 0 LOB: 0 BB: 0 P: 10	1B: 3 2B: 5 3B: 0 HR: 2	SF: 0 SAC: 0 DP: 0 HBP: 1	WP: 0 PB: 0 CS: 0	PA: 45
PITCHER	IP	WLS	BF	H	R	ER	SO	BB	IBB	HBP	BLK	WP	HR	S	P	ERA	WHIP			ERA	WHIP	
Scott Sanders R (1,1) ERA: 10.53	4.2	L	25	7	6	6	4	1	1	1	0	0	1	57	92	11.57	1.714					
Tim Davis L (5,1) ERA: 6.75	4.1		20	3	4	4	6	4	0	0	0	0	1	43	85	8.31	1.615					

AB	38
R	10
H	10
RBI	10
BB	6
SO	10
LOB	19



Batter	1	2	3	4	5	6	7	8	9	AB	R	H	RBI	BB	SO	LOB	BOTTOM					
Joey Cora S (1,4) OBP: 0.309, SLG: 0.234	1B	2B	G6-3		F7		FC6-4			4	1	2	0	0	0	2	Minnesota Twins @ Seattle Mariners The Kingdome, Seattle, WA Fri Apr 18 1997, 10:05 PM EDT Att: 33,574 - Dome - 68 F					
Alex Rodriguez R (1,6) OBP: 0.397, SLG: 0.521		G1-6-3	G6-3			G5-3	G4-3			4	0	1	0	0	0	4						
Ken Griffey Jr. L (1,8) OBP: 0.471, SLG: 0.842	G1-6-3		G5-3			L8		F8		4	0	0	0	0	0	2						
Edgar Martinez R (1,10) OBP: 0.458, SLG: 0.649	G4-3				L8			F7		4	0	1	0	0	0	0						
Jay Buhner R (1,9) OBP: 0.417, SLG: 0.418		F8		L9			HR	K		4	1	1	1	0	1	1						
Paul Sorrento L (1,3) OBP: 0.298, SLG: 0.464		L4		K			HR	K		4	1	1	1	1	0	2						
Dan Wilson R (1,2) ERA: 9.57				P3			K		F7	2	0	1	0	0	0	1						
John Marzano R (7,2) OBP: 0.381, SLG: 0.389							K			1	0	0	0	0	1	0						
Brent Gates S (9,PH) OBP: 0.381, SLG: 0.389										1	0	0	0	0	0	0						
Russ Davis R (1,5) OBP: 0.367, SLG: 0.528		K			L9		FC6-4		P3	4	0	1	0	0	1	1						
Lee Tinsley S (1,7) OBP: 0.283, SLG: 0.321					G3		FC6-4			1	0	0	0	2	0	0						
Inning Stats	R: 1 E: 0 K: 0 S: 8	H: 2 LOB: 0 BB: 0 P: 11	R: 0 E: 0 K: 1 S: 9	H: 1 LOB: 1 BB: 0 P: 17	R: 0 E: 0 K: 0 S: 6	H: 1 LOB: 1 BB: 1 P: 13	R: 0 E: 0 K: 1 S: 9	H: 1 LOB: 0 BB: 0 P: 16	R: 0 E: 0 K: 0 S: 6	H: 0 LOB: 0 BB: 0 P: 10	R: 0 E: 0 K: 0 S: 4	H: 0 LOB: 0 BB: 0 P: 7	R: 2 E: 0 K: 1 S: 15	H: 3 LOB: 2 BB: 1 P: 27	R: 0 E: 0 K: 1 S: 6	H: 0 LOB: 0 BB: 0 P: 11	R: 0 E: 0 K: 1 S: 7	H: 0 LOB: 0 BB: 0 P: 13	1B: 4 2B: 2 3B: 0 HR: 2	SF: 0 SAC: 0 DP: 2 HBP: 0	WP: 0 PB: 0 CS: 0	PA: 35
PITCHER	IP	WLS	BF	H	R	ER	SO	BB	IBB	HBP	BLK	WP	HR	S	P	ERA	WHIP			ERA	WHIP	
Frankie Rodriguez R (1,1) ERA: 1.13	6.1	W	26	8	3	3	3	1	0	0	0	0	0	20	36	0.00	0.375					
Dan Naulty R (7,1) ERA: 1.13	2.2		9	0	0	0	2	1	0	0	0	0	0	20	36	0.00	0.375					

AB	33
R	3
H	8
RBI	2
BB	2
SO	5
LOB	12




Batter	1	2	3	4	5	6	7	8	9	AB	R	H	RBI	BB	SO	LOB	TOP			
Chuck Knoblauch R (1,4) OBP: 0.436, SLG: 0.309	G4-3	FC6-4			L9		2B		WP 1B	4	2	1	1	1	0	3	Minnesota Twins @ Seattle Mariners The Kingdome, Seattle, WA Sat Apr 19 1997, 10:05 PM EDT Att: 42,142 - Dome - 68 F			
Rich Becker L (1,8) OBP: 0.313, SLG: 0.241	K				L7		2B		1B	3	0	1	0	2	1	0				
Terry Steinbach R (1,2) OBP: 0.357, SLG: 0.354	G6-3				L6				1B	5	0	2	2	0	0	1				
Matt Lawton L (1,7) OBP: 0.419, SLG: 0.484		F9			1B		K		F8	5	0	1	0	0	1	4				
Greg Colbrunn R (1,3) OBP: 0.328, SLG: 0.544		1B			F9				F9	4	1	2	0	0	0	1				
Todd Walker L (1,5) OBP: 0.326, SLG: 0.270					F7					4	0	0	0	0	1	2				
Denny Hocking S (8,5) OBP: 0.410, SLG: 0.457					G6-3				K	0	0	0	0	0	0	0				
Roberto Kelly R (1,10) OBP: 0.389, SLG: 0.333		2B							G5-3	3	0	2	0	1	0	0				
Brent Brede L (1,9) OBP: 0.258, SLG: 0.250		1B			G6-3				CS	3	1	1	1	1	0	1				
Pat Meares R (1,6) OBP: 0.296, SLG: 0.469					G5-3				K	3	0	0	0	0	2	2				
Inning Stats	R: 0 E: 0 K: 1 S: 7	H: 0 LOB: 0 BB: 0 P: 10	R: 1 E: 0 K: 0 S: 16	H: 3 LOB: 3 BB: 0 P: 26	R: 0 E: 0 K: 0 S: 10	H: 2 LOB: 1 BB: 0 P: 18	R: 0 E: 0 K: 0 S: 10	H: 0 LOB: 1 BB: 1 P: 17	R: 0 E: 0 K: 1 S: 9	H: 1 LOB: 0 BB: 0 P: 13	R: 2 E: 0 K: 1 S: 10	H: 2 LOB: 2 BB: 2 P: 20	R: 0 E: 0 K: 1 S: 8	H: 1 LOB: 0 BB: 0 P: 12	R: 1 E: 0 K: 1 S: 12	H: 1 LOB: 2 BB: 2 P: 22	1B: 8 2B: 2 3B: 0 HR: 0	SF: 0 SAC: 0 DP: 1 HBP: 1	WP: 1 PB: 0 SB: 1 CS: 2	PA: 41
PITCHER	IP	WLS	BF	H	R	ER	SO	BB	IBB	HBP	BLK	WP	HR	S	P	ERA	WHIP			
Dennis Martinez R (1,1) ERA: 5.94	6.2	L	29	7	3	3	3	3	0	1	0	0	0	66	110	4.05	1.500			
Bobby Ayala R (7,1) ERA: 4.91	1.1		5	2	0	0	1	0	0	0	0	0	0	10	14	0.00	1.500			
Edwin Hurtado R (9,1) ERA: 4.35	0.2		5	1	1	1	1	2	0	0	0	1	0	11	21	13.50	4.500			
40 Greg McCarthy L (9,1) ERA: 1.5	0.1		1	0	0	0	0	0	0	0	0	0	0	1	1	0.00	0.000			


AB	34
R	4
H	10
RBI	4
BB	5
SO	5
LOB	14



Batter	1	2	3	4	5	6	7	8	9	AB	R	H	RBI	BB	SO	LOB	BOTTOM					
Joey Cora S (1,4) OBP: 0.288, SLG: 0.216	G4-3		G6-3			F8			G1-3	4	0	0	0	0	0	2	Minnesota Twins @ Seattle Mariners The Kingdome, Seattle, WA Sat Apr 19 1997, 10:05 PM EDT Att: 42,142 - Dome - 68 F					
Alex Rodriguez R (1,6) OBP: 0.376, SLG: 0.493	G5-3		G5-3			L9			G5-3	4	0	0	0	0	0	1						
Ken Griffey Jr. L (1,8) OBP: 0.472, SLG: 0.836	K					G4-6-3			P6	4	0	2	0	0	1	0						
Edgar Martinez R (1,10) OBP: 0.447, SLG: 0.623						G4-6-3			G3-1	4	0	1	0	0	1	2						
Jay Buhner R (1,9) OBP: 0.400, SLG: 0.397						G3-1			G3-1	4	0	1	0	0	1	2						
Mike Blowers R (8,7) OBP: 0.250, SLG: 0.400						P6			1B	3	0	0	0	0	2	1						
Paul Sorrento L (1,3) OBP: 0.300, SLG: 0.458									G6-3	1	0	0	0	0	0	1						
Dan Wilson R (1,2) OBP: 0.377, SLG: 0.389										3	0	1	0	0	0	1						
Brent Gates S (1,5) OBP: 0.375, SLG: 0.381										3	0	1	0	0	1	1						
Lee Tinsley S (1,7) OBP: 0.286, SLG: 0.310										2	0	0	0	1	0	1						
Inning Stats	R: 0 E: 0 K: 1 S: 12	H: 0 LOB: 0 BB: 0 P: 17	R: 0 E: 0 K: 2 S: 12	H: 1 LOB: 1 BB: 0 P: 18	R: 0 E: 0 K: 1 S: 5	H: 0 LOB: 1 BB: 1 P: 12	R: 0 E: 0 K: 0 S: 4	H: 1 LOB: 0 BB: 0 P: 6	R: 0 E: 0 K: 0 S: 9	H: 1 LOB: 0 BB: 0 P: 13	R: 0 E: 0 K: 0 S: 4	H: 0 LOB: 0 BB: 0 P: 9	R: 0 E: 0 K: 1 S: 6	H: 1 LOB: 1 BB: 0 P: 10	R: 0 E: 0 K: 0 S: 9	H: 1 LOB: 1 BB: 0 P: 14	R: 0 E: 0 K: 0 S: 13	H: 1 LOB: 1 BB: 0 P: 17	1B: 5 2B: 1 3B: 0 HR: 0	SF: 0 SAC: 0 DP: 2 HBP: 0	WP: 0 PB: 0 SB: 0 CS: 0	PA: 32
PITCHER	IP	WLS	BF	H	R	ER	SO	BB	IBB	HBP	BLK	WP	HR	S	P	ERA	WHIP					
Bob Tewksbury R (1,1) ERA: 2.17	9.0	W	32	6	0	0	5	1	0	0	0	0	0	74	116	0.00	0.778					



Batter	1	2	3	4	5	6	7	8	9	AB	R	H	RBI	BB	SO	LOB	TOP								
Chuck Knoblauch, R OBP: 0.422, SLG: 0.288 (1, 4)	G5-3	K		G6-3		G4-3		CS IBB		4	0	0	0	1	1	4	Minnesota Twins @ Seattle Mariners The Kingdome, Seattle, WA Sun Apr 20 1997, 6:33 AM EDT Att: 34,678 - Dome - 68 F AB 36 R 6 H 12 RBI 6 BB 5 SO 7 LOB 21 								
Rich Becker, L OBP: 0.324, SLG: 0.246 (1, 8)			F7				L5	CS	2-1	3	0	1	0	1	0	0									
Chris Latham, S OBP: 0.286, SLG: 0.429 (8, 8)	G5-4-3 BB					G5-4-3 1B			1B	1	0	1	0	0	0	0									
Greg Colbrunn, R OBP: 0.303, SLG: 0.500 (1, 3)	G5-4-3 1-2		G4-3		G5-4-3 1-2		G4-3		K	5	0	0	0	0	1	3									
Matt Lawton, L OBP: 0.430, SLG: 0.469 (1, 7)		1B HR BB			F8		2B BB		K	2	2	0	0	3	1	1									
Roberto Kelly, R OBP: 0.435, SLG: 0.450 (1, 9)		1B HR	F8			FC6-4 1B	1-H 2B		L8	5	1	3	1	0	0	2									
Greg Myers, L OBP: 0.370, SLG: 0.333 (1, 2)				1-1						3	0	1	0	0	1	3									
Terry Steinbach, R OBP: 0.351, SLG: 0.347 (7, 7)	F9					K	G5-3			1	0	0	0	0	0	1									
Ron Coomer, R OBP: 0.291, SLG: 0.310 (8, 7)						FC6-4 HR		G3 2B		3	2	1	3	0	1	2									
Brent Brede, L OBP: 0.281, SLG: 0.310 (8, 7)		HR		K						1	0	1	0	0	0	0									
Todd Walker, L OBP: 0.362, SLG: 0.390 (1, 5)								G3		4	1	3	2	0	0	1									
Pat Meares, R OBP: 0.298, SLG: 0.462 (1, 6)										3	0	1	0	0	1	3									
Denny Hocking, S OBP: 0.400, SLG: 0.444 (8, 6)		K		F9				K		1	0	0	0	0	1	1									
Inning Stats	R: 0 E: 0 K: 0 S: 8	H: 0 LOB: 0 BB: 1 P: 12	R: 3 E: 0 K: 2 S: 15	H: 3 LOB: 1 BB: 1 P: 23	R: 0 E: 0 K: 0 S: 12	H: 0 LOB: 1 BB: 1 P: 18	R: 0 E: 0 K: 1 S: 15	H: 2 LOB: 2 BB: 0 P: 16	R: 0 E: 0 K: 0 S: 3	H: 1 LOB: 0 BB: 0 P: 3	R: 2 E: 0 K: 1 S: 14	H: 3 LOB: 1 BB: 0 P: 18	R: 1 E: 0 K: 0 S: 10	H: 1 LOB: 1 BB: 1 P: 15	R: 0 E: 0 K: 1 S: 9	H: 1 LOB: 1 BB: 1 P: 18	R: 0 E: 0 K: 2 S: 10	H: 1 LOB: 1 BB: 0 P: 18	1B: 8 2B: 2 3B: 0 HR: 2	SF: 0 SAC: 0 DP: 2 HBP: 0	WP: 0 PB: 0 CS: 1	PA: 42			
PITCHER	IP	WLS	BF	H	R	ER	SO	BB	IBB	HBP	BLK	WP	HR	S	P	ERA	WHIP								
Bob Wolcott, R ERA: 6.23	6.0	W	28	9	5	5	4	3	0	0	0	0	2	67	90	7.50	2.000								
40 Greg McCarthy, L ERA: 2.7	0.2		4	1	1	1	0	1	0	0	0	0	0	7	11	13.50	3.000								
Bobby Ayala, R ERA: 4.5	1.0	S	5	1	0	0	1	0	1	0	0	0	0	12	22	0.00	1.000								
Norm Charlton, L ERA: 5.23	1.1	S	4	1	0	0	2	0	0	0	0	0	0	10	18	0.00	0.750								

Batter	1	2	3	4	5	6	7	8	9	AB	R	H	RBI	BB	SO	LOB	BOTTOM								
Rich Amaral, R OBP: 0.444, SLG: 0.400 (1, 7)			F8		G4-3	FC5		BB HBP SF8 IBB		3	0	0	0	1	0	1	Minnesota Twins @ Seattle Mariners The Kingdome, Seattle, WA Sun Apr 20 1997, 6:33 AM EDT Att: 34,678 - Dome - 68 F AB 33 R 10 H 11 RBI 10 BB 6 SO 6 LOB 14 								
Joey Cora, S OBP: 0.300, SLG: 0.216 (8, 7)										0	0	0	0	1	0	0									
Lee Tinsley, S OBP: 0.286, SLG: 0.310 (9, 7)	BB									0	1	0	0	0	0	0									
Alex Rodriguez, R OBP: 0.402, SLG: 0.500 (1, 6)	F8				HR	1B		PB BB HBP		3	1	2	1	1	0	1									
Ken Griffey Jr., L OBP: 0.468, SLG: 0.846 (1, 8)	P6		P3		HR	P5		PB BB		4	1	1	3	1	0	4									
Edgar Martinez, R OBP: 0.432, SLG: 0.594 (1, 10)	K			2B 1B BB	F9		F9	SF8		3	1	0	1	1	1	1									
Jay Buhner, R OBP: 0.388, SLG: 0.371 (1, 9)		K				2B 1B BB	G6-3	P3		4	1	0	0	1	2	3									
Mike Blowers, R OBP: 0.214, SLG: 0.333 (1, 3)		F9			F9					2	0	0	0	0	0	1									
Paul Sorrento, L OBP: 0.306, SLG: 0.475 (6, 7)						1B 3B 2B	K			2	1	1	0	0	1	0									
Russ Davis, R OBP: 0.391, SLG: 0.579 (1, 5)								G5-3		4	2	3	1	0	0	0									
John Marzano, R OBP: 0.222, SLG: 0.125 (1, 2)										2	0	1	2	0	0	1									
Brent Gates, S OBP: 0.365, SLG: 0.391 (6, 7)		F8						2B HBP 1B		2	1	1	0	0	1	2									
Alvaro Espinoza, R OBP: 0.182, SLG: 0.182 (1, 4)										2	0	0	0	0	1	0									
Dan Wilson, R OBP: 0.397, SLG: 0.464 (6, 7)			F7		K			HBP BB 2B		2	1	2	2	0	0	0									
Inning Stats	R: 0 E: 0 K: 1 S: 12	H: 0 LOB: 1 BB: 1 P: 21	R: 0 E: 0 K: 1 S: 15	H: 1 LOB: 0 BB: 0 P: 24	R: 0 E: 0 K: 0 S: 5	H: 1 LOB: 1 BB: 0 P: 11	R: 2 E: 0 K: 1 S: 12	H: 2 LOB: 1 BB: 1 P: 20	R: 2 E: 0 K: 1 S: 17	H: 3 LOB: 2 BB: 2 P: 31	R: 0 E: 0 K: 1 S: 9	H: 0 LOB: 0 BB: 0 P: 13	R: 3 E: 0 K: 0 S: 17	H: 2 LOB: 3 BB: 2 P: 33	R: 0 E: 0 K: 0 S: 10	H: 1 LOB: 1 BB: 1 P: 18	1B: 5 2B: 4 3B: 1 HR: 1	SF: 1 SAC: 0 DP: 0 HBP: 1	WP: 0 PB: 1 CS: 0	PA: 41					
PITCHER	IP	WLS	BF	H	R	ER	SO	BB	IBB	HBP	BLK	WP	HR	S	P	ERA	WHIP								
Scott Aldred, L ERA: 6.04	5.0		22	4	4	4	4	2	0	0	0	0	0	11	18	81.00	12.000								
Todd Ritchie, R ERA: 5.4	0.1	L	5	3	3	3	1	1	0	0	0	0	0	11	18	81.00	12.000								
Gregg Olson, R ERA: 18.56	1.1		5	0	0	0	0	1	0	0	0	0	0	11	21	0.00	0.750								
Eddie Guardado, L ERA: 7.2	0.1		1	0	0	0	1	0	0	0	0	0	0	4	5	0.00	0.000								
Rick Aquilera, R ERA: 5.68	1.0		8	2	3	3	0	1	1	1	0	0	0	17	33	27.00	3.000								

Batter	1	2	3	4	5	6	7	8	9	AB	R	H	RBI	BB	SO	LOB	TOP								
Chuck Knoblauch, R OBP: 0.425, SLG: 0.302	P5		PO	P6	2-1 1B		FC4-3 1B			4	0	2	1	0	0	0	Minnesota Twins @ Oakland Athletics Oakland-Alameda County Coliseum, Oakland, CA Tue Apr 22 1997, 3:33 AM PDT Att: 8,192 - Sunny - 64 F								
Rich Becker, L OBP: 0.305, SLG: 0.230	G3			K	F8		FC4-3			4	0	0	0	0	1	2									
Roberto Kelly, R OBP: 0.407, SLG: 0.458	F7			G5-3			G6-3			4	0	1	0	0	0	1									
Terry Steinbach, R OBP: 0.344, SLG: 0.358		G6-3			SH 2B		G1-3		P3	4	1	1	0	0	0	1									
Greg Colbrunn, R OBP: 0.300, SLG: 0.477	F8			SH 2B	BB		K		F8	3	1	0	0	1	1	1									
Matt Lawton, L OBP: 0.427, SLG: 0.455	G4-3			SH 2B			FC6-4 HBP		F8	2	1	0	0	0	0	0									
Ron Coomer, R OBP: 0.361, SLG: 0.588			G6-3		1B 2B		FC6-4			4	1	1	3	0	1	2									
Pat Meares, R OBP: 0.295, SLG: 0.436			P4		B1				P9	3	0	0	0	1	0	1									
Denny Hocking, S OBP: 0.409, SLG: 0.525			PO 1B		G6-3				G4-6-3	4	1	2	1	0	0	2									
Inning Stats	R: 0 E: 0 K: 0 S: 9	H: 0 LOB: 0 BB: 0 P: 13	R: 0 E: 0 K: 0 S: 4	H: 0 LOB: 0 BB: 0 P: 8	R: 0 E: 0 K: 0 S: 6	H: 1 LOB: 0 BB: 0 P: 12	R: 0 E: 0 K: 1 S: 6	H: 0 LOB: 0 BB: 0 P: 9	R: 4 E: 1 K: 0 S: 12	H: 3 LOB: 1 BB: 1 P: 23	R: 0 E: 0 K: 1 S: 13	H: 1 LOB: 2 BB: 0 P: 19	R: 1 E: 0 K: 0 S: 11	H: 2 LOB: 1 BB: 0 P: 16	R: 0 E: 0 K: 0 S: 5	H: 0 LOB: 0 BB: 0 P: 9		R: 0 E: 0 K: 1 S: 8	H: 0 LOB: 0 BB: 1 P: 14	1B: 3 2B: 3 3B: 0 HR: 1	SF: 0 SAC: 1 DP: 1 HBP: 1	WP: 0 PB: 0 SB: 0 CS: 0	PA: 37		
PITCHER	IP	WLS	BF	H	R	ER	SO	BB	IBB	HBP	BLK	WP	HR	S	P	ERA	WHIP								
Mike Mohler, L ERA: 4.94	(1, 1)	6.2	L	29	7	5	3	2	1	0	1	0	0	57	95	4.05	1.200								
Mark Acie, R ERA: 1.93	(7, 1)	2.1		7	0	0	0	1	1	0	0	0	0	17	28	0.00	0.429								

AB	32
R	5
H	7
RBI	5
BB	2
SO	3
LOB	10



Batter	1	2	3	4	5	6	7	8	9	AB	R	H	RBI	BB	SO	LOB	BOTTOM								
Damon Mashore, R OBP: 0.481, SLG: 0.465	HBP BB		G4-3		K			K		3	0	0	0	1	2	2	Minnesota Twins @ Oakland Athletics Oakland-Alameda County Coliseum, Oakland, CA Tue Apr 22 1997, 3:33 AM PDT Att: 8,192 - Sunny - 64 F								
Jason Giambi, L OBP: 0.313, SLG: 0.382	F8		L3				F7		K	4	0	0	0	0	1	2									
Jose Canseco, R OBP: 0.318, SLG: 0.408	HBP		G1-3				L8		HR	3	1	1	1	0	0	1									
Mark McGwire, R OBP: 0.405, SLG: 0.683	P2				K		HR		P5	4	1	1	1	0	1	2									
Geronimo Berroa, R OBP: 0.449, SLG: 0.636	K		G5-3		G5-3		G5-3		F9	4	0	0	0	0	1	2									
Scott Brosius, R OBP: 0.269, SLG: 0.221	G6-3				P3		G5-3		2B 1B	4	1	1	0	0	0	0									
Scott Spiezio, S OBP: 0.329, SLG: 0.444	G4-3				P4		K		2B	4	0	1	1	0	1	0									
Rafael Bourimigal, R OBP: 0.424, SLG: 0.308	G1-3								F7	1	0	0	0	2	0	0									
Dave Magadan, L OBP: 0.524, SLG: 0.533										1	0	0	0	0	0	1									
Izzy Molina, R OBP: 0.190, SLG: 0.195									G4-3	3	0	1	0	0	1	2									
Matt Stairs, L OBP: 0.333, SLG: 0.267									G4-3	1	0	0	0	0	0	1									
Inning Stats	R: 0 E: 0 K: 1 S: 14	H: 0 LOB: 2 BB: 1 P: 24	R: 0 E: 0 K: 0 S: 9	H: 0 LOB: 0 BB: 0 P: 12	R: 0 E: 0 K: 0 S: 7	H: 1 LOB: 1 BB: 0 P: 13	R: 0 E: 0 K: 1 S: 9	H: 0 LOB: 0 BB: 0 P: 11	R: 0 E: 0 K: 2 S: 10	H: 0 LOB: 1 BB: 1 P: 18	R: 1 E: 0 K: 0 S: 7	H: 1 LOB: 0 BB: 0 P: 16	R: 0 E: 0 K: 1 S: 10	H: 0 LOB: 1 BB: 1 P: 16	R: 1 E: 0 K: 2 S: 10	H: 1 LOB: 0 BB: 0 P: 16	R: 1 E: 0 K: 0 S: 12	H: 2 LOB: 1 BB: 0 P: 18	1B: 1 2B: 2 3B: 0 HR: 2	SF: 0 SAC: 0 DP: 0 HBP: 1	WP: 0 PB: 0 SB: 0 CS: 0	PA: 36			
PITCHER	IP	WLS	BF	H	R	ER	SO	BB	IBB	HBP	BLK	WP	HR	S	P	ERA	WHIP								
Brad Radke, R ERA: 5.93	(1, 1)	7.2	W	30	3	2	2	7	3	0	1	0	0	74	122	2.35	0.783								
Dan Naulty, R ERA: 1.09	(8, 1)	0.1		1	0	0	0	0	0	0	0	0	0	2	4	0.00	0.000								
Rick Aguilera, R ERA: 6.14	(9, 1)	1.0	S	5	2	1	1	0	0	0	0	0	0	12	18	9.00	2.000								

AB	32
R	3
H	5
RBI	3
BB	3
SO	7
LOB	13



Batter	1	2	3	4	5	6	7	8	9	AB	R	H	RBI	BB	SO	LOB	TOP										
Chuck Knoblauch, R OBP: 0.435, SLG: 0.348 (1, 4)	1-0 HR		0-1 F8		2-1 L8		4-2 FC1-6 BB		4-0 G4-6-3 BB	3	1	1	1	2	0	3	Minnesota Twins @ Oakland Athletics Oakland-Alameda County Coliseum, Oakland, CA Wed Apr 23 1997, 7:05 PM PDT Att: 8,494 - Unknown - 57 F										
Rich Becker, L OBP: 0.312, SLG: 0.231 (1, 8)	1-3 K		2-1 CS	0-1 P5	4-2 BB	1-0 FC1-6 BB	1-2 BB	0-1 G4-6-3	4	0	1	0	1	1	1												
Roberto Kelly, R OBP: 0.375, SLG: 0.414 (1, 10)	0-0 F9		1-0 G5-3	1-0 G1-3	0-1 FC1-6 S	1-2 BB	1-2 BB	1-2 BB	5	0	1	0	0	0	5												
Matt Lawton, L OBP: 0.425, SLG: 0.451 (1, 7)	2-3 K		1-1 1B	1-1 1B	0-0 1B FC1-5 1B	3-3 K	1-2 K	0-1 G3	5	0	2	0	0	2	3												
Terry Steinbach, R OBP: 0.354, SLG: 0.368 (1, 2)		0-1 G6-4-3 1B	0-0 1B	1-2 1B	2-0 L6	3-3 K			4	0	2	0	0	1	3												
Todd Walker, L OBP: 0.353, SLG: 0.378 (1, 5)	1-0 F9		2-2 F8		1 SAFE 2-1 BB FC1-5 1B			1-2 G6-3	4	0	1	0	0	0	3												
Greg Colbrunn, R OBP: 0.297, SLG: 0.464 (1, 3)		0-0 G6-4-3		2-2 BB 1B	0-1 FC1-5 BB	2-2 F8		2-2 F8	4	0	1	0	0	0	3												
Brent Brede, L OBP: 0.333, SLG: 0.323 (1, 9)			2-2 CS 1B		0-1 F8	4-1 BB	4-2 BB		2	0	1	0	2	0	1												
Pat Meares, R OBP: 0.292, SLG: 0.424 (1, 6)			1-3 K		2-2 BB 1B	0-2 G6-3	1-1 P3		4	0	1	0	0	1	5												
Inning Stats	R: 1 E: 0 K: 2 S: 9	H: 1 LOB: 0 BB: 0 P: 13	R: 0 E: 0 K: 0 S: 4	H: 1 LOB: 0 BB: 0 P: 5	R: 0 E: 0 K: 1 S: 9	H: 1 LOB: 0 BB: 0 P: 14	R: 0 E: 0 K: 0 S: 9	H: 2 LOB: 2 BB: 0 P: 13	R: 0 E: 0 K: 0 S: 18	H: 2 LOB: 3 BB: 1 P: 30	R: 0 E: 0 K: 2 S: 12	H: 1 LOB: 2 BB: 1 P: 23	R: 0 E: 0 K: 0 S: 10	H: 0 LOB: 1 BB: 1 P: 18	R: 0 E: 0 K: 0 S: 8	H: 1 LOB: 1 BB: 1 P: 13		1B: 10 2B: 0 3B: 0 HR: 1	SF: 0 SAC: 0 DP: 2 HBP: 0	WP: 0 PB: 0 SB: 1 CS: 1	PA: 41						
PITCHER	IP	WLS	BF	H	R	ER	SO	BB	IBB	HBP	BLK	WP	HR	S	P	ERA	WHIP										
Ariel Prieto, R ERA: 2.05 (1, 1)	6.0	W	28	9	1	1	3	3	0	0	0	0	1	62	100	1.50	2.000										
Aaron Small, R ERA: 2.13 (7, 1)	3.0	S	12	2	0	0	2	2	0	0	0	0	0	28	48	0.00	1.333										

AB	35
R	1
H	11
RBI	1
BB	5
SO	5
LOB	27



Batter	1	2	3	4	5	6	7	8	9	AB	R	H	RBI	BB	SO	LOB	BOTTOM										
Damon Mashore, R OBP: 0.464, SLG: 0.447 (1, 8)	3-1 CS 1B		0-1 G6-3		2-3 K		3-1 L8			4	0	1	0	0	1	1	Minnesota Twins @ Oakland Athletics Oakland-Alameda County Coliseum, Oakland, CA Wed Apr 23 1997, 7:05 PM PDT Att: 8,494 - Unknown - 57 F										
Tony Batista, R OBP: 0.220, SLG: 0.239 (1, 6)	0-2 F7		0-0 G1-3		3-1 P6		1-0 P5			4	0	0	0	0	2												
Jose Canseco, R OBP: 0.326, SLG: 0.405 (1, 10)	4-2 HR BB			0-1 BB HR 1B	0-1 G5-3			0-3 K	3	2	1	0	1	1	0												
Mark McGwire, R OBP: 0.434, SLG: 0.758 (8, PR)	3-2 K			4-1 BB HR BB		2-1 K		2-2 G5-4-3 1B	3	2	3	2	1	0	0												
Dave Magadan, L OBP: 0.524, SLG: 0.533 (9, 3)	1-H HR			1-2 HR BB		1-2 2B		2-0 G5-4-3 1B	0	0	0	0	0	0	0												
Geronimo Berroa, R OBP: 0.427, SLG: 0.600 (9, 9)	1-1 P9			1-0 P3		2-2 P5		2-0 G5-4-3	4	0	0	0	0	0	4												
Matt Stairs, L OBP: 0.333, SLG: 0.267 (1, 5)				1-0 P3		2-2 P5		1-2 F8	3	0	0	0	0	0	3												
Scott Brosius, R OBP: 0.259, SLG: 0.211 (1, 7)				4-1 HR BB		2-2 L9			2	1	0	0	1	0	1												
Jason Giambi, L OBP: 0.313, SLG: 0.371 (7, 8)				1-2 HR BB					0	0	0	0	0	0	0												
Scott Spiezio, S OBP: 0.341, SLG: 0.486 (1, 4)				3-2 HR		4-1 G4-3 BB			2	1	1	4	1	0	0												
Izzy Molina, R OBP: 0.178, SLG: 0.182 (1, 2)				1-1 G6-3		0-0 G4-3			3	0	0	0	0	0	1												
Inning Stats	R: 2 E: 0 K: 0 S: 16	H: 2 LOB: 0 BB: 1 P: 27	R: 0 E: 0 K: 0 S: 8	H: 0 LOB: 0 BB: 0 P: 15	R: 0 E: 0 K: 0 S: 5	H: 0 LOB: 0 BB: 0 P: 6	R: 4 E: 0 K: 0 S: 13	H: 2 LOB: 2 BB: 2 P: 29	R: 0 E: 0 K: 1 S: 7	H: 0 LOB: 0 BB: 0 P: 12	R: 0 E: 0 K: 0 S: 14	H: 1 LOB: 1 BB: 0 P: 22	R: 0 E: 0 K: 0 S: 5	H: 0 LOB: 1 BB: 1 P: 13	R: 0 E: 0 K: 1 S: 8	H: 1 LOB: 1 BB: 0 P: 12	1B: 3 2B: 1 3B: 0 HR: 2	SF: 0 SAC: 0 DP: 1 HBP: 0	WP: 0 PB: 0 SB: 0 CS: 1	PA: 32							
PITCHER	IP	WLS	BF	H	R	ER	SO	BB	IBB	HBP	BLK	WP	HR	S	P	ERA	WHIP										
Rich Robertson, L ERA: 7.36 (5, 1)	4.0	L	18	4	6	6	0	0	0	0	0	0	0	21	34	0.00	0.500										
Mike Trombley, R ERA: 2.13 (7, 1)	2.0		7	1	0	0	1	0	0	0	0	0	0	13	25	0.00	1.000										

AB	28
R	6
H	6
RBI	6
BB	4
SO	2
LOB	12



Batter	1	2	3	4	5	6	7	8	9	AB	R	H	RBI	BB	SO	LOB	TOP										
Mark McLemore, S (1,4) OBP: 0.273, SLG: 0.212										4	1	2	0	1	0	1											
Ivan Rodriguez, R (1,2) OBP: 0.370, SLG: 0.494										5	1	1	2	0	2	3											
29 Rusty Greer, L (1,7) OBP: 0.423, SLG: 0.460										4	1	1	1	0	0	2											
Will Clark, L (1,3) OBP: 0.423, SLG: 0.542										4	2	2	2	0	1	0											
Dean Palmer, R (1,5) OBP: 0.346, SLG: 0.485										4	0	2	0	0	1	0											
Lee Stevens, L (1,10) OBP: 0.343, SLG: 0.492										3	0	1	1	0	1	1											
Warren Newson, L (1,9) OBP: 0.313, SLG: 0.083										4	0	0	0	0	0	3											
Marc Sagmoen, L (8,9) OBP: 0.192, SLG: 0.261										0	0	0	0	0	0	0											
Damon Buford, R (1,8) OBP: 0.250, SLG: 0.262										4	0	0	0	0	2	2											
Benji Gil, R (1,6) OBP: 0.239, SLG: 0.283										4	1	2	0	0	1	0											
Inning Stats	R: 0 E: 0 K: 1 S: 7	H: 1 LOB: 0 BB: 0 P: 11	R: 1 E: 0 K: 0 S: 8	H: 2 LOB: 1 BB: 0 P: 15	R: 5 E: 0 K: 2 S: 17	H: 5 LOB: 1 BB: 1 P: 27	R: 0 E: 0 K: 1 S: 7	H: 1 LOB: 1 BB: 0 P: 13	R: 0 E: 0 K: 0 S: 5	H: 0 LOB: 0 BB: 0 P: 9	R: 0 E: 0 K: 0 S: 10	H: 0 LOB: 0 BB: 0 P: 16	R: 0 E: 0 K: 2 S: 11	H: 1 LOB: 1 BB: 0 P: 15	R: 0 E: 0 K: 0 S: 6	H: 1 LOB: 1 BB: 0 P: 7	1B: 6 2B: 4 3B: 0 HR: 1	SF: 1 SAC: 0 DP: 1 HBP: 0	WP: 0 PB: 0 SB: 0 CS: 0	PA: 38							
PITCHER	IP	WLS	BF	H	R	ER	SO	BB	IBB	HBP	BLK	WP	HR	S	P	ERA	WHIP										
Bob Tewksbury, R (1,1) ERA: 3.16	8.0	L	34	10	6	6	8	1	0	0	0	0	1	74	119	6.75	1.375										
Gregg Olson, R (9,1) ERA: 15.83	1.0		4	1	0	0	0	0	0	0	0	0	0	6	7	0.00	1.000										

Texas Rangers @ Minnesota Twins
Hubert H. Humphrey Metrodome, Minneapolis, MN

AB 36
R 6
H 11
RBI 6
BB 1
SO 8
LOB 12



WP: 0 PA: 38
PB: 0
SB: 0
CS: 0

Batter	1	2	3	4	5	6	7	8	9	AB	R	H	RBI	BB	SO	LOB	BOTTOM										
Chuck Knoblauch, R (1,4) OBP: 0.433, SLG: 0.429										4	1	2	0	1	0	0											
Rich Becker, L (1,8) OBP: 0.337, SLG: 0.253										3	0	1	1	2	0	1											
Roberto Kelly, R (1,10) OBP: 0.341, SLG: 0.417										3	0	0	0	0	1	2											
Greg Myers, L (7,PH) OBP: 0.323, SLG: 0.286										1	0	0	0	0	1	2											
Matt Lawton, L (1,7) OBP: 0.454, SLG: 0.544										3	1	2	1	0	0	0											
Terry Steinbach, R (1,2) OBP: 0.333, SLG: 0.391										4	0	0	0	0	2	2											
Todd Walker, L (1,5) OBP: 0.350, SLG: 0.358										3	0	0	0	1	1	1											
Ron Coomer, R (1,3) OBP: 0.325, SLG: 0.526										4	0	0	0	0	1	2											
Brent Brede, L (1,9) OBP: 0.304, SLG: 0.293										4	0	0	0	0	2	0											
Pat Meares, R (1,6) OBP: 0.320, SLG: 0.471										4	1	1	1	0	0	0											
Inning Stats	R: 1 E: 0 K: 1 S: 13	H: 1 LOB: 1 BB: 0 P: 21	R: 0 E: 0 K: 1 S: 11	H: 0 LOB: 0 BB: 0 P: 13	R: 0 E: 0 K: 0 S: 5	H: 0 LOB: 1 BB: 1 P: 10	R: 0 E: 0 K: 1 S: 7	H: 1 LOB: 1 BB: 0 P: 9	R: 1 E: 0 K: 2 S: 17	H: 1 LOB: 1 BB: 1 P: 28	R: 0 E: 0 K: 1 S: 11	H: 0 LOB: 2 BB: 1 P: 15	R: 0 E: 0 K: 2 S: 11	H: 1 LOB: 2 BB: 1 P: 21	R: 1 E: 0 K: 0 S: 7	H: 1 LOB: 0 BB: 0 P: 12	R: 0 E: 0 K: 0 S: 9	H: 1 LOB: 1 BB: 0 P: 13	1B: 1 2B: 2 3B: 1 HR: 2	SF: 0 SAC: 0 DP: 0 HBP: 1	WP: 0 PB: 0 SB: 0 CS: 0	PA: 38					
PITCHER	IP	WLS	BF	H	R	ER	SO	BB	IBB	HBP	BLK	WP	HR	S	P	ERA	WHIP										
Ken Hill, R (1,1) ERA: 3.89	6.2	W	29	4	2	2	7	4	0	1	0	0	1	72	111	2.70	1.200										
Xavier Hernandez, R (7,1) ERA: 3.18	1.1		5	1	1	1	1	0	0	0	0	0	1	10	18	6.75	0.750										
John Wetteland, R (9,1) ERA: 0.9	1.0	S	4	1	0	0	0	0	0	0	0	0	0	9	13	0.00	1.000										

Texas Rangers @ Minnesota Twins
Hubert H. Humphrey Metrodome, Minneapolis, MN


AB 33
R 3
H 6
RBI 3
BB 4
SO 8
LOB 10



WP: 0 PA: 38
PB: 0
SB: 0
CS: 0

Batter	1	2	3	4	5	6	7	8	9	AB	R	H	RBI	BB	SO	LOB	TOP										
Mark McLemore, S (1,4) OBP: 0.272, SLG: 0.203	G5-3		G5-3		SH5-4	FC3-6		HBP		3	0	0	0	0	0	3	Texas Rangers @ Minnesota Twins Hubert H. Humphrey Metrodome, Minneapolis, MN Sat Apr 26 1997, 8:05 PM EDT Att: 17,956 - Dome - 70 F										
Ivan Rodriguez, R (1,2) OBP: 0.360, SLG: 0.476	L9		F8		G6-3		G5-3	1B		5	0	1	2	0	0	1											
29 Rusty Greer, L (1,7) OBP: 0.410, SLG: 0.433	1B		K		G6-3		K	P6		4	0	0	0	1	2	3											
Dean Palmer, R (1,5) OBP: 0.361, SLG: 0.493	1B				K		F8			5	1	3	0	0	1	0											
Willi Clark, L (1,3) OBP: 0.452, SLG: 0.536	F7				FC5-4					4	1	2	0	0	0	3											
Mike Simms, R (1,10) OBP: 0.385, SLG: 0.750																											
Lee Stevens, L (8, PH) OBP: 0.348, SLG: 0.541																											
Mike Devereaux, R (1,9) OBP: 0.278, SLG: 0.281																											
Warren Newson, L (6, PH) OBP: 0.278, SLG: 0.077																											
Marc Sagmoen, L (8,9) OBP: 0.185, SLG: 0.250																											
Damon Buford, R (1,8) OBP: 0.276, SLG: 0.290																											
Benji Gil, R (1,6) OBP: 0.260, SLG: 0.271																											
Inning Stats	R: 0 E: 0 K: 0 S: 8	H: 1 LOB: 2 BB: 1 P: 18	R: 1 E: 0 K: 0 S: 11	H: 2 LOB: 0 BB: 0 P: 20	R: 0 E: 0 K: 1 S: 8	H: 0 LOB: 0 BB: 0 P: 11	R: 0 E: 0 K: 2 S: 12	H: 1 LOB: 1 BB: 0 P: 17	R: 1 E: 0 K: 0 S: 10	H: 1 LOB: 1 BB: 1 P: 19	R: 1 E: 0 K: 0 S: 12	H: 2 LOB: 3 BB: 2 P: 27	R: 0 E: 0 K: 1 S: 7	H: 0 LOB: 0 BB: 0 P: 9	R: 3 E: 0 K: 2 S: 13	H: 3 LOB: 2 BB: 0 P: 24	R: 0 E: 0 K: 1 S: 9	H: 1 LOB: 1 BB: 0 P: 15	1B: 9 2B: 1 3B: 0 HR: 1	SF: 1 SAC: 1 DP: 0 HBP: 2	WP: 2 PB: 1 CS: 0	PA: 43					
PITCHER	IP	WLS	BF	H	R	ER	SO	BB	IBB	HBP	BLK	WP	HR	S	P	ERA	WHIP										
Scott Aldred, L (1,1) ERA: 5.93	5.0	L	24	7	3	3	3	3	0	0	0	2	0	54	97	5.40	2.000										
Mike Trombley, R (6,1) ERA: 3.5	2.1		11	2	3	3	2	1	0	1	0	0	1	19	35	11.57	1.286										
Todd Ritchie, R (8,1) ERA: 3.95	1.2		8	2	0	0	2	0	0	1	0	0	0	17	28	0.00	1.200										

AB	35
R	6
H	11
RBI	6
BB	4
SO	7
LOB	18



Batter	1	2	3	4	5	6	7	8	9	AB	R	H	RBI	BB	SO	LOB	BOTTOM										
Chuck Knoblauch, R (1,4) OBP: 0.435, SLG: 0.438	L6				G6-3					3	0	1	0	1	0	1	Texas Rangers @ Minnesota Twins Hubert H. Humphrey Metrodome, Minneapolis, MN Sat Apr 26 1997, 8:05 PM EDT Att: 17,956 - Dome - 70 F										
Rich Becker, L (1,8) OBP: 0.337, SLG: 0.295																											
Roberto Kelly, R (7, PH) OBP: 0.333, SLG: 0.405																											
Matt Lawton, L (1,7) OBP: 0.436, SLG: 0.518																											
Terry Steinbach, R (1,2) OBP: 0.316, SLG: 0.368																											
Greg Myers, L (1,10) OBP: 0.353, SLG: 0.300																											
Ron Coomer, R (8, PH) OBP: 0.317, SLG: 0.513																											
Greg Colbrunn, R (1,3) OBP: 0.321, SLG: 0.487																											
Todd Walker, L (1,5) OBP: 0.333, SLG: 0.339																											
Denny Hocking, S (9, PH) OBP: 0.413, SLG: 0.512																											
Pat Meares, R (1,6) OBP: 0.316, SLG: 0.472																											
Brent Brede, L (1,9) OBP: 0.327, SLG: 0.318																											
Chris Latham, S (9, PH) OBP: 0.250, SLG: 0.375																											
Inning Stats	R: 0 E: 0 K: 0 S: 9	H: 0 LOB: 0 BB: 0 P: 14	R: 0 E: 0 K: 1 S: 11	H: 0 LOB: 0 BB: 0 P: 18	R: 0 E: 0 K: 2 S: 14	H: 1 LOB: 2 BB: 1 P: 21	R: 0 E: 0 K: 0 S: 3	H: 0 LOB: 1 BB: 1 P: 9	R: 0 E: 0 K: 0 S: 11	H: 1 LOB: 1 BB: 0 P: 17	R: 1 E: 0 K: 0 S: 10	H: 3 LOB: 2 BB: 0 P: 15	R: 0 E: 0 K: 0 S: 10	H: 2 LOB: 2 BB: 0 P: 17	R: 0 E: 0 K: 0 S: 6	H: 0 LOB: 0 BB: 0 P: 7	R: 0 E: 0 K: 1 S: 10	H: 0 LOB: 0 BB: 0 P: 15	1B: 3 2B: 3 3B: 0 HR: 1	SF: 0 SAC: 0 DP: 0 HBP: 0	WP: 0 PB: 0 CS: 0	PA: 36					
PITCHER	IP	WLS	BF	H	R	ER	SO	BB	IBB	HBP	BLK	WP	HR	S	P	ERA	WHIP										
Bobby Witt, R (1,1) ERA: 2.45	6.1	W	28	7	1	1	4	2	0	0	0	0	0	62	103	1.42	1.421										
Eric Gunderson, L (7,1) ERA: 1.42	2.2	S	8	0	0	0	1	0	0	0	0	0	0	22	30	0.00	0.000										

AB	34
R	1
H	7
RBI	1
BB	2
SO	5
LOB	11



Batter	1	2	3	4	5	6	7	8	9	AB	R	H	RBI	BB	SO	LOB	TOP										
Mark McLemore, S (1,4) OBP: 0.267, SLG: 0.192	G6-3		G6-3		P2		G4-3	29 BB BB		4	0	0	0	1	0	0	Texas Rangers @ Minnesota Twins Hubert H. Humphrey Metrodome, Minneapolis, MN Sun Apr 27 1997, 4:33 AM EDT Att: 17,118 - Dome - 65 F										
Ivan Rodriguez, R (1,2) OBP: 0.374, SLG: 0.494	G1-3		BB		3B		G1-3	29 BB BB		3	0	1	1	2	0	0											
29 Rusty Greer, L (1,7) OBP: 0.409, SLG: 0.437	G6-3		BB		G3			1B		4	1	1	1	1	1	2											
Will Clark, L (1,3) OBP: 0.417, SLG: 0.485		2B	1B		G5-3			K		5	1	1	0	0	3	6											
Dean Palmer, R (1,5) OBP: 0.352, SLG: 0.474	L5				F9		P3	HR		5	1	1	0	0	0	1											
Lee Stevens, L (1,10) Mike Simms, R (9, PH) OBP: 0.342, SLG: 0.531 OBP: 0.370, SLG: 0.720	K				1B		G1-3	SF9		3	0	1	1	0	1	1											
Warren Newson, L (1,9) Marc Sagmoen, L (8,9) OBP: 0.179, SLG: 0.240	K				1B		1B	HR		4	2	3	3	0	0	1											
Damon Buford, R (1,8) OBP: 0.300, SLG: 0.319	2B				1B		1B	HR		1	0	0	0	0	0	0											
Benji Gil, R (1,6) OBP: 0.259, SLG: 0.269	2B				1B		P4	BB		3	1	2	1	1	0	1											
	K				K		P6	BB		4	1	1	0	0	2	3											
Inning Stats	R: 0 E: 0 K: 0 S: 5	H: 0 LOB: 0 BB: 0 P: 7	R: 2 E: 0 K: 2 S: 14	H: 3 LOB: 1 BB: 0 P: 22	R: 0 E: 0 K: 2 S: 9	H: 0 LOB: 1 BB: 1 P: 17	R: 0 E: 0 K: 1 S: 11	H: 2 LOB: 2 BB: 0 P: 14	R: 0 E: 0 K: 0 S: 9	H: 1 LOB: 1 BB: 0 P: 13	R: 0 E: 0 K: 0 S: 8	H: 0 LOB: 0 BB: 0 P: 13	R: 5 E: 0 K: 2 S: 18	H: 4 LOB: 3 BB: 4 P: 38	R: 0 E: 0 K: 0 S: 6	H: 0 LOB: 0 BB: 0 P: 9	1B: 6 2B: 3 3B: 1 HR: 1	SF: 1 SAC: 0 DP: 0 HBP: 0	WP: 0 PB: 0 SB: 0 CS: 0	PA: 43							
PITCHER	IP	WLS	BF	H	R	ER	SO	BB	IBB	HBP	BLK	WP	HR	S	P	ERA	WHIP										
Brad Radke, R (1,1) ERA: 5.24	7.0		29	7	2	2	5	1	0	0	0	0	0	65	103	2.57	1.143										
Eddie Guardado, L (8,1) ERA: 7.11	0.1		2	1	1	1	1	0	0	0	0	0	0	5	6	27.00	3.000										
Dan Naulty, R (8,1) ERA: 4.66	0.1	L	6	3	2	2	0	2	0	0	0	0	1	8	18	54.00	15.000										
Rick Aguilera, R (8,1) ERA: 7.84	0.1		3	0	2	2	1	2	0	0	0	0	0	5	14	54.00	6.000										
Greg Swindell, L (9,1) ERA: 3.77	1.0		3	0	0	0	0	0	0	0	0	0	0	6	9	0.00	0.000										

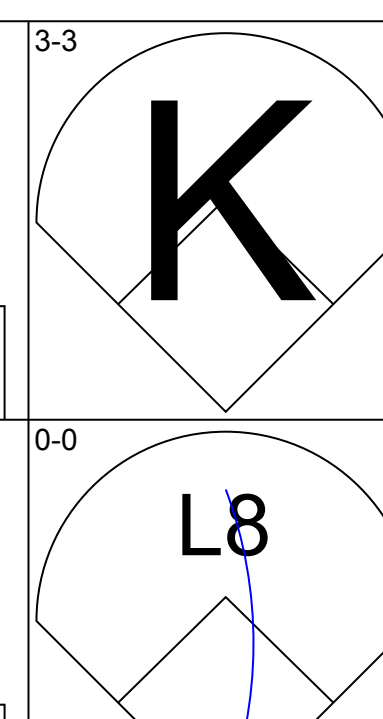
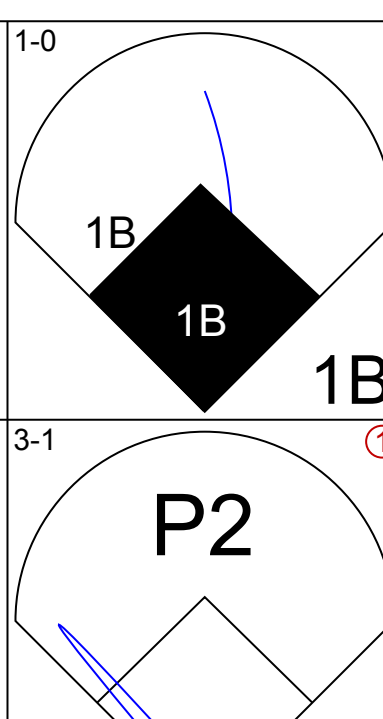
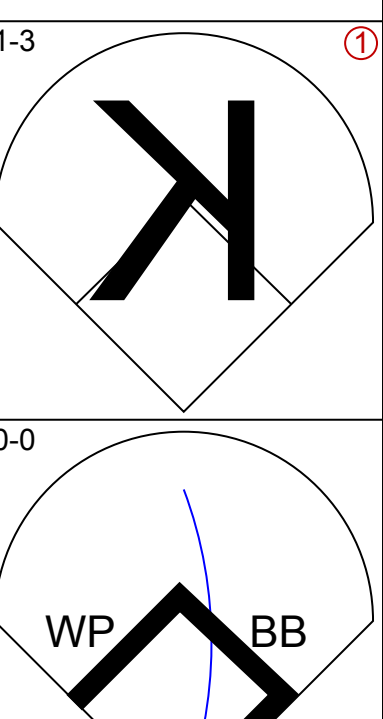
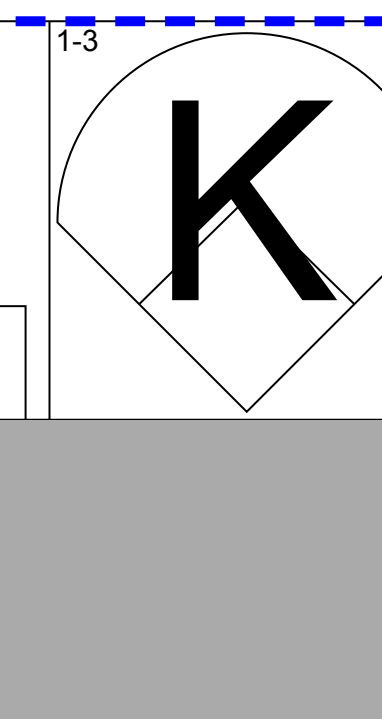

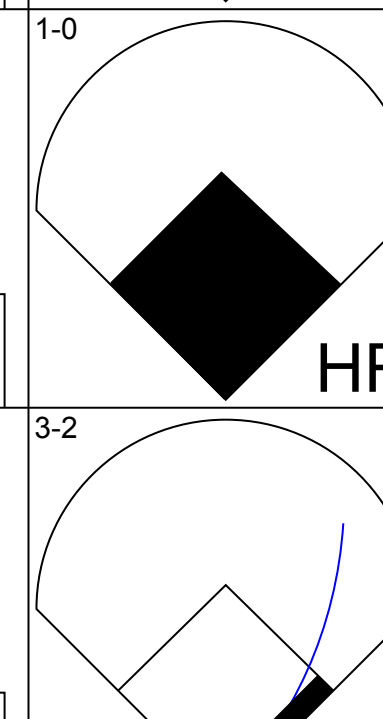
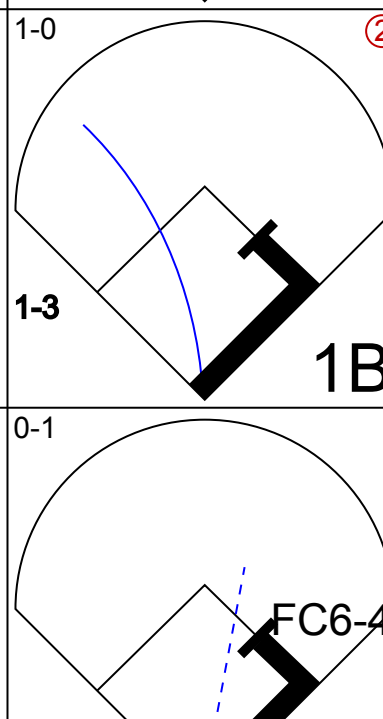
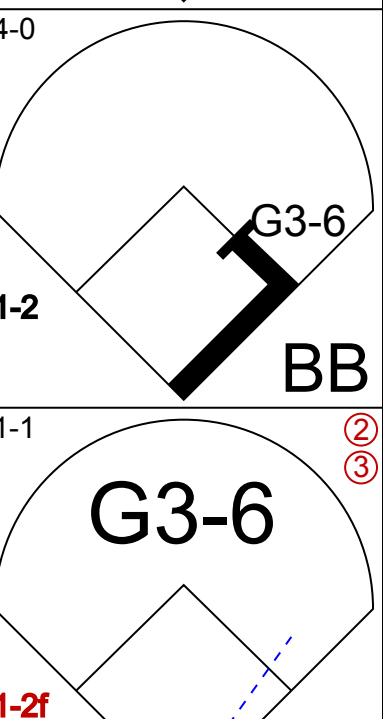

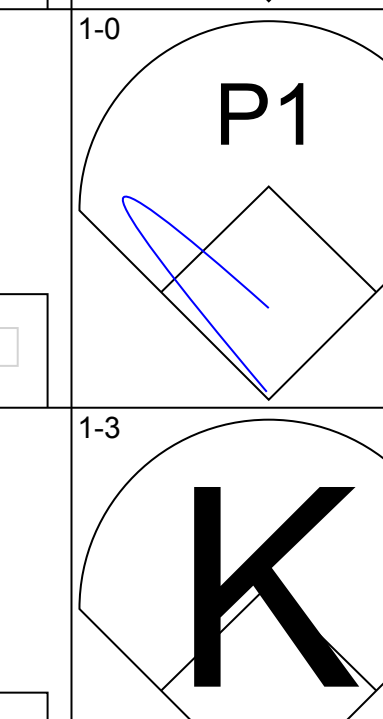
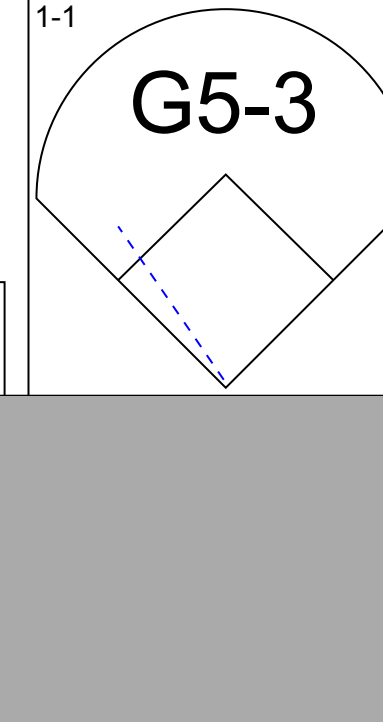
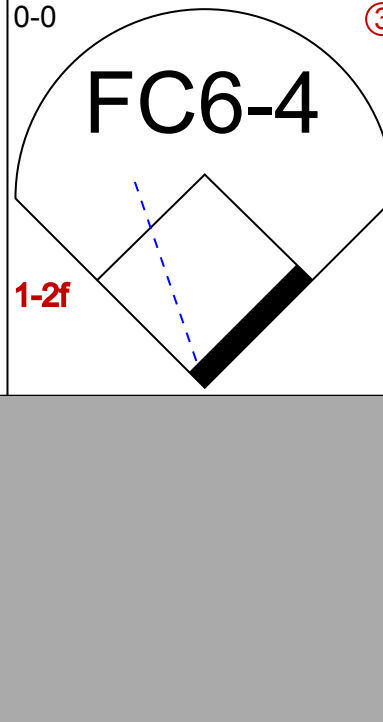

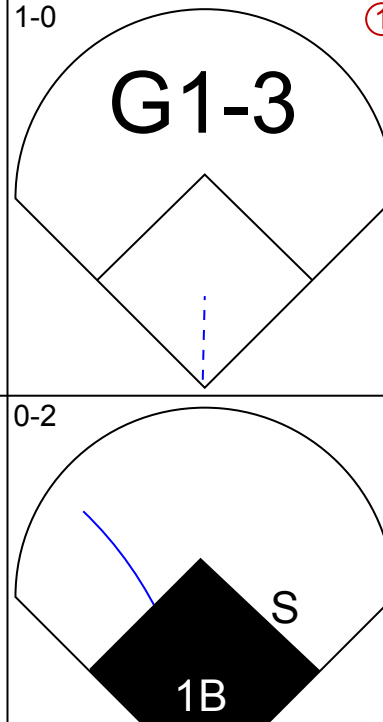
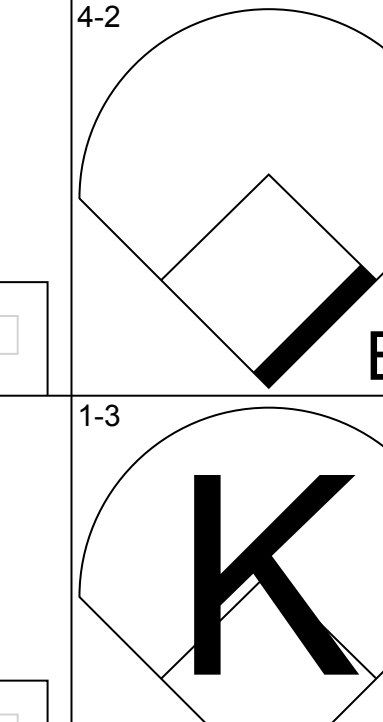






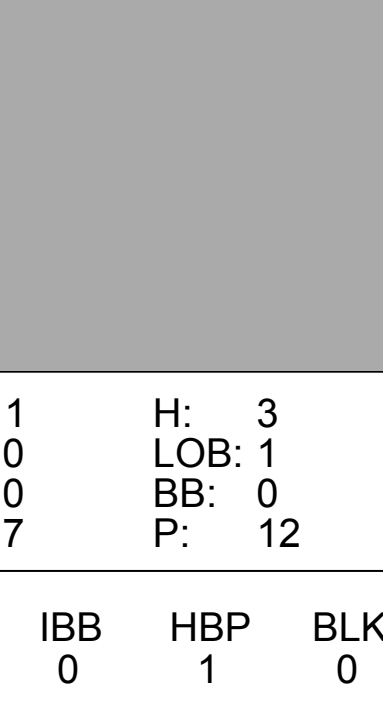
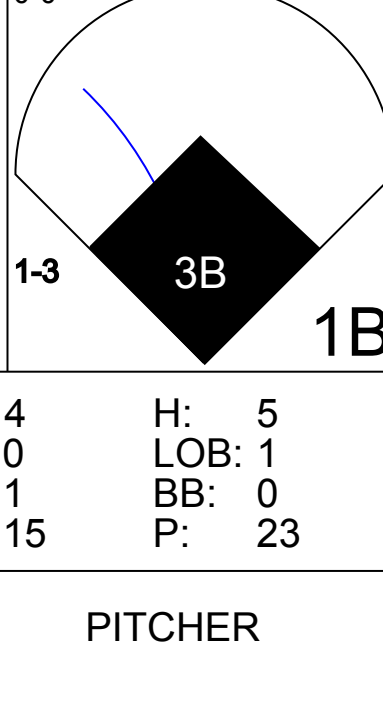

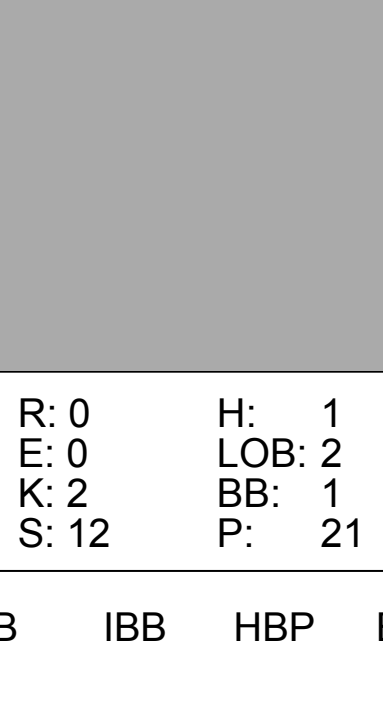
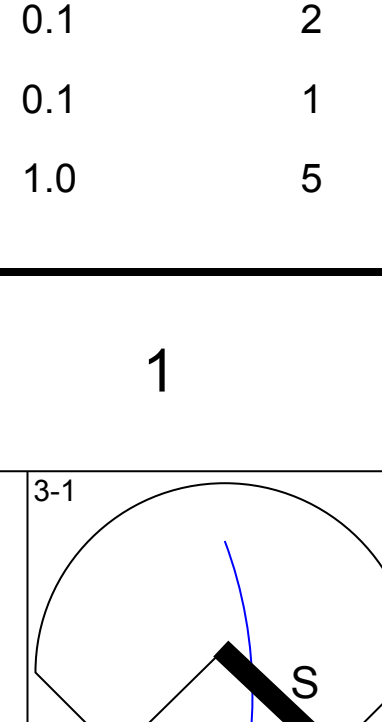
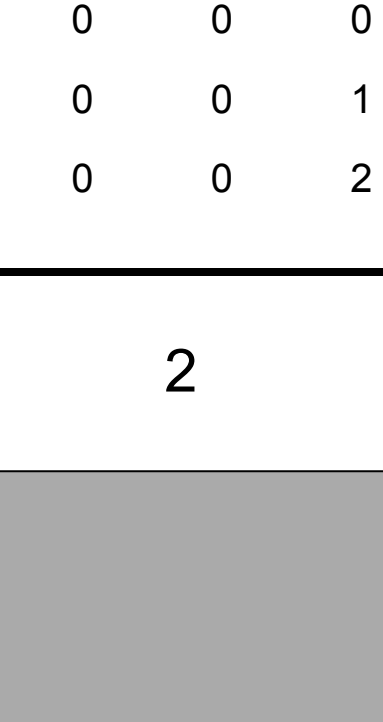
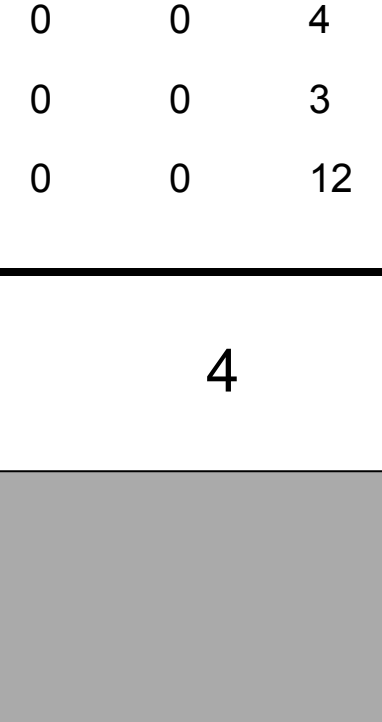
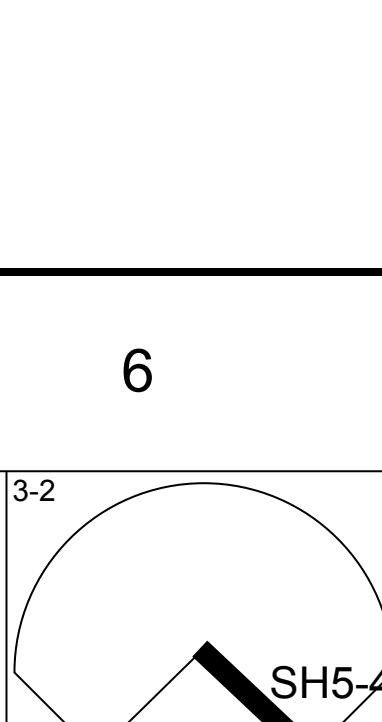
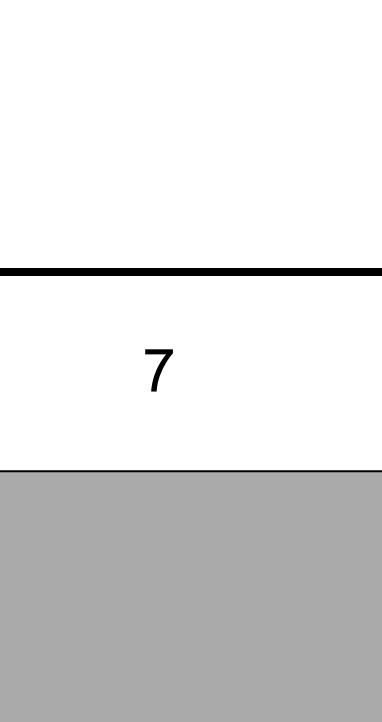
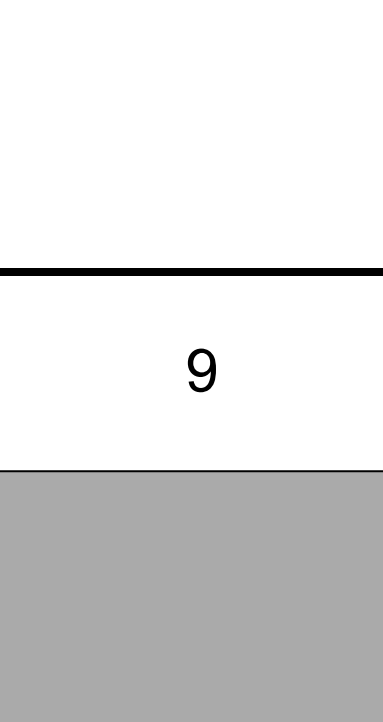
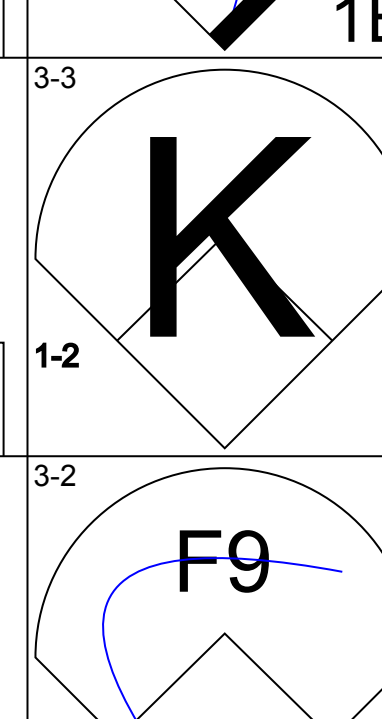


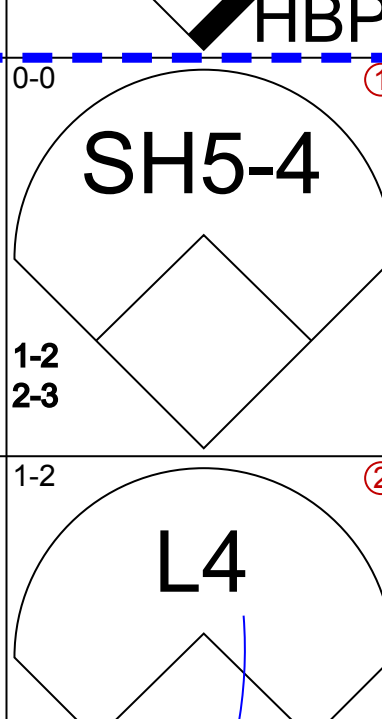


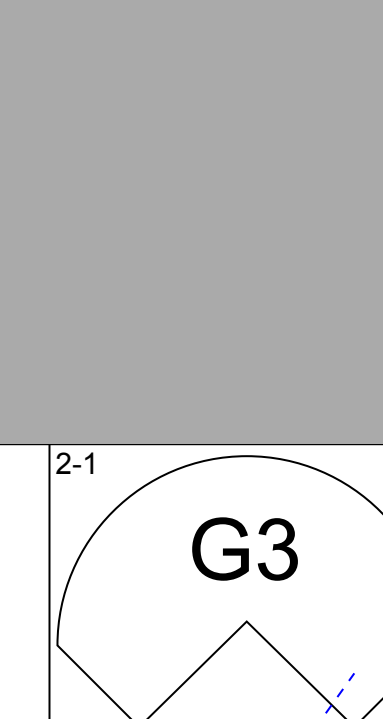
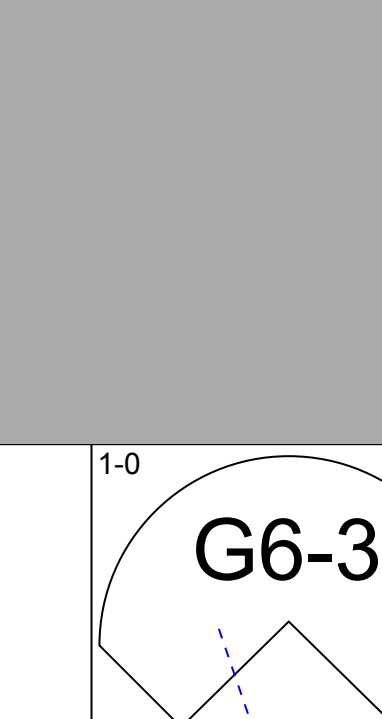
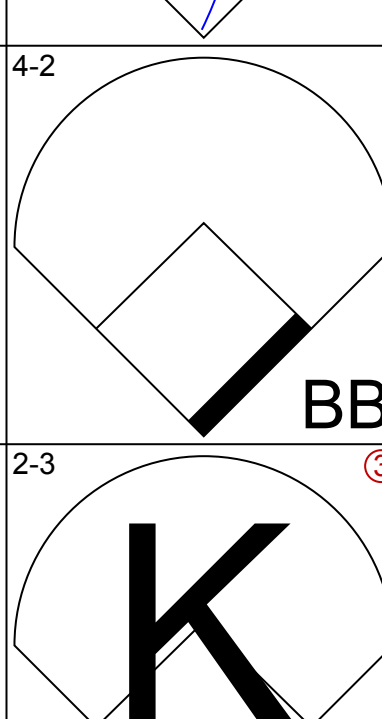

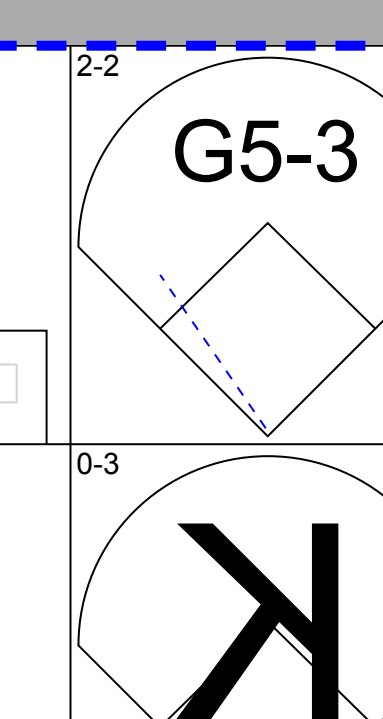

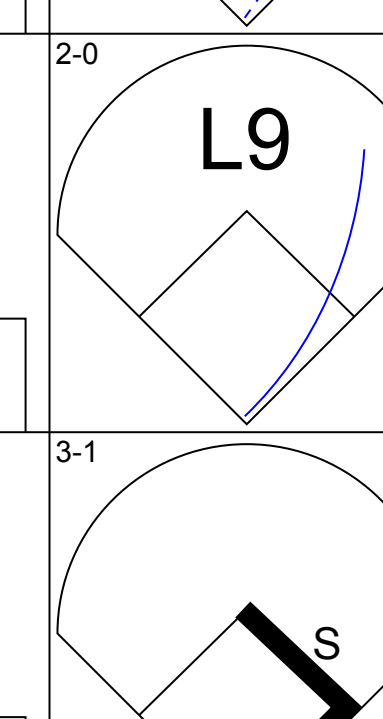
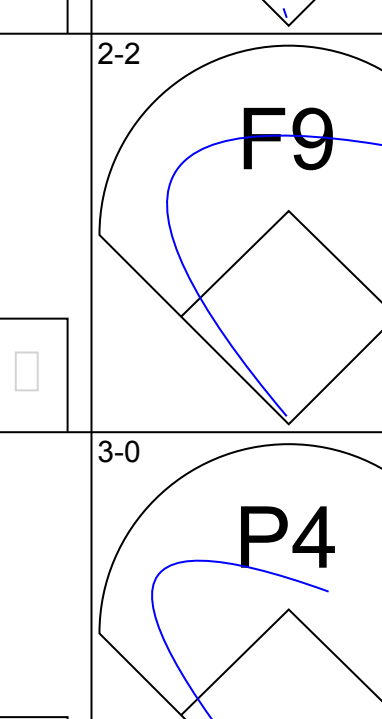

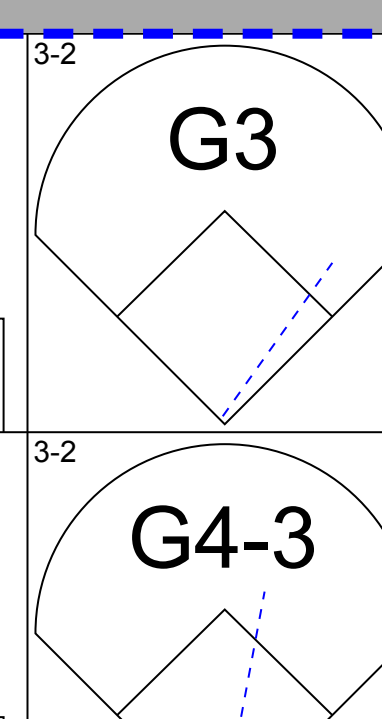
Batter	1	2	3	4	5	6	7	8	9	AB	R	H	RBI	BB	SO	LOB	BOTTOM										
Chuck Knoblauch, R (1,4) OBP: 0.420, SLG: 0.417	F7		F6			F8		K		4	0	0	0	0	1	4	Texas Rangers @ Minnesota Twins Hubert H. Humphrey Metrodome, Minneapolis, MN Sun Apr 27 1997, 4:33 AM EDT Att: 17,118 - Dome - 65 F										
Rich Becker, L (1,8) OBP: 0.333, SLG: 0.284	BB		K			F7		G1-3		3	0	0	0	1	1	2											
Matt Lawton, L (1,7) OBP: 0.438, SLG: 0.517	L7				P6		1B	2B		4	1	2	0	0	0	1											
Greg Colbrunn, R (1,3) OBP: 0.318, SLG: 0.476	K				P4		1B	G3		4	1	1	0	0	1	2											
Greg Myers, L (1,2) Terry Steinbach, R (9, PH) OBP: 0.351, SLG: 0.303 OBP: 0.312, SLG: 0.362	K				K		2B	SF7		3	1	1	0	0	2	0											
Roberto Kelly, R (1,10) OBP: 0.326, SLG: 0.415	G5-3				K		1B	G3		4	0	1	2	0	1	0											
Todd Walker, L (1,5) Ron Coomer, R (7, PH) Denny Hocking, S (7, PR) OBP: 0.323, SLG: 0.328 OBP: 0.333, SLG: 0.513 OBP: 0.404, SLG: 0.500	K				F7		2B	IBB		2	0	0	0	0	1	0											
Pat Meares, R (1,6) OBP: 0.317, SLG: 0.473					F8		SF7			2	0	1	1	0	0	0											
Brent Brede, L (1,9) OBP: 0.327, SLG: 0.319					K		F9			3	0	1	0	0	1	2											
Inning Stats	R: 0 E: 0 K: 1 S: 8	H: 0 LOB: 1 BB: 1 P: 16	R: 0 E: 0 K: 2 S: 8	H: 0 LOB: 0 BB: 0 P: 12	R: 0 E: 0 K: 1 S: 9	H: 2 LOB: 1 BB: 0 P: 15	R: 0 E: 0 K: 1 S: 8	H: 0 LOB: 0 BB: 0 P: 10	R: 0 E: 0 K: 1 S: 7	H: 0 LOB: 0 BB: 0 P: 9	R: 3 E: 0 K: 1 S: 12	H: 4 LOB: 2 BB: 1 P: 21	R: 0 E: 0 K: 0 S: 7	H: 1 LOB: 0 BB: 0 P: 11	R: 0 E: 0 K: 0 S: 5	H: 0 LOB: 0 BB: 0 P: 8		1B: 6 2B: 1 3B: 0 HR: 0	SF: 1 SAC: 0 DP: 1 HBP: 0	WP: 0 PB: 0 SB: 0 CS: 2	PA: 34						
PITCHER	IP	WLS	BF	H	R	ER	SO	BB	IBB	HBP	BLK	WP	HR	S	P	ERA	WHIP										
John Burkett, R (1,1) ERA: 3.13	6.0		24	6	3	3	7	1	0	0	0	0	0	53	81	4.50	1.167										
Ed Vosberg, L (7,1) ERA: 15.75	0.0		1	0	0	0	0	0	1	0	0	0	0	0	4	-	-										
Danny Patterson, R (7,1) ERA: 1.06	1.0	W	3	0	0	0	1	0	0	0	0	0	0	7	10	0.00	0.000										
Eric Gunderson, L (8,1) ERA: 1.23	1.0		3	1	0	0	0	0	0	0	0	0	0	7	11	0.00	1.000										
Xavier Hernandez, R (9,1) ERA: 2.92	1.0		3	0	0	0	0	0	0	0	0	0	0	5	8	0.00	0.000										

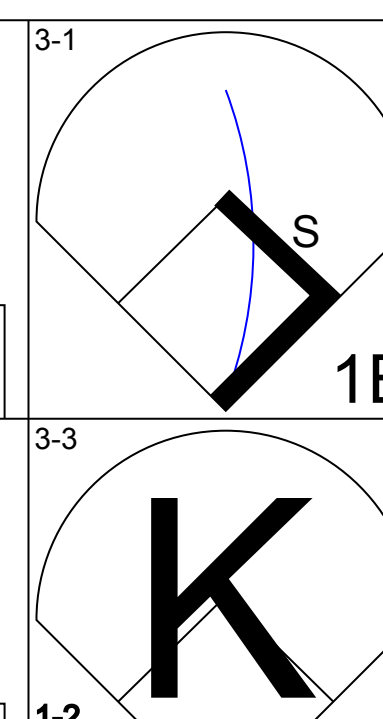
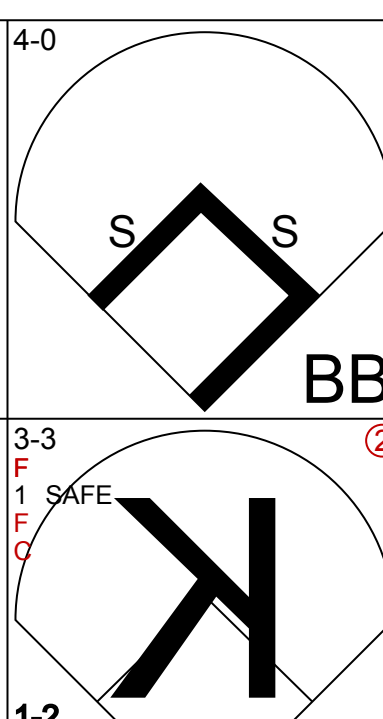
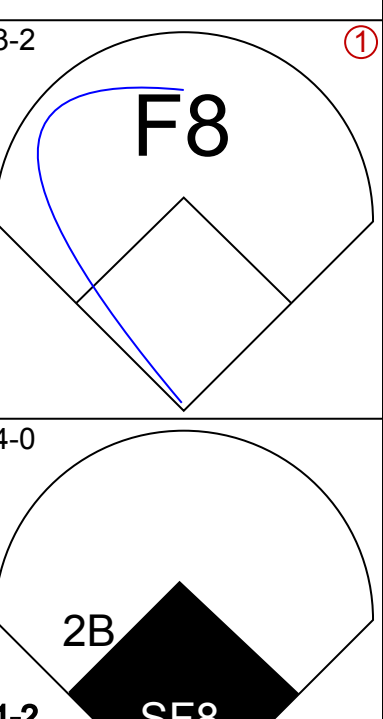
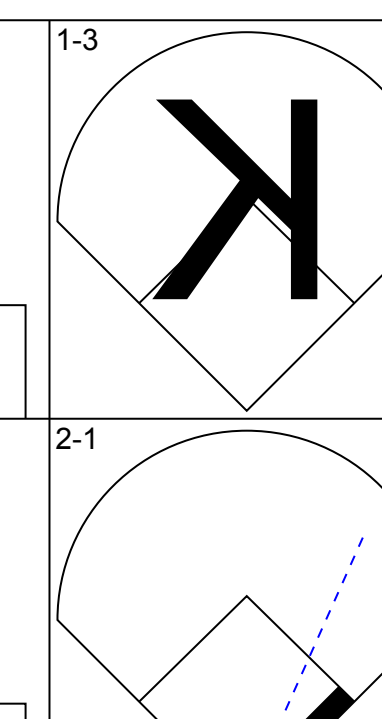

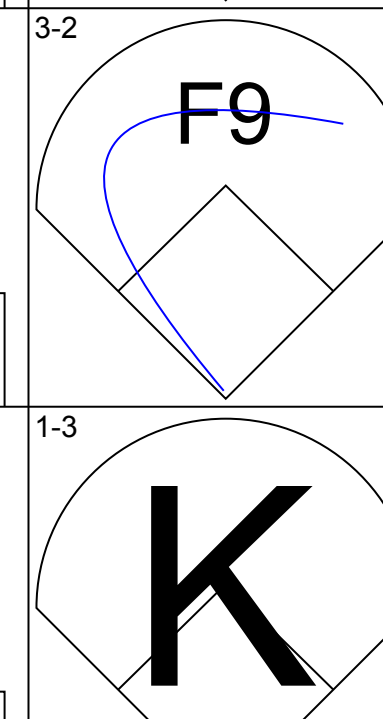
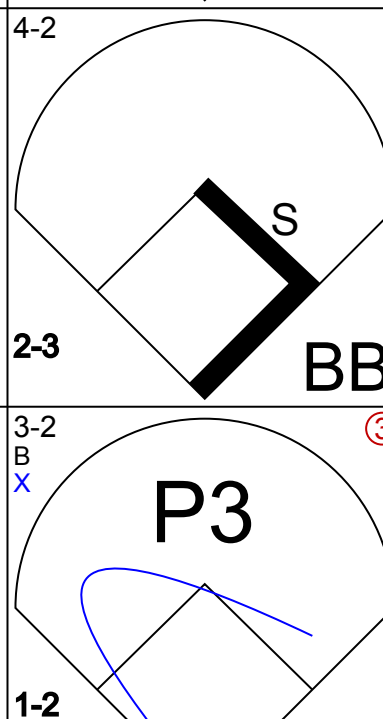
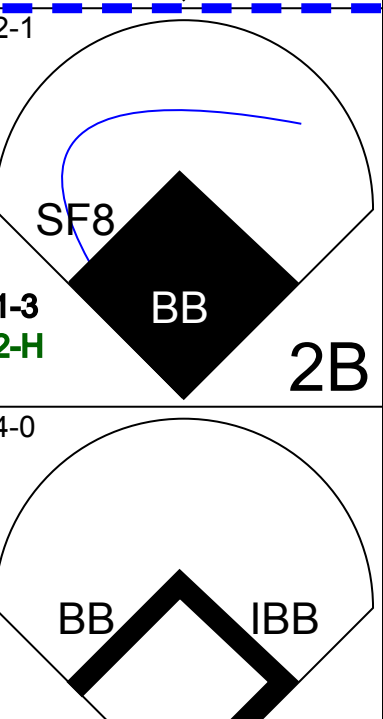
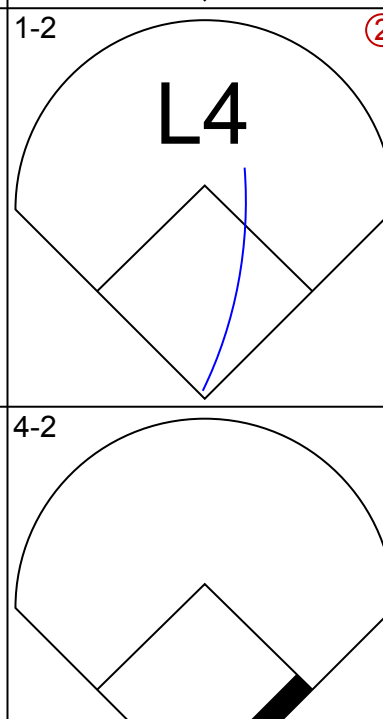
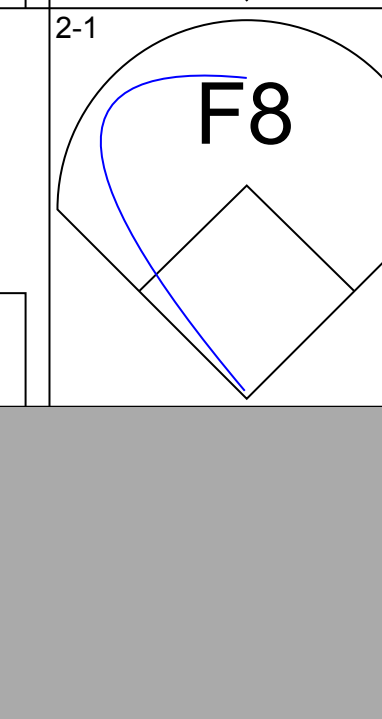


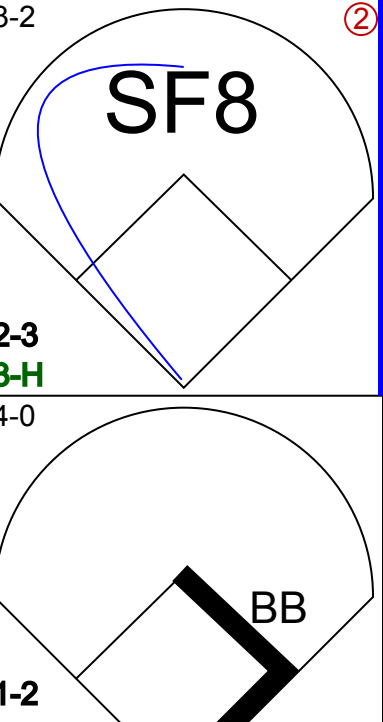




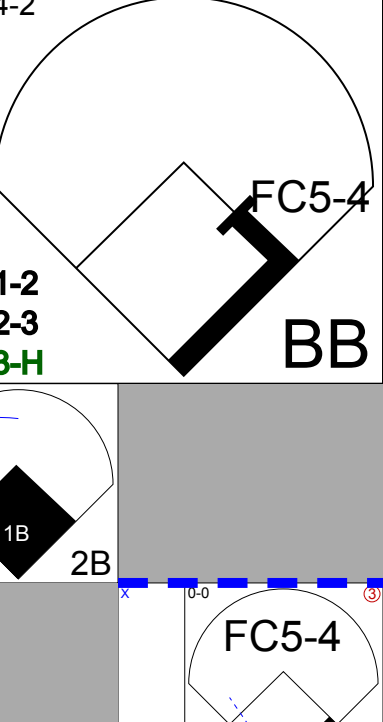

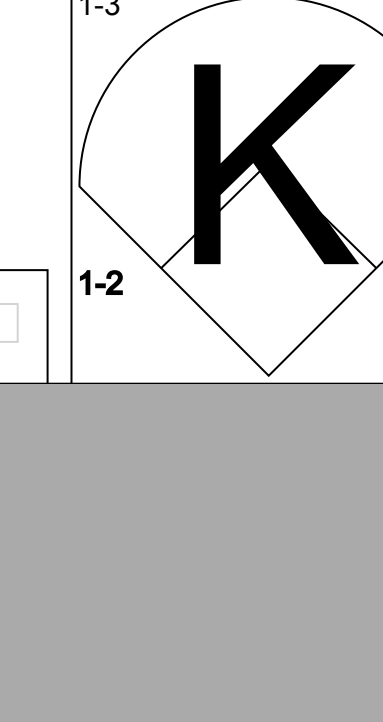



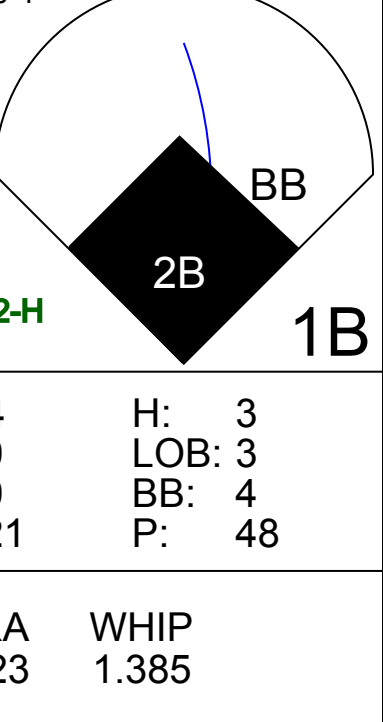
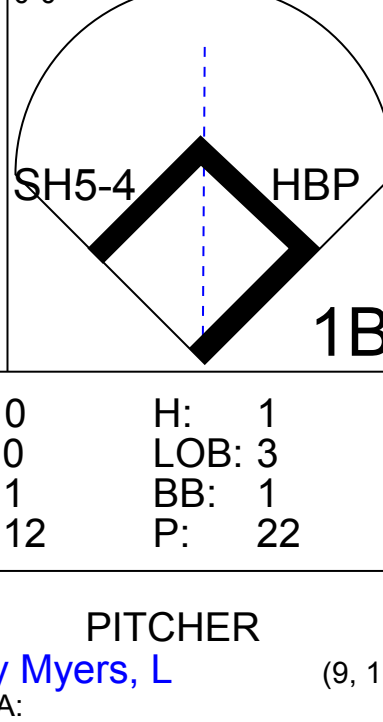
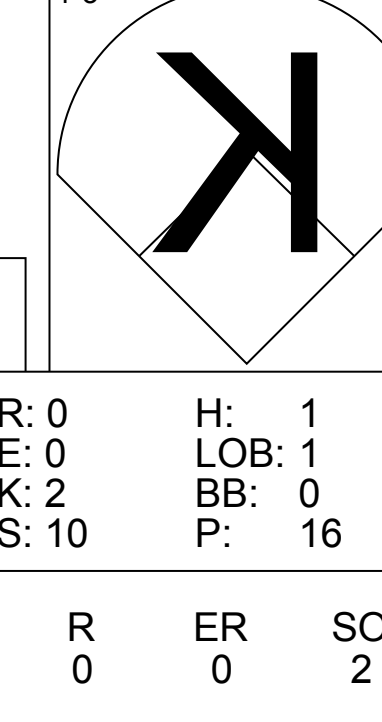


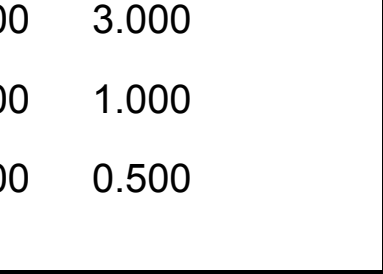



AB	37
R	7
H	11
RBI	7
BB	5
SO	7
LOB	15



AB	31
R	3
H	7
RBI	3
BB	2
SO	8
LOB	11



Batter	1	2	3	4	5	6	7	8	9	AB	R	H	RBI	BB	SO	LOB	TOP														
Brady Anderson, L (1, 10) OBP: 0.526, SLG: 0.548										5	2	2	2	0	3	1	<p>Baltimore Orioles @ Minnesota Twins Hubert H. Humphrey Metrodome, Minneapolis, MN Tue Apr 29 1997, 8:05 PM EDT Att: 11,368 - Dome - 68 F</p> <p>livebaseballscores.com</p> <table border="1"> <tr><td>AB</td><td>37</td></tr> <tr><td>R</td><td>6</td></tr> <tr><td>H</td><td>12</td></tr> <tr><td>RBI</td><td>6</td></tr> <tr><td>BB</td><td>4</td></tr> <tr><td>SO</td><td>6</td></tr> <tr><td>LOB</td><td>16</td></tr> </table> 	AB	37	R	6	H	12	RBI	6	BB	4	SO	6	LOB	16
AB	37																														
R	6																														
H	12																														
RBI	6																														
BB	4																														
SO	6																														
LOB	16																														
Roberto Alomar, S (1, 4) OBP: 0.323, SLG: 0.448										5	0	3	1	0	0	1															
Pete Incaviglia, R (1, 9) OBP: 0.300, SLG: 0.378										4	1	2	1	1	1	2															
Rafael Palmeiro, L (1, 3) OBP: 0.353, SLG: 0.505										5	0	2	1	0	1	3															
Cal Ripken Jr., R (1, 5) OBP: 0.361, SLG: 0.551										4	0	0	0	1	0	2															
Jeffrey Hammonds, R (1, 8) OBP: 0.309, SLG: 0.388 Tony Tarasco, L (4, 8) OBP: 0.167, SLG: 0.167										2	0	0	0	0	0	0															
B.J. Surhoff, L (1, 7) OBP: 0.355, SLG: 0.377										3	1	1	1	1	0	0															
Chris Hoiles, R (1, 2) OBP: 0.400, SLG: 0.484										2	0	0	0	1	0	2															
Mike Bordick, R (1, 6) OBP: 0.220, SLG: 0.173										4	1	1	0	0	0	3															
Inning Stats	R: 1 E: 0 K: 1 S: 11	H: 2 LOB: 1 BB: 0 P: 19	R: 0 E: 0 K: 0 S: 4	H: 0 LOB: 1 BB: 1 P: 11	R: 1 E: 0 K: 0 S: 7	H: 3 LOB: 1 BB: 0 P: 12	R: 0 E: 0 K: 0 S: 7	H: 0 LOB: 1 BB: 0 P: 14	R: 0 E: 0 K: 1 S: 6	H: 1 LOB: 1 BB: 1 P: 12	R: 0 E: 0 K: 1 S: 15	H: 5 LOB: 1 BB: 0 P: 23	R: 0 E: 0 K: 1 S: 8	H: 0 LOB: 0 BB: 0 P: 8	R: 0 E: 0 K: 2 S: 12	H: 1 LOB: 2 BB: 1 P: 21	1B: 9 2B: 1 3B: 1 HR: 1	SF: 0 SAC: 0 DP: 1 HBP: 1	WP: 1 PB: 0 SB: 1 CS: 0	PA: 42											
PITCHER	IP	WLS	BF	H	R	ER	SO	BB	IBB	HBP	BLK	WP	HR	S	P	ERA	WHIP														
Rich Robertson, L (1, 1) ERA: 7.2	5.1		25	8	4	4	2	2	0	1	0	1	1	41	76	6.75	1.875														
Greg Swindell, L (6, 1) ERA: 4.41	2.0	L	9	3	2	2	1	0	0	0	0	0	0	15	26	9.00	1.500														
Todd Ritchie, R (8, 1) ERA: 3.86	0.1		2	0	0	0	0	1	0	0	0	0	0	4	10	0.00	3.000														
Eddie Guardado, L (8, 1) ERA: 6.75	0.1		1	0	0	0	1	0	0	0	0	0	0	3	4	0.00	0.000														
Rick Aguilera, R (9, 1) ERA: 7.15	1.0		5	1	0	0	2	1	0	0	0	0	0	12	21	0.00	2.000														

Batter	1	2	3	4	5	6	7	8	9	AB	R	H	RBI	BB	SO	LOB	BOTTOM														
Chuck Knoblauch, R (1, 4) OBP: 0.427, SLG: 0.414										3	0	1	0	1	1	1	<p>Baltimore Orioles @ Minnesota Twins Hubert H. Humphrey Metrodome, Minneapolis, MN Tue Apr 29 1997, 8:05 PM EDT Att: 11,368 - Dome - 68 F</p> <p>livebaseballscores.com</p> <table border="1"> <tr><td>AB</td><td>32</td></tr> <tr><td>R</td><td>4</td></tr> <tr><td>H</td><td>7</td></tr> <tr><td>RBI</td><td>4</td></tr> <tr><td>BB</td><td>7</td></tr> <tr><td>SO</td><td>11</td></tr> <tr><td>LOB</td><td>18</td></tr> </table> 	AB	32	R	4	H	7	RBI	4	BB	7	SO	11	LOB	18
AB	32																														
R	4																														
H	7																														
RBI	4																														
BB	7																														
SO	11																														
LOB	18																														
Rich Becker, L (1, 8) OBP: 0.340, SLG: 0.286										3	1	1	0	1	2	2															
Matt Lawton, L (1, 7) OBP: 0.436, SLG: 0.516										4	1	1	1	1	0	4															
Terry Steinbach, R (1, 2) OBP: 0.317, SLG: 0.347										3	0	0	0	2	1	3															
Greg Myers, L (1, 10) OBP: 0.325, SLG: 0.286 Roberto Kelly, R (6, PH) OBP: 0.313, SLG: 0.395										2	0	0	1	0	0	0															
Greg Colbrunn, R (1, 3) OBP: 0.323, SLG: 0.465										4	0	1	0	1	0	0															
Todd Walker, L (1, 5) OBP: 0.328, SLG: 0.322 Denny Hocking, S (5, PH) OBP: 0.408, SLG: 0.488										1	0	0	0	0	0	0															
Ron Coomer, R (9, PH) OBP: 0.326, SLG: 0.500										1	0	0	0	0	1	1															
Pat Meares, R (1, 6) OBP: 0.314, SLG: 0.474										4	1	1	0	0	2	4															
Brent Brede, L (1, 9) OBP: 0.339, SLG: 0.333										4	1	2	1	0	2	0															
Inning Stats	R: 0 E: 0 K: 2 S: 12	H: 1 LOB: 1 BB: 0 P: 22	R: 0 E: 0 K: 1 S: 11	H: 0 LOB: 0 BB: 0 P: 21	R: 0 E: 0 K: 2 S: 20	H: 0 LOB: 2 BB: 2 P: 34	R: 0 E: 0 K: 0 S: 6	H: 0 LOB: 0 BB: 0 P: 12	R: 4 E: 0 K: 0 S: 21	H: 3 LOB: 3 BB: 4 P: 48	R: 0 E: 0 K: 1 S: 12	H: 1 LOB: 1 BB: 1 P: 22	R: 0 E: 0 K: 1 S: 11	H: 0 LOB: 0 BB: 0 P: 18	R: 0 E: 0 K: 2 S: 10	H: 1 LOB: 1 BB: 0 P: 16	R: 0 E: 0 K: 2 S: 12	H: 1 LOB: 1 BB: 0 P: 15	1B: 5 2B: 2 3B: 0 HR: 0	SF: 1 SAC: 1 DP: 0 HBP: 2	WP: 0 PB: 0 SB: 5 CS: 0	PA: 43									
PITCHER	IP	WLS	BF	H	R	ER	SO	BB	IBB	HBP	BLK	WP	HR	S	P	ERA	WHIP														
Rocky Coppinger, R (1, 1) ERA: 7.36	4.1		20	3	3	3	3	3	0	1	0	0	0	59	109	6.23	1.385														
Arthur Rhodes, L (5, 1) ERA: 3.07	0.1	W	5	1	1	1	0	1	2	0	0	0	0	10	27	27.00	6.000														
Shawn Boskie, R (5, 1) ERA: 11.2	0.1		3	1	0	0	0	0	0	1	0	0	0	4	7	0.00	3.000														
Jesse Orosco, L (6, 1) ERA: 3.07	1.0		4	0	0	0	1	1	0	0	0	0	0	9	16	0.00	1.000														
Terry Mathews, R (7, 1) ERA: 2.25	2.0		7	1	0	0	3	0	0	0	0	0	0	21	34	0.00	0.500														
PITCHER	IP	WLS	BF	H	R	ER	SO	BB	IBB	HBP	BLK	WP	HR	S	P	ERA	WHIP														
Randy Myers, L (9, 1) ERA: 7.36	1.0		5	1	0	0	2	0	0	0	0	0	0	12	15	0.00	1.000														

Batter	1	2	3	4	5	6	7	8	9	AB	R	H	RBI	BB	SO	LOB	TOP			
Brady Anderson, L (1, 10) OBP: 0.515, SLG: 0.557	E3 CS	G4-3		K				F8	FC3-6 1B	6	1	2	3	0	1	4	Baltimore Orioles @ Minnesota Twins Hubert H. Humphrey Metrodome, Minneapolis, MN Wed Apr 30 1997, 8:05 PM EDT Att: 12,686 - Dome			
Roberto Alomar, S (1, 4) OBP: 0.300, SLG: 0.419 Jeff Reboulet, R (9, PH) OBP: 0.351, SLG: 0.364	G3	K		F7			P4	SF8	FC3-6 1B	4	0	0	1	0	1	5				
Rafael Palmeiro, L (1, 3) OBP: 0.343, SLG: 0.485	G3-1		3-1					G1-3	FC3-6 1B	6	1	1	1	0	0	1				
Cal Ripken Jr., R (1, 5) OBP: 0.350, SLG: 0.526		G4-3	5-3						G5-3 F8	6	0	1	0	0	1	1				
B.J. Surhoff, L (1, 7) OBP: 0.388, SLG: 0.466										5	2	4	1	0	0	2				
Pete Incaviglia, R (1, 9) OBP: 0.333, SLG: 0.488		HR								4	2	3	2	0	0	1				
Tony Tarasco, L (1, 8) OBP: 0.217, SLG: 0.217										5	2	2	1	0	0	4				
Chris Hoiles, R (1, 2) OBP: 0.413, SLG: 0.485										4	1	2	0	1	1	2				
Mike Bordick, R (1, 6) OBP: 0.256, SLG: 0.218										3	3	3	2	1	0	0				
Inning Stats	R: 0 E: 1 K: 0 S: 3	H: 0 LOB: 0 BB: 0 P: 3	R: 3 E: 0 K: 1 S: 10	H: 5 LOB: 2 BB: 0 P: 10	R: 0 E: 0 K: 0 S: 5	H: 2 LOB: 2 BB: 0 P: 5	R: 0 E: 0 K: 1 S: 6	H: 1 LOB: 1 BB: 0 P: 6	R: 0 E: 0 K: 1 S: 6	H: 1 LOB: 1 BB: 0 P: 6	R: 1 E: 0 K: 0 S: 6	H: 2 LOB: 2 BB: 0 P: 6	R: 1 E: 0 K: 0 S: 4	H: 1 LOB: 0 BB: 0 P: 4	R: 6 E: 0 K: 0 S: 9	H: 6 LOB: 1 BB: 1 P: 13		1B: 15 2B: 1 HR: 2	SF: 2 SAC: 1 HBP: 0	WP: 0 PB: 0 SB: 0 CS: 1
PITCHER	IP	WLS	BF	H	R	ER	SO	BB	IBB	HBP	BLK	WP	HR	S	P	ERA	WHIP			
Bob Tewksbury, R (1, 1) ERA: 3.77	6.0	L	32	12	5	5	4	1	0	0	0	0	2	39	43	7.50	2.167			
Dan Naulty, R (7, 1) ERA: 4.75	1.2		6	1	1	1	0	0	0	0	0	0	0	6	6	5.40	0.600			
Eddie Guardado, L (8, 1) ERA: 6.43	0.1		1	0	0	0	0	0	0	0	0	0	0	1	1	0.00	0.000			
Gregg Olson, R (9, 1) ERA: 20.86	1.0		10	6	6	6	0	1	0	0	0	0	0	9	13	54.00	7.000			

AB	44
R	12
H	19
RBI	12
BB	2
SO	4
LOB	20



Batter	1	2	3	4	5	6	7	8	9	AB	R	H	RBI	BB	SO	LOB	BOTTOM		
Chuck Knoblauch, R (1, 4) OBP: 0.421, SLG: 0.400	K		G6-4-3							3	0	0	0	1	2	3	Baltimore Orioles @ Minnesota Twins Hubert H. Humphrey Metrodome, Minneapolis, MN Wed Apr 30 1997, 8:05 PM EDT Att: 12,686 - Dome		
Rich Becker, L (1, 8) OBP: 0.337, SLG: 0.284	L6		G6-3							4	0	1	1	0	1	2			
Greg Colbrunn, R (1, 3) OBP: 0.309, SLG: 0.444	G6-3									4	0	0	0	0	1	2			
Matt Lawton, L (1, 7) OBP: 0.421, SLG: 0.495										4	0	0	0	0	2	0			
Terry Steinbach, R (1, 2) OBP: 0.314, SLG: 0.333										3	0	0	0	0	0	0			
Brent Bredie, L (1, 9) OBP: 0.333, SLG: 0.315										3	1	0	0	1	0	1			
Roberto Kelly, R (1, 10) OBP: 0.314, SLG: 0.457 Greg Myers, L (9, PH) OBP: 0.341, SLG: 0.306										3	1	1	2	0	0	0			
Todd Walker, L (1, 5) OBP: 0.338, SLG: 0.323										3	1	1	0	1	2	1			
Pat Meares, R (1, 6) OBP: 0.322, SLG: 0.469										3	0	1	0	1	1	2			
Inning Stats	R: 0 E: 0 K: 1 S: 5	H: 0 LOB: 0 BB: 0 P: 5	R: 2 E: 0 K: 1 S: 6	H: 1 LOB: 1 BB: 1 P: 10	R: 0 E: 0 K: 2 S: 7	H: 0 LOB: 1 BB: 0 P: 8	R: 0 E: 0 K: 0 S: 3	H: 0 LOB: 0 BB: 0 P: 3	R: 0 E: 0 K: 2 S: 8	H: 1 LOB: 2 BB: 1 P: 12	R: 0 E: 0 K: 1 S: 5	H: 0 LOB: 0 BB: 0 P: 5	R: 0 E: 0 K: 1 S: 6	H: 1 LOB: 1 BB: 0 P: 6	1B: 4 2B: 0 3B: 0 HR: 1	SF: 0 SAC: 0 DP: 1 HBP: 1		WP: 0 PB: 0 SB: 2 CS: 0	PA: 36
PITCHER	IP	WLS	BF	H	R	ER	SO	BB	IBB	HBP	BLK	WP	HR	S	P	ERA	WHIP		
Scott Kamieniecki, R (1, 1) ERA: 3.41	6.1	W	27	4	3	3	5	4	0	1	0	0	0	32	49	4.26	1.263		
Armando Benitez, R (7, 1) ERA: 6.55	2.2	S	9	1	0	0	4	0	0	0	0	0	0	17	17	0.00	0.375		

AB	31
R	3
H	5
RBI	3
BB	4
SO	9
LOB	11



Batter	1	2	3	4	5	6	7	8	9	AB	R	H	RBI	BB	SO	LOB	TOP								
Brady Anderson, L (1, 8) OBP: 0.495, SLG: 0.530										4	0	0	0	0	2	0	Baltimore Orioles @ Minnesota Twins Hubert H. Humphrey Metrodome, Minneapolis, MN Thu May 01 1997, 8:05 PM EDT Att: 11,678 - Dome								
Roberto Alomar, S (1, 4) OBP: 0.284, SLG: 0.394										4	0	0	0	0	0										
Eric Davis, R (1, 9) OBP: 0.403, SLG: 0.672										3	1	0	0	1	2	0									
Rafael Palmeiro, L (1, 3) OBP: 0.357, SLG: 0.500										3	2	2	0	1	0	0									
Cal Ripken Jr., R (1, 5) OBP: 0.346, SLG: 0.510										3	0	0	0	1	0	3									
Pete Incaviglia, R (1, 10) OBP: 0.347, SLG: 0.477										3	0	1	1	1	0	2									
B.J. Surhoff, L (1, 7) OBP: 0.394, SLG: 0.468										4	0	2	2	0	1	2									
Lenny Webster, R (1, 2) OBP: 0.222, SLG: 0.133										3	0	0	0	0	0	4									
Mike Bordick, R (1, 6) OBP: 0.247, SLG: 0.210										3	0	0	0	0	0	0									
Inning Stats	R: 0 E: 0 K: 2 S: 7	H: 0 LOB: 0 BB: 0 P: 11	R: 0 E: 0 K: 0 S: 6	H: 0 LOB: 0 BB: 0 P: 9	R: 0 E: 0 K: 0 S: 7	H: 0 LOB: 0 BB: 0 P: 12	R: 0 E: 0 K: 1 S: 6	H: 0 LOB: 0 BB: 0 P: 11	R: 1 E: 0 K: 0 S: 6	H: 3 LOB: 1 BB: 0 P: 11	R: 0 E: 0 K: 0 S: 6	H: 0 LOB: 0 BB: 0 P: 10	R: 2 E: 0 K: 0 S: 10	H: 2 LOB: 1 BB: 2 P: 24	R: 0 E: 0 K: 0 S: 4	H: 0 LOB: 0 BB: 0 P: 5	R: 0 E: 0 K: 2 S: 11	H: 0 LOB: 2 BB: 2 P: 22	1B: 4 2B: 1 3B: 0 HR: 0	SF: 0 SAC: 0 DP: 2 HBP: 0	WP: 0 PB: 0 SB: 1 CS: 0	PA: 34			
PITCHER	IP	WLS	BF	H	R	ER	SO	BB	IBB	HBP	BLK	WP	HR	S	P	ERA	WHIP								
Scott Aldred, L (1, 1) ERA: 5.61	6.1	L	25	5	3	3	3	1	1	0	0	0	0	45	84	4.26	0.947								
Mike Trombley, R (7, 1) ERA: 3.18	2.0		7	0	0	0	1	2	0	0	0	0	0	13	24	0.00	1.000								
Dan Naulty, R (9, 1) ERA: 4.63	0.1		1	0	0	0	0	0	0	0	0	0	0	2	3	0.00	0.000								
Eddie Guardado, L (9, 1) ERA: 6.14	0.1		1	0	0	0	1	0	0	0	0	0	0	3	4	0.00	0.000								

Batter	1	2	3	4	5	6	7	8	9	AB	R	H	RBI	BB	SO	LOB	BOTTOM								
Chuck Knoblauch, R (1, 4) OBP: 0.416, SLG: 0.394										4	0	1	0	0	1	1	Baltimore Orioles @ Minnesota Twins Hubert H. Humphrey Metrodome, Minneapolis, MN Thu May 01 1997, 8:05 PM EDT Att: 11,678 - Dome								
Rich Becker, L (1, 8) OBP: 0.324, SLG: 0.272										4	0	0	0	0	2										
Roberto Kelly, R (1, 9) OBP: 0.291, SLG: 0.420										4	0	0	0	0	1	1									
Matt Lawton, L (1, 7) OBP: 0.415, SLG: 0.515										4	1	1	1	0	1	1									
Terry Steinbach, R (1, 2) OBP: 0.322, SLG: 0.333										3	0	1	0	1	2	0									
Greg Myers, L (1, 10) OBP: 0.318, SLG: 0.282										3	0	0	0	0	1										
Greg Colbrunn, R (9, PH) OBP: 0.306, SLG: 0.440										1	0	0	0	0	1	1									
Ron Coomer, R (1, 3) OBP: 0.326, SLG: 0.512										3	1	1	0	0	1	0									
Todd Walker, L (1, 5) OBP: 0.338, SLG: 0.338										3	0	1	1	0	0	0									
Pat Meares, R (1, 6) OBP: 0.312, SLG: 0.452										3	0	0	0	0	2	1									
Inning Stats	R: 0 E: 0 K: 1 S: 9	H: 0 LOB: 0 BB: 0 P: 12	R: 0 E: 0 K: 1 S: 6	H: 0 LOB: 0 BB: 0 P: 11	R: 0 E: 0 K: 2 S: 7	H: 0 LOB: 0 BB: 0 P: 9	R: 0 E: 0 K: 0 S: 7	H: 1 LOB: 1 BB: 0 P: 11	R: 0 E: 0 K: 1 S: 6	H: 0 LOB: 0 BB: 0 P: 10	R: 0 E: 0 K: 0 S: 6	H: 0 LOB: 0 BB: 0 P: 7	R: 1 E: 0 K: 0 S: 12	H: 2 LOB: 1 BB: 0 P: 17	R: 1 E: 0 K: 1 S: 9	H: 2 LOB: 1 BB: 0 P: 15	R: 0 E: 0 K: 3 S: 10	H: 0 LOB: 1 BB: 1 P: 19	1B: 2 2B: 2 3B: 0 HR: 1	SF: 0 SAC: 0 DP: 0 HBP: 0	WP: 2 PB: 0 SB: 0 CS: 0	PA: 33			
PITCHER	IP	WLS	BF	H	R	ER	SO	BB	IBB	HBP	BLK	WP	HR	S	P	ERA	WHIP								
Scott Erickson, R (1, 1) ERA: 2.78	8.1	W	30	5	2	2	7	0	0	0	0	0	0	65	96	2.16	0.600								
Randy Myers, L (9, 1) ERA:	0.2	S	3	0	0	0	2	1	0	0	0	0	0	7	15	0.00	1.500								




Batter	1	2	3	4	5	6	7	8	9	10	AB	R	H	RBI	BB	SO	LOB								
Chuck Knoblauch, R OBP: 0.415, SLG: 0.414 (1, 4)	F8		SF8 2H 3B		K			F9		1B	5	1	2	2	0	1	2								
Rich Becker, L OBP: 0.327, SLG: 0.281 (1, 8)	K		SF8			P6		1B		1B	4	0	2	1	0	1	0								
Matt Lawton, L OBP: 0.410, SLG: 0.500 (1, 7)	BB		K			P2		F7		1B	3	0	0	0	1	1	2								
Terry Steinbach, R OBP: 0.309, SLG: 0.317 (1, 2)	F9			G1-3		F8			K		4	0	0	0	0	1	1								
Greg Myers, L OBP: 0.292, SLG: 0.256 (1, 10)		G6-3		K			G3		P6		4	0	0	0	0	1	0								
Greg Colbrunn, R OBP: 0.324, SLG: 0.421 (1, 3)		P4		G6-3			G5-3		G6-3		4	0	0	0	0	0	0								
Todd Walker, L OBP: 0.333, SLG: 0.333 Denny Hocking, S OBP: 0.408, SLG: 0.488 (1, 5)		F9			K		P6			G6-3 SH1-4 1B	4	1	1	0	0	1	0								
Pat Meares, R OBP: 0.302, SLG: 0.437 (1, 6)			K		F8			P3		SH1-4	3	0	0	0	0	1	0								
Brent Brede, L OBP: 0.359, SLG: 0.351 (1, 9)			3B 2B					1B 1B		G6-3	3	1	2	0	1	0	1								
Inning Stats	R: 0 E: 0 K: 1 S: 9	H: 0 LOB: 1 BB: 1 P: 15	R: 0 E: 0 K: 0 S: 6	H: 0 LOB: 0 BB: 0 P: 9	R: 2 E: 0 K: 2 S: 16	H: 2 LOB: 0 BB: 0 P: 25	R: 0 E: 0 K: 1 S: 7	H: 0 LOB: 0 BB: 0 P: 10	R: 0 E: 0 K: 2 S: 11	H: 0 LOB: 1 BB: 1 P: 19	R: 0 E: 0 K: 0 S: 6	H: 0 LOB: 0 BB: 0 P: 9	R: 0 E: 0 K: 0 S: 4	H: 0 LOB: 0 BB: 0 P: 7	R: 0 E: 0 K: 0 S: 10	H: 2 LOB: 2 BB: 0 P: 14	R: 0 E: 0 K: 1 S: 9	H: 0 LOB: 0 BB: 0 P: 15	R: 1 E: 0 K: 0 S: 9	H: 3 LOB: 2 BB: 0 P: 12	1B: 5 2B: 1 3B: 1 HR: 0	SF: 1 SAC: 1 DP: 0 HBP: 0	WP: 0 PB: 0 SB: 0 CS: 0	PA: 38	
PITCHER	IP	WLS	BF	H	R	ER	SO	BB	IBB	HBP	BLK	WP	HR	S	P	ERA	WHIP								
Robert Person, R ERA: 2.57 (1, 1)	8.0		30	4	2	2	6	2	0	0	0	0	0	69	108	2.25	0.750								
Tim Crabtree, R ERA: 4.09 (9, 1)	2.0	L	8	3	1	1	1	0	0	0	0	0	0	18	27	4.50	1.500								

TOP

Minnesota Twins @ Toronto Blue Jays
SkyDome, Toronto, ON
Fri May 02 1997, 7:05 PM EDT
Att: 30,226 - Dome

AB	34
R	3
H	7
RBI	3
BB	2
SO	7
LOB	6




Batter	1	2	3	4	5	6	7	8	9	10	AB	R	H	RBI	BB	SO	LOB								
Otis Nixon, S OBP: 0.320, SLG: 0.225 (1, 8)	F7		K			1B 1B		E6 FC6-4		CS	4	1	1	0	0	1	0								
Alex Gonzalez, R OBP: 0.348, SLG: 0.444 (1, 6)	2B 2B		G5-3			1B 1B		FC6-4 1-2r			4	1	2	1	0	0	1								
Orlando Merced, S OBP: 0.315, SLG: 0.454 (1, 9)	2B			G6-3		F8		G3			4	0	1	1	0	0	2								
Joe Carter, R OBP: 0.318, SLG: 0.380 (1, 10)	K			F8		1B			K		4	0	1	0	0	2	1								
Ed Sprague, R OBP: 0.336, SLG: 0.561 (1, 5)	G4-3			P3		G6-3			K		4	0	0	0	0	1	3								
Carlos Delgado, L OBP: 0.412, SLG: 0.593 (1, 3)		K			G4-3		K		F7		4	0	0	0	0	2	0								
Shawn Green, L OBP: 0.322, SLG: 0.481 (1, 7)		F9			K		L5			G4-3	4	0	0	0	0	1	0								
Charlie O'Brien, R OBP: 0.328, SLG: 0.396 Juan Samuel, R OBP: 0.313, SLG: 0.300 (10, PR)			G5-3		G6-3		F7			CS 1B	4	0	1	0	0	0	0								
Carlos Garcia, R OBP: 0.204, SLG: 0.225 Jacob Brumfield, R OBP: 0.273, SLG: 0.406 (10, PH)			G6-3			P4		K		K	3	0	0	0	0	1	0								
Inning Stats	R: 1 E: 0 K: 1 S: 14	H: 2 LOB: 1 BB: 0 P: 22	R: 0 E: 0 K: 1 S: 9	H: 0 LOB: 0 BB: 0 P: 12	R: 0 E: 0 K: 1 S: 7	H: 0 LOB: 0 BB: 0 P: 11	R: 0 E: 0 K: 0 S: 6	H: 0 LOB: 0 BB: 0 P: 9	R: 0 E: 0 K: 1 S: 7	H: 0 LOB: 0 BB: 0 P: 9	R: 1 E: 0 K: 0 S: 11	H: 3 LOB: 2 BB: 0 P: 17	R: 0 E: 0 K: 1 S: 8	H: 0 LOB: 0 BB: 0 P: 9	R: 0 E: 2 K: 1 S: 10	H: 0 LOB: 1 BB: 0 P: 15	R: 0 E: 0 K: 2 S: 12	H: 0 LOB: 0 BB: 0 P: 19	R: 0 E: 0 K: 1 S: 9	H: 1 LOB: 1 BB: 0 P: 13	1B: 4 2B: 2 3B: 0 HR: 0	SF: 0 SAC: 0 DP: 0 HBP: 0	WP: 0 PB: 0 SB: 2 CS: 1	PA: 37	
PITCHER	IP	WLS	BF	H	R	ER	SO	BB	IBB	HBP	BLK	WP	HR	S	P	ERA	WHIP								
Brad Radke, R ERA: 4.57 (1, 1)	9.0	W	33	5	2	2	8	0	0	0	0	0	0	84	123	2.00	0.556								
Rick Aguilera, R ERA: 6.57 (10, 1)	1.0	S	3	1	0	0	1	0	0	0	0	0	0	9	13	0.00	1.000								

BOTTOM

Minnesota Twins @ Toronto Blue Jays
SkyDome, Toronto, ON
Fri May 02 1997, 7:05 PM EDT
Att: 30,226 - Dome

AB	36
R	2
H	6
RBI	2
BB	0
SO	9
LOB	8



Batter	1	2	3	4	5	6	7	8	9	AB	R	H	RBI	BB	SO	LOB	TOP								
Chuck Knoblauch, R (1, 4) OBP: 0.422, SLG: 0.417	4-0 S 1B BB		2-2 P4		3-2 2H 1B		1-2 1B		0-0 FC4-6	4	1	2	2	1	0	1	Minnesota Twins @ Toronto Blue Jays SkyDome, Toronto, ON Sat May 03 1997, 7:05 PM EDT Att: 29,150 - Dome								
Rich Becker, L (1, 8) OBP: 0.314, SLG: 0.267	2-3 K		1-1 G4-3		0-0 G4-3		1-3 K		2-1 F7	5	0	0	0	0	2	5									
Paul Molitor, R (1, 10) OBP: 0.308, SLG: 0.383	1-3 K			1-3 K		0-1 L3		1-1 G4-3		4	0	0	0	0	2	1									
Greg Myers, L (1, 2) OBP: 0.288, SLG: 0.255	2-2 1B			1-1 G4-3		1-0 F8		2-0 F8		4	0	1	1	0	0	0									
Matt Lawton, L (1, 7) OBP: 0.405, SLG: 0.500	1-2 G4-3			0-0 2B		3-1 F8		1-1 F7		4	0	1	0	0	0	1									
Roberto Kelly, R (1, 9) OBP: 0.305, SLG: 0.426		0-1 F9		2-3 K		0-0 S 1B		1-1 SH1-4 1B		4	2	2	0	0	1	1									
Brent Brede, L (1, 3) OBP: 0.368, SLG: 0.361		0-1 G6-3			3-2 S 1B		1-0 L5		0-2 1B SH1-4 FC4-6 1B	4	2	2	0	0	0	1									
Denny Hocking, S (1, 6) (9, 5) OBP: 0.385, SLG: 0.457		1-3 K		1-3 K		1-2 K		0-0 SH1-4		3	0	0	0	0	2	2									
Todd Walker, L (1, 5) OBP: 0.329, SLG: 0.329			0-1 F9		0-3 K		1-0 1B		0-0 FC4-6 1B	1	0	0	0	0	0	0									
Ron Coomer, R (5, PH) OBP: 0.347, SLG: 0.522							2-H 1B		2-3 3-H	3	0	2	2	0	1	1									
Pat Meares, R (9, PR) OBP: 0.302, SLG: 0.437										0	0	0	0	0	0	0									
Inning Stats	R: 1 E: 0 K: 2 S: 12	H: 1 LOB: 1 BB: 1 P: 22	R: 0 E: 0 K: 1 S: 7	H: 0 LOB: 0 BB: 0 P: 8	R: 0 E: 0 K: 0 S: 7	H: 0 LOB: 0 BB: 0 P: 10	R: 0 E: 0 K: 2 S: 9	H: 1 LOB: 1 BB: 0 P: 13	R: 1 E: 0 K: 1 S: 14	H: 2 LOB: 1 BB: 0 P: 21	R: 0 E: 0 K: 0 S: 5	H: 0 LOB: 0 BB: 0 P: 9	R: 1 E: 0 K: 1 S: 14	H: 3 LOB: 2 BB: 0 P: 20	R: 0 E: 0 K: 0 S: 5	H: 0 LOB: 0 BB: 0 P: 9	R: 2 E: 0 K: 0 S: 11	H: 3 LOB: 1 BB: 0 P: 14	1B: 9 2B: 1 3B: 0 HR: 0	SF: 0 SAC: 1 DP: 0 HBP: 0	WP: 0 PB: 0 SB: 4 CS: 0	PA: 38			
PITCHER	IP	WLS	BF	H	R	ER	SO	BB	IBB	HBP	BLK	WP	HR	S	P	ERA	WHIP								
Juan Guzman, R (1, 1) ERA: 5.27	4.0		15	2	1	1	5	1	0	0	0	0	0	35	53	2.25	0.750								
Paul Spoljaric, L (5, 1) ERA: 3.72	2.2		11	3	2	2	2	0	0	0	0	0	0	26	40	6.75	1.125								
Mike Timlin, R (7, 1) ERA: 2.92	1.1		6	2	0	0	1	0	0	0	0	0	0	12	19	0.00	1.500								
Paul Quantrill, R (9, 1) ERA: 3.07	1.0	W	6	3	2	2	0	0	0	0	0	0	0	11	14	18.00	3.000								

AB	36
R	5
H	10
RBI	5
BB	1
SO	8
LOB	13



Batter	1	2	3	4	5	6	7	8	9	AB	R	H	RBI	BB	SO	LOB	BOTTOM								
Otis Nixon, S (1, 8) OBP: 0.315, SLG: 0.217	0-0 G5-3	1-1 G6-3			0-0 B1-3		1-1 SF8		4-1 BB SH1-4 BB	3	1	0	1	1	0	2	Minnesota Twins @ Toronto Blue Jays SkyDome, Toronto, ON Sat May 03 1997, 7:05 PM EDT Att: 29,150 - Dome								
Alex Gonzalez, R (1, 6) OBP: 0.344, SLG: 0.435	2-2 G3		0-0 P4		0-0 P5		1-0 1B SF8		0-1 SH1-4	4	1	1	1	0	0	0									
Orlando Merced, S (1, 9) OBP: 0.327, SLG: 0.471	3-1 2B		1-3 K		2-2 1B G6-4-3		1-2 1B 2-H		0-2 G5-3	5	0	3	1	0	1	1									
Joe Carter, R (1, 3) OBP: 0.322, SLG: 0.373	3-1 F9		4-0 CS BB		1-0 G6-4-3		2-1 SF8		4-0 BB BB IBB	2	0	0	1	2	0	2									
Ed Sprague, R (1, 5) OBP: 0.357, SLG: 0.570		2-0 F9 1B 2B	0-0 CS	4-1 BB		4-2 BB	2-3 K		4-1 BB BB	2	1	1	0	3	1	1									
Juan Samuel, R (1, 10) OBP: 0.286, SLG: 0.273		1-0 F9		1-1 F8		2-3 K		2-0 G5-3 2B		3	0	0	0	0	1	3									
Carlos Delgado, L (8, PH) OBP: 0.429, SLG: 0.617		2-3							1-2 2-3 BB	1	0	1	1	1	0	0									
Benito Santiago, R (1, 2) OBP: 0.250, SLG: 0.316		0-0 1B 1B		2-2 F9		2-1 BB SF8 1B		1-2 P3		4	1	2	1	0	0	2									
Jacob Brumfield, R (1, 7) OBP: 0.270, SLG: 0.389		3-H F7		0-0 G1-3		1-2 SF8 1B 1B		1-0 G5-3		4	1	1	0	0	0	3									
Carlos Garcia, R (1, 4) OBP: 0.214, SLG: 0.229		0-0 1B			1-3 K		4-0 1B BB		0-0 G6-3	3	1	1	0	1	1	1									
Inning Stats	R: 0 E: 0 K: 0 S: 8	H: 1 LOB: 1 BB: 0 P: 16	R: 1 E: 0 K: 0 S: 7	H: 3 LOB: 2 BB: 0 P: 11	R: 0 E: 0 K: 1 S: 4	H: 0 LOB: 1 BB: 1 P: 9	R: 0 E: 0 K: 0 S: 12	H: 0 LOB: 1 BB: 1 P: 21	R: 0 E: 0 K: 1 S: 5	H: 0 LOB: 0 BB: 0 P: 6	R: 0 E: 0 K: 1 S: 11	H: 1 LOB: 1 BB: 1 P: 20	R: 4 E: 0 K: 1 S: 18	H: 4 LOB: 1 BB: 1 P: 32	R: 0 E: 0 K: 0 S: 7	H: 1 LOB: 1 BB: 0 P: 11	R: 1 E: 0 K: 0 S: 7	H: 0 LOB: 3 BB: 4 P: 23	1B: 7 2B: 3 3B: 0 HR: 0	SF: 2 SAC: 1 DP: 1 HBP: 0	WP: 0 PB: 0 SB: 0 CS: 1	PA: 43			
PITCHER	IP	WLS	BF	H	R	ER	SO	BB	IBB	HBP	BLK	WP	HR	S	P	ERA	WHIP								
Rich Robertson, L (1, 1) ERA: 6.23	6.0		25	6	2	2	3	3	0	0	0	0	0	49	87	3.00	1.500								
Mike Trombley, R (7, 1) ERA: 4.24	0.0		2	1	0	0	0	1	0	0	0	0	0	3	8	∞	∞								
Eddie Guardado, L (7, 1) ERA: 5.87	0.1		1	0	0	0	0	0	0	0	0	0	0	2	3	0.00	0.000								
Dan Naulty, R (7, 1) ERA: 5.11	0.2		4	2	3	3	1	0	0	0	0	0	0	11	17	40.50	3.000								
Todd Ritchie, R (8, 1) ERA: 4.2	1.0	L	5	1	1	1	0	1	0	0	0	0	0	8	16	9.00	2.000								
PITCHER	IP	WLS	BF	H	R	ER	SO	BB	IBB	HBP	BLK	WP	HR	S	P	ERA	WHIP								
Greg Swindell, L (9, 1) ERA: 4.24	0.2		3	0	0	0	0	2	0	0	0	0	0	5	9	0.00	0.000								
Gregg Olson, R (9, 1) ERA: 20.86	0.0		2	0	0	0	0	0	0	0	0	0	0	1	9	∞	∞								

AB	31
R	6
H	10
RBI	6
BB	8
SO	4
LOB	15



Batter	1	2	3	4	5	6	7	8	9	AB	R	H	RBI	BB	SO	LOB	TOP			
Chuck Knoblauch R (1,4) OBP: 0.417, SLG: 0.411	1-2 1B		0-2 F9			1-1 G1-3		3-3 K		4	0	1	0	0	1	1	Minnesota Twins @ Toronto Blue Jays SkyDome, Toronto, ON Sun May 04 1997, 3:33 AM EDT Att: 29,114 - Dome - 68 F livebaseballscorecards.com			
Brent Brantley L (1,7) OBP: 0.361, SLG: 0.354	1-1 F8		2-2 L7			0-0 G1			0-2 HBP 1B	4	0	1	0	0	0	1				
Paul Molitor R (1,10) OBP: 0.286, SLG: 0.353	1-1 L7			3-2 P4			1-3 K		0-0 F7	4	0	0	0	0	1	2				
Matt Lawton L (1,8) OBP: 0.415, SLG: 0.500	3-2 FC6-4 1B			1-0 P6			4-2 BB		3-2 HBP	2	0	1	0	1	0	0				
Terry Steinbach R (1,2) OBP: 0.296, SLG: 0.302	0-1 FC6-4			2-3 K			0-0 F8		1-1 L9	4	0	0	0	0	1	5				
Todd Walker L (1,5) OBP: 0.313, SLG: 0.311		1-1 F7			2-1 G3-1			1-3 K	1-3 K	4	0	0	0	0	2	3				
Roberto Kelly R (1,9) OBP: 0.295, SLG: 0.411		0-3 K			0-0 P3			1-0 S 1B		2	0	0	0	0	1	0				
Rich Becker L (8, PH) OBP: 0.319, SLG: 0.275		0-3 K			0-0 G1-3			2-3 K		2	0	0	0	0	1	0				
Ron Coomer R (1,3) OBP: 0.333, SLG: 0.500								0-3 K		2	0	0	0	0	1	0				
Greg Myers L (8, PH) OBP: 0.263, SLG: 0.250										1	0	0	0	0	1	1				
Pat Meares R (8,6) OBP: 0.302, SLG: 0.437										0	0	0	0	0	0	0				
Denny Hocking S (1,6) OBP: 0.364, SLG: 0.429			3-1 F8			1-3 K		0-3 K		3	0	0	0	0	2	1				
Inning Stats	R: 0 E: 0 K: 0 S: 12	H: 2 LOB: 2 BB: 0 P: 18	R: 0 E: 0 K: 2 S: 8	H: 0 LOB: 0 BB: 0 P: 9	R: 0 E: 0 K: 1 S: 8	H: 0 LOB: 0 BB: 0 P: 13	R: 0 E: 0 K: 1 S: 8	H: 0 LOB: 0 BB: 0 P: 14	R: 0 E: 0 K: 0 S: 4	H: 0 LOB: 1 BB: 1 P: 6	R: 0 E: 0 K: 2 S: 10	H: 0 LOB: 1 BB: 1 P: 16	R: 0 E: 0 K: 3 S: 10	H: 1 LOB: 1 BB: 0 P: 16	R: 0 E: 0 K: 1 S: 14	H: 1 LOB: 2 BB: 0 P: 19	1B: 4 2B: 0 3B: 0 HR: 0	SF: 0 SAC: 0 DP: 0 HBP: 1	WP: 0 PB: 0 SB: 1 CS: 0	PA: 33
PITCHER Pat Hentgen R (1,1) ERA: 3.69	IP: 9.0 WLS: W BF: 33 H: 4 R: 0 ER: 0 SO: 10 BB: 1 IBB: 0 HBP: 1 BLK: 0 WP: 0 HR: 0 S: 80 P: 119 ERA: 0.00 WHIP: 0.556																			

Batter	1	2	3	4	5	6	7	8	9	AB	R	H	RBI	BB	SO	LOB	BOTTOM			
Otis Nixon S (1,8) OBP: 0.313, SLG: 0.219	2-1 E6 F8 SH2-3		1-2 G4-3			0-0 FC6-4		0-1 BB 1B		4	0	1	0	0	0	1	Minnesota Twins @ Toronto Blue Jays SkyDome, Toronto, ON Sun May 04 1997, 3:33 AM EDT Att: 29,114 - Dome - 68 F livebaseballscorecards.com			
Alex Gonzalez R (1,6) OBP: 0.333, SLG: 0.420	0-1 SH2-3		0-1 F7		0-0 F8		0-3 K			3	0	0	0	0	1	2				
Orlando Merced S (1,9) OBP: 0.342, SLG: 0.481	4-1 BB			1-0 1B 2B		3-2 G4-3		4-0 BB		2	1	1	0	2	0	0				
Joe Carter R (1,10) OBP: 0.311, SLG: 0.358	2-0 F8			0-1 F7		1-1 P2		0-1 L8		4	0	0	0	0	0	5				
Ed Sprague R (1,5) OBP: 0.348, SLG: 0.553	2-0 P6			3-2 P2		0-3 K				3	0	0	0	0	1	3				
Carlos Delgado L (1,3) OBP: 0.425, SLG: 0.603		0-1 F8		2-0 1B			0-1 L9			3	0	1	1	0	0	0				
Benito Santiago R (1,2) OBP: 0.233, SLG: 0.293		2-2 G5-3		0-1 F9			0-0 G1-3			3	0	0	0	0	0	1				
Shawn Green L (1,7) OBP: 0.306, SLG: 0.455		3-2 G4-3			1-2 G3		1-2 L5			3	0	0	0	0	0	0				
Carlos Garcia R (1,4) OBP: 0.217, SLG: 0.231			0-1 G2-3		2-0 FC6-4 1B		0-0 G5-3			3	0	1	0	0	0	0				
Inning Stats	R: 0 E: 1 K: 0 S: 7	H: 0 LOB: 2 BB: 1 P: 17	R: 0 E: 0 K: 0 S: 9	H: 0 LOB: 0 BB: 0 P: 14	R: 0 E: 0 K: 0 S: 7	H: 0 LOB: 0 BB: 0 P: 8	R: 1 E: 0 K: 0 S: 9	H: 2 LOB: 1 BB: 0 P: 15	R: 0 E: 0 K: 1 S: 9	H: 1 LOB: 1 BB: 0 P: 9	R: 0 E: 0 K: 1 S: 7	H: 0 LOB: 0 BB: 0 P: 8	R: 0 E: 0 K: 1 S: 8	H: 1 LOB: 2 BB: 1 P: 12	R: 0 E: 0 K: 0 S: 8	H: 1 LOB: 0 BB: 0 P: 12		1B: 3 2B: 1 3B: 0 HR: 0	SF: 0 SAC: 1 DP: 0 HBP: 0	WP: 0 PB: 0 SB: 0 CS: 0
PITCHER Bob Tewksbury R (1,1) ERA: 3.35	IP: 8.0 WLS: L BF: 31 H: 4 R: 1 ER: 1 SO: 2 BB: 2 IBB: 0 HBP: 0 BLK: 0 WP: 0 HR: 0 S: 62 P: 96 ERA: 1.12 WHIP: 0.750																			

Batter	1	2	3	4	5	6	7	8	9	AB	R	H	RBI	BB	SO	LOB	TOP										
Chuck Knoblauch , R (1, 4) OBP: 0.421, SLG: 0.432	G4-3		FC6-4		HR		1B	F7	IBB	4	2	1	2	2	0	1	Minnesota Twins @ New York Yankees Yankee Stadium, Bronx, NY Mon May 05 1997, 7:05 PM EDT Att: 16,599 - Unknown - 62 F										
Rich Becker , L (1, 8) OBP: 0.320, SLG: 0.287	K		FC4-6		BB		L8	F7		6	0	2	0	0	1	4											
Paul Molitor , R (1, 10) OBP: 0.311, SLG: 0.352	P3			F9		BB	BB	1B	IBB	3	0	1	0	2	0	0											
Matt Lawton , L (1, 7) OBP: 0.407, SLG: 0.487		K		F8			K			5	1	1	1	0	3	4											
Terry Steinbach , R (1, 2) OBP: 0.301, SLG: 0.333	F9			G5-3		HR		G6-3		4	1	1	1	1	0	0											
Brent Bredle , L (1, 3) OBP: 0.347, SLG: 0.338					L6		G6-3			3	0	0	0	0	0	0											
Greg Colbrunn , R (7, PH) OBP: 0.288, SLG: 0.412	G1						FC3-2		G1-3	2	0	0	0	0	0	3											
Roberto Kelly , R (1, 9) OBP: 0.333, SLG: 0.458			L7		HR		G3		E	3	2	2	1	2	0	0											
Todd Walker , L (1, 5) OBP: 0.314, SLG: 0.325					F7		G3		E6	3	1	1	0	0	0	2											
Denny Hocking , S (7, PH) OBP: 0.351, SLG: 0.412			1B		FC6-4		2B		2B	2	1	0	0	0	0	3											
Pat Meares , R (1, 6) OBP: 0.317, SLG: 0.489							L5		F4	5	1	3	3	0	0	1											
Inning Stats	R: 0 E: 0 K: 1 S: 7	H: 0 LOB: 0 BB: 0 P: 9	R: 0 E: 0 K: 1 S: 6	H: 0 LOB: 0 BB: 0 P: 7	R: 1 E: 0 K: 0 S: 8	H: 2 LOB: 1 BB: 0 P: 11	R: 0 E: 0 K: 0 S: 9	H: 0 LOB: 0 BB: 0 P: 16	R: 3 E: 0 K: 1 S: 22	H: 4 LOB: 2 BB: 1 P: 37	R: 1 E: 0 K: 0 S: 10	H: 2 LOB: 1 BB: 0 P: 17	R: 2 E: 0 K: 0 S: 14	H: 2 LOB: 3 BB: 3 P: 29	R: 0 E: 0 K: 1 S: 9	H: 1 LOB: 2 BB: 1 P: 16	R: 2 E: 1 K: 0 S: 13	H: 1 LOB: 2 BB: 2 P: 24	1B: 4 2B: 5 3B: 0 HR: 3	SF: 0 SAC: 0 DP: 0 HBP: 0	WP: 0 PB: 0 CS: 0	PA: 47					
PITCHER	IP	WLS	BF	H	R	ER	SO	BB	IBB	HBP	BLK	WP	HR	S	P	ERA	WHIP										
Ramiro Mendoza , R (1, 1) ERA: 7.08	4.2		21	6	4	4	2	1	0	0	0	0	2	49	74	7.71	1.500										
Jim Mecir , R (5, 1) ERA: 15.88	1.2	L	9	3	3	3	1	1	0	0	0	0	1	19	34	16.20	2.400										
Mike Stanton , L (7, 1) ERA: 2.35	0.1		4	1	0	0	0	2	0	0	0	0	0	7	16	0.00	9.000										
Graeme Lloyd , L (7, 1) ERA:	2.1		13	2	2	0	1	1	2	0	0	0	0	23	42	0.00	1.286										
Batter	1	2	3	4	5	6	7	8	9	AB	R	H	RBI	BB	SO	LOB	BOTTOM										
Tim Raines , S (1, 7) OBP: 0.388, SLG: 0.375	G4-3		F8		CS			G5-3	F8	5	0	1	0	0	0	2	Minnesota Twins @ New York Yankees Yankee Stadium, Bronx, NY Mon May 05 1997, 7:05 PM EDT Att: 16,599 - Unknown - 62 F										
Wade Boggs , L (1, 5) OBP: 0.411, SLG: 0.341	FC6-4		F7		G4-3			G4-3		3	0	0	0	1	0	1											
Bernie Williams , S (1, 8) OBP: 0.441, SLG: 0.540	FC6-4			1B			F7			4	1	1	0	0	0	1											
Tino Martinez , L (1, 3) OBP: 0.412, SLG: 0.721	CS			2B			F6		F9	4	3	3	1	0	0	0											
Cecil Fielder , R (1, 10) OBP: 0.350, SLG: 0.383				SF8			L5		2	1	1	1	1	1	0	0											
Paul O'Neill , L (1, 9) OBP: 0.379, SLG: 0.553				K			G4-3			4	0	0	0	0	1	4											
Derek Jeter , R (1, 6) OBP: 0.397, SLG: 0.432	G4-3				1B		F8		HR	3	2	1	3	1	0	1											
Mariano Duncan , R (1, 4) OBP: 0.346, SLG: 0.364	G4-3				2B		G6-3		K	4	1	1	1	0	1	1											
Pat Kelly , R (9, PR) OBP: 0.357, SLG: 0.261					1B				S	0	0	0	0	0	0	0											
Joe Girardi , R (1, 2) OBP: 0.268, SLG: 0.346							K		K	3	0	1	2	0	1	0											
Mark Whiten , S (9, PH) OBP: 0.417, SLG: 0.514			G5-3						K	1	0	0	0	0	1	1											
Inning Stats	R: 0 E: 0 K: 0 S: 4	H: 2 LOB: 1 BB: 0 P: 11	R: 1 E: 0 K: 0 S: 10	H: 2 LOB: 1 BB: 0 P: 13	R: 0 E: 0 K: 0 S: 6	H: 0 LOB: 0 BB: 0 P: 11	R: 4 E: 0 K: 1 S: 12	H: 4 LOB: 1 BB: 1 P: 21	R: 0 E: 0 K: 0 S: 6	H: 1 LOB: 0 BB: 0 P: 7	R: 0 E: 0 K: 0 S: 4	H: 0 LOB: 0 BB: 0 P: 6	R: 0 E: 0 K: 1 S: 10	H: 0 LOB: 0 BB: 0 P: 12	R: 0 E: 0 K: 0 S: 5	H: 0 LOB: 0 BB: 0 P: 8	R: 3 E: 0 K: 2 S: 16	H: 2 LOB: 2 BB: 1 P: 23	1B: 5 2B: 2 3B: 0 HR: 2	SF: 1 SAC: 0 DP: 0 HBP: 0	WP: 1 PB: 0 CS: 2	PA: 38					
PITCHER	IP	WLS	BF	H	R	ER	SO	BB	IBB	HBP	BLK	WP	HR	S	P	ERA	WHIP										
Frankie Rodriguez , R (1, 1) ERA: 8.1	4.0		18	6	5	5	1	2	0	0	0	0	1	32	56	11.25	2.000										
Greg Swindell , L (5, 1) ERA: 3.86	4.0	W	13	2	1	1	1	0	0	0	0	0	0	27	35	2.25	0.500										
Rick Aguilera , R (9, 1) ERA: 7.43	1.0		6	1	2	2	2	1	0	0	0	1	1	14	21	18.00	2.000										

Batter	1	2	3	4	5	6	7	8	9	AB	R	H	RBI	BB	SO	LOB	TOP					
Chuck Knoblauch, R OBP: 0.416, SLG: 0.421 (1, 4)	1-1 F9		4-0 S BB		2-2 P4			0-1 P2		3	0	0	0	1	0	1	Minnesota Twins @ New York Yankees Yankee Stadium, Bronx, NY Tue May 06 1997, 7:05 PM EDT Att: 13,939 - Unknown - 58 F					
Roberto Kelly, R OBP: 0.329, SLG: 0.444 (1, 9)	0-2 G6-3		1-3 K		0-0 G4-6-3 1B			0-0 G5-3		4	0	1	0	0	1	1						
Paul Molitor, R OBP: 0.292, SLG: 0.328 (1, 10)	1-1 G6-3		2-3 K		0-2 G4-6-3 1-2			0-0 G1-3		4	0	0	0	0	1	2						
Terry Steinbach, R OBP: 0.290, SLG: 0.319 (1, 2)		1-0 G6-3		0-0 F9				1-0 G6-3		4	0	0	0	0	1	0						
Ron Coomer, R OBP: 0.382, SLG: 0.538 (1, 5)		0-0 2B G4-3 1B		2-0 G1-6-3 1B				1-2 2B SF7 1B		4	2	4	0	0	0	0						
Greg Colbrunn, R OBP: 0.296, SLG: 0.436 (1, 3)		0-0 G4-3 2B		1-1 G1-6-3 1-2				2-0 2B		4	0	2	0	0	0	2						
Matt Lawton, L OBP: 0.403, SLG: 0.479 (1, 8)		0-0 G4-3		0-0 B5-3 1B				0-2 G1-3		4	0	1	1	0	0	4						
Pat Meares, R OBP: 0.308, SLG: 0.479 (1, 6)		2-3 3-H F9		0-1 B5-3				1-1 SF7		2	0	0	1	0	0	2						
Denny Hocking, S OBP: 0.333, SLG: 0.389 (1, 7)			2-1 G5-3		0-2 G1-3			3-H 0-2 F9		3	0	0	0	0	0	2						
Inning Stats	R: 0 E: 0 K: 0 S: 7	H: 0 LOB: 0 BB: 0 P: 9	R: 1 E: 0 K: 0 S: 6	H: 2 LOB: 1 BB: 0 P: 8	R: 0 E: 0 K: 2 S: 11	H: 0 LOB: 1 BB: 1 P: 20	R: 0 E: 0 K: 0 S: 4	H: 1 LOB: 0 BB: 0 P: 7	R: 0 E: 0 K: 0 S: 9	H: 1 LOB: 1 BB: 0 P: 11	R: 0 E: 0 K: 0 S: 5	H: 1 LOB: 0 BB: 0 P: 6	R: 1 E: 0 K: 0 S: 13	H: 2 LOB: 1 BB: 0 P: 17	R: 0 E: 0 K: 1 S: 4	H: 0 LOB: 0 BB: 0 P: 4	R: 0 E: 0 K: 1 S: 13	H: 1 LOB: 1 BB: 0 P: 15	1B: 6 2B: 2 3B: 0 HR: 0	SF: 1 SAC: 0 DP: 2 HBP: 0	WP: 0 PB: 0 SB: 1 CS: 0	PA: 34
PITCHER David Wells, L ERA: 3.35 (1, 1)	IP: 9.0 WLS: W BF: 34 H: 8 R: 2 ER: 2 SO: 3 BB: 1 IBB: 0 HBP: 0 BLK: 0 WP: 0 HR: 0 S: 72 P: 97 ERA: 2.00 WHIP: 1.000															PITCHER						

Batter	1	2	3	4	5	6	7	8	9	AB	R	H	RBI	BB	SO	LOB	BOTTOM			
2 Derek Jeter, R OBP: 0.400, SLG: 0.453 (1, 6)	0-0 HR		3-1 G6-3		4-1 1B BB	3-1 FC5-4 1-2				3	1	1	1	1	0	1	Minnesota Twins @ New York Yankees Yankee Stadium, Bronx, NY Tue May 06 1997, 7:05 PM EDT Att: 13,939 - Unknown - 58 F			
Charlie Hayes, R OBP: 0.347, SLG: 0.286 (1, 5)	3-1 G1-3		0-0 F9		2-0 1B	0-3 K				4	0	1	0	0	1	1				
Bernie Williams, S OBP: 0.436, SLG: 0.538 (1, 8)	2-2 F9		1-0 2B		3-0 F8			3-2 F7		4	0	1	0	0	0	2				
Tino Martinez, L OBP: 0.414, SLG: 0.714 (1, 3)	1-2 G5-3		1-0 F7		1-1 1B HR	1-1 1B		1-1 1B		4	1	2	0	0	0	1				
Cecil Fielder, R OBP: 0.354, SLG: 0.382 (1, 10)		4-2 WP HR BB		1-2 F9		0-2 HR 1B		2-1 P5		3	2	1	0	1	0	1				
Paul O'Neill, L OBP: 0.375, SLG: 0.570 (1, 9)		1-3 K		2-1 L7		3-2 HR		2-1 F8		4	1	1	3	0	1	2				
Mark Whiten, S OBP: 0.420, SLG: 0.566 (1, 7)		3-2 1-H HR		2-3 K		1-0 G6-3 1B 2B		1-1 G3		4	2	2	2	0	1	0				
Mariano Duncan, R OBP: 0.333, SLG: 0.350 (1, 4) Luis Sojo, R OBP: 0.217, SLG: 0.105 (7, 4)		2-2 F7		1-2 G3		3-2 G6-3		0-2 G6-3		3	0	0	0	0	0	1				
Joe Girardi, R OBP: 0.267, SLG: 0.341 (1, 2)		2-1 G4-3		1-1 F8		1-0 FC5-4 1B		1-0 F9		4	0	1	1	0	0	0				
Inning Stats	R: 1 E: 0 K: 0 S: 11	H: 1 LOB: 0 BB: 0 P: 17	R: 2 E: 0 K: 1 S: 14	H: 1 LOB: 0 BB: 1 P: 26	R: 0 E: 0 K: 1 S: 5	H: 1 LOB: 0 BB: 0 P: 10	R: 0 E: 0 K: 1 S: 9	H: 0 LOB: 0 BB: 0 P: 14	R: 0 E: 0 K: 0 S: 8	H: 1 LOB: 2 BB: 1 P: 19	R: 4 E: 0 K: 1 S: 21	H: 5 LOB: 1 BB: 0 P: 33	R: 0 E: 0 K: 0 S: 9	H: 1 LOB: 1 BB: 0 P: 17	R: 0 E: 0 K: 0 S: 6	H: 0 LOB: 0 BB: 0 P: 8	1B: 5 2B: 2 3B: 0 HR: 3	SF: 0 SAC: 0 DP: 0 HBP: 0	WP: 1 PB: 0 SB: 0 CS: 0	PA: 36
PITCHER Scott Aldred, L ERA: 6.28 (1, 1) Mike Trombley, R ERA: 4.05 (6, 1)	IP: 5.0 WLS: L BF: 24 H: 7 R: 6 ER: 6 SO: 2 BB: 2 IBB: 0 HBP: 0 BLK: 0 WP: 1 HR: 3 S: 57 P: 100 ERA: 10.80 WHIP: 1.800															PITCHER				

AB	32
R	2
H	8
RBI	2
BB	1
SO	3
LOB	14

AB	34
R	7
H	10
RBI	7
BB	2
SO	3
LOB	9

Batter	1	2	3	4	5	6	7	8	9	AB	R	H	RBI	BB	SO	LOB	TOP										
Chuck Knoblauch, R (1, 4) <small>OBP: 0.412, SLG: 0.410</small> Denny Hocking, S (7, 4) <small>OBP: 0.344, SLG: 0.400</small>	L8			FC6-4 BB		FC6-4 1B	P3		1-1 1B	3	0	0	0	1	0	3											
Brent Brantley, L (1, 3) <small>OBP: 0.338, SLG: 0.329</small>	G6-3		FC6-4 BB		1-2 2-3 1B		F7		1-2 G6-3	5	0	1	0	0	0	5											
Paul Molitor, R (1, 10) <small>OBP: 0.304, SLG: 0.344</small> Ron Coomer, R (8, PR) <small>OBP: 0.382, SLG: 0.538</small>	L6			1-2 BB			L7		2-1 G4-3 G6-3 2B	3	0	1	0	1	0	2											
Matt Lawton, L (1, 7) <small>OBP: 0.392, SLG: 0.463</small>		K	G3				G4-3		0-1 G4-3	4	0	0	0	0	1	4											
Terry Steinbach, R (1, 2) <small>OBP: 0.279, SLG: 0.306</small> Greg Myers, L (8, 2) <small>OBP: 0.283, SLG: 0.250</small>	G6-3			K			F9		0-0 G6-3	4	0	0	1	0	1	1											
Todd Walker, L (1, 5) <small>OBP: 0.300, SLG: 0.309</small>	G5-3			G4-3			F9		3-H 1-2 G4-3	4	0	0	0	0	0	1											
Roberto Kelly, R (1, 9) <small>OBP: 0.338, SLG: 0.439</small>			S 2B BB	K			FC5-4 1B		1-1 G3	3	1	1	0	1	1	0											
Rich Becker, L (1, 8) <small>OBP: 0.326, SLG: 0.295</small>			K				FC6-4 1B		3-3 K	4	0	2	0	0	2	1											
Pat Meares, R (1, 6) <small>OBP: 0.315, SLG: 0.500</small>			FC6-4 2B				F8		2-2 FC5-4 1B	4	1	2	1	0	0	3											
Inning Stats	R: 0 E: 0 K: 0 S: 5	H: 0 LOB: 0 BB: 0 P: 7	R: 0 E: 0 K: 1 S: 7	H: 0 LOB: 0 BB: 0 P: 11	R: 1 E: 0 K: 1 S: 13	H: 1 LOB: 3 BB: 3 P: 33	R: 0 E: 0 K: 2 S: 12	H: 0 LOB: 0 BB: 0 P: 19	R: 0 E: 0 K: 0 S: 10	H: 2 LOB: 2 BB: 0 P: 13	R: 0 E: 0 K: 0 S: 6	H: 0 LOB: 0 BB: 0 P: 12	R: 0 E: 0 K: 0 S: 15	H: 2 LOB: 2 BB: 0 P: 21	R: 1 E: 0 K: 0 S: 8	H: 1 LOB: 1 BB: 0 P: 11	R: 1 E: 0 K: 1 S: 13	H: 2 LOB: 1 BB: 0 P: 21	1B: 5 2B: 3 3B: 0 HR: 0	SF: 0 SAC: 0 DP: 0 HBP: 0	WP: 0 PB: 0 SB: 1 CS: 0	PA: 38					
PITCHER	IP	WLS	BF	H	R	ER	SO	BB	IBB	HBP	BLK	WP	HR	S	P	ERA	WHIP										
Aaron Sele, R (1, 1) <small>ERA: 3.72</small>	7.0	W	29	5	1	1	4	3	0	0	0	0	0	68	116	1.29	1.143										
Ricky Tricek, R (8, 1) <small>ERA: 4.57</small>	1.0		4	1	1	1	0	0	0	0	0	0	0	8	11	9.00	1.000										
Kerry Lacy, R (9, 1) <small>ERA: 9.0</small>	1.0		5	2	1	1	1	0	0	0	0	0	0	13	21	9.00	2.000										

Minnesota Twins @ Boston Red Sox
Fenway Park, Boston, MA
Wed May 07 1997, 7:05 PM EDT
Att: 19,075 - Unknown - 54 F

AB 35
R 3
H 8
RBI 3
BB 3
SO 5
LOB 20



Batter	1	2	3	4	5	6	7	8	9	AB	R	H	RBI	BB	SO	LOB	BOTTOM										
Nomar Garciaparra, R (1, 6) <small>OBP: 0.358, SLG: 0.493</small>	1B SF7 1B		G6-3	G5-3	1-2 2-3 3-H BB		K			4	1	1	1	1	1	0											
Wil Cordero, R (1, 7) <small>OBP: 0.355, SLG: 0.496</small> Jeff Frye, R (7, 7) <small>OBP: 0.436, SLG: 0.412</small>	18 HR 1B		F8				F7			4	2	2	0	0	1	3											
Mo Vaughn, L (1, 3) <small>OBP: 0.422, SLG: 0.505</small>	SF7		BLK 18 1B HBP		1-0 2-3 3-H BB		F8		2-1 F9 BB 1B	3	1	1	1	0	0	1											
18 Reggie Jefferson, S (1, 10) <small>OBP: 0.393, SLG: 0.678</small>	HR		BLK 1B		0-0 1-2 BB 1B		HR		2-3 K	5	3	4	4	0	1	1											
Tim Lincecum, R (1, 5) <small>OBP: 0.394, SLG: 0.527</small>	G6-3		F9		1-3 K		FC5-4 1B		4-1 BB	4	0	1	0	1	1	4											
Troy O'Leary, L (1, 9) <small>OBP: 0.384, SLG: 0.523</small>	G1-3			F7	BB 1B		F8		1-0 F9	5	1	1	0	0	0	3											
John Valentin, R (1, 4) <small>OBP: 0.280, SLG: 0.328</small>			F8	HR BB	1-2 2-3 3-H 1B		FC5-4 1B		3-2 L8	4	1	1	1	1	0	3											
Scott Hatteberg, L (1, 2) <small>OBP: 0.500, SLG: 0.778</small>			G4-6-3 1B		1-2 2-3 3-H BB		HR		2-1 HR	3	2	3	4	1	0	0											
Darren Bragg, L (1, 8) <small>OBP: 0.368, SLG: 0.526</small>	G4-6-3		G3		1-2 2-3 3-H BB		L8			4	0	0	0	0	1	4											
Inning Stats	R: 3 E: 0 K: 0 S: 15	H: 3 LOB: 0 BB: 0 P: 20	R: 0 E: 0 K: 0 S: 6	H: 1 LOB: 0 BB: 0 P: 10	R: 0 E: 0 K: 0 S: 7	H: 1 LOB: 2 BB: 0 P: 11	R: 2 E: 0 K: 0 S: 12	H: 1 LOB: 0 BB: 1 P: 21	R: 4 E: 1 K: 3 S: 25	H: 4 LOB: 3 BB: 2 P: 38	R: 1 E: 0 K: 0 S: 12	H: 2 LOB: 1 BB: 0 P: 21	R: 1 E: 0 K: 1 S: 12	H: 1 LOB: 0 BB: 0 P: 19	R: 0 E: 0 K: 1 S: 11	H: 1 LOB: 2 BB: 1 P: 23	1B: 9 2B: 1 3B: 0 HR: 4	SF: 1 SAC: 0 DP: 1 HBP: 1	WP: 0 PB: 0 SB: 0 CS: 0	PA: 43							
PITCHER	IP	WLS	BF	H	R	ER	SO	BB	IBB	HBP	BLK	WP	HR	S	P	ERA	WHIP										
Brad Radke, R (1, 1) <small>ERA: 5.48</small>	4.1	L	25	10	9	7	1	1	1	1	1	0	2	51	75	14.54	2.538										
Todd Ritchie, R (5, 1) <small>ERA: 4.59</small>	2.2		13	3	2	2	3	2	0	0	0	0	2	38	65	6.75	1.875										
Gregg Olson, R (8, 1) <small>ERA: 18.36</small>	1.0		5	1	0	0	1	1	0	0	0	0	0	11	23	0.00	2.000										

Minnesota Twins @ Boston Red Sox
Fenway Park, Boston, MA
Wed May 07 1997, 7:05 PM EDT
Att: 19,075 - Unknown - 54 F

AB 37
R 11
H 14
RBI 11
BB 4
SO 5
LOB 19



Batter	1	2	3	4	5	6	7	8	9	AB	R	H	RBI	BB	SO	LOB	TOP								
Chuck Knoblauch , R OBP: 0.421, SLG: 0.413	4-0 S 1B BB		2-1 E S 1B		1-1 G6-3	4-2 BB 1B BB		1-2 3B 1B	1-1 L9	4	3	2	1	2	0	2									
Brent Brade , L OBP: 0.348, SLG: 0.372	2-3 K		1-3 K		2-1 K	4-2 1B BB		0-0 FC3 3B	0-0 FC6	5	1	2	3	1	2	3									
Paul Molitor , R OBP: 0.311, SLG: 0.348	0-0 PB BB 2H 1B		0-1 E1		2-3 K	0-1 K		1-3 K		5	0	2	3	0	2	3									
Matt Lawton , L OBP: 0.385, SLG: 0.468	2-3 K		2-3 K			0-1 G3-1		0-1 FC3 1B		5	1	1	1	0	2	5									
Roberto Kelly , R OBP: 0.342, SLG: 0.420	4-0 PB BB 1-2		1-3 K			4-2 FC6-4 S 1B BB	3-3 K	1-1 SAFE K	2-3 K	3	1	0	0	2	3	3									
Greg Myers , L OBP: 0.293, SLG: 0.250	2-2 G3-1			3-3 K		4-1 FC6-4 BB	0-0 G4-3	0-0 1B		4	0	1	0	1	1	2									
Ron Coomer , R OBP: 0.350, SLG: 0.491		0-0 L7		1-1 P3		0-1 FC6-4 BB 1B BB	3-2 G5-3	1-1 G3		5	1	0	1	0	0	4									
Rich Becker , L OBP: 0.328, SLG: 0.293		1-1 G3-1		3-3 K		0-0 BB 1B 1B		4-2 1B BB	3-1 G3-1	4	2	1	1	1	1	0									
Pat Meares , R OBP: 0.327, SLG: 0.500		0-2 G5-3			2-2 G6-3 HBP	1-3 K		0-0 1B 3B 1B	1-0 FC6 1B	4	1	2	0	0	1	2									
Inning Stats	R: 1 E: 0 K: 2 S: 12	H: 1 LOB: 2 BB: 2 P: 25	R: 0 E: 0 K: 0 S: 6	H: 0 LOB: 0 BB: 0 P: 7	R: 0 E: 1 K: 3 S: 14	H: 1 LOB: 2 BB: 0 P: 19	R: 0 E: 0 K: 2 S: 8	H: 0 LOB: 0 BB: 0 P: 15	R: 0 E: 0 K: 1 S: 9	H: 1 LOB: 1 BB: 0 P: 16	R: 5 E: 0 K: 1 S: 20	H: 3 LOB: 2 BB: 4 P: 43	R: 0 E: 0 K: 1 S: 7	H: 0 LOB: 0 BB: 0 P: 13	R: 4 E: 0 K: 2 S: 18	H: 4 LOB: 2 BB: 1 P: 27	R: 0 E: 0 K: 0 S: 6	H: 1 LOB: 1 BB: 0 P: 11	1B: 8 2B: 1 3B: 2 HR: 0	SF: 0 SAC: 0 DP: 1 HBP: 1	WP: 0 PB: 1 SB: 3 CS: 0	PA: 47			
PITCHER	IP	WLS	BF	H	R	ER	SO	BB	IBB	HBP	BLK	WP	HR	S	P	ERA	WHIP								
49 Tim Wakefield , R ERA: 4.5	5.0		23	4	3	3	8	3	0	1	0	0	0	53	93	5.40	1.400								
Rich Garces , R ERA: 5.4	0.2	L	6	1	1	1	1	3	0	0	0	0	0	11	24	13.50	6.000								
Jim Corsi , R ERA: 9.24	1.1		9	4	6	6	1	1	0	0	0	0	0	19	33	40.50	3.750								
Ricky Tricek , R ERA: 4.43	2.0		9	2	0	0	2	0	0	0	0	0	0	17	26	0.00	1.000								
Batter	1	2	3	4	5	6	7	8	9	AB	R	H	RBI	BB	SO	LOB	BOTTOM								
Nomar Garciaparra , R OBP: 0.359, SLG: 0.490	3-1 CS 1B	3-2 L1-6-3		1-0 L8			1-1 G5-3		1-2 1B	5	0	2	0	0	0	2									
Jeff Frye , R OBP: 0.429, SLG: 0.389	2-2 L8		2-2 G4-3		4-1 G4-6-3 BB		1-0 G1-3		0-3 K	2	0	0	0	1	0	1									
Troy O'Leary , L OBP: 0.376, SLG: 0.511										2	0	0	0	0	1	2									
Wil Cordero , R OBP: 0.364, SLG: 0.500	0-0 F9		3-2 G5-3 1B		0-1 G4-6-3			1-1 2B HR 1B	1-2 1B	5	1	3	0	0	0	2									
Mo Vaughn , L OBP: 0.421, SLG: 0.509	2-2 CS		3-3 K		2-3 K			0-0 HR 2B	2-3 K	5	1	2	0	0	3	2									
Tim Lincecum , R OBP: 0.387, SLG: 0.539			3-1 F8		1-1 G5-3			1-2 HR 2B	1-3 K	5	1	1	3	0	1	4									
Mike Stanley , R OBP: 0.329, SLG: 0.352		1-0 1B HR HBP		2-1 F7		2-0 G5-4-3 1B		0-3 K		1	1	0	0	0	0	2									
18 Reggie Jefferson , S OBP: 0.397, SLG: 0.672										2	0	1	0	0	1	0									
John Valentin , R OBP: 0.287, SLG: 0.336		4-2 1B HR BB		1-2 G5-3		1-1 G5-4-3		1-1 2B		3	1	1	0	1	0	1									
Bill Haselman , R OBP: 0.353, SLG: 0.440		1-0 HR 1B		1-3 K				0-2 G5-3		4	1	1	0	0	2	1									
Rudy Pemberton , R OBP: 0.395, SLG: 0.559		3-1 HR		1-2 2B						2	1	2	4	0	0	0									
Darren Bragg , L OBP: 0.371, SLG: 0.538										2	0	1	0	0	1	1									
Inning Stats	R: 0 E: 0 K: 0 S: 9	H: 1 LOB: 0 BB: 0 P: 16	R: 4 E: 0 K: 1 S: 17	H: 2 LOB: 1 BB: 1 P: 35	R: 0 E: 0 K: 0 S: 16	H: 2 LOB: 0 BB: 0 P: 27	R: 0 E: 0 K: 1 S: 10	H: 1 LOB: 0 BB: 0 P: 14	R: 0 E: 0 K: 0 S: 6	H: 0 LOB: 1 BB: 1 P: 12	R: 0 E: 0 K: 1 S: 5	H: 1 LOB: 1 BB: 0 P: 9	R: 0 E: 0 K: 1 S: 8	H: 1 LOB: 0 BB: 0 P: 13	R: 3 E: 0 K: 2 S: 19	H: 4 LOB: 1 BB: 0 P: 25	R: 0 E: 0 K: 3 S: 16	H: 2 LOB: 2 BB: 0 P: 21	1B: 8 2B: 4 3B: 0 HR: 2	SF: 0 SAC: 0 DP: 2 HBP: 1	WP: 0 PB: 0 SB: 0 CS: 1	PA: 42			
PITCHER	IP	WLS	BF	H	R	ER	SO	BB	IBB	HBP	BLK	WP	HR	S	P	ERA	WHIP								
Rich Robertson , L ERA: 6.39	5.0	W	22	6	4	4	3	2	0	1	0	0	0	1	19	30	7.20	1.600							
Dan Naulty , R ERA: 6.29	2.0		10	5	3	3	1	0	0	0	0	0	0	1	19	30	13.50	2.500							
Eddie Guardado , L ERA: 5.19	1.0		4	1	0	0	2	0	0	0	0	0	0	13	17	0.00	1.000								
Rick Aguilera , R ERA: 6.91	1.0	S	5	2	0	0	3	0	0	0	0	0	0	16	21	0.00	2.000								

Minnesota Twins @ Boston Red Sox
Fenway Park, Boston, MA
Thu May 08 1997, 7:05 PM EDT
Att: 24,595 - Unknown - 60 F

AB 39
R 10
H 11
RBI 10
BB 7
SO 12
LOB 24



Minnesota Twins @ Boston Red Sox
Fenway Park, Boston, MA
Thu May 08 1997, 7:05 PM EDT
Att: 24,595 - Unknown - 60 F

AB 38
R 7
H 14
RBI 7
BB 2
SO 9
LOB 18

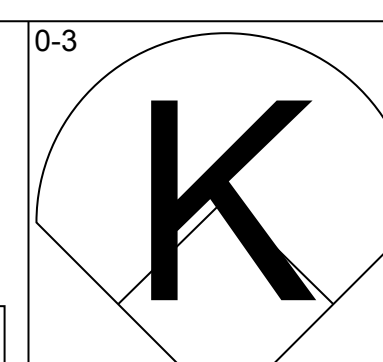
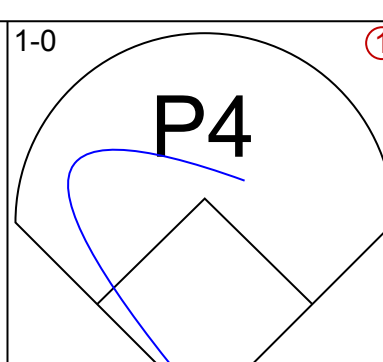
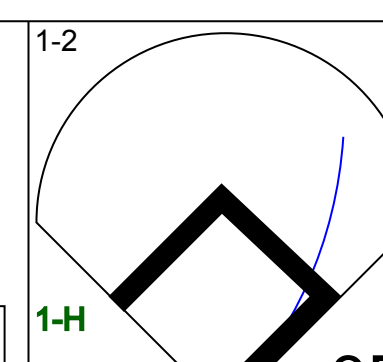
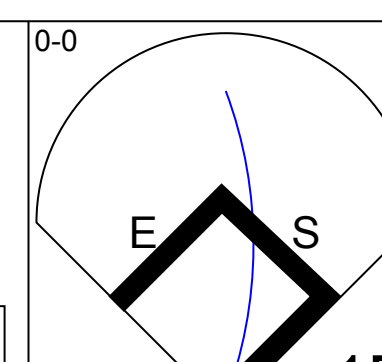
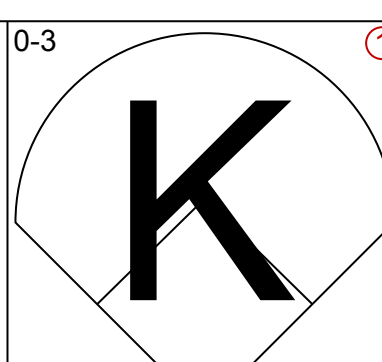
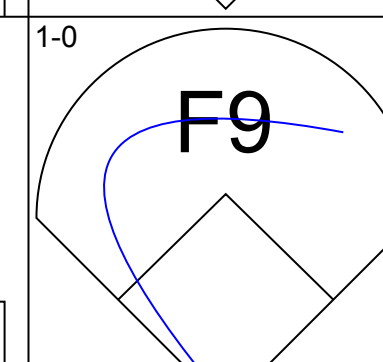
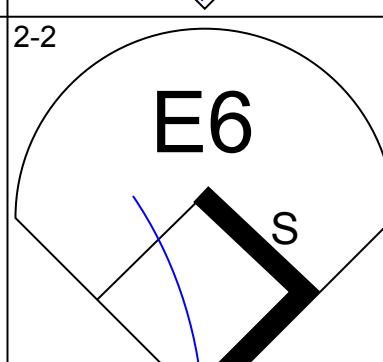
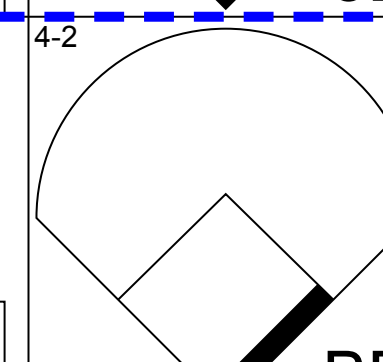
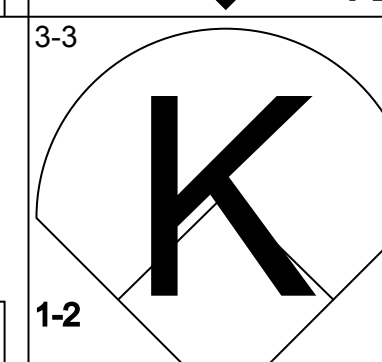
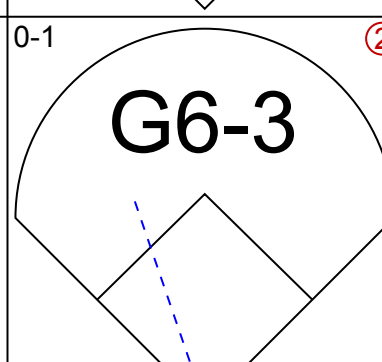
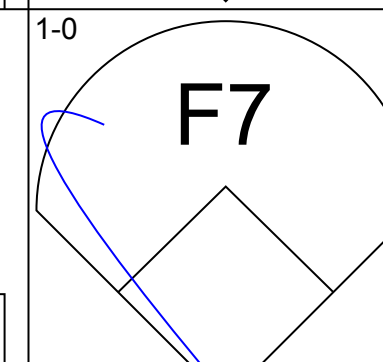
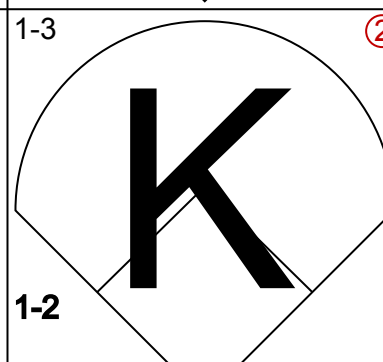
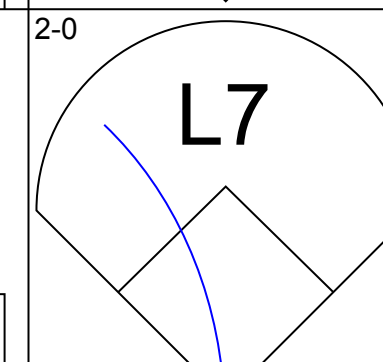
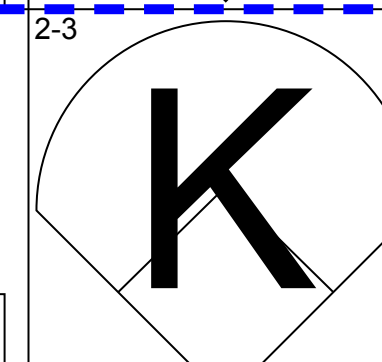
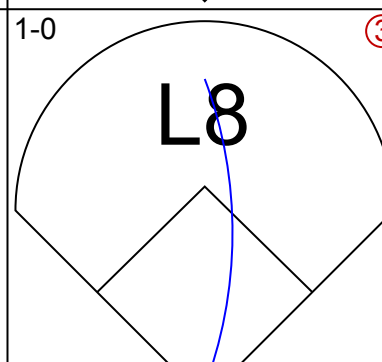
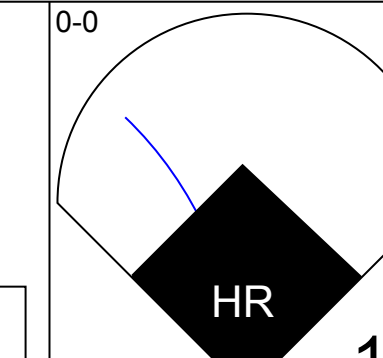
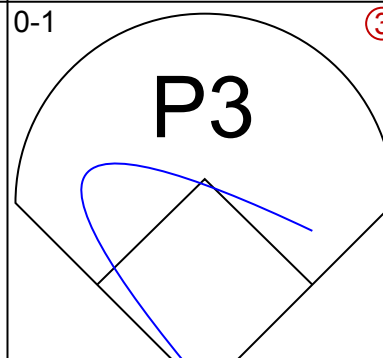
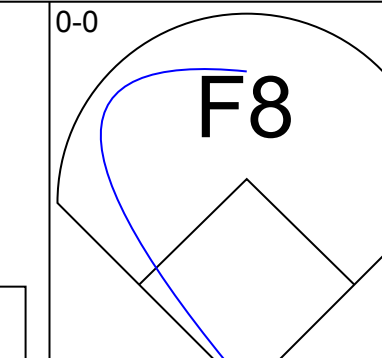
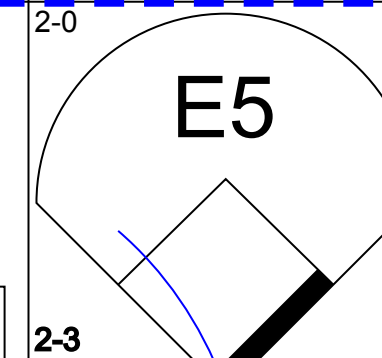
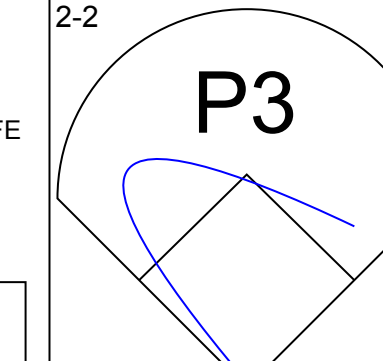
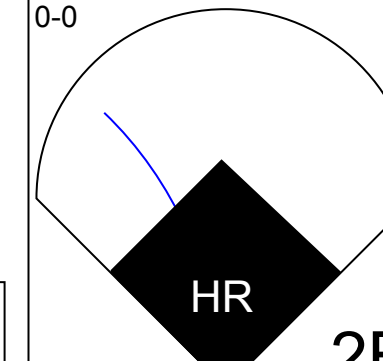
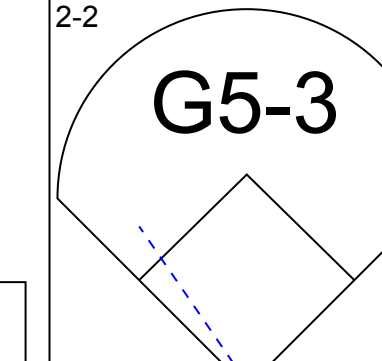
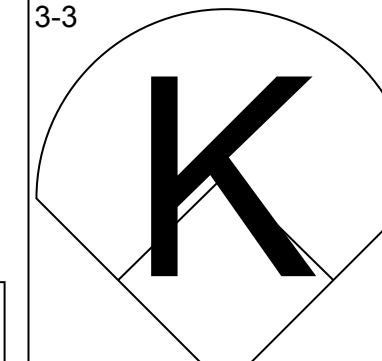
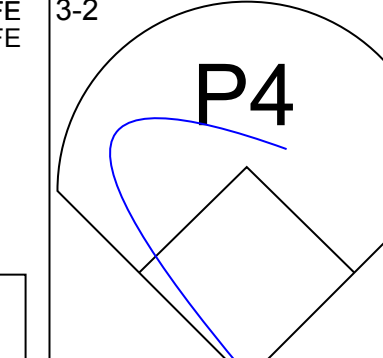
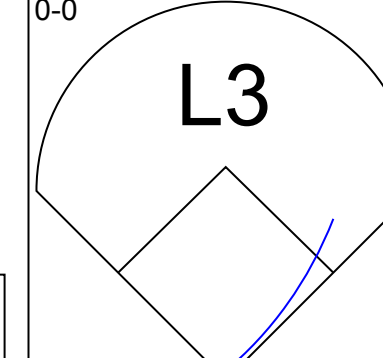
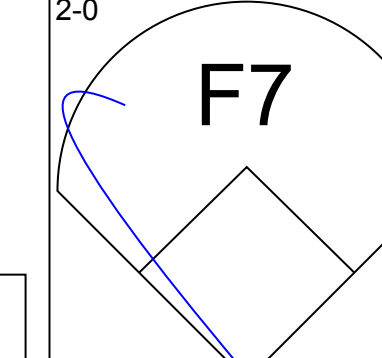
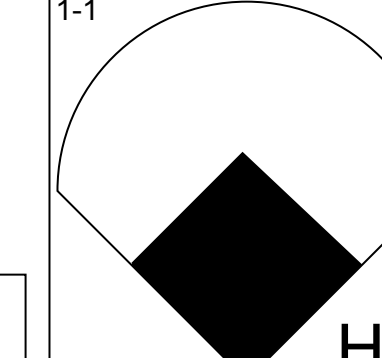
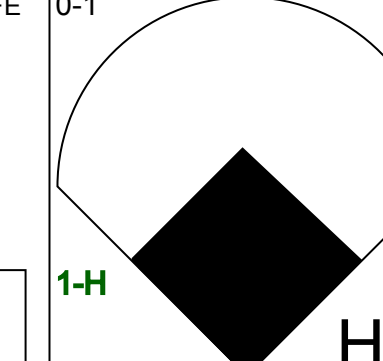
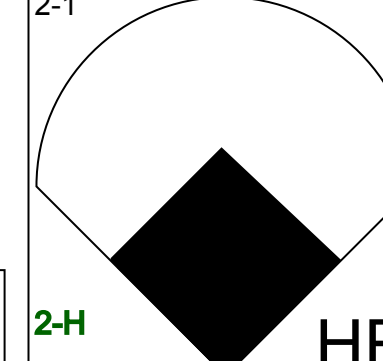
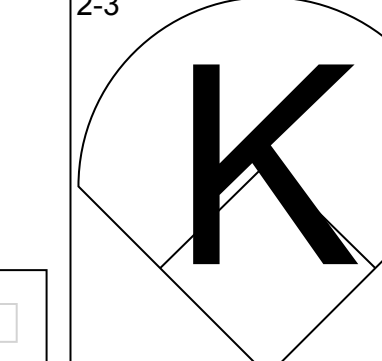
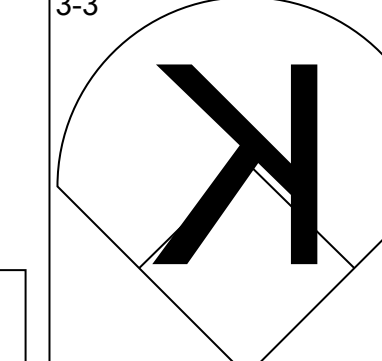
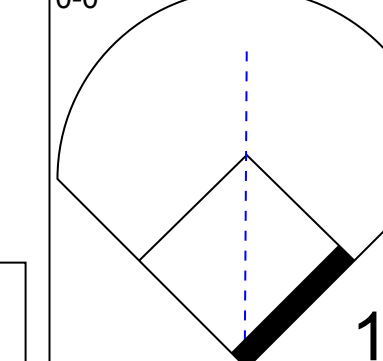
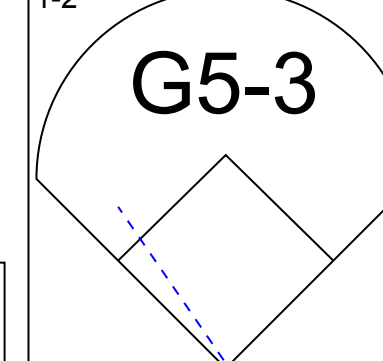
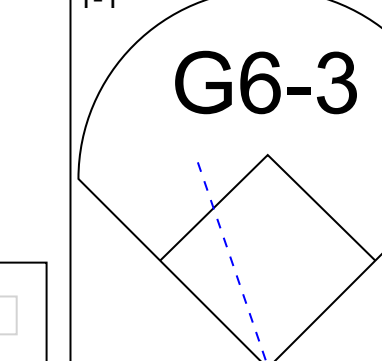
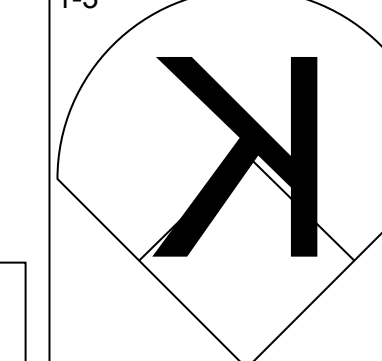
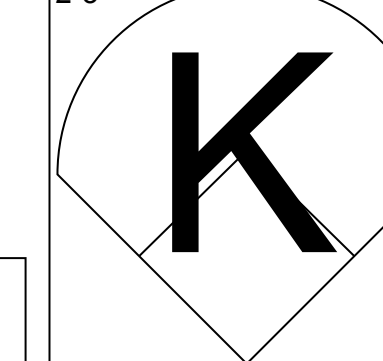
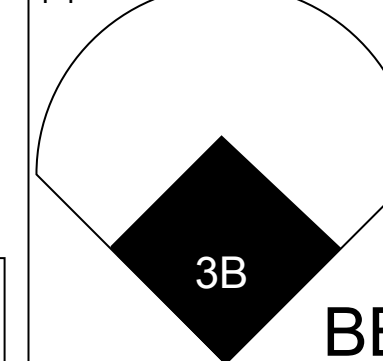
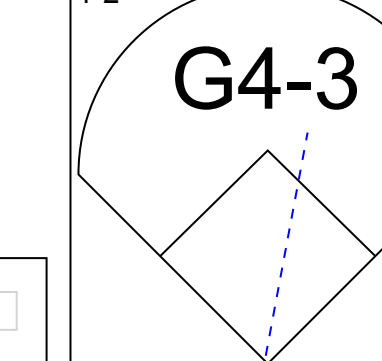
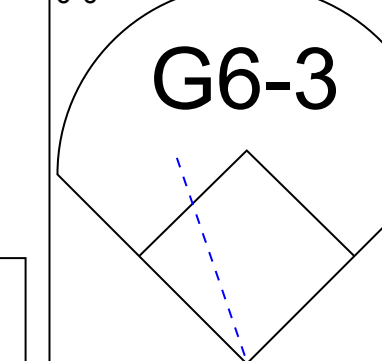


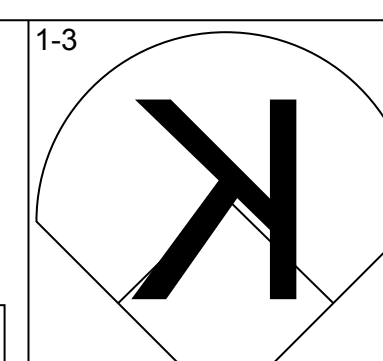
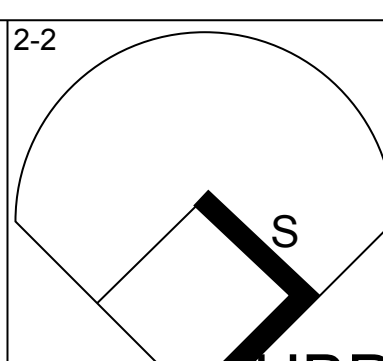
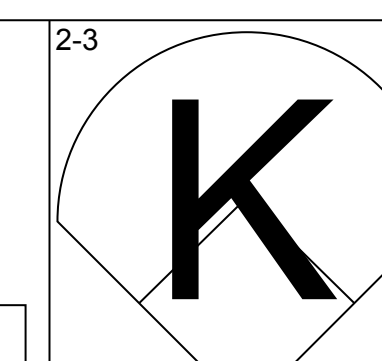
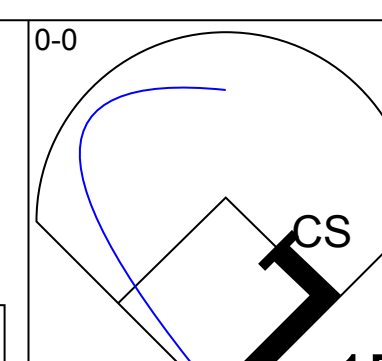
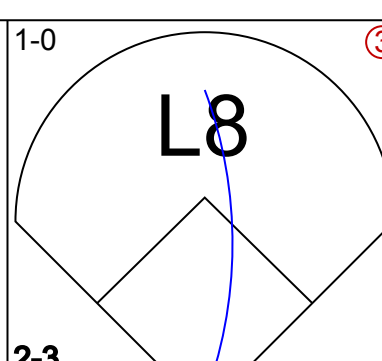
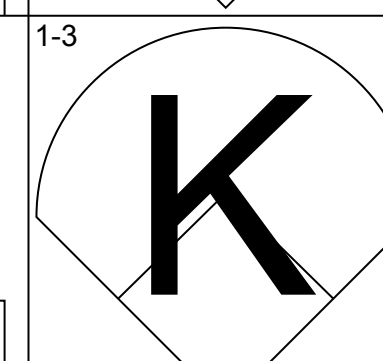
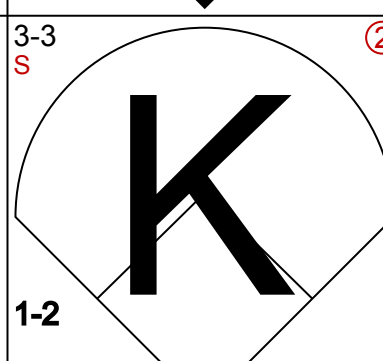

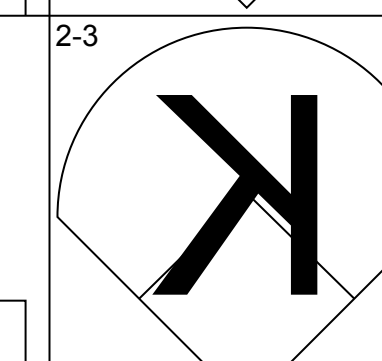
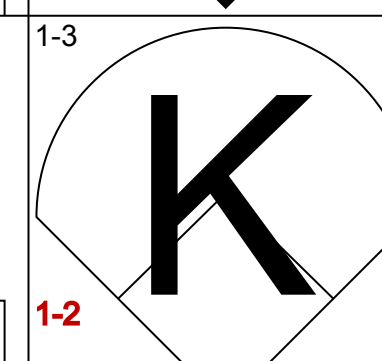

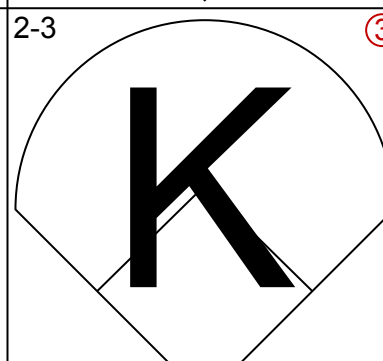
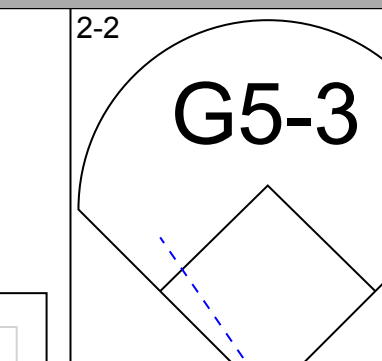
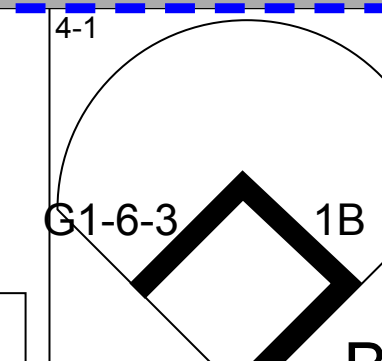
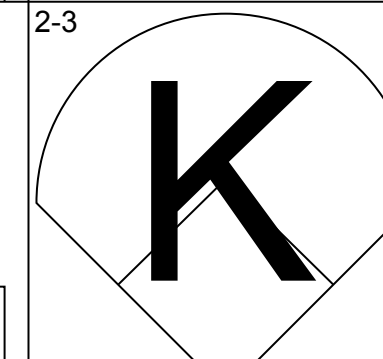
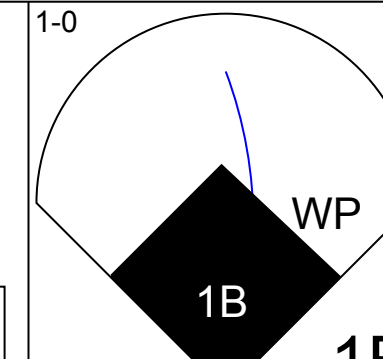
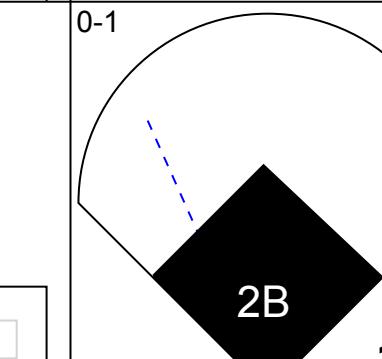
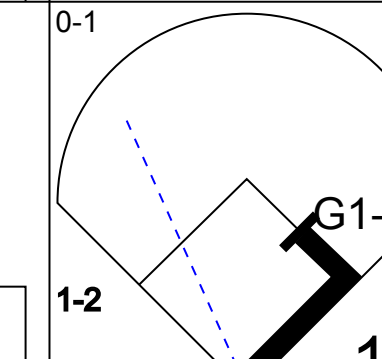
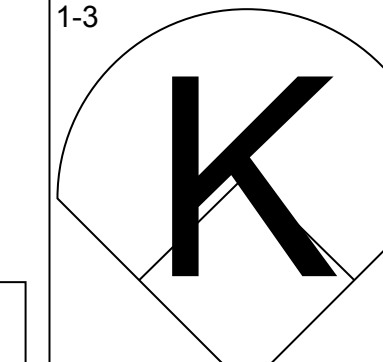
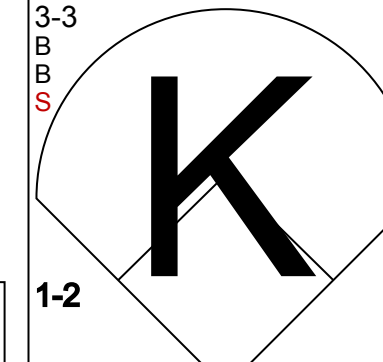
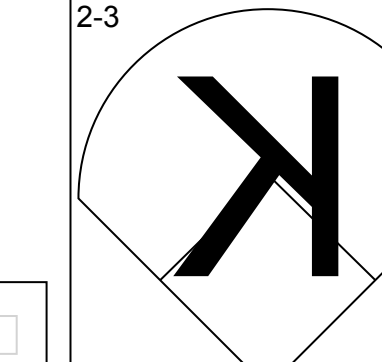
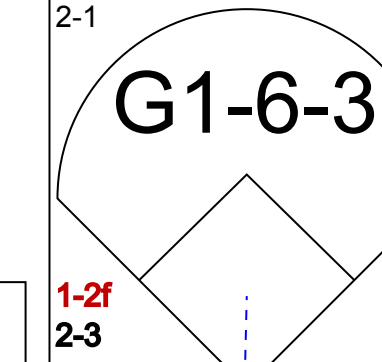
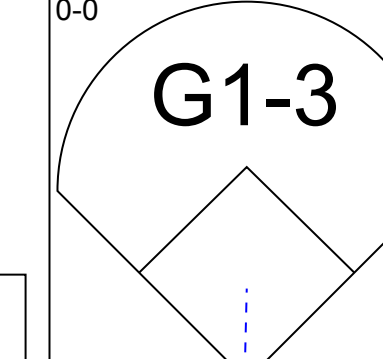
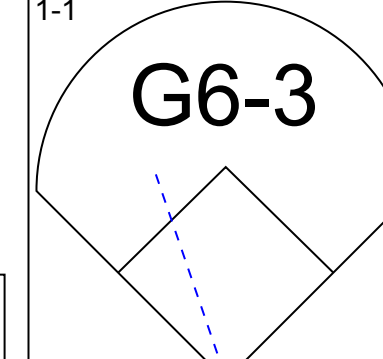
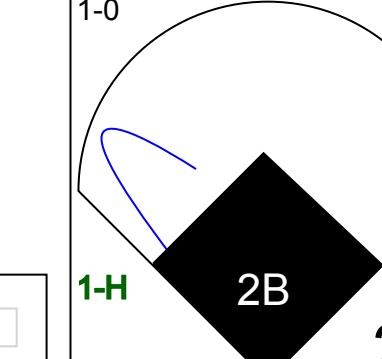
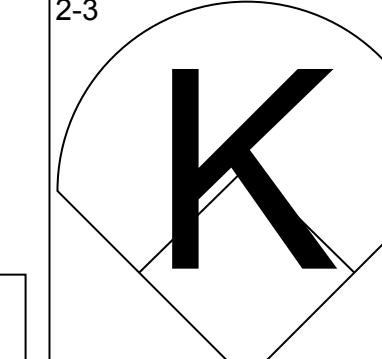
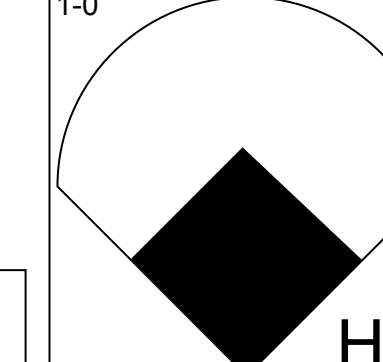
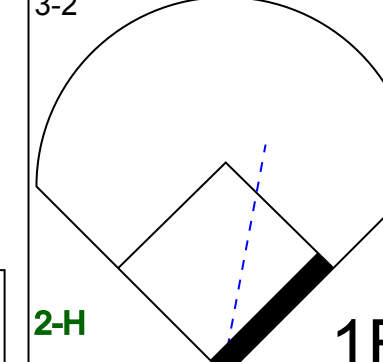
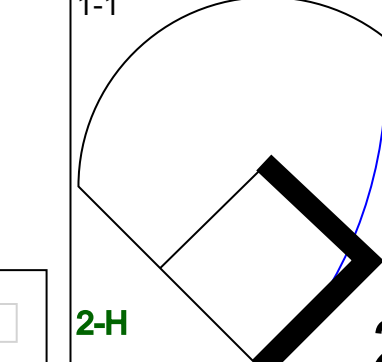
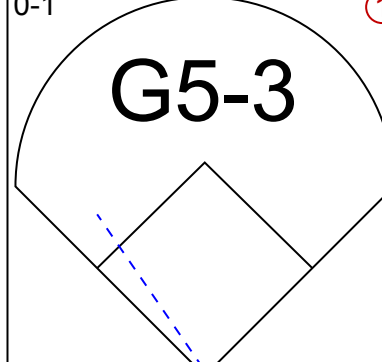
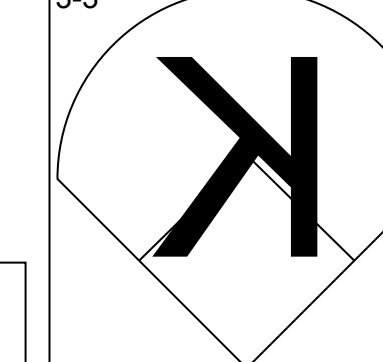
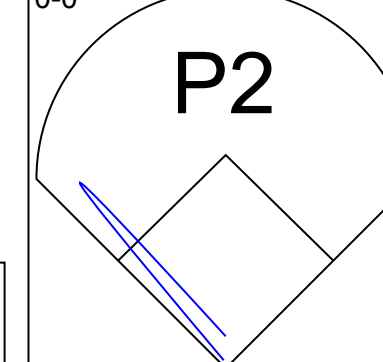
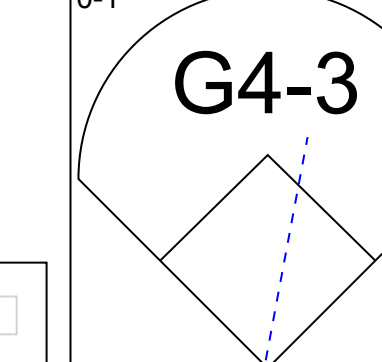
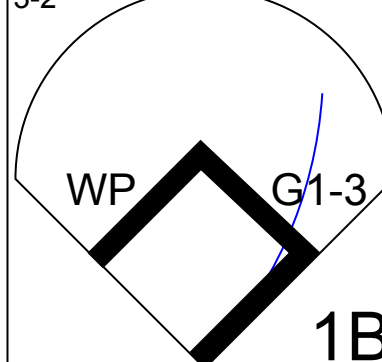
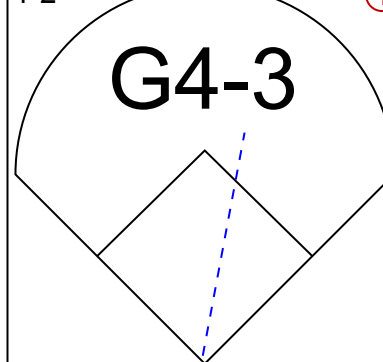
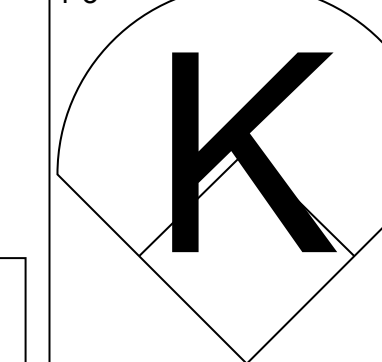
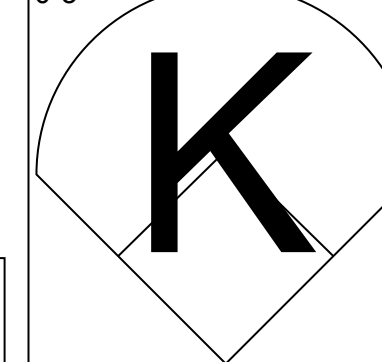
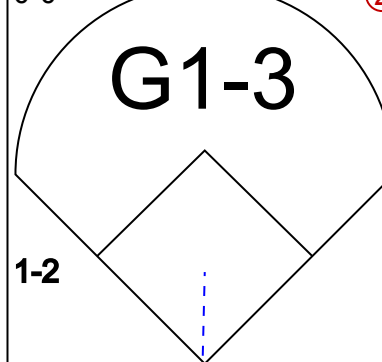
Batter	1	2	3	4	5	6	7	8	9	AB	R	H	RBI	BB	SO	LOB	TOP					
Otis Nixon, S <small>OBP: 0.316, SLG: 0.222</small> 										4	0	0	0	1	0	2	Toronto Blue Jays @ Minnesota Twins Hubert H. Humphrey Metrodome, Minneapolis, MN Fri May 09 1997, 8:05 PM EDT Att: 13,277 - Dome					
Tilson Brito, R <small>OBP: 0.214, SLG: 0.214</small> 										4	0	1	1	0	1	0						
Orlando Merced, S <small>OBP: 0.341, SLG: 0.447</small> 										4	0	0	0	0	0	2						
Joe Carter, R <small>OBP: 0.307, SLG: 0.352</small> 										4	2	2	0	0	0	0						
Ed Sprague, R <small>OBP: 0.341, SLG: 0.517</small> 										3	1	0	0	0	0	1						
Carlos Delgado, L <small>OBP: 0.370, SLG: 0.524</small> 										4	0	1	1	0	1	1						
Benito Santiago, R <small>OBP: 0.224, SLG: 0.268</small> 										4	0	1	1	0	1	2						
Shawn Green, L <small>OBP: 0.346, SLG: 0.478</small> 										4	1	1	0	0	2	2						
Carlos Garcia, R <small>OBP: 0.234, SLG: 0.264</small> 										3	0	2	0	0	0	2						
Inning Stats	R: 0 E: 0 K: 0 S: 6	H: 0 LOB: 0 BB: 0 P: 9	R: 2 E: 0 K: 1 S: 11	H: 3 LOB: 1 BB: 0 P: 17	R: 0 E: 0 K: 1 S: 8	H: 0 LOB: 0 BB: 0 P: 12	R: 0 E: 0 K: 0 S: 5	H: 0 LOB: 0 BB: 0 P: 9	R: 0 E: 0 K: 0 S: 8	H: 1 LOB: 1 BB: 0 P: 13	R: 1 E: 2 K: 0 S: 16	H: 1 LOB: 2 BB: 0 P: 20	R: 1 E: 0 K: 0 S: 7	H: 2 LOB: 1 BB: 1 P: 16	R: 0 E: 0 K: 1 S: 8	H: 0 LOB: 0 BB: 0 P: 10	R: 0 E: 0 K: 1 S: 11	H: 1 LOB: 1 BB: 0 P: 16	1B: 8 2B: 0 3B: 0 HR: 0	SF: 0 SAC: 1 DP: 2 HBP: 1	WP: 0 PB: 1 SB: 1 CS: 0	PA: 37
PITCHER	IP WLS BF H R ER SO BB IBB HBP BLK WP HR S P ERA WHIP																					
Frankie Rodriguez, R <small>ERA: 7.09</small>	6.1 L 28 6 4 2 2 1 0 1 0 0 0 58 91 2.84 1.105																					
Mike Trombley, R <small>ERA: 3.57</small>	2.2 9 2 0 0 3 0 0 0 0 0 0 22 31 0.00 0.750																					



Batter	1	2	3	4	5	6	7	8	9	AB	R	H	RBI	BB	SO	LOB	BOTTOM					
Chuck Knoblauch, R <small>OBP: 0.423, SLG: 0.411</small> 										3	0	1	0	1	0	1	Toronto Blue Jays @ Minnesota Twins Hubert H. Humphrey Metrodome, Minneapolis, MN Fri May 09 1997, 8:05 PM EDT Att: 13,277 - Dome					
Brent Bredt, L <small>OBP: 0.344, SLG: 0.366</small> 										4	0	1	0	0	0	1						
Paul Moltis, R <small>OBP: 0.308, SLG: 0.343</small> 										4	0	1	0	0	1	3						
Matt Lawton, L <small>OBP: 0.375, SLG: 0.454</small> 										4	0	0	0	0	1	3						
Terry Steinbach, R <small>OBP: 0.270, SLG: 0.294</small> 											4	1	0	0	2	3						
Rich Becker, L <small>OBP: 0.326, SLG: 0.292</small> 											4	0	1	0	0	1						
Greg Colbrunn, R <small>OBP: 0.295, SLG: 0.429</small> 											4	0	1	1	0	1						
Todd Walker, L <small>OBP: 0.290, SLG: 0.298</small> 										3	0	0	0	0	0	2						
Pat Meares, R <small>OBP: 0.328, SLG: 0.495</small> 										3	0	1	0	0	0	0						
Inning Stats	R: 0 E: 0 K: 2 S: 11	H: 2 LOB: 2 BB: 0 P: 17	R: 0 E: 0 K: 0 S: 8	H: 0 LOB: 0 BB: 0 P: 11	R: 0 E: 0 K: 1 S: 13	H: 0 LOB: 1 BB: 1 P: 21	R: 1 E: 1 K: 0 S: 13	H: 2 LOB: 1 BB: 0 P: 20	R: 0 E: 0 K: 0 S: 5	H: 0 LOB: 0 BB: 0 P: 7	R: 0 E: 0 K: 1 S: 12	H: 1 LOB: 1 BB: 0 P: 20	R: 0 E: 0 K: 1 S: 10	H: 1 LOB: 1 BB: 0 P: 15	R: 0 E: 0 K: 0 S: 8	H: 0 LOB: 0 BB: 0 P: 13	R: 0 E: 0 K: 1 S: 9	H: 0 LOB: 0 BB: 0 P: 12	1B: 6 2B: 0 3B: 0 HR: 0	SF: 0 SAC: 0 DP: 1 HBP: 0	WP: 0 PB: 0 SB: 1 CS: 0	PA: 34
PITCHER	IP WLS BF H R ER SO BB IBB HBP BLK WP HR S P ERA WHIP																					
Pat Hentgen, R <small>ERA: 3.21</small>	8.0 W 31 6 1 0 0 1 0 0 0 0 0 80 124 0.00 0.875																					
Mike Timlin, R <small>ERA: 2.76</small>	1.0 S 3 0 0 0 1 0 0 0 0 0 0 9 12 0.00 0.000																					



Batter	1	2	3	4	5	6	7	8	9	AB	R	H	RBI	BB	SO	LOB	TOP					
Otis Nixon, S (1, 8) <small>OBP: 0.319, SLG: 0.246</small>										5	0	2	1	0	2	0	Toronto Blue Jays @ Minnesota Twins Hubert H. Humphrey Metrodome, Minneapolis, MN Sat May 10 1997, 8:05 PM EDT Att: 20,932 - Dome					
Alex Gonzalez, R (1, 6) <small>OBP: 0.303, SLG: 0.364</small>										4	0	0	0	1	1							
Orlando Merced, S (1, 9) <small>OBP: 0.329, SLG: 0.430</small>										5	0	0	0	0	2	4						
Joe Carter, R (1, 3) <small>OBP: 0.306, SLG: 0.349</small>										4	1	1	0	0	0	2						
Ed Sprague, R (1, 5) <small>OBP: 0.338, SLG: 0.516</small>										4	1	1	0	0	1	3						
Juan Samuel, R (1, 10) Carlos Delgado, L (5, FH) <small>OBP: 0.372, SLG: 0.560</small>										2	0	0	0	0	0	2						
Benito Santiago, R (1, 2) <small>OBP: 0.242, SLG: 0.383</small>										4	2	2	4	0	2	0						
Jacob Brumfield, R (1, 7) <small>OBP: 0.268, SLG: 0.375</small>										4	0	1	0	0	1	0						
Carlos Garcia, R (1, 4) <small>OBP: 0.235, SLG: 0.258</small>										3	1	0	0	1	1	1						
Inning Stats	R: 0 E: 0 K: 1 S: 6	H: 0 LOB: 0 BB: 0 P: 8	R: 2 E: 0 K: 1 S: 15	H: 3 LOB: 1 BB: 0 P: 22	R: 0 E: 1 K: 1 S: 11	H: 0 LOB: 1 BB: 0 P: 15	R: 3 E: 0 K: 0 S: 14	H: 3 LOB: 2 BB: 2 P: 28	R: 0 E: 0 K: 0 S: 5	H: 0 LOB: 0 BB: 0 P: 9	R: 0 E: 0 K: 3 S: 5	H: 1 LOB: 2 BB: 0 P: 12	R: 0 E: 1 K: 3 S: 12	H: 1 LOB: 0 BB: 0 P: 22	R: 1 E: 0 K: 2 S: 11	H: 1 LOB: 0 BB: 0 P: 16	R: 0 E: 0 K: 1 S: 6	H: 0 LOB: 0 BB: 0 P: 7	1B: 3 2B: 1 3B: 1 HR: 3	SF: 0 SAC: 0 DP: 0 HBP: 0	WP: 0 PB: 0 SB: 0 CS: 2	PA: 39
PITCHER	IP WLS BF H R ER SO BB IBB HBP BLK WP HR S P ERA WHIP																					
Greg Swindell, L (1, 1) <small>ERA: 5.11</small>	3.2 L 19 6 5 5 3 1 0 0 0 0 0 2 43 64 12.27 1.909																					
Kevin Jarvis, R (4, 1) <small>ERA: 8.44</small>	2.2 10 1 0 0 2 1 0 0 0 0 0 0 20 37 0.00 0.750																					
Eddie Guardado, L (7, 1) <small>ERA: 5.0</small>	0.1 1 0 0 0 1 0 0 0 0 0 0 0 3 5 0.00 0.000																					
Dan Naulty, R (7, 1) <small>ERA: 5.94</small>	2.1 9 1 1 1 4 0 0 0 0 0 0 1 22 33 3.86 0.429																					

Batter	1	2	3	4	5	6	7	8	9	AB	R	H	RBI	BB	SO	LOB	BOTTOM					
Chuck Knoblauch, R (1, 4) <small>OBP: 0.424, SLG: 0.408</small>											1	0	0	0	0	1	0					
Denny Hocking, S (4, 4) <small>OBP: 0.344, SLG: 0.397</small>										3	0	1	0	0	1	1						
Rich Becker, L (1, 8) <small>OBP: 0.317, SLG: 0.282</small>										4	0	0	0	0	4	2						
Paul Moltitor, R (1, 10) <small>OBP: 0.317, SLG: 0.342</small>										3	0	1	0	1	1	1						
Roberto Kelly, R (1, 9) <small>OBP: 0.361, SLG: 0.438</small>										4	2	3	0	0	1	1						
Ron Coomer, R (1, 5) <small>OBP: 0.328, SLG: 0.459</small>										4	0	0	0	0	3	4						
Greg Colbrunn, R (1, 3) <small>OBP: 0.293, SLG: 0.431</small>										4	1	1	1	0	1	2						
Terry Steinbach, R (1, 2) <small>OBP: 0.286, SLG: 0.349</small>										4	1	3	3	0	0	0						
Matt Lawton, L (1, 7) <small>OBP: 0.372, SLG: 0.448</small>										4	0	1	0	0	1	2						
Pat Meares, R (1, 6) <small>OBP: 0.317, SLG: 0.477</small>											4	0	0	0	2	1						
Inning Stats	R: 0 E: 0 K: 3 S: 10	H: 1 LOB: 1 BB: 0 P: 15	R: 1 E: 0 K: 2 S: 10	H: 1 LOB: 0 BB: 0 P: 15	R: 0 E: 0 K: 2 S: 13	H: 0 LOB: 1 BB: 0 P: 21	R: 1 E: 0 K: 1 S: 12	H: 2 LOB: 1 BB: 0 P: 20	R: 0 E: 0 K: 3 S: 9	H: 0 LOB: 0 BB: 0 P: 14	R: 2 E: 0 K: 1 S: 14	H: 3 LOB: 1 BB: 0 P: 20	R: 0 E: 0 K: 2 S: 7	H: 1 LOB: 0 BB: 0 P: 8	R: 0 E: 0 K: 1 S: 9	H: 1 LOB: 1 BB: 1 P: 17	R: 0 E: 0 K: 0 S: 7	H: 1 LOB: 1 BB: 0 P: 11	1B: 7 2B: 2 3B: 0 HR: 1	SF: 0 SAC: 0 DP: 1 HBP: 1	WP: 2 PB: 0 SB: 1 CS: 1	PA: 37
PITCHER	IP WLS BF H R ER SO BB IBB HBP BLK WP HR S P ERA WHIP																					
Roger Clemens, R (1, 1) <small>ERA: 2.05</small>	7.0 W 29 8 4 4 14 0 0 0 0 0 1 75 113 5.14 1.143																					
Tim Lincecum, R (8, 1) <small>ERA: 4.2</small>	2.0 S 8 2 0 0 1 1 0 0 0 0 1 0 16 28 0.00 1.500																					

AB	37
R	6
H	8
RBI	6
BB	2
SO	10
LOB	13



AB	35
R	4
H	10
RBI	4
BB	1
SO	15
LOB	14



Batter	1	2	3	4	5	6	7	8	9	AB	R	H	RBI	BB	SO	LOB	TOP			
Otis Nixon, S <small>OBP: 0.324, SLG: 0.262</small> 										4	0	2	1	0	0	1	Toronto Blue Jays @ Minnesota Twins Hubert H. Humphrey Metrodome, Minneapolis, MN Sun May 11, 1997, 8:05 PM EDT Att: 32,552 - Dome			
Alex Gonzalez, R <small>OBP: 0.309, SLG: 0.372</small> 										3	1	1	0	1	0	2				
Orlando Merced, S <small>OBP: 0.320, SLG: 0.417</small> 										4	0	0	0	0	2	3				
Joe Carter, R <small>OBP: 0.297, SLG: 0.338</small> 										4	0	0	0	0	2	0				
Ed Sprague, R <small>OBP: 0.336, SLG: 0.516</small> 										4	1	1	0	0	1	0				
Carlos Delgado, L <small>OBP: 0.397, SLG: 0.545</small> 										4	0	1	1	0	0	0				
Benito Santiago, R <small>OBP: 0.227, SLG: 0.359</small> 										4	0	0	0	0	1	1				
Jacob Brumfield, R <small>OBP: 0.267, SLG: 0.364</small> 										4	1	1	0	0	1	0				
Carlos Garcia, R <small>OBP: 0.237, SLG: 0.260</small> 										3	0	1	0	0	0	0				
Inning Stats	R: 1 E: 0 K: 0 S: 7	H: 1 LOB: 0 BB: 0 P: 12	R: 0 E: 0 K: 1 S: 9	H: 0 LOB: 0 BB: 0 P: 13	R: 0 E: 0 K: 1 S: 11	H: 1 LOB: 2 BB: 1 P: 19	R: 0 E: 0 K: 1 S: 7	H: 0 LOB: 0 BB: 0 P: 11	R: 1 E: 0 K: 0 S: 17	H: 2 LOB: 1 BB: 0 P: 22	R: 0 E: 0 K: 0 S: 11	H: 1 LOB: 1 BB: 0 P: 17	R: 0 E: 0 K: 0 S: 7	H: 0 LOB: 0 BB: 0 P: 8	R: 0 E: 0 K: 1 S: 8	H: 0 LOB: 0 BB: 0 P: 13	1B: 4 2B: 3 3B: 0 HR: 0	SF: 0 SAC: 0 DP: 0 HBP: 0	WP: 2 PB: 0 SB: 0 CS: 0	PA: 35
PITCHER	IP WLS BF H R ER SO BB IBB HBP BLK WP HR S P ERA WHIP																			
Scott Aldred, L <small>ERA: 5.91</small>	7.0 L 29 7 3 3 4 1 0 0 0 2 0 69 106 3.86 1.143																			
Mike Trombley, R <small>ERA: 3.28</small>	2.0 6 0 0 0 3 0 0 0 0 0 0 15 21 0.00 0.000																			

Batter	1	2	3	4	5	6	7	8	9	AB	R	H	RBI	BB	SO	LOB	BOTTOM					
Chuck Knoblauch, R <small>OBP: 0.420, SLG: 0.403</small> 										4	0	1	0	0	0	2	Toronto Blue Jays @ Minnesota Twins Hubert H. Humphrey Metrodome, Minneapolis, MN Sun May 11, 1997, 8:05 PM EDT Att: 32,552 - Dome					
Brent Bredt, L <small>OBP: 0.340, SLG: 0.360</small> 										4	0	1	0	0	1	1						
Paul Molitor, R <small>OBP: 0.314, SLG: 0.338</small> 										4	0	1	0	0	0	0						
Roberto Kelly, R <small>OBP: 0.349, SLG: 0.421</small> 										3	0	0	0	0	1	0						
Greg Myers, L <small>OBP: 0.288, SLG: 0.245</small> 										1	0	0	0	0	0	2						
Denny Hocking, S <small>OBP: 0.344, SLG: 0.397</small> 										0	0	0	0	0	0	0						
Matt Lawton, L <small>OBP: 0.375, SLG: 0.453</small> 										3	1	1	0	1	0	0						
Terry Steinbach, R <small>OBP: 0.301, SLG: 0.367</small> 										3	1	2	0	1	0	1						
Todd Walker, L <small>OBP: 0.292, SLG: 0.310</small> 										3	0	1	1	0	0	3						
Pat Meares, R <small>OBP: 0.315, SLG: 0.469</small> 										4	0	1	1	0	1	3						
Rich Becker, L <small>OBP: 0.319, SLG: 0.280</small> 										1	0	0	0	1	0	0						
Ron Coomer, R <small>OBP: 0.323, SLG: 0.452</small> 										1	0	0	0	0	0	1						
Inning Stats	R: 0 E: 0 K: 1 S: 7	H: 1 LOB: 0 BB: 0 P: 10	R: 1 E: 0 K: 1 S: 11	H: 2 LOB: 1 BB: 0 P: 20	R: 0 E: 0 K: 0 S: 6	H: 0 LOB: 0 BB: 0 P: 10	R: 0 E: 0 K: 0 S: 6	H: 0 LOB: 0 BB: 0 P: 8	R: 0 E: 0 K: 0 S: 12	H: 0 LOB: 2 BB: 2 P: 24	R: 0 E: 0 K: 1 S: 6	H: 0 LOB: 0 BB: 0 P: 10	R: 1 E: 0 K: 0 S: 11	H: 2 LOB: 1 BB: 0 P: 19	R: 0 E: 0 K: 0 S: 9	H: 2 LOB: 1 BB: 0 P: 16	R: 0 E: 0 K: 0 S: 7	H: 1 LOB: 1 BB: 1 P: 12	1B: 5 2B: 4 3B: 0 HR: 0	SF: 0 SAC: 1 DP: 2 HBP: 0	WP: 1 PB: 0 SB: 0 CS: 0	PA: 35
PITCHER	IP WLS BF H R ER SO BB IBB HBP BLK WP HR S P ERA WHIP																					
Woody Williams, R <small>ERA: 3.35</small>	6.2 W 26 5 2 2 3 2 0 0 0 0 0 57 98 2.70 1.050																					
Paul Spoljaric, L <small>ERA: 3.5</small>	0.1 1 0 0 0 0 0 0 0 0 0 0 2 3 0.00 0.000																					
Paul Quantrill, R <small>ERA: 2.6</small>	1.0 4 2 0 0 0 0 0 0 0 0 0 9 16 0.00 2.000																					
Dan Plesac, L <small>ERA: 6.52</small>	0.0 1 0 0 0 0 1 0 0 0 0 0 1 5 ∞ ∞																					
Mike Timlin, R <small>ERA: 2.6</small>	1.0 S 3 1 0 0 0 0 0 0 0 0 0 6 7 0.00 1.000																					


Batter	1	2	3	4	5	6	7	8	9	AB	R	H	RBI	BB	SO	LOB	TOP										
Otis Nixon, S <small>OBP: 0.327, SLG: 0.267</small> 			G4-3 		F9 				G6-3 	5	0	2	0	0	0	1	Toronto Blue Jays @ Minnesota Twins Hubert H. Humphrey Metrodome, Minneapolis, MN Mon May 12, 1997, 8:05 PM EDT Att. 10,830 - Dome										
Alex Gonzalez, R <small>OBP: 0.307, SLG: 0.368</small> 										4	0	1	0	0	3	3											
Orlando Merced, S <small>OBP: 0.318, SLG: 0.407</small> 										3	0	0	0	1	1												
Joe Carter, R <small>OBP: 0.309, SLG: 0.380</small> 										4	2	3	1	0	0	1											
Ed Sprague, R <small>OBP: 0.340, SLG: 0.523</small> 										4	0	2	1	0	0	2											
Carlos Delgado, L <small>OBP: 0.353, SLG: 0.522</small> 										4	0	0	0	0	1	5											
Benito Santiago, R <small>OBP: 0.214, SLG: 0.338</small> 										4	0	0	0	0	1	3											
Shawn Green, L <small>OBP: 0.341, SLG: 0.466</small> 										4	0	1	0	0	0	1											
Carlos Garcia, R <small>OBP: 0.237, SLG: 0.260</small> 										4	0	1	0	0	1	1											
Inning Stats	R: 0 E: 0 K: 1 S: 10	H: 1 LOB: 0 BB: 0 P: 17	R: 1 E: 0 K: 1 S: 12	H: 2 LOB: 1 BB: 0 P: 17	R: 0 E: 0 K: 1 S: 9	H: 0 LOB: 0 BB: 0 P: 11	R: 1 E: 0 K: 1 S: 9	H: 1 LOB: 1 BB: 0 P: 12	R: 0 E: 0 K: 0 S: 6	H: 2 LOB: 2 BB: 0 P: 11	R: 0 E: 0 K: 0 S: 12	H: 2 LOB: 2 BB: 0 P: 21	R: 0 E: 0 K: 0 S: 8	H: 1 LOB: 2 BB: 1 P: 15	R: 0 E: 0 K: 0 S: 7	H: 0 LOB: 0 BB: 0 P: 9	1B: 7 2B: 2 3B: 0 HR: 1	SF: 0 SAC: 0 DP: 0 HBP: 0	WP: 0 PB: 0 SB: 0 CS: 1	PA: 37							
PITCHER	IP	WLS	BF	H	R	ER	SO	BB	IBB	HBP	BLK	WP	HR	S	P	ERA	WHIP										
Brad Radke, R ERA: 5.1	(1, 1)	7.0	W	29	9	2	2	7	0	0	0	0	1	66	97	2.57	1.286										
Todd Ritchie, R ERA: 4.34	(8, 1)	1.0		5	1	0	0	0	1	0	0	0	0	8	15	0.00	2.000										
Rick Aguilera, R ERA: 6.46	(9, 1)	1.0		3	0	0	0	0	0	0	0	0	0	7	9	0.00	0.000										

Batter	1	2	3	4	5	6	7	8	9	AB	R	H	RBI	BB	SO	LOB	BOTTOM										
Chuck Knoblauch, R <small>OBP: 0.420, SLG: 0.403</small> 										5	2	2	0	0	0	3	Toronto Blue Jays @ Minnesota Twins Hubert H. Humphrey Metrodome, Minneapolis, MN Mon May 12, 1997, 8:05 PM EDT Att. 10,830 - Dome										
Pat Meares, R <small>OBP: 0.312, SLG: 0.465</small> 										4	1	1	1	2	0	2											
Paul Mollitor, R <small>OBP: 0.308, SLG: 0.341</small> 										5	1	1	1	0	1	7											
Ron Coomer, R <small>OBP: 0.318, SLG: 0.444</small> 										5	4	4	2	0	0	0											
Greg Myers, L <small>OBP: 0.328, SLG: 0.328</small> 										5	1	3	2	0	1	1											
Roberto Kelly, R <small>OBP: 0.363, SLG: 0.432</small> 										0	0	0	0	0	0	0											
Brent Bredie, L <small>OBP: 0.340, SLG: 0.360</small> 										4	1	2	0	1	1	2											
Matt Lawton, L <small>OBP: 0.382, SLG: 0.454</small> 										4	1	2	0	1	1	2											
Greg Colbrunn, R <small>OBP: 0.314, SLG: 0.447</small> 										5	2	4	2	0	1	2											
Todd Walker, L <small>OBP: 0.287, SLG: 0.308</small> 										4	0	1	1	0	2	4											
Denny Hocking, S <small>OBP: 0.348, SLG: 0.397</small> 										5	0	2	1	0	1	4											
Inning Stats	R: 3 E: 0 K: 2 S: 17	H: 3 LOB: 2 BB: 2 P: 30	R: 3 E: 0 K: 2 S: 19	H: 4 LOB: 1 BB: 0 P: 27	R: 1 E: 1 K: 1 S: 15	H: 1 LOB: 2 BB: 1 P: 21	R: 4 E: 0 K: 0 S: 18	H: 6 LOB: 2 BB: 0 P: 33	R: 1 E: 0 K: 2 S: 14	H: 2 LOB: 1 BB: 0 P: 19	R: 0 E: 0 K: 0 S: 8	H: 1 LOB: 1 BB: 0 P: 9	R: 0 E: 0 K: 0 S: 9	H: 3 LOB: 3 BB: 0 P: 13	R: 0 E: 0 K: 0 S: 5	H: 0 LOB: 0 BB: 0 P: 9	1B: 17 2B: 3 3B: 0 HR: 0	SF: 1 SAC: 0 DP: 0 HBP: 0	WP: 1 PB: 1 SB: 0 CS: 0	PA: 48							
PITCHER	IP	WLS	BF	H	R	ER	SO	BB	IBB	HBP	BLK	WP	HR	S	P	ERA	WHIP										
Chris Carpenter, R ERA: 15.0	(1, 1)	3.0	L	21	8	7	5	5	3	0	0	0	0	51	78	15.00	3.667										
Huck Flener, L ERA: 9.53	(4, 1)	5.0		27	12	5	5	2	0	0	0	0	0	54	83	9.00	2.400										

AB	36
R	2
H	10
RBI	2
BB	1
SO	7
LOB	18




AB	44
R	12
H	20
RBI	10
BB	3
SO	7
LOB	25



Batter	1	2	3	4	5	6	7	8	9	AB R H RBI BB SO LOB	TOP												
Nomar Garciaparra, R (1,6) OBP: 0.353, SLG: 0.497	0-1 G5-4-3 1B		0-2 1B		4-1 S BB		2-2 1-H HR		0-2 F7	4 1 3 2 1 0 1	Boston Red Sox @ Minnesota Twins Hubert H. Humphrey Metrodome, Minneapolis, MN Fri May 16 1997, 8:05 PM EDT Att: 15,311 - Dome												
Jeff Fyfe, R (1,7) OBP: 0.365, SLG: 0.326	1-1 G5-4-3 1-2f		0-1 F8		1-3 K		0-1 G3			4 0 0 0 0 1 3													
Mo Vaughn, L (1,3) OBP: 0.422, SLG: 0.545	3-0 1B		3-2 F7		1-1 P6			2-3 K		4 0 1 0 0 1 2													
Tim Lincecum, R (1,5) OBP: 0.376, SLG: 0.511	3-2 G6-3			0-1 E6 18 G5-4-3		4-2 18 G4-6-3 BB		4-2 G6-4-3 BB		2 0 0 0 2 0 1													
18 Reggie Jefferson, S (1,10) OBP: 0.333, SLG: 0.556		1-0 G6-3		0-0 G5-4-3		0-0 G4-6-3		2-1 G6-4-3		3 0 0 0 0 0 2													
Mike Stanley, R (8,PH) OBP: 0.333, SLG: 0.355				1-2f		1-2f		1-2f		1 0 0 0 0 0 1													
John Valentin, R (1,4) OBP: 0.308, SLG: 0.364		1-1 P3		2-2 G4-3		1-1 G6-3		2-2 F9		4 0 0 0 0 0 0													
Rudy Pemberton, R (1,9) OBP: 0.370, SLG: 0.488		3-2 HBP			2-3 K		0-0 P3	1-2 F8		3 0 0 0 0 1 0													
Bill Haselman, R (1,2) OBP: 0.353, SLG: 0.462		2-0 G5-3			0-0 HR 2B		0-2 G1-3	0-0 HR		4 2 2 1 0 0 1													
Darren Bragg, L (1,8) OBP: 0.389, SLG: 0.567			1-1 G3		1-1 HR 2H		2-1 HR 1B	2-1 HR 2B		4 2 3 2 0 0 0													
Inning Stats	R: 0 E: 0 K: 0 S: 8	H: 2 LOB: 1 BB: 0 P: 15	R: 0 E: 0 K: 0 S: 6	H: 0 LOB: 1 BB: 0 P: 13	R: 0 E: 0 K: 0 S: 12	H: 1 LOB: 1 BB: 0 P: 16	R: 0 E: 0 K: 0 S: 6	H: 0 LOB: 0 BB: 0 P: 8	R: 2 E: 0 K: 2 S: 13	H: 2 LOB: 1 BB: 1 P: 22	R: 0 E: 0 K: 0 S: 7	H: 0 LOB: 1 BB: 1 P: 12	R: 2 E: 0 K: 0 S: 12	H: 2 LOB: 0 BB: 0 P: 16	R: 0 E: 0 K: 1 S: 8	H: 0 LOB: 1 BB: 1 P: 16	R: 1 E: 0 K: 0 S: 13	H: 2 LOB: 1 BB: 0 P: 18	1B: 4 2B: 2 3B: 0 HR: 3	SF: 0 SAC: 0 DP: 4 HBP: 1	WP: 0 PB: 0 SB: 1 CS: 0	PA: 37	
PITCHER	IP WLS BF H R ER SO BB IBB HBP BLK WP HR S P ERA WHIP											PITCHER	IP WLS BF H R ER SO BB IBB HBP BLK WP HR S P ERA WHIP										
Scott Aldred, L (1,1) ERA: 5.81	7.0 W 29 7 4 4 2 2 0 1 0 0 2 64 102 5.14 1.286																						
Greg Swindell, L (8,1) ERA: 4.66	2.0 8 2 1 1 1 1 0 0 0 0 1 21 34 4.50 1.500																						

Batter	1	2	3	4	5	6	7	8	9	AB R H RBI BB SO LOB	BOTTOM												
Chuck Knoblauch, R (1,4) OBP: 0.439, SLG: 0.418	1-2 P4		0-1 2B E 1B	3-2 HR HBP	0-2 G4-3			0-2 BB 1B G4-6-3		4 3 2 0 0 0 2	Boston Red Sox @ Minnesota Twins Hubert H. Humphrey Metrodome, Minneapolis, MN Fri May 16 1997, 8:05 PM EDT Att: 15,311 - Dome												
Darin Jackson, R (1,8) OBP: 0.600, SLG: 1.400	0-0 G6-3		0-0 E7 1B 2B	3-2 HR		0-1 G1-3		0-1 G4-6-3 BB 1B		5 3 3 6 0 0 0													
Paul Moltis, R (1,10) OBP: 0.340, SLG: 0.337	4-0 BB		0-0 FC6-4 1B	2-3 K		2-1 G3		4-2 G4-6-3 BB		3 0 1 1 2 1 0													
Roberto Kelly, R (1,9) OBP: 0.333, SLG: 0.389	1-0 L6		2-1 FC6-4 1B	0-0 F8		1-1 1B		0-2 G4-6-3		5 0 1 0 0 0 4													
Terry Steinbach, R (1,2) OBP: 0.314, SLG: 0.364		4-2 G6-4-3 BB	2-2 1B		1-0 G4-6-3 1B	1-0 G5-3		2-2 FC6 1B		4 1 3 1 1 0 1													
Greg Colburn, R (1,3) OBP: 0.308, SLG: 0.429		2-1 G6-4-3	3-0 F9-4-6		3-1 G4-6-3 1B		1-2 1B	1-2 FC6		5 0 2 0 0 0 4													
Ron Coomer, R (1,5) OBP: 0.325, SLG: 0.432		0-0 1B		1-1 HBP HR 1B	2-2 G4-6-3		0-1 F8			4 1 2 0 0 0 3													
Matt Lawton, L (1,7) OBP: 0.380, SLG: 0.448			1-0 1B BB 2B 1B	1-3 K	4-2 1B BB		3-1 F8			3 1 1 0 1 1 2													
Pat Meares, R (1,6) OBP: 0.323, SLG: 0.466			4-0 1B BB	0-0 HR 1B	2-2 G1-3					3 2 2 1 1 0 1													
Inning Stats	R: 0 E: 0 K: 0 S: 5	H: 0 LOB: 1 BB: 1 P: 11	R: 0 E: 0 K: 0 S: 7	H: 1 LOB: 1 BB: 1 P: 13	R: 4 E: 1 K: 0 S: 11	H: 5 LOB: 1 BB: 1 P: 23	R: 4 E: 0 K: 2 S: 18	H: 3 LOB: 0 BB: 0 P: 28	R: 1 E: 0 K: 0 S: 15	H: 3 LOB: 2 BB: 1 P: 27		R: 0 E: 0 K: 0 S: 7	H: 1 LOB: 1 BB: 0 P: 11	R: 0 E: 0 K: 0 S: 11	H: 1 LOB: 1 BB: 0 P: 17	R: 2 E: 0 K: 0 S: 16	H: 3 LOB: 1 BB: 1 P: 23	1B: 15 2B: 2 3B: 0 HR: 1	SF: 0 SAC: 0 DP: 4 HBP: 1	WP: 0 PB: 0 SB: 0 CS: 0	PA: 42		
PITCHER	IP WLS BF H R ER SO BB IBB HBP BLK WP HR S P ERA WHIP											PITCHER	IP WLS BF H R ER SO BB IBB HBP BLK WP HR S P ERA WHIP										
Chris Hammond, L (1,1) ERA: 4.66	3.1 L 18 8 6 6 1 3 0 0 0 0 1 19 37 20.25 3.000																						
Toby Borland, R (4,1) ERA: 6.48	1.1 8 3 3 3 1 1 0 1 0 0 1 19 37 20.25 3.000																						
Jim Corsi, R (5,1) ERA: 7.0	2.1 10 3 0 0 0 0 0 0 0 0 0 24 36 0.00 1.286																						
Heathcliff Stocumb, R (8,1) ERA: 8.22	1.0 6 3 2 2 0 1 0 0 0 0 0 16 23 18.00 4.000																						

AB 33
R 5
H 9
RBI 5
BB 3
SO 3
LOB 11



AB 36
R 11
H 17
RBI 9
BB 5
SO 2
LOB 17



livebaseballscores.com

livebaseballscores.com

Batter	1	2	3	4	5	6	7	8	9	AB	R	H	RBI	BB	SO	LOB	TOP
Chuck Knoblauch, R (1, 4) OBP: 0.423, SLG: 0.402	2-2 F8	1-1 G5-3				1-3 K	2-2 G4-3		2-1 G5-3	5	0	0	0	0	1	5	
Denny Hocking, S (1, 5) OBP: 0.337, SLG: 0.388	0-3 K		1-1 G4-3			3-2 F8	1-0 G6-3			4	0	0	0	0	1	0	
Paul Molitor, R (1, 10) OBP: 0.323, SLG: 0.336	3-2 1B		0-0 F9			2-1 HR	2-0 F9			4	1	2	0	0	0	0	
Greg Myers, L (1, 2) OBP: 0.316, SLG: 0.386	3-2 F9		2-1 F8			0-1 HR	2-2 G1			4	1	1	2	0	0	1	
Ron Coomer, R (1, 9) OBP: 0.321, SLG: 0.462		1-1 HR				0-3 K2-3			1-1 L9	4	1	1	1	0	1	0	
Greg Colbrunn, R (1, 3) OBP: 0.299, SLG: 0.415		3-3 K				2-2 E3	1B		2-2 L8	4	1	0	0	0	1	0	
Rich Becker, L (1, 7) OBP: 0.354, SLG: 0.293		0-2 2B				1-3 K	3-0 1B		2-2 L8	4	0	2	0	0	1	0	
Darrin Jackson, R (1, 8) OBP: 0.353, SLG: 0.588		2-0 G1-3				3-2 G6-3	1-1 S		2-3 K	4	0	1	1	0	1	1	
Pat Meares, R (1, 6) OBP: 0.326, SLG: 0.469		2-2 1B				2-2 G6-3	4-1 1B		2-2 P6	2	0	1	0	1	0	0	
Scott Stahoviak, L (9, PH) OBP: 0.467, SLG: 0.923							1-2 BB			1	0	0	0	0	0	0	
Inning Stats	R: 0 H: 1 E: 0 K: 1 S: 13	H: 1 LOB: 1 BB: 0 P: 21	R: 1 H: 3 E: 0 K: 1 S: 14	H: 3 LOB: 2 BB: 0 P: 23	R: 0 H: 0 E: 0 K: 0 S: 5	H: 0 LOB: 0 BB: 0 P: 8	R: 0 H: 0 E: 0 K: 1 S: 8	H: 0 LOB: 0 BB: 0 P: 13	R: 0 H: 0 E: 0 K: 0 S: 10	H: 0 LOB: 0 BB: 0 P: 10	R: 0 H: 0 E: 0 K: 0 S: 8	H: 0 LOB: 0 BB: 0 P: 13	R: 0 H: 0 E: 0 K: 1 S: 10	H: 0 LOB: 0 BB: 0 P: 16	1B: 4 2B: 2 3B: 0 HR: 2	SF: 0 SAC: 0 DP: 0 HBP: 0	WP: 0 PA: 37 FB: 0 SB: 1 CS: 0
PITCHER	IP	WLS	BF	H	R	ER	SO	BB	IBB	HBP	BLK	WP	HR	S	P	ERA	WHIP
Ben McDonald, R (1, 1) ERA: 4.6	5.2	W	26	8	4	3	5	0	0	0	0	0	2	66	108	4.76	1.412
Bob Wickman, R (6, 1) ERA: 4.89	2.1		8	0	0	0	0	1	0	0	0	0	0	19	35	0.00	0.429
Doug Jones, R (9, 1) ERA: 1.33	1.0	S	3	0	0	0	1	0	0	0	0	0	0	10	16	0.00	0.000

Minnesota Twins @ Milwaukee Brewers
Milwaukee County Stadium, Milwaukee, WI
Wed May 21 1997, 4:33 AM EDT
Att. 14,555 - Sunny - 49 F

AB 36
R 4
H 8
RBI 4
BB 1
SO 6
LOB 7



Batter	1	2	3	4	5	6	7	8	9	AB	R	H	RBI	BB	SO	LOB	BOTTOM
Gerald Williams, R (1, 8) OBP: 0.349, SLG: 0.450	2-2 SH3	4-0 BB		0-0 L7		4-2 BB				2	1	1	0	2	0	1	
Jeff Cirillo, R (1, 5) OBP: 0.391, SLG: 0.396	0-0 SH3	4-2 BB		0-1 F9		2-1 G5-3				2	0	0	1	1	0	2	
Dave Nilsson, L (1, 10) OBP: 0.387, SLG: 0.463	2-2 G1-3	1-2 1B		1-2 G5-3		1-1 F8				4	0	1	2	0	0	1	
John Jaha, R (1, 3) OBP: 0.350, SLG: 0.486	1-3 K	3-2 G6-3		2-0 G5-3		3-2 F9				4	0	0	0	0	1	3	
Marc Newfield, R (1, 7) OBP: 0.339, SLG: 0.354		2-2 BB		4-1 L9		2-2 G3				3	2	1	0	1	0	0	
Jeromy Burnitz, L (9, 8) OBP: 0.442, SLG: 0.546		2B		1-2 BB		4-1 BB				0	0	0	0	0	0	0	
Matt Mieske, R (1, 9) OBP: 0.389, SLG: 0.515		4-1 BB		1-0 G6-4-3		3-2 1B			1-2 G5-3	3	1	2	1	1	0	0	
Eddy Diaz, R (1, 4) OBP: 0.235, SLG: 0.300		0-1 F7		1-2 G6-4-3		1-0 L4			1-3 K	4	0	0	0	0	1	4	
Jose Valentin, S (1, 6) OBP: 0.319, SLG: 0.361		1-3 K		1-2 F9		3-2 F9			0-0 L7	4	0	0	0	0	1	2	
Mike Matheny, R (1, 2) OBP: 0.290, SLG: 0.326		1-2 BB		2-1 1B		0-1 P3				3	1	2	1	0	0	0	
Inning Stats	R: 0 H: 1 E: 0 K: 1 S: 12	H: 1 LOB: 1 BB: 0 P: 17	R: 4 H: 3 E: 0 K: 1 S: 24	H: 3 LOB: 3 BB: 3 P: 44	R: 0 H: 1 E: 0 K: 0 S: 8	H: 1 LOB: 1 BB: 0 P: 11	R: 0 H: 0 E: 0 K: 0 S: 9	H: 0 LOB: 1 BB: 1 P: 20	R: 0 H: 0 E: 0 K: 0 S: 11	H: 0 LOB: 0 BB: 0 P: 15	R: 0 H: 0 E: 0 K: 1 S: 7	H: 0 LOB: 0 BB: 0 P: 9	1B: 5 2B: 2 3B: 0 HR: 0	SF: 0 SAC: 1 DP: 1 HBP: 0	WP: 0 PA: 35 FB: 0 SB: 0 CS: 0		
PITCHER	IP	WLS	BF	H	R	ER	SO	BB	IBB	HBP	BLK	WP	HR	S	P	ERA	WHIP
Scott Aldred, L (1, 1) ERA: 6.12	4.2	L	24	7	5	2	2	4	0	0	0	0	0	60	101	9.64	2.357
Kevin Jarvis, R (5, 1) ERA: 9.0	3.1		11	0	0	0	1	1	0	0	0	0	0	28	46	0.00	0.300

Minnesota Twins @ Milwaukee Brewers
Milwaukee County Stadium, Milwaukee, WI
Wed May 21 1997, 4:33 AM EDT
Att. 14,555 - Sunny - 49 F

AB 29
R 5
H 7
RBI 5
BB 5
SO 3
LOB 13



Batter	1	2	3	4	5	6	7	8	9	AB R H RBI BB SO LOB	TOP											
Damon Mashore, R OBP: 0.389, SLG: 0.363	G6-3		K		2B				FC3-6 BB SF7	3 2 1 0 2 1 1	Oakland Athletics @ Minnesota Twins Hubert H. Humphrey Metrodome, Minneapolis, MN Fri May 23 1997, 8:05 PM EDT Att: 36,568 - Dome											
Jason Giambi, L OBP: 0.335, SLG: 0.444	G3		SF7		1B		F8		FC3-6 BB	3 1 1 3 1 0 1												
Matt Stairs, L OBP: 0.419, SLG: 0.615	K		G1-3		1B		F8		FC3-6 WP	5 0 1 0 0 1 3												
Mark McGwire, R OBP: 0.390, SLG: 0.592		G5-3 1B		K	SF8		F8		SF7	3 1 1 2 0 1 1												
Geronimo Berroa, R OBP: 0.402, SLG: 0.530	G5-3			K				G6-3	K	5 0 1 0 0 2 2												
Scott Spiezio, S OBP: 0.328, SLG: 0.448	F7			F7	P6			P5		4 0 0 0 0 0 3												
George Williams, S OBP: 0.442, SLG: 0.361					2B				E	4 2 3 1 0 1 0												
Scott Brosius, R OBP: 0.249, SLG: 0.241	G5-3				2B		F9		E9	4 1 2 1 0 0 1												
Rafael Bourquim, R OBP: 0.342, SLG: 0.309			E SF7		SH1-5-4 2B		G4-3		F8	3 1 1 0 0 0 1												
Inning Stats	R: 0 E: 0 K: 1 S: 5	H: 0 LOB: 0 BB: 0 P: 10	R: 1 E: 0 K: 0 S: 9	H: 2 LOB: 1 BB: 0 P: 13	R: 1 E: 0 K: 1 S: 14	H: 1 LOB: 0 BB: 0 P: 19	R: 0 E: 0 K: 2 S: 10	H: 0 LOB: 0 BB: 0 P: 12	R: 4 E: 0 K: 0 S: 17	H: 5 LOB: 2 BB: 1 P: 29	R: 0 E: 0 K: 1 S: 8	H: 0 LOB: 0 BB: 0 P: 10	R: 0 E: 0 K: 0 S: 5	H: 0 LOB: 1 BB: 1 P: 11	R: 1 E: 0 K: 0 S: 14	H: 2 LOB: 1 BB: 0 P: 22	R: 1 E: 0 K: 1 S: 8	H: 1 LOB: 1 BB: 1 P: 16	1B: 8 2B: 3 3B: 0 HR: 0	SF: 3 SAC: 1 DP: 0 HBP: 0	WP: 1 PB: 0 CS: 1	PA: 41
PITCHER	IP WLS BF H R ER SO BB IBB HBP BLK WP HR S P ERA WHIP											PITCHER	IP WLS BF H R ER SO BB IBB HBP BLK WP HR S P ERA WHIP									
Brad Radke, R ERA: 5.37	(1, 1) 4.2 L 23 8 6 5 4 1 0 0 0 0 0 0 54 82 9.64 1.929																					
Todd Ritchie, R ERA: 3.52	(5, 1) 3.1 13 2 1 0 1 1 0 0 0 0 0 0 28 44 0.00 0.900																					
Mike Trombley, R ERA: 3.41	(9, 1) 1.0 5 1 1 1 1 1 0 0 0 1 0 0 8 16 9.00 2.000																					

AB	34
R	8
H	11
RBI	7
BB	3
SO	6
LOB	13



Batter	1	2	3	4	5	6	7	8	9	AB R H RBI BB SO LOB	BOTTOM											
Chuck Knoblauch, R OBP: 0.418, SLG: 0.396	G5-3		S 2B		G6-3			F8	K	5 1 1 0 0 1 2	Oakland Athletics @ Minnesota Twins Hubert H. Humphrey Metrodome, Minneapolis, MN Fri May 23 1997, 8:05 PM EDT Att: 36,568 - Dome											
Rich Becker, L OBP: 0.350, SLG: 0.297	G4-3		K				G3	FC4-6 HBP 1B BB	1B 2B	5 1 1 1 0 1 2												
Paul Moltor, R OBP: 0.349, SLG: 0.374										5 1 5 1 0 0 0												
Scott Stahoviak, L OBP: 0.400, SLG: 0.706	K		F8				K		G1-3	4 0 0 0 0 2 5												
Terry Steinbach, R OBP: 0.333, SLG: 0.366		G5-3		K			G5-3			3 0 0 1 1 1 1												
Ron Coomer, R OBP: 0.310, SLG: 0.444		F8								3 0 0 0 0 1 0												
Greg Myers, L OBP: 0.325, SLG: 0.386							K			0 0 0 1 1 0 0												
Matt Lawton, L OBP: 0.376, SLG: 0.433										0 0 0 0 0 0 0												
Darrin Jackson, R OBP: 0.350, SLG: 0.526										2 0 0 0 1 0 0												
Denny Hocking, S OBP: 0.333, SLG: 0.383					G6-3			G5-3	G4-3	1 0 0 0 0 0 3												
Todd Walker, L OBP: 0.264, SLG: 0.269										3 0 0 0 1 1 0												
Pat Meares, R OBP: 0.331, SLG: 0.477		2-5								4 1 2 0 0 0 0												
Inning Stats	R: 0 E: 0 K: 1 S: 11	H: 1 LOB: 1 BB: 0 P: 16	R: 0 E: 0 K: 0 S: 13	H: 0 LOB: 2 BB: 2 P: 24	R: 1 E: 0 K: 1 S: 11	H: 2 LOB: 1 BB: 0 P: 14	R: 0 E: 0 K: 1 S: 7	H: 0 LOB: 0 BB: 0 P: 10	R: 0 E: 0 K: 1 S: 6	H: 0 LOB: 0 BB: 0 P: 11	R: 0 E: 0 K: 1 S: 8	H: 1 LOB: 1 BB: 0 P: 10	R: 0 E: 0 K: 1 S: 5	H: 0 LOB: 0 BB: 0 P: 6	R: 2 E: 0 K: 0 S: 9	H: 2 LOB: 3 BB: 2 P: 25	R: 1 E: 0 K: 1 S: 14	H: 3 LOB: 2 BB: 0 P: 21	1B: 6 2B: 3 3B: 0 HR: 0	SF: 0 SAC: 0 DP: 0 HBP: 1	WP: 0 PB: 0 CS: 0	PA: 40
PITCHER	IP WLS BF H R ER SO BB IBB HBP BLK WP HR S P ERA WHIP											PITCHER	IP WLS BF H R ER SO BB IBB HBP BLK WP HR S P ERA WHIP									
Steve Karsay, R ERA: 4.65	(1, 1) 7.2 W 32 6 3 3 6 2 0 1 0 0 0 0 103 3.52 1.043																					
Aaron Small, R ERA: 3.56	(8, 1) 0.0 2 0 0 0 0 2 0 0 0 0 0 0 8 - - -																					
Billy Taylor, R ERA: 6.1	(8, 1) 1.1 S 7 3 1 1 1 0 0 0 0 0 0 0 17 26 6.75 2.250																					

AB	35
R	4
H	9
RBI	4
BB	4
SO	7
LOB	13



Batter	1	2	3	4	5	6	7	8	9	10	AB	R	H	RBI	BB	SO	LOB	TOP									
Damon Mashore, R OBP: 0.383, SLG: 0.365 (1, 8)	G4-3	K		2B		FC5		K										5 0 1 0 1 2 3									
Jason Giambi, L OBP: 0.339, SLG: 0.446 Pat Lennon, R OBP: 0.429, SLG: 0.364 (6, PH)	F7		HR	G4-3				G5-3		G6-3								3 1 1 0 0 0 1 2 0 0 1 1 0 1									
Jose Canseco, R OBP: 0.329, SLG: 0.454 Gerónimo Berroa, R OBP: 0.398, SLG: 0.535 (3, 9)	1B		K			K				HR								2 0 1 0 0 1 1 3 1 1 1 0 2 3									
Mark McGwire, R OBP: 0.397, SLG: 0.633 Scott Sheldon, R OBP: 0.333, SLG: 0.273 (9, PR)	1B		HR			G6-3		K		SH1-3								5 1 3 2 0 1 3 0 1 0 0 0 0 0									
Matt Stairs, L OBP: 0.412, SLG: 0.579 (1, 7)	G4-3		K			1B				G4-3								4 0 1 0 1 2 2									
Scott Spiezio, S OBP: 0.325, SLG: 0.441 (1, 4)		G1-3	E5			F8		F7		SH1-3								4 1 1 0 0 0 1									
George Williams, S OBP: 0.430, SLG: 0.338 (1, 2)	G1-3	G3-4-3				SH5-3				G4-3								4 1 1 1 1 0 4									
Scott Brosius, R OBP: 0.244, SLG: 0.231 (8, 6)	K					G4-3												4 0 0 0 1 2 4									
Rafael Bourquard, R OBP: 0.329, SLG: 0.297 Dave Magadan, L OBP: 0.368, SLG: 0.397 (8, PH)	1B					G6-3		SH5-3										2 0 1 1 0 0 0 2 0 0 0 0 1 0									
Inning Stats	R: 0 E: 0 K: 0 S: 12	H: 2 LOB: 2 BB: 0 P: 18	R: 1 E: 0 K: 2 S: 15	H: 2 LOB: 1 BB: 0 P: 20	R: 2 E: 1 K: 2 S: 13	H: 2 LOB: 1 BB: 0 P: 11	R: 0 E: 0 K: 0 S: 7	H: 1 LOB: 1 BB: 0 P: 11	R: 0 E: 0 K: 1 S: 11	H: 1 LOB: 1 BB: 0 P: 15	R: 1 E: 0 K: 2 S: 19	H: 1 LOB: 3 BB: 2 P: 29	R: 0 E: 0 K: 2 S: 9	H: 0 LOB: 1 BB: 1 P: 17	R: 0 E: 0 K: 2 S: 10	H: 0 LOB: 0 BB: 0 P: 14	R: 2 E: 0 K: 0 S: 10	H: 2 LOB: 2 BB: 1 P: 16	R: 0 E: 0 K: 0 S: 2	H: 0 LOB: 0 BB: 1 P: 6	1B: 8 2B: 1 3B: 0 HR: 2	SF: 0 SAC: 2 DP: 1 HBP: 0	WP: 0 PB: 0 SB: 0 CS: 0	PA: 47			
PITCHER	IP	WLS	BF	H	R	ER	SO	BB	IBB	HBP	BLK	WP	HR	S	P	ERA	WHIP										
Bob Tewksbury, R ERA: 3.54 (1, 1)	5.0		24	8	3	3	5	0	0	0	0	0	0	13	22	5.40	1.600										
Greg Swindell, L ERA: 5.1 (6, 1)	0.1		5	1	1	0	2	0	0	0	0	0	0	13	22	27.00	9.000										
Mike Trombley, R ERA: 3.23 (6, 1)	1.2		6	0	0	0	4	1	0	0	0	0	0	15	24	0.00	0.600										
Eddie Guardado, L ERA: 4.97 (8, 1)	0.1		1	0	0	0	1	0	0	0	0	0	0	3	3	0.00	0.000										
Dan Naulty, R ERA: 4.87 (8, 1)	0.2		2	0	0	0	1	0	0	0	0	0	0	7	11	0.00	0.000										

Oakland Athletics @ Minnesota Twins
Hubert H. Humphrey Metrodome, Minneapolis, MN
Sun May 25 1997, 8:05 PM EDT
Att: 37,408 - Dome


AB	40
R	6
H	11
RBI	6
BB	5
SO	11
LOB	23



Batter	1	2	3	4	5	6	7	8	9	10	AB	R	H	RBI	BB	SO	LOB	BOTTOM									
Chuck Knoblauch, R OBP: 0.426, SLG: 0.400 (1, 4)	1B		1B		HR				G6-3									2 2 1 0 3 0 0									
Darin Jackson, R OBP: 0.310, SLG: 0.556 (1, 8)	BB		F7		HR			SH3		F8								4 1 2 2 0 0 1									
Paul Molitor, R OBP: 0.355, SLG: 0.374 (1, 10)	L8		1B		F9			G1-3		K								5 0 1 1 0 1 3									
Terry Steinbach, R OBP: 0.346, SLG: 0.377 Matt Lawton, L OBP: 0.378, SLG: 0.433 (10, PR)	G6-4-3		K		WP			K										3 0 0 0 2 2 4 0 1 0 0 0 0 0									
Roberto Kelly, R OBP: 0.331, SLG: 0.407 (1, 9)		K			E			G5-3		SH1-4								4 1 1 0 0 1 1									
Scott Stahovick, L OBP: 0.360, SLG: 0.571 (1, 3)	K		K		K			G1-4-3		1B								4 0 0 0 1 3 1									
Ron Coomer, R OBP: 0.326, SLG: 0.455 Denny Hocking, S OBP: 0.315, SLG: 0.360 (8, PR)	G4-3				E5			G4-3		3B								3 0 0 1 1 0 0 1 1 0 0 0 1 2									
Rich Becker, L OBP: 0.356, SLG: 0.319 (1, 7)			K		L4-3					1B								5 0 3 2 0 1 1									
Pat Meares, R OBP: 0.333, SLG: 0.493 (1, 6)			IHR		G5-3			G5-3		G5-3								4 1 1 1 0 0 3									
Inning Stats	R: 0 E: 0 K: 0 S: 7	H: 1 LOB: 1 BB: 1 P: 16	R: 0 E: 0 K: 2 S: 10	H: 0 LOB: 0 BB: 0 P: 16	R: 2 E: 0 K: 2 S: 14	H: 2 LOB: 1 BB: 1 P: 27	R: 1 E: 1 K: 1 S: 8	H: 1 LOB: 0 BB: 0 P: 11	R: 2 E: 0 K: 0 S: 8	H: 2 LOB: 1 BB: 1 P: 20	R: 0 E: 0 K: 1 S: 12	H: 1 LOB: 1 BB: 0 P: 15	R: 0 E: 0 K: 1 S: 8	H: 0 LOB: 1 BB: 1 P: 15	R: 1 E: 0 K: 0 S: 9	H: 1 LOB: 2 BB: 1 P: 20	R: 0 E: 0 K: 1 S: 12	H: 0 LOB: 0 BB: 0 P: 15	R: 1 E: 0 K: 1 S: 16	H: 1 LOB: 2 BB: 2 P: 26	1B: 5 2B: 1 3B: 2 HR: 2	SF: 0 SAC: 2 DP: 2 HBP: 0	WP: 1 PB: 0 SB: 1 CS: 0	PA: 44			
PITCHER	IP	WLS	BF	H	R	ER	SO	BB	IBB	HBP	BLK	WP	HR	S	P	ERA	WHIP										
Ariel Prieto, R ERA: 4.96 (1, 1)	6.0		28	7	5	5	6	4	0	0	0	1	1	60	110	7.50	1.833										
Aaron Small, R ERA: 3.82 (7, 1)	2.0		8	1	1	1	1	1	0	0	0	0	0	16	30	4.50	1.000										
Billy Taylor, R ERA: 6.04 (9, 1)	1.2	L	8	1	1	1	2	2	0	0	0	0	0	28	41	5.40	1.800										

Oakland Athletics @ Minnesota Twins
Hubert H. Humphrey Metrodome, Minneapolis, MN
Sun May 25 1997, 8:05 PM EDT
Att: 37,408 - Dome

AB	35
R	7
H	9
RBI	7
BB	7
SO	9
LOB	16



Batter	1	2	3	4	5	6	7	8	9	AB	R	H	RBI	BB	SO	LOB	TOP											
Joey Cora, S OBP: 0.437, SLG: 0.554	0-2 HR	1-1 P5		2-1 G3		4-1 1B HR BB	0-3 K			4	2	1	2	1	1	0												
Dan Wilson, R OBP: 0.365, SLG: 0.454	4-0 HR BB	0-1 F8		2-0 E6		0-1 HR 1B		3-2 G6-4-3 1B		4	2	2	1	1	0	0												
Ken Griffey Jr., L OBP: 0.396, SLG: 0.725	4-0 HR BB		0-0 F8	1-0 G3		0-1 P6		1-2 K		4	1	0	0	1	1	4												
Edgar Martinez, R OBP: 0.434, SLG: 0.519	0-2 HR		1-0 FC1-6 1B		0-2 G3	0-1 HR		1-1 G6-4-3		5	2	3	6	0	0	1												
Alex Rodriguez, R OBP: 0.362, SLG: 0.486	3-1 G4-3 WP 1B		2-1 FC1-6		0-0 F7	2-2 1B			2-0 P5	5	0	2	0	0	0	1												
Jay Buhner, R OBP: 0.377, SLG: 0.441	1-2 G4-3		0-0 P4		1-0 HR	1-1 F8			2-2 HR	5	2	2	2	0	0	3												
Mike Blowers, R OBP: 0.286, SLG: 0.328	4-0 G5-4-3 IBB			3-1 2B G3 1B	4-2 BB	0-0 G5-3			0-0 F8	3	1	1	0	2	0	1												
Russ Davis, R OBP: 0.333, SLG: 0.493	1-1 G5-4-3			2-0 E 2B	1-3 K		2-0 G6-3		2-2 HR	5	2	2	1	0	1	3												
Rich Amaral, R OBP: 0.325, SLG: 0.303		0-1 L8		1-0 G5-3		2-1 BB 1B	1-2 F8		2-1 F9	5	1	1	0	0	0	2												
Inning Stats	R: 4 E: 0 K: 0 S: 13	H: 3 LOB: 1 BB: 3 P: 30	R: 0 E: 0 K: 0 S: 6	H: 0 LOB: 0 BB: 0 P: 7	R: 0 E: 0 K: 0 S: 5	H: 1 LOB: 1 BB: 0 P: 8	R: 2 E: 2 K: 0 S: 8	H: 2 LOB: 1 BB: 0 P: 19	R: 1 E: 0 K: 1 S: 10	H: 1 LOB: 1 BB: 1 P: 16	R: 4 E: 0 K: 0 S: 17	H: 4 LOB: 1 BB: 1 P: 26	R: 0 E: 0 K: 1 S: 7	H: 0 LOB: 0 BB: 0 P: 10	R: 0 E: 0 K: 1 S: 10	H: 1 LOB: 0 BB: 0 P: 15	R: 2 E: 0 K: 0 S: 11	H: 2 LOB: 0 BB: 0 P: 19	1B: 7 2B: 1 3B: 0 HR: 6	SF: 0 SAC: 0 DP: 2 HBP: 0	WP: 1 PB: 0 CS: 0	PA: 45						
PITCHER	IP	WLS	BF	H	R	ER	SO	BB	IBB	HBP	BLK	WP	HR	S	P	ERA	WHIP											
Scott Aldred, L ERA: 6.71	(1, 1)	0.1	L	7	3	4	4	0	2	1	0	0	1	2	11	27	108.00	15.000										
Frankie Rodriguez, R ERA: 6.17	(1, 1)	3.2		14	3	2	1	0	0	0	0	0	0	2	21	37	2.46	0.818										
Todd Ritchie, R ERA: 5.18	(5, 1)	1.1		11	5	5	5	1	2	0	0	0	0	2	24	38	33.75	5.250										
Greg Swindell, L ERA: 4.68	(6, 1)	2.2		8	1	0	0	2	0	0	0	0	0	0	20	29	0.00	0.375										
Mike Trombley, R ERA: 3.68	(9, 1)	1.0		5	2	2	2	0	0	0	0	0	0	2	11	19	18.00	2.000										

Seattle Mariners @ Minnesota Twins
Hubert H. Humphrey Metrodome, Minneapolis, MN

AB 40
R 13
H 14
RBI 12
BB 5
SO 3
LOB 15



Mon May 26 1997, 4:33 AM EDT
Att. 14,134 - Dome - 72 F


Batter	1	2	3	4	5	6	7	8	9	AB	R	H	RBI	BB	SO	LOB	BOTTOM											
Chuck Knoblauch, R OBP: 0.425, SLG: 0.397	1-2 G5-3	1-0 1B		4-2 S SF8 BB		1-3 K	2-2 G1-3			4	1	1	2	1	1	1												
Rich Becker, L OBP: 0.373, SLG: 0.337	4-2 1B BB	0-0 1B		4-2 HR BB		1-0 2B	2-2 CS 1B			3	2	3	1	2	0	0												
Paul Moltitor, R OBP: 0.357, SLG: 0.386	3-1 1B	2-2 F8		0-1 SF8		2-1 2B	1-2 CS	1-3 K		4	0	2	2	0	1	2												
Greg Myers, L OBP: 0.341, SLG: 0.432	1-3 K		2-2 P6	3-0 HR		4-0 BB		0-1 1B		4	1	2	2	1	1	2												
Ron Coomer, R OBP: 0.333, SLG: 0.451	1-1 F9		4-0 G5-3 BB	1-0 1B		2-2 L4		0-0 F7		3	0	1	0	1	0	4												
Denny Hocking, S OBP: 0.312, SLG: 0.356										1	0	0	0	0	0	1												
Greg Colbrunn, R OBP: 0.297, SLG: 0.413		3-2 G4-3 2B	2-2 G5-3	1-1 L7		2-2 K		1-3 K		4	1	2	0	0	1	3												
Scott Stahoviak, L OBP: 0.346, SLG: 0.545			1-2 1B							1	0	0	0	0	1	1												
Matt Lawton, L OBP: 0.381, SLG: 0.428		1-0 G4-3	1-1 G5-3		4-1 G5-4-3 BB		4-2 1B G1-3 BB		1-2 G6-3	2	1	0	0	2	0	3												
Roberto Kelly, R OBP: 0.328, SLG: 0.404			2-3 1B	1-2 2-3						1	0	0	0	0	0	0												
Darrin Jackson, R OBP: 0.265, SLG: 0.469		1-3 K	0-1 G5-3		2-1 G5-4-3		1-2 F9		3-2 P4	5	0	0	0	0	1	5												
Pat Meares, R OBP: 0.335, SLG: 0.497		2-2 WP 1B 2B		1-0 F8		0-3 K	1-0 G1-3 1B		3-1 F8	5	2	2	1	0	1	0												
Inning Stats	R: 0 E: 0 K: 1 S: 13	H: 1 LOB: 2 BB: 1 P: 23	R: 2 E: 0 K: 1 S: 16	H: 4 LOB: 0 BB: 0 P: 26	R: 0 E: 0 K: 0 S: 11	H: 1 LOB: 2 BB: 1 P: 20	R: 3 E: 0 K: 0 S: 16	H: 2 LOB: 1 BB: 2 P: 30	R: 0 E: 0 K: 1 S: 6	H: 0 LOB: 0 BB: 1 P: 12	R: 1 E: 0 K: 2 S: 13	H: 2 LOB: 2 BB: 1 P: 25	R: 2 E: 0 K: 0 S: 14	H: 2 LOB: 0 BB: 1 P: 25	R: 0 E: 0 K: 2 S: 11	H: 1 LOB: 1 BB: 0 P: 13	R: 0 E: 0 K: 0 S: 9	H: 0 LOB: 0 BB: 0 P: 16	1B: 8 2B: 4 3B: 0 HR: 1	SF: 1 SAC: 0 DP: 1 HBP: 0	WP: 1 PB: 0 CS: 1	PA: 46						
PITCHER	IP	WLS	BF	H	R	ER	SO	BB	IBB	HBP	BLK	WP	HR	S	P	ERA	WHIP											
Scott Sanders, R ERA: 7.57	(1, 1)	5.1	W	28	8	5	5	4	5	0	0	0	1	1	66	116	8.44	2.438										
40 Greg McCarthy, L ERA: 4.67	(6, 1)	0.0		3	2	1	1	0	1	0	0	0	0	0	3	10	∞	∞										
Bob Wells, R ERA: 9.64	(6, 1)	2.0		9	3	2	2	2	1	0	0	0	0	0	25	41	9.00	2.000										
Bobby Ayala, R ERA: 5.59	(8, 1)	0.2		2	0	0	0	1	0	0	0	0	0	0	6	7	0.00	0.000										
Norm Charlton, L ERA: 5.4	(9, 1)	1.0		3	0	0	0	0	0	0	0	0	0	0	9	16	0.00	0.000										


Seattle Mariners @ Minnesota Twins
Hubert H. Humphrey Metrodome, Minneapolis, MN

AB 37
R 8
H 13
RBI 8
BB 7
SO 7
LOB 22



Mon May 26 1997, 4:33 AM EDT
Att. 14,134 - Dome - 72 F

Batter	1	2	3	4	5	6	7	8	9	AB	R	H	RBI	BB	SO	LOB	TOP										
Gerald Williams, R OBP: 0.339, SLG: 0.446 (1, 7) C X	0-1 P4		1-2 SF9 1-3 2B		3-2 G5-3			1-1 FC1-4		4	0	1	0	0	0	2	Milwaukee Brewers @ Minnesota Twins Hubert H. Humphrey Metrodome, Minneapolis, MN Wed May 28 1997, 8:05 PM EDT Att: 14,118 - Dome livebaseballscorecards.com										
Mark Loretta, R OBP: 0.317, SLG: 0.309 (1, 5) B C X	1-1 P3		1-1 SF9			0-3 K		0-1 F9		3	0	0	1	0	1	1											
Jeremy Bumitz, L OBP: 0.441, SLG: 0.526 (1, 8) C C C B B S	2-3 K2-3		2-3 3-H 1-1 G4-3			2-3 K			0-1	4	0	1	0	0	2	1											
Dave Nilsson, L OBP: 0.383, SLG: 0.439 (1, 3) C C C B B S		2-2 F7		0-2 P4		0-0 F8			0-0 P4	4	0	0	0	0	0	1											
Matt Mieske, R OBP: 0.360, SLG: 0.456 Jeff Cirillo, R OBP: 0.362, SLG: 0.399 (9, PH)	1-1 F8			2-1 G3			1-0 L5		2-2 P4	3	0	0	0	0	0	0											
Jose Valentin, S OBP: 0.333, SLG: 0.398 (1, 6) C X	0-1			2-2 G6-3			1-3 K		1-1 P6	4	0	1	0	0	1	1											
Marc Newfield, R OBP: 0.305, SLG: 0.310 (1, 10) C B X	1-1 F9				1-3 K					3	0	0	0	0	1	1											
Jeff Huson, L OBP: 0.275, SLG: 0.255 (1, 4) X			0-0 G4-3		2-2			0-0 G4-3		3	0	1	0	0	0	0											
Jesse Levis, L OBP: 0.328, SLG: 0.345 (1, 2) C X			0-1		0-1 FC4-6			1-0		3	1	2	0	0	0	1	AB 32 R 1 H 6 RBI 1 BB 0 SO 5 LOB 9 										
Inning Stats	R: 0 E: 0 K: 1 S: 7	H: 0 LOB: 0 BB: 0 P: 10	R: 0 E: 0 K: 0 S: 9	H: 1 LOB: 1 BB: 0 P: 13	R: 1 E: 0 K: 0 S: 10	H: 2 LOB: 1 BB: 0 P: 13	R: 0 E: 0 K: 0 S: 8	H: 0 LOB: 0 BB: 0 P: 12	R: 0 E: 0 K: 1 S: 12	H: 1 LOB: 1 BB: 0 P: 18	R: 0 E: 0 K: 1 S: 7	H: 0 LOB: 0 BB: 0 P: 9	R: 0 E: 0 K: 1 S: 6	H: 0 LOB: 0 BB: 0 P: 9	R: 0 E: 0 K: 0 S: 6	H: 1 LOB: 1 BB: 0 P: 8		R: 0 E: 0 K: 0 S: 8	H: 1 LOB: 1 BB: 0 P: 11	1B: 5 2B: 1 3B: 0 HR: 0	SF: 1 SAC: 0 DP: 0 HBP: 0	WP: 0 PB: 0 SB: 2 CS: 0	PA: 33				
PITCHER	IP	WLS	BF	H	R	ER	SO	BB	IBB	HBP	BLK	WP	HR	S	P	ERA	WHIP										
Brad Radke, R ERA: 4.92 (1, 1)	8.0	W	30	6	1	1	5	0	0	0	0	0	0	67	94	1.12	0.750										
Eddie Guardado, L ERA: 4.5 (9, 1)	0.1		1	0	0	0	0	0	0	0	0	0	0	1	1	0.00	0.000										
Rick Aguilera, R ERA: 4.97 (9, 1)	0.2	S	2	0	0	0	0	0	0	0	0	0	0	5	8	0.00	0.000										

Batter	1	2	3	4	5	6	7	8	9	AB	R	H	RBI	BB	SO	LOB	BOTTOM										
Chuck Knoblauch, R OBP: 0.420, SLG: 0.385 (1, 4) B C C B B S	4-2			1-1 F8	0-1 G3					3	0	0	0	1	0	0	Milwaukee Brewers @ Minnesota Twins Hubert H. Humphrey Metrodome, Minneapolis, MN Wed May 28 1997, 8:05 PM EDT Att: 14,118 - Dome livebaseballscorecards.com										
Roberto Kelly, R OBP: 0.333, SLG: 0.396 Matt Lawton, L OBP: 0.381, SLG: 0.424 (8, PH) (9, 9)	1-1 F8			2-2 CS HBP		1-3 K		1-0 G3		2	0	0	0	0	1	1											
Paul Moltitor, R OBP: 0.368, SLG: 0.391 (1, 10) 1 SAFE B B B F X SAFE	2-2 G1-4-3			4-1 1B 1-2 1B		2-2 P4		2-0 1B		3	1	1	0	1	0	1											
Terry Steinbach, R OBP: 0.357, SLG: 0.401 (1, 2) B F X		1-1 F9		3-2 BB 1-3 1B		2-1		1-2 1B		4	0	3	0	0	0	0											
Marty Cordova, R OBP: 0.385, SLG: 0.647 (1, 7) S B B S	2-3 K			0-0 BB 1-2 1B		2-2 L6		0-0 G5-4-3		4	0	1	1	0	1	3											
Ron Coomer, R OBP: 0.346, SLG: 0.480 (1, 5) B X	1-0 F7			1-2 BB 2-3 BB			1-0			2	1	1	1	1	0	0											
Greg Colbrunn, R OBP: 0.298, SLG: 0.406 (1, 3) B B X			2-0 G1-3		0-0 F9			2-1 G5-3		3	0	0	0	0	0	3											
Darrin Jackson, R OBP: 0.270, SLG: 0.543 (1, 8) S B B S			2-3 K		1-0 G6-3			3-2		3	1	1	1	0	1	0											
Pat Meares, R OBP: 0.331, SLG: 0.477 (1, 6) C X			0-1 P6		2-2 L8			1-3		3	0	0	0	0	1	0	AB 28 R 3 H 7 RBI 3 BB 3 SO 4 LOB 8 										
Inning Stats	R: 0 E: 0 K: 0 S: 7	H: 0 LOB: 0 BB: 1 P: 14	R: 0 E: 0 K: 1 S: 6	H: 0 LOB: 0 BB: 0 P: 10	R: 0 E: 0 K: 1 S: 6	H: 0 LOB: 0 BB: 0 P: 10	R: 1 E: 0 K: 0 S: 11	H: 2 LOB: 2 BB: 2 P: 25	R: 0 E: 0 K: 0 S: 7	H: 0 LOB: 0 BB: 0 P: 10	R: 0 E: 0 K: 1 S: 14	H: 1 LOB: 1 BB: 0 P: 21	R: 2 E: 0 K: 1 S: 10	H: 2 LOB: 0 BB: 0 P: 18	R: 0 E: 0 K: 0 S: 6	H: 2 LOB: 1 BB: 0 P: 10		1B: 5 2B: 0 3B: 0 HR: 2	SF: 0 SAC: 0 DP: 2 HBP: 1	WP: 0 PB: 0 SB: 1 CS: 1	PA: 32						
PITCHER	IP	WLS	BF	H	R	ER	SO	BB	IBB	HBP	BLK	WP	HR	S	P	ERA	WHIP										
Scott Karl, L ERA: 4.97 (1, 1)	6.1	L	26	5	3	3	3	3	0	1	0	0	0	57	102	4.26	1.263										
Mike Fetters, R ERA: 5.4 (7, 1)	1.2		6	2	0	0	1	0	0	0	0	0	0	10	16	0.00	1.200										

Batter	1	2	3	4	5	6	7	8	9	AB	R	H	RBI	BB	SO	LOB	TOP					
Chuck Knoblauch, R OBP: 0.416, SLG: 0.380	G4-3		G6-3				G4-3		FC6-4	5	1	1	1	0	0	2						
Matt Lawton, L OBP: 0.379, SLG: 0.436	P2		G3							4	0	2	2	0	0	0						
Paul Molitor, R OBP: 0.369, SLG: 0.381	BB 1B		G4-3							3	1	1	0	1	0	1						
Greg Myers, L OBP: 0.344, SLG: 0.413	1B BB								G1-3	3	0	0	0	1	2	2						
Marty Cordova, R OBP: 0.383, SLG: 0.595									G1-3	4	0	1	1	0	1	0						
Ron Coomer, R OBP: 0.321, SLG: 0.443									L7	4	0	0	0	0	2	2						
Scott Stahoviak, L OBP: 0.306, SLG: 0.452										3	0	0	0	1	1	0						
Darrin Jackson, R OBP: 0.244, SLG: 0.476										4	1	1	0	0	1	1						
Pat Meares, R OBP: 0.333, SLG: 0.471										4	1	1	0	0	1	2						
Inning Stats	R: 1 E: 0 K: 1 S: 16	H: 2 LOB: 2 BB: 1 P: 26	R: 0 E: 0 K: 1 S: 8	H: 0 LOB: 0 BB: 1 P: 13	R: 0 E: 0 K: 0 S: 8	H: 0 LOB: 0 BB: 0 P: 15	R: 0 E: 0 K: 3 S: 10	H: 0 LOB: 0 BB: 0 P: 15	R: 2 E: 0 K: 1 S: 12	H: 3 LOB: 2 BB: 1 P: 22	R: 0 E: 0 K: 1 S: 5	H: 0 LOB: 0 BB: 0 P: 8	R: 1 E: 1 K: 0 S: 14	H: 1 LOB: 1 BB: 0 P: 19	R: 0 E: 0 K: 0 S: 6	H: 0 LOB: 0 BB: 0 P: 8	R: 0 E: 0 K: 1 S: 10	H: 1 LOB: 1 BB: 0 P: 19	1B: 6 2B: 1 3B: 0 HR: 0	SF: 0 SAC: 0 DP: 0 HBP: 0	WP: 0 PB: 0 SB: 0 CS: 1	PA: 37
PITCHER	IP	WLS	BF	H	R	ER	SO	BB	IBB	HBP	BLK	WP	HR	S	P	ERA	WHIP					
Jason Dickson, R ERA: 3.78	(1, 1)	7.0	L	30	6	4	3	7	3	0	0	1	0	0	73	118	3.86	1.286				
Pep Harris, R ERA: 3.66	(8, 1)	2.0		7	1	0	0	1	0	0	0	0	0	0	16	27	0.00	0.500				

Minnesota Twins @ Anaheim Angels
Anaheim Stadium, Anaheim, CA
Fri May 30 1997, 10:05 PM EDT
Att: 28,922 - Unknown - 78 F

AB 34
R 4
H 7
RBI 4
BB 3
SO 8
LOB 10



Batter	1	2	3	4	5	6	7	8	9	AB	R	H	RBI	BB	SO	LOB	BOTTOM					
Tony Phillips, S OBP: 0.427, SLG: 0.360	G4-3	CS	G6-4-3 1B				L7		P6	5	0	1	0	0	1	1						
Darin Erstad, L OBP: 0.358, SLG: 0.480	1B		K							4	0	3	1	0	1	1						
Dave Hollins, S OBP: 0.379, SLG: 0.430	F8		G6-4-3 1-2							4	0	0	0	0	0	4						
Jim Leyritz, R OBP: 0.376, SLG: 0.486										4	1	2	0	0	0	2						
Tim Salmon, R OBP: 0.347, SLG: 0.386										4	0	1	0	0	1	2						
16 Garret Anderson, L OBP: 0.368, SLG: 0.401										4	0	1	1	0	0	0						
Eddie Murray, S OBP: 0.282, SLG: 0.326										4	1	2	1	0	0	2						
Orlando Palmeiro, L OBP: 0.313, SLG: 0.236										2	0	0	0	1	0	2						
Jim Edmonds, L OBP: 0.374, SLG: 0.533										1	0	0	0	0	0	0						
Gary Disarcina, R OBP: 0.283, SLG: 0.384										4	1	2	0	0	1	2						
Inning Stats	R: 0 E: 0 K: 1 S: 12	H: 2 LOB: 0 BB: 0 P: 17	R: 1 E: 0 K: 0 S: 7	H: 2 LOB: 0 BB: 0 P: 13	R: 0 E: 0 K: 1 S: 6	H: 1 LOB: 0 BB: 0 P: 10	R: 1 E: 0 K: 0 S: 8	H: 3 LOB: 1 BB: 0 P: 9	R: 1 E: 0 K: 1 S: 16	H: 2 LOB: 1 BB: 0 P: 22	R: 0 E: 0 K: 1 S: 10	H: 1 LOB: 2 BB: 1 P: 16	R: 0 E: 0 K: 0 S: 11	H: 1 LOB: 1 BB: 0 P: 17	R: 0 E: 0 K: 0 S: 10	H: 0 LOB: 0 BB: 0 P: 15	R: 0 E: 0 K: 0 S: 8	H: 0 LOB: 0 BB: 0 P: 11	1B: 7 2B: 4 3B: 0 HR: 1	SF: 0 SAC: 0 DP: 2 HBP: 0	WP: 0 PB: 0 SB: 0 CS: 1	PA: 38
PITCHER	IP	WLS	BF	H	R	ER	SO	BB	IBB	HBP	BLK	WP	HR	S	P	ERA	WHIP					
Bob Tewksbury, R ERA: 3.57	(1, 1)	7.0	W	31	12	3	3	4	1	0	0	0	0	10	15	0.00	1.857					
Greg Swindell, L ERA: 4.84	(8, 1)	1.0		3	0	0	0	0	0	0	0	0	0	8	11	0.00	0.000					
Rick Aguilera, R ERA: 4.78	(9, 1)	1.0	S	3	0	0	0	0	0	0	0	0	0	8	11	0.00	0.000					

Minnesota Twins @ Anaheim Angels
Anaheim Stadium, Anaheim, CA
Fri May 30 1997, 10:05 PM EDT
Att: 28,922 - Unknown - 78 F

AB 36
R 3
H 12
RBI 3
BB 1
SO 4
LOB 16



Batter	1	2	3	4	5	6	7	8	9	AB	R	H	RBI	BB	SO	LOB	TOP			
Chuck Knoblauch, R OBP: 0.411, SLG: 0.376 (1, 4)										5	1	1	0	0	1	2				
Rich Becker, L OBP: 0.386, SLG: 0.371 (1, 8)										3	0	1	0	1	2	1				
Paul Molitor, R OBP: 0.372, SLG: 0.385 (1, 10)										4	0	2	0	0	1	2				
Terry Steinbach, R OBP: 0.349, SLG: 0.391 (1, 2)										4	0	0	0	0	2	5				
Roberto Kelly, R OBP: 0.325, SLG: 0.386 (8, PH)										3	0	0	0	0	1	2				
Matt Lawton, L OBP: 0.377, SLG: 0.433 (8, 9)										1	0	0	0	0	0	0				
Marty Cordova, R OBP: 0.373, SLG: 0.556 (1, 7)										3	1	0	0	1	0	0				
Ron Coomer, R OBP: 0.328, SLG: 0.468 (1, 5)										3	1	1	1	1	0	0				
Greg Colbrunn, R OBP: 0.294, SLG: 0.400 (6, PH)										2	0	0	0	0	0	2				
Scott Stahoviak, L OBP: 0.316, SLG: 0.485 (6, 3)										2	0	1	0	0	1	0				
Pat Meares, R OBP: 0.333, SLG: 0.469 (9, PH)										3	0	1	1	0	1	1				
Greg Myers, L OBP: 0.341, SLG: 0.407 (9, PH)										1	0	0	0	0	0	0				
Inning Stats	R: 0 E: 0 K: 2 S: 10	H: 1 LOB: 1 BB: 0 P: 16	R: 1 E: 0 K: 0 S: 18	H: 1 LOB: 2 BB: 2 P: 32	R: 0 E: 0 K: 2 S: 11	H: 1 LOB: 1 BB: 0 P: 18	R: 1 E: 0 K: 1 S: 13	H: 1 LOB: 1 BB: 1 P: 19	R: 1 E: 0 K: 0 S: 9	H: 2 LOB: 1 BB: 1 P: 15	R: 0 E: 1 K: 2 S: 11	H: 0 LOB: 1 BB: 0 P: 20	R: 0 E: 0 K: 0 S: 4	H: 0 LOB: 0 BB: 0 P: 5	R: 0 E: 0 K: 1 S: 6	H: 0 LOB: 0 BB: 0 P: 7	1B: 5 2B: 1 3B: 0 HR: 1	SF: 0 SAC: 0 DP: 1 HBP: 0	WP: 0 PB: 0 SB: 2 CS: 0	PA: 37
PITCHER	IP	WLS	BF	H	R	ER	SO	BB	IBB	HBP	BLK	WP	HR	S	P	ERA	WHIP			
Chuck Finley, L ERA: 4.95	5.0	W	23	6	3	3	6	3	0	0	0	0	1	61	104	5.40	1.800			
Rich DeLucia, R ERA: 3.0	2.0		8	1	0	0	2	0	0	0	0	0	0	20	35	0.00	0.500			
Mike James, R ERA: 4.21	1.0	S	3	0	0	0	0	0	0	0	0	0	0	4	5	0.00	0.000			
Troy Percival, R ERA: 6.48	1.0	S	3	0	0	0	1	0	0	0	0	0	0	6	7	0.00	0.000			

Minnesota Twins @ Anaheim Angels
 Anaheim Stadium, Anaheim, CA
 Sat May 31 1997, 10:05 PM EDT
 Att: 19,147 - Unknown - 75 F

AB 34
 R 3
 H 7
 RBI 2
 BB 3
 SO 9
 LOB 15



Batter	1	2	3	4	5	6	7	8	9	AB	R	H	RBI	BB	SO	LOB	BOTTOM			
Tony Phillips, S OBP: 0.426, SLG: 0.354 (9, 8)										3	1	0	0	2	1	0				
Darin Erstad, L OBP: 0.354, SLG: 0.473 (1, 3)										5	1	1	0	0	1	1				
Dave Hollins, S OBP: 0.386, SLG: 0.470 (1, 5)										4	2	3	4	0	1	1				
Jim Leyritz, R OBP: 0.373, SLG: 0.480 (1, 2)										4	0	1	0	0	1	2				
Tim Salmon, R OBP: 0.350, SLG: 0.388 (1, 9)										4	1	2	0	0	0	0				
16 Garret Anderson, L OBP: 0.370, SLG: 0.408 (9, 7)										4	0	2	1	0	1	2				
Eddie Murray, S OBP: 0.281, SLG: 0.331 (1, 10)										4	0	1	0	0	0	2				
Craig Grebeck, R OBP: 0.333, SLG: 0.333 (1, 4)										4	0	2	0	0	0	1				
Gary Disarcina, R OBP: 0.277, SLG: 0.376 (1, 6)										4	0	0	0	0	0	4				
Inning Stats	R: 1 E: 0 K: 1 S: 14	H: 3 LOB: 2 BB: 0 P: 22	R: 0 E: 0 K: 0 S: 5	H: 0 LOB: 0 BB: 0 P: 8	R: 4 E: 0 K: 0 S: 14	H: 5 LOB: 2 BB: 1 P: 24	R: 0 E: 0 K: 2 S: 9	H: 0 LOB: 1 BB: 1 P: 19	R: 0 E: 0 K: 1 S: 8	H: 1 LOB: 0 BB: 0 P: 13	R: 0 E: 0 K: 0 S: 7	H: 1 LOB: 1 BB: 0 P: 14	R: 0 E: 0 K: 1 S: 13	H: 0 LOB: 0 BB: 0 P: 13	1B: 8 2B: 2 3B: 0 HR: 2	SF: 0 SAC: 0 DP: 0 HBP: 0	WP: 0 PB: 0 SB: 1 CS: 0	PA: 38		
PITCHER	IP	WLS	BF	H	R	ER	SO	BB	IBB	HBP	BLK	WP	HR	S	P	ERA	WHIP			
Scott Aldred, L ERA: 7.11	2.2	L	17	8	5	5	1	1	0	0	0	0	0	37	66	0.00	1.154			
Frankie Rodriguez, R ERA: 5.65	4.1		18	4	0	0	3	1	0	0	0	0	0	13	13	0.00	0.000			
Eddie Guardado, L ERA: 4.2	1.0		3	0	0	0	1	0	0	0	0	0	0	13	13	0.00	0.000			

Minnesota Twins @ Anaheim Angels
 Anaheim Stadium, Anaheim, CA
 Sat May 31 1997, 10:05 PM EDT
 Att: 19,147 - Unknown - 75 F

AB 36
 R 5
 H 12
 RBI 5
 BB 2
 SO 5
 LOB 13



Batter	1	2	3	4	5	6	7	8	9	AB	R	H	RBI	BB	SO	LOB	TOP										
Chuck Knoblauch, R OBP: 0.419, SLG: 0.377 (1, 4)	1-1 WP 1B		4-0 G6-4-3 BB	2-3 K		4-1 BB BB		4-2 FC3-6 BB		2	0	1	0	3	1	2	Minnesota Twins @ Anaheim Angels Anaheim Stadium, Anaheim, CA Sun Jun 01 1997, 6:33 AM EDT Att: 23,875 - Sunny - 85 F										
Denny Hocking, S OBP: 0.310, SLG: 0.372 Rich Becker, L (6, PH) OBP: 0.382, SLG: 0.366 (6, 7)	3-3 K		0-1 G6-4-3	2-2 G3		2-3 K		0-3 K		3	0	0	0	0	1	4											
Paul Molitor, R OBP: 0.379, SLG: 0.384 (1, 10)	4-1 G6-4-3 BB		3-2 HR 1B		1-1 F8	4-1 BB BB		0-2 FC3-6		3	1	1	0	2	0	2											
Terry Steinbach, R OBP: 0.350, SLG: 0.429 (1, 2)	0-0 G6-4-3		2-1 HR		0-0 HR	1-3 K		0-2 G5-3		5	2	2	3	0	1	7											
Ron Coomer, R OBP: 0.339, SLG: 0.474 (1, 5)		2-0 G6-4-3 1B	3-2 F8		2-0 F7		1-2 WP G1-3 1B		1-0 1B	5	0	3	0	0	0	0											
Roberto Kelly, R OBP: 0.331, SLG: 0.379 Matt Lawton, L (9, PH) OBP: 0.376, SLG: 0.431 (9, 9)	3-2 G6-4-3			4-0 WP BB	4-1 BB		2-2 G1-3		3-2 F8	2	1	0	0	2	0	2											
Greg Colbrunn, R OBP: 0.303, SLG: 0.425 Scott Stahoviak, L OBP: 0.293, SLG: 0.444 (5, 3)	2-2 HR			4-2 BB	2-2 F7		3-1 P5		0-0 F7	1	1	1	1	1	0	0											
Darrin Jackson, R OBP: 0.260, SLG: 0.468 (1, 8)	0-0 1B			3-1 BB	1-1 G6-3		1-3 K		2-2 F9	5	0	2	1	0	1	2											
Pat Meares, R OBP: 0.337, SLG: 0.470 (1, 6)	0-2 L4			1-3 BB	2-3 K		1-1 BB BB 1B		1-1 FC3-6 BB 1B	4	0	2	0	0	1	3											
Inning Stats	R: 0 E: 0 K: 1 S: 10	H: 1 LOB: 1 BB: 1 P: 18	R: 1 E: 0 K: 0 S: 11	H: 3 LOB: 1 BB: 0 P: 18	R: 2 E: 0 K: 0 S: 11	H: 2 LOB: 0 BB: 1 P: 23	R: 1 E: 0 K: 2 S: 13	H: 1 LOB: 1 BB: 2 P: 30	R: 1 E: 0 K: 0 S: 8	H: 1 LOB: 1 BB: 1 P: 17	R: 0 E: 0 K: 1 S: 12	H: 1 LOB: 3 BB: 2 P: 25	R: 0 E: 0 K: 1 S: 14	H: 1 LOB: 1 BB: 0 P: 21	R: 0 E: 0 K: 1 S: 14	H: 1 LOB: 2 BB: 1 P: 19		R: 0 E: 0 K: 0 S: 8	H: 1 LOB: 1 BB: 0 P: 14	1B: 9 2B: 0 3B: 0 HR: 3	SF: 0 SAC: 0 DP: 3 HBP: 0	WP: 4 PB: 0 SB: 2 CS: 0	PA: 44				
PITCHER	IP	WLS	BF	H	R	ER	SO	BB	IBB	HBP	BLK	WP	HR	S	P	ERA	WHIP										
Matt Perisho, L ERA: 10.13 Shigetoshi Hasegawa, R ERA: 5.36 Pep Harris, R ERA: 3.71 Mike Holtz, L ERA: 1.23 Mike James, R ERA: 3.95	(1, 1)	3.0	16	6	4	4	1	4	0	0	0	2	2	34	69	12.00	3.333										
	(4, 1)	2.2	L	14	3	1	1	3	3	0	0	0	1	28	58	3.38	2.250										
	(6, 1)	1.1		7	2	0	2	1	0	0	0	1	0	22	35	0.00	2.250										
	(8, 1)	0.1		1	0	0	0	1	0	0	0	0	0	3	3	0.00	0.000										
	(8, 1)	1.2		6	1	0	0	0	0	0	0	0	0	14	20	0.00	0.600										

AB	36
R	5
H	12
RBI	5
BB	8
SO	7
LOB	30



Batter	1	2	3	4	5	6	7	8	9	AB	R	H	RBI	BB	SO	LOB	BOTTOM										
Darin Erstad, L OBP: 0.360, SLG: 0.473 (1, 8)	2-1 G4-3		3-2 1B 2B	3-3 K		4-2 BB		1-2 FC6-4 1B		4	1	2	1	1	1	1	Minnesota Twins @ Anaheim Angels Anaheim Stadium, Anaheim, CA Sun Jun 01 1997, 6:33 AM EDT Att: 23,875 - Sunny - 85 F										
Gary Disarcina, R OBP: 0.280, SLG: 0.373 (1, 6)	0-1 G6-3		1-0 2B G6-3 1B	4-1 PB BB		1-3 K		0-0 FC6-4		4	1	1	0	1	1	2											
Jim Edmonds, L OBP: 0.374, SLG: 0.535 (1, 10)	3-0 P6		0-2 2B	3-2 G6-3		1-2 1B		3-3 K		5	0	2	1	0	1	3											
Jim Leyritz, R OBP: 0.370, SLG: 0.474 (1, 3)		1-1 F7	0-1 G6-3		1-1 1B		2-1 P4			4	0	1	1	0	0	2											
16 Garret Anderson, L OBP: 0.368, SLG: 0.410 (1, 7)		2-0 2B	1-1 F7		1-0 F8		0-0 L3			4	0	1	0	0	0	3											
Tim Salmon, R OBP: 0.348, SLG: 0.382 (1, 9)		1-1 L4	4-1 BB		1-1 F8			2-0 F7		3	0	0	0	1	0	2											
Jack Howell, L OBP: 0.340, SLG: 0.563 Dave Hollins, S OBP: 0.384, SLG: 0.467 (9, 5)	1-3 K		1-0 G3-1		3-2 F9			3-3 K		3	0	0	0	0	1	4											
Chad Kreuter, S OBP: 0.324, SLG: 0.339 (1, 2)			4-1 2B BB		0-2 K		1-1 F7		1-3 K	3	1	0	0	1	2	0											
Craig Grebeck, R OBP: 0.350, SLG: 0.392 Tony Phillips, S OBP: 0.424, SLG: 0.352 (9, PH)	2-1 1B 2B		2-0 PB 2B		2-0 PB 2B		2-2 G6-3		2-3 K	3	1	2	1	0	0	0											
Inning Stats	R: 0 E: 0 K: 0 S: 5	H: 0 LOB: 0 BB: 0 P: 10	R: 0 E: 0 K: 1 S: 8	H: 1 LOB: 1 BB: 0 P: 13	R: 4 E: 0 K: 0 S: 17	H: 4 LOB: 2 BB: 2 P: 33	R: 0 E: 0 K: 2 S: 12	H: 1 LOB: 1 BB: 1 P: 24	R: 0 E: 0 K: 1 S: 9	H: 1 LOB: 1 BB: 0 P: 15	R: 0 E: 0 K: 1 S: 10	H: 0 LOB: 1 BB: 1 P: 18	R: 0 E: 0 K: 0 S: 6	H: 1 LOB: 0 BB: 0 P: 9	R: 0 E: 0 K: 2 S: 7	H: 0 LOB: 0 BB: 0 P: 13		R: 0 E: 0 K: 2 S: 13	H: 1 LOB: 1 BB: 0 P: 19	1B: 5 2B: 5 3B: 0 HR: 0	SF: 0 SAC: 0 DP: 1 HBP: 0	WP: 0 PB: 1 SB: 0 CS: 0	PA: 39				
PITCHER	IP	WLS	BF	H	R	ER	SO	BB	IBB	HBP	BLK	WP	HR	S	P	ERA	WHIP										
Kevin Jarvis, R ERA: 10.95 Greg Swindell, L ERA: 4.5 Mike Trombley, R ERA: 3.89 Eddie Guardado, L ERA: 4.02 Rick Aquilera, R ERA: 4.61	(1, 1)	2.1	13	5	4	4	1	1	0	0	0	0	0	26	46	15.43	2.571										
	(3, 1)	2.2	W	12	2	0	2	2	0	0	0	0	0	25	49	0.00	1.500										
	(6, 1)	2.1		8	1	0	1	1	0	0	0	0	0	17	30	0.00	0.857										
	(8, 1)	0.2		2	0	0	2	0	0	0	0	0	0	6	10	0.00	0.000										
	(9, 1)	1.0	S	4	1	0	2	0	0	0	0	0	0	13	19	0.00	1.000										

AB	35
R	4
H	9
RBI	4
BB	4
SO	8
LOB	17



Batter	1	2	3	4	5	6	7	8	9	AB	R	H	RBI	BB	SO	LOB	TOP					
Chuck Knoblauch R (1, 4) OBP: 0.412, SLG: 0.369	F8		P8		K			L6		4	0	0	0	0	1	2						
Roberto Kelly R (1, 9) OBP: 0.336, SLG: 0.387	2B		L7				BB	K		3	0	1	0	1	1	2						
Paul Molitor R (1, 10) OBP: 0.370, SLG: 0.373	L6		CS		F8		F7	G5-3		4	0	0	0	0	0	3						
Terry Steinbach R (1, 2) OBP: 0.348, SLG: 0.425	K				1B		P4		G5-3	4	0	1	0	0	1	2						
Ron Coomer R (1, 5) OBP: 0.336, SLG: 0.466		P9			1B		F7		G1-3	4	0	1	0	0	0	1						
Marty Cordova R (1, 7) OBP: 0.345, SLG: 0.510		G6-3			K				K	4	0	0	0	0	3	2						
Greg Colbrunn R (1, 3) OBP: 0.304, SLG: 0.423		1B			G6-3		P6			3	0	1	0	0	0	2						
Darrin Jackson R (1, 8) OBP: 0.245, SLG: 0.440		P7					K		G5-3	3	0	0	0	0	1	1						
Pat Meares R (1, 6) OBP: 0.342, SLG: 0.476					CS		F9		2B	2	0	1	0	0	0	0						
Inning Stats	R: 0 E: 0 K: 1 S: 10	H: 1 LOB: 1 BB: 0 P: 19	R: 0 E: 0 K: 0 S: 6	H: 1 LOB: 1 BB: 0 P: 12	R: 0 E: 0 K: 0 S: 7	H: 0 LOB: 0 BB: 0 P: 11	R: 0 E: 0 K: 1 S: 20	H: 2 LOB: 2 BB: 0 P: 29	R: 0 E: 0 K: 2 S: 7	H: 0 LOB: 0 BB: 1 P: 11	R: 0 E: 0 K: 0 S: 6	H: 0 LOB: 1 BB: 1 P: 13	R: 0 E: 0 K: 1 S: 7	H: 0 LOB: 0 BB: 0 P: 9	R: 0 E: 0 K: 1 S: 10	H: 1 LOB: 1 BB: 0 P: 15	R: 0 E: 0 K: 1 S: 7	H: 0 LOB: 0 BB: 0 P: 9	1B: 3 2B: 2 3B: 0 HR: 0	SF: 0 SAC: 0 DP: 0 HBP: 1	WP: 0 PB: 0 SB: 0 CS: 1	PA: 34
PITCHER	IP	WLS	BF	H	R	ER	SO	BB	IBB	HBP	BLK	WP	HR	S	P	ERA	WHIP					
Darren Oliver L (1, 1) ERA: 4.19	8.0	W	30	5	0	0	6	1	0	1	0	0	0	73	119	0.00	0.750					
Matt Whiteside R (9, 1) ERA: 6.14	1.0		3	0	0	0	1	0	0	0	0	0	0	7	9	0.00	0.000					

Minnesota Twins @ Texas Rangers
The Ballpark at Arlington, Arlington, TX
Mon Jun 02 1997, 8:05 PM EDT
Att: 32,347 - Unknown - 81 F

AB 31
R 0
H 5
RBI 0
BB 1
SO 7
LOB 15



Batter	1	2	3	4	5	6	7	8	9	AB	R	H	RBI	BB	SO	LOB	BOTTOM				
Warren Newson L (1, 9) OBP: 0.377, SLG: 0.489	G4-6-3 BB		G6-3		K		HR	G6-3 BB		4	1	1	2	2	2	5					
Ivan Rodriguez R (1, 2) OBP: 0.387, SLG: 0.528	G4-6-3 1-2		2B				HR	G6-3		5	2	3	2	0	0	3					
29 Rusty Greer L (1, 7) OBP: 0.402, SLG: 0.480	2B		2B		G4-3		G4-6-3 1B	K		5	0	2	1	0	1	3					
Juan Gonzalez R (1, 10) OBP: 0.313, SLG: 0.545	K		L7		G5-3		F7	F8		5	0	0	0	0	1	4					
Willi Clark L (1, 3) OBP: 0.472, SLG: 0.584		F7	G4-3		1B		2B	1B	1B	5	1	3	0	0	0	1					
Dean Palmer R (1, 5) OBP: 0.316, SLG: 0.391		L4			2B		1B	BB	1B	4	1	2	1	1	0	1					
Domingo Cedenno S (1, 4) OBP: 0.348, SLG: 0.433		1B	1B		2B		1B	K		4	1	3	0	1	1	1					
Damon Buford R (1, 8) OBP: 0.303, SLG: 0.350		FC6-4 1B			K		F7	E8 BB 1B	1B	5	1	2	0	0	1	6					
Benji Gil R (1, 6) OBP: 0.265, SLG: 0.305	FC6-4 1-2		G6-3		G6-3		HR	1B	BB	4	1	2	1	1	0	4					
Inning Stats	R: 0 E: 0 K: 1 S: 9	H: 1 LOB: 1 BB: 1 P: 16	R: 0 E: 0 K: 0 S: 10	H: 2 LOB: 2 BB: 0 P: 13	R: 1 E: 0 K: 0 S: 10	H: 2 LOB: 1 BB: 0 P: 14	R: 0 E: 0 K: 2 S: 13	H: 2 LOB: 2 BB: 0 P: 17	R: 1 E: 0 K: 0 S: 21	H: 3 LOB: 3 BB: 1 P: 31	R: 2 E: 0 K: 0 S: 11	H: 3 LOB: 0 BB: 0 P: 19	R: 4 E: 1 K: 1 S: 17	H: 3 LOB: 2 BB: 2 P: 35	R: 0 E: 0 K: 2 S: 15	H: 2 LOB: 3 BB: 1 P: 27	1B: 10 2B: 6 3B: 0 HR: 2	SF: 0 SAC: 0 DP: 2 HBP: 0	WP: 1 PB: 0 SB: 0 CS: 0	PA: 46	
PITCHER	IP	WLS	BF	H	R	ER	SO	BB	IBB	HBP	BLK	WP	HR	S	P	ERA	WHIP				
Brad Radke R (1, 1) ERA: 5.0	6.0	L	31	13	4	4	3	2	0	0	0	1	0	32	60	6.00	2.500				
Todd Ritchie R (7, 1) ERA: 5.6	2.0		15	5	4	3	3	3	0	0	0	1	0	32	62	13.50	4.000				

Minnesota Twins @ Texas Rangers
The Ballpark at Arlington, Arlington, TX
Mon Jun 02 1997, 8:05 PM EDT
Att: 32,347 - Unknown - 81 F

AB 41
R 8
H 18
RBI 7
BB 5
SO 6
LOB 28



Batter	1	2	3	4	5	6	7	8	9	AB	R	H	RBI	BB	SO	LOB	TOP										
Chuck Knoblauch, R OBP: 0.408, SLG: 0.364 (1, 4)	G5-3		2B 1B BB	L8		SF9		G5-3		3	1	0	1	1	0	1											
Matt Lawton, L OBP: 0.391, SLG: 0.441 (1, 9)	1B		1B G1-4-3 2B		2B 1B	G1-6-3			G3	5	2	3	0	0	0	1											
Paul Molitor, R OBP: 0.376, SLG: 0.394 (1, 10)	P9		E G1-4-3 1B		1B 2B		G6-3			5	1	3	1	0	0	1											
Greg Myers, L OBP: 0.344, SLG: 0.412 (1, 2)	P5		G1-4-3		L6					4	0	1	1	1	0	4											
Ron Coomer, R OBP: 0.338, SLG: 0.463 (9, 3)		G3 1B	E4		L8-3 1B		P9			5	0	2	2	0	1	4											
Scott Stahovick, L OBP: 0.273, SLG: 0.410 (7, PH)		G3	G3-1		L8-3		E5			3	0	0	0	0	0	4											
Greg Colbrunn, R OBP: 0.302, SLG: 0.420 (7, 3)										1	0	0	0	0	0	1											
Terry Steinbach, R OBP: 0.346, SLG: 0.422 (9, PH)										1	0	0	0	0	1	2											
Denny Hocking, S OBP: 0.310, SLG: 0.372 (9, 5)										0	0	0	0	0	0	0											
Marty Cordova, R OBP: 0.339, SLG: 0.509 (1, 7)		K			G4-3 2B		G4-3			4	0	1	0	0	1	3											
Rich Becker, L OBP: 0.380, SLG: 0.364 (1, 8)		K			G4-3		1B SF9 1B		G6-3	4	1	1	0	0	1	2											
Pat Meares, R OBP: 0.340, SLG: 0.471 (1, 6)					G5-3		1B		F9	4	0	1	0	0	0	1											
Inning Stats	R: 0 E: 0 K: 0 S: 10	H: 1 LOB: 1 BB: 0 P: 14	R: 0 E: 0 K: 2 S: 10	H: 1 LOB: 1 BB: 0 P: 18	R: 2 E: 1 K: 0 S: 12	H: 2 LOB: 2 BB: 1 P: 24	R: 0 E: 0 K: 0 S: 4	H: 1 LOB: 1 BB: 0 P: 4	R: 2 E: 0 K: 0 S: 11	H: 3 LOB: 0 BB: 0 P: 15	R: 1 E: 0 K: 0 S: 9	H: 2 LOB: 1 BB: 0 P: 12	R: 0 E: 1 K: 0 S: 14	H: 1 LOB: 2 BB: 0 P: 20	R: 0 E: 0 K: 0 S: 4	H: 0 LOB: 0 BB: 0 P: 6	R: 0 E: 0 K: 2 S: 10	H: 1 LOB: 2 BB: 1 P: 19	1B: 7 2B: 8 3B: 0 HR: 0	SF: 1 SAC: 0 DP: 1 HBP: 0	WP: 0 PB: 0 SB: 0 CS: 0	PA: 42					
PITCHER	IP	WLS	BF	H	R	ER	SO	BB	IBB	HBP	BLK	WP	HR	S	P	ERA	WHIP										
Ken Hill, R ERA: 3.76 (1, 1)	6.0	L	29	10	5	5	2	1	0	0	0	0	0	56	87	7.50	1.833										
Eric Gunderson, L ERA: 2.14 (7, 1)	1.1		6	1	0	0	0	0	0	0	0	0	0	15	22	0.00	0.750										
Xavier Hernandez, R ERA: 0.64 (8, 1)	1.0		5	1	0	0	0	0	1	0	0	0	0	7	14	0.00	1.000										
John Wetteland, R ERA: 1.29 (9, 1)	0.2		2	0	0	0	2	0	0	0	0	0	0	6	9	0.00	0.000										

Minnesota Twins @ Texas Rangers
The Ballpark at Arlington, Arlington, TX
Tue Jun 03 1997, 8:05 PM EDT
Att: 28,620 - Unknown - 78 F

AB 39
R 5
H 12
RBI 5
BB 2
SO 4
LOB 24



Batter	1	2	3	4	5	6	7	8	9	AB	R	H	RBI	BB	SO	LOB	BOTTOM										
Damon Buford, R OBP: 0.304, SLG: 0.346 (1, 8)	L7		29 G4-6-3 BB		L7		L3 1B			2	0	0	0	1	0	0											
Lee Stevens, L OBP: 0.346, SLG: 0.529 (7, PH)									1B	0	0	0	0	0	0	0											
Mike Simms, R OBP: 0.320, SLG: 0.556 (7, PH)										1	0	1	1	0	0	0											
Billy Ripken, R OBP: 0.337, SLG: 0.440 (8, 6)										1	0	1	0	0	0	0											
Ivan Rodriguez, R OBP: 0.391, SLG: 0.548 (1, 2)	2B		L8			HR	L3			5	1	3	1	0	0	2											
29 Rusty Greer, L OBP: 0.393, SLG: 0.468 (1, 7)	L8		G4-6-3			G5-3		G4-3		5	0	0	0	0	1	4											
Juan Gonzalez, R OBP: 0.304, SLG: 0.528 (1, 10)	G5-3					L9		K		4	0	0	0	0	2	1											
Willi Clark, L OBP: 0.483, SLG: 0.601 (1, 3)		FC6-4 1B								4	0	4	0	0	0	0											
Dean Palmer, R OBP: 0.314, SLG: 0.388 (1, 5)		P9				G4-3		G4-3		4	0	1	0	0	1	3											
Mike Devereaux, R OBP: 0.273, SLG: 0.232 (8, 8)		FC6-4				L9				4	1	1	0	0	1	4											
Domingo Cedeno, S OBP: 0.329, SLG: 0.406 (1, 4)						G4-3				4	0	0	0	0	1	2											
Benji Gil, R OBP: 0.268, SLG: 0.329 (1, 6)										2	1	1	1	0	0	0											
Warren Newson, L OBP: 0.380, SLG: 0.500 (7, PH)										2	1	1	1	0	1	0											
Inning Stats	R: 0 E: 0 K: 0 S: 8	H: 1 LOB: 0 BB: 0 P: 13	R: 0 E: 0 K: 0 S: 9	H: 1 LOB: 0 BB: 0 P: 15	R: 1 E: 0 K: 0 S: 5	H: 1 LOB: 0 BB: 1 P: 12	R: 0 E: 0 K: 2 S: 12	H: 1 LOB: 1 BB: 0 P: 19	R: 0 E: 0 K: 0 S: 6	H: 0 LOB: 0 BB: 0 P: 13	R: 1 E: 0 K: 0 S: 8	H: 2 LOB: 1 BB: 0 P: 15	R: 2 E: 0 K: 0 S: 12	H: 3 LOB: 0 BB: 0 P: 17	R: 0 E: 0 K: 2 S: 17	H: 2 LOB: 2 BB: 0 P: 24	R: 0 E: 0 K: 3 S: 14	H: 2 LOB: 2 BB: 0 P: 20	1B: 8 2B: 4 3B: 0 HR: 2	SF: 0 SAC: 0 DP: 2 HBP: 0	WP: 0 PB: 0 SB: 0 CS: 0	PA: 39					
PITCHER	IP	WLS	BF	H	R	ER	SO	BB	IBB	HBP	BLK	WP	HR	S	P	ERA	WHIP										
Rich Robertson, L ERA: 5.71 (1, 1)	6.0	W	25	7	3	3	2	1	0	0	0	0	0	2	51	9.00	1.333										
Frankie Rodriguez, R ERA: 5.79 (7, 1)	0.1		2	1	0	0	0	0	0	0	0	0	0	6	9	0.00	3.000										
Greg Swindell, L ERA: 4.38 (7, 1)	1.0		3	1	1	1	0	0	0	0	0	0	0	6	11	9.00	1.000										
Mike Trombley, R ERA: 3.86 (8, 1)	0.1		1	0	0	0	1	0	0	0	0	0	0	3	4	0.00	0.000										
Eddie Guardado, L ERA: 4.02 (8, 1)	0.0		1	1	0	0	0	0	0	0	0	0	0	2	2	*	*										

Minnesota Twins @ Texas Rangers
The Ballpark at Arlington, Arlington, TX
Tue Jun 03 1997, 8:05 PM EDT
Att: 28,620 - Unknown - 78 F

AB 38
R 4
H 13
RBI 4
BB 1
SO 7
LOB 16



Batter	1	2	3	4	5	6	7	8	9	AB	R	H	RBI	BB	SO	LOB	TOP										
Tony Phillips, S (1, 10) OBP: 0.428, SLG: 0.366	1-2 P6			0-0 G3-1		1-2 2B 1B		1-0 G3 1B	0-0 SH1-4	4	1	2	0	0	0	0											
Darin Erstad, L (1, 3) OBP: 0.356, SLG: 0.465	2-2 G4-3			1-2 G4-3		1-2 F7		1-2 1B 16 SF9 1B	2-3 K	5	1	1	0	0	1	3											
Dave Hollins, S (1, 5) OBP: 0.379, SLG: 0.474	0-0 F9			3-3 K		0-1 2B		0-0 G3	4-1 IBB	4	0	1	0	1	1	2											
Jim Edmonds, L (1, 8) OBP: 0.368, SLG: 0.531 Otlando Palmeiro, L (8, PR) OBP: 0.308, SLG: 0.232		1-3 K		0-0 L9		1-1 G5-3		4-0 16 SF9 1B IBB	1-1 F8	3	0	0	0	1	1	2											
Tim Salmon, R (1, 9) OBP: 0.348, SLG: 0.373		3-3 K		0-1 G5-3				0-0 F9	0-0 1B	4	0	1	1	0	1	0											
16 Garret Anderson, L (1, 7) OBP: 0.375, SLG: 0.416		1-1 G5-3		2-1 1B				1-2 G4-3 1B	0-2 SF9	3	1	2	1	0	0	0											
Jim Leyritz, R (1, 2) OBP: 0.357, SLG: 0.452			2-1 G6-3		0-2 FC4-6 1B			1-2 G4-3	2-1 L5	4	0	1	0	0	0	3											
Luis Alicaia, S (1, 4) OBP: 0.392, SLG: 0.441			0-0 L7		1-0 FC4-6			0-1 1B	0-3 K SH1-4 1B	4	0	1	1	0	1	2											
Gary Disarcina, R (1, 6) OBP: 0.275, SLG: 0.367			0-1 G5-3		0-0 F8			1-1 G1-3	1-2 SH1-4 1B	4	0	1	0	0	0	1											
Inning Stats	R: 0 E: 0 K: 0 S: 7	H: 0 LOB: 0 BB: 0 P: 10	R: 0 E: 0 K: 2 S: 9	H: 0 LOB: 0 BB: 0 P: 14	R: 0 E: 0 K: 0 S: 5	H: 0 LOB: 0 BB: 0 P: 7	R: 0 E: 0 K: 1 S: 8	H: 0 LOB: 0 BB: 0 P: 12	R: 0 E: 0 K: 0 S: 12	H: 2 LOB: 2 BB: 0 P: 15	R: 1 E: 0 K: 0 S: 13	H: 2 LOB: 1 BB: 0 P: 15	R: 2 E: 0 K: 0 S: 11	H: 3 LOB: 2 BB: 1 P: 19	R: 0 E: 0 K: 2 S: 13	H: 1 LOB: 3 BB: 1 P: 21	1B: 9 2B: 1 3B: 0 HR: 0	SF: 1 SAC: 1 DP: 0 HBP: 0	WP: 1 PB: 0 SB: 0 CS: 0	PA: 40							
PITCHER	IP	WLS	BF	H	R	ER	SO	BB	IBB	HBP	BLK	WP	HR	S	P	ERA	WHIP										
Bob Tewksbury, R (1, 1) ERA: 3.58	7.1	L	32	9	3	3	3	0	1	0	0	0	0	69	97	3.68	1.227										
Greg Swindell, L (8, 1) ERA: 4.35	0.1	1	0	0	0	0	0	0	0	0	0	0	0	3	3	0.00	0.000										
Mike Trombley, R (8, 1) ERA: 3.72	1.1	7	1	0	0	2	0	1	0	0	0	1	0	15	25	0.00	0.750										

Anaheim Angels @ Minnesota Twins
Hubert H. Humphrey Metrodome, Minneapolis, MN
Thu Jun 05 1997, 8:05 PM EDT
Att: 10,503 - Dome

AB 36
R 3
H 10
RBI 3
BB 2
SO 5
LOB 16

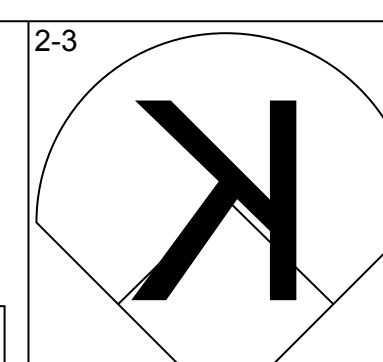
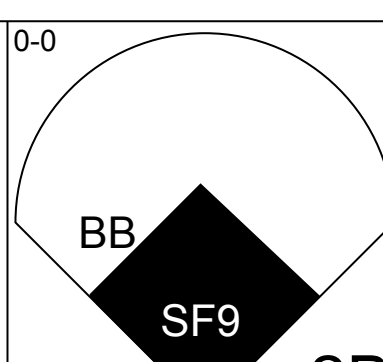
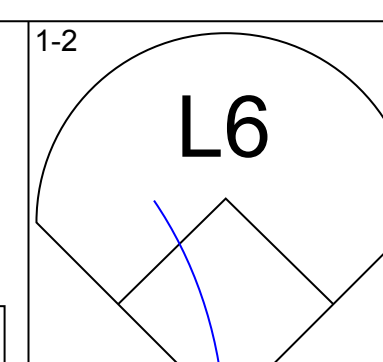
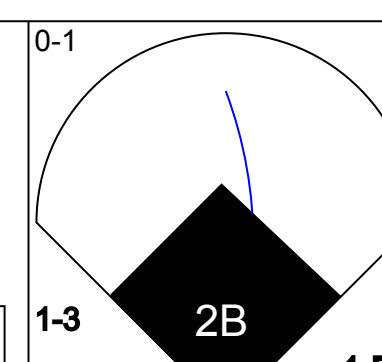
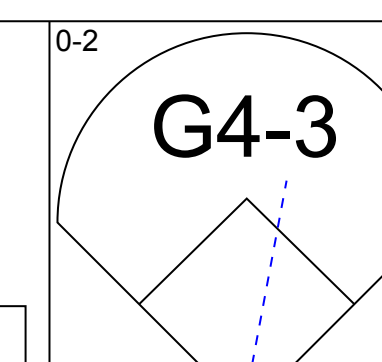
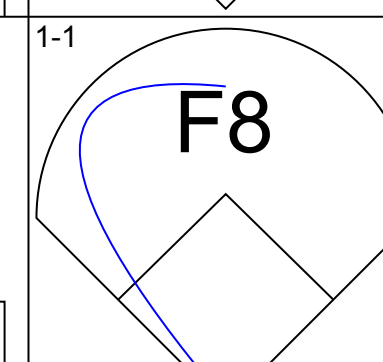
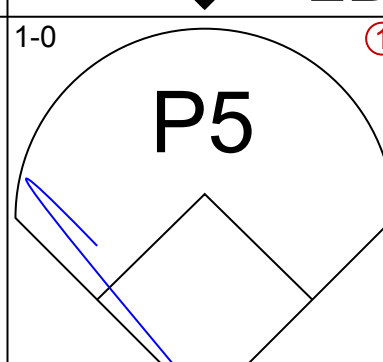
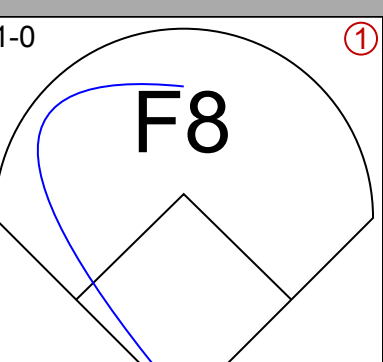
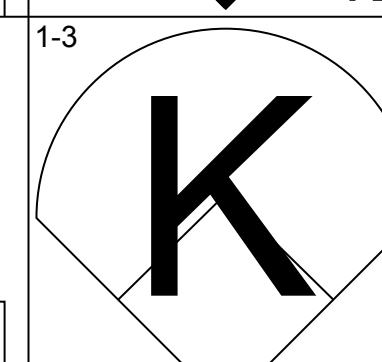
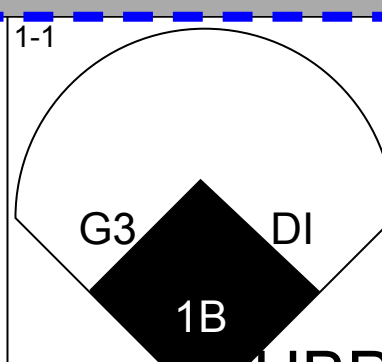
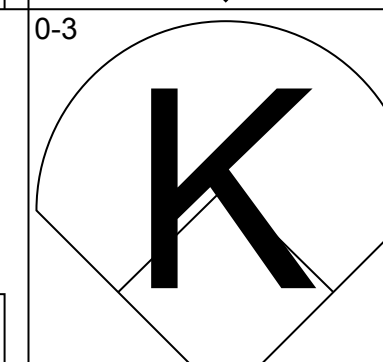
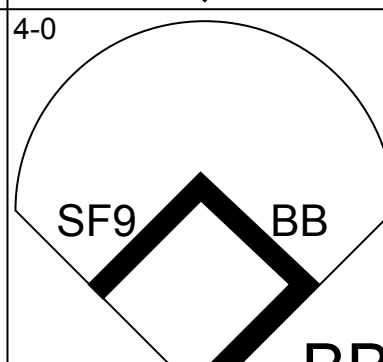
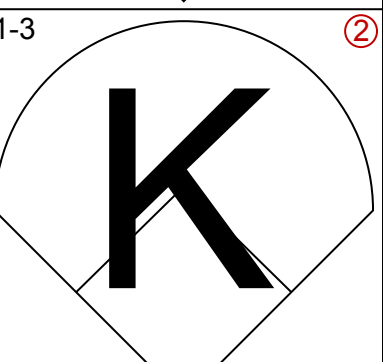
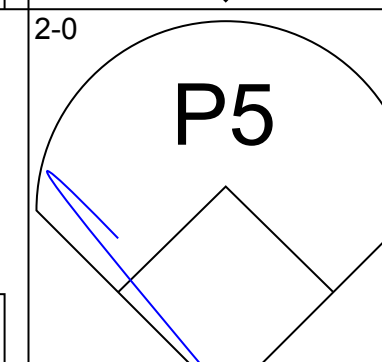
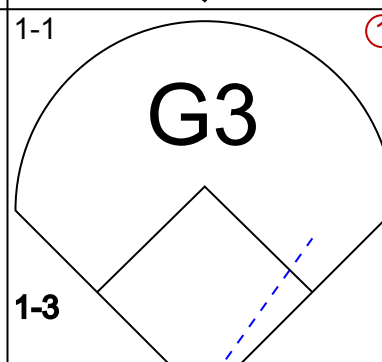
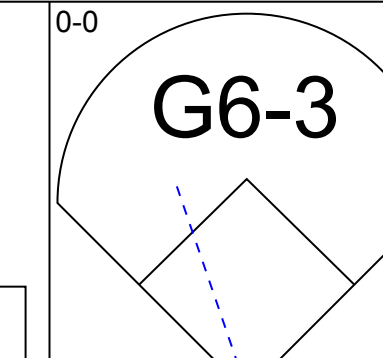
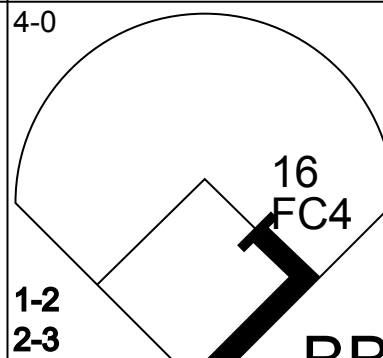
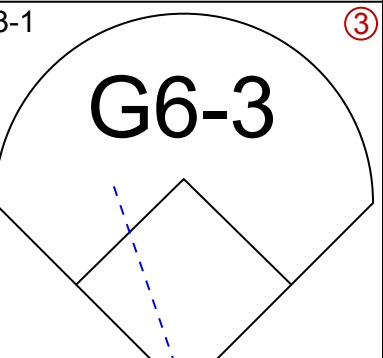
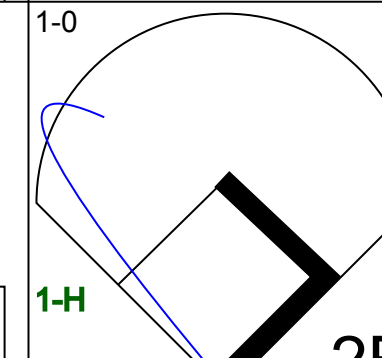
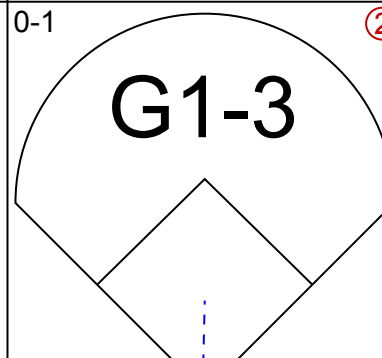
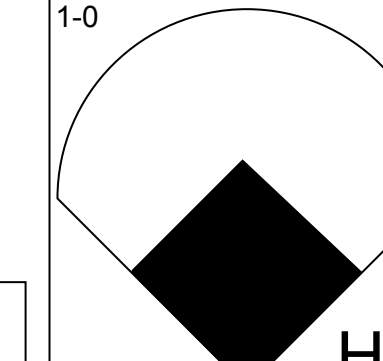
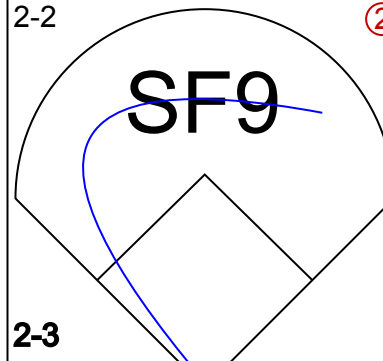
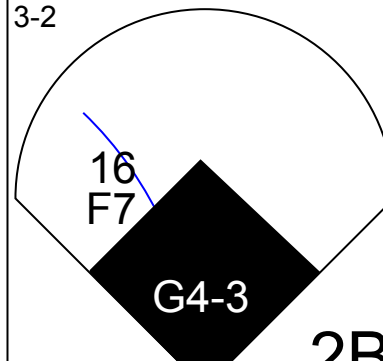
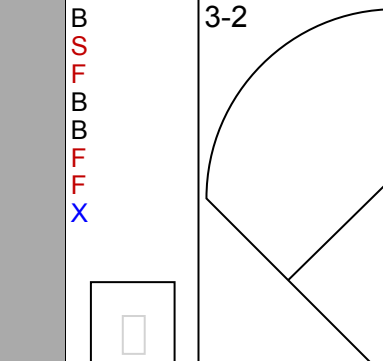
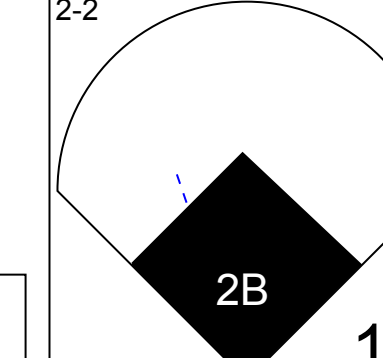
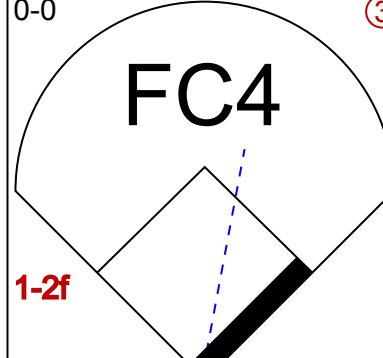
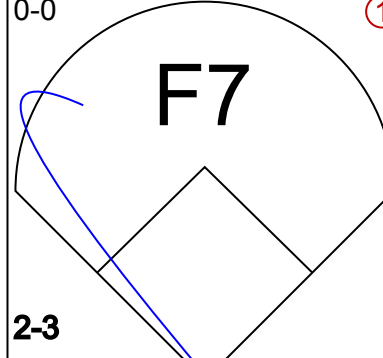
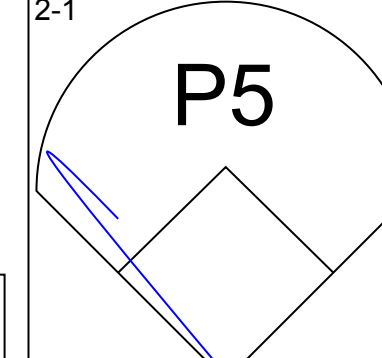
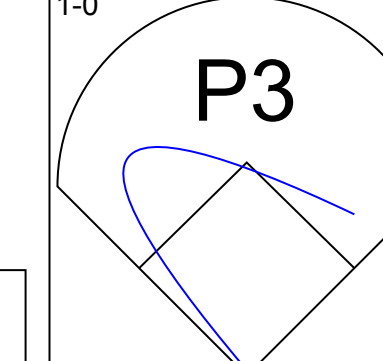
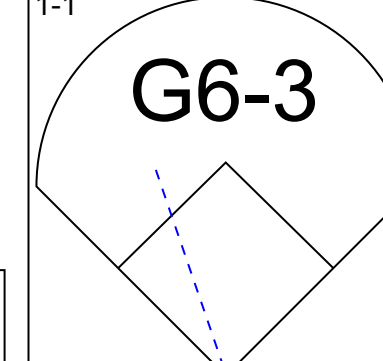
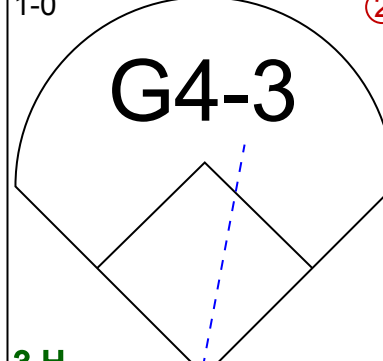
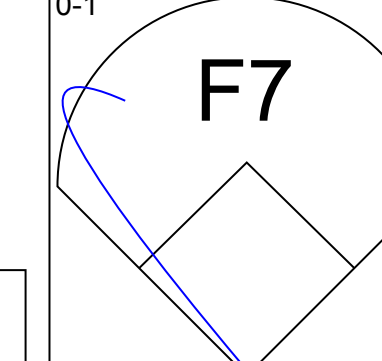
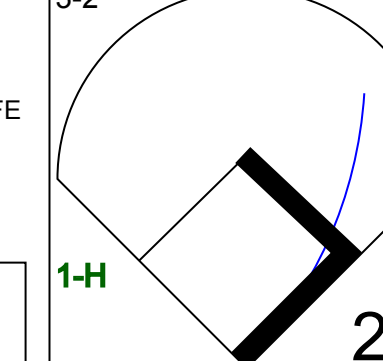
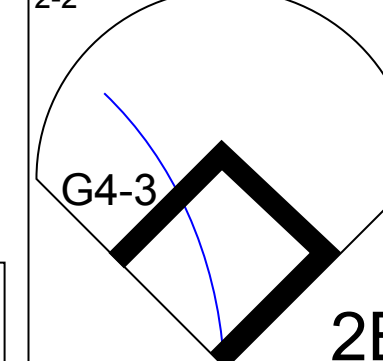
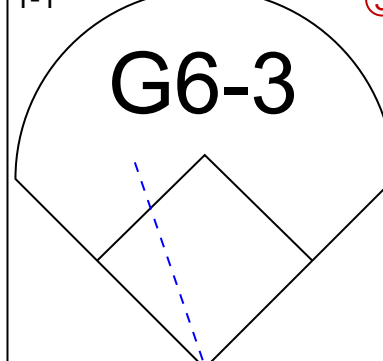
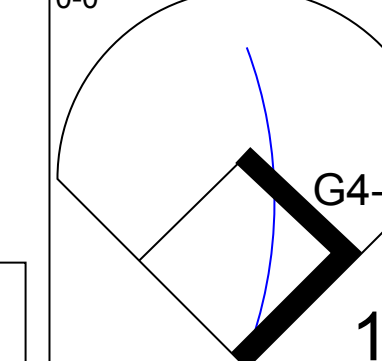
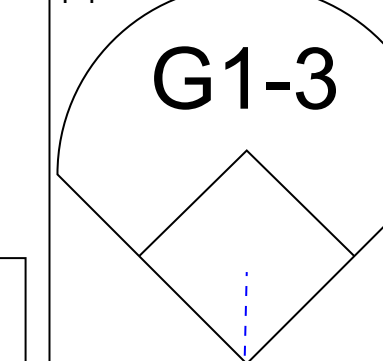
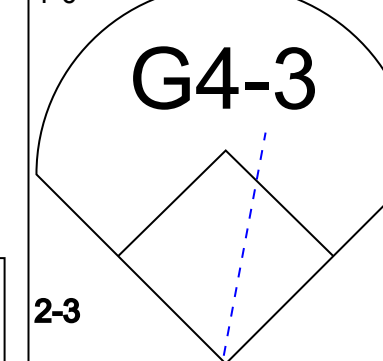
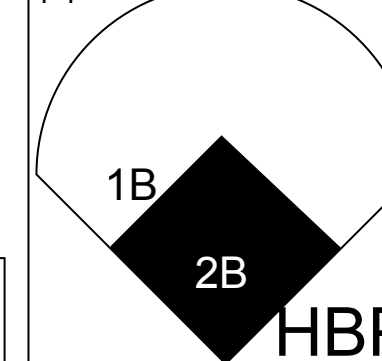
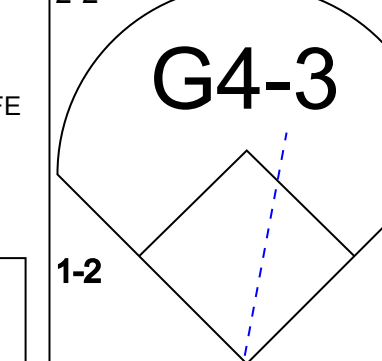


Batter	1	2	3	4	5	6	7	8	9	AB	R	H	RBI	BB	SO	LOB	BOTTOM										
Chuck Knoblauch, R (1, 4) OBP: 0.406, SLG: 0.362	0-1 G6-3		0-1 G6-3			1-2 G4-3 1B		1-2 F9		4	0	1	0	0	0	3											
Rich Becker, L (1, 8) OBP: 0.377, SLG: 0.361	2-2 G3			2-1 G5-3 1B		0-1 G4-3		3-3 K		4	0	1	0	0	1	3											
Paul Molitor, R (1, 10) OBP: 0.368, SLG: 0.384	0-0 L9			2-0 F9		0-1 G5-3			1-0 F9	4	0	0	0	0	0	2											
Terry Steinbach, R (1, 2) OBP: 0.344, SLG: 0.418		3-3 K		0-1 G5-3		3-2 FC4-6 1B			1-0 L7	4	0	1	0	0	1	1											
Matt Lawton, L (1, 9) OBP: 0.374, SLG: 0.432	1-0 F9			0-0 G1		1-3 K			1-3 K	4	0	0	0	0	2	2											
Marty Cordova, R (1, 7) OBP: 0.323, SLG: 0.482			3-2 G5-3		2-3 K			1-0 FC4-6 CS		3	0	0	0	0	1	1											
Ron Coomer, R (1, 5) OBP: 0.346, SLG: 0.468			3-1 G6-3 WP FC4-6 1B		1-0 G5-3			0-2 CS	0-1 FC3-6 1B	3	0	2	0	0	0	0											
Scott Stahoviak, L (1, 3) OBP: 0.255, SLG: 0.381			2-2 G6-3		0-3 K			1-2 FC3-6 1B		3	0	0	0	0	1	2											
Pat Meares, R (1, 6) OBP: 0.337, SLG: 0.465 Denny Hocking, S (8, PH) OBP: 0.317, SLG: 0.379			0-2 FC4-2-5		0-2 G5-3			1-0 1B		2	0	0	0	0	0	1											
Inning Stats	R: 0 E: 0 K: 0 S: 7	H: 0 LOB: 0 BB: 0 P: 9	R: 0 E: 0 K: 1 S: 10	H: 0 LOB: 0 BB: 0 P: 17	R: 0 E: 0 K: 0 S: 11	H: 1 LOB: 1 BB: 0 P: 16	R: 0 E: 0 K: 0 S: 6	H: 1 LOB: 1 BB: 0 P: 10	R: 0 E: 0 K: 2 S: 8	H: 0 LOB: 0 BB: 0 P: 11	R: 0 E: 0 K: 0 S: 10	H: 1 LOB: 1 BB: 0 P: 11	R: 0 E: 0 K: 1 S: 9	H: 2 LOB: 2 BB: 0 P: 14	R: 0 E: 0 K: 1 S: 14	H: 0 LOB: 0 BB: 0 P: 20	R: 0 E: 0 K: 1 S: 5	H: 0 LOB: 0 BB: 0 P: 8	1B: 6 2B: 0 3B: 0 HR: 0	SF: 0 SAC: 0 DP: 0 HBP: 0	WP: 1 PB: 0 SB: 0 CS: 1	PA: 33					
PITCHER	IP	WLS	BF	H	R	ER	SO	BB	IBB	HBP	BLK	WP	HR	S	P	ERA	WHIP										
Jason Dickson, R (1, 1) ERA: 3.43	8.0	W	29	6	0	0	5	0	0	0	0	0	0	75	108	0.00	0.750										
Troy Percival, R (8, 1) ERA: 5.23	1.0	S	3	0	0	0	1	0	0	0	0	0	0	5	8	0.00	0.000										

Anaheim Angels @ Minnesota Twins
Hubert H. Humphrey Metrodome, Minneapolis, MN
Thu Jun 05 1997, 8:05 PM EDT
Att: 10,503 - Dome

AB 32
R 0
H 6
RBI 0
BB 0
SO 6
LOB 15

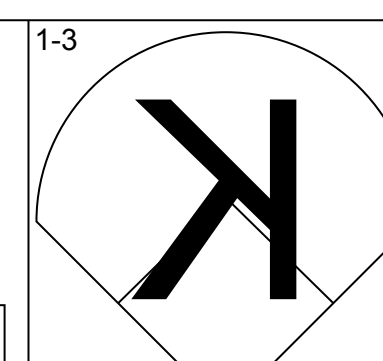
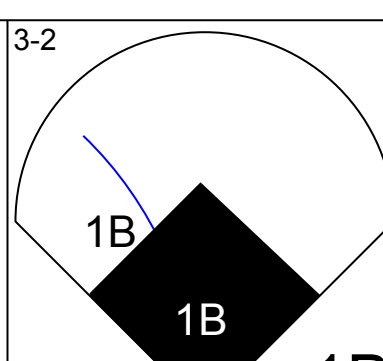
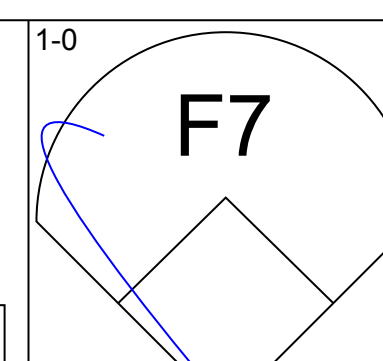
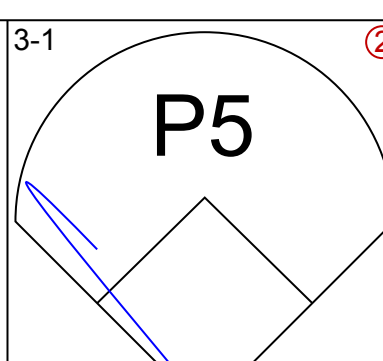
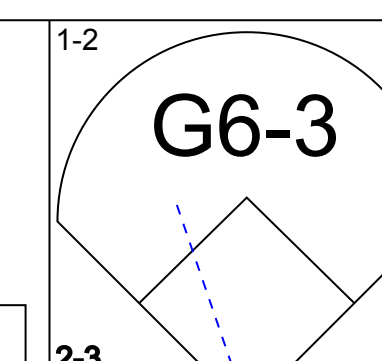
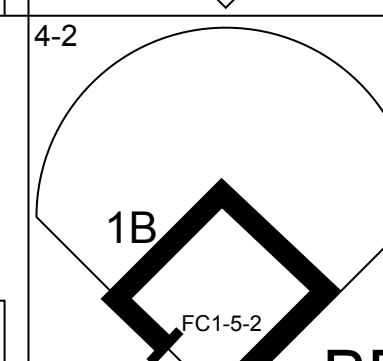
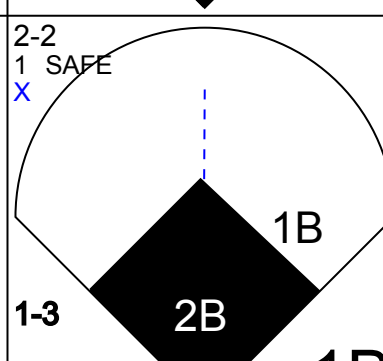
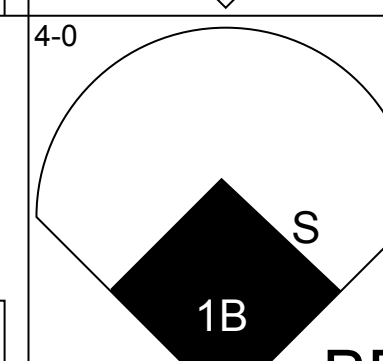
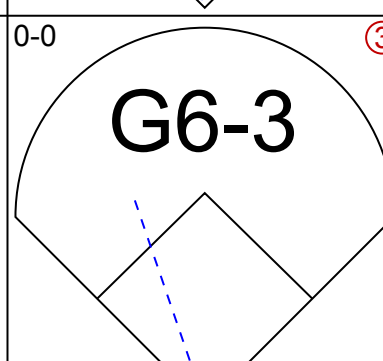
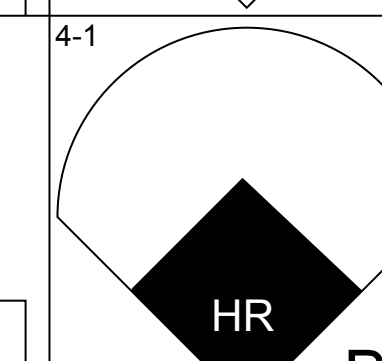
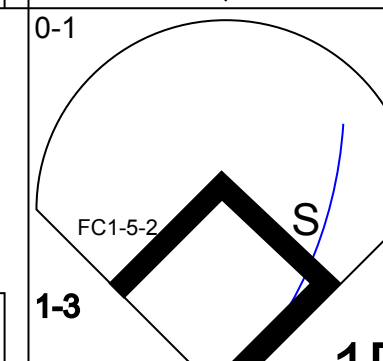
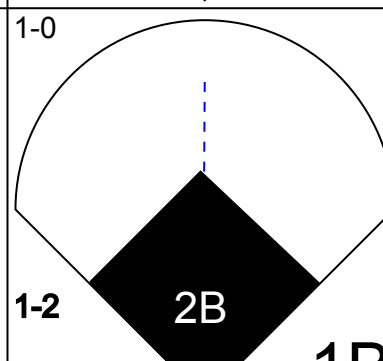
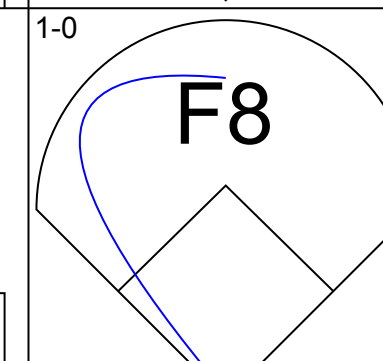
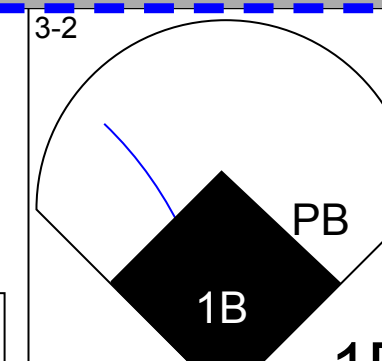
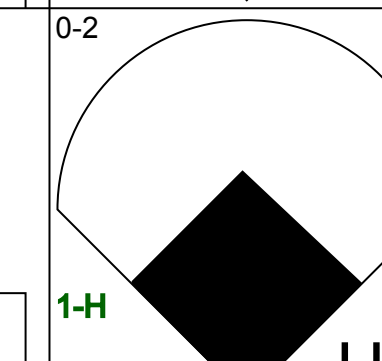
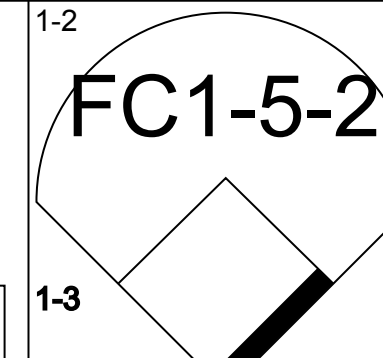
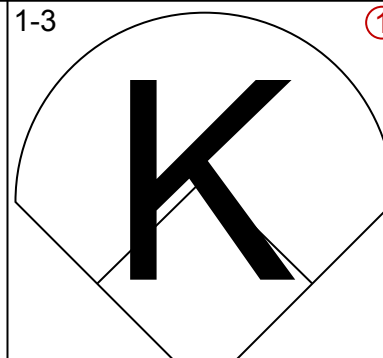
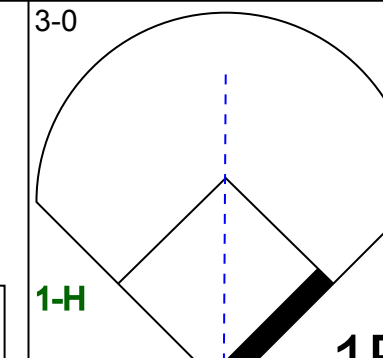

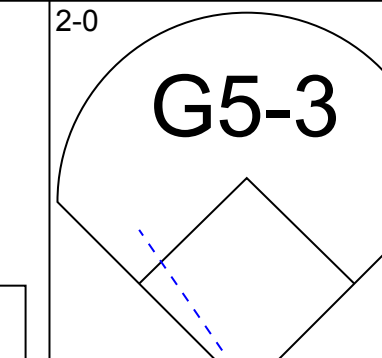
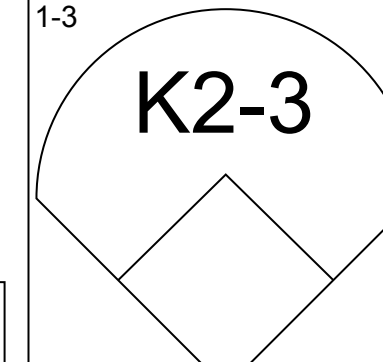
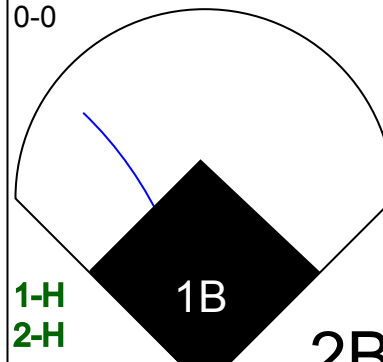
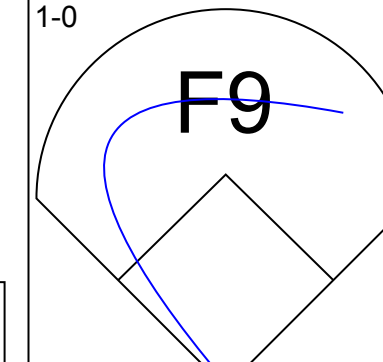

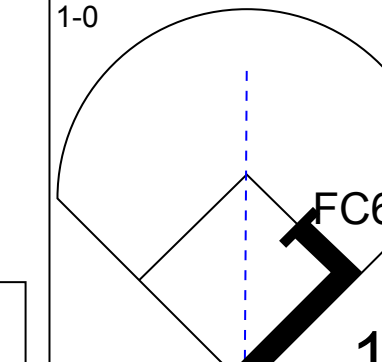
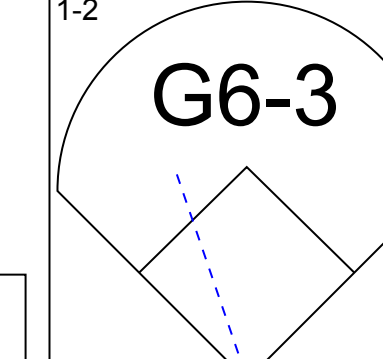
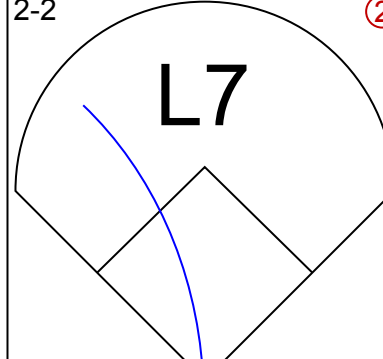
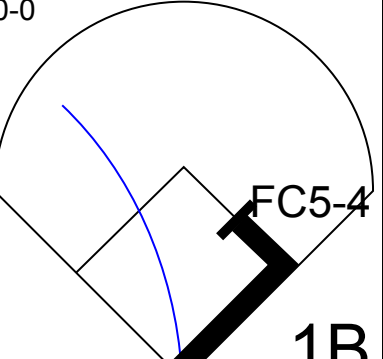
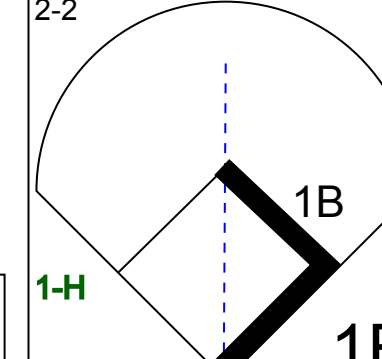
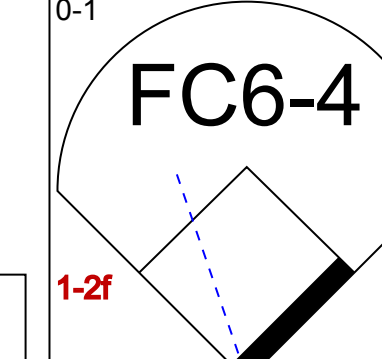

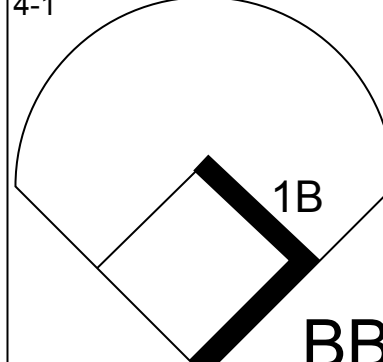

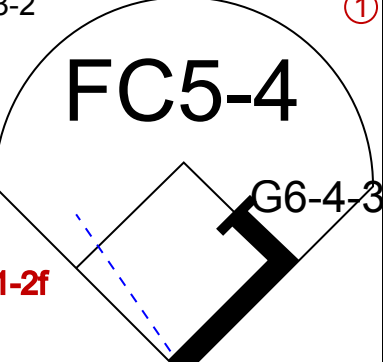
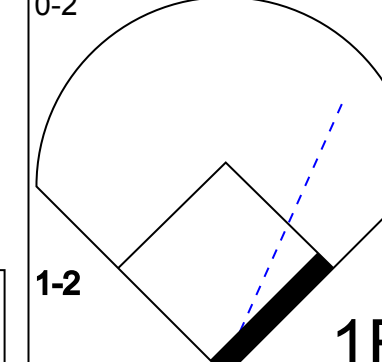
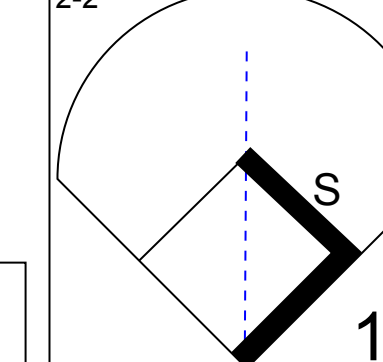
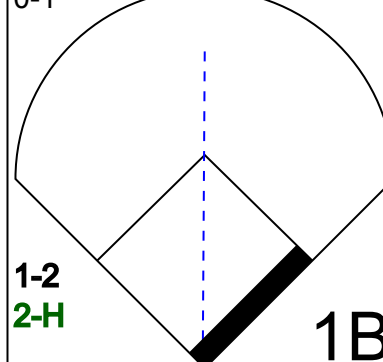
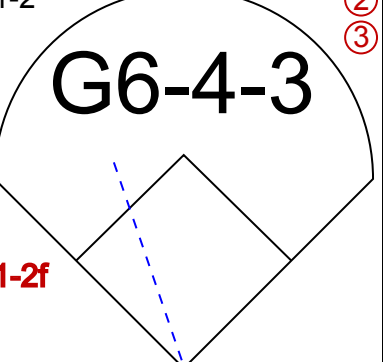
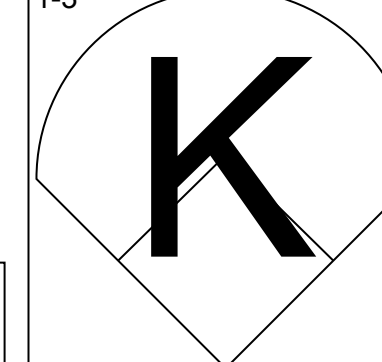

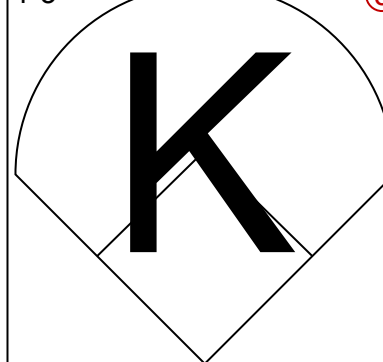
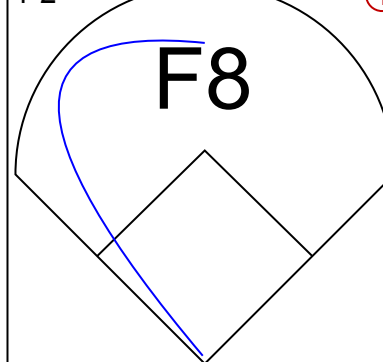
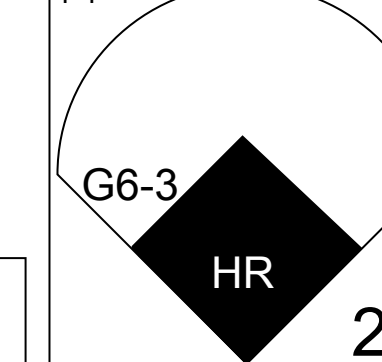


Batter	1	2	3	4	5	6	7	8	9	AB	R	H	RBI	BB	SO	LOB	TOP					
Tony Phillips, S OBP: 0.427, SLG: 0.372 (1, 7)										5	2	2	0	0	1	2						
Darin Erstad, L OBP: 0.353, SLG: 0.455 (1, 3)										4	1	0	0	0	1	3						
Dave Hollins, S OBP: 0.376, SLG: 0.465 (1, 5)										4	0	0	0	1	2	3						
Jim Leyritz, R OBP: 0.358, SLG: 0.453 (1, 2)										4	0	1	2	1	0	1						
Tim Salmon, R OBP: 0.357, SLG: 0.402 (1, 9)										3	2	3	3	1	0	0						
16 Garret Anderson, L OBP: 0.371, SLG: 0.412 (1, 8)										5	1	1	0	0	1	6						
Eddie Murray, S OBP: 0.273, SLG: 0.321 (1, 10)										4	0	0	1	0	0	1						
Craig Grebeck, R OBP: 0.375, SLG: 0.455 (1, 4)										4	0	3	1	0	0	0						
Gary Disarcina, R OBP: 0.275, SLG: 0.364 Orlando Palmeiro, L OBP: 0.353, SLG: 0.228 (1, 6)										2	0	0	0	0	0	2						
Inning Stats	R: 0 E: 0 K: 2 S: 8	H: 0 LOB: 0 BB: 0 P: 11	R: 2 E: 0 K: 0 S: 11	H: 3 LOB: 1 BB: 0 P: 19	R: 1 E: 0 K: 0 S: 6	H: 1 LOB: 2 BB: 2 P: 17	R: 0 E: 0 K: 0 S: 9	H: 1 LOB: 1 BB: 0 P: 14	R: 0 E: 0 K: 1 S: 8	H: 0 LOB: 0 BB: 0 P: 13	R: 1 E: 0 K: 0 S: 6	H: 1 LOB: 0 BB: 1 P: 10	R: 2 E: 0 K: 1 S: 10	H: 2 LOB: 2 BB: 1 P: 21	R: 0 E: 0 K: 0 S: 10	H: 1 LOB: 1 BB: 0 P: 12	R: 1 E: 0 K: 1 S: 13	H: 1 LOB: 1 BB: 0 P: 18	1B: 4 2B: 5 3B: 0 HR: 1	SF: 1 SAC: 0 DP: 0 HBP: 2	WP: 0 PB: 0 SB: 0 CS: 0	PA: 42
PITCHER	IP	WLS	BF	H	R	ER	SO	BB	IBB	HBP	BLK	WP	HR	S	P	ERA	WHIP					
Scott Aldred, L ERA: 7.01 Frankie Rodriguez, R ERA: 6.06 Greg Swindell, L ERA: 4.2 Rick Aguilera, R ERA: 4.55	6.0	26	6	4	4	3	2	0	0	0	0	0	1	50	87	6.00	1.333					
	0.2	6	2	2	2	1	0	1	1	0	0	0	0	8	17	27.00	3.000					
	1.1	W	5	1	0	0	0	0	0	0	0	0	0	12	16	0.00	0.750					
	1.0	S	5	1	1	1	1	0	0	1	0	0	0	13	18	9.00	1.000					

Anaheim Angels @ Minnesota Twins
Hubert H. Humphrey Metrodome, Minneapolis, MN
Fri Jun 06 1997, 8:05 PM EDT
Att: 21,045 - Dome - 68 F

AB 36
R 7
H 10
RBI 7
BB 3
SO 5
LOB 19



Batter	1	2	3	4	5	6	7	8	9	AB	R	H	RBI	BB	SO	LOB	BOTTOM				
Chuck Knoblauch, R OBP: 0.402, SLG: 0.358 (1, 4)										5	1	1	0	0	1	1					
Roberto Kelly, R OBP: 0.348, SLG: 0.388 Matt Lawton, L OBP: 0.377, SLG: 0.432 (1, 9)										2	2	1	0	2	0	0					
Paul Moltitor, R OBP: 0.380, SLG: 0.415 (1, 10)										5	3	4	4	0	0	1					
Terry Steinbach, R OBP: 0.340, SLG: 0.412 (1, 2)										5	0	1	1	0	1	5					
Ron Coomer, R OBP: 0.348, SLG: 0.473 (1, 5)										5	1	2	2	0	1	4					
Marty Cordova, R OBP: 0.328, SLG: 0.475 (1, 7)										5	0	2	1	0	0	2					
Greg Colbrunn, R OBP: 0.302, SLG: 0.414 Scott Stahoviak, L OBP: 0.271, SLG: 0.395 (1, 3)										2	0	0	0	1	1	1					
Darrin Jackson, R OBP: 0.263, SLG: 0.444 (1, 8)										4	0	2	1	0	1	3					
Pat Meares, R OBP: 0.335, SLG: 0.466 (1, 6)										4	1	1	0	0	2	3					
Inning Stats	R: 0 E: 0 K: 2 S: 13	H: 1 LOB: 2 BB: 1 P: 20	R: 0 E: 0 K: 2 S: 12	H: 1 LOB: 0 BB: 0 P: 18	R: 4 E: 0 K: 2 S: 22	H: 5 LOB: 2 BB: 1 P: 36	R: 1 E: 0 K: 0 S: 4	H: 1 LOB: 1 BB: 1 P: 14	R: 0 E: 0 K: 0 S: 7	H: 0 LOB: 0 BB: 0 P: 11	R: 0 E: 0 K: 0 S: 6	H: 0 LOB: 0 BB: 0 P: 10	R: 1 E: 0 K: 1 S: 19	H: 3 LOB: 2 BB: 0 P: 28	R: 3 E: 0 K: 0 S: 14	H: 3 LOB: 1 BB: 1 P: 23	1B: 12 2B: 2 3B: 0 HR: 1	SF: 0 SAC: 0 DP: 1 HBP: 0	WP: 0 PB: 1 SB: 3 CS: 0	PA: 42	
PITCHER	IP	WLS	BF	H	R	ER	SO	BB	IBB	HBP	BLK	WP	HR	S	P	ERA	WHIP				
Chuck Finley, L ERA: 5.2 Rich DelLucia, R ERA: 3.29 Mike Holtz, L ERA: 1.2 Pep Harris, R ERA: 4.38	6.0	29	4	2	1	1	0	0	0	0	0	0	0	12	20	13.50	3.000				
	0.1	2	1	0	0	0	1	0	0	0	0	0	0	7	8	0.00	3.000				
	1.0	L	7	3	3	3	0	1	0	0	0	0	1	14	23	27.00	4.000				

Anaheim Angels @ Minnesota Twins
Hubert H. Humphrey Metrodome, Minneapolis, MN
Fri Jun 06 1997, 8:05 PM EDT
Att: 21,045 - Dome - 68 F

AB 38
R 9
H 15
RBI 9
BB 4
SO 7
LOB 20



Batter	1	2	3	4	5	6	7	8	9	AB	R	H	RBI	BB	SO	LOB	TOP			
Tony Phillips, S OBP: 0.424, SLG: 0.370 (1, 10)	F9		BB 1B		G6-3			G3		4	0	1	0	0	0	1				
Darin Erstad, L OBP: 0.356, SLG: 0.459 (1, 3)	K		BB BB BB				G4-3		G3 1B 2B	3	1	1	0	1	1	0				
Dave Hollins, S OBP: 0.371, SLG: 0.458 Jack Howell, L OBP: 0.333, SLG: 0.551 (6, 5)	K		BB BB				G4-3		G3	3	0	0	0	0	2	2				
Jim Edmonds, L OBP: 0.370, SLG: 0.535 (1, 8)							G4-3		K	4	0	2	0	0	1	1				
Tim Salmon, R OBP: 0.355, SLG: 0.399 (1, 9)	F9									4	0	1	1	0	1	2				
16 Garret Anderson, L OBP: 0.365, SLG: 0.404 (1, 7)	G4-3				G6-3			P4		4	0	0	0	0	0	3				
Chad Kreuter, S OBP: 0.308, SLG: 0.319 (1, 2)	G1-3							G1-3		3	0	0	0	0	1	2				
Luis Alicaia, S OBP: 0.397, SLG: 0.438 (1, 4)			G6-3					G1-6-3 BB		1	0	0	0	2	0	0				
Craig Grebeck, R OBP: 0.373, SLG: 0.448 (1, 6)	F7							G1-6-3 1B		3	0	1	0	0	0	1				
Inning Stats	R: 0 E: 0 K: 2 S: 7	H: 0 LOB: 0 BB: 0 P: 9	R: 0 E: 0 K: 0 S: 5	H: 1 LOB: 1 BB: 0 P: 6	R: 0 E: 0 K: 1 S: 9	H: 1 LOB: 2 BB: 1 P: 18	R: 0 E: 0 K: 1 S: 8	H: 1 LOB: 1 BB: 0 P: 14	R: 0 E: 0 K: 0 S: 9	H: 0 LOB: 0 BB: 0 P: 7	R: 0 E: 0 K: 1 S: 8	H: 0 LOB: 0 BB: 0 P: 11	R: 0 E: 0 K: 0 S: 5	H: 0 LOB: 0 BB: 1 P: 10	R: 1 E: 0 K: 1 S: 12	H: 2 LOB: 1 BB: 0 P: 16	1B: 4 2B: 2 3B: 0 HR: 0	SF: 0 SAC: 0 DP: 2 HBP: 0	WP: 0 PB: 0 SB: 0 CS: 1	PA: 33
PITCHER Brad Radke, R ERA: 4.6 (1, 1)	IP: 9.0 WLS: W BF: 33 H: 6 R: 1 ER: 1 SO: 6 BB: 3 IBB: 0 HBP: 0 BLK: 0 WP: 0 HR: 0 S: 68 P: 108 ERA: 1.00 WHIP: 1.000															PITCHER				

Anaheim Angels @ Minnesota Twins
Hubert H. Humphrey Metrodome, Minneapolis, MN
Sat Jun 07 1997, 8:05 PM EDT
Att: 16,395 - Dome

AB 30
R 1
H 6
RBI 1
BB 3
SO 6
LOB 13



Batter	1	2	3	4	5	6	7	8	9	AB	R	H	RBI	BB	SO	LOB	BOTTOM			
Chuck Knoblauch, R OBP: 0.402, SLG: 0.364 (1, 4)	S 2B 1B				G4-3			G4-3		5	1	2	0	0	1	0				
Roberto Kelly, R OBP: 0.343, SLG: 0.381 (1, 9)	K						E6 BB 1B	L3		5	1	1	0	0	1	3				
Paul Molitor, R OBP: 0.380, SLG: 0.420 (1, 10)	1B 2B						1B BB FC5	G4-3		5	2	2	1	0	1	3				
Terry Steinbach, R OBP: 0.349, SLG: 0.416 (1, 2)	1B 1B						FC5 1B BB	F9		3	1	2	0	1	0	0				
Ron Coomer, R OBP: 0.352, SLG: 0.474 (1, 5)	1B				L7		1B FC5	G4-3		4	1	2	2	0	0	1				
Marty Cordova, R OBP: 0.324, SLG: 0.462 (1, 7)	K				F8		1B 1B FC5			4	0	1	1	0	1	5				
Greg Colbrunn, R OBP: 0.307, SLG: 0.417 (1, 3)	1B				F8		G5-3 1B			4	0	2	1	0	1	2				
Darrin Jackson, R OBP: 0.262, SLG: 0.431 (1, 8)	K				P3		1B 1B	G6-3		4	0	1	1	0	1	2				
Pat Meares, R OBP: 0.333, SLG: 0.458 (1, 6)	G1-3				L9		G5-3 1B	2B BB		3	0	0	0	1	0	3				
Inning Stats	R: 3 E: 0 K: 3 S: 21	H: 5 LOB: 2 BB: 0 P: 29	R: 0 E: 0 K: 1 S: 9	H: 1 LOB: 1 BB: 0 P: 14	R: 0 E: 0 K: 0 S: 6	H: 1 LOB: 1 BB: 0 P: 8	R: 0 E: 0 K: 0 S: 5	H: 0 LOB: 0 BB: 0 P: 7	R: 3 E: 1 K: 0 S: 19	H: 4 LOB: 2 BB: 1 P: 32	R: 0 E: 0 K: 0 S: 6	H: 0 LOB: 0 BB: 0 P: 10	R: 0 E: 0 K: 1 S: 8	H: 1 LOB: 1 BB: 0 P: 12	R: 0 E: 0 K: 1 S: 13	H: 1 LOB: 2 BB: 1 P: 20	1B: 11 2B: 2 3B: 0 HR: 0	SF: 0 SAC: 0 DP: 1 HBP: 0	WP: 0 PB: 0 SB: 1 CS: 0	PA: 39
PITCHER Matt Perisho, L ERA: 10.22 Shigetoshi Hasegawa, R ERA: 4.72 (5, 1)	IP: 4.1 WLS: L BF: 26 H: 11 R: 6 ER: 5 SO: 4 BB: 1 IBB: 0 HBP: 0 BLK: 0 WP: 0 HR: 0 S: 59 P: 89 ERA: 10.38 WHIP: 2.769															PITCHER				

Anaheim Angels @ Minnesota Twins
Hubert H. Humphrey Metrodome, Minneapolis, MN
Sat Jun 07 1997, 8:05 PM EDT
Att: 16,395 - Dome

AB 37
R 6
H 13
RBI 6
BB 2
SO 6
LOB 19



Batter	1	2	3	4	5	6	7	8	9	AB	R	H	RBI	BB	SO	LOB	TOP					
Tony Phillips, S OBP: 0.424, SLG: 0.377 Orlando Palmeiro, L OBP: 0.353, SLG: 0.228	0-0 1B 3B		0-0 G4-3		0-3 K		4-0 BB 1B 2B BB	1-0 P4		4	2	1	0	1	1	0						
Luis Alcega, S OBP: 0.407, SLG: 0.446	1-0 G6-3 SF8 1B		2-2 1B		4-1 1B BB		0-1 2B 1B	3-2 F8		4	2	3	1	1	1	0						
Dave Hollins, S OBP: 0.380, SLG: 0.459	1.5 SF8 G6-3 BB		1-1 F9		1-0 1B		4-2 2B 16 1B BB	4-2 G6-4-3 BB		2	1	1	0	3	0	1						
Jim Leyritz, R OBP: 0.349, SLG: 0.441 Darin Erstad, L OBP: 0.356, SLG: 0.459	1.3 G6-3		3-2 P4		0-0 G5-3		0-1 F7	1-2 G6-4-3		5	0	0	0	0	0	9						
Tim Salmon, R OBP: 0.356, SLG: 0.420	2-0 SF8				2-2 K		0-0 HR	1-2 16 1B 2B		4	2	2	4	0	1	0						
16 Garret Anderson, L OBP: 0.363, SLG: 0.402	0-0 G4-3				1-1 L3		0-1 G3	2-3 2H 3H 1B		4	1	1	2	0	0	1						
Eddie Murray, S OBP: 0.279, SLG: 0.333			3-1 F7		0-0 FC6-4 1B		2-0 F7	0-0 1H 2B		4	0	2	1	0	0	0						
Chad Kreuter, S OBP: 0.305, SLG: 0.315			0-1 G5-4-3 1B		2-0 FC6-4		0-0 P3	2-3 K		4	0	1	0	0	1	2						
Gary Disarcina, R OBP: 0.270, SLG: 0.356			1-2 G5-4-3		0-1 G4-3		0-1 F7	0-0 F8		4	0	0	0	0	0	1						
Inning Stats	R: 2 E: 0 K: 0 S: 9	H: 2 LOB: 1 BB: 1 P: 19	R: 0 E: 0 K: 0 S: 7	H: 1 LOB: 0 BB: 0 P: 11	R: 0 E: 0 K: 0 S: 10	H: 1 LOB: 1 BB: 0 P: 16	R: 0 E: 0 K: 1 S: 7	H: 1 LOB: 2 BB: 1 P: 12	R: 0 E: 0 K: 1 S: 8	H: 1 LOB: 0 BB: 1 P: 13	R: 5 E: 0 K: 1 S: 19	H: 4 LOB: 1 BB: 2 P: 30	R: 0 E: 0 K: 0 S: 6	H: 0 LOB: 0 BB: 0 P: 10	R: 0 E: 0 K: 0 S: 7	H: 0 LOB: 0 BB: 1 P: 12	1B: 7 2B: 2 3B: 1 HR: 1	SF: 1 SAC: 0 DP: 2 HBP: 0	WP: 0 PB: 0 SB: 0 CS: 0	PA: 41		
PITCHER	IP WLS BF H R ER SO BB IBB HBP BLK WP HR S P ERA WHIP	IP WLS BF H R ER SO BB IBB HBP BLK WP HR S P ERA WHIP	IP WLS BF H R ER SO BB IBB HBP BLK WP HR S P ERA WHIP	IP WLS BF H R ER SO BB IBB HBP BLK WP HR S P ERA WHIP	IP WLS BF H R ER SO BB IBB HBP BLK WP HR S P ERA WHIP	IP WLS BF H R ER SO BB IBB HBP BLK WP HR S P ERA WHIP	IP WLS BF H R ER SO BB IBB HBP BLK WP HR S P ERA WHIP	IP WLS BF H R ER SO BB IBB HBP BLK WP HR S P ERA WHIP	IP WLS BF H R ER SO BB IBB HBP BLK WP HR S P ERA WHIP	IP WLS BF H R ER SO BB IBB HBP BLK WP HR S P ERA WHIP	IP WLS BF H R ER SO BB IBB HBP BLK WP HR S P ERA WHIP	IP WLS BF H R ER SO BB IBB HBP BLK WP HR S P ERA WHIP	IP WLS BF H R ER SO BB IBB HBP BLK WP HR S P ERA WHIP	IP WLS BF H R ER SO BB IBB HBP BLK WP HR S P ERA WHIP	IP WLS BF H R ER SO BB IBB HBP BLK WP HR S P ERA WHIP	IP WLS BF H R ER SO BB IBB HBP BLK WP HR S P ERA WHIP	IP WLS BF H R ER SO BB IBB HBP BLK WP HR S P ERA WHIP	IP WLS BF H R ER SO BB IBB HBP BLK WP HR S P ERA WHIP	IP WLS BF H R ER SO BB IBB HBP BLK WP HR S P ERA WHIP	IP WLS BF H R ER SO BB IBB HBP BLK WP HR S P ERA WHIP	IP WLS BF H R ER SO BB IBB HBP BLK WP HR S P ERA WHIP	IP WLS BF H R ER SO BB IBB HBP BLK WP HR S P ERA WHIP

Anaheim Angels @ Minnesota Twins
Hubert H. Humphrey Metrodome, Minneapolis, MN
Sun Jun 08 1997, 4:33 AM EDT
Att: 15,356 - Dome

AB	35
R	8
H	11
RBI	8
BB	5
SO	3
LOB	14

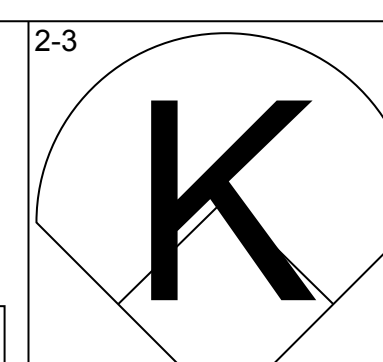
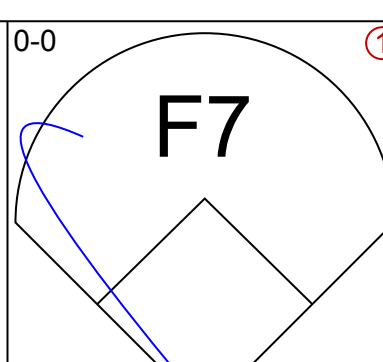
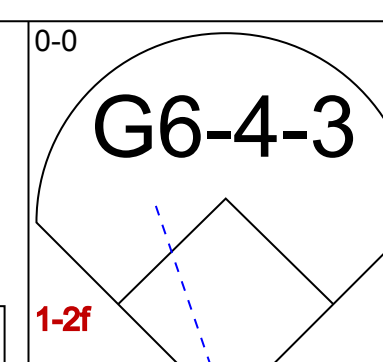
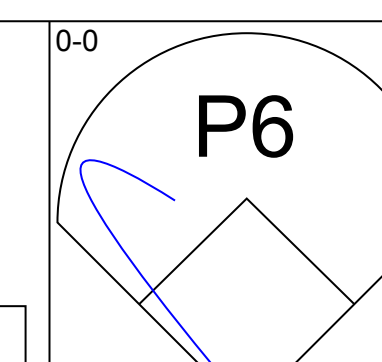
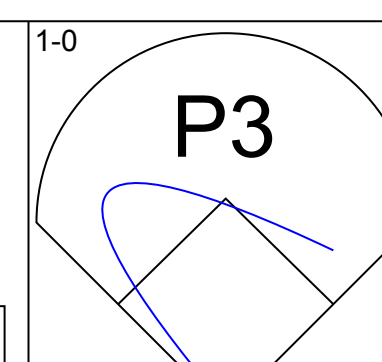
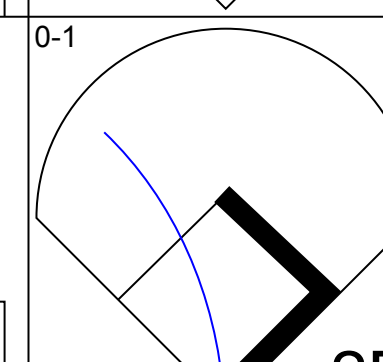
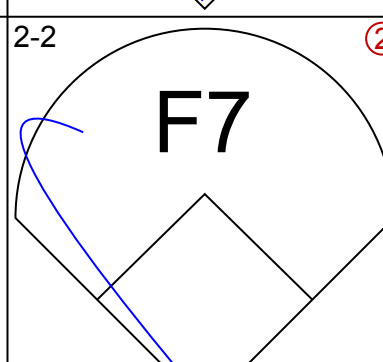
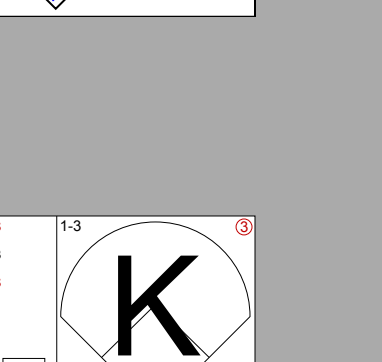
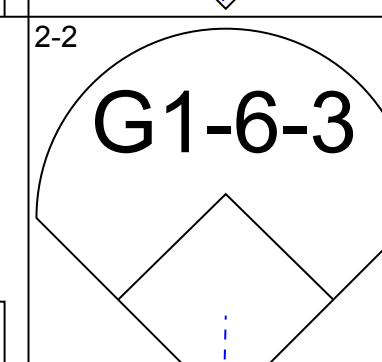
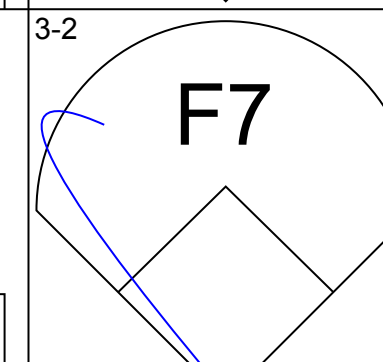
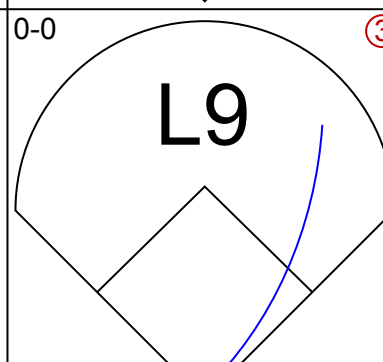
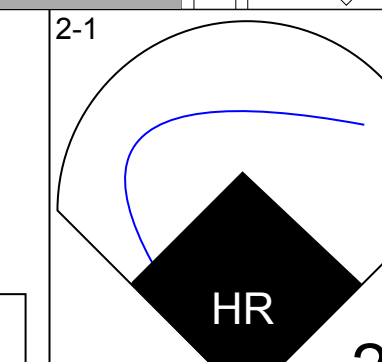
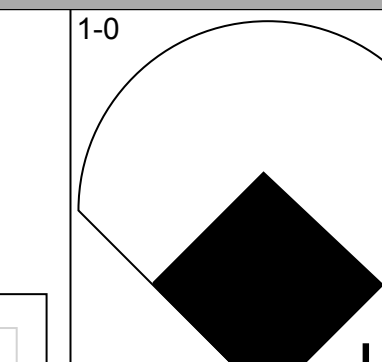
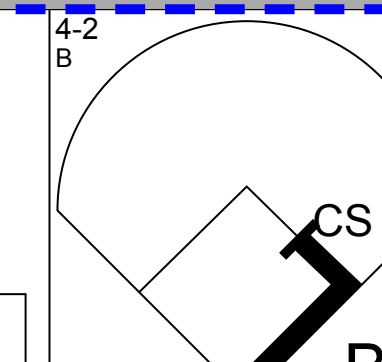
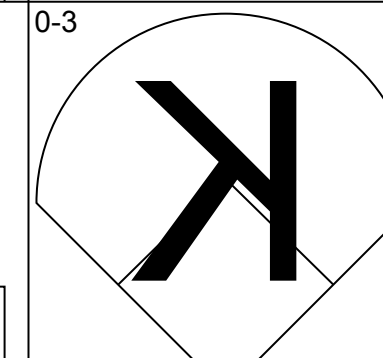
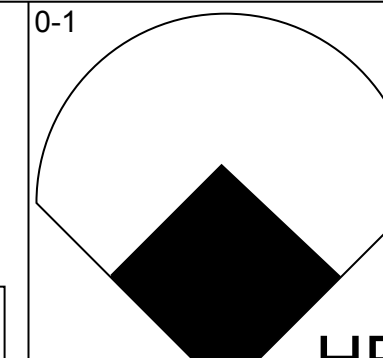
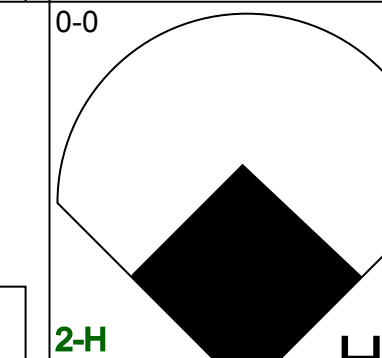
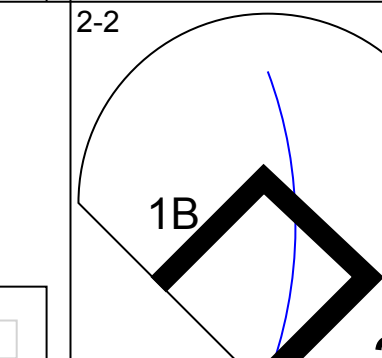
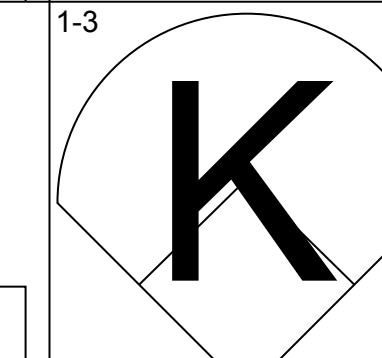
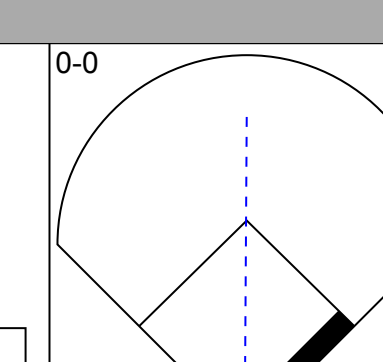
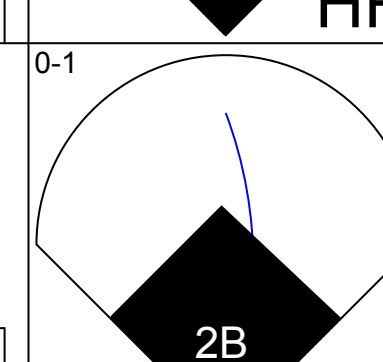
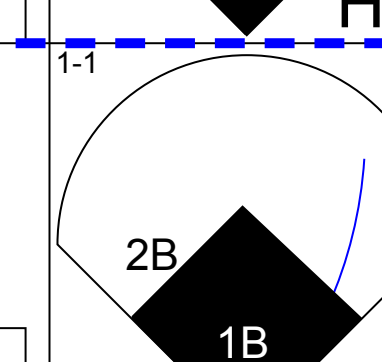
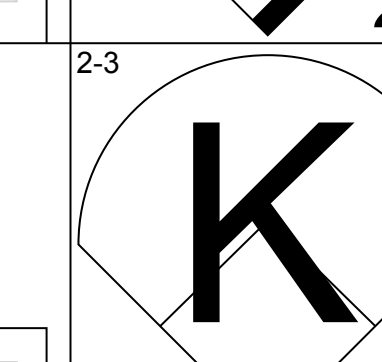
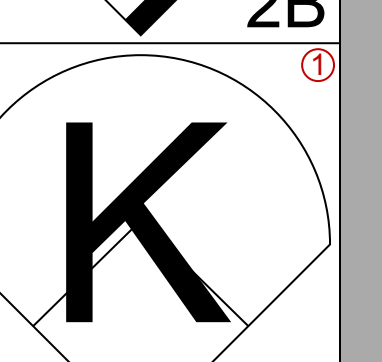
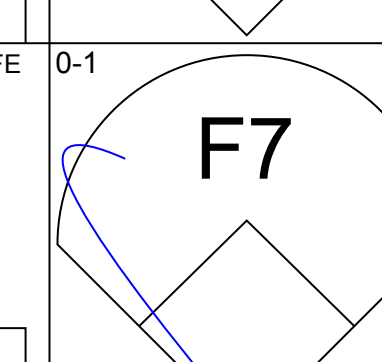
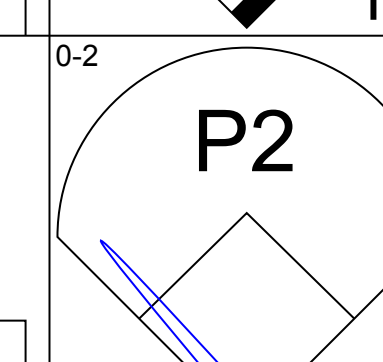
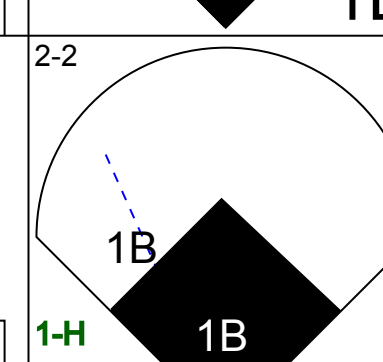
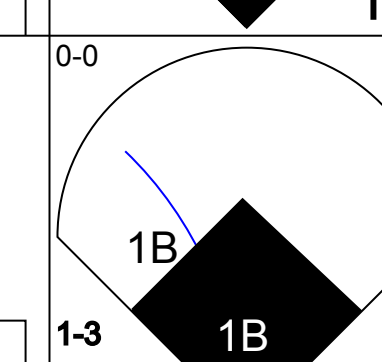
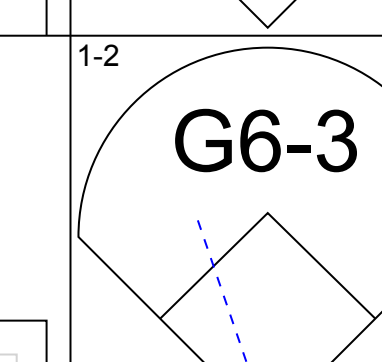
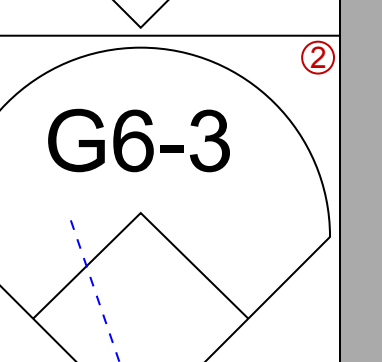
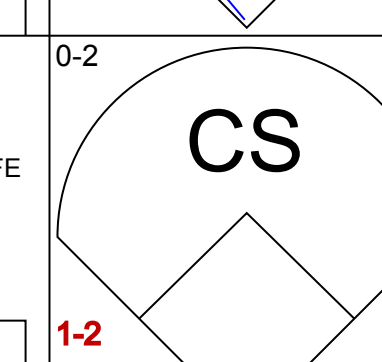
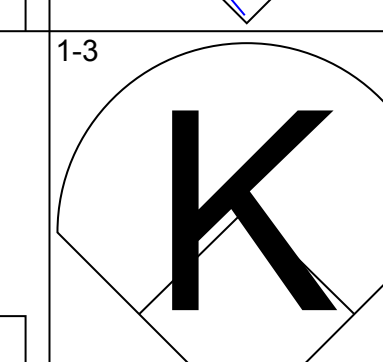
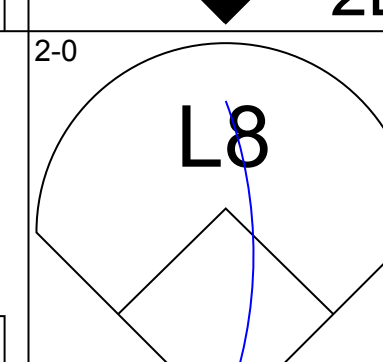
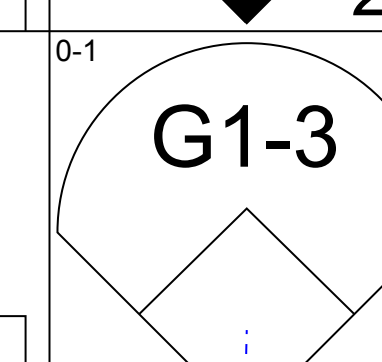
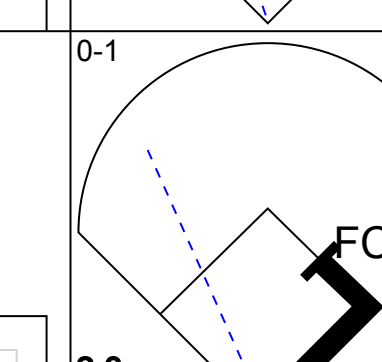
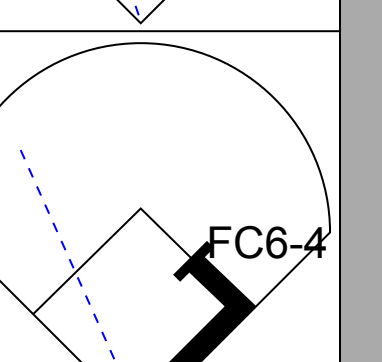
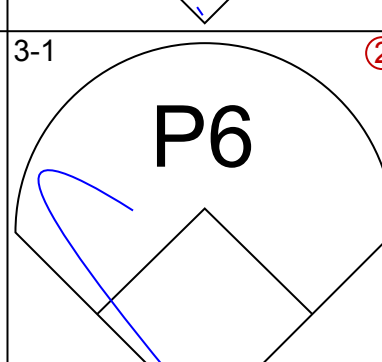
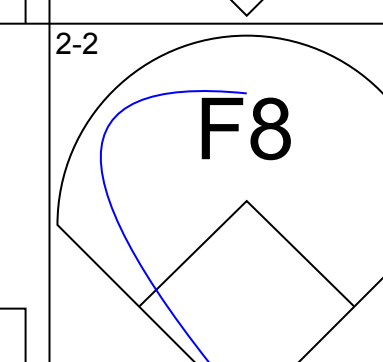
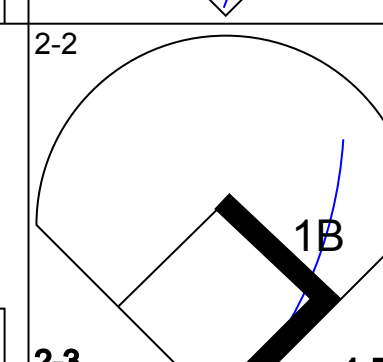
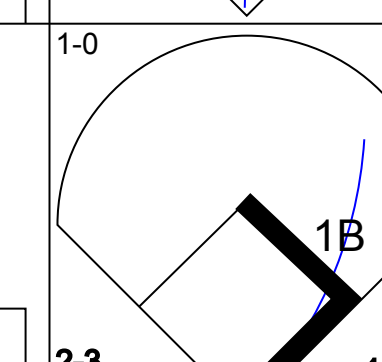
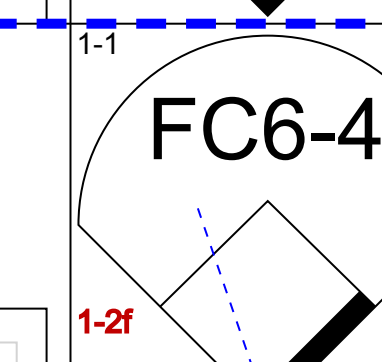
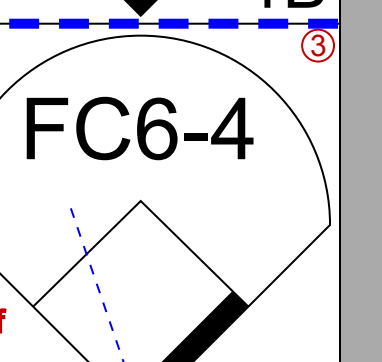
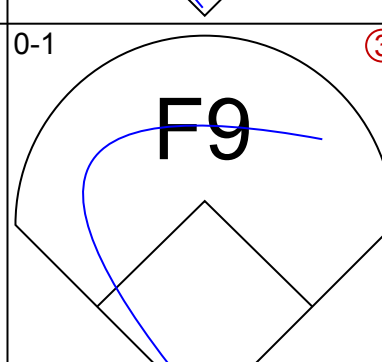
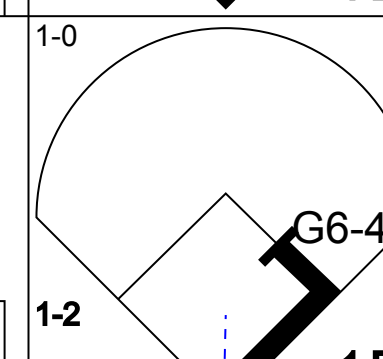
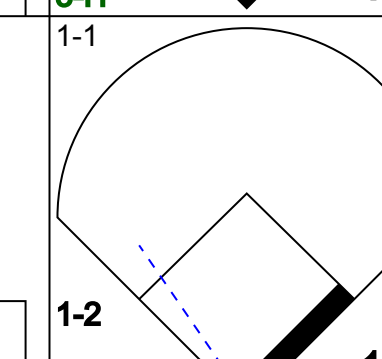

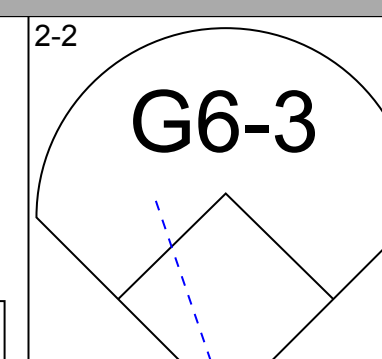
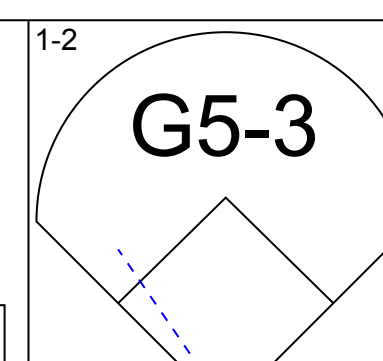
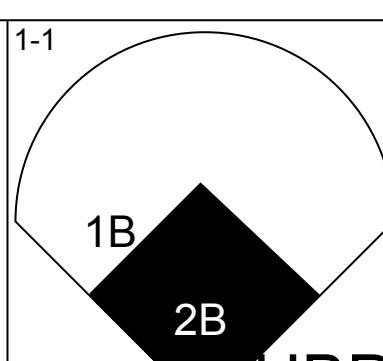
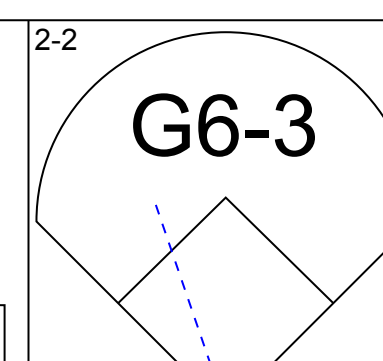
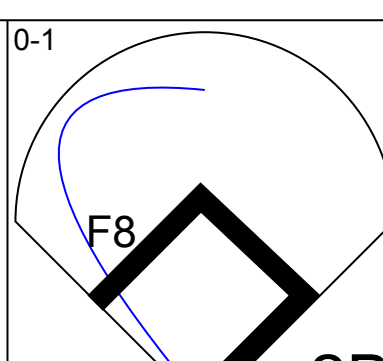
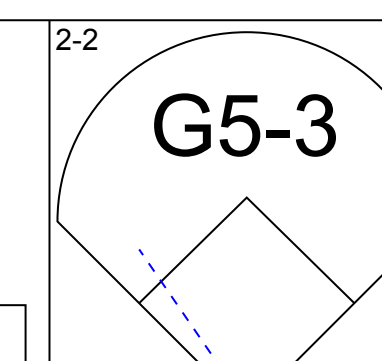
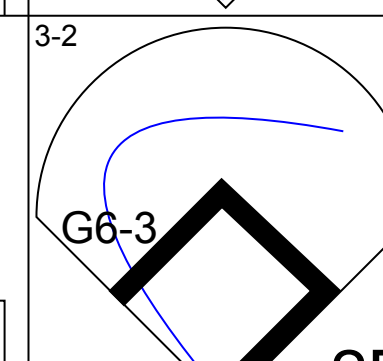
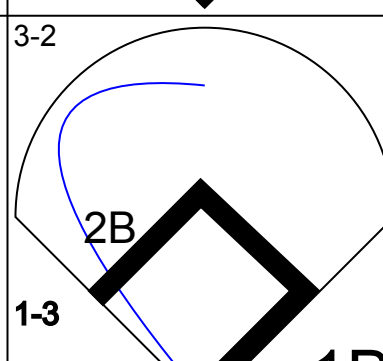
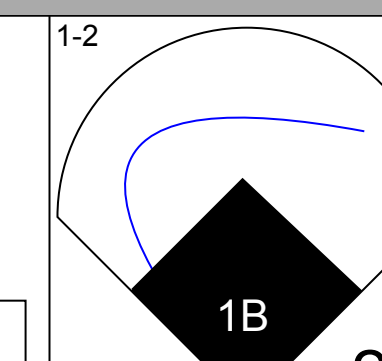
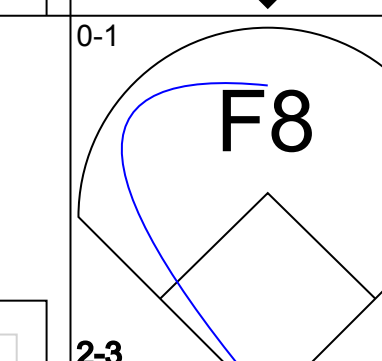
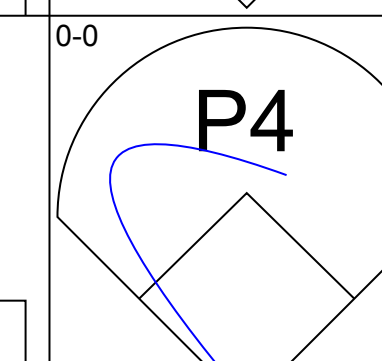
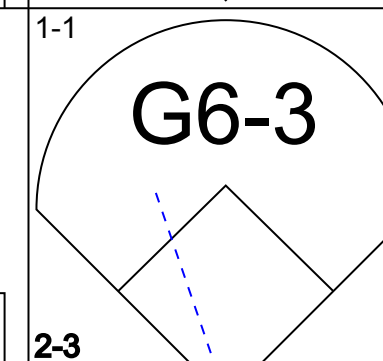
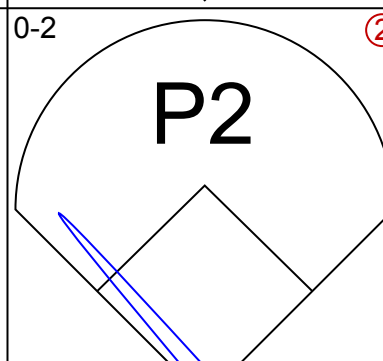
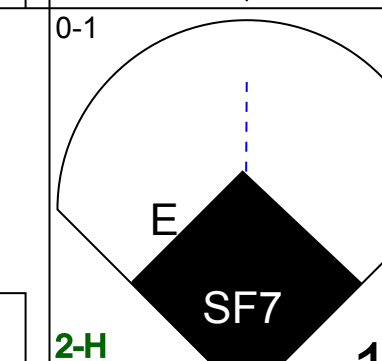
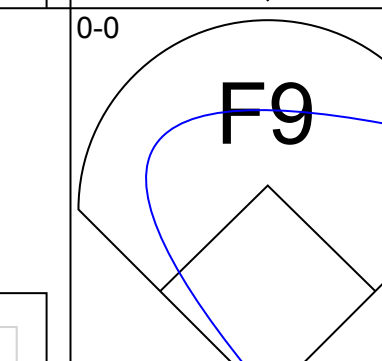
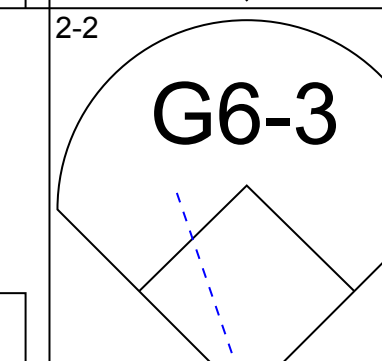
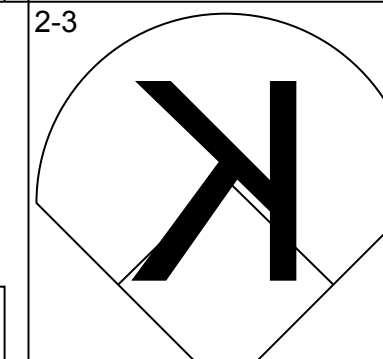
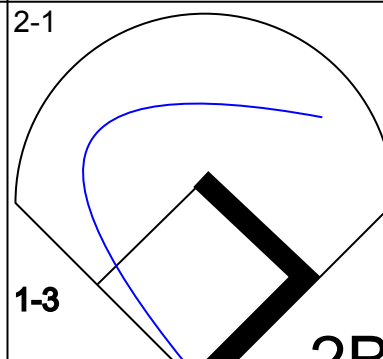
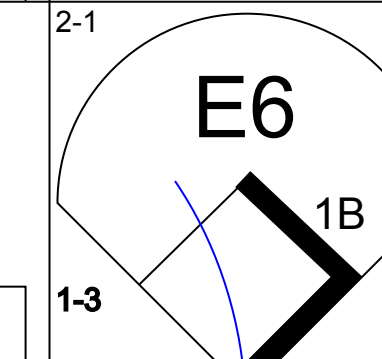

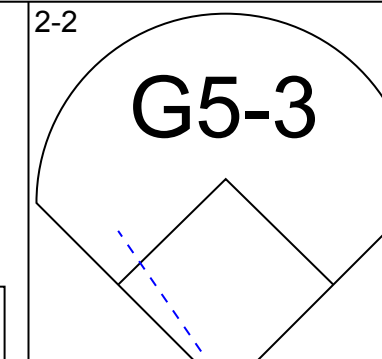
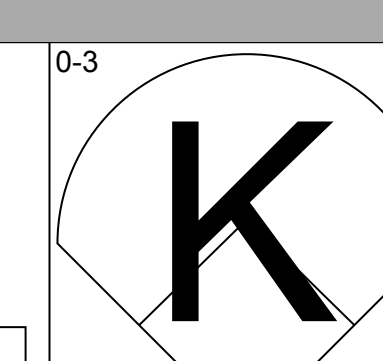
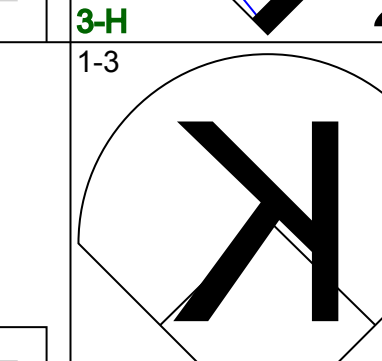
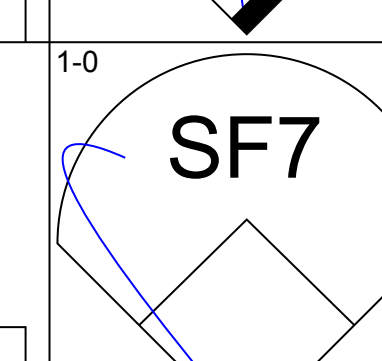

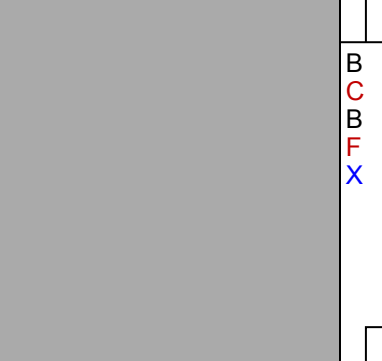
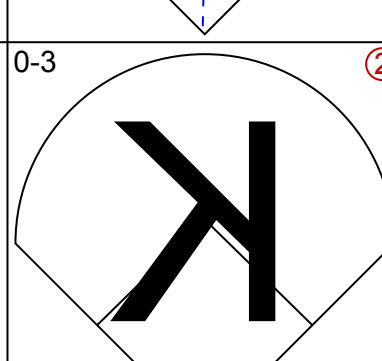
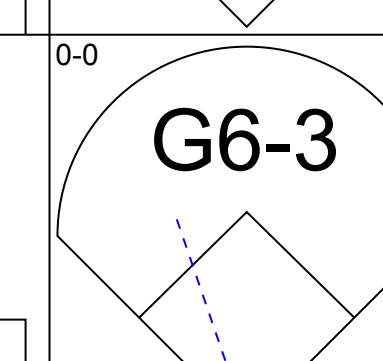
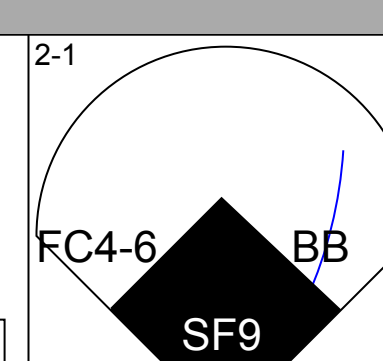
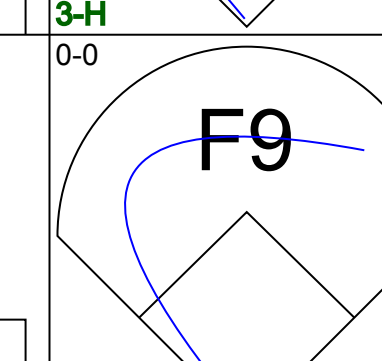


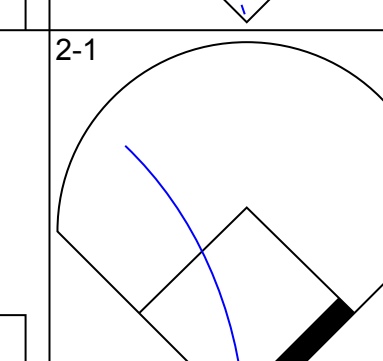
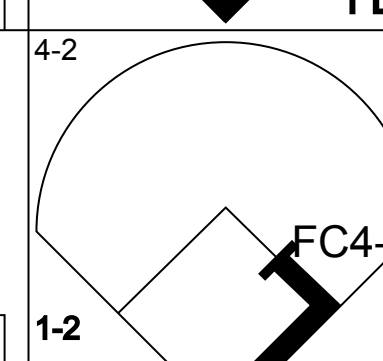
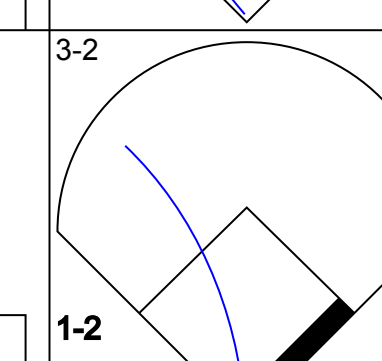

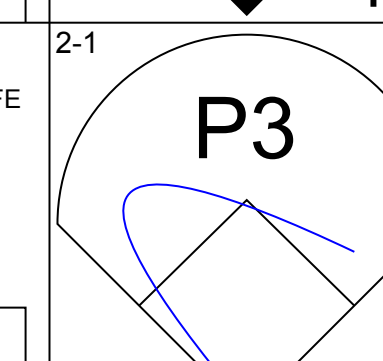
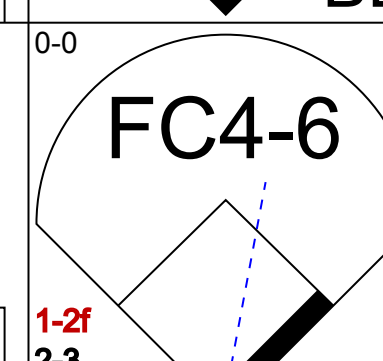
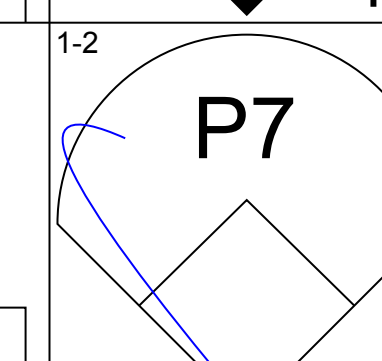
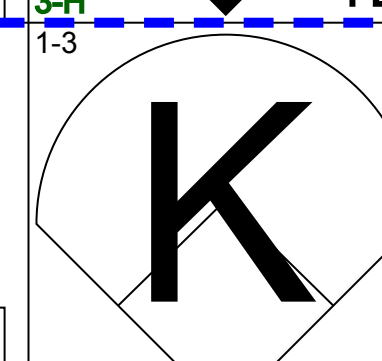
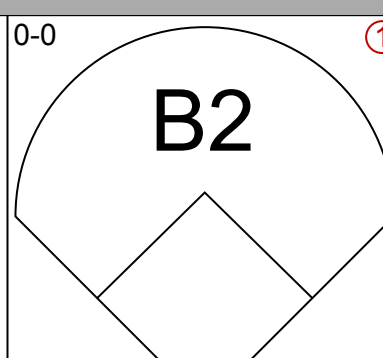
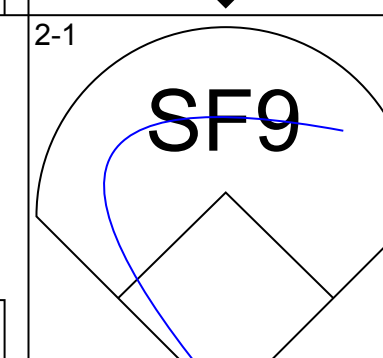
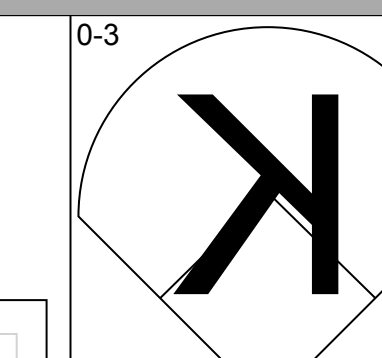
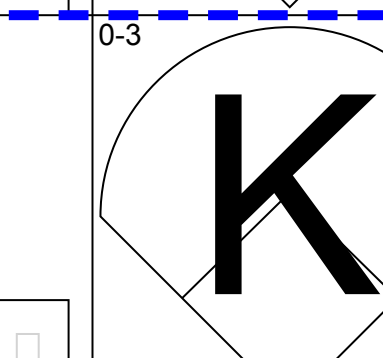


Batter	1	2	3	4	5	6	7	8	9	AB	R	H	RBI	BB	SO	LOB	BOTTOM						
Chuck Knoblauch, R OBP: 0.399, SLG: 0.357	0-1 P4		3-1 G6-3		4-0 BB 2B HBP		0-1 G1-4-3		1-0 G3	4	1	0	0	0	0	2							
Matt Lawton, L OBP: 0.379, SLG: 0.427	3-2 G3		4-2 L1-3 BB		4-1 2B BB		3-1 F8			2	1	0	0	2	0	0							
Paul Molitor, R OBP: 0.376, SLG: 0.422	0-0 F9		2-0 L1-3		3-2 2B		2-1 G5-3			4	0	1	3	0	0	1							
Greg Myers, L OBP: 0.350, SLG: 0.427			1-0 E9 HR 1B		2-0 2B		1-3 K			4	1	2	0	0	2	1							
Ron Coomer, R OBP: 0.349, SLG: 0.464			0-1 G1-3		4-1 BB		0-1 L5		0-0 G5-3	3	0	0	0	1	0	1							
Scott Stahovick, L OBP: 0.286, SLG: 0.457			3-2 HR		1-2 F8		3-2 G3-1		4-1 G6-4-3 BB	3	1	1	2	1	0	2							
Marty Cordova, R OBP: 0.333, SLG: 0.471			0-1 1B WP 2B		4-2 BB G3 2B BB		2-0 F7		0-2 G6-4-3	3	2	1	0	1	0	1							
Rich Becker, L OBP: 0.375, SLG: 0.359			1-2 WP 1B		1-1 G3		0-0 P4		2-3 K	4	0	1	0	0	1	1							
Pat Meares, R OBP: 0.332, SLG: 0.451			1-2 F8		0-0 G5-3		4-1 G1-4-3 BB		3-3 K	3	0	0	0	1	1	3							
Inning Stats	R: 0 E: 0 K: 0 S: 6	H: 0 LOB: 0 BB: 0 P: 9	R: 3 E: 1 K: 0 S: 19	H: 4 LOB: 1 BB: 0 P: 28	R: 0 E: 0 K: 0 S: 10	H: 1 LOB: 2 BB: 2 P: 22	R: 3 E: 0 K: 1 S: 13	H: 1 LOB: 1 BB: 2 P: 29	R: 0 E: 0 K: 0 S: 7	H: 0 LOB: 0 BB: 0 P: 12	R: 0 E: 0 K: 0 S: 4	H: 0 LOB: 0 BB: 1 P: 8	R: 0 E: 0 K: 1 S: 7	H: 0 LOB: 0 BB: 0 P: 13	R: 0 E: 0 K: 0 S: 5	H: 0 LOB: 0 BB: 1 P: 9	R: 0 E: 0 K: 2 S: 8	H: 0 LOB: 0 BB: 0 P: 14	1B: 2 2B: 4 3B: 0 HR: 1	SF: 0 SAC: 0 DP: 3 HBP: 1	WP: 1 PB: 0 SB: 0 CS: 0	PA: 37	
PITCHER	IP WLS BF H R ER SO BB IBB HBP BLK WP HR S P ERA WHIP	IP WLS BF H R ER SO BB IBB HBP BLK WP HR S P ERA WHIP	IP WLS BF H R ER SO BB IBB HBP BLK WP HR S P ERA WHIP	IP WLS BF H R ER SO BB IBB HBP BLK WP HR S P ERA WHIP	IP WLS BF H R ER SO BB IBB HBP BLK WP HR S P ERA WHIP	IP WLS BF H R ER SO BB IBB HBP BLK WP HR S P ERA WHIP	IP WLS BF H R ER SO BB IBB HBP BLK WP HR S P ERA WHIP	IP WLS BF H R ER SO BB IBB HBP BLK WP HR S P ERA WHIP	IP WLS BF H R ER SO BB IBB HBP BLK WP HR S P ERA WHIP	IP WLS BF H R ER SO BB IBB HBP BLK WP HR S P ERA WHIP	IP WLS BF H R ER SO BB IBB HBP BLK WP HR S P ERA WHIP	IP WLS BF H R ER SO BB IBB HBP BLK WP HR S P ERA WHIP	IP WLS BF H R ER SO BB IBB HBP BLK WP HR S P ERA WHIP	IP WLS BF H R ER SO BB IBB HBP BLK WP HR S P ERA WHIP	IP WLS BF H R ER SO BB IBB HBP BLK WP HR S P ERA WHIP	IP WLS BF H R ER SO BB IBB HBP BLK WP HR S P ERA WHIP	IP WLS BF H R ER SO BB IBB HBP BLK WP HR S P ERA WHIP	IP WLS BF H R ER SO BB IBB HBP BLK WP HR S P ERA WHIP	IP WLS BF H R ER SO BB IBB HBP BLK WP HR S P ERA WHIP	IP WLS BF H R ER SO BB IBB HBP BLK WP HR S P ERA WHIP	IP WLS BF H R ER SO BB IBB HBP BLK WP HR S P ERA WHIP	IP WLS BF H R ER SO BB IBB HBP BLK WP HR S P ERA WHIP	IP WLS BF H R ER SO BB IBB HBP BLK WP HR S P ERA WHIP

Anaheim Angels @ Minnesota Twins
Hubert H. Humphrey Metrodome, Minneapolis, MN
Sun Jun 08 1997, 4:33 AM EDT
Att: 15,356 - Dome

AB	30
R	6
H	6
RBI	5
BB	6
SO	4
LOB	12



Batter	1	2	3	4	5	6	7	8	9	AB	R	H	RBI	BB	SO	LOB	TOP					
Damon Buford, R OBP: 0.289, SLG: 0.337 (1, 8)										5	0	0	0	0	1	5	Texas Rangers @ Minnesota Twins Hubert H. Humphrey Metrodome, Minneapolis, MN Wed Jun 11 1997, 8:05 PM EDT Att: 11,498 - Dome					
Ivan Rodriguez, R OBP: 0.375, SLG: 0.550 (1, 2)										5	1	2	1	0	1	3						
29 Rusty Greer, L OBP: 0.404, SLG: 0.489 (1, 7)										4	2	2	1	1	0	2						
Juan Gonzalez, R OBP: 0.299, SLG: 0.547 (1, 10)										5	2	3	3	0	2	2						
Willi Clark, L OBP: 0.456, SLG: 0.556 (1, 3)											5	2	3	0	0	1		2				
Dean Palmer, R OBP: 0.311, SLG: 0.390 (1, 5)											5	2	2	1	0	0		2				
Mike Simms, R OBP: 0.309, SLG: 0.520 Warren Newson, L OBP: 0.383, SLG: 0.495 (8, 9)											4	0	1	0	0	1		4				
Billy Ripken, R OBP: 0.330, SLG: 0.422 (1, 4)											5	0	2	1	0	0		3				
Benji Gil, R OBP: 0.276, SLG: 0.329 (1, 6)										4	0	3	2	0	0	0						
Inning Stats	R: 0 E: 0 K: 2 S: 14	H: 1 LOB: 1 BB: 0 P: 19	R: 0 E: 0 K: 1 S: 12	H: 1 LOB: 1 BB: 0 P: 15	R: 0 E: 0 K: 1 S: 6	H: 1 LOB: 1 BB: 0 P: 9	R: 3 E: 0 K: 0 S: 13	H: 5 LOB: 1 BB: 0 P: 20	R: 5 E: 0 K: 1 S: 18	H: 7 LOB: 2 BB: 0 P: 25	R: 1 E: 0 K: 1 S: 15	H: 3 LOB: 0 BB: 1 P: 22	R: 0 E: 0 K: 0 S: 11	H: 0 LOB: 0 BB: 0 P: 16	R: 0 E: 0 K: 1 S: 16	H: 0 LOB: 0 BB: 1 P: 21		R: 0 E: 0 K: 0 S: 7	H: 0 LOB: 0 BB: 0 P: 10	1B: 9 2B: 5 3B: 0 HR: 4	SF: 0 SAC: 0 DP: 1 HBP: 0	WP: 0 PB: 0 SB: 0 CS: 1
PITCHER	IP WLS BF H R ER SO BB IBB HBP BLK WP HR S P ERA WHIP																					
Scott Aldred, L ERA: 7.36 (1, 1)	4.0 L 22 11 6 6 3 0 0 0 0 0 0 3 50 71 13.50 2.750																					
Kevin Jarvis, R ERA: 11.28 (5, 1)	1.2 7 3 3 2 0 0 0 0 0 0 1 26 36 16.20 4.200																					
Frankie Rodriguez, R ERA: 5.9 (6, 1)	1.1 4 0 0 0 0 0 0 0 0 0 0 13 19 0.00 0.000																					
Eddie Guardado, L ERA: 3.78 (8, 1)	1.0 3 0 0 0 1 1 0 0 0 0 0 16 21 0.00 1.000																					
Rick Aguilera, R ERA: 4.4 (9, 1)	1.0 3 0 0 0 0 0 0 0 0 0 0 7 10 0.00 0.000																					
Batter	1	2	3	4	5	6	7	8	9	AB	R	H	RBI	BB	SO	LOB	BOTTOM					
Chuck Knoblauch, R OBP: 0.405, SLG: 0.371 (1, 4)										4	1	1	0	0	0	1	Texas Rangers @ Minnesota Twins Hubert H. Humphrey Metrodome, Minneapolis, MN Wed Jun 11 1997, 8:05 PM EDT Att: 11,498 - Dome					
Rich Becker, L OBP: 0.376, SLG: 0.368 (1, 8)										5	1	3	0	0	0	1						
Paul Moltitor, R OBP: 0.388, SLG: 0.445 (1, 10)										5	1	1	1	0	0	4						
Terry Steinbach, R OBP: 0.337, SLG: 0.407 (1, 2)										5	0	1	1	0	1	2						
Scott Stahoviak, L OBP: 0.300, SLG: 0.442 (1, 3)											4	1	1	1	0	3		2				
Ron Coomer, R OBP: 0.348, SLG: 0.469 (1, 5)										5	2	2	1	0	0	1						
Marty Cordova, R OBP: 0.361, SLG: 0.480 (1, 7)										3	0	3	1	1	0	0						
Matt Lawton, L OBP: 0.372, SLG: 0.417 Roberto Kelly, R OBP: 0.340, SLG: 0.378 (7, PH) (8, 9)										3	0	0	0	0	0	5						
Pat Meares, R OBP: 0.333, SLG: 0.447 (1, 6)										3	0	0	1	0	2	1						
Inning Stats	R: 0 E: 0 K: 1 S: 11	H: 1 LOB: 0 BB: 0 P: 18	R: 0 E: 0 K: 1 S: 8	H: 1 LOB: 0 BB: 0 P: 12	R: 1 E: 0 K: 1 S: 13	H: 2 LOB: 0 BB: 0 P: 20	R: 2 E: 0 K: 0 S: 12	H: 3 LOB: 1 BB: 1 P: 22	R: 0 E: 0 K: 1 S: 8	H: 1 LOB: 1 BB: 0 P: 8	R: 2 E: 0 K: 2 S: 15	H: 3 LOB: 1 BB: 0 P: 21	R: 0 E: 0 K: 0 S: 8	H: 0 LOB: 0 BB: 0 P: 12	R: 0 E: 0 K: 1 S: 7	H: 0 LOB: 0 BB: 0 P: 9		1B: 7 2B: 4 3B: 1 HR: 0	SF: 2 SAC: 0 DP: 0 HBP: 1	WP: 0 PB: 0 SB: 0 CS: 0	PA: 42	
PITCHER	IP WLS BF H R ER SO BB IBB HBP BLK WP HR S P ERA WHIP																					
John Burkett, R ERA: 4.72 (7, 1)	0.1 1 0 0 0 1 0 0 0 0 0 0 3 4 0.00 0.000																					
Eric Sunderson, L ERA: 2.08 (7, 1)	1.1 4 0 0 0 1 0 0 0 0 0 0 11 15 0.00 0.000																					
Xavier Hernandez, R ERA: 0.56 (9, 1)	1.0 S 3 0 0 0 1 0 0 0 0 0 0 7 9 0.00 0.000																					

Batter	1	2	3	4	5	6	7	8	9	AB	R	H	RBI	BB	SO	LOB	TOP								
Chuck Knoblauch, R OBP: 0.419, SLG: 0.396 (1, 4)										4	1	2	0	1	0	0									
Matt Lawton, L OBP: 0.377, SLG: 0.433 (1, 9)										4	2	2	2	1	1	3									
Marty Cordova, R OBP: 0.344, SLG: 0.452 (1, 7)										5	1	1	0	0	1	4									
Greg Myers, L OBP: 0.346, SLG: 0.430 (1, 2)										4	1	1	2	0	1	1									
Ron Coomer, R OBP: 0.360, SLG: 0.481 (1, 5)										4	1	3	1	0	0	1									
Scott Stahovjak, L OBP: 0.297, SLG: 0.436 (1, 3)										3	0	1	1	0	0	1									
Pat Meares, R OBP: 0.333, SLG: 0.436 (1, 6)										4	0	0	0	0	2	3									
Rich Becker, L OBP: 0.374, SLG: 0.363 (1, 8)										4	0	1	0	0	0	0									
Rich Robertson, L OBP: 0.500, SLG: 0.500 (1, 1)										2	0	1	0	0	0	1									
Darin Jackson, R OBP: 0.259, SLG: 0.424 (7, PH)										1	0	0	0	0	0	0									
Frankie Rodriguez, R (7, 1)										0	0	0	0	0	0	0									
Mike Trombley, R (8, 1)										1	0	0	0	0	1	0									
Inning Stats	R: 2 E: 0 K: 1 S: 17	H: 3 LOB: 2 BB: 1 P: 27	R: 0 E: 0 K: 0 S: 9	H: 1 LOB: 0 BB: 0 P: 16	R: 0 E: 0 K: 2 S: 9	H: 0 LOB: 1 BB: 1 P: 16	R: 0 E: 0 K: 0 S: 6	H: 0 LOB: 0 BB: 0 P: 8	R: 0 E: 0 K: 1 S: 11	H: 2 LOB: 1 BB: 0 P: 18	R: 0 E: 0 K: 0 S: 6	H: 1 LOB: 1 BB: 0 P: 7	R: 0 E: 0 K: 0 S: 10	H: 0 LOB: 0 BB: 0 P: 14	R: 4 E: 0 K: 1 S: 19	H: 4 LOB: 0 BB: 0 P: 27	R: 0 E: 0 K: 1 S: 13	H: 1 LOB: 1 BB: 0 P: 20	1B: 8 2B: 3 3B: 0 HR: 1	SF: 1 SAC: 0 DP: 2 HBP: 0	WP: 1 PB: 0 SB: 1 CS: 0	PA: 39			
PITCHER	IP	WLS	BF	H	R	ER	SO	BB	IBB	HBP	BLK	WP	HR	S	P	ERA	WHIP								
Darryl Kile, R ERA: 2.1 (1, 1)	7.0	L	28	7	2	2	4	2	0	0	0	0	1	68	106	2.57	1.286								
Russ Springer, R ERA: 3.54 (8, 1)	0.0		4	4	4	4	0	0	0	0	0	0	0	12	17	∞	∞								
Bias Minor, R ERA: 3.18 (8, 1)	2.0		7	1	0	0	2	0	0	0	0	1	0	20	30	0.00	0.500								

Minnesota Twins @ Houston Astros
Astrodome, Houston, TX
Sat Jun 14 1997, 8:05 PM EDT
Att: 27,172 - Dome - 72 F

AB 36
R 6
H 12
RBI 6
BB 2
SO 6
LOB 14



Batter	1	2	3	4	5	6	7	8	9	AB	R	H	RBI	BB	SO	LOB	BOTTOM								
Craig Biggio, R OBP: 0.390, SLG: 0.524 (1, 4)										3	1	3	1	1	0	0									
James Mouton, R OBP: 0.296, SLG: 0.365 (1, 8)										3	0	1	0	0	0	2									
Thomas Howard, S OBP: 0.318, SLG: 0.368 (7, PH)										1	0	0	0	0	0	2									
5 Jeff Bagwell, R OBP: 0.442, SLG: 0.667 (1, 3)										4	0	0	0	0	2	3									
Luis Gonzalez, L OBP: 0.391, SLG: 0.404 (1, 7)										4	0	1	0	0	0	2									
Derek Bell, R OBP: 0.313, SLG: 0.343 (1, 9)										4	0	0	0	0	2	2									
Sean Berry, R OBP: 0.255, SLG: 0.340 (1, 5)										3	0	1	0	1	0	1									
Tony Eusebio, R OBP: 0.337, SLG: 0.284 (1, 2)										3	0	1	0	1	1	1									
Ricky Gutierrez, R OBP: 0.330, SLG: 0.340 (1, 6)										4	0	1	0	0	0	3									
Darryl Kile, R OBP: 0.156, SLG: 0.119 ERA: 5.5 (1, 1)										2	0	0	0	0	1	1									
Bill Spiers, L OBP: 0.486, SLG: 0.481 (7, PH)										1	0	1	0	0	0	0									
Russ Springer, R (8, 1)										0	0	0	0	0	0	0									
Bias Minor, R (8, 1)										0	0	0	0	0	0	0									
Pat Listach, S OBP: 0.244, SLG: 0.187 (8, PH)										1	0	0	0	0	0	0									
Inning Stats	R: 1 E: 0 K: 1 S: 11	H: 2 LOB: 1 BB: 0 P: 21	R: 0 E: 0 K: 2 S: 10	H: 1 LOB: 0 BB: 0 P: 19	R: 0 E: 0 K: 1 S: 7	H: 0 LOB: 1 BB: 1 P: 15	R: 0 E: 0 K: 1 S: 8	H: 2 LOB: 0 BB: 0 P: 13	R: 0 E: 0 K: 0 S: 9	H: 1 LOB: 1 BB: 0 P: 13	R: 0 E: 0 K: 0 S: 12	H: 0 LOB: 1 BB: 1 P: 24	R: 0 E: 0 K: 0 S: 8	H: 2 LOB: 1 BB: 0 P: 10	R: 0 E: 0 K: 1 S: 9	H: 1 LOB: 1 BB: 0 P: 14	R: 0 E: 0 K: 0 S: 4	H: 0 LOB: 0 BB: 1 P: 8	1B: 7 2B: 1 3B: 0 HR: 1	SF: 0 SAC: 0 DP: 3 HBP: 0	WP: 0 PB: 0 SB: 2 CS: 0	PA: 36			
PITCHER	IP	WLS	BF	H	R	ER	SO	BB	IBB	HBP	BLK	WP	HR	S	P	ERA	WHIP								
Rich Robertson, L ERA: 5.9 (1, 1)	6.0	W	25	6	1	1	5	2	0	0	0	0	0	11	15	0.00	2.250								
Frankie Rodriguez, R ERA: 5.66 (7, 1)	1.1		6	3	0	0	0	0	0	0	0	0	0	11	15	0.00	2.250								
Mike Trombley, R ERA: 3.89 (8, 1)	1.2		5	0	0	0	1	1	0	0	0	0	0	10	17	0.00	0.600								

Minnesota Twins @ Houston Astros
Astrodome, Houston, TX
Sat Jun 14 1997, 8:05 PM EDT
Att: 27,172 - Dome - 72 F

AB 33
R 1
H 9
RBI 1
BB 3
SO 6
LOB 17



Batter	1	2	3	4	5	6	7	8	9	AB	R	H	RBI	BB	SO	LOB	TOP										
Chuck Knoblauch, R OBP: 0.422, SLG: 0.398 (1, 4)										4	1	2	0	1	0	1	Minnesota Twins @ Houston Astros Astrodome, Houston, TX Sun Jun 15 1997, 4:33 AM EDT Att: 28,218 - Dome - 72 F										
Matt Lawton, L OBP: 0.383, SLG: 0.449 (1, 9)										2	1	1	2	2	0	2											
Greg Colbrunn, R OBP: 0.308, SLG: 0.411 (9, PH)										1	0	0	0	0	0	1											
Eddie Guardado, R (9, 1)										0	0	0	0	0	0	0											
Mike Trombley, R (9, 1)										0	0	0	0	0	0	0											
Paul Molitor, R OBP: 0.386, SLG: 0.453 (1, 3)										4	0	1	0	0	0	4											
Terry Steinbach, R OBP: 0.322, SLG: 0.387 (1, 2)										4	0	0	0	0	1	3											
Ron Coomer, R OBP: 0.357, SLG: 0.475 (1, 5)										4	0	1	0	0	2	0											
Marty Cordova, R OBP: 0.340, SLG: 0.443 (1, 7)										4	0	1	0	0	1	0											
Rich Becker, L OBP: 0.372, SLG: 0.358 (9, 9)										3	0	0	0	1	1	2											
Pat Meares, R OBP: 0.332, SLG: 0.437 (1, 6)										4	0	1	0	0	2	1											
Bob Tewksbury, R (1, 1)										2	0	0	0	0	0	1											
Scott Stahoviak, L OBP: 0.308, SLG: 0.446 (7, PH)										1	0	1	0	0	0	0											
Greg Swindell, L (7, 1)										0	0	0	0	0	0	0											
Roberto Kelly, R OBP: 0.340, SLG: 0.386 (9, PH)										1	0	0	0	0	0	0											
Darin Jackson, R OBP: 0.256, SLG: 0.424 (9, 8)										0	0	0	0	0	0	0											
Inning Stats	R: 2 E: 0 K: 1 S: 14	H: 4 LOB: 2 BB: 0 P: 25	R: 0 E: 0 K: 0 S: 7	H: 1 LOB: 2 BB: 1 P: 17	R: 0 E: 0 K: 0 S: 4	H: 0 LOB: 0 BB: 0 P: 5	R: 0 E: 0 K: 2 S: 8	H: 0 LOB: 0 BB: 0 P: 11	R: 0 E: 0 K: 1 S: 9	H: 1 LOB: 1 BB: 1 P: 16	R: 0 E: 0 K: 1 S: 9	H: 0 LOB: 1 BB: 1 P: 15	R: 0 E: 0 K: 0 S: 9	H: 1 LOB: 2 BB: 1 P: 19	R: 0 E: 0 K: 2 S: 8	H: 0 LOB: 0 BB: 0 P: 11	R: 0 E: 0 K: 1 S: 8	H: 1 LOB: 1 BB: 0 P: 8	1B: 6 2B: 1 3B: 0 HR: 1	SF: 0 SAC: 0 DP: 0 HBP: 0	WP: 1 PB: 0 SB: 1 CS: 0	PA: 38					
PITCHER	IP	WLS	BF	H	R	ER	SO	BB	IBB	HBP	BLK	WP	HR	S	P	ERA	WHIP										
Chris Holt, R ERA: 4.02 (1, 1)	7.0		31	7	2	2	4	4	0	0	0	1	1	60	108	2.57	1.571										
Jose Lima, R ERA: 3.59 (8, 1)	1.2		6	1	0	0	3	0	0	0	0	0	0	14	17	0.00	0.600										
Billy Wagner, L ERA: 1.8 (9, 1)	0.1	W	1	0	0	0	0	0	0	0	0	0	0	2	2	0.00	0.000										

AB	34
R	2
H	8
RBI	2
BB	4
SO	7
LOB	15



Batter	1	2	3	4	5	6	7	8	9	AB	R	H	RBI	BB	SO	LOB	BOTTOM										
Craig Biggio, R OBP: 0.391, SLG: 0.524 (1, 4)										4	1	2	1	0	1	0	Minnesota Twins @ Houston Astros Astrodome, Houston, TX Sun Jun 15 1997, 4:33 AM EDT Att: 28,218 - Dome - 72 F										
Thomas Howard, S OBP: 0.316, SLG: 0.364 (1, 8)										4	0	1	1	0	1	2											
Billy Wagner, L (9, 1)										0	0	0	0	0	0	0											
5 Jeff Bagwell, R OBP: 0.436, SLG: 0.656 (1, 3)										4	0	0	0	0	1	0											
Luis Gonzalez, L OBP: 0.389, SLG: 0.402 (1, 7)										4	0	1	0	0	0	0											
Derek Bell, R OBP: 0.323, SLG: 0.352 (1, 9)										2	1	1	0	2	0	1											
Bill Spiers, L OBP: 0.476, SLG: 0.468 (1, 5)										3	0	0	0	0	1	2											
Sean Berry, R OBP: 0.259, SLG: 0.340 (9, PH)										0	0	0	0	1	0	0											
Brad Ausmus, R OBP: 0.326, SLG: 0.376 (1, 2)										2	0	0	0	2	0	1											
Pat Listach, S OBP: 0.252, SLG: 0.191 (1, 6)										3	1	1	0	1	1	3											
Chris Holt, R OBP: 0.069, SLG: 0.036 (1, 1)										0	0	0	0	0	0	0											
Ray Montgomery, R OBP: 0.280, SLG: 0.328 (7, PH)										1	0	0	0	0	0	1											
Jose Lima, R (8, 1)										0	0	0	0	0	0	0											
James Mouton, R OBP: 0.296, SLG: 0.365 (9, 8)										0	0	0	0	0	0	0											
Inning Stats	R: 0 E: 0 K: 2 S: 8	H: 0 LOB: 0 BB: 0 P: 13	R: 0 E: 0 K: 0 S: 9	H: 0 LOB: 1 BB: 1 P: 18	R: 0 E: 0 K: 0 S: 9	H: 1 LOB: 1 BB: 1 P: 16	R: 0 E: 0 K: 0 S: 8	H: 1 LOB: 1 BB: 0 P: 11	R: 2 E: 0 K: 0 S: 9	H: 3 LOB: 1 BB: 0 P: 11	R: 0 E: 0 K: 0 S: 3	H: 1 LOB: 0 BB: 0 P: 6	R: 0 E: 0 K: 1 S: 8	H: 0 LOB: 0 BB: 0 P: 10	R: 1 E: 1 K: 0 S: 9	H: 0 LOB: 3 BB: 3 P: 23	1B: 5 2B: 1 3B: 0 HR: 0	SF: 0 SAC: 2 DP: 2 HBP: 0	WP: 0 PB: 0 SB: 1 CS: 0	PA: 35							
PITCHER	IP	WLS	BF	H	R	ER	SO	BB	IBB	HBP	BLK	WP	HR	S	P	ERA	WHIP										
Bob Tewksbury, R ERA: 3.27 (1, 1)	6.0		23	6	2	2	2	2	0	0	0	0	0	46	75	3.00	1.333										
Greg Swindell, L ERA: 4.09 (7, 1)	2.0		7	0	0	0	3	1	0	0	0	0	0	19	29	0.00	0.500										
Eddie Guardado, L ERA: 3.71 (9, 1)	0.1	L	2	0	1	0	0	1	0	0	0	0	0	3	8	0.00	3.000										
Mike Trombley, R ERA: 3.89 (9, 1)	0.0		3	0	0	0	0	2	0	0	0	0	0	6	15	∞	∞										

AB	27
R	3
H	6
RBI	2
BB	6
SO	5
LOB	10



Batter	1	2	3	4	5	6	7	8	9	AB	R	H	RBI	BB	SO	LOB	TOP				
Tony Womack, L (1, 4) OBP: 0.313, SLG: 0.359	G3		G6-3	G4-3			1B 2H 1B		K	5	0	1	1	0	1	0	Pittsburgh Pirates @ Minnesota Twins Hubert H. Humphrey Metrodome, Minneapolis, MN Mon Jun 16 1997, 8:05 PM EDT Att: 16,007 - Dome - 70 F livebaseballscorecards.com				
Adrian Brown, S (1, 8) OBP: 0.292, SLG: 0.239	1B		1B		F7		1B	E4	5	1	3	0	0	0	0						
18 Jason Kendall, R (1, 2) OBP: 0.393, SLG: 0.426	FC3-6		1B	2B	F9		G6-3	2B	5	1	2	0	0	0	3						
Kevin Young, R (1, 3) OBP: 0.326, SLG: 0.496	CS		1B	1B	G6-3			1B WP 1B	5	2	3	2	0	1	2						
Joe Randa, R (1, 5) OBP: 0.367, SLG: 0.495		G3	G6-4-3			G1-3		1B 1B	5	0	1	0	0	1	4						
Mark Smith, R (1, 10) OBP: 0.200, SLG: 0.500		HR			F9	P5		P3	4	1	1	2	0	0	2						
Jose Guillen, R (1, 9) OBP: 0.295, SLG: 0.388		1B			G4-3	K2-3		1B	4	0	2	1	0	1	0						
Emil Brown, R (1, 7) OBP: 0.309, SLG: 0.304	L7				HR		G5-3	F9	3	1	0	0	1	0	3						
Kevin Polcovich, R (1, 6) OBP: 0.405, SLG: 0.418	FC5-4				HR		1B	F9	4	2	2	2	0	0	3						
Inning Stats	R: 0 E: 0 K: 0 S: 9	H: 1 LOB: 0 BB: 0 P: 11	R: 2 E: 0 K: 0 S: 11	H: 3 LOB: 1 BB: 0 P: 15	R: 2 E: 0 K: 0 S: 12	H: 3 LOB: 0 BB: 0 P: 19	R: 2 E: 0 K: 0 S: 9	H: 1 LOB: 0 BB: 0 P: 19	R: 0 E: 0 K: 1 S: 8	H: 0 LOB: 0 BB: 0 P: 11	R: 1 E: 0 K: 0 S: 12	H: 3 LOB: 1 BB: 0 P: 19	R: 1 E: 0 K: 0 S: 11	H: 3 LOB: 2 BB: 0 P: 19	R: 0 E: 1 K: 3 S: 13	H: 1 LOB: 2 BB: 0 P: 17	1B: 9 2B: 4 3B: 0 HR: 2	SF: 0 SAC: 0 DP: 2 HBP: 0	WP: 1 PB: 0 SB: 1 CS: 1	PA: 42	
PITCHER	IP	WLS	BF	H	R	ER	SO	BB	IBB	HBP	BLK	WP	HR	S	P	ERA	WHIP				
Scott Aldred, L (1, 1) ERA: 7.88	4.0	L	19	8	6	6	0	1	0	0	0	0	2	41	64	13.50	2.250				
Frankie Rodriguez, R (5, 1) ERA: 5.52	3.0		11	3	1	1	1	0	0	0	0	0	0	25	37	3.00	1.000				
Todd Rittche, R (8, 1) ERA: 5.72	1.0		6	3	1	1	0	0	0	0	0	1	0	11	19	9.00	3.000				
Rick Aguilera, R (9, 1) ERA: 4.26	1.0		5	1	0	0	3	0	0	0	0	0	0	13	17	0.00	1.000				

Batter	1	2	3	4	5	6	7	8	9	AB	R	H	RBI	BB	SO	LOB	BOTTOM				
Chuck Knoblauch, R (1, 4) OBP: 0.421, SLG: 0.395	K		BB			G6-3		HR 1B	G4-3	4	1	1	1	1	1	1	Pittsburgh Pirates @ Minnesota Twins Hubert H. Humphrey Metrodome, Minneapolis, MN Mon Jun 16 1997, 8:05 PM EDT Att: 16,007 - Dome - 70 F livebaseballscorecards.com				
Matt Lawton, L (1, 9) OBP: 0.378, SLG: 0.442	K		P4			P6		K	3	0	0	0	0	1	1						
Roberto Kelly, R (8, PH) OBP: 0.338, SLG: 0.383									1	0	0	0	0	1	1						
Paul Moltitor, R (1, 10) OBP: 0.384, SLG: 0.448	1B		K			F8		F8	4	0	1	0	0	1	2						
Terry Steinbach, R (1, 2) OBP: 0.321, SLG: 0.400	K				G5-3		G5-3	HR	4	1	1	2	0	1	1						
Ron Coomer, R (1, 5) OBP: 0.349, SLG: 0.463		G6-3			P3		K	F9	4	0	0	0	0	1	0						
Scott Stahowiak, L (1, 3) OBP: 0.309, SLG: 0.441					G4-3		G3		3	0	1	0	0	0	0						
Denny Hocking, S (9, PH) OBP: 0.320, SLG: 0.381								G4-3 G6-3 1B	1	1	1	0	0	0	0						
Marty Cordova, R (1, 7) OBP: 0.337, SLG: 0.435		K						G6-3	4	1	1	0	0	2	2						
Rich Becker, L (1, 8) OBP: 0.370, SLG: 0.361		K						G3	4	1	1	0	0	1	2						
Pat Meares, R (1, 6) OBP: 0.332, SLG: 0.446								2B 3B 1B	3	1	1	2	0	0	0						
Greg Myers, L (9, PH) OBP: 0.352, SLG: 0.436								1B	1	0	1	1	0	0	0						
Greg Colbrunn, R (9, PR) OBP: 0.308, SLG: 0.411								2B 3B 1B	0	0	0	0	0	0	0						
Inning Stats	R: 0 E: 0 K: 3 S: 11	H: 1 LOB: 1 BB: 0 P: 18	R: 0 E: 0 K: 2 S: 10	H: 1 LOB: 0 BB: 0 P: 14	R: 0 E: 0 K: 1 S: 8	H: 0 LOB: 1 BB: 1 P: 17	R: 0 E: 0 K: 0 S: 4	H: 0 LOB: 0 BB: 0 P: 5	R: 0 E: 0 K: 1 S: 9	H: 0 LOB: 0 BB: 0 P: 12	R: 0 E: 0 K: 0 S: 7	H: 0 LOB: 0 BB: 0 P: 12	R: 5 E: 0 K: 1 S: 19	H: 5 LOB: 1 BB: 0 P: 30	R: 1 E: 0 K: 0 S: 14	H: 2 LOB: 1 BB: 0 P: 19	1B: 6 2B: 1 3B: 1 HR: 1	SF: 0 SAC: 0 DP: 0 HBP: 0	WP: 0 PB: 0 SB: 0 CS: 0	PA: 37	
PITCHER	IP	WLS	BF	H	R	ER	SO	BB	IBB	HBP	BLK	WP	HR	S	P	ERA	WHIP				
Jason Schmidt, R (1, 1) ERA: 5.48	7.0	W	28	6	4	4	8	1	0	0	0	0	0	67	106	5.14	1.000				
Ricardo Rincon, L (8, 1) ERA: 3.69	1.0		5	2	2	2	1	0	0	0	0	0	1	14	23	18.00	2.000				
Rich Loiselle, R (9, 1) ERA: 3.03	1.0	S	4	1	0	0	0	0	0	0	0	0	0	10	13	0.00	1.000				



Batter	1	2	3	4	5	6	7	8	9	AB	R	H	RBI	BB	SO	LOB	TOP		
Tony Womack, L (1,4) OBP: 0.313, SLG: 0.358 Emil Brown, R (6,7) OBP: 0.305, SLG: 0.300	1-2 G6-4-3 E 1B		1-2 G6-3			2-2 G3		1-2 FC5-4 FC5-4		3	0	1	0	0	0	0			
Adrian Brown, S (1,8) OBP: 0.254, SLG: 0.230	0-1 E3 18 G6-4-3		2-1 G6-3			1-3 K		3-1 FC5-4 1-2		4	0	0	0	0	1	2			
18 Jason Kendall, R (1,2) OBP: 0.391, SLG: 0.420	1-1 G6-4-3 1-2 2-3			1-1 G4-3 G5-3 HBP		0-2 F8		0-0 F7		3	0	0	0	0	0	3			
Kevin Young, R (1,7) OBP: 0.322, SLG: 0.489 Dale Sveum, S (6,5) OBP: 0.326, SLG: 0.450	0-1 F9			1-2 G5-3			1-0 G6-3 WP 2B 1B		1-3 K	2	0	0	0	0	0	2			
Joe Randa, R (1,5) OBP: 0.365, SLG: 0.491		1-0 G4-3		3-2 G4-3			2-2 G6-3		3-1 1B	4	0	1	0	0	0	2			
Mark Smith, R (1,10) OBP: 0.214, SLG: 0.385		4-2 BB		1-3 K			0-0 L6		0-2 F8	3	0	0	0	1	3				
Mark Johnson, L (1,3) OBP: 0.359, SLG: 0.337		0-1 F9			4-0 G6-3 BB		3-2 2B		0-3 K	3	0	1	1	1	2				
Jose Guillen, R (1,9) OBP: 0.291, SLG: 0.383		1-1 G5-3			0-0 G6-3		3-H G3			3	0	0	0	0	0	3			
Kevin Polcovich, R (1,6) OBP: 0.390, SLG: 0.400			2-2 G5-3			0-1 G5-3		0-0 E6 FC5-4		3	0	0	0	0	0				
Inning Stats	R: 0 E: 1 K: 0 S: 9	H: 1 LOB: 1 BB: 0 P: 11	R: 0 E: 0 K: 0 S: 7	H: 0 LOB: 1 BB: 1 P: 13	R: 0 E: 0 K: 0 S: 10	H: 0 LOB: 0 BB: 0 P: 15	R: 0 E: 0 K: 1 S: 10	H: 0 LOB: 1 BB: 0 P: 16	R: 0 E: 0 K: 1 S: 14	H: 0 LOB: 0 BB: 0 P: 17	R: 1 E: 0 K: 0 S: 11	H: 2 LOB: 1 BB: 0 P: 18	R: 0 E: 1 K: 2 S: 13	H: 0 LOB: 1 BB: 0 P: 11	R: 0 E: 0 K: 2 S: 13	H: 1 LOB: 1 BB: 0 P: 17	1B: 3 2B: 1 3B: 0 HR: 0	SF: 0 SAC: 0 DP: 2 HBP: 1	WP: 1 PA: 34 CS: 0
PITCHER	IP WLS BF H R ER SO BB IBB HBP BLK WP HR S P ERA WHIP	7.0 W 26 3 1 1 2 2 0 0 0 0 0 0 64 97 1.29 0.714	2.0 8 1 0 0 2 0 0 0 0 0 0 0 0 20 28 0.00 0.500																

Pittsburgh Pirates @ Minnesota Twins
Hubert H. Humphrey Metrodome, Minneapolis, MN

AB 31
R 1
H 4
RBI 1
BB 2
SO 4
LOB 18



WP: 1 PA: 34
CS: 0

Tue Jun 17 1997, 8:05 PM EDT
Att: 14,894 - Dome - 70 F

Batter	1	2	3	4	5	6	7	8	9	AB	R	H	RBI	BB	SO	LOB	BOTTOM		
Chuck Knoblauch, R (1,4) OBP: 0.418, SLG: 0.395	0-3 K		2-2 FC6-4 E 1B G6-3	3-3 K		1-3 K	2-2 1B 2B			5	2	1	2	0	3	5			
Denny Hocking, S (1,5) OBP: 0.324, SLG: 0.382	2-2 K		0-0 E8 G6-3 2B 1B		0-0 G4-3	1-0 FC6-4	2-0 FC5-4 1B			5	1	2	2	0	1	1			
Paul Moltzer, R (1,10) OBP: 0.384, SLG: 0.462	1-2 3B		0-1 G6-3		3-1 G3 1B 2B	1-1 G4-3	0-2 FC5-4 1-2			5	1	2	1	0	0	3			
Greg Myers, L (1,2) OBP: 0.364, SLG: 0.480	0-1 G6-3		0-0 2B		0-2 G3		4-2 1B FC6-4 BB	0-0 HR		4	3	2	2	1	0	2			
Roberto Kelly, R (1,9) OBP: 0.346, SLG: 0.390		1-2 L9	2-2 2B		4-2 S 1B BB		4-1 FC6-4 1B 2B BB	0-3 K		3	2	1	1	2	1	0			
Scott Stahowiak, L (1,3) OBP: 0.319, SLG: 0.444 Greg Colbrunn, R (8, FH) OBP: 0.312, SLG: 0.415		0-3 K	1-1 G4-3		2-0 2B 1B	1-1 2B	0-0 FC6-4 1B	1-0 G6-4-3 1B		4	1	2	2	0	1	1			
Marty Cordova, R (1,7) OBP: 0.340, SLG: 0.438		1-3 K		4-0 FC4 BB		1-H 2B 1B	2-1 F8	1-0 G6-4-3		4	0	1	1	1	1	4			
Darrin Jackson, R (1,8) OBP: 0.258, SLG: 0.413			1-2 FC6-4 1B 1B		2-2 FC4 1B F8	1-0 F8	0-0 FC6-4 2B			4	2	1	1	0	0	4			
Pat Meares, R (1,6) OBP: 0.343, SLG: 0.461			0-2 FC6-4 1B		0-0 CS 1B		1-0 FC6-4 1B	1-3 2B 2B		4	1	4	1	0	0	0			
Inning Stats	R: 0 E: 0 K: 2 S: 11	H: 1 LOB: 1 BB: 0 P: 14	R: 0 E: 0 K: 2 S: 9	H: 0 LOB: 0 BB: 0 P: 11	R: 4 E: 1 K: 0 S: 18	H: 5 LOB: 1 BB: 0 P: 24	R: 0 E: 0 K: 1 S: 10	H: 1 LOB: 1 BB: 1 P: 19	R: 3 E: 0 K: 0 S: 13	H: 3 LOB: 1 BB: 1 P: 26	R: 0 E: 0 K: 1 S: 7	H: 1 LOB: 0 BB: 0 P: 11	R: 5 E: 0 K: 0 S: 19	H: 4 LOB: 1 BB: 2 P: 34	R: 1 E: 0 K: 1 S: 6	H: 2 LOB: 0 BB: 0 P: 8	1B: 9 2B: 6 3B: 1 HR: 1	SF: 0 SAC: 0 DP: 1 HBP: 0	WP: 0 PA: 43 CS: 1
PITCHER	IP WLS BF H R ER SO BB IBB HBP BLK WP HR S P ERA WHIP	4.2 L 25 10 7 7 5 2 0 0 0 0 0 0 27 47 19.29 3.000	2.1 14 5 5 5 1 2 0 0 0 0 0 1 6 8 9.00 2.000																

Pittsburgh Pirates @ Minnesota Twins
Hubert H. Humphrey Metrodome, Minneapolis, MN

AB 39
R 13
H 17
RBI 13
BB 4
SO 7
LOB 20



WP: 0 PA: 43
CS: 1

Tue Jun 17 1997, 8:05 PM EDT
Att: 14,894 - Dome - 70 F

Batter	1	2	3	4	5	6	7	8	9	AB	R	H	RBI	BB	SO	LOB	TOP					
Tony Womack, L (1,4) OBP: 0.309, SLG: 0.353										4	0	0	0	0	2	2	Pittsburgh Pirates @ Minnesota Twins Hubert H. Humphrey Metrodome, Minneapolis, MN Wed Jun 18 1997, 4:33 AM EDT Att: 15,688 - Dome					
Adrian Brown, S (1,8) OBP: 0.292, SLG: 0.256										4	2	2	0	0	0	0						
18 Jason Kendall, R (1,2) OBP: 0.385, SLG: 0.412										4	0	0	0	0	1	2						
Kevin Young, R (1,3) OBP: 0.327, SLG: 0.496										4	0	2	2	0	1	0						
Midre Cummings, L (1,9) OBP: 0.266, SLG: 0.390 Keith Osik, R (9,PH) OBP: 0.318, SLG: 0.390										3	0	0	0	0	0	2						
Mark Smith, R (1,7) OBP: 0.327, SLG: 0.353										4	0	1	0	0	2	1						
Mark Johnson, L (1,10) OBP: 0.353, SLG: 0.330										4	0	0	0	0	0	2						
Dale Sveum, S (1,5) OBP: 0.333, SLG: 0.446										3	0	1	0	1	0	2						
Kevin Polcovich, R (1,6) OBP: 0.388, SLG: 0.397										3	0	1	0	0	0	1						
Inning Stats	R: 1 E: 0 K: 2 S: 12	H: 2 LOB: 1 BB: 0 P: 19	R: 0 E: 0 K: 0 S: 7	H: 1 LOB: 0 BB: 0 P: 10	R: 0 E: 0 K: 1 S: 6	H: 0 LOB: 0 BB: 0 P: 10	R: 0 E: 0 K: 1 S: 9	H: 0 LOB: 1 BB: 0 P: 11	R: 0 E: 0 K: 0 S: 10	H: 1 LOB: 1 BB: 0 P: 14	R: 1 E: 0 K: 0 S: 12	H: 2 LOB: 1 BB: 0 P: 18	R: 0 E: 0 K: 1 S: 14	H: 1 LOB: 2 BB: 1 P: 23	R: 0 E: 0 K: 0 S: 6	H: 0 LOB: 0 BB: 0 P: 6	R: 0 E: 0 K: 1 S: 7	H: 1 LOB: 1 BB: 0 P: 11	1B: 5 2B: 3 3B: 0 HR: 0	SF: 0 SAC: 0 DP: 1 HBP: 0	WP: 0 PB: 0 SB: 0 CS: 0	PA: 35
PITCHER	IP WLS BF H R ER SO BB IBB HBP BLK WP HR S P ERA WHIP	6.2 W 27 7 2 2 5 1 0 0 0 0 0 0 69 103 2.70 1.200	2.1 8 1 0 0 1 0 0 0 0 0 0 0 0 14 19 0.00 0.429	PITCHER										IP WLS BF H R ER SO BB IBB HBP BLK WP HR S P ERA WHIP								
Brad Radke, R (1,1) ERA: 4.21																						
Greg Swindell, L (7,1) ERA: 3.88																						

AB	34
R	2
H	8
RBI	2
BB	1
SO	6
LOB	12



Batter	1	2	3	4	5	6	7	8	9	AB	R	H	RBI	BB	SO	LOB	BOTTOM			
Chuck Knoblauch, R (1,4) OBP: 0.419, SLG: 0.397										4	0	2	1	0	0	0	Pittsburgh Pirates @ Minnesota Twins Hubert H. Humphrey Metrodome, Minneapolis, MN Wed Jun 18 1997, 4:33 AM EDT Att: 15,688 - Dome			
Matt Lawton, L (1,9) OBP: 0.372, SLG: 0.434										4	1	0	0	0	0	2				
Paul Molitor, R (1,10) OBP: 0.382, SLG: 0.458										4	1	1	1	0	1	1				
Terry Steinbach, R (1,2) OBP: 0.324, SLG: 0.414										3	2	1	1	1	1	0				
Scott Stahoviak, L (1,3) OBP: 0.329, SLG: 0.439										3	1	1	0	1	1	0				
Ron Coomer, R (1,5) OBP: 0.347, SLG: 0.464										4	0	1	3	0	1	1				
Marty Cordova, R (1,7) OBP: 0.336, SLG: 0.430										4	0	1	0	0	1	3				
Rich Becker, L (1,8) OBP: 0.372, SLG: 0.377										4	2	2	1	0	1	1				
Pat Meares, R (1,6) OBP: 0.342, SLG: 0.455										3	1	0	0	0	0	1				
Inning Stats	R: 0 E: 0 K: 0 S: 5	H: 0 LOB: 0 BB: 0 P: 7	R: 0 E: 1 K: 1 S: 6	H: 1 LOB: 1 BB: 0 P: 10	R: 5 E: 1 K: 1 S: 16	H: 3 LOB: 1 BB: 2 P: 30	R: 1 E: 0 K: 1 S: 16	H: 2 LOB: 1 BB: 0 P: 22	R: 1 E: 0 K: 2 S: 13	H: 2 LOB: 1 BB: 0 P: 25	R: 0 E: 0 K: 0 S: 7	H: 0 LOB: 0 BB: 0 P: 10	R: 0 E: 0 K: 1 S: 8	H: 0 LOB: 0 BB: 0 P: 13	R: 1 E: 0 K: 0 S: 12	H: 1 LOB: 0 BB: 0 P: 22	1B: 6 2B: 1 3B: 0 HR: 2	SF: 0 SAC: 0 DP: 1 HBP: 1	WP: 0 PB: 0 SB: 0 CS: 0	PA: 36
PITCHER	IP WLS BF H R ER SO BB IBB HBP BLK WP HR S P ERA WHIP	4.0 L 21 6 6 6 3 2 0 0 0 0 0 1 20 35 4.50 1.000	2.0 8 2 1 1 2 0 0 0 0 0 0 0 0 8 13 0.00 0.000	1.0 3 0 0 0 1 0 0 0 0 0 0 0 1 12 22 9.00 1.000	PITCHER										IP WLS BF H R ER SO BB IBB HBP BLK WP HR S P ERA WHIP					
67 Francisco Cordova, R (1,1) ERA: 2.64																				
Matt Ruebel, L (5,1) ERA: 7.62																				
Clint Sodowsky, R (7,1) ERA: 3.71																				
Marc Wilkins, R (8,1) ERA: 4.46																				

AB	33
R	8
H	9
RBI	7
BB	2
SO	6
LOB	9



Batter	1	2	3	4	5	6	7	8	9	AB	R	H	RBI	BB	SO	LOB	TOP				
Chuck Knoblauch, R OBP: 0.423, SLG: 0.400	0-1 G5-3 1B		2-3 K		0-2 F7 G3 1B		4-1 G6-3 BB			3	1	2	0	1	1	0					
Matt Lawton, L OBP: 0.396, SLG: 0.426	0-0 F7		0-3 K		1-2 G3		1-2 G6-3			4	0	0	0	0	1	3					
Paul Molitor, R OBP: 0.379, SLG: 0.459	0-0 G5-3 2B		2-1 G6-3		2-2 F7		2-2 F7			4	0	1	0	0	0	2					
Terry Steinbach, R OBP: 0.323, SLG: 0.416	1-2 G5-3			0-0 G4-3 HR 2B		0-0 F9			1-3 K	4	1	1	1	0	1	2					
Ron Coomer, R OBP: 0.339, SLG: 0.453	0-1 G6-3			0-2 G4-3		2-2 L9			0-0 L6	4	0	0	0	0	0	2					
Scott Stahoviak, L OBP: 0.325, SLG: 0.429		2-1 1B		3-3 K		1-3 K			2-3 K	4	0	1	0	0	3	1					
Marty Cordova, R OBP: 0.342, SLG: 0.456		1-2 F9		2-2 HR		4-1 BB			3-2 P6	3	1	1	2	1	0	1					
Rich Becker, L OBP: 0.371, SLG: 0.380		1-2 L5		3-2 2B		2-3 K			2-3 K	4	0	1	0	0	2	2					
Pat Meares, R OBP: 0.336, SLG: 0.446	0-1 F8			1-3 K					1-1 L4	4	0	0	0	0	2	2					
Inning Stats	R: 1 E: 0 K: 0 S: 9	H: 2 LOB: 1 BB: 0 P: 10	R: 0 E: 0 K: 0 S: 13	H: 1 LOB: 1 BB: 0 P: 17	R: 0 E: 0 K: 2 S: 13	H: 0 LOB: 0 BB: 0 P: 17	R: 2 E: 0 K: 2 S: 17	H: 3 LOB: 1 BB: 0 P: 26	R: 0 E: 0 K: 0 S: 12	H: 0 LOB: 1 BB: 1 P: 19	R: 0 E: 0 K: 1 S: 12	H: 0 LOB: 1 BB: 1 P: 19	R: 0 E: 0 K: 2 S: 7	H: 0 LOB: 0 BB: 0 P: 10	R: 0 E: 0 K: 1 S: 8	H: 0 LOB: 0 BB: 0 P: 14	1B: 3 2B: 3 3B: 0 HR: 1	SF: 0 SAC: 0 DP: 0 HBP: 0	WP: 0 PB: 0 SB: 0 CS: 0	PA: 36	
PITCHER	IP	WLS	BF	H	R	ER	SO	BB	IBB	HBP	BLK	WP	HR	S	P	ERA	WHIP				
Danny Darwin, R ERA: 3.36	(1, 1)	7.0	L 30	7	3	3	7	2	0	0	0	0	1	86	123	3.86	1.286				
41 Bill Simas, R ERA: 4.23	(8, 1)	2.0	6	0	0	0	3	0	0	0	0	0	0	15	24	0.00	0.000				

Minnesota Twins @ Chicago White Sox
Comiskey Park, Chicago, IL
Fri Jun 20 1997, 8:05 PM EDT
Att: 22,043 - Unknown - 80 F

AB 34
R 3
H 7
RBI 3
BB 2
SO 10
LOB 15



Batter	1	2	3	4	5	6	7	8	9	AB	R	H	RBI	BB	SO	LOB	BOTTOM				
Ray Durham, S OBP: 0.334, SLG: 0.362	0-1 P6		0-0 P6			2-3 K		2-3 K		4	0	0	0	0	2	2					
Dave Martinez, L OBP: 0.365, SLG: 0.457	1-0 G6-3		2-1 G3			0-0 1B		2-3 K		4	0	1	0	0	1	2					
Lyle Mouton, R OBP: 0.349, SLG: 0.444	1-3 K			2-3 K		1-0 F7			2-3 K	4	0	0	0	0	3	1					
Albert Belle, R OBP: 0.339, SLG: 0.514		1-1 G6-3 1B		0-1 G6-3		3-1 P4			2-2 F8	4	0	1	0	0	0	1					
Harold Baines, L OBP: 0.362, SLG: 0.433		0-0 F7		4-0 BB			0-0 G3-1		0-0 1B	3	0	1	0	1	0	1					
Jorge Fabregas, L OBP: 0.292, SLG: 0.325		2-2 G6-3		1-1 P6			1-1 G6-3		2-1 1B	4	0	1	0	0	0	2					
34 Mario Valdez, L OBP: 0.357, SLG: 0.364			0-1 SH1-4 2B		2-2 L9		4-2 BB		3-3 K	2	0	1	0	0	0	0					
Darren Lewis, R OBP: 0.317, SLG: 0.216										0	0	0	0	1	0	0					
25 Jeff Abbott, R OBP: 0.267, SLG: 0.267										1	0	0	0	0	1	2					
Chris Snopek, R OBP: 0.269, SLG: 0.335			0-0 FC1 SH1-4		0-0 G1-3		0-0 L8			3	0	0	0	0	0	2					
Ozzie Guillen, L OBP: 0.325, SLG: 0.332			0-0 SH1-4		1-3 K			0-2 F7		2	0	0	0	0	1	0					
Inning Stats	R: 0 E: 0 K: 1 S: 6	H: 0 LOB: 0 BB: 0 P: 8	R: 0 E: 0 K: 0 S: 6	H: 1 LOB: 0 BB: 0 P: 9	R: 0 E: 0 K: 1 S: 7	H: 0 LOB: 1 BB: 1 P: 14	R: 0 E: 0 K: 1 S: 7	H: 0 LOB: 0 BB: 0 P: 10	R: 0 E: 0 K: 1 S: 7	H: 1 LOB: 1 BB: 0 P: 13	R: 0 E: 0 K: 0 S: 7	H: 0 LOB: 1 BB: 1 P: 12	R: 0 E: 0 K: 2 S: 10	H: 0 LOB: 0 BB: 0 P: 14	R: 0 E: 0 K: 2 S: 14	H: 2 LOB: 2 BB: 0 P: 23	1B: 4 2B: 1 3B: 0 HR: 0	SF: 0 SAC: 1 DP: 1 HBP: 0	WP: 0 PB: 0 SB: 0 CS: 0	PA: 34	
PITCHER	IP	WLS	BF	H	R	ER	SO	BB	IBB	HBP	BLK	WP	HR	S	P	ERA	WHIP				
Bob Tewksbury, R ERA: 3.05	(1, 1)	6.0	W 22	3	0	0	4	1	0	0	0	0	0	40	63	0.00	0.667				
Greg Swindell, L ERA: 3.72	(7, 1)	2.0	7	0	0	0	2	1	0	0	0	0	0	17	26	0.00	0.500				
Rick Aguilera, R ERA: 4.13	(9, 1)	1.0	S 5	2	0	0	2	0	0	0	0	0	0	14	23	0.00	2.000				

Minnesota Twins @ Chicago White Sox
Comiskey Park, Chicago, IL
Fri Jun 20 1997, 8:05 PM EDT
Att: 22,043 - Unknown - 80 F

AB 31
R 0
H 5
RBI 0
BB 2
SO 8
LOB 13



Batter	1	2	3	4	5	6	7	8	9	AB	R	H	RBI	BB	SO	LOB	TOP										
Chuck Knoblauch, R OBP: 0.418, SLG: 0.394	G6-3		K			G6-3		P3		4	0	0	0	0	1	1	Minnesota Twins @ Chicago White Sox Comiskey Park, Chicago, IL Sat Jun 21 1997, 8:05 PM EDT Att: 29,676 - Unknown - 73 F										
Matt Lawton, L OBP: 0.370, SLG: 0.443						P5			3	1	2	2	0	0	0												
Roberto Kelly, R OBP: 0.346, SLG: 0.390	HR								0	0	0	0	0	0	0												
Greg Myers, L OBP: 0.369, SLG: 0.485									1	0	1	0	0	0	0												
Darrin Jackson, R OBP: 0.258, SLG: 0.413									0	0	0	0	0	0	0												
Paul Molitor, R OBP: 0.373, SLG: 0.450			L3			G6-3			4	0	0	0	0	1	2												
Terry Steinbach, R OBP: 0.317, SLG: 0.408	F9								4	0	0	0	0	1	1												
Ron Coomer, R OBP: 0.339, SLG: 0.451		L9				F7			3	0	1	0	0	0	0												
Scott Stahovick, L OBP: 0.317, SLG: 0.417									2	0	0	0	0	1	0												
Greg Colbrunn, R OBP: 0.310, SLG: 0.413		K				F8			1	0	0	0	0	0	1												
Marty Cordova, R OBP: 0.333, SLG: 0.443									3	0	0	0	0	1	1												
Rich Becker, L OBP: 0.372, SLG: 0.378									1	1	0	0	1	0	0												
Denny Hocking, S OBP: 0.321, SLG: 0.379									1	0	0	0	0	0	0												
Pat Meares, R OBP: 0.336, SLG: 0.444									3	1	1	0	0	1	0												
Inning Stats	R: 1 E: 0 K: 1 S: 9	H: 1 LOB: 0 BB: 0 P: 12	R: 0 E: 0 K: 1 S: 10	H: 0 LOB: 0 BB: 0 P: 16	R: 2 E: 0 K: 1 S: 8	H: 2 LOB: 0 BB: 1 P: 17	R: 0 E: 0 K: 0 S: 6	H: 0 LOB: 0 BB: 0 P: 7	R: 0 E: 0 K: 0 S: 5	H: 0 LOB: 0 BB: 0 P: 8	R: 0 E: 0 K: 0 S: 7	H: 1 LOB: 1 BB: 0 P: 13	R: 0 E: 0 K: 1 S: 9	H: 0 LOB: 0 BB: 0 P: 12	R: 0 E: 0 K: 1 S: 8	H: 0 LOB: 0 BB: 0 P: 9	R: 0 E: 0 K: 1 S: 7	H: 1 LOB: 1 BB: 0 P: 11	1B: 4 2B: 2 3B: 0 HR: 1	SF: 0 SAC: 0 DP: 2 HBP: 0	WP: 1 PB: 0 SB: 0 CS: 0	PA: 31					
PITCHER	IP	WLS	BF	H	R	ER	SO	BB	IBB	HBP	BLK	WP	HR	S	P	ERA	WHIP										
James Baldwin, R ERA: 4.84	6.1	W	23	4	3	3	3	1	0	0	0	1	1	48	76	4.26	0.789										
Tony Castillo, L ERA: 6.31	1.2	S	5	0	0	0	2	0	0	0	0	0	0	14	18	0.00	0.000										
Roberto Hernandez, R ERA: 2.59	1.0	S	3	1	0	0	1	0	0	0	0	0	0	7	11	0.00	1.000										

Batter	1	2	3	4	5	6	7	8	9	AB	R	H	RBI	BB	SO	LOB	BOTTOM										
Ray Durham, S OBP: 0.330, SLG: 0.357	G6-3		F8	L7		G3-1				4	0	0	0	0	2	Minnesota Twins @ Chicago White Sox Comiskey Park, Chicago, IL Sat Jun 21 1997, 8:05 PM EDT Att: 29,676 - Unknown - 73 F											
Mike Cameron, R OBP: 0.318, SLG: 0.313									2	2	1	1	1	0	0												
Dave Martinez, L OBP: 0.367, SLG: 0.455									3	1	1	0	1	0	0												
Albert Belle, R OBP: 0.344, SLG: 0.516									3	1	2	1	1	0	0												
Lyle Mouton, R OBP: 0.340, SLG: 0.435									3	0	0	1	0	0	3												
Darren Lewis, R OBP: 0.317, SLG: 0.216									0	0	0	0	0	0	0												
Harold Baines, L OBP: 0.364, SLG: 0.429									2	0	0	0	2	2	0												
Chris Snopek, R OBP: 0.270, SLG: 0.335									3	0	1	2	0	0	0												
Ron Karkovice, R OBP: 0.257, SLG: 0.305									4	0	2	0	0	0	3												
Ozzie Guillen, L OBP: 0.323, SLG: 0.330									4	1	1	0	0	0	3												
Inning Stats	R: 1 E: 0 K: 0 S: 13	H: 2 LOB: 1 BB: 1 P: 23	R: 0 E: 0 K: 1 S: 10	H: 1 LOB: 1 BB: 0 P: 17	R: 3 E: 0 K: 0 S: 18	H: 2 LOB: 2 BB: 3 P: 38	R: 1 E: 0 K: 0 S: 12	H: 1 LOB: 0 BB: 0 P: 16	R: 0 E: 0 K: 1 S: 7	H: 0 LOB: 0 BB: 0 P: 11	R: 0 E: 0 K: 0 S: 10	H: 1 LOB: 1 BB: 0 P: 12	R: 0 E: 0 K: 0 S: 7	H: 1 LOB: 1 BB: 0 P: 11	R: 0 E: 0 K: 0 S: 7	H: 0 LOB: 1 BB: 1 P: 12	1B: 7 2B: 1 3B: 0 HR: 0	SF: 2 SAC: 1 DP: 1 HBP: 0	WP: 1 PB: 0 SB: 0 CS: 0	PA: 36							
PITCHER	IP	WLS	BF	H	R	ER	SO	BB	IBB	HBP	BLK	WP	HR	S	P	ERA	WHIP										
Rich Robertson, L ERA: 5.74	3.0	L	17	5	4	4	1	4	0	0	0	1	0	41	78	12.00	3.000										
Frankie Rodriguez, R ERA: 5.26	4.2		18	3	1	1	1	1	0	0	0	1	0	42	61	1.93	0.857										
Eddie Guardado, L ERA: 3.63	0.1		1	0	0	0	0	0	0	0	0	0	0	1	1	0.00	0.000										

Batter	1	2	3	4	5	6	7	8	9	AB	R	H	RBI	BB	SO	LOB	TOP				
Chuck Knoblauch, R (1, 4) <small>OBP: 0.414, SLG: 0.391</small> Denny Hocking, S (7, FR) <small>OBP: 0.310, SLG: 0.364</small>	 G4-3	 F9-6		 P4			 FC4 1B HBP	 G1-3		3	0	0	0	0	0	1					
Matt Lawton, L (1, 7) <small>OBP: 0.376, SLG: 0.449</small>	 1B	 CS 1B			 G1-3		 FC4 1B	 2B 1B	 2B 1B	5	2	4	0	0	0	0					
Paul Molitor, R (1, 10) <small>OBP: 0.376, SLG: 0.459</small>	 1B SF9 1B	 CS 1B	 2B		 G5-3		 FC4 CS 1B	 K 1B	 K 1B	5	1	2	0	0	1	3					
Terry Steinbach, R (1, 2) <small>OBP: 0.328, SLG: 0.419</small>	 1B 2H 1B		 K 1B		 FC6 1B		 FC6 BB 1B	 1B 2B	 1B 2B	4	1	3	2	1	1	1					
Ron Coomer, R (1, 5) <small>OBP: 0.333, SLG: 0.443</small>	 SF9 1B		 F8 1B		 FC6-4 1B		 FC6 1B	 1B 1B	 1B 1B	4	0	1	2	0	0	4					
Scott Stahovick, L (1, 3) <small>OBP: 0.322, SLG: 0.408</small> Greg Colbrunn, R (9, PH) <small>OBP: 0.309, SLG: 0.409</small>	 1B		 IBB		 L9			 L8 1B	 K 1B	3	0	1	0	1	0	0					
Roberto Kelly, R (1, 9) <small>OBP: 0.352, SLG: 0.407</small>	 G1-3		 L9		 2B		 G6-3 1B	 1B	 1B	5	0	2	0	0	0	4					
Rich Becker, L (1, 8) <small>OBP: 0.375, SLG: 0.383</small>		 1B 2B		 L9		 K 1B	 HR BB 1B	 K 1B	 K 1B	4	2	1	0	1	2	3					
Pat Meares, R (1, 6) <small>OBP: 0.339, SLG: 0.459</small>	 F9-6 1B		 K		 L7		 HR			4	1	2	3	0	1	1					
Inning Stats	R: 2 E: 0 K: 0 S: 19	H: 4 LOB: 2 BB: 0 P: 28	R: 1 E: 0 K: 0 S: 11	H: 3 LOB: 0 BB: 0 P: 17	R: 0 E: 0 K: 1 S: 9	H: 1 LOB: 2 BB: 1 P: 18	R: 0 E: 0 K: 1 S: 9	H: 0 LOB: 0 BB: 0 P: 11	R: 0 E: 0 K: 0 S: 8	H: 1 LOB: 1 BB: 0 P: 12	R: 0 E: 0 K: 1 S: 8	H: 1 LOB: 2 BB: 1 P: 19	R: 2 E: 0 K: 0 S: 9	H: 1 LOB: 0 BB: 1 P: 18	R: 2 E: 0 K: 3 S: 16	H: 4 LOB: 2 BB: 0 P: 23	1B: 11 2B: 5 3B: 0 HR: 1	SF: 1 SAC: 0 DP: 1 HBP: 1	WP: 0 PB: 0 SB: 1 CS: 3	PA: 45	
PITCHER	IP WLS BF H R ER SO BB IBB HBP BLK WP HR S P ERA WHIP																				
Chad Ogea, R (1, 1) <small>ERA: 5.49</small> Abbie Lopez, R (7, 1) <small>ERA: 6.27</small> Eric Plunk, R (9, 1) <small>ERA: 6.19</small> Paul Assenmacher, L (9, 1) <small>ERA: 6.38</small>	6.0 L 27 10 3 3 3 0 1 0 0 0 0 0 64 97 4.50 1.667	2.0 10 2 2 2 2 2 0 0 1 0 0 1 20 37 9.00 2.000	0.1 4 3 2 2 1 0 0 0 0 0 0 9 14 54.00 9.000	0.2 3 1 0 0 2 0 0 0 0 0 0 7 9 0.00 1.500																	

Minnesota Twins @ Cleveland Indians
 Jacobs Field, Cleveland, OH
 Mon Jun 23 1997, 7:05 PM EDT
 Att: 42,861 - Unknown - 86 F

AB	39
R	7
H	16
RBI	7
BB	3
SO	6
LOB	18



Batter	1	2	3	4	5	6	7	8	9	AB	R	H	RBI	BB	SO	LOB	BOTTOM					
Marquis Grissom, R (1, 8) <small>OBP: 0.306, SLG: 0.308</small>	 K		 P2		 BB			 G6-3		3	0	0	0	1	1	0						
Omar Vizquel, S (1, 6) <small>OBP: 0.337, SLG: 0.374</small>	 G4-3		 F9		 G5-3			 G4-3		4	0	0	0	0	0	2						
Jim Thome, L (1, 3) <small>OBP: 0.431, SLG: 0.599</small>	 1B			 HR			 HR	 K		4	2	3	2	0	1	0						
Manny Ramirez, R (1, 9) <small>OBP: 0.419, SLG: 0.536</small>	 K		 G5-3		 K		 K	 1B	 1B	4	0	1	0	0	2	1						
Julio Franco, R (1, 10) <small>OBP: 0.383, SLG: 0.377</small>		 F9		 G6-3		 G3		 K	 K	4	0	0	0	0	1	1						
Sandy Alomar Jr., R (1, 2) <small>OBP: 0.406, SLG: 0.629</small>	 1B 1B		 K		 K		 G6-3	 F8	 F8	4	0	1	0	0	1	1						
Matt Williams, R (1, 5) <small>OBP: 0.281, SLG: 0.444</small>	 G6-4-3 1B				 F8		 P5	 G6-3	 G6-3	4	0	1	0	0	0	1						
Brian Giles, L (1, 7) <small>OBP: 0.364, SLG: 0.422</small>	 G6-4-3				 G3-1 2B		 G5-3			3	0	1	0	0	0	2						
Tony Fernandez, S (1, 4) <small>OBP: 0.302, SLG: 0.368</small>			 G3		 G3-1 2B		 F7			3	0	0	0	0	0	1						
Inning Stats	R: 0 E: 0 K: 2 S: 12	H: 1 LOB: 1 BB: 0 P: 21	R: 0 E: 0 K: 0 S: 8	H: 2 LOB: 1 BB: 0 P: 10	R: 0 E: 0 K: 0 S: 6	H: 0 LOB: 0 BB: 0 P: 8	R: 1 E: 0 K: 1 S: 15	H: 1 LOB: 0 BB: 0 P: 21	R: 0 E: 0 K: 0 S: 8	H: 1 LOB: 2 BB: 1 P: 12	R: 1 E: 0 K: 1 S: 7	H: 1 LOB: 0 BB: 0 P: 9	R: 0 E: 0 K: 0 S: 8	H: 0 LOB: 0 BB: 0 P: 12	R: 0 E: 0 K: 1 S: 6	H: 0 LOB: 0 BB: 0 P: 8	R: 0 E: 0 K: 1 S: 10	H: 1 LOB: 1 BB: 0 P: 13	1B: 4 2B: 1 3B: 0 HR: 2	SF: 0 SAC: 0 DP: 1 HBP: 0	WP: 0 PB: 0 SB: 0 CS: 0	PA: 34
PITCHER	IP WLS BF H R ER SO BB IBB HBP BLK WP HR S P ERA WHIP																					
Brad Radke, R (1, 1) <small>ERA: 4.07</small> Mike Trombley, R (9, 1) <small>ERA: 3.45</small>	8.0 W 30 6 2 2 5 1 0 0 0 0 0 2 70 101 2.25 0.875	1.0 4 1 0 0 1 0 0 0 0 0 0 0 10 13 0.00 1.000																				

Minnesota Twins @ Cleveland Indians
 Jacobs Field, Cleveland, OH
 Mon Jun 23 1997, 7:05 PM EDT
 Att: 42,861 - Unknown - 86 F

AB	33
R	2
H	7
RBI	2
BB	1
SO	6
LOB	9



Batter	1	2	3	4	5	6	7	8	9	AB	R	H	RBI	BB	SO	LOB	TOP					
Chuck Knoblauch, R OBP: 0.416, SLG: 0.393 (1, 4)										4	1	2	0	1	0	3	Minnesota Twins @ Cleveland Indians Jacobs Field, Cleveland, OH Tue Jun 24 1997, 7:05 PM EDT Att: 42,902 - Unknown - 87 F					
Matt Lawton, L OBP: 0.377, SLG: 0.448 (1, 9)										5	0	2	0	0	0	4						
Paul Molitor, R OBP: 0.376, SLG: 0.453 (1, 10)										3	0	0	1	2	2							
Greg Myers, L OBP: 0.350, SLG: 0.453 (1, 2)										4	0	0	1	0	5							
Ron Coomer, R OBP: 0.330, SLG: 0.452 (1, 5)										5	1	1	1	0	2	1						
Marty Cordova, R OBP: 0.328, SLG: 0.456 (1, 7)										4	1	1	1	0	1	0						
Scott Stahoviak, L OBP: 0.330, SLG: 0.450 (1, 3)										4	1	2	1	0	0	0						
Pat Meares, R OBP: 0.341, SLG: 0.462 (1, 6)										3	0	1	0	0	1	0						
Rich Becker, L OBP: 0.373, SLG: 0.378 (1, 8)										3	1	0	0	1	2	3						
Inning Stats	R: 1 E: 0 K: 1 S: 16	H: 2 LOB: 1 BB: 0 P: 24	R: 0 E: 0 K: 1 S: 11	H: 0 LOB: 0 BB: 0 P: 17	R: 0 E: 0 K: 0 S: 9	H: 1 LOB: 2 BB: 1 P: 16	R: 2 E: 0 K: 1 S: 14	H: 3 LOB: 2 BB: 0 P: 22	R: 0 E: 0 K: 1 S: 6	H: 0 LOB: 0 BB: 0 P: 9	R: 2 E: 0 K: 0 S: 12	H: 2 LOB: 3 BB: 3 P: 30	R: 0 E: 0 K: 2 S: 7	H: 0 LOB: 0 BB: 0 P: 12	R: 0 E: 0 K: 1 S: 10	H: 1 LOB: 1 BB: 0 P: 13	R: 0 E: 0 K: 1 S: 9	H: 0 LOB: 0 BB: 0 P: 11	1B: 5 2B: 1 3B: 0 HR: 3	SF: 1 SAC: 0 DP: 0 HBP: 1	WP: 0 PB: 0 SB: 2 CS: 0	PA: 41
PITCHER	IP	WLS	BF	H	R	ER	SO	BB	IBB	HBP	BLK	WP	HR	S	P	ERA	WHIP					
Jaret Wright, R ERA: 7.94 (1, 1)	5.2	W	28	7	5	5	4	3	0	1	0	0	3	64	109	7.94	1.765					
Jason Jacome, L ERA: 8.22 (6, 1)	0.0		1	1	0	0	0	0	0	0	0	0	0	2	2	∞	∞					
Jose Mesa, R ERA: 5.33 (6, 1)	2.1		9	1	0	0	3	1	0	0	0	0	0	19	32	0.00	0.857					
Michael Jackson, R ERA: 2.63 (9, 1)	1.0		3	0	0	0	1	0	0	0	0	0	0	9	11	0.00	0.000					

Batter	1	2	3	4	5	6	7	8	9	AB	R	H	RBI	BB	SO	LOB	BOTTOM				
Marquis Grissom, R OBP: 0.308, SLG: 0.307 (1, 8)										4	1	1	0	1	0	2	Minnesota Twins @ Cleveland Indians Jacobs Field, Cleveland, OH Tue Jun 24 1997, 7:05 PM EDT Att: 42,902 - Unknown - 87 F				
Kevin Seitzer, R OBP: 0.318, SLG: 0.338 (1, 10)										5	1	2	1	0	2	1					
Jim Thome, L OBP: 0.435, SLG: 0.613 (1, 3)										3	2	2	2	1	1	0					
Tony Fernandez, S OBP: 0.301, SLG: 0.366 (6, 4)										1	0	0	0	0	0	0					
Manny Ramirez, R OBP: 0.426, SLG: 0.542 (1, 9)										3	2	2	0	2	0	0					
Sandy Alomar Jr., R OBP: 0.406, SLG: 0.627 (1, 2)										4	0	1	2	1	0	4					
Matt Williams, R OBP: 0.283, SLG: 0.452 (1, 5)										4	2	1	2	1	0	2					
Brian Giles, L OBP: 0.361, SLG: 0.442 (1, 7)										4	1	1	3	0	0	1					
Julio Franco, R OBP: 0.388, SLG: 0.381 (8, 3)										3	1	2	0	1	1	0					
Omar Vizquel, S OBP: 0.336, SLG: 0.372 (1, 6)										4	0	1	0	0	1	2					
Inning Stats	R: 0 E: 0 K: 0 S: 9	H: 1 LOB: 2 BB: 1 P: 19	R: 2 E: 0 K: 1 S: 18	H: 3 LOB: 1 BB: 1 P: 32	R: 4 E: 0 K: 1 S: 11	H: 3 LOB: 2 BB: 2 P: 30	R: 0 E: 0 K: 2 S: 12	H: 1 LOB: 0 BB: 0 P: 19	R: 0 E: 0 K: 0 S: 7	H: 0 LOB: 0 BB: 1 P: 14	R: 4 E: 0 K: 0 S: 17	H: 4 LOB: 1 BB: 1 P: 29	R: 0 E: 0 K: 1 S: 14	H: 1 LOB: 1 BB: 0 P: 22	R: 0 E: 0 K: 0 S: 8	H: 0 LOB: 1 BB: 1 P: 15	1B: 8 2B: 2 3B: 0 HR: 3	SF: 0 SAC: 0 DP: 0 HBP: 0	WP: 0 PB: 0 SB: 1 CS: 2	PA: 44	
PITCHER	IP	WLS	BF	H	R	ER	SO	BB	IBB	HBP	BLK	WP	HR	S	P	ERA	WHIP				
Dave Stevens, R ERA: 18.3 (1, 1)	3.0	L	19	7	6	6	2	4	0	0	0	0	3	38	81	18.00	3.667				
Greg Swindell, L ERA: 4.09 (4, 1)	2.1		11	4	3	3	2	1	0	0	0	0	0	29	49	11.57	2.143				
Frankie Rodriguez, R ERA: 5.34 (6, 1)	0.2		4	1	1	1	0	1	0	0	0	0	0	7	13	13.50	3.000				
Todd Ritchie, R ERA: 5.34 (7, 1)	2.0		8	1	0	0	1	1	0	0	0	0	0	22	37	0.00	1.000				

AB	35
R	5
H	9
RBI	5
BB	4
SO	8
LOB	18



AB	35
R	10
H	13
RBI	10
BB	7
SO	5
LOB	12



Batter	1	2	3	4	5	6	7	8	9	AB	R	H	RBI	BB	SO	LOB	TOP																				
Ray Durham, S OBP: 0.329, SLG: 0.361	0-1 G5-3 1B 2B	1-2 BB 2B HBP		0-3 K			0-1 1B 1B	1-0 F8		4	3	2	0	0	1	0																					
Dave Martinez, L OBP: 0.366, SLG: 0.459	1-1 F8	4-0 2B BB		1-3 K			0-1 HR 1B	3-2 HR		4	2	2	1	1	1	1																					
Frank Thomas, R OBP: 0.354, SLG: 0.668 34 Mario Valdez, L OBP: 0.375, SLG: 0.385	3-2 G5-3 2-3	0-0 2B		2-2 F9			0-2 HR 1B	3-3 K		4	1	2	3	0	0	1																					
Albert Belle, R OBP: 0.345, SLG: 0.517 Darren Lewis, R OBP: 0.317, SLG: 0.216	2-0 BB 1B	1-0 F9		0-1 G6-3			1-3 K	3-1 2B		5	0	2	1	0	1	4																					
Harold Baines, L OBP: 0.380, SLG: 0.484	4-2 BB		0-0 F7			2-2 WP 1B	1-1 HR	3-2 F8		4	2	2	3	1	0	1																					
Jorge Fabregas, L OBP: 0.250, SLG: 0.313 Tony Peña, R OBP: 0.244, SLG: 0.175	0-0 G3		2-1 G3-1			1-0 F8	2-3 K	3-2 G4-3		4	0	0	0	0	1	3																					
Mike Cameron, R OBP: 0.341, SLG: 0.436		2-1 F9	1-3 K			2-3 K	0-0 HR	1-1 HR		5	2	2	2	0	2	1																					
Chris Snopce, R OBP: 0.269, SLG: 0.332		1-1 BB 2B		2-2 G6-3		3-2 1B	1-0 HBP	0-1 F9		4	1	2	1	0	0	0																					
Ozzie Guillen, L OBP: 0.327, SLG: 0.350	1-2 P5		0-0 G6-3			1-1 F7	0-0 P2	0-0 P5		5	0	0	0	0	0	3																					
Inning Stats	R: 1 E: 0 K: 0 S: 12	H: 2 LOB: 2 BB: 1 P: 22	R: 2 E: 0 K: 0 S: 12	H: 2 LOB: 2 BB: 1 P: 22	R: 0 E: 0 K: 1 S: 7	H: 0 LOB: 0 BB: 0 P: 10	R: 0 E: 0 K: 1 S: 8	H: 0 LOB: 0 BB: 0 P: 10	R: 0 E: 0 K: 1 S: 13	H: 2 LOB: 1 BB: 0 P: 22	R: 5 E: 0 K: 2 S: 16	H: 5 LOB: 1 BB: 0 P: 20	R: 1 E: 0 K: 0 S: 15	H: 2 LOB: 1 BB: 0 P: 15	R: 1 E: 0 K: 0 S: 11	H: 1 LOB: 0 BB: 0 P: 15	1B: 6 2B: 4 3B: 0 HR: 4	SF: 0 SAC: 0 DP: 0 HBP: 2	WP: 2 PB: 0 CS: 0	PA: 45																	
PITCHER	IP	WLS	BF	H	R	ER	SO	BB	IBB	HBP	BLK	WP	HR	S	P	ERA	WHIP	PITCHER	IP	WLS	BF	H	R	ER	SO	BB	IBB	HBP	BLK	WP	HR	S	P	ERA	WHIP		
LaTroy Hawkins, R ERA: 2.95	(1, 1)	6.0	L	27	6	4	4	4	2	0	0	0	2	0	60	97	6.00	1.333																			
Mike Trombley, R ERA: 4.03	(7, 1)	0.1		4	3	3	3	1	0	0	0	0	0	0	10	11	81.00	9.000																			
Eddie Guardado, L ERA: 4.42	(7, 1)	0.1		4	2	2	2	1	0	0	1	0	0	2	5	8	54.00	6.000																			
Todd Ritchie, R ERA: 5.4	(7, 1)	1.1		6	2	1	1	1	0	0	0	0	1	16	29	6.75	1.500																				
Rick Aquiera, R ERA: 4.28	(9, 1)	1.0		4	1	1	1	0	0	0	0	0	1	11	15	9.00	1.000																				

Batter	1	2	3	4	5	6	7	8	9	AB	R	H	RBI	BB	SO	LOB	BOTTOM																					
Chuck Knoblauch, R OBP: 0.412, SLG: 0.387 Denny Hocking, S OBP: 0.310, SLG: 0.364	2-2 G6-3		1-3 K			1-1 G6-3		0-2 F8		4	0	0	0	0	1	0																						
Matt Lawton, L OBP: 0.380, SLG: 0.446 Darrin Jackson, R OBP: 0.243, SLG: 0.388	0-3 K			1-1 HBP		4-2 1B BB		3-2 F9		1	0	0	0	1	1	0																						
Paul Moltor, R OBP: 0.374, SLG: 0.449	1-0 G6-3			0-3 K		0-2 1B		0-0 F8		4	0	1	0	0	1	1																						
Terry Steinbach, R OBP: 0.326, SLG: 0.413		4-2 BB		2-1 F8		0-3 K		0-1 F9		3	0	0	0	1	1	3																						
Ron Coomer, R OBP: 0.328, SLG: 0.453		2-1 G4-6-3		1-0 G5-3			0-1 G3 2B	0-2 G4-3		4	1	1	0	0	0	2																						
Scott Stahowiak, L OBP: 0.340, SLG: 0.470 Greg Colbrunn, R OBP: 0.307, SLG: 0.406		3-2 2B		3-1 CS 1B			0-1 G3	0-3 K		3	0	2	0	0	0	1																						
Marty Cordova, R OBP: 0.320, SLG: 0.444		1-2 F9		0-3 K			1-2 G4-3			3	0	0	1	0	1	2																						
Rich Becker, L OBP: 0.372, SLG: 0.377			0-1 G4-3		0-3 K		3-1 1B			3	0	1	0	0	1	1																						
Pat Meares, R OBP: 0.337, SLG: 0.456		1-0 P6		0-1 F8		2-2 P2				3	0	0	0	0	0	1																						
Inning Stats	R: 0 E: 0 K: 1 S: 11	H: 0 LOB: 0 BB: 0 P: 14	R: 0 E: 0 K: 0 S: 11	H: 1 LOB: 1 BB: 1 P: 21	R: 0 E: 0 K: 1 S: 6	H: 0 LOB: 0 BB: 0 P: 8	R: 0 E: 0 K: 1 S: 7	H: 0 LOB: 1 BB: 0 P: 11	R: 0 E: 0 K: 2 S: 8	H: 1 LOB: 0 BB: 0 P: 11	R: 0 E: 0 K: 1 S: 12	H: 1 LOB: 2 BB: 1 P: 17	R: 1 E: 0 K: 0 S: 15	H: 2 LOB: 1 BB: 0 P: 18	R: 0 E: 0 K: 0 S: 7	H: 0 LOB: 0 BB: 0 P: 10	R: 0 E: 0 K: 1 S: 9	H: 0 LOB: 0 BB: 0 P: 9	1B: 3 2B: 2 3B: 0 HR: 0	SF: 0 SAC: 0 DP: 1 HBP: 1	WP: 0 PB: 0 CS: 1	PA: 33																
PITCHER	IP	WLS	BF	H	R	ER	SO	BB	IBB	HBP	BLK	WP	HR	S	P	ERA	WHIP	PITCHER	IP	WLS	BF	H	R	ER	SO	BB	IBB	HBP	BLK	WP	HR	S	P	ERA	WHIP			
James Baldwin, R ERA: 4.6	(1, 1)	7.0	W	27	5	1	1	0	2	0	0	0	0	70	100	1.29	1.000																					
Chuck McElroy, L ERA: 4.5	(8, 1)	2.0		6	0	0	0	1	0	0	0	0	0	16	19	0.00	0.000																					

Chicago White Sox @ Minnesota Twins
Hubert H. Humphrey Metrodome, Minneapolis, MN

AB 41
R 11
H 14
RBI 11
BB 2
SO 7
LOB 14



Chicago White Sox @ Minnesota Twins
Hubert H. Humphrey Metrodome, Minneapolis, MN

AB 30
R 1
H 5
RBI 1
BB 2
SO 7
LOB 11



Thu Jun 26 1997, 8:05 PM EDT
Att: 12,807 - Dome

Thu Jun 26 1997, 8:05 PM EDT
Att: 12,807 - Dome

livebaseballscores.com

livebaseballscores.com

Batter	1	2	3	4	5	6	7	8	9	AB	R	H	RBI	BB	SO	LOB	TOP											
Ray Durham, S OBP: 0.330, SLG: 0.359	2-0 2B E 1B		4-0 S BB	0-1 F7		0-2 F9			0-0 P5	4	1	1	0	1	0	2												
Dave Martinez, L OBP: 0.363, SLG: 0.458	1-2 E8 1B 2B		2-2 F7		2-2 G3-1		2-1 G3		0-3 K	5	1	1	0	0	0	1												
Frank Thomas, R OBP: 0.302, SLG: 0.661 34 Mario Valdez, L OBP: 0.375, SLG: 0.385	1-0 L6		3-2 F7		0-0 1B 1B		1-1 F9		4-2 2B 1B BB	4	1	1	0	1	0	2												
Albert Belle, R OBP: 0.355, SLG: 0.538	0-2 L4-3 2H 1B			1-0 2B 1B	1-1 1B 1B		3-1 HR		1-1 1B 2B	5	4	5	2	0	0	0												
Harold Baines, L OBP: 0.384, SLG: 0.489	1-0 L4-3		1-3 1B FC5-2 2B	0-0 1B	1-3 2H 1B		2-3 K		4-0 1B 1B	4	1	2	1	1	1	1												
Lyle Mouton, R OBP: 0.321, SLG: 0.407 Darren Lewis, R OBP: 0.328, SLG: 0.231		1-3 K	2-2 G1-3	0-3 K			1-2 F8		1-2 1B	4	0	0	0	0	2	4												
Jorge Fabregas, L OBP: 0.262, SLG: 0.324		2-2 G6-3	2-0 FC5-2 2B 1B	1-2 3H 1B			0-0 F7		1-2 2H 3H 1B	5	1	3	4	0	0	0												
Chris Snopce, R OBP: 0.263, SLG: 0.324		2-1 F8	1-0 FC5-2 2B 1B	3-1 P5			3-2 G6-3		1-2 F8	5	0	0	0	0	0	6												
Ozzie Guillen, L OBP: 0.326, SLG: 0.353			0-2 G6-3	0-0 1-3 2H 2B			0-0 G3-1			4	0	1	1	0	0	0												
Inning Stats	R: 2 E: 1 K: 0 S: 9	H: 3 LOB: 0 BB: 0 P: 14	R: 0 E: 0 K: 1 S: 8	H: 0 LOB: 0 BB: 0 P: 13	R: 0 E: 0 K: 0 S: 12	H: 0 LOB: 1 BB: 1 P: 21	R: 2 E: 0 K: 0 S: 11	H: 4 LOB: 2 BB: 0 P: 19	R: 2 E: 0 K: 1 S: 14	H: 4 LOB: 2 BB: 0 P: 20	R: 0 E: 0 K: 0 S: 6	H: 0 LOB: 0 BB: 0 P: 8	R: 1 E: 0 K: 1 S: 12	H: 1 LOB: 0 BB: 0 P: 19	R: 0 E: 0 K: 0 S: 6	H: 0 LOB: 0 BB: 0 P: 9	R: 3 E: 0 K: 1 S: 15	H: 3 LOB: 2 BB: 2 P: 26	1B: 10 2B: 5 3B: 0 HR: 1	SF: 0 SAC: 0 DP: 1 HBP: 0	WP: 0 PB: 0 SB: 1 CS: 0	PA: 44						
PITCHER	IP WLS BF H R ER SO BB IBB HBP BLK WP HR S P ERA WHIP	IP WLS BF H R ER SO BB IBB HBP BLK WP HR S P ERA WHIP																										
Bob Tewksbury, R ERA: 3.47	(1, 1) 4.2 L 25 11 6 6 2	(5, 1) 4.0 13 1 1 1 2	(9, 1) 0.0 4 2 1 1 0	(9, 1) 0.1 2 1 2 2 0	(1, 1) 4.2 L 25 11 6 6 2	(5, 1) 4.0 13 1 1 1 2	(9, 1) 0.0 4 2 1 1 0	(9, 1) 0.1 2 1 2 2 0	(1, 1) 4.2 L 25 11 6 6 2	(5, 1) 4.0 13 1 1 1 2	(9, 1) 0.0 4 2 1 1 0	(9, 1) 0.1 2 1 2 2 0	(1, 1) 4.2 L 25 11 6 6 2	(5, 1) 4.0 13 1 1 1 2	(9, 1) 0.0 4 2 1 1 0	(9, 1) 0.1 2 1 2 2 0	(1, 1) 4.2 L 25 11 6 6 2	(5, 1) 4.0 13 1 1 1 2	(9, 1) 0.0 4 2 1 1 0	(9, 1) 0.1 2 1 2 2 0	(1, 1) 4.2 L 25 11 6 6 2	(5, 1) 4.0 13 1 1 1 2	(9, 1) 0.0 4 2 1 1 0	(9, 1) 0.1 2 1 2 2 0	(1, 1) 4.2 L 25 11 6 6 2	(5, 1) 4.0 13 1 1 1 2	(9, 1) 0.0 4 2 1 1 0	(9, 1) 0.1 2 1 2 2 0

Chicago White Sox @ Minnesota Twins
Hubert H. Humphrey Metrodome, Minneapolis, MN
Fri Jun 27 1997, 8:05 PM EDT
Att: 15,095 - Dome

AB 41
R 10
H 15
RBI 9
BB 3
SO 4
LOB 16



Batter	1	2	3	4	5	6	7	8	9	AB	R	H	RBI	BB	SO	LOB	BOTTOM											
Chuck Knoblauch, R OBP: 0.409, SLG: 0.384	0-0 F9		0-1 G5-3		3-1 L4		3-2 G1-3		1-0 E 1B	5	0	1	1	0	0	3												
Roberto Kelly, R OBP: 0.343, SLG: 0.396 Greg Myers, L OBP: 0.347, SLG: 0.449	0-2 E5 G5-4-3		2-0 E1 SF9		0-0 F8		0-2 G4-3		0-1 FC6 FC4-6	4	1	0	0	0	0	2												
Paul Moltitor, R OBP: 0.367, SLG: 0.442	0-0 G5-4-3		0-0 SF9		2-0 G6-3		0-0 L4		2-3 K	4	0	0	1	0	1	3												
Matt Lawton, L OBP: 0.377, SLG: 0.441		1-0 F8	0-2 1B 1B		3-2 F7		2-2 L3		0-0 FC4-6	5	0	1	0	0	0	2												
Ron Coomer, R OBP: 0.332, SLG: 0.485		1-1 F9	0-1 F8		1-1 HR		3-1 HR			4	2	2	2	0	0	1												
Terry Steinbach, R OBP: 0.329, SLG: 0.415		1-3 K	1-2 1B		2-0 BB WP 1B		0-0 L4			4	1	2	0	0	1	0												
Scott Stahowiak, L ERA: 4.97 Greg Colbrunn, R OBP: 0.311, SLG: 0.410			0-0 G4-3 2B	1-2 F7			4-1 WP BB BB		1-1 FC6-4 BB 1B	2	0	1	0	1	0	2												
Marty Cordova, R OBP: 0.326, SLG: 0.437			1-1 F8		2-1 F8		4-2 WP BB		4-2 FC6-4 BB	2	0	0	0	2	0	1												
Pat Meares, R OBP: 0.332, SLG: 0.448			1-1 G4-3		1-0 G5-3		1-3 K		0-2 FC6-4 1B E	4	1	0	0	0	1	6												
Inning Stats	R: 0 E: 1 K: 0 S: 5	H: 0 LOB: 0 BB: 0 P: 5	R: 0 E: 0 K: 1 S: 6	H: 0 LOB: 0 BB: 0 P: 9	R: 0 E: 0 K: 0 S: 7	H: 1 LOB: 1 BB: 0 P: 9	R: 1 E: 1 K: 0 S: 15	H: 2 LOB: 2 BB: 0 P: 19	R: 0 E: 0 K: 0 S: 5	H: 0 LOB: 0 BB: 0 P: 11	R: 0 E: 0 K: 0 S: 5	H: 0 LOB: 0 BB: 0 P: 10	R: 2 E: 0 K: 1 S: 17	H: 2 LOB: 2 BB: 2 P: 32	R: 1 E: 0 K: 0 S: 9	H: 1 LOB: 0 BB: 0 P: 14	R: 2 E: 1 K: 1 S: 16	H: 2 LOB: 2 BB: 1 P: 24	1B: 5 2B: 1 3B: 0 HR: 2	SF: 1 SAC: 0 DP: 1 HBP: 0	WP: 1 PB: 0 SB: 0 CS: 0	PA: 40						
PITCHER	IP WLS BF H R ER SO BB IBB HBP BLK WP HR S P ERA WHIP	IP WLS BF H R ER SO BB IBB HBP BLK WP HR S P ERA WHIP																										
Jaime Navarro, R ERA: 4.97	(1, 1) 8.0 W 33 6 4 3 2	(9, 1) 0.1 4 2 2 1 0	(9, 1) 0.2 3 0 0 0 1	(9, 1) 0.2 3 0 0 0 1	(1, 1) 8.0 W 33 6 4 3 2	(9, 1) 0.1 4 2 2 1 0	(9, 1) 0.2 3 0 0 0 1	(1, 1) 8.0 W 33 6 4 3 2	(9, 1) 0.1 4 2 2 1 0	(9, 1) 0.2 3 0 0 0 1	(1, 1) 8.0 W 33 6 4 3 2	(9, 1) 0.1 4 2 2 1 0	(9, 1) 0.2 3 0 0 0 1	(1, 1) 8.0 W 33 6 4 3 2	(9, 1) 0.1 4 2 2 1 0	(9, 1) 0.2 3 0 0 0 1	(1, 1) 8.0 W 33 6 4 3 2	(9, 1) 0.1 4 2 2 1 0	(9, 1) 0.2 3 0 0 0 1	(1, 1) 8.0 W 33 6 4 3 2	(9, 1) 0.1 4 2 2 1 0	(9, 1) 0.2 3 0 0 0 1	(1, 1) 8.0 W 33 6 4 3 2	(9, 1) 0.1 4 2 2 1 0	(9, 1) 0.2 3 0 0 0 1	(1, 1) 8.0 W 33 6 4 3 2	(9, 1) 0.1 4 2 2 1 0	(9, 1) 0.2 3 0 0 0 1

Chicago White Sox @ Minnesota Twins
Hubert H. Humphrey Metrodome, Minneapolis, MN
Fri Jun 27 1997, 8:05 PM EDT
Att: 15,095 - Dome

AB 36
R 6
H 8
RBI 4
BB 3
SO 3
LOB 21



Batter	1	2	3	4	5	6	7	8	9	AB	R	H	RBI	BB	SO	LOB	TOP								
Ray Durham, S OBP: 0.330, SLG: 0.358 (1, 4)	G6-3			K		P7	CS			4	0	1	1	0	1	0	Chicago White Sox @ Minnesota Twins Hubert H. Humphrey Metrodome, Minneapolis, MN Sat Jun 28 1997, 8:05 PM EDT Att: 22,139 - Dome								
Dave Martinez, L OBP: 0.381, SLG: 0.452 Lyle Mouton, R OBP: 0.321, SLG: 0.407 (1, 9) (8, 7)	G3			F7			CS	K		3	0	0	0	1	1	0									
Frank Thomas, R OBP: 0.500, SLG: 0.657 34 Mario Valdez, L OBP: 0.412, SLG: 0.429 (1, 3) (6, 3)	L9			2B	1B	K			G5-4-3	1B	3	1	1	0	0	1									
Albert Belle, R OBP: 0.354, SLG: 0.537 Darren Lewis, R OBP: 0.326, SLG: 0.231 (1, 7) (8, 8)		K			1B			F9	G5-4-3	1B	4	1	1	0	0	1									
Harold Baines, L OBP: 0.390, SLG: 0.494 (1, 10)		G1-3			2B						4	1	3	2	0	0									
Jorge Fabregas, L OBP: 0.284, SLG: 0.324 Ron Karkovice, R OBP: 0.250, SLG: 0.296 (1, 2) (7, 2)						G3				G1-6-3	3	1	1	0	0	1									
Mike Cameron, R OBP: 0.338, SLG: 0.439 (1, 8) (8, 9)				G6-3		K					4	1	1	1	0	1									
Chris Snopce, R OBP: 0.264, SLG: 0.324 (1, 5) (7, 6)				K		F9					3	0	1	0	0	1									
Ozzie Guillen, L OBP: 0.322, SLG: 0.348 Tony Peña, R OBP: 0.244, SLG: 0.175 (1, 6) (7, 5)				G6-3				F7	G3		3	0	0	1	0	2									
Inning Stats	R: 0 E: 0 K: 0 S: 8	H: 0 LOB: 0 BB: 0 P: 12	R: 0 E: 0 K: 2 S: 7	H: 0 LOB: 0 BB: 0 P: 11	R: 0 E: 0 K: 1 S: 7	H: 0 LOB: 0 BB: 0 P: 11	R: 2 E: 0 K: 1 S: 12	H: 3 LOB: 1 BB: 0 P: 22	R: 0 E: 0 K: 1 S: 9	H: 0 LOB: 0 BB: 0 P: 13	R: 0 E: 0 K: 1 S: 12	H: 0 LOB: 1 BB: 1 P: 16	R: 3 E: 0 K: 0 S: 9	H: 5 LOB: 1 BB: 0 P: 15	R: 0 E: 0 K: 0 S: 8	H: 1 LOB: 0 BB: 0 P: 13		R: 0 E: 0 K: 0 S: 5	H: 1 LOB: 0 BB: 0 P: 6	1B: 8 2B: 2 3B: 0 HR: 0	SF: 0 SAC: 0 DP: 2 HBP: 0	WP: 0 PB: 0 SB: 0 CS: 1	PA: 35		
PITCHER	IP	WLS	BF	H	R	ER	SO	BB	IBB	HBP	BLK	WP	HR	S	P	ERA	WHIP								
Brad Radke, R ERA: 4.22 Frankie Rodriguez, R ERA: 5.16 (1, 1) (7, 1)	6.2	W	28	8	5	5	6	1	0	0	0	0	0	64	98	6.75	1.350								

Batter	1	2	3	4	5	6	7	8	9	AB	R	H	RBI	BB	SO	LOB	BOTTOM								
Chuck Knoblauch, R OBP: 0.414, SLG: 0.401 (1, 4)	HR		F7							5	2	4	2	0	0	1	Chicago White Sox @ Minnesota Twins Hubert H. Humphrey Metrodome, Minneapolis, MN Sat Jun 28 1997, 8:05 PM EDT Att: 22,139 - Dome								
Matt Lawton, L OBP: 0.370, SLG: 0.433 (1, 7)	K	SF7	G1-3		K		F9			4	0	0	1	0	2	3									
Paul Moltitor, R OBP: 0.367, SLG: 0.445 (1, 10)	1B	1B	G6-3		G4-6-3					5	2	2	1	0	1	2									
Terry Steinbach, R OBP: 0.335, SLG: 0.432 (1, 2)	F8	1B		G4-3				P6		5	2	3	1	0	0	1									
Ron Coomer, R OBP: 0.343, SLG: 0.495 (1, 5)	CS	1B				F9				4	1	3	1	1	0	0									
Scott Stahowiak, L OBP: 0.353, SLG: 0.478 (1, 3)	CS			K		G3		F8		5	1	2	2	0	1	3									
Roberto Kelly, R OBP: 0.341, SLG: 0.392 Rich Becker, L OBP: 0.372, SLG: 0.377 (1, 9) (7, 9)		F7		G4-3			F9			4	0	1	1	0	0	3									
Darrin Jackson, R OBP: 0.243, SLG: 0.380 (1, 8)					G5-3			P2		4	1	1	0	0	1	4									
Pat Meares, R OBP: 0.338, SLG: 0.466 (1, 6)		1B						L7		4	2	3	2	0	0	0									
Inning Stats	R: 2 E: 0 K: 1 S: 13	H: 3 LOB: 0 BB: 0 P: 28	R: 7 E: 0 K: 1 S: 28	H: 8 LOB: 2 BB: 1 P: 49	R: 0 E: 0 K: 0 S: 9	H: 1 LOB: 1 BB: 0 P: 16	R: 0 E: 0 K: 1 S: 9	H: 2 LOB: 2 BB: 0 P: 13	R: 1 E: 0 K: 1 S: 11	H: 2 LOB: 0 BB: 0 P: 15	R: 1 E: 0 K: 0 S: 8	H: 1 LOB: 0 BB: 0 P: 11	R: 0 E: 0 K: 0 S: 6	H: 1 LOB: 1 BB: 0 P: 8	R: 0 E: 0 K: 1 S: 8	H: 1 LOB: 1 BB: 0 P: 11		1B: 14 2B: 2 3B: 0 HR: 3	SF: 1 SAC: 0 DP: 1 HBP: 0	WP: 0 PB: 0 SB: 1 CS: 1	PA: 43				
PITCHER	IP	WLS	BF	H	R	ER	SO	BB	IBB	HBP	BLK	WP	HR	S	P	ERA	WHIP								
Doug Drabek, R ERA: 6.83 Chuck McElroy, L ERA: 5.09 41 Bill Simas, R ERA: 4.73 Carlos Castillo, R ERA: 4.43 (1, 1) (2, 1) (4, 1) (7, 1)	1.1	L	10	7	6	6	1	0	0	0	0	0	0	24	46	40.50	5.250								

AB	33
R	5
H	10
RBI	5
BB	1
SO	7
LOB	5



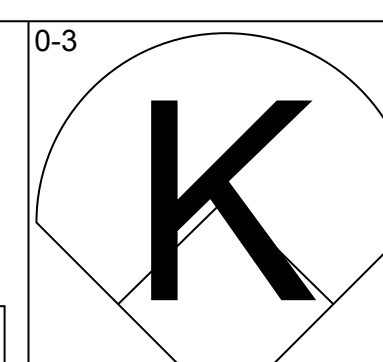
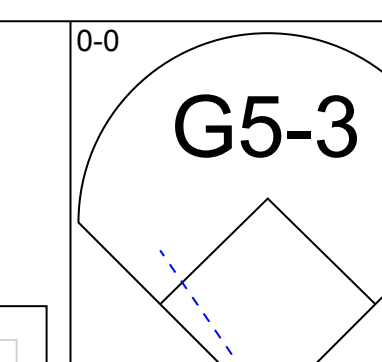
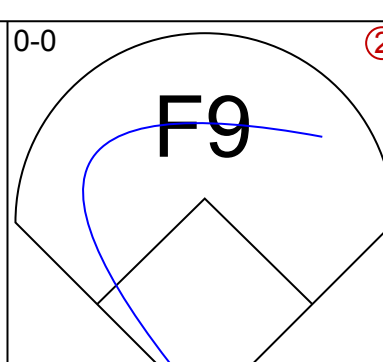
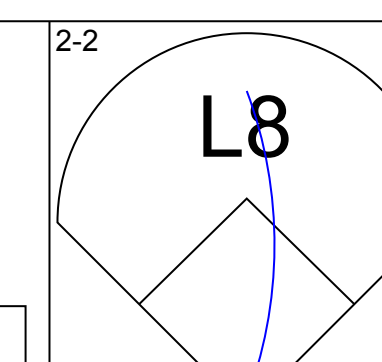
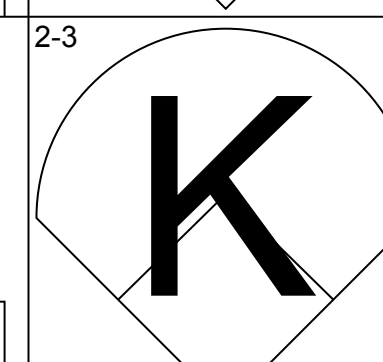
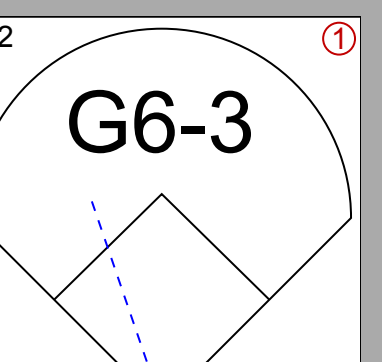
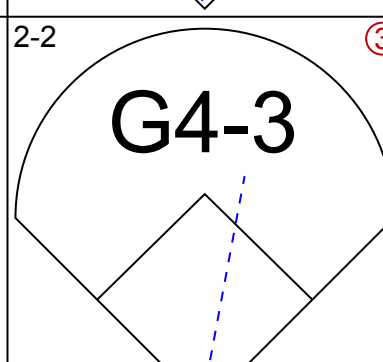
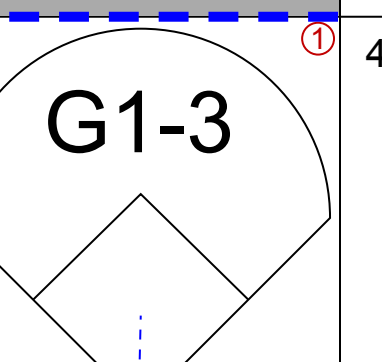
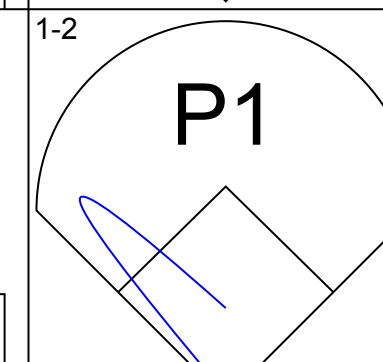
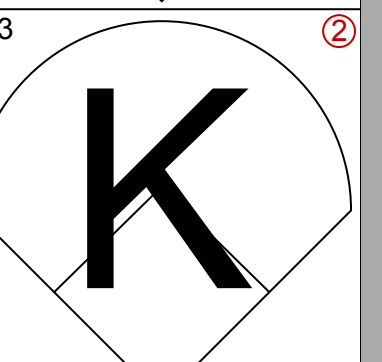
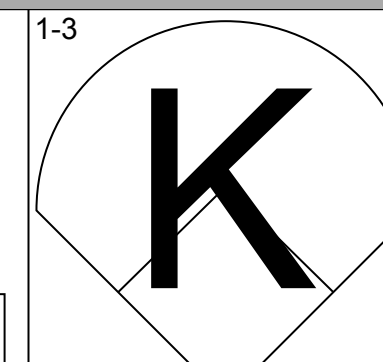
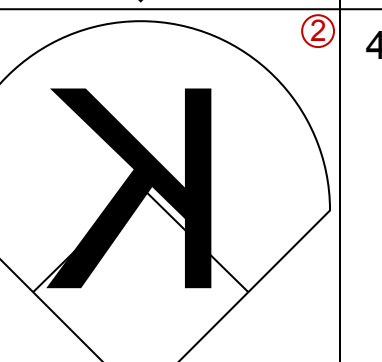
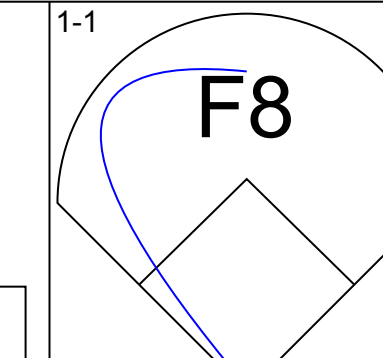
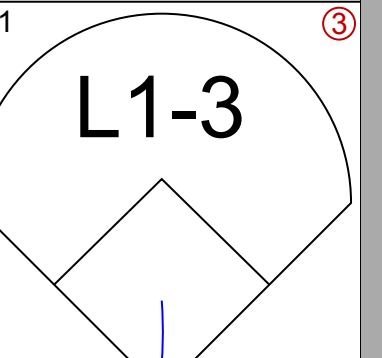
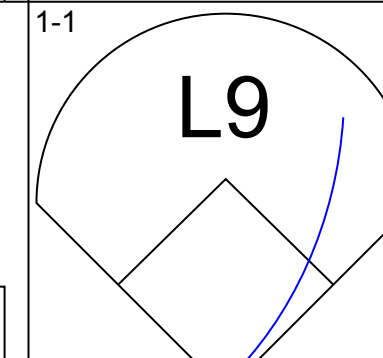
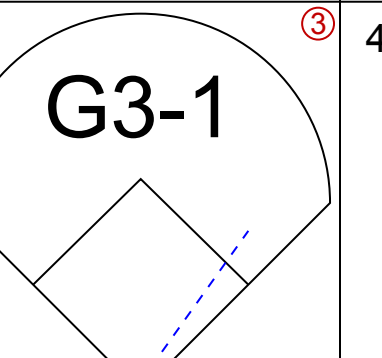
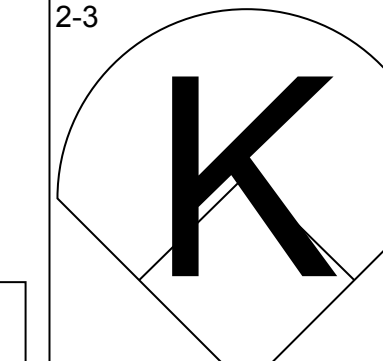
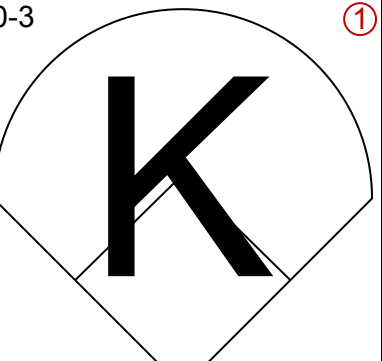
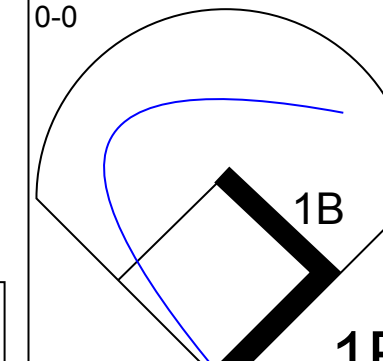
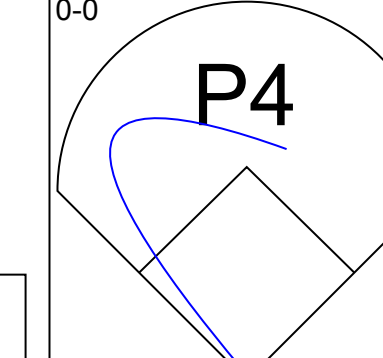
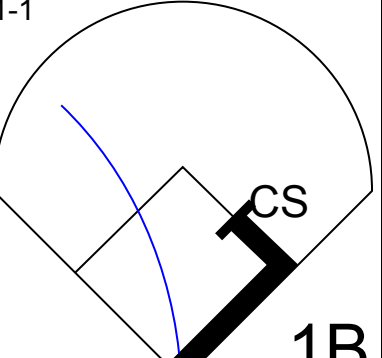
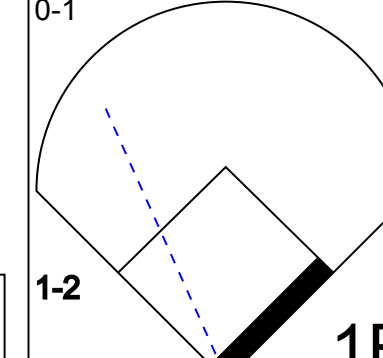
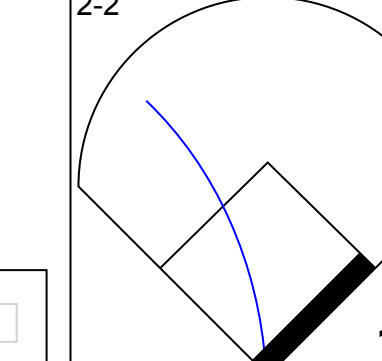
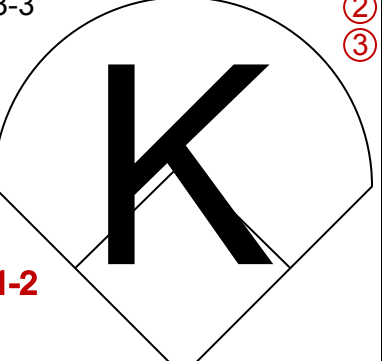
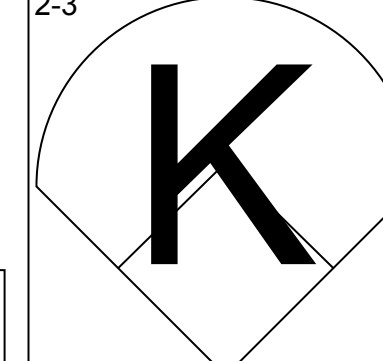
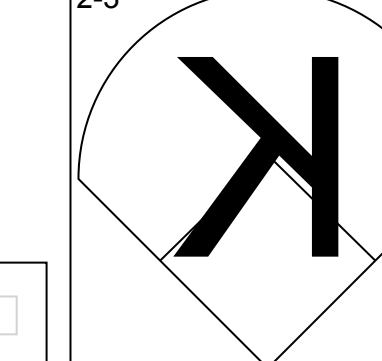
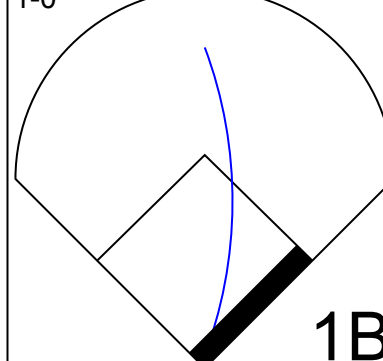
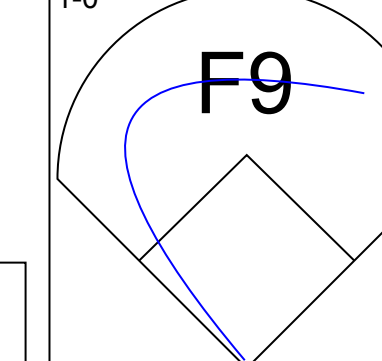
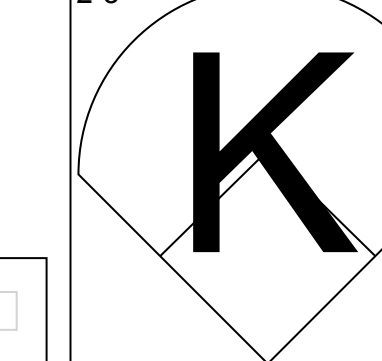
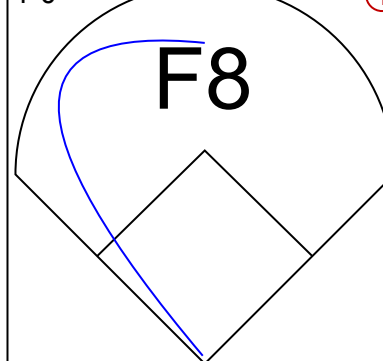
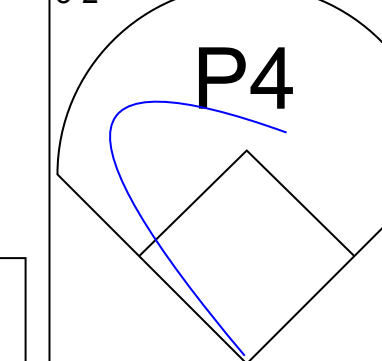
Batter	1	2	3	4	5	6	7	8	9	AB	R	H	RBI	BB	SO	LOB	TOP										
Ray Durham, S OBP: 0.325, SLG: 0.352	G4-3	K		P6		G6-3		K2-3		5	0	0	0	0	2	3	Chicago White Sox @ Minnesota Twins Hubert H. Humphrey Metrodome, Minneapolis, MN Sun Jun 29 1997, 4:33 AM EDT Att: 23,655 - Dome - 69 F										
Dave Martinez, L OBP: 0.365, SLG: 0.465	F8		HR	FC3-6	1B	2B	BB	K		4	1	2	2	1	1	1											
Frank Thomas, R OBP: 0.498, SLG: 0.654 34 Mario Valdez, L OBP: 0.412, SLG: 0.429	F9		K	FC3-6	BB			G3		4	0	1	0	1	1	0											
Albert Belle, R OBP: 0.351, SLG: 0.532		F7		FC3-6	BB			F8		5	0	1	0	0	1	4											
Harold Baines, L OBP: 0.386, SLG: 0.485		F7		G1-3				G3		4	1	0	0	1	0	2											
Jorge Fabregas, L OBP: 0.270, SLG: 0.329	BLK	BB	1B		G3			G4-3		4	1	2	0	0	0	0											
Mike Cameron, R OBP: 0.343, SLG: 0.436		BB	1B		G5-3			K		3	1	1	1	1	1	0											
Chris Snopce, R OBP: 0.268, SLG: 0.332		BB	1B		G6-3			F	1B	4	1	2	2	0	0	2											
Ozzie Guillen, L OBP: 0.325, SLG: 0.363		2H	3B		G6-3			G4-3		4	1	2	1	0	0	1											
Inning Stats	R: 0 E: 0 K: 0 S: 6	H: 0 LOB: 0 BB: 0 P: 10	R: 3 E: 0 K: 1 S: 15	H: 3 LOB: 1 BB: 1 P: 28	R: 2 E: 0 K: 1 S: 15	H: 4 LOB: 2 BB: 1 P: 29	R: 1 E: 0 K: 0 S: 13	H: 2 LOB: 0 BB: 1 P: 21	R: 0 E: 0 K: 1 S: 11	H: 1 LOB: 2 BB: 1 P: 19	R: 0 E: 0 K: 1 S: 8	H: 0 LOB: 0 BB: 0 P: 10	R: 0 E: 1 K: 2 S: 11	H: 1 LOB: 1 BB: 0 P: 11	R: 0 E: 0 K: 0 S: 7	H: 0 LOB: 0 BB: 0 P: 10	1B: 6 2B: 3 3B: 1 HR: 1	SF: 0 SAC: 0 DP: 0 HBP: 0	WP: 1 PB: 0 SB: 0 CS: 1	PA: 41							
PITCHER	IP	WLS	BF	H	R	ER	SO	BB	IBB	HBP	BLK	WP	HR	S	P	ERA	WHIP										
Dave Stevens, R ERA: 17.85	3.1	L	20	9	6	6	2	2	0	0	1	1	1	45	80	16.20	3.300										
Frankie Rodriguez, R ERA: 4.86	4.0		16	2	0	0	2	2	0	0	0	0	0	34	51	0.00	1.000										
Eddie Guardado, L ERA: 4.15	0.2		2	0	0	0	2	0	0	0	0	0	0	6	6	0.00	0.000										
Rick Aguilera, R ERA: 4.15	1.0		3	0	0	0	0	0	0	0	0	0	0	7	10	0.00	0.000										

Batter	1	2	3	4	5	6	7	8	9	AB	R	H	RBI	BB	SO	LOB	BOTTOM										
Chuck Knoblauch, R OBP: 0.417, SLG: 0.403	1B	FC5-4		G5-3		G3		S		4	1	2	0	1	0	1	Chicago White Sox @ Minnesota Twins Hubert H. Humphrey Metrodome, Minneapolis, MN Sun Jun 29 1997, 4:33 AM EDT Att: 23,655 - Dome - 69 F										
Roberto Kelly, R OBP: 0.343, SLG: 0.399	CS		E5	G5-3				F8		5	1	2	0	0	0	2											
Paul Molitor, R OBP: 0.368, SLG: 0.442	CS		1B	P6		F9		G1-3		4	1	1	0	1	0	2											
Marty Cordova, R OBP: 0.316, SLG: 0.423 Matt Lawton, L OBP: 0.359, SLG: 0.432	P3		P3		K			F8		4	0	0	0	0	2	5											
Ron Coomer, R OBP: 0.344, SLG: 0.498	K		2B			K		F9		5	1	2	1	0	1	3											
Greg Colbrunn, R OBP: 0.306, SLG: 0.402 Scott Stahoviak, L OBP: 0.359, SLG: 0.495	G6-3		P4		F7			2B		3	0	0	0	0	0	5											
Greg Myers, L OBP: 0.352, SLG: 0.455		G4-3						P2		3	0	1	2	1	0	1											
Darrin Jackson, R OBP: 0.247, SLG: 0.370 Rich Becker, L OBP: 0.371, SLG: 0.376			FC5-4		F7			K		2	0	0	0	1	1	3											
Pat Meares, R OBP: 0.333, SLG: 0.458		F7		L5		F7		F9		4	0	0	0	0	0	1											
Inning Stats	R: 1 E: 0 K: 1 S: 19	H: 2 LOB: 2 BB: 1 P: 30	R: 0 E: 0 K: 0 S: 12	H: 0 LOB: 1 BB: 1 P: 23	R: 3 E: 1 K: 1 S: 18	H: 2 LOB: 1 BB: 1 P: 30	R: 0 E: 0 K: 0 S: 14	H: 1 LOB: 0 BB: 0 P: 18	R: 0 E: 0 K: 1 S: 10	H: 1 LOB: 2 BB: 1 P: 18	R: 0 E: 0 K: 0 S: 12	H: 1 LOB: 1 BB: 0 P: 18	R: 0 E: 0 K: 1 S: 11	H: 1 LOB: 1 BB: 0 P: 15	R: 0 E: 0 K: 1 S: 11	H: 1 LOB: 1 BB: 0 P: 12	R: 0 E: 0 K: 0 S: 6	H: 0 LOB: 0 BB: 0 P: 9	1B: 5 2B: 4 3B: 0 HR: 0	SF: 0 SAC: 0 DP: 0 HBP: 0	WP: 0 PB: 0 SB: 2 CS: 3	PA: 41					
PITCHER	IP	WLS	BF	H	R	ER	SO	BB	IBB	HBP	BLK	WP	HR	S	P	ERA	WHIP										
Wilson Alvarez, L ERA: 2.97	5.0	W	26	6	4	0	3	4	0	0	0	0	0	34	45	0.00	1.000										
Matt Karchner, R ERA: 1.99	3.0		12	3	0	0	2	0	0	0	0	0	0	6	9	0.00	0.000										
Roberto Hernandez, R ERA: 2.29	1.0	S	3	0	0	0	0	0	0	0	0	0	0	6	9	0.00	0.000										



Batter	1	2	3	4	5	6	7	8	9	AB	R	H	RBI	BB	SO	LOB	TOP	
Chuck Knoblauch R (1,4) OBP: 0.414, SLG: 0.399	G6-3		G4-3					F7	K	5	0	1	0	0	1	2	Minnesota Twins @ St. Louis Cardinals Busch Stadium, St. Louis, MO Mon Jun 30 1997, 7:05 PM CDT Att: 31,994 - Unknown - 85 F	
Matt Lawton L (1,8) OBP: 0.397, SLG: 0.429	G6-3		K					WP 1B		4	0	1	0	0	1	1		
Paul Molitor R (1,3) OBP: 0.374, SLG: 0.447								WP 1B		4	0	3	0	0	0	0		
Terry Steinbach R (1,2) OBP: 0.329, SLG: 0.425	K		G6-3					K		4	0	0	0	0	3	4		
Ron Coomer R (1,5) OBP: 0.342, SLG: 0.493		L8						F7	F9	4	0	1	0	0	0	2		
Marty Cordova R (1,7) OBP: 0.321, SLG: 0.425	G6-3								F8 G3-1	4	0	2	0	0	0	1		
Rich Becker L (1,9) OBP: 0.369, SLG: 0.386								G1-6-3	G3-1	4	1	1	1	0	0	3		
Pat Meares R (1,6) OBP: 0.337, SLG: 0.461										3	0	2	0	0	0	1		
Denny Hocking S (9, PH) OBP: 0.316, SLG: 0.370								FC5-4	S	1	0	1	0	0	0	0		
Rich Robertson L (1,1) OBP: 0.250, SLG: 0.250									F8	2	0	0	0	0	1	1		
Scott Stahoviak L (7, PH) OBP: 0.356, SLG: 0.489										1	0	0	0	0	0	1		
Mike Trombley R (7,1) OBP: 0.349, SLG: 0.450										0	0	0	0	0	0	0		
Greg Myers L (9, PH) OBP: 0.349, SLG: 0.450										1	0	0	0	0	0	2		
Inning Stats	R: 0 E: 0 K: 1 S: 9	H: 1 LOB: 1 BB: 0 P: 17	R: 1 E: 0 K: 1 S: 13	H: 2 LOB: 1 BB: 0 P: 21	R: 0 E: 0 K: 1 S: 11	H: 1 LOB: 1 BB: 0 P: 18	R: 0 E: 0 K: 0 S: 9	H: 1 LOB: 1 BB: 0 P: 14	R: 0 E: 0 K: 1 S: 5	H: 0 LOB: 0 BB: 0 P: 12	R: 0 E: 0 K: 0 S: 9	H: 2 LOB: 1 BB: 0 P: 13	R: 0 E: 0 K: 1 S: 12	H: 2 LOB: 2 BB: 0 P: 21	R: 0 E: 0 K: 1 S: 13	H: 2 LOB: 2 BB: 0 P: 16	1B: 11 SF: 0 2B: 0 SAC: 0 3B: 0 DP: 2 HR: 1 HBP: 0	WP: 1 PA: 37 1B: 0 2B: 0 3B: 1 CS: 0
PITCHER	IP WLS BF H R ER SO BB IBB HBP BLK WP HR S P ERA WHIP																	
Matt Morris R (1,1) ERA: 2.74	7.1 W 29 9 1 1 4 0 0 0 0 0 1 68 108 1.23 1.227																	
T.J. Mathews R (8,1) ERA: 1.91	0.2 3 1 0 0 1 0 0 0 0 0 1 0 8 14 0.00 1.500																	
Dennis Eckersley R (9,1) ERA: 3.7	1.0 S 5 2 0 0 1 0 0 0 0 0 0 0 13 16 0.00 2.000																	

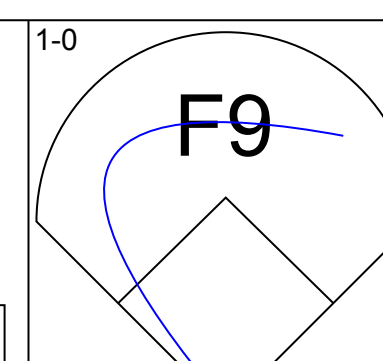
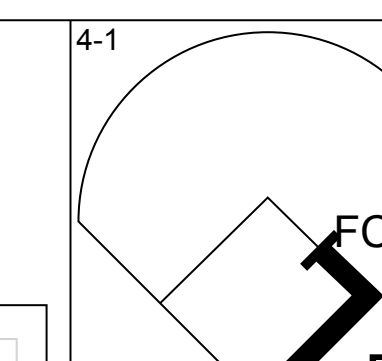
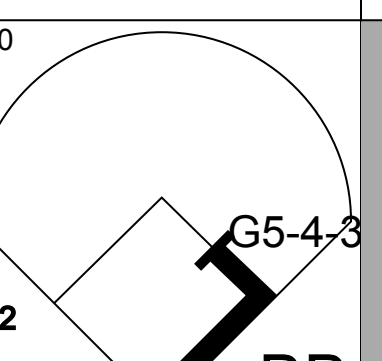
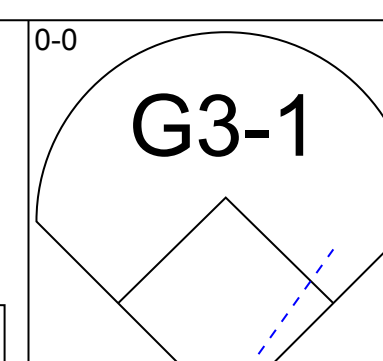
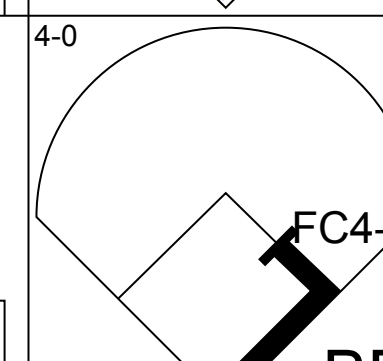
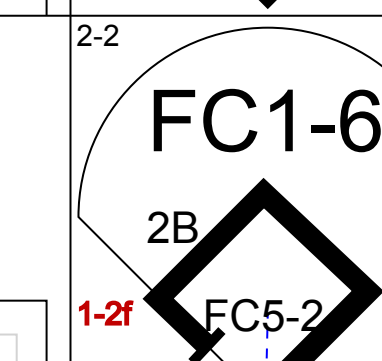
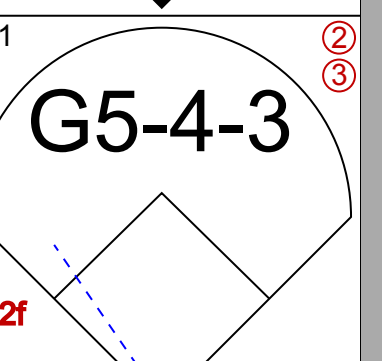
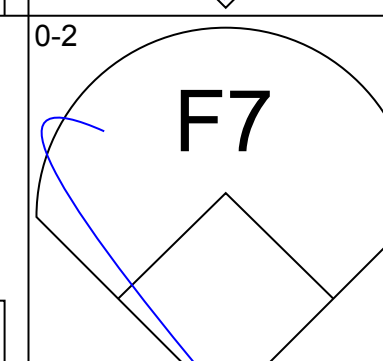
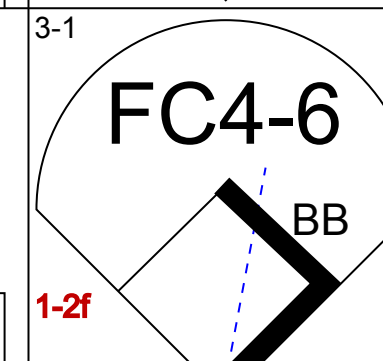
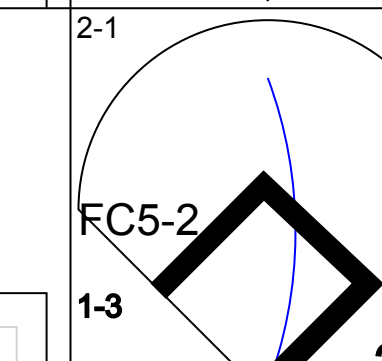
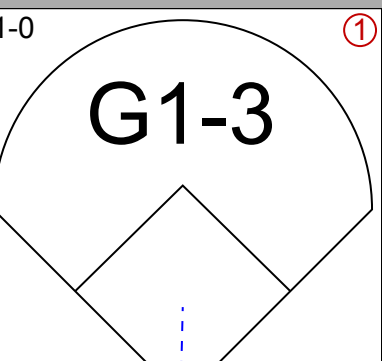
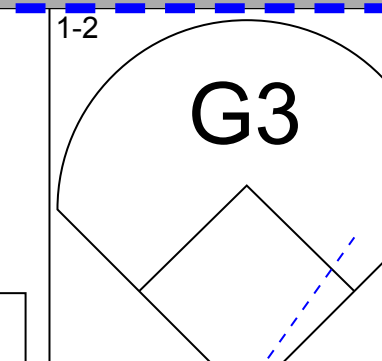
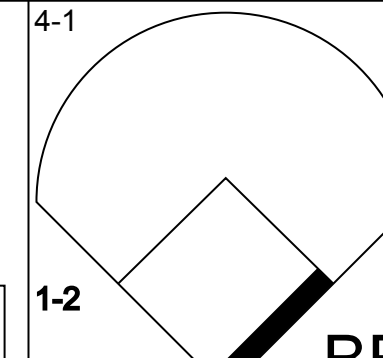
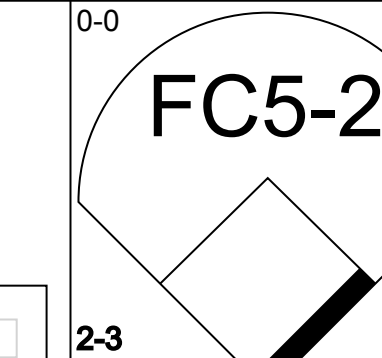
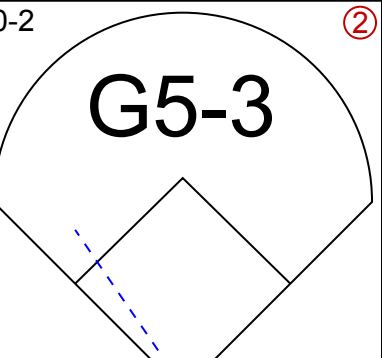
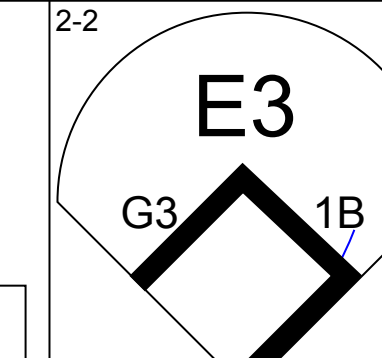
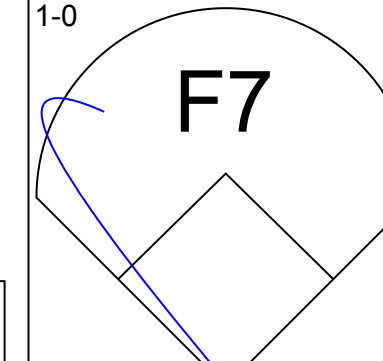
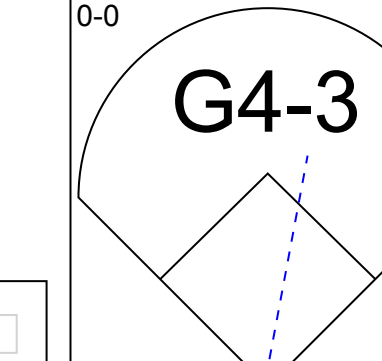
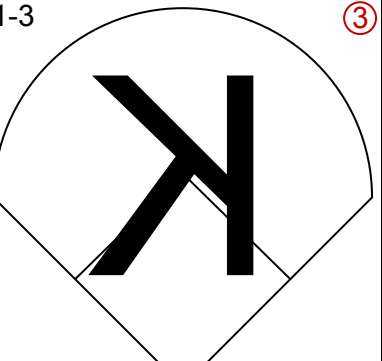
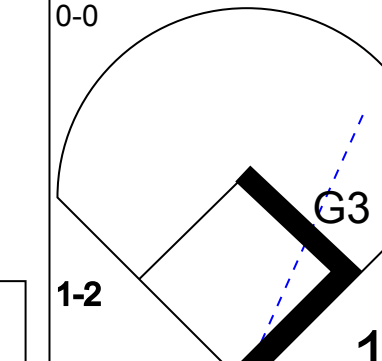
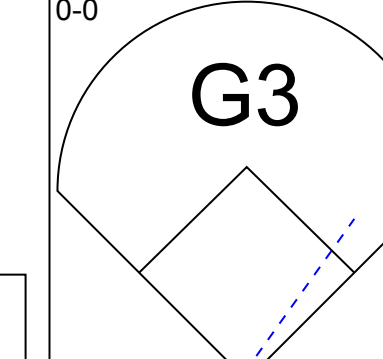
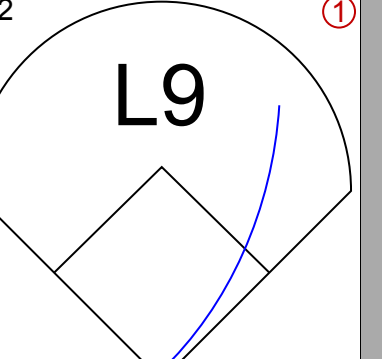
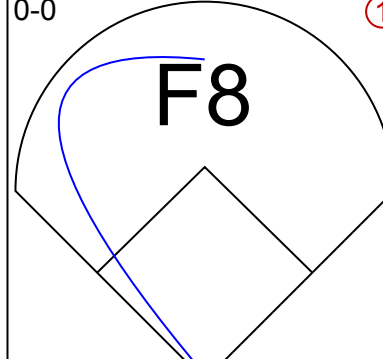
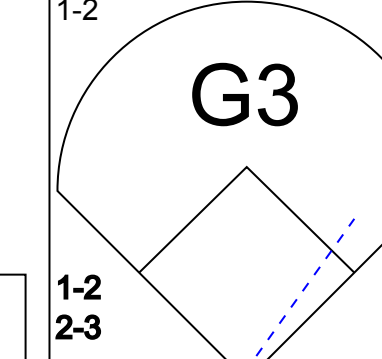
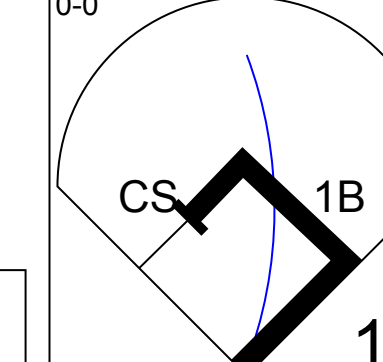

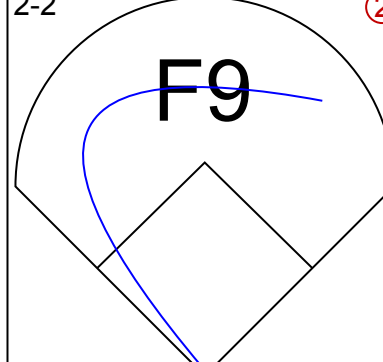
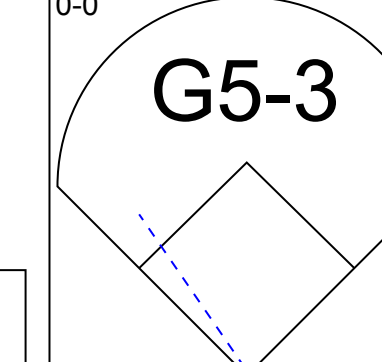
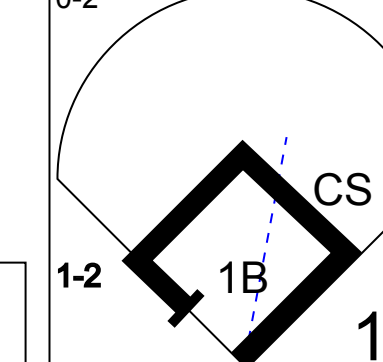
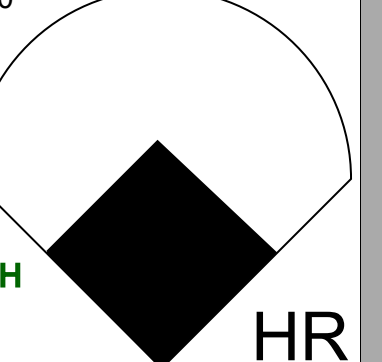
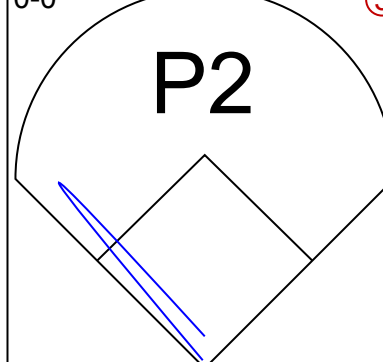
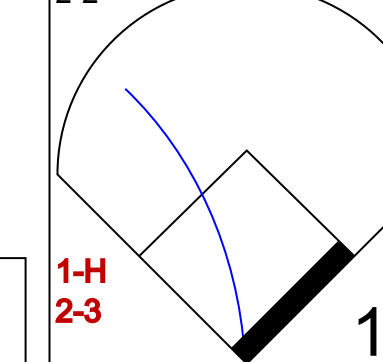
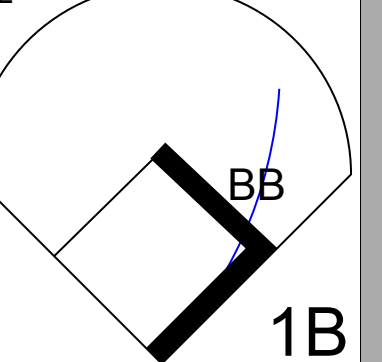
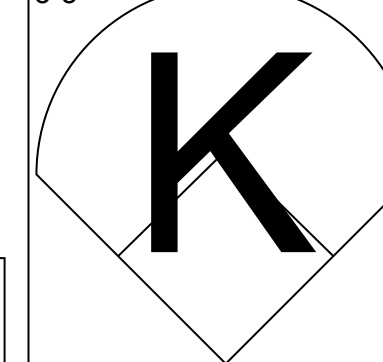
Batter	1	2	3	4	5	6	7	8	9	AB	R	H	RBI	BB	SO	LOB	BOTTOM	
Delino DeShields L (1,4) OBP: 0.342, SLG: 0.455	G4-6-3		S					G3-1		3	1	1	0	1	0	0	Minnesota Twins @ St. Louis Cardinals Busch Stadium, St. Louis, MO Mon Jun 30 1997, 7:05 PM CDT Att: 31,994 - Unknown - 85 F	
Ron Gant R (1,7) OBP: 0.314, SLG: 0.426	F8		K					F7		4	0	0	0	0	2	2		
Ray Lankford L (1,8) OBP: 0.422, SLG: 0.641	G4-6-3		K					L6		4	0	0	0	0	1	2		
Gary Gaetti R (1,5) OBP: 0.320, SLG: 0.413		F9						K		4	0	1	1	0	1	0		
Dmitri Young S (1,3) OBP: 0.352, SLG: 0.421										3	1	1	0	0	0	1		
Willie McGee S (9,9) OBP: 0.368, SLG: 0.421										0	0	0	0	0	0	0		
John Mabry L (1,9) OBP: 0.376, SLG: 0.420										3	0	3	1	0	0	0		
Royce Clayton R (1,6) OBP: 0.310, SLG: 0.409										3	0	0	0	0	0	3		
Tom Lampkin L (1,2) OBP: 0.306, SLG: 0.347										2	0	0	0	1	1	1		
Matt Morris R (1,1) OBP: 0.278, SLG: 0.265										3	0	0	0	0	1	3		
T.J. Mathews R (8,1) ERA: 1.91										0	0	0	0	0	0	0		
Dennis Eckersley R (9,1) ERA: 3.7										0	0	0	0	0	0	0		
Inning Stats	R: 0 E: 0 K: 0 S: 3	H: 0 LOB: 0 BB: 1 P: 8	R: 1 E: 0 K: 1 S: 10	H: 2 LOB: 1 BB: 1 P: 20	R: 1 E: 0 K: 2 S: 15	H: 2 LOB: 1 BB: 0 P: 21	R: 0 E: 0 K: 1 S: 7	H: 1 LOB: 1 BB: 0 P: 13	R: 0 E: 0 K: 0 S: 4	H: 1 LOB: 0 BB: 0 P: 7	R: 0 E: 0 K: 0 S: 5	H: 0 LOB: 0 BB: 0 P: 10	R: 0 E: 0 K: 1 S: 8	H: 0 LOB: 0 BB: 0 P: 14	R: 0 E: 0 K: 1 S: 8	H: 0 LOB: 0 BB: 0 P: 14	1B: 5 SF: 0 2B: 1 SAC: 0 3B: 0 DP: 1 HR: 0 HBP: 0	WP: 0 PA: 31 1B: 0 2B: 1 3B: 0 CS: 0
PITCHER	IP WLS BF H R ER SO BB IBB HBP BLK WP HR S P ERA WHIP																	
Rich Robertson L (1,1) ERA: 5.55	6.0 L 25 6 2 2 2 1 1 0 0 0 0 0 47 80 3.00 1.167																	
Mike Trombley R (7,1) ERA: 4.44	2.0 6 0 0 0 1 0 0 0 0 0 0 0 13 24 0.00 0.000																	

Batter	1	2	3	4	5	6	7	8	9	AB	R	H	RBI	BB	SO	LOB	TOP										
Chuck Knoblauch R (1,4) OBP: 0.409, SLG: 0.394										4	0	0	0	0	1	2											
Matt Lawton L (1,8) OBP: 0.392, SLG: 0.422										4	0	0	0	0	1	1											
Paul Molitor R (1,3) OBP: 0.368, SLG: 0.440										4	0	0	0	0	3	0											
Greg Myers L (1,2) OBP: 0.338, SLG: 0.435										4	0	0	0	0	0	0											
Ron Coomer R (1,5) OBP: 0.342, SLG: 0.491										3	0	1	0	0	2	0											
Roberto Kelly R (1,9) OBP: 0.348, SLG: 0.404										3	0	2	0	0	0	0											
Denny Hocking S (1,7) OBP: 0.316, SLG: 0.369										3	0	1	0	0	2	3											
Pat Meares R (1,6) OBP: 0.337, SLG: 0.459										3	0	1	0	0	1	1											
LaTroy Hawkins R (1,1) Scott Stahoviak L (6, Ph) Greg Swindell L (6, Ph) Rich Becker L (6, Ph) Eddie Guardado R (8, 1) Mike Trombley R (8, 1)										1	0	0	0	0	1	1											
Inning Stats	R: 0 E: 0 K: 2 S: 10	H: 0 LOB: 0 BB: 0 P: 13	R: 0 E: 0 K: 1 S: 6	H: 0 LOB: 0 BB: 0 P: 9	R: 0 E: 0 K: 2 S: 11	H: 1 LOB: 1 BB: 0 P: 17	R: 0 E: 0 K: 1 S: 8	H: 0 LOB: 0 BB: 0 P: 12	R: 0 E: 0 K: 2 S: 10	H: 1 LOB: 1 BB: 0 P: 14	R: 0 E: 0 K: 1 S: 6	H: 2 LOB: 2 BB: 0 P: 15	R: 0 E: 0 K: 0 S: 11	H: 0 LOB: 0 BB: 0 P: 17	R: 0 E: 0 K: 1 S: 7	H: 0 LOB: 0 BB: 0 P: 8	1B: 5 2B: 1 3B: 0 HR: 0	SF: 0 SAC: 0 DP: 1 HBP: 0	WP: 0 PB: 0 CS: 1	PA: 31							
PITCHER	IP	WLS	BF	H	R	ER	SO	BB	IBB	HBP	BLK	WP	HR	S	P	ERA	WHIP										
Todd Stottlemyre R (1, 1) ERA: 3.98	7.0	W	25	5	0	0	10	0	0	0	0	0	0	62	17	0.00	0.714										
T.J. Mathews R (8, 1) ERA: 1.85	1.0		3	0	0	0	0	0	0	0	0	0	0	11	17	0.00	0.000										
Dennis Eckersley R (9, 1) ERA: 3.55	1.0	S	3	0	0	0	1	0	0	0	0	0	0	7	8	0.00	0.000										

Minnesota Twins @ St. Louis Cardinals
 Busch Stadium, St. Louis, MO
 Tue Jul 01 1997, 7:05 PM CDT
 Att: 27,584 - Unknown - 91 F

AB 31
 R 0
 H 5
 RBI 0
 BB 0
 SO 11
 LOB 9



Batter	1	2	3	4	5	6	7	8	9	AB	R	H	RBI	BB	SO	LOB	BOTTOM										
Delino DeShields L (1,4) OBP: 0.344, SLG: 0.452										2	0	0	0	2	0	0											
Danny Sheaffer R (1,7) OBP: 0.311, SLG: 0.294 T.J. Mathews R (8, 1) Dennis Eckersley R (9, 1)										3	0	0	0	1	0	3											
Willie McGee S (1,8) OBP: 0.365, SLG: 0.424										4	0	1	0	0	0	1											
Gary Gaetti R (1,5) OBP: 0.319, SLG: 0.408										3	0	0	0	1	0	2											
Dmitri Young S (1,3) OBP: 0.350, SLG: 0.418 David Bell R (9, 5) OBP: 0.174, SLG: 0.136										4	0	1	0	0	1	4											
John Mabry L (1,9) OBP: 0.373, SLG: 0.414										4	0	0	0	0	0	2											
Royce Clayton R (1,6) OBP: 0.312, SLG: 0.409										3	1	1	0	0	0	2											
Tom Lampkin L (1,2) OBP: 0.312, SLG: 0.373										3	1	2	2	0	0	0											
Todd Stottlemyre L (1, 1) OBP: 0.366, SLG: 0.400 Ron Gant R (7, Ph) OBP: 0.313, SLG: 0.424										2	0	2	0	0	0	0											
Inning Stats	R: 0 E: 0 K: 0 S: 5	H: 0 LOB: 2 BB: 2 P: 18	R: 0 E: 0 K: 0 S: 11	H: 3 LOB: 2 BB: 0 P: 13	R: 0 E: 0 K: 0 S: 8	H: 1 LOB: 1 BB: 1 P: 16	R: 2 E: 0 K: 0 S: 10	H: 2 LOB: 1 BB: 1 P: 18	R: 0 E: 0 K: 0 S: 5	H: 0 LOB: 0 BB: 0 P: 7	R: 0 E: 0 K: 1 S: 8	H: 0 LOB: 0 BB: 0 P: 11	R: 0 E: 0 K: 0 S: 11	H: 1 LOB: 2 BB: 0 P: 15	R: 0 E: 0 K: 0 S: 11	H: 0 LOB: 0 BB: 0 P: 15	1B: 5 2B: 1 3B: 0 HR: 1	SF: 0 SAC: 0 DP: 1 HBP: 1	WP: 0 PB: 0 CS: 2	PA: 34							
PITCHER	IP	WLS	BF	H	R	ER	SO	BB	IBB	HBP	BLK	WP	HR	S	P	ERA	WHIP										
LaTroy Hawkins R (1, 1) ERA: 3.09	5.0	L	23	6	2	2	1	4	0	1	0	0	0	42	75	3.60	2.000										
Greg Swindell L (6, 1) ERA: 3.51	2.0		6	0	0	0	1	0	0	0	0	0	0	13	18	0.00	0.000										
Eddie Guardado L (8, 1) ERA: 4.05	0.2		4	1	0	0	0	0	0	0	0	0	0	10	14	0.00	1.500										
Mike Trombley R (8, 1) ERA: 4.4	0.1		1	0	0	0	0	0	0	0	0	0	0	1	1	0.00	0.000										

Minnesota Twins @ St. Louis Cardinals
 Busch Stadium, St. Louis, MO
 Tue Jul 01 1997, 7:05 PM CDT
 Att: 27,584 - Unknown - 91 F

AB 29
 R 2
 H 7
 RBI 2
 BB 4
 SO 2
 LOB 14



Batter	1	2	3	4	5	6	7	8	9	10	AB	R	H	RBI	BB	SO	LOB	
Chuck Knoblauch, R OBP: 0.404, SLG: 0.388	L7		G1-6-3		K		K			L7	5	0	0	0	0	2	1	
Rich Becker, L OBP: 0.361, SLG: 0.377 Eddie Guardado, R (10, 1)	F8		F8		K		F7			L6	5	0	0	0	0	1	1	
Roberto Kelly, R OBP: 0.351, SLG: 0.406	1B		1B		G6-3					L8	4	0	2	0	0	0	0	
Terry Steinbach, R OBP: 0.324, SLG: 0.417	K		G5-3				G6-3			G6-3	4	0	0	0	0	1	2	
Ron Coomer, R OBP: 0.341, SLG: 0.486		G3-1		K			1B			K	4	0	1	0	0	2	0	
Scott Stahovick, L OBP: 0.358, SLG: 0.510	HR		G4-3		K		K			G4-3	3	1	1	1	1	1	1	
Marty Cordova, R OBP: 0.319, SLG: 0.427	2B		G4-3		K		K			G5-3	4	0	1	0	0	1	2	
Pat Meares, R OBP: 0.339, SLG: 0.455	K		K				SH1-4			F8	2	0	0	0	2	1	1	
Bob Tewksbury, R Darrin Jackson, R Frankie Rodriguez, R Matt Lawton, L	G6-3		G6-3		K		SH1-4			G4-3	2	0	0	0	0	1	3	
Inning Stats	R: 0 E: 0 K: 1 S: 11	H: 1 LOB: 1 BB: 0 P: 17	R: 1 E: 0 K: 1 S: 12	H: 2 LOB: 1 BB: 0 P: 18	R: 0 E: 0 K: 2 S: 7	H: 1 LOB: 2 BB: 0 P: 23	R: 0 E: 0 K: 2 S: 9	H: 0 LOB: 0 BB: 0 P: 10	R: 0 E: 0 K: 2 S: 13	H: 1 LOB: 1 BB: 0 P: 15	R: 0 E: 0 K: 1 S: 10	H: 0 LOB: 0 BB: 0 P: 7	R: 0 E: 0 K: 0 S: 6	H: 0 LOB: 0 BB: 0 P: 10	R: 0 E: 0 K: 0 S: 4	H: 0 LOB: 0 BB: 0 P: 9	1B: 3 2B: 1 3B: 0 HR: 1	SF: 0 SAC: 1 DP: 0 HBP: 0
PITCHER	IP WLS BF H R ER SO BB IBB HBP BLK WP HR S P ERA WHIP	IP WLS BF H R ER SO BB IBB HBP BLK WP HR S P ERA WHIP	IP WLS BF H R ER SO BB IBB HBP BLK WP HR S P ERA WHIP	IP WLS BF H R ER SO BB IBB HBP BLK WP HR S P ERA WHIP	IP WLS BF H R ER SO BB IBB HBP BLK WP HR S P ERA WHIP	IP WLS BF H R ER SO BB IBB HBP BLK WP HR S P ERA WHIP	IP WLS BF H R ER SO BB IBB HBP BLK WP HR S P ERA WHIP	IP WLS BF H R ER SO BB IBB HBP BLK WP HR S P ERA WHIP	IP WLS BF H R ER SO BB IBB HBP BLK WP HR S P ERA WHIP	IP WLS BF H R ER SO BB IBB HBP BLK WP HR S P ERA WHIP	IP WLS BF H R ER SO BB IBB HBP BLK WP HR S P ERA WHIP	IP WLS BF H R ER SO BB IBB HBP BLK WP HR S P ERA WHIP	IP WLS BF H R ER SO BB IBB HBP BLK WP HR S P ERA WHIP	IP WLS BF H R ER SO BB IBB HBP BLK WP HR S P ERA WHIP	IP WLS BF H R ER SO BB IBB HBP BLK WP HR S P ERA WHIP	IP WLS BF H R ER SO BB IBB HBP BLK WP HR S P ERA WHIP	IP WLS BF H R ER SO BB IBB HBP BLK WP HR S P ERA WHIP	


TOP

Minnesota Twins @ St. Louis Cardinals
 Busch Stadium, St. Louis, MO
 Wed Jul 02, 1997, 7:05 PM CDT
 Att: 30,582 - Unknown - 94 F

livebaseballscores.com

AB 34
 R 1
 H 5
 RBI 1
 BB 3
 SO 10
 LOB 11

WP: 0 PA: 38
 PB: 0
 SB: 0
 CS: 0



Batter	1	2	3	4	5	6	7	8	9	10	AB	R	H	RBI	BB	SO	LOB	
Delino DeShields, L OBP: 0.345, SLG: 0.449	2B G6-4-3	G3			K	K2-3		BB			4	1	1	0	1	2	3	
Ron Gant, R OBP: 0.317, SLG: 0.427 Mark Petkovsek, R OBP: 0.111, SLG: 0.111	G6-4-3		K		K		F8	BB		BB	3	0	1	0	2	2	0	
Ray Lankford, L OBP: 0.422, SLG: 0.634	2B		G5-3		BB		F8	BB		L7	4	0	1	0	1	0	4	
Gary Gaetti, R OBP: 0.321, SLG: 0.405	G6-4-3		G6-4-3		1B		G5-3			F8	4	0	1	0	1	0	3	
John Mabry, L OBP: 0.374, SLG: 0.409	1B		G4-3		G3		G3			G1-3	3	0	0	0	2	0	3	
Royce Clayton, R OBP: 0.310, SLG: 0.405	G4-3				L7		G6-3	FC6-4			5	0	1	0	0	0	4	
Mike DiFelice, R OBP: 0.299, SLG: 0.377							G6-3			F9	5	0	2	0	0	1	1	
Dmitri Young, S OBP: 0.352, SLG: 0.414			G6-3		P3		1B			G5-3	4	0	1	0	1	0	2	
Alan Benes, R OBP: 0.225, SLG: 0.275 Willie McGee, S OBP: 0.368, SLG: 0.445			K		G6-3		1B			G3	3	0	1	0	0	1	2	
Inning Stats	R: 1 E: 0 K: 0 S: 14	H: 2 LOB: 2 BB: 2 P: 27	R: 0 E: 0 K: 1 S: 10	H: 1 LOB: 1 BB: 0 P: 13	R: 0 E: 0 K: 1 S: 10	H: 1 LOB: 1 BB: 0 P: 15	R: 0 E: 0 K: 0 S: 7	H: 1 LOB: 1 BB: 0 P: 9	R: 0 E: 0 K: 2 S: 9	H: 2 LOB: 2 BB: 1 P: 18	R: 0 E: 0 K: 1 S: 12	H: 0 LOB: 3 BB: 3 P: 27	R: 0 E: 0 K: 1 S: 8	H: 1 LOB: 1 BB: 0 P: 10	R: 1 E: 0 K: 0 S: 5	H: 1 LOB: 0 BB: 0 P: 8	1B: 7 2B: 2 3B: 0 HR: 1	SF: 0 SAC: 0 DP: 1 HBP: 0
PITCHER	IP WLS BF H R ER SO BB IBB HBP BLK WP HR S P ERA WHIP	IP WLS BF H R ER SO BB IBB HBP BLK WP HR S P ERA WHIP	IP WLS BF H R ER SO BB IBB HBP BLK WP HR S P ERA WHIP	IP WLS BF H R ER SO BB IBB HBP BLK WP HR S P ERA WHIP	IP WLS BF H R ER SO BB IBB HBP BLK WP HR S P ERA WHIP	IP WLS BF H R ER SO BB IBB HBP BLK WP HR S P ERA WHIP	IP WLS BF H R ER SO BB IBB HBP BLK WP HR S P ERA WHIP	IP WLS BF H R ER SO BB IBB HBP BLK WP HR S P ERA WHIP	IP WLS BF H R ER SO BB IBB HBP BLK WP HR S P ERA WHIP	IP WLS BF H R ER SO BB IBB HBP BLK WP HR S P ERA WHIP	IP WLS BF H R ER SO BB IBB HBP BLK WP HR S P ERA WHIP	IP WLS BF H R ER SO BB IBB HBP BLK WP HR S P ERA WHIP	IP WLS BF H R ER SO BB IBB HBP BLK WP HR S P ERA WHIP	IP WLS BF H R ER SO BB IBB HBP BLK WP HR S P ERA WHIP	IP WLS BF H R ER SO BB IBB HBP BLK WP HR S P ERA WHIP	IP WLS BF H R ER SO BB IBB HBP BLK WP HR S P ERA WHIP	IP WLS BF H R ER SO BB IBB HBP BLK WP HR S P ERA WHIP	


BOTTOM

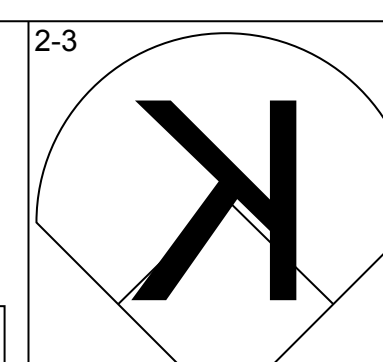
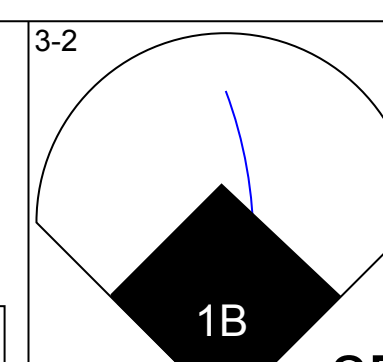
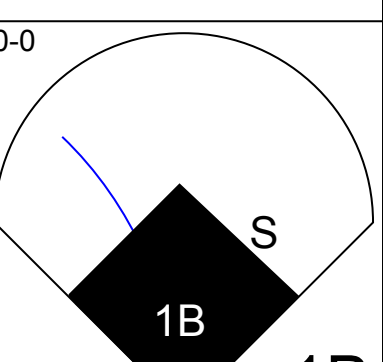
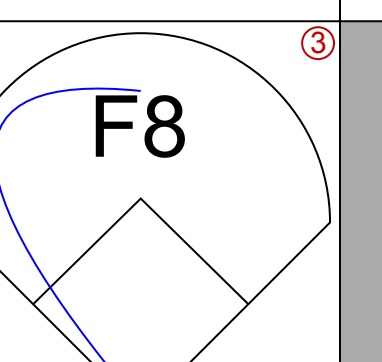
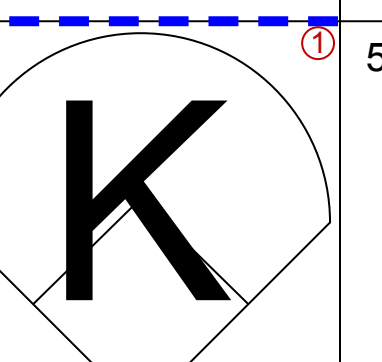
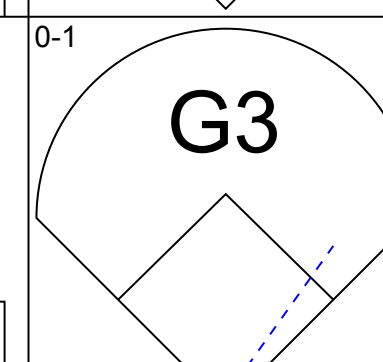
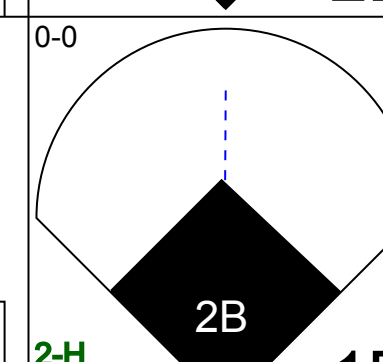
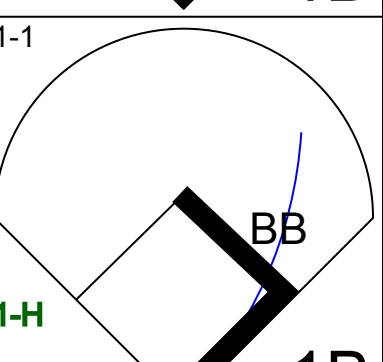
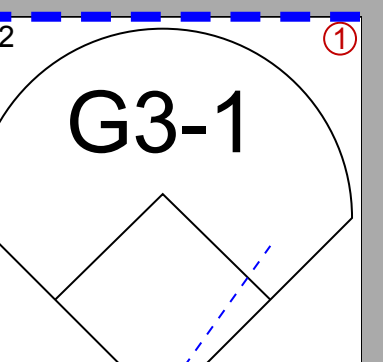
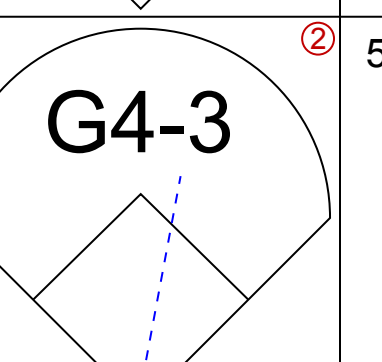
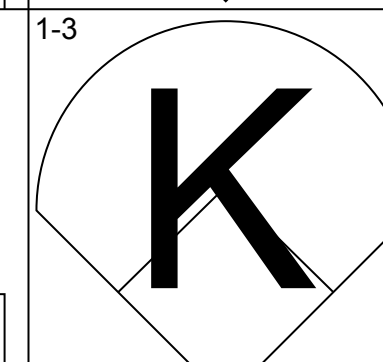
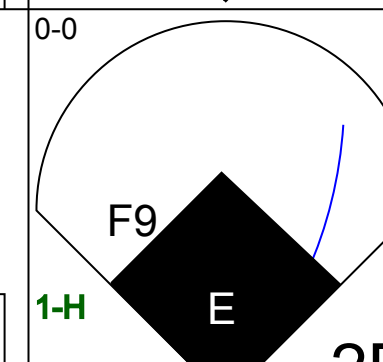
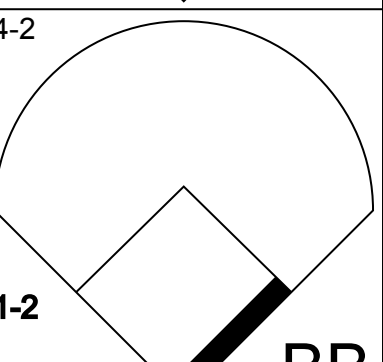
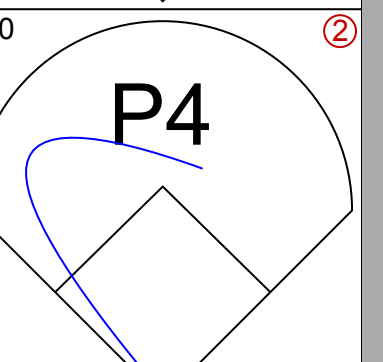
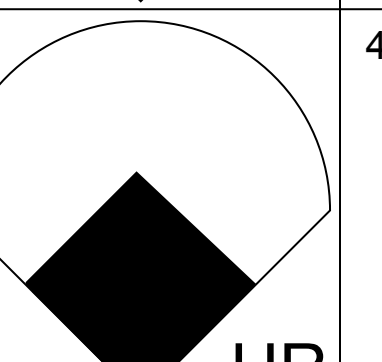
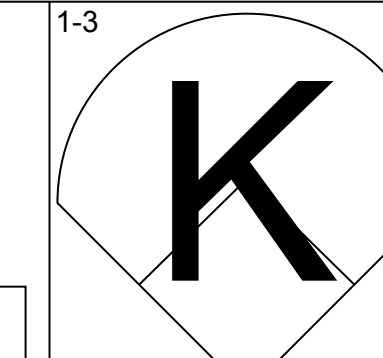
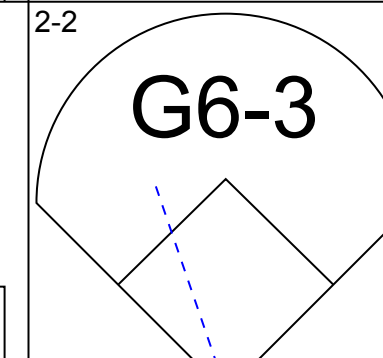
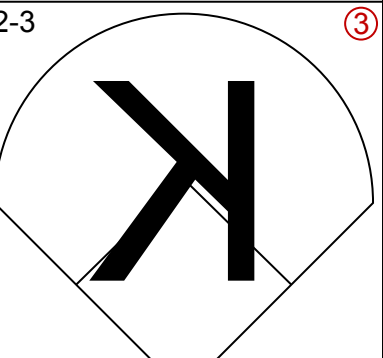
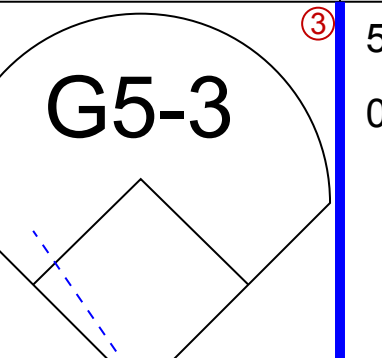
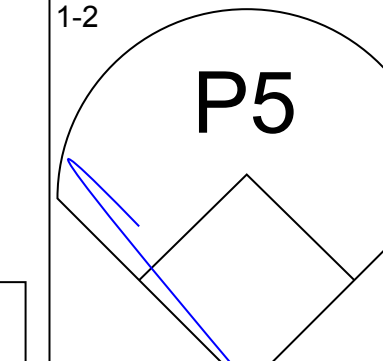
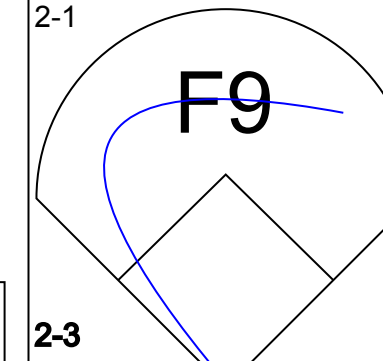
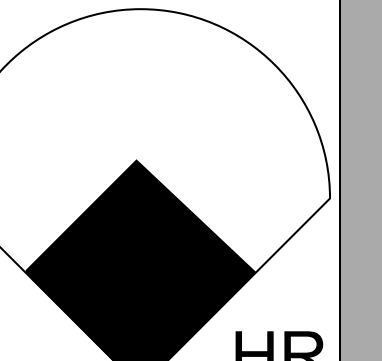
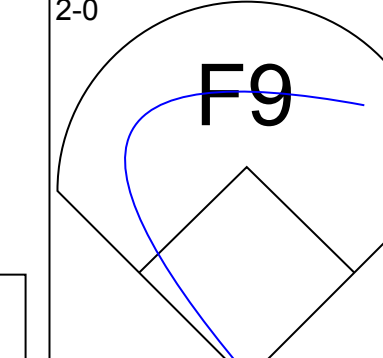
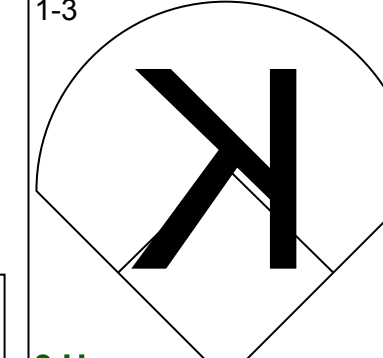
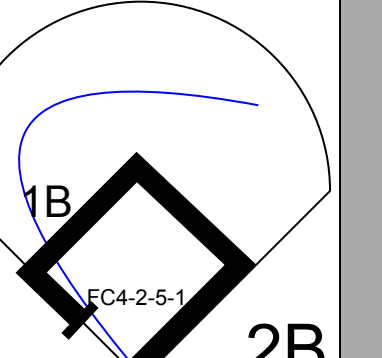


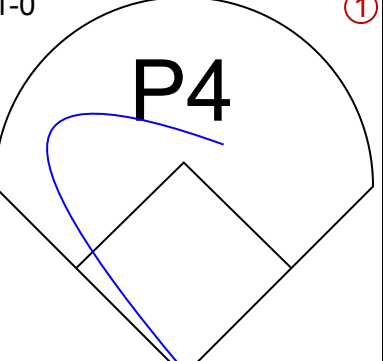
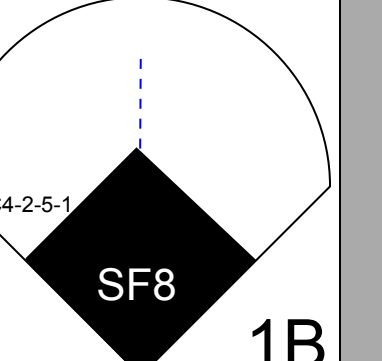

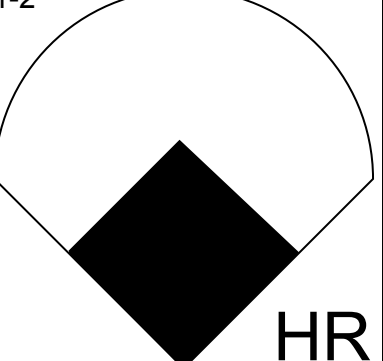


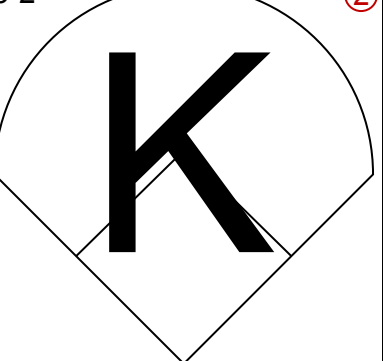
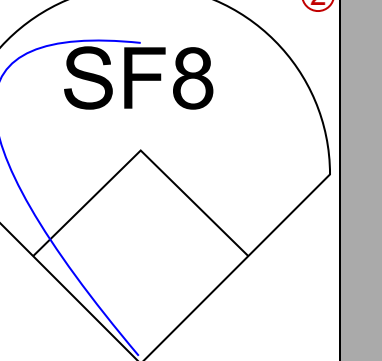
Minnesota Twins @ St. Louis Cardinals
 Busch Stadium, St. Louis, MO
 Wed Jul 02, 1997, 7:05 PM CDT
 Att: 30,582 - Unknown - 94 F

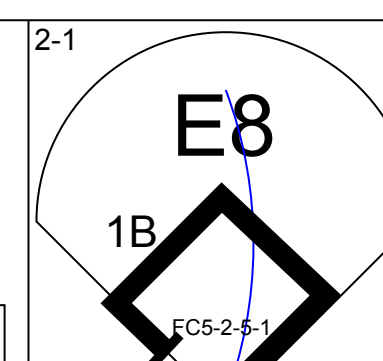
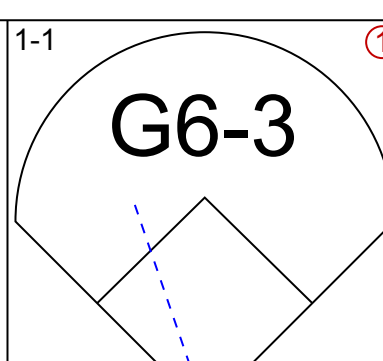
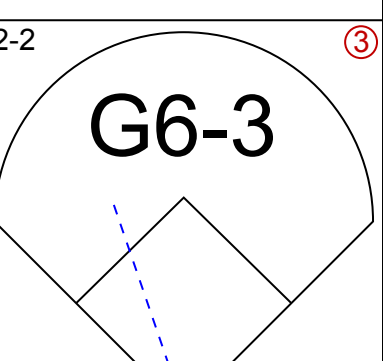
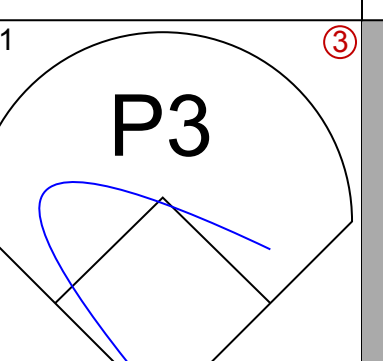
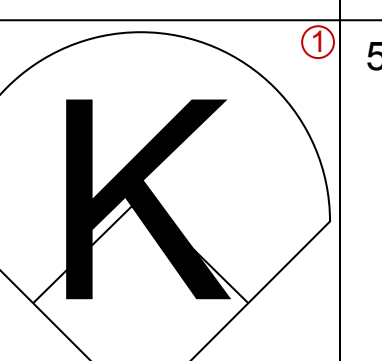
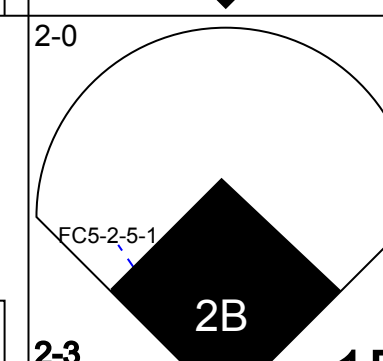
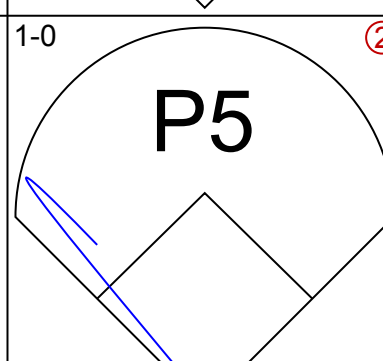
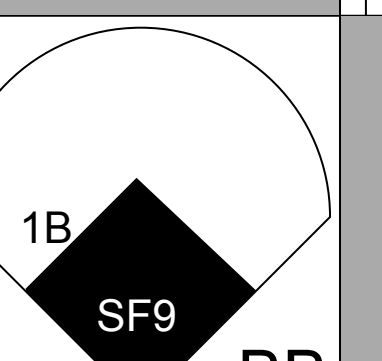
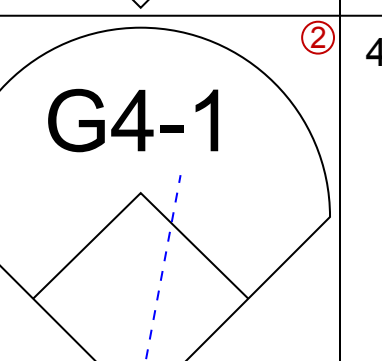
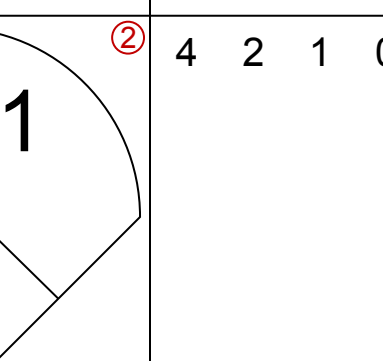
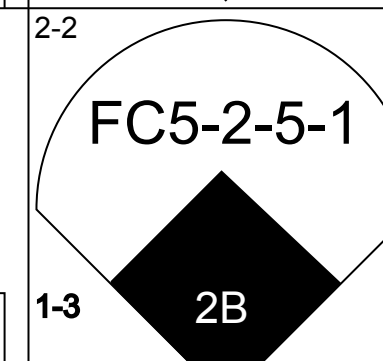
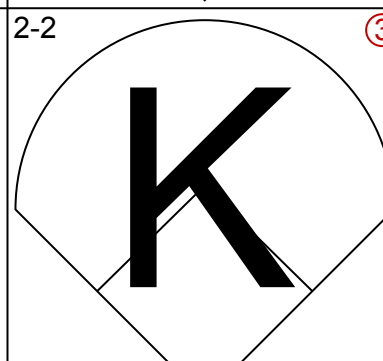
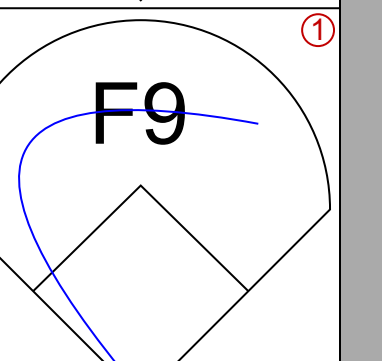
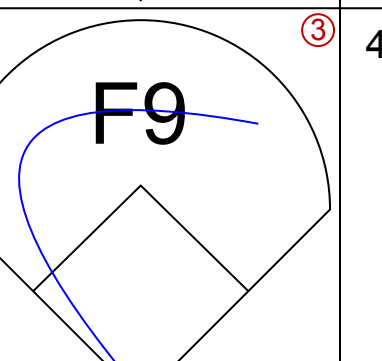
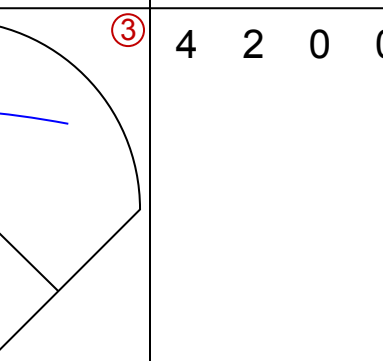
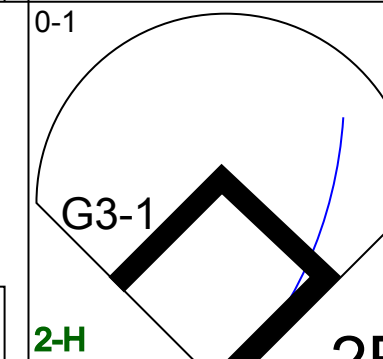
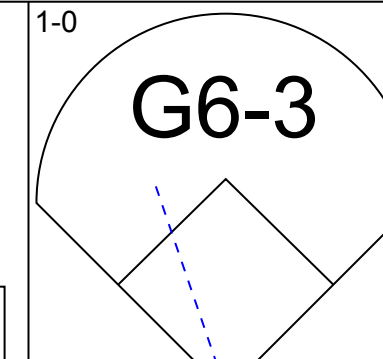
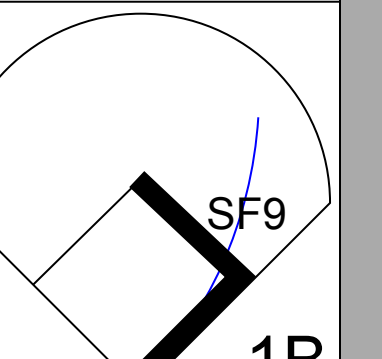

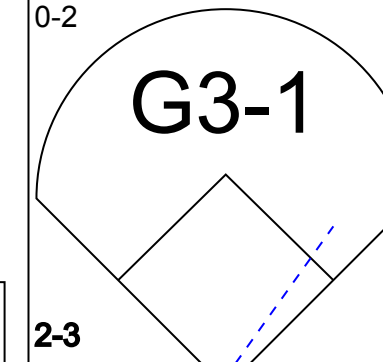
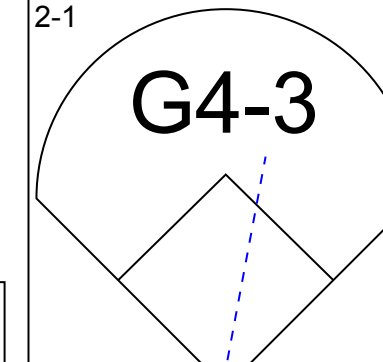
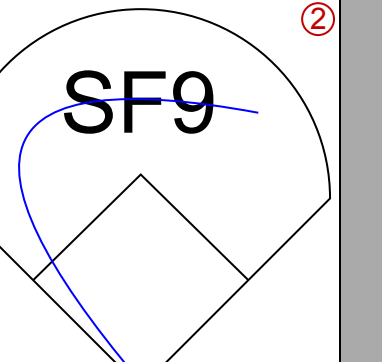

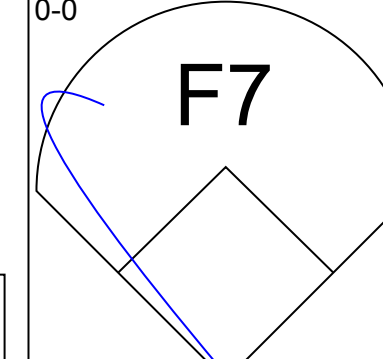
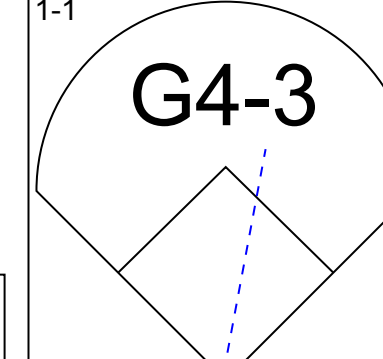
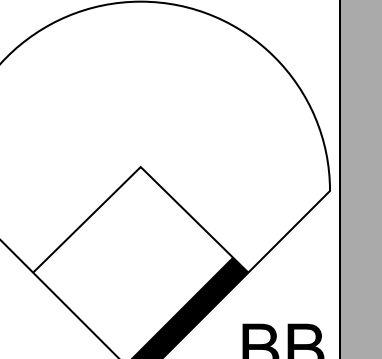

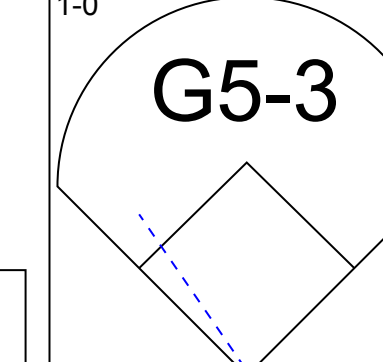
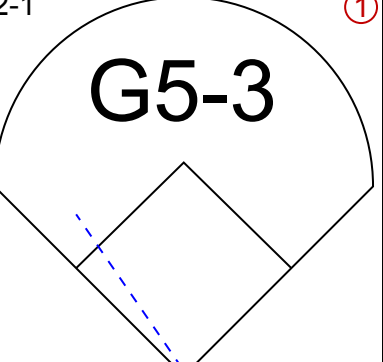
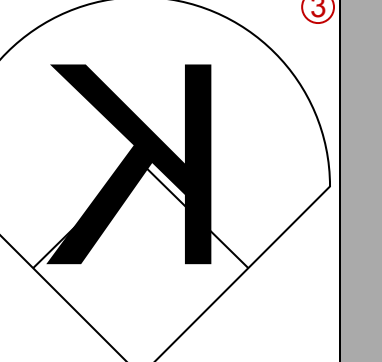


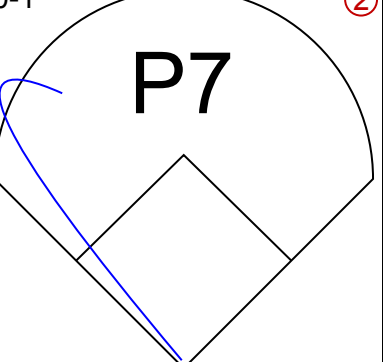

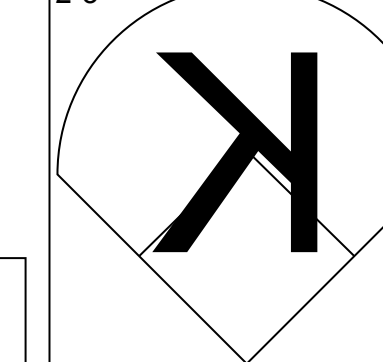
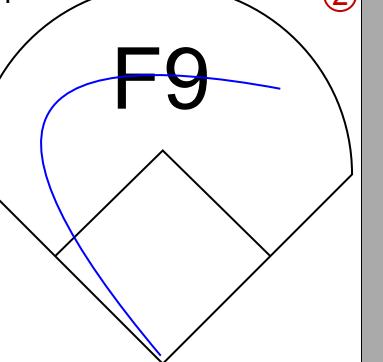
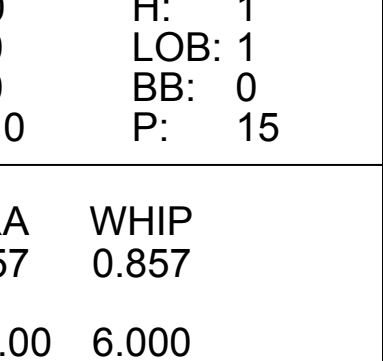
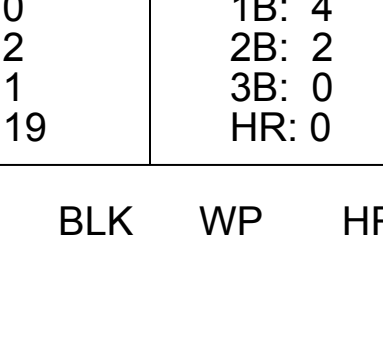
livebaseballscores.com

AB 37
 R 2
 H 10
 RBI 1
 BB 8
 SO 6
 LOB 23

WP: 0 PA: 45
 PB: 0
 SB: 0
 CS: 0



Batter	1	2	3	4	5	6	7	8	9	AB	R	H	RBI	BB	SO	LOB	TOP				
Chuck Knoblauch, R OBP: 0.404, SLG: 0.391 (1,4)										5	2	2	0	0	2	1	Minnesota Twins @ Milwaukee Brewers Milwaukee County Stadium, Milwaukee, WI Thu Jul 03 1997, 4:33 AM EDT Att: 13,617 - Overcast - 66 F				
Matt Lawton, L OBP: 0.391, SLG: 0.420 (1,9)										5	1	2	2	0	0	0					
Paul Molitor, R OBP: 0.372, SLG: 0.456 (1,10)										4	2	2	2	1	1	0					
Ron Coomer, R OBP: 0.333, SLG: 0.475 (1,5)										5	0	0	0	0	3	3					
Denny Hocking, S OBP: 0.316, SLG: 0.369 (9,5)										0	0	0	0	0	0	0					
Scott Stahoviak, L OBP: 0.354, SLG: 0.530 (1,3)										4	1	1	1	0	0	1					
Terry Steinbach, R OBP: 0.323, SLG: 0.419 (1,2)										4	0	1	0	0	1	1					
Marty Cordova, R OBP: 0.331, SLG: 0.437 (1,7)										4	1	3	0	0	0	0					
Rich Becker, L OBP: 0.363, SLG: 0.388 (1,8)										3	1	1	1	1	0	3					
Pat Meares, R OBP: 0.335, SLG: 0.450 (1,6)										3	0	0	1	0	1	2					
Inning Stats	R: 0 E: 0 K: 2 S: 8	H: 0 LOB: 0 BB: 0 P: 11	R: 0 E: 0 K: 1 S: 8	H: 0 LOB: 0 BB: 0 P: 12	R: 0 E: 0 K: 0 S: 6	H: 1 LOB: 0 BB: 0 P: 9	R: 3 E: 0 K: 1 S: 15	H: 3 LOB: 0 BB: 0 P: 23	R: 2 E: 0 K: 2 S: 17	H: 3 LOB: 2 BB: 1 P: 29	R: 0 E: 0 K: 1 S: 9	H: 0 LOB: 0 BB: 0 P: 16	R: 0 E: 1 K: 0 S: 6	H: 1 LOB: 2 BB: 1 P: 15	R: 1 E: 0 K: 1 S: 13	H: 1 LOB: 0 BB: 0 P: 19	1B: 6 2B: 4 3B: 0 HR: 3	SF: 1 SAC: 0 DP: 2 HBP: 0	WP: 0 PB: 0 SB: 2 CS: 0	PA: 40	
PITCHER	IP	WLS	BF	H	R	ER	SO	BB	IBB	HBP	BLK	WP	HR	S	P	ERA	WHIP				
Jeff D'Amico, R ERA: 4.39 (1,1)	5.0	L	24	9	7	6	6	1	0	0	0	0	2	56	89	10.80	2.000				
Bryce Florie, R ERA: 4.5 (6,1)	1.0		4	1	0	0	0	0	0	0	0	0	0	11	17	0.00	1.000				
Bob Wickman, R ERA: 3.22 (7,1)	2.0		8	1	0	0	1	0	1	0	0	0	0	15	31	0.00	0.500				
Doug Jones, R ERA: 2.83 (9,1)	1.0		4	1	1	1	1	0	0	0	0	0	1	13	19	9.00	1.000				

Batter	1	2	3	4	5	6	7	8	9	AB	R	H	RBI	BB	SO	LOB	BOTTOM					
Mark Loretta, R OBP: 0.369, SLG: 0.420 (1,4)										5	0	0	0	0	1	2	Minnesota Twins @ Milwaukee Brewers Milwaukee County Stadium, Milwaukee, WI Thu Jul 03 1997, 4:33 AM EDT Att: 13,617 - Overcast - 66 F					
Jeremy Burnitz, L OBP: 0.403, SLG: 0.548 (1,9)										4	2	1	0	1	1	2						
Jeff Cirillo, R OBP: 0.374, SLG: 0.458 (1,5)										4	2	0	0	0	1	5						
Dave Nilsson, L OBP: 0.354, SLG: 0.412 (1,10)										4	1	3	2	0	0	0						
Jose Valentin, S OBP: 0.318, SLG: 0.399 (1,6)										3	0	1	2	0	0	1						
Jack Voigt, R OBP: 0.379, SLG: 0.542 (1,7)										2	0	0	0	2	0	1						
Gerald Williams, R OBP: 0.306, SLG: 0.389 (1,8)										3	0	0	1	0	1	2						
Antone Williamson, L OBP: 0.254, SLG: 0.259 (1,3)										4	0	0	0	0	1	2						
Kelly Stinnett, R OBP: 0.222, SLG: 0.333 (1,2)										2	0	1	0	0	1	0						
Jesse Levis, L OBP: 0.330, SLG: 0.297 (7, PH)										1	0	0	0	1	0	0						
Tim Unroe, R OBP: 0.308, SLG: 0.846 (9, PR)										0	0	0	0	0	0	0						
Inning Stats	R: 2 E: 1 K: 0 S: 12	H: 2 LOB: 1 BB: 0 P: 18	R: 0 E: 0 K: 1 S: 7	H: 0 LOB: 0 BB: 0 P: 10	R: 0 E: 0 K: 1 S: 6	H: 0 LOB: 0 BB: 0 P: 10	R: 0 E: 0 K: 0 S: 5	H: 0 LOB: 0 BB: 0 P: 9	R: 0 E: 0 K: 0 S: 10	H: 1 LOB: 1 BB: 0 P: 15	R: 1 E: 0 K: 1 S: 12	H: 1 LOB: 2 BB: 2 P: 24	R: 0 E: 0 K: 0 S: 8	H: 0 LOB: 0 BB: 0 P: 15	R: 2 E: 0 K: 2 S: 21	H: 2 LOB: 2 BB: 1 P: 32	R: 0 E: 0 K: 1 S: 11	H: 0 LOB: 2 BB: 1 P: 19	1B: 4 2B: 2 3B: 0 HR: 0	SF: 2 SAC: 0 DP: 0 HBP: 1	WP: 0 PB: 0 SB: 1 CS: 0	PA: 39
PITCHER	IP	WLS	BF	H	R	ER	SO	BB	IBB	HBP	BLK	WP	HR	S	P	ERA	WHIP					
Brad Radke, R ERA: 4.13 (1,1)	7.0	W	28	4	3	2	3	2	0	0	0	0	0	60	101	2.57	0.857					
Greg Swindell, L ERA: 4.11 (8,1)	0.1		4	2	2	2	1	0	0	1	0	0	0	10	16	54.00	6.000					
Rick Aguilera, R ERA: 3.96 (8,1)	1.2	S	7	0	0	0	2	2	0	0	0	0	0	22	35	0.00	1.200					

Batter	1	2	3	4	5	6	7	8	9	AB	R	H	RBI	BB	SO	LOB	TOP										
Chuck Knoblauch, R OBP: 0.404, SLG: 0.402 (1, 4)	1-1 P4			2-2 G5-3		1-2 1B		3-3 K		4	0	1	0	0	1	1	Minnesota Twins @ Milwaukee Brewers Milwaukee County Stadium, Milwaukee, WI Sat Jul 05 1997, 8:05 PM EDT Att: 24,102 - Unknown - 73 F livebaseballscorecards.com										
Rich Becker, L OBP: 0.355, SLG: 0.382 (1, 8)	1-3 K			2-2 F7		0-1 G3-1		0-2 F7		4	0	0	0	0	1												
Paul Molitor, R OBP: 0.368, SLG: 0.450 (1, 10)	2-3 K			2-2 G4-3			2-2 F7		0-3 K	4	0	0	0	0	2	0											
Terry Steinbach, R OBP: 0.335, SLG: 0.438 (1, 2)		0-0 F8			1-3 K		0-0 WP		0-2 G3	4	1	1	0	0	1	0											
Ron Coomer, R OBP: 0.331, SLG: 0.467 (1, 5)		1-1 P6			3-2 G4-3		0-2 L8			3	0	0	0	0	0	1											
Scott Stahoviak, L OBP: 0.353, SLG: 0.520 (1, 3)		2-2 G6-3			4-1 BB		2-1 P4			2	0	0	0	1	0	0											
Marty Cordova, R OBP: 0.344, SLG: 0.437 (1, 7)			1-2 G6-3		1-2 F9			0-0 S		3	0	2	0	0	0	1											
Matt Lawton, L OBP: 0.358, SLG: 0.415 (1, 9)			0-0 L8		3-2 P6		1-2 F8			3	0	0	0	0	0	2											
Pat Meares, R OBP: 0.331, SLG: 0.457 (1, 6)		1-0 G6-3			3-2 L8		2-2 F9			3	0	0	0	0	0	2											
Inning Stats	R: 0 E: 0 K: 2 S: 9	H: 0 LOB: 0 BB: 0 P: 13	R: 0 E: 0 K: 0 S: 6	H: 0 LOB: 0 BB: 0 P: 9	R: 0 E: 0 K: 0 S: 5	H: 1 LOB: 0 BB: 0 P: 7	R: 0 E: 0 K: 0 S: 12	H: 0 LOB: 0 BB: 0 P: 18	R: 0 E: 0 K: 1 S: 14	H: 0 LOB: 1 BB: 0 P: 23	R: 0 E: 0 K: 0 S: 11	H: 1 LOB: 1 BB: 0 P: 18	R: 1 E: 0 K: 0 S: 10	H: 1 LOB: 0 BB: 0 P: 14	R: 0 E: 0 K: 1 S: 10	H: 1 LOB: 1 BB: 0 P: 16		R: 0 E: 0 K: 1 S: 9	H: 0 LOB: 0 BB: 0 P: 9	1B: 3 2B: 0 3B: 1 HR: 0	SF: 0 SAC: 0 DP: 1 HBP: 0	WP: 1 PA: 31 PB: 0 CS: 0					
PITCHER	IP	WLS	BF	H	R	ER	SO	BB	IBB	HBP	BLK	WP	HR	S	P	ERA	WHIP										
21 Cal Eldred, R ERA: 5.5 (1, 1)	7.0	W	24	3	1	1	3	1	0	0	0	1	0	67	102	1.29	0.571										
Bob Wickman, R ERA: 3.15 (8, 1)	1.0		4	1	0	0	1	0	0	0	0	0	0	10	16	0.00	1.000										
Doug Jones, R ERA: 2.76 (9, 1)	1.0	S	3	0	0	0	1	0	0	0	0	0	0	9	9	0.00	0.000										

Batter	1	2	3	4	5	6	7	8	9	AB	R	H	RBI	BB	SO	LOB	BOTTOM										
Jack Voigt, R OBP: 0.333, SLG: 0.548 (1, 7)	2-2 G6-3				1-0 HR		4-0 IBB			3	1	1	1	0	0	3	Minnesota Twins @ Milwaukee Brewers Milwaukee County Stadium, Milwaukee, WI Sat Jul 05 1997, 8:05 PM EDT Att: 24,102 - Unknown - 73 F livebaseballscorecards.com										
Dave Nilsson, L OBP: 0.355, SLG: 0.409 (7, PH)		1-0 L9-2								0	0	0	0	1	0	0											
Mike Matheny, R OBP: 0.275, SLG: 0.330 (8, 2)										0	0	0	0	0	0	0											
Jose Valentin, S OBP: 0.320, SLG: 0.405 (1, 6)	2-2 1B		0-1 F9		1-1 G6-3		2-1 G4-3			4	1	1	0	0	0	2											
Jeff Cirillo, R OBP: 0.379, SLG: 0.459 (1, 5)	2-1 1B		2-2 G4-3		1-2 G5-3			0-0 P2		4	0	1	0	0	0	0											
Marc Newfield, R OBP: 0.296, SLG: 0.303 (1, 10)	2-2 SF8		3-2 L8			2-0 F9		0-3 K		3	0	0	1	0	1	0											
Gerald Williams, R OBP: 0.302, SLG: 0.382 (1, 8)	1-2 1B			2-2 P6		1-0 G6-3		0-1 G3		4	0	1	0	0	0	0											
Matt Mieske, R OBP: 0.322, SLG: 0.396 (1, 9)		4-0 BB		3-2 2B		3-1 P3				2	0	1	0	1	0	0											
Mark Loretta, R OBP: 0.363, SLG: 0.412 (1, 4)		1-2 L9		3-1 P4			1-1 G6-3			3	0	0	0	0	0	2											
Tim Unroe, R OBP: 0.375, SLG: 0.786 (1, 3)		4-0 BB		0-1 G4-3			4-1 G3			1	0	0	0	2	0	1											
Kelly Stinnett, R OBP: 0.250, SLG: 0.273 (1, 2)		4-2 BB			0-0 F8		3-2 G3			1	0	0	0	1	0	0											
Jeromy Burnitz, L OBP: 0.399, SLG: 0.539 (7, PH)		1-2 BB					1-3 G3			1	0	0	0	0	0	1											
Inning Stats	R: 1 E: 0 K: 0 S: 18	H: 3 LOB: 2 BB: 0 P: 27	R: 0 E: 0 K: 0 S: 6	H: 0 LOB: 3 BB: 3 P: 22	R: 0 E: 0 K: 0 S: 10	H: 0 LOB: 0 BB: 0 P: 15	R: 0 E: 0 K: 0 S: 11	H: 1 LOB: 1 BB: 0 P: 19	R: 1 E: 0 K: 0 S: 7	H: 1 LOB: 0 BB: 0 P: 10	R: 0 E: 0 K: 0 S: 4	H: 0 LOB: 0 BB: 0 P: 10	R: 0 E: 0 K: 0 S: 9	H: 0 LOB: 2 BB: 2 P: 23	R: 0 E: 0 K: 1 S: 6	H: 0 LOB: 0 BB: 0 P: 6	R: 0 E: 0 K: 1 S: 9	H: 0 LOB: 0 BB: 0 P: 6	1B: 2 2B: 3 3B: 0 HR: 1	SF: 1 SAC: 0 DP: 1 HBP: 0	WP: 0 PA: 32 PB: 0 CS: 0						
PITCHER	IP	WLS	BF	H	R	ER	SO	BB	IBB	HBP	BLK	WP	HR	S	P	ERA	WHIP										
Rich Robertson, L ERA: 5.36 (1, 1)	6.1	L	26	5	2	2	0	4	0	0	0	0	1	59	111	2.84	1.421										
Frankie Rodriguez, R ERA: 4.56 (7, 1)	1.2		6	0	0	0	1	0	1	0	0	0	0	12	21	0.00	0.000										


Batter	1	2	3	4	5	6	7	8	9	AB	R	H	RBI	BB	SO	LOB	TOP										
Chuck Knoblauch R (1.4) OBP: 0.405, SLG: 0.412	0-0 S 2B		3-2 F7			0-2 WP 3B		2-1 P4		4	2	2	0	0	0	0	Minnesota Twins @ Milwaukee Brewers Milwaukee County Stadium, Milwaukee, WI Sun Jul 06 1997, 4:33 AM EDT Att: 22,183 - Sunny - 73 F livebaseballscores.com										
Rich Becker L (1.8) OBP: 0.353, SLG: 0.376	1-3 K		1-0 L8			1-3 K		0-0 G5-3		4	0	0	0	0	2	1											
Paul Molitor R (1.10) OBP: 0.366, SLG: 0.447	2-0 G5-3			0-0 G6-3		0-0 G5-3		1-2 1B		4	0	1	0	0	0	1											
Greg Myers L (1.2) OBP: 0.341, SLG: 0.442	3-1 2B		2-1 F7			2-0 F8		0-0 F9		4	0	1	1	0	0	1											
Ron Coomer R (1.5) OBP: 0.329, SLG: 0.464	3-2 G5-3			0-0 G6-3		3-1 FC4-6 1B		0-0 F8		4	0	1	0	0	0	2											
Scott Stahovick L (1.3) OBP: 0.342, SLG: 0.500		3-2 G4-3		1-0 G5-3		0-0 L7		1-0 G3		4	0	0	0	0	0	2											
Marty Cordova R (1.7) OBP: 0.338, SLG: 0.428		0-1 G6-3		2-1 E6		0-1 F8				3	0	0	0	0	0	1											
Matt Lawton L (1.9) OBP: 0.354, SLG: 0.410		1-3 K		2-0 F8		0-0 FC4-6				3	0	0	0	0	1	2											
Pat Meares R (1.6) OBP: 0.328, SLG: 0.452			0-3 K		3-2 G6-3			0-1 G6-3		3	0	0	0	0	0	1											
Inning Stats	R: 1 E: 0 K: 1 S: 10	H: 2 LOB: 1 BB: 0 P: 19	R: 0 E: 0 K: 1 S: 8	H: 0 LOB: 0 BB: 0 P: 12	R: 0 E: 0 K: 1 S: 11	H: 0 LOB: 0 BB: 0 P: 15	R: 0 E: 0 K: 0 S: 4	H: 0 LOB: 0 BB: 0 P: 6	R: 0 E: 1 K: 0 S: 9	H: 0 LOB: 1 BB: 0 P: 16	R: 0 E: 0 K: 0 S: 6	H: 1 LOB: 1 BB: 0 P: 9	R: 0 E: 0 K: 0 S: 5	H: 0 LOB: 0 BB: 0 P: 7	R: 0 E: 0 K: 0 S: 6	H: 1 LOB: 1 BB: 0 P: 8	1B: 2 2B: 2 3B: 1 HR: 0	SF: 0 SAC: 0 DP: 0 HBP: 0	WP: 1 PB: 0 SB: 1 CS: 0	PA: 33							
PITCHER	IP	WLS	BF	H	R	ER	SO	BB	IBB	HBP	BLK	WP	HR	S	P	ERA	WHIP										
Ben McDonald R (1.1) ERA: 4.24	6.0	W	22	3	2	2	4	0	0	0	0	1	0	51	80	3.00	0.500										
Mike Fetters R (7.1) ERA: 3.96	1.0		4	1	0	0	0	0	0	0	0	0	0	6	9	0.00	1.000										
Bob Wickman R (8.1) ERA: 3.09	1.0		3	0	0	0	0	0	0	0	0	0	0	5	7	0.00	0.000										
Doug Jones R (9.1) ERA: 2.7	1.0		4	1	0	0	0	0	0	0	0	0	0	6	8	0.00	1.000										

Batter	1	2	3	4	5	6	7	8	9	AB	R	H	RBI	BB	SO	LOB	BOTTOM										
Jeff Huson L (1.4) OBP: 0.322, SLG: 0.278	0-1 L8		2-2 3B	4-2 G3-1 S BB		2-0 1B		3-2 G4-3		3	1	2	0	1	0	0	Minnesota Twins @ Milwaukee Brewers Milwaukee County Stadium, Milwaukee, WI Sun Jul 06 1997, 4:33 AM EDT Att: 22,183 - Sunny - 73 F livebaseballscores.com										
Mark Loretta R (8.4) OBP: 0.362, SLG: 0.411			1-2 1B	0-2 G3-1		1-1 G4-3				3	1	1	1	1	0	2											
Jeremy Burnitz L (1.9) OBP: 0.401, SLG: 0.545	4-0 BB		1-2 1B	1-3 G3-1						3	1	1	1	1	0	2											
Jeff Cirillo R (1.5) OBP: 0.377, SLG: 0.456	0-3 K		2-1 2B	2-1 P3		1-2 F8				4	1	1	1	0	1	2											
Dave Nilsson L (1.3) OBP: 0.357, SLG: 0.412	4-2 BB		3-2 2B	2-2 G3		2-2 L8				3	1	1	1	1	0	1											
Tim Lincecum R (9.3) OBP: 0.375, SLG: 0.786	1-2 BB		1-2 2B							0	0	0	0	0	0	0											
Marc Newfield R (1.10) OBP: 0.302, SLG: 0.317	1-3 K		1-1 E		1-0 F7		2-2 1B			4	1	2	1	0	1	2											
Jose Valentin S (1.6) OBP: 0.323, SLG: 0.409		4-0 G6-3 BB	0-0 E9	0-1 F8		0-1 F8		3-2 P2		3	0	1	1	1	0	1											
Jack Voigt R (1.7) OBP: 0.300, SLG: 0.486	1-0 G6-3		1-2 G5-3		3-3 K		3-1 F7			4	0	0	0	0	1	2											
Gerald Williams R (1.8) OBP: 0.304, SLG: 0.383	1-0 F9		1-3 K			2-0 1B		0-0 1B		4	0	2	0	0	1	1											
Mike Matheny R (1.2) OBP: 0.275, SLG: 0.344			2-1 G4-3	1-1 HR		0-0 P3		1-2 K		4	1	1	1	0	1	2											
Inning Stats	R: 0 E: 0 K: 2 S: 11	H: 0 LOB: 2 BB: 2 P: 20	R: 0 E: 0 K: 0 S: 2	H: 0 LOB: 1 BB: 1 P: 8	R: 5 E: 1 K: 1 S: 24	H: 6 LOB: 1 BB: 0 P: 36	R: 1 E: 0 K: 0 S: 12	H: 1 LOB: 1 BB: 1 P: 21	R: 0 E: 0 K: 1 S: 6	H: 0 LOB: 0 BB: 0 P: 10	R: 0 E: 0 K: 0 S: 5	H: 2 LOB: 1 BB: 0 P: 10	R: 0 E: 0 K: 0 S: 18	H: 1 LOB: 1 BB: 0 P: 26	R: 0 E: 0 K: 1 S: 9	H: 1 LOB: 1 BB: 0 P: 16	1B: 6 2B: 3 3B: 1 HR: 1	SF: 0 SAC: 0 DP: 1 HBP: 0	WP: 0 PB: 0 SB: 1 CS: 0	PA: 37							
PITCHER	IP	WLS	BF	H	R	ER	SO	BB	IBB	HBP	BLK	WP	HR	S	P	ERA	WHIP										
LaTroy Hawkins R (1.1) ERA: 4.78	3.0	L	19	7	6	6	3	4	0	0	0	0	0	14	22	0.00	0.000										
Greg Swindell L (4.1) ERA: 3.97	2.0		6	0	0	0	1	0	0	0	0	0	0	5	10	0.00	2.000										
Mike Trombley R (6.1) ERA: 4.14	1.0		4	2	0	0	0	0	0	0	0	0	0	18	26	0.00	1.000										
Eddie Guardado L (7.1) ERA: 4.22	1.0		4	1	0	0	0	0	0	0	0	0	0	9	16	0.00	1.000										
Rick Aquilera R (8.1) ERA: 3.88	1.0		4	1	0	0	1	0	0	0	0	0	0	9	16	0.00	1.000										

Batter	1	2	3	4	5	6	7	8	9	AB	R	H	RBI	BB	SO	LOB	TOP											
Marquis Grissom, R OBP: 0.318, SLG: 0.329	1-1 G6-3		3-3 K		0-0 G4-3		1-0 FC5-4			4	0	1	1	0	1	2	Cleveland Indians @ Minnesota Twins Hubert H. Humphrey Metrodome, Minneapolis, MN Thu Jul 10 1997, 8:05 PM EDT Att: 13,605 - Dome											
Omar Vizquel, S OBP: 0.347, SLG: 0.369	1-0 P6			4-2 F8 1B BB	3-2 G4-3			3-3 K		3	1	0	0	1	1													
Jim Thome, L OBP: 0.439, SLG: 0.622	0-1 P5			1-0 1B	1-2 1B		1-2 F8	2-1 G4-3		4	0	1	0	0	0													
Manny Ramirez, R OBP: 0.417, SLG: 0.554		0-2 F9		0-1 F8		2-2 F8		2-3 K		4	0	0	0	0	1	2												
David Justice, L OBP: 0.434, SLG: 0.644	0-1 1B		3-2 1B	1-3 1B		2-1 1B			2-3 K		4	0	3	1	0	1												
Matt Williams, R OBP: 0.289, SLG: 0.482	0-0 P3		1-3 K	1-3 K		1-1 F9		0-0 F8		4	0	0	0	0	1	4												
Sandy Alomar Jr., R OBP: 0.402, SLG: 0.598	1-3 K		0-3 K				0-0 G5-3	2-2 P5		4	0	0	0	0	2	3												
Brian Giles, L OBP: 0.361, SLG: 0.493			3-3 K		3-2 CS 1B		1-2 G4-3			3	0	1	0	0	1	0												
Tony Fernandez, S OBP: 0.324, SLG: 0.399			3-2 CS 1B		2-2 1B 2B		4-2 FC5-4 BB			2	1	2	0	1	0	0												
Inning Stats	R: 0 E: 0 K: 0 S: 5	H: 0 LOB: 0 BB: 0 P: 7	R: 0 E: 0 K: 1 S: 10	H: 1 LOB: 1 BB: 0 P: 11	R: 0 E: 0 K: 2 S: 11	H: 1 LOB: 0 BB: 0 P: 20	R: 1 E: 0 K: 2 S: 16	H: 2 LOB: 2 BB: 1 P: 25	R: 1 E: 0 K: 0 S: 13	H: 3 LOB: 0 BB: 0 P: 21	R: 0 E: 0 K: 0 S: 11	H: 1 LOB: 1 BB: 0 P: 17	R: 0 E: 0 K: 0 S: 12	H: 0 LOB: 1 BB: 1 P: 18	R: 0 E: 0 K: 2 S: 9	H: 0 LOB: 0 BB: 0 P: 16	R: 0 E: 0 K: 1 S: 8	H: 0 LOB: 0 BB: 0 P: 12	1B: 7 2B: 1 3B: 0 HR: 0	SF: 0 SAC: 0 DP: 1 HBP: 0	WP: 0 PB: 0 SB: 0 CS: 2	PA: 34						
PITCHER	IP	WLS	BF	H	R	ER	SO	BB	IBB	HBP	BLK	WP	HR	S	P	ERA	WHIP											
Brad Radke, R ERA: 4.05	(1, 1)	7.0	W	28	8	2	2	5	2	0	0	0	0	0	78	119	2.57	1.429										
Greg Swindell, L ERA: 3.64	(8, 1)	2.0		6	0	0	0	3	0	0	0	0	0	17	28	0.00	0.000											

Batter	1	2	3	4	5	6	7	8	9	AB	R	H	RBI	BB	SO	LOB	BOTTOM										
Chuck Knoblauch, R OBP: 0.407, SLG: 0.413	1-0 S 1B G4-3		1-0 F7		0-0 F7	1-1 S 1B	4-0 IBB			4	1	2	1	1	0	1	Cleveland Indians @ Minnesota Twins Hubert H. Humphrey Metrodome, Minneapolis, MN Thu Jul 10 1997, 8:05 PM EDT Att: 13,605 - Dome										
Rich Becker, L OBP: 0.357, SLG: 0.378	0-0 G4-3 1B		4-1 E BB		3-1 1B 2B	1-2 K	0-0 G3-1			4	1	2	0	1	1	4											
Paul Moltzer, R OBP: 0.370, SLG: 0.454	1-1 G4-3		0-1 E5		2-1 2B 1B	1-3 2B 1B	1-0 1B E	1-0 2B		5	2	3	1	0	0	3											
Terry Steinbach, R OBP: 0.336, SLG: 0.441	2-3 K		2-1 G6-4-3		1-2 2B 2B	1-2 2B 2B	0-2 E BB	1-3 K		5	2	2	1	0	2	5											
Ron Coomer, R OBP: 0.332, SLG: 0.466	1-2 G5-3			3-2 G3	1-0 2B		4-1 E BB	3-1 F7		3	1	1	2	1	0	1											
Denny Hocking, S OBP: 0.311, SLG: 0.363					2-H 2B		1-2 2B BB			1	0	0	0	0	0	1											
Scott Stahowiak, L OBP: 0.336, SLG: 0.486		3-1 G4-3		3-2 FC3-6 1B	1-1 G4-3		3-3 K	1-3 K		5	0	1	0	0	2	5											
Marty Cordova, R OBP: 0.329, SLG: 0.416		1-3 K		0-1 FC3-6		1-0 G5-3	1-0 E5			4	0	0	1	0	1	3											
Matt Lawton, L ERA: 5.97	(1, 9)	0.1		2-3 K		3-2 G3-1	0-0 G5-3 1B 2B	3-2 K		3	1	1	0	0	1	1											
Roberto Kelly, R OBP: 0.359, SLG: 0.424	(7, PH)						1-3 2-H 3-H 2B			1	0	1	2	0	0	0											
Pat Meares, R OBP: 0.327, SLG: 0.449	(1, 6)		2-2 E S 1B		1-0 G4-3	1-2 G5-3	1-3 K			4	0	1	0	0	1	3											
Inning Stats	R: 1 E: 0 K: 1 S: 11	H: 2 LOB: 1 BB: 0 P: 16	R: 0 E: 0 K: 2 S: 8	H: 0 LOB: 0 BB: 0 P: 14	R: 0 E: 1 K: 0 S: 10	H: 1 LOB: 2 BB: 1 P: 18	R: 0 E: 0 K: 0 S: 12	H: 1 LOB: 1 BB: 0 P: 21	R: 3 E: 0 K: 0 S: 12	H: 4 LOB: 1 BB: 0 P: 21	R: 1 E: 0 K: 1 S: 13	H: 2 LOB: 1 BB: 0 P: 19	R: 3 E: 1 K: 2 S: 17	H: 3 LOB: 3 BB: 2 P: 31	R: 0 E: 0 K: 2 S: 10	H: 1 LOB: 1 BB: 0 P: 16	1B: 9 2B: 5 3B: 0 HR: 0	SF: 0 SAC: 0 DP: 1 HBP: 0	WP: 0 PB: 0 SB: 5 CS: 0	PA: 42							
PITCHER	IP	WLS	BF	H	R	ER	SO	BB	IBB	HBP	BLK	WP	HR	S	P	ERA	WHIP										
Charles Nagy, R ERA: 1.13	(1, 1)	5.2	L	28	5	5	3	1	0	0	0	0	0	3	3	0.00	0.000										
Alvin Morman, L ERA: 1.13	(6, 1)	0.1		1	0	0	0	1	0	0	0	0	0	3	3	0.00	0.000										
Eric Plunk, R ERA: 5.97	(7, 1)	0.1		5	2	3	2	1	1	0	0	0	0	9	18	54.00	9.000										
Paul Assenmacher, L ERA: 5.48	(7, 1)	0.2		4	1	0	0	1	0	1	0	0	0	8	13	0.00	1.500										
Paul Shuey, R ERA: 5.98	(8, 1)	0.1		2	1	0	0	1	0	0	0	0	0	4	6	0.00	3.000										
PITCHER	IP	WLS	BF	H	R	ER	SO	BB	IBB	HBP	BLK	WP	HR	S	P	ERA	WHIP										
Jose Mesa, R ERA: 4.17	(8, 1)	0.2		2	0	0	1	0	0	0	0	0	0	6	10	0.00	0.000										

AB 32
R 2
H 8
RBI 2
BB 2
SO 8
LOB 12



AB 39
R 8
H 14
RBI 8
BB 3
SO 8
LOB 27



Batter	1	2	3	4	5	6	7	8	9	AB	R	H	RBI	BB	SO	LOB	TOP																					
Marquis Grissom, R OBP: 0.317, SLG: 0.338 (1, 8)	F8		HR		F8		G1-3			4	1	1	2	0	0	1	Cleveland Indians @ Minnesota Twins Hubert H. Humphrey Metrodome, Minneapolis, MN Fri Jul 11 1997, 8:05 PM EDT Att: 14,400 - Dome - 70 F																					
Tony Fernandez, S OBP: 0.323, SLG: 0.396 (1, 4)	G6-3		G4-3			BB		K		4	1	1	0	0	1	0																						
Kevin Seitzer, R OBP: 0.320, SLG: 0.369 (1, 3)	F8			K		BB		F7		3	0	0	0	1	1	0																						
Manny Ramirez, R OBP: 0.418, SLG: 0.556 (1, 9)		G4-3		F8	WP			G5-3		3	1	1	0	1	0	0																						
Sandy Alomar Jr., R OBP: 0.395, SLG: 0.589 (1, 2)	G5-3			F8	2B				F7	4	0	0	0	0	0	3																						
Matt Williams, R OBP: 0.285, SLG: 0.476 (1, 5)	G5-3			G6-3					F9	4	0	0	0	0	0	1																						
Julio Franco, R OBP: 0.373, SLG: 0.371 (1, 10)			K		G4-3			G6-3		4	1	1	1	0	1	0																						
Brian Giles, L OBP: 0.366, SLG: 0.490 (1, 7)			HR		G4-3					1	1	0	0	2	0	0																						
Omar Vizquel, S OBP: 0.343, SLG: 0.365 (1, 6)			K		G3			G4-3		3	0	0	0	0	1	2																						
Inning Stats	R: 0 E: 0 K: 0 S: 7	H: 0 LOB: 0 BB: 0 P: 12	R: 0 E: 0 K: 0 S: 4	H: 0 LOB: 0 BB: 0 P: 7	R: 2 E: 0 K: 2 S: 12	H: 1 LOB: 0 BB: 1 P: 23	R: 1 E: 0 K: 1 S: 10	H: 1 LOB: 0 BB: 0 P: 15	R: 0 E: 0 K: 0 S: 9	H: 0 LOB: 1 BB: 1 P: 15	R: 1 E: 0 K: 0 S: 7	H: 1 LOB: 1 BB: 2 P: 15	R: 1 E: 0 K: 0 S: 8	H: 1 LOB: 0 BB: 0 P: 14	R: 0 E: 0 K: 0 S: 10	H: 0 LOB: 0 BB: 0 P: 15	R: 0 E: 0 K: 0 S: 5	H: 0 LOB: 0 BB: 0 P: 7	1B: 1 2B: 1 3B: 0 HR: 2	SF: 0 SAC: 0 DP: 1 HBP: 0	WP: 1 PB: 0 CS: 0	PA: 34																
PITCHER	IP	WLS	BF	H	R	ER	SO	BB	IBB	HBP	BLK	WP	HR	S	P	ERA	WHIP	PITCHER				IP	WLS	BF	H	R	ER	SO	BB	IBB	HBP	BLK	WP	HR	S	P	ERA	WHIP
Rich Robertson, L ERA: 5.48 (1, 1)	5.0	L	22	3	4	4	3	4	0	0	0	1	1	46	84	7.20	1.400																					
Frankie Rodriguez, R ERA: 4.5 (6, 1)	3.0		9	1	1	1	1	0	0	0	0	0	1	21	32	3.00	0.333																					
Rick Aguilera, R ERA: 3.76 (9, 1)	1.0		3	0	0	0	0	0	0	0	0	0	0	5	7	0.00	0.000																					

AB	30
R	5
H	4
RBI	3
BB	4
SO	4
LOB	7



Batter	1	2	3	4	5	6	7	8	9	AB	R	H	RBI	BB	SO	LOB	BOTTOM																					
Chuck Knoblauch, R OBP: 0.403, SLG: 0.408 (1, 4)	G1-3		F9		F8		P4			4	0	0	0	0	0	3	Cleveland Indians @ Minnesota Twins Hubert H. Humphrey Metrodome, Minneapolis, MN Fri Jul 11 1997, 8:05 PM EDT Att: 14,400 - Dome - 70 F																					
Roberto Kelly, R OBP: 0.357, SLG: 0.426 (1, 9)	F9				F9		K			4	0	1	1	0	1	2																						
Paul Moltis, R OBP: 0.365, SLG: 0.447 (1, 10)	G3-1		F8		F7			G4-3		4	0	0	0	0	0	1																						
Terry Steinbach, R OBP: 0.342, SLG: 0.450 (1, 2)		G5-3								4	0	3	0	0	0	0																						
Ron Coomer, R OBP: 0.331, SLG: 0.463 (1, 5)		F9		L6				G1-6-3		4	0	1	0	0	0	2																						
Greg Colbrunn, R OBP: 0.318, SLG: 0.435 (1, 3)					F9				F9	2	0	1	0	0	0	1																						
Scott Stahoviak, L OBP: 0.333, SLG: 0.482 (6, PH) (7, 3)							K			1	0	0	0	0	1	2																						
Denny Hocking, S OBP: 0.308, SLG: 0.360 (9, PH)			1B							1	0	0	0	0	0	0																						
Marty Cordova, R OBP: 0.321, SLG: 0.495 (1, 7)		G5-3		K				G4-3		4	0	0	0	0	2	4																						
Darrin Jackson, R OBP: 0.262, SLG: 0.388 (7, PH) (8, 8)			P4						K	2	0	1	0	0	0	0																						
Pat Meares, R OBP: 0.327, SLG: 0.451 (1, 6)					L5					3	1	1	0	0	1	2																						
Inning Stats	R: 0 E: 0 K: 0 S: 6	H: 0 LOB: 0 BB: 0 P: 8	R: 0 E: 0 K: 0 S: 12	H: 1 LOB: 0 BB: 0 P: 19	R: 1 E: 0 K: 0 S: 8	H: 2 LOB: 1 BB: 0 P: 14	R: 0 E: 0 K: 1 S: 10	H: 1 LOB: 1 BB: 0 P: 17	R: 0 E: 0 K: 2 S: 9	H: 1 LOB: 2 BB: 0 P: 12	R: 0 E: 0 K: 2 S: 12	H: 2 LOB: 2 BB: 0 P: 15	R: 0 E: 0 K: 0 S: 8	H: 1 LOB: 1 BB: 0 P: 10	R: 0 E: 0 K: 0 S: 4	H: 1 LOB: 0 BB: 0 P: 6	R: 0 E: 0 K: 1 S: 7	H: 0 LOB: 0 BB: 0 P: 10	1B: 6 2B: 3 3B: 0 HR: 0	SF: 0 SAC: 0 DP: 1 HBP: 0	WP: 0 PB: 0 CS: 0	PA: 35																
PITCHER	IP	WLS	BF	H	R	ER	SO	BB	IBB	HBP	BLK	WP	HR	S	P	ERA	WHIP	PITCHER				IP	WLS	BF	H	R	ER	SO	BB	IBB	HBP	BLK	WP	HR	S	P	ERA	WHIP
Jason Jacome, L ERA: 9.04 (1, 1)	5.0	W	20	5	1	1	1	0	0	0	0	0	0	45	70	1.80	1.000																					
Jose Mesa, R ERA: 3.86 (6, 1)	3.0		12	4	0	0	4	0	0	0	0	0	0	24	31	0.00	1.333																					
Paul Assenmacher, L ERA: 5.24 (9, 1)	1.0		3	0	0	0	1	0	0	0	0	0	0	7	10	0.00	0.000																					



Batter	1	2	3	4	5	6	7	8	9	AB	R	H	RBI	BB	SO	LOB	TOP					
Marquis Grissom, R OBP: 0.319, SLG: 0.346	P4		G6-4-3				F8	G4-3	K								5 1 2 1 0 1 1					
Kevin Seitzer, R OBP: 0.310, SLG: 0.357	P3		G3				F8	G4-3	K								4 0 0 0 0 0 2					
Matt Williams, R OBP: 0.284, SLG: 0.475																	1 0 0 0 0 1 0					
Jim Thome, L OBP: 0.441, SLG: 0.640					P6		P6										5 2 3 2 0 0 1					
Manny Ramirez, R OBP: 0.418, SLG: 0.556	G4-3																5 2 2 1 0 0 1					
David Justice, L OBP: 0.438, SLG: 0.661																	5 1 3 2 0 0 1					
Sandy Alomar Jr., R OBP: 0.397, SLG: 0.591																	4 0 2 1 0 0 1					
Brian Giles, L OBP: 0.364, SLG: 0.481																	3 0 0 0 1 1 3					
Tony Fernandez, S OBP: 0.321, SLG: 0.393																	4 1 1 0 0 1 2					
Omar Vizquel, S OBP: 0.342, SLG: 0.361																	3 0 0 0 1 0 1					
Inning Stats	R: 0 E: 0 K: 0 S: 11	H: 1 LOB: 1 BB: 0 P: 17	R: 1 E: 0 K: 0 S: 5	H: 1 LOB: 0 BB: 0 P: 8	R: 0 E: 0 K: 0 S: 4	H: 0 LOB: 0 BB: 1 P: 8	R: 1 E: 0 K: 0 S: 14	H: 2 LOB: 1 BB: 0 P: 21	R: 1 E: 0 K: 0 S: 12	H: 2 LOB: 1 BB: 0 P: 19	R: 0 E: 0 K: 0 S: 12	H: 1 LOB: 2 BB: 1 P: 23	R: 3 E: 0 K: 1 S: 20	H: 5 LOB: 2 BB: 0 P: 29	R: 0 E: 0 K: 2 S: 10	H: 0 LOB: 0 BB: 0 P: 13	R: 1 E: 0 K: 1 S: 8	H: 1 LOB: 0 BB: 0 P: 14	1B: 4 2B: 7 3B: 0 HR: 2	SF: 0 SAC: 0 DP: 1 HBP: 0	WP: 0 PB: 0 CS: 0	PA: 41
PITCHER	IP	WLS	BF	H	R	ER	SO	BB	IBB	HBP	BLK	WP	HR	S	P	ERA	WHIP					
Bob Tewksbury, R ERA: 3.64	6.2	L	31	10	6	6	0	2	0	0	0	0	1	70	115	8.10	1.800					
Eddie Guardado, L ERA: 3.97	1.1		6	2	0	0	3	0	0	0	0	0	0	18	23	0.00	1.500					
Todd Ritchie, R ERA: 5.19	1.0		4	1	1	1	1	0	0	0	0	0	1	8	14	9.00	1.000					

Cleveland Indians @ Minnesota Twins
Hubert H. Humphrey Metrodome, Minneapolis, MN

AB 39
R 7
H 13
RBI 7
BB 2
SO 4
LOB 13



Sat Jul 12 1997, 8:05 PM EDT
Att: 30,055 - Dome

Batter	1	2	3	4	5	6	7	8	9	AB	R	H	RBI	BB	SO	LOB	BOTTOM					
Chuck Knoblauch, R OBP: 0.401, SLG: 0.409	F8		G3-1				F7	P4									4 0 1 1 0 0 0					
Rich Becker, L OBP: 0.381, SLG: 0.386			G3-1														3 1 2 0 0 0 1					
Darrin Jackson, R OBP: 0.259, SLG: 0.383																	1 0 0 0 0 0 0					
Paul Molitor, R OBP: 0.360, SLG: 0.440																	4 0 0 0 0 0 3					
Terry Steinbach, R OBP: 0.344, SLG: 0.451																	4 0 2 1 0 0 1					
Ron Coomer, R OBP: 0.333, SLG: 0.463																	4 0 2 0 0 1 2					
Scott Stahowiak, L OBP: 0.331, SLG: 0.470																	3 0 0 0 1 1 2					
Roberto Kelly, R OBP: 0.350, SLG: 0.417																	4 0 0 0 0 3 3					
Matt Lawton, L OBP: 0.356, SLG: 0.412																	3 1 1 0 1 0 0					
Pat Meares, R OBP: 0.323, SLG: 0.446																	3 0 0 0 0 1 2					
Inning Stats	R: 0 E: 0 K: 0 S: 8	H: 1 LOB: 0 BB: 0 P: 13	R: 0 E: 0 K: 1 S: 7	H: 1 LOB: 0 BB: 0 P: 8	R: 1 E: 0 K: 1 S: 12	H: 2 LOB: 1 BB: 0 P: 19	R: 0 E: 0 K: 2 S: 11	H: 1 LOB: 1 BB: 0 P: 16	R: 0 E: 0 K: 0 S: 4	H: 0 LOB: 0 BB: 1 P: 8	R: 1 E: 0 K: 1 S: 11	H: 2 LOB: 2 BB: 1 P: 18	R: 0 E: 0 K: 0 S: 7	H: 0 LOB: 0 BB: 0 P: 9	R: 0 E: 0 K: 0 S: 6	H: 1 LOB: 1 BB: 0 P: 9	R: 0 E: 0 K: 1 S: 10	H: 0 LOB: 0 BB: 0 P: 15	1B: 6 2B: 2 3B: 0 HR: 0	SF: 0 SAC: 0 DP: 2 HBP: 0	WP: 0 PB: 0 CS: 0	PA: 35
PITCHER	IP	WLS	BF	H	R	ER	SO	BB	IBB	HBP	BLK	WP	HR	S	P	ERA	WHIP					
Orel Hershiser, R ERA: 4.88	6.0	W	25	7	2	2	5	2	0	0	0	0	0	53	82	3.00	1.500					
Paul Assenmacher, L ERA: 4.88	1.2		6	1	0	0	0	0	0	0	0	0	0	12	17	0.00	0.600					
Michael Jackson, R ERA: 2.2	1.1		4	0	0	0	1	0	0	0	0	0	0	11	16	0.00	0.000					

Cleveland Indians @ Minnesota Twins
Hubert H. Humphrey Metrodome, Minneapolis, MN

AB 33
R 2
H 8
RBI 2
BB 2
SO 6
LOB 14



Sat Jul 12 1997, 8:05 PM EDT
Att: 30,055 - Dome

Batter	1	2	3	4	5	6	7	8	9	AB	R	H	RBI	BB	SO	LOB	TOP											
Marquis Grissom, R OBP: 0.322, SLG: 0.343	4-2 G6-3 BB		4-0 SH1 2B BB	0-2 F9		4-2 1B BB	3-2 F8		2-2 G5-3	3	2	0	0	3	0	1												
Julio Franco, R OBP: 0.372, SLG: 0.369	3-2 G6-3		1-0 SH1	0-3 K		0-1 1B BB	1-2 G4-3		0-0 F7	4	1	1	1	0	1	2												
Casey Candaele, S OBP: 0.333, SLG: 0.346	1-2		1-2 2-3			1-3 3-H 2-3				1	0	0	0	0	0	0												
Jim Thome, L OBP: 0.443, SLG: 0.653	2-2 HR		1-0 2B		4-1 BB 1B					4	2	2	3	1	1	2												
Manny Ramirez, R OBP: 0.414, SLG: 0.550	1-0 P4		2-2 G6-3		0-0 F8	1-3 K			1-0 1B 1B	5	0	1	0	0	1	4												
David Justice, L OBP: 0.437, SLG: 0.654		2-1 G3	2-2 G6-3		4-0 1B BB	3-2 S 1B			2-3 K	4	1	1	1	1	1	2												
Matt Williams, R OBP: 0.286, SLG: 0.474	3-1 F9			0-0 F8	3-3 K	1-1 HR 1B			1-0 1B	5	1	2	1	0	1	2												
Brian Giles, L OBP: 0.375, SLG: 0.506	4-0 BB			0-1 3B 1B	2-2 1-2 2-H	3-2 1-H HR			3-2 F7	4	2	3	3	1	0	2												
Pat Borders, R OBP: 0.377, SLG: 0.516	1-3 K			0-0 1-H 1B 3B	3-2 L4	3-2 1B			2-2 G4-3	5	1	2	1	0	1	5												
Omar Vizquel, S OBP: 0.346, SLG: 0.368			2-2 SH1 2B 1B	2-1 1B					1-0 F8	5	2	3	1	0	0	1												
Inning Stats	R: 1 E: 0 K: 0 S: 11	H: 1 LOB: 0 BB: 1 P: 21	R: 0 E: 0 K: 1 S: 9	H: 0 LOB: 1 BB: 1 P: 19	R: 2 E: 0 K: 0 S: 14	H: 2 LOB: 1 BB: 0 P: 27	R: 2 E: 0 K: 1 S: 12	H: 3 LOB: 1 BB: 0 P: 14	R: 1 E: 0 K: 1 S: 13	H: 1 LOB: 2 BB: 2 P: 29	R: 6 E: 0 K: 2 S: 32	H: 6 LOB: 1 BB: 1 P: 50	R: 0 E: 0 K: 0 S: 10	H: 0 LOB: 0 BB: 0 P: 17	R: 0 E: 0 K: 1 S: 14	H: 2 LOB: 2 BB: 0 P: 23	R: 0 E: 0 K: 0 S: 6	H: 0 LOB: 0 BB: 0 P: 9	1B: 10 2B: 2 3B: 1 HR: 2	SF: 0 SAC: 1 DP: 1 HBP: 0	WP: 0 PB: 1 SB: 3 CS: 0	PA: 47						
PITCHER	IP	WLS	BF	H	R	ER	SO	BB	IBB	HBP	BLK	WP	HR	S	P	ERA	WHIP											
LaTroy Hawkins, R ERA: 5.81	4.2	L	24	6	6	6	3	5	0	0	0	0	1	53	99	11.57	2.357											
Greg Swindell, L ERA: 4.11	0.1		4	2	2	2	0	1	0	0	0	0	0	12	22	54.00	9.000											
Mike Trombley, R ERA: 4.76	1.0		8	5	4	4	2	0	0	0	0	0	0	1	26	39	36.00	5.000										
Todd Ritchie, R ERA: 4.91	2.0		8	2	0	0	1	0	0	0	0	0	0	24	40	0.00	1.000											
Rick Aquilera, R ERA: 3.69	1.0		3	0	0	0	0	0	0	0	0	0	0	6	9	0.00	0.000											

Cleveland Indians @ Minnesota Twins
Hubert H. Humphrey Metrodome, Minneapolis, MN

AB 40
R 12
H 15
RBI 11
BB 6
SO 6
LOB 21



WP: 0 PA: 47
PB: 1
SB: 3
CS: 0

Batter	1	2	3	4	5	6	7	8	9	AB	R	H	RBI	BB	SO	LOB	BOTTOM										
Chuck Knoblauch, R OBP: 0.403, SLG: 0.410	3-2 P3		4-1 BB		0-1 2B 1B		0-0 1B 1B		3-2 G6-3	2	1	1	1	1	0	0											
Darrin Jackson, R OBP: 0.264, SLG: 0.386					1-2 2-H				1-2	2	1	1	0	0	0	1											
Rich Becker, L OBP: 0.385, SLG: 0.392	0-3 K		0-3 K		0-0	1-H 2-H			4-2 BB	4	1	2	2	1	2	1											
Paul Molitor, R OBP: 0.364, SLG: 0.439	4-2 S BB			4-1 FC4-6 BB	1-0 G1-3		0-0 FC4-6 1B		1-0 P4	3	0	1	1	2	0	3											
Greg Myers, L OBP: 0.329, SLG: 0.424	1-2 P6			0-0 F8	0-3 K		0-1 FC4-6		3-1 F8	5	0	0	1	0	1	6											
Ron Coomer, R OBP: 0.328, SLG: 0.456		2-1 P6		1-2 FC4-6		1-1 G5-3	1-2 F8			4	0	0	0	0	0	2											
Matt Lawton, L OBP: 0.323, SLG: 0.407		0-0 P6		3-2 F9		2-0 F8		4-2 G6-4-3 BB		3	0	0	0	0	0	1											
Marty Cordova, R OBP: 0.325, SLG: 0.405										0	0	0	0	1	0	0											
Pat Meares, R OBP: 0.326, SLG: 0.445		1-2 G3			3-1 1B HBP 1B	1-0 1B		1-1 L5		3	1	1	0	0	0	1											
Scott Stahoviak, L OBP: 0.323, SLG: 0.458			2-2 F8		0-1 F9	2-1 G4-3		1-2 G6-4-3		3	0	0	0	0	0	2											
Greg Colbrunn, R OBP: 0.317, SLG: 0.433								1-2		1	0	0	0	0	0	1											
Denny Hocking, S OBP: 0.315, SLG: 0.359			2-3 K		2-2 1B 2B 1B		2-2 G6-3		4-2 WP BB	3	1	1	0	1	1	0											
Inning Stats	R: 0 E: 0 K: 1 S: 16	H: 0 LOB: 1 BB: 1 P: 24	R: 0 E: 0 K: 0 S: 8	H: 0 LOB: 0 BB: 0 P: 11	R: 0 E: 0 K: 2 S: 11	H: 0 LOB: 1 BB: 1 P: 19	R: 0 E: 0 K: 0 S: 14	H: 0 LOB: 1 BB: 1 P: 22	R: 3 E: 0 K: 1 S: 14	H: 3 LOB: 1 BB: 0 P: 20	R: 0 E: 0 K: 0 S: 6	H: 1 LOB: 1 BB: 0 P: 12	R: 2 E: 0 K: 0 S: 14	H: 3 LOB: 1 BB: 0 P: 19	R: 0 E: 0 K: 0 S: 9	H: 0 LOB: 0 BB: 1 P: 15	R: 0 E: 0 K: 0 S: 14	H: 0 LOB: 2 BB: 2 P: 29	1B: 6 2B: 1 3B: 0 HR: 0	SF: 0 SAC: 0 DP: 1 HBP: 1	WP: 1 PB: 0 SB: 1 CS: 0	PA: 40					
PITCHER	IP	WLS	BF	H	R	ER	SO	BB	IBB	HBP	BLK	WP	HR	S	P	ERA	WHIP										
Bartolo Colon, R ERA: 6.54	5.0	W	22	3	3	3	4	3	0	1	0	0	0	63	96	5.40	1.200										
David Weathers, R ERA: 9.82	2.0		10	4	2	2	0	0	0	0	0	0	0	20	31	9.00	2.000										
Alvin Morman, L ERA: 1.0	1.0		3	0	0	0	0	1	0	0	0	0	0	9	15	0.00	1.000										
Eric Plunk, R ERA: 5.82	1.0		5	0	0	0	0	2	0	0	0	1	0	14	29	0.00	2.000										

Cleveland Indians @ Minnesota Twins
Hubert H. Humphrey Metrodome, Minneapolis, MN

AB 33
R 5
H 7
RBI 5
BB 6
SO 4
LOB 18



WP: 1 PA: 40
PB: 0
SB: 1
CS: 0

Batter	1	2	3	4	5	6	7	8	9	AB	R	H	RBI	BB	SO	LOB	TOP								
Ray Durham, S OBP: 0.326, SLG: 0.369	P5		G6-4-3 1B		K		P5			4	0	1	0	0	1	2	Chicago White Sox @ Minnesota Twins Hubert H. Humphrey Metrodome, Minneapolis, MN Mon Jul 14 1997, 8:05 PM EDT Att: 15,750 - Dome - 68 F livebaseballscorecards.com								
Dave Martinez, L OBP: 0.382, SLG: 0.438	K		K		F8		L5-3			4	0	0	0	0	2	3									
Frank Thomas, R OBP: 0.481, SLG: 0.667			G6-4-3 1B						G6-3	4	1	2	0	0	0	1									
Albert Belle, R OBP: 0.358, SLG: 0.536	F7								F7	4	2	2	2	0	0	1									
Harold Baines, L OBP: 0.371, SLG: 0.461			G6-3		F8				G1-3	4	0	0	0	0	0	1									
Jorge Fabregas, L OBP: 0.284, SLG: 0.333			G2-3 BB 1B		G6-3		K			4	0	1	0	0	1	1									
Mike Cameron, R OBP: 0.351, SLG: 0.447			G2-3 BB 1B		L9					2	0	1	1	2	0	0									
Chris Snopce, R OBP: 0.284, SLG: 0.349			G2-3						G6-3	3	0	0	0	1	0	4									
Ozzie Guillen, L OBP: 0.308, SLG: 0.348	F7				P4					3	0	1	0	0	0	3									
Inning Stats	R: 0 E: 0 K: 1 S: 10	H: 1 LOB: 1 BB: 0 P: 18	R: 0 E: 0 K: 0 S: 8	H: 1 LOB: 2 BB: 1 P: 14	R: 0 E: 0 K: 1 S: 7	H: 1 LOB: 0 BB: 0 P: 11	R: 1 E: 0 K: 0 S: 9	H: 1 LOB: 0 BB: 0 P: 16	R: 0 E: 0 K: 1 S: 10	H: 0 LOB: 1 BB: 1 P: 16	R: 2 E: 0 K: 1 S: 10	H: 3 LOB: 1 BB: 0 P: 21	R: 0 E: 0 K: 0 S: 4	H: 1 LOB: 0 BB: 0 P: 7	R: 0 E: 0 K: 0 S: 5	H: 0 LOB: 0 BB: 0 P: 13	R: 0 E: 0 K: 0 S: 7	H: 0 LOB: 0 BB: 1 P: 13	1B: 4 2B: 3 3B: 1 HR: 1	SF: 0 SAC: 0 DP: 3 HBP: 0	WP: 0 PB: 0 SB: 0 CS: 0	PA: 35			
PITCHER	IP	WLS	BF	H	R	ER	SO	BB	IBB	HBP	BLK	WP	HR	S	P	ERA	WHIP								
Dave Stevens, R ERA: 3.47	(1, 1)	5.2	25	7	3	3	4	2	0	0	0	0	1	52	95	4.76	1.588								
Frankie Rodriguez, R ERA: 4.39	(6, 1)	2.0	W	6	1	0	0	0	0	0	0	0	0	7	11	0.00	0.500								
Greg Swindell, L ERA: 4.09	(8, 1)	0.1		1	0	0	0	0	0	0	0	0	0	3	4	0.00	0.000								
Rick Aguilera, R ERA: 3.57	(9, 1)	1.0	S	3	0	0	0	1	0	0	0	0	0	7	13	0.00	1.000								

Batter	1	2	3	4	5	6	7	8	9	AB	R	H	RBI	BB	SO	LOB	BOTTOM								
Chuck Knoblauch, R OBP: 0.404, SLG: 0.414	K		CS S G6-3 1B		WP 2B		K			4	1	2	0	0	2	1	Chicago White Sox @ Minnesota Twins Hubert H. Humphrey Metrodome, Minneapolis, MN Mon Jul 14 1997, 8:05 PM EDT Att: 15,750 - Dome - 68 F livebaseballscorecards.com								
Rich Becker, L OBP: 0.385, SLG: 0.389	G6-3		CS BB		K		FC4-6 1B			2	0	0	0	1	1	1									
Roberto Kelly, R OBP: 0.353, SLG: 0.420			CS BB		K		FC4-6 1B			1	0	1	0	0	0	0									
Paul Moltitor, R OBP: 0.360, SLG: 0.433	G4-3		G6-3		K		FC4-6			4	0	0	2	0	1	3									
Terry Steinbach, R OBP: 0.343, SLG: 0.459			G6-3		G1-3		K			4	1	1	1	0	1	1									
Scott Stahoviak, L OBP: 0.328, SLG: 0.463			HR		F8				G5-3	3	2	1	0	1	0	0									
Ron Coomer, R OBP: 0.331, SLG: 0.460			2B BB		L4					4	0	2	1	0	0	1									
Matt Lawton, L OBP: 0.351, SLG: 0.409			F8		K				P2	4	0	1	1	0	1	2									
Darrin Jackson, R OBP: 0.264, SLG: 0.372			1B BB		G6-3				F4	3	0	0	0	1	0	2									
Pat Meares, R OBP: 0.326, SLG: 0.442			K		G5-3				1B FC4-6 HBP	2	1	0	0	0	1	2									
Inning Stats	R: 0 E: 0 K: 1 S: 11	H: 0 LOB: 0 BB: 0 P: 18	R: 1 E: 0 K: 1 S: 10	H: 1 LOB: 2 BB: 2 P: 20	R: 2 E: 0 K: 0 S: 12	H: 2 LOB: 0 BB: 1 P: 23	R: 0 E: 0 K: 1 S: 9	H: 0 LOB: 0 BB: 0 P: 14	R: 0 E: 0 K: 2 S: 12	H: 1 LOB: 1 BB: 0 P: 18	R: 1 E: 0 K: 0 S: 9	H: 2 LOB: 1 BB: 0 P: 15	R: 1 E: 1 K: 2 S: 13	H: 1 LOB: 1 BB: 0 P: 17	R: 0 E: 0 K: 0 S: 11	H: 1 LOB: 1 BB: 0 P: 18	1B: 3 2B: 4 3B: 0 HR: 1	SF: 0 SAC: 0 DP: 0 HBP: 1	WP: 1 PB: 0 SB: 1 CS: 2	PA: 35					
PITCHER	IP	WLS	BF	H	R	ER	SO	BB	IBB	HBP	BLK	WP	HR	S	P	ERA	WHIP								
Doug Drabek, R ERA: 6.8	(1, 1)	5.1	L	24	4	4	5	3	0	0	0	0	0	30	44	6.75	1.688								
Chuck McElroy, L ERA: 4.25	(6, 1)	2.2		11	2	1	1	2	0	0	1	0	0	30	44	3.38	0.750								

AB 32
R 3
H 8
RBI 3
BB 3
SO 4
LOB 16



AB 31
R 5
H 8
RBI 5
BB 3
SO 7
LOB 13



Batter	1	2	3	4	5	6	7	8	9	AB	R	H	RBI	BB	SO	LOB	TOP			
Ray Durham, S (1,4) OBP: 0.325, SLG: 0.368	G1-3			K		E7		G4-6-3		4	0	1	0	0	1	0	Chicago White Sox @ Minnesota Twins Hubert H. Humphrey Metrodome, Minneapolis, MN Tue Jul 15 1997, 8:05 PM EDT Att: 14,506 - Dome - 68 F			
Dave Martinez, L (1,9) OBP: 0.357, SLG: 0.431	G6-3			G4-3		G4-3		G4-6-3		4	0	0	0	0	0	3				
Frank Thomas, R (1,3) OBP: 0.479, SLG: 0.671	G6-3			G3		F8		HR		4	1	1	2	0	0	1				
Albert Belle, R (1,7) OBP: 0.354, SLG: 0.530		G6-3			F8		P4	F8		4	0	0	0	0	0	0				
Harold Baines, L (1,10) OBP: 0.373, SLG: 0.460		G6-3			G3-6-1		FC5	1B		3	0	1	0	1	1	0				
Jorge Fabregas, L (1,2) Norberto Martin, R (9, PH) OBP: 0.285, SLG: 0.333 OBP: 0.308, SLG: 0.365			K		G3-6-1		1B	1B		3	0	1	0	0	1	1				
Mike Cameron, R (1,8) OBP: 0.348, SLG: 0.442				F8		1B	F8	1B		4	1	1	0	0	0	2				
Chris Snopce, R (1,5) OBP: 0.281, SLG: 0.345			K		F9		FC5			3	0	0	0	0	1	3				
Ozzie Guillen, L (1,6) OBP: 0.312, SLG: 0.349		G6-3				1B		HR	BB	2	2	1	0	1	0	0				
Inning Stats	R: 0 E: 0 K: 0 S: 6	H: 0 LOB: 0 BB: 0 P: 9	R: 0 E: 0 K: 1 S: 6	H: 0 LOB: 0 BB: 0 P: 8	R: 0 E: 0 K: 1 S: 6	H: 0 LOB: 0 BB: 0 P: 9	R: 0 E: 0 K: 1 S: 6	H: 0 LOB: 0 BB: 0 P: 10	R: 0 E: 0 K: 0 S: 8	H: 2 LOB: 1 BB: 0 P: 17	R: 0 E: 0 K: 0 S: 8	H: 2 LOB: 2 BB: 0 P: 13	R: 2 E: 0 K: 0 S: 11	H: 2 LOB: 0 BB: 1 P: 21	R: 0 E: 0 K: 1 S: 6	H: 0 LOB: 0 BB: 0 P: 9	1B: 5 2B: 0 3B: 0 HR: 1	SF: 0 SAC: 0 DP: 2 HBP: 0	WP: 0 PB: 0 SB: 0 CS: 0	PA: 34
PITCHER	IP	WLS	BF	H	R	ER	SO	BB	IBB	HBP	BLK	WP	HR	S	P	ERA	WHIP			
Brad Radke, R (1,1) ERA: 3.91	7.0	W	28	5	4	2	3	2	0	0	0	0	0	55	89	2.57	1.000			
Greg Swindell, L (8,1) ERA: 4.04	0.2	1	0	0	0	0	0	0	0	0	0	0	0	3	6	0.00	0.000			
Mike Trombley, R (8,1) ERA: 4.91	0.1	2	1	0	0	0	0	0	0	0	0	0	1	4	7	0.00	3.000			
Eddie Guardado, L (9,1) ERA: 3.8	1.0	3	0	0	0	0	1	0	0	0	0	0	0	6	9	0.00	0.000			

Batter	1	2	3	4	5	6	7	8	9	AB	R	H	RBI	BB	SO	LOB	BOTTOM			
Chuck Knoblauch, R (1,4) OBP: 0.402, SLG: 0.409	K	G5-3		1B	L6			F9		4	1	0	0	1	1	3	Chicago White Sox @ Minnesota Twins Hubert H. Humphrey Metrodome, Minneapolis, MN Tue Jul 15 1997, 8:05 PM EDT Att: 14,506 - Dome - 68 F			
Rich Becker, L (1,8) OBP: 0.385, SLG: 0.389	F8		G6-3	1B		F6		F8		5	0	2	1	0	0	0				
Paul Molitor, R (1,10) OBP: 0.361, SLG: 0.434	1B		G6-3	G6-4-3		G3				4	0	2	1	0	0	1				
Terry Steinbach, R (1,2) OBP: 0.341, SLG: 0.456	1B		G4-3	G6-4-3		K				4	0	1	0	0	1	2				
Scott Stahoviak, L (1,3) OBP: 0.326, SLG: 0.464	K			1B	F7		K			4	1	1	0	0	2	2				
Ron Coomer, R (1,5) Denny Hocking, S (7, PR) OBP: 0.341, SLG: 0.471 OBP: 0.315, SLG: 0.359		G4-3		HR	1B	1B		2B		3	3	3	1	1	0	0				
Roberto Kelly, R (1,9) OBP: 0.356, SLG: 0.438		F8		1B	HR	1B		P4		4	2	2	2	0	0	2				
Matt Lawton, L (1,7) OBP: 0.350, SLG: 0.406		G4-3		G6-3	L6			K		4	0	1	0	0	1	2				
Pat Meares, R (1,6) OBP: 0.331, SLG: 0.446		1B		1B	1B			P5		4	1	3	3	0	0	0				
Inning Stats	R: 0 E: 0 K: 2 S: 11	H: 2 LOB: 2 BB: 0 P: 15	R: 1 E: 0 K: 0 S: 10	H: 1 LOB: 1 BB: 1 P: 19	R: 0 E: 0 K: 0 S: 6	H: 1 LOB: 0 BB: 0 P: 9	R: 5 E: 0 K: 0 S: 16	H: 6 LOB: 1 BB: 1 P: 29	R: 2 E: 0 K: 0 S: 12	H: 4 LOB: 1 BB: 0 P: 17	R: 0 E: 0 K: 1 S: 8	H: 0 LOB: 0 BB: 0 P: 12	R: 0 E: 0 K: 2 S: 11	H: 1 LOB: 1 BB: 0 P: 16	R: 0 E: 0 K: 0 S: 8	H: 0 LOB: 0 BB: 0 P: 15	1B: 12 2B: 3 3B: 0 HR: 1	SF: 0 SAC: 0 DP: 3 HBP: 0	WP: 0 PB: 0 SB: 1 CS: 0	PA: 38
PITCHER	IP	WLS	BF	H	R	ER	SO	BB	IBB	HBP	BLK	WP	HR	S	P	ERA	WHIP			
Jaime Navarro, R (1,1) ERA: 5.17	5.0	L	28	14	8	8	2	2	0	0	0	0	0	55	89	14.40	3.200			
Carlos Castillo, R (6,1) ERA: 3.75	3.0	10	1	0	0	3	0	0	0	0	0	0	0	27	43	0.00	0.333			

AB 32
R 4
H 6
RBI 2
BB 2
SO 4
LOB 10



AB 36
R 8
H 15
RBI 8
BB 2
SO 5
LOB 12



Batter	1	2	3	4	5	6	7	8	9	AB	R	H	RBI	BB	SO	LOB	TOP								
Chuck Knoblauch, R OBP: 0.404, SLG: 0.409 (1, 4)	F7			1B	F7			1B	1B	3	1	1	0	1	0	1	Minnesota Twins @ Seattle Mariners The Kingdome, Seattle, WA Wed Jul 16 1997, 10:05 PM EDT Att: 27,149 - Dome								
Roberto Kelly, R OBP: 0.352, SLG: 0.432 (1, 9)	F8			F7		G6-3		K	1B	5	0	1	1	0	1	3									
Paul Molitor, R OBP: 0.362, SLG: 0.433 (1, 10)	F8			K		K		K	1B	5	0	2	2	0	2	1									
Terry Steinbach, R OBP: 0.336, SLG: 0.448 (1, 2)			F9	K		F9		FC5-4	F8	5	0	0	0	0	1	5									
Ron Coomer, R OBP: 0.343, SLG: 0.471 (1, 5)	F8				1B		K		1B	4	2	2	0	0	1	0									
Greg Colbrunn, R OBP: 0.316, SLG: 0.429 (1, 3)	F9				1B		G1-3		P6	4	1	1	0	0	0	1									
Marty Cordova, R OBP: 0.329, SLG: 0.433 (1, 7)			K			1B		G4-3	HR	4	1	2	3	0	1	0									
Darrin Jackson, R OBP: 0.255, SLG: 0.360 (9, PH)			B1-3		G6-3			F8	G2-3	3	0	0	1	0	0	1									
Rich Becker, L OBP: 0.397, SLG: 0.391 (9, PH)									1B	1	1	1	0	0	0	0									
Pat Meares, R OBP: 0.328, SLG: 0.442 (9, PH)			K		P4			E6	G2-3	3	1	0	0	0	1	1									
Denny Hocking, S OBP: 0.312, SLG: 0.356 (9, 6)										1	0	0	0	0	0	1									
Inning Stats	R: 0 E: 0 K: 0 S: 6	H: 0 LOB: 0 BB: 0 P: 7	R: 0 E: 0 K: 0 S: 6	H: 0 LOB: 0 BB: 0 P: 11	R: 0 E: 0 K: 2 S: 8	H: 0 LOB: 0 BB: 0 P: 13	R: 0 E: 0 K: 2 S: 10	H: 1 LOB: 1 BB: 0 P: 17	R: 2 E: 0 K: 1 S: 9	H: 3 LOB: 1 BB: 0 P: 10	R: 0 E: 0 K: 1 S: 7	H: 0 LOB: 0 BB: 0 P: 9	R: 0 E: 0 K: 1 S: 5	H: 0 LOB: 0 BB: 0 P: 7	R: 1 E: 1 K: 1 S: 14	H: 1 LOB: 2 BB: 1 P: 25	R: 4 E: 0 K: 0 S: 22	H: 5 LOB: 2 BB: 0 P: 31	1B: 8 2B: 1 3B: 0 HR: 1	SF: 0 SAC: 0 DP: 0 HBP: 1	WP: 0 PB: 0 CS: 0	PA: 40			
PITCHER	IP	WLS	BF	H	R	ER	SO	BB	IBB	HBP	BLK	WP	HR	S	P	ERA	WHIP								
Jeff Fassero, L ERA: 4.1 (1, 1)	8.1		34	7	5	4	7	1	0	0	0	0	1	74	111	4.32	0.960								
Bobby Ayala, R ERA: 4.5 (9, 1)	0.1		2	1	0	0	0	0	0	0	0	0	0	4	5	0.00	3.000								
Scott Sanders, R ERA: 6.47 (9, 1)	0.1	W	4	2	2	2	0	0	0	1	0	0	0	9	14	54.00	6.000								

AB	38
R	7
H	10
RBI	7
BB	1
SO	7
LOB	14



Batter	1	2	3	4	5	6	7	8	9	AB	R	H	RBI	BB	SO	LOB	BOTTOM								
Joey Cora, S OBP: 0.398, SLG: 0.513 (1, 4)	P4		2B		1B		FC6-4	1B		5	1	3	2	0	0	2	Minnesota Twins @ Seattle Mariners The Kingdome, Seattle, WA Wed Jul 16 1997, 10:05 PM EDT Att: 27,149 - Dome								
Alex Rodriguez, R OBP: 0.352, SLG: 0.497 (1, 6)	G4-3		G1-3		F7		K	1B		5	0	1	1	0	1	6									
Ken Griffey Jr., L OBP: 0.374, SLG: 0.618 (1, 8)	G3		L4			P5	G6-3	K		5	0	0	0	0	1	6									
Edgar Martinez, R OBP: 0.450, SLG: 0.539 (9, PR)		1B		G6-3		G6-3		2B	1B	4	1	2	0	1	0	0									
Rich Amaral, R OBP: 0.315, SLG: 0.310 (9, PR)								1B	1B	0	1	0	0	0	0	0									
Jay Buhner, R OBP: 0.392, SLG: 0.523 (8, PR)		F8		E5				1B	1B	3	0	1	0	1	0	1									
Rob Ducey, L OBP: 0.311, SLG: 0.434 (9, 9)				L1-3				1B	1B	1	2	1	0	0	0	0									
Dan Wilson, R OBP: 0.336, SLG: 0.437 (1, 2)		F7		L1-3		F9		SH1-3	1B	4	1	1	2	0	0	3									
Mike Blowers, R ERA: 5.22 (1, 3)		F9						SH1-3		3	1	2	0	0	0	1									
Brent Gates, S OBP: 0.287, SLG: 0.384 (8, PH)								1B		0	0	0	0	0	0	0									
Paul Sorrento, L OBP: 0.348, SLG: 0.522 (9, 3)								1B		0	0	0	0	1	0	0									
Russ Davis, R OBP: 0.355, SLG: 0.535 (1, 5)				2B		K		FC6-4	1B	4	1	3	3	1	1	1									
José Cruz Jr., S OBP: 0.318, SLG: 0.554 (1, 7)			F9		F9		SH	K		3	0	0	0	0	1	3									
Inning Stats	R: 0 E: 0 K: 0 S: 9	H: 0 LOB: 0 BB: 0 P: 13	R: 0 E: 0 K: 0 S: 8	H: 1 LOB: 1 BB: 0 P: 14	R: 0 E: 0 K: 0 S: 9	H: 2 LOB: 2 BB: 0 P: 17	R: 0 E: 1 K: 0 S: 6	H: 0 LOB: 0 BB: 0 P: 9	R: 0 E: 0 K: 1 S: 10	H: 2 LOB: 2 BB: 0 P: 19	R: 0 E: 0 K: 0 S: 10	H: 0 LOB: 1 BB: 1 P: 21	R: 1 E: 0 K: 1 S: 12	H: 1 LOB: 2 BB: 1 P: 19	R: 5 E: 0 K: 2 S: 15	H: 5 LOB: 2 BB: 1 P: 31	R: 2 E: 0 K: 0 S: 7	H: 3 LOB: 2 BB: 1 P: 11	1B: 10 2B: 5 3B: 0 HR: 0	SF: 0 SAC: 3 DP: 1 HBP: 0	WP: 1 PB: 0 CS: 0	PA: 44			
PITCHER	IP	WLS	BF	H	R	ER	SO	BB	IBB	HBP	BLK	WP	HR	S	P	ERA	WHIP								
Rich Robertson, L ERA: 5.22 (7, 1)	1.0		3	0	0	0	1	0	0	0	0	0	0	5	5	0.00	0.000								
Frankie Rodriguez, R ERA: 4.73 (8, 1)	0.0		3	2	4	4	0	1	0	0	0	0	0	3	10	∞	∞								
Eddie Guardado, L ERA: 4.38 (9, 1)	1.0	L	5	3	2	2	0	0	1	0	0	0	0	7	11	54.00	9.000								

AB	37
R	8
H	14
RBI	8
BB	4
SO	4
LOB	23



Batter	1	2	3	4	5	6	7	8	9	AB	R	H	RBI	BB	SO	LOB	TOP								
Chuck Knoblauch R (1,4) OBP: 0.408, SLG: 0.423	L7		S 1B		CS 1B	K			2B HBP	4	2	2	1	0	1	2									
Pat Meares R (1,6) OBP: 0.331, SLG: 0.445	G4-3		2H 1B		K		F7-4 1B		2B	5	0	3	2	0	1	1									
Roberto Kelly R (1,10) OBP: 0.352, SLG: 0.429	G6-3		G5-3			1B 1B	F7-4 1B		F8	5	1	1	0	0	0	3									
Terry Steinbach R (1,2) OBP: 0.336, SLG: 0.444		G6-3		G4-3 1B		1B 2B	K			4	2	2	0	0	1	0									
Ron Coomer R (1,5) OBP: 0.339, SLG: 0.463	G6-3			P5		2B 1B		F9		4	1	1	1	0	0	1									
Marty Cordova R (1,7) OBP: 0.335, SLG: 0.455			1B	G4-3		1B 2B		K		4	0	2	2	0	1	1									
Greg Colbrunn R (1,3) Scott Stahoviak L (6,PH) OBP: 0.316, SLG: 0.427 OBP: 0.320, SLG: 0.473			G6-3	2H 1B		P4		F7		2	0	1	1	0	0	0									
Darrin Jackson R (1,8) OBP: 0.253, SLG: 0.351			G5-3	P4		K		G5-3		4	0	0	0	0	1	2									
Denny Hocking S (1,9) OBP: 0.315, SLG: 0.358			S 1B		P3			P5		4	1	2	0	0	0	0									
Inning Stats	R: 0 E: 0 K: 0 S: 3	H: 0 LOB: 0 BB: 0 P: 6	R: 0 E: 0 K: 0 S: 7	H: 1 LOB: 1 BB: 0 P: 9	R: 2 E: 0 K: 0 S: 19	H: 3 LOB: 1 BB: 0 P: 23	R: 1 E: 0 K: 0 S: 8	H: 2 LOB: 1 BB: 0 P: 12	R: 0 E: 0 K: 1 S: 9	H: 1 LOB: 0 BB: 0 P: 15	R: 3 E: 0 K: 2 S: 21	H: 5 LOB: 2 BB: 0 P: 33	R: 0 E: 0 K: 1 S: 8	H: 1 LOB: 0 BB: 0 P: 12	R: 0 E: 0 K: 1 S: 7	H: 0 LOB: 0 BB: 0 P: 9	R: 1 E: 0 K: 0 S: 8	H: 1 LOB: 1 BB: 0 P: 12	1B: 12 2B: 3 HR: 0	SF: 0 SAC: 0 DP: 1 HBP: 1	WP: 0 PB: 0 SB: 2 CS: 1	PA: 39			
PITCHER	IP	WLS	BF	H	R	ER	SO	BB	IBB	HBP	BLK	WP	HR	S	P	ERA	WHIP								
Steve Wojciechowski L (1,1) ERA: 7.84	5.0	L	21	8	4	4	1	0	0	0	0	0	0	49	70	7.20	1.600								
Dane Johnson R (6,1) ERA: 3.86	1.0		7	4	2	2	2	0	0	0	0	0	0	18	28	18.00	4.000								
Gary Haught R (7,1) ERA: 2.25	3.0		11	2	1	1	2	0	0	1	0	0	0	23	33	3.00	0.667								

Minnesota Twins @ Oakland Athletics
Oakland-Alameda County Coliseum, Oakland, CA

AB 38
R 7
H 14
RBI 7
BB 0
SO 5
LOB 11



Fri Jul 18 1997, 7:05 PM PDT
Att: 10,463 - Unknown - 68 F

Batter	1	2	3	4	5	6	7	8	9	AB	R	H	RBI	BB	SO	LOB	BOTTOM								
Mark Bellhorn S (1,5) OBP: 0.384, SLG: 0.400	K		G4-6-3 1B		P2		F7		K	5	0	1	0	0	2	1									
Scott Spiezio S (1,4) OBP: 0.295, SLG: 0.391	F8		G4-6-3 1B		F7		F8			4	0	0	0	0	0	3									
Matt Stairs L (1,9) OBP: 0.465, SLG: 0.769		BB		F9 FC6 1B		BB		HR		2	2	2	1	2	0	0									
Mark McGwire R (1,3) OBP: 0.396, SLG: 0.681	L7			F8 E 1B	G5-3			G6-4-3 1B		4	0	2	0	0	0	3									
Jason Giambi L (1,7) OBP: 0.361, SLG: 0.493		L3		F9		L8		K		4	0	0	0	0	1	3									
Jose Canseco R (1,10) OBP: 0.322, SLG: 0.446		G5-4-3 1B		FC6		F8		G6-4-3		4	0	1	1	0	0	2									
Scott Brosius R (1,8) OBP: 0.267, SLG: 0.320		G5-4-3		F8		BB			HR	3	1	1	1	1	0	3									
Tony Batista R (1,6) OBP: 0.252, SLG: 0.344			G5-3		L7		F9		K	3	0	0	0	0	0	3									
Dave Magadan L (9,PH) OBP: 0.392, SLG: 0.365										1	0	0	0	0	1	0									
Brent Mayne L (1,2) OBP: 0.299, SLG: 0.323										2	0	1	0	1	0	0									
George Williams S (9,PH) OBP: 0.384, SLG: 0.372										1	0	0	0	0	0	0									
Inning Stats	R: 0 E: 0 K: 1 S: 7	H: 0 LOB: 1 BB: 1 P: 15	R: 0 E: 0 K: 0 S: 7	H: 1 LOB: 0 BB: 0 P: 9	R: 0 E: 0 K: 0 S: 7	H: 1 LOB: 1 BB: 1 P: 12	R: 1 E: 1 K: 0 S: 9	H: 2 LOB: 2 BB: 0 P: 11	R: 0 E: 0 K: 0 S: 8	H: 1 LOB: 1 BB: 1 P: 18	R: 0 E: 0 K: 0 S: 6	H: 0 LOB: 0 BB: 0 P: 12	R: 1 E: 0 K: 1 S: 7	H: 2 LOB: 0 BB: 0 P: 10	R: 1 E: 0 K: 2 S: 12	H: 1 LOB: 0 BB: 0 P: 17	1B: 6 2B: 0 HR: 2	SF: 0 SAC: 0 DP: 3 HBP: 0	WP: 0 PB: 0 SB: 0 CS: 0	PA: 37					
PITCHER	IP	WLS	BF	H	R	ER	SO	BB	IBB	HBP	BLK	WP	HR	S	P	ERA	WHIP								
LaTroy Hawkins R (1,1) ERA: 5.31	8.0	W	34	8	3	3	2	4	0	0	0	0	0	62	105	3.38	1.500								
Eddie Guardado L (9,1) ERA: 4.05	1.0		3	0	0	0	2	0	0	0	0	0	0	10	14	0.00	0.000								

Minnesota Twins @ Oakland Athletics
Oakland-Alameda County Coliseum, Oakland, CA

AB 33
R 3
H 8
RBI 3
BB 4
SO 4
LOB 18



Fri Jul 18 1997, 7:05 PM PDT
Att: 10,463 - Unknown - 68 F

Batter	1	2	3	4	5	6	7	8	9	AB	R	H	RBI	BB	SO	LOB	TOP		
Chuck Knoblauch, R OBP: 0.406, SLG: 0.424 (1, 4)	L7		G4-3		G5-3		P3			4	0	0	0	0	0	1	Minnesota Twins @ Oakland Athletics Oakland-Alameda County Coliseum, Oakland, CA Sun Jul 20 1997, 3:33 AM PDT Att: 20,651 - Sunny - 67 F		
Rich Becker, L OBP: 0.395, SLG: 0.402 (1, 8)	2B		1B		BB		P6			3	0	2	0	1	0	0			
Paul Molitor, R OBP: 0.358, SLG: 0.429 (1, 10)	L4		FC5-4		P8		G5-3			4	0	0	0	0	0	3			
Terry Steinbach, R OBP: 0.331, SLG: 0.438 (1, 2)	P9		FC4		F7		P9			4	0	0	0	0	0	2			
Scott Stahowiak, L OBP: 0.316, SLG: 0.475 (1, 3)		1B	FC4-6		K		F8		K	4	1	1	0	0	2	0			
Ron Coomer, R OBP: 0.344, SLG: 0.462 (1, 5)		2B	FC4-6		1B		K		F7	4	0	2	0	0	1	0			
Matt Lawton, L OBP: 0.346, SLG: 0.396 (1, 7)		1B	FC4-6		P6		WP	G3	G3	3	0	0	1	1	0	2			
Roberto Kelly, R OBP: 0.348, SLG: 0.423 (1, 9)		FC4-6	FC4-6		G6-3		K			3	0	0	0	0	1	3			
Pat Meares, R OBP: 0.330, SLG: 0.445 (1, 6)		FC6-4			P3		G3			3	0	0	0	0	0	2			
Inning Stats	R: 0 E: 0 K: 0 S: 10	H: 1 LOB: 1 BB: 0 P: 16	R: 1 E: 0 K: 0 S: 10	H: 2 LOB: 1 BB: 0 P: 17	R: 0 E: 0 K: 0 S: 11	H: 1 LOB: 1 BB: 0 P: 14	R: 0 E: 0 K: 1 S: 11	H: 1 LOB: 1 BB: 0 P: 17	R: 0 E: 0 K: 0 S: 7	H: 0 LOB: 1 BB: 1 P: 14	R: 0 E: 0 K: 1 S: 7	H: 0 LOB: 1 BB: 1 P: 10	R: 0 E: 0 K: 0 S: 5	H: 0 LOB: 0 BB: 0 P: 8	R: 0 E: 0 K: 1 S: 10	H: 0 LOB: 0 BB: 0 P: 18	1B: 3 2B: 2 3B: 0 HR: 0	SF: 0 SAC: 0 DP: 0 HBP: 0	WP: 1 PA: 34 PB: 0 SB: 1 CS: 0
PITCHER	IP	WLS	BF	H	R	ER	SO	BB	IBB	HBP	BLK	WP	HR	S	P	ERA	WHIP		
Carlos Reyes, R ERA: 4.38 (1, 1)	6.0	L	24	5	1	1	2	1	0	0	0	0	0	56	88	1.50	1.000		
Dane Johnson, R ERA: 3.58 (7, 1)	2.0		7	0	0	0	1	1	0	0	0	1	0	12	22	0.00	0.500		
Billy Taylor, R ERA: 5.05 (9, 1)	1.0		3	0	0	0	1	0	0	0	0	0	0	10	18	0.00	0.000		

AB	32
R	1
H	5
RBI	1
BB	2
SO	4
LOB	13



Batter	1	2	3	4	5	6	7	8	9	AB	R	H	RBI	BB	SO	LOB	BOTTOM				
Mark Bellhorn, S OBP: 0.368, SLG: 0.393 (1, 5)	K		G4-3			P6			K	4	0	0	0	0	2	0	Minnesota Twins @ Oakland Athletics Oakland-Alameda County Coliseum, Oakland, CA Sun Jul 20 1997, 3:33 AM PDT Att: 20,651 - Sunny - 67 F				
Scott Brosius, R OBP: 0.286, SLG: 0.318 (1, 8) (9, 6)	1B		1B		G6-3		K		L8	4	0	1	0	0	1	0					
Jason Giambi, L OBP: 0.363, SLG: 0.505 (1, 7)	1B		G1-4-3		K		G3-1		K	4	0	1	0	0	2	0					
Mark McGwire, R OBP: 0.396, SLG: 0.672 (1, 3)	G1-4-3		1B		1B		K			3	0	1	0	0	1	2					
Jose Canseco, R OBP: 0.323, SLG: 0.456 (1, 10)		K			P4		G4-3			3	0	0	0	0	1	1					
Pat Lannon, R OBP: 0.412, SLG: 0.397 (1, 9)		K			G6-3		G1-3			3	0	0	0	0	1	0					
Scott Spiezio, S OBP: 0.291, SLG: 0.384 (1, 4)		P4			CS		G6-3			3	0	1	0	0	0	0					
Tony Batista, R OBP: 0.255, SLG: 0.351 (8, PH)			G1-4-3		G6-3					2	0	0	0	0	0	1					
Dave Magadan, L OBP: 0.396, SLG: 0.370 (8, FR)					G6-3					1	0	1	0	0	0	0					
Damon Mashore, R OBP: 0.368, SLG: 0.318 (9, 8)										0	0	0	0	0	0	0					
Brent Mayne, L OBP: 0.292, SLG: 0.307 (1, 2)			K				G3			3	0	0	0	0	2	1					
Inning Stats	R: 0 E: 0 K: 1 S: 8	H: 2 LOB: 1 BB: 0 P: 11	R: 0 E: 0 K: 2 S: 11	H: 0 LOB: 0 BB: 0 P: 13	R: 0 E: 0 K: 1 S: 9	H: 0 LOB: 0 BB: 0 P: 14	R: 0 E: 0 K: 1 S: 12	H: 1 LOB: 1 BB: 0 P: 18	R: 0 E: 0 K: 0 S: 5	H: 1 LOB: 0 BB: 0 P: 7	R: 0 E: 0 K: 2 S: 11	H: 0 LOB: 0 BB: 0 P: 18	R: 0 E: 0 K: 1 S: 6	H: 0 LOB: 0 BB: 0 P: 9	R: 0 E: 0 K: 0 S: 9	H: 1 LOB: 1 BB: 0 P: 13	R: 0 E: 0 K: 2 S: 7	H: 0 LOB: 0 BB: 0 P: 10	1B: 5 2B: 0 3B: 0 HR: 0	SF: 0 SAC: 0 DP: 1 HBP: 0	WP: 0 PA: 30 PB: 0 SB: 0 CS: 1
PITCHER	IP	WLS	BF	H	R	ER	SO	BB	IBB	HBP	BLK	WP	HR	S	P	ERA	WHIP				
Brad Radke, R ERA: 3.88 (1, 1)	9.0	W	30	5	0	0	10	0	0	0	0	0	0	78	113	0.00	0.556				



Batter	1	2	3	4	5	6	7	8	9	AB	R	H	RBI	BB	SO	LOB	TOP				
Bip Roberts, S OBP: 0.362, SLG: 0.403 (1, 7)	F9		G4-3		L9				G5-3	5	0	1	0	0	0	1	Kansas City Royals @ Minnesota Twins Hubert H. Humphrey Metrodome, Minneapolis, MN Tue Jul 22 1997, 8:05 PM EDT Att: 14,232 - Dome - 70 F livebaseballscorecards.com				
Shane Halter, R OBP: 0.356, SLG: 0.365 Scott Cooper, L OBP: 0.275, SLG: 0.297 (9, PH)	G4-3		F8		K				K	4	0	1	0	0	1	3					
Jay Bell, R OBP: 0.374, SLG: 0.460 (1, 6)			F8							2	0	0	0	2	0	1					
Chili Davis, S OBP: 0.416, SLG: 0.527 (1, 10)	L6		G6-3						G6-3	4	0	1	1	0	0	2					
Jeff King, R OBP: 0.363, SLG: 0.454 (1, 3)					L8				G5-3	4	0	1	0	0	0	2					
Jose Offerman, S OBP: 0.372, SLG: 0.424 (1, 4)					G6-3				G6-3	4	1	1	0	0	0	1					
29 Mike Sweeney, R OBP: 0.333, SLG: 0.408 (1, 2)									G5-3	3	0	1	0	1	1	1					
Johnny Damon, L OBP: 0.343, SLG: 0.407 (1, 9)									G1-3	3	0	1	0	0	0	1					
Tom Goodwin, L OBP: 0.310, SLG: 0.345 (1, 8)										4	1	2	1	0	1	2					
Inning Stats	R: 0 E: 0 K: 0 S: 10	H: 0 LOB: 1 BB: 1 P: 17	R: 0 E: 0 K: 0 S: 10	H: 2 LOB: 2 BB: 1 P: 18	R: 0 E: 0 K: 0 S: 9	H: 1 LOB: 1 BB: 0 P: 14	R: 0 E: 0 K: 0 S: 7	H: 1 LOB: 1 BB: 0 P: 12	R: 1 E: 0 K: 1 S: 12	H: 2 LOB: 2 BB: 1 P: 20	R: 1 E: 0 K: 0 S: 14	H: 3 LOB: 2 BB: 0 P: 22	R: 0 E: 0 K: 1 S: 8	H: 0 LOB: 0 BB: 0 P: 10	R: 0 E: 0 K: 2 S: 10	H: 0 LOB: 0 BB: 0 P: 15	1B: 7 2B: 2 3B: 0 HR: 0	SF: 0 SAC: 0 DP: 1 HBP: 1	WP: 2 PB: 2 SB: 1 CS: 1	PA: 39	
PITCHER	IP	WLS	BF	H	R	ER	SO	BB	IBB	HBP	BLK	WP	HR	S	P	ERA	WHIP				
Rich Robertson, L ERA: 5.11 (1, 1)	5.2		28	9	2	2	1	3	0	1	0	2	0	61	102	3.18	2.118				
Greg Swindell, L ERA: 3.73 (6, 1)	2.1	W	7	0	0	0	1	0	0	0	0	0	0	14	19	0.00	0.000				
Rick Aguilera, R ERA: 3.83 (9, 1)	1.0	S	3	0	0	0	2	0	0	0	0	0	0	10	15	0.00	0.000				

Batter	1	2	3	4	5	6	7	8	9	AB	R	H	RBI	BB	SO	LOB	BOTTOM				
Chuck Knoblauch, R OBP: 0.412, SLG: 0.425 (1, 4)	F9									1	1	1	0	1	0	0	Kansas City Royals @ Minnesota Twins Hubert H. Humphrey Metrodome, Minneapolis, MN Tue Jul 22 1997, 8:05 PM EDT Att: 14,232 - Dome - 70 F livebaseballscorecards.com				
Pat Meares, R OBP: 0.326, SLG: 0.439 (1, 6)	F9		F7		FC4-6					4	0	0	0	0	5						
Paul Moltor, R OBP: 0.354, SLG: 0.423 (1, 10)	G6-3				G4-3				G3	4	0	0	1	0	1	0					
Terry Steinbach, R OBP: 0.337, SLG: 0.446 (1, 2)	K				F9				L9-3	4	0	3	0	0	1	0					
Ron Coomer, R OBP: 0.346, SLG: 0.462 (1, 5)					F9				L9-3	4	0	2	0	0	0	2					
Marty Cordova, R OBP: 0.326, SLG: 0.439 (1, 7)					G6-4-3				L3	4	1	1	0	0	1	4					
Roberto Kelly, R OBP: 0.347, SLG: 0.434 (1, 9)					K				K	4	1	1	1	0	2	3					
Greg Colbrunn, R OBP: 0.317, SLG: 0.426 (1, 3)					G1-6-3					3	0	1	0	0	0	0					
Darrin Jackson, R OBP: 0.245, SLG: 0.340 (1, 8)					G6-3					3	0	0	1	0	1	1					
Inning Stats	R: 1 E: 0 K: 1 S: 10	H: 0 LOB: 0 BB: 0 P: 16	R: 0 E: 0 K: 1 S: 8	H: 1 LOB: 0 BB: 0 P: 11	R: 0 E: 0 K: 0 S: 12	H: 1 LOB: 1 BB: 0 P: 14	R: 0 E: 0 K: 1 S: 9	H: 1 LOB: 1 BB: 0 P: 15	R: 1 E: 0 K: 1 S: 11	H: 1 LOB: 1 BB: 0 P: 15	R: 0 E: 0 K: 1 S: 8	H: 1 LOB: 0 BB: 1 P: 11	R: 1 E: 0 K: 0 S: 8	H: 2 LOB: 2 BB: 1 P: 12	R: 0 E: 0 K: 1 S: 13	H: 2 LOB: 2 BB: 0 P: 18	1B: 7 2B: 2 3B: 0 HR: 1	SF: 0 SAC: 0 DP: 2 HBP: 2	WP: 0 PB: 0 SB: 1 CS: 0	PA: 34	
PITCHER	IP	WLS	BF	H	R	ER	SO	BB	IBB	HBP	BLK	WP	HR	S	P	ERA	WHIP				
50 José Rosado, L ERA: 3.88 (1, 1)	6.2	L	27	7	3	3	5	0	0	2	0	0	0	65	89	4.05	1.050				
Gregg Olson, R ERA: 9.35 (7, 1)	0.2		5	2	0	0	0	1	0	0	0	0	0	7	15	0.00	4.500				
Hector Carrasco, R ERA: 3.54 (8, 1)	0.2		2	0	0	0	1	0	0	0	0	0	0	7	8	0.00	0.000				

Batter	1	2	3	4	5	6	7	8	9	AB	R	H	RBI	BB	SO	LOB	TOP										
Bip Roberts, S OBP: 0.363, SLG: 0.401 (1, 5) (8, 7)	1-1 G4-3	2-0 1B		0-0 F7		4-0 FC4-6 BB		0-0 F7		4	1	1	0	1	0	2											
Tom Goodwin, L OBP: 0.311, SLG: 0.344 (1, 8)	4-2 PB S BB	0-2 WP 1B		1-1 G1-3		0-0 FC4-6 CS		0-2 G4-3		4	0	1	1	1	0	2											
Jay Bell, R OBP: 0.374, SLG: 0.465 (1, 6)	2-3 K	1-1 WP 1B		1-1 G3		1-0 CS	2-2 P3	1-1 3B		5	0	2	2	0	1	1											
Chili Davis, S OBP: 0.416, SLG: 0.522 (1, 10)	4-0 BB	4-0 1B			1-0 F8		2-3 K2-3	0-0 G6-3		3	0	0	0	2	1	1											
Jeff King, R OBP: 0.358, SLG: 0.447 (1, 3)	2-1 F8	2-2 L6			2-2 L4		3-2 P3	0-0 P3		5	0	0	0	0	0	6											
Jose Offerman, S OBP: 0.371, SLG: 0.422 (1, 4)		L1-3 F8			2-0 G4-3			1-0 BB 1B		4	0	1	0	0	0	3											
Johnny Damon, L OBP: 0.349, SLG: 0.410 (1, 7) (8, 9)	1-2 29 1B 1B		0-1 G5-3		2-0 29 1B P3 1B			4-0 BB 1B		3	2	2	0	1	0	0											
29 Mike Sweeney, R OBP: 0.339, SLG: 0.412 (1, 2)	0-0 SAFE 1B 1B	0-0 SAFE 1B 1B		0-0 P5		1-1 SAFE FC4-6 BB 1B		2-2 F7		4	1	2	0	0	0	2											
Ryan Long, R OBP: 0.300, SLG: 0.222 Shane Halter, R OBP: 0.356, SLG: 0.365 (1, 9) (8, 5)	2-2 1B 1B	2-2 1B 1B		1-2 F9		1-1 P3		1-3 K		4	1	1	1	0	1	3											
Inning Stats	R: 0 E: 0 K: 1 S: 10	H: 0 LOB: 2 BB: 2 P: 23	R: 4 E: 0 K: 0 S: 22	H: 6 LOB: 3 BB: 1 P: 37	R: 0 E: 0 K: 0 S: 6	H: 0 LOB: 0 BB: 0 P: 7	R: 0 E: 0 K: 0 S: 5	H: 0 LOB: 0 BB: 0 P: 7	R: 0 E: 0 K: 0 S: 5	H: 0 LOB: 0 BB: 0 P: 10	R: 0 E: 0 K: 0 S: 6	H: 2 LOB: 1 BB: 1 P: 15	R: 0 E: 0 K: 1 S: 11	H: 0 LOB: 0 BB: 0 P: 18	R: 0 E: 0 K: 1 S: 8	H: 1 LOB: 2 BB: 2 P: 16	R: 0 E: 0 K: 0 S: 7	H: 1 LOB: 1 BB: 0 P: 8	1B: 9 2B: 0 3B: 1 HR: 0	SF: 0 SAC: 0 DP: 0 HBP: 0	WP: 1 PB: 1 SB: 1 CS: 1	PA: 42					
PITCHER	IP	WLS	BF	H	R	ER	SO	BB	IBB	HBP	BLK	WP	HR	S	P	ERA	WHIP										
LaTroy Hawkins, R ERA: 6.02	1.1	L	12	6	4	4	1	2	0	0	0	0	0	28	49	27.00	6.000										
Frankie Rodriguez, R ERA: 4.5	5.2		22	3	1	1	1	2	1	0	0	1	0	38	74	1.59	0.882										
Mike Trombley, R ERA: 5.13	1.0		3	0	0	0	1	0	0	0	0	0	0	7	10	0.00	0.000										
Todd Ritchie, R ERA: 4.78	1.0		4	1	0	0	0	0	0	0	0	0	0	7	8	0.00	1.000										

Kansas City Royals @ Minnesota Twins
Hubert H. Humphrey Metrodome, Minneapolis, MN

AB 36
R 5
H 10
RBI 4
BB 5
SO 3
LOB 20



Wed Jul 23 1997, 8:05 PM EDT
Att: 11,944 - Dome


Batter	1	2	3	4	5	6	7	8	9	AB	R	H	RBI	BB	SO	LOB	BOTTOM										
Chuck Knoblauch, R OBP: 0.410, SLG: 0.422 (1, 4)	0-2 F9		1-2 G6-3			0-0 G5-4-3		4-2 G6-4-3 BB		3	0	0	0	1	0	1											
Rich Becker, L OBP: 0.383, SLG: 0.398 Roberto Kelly, R OBP: 0.345, SLG: 0.432 (1, 8) (8, FH) (9, 9)	1-1 F8		0-0 G1-3			0-1 G1		1-1 G6-4-3		3	0	0	0	0	0	0											
Paul Moltis, R OBP: 0.356, SLG: 0.427 (1, 10)	0-0 2B			1-1 G6-3		3-2 1B 1B		2-1 G4-3		4	1	2	0	0	0	1											
Terry Steinbach, R OBP: 0.332, SLG: 0.439 (1, 2)	1-0 G4-3			0-0 P6		0-0 F8		2-1 G6-3		4	0	0	0	0	0	2											
Ron Coomer, R OBP: 0.345, SLG: 0.459 (1, 5)		1-1 F7		0-0 G3		1-1 1B 1B		1-0 F9		4	0	1	0	0	0	0											
Scott Stahowiak, L OBP: 0.314, SLG: 0.469 (1, 3)		2-3 K		2-1 G4-3		3-1 1B 1B		3-3 K		4	0	1	1	0	2	0											
Marty Cordova, R OBP: 0.326, SLG: 0.438 (1, 7) (9, 8)		1-1 1B		1-3 K		1-0 P3				3	0	1	0	0	1	2											
Matt Lawton, L OBP: 0.343, SLG: 0.392 (1, 9) (9, 8)		2-0 F9		2-0 F7		1-1 G4-3				3	0	0	0	0	0	3											
Pat Meares, R OBP: 0.329, SLG: 0.441 (1, 6)			1-3 K		2-1 G5-4-3 1B			0-0 G6-4-3 BB 1B		3	0	2	0	0	1	0											
Inning Stats	R: 0 E: 0 K: 0 S: 8	H: 1 LOB: 1 BB: 0 P: 10	R: 0 E: 0 K: 1 S: 8	H: 1 LOB: 0 BB: 0 P: 14	R: 0 E: 0 K: 1 S: 9	H: 0 LOB: 0 BB: 0 P: 11	R: 0 E: 0 K: 0 S: 4	H: 0 LOB: 0 BB: 0 P: 5	R: 0 E: 0 K: 1 S: 6	H: 0 LOB: 0 BB: 0 P: 11	R: 0 E: 0 K: 0 S: 5	H: 1 LOB: 0 BB: 0 P: 7	R: 1 E: 0 K: 0 S: 11	H: 3 LOB: 2 BB: 0 P: 20	R: 0 E: 0 K: 0 S: 8	H: 1 LOB: 1 BB: 1 P: 15	R: 0 E: 0 K: 1 S: 6	H: 0 LOB: 0 BB: 0 P: 12	1B: 6 2B: 1 3B: 0 HR: 0	SF: 0 SAC: 0 DP: 2 HBP: 0	WP: 0 PB: 0 SB: 0 CS: 0	PA: 33					
PITCHER	IP	WLS	BF	H	R	ER	SO	BB	IBB	HBP	BLK	WP	HR	S	P	ERA	WHIP										
Tim Belcher, R ERA: 4.63	7.0	W	28	7	1	0	0	1	0	0	0	0	0	55	86	1.29	1.143										
Larry Casian, L ERA: 4.97	1.0		2	0	0	0	0	0	0	0	0	0	0	4	7	0.00	0.000										
Jeff Montgomery, R ERA: 5.94	1.0		3	0	0	0	1	0	0	0	0	0	0	6	12	0.00	0.000										


Kansas City Royals @ Minnesota Twins
Hubert H. Humphrey Metrodome, Minneapolis, MN

AB 32
R 1
H 7
RBI 1
BB 1
SO 4
LOB 11



Wed Jul 23 1997, 8:05 PM EDT
Att: 11,944 - Dome

Batter	1	2	3	4	5	6	7	8	9	AB	R	H	RBI	BB	SO	LOB	TOP										
Bip Roberts, S OBP: 0.363, SLG: 0.405 (1, 5)	F7	2B		F8		K			1-H 2B	5	0	2	0	0	1	1	Kansas City Royals @ Minnesota Twins Hubert H. Humphrey Metrodome, Minneapolis, MN Thu Jul 24 1997, 4:33 AM EDT Att: 21,533 - Dome - 69 F AB 34 R 5 H 9 RBI 5 BB 4 SO 6 LOB 15 										
Tom Goodwin, L OBP: 0.313, SLG: 0.350 (1, 8)	B1	2B			1B		G4-3		K	5	1	2	0	0	1	1											
Jay Bell, R OBP: 0.378, SLG: 0.476 (1, 6)	HR	P2			2B		FC6-4		G6-3	3	1	2	2	1	0	2											
Chili Davis, S OBP: 0.414, SLG: 0.516 (1, 10)	BLK	L6			FC6-4				G6-3	3	0	0	0	1	0	4											
Jeff King, R OBP: 0.355, SLG: 0.442 (1, 3)	G6-3			G4-3		F7			L6	4	0	0	0	0	2												
Jose Offerman, S OBP: 0.369, SLG: 0.419 (1, 4)		HR		K		K			L4	4	1	1	0	0	2	1											
Johnny Damon, L OBP: 0.351, SLG: 0.407 (6, 9)		HR		F8		G5-3			F9	2	1	0	0	2	0	0											
Mike Macfarlane, R OBP: 0.264, SLG: 0.280 (1, 2)		F8		F7		G5-3			K	4	0	0	0	0	1	3											
Yamil Benitez, R OBP: 0.333, SLG: 1.333 Shane Halter, R OBP: 0.367, SLG: 0.377 (6, 5)		HR		F8		K			2B	3	1	1	3	0	1	1											
Inning Stats	R: 1 E: 0 K: 0 S: 8	H: 1 LOB: 1 BB: 1 P: 14	R: 3 E: 0 K: 0 S: 14	H: 4 LOB: 2 BB: 1 P: 29	R: 0 E: 0 K: 1 S: 10	H: 0 LOB: 0 BB: 0 P: 15	R: 0 E: 0 K: 0 S: 6	H: 0 LOB: 0 BB: 0 P: 7	R: 1 E: 0 K: 1 S: 16	H: 2 LOB: 1 BB: 0 P: 21	R: 0 E: 0 K: 2 S: 7	H: 0 LOB: 0 BB: 1 P: 16	R: 0 E: 0 K: 0 S: 7	H: 0 LOB: 0 BB: 1 P: 15	R: 0 E: 0 K: 0 S: 6	H: 0 LOB: 0 BB: 0 P: 9	R: 0 E: 0 K: 1 S: 11	H: 2 LOB: 1 BB: 0 P: 14	1B: 4 2B: 3 3B: 0 HR: 2	SF: 0 SAC: 0 DP: 1 HBP: 0	WP: 0 PB: 0 CS: 0	PA: 38					
PITCHER	IP	WLS	BF	H	R	ER	SO	BB	IBB	HBP	BLK	WP	HR	S	P	ERA	WHIP										
Dave Stevens, R ERA: 9.0 (1, 1)	1.1	L	11	5	4	4	0	2	0	0	1	0	2	19	37	27.00	5.250										
Eddie Guardado, L ERA: 3.73 (2, 1)	3.2		14	2	1	1	2	1	0	0	0	0	0	35	53	2.46	0.818										
Mike Trombley, R ERA: 4.91 (6, 1)	2.1		7	0	0	0	2	1	0	0	0	0	0	17	31	0.00	0.429										
Greg Swindell, L ERA: 3.64 (8, 1)	1.2		6	2	0	0	2	0	0	0	0	0	0	14	19	0.00	1.200										

Batter	1	2	3	4	5	6	7	8	9	AB	R	H	RBI	BB	SO	LOB	BOTTOM										
Chuck Knoblauch, R OBP: 0.411, SLG: 0.424 (1, 4)	F9		2B		1B			G6-3		3	1	1	0	0	0	0	Kansas City Royals @ Minnesota Twins Hubert H. Humphrey Metrodome, Minneapolis, MN Thu Jul 24 1997, 4:33 AM EDT Att: 21,533 - Dome - 69 F AB 32 R 3 H 6 RBI 2 BB 1 SO 6 LOB 7 										
Rich Becker, L OBP: 0.361, SLG: 0.396 (1, 8)	K		K		E7			F7		4	0	1	1	0	2	1											
Paul Moltor, R OBP: 0.357, SLG: 0.431 (1, 10)	F9			G1	L3			FC4-6		4	0	2	0	0	0	1											
Scott Stahoviak, L OBP: 0.313, SLG: 0.469 (1, 3)		G4-3		G1				FC4-6		4	1	1	0	0	1	2											
Ron Coomer, R OBP: 0.343, SLG: 0.455 (1, 5)		G4-3						G6-3		3	0	0	0	1	1	1											
Greg Myers, L OBP: 0.322, SLG: 0.404 (1, 2)		G6-3			G4-6-3			K		4	0	0	1	0	1	2											
Marty Cordova, R OBP: 0.320, SLG: 0.428 (1, 7)		K			G6-3			G6-3		4	0	0	0	0	1	0											
Matt Lawton, L OBP: 0.340, SLG: 0.388 (1, 9)				F8	P3			G3-1		3	0	0	0	0	0	0											
Pat Meares, R OBP: 0.329, SLG: 0.440 (1, 6)				F8	HBP			G6-3		3	1	1	0	0	0	0											
Inning Stats	R: 0 E: 0 K: 1 S: 6	H: 0 LOB: 0 BB: 0 P: 10	R: 1 E: 0 K: 1 S: 7	H: 1 LOB: 0 BB: 0 P: 12	R: 0 E: 0 K: 1 S: 9	H: 1 LOB: 1 BB: 0 P: 14	R: 0 E: 0 K: 0 S: 9	H: 1 LOB: 1 BB: 1 P: 16	R: 2 E: 1 K: 0 S: 12	H: 2 LOB: 1 BB: 0 P: 21	R: 0 E: 0 K: 2 S: 7	H: 0 LOB: 0 BB: 0 P: 8	R: 0 E: 0 K: 0 S: 4	H: 0 LOB: 0 BB: 0 P: 6	R: 0 E: 0 K: 0 S: 6	H: 1 LOB: 1 BB: 0 P: 9	R: 0 E: 0 K: 1 S: 8	H: 0 LOB: 0 BB: 0 P: 12	1B: 3 2B: 3 3B: 0 HR: 0	SF: 0 SAC: 0 DP: 1 HBP: 1	WP: 0 PB: 0 CS: 0	PA: 34					
PITCHER	IP	WLS	BF	H	R	ER	SO	BB	IBB	HBP	BLK	WP	HR	S	P	ERA	WHIP										
Ricky Bones, R ERA: 7.41 (1, 1)	7.0		27	5	3	2	5	1	0	0	0	0	0	6	9	0.00	1.000										
Hector Carrasco, R ERA: 3.47 (8, 1)	1.0		4	1	0	0	0	0	0	0	0	0	0	6	9	0.00	1.000										
Jeff Montgomery, R ERA: 5.77 (9, 1)	1.0	S	3	0	0	0	1	0	0	0	0	0	0	8	12	0.00	0.000										

Batter	1	2	3	4	5	6	7	8	9	AB	R	H	RBI	BB	SO	LOB	TOP			
Roberto Alomar, S OBP: 0.361, SLG: 0.434	L3	FC4-6			P2		F9			4	0	0	0	0	0	3	Baltimore Orioles @ Minnesota Twins Hubert H. Humphrey Metrodome, Minneapolis, MN Fri Jul 25 1997, 8:05 PM EDT Att: 21,524 - Dome - 70 F livebaseballscores.com			
Jeffrey Hammonds, R OBP: 0.330, SLG: 0.537	P4		G6-3		K		K			4	0	0	0	0	2	0				
Rafael Palmeiro, L OBP: 0.337, SLG: 0.478	F7		HR		G4-3			G3-1		4	1	1	1	0	0	0				
Brady Anderson, L OBP: 0.412, SLG: 0.462		HR	K			K		F9		4	1	1	1	0	2	0				
Cal Ripken Jr., R OBP: 0.319, SLG: 0.408		FC5-4 1B	F9			FC6-4 1B		F7		4	0	2	0	0	0	0				
B.J. Surhoff, L OBP: 0.367, SLG: 0.487		FC5-4 1B				FC6-4 1B		F9		4	0	3	0	0	0	0				
Geronimo Berroa, R OBP: 0.372, SLG: 0.483		FC5-4 BB	F8			FC6-4		F7		4	0	0	0	0	0	5				
Chris Hoiles, R OBP: 0.384, SLG: 0.436		FC4-6 BB	F8			K		L6		3	0	0	0	1	1	3				
Mike Bordick, R OBP: 0.274, SLG: 0.294		P3						G4-3		3	0	0	0	0	1	4				
Inning Stats	R: 0 E: 0 K: 0 S: 5	H: 0 LOB: 0 BB: 0 P: 8	R: 1 E: 0 K: 0 S: 18	H: 3 LOB: 3 BB: 1 P: 26	R: 1 E: 0 K: 1 S: 8	H: 1 LOB: 0 BB: 0 P: 12	R: 0 E: 0 K: 1 S: 8	H: 1 LOB: 1 BB: 0 P: 14	R: 0 E: 0 K: 2 S: 13	H: 2 LOB: 2 BB: 0 P: 18	R: 0 E: 0 K: 1 S: 8	H: 0 LOB: 0 BB: 0 P: 11	R: 0 E: 0 K: 0 S: 6	H: 0 LOB: 0 BB: 0 P: 6	R: 0 E: 0 K: 0 S: 7	H: 0 LOB: 0 BB: 0 P: 8		1B: 5 2B: 0 3B: 0 HR: 2	SF: 0 SAC: 0 DP: 0 HBP: 0	WP: 0 PB: 0 SB: 0 CS: 0
PITCHER Brad Radke, R ERA: 3.58	IP: 9.0 WLS: W BF: 35 H: 7 R: 2 ER: 2 SO: 6 BB: 1 IBB: 0 HBP: 0 BLK: 0 WP: 0 HR: 2 S: 81 P: 113 ERA: 2.00 WHIP: 0.889																			

Batter	1	2	3	4	5	6	7	8	9	AB	R	H	RBI	BB	SO	LOB	BOTTOM			
Chuck Knoblauch, R OBP: 0.410, SLG: 0.422	G3 1B		F9	G6-3			F7			4	0	1	0	0	0	2	Baltimore Orioles @ Minnesota Twins Hubert H. Humphrey Metrodome, Minneapolis, MN Fri Jul 25 1997, 8:05 PM EDT Att: 21,524 - Dome - 70 F livebaseballscores.com			
Matt Lawton, L OBP: 0.339, SLG: 0.389	G3		1B	2B		G4-3		K		4	1	1	0	0	1	1				
Paul Moltitor, R OBP: 0.362, SLG: 0.454	HR		HR	1B		HR		K		4	3	3	3	0	1	0				
Terry Steinbach, R OBP: 0.331, SLG: 0.447	K		HR	HR		K		G4-3		4	1	1	2	0	2	0				
Ron Coomer, R OBP: 0.339, SLG: 0.448		G5-3	G6-3			K		G6-3		4	0	0	0	0	1	0				
Scott Stahowiak, L OBP: 0.319, SLG: 0.473		FC5-4 1B				G3 BB 1B		K		3	0	2	0	0	1	0				
Marty Cordova, R OBP: 0.320, SLG: 0.423		FC5-4 E				G3 BB		P4		2	0	0	0	1	0	1				
Rich Becker, L OBP: 0.358, SLG: 0.392		G4-3				G3		K		3	0	0	0	0	1	3				
Pat Meares, R OBP: 0.327, SLG: 0.436			K			K		G5-3		3	0	0	0	0	2	2				
Inning Stats	R: 1 E: 0 K: 1 S: 9	H: 2 LOB: 0 BB: 0 P: 13	R: 0 E: 1 K: 0 S: 7	H: 1 LOB: 1 BB: 0 P: 13	R: 3 E: 0 K: 1 S: 10	H: 3 LOB: 0 BB: 0 P: 18	R: 0 E: 0 K: 1 S: 10	H: 1 LOB: 2 BB: 1 P: 20	R: 1 E: 0 K: 2 S: 13	H: 1 LOB: 0 BB: 0 P: 20	R: 0 E: 0 K: 2 S: 8	H: 0 LOB: 0 BB: 0 P: 13	R: 0 E: 0 K: 1 S: 12	H: 0 LOB: 0 BB: 0 P: 16	R: 0 E: 0 K: 1 S: 5	H: 0 LOB: 0 BB: 0 P: 8		1B: 4 2B: 1 3B: 0 HR: 3	SF: 0 SAC: 0 DP: 0 HBP: 0	WP: 0 PB: 0 SB: 0 CS: 0
PITCHER Scott Kamieniecki, R ERA: 4.28 Shawn Boskie, R ERA: 5.69	IP: 5.0 WLS: L BF: 23 H: 5 R: 5 ER: 5 SO: 5 BB: 1 IBB: 0 HBP: 0 BLK: 0 WP: 0 HR: 3 S: 49 P: 84 ERA: 9.00 WHIP: 1.800																			

Batter	1	2	3	4	5	6	7	8	9	10	11	12	AB	R	H	RBI	BB	SO	LOB	TOP		
Roberto Alomar, S OBP: 0.356, SLG: 0.426 (1.4)	G1-3		F9			G4-3		F2			K	K	6	0	0	0	0	2	3			
Jeffrey Hammonds, R OBP: 0.325, SLG: 0.528 (1.9)	K		F7			G3		F9			F9		5	0	0	0	0	1	0			
Rafael Palmeiro, L OBP: 0.338, SLG: 0.476 (1.3)	1B		G4-3			BB 1B BB		K			G4-3		4	0	1	0	1	1	0			
Brady Anderson, L OBP: 0.412, SLG: 0.480 (1.8)	P5					BB 1B		F8				1B SF9 BB	4	1	1	0	1	1	1			
Cal Ripken Jr., R OBP: 0.320, SLG: 0.406 (1.5)		G1-4-3				E6 FC3-6		F9				BB BB 1B	4	0	1	0	1	0	0			
B.J. Surhoff, L OBP: 0.362, SLG: 0.481 (1.7)	L8		FC3-6 CS			1-2 2-3 BB		F9			G6-3		4	0	0	1	0	0	4			
Geronimo Berroa, R OBP: 0.370, SLG: 0.477 (1.10)	1B 2B BB		CS			F8		G5-3			G4-3		4	1	0	0	1	0	1			
Chris Hoiles, R OBP: 0.381, SLG: 0.432 Lenny Webster, R OBP: 0.310, SLG: 0.356 (10.2)	1B 2B 1B					K		F8			K		4	0	1	0	0	2	0			
Mike Bordick, R OBP: 0.275, SLG: 0.298 Tony Tarasco, L OBP: 0.346, SLG: 0.451 Jeff Rebutel, R OBP: 0.301, SLG: 0.313 (10.6)	1B 2B					P4		G5-3			K		3	0	1	1	0	0	0			
Inning Stats	R: 0 E: 0 K: 1 S: 6	H: 1 LOB: 1 BB: 0 P: 6	R: 1 E: 0 K: 0 S: 4	H: 2 LOB: 2 BB: 1 P: 8	R: 0 E: 0 K: 0 S: 3	H: 0 LOB: 0 BB: 0 P: 3	R: 0 E: 1 K: 1 S: 5	H: 0 LOB: 0 BB: 0 P: 6	R: 0 E: 0 K: 1 S: 5	H: 0 LOB: 0 BB: 0 P: 3	R: 0 E: 0 K: 1 S: 5	H: 0 LOB: 0 BB: 0 P: 5	R: 0 E: 0 K: 2 S: 7	H: 0 LOB: 0 BB: 0 P: 7	R: 0 E: 0 K: 1 S: 5	H: 0 LOB: 0 BB: 0 P: 5	R: 1 E: 0 K: 1 S: 6	H: 1 LOB: 3 BB: 3 P: 18	1B: 4 2B: 1 3B: 0 HR: 0	SF: 1 SAC: 0 DP: 0 HBP: 0	WP: 0 PB: 0 SB: 0 CS: 1	PA: 47
PITCHER	IP WLS BF H R ER SO BB IBB HBP BLK WP HR S P ERA WHIP	PITCHER												IP WLS BF H R ER SO BB IBB HBP BLK WP HR S P ERA WHIP								
Shane Bowers, R ERA: 1.59 Mike Trombley, R ERA: 4.79 Greg Swindell, L ERA: 3.54 Rick Aguilera, R ERA: 3.8 Eddie Guardado, L ERA: 3.69	5.2 23 4 1 1 3 0 0 0 0 0 0 0 0 26 38 1.59 1.235													3 0 0 0 0 0 0 0 15 27 3.38 1.500								

Baltimore Orioles @ Minnesota Twins
Hubert H. Humphrey Metrodome, Minneapolis, MN
Sat Jul 26 1997, 8:05 PM EDT
Att: 24,806 - Dome

AB 39
R 2
H 5
RBI 2
BB 6
SO 8
LOB 9

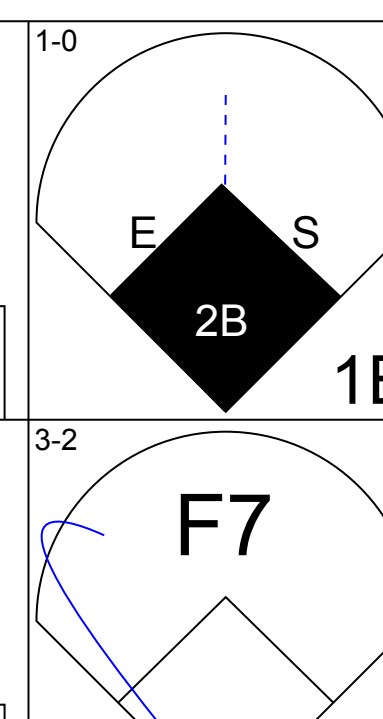
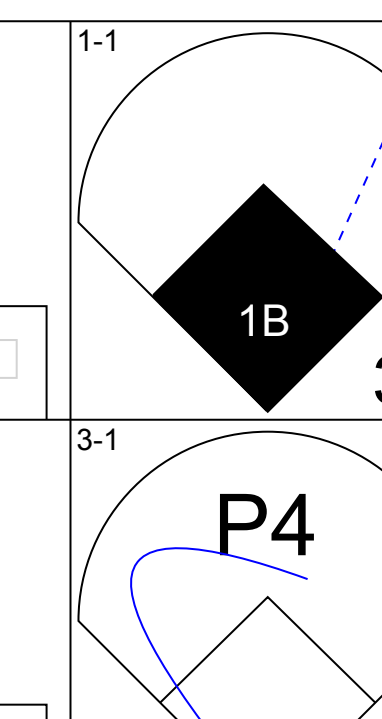
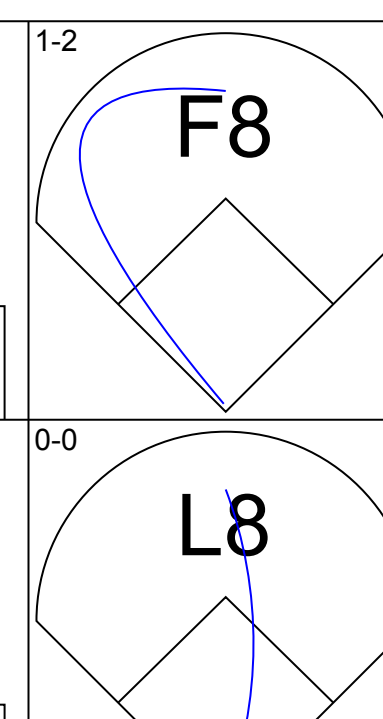
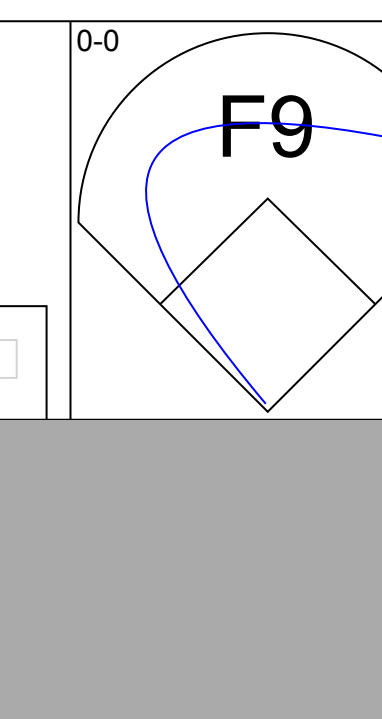
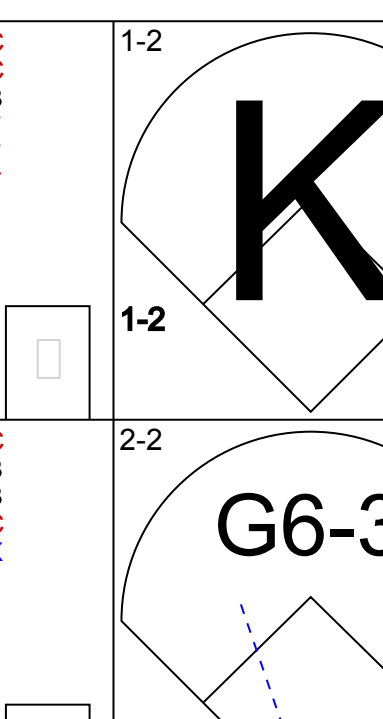
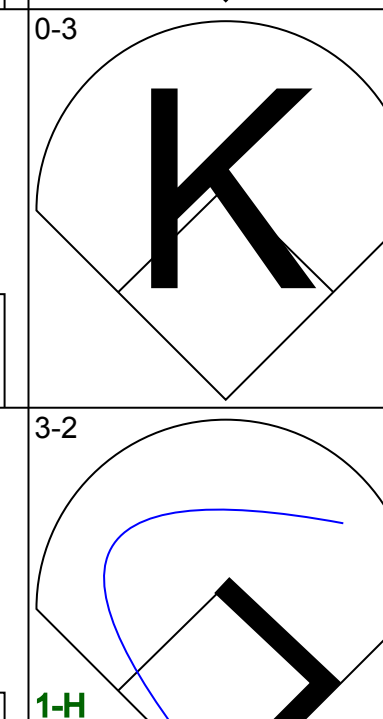
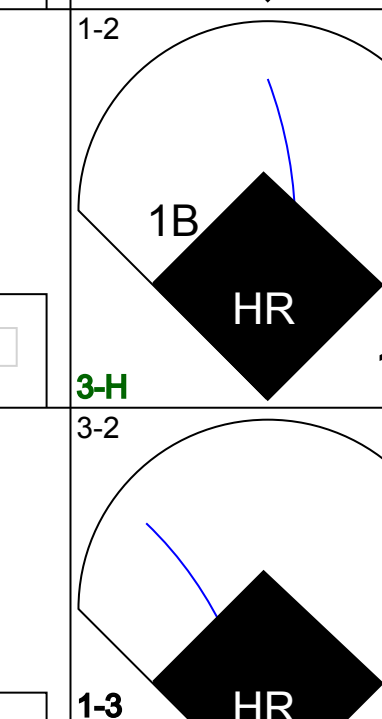


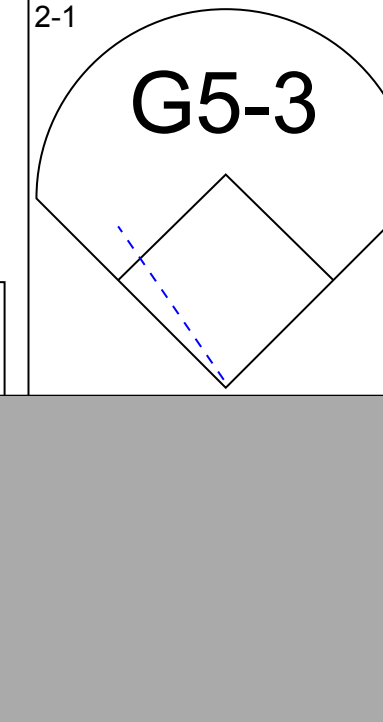
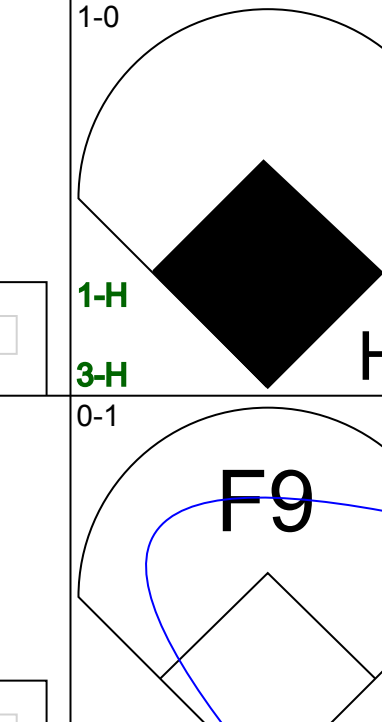
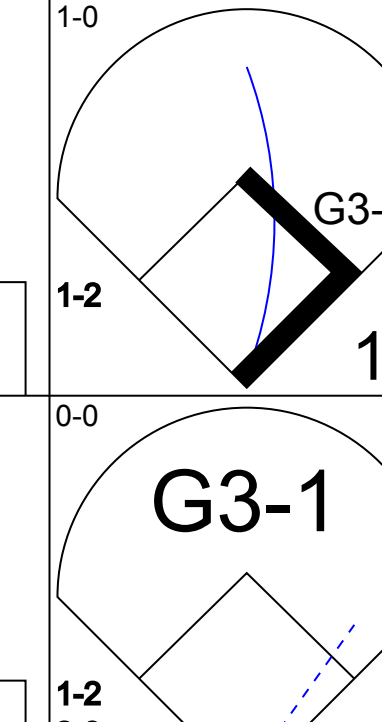
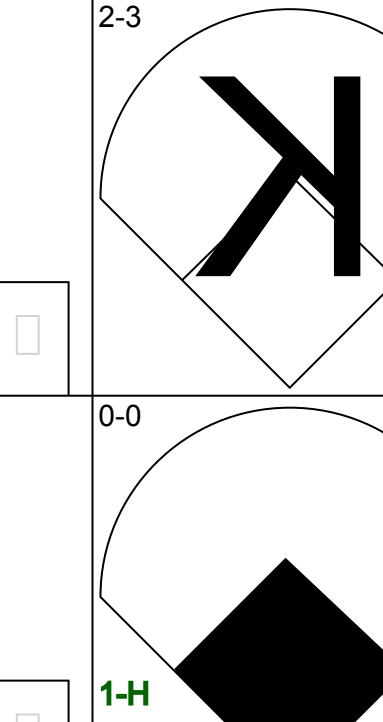
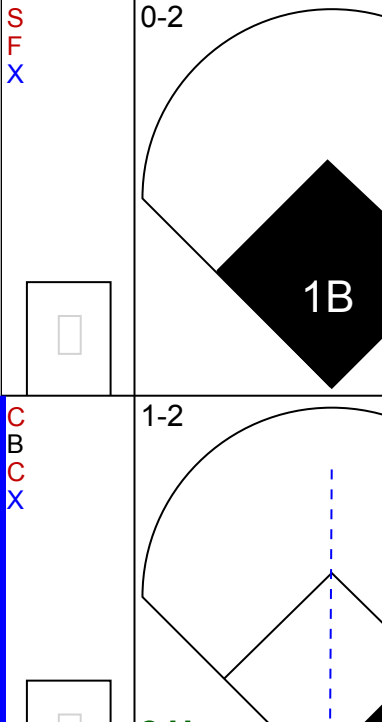


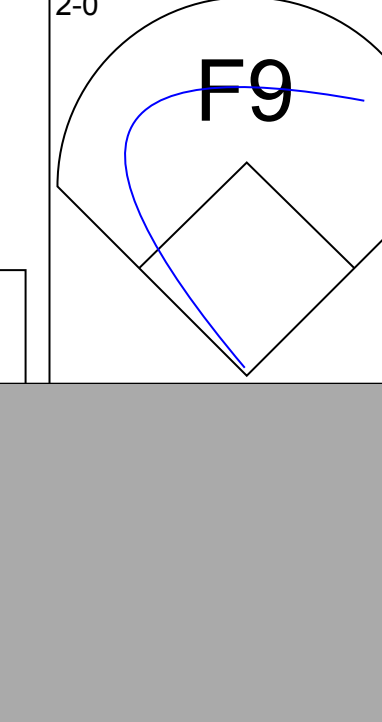
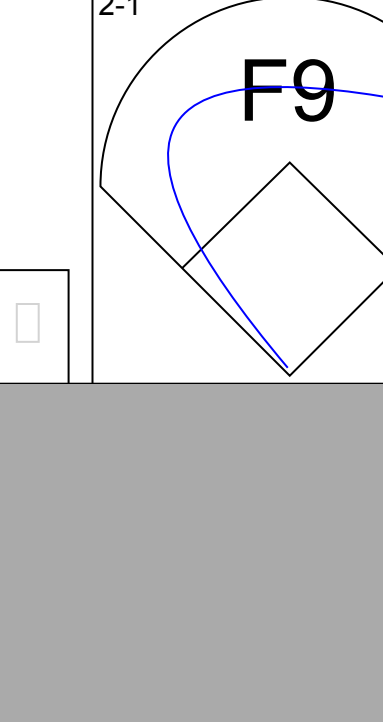
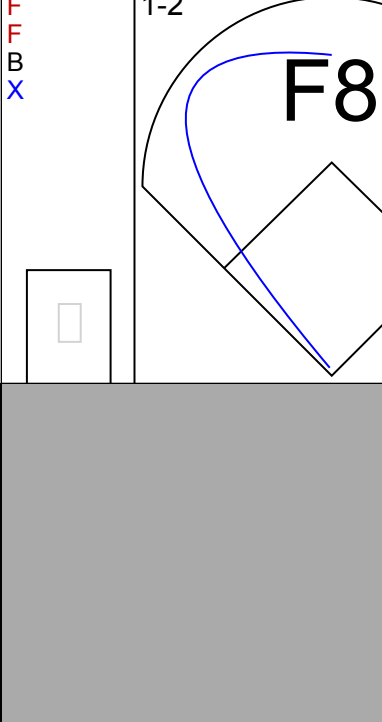

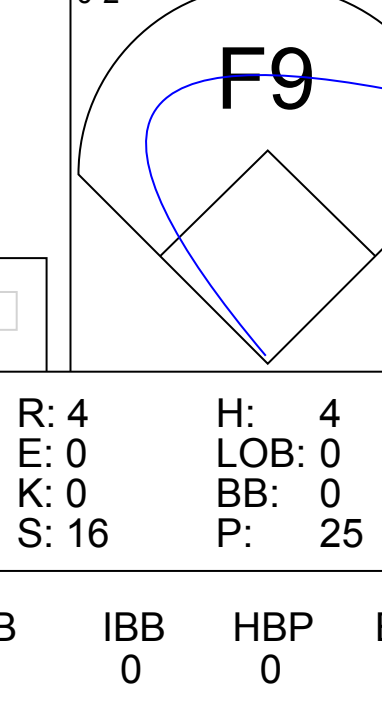
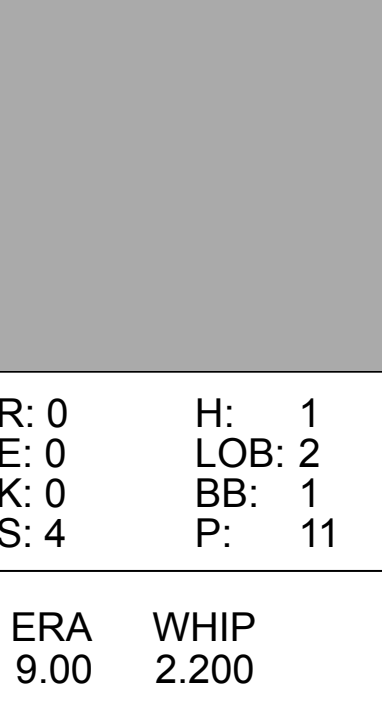
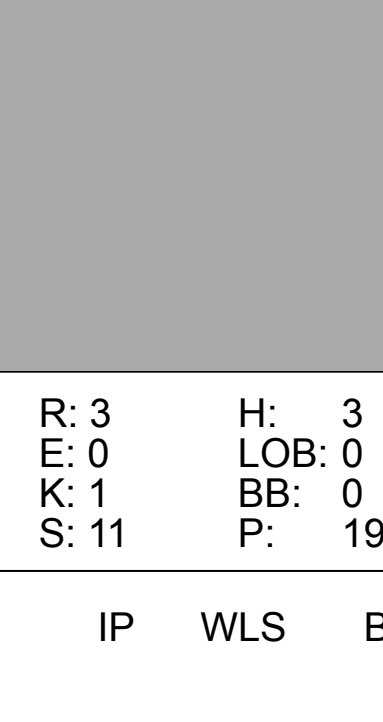
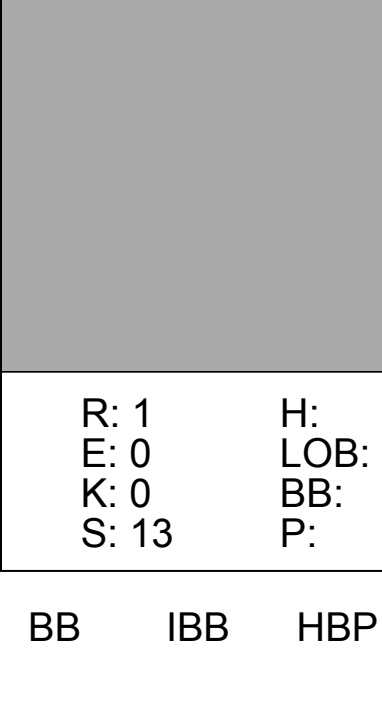
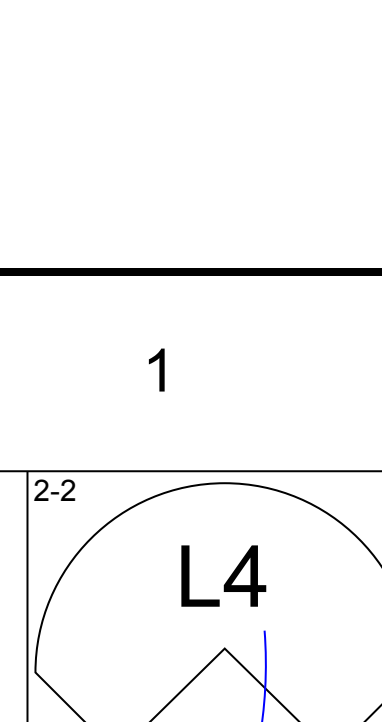
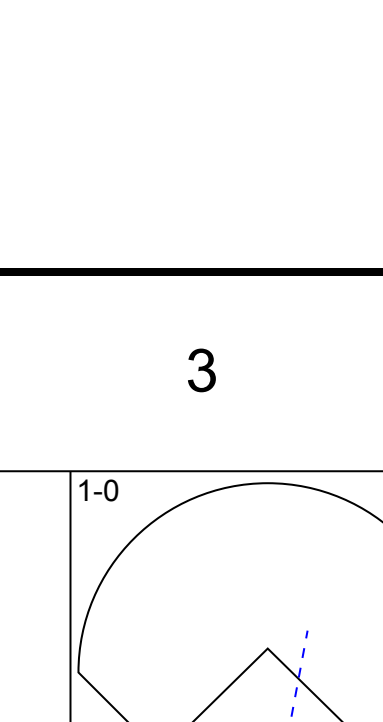
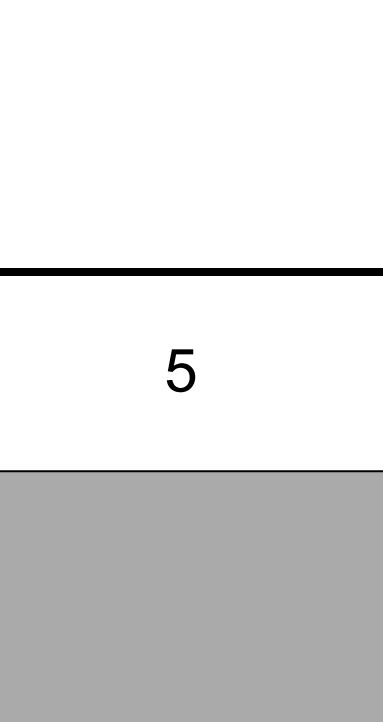
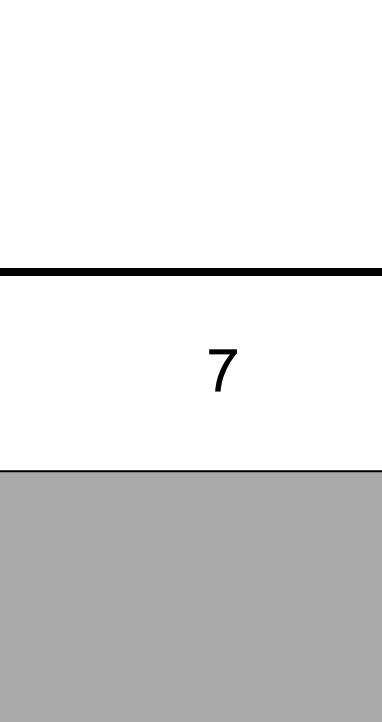
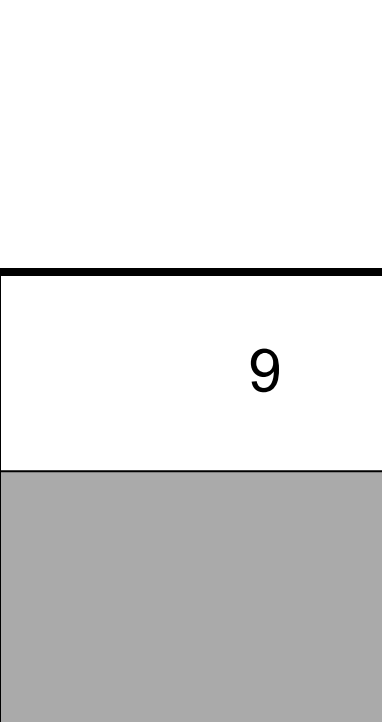

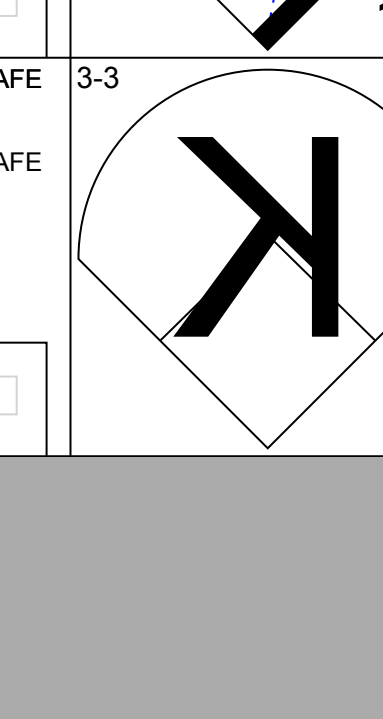

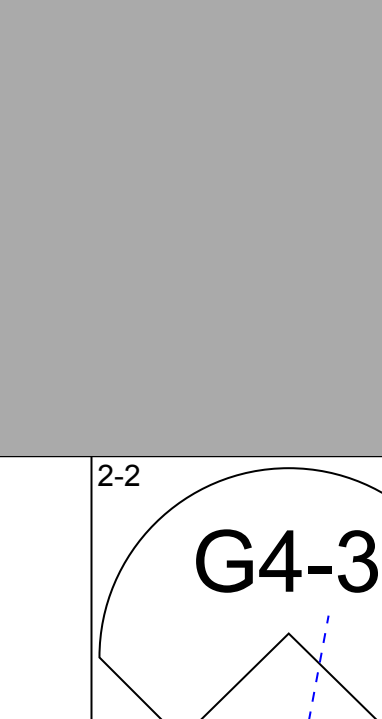
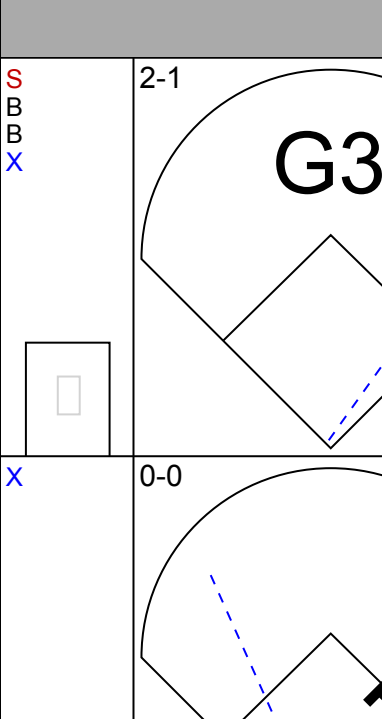



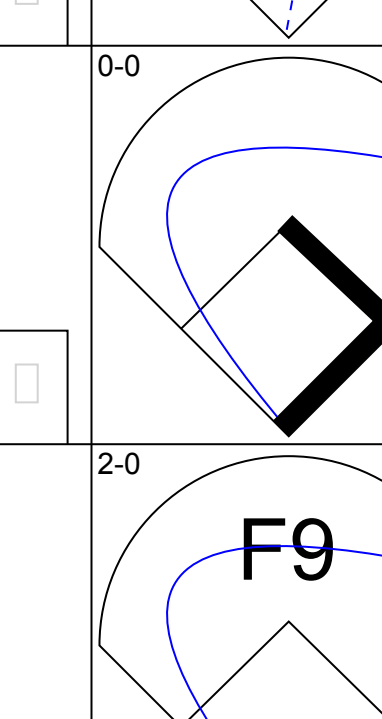
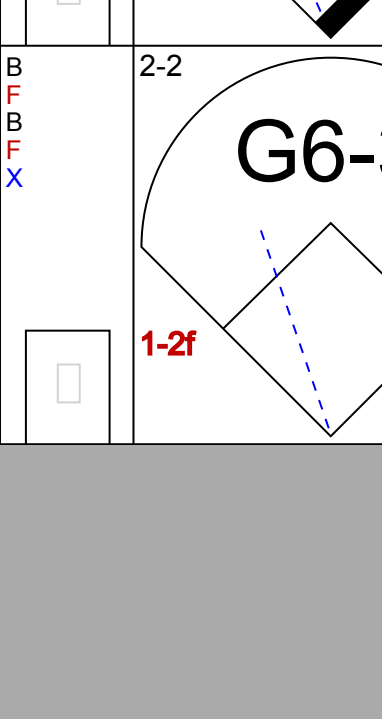
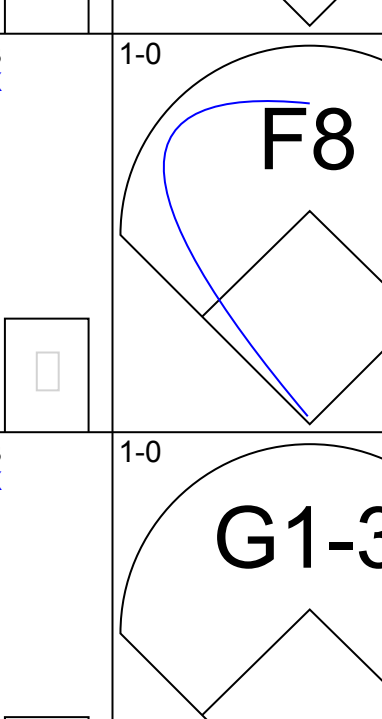

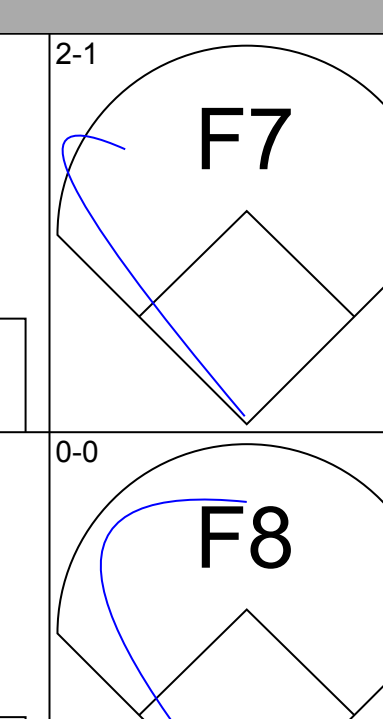
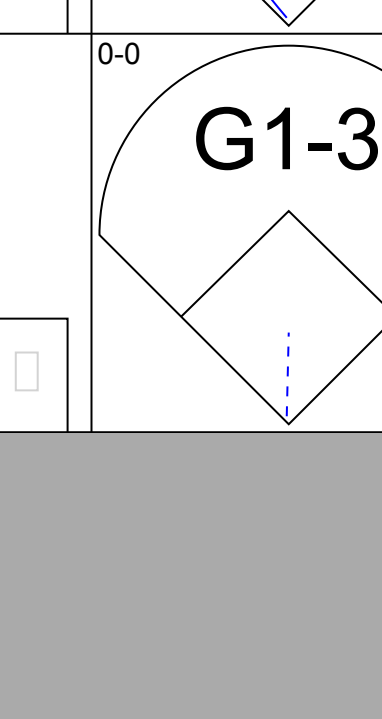



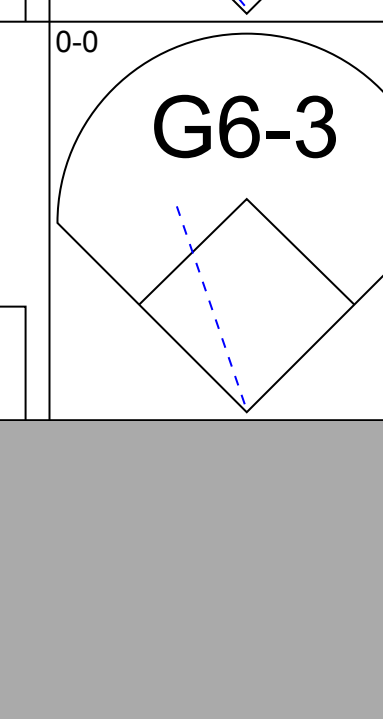


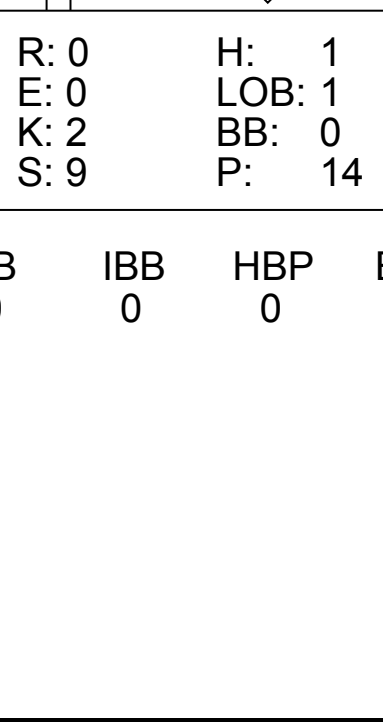
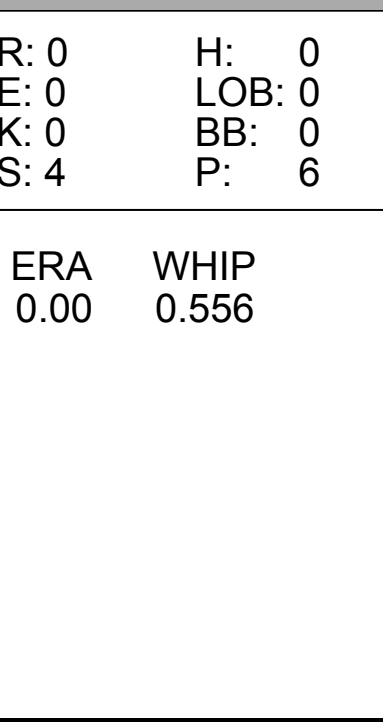
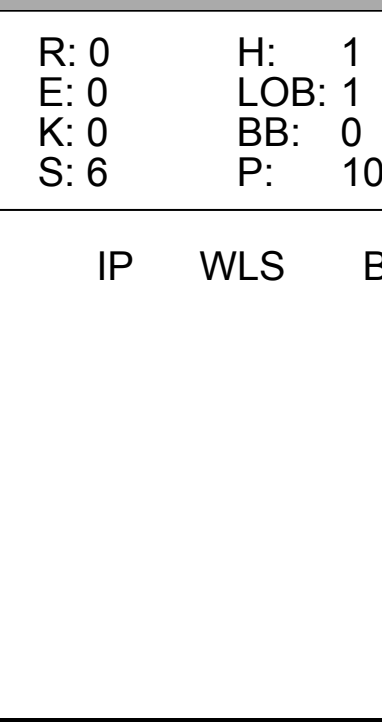
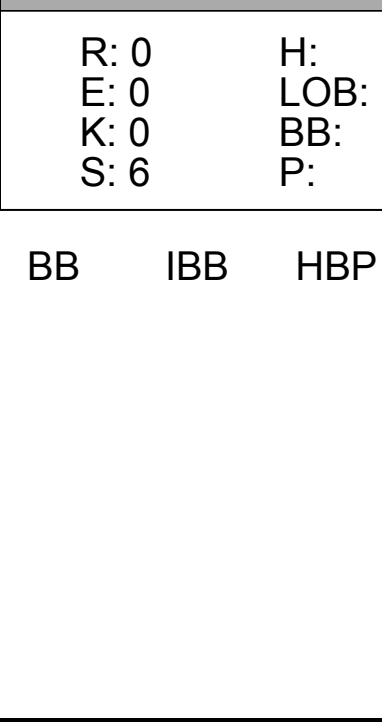


Batter	1	2	3	4	5	6	7	8	9	10	11	12	AB	R	H	RBI	BB	SO	LOB	BOTTOM				
Chuck Knoblauch, R OBP: 0.406, SLG: 0.418 (1.4)	G6-3		G6-3			CS 1B		G4-3			F3		P5	6	0	1	0	0	2					
Roberto Kelly, R OBP: 0.349, SLG: 0.450 Matt Lawton, L OBP: 0.339, SLG: 0.389 (9.9)	E G4-3 1B					HR		P4			F8		G3-1	3	1	2	1	0	0	1				
Paul Molitor, R OBP: 0.361, SLG: 0.452 (1.10)	G4-3		FC6-4 1B			1B		K			F9		G4-3	6	0	2	0	0	1	3				
Terry Steinbach, R OBP: 0.326, SLG: 0.440 (1.2)	G5-3		FC6-4 1B			1B		K			K			5	0	0	0	0	2	4				
Ron Coomer, R OBP: 0.343, SLG: 0.454 (1.5)		E9 G4-3 1B				L8		P4						5	0	3	0	0	2					
Marty Cordova, R OBP: 0.317, SLG: 0.417 (1.7)	K		K			K				G4-6-3 1B	F9			5	0	1	0	0	3	4				
Greg Colbrunn, R OBP: 0.312, SLG: 0.419 Scott Stohovick, L OBP: 0.321, SLG: 0.470 (10.3)	G4-3		F9			K		K		1-2 2-3 BB	G4-6-3 1B			3	0	0	0	0	1	2				
Darrin Jackson, R OBP: 0.248, SLG: 0.340 Rich Becker, L OBP: 0.360, SLG: 0.397 (10.8)	G1-3		G5-3			1B								3	0	1	0	0	0	2				
Denny Hocking, S OBP: 0.313, SLG: 0.355 (12.9)											P3			1	0	1	0	0	0	0				
Pat Meares, R OBP: 0.326, SLG: 0.432 (1.6)			F8			F8		K			G5-3			5	0	1	0	0	1	2				
Inning Stats	R: 0 E: 1 K: 0 S: 4	H: 1 LOB: 1 BB: 0 P: 6	R: 0 E: 1 K: 1 S: 6	H: 1 LOB: 1 BB: 0 P: 6	R: 1 E: 0 K: 0 S: 5	H: 2 LOB: 1 BB: 0 P: 5	R: 0 E: 0 K: 1 S: 6	H: 1 LOB: 1 BB: 0 P: 6	R: 0 E: 0 K: 1 S: 5	H: 1 LOB: 0 BB: 0 P: 3	R: 0 E: 0 K: 2 S: 8	H: 1 LOB: 1 BB: 0 P: 8	R: 0 E: 0 K: 0 S: 4	H: 2 LOB: 1 BB: 1 P: 4	R: 0 E: 0 K: 0 S: 3	H: 0 LOB: 0 BB: 0 P: 3	R: 0 E: 0 K: 1 S: 6	H: 1 LOB: 2 BB: 1 P: 10	R: 0 E: 0 K: 0 S: 4	H: 1 LOB: 1 BB: 0 P: 4	1B: 10 2B: 2 3B: 0 HR: 1	SF: 0 SAC: 0 DP: 1 HBP: 0	WP: 1 PB: 0 SB: 1 CS: 1	PA: 48
PITCHER	IP WLS BF H R ER SO BB IBB HBP BLK WP HR S P ERA WHIP	PITCHER												IP WLS BF H R ER SO BB IBB HBP BLK WP HR S P ERA WHIP										
Jimmy Key, L ERA: 2.6 Armando Benitez, R ERA: 2.84 Terry Mathews, R ERA: 3.27 Jesse Orosco, L ERA: 2.3 Randy Myers, L ERA: 1.41	7.0 28 8 1 0 1 5 0 0 0 0 0 0 1 38 38 1.29 1.143													8 0 0 0 0 0 0 0 12 8 0.00 1.125										

Baltimore Orioles @ Minnesota Twins
Hubert H. Humphrey Metrodome, Minneapolis, MN
Sat Jul 26 1997, 8:05 PM EDT
Att: 24,806 - Dome

AB 47
R 1
H 13
RBI 1
BB 1
SO 8
LOB 26



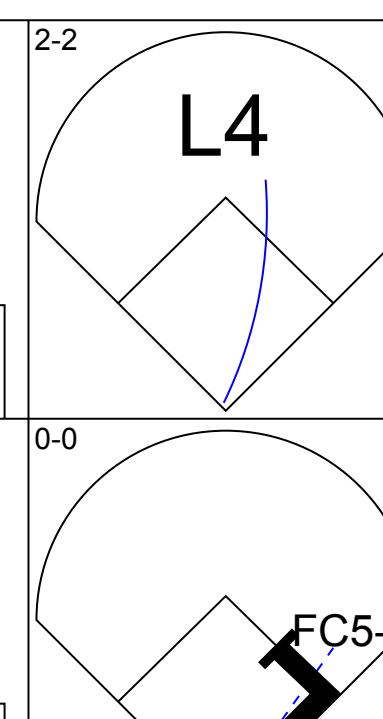
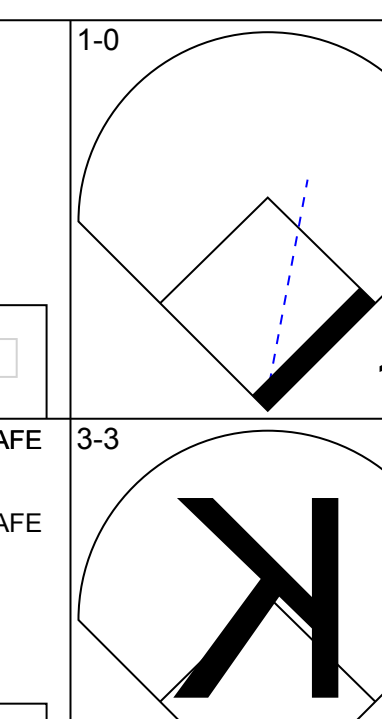
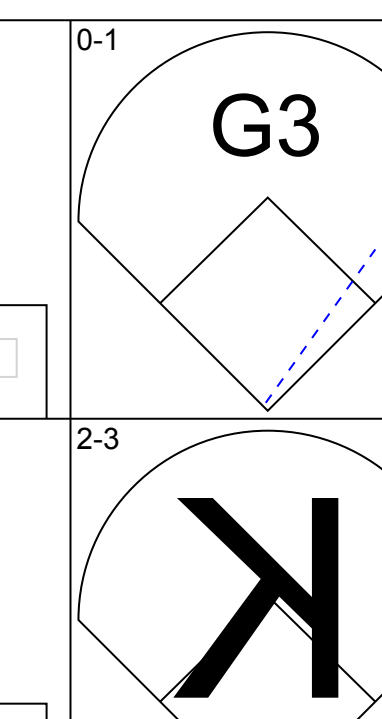
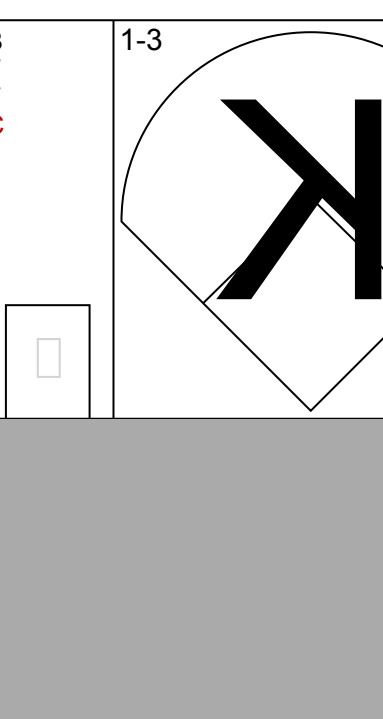
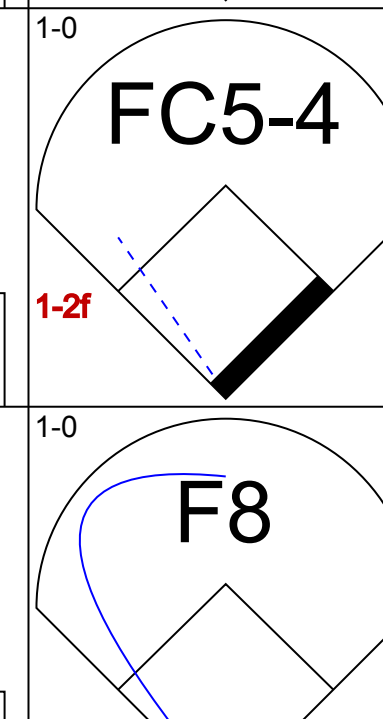


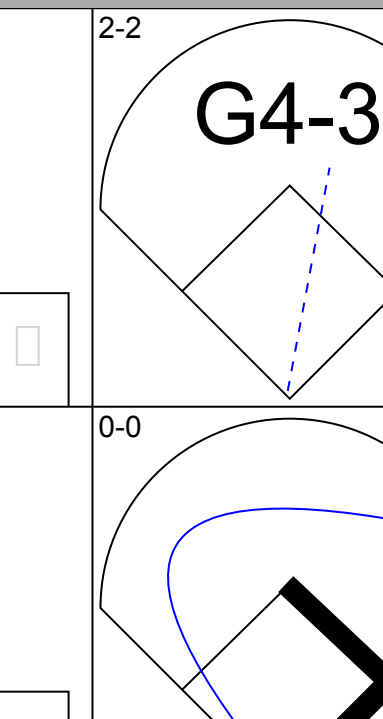
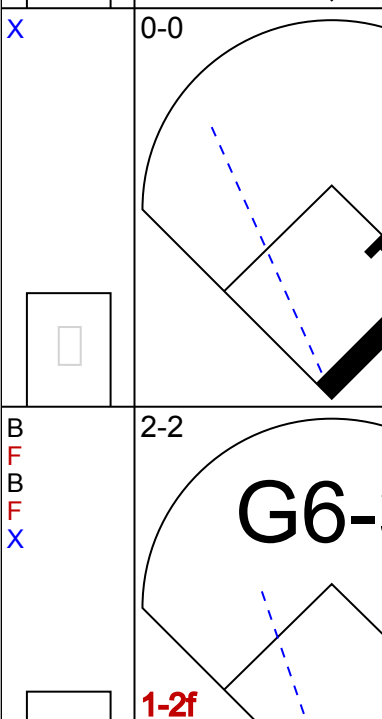


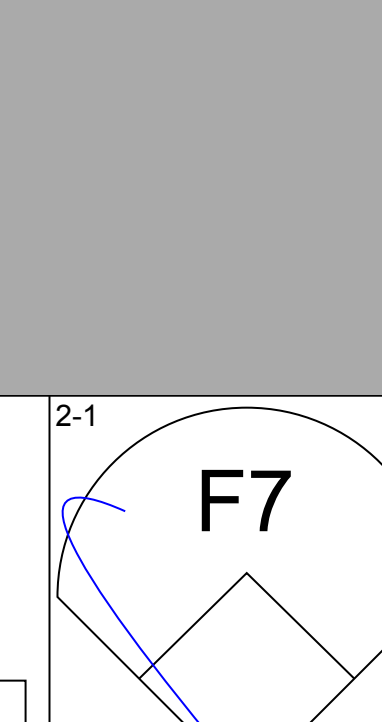
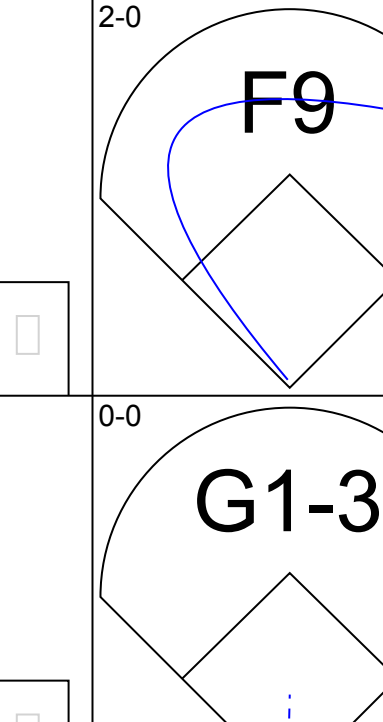


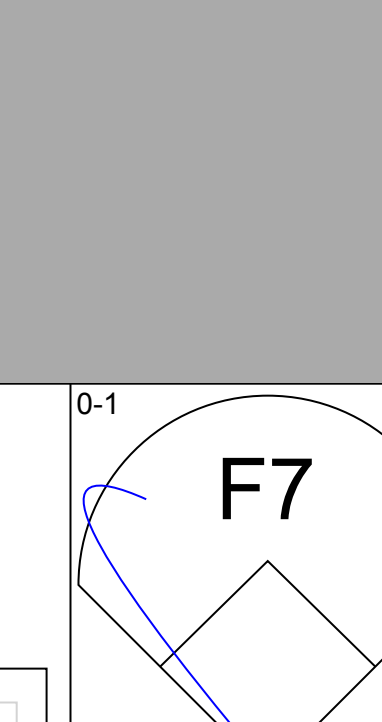
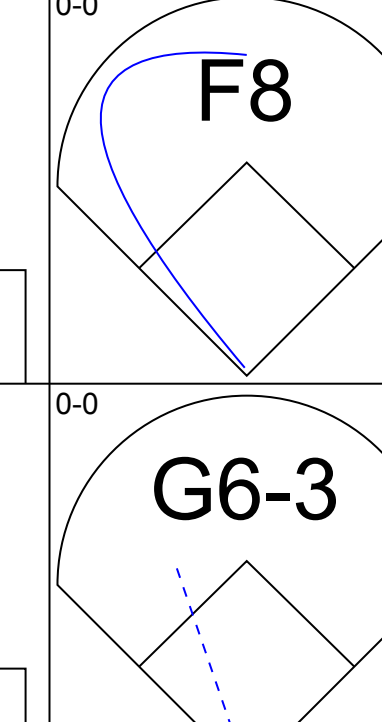


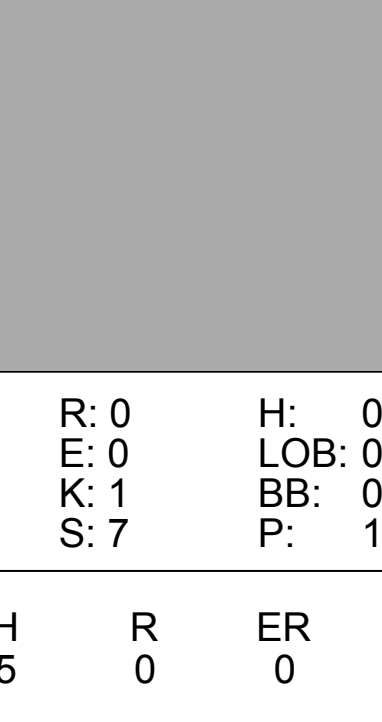


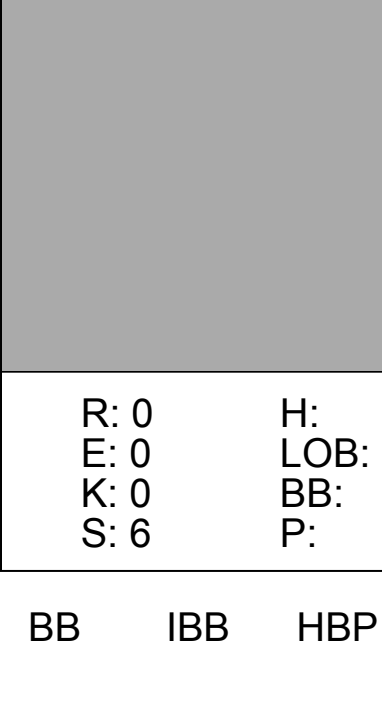




Batter	1	2	3	4	5	6	7	8	9	AB	R	H	RBI	BB	SO	LOB	TOP						
Brady Anderson, L (1, 8) OBP: 0.412, SLG: 0.464										5	2	2	0	0	1	3							
Jeffrey Hammonds, R (1, 9) OBP: 0.323, SLG: 0.522										5	1	1	0	0	0	5							
Rafael Palmeiro, L (1, 3) OBP: 0.339, SLG: 0.476										4	1	2	1	0	1	1							
Aaron Ledesma, R (9, PH) OBP: 0.500, SLG: 0.500										1	0	0	0	0	0	0							
Cal Ripken Jr., R (1, 5) OBP: 0.324, SLG: 0.410										4	2	2	1	1	0	2							
Gerónimo Berroa, R (1, 10) OBP: 0.373, SLG: 0.490										5	2	3	3	0	1	3							
B.J. Surhoff, L (1, 7) OBP: 0.363, SLG: 0.491										4	1	2	3	0	0	2							
Tony Tarasco, L (8, 9) OBP: 0.350, SLG: 0.455										1	0	1	1	0	0	0							
Lenny Webster, R (1, 2) OBP: 0.302, SLG: 0.345											5	0	0	0	0	4							
Jeff Reboulet, R (1, 4) OBP: 0.299, SLG: 0.311											4	0	1	0	0	0							
Mike Bordick, R (1, 6) OBP: 0.277, SLG: 0.300										4	0	2	0	0	0	0							
Inning Stats	R: 1 E: 0 K: 1 S: 12	H: 2 LOB: 1 BB: 0 P: 21	R: 0 E: 0 K: 0 S: 9	H: 1 LOB: 0 BB: 0 P: 17	R: 4 E: 0 K: 0 S: 16	H: 4 LOB: 0 BB: 0 P: 25	R: 0 E: 0 K: 0 S: 9	H: 2 LOB: 2 BB: 0 P: 15	R: 0 E: 0 K: 0 S: 4	H: 1 LOB: 2 BB: 1 P: 11	R: 0 E: 0 K: 0 S: 9	H: 0 LOB: 0 BB: 0 P: 14	R: 3 E: 0 K: 1 S: 11	H: 3 LOB: 0 BB: 0 P: 19	R: 0 E: 0 K: 1 S: 11	H: 1 LOB: 1 BB: 0 P: 16	R: 1 E: 0 K: 0 S: 13	H: 2 LOB: 1 BB: 0 P: 17	1B: 11 2B: 2 3B: 1 HR: 2	SF: 0 SAC: 0 DP: 1 HBP: 0	WP: 1 PB: 0 SB: 1 CS: 0	PA: 43	
PITCHER	IP	WLS	BF	H	R	ER	SO	BB	IBB	HBP	BLK	WP	HR	S	P	ERA	WHIP					ERA	WHIP
Rich Robertson, L (1, 1) ERA: 5.29	5.0	L	25	10	5	5	1	1	0	0	0	0	1	50	89	9.00	2.200						
Todd Ritchie, R (6, 1) ERA: 5.18	4.0		18	6	4	4	2	0	0	0	0	1	1	44	66	9.00	1.500						

Baltimore Orioles @ Minnesota Twins
Hubert H. Humphrey Metrodome, Minneapolis, MN

AB 42
R 9
H 16
RBI 9
BB 1
SO 3
LOB 20



WP: 1 PA: 43
PB: 0
SB: 1
CS: 0

Batter	1	2	3	4	5	6	7	8	9	AB	R	H	RBI	BB	SO	LOB	BOTTOM						
Matt Lawton, L (1, 9) OBP: 0.338, SLG: 0.387										4	0	1	0	0	1	1							
Denny Hocking, S (1, 4) OBP: 0.311, SLG: 0.352										4	0	1	0	0	2	1							
Paul Molitor, R (1, 10) OBP: 0.360, SLG: 0.450										4	0	1	0	0	1	1							
Scott Stahoviak, L (1, 3) OBP: 0.320, SLG: 0.471										4	0	1	0	0	0	2							
Ron Coomer, R (1, 5) OBP: 0.340, SLG: 0.450										3	0	0	0	0	2	1							
Greg Myers, L (1, 2) OBP: 0.316, SLG: 0.396										3	0	0	0	0	0	1							
Marty Cordova, R (1, 7) OBP: 0.317, SLG: 0.416										3	0	1	0	0	0	0							
Rich Becker, L (1, 8) OBP: 0.357, SLG: 0.393										3	0	0	0	0	0	1							
Pat Meares, R (1, 6) OBP: 0.322, SLG: 0.428										3	0	0	0	0	3	1							
Inning Stats	R: 0 E: 0 K: 0 S: 6	H: 1 LOB: 1 BB: 0 P: 10	R: 0 E: 0 K: 1 S: 7	H: 0 LOB: 0 BB: 0 P: 10	R: 0 E: 0 K: 2 S: 9	H: 1 LOB: 1 BB: 0 P: 14	R: 0 E: 0 K: 2 S: 7	H: 0 LOB: 0 BB: 0 P: 12	R: 0 E: 0 K: 0 S: 4	H: 0 LOB: 0 BB: 0 P: 6	R: 0 E: 0 K: 2 S: 8	H: 0 LOB: 0 BB: 0 P: 12	R: 0 E: 0 K: 0 S: 6	H: 1 LOB: 1 BB: 0 P: 10	R: 0 E: 0 K: 2 S: 12	H: 1 LOB: 1 BB: 0 P: 18	R: 0 E: 0 K: 0 S: 6	H: 1 LOB: 0 BB: 0 P: 10	1B: 4 2B: 1 3B: 0 HR: 0	SF: 0 SAC: 0 DP: 1 HBP: 0	WP: 0 PB: 0 SB: 0 CS: 0	PA: 31	
PITCHER	IP	WLS	BF	H	R	ER	SO	BB	IBB	HBP	BLK	WP	HR	S	P	ERA	WHIP					ERA	WHIP
Scott Erickson, R (1, 1) ERA: 3.7	9.0	W	31	5	0	0	9	0	0	0	0	0	0	65	102	0.00	0.556						

Baltimore Orioles @ Minnesota Twins
Hubert H. Humphrey Metrodome, Minneapolis, MN

AB 31
R 0
H 5
RBI 0
BB 0
SO 9
LOB 9



WP: 0 PA: 31
PB: 0
SB: 0
CS: 0

Batter	1	2	3	4	5	6	7	8	9	AB	R	H	RBI	BB	SO	LOB	TOP				
Chuck Knoblauch, R (1, 4) OBP: 0.409, SLG: 0.418 Denny Hocking, S (2, FR) OBP: 0.307, SLG: 0.346										0	1	0	0	2	0	0	Minnesota Twins @ Kansas City Royals Kauffman Stadium, Kansas City, MO Mon Jul 28 1997, 7:05 PM CDT Overcast - 77 F				
Roberto Kelly, R (1, 9) OBP: 0.348, SLG: 0.446										4	0	1	0	0	1	2					
Paul Molitor, R (1, 10) OBP: 0.359, SLG: 0.447										4	0	1	1	0	1	1					
Scott Stahoviak, L (1, 3) OBP: 0.313, SLG: 0.459										4	0	0	0	0	1	2					
Ron Coomer, R (1, 5) OBP: 0.335, SLG: 0.444											4	0	0	0	0	0					
Marty Cordova, R (1, 7) OBP: 0.316, SLG: 0.428											4	1	1	1	0	1		0			
Greg Myers, L (1, 2) OBP: 0.308, SLG: 0.385											4	0	0	0	0	0		0			
Darrin Jackson, R (1, 8) OBP: 0.259, SLG: 0.369										3	1	2	0	0	1	0					
Pat Meares, R (1, 6) OBP: 0.325, SLG: 0.429										2	0	1	0	0	0	0					
Inning Stats	R: 1 E: 0 K: 1 S: 13	H: 1 LOB: 1 BB: 1 P: 20	R: 2 E: 0 K: 1 S: 13	H: 2 LOB: 2 BB: 1 P: 24	R: 0 E: 0 K: 0 S: 6	H: 0 LOB: 0 BB: 0 P: 10	R: 0 E: 0 K: 2 S: 7	H: 0 LOB: 0 BB: 0 P: 13	R: 0 E: 0 K: 0 S: 5	H: 0 LOB: 0 BB: 0 P: 8	R: 0 E: 0 K: 1 S: 6	H: 2 LOB: 2 BB: 0 P: 14	R: 0 E: 0 K: 0 S: 5	H: 1 LOB: 0 BB: 0 P: 6	R: 0 E: 0 K: 0 S: 7	H: 0 LOB: 0 BB: 0 P: 10	1B: 4 2B: 1 3B: 1 HR: 1	SF: 0 SAC: 0 DP: 2 HBP: 1	WP: 1 PB: 0 SB: 0 CS: 1	PA: 34	
PITCHER	IP WLS BF H R ER SO BB IBB HBP BLK WP HR S P ERA WHIP	7.0 W 28 5 3 3 5 2 0 1 0 1 1 60 100 3.86 1.000	2.0 6 1 0 0 0 0 0 0 0 0 0 0 12 16 0.00 0.500																		

Batter	1	2	3	4	5	6	7	8	9	AB	R	H	RBI	BB	SO	LOB	BOTTOM				
Bip Roberts, S (1, 7) OBP: 0.365, SLG: 0.404										5	0	3	2	0	0	2	Minnesota Twins @ Kansas City Royals Kauffman Stadium, Kansas City, MO Mon Jul 28 1997, 7:05 PM CDT Overcast - 77 F				
Jose Offerman, S (1, 4) OBP: 0.371, SLG: 0.418										5	1	1	0	0	0	5					
Chili Davis, S (1, 10) OBP: 0.401, SLG: 0.497										5	1	1	0	0	1	1					
Dean Palmer, R (1, 5) OBP: 0.304, SLG: 0.423 Shane Halter, R (9, 5) OBP: 0.397, SLG: 0.377										2	2	0	0	2	1	1					
Jeff King, R (1, 3) OBP: 0.352, SLG: 0.435										5	2	4	1	0	1	1					
Johnny Damon, L (1, 8) OBP: 0.350, SLG: 0.407										4	1	2	2	1	0	4					
29 Mike Sweeney, R (1, 2) OBP: 0.344, SLG: 0.494										5	1	1	2	0	0	6					
Yamil Benitez, R (1, 9) OBP: 0.526, SLG: 1.056										5	1	4	2	0	0	0					
David Howard, S (1, 6) OBP: 0.284, SLG: 0.318										5	1	1	1	0	2	5					
Inning Stats	R: 7 E: 0 K: 0 S: 33	H: 7 LOB: 2 BB: 2 P: 53	R: 0 E: 0 K: 0 S: 9	H: 1 LOB: 0 BB: 0 P: 15	R: 0 E: 0 K: 0 S: 10	H: 1 LOB: 1 BB: 0 P: 14	R: 1 E: 0 K: 0 S: 13	H: 2 LOB: 1 BB: 0 P: 24	R: 0 E: 1 K: 0 S: 8	H: 1 LOB: 1 BB: 0 P: 9	R: 1 E: 0 K: 2 S: 12	H: 2 LOB: 1 BB: 0 P: 15	R: 0 E: 0 K: 1 S: 11	H: 1 LOB: 1 BB: 0 P: 16	R: 1 E: 1 K: 2 S: 19	H: 2 LOB: 3 BB: 1 P: 29	1B: 14 2B: 2 3B: 1 HR: 0	SF: 0 SAC: 0 DP: 1 HBP: 1	WP: 1 PB: 0 SB: 0 CS: 0	PA: 45	
PITCHER	IP WLS BF H R ER SO BB IBB HBP BLK WP HR S P ERA WHIP	4.0 L 25 4 1 1 3 2 0 0 0 0 0 31 40 3.00 1.333	3.0 13 4 1 1 3 0 0 0 0 0 0 0 19 29 0.00 3.000																		

livebaseballscores.com



Batter	1	2	3	4	5	6	7	8	9	AB	R	H	RBI	BB	SO	LOB	TOP					
Chuck Knoblauch R (1, 4) OBP: 0.408, SLG: 0.415	4-0 S E BB		1-2 F7					1-1 G4-6-3								3	1	0	0	1	0	2
Rich Becker L (1, 9) OBP: 0.353, SLG: 0.388	2-1 G6-3		2-2 G5-3					1-2 P6								4	0	0	0	0	1	2
Paul Molitor R (1, 10) OBP: 0.358, SLG: 0.443	4-0 FC4 BB		2-2 L7					1-0 G4-3								3	0	0	0	1	0	0
Terry Steinbach R (1, 2) OBP: 0.322, SLG: 0.434	2-1 FC4							1-0 F9								4	0	0	0	0	0	1
Matt Lawton L (1, 7) OBP: 0.337, SLG: 0.383	1-3 K							2-2 G4-3								3	0	0	0	1	1	1
Greg Colbrunn R (1, 3) OBP: 0.311, SLG: 0.415								1-1 F7								4	0	1	0	0	0	1
Darrin Jackson R (1, 8) OBP: 0.261, SLG: 0.368								1-2 BB 1B G4-6-3								3	1	1	0	0	1	1
Pat Meares R (1, 6) OBP: 0.325, SLG: 0.428								0-0 G1-3								3	0	1	0	0	0	1
Denny Hocking S (1, 5) OBP: 0.307, SLG: 0.341								1-2 L4								2	0	0	0	1	0	1
Inning Stats	R: 1 E: 1 K: 1 S: 7	H: 0 LOB: 1 BB: 2 P: 20	R: 0 E: 0 K: 0 S: 8	H: 1 LOB: 1 BB: 0 P: 10	R: 0 E: 0 K: 0 S: 16	H: 0 LOB: 0 BB: 0 P: 21	R: 0 E: 0 K: 0 S: 6	H: 0 LOB: 0 BB: 0 P: 10	R: 1 E: 0 K: 0 S: 10	H: 2 LOB: 1 BB: 1 P: 16	R: 0 E: 0 K: 0 S: 8	H: 0 LOB: 1 BB: 1 P: 17	R: 0 E: 0 K: 1 S: 7	H: 0 LOB: 0 BB: 0 P: 11	R: 0 E: 0 K: 1 S: 7	H: 0 LOB: 0 BB: 0 P: 10	R: 0 E: 0 K: 0 S: 6	H: 0 LOB: 0 BB: 0 P: 6	1B: 3 2B: 0 3B: 0 HR: 0	SF: 0 SAC: 0 DP: 1 HBP: 0	WP: 0 PB: 0 SB: 1 CS: 0	PA: 33
PITCHER	IP	WLS	BF	H	R	ER	SO	BB	IBB	HBP	BLK	WP	HR	S	P	ERA	WHIP					
Jim Pittsley R (1, 1) ERA: 5.79	6.0	W	24	3	2	1	1	4	0	0	0	0	0	55	94	1.50	1.167					
Mike Perez R (7, 1) ERA: 3.5	2.0		6	0	0	0	2	0	0	0	0	0	0	14	21	0.00	0.000					
Jeff Montgomery R (9, 1) ERA: 5.6	1.0	S	3	0	0	0	0	0	0	0	0	0	0	6	6	0.00	0.000					

Minnesota Twins @ Kansas City Royals
Kauffman Stadium, Kansas City, MO
Mon Jul 28 1997, 7:05 PM CDT
Att: 20,305 - Unknown - 78 F

AB 29
R 2
H 3
RBI 0
BB 4
SO 3
LOB 10



Batter	1	2	3	4	5	6	7	8	9	AB	R	H	RBI	BB	SO	LOB	BOTTOM					
Bip Roberts S (1, 7) OBP: 0.364, SLG: 0.401	2-1 F8		1-1 2B SF9 1B					2-1 G4-3								4	1	1	0	0	1	0
Jose Offerman S (1, 4) OBP: 0.373, SLG: 0.423	1-0 G3-1		0-0 SF9 1B 2B					3-2 1B								4	0	2	1	0	0	0
Jay Bell R (1, 6) OBP: 0.376, SLG: 0.470	4-2 BB		1-0 SF9					2-1 1B								2	0	1	1	1	0	0
Chili Davis S (1, 10) OBP: 0.397, SLG: 0.490	2-3 K		2-3 3-H 1-1 G6-3					3-3 K								4	0	0	0	0	2	4
Dean Palmer R (1, 5) OBP: 0.301, SLG: 0.418			1-2 F9					1-0 F7								4	0	0	0	0	2	0
Joe Vitiello R (1, 3) OBP: 0.325, SLG: 0.362			2-0 L3					3-1 HR								3	1	1	1	0	0	0
Jeff King R (7, 3) OBP: 0.351, SLG: 0.433																1	0	0	0	0	0	0
Yanij Benitez R (1, 9) OBP: 0.545, SLG: 1.000			1-1 G3					0-0 HR								2	1	1	0	1	0	0
Shane Halter R (7, 9) OBP: 0.367, SLG: 0.377								1-3 1B								0	0	0	0	0	0	0
Johnny Damon L (1, 8) OBP: 0.350, SLG: 0.417			1-1 F7					1-0 L8-3								3	1	1	2	0	0	1
Mike Macfarlane R (1, 2) OBP: 0.259, SLG: 0.271			4-2 1B 2B BB					2-3 K								2	1	0	0	1	1	0
Inning Stats	R: 0 E: 0 K: 1 S: 9	H: 0 LOB: 1 BB: 1 P: 18	R: 0 E: 0 K: 0 S: 6	H: 0 LOB: 0 BB: 0 P: 10	R: 2 E: 0 K: 0 S: 10	H: 2 LOB: 1 BB: 1 P: 18	R: 1 E: 0 K: 0 S: 7	H: 2 LOB: 0 BB: 0 P: 12	R: 0 E: 0 K: 2 S: 16	H: 2 LOB: 2 BB: 0 P: 28	R: 2 E: 0 K: 1 S: 6	H: 1 LOB: 0 BB: 1 P: 13	R: 0 E: 0 K: 1 S: 6	H: 0 LOB: 0 BB: 0 P: 9	R: 0 E: 0 K: 1 S: 5	H: 0 LOB: 0 BB: 0 P: 6	1B: 4 2B: 2 3B: 0 HR: 2	SF: 1 SAC: 0 DP: 1 HBP: 0	WP: 0 PB: 0 SB: 0 CS: 0	PA: 33		
PITCHER	IP	WLS	BF	H	R	ER	SO	BB	IBB	HBP	BLK	WP	HR	S	P	ERA	WHIP					
Travis Miller L (1, 1) ERA: 7.5	6.0	L	27	7	5	5	4	3	0	0	0	0	0	11	15	7.50	1.667					
Mike Trombley R (7, 1) ERA: 4.63	2.0		6	0	0	0	2	0	0	0	0	0	0	11	15	0.00	0.000					

Minnesota Twins @ Kansas City Royals
Kauffman Stadium, Kansas City, MO
Mon Jul 28 1997, 7:05 PM CDT
Att: 20,305 - Unknown - 78 F

AB 29
R 5
H 7
RBI 5
BB 3
SO 6
LOB 5



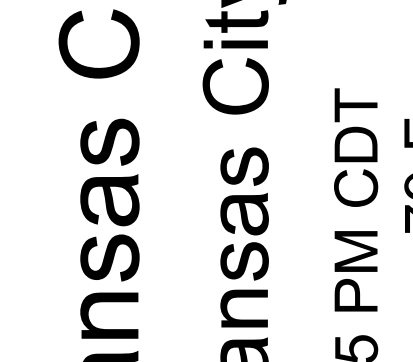
Batter	1	2	3	4	5	6	7	8	9	AB	R	H	RBI	BB	SO	LOB	TOP					
Chuck Knoblauch, R (1, 4) <small>OBP: 0.407, SLG: 0.414</small> Denny Hocking, S (1, 4) <small>OBP: 0.306, SLG: 0.338</small>										1	0	0	0	0	1	0	Minnesota Twins @ Kansas City Royals Kauffman Stadium, Kansas City, MO Tue Jul 29 1997, 7:05 PM CDT Att: 16,652 - Unknown - 79 F					
Rich Becker, L (1, 8) <small>OBP: 0.351, SLG: 0.391</small>										5	1	1	2	0	2	2						
Paul Molitor, R (1, 10) <small>OBP: 0.358, SLG: 0.441</small>										4	2	1	1	1	0	0						
Scott Stahoviak, L (1, 3) <small>OBP: 0.320, SLG: 0.463</small>										5	1	3	0	0	0	0						
Terry Steinbach, R (1, 2) <small>OBP: 0.320, SLG: 0.428</small>										4	0	0	0	1	0	5						
Ron Coomer, R (1, 5) <small>OBP: 0.343, SLG: 0.448</small>										4	2	3	3	1	0	1						
Marty Cordova, R (1, 7) <small>OBP: 0.319, SLG: 0.460</small>										4	2	2	4	0	1	3						
Matt Lawton, L (1, 9) <small>OBP: 0.339, SLG: 0.385</small>										4	1	2	0	0	1	0						
Pat Meares, R (1, 6) <small>OBP: 0.330, SLG: 0.428</small>										2	1	1	0	1	0	1						
Inning Stats	R: 0 E: 0 K: 1 S: 6	H: 0 LOB: 0 BB: 0 P: 8	R: 0 E: 0 K: 0 S: 8	H: 1 LOB: 1 BB: 1 P: 14	R: 8 E: 1 K: 1 S: 27	H: 7 LOB: 2 BB: 1 P: 44	R: 0 E: 0 K: 0 S: 6	H: 0 LOB: 0 BB: 0 P: 8	R: 0 E: 0 K: 1 S: 7	H: 0 LOB: 0 BB: 1 P: 15	R: 0 E: 0 K: 1 S: 6	H: 1 LOB: 0 BB: 0 P: 9	R: 3 E: 0 K: 0 S: 15	H: 4 LOB: 1 BB: 1 P: 31	R: 0 E: 0 K: 1 S: 8	H: 0 LOB: 0 BB: 0 P: 12		R: 0 E: 0 K: 0 S: 6	H: 1 LOB: 0 BB: 0 P: 8	1B: 11 2B: 1 3B: 1 HR: 2	SF: 0 SAC: 0 DP: 5 HBP: 1	WP: 0 PB: 0 SB: 0 CS: 1
PITCHER	IP WLS BF H R ER SO BB IBB HBP BLK WP HR S P ERA WHIP																					
Ricky Bones, R (1, 1) <small>ERA: 8.33</small>	2.1	L	15	6	7	6	1	2	0	0	0	0	0	0	28	46	23.14	3.429				
Jamie Walker, L (3, 1) <small>ERA: 8.09</small>	0.1		3	1	1	1	1	0	0	1	0	0	0	1	6	10	27.00	3.000				
Gregg Olson, R (3, 1) <small>ERA: 7.36</small>	3.1		11	2	0	0	2	1	0	0	0	0	0	0	26	42	0.00	0.900				
Larry Casian, L (7, 1) <small>ERA: 5.53</small>	2.0		10	4	3	3	1	1	0	0	0	0	0	1	23	43	13.50	2.500				
Mike Perez, R (9, 1) <small>ERA: 3.27</small>	1.0		3	1	0	0	0	0	0	0	0	0	0	0	6	8	0.00	1.000				

Batter	1	2	3	4	5	6	7	8	9	AB	R	H	RBI	BB	SO	LOB	BOTTOM					
Bip Roberts, S (1, 7) <small>OBP: 0.359, SLG: 0.396</small> Shane Halter, R (8, 7) <small>OBP: 0.361, SLG: 0.370</small>										4	0	0	0	0	1	1	Minnesota Twins @ Kansas City Royals Kauffman Stadium, Kansas City, MO Tue Jul 29 1997, 7:05 PM CDT Att: 16,652 - Unknown - 79 F					
Jose Offerman, S (1, 4) <small>OBP: 0.375, SLG: 0.420</small> Jed Hansen, R (7, FR) <small>(8, 4)</small>										2	1	0	0	2	0	1						
Jay Bell, R (1, 6) <small>OBP: 0.375, SLG: 0.476</small> David Howard, S (8, 6) <small>OBP: 0.288, SLG: 0.322</small>										4	1	1	2	0	1	1						
Dean Palmer, R (1, 5) <small>OBP: 0.305, SLG: 0.424</small>										5	2	3	0	0	2	1						
Jeff King, R (1, 3) <small>OBP: 0.352, SLG: 0.439</small>										5	1	2	1	0	1	2						
Johnny Damon, L (1, 8) <small>OBP: 0.354, SLG: 0.426</small>										4	1	2	2	1	0	1						
Joe Vitiello, R (1, 10) <small>OBP: 0.331, SLG: 0.394</small>										4	1	2	2	0	2	3						
29 Mike Sweeney, R (1, 2) <small>OBP: 0.341, SLG: 0.407</small>										4	0	1	0	0	1	3						
Yamil Benitez, R (1, 9) <small>OBP: 0.500, SLG: 0.875</small>										4	0	1	1	0	2	1						
Inning Stats	R: 2 E: 0 K: 2 S: 16	H: 2 LOB: 0 BB: 1 P: 26	R: 1 E: 0 K: 0 S: 9	H: 1 LOB: 0 BB: 0 P: 12	R: 0 E: 0 K: 1 S: 10	H: 0 LOB: 0 BB: 0 P: 16	R: 0 E: 0 K: 2 S: 9	H: 0 LOB: 1 BB: 1 P: 16	R: 0 E: 0 K: 0 S: 11	H: 1 LOB: 1 BB: 0 P: 16	R: 2 E: 0 K: 0 S: 10	H: 3 LOB: 1 BB: 0 P: 14	R: 0 E: 0 K: 1 S: 15	H: 0 LOB: 1 BB: 1 P: 23	R: 2 E: 0 K: 2 S: 20	H: 4 LOB: 2 BB: 0 P: 27		R: 1 E: 0 K: 2 S: 12	H: 2 LOB: 1 BB: 0 P: 19	1B: 6 2B: 4 3B: 1 HR: 2	SF: 0 SAC: 0 DP: 0 HBP: 0	WP: 0 PB: 0 SB: 0 CS: 1
PITCHER	IP WLS BF H R ER SO BB IBB HBP BLK WP HR S P ERA WHIP																					
LaTroy Hawkins, R (1, 1) <small>ERA: 6.22</small>	6.0	W	26	7	5	5	6	2	0	0	0	0	0	0	65	100	7.50	1.500				
Mike Trombley, R (7, 1) <small>ERA: 4.5</small>	1.2		9	3	2	2	3	1	0	0	0	0	0	0	31	43	10.80	2.400				
Rick Aguilera, R (8, 1) <small>ERA: 3.88</small>	1.1		7	3	1	1	2	0	0	0	0	0	0	0	16	26	6.75	2.250				

AB 37
R 11
H 14
RBI 10
BB 4
SO 5
LOB 14



AB 39
R 8
H 13
RBI 8
BB 3
SO 11
LOB 16



Batter	1	2	3	4	5	6	7	8	9	AB	R	H	RBI	BB	SO	LOB	TOP			
Chuck Knoblauch, R (1, 4) OBP: 0.405, SLG: 0.416										5	0	1	2	0	0	3	Minnesota Twins @ Kansas City Royals Kauffman Stadium, Kansas City, MO Wed Jul 30 1997, 7:05 PM CDT Att: 17,002 - Unknown - 76 F livebaseballscorecards.com			
Roberto Kelly, R (1, 9) OBP: 0.349, SLG: 0.442										4	2	1	1	1	1	2				
Paul Molitor, R (1, 10) OBP: 0.359, SLG: 0.442										4	1	2	1	0	0	1				
Terry Steinbach, R (1, 2) OBP: 0.322, SLG: 0.428										5	1	2	1	0	0	3				
Ron Coomer, R (1, 5) OBP: 0.347, SLG: 0.448										4	1	2	1	1	0	2				
Marty Cordova, R (1, 7) OBP: 0.317, SLG: 0.458										5	1	1	2	0	1	4				
Greg Colbrunn, R (1, 3) OBP: 0.313, SLG: 0.415										5	1	2	0	0	3	1				
Darrin Jackson, R (1, 8) OBP: 0.267, SLG: 0.364										4	2	1	0	1	1	1				
Denny Hocking, S (1, 6) OBP: 0.309, SLG: 0.355										5	2	2	2	0	0	1				
Inning Stats	R: 8 E: 1 K: 1 S: 32	H: 7 LOB: 1 BB: 2 P: 58	R: 0 E: 0 K: 1 S: 9	H: 0 LOB: 1 BB: 1 P: 17	R: 2 E: 1 K: 0 S: 9	H: 2 LOB: 1 BB: 0 P: 12	R: 0 E: 0 K: 1 S: 6	H: 0 LOB: 0 BB: 0 P: 10	R: 0 E: 0 K: 1 S: 8	H: 2 LOB: 2 BB: 0 P: 10	R: 0 E: 0 K: 0 S: 8	H: 1 LOB: 1 BB: 0 P: 16	R: 1 E: 1 K: 1 S: 12	H: 2 LOB: 1 BB: 0 P: 21	R: 0 E: 0 K: 1 S: 7	H: 0 LOB: 0 BB: 0 P: 8	1B: 10 2B: 3 3B: 1 HR: 0	SF: 1 SAC: 0 DP: 1 HBP: 0	WP: 0 PB: 0 SB: 0 CS: 0	PA: 45
PITCHER	IP	WLS	BF	H	R	ER	SO	BB	IBB	HBP	BLK	WP	HR	S	P	ERA	WHIP			
Glendon Rusch, L (1, 1) ERA: 6.06	3.0	L	22	9	10	9	2	3	0	0	0	0	0	50	87	27.00	4.000			
Matt Whisenant, L (4, 1) ERA: 7.94	3.0		11	2	0	0	2	0	0	0	0	0	0	22	32	0.00	0.667			
Jamie Walker, L (7, 1) ERA: 5.61	2.0		9	3	1	0	1	0	0	0	0	0	0	20	37	0.00	1.500			
Jeff Montgomery, R (9, 1) ERA: 5.45	1.0		3	0	0	0	1	0	0	0	0	0	0	7	8	0.00	0.000			

Batter	1	2	3	4	5	6	7	8	9	AB	R	H	RBI	BB	SO	LOB	BOTTOM			
Bip Roberts, S (1, 7) OBP: 0.361, SLG: 0.396										0	0	0	0	1	0	0	Minnesota Twins @ Kansas City Royals Kauffman Stadium, Kansas City, MO Wed Jul 30 1997, 7:05 PM CDT Att: 17,002 - Unknown - 76 F livebaseballscorecards.com			
David Howard, S (3, 7) OBP: 0.289, SLG: 0.329										4	0	0	0	0	1	3				
Jose Offerman, S (1, 4) OBP: 0.370, SLG: 0.414										4	0	0	0	0	1	3				
Jay Bell, R (1, 6) OBP: 0.372, SLG: 0.470										4	0	0	0	0	2	1				
Chili Davis, S (1, 10) OBP: 0.398, SLG: 0.488										3	0	1	0	1	0	1				
Dean Palmer, R (1, 5) OBP: 0.302, SLG: 0.419										4	0	0	0	0	2	2				
Jeff King, R (1, 3) OBP: 0.351, SLG: 0.439										4	1	1	0	0	0	2				
Johnny Damon, L (1, 8) OBP: 0.353, SLG: 0.421										3	0	0	0	1	0	4				
29 Mike Sweeney, R (1, 2) OBP: 0.331, SLG: 0.393										4	0	0	1	0	0	2				
Yamil Benitez, R (1, 9) OBP: 0.483, SLG: 0.808										2	0	0	0	1	0	0				
Inning Stats	R: 0 E: 0 K: 1 S: 12	H: 0 LOB: 1 BB: 1 P: 20	R: 0 E: 1 K: 1 S: 10	H: 0 LOB: 0 BB: 0 P: 11	R: 0 E: 0 K: 0 S: 6	H: 0 LOB: 0 BB: 0 P: 9	R: 0 E: 1 K: 1 S: 10	H: 0 LOB: 2 BB: 1 P: 19	R: 0 E: 0 K: 0 S: 7	H: 1 LOB: 1 BB: 0 P: 11	R: 1 E: 0 K: 0 S: 12	H: 2 LOB: 2 BB: 1 P: 21	R: 0 E: 2 K: 2 S: 11	H: 0 LOB: 0 BB: 0 P: 13	R: 0 E: 0 K: 0 S: 6	H: 0 LOB: 1 BB: 1 P: 11	1B: 1 2B: 2 3B: 0 HR: 0	SF: 0 SAC: 0 DP: 1 HBP: 0	WP: 0 PB: 0 SB: 0 CS: 0	PA: 35
PITCHER	IP	WLS	BF	H	R	ER	SO	BB	IBB	HBP	BLK	WP	HR	S	P	ERA	WHIP			
Brad Radke, R (1, 1) ERA: 3.48	7.0	W	29	3	1	1	3	3	0	0	0	0	0	65	102	1.29	0.857			
Todd Ritchie, R (8, 1) ERA: 4.95	2.0		6	0	0	0	2	1	0	0	0	0	0	17	24	0.00	0.500			

Batter	1	2	3	4	5	6	7	8	9	AB	R	H	RBI	BB	SO	LOB	TOP								
Chuck Knoblauch, R (1, 4) OBP: 0.405, SLG: 0.424	G1-3		F9		FC5-4				HR	5	1	2	2	0	0	2	Minnesota Twins @ New York Yankees Yankee Stadium, Bronx, NY Fri Aug 01 1997, 7:05 PM EDT Att: 28,042 - Unknown - 83 F livebaseballscores.com								
Pat Meares, R (1, 6) OBP: 0.329, SLG: 0.426 Denny Hocking, S (7, 6) OBP: 0.313, SLG: 0.359	K		G6-3		K		K		FC5-4	4	0	1	0	0	3	2									
Paul Molitor, R (1, 10) OBP: 0.359, SLG: 0.444			G6-3		G6-3		G5-3		FC5-4	5	0	2	0	0	0	4									
Marty Cordova, R (1, 7) OBP: 0.314, SLG: 0.452	G6-3		G4-3		G6-3				K	5	0	1	0	0	1	5									
Ron Coomer, R (1, 5) OBP: 0.347, SLG: 0.451			G4-3		G6-3				G5-3	5	0	2	0	0	1	2									
Terry Steinbach, R (1, 2) OBP: 0.324, SLG: 0.438 Greg Myers, L (8, 2) OBP: 0.308, SLG: 0.385	G1-3		G1-3		G1-3		HR			4	1	2	1	0	0	2									
Roberto Kelly, R (1, 9) OBP: 0.343, SLG: 0.434			G4-3		K		F8			4	0	0	0	0	2	3									
Greg Colbrunn, R (1, 3) OBP: 0.307, SLG: 0.407			L8		G6-3		G5-3			4	0	0	0	0	1	2									
Darrin Jackson, R (1, 8) OBP: 0.275, SLG: 0.368			G6-3		G6-3		F7		E6	4	1	2	0	0	0	0									
Inning Stats	R: 0 E: 0 K: 1 S: 9	H: 1 LOB: 1 BB: 0 P: 12	R: 0 E: 0 K: 0 S: 9	H: 1 LOB: 1 BB: 0 P: 11	R: 0 E: 0 K: 0 S: 7	H: 2 LOB: 2 BB: 0 P: 10	R: 0 E: 0 K: 1 S: 7	H: 1 LOB: 1 BB: 0 P: 10	R: 0 E: 0 K: 1 S: 12	H: 2 LOB: 2 BB: 0 P: 16	R: 1 E: 0 K: 0 S: 8	H: 1 LOB: 1 BB: 0 P: 11	R: 0 E: 0 K: 2 S: 9	H: 1 LOB: 1 BB: 0 P: 17	R: 0 E: 0 K: 2 S: 9	H: 1 LOB: 1 BB: 0 P: 11		R: 2 E: 1 K: 2 S: 18	H: 3 LOB: 2 BB: 0 P: 29	1B: 9 2B: 2 3B: 0 HR: 2	SF: 0 SAC: 0 DP: 0 HBP: 0	WP: 0 PB: 0 CS: 0	PA: 41		
PITCHER	IP	WLS	BF	H	R	ER	SO	BB	IBB	HBP	BLK	WP	HR	S	P	ERA	WHIP								
Andy Pettitte, L (1, 1) ERA: 3.12	8.2	W	40	13	3	2	7	0	0	0	0	0	2	88	121	2.08	1.500								
Jim Mecir, R (9, 1) ERA: 6.35	0.1		1	0	0	0	1	0	0	0	0	0	0	3	6	0.00	0.000								

Batter	1	2	3	4	5	6	7	8	9	AB	R	H	RBI	BB	SO	LOB	BOTTOM								
2 Derek Jeter, R (1, 6) OBP: 0.372, SLG: 0.393	G4-3			E6	G4-6-3					4	1	2	2	0	0	0	Minnesota Twins @ New York Yankees Yankee Stadium, Bronx, NY Fri Aug 01 1997, 7:05 PM EDT Att: 28,042 - Unknown - 83 F livebaseballscores.com								
Luis Sojo, R (1, 4) OBP: 0.361, SLG: 0.387	F9			SF8	G4-6-3		P3			4	1	1	0	0	0	1									
Bernie Williams, S (1, 8) OBP: 0.405, SLG: 0.480 Scott Pose, L (7, PR) OBP: 0.294, SLG: 0.258	G6-3			SF8	K		WP			4	1	2	1	0	1	0									
Tino Martinez, L (1, 3) OBP: 0.369, SLG: 0.623			G4-3	SF8			F7			3	0	0	1	0	0	1									
Paul O'Neill, L (1, 9) OBP: 0.413, SLG: 0.543	G6-3			2B			K			4	1	1	1	0	1	1									
Charlie Hayes, R (1, 5) OBP: 0.365, SLG: 0.452	F8			SF9						4	2	3	1	0	0	0									
Pete Incaviglia, R (1, 10) OBP: 0.325, SLG: 0.394			P2	FC6-4			G1-6-3			4	1	3	0	0	0	0									
Chad Curtis, R (1, 7) OBP: 0.365, SLG: 0.479			G4-6-3	SF9			F7			2	1	1	1	1	0	2									
Joe Girardi, R (1, 2) OBP: 0.307, SLG: 0.318	G4-6-3			FC6-4			G1-6-3			4	0	1	1	0	0	4									
Inning Stats	R: 0 E: 0 K: 0 S: 5	H: 0 LOB: 0 BB: 0 P: 9	R: 0 E: 0 K: 0 S: 9	H: 0 LOB: 0 BB: 0 P: 11	R: 0 E: 0 K: 0 S: 3	H: 1 LOB: 0 BB: 0 P: 6	R: 5 E: 1 K: 0 S: 20	H: 5 LOB: 1 BB: 0 P: 28	R: 0 E: 0 K: 1 S: 10	H: 1 LOB: 0 BB: 0 P: 14	R: 3 E: 0 K: 0 S: 11	H: 4 LOB: 2 BB: 1 P: 21	R: 0 E: 0 K: 1 S: 8	H: 1 LOB: 2 BB: 0 P: 14	R: 0 E: 0 K: 0 S: 5	H: 2 LOB: 1 BB: 0 P: 8		1B: 12 2B: 2 3B: 0 HR: 0	SF: 2 SAC: 0 DP: 3 HBP: 0	WP: 1 PB: 0 CS: 0	PA: 36				
PITCHER	IP	WLS	BF	H	R	ER	SO	BB	IBB	HBP	BLK	WP	HR	S	P	ERA	WHIP								
Rich Robertson, L (1, 1) ERA: 5.34	4.0	L	18	6	5	3	0	0	0	0	0	0	0	29	49	9.00	2.333								
Travis Miller, L (5, 1) ERA: 8.0	3.0		14	6	3	3	2	1	0	0	0	1	0	5	8	0.00	2.000								
Todd Ritchie, R (8, 1) ERA: 4.84	1.0		4	2	0	0	0	0	0	0	0	0	0	5	8	0.00	2.000								

Batter	1	2	3	4	5	6	7	8	9	AB	R	H	RBI	BB	SO	LOB	TOP					
Chuck Knoblauch, R OBP: 0.403, SLG: 0.422										4	1	1	0	0	1	1	Minnesota Twins @ New York Yankees Yankee Stadium, Bronx, NY Sat Aug 02 1997, 3:33 AM EDT Att: 33,261 - Sunny - 85 F					
Denny Hocking, S OBP: 0.305, SLG: 0.349										4	0	0	0	0	2	2						
Paul Molitor, R OBP: 0.361, SLG: 0.453										4	1	2	2	0	1	1						
Terry Steinbach, R OBP: 0.323, SLG: 0.434										3	0	0	0	1	0	1						
Matt Lawton, L OBP: 0.335, SLG: 0.380										4	0	0	0	0	1	1						
Ron Coomer, R OBP: 0.343, SLG: 0.445										4	0	0	0	0	1	1						
Scott Stahoviak, L OBP: 0.324, SLG: 0.482										4	2	2	1	0	2	1						
Marty Cordova, R OBP: 0.314, SLG: 0.448										2	0	0	0	1	2	1						
Rich Becker, L OBP: 0.353, SLG: 0.402										2	1	1	2	1	1	1						
Inning Stats	R: 1 E: 0 K: 1 S: 11	H: 2 LOB: 0 BB: 0 P: 14	R: 1 E: 0 K: 1 S: 11	H: 1 LOB: 0 BB: 0 P: 15	R: 0 E: 0 K: 2 S: 10	H: 0 LOB: 1 BB: 1 P: 18	R: 0 E: 0 K: 2 S: 11	H: 0 LOB: 1 BB: 1 P: 19	R: 0 E: 0 K: 1 S: 10	H: 0 LOB: 0 BB: 1 P: 18	R: 1 E: 0 K: 1 S: 8	H: 1 LOB: 0 BB: 0 P: 12	R: 2 E: 0 K: 2 S: 15	H: 2 LOB: 0 BB: 0 P: 21	R: 0 E: 0 K: 0 S: 10	H: 0 LOB: 0 BB: 0 P: 13	R: 0 E: 0 K: 1 S: 11	H: 0 LOB: 0 BB: 0 P: 17	1B: 3 2B: 1 3B: 0 HR: 3	SF: 0 SAC: 0 DP: 2 HBP: 0	WP: 2 PB: 0 CS: 1	PA: 34
PITCHER	IP	WLS	BF	H	R	ER	SO	BB	IBB	HBP	BLK	WP	HR	S	P	ERA	WHIP					
David Cone, R ERA: 2.69	(1, 1)	7.0	L	28	6	5	5	10	3	0	0	0	2	3	76	117	6.43	1.286				
Jeff Nelson, R ERA: 2.53	(8, 1)	1.0		3	0	0	0	0	0	0	0	0	0	10	13	0.00	0.000					
Mike Stanton, L ERA: 2.39	(9, 1)	1.0		3	0	0	0	1	0	0	0	0	0	11	17	0.00	0.000					

Batter	1	2	3	4	5	6	7	8	9	AB	R	H	RBI	BB	SO	LOB	BOTTOM					
2 Derek Jeter, R OBP: 0.373, SLG: 0.397										3	1	1	1	1	1	0	Minnesota Twins @ New York Yankees Yankee Stadium, Bronx, NY Sat Aug 02 1997, 3:33 AM EDT Att: 33,261 - Sunny - 85 F					
Luis Sojo, R OBP: 0.358, SLG: 0.384										4	0	1	1	0	0	1						
Bernie Williams, S OBP: 0.409, SLG: 0.493										4	1	3	1	0	0	1						
Tino Martinez, L OBP: 0.366, SLG: 0.617										4	0	0	0	0	0	3						
Paul O'Neill, L OBP: 0.409, SLG: 0.537										4	0	0	0	0	1	1						
Charlie Hayes, R OBP: 0.397, SLG: 0.451										3	1	1	0	1	0	0						
Wade Boggs, L OBP: 0.371, SLG: 0.355										4	0	1	0	0	1	3						
Chad Curtis, R OBP: 0.368, SLG: 0.479										4	1	2	1	0	0	1						
Joe Girardi, R OBP: 0.303, SLG: 0.314										4	0	0	0	0	1	2						
Inning Stats	R: 0 E: 0 K: 1 S: 8	H: 1 LOB: 1 BB: 0 P: 14	R: 0 E: 0 K: 0 S: 14	H: 1 LOB: 1 BB: 0 P: 20	R: 0 E: 0 K: 0 S: 9	H: 0 LOB: 0 BB: 1 P: 15	R: 0 E: 0 K: 0 S: 7	H: 1 LOB: 2 BB: 1 P: 18	R: 2 E: 0 K: 0 S: 14	H: 3 LOB: 1 BB: 0 P: 23	R: 0 E: 0 K: 2 S: 8	H: 0 LOB: 0 BB: 0 P: 12	R: 0 E: 0 K: 0 S: 10	H: 0 LOB: 0 BB: 0 P: 15	R: 1 E: 0 K: 0 S: 6	H: 1 LOB: 0 BB: 0 P: 7	R: 1 E: 0 K: 1 S: 8	H: 2 LOB: 0 BB: 0 P: 13	1B: 7 2B: 0 3B: 1 HR: 1	SF: 0 SAC: 0 DP: 1 HBP: 0	WP: 1 PB: 0 CS: 1	PA: 36
PITCHER	IP	WLS	BF	H	R	ER	SO	BB	IBB	HBP	BLK	WP	HR	S	P	ERA	WHIP					
Shane Bowers, R ERA: 2.7	(1, 1)	4.1		20	6	2	2	1	2	0	0	0	0	1	27	85	4.15	1.846				
Greg Swindell, L ERA: 3.47	(5, 1)	3.2	W	12	1	1	1	2	0	0	0	0	0	1	27	39	2.46	0.273				
Rick Aguilera, R ERA: 3.99	(9, 1)	1.0	S	4	2	1	1	1	0	0	0	0	1	0	8	13	9.00	2.000				

AB	31
R	5
H	6
RBI	5
BB	3
SO	11
LOB	10



AB	34
R	4
H	9
RBI	4
BB	2
SO	4
LOB	12



Batter	1	2	3	4	5	6	7	8	9	AB	R	H	RBI	BB	SO	LOB	TOP										
Chuck Knoblauch, R (1, 4) OBP: 0.403, SLG: 0.425	1-1 F8		1-3 K2-3		0-1 2B	1-1 SH2-3	1B		3-2 SF9	4	1	2	2	0	1	0	Minnesota Twins @ New York Yankees Yankee Stadium, Bronx, NY Sun Aug 03 1997, 3:33 AM EDT Att: 36,896 - Cloudy - 84 F										
Rich Becker, L (1, 8) OBP: 0.345, SLG: 0.395	2-3 K		3-3 K		3-3 K	0-2 SAFE	L7		3-2 F7	5	0	0	0	0	3	3											
Paul Molitor, R (1, 10) OBP: 0.363, SLG: 0.453	0-0 2B		2-3 K		4-0 IBB	2-1 SH2-3	1B			2	0	1	1	1	1	0											
Roberto Kelly, R (1, 9) OBP: 0.341, SLG: 0.436	1-1 2B			1-1 G6-3	0-0 G5-3		0-2 G6-3			4	0	1	0	0	0	3											
Scott Stahoviak, L (1, 3) OBP: 0.328, SLG: 0.476	3-1 G4-3			4-1 G4-3		2-2 1B	SF8	HBP	1-2 G1-3	2	1	0	0	1	0	2											
Ron Coomer, R (1, 5) OBP: 0.342, SLG: 0.443		1-0 F8		0-2 G4-3		1-0 1B			0-3 K	4	0	1	0	0	1	1											
Marty Cordova, R (1, 7) OBP: 0.309, SLG: 0.441		3-3 K		1-1 E3	FC3-6	BB	2B		3-3 K	3	1	0	1	0	2	0											
Greg Myers, L (1, 2) OBP: 0.313, SLG: 0.404		1-1 HR		4-1 FC3-6	BB	0-1 F8			2-3 K	3	1	1	1	1	1	1											
Pat Meares, R (1, 6) OBP: 0.328, SLG: 0.430		1-2 L6		1-2 FC3-6	2B	2-1 G1-3			1-0 SF9	4	1	1	0	0	0	3											
Inning Stats	R: 0 E: 0 K: 1 S: 10	H: 2 LOB: 2 BB: 0 P: 17	R: 1 E: 0 K: 1 S: 9	H: 1 LOB: 0 BB: 0 P: 15	R: 0 E: 0 K: 3 S: 12	H: 0 LOB: 0 BB: 0 P: 18	R: 0 E: 0 K: 0 S: 6	H: 0 LOB: 0 BB: 1 P: 11	R: 1 E: 1 K: 1 S: 13	H: 1 LOB: 3 BB: 2 P: 26	R: 1 E: 0 K: 0 S: 11	H: 1 LOB: 1 BB: 0 P: 16	R: 1 E: 0 K: 0 S: 10	H: 1 LOB: 0 BB: 0 P: 13	R: 0 E: 0 K: 2 S: 11	H: 0 LOB: 0 BB: 0 P: 15	R: 1 E: 0 K: 1 S: 13	H: 1 LOB: 0 BB: 0 P: 22	1B: 3 2B: 2 3B: 1 HR: 1	SF: 2 SAC: 1 DP: 1 HBP: 1	WP: 0 PB: 0 CS: 0	PA: 38					
PITCHER	IP	WLS	BF	H	R	ER	SO	BB	IBB	HBP	BLK	WP	HR	S	P	ERA	WHIP										
Dwight Gooden, R (1, 1) ERA: 4.29	5.0	W	24	5	3	2	6	2	1	1	0	0	1	55	95	3.60	1.400										
Ramiro Mendoza, R (6, 1) ERA: 4.35	2.0		7	1	1	1	0	0	0	0	0	0	0	16	21	4.50	0.500										
Jeff Nelson, R (8, 1) ERA: 2.48	1.0		3	0	0	0	2	0	0	0	0	0	0	11	15	0.00	0.000										
42 Mariano Rivera, R (9, 1) ERA: 2.02	1.0	S	4	1	1	1	1	0	0	0	0	0	0	13	22	9.00	1.000										


Batter	1	2	3	4	5	6	7	8	9	AB	R	H	RBI	BB	SO	LOB	BOTTOM										
2 Derek Jeter, R (1, 6) OBP: 0.372, SLG: 0.395	2-2 G1-3		1-0 F8		1-0 1B	0-1 G6-3				4	1	1	0	0	0	2	Minnesota Twins @ New York Yankees Yankee Stadium, Bronx, NY Sun Aug 03 1997, 3:33 AM EDT Att: 36,896 - Cloudy - 84 F										
Wade Boggs, L (1, 10) OBP: 0.374, SLG: 0.353	1-1 G1-3		3-2 L8		1-2 HR		3-2 L8			4	1	1	0	0	0	2											
Bernie Williams, S (1, 8) OBP: 0.413, SLG: 0.515		0-3 K		3-2 HR	2-2 HR		4-0 BB			3	2	2	4	1	1	0											
Scott Pose, L (9, 7) OBP: 0.294, SLG: 0.258					1-2 HR		2-2 BB			0	0	0	0	0	0	0											
Tino Martinez, L (1, 3) OBP: 0.367, SLG: 0.615		4-2 G4-6-3		0-0 HR	0-0 1B	F7	2-3 K			3	1	1	0	1	1	1											
Paul O'Neill, L (1, 9) OBP: 0.410, SLG: 0.540		2-3 K		2-2 2B	0-2 2B		3-2 F7			4	1	2	0	0	1	2											
Charlie Hayes, R (1, 5) OBP: 0.351, SLG: 0.442		2-2 G4-6-3		1-3 K	3-3 K		1-2 P6			4	0	0	0	0	2	4											
Chad Curtis, R (1, 7) OBP: 0.376, SLG: 0.485			4-1 2B	1-0 2B	2-0 L8		4-1 2B			2	0	1	1	2	0	1											
20 Jorge Posada, S (1, 2) OBP: 0.328, SLG: 0.318			0-2 1B	2-1 L3		1-1 F7		3-2 G3		4	0	1	0	0	0	2											
Pat Kelly, R (1, 4) OBP: 0.341, SLG: 0.382			0-0 B1		2-3 K		0-2 F9		3-3 K	4	0	0	0	0	2	4											
Inning Stats	R: 0 E: 0 K: 1 S: 8	H: 0 LOB: 0 BB: 0 P: 11	R: 0 E: 0 K: 1 S: 11	H: 0 LOB: 1 BB: 1 P: 19	R: 0 E: 0 K: 0 S: 10	H: 1 LOB: 2 BB: 1 P: 18	R: 3 E: 1 K: 2 S: 19	H: 4 LOB: 1 BB: 0 P: 30	R: 3 E: 0 K: 1 S: 15	H: 4 LOB: 1 BB: 0 P: 24	R: 0 E: 0 K: 0 S: 7	H: 0 LOB: 0 BB: 0 P: 8	R: 0 E: 0 K: 1 S: 11	H: 0 LOB: 1 BB: 1 P: 23	R: 0 E: 0 K: 1 S: 10	H: 0 LOB: 1 BB: 1 P: 21	R: 0 E: 0 K: 1 S: 10	H: 0 LOB: 1 BB: 1 P: 21	1B: 5 2B: 2 3B: 0 HR: 2	SF: 0 SAC: 0 DP: 1 HBP: 0	WP: 0 PB: 0 CS: 0	PA: 36					
PITCHER	IP	WLS	BF	H	R	ER	SO	BB	IBB	HBP	BLK	WP	HR	S	P	ERA	WHIP										
LaTroy Hawkins, R (1, 1) ERA: 6.69	4.0	L	21	8	6	5	4	2	0	0	0	0	2	55	89	11.25	2.500										
Frankie Rodriguez, R (5, 1) ERA: 4.98	2.0		7	1	0	0	1	0	0	0	0	0	0	15	21	0.00	0.500										
Eddie Guardado, L (7, 1) ERA: 0.48	1.0		4	0	0	0	1	1	0	0	0	0	0	11	23	0.00	1.000										
Mike Trombley, R (8, 1) ERA: 4.72	1.0		4	0	0	0	1	1	0	0	0	0	0	10	21	0.00	1.000										


AB	31
R	5
H	7
RBI	5
BB	3
SO	9
LOB	13



AB	32
R	6
H	9
RBI	5
BB	4
SO	7
LOB	18



Batter	1	2	3	4	5	6	7	8	9	AB	R	H	RBI	BB	SO	LOB	TOP					
Otis Nixon, S (1, 8) <small>OBP: 0.341, SLG: 0.294</small> Jacob Brumfield, R (8, 8) <small>OBP: 0.264, SLG: 0.256</small>	0-1 B1-3		1-0 F8			1-1 WP 1B	4-1 BB		0-1 F7	3	0	1	0	1	0	1	Toronto Blue Jays @ Minnesota Twins Hubert H. Humphrey Metrodome, Minneapolis, MN Mon Aug 04 1997, 8:05 PM EDT Att: 19,018 - Dome - 72 F AB 33 R 3 H 7 RBI 3 BB 5 SO 5 LOB 15 					
Mariano Duncan, R (1, 4) <small>OBP: 0.290, SLG: 0.297</small>	0-0 G6-3		0-2 G5-3			0-2 F9	2-3 K		1-2 G4-6-3	5	0	0	0	0	1	5						
Carlos Delgado, L (1, 3) <small>OBP: 0.340, SLG: 0.525</small>	4-1 BB			2-2 G4-3		4-2 BB		0-3 K		2	0	0	0	2	1	0						
Joe Carter, R (1, 10) <small>OBP: 0.290, SLG: 0.398</small>	1-1 G1-3			1-0 P5		2-3 K		2-2 F9		4	0	0	0	0	1	3						
Shawn Green, L (1, 9) <small>OBP: 0.335, SLG: 0.498</small>		0-2 G5-4-3 1B		2-0 L7			3-1 E6 1B 2B	4-0 BB BB		3	1	1	0	1	0	0						
Ed Sprague, R (1, 5) <small>OBP: 0.303, SLG: 0.394</small>	0-0 G5-4-3 1-2f				3-2 L7		3-2 L7	4-0 BB		3	0	0	0	1	0	2						
José Cruz Jr., S (1, 7) <small>OBP: 0.308, SLG: 0.530</small>	0-1 G4-3				1-2 G1-3		2-3 K	0-1 P3		4	0	0	0	0	1	3						
Benito Santiago, R (1, 2) <small>OBP: 0.254, SLG: 0.336</small>			0-0 L7		2-3 K		1-2 2B 1B		0-0 HR	4	2	2	1	0	1	0						
Alex Gonzalez, R (1, 6) <small>OBP: 0.295, SLG: 0.413</small>			1-2 2B			1-2 F8	1-1 2B		0-2 G4-6-3 1B	4	0	3	2	0	0	0						
Inning Stats	R: 0 E: 0 K: 0 S: 6	H: 0 LOB: 1 BB: 1 P: 11	R: 0 E: 0 K: 0 S: 6	H: 1 LOB: 0 BB: 0 P: 6	R: 0 E: 0 K: 0 S: 8	H: 1 LOB: 1 BB: 0 P: 10	R: 0 E: 0 K: 0 S: 10	H: 0 LOB: 0 BB: 0 P: 15	R: 0 E: 0 K: 1 S: 13	H: 0 LOB: 0 BB: 0 P: 19	R: 0 E: 0 K: 1 S: 19	H: 1 LOB: 2 BB: 1 P: 27	R: 2 E: 1 K: 2 S: 21	H: 2 LOB: 2 BB: 1 P: 37	R: 0 E: 0 K: 1 S: 8	H: 0 LOB: 2 BB: 2 P: 18	R: 1 E: 0 K: 0 S: 10	H: 2 LOB: 0 BB: 0 P: 11	1B: 4 2B: 2 3B: 0 HR: 1	SF: 0 SAC: 0 DP: 2 HBP: 0	WP: 1 PB: 0 SB: 0 CS: 0	PA: 38
PITCHER	IP WLS BF H R ER SO BB IBB HBP BLK WP HR S P ERA WHIP																					
Brad Radke, R (1, 1) ERA: 3.34	7.0 W 29 5 2 0 4 3 0 0 0 0 1 0 83 125 0.00 1.143																					
Eddie Guardado, L (8, 1) ERA: 3.39	1.0 5 0 0 0 1 2 0 0 0 0 0 0 8 18 0.00 2.000																					
Mike Trombley, R (9, 1) ERA: 4.79	1.0 4 2 1 1 0 0 0 0 0 0 0 1 10 11 9.00 2.000																					

Batter	1	2	3	4	5	6	7	8	9	AB	R	H	RBI	BB	SO	LOB	BOTTOM					
Chuck Knoblauch, R (1, 4) <small>OBP: 0.405, SLG: 0.434</small>	2-2 P3		3-1 1B 2B			1-2 BB HR 1B	1-0 2B 3B		3-2 G5-3	5	2	3	0	0	0	2	Toronto Blue Jays @ Minnesota Twins Hubert H. Humphrey Metrodome, Minneapolis, MN Mon Aug 04 1997, 8:05 PM EDT Att: 19,018 - Dome - 72 F AB 37 R 9 H 14 RBI 8 BB 5 SO 6 LOB 19 					
Matt Lawton, L (1, 9) <small>OBP: 0.339, SLG: 0.384</small>	2-3 K		2-2 G5-4-3 1B		4-1 HR BB	2-0 G3-1 2B		2-1 G3	4	1	2	2	1	1	0							
Paul Molitor, R (1, 10) <small>OBP: 0.362, SLG: 0.451</small> Greg Myers, L (6, PH) <small>OBP: 0.317, SLG: 0.408</small>	0-0 1B		0-1 G5-4-3 1-2f		1-2 2-3 3-H	1-3 K	2-1 G3-1	2-1 BB	1-2 1B	4	0	1	0	0	1	6						
Terry Steinbach, R (1, 2) <small>OBP: 0.327, SLG: 0.436</small>	2-2 G6-3			1-1 1B G6-4-3 2B	4-1 HR BB	0-3 K		4-0 FC4-6 BB	3	2	1	1	2	1	2							
Scott Stahoviak, L (1, 3) <small>OBP: 0.330, SLG: 0.477</small> Greg Colbrunn, R (5, PH) <small>OBP: 0.307, SLG: 0.420</small>		2-0 F7		0-1 G6-4-3 1B	0-1 HR		1-0 G6-3	1-2 F9	2	0	1	0	0	0	0							
Ron Coomer, R (1, 5) <small>OBP: 0.341, SLG: 0.443</small> Denny Hocking, S (7, FR) <small>OBP: 0.303, SLG: 0.347</small>		2-0 2B		1-0 G6-4-3 1-2f	1-0 P3		1-3 K 1B	1-0 FC4-6	4	0	1	0	0	1	1							
Marty Cordova, R (1, 7) <small>OBP: 0.308, SLG: 0.438</small>	1-0 G1-3			3-H G5-3	3-2 1B		0-3 K		4-0 1B	4	0	1	0	0	1	2						
Rich Becker, L (1, 8) <small>OBP: 0.350, SLG: 0.393</small>		1-2 K			1-2 BB 1B	1-2 G4-3		4-2 1B BB	1-2 BB	2	1	0	0	2	1	2						
Pat Meares, R (1, 6) <small>OBP: 0.330, SLG: 0.431</small>			1-0 L9		1-2 BB 1B	3-2 BB 1B	1-1 G3-1	3-1 1B	4	1	2	1	0	0	0							
Inning Stats	R: 0 E: 0 K: 1 S: 12	H: 1 LOB: 0 BB: 0 P: 18	R: 0 E: 0 K: 1 S: 7	H: 1 LOB: 0 BB: 0 P: 13	R: 0 E: 0 K: 0 S: 8	H: 2 LOB: 1 BB: 0 P: 14	R: 1 E: 0 K: 0 S: 6	H: 2 LOB: 0 BB: 0 P: 9	R: 6 E: 0 K: 1 S: 23	H: 4 LOB: 1 BB: 3 P: 45	R: 1 E: 0 K: 1 S: 9	H: 2 LOB: 1 BB: 0 P: 15	R: 1 E: 1 K: 2 S: 15	H: 1 LOB: 2 BB: 1 P: 27	R: 0 E: 0 K: 0 S: 8	H: 1 LOB: 2 BB: 1 P: 18	R: 0 E: 0 K: 0 S: 8	H: 1 LOB: 2 BB: 1 P: 18	1B: 8 2B: 4 3B: 1 HR: 1	SF: 0 SAC: 0 DP: 2 HBP: 0	WP: 0 PB: 0 SB: 0 CS: 0	PA: 42
PITCHER	IP WLS BF H R ER SO BB IBB HBP BLK WP HR S P ERA WHIP																					
Chris Carpenter, R (1, 1) ERA: 10.13	4.1 L 22 8 6 6 3 3 0 0 0 0 0 0 1 17 28 10.80 2.400																					
Omar Daal, L (5, 1) ERA: 10.03	1.2 9 4 2 2 1 0 0 0 0 0 0 1 17 28 10.80 2.400																					
Marty Janzen, R (7, 1) ERA: 1.5	2.0 11 2 1 0 2 2 0 0 0 0 0 0 23 45 0.00 2.000																					

Batter	1	2	3	4	5	6	7	8	9	AB	R	H	RBI	BB	SO	LOB	TOP					
Jeff Frye, R OBP: 0.344, SLG: 0.423 (1, 4)	G5-3		1B	SF9		G6-3			G4-3	4	1	1	2	0	0	0	Boston Red Sox @ Minnesota Twins Hubert H. Humphrey Metrodome, Minneapolis, MN Wed Aug 06 1997, 8:05 PM EDT Att: 12,450 - Dome - 68 F					
John Valentin, R OBP: 0.370, SLG: 0.489 (1, 5)	L8		1B 2B	G6-3		L8			P6	4	0	0	0	1	0							
Mo Vaughn, L OBP: 0.448, SLG: 0.584 (1, 3)			1B							3	0	1	1	1	1	0						
Mike Stanley, R OBP: 0.401, SLG: 0.526 (1, 10)	K		1B							3	1	1	0	1	1	1						
Wil Cordero, R OBP: 0.322, SLG: 0.442 (1, 7)		G6-3	K			K				4	0	0	0	0	3	4						
Shane Mack, R OBP: 0.371, SLG: 0.442 (1, 8)		G3	G3-1							4	1	1	0	0	0	3						
Darren Bragg, L OBP: 0.349, SLG: 0.411 (8, 8)						2B				0	0	0	0	0	0	0						
Scott Hatteberg, L OBP: 0.362, SLG: 0.422 (1, 2)				G6-3					G1-3	4	0	1	2	0	1	0						
Mike Benjamin, R OBP: 0.276, SLG: 0.296 (1, 6)			FC4-6	1B		P3			G1	3	1	1	0	1	0	1						
Jesus Tavarez, S OBP: 0.238, SLG: 0.289 (1, 9)			FC4-6			P6			G4-3	4	1	1	0	0	0	1						
Inning Stats	R: 0 E: 0 K: 1 S: 7	H: 0 LOB: 1 BB: 1 P: 15	R: 0 E: 0 K: 1 S: 6	H: 0 LOB: 0 BB: 0 P: 11	R: 2 E: 0 K: 1 S: 14	H: 3 LOB: 3 BB: 2 P: 26	R: 1 E: 0 K: 0 S: 13	H: 2 LOB: 1 BB: 0 P: 21	R: 2 E: 0 K: 1 S: 14	H: 2 LOB: 1 BB: 1 P: 28	R: 0 E: 0 K: 0 S: 4	H: 0 LOB: 0 BB: 0 P: 7	R: 0 E: 0 K: 2 S: 9	H: 0 LOB: 0 BB: 0 P: 11	R: 0 E: 0 K: 0 S: 6	H: 0 LOB: 0 BB: 0 P: 8	R: 0 E: 0 K: 0 S: 5	H: 0 LOB: 0 BB: 0 P: 9	1B: 4 2B: 3 3B: 0 HR: 0	SF: 1 SAC: 0 DP: 0 HBP: 0	WP: 0 PB: 0 SB: 0 CS: 0	PA: 38
PITCHER	IP	WLS	BF	H	R	ER	SO	BB	IBB	HBP	BLK	WP	HR	S	P	ERA	WHIP					
Rich Robertson, L ERA: 5.49 (1, 1)	5.0	L	26	7	5	5	4	4	0	0	0	0	0	54	101	9.00	2.200					
Frankie Rodriguez, R ERA: 4.78 (6, 1)	4.0		12	0	0	0	2	0	0	0	0	0	0	24	35	0.00	0.000					

Batter	1	2	3	4	5	6	7	8	9	AB	R	H	RBI	BB	SO	LOB	BOTTOM						
Chuck Knoblauch, R OBP: 0.400, SLG: 0.430 (1, 4)	L8		G6-3						F9	4	0	0	0	0	1	2	Boston Red Sox @ Minnesota Twins Hubert H. Humphrey Metrodome, Minneapolis, MN Wed Aug 06 1997, 8:05 PM EDT Att: 12,450 - Dome - 68 F						
Roberto Kelly, R OBP: 0.341, SLG: 0.434 (1, 9)										3	0	1	1	0	2	1							
Matt Lawton, L OBP: 0.347, SLG: 0.385 (8, PH) (9, 9)										0	0	0	0	1	0	0							
Paul Moltis, R OBP: 0.361, SLG: 0.449 (1, 10)	F8			L4		F7			G5-3	4	0	0	0	0	0	2							
Scott Stahoviak, L OBP: 0.323, SLG: 0.464 (8, PH) (1, 3)										3	0	1	0	0	0	1							
Greg Colbrunn, R OBP: 0.306, SLG: 0.418 (8, PH) (9, 3)										1	0	0	0	0	0	1							
Marty Cordova, R OBP: 0.306, SLG: 0.429 (1, 7)		L7								4	0	1	0	0	1	2							
Ron Coomer, R OBP: 0.335, SLG: 0.435 (1, 5)			P3							4	0	1	0	0	0	1							
Terry Steinbach, R OBP: 0.323, SLG: 0.431 (1, 2)										4	0	0	0	0	2	3							
Rich Becker, L OBP: 0.357, SLG: 0.411 (1, 8)										3	1	2	0	0	0	0							
Darin Jackson, R ERA: 5.5 (9, PH)										1	0	0	0	0	0	0							
Pat Meares, R OBP: 0.326, SLG: 0.425 (1, 6)										3	1	1	1	0	1	1							
Inning Stats	R: 0 E: 0 K: 1 S: 7	H: 0 LOB: 0 BB: 0 P: 10	R: 0 E: 0 K: 1 S: 10	H: 1 LOB: 1 BB: 0 P: 14	R: 0 E: 0 K: 2 S: 14	H: 1 LOB: 1 BB: 0 P: 17	R: 0 E: 0 K: 0 S: 9	H: 2 LOB: 2 BB: 0 P: 16	R: 2 E: 0 K: 1 S: 19	H: 3 LOB: 1 BB: 0 P: 26	R: 0 E: 0 K: 2 S: 7	H: 0 LOB: 0 BB: 0 P: 10	R: 0 E: 0 K: 0 S: 12	H: 0 LOB: 0 BB: 0 P: 18	R: 0 E: 0 K: 0 S: 10	H: 0 LOB: 1 BB: 1 P: 17	R: 0 E: 0 K: 0 S: 5	H: 0 LOB: 0 BB: 0 P: 10	1B: 6 2B: 1 3B: 0 HR: 0	SF: 0 SAC: 0 DP: 0 HBP: 0	WP: 1 PB: 1 SB: 0 CS: 0	PA: 35	
PITCHER	IP	WLS	BF	H	R	ER	SO	BB	IBB	HBP	BLK	WP	HR	S	P	ERA	WHIP						
49 Tim Wakefield, R ERA: 4.23 (1, 1)	7.0	W	28	7	2	2	7	0	0	0	0	1	0	0	78	111	2.57	1.000					
Kerry Lacy, R ERA: 5.5 (8, 1)	0.1		2	0	0	0	0	1	0	0	0	0	0	6	13	0.00	3.000						
Butch Henry, L ERA: 3.94 (8, 1)	1.2	S	5	0	0	0	0	0	0	0	0	0	0	9	14	0.00	0.000						



Batter	1	2	3	4	5	6	7	8	9	AB	R	H	RBI	BB	SO	LOB	TOP										
Jeff Frye, R OBP: 0.346, SLG: 0.424 (1, 4)	F9	E			2B		K			4	2	2	1	0	1	0	Boston Red Sox @ Minnesota Twins Hubert H. Humphrey Metrodome, Minneapolis, MN Thu Aug 07 1997, 8:05 PM EDT Att: 11,899 - Dome - 70 F livebaseballscorecards.com										
John Valentin, R OBP: 0.369, SLG: 0.489 (1, 5)	F7	E3			1B		G4-3			4	1	1	1	0	0	0											
Mo Vaughn, L OBP: 0.446, SLG: 0.580 (1, 3)	K	K			1B		K			4	0	1	1	0	3	1											
18 Reggie Jefferson, S OBP: 0.393, SLG: 0.544 (1, 10)		1B			G4-6-3			G6-3		4	1	1	0	0	1	1											
Wil Cordero, R OBP: 0.324, SLG: 0.445 (1, 7)		2B			G3-1			G6-3		4	1	2	0	0	0	0											
Troy O'Leary, L OBP: 0.382, SLG: 0.516 (1, 9)		G4-3			G4-3			K		4	1	1	1	0	2	1											
Scott Hatteberg, L OBP: 0.356, SLG: 0.417 (1, 2)	SF7						G3-1			3	0	0	1	0	1	0											
Darren Bragg, L OBP: 0.346, SLG: 0.407 (1, 8)	G4-3				P6		K			4	0	0	0	0	1	1											
Mike Benjamin, R OBP: 0.274, SLG: 0.328 (1, 6)		1B			L5		K			4	1	1	1	0	2	0											
Inning Stats	R: 0 E: 0 K: 1 S: 7	H: 0 LOB: 0 BB: 0 P: 12	R: 5 E: 1 K: 1 S: 23	H: 5 LOB: 1 BB: 0 P: 36	R: 0 E: 0 K: 1 S: 9	H: 0 LOB: 0 BB: 0 P: 13	R: 0 E: 0 K: 0 S: 10	H: 0 LOB: 0 BB: 0 P: 17	R: 2 E: 0 K: 1 S: 18	H: 4 LOB: 1 BB: 0 P: 26	R: 0 E: 0 K: 2 S: 9	H: 0 LOB: 0 BB: 0 P: 15	R: 0 E: 0 K: 1 S: 5	H: 0 LOB: 0 BB: 0 P: 8	R: 0 E: 0 K: 2 S: 10	H: 0 LOB: 0 BB: 0 P: 14	1B: 5 2B: 3 3B: 1 HR: 0	SF: 1 SAC: 0 DP: 1 HBP: 0	WP: 0 PB: 0 SB: 1 CS: 0	PA: 36							
PITCHER	IP	WLS	BF	H	R	ER	SO	BB	IBB	HBP	BLK	WP	HR	S	P	ERA	WHIP										
Shane Bowers, R ERA: 5.79 (1, 1)	4.0	L	20	7	7	6	3	0	0	0	0	0	0	55	89	13.50	1.750										
Greg Swindell, L ERA: 3.31 (5, 1)	4.0		13	2	0	0	6	0	0	0	0	0	0	36	53	0.00	0.500										
Rick Aguilera, R ERA: 3.91 (9, 1)	1.0		3	0	0	0	2	0	0	0	0	0	0	10	14	0.00	0.000										

Batter	1	2	3	4	5	6	7	8	9	AB	R	H	RBI	BB	SO	LOB	BOTTOM										
Chuck Knoblauch, R OBP: 0.400, SLG: 0.434 (1, 4)	G5-3		2B		G5-3			K		5	1	2	2	0	1	3	Boston Red Sox @ Minnesota Twins Hubert H. Humphrey Metrodome, Minneapolis, MN Thu Aug 07 1997, 8:05 PM EDT Att: 11,899 - Dome - 70 F livebaseballscorecards.com										
Rich Becker, L OBP: 0.360, SLG: 0.413 (1, 8)	K		1B							3	0	1	1	2	2	0											
Paul Moltis, R OBP: 0.357, SLG: 0.443 (1, 10)	F7		2B							5	0	0	0	0	2	4											
Scott Stahoviak, L OBP: 0.315, SLG: 0.451 (1, 3)		F8								5	0	0	0	0	1	2											
Terry Steinbach, R OBP: 0.319, SLG: 0.426 (1, 2)		E4								4	1	0	0	0	2	1											
Ron Coomer, R OBP: 0.331, SLG: 0.429 (1, 5)		F7								4	0	0	0	0	0	1											
Matt Lawton, L OBP: 0.351, SLG: 0.395 (1, 9)										2	3	1	2	2	0	0											
Marty Cordova, R OBP: 0.309, SLG: 0.436 (1, 7)		G4-3								3	0	1	1	0	0	0											
Pat Meares, R OBP: 0.326, SLG: 0.422 ERA: 3.24 (8, PH)										2	1	0	0	1	0	2											
Greg Myers, L OBP: 0.324, SLG: 0.408 ERA: 3.24 (6, PR)										0	0	0	0	1	0	0											
Denny Hocking, S OBP: 0.303, SLG: 0.347 ERA: 4.68 (9, 6)										0	0	0	0	0	0	0											
Inning Stats	R: 0 E: 0 K: 1 S: 7	H: 0 LOB: 0 BB: 0 P: 10	R: 2 E: 1 K: 0 S: 13	H: 1 LOB: 0 BB: 0 P: 16	R: 1 E: 0 K: 2 S: 13	H: 2 LOB: 1 BB: 0 P: 20	R: 1 E: 0 K: 1 S: 15	H: 1 LOB: 2 BB: 2 P: 24	R: 0 E: 0 K: 0 S: 8	H: 0 LOB: 1 BB: 1 P: 16	R: 2 E: 0 K: 1 S: 14	H: 1 LOB: 2 BB: 2 P: 32	R: 0 E: 0 K: 1 S: 8	H: 0 LOB: 1 BB: 1 P: 13	R: 0 E: 0 K: 1 S: 8	H: 0 LOB: 0 BB: 0 P: 13	1B: 1 2B: 1 3B: 2 HR: 1	SF: 0 SAC: 0 DP: 0 HBP: 1	WP: 0 PB: 0 SB: 2 CS: 0	PA: 40							
PITCHER	IP	WLS	BF	H	R	ER	SO	BB	IBB	HBP	BLK	WP	HR	S	P	ERA	WHIP										
Aaron Sele, R ERA: 5.59 (1, 1)	5.1	W	26	4	6	4	4	4	0	0	0	0	0	5	8	0.00	3.000										
Mark Brandenburg, R ERA: 10.05 (6, 1)	0.1		2	1	0	0	0	0	0	0	0	0	0	2	6	∞	∞										
Ron Mahay, L ERA: 3.24 (6, 1)	0.0		1	0	0	0	0	1	0	0	0	0	0	2	6	∞	∞										
Kerry Lacy, R ERA: 6.75 (6, 1)	0.1		1	0	0	0	1	0	0	0	0	0	0	3	6	0.00	0.000										
John Wasdin, R ERA: 4.68 (7, 1)	2.0		7	0	0	0	2	1	0	0	0	0	0	16	25	0.00	0.500										
PITCHER	IP	WLS	BF	H	R	ER	SO	BB	IBB	HBP	BLK	WP	HR	S	P	ERA	WHIP										
Jim Corsi, R ERA: 3.69 (9, 1)	1.0	S	3	0	0	0	1	0	0	0	0	0	0	8	13	0.00	0.000										



Batter	1	2	3	4	5	6	7	8	9	AB	R	H	RBI	BB	SO	LOB	TOP				
2 Derek Jeter, R OBP: 0.371, SLG: 0.399 (1, 6)	G4-3		F7-2 1B 2B		FC6-4 1-2		P3			4	0	1	0	0	0	3	New York Yankees @ Minnesota Twins Hubert H. Humphrey Metrodome, Minneapolis, MN Fri Aug 08 1997, 8:05 PM EDT Att: 24,201 - Dome - 69 F livebaseballscorecards.com				
Luis Sojo, R OBP: 0.362, SLG: 0.380 (1, 4) (6, 3)	G1					G4-3 1B	K			4	1	2	0	0	1	2					
Bernie Williams, S OBP: 0.420, SLG: 0.520 Mark Whiten, S OBP: 0.345, SLG: 0.375 (6, 9)	F8		F7-2 3-H			G4-3 1-2		G1-6-3 1B		3	0	0	0	0	3						
Tino Martinez, L OBP: 0.375, SLG: 0.616 Pat Kelly, R OBP: 0.339, SLG: 0.378 (6, 4)		BLK 1B 1B		P6		K		G1-6-3 1-2		3	0	1	0	0	1						
Paul O'Neill, L OBP: 0.407, SLG: 0.537 Scott Pose, L OBP: 0.304, SLG: 0.270 (6, 7)	K			G5-4-3 BB		2-H 1B		1B		2	0	1	1	1	1						
Charlie Hayes, R OBP: 0.347, SLG: 0.444 (1, 5)	BLK 1B			G5-4-3 1-2		K		F9		4	0	1	0	0	1						
Wade Boggs, L OBP: 0.368, SLG: 0.363 (1, 10)	K				G3-1			F9		4	0	1	0	0	1						
Chad Curtis, R OBP: 0.369, SLG: 0.476 (6, 8)	F8				F9		20 BB 1B	K		4	0	1	0	0	1						
20 Jorge Posada, S OBP: 0.333, SLG: 0.318 (1, 2)			F7		FC6-4 1B			K		3	0	1	0	1	1						
Inning Stats	R: 0 E: 0 K: 0 S: 7	H: 0 LOB: 0 BB: 0 P: 9	R: 0 E: 0 K: 2 S: 16	H: 2 LOB: 2 BB: 0 P: 24	R: 0 E: 0 K: 0 S: 8	H: 2 LOB: 1 BB: 0 P: 14	R: 0 E: 0 K: 0 S: 4	H: 0 LOB: 0 BB: 1 P: 9	R: 1 E: 0 K: 2 S: 14	H: 2 LOB: 1 BB: 0 P: 23	R: 0 E: 0 K: 1 S: 10	H: 2 LOB: 2 BB: 1 P: 21	R: 0 E: 0 K: 0 S: 10	H: 2 LOB: 1 BB: 0 P: 12	R: 0 E: 0 K: 0 S: 7	H: 0 LOB: 0 BB: 0 P: 10		1B: 9 2B: 3 3B: 0 HR: 0	SF: 0 SAC: 0 DP: 3 HBP: 0	WP: 0 PB: 0 CS: 0	PA: 36
PITCHER	IP	WLS	BF	H	R	ER	SO	BB	IBB	HBP	BLK	WP	HR	S	P	ERA	WHIP				
LaTroy Hawkins, R ERA: 6.04 (1, 1)	6.1	W	27	9	1	1	4	2	0	0	1	0	0	62	104	1.42	1.737				
Mike Trombley, R ERA: 4.59 (7, 1)	2.2		9	2	0	0	3	0	0	0	0	0	0	22	31	0.00	0.750				

Batter	1	2	3	4	5	6	7	8	9	AB	R	H	RBI	BB	SO	LOB	BOTTOM				
Chuck Knoblauch, R OBP: 0.404, SLG: 0.444 (1, 4)	K		1B 1-2 HBP		1-H HR			1B 1B		4	1	3	2	0	1	0	New York Yankees @ Minnesota Twins Hubert H. Humphrey Metrodome, Minneapolis, MN Fri Aug 08 1997, 8:05 PM EDT Att: 24,201 - Dome - 69 F livebaseballscorecards.com				
Matt Lawton, L OBP: 0.352, SLG: 0.396 (1, 7)	2B		P4		F7			F8		4	1	1	1	0	0	3					
Paul Molitor, R OBP: 0.360, SLG: 0.445 (1, 10)	1B		G4-3		G1-3			G4-3 1B		5	1	3	1	0	0	3					
Greg Myers, L OBP: 0.320, SLG: 0.408 Terry Steinbach, R OBP: 0.319, SLG: 0.426 (9, 2)	1-H 3-H IHR 2B	G6-3	G3		G3			G4-3 1-2		5	1	1	2	0	0	4					
Roberto Kelly, R OBP: 0.340, SLG: 0.444 Darrin Jackson, R OBP: 0.273, SLG: 0.365 (7, 8)	2-H IHR	K		K		K		K		4	1	1	2	0	3						
Scott Stahowiak, L OBP: 0.314, SLG: 0.444 (1, 3)	G4-3		FC4 BB		K		K			3	0	0	0	1	2						
Pat Meares, R OBP: 0.326, SLG: 0.420 (1, 6)	2B 1B	FC4 1-2		L4				K		4	1	1	0	0	1						
Rich Becker, L OBP: 0.359, SLG: 0.414 (1, 8) (7, 9)	1B 1-H HBP 2B		K		G3-1			K		4	1	1	1	0	2						
Denny Hocking, S OBP: 0.314, SLG: 0.353 (1, 5)	HBP 1B BB		HBP 1B		HR 1B			G6-3		3	2	2	0	1	0						
Inning Stats	R: 6 E: 0 K: 1 S: 31	H: 7 LOB: 3 BB: 1 P: 52	R: 0 E: 0 K: 1 S: 7	H: 0 LOB: 1 BB: 1 P: 15	R: 1 E: 0 K: 1 S: 18	H: 2 LOB: 2 BB: 0 P: 25	R: 0 E: 0 K: 2 S: 8	H: 0 LOB: 0 BB: 0 P: 10	R: 2 E: 0 K: 0 S: 14	H: 2 LOB: 0 BB: 0 P: 22	R: 0 E: 0 K: 2 S: 11	H: 0 LOB: 0 BB: 0 P: 17	R: 0 E: 0 K: 0 S: 8	H: 0 LOB: 0 BB: 0 P: 15	R: 0 E: 0 K: 0 S: 7	H: 2 LOB: 1 BB: 0 P: 14		1B: 8 2B: 3 3B: 0 HR: 2	SF: 0 SAC: 0 DP: 1 HBP: 2	WP: 0 PB: 0 CS: 0	PA: 40
PITCHER	IP	WLS	BF	H	R	ER	SO	BB	IBB	HBP	BLK	WP	HR	S	P	ERA	WHIP				
Dwight Gooden, R ERA: 5.18 (1, 1)	0.2	L	11	7	6	6	1	1	0	1	0	0	0	36	54	2.70	0.900				
Jim Mecir, R ERA: 6.25 (5, 1)	3.1		14	2	1	1	4	1	0	1	0	0	1	33	54	6.00	0.667				
Graeme Lloyd, L ERA: 3.52 (8, 1)	3.0		11	2	2	2	4	0	0	0	0	0	0	7	14	0.00	2.000				

Batter	1	2	3	4	5	6	7	8	9	AB R H RBI BB SO LOB	TOP											
2 Derek Jeter, R OBP: 0.370, SLG: 0.397	1-1 G5-3		3-3 K		3-3 K			4-2 E S 2B BB		3 1 0 0 1 2 0	New York Yankees @ Minnesota Twins Hubert H. Humphrey Metrodome, Minneapolis, MN Sat Aug 09 1997, 8:05 PM EDT Att: 42,151 - Dome - 70 F											
Luis Sojo, R OBP: 0.360, SLG: 0.383	2-2 G4-3		1-3 K		3-2 L6			1-2 1-H 2B		4 0 1 1 0 1 0												
Bernie Williams, S OBP: 0.421, SLG: 0.526	0-2 2B			2-0 1B 2B		1-0 F8		0-0 P4		4 1 2 0 0 0 1												
Tino Martinez, L OBP: 0.374, SLG: 0.613	1-1 L3		1-2 1B G1-3 2H 1B		0-2 G3-1			0-2 G4-3		4 0 1 1 0 0 2												
Paul O'Neill, L OBP: 0.403, SLG: 0.531		0-3 K		3-2 G1-3 1-2		1-2 G6-3		2-3 K		4 0 0 0 0 2 1												
Charlie Hayes, R OBP: 0.353, SLG: 0.461		0-0 FC6-4 1B		0-2 2-3 1B		2-3 K		1-2 HR		4 1 3 1 0 1 0												
Wade Boggs, L OBP: 0.365, SLG: 0.359		1-2 FC6-4 1-2		2-2 K		1-2 G5-3		3-3 K		3 0 0 0 0 1 3												
Pete Incaviglia, R OBP: 0.315, SLG: 0.380		1-2 FC6-4 1-2		2-2 K		1-2 G5-3		3-3 K		1 0 0 0 0 1 0												
Chad Curtis, R OBP: 0.367, SLG: 0.487		0-2 F9		2-2 G5-3		0-0 F9		1-0 HR		4 1 1 1 0 0 3												
Joe Girardi, R OBP: 0.292, SLG: 0.304			2-2 F8		1-3 K			0-1 G5-3 F9		4 0 0 0 0 1 0												
Inning Stats	R: 0 E: 0 K: 0 S: 10	H: 1 LOB: 1 BB: 0 P: 14	R: 0 E: 0 K: 1 S: 10	H: 1 LOB: 1 BB: 0 P: 11	R: 0 E: 0 K: 2 S: 10	H: 0 LOB: 0 BB: 0 P: 16	R: 1 E: 0 K: 1 S: 18	H: 3 LOB: 2 BB: 0 P: 28	R: 0 E: 0 K: 0 S: 13	H: 0 LOB: 0 BB: 0 P: 20	R: 0 E: 0 K: 0 S: 7	H: 0 LOB: 0 BB: 0 P: 9	R: 0 E: 0 K: 1 S: 9	H: 0 LOB: 0 BB: 0 P: 12	R: 1 E: 0 K: 0 S: 13	H: 1 LOB: 1 BB: 1 P: 18	R: 2 E: 0 K: 2 S: 12	H: 2 LOB: 0 BB: 0 P: 19	1B: 3 2B: 3 3B: 0 HR: 2	SF: 0 SAC: 0 DP: 0 HBP: 0	WP: 0 PB: 0 SB: 1 CS: 1	PA: 36
PITCHER	IP WLS BF H R ER SO BB IBB HBP BLK WP HR S P ERA WHIP											IP WLS BF H R ER SO BB IBB HBP BLK WP HR S P ERA WHIP										
Brad Radke, R ERA: 3.29	(1, 1) 8.0 L 31 6 2 2 7 1 0 0 0 0 0 0 90 128 2.25 0.875																					
Greg Swindell, L ERA: 3.4	(9, 1) 0.1 2 1 1 1 1 0 0 0 0 0 0 1 6 9 27.00 3.000																					
Frankie Rodriguez, R ERA: 4.83	(9, 1) 0.2 3 1 1 1 1 0 0 0 0 0 0 1 6 10 13.50 1.500																					

AB	35
R	4
H	8
RBI	4
BB	1
SO	9
LOB	10



Batter	1	2	3	4	5	6	7	8	9	AB R H RBI BB SO LOB	BOTTOM											
Chuck Knoblauch, R OBP: 0.403, SLG: 0.442	0-1 F7		2-0 G6-3 S 1B			2-1 P5		0-0 F7		4 0 1 0 0 0 0	New York Yankees @ Minnesota Twins Hubert H. Humphrey Metrodome, Minneapolis, MN Sat Aug 09 1997, 8:05 PM EDT Att: 42,151 - Dome - 70 F											
Darin Jackson, R OBP: 0.272, SLG: 0.361	0-0 FC5-4 1B 1B		3-2 G6-3 1-3			1-2 L6		1-2 G5-3		4 1 1 0 0 0 1												
Paul Moltzer, R OBP: 0.361, SLG: 0.444	0-0 FC5-4 1-2 1B		1-2 F6			4-2 BB		1-1 G6-3		3 0 1 0 1 0 1												
Terry Steinbach, R OBP: 0.319, SLG: 0.423	2-1 FC5-4 1B 1-2 2-3			2-0 CS 1B		0-1 F7		2-2 P6		4 0 1 0 0 0 3												
Ron Coomer, R OBP: 0.331, SLG: 0.427	0-2 F9 1-3 1B		0-1 F9			0-0 P4		0-2 G6-3		4 0 1 1 0 0 1												
Greg Colbrunn, R OBP: 0.311, SLG: 0.422		2-2 CS 1B		1-3 K		1-0 FC5-4 1B		1-2 G3-1		3 0 2 0 0 1 1												
Rich Becker, L OBP: 0.358, SLG: 0.413		2-3 K		1-2 F8		1-2 FC5-4 2B				3 0 0 0 0 1 2												
Roberto Kelly, R OBP: 0.336, SLG: 0.438		1-1 G5-3		0-0 G5-3		2-1 FC5-4 2B				3 0 1 0 0 0 1												
Marty Cordova, R OBP: 0.310, SLG: 0.439		1-2 G5-3				1-3 2B				3 0 0 0 0 1 2												
Pat Meares, R OBP: 0.323, SLG: 0.417			0-1 G5-3		0-3 K1-3		0-0 F7			3 0 0 0 0 1 2												
Inning Stats	R: 1 E: 0 K: 0 S: 10	H: 3 LOB: 2 BB: 0 P: 12	R: 0 E: 0 K: 1 S: 9	H: 1 LOB: 0 BB: 0 P: 14	R: 0 E: 0 K: 0 S: 10	H: 1 LOB: 1 BB: 0 P: 16	R: 0 E: 0 K: 1 S: 7	H: 1 LOB: 0 BB: 0 P: 10	R: 0 E: 0 K: 0 S: 7	H: 0 LOB: 0 BB: 0 P: 8	R: 0 E: 0 K: 0 S: 11	H: 0 LOB: 1 BB: 1 P: 18	R: 0 E: 0 K: 0 S: 9	H: 2 LOB: 2 BB: 0 P: 13	R: 0 E: 0 K: 0 S: 8	H: 0 LOB: 0 BB: 0 P: 10	R: 0 E: 0 K: 0 S: 10	H: 0 LOB: 0 BB: 0 P: 13	1B: 7 2B: 1 3B: 0 HR: 0	SF: 0 SAC: 0 DP: 0 HBP: 0	WP: 0 PB: 0 SB: 1 CS: 2	PA: 33
PITCHER	IP WLS BF H R ER SO BB IBB HBP BLK WP HR S P ERA WHIP											IP WLS BF H R ER SO BB IBB HBP BLK WP HR S P ERA WHIP										
David Wells, L ERA: 3.54	(1, 1) 7.2 W 29 8 1 0 0 0 0 0 0 0 0 0 69 98 1.17 1.174																					
Jeff Nelson, R ERA: 2.51	(8, 1) 0.1 1 0 0 0 0 0 0 0 0 0 0 2 3 0.00 0.000																					
42 Mariano Rivera, R ERA: 1.9	(9, 1) 1.0 S 3 0 0 0 0 0 0 0 0 0 0 0 10 13 0.00 0.000																					

AB	32
R	1
H	8
RBI	1
BB	1
SO	3
LOB	12



Batter	1	2	3	4	5	6	7	8	9	AB	R	H	RBI	BB	SO	LOB	TOP										
2 Derek Jeter, R OBP: 0.372, SLG: 0.398	F9		FC6-4				PO		E4	6	0	3	0	0	0	2	New York Yankees @ Minnesota Twins Hubert H. Humphrey Metrodome, Minneapolis, MN Sun Aug 10 1997, 4:33 AM EDT Att: 28,580 - Dome - 70 F livebaseballscores.com										
Luis Sojo, R OBP: 0.352, SLG: 0.373	F9	G5-3		G6-3	FC6-4			SH3-4	P6	5	0	0	0	0	4												
Bernie Williams, S OBP: 0.423, SLG: 0.532	1B		F8	1B		G4-3				4	2	2	0	1	0												
Tino Martinez, L OBP: 0.372, SLG: 0.608	1B		E4	P6		G6-3		P6		5	2	1	1	0	0												
Paul O'Neill, L OBP: 0.407, SLG: 0.533	1B		HR	BB				G4-3		4	2	3	1	1	0												
Charlie Hayes, R OBP: 0.357, SLG: 0.466	2B		HR	BB		F8			K	4	1	2	2	1	1												
Chad Curtis, R OBP: 0.372, SLG: 0.505	K		HR	G5-3					2B	5	2	3	4	0	1												
Pete Incaviglia, R OBP: 0.308, SLG: 0.370										4	0	0	0	0	1												
Wade Boggs, L OBP: 0.354, SLG: 0.358										1	0	0	0	0	1												
Joe Girardi, R OBP: 0.293, SLG: 0.309										5	0	2	1	0	1												
Inning Stats	R: 3 E: 0 K: 1 S: 13	H: 4 LOB: 1 BB: 0 P: 24	R: 0 E: 0 K: 0 S: 7	H: 1 LOB: 1 BB: 0 P: 11	R: 4 E: 1 K: 0 S: 18	H: 3 LOB: 1 BB: 1 P: 30	R: 1 E: 0 K: 0 S: 14	H: 2 LOB: 2 BB: 1 P: 23	R: 0 E: 0 K: 1 S: 11	H: 1 LOB: 1 BB: 0 P: 15	R: 0 E: 0 K: 0 S: 11	H: 1 LOB: 1 BB: 0 P: 16	R: 0 E: 0 K: 1 S: 10	H: 1 LOB: 2 BB: 0 P: 12	R: 0 E: 0 K: 0 S: 7	H: 1 LOB: 2 BB: 1 P: 14	R: 1 E: 1 K: 2 S: 14	H: 2 LOB: 2 BB: 0 P: 21	1B: 11 2B: 4 HR: 1	SF: 0 SAC: 1 DP: 0 HBP: 0	WP: 1 PB: 0 CS: 1	PA: 48					
PITCHER	IP	WLS	BF	H	R	ER	SO	BB	IBB	HBP	BLK	WP	HR	S	P	ERA	WHIP										
Travis Miller, L ERA: 9.42	2.2	L	18	8	7	6	1	1	0	0	0	1	1	35	60	20.25	3.375										
Todd Ritchie, R ERA: 4.72	4.1		18	5	1	1	2	1	0	0	0	0	0	49	71	2.08	1.385										
Mike Trombley, R ERA: 4.57	0.1		3	1	0	0	0	0	0	0	0	0	0	4	10	0.00	3.000										
Eddie Guardado, L ERA: 3.31	0.2		2	0	0	0	0	0	0	0	0	0	0	3	4	0.00	0.000										
Rick Aquilera, R ERA: 4.01	1.0		6	2	1	1	2	0	0	0	0	0	0	14	21	9.00	2.000										
Chuck Knoblauch, R OBP: 0.401, SLG: 0.440	G4-3																5	0	1	0	0	0	4	New York Yankees @ Minnesota Twins Hubert H. Humphrey Metrodome, Minneapolis, MN Sun Aug 10 1997, 4:33 AM EDT Att: 28,580 - Dome - 70 F livebaseballscores.com			
Roberto Kelly, R OBP: 0.336, SLG: 0.441	K																3	0	1	1	0	1	0				
Matt Lawton, L OBP: 0.355, SLG: 0.401																	1	1	1	0	1	0	0				
Paul Molitor, R OBP: 0.359, SLG: 0.445	F8																4	0	1	2	0	0	3				
Terry Steinbach, R OBP: 0.320, SLG: 0.426																	5	1	2	0	0	2	2				
Ron Coomer, R OBP: 0.329, SLG: 0.424																	5	1	1	0	0	1	2				
Greg Colbrunn, R OBP: 0.313, SLG: 0.423																	2	0	1	0	0	0	1				
Scott Stahoviak, L OBP: 0.316, SLG: 0.460																	2	1	1	2	0	1	1				
Damian Miller, R OBP: 0.357, SLG: 0.411																	1	0	0	0	0	0	2				
Marty Cordova, R OBP: 0.311, SLG: 0.438																	3	0	1	1	1	1	1				
Darrin Jackson, R OBP: 0.278, SLG: 0.367																	1	1	1	0	0	0	0				
Rich Becker, L OBP: 0.357, SLG: 0.411																	4	0	1	0	0	1	4				
Pat Meares, R OBP: 0.326, SLG: 0.417																	2	1	1	0	0	0	2				
Denny Hocking, S OBP: 0.313, SLG: 0.351																	1	0	0	0	0	0	1				
Inning Stats	R: 0 E: 0 K: 1 S: 9	H: 0 LOB: 0 BB: 0 P: 14	R: 0 E: 0 K: 1 S: 11	H: 1 LOB: 1 BB: 0 P: 18	R: 2 E: 0 K: 0 S: 14	H: 2 LOB: 1 BB: 0 P: 27	R: 0 E: 1 K: 0 S: 7	H: 1 LOB: 2 BB: 0 P: 8	R: 0 E: 0 K: 1 S: 10	H: 0 LOB: 0 BB: 0 P: 12	R: 2 E: 0 K: 1 S: 13	H: 4 LOB: 1 BB: 0 P: 20	R: 1 E: 0 K: 3 S: 12	H: 2 LOB: 1 BB: 0 P: 18	R: 0 E: 0 K: 1 S: 18	H: 1 LOB: 3 BB: 2 P: 30	R: 1 E: 0 K: 0 S: 17	H: 2 LOB: 1 BB: 0 P: 26	1B: 8 2B: 4 HR: 1	SF: 2 SAC: 0 DP: 0 HBP: 1	WP: 0 PB: 0 CS: 0	PA: 44					
PITCHER	IP	WLS	BF	H	R	ER	SO	BB	IBB	HBP	BLK	WP	HR	S	P	ERA	WHIP										
Kenny Rogers, L ERA: 5.28	3.0		13	3	2	2	1	0	0	0	0	0	1	34	59	6.00	1.000										
Ramiro Mendoza, R ERA: 4.34	3.0	W	17	7	3	3	1	0	0	0	0	0	1	32	44	9.00	2.333										
Jeff Nelson, R ERA: 2.58	0.2		2	0	0	0	2	0	0	0	0	0	0	6	9	0.00	0.000										
Mike Stanton, L ERA: 2.43	1.1		9	3	1	1	2	2	0	0	0	0	0	28	43	6.75	3.750										
42 Mariano Rivera, R ERA: 1.87	1.0	S	3	0	0	0	0	0	0	0	0	0	0	11	18	0.00	0.000										

Batter	1	2	3	4	5	6	7	8	9	AB	R	H	RBI	BB	SO	LOB	TOP										
2 Derek Jeter, R OBP: 0.373, SLG: 0.400 (1, 6)										5	1	2	1	1	1	1	New York Yankees @ Minnesota Twins Hubert H. Humphrey Metrodome, Minneapolis, MN Mon Aug 11 1997, 8:05 PM EDT Att: 22,301 - Dome livebaseballscorecards.com										
Luis Sojo, R OBP: 0.357, SLG: 0.379 (1, 4) (9, 3)										5	2	3	0	0	0	3											
Bernie Williams, S OBP: 0.425, SLG: 0.530 (1, 8)										5	2	2	1	1	1	3											
Tino Martinez, L OBP: 0.375, SLG: 0.614 (9, PH) (9, 4)										4	1	2	4	1	1	3											
Paul O'Neill, L OBP: 0.409, SLG: 0.533 (8, PR) (8, 9)										4	1	2	1	1	0	3											
Scott Pose, L OBP: 0.304, SLG: 0.270 (8, 9)										0	0	0	0	0	0	0											
Charlie Hayes, R OBP: 0.354, SLG: 0.464 (1, 5)										5	1	1	2	0	2	4											
Chad Curtis, R OBP: 0.385, SLG: 0.528 (1, 7)										5	1	5	1	0	0	0											
Mark Whiten, S OBP: 0.354, SLG: 0.382 (1, 10)										4	1	3	0	1	0	0											
Joe Girardi, R OBP: 0.292, SLG: 0.307 (1, 2)										5	1	1	1	0	0	6											
Inning Stats	R: 0 E: 0 K: 1 S: 5	H: 0 LOB: 2 BB: 2 P: 13	R: 0 E: 0 K: 0 S: 4	H: 2 LOB: 1 BB: 0 P: 4	R: 4 E: 0 K: 1 S: 10	H: 5 LOB: 2 BB: 1 P: 14	R: 3 E: 0 K: 1 S: 7	H: 3 LOB: 2 BB: 2 P: 15	R: 0 E: 0 K: 0 S: 3	H: 0 LOB: 0 BB: 0 P: 3	R: 1 E: 0 K: 1 S: 7	H: 2 LOB: 1 BB: 0 P: 7	R: 0 E: 0 K: 1 S: 6	H: 2 LOB: 1 BB: 0 P: 6	R: 0 E: 0 K: 0 S: 5	H: 2 LOB: 2 BB: 0 P: 5	R: 3 E: 0 K: 0 S: 7	H: 5 LOB: 1 BB: 0 P: 7	1B: 16 2B: 4 3B: 0 HR: 1	SF: 0 SAC: 1 DP: 3 HBP: 0	WP: 1 PB: 0 CS: 0	PA: 49					
PITCHER	IP	WLS	BF	H	R	ER	SO	BB	IBB	HBP	BLK	WP	HR	S	P	ERA	WHIP										
Rich Robertson, L ERA: 5.85 (1, 1)	3.1	L	22	9	7	7	2	3	1	0	0	1	1	22	38	18.90	3.600										
Frankie Rodriguez, R ERA: 4.96 (4, 1)	4.2		24	11	4	4	3	1	0	0	0	0	0	29	33	7.71	2.571										
Eddie Guardado, L ERA: 3.22 (9, 1)	1.0		3	1	0	0	0	0	0	0	0	0	0	3	3	0.00	1.000										

Batter	1	2	3	4	5	6	7	8	9	AB	R	H	RBI	BB	SO	LOB	BOTTOM										
Chuck Knoblauch, R OBP: 0.402, SLG: 0.440 (1, 4)										4	0	2	0	0	0	1	New York Yankees @ Minnesota Twins Hubert H. Humphrey Metrodome, Minneapolis, MN Mon Aug 11 1997, 8:05 PM EDT Att: 22,301 - Dome livebaseballscorecards.com										
Denny Hocking, S OBP: 0.317, SLG: 0.361 (1, 6)										4	0	2	0	0	2	3											
Paul Moltitor, R OBP: 0.358, SLG: 0.442 (1, 10)										3	0	0	0	1	0	4											
Terry Steinbach, R OBP: 0.317, SLG: 0.422 (1, 2)										3	0	0	0	0	2	2											
Damian Miller, R (7, 2)										1	0	0	0	0	1	3											
Marty Cordova, R OBP: 0.308, SLG: 0.432 (1, 7)										3	0	0	0	0	1	0											
Rich Becker, L OBP: 0.356, SLG: 0.410 (8, 9)										1	0	0	0	0	1	3											
Ron Coomer, R OBP: 0.328, SLG: 0.422 (1, 5)										4	0	1	0	0	0	0											
Darrin Jackson, R OBP: 0.269, SLG: 0.355 (1, 8)										4	0	0	0	0	0	1											
Greg Colbrunn, R OBP: 0.307, SLG: 0.415 (1, 3)										4	0	0	0	0	2	1											
Matt Lawton, L OBP: 0.358, SLG: 0.400 (1, 9) (8, 7)										1	0	0	0	2	0	0											
Inning Stats	R: 0 E: 0 K: 1 S: 6	H: 1 LOB: 1 BB: 0 P: 6	R: 0 E: 0 K: 0 S: 3	H: 0 LOB: 0 BB: 0 P: 3	R: 0 E: 0 K: 2 S: 8	H: 1 LOB: 2 BB: 1 P: 12	R: 0 E: 0 K: 2 S: 7	H: 0 LOB: 0 BB: 0 P: 7	R: 0 E: 0 K: 1 S: 5	H: 0 LOB: 0 BB: 0 P: 5	R: 0 E: 0 K: 1 S: 6	H: 1 LOB: 1 BB: 0 P: 6	R: 0 E: 0 K: 0 S: 4	H: 1 LOB: 3 BB: 2 P: 4	R: 0 E: 0 K: 2 S: 8	H: 1 LOB: 3 BB: 0 P: 16	R: 0 E: 0 K: 0 S: 3	H: 0 LOB: 0 BB: 0 P: 3	1B: 4 2B: 1 3B: 0 HR: 0	SF: 0 SAC: 0 DP: 0 HBP: 0	WP: 0 PB: 0 CS: 0	PA: 35					
PITCHER	IP	WLS	BF	H	R	ER	SO	BB	IBB	HBP	BLK	WP	HR	S	P	ERA	WHIP										
Andy Pettitte, L ERA: 3.11 (1, 1)	8.0	W	32	5	0	0	9	3	0	0	0	0	0	47	59	0.00	1.000										
Jim Mecir, R ERA: 6.06 (9, 1)	1.0		3	0	0	0	0	0	0	0	0	0	0	3	3	0.00	0.000										

Batter	1	2	3	4	5	6	7	8	9	AB	R	H	RBI	BB	SO	LOB	TOP					
Chuck Knoblauch, R (1, 4) OBP: 0.402, SLG: 0.441										4	1	2	0	0	0	1	Minnesota Twins @ Toronto Blue Jays SkyDome, Toronto, ON Tue Aug 12 1997, 7:05 PM EDT Att: 33,108 - Dome - 72 F					
Matt Lawton, L (1, 9) OBP: 0.359, SLG: 0.401										4	0	2	1	0	0	2						
Paul Molitor, R (1, 10) OBP: 0.355, SLG: 0.437										4	0	0	0	0	1	3						
Terry Steinbach, R (1, 2) Damian Miller, R (6, 2)										3	0	0	0	0	2	0						
Scott Stahoviak, L (1, 3)										4	0	0	0	0	4	0						
Marty Cordova, R (1, 7) OBP: 0.307, SLG: 0.429										4	0	1	0	0	2	0						
Ron Coomer, R (1, 5) OBP: 0.330, SLG: 0.426										4	0	2	0	0	0	1						
Rich Becker, L (1, 8) OBP: 0.355, SLG: 0.406										3	0	0	0	1	2	3						
Denny Hocking, S (1, 6) OBP: 0.317, SLG: 0.361										3	0	1	0	0	1	1						
Inning Stats	R: 0 E: 0 K: 0 S: 6	H: 1 LOB: 0 BB: 0 P: 9	R: 0 E: 1 K: 2 S: 10	H: 0 LOB: 1 BB: 0 P: 15	R: 1 E: 0 K: 1 S: 11	H: 2 LOB: 1 BB: 0 P: 17	R: 0 E: 0 K: 3 S: 13	H: 2 LOB: 2 BB: 0 P: 20	R: 0 E: 0 K: 1 S: 10	H: 1 LOB: 1 BB: 0 P: 13	R: 0 E: 0 K: 2 S: 10	H: 0 LOB: 0 BB: 0 P: 15	R: 0 E: 0 K: 0 S: 6	H: 0 LOB: 0 BB: 1 P: 12	R: 0 E: 0 K: 1 S: 9	H: 1 LOB: 1 BB: 0 P: 14	R: 0 E: 0 K: 3 S: 13	H: 1 LOB: 1 BB: 0 P: 16	1B: 7 2B: 2 3B: 0 HR: 0	SF: 0 SAC: 0 DP: 2 HBP: 0	WP: 0 PB: 0 SB: 1 CS: 0	PA: 35
PITCHER Rogier Clemens, R (1, 1) ERA: 1.66	IP: 9.0 WLS: W BF: 35 H: 8 R: 1 ER: 1 SO: 13 BB: 1 IBB: 0 HBP: 0 BLK: 0 WP: 0 HR: 0 S: 88 P: 131 ERA: 1.00 WHIP: 1.000															PITCHER						

Batter	1	2	3	4	5	6	7	8	9	AB	R	H	RBI	BB	SO	LOB	BOTTOM			
Otis Nixon, S (1, 8) Jacob Brumfield, R (2, 8) OBP: 0.343, SLG: 0.304 OBP: 0.277, SLG: 0.308										1	0	0	0	0	0	0	Minnesota Twins @ Toronto Blue Jays SkyDome, Toronto, ON Tue Aug 12 1997, 7:05 PM EDT Att: 33,108 - Dome - 72 F			
Mariano Duncan, R (1, 4) OBP: 0.287, SLG: 0.299										3	0	1	0	1	1	1				
José Cruz Jr., S (1, 7) OBP: 0.308, SLG: 0.533										4	2	2	2	0	0	2				
Joe Carter, R (1, 10) OBP: 0.297, SLG: 0.414										4	1	1	0	0	0	2				
Carlos Delgado, L (1, 3) OBP: 0.342, SLG: 0.543										4	0	1	1	0	0	1				
Ed Sprague, R (1, 5) OBP: 0.303, SLG: 0.387										3	1	0	0	1	1	1				
Shawn Green, L (1, 9) OBP: 0.336, SLG: 0.506										4	1	1	1	0	2	2				
Charlie O'Brien, R (1, 2) OBP: 0.312, SLG: 0.341										4	1	1	0	0	1	1				
Alex Gonzalez, R (1, 6) OBP: 0.307, SLG: 0.411										4	1	2	1	0	0	1				
Inning Stats	R: 0 E: 0 K: 0 S: 11	H: 0 LOB: 1 BB: 1 P: 20	R: 1 E: 0 K: 0 S: 5	H: 1 LOB: 0 BB: 0 P: 9	R: 4 E: 0 K: 1 S: 18	H: 5 LOB: 1 BB: 0 P: 29	R: 3 E: 0 K: 1 S: 16	H: 3 LOB: 0 BB: 0 P: 19	R: 0 E: 0 K: 2 S: 9	H: 0 LOB: 0 BB: 0 P: 16	R: 0 E: 0 K: 1 S: 8	H: 0 LOB: 0 BB: 0 P: 9	R: 0 E: 0 K: 0 S: 7	H: 1 LOB: 1 BB: 0 P: 12	R: 1 E: 0 K: 0 S: 9	H: 1 LOB: 1 BB: 1 P: 15	1B: 3 2B: 5 3B: 0 HR: 3	SF: 0 SAC: 0 DP: 0 HBP: 0	WP: 1 PB: 0 SB: 0 CS: 0	PA: 37
PITCHER Shane Bowers, R (1, 1) ERA: 7.56 Greg Swindell, L (3, 1) ERA: 3.66 Mike Trombley, R (5, 1) ERA: 4.43 Travis Miller, L (7, 1) ERA: 8.82	IP: 2.2 WLS: L BF: 15 H: 6 R: 5 ER: 5 SO: 0 BB: 1 IBB: 0 HBP: 0 BLK: 0 WP: 0 HR: 1 S: 20 P: 25 ERA: 20.25 WHIP: 2.625															PITCHER				

AB	34
R	1
H	8
RBI	1
BB	1
SO	13
LOB	12



AB	35
R	9
H	11
RBI	8
BB	2
SO	5
LOB	12



Batter	1	2	3	4	5	6	7	8	9	AB	R	H	RBI	BB	SO	LOB	TOP				
Chuck Knoblauch, R OBP: 0.404, SLG: 0.451 (1, 4)	G4-3 2B		HR	1-2 2-3 1B		F8		K		5	1	3	1	0	1	2					
Denny Hocking, S OBP: 0.314, SLG: 0.364 (1, 6)	G4-3 2-3		K	SF7			F9 2B	F8		4	0	1	1	0	1	1					
Paul Molitor, R OBP: 0.353, SLG: 0.434 (1, 10)	G1-3		1B	K			F9 2-3	G4-3		5	0	1	0	0	1	4					
Matt Lawton, L OBP: 0.359, SLG: 0.399 (1, 9)	FC5-4 BB		P4		G3-1		K	1B		4	0	1	0	1	1	2					
Ron Coomer, R OBP: 0.331, SLG: 0.425 (1, 5)	FC5-4 1-2		1B		1B		F9	G4-3		5	0	2	0	0	0	4					
Scott Stahoviak, L OBP: 0.304, SLG: 0.442 (1, 3)		G4-3	K				F9			4	0	0	0	0	1	3					
Marty Cordova, R OBP: 0.310, SLG: 0.434 (1, 7)				E6 1B SF7		F8		FC4-6 1B		4	1	2	0	0	0	1					
Rich Becker, L OBP: 0.354, SLG: 0.404 (1, 8)			K				F8	FC4-6 1B		4	0	1	0	0	2	2					
Damian Miller, R OBP: 0.143, SLG: 0.143 (1, 2)			L7				G5-3	FC4-6 1B		4	0	1	0	0	0	3					
Inning Stats	R: 0 E: 0 K: 0 S: 9	H: 1 LOB: 2 BB: 1 P: 18	R: 0 E: 0 K: 1 S: 10	H: 1 LOB: 1 BB: 0 P: 14	R: 1 E: 0 K: 2 S: 17	H: 3 LOB: 2 BB: 0 P: 25	R: 1 E: 1 K: 2 S: 11	H: 2 LOB: 1 BB: 0 P: 17	R: 0 E: 0 K: 0 S: 5	H: 1 LOB: 1 BB: 0 P: 9	R: 0 E: 0 K: 1 S: 8	H: 1 LOB: 1 BB: 0 P: 14	R: 0 E: 0 K: 1 S: 13	H: 2 LOB: 2 BB: 0 P: 15	R: 0 E: 0 K: 0 S: 15	H: 1 LOB: 0 BB: 0 P: 22	1B: 8 2B: 3 3B: 0 HR: 1	SF: 1 SAC: 0 DP: 0 HBP: 0	WP: 0 PB: 0 SB: 0 CS: 0	PA: 41	
PITCHER	IP	WLS	BF	H	R	ER	SO	BB	IBB	HBP	BLK	WP	HR	S	P	ERA	WHIP				
Woody Williams, R ERA: 4.23 (1, 1)	7.0		32	9	2	1	6	1	0	0	0	0	1	69	112	1.29	1.429				
Paul Quantrill, R ERA: 1.97 (8, 1)	2.0	W	9	3	0	0	1	0	0	0	0	0	0	28	37	0.00	1.500				

Minnesota Twins @ Toronto Blue Jays
SkyDome, Toronto, ON
 Wed Aug 13 1997, 7:05 PM EDT
 Att: 31,292 - Unknown - 72 F

AB	39
R	2
H	12
RBI	2
BB	1
SO	7
LOB	22

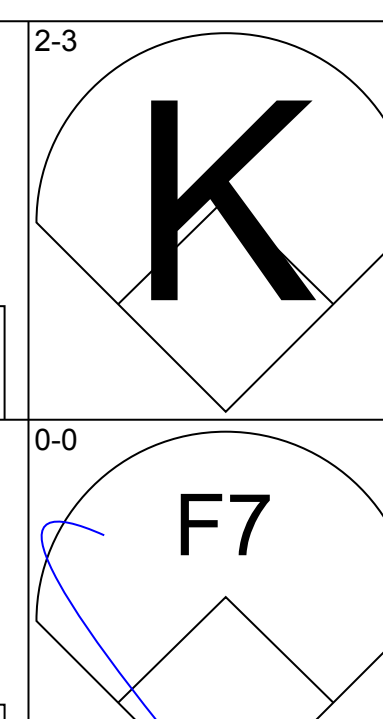
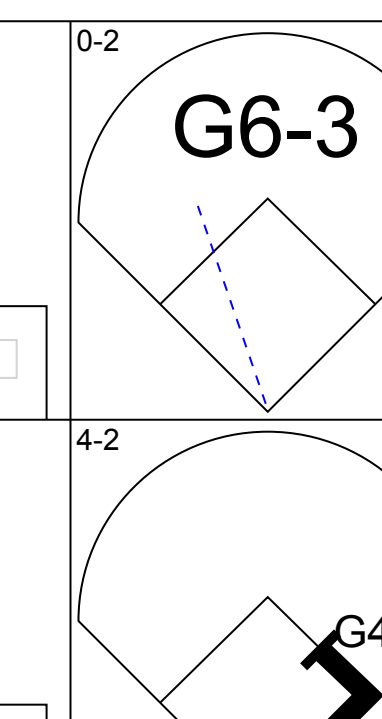
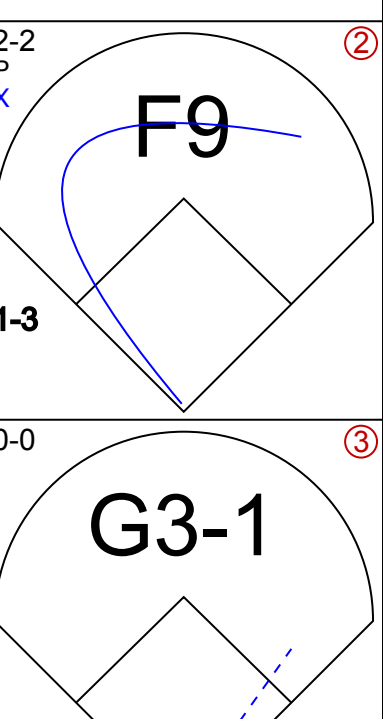
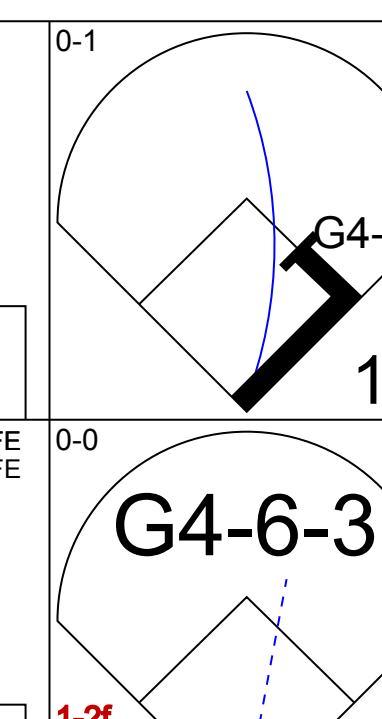
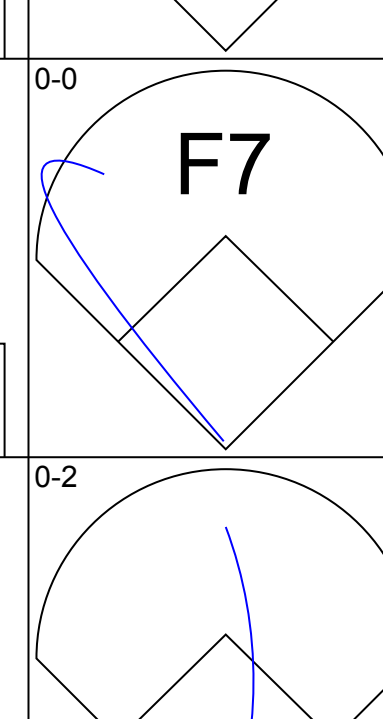
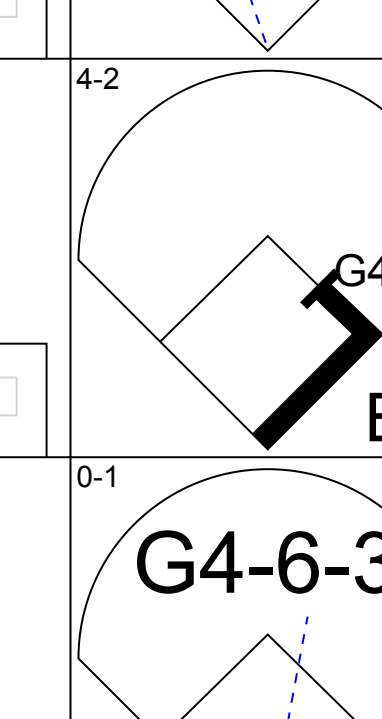
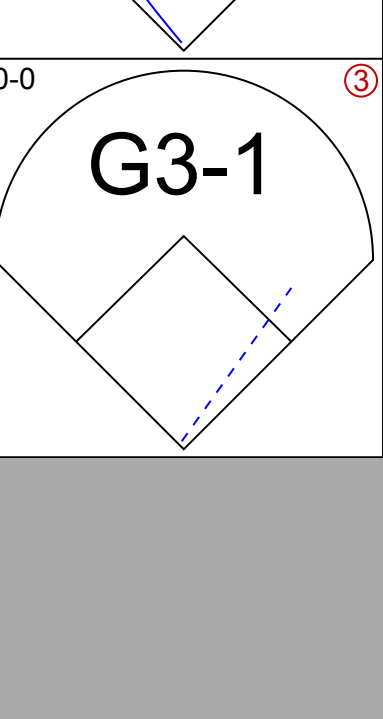
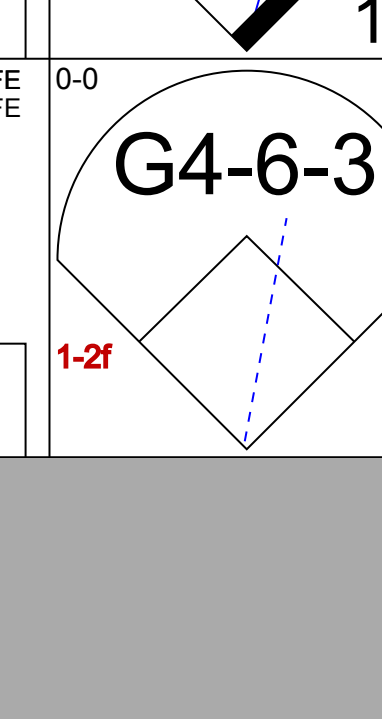
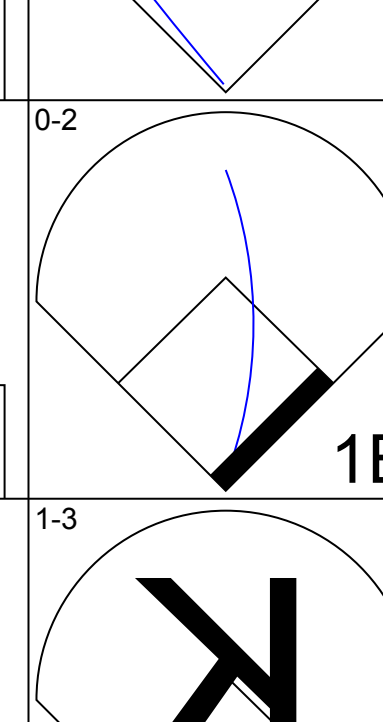
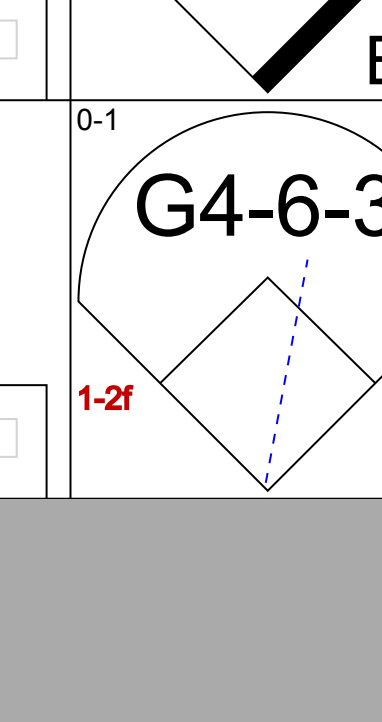
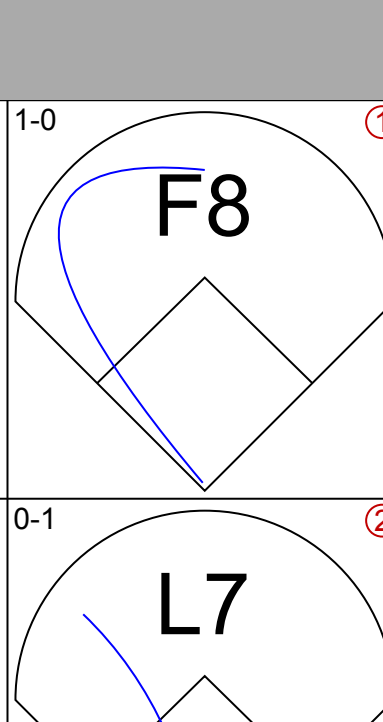
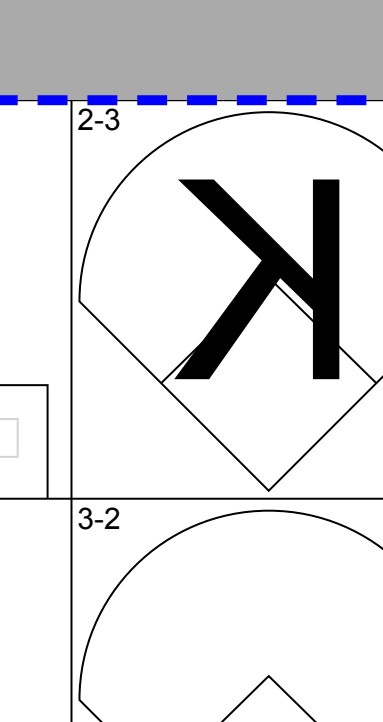
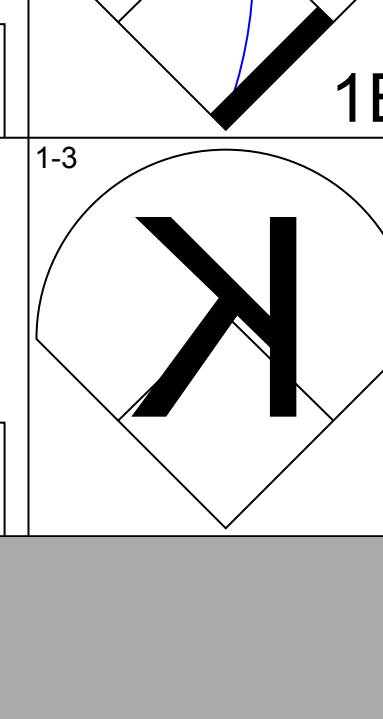
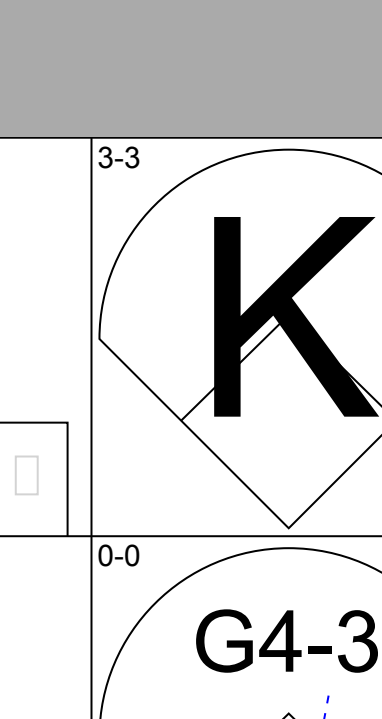
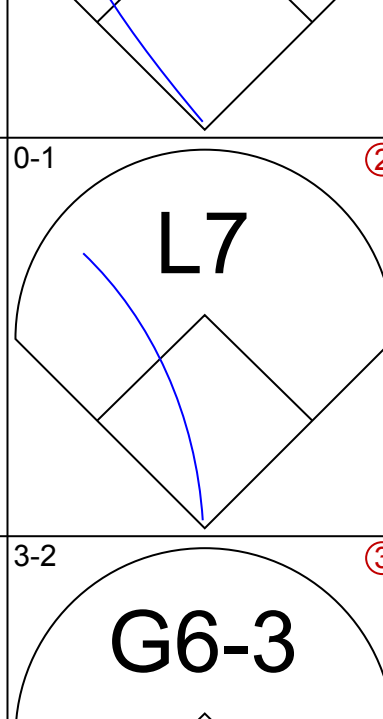
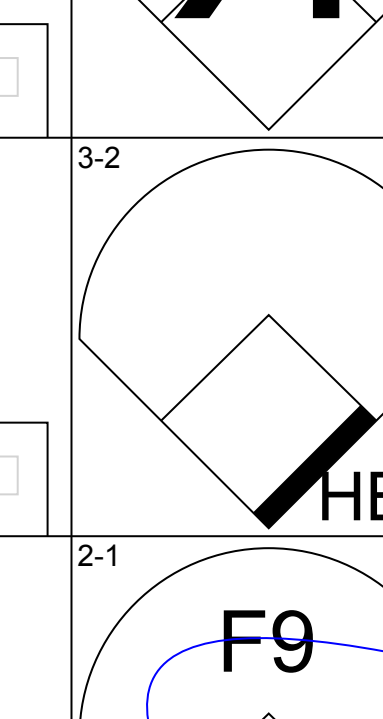
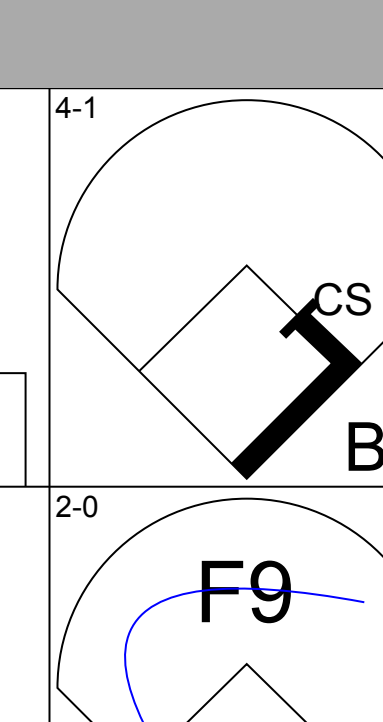
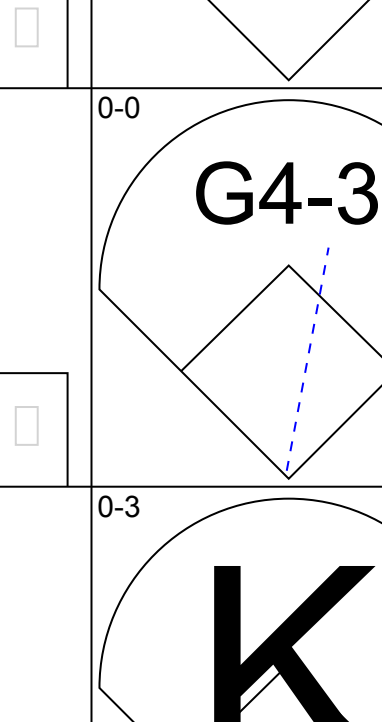
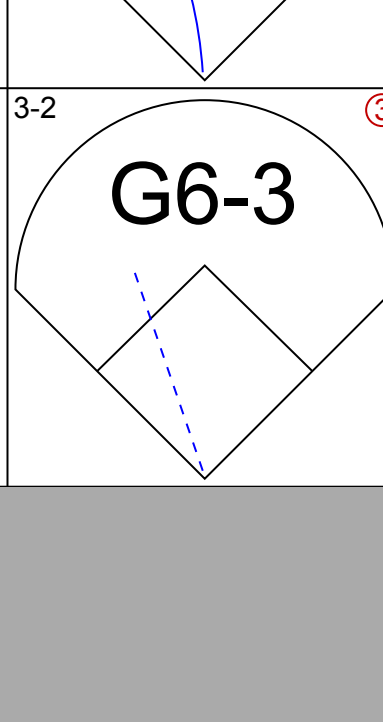
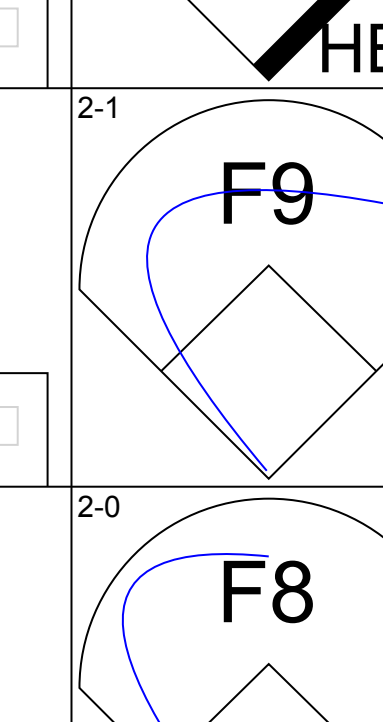
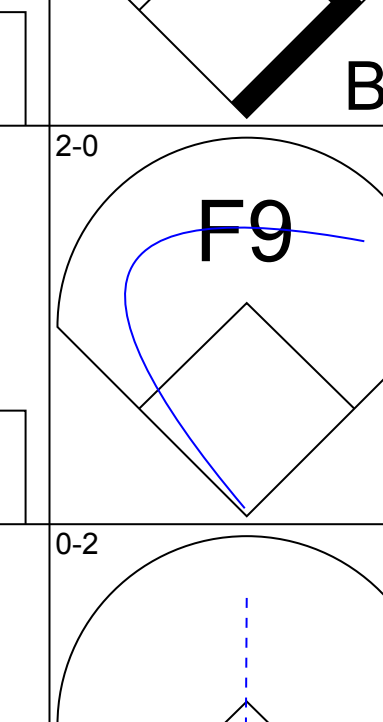
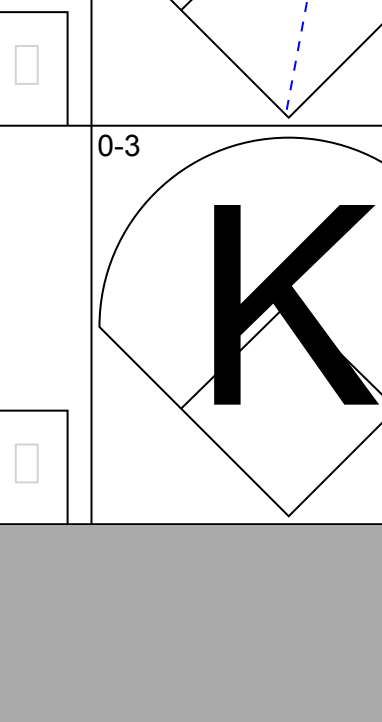
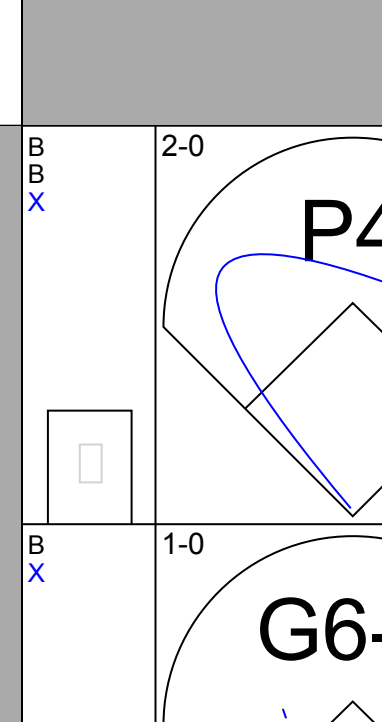
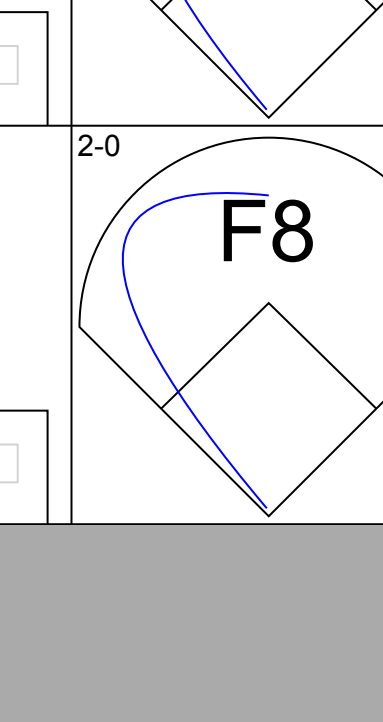
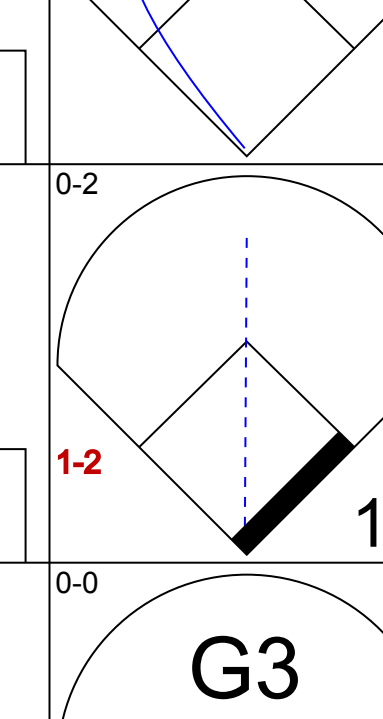
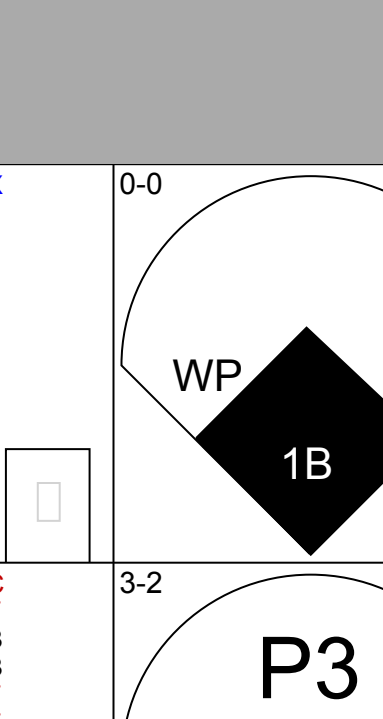
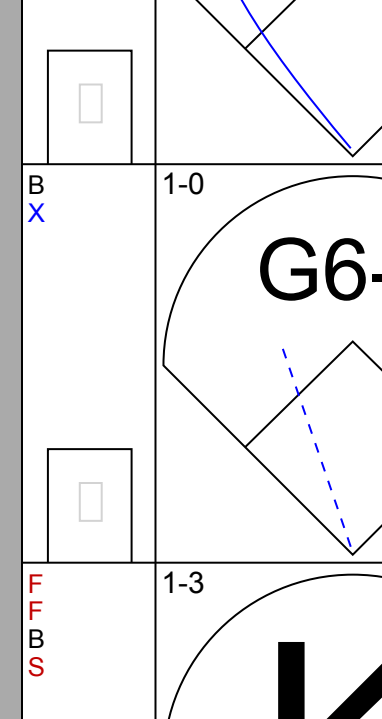
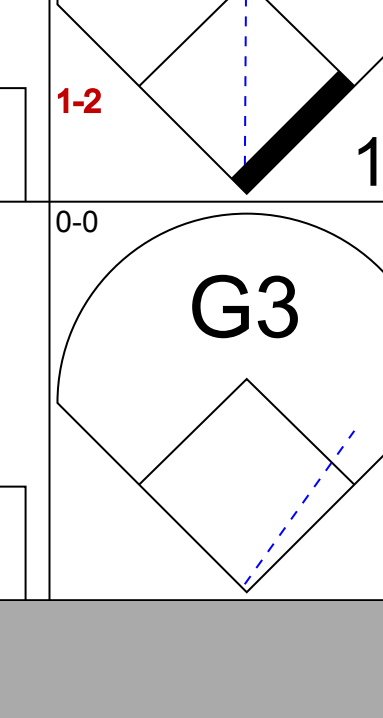
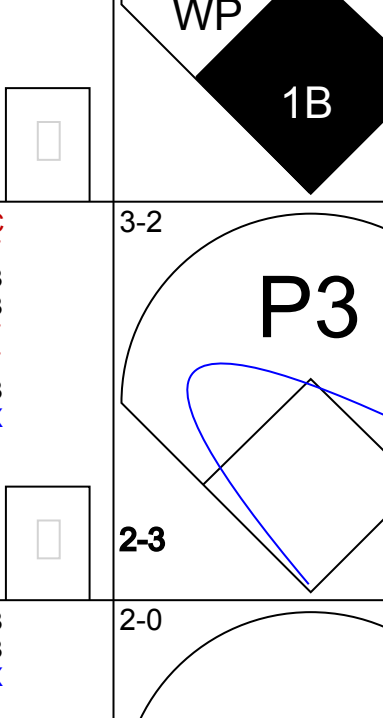
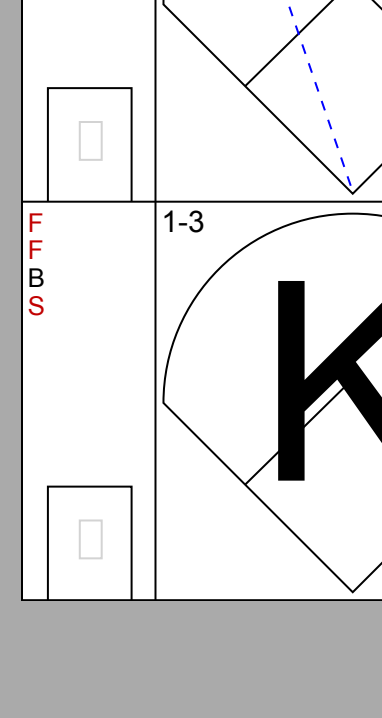
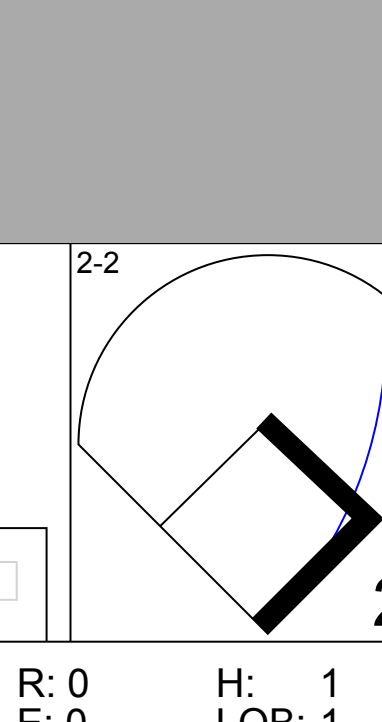
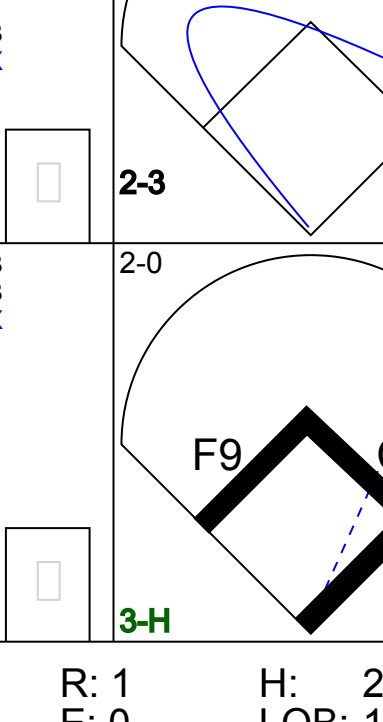
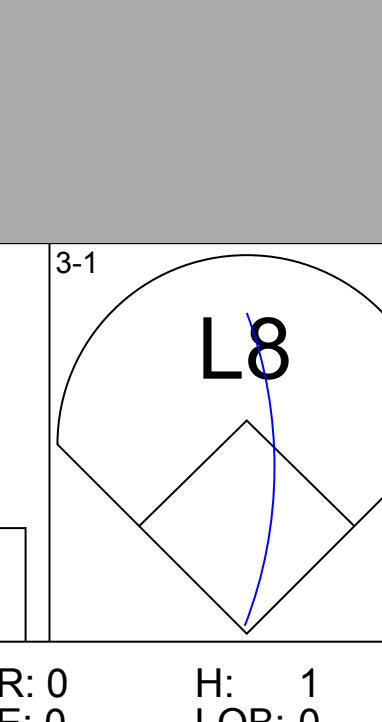


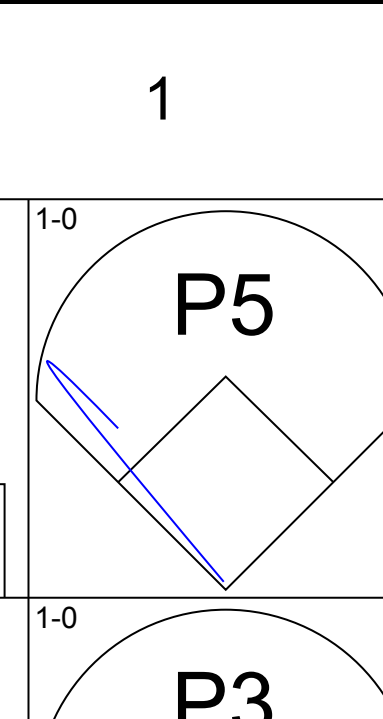
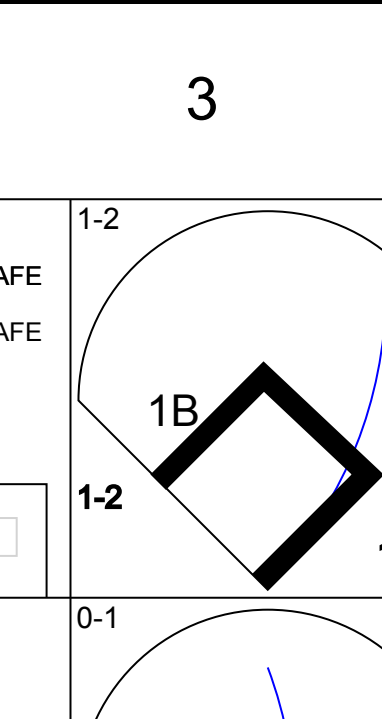
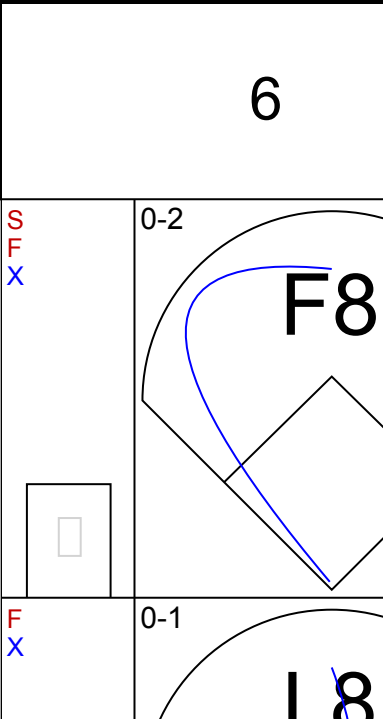
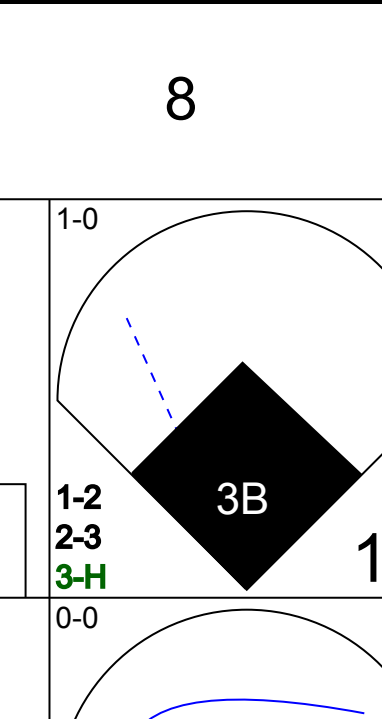
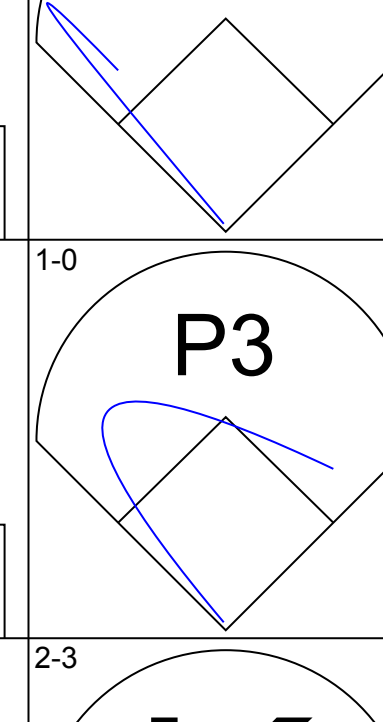
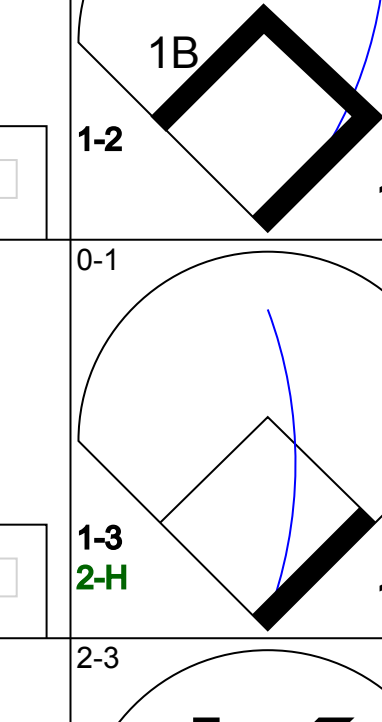
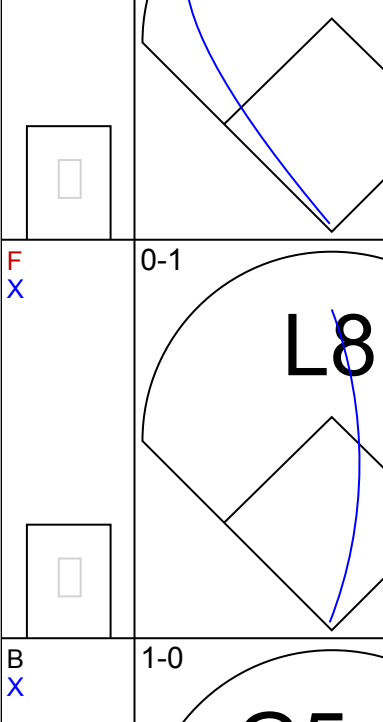
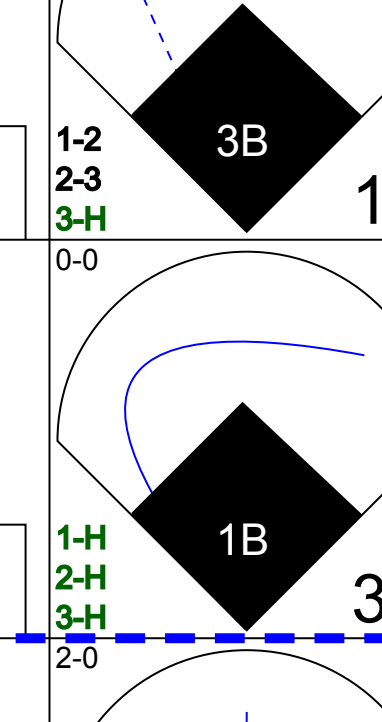
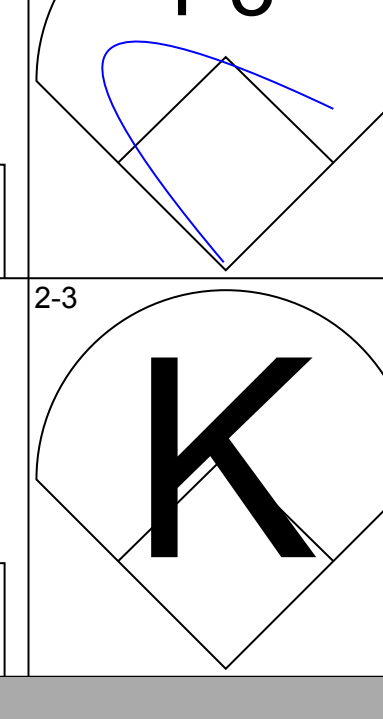
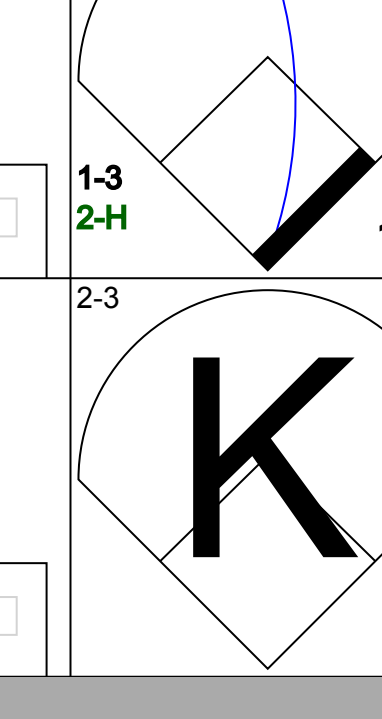
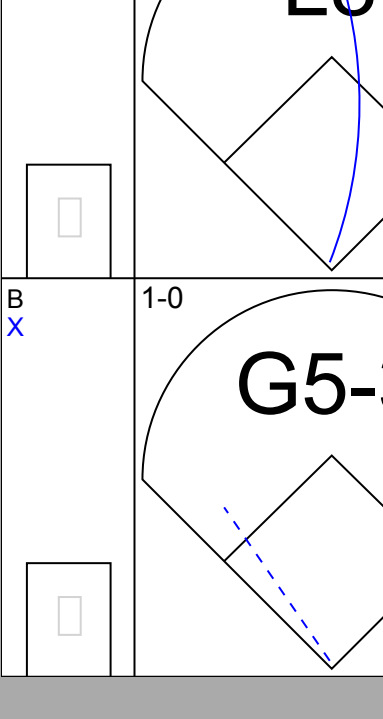
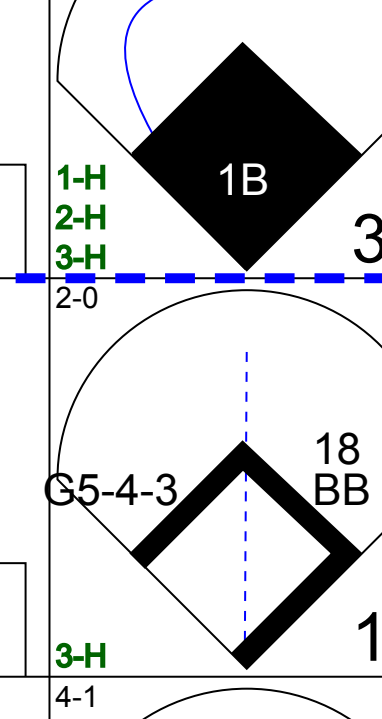
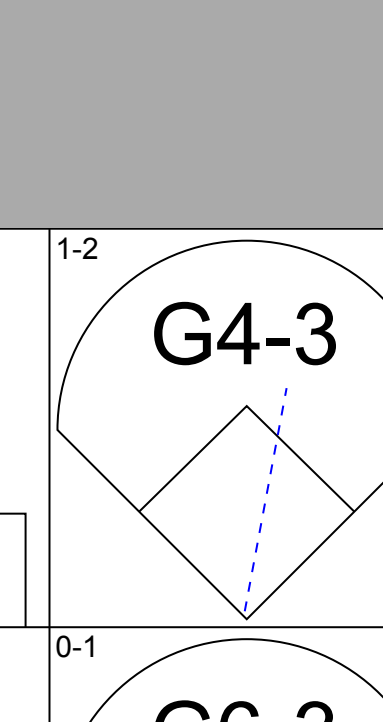
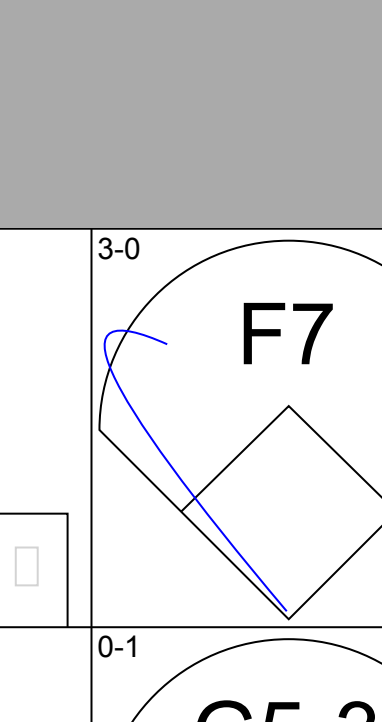
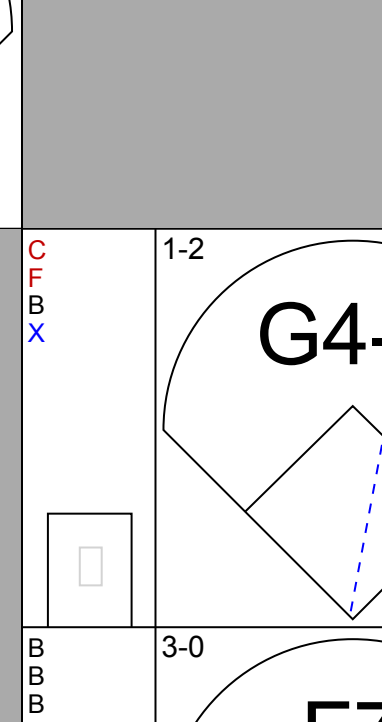
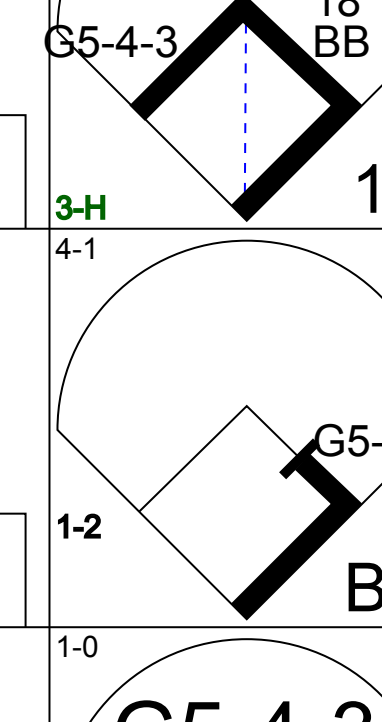
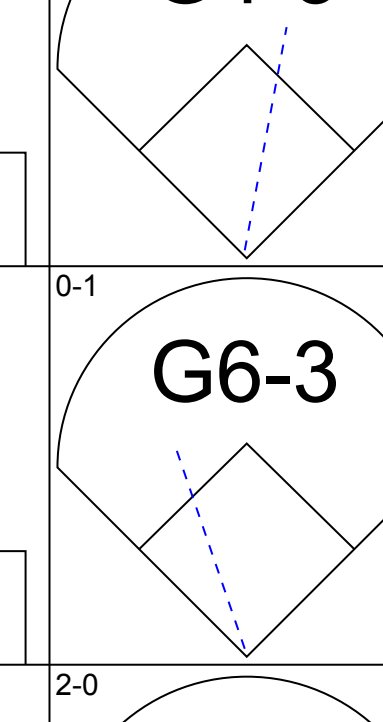
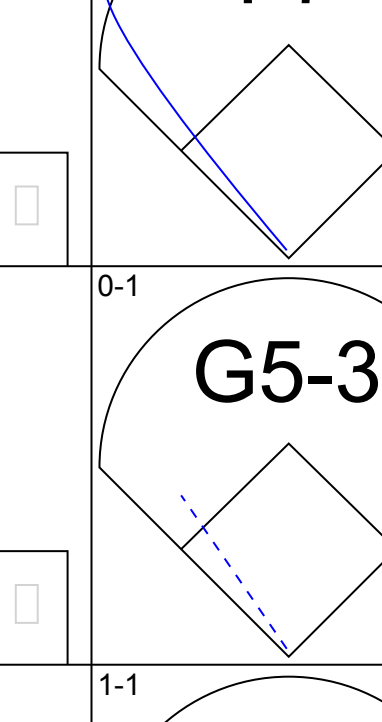
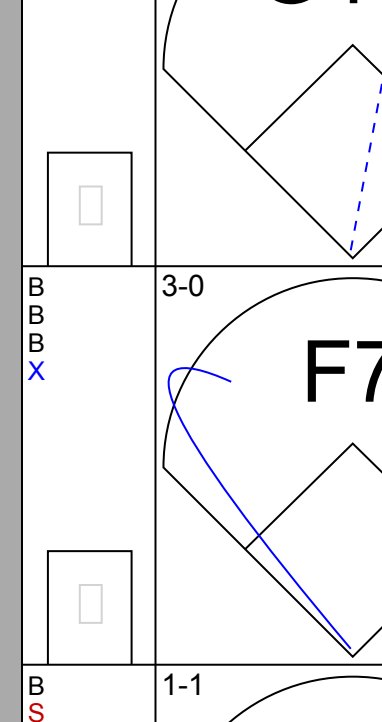
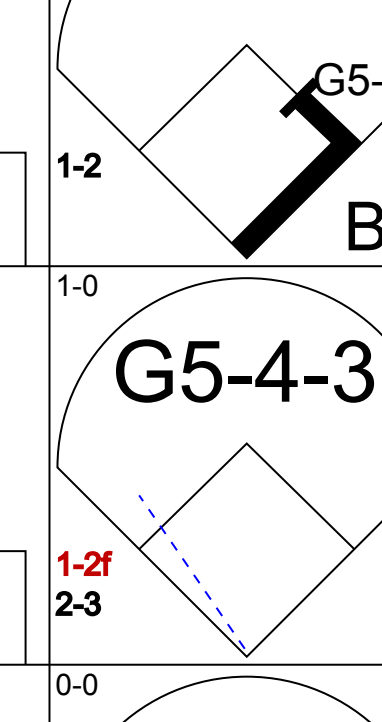
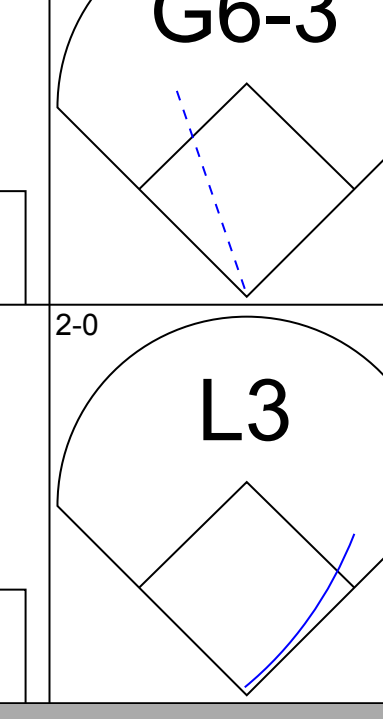
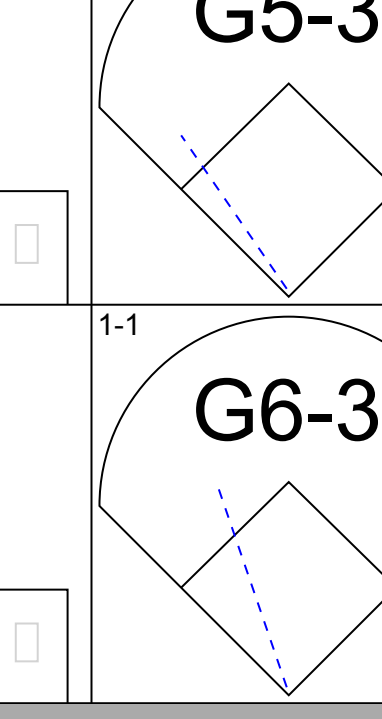
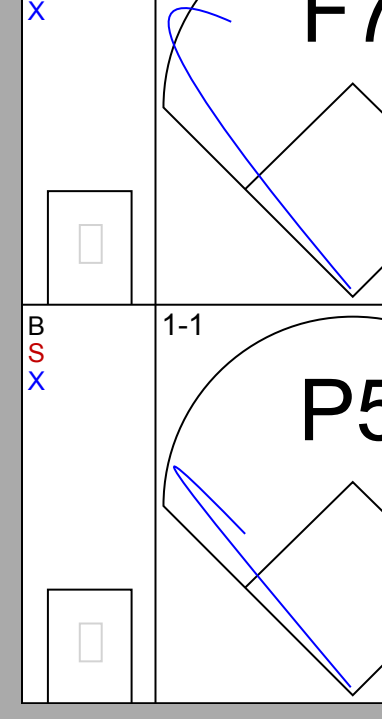
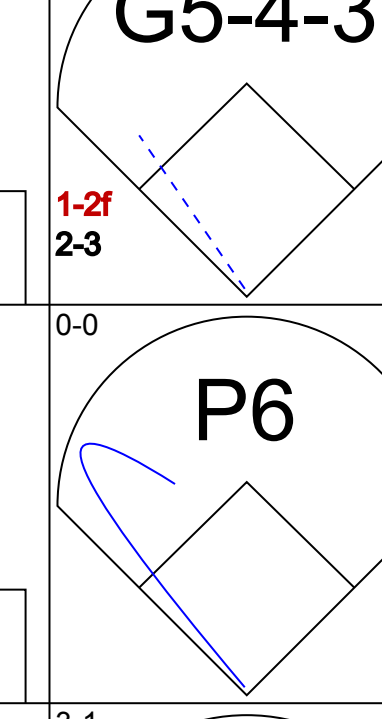
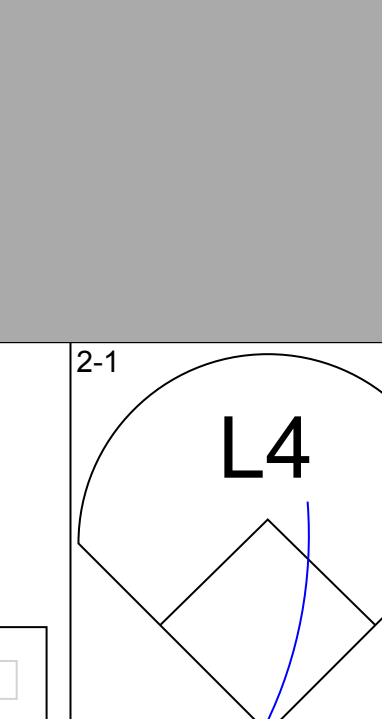
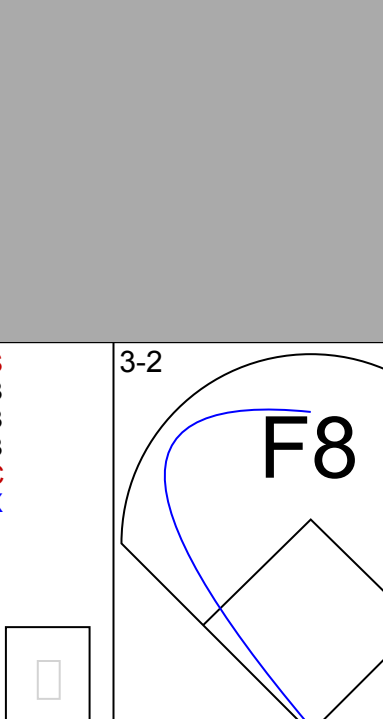
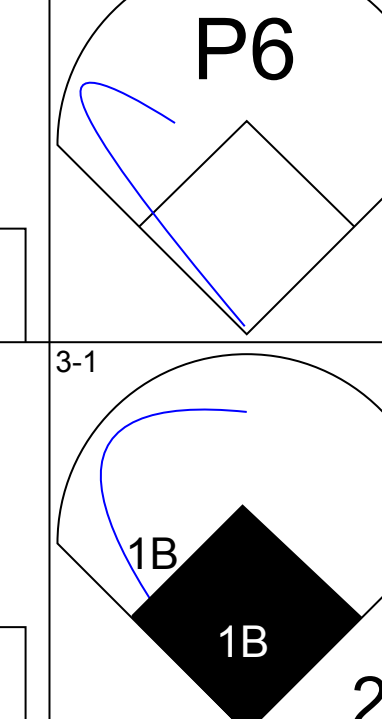
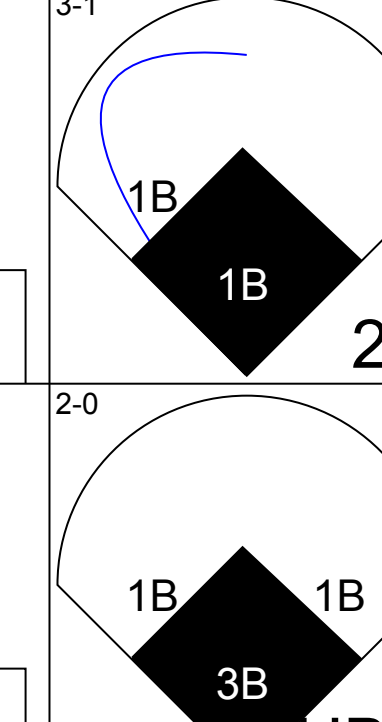
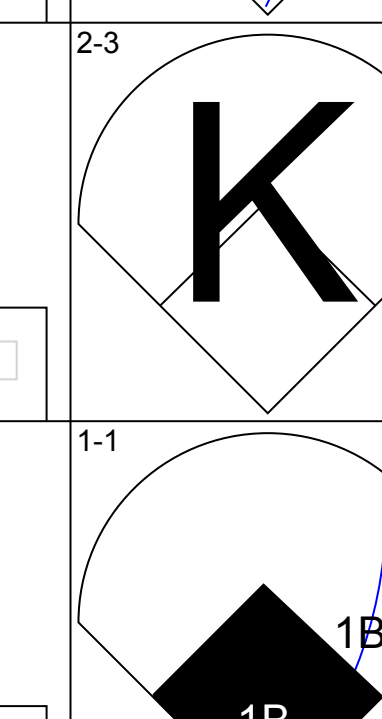
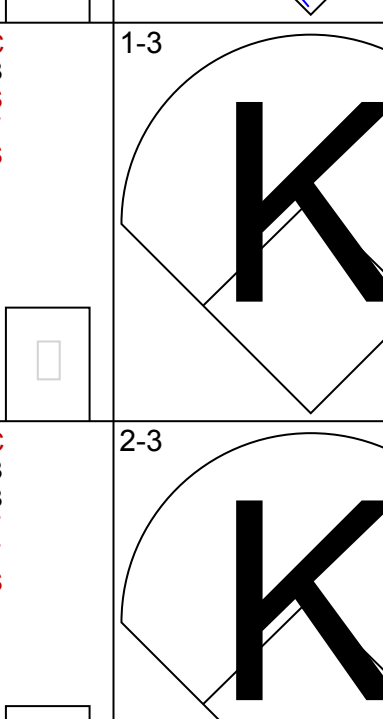
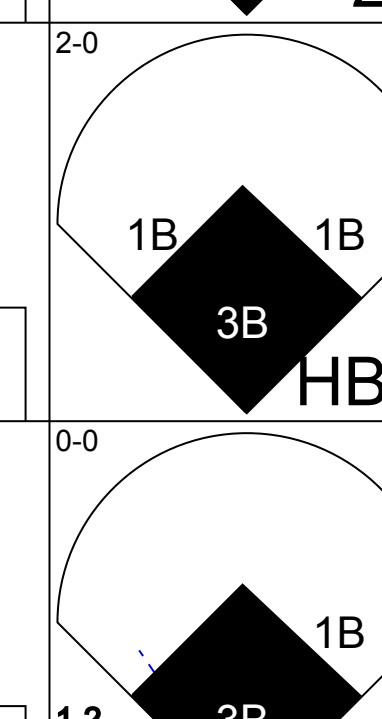
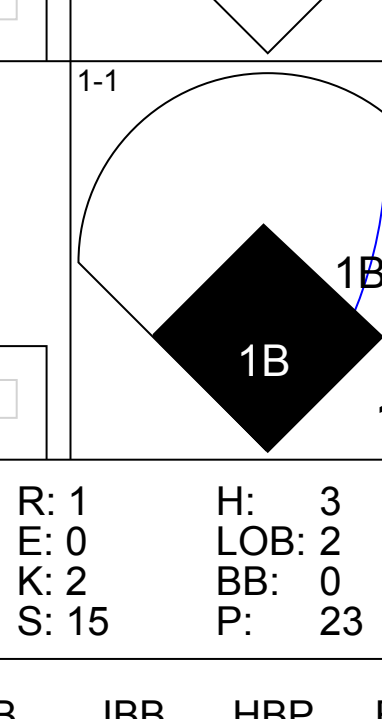
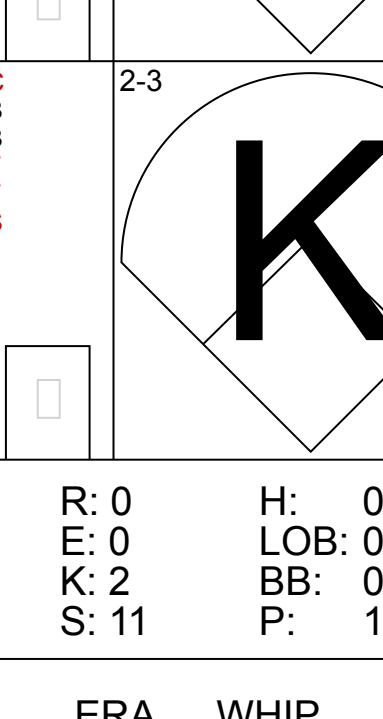
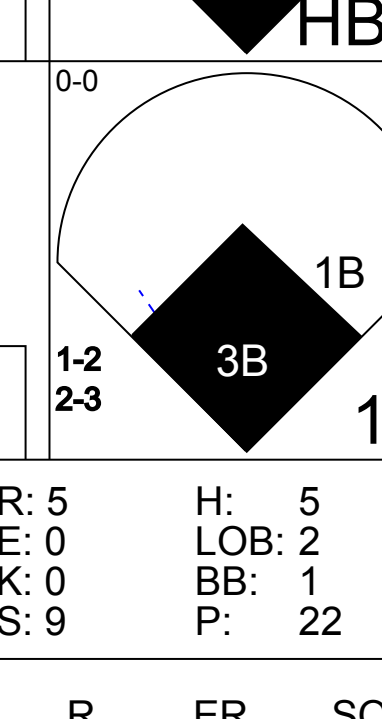
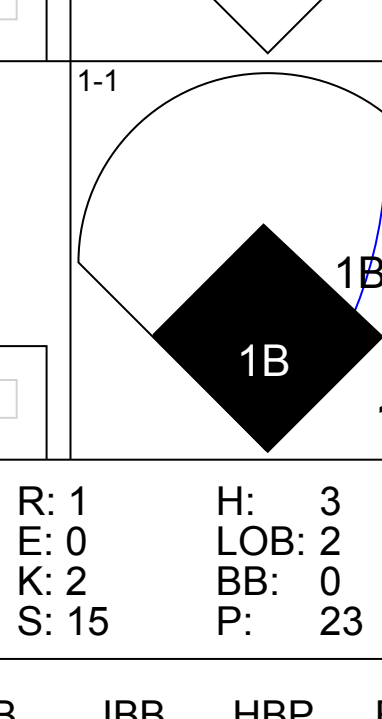
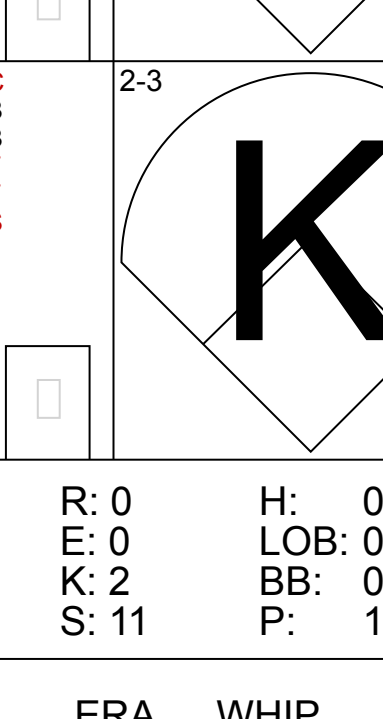
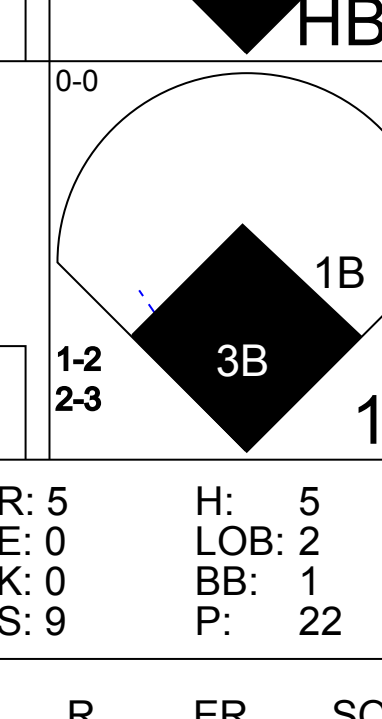
Batter	1	2	3	4	5	6	7	8	9	AB	R	H	RBI	BB	SO	LOB	BOTTOM					
Shannon Stewart, R OBP: 0.571, SLG: 0.250 (1, 8)	G4-3 HR BB		PB HBP BB	P3		G6-3			S 1B	3	2	1	0	2	0	4						
Alex Gonzalez, R OBP: 0.308, SLG: 0.410 Juan Samuel, R OBP: 0.366, SLG: 0.429 (1, 6) (4, 4)	G1-3 1-2		PB HBP	K			P4		1B BB	1	0	0	0	0	0	1						
José Cruz Jr., S OBP: 0.310, SLG: 0.534 (1, 7)	G4-3 2-3		F7		G4-3 2B		F7		1B	5	0	2	1	0	0	3						
Joe Carter, R OBP: 0.297, SLG: 0.420 (1, 9)	HR		F8		G5-3		P4			4	1	1	2	0	0	3						
Carlos Delgado, L OBP: 0.339, SLG: 0.537 (1, 3)	F8		G6-3		G4-3		L9			4	0	0	0	0	0	3						
Ed Sprague, R OBP: 0.305, SLG: 0.389 (1, 5)		1B		2B 1B	G6-3		G6-3			4	0	2	0	0	0	1						
Shawn Green, L OBP: 0.338, SLG: 0.509 (1, 10)		K		2B		K		1B		4	0	2	0	0	2	1						
Benito Santiago, R OBP: 0.258, SLG: 0.362 (1, 2)		G6-3 1B		G1-3				P3		4	0	2	0	0	0	3						
Carlos Garcia, R OBP: 0.249, SLG: 0.308 (1, 4) (4, 6)	G6-3 1-2						P3		F8	3	0	0	0	1	0	3						
Inning Stats	R: 2 E: 0 K: 0 S: 13	H: 1 LOB: 0 BB: 1 P: 25	R: 0 E: 0 K: 1 S: 10	H: 2 LOB: 1 BB: 0 P: 11	R: 0 E: 0 K: 0 S: 10	H: 0 LOB: 2 BB: 1 P: 20	R: 0 E: 0 K: 1 S: 13	H: 2 LOB: 3 BB: 1 P: 23	R: 0 E: 0 K: 0 S: 11	H: 1 LOB: 1 BB: 0 P: 15	R: 0 E: 0 K: 1 S: 9	H: 1 LOB: 0 BB: 0 P: 11	R: 0 E: 0 K: 0 S: 6	H: 0 LOB: 0 BB: 0 P: 9	R: 0 E: 0 K: 0 S: 6	H: 1 LOB: 1 BB: 0 P: 9	R: 1 E: 0 K: 0 S: 8	H: 2 LOB: 2 BB: 1 P: 13	1B: 6 2B: 3 3B: 0 HR: 1	SF: 0 SAC: 0 DP: 1 HBP: 1	WP: 0 PB: 1 SB: 1 CS: 0	PA: 39
PITCHER	IP	WLS	BF	H	R	ER	SO	BB	IBB	HBP	BLK	WP	HR	S	P	ERA	WHIP					
LaTroy Hawkins, R ERA: 5.57 (1, 1)	8.0		35	8	2	2	3	3	0	1	0	0	0	78	123	2.25	1.375					
Mike Trombley, R ERA: 4.54 (9, 1)	0.1	L	3	1	1	1	0	1	0	0	0	0	0	6	11	27.00	6.000					
Eddie Guardado, L ERA: 3.22 (9, 1)	0.0		1	1	0	0	0	0	0	0	0	0	0	2	2	∞	∞					

Minnesota Twins @ Toronto Blue Jays
SkyDome, Toronto, ON
 Wed Aug 13 1997, 7:05 PM EDT
 Att: 31,292 - Unknown - 72 F

AB	34
R	3
H	10
RBI	3
BB	4
SO	3
LOB	25



Batter	1	2	3	4	5	6	7	8	9	AB	R	H	RBI	BB	SO	LOB	TOP					
Chuck Knoblauch R (1,4) OBP: 0.403, SLG: 0.450										4	0	1	0	0	1	2	Minnesota Twins @ Boston Red Sox Fenway Park, Boston, MA Thu Aug 14 1997, 7:05 PM EDT Att: 31,207 - Unknown - 80 F					
Rich Becker L (1,8) OBP: 0.353, SLG: 0.401										3	0	0	0	1	0	2						
Paul Molitor R (1,10) OBP: 0.352, SLG: 0.432										4	0	1	0	0	1	2						
Marty Cordova R (1,7) OBP: 0.309, SLG: 0.429										3	0	0	0	0	2	1						
Matt Lawton L (1,9) OBP: 0.358, SLG: 0.396										3	0	0	0	1	0	1						
Ron Coomer R (1,5) OBP: 0.327, SLG: 0.421										4	0	0	0	0	1	2						
Terry Steinbach R (1,2) OBP: 0.317, SLG: 0.424										3	1	2	0	0	0	0						
Scott Stahoviak L (1,3) OBP: 0.300, SLG: 0.435										3	0	0	0	0	1	2						
Denny Hocking S (1,6) OBP: 0.320, SLG: 0.376										3	0	2	1	0	0	0						
Inning Stats	R: 0 E: 0 K: 2 S: 10	H: 1 LOB: 1 BB: 0 P: 13	R: 0 E: 0 K: 0 S: 6	H: 1 LOB: 1 BB: 1 P: 12	R: 0 E: 0 K: 0 S: 10	H: 1 LOB: 1 BB: 1 P: 16	R: 0 E: 0 K: 2 S: 7	H: 0 LOB: 0 BB: 0 P: 10	R: 1 E: 0 K: 0 S: 15	H: 2 LOB: 1 BB: 0 P: 21	R: 0 E: 0 K: 0 S: 6	H: 0 LOB: 0 BB: 0 P: 10	R: 0 E: 0 K: 1 S: 5	H: 0 LOB: 0 BB: 0 P: 9	R: 0 E: 0 K: 0 S: 5	H: 1 LOB: 0 BB: 0 P: 8	R: 0 E: 0 K: 1 S: 9	H: 0 LOB: 1 BB: 0 P: 18	1B: 4 2B: 2 3B: 0 HR: 0	SF: 0 SAC: 0 DP: 2 HBP: 1	WP: 1 PB: 0 SB: 0 CS: 2	PA: 33
PITCHER	IP	WLS	BF	H	R	ER	SO	BB	IBB	HBP	BLK	WP	HR	S	P	ERA	WHIP					
Jeff Suppan R (1,1) ERA: 4.6	8.0	W	29	6	1	1	5	2	0	0	0	1	0	64	99	1.12	1.000					
Jim Corsi R (9,1) ERA: 3.43	1.0		4	0	0	0	1	0	0	1	0	0	0	9	18	0.00	0.000					

Batter	1	2	3	4	5	6	7	8	9	AB	R	H	RBI	BB	SO	LOB	BOTTOM					
Nomar Garciaparra R (1,6) OBP: 0.347, SLG: 0.528										4	1	2	1	0	0	0	Minnesota Twins @ Boston Red Sox Fenway Park, Boston, MA Thu Aug 14 1997, 7:05 PM EDT Att: 31,207 - Unknown - 80 F					
John Valentin R (1,5) OBP: 0.375, SLG: 0.507										4	1	2	4	0	0	0						
Mo Vaughn L (1,3) OBP: 0.441, SLG: 0.576										4	0	1	1	0	2	2						
18 Reggie Jefferson S (1,10) OBP: 0.388, SLG: 0.537										3	0	0	0	1	0	0						
Wil Cordero R (1,7) OBP: 0.320, SLG: 0.445										4	0	0	0	0	0	2						
Troy O'Leary L (1,9) OBP: 0.382, SLG: 0.501										4	0	0	0	0	0	2						
Scott Hatteberg L (1,2) OBP: 0.356, SLG: 0.427										3	0	1	0	0	0	0						
Jesus Tavarez S (6, PR) OBP: 0.204, SLG: 0.244										0	1	0	0	0	0	0						
Bill Haselman R (9,2) OBP: 0.298, SLG: 0.397										2	1	0	0	0	2	0						
Darren Bragg L (1,8) OBP: 0.352, SLG: 0.403										3	2	2	0	0	1	0						
Jeff Frye R (1,4) OBP: 0.351, SLG: 0.430										3	2	2	0	0	1	0						
Inning Stats	R: 0 E: 0 K: 1 S: 5	H: 0 LOB: 0 BB: 0 P: 9	R: 0 E: 0 K: 0 S: 6	H: 0 LOB: 0 BB: 0 P: 9	R: 1 E: 0 K: 2 S: 15	H: 3 LOB: 2 BB: 0 P: 23	R: 0 E: 0 K: 0 S: 5	H: 0 LOB: 0 BB: 0 P: 9	R: 0 E: 0 K: 0 S: 6	H: 0 LOB: 0 BB: 0 P: 7	R: 0 E: 0 K: 0 S: 6	H: 0 LOB: 0 BB: 0 P: 11	R: 0 E: 0 K: 0 S: 6	H: 0 LOB: 0 BB: 0 P: 11	R: 5 E: 0 K: 0 S: 9	H: 5 LOB: 2 BB: 1 P: 22	R: 0 E: 0 K: 0 S: 0	H: 0 LOB: 0 BB: 0 P: 0	1B: 6 2B: 1 3B: 1 HR: 0	SF: 0 SAC: 0 DP: 1 HBP: 1	WP: 0 PB: 0 SB: 0 CS: 0	PA: 33
PITCHER	IP	WLS	BF	H	R	ER	SO	BB	IBB	HBP	BLK	WP	HR	S	P	ERA	WHIP					
Brad Radke R (1,1) ERA: 3.46	7.0	L	29	7	6	6	5	0	0	1	0	0	0	59	96	7.71	1.000					
Greg Swindell L (8,1) ERA: 3.62	1.0		4	1	0	0	0	1	0	0	0	0	0	4	11	0.00	2.000					

AB	30
R	1
H	6
RBI	1
BB	2
SO	6
LOB	12



AB	31
R	6
H	8
RBI	6
BB	1
SO	5
LOB	6



Batter	1	2	3	4	5	6	7	8	9	10	AB	R	H	RBI	BB	SO	LOB					
Chuck Knoblauch, R OBP: 0.403, SLG: 0.449	F9		S		F7			S	K		5	0	2	1	0	1	3					
Denny Hocking, S OBP: 0.317, SLG: 0.382	K		F7			K		F8		K	5	0	1	0	0	2	2					
Paul Molitor, R OBP: 0.348, SLG: 0.427	K		L1			G5-3		G4-3		K	5	0	0	0	0	2	3					
Terry Steinbach, R OBP: 0.313, SLG: 0.418	F9				G6-3				E6	K	5	1	0	0	0	2	1					
Matt Lawton, L OBP: 0.356, SLG: 0.391	G4-3				G4-3			F8	G3		4	0	0	0	1	0	1					
Marty Cordova, R OBP: 0.307, SLG: 0.425	K				G5-3			F8	2B	IBB	5	1	1	0	0	1	2					
Scott Stahoviak, L OBP: 0.308, SLG: 0.443			FC6-4		G4-3				G5-3		3	1	2	1	1	0	0					
Ron Coomer, R OBP: 0.329, SLG: 0.420			FC6-4		G6-3			F8	G5-3		3	0	1	0	1	0	1					
Rich Becker, L OBP: 0.354, SLG: 0.401			FC6-4						G5-3	IBB	2	1	1	0	0	0	2					
Roberto Kelly, R OBP: 0.335, SLG: 0.439			FC6-4						G5-3		1	0	0	0	0	0	0					
Brent Bréde, L OBP: 0.337, SLG: 0.356			1B					P3	G5-3		1	0	0	1	0	0	2					
Inning Stats	R: 0 E: 0 K: 2 S: 8	H: 0 LOB: 0 BB: 0 P: 12	R: 0 E: 0 K: 1 S: 6	H: 0 LOB: 0 BB: 0 P: 8	R: 2 E: 0 K: 0 S: 16	H: 3 LOB: 1 BB: 0 P: 20	R: 0 E: 0 K: 0 S: 8	H: 0 LOB: 0 BB: 0 P: 13	R: 0 E: 0 K: 0 S: 9	H: 1 LOB: 1 BB: 0 P: 10	R: 0 E: 0 K: 0 S: 9	H: 0 LOB: 0 BB: 1 P: 15	R: 0 E: 0 K: 0 S: 10	H: 1 LOB: 1 BB: 0 P: 15	R: 0 E: 1 K: 1 S: 12	H: 2 LOB: 2 BB: 1 P: 20	R: 0 E: 0 K: 2 S: 13	H: 1 LOB: 2 BB: 1 P: 22	1B: 6 2B: 1 3B: 1 HR: 0	SF: 0 SAC: 0 DP: 0 HBP: 0	WP: 1 PB: 0 SB: 3 CS: 0	PA: 42
PITCHER	IP	WLS	BF	H	R	ER	SO	BB	IBB	HBP	BLK	WP	HR	S	P	ERA	WHIP					
Tom Gordon, R ERA: 3.59	7.0		26	4	2	2	5	1	0	0	0	1	0	59	92	2.57	0.714					
Butch Henry, L ERA: 3.99	1.0		4	1	0	0	0	0	0	0	0	0	0	10	15	0.00	1.000					
Jim Corsi, R ERA: 3.35	1.0		7	2	2	0	1	0	1	0	0	0	0	12	20	0.00	2.000					
Kerry Lacy, R ERA: 5.18	1.0	W	5	1	0	0	2	0	1	0	0	0	0	13	22	0.00	1.000					

TOP

Minnesota Twins @ Boston Red Sox
Fenway Park, Boston, MA
Fri Aug 15 1997, 7:05 PM EDT
Att: 25,328 - Unknown - 76 F

AB	39
R	4
H	8
RBI	3
BB	3
SO	8
LOB	17




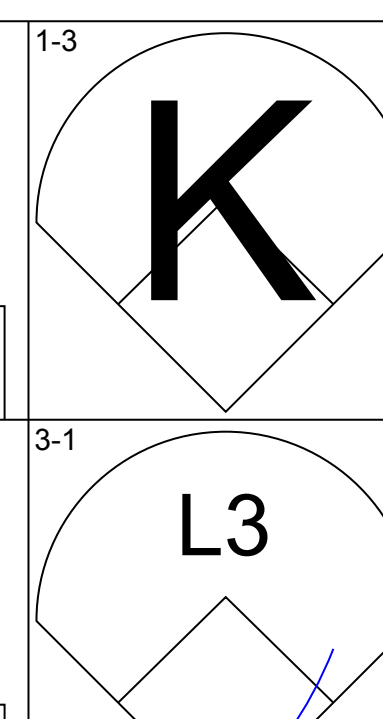
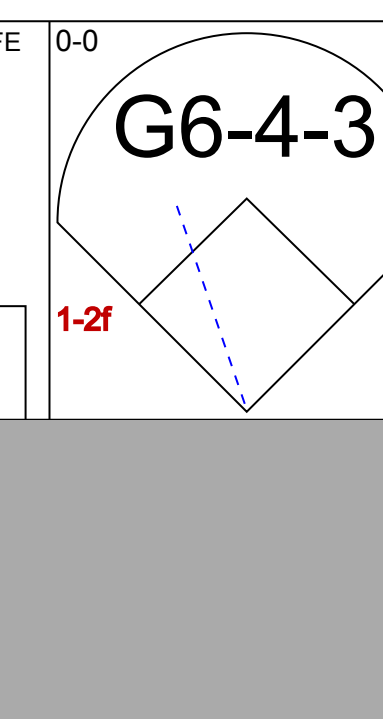
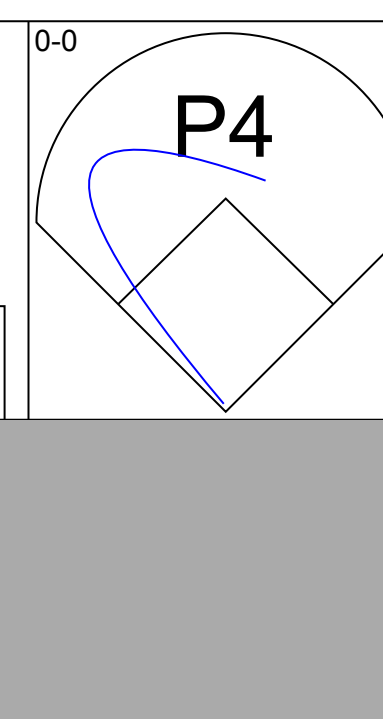
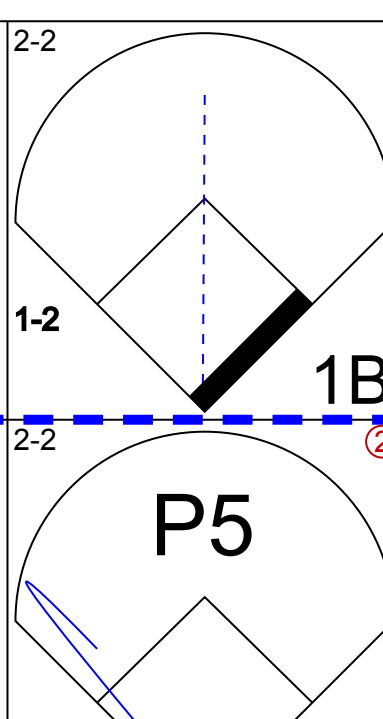
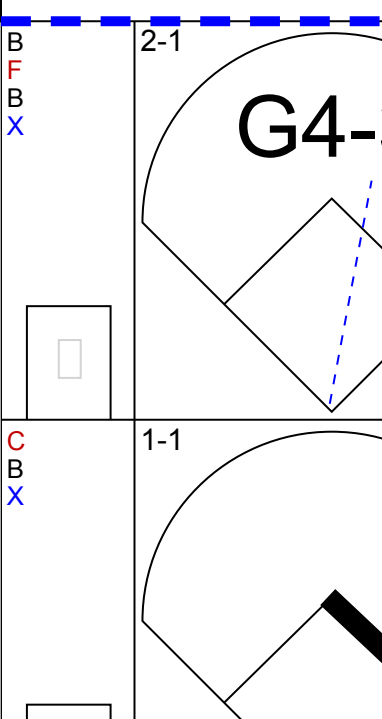
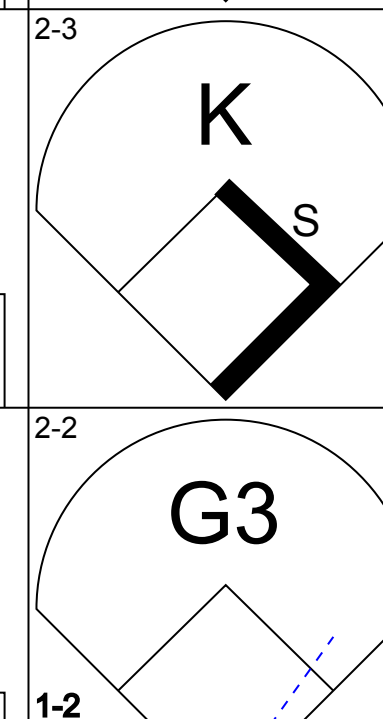
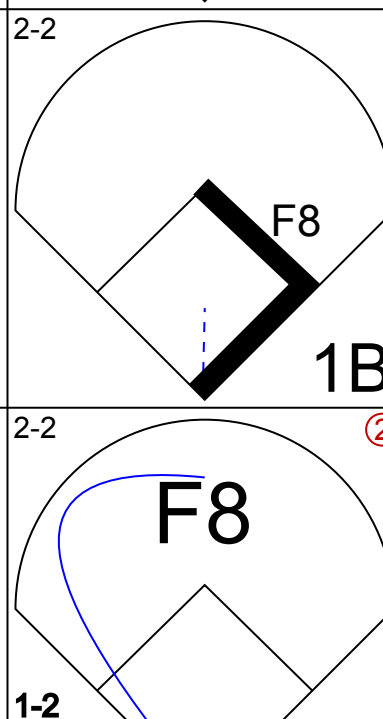
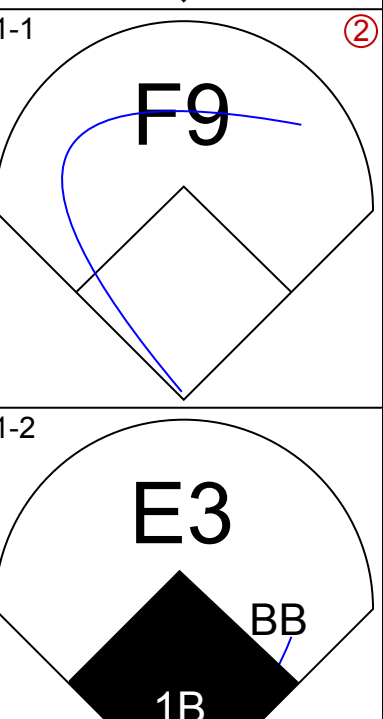
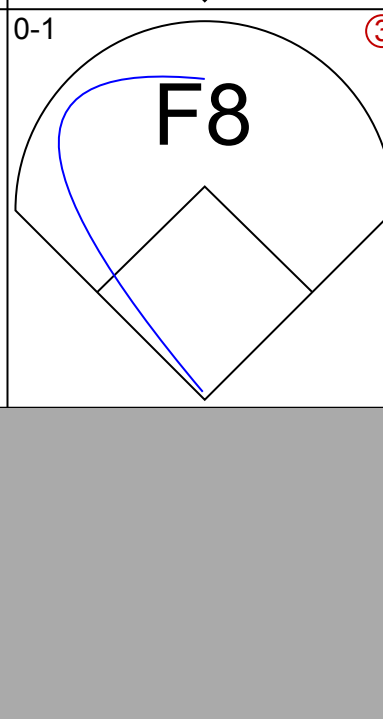
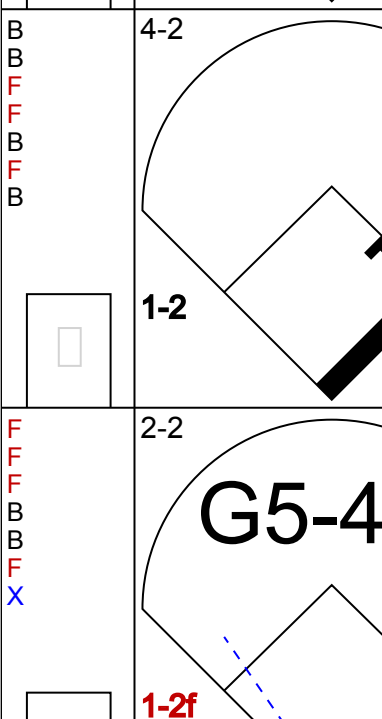


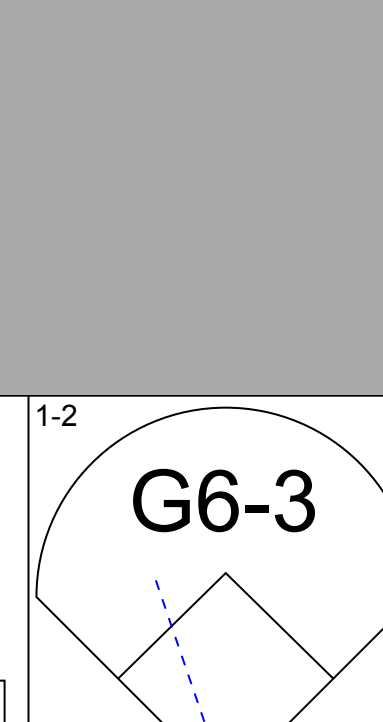
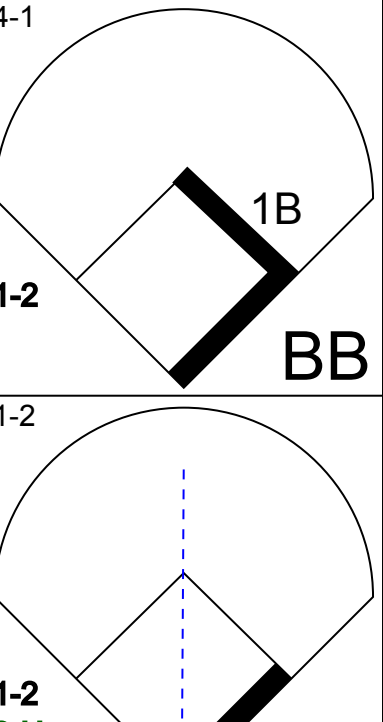




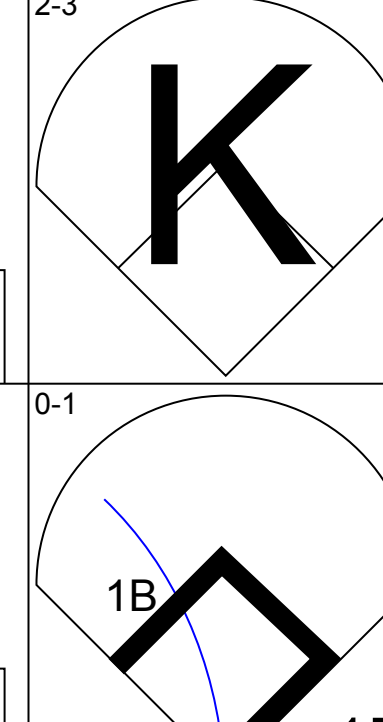
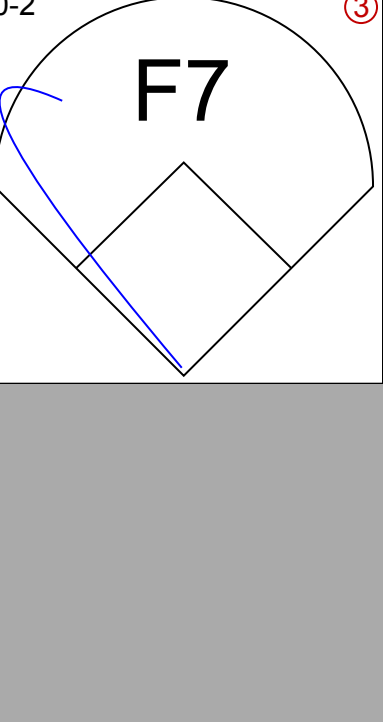


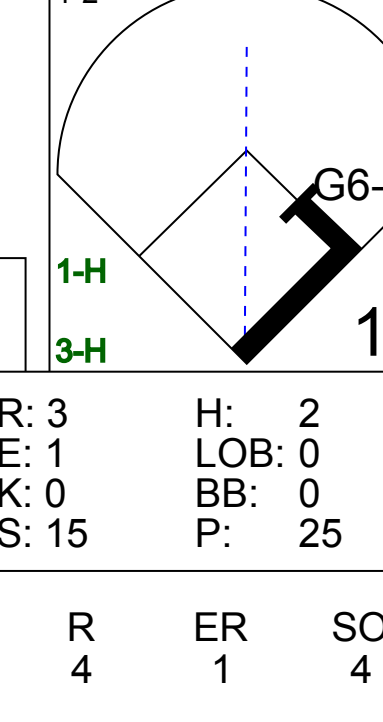
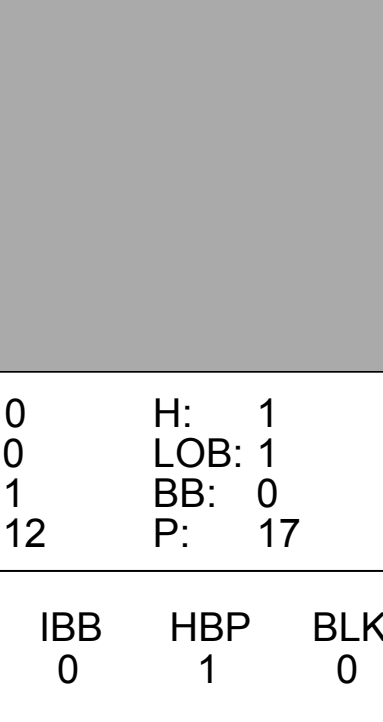
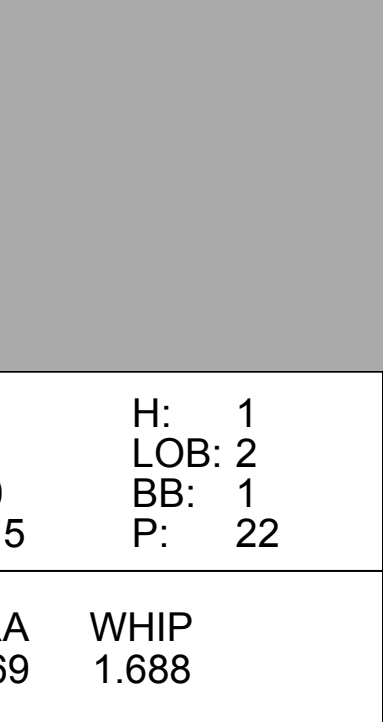

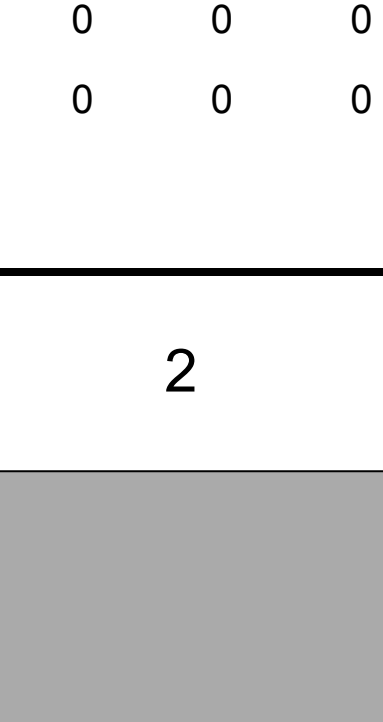
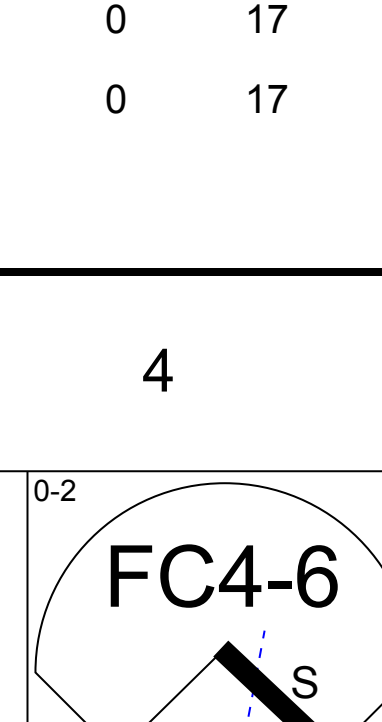
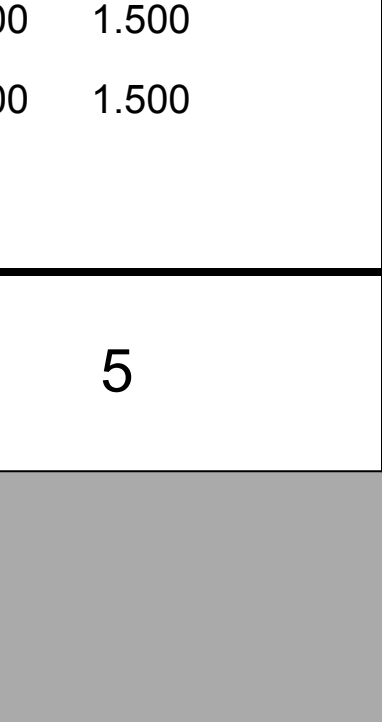
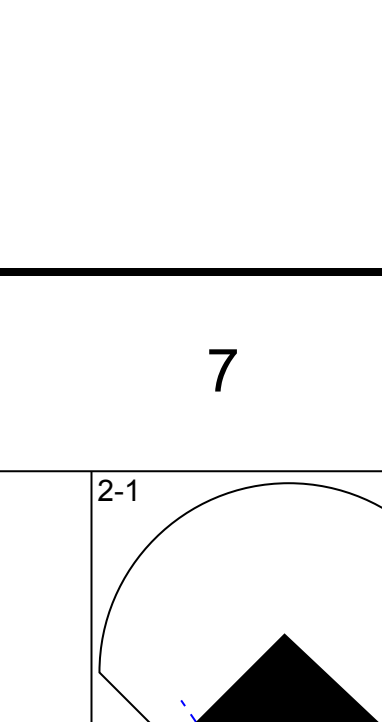

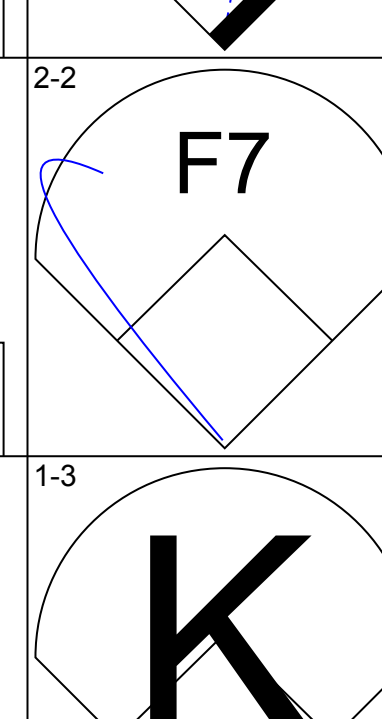





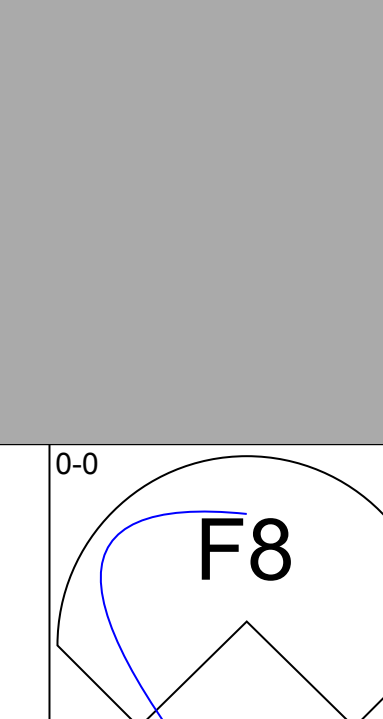
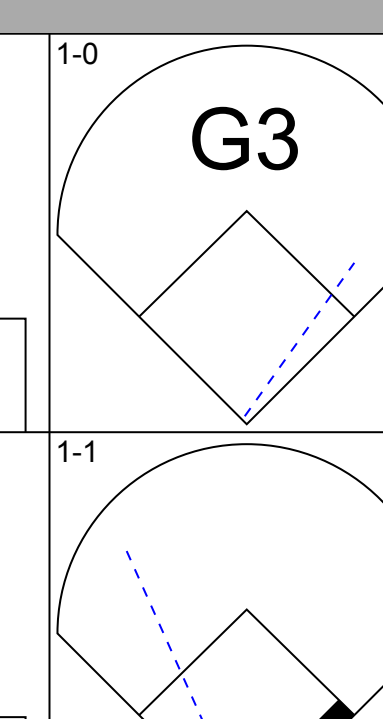

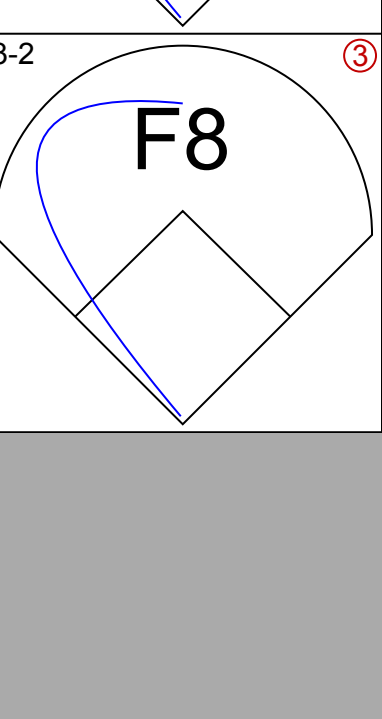
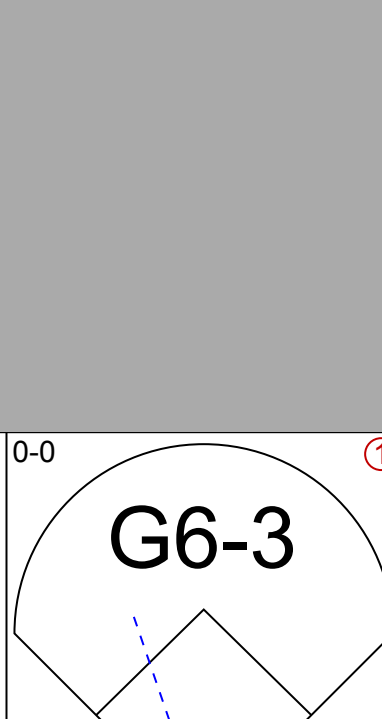
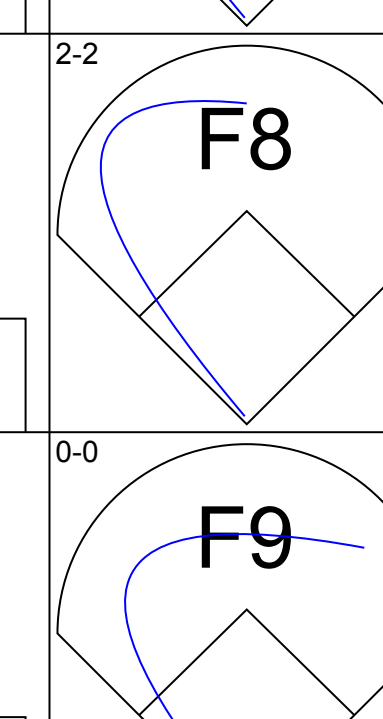
Batter	1	2	3	4	5	6	7	8	9	10	AB	R	H	RBI	BB	SO	LOB					
Nomar Garciaparra, R OBP: 0.346, SLG: 0.525	F9		G5-3			F7		K			5	0	1	0	0	1	0					
John Valentin, R OBP: 0.375, SLG: 0.510	F9				F8	G5-3			K	1B	5	2	2	0	0	1	1					
Mo Vaughn, L OBP: 0.442, SLG: 0.578											4	0	2	1	1	1	1					
Mike Benjamin, R OBP: 0.297, SLG: 0.362											0	1	0	0	0	0	0					
18 Reggie Jefferson, S OBP: 0.389, SLG: 0.535	L5				F8	1B		G3			5	1	2	1	0	0	3					
Wil Cordero, R OBP: 0.322, SLG: 0.444		G5-3			K						3	1	1	0	1	1	1					
Troy O'Leary, L OBP: 0.366, SLG: 0.510		G3-1									4	0	3	3	0	0	0					
Scott Hatteberg, L OBP: 0.351, SLG: 0.420		K				G5-4-3		L6			4	0	0	0	0	1	4					
Darren Bragg, L OBP: 0.351, SLG: 0.400					L7			G2-3			3	0	0	0	1	0	0					
Jeff Frye, R OBP: 0.346, SLG: 0.424			G4-3			FC5-4		F9		K	4	0	0	0	0	1	1					
Inning Stats	R: 0 E: 0 K: 0 S: 7	H: 0 LOB: 1 BB: 1 P: 15	R: 0 E: 0 K: 1 S: 6	H: 0 LOB: 0 BB: 0 P: 10	R: 0 E: 0 K: 0 S: 5	H: 0 LOB: 0 BB: 0 P: 5	R: 0 E: 0 K: 1 S: 8	H: 1 LOB: 1 BB: 0 P: 10	R: 0 E: 0 K: 0 S: 10	H: 0 LOB: 0 BB: 1 P: 10	R: 0 E: 0 K: 1 S: 9	H: 0 LOB: 0 BB: 0 P: 10	R: 1 E: 0 K: 1 S: 15	H: 2 LOB: 2 BB: 1 P: 22	R: 0 E: 0 K: 2 S: 9	H: 1 LOB: 1 BB: 0 P: 10	R: 1 E: 0 K: 0 S: 8	H: 2 LOB: 2 BB: 0 P: 10	1B: 7 2B: 3 3B: 1 HR: 0	SF: 0 SAC: 0 DP: 1 HBP: 0	WP: 0 PB: 0 SB: 1 CS: 0	PA: 40
PITCHER	IP	WLS	BF	H	R	ER	SO	BB	IBB	HBP	BLK	WP	HR	S	P	ERA	WHIP					
Frankie Rodriguez, R ERA: 4.95	5.2		23	5	3	3	2	2	0	0	0	0	0	46	75	4.76	1.235					
Greg Swindell, L ERA: 3.91	2.2		12	3	1	1	2	0	1	0	0	0	0	28	37	3.38	1.125					
Mike Trombley, R ERA: 4.9	0.2		3	1	0	0	2	0	0	0	0	0	0	8	9	0.00	1.500					
Eddie Guardado, L ERA: 3.47	0.0	L	2	2	1	1	0	0	0	0	0	0	0	8	10	=	=					

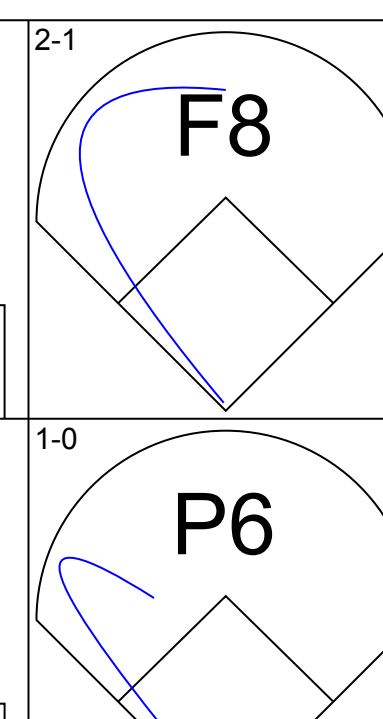
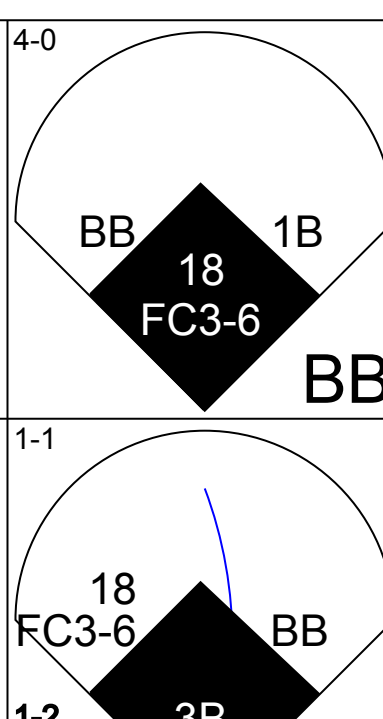
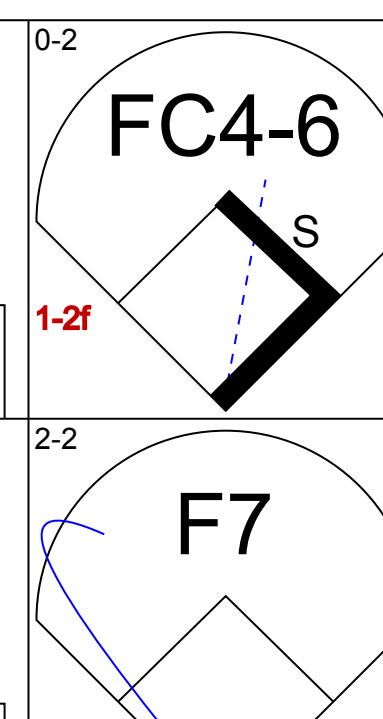
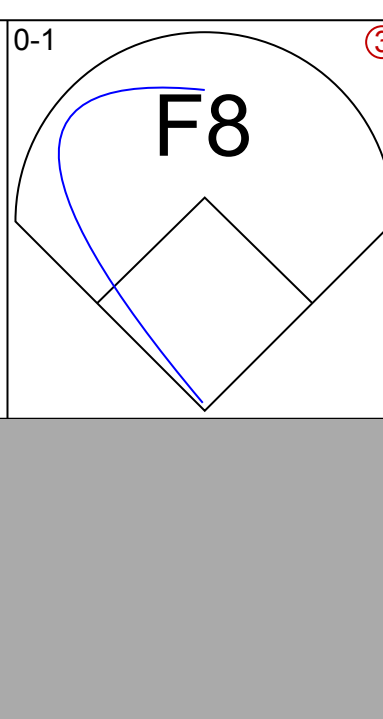
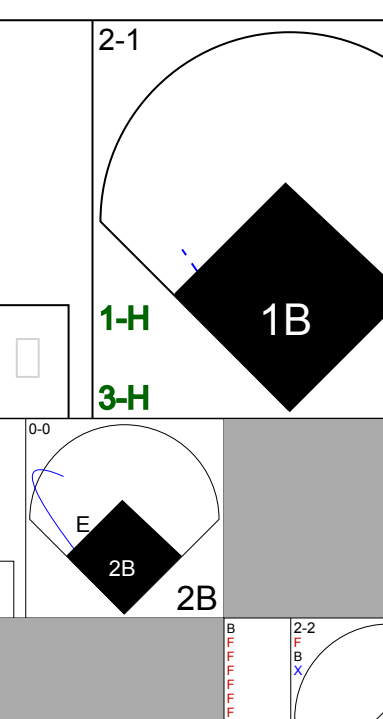
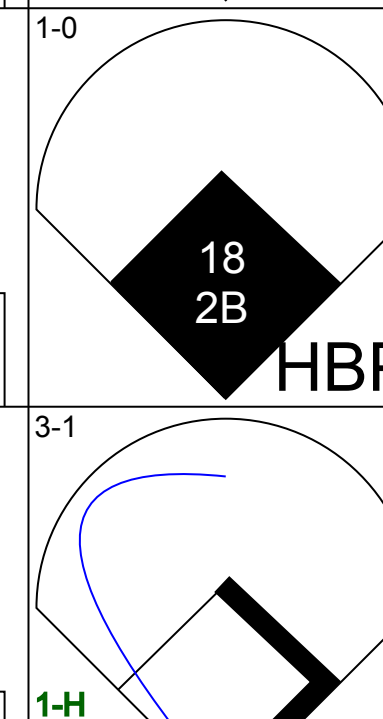
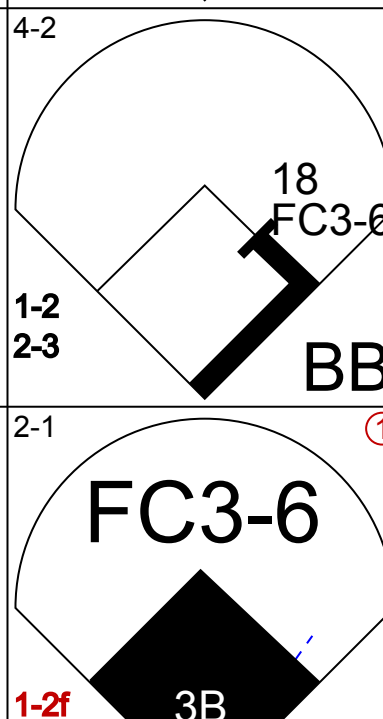
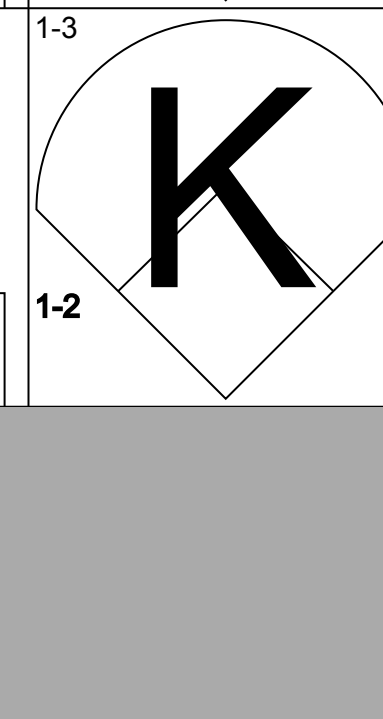
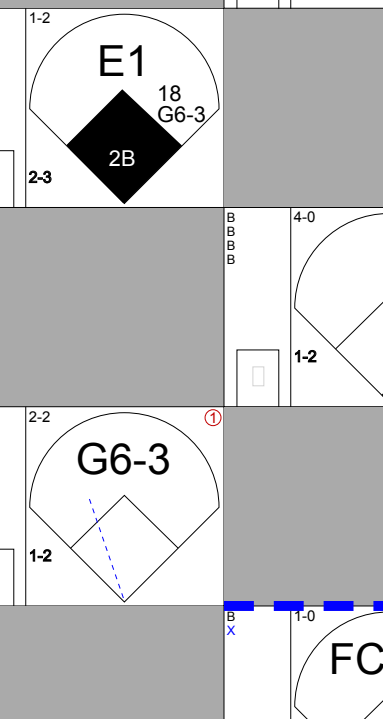
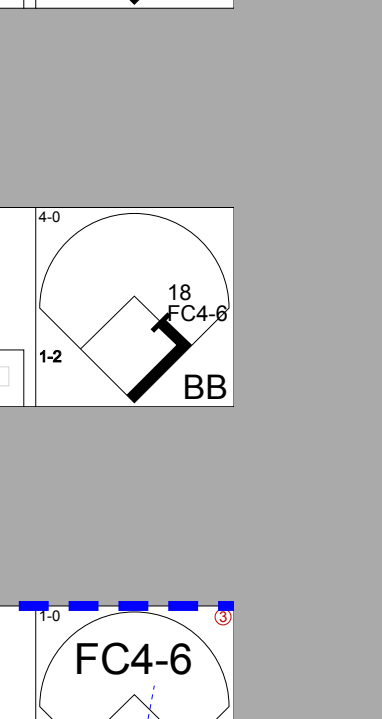
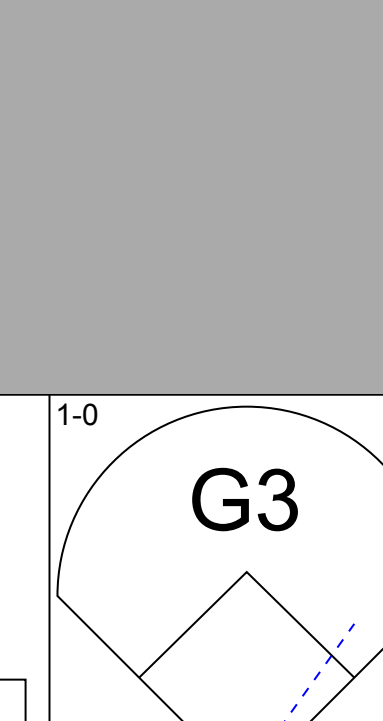
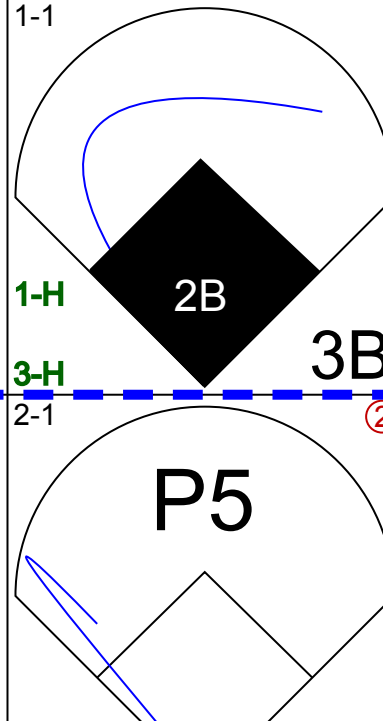

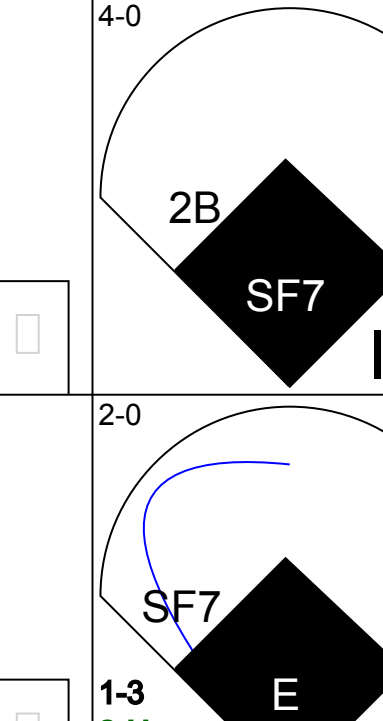
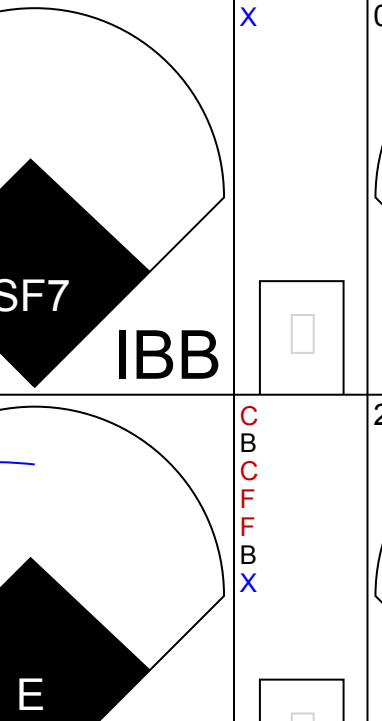

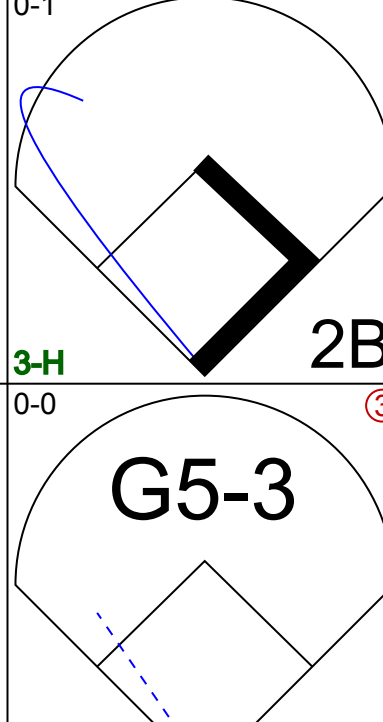

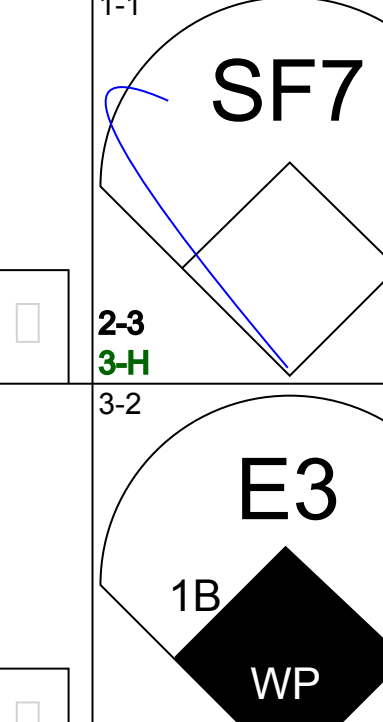
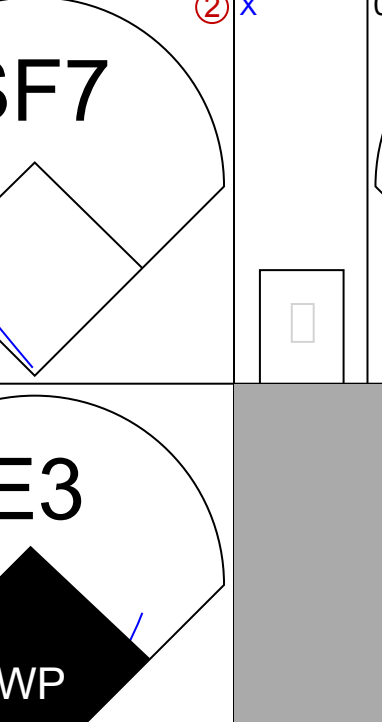

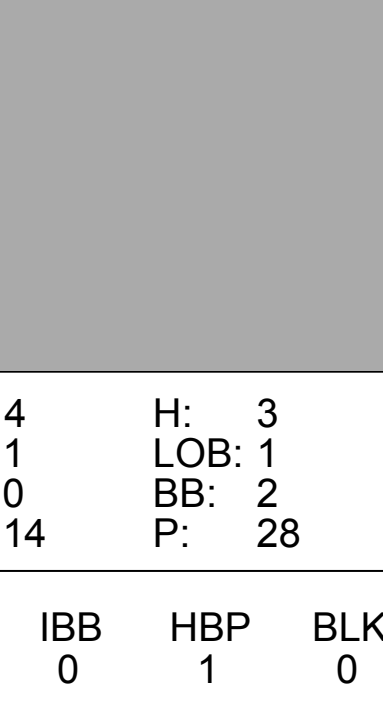
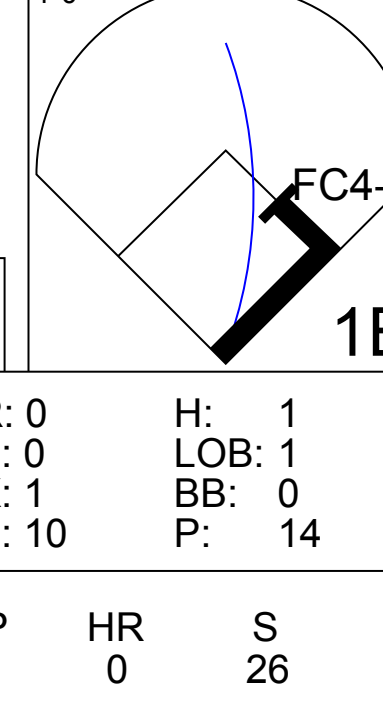
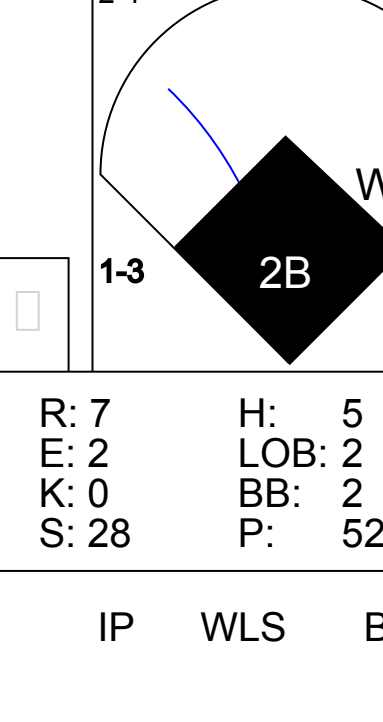
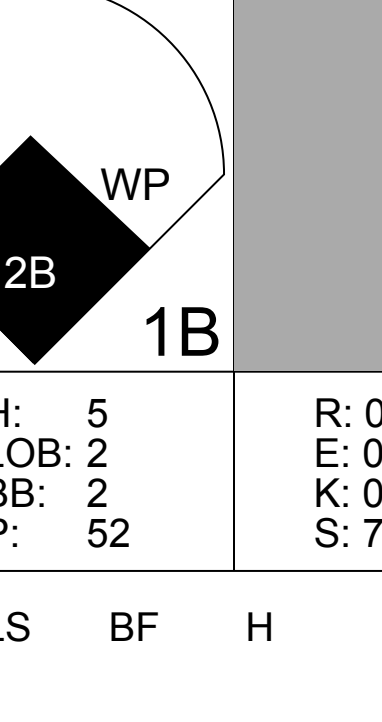



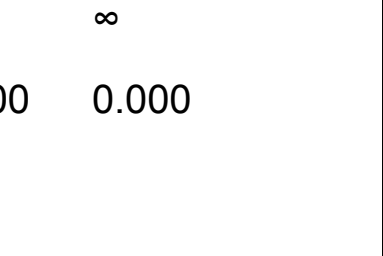



BOTTOM

Minnesota Twins @ Boston Red Sox
Fenway Park, Boston, MA
Fri Aug 15 1997, 7:05 PM EDT
Att: 25,328 - Unknown - 76 F

AB	37
R	5
H	11
RBI	5
BB	3
SO	6
LOB	11



Batter	1	2	3	4	5	6	7	8	9	AB	R	H	RBI	BB	SO	LOB	TOP			
Chuck Knoblauch, R OBP: 0.401, SLG: 0.446										5	0	1	0	0	1	3	Minnesota Twins @ Boston Red Sox Fenway Park, Boston, MA Sat Aug 16 1997, 7:05 PM EDT Att: 30,011 - Sunny - 93 F			
Rich Becker, L OBP: 0.352, SLG: 0.398										5	0	1	0	0	0	2				
Paul Molitor, R OBP: 0.349, SLG: 0.425										4	0	1	0	1	1	2				
Matt Lawton, L OBP: 0.352, SLG: 0.386										5	1	0	0	0	1	4				
Scott Stahoviak, L OBP: 0.311, SLG: 0.439										2	1	0	0	1	1	1				
Ron Coomer, R OBP: 0.331, SLG: 0.421										4	1	2	1	0	0	0				
Brent Brede, L OBP: 0.333, SLG: 0.352										4	0	1	0	0	1	4				
Damian Miller, R OBP: 0.182, SLG: 0.182										4	1	1	1	0	0	2				
Denny Hocking, S OBP: 0.326, SLG: 0.391										4	0	3	2	0	0	1				
Inning Stats	R: 0 E: 0 K: 2 S: 12	H: 0 LOB: 1 BB: 0 P: 20	R: 3 E: 1 K: 0 S: 15	H: 2 LOB: 0 BB: 5 P: 25	R: 0 E: 0 K: 1 S: 12	H: 1 LOB: 1 BB: 0 P: 17	R: 0 E: 0 K: 1 S: 15	H: 2 LOB: 2 BB: 0 P: 20	R: 1 E: 1 K: 0 S: 15	H: 1 LOB: 2 BB: 1 P: 22	R: 0 E: 0 K: 1 S: 9	H: 0 LOB: 0 BB: 0 P: 17	R: 0 E: 0 K: 0 S: 5	H: 1 LOB: 0 BB: 0 P: 8	R: 0 E: 0 K: 0 S: 12	H: 1 LOB: 1 BB: 1 P: 21	1B: 10 2B: 0 3B: 0 HR: 0	SF: 0 SAC: 0 DP: 3 HBP: 1	WP: 0 PB: 2 SB: 1 CS: 0	PA: 40
PITCHER	IP	WLS	BF	H	R	ER	SO	BB	IBB	HBP	BLK	WP	HR	S	P	ERA	WHIP			
49 Tim Wakefield, R ERA: 4.33	5.1	W	28	8	4	1	4	1	0	1	0	0	0	80	119	1.69	1.688			
John Wasdin, R ERA: 4.59	1.2		5	0	0	0	1	0	0	0	0	0	0	14	24	0.00	0.000			
Joe Hudson, R ERA: 2.59	2.0		7	2	0	0	0	1	0	0	0	0	0	17	29	0.00	1.500			
Joe Hudson, R ERA: 2.59	2.0		7	2	0	0	0	1	0	0	0	0	0	17	29	0.00	1.500			

Batter	1	2	3	4	5	6	7	8	9	AB	R	H	RBI	BB	SO	LOB	BOTTOM			
Nomar Garciaparra, R OBP: 0.346, SLG: 0.525										4	2	1	1	1	0	2	Minnesota Twins @ Boston Red Sox Fenway Park, Boston, MA Sat Aug 16 1997, 7:05 PM EDT Att: 30,011 - Sunny - 93 F			
John Valentin, R OBP: 0.378, SLG: 0.513										5	2	3	1	0	0	1				
Mo Vaughn, L OBP: 0.444, SLG: 0.575										2	2	0	0	2	1	2				
18 Reggie Jefferson, S OBP: 0.386, SLG: 0.533										5	1	1	1	0	0	6				
Wil Cordero, R OBP: 0.322, SLG: 0.447										4	2	1	2	1	0	1				
Troy O'Leary, L OBP: 0.354, SLG: 0.508										5	1	1	2	0	0	1				
Bill Haselman, R OBP: 0.301, SLG: 0.406										4	0	2	2	0	0	0				
Darren Bragg, L OBP: 0.348, SLG: 0.396										4	1	0	0	0	1	2				
Jeff Frye, R OBP: 0.352, SLG: 0.429										4	1	3	0	0	0	1				
Inning Stats	R: 1 E: 0 K: 0 S: 11	H: 1 LOB: 1 BB: 0 P: 20	R: 0 E: 0 K: 0 S: 6	H: 1 LOB: 1 BB: 0 P: 9	R: 4 E: 1 K: 0 S: 14	H: 3 LOB: 1 BB: 2 P: 28	R: 0 E: 0 K: 1 S: 10	H: 1 LOB: 1 BB: 0 P: 14	R: 0 E: 0 K: 0 S: 6	H: 0 LOB: 0 BB: 0 P: 11	R: 0 E: 0 K: 1 S: 9	H: 1 LOB: 1 BB: 0 P: 12	R: 7 E: 2 K: 0 S: 28	H: 5 LOB: 2 BB: 2 P: 52	R: 0 E: 0 K: 0 S: 7	H: 0 LOB: 0 BB: 0 P: 9	1B: 6 2B: 5 3B: 1 HR: 0	SF: 1 SAC: 0 DP: 0 HBP: 1	WP: 1 PB: 0 SB: 1 CS: 0	PA: 43
PITCHER	IP	WLS	BF	H	R	ER	SO	BB	IBB	HBP	BLK	WP	HR	S	P	ERA	WHIP			
Shane Bowers, R ERA: 8.05	2.1	L	14	4	5	3	0	2	0	1	0	0	0	26	50	11.57	2.571			
Rich Robertson, L ERA: 5.72	4.1		21	5	5	2	2	0	1	0	0	0	0	43	70	4.15	1.154			
Todd Ritchie, R ERA: 5.04	0.0		4	3	2	1	0	1	0	0	0	1	0	14	24	∞	∞			
Eddie Guardado, L ERA: 3.35	1.1		4	0	0	0	0	0	0	0	0	0	0	8	11	0.00	0.000			

AB	37
R	4
H	10
RBI	4
BB	2
SO	5
LOB	19



AB	37
R	12
H	12
RBI	9
BB	4
SO	2
LOB	16



Batter	1	2	3	4	5	6	7	8	9	AB	R	H	RBI	BB	SO	LOB	TOP											
Chuck Knoblauch R OBP: 0.399, SLG: 0.446	G5-3		P4		G5-3		F9		SF8	5	1	1	0	0	0	1	Minnesota Twins @ Boston Red Sox Fenway Park, Boston, MA Sun Aug 17 1997, 3:33 AM EDT Att: 30,387 - Sunny - 90 F											
Rich Becker L OBP: 0.360, SLG: 0.406	FC6-4				G4-6-3					3	0	3	1	2	0													
Paul Molitor R OBP: 0.345, SLG: 0.421	K		K		G4-6-3				SF8	4	0	0	1	0	2	4												
Matt Lawton L OBP: 0.350, SLG: 0.381	FC6-4				K				F9	4	0	0	0	1	1	2												
Ron Coomer R OBP: 0.327, SLG: 0.416		G6-3			F3				G6-3	4	0	0	0	0	0	2												
Brent Bredie L OBP: 0.340, SLG: 0.362		WP			WP				F7	3	1	1	0	1	0	2												
Terry Steinbach R OBP: 0.316, SLG: 0.418		G5-3			WP					2	1	1	0	1	0	1												
Damian Miller R OBP: 0.250, SLG: 0.333	1-2				1B				1B	1	1	1	0	0	0	0												
Roberto Kelly R OBP: 0.337, SLG: 0.440	K								2B	4	1	2	3	0	1	2												
Denny Hocking S OBP: 0.319, SLG: 0.382					F8				F8	4	0	0	0	0	0	3												
Inning Stats	R: 0 E: 0 K: 1 S: 5	H: 0 LOB: 1 BB: 1 P: 9	R: 0 E: 0 K: 1 S: 5	H: 0 LOB: 1 BB: 1 P: 9	R: 0 E: 0 K: 1 S: 5	H: 0 LOB: 1 BB: 1 P: 9	R: 2 E: 0 K: 1 S: 7	H: 2 LOB: 1 BB: 1 P: 11	R: 0 E: 0 K: 0 S: 3	H: 0 LOB: 0 BB: 0 P: 3	R: 0 E: 0 K: 0 S: 4	H: 1 LOB: 0 BB: 0 P: 4	R: 0 E: 0 K: 0 S: 4	H: 1 LOB: 2 BB: 1 P: 8	R: 3 E: 0 K: 0 S: 7	H: 4 LOB: 1 BB: 0 P: 7	1B: 5 2B: 4 3B: 0 HR: 0	SF: 1 SAC: 0 DP: 1 HBP: 0	WP: 2 PB: 0 SB: 1 CS: 0	PA: 40								
PITCHER	IP	WLS	BF	H	R	ER	SO	BB	IBB	HBP	BLK	WP	HR	S	P	ERA	WHIP											
Aaron Sele R ERA: 5.81	(1, 1)	7.0	W	28	4	2	2	4	4	0	0	0	2	0	32	48	2.57	1.143										
Mark Brandenburg R ERA: 7.15	(8, 1)	1.0		5	1	0	0	0	1	0	0	0	0	0	4	8	0.00	2.000										
Kerry Lacy R ERA: 5.7	(9, 1)	1.0		7	4	3	3	0	0	0	0	0	0	0	7	7	27.00	4.000										

Batter	1	2	3	4	5	6	7	8	9	AB	R	H	RBI	BB	SO	LOB	BOTTOM											
Nomar Garciaparra R OBP: 0.347, SLG: 0.525	1B	G5-3		SF7			WP	G1-3		4	2	2	1	0	0	0	Minnesota Twins @ Boston Red Sox Fenway Park, Boston, MA Sun Aug 17 1997, 3:33 AM EDT Att: 30,387 - Sunny - 90 F											
John Valentin R OBP: 0.378, SLG: 0.511	1B	F7		G5-3		1B	1B	G1-3		4	2	1	0	1	0	1												
Mo Vaughn L OBP: 0.443, SLG: 0.573	FC3-6		K	F8		1B	1B	G4-1		5	2	2	2	0	1	1												
18 Reggie Jefferson S OBP: 0.387, SLG: 0.535	FC3-6		G3		K		1B			4	1	2	2	0	1	0												
Wil Cordero R OBP: 0.322, SLG: 0.445	K		P3		G5-3		FC4-6			4	0	1	1	0	1	2												
Troy O'Leary L OBP: 0.383, SLG: 0.505	FC3-6			1B	F7		FC4-6			4	1	1	1	0	0	3												
Scott Hatteberg L OBP: 0.353, SLG: 0.422				1B			F9	K		4	1	2	1	0	1	1												
Darren Bragg L OBP: 0.349, SLG: 0.397	G4-3			2B	SF7		K			4	1	2	1	0	1	2												
Jeff Frye R OBP: 0.350, SLG: 0.430		K					G6-3	P4		4	0	1	1	0	1	2												
Inning Stats	R: 3 E: 0 K: 1 S: 10	H: 5 LOB: 2 BB: 0 P: 10	R: 0 E: 0 K: 1 S: 5	H: 0 LOB: 0 BB: 0 P: 5	R: 0 E: 0 K: 1 S: 5	H: 0 LOB: 0 BB: 0 P: 5	R: 3 E: 0 K: 0 S: 7	H: 4 LOB: 1 BB: 0 P: 7	R: 0 E: 0 K: 1 S: 5	H: 0 LOB: 0 BB: 0 P: 5	R: 0 E: 0 K: 1 S: 5	H: 0 LOB: 0 BB: 0 P: 5	R: 4 E: 0 K: 1 S: 10	H: 5 LOB: 2 BB: 1 P: 14	R: 0 E: 0 K: 0 S: 3	H: 0 LOB: 0 BB: 0 P: 3	1B: 12 2B: 2 3B: 0 HR: 0	SF: 1 SAC: 0 DP: 0 HBP: 0	WP: 1 PB: 0 SB: 1 CS: 0	PA: 39								
PITCHER	IP	WLS	BF	H	R	ER	SO	BB	IBB	HBP	BLK	WP	HR	S	P	ERA	WHIP											
Bob Tewksbury R ERA: 4.23	(1, 1)	4.0	L	21	9	6	6	3	0	0	0	0	0	0	27	27	13.50	2.250										
Travis Miller L ERA: 9.82	(5, 1)	2.0		10	3	4	4	2	1	0	0	0	1	0	13	17	18.00	2.000										
Rick Aguilera R ERA: 3.86	(7, 1)	2.0		8	2	0	0	1	0	0	0	0	0	0	10	10	0.00	1.000										



Batter	1	2	3	4	5	6	7	8	9	AB	R	H	RBI	BB	SO	LOB	TOP					
Chuck Knoblauch, R OBP: 0.398, SLG: 0.444	G4-3		K					K		4	0	1	0	0	2	2	Minnesota Twins @ Detroit Tigers Tiger Stadium, Detroit, MI Tue Aug 19 1997, 7:05 PM EDT Att: 15,478 - Unknown - 72 F					
Denny Hocking, S OBP: 0.313, SLG: 0.374	K		G3		G4-6-3			FC4-6		4	0	0	0	0	1	3						
Paul Molitor, R OBP: 0.346, SLG: 0.424	E9							G5-3		4	0	2	0	0	0	1						
Scott Stahoviak, L OBP: 0.306, SLG: 0.431	P5								G4-3	4	0	0	0	0	2	2						
Ron Coomer, R OBP: 0.327, SLG: 0.415		G4-3								4	0	1	0	0	1	0						
Roberto Kelly, R OBP: 0.336, SLG: 0.441		P3								4	0	1	0	0	0	1						
Matt Lawton, L OBP: 0.349, SLG: 0.378		G1-3								3	0	0	0	1	1	0						
Marty Cordova, R OBP: 0.310, SLG: 0.426										4	1	2	0	0	0	2						
Damian Miller, R OBP: 0.333, SLG: 0.600										3	1	2	2	0	0	1						
Inning Stats	R: 0 E: 1 K: 1 S: 8	H: 1 LOB: 1 BB: 0 P: 13	R: 0 E: 0 K: 0 S: 4	H: 0 LOB: 0 BB: 0 P: 5	R: 0 E: 0 K: 1 S: 9	H: 1 LOB: 1 BB: 0 P: 15	R: 0 E: 0 K: 1 S: 10	H: 2 LOB: 1 BB: 0 P: 15	R: 2 E: 0 K: 0 S: 13	H: 3 LOB: 0 BB: 0 P: 25	R: 0 E: 0 K: 1 S: 8	H: 0 LOB: 0 BB: 0 P: 11	R: 0 E: 0 K: 1 S: 7	H: 0 LOB: 0 BB: 0 P: 10	R: 0 E: 0 K: 1 S: 14	H: 1 LOB: 1 BB: 0 P: 20	R: 0 E: 0 K: 1 S: 9	H: 1 LOB: 2 BB: 1 P: 14	1B: 6 2B: 3 3B: 0 HR: 1	SF: 0 SAC: 0 DP: 2 HBP: 0	WP: 0 PB: 0 SB: 1 CS: 1	PA: 35
PITCHER Willie Blair, R ERA: 3.97	IP: 9.0 WLS: W BF: 35 H: 9 R: 2 ER: 2 SO: 7 BB: 1 IBB: 0 HBP: 0 BLK: 0 WP: 0 HR: 1 S: 82 P: 128 ERA: 2.00 WHIP: 1.111																					

Batter	1	2	3	4	5	6	7	8	9	AB	R	H	RBI	BB	SO	LOB	BOTTOM					
Brian Hunter, R OBP: 0.334, SLG: 0.352	1B	G1-6-3								3	2	2	0	1	0	2	Minnesota Twins @ Detroit Tigers Tiger Stadium, Detroit, MI Tue Aug 19 1997, 7:05 PM EDT Att: 15,478 - Unknown - 72 F					
Bobby Higginson, L OBP: 0.384, SLG: 0.544	G6-4-3									3	1	1	0	1	0	2						
Travis Fryman, R OBP: 0.329, SLG: 0.444	G6-4-3									2	2	1	2	1	0	1						
Tony Clark, S OBP: 0.390, SLG: 0.531	HR									4	2	2	3	0	1	1						
Bob Hamelin, L OBP: 0.377, SLG: 0.521	HR									4	1	1	2	0	2	1						
Melvin Nieves, S OBP: 0.331, SLG: 0.467	G6-3									4	0	0	0	0	1	0						
Damion Easley, R OBP: 0.365, SLG: 0.497		G6-3								4	0	1	0	0	0	0						
Raul Casanova, S OBP: 0.319, SLG: 0.372										3	0	0	0	1	0	1						
Deivi Cruz, R OBP: 0.251, SLG: 0.305										3	0	1	0	0	0	1						
Inning Stats	R: 3 E: 0 K: 0 S: 15	H: 3 LOB: 0 BB: 1 P: 29	R: 0 E: 0 K: 0 S: 10	H: 1 LOB: 1 BB: 1 P: 18	R: 2 E: 0 K: 2 S: 12	H: 1 LOB: 0 BB: 1 P: 22	R: 0 E: 0 K: 0 S: 7	H: 0 LOB: 0 BB: 0 P: 12	R: 2 E: 0 K: 1 S: 14	H: 2 LOB: 0 BB: 1 P: 25	R: 0 E: 0 K: 0 S: 6	H: 1 LOB: 1 BB: 0 P: 10	R: 1 E: 0 K: 0 S: 10	H: 1 LOB: 1 BB: 0 P: 17	R: 0 E: 0 K: 1 S: 6	H: 0 LOB: 0 BB: 0 P: 10	R: 0 E: 0 K: 1 S: 6	H: 0 LOB: 0 BB: 0 P: 10	1B: 4 2B: 2 3B: 0 HR: 3	SF: 0 SAC: 0 DP: 2 HBP: 1	WP: 1 PB: 0 SB: 0 CS: 1	PA: 35
PITCHER LaTroy Hawkins, R ERA: 5.99	IP: 3.0 WLS: L BF: 15 H: 5 R: 5 ER: 5 SO: 2 BB: 3 IBB: 0 HBP: 0 BLK: 0 WP: 0 HR: 2 S: 37 P: 69 ERA: 15.00 WHIP: 2.667																					
Travis Miller, L ERA: 9.74	IP: 2.0 WLS: 0 BF: 8 H: 2 R: 2 ER: 2 SO: 1 BB: 1 IBB: 0 HBP: 0 BLK: 0 WP: 0 HR: 1 S: 21 P: 37 ERA: 9.00 WHIP: 1.500																					
Todd Ritchie, R ERA: 5.02	IP: 2.0 WLS: 0 BF: 9 H: 2 R: 1 ER: 1 SO: 0 BB: 0 IBB: 0 HBP: 1 BLK: 0 WP: 0 HR: 0 S: 16 P: 27 ERA: 4.50 WHIP: 1.000																					
Rich Robertson, L ERA: 5.88	IP: 1.0 WLS: 0 BF: 3 H: 0 R: 0 ER: 0 SO: 1 BB: 0 IBB: 0 HBP: 0 BLK: 0 WP: 0 HR: 0 S: 6 P: 10 ERA: 0.00 WHIP: 0.000																					

AB	34
R	2
H	9
RBI	2
BB	1
SO	7
LOB	12



Batter	1	2	3	4	5	6	7	8	9	AB	R	H	RBI	BB	SO	LOB	TOP					
Chuck Knoblauch, R (1, 4) OBP: 0.400, SLG: 0.444 Todd Walker, L (8, 4) OBP: 0.264, SLG: 0.269	L7						FC5-4			3	0	1	0	2	0	1	Minnesota Twins @ Detroit Tigers Tiger Stadium, Detroit, MI Wed Aug 20 1997, 3:33 AM EDT Att: 13,199 - Overcast - 64 F					
Rich Becker, L (1, 8) OBP: 0.360, SLG: 0.409 (7, 9)	K	CS				L5-3		G4-3		5	1	2	0	0	1	1						
Paul Molitor, R (1, 3) OBP: 0.349, SLG: 0.421 Darrin Jackson, R (7, 8) OBP: 0.275, SLG: 0.360	G5-3									3	1	0	0	1	0	3						
Ron Coomer, R (1, 5) OBP: 0.328, SLG: 0.418										4	1	1	1	1	2	1						
Matt Lawton, L (1, 7) OBP: 0.350, SLG: 0.387										5	2	3	0	2	2							
Terry Steinbach, R (1, 2) OBP: 0.317, SLG: 0.426 Damian Miller, R (9, 2) OBP: 0.333, SLG: 0.600										5	2	2	2	0	1							
Marty Cordova, R (1, 10) OBP: 0.311, SLG: 0.433										5	2	2	0	0	2							
Brent Brede, L (1, 9) OBP: 0.333, SLG: 0.357 (7, 3)										4	1	1	2	0	3	0						
Denny Hocking, S (1, 6) OBP: 0.316, SLG: 0.392										4	1	2	3	0	0	0						
Inning Stats	R: 0 E: 0 K: 1 S: 13	H: 0 LOB: 0 BB: 0 P: 18	R: 4 E: 0 K: 2 S: 25	H: 4 LOB: 0 BB: 1 P: 38	R: 1 E: 1 K: 1 S: 18	H: 1 LOB: 2 BB: 1 P: 28	R: 0 E: 0 K: 1 S: 15	H: 1 LOB: 2 BB: 1 P: 28	R: 3 E: 0 K: 0 S: 13	H: 3 LOB: 0 BB: 1 P: 21	R: 3 E: 0 K: 0 S: 11	H: 3 LOB: 0 BB: 1 P: 21	R: 0 E: 0 K: 1 S: 9	H: 1 LOB: 1 BB: 0 P: 11	R: 0 E: 0 K: 2 S: 11	H: 1 LOB: 1 BB: 0 P: 14		R: 0 E: 0 K: 2 S: 9	H: 0 LOB: 0 BB: 0 P: 13	1B: 8 2B: 2 3B: 2 HR: 3	SF: 1 SAC: 0 DP: 1 HBP: 0	WP: 0 PB: 0 SB: 0 CS: 1
PITCHER	IP	WLS	BF	H	R	ER	SO	BB	IBB	HBP	BLK	WP	HR	S	P	ERA	WHIP					
Scott Sanders, R (1, 1) ERA: 6.59	2.1	L	13	5	5	5	3	2	0	0	0	0	1	46	70	19.29	3.000					
A.J. Sager, R (3, 1) ERA: 4.53	2.0		12	4	3	3	2	1	0	0	0	0	1	35	58	13.50	2.500					
Glenn Dishman, L (5, 1) ERA: 5.54	2.2		12	4	3	3	1	1	0	0	0	0	1	23	37	10.12	1.875					
Eddie Gaillard, R (8, 1) ERA: 5.4	1.0		4	1	0	0	2	0	0	0	0	0	0	11	14	0.00	1.000					
Mike Myers, L (9, 1) ERA: 6.81	1.0		3	0	0	0	2	0	0	0	0	0	0	9	13	0.00	0.000					

Batter	1	2	3	4	5	6	7	8	9	AB	R	H	RBI	BB	SO	LOB	BOTTOM					
Brian Hunter, R (1, 8) OBP: 0.333, SLG: 0.350 Phil Nevin, R (6, PH) OBP: 0.327, SLG: 0.408 (7, 7)	K									2	0	0	0	0	1	0	Minnesota Twins @ Detroit Tigers Tiger Stadium, Detroit, MI Wed Aug 20 1997, 3:33 AM EDT Att: 13,199 - Overcast - 64 F					
Bobby Higginson, L (1, 7) OBP: 0.383, SLG: 0.540 (7, 9)	F8									3	0	0	0	1	0	0						
Travis Fryman, R (1, 5) OBP: 0.327, SLG: 0.440	K									4	0	0	0	0	1	1						
Tony Clark, S (1, 3) OBP: 0.389, SLG: 0.528 Orlando Miller, R (7, 3) OBP: 0.275, SLG: 0.372	K									2	0	0	0	0	1	1						
Bob Hamelin, L (1, 10) OBP: 0.377, SLG: 0.519										3	0	1	0	0	0	1						
Melvin Nieves, S (1, 9) OBP: 0.331, SLG: 0.476 (7, 8)										3	1	1	1	0	1	1						
Damion Easley, R (1, 4) OBP: 0.363, SLG: 0.494										3	0	0	0	0	2	0						
Matt Walbeck, S (1, 2) OBP: 0.330, SLG: 0.353										3	0	0	0	0	1	0						
Deivi Cruz, R (1, 6) OBP: 0.249, SLG: 0.302										3	0	0	0	0	0	0						
Inning Stats	R: 0 E: 0 K: 2 S: 11	H: 0 LOB: 0 BB: 0 P: 14	R: 0 E: 0 K: 1 S: 6	H: 1 LOB: 0 BB: 0 P: 8	R: 0 E: 0 K: 1 S: 6	H: 0 LOB: 0 BB: 0 P: 10	R: 0 E: 0 K: 0 S: 8	H: 0 LOB: 1 BB: 1 P: 13	R: 0 E: 0 K: 1 S: 7	H: 0 LOB: 0 BB: 0 P: 12	R: 0 E: 0 K: 0 S: 11	H: 0 LOB: 0 BB: 0 P: 14	R: 0 E: 0 K: 0 S: 10	H: 1 LOB: 1 BB: 0 P: 13	R: 1 E: 0 K: 2 S: 13	H: 1 LOB: 0 BB: 0 P: 17		R: 0 E: 0 K: 0 S: 12	H: 0 LOB: 0 BB: 0 P: 15	1B: 2 2B: 0 3B: 0 HR: 1	SF: 0 SAC: 0 DP: 1 HBP: 0	WP: 0 PB: 0 SB: 0 CS: 0
PITCHER	IP	WLS	BF	H	R	ER	SO	BB	IBB	HBP	BLK	WP	HR	S	P	ERA	WHIP					
Brad Radke, R (1, 1) ERA: 3.36	8.0	W	27	3	1	1	7	1	0	0	0	0	0	12	15	0.00	0.000					
Rick Aguilera, R (9, 1) ERA: 3.79	1.0		3	0	0	0	0	0	0	0	0	0	0	12	15	0.00	0.000					

AB	39
R	11
H	14
RBI	11
BB	4
SO	10
LOB	11



Batter	1	2	3	4	5	6	7	8	9	AB	R	H	RBI	BB	SO	LOB	TOP										
Chuck Knoblauch, R (1, 4) OBP: 0.401, SLG: 0.444	G1-3		1-2 1B		1-3 1B			G6-3		4	0	2	0	0	0	0	Minnesota Twins @ Baltimore Orioles Oriole Park at Camden Yards, Baltimore, MD Fri Aug 22, 1997, 7:05 PM EDT Att: 47,785 - Unknown - 79 F										
Todd Walker, L (1, 5) OBP: 0.256, SLG: 0.259	G4-3		F2		G6-3			G3		4	0	0	0	0	0	4											
Paul Molitor, R (1, 10) OBP: 0.343, SLG: 0.417	K			G6-3		G5-3		F8		4	0	0	0	0	1	0											
Scott Stahoviak, L (1, 3) OBP: 0.305, SLG: 0.425		F7		K		G3		1B BB		3	0	0	0	1	1	0											
Terry Steinbach, R (1, 2) Torii Hunter, R (9, PR)	K			K		P6		G4-6-3 1B		4	0	1	0	0	2	0											
Matt Lawton, L (1, 8) OBP: 0.349, SLG: 0.393	G3-1				HR			G4-6-3 1-2		4	1	1	1	0	1	2											
Ron Coomer, R (1, 9) OBP: 0.328, SLG: 0.418				G5-3		1B WP 1B		G6-3		3	0	1	0	0	0	0											
Marty Cordova, R (1, 7) OBP: 0.308, SLG: 0.428				G5-3		K		K		3	0	0	0	0	2	1											
Denny Hocking, S (1, 6) OBP: 0.317, SLG: 0.388				1B BB		K		G3		2	0	0	0	1	1	1											
Inning Stats	R: 0 E: 0 K: 1 S: 5	H: 0 LOB: 0 BB: 0 P: 5	R: 0 E: 0 K: 1 S: 5	H: 0 LOB: 0 BB: 0 P: 5	R: 0 E: 0 K: 0 S: 4	H: 1 LOB: 2 BB: 1 P: 8	R: 0 E: 0 K: 2 S: 7	H: 0 LOB: 0 BB: 0 P: 7	R: 1 E: 0 K: 2 S: 10	H: 3 LOB: 2 BB: 0 P: 10	R: 0 E: 0 K: 0 S: 3	H: 0 LOB: 0 BB: 0 P: 3	R: 0 E: 0 K: 0 S: 7	H: 0 LOB: 0 BB: 0 P: 7	R: 0 E: 0 K: 0 S: 3	H: 0 LOB: 0 BB: 0 P: 3	R: 0 E: 0 K: 0 S: 3	H: 1 LOB: 2 BB: 1 P: 7	1B: 4 2B: 0 3B: 0 HR: 1	SF: 0 SAC: 0 DP: 1 HBP: 0	WP: 1 PB: 0 SB: 0 CS: 0	PA: 33					
PITCHER	IP	WLS	BF	H	R	ER	SO	BB	IBB	HBP	BLK	WP	HR	S	P	ERA	WHIP										
Scott Erickson, R (1, 1) ERA: 3.28	8.1	W	32	5	1	1	8	2	0	0	0	1	1	46	54	1.08	0.840										
Randy Myers, L (9, 1) ERA: 1.62	0.2	S	1	0	0	0	0	0	0	0	0	0	0	1	1	0.00	0.000										

Batter	1	2	3	4	5	6	7	8	9	AB	R	H	RBI	BB	SO	LOB	BOTTOM										
Brady Anderson, L (1, 8) OBP: 0.408, SLG: 0.474	1B 2B BB	G3		P4				G4-3		3	1	0	0	1	0	0	Minnesota Twins @ Baltimore Orioles Oriole Park at Camden Yards, Baltimore, MD Fri Aug 22, 1997, 7:05 PM EDT Att: 47,785 - Unknown - 79 F										
Jeff Reboulet, R (1, 4) OBP: 0.314, SLG: 0.352	K	G5-3					F8	G5-3		4	0	0	0	0	1	1											
B.J. Surhoff, L (1, 7) OBP: 0.362, SLG: 0.482	2B 1B						E8 G6-3	F7		4	1	2	0	0	0	0											
Geronimo Berroa, R (1, 9) OBP: 0.373, SLG: 0.470 Tony Tarasco, L (9, 9) OBP: 0.322, SLG: 0.417	1B 2B	F8					G6-3	K		4	1	1	2	0	1	2											
Rafael Palmeiro, L (1, 3) OBP: 0.333, SLG: 0.481	1B 2H						F8	F8		4	0	1	1	0	0	1											
Cal Ripken Jr., R (1, 5) OBP: 0.335, SLG: 0.423	HBP 1B						G6-3	G6-3		3	0	1	0	0	0	0											
Harold Baines, L (1, 10) OBP: 0.367, SLG: 0.445	F5						F7	F2		3	0	0	0	0	0	2											
Lenny Webster, R (1, 2) OBP: 0.327, SLG: 0.369							K	F9		2	0	0	0	0	1	0											
Mike Bordick, R (1, 6) OBP: 0.268, SLG: 0.297	F9						G5-3	G3		3	0	0	0	0	0	3											
Inning Stats	R: 3 E: 0 K: 1 S: 9	H: 4 LOB: 3 BB: 1 P: 14	R: 0 E: 0 K: 0 S: 4	H: 1 LOB: 1 BB: 0 P: 4	R: 0 E: 0 K: 0 S: 3	H: 0 LOB: 0 BB: 0 P: 3	R: 0 E: 0 K: 1 S: 5	H: 0 LOB: 0 BB: 0 P: 5	R: 0 E: 0 K: 0 S: 4	H: 0 LOB: 1 BB: 0 P: 4	R: 0 E: 0 K: 0 S: 3	H: 0 LOB: 0 BB: 0 P: 3	R: 0 E: 0 K: 0 S: 3	H: 0 LOB: 0 BB: 0 P: 3	R: 0 E: 0 K: 1 S: 5	H: 0 LOB: 0 BB: 0 P: 5	R: 0 E: 0 K: 0 S: 5	H: 0 LOB: 0 BB: 0 P: 5	1B: 4 2B: 1 3B: 0 HR: 0	SF: 0 SAC: 0 DP: 0 HBP: 1	WP: 0 PB: 0 SB: 0 CS: 0	PA: 32					
PITCHER	IP	WLS	BF	H	R	ER	SO	BB	IBB	HBP	BLK	WP	HR	S	P	ERA	WHIP										
Bob Tewksbury, R (1, 1) ERA: 4.21	7.0	L	29	5	3	3	2	1	0	1	0	0	0	31	36	3.86	0.857										
Greg Swindell, L (8, 1) ERA: 3.57	1.0		3	0	0	0	1	0	0	0	0	0	0	5	5	0.00	0.000										

AB	31
R	1
H	5
RBI	1
BB	2
SO	8
LOB	8



AB	30
R	3
H	5
RBI	3
BB	1
SO	3
LOB	9



Batter	1	2	3	4	5	6	7	8	9	AB	R	H	RBI	BB	SO	LOB	TOP	
Chuck Knoblauch , R (1, 4) <small>OBP: 0.401, SLG: 0.444</small>										5	1	2	0	0	2	1	Minnesota Twins @ Baltimore Orioles Oriole Park at Camden Yards, Baltimore, MD Sat Aug 23 1997, 7:05 PM EDT Att: 48,263 - Unknown - 81 F	
Brent Brade , L (1, 9) <small>OBP: 0.333, SLG: 0.350</small> Darrin Jackson , R (7, PH) <small>OBP: 0.275, SLG: 0.360</small> Matt Lawton , L (7, PH) <small>OBP: 0.350, SLG: 0.392</small>										2	1	0	0	1	2	2		
Paul Molitor , R (1, 10) <small>OBP: 0.343, SLG: 0.424</small>										5	1	2	2	0	0	2		
Ron Coomer , R (1, 5) <small>OBP: 0.329, SLG: 0.421</small>										4	0	2	2	0	2	2		
Scott Stahoviak , L (1, 3) <small>OBP: 0.304, SLG: 0.419</small>										3	0	0	0	0	2	3		
Terry Steinbach , R (1, 2) <small>OBP: 0.316, SLG: 0.425</small>										4	0	1	0	0	1	2		
Marty Cordova , R (1, 7) <small>OBP: 0.304, SLG: 0.422</small>										4	0	0	0	0	3	1		
Rich Becker , L (1, 8) <small>OBP: 0.359, SLG: 0.407</small>										4	0	1	0	0	3	1		
Denny Hocking , S (1, 6) <small>OBP: 0.315, SLG: 0.382</small>										3	0	0	0	1	1	2		
Inning Stats	R: 1 H: 1 E: 0 LOB: 1 K: 2 BB: 1 S: 8 P: 12	R: 0 H: 1 E: 0 LOB: 1 K: 3 BB: 0 S: 10 P: 10	R: 0 H: 2 E: 0 LOB: 2 K: 3 BB: 0 S: 11 P: 11	R: 0 H: 1 E: 0 LOB: 1 K: 2 BB: 0 S: 8 P: 8	R: 1 H: 2 E: 0 LOB: 2 K: 1 BB: 0 S: 7 P: 8	R: 0 H: 0 E: 0 LOB: 1 K: 2 BB: 1 S: 7 P: 11	R: 2 H: 1 E: 0 LOB: 0 K: 1 BB: 1 S: 6 P: 10	R: 0 H: 0 E: 0 LOB: 0 K: 1 BB: 0 S: 5 P: 5	R: 0 H: 0 E: 0 LOB: 0 K: 1 BB: 0 S: 5 P: 5	1B: 5 SF: 0 2B: 2 SAC: 0 3B: 0 DP: 0 HR: 1 HBP: 1	WP: 0 PA: 39 PB: 0 SB: 2 CS: 0							
PITCHER	IP WLS BF H R ER SO BB IBB HBP BLK WP HR S P ERA WHIP											IP WLS BF H R ER SO BB IBB HBP BLK WP HR S P ERA WHIP						
35 Mike Mussina , R (1, 1) <small>ERA: 3.2</small>	5.0	24	7	2	2	11	1	0	1	0	0	0	0	0	7	11	3.60	1.600
Arthur Rhodes , L (6, 1) <small>ERA: 3.17</small>	1.0	4	0	0	0	2	1	0	0	0	0	0	0	0	7	11	0.00	1.000
Terry Mathews , R (7, 1) <small>ERA: 3.96</small>	1.0	5	1	2	2	1	1	0	0	0	0	1	6	10	18.00	2.000		
Jesse Orosco , L (8, 1) <small>ERA: 2.08</small>	1.0	W	3	0	0	0	1	0	0	0	0	0	5	5	0.00	0.000		
Randy Myers , L (9, 1) <small>ERA: 1.59</small>	1.0	S	3	0	0	0	1	0	0	0	0	0	5	5	0.00	0.000		
Batter	1	2	3	4	5	6	7	8	9	AB	R	H	RBI	BB	SO	LOB	BOTTOM	
Brady Anderson , L (1, 8) <small>OBP: 0.407, SLG: 0.471</small>										3	0	0	0	1	1	0	Minnesota Twins @ Baltimore Orioles Oriole Park at Camden Yards, Baltimore, MD Sat Aug 23 1997, 7:05 PM EDT Att: 48,263 - Unknown - 81 F	
Jeff Reboulet , R (1, 4) <small>OBP: 0.308, SLG: 0.344</small>										4	0	0	0	0	3	1		
B.J. Surhoff , L (1, 7) <small>OBP: 0.363, SLG: 0.489</small>										4	2	2	1	0	0	0		
Geronimo Berroa , R (1, 9) <small>OBP: 0.374, SLG: 0.479</small> Lenny Webster , R (9, 2) <small>OBP: 0.327, SLG: 0.369</small>										4	2	2	2	0	0	0		
Rafael Palmeiro , L (1, 3) <small>OBP: 0.333, SLG: 0.478</small>										3	1	0	0	1	1	1		
Cal Ripken Jr. , R (1, 5) <small>OBP: 0.338, SLG: 0.425</small>										3	0	2	2	1	1	0		
Harold Baines , L (1, 10) <small>OBP: 0.386, SLG: 0.441</small>										3	0	0	0	1	1	2		
Chris Hoiles , R (1, 2) <small>OBP: 0.378, SLG: 0.421</small> Tony Tarasco , L (9, 9) <small>OBP: 0.322, SLG: 0.417</small>										3	0	1	0	0	0	1		
Mike Bordick , R (1, 6) <small>OBP: 0.266, SLG: 0.295</small>										3	0	0	0	0	2	3		
Inning Stats	R: 1 H: 1 E: 0 LOB: 0 K: 2 BB: 0 S: 8 P: 8	R: 1 H: 1 E: 0 LOB: 1 K: 1 BB: 1 S: 6 P: 10	R: 0 H: 0 E: 0 LOB: 0 K: 1 BB: 0 S: 5 P: 5	R: 1 H: 3 E: 0 LOB: 2 K: 2 BB: 1 S: 9 P: 13	R: 0 H: 0 E: 0 LOB: 0 K: 0 BB: 0 S: 3 P: 3	R: 0 H: 0 E: 0 LOB: 1 K: 0 BB: 1 S: 3 P: 7	R: 0 H: 0 E: 0 LOB: 0 K: 2 BB: 1 S: 7 P: 11	R: 2 H: 2 E: 0 LOB: 0 K: 1 BB: 0 S: 7 P: 7	R: 0 H: 0 E: 0 LOB: 0 K: 1 BB: 0 S: 5 P: 5	1B: 4 SF: 0 2B: 1 SAC: 0 3B: 0 DP: 0 HR: 2 HBP: 0	WP: 0 PA: 34 PB: 0 SB: 1 CS: 0							
PITCHER	IP WLS BF H R ER SO BB IBB HBP BLK WP HR S P ERA WHIP											IP WLS BF H R ER SO BB IBB HBP BLK WP HR S P ERA WHIP						
Frankie Rodriguez , R (1, 1) <small>ERA: 4.89</small>	7.0	29	5	3	3	8	4	0	0	0	0	0	1	41	57	3.86	1.286	
Greg Swindell , L (8, 1) <small>ERA: 3.73</small>	1.0	L	5	2	2	2	1	0	0	0	0	1	7	7	18.00	2.000		

Batter	1	2	3	4	5	6	7	8	9	AB	R	H	RBI	BB	SO	LOB	TOP										
Chuck Knoblauch, R (1, 4) OBP: 0.400, SLG: 0.442	F8		K		G1-3			G4-6-3		4	0	1	0	0	1	1	Minnesota Twins @ Baltimore Orioles Oriole Park at Camden Yards, Baltimore, MD Sun Aug 24 1997, 3:33 AM EDT Att: 47,643 - Unknown - 83 F										
Brent Brice, L (1, 3) Terry Steinbach, R (8, PH) OBP: 0.315, SLG: 0.424	F7			1B	G4-3			G4-6-3		2	1	0	0	1	0	1											
Paul Molitor, R (1, 10) OBP: 0.342, SLG: 0.422	F9			1B				K		4	0	1	0	0	1	1											
Ron Coomer, R (1, 5) OBP: 0.326, SLG: 0.417		K		F8				K		4	0	0	0	0	3	2											
Matt Lawton, L (1, 7) OBP: 0.351, SLG: 0.394		S		P6				G3		4	0	2	0	0	0	2											
Darin Jackson, R (1, 8) OBP: 0.274, SLG: 0.357				K				F8		4	0	1	1	0	2	2											
Damian Miller, R (1, 2) Greg Myers, L (9, PH) OBP: 0.318, SLG: 0.405				K				G4-3		3	0	0	0	0	2	3											
Rich Becker, L (1, 9) OBP: 0.359, SLG: 0.407				F2				K		3	0	1	0	0	1	0											
Denny Hocking, S (1, 6) OBP: 0.316, SLG: 0.378				G6-3				K		2	0	0	0	1	1	1											
Inning Stats	R: 0 E: 0 K: 0 S: 3	H: 0 LOB: 0 BB: 0 P: 3	R: 0 E: 0 K: 3 S: 10	H: 1 LOB: 1 BB: 0 P: 10	R: 0 E: 0 K: 1 S: 5	H: 0 LOB: 0 BB: 0 P: 5	R: 1 E: 0 K: 1 S: 7	H: 2 LOB: 2 BB: 1 P: 11	R: 0 E: 0 K: 1 S: 6	H: 1 LOB: 1 BB: 0 P: 6	R: 0 E: 0 K: 1 S: 5	H: 0 LOB: 0 BB: 0 P: 5	R: 0 E: 0 K: 1 S: 5	H: 0 LOB: 0 BB: 0 P: 5	R: 0 E: 0 K: 1 S: 10	H: 1 LOB: 1 BB: 1 P: 9		R: 0 E: 0 K: 3 S: 10	H: 1 LOB: 1 BB: 0 P: 10	1B: 6 2B: 0 3B: 0 HR: 0	SF: 0 SAC: 0 DP: 1 HBP: 0	WP: 1 PB: 0 SB: 2 CS: 0	PA: 34				
PITCHER	IP	WLS	BF	H	R	ER	SO	BB	IBB	HBP	BLK	WP	HR	S	P	ERA	WHIP										
Scott Kamieniecki, R (1, 1) ERA: 4.03	7.0	W	26	4	1	1	8	1	0	0	0	1	0	41	45	1.29	0.714										
Jesse Orosco, L (8, 1) ERA: 2.08	0.0		2	1	0	0	0	1	0	0	0	0	0	1	5												
Amando Benitez, R (8, 1) ERA: 2.43	2.0	S	6	1	0	0	4	0	0	0	0	0	0	14	14	0.00	0.500										

Batter	1	2	3	4	5	6	7	8	9	AB	R	H	RBI	BB	SO	LOB	BOTTOM										
Brady Anderson, L (1, 8) OBP: 0.408, SLG: 0.480	G6-3					G6-3				4	1	2	1	0	0	1	Minnesota Twins @ Baltimore Orioles Oriole Park at Camden Yards, Baltimore, MD Sun Aug 24 1997, 3:33 AM EDT Att: 47,643 - Unknown - 83 F										
Aaron Ledesma, R (1, 4) OBP: 0.463, SLG: 0.541	WP				FC6-5-4-6	G5-3				4	1	2	0	0	0	2											
B.J. Surhoff, L (1, 7) OBP: 0.360, SLG: 0.484	K				G3			L7		4	0	0	0	0	1	3											
Geronimo Berroa, R (1, 9) Tony Tarasco, L (8, 9) OBP: 0.322, SLG: 0.417	L3				G1-3			K		4	1	1	2	0	1	1											
Rafael Palmeiro, L (1, 3) OBP: 0.334, SLG: 0.483		K			HR			F9		3	1	1	1	1	1	0											
Cal Ripken Jr., R (1, 5) OBP: 0.339, SLG: 0.424	F8				2B			F7		3	1	1	0	1	0	0											
Harold Baines, L (1, 10) OBP: 0.367, SLG: 0.443	F5				FC					3	0	1	0	1	0	2											
Lenny Webster, R (1, 2) OBP: 0.321, SLG: 0.362					G1-3			F9		4	0	0	1	0	0	2											
Jeff Reboulet, R (1, 6) OBP: 0.307, SLG: 0.342					G4-3			F9		4	0	1	0	0	0	3											
Inning Stats	R: 0 E: 0 K: 1 S: 6	H: 1 LOB: 1 BB: 0 P: 6	R: 0 E: 0 K: 1 S: 5	H: 0 LOB: 0 BB: 0 P: 5	R: 1 E: 0 K: 0 S: 5	H: 2 LOB: 1 BB: 0 P: 5	R: 2 E: 0 K: 0 S: 6	H: 3 LOB: 1 BB: 0 P: 6	R: 2 E: 0 K: 0 S: 5	H: 2 LOB: 2 BB: 2 P: 13	R: 0 E: 0 K: 1 S: 5	H: 1 LOB: 1 BB: 0 P: 4	R: 0 E: 0 K: 1 S: 5	H: 0 LOB: 0 BB: 0 P: 5	R: 0 E: 0 K: 0 S: 3	H: 0 LOB: 1 BB: 1 P: 7		R: 0 E: 0 K: 0 S: 3	H: 0 LOB: 1 BB: 1 P: 7	1B: 3 2B: 4 3B: 0 HR: 3	SF: 0 SAC: 0 DP: 1 HBP: 0	WP: 1 PB: 0 SB: 0 CS: 0	PA: 36				
PITCHER	IP	WLS	BF	H	R	ER	SO	BB	IBB	HBP	BLK	WP	HR	S	P	ERA	WHIP										
LaTroy Hawkins, R (1, 1) ERA: 6.22	4.2	L	22	8	5	5	2	0	0	0	0	0	3	26	26	9.64	1.714										
Mike Trombley, R (5, 1) ERA: 4.41	1.1		7	1	0	0	0	2	0	0	0	0	0	5	13	0.00	2.250										
Eddie Guardado, L (7, 1) ERA: 3.26	1.0		3	0	0	0	1	0	0	0	0	0	0	5	5	0.00	0.000										
Rick Aguilera, R (8, 1) ERA: 3.72	1.0		4	0	0	0	0	1	0	0	0	0	0	3	7	0.00	1.000										

AB	32
R	1
H	6
RBI	1
BB	2
SO	12
LOB	16

AB	33
R	5
H	9
RBI	5
BB	3
SO	3
LOB	14

Batter	1	2	3	4	5	6	7	8	9	AB	R	H	RBI	BB	SO	LOB	TOP										
Brian Hunter, R OBP: 0.328, SLG: 0.344 (1, 8)										3	0	0	0	1	1	1	Detroit Tigers @ Minnesota Twins Hubert H. Humphrey Metrodome, Minneapolis, MN Tue Aug 26 1997, 8:05 PM EDT Att: 10,562 - Dome - 70 F livebaseballscorecards.com										
Bobby Higginson, L OBP: 0.388, SLG: 0.543 (1, 7)										4	1	2	1	0	0	2											
Travis Fryman, R OBP: 0.326, SLG: 0.432 (1, 5)										4	0	1	1	0	2	3											
Tony Clark, S OBP: 0.384, SLG: 0.522 (1, 3)										4	0	1	0	0	1	3											
Damon Easley, R OBP: 0.365, SLG: 0.491 (1, 4)											4	0	0	0	0	2											
Melvin Nieves, S OBP: 0.321, SLG: 0.471 (1, 9)											4	0	1	0	0	1		0									
Phil Nevin, R OBP: 0.318, SLG: 0.393 (9, PH)											3	0	0	0	0	3		0									
Bob Hamelin, L OBP: 0.382, SLG: 0.535 (9, PH)											1	0	0	0	0	1											
Matt Walbeck, S OBP: 0.325, SLG: 0.373 (1, 2)											4	0	0	0	0	1											
Deivi Cruz, R OBP: 0.251, SLG: 0.305 (1, 6)										3	1	2	0	0	1	0											
Inning Stats	R: 0 E: 0 K: 1 S: 8	H: 2 LOB: 2 BB: 0 P: 14	R: 0 E: 0 K: 1 S: 6	H: 0 LOB: 0 BB: 0 P: 10	R: 0 E: 0 K: 1 S: 7	H: 0 LOB: 0 BB: 0 P: 9	R: 0 E: 0 K: 1 S: 9	H: 0 LOB: 0 BB: 0 P: 12	R: 0 E: 0 K: 2 S: 13	H: 1 LOB: 2 BB: 1 P: 23	R: 0 E: 0 K: 1 S: 7	H: 0 LOB: 0 BB: 0 P: 10	R: 2 E: 0 K: 0 S: 10	H: 3 LOB: 1 BB: 0 P: 18	R: 0 E: 0 K: 0 S: 9	H: 1 LOB: 1 BB: 0 P: 14	1B: 4 2B: 2 3B: 1 HR: 0	SF: 0 SAC: 0 DP: 0 HBP: 0	WP: 2 PA: 35 PB: 0 SB: 0 CS: 0								
PITCHER	IP	WLS	BF	H	R	ER	SO	BB	IBB	HBP	BLK	WP	HR	S	P	ERA	WHIP										
Rich Robertson, L ERA: 5.43 (1, 1)	7.2	W	28	4	1	1	9	1	0	0	0	1	0	65	101	1.17	0.652										
Eddie Guardado, L ERA: 3.39 (8, 1)	0.0		1	1	0	0	0	0	0	0	0	0	0	2	4	∞	∞										
Mike Trombley, R ERA: 4.23 (8, 1)	1.1	S	6	2	1	1	0	0	0	0	0	0	0	11	17	6.75	1.500										

Batter	1	2	3	4	5	6	7	8	9	AB	R	H	RBI	BB	SO	LOB	BOTTOM										
Chuck Knoblauch, R OBP: 0.398, SLG: 0.438 (1, 4)										3	2	1	0	1	1	0	Detroit Tigers @ Minnesota Twins Hubert H. Humphrey Metrodome, Minneapolis, MN Tue Aug 26 1997, 8:05 PM EDT Att: 10,562 - Dome - 70 F livebaseballscorecards.com										
Darrin Jackson, R OBP: 0.272, SLG: 0.354 (8, PH)										1	0	0	0	0	2												
Denny Hocking, S OBP: 0.316, SLG: 0.386 (1, 8)										4	1	1	0	0	1	1											
Paul Molitor, R OBP: 0.344, SLG: 0.420 (1, 3)										3	1	1	1	1	0	0											
Ron Coomer, R OBP: 0.328, SLG: 0.416 (1, 5)										4	2	3	2	0	1	0											
Terry Steinbach, R OBP: 0.315, SLG: 0.420 (1, 10)										3	0	0	0	0	1	3											
Scott Stahoviak, L OBP: 0.307, SLG: 0.426 (8, PH)										1	1	1	1	0	0	0											
Marty Cordova, R OBP: 0.298, SLG: 0.409 (1, 7)										3	1	0	0	1	1	2											
Damian Miller, R OBP: 0.318, SLG: 0.524 (1, 2)										3	0	2	2	0	0	0											
Matt Lawton, L OBP: 0.352, SLG: 0.389 (1, 9)										2	0	0	0	1	1	1											
Pat Meares, R OBP: 0.327, SLG: 0.421 (1, 6)										4	0	2	2	0	0	1											
Inning Stats	R: 2 E: 0 K: 1 S: 14	H: 4 LOB: 1 BB: 0 P: 23	R: 0 E: 0 K: 1 S: 7	H: 1 LOB: 0 BB: 0 P: 12	R: 0 E: 0 K: 1 S: 9	H: 0 LOB: 0 BB: 0 P: 12	R: 0 E: 0 K: 1 S: 5	H: 0 LOB: 0 BB: 0 P: 7	R: 0 E: 0 K: 0 S: 9	H: 0 LOB: 0 BB: 0 P: 10	R: 1 E: 0 K: 1 S: 12	H: 3 LOB: 2 BB: 1 P: 23	R: 5 E: 0 K: 0 S: 18	H: 3 LOB: 3 BB: 3 P: 42	1B: 9 2B: 2 3B: 0 HR: 0	SF: 1 SAC: 0 DP: 2 HBP: 1	WP: 1 PA: 37 PB: 0 SB: 2 CS: 0										
PITCHER	IP	WLS	BF	H	R	ER	SO	BB	IBB	HBP	BLK	WP	HR	S	P	ERA	WHIP										
Justin Thompson, L ERA: 2.93 (1, 1)	7.0	L	27	8	3	3	6	1	0	0	0	1	0	63	99	3.86	1.286										
Eddie Gaillard, R ERA: 7.54 (8, 1)	0.2		7	2	5	5	0	1	2	0	0	0	0	14	33	67.50	4.500										
Mike Myers, L ERA: 6.49 (8, 1)	0.1		3	1	0	0	0	0	0	1	0	0	0	4	9	0.00	3.000										



Batter	1	2	3	4	5	6	7	8	9	AB	R	H	RBI	BB	SO	LOB	TOP					
Brian Hunter, R OBP: 0.331, SLG: 0.345 (1, 8)	G5-3		1B			FC3-6 1B		K		4	0	2	0	0	1	1	<p>Detroit Tigers @ Minnesota Twins Hubert H. Humphrey Metrodome, Minneapolis, MN Wed Aug 27 1997, 8:05 PM EDT Att: 10,441 - Dome - 70 F</p> <p>livebaseballscorecards.com</p>					
Bobby Higginson, L OBP: 0.385, SLG: 0.538 (1, 9)	F9		G4-3			FC3-6 1-2		F7		4	0	0	0	0	0	2						
Travis Fryman, R OBP: 0.324, SLG: 0.428 (1, 5)	K				L3			F8		4	0	0	0	0	1	1						
Tony Clark, S OBP: 0.383, SLG: 0.520 (1, 3)					G3			F9		4	0	1	0	0	0	0						
Bob Hamelin, L OBP: 0.381, SLG: 0.533 (1, 10)	F7				G6-3			G4-6-3 1B		3	0	1	0	0	0	1						
Damon Easley, R OBP: 0.382, SLG: 0.487 (1, 4)	P6							G4-6-3 1-2		3	0	0	0	0	1	2						
Phil Nevin, R OBP: 0.314, SLG: 0.388 (1, 7)	G5-3					K		F9		3	0	0	0	0	1	1						
Matt Walbeck, S OBP: 0.325, SLG: 0.365 (1, 2)					G1-6-3 BB			G6-3		2	0	0	0	1	1	0						
Deivi Cruz, R OBP: 0.252, SLG: 0.305 (1, 6)					G1-6-3 1-2			L8		3	0	1	0	0	0	1						
Inning Stats	R: 0 H: 0 E: 0 K: 1 S: 9	H: 0 LOB: 0 BB: 0 P: 10	R: 0 H: 1 E: 0 K: 0 S: 7	LOB: 1 BB: 0 P: 9	R: 0 H: 1 E: 0 K: 0 S: 8	LOB: 1 BB: 1 P: 15	R: 0 H: 0 E: 0 K: 0 S: 7	H: 0 LOB: 0 BB: 0 P: 10	R: 0 H: 0 E: 0 K: 3 S: 10	H: 0 LOB: 0 BB: 0 P: 14	R: 0 H: 1 E: 0 K: 0 S: 6	H: 1 LOB: 1 BB: 0 P: 6	R: 0 H: 1 E: 0 K: 0 S: 7	H: 1 LOB: 0 BB: 0 P: 12	R: 0 H: 1 E: 0 K: 1 S: 11	H: 1 LOB: 1 BB: 0 P: 13	R: 0 H: 0 E: 0 K: 0 S: 5	H: 0 LOB: 0 BB: 0 P: 6	1B: 5 2B: 0 3B: 0 HR: 0	SF: 0 SAC: 0 DP: 2 HBP: 0	WP: 0 PB: 0 CS: 0	PA: 31
PITCHER Bob Tewksbury, R ERA: 3.92 (1, 1)	IP: 9.0 WLS: W BF: 31 H: 5 R: 0 ER: 0 SO: 5 BB: 1 IBB: 0 HBP: 0 BLK: 0 WP: 0 HR: 0 S: 70 P: 95 ERA: 0.00 WHIP: 0.667											PITCHER	IP: 9.0 WLS: W BF: 31 H: 5 R: 0 ER: 0 SO: 5 BB: 1 IBB: 0 HBP: 0 BLK: 0 WP: 0 HR: 0 S: 70 P: 95 ERA: 0.00 WHIP: 0.667									

Batter	1	2	3	4	5	6	7	8	9	AB	R	H	RBI	BB	SO	LOB	BOTTOM			
Chuck Knoblauch, R OBP: 0.397, SLG: 0.435 (1, 4)	G6-3		F9			K				3	0	0	0	1	1	1	<p>Detroit Tigers @ Minnesota Twins Hubert H. Humphrey Metrodome, Minneapolis, MN Wed Aug 27 1997, 8:05 PM EDT Att: 10,441 - Dome - 70 F</p> <p>livebaseballscorecards.com</p>			
Brent Bredt, L OBP: 0.350, SLG: 0.376 (1, 9)	G6-3				G4-3			G4-3 BB		4	0	0	0	0	1	2				
Paul Moltor, R OBP: 0.341, SLG: 0.417 (1, 10)	F9				F9			F8		4	0	0	0	0	0	0				
Ron Coomer, R OBP: 0.332, SLG: 0.422 (1, 5)								F8 WP 2B		4	1	3	0	0	1	0				
Matt Lawton, L OBP: 0.351, SLG: 0.387 (1, 7)	F8				L1			F8 2-3		4	0	1	0	0	0	2				
Terry Steinbach, R OBP: 0.316, SLG: 0.419 (1, 2)	K							G4-3 3-H 2-2		3	1	1	0	0	1	2				
Scott Stahoviak, L OBP: 0.307, SLG: 0.425 (1, 3)	G3							G1-3 E 1B		3	0	1	0	0	1	1				
Pat Meares, R OBP: 0.325, SLG: 0.418 (1, 6)					G5-3			G1-3 1-2		3	0	0	0	0	0	2				
Rich Becker, L OBP: 0.358, SLG: 0.406 (1, 8)					K			E9 2-H 2B		3	0	1	1	0	2	1				
Inning Stats	R: 0 H: 0 E: 0 K: 0 S: 5	H: 0 LOB: 0 BB: 0 P: 8	R: 1 H: 1 E: 0 K: 1 S: 10	H: 1 LOB: 0 BB: 0 P: 17	R: 0 H: 0 E: 0 K: 1 S: 7	LOB: 0 BB: 0 P: 8	R: 0 H: 1 E: 0 K: 0 S: 9	H: 1 LOB: 1 BB: 0 P: 16	R: 1 H: 2 E: 1 K: 2 S: 12	H: 2 LOB: 1 BB: 0 P: 17	R: 0 H: 2 E: 0 K: 0 S: 16	H: 2 LOB: 2 BB: 0 P: 20	R: 0 H: 1 E: 1 K: 2 S: 14	H: 1 LOB: 2 BB: 1 P: 22	R: 0 H: 0 E: 0 K: 1 S: 8	H: 0 LOB: 0 BB: 0 P: 14	1B: 5 2B: 2 3B: 0 HR: 0	SF: 0 SAC: 0 DP: 0 HBP: 0	WP: 1 PB: 0 CS: 0	PA: 32
PITCHER Brian Moehler, R ERA: 4.7 Doug Brocail, R ERA: 3.39 (7, 1)	IP: 6.1 WLS: L BF: 26 H: 7 R: 2 ER: 2 SO: 4 BB: 0 IBB: 0 HBP: 0 BLK: 0 WP: 1 HR: 0 S: 64 P: 92 ERA: 2.84 WHIP: 1.105											PITCHER	IP: 6.1 WLS: L BF: 26 H: 7 R: 2 ER: 2 SO: 4 BB: 0 IBB: 0 HBP: 0 BLK: 0 WP: 1 HR: 0 S: 64 P: 92 ERA: 2.84 WHIP: 1.105							



Batter	1	2	3	4	5	6	7	8	9	AB	R	H	RBI	BB	SO	LOB	TOP									
Pokey Reese, R OBP: 0.298, SLG: 0.293 (1, 6)	F8		CS 1B		L8		1B 1B		F9	5	0	2	0	0	0	1	Cincinnati Reds @ Minnesota Twins Hubert H. Humphrey Metrodome, Minneapolis, MN Fri Aug 29 1997, 8:05 PM EDT Att: 12,155 - Dome - 68 F livebaseballscorecards.com									
Jon Nunnally, L OBP: 0.345, SLG: 0.508 (1, 8)	G3-1		BB		G3		1B 1B		2B	4	0	2	2	1	0	0										
Chris Stynes, R OBP: 0.458, SLG: 0.544 (1, 7)	P3		P5		G5-3		G6-3		F7	5	0	0	0	0	0	4										
Eduardo Perez, R OBP: 0.348, SLG: 0.519 Lenny Harris, L OBP: 0.292, SLG: 0.350 (8, PR) (8, 3)		BB 1B			F8		G5-6-3		FC5-4 HBP	3	0	1	0	0	0	0										
Barry Larkin, R OBP: 0.443, SLG: 0.477 Mike Kelly, R OBP: 0.320, SLG: 0.517 (8, PR)		P3			E5 1B HR		G5-3		FC5-4 1-2	4	1	0	0	0	0	2										
Reggie Sanders, R OBP: 0.331, SLG: 0.553 (1, 9)	F8				HR 1B		K2-3		K	4	1	1	0	0	2	3										
Willie Greene, L OBP: 0.357, SLG: 0.454 (1, 5)					HR 1B		G5-3		F8	3	1	1	3	1	0	2										
Joe Oliver, R OBP: 0.328, SLG: 0.455 (1, 2)		BB			G5-3		FC6-5 2B		K	4	0	1	0	0	2	2										
Bret Boone, R OBP: 0.300, SLG: 0.334 (1, 4)					G6-3		FC6-5 1B 1B		2B	4	2	1	0	0	0	1										
Inning Stats	R: 0 E: 0 K: 0 S: 5	H: 0 LOB: 0 BB: 0 P: 7	R: 0 E: 0 K: 1 S: 10	H: 1 LOB: 2 BB: 1 P: 18	R: 0 E: 0 K: 0 S: 7	H: 1 LOB: 1 BB: 1 P: 15	R: 3 E: 1 K: 0 S: 13	H: 2 LOB: 0 BB: 0 P: 21	R: 0 E: 0 K: 0 S: 6	H: 0 LOB: 0 BB: 0 P: 11	R: 0 E: 0 K: 1 S: 6	H: 0 LOB: 0 BB: 0 P: 7	R: 1 E: 0 K: 0 S: 16	H: 3 LOB: 2 BB: 0 P: 22	R: 0 E: 1 K: 1 S: 14	H: 0 LOB: 2 BB: 0 P: 22		R: 1 E: 0 K: 1 S: 16	H: 2 LOB: 1 BB: 0 P: 23	1B: 5 2B: 3 3B: 0 HR: 1	SF: 0 SAC: 0 DP: 0 HBP: 1	WP: 0 PB: 0 SB: 0 CS: 1	PA: 39			
PITCHER	IP	WLS	BF	H	R	ER	SO	BB	IBB	HBP	BLK	WP	HR	S	P	ERA	WHIP									
Frankie Rodriguez, R ERA: 4.84 Mike Trombley, R ERA: 4.17 Greg Swindell, L ERA: 3.68	(1, 1)	6.2	L	28	6	4	3	2	2	0	0	0	0	1	58	95	4.05	1.200								

Batter	1	2	3	4	5	6	7	8	9	AB	R	H	RBI	BB	SO	LOB	BOTTOM										
Chuck Knoblauch, R OBP: 0.398, SLG: 0.436 (1, 4)	K		F8			WP 1B 1B		2B SF8 1B		4	1	2	0	0	1	0	Cincinnati Reds @ Minnesota Twins Hubert H. Humphrey Metrodome, Minneapolis, MN Fri Aug 29 1997, 8:05 PM EDT Att: 12,155 - Dome - 68 F livebaseballscorecards.com										
Matt Lawton, L OBP: 0.353, SLG: 0.390 (1, 9)	P4		CS BB		F9		SF8 2B			3	0	1	0	1	0	1											
Paul Moltzer, R OBP: 0.340, SLG: 0.416 (1, 10)	F9		CS		F8		WP 1B		SF8	3	0	1	1	0	0	0											
Ron Coomer, R OBP: 0.331, SLG: 0.420 (1, 5)		HR 1B			K		K		K2-3	4	1	1	0	0	3	3											
Terry Steinbach, R OBP: 0.313, SLG: 0.415 (1, 2)		K			P3		F7		G5-3	4	0	0	0	0	1	4											
Scott Stahowiak, L OBP: 0.306, SLG: 0.422 (1, 3)	F7				G4-3		S 1B		G4-3	4	0	1	0	0	0	1											
Marty Cordova, R OBP: 0.297, SLG: 0.418 (1, 7)		HR			G6-3		F7		K	4	1	1	2	0	1	1											
Rich Becker, L OBP: 0.357, SLG: 0.403 (1, 8)	F9				S HBP		K		G3-1	3	0	0	0	0	1	1											
Pat Meares, R OBP: 0.323, SLG: 0.415 Brent Brice, L OBP: 0.347, SLG: 0.373 Denny Hocking, S OBP: 0.316, SLG: 0.386 (8, 6)			F8		F8		K			2	0	0	0	0	0	1											
Inning Stats	R: 0 E: 0 K: 1 S: 8	H: 0 LOB: 0 BB: 0 P: 11	R: 2 E: 0 K: 1 S: 10	H: 2 LOB: 0 BB: 0 P: 16	R: 0 E: 0 K: 0 S: 11	H: 0 LOB: 1 BB: 1 P: 21	R: 0 E: 0 K: 1 S: 8	H: 0 LOB: 0 BB: 0 P: 11	R: 0 E: 0 K: 0 S: 9	H: 0 LOB: 1 BB: 0 P: 15	R: 0 E: 0 K: 1 S: 13	H: 2 LOB: 2 BB: 0 P: 17	R: 0 E: 0 K: 2 S: 11	H: 1 LOB: 1 BB: 0 P: 15	R: 1 E: 0 K: 1 S: 8	H: 2 LOB: 1 BB: 0 P: 12		R: 0 E: 0 K: 1 S: 8	H: 0 LOB: 0 BB: 0 P: 12	1B: 5 2B: 1 3B: 0 HR: 1	SF: 1 SAC: 0 DP: 0 HBP: 1	WP: 1 PB: 0 SB: 2 CS: 1	PA: 36				
PITCHER	IP	WLS	BF	H	R	ER	SO	BB	IBB	HBP	BLK	WP	HR	S	P	ERA	WHIP										
Brett Tomko, R ERA: 3.33 Stan Belinda, R ERA: 3.75 Jeff Shaw, R ERA: 2.6	(1, 1)	5.1	W	21	4	2	2	3	1	0	1	0	0	1	0	24	33	3.38	1.125								

Batter	1	2	3	4	5	6	7	8	9	AB	R	H	RBI	BB	SO	LOB	TOP										
Pokey Reese, R (1, 6) OBP: 0.297, SLG: 0.292	G4-3		E5				K			4	0	1	1	0	1	1	Cincinnati Reds @ Minnesota Twins Hubert H. Humphrey Metrodome, Minneapolis, MN Sat Aug 30 1997, 8:05 PM EDT Att: 17,831 - Dome - 72 F										
Jon Nunnally, L (1, 8) OBP: 0.338, SLG: 0.496	G4-3		G4-3				K			3	0	0	0	0	1	4											
Mike Kelly, R (8, PH) OBP: 0.326, SLG: 0.521	G4-3		G4-3				K			1	0	1	0	0	0	0											
Chris Stynes, R (1, 7) OBP: 0.437, SLG: 0.518	G5-3			L9			FC6-4			4	0	0	0	0	0	3											
Eddie Taubensee, L (1, 10) OBP: 0.310, SLG: 0.450		L5						K		4	0	2	0	0	1	0											
Reggie Sanders, R (1, 9) OBP: 0.326, SLG: 0.544		K			FC5-4		K			4	0	0	0	0	3	2											
Willie Greene, L (1, 5) OBP: 0.354, SLG: 0.449	G3			G3			G5-3			4	0	0	0	0	0	2											
Joe Oliver, R (1, 2) OBP: 0.330, SLG: 0.456							G5-3			4	1	2	0	0	1	1											
Lenny Harris, L (1, 3) OBP: 0.287, SLG: 0.351										2	0	1	0	1	0	1											
Bret Boone, R (1, 4) OBP: 0.297, SLG: 0.332										3	0	0	0	0	0	3											
Inning Stats	R: 0 E: 0 K: 0 S: 5	H: 0 LOB: 0 BB: 0 P: 9	R: 0 E: 0 K: 1 S: 9	H: 0 LOB: 0 BB: 0 P: 11	R: 0 E: 2 K: 0 S: 10	H: 1 LOB: 2 BB: 0 P: 20	R: 0 E: 0 K: 0 S: 7	H: 1 LOB: 1 BB: 0 P: 10	R: 1 E: 0 K: 1 S: 11	H: 3 LOB: 2 BB: 0 P: 12	R: 0 E: 0 K: 1 S: 8	H: 1 LOB: 1 BB: 0 P: 12	R: 0 E: 0 K: 1 S: 7	H: 0 LOB: 1 BB: 1 P: 14	R: 0 E: 0 K: 1 S: 6	H: 1 LOB: 0 BB: 0 P: 9	R: 0 E: 0 K: 2 S: 8	H: 0 LOB: 0 BB: 0 P: 12	1B: 6 2B: 2 3B: 0 HR: 0	SF: 0 SAC: 0 DP: 3 HBP: 0	WP: 0 PB: 0 CS: 0	PA: 34					
PITCHER	IP	WLS	BF	H	R	ER	SO	BB	IBB	HBP	BLK	WP	HR	S	P	ERA	WHIP										
LaTroy Hawkins, R (1, 1) ERA: 5.79	7.0	W	28	6	1	1	4	1	0	0	1	0	0	57	88	1.29	1.000										
Eddie Guardado, L (8, 1) ERA: 3.29	1.0		3	1	0	0	1	0	0	0	0	0	0	6	9	0.00	1.000										
Rick Aguilera, R (9, 1) ERA: 3.7	1.0	S	3	0	0	0	2	0	0	0	0	0	0	8	12	0.00	0.000										

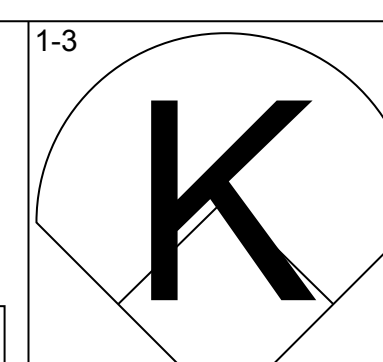
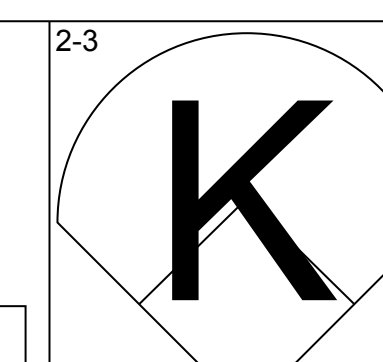
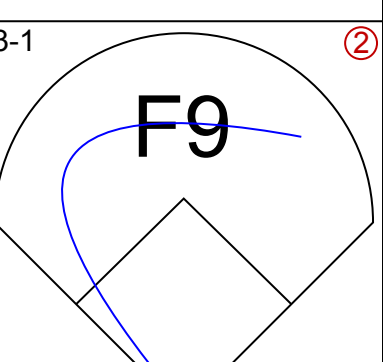
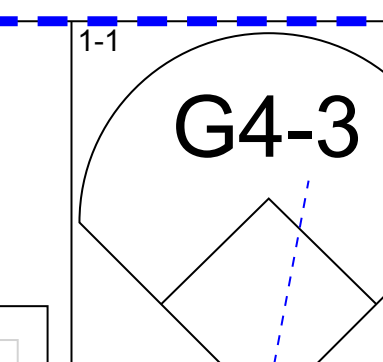
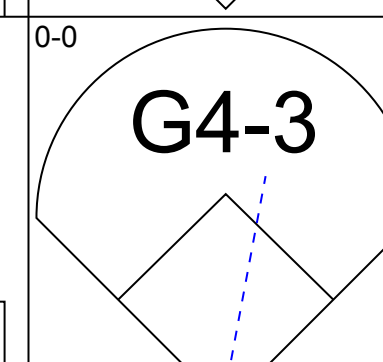
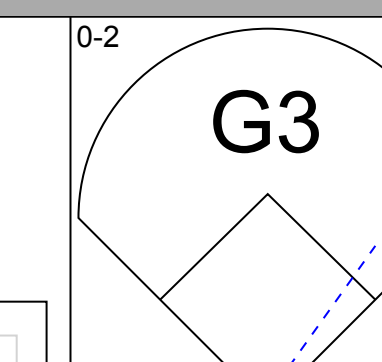
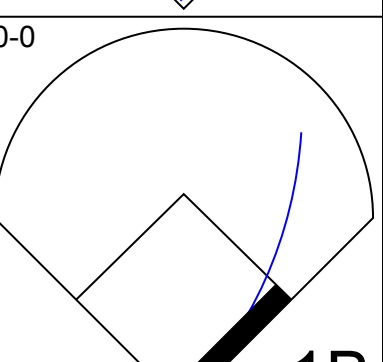
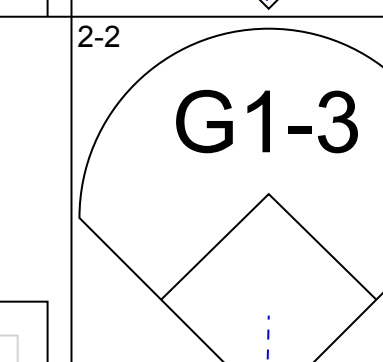
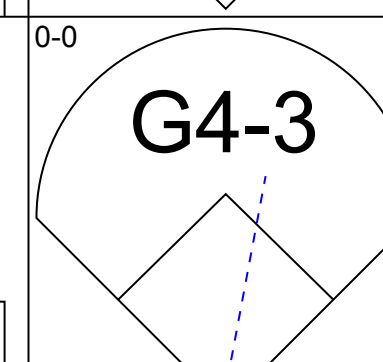
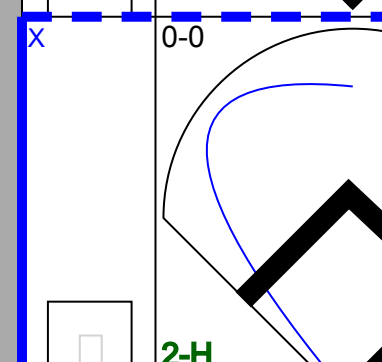
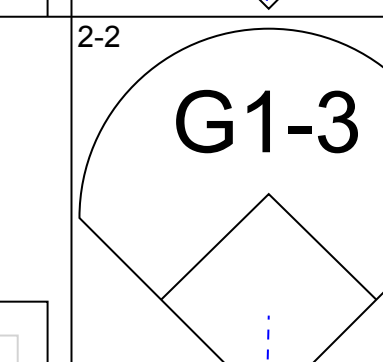
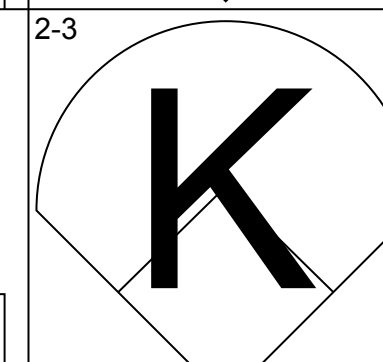
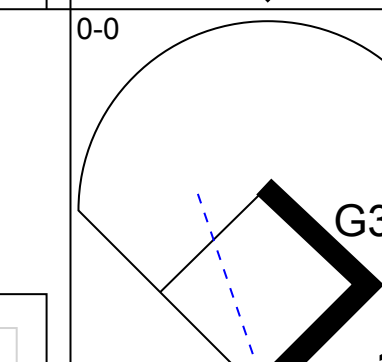
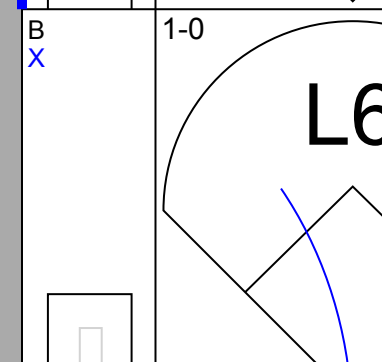
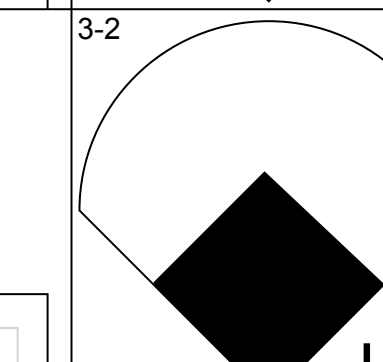
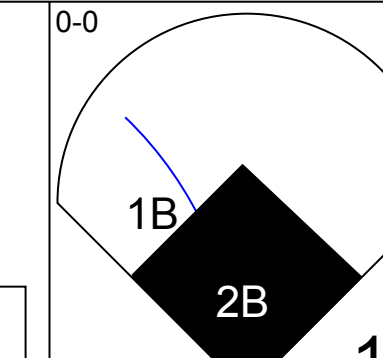
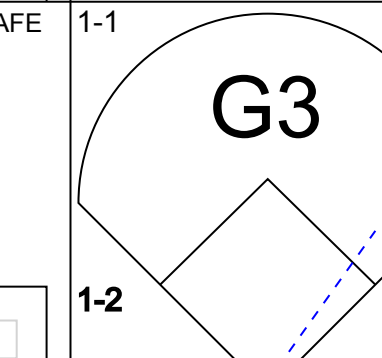
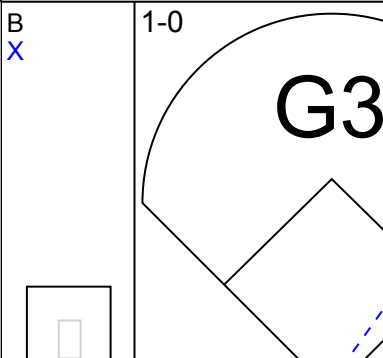
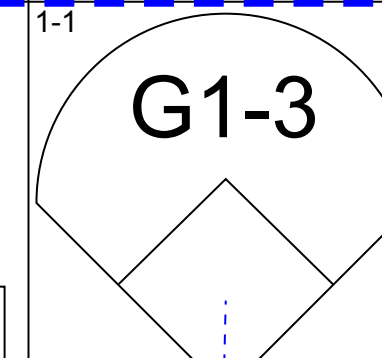
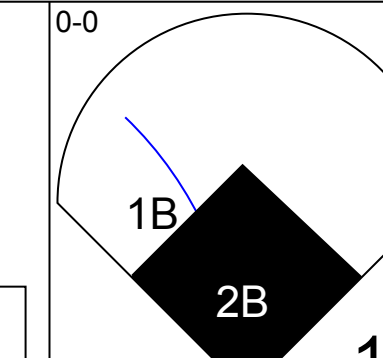
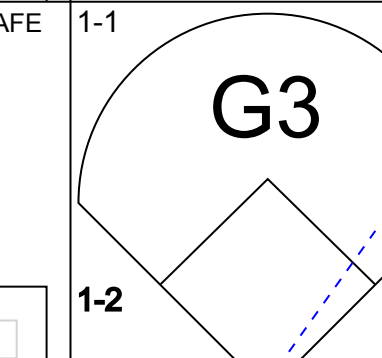
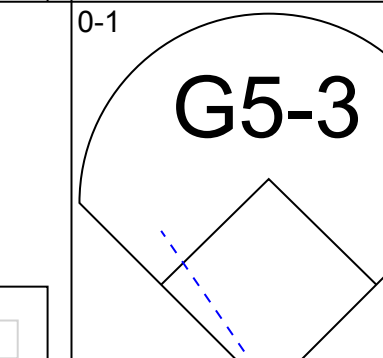
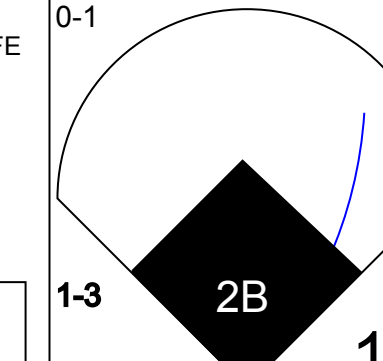
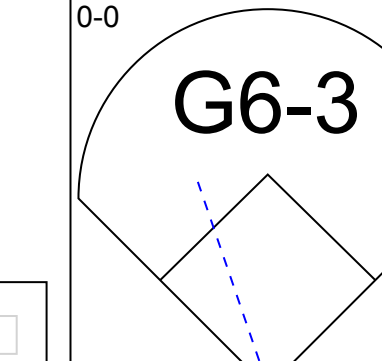
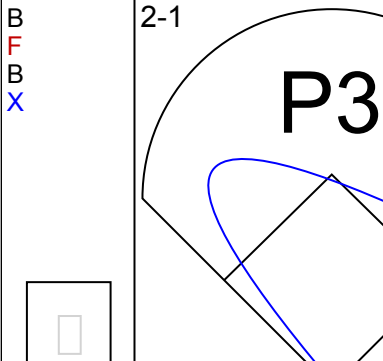
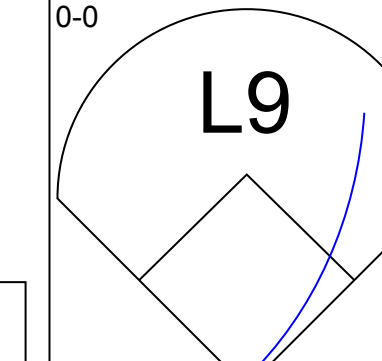
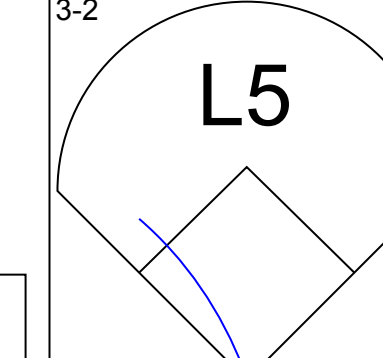
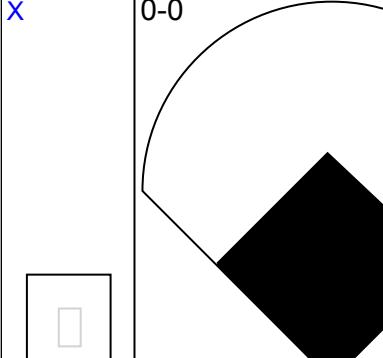
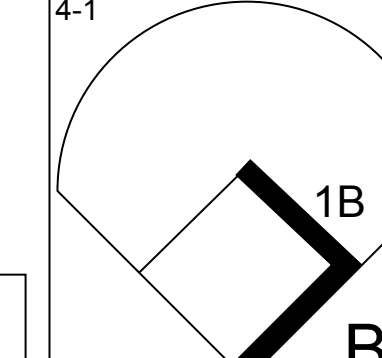
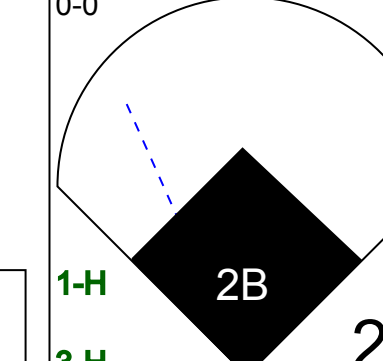
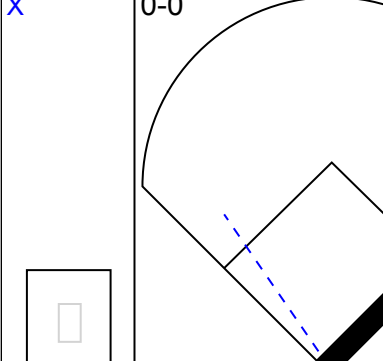
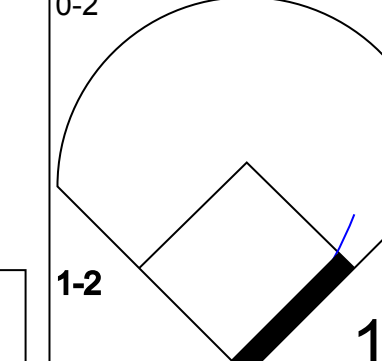
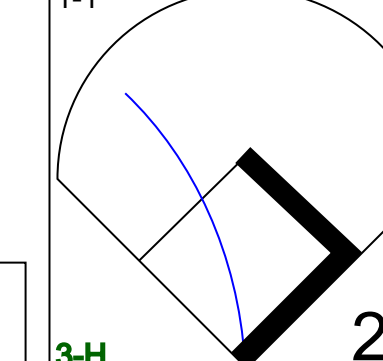
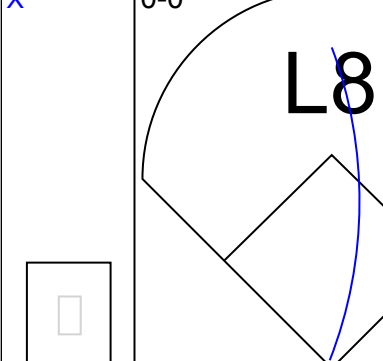
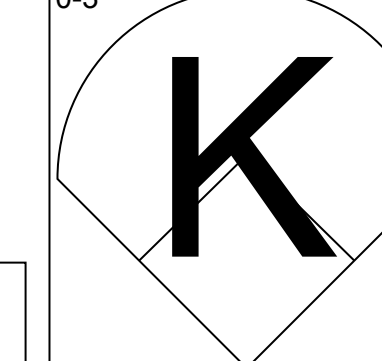
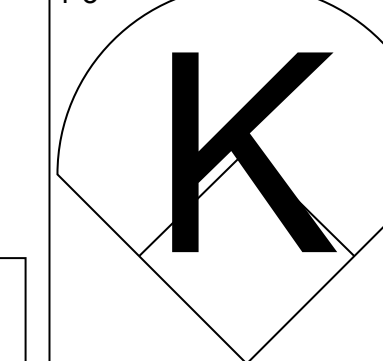
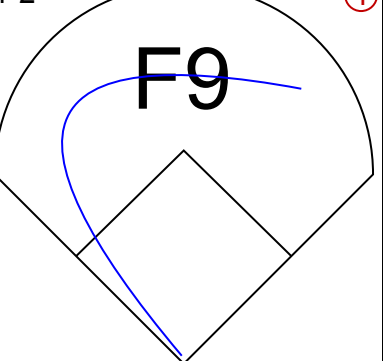
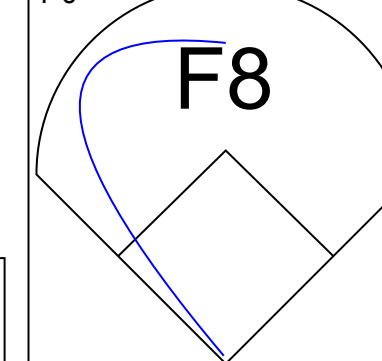
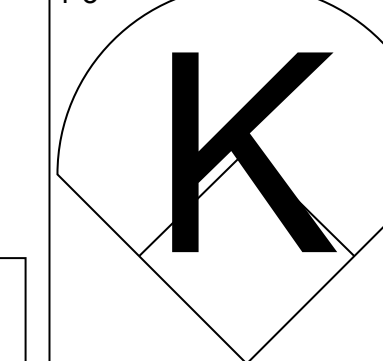
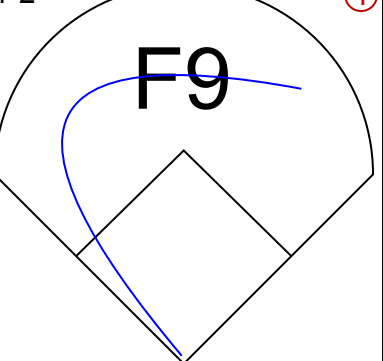
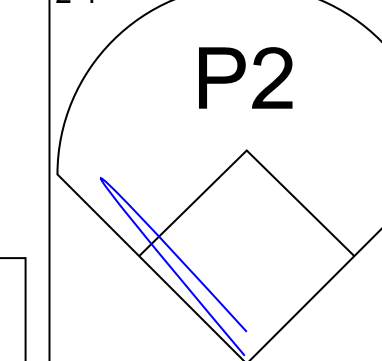
AB	33
R	1
H	7
RBI	1
BB	1
SO	7
LOB	17

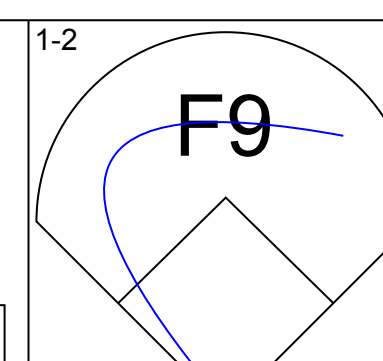
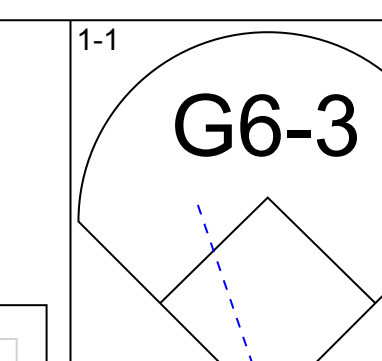
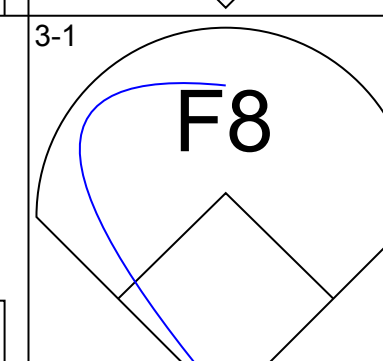
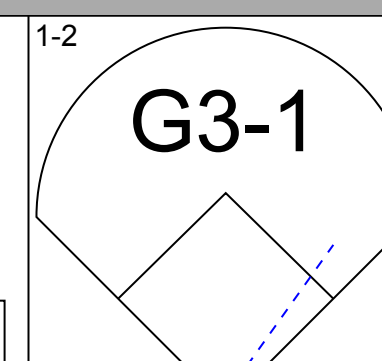

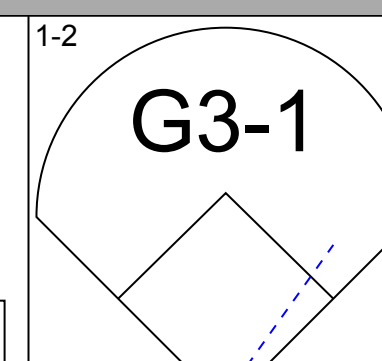

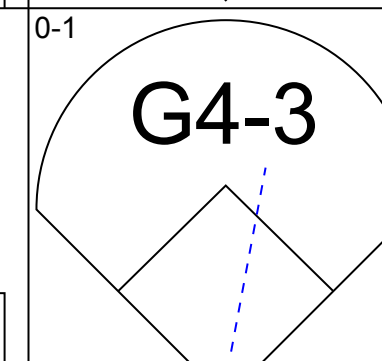

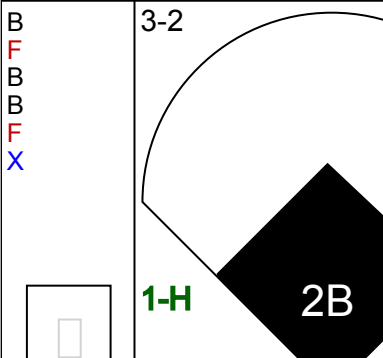

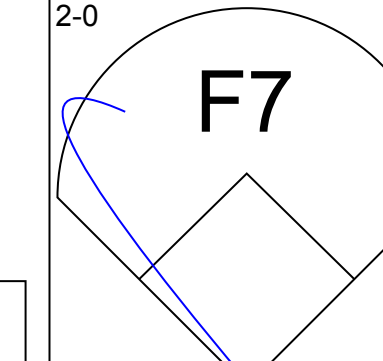
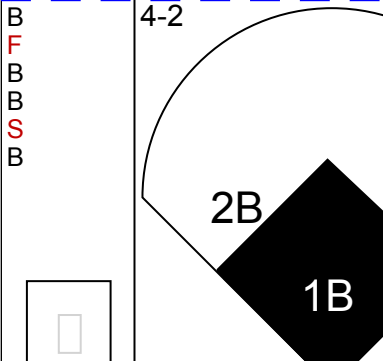
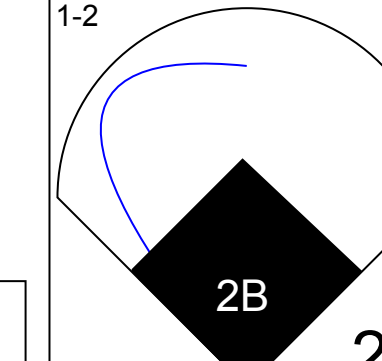
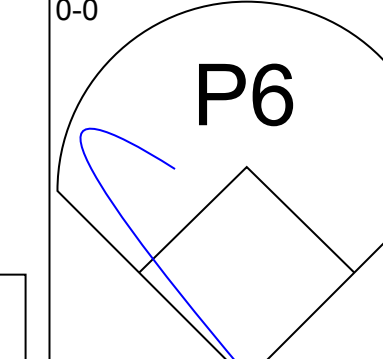
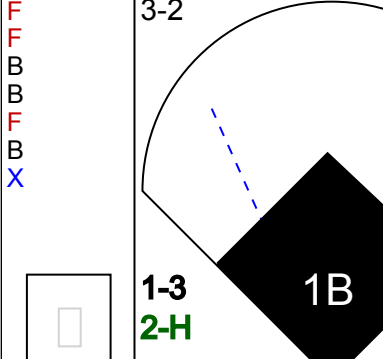
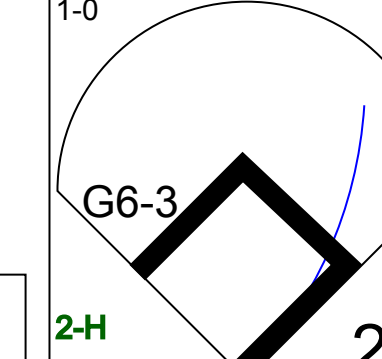
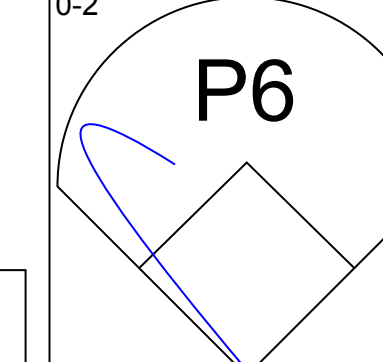
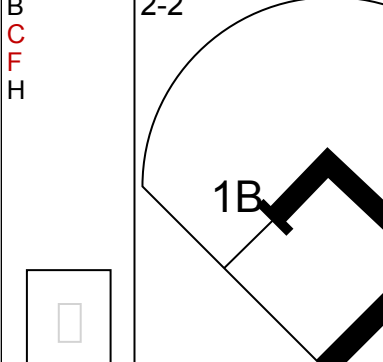
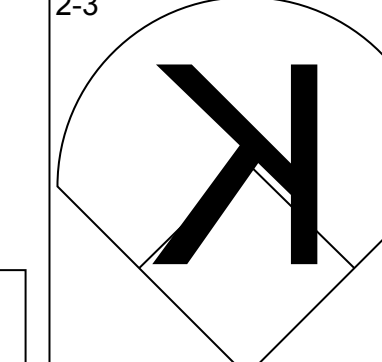
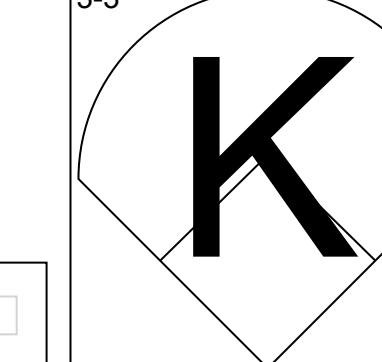

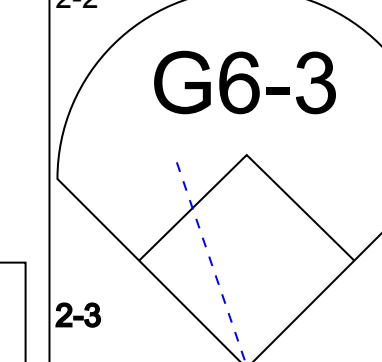
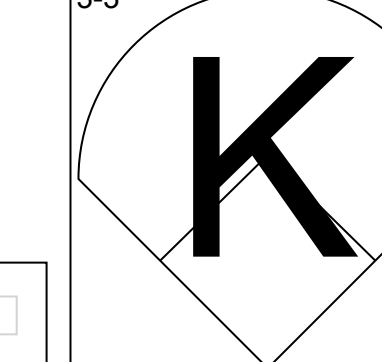

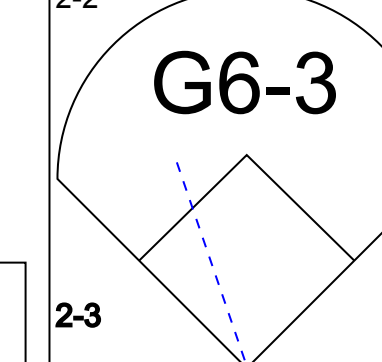

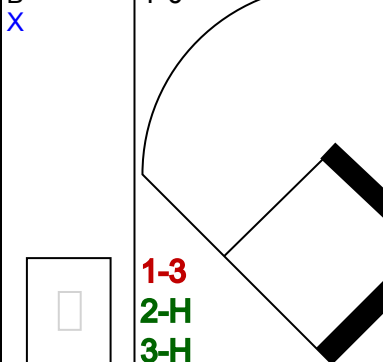
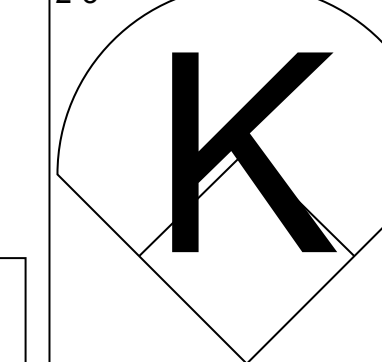


Batter	1	2	3	4	5	6	7	8	9	AB	R	H	RBI	BB	SO	LOB	BOTTOM										
Chuck Knoblauch, R (1, 4) OBP: 0.395, SLG: 0.432	K		G4-3							4	1	0	0	0	1	3	Cincinnati Reds @ Minnesota Twins Hubert H. Humphrey Metrodome, Minneapolis, MN Sat Aug 30 1997, 8:05 PM EDT Att: 17,831 - Dome - 72 F										
Brent Bredle, L (1, 9) OBP: 0.336, SLG: 0.360	F8									4	0	0	0	0	2	4											
Paul Moltor, R (1, 10) OBP: 0.339, SLG: 0.415	K									4	1	1	1	0	1	3											
Ron Coomer, R (1, 5) OBP: 0.333, SLG: 0.428		G6-3								4	1	2	2	0	1	0											
Greg Myers, L (1, 2) OBP: 0.328, SLG: 0.438										4	1	3	1	0	0	1											
Marty Cordova, R (1, 7) OBP: 0.294, SLG: 0.413										3	0	0	0	0	1	1											
Matt Lawton, L (8, PH) OBP: 0.354, SLG: 0.390										0	0	0	0	1	0	0											
Scott Stahoviak, L (1, 3) OBP: 0.302, SLG: 0.414										4	0	0	0	0	1	2											
Pat Meares, R (1, 6) OBP: 0.323, SLG: 0.414										4	0	1	0	0	1	2											
Rich Becker, L (1, 8) OBP: 0.359, SLG: 0.402										1	0	0	0	2	0	0											
Inning Stats	R: 0 E: 0 K: 2 S: 8	H: 0 LOB: 0 BB: 0 P: 9	R: 1 E: 0 K: 1 S: 10	H: 1 LOB: 0 BB: 0 P: 19	R: 0 E: 0 K: 0 S: 7	H: 0 LOB: 0 BB: 0 P: 11	R: 0 E: 0 K: 1 S: 10	H: 1 LOB: 1 BB: 0 P: 14	R: 0 E: 0 K: 0 S: 7	H: 0 LOB: 0 BB: 0 P: 8	R: 3 E: 0 K: 1 S: 14	H: 3 LOB: 1 BB: 1 P: 21	R: 0 E: 1 K: 1 S: 12	H: 1 LOB: 3 BB: 1 P: 22	R: 0 E: 0 K: 2 S: 12	H: 1 LOB: 2 BB: 1 P: 20	1B: 4 2B: 1 3B: 0 HR: 2	SF: 0 SAC: 0 DP: 0 HBP: 0	WP: 0 PB: 0 CS: 0	PA: 35							
PITCHER	IP	WLS	BF	H	R	ER	SO	BB	IBB	HBP	BLK	WP	HR	S	P	ERA	WHIP										
Mike Morgan, R (1, 1) ERA: 5.18	6.0	L	24	5	4	4	5	1	0	0	0	0	0	22	22	6.00	1.000										
Felix Rodriguez, R (7, 1) ERA: 4.95	1.0		6	1	0	0	1	1	0	0	0	0	0	12	22	0.00	2.000										
Scott Sullivan, R (8, 1) ERA: 3.05	1.0		5	1	0	0	2	1	0	0	0	0	0	12	20	0.00	2.000										

AB	32
R	4
H	7
RBI	4
BB	3
SO	8
LOB	16



Batter	1	2	3	4	5	6	7	8	9	AB	R	H	RBI	BB	SO	LOB	TOP										
Pokey Reese, R OBP: 0.296, SLG: 0.294 (1, 6)										5	1	1	0	0	2	1	Cincinnati Reds @ Minnesota Twins Hubert H. Humphrey Metrodome, Minneapolis, MN Sun Aug 31 1997, 4:33 AM EDT Att: 13,092 - Dome - 72 F livebaseballscorecards.com										
Jon Nunnally, L OBP: 0.338, SLG: 0.493 (1, 8)										3	0	1	0	0	0	0											
Mike Kelly, R OBP: 0.328, SLG: 0.537 (7, PH) (7, 8)										2	0	1	1	0	0	0											
Chris Stynes, R OBP: 0.435, SLG: 0.545 (1, 7)										5	1	2	1	0	1	2											
Eddie Taubensee, L OBP: 0.311, SLG: 0.449 (7, PH) (7, 3)										3	1	1	0	0	0	1											
Joe Oliver, R OBP: 0.328, SLG: 0.452 (7, 3)										2	0	0	0	0	0	1											
Barry Larkin, R OBP: 0.440, SLG: 0.473 (1, 10)										4	1	1	0	0	0	1											
Willie Greene, L OBP: 0.355, SLG: 0.456 (1, 5)										3	1	1	1	1	0	2											
Reggie Sanders, R OBP: 0.332, SLG: 0.551 (1, 9)										4	1	3	2	0	1	0											
Brook Fordyce, R OBP: 0.287, SLG: 0.329 (1, 2)										4	0	1	1	0	1	3											
Bret Boone, R OBP: 0.295, SLG: 0.329 (1, 4)										3	0	0	0	0	1	1											
Lenny Harris, L OBP: 0.286, SLG: 0.350 (8, PH) (8, 4)										1	0	0	0	0	0	2											
Inning Stats	R: 0 E: 0 K: 2 S: 8	H: 0 LOB: 0 BB: 0 P: 11	R: 3 E: 0 K: 2 S: 18	H: 4 LOB: 1 BB: 0 P: 25	R: 0 E: 0 K: 1 S: 7	H: 1 LOB: 1 BB: 0 P: 8	R: 0 E: 0 K: 1 S: 8	H: 0 LOB: 0 BB: 0 P: 9	R: 0 E: 0 K: 0 S: 7	H: 1 LOB: 1 BB: 0 P: 12	R: 1 E: 0 K: 0 S: 6	H: 2 LOB: 1 BB: 0 P: 9	R: 1 E: 0 K: 0 S: 7	H: 2 LOB: 1 BB: 0 P: 11	R: 0 E: 0 K: 1 S: 10	H: 1 LOB: 2 BB: 1 P: 16	R: 1 E: 0 K: 0 S: 10	H: 1 LOB: 0 BB: 0 P: 16	1B: 6 2B: 3 3B: 1 HR: 2	SF: 0 SAC: 0 DP: 0 HBP: 0	WP: 0 PB: 0 SB: 0 CS: 0	PA: 40					
PITCHER	IP	WLS	BF	H	R	ER	SO	BB	IBB	HBP	BLK	WP	HR	S	P	ERA	WHIP										
Brad Radke, R ERA: 3.66 (1, 1)	6.1	W	28	9	5	5	5	0	0	0	0	0	1	57	79	7.11	1.421										
Greg Swindell, L ERA: 3.67 (7, 1)	0.1		2	1	0	0	0	0	0	0	0	0	0	2	3	0.00	3.000										
Mike Trombley, R ERA: 4.12 (7, 1)	1.0		5	1	0	0	1	1	0	0	0	0	0	10	15	0.00	2.000										
Eddie Guardado, L ERA: 3.27 (8, 1)	0.1		1	0	0	0	0	0	0	0	0	0	0	2	4	0.00	0.000										
Rick Aquilera, R ERA: 3.79 (9, 1)	1.0	S	4	1	1	1	0	0	0	0	0	0	1	10	16	9.00	1.000										

Batter	1	2	3	4	5	6	7	8	9	AB	R	H	RBI	BB	SO	LOB	BOTTOM										
Chuck Knoblauch, R OBP: 0.392, SLG: 0.429 (1, 4)										4	0	0	0	0	2	1	Cincinnati Reds @ Minnesota Twins Hubert H. Humphrey Metrodome, Minneapolis, MN Sun Aug 31 1997, 4:33 AM EDT Att: 13,092 - Dome - 72 F livebaseballscorecards.com										
Denny Hocking, S OBP: 0.311, SLG: 0.379 (1, 8) (9, 7)										4	0	0	0	0	0	0											
Paul Molitor, R OBP: 0.343, SLG: 0.420 (1, 3)										4	2	3	0	0	0	0											
Ron Coomer, R OBP: 0.334, SLG: 0.434 (1, 5)										4	2	2	1	0	1	1											
Terry Steinbach, R OBP: 0.317, SLG: 0.422 (1, 2)										3	3	2	2	1	0	0											
Marty Cordova, R OBP: 0.297, SLG: 0.422 (1, 7)										4	1	2	2	0	1	1											
Rich Becker, L OBP: 0.359, SLG: 0.402 (8, FR) (9, 8)										0	0	0	0	0	0	0											
Matt Lawton, L OBP: 0.355, SLG: 0.389 (1, 9)										3	0	1	1	0	1	1											
Damian Miller, R OBP: 0.292, SLG: 0.478 (6, PH) (6, 10)										2	0	0	0	0	2	1											
Scott Stahowiak, L OBP: 0.299, SLG: 0.410 (6, PH)										2	0	0	0	0	1	4											
Pat Meares, R OBP: 0.322, SLG: 0.412 (1, 6)										4	0	1	2	0	1	2											
Inning Stats	R: 0 E: 0 K: 0 S: 8	H: 1 LOB: 1 BB: 0 P: 14	R: 0 E: 0 K: 0 S: 7	H: 0 LOB: 0 BB: 0 P: 9	R: 0 E: 0 K: 1 S: 8	H: 0 LOB: 0 BB: 0 P: 13	R: 3 E: 0 K: 2 S: 17	H: 4 LOB: 1 BB: 0 P: 24	R: 0 E: 0 K: 1 S: 8	H: 0 LOB: 0 BB: 0 P: 9	R: 4 E: 0 K: 2 S: 20	H: 4 LOB: 1 BB: 1 P: 35	R: 0 E: 0 K: 1 S: 8	H: 0 LOB: 0 BB: 0 P: 11	R: 1 E: 0 K: 2 S: 17	H: 2 LOB: 2 BB: 0 P: 25	1B: 4 2B: 7 3B: 0 HR: 0	SF: 0 SAC: 0 DP: 0 HBP: 1	WP: 0 PB: 0 SB: 1 CS: 0	PA: 36							
PITCHER	IP	WLS	BF	H	R	ER	SO	BB	IBB	HBP	BLK	WP	HR	S	P	ERA	WHIP										
Gabe White, L ERA: 4.45 (1, 1)	5.0	L	22	7	5	5	4	0	0	0	0	0	0	6	13	*	*										
Danny Graves, R ERA: 4.5 (6, 1)	0.0		2	1	0	0	0	1	0	0	0	0	0	2	4	*	*										
Pedro Martinez, L ERA: 7.71 (6, 1)	0.0		1	0	0	0	0	0	0	1	0	0	0	2	4	*	*										
Scott Sullivan, R ERA: 3.05 (6, 1)	3.0		11	3	3	3	5	0	0	0	0	0	0	33	47	9.00	1.000										

Batter	1	2	3	4	5	6	7	8	9	AB	R	H	RBI	BB	SO	LOB	TOP					
Chuck Knoblauch, R OBP: 0.396, SLG: 0.431										3	2	2	0	1	0	0	Minnesota Twins @ Chicago Cubs Wrigley Field, Chicago, IL Mon Sep 01 1997, 3:33 AM CDT Att: 34,117 - Sunny - 76 F					
Brent Breda, L OBP: 0.356, SLG: 0.379										2	1	2	0	2	0	0						
Paul Molitor, R OBP: 0.345, SLG: 0.420										4	0	2	1	1	0	3						
Ron Coomer, R OBP: 0.333, SLG: 0.433										3	1	1	2	0	0	3						
Terry Steinbach, R OBP: 0.318, SLG: 0.420										4	0	1	0	1	0	1						
Marty Cordova, R OBP: 0.299, SLG: 0.421										5	1	2	0	0	2	6						
Denny Hocking, S OBP: 0.311, SLG: 0.379										0	0	0	0	0	0	0						
Rich Becker, L OBP: 0.356, SLG: 0.399										5	1	1	0	0	2	6						
Pat Meares, R OBP: 0.324, SLG: 0.421										4	1	2	4	0	0	0						
Rich Robertson, L OBP: 0.290, SLG: 0.300										1	0	0	0	0	1	0						
Todd Ritchie, R OBP: 0.295, SLG: 0.330										2	0	0	0	0	1	0						
Mike Trombley, R ERA: 4.1										0	0	0	0	0	0	0						
Matt Lawton, L ERA: 3.59										0	0	0	0	0	0	0						
Damian Miller, R ERA: 3.59										1	0	0	0	0	2	0						
Greg Swindell, L ERA: 3.73										0	0	0	0	0	0	0						
Rick Aguilera, R ERA: 3.73										0	0	0	0	0	0	0						
Inning Stats	R: 2 E: 0 K: 1 S: 16	H: 2 LOB: 1 BB: 1 P: 28	R: 0 E: 0 K: 1 S: 12	H: 0 LOB: 0 BB: 0 P: 18	R: 1 E: 0 K: 2 S: 19	H: 2 LOB: 3 BB: 2 P: 35	R: 0 E: 0 K: 1 S: 10	H: 0 LOB: 2 BB: 1 P: 17	R: 3 E: 0 K: 0 S: 16	H: 3 LOB: 0 BB: 0 P: 23	R: 0 E: 0 K: 0 S: 10	H: 1 LOB: 1 BB: 0 P: 12	R: 1 E: 0 K: 0 S: 10	H: 3 LOB: 1 BB: 0 P: 13	R: 0 E: 0 K: 0 S: 7	H: 1 LOB: 1 BB: 1 P: 13	R: 0 E: 0 K: 1 S: 9	H: 1 LOB: 1 BB: 0 P: 13	1B: 11 2B: 1 3B: 0 HR: 1	SF: 2 SAC: 1 DP: 2 HBP: 1	WP: 0 PB: 0 SB: 2 CS: 1	PA: 43
PITCHER	IP	WLS	BF	H	R	ER	SO	BB	IBB	HBP	BLK	WP	HR	S	P	ERA	WHIP					
Steve Trachsel, R ERA: 4.86	5.0		27	7	6	6	5	4	0	1	0	0	1	73	121	10.80	2.200					
Dave Stevens, R ERA: 8.35	1.1	L	8	4	1	1	0	0	0	0	0	0	0	19	24	6.75	3.000					
Bob Patterson, L ERA: 3.29	1.0		3	1	0	0	0	0	0	0	0	0	0	5	7	0.00	1.000					
Marc Pisciotta, R ERA: 1.96	1.2		5	1	0	0	1	1	0	0	0	0	0	12	20	0.00	1.200					

AB	34
R	7
H	13
RBI	7
BB	5
SO	6
LOB	21



Batter	1	2	3	4	5	6	7	8	9	AB	R	H	RBI	BB	SO	LOB	BOTTOM				
Lance Johnson, L OBP: 0.360, SLG: 0.387										5	0	1	0	0	0	3	Minnesota Twins @ Chicago Cubs Wrigley Field, Chicago, IL Mon Sep 01 1997, 3:33 AM CDT Att: 34,117 - Sunny - 76 F				
Doug Glanville, R OBP: 0.344, SLG: 0.405										5	2	3	0	0	1						
Mark Grace, L OBP: 0.418, SLG: 0.462										3	2	1	1	2	0						
Sammy Sosa, R OBP: 0.296, SLG: 0.485										5	1	3	3	0	1	2					
23 Ryne Sandberg, R OBP: 0.315, SLG: 0.402										5	0	2	1	0	1	1					
Kevin Orie, R OBP: 0.338, SLG: 0.416										3	0	0	0	1	0	2					
Marc Pisciotta, R OBP: 0.367, SLG: 0.445										4	0	2	0	0	0	2					
Scott Servais, R OBP: 0.308, SLG: 0.355										3	0	0	0	0	0	1					
Manny Alexander, R OBP: 0.289, SLG: 0.364										0	1	0	0	1	0	0					
Steve Trachsel, R OBP: 0.185, SLG: 0.143										1	0	0	0	0	0	0					
Dave Stevens, R ERA: 4.5										0	0	0	0	0	0	0					
Bob Patterson, R ERA: 4.1										0	0	0	0	0	0	0					
José Hernández, R OBP: 0.318, SLG: 0.426										1	0	0	0	1	0	0					
Inning Stats	R: 2 E: 0 K: 0 S: 8	H: 1 LOB: 0 BB: 1 P: 16	R: 0 E: 0 K: 0 S: 8	H: 1 LOB: 2 BB: 0 P: 16	R: 2 E: 1 K: 1 S: 9	H: 2 LOB: 1 BB: 1 P: 19	R: 2 E: 0 K: 1 S: 8	H: 2 LOB: 1 BB: 1 P: 17	R: 0 E: 0 K: 0 S: 13	H: 1 LOB: 1 BB: 0 P: 17	R: 0 E: 0 K: 0 S: 9	H: 2 LOB: 1 BB: 0 P: 14	R: 0 E: 0 K: 1 S: 12	H: 1 LOB: 1 BB: 0 P: 20	R: 0 E: 0 K: 0 S: 19	H: 1 LOB: 1 BB: 0 P: 26	1B: 10 2B: 1 3B: 0 HR: 1	SF: 0 SAC: 1 DP: 0 HBP: 1	WP: 0 PB: 2 SB: 0 CS: 2	PA: 42	
PITCHER	IP	WLS	BF	H	R	ER	SO	BB	IBB	HBP	BLK	WP	HR	S	P	ERA	WHIP				
Rich Robertson, L ERA: 5.53	2.1		14	4	4	3	0	2	0	1	0	0	0	29	52	2.70	1.800				
Todd Ritchie, R ERA: 4.5	3.1		15	4	2	1	2	2	0	0	0	0	0	3	4	0.00	0.000				
Mike Trombley, R ERA: 4.1	0.1	W	1	0	0	0	0	0	0	0	0	0	0	3	4	0.00	0.000				
Greg Swindell, L ERA: 3.59	2.0		8	3	0	0	1	0	0	0	0	0	0	21	34	0.00	1.500				
Rick Aguilera, R ERA: 3.73	1.0	S	4	1	0	0	0	0	0	0	0	0	0	19	26	0.00	1.000				

AB	36
R	6
H	12
RBI	5
BB	4
SO	3
LOB	14



Batter	1	2	3	4	5	6	7	8	9	AB	R	H	RBI	BB	SO	LOB	TOP		
Chuck Knoblauch, R (1, 4) <small>OBP: 0.395, SLG: 0.429</small> Dan Serafini, S (7, 1)	 1-2 FC5-4 1B	 0-1 P6			 2-1 G6-3		 1-3 K			4	1	1	0	0	1	1			
Brent Braddock, L (1, 9) <small>OBP: 0.390, SLG: 0.383</small>	 0-1 FC5-4 1B		 1-1 1B		 1-0 F9		 0-2 G4-3			4	0	2	0	0	0	0			
Ron Coomer, R (1, 5) <small>OBP: 0.330, SLG: 0.430</small> Todd Walker, L (7, 5)	 3-0 FC5-4 1-2 3-H		 0-0 F9		 1-0 F8		 1-1 SF7 3B			3	0	0	1	0	0	2			
Terry Steinbach, R (1, 2) <small>OBP: 0.315, SLG: 0.417</small> Damian Miller, R (7, 2)	 1-3 K		 0-0 L9		 2-0 F9		 0-1 SF7			3	0	0	0	0	1	2			
Matt Lawton, L (1, 8)	 0-0 F9		 2-0 1-2 1B		 2-1 F8		 3-2 F9			4	0	1	0	0	0	1			
Marty Cordova, R (1, 7)		 0-1 G6-3	 2-1 G2		 1-0 E6			 0-0 F7		4	0	0	0	0	0	2			
Scott Stahoviak, L (1, 3)	 0-0 G3-1			 2-3 K		 2-3 K		 0-0 2B		4	0	1	0	0	2	1			
Pat Meares, R (1, 6)	 1-0 1B 2B		 0-1 G6-3		 2-2 G6-3		 2-0 F7			4	1	1	0	0	0	1			
Bob Tewksbury, R (1, 1) <small>OBP: 0.200, SLG: 0.200</small> Chris Latham, S (4, PH) <small>OBP: 0.222, SLG: 0.333</small> Travis Miller, R (4, 1) David Ortiz, L (7, PH) Denny Hocking, S (7, 4)	 2-1 2-H 1B		 1-1 P3		 0-1 F7		 2-2 G3-1			1	0	1	1	0	0	0			
Inning Stats	R: 1 E: 0 K: 1 S: 14	H: 2 LOB: 1 BB: 0 P: 19	R: 1 E: 0 K: 0 S: 8	H: 2 LOB: 1 BB: 0 P: 11	R: 0 E: 0 K: 0 S: 7	H: 2 LOB: 2 BB: 0 P: 12	R: 0 E: 0 K: 1 S: 7	H: 0 LOB: 0 BB: 0 P: 10	R: 0 E: 0 K: 0 S: 4	H: 0 LOB: 0 BB: 0 P: 8	R: 0 E: 0 K: 1 S: 10	H: 0 LOB: 0 BB: 0 P: 13	R: 1 E: 0 K: 0 S: 10	H: 1 LOB: 0 BB: 0 P: 14	R: 0 E: 0 K: 0 S: 6	H: 1 LOB: 1 BB: 0 P: 10	1B: 5 2B: 2 3B: 1 HR: 0	SF: 1 SAC: 0 DP: 0 HBP: 0	WP: 0 PA: 36 PB: 0 SB: 0 CS: 0
PITCHER Mark Clark, R (1, 1) <small>ERA: 4.06</small>	IP: 9.0 WLS: W BF: 36 H: 8 R: 3 ER: 3 SO: 4 BB: 0 IBB: 0 HBP: 0 BLK: 0 WP: 0 HR: 0 S: 74 P: 112 ERA: 3.00 WHIP: 0.889																		

Minnesota Twins @ Chicago Cubs
 Wrigley Field, Chicago, IL
 Tue Sep 02 1997, 7:05 PM CDT
 Att: 21,487 - Unknown - 61 F

AB	35
R	3
H	8
RBI	3
BB	0
SO	4
LOB	11



Batter	1	2	3	4	5	6	7	8	9	AB	R	H	RBI	BB	SO	LOB	BOTTOM
Lance Johnson, L (1, 8) <small>OBP: 0.363, SLG: 0.388</small>	 2-2 G1-3	 2-1 1-2 2-H 1B		 4-0 SH5-3 2B BB		 1-1 S 1B		 0-3 K		4	2	2	0	1	1	1	
Doug Glavinville, R (1, 7) <small>OBP: 0.341, SLG: 0.401</small>	 1-0 G5-3		 0-0 5-3	 0-1 SH5-3 1-2		 2-0 F7 1-2		 1-0 G1-3 1-2		4	0	0	0	0	2		
Mark Grace, L (1, 3) <small>OBP: 0.416, SLG: 0.461</small>	 1-2 F7		 1-1 1B 2B	 0-0 L7		 1-1 E6 2-H HR		 0-1 F7		5	2	1	0	0	2		
Sammy Sosa, R (1, 9) <small>OBP: 0.301, SLG: 0.495</small>		 2-1 1B 2B	 2-0 23 1B 1B	 4-0 2B IBB		 3-1 1-H HR				3	3	3	2	1	0		
Tyler Houston, L (1, 2) <small>OBP: 0.307, SLG: 0.352</small>		 1-0 23 2B 1B 2-H	 0-0 23 1B 1B 1-2 3-H	 0-1 1-H 2-H 2B		 0-0 P6				4	2	3	3	0	0		
23 Ryne Sandberg, R (1, 4) <small>OBP: 0.317, SLG: 0.405</small>	 1-0 1B 2B 1-3 L6-5	 2-2 1B 1B 1-3 2-H			 2-3 K		 1-2 G3			4	0	2	1	0	1		
Kevin Orie, R (1, 5) <small>OBP: 0.343, SLG: 0.419</small>	 4-0 1B BB	 1-1 1-2 1B	 0-0 G4-3		 2-1 G4-6-3 1B					3	0	2	1	1	0		
Manny Alexander, R (1, 6) <small>OBP: 0.288, SLG: 0.361</small>	 1-0 1B	 2-1 1B 1-2 2-3 3-H	 2-0 F9		 2-1 F9		 1-0 G4-6-3 1-2			4	0	1	1	0	3		
Mark Clark, R (1, 1) <small>OBP: 0.085, SLG: 0.089</small>	 3-2 L6-5 3-3	 1-3 K		 0-3 K		 4-2 G1-3 BB				3	0	0	0	1	2	5	
Inning Stats	R: 0 E: 0 K: 0 S: 7	H: 5 LOB: 2 BB: 1 P: 24	R: 3 E: 0 K: 1 S: 14	H: 5 LOB: 2 BB: 0 P: 23	R: 1 E: 0 K: 0 S: 5	H: 1 LOB: 2 BB: 2 P: 13	R: 0 E: 0 K: 1 S: 6	H: 2 LOB: 0 BB: 0 P: 18	R: 0 E: 0 K: 0 S: 6	H: 1 LOB: 0 BB: 0 P: 10	R: 0 E: 0 K: 1 S: 9	H: 0 LOB: 1 BB: 1 P: 14	1B: 9 2B: 5 3B: 0 HR: 1	SF: 0 SAC: 1 DP: 2 HBP: 0	WP: 0 PA: 39 PB: 0 SB: 1 CS: 0		
PITCHER Bob Tewksbury, R (1, 1) <small>ERA: 4.17</small> Travis Miller, L (4, 1) <small>ERA: 8.87</small> Dan Serafini, L (7, 1) <small>ERA:</small>	IP: 3.0 WLS: L BF: 18 H: 10 R: 5 ER: 5 SO: 1 BB: 1 IBB: 0 HBP: 0 BLK: 0 WP: 0 HR: 0 S: 31 P: 58 ERA: 15.00 WHIP: 3.667																

Minnesota Twins @ Chicago Cubs
 Wrigley Field, Chicago, IL
 Tue Sep 02 1997, 7:05 PM CDT
 Att: 21,487 - Unknown - 61 F


AB	34
R	9
H	14
RBI	8
BB	4
SO	4
LOB	13



Batter	1	2	3	4	5	6	7	8	9	AB	R	H	RBI	BB	SO	LOB	TOP								
Chuck Knoblauch, R OBP: 0.395, SLG: 0.429	G5-3		L9				G4-3	G6-3		5	1	2	0	0	0	0	Minnesota Twins @ Chicago Cubs Wrigley Field, Chicago, IL Wed Sep 03 1997, 3:33 AM CDT Att: 22,919 - Sunny - 65 F								
Brent Doedl, L OBP: 0.355, SLG: 0.371	G4-3		G3-1				G4-3		K2-3	4	0	0	1	1	1	1									
Paul Molitor, R OBP: 0.346, SLG: 0.427	HR		L8				FC5		G5-3	5	1	2	3	0	0	2									
Greg Myers, L OBP: 0.328, SLG: 0.436										3	0	1	0	0	1	2									
Mike Trombley, R OBP: 0.306, SLG: 0.373	1B									0	0	0	0	0	0	0									
Denny Hocking, S										2	0	0	0	0	0	1									
Ron Coomer, R OBP: 0.327, SLG: 0.426	L8									4	0	0	0	0	2	2									
Matt Lawton, L OBP: 0.356, SLG: 0.387										3	0	1	0	1	0	0									
Pat Meares, R OBP: 0.323, SLG: 0.421										3	0	1	0	0	1	2									
Dan Naulty, R										0	0	0	0	0	0	0									
David Ortiz, L OBP: 0.500, SLG: 1.000										1	1	1	0	0	0	0									
Todd Ritchie, R										0	0	0	0	0	0	0									
Rich Becker, L OBP: 0.357, SLG: 0.405										4	2	1	2	0	1	2									
Frankie Rodriguez, R										1	0	0	0	0	0	1									
Eddie Guardado, R										0	0	0	0	0	0	0									
Todd Walker, L OBP: 0.280, SLG: 0.281										1	0	0	0	0	1	1									
Terry Steinbach, R OBP: 0.316, SLG: 0.420										2	1	1	0	0	1	0									
Inning Stats	R: 1 E: 0 K: 0 S: 12	H: 2 LOB: 1 BB: 0 P: 17	R: 0 E: 0 K: 0 S: 10	H: 2 LOB: 1 BB: 0 P: 15	R: 0 E: 0 K: 0 S: 5	H: 0 LOB: 0 BB: 0 P: 10	R: 0 E: 0 K: 1 S: 11	H: 0 LOB: 1 BB: 1 P: 18	R: 1 E: 1 K: 1 S: 20	H: 1 LOB: 2 BB: 1 P: 36	R: 0 E: 1 K: 3 S: 15	H: 0 LOB: 1 BB: 0 P: 20	R: 2 E: 0 K: 1 S: 22	H: 3 LOB: 1 BB: 0 P: 31	R: 2 E: 0 K: 1 S: 11	H: 2 LOB: 0 BB: 0 P: 16	R: 0 E: 0 K: 1 S: 8	H: 0 LOB: 0 BB: 0 P: 15	1B: 6 2B: 2 3B: 0 HR: 2	SF: 0 SAC: 0 DP: 0 HBP: 0	WP: 0 PB: 0 SB: 2 CS: 0	PA: 40			
PITCHER	IP	WLS	BF	H	R	ER	SO	BB	IBB	HBP	BLK	WP	HR	S	P	ERA	WHIP								
Geremi Gonzalez, R ERA: 4.38	5.0	W	22	5	2	1	2	2	0	0	0	0	1	58	96	1.80	1.400								
Kent Bottenfield, R ERA: 3.52	1.1		8	3	2	2	3	0	0	0	0	0	0	30	41	13.50	2.250								
Marc Pisciotta, R ERA: 2.7	1.2		7	2	2	2	2	0	0	0	0	0	1	18	26	10.80	1.200								
Terry Adams, R ERA: 3.63	1.0		3	0	0	0	1	0	0	0	0	0	0	8	15	0.00	0.000								

Batter	1	2	3	4	5	6	7	8	9	AB	R	H	RBI	BB	SO	LOB	BOTTOM								
Lance Johnson, L OBP: 0.365, SLG: 0.390	23 1B									4	1	2	1	0	0	4	Minnesota Twins @ Chicago Cubs Wrigley Field, Chicago, IL Wed Sep 03 1997, 3:33 AM CDT Att: 22,919 - Sunny - 65 F								
Kent Bottenfield, R										0	0	0	0	0	0	0									
Marc Pisciotta, R										1	0	0	0	0	1	2									
Terry Adams, R										0	0	0	0	0	0	0									
23 Ryne Sandberg, R OBP: 0.320, SLG: 0.410	1B									5	2	3	2	0	0	1									
Mark Grace, L OBP: 0.418, SLG: 0.468	1B									4	1	2	3	1	0	1									
Sammy Sosa, R OBP: 0.302, SLG: 0.493	1B									4	1	1	1	1	1	3									
Brooks Kieschnick, L OBP: 0.306, SLG: 0.329										3	0	0	0	0	2	2									
José Hernández, R OBP: 0.320, SLG: 0.428										2	0	1	0	0	1	0									
Kevin Orie, R OBP: 0.344, SLG: 0.422										5	2	2	0	0	0	2									
Scott Servais, R OBP: 0.310, SLG: 0.354										3	1	1	0	1	0	2									
Manny Alexander, R OBP: 0.292, SLG: 0.361										3	2	1	0	1	0	3									
Geremi Gonzalez, R OBP: 0.167, SLG: 0.091										0	0	0	0	0	0	0									
Dave Clark, L OBP: 0.371, SLG: 0.449										1	0	1	2	0	0	0									
Doug Glanville, R OBP: 0.342, SLG: 0.403										1	0	1	1	0	0	0									
Inning Stats	R: 2 E: 0 K: 1 S: 16	H: 3 LOB: 1 BB: 0 P: 23	R: 2 E: 1 K: 1 S: 15	H: 1 LOB: 2 BB: 2 P: 27	R: 0 E: 0 K: 1 S: 8	H: 0 LOB: 0 BB: 0 P: 13	R: 1 E: 0 K: 0 S: 11	H: 2 LOB: 1 BB: 0 P: 16	R: 2 E: 0 K: 0 S: 16	H: 2 LOB: 2 BB: 2 P: 30	R: 0 E: 0 K: 0 S: 3	H: 1 LOB: 0 BB: 0 P: 6	R: 1 E: 0 K: 2 S: 12	H: 3 LOB: 2 BB: 0 P: 20	R: 2 E: 0 K: 0 S: 11	H: 3 LOB: 0 BB: 0 P: 18	1B: 12 2B: 2 3B: 0 HR: 1	SF: 0 SAC: 2 DP: 0 HBP: 0	WP: 0 PB: 0 SB: 2 CS: 2	PA: 43					
PITCHER	IP	WLS	BF	H	R	ER	SO	BB	IBB	HBP	BLK	WP	HR	S	P	ERA	WHIP								
Frankie Rodriguez, R ERA: 4.93	3.1	L	19	6	5	3	3	0	0	0	0	0	0	48	75	8.10	2.100								
Eddie Guardado, L ERA: 3.21	0.2		2	0	0	0	0	0	0	0	0	0	0	2	4	0.00	0.000								
Mike Trombley, R ERA: 4.28	1.0		7	2	2	2	0	2	0	0	0	0	0	16	30	18.00	4.000								
Dan Naulty, R ERA: 4.84	2.0		9	4	1	1	2	0	0	0	0	0	0	15	26	4.50	2.000								
Todd Ritchie, R ERA: 5.11	1.0		5	3	2	2	0	0	0	0	0	0	1	11	18	18.00	3.000								

AB 38
R 6
H 10
RBI 6
BB 2
SO 8
LOB 14



AB 36
R 10
H 15
RBI 10
BB 4
SO 5
LOB 20



Batter	1	2	3	4	5	6	7	8	9	AB	R	H	RBI	BB	SO	LOB	TOP					
Joey Cora, S OBP: 0.363, SLG: 0.443 (1, 4)	G3	L4		F8		SF7		SH3-4		3	0	0	1	0	0	2						
Roberto Kelly, R OBP: 0.325, SLG: 0.441 (1, 7)	G3-1		G5-3		HR	L6-3		1B		5	1	2	1	0	0	1						
Ken Griffey Jr., L OBP: 0.385, SLG: 0.656 (1, 8)	F7		F8		HR			F8		5	2	2	3	0	0	1						
Edgar Martinez, R OBP: 0.456, SLG: 0.546 (1, 10)		E6		F8		G6-3		1B		5	1	2	0	0	0	0						
Jay Buhner, R OBP: 0.378, SLG: 0.485 Rob Ducey, L OBP: 0.308, SLG: 0.459 (8, 9)	K		F9		K		FC6-4	K		5	0	1	0	0	3	4						
Paul Sorrento, L OBP: 0.347, SLG: 0.525 (1, 3)				G4-6-3	FC5-4					5	1	3	2	0	1	1						
Dan Wilson, R OBP: 0.325, SLG: 0.419 (1, 2)				G4-6-3	FC5-4					4	1	2	0	1	0	2						
Brent Gates, S OBP: 0.311, SLG: 0.400 (1, 5)										5	2	3	2	0	0	3						
Andy Sheets, R OBP: 0.324, SLG: 0.500 (1, 6)										4	1	2	0	1	1	1						
Inning Stats	R: 0 E: 0 K: 0 S: 8	H: 0 LOB: 0 BB: 0 P: 10	R: 4 E: 1 K: 2 S: 25	H: 3 LOB: 0 BB: 0 P: 39	R: 0 E: 0 K: 0 S: 9	H: 1 LOB: 1 BB: 0 P: 13	R: 0 E: 0 K: 0 S: 8	H: 3 LOB: 2 BB: 0 P: 12	R: 2 E: 0 K: 1 S: 13	H: 3 LOB: 1 BB: 0 P: 16	R: 1 E: 0 K: 0 S: 10	H: 2 LOB: 0 BB: 0 P: 14	R: 1 E: 0 K: 0 S: 19	H: 2 LOB: 2 BB: 1 P: 26	R: 1 E: 0 K: 1 S: 20	H: 2 LOB: 1 BB: 1 P: 32	R: 0 E: 0 K: 1 S: 9	H: 1 LOB: 1 BB: 0 P: 10	1B: 12 2B: 2 3B: 0 HR: 4	SF: 1 SAC: 1 DP: 2 HBP: 0	WP: 0 PB: 0 SB: 0 CS: 0	PA: 45
PITCHER	IP	WLS	BF	H	R	ER	SO	BB	IBB	HBP	BLK	WP	HR	S	P	ERA	WHIP					
LaTroy Hawkins, R ERA: 5.98 (1, 1)	5.0	L	25	10	6	5	3	0	0	0	0	0	3	63	90	9.00	2.000					
Greg Swindell, L ERA: 3.7 (6, 1)	2.0	10	4	2	2	0	1	0	0	0	0	0	1	29	40	9.00	2.500					
Dan Serafini, L ERA: 3.86 (8, 1)	0.1	3	1	1	1	0	1	0	0	0	0	0	0	4	12	27.00	6.000					
Eddie Guardado, L ERA: 3.19 (8, 1)	0.1	2	1	0	0	0	0	0	0	0	0	0	0	13	16	0.00	3.000					
Todd Ritchie, R ERA: 5.0 (8, 1)	1.1	5	1	0	0	2	0	0	0	0	0	0	0	12	14	0.00	0.750					

Seattle Mariners @ Minnesota Twins
Hubert H. Humphrey Metrodome, Minneapolis, MN
Thu Sep 04 1997, 8:05 PM EDT
Att: 10,234 - Dome - 70 F

AB 41
R 9
H 17
RBI 9
BB 2
SO 5
LOB 15



Batter	1	2	3	4	5	6	7	8	9	AB	R	H	RBI	BB	SO	LOB	BOTTOM					
Chuck Knoblauch, R OBP: 0.396, SLG: 0.427 (1, 4)	1B		P4		2B		1B		K	2	3	0	0	3	1	0						
Brent Bredt, L OBP: 0.370, SLG: 0.395 (1, 9)	1B		F8		HR		1B		DI	5	1	4	1	0	0	0						
Paul Moltitor, R OBP: 0.348, SLG: 0.434 (1, 10)	L7		K		HR		E6		1B	4	1	2	3	1	1	2						
Ron Coomer, R OBP: 0.326, SLG: 0.423 (1, 5)				G5-3	K2-3		K		K	5	0	1	1	0	3	3						
Matt Lawton, L OBP: 0.357, SLG: 0.385 (1, 7)	F8			F7					G4-6-3	2	0	0	0	2	0	2						
Terry Steinbach, R OBP: 0.316, SLG: 0.418 (1, 2)	G5-3			G6-3		K			G4-6-3	4	0	1	0	0	1	3						
Scott Stahoviak, L OBP: 0.298, SLG: 0.407 (1, 3)		G6-3			G1-3	K			G4-6-3	3	1	0	0	1	1	3						
Pat Meares, R OBP: 0.321, SLG: 0.418 Greg Myers, L OBP: 0.328, SLG: 0.436 Denny Hocking, S OBP: 0.305, SLG: 0.371 (8, PH) (9, PH)	G3			G1-3	K		K		K	3	0	0	0	0	1	2						
Rich Becker, L OBP: 0.353, SLG: 0.401 (1, 8)	K			F7					G3	4	0	0	0	0	2	1						
Inning Stats	R: 1 E: 0 K: 0 S: 13	H: 2 LOB: 2 BB: 1 P: 23	R: 0 E: 0 K: 1 S: 7	H: 0 LOB: 0 BB: 0 P: 11	R: 0 E: 0 K: 0 S: 11	H: 0 LOB: 0 BB: 0 P: 15	R: 0 E: 0 K: 0 S: 5	H: 0 LOB: 0 BB: 0 P: 9	R: 4 E: 0 K: 1 S: 15	H: 2 LOB: 1 BB: 2 P: 28	R: 0 E: 0 K: 3 S: 11	H: 0 LOB: 1 BB: 1 P: 17	R: 1 E: 1 K: 2 S: 15	H: 2 LOB: 1 BB: 1 P: 21	R: 0 E: 0 K: 1 S: 10	H: 1 LOB: 1 BB: 1 P: 16	R: 0 E: 0 K: 2 S: 13	H: 1 LOB: 2 BB: 1 P: 22	1B: 6 2B: 1 3B: 0 HR: 1	SF: 0 SAC: 0 DP: 1 HBP: 0	WP: 0 PB: 0 SB: 0 CS: 0	PA: 40
PITCHER	IP	WLS	BF	H	R	ER	SO	BB	IBB	HBP	BLK	WP	HR	S	P	ERA	WHIP					
27 Ken Cloude, R ERA: 5.36 Bobby Ayala, R ERA: 4.57 Mike Timlin, R ERA: 3.6 Norm Charlton, L ERA: 7.23 Heathcliff Stocumb, R ERA: 5.66 (1, 1)	5.0	W	22	4	5	5	3	3	0	0	0	0	0	51	86	9.00	1.400					
Bobby Ayala, R ERA: 4.57 (6, 1)	2.0	10	2	1	0	5	3	0	0	0	0	0	0	29	45	0.00	2.500					
Mike Timlin, R ERA: 3.6 (8, 1)	0.2	2	1	0	0	0	0	0	0	0	0	0	0	4	6	0.00	1.500					
Norm Charlton, L ERA: 7.23 (8, 1)	0.1	1	0	0	0	1	0	0	0	0	0	0	0	3	3	0.00	0.000					
Heathcliff Stocumb, R ERA: 5.66 (9, 1)	1.0	S	5	1	0	0	2	1	0	0	0	0	0	13	22	0.00	2.000					

Seattle Mariners @ Minnesota Twins
Hubert H. Humphrey Metrodome, Minneapolis, MN
Thu Sep 04 1997, 8:05 PM EDT
Att: 10,234 - Dome - 70 F

AB 33
R 6
H 8
RBI 5
BB 7
SO 11
LOB 17



Batter	1	2	3	4	5	6	7	8	9	AB	R	H	RBI	BB	SO	LOB	TOP								
Rich Amaral, R OBP: 0.324, SLG: 0.321 (1, 4)	G6-3		P3	BB 1B E	K		1-H 1B			5	1	2	1	0	1	1	Seattle Mariners @ Minnesota Twins Hubert H. Humphrey Metrodome, Minneapolis, MN Sat Sep 06 1997, 8:05 PM EDT Att: 20,064 - Dome - 69 F livebaseballscorecards.com								
Roberto Kelly, R OBP: 0.321, SLG: 0.433 (1, 7)	F9		1B BB	K		K BB E	K			4	2	0	0	1	3	2									
Ken Griffey Jr., L OBP: 0.384, SLG: 0.654 Rob Ducey, L OBP: 0.317, SLG: 0.500 (1, 8) (8, 8)	K		P5	E3 BB 1B		FC1-6 BB		K		4	1	0	0	1	2	3									
Jay Buhner, R OBP: 0.380, SLG: 0.493 Lee Tinsley, S OBP: 0.291, SLG: 0.306 (1, 9) (7, 9)		HR	1B BB	1B BB		K		G5-3		3	2	2	2	1	1	2									
Dan Rohrmeier, R OBP: 0.400, SLG: 0.250 Paul Sorrento, L OBP: 0.352, SLG: 0.525 (1, 10) (4, PH)	K		1B BB	1B BB		FC1-6		K		1	1	0	0	1	1	0									
Mike Blowers, R OBP: 0.383, SLG: 0.431 (1, 3)	FC4-6 1B		1B BB	1B BB		K			K2-3	4	0	1	1	1	3	3									
Dan Wilson, R OBP: 0.325, SLG: 0.419 (1, 2)	F9		1B BB	F8			G6-3			5	0	2	2	0	0	3									
Brent Gates, S OBP: 0.303, SLG: 0.392 (1, 5)	FC4-6		1B BB		F8		K		F8	5	0	1	0	0	1	2									
Andy Sheets, R OBP: 0.349, SLG: 0.550 (1, 6)			BB 1B	FC6-4		K		WP 1B	G6-3	4	2	1	0	1	1	4									
Inning Stats	R: 0 E: 0 K: 1 S: 7	H: 0 LOB: 0 BB: 0 P: 9	R: 1 E: 0 K: 1 S: 10	H: 2 LOB: 1 BB: 0 P: 17	R: 4 E: 0 K: 0 S: 17	H: 3 LOB: 3 BB: 4 P: 43	R: 2 E: 1 K: 2 S: 18	H: 2 LOB: 2 BB: 1 P: 27	R: 0 E: 0 K: 2 S: 7	H: 0 LOB: 0 BB: 0 P: 8	R: 1 E: 1 K: 3 S: 15	H: 0 LOB: 1 BB: 1 P: 25	R: 1 E: 0 K: 2 S: 11	H: 2 LOB: 1 BB: 0 P: 17	R: 0 E: 0 K: 2 S: 8	H: 0 LOB: 0 BB: 0 P: 10		R: 0 E: 0 K: 1 S: 12	H: 1 LOB: 1 BB: 0 P: 18	1B: 8 2B: 1 3B: 0 HR: 1	SF: 0 SAC: 0 DP: 0 HBP: 0	WP: 2 PB: 0 SB: 0 CS: 0	PA: 45		
PITCHER	IP	WLS	BF	H	R	ER	SO	BB	IBB	HBP	BLK	WP	HR	S	P	ERA	WHIP								
Rich Robertson, L ERA: 5.74 Frankie Rodriguez, R ERA: 4.95 Mike Trombley, R ERA: 4.17 Todd Ritchie, R ERA: 4.91	(1, 1) (3, 1) (5, 1) (7, 1)	2.2 1.1 2.0 3.0	15 10 8 12	3 4 0 3	5 2 1 1	2 1 0 1	5 2 5 5	2 0 1 0	0 0 0 0	0 0 0 0	0 0 0 0	0 0 1 1	0 1 0 0	28 24 22 31	45	3.00	1.000								

Batter	1	2	3	4	5	6	7	8	9	AB	R	H	RBI	BB	SO	LOB	BOTTOM								
Chuck Knoblauch, R OBP: 0.392, SLG: 0.422 (1, 4)	F9			G6-3		F8		G4-3		4	0	0	0	0	0	0	Seattle Mariners @ Minnesota Twins Hubert H. Humphrey Metrodome, Minneapolis, MN Sat Sep 06 1997, 8:05 PM EDT Att: 20,064 - Dome - 69 F livebaseballscorecards.com								
Denny Hocking, S OBP: 0.303, SLG: 0.369 (1, 9)	K			F8		G1-3		K		4	0	0	0	0	2	0									
Paul Moltitor, R OBP: 0.352, SLG: 0.438 (1, 10)	F8			1B		FC6-4 1B		F8 2B		4	0	3	0	0	0	0									
Ron Coomer, R OBP: 0.322, SLG: 0.419 (1, 5)				L6		FC6-4		F8		4	0	0	0	0	1	3									
Terry Steinbach, R OBP: 0.317, SLG: 0.419 David Ortiz, L OBP: 0.333, SLG: 0.667 (1, 3) (8, 3)						G5-3		K		3	0	0	0	0	2	0									
Marty Cordova, R OBP: 0.291, SLG: 0.406 (1, 7)						1B BB		K		1	0	0	0	0	1	1									
Matt Lawton, L OBP: 0.359, SLG: 0.386 (1, 8)				G3		1B				2	0	1	0	1	0	0									
Damian Miller, R OBP: 0.242, SLG: 0.387 (1, 2)				F9		F8		F9		3	0	0	0	0	0	3									
Pat Meares, R OBP: 0.318, SLG: 0.413 (1, 6)				G6-3		F9		G5-3		3	0	0	0	0	0	2									
Inning Stats	R: 0 E: 0 K: 1 S: 8	H: 0 LOB: 0 BB: 0 P: 11	R: 0 E: 0 K: 3 S: 9	H: 0 LOB: 0 BB: 0 P: 14	R: 0 E: 0 K: 0 S: 8	H: 0 LOB: 0 BB: 0 P: 10	R: 0 E: 0 K: 0 S: 6	H: 1 LOB: 1 BB: 0 P: 12	R: 0 E: 0 K: 0 S: 12	H: 1 LOB: 2 BB: 1 P: 21	R: 0 E: 0 K: 0 S: 7	H: 1 LOB: 1 BB: 0 P: 11	R: 0 E: 0 K: 2 S: 8	H: 0 LOB: 1 BB: 1 P: 12	R: 0 E: 0 K: 1 S: 8	H: 0 LOB: 0 BB: 0 P: 9		R: 0 E: 0 K: 1 S: 8	H: 1 LOB: 1 BB: 0 P: 11	1B: 3 2B: 1 3B: 0 HR: 0	SF: 0 SAC: 0 DP: 0 HBP: 0	WP: 0 PB: 0 SB: 0 CS: 0	PA: 33		
PITCHER	IP	WLS	BF	H	R	ER	SO	BB	IBB	HBP	BLK	WP	HR	S	P	ERA	WHIP								
Jeff Fassero, L ERA: 3.74	(1, 1)	9.0	W 33	4	0	0	8	2	0	0	0	0	0	74	111	0.00	0.667								



Batter	1	2	3	4	5	6	7	8	9	AB	R	H	RBI	BB	SO	LOB	TOP					
Joey Cora, S <small>OBP: 0.362, SLG: 0.446</small> (1, 4)	G3		K		G1-6-3		2B		1B	5	1	2	0	0	1	1	Seattle Mariners @ Minnesota Twins Hubert H. Humphrey Metrodome, Minneapolis, MN Sun Sep 07 1997, 4:33 AM EDT Att: 12,291 - Dome - 68 F livebaseballscorecards.com					
Rob Ducey, L <small>OBP: 0.325, SLG: 0.530</small> (1, 8)	2B			HR	F7		SF8		1B	3	1	2	0	0	0	0						
Roberto Kelly, R <small>OBP: 0.322, SLG: 0.435</small> (7, 8)	2B								1B	1	0	1	2	0	0	0						
Ken Griffey Jr., L <small>OBP: 0.382, SLG: 0.655</small> (1, 10)	K			HR		F8			F7	5	1	1	2	0	2	3						
Jay Buhner, R <small>OBP: 0.381, SLG: 0.493</small> (1, 9)	F7				1B					4	1	2	0	0	0	1						
Paul Sorrento, L <small>OBP: 0.352, SLG: 0.524</small> (8, PH)		G3-1			1B					3	0	1	0	0	1	1						
Rich Amaral, R <small>OBP: 0.328, SLG: 0.325</small> (8, 7)					1B					1	0	1	0	0	0	0						
Raul Ibanez, L <small>OBP: 0.143, SLG: 0.286</small> (1, 7)	F7				FC1-4-6					3	0	0	0	0	1	3						
Dan Rohrmeier, R <small>OBP: 0.333, SLG: 0.200</small> (8, 3)									K	1	0	0	0	0	1	1						
Brent Gates, S <small>OBP: 0.294, SLG: 0.382</small> (1, 5)					SF8				L9	3	0	0	1	0	1	1						
John Marzano, R <small>OBP: 0.354, SLG: 0.368</small> (7, PH)			L3		K				F8	2	0	0	0	0	1	1						
Rick Wilkins, L <small>OBP: 0.259, SLG: 0.314</small> (7, 2)										1	1	0	0	1	0	0						
Andy Sheets, R <small>OBP: 0.370, SLG: 0.558</small> (1, 6)										3	1	2	1	0	0	0						
Lee Tinsley, S <small>OBP: 0.279, SLG: 0.304</small> (9, PH)			G4-3						K	1	0	0	0	0	1	0						
Inning Stats	R: 0 E: 0 K: 1 S: 10	H: 1 LOB: 1 BB: 0 P: 15	R: 0 E: 0 K: 1 S: 10	H: 0 LOB: 0 BB: 0 P: 16	R: 0 E: 0 K: 1 S: 9	H: 0 LOB: 0 BB: 0 P: 10	R: 3 E: 0 K: 1 S: 16	H: 4 LOB: 1 BB: 0 P: 23	R: 0 E: 0 K: 0 S: 8	H: 1 LOB: 0 BB: 0 P: 13	R: 0 E: 0 K: 2 S: 12	H: 1 LOB: 1 BB: 0 P: 19	R: 2 E: 0 K: 1 S: 14	H: 2 LOB: 1 BB: 1 P: 26	R: 0 E: 0 K: 1 S: 14	H: 1 LOB: 1 BB: 0 P: 17	R: 1 E: 0 K: 1 S: 10	H: 2 LOB: 1 BB: 0 P: 15	1B: 7 2B: 2 3B: 2 HR: 1	SF: 2 SAC: 0 DP: 1 HBP: 0	WP: 1 PB: 0 SB: 0 CS: 0	PA: 39
PITCHER	IP	WLS	BF	H	R	ER	SO	BB	IBB	HBP	BLK	WP	HR	S	P	ERA	WHIP					
Bob Tewksbury, R <small>ERA: 4.3</small> (1, 1)	6.1	W	27	8	5	5	6	1	0	0	0	1	1	69	106	7.11	1.421					
Greg Swindell, L <small>ERA: 3.54</small> (7, 1)	1.2		7	2	0	0	2	0	0	0	0	0	0	24	33	0.00	1.200					
Rick Aguilera, R <small>ERA: 3.77</small> (9, 1)	1.0		5	2	1	1	1	0	0	0	0	0	0	10	15	9.00	2.000					

Batter	1	2	3	4	5	6	7	8	9	AB	R	H	RBI	BB	SO	LOB	BOTTOM					
Chuck Knoblauch, R <small>OBP: 0.392, SLG: 0.422</small> (1, 4)	P3		G5-3							5	0	2	1	0	0	1	Seattle Mariners @ Minnesota Twins Hubert H. Humphrey Metrodome, Minneapolis, MN Sun Sep 07 1997, 4:33 AM EDT Att: 12,291 - Dome - 68 F livebaseballscorecards.com					
Brent Brade, L <small>OBP: 0.371, SLG: 0.386</small> (1, 9)	G4-3	G4-3								3	1	0	0	2	1	3						
Paul Moltor, R <small>OBP: 0.354, SLG: 0.438</small> (1, 10)										3	1	1	0	2	0	2						
Ron Coomer, R <small>OBP: 0.321, SLG: 0.418</small> (1, 5)										4	1	1	0	0	0	3						
Denny Hocking, S <small>OBP: 0.303, SLG: 0.369</small> (9, 5)										0	0	0	0	0	0	0						
Matt Lawton, L <small>OBP: 0.358, SLG: 0.385</small> (1, 7)										4	1	1	0	0	1	4						
Terry Steinbach, R <small>OBP: 0.315, SLG: 0.416</small> (1, 2)										3	1	0	0	0	3	1						
Scott Stahoviak, L <small>OBP: 0.301, SLG: 0.410</small> (1, 3)										3	2	1	2	0	0	0						
Pat Meares, R <small>OBP: 0.317, SLG: 0.411</small> (1, 6)										4	1	1	1	0	1	3						
Rich Becker, L <small>OBP: 0.355, SLG: 0.403</small> (1, 8)										3	1	1	3	1	0	1						
Inning Stats	R: 0 E: 0 K: 0 S: 9	H: 0 LOB: 1 BB: 1 P: 14	R: 3 E: 0 K: 1 S: 15	H: 4 LOB: 1 BB: 0 P: 19	R: 4 E: 1 K: 1 S: 15	H: 3 LOB: 1 BB: 0 P: 23	R: 1 E: 0 K: 1 S: 13	H: 0 LOB: 0 BB: 1 P: 23	R: 0 E: 0 K: 1 S: 7	H: 0 LOB: 0 BB: 0 P: 9	R: 1 E: 0 K: 1 S: 11	H: 1 LOB: 2 BB: 2 P: 23	R: 0 E: 0 K: 1 S: 8	H: 0 LOB: 0 BB: 0 P: 9	R: 0 E: 0 K: 0 S: 5	H: 0 LOB: 1 BB: 1 P: 12	R: 0 E: 0 K: 0 S: 5	H: 0 LOB: 1 BB: 1 P: 12	1B: 6 2B: 2 3B: 0 HR: 0	SF: 0 SAC: 0 DP: 0 HBP: 1	WP: 1 PB: 0 SB: 4 CS: 0	PA: 39
PITCHER	IP	WLS	BF	H	R	ER	SO	BB	IBB	HBP	BLK	WP	HR	S	P	ERA	WHIP					
Felipe Lira, R <small>ERA: 6.26</small> (3, 1)	2.2		12	2	2	1	3	2	0	0	0	1	0	27	47	3.38	1.500					
Bobby Ayala, R <small>ERA: 4.54</small> (6, 1)	0.2		3	0	0	0	1	1	0	0	0	0	0	6	11	0.00	1.500					
Mark Holzemer, L <small>ERA: 6.43</small> (8, 1)	1.2		5	0	0	0	1	0	0	0	0	0	0	12	16	0.00	0.000					
Heathcliff Stocumb, R <small>ERA: 5.6</small> (8, 1)	0.2		3	0	0	0	0	1	0	0	0	0	0	4	10	0.00	1.500					



Batter	1	2	3	4	5	6	7	8	9	AB	R	H	RBI	BB	SO	LOB	TOP			
Jason McDonald, S OBP: 0.342, SLG: 0.383	G6-3		E WP BB	F8			P7			3	1	0	0	1	0	2				
Scott Spiezo, S OBP: 0.287, SLG: 0.373	HR		F8		F8			G6-3		4	1	1	1	0	0	1				
Ben Grieve, L OBP: 0.433, SLG: 0.519	1B		E4 WP		F9			G4-3		4	0	1	0	0	0	1				
Brian Leshar, R OBP: 0.240, SLG: 0.361	F8		P3		F7			F7		4	0	0	0	0	0	2				
Jason Giambi, L OBP: 0.366, SLG: 0.487	K		K						K	4	0	0	0	0	3	2				
Mark Bellhorn, S OBP: 0.328, SLG: 0.366		G5-3		G6-3 1B BB			K		L8	3	0	0	0	1	1	0				
Miguel Tejada, R OBP: 0.278, SLG: 0.385	F8			G6-3 1B			F8			4	0	2	0	0	0	0				
Ernie Young, R OBP: 0.299, SLG: 0.345				G6-3 1B			P3		FC5-4 1B	4	0	1	0	0	0	3				
Izzy Molina, R OBP: 0.223, SLG: 0.283	F9			L4			G6-3			3	0	0	0	0	0	3				
Inning Stats	R: 1 E: 0 K: 1 S: 11	H: 2 LOB: 1 BB: 0 P: 18	R: 0 E: 0 K: 0 S: 8	H: 1 LOB: 1 BB: 1 P: 11	R: 1 E: 1 K: 1 S: 13	H: 0 LOB: 1 BB: 1 P: 20	R: 0 E: 0 K: 0 S: 10	H: 1 LOB: 0 BB: 1 P: 19	R: 0 E: 0 K: 1 S: 6	H: 0 LOB: 0 BB: 0 P: 9	R: 0 E: 0 K: 0 S: 6	H: 0 LOB: 0 BB: 0 P: 10	R: 0 E: 0 K: 0 S: 8	H: 0 LOB: 0 BB: 0 P: 12	R: 0 E: 0 K: 1 S: 11	H: 1 LOB: 1 BB: 0 P: 14	1B: 4 2B: 0 3B: 0 HR: 1	SF: 0 SAC: 0 DP: 0 HBP: 0	WP: 1 PB: 1 SB: 0 CS: 0	PA: 35
PITCHER Dan Serafini, L ERA: 1.59	IP: 9.0 WLS: W BF: 35	H: 5 R: 2 ER: 1 SO: 4	BB: 2 IBB: 0 HBP: 0 BLK: 0	WP: 1 HR: 1 S: 77 P: 121	ERA: 1.00 WHIP: 0.778	PITCHER														

Oakland Athletics @ Minnesota Twins
Hubert H. Humphrey Metrodome, Minneapolis, MN
Mon Sep 08 1997, 8:05 PM EDT
Att: 9,363 - Dome - 70 F

AB	33
R	2
H	5
RBI	1
BB	2
SO	4
LOB	14





Batter	1	2	3	4	5	6	7	8	9	AB	R	H	RBI	BB	SO	LOB	BOTTOM			
Brent Brede, L OBP: 0.395, SLG: 0.423	G3-1	HR		2B 1B	1B		1B			5	2	4	2	0	0	0				
Pat Meares, R OBP: 0.314, SLG: 0.407	F7	F7		SF9	G3-1		K			4	0	0	1	0	1	4				
Scott Stahviak, L OBP: 0.303, SLG: 0.420	HR		F8	2B BB			L9		K	4	2	1	1	1	1	0				
Ron Coomer, R OBP: 0.326, SLG: 0.424	1B WP		G1-3	2B			FC3-6 1B		1B	5	1	4	2	0	0	0				
David Ortiz, L OBP: 0.375, SLG: 0.500	1B 1H		1B	K			FC3-6		K	5	0	2	1	0	2	3				
Marty Cordova, R OBP: 0.293, SLG: 0.406	1B		1B	1B			F7		G3	5	0	2	0	0	1	2				
Todd Walker, L OBP: 0.260, SLG: 0.280	F7		G3						G4-3	4	1	1	0	0	0	4				
Denny Hocking, S OBP: 0.303, SLG: 0.369							PB S 1B			0	0	0	0	0	0	0				
Damian Miller, R OBP: 0.216, SLG: 0.343		G3		K			F9		G1-3	4	0	0	0	0	1	1				
Rich Becker, L OBP: 0.358, SLG: 0.404	G4-3			1B SF9 BB			1B		1B	2	1	1	0	2	0	0				
Inning Stats	R: 2 E: 0 K: 0 S: 16	H: 4 LOB: 2 BB: 0 P: 27	R: 1 E: 0 K: 0 S: 8	H: 1 LOB: 0 BB: 0 P: 14	R: 0 E: 0 K: 0 S: 10	H: 2 LOB: 2 BB: 0 P: 17	R: 3 E: 0 K: 2 S: 12	H: 2 LOB: 1 BB: 2 P: 22	R: 1 E: 0 K: 0 S: 12	H: 2 LOB: 2 BB: 1 P: 23	R: 0 E: 0 K: 0 S: 9	H: 1 LOB: 1 BB: 0 P: 13	R: 0 E: 0 K: 1 S: 13	H: 2 LOB: 2 BB: 0 P: 19	R: 0 E: 0 K: 3 S: 13	H: 1 LOB: 1 BB: 0 P: 17	1B: 12 2B: 1 3B: 0 HR: 2	SF: 1 SAC: 0 DP: 0 HBP: 0	WP: 1 PB: 1 SB: 1 CS: 0	PA: 42
PITCHER Dave Telgheder, R ERA: 6.11	IP: 3.1 WLS: L BF: 17	H: 7 R: 3 ER: 3 SO: 1	BB: 0 IBB: 0 HBP: 0 BLK: 0	WP: 1 HR: 2 S: 37 P: 62	ERA: 8.10 WHIP: 2.100	PITCHER														
Tim Kubinski, L ERA: 3.97	IP: 2.2 WLS: L BF: 16	H: 5 R: 4 ER: 3 SO: 1	BB: 3 IBB: 0 HBP: 0 BLK: 0	WP: 0 HR: 0 S: 30 P: 54	ERA: 10.12 WHIP: 3.000															
Mike Mohler, L ERA: 5.42	IP: 1.0 WLS: L BF: 5	H: 2 R: 0 ER: 0 SO: 1	BB: 0 IBB: 0 HBP: 0 BLK: 0	WP: 0 HR: 0 S: 13 P: 19	ERA: 0.00 WHIP: 2.000															
Aaron Small, R ERA: 3.97	IP: 1.0 WLS: L BF: 4	H: 1 R: 0 ER: 0 SO: 3	BB: 0 IBB: 0 HBP: 0 BLK: 0	WP: 0 HR: 0 S: 13 P: 17	ERA: 0.00 WHIP: 1.000															

Oakland Athletics @ Minnesota Twins
Hubert H. Humphrey Metrodome, Minneapolis, MN
Mon Sep 08 1997, 8:05 PM EDT
Att: 9,363 - Dome - 70 F

AB	38
R	7
H	15
RBI	7
BB	3
SO	6
LOB	14



Batter	1	2	3	4	5	6	7	8	9	AB R H RBI BB SO LOB	TOP											
Jason McDonald, S (1, 8) OBP: 0.349, SLG: 0.392	G3-1		G4-3			1B	1B		S	4 2 2 0 1 0 0	<p>Oakland Athletics @ Minnesota Twins</p> <p>Hubert H. Humphrey Metrodome, Minneapolis, MN</p> <p>Tue Sep 09 1997, 4:33 AM EDT</p> <p>Att: 9,705 - Dome</p> <p>livebaseballscorecards.com</p> <p>AB 38 R 5 H 12 RBI 5 BB 2 SO 5 LOB 12</p> 											
Dave Magadan, L (1, 10) OBP: 0.430, SLG: 0.423 Brian Leshar, R (9, PH) OBP: 0.248, SLG: 0.361	G6-3			L6		1B	1B		S	4 1 2 2 0 0 0 0 0 0 0 1 0 0												
Ben Grieve, L (1, 9) OBP: 0.457, SLG: 0.531				G6-3		G2-3	1B		S	5 0 3 2 0 1 2												
Matt Stairs, L (1, 7) OBP: 0.404, SLG: 0.640 Ernie Young, R (8, 8) OBP: 0.296, SLG: 0.343	F7			F7		G2-3	1B		S	4 0 2 0 0 0 1 1 0 0 0 0 1 2												
Jason Giambi, L (1, 3) OBP: 0.363, SLG: 0.483		G4-3			G4-3	G2-3			S	4 0 0 0 0 0 2												
Scott Spiezio, S (1, 4) OBP: 0.286, SLG: 0.374		F7				F9			S	4 0 1 0 0 0 2												
Mark Bellhorn, S (1, 5) OBP: 0.361, SLG: 0.361 Scott Brosius, R (7, 5) OBP: 0.258, SLG: 0.319							F7		S	3 0 0 0 0 2 1 1 1 1 1 0 0 0												
Miguel Tejada, R (1, 6) OBP: 0.276, SLG: 0.375				F9		G1-3	S		S	4 1 1 0 0 0 1												
Izzy Molina, R (1, 2) OBP: 0.214, SLG: 0.271				G4-3		K	F9		S	4 0 0 0 0 1 1												
Inning Stats	R: 0 H: 1 E: 0 K: 0 S: 14	H: 1 LOB: 1 BB: 0 P: 23	R: 0 H: 0 E: 0 K: 1 S: 9	H: 0 LOB: 0 BB: 0 P: 15	R: 0 H: 0 E: 0 K: 0 S: 8	H: 0 LOB: 0 BB: 0 P: 10	R: 0 H: 0 E: 0 K: 1 S: 5	H: 0 LOB: 1 BB: 0 P: 6	R: 0 H: 1 E: 0 K: 1 S: 9	H: 1 LOB: 1 BB: 0 P: 11		R: 2 H: 4 E: 0 K: 1 S: 20	H: 4 LOB: 2 BB: 0 P: 29	R: 2 H: 4 E: 0 K: 0 S: 20	H: 4 LOB: 2 BB: 1 P: 32	R: 1 H: 1 E: 0 K: 0 S: 7	H: 1 LOB: 0 BB: 0 P: 12	R: 0 H: 1 E: 0 K: 2 S: 12	H: 1 LOB: 2 BB: 1 P: 18	1B: 9 2B: 2 3B: 0 HR: 1	SF: 0 SAC: 0 DP: 0 HBP: 0	WP: 0 PB: 0 SB: 4 CS: 0
PITCHER	IP WLS BF H R ER SO BB IBB HBP BLK WP HR S P ERA WHIP											IP WLS BF H R ER SO BB IBB HBP BLK WP HR S P ERA WHIP										
LaTroy Hawkins, R (1, 1) ERA: 5.82	5.1 L 22 6 2 2 3 0 0 0 0 0 0 0 61 89 3.38 1.125																					
Greg Swindell, L (6, 1) ERA: 3.75	1.2 9 4 2 2 0 1 0 0 0 0 0 1 24 37 10.80 3.000																					
Todd Ritchie, R (8, 1) ERA: 4.95	1.1 5 1 1 1 0 0 0 0 0 0 0 1 10 16 6.75 0.750																					
Eddie Guardado, L (9, 1) ERA: 3.12	0.2 4 1 0 0 2 1 0 0 0 0 0 0 9 14 0.00 3.000																					

Batter	1	2	3	4	5	6	7	8	9	AB R H RBI BB SO LOB	BOTTOM											
Chuck Knoblauch, R (1, 4) OBP: 0.393, SLG: 0.424	F9					1B				4 1 2 0 0 0 0	<p>Oakland Athletics @ Minnesota Twins</p> <p>Hubert H. Humphrey Metrodome, Minneapolis, MN</p> <p>Tue Sep 09 1997, 4:33 AM EDT</p> <p>Att: 9,705 - Dome</p> <p>livebaseballscorecards.com</p> <p>AB 31 R 1 H 4 RBI 1 BB 2 SO 10 LOB 8</p> 											
Rich Becker, L (1, 8) OBP: 0.355, SLG: 0.399	P3					P3				4 0 0 0 0 1 2												
Paul Moltor, R (1, 10) OBP: 0.355, SLG: 0.438					G5-3	S				4 0 2 1 0 0 0												
Ron Coomer, R (1, 5) OBP: 0.326, SLG: 0.422 Brent Bredt, L (9, PH) OBP: 0.392, SLG: 0.420	F9				K					2 0 0 0 1 1 1 1 0 0 0 0 0 0												
Scott Stahoviak, L (1, 3) OBP: 0.302, SLG: 0.415						P6				3 0 0 0 1 1 2												
Terry Steinbach, R (1, 2) OBP: 0.313, SLG: 0.412										4 0 0 0 0 1 3												
Matt Lawton, L (1, 9) OBP: 0.356, SLG: 0.382										3 0 0 0 0 2 0												
Marty Cordova, R (1, 7) OBP: 0.290, SLG: 0.402										3 0 0 0 0 2 0												
Pat Meares, R (1, 6) OBP: 0.312, SLG: 0.404										3 0 0 0 0 2 0												
Inning Stats	R: 0 H: 1 E: 0 K: 0 S: 10	H: 0 LOB: 0 BB: 0 P: 16	R: 0 H: 0 E: 0 K: 1 S: 6	H: 0 LOB: 0 BB: 0 P: 8	R: 0 H: 1 E: 0 K: 3 S: 15	H: 1 LOB: 1 BB: 0 P: 21	R: 0 H: 0 E: 0 K: 1 S: 9	H: 0 LOB: 1 BB: 1 P: 16	R: 0 H: 0 E: 0 K: 1 S: 10	H: 0 LOB: 0 BB: 0 P: 14		R: 1 H: 2 E: 0 K: 1 S: 11	H: 2 LOB: 2 BB: 1 P: 20	R: 0 H: 0 E: 0 K: 2 S: 8	H: 0 LOB: 0 BB: 0 P: 11	R: 0 H: 0 E: 0 K: 0 S: 8	H: 0 LOB: 0 BB: 0 P: 17	R: 0 H: 0 E: 0 K: 1 S: 7	H: 0 LOB: 0 BB: 0 P: 10	1B: 3 2B: 1 3B: 0 HR: 0	SF: 0 SAC: 0 DP: 0 HBP: 0	WP: 0 PB: 0 SB: 1 CS: 0
PITCHER	IP WLS BF H R ER SO BB IBB HBP BLK WP HR S P ERA WHIP											IP WLS BF H R ER SO BB IBB HBP BLK WP HR S P ERA WHIP										
Jimmy Haynes, R (1, 1) ERA: 4.17	8.0 W 30 4 1 1 9 2 0 0 0 0 0 0 77 123 1.12 0.750																					
Billy Taylor, R (9, 1) ERA: 4.41	1.0 3 0 0 0 1 0 0 0 0 0 0 0 7 10 0.00 0.000																					

Batter	1	2	3	4	5	6	7	8	9	AB	R	H	RBI	BB	SO	LOB	TOP					
Chuck Knoblauch, R OBP: 0.394, SLG: 0.424 (1, 4)	F8		S 1B			P6		FC4 BB		3	0	1	0	1	0	1						
Brent Brade, L OBP: 0.379, SLG: 0.411 (1, 3)	CS BB		L5			L3		FC4 1-2		3	0	0	0	1	0	2						
Paul Molitor, R OBP: 0.353, SLG: 0.434 (1, 10)	P3		L7			G6-3			G6-3	4	0	0	0	0	0	2						
Ron Coomer, R OBP: 0.326, SLG: 0.421 (1, 5)	CS 1-2	FC5-4 1B			G6-3	G6-3			G6-3	4	0	1	0	0	1	0						
Matt Lawton, L OBP: 0.353, SLG: 0.378 (1, 9)		L9			G4-3		G3		K	4	0	0	0	0	1	1						
Terry Steinbach, R OBP: 0.310, SLG: 0.409 (1, 2)		FC5-4 BB 1-2			F7		G6-3			3	0	0	0	0	0	1						
Rich Becker, L OBP: 0.355, SLG: 0.398 (1, 8)		1-2 BB				K		G1-3		2	0	0	0	1	1	0						
Marty Cordova, R OBP: 0.287, SLG: 0.398 (1, 7)		F9				K		G4-3		3	0	0	0	0	1	2						
Denny Hocking, S OBP: 0.303, SLG: 0.365 (1, 6)			F7					G5-3		2	0	0	0	1	0	0						
Inning Stats	R: 0 E: 0 K: 0 S: 6	H: 0 LOB: 0 BB: 1 P: 12	R: 0 E: 0 K: 0 S: 10	H: 1 LOB: 2 BB: 1 P: 19	R: 0 E: 0 K: 0 S: 11	H: 1 LOB: 1 BB: 0 P: 17	R: 0 E: 0 K: 0 S: 4	H: 0 LOB: 0 BB: 0 P: 7	R: 0 E: 0 K: 2 S: 8	H: 0 LOB: 1 BB: 1 P: 15	R: 0 E: 0 K: 0 S: 9	H: 0 LOB: 0 BB: 0 P: 14	R: 0 E: 0 K: 0 S: 4	H: 0 LOB: 0 BB: 0 P: 6	R: 0 E: 0 K: 0 S: 6	H: 0 LOB: 1 BB: 1 P: 11	R: 0 E: 0 K: 2 S: 7	H: 0 LOB: 0 BB: 0 P: 13	1B: 2 2B: 0 3B: 0 HR: 0	SF: 0 SAC: 0 DP: 0 HBP: 0	WP: 0 PB: 0 SB: 1 CS: 1	PA: 33
PITCHER	IP	WLS	BF	H	R	ER	SO	BB	IBB	HBP	BLK	WP	HR	S	P	ERA	WHIP					
Roger Pavlik, R ERA: 5.35 (1, 1)	6.0	W	22	2	0	0	2	3	0	0	0	0	0	48	84	0.00	0.833					
Scott Bailes, L ERA: 2.0 (7, 1)	1.0		3	0	0	0	0	0	0	0	0	0	0	4	6	0.00	0.000					
Danny Patterson, R ERA: 3.41 (8, 1)	1.0		4	0	0	0	0	1	0	0	0	0	0	6	11	0.00	1.000					
John Wetteland, R ERA: 1.95 (9, 1)	1.0		3	0	0	0	2	0	0	0	0	0	0	7	13	0.00	0.000					

Minnesota Twins @ Texas Rangers
The Ballpark at Arlington, Arlington, TX
Thu Sep 11 1997, 8:05 PM EDT
Att: 33,996 - Unknown - 84 F


AB	28
R	0
H	2
RBI	0
BB	4
SO	4
LOB	9



Batter	1	2	3	4	5	6	7	8	9	AB	R	H	RBI	BB	SO	LOB	BOTTOM				
Tom Goodwin, L OBP: 0.308, SLG: 0.336 (1, 8)	F7		P6			HR 1B		B1-3		4	1	1	0	0	0	1					
Ivan Rodriguez, R OBP: 0.359, SLG: 0.492 (1, 2)	G4-3		HR 2H			HR 1H		HR		4	3	3	5	0	0	0					
29 Rusty Greer, L OBP: 0.409, SLG: 0.523 (1, 7)	1B		K			G3-1		1B 2B		4	1	2	0	0	1	0					
Juan Gonzalez, R OBP: 0.326, SLG: 0.558 (1, 9)	L4				G4-3	F9		1B 1B IBB		3	1	0	0	1	0	1					
Lee Stevens, L OBP: 0.330, SLG: 0.489 (1, 3)		G4-6-3 1B			G4-3	1B		K		4	0	2	0	0	1	2					
Jim Leyritz, R OBP: 0.378, SLG: 0.392 (1, 10)		G4-6-3 1-2			K	K		1B 1-3 2H		4	0	1	1	0	2	2					
Marc Sagmoen, L OBP: 0.147, SLG: 0.194 (8, FR)					K	K		1B		0	0	0	0	0	0	0					
Domingo Cedenro, S OBP: 0.340, SLG: 0.389 (1, 4)		K				L3 1B		1B		4	0	2	1	0	2	0					
Fernando Tatis, R OBP: 0.281, SLG: 0.365 (1, 5)			G1-3 HR 1B			L3 1-1		G1-3		4	1	1	0	0	0	3					
Benji Gil, R OBP: 0.259, SLG: 0.314 (1, 6)			G1-3 1-2			K		K		3	0	0	0	0	2	1					
Inning Stats	R: 0 E: 0 K: 0 S: 6	H: 1 LOB: 0 BB: 0 P: 9	R: 0 E: 0 K: 1 S: 7	H: 1 LOB: 0 BB: 0 P: 11	R: 2 E: 0 K: 1 S: 15	H: 2 LOB: 0 BB: 0 P: 20	R: 0 E: 0 K: 1 S: 7	H: 0 LOB: 0 BB: 0 P: 12	R: 0 E: 0 K: 1 S: 8	H: 1 LOB: 0 BB: 0 P: 11	R: 2 E: 0 K: 1 S: 16	H: 3 LOB: 1 BB: 0 P: 21	R: 0 E: 0 K: 2 S: 7	H: 0 LOB: 0 BB: 0 P: 11	R: 3 E: 0 K: 1 S: 15	H: 4 LOB: 2 BB: 1 P: 25	1B: 8 2B: 2 3B: 0 HR: 3	SF: 0 SAC: 0 DP: 2 HBP: 0	WP: 0 PB: 0 SB: 0 CS: 0	PA: 35	
PITCHER	IP	WLS	BF	H	R	ER	SO	BB	IBB	HBP	BLK	WP	HR	S	P	ERA	WHIP				
Brad Radke, R ERA: 3.93 (1, 1)	7.0	L	27	8	4	4	7	8	4	4	7	0	2	66	95	5.14	1.143				
Eddie Guardado, L ERA: 3.69 (8, 1)	0.2		5	2	3	3	1	0	1	0	0	0	1	7	13	40.50	3.000				
Mike Trombley, R ERA: 4.15 (8, 1)	0.1		3	2	0	0	0	0	0	0	0	0	0	8	12	0.00	6.000				

Minnesota Twins @ Texas Rangers
The Ballpark at Arlington, Arlington, TX
Thu Sep 11 1997, 8:05 PM EDT
Att: 33,996 - Unknown - 84 F

AB	34
R	7
H	12
RBI	7
BB	1
SO	8
LOB	10




Batter	1	2	3	4	5	6	7	8	9	AB	R	H	RBI	BB	SO	LOB	TOP			
Chuck Knoblauch, R OBP: 0.391, SLG: 0.418	0-1 G6-3	1-2 FC5-4		2-2 G6-4-3			2-0 L7		4-2 3B	4	1	0	0	1	0	3	Minnesota Twins @ Texas Rangers The Ballpark at Arlington, Arlington, TX Sat Sep 13 1997, 8:05 PM EDT Att: 34,760 - Sunny - 89 F			
Denny Hocking, S OBP: 0.313, SLG: 0.381	2-2 F7	4-1 SAFE			1-2 G1-6-3		0-0 2B		2-0 3B	4	0	2	1	1	0	0				
Paul Molitor, R OBP: 0.350, SLG: 0.433	1-2 HR	2-0 L3			2-0 P3		0-1 F8		1-1 L7	5	1	1	0	0	0	4				
Ron Coomer, R OBP: 0.286, SLG: 0.433	1-1 HR			0-1 G6-3		0-0 FC6-4 1B				4	1	2	2	0	0	1				
Terry Steinbach, R OBP: 0.310, SLG: 0.408 Javier Valentin, S	0-0 FC6-4 1B			3-2 G4-3		2-2 FC6-4			2-1 G6-3	4	0	1	0	0	0	1				
Damian Miller, R OBP: 0.244, SLG: 0.333	0-0 FC6-4 1B			1-1 F8			1-1 P9		0-1 G4-3	4	0	1	0	0	0	0				
Marty Cordova, R OBP: 0.286, SLG: 0.393	0-1 FC6-4			4-2 FC6-4 BB			0-0 G5-3		0-0 F8	3	0	0	0	1	0	2				
Matt Lawton, L OBP: 0.354, SLG: 0.376		2-0 G1-3		4-1 FC6-4 BB			4-1 BB		0-0 F8	2	0	0	0	2	0	0				
Pat Meares, R OBP: 0.313, SLG: 0.403		1-0 FC6-4 1B		0-0 FC6-4 G6-4-3			1-3 K		2-1 G6-3	4	0	1	0	0	1	3				
Inning Stats	R: 2 E: 0 K: 0 S: 14	H: 4 LOB: 2 BB: 0 P: 18	R: 0 E: 0 K: 0 S: 7	H: 1 LOB: 2 BB: 1 P: 17	R: 0 E: 0 K: 0 S: 7	H: 0 LOB: 0 BB: 0 P: 11	R: 0 E: 0 K: 0 S: 9	H: 0 LOB: 1 BB: 0 P: 19	R: 0 E: 0 K: 1 S: 7	H: 0 LOB: 1 BB: 1 P: 13	R: 0 E: 0 K: 0 S: 5	H: 1 LOB: 1 BB: 0 P: 7	R: 0 E: 0 K: 0 S: 5	H: 0 LOB: 0 BB: 0 P: 7	R: 1 E: 0 K: 0 S: 10	H: 1 LOB: 1 BB: 1 P: 19	1B: 4 2B: 2 3B: 1 HR: 1	SF: 0 SAC: 0 DP: 1 HBP: 0	WP: 0 PB: 0 SB: 1 CS: 0	PA: 39
PITCHER Darren Oliver, L ERA: 4.05	IP: 9.0 WLS: W BF: 39 H: 8 R: 3 ER: 3 SO: 1	BB: 5 IBB: 0 HBP: 0 BLK: 0	WP: 0 HR: 1 S: 73 P: 125	ERA: 3.00 WHIP: 1.444																

Batter	1	2	3	4	5	6	7	8	9	AB	R	H	RBI	BB	SO	LOB	BOTTOM			
Tom Goodwin, L OBP: 0.307, SLG: 0.333	0-1 E6 G6-3 HR	1-1 G4-3		4-0 E BB		0-3 K		0-0 F7		4	1	0	0	1	1	1	Minnesota Twins @ Texas Rangers The Ballpark at Arlington, Arlington, TX Sat Sep 13 1997, 8:05 PM EDT Att: 34,760 - Sunny - 89 F			
Domingo Cadenas, S OBP: 0.343, SLG: 0.403	2-1 G5-3		2-2 G3	1-2 SF8		0-0 HR		0-0 G1-3		4	1	1	2	0	0	1				
29 Rusty Greer, L OBP: 0.405, SLG: 0.519	3-1 G6-3		0-0 1B	1-1 G6-3		3-1 F8				4	1	1	0	0	0	3				
Juan Gonzalez, R OBP: 0.331, SLG: 0.581	2-0 HR		1-1 L4		1-2 G6-3 3B	3-2 HR				4	3	3	3	0	0	1				
Lee Stevens, L OBP: 0.328, SLG: 0.484	1-0 F7		3-2 1B		1-0 G6-3	0-2 G6-3				4	0	1	2	0	0	0				
Fernando Tatis, R OBP: 0.279, SLG: 0.395		3-1 HR	0-0 F8		1-1 HR		1-0 G5-3			4	2	2	2	0	0	1				
Marc Sagmoen, L OBP: 0.184, SLG: 0.257		0-1 SH1-3 2B		0-2 BB SF8 1B		0-2 G3		1-3 K		4	1	2	0	0	1	0				
Henry Mercedes, R OBP: 0.277, SLG: 0.286		0-0 SH1-3		1-3 K		0-2 WP 2B		1-3 K		3	0	1	0	0	2	1				
Benji Gil, R OBP: 0.259, SLG: 0.313			3-3 K		0-1 E BB 1B	1-3 K		1-0 G6-3		4	0	1	0	0	2	2				
Inning Stats	R: 2 E: 1 K: 0 S: 8	H: 1 LOB: 0 BB: 0 P: 16	R: 1 E: 0 K: 1 S: 10	H: 2 LOB: 1 BB: 0 P: 17	R: 1 E: 0 K: 0 S: 10	H: 2 LOB: 1 BB: 0 P: 16	R: 1 E: 1 K: 1 S: 11	H: 2 LOB: 2 BB: 1 P: 17	R: 2 E: 0 K: 1 S: 15	H: 3 LOB: 1 BB: 0 P: 19	R: 2 E: 0 K: 1 S: 12	H: 2 LOB: 0 BB: 0 P: 18	R: 0 E: 0 K: 2 S: 7	H: 0 LOB: 0 BB: 0 P: 10	R: 0 E: 0 K: 0 S: 3	H: 0 LOB: 0 BB: 0 P: 4	1B: 3 2B: 3 3B: 1 HR: 5	SF: 1 SAC: 1 DP: 0 HBP: 0	WP: 1 PB: 0 SB: 1 CS: 0	PA: 38
PITCHER Bob Tewksbury, R ERA: 4.48 Dan Naulty, R ERA: 4.91 Rich Robertson, L ERA: 5.7 Rick Aguilera, R ERA: 3.71	IP: 4.1 WLS: L BF: 24 H: 9 R: 7 ER: 5 SO: 2	BB: 1 IBB: 0 HBP: 0 BLK: 0	WP: 1 HR: 2 S: 45 P: 75	ERA: 10.80 WHIP: 1.800																

AB	34
R	3
H	8
RBI	3
BB	5
SO	1
LOB	14



AB	35
R	9
H	12
RBI	9
BB	1
SO	6
LOB	10



Batter	1	2	3	4	5	6	7	8	9	AB	R	H	RBI	BB	SO	LOB	TOP					
Chuck Knoblauch R (1,4) <small>OBP: 0.391, SLG: 0.415</small> Denny Hocking S (6,FR) <small>OBP: 0.311, SLG: 0.379</small>										3	0	0	1	2	1	3	Minnesota Twins @ Texas Rangers The Ballpark at Arlington, Arlington, TX Sun Sep 14 1997, 4:33 AM EDT Att: 25,923 - Cloudy - 94 F					
Brent Brade L (1,9) <small>OBP: 0.372, SLG: 0.404</small>										6	1	2	1	0	2	8						
Marty Cordova R (1,7) <small>OBP: 0.291, SLG: 0.396</small> Chris Latham S (7,PR) <small>OBP: 0.222, SLG: 0.278</small>										5	2	3	1	0	0	2						
Scott Stahoviak L (1,10) <small>OBP: 0.302, SLG: 0.413</small>										6	1	2	1	0	1	5						
David Ortiz L (1,3) <small>OBP: 0.474, SLG: 0.706</small>										4	3	3	2	2	0	1						
Damian Miller R (1,2) <small>OBP: 0.280, SLG: 0.362</small> Javier Valentin S (8,2)										5	1	3	2	0	1	2						
Todd Walker L (1,5) <small>OBP: 0.271, SLG: 0.317</small>										5	1	1	3	1	0	6						
Pat Meares R (1,6)										5	1	4	0	0	0	0						
Rich Becker L (1,8) <small>OBP: 0.357, SLG: 0.400</small>										5	1	3	0	0	2	4						
Inning Stats	R: 6 E: 0 K: 2 S: 27	H: 7 LOB: 2 BB: 1 P: 46	R: 0 E: 0 K: 1 S: 9	H: 1 LOB: 1 BB: 0 P: 11	R: 0 E: 0 K: 1 S: 14	H: 1 LOB: 1 BB: 0 P: 20	R: 2 E: 0 K: 0 S: 17	H: 3 LOB: 3 BB: 0 P: 22	R: 1 E: 0 K: 1 S: 20	H: 2 LOB: 2 BB: 1 P: 30	R: 1 E: 0 K: 2 S: 13	H: 2 LOB: 3 BB: 2 P: 25	R: 0 E: 1 K: 0 S: 14	H: 1 LOB: 2 BB: 1 P: 20	R: 1 E: 0 K: 0 S: 7	H: 2 LOB: 1 BB: 0 P: 13	R: 0 E: 0 K: 0 S: 7	H: 2 LOB: 1 BB: 0 P: 9	1B: 17 2B: 2 3B: 0 HR: 2	SF: 0 SAC: 0 DP: 2 HBP: 0	WP: 1 PB: 0 SB: 1 CS: 0	PA: 52
PITCHER	IP WLS BF H R ER SO BB IBB HBP BLK WP HR S P ERA WHIP																					
Bobby Witt R (1,1) <small>ERA: 4.71</small> Julio Santana R (1,1) <small>ERA: 6.95</small> Eric Moody R (5,1) <small>ERA: 4.96</small> Bryan Eversgerd L (6,1) <small>ERA: 20.25</small> Terry Clark R (7,1) <small>ERA: 6.22</small>	0.1	L	8	6	6	2	0	1	0	0	0	0	0	1	1	17	29	162.00	21.000			
Damon Buford R (1,8) <small>OBP: 0.283, SLG: 0.330</small>										5	0	0	0	0	0	6	Minnesota Twins @ Texas Rangers The Ballpark at Arlington, Arlington, TX Sun Sep 14 1997, 4:33 AM EDT Att: 25,923 - Cloudy - 94 F					
Tom Goodwin L (1,7) <small>OBP: 0.305, SLG: 0.333</small> Hanley Frias S (7,4)										1	0	0	0	2	0	0						
Ivan Rodriguez R (1,2) <small>OBP: 0.356, SLG: 0.488</small> Marc Sagmoen L (7,7) <small>OBP: 0.179, SLG: 0.250</small>										3	0	1	0	0	0	4						
Juan Gonzalez R (1,10) <small>OBP: 0.331, SLG: 0.579</small> Domingo Cedeno S (6,PH) <small>OBP: 0.345, SLG: 0.414</small>										2	0	0	0	1	1	1						
Fernando Tatis R (1,5)									4	0	2	0	0	0	1							
Lee Stevens L (1,3) <small>OBP: 0.326, SLG: 0.480</small> Henry Mercedes R (7,2) <small>OBP: 0.271, SLG: 0.279</small>									3	0	0	0	0	1	3							
Alex Diaz S (1,9) <small>OBP: 0.218, SLG: 0.245</small>										4	0	1	0	0	0	0						
Billy Ripken R (1,4) <small>OBP: 0.295, SLG: 0.376</small>										4	0	2	0	0	0	0						
Benji Gil R (1,6) <small>OBP: 0.265, SLG: 0.328</small>										4	0	3	0	0	1	2						
Inning Stats	R: 0 E: 0 K: 0 S: 4	H: 0 LOB: 0 BB: 1 P: 9	R: 0 E: 0 K: 2 S: 9	H: 0 LOB: 0 BB: 0 P: 11	R: 0 E: 0 K: 0 S: 8	H: 1 LOB: 1 BB: 0 P: 15	R: 0 E: 0 K: 0 S: 13	H: 2 LOB: 2 BB: 0 P: 19	R: 0 E: 0 K: 0 S: 11	H: 2 LOB: 3 BB: 1 P: 19	R: 0 E: 0 K: 1 S: 5	H: 0 LOB: 0 BB: 1 P: 9	R: 0 E: 0 K: 1 S: 8	H: 2 LOB: 1 BB: 0 P: 13	R: 1 E: 0 K: 0 S: 8	H: 2 LOB: 1 BB: 0 P: 11	R: 0 E: 0 K: 0 S: 9	H: 1 LOB: 0 BB: 0 P: 11	1B: 7 2B: 2 3B: 1 HR: 1	SF: 0 SAC: 0 DP: 3 HBP: 0	WP: 0 PB: 0 SB: 0 CS: 0	PA: 37
PITCHER	IP WLS BF H R ER SO BB IBB HBP BLK WP HR S P ERA WHIP																					
Dan Serafini L (1,1) <small>ERA: 0.98</small> Todd Ritchie R (8,1) <small>ERA: 4.89</small>	7.0	W	28	7	0	0	3	3	0	0	0	0	0	0	1	17	22	0.00	1.429			
Dan Serafini L (1,1) <small>ERA: 0.98</small> Todd Ritchie R (8,1) <small>ERA: 4.89</small>	2.0		9	3	1	1	0	0	0	0	0	0	0	0	1	17	22	4.50	1.500			

Batter	1	2	3	4	5	6	7	8	9	AB	R	H	RBI	BB	SO	LOB	TOP										
Pat Meares, R OBP: 0.321, SLG: 0.409 (1, 6)			G5-3		K2-3					4	2	2	0	1	1	1											
Brent Brade, L OBP: 0.371, SLG: 0.409 Denny Hocking, S OBP: 0.313, SLG: 0.381 (1, 9) (8, PH)	F8		L1					G3		3	1	1	0	0	0	1											
Paul Molitor, R OBP: 0.355, SLG: 0.438 (1, 10)			G6-3							2	2	1	1	3	0	0											
Ron Coomer, R OBP: 0.327, SLG: 0.430 (1, 5)	E1				K					5	0	1	2	0	1	5											
Scott Stahoviak, L OBP: 0.305, SLG: 0.415 (1, 3)	SF7									1	0	1	2	1	0	0											
Marty Cordova, R OBP: 0.287, SLG: 0.391 (1, 7)	F9				G5-4-3			G3		4	0	0	0	0	0	5											
Todd Walker, L OBP: 0.254, SLG: 0.308 Chris Latham, S OBP: 0.222, SLG: 0.278 (1, 4) (8, 8)		G1-4-3						G3-1	K	4	0	0	0	0	1	3											
Terry Steinbach, R OBP: 0.309, SLG: 0.409 (1, 2)		P3						F7		4	0	1	0	0	0	0											
Rich Becker, L OBP: 0.354, SLG: 0.396 (1, 8) (8, 9)		G3-1						K	F7	4	0	0	0	0	1	1											
Inning Stats	R: 2 E: 1 K: 0 S: 13	H: 0 LOB: 1 BB: 2 P: 26	R: 0 E: 0 K: 0 S: 6	H: 0 LOB: 0 BB: 0 P: 8	R: 0 E: 0 K: 0 S: 4	H: 0 LOB: 0 BB: 0 P: 5	R: 0 E: 0 K: 1 S: 9	H: 1 LOB: 0 BB: 0 P: 15	R: 0 E: 0 K: 1 S: 7	H: 1 LOB: 1 BB: 0 P: 8	R: 2 E: 0 K: 0 S: 7	H: 2 LOB: 0 BB: 0 P: 9	R: 0 E: 0 K: 1 S: 6	H: 0 LOB: 0 BB: 0 P: 9	R: 1 E: 0 K: 1 S: 13	H: 2 LOB: 2 BB: 2 P: 28	R: 0 E: 0 K: 0 S: 7	H: 2 LOB: 3 BB: 1 P: 11	1B: 5 2B: 2 3B: 1 HR: 0	SF: 2 SAC: 0 DP: 1 HBP: 0	WP: 0 PB: 1 SB: 1 CS: 0	PA: 40					
PITCHER	IP	WLS	BF	H	R	ER	SO	BB	IBB	HBP	BLK	WP	HR	S	P	ERA	WHIP										
Dennis Springer, R ERA: 5.19 (1, 1)	7.0		28	5	5	3	3	2	0	0	0	0	0	54	83	3.86	1.000										
Mike Holtz, L ERA: 2.27 (8, 1)	0.1	W	2	0	0	0	0	0	1	0	0	0	0	1	6	0.00	0.000										
Pep Harris, R ERA: 3.86 (8, 1)	1.2		10	3	0	0	1	1	1	0	0	0	0	17	30	0.00	2.400										

Minnesota Twins @ Anaheim Angels
 Anaheim Stadium, Anaheim, CA
 Mon Sep 15 1997, 10:05 PM EDT
 Att: 13,696 - Unknown - 74 F

AB	33
R	5
H	8
RBI	5
BB	5
SO	4
LOB	17



Batter	1	2	3	4	5	6	7	8	9	AB	R	H	RBI	BB	SO	LOB	BOTTOM										
Rickey Henderson, R OBP: 0.404, SLG: 0.350 (1, 10)	K		K					F9	G5-3	5	0	1	0	0	2	2											
Tony Phillips, S OBP: 0.382, SLG: 0.394 (1, 4)	F8		F8					K		3	1	0	0	2	1	1											
16 Garret Anderson, L OBP: 0.328, SLG: 0.400 (1, 7)	G6-3							F8		5	2	2	3	0	0	2											
Tim Salmon, R OBP: 0.391, SLG: 0.518 (1, 9)		P4						F9		3	0	1	0	1	0	2											
Jim Edmonds, L OBP: 0.354, SLG: 0.481 (1, 8)					F8			CS	G3	2	1	0	0	2	0	2											
Dave Hollins, S OBP: 0.361, SLG: 0.426 (1, 3)		FC3-6								4	2	2	2	0	0	2											
Jack Howell, L OBP: 0.329, SLG: 0.590 (1, 5)		F7			K				F9	4	1	1	3	0	1	3											
Chad Kreuter, S OBP: 0.308, SLG: 0.336 (1, 2)					G4-3				K	4	0	1	0	0	2	2											
Gary Disarcina, R OBP: 0.269, SLG: 0.316 Darin Erstad, L OBP: 0.360, SLG: 0.466 (1, 6) (8, PR)			G5-3			G6-3		G5-3		4	0	1	0	0	0	1											
Inning Stats	R: 0 E: 0 K: 1 S: 14	H: 0 LOB: 0 BB: 0 P: 19	R: 0 E: 0 K: 0 S: 8	H: 0 LOB: 1 BB: 1 P: 14	R: 0 E: 0 K: 1 S: 7	H: 1 LOB: 0 BB: 0 P: 13	R: 1 E: 1 K: 1 S: 17	H: 2 LOB: 2 BB: 0 P: 27	R: 0 E: 0 K: 0 S: 8	H: 1 LOB: 2 BB: 1 P: 14	R: 3 E: 0 K: 1 S: 10	H: 2 LOB: 0 BB: 1 P: 21	R: 0 E: 0 K: 1 S: 11	H: 0 LOB: 0 BB: 1 P: 17	R: 1 E: 0 K: 1 S: 8	H: 1 LOB: 0 BB: 0 P: 12	R: 3 E: 0 K: 0 S: 16	H: 2 LOB: 1 BB: 1 P: 27	1B: 6 2B: 0 3B: 0 HR: 3	SF: 0 SAC: 0 DP: 0 HBP: 0	WP: 3 PB: 0 SB: 0 CS: 1	PA: 40					
PITCHER	IP	WLS	BF	H	R	ER	SO	BB	IBB	HBP	BLK	WP	HR	S	P	ERA	WHIP										
LaTroy Hawkins, R ERA: 5.89 (1, 1)	5.0		25	6	4	4	3	3	0	0	0	0	1	58	98	7.20	1.800										
Greg Swindell, L ERA: 3.5 (6, 1)	2.2		9	1	1	1	2	1	0	0	0	0	1	22	34	3.38	0.750										
Mike Trombley, R ERA: 4.23 (8, 1)	0.2	L	3	1	2	2	1	0	0	0	0	0	0	8	14	27.00	1.500										
Eddie Guardado, L ERA: 3.89 (9, 1)	0.0		1	0	0	0	0	0	1	0	0	1	0	1	5	∞	∞										
Rick Aquilera, R ERA: 3.88 (9, 1)	0.0		1	1	1	1	0	0	0	0	0	0	1	10	13	∞	∞										

Minnesota Twins @ Anaheim Angels
 Anaheim Stadium, Anaheim, CA
 Mon Sep 15 1997, 10:05 PM EDT
 Att: 13,696 - Unknown - 74 F

AB	34
R	8
H	9
RBI	8
BB	5
SO	6
LOB	17



Batter	1	2	3	4	5	6	7	8	9	AB	R	H	RBI	BB	SO	LOB	TOP								
Bip Roberts, S OBP: 0.341, SLG: 0.365 (1, 7)	G5-3		G6-3					F7		4	0	1	0	1	0	1	Cleveland Indians @ Minnesota Twins Hubert H. Humphrey Metrodome, Minneapolis, MN Wed Sep 17 1997, 8:05 PM EDT Alt. 9:512 - Dome - 70 F livebaseballscorecards.com								
Omar Vizquel, S OBP: 0.346, SLG: 0.375 (1, 6)	G5-3 2B BB				P4		FC6-4 BB		P6	4	1	1	0	1	0	4									
Manny Ramirez, R OBP: 0.420, SLG: 0.544 (1, 9)	G5-3		F8				F9		K	5	1	1	2	0	1	3									
Matt Williams, R OBP: 0.306, SLG: 0.491 (1, 5)					F7		E5		F9	5	0	1	1	0	0	1									
David Justice, L OBP: 0.420, SLG: 0.593 (1, 10)	P5				G3-1		F4		G5-3 E 1B	4	1	1	0	0	0	2									
Sandy Alomar Jr., R OBP: 0.353, SLG: 0.528 (1, 2)			K		P3				G5-3	4	0	0	0	0	2	1									
Jim Thome, L OBP: 0.426, SLG: 0.595 (1, 3)			G3-1				1B BB		E4 1B SF8	3	2	1	0	1	0	0									
Tony Fernandez, S OBP: 0.327, SLG: 0.418 (1, 4)			G3-1				1B 2B 1B			3	1	2	0	1	0	0									
Marquis Grissom, R OBP: 0.317, SLG: 0.397 (1, 8)					P5		1B 2B 1B		SF8	3	1	1	2	0	0	2									
Inning Stats	R: 1 E: 0 K: 0 S: 7	H: 1 LOB: 1 BB: 1 P: 17	R: 0 E: 0 K: 1 S: 6	H: 0 LOB: 0 BB: 0 P: 8	R: 0 E: 0 K: 0 S: 8	H: 1 LOB: 1 BB: 0 P: 12	R: 0 E: 0 K: 0 S: 7	H: 0 LOB: 0 BB: 0 P: 10	R: 4 E: 1 K: 0 S: 18	H: 4 LOB: 1 BB: 1 P: 26	R: 0 E: 0 K: 0 S: 9	H: 1 LOB: 1 BB: 1 P: 15	R: 0 E: 1 K: 0 S: 9	H: 0 LOB: 0 BB: 1 P: 15	R: 2 E: 1 K: 0 S: 14	H: 2 LOB: 1 BB: 0 P: 17	R: 0 E: 0 K: 1 S: 6	H: 0 LOB: 0 BB: 0 P: 7	1B: 7 2B: 2 3B: 0 HR: 0	SF: 1 SAC: 0 DP: 1 HBP: 0	WP: 0 PB: 0 CS: 0	PA: 40			
PITCHER	IP	WLS	BF	H	R	ER	SO	BB	IBB	HBP	BLK	WP	HR	S	P	ERA	WHIP								
Travis Miller, L ERA: 8.5 (1, 1)	5.1	L	26	7	5	4	2	3	0	0	0	0	0	54	86	6.75	1.875								
Frankie Rodriguez, R ERA: 4.9 (6, 1)	1.2		5	0	0	0	0	1	0	0	0	0	0	10	17	0.00	0.600								
Eddie Guardado, L ERA: 4.06 (8, 1)	0.1		4	2	2	1	0	0	0	0	0	0	0	7	8	27.00	6.000								
Todd Ritchie, R ERA: 4.77 (8, 1)	1.2		5	0	0	0	1	0	0	0	0	0	0	13	16	0.00	0.000								

Batter	1	2	3	4	5	6	7	8	9	AB	R	H	RBI	BB	SO	LOB	BOTTOM									
Chuck Knoblauch, R OBP: 0.394, SLG: 0.421 (1, 4)	FC5 1B BB		HR		K					4	2	2	0	1	2	2	Cleveland Indians @ Minnesota Twins Hubert H. Humphrey Metrodome, Minneapolis, MN Wed Sep 17 1997, 8:05 PM EDT Alt. 9:512 - Dome - 70 F livebaseballscorecards.com									
Matt Lawton, L OBP: 0.359, SLG: 0.395 (1, 9)			HR				K		HR	4	2	3	5	1	1	0										
Marty Cordova, R OBP: 0.293, SLG: 0.407 (1, 7)					HR				HR	4	0	0	0	1	0	5										
Chris Latham, S OBP: 0.222, SLG: 0.278 (9, PR)	L4		F8		G4-3		F9		1B BB	0	0	0	0	0	0	0										
Scott Stahoviak, L OBP: 0.301, SLG: 0.409 (1, 10)							F7		K	4	0	0	0	0	1	2										
Paul Molitor, R OBP: 0.356, SLG: 0.442 (9, PH)	FC5				G4-3				K	1	0	0	0	0	1	1										
Ron Coomer, R OBP: 0.324, SLG: 0.428 (1, 5)			L8						L8	5	0	1	0	0	1	2										
David Ortiz, L OBP: 0.462, SLG: 0.625 (1, 3)					1B FC4-6 1B		FC6-4 1B		F8	5	1	2	0	0	1	2										
Damian Miller, R OBP: 0.278, SLG: 0.353 (1, 2)			F7		FC4-6 1B		FC6-4		K	4	0	1	0	0	1	1										
Rich Becker, L OBP: 0.358, SLG: 0.398 (1, 8)					FC5-4 BB		FC4-6 1B			3	1	2	0	1	1	0										
Pat Meares, R OBP: 0.321, SLG: 0.406 (1, 6)									1B HR 1B	3	0	0	1	0	1	3										
Todd Walker, L OBP: 0.262, SLG: 0.305 (9, PH)	FC5-4				FC4-6 BB				F7	1	0	0	0	0	0	1										
Inning Stats	R: 0 E: 0 K: 1 S: 9	H: 1 LOB: 2 BB: 1 P: 16	R: 0 E: 0 K: 1 S: 11	H: 0 LOB: 1 BB: 1 P: 21	R: 2 E: 0 K: 1 S: 13	H: 2 LOB: 0 BB: 0 P: 20	R: 1 E: 0 K: 1 S: 13	H: 3 LOB: 3 BB: 1 P: 26	R: 0 E: 0 K: 3 S: 10	H: 0 LOB: 0 BB: 0 P: 13	R: 0 E: 0 K: 1 S: 7	H: 0 LOB: 0 BB: 0 P: 11	R: 0 E: 0 K: 1 S: 5	H: 0 LOB: 0 BB: 0 P: 7	R: 3 E: 0 K: 1 S: 19	H: 4 LOB: 2 BB: 1 P: 27	1B: 9 2B: 0 3B: 0 HR: 2	SF: 0 SAC: 0 DP: 0 HBP: 0	WP: 0 PB: 0 CS: 0	PA: 42						
PITCHER	IP	WLS	BF	H	R	ER	SO	BB	IBB	HBP	BLK	WP	HR	S	P	ERA	WHIP									
Jaret Wright, R ERA: 4.33 (1, 1)	6.0	W	28	7	3	3	7	3	0	0	0	0	0	1	62	11	4.50	1.667								
Albie Lopez, R ERA: 6.69 (7, 1)	2.1		10	3	3	3	2	0	0	0	0	0	1	21	28	11.57	1.286									
Jose Mesa, R ERA: 2.52 (9, 1)	0.2	S	4	1	0	0	1	1	0	0	0	0	0	10	17	0.00	3.000									



Batter	1	2	3	4	5	6	7	8	9	AB	R	H	RBI	BB	SO	LOB	TOP										
Bip Roberts, S (1.4) OBP: 0.342, SLG: 0.367	2-0 SH2-3 1B		0-2 L1			0-0 E9 2-H 1B	0-0 SF7 3-H		0-1 P5	4	0	2	1	0	0	2											
Omar Vizquel, S (1.6) OBP: 0.347, SLG: 0.372	1-0 SH2-3			1-2 F7		1 SAFE 2-2 P5	3-1 G4-3		0-1 G6-4-3 1-2	4	0	0	0	0	0	5											
Manny Ramirez, R (1.9) OBP: 0.417, SLG: 0.540	0-0 L9			1-0 F8		1-3 K		1-1 G6-3		4	0	0	0	0	1	2											
Jim Thome, L (1.3) OBP: 0.424, SLG: 0.592	0-1 G1-3			2-3 K		1 SAFE 2-3 K		1-0 FC6-4 1B		4	0	1	0	0	2	2											
David Justice, L (1.10) OBP: 0.421, SLG: 0.594		3-1 F8			2-2 2B		1-2 1B 1B	0-2 FC6-4 1-2		4	1	2	0	0	0	1											
Matt Williams, R (1.5) OBP: 0.304, SLG: 0.488	0-0 L7				1-1 G5-3		1-3 K	3-2 F7		4	0	0	0	0	1	3											
Brian Giles, L (1.7) OBP: 0.371, SLG: 0.465	1-0 G4-1				2-3 K		1-2 1B 1B SF7 1B	4-2 1B BB		3	2	1	0	1	1	1	AB 35 R 4 H 11 RBI 3 BB 1 SO 5 LOB 17										
Pat Borders, R (1.2) OBP: 0.355, SLG: 0.455			2-1 G3-1		2-1 G5-3		1 SAFE 0-0 1B	1-0 1B 1B		4	0	2	1	0	0	1											
Marquis Grissom, R (1.8) OBP: 0.320, SLG: 0.401			1-0 F9			0-2 E 2B	1-2 2-3 1B	3-1 G6-4-3 1-3 2-H 1B		4	1	3	1	0	0	0											
Inning Stats	R: 0 E: 0 K: 0 S: 5	H: 1 LOB: 1 BB: 0 P: 8	R: 0 E: 0 K: 0 S: 4	H: 0 LOB: 0 BB: 0 P: 8	R: 0 E: 0 K: 0 S: 7	H: 0 LOB: 0 BB: 0 P: 10	R: 0 E: 0 K: 1 S: 8	H: 0 LOB: 0 BB: 0 P: 12	R: 0 E: 0 K: 1 S: 11	H: 1 LOB: 1 BB: 0 P: 18	R: 1 E: 1 K: 2 S: 16	H: 2 LOB: 1 BB: 0 P: 21	R: 2 E: 0 K: 1 S: 20	H: 4 LOB: 2 BB: 0 P: 28	R: 0 E: 0 K: 0 S: 11	H: 1 LOB: 1 BB: 0 P: 16	R: 1 E: 0 K: 0 S: 10	H: 2 LOB: 1 BB: 1 P: 18	1B: 9 2B: 2 3B: 0 HR: 0	SF: 1 SAC: 1 DP: 1 HBP: 0	WP: 0 PB: 0 SB: 0 CS: 0	PA: 38					
PITCHER	IP	WLS	BF	H	R	ER	SO	BB	IBB	HBP	BLK	WP	HR	S	P	ERA	WHIP										
Bob Tewksbury, R (1.1) ERA: 4.39	7.0	L	29	8	3	2	5	0	0	0	0	0	0	71	105	2.57	1.143										
Greg Swindell, L (8.1) ERA: 3.75	1.0		4	1	0	0	0	0	0	0	0	0	0	11	16	0.00	1.000										
Dan Naulty, R (9.1) ERA: 5.88	0.0		2	1	1	1	0	1	0	0	0	0	0	4	9	∞	∞										
Mike Trombley, R (9.1) ERA: 4.13	1.0		3	1	0	0	0	0	0	0	0	0	0	6	9	0.00	1.000										

Cleveland Indians @ Minnesota Twins
 Hubert H. Humphrey Metrodome, Minneapolis, MN
 Thu Sep 18 1997, 8:05 PM EDT
 Alt. 9:564 - Dome - 70 F

AB 35
 R 4
 H 11
 RBI 3
 BB 1
 SO 5
 LOB 17



Batter	1	2	3	4	5	6	7	8	9	AB	R	H	RBI	BB	SO	LOB	BOTTOM										
Chuck Knoblauch, R (1.4) OBP: 0.393, SLG: 0.420	1-1 G4-3 1B		0-1 G6-3			2-2 G6-3		2-2 L1-3 1-1		4	0	1	0	0	0	2											
Rich Becker, L (1.8) OBP: 0.355, SLG: 0.394	1-1 G4-3			1-3 K		2-3 K		1-1 G3		4	0	0	0	0	2	1											
Paul Moltzer, R (1.10) OBP: 0.354, SLG: 0.439	2-3 K			2-1 G5-3		0-1 F8		2-2 G4-3		4	0	0	0	0	1	1											
Ron Coomer, R (1.5) OBP: 0.322, SLG: 0.424	2-2 F7			1-0 G4-3		2-2 G3		2-2 G5-3		4	0	0	0	0	0	1											
David Ortiz, L (1.3) OBP: 0.414, SLG: 0.556		1-0 G3			0-0 G3		2-3 K			3	0	0	0	0	1	0											
Marty Cordova, R (1.7) OBP: 0.293, SLG: 0.407		2-2 G6-3			0-1 CS 1B			0-0 F8		3	0	1	0	0	0	0											
Matt Lawton, L (1.9) OBP: 0.361, SLG: 0.394		3-2 G3			4-0 FC6-4 1-2 BB			4-2 1B 1B BB		1	1	0	0	2	0	0											
Terry Steinbach, R (1.2) OBP: 0.310, SLG: 0.409			0-1 G4-3		0-1 FC6-4 1-2			1-0 1B 1B		3	0	1	0	0	0	1											
Pat Meares, R (1.6) OBP: 0.319, SLG: 0.404			1-1 F8			1-2 G2-3		0-0 L1-3 1-2 3-H 1B		2	0	0	0	0	0	0											
Brent Brice, L (8, PH) OBP: 0.365, SLG: 0.400										1	0	1	1	0	0	0											
Denny Hocking, S (9.6) OBP: 0.310, SLG: 0.377										0	0	0	0	0	0	0											
Inning Stats	R: 0 E: 0 K: 1 S: 10	H: 1 LOB: 1 BB: 0 P: 16	R: 0 E: 0 K: 0 S: 9	H: 0 LOB: 0 BB: 0 P: 15	R: 0 E: 0 K: 0 S: 6	H: 0 LOB: 0 BB: 0 P: 7	R: 0 E: 0 K: 1 S: 7	H: 0 LOB: 0 BB: 0 P: 11	R: 0 E: 0 K: 1 S: 6	H: 1 LOB: 1 BB: 1 P: 9	R: 0 E: 0 K: 1 S: 11	H: 0 LOB: 0 BB: 0 P: 16	R: 0 E: 0 K: 1 S: 8	H: 0 LOB: 0 BB: 0 P: 12	R: 1 E: 0 K: 0 S: 9	H: 2 LOB: 1 BB: 1 P: 16	R: 0 E: 0 K: 0 S: 8	H: 0 LOB: 0 BB: 0 P: 13	1B: 4 2B: 1 3B: 0 HR: 0	SF: 0 SAC: 0 DP: 1 HBP: 0	WP: 0 PB: 0 SB: 0 CS: 1	PA: 31					
PITCHER	IP	WLS	BF	H	R	ER	SO	BB	IBB	HBP	BLK	WP	HR	S	P	ERA	WHIP										
Orel Hershiser, R (1.1) ERA: 4.52	7.1	W	26	3	1	1	4	2	0	0	0	0	0	62	96	1.23	0.682										
Michael Jackson, R (8.1) ERA: 3.14	1.2	S	5	1	0	0	0	0	0	0	0	0	0	12	19	0.00	0.600										

Cleveland Indians @ Minnesota Twins
 Hubert H. Humphrey Metrodome, Minneapolis, MN
 Thu Sep 18 1997, 8:05 PM EDT
 Alt. 9:564 - Dome - 70 F

AB 29
 R 1
 H 4
 RBI 1
 BB 2
 SO 4
 LOB 6



Batter	1	2	3	4	5	6	7	8	9	AB	R	H	RBI	BB	SO	LOB	TOP					
Jack Voigt, R OBP: 0.338, SLG: 0.529 (1, 3)										5	1	3	1	0	1	1						
Mark Loretta, R OBP: 0.342, SLG: 0.382 (1, 4)										4	1	0	0	1	1	3						
Jeff Cirillo, R OBP: 0.368, SLG: 0.423 (1, 5)										5	0	0	0	0	1	3						
Julio Franco, R OBP: 0.362, SLG: 0.359 (1, 10)										3	2	1	0	1	0	0						
Darrin Jackson, R OBP: 0.290, SLG: 0.408 (1, 7)										4	0	2	3	0	1	1						
Jose Valentin, S OBP: 0.313, SLG: 0.414 (1, 6)										4	0	0	0	0	3	3						
Jeremy Burnitz, L OBP: 0.381, SLG: 0.550 (1, 9)										4	1	2	1	0	1	0	AB 37					
Gerald Williams, R OBP: 0.285, SLG: 0.375 (1, 8)										4	2	2	0	0	1	1	R 7					
Kelly Stinnett, R OBP: 0.308, SLG: 0.360 (1, 2)										4	0	1	2	0	1	1	H 11					
Inning Stats	R: 0 E: 0 K: 1 S: 7	H: 0 LOB: 0 BB: 0 P: 12	R: 1 E: 0 K: 2 S: 14	H: 2 LOB: 1 BB: 0 P: 20	R: 3 E: 0 K: 0 S: 9	H: 2 LOB: 1 BB: 2 P: 25	R: 2 E: 0 K: 0 S: 8	H: 3 LOB: 1 BB: 0 P: 12	R: 0 E: 0 K: 1 S: 7	H: 0 LOB: 0 BB: 0 P: 8	R: 1 E: 0 K: 1 S: 14	H: 2 LOB: 1 BB: 0 P: 19	R: 0 E: 0 K: 2 S: 10	H: 1 LOB: 1 BB: 0 P: 16	R: 0 E: 0 K: 2 S: 7	H: 0 LOB: 0 BB: 0 P: 9	R: 0 E: 0 K: 1 S: 8	H: 1 LOB: 0 BB: 0 P: 13	1B: 5 2B: 6 3B: 0 HR: 0	SF: 0 SAC: 0 DP: 0 HBP: 0	WP: 0 PB: 0 SB: 0 CS: 1	PA: 39
PITCHER	IP WLS BF H R ER SO BB IBB HBP BLK WP HR S P ERA WHIP																					
Dan Serafini, L ERA: 3.38 (1, 1)	3.0 L 17 6 6 6 3 2 0 0 0 0 0 0 34 61 18.00 2.667																					
Frankie Rodriguez, R ERA: 4.79 (4, 1)	5.0 19 4 1 1 6 0 0 0 0 0 0 0 42 60 1.80 0.800																					
Rick Aguilera, R ERA: 3.8 (9, 1)	1.0 3 1 0 0 1 0 0 0 0 0 0 0 8 13 0.00 1.000																					

Milwaukee Brewers @ Minnesota Twins
Hubert H. Humphrey Metrodome, Minneapolis, MN

AB 37
R 7
H 11
RBI 7
BB 2
SO 10
LOB 13



WP: 0 PA: 39
PB: 0
SB: 0
CS: 1

Fri Sep 19 1997, 8:05 PM EDT
Att: 15,006 - Dome - 70 F

Batter	1	2	3	4	5	6	7	8	9	AB	R	H	RBI	BB	SO	LOB	BOTTOM			
Chuck Knoblauch, R OBP: 0.392, SLG: 0.418 (1, 4)										3	0	0	0	0	1	0				
Brent Brade, L OBP: 0.357, SLG: 0.390 (1, 9)										4	0	0	0	0	0	3				
Paul Moltzer, R OBP: 0.351, SLG: 0.436 (1, 10)										3	0	0	1	0	0	0				
David Ortiz, L OBP: 0.394, SLG: 0.516 (1, 3)										4	0	1	0	0	2	2				
Marty Cordova, R OBP: 0.293, SLG: 0.403 (1, 7)										3	1	0	0	1	1	1				
Matt Lawton, L OBP: 0.394, SLG: 0.410 (1, 8)										3	2	2	2	1	1	1				
Damian Miller, R OBP: 0.281, SLG: 0.352 (1, 2)										3	0	1	0	0	0	2	AB 32			
Denny Hocking, S OBP: 0.309, SLG: 0.376 (9, PH)										1	0	0	0	0	1	0	R 4			
Todd Walker, L OBP: 0.268, SLG: 0.311 (1, 5)										4	1	2	1	0	0	0	H 7			
Pat Meares, R OBP: 0.319, SLG: 0.403 (1, 6)										3	0	1	0	0	0	2	RBI 4			
Rich Becker, L OBP: 0.354, SLG: 0.393 (9, PH)										1	0	0	0	0	0	0	BB 2			
Inning Stats	R: 0 E: 0 K: 0 S: 8	H: 0 LOB: 0 BB: 0 P: 15	R: 1 E: 0 K: 1 S: 12	H: 2 LOB: 1 BB: 1 P: 16	R: 0 E: 0 K: 1 S: 8	H: 0 LOB: 0 BB: 0 P: 13	R: 0 E: 0 K: 0 S: 7	H: 1 LOB: 1 BB: 1 P: 14	R: 1 E: 0 K: 1 S: 10	H: 2 LOB: 2 BB: 0 P: 14	R: 1 E: 0 K: 0 S: 8	H: 1 LOB: 0 BB: 0 P: 11	R: 0 E: 0 K: 2 S: 12	H: 0 LOB: 0 BB: 0 P: 17	R: 0 E: 0 K: 1 S: 7	H: 1 LOB: 0 BB: 0 P: 10	1B: 5 2B: 0 3B: 0 HR: 2	SF: 1 SAC: 0 DP: 1 HBP: 1	WP: 0 PB: 0 SB: 0 CS: 0	PA: 36
PITCHER	IP WLS BF H R ER SO BB IBB HBP BLK WP HR S P ERA WHIP																			
Jose Mercedes, R ERA: 3.79 (1, 1)	7.0 W 29 6 3 3 3 2 0 0 0 0 0 1 61 96 3.86 1.143																			
Al Reyes, R ERA: 6.65 (8, 1)	1.0 4 1 1 1 2 0 0 0 0 0 0 1 13 18 9.00 1.000																			
Doug Jones, R ERA: 1.83 (9, 1)	1.0 S 3 0 0 0 1 0 0 0 0 0 0 0 6 9 0.00 0.000																			

Milwaukee Brewers @ Minnesota Twins
Hubert H. Humphrey Metrodome, Minneapolis, MN

AB 32
R 4
H 7
RBI 4
BB 2
SO 6
LOB 11



WP: 0 PA: 36
PB: 0
SB: 0
CS: 0

Fri Sep 19 1997, 8:05 PM EDT
Att: 15,006 - Dome - 70 F

Batter	1	2	3	4	5	6	7	8	9	10	AB	R	H	RBI	BB	SO	LOB	TOP						
Fernando Vina, L (1.4) OBP: 0.323, SLG: 0.360	1-3 K		1-1 F8			1-2 1B		0-0 F8			4	0	1	0	0	1	0							
Jeff Cirillo, R (1.5) OBP: 0.369, SLG: 0.430	0-0 HR			0-2 G4-3 1B		0-1 P6			2-3 K		4	1	2	1	0	1	1							
Dave Nisson, L (1.10) OBP: 0.351, SLG: 0.453	1-0 P6			1-3 K		1-2 F8			3-2 G4-3		4	0	0	0	0	1	2							
Julio Franco, R (1.3) OBP: 0.360, SLG: 0.357	0-3 K			3-2 G4-3		2-1 F9			0-2 S 1B		4	0	1	0	0	1	1							
Jeremy Burnitz, L (1.9) OBP: 0.322, SLG: 0.546		2-1 P3		1-1 F7		3-2 1B			1-3 K		4	0	1	0	0	1	2							
Jose Valentin, S (1.6) OBP: 0.310, SLG: 0.408		1-1 G3			1-3 K			1-0 F8		1-2 P6	4	0	0	0	0	1	1							
Darrin Jackson, R (1.7) OBP: 0.277, SLG: 0.390		0-1 F8			0-0 F9			0-3 K		0-2 G5-3	4	0	0	0	0	1	1							
Gerald Williams, R (1.8) OBP: 0.284, SLG: 0.374			0-0 F8		2-3 K			2-3 K		1-1 K	4	0	1	0	0	2	0							
Jesse Levis, L (1.2) OBP: 0.349, SLG: 0.326			0-1 G6-3			1-1 G5-3		1-2 G4-3		1-1 G3-1	4	0	0	0	0	0	1							
Inning Stats	R: 1 E: 0 K: 2 S: 8	H: 1 LOB: 0 BB: 0 P: 10	R: 0 E: 0 K: 0 S: 6	H: 0 LOB: 0 BB: 0 P: 9	R: 0 E: 0 K: 0 S: 5	H: 0 LOB: 0 BB: 0 P: 6	R: 0 E: 0 K: 1 S: 12	H: 1 LOB: 1 BB: 0 P: 17	R: 0 E: 0 K: 2 S: 7	H: 0 LOB: 0 BB: 0 P: 10	R: 0 E: 0 K: 0 S: 11	H: 1 LOB: 1 BB: 0 P: 14	R: 0 E: 0 K: 1 S: 10	H: 1 LOB: 1 BB: 0 P: 16	R: 0 E: 0 K: 1 S: 8	H: 0 LOB: 0 BB: 0 P: 11	R: 0 E: 0 K: 2 S: 15	H: 1 LOB: 1 BB: 0 P: 21	R: 0 E: 0 K: 0 S: 11	H: 1 LOB: 1 BB: 0 P: 14	1B: 4 2B: 1 3B: 0 HR: 1	SF: 0 SAC: 0 DP: 0 HBP: 0	WP: 0 PB: 0 SB: 1 CS: 0	PA: 36
PITCHER Brad Radke, R (1.1) ERA: 3.71	IP: 10.0 WLS: 10 BF: 36 H: 6 R: 1 ER: 1 SO: 9 BB: 0 IBB: 0 HBP: 0 BLK: 0 WP: 0 HR: 1 S: 93 P: 128 ERA: 0.90 WHIP: 0.600																							

Milwaukee Brewers @ Minnesota Twins
Hubert H. Humphrey Metrodome, Minneapolis, MN
Sun Sep 21 1997, 4:33 AM EDT
Att. 13,263 - Dome

AB 36
R 1
H 6
RBI 1
BB 0
SO 9
LOB 9



Batter	1	2	3	4	5	6	7	8	9	10	AB	R	H	RBI	BB	SO	LOB	BOTTOM		
Chuck Knoblauch, R (1.4) OBP: 0.394, SLG: 0.419	2-2 F9		0-1 WP 2B			3-2 E5 2B	0-1 E6			1-1 G5-3	5	1	1	0	0	0	1			
Brent Brede, L (1.3) OBP: 0.364, SLG: 0.390	1-2 G3		2-0 G4-3			0-1 L6	1-0 F7			0-0 K	5	1	1	0	0	0	4			
Paul Molitor, R (1.10) OBP: 0.352, SLG: 0.439	1-3 K		2-3 K		1-0 G4-6-3 1B	0-0 2B 1B	1-3 K			3-1 K	5	0	3	1	0	2	2			
Ron Coomer, R (1.5) OBP: 0.322, SLG: 0.425		2-3 K		1-2 G4-6-3		0-0 2B		2-2 FC3-6 1B			4	0	2	1	0	1	1			
Matt Lawton, L (1.9) OBP: 0.369, SLG: 0.411		3-3 K		4-2 CS		4-0 IBB		0-0 FC3-6 G4-3			2	0	0	0	2	1	1			
Marty Cordova, R (1.7) OBP: 0.292, SLG: 0.403		4-2 FC6-4 BB		1-0 CS	0-1 F8	0-3 K		0-0 G4-3			3	0	0	0	1	1	4			
Terry Steinbach, R (1.2) OBP: 0.308, SLG: 0.405		2-2 FC6-4			2-2 G4-3	3-3 K			1-1 G6-3		4	0	0	0	0	1	4			
Rich Becker, L (1.8) OBP: 0.352, SLG: 0.390			0-0 P4		1-2 E4 1B		2-3 K		3-2 G3-1		4	0	1	0	0	1	0			
Pat Meares, R (1.6) OBP: 0.323, SLG: 0.410			2-2 G6-3			3-3 K			1-3 K		2	0	0	0	0	1	1			
Denny Hocking, S (7, PR) (8.6) ERA: 2.84											1	0	0	0	0	1	0			
Inning Stats	R: 0 E: 0 K: 1 S: 9	H: 0 LOB: 0 BB: 1 P: 13	R: 0 E: 0 K: 2 S: 11	H: 0 LOB: 1 BB: 1 P: 22	R: 0 E: 0 K: 0 S: 7	H: 1 LOB: 1 BB: 0 P: 11	R: 0 E: 0 K: 0 S: 7	H: 1 LOB: 0 BB: 1 P: 14	R: 0 E: 1 K: 1 S: 12	H: 0 LOB: 2 BB: 0 P: 17	R: 0 E: 0 K: 0 S: 5	H: 1 LOB: 0 BB: 0 P: 7	R: 0 E: 0 K: 1 S: 10	H: 0 LOB: 0 BB: 0 P: 15	R: 1 E: 0 K: 0 S: 5	H: 2 LOB: 1 BB: 0 P: 9	1B: 5 2B: 2 3B: 1 HR: 0	SF: 0 SAC: 0 DP: 2 HBP: 1	WP: 1 PB: 0 SB: 0 CS: 1	PA: 40
PITCHER Pete Harnisch, R (1.1) ERA: 8.02	IP: 5.1 WLS: 3.2 BF: 15 H: 2 R: 0 ER: 0 SO: 4 BB: 2 IBB: 0 HBP: 0 BLK: 0 WP: 1 HR: 0 S: 53 P: 88 ERA: 0.00 WHIP: 1.125																			
Bob Wickman, R (6.1) ERA: 2.84	IP: 6.1 WLS: 3.2 BF: 15 H: 2 R: 0 ER: 0 SO: 5 BB: 1 IBB: 0 HBP: 1 BLK: 0 WP: 0 HR: 0 S: 34 P: 54 ERA: 0.00 WHIP: 0.545																			
Mike Fetters, R (10.1) ERA: 3.66	IP: 10.1 WLS: 0.1 BF: 3 H: 2 R: 1 ER: 1 SO: 0 BB: 0 IBB: 0 HBP: 0 BLK: 0 WP: 0 HR: 0 S: 5 P: 9 ERA: 27.00 WHIP: 6.000																			

Milwaukee Brewers @ Minnesota Twins
Hubert H. Humphrey Metrodome, Minneapolis, MN
Sun Sep 21 1997, 4:33 AM EDT
Att. 13,263 - Dome

AB 35
R 2
H 8
RBI 2
BB 3
SO 9
LOB 18



Batter	1	2	3	4	5	6	7	8	9	AB	R	H	RBI	BB	SO	LOB	TOP										
Fernando Vina, L (1,4) OBP: 0.318, SLG: 0.355	G6-3		P4			G6-3		F7		4	0	0	0	0	0	2	Milwaukee Brewers @ Minnesota Twins Hubert H. Humphrey Metrodome, Minneapolis, MN Mon Sep 22 1997, 8:05 PM EDT Att: 10,015 - Dome livebaseballscorecards.com										
Jack Voigt, R (1,3) OBP: 0.335, SLG: 0.517 Dave Nilsson, L (8,PH) OBP: 0.350, SLG: 0.452	K		K			P6		K		3	0	0	0	0	2	1											
Jeff Cirillo, R (1,5) OBP: 0.369, SLG: 0.429	G4-3				F8	G6-3			1B	4	0	1	0	0	0	0											
Julio Franco, R (1,10) OBP: 0.361, SLG: 0.355		G6-3		G6-4-3 BB			G5-3 HR BB		F9	2	1	0	0	2	0	0											
Darrin Jackson, R (1,7) OBP: 0.271, SLG: 0.381		F8		G6-4-3 1-2			G5-3		L5	4	0	0	0	0	0	2											
Jose Valentin, S (1,6) OBP: 0.312, SLG: 0.415					G4-3				K	4	1	2	2	0	1	0											
Jeromy Burnitz, L (1,9) OBP: 0.382, SLG: 0.545		G1-3								3	0	1	0	0	1	1											
Gerald Williams, R (1,8) OBP: 0.282, SLG: 0.372			K							3	0	0	0	0	2	1											
Kelly Stinnett, R (1,2) OBP: 0.321, SLG: 0.407 Jesse Levis, L (8,PH) OBP: 0.352, SLG: 0.330										2	0	1	0	0	0	1											
										1	0	1	0	0	0	0											
Inning Stats	R: 0 E: 0 K: 1 S: 9	H: 0 LOB: 0 BB: 0 P: 13	R: 0 E: 0 K: 0 S: 11	H: 1 LOB: 1 BB: 0 P: 17	R: 0 E: 0 K: 2 S: 11	H: 1 LOB: 1 BB: 0 P: 19	R: 0 E: 0 K: 0 S: 5	H: 0 LOB: 0 BB: 1 P: 11	R: 0 E: 0 K: 1 S: 10	H: 1 LOB: 1 BB: 0 P: 14	R: 0 E: 0 K: 0 S: 4	H: 0 LOB: 0 BB: 0 P: 6	R: 2 E: 0 K: 1 S: 10	H: 1 LOB: 0 BB: 1 P: 17	R: 0 E: 0 K: 1 S: 7	H: 2 LOB: 2 BB: 0 P: 9	R: 0 E: 0 K: 1 S: 9	H: 0 LOB: 0 BB: 0 P: 14	1B: 4 2B: 1 3B: 0 HR: 1	SF: 0 SAC: 0 DP: 1 HBP: 0	WP: 0 PB: 0 SB: 1 CS: 0	PA: 33					
PITCHER	IP	WLS	BF	H	R	ER	SO	BB	IBB	HBP	BLK	WP	HR	S	P	ERA	WHIP										
Travis Miller, L (1,1) ERA: 7.53	7.0	W	26	4	2	2	5	2	0	0	0	0	1	60	97	2.57	0.857										
Todd Ritchie, R (8,1) ERA: 4.71	1.0		4	2	0	0	1	0	0	0	0	0	0	7	9	0.00	2.000										
Rick Aguilera, R (9,1) ERA: 3.74	1.0	S	3	0	0	0	1	0	0	0	0	0	0	9	14	0.00	0.000										

Batter	1	2	3	4	5	6	7	8	9	AB	R	H	RBI	BB	SO	LOB	BOTTOM										
Chuck Knoblauch, R (1,4) OBP: 0.393, SLG: 0.418		G5-3			E6			F8		4	0	1	0	0	0	0	Milwaukee Brewers @ Minnesota Twins Hubert H. Humphrey Metrodome, Minneapolis, MN Mon Sep 22 1997, 8:05 PM EDT Att: 10,015 - Dome livebaseballscorecards.com										
Rich Becker, L (1,8) OBP: 0.352, SLG: 0.387	K							K		3	0	0	0	1	3	1											
Paul Moltor, R (1,10) OBP: 0.349, SLG: 0.436	K		G5-3		FC5-4			P4		4	0	0	0	0	1	1											
David Ortiz, L (1,3) OBP: 0.389, SLG: 0.529			K							3	1	1	0	0	2	0											
Marty Cordova, R (1,7) OBP: 0.292, SLG: 0.403					F7			K		3	1	1	0	0	1	0											
Matt Lawton, L (1,9) OBP: 0.369, SLG: 0.409					P5			G6-3		2	1	0	0	0	0	0											
Damian Miller, R (1,2) OBP: 0.297, SLG: 0.417					K					3	1	2	4	0	1	0											
Todd Walker, L (1,5) OBP: 0.270, SLG: 0.333		G4-3								3	1	1	1	0	0	1											
Denny Hocking, S (1,6) OBP: 0.304, SLG: 0.369		G3								3	0	0	0	0	0	0											
Inning Stats	R: 0 E: 0 K: 2 S: 9	H: 1 LOB: 0 BB: 0 P: 14	R: 4 E: 0 K: 0 S: 12	H: 3 LOB: 0 BB: 0 P: 21	R: 0 E: 0 K: 2 S: 10	H: 0 LOB: 0 BB: 0 P: 13	R: 0 E: 0 K: 1 S: 6	H: 0 LOB: 0 BB: 0 P: 11	R: 1 E: 1 K: 0 S: 9	H: 1 LOB: 1 BB: 1 P: 18	R: 0 E: 0 K: 2 S: 10	H: 0 LOB: 0 BB: 0 P: 14	R: 0 E: 0 K: 0 S: 7	H: 1 LOB: 0 BB: 0 P: 11	R: 0 E: 0 K: 1 S: 9	H: 0 LOB: 0 BB: 0 P: 12	R: 0 E: 0 K: 1 S: 9	H: 0 LOB: 0 BB: 0 P: 14	1B: 3 2B: 1 3B: 0 HR: 2	SF: 0 SAC: 0 DP: 1 HBP: 1	WP: 0 PB: 0 SB: 0 CS: 2	PA: 30					
PITCHER	IP	WLS	BF	H	R	ER	SO	BB	IBB	HBP	BLK	WP	HR	S	P	ERA	WHIP										
Jeff D'Amico, R (1,1) ERA: 4.75	7.0	L	27	6	5	5	7	1	0	1	0	0	0	63	102	6.43	1.000										
Ron Villone, L (8,1) ERA: 3.61	1.0		3	0	0	0	1	0	0	0	0	0	0	9	12	0.00	0.000										

Batter	1	2	3	4	5	6	7	8	9	AB	R	H	RBI	BB	SO	LOB	TOP										
Chuck Knoblauch, R OBP: 0.392, SLG: 0.415 (1, 4)	1-0 F9 1B HBP	1-0 P4			2-0 L8		2-0 G6-3		3-2 F9	4	1	0	0	0	0	2	Minnesota Twins @ Chicago White Sox Comiskey Park, Chicago, IL Tue Sep 23 1997, 8:05 PM EDT Att: 14,820 - Unknown - 59 F AB 32 R 5 H 5 RBI 5 BB 4 SO 9 LOB 13										
Brent Brade, L OBP: 0.397, SLG: 0.415 (1, 9)	1-2 F9	3-1 F8			0-1 HR		1-1 2B			4	1	2	2	0	0	1											
Paul Molitor, R OBP: 0.349, SLG: 0.435 (1, 10)	2-1 BB 2-H 1B		2-1 F7		2-1 F9		1-1 F7			4	1	1	1	0	0	1											
Ron Coomer, R OBP: 0.321, SLG: 0.423 (1, 5)	4-1 BB 1B		1-3 K		2-2 L3			2-3 K		3	1	0	0	1	2	0											
Matt Lawton, L OBP: 0.368, SLG: 0.406 (1, 8)	4-2 1B 2-3 BB		0-0 F8				0-0 F9		2-3 K	3	0	0	0	1	1	0											
Marty Cordova, R OBP: 0.292, SLG: 0.399 (1, 7)	1-3 K			3-1 G4-3		4-0 WP S BB		1-3 K		3	0	0	0	1	2	3											
Scott Stahoviak, L OBP: 0.304, SLG: 0.414 (1, 3)	3-2 1-2 2-H 3-H 1B		3-3 K		3-3 K		3-3 K		3-2 F8 2B	4	0	2	2	0	2	1											
Terry Steinbach, R OBP: 0.305, SLG: 0.401 (1, 2)	2-1 P3		0-2 G5-3		2-3 K			0-3 K		4	0	0	0	0	2	4											
Denny Hocking, S OBP: 0.303, SLG: 0.364 (1, 6)		2-2 F7			4-2 HR BB		1-0 G6-3		1-1 F8 2-3	3	1	0	0	1	0	1											
Inning Stats	R: 3 E: 0 K: 1 S: 17	H: 2 LOB: 2 BB: 2 P: 35	R: 0 E: 0 K: 0 S: 6	H: 0 LOB: 0 BB: 0 P: 12	R: 0 E: 0 K: 1 S: 6	H: 0 LOB: 0 BB: 0 P: 9	R: 0 E: 0 K: 1 S: 10	H: 0 LOB: 0 BB: 0 P: 16	R: 2 E: 0 K: 0 S: 12	H: 1 LOB: 0 BB: 1 P: 22	R: 0 E: 0 K: 2 S: 9	H: 0 LOB: 1 BB: 1 P: 18	R: 0 E: 0 K: 3 S: 9	H: 0 LOB: 0 BB: 0 P: 14	R: 0 E: 0 K: 1 S: 13	H: 1 LOB: 1 BB: 0 P: 20	1B: 2 2B: 2 3B: 0 HR: 1	SF: 0 SAC: 0 DP: 0 HBP: 1	WP: 1 PB: 0 SB: 1 CS: 0	PA: 37							
PITCHER	IP	WLS	BF	H	R	ER	SO	BB	IBB	HBP	BLK	WP	HR	S	P	ERA	WHIP										
Jason Bere, R ERA: 4.71 (1, 1)	5.0	L	22	3	5	5	3	3	0	1	0	0	1	51	94	9.00	1.200										
Nelson Cruz, R ERA: 7.93 (6, 1)	2.0		8	1	0	0	2	1	0	0	0	1	0	15	29	0.00	1.000										
Chuck McElroy, L ERA: 3.86 (8, 1)	2.0		7	1	0	0	4	0	0	0	0	0	0	22	34	0.00	0.500										

Batter	1	2	3	4	5	6	7	8	9	AB	R	H	RBI	BB	SO	LOB	BOTTOM										
Ray Durham, S OBP: 0.339, SLG: 0.380 (1, 4)	3-1 G2-3		2-1 HR 1B 25 G1-2-3		1-3 K		1-2 CS	0-0 F7		4	1	1	0	0	1	0	Minnesota Twins @ Chicago White Sox Comiskey Park, Chicago, IL Tue Sep 23 1997, 8:05 PM EDT Att: 14,820 - Unknown - 59 F AB 31 R 3 H 5 RBI 3 BB 2 SO 4 LOB 7										
25 Jeff Abbott, R OBP: 0.278, SLG: 0.389 (1, 9)	0-1 L5		1-2 G1-2-3		0-0 G6-3		1-1 F9			4	0	0	0	0	0	3											
Frank Thomas, R OBP: 0.461, SLG: 0.619 (1, 10)	1-0 G6-3		2-0 HR		0-0 G5-3			1-1 F7		4	1	1	3	0	0	0											
Albert Belle, R OBP: 0.331, SLG: 0.488 (1, 7)		0-0 G5-3	1-1 2B		2-2 G6-3		0-3 K			4	0	1	0	0	1	0											
Robin Ventura, L OBP: 0.373, SLG: 0.435 (1, 5)		2-1 E3 BB	4-1 BB		0-1 F7		0-1 F7		0-1 F7	1	0	0	0	0	0	0											
Greg Norton, S OBP: 0.292, SLG: 0.409 (3, PH) (4, 5)										2	0	0	0	1	0	0											
Mike Cameron, R OBP: 0.352, SLG: 0.432 (1, 8)		4-2 G6-4-3 BB	1-2 F7		0-0 G5-3			1-3 K		3	0	0	0	1	1	2											
Jorge Fabregas, L OBP: 0.278, SLG: 0.351 (1, 2)		2-2 G6-4-3			2-1 L7		2-3 K			2	0	0	0	0	0	2											
Robert Machado, R OBP: 0.333, SLG: 0.455 (7, PH) (8, 2)										1	0	0	0	0	1	0											
34 Mario Valdez, L OBP: 0.348, SLG: 0.339 (1, 3)			1-1 1B 25 G1-2-3		1-0 G4-3		0-0 F8			2	0	1	0	0	0	0											
Magglio Ordonez, R OBP: 0.333, SLG: 0.580 (7, PH)										1	0	0	0	0	0	0											
Dave Martinez, L OBP: 0.351, SLG: 0.410 (8, 3)										0	0	0	0	0	0	0											
Ozzie Guillen, L OBP: 0.275, SLG: 0.339 (1, 6)			0-1 25 G1-2-3 HR 1B		1-1 G3-1		1-2 E4 CS			3	1	1	0	0	0	0											
Inning Stats	R: 0 E: 0 K: 0 S: 5	H: 0 LOB: 0 BB: 0 P: 9	R: 0 E: 1 K: 0 S: 8	H: 0 LOB: 1 BB: 1 P: 16	R: 3 E: 0 K: 0 S: 17	H: 5 LOB: 2 BB: 1 P: 29	R: 0 E: 0 K: 0 S: 5	H: 0 LOB: 0 BB: 0 P: 9	R: 0 E: 0 K: 1 S: 9	H: 0 LOB: 0 BB: 0 P: 10	R: 0 E: 0 K: 0 S: 6	H: 0 LOB: 0 BB: 0 P: 8	R: 0 E: 1 K: 1 S: 9	H: 0 LOB: 0 BB: 0 P: 13	R: 0 E: 0 K: 0 S: 5	H: 0 LOB: 0 BB: 0 P: 7	R: 0 E: 0 K: 2 S: 8	H: 0 LOB: 0 BB: 0 P: 9	1B: 3 2B: 1 3B: 0 HR: 1	SF: 0 SAC: 0 DP: 2 HBP: 0	WP: 0 PB: 0 SB: 0 CS: 1	PA: 34					
PITCHER	IP	WLS	BF	H	R	ER	SO	BB	IBB	HBP	BLK	WP	HR	S	P	ERA	WHIP										
Bob Tewksbury, R ERA: 4.4 (1, 1)	6.0	W	24	5	3	3	1	2	0	0	0	0	0	50	81	4.50	1.167										
Greg Swindell, L ERA: 3.65 (7, 1)	1.1		4	0	0	0	1	0	0	0	0	0	0	10	14	0.00	0.000										
Mike Trombley, R ERA: 4.04 (8, 1)	0.2		2	0	0	0	0	0	0	0	0	0	0	4	6	0.00	0.000										
Rick Aguilera, R ERA: 3.88 (9, 1)	1.0	S	3	0	0	0	2	0	0	0	0	0	0	8	9	0.00	0.000										



Batter	1	2	3	4	5	6	7	8	9	AB	R	H	RBI	BB	SO	LOB	TOP					
Brent Brede, L OBP: 0.363, SLG: 0.409										5	1	1	0	0	1	1	Minnesota Twins @ Chicago White Sox Comiskey Park, Chicago, IL Wed Sep 24 1997, 8:05 PM EDT Att: 16,195 - Unknown - 66 F					
Denny Hocking, S OBP: 0.324, SLG: 0.363										4	2	1	0	1	0	0						
Matt Lawton, L OBP: 0.368, SLG: 0.411										5	1	2	2	0	0	0						
Ron Coomer, R OBP: 0.324, SLG: 0.426										3	1	2	1	1	0	1						
David Ortiz, L OBP: 0.400, SLG: 0.526										4	1	2	1	0	2	2						
Marty Cordova, R OBP: 0.294, SLG: 0.412										4	1	2	2	0	0	2						
Scott Stahoviak, L OBP: 0.300, SLG: 0.408										4	0	0	0	0	2	2						
Damian Miller, R OBP: 0.279, SLG: 0.391										4	0	0	0	0	0	0						
Todd Walker, L OBP: 0.269, SLG: 0.331										4	0	1	0	0	0	0						
Inning Stats	R: 3 E: 0 K: 2 S: 18	H: 3 LOB: 1 BB: 1 P: 30	R: 0 E: 0 K: 0 S: 7	H: 0 LOB: 0 BB: 0 P: 11	R: 1 E: 0 K: 0 S: 8	H: 3 LOB: 1 BB: 0 P: 12	R: 0 E: 0 K: 1 S: 9	H: 1 LOB: 1 BB: 0 P: 15	R: 2 E: 0 K: 1 S: 16	H: 3 LOB: 1 BB: 0 P: 24	R: 0 E: 0 K: 0 S: 5	H: 0 LOB: 0 BB: 0 P: 6	R: 0 E: 0 K: 1 S: 10	H: 0 LOB: 1 BB: 1 P: 14	R: 1 E: 0 K: 0 S: 11	H: 1 LOB: 0 BB: 0 P: 18	R: 0 E: 0 K: 0 S: 7	H: 0 LOB: 0 BB: 0 P: 11	1B: 6 2B: 4 3B: 0 HR: 1	SF: 0 SAC: 0 DP: 0 HBP: 0	WP: 0 PB: 2 SB: 1 CS: 0	PA: 39
PITCHER	IP WLS BF H R ER SO BB IBB HBP BLK WP HR S P ERA WHIP																					
James Baldwin, R ERA: 5.27	(1, 1) 5.0 L 25 10 6 5 4 1 0 0 0 0 0 0 58 92 9.00 2.200																					
Tom Fordham, L ERA: 6.51	(6, 1) 3.0 11 1 1 1 1 1 0 0 0 0 1 26 38 3.00 0.667																					
Jeff Darwin, R ERA: 2.84	(9, 1) 1.0 3 0 0 0 0 0 0 0 0 0 0 7 11 0.00 0.000																					

Batter	1	2	3	4	5	6	7	8	9	AB	R	H	RBI	BB	SO	LOB	BOTTOM					
Ray Durham, S OBP: 0.341, SLG: 0.380										2	0	1	0	1	0	0	Minnesota Twins @ Chicago White Sox Comiskey Park, Chicago, IL Wed Sep 24 1997, 8:05 PM EDT Att: 16,195 - Unknown - 66 F					
Chad Fonville, S OBP: 0.231, SLG: 0.130										2	0	0	0	0	1	3						
Dave Martinez, L OBP: 0.351, SLG: 0.410										3	0	1	0	0	1	1						
25 Jeff Abbott, R OBP: 0.270, SLG: 0.378										1	0	0	0	0	0	1						
34 Mano Valdez, R OBP: 0.333, SLG: 0.339										0	0	0	0	1	0	0						
Frank Thomas, R OBP: 0.460, SLG: 0.616										4	0	1	0	0	2	3						
Lyle Mouton, R OBP: 0.310, SLG: 0.371										1	0	0	0	0	1	3						
Albert Belle, R OBP: 0.329, SLG: 0.485										4	0	0	0	0	0	4						
Mike Cameron, R OBP: 0.351, SLG: 0.429										3	0	0	1	1	0	0						
Jorge Fabregas, L OBP: 0.281, SLG: 0.352										2	0	1	0	0	0	0						
Norberto Martin, R OBP: 0.324, SLG: 0.378										1	0	0	0	0	0	3						
Robert Machado, R OBP: 0.333, SLG: 0.455										0	0	0	0	0	0	0						
Magglio Ordonez, R OBP: 0.309, SLG: 0.537										4	0	0	0	0	0	2						
Greg Norton, S OBP: 0.321, SLG: 0.500										4	1	2	0	0	0	1						
Ozzie Guillen, L OBP: 0.275, SLG: 0.338										4	1	1	1	0	1	2						
Inning Stats	R: 0 E: 0 K: 1 S: 11	H: 1 LOB: 0 BB: 0 P: 17	R: 0 E: 0 K: 0 S: 7	H: 0 LOB: 1 BB: 0 P: 10	R: 0 E: 0 K: 1 S: 8	H: 0 LOB: 0 BB: 0 P: 12	R: 0 E: 0 K: 1 S: 6	H: 0 LOB: 0 BB: 0 P: 11	R: 0 E: 0 K: 1 S: 5	H: 1 LOB: 1 BB: 0 P: 9	R: 0 E: 0 K: 1 S: 16	H: 1 LOB: 2 BB: 1 P: 25	R: 0 E: 0 K: 0 S: 5	H: 0 LOB: 0 BB: 0 P: 8	R: 2 E: 1 K: 0 S: 19	H: 3 LOB: 3 BB: 1 P: 28	R: 0 E: 1 K: 2 S: 15	H: 1 LOB: 3 BB: 1 P: 22	1B: 6 2B: 1 3B: 1 HR: 0	SF: 0 SAC: 0 DP: 1 HBP: 1	WP: 0 PB: 0 SB: 0 CS: 0	PA: 39
PITCHER	IP WLS BF H R ER SO BB IBB HBP BLK WP HR S P ERA WHIP																					
Frankie Rodriguez, R ERA: 4.62	(1, 1) 7.0 W 27 5 2 1 4 1 0 1 0 0 0 0 60 94 1.29 0.857																					
Eddie Guardado, L ERA: 4.0	(8, 1) 0.2 5 1 0 0 0 1 0 0 0 0 0 0 13 20 0.00 3.000																					
Todd Ritchie, R ERA: 4.64	(8, 1) 1.0 6 1 0 0 1 1 0 0 0 0 0 0 16 24 0.00 2.000																					
Rick Aguilera, R ERA: 3.66	(9, 1) 0.1 S 1 0 0 0 0 1 0 0 0 0 0 0 3 4 0.00 0.000																					

Batter	1	2	3	4	5	6	7	8	9	AB	R	H	RBI	BB	SO	LOB	TOP				
Chuck Knoblauch, R (1, 4) OBP: 0.389, SLG: 0.412	F8		G1-3		F9		F9			4	0	0	0	0	0	2	Minnesota Twins @ Chicago White Sox Comiskey Park, Chicago, IL Thu Sep 25 1997, 8:05 PM EDT Att: 15,508 - Unknown - 70 F livebaseballscorecards.com				
Brent Breda, L (1, 9) OBP: 0.356, SLG: 0.400	G4-3			G4-3		G6-3		F8		4	0	0	0	0	0						
Paul Molitor, R (1, 10) OBP: 0.348, SLG: 0.435	K			HR		L7		K		4	1	1	0	0	2						
Ron Coomer, R (1, 5) OBP: 0.326, SLG: 0.439		G6-3		HR		G5-3		HR		4	2	2	3	0	0						
Matt Lawton, L (1, 8) OBP: 0.367, SLG: 0.410	G4-3			G4-3			HR	P3		4	1	1	0	0	0						
Marty Cordova, R (1, 7) OBP: 0.296, SLG: 0.421	P8			FC6-4		HR		G6-3		4	1	2	2	0	0						
Scott Stahoviak, L (1, 3) OBP: 0.302, SLG: 0.407			S	FC6-4		G4-3		G1-3		3	0	1	0	1	0	1					
Damian Miller, R (1, 2) OBP: 0.282, SLG: 0.379			K		L6			G1-3		2	0	0	0	1	1						
Javier Valentin, S (7, 2)			K				BB			1	0	0	0	0	0	1					
Denny Hocking, S (1, 6) OBP: 0.302, SLG: 0.358			K		G4-3			L3		3	0	0	0	0	1	2					
Todd Walker, L (9, PH) OBP: 0.268, SLG: 0.329										1	0	0	0	0	1	1					
Inning Stats	R: 0 E: 0 K: 1 S: 7	H: 0 LOB: 0 BB: 0 P: 10	R: 0 E: 0 K: 0 S: 6	H: 0 LOB: 0 BB: 0 P: 8	R: 0 E: 0 K: 2 S: 12	H: 0 LOB: 1 BB: 1 P: 20	R: 2 E: 0 K: 0 S: 9	H: 3 LOB: 1 BB: 0 P: 13	R: 0 E: 0 K: 0 S: 5	H: 0 LOB: 0 BB: 0 P: 9	R: 2 E: 0 K: 0 S: 11	H: 2 LOB: 1 BB: 1 P: 20	R: 1 E: 0 K: 1 S: 11	H: 1 LOB: 0 BB: 0 P: 19	R: 0 E: 0 K: 1 S: 10	H: 1 LOB: 1 BB: 0 P: 13	1B: 3 2B: 1 3B: 0 HR: 3	SF: 0 SAC: 0 DP: 0 HBP: 0	WP: 0 PB: 0 CS: 0	PA: 36	
PITCHER	IP	WLS	BF	H	R	ER	SO	BB	IBB	HBP	BLK	WP	HR	S	P	ERA	WHIP				
Doug Drabek, R (1, 1) ERA: 5.74	6.1	W	26	5	4	4	3	2	0	0	0	0	2	55	88	5.68	1.105				
Keith Foulke, R (7, 1) ERA: 6.53	2.2		10	2	1	1	2	0	0	0	0	0	1	25	37	3.38	0.750				

Batter	1	2	3	4	5	6	7	8	9	AB	R	H	RBI	BB	SO	LOB	BOTTOM				
Ray Durham, S (1, 4) OBP: 0.340, SLG: 0.381	K		FC6-4			E1		P9		5	1	1	2	0	1	2	Minnesota Twins @ Chicago White Sox Comiskey Park, Chicago, IL Thu Sep 25 1997, 8:05 PM EDT Att: 15,508 - Unknown - 70 F livebaseballscorecards.com				
Mike Cameron, R (1, 8) OBP: 0.352, SLG: 0.431	E			G6-3		PB		K		5	2	2	0	0	2	1					
Frank Thomas, R (1, 10) OBP: 0.462, SLG: 0.623	E1			FC6-4		P3		HR		4	2	3	1	1	0	2					
Albert Belle, R (1, 7) OBP: 0.329, SLG: 0.486	P4		FC6-4			WP		L8		5	1	2	2	0	0	3					
Dave Martinez, L (1, 3) OBP: 0.352, SLG: 0.410				G4-3		P9		BB		5	0	2	1	0	0	3					
Magglio Ordonez, R (1, 9) OBP: 0.333, SLG: 0.586	G1-3							1B		4	2	2	2	1	0	3					
Jorge Fabregas, L (1, 2) OBP: 0.283, SLG: 0.353								BB		5	1	2	0	0	0	2					
Greg Norton, S (1, 5) OBP: 0.313, SLG: 0.467								1B		4	1	1	0	0	2	2					
Norberto Martin, R (1, 6) OBP: 0.322, SLG: 0.376								BB		4	0	1	1	0	0	2					
Inning Stats	R: 2 E: 1 K: 1 S: 18	H: 3 LOB: 1 BB: 0 P: 22	R: 2 E: 0 K: 1 S: 20	H: 3 LOB: 2 BB: 1 P: 34	R: 1 E: 0 K: 1 S: 14	H: 3 LOB: 2 BB: 0 P: 18	R: 0 E: 0 K: 0 S: 7	H: 2 LOB: 2 BB: 0 P: 11	R: 0 E: 0 K: 0 S: 6	H: 0 LOB: 0 BB: 0 P: 9	R: 4 E: 1 K: 0 S: 14	H: 3 LOB: 0 BB: 0 P: 25	R: 0 E: 0 K: 1 S: 8	H: 0 LOB: 0 BB: 0 P: 12	R: 1 E: 0 K: 1 S: 12	H: 2 LOB: 2 BB: 1 P: 25	1B: 11 2B: 3 3B: 0 HR: 2	SF: 0 SAC: 0 DP: 0 HBP: 0	WP: 1 PB: 2 CS: 0	PA: 43	
PITCHER	IP	WLS	BF	H	R	ER	SO	BB	IBB	HBP	BLK	WP	HR	S	P	ERA	WHIP				
LaTroy Hawkins, R (1, 1) ERA: 5.84	2.2	L	18	9	5	4	3	1	0	0	0	0	0	19	33	7.71	1.286				
Rich Robertson, L (3, 1) ERA: 5.07	2.1		11	3	2	2	0	0	0	0	0	0	0	19	33	7.71	1.286				
Dan Naulty, R (6, 1) ERA: 6.21	3.0		14	4	3	2	2	1	0	0	0	1	2	30	53	6.00	1.667				

Batter	1	2	3	4	5	6	7	8	9	AB	R	H	RBI	BB	SO	LOB	TOP								
Brent Brede, L OBP: 0.347, SLG: 0.389 (1, 9)										5	0	0	0	0	3	5	Minnesota Twins @ Cleveland Indians Jacobs Field, Cleveland, OH Sat Sep 27 1997, 3:33 AM EDT Att: 42,854 - Sunny - 63 F								
Denny Hocking, S OBP: 0.304, SLG: 0.359 (1, 6)										5	0	1	1	0	1	0									
Matt Lawton, L OBP: 0.365, SLG: 0.408 (1, 7)										5	1	2	1	0	1	0									
Ron Coomer, R OBP: 0.326, SLG: 0.441 (1, 5)										5	2	2	0	0	2	3									
David Ortiz, L OBP: 0.391, SLG: 0.500 (1, 3)										5	1	2	2	0	2	1									
Marty Cordova, R OBP: 0.304, SLG: 0.431 (1, 10)										5	0	2	0	0	3	2									
Todd Walker, L OBP: 0.286, SLG: 0.354 (1, 4)										4	1	4	2	0	0	0									
Terry Steinbach, R OBP: 0.304, SLG: 0.397 (1, 2)										3	1	1	0	1	2	3									
Chris Latham, S OBP: 0.182, SLG: 0.227 (1, 8)										4	0	0	0	0	2	7									
Inning Stats	R: 0 E: 0 K: 2 S: 9	H: 0 LOB: 0 BB: 0 P: 13	R: 0 E: 0 K: 2 S: 8	H: 0 LOB: 0 BB: 0 P: 15	R: 2 E: 0 K: 2 S: 24	H: 4 LOB: 2 BB: 0 P: 41	R: 0 E: 0 K: 2 S: 10	H: 2 LOB: 2 BB: 0 P: 17	R: 0 E: 0 K: 1 S: 7	H: 0 LOB: 0 BB: 0 P: 10	R: 1 E: 0 K: 3 S: 17	H: 2 LOB: 1 BB: 0 P: 21	R: 0 E: 0 K: 1 S: 5	H: 0 LOB: 0 BB: 0 P: 8	R: 2 E: 0 K: 1 S: 14	H: 4 LOB: 3 BB: 1 P: 19	R: 1 E: 0 K: 2 S: 12	H: 2 LOB: 1 BB: 0 P: 15	1B: 10 2B: 4 3B: 0 HR: 0	SF: 0 SAC: 0 DP: 0 HBP: 0	WP: 0 PB: 0 SB: 1 CS: 0	PA: 42			
PITCHER	IP	WLS	BF	H	R	ER	SO	BB	IBB	HBP	BLK	WP	HR	S	P	ERA	WHIP								
Jaret Wright, R ERA: 4.38	(1, 1)	3.0	13	4	2	2	6	0	0	0	0	0	0	41	69	6.00	1.333								
Bartolo Colon, R ERA: 5.65	(4, 1)	3.0	W	13	4	1	1	6	0	0	0	0	0	34	48	3.00	1.333								
Eric Plunk, R ERA: 4.73	(7, 1)	1.0		3	0	0	1	0	0	0	0	0	0	5	8	0.00	0.000								
Paul Assenmacher, L ERA: 2.94	(8, 1)	1.0		8	4	2	2	1	1	0	0	0	0	14	19	18.00	5.000								
Michael Jackson, R ERA: 3.24	(9, 1)	1.0		5	2	1	1	2	0	0	0	0	0	12	15	9.00	2.000								

Batter	1	2	3	4	5	6	7	8	9	AB	R	H	RBI	BB	SO	LOB	BOTTOM								
Bip Roberts, S OBP: 0.346, SLG: 0.387 (1, 7)										5	3	4	0	0	0	0	Minnesota Twins @ Cleveland Indians Jacobs Field, Cleveland, OH Sat Sep 27 1997, 3:33 AM EDT Att: 42,854 - Sunny - 63 F								
Omar Vizquel, S OBP: 0.347, SLG: 0.369 (1, 6)										5	1	2	1	0	1	2									
Manny Ramirez, R OBP: 0.417, SLG: 0.542 (1, 9)										4	1	3	4	0	0	2									
Matt Williams, R OBP: 0.306, SLG: 0.486 (1, 5)										5	1	2	0	0	1	3									
David Justice, L OBP: 0.419, SLG: 0.593 (1, 10)										5	0	2	1	0	1	3									
Tony Fernandez, S OBP: 0.323, SLG: 0.424 (1, 4)										4	1	1	0	0	0	4									
Jim Thome, L OBP: 0.424, SLG: 0.581 (1, 3)										2	1	0	0	2	1	2									
Pat Borders, R OBP: 0.343, SLG: 0.430 (1, 2)										4	1	1	1	0	0	3									
Marquis Grissom, R OBP: 0.316, SLG: 0.396 (1, 8)										4	1	1	1	0	0	1									
Inning Stats	R: 0 E: 0 K: 0 S: 11	H: 2 LOB: 1 BB: 0 P: 13	R: 0 E: 0 K: 1 S: 12	H: 1 LOB: 1 BB: 0 P: 20	R: 0 E: 0 K: 1 S: 10	H: 0 LOB: 0 BB: 0 P: 17	R: 2 E: 0 K: 0 S: 11	H: 3 LOB: 1 BB: 0 P: 19	R: 1 E: 0 K: 1 S: 12	H: 2 LOB: 1 BB: 0 P: 17	R: 6 E: 1 K: 1 S: 21	H: 6 LOB: 2 BB: 1 P: 36	R: 0 E: 0 K: 0 S: 6	H: 0 LOB: 0 BB: 1 P: 13	R: 1 E: 0 K: 0 S: 8	H: 2 LOB: 1 BB: 0 P: 12	1B: 11 2B: 5 3B: 0 HR: 1	SF: 1 SAC: 0 DP: 2 HBP: 0	WP: 1 PB: 1 SB: 1 CS: 0	PA: 41					
PITCHER	IP	WLS	BF	H	R	ER	SO	BB	IBB	HBP	BLK	WP	HR	S	P	ERA	WHIP								
Travis Miller, L ERA: 7.63	(1, 1)	5.1	L	25	9	5	3	1	0	0	0	0	0	11	18	∞	∞								
Mike Trombley, R ERA: 4.37	(6, 1)	0.0		6	5	4	3	0	0	0	0	1	0	11	18	∞	∞								
Dan Naulty, R ERA: 5.87	(6, 1)	1.2		5	0	0	0	1	1	0	0	0	0	10	17	0.00	0.600								
Rich Robertson, L ERA: 5.69	(8, 1)	1.0		5	2	1	1	0	0	0	0	0	0	8	12	9.00	2.000								



Batter	1	2	3	4	5	6	7	8	9	10	AB	R	H	RBI	BB	SO	LOB	TOP									
Chuck Knoblauch, R OBP: 0.388, SLG: 0.409	F9		G6-3		CS	1B	IBB		P4		4	1	1	1	1	0	3	Minnesota Twins @ Cleveland Indians Jacobs Field, Cleveland, OH Sat Sep 27 1997, 7:05 PM EDT Att: 42,867 - Unknown - 66 F									
Matt Lawton, L OBP: 0.365, SLG: 0.414	G3		G4-3			1B	L7			HR	5	2	2	2	0	0	3										
Marty Cordova, R OBP: 0.306, SLG: 0.433 Brent Briede, L OBP: 0.347, SLG: 0.389	F9				F9	SF9	1B		F8	G4-3	5	0	2	0	0	0	0										
David Ortiz, L OBP: 0.353, SLG: 0.449			K		K	K			F7	G4-3	5	0	0	0	0	3	3										
Ron Coomer, R OBP: 0.325, SLG: 0.438	P3					SF9			F9	1B	3	0	0	1	1	1	0										
Todd Walker, L OBP: 0.295, SLG: 0.362	K				F8	1B			1B	1B	5	0	3	1	0	1	0										
Javier Valentin, S OBP: 0.286, SLG: 0.286			E8		K				1B	K	5	1	2	0	0	3	4										
Rich Becker, L OBP: 0.353, SLG: 0.392			G6-3		S				FC4-6	G4-3	4	1	1	0	1	1	5										
Denny Hocking, S OBP: 0.308, SLG: 0.360			SH5-4		CS				G4-3		2	0	1	0	1	0	1										
Inning Stats	R: 0 E: 0 K: 0 S: 6	H: 0 LOB: 0 BB: 0 P: 9	R: 0 E: 0 K: 2 S: 8	H: 0 LOB: 0 BB: 0 P: 13	R: 1 E: 1 K: 0 S: 9	H: 1 LOB: 1 BB: 1 P: 21	R: 0 E: 0 K: 2 S: 9	H: 0 LOB: 0 BB: 0 P: 10	R: 1 E: 0 K: 1 S: 10	H: 1 LOB: 0 BB: 1 P: 20	R: 2 E: 0 K: 1 S: 14	H: 4 LOB: 2 BB: 0 P: 19	R: 0 E: 0 K: 0 S: 13	H: 1 LOB: 2 BB: 1 P: 23	R: 0 E: 0 K: 0 S: 10	H: 0 LOB: 0 BB: 0 P: 11	R: 0 E: 0 K: 2 S: 18		H: 2 LOB: 2 BB: 0 P: 28	R: 2 E: 0 K: 1 S: 18	H: 3 LOB: 2 BB: 1 P: 34	1B: 9 2B: 1 3B: 1 HR: 1	SF: 1 SAC: 1 DP: 0 HBP: 0	WP: 0 PB: 0 SB: 4 CS: 1	PA: 45		
PITCHER	IP	WLS	BF	H	R	ER	SO	BB	IBB	HBP	BLK	WP	HR	S	P	ERA	WHIP										
Jeff Juden, R ERA: 4.48	(1, 1)	6.0	24	6	4	4	6	2	0	0	0	0	0	56	92	6.00	1.333										
Jason Jacome, L ERA: 5.84	(7, 1)	2.0	8	1	0	0	0	0	1	0	0	0	0	23	34	0.00	0.500										
Albie Lopez, R ERA: 6.93	(9, 1)	1.0	L 7	4	2	2	2	0	0	0	0	0	1	24	39	18.00	4.000										
Alvin Morman, L ERA: 5.89	(10, 1)	1.0	5	1	0	0	1	0	1	0	0	0	0	12	23	0.00	1.000										

Batter	1	2	3	4	5	6	7	8	9	10	AB	R	H	RBI	BB	SO	LOB	BOTTOM									
Bruce Aven, R OBP: 0.263, SLG: 0.278	CS		L8		1B						4	0	2	2	0	1	1	Minnesota Twins @ Cleveland Indians Jacobs Field, Cleveland, OH Sat Sep 27 1997, 7:05 PM EDT Att: 42,867 - Unknown - 66 F									
David Justice, L OBP: 0.420, SLG: 0.600	1B				2B				HR		1	1	1	2	0	0	0										
Enrique Wilson, S OBP: 0.357, SLG: 0.357	1B		P6		1B				F8		4	0	2	0	0	0	1										
Jim Thome, L OBP: 0.423, SLG: 0.580	1B										1	0	0	0	0	0	0										
Tony Fernandez, S OBP: 0.363, SLG: 0.423	P3		CS		F7						3	0	1	0	0	0	4										
Bip Roberts, S OBP: 0.345, SLG: 0.385					1B						2	0	0	0	0	2	0										
Jeff Manto, R OBP: 0.290, SLG: 0.567	K				K				F8		5	0	2	0	0	2	3										
Richie Sexson, R OBP: 0.273, SLG: 0.273			G5-3		G6-3				F7		4	0	0	0	0	1	3										
Pat Borders, R OBP: 0.341, SLG: 0.428											1	0	0	0	0	0	0										
Brian Giles, L OBP: 0.369, SLG: 0.461			G4-3		BB						3	1	2	0	1	1	1										
Sean Casey, L OBP: 0.364, SLG: 0.222			G4-3		K				G1-3		3	0	0	0	0	1	2										
Einar Diaz, R OBP: 0.143, SLG: 0.286			K		F8				G6-3		3	0	0	0	0	1	4										
Omar Vizquel, S OBP: 0.347, SLG: 0.368											1	0	0	0	0	0	0										
Jeff Branson, L OBP: 0.266, SLG: 0.311					CS				F7		3	2	2	0	1	0	0										
Inning Stats	R: 0 E: 0 K: 1 S: 11	H: 2 LOB: 1 BB: 0 P: 15	R: 0 E: 0 K: 1 S: 10	H: 0 LOB: 1 BB: 1 P: 17	R: 0 E: 0 K: 0 S: 8	H: 1 LOB: 0 BB: 0 P: 12	R: 0 E: 0 K: 1 S: 6	H: 1 LOB: 0 BB: 0 P: 9	R: 2 E: 0 K: 1 S: 16	H: 3 LOB: 2 BB: 1 P: 27	R: 0 E: 0 K: 0 S: 9	H: 2 LOB: 2 BB: 0 P: 13	R: 0 E: 0 K: 3 S: 12	H: 0 LOB: 0 BB: 0 P: 9	R: 0 E: 0 K: 0 S: 11	H: 2 LOB: 0 BB: 0 P: 19	R: 0 E: 0 K: 1 S: 9	H: 0 LOB: 0 BB: 0 P: 13	1B: 8 2B: 2 3B: 1 HR: 1	SF: 0 SAC: 0 DP: 2 HBP: 1	WP: 0 PB: 0 SB: 1 CS: 2	PA: 42					
PITCHER	IP	WLS	BF	H	R	ER	SO	BB	IBB	HBP	BLK	WP	HR	S	P	ERA	WHIP										
Dan Serafini, L ERA: 3.42	(1, 1)	5.0	21	7	2	2	4	2	0	0	0	0	0	51	80	3.60	1.800										
Greg Swindell, L ERA: 3.96	(6, 1)	3.0	12	3	0	0	4	0	0	1	0	0	0	28	36	0.00	1.000										
Rick Aquilera, R ERA: 3.82	(9, 1)	2.0	W 8	2	2	2	1	0	0	0	0	0	1	20	32	9.00	1.000										



Batter	1	2	3	4	5	6	7	8	9	AB R H RBI BB SO LOB	TOP											
Chuck Knoblauch R OBP: 0.390, SLG: 0.411	F9		1B		2B	1B		F9		5 1 3 0 0 0 0	Minnesota Twins @ Cleveland Indians Jacobs Field, Cleveland, OH Sun Sep 28 1997, 3:33 AM EDT Att: 42,940 - Sunny - 74 F											
Matt Lawton L OBP: 0.396, SLG: 0.415	BB		K		2B	1B		G3	4 1 1 3 1 1 2													
Paul Moltzer R OBP: 0.351, SLG: 0.435	BB		BB		2B	2B		K	3 1 1 0 2 1 1													
Ron Coomer R OBP: 0.324, SLG: 0.438	K		F9		2B	1B		F9	5 0 1 1 0 1 4													
Scott Stahoviak L OBP: 0.301, SLG: 0.400	K				2B			E6	3 0 0 0 0 1 2													
Marty Cordova R OBP: 0.305, SLG: 0.434		B1-3			2B			G4-3	4 0 1 0 0 0 3													
Todd Walker L OBP: 0.288, SLG: 0.353	G4-3		G4-3		G6-3			F9	4 0 0 0 0 0 3													
Terry Steinbach R OBP: 0.302, SLG: 0.394	G6-3		G1-3			K		K	4 0 0 0 0 2 1													
Rich Becker L OBP: 0.354, SLG: 0.395	G6-3		G6-3		2B	2B		K	4 2 2 0 0 1 0													
Inning Stats	R: 0 H: 0 E: 0 K: 2 S: 11	H: 0 LOB: 2 BB: 2 P: 21	R: 0 H: 0 E: 0 K: 0 S: 7	H: 0 LOB: 0 BB: 0 P: 9	R: 0 H: 1 E: 0 K: 1 S: 12	H: 1 LOB: 2 BB: 1 P: 18	R: 0 H: 1 E: 0 K: 0 S: 9	H: 1 LOB: 1 BB: 0 P: 11	R: 4 H: 5 E: 0 K: 0 S: 20	H: 5 LOB: 1 BB: 0 P: 36	R: 1 H: 2 E: 0 K: 1 S: 11	H: 2 LOB: 1 BB: 0 P: 17	R: 0 H: 0 E: 1 K: 0 S: 13	H: 0 LOB: 1 BB: 0 P: 17	R: 0 H: 0 E: 0 K: 2 S: 10	H: 0 LOB: 0 BB: 0 P: 12	R: 0 H: 0 E: 0 K: 1 S: 7	H: 0 LOB: 0 BB: 0 P: 11	1B: 5 2B: 4 3B: 0 HR: 0	SF: 0 SAC: 0 DP: 1 HBP: 1	WP: 1 PB: 0 SB: 2 CS: 0	PA: 40
PITCHER	IP WLS BF H R ER SO BB IBB HBP BLK WP HR S P ERA WHIP											PITCHER	IP WLS BF H R ER SO BB IBB HBP BLK WP HR S P ERA WHIP									
Charles Nagy R ERA: 4.28	(1, 1) 7.0 L 34 9 5 5 4 3 0 0 1 0 0 83 129 6.43 1.714																					
Eric Plunk R ERA: 4.56	(8, 1) 1.0 3 0 0 0 2 0 0 0 0 0 0 10 12 0.00 0.000																					
Jose Mesa R ERA: 2.4	(9, 1) 1.0 3 0 0 0 1 0 0 0 0 0 0 7 11 0.00 0.000																					

Batter	1	2	3	4	5	6	7	8	9	AB R H RBI BB SO LOB	BOTTOM											
Omar Vizquel S OBP: 0.347, SLG: 0.368	L9		G5-3		E6			G1-3		3 0 1 0 0 0 1	Minnesota Twins @ Cleveland Indians Jacobs Field, Cleveland, OH Sun Sep 28 1997, 3:33 AM EDT Att: 42,940 - Sunny - 74 F											
Enrique Wilson S OBP: 0.333, SLG: 0.333	G4-3		1B		G4-6-3			F9	1 0 0 0 0 0 0													
Brian Giles L OBP: 0.368, SLG: 0.459	G4-3		1B		G4-6-3			F9	4 0 1 1 0 0 2													
Manny Ramirez R OBP: 0.415, SLG: 0.538	L9		K		F7			K	4 0 0 0 0 2 2													
Jim Thome L OBP: 0.423, SLG: 0.579	G3		1B		G3-1			G6-3	3 0 1 0 0 0 1													
Sean Casey L OBP: 0.335, SLG: 0.200	G3		1B		P5			G3-1	1 0 0 0 0 0 0													
David Justice L OBP: 0.418, SLG: 0.596	G4-3		K		F7			F7	3 0 1 0 0 0 0													
Kevin Seitzer R OBP: 0.326, SLG: 0.369	G4-3		K		P6			G6-3	0 0 0 0 0 0 0													
Matt Williams R OBP: 0.307, SLG: 0.488	F7		3B		G6-3			F7	3 0 1 0 0 0 0													
Jeff Manto R OBP: 0.290, SLG: 0.567	F7		3B		K			F7	0 0 0 0 0 0 0													
Sandy Alomar Jr. R OBP: 0.354, SLG: 0.545	2B		P6		G6-3			G6-3	3 0 1 0 0 0 1													
Jeff Branson L OBP: 0.262, SLG: 0.306	L4		K		K			K	3 0 0 0 0 2 2													
Marquis Grissom R OBP: 0.317, SLG: 0.396	G5-3		1B		F9			K	2 1 1 0 0 0 0													
Bruce Aven R OBP: 0.250, SLG: 0.263	G5-3		1B		F9			K	1 0 0 0 0 1 0													
Inning Stats	R: 0 H: 1 E: 0 K: 0 S: 7	H: 1 LOB: 1 BB: 0 P: 9	R: 0 H: 1 E: 0 K: 0 S: 7	H: 1 LOB: 0 BB: 0 P: 9	R: 1 H: 3 E: 0 K: 1 S: 13	H: 3 LOB: 2 BB: 0 P: 16	R: 0 H: 1 E: 0 K: 2 S: 13	H: 1 LOB: 0 BB: 0 P: 19	R: 0 H: 0 E: 0 K: 0 S: 11	H: 0 LOB: 0 BB: 0 P: 16	R: 0 H: 0 E: 0 K: 0 S: 12	H: 0 LOB: 0 BB: 0 P: 17	R: 0 H: 0 E: 0 K: 1 S: 8	H: 0 LOB: 0 BB: 0 P: 11	R: 0 H: 0 E: 0 K: 1 S: 6	H: 0 LOB: 0 BB: 0 P: 6	R: 0 H: 0 E: 0 K: 1 S: 12	H: 0 LOB: 0 BB: 0 P: 18	1B: 4 2B: 1 3B: 1 HR: 0	SF: 0 SAC: 0 DP: 1 HBP: 0	WP: 0 PB: 0 SB: 0 CS: 0	PA: 32
PITCHER	IP WLS BF H R ER SO BB IBB HBP BLK WP HR S P ERA WHIP											PITCHER	IP WLS BF H R ER SO BB IBB HBP BLK WP HR S P ERA WHIP									
Bob Tewksbury R ERA: 4.22	(1, 1) 9.0 W 32 6 1 1 6 0 0 0 0 0 0 89 121 1.00 0.667																					