

**Minnesota Twins - 1998**

Batter	1	2	3	4	5	6	7	8	9	AB R H RBI BB SO LOB	TOP	
<b>Otis Nixon, S</b> (1, 8) <small>OPS: 0.95</small>	0-3 		0-0 1-2 2-3 			0-0 		0-3 		4 0 0 0 0 2 2	<b>Minnesota Twins @ Toronto Blue Jays</b> SkyDome, Toronto, ON Wed Apr 01 1998, 7:05 PM EST Att: 41,387 - Dome - 72 F	
<b>Brent Gates, S</b> (1, 4) <small>OBP: 0.500, SLG: 1.333</small>	0-0 		0-0 			4-0 2B 		0-0 		3 2 1 1 1 0 2		
<b>Paul Molitor, R</b> (1, 10) <small>OBP: 0.500, SLG: 0.667</small>	0-0 			0-0 		0-0 1-3 		4-0 		3 0 1 0 1 0 0		
<b>Orlando Merced, S</b> (1, 3)		0-0 		0-0 		0-0 		0-3 		4 0 0 1 0 1 2		
<b>Marty Cordova, R</b> (1, 7)		0-0 		4-0 		0-0 		0-0 		3 0 0 0 1 0 2		
<b>Matt Lawton, L</b> (1, 9) <b>Alex Ochoa, R</b> (9, PH) <small>OBP: 1.000, SLG: 1.000</small>		0-0 		0-0 		4-0 		0-0 		2 0 0 0 1 0 1 1 0 1 0 0 0 0		
<b>Ron Coomer, R</b> (1, 5)			0-3 		0-0 		0-0 		0-0 			4 0 0 0 0 1 2
<b>Terry Steinbach, R</b> (1, 2)			1-0 		0-3 		0-0 		0-0 			3 0 0 0 0 1 2
<b>Pat Meares, R</b> (1, 6) <small>OBP: 0.250, SLG: 0.250</small>			0-0 1-2 		0-0 		0-0 		0-0 			4 0 1 0 0 0 2
<b>Inning Stats</b>	R: 0 H: 0 E: 0 LOB: 0 K: 1 BB: 0 S: 5 P: 5	R: 0 H: 0 E: 0 LOB: 0 K: 0 BB: 0 S: 3 P: 3	R: 0 H: 1 E: 0 LOB: 2 K: 1 BB: 0 S: 6 P: 7	R: 0 H: 0 E: 0 LOB: 1 K: 0 BB: 1 S: 3 P: 7	R: 0 H: 0 E: 0 LOB: 0 K: 1 BB: 0 S: 5 P: 5	R: 1 H: 1 E: 0 LOB: 1 K: 0 BB: 1 S: 4 P: 8	R: 0 H: 0 E: 0 LOB: 1 K: 0 BB: 1 S: 3 P: 7	R: 1 H: 1 E: 0 LOB: 1 K: 2 BB: 1 S: 8 P: 12	R: 0 H: 1 E: 0 LOB: 1 K: 0 BB: 0 S: 4 P: 4	1B: 2 SF: 0 2B: 1 SAC: 0 3B: 0 DP: 0 HR: 1 HBP: 1		WP: 0 PA: 36 PB: 0 SB: 0 CS: 0
<b>PITCHER</b> <b>Roger Clemens, R</b> (1, 1) <small>ERA: 1.29</small> <b>Kelvim Escobar, R</b> (8, 1) <small>ERA: 9.0</small> <b>Randy Myers, L</b> (9, 1) <small>ERA:</small>	IP WLS BF H R ER SO BB IBB HBP BLK WP HR S P ERA WHIP 7.0 W 27 2 1 1 3 3 0 1 0 0 0 0 29 42 1.29 0.714 1.0 5 1 1 1 2 1 0 0 0 0 1 8 12 9.00 2.000 1.0 S 4 1 0 0 0 0 0 0 0 0 0 0 4 4 0.00 1.000	<b>PITCHER</b> IP WLS BF H R ER SO BB IBB HBP BLK WP HR S P ERA WHIP										

livebaseballscorecards.com

AB	31
R	2
H	4
RBI	2
BB	4
SO	5
LOB	15



Batter	1	2	3	4	5	6	7	8	9
Shannon Stewart, R (1, 7) Felipe Crespo, S (3, 7)	0-0 F8		0-0 G2-3		0-0 G4-3		0-3 K		
Tony Fernandez, S (1, 4) OBP: 0.750, SLG: 0.500	0-0 FC4 1B		0-0 G1-3		4-0 FC4-6 BB		4-0 IBB		
Shawn Green, L (1, 9)	0-0 FC4 1-2f		0-0 L9		0-0 FC4-6 1-2f		0-0 G4-3		
Jose Canseco, R (1, 10)	0-0 G4-3			0-3 K		0-0 P4		0-3 K	
Mike Stanley, R (1, 3)		0-0 G1-3		0-3 K		0-0 P3		0-3 K	
Darrin Fletcher, L (1, 2)		0-0 F7		0-0 F7		0-0 F8		0-0 G1-5-3	
Ed Sprague, R (1, 5) OBP: 1.000, SLG: 1.500		0-0 HR 1B			0-0 3B 2B		4-0 WP 1B BB		
José Cruz Jr., S (1, 8) OBP: 1.000, SLG: 2.667		0-0 HR 1-H			0-0 3B 2-H		0-0 WP 1B 1-2		
Alex Gonzalez, R (1, 6)		0-0 G6-3			0-0 G6-3		0-0 P3		

Inning Stats	R: 0	H: 1	E: 0	K: 0	S: 4	LOB: 1	BB: 0	P: 4
	R: 2	H: 2	E: 0	K: 0	S: 5	LOB: 0	BB: 0	P: 5
	R: 0	H: 0	E: 0	K: 0	S: 3	LOB: 0	BB: 0	P: 3
	R: 0	H: 0	E: 0	K: 2	S: 7	LOB: 0	BB: 0	P: 7
	R: 1	H: 2	E: 0	K: 0	S: 5	LOB: 2	BB: 1	P: 9
	R: 0	H: 0	E: 0	K: 0	S: 3	LOB: 0	BB: 0	P: 3
	R: 0	H: 1	E: 0	K: 1	S: 6	LOB: 3	BB: 2	P: 14
	R: 0	H: 0	E: 0	K: 2	S: 7	LOB: 0	BB: 0	P: 7

PITCHER	IP	WLS	BF	H	R	ER	SO	BB	IBB	HBP	BLK	WP	HR	S	P	ERA	WHIP
Bob Tewksbury, R (1, 1) ERA: 4.5	6.0	L	25	5	3	3	2	2	0	0	0	0	1	27	35	4.50	1.167
Greg Swindell, L (7, 1) ERA:	1.0		5	1	0	0	1	0	1	0	0	1	0	6	10	0.00	1.000
Mike Trombley, R (8, 1) ERA:	1.0		3	0	0	0	2	0	0	0	0	0	0	7	7	0.00	0.000

AB R H RBI BB SO LOB

1	0	0	0	0	0	0
3	0	0	0	0	1	3
2	0	1	0	2	0	0
4	0	0	0	0	0	6
4	0	0	0	0	2	1
4	0	0	0	0	2	0
4	0	0	0	0	0	0
2	2	2	0	1	0	0
3	1	3	3	0	0	0
3	0	0	0	0	0	3

AB	R	H	RBI	BB	SO	LOB
30	3	6	3	3	5	13

WP	HR	S	P	ERA	WHIP
1	0	0	33		

**Minnesota Twins @ Toronto Blue Jays**  
 SkyDome, Toronto, ON  
 Wed Apr 01 1998, 7:05 PM EST  
 Att: 41,387 - Dome - 72 F

livebaseballscorecards.com



Batter	1	2	3	4	5	6	7	8	9	AB R H RBI BB SO LOB	TOP																									
Otis Nixon, S (1, 8) OBP: 0.125, SLG: 0.125	0-0 G6-3			x 0-0 F8		x 0-0 F8		x 0-0 BB 1-2 3B 1B		4 1 1 0 0 0 2																										
Matt Lawton, L (1, 9)	0-0 G4-3			x 0-0 G6-3		x 0-0 L5-3		BBB 1-2 2-3 3B BB		3 1 0 0 1 0 2																										
Paul Molitor, R (1, 10) OBP: 0.375, SLG: 0.714	0-0 F9			x 0-0 G4-3			x 0-0 G1-3	x 0-0 1-H 2-H 3-H 3B		4 0 1 3 0 0 0																										
David Ortiz, L (1, 3) OBP: 0.333, SLG: 0.333 Alex Ochoa, R (8, PH) OBP: 0.500, SLG: 0.500 Orlando Merced, S (8, 3)		x 0-0 G6-3 1B			x 0-0 F9		x 0-0 G3	x 0-0 L9		3 0 1 0 0 0 0 1 0 0 0 0 0 1 0 0 0 0 0 0 0																										
Marty Cordova, R (1, 7) OBP: 0.375, SLG: 0.429		x 0-0 G6-3 1-2f			x 0-0 2B		x 0-0 1B	x 0-0 G6-3		4 0 2 0 0 0 1																										
Todd Walker, L (1, 4) Brent Gates, S (8, 4) OBP: 0.400, SLG: 1.000		x 0-0 G4-3			BBB 4-0 G4-6-3 BB		BBB 0-3 K	x 0-0 G3		2 0 0 0 1 1 1 1 0 0 0 0 0 0																										
Ron Coomer, R (1, 5) OBP: 0.125, SLG: 0.250			x 0-0 G3		x 0-0 G4-6-3 1-2f			x 0-0 F9	x 0-0 2B	4 0 1 0 0 0 2																										
Javier Valentin, S (1, 2) OBP: 0.250, SLG: 0.250			x 0-0 F7			x 0-0 F8 E 1B		BBB 0-3 K	x 0-0 G5-3	4 0 1 0 0 1 1																										
Pat Meares, R (1, 6) OBP: 0.286, SLG: 0.286			x 0-0 G5-3			x 0-0 E4 L5-3		x 0-0 BB 1B 3B 1B		3 1 1 0 0 0 1																										
<b>Inning Stats</b>	R: 0 E: 0 K: 0 S: 3	H: 0 LOB: 0 BB: 0 P: 3	R: 0 E: 0 K: 0 S: 3	H: 1 LOB: 0 BB: 0 P: 3	R: 0 E: 0 K: 0 S: 3	H: 0 LOB: 0 BB: 0 P: 3	R: 0 E: 0 K: 0 S: 3	H: 1 LOB: 1 BB: 1 P: 7	R: 0 E: 1 K: 0 S: 4	H: 1 LOB: 1 BB: 0 P: 4	R: 0 E: 0 K: 1 S: 6	H: 1 LOB: 1 BB: 0 P: 6	R: 3 E: 0 K: 1 S: 8	H: 3 LOB: 1 BB: 1 P: 12	R: 0 E: 0 K: 0 S: 4	H: 1 LOB: 1 BB: 0 P: 4	1B: 5 2B: 3 3B: 1 HR: 0	SF: 0 SAC: 0 DP: 3 HBP: 0	WP: 0 PB: 0 SB: 0 CS: 0	PA: 35																
<b>PITCHER</b>	IP WLS BF H R ER SO BB IBB HBP BLK WP HR S P ERA WHIP																																			
Pat Hentgen, R (1, 1) ERA:	7.0		24	4	0	0	1	1	0	0	0	0	0	25	29	0.00	0.714																			
Kelvim Escobar, R (8, 1) ERA: 21.6	0.2	L	6	3	3	3	1	1	0	0	0	0	0	7	11	40.50	6.000																			
Dan Plesac, L (8, 1) ERA:	0.1		1	0	0	0	0	0	0	0	0	0	0	1	1	0.00	0.000																			
Paul Quantrill, R (9, 1) ERA:	1.0		4	1	0	0	0	0	0	0	0	0	0	4	4	0.00	1.000																			

Minnesota Twins @ Toronto Blue Jays  
SkyDome, Toronto, ON  
Thu Apr 02 1998, 7:05 PM EST  
Att: 25,584 - Dome - 72 F

AB	33
R	3
H	8
RBI	3
BB	2
SO	2
LOB	11



WP: 0	PA: 35
-------	--------

Batter	1	2	3	4	5	6	7	8	9	AB	R	H	RBI	BB	SO	LOB
Juan Samuel, R (1, 7) Felipe Crespo, S (8, 7)	0-3 K ①		0-0 F7 ②		0-0 G6-3 ②		4-0 BB BB BB BB K ③			3	0	0	0	1	1	1
Tony Fernandez, S (1, 4) OBP: 0.500, SLG: 0.200	0-0 F8 ②		0-0 F8 ③		0-0 G4-3 ③		4-0 BB BB BB BB K ③			3	0	0	1	1	0	1
Shawn Green, L (1, 9)	4-0 S BB BB BB K BB ③			4-0 2B SF8 BB ③		0-0 L6 ①	0-3 K ③			2	1	0	0	2	1	3
Jose Canseco, R (1, 10) OBP: 0.125, SLG: 0.250	0-3 K ③			0-0 FC5-4 2B ③		0-0 F8 ②		0-0 P4 ①		4	0	1	0	0	1	1
Mike Stanley, R (1, 3) OBP: 0.250, SLG: 0.143 Mark Dalesandro, R (8, PR) (9, 3)		0-0 E6 G1-6-3 ③		4-0 FC5-4 BB ③		0-3 K ③		0-0 G4-6-3 ③		3	0	1	0	1	1	0
Darrin Fletcher, L (1, 2)		0-0 G1-6-3 ②		0-0 SF8 ①			0-0 F8 ①	0-0 G4-6-3 ②		3	0	0	1	0	0	2
Ed Sprague, R (1, 5) OBP: 0.571, SLG: 0.600		0-0 F7 ③		0-0 FC5-4 ②			4-0 BB BB BB BB BB ③			3	1	0	0	1	0	2
José Cruz Jr., S (1, 8) OBP: 0.571, SLG: 1.333			0-3 K ①	0-0 F8 ③			4-0 BB BB BB BB BB ③		0-0 F8 ②	3	0	0	0	1	1	2
Alex Gonzalez, R (1, 6) OBP: 0.143, SLG: 0.143			0-0 S 1B ①		0-0 F9 ①		0-0 F9 ②		0-0 F9 ③	4	0	1	0	0	0	2


Inning Stats	R: 0	H: 0	E: 0	K: 2	S: 7	LOB: 1	BB: 1	P: 11	R: 0	H: 0	E: 1	K: 0	S: 3	LOB: 0	BB: 0	P: 3	R: 0	H: 1	E: 0	K: 1	S: 6	LOB: 1	BB: 0	P: 6	R: 1	H: 1	E: 0	K: 0	S: 4	LOB: 2	BB: 2	P: 12	R: 0	H: 0	E: 0	K: 0	S: 3	LOB: 0	BB: 0	P: 3	R: 0	H: 0	E: 0	K: 1	S: 5	LOB: 0	BB: 0	P: 5	R: 1	H: 0	E: 0	K: 1	S: 5	LOB: 3	BB: 4	P: 21	R: 0	H: 1	E: 0	K: 0	S: 3	LOB: 1	BB: 0	P: 3	R: 0	H: 0	E: 0	K: 0	S: 3	LOB: 0	BB: 0	P: 3	1B: 2	2B: 1	3B: 0	HR: 0	SF: 1	SAC: 0	DP: 2	HBP: 0	WP: 0	PB: 0	SB: 2	CS: 0	PA: 36
--------------	------	------	------	------	------	--------	-------	-------	------	------	------	------	------	--------	-------	------	------	------	------	------	------	--------	-------	------	------	------	------	------	------	--------	-------	-------	------	------	------	------	------	--------	-------	------	------	------	------	------	------	--------	-------	------	------	------	------	------	------	--------	-------	-------	------	------	------	------	------	--------	-------	------	------	------	------	------	------	--------	-------	------	-------	-------	-------	-------	-------	--------	-------	--------	-------	-------	-------	-------	--------

PITCHER	IP	WLS	BF	H	R	ER	SO	BB	IBB	HBP	BLK	WP	HR	S	P	ERA	WHIP
LaTroy Hawkins, R (1, 1) ERA: 2.84	6.1		26	2	2	2	4	5	0	0	0	0	0	29	49	2.84	1.105
Mike Trombley, R (7, 1) ERA:	0.1		3	0	0	0	0	2	0	0	0	0	0	1	9	0.00	6.000
Eddie Guardado, L (7, 1) ERA:	0.1	W	1	0	0	0	1	0	0	0	0	0	0	3	3	0.00	0.000
Rick Aguilera, R (8, 1) ERA:	2.0	S	6	1	0	0	0	0	0	0	0	0	0	6	6	0.00	0.500

**MINNESOTA TWINS @ TORONTO BLUE JAYS**  
**SkyDome, Toronto, ON**  
 Thu Apr 02 1998, 7:05 PM EST  
 Att. 25,584 - Dome - 72 F

livebaseballscorecards.com

<b>AB</b>	<b>28</b>
<b>R</b>	<b>2</b>
<b>H</b>	<b>3</b>
<b>RBI</b>	<b>2</b>
<b>BB</b>	<b>7</b>
<b>SO</b>	<b>5</b>
<b>LOB</b>	<b>14</b>



Batter	1	2	3	4	5	6	7	8	9	AB R H RBI BB SO LOB	TOP		
Johnny Damon, L (1, 8) OBP: 0.474, SLG: 0.611	4-0 BB	0-3 K			0-0 2B E 1B	0-0 2B		0-0 BB S 1B	0-3 K	5 3 3 0 1 2 4	<b>Kansas City Royals @ Minnesota Twins</b> Hubert H. Humphrey Metrodome, Minneapolis, MN Fri Apr 03 1998, 8:05 PM EST Att: 43,848 - Dome - 72 F <a href="http://livebaseballscorecards.com">livebaseballscorecards.com</a>		
Jose Offerman, S (1, 4) OBP: 0.389, SLG: 0.471	0-0 P6		0-0 F7		0-0 2B 2B	0-0 1B 2B		0-0 1B 1B	0-0 F7	6 2 3 1 0 0 2			
Hal Morris, L (1, 7) Ernie Young, R (8, PR) OBP: 0.167 OBP: 0.111, SLG: 0.111	0-0 F7		0-0 L3		0-0 F9	0-0 G4-6-3 1B		4-0 1B FC4-6 BB		4 0 1 0 1 0 3 0 1 0 0 0 0 0			
Jeff King, R (1, 3) OBP: 0.333, SLG: 0.273	0-0 F9		0-3 K		0-0 E5 2B 1B	0-0 G4-6-3		0-0 FC4-6 1B		5 1 1 3 0 1 4			
Terry Pendleton, S (1, 10) OBP: 0.231, SLG: 0.385		0-0 29 BB E 1B		0-3 K	0-0 1B SF7 2B		0-0 F9	0-0 FC4-6 1B		5 1 2 2 0 1 1			
Dean Palmer, R (1, 5) OBP: 0.500, SLG: 0.875		0-3 K		0-0 HR	0-0 29 S 1B		0-0 1B	0-0 1B		5 1 4 2 0 1 1			
Larry Sutton, L (1, 9) OBP: 0.231, SLG: 0.273		0-0 FC4 29 BB		0-0 G3	0-0 SF7		0-0 F8	0-0 F9		4 0 0 1 0 0 4			
29 Mike Sweeney, R (1, 2) OBP: 0.333, SLG: 0.143		4-0 1-2 2-3 BB		4-0 S BB	0-0 G4-3		0-0 F8		0-0 WP 1B	3 0 1 0 2 0 2			
Felix Martinez, S (1, 6)		0-3 K		0-0 G6-3		0-3 K		0-3 K	0-3 K	5 0 0 0 0 4 5			
<b>Inning Stats</b>	R: 0 E: 0 K: 0 S: 3 H: 0 LOB: 1 BB: 1 P: 7	R: 0 E: 1 K: 3 S: 11 H: 1 LOB: 3 BB: 1 P: 15	R: 0 E: 0 K: 1 S: 5 H: 0 LOB: 0 BB: 0 P: 5	R: 1 E: 0 K: 1 S: 6 H: 1 LOB: 1 BB: 1 P: 10	R: 4 E: 1 K: 0 S: 8 H: 4 LOB: 1 BB: 0 P: 8	R: 1 E: 0 K: 1 S: 7 H: 3 LOB: 1 BB: 0 P: 7	R: 0 E: 0 K: 0 S: 4 H: 1 LOB: 1 BB: 0 P: 4	R: 3 E: 0 K: 1 S: 9 H: 4 LOB: 2 BB: 1 P: 13	R: 0 E: 0 K: 2 S: 8 H: 1 LOB: 1 BB: 0 P: 8	1B: 10 2B: 4 3B: 0 HR: 1 SF: 1 SAC: 0 DP: 1 HBP: 0		WP: 1 PB: 0 SB: 3 CS: 0 PA: 47	
<b>PITCHER</b>	IP WLS BF H R ER SO BB IBB HBP BLK WP HR S P ERA WHIP											<b>PITCHER</b>	IP WLS BF H R ER SO BB IBB HBP BLK WP HR S P ERA WHIP
Brad Radke, R (1, 1) ERA: 5.4	5.0 L 26 6 5 3 5 3 0 0 0 0 0 1 33 45 5.40 1.800												
Greg Swindell, L (6, 1) ERA: 3.0	2.0 9 4 1 1 1 0 0 0 0 0 0 0 11 11 4.50 2.000												
Frankie Rodriguez, R (8, 1) ERA: 81.0	0.1 5 3 3 3 1 1 0 0 0 0 0 0 6 10 81.00 12.000												
Eddie Guardado, L (8, 1) ERA:	0.2 3 1 0 0 0 0 0 0 0 0 0 0 3 3 0.00 1.500												
Todd Ritchie, R (9, 1) ERA:	1.0 4 1 0 0 0 2 0 0 0 0 1 0 8 8 0.00 1.000												

Batter	1	2	3	4	5	6	7	8	9	AB R H RBI BB SO LOB
<b>Otis Nixon, S</b> (1, 8) <small>OBP: 0.077, SLG: 0.077</small>	0-0 <b>F7</b>	0-0 <b>L3</b>		0-0 <b>P6</b>			0-0 <b>P4</b>		0-0 <b>G4-3</b>	5 0 0 0 0 0 2
<b>Pat Meares, R</b> (1, 6) <small>OBP: 0.333, SLG: 0.417</small>	0-0 <b>G6-4-3</b> <b>1B</b>		0-0 <b>G5-3</b>		0-0 <b>G5-3</b>		0-0 <b>F8</b> <b>2B</b>		0-3 <b>K</b>	5 0 2 0 0 1 0
<b>Paul Molitor, R</b> (1, 10) <small>OBP: 0.333, SLG: 0.545</small>	0-0 <b>G6-4-3</b> <b>1-2f</b>		0-0 <b>2B</b> <b>1B</b>		0-0 <b>G6-3</b>		0-0 <b>F8</b> <b>2-3</b>			4 1 1 0 0 0 2
<b>Marty Cordova, R</b> (1, 7) <small>OBP: 0.417, SLG: 0.500</small>		4-0 <b>2B</b> <b>BB</b>	0-0 <b>1B</b> <b>2B</b>		0-0 <b>F9</b>		0-3 <b>K</b>			3 2 1 1 1 1 1
<b>Alex Ochoa, R</b> (1, 9) <small>OBP: 0.500, SLG: 0.833</small>		0-0 <b>1B</b> <b>2B</b>	0-0 <b>G5-3</b>		0-0 <b>G6-3</b>			0-0 <b>G6-3</b> <b>2B</b>		4 1 2 1 0 0 1
<b>David Ortiz, L</b> (1, 3) <small>OBP: 0.429, SLG: 0.857</small>		0-3 <b>K</b>	0-0 <b>1B</b>		0-0 <b>HR</b>			0-0 <b>G5-3</b>		4 1 2 2 0 1 2
<b>Ron Coomer, R</b> (1, 5) <small>OBP: 0.167, SLG: 0.250</small>		0-0 <b>BB</b> <b>1B</b>	0-0 <b>G4-3</b>		0-3 <b>K</b>			0-0 <b>G6-3</b>		4 0 1 1 0 1 2
<b>Terry Steinbach, R</b> (1, 2) <small>OBP: 0.375, SLG: 0.167</small>		4-0 <b>1-2</b> <b>BB</b>		0-0 <b>G6-3</b>		0-0 <b>1B</b>		0-3 <b>K</b>		3 0 1 0 1 1 1
<b>Brent Gates, S</b> (1, 4) <small>OBP: 0.222, SLG: 0.500</small>		0-3 <b>K</b>	0-0 <b>G5-3</b>		0-0 <b>F8</b>			0-3 <b>K</b>		4 0 0 0 0 2 3

Inning Stats	R: 0	H: 1	E: 0	LOB: 0	K: 0	S: 3	P: 3	R: 2	H: 2	E: 0	LOB: 2	K: 2	S: 9	P: 17	R: 2	H: 3	E: 0	LOB: 1	K: 0	S: 6	R: 0	H: 0	E: 0	LOB: 0	K: 0	S: 3	R: 0	H: 0	E: 0	LOB: 0	K: 0	S: 3	R: 1	H: 2	E: 0	LOB: 1	K: 1	S: 7	R: 0	H: 1	E: 0	LOB: 1	K: 1	S: 6	R: 0	H: 1	E: 0	LOB: 1	K: 1	S: 6	R: 0	H: 1	E: 0	LOB: 1	K: 1	S: 6	R: 0	H: 0	E: 0	LOB: 0	K: 2	S: 7	R: 0	H: 0	E: 0	LOB: 0	K: 2	S: 7	1B: 5	SF: 0	2B: 4	SAC: 0	3B: 0	DP: 1	HR: 1	HBP: 0	WP: 0	PA: 38
--------------	------	------	------	--------	------	------	------	------	------	------	--------	------	------	-------	------	------	------	--------	------	------	------	------	------	--------	------	------	------	------	------	--------	------	------	------	------	------	--------	------	------	------	------	------	--------	------	------	------	------	------	--------	------	------	------	------	------	--------	------	------	------	------	------	--------	------	------	------	------	------	--------	------	------	-------	-------	-------	--------	-------	-------	-------	--------	-------	--------

PITCHER	IP	WLS	BF	H	R	ER	SO	BB	IBB	HBP	BLK	WP	HR	S	P	ERA	WHIP
<b>Chris Haney, L</b> (1, 1) <small>ERA: 8.44</small>	5.1		24	7	5	5	2	2	0	0	0	0	1	26	34	8.44	1.688
<b>Scott Service, R</b> (6, 1) <small>ERA:</small>	1.2		8	3	0	0	2	0	0	0	0	0	0	12	12	0.00	1.800
<b>Matt Whisenant, L</b> (8, 1) <small>ERA:</small>	1.0		3	0	0	0	1	0	0	0	0	0	0	5	5	0.00	0.000
<b>47 Brian Bevil, R</b> (9, 1) <small>ERA: 4.5</small>	1.0		3	0	0	0	2	0	0	0	0	0	0	7	7	0.00	0.000

**BOTTOM**

**Kansas City Royals @ Minnesota Twins**  
 Hubert H. Humphrey Metrodome, Minneapolis, MN

livebaseballscorecards.com

<b>AB</b>	<b>36</b>
<b>R</b>	<b>5</b>
<b>H</b>	<b>10</b>
<b>RBI</b>	<b>5</b>
<b>BB</b>	<b>2</b>
<b>SO</b>	<b>7</b>
<b>LOB</b>	<b>14</b>



Fri Apr 03 1998, 8:05 PM EST  
 Att. 43,848 - Dome - 72 F

Batter	1	2	3	4	5	6	7	8	9	10	AB	R	H	RBI	BB	SO	LOB	TOP						
<b>Johnny Damon, L</b> (1, 8) <small>OBP: 0.417, SLG: 0.500</small>											4	0	0	0	1	2	2							
<b>Jose Offerman, S</b> (1, 4) <small>OBP: 0.435, SLG: 0.591</small>											5	1	3	0	0	1	0							
<b>Hal Morris, L</b> (1, 7) <small>OBP: 0.278, SLG: 0.353</small> <b>Ernie Young, R</b> (10, PR) <small>OBP: 0.111, SLG: 0.111</small>											5	0	2	1	0	0	1							
<b>Jeff King, R</b> (1, 3) <small>OBP: 0.353, SLG: 0.500</small>											5	1	2	1	0	1	3							
<b>Terry Pendleton, S</b> (1, 10) <small>OBP: 0.278, SLG: 0.389</small>											5	1	2	0	0	1	3							
<b>Dean Palmer, R</b> (1, 5) <small>OBP: 0.524, SLG: 0.952</small>											5	0	3	0	0	0	2							
<b>Larry Sutton, L</b> (1, 9) <small>OBP: 0.176, SLG: 0.214</small>											3	0	0	1	0	0	3							
<b>29 Mike Sweeney, R</b> (1, 2) <small>OBP: 0.231, SLG: 0.091</small>											4	0	0	0	0	1	4							
<b>Felix Martinez, S</b> (1, 6) <b>Joe Vitiello, R</b> (7, PH) <small>OBP: 0.200, SLG: 0.200</small> <b>Shane Halter, R</b> (7, 6) <small>OBP: 0.200, SLG: 0.200</small>											2	0	0	0	0	0	3							
<b>Inning Stats</b>	R: 0 E: 0 K: 1 S: 10	H: 2 LOB: 1 BB: 0 P: 17	R: 0 E: 0 K: 0 S: 14	H: 2 LOB: 2 BB: 0 P: 20	R: 0 E: 0 K: 1 S: 7	H: 1 LOB: 1 BB: 0 P: 8	R: 1 E: 0 K: 1 S: 10	H: 2 LOB: 1 BB: 0 P: 13	R: 0 E: 0 K: 0 S: 7	H: 0 LOB: 0 BB: 0 P: 11	R: 1 E: 0 K: 1 S: 8	H: 1 LOB: 0 BB: 0 P: 13	R: 0 E: 0 K: 0 S: 6	H: 0 LOB: 0 BB: 1 P: 11	R: 0 E: 0 K: 1 S: 10	H: 1 LOB: 1 BB: 0 P: 12	R: 0 E: 0 K: 1 S: 13	H: 2 LOB: 2 BB: 0 P: 15	R: 1 E: 0 K: 0 S: 11	H: 2 LOB: 2 BB: 0 P: 19	1B: 7 2B: 3 3B: 2 HR: 1	SF: 1 SAC: 0 DP: 1 HBP: 0	WP: 0 PB: 0 SB: 1 CS: 1	PA: 43
<b>PITCHER</b> <b>Mike Morgan, R</b> (1, 1) <small>ERA: 2.57</small> <b>Mike Trombley, R</b> (8, 1) <small>ERA:</small> <b>Eddie Guardado, L</b> (9, 1) <small>ERA: 6.75</small> <b>Rick Aguilera, R</b> (10, 1) <small>ERA:</small>	IP 7.0 1.2 0.1 1.0	WLS BF 28 8 3 3	H 8 3 1 1	R 2 0 1 0	ER 2 0 1 0	SO 4 1 1 0	BB 0 0 0 0	IBB 0 0 0 0	HBP 0 0 0 0	BLK 0 0 0 0	WP 0 0 0 0	HR 1 0 0 0	S 62 18 12 4	P 93 22 16 8	ERA 2.57 0.00 27.00 0.00	WHIP 1.286 1.800 3.000 1.000								

Kansas City Royals @ Minnesota Twins  
 Hubert H. Humphrey Metrodome, Minneapolis, MN  
 Sat Apr 04 1998, 8:05 PM EST  
 Att. 18,589 - Dome - 72 F

livebaseballscorecards.com

**AB** 40  
**R** 3  
**H** 13  
**RBI** 3  
**BB** 1  
**SO** 6  
**LOB** 21





BOTTOM

Kansas City Royals @ Minnesota Twins  
Hubert H. Humphrey Metrodome, Minneapolis, MN

Sat Apr 04 1998, 8:05 PM EST  
Att: 18,589 - Dome - 72 F

livebaseballscores.com

AB	33
R	2
H	4
RBI	2
BB	5
SO	9
LOB	14



WP: 0	PA: 39
PB: 0	
SB: 0	
CS: 0	

AB R H RBI BB SO LOB

3 0 0 0 2 1 4

5 0 0 0 0 0 4

5 0 0 0 0 0 2

4 0 1 0 0 1 1

2 1 0 0 2 2 1

4 1 0 0 0 2 2

3 0 0 1 0 2 0

4 0 2 1 0 1 0

3 0 1 0 1 0 0

1B: 3	SF: 1
2B: 1	SAC: 0
3B: 0	DP: 1
HR: 0	HBP: 0

Batter	1	2	3	4	5	6	7	8	9	10
Otis Nixon, S OBP: 0.167, SLG: 0.063 (1, 8)	4-0 FC4-6 BB	1-3 K		0-0 FC4-6 1-2f			2-1 F7			4-1 G6-3 BB
Brent Gates, S OBP: 0.143, SLG: 0.308 (1, 5)	1-2 F7	3-1 G3			1-1 G5-3		0-1 L8			0-2 P7
Paul Molitor, R OBP: 0.235, SLG: 0.375 (1, 10)	1-2 FC4-6 1-2f		0-0 G4-3		0-1 G5-3			1-0 P3		0-2 G6-3 1-2f
David Ortiz, L OBP: 0.364, SLG: 0.636 (1, 3)	0-3 K		0-1 G5-3		2-0 1B			2-1 P6		
Marty Cordova, R OBP: 0.438, SLG: 0.417 (1, 7)		4-0 SF8 BB	0-3 K2-3		3-3 K			4-2 BB		
Matt Lawton, L (1, 9)	0-0 E4 SF8 1B			1-0 G6-3		1-3 K		0-3 K		
Pat Meares, R OBP: 0.260, SLG: 0.333 (1, 6)	0-0 SF8		1-1 G6-3		1-3 K				1-3 K	
Todd Walker, L OBP: 0.429, SLG: 0.500 (1, 4)	0-0 E 1B		1-1 G3		3-0 G3				2-3 K	
Javier Valentin, S OBP: 0.375, SLG: 0.286 (1, 2)	0-1 E9 1B		4-0 FC4-6 BB				1-2 G6-3		0-0 G4-3	

Inning Stats	R: 0	H: 0	E: 0	K: 1	S: 11	H: 0	LOB: 1	BB: 1	P: 17	R: 2	H: 2	E: 2	K: 1	S: 10	H: 2	LOB: 2	BB: 1	P: 18	R: 0	H: 0	E: 0	K: 1	S: 6	H: 0	LOB: 0	BB: 0	P: 6	R: 0	H: 1	E: 0	K: 0	S: 6	H: 1	LOB: 2	BB: 1	P: 13	R: 0	H: 0	E: 0	K: 1	S: 8	H: 0	LOB: 1	BB: 0	P: 14	R: 0	H: 0	E: 0	K: 2	S: 9	H: 0	LOB: 0	BB: 0	P: 14	R: 0	H: 0	E: 0	K: 0	S: 9	H: 0	LOB: 0	BB: 0	P: 12	R: 0	H: 0	E: 0	K: 1	S: 8	H: 0	LOB: 1	BB: 1	P: 15	R: 0	H: 0	E: 0	K: 2	S: 7	H: 0	LOB: 0	BB: 0	P: 10	R: 0	H: 0	E: 0	K: 0	S: 7	H: 0	LOB: 0	BB: 1	P: 11	1B: 3	SF: 1	2B: 1	3B: 0	HR: 0	SAC: 0	DP: 1	HBP: 0
--------------	------	------	------	------	-------	------	--------	-------	-------	------	------	------	------	-------	------	--------	-------	-------	------	------	------	------	------	------	--------	-------	------	------	------	------	------	------	------	--------	-------	-------	------	------	------	------	------	------	--------	-------	-------	------	------	------	------	------	------	--------	-------	-------	------	------	------	------	------	------	--------	-------	-------	------	------	------	------	------	------	--------	-------	-------	------	------	------	------	------	------	--------	-------	-------	------	------	------	------	------	------	--------	-------	-------	-------	-------	-------	-------	-------	--------	-------	--------

PITCHER	IP	WLS	BF	H	R	ER	SO	BB	IBB	HBP	BLK	WP	HR	S	P	ERA	WHIP
Hipolito Pichardo, R ERA: 2.25	7.0		29	4	2	0	6	3	0	0	0	0	0	59	94	0.00	1.000
47 Brian Bevil, R ERA: 13.5	2.0	W	7	0	0	0	3	1	0	0	0	0	0	15	25	0.00	0.500
Jeff Montgomery, R ERA: 13.5	1.0	S	3	0	0	0	0	1	0	0	0	0	0	7	11	0.00	1.000

Batter	1	2	3	4	5	6	7	8	9	AB R H RBI BB SO LOB	TOP											
Johnny Damon, L (1, 8) OBP: 0.414, SLG: 0.462	1-2 G5-3 1B		2-1 P2		1-3 K		0-1 F7		1-0 HBP	4 0 1 0 0 1 1												
Jose Offerman, S (1, 4) OBP: 0.407, SLG: 0.538 Jed Hansen, R (9, PH)	1-2 G5-3		1-0 1B		2-0 F7		0-3 K		0-3 K	4 0 1 0 0 1 2 1 0 0 0 0 1 1												
Jeff King, R (1, 3) OBP: 0.381, SLG: 0.474	1-2 F8		1-2 FC5-4 1B		0-0 F7		4-1 BB			3 0 1 0 1 0 2												
Dean Palmer, R (1, 5) OBP: 0.480, SLG: 0.833	4-2 BB		0-0 FC5-4		0-0 P4		3-3 K			3 0 0 0 1 1 3												
Joe Vitiello, R (1, 10) OBP: 0.250, SLG: 0.143 Terry Pendleton, S (8, PH)	0-0 P2			0-0 F8		4-0 1B BB		2-3 K		2 0 0 0 1 0 2 1 0 0 0 0 1 0												
Hal Morris, L (1, 7) OBP: 0.227, SLG: 0.286		1-2 L7		1-2 G3-1		1-0 F7		1-1 G3		4 0 0 0 0 0 1												
Ernie Young, R (1, 9) OBP: 0.231, SLG: 0.231		2-2 G6-3		2-2 1B		1-2 FC6-4 1B		0-0 F7		4 0 2 0 0 0 0												
Mike Macfarlane, R (1, 2) OBP: 0.091, SLG: 0.091		1-2 G5-3		0-0 P3		0-1 FC6-4		0-0 F8		4 0 0 0 0 0 3												
Shane Halter, R (1, 6) OBP: 0.333, SLG: 0.667			0-1 F8		1-1 1B		1-1 HR		1-2 L3	4 1 2 1 0 0 0												
<b>Inning Stats</b>	R: 0 E: 0 K: 0 S: 16	H: 1 LOB: 2 BB: 1 P: 23	R: 0 E: 0 K: 0 S: 11	H: 0 LOB: 0 BB: 0 P: 15	R: 0 E: 0 K: 0 S: 10	H: 2 LOB: 2 BB: 0 P: 14	R: 0 E: 0 K: 0 S: 8	H: 1 LOB: 1 BB: 0 P: 11	R: 0 E: 0 K: 1 S: 7	H: 1 LOB: 1 BB: 0 P: 11	R: 0 E: 0 K: 0 S: 8	H: 1 LOB: 2 BB: 1 P: 14	R: 1 E: 0 K: 2 S: 11	H: 1 LOB: 1 BB: 1 P: 19	R: 0 E: 0 K: 1 S: 7	H: 0 LOB: 0 BB: 0 P: 10	R: 0 E: 0 K: 1 S: 9	H: 0 LOB: 1 BB: 0 P: 11	1B: 6 2B: 0 3B: 0 HR: 1	SF: 0 SAC: 0 DP: 0 HBP: 1	WP: 0 PB: 0 SB: 0 CS: 0	PA: 38
<b>PITCHER</b>	IP WLS BF H R ER SO BB IBB HBP BLK WP HR S P ERA WHIP																					
Eric Milton, L (1, 1) ERA: 4.91	6.0 W 26 6 0 0 1 2 0 0 0 0 0 0 60 88 0.00 1.333																					
Greg Swindell, L (7, 1) ERA: 4.91	0.2 4 1 1 1 1 1 0 0 0 0 0 1 8 13 13.50 3.000																					
Mike Trombley, R (7, 1) ERA: 20.25	1.1 4 0 0 0 2 0 0 0 0 0 0 0 10 16 0.00 0.000																					
Frankie Rodriguez, R (9, 1) ERA: 20.25	1.0 4 0 0 0 1 0 0 0 1 0 0 0 9 11 0.00 0.000																					

Kansas City Royals @ Minnesota Twins  
 Hubert H. Humphrey Metrodome, Minneapolis, MN

Sun Apr 05 1998, 4:33 AM EDT  
 Att: 10,851 - Dome - 72 F

livebaseballscorecards.com

AB	34
R	1
H	7
RBI	1
BB	3
SO	5
LOB	15



Batter	1	2	3	4	5	6	7	8	9
<b>Matt Lawton, L</b> OBP: 0.375, SLG: 0.182 (1, 8)	0-1 G6-3 2B		4-2 G6-4-3 BB		2-2 F7		4-0 BB 1B BB	1 SAFE 4-1 1B HBP BB	
<b>Alex Ochoa, R</b> OBP: 0.364, SLG: 0.545 (1, 9)	2-2 F8		2-2 G6-4-3 1-2f		3-3 K		1-1 P6	2-1 HBP G3 1B	
<b>Paul Molitor, R</b> OBP: 0.318, SLG: 0.429 (1, 10)	1-0 G6-3			1-1 BB 1B	0-0 F9		0-0 BB 1B	1-2 G3 HBP 1B	
<b>Marty Cordova, R</b> OBP: 0.476, SLG: 0.357 (1, 7)	3-2 F9			4-1 1B BB		0-1 E5 1B SF7	4-2 1B BB	1-0 G6-3 G3 HBP	
<b>Orlando Merced, S</b> OBP: 0.333, SLG: 0.250 (1, 3)		4-1 G3-6-3 BB		3-2 CS 1B		0-1 P6	1-0 1B	0-2 G3	
<b>Ron Coomer, R</b> OBP: 0.235, SLG: 0.294 (1, 5)		3-3 K		2-2 G1-3 1-2		2-2 1B		1B BB E G6-3	
<b>Todd Walker, L</b> OBP: 0.300, SLG: 0.375 (1, 4)		2-2 G3-6-3		2-0 F8		0-0 SF7		1B BB E F7	
<b>Denny Hocking, S</b> (8, 4)									
<b>Terry Steinbach, R</b> OBP: 0.417, SLG: 0.300 (1, 2)			1-0 F8		1-0 1B 1B	0-3 K		0-2 E4 1B 1B	
<b>Pat Meares, R</b> OBP: 0.350, SLG: 0.421 (1, 6)			2-0 BB 1B		1-1 1B		2-3 K	1-0 BB 1B	

Inning Stats	R: 0	H: 1	E: 0	K: 0	S: 9	R: 0	H: 0	E: 0	K: 1	S: 8	R: 0	H: 1	E: 0	K: 0	S: 10	R: 1	H: 2	E: 0	K: 0	S: 11	R: 0	H: 2	E: 0	K: 1	S: 10	R: 1	H: 1	E: 1	K: 1	S: 12	R: 1	H: 2	E: 0	K: 1	S: 12	R: 7	H: 5	E: 1	K: 0	S: 21					
	0	1	0	0	15	0	0	0	1	8	0	1	0	0	17	1	2	0	0	11	0	2	0	0	10	1	1	1	0	14	1	2	0	1	12	1	5	1	0	24	7	5	1	0	37

PITCHER	IP	WLS	BF	H	R	ER	SO	BB	IBB	HBP	BLK	WP	HR	S	P	ERA	WHIP
<b>Tim Belcher, R</b> ERA: 0.69 (1, 1)	6.0	L	26	7	2	1	3	3	0	0	0	0	0	60	105	1.50	1.667
<b>Scott Service, R</b> ERA: 3.38 (7, 1)	0.2		5	1	1	1	1	2	0	0	0	0	0	11	22	13.50	4.500
<b>Matt Whisenant, L</b> ERA: 16.2 (7, 1)	0.1		7	5	6	6	0	2	0	0	0	0	0	13	27	162.00	21.000
<b>Jim Pittsley, R</b> ERA: 3.0 (8, 1)	1.0		5	1	1	1	0	0	0	1	0	0	0	9	12	9.00	1.000

**BOTTOM**

**Kansas City Royals @ Minnesota Twins**  
Hubert H. Humphrey Metrodome, Minneapolis, MN

Sun Apr 05 1998, 4:33 AM EDT  
Att: 10,851 - Dome - 72 F

AB	R	H	RBI	BB	SO	LOB
2	2	1	0	3	0	2
5	1	1	1	0	1	6
5	2	3	0	0	0	3
2	1	0	1	2	0	1
4	0	2	3	1	0	3
5	1	2	1	0	1	4
2	0	0	1	0	0	2
1	1	0	0	1	0	1
4	1	2	0	0	1	1
4	1	3	2	0	1	0

AB	34
R	10
H	14
RBI	9
BB	7
SO	4
LOB	23

WP: 0 PA: 43  
PB: 0  
SB: 0  
CS: 1



PITCHER	IP	WLS	BF	H	R	ER	SO	BB	IBB	HBP	BLK	WP	HR	S	P	ERA	WHIP
<b>Tim Belcher, R</b> ERA: 0.69 (1, 1)	6.0	L	26	7	2	1	3	3	0	0	0	0	0	60	105	1.50	1.667
<b>Scott Service, R</b> ERA: 3.38 (7, 1)	0.2		5	1	1	1	1	2	0	0	0	0	0	11	22	13.50	4.500
<b>Matt Whisenant, L</b> ERA: 16.2 (7, 1)	0.1		7	5	6	6	0	2	0	0	0	0	0	13	27	162.00	21.000
<b>Jim Pittsley, R</b> ERA: 3.0 (8, 1)	1.0		5	1	1	1	0	0	0	1	0	0	0	9	12	9.00	1.000

Batter	1	2	3	4	5	6	7	8	9	AB R H RBI BB SO LOB	TOP											
Shannon Stewart, R (1, 7) C B X	2-1 G6-3		0-1 L8			0-2 G3-1			2-1 G1-3	4 0 0 0 0 0 0												
Tony Fernandez, S (1, 4) OBP: 0.300, SLG: 0.125 Craig Grebeck, R (7, 4) OBP: 0.375, SLG: 0.667 C F B X	2-2 1B		0-0 G3-1			0-0 F9			1-0 G6-3	3 0 1 0 0 0 0 1 0 0 0 0 0 0												
Shawn Green, L (1, 9) OBP: 0.320, SLG: 0.450 C 1 SAFE S	0-3 K				1-2 G6-3				3-2 HR	4 1 1 1 0 1 1												
Jose Canseco, R (1, 10) OBP: 0.250, SLG: 0.522 B C B B X	3-1 L7				0-2 F7				0-0 G5-3	4 0 0 0 0 0 1												
Mike Stanley, R (1, 3) OBP: 0.292, SLG: 0.478 C B B B S X		3-2 5 WP 5 SF7 2B			1-1 F9				2-1 F9	3 1 1 0 0 0 0												
José Cruz Jr., S (1, 8) OBP: 0.318, SLG: 0.500 C B C C B X		1-3 K			2-2 F9				1-0 F8	3 0 0 0 0 1 1												
5 Ed Sprague, R (1, 5) OBP: 0.429, SLG: 0.529 B X		1-0 SF7 2-H			0-0 F9				4-1 FC5-4 BB	1 0 0 1 1 0 0												
Darrin Fletcher, L (1, 2) Mark Dalesandro, R (8, 2) C B F B S X		2-3 K			1-0 G4-3				2-1 F7	3 0 0 0 0 1 1 0 0 0 0 0 0 0												
Alex Gonzalez, R (1, 6) OBP: 0.318, SLG: 0.350 C F C X					0-2 G5-3				3-1 FC5-4 1-2f	3 0 0 0 0 0 1												
<b>Inning Stats</b>	R: 0 E: 0 K: 1 S: 10	H: 1 LOB: 1 BB: 0 P: 17	R: 1 E: 0 K: 2 S: 12	H: 1 LOB: 0 BB: 0 P: 19	R: 0 E: 0 K: 0 S: 6	H: 0 LOB: 0 BB: 0 P: 6	R: 0 E: 0 K: 0 S: 10	H: 0 LOB: 0 BB: 0 P: 12	R: 0 E: 0 K: 0 S: 6	H: 0 LOB: 0 BB: 0 P: 9	R: 0 E: 0 K: 0 S: 6	H: 0 LOB: 0 BB: 0 P: 8	R: 0 E: 0 K: 0 S: 6	H: 0 LOB: 0 BB: 0 P: 11	R: 0 E: 0 K: 0 S: 6	H: 0 LOB: 1 BB: 1 P: 16	R: 1 E: 0 K: 0 S: 8	H: 1 LOB: 0 BB: 0 P: 14	1B: 1 2B: 1 3B: 0 HR: 1	SF: 1 SAC: 0 DP: 0 HBP: 0	WP: 1 PB: 0 SB: 0 CS: 0	PA: 31
<b>PITCHER</b>	IP WLS BF H R ER SO BB IBB HBP BLK WP HR S P ERA WHIP																					
Bob Tewksbury, R (1, 1) ERA: 2.77	7.0 W 23 2 1 1 3 0 0 0 0 1 0 56 82 1.29 0.286																					
Hector Carrasco, R (8, 1) ERA:	1.0 4 0 0 0 0 1 0 0 0 0 0 6 16 0.00 1.000																					
Frankie Rodriguez, R (9, 1) ERA: 15.43	1.0 4 1 1 1 0 0 0 0 0 0 1 8 14 9.00 1.000																					

Toronto Blue Jays @ Minnesota Twins  
 Hubert H. Humphrey Metrodome, Minneapolis, MN

Tue Apr 07 1998, 8:05 PM EDT  
 Att. 8,421 - Dome - 72 F

livebaseballscorecards.com

AB 29  
 R 2  
 H 3  
 RBI 2  
 BB 1  
 SO 3  
 LOB 5



Batter	1	2	3	4	5	6	7	8	9	AB	R	H	RBI	BB	SO	LOB
<b>Matt Lawton, L</b> OBP: 0.381, SLG: 0.267 (1, 8)	4-1 BB FC4-6 BB	3-1 G3-1 SF7 2B	3-2 P4		0-1 F8		2-1 F8			4	2	1	1	1	0	5
<b>Brent Gates, S</b> OBP: 0.158, SLG: 0.235 (1, 5)	4-2 FC4-6 3B BB	1-0 G3-1	3-3 K		1-3 K		1-0 G6-3			4	1	0	1	1	2	6
<b>Paul Molitor, R</b> OBP: 0.385, SLG: 0.455 <b>Ron Coomer, R</b> OBP: 0.278, SLG: 0.389 (1, 10) (8, PH)	4-0 FC4-6 1-2 2-3 BB	0-0 SF7	0-1		4-2 2B BB		1-0 2B			1	0	1	3	2	0	0
<b>David Ortiz, L</b> OBP: 0.438, SLG: 0.750 (1, 3)	0-2 FC4-6 3B	2-0 BB 1B	3-3 K		3-2 2B		0-1 G3 2B			5	1	3	3	0	1	4
<b>Marty Cordova, R</b> OBP: 0.480, SLG: 0.471 <b>Alex Ochoa, R</b> OBP: 0.333, SLG: 0.500 (1, 7) (6, 9)	1-2 SF7 3B	4-2 BB			2-2 F9		0-1 F7			3	1	1	2	1	0	2
<b>Todd Walker, L</b> OBP: 0.200, SLG: 0.250 (1, 4)	0-0 SF7	3-1 P5			3-2 P6		0-0 G3			4	0	0	1	0	0	3
<b>Terry Steinbach, R</b> OBP: 0.375, SLG: 0.286 <b>Javier Valentin, S</b> OBP: 0.333, SLG: 0.250 (1, 2) (8, 2)	0-1 L7		1-1 BB 1B 1B		0-2 G2		2-3 K			4	1	1	0	0	1	0
<b>Pat Meares, R</b> OBP: 0.417, SLG: 0.565 (1, 6)		0-0 2B	0-1 BB 1B 1B		2-2 E WP 2B		0-0 G4-3			4	3	3	0	0	0	0
<b>Denny Hocking, S</b> (1, 9) (6, 7)		4-1 2B G3-1 BB	4-2 1B BB		0-2 E6 WP 2B		0-0 L9			2	2	0	0	2	0	1

Inning Stats	R: 4	H: 1	E: 0	K: 0	S: 12	LOB: 0	BB: 3	P: 25	R: 3	H: 3	E: 0	K: 0	S: 12	LOB: 2	BB: 2	P: 29	R: 2	H: 3	E: 0	K: 2	S: 21	LOB: 2	BB: 1	P: 35	R: 0	H: 0	E: 0	K: 0	S: 10	LOB: 0	BB: 0	P: 13	R: 2	H: 2	E: 1	K: 1	S: 21	LOB: 2	BB: 1	P: 33	R: 0	H: 0	E: 0	K: 1	S: 10	LOB: 0	BB: 0	P: 15	R: 0	H: 0	E: 0	K: 0	S: 4	LOB: 0	BB: 0	P: 7	R: 1	H: 2	E: 0	K: 1	S: 9	LOB: 1	BB: 0	P: 11
1B: 4	SF: 2	2B: 6	SAC: 0	3B: 1	DP: 0	HR: 0	HBP: 0																																																									

**BOTTOM**

**Toronto Blue Jays @ Minnesota Twins**  
 Hubert H. Humphrey Metrodome, Minneapolis, MN  
 Tue Apr 07 1998, 8:05 PM EDT  
 Att. 8,421 - Dome - 72 F

AB	34
R	12
H	11
RBI	11
BB	7
SO	5
LOB	23



WP: 1	PA: 43
PB: 0	SB: 0
CS: 0	

PITCHER	IP	WLS	BF	H	R	ER	SO	BB	IBB	HBP	BLK	WP	HR	S	P	ERA	WHIP
<b>Roger Clemens, R</b> ERA: 3.86 (1, 1)	0.0	L	1	0	1	1	0	1	0	0	0	0	0	1	5	∞	∞
<b>Robert Person, R</b> ERA: 12.71 (1, 1)	2.2		20	7	8	8	1	5	0	0	0	0	0	41	78	27.00	4.500
<b>Bill Risley, R</b> ERA: 3.86 (3, 1)	4.1		17	2	2	0	3	1	0	0	0	1	0	48	74	0.00	0.692
<b>Dan Plesac, L</b> ERA: 3.38 (8, 1)	1.0		5	2	1	1	1	0	0	0	0	0	0	9	11	9.00	2.000

Batter	1	2	3	4	5	6	7	8	9	AB R H RBI BB SO LOB	TOP											
Shannon Stewart, R (1, 7) OBP: 0.273, SLG: 0.200	2-2 E S 1B	4-1 CS BB	3-2 G1-3		0-1 1-3 1B		2-3 K		1-2 FC5-4	5 1 2 0 1 1 3												
Tony Fernandez, S (1, 4) OBP: 0.346, SLG: 0.150	4-0 1B 2B BB	4-1 G4-3 1B BB		0-0 F8	0-0 L5			1-0 WP BB 1B	0-0 G4-3	4 3 1 0 2 0 3												
Shawn Green, L (1, 9) OBP: 0.400, SLG: 0.609	0-0 2B 1B	1-2 G4-3		4-2 1B BB		1-1 HR		4-2 E WP SF7 BB		3 3 2 2 2 0 1												
Jose Canseco, R (1, 10) OBP: 0.273, SLG: 0.643	1-2 E SF7 2B	1-1 FC6-4 1B		0-2 BB 1B		1-1 F9 WP 2B		2-2 E6 SF7 S		5 2 4 2 0 0 1												
Mike Stanley, R (1, 3) OBP: 0.276, SLG: 0.407	1-1 E5 5 HBP 2-3 3-H	0-1 FC6-4		4-0 G6-4-3 BB		0-1 F9		3-2 G6-3		4 0 0 1 1 0 5												
5 Ed Sprague, R (1, 5) OBP: 0.435, SLG: 0.529	1-2		2-2 G6-3	0-0 G6-4-3		3-1 G6-3		0-0 SF7		0 0 0 0 0 0 0												
Craig Grebeck, R (3, PH) OBP: 0.273, SLG: 0.444										3 0 0 0 0 0 3												
Felipe Crespo, S (8, PH)										0 0 0 1 0 0 0												
Mark Dalesandro, R (8, 5)										0 0 0 0 0 0 0												
José Cruz Jr., S (1, 8) OBP: 0.296, SLG: 0.458	0-0 SF7		1-2 P6		1-1 1B 1B		3-2 F7		0-0 P4	4 0 1 1 0 0 1												
Darrin Fletcher, L (1, 2) OBP: 0.087, SLG: 0.048	1-1 F7		1-0 BB 1B		0-2 F7		1-1 F8		4-2 FC6-4 BB	4 0 1 0 1 0 3												
Alex Gonzalez, R (1, 6) OBP: 0.296, SLG: 0.292	3-1 FC6-4		4-2 BB		0-1 P2		2-0 G6-3		2-2 FC6-4 FC5-4	4 0 0 0 1 0 4												
<b>Inning Stats</b>	R: 4 E: 1 K: 0 S: 19	H: 3 LOB: 2 BB: 1 P: 32	R: 1 E: 0 K: 0 S: 10	H: 1 LOB: 1 BB: 2 P: 20	R: 0 E: 0 K: 0 S: 17	H: 1 LOB: 2 BB: 1 P: 28	R: 0 E: 0 K: 0 S: 10	H: 1 LOB: 2 BB: 2 P: 18	R: 0 E: 0 K: 0 S: 11	H: 2 LOB: 2 BB: 0 P: 12	R: 2 E: 0 K: 0 S: 11	H: 2 LOB: 0 BB: 0 P: 19	R: 0 E: 0 K: 1 S: 6	H: 0 LOB: 0 BB: 0 P: 11	R: 2 E: 1 K: 0 S: 12	H: 1 LOB: 1 BB: 1 P: 22	R: 0 E: 1 K: 0 S: 10	H: 0 LOB: 1 BB: 1 P: 17	1B: 8 2B: 2 3B: 0 HR: 1	SF: 2 SAC: 0 DP: 1 HBP: 1	WP: 2 PB: 0 SB: 3 CS: 1	PA: 47
<b>PITCHER</b>	IP WLS BF H R ER SO BB IBB HBP BLK WP HR S P ERA WHIP																			IP WLS BF H R ER SO BB IBB HBP BLK WP HR S P ERA WHIP		
LaTroy Hawkins, R (1, 1) ERA: 6.75	3.0 L 19 5 5 5 0 4 0 1 0 0 0 46 80 15.00 3.000																			Eddie Guardado, L (8, 1) ERA: 5.4		
Mike Trombley, R (4, 1) ERA:	1.0 5 1 0 0 0 0 2 0 0 0 0 0 10 18 0.00 3.000																			Rick Aguilera, R (9, 1) ERA:		
Greg Swindell, L (5, 1) ERA: 5.79	1.0 6 3 1 1 0 0 0 0 0 0 0 1 13 15 9.00 3.000																					
Frankie Rodriguez, R (6, 1) ERA: 10.38	2.0 9 2 3 1 1 1 1 0 0 0 1 0 18 35 4.50 1.500																					
Hector Carrasco, R (8, 1) ERA:	0.2 3 0 0 0 0 0 0 0 0 0 1 0 8 13 0.00 0.000																					

Toronto Blue Jays @ Minnesota Twins  
 Hubert H. Humphrey Metrodome, Minneapolis, MN  
 Wed Apr 08 1998, 8:05 PM EDT  
 Att. 8,532 - Dome - 72 F

AB	36
R	9
H	11
RBI	7
BB	8
SO	1
LOB	24



Batter	1	2	3	4	5	6	7	8	9	AB	R	H	RBI	BB	SO	LOB
Matt Lawton, L OBP: 0.360, SLG: 0.263 Brent Gates, S OBP: 0.150, SLG: 0.222 (1, 8) (8, PH) (9, 5)	0-0 P4	0-0 FC6 2-H 1B			1-2 G6-3	0-3 K		0-3 K		4	0	1	1	0	1	2
Alex Ochoa, R OBP: 0.294, SLG: 0.471 (1, 9) (9, 8)	2-1 G6-3 2B	1-0 FC6 1-2f			3-1 F9		3-3 K		3-2 E5 FC6	5	0	1	0	0	1	1
Paul Molitor, R OBP: 0.355, SLG: 0.385 (1, 10)	0-0 G6-3		0-0 B1-3			4-2 1B 1B BB	0-0 G4-3		2-1 FC6 BB 1B 1-2f	4	1	0	0	1	0	2
David Ortiz, L OBP: 0.333, SLG: 0.571 (1, 3)	1-0 P6		3-1 L9			2-1 F8	0-3 K		0-0 P4	5	0	0	0	0	1	3
Marty Cordova, R OBP: 0.467, SLG: 0.455 (1, 7)		0-1 F9	0-1 G6-3			0-0 1B 1-2 1B 1B		0-2 G4-3	2-1 BB 1B	5	1	2	0	0	0	0
Todd Walker, L OBP: 0.263, SLG: 0.375 Denny Hocking, S (1, 4) (9, PH)		2-1 2B 2B		1-1 G1-3		0-0 BB 1B 1-2 2-H SF8 1B		2-2 G6-3	4-0 FC6-4 BB 1-2 2-3	4	2	2	1	0	0	0
Ron Coomer, R OBP: 0.304, SLG: 0.435 (1, 5) (9, 9)		2-3 K		2-2 L6		1-1 BB 1B 1-2 2-H 1B		0-1 1B 2B	0-0 FC6-4 1-2f	5	0	2	1	0	1	4
Terry Steinbach, R OBP: 0.450, SLG: 0.267 (1, 2)		4-2 2B BB		0-0 F8		4-1 1B 1-2 2-3 BB		4-1 1B BB		1	1	0	0	3	0	0
Pat Meares, R OBP: 0.429, SLG: 0.615 (1, 6)		2-0 1B 2B 1-H 2-H			1-3 K	0-0 SF8		2-1 1B 1-2 2-3		3	1	2	3	0	1	0

Inning Stats	R: 0	H: 1	E: 0	K: 0	S: 5	H: 1	LOB: 1	BB: 0	P: 8	R: 3	H: 3	E: 0	K: 1	S: 13	R: 0	H: 0	E: 0	K: 0	S: 5	R: 0	H: 0	E: 0	K: 0	S: 6	R: 0	H: 0	E: 0	K: 1	S: 8	R: 3	H: 3	E: 0	K: 1	S: 16	R: 0	H: 0	E: 0	K: 2	S: 7	R: 0	H: 2	E: 1	K: 0	S: 10	1B: 6	SF: 1	2B: 4	SAC: 0	3B: 0	DP: 0	HR: 0	HBP: 0	WP: 0	PA: 43
--------------	------	------	------	------	------	------	--------	-------	------	------	------	------	------	-------	------	------	------	------	------	------	------	------	------	------	------	------	------	------	------	------	------	------	------	-------	------	------	------	------	------	------	------	------	------	-------	-------	-------	-------	--------	-------	-------	-------	--------	-------	--------

PITCHER	IP	WLS	BF	H	R	ER	SO	BB	IBB	HBP	BLK	WP	HR	S	P	ERA	WHIP
Pat Hentgen, R ERA: 4.26	(1, 1)	5.2	27	7	6	6	2	3	0	0	0	0	0	50	86	9.53	1.765
Dan Plesac, L ERA: 3.0	(6, 1)	0.1	1	0	0	0	1	0	0	0	0	0	0	3	3	0.00	0.000
Paul Quantrill, R ERA:	(7, 1)	1.2	8	2	0	0	2	1	0	0	0	0	0	18	29	0.00	1.800
Randy Myers, L ERA:	(8, 1)	1.1	S 7	1	0	0	1	1	0	0	0	0	0	13	24	0.00	1.500

**BOTTOM**

**Toronto Blue Jays @ Minnesota Twins**  
 Hubert H. Humphrey Metrodome, Minneapolis, MN

Wed Apr 08 1998, 8:05 PM EDT  
 Att. 8,532 - Dome - 72 F

livebaseballscorecards.com

AB	37
R	6
H	10
RBI	6
BB	5
SO	6
LOB	15



Batter	1	2	3	4	5	6	7	8	9	AB R H RBI BB SO LOB	TOP
Shannon Stewart, R (1, 7) OBP: 0.333, SLG: 0.286	1-1 G3-6-2 2B 1B		2-0 G6-3 2-3		1-2 G6-3			1-0 1B		4 0 2 0 0 0 1	
Tony Fernandez, S (1, 4) Felipe Crespo, S (8, PH) OBP: 0.200, SLG: 0.222	1-0 2B		1-2 L1		0-0 G6-3			3-3 K		3 0 1 0 0 0 1 1 0 0 0 0 1 1	
Shawn Green, L (1, 9) OBP: 0.382, SLG: 0.667	3-2 G3-6-2 3-Hr			0-2 G5-3		2-0 HR		1-3 K		4 1 1 1 0 1 3	
Jose Canseco, R (1, 10) OBP: 0.303, SLG: 0.563	3-2 G6-3			0-0 F7		1-1 P5		2-3 K		4 0 0 0 0 1 2	
Mike Stanley, R (1, 3) Juan Samuel, R (8, 3) OBP: 0.281, SLG: 0.379		1-0 G4-3		4-1 1B 2B BB		2-2 P6		1-1 P3		2 1 0 0 1 0 0 1 0 0 0 0 0 0	
José Cruz Jr., S (1, 8) OBP: 0.290, SLG: 0.429		1-3 K		2-0 2B 1-3 1B		3-3 K		1-3 K		4 0 1 0 0 3 0	
Darrin Fletcher, L (1, 2) Mark Dalesandro, R (8, 2) OBP: 0.115, SLG: 0.125		0-3 K		2-2 1-3 3-H 2B			1-0 G4-3		0-0 G5-3	3 0 1 1 0 1 0 1 0 0 0 0 0 0	
Craig Grebeck, R (1, 5) OBP: 0.286, SLG: 0.417			2-2 G6-3 SH1-3 1B		2-3 K		0-0 F9			3 0 1 0 0 1 2	
Alex Gonzalez, R (1, 6) OBP: 0.276, SLG: 0.269			0-0 SH1-3		2-2 F7		0-0 F7			2 0 0 0 0 0 0	
<b>Inning Stats</b>	R: 0 H: 2 E: 0 LOB: 1 K: 0 BB: 0 S: 11 P: 19	R: 0 H: 0 E: 0 LOB: 0 K: 2 BB: 0 S: 8 P: 10	R: 0 H: 1 E: 0 LOB: 1 K: 2 BB: 0 S: 11 P: 16	R: 1 H: 2 E: 0 LOB: 2 K: 1 BB: 1 S: 15 P: 25	R: 0 H: 0 E: 0 LOB: 0 K: 0 BB: 0 S: 9 P: 12	R: 1 H: 1 E: 0 LOB: 0 K: 1 BB: 0 S: 12 P: 20	R: 0 H: 0 E: 0 LOB: 0 K: 0 BB: 0 S: 3 P: 4	R: 0 H: 1 E: 0 LOB: 1 K: 3 BB: 0 S: 11 P: 18	R: 0 H: 0 E: 0 LOB: 0 K: 1 BB: 0 S: 6 P: 8	1B: 4 SF: 0 2B: 3 SAC: 1 3B: 0 DP: 1 HR: 1 HBP: 0	WP: 0 PA: 34 PB: 0 SB: 0 CS: 0
<b>PITCHER</b>	IP WLS BF H R ER SO BB IBB HBP BLK WP HR S P ERA WHIP										
Brad Radke, R (1, 1) ERA: 3.75	7.0 W 27 6 2 2 4 1 0 0 0 0 1 69 106 2.57 1.000										
Mike Trombley, R (8, 1) ERA:	2.0 7 1 0 0 4 0 0 0 0 0 0 17 26 0.00 0.500										

Toronto Blue Jays @ Minnesota Twins  
 Hubert H. Humphrey Metrodome, Minneapolis, MN

Thu Apr 09 1998, 8:05 PM EDT  
 Att. 9,075 - Dome - 72 F

livebaseballscorecards.com

AB 32  
 R 2  
 H 7  
 RBI 2  
 BB 1  
 SO 8  
 LOB 10





Batter	1	2	3	4	5	6	7	8	9	AB	R	H	RBI	BB	SO	LOB
Otis Nixon, S OBP: 0.217, SLG: 0.143 Alex Ochoa, R OBP: 0.278, SLG: 0.444	F9	CS	1B	G5-3		F8	HR	G1-3		5	2	2	1	0	0	2
Matt Lawton, L OBP: 0.367, SLG: 0.391	K		1B	G3		F8	HR			4	2	1	3	1	1	2
Paul Molitor, R OBP: 0.361, SLG: 0.387	F9		1B			P6	BB			5	1	2	0	0	0	2
David Ortiz, L OBP: 0.423, SLG: 0.625		E3	1B			E				3	3	2	2	2	0	0
Ron Coomer, R OBP: 0.321, SLG: 0.407		HR	1B			E6				4	1	1	1	1	0	4
Orlando Merced, S OBP: 0.462, SLG: 0.667 Denny Hocking, S (7, PR)		HR	1B			P7	2B	F8		4	1	3	5	0	0	2
Terry Steinbach, R OBP: 0.417, SLG: 0.316 Javier Valentin, S OBP: 0.300, SLG: 0.222	K	G6-4-3	G6-4-3			FC6-4	1B	K		4	1	1	1	0	1	4
Todd Walker, L OBP: 0.348, SLG: 0.389 Brent Gates, S OBP: 0.190, SLG: 0.222		CS	F7			F8	HR			2	1	1	0	2	0	1
Pat Meares, R OBP: 0.424, SLG: 0.552	P5			K						0	0	0	0	2	1	3

Inning Stats	R: 0	H: 0	E: 0	K: 1	S: 6	R: 3	H: 1	E: 1	K: 1	S: 9	R: 4	H: 5	E: 0	K: 0	S: 12	R: 0	H: 0	E: 1	K: 0	S: 7	R: 0	H: 0	E: 0	K: 10	S: 10	R: 6	H: 7	E: 0	K: 0	S: 22	R: 0	H: 0	E: 0	K: 1	S: 7	R: 0	H: 0	E: 0	K: 1	S: 7
	LOB: 0	BB: 0	P: 10	ER: 11	SO: 3	LOB: 0	BB: 2	P: 24	ER: 10	SO: 3	LOB: 1	BB: 1	P: 25	ER: 0	SO: 6	LOB: 2	BB: 1	P: 13	ER: 2	SO: 10	LOB: 2	BB: 2	P: 25	ER: 0	SO: 10	LOB: 2	BB: 1	P: 36	ER: 2	SO: 10	LOB: 2	BB: 2	P: 18	ER: 0	SO: 10	LOB: 2	BB: 2	P: 18		

PITCHER	IP	WLS	BF	H	R	ER	SO	BB	IBB	HBP	BLK	WP	HR	S	P	ERA	WHIP
Juan Guzman, R ERA: 8.76	(1, 1)	6.1	L	34	9	11	10	3	6	0	0	0	1	56	116	14.21	2.368
Kelvin Escobar, R ERA: 14.54	(7, 1)	1.2		12	4	2	2	1	3	0	0	0	1	23	44	10.80	4.200

**BOTTOM**

**Toronto Blue Jays @ Minnesota Twins**  
 Hubert H. Humphrey Metrodome, Minneapolis, MN

AB	37
R	13
H	13
RBI	13
BB	9
SO	4
LOB	22



WP	HR	S	P	ERA	WHIP
0	1	23	44	10.80	4.200

Thu Apr 09 1998, 8:05 PM EDT  
 Att. 9,075 - Dome - 72 F

livebaseballscorecards.com

Batter	1	2	3	4	5	6	7	8	9	AB R H RBI BB SO LOB	TOP																
<b>Otis Nixon, S</b> (1, 8) <small>OBP: 0.179, SLG: 0.115</small>	0-0 G1-3		0-0 G1-3	0-3 K			0-0 F8		0-3 K	5 0 0 0 0 2 2																	
<b>Pat Meares, R</b> (1, 6) <small>OBP: 0.447, SLG: 0.563</small>	1-0 WP HBP		0-0 1B 2B		0-3 K		4-0 BB		0-0 F9	3 1 1 0 1 1 1																	
<b>Paul Molitor, R</b> (1, 10) <small>OBP: 0.375, SLG: 0.382</small>	0-0 F8		0-0 1B 2-H		4-0 1B WP BB		0-3 K		0-3 K	3 1 1 1 1 1 2																	
<b>Marty Cordova, R</b> (1, 7) <small>OBP: 0.471, SLG: 0.440</small>	4-0 1-2 BB		0-0 F9		0-0 F9 WP 1B		0-3 K		0-3 K	3 0 1 0 1 1 2																	
<b>Alex Ochoa, R</b> (1, 9) <small>OBP: 0.273, SLG: 0.409</small>	0-3 K2-3			0-0 1B BB 1B		0-0 F9		0-0 G6-3		4 1 1 0 0 1 3																	
<b>David Ortiz, L</b> (1, 3) <small>OBP: 0.433, SLG: 0.593</small>		0-0 G6-4-3 1B		4-0 1B 1-2 SF9 BB		0-3 K		0-3 K		3 1 1 0 1 2 1																	
<b>Ron Coomer, R</b> (1, 5) <small>OBP: 0.313, SLG: 0.387</small>		0-0 G6-4-3		0-0 1-3 2-H 1B		0-0 F7		0-0 F9		4 0 1 1 0 0 1																	
<b>Javier Valentin, S</b> (1, 2) <small>OBP: 0.214, SLG: 0.167</small>		0-0 P4		0-0 SF9		0-0 L5		0-0 P5		3 0 0 1 0 0 0																	
<b>Denny Hocking, S</b> (1, 4) <small>OBP: 0.417, SLG: 0.125</small>			0-0 F7	0-3 K		0-0 G5-3		0-0 1B		4 0 1 0 0 1 1																	
<b>Inning Stats</b>	R: 0 E: 0 K: 1 S: 5	H: 0 LOB: 2 BB: 1 P: 10	R: 0 E: 0 K: 0 S: 3	H: 1 LOB: 0 BB: 0 P: 3	R: 1 E: 0 K: 0 S: 5	H: 2 LOB: 1 BB: 0 P: 5	R: 2 E: 0 K: 2 S: 9	H: 2 LOB: 1 BB: 1 P: 13	R: 1 E: 0 K: 2 S: 8	H: 1 LOB: 1 BB: 1 P: 12	R: 0 E: 0 K: 0 S: 3	H: 0 LOB: 0 BB: 0 P: 3	R: 0 E: 0 K: 2 S: 7	H: 0 LOB: 1 BB: 1 P: 11	R: 0 E: 0 K: 1 S: 5	H: 0 LOB: 0 BB: 0 P: 5	R: 0 E: 0 K: 1 S: 6	H: 1 LOB: 1 BB: 0 P: 6	1B: 6 2B: 1 3B: 0 HR: 0	SF: 1 SAC: 0 DP: 1 HBP: 1	WP: 2 PB: 0 SB: 1 CS: 0	PA: 38					
<b>PITCHER</b>	IP WLS BF H R ER SO BB IBB HBP BLK WP HR S P ERA WHIP																										
<b>Chris Haney, L</b> (1, 1) <small>ERA: 6.94</small>	6.1		29	6	4	4	5	4	0	1	0	2	0	34	51	5.68	1.579										
<b>47 Brian Bevil, R</b> (7, 1) <small>ERA: 4.91</small>	2.2	W	9	1	0	0	4	0	0	0	0	0	0	17	17	0.00	0.375										

Minnesota Twins @ Kansas City Royals  
Kauffman Stadium, Kansas City, MO

Fri Apr 10 1998, 7:05 PM CDT  
Att. 14,341 - Unknown - 66 F

livebaseballscorecards.com

AB	32
R	4
H	7
RBI	3
BB	4
SO	9
LOB	13



Batter	1	2	3	4	5	6	7	8	9	AB R H RBI BB SO LOB
Johnny Damon, L (1, 8) OBP: 0.452, SLG: 0.556	0-0 SF8 3B		0-0 G4-3		0-0 G4-3		0-0 F8		0-0 SF9	4 1 1 1 0 0 0
Jose Offerman, S (1, 4) OBP: 0.415, SLG: 0.538	0-0 SF8 3-H		0-0 E 1B		0-0 2B 1B		0-0 F8		0-0 S 1B 2B 3-H	4 1 3 2 0 0 0
Hal Morris, L (1, 7) OBP: 0.333, SLG: 0.387	0-0 E2 PB 1B		0-0 E6 FC6-4 1-2		0-0 1-3 2B		0-0 FC6-4 1B		4-0 1B S IBB	4 0 3 0 1 0 1
Jeff King, R (1, 3) OBP: 0.400, SLG: 0.531	0-3 K 2-3		0-0 FC6-4 1-2f		4-0 BB		0-0 FC6-4 1-2f		0-3 K 1-2 2-3	4 0 0 0 1 2 6
Terry Pendleton, S (1, 10) OBP: 0.242, SLG: 0.313	0-0 F8			0-0 G4-3	0-0 G1-3			0-0 F7	0-0 2-3 3-H 1B	5 0 1 1 0 0 4
Dean Palmer, R (1, 5) OBP: 0.421, SLG: 0.806		0-0 F7		0-0 HR		0-3 K		0-0 F8		4 1 1 1 0 1 0
Larry Sutton, L (1, 9) OBP: 0.167, SLG: 0.190 Ernie Young, R (8, PH) OBP: 0.222, SLG: 0.222		0-0 G6-3		0-0 L5		0-0 1B 1B		0-0 P3		3 0 1 0 0 0 0 1 0 0 0 0 0 0
Shane Halter, R (1, 6) OBP: 0.429, SLG: 0.643		0-0 F7		0-0 P6		0-0 1-2 G4-3 1B			0-0 1B SF9 1B	4 1 2 0 0 0 0
Sal Fasano, R (1, 2) Shane Mack, R (9, PH) OBP: 0.333, SLG: 0.200			0-3 K		0-3 K	0-0 G4-3 1-2f			0-0 SF9 S 2B 1B 1-3	3 0 0 0 0 2 2 1 1 1 0 0 0 0

**BOTTOM**

**Minnesota Twins @ Kansas City Royals**  
Kauffman Stadium, Kansas City, MO

Fri Apr 10 1998, 7:05 PM CDT  
Att: 14,341 - Unknown - 66 F

livebaseballscores.com

<b>AB</b>	<b>37</b>
<b>R</b>	<b>5</b>
<b>H</b>	<b>13</b>
<b>RBI</b>	<b>5</b>
<b>BB</b>	<b>2</b>
<b>SO</b>	<b>5</b>
<b>LOB</b>	<b>13</b>



Inning Stats	R: 1	H: 2	E: 1	K: 1	S: 7	H: 2	LOB: 1	BB: 0	P: 7	R: 0	H: 0	E: 0	K: 0	S: 3	R: 0	H: 1	E: 1	K: 1	S: 7	R: 0	H: 1	E: 0	K: 0	S: 4	R: 0	H: 2	E: 0	K: 1	S: 7	R: 0	H: 2	E: 0	K: 1	S: 6	R: 0	H: 1	E: 0	K: 0	S: 4	R: 0	H: 0	E: 0	K: 0	S: 3	R: 3	H: 4	E: 0	K: 1	S: 8	1B: 9	2B: 2	3B: 1	HR: 1	SF: 2	SAC: 0	DP: 1	HBP: 0	WP: 0	PA: 41
--------------	------	------	------	------	------	------	--------	-------	------	------	------	------	------	------	------	------	------	------	------	------	------	------	------	------	------	------	------	------	------	------	------	------	------	------	------	------	------	------	------	------	------	------	------	------	------	------	------	------	------	-------	-------	-------	-------	-------	--------	-------	--------	-------	--------

PITCHER	IP	WLS	BF	H	R	ER	SO	BB	IBB	HBP	BLK	WP	HR	S	P	ERA	WHIP
Mike Morgan, R (1, 1) ERA: 2.77	6.0		27	8	2	2	4	1	0	0	0	0	1	34	38	3.00	1.500
Eddie Guardado, L (7, 1) ERA: 2.45	2.0		7	1	0	0	0	0	0	0	0	0	0	7	7	0.00	0.500
Rick Aguilera, R (9, 1) ERA: 5.79	0.2	L	7	4	3	3	1	0	1	0	0	0	0	8	12	40.50	6.000

Batter	1	2	3	4	5	6	7	8	9	AB	R	H	RBI	BB	SO	LOB	TOP								
<b>Otis Nixon, S</b> (1, 8) <small>OBP: 0.212, SLG: 0.161</small>	0-0 <b>F7</b>		0-0 <b>F7</b>	0-0 <b>1B</b>		0-0 <b>L3</b>		0-0 <b>1B</b>		5	0	2	1	0	0	2									
<b>Matt Lawton, L</b> (1, 9) <small>OBP: 0.343, SLG: 0.333</small>	0-0 <b>G6-3</b>		4-0 <b>1B</b> <b>2B</b> <b>BB</b>	0-0 <b>P4</b>			0-3 <b>K</b>	0-3 <b>K</b>		4	1	0	0	1	2	3									
<b>Paul Molitor, R</b> (1, 10) <small>OBP: 0.378, SLG: 0.462</small>	0-0 <b>HR</b>		0-0 <b>2B</b> <b>1B</b>		0-0 <b>G6-3</b>		0-0 <b>G4-3</b>		0-0 <b>F8</b>	5	2	2	2	0	0	0									
<b>Orlando Merced, S</b> (1, 3) <small>OBP: 0.444, SLG: 0.765</small>	0-0 <b>1B</b>		0-0 <b>P2</b>		0-0 <b>HR</b>		0-0 <b>F8</b>		0-3 <b>K</b>	5	1	2	1	0	1	2									
<b>Marty Cordova, R</b> (1, 7) <small>OBP: 0.487, SLG: 0.483</small>	0-0 <b>F8</b>		0-0 <b>2B</b>		0-0 <b>G6-3</b>			0-0 <b>1B</b> <b>FC8-6</b> <b>1B</b>	4-0 <b>BB</b>	4	1	2	2	1	0	1									
<b>Todd Walker, L</b> (1, 4) <small>OBP: 0.357, SLG: 0.364</small>		0-3 <b>K</b>	0-0 <b>G3-1</b>		4-0 <b>BB</b>			0-0 <b>FC8-6</b> <b>1B</b>	0-0 <b>G4-3</b>	4	1	1	0	1	1	2									
<b>Ron Coomer, R</b> (1, 5) <small>OBP: 0.306, SLG: 0.400</small>		0-0 <b>F8</b>		0-0 <b>G4-3</b> <b>SF8</b> <b>2B</b>	0-0 <b>F9</b>			0-0 <b>G6-3</b>		4	1	1	0	0	0	3									
<b>Terry Steinbach, R</b> (1, 2) <small>OBP: 0.393, SLG: 0.273</small>		0-0 <b>F9</b>		0-0 <b>G4-3</b>		0-0 <b>G6-3</b>		4-0 <b>FC8-6</b> <b>BB</b>		3	0	0	0	1	0	1									
<b>Pat Meares, R</b> (1, 6) <small>OBP: 0.429, SLG: 0.529</small>			1-0 <b>BB</b> <b>1B</b> <b>HBP</b>	0-0 <b>SF8</b>		0-0 <b>E6</b>		0-0 <b>FC8-6</b> <b>1B</b>		2	1	0	2	0	0	2									
<b>Inning Stats</b>	R: 1 E: 0 K: 0 S: 5	H: 2 LOB: 1 BB: 0 P: 5	R: 0 E: 0 K: 1 S: 5	H: 0 LOB: 0 BB: 0 P: 5	R: 3 E: 0 K: 0 S: 5	H: 2 LOB: 1 BB: 1 P: 10	R: 1 E: 0 K: 0 S: 5	H: 2 LOB: 1 BB: 0 P: 5	R: 1 E: 0 K: 0 S: 4	H: 1 LOB: 1 BB: 1 P: 8	R: 0 E: 1 K: 0 S: 3	H: 0 LOB: 0 BB: 0 P: 3	R: 0 E: 0 K: 1 S: 5	H: 0 LOB: 0 BB: 0 P: 5	R: 2 E: 0 K: 1 S: 8	H: 3 LOB: 2 BB: 1 P: 12	R: 0 E: 0 K: 1 S: 5	H: 0 LOB: 1 BB: 1 P: 9	1B: 6 2B: 3 3B: 0 HR: 2	SF: 1 SAC: 0 DP: 1 HBP: 1	WP: 0 PB: 0 SB: 0 CS: 0	PA: 42			
<b>PITCHER</b>	IP	WLS	BF	H	R	ER	SO	BB	IBB	HBP	BLK	WP	HR	S	P	ERA	WHIP								
<b>Tim Belcher, R</b> (1, 1) <small>ERA: 3.18</small>	4.0	L	20	6	5	5	1	1	0	1	0	0	1	20	25	11.25	1.750								
<b>50 José Rosado, L</b> (5, 1) <small>ERA: 6.75</small>	4.0		18	4	3	3	2	2	0	0	0	0	1	20	28	6.75	1.500								
<b>Jeff Montgomery, R</b> (9, 1) <small>ERA: 9.82</small>	1.0		4	0	0	0	1	1	0	0	0	0	0	5	9	0.00	1.000								

**Minnesota Twins @ Kansas City Royals**  
 Kauffman Stadium, Kansas City, MO  
 Sat Apr 11 1998, 3:33 AM CDT  
 Att. 18,087 - Cloudy - 61 F

<b>AB</b>	36
<b>R</b>	8
<b>H</b>	10
<b>RBI</b>	8
<b>BB</b>	4
<b>SO</b>	4
<b>LOB</b>	16



Batter	1	2	3	4	5	6	7	8	9	AB	R	H	RBI	BB	SO	LOB
Johnny Damon, L OBP: 0.426, SLG: 0.500 (1, 8) X	0-0 P1		4-0 1B BB		0-0 P6		0-0 G1-3		0-3 K	4	0	0	0	1	1	3
Jose Offerman, S OBP: 0.400, SLG: 0.512 (1, 4) X	0-0 P4		0-0 BB 1B		0-0 F7			0-0 F8		4	0	1	1	0	0	0
Jeff King, R OBP: 0.385, SLG: 0.486 (1, 3) X	0-0 F9		4-0 BB		0-0 F7			0-3 K		3	0	0	0	1	1	0
Dean Palmer, R OBP: 0.405, SLG: 0.750 (1, 5) X		0-3 K	0-0 F8		0-0 L6-3 1B			0-0 G5-3		4	0	1	0	0	1	3
Shane Mack, R OBP: 0.400, SLG: 0.250 (1, 10) X		0-0 G5-3		0-0 G1-3 G5-3 1B		0-0 L6-3			4-0 G6-4-3 1B BB	3	1	1	0	1	0	1
Ernie Young, R OBP: 0.227, SLG: 0.190 (1, 9) X		0-3 K		0-0 G5-3 1-2			0-0 G3		1-0 G6-4-3 1-2 HBP	3	0	0	0	0	1	1
Hal Morris, L OBP: 0.351, SLG: 0.400 (1, 7) X			0-0 E8 1B 1B	0-0 G1-3 2-3			0-0 2B 1B		0-0 G6-4-3 1-2 2-3	4	2	2	0	0	0	3
29 Mike Sweeney, R OBP: 0.200, SLG: 0.130 (1, 2) X			0-0 F8 2-3	0-0 G6-3			0-0 P3		0-0 1B 1B	4	0	1	0	0	0	3
Shane Halter, R OBP: 0.444, SLG: 0.667 (1, 6) X			0-0 P3		0-0 F8		0-0 1-H 2B		0-0 1-2 3-H 1B	4	0	2	2	0	0	1

Inning Stats	R: 0	H: 0	E: 0	K: 0	S: 3	R: 0	H: 0	E: 0	K: 2	S: 7	R: 1	H: 2	E: 1	K: 0	S: 5	R: 0	H: 1	E: 0	K: 0	S: 4	R: 0	H: 0	E: 0	K: 0	S: 3	R: 0	H: 1	E: 0	K: 0	S: 3	R: 1	H: 2	E: 0	K: 0	S: 5	R: 0	H: 0	E: 0	K: 1	S: 5	R: 1	H: 2	E: 0	K: 1	S: 6	R: 0	H: 0	E: 0	K: 1	S: 5	R: 1	H: 2	E: 0	K: 1	S: 6	1B: 7	2B: 2	3B: 0	HR: 0	SF: 0	SAC: 0	DP: 2	HBP: 1	WP: 0	PA: 37
--------------	------	------	------	------	------	------	------	------	------	------	------	------	------	------	------	------	------	------	------	------	------	------	------	------	------	------	------	------	------	------	------	------	------	------	------	------	------	------	------	------	------	------	------	------	------	------	------	------	------	------	------	------	------	------	------	-------	-------	-------	-------	-------	--------	-------	--------	-------	--------

PITCHER	IP	WLS	BF	H	R	ER	SO	BB	IBB	HBP	BLK	WP	HR	S	P	ERA	WHIP
Eric Milton, L ERA: 0.71 (1, 1)	6.2	W	27	6	2	1	2	2	0	0	0	0	0	29	37	1.35	1.200
Greg Swindell, L ERA: 5.14 (7, 1)	2.1		10	2	1	1	2	1	0	1	0	0	0	12	17	3.86	1.286

**BOTTOM**

**Minnesota Twins @ Kansas City Royals**  
**Kauffman Stadium, Kansas City, MO**  
 Sat Apr 11 1998, 3:33 AM CDT  
 Att: 18,087 - Cloudy - 61 F

livebaseballscorecards.com

<b>AB</b>	<b>33</b>
<b>R</b>	<b>3</b>
<b>H</b>	<b>8</b>
<b>RBI</b>	<b>3</b>
<b>BB</b>	<b>3</b>
<b>SO</b>	<b>4</b>
<b>LOB</b>	<b>15</b>



Batter	1	2	3	4	5	6	7	8	9	AB R H RBI BB SO LOB	TOP		
Otis Nixon, S OBP: 0.211, SLG: 0.167 (1, 8) X	0-0 P6		0-0 G3		0-0 P6		0-1 BB 1B		0-2 G1-3	5 1 1 0 0 0 2			
Matt Lawton, L OBP: 0.375, SLG: 0.310 (1, 9) B X	1-0 G4-3		0-0 E4			4-0 2B BB	4-0 1B BB		4-2 BB	2 1 0 0 3 0 0			
Paul Molitor, R OBP: 0.380, SLG: 0.477 (1, 10) B B X	2-0 F8		1-0 F8			0-0 2B	1-2 G6-4-3 1B		1-3 K	5 1 2 1 0 1 2			
David Ortiz, L OBP: 0.400, SLG: 0.563 (1, 3)		2-3 K		3-2 F7		2-1 2B	1-2 G6-4-3		0-2 G1-3	5 0 1 2 0 1 3			
Marty Cordova, R OBP: 0.442, SLG: 0.424 (1, 7) X		0-1 G1-3		3-3 K		3-2 G6-3		1-3 K		4 0 0 0 0 2 0			
Todd Walker, L OBP: 0.375, SLG: 0.423 (1, 4) S X		1-2 2B		2-2 F8		0-0 F8		3-1 1B		4 0 2 0 0 0 0			
Ron Coomer, R OBP: 0.350, SLG: 0.513 (1, 5) X C B B		1-2 G4-3			1-0 G1-6-3 1B		0-1 HR		0-0 1B	4 1 3 1 0 0 1			
Terry Steinbach, R OBP: 0.375, SLG: 0.269 (1, 2) B X			1-0 G4-3		0-1 G1-6-3 1B		1-1 F9		0-0 G5-4-3	4 0 1 0 0 0 2			
Pat Meares, R OBP: 0.457, SLG: 0.703 (1, 6) B B F B			4-1 G3 BB		0-2 G1-6-3		3-1 HR		2-1 HR	3 3 2 2 1 0 2			
<b>Inning Stats</b>	R: 0 H: 0 E: 0 K: 0 S: 3	R: 0 H: 1 E: 0 K: 1 S: 11	R: 1 H: 0 E: 1 K: 0 S: 5	R: 0 H: 0 E: 0 K: 1 S: 10	R: 0 H: 2 E: 0 K: 0 S: 7	R: 2 H: 2 E: 0 K: 0 S: 7	R: 3 H: 4 E: 0 K: 0 S: 14	R: 0 H: 2 E: 0 K: 1 S: 7	R: 1 H: 1 E: 0 K: 1 S: 14	1B: 6 SF: 0 2B: 3 SAC: 0 3B: 0 DP: 3 HR: 3 HBP: 0	WP: 0 PA: 40 PB: 0 SB: 0 CS: 0		
<b>PITCHER</b>	IP WLS BF H R ER SO BB IBB HBP BLK WP HR S P ERA WHIP											<b>PITCHER</b>	IP WLS BF H R ER SO BB IBB HBP BLK WP HR S P ERA WHIP
Hipolito Pichardo, R ERA: 2.7 (1, 1)	6.1 L 27 7 5 4 2 2 0 0 0 0 0 2 49 84 5.68 1.421												
Matt Whisenant, L ERA: 13.5 (7, 1)	0.2 4 2 1 1 0 1 0 0 0 0 0 0 8 14 13.50 4.500												
Jim Pittsley, R ERA: 6.75 (8, 1)	2.0 9 3 1 1 1 2 1 0 0 0 0 1 21 32 4.50 2.000												

Minnesota Twins @ Kansas City Royals  
Kauffman Stadium, Kansas City, MO  
Sun Apr 12 1998, 3:33 AM CDT  
Att. 11,875 - Overcast - 63 F

livebaseballscorecards.com

AB	36
R	7
H	12
RBI	6
BB	4
SO	4
LOB	12



Batter	1	2	3	4	5	6	7	8	9	AB	R	H	RBI	BB	SO	LOB	BOTTOM
<b>Johnny Damon, L</b> <small>(1, 8)</small> <small>OBP: 0.404, SLG: 0.467</small>	0-2 <b>G4-3</b> 		0-0 <b>F7</b> 		2-1 <b>F7</b> 		3-1 <b>F7</b> 		1-2 	5	0	1	0	0	0	4	
<b>Jose Offerman, S</b> <small>(1, 4)</small> <small>OBP: 0.360, SLG: 0.458</small>	0-0 <b>L6</b> 		1-2 <b>L4</b> 			0-1 <b>G4-3</b> 	1-2 <b>K</b> 		2-3 <b>K</b> 	5	0	0	0	0	2	5	
<b>Hal Morris, L</b> <small>(1, 7)</small> <small>OBP: 0.357, SLG: 0.425</small>	3-1 			1-0 <b>G1-3</b> 		0-0 <b>G6-3</b> 	1-3 <b>K</b> 		0-0 	5	0	2	0	0	1	2	
<b>Dean Palmer, R</b> <small>(1, 5)</small> <small>OBP: 0.404, SLG: 0.733</small>	0-0 <b>F8</b> 			2-1 		0-2 		3-3 <b>K</b> 	2-2 <b>K</b> 	5	1	2	0	0	2	4	
<b>Jeff King, R</b> <small>(1, 3)</small> <small>OBP: 0.349, SLG: 0.436</small>		0-0 <b>P6</b> 		1-2 <b>P3</b> 		0-1 <b>E7</b> 		0-0 <b>F5</b> 		4	0	0	0	0	0	1	
<b>Terry Pendleton, S</b> <small>(1, 10)</small> <small>OBP: 0.243, SLG: 0.286</small>		3-2 <b>G3</b> 		1-0 <b>L6</b> 		0-0 <b>F7</b> 		4-1 		3	0	0	0	1	0	2	
<b>Larry Sutton, L</b> <small>(1, 9)</small> <small>OBP: 0.179, SLG: 0.167</small>		3-2 <b>G4-3</b> 			2-1 <b>L9</b> 		4-2 	0-0 <b>G4-3</b> 		3	1	0	0	1	0	1	
<b>29 Mike Sweeney, R</b> <small>(1, 2)</small> <small>OBP: 0.276, SLG: 0.192</small>			0-1 		1-2 <b>L6</b> 		4-0 		2-1 	3	0	2	0	1	0	0	
<b>Felix Martinez, S</b> <small>(1, 6)</small> <small>OBP: 0.154, SLG: 0.125</small>			0-0 <b>SH5-4</b> 		0-0 <b>E1</b> 		0-1 		0-0 	3	0	1	1	0	0	1	

Inning Stats		R: 0	H: 1	R: 0	H: 0	R: 0	H: 1	R: 0	H: 1	R: 0	H: 0	R: 1	H: 1	R: 0	H: 0	R: 0	H: 3	1B: 6	SF: 0	WP: 1	PA: 40
Pitcher		IP	WLS	BF	H	R	ER	SO	BB	IBB	HBP	BLK	WP	HR	S	P	ERA	WHIP	PB: 0	SB: 2	CS: 0
<b>Bob Tewksbury, R</b> <small>(1, 1)</small> <small>ERA: 2.37</small>	6.0	W	25	4	2	1	0	0	1	0	0	0	0	0	48	72	1.50	0.833			
<b>Eddie Guardado, L</b> <small>(7, 1)</small> <small>ERA: 1.93</small>	1.0		5	1	0	0	2	1	0	0	0	0	0	0	11	20	0.00	2.000			
<b>Mike Trombley, R</b> <small>(8, 1)</small> <small>ERA: 5.4</small>	1.2	S	9	3	0	0	2	1	0	0	0	0	0	0	16	28	0.00	2.400			
<b>Rick Aguilera, R</b> <small>(9, 1)</small> <small>ERA: 5.4</small>	0.1	S	1	0	0	0	1	0	0	0	0	0	0	0	4	6	0.00	0.000			

Minnesota Twins @ Kansas City Royals  
Kauffman Stadium, Kansas City, MO

Sun Apr 12 1998, 3:33 AM CDT  
Att. 11,875 - Overcast - 63 F

AB	36
R	2
H	8
RBI	1
BB	3
SO	5
LOB	20



livebaseballscorecards.com

Batter	1	2	3	4	5	6	7	8	9	10	11	12	13	14	AB R H RBI BB SO LOB	TOP																		
<b>Otis Nixon, S</b> <small>OBP: 0.239, SLG: 0.186</small> (1, 8)	G1-3		1B S	CS	G4-3		1B		FC6-2		G3			B2-3	7 1 2 0 1 0 5																			
<b>Matt Lawton, L</b> <small>OBP: 0.396, SLG: 0.432</small> (1, 9)	G6-3		1B	HR	F7		P6		FC5		G3-1			G6-3	8 3 4 3 0 0 4																			
<b>Paul Molitor, R</b> <small>OBP: 0.396, SLG: 0.471</small> (1, 10)	G6-3		1B	BB			G3		P4					G5-3	7 0 3 1 0 0 4																			
<b>David Ortiz, L</b> <small>OBP: 0.429, SLG: 0.632</small> (1, 3)	HR		HR	F9			G4-3		G6-4-3		G4-3			G4-3	6 2 3 3 1 0 1																			
<b>Marty Cordova, R</b> <small>OBP: 0.400, SLG: 0.359</small> (1, 7)	L9		K				K		K		FC5			K	6 0 0 0 1 4 5																			
<b>Todd Walker, L</b> <small>OBP: 0.333, SLG: 0.455</small> (1, 4)			G3	G3-1			K		G6-4-3		F7			L9	7 1 1 2 0 1 3																			
<b>Ron Coomer, R</b> <small>OBP: 0.362, SLG: 0.565</small> (1, 5)			G5-3				L8				F7			G6-3	7 1 3 1 0 0 0																			
<b>Terry Steinbach, R</b> <small>OBP: 0.459, SLG: 0.400</small> (1, 2)									SH		FC6-2																							
<b>Alex Ochoa, R</b> <small>OBP: 0.273, SLG: 0.409</small> (9, PR)							2B		FC6-2		SH			L7	4 1 4 0 1 0 0																			
<b>Javier Valentin, S</b> <small>OBP: 0.188, SLG: 0.143</small> (9, 2)							1B		1B		K				0 1 0 0 0 0 0																			
<b>Pat Meares, R</b> <small>OBP: 0.460, SLG: 0.707</small> (1, 6)									SH					G3-1	2 0 0 0 0 1 0																			
<b>Denny Hocking, S</b> <small>OBP: 0.357, SLG: 0.100</small> (7, 6)	P3		K				1B		1B					G3-1	4 1 2 1 0 1 3																			
<b>Inning Stats</b>	R: 2 E: 0 K: 0 S: 13	H: 2 LOB: 0 BB: 0 P: 19	R: 0 E: 0 K: 0 S: 9	H: 1 LOB: 1 BB: 0 P: 13	R: 4 E: 0 K: 2 S: 24	H: 6 LOB: 2 BB: 1 P: 39	R: 1 E: 0 K: 0 S: 17	H: 2 LOB: 2 BB: 2 P: 32	R: 0 E: 0 K: 1 S: 12	H: 2 LOB: 2 BB: 0 P: 20	R: 0 E: 0 K: 1 S: 8	H: 0 LOB: 0 BB: 0 P: 13	R: 3 E: 0 K: 1 S: 16	H: 5 LOB: 2 BB: 0 P: 25	R: 0 E: 0 K: 1 S: 8	H: 1 LOB: 0 BB: 0 P: 10	R: 2 E: 1 K: 0 S: 9	H: 3 LOB: 3 BB: 1 P: 16	R: 0 E: 0 K: 1 S: 5	H: 0 LOB: 0 BB: 0 P: 10	R: 0 E: 0 K: 1 S: 7	H: 0 LOB: 0 BB: 0 P: 10	R: 0 E: 0 K: 0 S: 6	H: 0 LOB: 0 BB: 0 P: 10	R: 0 E: 0 K: 0 S: 6	H: 0 LOB: 0 BB: 0 P: 10	R: 0 E: 0 K: 0 S: 6	H: 0 LOB: 0 BB: 0 P: 10	1B: 16 2B: 2 3B: 0 HR: 4	SF: 0 SAC: 1 DP: 1 HBP: 0	WP: 0 PB: 0 SB: 2 CS: 1	PA: 65		
<b>PITCHER</b> <b>Rolando Arroyo, R</b> <small>ERA: 8.16</small> (1, 1)	IP: 2.2 WLS: 0 BF: 16 H: 9 R: 6 ER: 6 SO: 1 BB: 0 IBB: 0 HBP: 0 BLK: 0 WP: 0 HR: 2 S: 41 P: 61 ERA: 20.25 WHIP: 3.375																																	
<b>Dan Carlson, R</b> <small>ERA: 6.48</small> (3, 1)	IP: 3.1 WLS: 0 BF: 16 H: 4 R: 1 ER: 1 SO: 2 BB: 3 IBB: 0 HBP: 0 BLK: 0 WP: 0 HR: 1 S: 42 P: 75 ERA: 2.70 WHIP: 2.100																																	
<b>52 Ramon Tatis, L</b> <small>ERA: 72.0</small> (7, 1)	IP: 0.1 WLS: 0 BF: 3 H: 2 R: 2 ER: 2 SO: 1 BB: 0 IBB: 0 HBP: 0 BLK: 0 WP: 0 HR: 1 S: 8 P: 14 ERA: 54.00 WHIP: 6.000																																	
<b>Albie Lopez, R</b> <small>ERA: 3.86</small> (7, 1)	IP: 0.2 WLS: 0 BF: 4 H: 3 R: 1 ER: 1 SO: 0 BB: 0 IBB: 0 HBP: 0 BLK: 0 WP: 0 HR: 0 S: 8 P: 11 ERA: 13.50 WHIP: 4.500																																	
<b>Jim Mecir, R</b> <small>ERA: 0.00</small> (8, 1)	IP: 1.0 WLS: 0 BF: 3 H: 1 R: 0 ER: 0 SO: 1 BB: 0 IBB: 0 HBP: 0 BLK: 0 WP: 0 HR: 0 S: 8 P: 10 ERA: 0.00 WHIP: 1.000																																	
<b>PITCHER</b> <b>Roberto Hernandez, R</b> <small>ERA: 4.5</small> (9, 1)	IP: 1.0 WLS: 0 BF: 8 H: 3 R: 2 ER: 2 SO: 0 BB: 0 IBB: 1 HBP: 0 BLK: 0 WP: 0 HR: 0 S: 9 P: 16 ERA: 18.00 WHIP: 3.000																																	
<b>Esteban Yan, R</b> <small>ERA: 0.00</small> (10, 1)	IP: 5.0 WLS: 0 BF: 15 H: 0 R: 0 ER: 0 SO: 2 BB: 0 IBB: 0 HBP: 0 BLK: 0 WP: 0 HR: 0 S: 35 P: 57 ERA: 0.00 WHIP: 0.000																																	

Minnesota Twins @ Tampa Bay Devil Rays  
 Tropicana Field, St. Petersburg, FL  
 Mon Apr 13 1998, 7:05 PM EDT  
 Att: 31,969 - Dome - 72 F

AB	60
R	12
H	22
RBI	11
BB	4
SO	7
LOB	25





Batter	1	2	3	4	5	6	7	8	9	10	11	12	13	14	AB	R	H	RBI	BB	SO	LOB	BOTTOM									
Quinton McCracken, S OBP: 0.426, SLG: 0.491 (1, 8)	0-3 K		1-1 2B SF7 1B		0-2 P5	0-0 1B	0-1 2B			0-0 G4-3		1-2 G3-1			7	1	3	4	0	1	2	<b>Minnesota Twins @ Tampa Bay Devil Rays</b> Tropicana Field, St. Petersburg, FL Mon Apr 13 1998, 7:05 PM EDT Att: 31,969 - Dome - 72 F <a href="http://livebaseballscorecards.com">livebaseballscorecards.com</a>									
Dave Martinez, L OBP: 0.400, SLG: 0.410 (1, 9)	2-1 FC4-6 1B		0-1 2B		1-1 P5	1-0 P6		2-1 P6		3-3 K		2-2 F9			7	0	2	0	0	1	3										
Rich Butler, L OBP: 0.472, SLG: 0.690 (1, 7)	3-1 FC4-6 1B		1-2 F9			0-0 HR	2-2 HR 1B	1-3 K			2-0 F7		2-1 F9		7	2	2	1	0	1	3										
Fred McGriff, L OBP: 0.415, SLG: 0.553 (1, 3)	3-0 FC4-6 1B		0-0 SF7			1-2 G6-3	1-1 HR	0-0 G4-3			3-3 K		0-0 F8		6	1	2	3	0	1	0										
Paul Sorrento, L OBP: 0.356, SLG: 0.500 (1, 10)	2-0 FC4-6		3-1 G3			1-1 HR	2-1 G2-3		2-1 P6		0-0 WP 1B		1-1 F8		7	1	2	1	0	0	3										
Bobby Smith, R OBP: 0.500, SLG: 0.579 (1, 5)		2-2 G5-3		3-2 1B		1-3 K	0-0 BB HBP 2B 1B		1-2 2B 1B		0-3 K			1-0 HR	7	3	4	1	0	2	1										
John Flaherty, R OBP: 0.188, SLG: 0.194 (1, 2)		2-3 K		2-0 G4-6-4-3 1B		4-1 1B 2B BB	2-1 F9		1-1 2B			1-0 G3-1 SH1-3 1B			3	1	0	0	1	1	2										
Jerome Walton, R OBP: 0.500, SLG: 0.750 Mike DiFelice, R OBP: 0.583, SLG: 1.000 (9, PH)				1-2 1B					1-1 2B						1	0	1	1	0	0	0										
Kevin Stocker, S OBP: 0.405, SLG: 0.526 (1, 6)		4-2 FC4 BB		3-1 G1-3		3-1 2B 1B	2-0 2B HBP		0-3 K			0-0 SH1-3			3	2	1	0	1	1	0										
Miguel Cairo, R OBP: 0.351, SLG: 0.417 Wade Boggs, L OBP: 0.394, SLG: 0.633 Aaron Ledesma, R OBP: 0.385, SLG: 0.273 (7, 4)	0-1 FC4		0-1 1B		1-0 G6-3	3-2 1B 2B	4-0 2B BB			1-2 F2		4-1 G3-1 BB			2	0	0	0	0	0	1										
Inning Stats	R: 0 E: 0 K: 1 S: 9	H: 2 LOB: 2 BB: 0 P: 19	R: 0 E: 0 K: 1 S: 10	H: 0 LOB: 1 BB: 1 P: 18	R: 1 E: 0 K: 0 S: 10	H: 2 LOB: 0 BB: 0 P: 15	R: 0 E: 0 K: 0 S: 8	H: 1 LOB: 0 BB: 0 P: 16	R: 0 E: 0 K: 0 S: 6	H: 0 LOB: 0 BB: 0 P: 8	R: 5 E: 0 K: 1 S: 18	H: 5 LOB: 1 BB: 1 P: 32	R: 5 E: 0 K: 1 S: 12	H: 4 LOB: 1 BB: 1 P: 25	R: 0 E: 0 K: 1 S: 6	H: 0 LOB: 0 BB: 0 P: 9	R: 1 E: 0 K: 1 S: 11	H: 2 LOB: 0 BB: 0 P: 15	R: 0 E: 0 K: 1 S: 7	H: 0 LOB: 0 BB: 0 P: 11	R: 0 E: 0 K: 2 S: 9		H: 1 LOB: 1 BB: 0 P: 14	R: 0 E: 0 K: 0 S: 5	H: 0 LOB: 0 BB: 0 P: 8	R: 1 E: 0 K: 0 S: 1	H: 1 LOB: 0 BB: 0 P: 2	1B: 11 2B: 4 3B: 0 HR: 4	SF: 1 SAC: 1 DP: 1 HBP: 1	WP: 1 PB: 0 SB: 0 CS: 0	PA: 60
PITCHER	IP 5.2	WLS 26	BF 8	H 5	R 1	ER 0	SO 3	BB 2	IBB 0	HBP 0	BLK 0	WP 0	HR 0	S 56	P 99	ERA 7.94	WHIP 1.765														
LaTroy Hawkins, R ERA: 7.2 Frankie Rodriguez, R ERA: 12.46 Greg Swindell, L ERA: 7.04 Hector Carrasco, R ERA: 13.5 Eddie Guardado, L ERA: 1.5	(1, 1) (6, 1) (6, 1) (7, 1) (7, 1)	0.0 0.2 0.1 1.1	2 4 4 4	2 2 1 1	1 2 0 3	1 2 0 3	0 0 0 1	0 0 0 1	0 0 0 0	0 0 0 0	0 0 0 0	0 1 0 0	0 0 0 0	0 0 0 0	0 3 8 11	0 11 11 11	20.25	0.750													
PITCHER	IP 2.0	WLS 7	BF 2	H 2	R 1	ER 1	SO 2	BB 0	IBB 0	HBP 0	BLK 0	WP 0	HR 0	S 26	P 26	ERA 4.50	WHIP 1.000														
Rick Aguilera, R ERA: 5.14 Mike Trombley, R ERA: 0.75	(9, 1) (11, 1)	3.0 L	13 3	1 1	1 2	1 1	2 1	1 0	0 0	0 0	0 0	1 1	25 42	3.00 1.333																	

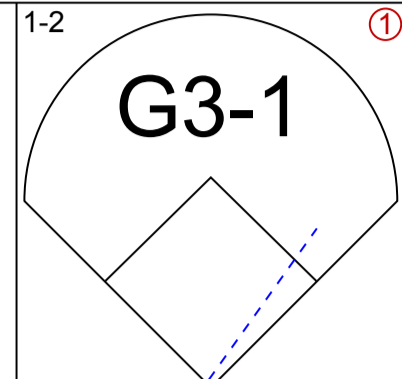
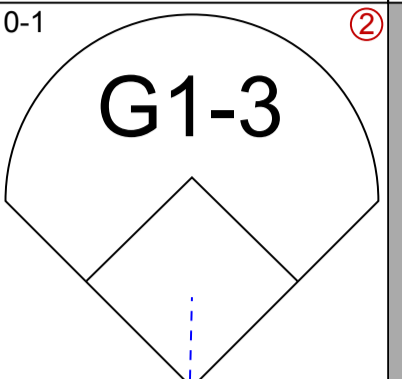
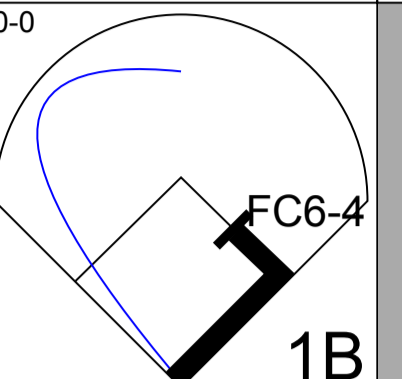
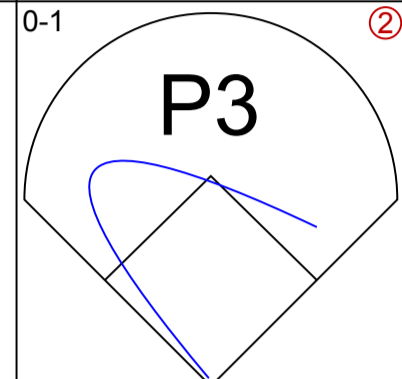
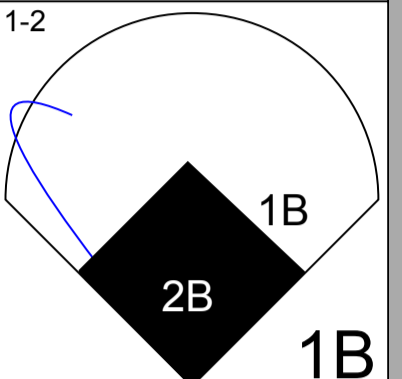
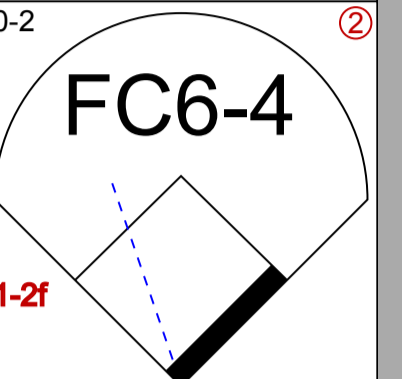
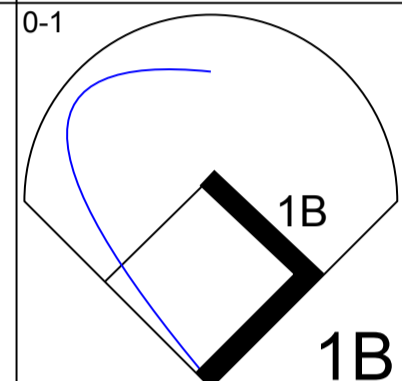
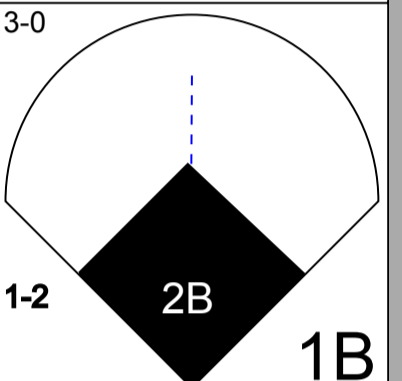
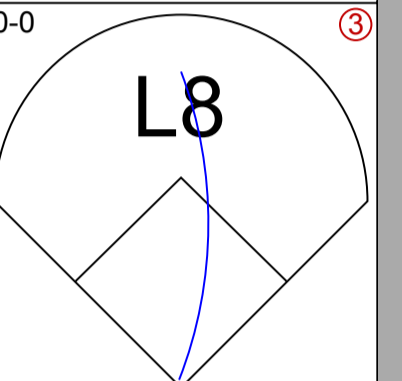
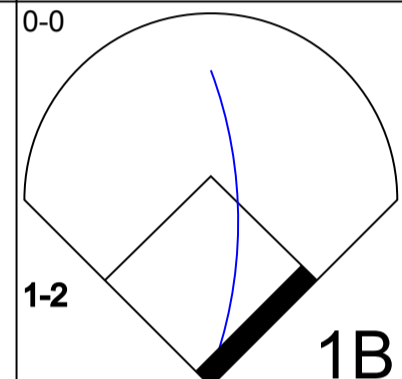
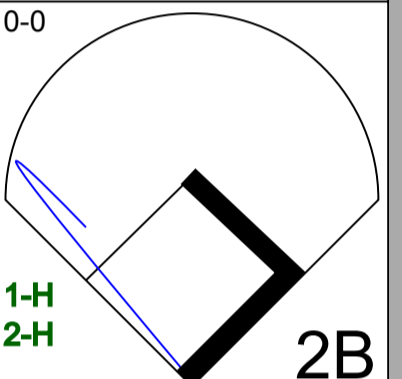
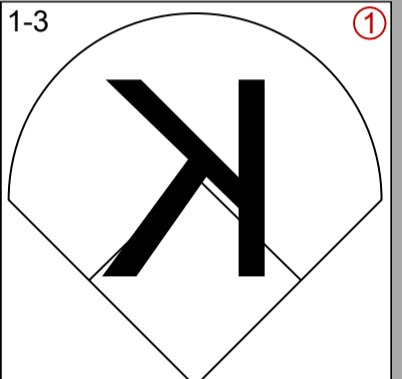
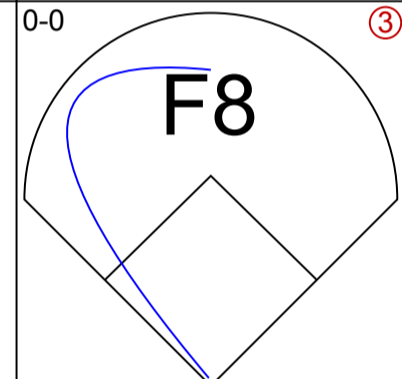
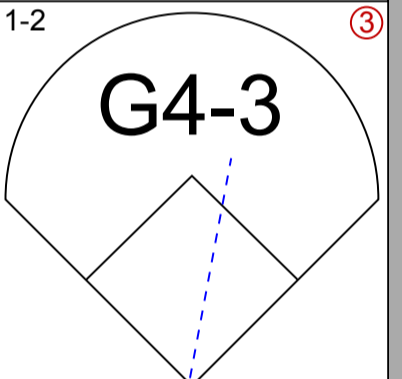
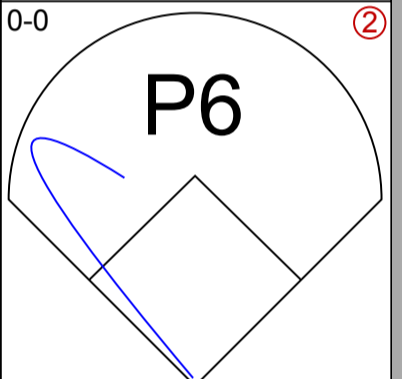
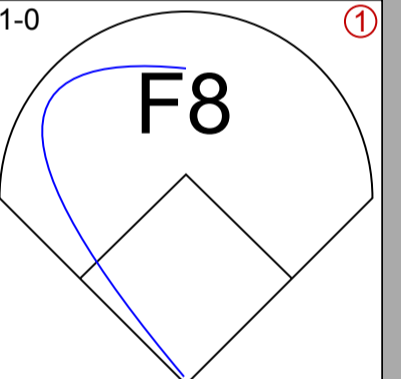
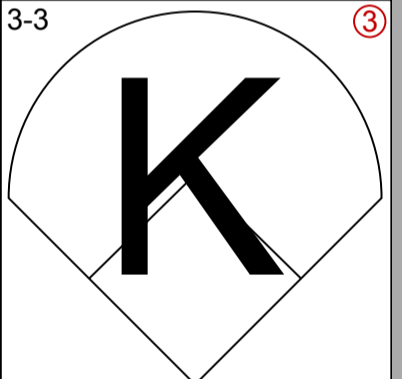
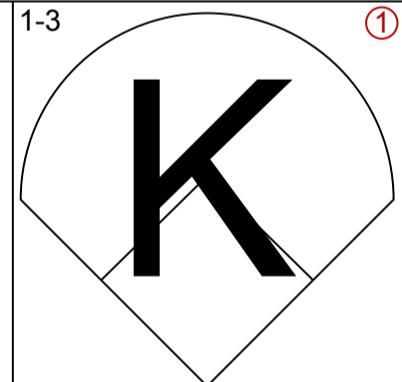
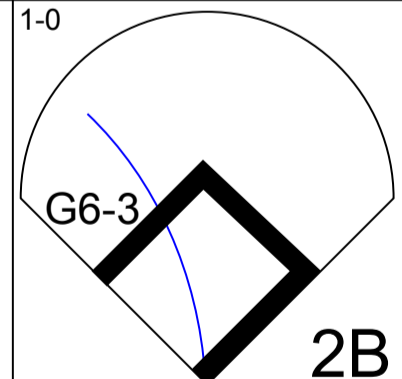
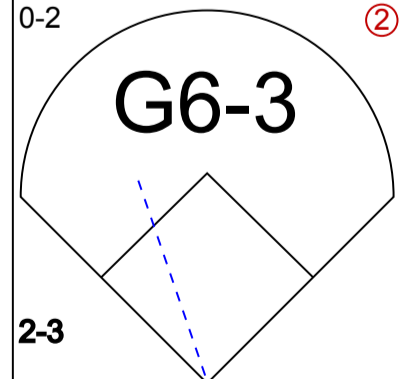


Batter	1	2	3	4	5	6	7	8	9	AB	R	H	RBI	BB	SO	LOB	TOP
<b>Otis Nixon, S</b> (1, 8) <small>OBP: 0.255, SLG: 0.208</small>	3-3 		0-0 	2-2 		1-0 		1-2 		5	1	2	1	0	1	4	
<b>Denny Hocking, S</b> (1, 6) <small>OBP: 0.316, SLG: 0.071</small>	2-3 		1-3 		2-1 	0-2 		4-0 		4	0	0	0	1	2	2	
<b>Paul Molitor, R</b> (1, 10) <small>OBP: 0.403, SLG: 0.518</small>	1-1 		1-1 		2-0 	2-2 		0-1 		5	0	3	1	0	0	1	
<b>Orlando Merced, S</b> (1, 3) <small>OBP: 0.391, SLG: 0.636</small>		1-1 		0-0 	1-0 	2-2 		2-3 		5	0	1	0	0	1	4	
<b>Ron Coomer, R</b> (1, 5) <small>OBP: 0.365, SLG: 0.569</small>		1-1 		1-2 	0-1 		2-0 		1-0 	5	2	2	0	0	0	2	
<b>Matt Lawton, L</b> (1, 7) <small>OBP: 0.396, SLG: 0.439</small>		3-2 		4-0 		0-1 	2-1 		1-1 	4	1	1	0	1	0	1	
<b>Alex Ochoa, R</b> (1, 9) <small>OBP: 0.259, SLG: 0.481</small>		2-2 		0-1 		3-0 	1-3 		3-2 	5	2	1	2	0	1	2	
<b>Terry Steinbach, R</b> (1, 2) <small>OBP: 0.512, SLG: 0.516</small>		1-2 		4-2 		4-1 		4-2 		1	2	1	2	2	0	0	
<b>Brent Gates, S</b> (1, 4) <small>OBP: 0.240, SLG: 0.238</small>		1-1 		4-1 		2-1 		1-2 		3	0	1	1	1	0	1	
<b>Inning Stats</b>	R: 0 E: 0 K: 2 S: 8 H: 0 LOB: 0 BB: 0 P: 14	R: 3 E: 1 K: 0 S: 18 H: 2 LOB: 0 BB: 0 P: 26	R: 0 E: 0 K: 1 S: 6 H: 1 LOB: 0 BB: 0 P: 8	R: 1 E: 0 K: 0 S: 14 H: 1 LOB: 3 BB: 2 P: 29	R: 0 E: 0 K: 0 S: 6 H: 2 LOB: 1 BB: 0 P: 11	R: 4 E: 0 K: 0 S: 17 H: 5 LOB: 1 BB: 1 P: 31	R: 0 E: 0 K: 1 S: 6 H: 0 LOB: 0 BB: 0 P: 11	R: 0 E: 0 K: 1 S: 13 H: 1 LOB: 3 BB: 2 P: 25	R: 0 E: 0 K: 0 S: 6 H: 0 LOB: 0 BB: 0 P: 11	1B: 7 2B: 2 3B: 1 HR: 2 SF: 0 SAC: 0 DP: 2 HBP: 1	WP: 0 PB: 0 SB: 1 CS: 0 PA: 43						
<b>PITCHER</b> <b>Dennis Springer, R</b> (1, 1) <small>ERA: 4.02</small> <b>Albie Lopez, R</b> (6, 1) <small>ERA: 2.45</small> <b>52 Ramon Tatis, L</b> (9, 1) <small>ERA: 36.0</small>	IP WLS BF H R ER SO BB IBB HBP BLK WP HR S P ERA WHIP	IP WLS BF H R ER SO BB IBB HBP BLK WP HR S P ERA WHIP	IP WLS BF H R ER SO BB IBB HBP BLK WP HR S P ERA WHIP	IP WLS BF H R ER SO BB IBB HBP BLK WP HR S P ERA WHIP	IP WLS BF H R ER SO BB IBB HBP BLK WP HR S P ERA WHIP	IP WLS BF H R ER SO BB IBB HBP BLK WP HR S P ERA WHIP	IP WLS BF H R ER SO BB IBB HBP BLK WP HR S P ERA WHIP	IP WLS BF H R ER SO BB IBB HBP BLK WP HR S P ERA WHIP	IP WLS BF H R ER SO BB IBB HBP BLK WP HR S P ERA WHIP	IP WLS BF H R ER SO BB IBB HBP BLK WP HR S P ERA WHIP	IP WLS BF H R ER SO BB IBB HBP BLK WP HR S P ERA WHIP						

**Minnesota Twins @ Tampa Bay Devil Rays**  
 Tropicana Field, St. Petersburg, FL  
 Tue Apr 14 1998, 7:05 PM EDT  
 Att. 34,337 - Dome - 72 F

AB	37
R	8
H	12
RBI	7
BB	5
SO	5
LOB	17



Batter	1	2	3	4	5	6	7	8	9	AB R H RBI BB SO LOB		
<b>Quinton McCracken, S</b> <small>OBP: 0.414, SLG: 0.474</small> <small>(1, 8)</small> 										4 0 1 0 0 0 1		
<b>Miguel Cairo, R</b> <small>OBP: 0.341, SLG: 0.400</small> <small>(1, 4)</small> 										4 1 1 0 0 0 1		
<b>Rich Butler, L</b> <small>OBP: 0.475, SLG: 0.667</small> <small>(1, 7)</small> 										4 1 2 0 0 0 2		
<b>Fred McGriff, L</b> <small>OBP: 0.439, SLG: 0.608</small> <small>(1, 10)</small> 										4 0 3 2 0 1 0		
<b>Paul Sorrento, L</b> <small>OBP: 0.327, SLG: 0.455</small> <small>(1, 3)</small> 										4 0 0 0 0 0 4		
<b>Bobby Smith, R</b> <small>OBP: 0.462, SLG: 0.522</small> <small>(1, 5)</small> 										4 0 1 0 0 2 0		
<b>Bubba Trammell, R</b> <small>OBP: 0.333, SLG: 0.353</small> <small>(1, 9)</small> 										4 0 0 0 0 3 1		
<b>Mike DiFelice, R</b> <small>OBP: 0.500, SLG: 0.857</small> <small>(1, 2)</small> 										4 0 0 0 0 2 1		
<b>Aaron Ledesma, R</b> <small>OBP: 0.294, SLG: 0.200</small> <small>(1, 6)</small> 										4 0 1 0 0 2 1		
										4 0 0 0 0 3 2		
<b>Inning Stats</b> R: 0   H: 2 E: 0   LOB: 2 K: 0   BB: 0 S: 9   P: 10  R: 0   H: 0 E: 0   LOB: 0 K: 3   BB: 0 S: 9   P: 13  R: 2   H: 3 E: 0   LOB: 1 K: 1   BB: 0 S: 13   P: 18  R: 0   H: 0 E: 0   LOB: 0 K: 1   BB: 0 S: 9   P: 13  R: 0   H: 1 E: 0   LOB: 1 K: 1   BB: 0 S: 11   P: 12  R: 0   H: 0 E: 0   LOB: 0 K: 2   BB: 0 S: 7   P: 11  R: 0   H: 1 E: 0   LOB: 1 K: 1   BB: 0 S: 8   P: 11  R: 0   H: 1 E: 1   LOB: 1 K: 0   BB: 0 S: 8   P: 12  R: 0   H: 1 E: 0   LOB: 1 K: 2   BB: 0 S: 10   P: 14										1B: 6   SF: 0 2B: 3   SAC: 0 3B: 0   DP: 1 HR: 0   HBP: 0		
<b>PITCHER</b> <b>Brad Radke, R</b> <small>ERA: 3.0</small> <small>(1, 1)</small>	<b>IP</b> 9.0 <b>WLS</b> W <b>BF</b> 36 <b>H</b> 9 <b>R</b> 2 <b>ER</b> 2 <b>SO</b> 11 <b>BB</b> 0 <b>IBB</b> 0 <b>HBP</b> 0 <b>BLK</b> 0 <b>WP</b> 0 <b>HR</b> 0 <b>S</b> 84 <b>P</b> 114 <b>ERA</b> 2.00 <b>WHIP</b> 1.000						<b>PITCHER</b>  <b>IP</b>  <b>WLS</b>  <b>BF</b>  <b>H</b>  <b>R</b>  <b>ER</b>  <b>SO</b>  <b>BB</b>  <b>IBB</b>  <b>HBP</b>  <b>BLK</b>  <b>WP</b>  <b>HR</b>  <b>S</b>  <b>P</b>  <b>ERA</b>  <b>WHIP</b> 					

**BOTTOM**

**Minnesota Twins @ Tampa Bay Devil Rays**  
Tropicana Field, St. Petersburg, FL  
Tue Apr 14 1998, 7:05 PM EDT  
Att. 34,337 - Dome - 72 F

[livebaseballscorecards.com](http://livebaseballscorecards.com)

AB	36
R	2
H	9
RBI	2
BB	0
SO	11
LOB	12



Batter	1	2	3	4	5	6	7	8	9	10	AB R H RBI BB SO LOB	TOP																		
Joey Cora, S OBP: 0.370, SLG: 0.385 (1, 4) B C X	1-1 G3		0-1 F7		1-0 F8		1-1 G5-3 1B		3-2 G4-3		5 0 1 0 0 0 2	<b>Seattle Mariners @ Minnesota Twins</b> Hubert H. Humphrey Metrodome, Minneapolis, MN Thu Apr 16 1998, 8:05 PM EDT Att. 11,351 - Dome - 72 F <a href="http://livebaseballscorecards.com">livebaseballscorecards.com</a>																		
Alex Rodriguez, R OBP: 0.311, SLG: 0.551 (1, 6) X	0-0 G3-6-3 1B		2-3 K		1-1 1B		0-0 G5-3		1-0	5 1 3 2 0 1 2																				
Ken Griffey Jr., L OBP: 0.353, SLG: 0.638 (1, 8) C B X	1-1 G3-6-3 1-2f		3-2 L9		4-0 IBB		2-0 F8		0-0 P6	4 0 0 0 1 0 3																				
Edgar Martinez, R OBP: 0.339, SLG: 0.314 (1, 10) B C X		1-1 G6-3		1-2 G6-4-3 1B		3-2 F9		3-3 K	0-2 E6 FC6-4	5 0 1 0 0 1 3																				
David Segui, S OBP: 0.485, SLG: 0.879 (1, 3) X		0-0 HR		1-2 G6-4-3 1-2f		2-1 G4-3		4-1 BB	2-3 K	4 1 1 1 1 1 2																				
Glenallen Hill, R OBP: 0.426, SLG: 0.574 Rich Amaral, R (10, 7) X		0-0 2B		1-1 G4-3		0-1 G4-3		0-1 P4	0-0 FC6-4 1-2f	5 0 1 0 0 0 2 0 0 0 0 0 0 0																				
Rick Wilkins, L OBP: 0.211, SLG: 0.412 Dan Wilson, R OBP: 0.348, SLG: 0.325 (8, PH) (8, 2) C X		0-1 F7		3-1 F7		0-0 P4		1-2 P5		3 0 0 0 0 0 1 1 0 0 0 0 0 1																				
Russ Davis, R OBP: 0.396, SLG: 0.596 (1, 5) H		1-0 HBP		0-1 1B 1B			2-0 G5-3 1B		1-3 K	3 1 2 0 0 1 0																				
Ryan Radmanovich, L OBP: 0.111, SLG: 0.111 (1, 9) B X		1-0 G4-3		0-0 1B 1B			1-3 K		2-0 G3	4 0 1 0 0 1 3																				
<b>Inning Stats</b>	R: 0 E: 0 K: 0 S: 5	H: 1 LOB: 0 BB: 0 P: 7	R: 1 E: 0 K: 0 S: 7	H: 2 LOB: 2 BB: 0 P: 10	R: 0 E: 0 K: 1 S: 8	H: 0 LOB: 0 BB: 0 P: 13	R: 0 E: 0 K: 0 S: 12	H: 1 LOB: 0 BB: 0 P: 15	R: 1 E: 0 K: 0 S: 11	H: 3 LOB: 3 BB: 1 P: 23	R: 0 E: 0 K: 0 S: 5		H: 0 LOB: 0 BB: 0 P: 7	R: 0 E: 0 K: 1 S: 9	H: 2 LOB: 2 BB: 0 P: 14	R: 0 E: 0 K: 1 S: 9	H: 0 LOB: 1 BB: 1 P: 17	R: 0 E: 0 K: 1 S: 8	H: 0 LOB: 0 BB: 0 P: 14	R: 1 E: 1 K: 1 S: 11	H: 1 LOB: 1 BB: 0 P: 14	1B: 7 2B: 1 3B: 0 HR: 2	SF: 0 SAC: 0 DP: 2 HBP: 1	WP: 0 PB: 0 SB: 0 CS: 0	PA: 42					
<b>PITCHER</b>	IP WLS BF H R ER SO BB IBB HBP BLK WP HR S P ERA WHIP	IP WLS BF H R ER SO BB IBB HBP BLK WP HR S P ERA WHIP	IP WLS BF H R ER SO BB IBB HBP BLK WP HR S P ERA WHIP	IP WLS BF H R ER SO BB IBB HBP BLK WP HR S P ERA WHIP	IP WLS BF H R ER SO BB IBB HBP BLK WP HR S P ERA WHIP	IP WLS BF H R ER SO BB IBB HBP BLK WP HR S P ERA WHIP	IP WLS BF H R ER SO BB IBB HBP BLK WP HR S P ERA WHIP	IP WLS BF H R ER SO BB IBB HBP BLK WP HR S P ERA WHIP	IP WLS BF H R ER SO BB IBB HBP BLK WP HR S P ERA WHIP	IP WLS BF H R ER SO BB IBB HBP BLK WP HR S P ERA WHIP	IP WLS BF H R ER SO BB IBB HBP BLK WP HR S P ERA WHIP	IP WLS BF H R ER SO BB IBB HBP BLK WP HR S P ERA WHIP	IP WLS BF H R ER SO BB IBB HBP BLK WP HR S P ERA WHIP	IP WLS BF H R ER SO BB IBB HBP BLK WP HR S P ERA WHIP	IP WLS BF H R ER SO BB IBB HBP BLK WP HR S P ERA WHIP	IP WLS BF H R ER SO BB IBB HBP BLK WP HR S P ERA WHIP	IP WLS BF H R ER SO BB IBB HBP BLK WP HR S P ERA WHIP	IP WLS BF H R ER SO BB IBB HBP BLK WP HR S P ERA WHIP	IP WLS BF H R ER SO BB IBB HBP BLK WP HR S P ERA WHIP	IP WLS BF H R ER SO BB IBB HBP BLK WP HR S P ERA WHIP	IP WLS BF H R ER SO BB IBB HBP BLK WP HR S P ERA WHIP	IP WLS BF H R ER SO BB IBB HBP BLK WP HR S P ERA WHIP	IP WLS BF H R ER SO BB IBB HBP BLK WP HR S P ERA WHIP	IP WLS BF H R ER SO BB IBB HBP BLK WP HR S P ERA WHIP	IP WLS BF H R ER SO BB IBB HBP BLK WP HR S P ERA WHIP	IP WLS BF H R ER SO BB IBB HBP BLK WP HR S P ERA WHIP	IP WLS BF H R ER SO BB IBB HBP BLK WP HR S P ERA WHIP			
Mike Morgan, R ERA: 2.75 (1, 1)	6.2																													
Eddie Guardado, L ERA: 1.29 (7, 1)	1.0	4	0	0	0	1	1	0	0	0	0	7	16	0.00	1.000															
Mike Trombley, R ERA: 0.68 (8, 1)	1.1	4	0	0	0	1	0	0	0	0	0	11	18	0.00	0.000															
Rick Aguilera, R ERA: 5.63 (10, 1)	1.0	L	5	1	1	1	1	0	0	0	0	0	1	11	9.00	1.000														



**BOTTOM**

**Seattle Mariners @ Minnesota Twins**  
 Hubert H. Humphrey Metrodome, Minneapolis, MN  
 Thu Apr 16 1998, 8:05 PM EDT  
 Att: 11,351 - Dome - 72 F

[livebaseballscores.com](http://livebaseballscores.com)

<b>AB</b>	<b>39</b>
<b>R</b>	<b>2</b>
<b>H</b>	<b>11</b>
<b>RBI</b>	<b>2</b>
<b>BB</b>	<b>2</b>
<b>SO</b>	<b>8</b>
<b>LOB</b>	<b>24</b>



<b>WP</b>	<b>0</b>	<b>PA</b>	<b>41</b>
<b>PB</b>	<b>0</b>		
<b>SB</b>	<b>0</b>		
<b>CS</b>	<b>0</b>		

AB	R	H	RBI	BB	SO	LOB
5	0	0	0	0	0	3
5	1	3	0	0	2	2
5	0	1	0	0	1	4
4	0	1	0	1	2	3
5	1	0	0	0	1	5
4	0	3	2	0	1	0
0	0	0	0	0	0	0
3	0	0	0	0	1	2
1	0	1	0	0	0	0
3	0	0	0	1	0	2
4	0	2	0	0	0	3

Batter	1	2	3	4	5	6	7	8	9	10
<b>Otis Nixon, S</b> OBP: 0.232, SLG: 0.189 (1, 8)	F9 3-2		G6-4-3 1-2f		E5 1-2		G6-4-3 1-2f			F7 1-1
<b>Pat Meares, R</b> OBP: 0.473, SLG: 0.717 (1, 6)	2B 2-1			1B FC5-4	1B 1-3			K 1-3		1B 1-1
<b>Paul Molitor, R</b> OBP: 0.388, SLG: 0.492 (1, 10)	F9 0-0			K 2-3	G1-3 0-1			G1-3 1-1		1B 0-0
<b>Marty Cordova, R</b> OBP: 0.400, SLG: 0.349 (1, 7)	K 2-3			1B FC5-4		BB 4-2		G3 0-1		K 1-3
<b>Ron Coomer, R</b> OBP: 0.333, SLG: 0.518 (1, 5) (10, 3)		K 2-3		2B FC5-4		F8-3 0-0		G6-3 0-0		G5-3 1-1
<b>David Ortiz, L</b> OBP: 0.457, SLG: 0.667 <b>Denny Hocking, S</b> OBP: 0.316, SLG: 0.071 (9, PR) (10, 5)		K 2-3		2B 1-H		1B 0-0		1B 1-0		
<b>Alex Ochoa, R</b> OBP: 0.233, SLG: 0.433 <b>Matt Lawton, L</b> OBP: 0.407, SLG: 0.452 (10, 9)		G3-1 1-0		P3 1-0		K 0-3		1B 1-2		1B 1-2
<b>Terry Steinbach, R</b> OBP: 0.489, SLG: 0.471 (1, 2)			L3 0-2		G5-3 2-0		G6-4-3 4-1		P4 2-2	
<b>Todd Walker, L</b> OBP: 0.349, SLG: 0.459 (1, 4)			1B G6-4-3		1B E		F8 2-2		F8 0-2	

Inning Stats	R: 0	H: 1	R: 0	H: 0	R: 0	H: 1	R: 2	H: 3	R: 0	H: 1	R: 0	H: 0	R: 0	H: 2	R: 0	H: 2	R: 0	H: 2	1B: 9	SF: 0
	E: 0	LOB: 1	E: 0	LOB: 0	E: 0	LOB: 1	E: 0	LOB: 1	E: 1	LOB: 2	E: 0	LOB: 0	E: 0	LOB: 0	E: 0	LOB: 2	E: 0	LOB: 2	2B: 3	SAC: 0
	K: 1	BB: 0	K: 2	BB: 0	K: 0	BB: 0	K: 1	BB: 0	K: 1	BB: 0	K: 1	BB: 1	K: 0	BB: 1	K: 1	BB: 0	K: 0	BB: 0	3B: 0	DP: 3
	S: 9	P: 16	S: 7	P: 12	S: 5	P: 6	S: 14	P: 23	S: 13	P: 20	S: 7	P: 11	S: 6	P: 13	S: 7	P: 9	S: 10	P: 14	HR: 0	HBP: 0

PITCHER	IP	WLS	BF	H	R	ER	SO	BB	IBB	HBP	BLK	WP	HR	S	P	ERA	WHIP
<b>Jamie Moyer, L</b> ERA: 4.38 (1, 1)	7.0		28	7	2	2	6	2	0	0	0	0	0	61	101	2.57	1.286
<b>Mike Timlin, R</b> ERA: 6.75 (8, 1)	2.1	W	11	4	0	0	1	0	0	0	0	0	0	22	30	0.00	1.714
<b>31 Bobby Ayala, R</b> ERA: 9.0 (10, 1)	0.2	S	2	0	0	0	1	0	0	0	0	0	0	5	7	0.00	0.000

PITCHER	IP	WLS	BF	H	R	ER	SO	BB	IBB	HBP	BLK	WP	HR	S	P	ERA	WHIP
<b>Jamie Moyer, L</b> ERA: 4.38 (1, 1)	7.0		28	7	2	2	6	2	0	0	0	0	0	61	101	2.57	1.286
<b>Mike Timlin, R</b> ERA: 6.75 (8, 1)	2.1	W	11	4	0	0	1	0	0	0	0	0	0	22	30	0.00	1.714
<b>31 Bobby Ayala, R</b> ERA: 9.0 (10, 1)	0.2	S	2	0	0	0	1	0	0	0	0	0	0	5	7	0.00	0.000

Batter	1	2	3	4	5	6	7	8	9	AB R H RBI BB SO LOB	TOP			
Joey Cora, S OBP: 0.372, SLG: 0.386 (1, 4)	2-2 P6		1-1 F8	0-0 2B 1B		0-0 FC6-4 1B	0-2 G3-1			5 1 2 1 0 0 0				
Alex Rodriguez, R OBP: 0.316, SLG: 0.548 (1, 6)	0-3 K		4-1 HR BB	0-1 2B 2B		3-2 FC6-4 1B 2B		1-1 G6-3		4 3 1 1 1 1 2				
Ken Griffey Jr., L OBP: 0.384, SLG: 0.710 (1, 8)	0-0 F8		0-2 HR	2-2 2B		1-0 2B 1B		4-0 G4-6-3 BB		4 2 3 4 1 0 0				
Edgar Martinez, R OBP: 0.328, SLG: 0.291 (1, 10)		4-1 1B 1B SF8 BB	1-0 F8	0-1 G3-1		0-3 K		3-2 G4-6-3		4 1 0 0 1 1 4				
David Segui, S OBP: 0.493, SLG: 0.873 (1, 3)		2-2 1B 1-2 1B	1-3 K		0-0 F7	3-1 WP 2B		0-1 WP 1B 1B		5 1 3 2 0 1 0				
Glenallen Hill, R OBP: 0.455, SLG: 0.603 Ryan Radmanovich, L OBP: 0.111, SLG: 0.111 (1, 7) (9, 9)		2-2 1-2 2-3 1B		3-3 K 2B	2-2 2B	4-0 2-3 BB		2-2 PB 1B		4 0 3 1 1 1 0 0 0 0 0 0 0 0				
Dan Wilson, R OBP: 0.333, SLG: 0.341 (1, 2)		2-2 SF8		2-1 2B 2B	3-2 L4	3-2 F9		1-3 K		4 1 1 1 0 1 4				
Rich Amaral, R (1, 9) (9, 7)		2-0 P4		1-0 G5-3	1-2 K		1-1 G4-3		1-3 K	5 0 0 0 0 2 5				
Jeff Huson, L OBP: 0.267, SLG: 0.231 (1, 5)		1-1 L4		0-1 1B 2B		1-0 FC6-4 1B 1B	2-2 L6		3-3 K	5 2 2 1 0 1 3				
<b>Inning Stats</b>	R: 0 E: 0 K: 1 S: 9 H: 0 LOB: 0 BB: 0 P: 11	R: 1 E: 0 K: 0 S: 17 H: 2 LOB: 2 BB: 1 P: 30	R: 2 E: 0 K: 1 S: 11 H: 1 LOB: 0 BB: 1 P: 18	R: 4 E: 0 K: 1 S: 16 H: 5 LOB: 1 BB: 0 P: 24	R: 0 E: 0 K: 1 S: 10 H: 1 LOB: 1 BB: 0 P: 16	R: 3 E: 0 K: 1 S: 14 H: 4 LOB: 2 BB: 1 P: 29	R: 0 E: 0 K: 0 S: 8 H: 0 LOB: 0 BB: 0 P: 11	R: 0 E: 0 K: 0 S: 6 H: 0 LOB: 0 BB: 1 P: 14	R: 1 E: 0 K: 3 S: 14 H: 2 LOB: 1 BB: 0 P: 21	1B: 8 2B: 6 3B: 0 HR: 1 SF: 1 SAC: 0 DP: 1 HBP: 0	WP: 2 PB: 1 SB: 0 CS: 0 PA: 45			
<b>PITCHER</b>	IP WLS BF H R ER SO BB IBB HBP BLK WP HR S P ERA WHIP												<b>PITCHER</b>	IP WLS BF H R ER SO BB IBB HBP BLK WP HR S P ERA WHIP
Eric Milton, L ERA: 4.41 (1, 1)	3.2 L 21 8 7 7 3 2 0 0 0 0 0 1 51 81 17.18 2.727													
Frankie Rodriguez, R ERA: 12.15 (4, 1)	2.1 13 5 3 3 2 1 0 0 0 0 1 0 26 47 11.57 2.571													
Hector Carrasco, R ERA: 7.2 (7, 1)	3.0 11 2 1 1 3 1 0 0 0 0 1 0 28 46 3.00 1.000													

Seattle Mariners @ Minnesota Twins  
 Hubert H. Humphrey Metrodome, Minneapolis, MN  
 Fri Apr 17 1998, 8:05 PM EDT  
 Att. 18,169 - Dome - 72 F

AB	40
R	11
H	15
RBI	11
BB	4
SO	8
LOB	18



Batter	1	2	3	4	5	6	7	8	9	AB	R	H	RBI	BB	SO	LOB
<b>Otis Nixon, S</b> (1, 8) <small>OBP: 0.220, SLG: 0.179</small> <b>Matt Lawton, L</b> (7, 8) <small>OBP: 0.411, SLG: 0.442</small>	0-0 L3		0-1 B1-3			0-3 K		4-2 B 1B G3 BB	0-0 P4	3	0	0	0	0	1	0
<b>Pat Meares, R</b> (1, 6) <small>OBP: 0.466, SLG: 0.755</small> <b>Denny Hocking, S</b> (7, 6) <small>OBP: 0.350, SLG: 0.133</small>	1-0 HR		2-1 F7			2-0 F8		2-0 1-3 1B G3 1B		3	1	1	1	0	0	0
<b>Paul Molitor, R</b> (1, 10) <small>OBP: 0.394, SLG: 0.484</small>	4-0 G6-4-3 BB		3-3 K			2-0 FC4-6 1B		1-2 G3 1-2 3-H		3	0	1	1	1	1	1
<b>Ron Coomer, R</b> (1, 5) <small>OBP: 0.344, SLG: 0.517</small>	0-2 G6-4-3 1-2f			1-0 G6-4-3 1B		1-2 FC4-6 1-2f		0-1 2B 1B 1B 2-H		4	1	2	1	0	0	2
<b>David Ortiz, L</b> (1, 3) <small>OBP: 0.460, SLG: 0.696</small>		2-1 G4-3 2B		1-0 P4			3-1 F7	0-1 1B 2B 1-3		4	2	2	0	0	0	1
<b>Marty Cordova, R</b> (1, 7) <small>OBP: 0.390, SLG: 0.340</small>		0-2 G4-3 2-3		1-1 G6-4-3 1-2f			0-1 G1-6-3	0-1 1B 2-H 3-H		4	0	1	2	0	0	2
<b>Alex Ochoa, R</b> (1, 9) <small>OBP: 0.273, SLG: 0.485</small> <b>Orlando Merced, S</b> (8, PH) <small>OBP: 0.375, SLG: 0.609</small> (9, 9)		1-0 2B 3-H		3-1 F9			1-1 WP 1B	1-0 G1		3	0	2	1	0	0	0
<b>Terry Steinbach, R</b> (1, 2) <small>OBP: 0.468, SLG: 0.444</small> <b>Javier Valentin, S</b> (7, 2) <small>OBP: 0.167, SLG: 0.125</small>		0-3 K		0-0 G6-3			2-3 K 1-2		0-3 K	2	0	0	0	0	1	1
<b>Brent Gates, S</b> (1, 4) <small>OBP: 0.207, SLG: 0.200</small>		0-0 G6-3		1-2 F9				0-3 K	0-3 K	2	0	0	0	0	2	1

**BOTTOM**

**Seattle Mariners @ Minnesota Twins**  
**Hubert H. Humphrey Metrodome, Minneapolis, MN**

livebaseballscorecards.com

<b>AB</b>	<b>35</b>
<b>R</b>	<b>6</b>
<b>H</b>	<b>10</b>
<b>RBI</b>	<b>6</b>
<b>BB</b>	<b>2</b>
<b>SO</b>	<b>7</b>
<b>LOB</b>	<b>10</b>



Inning Stats																	1B	2B	3B	HR	SF	SAC	DP	HBP	WP	HR	S	P	ERA	WHIP																																												
R: 1	H: 1	E: 0	LOB: 0	K: 0	P: 10	R: 1	H: 2	E: 0	LOB: 1	K: 1	BB: 0	S: 10	R: 0	H: 0	E: 0	LOB: 0	K: 1	BB: 0	S: 7	R: 0	H: 1	E: 0	LOB: 0	K: 0	BB: 0	S: 4	R: 0	H: 0	E: 0	LOB: 0	K: 0	BB: 0	S: 6	R: 0	H: 1	E: 0	LOB: 1	K: 1	BB: 0	S: 9	R: 0	H: 1	E: 0	LOB: 1	K: 1	BB: 0	S: 10	R: 4	H: 4	E: 0	LOB: 1	K: 1	BB: 1	S: 21	R: 0	H: 0	E: 0	LOB: 0	K: 2	BB: 0	S: 7	1B: 6	2B: 3	3B: 0	HR: 1	SF: 0	SAC: 0	DP: 2	HBP: 0	WP: 1	HR: 0	S: 37	ERA: 2.57	WHIP: 1.000
<b>PITCHER</b>	<b>IP</b>	<b>WLS</b>	<b>BF</b>	<b>H</b>	<b>R</b>	<b>ER</b>	<b>SO</b>	<b>BB</b>	<b>IBB</b>	<b>HBP</b>	<b>BLK</b>	<b>WP</b>	<b>HR</b>	<b>S</b>	<b>P</b>	<b>ERA</b>	<b>WHIP</b>																																																									
Jeff Fassero, L (1, 1)	7.0	W	26	6	2	2	4	1	0	0	0	1	1	51	82	2.57	1.000																																																									
Heathcliff Slocumb, R (8, 1)	1.0		8	4	4	4	1	1	0	0	0	0	0	21	29	36.00	5.000																																																									
31 Bobby Ayala, R (9, 1)	1.0		3	0	0	0	2	0	0	0	0	0	0	7	7	0.00	0.000																																																									

Fri Apr 17 1998, 8:05 PM EDT  
 Att: 18,169 - Dome - 72 F

Batter	1	2	3	4	5	6	7	8	9	AB R H RBI BB SO LOB	TOP
<b>Joey Cora, S</b> (1, 4) <small>OBP: 0.354, SLG: 0.365</small>	0-0 <b>G5-3</b>		1-0 <b>L9</b>	0-0 <b>G3</b>			1-3 <b>K</b>			4 0 0 0 0 1 1	
<b>Alex Rodriguez, R</b> (1, 6) <small>OBP: 0.349, SLG: 0.636</small>	2-0 <b>1B</b> <b>2B</b> <b>1B</b>		1-1 <b>1B</b> <b>1B</b>		0-2 <b>1B</b> <b>3B</b>		0-0 <b>HR</b>			4 3 4 1 0 0 0	
<b>Ken Griffey Jr., L</b> (1, 8) <small>OBP: 0.390, SLG: 0.697</small>	1-0 <b>2B</b> <b>1B</b>		1-2 <b>F9</b>		3-3 <b>K</b>		0-0 <b>CS</b> <b>1B</b>			4 1 2 0 0 1 2	
<b>Edgar Martinez, R</b> (1, 10) <small>OBP: 0.352, SLG: 0.339</small>	0-0 <b>G4-3</b> <b>1-H</b> <b>3-H</b> <b>2B</b>		0-1 <b>1B</b>		0-1 <b>G6-4-3</b> <b>1B</b>		1-2 <b>CS</b>	3-1 <b>P5</b>		4 0 3 3 0 0 0	
<b>David Segui, S</b> (1, 3) <small>OBP: 0.467, SLG: 0.821</small>	0-1 <b>G4-3</b> <b>2-3</b>		1-0 <b>G4-3</b>		0-0 <b>G6-4-3</b> <b>1-2f</b>		2-1 <b>G4-3</b>			4 0 0 0 0 0 4	
<b>Glenallen Hill, R</b> (1, 7) <b>Rich Amaral, R</b> (8, 7)	<b>K</b>		0-0 <b>SH1-3</b> <b>G4-3</b> <b>1B</b>		0-1 <b>F8</b>		2-1 <b>F8</b>			4 1 1 0 0 1 1 0 0 0 0 0 0 0	
<b>Jeff Huson, L</b> (1, 5) <small>OBP: 0.263, SLG: 0.235</small>		0-2 <b>F7</b>	0-0 <b>G4-3</b> <b>SH1-3</b> <b>1B</b>		0-1 <b>G4-3</b>			1-3 <b>K</b>		4 0 1 0 0 1 0	
<b>Dan Wilson, R</b> (1, 2) <small>OBP: 0.333, SLG: 0.340</small>		0-1 <b>F9</b>	0-0 <b>SH1-3</b> <b>1-2</b> <b>2-3</b>		1-2 <b>F8</b>			0-1 <b>CS</b> <b>1B</b>		3 0 1 0 0 0 0	
<b>Ryan Radmanovich, L</b> (1, 9) <small>OBP: 0.077, SLG: 0.077</small>		2-2 <b>G5-3</b>	0-0 <b>G4-3</b> <b>2-3</b> <b>3-H</b>		0-1 <b>F8</b>			1-3 <b>K</b>		4 0 0 1 0 1 2	
<b>Inning Stats</b>	R: 2 H: 3 E: 0 LOB: 1 K: 1 BB: 0 S: 9 P: 13	R: 0 H: 0 E: 0 LOB: 0 K: 0 BB: 0 S: 8 P: 10	R: 0 H: 2 E: 0 LOB: 2 K: 0 BB: 0 S: 9 P: 13	R: 1 H: 2 E: 0 LOB: 1 K: 0 BB: 0 S: 5 P: 5	R: 1 H: 2 E: 0 LOB: 0 K: 1 BB: 0 S: 9 P: 12	R: 0 H: 0 E: 0 LOB: 0 K: 0 BB: 0 S: 7 P: 8	R: 1 H: 2 E: 0 LOB: 0 K: 1 BB: 0 S: 9 P: 11	R: 0 H: 0 E: 0 LOB: 0 K: 2 BB: 0 S: 8 P: 13	R: 0 H: 1 E: 0 LOB: 0 K: 2 BB: 0 S: 8 P: 10	1B: 9 SF: 0 2B: 1 SAC: 1 3B: 1 DP: 1 HR: 1 HBP: 0	WP: 0 PA: 37 PB: 0 SB: 0 CS: 2
<b>PITCHER</b> <b>Bob Tewksbury, R</b> (1, 1) <small>ERA: 3.46</small> <b>Mike Trombley, R</b> (8, 1) <small>ERA: 0.59</small>	IP WLS BF H R ER SO BB IBB HBP BLK WP HR S P ERA WHIP 7.0 L 30 11 5 5 3 0 0 0 0 0 1 56 72 6.43 1.571 2.0 6 1 0 0 2 0 0 0 0 0 0 14 23 0.00 0.500	<b>PITCHER</b> IP WLS BF H R ER SO BB IBB HBP BLK WP HR S P ERA WHIP									

Seattle Mariners @ Minnesota Twins  
 Hubert H. Humphrey Metrodome, Minneapolis, MN

Sat Apr 18 1998, 8:05 PM EDT  
 Att. 23,943 - Dome - 72 F

AB	35
R	5
H	12
RBI	5
BB	0
SO	5
LOB	10





Batter	1	2	3	4	5	6	7	8	9	AB	R	H	RBI	BB	SO	LOB
<b>Otis Nixon, S</b> <small>OBP: 0.250, SLG: 0.203</small> (1, 8)	1-1 <b>G4-3</b> 		4-1 	4-2 		0-1 		1-2 <b>G5-3</b> 		3	0	1	0	2	0	0
<b>Matt Lawton, L</b> <small>OBP: 0.410, SLG: 0.489</small> (1, 7)	0-0 		2-2 <b>L8</b> 	0-1 <b>F8</b> 		4-1 			0-0 <b>E1</b> 	4	1	1	1	1	0	4
<b>Paul Molitor, R</b> <small>OBP: 0.368, SLG: 0.449</small> (1, 10)	2-1 <b>F8</b> 		1-1 <b>P3</b> 		1-1 <b>P4</b> 	1-2 <b>FC4</b> 		1-1 <b>G1-3</b> 	1-1 <b>G1-3</b> 	5	0	0	0	0	0	5
<b>David Ortiz, L</b> <small>OBP: 0.436, SLG: 0.706</small> (1, 3)	2-3 		0-1 <b>P4</b> 		1-2 			3-2 	3-2 <b>L8</b> 	5	1	1	1	0	2	2
<b>Ron Coomer, R</b> <small>OBP: 0.364, SLG: 0.531</small> <b>Denny Hocking, S</b> <small>OBP: 0.350, SLG: 0.133</small> (9, PR)		4-1 		0-1 <b>L6</b> 	3-2 <b>F9</b> 		0-0 	3-0 	3-0 	4	0	2	0	1	0	0
<b>Orlando Merced, S</b> <small>OBP: 0.310, SLG: 0.500</small> (1, 9)		2-1 <b>G6-4-3</b> 	2-3 <b>K</b> 	3-2 <b>G3</b> 	3-2 <b>G3</b> 		2-3 <b>K</b> 	1-0 <b>F8</b> 	1-0 <b>F8</b> 	5	0	0	0	0	2	4
<b>Terry Steinbach, R</b> <small>OBP: 0.471, SLG: 0.436</small> (1, 2)		0-1 	4-0 	3-2 	3-2 <b>G6-3</b> 	1-0 <b>G6-3</b> 		1-0 <b>G6-3</b> 	1-0 <b>G6-3</b> 	3	1	1	0	1	0	1
<b>Todd Walker, L</b> <small>OBP: 0.383, SLG: 0.512</small> (1, 4)		2-2 	3-2 	0-0 	0-0 		1-2 <b>G3</b> 	4 0 3 1 0 0 0	4 0 3 1 0 0 0	4	0	3	1	0	0	0
<b>Pat Meares, R</b> <small>OBP: 0.452, SLG: 0.712</small> (1, 6)		0-1 <b>L6</b> 	4-2 	2-2 <b>P6</b> 	1-3 <b>K</b> 		3 0 0 0 1 1 3	3 0 0 0 1 1 3	3	0	0	0	1	1	3	

Inning Stats	R: 1	H: 1	E: 0	K: 1	S: 9	R: 0	H: 2	E: 0	K: 0	S: 13	R: 0	H: 0	E: 0	K: 0	S: 8	R: 1	H: 1	E: 0	K: 0	S: 11	R: 0	H: 2	E: 0	K: 1	S: 15	R: 0	H: 1	E: 0	K: 2	S: 9	R: 0	H: 0	E: 1	K: 0	S: 9	R: 0	H: 1	E: 0	K: 0	S: 17	1B: 4	2B: 3	3B: 0	HR: 2	SF: 0	SAC: 0	DP: 1	HBP: 0	WP: 0	PB: 0	SB: 1	CS: 0	PA: 42
--------------	------	------	------	------	------	------	------	------	------	-------	------	------	------	------	------	------	------	------	------	-------	------	------	------	------	-------	------	------	------	------	------	------	------	------	------	------	------	------	------	------	-------	-------	-------	-------	-------	-------	--------	-------	--------	-------	-------	-------	-------	--------

PITCHER	IP	WLS	BF	H	R	ER	SO	BB	IBB	HBP	BLK	WP	HR	S	P	ERA	WHIP
<b>27 Ken Cloude, R</b> <small>ERA: 5.16</small>	(1, 1)	5.0	24	5	3	3	2	5	0	0	0	0	2	61	106	5.40	2.000
<b>Paul Spoljaric, L</b> <small>ERA: 2.53</small>	(6, 1)	1.2	9	3	0	0	2	1	0	0	0	0	0	23	38	0.00	2.400
<b>Mike Timlin, R</b> <small>ERA: 5.91</small>	(7, 1)	1.1	4	0	0	0	1	0	0	0	0	0	0	10	14	0.00	0.000
<b>31 Bobby Ayala, R</b> <small>ERA: 7.36</small>	(9, 1)	1.0	5	1	0	0	0	0	0	0	0	0	0	9	17	0.00	1.000

**BOTTOM**

**Seattle Mariners @ Minnesota Twins**  
 Hubert H. Humphrey Metrodome, Minneapolis, MN

livebaseballscorecards.com

<b>AB</b>	<b>36</b>
<b>R</b>	<b>3</b>
<b>H</b>	<b>9</b>
<b>RBI</b>	<b>3</b>
<b>BB</b>	<b>6</b>
<b>SO</b>	<b>5</b>
<b>LOB</b>	<b>19</b>



WP	HR	S	P	ERA	WHIP
0	0	0	0	0.00	0.000

Sat Apr 18 1998, 8:05 PM EDT  
 Att. 23,943 - Dome - 72 F

Batter	1	2	3	4	5	6	7	8	9	AB R H RBI BB SO LOB	TOP											
<b>Joey Cora, S</b> (1, 4) <small>CBP: 0.345, SLG: 0.354</small>	0-1 P5		2-1 P3		2-1 G4-3		0-0 2B 1-2 1B		0-3 K	5 0 1 0 0 1 0												
<b>Alex Rodriguez, R</b> (1, 6) <small>OBP: 0.364, SLG: 0.683</small>	2-0 F8		3-2 2B			2-2 G6-3	2-1 1-3 2-H 2B		1-2 2B 3B	5 1 3 1 0 0 0												
<b>Ken Griffey Jr., L</b> (1, 8) <small>OBP: 0.366, SLG: 0.648</small>	0-0 G4-3		1-0 G3			3-2 F8	0-1 F9		0-3 K	5 0 0 0 0 1 4												
<b>Edgar Martinez, R</b> (1, 10) <small>OBP: 0.342, SLG: 0.344</small>		0-2 G6-3		1-2 F8		0-1 G1-3	0-2 F8		3-1 2B	5 0 1 1 0 0 2												
<b>David Segui, S</b> (1, 3) <small>OBP: 0.463, SLG: 0.792</small>		1-1 3B 1B		0-0 G3-1			3-1 G4-3	1-2 SH5-3 FC3-2 1B	0-3 K	5 1 2 0 0 1 1												
<b>Glenallen Hill, R</b> (1, 7) <b>Rich Amaral, R</b> (8, 7)		2-3 K		1-0 F8			2-2 BB HR 1B	3-2 FC3-2 SH5-3 1B		4 1 2 0 0 1 1 0 0 0 0 0 0 0												
<b>Rick Wilkins, L</b> (1, 2) <small>OBP: 0.273, SLG: 0.526</small> <b>Dan Wilson, R</b> (8, PH) <small>OBP: 0.333, SLG: 0.340</small>		3-2 1-H 3B			3-2 F9		4-2 HR BB	1-1 SH5-3		2 1 1 1 1 0 0 0 0 0 0 0 0 0												
<b>Russ Davis, R</b> (1, 5) <small>OBP: 0.404, SLG: 0.706</small>		1-0 F7			1-0 HR		3-2 1-H 2-H HR	0-0 FC3-2 FC4		4 2 2 4 0 0 3												
<b>Robert Perez, R</b> (1, 9) <small>OBP: 0.167, SLG: 0.292</small> <b>Jeff Huson, L</b> (8, PH) <small>OBP: 0.250, SLG: 0.222</small> <b>Ryan Radmanovich, L</b> (8, 9) <small>OBP: 0.077, SLG: 0.077</small>			1-2 F7		0-0 F9		0-0 1B 2B 1B	1-0 FC4		3 1 1 0 0 0 0 1 0 0 0 0 0 2 0 0 0 0 0 0 0												
<b>Inning Stats</b>	R: 0 E: 0 K: 0 S: 4	H: 0 LOB: 0 BB: 0 P: 6	R: 1 E: 0 K: 1 S: 13	H: 2 LOB: 1 BB: 0 P: 20	R: 0 E: 0 K: 0 S: 9	H: 1 LOB: 1 BB: 0 P: 16	R: 0 E: 0 K: 0 S: 5	H: 0 LOB: 0 BB: 0 P: 7	R: 1 E: 0 K: 0 S: 8	H: 1 LOB: 0 BB: 0 P: 14	R: 0 E: 0 K: 0 S: 10	H: 0 LOB: 0 BB: 0 P: 15	R: 4 E: 0 K: 0 S: 22	H: 5 LOB: 2 BB: 1 P: 36	R: 0 E: 0 K: 0 S: 12	H: 2 LOB: 2 BB: 0 P: 18	R: 1 E: 0 K: 3 S: 14	H: 2 LOB: 1 BB: 0 P: 18	1B: 6 2B: 3 3B: 2 HR: 2	SF: 0 SAC: 1 DP: 0 HBP: 0	WP: 0 PB: 0 SB: 0 CS: 0	PA: 41
<b>PITCHER</b>	IP WLS BF H R ER SO BB IBB HBP BLK WP HR S P ERA WHIP																					
<b>LaTroy Hawkins, R</b> (1, 1) <small>ERA: 7.17</small>	6.1 L 26 6 5 5 1 1 0 0 0 0 2 62 103 7.11 1.105																					
<b>Frankie Rodriguez, R</b> (7, 1) <small>ERA: 13.5</small>	0.0 3 3 1 1 0 0 0 0 0 0 0 4 6 ∞ ∞																					
<b>Eddie Guardado, L</b> (7, 1) <small>ERA: 1.13</small>	1.0 5 2 0 0 0 0 0 0 0 0 0 15 20 0.00 2.000																					
<b>Rick Aguilera, R</b> (8, 1) <small>ERA: 5.59</small>	1.2 7 2 1 1 3 0 0 0 0 0 0 16 21 5.40 1.200																					

Seattle Mariners @ Minnesota Twins  
 Hubert H. Humphrey Metrodome, Minneapolis, MN  
 Sun Apr 19 1998, 4:33 AM EDT  
 Att. 15,124 - Dome - 72 F

AB	39
R	7
H	13
RBI	7
BB	1
SO	4
LOB	13



Batter	1	2	3	4	5	6	7	8	9	AB	R	H	RBI	BB	SO	LOB
--------	---	---	---	---	---	---	---	---	---	----	---	---	-----	----	----	-----

<p>Todd Walker, L (1, 4) OBP: 0.360, SLG: 0.477</p> <p>Pat Meares, R (7, PH) OBP: 0.444, SLG: 0.698</p> <p>(8, 6)</p>										3	0	0	1	0	0	1
<p>Alex Ochoa, R (1, 9) OBP: 0.297, SLG: 0.514</p>										4	0	2	0	0	1	0
<p>Paul Molitor, R (1, 10) OBP: 0.350, SLG: 0.425</p>										4	0	0	0	0	0	3
<p>David Ortiz, L (1, 3) OBP: 0.424, SLG: 0.667</p>										3	1	0	0	1	1	0
<p>Ron Coomer, R (1, 5) OBP: 0.357, SLG: 0.515</p>										4	0	1	0	0	1	1
<p>Matt Lawton, L (1, 8) OBP: 0.385, SLG: 0.451</p>										4	1	0	1	0	1	2
<p>Marty Cordova, R (1, 7) OBP: 0.381, SLG: 0.333</p>										4	2	1	0	0	2	1
<p>Javier Valentin, S (1, 2) OBP: 0.227, SLG: 0.250</p>										4	0	2	2	0	1	1
<p>Denny Hocking, S (1, 6) OBP: 0.348, SLG: 0.118</p> <p>(8, 4)</p>										2	0	0	0	1	0	3

Inning Stats	R: 0	H: 0	E: 0	LOB: 0	K: 0	BB: 0	S: 4	P: 8	R: 0	H: 0	E: 0	LOB: 0	K: 2	BB: 0	S: 8	P: 14	R: 1	H: 2	E: 1	LOB: 2	K: 0	BB: 0	S: 15	P: 20	R: 2	H: 2	E: 0	LOB: 1	K: 0	BB: 1	S: 11	P: 18	R: 0	H: 1	E: 0	LOB: 0	K: 0	BB: 0	S: 3	P: 7	R: 1	H: 1	E: 1	LOB: 1	K: 2	BB: 0	S: 10	P: 12	R: 0	H: 0	E: 0	LOB: 0	K: 1	BB: 1	S: 5	P: 11	R: 0	H: 0	E: 0	LOB: 0	K: 1	BB: 0	S: 7	P: 10	R: 0	H: 0	E: 0	LOB: 0	K: 1	BB: 0	S: 7	P: 12	R: 0	H: 0	E: 0	LOB: 0	K: 1	BB: 0	S: 7	P: 12	1B: 4	SF: 0	2B: 2	SAC: 0	3B: 0	DP: 1	HR: 0	HBP: 0	WP: 0	PA: 36
--------------	------	------	------	--------	------	-------	------	------	------	------	------	--------	------	-------	------	-------	------	------	------	--------	------	-------	-------	-------	------	------	------	--------	------	-------	-------	-------	------	------	------	--------	------	-------	------	------	------	------	------	--------	------	-------	-------	-------	------	------	------	--------	------	-------	------	-------	------	------	------	--------	------	-------	------	-------	------	------	------	--------	------	-------	------	-------	------	------	------	--------	------	-------	------	-------	-------	-------	-------	--------	-------	-------	-------	--------	-------	--------

PITCHER	IP	WLS	BF	H	R	ER	SO	BB	IBB	HBP	BLK	WP	HR	S	P	ERA	WHIP
26 Bill Swift, R (1, 1) ERA: 4.24	6.0	W	26	6	4	2	4	1	0	0	0	0	0	51	79	3.00	1.167
Tony Fossas, L (7, 1) ERA: 13.5	0.0	S	1	0	0	0	0	1	0	0	0	0	0	4	4	∞	∞
Mike Timlin, R (7, 1) ERA: 4.61	3.0	S	8	0	0	0	3	0	0	0	0	0	0	19	29	0.00	0.000

**BOTTOM**

Seattle Mariners @ Minnesota Twins  
Hubert H. Humphrey Metrodome, Minneapolis, MN

livebaseballscores.com

AB	33
R	4
H	6
RBI	4
BB	2
SO	7
LOB	13



Sun Apr 19 1998, 4:33 AM EDT  
Att: 15,124 - Dome - 72 F

Batter	1	2	3	4	5	6	7	8	9	AB R H RBI BB SO LOB	TOP							
<b>Otis Nixon, S</b> OBP: 0.232, SLG: 0.188 (1, 8)	2-2 X F8	0-0 P7			1-1 B1		3-2 F X G4-3		2-2 G5-3	5 0 0 0 0 0 2								
<b>Todd Walker, L</b> OBP: 0.382, SLG: 0.490 (1, 4)	0-0 F7		2-0 FC3-6 1B		1-1 G6-3			1-2 1B SF9 1B	1-0 FC6-4 1B	5 1 3 0 0 0 0								
<b>Paul Molitor, R</b> OBP: 0.353, SLG: 0.416 (1, 10)	4-0 1B BB		0-1 P5		2-3 K			1-0 SF9 BB 1B	1-0 FC6-4 1-2f	4 0 1 0 1 1 2								
<b>David Ortiz, L</b> OBP: 0.429, SLG: 0.649 (1, 3)	2-2 SAFE 1-3 1B		0-2 FC3-6 1-2f		0-1 F X F9			4-2 BB BB		3 0 1 0 1 0 1								
<b>Marty Cordova, R</b> OBP: 0.358, SLG: 0.315 (1, 7)	0-1 G4-3		3-3 K		0-0 F X F9			1-1 SF9		3 0 0 1 0 1 3								
<b>Matt Lawton, L</b> OBP: 0.412, SLG: 0.481 (1, 9)		3-2 1B FC4-6 1B		2-2 F BB X P3-5 S 1B		2-0 BB X CS 1B		2-3 3-H 1-3 SAFE K		3 1 3 0 0 0 0 1 0 0 0 0 1 2								
<b>Alex Ochoa, R</b> OBP: 0.289, SLG: 0.500 (8, PH) (8, 9)																		
<b>Terry Steinbach, R</b> OBP: 0.491, SLG: 0.439 (1, 2)		3-2 SAFE SAFE SAFE 1-3 1B		4-1 SAFE BB BB BB 1-2 BB		1-0 SAFE BB CS	0-1 G5-3	4-1 BB BB BB 1-2 BB		2 0 1 0 2 0 0								
<b>Pat Meares, R</b> OBP: 0.433, SLG: 0.684 (1, 6)		1-2 FC4-6 FC4-6 1-2f 3-H		2-0 BB BB X P3-5			1-2 C BB X G5-3 2B	1-2 F BB X L4		4 0 1 1 0 0 6								
<b>Denny Hocking, S</b> OBP: 0.296, SLG: 0.095 (1, 5)		0-0 SAFE X FC4-6 1-2f		3-1 BB BB BB X F8			1-1 C BB X L7		1-3 L K	4 0 0 0 0 1 3								
<b>Inning Stats</b>	R: 0 E: 0 K: 0 S: 14 H: 1 LOB: 2 BB: 1 P: 22	R: 1 E: 0 K: 0 S: 13 H: 2 LOB: 1 BB: 0 P: 20	R: 0 E: 0 K: 1 S: 9 H: 1 LOB: 1 BB: 0 P: 14	R: 0 E: 0 K: 0 S: 7 H: 1 LOB: 1 BB: 1 P: 18	R: 0 E: 0 K: 1 S: 7 H: 0 LOB: 0 BB: 0 P: 11	R: 0 E: 0 K: 0 S: 4 H: 1 LOB: 0 BB: 0 P: 7	R: 0 E: 0 K: 0 S: 15 H: 1 LOB: 1 BB: 0 P: 20	R: 1 E: 0 K: 1 S: 18 H: 2 LOB: 3 BB: 2 P: 31	R: 0 E: 0 K: 1 S: 9 H: 1 LOB: 1 BB: 0 P: 14	1B: 9 2B: 2 3B: 0 HR: 0 SF: 1 SAC: 0 DP: 1 HBP: 0	WP: 0 PB: 0 SB: 1 CS: 1 PA: 40							
<b>PITCHER</b>	IP WLS BF H R ER SO BB IBB HBP BLK WP HR S P ERA WHIP																	
<b>Jimmy Haynes, R</b> ERA: 5.64 (1, 1)	7.0		31	9	2	2	2	3	0	0	0	0	0	0	77	126	2.57	1.714
<b>T.J. Mathews, R</b> ERA: 7.71 (8, 1)	0.1		1	0	0	0	0	0	0	0	0	0	0	2	3	0.00	0.000	
<b>Buddy Groom, L</b> ERA: 1.86 (8, 1)	1.0	W	4	0	0	0	2	1	0	0	0	0	0	11	18	0.00	1.000	
<b>Billy Taylor, R</b> ERA: 5.59 (9, 1)	0.2	S	3	1	0	0	0	0	0	0	0	0	0	6	10	0.00	1.500	

Minnesota Twins @ Oakland Athletics  
Network Associates Coliseum, Oakland, CA

Mon Apr 20 1998, 10:05 PM EDT  
Att: 5,000 - Unknown - 66 F

AB	34
R	2
H	10
RBI	2
BB	4
SO	4
LOB	19



Batter	1	2	3	4	5	6	7	8	9
Rickey Henderson, R OBP: 0.312, SLG: 0.254 (1, 7)	1-2 P9		1-0 2B		2-3 K		1 SAFE 2-0 F9		
Dave Magadan, L OBP: 0.451, SLG: 0.489 Kevin Mitchell, R OBP: 0.238, SLG: 0.158 (8, PH) Mike Blowers, R OBP: 0.226, SLG: 0.143 (9, 5)	3-2 2B		4-1 BB		1-1 CS 1B		1-3 K		
Jason Giambi, L OBP: 0.408, SLG: 0.565 (1, 10)	1-3 K		1-3 K		3-3 K 1-2		2-0 HR 1B		
Matt Stairs, L OBP: 0.379, SLG: 0.579 (1, 3)	3-3 K		1-1 P6		0-0 F9		2-3 SAFE K		
Ben Grieve, L OBP: 0.342, SLG: 0.379 (1, 9)		2-1 F7		2-2 G4-3 2B		0-1 G6-3		0-1 HR	
Kurt Abbott, R OBP: 0.286, SLG: 0.350 (1, 6)		4-2 FC6-4 CS 1B BB		0-0 G4-3		0-3 K		0-0 P4	
A.J. Hinch, R OBP: 0.320, SLG: 0.341 (1, 2)		2-1 SAFE FC6-4 1-2 1B		2-2 G4-3		1-2 P4			
Scott Spiezio, S OBP: 0.306, SLG: 0.296 (1, 4)		1-1 FC6-4 CS 1-2f 2-3		4-1 BB		0-1 G5-3			
Ryan Christenson, R OBP: 0.333, SLG: 0.333 (1, 8)		2-2 CS 1-2 3-H	0-2 G6-3	1-3 K		3-1 1B			

Inning Stats	R: 0	H: 1	E: 0	LOB: 1	K: 2	S: 14	P: 22	R: 1	H: 1	E: 0	LOB: 0	K: 0	S: 12	P: 23	R: 0	H: 1	E: 0	LOB: 2	K: 1	S: 12	P: 21	R: 0	H: 1	E: 0	LOB: 1	K: 2	S: 11	P: 17	R: 0	H: 0	E: 0	LOB: 0	K: 1	S: 6	P: 6	R: 0	H: 1	E: 0	LOB: 1	K: 0	S: 8	P: 14	R: 2	H: 2	E: 0	LOB: 0	K: 2	S: 11	P: 16
--------------	------	------	------	--------	------	-------	-------	------	------	------	--------	------	-------	-------	------	------	------	--------	------	-------	-------	------	------	------	--------	------	-------	-------	------	------	------	--------	------	------	------	------	------	------	--------	------	------	-------	------	------	------	--------	------	-------	-------

PITCHER	IP	WLS	BF	H	R	ER	SO	BB	IBB	HBP	BLK	WP	HR	S	P	ERA	WHIP
Brad Radke, R ERA: 2.57 (1, 1)	7.0		28	6	1	1	7	3	0	0	0	0	0	75	122	1.29	1.286
Greg Swindell, L ERA: 8.31 (8, 1)	1.0	L	5	2	2	2	2	0	0	0	0	0	1	11	16	18.00	2.000

AB R H RBI BB SO LOB

4	0	1	0	0	1	1
2	0	2	0	1	0	0
1	0	0	0	0	1	0
0	0	0	0	0	0	0
4	1	1	0	0	3	4
4	0	0	0	0	2	4
4	1	2	2	0	0	0
3	1	0	0	1	1	1
3	0	1	0	0	0	1
2	0	0	0	1	0	2
3	0	1	0	0	1	2

WP	HR	S	P	ERA	WHIP
0	0	0	34		
0	0	0	0		
0	0	1	0		
0	0	0	0		

**Minnesota Twins @ Oakland Athletics**  
**Network Associates Coliseum, Oakland, CA**  
 Mon Apr 20 1998, 10:05 PM EDT  
 Att. 5,000 - Unknown - 66 F

livebaseballscorecards.com

AB	30
R	3
H	8
RBI	2
BB	3
SO	9
LOB	15



Batter	1	2	3	4	5	6	7	8	9	10	11	12	AB R H RBI BB SO LOB	TOP	
<b>Otis Nixon, S</b> (1, 8) OBP: 0.267, SLG: 0.229														6 0 4 1 0 0 2	<b>Minnesota Twins @ Oakland Athletics</b> Network Associates Coliseum, Oakland, CA Tue Apr 21 1998, 10:05 PM EDT Att: 5,829 - Unknown - 82 F
<b>Brent Gates, S</b> (1, 4) OBP: 0.171, SLG: 0.161													6 0 0 0 0 1 6		
<b>Paul Molitor, R</b> (1, 10) OBP: 0.330, SLG: 0.386													6 1 0 0 0 0 2		
<b>Orlando Merced, S</b> (1, 3) OBP: 0.303, SLG: 0.500 <b>Alex Ochoa, R</b> (10, PH) OBP: 0.282, SLG: 0.487 <b>David Ortiz, L</b> (10, 3) OBP: 0.429, SLG: 0.649													4 1 1 0 0 0 2		
<b>Ron Coomer, R</b> (1, 5) OBP: 0.351, SLG: 0.500 <b>Denny Hocking, S</b> (8, 5) OBP: 0.286, SLG: 0.091													1 0 0 0 0 0 0		
<b>Matt Lawton, L</b> (1, 9) OBP: 0.397, SLG: 0.475													0 0 0 0 0 0 0		
<b>Marty Cordova, R</b> (1, 7) OBP: 0.333, SLG: 0.288													4 0 1 0 0 0 1		
<b>Javier Valentin, S</b> (1, 2) OBP: 0.185, SLG: 0.200													1 0 0 0 0 1 0		
<b>Pat Meares, R</b> (1, 6) OBP: 0.444, SLG: 0.694													5 0 1 2 0 0 1		
<b>Inning Stats</b>	R: 0 H: 1 E: 0 LOB: 1 K: 0 BB: 0 S: 7 P: 10	R: 0 H: 0 E: 0 LOB: 0 K: 1 BB: 0 S: 10 P: 17	R: 0 H: 1 E: 0 LOB: 1 K: 0 BB: 0 S: 8 P: 13	R: 0 H: 0 E: 0 LOB: 0 K: 0 BB: 0 S: 5 P: 6	R: 2 H: 2 E: 1 LOB: 1 K: 0 BB: 0 S: 16 P: 23	R: 1 H: 1 E: 1 LOB: 1 K: 0 BB: 0 S: 9 P: 14	R: 0 H: 1 E: 0 LOB: 1 K: 0 BB: 0 S: 6 P: 8	R: 1 H: 2 E: 0 LOB: 1 K: 0 BB: 0 S: 10 P: 14	R: 0 H: 1 E: 0 LOB: 1 K: 1 BB: 0 S: 9 P: 13	R: 0 H: 0 E: 0 LOB: 0 K: 1 BB: 0 S: 5 P: 7	R: 0 H: 0 E: 0 LOB: 0 K: 0 BB: 0 S: 6 P: 7	R: 0 H: 1 E: 0 LOB: 1 K: 0 BB: 0 S: 12 P: 14	1B: 7 SF: 0 2B: 3 SAC: 0 3B: 0 DP: 0 HR: 0 HBP: 0	WP: 0 PA: 48 PB: 0 SB: 1 CS: 0	
<b>PITCHER</b> <b>Tom Candiotti, R</b> (1, 1) ERA: 2.53 <b>Mike Mohler, L</b> (10, 1) ERA: 4.15 <b>T.J. Mathews, R</b> (11, 1) ERA: 6.23	IP WLS BF H R ER SO BB IBB HBP BLK WP HR S P ERA WHIP 9.0 1 38 9 4 1 2 0 0 0 0 0 0 9 118 1.00 1.000 1.1 4 0 0 0 1 0 0 0 0 0 0 0 9 12 0.00 0.000 1.2 W 6 1 0 0 0 0 0 0 0 0 0 0 14 16 0.00 0.600	<b>PITCHER</b> IP WLS BF H R ER SO BB IBB HBP BLK WP HR S P ERA WHIP													

livebaseballscorecards.com



Batter	1	2	3	4	5	6	7	8	9	10	11	12	AB	R	H	RBI	BB	SO	LOB
Rickey Henderson, R OBP: 0.289, SLG: 0.233	(1, 7) 2-2 L9	(1, 2) 1-2 FC6-4		(0, 0) 0-0 G4-3			(1, 2) 1-2 L8		(1, 1) 1-1 F9		(2, 0) 2-0 G5-3		6	0	0	1	0	0	4
Dave Magadan, L OBP: 0.339, SLG: 0.471	(1, 5) (8, 3) 3-1 FC6-4 1B		(1, 3) 1-3 K	(0, 2) 0-2 L3			(0, 0) 0-0 F7		(1, 1) 1-1 1B		(1, 1) 1-1 L7		6	0	2	1	0	1	0
Jason Giambi, L OBP: 0.403, SLG: 0.544	(1, 10) 2-1 L7		(0, 2) 0-2 1B 2B 1B		(2, 0) 2-0 G4-3		(2, 3) 2-3 K		(1, 2) 1-2 1B		(0, 3) 0-3 K		6	1	2	0	0	2	1
Matt Stairs, L OBP: 0.377, SLG: 0.567	(1, 3) 0-0 FC6-4		(3, 1) 3-1 2B 1B		(2, 2) 2-2 G3		(1, 3) 1-3 K		(0, 0) 0-0 G6-3			(4, 0) 4-0 1B 2B BB	3	0	1	0	0	0	1
Mike Blowers, R OBP: 0.235, SLG: 0.133	(8, 5) 1-2 FC6-4		(1, 2) 1-2 1B										2	1	0	0	1	1	2
Ben Grieve, L OBP: 0.366, SLG: 0.417	(1, 9) 2-1 BB 1B		(0, 0) 0-0 1B 2B		(1, 3) 1-3 K		(1, 1) 1-1 G1-3 1B			(0, 0) 0-0 P6		(0, 2) 0-2 2B 1B	6	0	4	1	0	1	0
Kurt Abbott, R OBP: 0.296, SLG: 0.360	(1, 6) 0-3 K		(3, 3) 3-3 K			(0, 1) 0-1 G4-3		(2, 2) 2-2 G1-3		(4, 2) 4-2 1B BB		(0, 1) 0-1 1B 2B	5	0	1	1	1	2	4
A.J. Hinch, R OBP: 0.327, SLG: 0.408	(1, 2) 1-2 BB 1B		(2, 2) 2-2 G4-3			(0, 0) 0-0 HR		(1, 3) 1-3 K			(2, 2) 2-2 L7		5	1	2	1	0	1	4
Scott Spiezio, S OBP: 0.343, SLG: 0.345	(1, 4) 4-0 FC6-4 BB			(2, 0) 2-0 F9 G4-3 2B		(2, 0) 2-0 P5			(0, 1) 0-1 F9 SH1-4 1B		(1, 0) 1-0 1B		4	2	3	0	1	0	0
Ryan Christenson, R OBP: 0.143, SLG: 0.143	(1, 8) 1-3 K			(1, 2) 1-2 F9		(1, 0) 1-0 G6-3			(0, 0) 0-0 SH1-4		(1, 0) 1-0 F7		4	0	0	0	0	1	6


Inning Stats	R: 0	H: 1	E: 0	LOB: 1	K: 0	P: 15	R: 0	H: 2	E: 0	LOB: 3	K: 2	P: 14	R: 1	H: 3	E: 0	LOB: 2	K: 2	P: 23	R: 0	H: 0	E: 0	LOB: 0	K: 1	P: 12	R: 1	H: 1	E: 0	LOB: 0	K: 0	P: 8	R: 0	H: 0	E: 0	LOB: 0	K: 1	P: 10	R: 0	H: 1	E: 0	LOB: 1	K: 2	P: 16	R: 1	H: 3	E: 0	LOB: 2	K: 0	P: 14	R: 0	H: 1	E: 0	LOB: 2	K: 0	P: 18	R: 0	H: 0	E: 0	LOB: 0	K: 1	P: 9	R: 1	H: 2	E: 0	LOB: 2	K: 0	P: 9	1B: 11	SF: 0	2B: 3	SAC: 1	3B: 0	DP: 0	HR: 1	HBP: 0	WP: 0	PA: 51
--------------	------	------	------	--------	------	-------	------	------	------	--------	------	-------	------	------	------	--------	------	-------	------	------	------	--------	------	-------	------	------	------	--------	------	------	------	------	------	--------	------	-------	------	------	------	--------	------	-------	------	------	------	--------	------	-------	------	------	------	--------	------	-------	------	------	------	--------	------	------	------	------	------	--------	------	------	--------	-------	-------	--------	-------	-------	-------	--------	-------	--------

PITCHER	IP	WLS	BF	H	R	ER	SO	BB	IBB	HBP	BLK	WP	HR	S	P	ERA	WHIP
Mike Morgan, R ERA: 3.16	(1, 1)	6.0	27	8	3	3	5	1	0	0	0	0	1	57	93	4.50	1.500
Eddie Guardado, L ERA: 1.0	(7, 1)	1.0	3	0	0	0	1	0	0	0	0	0	0	7	10	0.00	0.000
Mike Trombley, R ERA: 0.55	(8, 1)	1.0	4	1	0	0	2	0	0	0	0	0	0	11	16	0.00	1.000
Rick Aguilera, R ERA: 4.97	(9, 1)	3.0	14	4	1	1	1	1	0	0	0	0	0	27	41	3.00	1.667
Hector Carrasco, R ERA: 9.0	(12, 1)	0.0	L 3	2	1	1	0	1	0	0	0	0	0	5	9	∞	∞

**MINNESOTA TWINS @ OAKLAND ATHLETICS**  
**Network Associates Coliseum, Oakland, CA**

Tue Apr 21 1998, 10:05 PM EDT  
Att. 5,829 - Unknown - 82 F

AB 47  
R 5  
H 15  
RBI 5  
BB 3  
SO 9  
LOB 22



Batter	1	2	3	4	5	6	7	8	9	AB R H RBI BB SO LOB	TOP
<b>Otis Nixon, S</b> (1, 8) <small>OBP: 0.250, SLG: 0.213</small>	1-1 	0-0 			0-2 		0-0 		0-0 	5 0 0 0 0 0 4	
<b>Matt Lawton, L</b> (1, 7) <small>OBP: 0.397, SLG: 0.460</small>	2-1 		2-3 		4-2 		3-0 		1-2 	4 0 1 0 1 1 2	
<b>Ron Coomer, R</b> (1, 5) <small>OBP: 0.333, SLG: 0.474</small> <b>Denny Hocking, S</b> (8, PR) <small>OBP: 0.276, SLG: 0.087</small>	1-3 		0-0 		2-3 			1-2 	1-2 	4 0 0 0 0 2 2 1 1 0 0 0 0 0	
<b>David Ortiz, L</b> (1, 3) <small>OBP: 0.403, SLG: 0.607</small>	3-3 		3-1 			1-2 		0-0 		4 0 0 0 0 1 2	
<b>Alex Ochoa, R</b> (1, 9) <small>OBP: 0.302, SLG: 0.512</small>		3-3 		0-0 		0-2 		0-2 		4 1 2 1 0 1 0	
<b>Orlando Merced, S</b> (1, 10) <small>OBP: 0.324, SLG: 0.486</small>		4-0 		1-2 		0-3 		3-0 		3 2 1 0 1 1 1	
<b>Terry Steinbach, R</b> (1, 2) <small>OBP: 0.475, SLG: 0.409</small>		4-1 		0-3 		0-0 		0-3 		3 0 0 0 1 2 3	
<b>Todd Walker, L</b> (1, 4) <small>OBP: 0.390, SLG: 0.500</small>		1-2 		3-1 		4-1 		3-1 		3 0 1 2 1 0 3	
<b>Pat Meares, R</b> (1, 6) <small>OBP: 0.447, SLG: 0.682</small>		0-1 		0-0 		0-0 		1-2 		4 0 2 1 0 0 1	
<b>Inning Stats</b>	R: 0 H: 1 E: 0 LOB: 1 K: 2 BB: 0 S: 13 P: 19	R: 1 H: 1 E: 0 LOB: 2 K: 1 BB: 2 S: 11 P: 22	R: 0 H: 0 E: 0 LOB: 0 K: 1 BB: 0 S: 6 P: 11	R: 0 H: 1 E: 0 LOB: 1 K: 1 BB: 0 S: 9 P: 13	R: 0 H: 0 E: 0 LOB: 1 K: 1 BB: 1 S: 17 P: 22	R: 0 H: 0 E: 0 LOB: 0 K: 1 BB: 0 S: 9 P: 10	R: 0 H: 1 E: 0 LOB: 2 K: 0 BB: 1 S: 5 P: 12	R: 3 H: 3 E: 1 LOB: 1 K: 1 BB: 0 S: 20 P: 28	R: 0 H: 0 E: 0 LOB: 0 K: 0 BB: 0 S: 8 P: 10	1B: 5 SF: 0 2B: 2 SAC: 0 3B: 0 DP: 0 HR: 0 HBP: 0	WP: 0 PA: 39 PB: 0 SB: 0 CS: 0
<b>PITCHER</b> <b>Mike Oquist, R</b> (1, 1) <small>ERA: 2.84</small> <b>T.J. Mathews, R</b> (8, 1) <small>ERA: 5.79</small> <b>Billy Taylor, R</b> (8, 1) <small>ERA: 5.4</small> <b>Buddy Groom, L</b> (9, 1) <small>ERA: 1.69</small>	IP WLS BF H R ER SO BB IBB HBP BLK WP HR S P ERA WHIP 7.0 0 29 4 1 1 7 4 0 0 0 0 0 70 109 1.29 1.143 0.2 L 5 2 3 0 1 0 0 0 0 0 0 0 13 17 0.00 3.000 0.1 2 1 0 0 0 0 0 0 0 0 0 7 11 0.00 3.000 1.0 3 0 0 0 0 0 0 0 0 0 0 8 10 0.00 0.000	<b>PITCHER</b> IP WLS BF H R ER SO BB IBB HBP BLK WP HR S P ERA WHIP									

Minnesota Twins @ Oakland Athletics  
 Network Associates Coliseum, Oakland, CA

Wed Apr 22 1998, 6:33 AM EDT  
 Att: 7,491 - Cloudy - 66 F

livebaseballscorecards.com

AB	35
R	4
H	7
RBI	4
BB	4
SO	8
LOB	18





Batter	1	2	3	4	5	6	7	8	9	AB	R	H	RBI	BB	SO	LOB
Ryan Christenson, R OBP: 0.091, SLG: 0.091 Rickey Henderson, R OBP: 0.286, SLG: 0.230	1-1 F9		1-0 FC1-5		3-2 F8		0-3 K		2-2 F9	4	0	0	0	0	1	3
Jack Voigt, R OBP: 0.188, SLG: 0.071	3-2 L4		0-1 F9		1-0 P4		1-0 G4-6-3 1B			4	0	1	0	0	0	2
Jason Giambi, L OBP: 0.383, SLG: 0.514	1-2 F8			2-0 G3-1	1-3 K		1-0 G4-6-3 1-2f			4	0	0	0	0	1	2
Kevin Mitchell, R OBP: 0.280, SLG: 0.182		2-3 K		2-1 1B 2B 1B		4-2 G6-4-3 BB		0-0 F8		3	1	1	0	1	1	0
Ben Grieve, L OBP: 0.372, SLG: 0.421		1-1 F7		1-0 2B 1B		1-2 G6-4-3 1-2f		0-1 1B		4	1	2	0	0	0	1
Mike Blowers, R OBP: 0.263, SLG: 0.206		2-3 K		1-1 1B 2B 1-H 2-H		0-0 1B 1B		0-3 K		4	0	2	2	0	2	1
Scott Spiezio, S OBP: 0.352, SLG: 0.355			1-2 G6-3	1-1 1B		2-1 SAFE FC5-4 1B		1-3 K		4	0	2	0	0	1	1
Mike Macfarlane, R OBP: 0.300, SLG: 0.296 Dave Magadan, L OBP: 0.431, SLG: 0.462			1-0 2B FC1-5 1B	2-2 F9		2-1 FC5-4 1-2f			3-2 F8	3	0	1	0	0	0	4
Rafael Bournigal, R OBP: 0.333, SLG: 0.419			3-1 1B	1-1 F9			3-2 1B 1B		1-1 G5-3	1	0	0	0	0	0	2

Inning Stats	R: 0	H: 0	E: 0	K: 0	S: 8	H: 0	LOB: 0	BB: 0	P: 13	R: 0	H: 0	E: 0	K: 0	S: 10	H: 0	LOB: 0	BB: 0	P: 15	R: 0	H: 2	E: 0	K: 0	S: 9	H: 4	LOB: 2	BB: 0	P: 15	R: 2	H: 4	E: 0	K: 0	S: 16	R: 0	H: 0	E: 0	K: 1	S: 9	H: 2	LOB: 2	BB: 1	P: 20	R: 0	H: 2	E: 0	K: 1	S: 8	H: 2	LOB: 1	BB: 0	P: 13	R: 0	H: 1	E: 0	K: 2	S: 10	H: 1	LOB: 1	BB: 0	P: 11	R: 0	H: 0	E: 0	K: 0	S: 9	H: 0	LOB: 0	BB: 0	P: 15	1B: 9	SF: 0	2B: 2	SAC: 0	3B: 0	DP: 2	HR: 0	HBP: 0	WP: 0	PA: 37
--------------	------	------	------	------	------	------	--------	-------	-------	------	------	------	------	-------	------	--------	-------	-------	------	------	------	------	------	------	--------	-------	-------	------	------	------	------	-------	------	------	------	------	------	------	--------	-------	-------	------	------	------	------	------	------	--------	-------	-------	------	------	------	------	-------	------	--------	-------	-------	------	------	------	------	------	------	--------	-------	-------	-------	-------	-------	--------	-------	-------	-------	--------	-------	--------

PITCHER	IP	WLS	BF	H	R	ER	SO	BB	IBB	HBP	BLK	WP	HR	S	P	ERA	WHIP
Eric Milton, L ERA: 4.09	(1, 1)	5.2		8	2	2	3	1	0	0	0	0	0	61	98	3.18	1.588
Mike Trombley, R ERA: 0.53	(6, 1)	0.2	4	2	0	0	1	0	0	0	0	0	0	10	15	0.00	3.000
Eddie Guardado, L ERA: 0.84	(7, 1)	1.2	W	5	1	0	2	0	0	0	0	0	0	11	13	0.00	0.600
Rick Aguilera, R ERA: 4.61	(9, 1)	1.0	S	3	0	0	0	0	0	0	0	0	0	9	15	0.00	0.000

BOTTOM

Minnesota Twins @ Oakland Athletics  
Network Associates Coliseum, Oakland, CA

Wed Apr 22 1998, 6:33 AM EDT  
Att. 7,491 - Cloudy - 66 F

livebaseballscores.com

AB	36
R	2
H	11
RBI	2
BB	1
SO	6
LOB	16



Batter	1	2	3	4	5	6	7	8	9	AB R H RBI BB SO LOB	TOP											
Otis Nixon, S (1, 8) OBP: 0.259, SLG: 0.215	4-0 K2-6 BB		1-1 G4-3		0-0 F7			2-2 1B	0-0 G1-3	4 0 1 0 1 0 3												
Matt Lawton, L (1, 9) OBP: 0.390, SLG: 0.439	4-0 1-2 BB			2-3 K		0-0 F2		2-0 F8		3 0 0 0 1 1 1												
Paul Molitor, R (1, 10) OBP: 0.326, SLG: 0.379	3-2 F9			1-2 F9		0-0 G4-3		1-0 1-3 1B		4 0 1 0 0 0 2												
David Ortiz, L (1, 3) OBP: 0.394, SLG: 0.631	2-3 K2-6 2-2f			0-1 HR		3-3 K		2-3 K		4 1 1 1 0 3 4												
Ron Coomer, R (1, 5) OBP: 0.329, SLG: 0.463		3-3 K		2-2 1B		0-0 F4		1-2 G5-3		4 0 1 0 0 1 0												
Todd Walker, L (1, 4) OBP: 0.381, SLG: 0.500		0-3 K		1-2 F8		1-0 L7		1-0 1B 2B		4 1 1 0 0 1 1												
Marty Cordova, R (1, 7) OBP: 0.342, SLG: 0.302		0-0 G6-3			1-2 F9		2-0 1B	0-1 F7 1B 2-H		4 0 2 1 0 0 0												
Terry Steinbach, R (1, 2) OBP: 0.476, SLG: 0.438			0-3 K		3-2 2B		1-3 K	2-2 1B		4 0 2 0 0 2 1												
Denny Hocking, S (9, PR) OBP: 0.276, SLG: 0.087								1-2 1B		0 0 0 0 0 0 0												
Pat Meares, R (1, 6) OBP: 0.425, SLG: 0.643		0-2 G6-3		0-1 L7		0-1 L7		0-1 F3	2-0 F7	4 0 0 0 0 0 3												
<b>Inning Stats</b>	R: 0 E: 0 K: 1 S: 7	H: 0 LOB: 2 BB: 2 P: 20	R: 0 E: 0 K: 2 S: 10	H: 0 LOB: 0 BB: 0 P: 13	R: 0 E: 0 K: 1 S: 10	H: 0 LOB: 0 BB: 0 P: 11	R: 1 E: 0 K: 1 S: 15	H: 2 LOB: 1 BB: 0 P: 21	R: 0 E: 0 K: 0 S: 12	H: 1 LOB: 1 BB: 0 P: 16	R: 0 E: 0 K: 1 S: 7	H: 0 LOB: 0 BB: 0 P: 10	R: 0 E: 0 K: 1 S: 6	H: 1 LOB: 1 BB: 0 P: 10	R: 0 E: 0 K: 1 S: 11	H: 2 LOB: 2 BB: 0 P: 18	R: 1 E: 0 K: 0 S: 11	H: 3 LOB: 2 BB: 0 P: 17	1B: 6 2B: 3 3B: 0 HR: 1	SF: 0 SAC: 0 DP: 1 HBP: 0	WP: 0 PB: 0 SB: 0 CS: 0	PA: 37
<b>PITCHER</b>	IP WLS BF H R ER SO BB IBB HBP BLK WP HR S P ERA WHIP																					
27 Ken Cloude, R (1, 1) ERA: 4.2	7.1 W 28 5 1 1 7 2 0 0 0 0 0 1 72 108 1.23 0.955																					
Paul Spoljaric, L (8, 1) ERA: 2.13	0.2 3 1 0 0 1 0 0 0 0 0 0 0 6 11 0.00 1.500																					
31 Bobby Ayala, R (9, 1) ERA: 6.43	1.0 S 6 3 1 1 0 0 0 0 0 0 0 0 0 11 17 9.00 3.000																					

Minnesota Twins @ Seattle Mariners  
The Kingdome, Seattle, WA  
Fri Apr 24 1998, 10:05 PM EDT  
Att. 28,157 - Dome - 72 F

livebaseballscorecards.com

AB	35
R	2
H	9
RBI	2
BB	2
SO	8
LOB	15





Batter	1			2			3			4			5			6			7			8			9			AB	R	H	RBI	BB	SO	LOB	TOP
Otis Nixon, S OBP: 0.256, SLG: 0.214 (1, 8)	2-2 G6-3 ①			X			B X 1-0 G6-3 ②			B X 1-0 G5-3 ②			B X 1-0 G5-3 ②			B X 1-1 E6 ②			F X 0-1 HR S 1B ②			F X 1-2 2-H HR S 1B ②			5	1	1	1	0	0	1				
Matt Lawton, L OBP: 0.384, SLG: 0.429 Alex Ochoa, R OBP: 0.318, SLG: 0.523 (9, PH) (9, 9)	1-2 1B 1B			X			X 0-0 F5 ③			F X 0-1 G3 ③			F X 0-1 G3 ③			X 0-0 G3 ③			X 0-0 HR S 1B ③			X 0-0 HR S 1B ③			4	0	1	0	0	0	2				
Paul Molitor, R OBP: 0.340, SLG: 0.378 (1, 10)	1-1 F4			X			F B B B 4-2 G4-3 G3 2B BB ②			F B B B 4-2 G4-3 G3 2B BB ②			C X 0-1 G3 ①			C X 0-1 G3 ①			X 0-0 FC3-8 1B ②			B B B B 4-0 HR IBB ②			3	2	1	0	2	0	1				
Orlando Merced, S OBP: 0.310, SLG: 0.450 (1, 3)	2-1 1B			X			F B B X 1-1 G3 ①			F B B X 1-1 G3 ①			B F F C 1-3 K ②			B F F C 1-3 K ②			B S X 1-1 FC3-6 1-2f ①			B B B B 2-3 K ②			5	0	1	0	0	2	5				
Ron Coomer, R OBP: 0.322, SLG: 0.482 (1, 5)	0-1 F8 ③			X			X 0-0 G4-3 ②			X 0-0 G4-3 ②			B B C X 2-2 E6 ②			B B C X 2-2 E6 ②			X 0-0 F9 ②			B B F F X 3-1 HR 1-H 2-H 3-H ③			5	1	1	4	0	0	4				
Todd Walker, L OBP: 0.382, SLG: 0.508 Terry Steinbach, R OBP: 0.476, SLG: 0.438 (1, 4) (9, 2)	X			X 0-0 G4-3 ①			C B B B X 2-1 2B ③			C B B B X 2-1 2B ③			X 0-0 G4-3 ③			X 0-0 G4-3 ③			X 2-0 F8 ③			B B B X 0-0 1B ③			5	0	2	1	0	0	2				
Marty Cordova, R OBP: 0.325, SLG: 0.284 (1, 7)	X			X 3-2 G6-3 ②			C B B B X 3-1 G1-3 ③			C B B B X 3-1 G1-3 ③			B B B B F X 2-3 K ①			B B B B F X 2-3 K ①			B F X 1-1 G6-3 ①			B F X 1-1 G6-3 ①			4	0	0	0	0	1	1				
Javier Valentin, S OBP: 0.258, SLG: 0.414 Denny Hocking, S OBP: 0.276, SLG: 0.087 (9, PR) (9, 4)	X			X 0-2 F7 ③			X			X 0-0 G5-3 2B ③			X 0-0 G5-3 2B ③			B B B B F X 1-2 HR ②			B B B B F X 1-2 HR ②			X 0-0 1B 1B ③			4	1	3	1	0	0	0				
Pat Meares, R OBP: 0.417, SLG: 0.622 (1, 6)	X			X 0-0 G6-3 ①			X			X 1-2 F9 ①			X 1-2 F9 ①			B B B B F X 2-2 G6-3 ②			B B B B F X 2-2 G6-3 ②			B B B B X 3-0 1B 1B ③			4	1	1	0	0	0	1				
Inning Stats	R: 0 E: 0 K: 0 S: 12	H: 2 LOB: 2 BB: 0 P: 18	R: 0 E: 0 K: 0 S: 7	H: 0 LOB: 0 BB: 0 P: 10	R: 0 E: 0 K: 0 S: 3	H: 0 LOB: 0 BB: 0 P: 4	R: 1 E: 0 K: 0 S: 9	H: 1 LOB: 1 BB: 1 P: 19	R: 0 E: 0 K: 0 S: 8	H: 1 LOB: 1 BB: 0 P: 10	R: 0 E: 0 K: 1 S: 9	H: 0 LOB: 1 BB: 0 P: 12	R: 1 E: 1 K: 1 S: 13	H: 1 LOB: 1 BB: 0 P: 19	R: 0 E: 0 K: 0 S: 5	H: 1 LOB: 1 BB: 0 P: 8	R: 6 E: 0 K: 1 S: 13	H: 6 LOB: 2 BB: 1 P: 26	1B: 8 2B: 2 3B: 0 HR: 2	SF: 0 SAC: 0 DP: 0 HBP: 0	WP: 0 PB: 0 SB: 2 CS: 0	PA: 42													
PITCHER	IP	WLS	BF	H	R	ER	SO	BB	IBB	HBP	BLK	WP	HR	S	P	ERA	WHIP																		
26 Bill Swift, R ERA: 3.75 (1, 1)	7.0		29	5	2	2	2	1	0	0	0	0	1	61	92	2.57	0.857																		
Mike Timlin, R ERA: 5.29 (8, 1)	1.1	L	8	4	3	3	0	0	0	0	0	0	0	11	18	20.25	3.000																		
Paul Spoljaric, L ERA: 3.46 (9, 1)	0.1		3	1	0	0	1	0	1	0	0	0	0	4	10	0.00	3.000																		
Heathcliff Slocumb, R ERA: 21.86 (9, 1)	0.1		2	2	3	3	0	0	0	0	0	0	1	3	6	81.00	6.000																		

Minnesota Twins @ Seattle Mariners  
The Kingdome, Seattle, WA  
Sat Apr 25 1998, 10:05 PM EDT  
Att. 51,880 - Dome - 72 F

AB 40  
R 8  
H 12  
RBI 8  
BB 2  
SO 3  
LOB 17




Batter	1	2	3	4	5	6	7	8	9	AB	R	H	RBI	BB	SO	LOB
Joey Cora, S OBP: 0.345, SLG: 0.350 (1, 4)	0-1 G1-6-3 1B		1-1 L7		3-3 K			4-2 BB 1B		3	1	1	0	1	1	2
Rob Ducey, L OBP: 0.421, SLG: 0.529 (1, 9) David Segui, S OBP: 0.458, SLG: 0.770 (8, PH) Robert Perez, R OBP: 0.167, SLG: 0.292 (8, PR) (9, 9)	2-2 G1-6-3 1-2f			2-0 F9		0-0 F6		4-0 1B 1-2 BB		3	0	0	0	0	0	1
Ken Griffey Jr., L OBP: 0.362, SLG: 0.596 (1, 8)	0-0 F7			4-2 G5-3 BB		1-0 G4-3		1-1 1-3 2-H 1B		3	0	1	1	1	0	0
Alex Rodriguez, R OBP: 0.355, SLG: 0.692 (1, 6)		1-3 K		0-0 G5-3 1-2		1-2 F3		1-1 F4		4	0	0	0	0	1	3
Edgar Martinez, R OBP: 0.398, SLG: 0.469 (1, 10)		3-3 K		0-1 F9			3-2 G3-1		1-0 L5	4	0	0	0	0	1	1
Glenallen Hill, R OBP: 0.442, SLG: 0.595 (1, 7)		2-3 K			1-1 1B SF9 1B		2-2 G5-3		1-3 K	4	1	1	0	0	2	0
Rick Wilkins, L OBP: 0.250, SLG: 0.361 (1, 3)			1-3 K		2-1 1B		1-3 K		3-1 1B	4	0	2	0	0	2	0
Russ Davis, R OBP: 0.342, SLG: 0.565 (1, 5)			3-1 F9		2-0 SF9 3-H			1-3 K	2-3 K	3	0	0	1	0	2	1
Dan Wilson, R OBP: 0.375, SLG: 0.383 (1, 2)			4-2 S BB		1-1 L9			2-1 G5-3		2	0	0	0	1	0	1

Inning Stats	R: 0	H: 1	E: 0	LOB: 0	K: 0	S: 7	R: 0	H: 0	E: 0	LOB: 0	K: 3	S: 10	R: 0	H: 0	E: 0	LOB: 1	K: 1	S: 10	R: 1	H: 2	E: 0	LOB: 1	K: 1	S: 11	R: 0	H: 0	E: 0	LOB: 0	K: 1	S: 5	R: 0	H: 0	E: 0	LOB: 0	K: 1	S: 12	R: 1	H: 1	E: 0	LOB: 2	K: 1	S: 12	R: 0	H: 1	E: 0	LOB: 1	K: 2	S: 10	1B: 5	SF: 1	2B: 0	SAC: 0	3B: 0	DP: 1	HR: 0	HBP: 0	WP: 0	PA: 35
--------------	------	------	------	--------	------	------	------	------	------	--------	------	-------	------	------	------	--------	------	-------	------	------	------	--------	------	-------	------	------	------	--------	------	------	------	------	------	--------	------	-------	------	------	------	--------	------	-------	------	------	------	--------	------	-------	-------	-------	-------	--------	-------	-------	-------	--------	-------	--------

PITCHER	IP	WLS	BF	H	R	ER	SO	BB	IBB	HBP	BLK	WP	HR	S	P	ERA	WHIP
LaTroy Hawkins, R ERA: 5.86 (1, 1)	6.1		23	3	1	1	5	2	0	0	0	0	0	53	90	1.42	0.789
Mike Trombley, R ERA: 0.98 (7, 1)	1.1		5	0	1	1	2	1	0	0	0	0	0	16	26	6.75	0.750
Eddie Guardado, L ERA: 0.84 (8, 1)	0.0		2	1	0	0	0	1	0	0	0	0	0	2	7	∞	∞
Rick Aguilera, R ERA: 4.2 (8, 1)	1.1	W	5	1	0	0	2	0	0	0	0	0	0	12	20	0.00	0.750

**MINNESOTA TWINS @ SEATTLE MARINERS**  
The Kingdom, Seattle, WA  
Sat Apr 25 1998, 10:05 PM EDT  
Att: 51,880 - Dome - 72 F

AB 30  
R 2  
H 5  
RBI 2  
BB 4  
SO 9  
LOB 9



Batter	1	2	3	4	5	6	7	8	9	AB R H RBI BB SO LOB	TOP																				
Pat Meares, R (1, 6) OBP: 0.398, SLG: 0.590	0-3 K			2-3 K		1-1 G3		1-0 L8		4 0 0 0 0 2 0																					
Alex Ochoa, R (1, 9) OBP: 0.292, SLG: 0.479	0-1 P6			3-3 K		3-1 L4		0-1 G5-3		4 0 0 0 0 1 0																					
Paul Molitor, R (1, 10) OBP: 0.337, SLG: 0.372	3-2 G6-3			1-1 BB 1B		2-1 F8		0-1 G4-3		4 0 1 0 0 0 0																					
David Ortiz, L (1, 3) OBP: 0.413, SLG: 0.621		1-0 G6-3 HBP		4-2 BB		0-0 G1-3		2-1 G4-6-3 HBP		1 0 0 0 1 0 0																					
Ron Coomer, R (1, 5) OBP: 0.319, SLG: 0.483		0-0 G6-3 1-2f		1-0 G2-3		0-0 2B 2B		1-0 G4-6-3 1-2f		4 1 1 0 0 0 4																					
Terry Steinbach, R (1, 2) OBP: 0.463, SLG: 0.442		1-1 F8			0-0 G6-3		1-0 1B 2B		1-1 F8	4 1 1 1 0 0 0																					
Marty Cordova, R (1, 7) OBP: 0.325, SLG: 0.286			3-3 K		0-0 F7		2-0 1B			3 0 1 1 0 1 0																					
Otis Nixon, S (7, 8) OBP: 0.256, SLG: 0.214										0 0 0 0 0 0 0																					
Matt Lawton, L (1, 8) OBP: 0.382, SLG: 0.425			0-0 F8		3-2 1B		3-3 K			3 0 1 0 0 1 1																					
Brent Gates, S (1, 4) OBP: 0.158, SLG: 0.147			2-1 G6-3		1-1 G5-3		2-1 F9			3 0 0 0 0 0 2																					
<b>Inning Stats</b>	R: 0 E: 0 K: 1 S: 8	H: 0 LOB: 0 BB: 0 P: 11	R: 0 E: 0 K: 0 S: 3	H: 0 LOB: 0 BB: 0 P: 5	R: 0 E: 0 K: 1 S: 7	H: 0 LOB: 0 BB: 0 P: 12	R: 0 E: 0 K: 2 S: 13	H: 1 LOB: 2 BB: 1 P: 24	R: 0 E: 0 K: 0 S: 8	H: 1 LOB: 1 BB: 0 P: 12	R: 0 E: 0 K: 0 S: 6	H: 0 LOB: 0 BB: 0 P: 12	R: 2 E: 0 K: 1 S: 14	H: 3 LOB: 1 BB: 0 P: 22	R: 0 E: 0 K: 0 S: 5	H: 0 LOB: 0 BB: 0 P: 6	R: 0 E: 0 K: 0 S: 4	H: 0 LOB: 0 BB: 0 P: 8	1B: 3 2B: 2 3B: 0 HR: 0	SF: 0 SAC: 0 DP: 2 HBP: 2	WP: 0 PB: 0 SB: 0 CS: 0	PA: 33									
PITCHER Jamie Moyer, L (1, 1) ERA: 3.54	IP 9.0	WLS L	BF 33	H 5	R 2	ER 2	SO 5	BB 1	IBB 0	HBP 2	BLK 0	WP 0	HR 0	S 68	P 112	ERA 2.00	WHIP 0.667														
											PITCHER	IP	WLS	BF	H	R	ER	SO	BB	IBB	HBP	BLK	WP	HR	S	P	ERA	WHIP			

Minnesota Twins @ Seattle Mariners  
The Kingdom, Seattle, WA  
Sun Apr 26 1998, 6:33 AM EDT  
Att: 31,732 - Dome - 72 F

livebaseballscorecards.com

AB 30  
R 2  
H 5  
RBI 2  
BB 1  
SO 5  
LOB 7



Batter	1	2	3	4	5	6	7	8	9
<b>Rob Ducey, L</b> OBP: 0.391, SLG: 0.476 (1, 9)	1-3 		1-3 			3-1 		1-3 	
<b>Alex Rodriguez, R</b> OBP: 0.351, SLG: 0.676 (1, 6)	2-2 			2-3 		2-2 		2-1 	
<b>Ken Griffey Jr., L</b> OBP: 0.358, SLG: 0.581 (1, 8)	0-3 			1-0 		2-2 		2-1 	
<b>Edgar Martinez, R</b> OBP: 0.382, SLG: 0.447 (1, 10)		1-2 		0-3 		0-0 			1-2 
<b>David Segui, S</b> OBP: 0.448, SLG: 0.744 (1, 3)		0-1 		1-1 			1-1 		1-1 
<b>Glenallen Hill, R</b> OBP: 0.424, SLG: 0.568 (1, 7)		1-1 			0-0 		3-2 		2-3 
<b>Dan Wilson, R</b> OBP: 0.387, SLG: 0.413 (1, 2)			2-2 		3-1 		3-3 		
<b>Russ Davis, R</b> OBP: 0.329, SLG: 0.542 (1, 5)			1-0 		0-0 		0-2 		
<b>Jeff Huson, L</b> OBP: 0.217, SLG: 0.190 (1, 4)			0-1 		2-1 			0-1 	
<b>Joey Cora, S</b> OBP: 0.342, SLG: 0.347 (8, PH) (9, 4)			1-2 						

Inning Stats	R: 0	H: 0	E: 0	K: 2	S: 12	LOB: 0	BB: 0	P: 15	R: 0	H: 0	E: 0	K: 0	S: 7	LOB: 0	BB: 0	P: 9	R: 0	H: 1	E: 0	K: 1	S: 9	LOB: 1	BB: 0	P: 13	R: 0	H: 0	E: 1	K: 2	S: 10	LOB: 1	BB: 0	P: 14	R: 0	H: 2	E: 0	K: 0	S: 9	LOB: 1	BB: 0	P: 16	R: 0	H: 1	E: 0	K: 1	S: 15	LOB: 1	BB: 0	P: 22	R: 0	H: 1	E: 1	K: 1	S: 9	LOB: 1	BB: 0	P: 14	R: 0	H: 0	E: 0	K: 1	S: 10	LOB: 0	BB: 0	P: 14
--------------	------	------	------	------	-------	--------	-------	-------	------	------	------	------	------	--------	-------	------	------	------	------	------	------	--------	-------	-------	------	------	------	------	-------	--------	-------	-------	------	------	------	------	------	--------	-------	-------	------	------	------	------	-------	--------	-------	-------	------	------	------	------	------	--------	-------	-------	------	------	------	------	-------	--------	-------	-------

AB	R	H	RBI	BB	SO	LOB
4	0	1	0	0	3	1
4	0	1	0	0	1	1
4	0	1	0	0	1	1
4	0	0	0	0	1	3
4	0	1	0	0	0	1
4	0	0	0	0	1	1
3	0	2	0	0	1	1
3	0	0	0	0	0	3
2	0	0	0	0	0	2
1	0	0	0	0	0	0

**MINNESOTA TWINS @ SEATTLE MARINERS**  
The Kingdom, Seattle, WA  
Sun Apr 26 1998, 6:33 AM EDT  
Att. 31,732 - Dome - 72 F

AB	33
R	0
H	6
RBI	0
BB	0
SO	8
LOB	14

WP: 0	PA: 33
PB: 0	
SB: 0	
CS: 0	

PITCHER	IP	WLS	BF	H	R	ER	SO	BB	IBB	HBP	BLK	WP	HR	S	P	ERA	WHIP
<b>Brad Radke, R</b> ERA: 2.1 (1, 1)	6.1	W	24	5	0	0	5	0	0	0	0	0	0	62	91	0.00	0.789
<b>Mike Trombley, R</b> ERA: 0.92 (7, 1)	1.1		5	1	0	0	2	0	0	0	0	0	0	13	19	0.00	0.750
<b>Greg Swindell, L</b> ERA: 7.2 (8, 1)	0.1		1	0	0	0	0	0	0	0	0	0	0	2	4	0.00	0.000
<b>Rick Aguilera, R</b> ERA: 3.94 (9, 1)	1.0	S	3	0	0	0	1	0	0	0	0	0	0	10	14	0.00	0.000

Batter	1	2	3	4	5	6	7	8	9	AB R H RBI BB SO LOB	TOP	
Tom Goodwin, L (1, 8) OBP: 0.477, SLG: 0.447	2-1 G6-3	0-1 G4-3		0-0 G1-3			4-1 1B 29 1B BB	0-0 FC6 1B		4 1 1 1 1 0 2		
Mark McLemore, S (1, 4) OBP: 0.481, SLG: 0.500	2-1 G1-3		2-3 K		3-2 G4-3		3-1 29 1B SF7 1B	2-0 FC6 1B		5 1 1 1 0 1 1		
29 Rusty Greer, L (1, 7) OBP: 0.356, SLG: 0.352	1-3 K		0-0 G6-3		1-2 G4-3		1-0 BB 1B			5 0 1 1 0 2 0		
Juan Gonzalez, R (1, 9) OBP: 0.387, SLG: 0.663		4-1 1B 1B BB	2-2 F8		1-0 F7		2-2 SF7		1-3 K	3 1 0 1 1 0 0		
Will Clark, L (1, 3) OBP: 0.444, SLG: 0.438		2-0 FC3-6 1B FC6 1B		1-0 HR		0-0 F8	4-1 1B 1-2 BB		0-0 1B 1B	4 2 3 1 1 0 0		
Ivan Rodriguez, R (1, 2) OBP: 0.500, SLG: 0.686		1-0 FC3-6 1B	1-1 HR 1B		1-1 L7		2-3 K		2-2 1B	5 1 3 1 0 1 2		
Lee Stevens, L (1, 10) OBP: 0.338, SLG: 0.662		3-1 FC3-6 FC6 1-2f 2-3	1-1 HR		1-3 K			2-0 G4-3 1B 1B	1-2 G3-1	5 2 2 2 0 1 4		
Kevin Elster, R (1, 6) OBP: 0.370, SLG: 0.373		0-2 FC6 2B 1-2f 3-H	1-1 G6-3		1-0 G6-3		1-1 G6-3	1-1 P6		4 0 0 1 0 0 2		
Luis Alicea, S (1, 5) OBP: 0.385, SLG: 0.455		0-1 2B	2-1 G3-4-1		1-1 1B 2B		0-0 G4-3			4 1 2 0 0 0 1		
<b>Inning Stats</b>	R: 0 E: 0 K: 1 S: 7 H: 0 LOB: 0 BB: 0 P: 12	R: 2 E: 0 K: 0 S: 12 H: 3 LOB: 2 BB: 1 P: 22	R: 0 E: 0 K: 1 S: 8 H: 0 LOB: 0 BB: 0 P: 12	R: 3 E: 0 K: 0 S: 10 H: 3 LOB: 0 BB: 0 P: 16	R: 0 E: 0 K: 0 S: 7 H: 0 LOB: 0 BB: 0 P: 12	R: 0 E: 0 K: 1 S: 5 H: 0 LOB: 0 BB: 0 P: 7	R: 3 E: 0 K: 1 S: 15 H: 3 LOB: 2 BB: 2 P: 33	R: 1 E: 0 K: 0 S: 6 H: 2 LOB: 1 BB: 0 P: 11	R: 0 E: 0 K: 1 S: 15 H: 2 LOB: 2 BB: 0 P: 20	1B: 9 2B: 2 3B: 0 HR: 2 SF: 1 SAC: 0 DP: 0 HBP: 0	WP: 0 PB: 0 SB: 0 CS: 0 PA: 43	
<b>PITCHER</b>	IP WLS BF H R ER SO BB IBB HBP BLK WP HR S P ERA WHIP											
Mike Morgan, R (1, 1) ERA: 4.25	4.0 L 19 6 5 5 2 1 0 0 0 0 2 37 62 11.25 1.750											
Dan Naulty, R (5, 1) ERA: 11.57	2.1 11 3 3 3 1 1 0 0 0 0 0 19 36 11.57 1.714											
Hector Carrasco, R (7, 1) ERA: 7.04	2.2 13 4 1 1 2 1 0 0 0 0 0 29 47 3.38 1.875											

Texas Rangers @ Minnesota Twins  
 Hubert H. Humphrey Metrodome, Minneapolis, MN  
 Mon Apr 27 1998, 8:05 PM EDT  
 Att. 8,349 - Dome - 72 F

livebaseballscorecards.com

AB	39
R	9
H	13
RBI	9
BB	3
SO	5
LOB	12





Batter	1	2	3	4	5	6	7	8	9	AB R H RBI BB SO LOB
<b>Otis Nixon, S</b> <small>OBP: 0.274, SLG: 0.236</small> (1, 8)	2-2 		3-2 P2 		1-2 K 		3-2 		1-1 	5 1 3 0 0 1 0
<b>Matt Lawton, L</b> <small>OBP: 0.372, SLG: 0.423</small> (1, 7)	1-0 F7 		2-3 		2-2 G6-3 		0-0 F7 		3-2 	5 0 1 2 0 1 2
<b>Paul Molitor, R</b> <small>OBP: 0.330, SLG: 0.364</small> (1, 10)	1 SAFE 0-0 		0-0 F8 		1-3 K 			0-1 G6-3 	0-1 F8 	5 0 1 0 0 1 1
<b>David Ortiz, L</b> <small>OBP: 0.405, SLG: 0.614</small> (1, 3)	0-3 K 			0-0 		3-3 K 		1-3 K 		4 1 1 0 0 3 2
<b>Ron Coomer, R</b> <small>OBP: 0.326, SLG: 0.478</small> (1, 5)	0-0 FC5-4 			4-2 		1-1 F9 		2-1 		3 0 1 0 1 0 2
<b>Orlando Merced, S</b> <small>OBP: 0.304, SLG: 0.500</small> (1, 9)		1-0 G4-3 		0-1 P6 		1-0 		1-3 		4 1 1 1 0 1 3
<b>Terry Steinbach, R</b> <small>OBP: 0.451, SLG: 0.418</small> (1, 2)		1-3 K 		4-2 		0-2 L8 		1-0 G5-3 		3 0 0 0 1 1 0
<b>Todd Walker, L</b> <small>OBP: 0.389, SLG: 0.524</small> (1, 4)		4-2 		2-2 SF8 		0-0 G4-3 		1-2 		2 1 1 1 1 0 0
<b>Pat Meares, R</b> <small>OBP: 0.380, SLG: 0.561</small> (1, 6)		1-3 K 		1-1 P3 		1-3 K 		2-0 		4 0 0 0 0 2 4

Inning Stats	R: 0	H: 2	E: 0	K: 1	S: 10	R: 0	H: 0	E: 0	K: 2	S: 10	R: 0	H: 0	E: 0	K: 1	S: 7	R: 1	H: 1	E: 0	K: 0	S: 15	R: 0	H: 0	E: 0	K: 2	S: 11	R: 1	H: 1	E: 0	K: 1	S: 10	R: 0	H: 1	E: 0	K: 1	S: 9	R: 0	H: 1	E: 0	K: 2	S: 10	R: 2	H: 3	E: 0	K: 0	S: 13	1B: 5	2B: 3	3B: 0	HR: 1	SF: 1	SAC: 0	DP: 0	HBP: 0	WP: 0	PB: 0	SB: 0	CS: 0	PA: 39
--------------	------	------	------	------	-------	------	------	------	------	-------	------	------	------	------	------	------	------	------	------	-------	------	------	------	------	-------	------	------	------	------	-------	------	------	------	------	------	------	------	------	------	-------	------	------	------	------	-------	-------	-------	-------	-------	-------	--------	-------	--------	-------	-------	-------	-------	--------

PITCHER	IP	WLS	BF	H	R	ER	SO	BB	IBB	HBP	BLK	WP	HR	S	P	ERA	WHIP
<b>Rick Helling, R</b> <small>ERA: 2.43</small>	(1, 1)	8.2	37	8	4	4	10	3	0	0	0	0	1	90	138	4.15	1.269
<b>Eric Gunderson, L</b> <small>ERA: 0.87</small>	(9, 1)	0.1	2	1	0	0	0	0	0	0	0	0	0	5	8	0.00	3.000

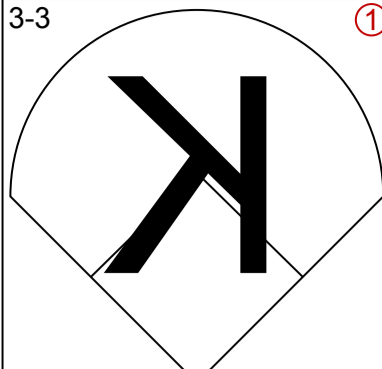
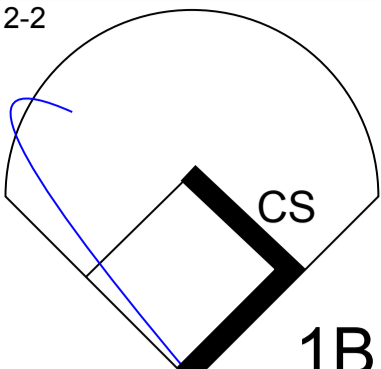
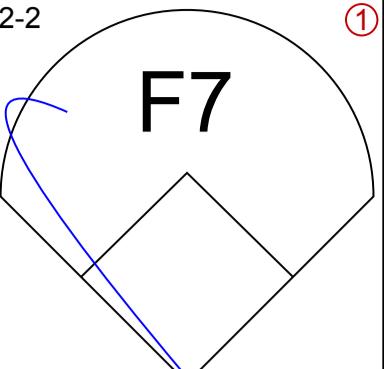
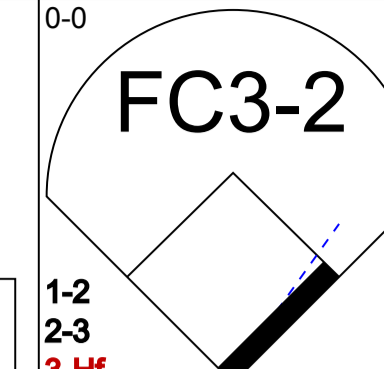
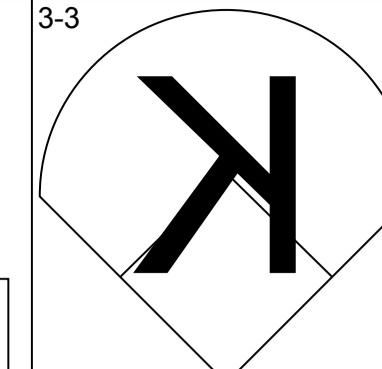
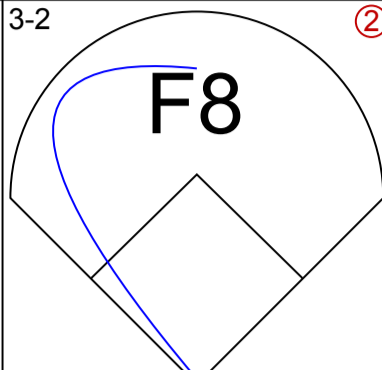
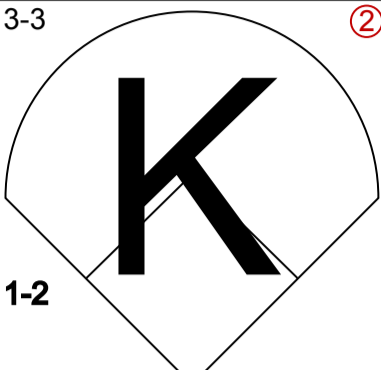
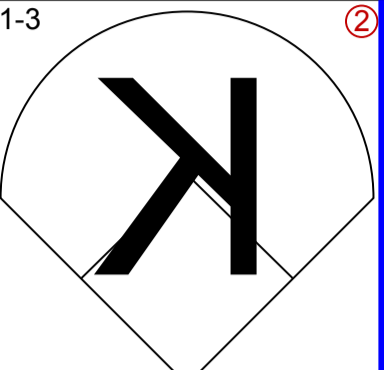
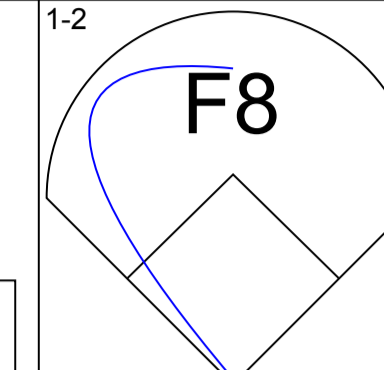
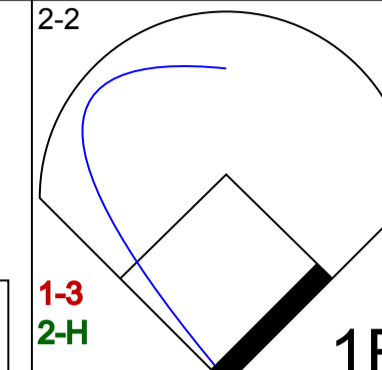
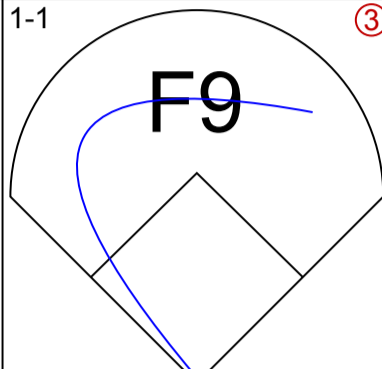
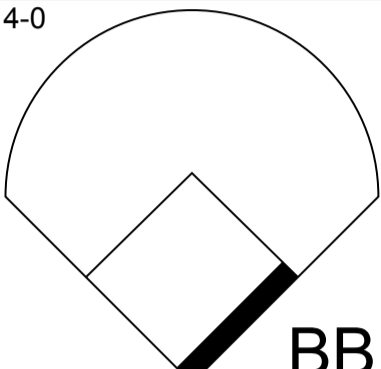
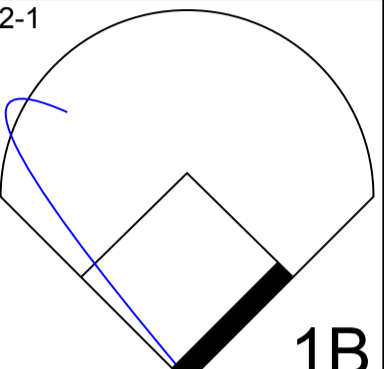
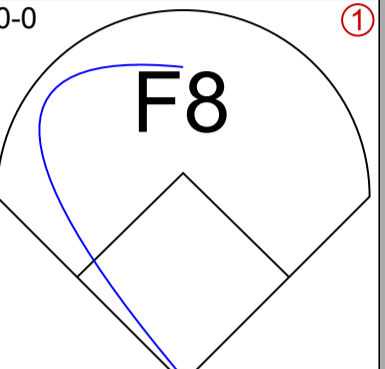
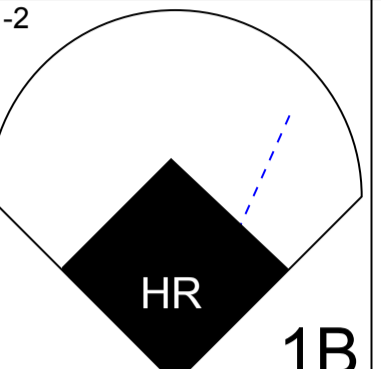
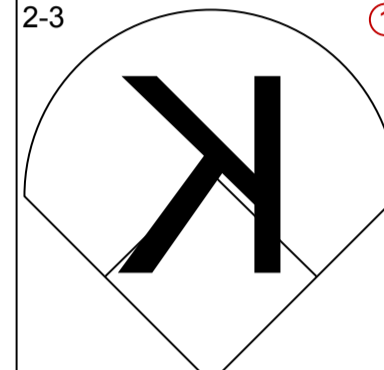
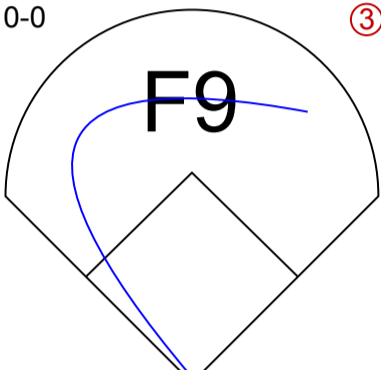
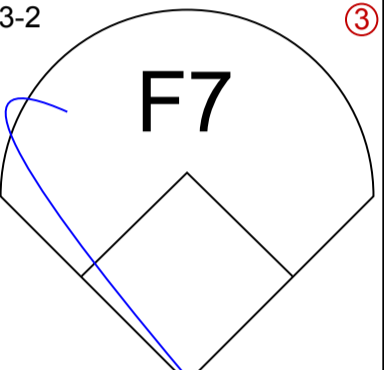
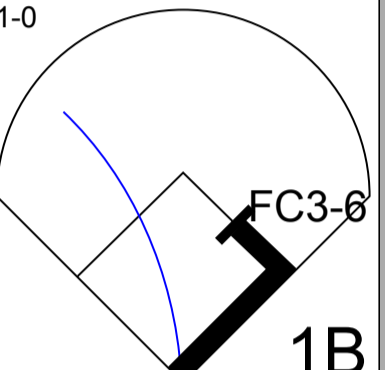
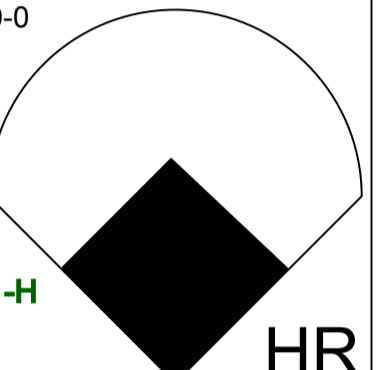
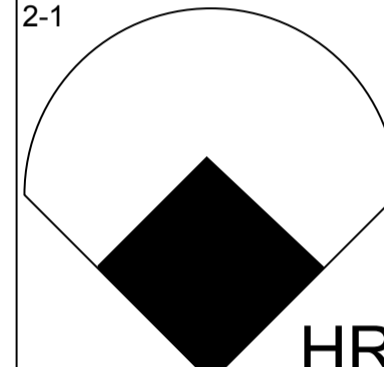
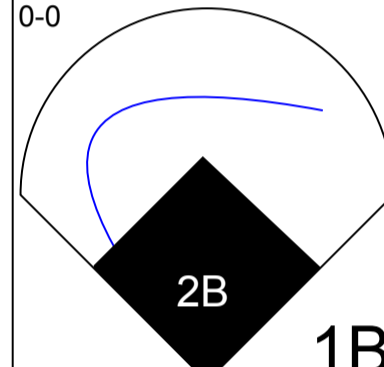
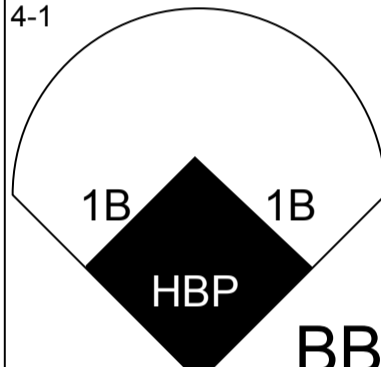
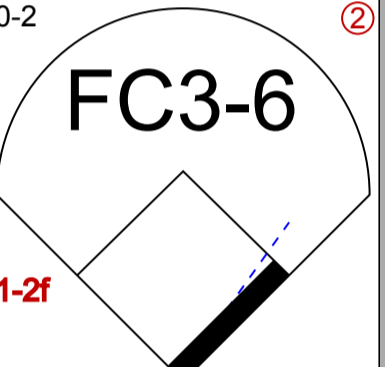
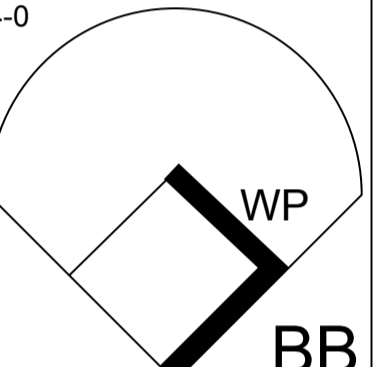
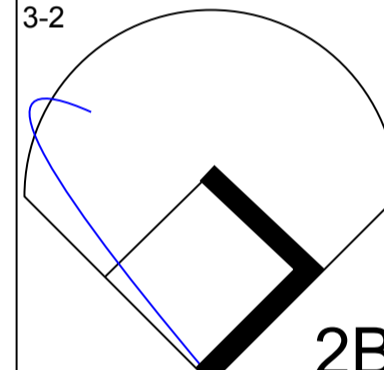
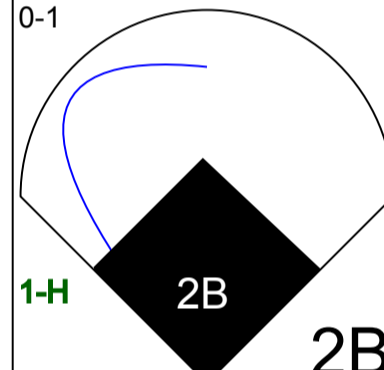
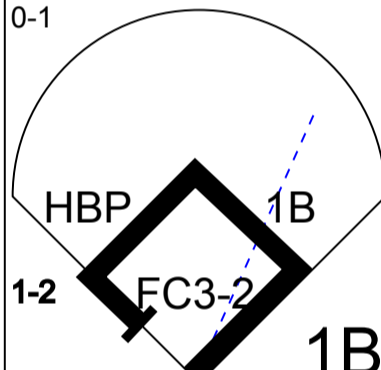
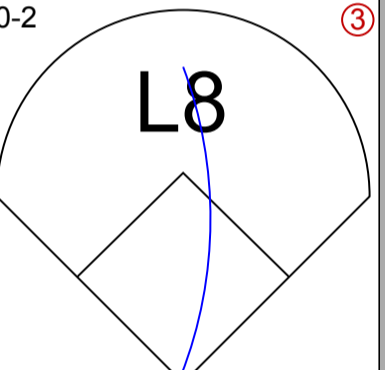
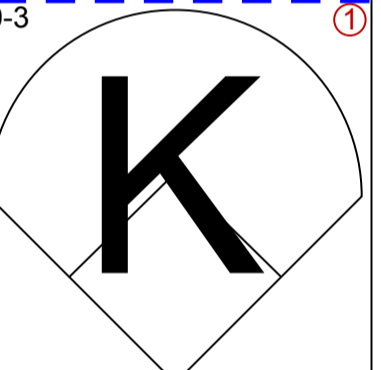
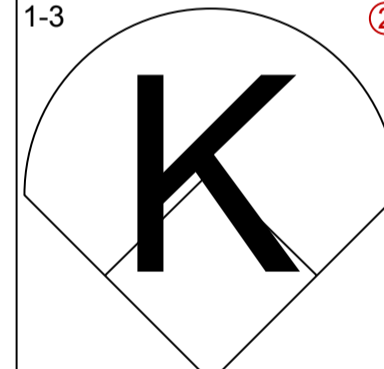
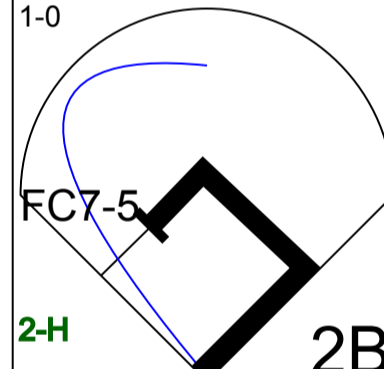
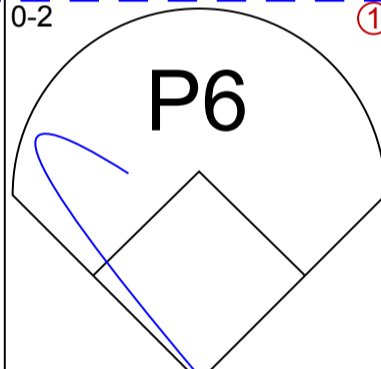
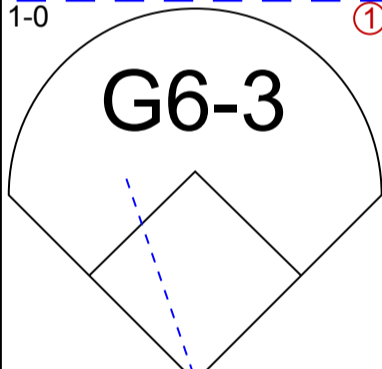
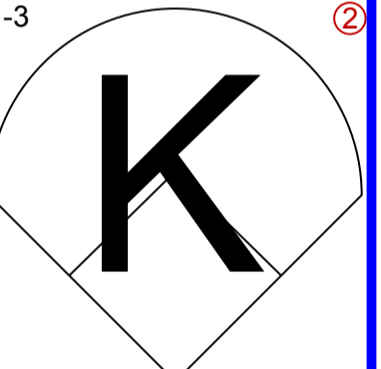
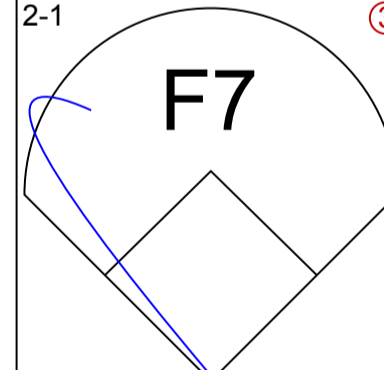
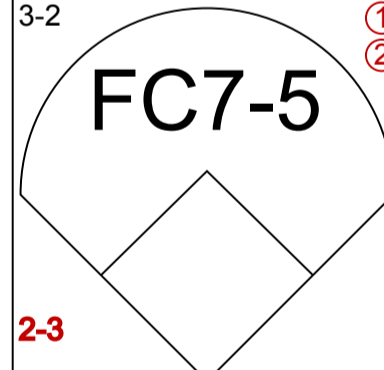
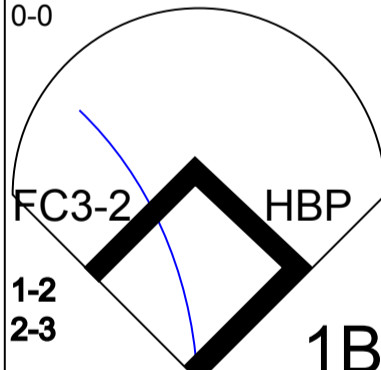
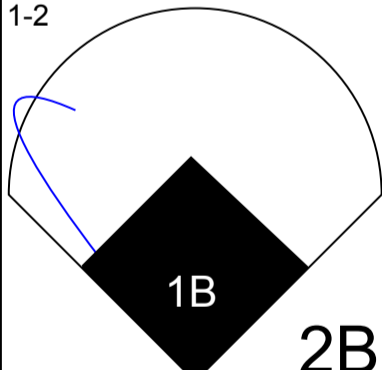
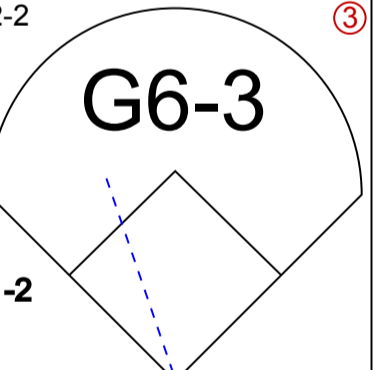
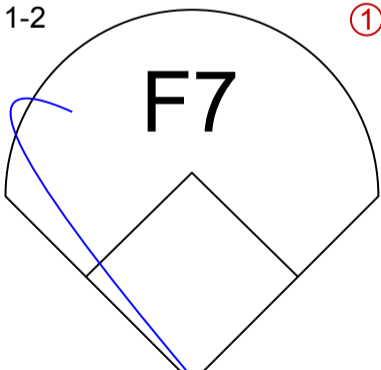
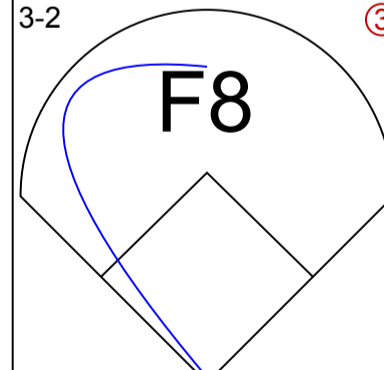
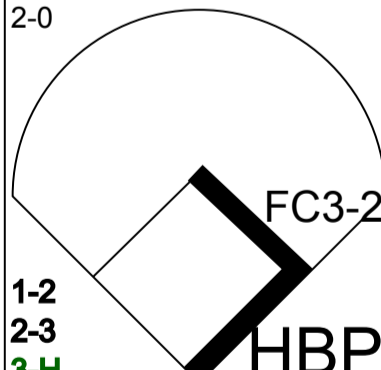
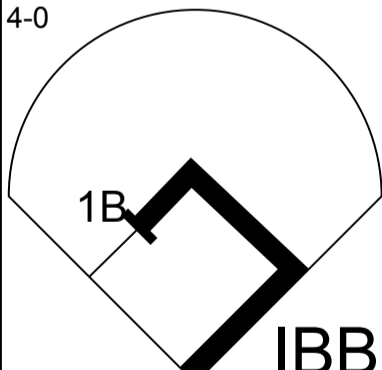
**BOTTOM**

**Texas Rangers @ Minnesota Twins**  
 Hubert H. Humphrey Metrodome, Minneapolis, MN  
 Mon Apr 27 1998, 8:05 PM EDT  
 Att. 8,349 - Dome - 72 F

livebaseballscorecards.com

<b>AB</b>	<b>35</b>
<b>R</b>	<b>4</b>
<b>H</b>	<b>9</b>
<b>RBI</b>	<b>4</b>
<b>BB</b>	<b>3</b>
<b>SO</b>	<b>10</b>
<b>LOB</b>	<b>14</b>



Batter	1	2	3	4	5	6	7	8	9	AB	R	H	RBI	BB	SO	LOB	TOP					
Tom Goodwin, L (1, 8) OBP: 0.462, SLG: 0.432	3-3 		2-2  1B		2-2 	0-0  1-2 2-3 3-H		3-3 		5	0	1	0	0	2	5						
Mark McLemore, S (1, 4) OBP: 0.467, SLG: 0.484 Luis Aicea, S (5, 4) OBP: 0.393, SLG: 0.458	3-2 		3-3  1-2		1-3 	1-2 		2-2  1-3 2-H		3	0	0	0	0	2	1						
29 Rusty Greer, L (1, 7) OBP: 0.367, SLG: 0.359	1-1 		4-0 		2-1 		0-0 		1-2  1B	4	1	2	0	1	0	0						
Juan Gonzalez, R (1, 10) OBP: 0.387, SLG: 0.680 (8, 9)		2-3 	0-0 		3-2  SAFE		1-0  1B		0-0  1B	5	1	2	2	0	1	3						
Will Clark, L (1, 3) OBP: 0.462, SLG: 0.482		2-1 		0-0  1B		4-1  HBP BB		0-2  1-2f	4-0  BB	3	3	2	1	2	0	1						
Ivan Rodriguez, R (1, 2) OBP: 0.505, SLG: 0.703		3-2 		0-1  1-H 2B		1 SAFE 0-1  1B FC3-2 1B		0-2 	0-3 	5	1	3	1	0	1	2						
Mike Simms, R (1, 9) OBP: 0.450, SLG: 0.667 Lee Stevens, L (6, PH) OBP: 0.329, SLG: 0.644 (6, 9)		1-3 		1-0  2-H 2B		0-2 		1-0 	1-3 	2	0	1	1	0	1	1						
Danny Patterson, R (8, 1) Domingo Cedeno, S (9, PH) John Weteland, R (9, 1)										0	0	0	0	0	0	0						
Kevin Elster, R (1, 6) OBP: 0.371, SLG: 0.388		2-1 		3-2  2-3		0-0  HBP 1B		1-2  2B	2-2 	5	1	2	0	0	0	3						
Fernando Tatis, R (1, 5) OBP: 0.240, SLG: 0.225			1-2 		3-2 		2-0  HBP		4-0  IBB	2	0	0	1	1	0	0						
Inning Stats	R: 0 E: 0 K: 1 S: 12	H: 0 LOB: 0 BB: 0 P: 19	R: 1 E: 0 K: 2 S: 17	H: 2 LOB: 1 BB: 0 P: 27	R: 0 E: 0 K: 1 S: 10	H: 1 LOB: 2 BB: 1 P: 20	R: 2 E: 0 K: 0 S: 12	H: 3 LOB: 0 BB: 0 P: 19	R: 0 E: 0 K: 1 S: 11	H: 1 LOB: 1 BB: 0 P: 19	R: 1 E: 0 K: 0 S: 16	H: 2 LOB: 3 BB: 1 P: 23	R: 0 E: 0 K: 0 S: 8	H: 1 LOB: 1 BB: 0 P: 9	R: 1 E: 0 K: 1 S: 12	H: 2 LOB: 2 BB: 1 P: 23	R: 2 E: 0 K: 2 S: 16	H: 2 LOB: 1 BB: 1 P: 24	1B: 8 2B: 5 3B: 0 HR: 2	SF: 0 SAC: 0 DP: 1 HBP: 1	WP: 1 PB: 0 SB: 0 CS: 1	PA: 44
PITCHER	IP	WLS	BF	H	R	ER	SO	BB	IBB	HBP	BLK	WP	HR	S	P	ERA	WHIP					
Eric Milton, L (1, 1) ERA: 4.67	5.0	L	24	8	4	4	5	2	0	0	0	0	1	65	111	7.20	2.000					
Mike Trombley, R (6, 1) ERA: 0.83	2.0		9	2	0	0	0	0	0	1	0	0	0	21	25	0.00	1.000					
Eddie Guardado, L (8, 1) ERA: 3.09	1.0		8	4	3	3	1	1	1	0	0	0	1	16	32	27.00	5.000					
Hector Carrasco, R (9, 1) ERA: 6.23	1.0		3	0	0	0	2	0	0	0	0	1	0	12	15	0.00	0.000					

Texas Rangers @ Minnesota Twins  
Hubert H. Humphrey Metrodome, Minneapolis, MN

Tue Apr 28 1998, 8:05 PM EDT  
Att. 8,570 - Dome - 72 F

livebaseballscorecards.com

AB	39
R	7
H	14
RBI	7
BB	4
SO	8
LOB	22



Batter	1	2	3	4	5	6	7	8	9	AB	R	H	RBI	BB	SO	LOB
<b>Otis Nixon, S</b> <small>(1, 8)</small> <small>OBP: 0.273, SLG: 0.237</small>	2-2 		0-2 		0-0 			0-0 		4	0	1	0	0	0	0
<b>Pat Meares, R</b> <small>(1, 6)</small> <small>OBP: 0.365, SLG: 0.535</small>	3-1 			1-2 	2-2 			2-2 		4	0	0	0	0	0	2
<b>Paul Molitor, R</b> <small>(1, 10)</small> <small>OBP: 0.319, SLG: 0.350</small>	0-0 			1-1 		2-0 			2-2 	4	0	0	0	0	0	0
<b>Ron Coomer, R</b> <small>(1, 5)</small> <small>OBP: 0.333, SLG: 0.521</small>		0-1 		3-1 		1-0 			2-3 	4	1	2	1	0	1	0
<b>David Ortiz, L</b> <small>(1, 3)</small> <small>OBP: 0.398, SLG: 0.589</small>		1-0 		4-0 		1-2 			1-3 	3	0	0	0	1	1	0
<b>Alex Ochoa, R</b> <small>(1, 9)</small> <small>OBP: 0.294, SLG: 0.471</small>		1-2 		2-1 			3-1 			3	0	1	0	0	0	2
<b>Terry Steinbach, R</b> <small>(1, 2)</small> <small>OBP: 0.446, SLG: 0.431</small>		1-3 			0-1 		1-1 			3	1	1	0	0	1	1
<b>Brent Gates, S</b> <small>(1, 4)</small> <small>OBP: 0.146, SLG: 0.135</small>	1-1 	3-2 		3-2 		2-1 				3	0	0	0	0	0	1
<b>Denny Hocking, S</b> <small>(1, 7)</small> <small>OBP: 0.250, SLG: 0.080</small>			3-3 		1-2 		1-2 			2	0	0	1	0	1	0

Inning Stats	R: 0	H: 1	E: 0	LOB: 0	K: 0	S: 7	P: 12	R: 1	H: 2	E: 0	LOB: 0	K: 1	S: 11	P: 14	R: 0	H: 0	E: 0	LOB: 0	K: 1	S: 11	P: 17	R: 0	H: 1	E: 0	LOB: 2	K: 0	S: 10	P: 21	R: 1	H: 1	E: 1	LOB: 1	K: 0	S: 14	P: 20	R: 0	H: 0	E: 0	LOB: 0	K: 0	S: 5	P: 9	R: 0	H: 0	E: 0	LOB: 0	K: 0	S: 6	P: 12	R: 0	H: 0	E: 0	LOB: 0	K: 0	S: 7	P: 10	R: 0	H: 0	E: 0	LOB: 0	K: 2	S: 12	P: 17	1B: 2	SF: 1	2B: 2	SAC: 0	3B: 0	DP: 1	HR: 1	HBP: 0	WP: 0	PA: 33
--------------	------	------	------	--------	------	------	-------	------	------	------	--------	------	-------	-------	------	------	------	--------	------	-------	-------	------	------	------	--------	------	-------	-------	------	------	------	--------	------	-------	-------	------	------	------	--------	------	------	------	------	------	------	--------	------	------	-------	------	------	------	--------	------	------	-------	------	------	------	--------	------	-------	-------	-------	-------	-------	--------	-------	-------	-------	--------	-------	--------

PITCHER	IP	WLS	BF	H	R	ER	SO	BB	IBB	HBP	BLK	WP	HR	S	P	ERA	WHIP
<b>Darren Oliver, L</b> <small>ERA: 7.15</small>	7.0	W	26	5	2	2	2	1	0	0	0	0	1	64	105	2.57	0.857
<b>Danny Patterson, R</b> <small>ERA:</small>	1.0		3	0	0	0	0	0	0	0	0	0	0	7	10	0.00	0.000
<b>John Wetteland, R</b> <small>ERA: 1.17</small>	1.0		3	0	0	0	2	0	0	0	0	0	0	12	17	0.00	0.000

**TEXAS RANGERS @ MINNESOTA TWINS**

Hubert H. Humphrey Metrodome, Minneapolis, MN

Tue Apr 28 1998, 8:05 PM EDT  
Att. 8,570 - Dome - 72 F

<b>AB</b>	<b>30</b>
<b>R</b>	<b>2</b>
<b>H</b>	<b>5</b>
<b>RBI</b>	<b>2</b>
<b>BB</b>	<b>1</b>
<b>SO</b>	<b>4</b>
<b>LOB</b>	<b>6</b>

Batter	1	2	3	4	5	6	7	8	9	AB R H RBI BB SO LOB	TOP																						
<b>Dave Martinez, L</b> (1, 8) OBP: 0.402, SLG: 0.392 <b>John Flaherty, R</b> (8, 2) OBP: 0.241, SLG: 0.245	3-2 FC6-4 1B		1-0 F8			2-1 G6-3		2-2 2B		4 0 2 0 0 0 0 0 0 0 0 0 0 0																							
<b>Miguel Cairo, R</b> (1, 4) OBP: 0.325, SLG: 0.400	1-1 FC6-4 G4-3 1B 1-2f		1-0 G1-3			2-3 K		2-0 L9		4 0 0 0 0 1 2																							
<b>Rich Butler, L</b> (1, 7) OBP: 0.338, SLG: 0.397	1-1 G4-3 1B 1-2			0-1 S 1B		1-3 K			0-1 G5-3	4 0 2 0 0 1 0																							
<b>Fred McGriff, L</b> (1, 3) OBP: 0.421, SLG: 0.624	0-0 G4-3 1-2 2-3			1-3 K			0-3 K		0-1 P6	4 0 0 0 0 2 3																							
<b>Mike Kelly, R</b> (1, 9) OBP: 0.304, SLG: 0.652	2-3 K			0-2 P3 1-2			1-1 S 1B		1-3 K	4 0 1 0 0 2 3																							
<b>Paul Sorrento, L</b> (1, 10) OBP: 0.287, SLG: 0.349		3-2 F7		0-0 G1-3			2-0 F9			3 0 0 0 0 0 2																							
<b>Bobby Smith, R</b> (1, 5) OBP: 0.403, SLG: 0.515		0-0 E6 G6-4-3			2-2 G4-3		2-3 K			3 0 0 0 0 1 1																							
<b>Mike DiFelice, R</b> (1, 2) OBP: 0.333, SLG: 0.581 <b>Quinton McCracken, S</b> (8, PH) OBP: 0.351, SLG: 0.429 (8, 8)		1-1 G6-4-3 1-2f			0-2 L6			1-3 K		2 0 0 0 0 0 1 1 0 0 0 0 1 0																							
<b>Kevin Stocker, S</b> (1, 6) OBP: 0.325, SLG: 0.351			0-0 L5		1-3 K			2-3 K		3 0 0 0 0 2 0																							
<b>Inning Stats</b>	R: 0 E: 0 K: 1 S: 11	H: 2 LOB: 2 BB: 0 P: 18	R: 0 E: 1 K: 0 S: 6	H: 0 LOB: 0 BB: 0 P: 10	R: 0 E: 0 K: 0 S: 3	H: 0 LOB: 0 BB: 0 P: 5	R: 0 E: 1 K: 1 S: 10	H: 1 LOB: 1 BB: 0 P: 11	R: 0 E: 0 K: 1 S: 11	H: 0 LOB: 0 BB: 0 P: 14	R: 0 E: 0 K: 2 S: 8	H: 0 LOB: 0 BB: 0 P: 13	R: 0 E: 0 K: 2 S: 9	H: 1 LOB: 1 BB: 0 P: 14	R: 0 E: 0 K: 2 S: 11	H: 1 LOB: 1 BB: 0 P: 18	R: 0 E: 0 K: 1 S: 8	H: 0 LOB: 0 BB: 0 P: 9	1B: 4 2B: 1 3B: 0 HR: 0	SF: 0 SAC: 0 DP: 1 HBP: 0	WP: 0 PB: 0 SB: 2 CS: 0	PA: 32											
<b>PITCHER</b> <b>Bob Tewksbury, R</b> (1, 1) ERA: 3.07 <b>Rick Aguilera, R</b> (9, 1) ERA: 3.71	IP 8.0	WLS W	BF 29	H 5	R 0	ER 0	SO 9	BB 0	IBB 0	HBP 0	BLK 0	WP 0	HR 0	S 69	P 103	ERA 0.00	WHIP 0.625																
											<b>PITCHER</b>	IP	WLS	BF	H	R	ER	SO	BB	IBB	HBP	BLK	WP	HR	S	P	ERA	WHIP					

Tampa Bay Devil Rays @ Minnesota Twins  
 Hubert H. Humphrey Metrodome, Minneapolis, MN

Wed Apr 29 1998, 8:05 PM EDT  
 Att. 8,964 - Dome - 72 F

AB	32
R	0
H	5
RBI	0
BB	0
SO	10
LOB	12



Batter	1	2	3	4	5	6	7	8	9	AB	R	H	RBI	BB	SO	LOB
Torii Hunter, R (1, 8) <i>SBB</i>	2-3 K		1-0 G4-3			0-2 F8		1-2 WP BB		3	0	0	0	1	1	2
Matt Lawton, L (1, 7) OBP: 0.367, SLG: 0.407 <i>BBC</i>	3-1 P4			2-0 L8			4-0 1B SF7 1B BB	0-0 L5		3	1	0	0	1	0	2
Paul Molitor, R (1, 10) OBP: 0.333, SLG: 0.364 <i>BCX</i>	1-1 1B			3-2 F7			0-0 1B 1B	0-0 WP 1B		4	0	3	1	0	0	0
Ron Coomer, R (1, 5) OBP: 0.330, SLG: 0.510 <i>FX</i>	0-1 F8			0-0 G6-3			2-1 1B FC6-4 1B	3-1 F9		4	0	1	0	0	0	3
Alex Ochoa, R (1, 9) OBP: 0.276, SLG: 0.444 <i>CB</i>		2-3 K			1-1 P3		0-0 P6			3	0	0	0	0	1	3
David Ortiz, L (1, 3) OBP: 0.384, SLG: 0.573 <i>BB</i>		2-1 G3-1			1-1 P6		2-1 SF7			2	0	0	1	0	0	0
Terry Steinbach, R (1, 2) OBP: 0.429, SLG: 0.410 <i>CB</i>		1-3 K			2-2 G6-3		0-0 FC6-4			3	0	0	0	0	1	2
Brent Gates, S (1, 4) OBP: 0.159, SLG: 0.128 <i>CB</i>			2-2 G5-3			1-0 L7		4-2 FC6-4 BB		2	0	0	0	1	0	0
Pat Meares, R (1, 6) OBP: 0.374, SLG: 0.539 <i>CB</i>			1-1 G4-3 1B			3-2 1B CS		1-2 FC6-4 1B BB		3	1	2	0	0	0	1

Inning Stats	R: 0 E: 0 K: 1 S: 10	H: 1 LOB: 1 BB: 0 P: 16	R: 0 E: 0 K: 2 S: 8	H: 0 LOB: 0 BB: 0 P: 13	R: 0 E: 0 K: 0 S: 8	H: 1 LOB: 0 BB: 0 P: 12	R: 0 E: 0 K: 0 S: 7	H: 0 LOB: 0 BB: 0 P: 12	R: 0 E: 0 K: 0 S: 7	H: 0 LOB: 0 BB: 0 P: 11	R: 0 E: 0 K: 0 S: 8	H: 1 LOB: 0 BB: 0 P: 12	R: 1 E: 0 K: 0 S: 7	H: 2 LOB: 2 BB: 1 P: 15	R: 1 E: 0 K: 0 S: 13	H: 1 LOB: 2 BB: 2 P: 25	1B: 6 2B: 0 3B: 0 HR: 0	SF: 1 SAC: 0 DP: 1 HBP: 0
--------------	----------------------	-------------------------	---------------------	-------------------------	---------------------	-------------------------	---------------------	-------------------------	---------------------	-------------------------	---------------------	-------------------------	---------------------	-------------------------	----------------------	-------------------------	-------------------------	---------------------------


**BOTTOM**

**Tampa Bay Devil Rays @ Minnesota Twins**  
Hubert H. Humphrey Metrodome, Minneapolis, MN  
Wed Apr 29 1998, 8:05 PM EDT  
Att. 8,964 - Dome - 72 F

<b>AB</b>	27
<b>R</b>	2
<b>H</b>	6
<b>RBI</b>	2
<b>BB</b>	3
<b>SO</b>	3
<b>LOB</b>	13

WP: 1	PA: 31
PB: 0	
SB: 0	
CS: 1	

PITCHER	IP	WLS	BF	H	R	ER	SO	BB	IBB	HBP	BLK	WP	HR	S	P	ERA	WHIP
Wilson Alvarez, L (1, 1) ERA: 3.62	7.1	L	28	5	2	2	3	3	0	0	0	0	0	64	109	2.46	1.091
52 Ramon Tatis, L (8, 1) ERA: 16.5	0.1		1	0	0	0	0	0	0	0	0	0	0	1	1	0.00	0.000
Albie Lopez, R (8, 1) ERA: 2.12	0.1		2	1	0	0	0	0	0	0	0	1	0	3	6	0.00	3.000

Batter	1	2	3	4	5	6	7	8	9	AB R H RBI BB SO LOB	TOP											
Quinton McCracken, S OBP: 0.356, SLG: 0.426 (1, 8)	2-3 K		3-2 F7		4-0 G1-6-3 BB		0-0 SH2-3		2-1 SH1-4 1B	3 0 1 0 1 1 0	<b>Tampa Bay Devil Rays @ Minnesota Twins</b> Hubert H. Humphrey Metrodome, Minneapolis, MN Thu Apr 30 1998, 4:33 AM EDT Att. 8,860 - Dome - 72 F  <b>livebaseballscorecards.com</b>  <b>AB 30</b> <b>R 2</b> <b>H 8</b> <b>RBI 0</b> <b>BB 7</b> <b>SO 7</b> <b>LOB 23</b>  											
Miguel Cairo, R OBP: 0.310, SLG: 0.381 (1, 4)	3-2 G3-1		1-1 G1-3		0-0 G1-6-3		1-2 G2		1-1 SH1-4	4 0 0 0 0 0 3												
Rich Butler, L OBP: 0.341, SLG: 0.389 (1, 7)	2-2 F7		0-1 G3-1		2-2 S 1B		2-2 HBP		2-1 L1	4 0 1 0 0 0 1												
Fred McGriff, L OBP: 0.412, SLG: 0.604 (1, 3)		0-1 1B BB G4-6-3 1B		3-0 G3		3-3 K		1-2 F8	0-2 F7	5 1 1 0 0 1 4												
Mike Kelly, R OBP: 0.370, SLG: 0.692 (1, 9)		4-2 G4-6-3 1B 1-2 BB		2-2 1B		1-3 K		1-1 2B		3 0 2 0 1 1 0												
Paul Sorrento, L OBP: 0.306, SLG: 0.360 (1, 10)		1-0 G4-6-3 1-2 2-3 1B		2-0 S 1B		4-1 F9-6 BB		1-3 K		3 0 2 0 1 1 1												
Bobby Smith, R OBP: 0.407, SLG: 0.500 (1, 5)		2-0 G4-6-3 1-2 2-3 3-H		2-3 K		4-2 SAFE 1-2 BB		4-1 BB		2 0 0 0 2 1 4												
John Flaherty, R OBP: 0.242, SLG: 0.232 (1, 2)		4-2 BB		2-2 F9		0-0 F9-6		3-1 F8		3 0 0 0 1 0 6												
Kevin Stocker, S OBP: 0.333, SLG: 0.364 (1, 6)		1-3 K		4-2 G1-6-3 BB WP BB		0-0 SH2-3 2B		0-3 K		3 1 1 0 1 2 4												
<b>Inning Stats</b>	R: 0 E: 0 K: 1 S: 10	H: 0 LOB: 0 BB: 0 P: 17	R: 1 E: 0 K: 1 S: 13	H: 2 LOB: 2 BB: 2 P: 25	R: 0 E: 0 K: 0 S: 10	H: 0 LOB: 0 BB: 0 P: 14	R: 0 E: 0 K: 1 S: 12	H: 2 LOB: 2 BB: 0 P: 23	R: 1 E: 0 K: 1 S: 14	H: 1 LOB: 1 BB: 2 P: 27	R: 0 E: 0 K: 1 S: 8	H: 0 LOB: 1 BB: 2 P: 17	R: 0 E: 0 K: 0 S: 10	H: 1 LOB: 2 BB: 0 P: 14	R: 0 E: 0 K: 2 S: 11	H: 1 LOB: 2 BB: 1 P: 20	R: 0 E: 0 K: 0 S: 9	H: 1 LOB: 1 BB: 0 P: 14	1B: 6 2B: 3 3B: 0 HR: 0	SF: 0 SAC: 2 DP: 3 HBP: 1	WP: 1 PB: 0 SB: 2 CS: 0	PA: 40
<b>PITCHER</b>	IP WLS BF H R ER SO BB IBB HBP BLK WP HR S P ERA WHIP																					
LaTroy Hawkins, R ERA: 5.57 (1, 1)	4.2 L 21 5 2 2 3 4 0 0 0 1 0 54 98 3.86 1.929																					
Greg Swindell, L ERA: 5.84 (5, 1)	2.1 10 1 0 0 2 2 0 1 0 0 0 23 39 0.00 1.286																					
Mike Trombley, R ERA: 0.79 (8, 1)	1.0 5 1 0 0 2 1 0 0 0 0 0 11 20 0.00 2.000																					
Eddie Guardado, L ERA: 2.84 (9, 1)	1.0 4 1 0 0 0 0 0 0 0 0 0 9 14 0.00 1.000																					

Batter	1	2	3	4	5	6	7	8	9	AB R H RBI BB SO LOB
<b>Matt Lawton, L</b> OBP: 0.353, SLG: 0.388 (1, 7) C F B B B X	3-2 G4-3 ①		3-3 K ③			2-1 G4-3 ②			X 0-0 G6-3 ①	4 0 0 0 0 1 0
<b>Todd Walker, L</b> OBP: 0.408, SLG: 0.552 (1, 4) B X	1-0 F7 ②			X 0-0 FC5-4 1B		B C B B X 3-1 2B		B C B B X 1-1 G4-6-3 1B	4 0 3 0 0 0 0	
<b>Paul Molitor, R</b> OBP: 0.322, SLG: 0.351 (1, 10) S F B X	1-2 G1-3 ③			C B 1 F 1 B SAFE SAFE X 2-2 FC5-4 CS 1-2f		C X 0-1 F8 ③		C X 0-1 G4-6-3 ② ③ 1-2f	4 0 0 0 0 0 3	
<b>David Ortiz, L</b> OBP: 0.382, SLG: 0.558 (1, 3) B B X T T B		1-2 G5-3 ①		B B B B 4-1 1-2 BB ②		B B C C S T T B 2-3 K ①			2 0 0 0 1 1 0	
<b>Ron Coomer, R</b> OBP: 0.321, SLG: 0.495 (1, 5) B B X T T B		1-1 G6-3 ②		F B X 1-1 F8 ③		B B C C S T T B 1-3 K ②			3 0 0 0 0 1 1	
<b>Orlando Merced, S</b> OBP: 0.306, SLG: 0.478 (1, 9) B B B B 4-0 BB				F B F B T 2-2 K ①		B B C C S T T B 2-1 G1-3 ③			2 0 0 0 1 1 0	
<b>Pat Meares, R</b> OBP: 0.363, SLG: 0.522 (1, 6) 1 SAFE X C		0-1 L6 ③		B B X 2-2 P6 ②		B X 1-0 G6-3 ①			3 0 0 0 0 0 1	
<b>Javier Valentin, S</b> OBP: 0.235, SLG: 0.375 (1, 2) B B X 2-0 L6 ①				F X 0-1 G6-3 ③		B B F S T 1-3 K ②			3 0 0 0 0 1 0	
<b>Chris Latham, S</b> (1, 8) C B X 1-1 F8 ②				X 0-0 B5-3 ①		C C B B X 1-2 G6-3 ③			3 0 0 0 0 0 0	

Inning Stats	R: 0 E: 0 K: 0 S: 7	H: 0 LOB: 0 BB: 0 P: 12	R: 0 E: 0 K: 0 S: 7	H: 0 LOB: 1 BB: 1 P: 13	R: 0 E: 0 K: 1 S: 6	H: 0 LOB: 0 BB: 0 P: 12	R: 0 E: 0 K: 0 S: 7	H: 1 LOB: 1 BB: 1 P: 14	R: 0 E: 0 K: 1 S: 9	H: 0 LOB: 0 BB: 0 P: 13	R: 0 E: 0 K: 0 S: 7	H: 1 LOB: 1 BB: 0 P: 12	R: 0 E: 0 K: 2 S: 9	H: 0 LOB: 0 BB: 0 P: 14	R: 0 E: 0 K: 1 S: 7	H: 0 LOB: 0 BB: 0 P: 10	R: 0 E: 0 K: 0 S: 5	H: 1 LOB: 0 BB: 0 P: 6	1B: 2 2B: 1 3B: 0 HR: 0	SF: 0 SAC: 0 DP: 1 HBP: 0	WP: 0 PB: 0 SB: 0 CS: 1	PA: 30											
<b>PITCHER</b> <b>Rolando Arrojo, R</b> ERA: 4.1 (1, 1)	IP 9.0	WLS W	BF 30	H 3	R 0	ER 0	SO 5	BB 2	IBB 0	HBP 0	BLK 0	WP 0	HR 0	S 64	P 106	ERA 0.00	WHIP 0.556																
											<b>PITCHER</b>	IP 9.0	WLS W	BF 30	H 3	R 0	ER 0	SO 5	BB 2	IBB 0	HBP 0	BLK 0	WP 0	HR 0	S 64	P 106	ERA 0.00	WHIP 0.556					

**BOTTOM**

**Tampa Bay Devil Rays @ Minnesota Twins**  
Hubert H. Humphrey Metrodome, Minneapolis, MN

Thu Apr 30 1998, 4:33 AM EDT  
Att. 8,860 - Dome - 72 F

livebaseballscorecards.com

<b>AB</b>	<b>28</b>
<b>R</b>	<b>0</b>
<b>H</b>	<b>3</b>
<b>RBI</b>	<b>0</b>
<b>BB</b>	<b>2</b>
<b>SO</b>	<b>5</b>
<b>LOB</b>	<b>5</b>



Batter	1	2	3	4	5	6	7	8	9	AB R H RBI BB SO LOB	TOP											
<b>Todd Walker, L</b> (1, 4) OBP: 0.420, SLG: 0.569	1-0 G6-3 2B		0-1 1B 2B 1B	0-1 G4-6-3 1-2f			0-0 FC6-4 1B		2-3 K	5 1 3 0 0 1 2												
<b>Paul Molitor, R</b> (1, 10) OBP: 0.317, SLG: 0.345	3-1 G6-3 2-3		1-1 2B 1B G6-3		1-0 F8		1-0 FC6-4 BB		2-1 G6-3	5 1 1 1 0 0 2												
<b>Matt Lawton, L</b> (1, 8) OBP: 0.358, SLG: 0.398 (8, 9)	2-1 G1-3		2-1 2B G6-3		0-1 F7		4-1 BB			3 0 1 1 1 0 1												
<b>Ron Coomer, R</b> (1, 5) OBP: 0.309, SLG: 0.477	2-2 G1-3		0-0 G6-3		0-0 F8		2-3 K			4 0 0 1 0 1 4												
<b>David Ortiz, L</b> (1, 3) OBP: 0.387, SLG: 0.550										3 0 1 0 1 0 0												
<b>Alex Ochoa, R</b> (1, 7) OBP: 0.259, SLG: 0.414										4 0 0 0 0 1 3												
<b>Orlando Merced, S</b> (1, 9) OBP: 0.288, SLG: 0.449 <b>Torii Hunter, R</b> (8, PH) OBP: 0.400, SLG: 0.250 (8, 8)										3 0 0 0 0 0 1 1 0 1 0 0 0 0												
<b>Terry Steinbach, R</b> (1, 2) OBP: 0.432, SLG: 0.406										3 1 1 0 0 0 2												
<b>Pat Meares, R</b> (1, 6) OBP: 0.358, SLG: 0.510										4 0 1 0 0 1 1												
<b>Inning Stats</b>	R: 0 E: 0 K: 0 S: 8	H: 1 LOB: 1 BB: 0 P: 16	R: 0 E: 0 K: 0 S: 8	H: 0 LOB: 0 BB: 0 P: 16	R: 3 E: 0 K: 1 S: 15	H: 4 LOB: 2 BB: 1 P: 24	R: 0 E: 0 K: 0 S: 10	H: 1 LOB: 1 BB: 0 P: 14	R: 0 E: 0 K: 0 S: 4	H: 0 LOB: 0 BB: 0 P: 5	R: 0 E: 1 K: 0 S: 10	H: 1 LOB: 1 BB: 0 P: 15	R: 0 E: 0 K: 1 S: 11	H: 1 LOB: 2 BB: 1 P: 18	R: 0 E: 0 K: 0 S: 7	H: 1 LOB: 1 BB: 0 P: 11	R: 0 E: 0 K: 2 S: 12	H: 0 LOB: 0 BB: 0 P: 16	1B: 7 2B: 2 3B: 0 HR: 0	SF: 0 SAC: 0 DP: 1 HBP: 1	WP: 0 PB: 0 SB: 0 CS: 0	PA: 38
<b>PITCHER</b>	IP WLS BF H R ER SO BB IBB HBP BLK WP HR S P ERA WHIP																					
<b>Doug Drabek, R</b> (1, 1) ERA: 7.85	6.0 W 26 7 3 3 1 1 0 1 0 0 0 0 55 90 4.50 1.333																					
<b>Arthur Rhodes, L</b> (7, 1) ERA: 3.86	2.0 9 2 0 0 1 1 0 0 0 0 0 0 18 29 0.00 1.500																					
<b>Armando Benitez, R</b> (9, 1) ERA: 3.09	1.0 S 3 0 0 0 2 0 0 0 0 0 0 0 12 16 0.00 0.000																					

**Minnesota Twins @ Baltimore Orioles**  
**Oriole Park at Camden Yards, Baltimore, MD**

livebaseballscorecards.com

<b>AB</b>	<b>35</b>
<b>R</b>	<b>3</b>
<b>H</b>	<b>9</b>
<b>RBI</b>	<b>3</b>
<b>BB</b>	<b>2</b>
<b>SO</b>	<b>4</b>
<b>LOB</b>	<b>16</b>



Fri May 01 1998, 7:05 PM EDT  
Att. 43,233 - Unknown - 65 F



Batter	1	2	3	4	5	6	7	8	9
<b>Roberto Alomar, S</b> OBP: 0.342, SLG: 0.355 (1, 4)	3-2 G6-3	1-2 F8			0-0 F8-3		1-2 2B 1B	3-2 G4-3	
<b>B.J. Surhoff, L</b> OBP: 0.361, SLG: 0.457 (1, 7)	1-1 G3-1		1-3 K		0-1 P4		1-0 1B 2B		
<b>Joe Carter, R</b> OBP: 0.351, SLG: 0.419 (1, 9)	1-3 K		1-1 F8			2-2 HR 1B	4-0 1B IBB		
<b>Rafael Palmeiro, L</b> OBP: 0.421, SLG: 0.485 (1, 3)		1-0 G1-6-3	2-1 F8			1-1 HR	1-0 1B		
<b>Harold Baines, L</b> OBP: 0.324, SLG: 0.470 (1, 10)		3-2 FC5-4 1B 1B		1-2 G6-3		0-1 G3-1	0-3 K		
<b>Cal Ripken Jr., R</b> OBP: 0.339, SLG: 0.364 (1, 5)		2-2 FC5-4 1B		2-2 G3		0-2 G3	1-1 P4		
<b>Jeffrey Hammonds, R</b> OBP: 0.351, SLG: 0.468 (1, 8)		2-2 FC5-4 1B 1B		1-1 2B		4-1 S BB	0-1 F7		
<b>Lenny Webster, R</b> OBP: 0.300, SLG: 0.551 (1, 2)		0-0 1B 1B		2-1 G6-3		1-3 K	1-2 G6-3		
<b>Mike Bordick, R</b> OBP: 0.295, SLG: 0.380 (1, 6)		1-1 1B			3-2 F8-3 1B		2-2 F8	4-0 BB	

AB	R	H	RBI	BB	SO	LOB
5	1	1	0	0	0	4
4	1	1	1	0	1	0
3	1	1	0	1	1	0
4	1	2	3	0	0	0
4	1	1	0	0	1	2
4	0	1	0	0	0	2
3	1	1	0	1	0	2
4	0	1	1	0	1	2
3	0	2	1	1	0	0

**BOTTOM**

**Minnesota Twins @ Baltimore Orioles**  
Oriole Park at Camden Yards, Baltimore, MD

Fri May 01 1998, 7:05 PM EDT  
Att: 43,233 - Unknown - 65 F

livebaseballscorecards.com

<b>AB</b>	<b>34</b>
<b>R</b>	<b>6</b>
<b>H</b>	<b>11</b>
<b>RBI</b>	<b>6</b>
<b>BB</b>	<b>3</b>
<b>SO</b>	<b>4</b>
<b>LOB</b>	<b>12</b>



1B: 8	SF: 0
2B: 3	SAC: 0
3B: 0	DP: 1
HR: 1	HBP: 0

WP: 0	PA: 37
PB: 0	
SB: 1	
CS: 0	

Inning Stats														
R	H	E	K	S	R	H	E	K	S	R	H	E	K	S
0	0	0	1	8	2	4	0	0	16	0	0	0	0	7
0	0	0	0	13	2	4	0	0	26	0	0	0	0	11
0	0	0	0	13	0	0	0	0	13	0	1	0	0	19
0	0	0	0	13	0	0	0	0	13	0	0	0	0	9
2	2	0	1	17	0	2	0	0	25	0	2	0	0	25
2	3	0	1	13	0	3	0	0	23	0	3	0	0	23
0	0	0	0	8	0	0	0	0	16	0	0	0	0	16

PITCHER														
IP	WLS	BF	H	R	ER	SO	BB	IBB	HBP	BLK	WP	HR	S	P
6.1	L	29	10	6	6	3	1	0	0	0	0	1	74	114
0.1		3	1	0	0	1	0	1	0	0	0	0	4	9
0.1		1	0	0	0	0	0	0	0	0	0	0	2	3
1.0		4	0	0	0	0	1	0	0	0	0	0	8	16

ERA	WHIP
8.53	1.737
0.00	3.000
0.00	0.000
0.00	1.000

Batter	1	2	3	4	5	6	7	8	9	10	11	AB R H RBI BB SO LOB	TOP																	
Todd Walker, L OBP: 0.437, SLG: 0.584 (1, 4)	0-1 1B 2B	0-0 1B			1-1 G3		0-1 1B 1B	1-0 G3		4-2 BB		5 2 3 1 1 0 1																		
Chris Latham, S OBP: 0.333, SLG: 0.250 (1, 9)	1-2 2B 1B	4-2 1B BB			1-0 B1-3		2-2 1B 1B	0-3 K		3-3 K		5 2 2 1 1 2 2																		
Matt Lawton, L OBP: 0.348, SLG: 0.394 (1, 7)	1-1 G3-1 2B	1-2 F8			3-0 F7		0-1 B1		1-3 K		2-0 G4-3	6 0 1 1 0 1 4																		
David Ortiz, L OBP: 0.375, SLG: 0.530 Ron Coomer, R OBP: 0.319, SLG: 0.509 (1, 3) (7, PH) (7, 3)	0-2 G3-1		0-3 K		1-3 K		0-1 1B 1B		2-1 E9		0-0 HR	3 0 0 0 0 2 1 3 1 2 2 0 0 0																		
Orlando Merced, S OBP: 0.273, SLG: 0.423 Alex Ochoa, R OBP: 0.246, SLG: 0.393 (1, 10) (7, PH)	1-0 FC1-5-2 1B		1-3 K		2-2 F8		1-3 K		1-0 F9		1-0 G1-3	3 1 0 0 0 1 1 3 0 0 0 0 1 3																		
Brent Gates, S OBP: 0.220, SLG: 0.163 (1, 5)	1-1 1B		0-0 6-3		2-2 3B HBP		0-1 1B		4-2 BB		1-0 G6-3	4 1 2 2 1 0 0																		
Javier Valentin, S OBP: 0.256, SLG: 0.432 (1, 2)	2-3 K			2-2 1B 1B		0-0 3B	0-0 F9		2-3 K			5 0 2 1 0 2 5																		
Torii Hunter, R OBP: 0.300, SLG: 0.125 (1, 8)		0-3 K		0-0 B1-3		0-3 K		4-2 PB SH5-3 BB		0-3 K		4 0 0 0 1 3 2																		
Denny Hocking, S OBP: 0.250, SLG: 0.172 (1, 6)		0-3 K		0-1 G4-3			1-0 1B 3B		1-0 SH5-3		3-3 K	4 1 1 0 0 2 0																		
<b>Inning Stats</b>	R: 3 E: 0 K: 1 S: 21	H: 4 LOB: 1 BB: 0 P: 27	R: 0 E: 0 K: 2 S: 14	H: 1 LOB: 2 BB: 1 P: 19	R: 0 E: 0 K: 2 S: 8	H: 0 LOB: 0 BB: 0 P: 9	R: 0 E: 0 K: 0 S: 6	H: 1 LOB: 0 BB: 0 P: 8	R: 0 E: 0 K: 0 S: 4	H: 0 LOB: 0 BB: 0 P: 9	R: 1 E: 0 K: 2 S: 13	H: 1 LOB: 1 BB: 0 P: 18	R: 3 E: 0 K: 1 S: 16	H: 5 LOB: 2 BB: 0 P: 20	R: 0 E: 0 K: 1 S: 8	H: 0 LOB: 1 BB: 1 P: 14	R: 0 E: 1 K: 2 S: 16	H: 0 LOB: 2 BB: 1 P: 26	R: 0 E: 0 K: 3 S: 11	H: 0 LOB: 1 BB: 1 P: 21	R: 1 E: 0 K: 0 S: 4	H: 1 LOB: 0 BB: 0 P: 8	1B: 8 2B: 3 3B: 2 HR: 1	SF: 0 SAC: 1 DP: 1 HBP: 1	WP: 0 PB: 1 SB: 2 CS: 0	PA: 51				
<b>PITCHER</b>	IP WLS BF H R ER SO BB IBB HBP BLK WP HR S P ERA WHIP															IP WLS BF H R ER SO BB IBB HBP BLK WP HR S P ERA WHIP														
Scott Erickson, R ERA: 5.56 (1, 1)	6.0 29 10 7 7 7 1 0 1 0 0 0 0 72 99 10.50 1.833															Doug Johns, L ERA: 6.17 (11, 1)														
Norm Charlton, L ERA: 6.75 (7, 1)	0.1 2 1 0 0 0 0 0 0 0 0 0 0 4 4 0.00 3.000																													
Sidney Ponson, R ERA: 5.14 (7, 1)	1.1 6 1 0 0 1 1 0 0 0 0 0 0 11 18 0.00 1.500																													
Jesse Orosco, L ERA: 9.0 (8, 1)	0.2 3 0 0 0 2 0 0 0 0 0 0 0 8 11 0.00 0.000																													
Armando Benitez, R ERA: 2.7 (9, 1)	1.2 7 0 0 0 4 2 0 0 0 0 0 0 22 39 0.00 1.200																													

Minnesota Twins @ Baltimore Orioles  
 Oriole Park at Camden Yards, Baltimore, MD

Sat May 02 1998, 3:33 AM EDT  
 Att: 45,237 - Cloudy - 70 F

livebaseballscores.com

AB 45  
 R 8  
 H 13  
 RBI 8  
 BB 4  
 SO 14  
 LOB 19



Batter	1	2	3	4	5	6	7	8	9	10	11	AB R H RBI BB SO LOB	BOTTOM																		
<b>Roberto Alomar, S</b> OBP: 0.357, SLG: 0.375 (1, 4)	3-2 2B FC4-6	2-1 1B		1-2 1B SF7 HBP		0-0 1B 2B	1-2 P5			1-2 F8		5 3 3 0 0 0 1	<b>Minnesota Twins @ Baltimore Orioles</b> <b>Oriole Park at Camden Yards, Baltimore, MD</b> Sat May 02 1998, 3:33 AM EDT Att: 45,237 - Cloudy - 70 F																		
<b>B.J. Surhoff, L</b> OBP: 0.368, SLG: 0.469 (1, 7)	0-1 G4-3 FC1 2B	2-1 FC4-6		2-0 G3 1B		0-0 1B 2B		0-1 5-3		0-0 G3		6 0 3 1 0 0 1																			
<b>Eric Davis, R</b> OBP: 0.370, SLG: 0.486 (1, 8) (10, 9)	0-0 G4-3 2B		0-1 HR	1-0 SF7		0-1 2B		3-1 2B		2-3 K		5 1 3 3 0 1 1																			
<b>Rafael Palmeiro, L</b> OBP: 0.402, SLG: 0.457 (1, 3)	3-1 FC1 BB 1B		2-1 G6-3	0-0 G3		0-3 K		1-2 F7			1-3 K	6 0 0 0 0 2 5																			
<b>Joe Carter, R</b> OBP: 0.364, SLG: 0.433 <b>23 Chris Hoiles, R</b> OBP: 0.355, SLG: 0.431 (1, 9) (10, 2)	2-2 BB 1B		1-2 E 2B	2-0 G1-3		4-0 FC5-4 IBB		1-3 K			2-1 P4	4 1 2 0 1 1 2 1 0 0 0 0 0 0																			
<b>Cal Ripken Jr., R</b> OBP: 0.331, SLG: 0.348 (1, 5)	4-2 FC4-6 BB		3-3 K		2-2 P4	1-0 FC5-4			2-0 G6-3		1-1 E6	5 0 0 0 1 1 4																			
<b>Harold Baines, L</b> OBP: 0.311, SLG: 0.486 (1, 10)	0-0 FC4-6		0-0 E1		0-3 K		3-2 G4-3		0-0 HR		2-1 F9	6 1 1 1 0 1 4																			
<b>Lenny Webster, R</b> OBP: 0.296, SLG: 0.528 <b>Jeffrey Hammonds, R</b> OBP: 0.347, SLG: 0.460 (1, 2) (9, PH) (10, 8)		2-0 G6-3	1-1 F8		2-3 K		0-2 1B		1-2 F7			4 0 1 0 0 1 1 1 0 0 0 0 0 0																			
<b>Mike Bordick, R</b> OBP: 0.289, SLG: 0.408 (1, 6)		1-3 K		2-1 HR		2-0 F8	3-2 F9		0-1 F7			5 1 1 1 0 1 1																			
<b>Inning Stats</b>	R: 1 E: 0 K: 0 S: 16	H: 3 LOB: 3 BB: 1 P: 28	R: 0 E: 0 K: 1 S: 8	H: 1 LOB: 1 BB: 0 P: 15	R: 2 E: 1 K: 1 S: 13	H: 2 LOB: 1 BB: 0 P: 20	R: 2 E: 0 K: 2 S: 9	H: 2 LOB: 1 BB: 0 P: 16	R: 0 E: 0 K: 2 S: 9	H: 0 LOB: 0 BB: 0 P: 13	R: 1 E: 0 K: 1 S: 9	H: 3 LOB: 3 BB: 1 P: 16		R: 0 E: 0 K: 0 S: 15	H: 1 LOB: 1 BB: 0 P: 22	R: 0 E: 0 K: 1 S: 10	H: 1 LOB: 1 BB: 0 P: 15	R: 1 E: 0 K: 0 S: 8	H: 1 LOB: 0 BB: 0 P: 11	R: 0 E: 0 K: 1 S: 8	H: 0 LOB: 0 BB: 0 P: 11	R: 0 E: 1 K: 1 S: 11	H: 0 LOB: 1 BB: 0 P: 17	1B: 6 2B: 5 3B: 0 HR: 3	SF: 1 SAC: 0 DP: 0 HBP: 1	WP: 0 PB: 0 SB: 0 CS: 0	PA: 52				
<b>PITCHER</b>	IP WLS BF H R ER SO BB IBB HBP BLK WP HR S P ERA WHIP															<b>PITCHER</b>	IP WLS BF H R ER SO BB IBB HBP BLK WP HR S P ERA WHIP														
<b>Mike Morgan, R</b> ERA: 4.91 (1, 1)	3.1	21	8	5	4	2	1	0	1	0	0	0	2	44	75	10.80	2.700														
<b>Greg Swindell, L</b> ERA: 5.52 (4, 1)	2.1	10	3	1	1	3	0	0	0	0	0	0	0	19	27	3.86	1.286														
<b>Mike Trombley, R</b> ERA: 0.74 (6, 1)	1.2	8	2	0	0	0	0	1	0	0	0	0	0	20	35	0.00	1.200														
<b>Eddie Guardado, L</b> ERA: 2.7 (8, 1)	0.1	1	0	0	0	0	0	0	0	0	0	0	0	3	4	0.00	0.000														
<b>Hector Carrasco, R</b> ERA: 5.79 (8, 1)	0.1	1	0	0	0	1	0	0	0	0	0	0	0	3	4	0.00	0.000														
<b>Rick Aguilera, R</b> ERA: 3.6 (9, 1)	3.0	11	1	1	1	2	0	0	0	0	0	0	0	1	1	3.00	0.333														

AB	48
R	7
H	14
RBI	6
BB	2
SO	8
LOB	20



livebaseballscores.com

Batter	1	2	3	4	5	6	7	8	9	AB R H RBI BB SO LOB	TOP													
Todd Walker, L (1, 4) OBP: 0.429, SLG: 0.568	0-3 K			0-1 G4-6-3 1B		3-1 F9		1-3 K		4 0 1 0 0 2 2	<b>Minnesota Twins @ Baltimore Orioles</b> Oriole Park at Camden Yards, Baltimore, MD Sun May 03 1998, 3:33 AM EDT Att. 43,930 - Cloudy - 76 F													
Paul Molitor, R (1, 10) OBP: 0.315, SLG: 0.336	0-0 F8			0-2 G4-6-3 1-2f		1-0 G1-6-3			4-1 FC6-4 BB	3 0 0 0 1 0 1														
Matt Lawton, L (1, 7) OBP: 0.336, SLG: 0.378	0-0 L4			2-2 G4-3			1-2 G1-3		0-1 FC6-4 1B 1-2f	4 0 0 0 0 0 1														
Ron Coomer, R (1, 5) OBP: 0.316, SLG: 0.500		1-1 G4-3			0-0 F9		0-0 P4		0-0 1B	4 0 1 0 0 0 0														
Orlando Merced, S (1, 9) Alex Ochoa, R (9, PH) OBP: 0.293, SLG: 0.415 OBP: 0.242, SLG: 0.387		0-1 G6-3			4-0 1B BB		4-1 CS BB		2-3 K SAFE	1 0 0 0 2 0 0 1 0 0 0 0 1 2														
Pat Meares, R (1, 6) OBP: 0.355, SLG: 0.500		2-1 G1-3			2-2 FC6-4 1B		0-2 CS 1-2	2-1 P3	0-0 F8	4 0 1 0 0 0 2														
David Ortiz, L (1, 3) OBP: 0.364, SLG: 0.512			2-3 K		0-3 K			1-0 P5		3 0 0 0 0 2 2														
Terry Steinbach, R (1, 2) OBP: 0.429, SLG: 0.394			2-3 K		0-0 FC6-4 1-2f			4-2 BB BB		2 0 0 0 1 1 2														
Torii Hunter, R (1, 8) Brent Gates, S (8, PH) Chris Latham, S (8, PR) OBP: 0.250, SLG: 0.100 OBP: 0.235, SLG: 0.163 OBP: 0.333, SLG: 0.250			0-0 G5-3			2-2 G5-3		4-2 BB 1-2		2 0 0 0 0 0 0 0 0 0 0 1 0 0 0 0 0 0 0 0 0														
<b>Inning Stats</b>	R: 0 E: 0 K: 1 S: 5	H: 0 LOB: 0 BB: 0 P: 5	R: 0 E: 0 K: 0 S: 6	H: 0 LOB: 0 BB: 0 P: 9	R: 0 E: 0 K: 2 S: 7	H: 0 LOB: 0 BB: 0 P: 11	R: 0 E: 0 K: 0 S: 8	H: 1 LOB: 0 BB: 0 P: 10	R: 0 E: 0 K: 1 S: 8	H: 1 LOB: 2 BB: 1 P: 14		R: 0 E: 0 K: 0 S: 7	H: 0 LOB: 0 BB: 0 P: 13	R: 0 E: 0 K: 0 S: 7	H: 0 LOB: 0 BB: 1 P: 12	R: 0 E: 0 K: 1 S: 11	H: 0 LOB: 2 BB: 2 P: 23	R: 0 E: 0 K: 1 S: 10	H: 1 LOB: 2 BB: 1 P: 16	1B: 3 2B: 0 3B: 0 HR: 0	SF: 0 SAC: 0 DP: 1 HBP: 0	WP: 0 PB: 0 SB: 0 CS: 1	PA: 34	
<b>PITCHER</b> 35 Mike Mussina, R (1, 1) ERA: 2.52 Arthur Rhodes, L (8, 1) ERA: 3.6	IP: 7.2 WLS: W BF: 27 H: 2 R: 0 ER: 0 SO: 4 BB: 4 IBB: 0 HBP: 0 BLK: 0 WP: 0 HR: 0 S: 56 P: 93 ERA: 0.00 WHIP: 0.783	IP: 1.1 WLS: S BF: 6 H: 1 R: 0 ER: 0 SO: 2 BB: 1 IBB: 0 HBP: 0 BLK: 0 WP: 0 HR: 0 S: 13 P: 20 ERA: 0.00 WHIP: 1.500											<b>PITCHER</b> IP: 7.2 WLS: W BF: 27 H: 2 R: 0 ER: 0 SO: 4 BB: 4 IBB: 0 HBP: 0 BLK: 0 WP: 0 HR: 0 S: 56 P: 93 ERA: 0.00 WHIP: 0.783	<b>PITCHER</b> IP: 1.1 WLS: S BF: 6 H: 1 R: 0 ER: 0 SO: 2 BB: 1 IBB: 0 HBP: 0 BLK: 0 WP: 0 HR: 0 S: 13 P: 20 ERA: 0.00 WHIP: 1.500										

AB	28
R	0
H	3
RBI	0
BB	5
SO	6
LOB	12



Batter	1	2	3	4	5	6	7	8	9	AB	R	H	RBI	BB	SO	LOB
Roberto Alomar, S OBP: 0.349, SLG: 0.365 (1, 4)	2-2 F8		0-0 F7			1-1 G4-3				3	0	0	0	0	0	1
B.J. Surhoff, L OBP: 0.368, SLG: 0.465 (1, 7)	3-2 CS 1B		0-0 G3			3-1 P5				3	0	1	0	0	0	1
Joe Carter, R OBP: 0.363, SLG: 0.430 (1, 10)	2-2 L6				0-1 G6-4-3 1B			0-0 G3		3	0	1	0	0	0	1
Eric Davis, R OBP: 0.369, SLG: 0.520 (1, 9)		1-1 P3		0-1 G6-4-3 1-2f		0-1 G6-4-3		0-1 HR		3	1	1	1	0	0	1
Rafael Palmeiro, L OBP: 0.400, SLG: 0.481 (1, 3)		2-0 HR		1-0 G6-3				1-3 K		3	1	1	1	0	1	0
Cal Ripken Jr., R OBP: 0.323, SLG: 0.339 (1, 5)		1-1 F7				1-1 G3		2-2 G3		3	0	0	0	0	0	0
23 Chris Hoiles, R OBP: 0.338, SLG: 0.407 (1, 2)		2-2 P3				3-2 P3			2-1 L6	3	0	0	0	0	0	0
Jeffrey Hammonds, R OBP: 0.346, SLG: 0.446 (1, 8)			4-2 BB			0-0 F9		1-1 F7		2	0	0	0	1	0	0
Mike Bordick, R OBP: 0.279, SLG: 0.392 (1, 6)			1-0 F9			3-2 F9		2-1 F9		3	0	0	0	0	0	1

Inning Stats	R: 0	H: 1	E: 0	LOB: 0	K: 0	S: 14	P: 21	R: 1	H: 1	E: 0	LOB: 0	K: 0	BB: 0	S: 8	R: 0	H: 0	E: 0	LOB: 1	K: 0	BB: 1	S: 6	R: 0	H: 1	E: 0	LOB: 0	K: 0	BB: 0	S: 5	R: 0	H: 0	E: 0	LOB: 0	K: 0	BB: 0	S: 8	R: 1	H: 1	E: 0	LOB: 0	K: 1	BB: 0	S: 10	R: 0	H: 0	E: 0	LOB: 0	K: 0	BB: 0	S: 7	R: 1	H: 1	E: 0	LOB: 0	K: 1	BB: 0	S: 6	R: 0	H: 0	E: 0	LOB: 0	K: 0	BB: 0	S: 6	R: 0	H: 0	E: 0	LOB: 0	K: 0	BB: 0	S: 11	R: 0	H: 0	E: 0	LOB: 0	K: 0	BB: 0	S: 7	R: 0	H: 0	E: 0	LOB: 0	K: 0	BB: 0	S: 14	R: 1	H: 0	E: 0	LOB: 0	K: 0	BB: 0	S: 11
--------------	------	------	------	--------	------	-------	-------	------	------	------	--------	------	-------	------	------	------	------	--------	------	-------	------	------	------	------	--------	------	-------	------	------	------	------	--------	------	-------	------	------	------	------	--------	------	-------	-------	------	------	------	--------	------	-------	------	------	------	------	--------	------	-------	------	------	------	------	--------	------	-------	------	------	------	------	--------	------	-------	-------	------	------	------	--------	------	-------	------	------	------	------	--------	------	-------	-------	------	------	------	--------	------	-------	-------

PITCHER	IP	WLS	BF	H	R	ER	SO	BB	IBB	HBP	BLK	WP	HR	S	P	ERA	WHIP
Eric Milton, L ERA: 4.11 (1, 1)	8.0	L	27	4	2	2	1	1	0	0	0	0	2	64	102	2.25	0.625

**BOTTOM**

**Minnesota Twins @ Baltimore Orioles**  
**Oriole Park at Camden Yards, Baltimore, MD**  
 Sun May 03 1998, 3:33 AM EDT  
 Att. 43,930 - Cloudy - 76 F

[livebaseballscorecards.com](http://livebaseballscorecards.com)

<b>AB</b>	<b>26</b>
<b>R</b>	<b>2</b>
<b>H</b>	<b>4</b>
<b>RBI</b>	<b>2</b>
<b>BB</b>	<b>1</b>
<b>SO</b>	<b>1</b>
<b>LOB</b>	<b>5</b>



WP	PA	ERA	WHIP
0	27		

Batter	1	2	3	4	5	6	7	8	9	AB R H RBI BB SO LOB	TOP		
Todd Walker, L (1, 4) OBP: 0.411, SLG: 0.541	2-2 G4-3	2-2 CS	0-0 G4-3		0-1 F7		1-2 G4-3			4 0 0 0 0 0 0			
Paul Molitor, R (1, 10) OBP: 0.321, SLG: 0.336	1-2 HBP 2B 1B		4-1 BB		2-2 F9			1-2 G5-3		3 1 1 0 1 0 0			
Matt Lawton, L (1, 9) OBP: 0.342, SLG: 0.370	1-0 2B HBP		0-1 F7		0-0 G4-3			2-2 G5-4-3 HBP		2 1 0 0 0 0 1			
Ron Coomer, R (1, 5) OBP: 0.306, SLG: 0.483	0-2 P3		0-0 G4-3		2-2 G6-3			1-1 G5-4-3 1-2f		4 0 0 0 0 0 4			
Orlando Merced, S (1, 3) OBP: 0.306, SLG: 0.439	0-1 1-H 2-H 2B			1-0 G4-3		1-1 1B 1B			0-3 K	4 0 2 2 0 1 0			
Pat Meares, R (1, 6) OBP: 0.351, SLG: 0.490	0-1 F8			3-0 F7		0-1 1 SAFE 1 SAFE 1B			0-3 K	4 0 1 0 0 1 1			
Terry Steinbach, R (1, 2) OBP: 0.420, SLG: 0.377				4-1 PB BB		1-3 K			0-0 G3-1	3 0 0 0 1 2 2			
Denny Hocking, S (1, 7) OBP: 0.231, SLG: 0.156				0-3 K		1-2 K			1-2 G6-3	3 0 0 0 0 2 1			
Torii Hunter, R (1, 8) OBP: 0.267, SLG: 0.154				1-2 CS 1B		1-3 K2-3			1-0 6-3	3 0 1 0 0 1 0			
<b>Inning Stats</b>	R: 2 H: 2 E: 0 LOB: 1 K: 0 BB: 0 S: 15 P: 19	R: 0 H: 1 E: 0 LOB: 0 K: 2 BB: 0 S: 13 P: 17	R: 0 H: 0 E: 0 LOB: 1 K: 0 BB: 1 S: 5 P: 9	R: 0 H: 0 E: 0 LOB: 1 K: 1 BB: 1 S: 6 P: 14	R: 0 H: 0 E: 0 LOB: 0 K: 1 BB: 0 S: 8 P: 11	R: 0 H: 2 E: 0 LOB: 2 K: 1 BB: 0 S: 12 P: 16	R: 0 H: 0 E: 0 LOB: 0 K: 0 BB: 0 S: 7 P: 10	R: 0 H: 0 E: 0 LOB: 0 K: 2 BB: 0 S: 9 P: 11	R: 0 H: 0 E: 0 LOB: 0 K: 2 BB: 0 S: 9 P: 9	1B: 4 SF: 0 2B: 1 SAC: 0 3B: 0 DP: 1 HR: 0 HBP: 2	WP: 0 PA: 35 PB: 1 SB: 0 CS: 1		
<b>PITCHER</b>	IP WLS BF H R ER SO BB IBB HBP BLK WP HR S P ERA WHIP											<b>PITCHER</b>	IP WLS BF H R ER SO BB IBB HBP BLK WP HR S P ERA WHIP
49 Tim Wakefield, R (1, 1) ERA: 5.07	7.1 W 30 5 2 2 5 2 0 2 0 0 0 0 0 71 104 2.46 0.955												
Derek Lowe, R (8, 1) ERA: 2.79	0.2 1 0 0 0 0 0 0 0 0 0 0 0 0 2 3 0.00 0.000												
Tom Gordon, R (9, 1) ERA: 1.93	1.0 S 3 0 0 0 2 0 0 0 0 0 0 0 0 9 9 0.00 0.000												

Minnesota Twins @ Boston Red Sox  
Fenway Park, Boston, MA  
Tue May 05 1998, 7:05 PM EDT  
Att. 20,882 - Cloudy - 65 F

livebaseballscorecards.com

AB	30
R	2
H	5
RBI	2
BB	2
SO	7
LOB	9



Batter	1	2	3	4	5	6	7	8	9	AB	R	H	RBI	BB	SO	LOB	BOTTOM			
Nomar Garciaparra, R OBP: 0.343, SLG: 0.504 (1, 6)	1-2 L6 ①		2-2 G6-3 ③		1-1 G4-3 ③		1-2 1-H 2-H 2B ③			4	0	1	2	0	0	2				
John Valentin, R OBP: 0.333, SLG: 0.388 (1, 5)	2-2 G4-3 ②			0-1 G5-3 ①		2-1 G6-3 ①	1-3 K ③			4	0	0	0	0	1	1				
Mo Vaughn, L OBP: 0.423, SLG: 0.639 (1, 3)	0-0 G5-3 ③			H 1-0 18 G4-6-3 HBP		0-0 G4-3 ②		1-3 K ①		3	0	0	0	0	1	0				
18 Reggie Jefferson, S OBP: 0.369, SLG: 0.439 Jim Leyritz, R OBP: 0.429, SLG: 0.627 (8, PH)			1-3 K ①		0-0 G4-6-3 ② ③ 1-2f		0-0 G3 ③		0-1 F9 ②	3	0	0	0	0	1	1				
Troy O'Leary, L OBP: 0.353, SLG: 0.573 (1, 7)			3-1 G3 ②			2-2 F8 ①		0-0 HR ①	3-1 1B ③	4	1	2	1	0	0	0				
Scott Hatteberg, L OBP: 0.345, SLG: 0.461 (1, 2)			4-1 BB			0-0 1B SF9 1B		2-1 G4-3 ①	0-0 G5-3 ③	3	1	1	0	1	0	1				
Darren Bragg, L OBP: 0.395, SLG: 0.544 (1, 9)			2-2 F9 ③			0-0 1B 1B		3-2 F9 ②		3	0	1	0	0	0	1				
Darren Lewis, R OBP: 0.362, SLG: 0.386 (1, 8)			0-1 F9 ①			1-0 SF9 ②		3-2 BB 2B 1B		2	1	1	1	0	0	0				
Mark Lemke, S OBP: 0.250, SLG: 0.200 (1, 4)			0-0 G4-3 ②			2-1 1B 1-2		4-1 2B BB		2	1	1	0	1	0	0				
Inning Stats	R: 0 E: 0 K: 0 S: 7	H: 0 LOB: 0 BB: 0 P: 10	R: 0 E: 0 K: 1 S: 10	H: 0 LOB: 1 BB: 1 P: 20	R: 0 E: 0 K: 0 S: 6	H: 0 LOB: 0 BB: 0 P: 8	R: 0 E: 0 K: 0 S: 3	H: 0 LOB: 0 BB: 0 P: 4	R: 1 E: 0 K: 0 S: 10	H: 3 LOB: 2 BB: 0 P: 16	R: 0 E: 0 K: 0 S: 4	H: 0 LOB: 0 BB: 0 P: 6	R: 3 E: 0 K: 1 S: 18	H: 3 LOB: 1 BB: 1 P: 32	R: 0 E: 0 K: 1 S: 9	H: 1 LOB: 1 BB: 0 P: 13	1B: 5 2B: 1 3B: 0 HR: 1	SF: 1 SAC: 0 DP: 1 HBP: 1	WP: 0 PB: 0 SB: 0 CS: 0	PA: 33
PITCHER Bob Tewksbury, R ERA: 3.38 Greg Swindell, L ERA: 5.17	IP 7.0 WLS L	WLS L	BF 29	H 6	R 4	ER 4	SO 2	BB 2	IBB 0	HBP 1	BLK 0	WP 0	HR 1	S 58	P 96	ERA 5.14	WHIP 1.143			
	IP 1.0		BF 4	H 1	R 0	ER 0	SO 1	BB 0	IBB 0	HBP 0	BLK 0	WP 0	HR 0	S 9	P 13	ERA 0.00	WHIP 1.000			
																		WP: 0 PB: 0 SB: 0 CS: 0	PA: 33	

Minnesota Twins @ Boston Red Sox

Fenway Park, Boston, MA

Tue May 05 1998, 7:05 PM EDT

Att. 20,882 - Cloudy - 65 F

livebaseballscorecards.com

AB	29
R	4
H	7
RBI	4
BB	2
SO	3
LOB	6



Batter	1	2	3	4	5	6	7	8	9	AB R H RBI BB SO LOB	TOP											
Todd Walker, L (1, 4) OBP: 0.420, SLG: 0.551	0-1 WP G4-3 2B		4-2 BB 1B BB		1-1 G4-3 S 1B	1-0 G4-3		1-3 K		4 2 2 0 1 1 2												
Paul Molitor, R (1, 10) OBP: 0.317, SLG: 0.331	3-1 G4-3 2-H		0-1 1B BB SF7 1B		0-1 F8		2-2 G1-3	2-2 F8		5 1 1 1 0 0 2												
Matt Lawton, L (1, 7) OBP: 0.352, SLG: 0.369	0-0 CS 1B		4-1 1B BB 1-2 2-3		1-1 G4-3 1-3		4-2 1B BB		0-1 G4-3	3 1 1 0 2 0 1												
Ron Coomer, R (1, 5) OBP: 0.317, SLG: 0.512	2-2 1-2 HR		1-2 1-2 2-3 3-H 1B		1-2 G4-3		2-0 1B 1B	1-2 1B 1B	2-2 P3	5 1 3 2 0 0 1												
David Ortiz, L (1, 3) OBP: 0.365, SLG: 0.522	2-2 F9		3-1 SF7 3-H		0-0 SH1-3 1B 2B		2-1 G6-4-3 1-2 2-H 1B	1-3 K	1-3 K	4 1 2 2 0 1 0												
Pat Mearns, R (1, 6) OBP: 0.342, SLG: 0.477		3-2 G4-3	0-2 G3-1		2-1 SH1-3 2-3		0-1 G6-4-3 1-2f			3 0 0 0 0 0 4												
Terry Steinbach, R (1, 2) OBP: 0.413, SLG: 0.384		1-1 G5-3		1-2 F8		0-1 F9		0-0 1B 2B		4 1 1 0 0 0 1												
Chris Latham, S (1, 9) OBP: 0.308, SLG: 0.250		1-3 K		1-0 F9		0-2 E 1B		0-1 G5-3		4 1 1 1 0 1 1												
Torii Hunter, R (1, 8) OBP: 0.316, SLG: 0.294			1-3 K	1-1 G4-3		0-0 E7 1-H 2B		1-2 2-H 1B		4 0 2 2 0 1 0												
<b>Inning Stats</b>	R: 2 E: 0 K: 0 S: 11	H: 3 LOB: 0 BB: 0 P: 18	R: 0 E: 0 K: 1 S: 8	H: 0 LOB: 0 BB: 0 P: 13	R: 2 E: 0 K: 1 S: 17	H: 2 LOB: 2 BB: 2 P: 30	R: 0 E: 0 K: 0 S: 6	H: 0 LOB: 0 BB: 0 P: 9	R: 0 E: 0 K: 0 S: 9	H: 1 LOB: 1 BB: 0 P: 12	R: 2 E: 1 K: 0 S: 11	H: 3 LOB: 1 BB: 0 P: 14	R: 1 E: 0 K: 0 S: 11	H: 2 LOB: 1 BB: 1 P: 21	R: 1 E: 0 K: 1 S: 13	H: 2 LOB: 1 BB: 0 P: 17	R: 0 E: 0 K: 1 S: 8	H: 0 LOB: 0 BB: 0 P: 11	1B: 8 2B: 4 3B: 0 HR: 1	SF: 1 SAC: 1 DP: 1 HBP: 0	WP: 1 PB: 0 SB: 1 CS: 1	PA: 41
<b>PITCHER</b>	IP WLS BF H R ER SO BB IBB HBP BLK WP HR S P ERA WHIP																					
Robinson Checo, R (1, 1) ERA: 9.39	2.1 L 13 5 4 4 2 2 0 0 0 0 1 1 30 52 15.43 3.000																					
John Wasdin, R (3, 1) ERA: 3.86	3.2 15 4 2 2 0 0 0 0 0 0 0 0 32 44 4.91 1.091																					
Brian Shouse, L (7, 1) ERA: 5.63	3.0 13 4 2 2 2 1 0 0 0 0 0 0 32 49 6.00 1.667																					

**Minnesota Twins @ Boston Red Sox**  
 Fenway Park, Boston, MA  
 Wed May 06 1998, 7:05 PM EDT  
 Att. 20,954 - Overcast - 61 F

AB	36
R	8
H	13
RBI	8
BB	3
SO	4
LOB	12



WP: 1	PA: 41
-------	--------

ERA	WHIP
-----	------





Batter	1	2	3	4	5	6	7	8	9	AB R H RBI BB SO LOB	TOP	
<b>Chuck Knoblauch, R</b> (1, 4) OBP: 0.364, SLG: 0.333	3-1 		1-1 			0-0 		2-2 		0-2 	5 2 2 0 0 0 2	<b>New York Yankees @ Minnesota Twins</b> Hubert H. Humphrey Metrodome, Minneapolis, MN Fri May 08 1998, 8:05 PM EDT Att. 22,612 - Dome - 72 F
<b>2 Derek Jeter, R</b> (1, 6) OBP: 0.341, SLG: 0.473	0-0 		1-1 		2-0 		1-1 		4-1 	4 1 1 1 1 0 1		
<b>Paul O'Neill, L</b> (1, 9) OBP: 0.414, SLG: 0.509	0-1 		3-2 		2-2 		1-1 		0-0 	5 0 2 2 0 0 2		
<b>Tino Martinez, L</b> (1, 3) OBP: 0.435, SLG: 0.587	1-2 			3-1 		4-2 		2-0 	0-2 	4 0 1 0 1 0 3		
<b>Bernie Williams, S</b> (1, 8) OBP: 0.422, SLG: 0.441		0-2 		3-2 		0-0 		3-1 	1-2 	5 0 1 1 0 0 2		
<b>Darryl Strawberry, L</b> (1, 10) OBP: 0.410, SLG: 0.712		2-0 		0-0 		4-2 		4-2 	0-3 	3 0 0 0 2 1 3		
<b>Tim Lincecum, S</b> (1, 7) OBP: 0.333, SLG: 0.478 <b>Chad Curtis, R</b> (8, 7) OBP: 0.464, SLG: 0.486		2-2 		1-2 		2-0 		1-1 		4 0 1 0 0 0 3		
<b>20 Jorge Posada, S</b> (1, 2) OBP: 0.319, SLG: 0.538		0-0 			1-2 		3-2 		0-2 	4 1 2 1 0 0 1		
<b>Scott Brosius, R</b> (1, 5) OBP: 0.365, SLG: 0.379		2-2 		1-1 		2-1 		2-0 	1-3 	4 1 1 0 0 0 2		
<b>Inning Stats</b>	R: 0 H: 1 E: 0 LOB: 1 K: 0 BB: 0 S: 8 P: 12	R: 0 H: 1 E: 1 LOB: 2 K: 0 BB: 0 S: 12 P: 18	R: 0 H: 0 E: 0 LOB: 0 K: 0 BB: 0 S: 7 P: 12	R: 0 H: 1 E: 0 LOB: 1 K: 0 BB: 0 S: 11 P: 18	R: 1 H: 2 E: 0 LOB: 1 K: 0 BB: 0 S: 11 P: 17	R: 0 H: 0 E: 0 LOB: 1 K: 0 BB: 2 S: 9 P: 19	R: 1 H: 2 E: 0 LOB: 1 K: 0 BB: 0 S: 13 P: 21	R: 0 H: 0 E: 0 LOB: 1 K: 0 BB: 1 S: 7 P: 17	R: 3 H: 4 E: 0 LOB: 2 K: 1 BB: 1 S: 21 P: 28	1B: 10 SF: 0 2B: 0 SAC: 0 3B: 0 DP: 1 HR: 1 HBP: 0	WP: 0 PA: 42 PB: 0 SB: 2 CS: 0	
<b>PITCHER</b> <b>Brad Radke, R</b> (1, 1) ERA: 3.02 <b>Greg Swindell, L</b> (8, 1) ERA: 4.74 <b>Mike Trombley, R</b> (9, 1) ERA: 1.8 <b>Eddie Guardado, L</b> (9, 1) ERA: 2.51	IP WLS BF H R ER SO BB IBB HBP BLK WP HR S P ERA WHIP 7.0 L 30 7 2 2 0 2 2 0 0 0 0 1 71 117 2.57 1.286 1.0 4 0 0 0 0 1 0 0 0 0 0 0 7 17 0.00 1.000 0.1 4 2 3 3 0 1 0 0 0 0 0 0 10 16 81.00 9.000 0.2 4 2 0 0 0 1 0 0 0 0 0 0 11 12 0.00 3.000	<b>PITCHER</b> IP WLS BF H R ER SO BB IBB HBP BLK WP HR S P ERA WHIP										

livebaseballscorecards.com

AB	38
R	5
H	11
RBI	5
BB	4
SO	1
LOB	19



Batter	1	2	3	4	5	6	7	8	9	AB	R	H	RBI	BB	SO	LOB
Todd Walker, L OBP: 0.408, SLG: 0.533 Alex Ochoa, R OBP: 0.254, SLG: 0.387 Denny Hocking, S OBP: 0.231, SLG: 0.156	1-0 F7		0-1 G4-3			0-0 P6		4-1 FC3-2 PB BB		3	0	0	0	0	0	0
Paul Molitor, R OBP: 0.315, SLG: 0.323	1-0 F8		0-2 G4-3			3-1 G4-3		4-1 FC3-2 BB		3	0	0	0	1	0	0
Matt Lawton, L OBP: 0.364, SLG: 0.396	4-0 1B BB				1-0 G6-3 1B	0-2 3B		1-1 FC3-2 FC1-4		3	1	2	0	1	0	3
Ron Coomer, R OBP: 0.315, SLG: 0.504	1-2 1B				0-2 G6-3	1-1 G5-3		1-1 FC1-4		4	0	1	0	0	0	5
David Ortiz, L OBP: 0.361, SLG: 0.511	1-0 L9				2-1 G6-4-3 1B		0-0 G5-3		3-3 K	4	0	1	1	0	1	2
Terry Steinbach, R OBP: 0.396, SLG: 0.364		1-0 G6-3			0-0 G6-4-3		0-0 G5-3		2-2 G6-3	4	0	0	0	0	0	1
Orlando Merced, S OBP: 0.288, SLG: 0.410		1-2 P4			1-3 K		1-1 F8		1-1 F7	4	0	0	0	0	1	0
Pat Meares, R OBP: 0.342, SLG: 0.482		2-3 K			1-1 G6-3			1-2 PB FC3-2 2B		3	0	1	0	0	1	0
Chris Latham, S OBP: 0.250, SLG: 0.200			1-0 P4		2-3 K			1-1 B2		3	0	0	0	0	1	1

Inning Stats	R: 0	H: 1	E: 0	LOB: 2	K: 0	P: 14	R: 0	H: 0	E: 0	LOB: 0	K: 1	P: 11	R: 0	H: 0	E: 0	LOB: 0	K: 0	P: 7	R: 1	H: 2	E: 0	LOB: 0	K: 0	P: 11	R: 0	H: 0	E: 0	LOB: 0	K: 2	P: 14	R: 0	H: 1	E: 0	LOB: 1	K: 0	P: 13	R: 0	H: 0	E: 0	LOB: 0	K: 0	P: 5	R: 0	H: 1	E: 0	LOB: 3	K: 0	P: 23	R: 0	H: 0	E: 0	LOB: 0	K: 1	P: 15	1B: 3	SF: 0	2B: 1	SAC: 0	3B: 1	DP: 1	HR: 0	HBP: 0	WP: 0	PA: 34
--------------	------	------	------	--------	------	-------	------	------	------	--------	------	-------	------	------	------	--------	------	------	------	------	------	--------	------	-------	------	------	------	--------	------	-------	------	------	------	--------	------	-------	------	------	------	--------	------	------	------	------	------	--------	------	-------	------	------	------	--------	------	-------	-------	-------	-------	--------	-------	-------	-------	--------	-------	--------

PITCHER	IP	WLS	BF	H	R	ER	SO	BB	IBB	HBP	BLK	WP	HR	S	P	ERA	WHIP
Hideki Irabu, R ERA: 1.42	(1, 1)	7.0	W	26	5	1	1	3	1	0	0	0	0	53	79	1.29	0.857
Mike Stanton, L ERA: 3.86	(8, 1)	0.1		2	0	0	0	1	0	0	0	0	0	3	8	0.00	3.000
Jeff Nelson, R ERA: 2.75	(8, 1)	1.2	S	6	0	0	1	1	0	0	0	0	0	14	26	0.00	0.600

BOTTOM

New York Yankees @ Minnesota Twins  
 Hubert H. Humphrey Metrodome, Minneapolis, MN  
 Fri May 08 1998, 8:05 PM EDT  
 Att: 22,612 - Dome - 72 F

livebaseballscores.com

AB	31
R	1
H	5
RBI	1
BB	3
SO	4
LOB	12



Batter	1	2	3	4	5	6	7	8	9	AB R H RBI BB SO LOB	TOP
<b>Chuck Knoblauch, R</b> (1, 4) <small>OBP: 0.354, SLG: 0.322</small>	0-0 <b>G6-3</b>		1-1 <b>G3</b>		0-1 <b>F9</b>		3-2 <b>G6-3</b>			4 0 0 0 0 0 2	
<b>2 Derek Jeter, R</b> (1, 6) <small>OBP: 0.345, SLG: 0.470</small>	2-2 <b>CS</b> <b>HBP</b>		1-0 <b>G3</b>		1-1 <b>1B</b>			1-1 <b>F8</b>		3 0 1 0 0 0 0	
<b>Paul O'Neill, L</b> (1, 9) <small>OBP: 0.416, SLG: 0.509</small>	2-1 <b>L5</b>			0-0 <b>BB</b> <b>1B</b>	1-1 <b>F8</b>			1-0 <b>G4-6-3</b> <b>1B</b>		4 0 2 0 0 0 3	
<b>Tino Martinez, L</b> (1, 3) <small>OBP: 0.430, SLG: 0.571</small>	2-0 <b>CS</b> <b>1-2</b>	1-1 <b>G3</b>		4-0 <b>BB</b> <b>1-2</b> <b>BB</b>		2-0 <b>G4-3</b>		0-1 <b>G4-6-3</b> <b>1-2f</b>		3 0 0 0 1 0 1	
<b>Bernie Williams, S</b> (1, 8) <small>OBP: 0.410, SLG: 0.426</small>		2-1 <b>G4-1</b>		1-3 <b>K</b>		3-2 <b>G4-1</b>		3-1 <b>G4-3</b>		4 0 0 0 0 1 2	
<b>Darryl Strawberry, L</b> (1, 10) <small>OBP: 0.390, SLG: 0.671</small>		0-3 <b>K</b> <b>HBP</b>		1-3 <b>K</b>		1-2 <b>F9</b>		2-2 <b>F7</b>		4 0 0 0 0 2 2	
<b>Chad Curtis, R</b> (1, 7) <small>OBP: 0.465, SLG: 0.481</small>		1-2 <b>HBP</b>		0-0 <b>F8</b>		1-0 <b>L8</b>		2-0 <b>E</b> <b>1B</b>		3 1 1 0 0 0 2	
<b>Scott Brosius, R</b> (1, 5) <small>OBP: 0.370, SLG: 0.383</small>		1-1 <b>G4-3</b>			0-0 <b>G6-3</b>		2-1 <b>FC5-4</b> <b>1B</b>	1-0 <b>E3</b> <b>1B</b>		4 0 2 0 0 0 2	
<b>Joe Girardi, R</b> (1, 2) <small>OBP: 0.236, SLG: 0.264</small>			1-3 <b>K</b>		0-0 <b>2B</b> <b>1B</b>		0-0 <b>FC5-4</b> <b>PB</b>	0-0 <b>F8</b>		4 0 1 0 0 1 2	
<b>Inning Stats</b>	R: 0 H: 0 E: 0 LOB: 0 K: 0 BB: 0 S: 5 P: 11	R: 0 H: 0 E: 1 LOB: 2 K: 1 BB: 0 S: 11 P: 16	R: 0 H: 0 E: 0 LOB: 0 K: 1 BB: 0 S: 6 P: 9	R: 0 H: 1 E: 0 LOB: 2 K: 2 BB: 1 S: 8 P: 14	R: 0 H: 2 E: 0 LOB: 2 K: 0 BB: 0 S: 8 P: 10	R: 0 H: 0 E: 0 LOB: 0 K: 0 BB: 0 S: 8 P: 14	R: 0 H: 1 E: 0 LOB: 1 K: 0 BB: 0 S: 7 P: 13	R: 0 H: 1 E: 0 LOB: 0 K: 0 BB: 0 S: 5 P: 7	R: 1 H: 2 E: 1 LOB: 1 K: 0 BB: 0 S: 9 P: 17	1B: 7 SF: 0 2B: 0 SAC: 0 3B: 0 DP: 1 HR: 0 HBP: 2	WP: 0 PA: 37 PB: 1 SB: 0 CS: 1
<b>PITCHER</b> <b>Mike Morgan, R</b> (1, 1) <small>ERA: 3.89</small> <b>Hector Carrasco, R</b> (9, 1) <small>ERA: 5.59</small>	IP: 8.2 WLS: W BF: 35 H: 7 R: 1 ER: 0 SO: 4 BB: 1 IBB: 0 HBP: 2 BLK: 0 WP: 0 HR: 0 S: 66 P: 110 ERA: 0.00 WHIP: 0.923										

**New York Yankees @ Minnesota Twins**  
 Hubert H. Humphrey Metrodome, Minneapolis, MN  
 Sat May 09 1998, 8:05 PM EDT  
 Att. 20,471 - Dome - 72 F

<b>AB</b>	<b>33</b>
<b>R</b>	<b>1</b>
<b>H</b>	<b>7</b>
<b>RBI</b>	<b>0</b>
<b>BB</b>	<b>1</b>
<b>SO</b>	<b>4</b>
<b>LOB</b>	<b>16</b>



Batter	1	2	3	4	5	6	7	8	9	AB	R	H	RBI	BB	SO	LOB
<b>Matt Lawton, L</b> (1, 8) OBP: 0.366, SLG: 0.418	1-0 FC5-2 HBP	0-1 G3-1		2-2 G3-6-3 1-2f		0-1 HR	3-1 FC3-2			4	1	1	4	0	0	5
<b>Denny Hocking, S</b> (1, 7) OBP: 0.250, SLG: 0.171	4-0 FC5-2 1B BB	2-1 SF8			2-2 G6-3	2-0 BB 1B	0-1 G4-3			3	0	1	1	1	0	3
<b>Paul Molitor, R</b> (1, 10) OBP: 0.324, SLG: 0.323	0-0 FC5-2 1B	4-0 BB			1-1 G5-3	4-2 BB		1-2 F9		3	0	1	0	2	0	0
<b>Ron Coomer, R</b> (1, 5) OBP: 0.304, SLG: 0.485	1-0 FC5-2 1B	1-2 L5			2-0 G6-3	1-1 F9		0-1 G1-3		5	0	0	0	0	0	6
<b>Alex Ochoa, R</b> (1, 9) OBP: 0.279, SLG: 0.385	2-1 1B		1-3 K			4-1 1B FC5-2 BB	4-2 2B 1B	0-0 G6-3		3	1	1	0	2	1	0
<b>Pat Meares, R</b> (1, 6) OBP: 0.339, SLG: 0.474	1-1 G2		0-0 F8			2-1 FC5-2 HR 1B	2-0 F9			4	1	1	0	0	0	4
<b>David Ortiz, L</b> (1, 3) OBP: 0.375, SLG: 0.531		0-1 1B	1-3 K			1-2 FC5-2 HR 1B	2-2 1B FC3-2 2B			4	2	3	0	0	1	0
<b>Orlando Merced, S</b> (8, 3) OBP: 0.288, SLG: 0.410		2B 1B				1-2 2-3 HR 1B	1-3 FC3-2 2B			0	0	0	0	0	0	0
<b>Brent Gates, S</b> (1, 4) OBP: 0.255, SLG: 0.191		3-1 2B 1B		2-1 G4-3		1-1 FC5-2 HR	0-2 FC3-2 BB 1B			4	2	2	1	0	0	3
<b>Javier Valentin, S</b> (1, 2) OBP: 0.302, SLG: 0.475		1-1 G3-1 SF8 2B		2-2 G3-6-3 1B		0-0 F9	4-1 FC3-2 BB			3	1	2	2	1	0	3

Inning Stats	R: 0	H: 2	E: 0	K: 0	S: 6	H: 2	LOB: 3	BB: 1	P: 15	R: 3	H: 3	E: 0	K: 0	S: 13	R: 0	H: 0	E: 0	K: 2	S: 8	R: 0	H: 1	E: 0	K: 0	S: 11	R: 0	H: 0	E: 0	K: 0	S: 6	R: 4	H: 4	E: 0	K: 0	S: 18	R: 1	H: 2	E: 0	K: 0	S: 17	R: 0	H: 0	E: 0	K: 0	S: 6	H: 0	LOB: 0	BB: 0	P: 7
--------------	------	------	------	------	------	------	--------	-------	-------	------	------	------	------	-------	------	------	------	------	------	------	------	------	------	-------	------	------	------	------	------	------	------	------	------	-------	------	------	------	------	-------	------	------	------	------	------	------	--------	-------	------

PITCHER	IP	WLS	BF	H	R	ER	SO	BB	IBB	HBP	BLK	WP	HR	S	P	ERA	WHIP
<b>Andy Pettitte, L</b> (1, 1) ERA: 3.81	5.2	L	28	9	7	7	2	3	0	1	0	0	1	55	96	11.12	2.118
<b>Willie Banks, R</b> (6, 1) ERA: 11.05	1.1		10	3	1	1	0	3	0	0	0	0	0	24	46	6.75	4.500
<b>Graeme Lloyd, L</b> (8, 1) ERA: 3.24	1.0		3	0	0	0	0	0	0	0	0	0	0	6	7	0.00	0.000


**BOTTOM**

**New York Yankees @ Minnesota Twins**  
 Hubert H. Humphrey Metrodome, Minneapolis, MN

Sat May 09 1998, 8:05 PM EDT  
 Att: 20,471 - Dome - 72 F

livebaseballscorecards.com

<b>AB</b>	<b>33</b>
<b>R</b>	<b>8</b>
<b>H</b>	<b>12</b>
<b>RBI</b>	<b>8</b>
<b>BB</b>	<b>6</b>
<b>SO</b>	<b>2</b>
<b>LOB</b>	<b>24</b>



WP	HR	S	P	ERA	WHIP
0	1	1	1	0	0

Batter	1	2	3	4	5	6	7	8	9	AB R H RBI BB SO LOB	TOP										
<b>Chuck Knoblauch, R</b> (1, 4) OBP: 0.360, SLG: 0.336	2-2 SF8 2B	1-2 SF8		2-2 L7		4-1 SF7 2B BB	2-1 P3		0-0 1B	4 1 2 1 1 0 2											
<b>2 Derek Jeter, R</b> (1, 6) OBP: 0.358, SLG: 0.489	3-2 1B 1B	4-1 BB		1-1 3B		2-2 1B	3-3 K		2-3 K	5 1 3 0 1 2 4											
<b>Paul O'Neill, L</b> (1, 9) OBP: 0.401, SLG: 0.496	0-1 SF8	2-3 K		2-2 G3-1		1-1 SF7		1-2 G4-3		3 0 0 2 0 1 2											
<b>Bernie Williams, S</b> (1, 8) OBP: 0.417, SLG: 0.429	1-1 1B 1B		1-0 F8		0-1 F8-4 1B	0-0 G4-3		4-1 WP BB		4 0 2 0 1 0 2											
<b>Tino Martinez, L</b> (1, 3) OBP: 0.432, SLG: 0.595 <b>Dale Sveum, S</b> (8, PH) (8, 3)	1-0 1B		2-3 K		0-1 F8-4 1-2		0-1 HR	1 SAFE 2-3 K	1-2	4 1 2 2 0 1 1 1 0 0 0 0 1 1											
<b>Tim Lincecum, S</b> (1, 10) OBP: 0.350, SLG: 0.479	3-2 F7		0-1 1B		4-1 BB		2-1 1B E 1B	3-2 F9		4 1 2 0 1 0 3											
<b>Chad Curtis, R</b> (1, 7) OBP: 0.453, SLG: 0.463	2-1 F9		2-2 F9		2-2 F9		0-0 E8 1B		2-2 G6-3	5 0 1 0 0 0 4											
<b>20 Jorge Posada, S</b> (1, 2) OBP: 0.325, SLG: 0.543		2-2 SH1-3 SF8 2B		1-2 G6-3		2-3 K	3-3 K		1-1 1B 1B	5 1 2 0 0 2 1											
<b>Scott Brosius, R</b> (1, 5) OBP: 0.382, SLG: 0.418		0-0 SH1-3		1-0 HR		2-2 E5 2B SF7 1B	4-2 BB		2-2 K	3 2 2 1 1 1 1											
<b>Inning Stats</b>	R: 2 E: 0 K: 0 S: 18	H: 4 LOB: 2 BB: 0 P: 30	R: 1 E: 0 K: 1 S: 11	H: 1 LOB: 1 BB: 1 P: 20	R: 0 E: 0 K: 1 S: 11	H: 1 LOB: 1 BB: 0 P: 16	R: 1 E: 0 K: 0 S: 13	H: 2 LOB: 1 BB: 0 P: 20	R: 0 E: 0 K: 0 S: 8	H: 1 LOB: 1 BB: 1 P: 14	R: 1 E: 1 K: 1 S: 13	H: 2 LOB: 2 BB: 1 P: 24	R: 2 E: 1 K: 2 S: 15	H: 3 LOB: 2 BB: 1 P: 29	R: 0 E: 0 K: 1 S: 12	H: 0 LOB: 1 BB: 1 P: 22	R: 0 E: 0 K: 2 S: 14	H: 2 LOB: 2 BB: 0 P: 21	1B: 11 2B: 3 3B: 1 HR: 2	SF: 3 SAC: 1 DP: 1 HBP: 0	WP: 1 PA: 47 PB: 0 SB: 0 CS: 0
<b>PITCHER</b>	IP WLS BF H R ER SO BB IBB HBP BLK WP HR S P ERA WHIP																				
<b>Eric Milton, L</b> (1, 1) ERA: 4.5	5.0 L 25 9 4 4 2 2 0 0 0 0 1 61 100 7.20 2.200																				
<b>Dan Naulty, R</b> (6, 1) ERA: 9.82	0.1 4 2 1 1 1 1 0 0 0 0 0 10 20 27.00 9.000																				
<b>Eddie Guardado, L</b> (6, 1) ERA: 3.0	0.2 4 2 2 1 0 0 0 0 0 0 1 7 10 13.50 3.000																				
<b>Hector Carrasco, R</b> (7, 1) ERA: 4.63	2.0 9 1 0 0 3 2 0 0 0 1 0 23 45 0.00 1.500																				
<b>Rick Aguilera, R</b> (9, 1) ERA: 4.5	1.0 5 2 0 0 2 0 0 0 0 0 0 14 21 0.00 2.000																				

**New York Yankees @ Minnesota Twins**  
**Hubert H. Humphrey Metrodome, Minneapolis, MN**  
 Sun May 10 1998, 4:33 AM EDT  
 Att. 12,444 - Dome - 72 F

<b>AB</b>	<b>38</b>
<b>R</b>	<b>7</b>
<b>H</b>	<b>16</b>
<b>RBI</b>	<b>6</b>
<b>BB</b>	<b>5</b>
<b>SO</b>	<b>8</b>
<b>LOB</b>	<b>21</b>



Batter	1	2	3	4	5	6	7	8	9	AB R H RBI BB SO LOB
Todd Walker, L (1, 4) OBP: 0.402, SLG: 0.521	2-3 K		1-0 L6-4			3-1 1B			0-0 F8	4 0 1 0 0 1 2
Brent Gates, S (1, 5) OBP: 0.237, SLG: 0.176	1-0 G6-3			3-2 F8		3-1 FC1			3-2 F7	4 0 0 0 0 0 2
Paul Molitor, R (1, 10) OBP: 0.316, SLG: 0.314	2-0 G5-3			2-1 P5		0-0 G5-4-3			2-2 G5-3	4 0 0 0 0 0 3
Matt Lawton, L (1, 8) OBP: 0.358, SLG: 0.407			3-3 K		0-1 F7			0-0 G3-1		3 0 0 0 0 1 0
Ron Coomer, R (1, 3) OBP: 0.304, SLG: 0.481			1-2 G6-3		1-2 F7			1-0 1B		3 0 1 0 0 0 0
Orlando Merced, S (1, 9) OBP: 0.290, SLG: 0.406			2-1 F7		0-1 1B			1-0 G1-6-3		3 0 1 0 0 0 1
Terry Steinbach, R (1, 2) OBP: 0.394, SLG: 0.375			1-0 L6-4		0-1 G6-4-3			0-0 G6-3		3 0 1 0 0 0 1
Pat Meares, R (1, 6) OBP: 0.346, SLG: 0.474			2-2 HBP			0-0 FC4-6		0-0 F8		2 0 1 0 0 0 0
Chris Latham, S (1, 7) OBP: 0.211, SLG: 0.167			0-0 L8			1-1 FC4-6		1-2 G3		3 0 0 0 0 0 3

Inning Stats	R: 0 E: 0 K: 1 S: 5	H: 0 LOB: 0 BB: 0 P: 10	R: 0 E: 0 K: 1 S: 12	H: 0 LOB: 0 BB: 0 P: 18	R: 0 E: 0 K: 0 S: 7	H: 1 LOB: 1 BB: 0 P: 11	R: 0 E: 0 K: 0 S: 7	H: 0 LOB: 0 BB: 0 P: 12	R: 0 E: 0 K: 0 S: 7	H: 1 LOB: 0 BB: 0 P: 8	R: 0 E: 1 K: 0 S: 8	H: 2 LOB: 2 BB: 0 P: 15	R: 0 E: 0 K: 0 S: 3	H: 1 LOB: 0 BB: 0 P: 5	R: 0 E: 0 K: 0 S: 5	H: 0 LOB: 0 BB: 0 P: 6	R: 0 E: 0 K: 0 S: 7	H: 0 LOB: 0 BB: 0 P: 12	1B: 4 2B: 2 3B: 0 HR: 0	SF: 0 SAC: 0 DP: 4 HBP: 1
--------------	------------------------------	----------------------------------	-------------------------------	----------------------------------	------------------------------	----------------------------------	------------------------------	----------------------------------	------------------------------	---------------------------------	------------------------------	----------------------------------	------------------------------	---------------------------------	------------------------------	---------------------------------	------------------------------	----------------------------------	----------------------------------	------------------------------------

PITCHER	IP	WLS	BF	H	R	ER	SO	BB	IBB	HBP	BLK	WP	HR	S	P	ERA	WHIP
Ramiro Mendoza, R (1, 1) ERA: 3.95	9.0	W	30	5	0	0	2	0	0	1	0	0	0	61	97	0.00	0.556


**BOTTOM**

**New York Yankees @ Minnesota Twins**  
 Hubert H. Humphrey Metrodome, Minneapolis, MN

Sun May 10 1998, 4:33 AM EDT  
 Att. 12,444 - Dome - 72 F

[livebaseballscorecards.com](http://livebaseballscorecards.com)

<b>AB</b>	<b>29</b>
<b>R</b>	<b>0</b>
<b>H</b>	<b>5</b>
<b>RBI</b>	<b>0</b>
<b>BB</b>	<b>0</b>
<b>SO</b>	<b>2</b>
<b>LOB</b>	<b>12</b>



WP	PA
0	30

Batter	1	2	3	4	5	6	7	8	9	AB R H RBI BB SO LOB	TOP											
<b>Roberto Alomar, S</b> (1, 4) OBP: 0.367, SLG: 0.393	0-1 P5			1-2 G1-3		1 SAFE 3-2 F9		1-1 HR		4 1 1 2 0 0 1												
<b>B.J. Surhoff, L</b> (1, 7) OBP: 0.326, SLG: 0.449	0-3 K			0-1 F8		1-1 F9		1-0 G4-3		4 0 0 0 0 1 1												
<b>Joe Carter, R</b> (1, 9) OBP: 0.339, SLG: 0.421 <b>Jeffrey Hammonds, R</b> (8, 9) OBP: 0.387, SLG: 0.506	1-2 G5-3			1-2 G5-3			3-1 G5-3	1-0 G5-3		4 0 0 0 0 0 0 0 0 0 0 0 0 0												
<b>Rafael Palmeiro, L</b> (1, 3) OBP: 0.405, SLG: 0.508		0-1 F7			3-2 HR		1-2 1B 2B		0-0 G4-3	4 2 2 1 0 0 0												
<b>Cal Ripken Jr., R</b> (1, 5) OBP: 0.325, SLG: 0.341		0-2 P6			2-0 F8		0-0 L5		3-1 1B HBP	3 0 0 0 0 0 1												
<b>Harold Baines, L</b> (1, 10) OBP: 0.310, SLG: 0.471 <b>Eric Davis, R</b> (9, PH) OBP: 0.359, SLG: 0.574		0-0 F8			1-2 P5		0-0 2-H 1B		0-1 1-3 1B	3 0 1 1 0 0 0 1 0 1 0 0 0 0												
<b>Brady Anderson, L</b> (1, 8) OBP: 0.221, SLG: 0.111				2-0 G3-1		1-0 L3		0-3 K2-3		4 0 0 0 0 2 2												
<b>Lenny Webster, R</b> (1, 2) OBP: 0.311, SLG: 0.533				2-2 F9		0-0 G5-3		2-0 SH3-4 HR 1B		3 1 1 0 0 0 0												
<b>Mike Bordick, R</b> (1, 6) OBP: 0.314, SLG: 0.383				0-0 F8		1-1 F9 S 1B		1 SAFE 0-0 SH3-4		2 0 1 0 0 0 0												
<b>Inning Stats</b>	R: 0 E: 0 K: 1 S: 9	H: 0 LOB: 0 BB: 0 P: 10	R: 0 E: 0 K: 0 S: 6	H: 0 LOB: 0 BB: 0 P: 6	R: 0 E: 0 K: 0 S: 6	H: 0 LOB: 0 BB: 0 P: 10	R: 0 E: 0 K: 0 S: 9	H: 0 LOB: 0 BB: 0 P: 11	R: 1 E: 0 K: 0 S: 9	H: 1 LOB: 0 BB: 0 P: 16	R: 0 E: 0 K: 0 S: 8	H: 1 LOB: 1 BB: 0 P: 13	R: 1 E: 0 K: 1 S: 11	H: 2 LOB: 1 BB: 0 P: 15	R: 2 E: 0 K: 0 S: 6	H: 2 LOB: 0 BB: 0 P: 11	R: 0 E: 0 K: 1 S: 11	H: 1 LOB: 1 BB: 0 P: 16	1B: 4 2B: 1 3B: 0 HR: 2	SF: 0 SAC: 1 DP: 0 HBP: 1	WP: 0 PB: 0 SB: 1 CS: 0	PA: 34
<b>PITCHER</b>	IP WLS BF H R ER SO BB IBB HBP BLK WP HR S P ERA WHIP												<b>PITCHER</b>	IP WLS BF H R ER SO BB IBB HBP BLK WP HR S P ERA WHIP								
<b>Bob Tewksbury, R</b> (1, 1) ERA: 3.54	8.0 L 30 6 4 4 2 0 0 0 0 0 0 2 64 92 4.50 0.750																					
<b>Greg Swindell, L</b> (9, 1) ERA: 4.5	1.0 4 1 0 0 1 0 0 0 1 0 0 0 11 16 0.00 1.000																					

**Baltimore Orioles @ Minnesota Twins**  
**Hubert H. Humphrey Metrodome, Minneapolis, MN**  
 Mon May 11 1998, 8:05 PM EDT  
 Att. 9,317 - Dome - 72 F

<b>AB</b>	32
<b>R</b>	4
<b>H</b>	7
<b>RBI</b>	4
<b>BB</b>	0
<b>SO</b>	3
<b>LOB</b>	5





Batter	1	2	3	4	5	6	7	8	9	AB R H RBI BB SO LOB
--------	---	---	---	---	---	---	---	---	---	----------------------

<b>Todd Walker, L</b> (1, 4) <small>OBP: 0.396, SLG: 0.510</small> 										4 0 1 0 0 1 0
<b>Brent Gates, S</b> (1, 5) <small>OBP: 0.222, SLG: 0.164</small> 										4 0 0 0 0 2 1
<b>Paul Molitor, R</b> (1, 3) <small>OBP: 0.314, SLG: 0.312</small> 										4 0 1 0 0 1 1
<b>Orlando Merced, S</b> (1, 9) <small>OBP: 0.288, SLG: 0.397</small> 										4 0 1 0 0 0 1
<b>Matt Lawton, L</b> (1, 8) <small>OBP: 0.364, SLG: 0.422</small> 										3 0 2 0 0 0 0
<b>Javier Valentin, S</b> (1, 10) <small>OBP: 0.283, SLG: 0.442</small> 										3 0 0 0 0 0 4
<b>Terry Steinbach, R</b> (1, 2) <small>OBP: 0.382, SLG: 0.361</small> 										3 0 0 0 0 0 1
<b>Denny Hocking, S</b> (1, 6) <small>OBP: 0.234, SLG: 0.158</small> 										3 0 0 0 0 0 0
<b>Chris Latham, S</b> (1, 7) <small>OBP: 0.182, SLG: 0.143</small> 										3 0 0 0 0 1 0

<b>Inning Stats</b>	R: 0 E: 0 K: 1 S: 8	H: 0 LOB: 0 BB: 0 P: 10	R: 0 E: 0 K: 0 S: 4	H: 0 LOB: 0 BB: 0 P: 5	R: 0 E: 0 K: 0 S: 6	H: 0 LOB: 0 BB: 0 P: 10	R: 0 E: 0 K: 1 S: 9	H: 0 LOB: 0 BB: 0 P: 10	R: 0 E: 0 K: 0 S: 14	H: 1 LOB: 1 BB: 0 P: 19	R: 0 E: 0 K: 1 S: 6	H: 0 LOB: 0 BB: 0 P: 11	R: 0 E: 0 K: 1 S: 14	H: 3 LOB: 2 BB: 0 P: 15	R: 0 E: 0 K: 1 S: 12	H: 0 LOB: 0 BB: 0 P: 15	R: 0 E: 0 K: 0 S: 7	H: 1 LOB: 1 BB: 0 P: 8	1B: 4 2B: 1 3B: 0 HR: 0	SF: 0 SAC: 0 DP: 1 HBP: 0	WP: 0 PB: 0 SB: 1 CS: 0	PA: 31
---------------------	------------------------------	----------------------------------	------------------------------	---------------------------------	------------------------------	----------------------------------	------------------------------	----------------------------------	-------------------------------	----------------------------------	------------------------------	----------------------------------	-------------------------------	----------------------------------	-------------------------------	----------------------------------	------------------------------	---------------------------------	----------------------------------	------------------------------------	----------------------------------	--------

<b>PITCHER</b> <b>Scott Erickson, R</b> (1, 1) <small>ERA: 5.46</small>	IP 9.0	WLS W	BF 31	H 5	R 0	ER 0	SO 5	BB 0	IBB 0	HBP 0	BLK 0	WP 0	HR 0	S 80	P 103	ERA 0.00	WHIP 0.556	<b>PITCHER</b> IP WLS BF H R ER SO BB IBB HBP BLK WP HR S P ERA WHIP
---	--------	-------	-------	-----	-----	------	------	------	-------	-------	-------	------	------	------	-------	----------	------------	---

**BOTTOM**

**Baltimore Orioles @ Minnesota Twins**  
 Hubert H. Humphrey Metrodome, Minneapolis, MN  
 Mon May 11 1998, 8:05 PM EDT  
 Att. 9,317 - Dome - 72 F

[livebaseballscorecards.com](http://livebaseballscorecards.com)

<b>AB</b>	<b>31</b>
<b>R</b>	<b>0</b>
<b>H</b>	<b>5</b>
<b>RBI</b>	<b>0</b>
<b>BB</b>	<b>0</b>
<b>SO</b>	<b>5</b>
<b>LOB</b>	<b>8</b>



Batter	1	2	3	4	5	6	7	8	9	AB R H RBI BB SO LOB
<b>Brady Anderson, L</b> (1, 8) OBP: 0.220, SLG: 0.132	0-3 K		0-0 G6-3 FC1 2B		1-2 G6-3	2-1 P6			0-1 F8	5 1 1 0 0 1 1
<b>Jeffrey Hammonds, R</b> (1, 9) OBP: 0.398, SLG: 0.524	3-2 G3 1B		1-0 G6-3		0-1 1B 1B			1-1 F8	2-2 2B	5 0 3 0 0 0 1
<b>Rafael Palmeiro, L</b> (1, 3) OBP: 0.393, SLG: 0.489	2-1 G3		0-1 FC1		0-0 F7			0-0 F9	0-3 K	5 0 0 0 0 1 3
<b>Harold Baines, L</b> (1, 10) OBP: 0.319, SLG: 0.483			1-0 F8		0-1 FC6-4 1B			0-0 2B		4 0 2 0 0 0 1
<b>Roberto Alomar, S</b> (1, 4) OBP: 0.358, SLG: 0.382					3-2 G3			1-2 F7		4 0 0 0 0 1 3
<b>Cal Ripken Jr., R</b> (1, 5) OBP: 0.342, SLG: 0.374					1-2 2B			1-1 2B 2B		4 2 4 0 0 0 0
<b>B.J. Surhoff, L</b> (1, 7) OBP: 0.324, SLG: 0.466					0-0 F7			1-1 L9		4 1 1 2 0 0 3
<b>23 Chris Hoiles, R</b> (1, 2) OBP: 0.325, SLG: 0.364					4-1 BB			1-2 G4-3		3 0 0 0 1 0 1
<b>Mike Bordick, R</b> (1, 6) OBP: 0.312, SLG: 0.378					1-0 G1-3			0-1 1B		4 0 1 1 0 0 2

Inning Stats	R: 0 E: 0 K: 1 S: 8	H: 1 LOB: 0 BB: 0 P: 13	R: 2 E: 0 K: 1 S: 10	H: 2 LOB: 0 BB: 0 P: 16	R: 1 E: 1 K: 0 S: 8	H: 1 LOB: 1 BB: 0 P: 10	R: 0 E: 0 K: 0 S: 13	H: 1 LOB: 2 BB: 1 P: 22	R: 0 E: 0 K: 0 S: 15	H: 2 LOB: 2 BB: 0 P: 16	R: 1 E: 0 K: 0 S: 11	H: 2 LOB: 1 BB: 0 P: 16	R: 0 E: 0 K: 0 S: 7	H: 1 LOB: 1 BB: 0 P: 9	R: 0 E: 0 K: 0 S: 7	H: 1 LOB: 0 BB: 0 P: 12	R: 0 E: 0 K: 1 S: 12	H: 1 LOB: 1 BB: 0 P: 14	1B: 6 2B: 6 3B: 0 HR: 1	SF: 0 SAC: 0 DP: 1 HBP: 0	WP: 0 PB: 0 SB: 0 CS: 0	PA: 39
--------------	------------------------------	----------------------------------	-------------------------------	----------------------------------	------------------------------	----------------------------------	-------------------------------	----------------------------------	-------------------------------	----------------------------------	-------------------------------	----------------------------------	------------------------------	---------------------------------	------------------------------	----------------------------------	-------------------------------	----------------------------------	----------------------------------	------------------------------------	----------------------------------	--------

PITCHER	IP	WLS	BF	H	R	ER	SO	BB	IBB	HBP	BLK	WP	HR	S	P	ERA	WHIP
<b>LaTroy Hawkins, R</b> (1, 1) ERA: 5.28	7.0	W	32	10	4	3	2	1	0	0	0	0	1	72	102	3.86	1.571
<b>Mike Trombley, R</b> (8, 1) ERA: 1.73	1.0		3	1	0	0	0	0	0	0	0	0	0	7	12	0.00	1.000
<b>Rick Aguilera, R</b> (9, 1) ERA: 4.3	1.0	S	4	1	0	0	1	0	0	0	0	0	0	12	14	0.00	1.000

**TOP**

**Baltimore Orioles @ Minnesota Twins**  
Hubert H. Humphrey Metrodome, Minneapolis, MN

Tue May 12 1998, 8:05 PM EDT  
Att. 8,666 - Dome - 72 F

[livebaseballscorecards.com](http://livebaseballscorecards.com)

<b>AB</b>	<b>38</b>
<b>R</b>	<b>4</b>
<b>H</b>	<b>12</b>
<b>RBI</b>	<b>3</b>
<b>BB</b>	<b>1</b>
<b>SO</b>	<b>3</b>
<b>LOB</b>	<b>15</b>



Batter	1	2	3	4	5	6	7	8	9
Todd Walker, L (1, 4) OBP: 0.400, SLG: 0.519 Denny Hocking, S (8, 4) OBP: 0.229, SLG: 0.154	1-1 G3-1		2-2 1B 2B		0-0 F8		0-0 HR 1B	2-3 K	
Alex Ochoa, R (1, 9) OBP: 0.301, SLG: 0.435	2-1 G6-3		1-1 WP E 1B 2-H		4-0 G4-6-3 BB		0-1 HR 1-H	0-3 K	
Paul Molitor, R (1, 10) OBP: 0.329, SLG: 0.324	0-1 BB 1B		2-1 E9 G4-3 1B 1-H		2-2 G4-6-3 1-2f		4-0 G3 1B BB	1-2 S 1B	
Ron Coomer, R (1, 3) OBP: 0.301, SLG: 0.468	4-1 1B 1-2 BB		2-2 F9		2-1 G4-3		3-2 G3	2-3 K	
Matt Lawton, L (1, 8) OBP: 0.375, SLG: 0.454	2-2 1-3 2-H 1B		0-0 G4-3		0-2 HR		4-2 1B 1B BB		
Marty Cordova, R (1, 7) OBP: 0.333, SLG: 0.311		1-0 L3	0-1 G4-3		0-0 S 2B		1-2 1-2 2-H 1B		
Terry Steinbach, R (1, 2) OBP: 0.396, SLG: 0.372		1-1 1B		1-2 G6-3		4-1 2-3 BB	1-0 1-2 2-3 1B		
Jon Shave, R (1, 5)		0-0 P4		0-1 F8		1-3 K	1-3 K		
Pat Meares, R (1, 6) OBP: 0.336, SLG: 0.458		0-2 L6		0-3 K		0-1 P4	3-1 L5		

AB	R	H	RBI	BB	SO	LOB
4	2	2	0	0	0	0
1	0	0	0	0	1	0
4	2	2	3	1	1	0
4	2	3	0	1	0	1
4	0	0	0	1	1	3
3	1	2	2	1	0	1
4	0	2	1	0	0	1
3	0	2	0	1	0	0
4	0	0	0	0	2	6
4	0	0	0	0	1	6

**BOTTOM**

**Baltimore Orioles @ Minnesota Twins**  
 Hubert H. Humphrey Metrodome, Minneapolis, MN  
 Tue May 12 1998, 8:05 PM EDT  
 Att. 8,666 - Dome - 72 F

[livebaseballscorecards.com](http://livebaseballscorecards.com)

<b>AB</b>	<b>35</b>
<b>R</b>	<b>7</b>
<b>H</b>	<b>13</b>
<b>RBI</b>	<b>6</b>
<b>BB</b>	<b>5</b>
<b>SO</b>	<b>6</b>
<b>LOB</b>	<b>18</b>



1B: 9	SF: 0
2B: 2	SAC: 0
3B: 0	DP: 1
HR: 2	HBP: 0

WP: 1	PA: 40
PB: 0	
SB: 2	
CS: 0	

Inning Stats		R	H	E	K	S	IP	WLS	BF	H	R	ER	SO	BB	IBB	HBP	BLK	WP	HR	S	P	ERA	WHIP
R: 1 H: 2 E: 0 K: 10 S: 10		0	1	0	0	7	0	0	22	6	3	3	1	2	0	0	0	1	0	49	76	5.06	1.500
R: 0 H: 1 E: 0 K: 0 S: 7		0	1	0	0	9	0	0	22	4	3	3	1	1	0	0	0	2	13	18	40.50	7.500	
R: 2 H: 3 E: 1 K: 0 S: 18		0	3	0	0	25	0	0	22	2	1	1	1	2	0	0	0	0	15	32	9.00	4.000	
R: 0 H: 0 E: 0 K: 1 S: 8		0	0	0	1	9	0	0	22	0	0	0	3	0	0	0	0	0	12	17	0.00	1.000	
R: 0 H: 0 E: 0 K: 0 S: 4		0	0	0	0	10	0	0	22	0	0	0	0	0	0	0	0	0	13	18	40.50	7.500	
R: 1 H: 2 E: 0 K: 1 S: 12		0	2	0	1	19	0	0	22	0	2	1	1	0	0	0	0	0	15	32	9.00	4.000	
R: 3 H: 4 E: 0 K: 1 S: 18		0	4	0	2	35	0	0	22	0	3	3	3	0	0	0	0	0	12	17	0.00	1.000	
R: 0 H: 1 E: 0 K: 3 S: 12		0	1	0	0	17	0	0	22	0	1	1	0	0	0	0	0	0	12	17	0.00	1.000	

PITCHER		IP	WLS	BF	H	R	ER	SO	BB	IBB	HBP	BLK	WP	HR	S	P	ERA	WHIP
Scott Kamieniecki, R (1, 1) ERA: 6.1	5.1			22	6	3	3	1	2	0	0	0	1	0	49	76	5.06	1.500
Arthur Rhodes, L (6, 1) ERA: 4.18	0.2	L	7	4	3	3	1	1	0	0	0	0	0	2	13	18	40.50	7.500
Alan Mills, R (7, 1) ERA: 4.5	1.0		7	2	1	1	1	2	0	0	0	0	0	0	15	32	9.00	4.000
Norm Charlton, L (8, 1) ERA: 7.82	1.0		4	1	0	0	3	0	0	0	0	0	0	0	12	17	0.00	1.000

Batter	1	2	3	4	5	6	7	8	9	AB R H RBI BB SO LOB	TOP											
Darren Lewis, R (1, 8) OBP: 0.344, SLG: 0.374	1-1 G6-3		1-1 G1-3		4-2 18 WP BB		2-3 K		0-0 G6-3	4 0 0 0 1 1 1												
18 Reggie Jefferson, S (1, 10) Damon Buford, R (7, PH) OBP: 0.357, SLG: 0.461 OBP: 0.379, SLG: 0.490	2-2 G4-3 2B		0-0 P6		3-3 K		0-3 K			3 0 1 0 0 1 3 1 0 0 0 0 1 0												
Mo Vaughn, L (1, 3) OBP: 0.401, SLG: 0.596	0-1 G4-3			2-3 K		0-1 HR		0-0 F8		4 1 1 1 0 1 1												
Scott Hatteberg, L (1, 2) Jason Varitek, S (8, PH) OBP: 0.337, SLG: 0.415 OBP: 0.364, SLG: 0.408	1-3 K			3-2 L9		0-0 FC4-6 1B		2-2 G6-3 2B		3 0 1 0 0 1 1 1 0 1 0 0 0 0												
Troy O'Leary, L (1, 7) OBP: 0.331, SLG: 0.572			0-1 F9		0-1 G6-3		1-1 F8		0-1 G6-3	4 0 0 0 0 0 2												
Darren Bragg, L (1, 9) OBP: 0.392, SLG: 0.500			1-2 K		0-2 G3		0-2 FC4-6 E 2B		3-3 K	4 1 0 0 0 2 2												
John Valentin, R (1, 5) OBP: 0.314, SLG: 0.359			1-2 G6-3		0-1 1B 2B		2-2 E4 1B 2B		1-1 F9	4 2 2 0 0 0 1												
Mike Benjamin, R (1, 6) Midre Cummings, L (9, PH) OBP: 0.333, SLG: 0.368 OBP: 0.343, SLG: 0.563			0-1 G1-3 G4-3 1B		1-3 K		0-1 2B		2-1 P6	3 0 2 2 0 1 1 1 0 0 0 0 0 0												
Mark Lemke, S (1, 4) OBP: 0.244, SLG: 0.225			1-0 G4-3		1-1 18 WP BB 1B		2-0 F8		2-2 G4-3	4 0 1 1 0 0 2												
<b>Inning Stats</b>	R: 0 E: 0 K: 1 S: 11	H: 1 LOB: 1 BB: 0 P: 15	R: 0 E: 0 K: 1 S: 9	H: 0 LOB: 0 BB: 0 P: 11	R: 0 E: 0 K: 0 S: 6	H: 1 LOB: 1 BB: 0 P: 8	R: 0 E: 0 K: 1 S: 8	H: 0 LOB: 0 BB: 0 P: 13	R: 1 E: 0 K: 2 S: 17	H: 2 LOB: 2 BB: 1 P: 26	R: 3 E: 1 K: 0 S: 16	H: 4 LOB: 1 BB: 0 P: 21	R: 0 E: 0 K: 2 S: 7	H: 0 LOB: 0 BB: 0 P: 9	R: 0 E: 0 K: 1 S: 12	H: 1 LOB: 1 BB: 0 P: 18	R: 0 E: 0 K: 0 S: 6	H: 0 LOB: 0 BB: 0 P: 10	1B: 4 2B: 4 3B: 0 HR: 1	SF: 0 SAC: 0 DP: 0 HBP: 0	WP: 1 PB: 0 SB: 0 CS: 0	PA: 37
<b>PITCHER</b>	IP WLS BF H R ER SO BB IBB HBP BLK WP HR S P ERA WHIP												<b>PITCHER</b>	IP WLS BF H R ER SO BB IBB HBP BLK WP HR S P ERA WHIP								
Brad Radke, R (1, 1) ERA: 3.21	5.2 W 26 8 4 3 5 1 0 0 0 1 1 66 91 4.76 1.588																					
Greg Swindell, L (6, 1) ERA: 4.09	2.0 7 1 0 0 3 0 0 0 0 0 0 18 27 0.00 0.500																					
Hector Carrasco, R (8, 1) ERA: 4.5	0.1 1 0 0 0 0 0 0 0 0 0 0 2 3 0.00 0.000																					
Rick Aguilera, R (9, 1) ERA: 4.13	1.0 S 3 0 0 0 0 0 0 0 0 0 0 6 10 0.00 0.000																					

**Boston Red Sox @ Minnesota Twins**  
 Hubert H. Humphrey Metrodome, Minneapolis, MN  
 Wed May 13 1998, 8:05 PM EDT  
 Att. 9,076 - Dome - 72 F

AB	36
R	4
H	9
RBI	4
BB	1
SO	8
LOB	14



Batter	1	2	3	4	5	6	7	8	9	AB	R	H	RBI	BB	SO	LOB
Todd Walker, L OBP: 0.403, SLG: 0.546 Denny Hocking, S OBP: 0.229, SLG: 0.154	1-0 HR	2-0 P5		0-0 FC3-2 BB			1-2 SF7 1B			4	2	2	1	0	0	3
Brent Gates, S OBP: 0.254, SLG: 0.211	0-2 F9 2B		3-2 G6-4-3 1B	4-2 BB			1 SAFE 2-1 SF7 1-H			2	1	2	2	1	0	0
Paul Molitor, R OBP: 0.321, SLG: 0.315	0-0 F9 2-3		2-0 G6-4-3 1-2f	0-1 G5-3 2-3f			3-2 P3			4	0	0	0	0	0	5
Orlando Merced, S OBP: 0.293, SLG: 0.414 Alex Ochoa, R OBP: 0.293, SLG: 0.423	1-2 G3 CS 2B		0-0 F7		0-0 F9		2-0 G6-3			2	0	1	1	0	0	0
Ron Coomer, R OBP: 0.299, SLG: 0.462	2-2 G3 2-3			0-0 2B 1B	0-0 F8		1-0 G6-3			4	1	1	0	0	0	1
Matt Lawton, L OBP: 0.378, SLG: 0.459	4-0 BB			1-1 1B HBP 2B	2-3 K		1-2 G4-3			3	1	1	0	1	1	0
Marty Cordova, R OBP: 0.330, SLG: 0.308	1-2 CS 3-H	0-2 G4-3		1-2 HBP BB FC3-2 1B		1-0 F9	0-0 G6-3			4	0	1	1	0	0	0
Terry Steinbach, R OBP: 0.404, SLG: 0.409			0-0 HR	4-1 FC3-2 HBP BB BB	1-2 F7					2	2	1	1	1	0	0
Pat Meares, R OBP: 0.336, SLG: 0.451		3-2 G3		3-1 BB FC3-2 HBP	1-3 K					2	0	0	1	0	1	0

Inning Stats	R: 2	H: 3	E: 0	K: 0	S: 16	LOB: 1	BB: 1	P: 25	R: 1	H: 1	E: 0	K: 0	S: 9	LOB: 0	BB: 0	P: 14	R: 0	H: 1	E: 0	K: 0	S: 5	LOB: 0	BB: 0	P: 10	R: 3	H: 3	E: 0	K: 0	S: 14	LOB: 2	BB: 2	P: 27	R: 0	H: 0	E: 0	K: 1	S: 5	LOB: 0	BB: 0	P: 7	R: 0	H: 0	E: 0	K: 1	S: 7	LOB: 0	BB: 0	P: 10	R: 1	H: 1	E: 1	K: 0	S: 10	LOB: 0	BB: 0	P: 18	R: 0	H: 0	E: 0	K: 0	S: 5	LOB: 0	BB: 0	P: 7
--------------	------	------	------	------	-------	--------	-------	-------	------	------	------	------	------	--------	-------	-------	------	------	------	------	------	--------	-------	-------	------	------	------	------	-------	--------	-------	-------	------	------	------	------	------	--------	-------	------	------	------	------	------	------	--------	-------	-------	------	------	------	------	-------	--------	-------	-------	------	------	------	------	------	--------	-------	------

PITCHER	IP	WLS	BF	H	R	ER	SO	BB	IBB	HBP	BLK	WP	HR	S	P	ERA	WHIP
Bret Saberhagen, R ERA: 4.37	(1, 1)	3.0	L	18	8	6	6	0	2	0	0	0	2	38	66	18.00	3.333
Ron Mahay, L	(4, 1)	3.1		11	1	1	0	2	1	0	0	0	0	24	36	0.00	0.600
Jim Corsi, R	(7, 1)	0.2		2	0	0	0	0	0	0	0	0	0	4	9	0.00	0.000
Dennis Eckersley, R ERA: 9.24	(8, 1)	1.0		3	0	0	0	0	0	0	0	0	0	5	7	0.00	0.000

**BOTTOM**

**Boston Red Sox @ Minnesota Twins**  
Hubert H. Humphrey Metrodome, Minneapolis, MN

Wed May 13 1998, 8:05 PM EDT  
Att. 9,076 - Dome - 72 F

[livebaseballscorecards.com](http://livebaseballscorecards.com)

<b>AB</b>	<b>29</b>
<b>R</b>	<b>7</b>
<b>H</b>	<b>9</b>
<b>RBI</b>	<b>7</b>
<b>BB</b>	<b>3</b>
<b>SO</b>	<b>2</b>
<b>LOB</b>	<b>9</b>



WP	HR	S	P	ERA	WHIP
0	0	0	0	0	0

Batter	1	2	3	4	5	6	7	8	9	10	11	12	AB R H RBI BB SO LOB	TOP																	
Darren Lewis, R OBP: 0.346, SLG: 0.378 (1, 8) (9, 9)	1-0 B1-3		1 SAFE 1-2 1-2 2B			1-3 K		4-2 S BB		X 0-0 G6-3			4 0 1 0 1 1 0																		
18 Reggie Jefferson, S OBP: 0.366, SLG: 0.473 Jim Leyritz, R OBP: 0.409, SLG: 0.589 (1, 10) (8, PH)	1-0 2B		2-3 K			4-2 1B BB		2-3 SAFE SAFE K		X 0-0 G5-3			2 0 1 0 1 1 1 2 0 0 0 0 1 1																		
Mo Vaughn, L OBP: 0.395, SLG: 0.584 (1, 3) (8, PH)	1-1 F8		3-3 K			2-0 G6-3 1B		1-3 K		S 1-1 F9			5 0 1 0 0 2 3																		
Scott Hatteberg, L OBP: 0.327, SLG: 0.402 Jason Varitek, S OBP: 0.366, SLG: 0.400 (1, 2) (8, PH) (8, 2)	2-2 F7					2-0 G1-3		4-0 1-2 IBB G6-3		SAFE P6			3 0 0 0 0 0 3 1 0 0 0 1 0 0																		
Troy O'Leary, L OBP: 0.333, SLG: 0.587 (1, 7)		3-1 HR				2-1 G6-4-3 1B		2-1 G3		3-2 L4			5 1 2 1 0 1 2																		
Midre Cummings, L OBP: 0.316, SLG: 0.514 Damon Buford, R OBP: 0.383, SLG: 0.528 (1, 9) (9, PH) (9, 8)		1-3 K				0-1 G6-4-3		0-1 G1-3		2-1 3B			3 0 0 0 0 1 1 2 0 1 0 0 0 0																		
John Valentin, R OBP: 0.313, SLG: 0.357 Lou Merloni, R OBP: 0.143, SLG: 0.143 (1, 5) (4, 5)		1-3 K				0-2 G4-3		0-1 1B 1B		1-3 K			1 0 0 0 0 1 0 4 0 1 0 0 1 1	AB 42 R 1 H 9 RBI 1 BB 3 SO 12 LOB 16																	
Mike Benjamin, R OBP: 0.323, SLG: 0.355 (1, 6)		0-3 K				2-1 G6-3		2-2 1B 1B		3-3 K			5 0 1 0 0 2 1																		
Mark Lemke, S OBP: 0.241, SLG: 0.224 (1, 4)			0-1 CS 1B			1-2 G6-3		0-1 G3-1		1-3 K			5 0 1 0 0 1 3																		
<b>Inning Stats</b>	R: 0 E: 0 K: 0 S: 8	H: 1 LOB: 1 BB: 0 P: 13	R: 1 E: 0 K: 3 S: 12	H: 1 LOB: 0 BB: 0 P: 17	R: 0 E: 0 K: 2 S: 11	H: 2 LOB: 1 BB: 0 P: 17	R: 0 E: 0 K: 0 S: 5	H: 1 LOB: 0 BB: 0 P: 9	R: 0 E: 0 K: 1 S: 10	H: 0 LOB: 0 BB: 0 P: 13	R: 0 E: 0 K: 1 S: 7	H: 1 LOB: 1 BB: 1 P: 16	R: 0 E: 0 K: 1 S: 12	H: 2 LOB: 2 BB: 0 P: 16	R: 0 E: 0 K: 2 S: 12	H: 0 LOB: 2 BB: 2 P: 26	R: 0 E: 0 K: 3 S: 12	H: 1 LOB: 1 BB: 0 P: 19	R: 0 E: 0 K: 0 S: 4	H: 0 LOB: 0 BB: 0 P: 5	R: 0 E: 0 K: 1 S: 10	H: 0 LOB: 0 BB: 0 P: 15	R: 0 E: 0 K: 0 S: 10	H: 0 LOB: 0 BB: 0 P: 16	1B: 5 2B: 2 3B: 1 HR: 1	SF: 0 SAC: 0 DP: 2 HBP: 0	WP: 0 PB: 0 SB: 1 CS: 1	PA: 45			
<b>PITCHER</b>	IP WLS BF H R ER SO BB IBB HBP BLK WP HR S P ERA WHIP																														
Mike Morgan, R ERA: 3.51 (1, 1)	7.0	27	8	1	1	6	1	0	0	0	0	0	0	0	101	1.29	1.286														
Eddie Guardado, L ERA: 2.81 (8, 1)	1.0	5	0	0	0	2	1	1	0	0	0	0	0	12	26	0.00	1.000														
Dan Naulty, R ERA: 5.4 (9, 1)	3.0	10	1	0	0	4	0	0	0	0	0	0	0	26	39	0.00	0.333														
Mike Trombley, R ERA: 1.67 (12, 1)	1.0	W 3	0	0	0	0	0	0	0	0	0	0	0	10	16	0.00	0.000														

**Boston Red Sox @ Minnesota Twins**  
 Hubert H. Humphrey Metrodome, Minneapolis, MN  
 Thu May 14 1998, 4:33 AM EDT  
 Att. 12,121 - Dome - 72 F

livebaseballscorecards.com



Batter	1	2	3	4	5	6	7	8	9	10	11	12	AB R H RBI BB SO LOB
Todd Walker, L OBP: 0.395, SLG: 0.531 (1, 4)	1-3 K		0-3 K		1-0 2-H 1B			1-2 G4-3		0-0 G6-3			5 0 1 1 0 2 1
Brent Gates, S OBP: 0.236, SLG: 0.194 (1, 5)	2-2 F7		1-2 G6-3		3-0 SAFE F8			3-2 P5		0-1 G6-3			5 0 0 0 0 0 2
Paul Molitor, R OBP: 0.324, SLG: 0.331 (1, 10)	0-2 2B			1-3 K		1-0 F8 2B		0-1 G6-3		0-0 G5-3			5 0 2 0 0 1 0
Orlando Merced, S OBP: 0.300, SLG: 0.413 (1, 9)	2-2 F7			2-0 1B		0-0 F8			1-3 K		0-0 1B E 1B		5 0 2 0 0 1 2 0 1 0 0 0 0 0
Denny Hocking, S OBP: 0.229, SLG: 0.154 (12, PR)						2-3							
Ron Coomer, R OBP: 0.296, SLG: 0.453 (1, 3)		2-3 K		0-1 F9		1-3 K		1-2 F8		1-2 F8		2-1 SAFE 1B IBB 1B	5 0 1 0 0 2 2
Matt Lawton, L OBP: 0.373, SLG: 0.444 (1, 8)		0-2 G6-3		SAFE SAFE K		3-3 K		1-0 G3				4-0 1B IBB	4 0 0 0 1 2 2
Alex Ochoa, R OBP: 0.288, SLG: 0.408 (1, 7)		0-0 CS 1B			0-3 K		2-1 F9			1-2 G5-3		2-3 K	5 0 1 0 0 2 3
Javier Valentin, S OBP: 0.260, SLG: 0.404 (1, 2)		1-1 CS	1-3 K		1-1 F8		0-3 K			0-1 G6-3		1-3 K	4 0 0 0 0 2 0 1 0 0 0 0 1 3
Terry Steinbach, R OBP: 0.400, SLG: 0.404 (12, PH)													
Pat Meares, R OBP: 0.345, SLG: 0.460 (1, 6)			4-2 S BB		3-2 1B 2B		2-3 K			3-2 F8		3-2 1B	4 1 2 1 1 1 0

Inning Stats	R: 0	H: 1	E: 0	K: 1	S: 14	R: 0	H: 1	E: 0	K: 1	S: 12	R: 0	H: 0	E: 0	K: 2	S: 14	R: 0	H: 1	E: 0	K: 2	S: 10	R: 0	H: 1	E: 0	K: 1	S: 10	R: 0	H: 2	E: 0	K: 1	S: 10	R: 0	H: 0	E: 0	K: 2	S: 8	R: 0	H: 0	E: 0	K: 0	S: 9	R: 0	H: 0	E: 0	K: 0	S: 9	R: 0	H: 0	E: 0	K: 1	S: 7	R: 0	H: 0	E: 0	K: 0	S: 10	R: 0	H: 0	E: 0	K: 0	S: 4	R: 1	H: 3	E: 1	K: 2	S: 14	1B: 6	2B: 3	3B: 0	HR: 0	SF: 0	SAC: 0	DP: 0	HBP: 0	WP: 0	PA: 46
--------------	------	------	------	------	-------	------	------	------	------	-------	------	------	------	------	-------	------	------	------	------	-------	------	------	------	------	-------	------	------	------	------	-------	------	------	------	------	------	------	------	------	------	------	------	------	------	------	------	------	------	------	------	------	------	------	------	------	-------	------	------	------	------	------	------	------	------	------	-------	-------	-------	-------	-------	-------	--------	-------	--------	-------	--------

PITCHER	IP	WLS	BF	H	R	ER	SO	BB	IBB	HBP	BLK	WP	HR	S	P	ERA	WHIP
Pedro Martinez, R ERA: 1.79 (1, 1)	8.0		30	6	1	1	11	1	0	0	0	0	0	86	126	1.12	0.875
Tom Gordon, R ERA: 1.57 (9, 1)	3.0		9	0	0	0	1	0	0	0	0	0	0	21	28	0.00	0.000
John Wasdin, R ERA: 6.3 (12, 1)	0.2	L	6	3	1	1	2	0	1	0	0	0	0	14	26	13.50	4.500


**BOTTOM**

**Boston Red Sox @ Minnesota Twins**  
 Hubert H. Humphrey Metrodome, Minneapolis, MN

Thu May 14 1998, 4:33 AM EDT  
 Att. 12,121 - Dome - 72 F

livebaseballscorecards.com

AB	43
R	2
H	9
RBI	2
BB	2
SO	14
LOB	15



Batter	1	2	3	4	5	6	7	8	9	AB R H RBI BB SO LOB	TOP											
<b>Pat Meares, R</b> OBP: 0.347, SLG: 0.458 (1, 6) C F B B B X	3-2 2B SF8 1B		2-3 1 SAFE 1 SAFE C F B B B X 1 SAFE	1-0 BB FC4 2-3 1B	1-3 K			1-2 G3-1		5 1 2 0 0 2 3												
<b>Matt Lawton, L</b> OBP: 0.373, SLG: 0.450 (1, 8) B F F X	1-2 1B 2B		3-2 G3-1 1-3	3-2 FC4 BB 2-3 1B		0-0 G6-4-3 1B		1-1 F7		5 1 2 1 0 0 2												
<b>Paul Molitor, R</b> OBP: 0.320, SLG: 0.325 (1, 10) B C F X	1-2 SF8 3-H		4-2 2B BB	0-0 L7		0-1 G6-4-3 1-2f		0-1 P6		3 1 0 1 1 0 3												
<b>Marty Cordova, R</b> OBP: 0.344, SLG: 0.329 (1, 7) B B F F X	3-2 G5-4-3 2-H 1B		0-1 HR 2B	4-1 BB		1-2 G4-3		2-3 K		4 1 2 3 1 1 0												
<b>Ron Coomer, R</b> OBP: 0.293, SLG: 0.464 (1, 3) 1 SAFE X	0-0 G5-4-3 1-2f		2-0 HR	0-3 K			1-1 G5-3	0-1 G4-3		5 1 1 2 0 1 4												
<b>Alex Ochoa, R</b> OBP: 0.298, SLG: 0.405 (1, 9) B B T F X		2-2 G4-3	4-0 FC6-4 BB		2-1 G6-4-3 1B		0-0 G5-3			3 0 1 0 1 0 0												
<b>Terry Steinbach, R</b> OBP: 0.395, SLG: 0.398 (1, 2) B B B T X		3-2 L7	1 SAFE 0-0 FC6-4 1-2f		0-0 G6-4-3 1-2f		1-0 1B			4 0 1 0 0 0 2												
<b>Jon Shave, R</b> OBP: 0.250, SLG: 0.250 (1, 5) B B B T X		3-2 G5-3		0-1 1B FC4 1B		1-2 1B	2-1 L7			4 1 2 0 0 0 1												
<b>Denny Hocking, S</b> OBP: 0.250, SLG: 0.167 (1, 4) C C C F B B			4-2 G3-1 S 2B BB	1 SAFE 1 SAFE C F B B X	1-3 K	0-0 1B		1-2 G1-3		3 1 1 0 1 1 1												
<b>Inning Stats</b>	R: 2 E: 0 K: 0 S: 13	H: 3 LOB: 0 BB: 0 P: 21	R: 0 E: 0 K: 0 S: 9	H: 0 LOB: 0 BB: 0 P: 17	R: 4 E: 0 K: 1 S: 16	H: 2 LOB: 1 BB: 3 P: 35	R: 1 E: 0 K: 2 S: 16	H: 2 LOB: 3 BB: 1 P: 25	R: 0 E: 0 K: 1 S: 11	H: 3 LOB: 2 BB: 0 P: 15	R: 0 E: 0 K: 0 S: 6	H: 1 LOB: 0 BB: 0 P: 7	R: 0 E: 0 K: 0 S: 6	H: 1 LOB: 1 BB: 0 P: 10	R: 0 E: 0 K: 0 S: 9	H: 0 LOB: 0 BB: 0 P: 12	R: 0 E: 0 K: 1 S: 8	H: 0 LOB: 0 BB: 0 P: 10	1B: 9 2B: 2 3B: 0 HR: 1	SF: 1 SAC: 0 DP: 3 HBP: 0	WP: 0 PB: 0 SB: 2 CS: 0	PA: 41
<b>PITCHER</b> Andy Pettitte, L ERA: 4.42 Jeff Nelson, R ERA: 3.74	IP 7.0 2.0	WLS L	BF 35 6	H 12 0	R 7 0	ER 7 0	SO 4 1	BB 4 0	IBB 0 0	HBP 0 0	BLK 0 0	WP 0 0	HR 1 0	S 77 17	P 130 22	ERA 9.00 0.00	WHIP 2.286 0.000					

**Minnesota Twins @ New York Yankees**  
Yankee Stadium, Bronx, NY  
Fri May 15 1998, 7:05 PM EDT  
Att. 31,272 - Unknown - 75 F

[livebaseballscorecards.com](http://livebaseballscorecards.com)

<b>AB</b>	36
<b>R</b>	7
<b>H</b>	12
<b>RBI</b>	7
<b>BB</b>	4
<b>SO</b>	5
<b>LOB</b>	16





Batter	1	2	3	4	5	6	7	8	9	AB	R	H	RBI	BB	SO	LOB
<b>Chuck Knoblauch, R</b> (1, 4) <small>OBP: 0.353, SLG: 0.329</small>	2-2 <b>F7</b>	2-2 <b>F9</b>		2-1 <b>L4</b>		3-1 <b>G5-3</b>			2-2 <b>P3</b>	5	0	0	0	0	0	3
<b>2 Derek Jeter, R</b> (1, 6) <small>OBP: 0.369, SLG: 0.516</small>	3-2 <b>F8</b>	0-0 <b>1B</b>		0-0 <b>F8</b>			0-1 <b>HR</b>		1-2 <b>F9</b>	5	1	2	2	0	0	1
<b>Paul O'Neill, L</b> (1, 9) <small>OBP: 0.369, SLG: 0.467</small>	1-2 <b>1B</b>	2-2 <b>F8</b>			1-2 <b>F7</b>		0-2 <b>G4-3</b>		1-2 <b>G4-3</b>	5	0	1	0	0	0	2
<b>Bernie Williams, S</b> (1, 8) <small>OBP: 0.420, SLG: 0.466</small>	1-1 <b>F9</b>		1-2 <b>G1-3</b>		0-1 <b>L7</b>		2-0 <b>F8</b>			4	0	0	0	0	0	1
<b>Tino Martinez, L</b> (1, 3) <small>OBP: 0.405, SLG: 0.552</small>		1-0 <b>2B</b>	1-1 <b>2B</b>		1-0 <b>G3-1</b>		3-2 <b>F7</b>			4	1	2	0	0	0	0
<b>Tim Lincecum, S</b> (1, 10) <small>OBP: 0.348, SLG: 0.451</small>		3-1 <b>P4</b>	0-2 <b>P5</b>			3-2 <b>HR</b>		1-3 <b>K</b>		4	1	1	0	0	1	2
<b>Chad Curtis, R</b> (1, 7) <small>OBP: 0.459, SLG: 0.521</small>		4-2 <b>2B</b>	3-1 <b>F8</b>			1-1 <b>HR</b>		2-2 <b>F9</b>		3	2	1	2	1	0	1
<b>Scott Brosius, R</b> (1, 5) <small>OBP: 0.399, SLG: 0.439</small>		1-1 <b>F9</b>		2-2 <b>L4</b>		4-2 <b>CS</b>		2-2 <b>1B</b>		3	1	3	2	1	0	0
<b>Joe Girardi, R</b> (1, 2) <b>20 Jorge Posada, S</b> (8, PH) <small>OBP: 0.250, SLG: 0.262</small> <small>OBP: 0.337, SLG: 0.533</small>		4-0 <b>2B</b>		2-1 <b>G6-3</b>		0-3 <b>K</b>		0-2 <b>F8</b>		2	0	0	0	1	1	2
						1-2 <b>K</b>				1	0	0	0	0	0	1

Inning Stats	R: 0	H: 1	E: 0	K: 0	S: 12	R: 3	H: 3	E: 0	K: 0	S: 17	R: 0	H: 1	E: 0	K: 0	S: 11	R: 0	H: 1	E: 0	K: 0	S: 9	R: 0	H: 0	E: 0	K: 0	S: 6	R: 2	H: 2	E: 0	K: 1	S: 14	R: 1	H: 1	E: 0	K: 0	S: 12	R: 0	H: 1	E: 0	K: 1	S: 13	R: 0	H: 0	E: 0	K: 0	S: 14	1B: 4	SF: 0	2B: 4	SAC: 0	3B: 0	DP: 0	HR: 2	HBP: 0	WP: 0	PA: 39
--------------	------	------	------	------	-------	------	------	------	------	-------	------	------	------	------	-------	------	------	------	------	------	------	------	------	------	------	------	------	------	------	-------	------	------	------	------	-------	------	------	------	------	-------	------	------	------	------	-------	-------	-------	-------	--------	-------	-------	-------	--------	-------	--------

PITCHER	IP	WLS	BF	H	R	ER	SO	BB	IBB	HBP	BLK	WP	HR	S	P	ERA	WHIP
<b>Eric Milton, L</b> (1, 1) <small>ERA: 5.0</small>	5.0		25	8	5	5	0	2	0	0	0	0	1	61	102	9.00	2.000
<b>Mike Trombley, R</b> (6, 1) <small>ERA: 1.93</small>	1.0		4	1	1	1	1	1	0	0	0	0	1	10	17	9.00	2.000
<b>Greg Swindell, L</b> (7, 1) <small>ERA: 3.75</small>	2.0		7	1	0	0	1	0	0	0	0	0	0	23	32	0.00	0.500
<b>Rick Aguilera, R</b> (9, 1) <small>ERA: 3.96</small>	1.0	S	3	0	0	0	0	0	0	0	0	0	0	14	18	0.00	0.000

**BOTTOM**

**Minnesota Twins @ New York Yankees**  
 Yankee Stadium, Bronx, NY  
 Fri May 15 1998, 7:05 PM EDT  
 Att: 31,272 - Unknown - 75 F

[livebaseballscorecards.com](http://livebaseballscorecards.com)

<b>AB</b>	<b>36</b>
<b>R</b>	<b>6</b>
<b>H</b>	<b>10</b>
<b>RBI</b>	<b>6</b>
<b>BB</b>	<b>3</b>
<b>SO</b>	<b>2</b>
<b>LOB</b>	<b>13</b>



Batter	1	2	3	4	5	6	7	8	9	AB R H RBI BB SO LOB	TOP											
Todd Walker, L (1, 4) OBP: 0.391, SLG: 0.521	0-0 F8			1-0 F7		0-2 G1-5-3		0-0 FC6-4 1B		4 0 1 0 0 0 0												
Pat Meares, R (1, 6) OBP: 0.338, SLG: 0.444	2-0 F7			3-2 F9		1-2 G6-3		1-2 FC6-4 1-2f		4 0 0 0 0 0 1												
Matt Lawton, L (1, 8) OBP: 0.370, SLG: 0.444	0-0 F7			0-0 G1-3			0-0 E G6-4-3 1B		1-0 G4-3	4 1 1 0 0 0 0												
Marty Cordova, R (1, 7) OBP: 0.350, SLG: 0.337		1-0 G4-3			1-1 E G4-3 1B		0-0 G6-4-3 E 1B		1-3 K	4 1 2 0 0 1 0												
Orlando Merced, S (1, 3) OBP: 0.286, SLG: 0.392		2-2 G1-3			0-0 E4 G4-3 1-3		1-0 E4 G6-4-3		2-2 G3	4 0 0 0 0 0 3												
Ron Coomer, R (1, 10) OBP: 0.288, SLG: 0.455		2-1 G5-3			0-1 G4-3		1-0 G6-4-3			3 0 0 1 0 0 3												
Terry Steinbach, R (1, 2) OBP: 0.385, SLG: 0.385			0-0 P3		0-1 G5-3		1-3 K			3 0 0 0 0 1 2												
Jon Shave, R (1, 5) OBP: 0.182, SLG: 0.182			0-1 G5-3		2-2 G6-3			3-1 F9		3 0 0 0 0 0 1												
Chris Latham, S (1, 9) OBP: 0.160, SLG: 0.125			1-3 K			0-0 G4-3		2-1 F8		3 0 0 0 0 1 0												
<b>Inning Stats</b>	R: 0 E: 0 K: 0 S: 3	H: 0 LOB: 0 BB: 0 P: 5	R: 0 E: 0 K: 0 S: 6	H: 0 LOB: 0 BB: 0 P: 11	R: 0 E: 0 K: 1 S: 6	H: 0 LOB: 0 BB: 0 P: 7	R: 0 E: 0 K: 0 S: 7	H: 0 LOB: 0 BB: 0 P: 11	R: 1 E: 1 K: 0 S: 10	H: 1 LOB: 1 BB: 0 P: 13	R: 0 E: 0 K: 0 S: 7	H: 0 LOB: 0 BB: 0 P: 8	R: 1 E: 1 K: 1 S: 7	H: 2 LOB: 1 BB: 0 P: 10	R: 0 E: 0 K: 0 S: 8	H: 1 LOB: 1 BB: 0 P: 14	R: 0 E: 0 K: 1 S: 8	H: 0 LOB: 0 BB: 0 P: 12	1B: 4 2B: 0 3B: 0 HR: 0	SF: 0 SAC: 0 DP: 1 HBP: 0	WP: 0 PB: 0 SB: 0 CS: 0	PA: 32
<b>PITCHER</b>	IP WLS BF H R ER SO BB IBB HBP BLK WP HR S P ERA WHIP																					
Ramiro Mendoza, R (1, 1) ERA: 3.49	8.0 W 29 4 2 1 2 0 0 0 0 0 0 0 54 79 1.12 0.500																					
42 Mariano Rivera, R (9, 1) ERA: 0.64	1.0 S 3 0 0 0 1 0 0 0 0 0 0 0 8 12 0.00 0.000																					

Minnesota Twins @ New York Yankees  
 Yankee Stadium, Bronx, NY  
 Sat May 16 1998, 3:33 AM EDT  
 Att. 35,137 - Sunny - 78 F

[livebaseballscorecards.com](http://livebaseballscorecards.com)

AB	32
R	2
H	4
RBI	1
BB	0
SO	3
LOB	10



Batter	1	2	3	4	5	6	7	8	9	AB R H RBI BB SO LOB
Chuck Knoblauch, R OBP: 0.354, SLG: 0.327 (1, 4)	P6	G4-6-3		F9		2 1B BB		1B		4 0 1 0 1 0 2
2 Derek Jeter, R OBP: 0.382, SLG: 0.531 (1, 6)	1B E 1B		G1-6-3 1B		E7 1B	G6-4-3 1B		G4-3		5 3 4 2 0 0 1
Paul O'Neill, L OBP: 0.392, SLG: 0.468 (1, 9)	E 1B		G1-6-3 1B		G1-3	G6-4-3				4 0 2 0 0 0 3
Tino Martinez, L OBP: 0.414, SLG: 0.558 (1, 3)	1B		G1-6-3		FC1-6 1B		1B			4 0 3 1 0 0 1
Bernie Williams, S OBP: 0.416, SLG: 0.467 (1, 8)	E3		2B		FC1-6		F8			4 0 1 0 0 0 4
Darryl Strawberry, L OBP: 0.374, SLG: 0.615 (1, 10)	K		G5-3		G4-3		K			4 0 0 0 0 2 6
Chad Curtis, R OBP: 0.444, SLG: 0.500 (1, 7)	F8			G5-3		K FC5 20 BB	F9			4 0 0 0 0 1 4
20 Jorge Posada, S OBP: 0.345, SLG: 0.526 (1, 2)		G4-6-3 1B		F8		BB 2 1B BB	G3-1			3 1 1 0 1 0 0
Scott Brosius, R OBP: 0.394, SLG: 0.429 (1, 5)		P4		BB		FC5 2 1B BB	K			3 1 0 0 1 1 3

Inning Stats	R: 1	H: 3	E: 1	K: 1	S: 18	R: 0	H: 1	E: 0	K: 0	S: 7	R: 1	H: 3	E: 0	K: 0	S: 13	R: 0	H: 0	E: 0	K: 0	S: 5	R: 1	H: 2	E: 1	K: 0	S: 11	R: 2	H: 1	E: 0	K: 1	S: 13	R: 0	H: 1	E: 0	K: 1	S: 9	R: 0	H: 1	E: 0	K: 1	S: 11	1B: 10	2B: 2	3B: 0	HR: 0	SF: 0	SAC: 0	DP: 3	HBP: 0	WP: 1	PB: 0	SB: 0	CS: 0
	LOB: 3	BB: 0	P: 20	LOB: 0	BB: 11	LOB: 1	BB: 0	LOB: 1	BB: 1	P: 18	LOB: 0	LOB: 1	BB: 1	LOB: 1	BB: 0	P: 15	LOB: 1	LOB: 1	BB: 2	P: 22	LOB: 1	LOB: 1	BB: 0	LOB: 1	BB: 0	P: 15	LOB: 1	LOB: 1	BB: 0	LOB: 1	BB: 0	P: 15	1B: 10	2B: 2	3B: 0	HR: 0	SF: 0	SAC: 0	DP: 3	HBP: 0	WP: 1	PB: 0	SB: 0	CS: 0								

PITCHER	IP	WLS	BF	H	R	ER	SO	BB	IBB	HBP	BLK	WP	HR	S	P	ERA	WHIP
Bob Tewksbury, R ERA: 3.82 (1, 1)	5.1	L	29	10	5	4	2	3	0	0	0	1	0	66	96	6.75	2.438
Eddie Guardado, L ERA: 2.6 (6, 1)	1.1		4	1	0	0	1	0	0	0	0	0	0	7	11	0.00	0.750
Hector Carrasco, R ERA: 4.05 (7, 1)	1.1		5	1	0	0	1	0	0	0	0	0	0	14	19	0.00	0.750

**BOTTOM**

**Minnesota Twins @ New York Yankees**  
 Yankee Stadium, Bronx, NY  
 Sat May 16 1998, 3:33 AM EDT  
 Att. 35,137 - Sunny - 78 F

[livebaseballscorecards.com](http://livebaseballscorecards.com)

<b>AB</b>	<b>35</b>
<b>R</b>	<b>5</b>
<b>H</b>	<b>12</b>
<b>RBI</b>	<b>3</b>
<b>BB</b>	<b>3</b>
<b>SO</b>	<b>4</b>
<b>LOB</b>	<b>24</b>



WP	PA	ERA	WHIP
1	38		

Batter	1	2	3	4	5	6	7	8	9	AB R H RBI BB SO LOB	TOP									
<b>Matt Lawton, L</b> (1, 8) OBP: 0.364, SLG: 0.435	2-1 F7			3-1 P6			2-0 F8			3 0 0 0 0 0 0	<b>Minnesota Twins @ New York Yankees</b> Yankee Stadium, Bronx, NY Sun May 17 1998, 3:33 AM EDT Att. 49,820 - Cloudy - 59 F									
<b>Brent Gates, S</b> (1, 4) OBP: 0.227, SLG: 0.185	0-2 P8			0-3 K			3-2 G3			3 0 0 0 0 1 0										
<b>Paul Molitor, R</b> (1, 10) OBP: 0.315, SLG: 0.319	0-0 G4-3			1-2 F7			3-3 K			3 0 0 0 0 1 0										
<b>Marty Cordova, R</b> (1, 7) OBP: 0.340, SLG: 0.326		1-2 G1-3			0-3 K		2-1 G6-3			3 0 0 0 0 1 0										
<b>Ron Coomer, R</b> (1, 3) OBP: 0.262, SLG: 0.447		2-3 K			1-3 K2-3		2-1 G4-3			3 0 0 0 0 2 0										
<b>Alex Ochoa, R</b> (1, 9) OBP: 0.267, SLG: 0.390		1-1 P2			2-2 G4-3		2-1 P3			3 0 0 0 0 0 0										
<b>Jon Shave, R</b> (1, 5) OBP: 0.143, SLG: 0.143			2-3 K			1-2 K		2-2 P9		3 0 0 0 0 2 0										
<b>Javier Valentin, S</b> (1, 2) OBP: 0.245, SLG: 0.380			3-3 K			1-3 K		1-3 K		3 0 0 0 0 3 0										
<b>Pat Meares, R</b> (1, 6) OBP: 0.331, SLG: 0.435			2-3 K			2-1 F8		0-1 F9		3 0 0 0 0 1 0										
<b>Inning Stats</b>	R: 0 E: 0 K: 0 S: 7	H: 0 LOB: 0 BB: 0 P: 9	R: 0 E: 0 K: 1 S: 9	H: 0 LOB: 0 BB: 0 P: 13	R: 0 E: 0 K: 3 S: 12	H: 0 LOB: 0 BB: 0 P: 19	R: 0 E: 0 K: 1 S: 11	H: 0 LOB: 0 BB: 0 P: 15	R: 0 E: 0 K: 2 S: 8	H: 0 LOB: 0 BB: 0 P: 12	R: 0 E: 0 K: 1 S: 7	H: 0 LOB: 0 BB: 0 P: 15	R: 0 E: 0 K: 0 S: 6	H: 0 LOB: 0 BB: 0 P: 12	R: 0 E: 0 K: 1 S: 10	H: 0 LOB: 0 BB: 0 P: 13	1B: 0 2B: 0 3B: 0 HR: 0	SF: 0 SAC: 0 DP: 0 HBP: 0	WP: 0 PB: 0 SB: 0 CS: 0	PA: 27
<b>PITCHER</b> <b>David Wells, L</b> (1, 1) ERA: 4.45	IP: 9.0 WLS: W BF: 27 H: 0 R: 0 ER: 0 SO: 11 BB: 0 IBB: 0 HBP: 0 BLK: 0 WP: 0 HR: 0 S: 79 P: 120 ERA: 0.00 WHIP: 0.000																			
<b>PITCHER</b>	IP	WLS	BF	H	R	ER	SO	BB	IBB	HBP	BLK	WP	HR	S	P	ERA	WHIP			

livebaseballscores.com

<b>AB</b>	27
<b>R</b>	0
<b>H</b>	0
<b>RBI</b>	0
<b>BB</b>	0
<b>SO</b>	11
<b>LOB</b>	0





Batter	1	2	3	4	5	6	7	8	9	AB R H RBI BB SO LOB	TOP																								
<b>Brian Hunter, R</b> OBP: 0.322, SLG: 0.367 (1, 8)	3-2 L7		0-0 F9		1-2 G6-3			0-2 P4		4 0 0 0 0 0 1																									
<b>Bip Roberts, S</b> OBP: 0.354, SLG: 0.241 (1, 10)	0-0 F7		1-1 G5-3			0-1 G6-3		0-0 G5-3		4 0 0 0 0 0 1																									
<b>Bobby Higginson, L</b> OBP: 0.414, SLG: 0.538 (1, 9)	3-2 G3			2-1 G3-1		0-2 G4-3		1-0 G4-3		4 0 0 0 0 0 1																									
<b>Tony Clark, S</b> OBP: 0.313, SLG: 0.366 (1, 3)		2-3 K		2-1 2B G6-3 1B		4-2 BB		3-2 E6		3 1 1 0 1 1 0																									
<b>Luis Gonzalez, L</b> OBP: 0.364, SLG: 0.493 (1, 7)		3-2 HR		0-1 G6-3 1-3 2B		3-1 F8		0-0 F7		4 1 2 1 0 0 2																									
<b>Damion Easley, R</b> OBP: 0.406, SLG: 0.615 (1, 4)		0-2 WP 3B		0-1 G6-3			0-1 P6		1-1 G6-3	4 1 1 1 0 0 2																									
<b>Joe Randa, R</b> OBP: 0.318, SLG: 0.320 (1, 5)		0-1 P4		2-3 3-H K		1-2 G4-3		1-2 G4-3		4 0 0 0 0 1 3																									
<b>Paul Bako, L</b> OBP: 0.364, SLG: 0.464 (1, 2)		3-2 G3			2-2 F8		2-2 F9			3 0 0 0 0 0 0																									
<b>Deivi Cruz, R</b> OBP: 0.281, SLG: 0.371 (1, 6)			0-1 G1-3		1-0 P4			0-2 G5-3 1B		3 0 1 0 0 0 0																									
<b>Inning Stats</b>	R: 0 E: 0 K: 0 S: 8 H: 0 LOB: 0 BB: 0 P: 14	R: 2 E: 0 K: 1 S: 14 H: 2 LOB: 0 BB: 0 P: 22	R: 0 E: 0 K: 0 S: 5 H: 0 LOB: 0 BB: 0 P: 6	R: 1 E: 0 K: 1 S: 11 H: 2 LOB: 1 BB: 0 P: 17	R: 0 E: 0 K: 0 S: 7 H: 0 LOB: 0 BB: 0 P: 11	R: 0 E: 0 K: 0 S: 9 H: 0 LOB: 1 BB: 1 P: 16	R: 0 E: 0 K: 0 S: 13 H: 0 LOB: 0 BB: 0 P: 16	R: 0 E: 0 K: 0 S: 8 H: 1 LOB: 1 BB: 0 P: 9	R: 0 E: 1 K: 0 S: 10 H: 0 LOB: 1 BB: 0 P: 15	1B: 2 2B: 1 3B: 1 HR: 1 SF: 0 SAC: 0 DP: 0 HBP: 0	WP: 1 PB: 0 SB: 1 CS: 0 PA: 34																								
<b>PITCHER</b> <b>Brad Radke, R</b> ERA: 3.18 (1, 1)	IP 9.0	WLS W	BF 34	H 5	R 3	ER 3	SO 2	BB 1	IBB 0	HBP 0	BLK 0	WP 1	HR 1	S 85	P 126	ERA 3.00	WHIP 0.667	<b>PITCHER</b>	IP 9.0	WLS W	BF 34	H 5	R 3	ER 3	SO 2	BB 1	IBB 0	HBP 0	BLK 0	WP 1	HR 1	S 85	P 126	ERA 3.00	WHIP 0.667

**Detroit Tigers @ Minnesota Twins**  
Hubert H. Humphrey Metrodome, Minneapolis, MN  
Tue May 19 1998, 8:05 PM EDT  
Att. 11,799 - Dome - 72 F

AB	33
R	3
H	5
RBI	2
BB	1
SO	2
LOB	10



Batter	1	2	3	4	5	6	7	8	9
Todd Walker, L (1, 4) OBP: 0.394, SLG: 0.517 Denny Hocking, S (8, 4) OBP: 0.245, SLG: 0.163	3-2 FC6 1B	1-0 G6-3	2-1 G5-3		4-1 FC6-4 BB			1-3 K	
Paul Molitor, R (1, 10) OBP: 0.317, SLG: 0.321	3-2 FC6 1B	2-2 1B		1-1 F8	2-2 FC6-4			0-1 FC6-4 1B	
Matt Lawton, L (1, 8) OBP: 0.376, SLG: 0.444	2-1 2B 1B	1-2 1B		1-0 FC4-6 1B		4-2 G6-3 BB		0-0 L4	
Marty Cordova, R (1, 7) OBP: 0.324, SLG: 0.309	3-3 K 1-2 3-H	1-1 G1-3		0-2 FC4-6 BB 1B		2-2 G6-3		0-0 FC6-4	
Orlando Merced, S (1, 3) OBP: 0.307, SLG: 0.410	3-3 K			2-1 G6-4-3 1B	1-2 BB 1B		0-1 1B		
Ron Coomer, R (1, 5) OBP: 0.287, SLG: 0.451	0-1 1B 2B		0-1 G6-4-3	4-0 1B BB		3-3 K			
Terry Steinbach, R (1, 2) OBP: 0.397, SLG: 0.400	3-0 1B		2-2 BB 2B 1B	1-1 1B			2-1 G6-3		
Chris Latham, S (1, 9) OBP: 0.207, SLG: 0.115			4-1 2B BB		4-1 CS BB		3-3 K		
Pat Meares, R (1, 6) OBP: 0.335, SLG: 0.451		0-0 G6-3 1B 2B	0-1 1-3 2-H		1 SAFE 0-3 K		0-3 K		

AB	R	H	RBI	BB	SO	LOB
3	1	1	0	1	0	3
1	0	0	0	0	1	0
5	1	2	2	0	0	1
4	1	3	0	1	0	1
5	1	0	0	0	1	6
4	1	3	0	0	1	1
3	1	1	1	1	1	2
4	1	3	3	0	0	0
2	0	0	0	2	1	0
4	1	2	1	0	2	1


**BOTTOM**

**Detroit Tigers @ Minnesota Twins**  
Hubert H. Humphrey Metrodome, Minneapolis, MN

Tue May 19 1998, 8:05 PM EDT  
Att. 11,799 - Dome - 72 F

livebaseballscores.com

AB	35
R	8
H	15
RBI	7
BB	5
SO	7
LOB	15



Inning Stats	R	H	E	K	S	R	H	E	K	S	R	H	E	K	S	R	H	E	K	S	R	H	E	K	S
	4	4	0	2	17	1	3	0	12	18	2	3	0	11	20	0	3	0	10	19	0	1	0	9	14
	0	1	0	0	34	0	2	0	0	0	0	0	0	0	0	0	0	0	0	0	0	0	0	0	0
	0	0	0	0	0	0	0	0	0	0	0	0	0	0	0	0	0	0	0	0	0	0	0	0	0
	0	0	0	0	0	0	0	0	0	0	0	0	0	0	0	0	0	0	0	0	0	0	0	0	0
	0	0	0	0	0	0	0	0	0	0	0	0	0	0	0	0	0	0	0	0	0	0	0	0	0
	0	0	0	0	0	0	0	0	0	0	0	0	0	0	0	0	0	0	0	0	0	0	0	0	0
	0	0	0	0	0	0	0	0	0	0	0	0	0	0	0	0	0	0	0	0	0	0	0	0	0
	0	0	0	0	0	0	0	0	0	0	0	0	0	0	0	0	0	0	0	0	0	0	0	0	0
	0	0	0	0	0	0	0	0	0	0	0	0	0	0	0	0	0	0	0	0	0	0	0	0	0
	0	0	0	0	0	0	0	0	0	0	0	0	0	0	0	0	0	0	0	0	0	0	0	0	0

PITCHER	IP	WLS	BF	H	R	ER	SO	BB	IBB	HBP	BLK	WP	HR	S	P	ERA	WHIP
A.J. Sager, R (1, 1) ERA: 6.53	2.2	L	16	9	6	6	2	0	0	0	0	0	0	35	61	20.25	3.375
Greg Keagle, R (3, 1) ERA: 5.35	3.1		17	5	2	2	2	5	0	0	0	0	0	35	69	5.40	3.000
44 Sean Runyan, L (7, 1) ERA: 4.73	1.0		3	0	0	0	2	0	0	0	0	0	0	9	14	0.00	0.000
Doug Brocail, R (8, 1) ERA: 5.28	1.0		4	1	0	0	1	0	0	0	0	0	0	7	8	0.00	1.000

WP	HR	S	P	ERA	WHIP
0	0	1	0	0	0
0	0	1	0	0	0
0	0	0	2	0	0
0	0	0	0	0	0

Batter	1	2	3	4	5	6	7	8	9	AB R H RBI BB SO LOB	TOP																
<b>Brian Hunter, R</b> OBP: 0.328, SLG: 0.368 (1, 8) X	0-0 G6-3	1-1 CS 1B		4-0 BB 1-2 BB		0-3 K		1-1 F7	1-2 2B 1-H 1B	5 0 2 1 1 1 2																	
<b>Bip Roberts, S</b> OBP: 0.363, SLG: 0.282 (1, 10) C X	0-1 G5-3	1-1 2B		0-1 G4-3		2-1 G6-4-3 1-2 3-H 1B		2-3 K	0-0 1-3 2B	6 0 3 2 0 1 2																	
<b>Bobby Higginson, L</b> OBP: 0.411, SLG: 0.550 (1, 9) B F B B X	3-1 2B 1B	1-1 F7			3-2 G3	0-1 G6-4-3 1-2f		2-0 HR	1-3 K	6 2 2 1 0 1 5																	
<b>Tony Clark, S</b> OBP: 0.321, SLG: 0.384 (1, 3) C X	0-1 2B		1-2 G6-3		2-2 G6-3		3-2 HR 2B	4-2 3B BB	1-3 K	4 2 2 0 1 0 0 0 1 0 0 0 0 0 1 0 0 0 0 1 2																	
<b>Andy Tomberlin, L</b> OBP: 0.318, SLG: 0.390 (8, PR)	1-3 2B																										
<b>Jeff Manto, R</b> OBP: 0.256, SLG: 0.257 (8, 3) C X	4-1 2B BB		1-0 G4-3		4-1 BB		1-3 K	0-1 1-H HR 3B		3 1 1 1 2 1 1																	
<b>Luis Gonzalez, L</b> OBP: 0.371, SLG: 0.504 (1, 7) C B B B B	1-1 2B		3-2 G5-3		2-0 P5		3-2 HR	3-2 HR		5 2 3 6 0 0 1																	
<b>Damion Easley, R</b> OBP: 0.412, SLG: 0.662 (1, 4) C B X	1-3 2-H 3-H 2B						2-H HR	3-H HR																			
<b>Joe Randa, R</b> OBP: 0.326, SLG: 0.348 (1, 5) C C C B B S	3-3 K			0-1 G4-3-6 1B		0-0 HR	1-0 1B	3-3 K		5 1 3 1 0 2 3																	
<b>Paul Bako, L</b> OBP: 0.342, SLG: 0.455 (1, 2) B F C B X		1-2 G3		1-1 G4-3-6 1-2f 1B		0-0 1B 2B	2-2 F9		0-1 G3-1	5 1 1 0 0 0 2																	
<b>Deivi Cruz, R</b> OBP: 0.319, SLG: 0.409 (1, 6) B X		1-0 1B 2B		2-2 BB HBP		1-1 1B	1-3 K		1-1 S 1B	4 2 3 0 0 1 1																	
<b>Inning Stats</b>	R: 2 E: 0 K: 1 S: 14	H: 3 LOB: 2 BB: 1 P: 25	R: 1 E: 0 K: 0 S: 10	H: 3 LOB: 1 BB: 0 P: 15	R: 0 E: 0 K: 0 S: 9	H: 0 LOB: 0 BB: 0 P: 14	R: 0 E: 0 K: 0 S: 8	H: 1 LOB: 2 BB: 1 P: 15	R: 0 E: 0 K: 0 S: 9	H: 0 LOB: 1 BB: 1 P: 20	R: 2 E: 0 K: 1 S: 11	H: 4 LOB: 1 BB: 0 P: 14	R: 2 E: 0 K: 2 S: 18	H: 3 LOB: 1 BB: 0 P: 29	R: 4 E: 0 K: 2 S: 21	H: 3 LOB: 1 BB: 1 P: 36	R: 1 E: 0 K: 2 S: 17	H: 3 LOB: 2 BB: 0 P: 21	1B: 8 2B: 7 3B: 1 HR: 4	SF: 0 SAC: 0 DP: 2 HBP: 1	WP: 0 PB: 0 SB: 1 CS: 1	PA: 49					
<b>PITCHER</b>	IP	WLS	BF	H	R	ER	SO	BB	IBB	HBP	BLK	WP	HR	S	P	ERA	WHIP										
<b>Mike Morgan, R</b> ERA: 4.02 (1, 1)	5.0		26	9	5	5	1	3	0	1	0	0	1	52	91	9.00	2.400										
<b>Hector Carrasco, R</b> ERA: 3.95 (6, 1)	0.1		3	2	0	0	1	0	0	0	0	0	0	7	10	0.00	6.000										
<b>Greg Swindell, L</b> ERA: 3.86 (6, 1)	1.0		3	1	1	1	1	0	0	0	0	0	0	8	12	9.00	1.000										
<b>Mike Trombley, R</b> ERA: 2.17 (7, 1)	1.0		5	2	1	1	1	0	0	0	0	0	1	14	22	9.00	2.000										
<b>Eddie Guardado, L</b> ERA: 3.06 (8, 1)	0.1		2	1	1	1	1	0	0	0	0	0	1	4	8	27.00	3.000										
<b>PITCHER</b>	IP	WLS	BF	H	R	ER	SO	BB	IBB	HBP	BLK	WP	HR	S	P	ERA	WHIP										
<b>Dan Naulty, R</b> ERA: 8.59 (8, 1)	0.1	L	4	2	3	3	1	1	0	0	0	0	0	15	25	81.00	9.000										
<b>Rick Aguilera, R</b> ERA: 4.15 (9, 1)	1.0		6	3	1	1	2	0	0	0	0	0	0	17	21	9.00	3.000										

**Detroit Tigers @ Minnesota Twins**  
Hubert H. Humphrey Metrodome, Minneapolis, MN  
Wed May 20 1998, 8:05 PM EDT  
Att. 9,442 - Dome - 72 F

AB	44
R	12
H	20
RBI	12
BB	4
SO	8
LOB	19



WP: 0	PA: 49
PB: 0	
SB: 1	
CS: 1	

1B: 8	SF: 0
2B: 7	SAC: 0
3B: 1	DP: 2
HR: 4	HBP: 1



Batter	1	2	3	4	5	6	7	8	9	AB R H RBI BB SO LOB
Todd Walker, L OBP: 0.409, SLG: 0.548 (1, 4)			G4-3			G5-4-3 BB			0-1 BB 1B 1B	4 3 3 3 1 0 2
Paul Molitor, R OBP: 0.319, SLG: 0.324 (1, 10)				L9		G5-4-3 1-2f			3-2 BB 1B 1B	5 2 2 0 0 0 1
Matt Lawton, L OBP: 0.371, SLG: 0.432 (1, 8)	F8	K		G6-3			F8		4-1 FC5 1B 1B	4 0 0 0 1 1 2
Marty Cordova, R OBP: 0.327, SLG: 0.323 (1, 7)	G4-3 1B 2B			G4-3			K		1-3 K	5 1 2 1 0 2 3
Orlando Merced, S OBP: 0.301, SLG: 0.398 (1, 3)	G4-3 2-3 3-H		F7		G4-3		K		1-0 FC5 1B 1B	5 0 1 3 0 1 2
Ron Coomer, R OBP: 0.297, SLG: 0.479 (1, 5)	BB 1B 1B		CS			HR		G5-3	FC5 1B	5 2 3 2 0 0 2
Denny Hocking, S OBP: 0.245, SLG: 0.163 (9, PR)									FC6-4	0 0 0 0 0 0 0
Alex Ochoa, R OBP: 0.293, SLG: 0.391 (1, 9)	BB 1B 1B					K		G5-3	FC6-4 1-2f	5 1 2 0 0 1 2
Javier Valentin, S OBP: 0.263, SLG: 0.377 (1, 2)	HR BB					G1-3				3 1 1 0 1 0 2
Pat Meares, R OBP: 0.333, SLG: 0.445 (1, 6)	HR 1B							F8	FC6-4 1-2f	4 1 1 2 0 1 3

Inning Stats	R: 8	H: 7	E: 0	LOB: 0	K: 0	S: 21	R: 0	H: 1	E: 0	LOB: 0	K: 1	S: 7	R: 0	H: 2	E: 0	LOB: 2	K: 1	S: 12	R: 0	H: 0	E: 0	LOB: 0	K: 0	S: 3	R: 1	H: 1	E: 0	LOB: 0	K: 1	S: 9	R: 0	H: 0	E: 0	LOB: 0	K: 2	S: 9	R: 0	H: 0	E: 0	LOB: 0	K: 0	S: 15	R: 0	H: 1	E: 0	LOB: 1	K: 0	S: 6	R: 2	H: 3	E: 0	LOB: 2	K: 1	S: 14	1B: 11	SF: 0	2B: 2	SAC: 0	3B: 0	DP: 1	HR: 2	HBP: 0	WP: 0	PA: 44
--------------	------	------	------	--------	------	-------	------	------	------	--------	------	------	------	------	------	--------	------	-------	------	------	------	--------	------	------	------	------	------	--------	------	------	------	------	------	--------	------	------	------	------	------	--------	------	-------	------	------	------	--------	------	------	------	------	------	--------	------	-------	--------	-------	-------	--------	-------	-------	-------	--------	-------	--------

PITCHER	IP	WLS	BF	H	R	ER	SO	BB	IBB	HBP	BLK	WP	HR	S	P	ERA	WHIP
Frank Castillo, R ERA: 10.07 (1, 1)	5.0		26	11	9	9	3	1	0	0	0	0	2	52	77	16.20	2.400
Doug Bochtler, R ERA: 6.46 (6, 1)	1.0		3	0	0	0	0	1	0	0	0	0	0	5	11	0.00	1.000
44 Sean Runyan, L ERA: 4.4 (7, 1)	1.0	W	3	0	0	0	2	0	0	0	0	0	0	9	15	0.00	0.000
Bryce Florie, R ERA: 2.93 (8, 1)	1.0		4	1	0	0	0	0	0	0	0	0	0	6	10	0.00	1.000
Todd Jones, R ERA: 2.93 (9, 1)	1.0	S	7	3	2	2	1	1	0	0	0	0	0	14	25	18.00	4.000

BOTTOM

Detroit Tigers @ Minnesota Twins  
 Hubert H. Humphrey Metrodome, Minneapolis, MN  
 Wed May 20 1998, 8:05 PM EDT  
 Att. 9,442 - Dome - 72 F

livebaseballscorecards.com

AB	40
R	11
H	15
RBI	11
BB	3
SO	6
LOB	19



Batter	1	2	3	4	5	6	7	8	9	10	11	AB R H RBI BB SO LOB	TOP																				
<b>Brian Hunter, R</b> OBP: 0.328, SLG: 0.372 (1, 8)	2-2 G1-6-3 1B	3-2 G5-3			2-2 P6		1-1 G6-3	0-0 FC6-4			1-0 FC2-5 2B	6 0 2 0 0 0 3																					
<b>Bip Roberts, S</b> OBP: 0.352, SLG: 0.286 (1, 10)	0-0 G1-6-3 1-2f			0-0 HR 2B	2-2 P1		0-1 G1-3		0-0 F9		2-0 FC2-5 1B	6 2 1 0 0 0 2																					
<b>Bobby Higginson, L</b> OBP: 0.422, SLG: 0.575 (1, 9)	3-2 BB 1B			0-0 HR 2B	4-0 1B BB		1-2 1B		2-1 L9		0-1 CI 2B	4 2 3 2 1 0 0																					
<b>Tony Clark, S</b> OBP: 0.339, SLG: 0.397 (1, 3)	1-0 BB 1B			4-0 G6-4-3 BB	3-2 1B		2-1 1B		2-1 G5-3		2-1 2B 1B	5 1 4 1 1 0 0																					
<b>Damion Easley, R</b> OBP: 0.409, SLG: 0.654 (1, 4)	4-2 BB 1B			0-1 G6-4-3 1-2f	3-2 P2		1-1 F9			0-0 P4	3-1 1H 2H 2B	5 0 1 2 1 0 5																					
<b>Luis Gonzalez, L</b> OBP: 0.370, SLG: 0.497 (1, 7)	0-1 F8			0-3 K				0-0 G6-3 1B		3-1 FC3-6 1B	0-0 P6	6 0 2 0 0 1 4																					
<b>Joe Randa, R</b> OBP: 0.331, SLG: 0.352 (1, 5)		1-2 G3 2B		2-1 F8	2-2 P4		0-1 G3-1			4-1 FC3-6 BB	4-0 S IBB	4 1 1 0 2 0 1	AB 47																				
<b>Joe Oliver, R</b> OBP: 0.287, SLG: 0.398 (1, 2)		2-0 G3		0-0 G6-3	0-2 F9		1-0 1B			1-1 FC3-6	1-3 K	4 0 1 0 0 0 2	R 6																				
<b>Andy Tomberlin, L</b> OBP: 0.318, SLG: 0.390 (8, PR)		2-3								1-2f 2-3	1-2	0 0 0 0 0 0 0	H 17																				
<b>Paul Bako, L</b> OBP: 0.325, SLG: 0.429 (8, 2)												2 0 0 0 0 1 4	RBI 6																				
<b>Deivi Cruz, R</b> OBP: 0.324, SLG: 0.423 (1, 6)		0-2 CS 3H 2B		1-2 F8	1-0 F8		0-2 FC6-4 1B			0-0 F9		5 0 2 1 0 0 3	BB 5																				
													SO 2																				
<b>Inning Stats</b>	R: 0 E: 0 K: 0 S: 12	H: 3 LOB: 3 BB: 1 P: 22	R: 1 E: 0 K: 0 S: 12	H: 2 LOB: 0 BB: 0 P: 18	R: 2 E: 0 K: 1 S: 7	H: 2 LOB: 0 BB: 1 P: 11	R: 0 E: 0 K: 0 S: 7	H: 0 LOB: 0 BB: 0 P: 10	R: 0 E: 0 K: 0 S: 13	H: 1 LOB: 2 BB: 1 P: 27	R: 0 E: 0 K: 0 S: 10	H: 1 LOB: 1 BB: 0 P: 15	R: 0 E: 0 K: 0 S: 12	H: 2 LOB: 2 BB: 0 P: 17	R: 0 E: 0 K: 0 S: 8	H: 2 LOB: 2 BB: 0 P: 9	R: 0 E: 0 K: 0 S: 5	H: 0 LOB: 0 BB: 0 P: 9	R: 0 E: 0 K: 0 S: 7	H: 1 LOB: 2 BB: 1 P: 15	R: 3 E: 1 K: 1 S: 12	H: 3 LOB: 2 BB: 1 P: 25	1B: 11 2B: 5 3B: 0 HR: 1	SF: 0 SAC: 0 DP: 2 HBP: 0	WP: 0 PB: 0 SB: 1 CS: 1	PA: 53							
<b>PITCHER</b>	IP WLS BF H R ER SO BB IBB HBP BLK WP HR S P ERA WHIP																																
<b>Eric Milton, L</b> ERA: 4.94 (1, 1)	6.0		27	9	3	3	1	3	0	0	0	0	0	0	28	41	0.00	1.500															
<b>Greg Swindell, L</b> ERA: 3.41 (7, 1)	3.1		15	5	0	0	0	0	0	0	0	0	0	0	28	41	0.00	1.500															
<b>Mike Trombley, R</b> ERA: 2.7 (10, 1)	1.0	L	8	3	3	2	0	1	0	0	0	0	0	0	11	24	18.00	4.000															
<b>Eddie Guardado, L</b> ERA: 2.95 (11, 1)	0.2		3	0	0	0	1	0	1	0	0	0	0	0	5	10	0.00	0.000															

Detroit Tigers @ Minnesota Twins  
 Hubert H. Humphrey Metrodome, Minneapolis, MN  
 Thu May 21 1998, 4:33 AM EDT  
 Att. 12,347 - Dome - 72 F

AB	47
R	6
H	17
RBI	6
BB	5
SO	2
LOB	24



WP	0
PA	53

Batter	1	2	3	4	5	6	7	8	9	10	11	AB	R	H	RBI	BB	SO	LOB	BOTTOM								
Todd Walker, L OBP: 0.397, SLG: 0.531 Denny Hocking, S (10, PH) OBP: 0.241, SLG: 0.159 (11, 4)	0-2 F9		2-2 G3-1		2-2 F7		0-1 G5-3			0-1 F7		4	0	0	0	0	0	1									
Pat Meares, R OBP: 0.323, SLG: 0.430 (1, 6)	1-3 K		1-0 P6		1-2 P4			1-1 G5-3		0-1 G4-3		5	0	0	0	0	1	3									
Paul Molitor, R OBP: 0.326, SLG: 0.339 (1, 10)	4-1 1B BB		0-0 2B			3-2 HR 2B		1-2 G5-3			0-1 G6-3	4	2	2	0	1	0	0									
Marty Cordova, R OBP: 0.331, SLG: 0.356 (1, 7)	1-1 1B 1-2 1B		0-0 L3			0-0 HR		1-1 G4-3			1-2 P4	5	1	2	2	0	0	1									
Matt Lawton, L OBP: 0.367, SLG: 0.424 (1, 8)	1-2 FC6-4 1-3 2-H 1B			0-2 G4-3		0-1 G1-3			2-0 F8		0-0 G6-3	5	0	1	1	0	0	0									
Ron Coomer, R OBP: 0.290, SLG: 0.468 (1, 3)	2-2 FC6-4 1-2f		3-3 K		3-3 K			1-0 G1-3				4	0	0	0	0	2	2									
Alex Ochoa, R OBP: 0.281, SLG: 0.374 (1, 9)		3-2 F9		0-0 G4-3		0-0 G5-3			0-3 K			4	0	0	0	0	1	0									
Terry Steinbach, R OBP: 0.400, SLG: 0.413 Chris Latham, S (10, PR) OBP: 0.207, SLG: 0.115 Javier Valentin, S (11, 2) OBP: 0.263, SLG: 0.377		2-3 K			0-2 2B		3-1 F8			2-2 SH1-4 1B		4	0	2	0	0	1	0									
Jon Shave, R OBP: 0.125, SLG: 0.125 Brent Gates, S (7, PH) OBP: 0.224, SLG: 0.182 (8, 5)		1-3 K			0-3 K		3-2 F7			0-0 SH1-4 1-2		2	0	0	0	0	2	1									
<b>Inning Stats</b>	R: 1 E: 0 K: 1 S: 18	H: 2 LOB: 2 BB: 1 P: 27	R: 0 E: 0 K: 2 S: 16	H: 0 LOB: 0 BB: 0 P: 22	R: 0 E: 0 K: 0 S: 6	H: 1 LOB: 1 BB: 0 P: 9	R: 0 E: 0 K: 1 S: 7	H: 0 LOB: 0 BB: 0 P: 10	R: 0 E: 0 K: 1 S: 15	H: 1 LOB: 1 BB: 0 P: 18	R: 2 E: 0 K: 1 S: 13	H: 2 LOB: 0 BB: 0 P: 19	R: 0 E: 0 K: 0 S: 8	H: 0 LOB: 0 BB: 0 P: 14	R: 0 E: 0 K: 0 S: 7	H: 0 LOB: 0 BB: 0 P: 10	R: 0 E: 0 K: 1 S: 5	H: 0 LOB: 0 BB: 0 P: 8	R: 0 E: 0 K: 0 S: 8	H: 1 LOB: 2 BB: 0 P: 10	R: 0 E: 0 K: 0 S: 6	H: 0 LOB: 0 BB: 0 P: 7	1B: 3 2B: 3 3B: 0 HR: 1	SF: 0 SAC: 1 DP: 0 HBP: 0	WP: 0 PB: 0 SB: 0 CS: 0	PA: 41	
<b>PITCHER</b>	IP	WLS	BF	H	R	ER	SO	BB	IBB	HBP	BLK	WP	HR	S	P	ERA	WHIP										
Tim Worrell, R (1, 1) ERA: 6.14	7.0		28	6	3	3	6	1	0	0	0	0	1	83	119	3.86	1.000										
Bryce Florie, R (8, 1) ERA: 2.73	2.1		8	1	0	0	1	0	0	0	0	0	0	16	24	0.00	0.429										
44 Sean Runyan, L (10, 1) ERA: 4.3	0.1	W	1	0	0	0	0	0	0	0	0	0	0	2	2	0.00	0.000										
Doug Brocail, R (10, 1) ERA: 5.17	0.1		1	0	0	0	0	0	0	0	0	0	0	2	2	0.00	0.000										
Todd Jones, R (11, 1) ERA: 2.76	1.0	S	3	0	0	0	0	0	0	0	0	0	0	6	7	0.00	0.000										

**Detroit Tigers @ Minnesota Twins**  
 Hubert H. Humphrey Metrodome, Minneapolis, MN  
 Thu May 21 1998, 4:33 AM EDT  
 Att. 12,347 - Dome - 72 F

[livebaseballscorecards.com](http://livebaseballscorecards.com)

AB	39
R	3
H	7
RBI	3
BB	1
SO	7
LOB	10



Batter	1	2	3	4	5	6	7	8	9	AB R H RBI BB SO LOB	TOP											
<b>Todd Walker, L</b> (1, 4) OBP: 0.396, SLG: 0.523 <b>Denny Hocking, S</b> (5, PR) OBP: 0.268, SLG: 0.196	0-0 F7		3-0 G4-3		1-0 HBP		0-0 FC4-6 1B		2-0 1B	2 0 0 0 0 0 1 2 0 2 0 0 0 0												
<b>Brent Gates, S</b> (1, 5) OBP: 0.210, SLG: 0.169	3-2 P6			1-2 G4-3	1-0 P5		1-2 FC4-6 FC4		0-1 G4-3	5 0 0 0 0 0 5												
<b>Paul Molitor, R</b> (1, 10) OBP: 0.330, SLG: 0.343	2-0 G5-3			2-2 BB 1B	1-0 1B		2-0 FC4			4 1 2 1 0 0 2												
<b>Orlando Merced, S</b> (1, 3) OBP: 0.299, SLG: 0.385		3-2 F7		4-0 BB 1B		3-2 G4-3		0-1 P3		3 0 0 0 1 0 0												
<b>Marty Cordova, R</b> (1, 7) OBP: 0.344, SLG: 0.402		0-0 G3		4-2 BB		1-1 HR		0-0 2B		3 1 2 1 1 0 0												
<b>Matt Lawton, L</b> (1, 8) OBP: 0.364, SLG: 0.416		2-1 G4-3		4-2 BB		1-2 F7		1-1 P5		3 0 0 1 1 0 1												
<b>Terry Steinbach, R</b> (1, 2) OBP: 0.388, SLG: 0.398			2-1 G6-3		1-1 G5-4-3		1-0 G5-3		1-0 G6-3	4 0 0 0 0 0 4												
<b>Pat Meares, R</b> (1, 6) OBP: 0.321, SLG: 0.426			1-0 G6-3			1-2 FC4-6 1B		0-0 P3		4 0 1 0 0 0 0												
<b>Chris Latham, S</b> (1, 9) OBP: 0.242, SLG: 0.138			0-0 1B			0-1 FC4-6 1B		4-1 FC4-6 1B BB		3 1 1 0 1 1 1												
<b>Inning Stats</b>	R: 0 E: 0 K: 0 S: 6	H: 0 LOB: 0 BB: 0 P: 11	R: 0 E: 0 K: 0 S: 6	H: 0 LOB: 0 BB: 0 P: 11	R: 0 E: 0 K: 0 S: 5	H: 1 LOB: 1 BB: 0 P: 11	R: 1 E: 0 K: 0 S: 16	H: 1 LOB: 2 BB: 3 P: 32	R: 1 E: 0 K: 0 S: 8	H: 2 LOB: 2 BB: 0 P: 12	R: 1 E: 0 K: 0 S: 9	H: 1 LOB: 0 BB: 0 P: 15	R: 0 E: 0 K: 0 S: 7	H: 1 LOB: 2 BB: 1 P: 14	R: 0 E: 0 K: 0 S: 6	H: 1 LOB: 1 BB: 0 P: 8	R: 0 E: 0 K: 1 S: 9	H: 1 LOB: 1 BB: 0 P: 16	1B: 6 2B: 1 3B: 0 HR: 1	SF: 0 SAC: 0 DP: 1 HBP: 1	WP: 0 PB: 0 SB: 0 CS: 0	PA: 38
<b>PITCHER Omar Olivares, R</b> (1, 1) ERA: 3.12	IP: 9.0 WLS: W BF: 38 H: 8 R: 3 ER: 3 SO: 1 BB: 4 IBB: 0 HBP: 1 BLK: 0 WP: 0 HR: 1 S: 72 P: 130 ERA: 3.00 WHIP: 1.333											<b>PITCHER</b>	IP: 9.0 WLS: W BF: 38 H: 8 R: 3 ER: 3 SO: 1 BB: 4 IBB: 0 HBP: 1 BLK: 0 WP: 0 HR: 1 S: 72 P: 130 ERA: 3.00 WHIP: 1.333									

**Minnesota Twins @ Anaheim Angels**  
Edison International Field, Anaheim, CA

Fri May 22 1998, 10:05 PM EDT  
Att. 34,363 - Unknown - 68 F

[livebaseballscorecards.com](http://livebaseballscorecards.com)

<b>AB</b>	33
<b>R</b>	3
<b>H</b>	8
<b>RBI</b>	3
<b>BB</b>	4
<b>SO</b>	1
<b>LOB</b>	14



Batter	1	2	3	4	5	6	7	8	9	AB R H RBI BB SO LOB	BOTTOM
--------	---	---	---	---	---	---	---	---	---	----------------------	--------

<b>Darin Erstad, L</b> <small>(1, 7) OBP: 0.407, SLG: 0.616</small>										3 2 2 2 0 0 0	<b>Minnesota Twins @ Anaheim Angels</b> <b>Edison International Field, Anaheim, CA</b> Fri May 22 1998, 10:05 PM EDT Att: 34,363 - Unknown - 68 F
<b>Jim Edmonds, L</b> <small>(1, 8) OBP: 0.382, SLG: 0.565</small>										3 1 2 0 1 0 0	
<b>Tim Salmon, R</b> <small>(1, 10) OBP: 0.391, SLG: 0.587</small>										3 2 2 3 0 0 0	
<b>Cecil Fielder, R</b> <small>(1, 3) OBP: 0.347, SLG: 0.442</small>										4 1 1 2 0 0 0	
<b>Dave Hollins, S</b> <small>(1, 5) OBP: 0.324, SLG: 0.415</small>										4 1 1 0 0 1 0	
<b>16 Garret Anderson, L</b> <small>(1, 9) OBP: 0.297, SLG: 0.406</small>										4 1 2 0 0 0 1	
<b>Phil Nevin, R</b> <small>(1, 2) OBP: 0.349, SLG: 0.443</small>										3 1 1 2 0 1 1	
<b>11 Justin Baughman, R</b> <small>(1, 4) OBP: 0.364, SLG: 0.364</small>										4 1 2 1 0 0 0	

<b>Gary Disarcina, R</b> <small>(1, 6) OBP: 0.320, SLG: 0.396</small>										4 0 0 0 0 0 3	<b>AB 32</b> <b>R 10</b> <b>H 13</b> <b>RBI 10</b> <b>BB 1</b> <b>SO 2</b> <b>LOB 5</b>
<b>Inning Stats</b>	R: 1 H: 2 E: 0 LOB: 0 K: 0 BB: 0 S: 8 P: 14	R: 0 H: 2 E: 0 LOB: 2 K: 1 BB: 0 S: 11 P: 12	R: 2 H: 3 E: 0 LOB: 0 K: 0 BB: 0 S: 11 P: 19	R: 5 H: 4 E: 0 LOB: 0 K: 0 BB: 1 S: 19 P: 31	R: 1 H: 1 E: 0 LOB: 0 K: 0 BB: 0 S: 8 P: 12	R: 1 H: 1 E: 0 LOB: 0 K: 0 BB: 0 S: 10 P: 16	R: 0 H: 0 E: 0 LOB: 0 K: 0 BB: 0 S: 9 P: 13	R: 0 H: 0 E: 0 LOB: 0 K: 1 BB: 0 S: 6 P: 9	1B: 8 SF: 3 2B: 1 SAC: 0 3B: 1 DP: 0 HR: 3 HBP: 0	<b>WP: 0 PA: 36</b> <b>PB: 0</b> <b>SB: 1</b> <b>CS: 1</b>	

PITCHER	IP	WLS	BF	H	R	ER	SO	BB	IBB	HBP	BLK	WP	HR	S	P	ERA	WHIP
<b>Bob Tewksbury, R</b> <small>ERA: 4.48</small>	(1, 1)	3.0	L	17	10	6	6	1	0	0	0	0	1	38	57	18.00	3.333
<b>Hector Carrasco, R</b> <small>ERA: 5.4</small>	(4, 1)	3.0		13	3	4	4	0	1	0	0	0	2	29	47	12.00	1.333
<b>Dan Naulty, R</b> <small>ERA: 6.75</small>	(7, 1)	2.0		6	0	0	1	0	0	0	0	0	0	15	22	0.00	0.000



Batter	1	2	3	4	5	6	7	8	9	AB R H RBI BB SO LOB	TOP			
Pat Meares, R (1, 6) OBP: 0.322, SLG: 0.441	1-3 K		3-2 1-H HR	0-0 F9		0-3 K	2-2 FC4-6 1B		0-3 K	6 1 2 2 0 3 1				
Matt Lawton, L (1, 8) OBP: 0.358, SLG: 0.403	1-1 F7		4-2 1B 1B BB	1-3 K		1-3 K	2-0 FC4-6 1-2f		0-0 G1-3	5 1 0 0 1 2 4				
Paul Molitor, R (1, 10) OBP: 0.332, SLG: 0.344	1-2 G6-3		1-0 P4	3-1 1B		0-1 WP 1B		2-3 K		5 1 2 0 0 1 1				
Marty Cordova, R (1, 7) Denny Hocking, S (6, 7) OBP: 0.349, SLG: 0.400 OBP: 0.263, SLG: 0.191		3-3 K	0-0 1B 1B 2B 1B	2-3 K		4-2 WP 1B BB		0-0 G6-3		3 1 1 0 1 2 1 1 0 0 0 0 0 0				
Ron Coomer, R (1, 3) OBP: 0.304, SLG: 0.471		4-1 G5-3 1B BB	0-1 1B 2B 1B		3-2 2B PB 1B	4-2 1B BB		3-1 G4-3		3 2 2 0 2 0 0				
Alex Ochoa, R (1, 9) OBP: 0.297, SLG: 0.396	1 SAFE 1 SAFE 1 SAFE G5-3 1B	2-2 G5-3 1B	1-1 2B 1B		3-2 PB SF7 2B	1-2 F9		1-2 G1-3		5 1 3 1 0 0 2				
Terry Steinbach, R (1, 2) OBP: 0.373, SLG: 0.384	2-1 G5-3		0-0 L6		3-2 SF7		1-3 K		0-0 F9	4 0 0 1 0 1 5	AB 41 R 9 H 14 RBI 7 BB 5 SO 10 LOB 18			
Jon Shave, R (1, 5) OBP: 0.190, SLG: 0.238	X 0-0 L3		2-2 1B 2B		0-0 F8		1-1 F8		1-2 2B 1B	5 1 2 2 0 0 2				
Brent Gates, S (1, 4) OBP: 0.233, SLG: 0.200			1-3 2-H 3-H HR BB K		3-2 F8		2-2 1B 1B		1-2 PB 2B 1-H	4 1 2 1 1 1 2				
Inning Stats	R: 0 E: 0 K: 1 S: 8 H: 0 LOB: 0 BB: 0 P: 11	R: 0 E: 0 K: 1 S: 11 H: 1 LOB: 2 BB: 1 P: 22	R: 5 E: 0 K: 1 S: 22 H: 5 LOB: 2 BB: 2 P: 38	R: 0 E: 0 K: 2 S: 11 H: 1 LOB: 1 BB: 0 P: 17	R: 2 E: 0 K: 0 S: 16 H: 2 LOB: 0 BB: 0 P: 28	R: 1 E: 0 K: 2 S: 17 H: 1 LOB: 2 BB: 2 P: 27	R: 0 E: 0 K: 1 S: 17 H: 2 LOB: 2 BB: 0 P: 25	R: 0 E: 0 K: 1 S: 8 H: 0 LOB: 0 BB: 0 P: 13	R: 1 E: 0 K: 1 S: 15 H: 2 LOB: 2 BB: 0 P: 18	1B: 10 2B: 3 3B: 0 HR: 1 SF: 1 SAC: 0 DP: 0 HBP: 0	WP: 2 PB: 2 SB: 0 CS: 0 PA: 47			
PITCHER	IP WLS BF H R ER SO BB IBB HBP BLK WP HR S P ERA WHIP												PITCHER	IP WLS BF H R ER SO BB IBB HBP BLK WP HR S P ERA WHIP
Allen Watson, L (1, 1) ERA: 7.69	2.2 L 17 6 5 5 2 3 0 0 0 0 1 38 67 16.88 3.375													
Shigetoshi Hasegawa, R (3, 1) ERA: 4.13	2.1 10 3 2 1 3 0 0 0 0 0 0 30 49 3.86 1.286													
Rich DeLucia, R (6, 1) ERA: 7.29	1.2 10 3 1 1 3 2 0 0 0 1 0 33 49 5.40 3.000													
Greg Cadaret, L (7, 1) ERA: 3.0	1.1 4 0 0 0 1 0 0 0 0 0 0 9 16 0.00 0.000													
Pep Harris, R (9, 1) ERA: 6.43	1.0 6 2 1 1 1 0 0 0 0 0 0 15 18 9.00 2.000													

Minnesota Twins @ Anaheim Angels  
Edison International Field, Anaheim, CA

Sat May 23 1998, 10:05 PM EDT  
Att. 31,036 - Unknown - 69 F

livebaseballscorecards.com



Batter	1	2	3	4	5	6	7	8	9	AB R H RBI BB SO LOB
Darin Erstad, L (1, 7) OBP: 0.406, SLG: 0.621	0-2 F7		2-2 1-H 3-H 2B		1-3 K		1-0 1-H 2B		2-3 K	5 1 2 3 0 2 1
Jim Edmonds, L (1, 8) OBP: 0.379, SLG: 0.564	0-3 K		0-2 G6-3		1-2 F8		0-0 2-H 2B			4 0 1 1 0 1 1
Tim Salmon, R (1, 10) OBP: 0.386, SLG: 0.570	4-0 BB		1-2 G5-3		2-0 G6-3		3-3 K			3 0 0 0 1 1 2
Cecil Fielder, R (1, 3) OBP: 0.340, SLG: 0.432	1-3 K		1-0 G6-3		1-0 G6-3		3-3 K			4 0 0 0 0 2 2
Dave Hollins, S (1, 5)		1-1 G1-4-3		2-1 G4-3		1-0 F7		0-0 F8		4 0 0 0 0 0 0
16 Garret Anderson, L (1, 9) OBP: 0.296, SLG: 0.413		1-2 G6-3		0-0 11 1B 3B		0-2 G3-1		0-0 F8		4 1 1 0 0 0 0
Phil Nevin, R (1, 2) OBP: 0.333, SLG: 0.419		2-2 G6-3		1-3 K		2-0 P4		0-1 F9		4 0 0 0 0 1 1
11 Justin Baughman, R (1, 4) OBP: 0.462, SLG: 0.440			0-1 1B 2B 1B		0-1 3-H 1B		4-2 FC1-6 HBP		0-2 1B	3 1 3 1 0 0 0
Gary Disarcina, R (1, 6) OBP: 0.318, SLG: 0.392			2-0 2B 1B		0-1 SAFE G6-3		0-1 SAFE FC1-6 2B		1-1 P3	4 2 1 0 0 0 3

Inning Stats	R: 0	H: 0	E: 0	K: 2	S: 9	LOB: 1	BB: 1	P: 14	R: 0	H: 0	E: 0	K: 0	S: 9	LOB: 0	BB: 0	P: 13	R: 2	H: 3	E: 0	K: 0	S: 15	LOB: 1	BB: 0	P: 21	R: 1	H: 2	E: 0	K: 1	S: 10	LOB: 1	BB: 0	P: 13	R: 0	H: 0	E: 0	K: 1	S: 7	LOB: 0	BB: 0	P: 11	R: 0	H: 0	E: 0	K: 0	S: 5	LOB: 0	BB: 0	P: 7	R: 2	H: 2	E: 0	K: 1	S: 12	LOB: 1	BB: 0	P: 22	R: 0	H: 0	E: 0	K: 1	S: 5	LOB: 0	BB: 0	P: 8	R: 0	H: 1	E: 0	K: 1	S: 11	LOB: 1	BB: 0	P: 14	1B: 4	2B: 3	3B: 1	SF: 0	SAC: 0	DP: 0	HBP: 1	WP: 0	PA: 37
--------------	------	------	------	------	------	--------	-------	-------	------	------	------	------	------	--------	-------	-------	------	------	------	------	-------	--------	-------	-------	------	------	------	------	-------	--------	-------	-------	------	------	------	------	------	--------	-------	-------	------	------	------	------	------	--------	-------	------	------	------	------	------	-------	--------	-------	-------	------	------	------	------	------	--------	-------	------	------	------	------	------	-------	--------	-------	-------	-------	-------	-------	-------	--------	-------	--------	-------	--------

PITCHER	IP	WLS	BF	H	R	ER	SO	BB	IBB	HBP	BLK	WP	HR	S	P	ERA	WHIP
LaTroy Hawkins, R (1, 1) ERA: 5.43	6.2	W	28	6	5	5	4	1	0	1	0	0	0	61	92	6.75	1.050
Eddie Guardado, L (7, 1) ERA: 2.95	0.0		1	1	0	0	0	0	0	0	0	0	0	1	1	∞	∞
Mike Trombley, R (7, 1) ERA: 2.61	1.0		3	0	0	0	2	0	0	0	0	0	0	9	15	0.00	0.000
Greg Swindell, L (8, 1) ERA: 3.26	1.1	S	5	1	0	0	1	0	0	0	0	0	0	12	15	0.00	0.750

**Minnesota Twins @ Anaheim Angels**  
**Edison International Field, Anaheim, CA**  
 Sat May 23 1998, 10:05 PM EDT  
 Att: 31,036 - Unknown - 69 F

livebaseballscorecards.com

AB	35
R	5
H	8
RBI	5
BB	1
SO	7
LOB	10



Batter	1	2	3	4	5	6	7	8	9	AB R H RBI BB SO LOB	TOP											
Pat Meares, R (1, 6) OBP: 0.330, SLG: 0.446	2-1 F8		1-2 WP 2B S 1B		0-3 K		1-1 SF9 S 2B 1B	2-1 BB 1B 1B		5 3 3 3 0 1 0												
Brent Gates, S (1, 4) OBP: 0.242, SLG: 0.205	0-3 K		2-2 G6-3 1-3		4-1 BB		0-2 SF9 1-3 3-H	1-2 BB 1B		3 1 1 1 1 1 1												
Paul Molitor, R (1, 10) OBP: 0.343, SLG: 0.360	4-2 BB		2-1 3-H 2B		0-1 G6-3		3-1 2B 3-H	4-0 1B 1-2 2-3 BB		3 0 2 2 2 0 1												
Ron Coomer, R (1, 3) OBP: 0.301, SLG: 0.464	1-2 G6-3		0-0 F7				0-0 F7	1-1 1-3 2-H 3-H 1B		5 0 1 2 0 1 3												
Alex Ochoa, R (1, 9) OBP: 0.283, SLG: 0.376					3-2 G1-3		3-0 F9	K		5 0 0 0 0 1 2												
Terry Steinbach, R (1, 2) OBP: 0.381, SLG: 0.397					0-1 WP 2B		2-2 G5-3	1-1 2B 1B	2-2 G6-3	4 1 2 0 1 0 0												
Jon Shave, R (1, 5) OBP: 0.231, SLG: 0.280					1-2 F9		4-2 CS 1B BB	1-1 1B FC5-2 2B	0-1 P3	4 1 1 0 1 0 2												
Matt Lawton, L (1, 8) OBP: 0.354, SLG: 0.396					2-0 F9		1-0 F7	0-0 FC5-2 1B 1B	0-3 K	5 1 1 1 0 1 3												
Denny Hocking, S (1, 7) OBP: 0.246, SLG: 0.176					1-3 K		2-3 K	0-0 E5 1B CS SF9	0-1 FC5-2 1B 3-H	4 2 0 0 0 2 3												
<b>Inning Stats</b>	R: 0 E: 0 K: 1 S: 11	H: 0 LOB: 1 BB: 1 P: 18	R: 0 E: 0 K: 0 S: 10	H: 0 LOB: 1 BB: 1 P: 18	R: 1 E: 0 K: 1 S: 12	H: 2 LOB: 1 BB: 0 P: 18	R: 0 E: 0 K: 0 S: 9	H: 1 LOB: 1 BB: 0 P: 15	R: 0 E: 0 K: 2 S: 10	H: 0 LOB: 1 BB: 1 P: 16	R: 0 E: 0 K: 1 S: 8	H: 0 LOB: 0 BB: 0 P: 15	R: 3 E: 1 K: 0 S: 13	H: 2 LOB: 1 BB: 1 P: 22	R: 5 E: 0 K: 1 S: 19	H: 6 LOB: 2 BB: 1 P: 31	R: 0 E: 0 K: 1 S: 10	H: 0 LOB: 0 BB: 0 P: 12	1B: 7 2B: 4 3B: 0 HR: 0	SF: 1 SAC: 0 DP: 0 HBP: 0	WP: 2 PB: 0 SB: 2 CS: 2	PA: 44
<b>PITCHER</b>	IP WLS BF H R ER SO BB IBB HBP BLK WP HR S P ERA WHIP																					
Chuck Finley, L (1, 1) ERA: 2.45	6.2 L 30 5 4 1 5 4 0 0 0 0 2 0 72 121 1.35 1.350																					
Pep Harris, R (7, 1) ERA: 8.22	0.2 4 2 2 2 1 0 0 0 0 0 0 0 9 12 27.00 3.000																					
Mike Holtz, L (8, 1) ERA: 4.8	0.1 2 1 0 0 0 0 0 0 0 0 0 0 3 3 0.00 3.000																					
Jason Dickson, R (8, 1) ERA: 7.41	1.1 8 3 3 3 1 1 0 0 0 0 0 0 18 29 20.25 3.000																					

Minnesota Twins @ Anaheim Angels  
Edison International Field, Anaheim, CA

Sun May 24 1998, 10:05 PM EDT  
Att. 24,728 - Cloudy - 75 F

livebaseballscorecards.com

AB	38
R	9
H	11
RBI	9
BB	5
SO	7
LOB	15






Batter	1	2	3	4	5	6	7	8	9	AB	R	H	RBI	BB	SO	LOB
Darin Erstad, L (1, 7) OBP: 0.399, SLG: 0.608	2-0 F7		0-1 F8		1-2 G4-3		1-1 G5-3			4	0	0	1	0	0	3
11 Justin Baughman, R (1, 4) OBP: 0.400, SLG: 0.379	0-1 F9		0-0 G5-3		0-1 G1-3			0-0 F9		4	0	0	0	0	0	2
Jim Edmonds, L (1, 8) OBP: 0.376, SLG: 0.562	0-2 2B			0-0 G3		0-1 F9		0-3 K		4	0	1	0	0	1	0
Cecil Fielder, R (1, 3) OBP: 0.343, SLG: 0.427	0-2 G6-3			4-0 16 FC6 BB		4-1 BB		0-3 K		2	0	0	0	2	1	1
Dave Hollins, S (1, 5) OBP: 0.316, SLG: 0.398		2-2 F8		0-3 K		3-2 P5		4-2 16 G6-3 BB		3	0	0	0	1	1	2
16 Garret Anderson, L (1, 9) OBP: 0.290, SLG: 0.404		0-1 G6-3		1-1 FC6		1-1 F8		0-0 G6-3		4	0	0	0	0	0	3
Matt Walbeck, S (1, 2) OBP: 0.330, SLG: 0.383		1-2 G5-3			2-2 SH5-3 G4-3 1B		1-2 1B		2-1 F7	4	1	2	0	0	0	1
Frank Bolick, S (1, 10) OBP: 0.321, SLG: 0.279			2-1 E9 SH5-3		4-0 G4-3 SH5-3 BB		0-0 F7		1-0 F7	3	0	0	0	1	0	2
Gary Disarcina, R (1, 6) OBP: 0.316, SLG: 0.389			0-0 SH5-3		0-0 SH5-3		0-3 K			1	0	0	0	0	1	1

Inning Stats	R: 0	H: 1	E: 0	K: 0	S: 9	LOB: 1	BB: 1	P: 11	R: 0	H: 0	E: 0	K: 0	S: 8	LOB: 0	BB: 0	P: 11	R: 0	H: 0	E: 0	K: 1	S: 6	LOB: 1	BB: 1	P: 8	R: 1	H: 1	E: 0	K: 0	S: 9	LOB: 1	BB: 1	P: 16	R: 0	H: 0	E: 0	K: 0	S: 10	LOB: 1	BB: 1	P: 18	R: 0	H: 1	E: 0	K: 1	S: 9	LOB: 1	BB: 0	P: 11	R: 0	H: 0	E: 0	K: 2	S: 7	LOB: 0	BB: 0	P: 7	R: 0	H: 0	E: 0	K: 0	S: 6	LOB: 1	BB: 1	P: 13	1B: 2	2B: 1	3B: 0	HR: 0	SF: 0	SAC: 2	DP: 0	HBP: 0	WP: 0	PB: 0	SB: 0	CS: 0	PA: 35
--------------	------	------	------	------	------	--------	-------	-------	------	------	------	------	------	--------	-------	-------	------	------	------	------	------	--------	-------	------	------	------	------	------	------	--------	-------	-------	------	------	------	------	-------	--------	-------	-------	------	------	------	------	------	--------	-------	-------	------	------	------	------	------	--------	-------	------	------	------	------	------	------	--------	-------	-------	-------	-------	-------	-------	-------	--------	-------	--------	-------	-------	-------	-------	--------

PITCHER	IP	WLS	BF	H	R	ER	SO	BB	IBB	HBP	BLK	WP	HR	S	P	ERA	WHIP
Brad Radke, R (1, 1) ERA: 2.99	7.0	W	28	3	1	1	2	3	0	0	0	0	0	57	86	1.29	0.857
Greg Swindell, L (8, 1) ERA: 3.16	1.0		3	0	0	0	2	0	0	0	0	0	0	7	7	0.00	0.000
Dan Naulty, R (9, 1) ERA: 6.1	1.0		4	0	0	0	0	1	0	0	0	0	0	6	13	0.00	1.000

**MINNESOTA TWINS @ ANAHEIM ANGELS**  
**Edison International Field, Anaheim, CA**  
 Sun May 24 1998, 10:05 PM EDT  
 Att. 24,728 - Cloudy - 75 F

<b>AB</b>	<b>29</b>
<b>R</b>	<b>1</b>
<b>H</b>	<b>3</b>
<b>RBI</b>	<b>1</b>
<b>BB</b>	<b>4</b>
<b>SO</b>	<b>4</b>
<b>LOB</b>	<b>15</b>



Batter	1	2	3	4	5	6	7	8	9	AB R H RBI BB SO LOB	TOP											
Pat Meares, R (1, 6) OBP: 0.326, SLG: 0.439	2-3 K		1-1 2B 1B	0-0 G6-3		3-1 F9		1-2 F8		5 1 1 1 0 1 3												
Denny Hocking, S (1, 7) OBP: 0.242, SLG: 0.179	1-0 G5-3		2-2 2B 1B	1-3 K		0-0 G4-3		0-1 G4-3		5 1 1 1 0 1 2												
Paul Molitor, R (1, 10) OBP: 0.344, SLG: 0.366	2-1 G1-3		0-0 1B 2B	1-1 FC4 1B		0-0 F8		1-0 G6-3		5 1 2 2 0 0 0												
Ron Coomer, R (1, 3) OBP: 0.298, SLG: 0.457		3-2 F8	2-1 E WP HR 1B	1-1 FC4		2-2 L6		1-2 G6-3		5 1 1 2 0 0 1												
Alex Ochoa, R (1, 9) OBP: 0.262, SLG: 0.371		0-1 G4-3	1-3 K		0-0 G5-3		0-1 WP 1B			4 0 1 0 0 1 1												
Matt Lawton, L (1, 8) OBP: 0.347, SLG: 0.387		1-1 G4-3	2-2 E5 HR		0-0 F7		1-0 G6-3			4 1 0 0 0 0 2												
Jon Shave, R (1, 5) OBP: 0.300, SLG: 0.448			1-0 CS 1B		0-1 1B		0-0 G6-3			4 1 3 3 0 0 0												
Todd Walker, L (1, 4) OBP: 0.399, SLG: 0.519			0-2 SAFE 1B		3-2 G4-3		4-2 BB			3 1 1 0 1 1 1												
Javier Valentin, S (1, 2) OBP: 0.295, SLG: 0.411			4-2 1B BB	2-1 G6-3 2B		0-1 G4-3 1B		2-1 P8		3 2 2 0 1 0 1												
<b>Inning Stats</b>	R: 0 E: 0 K: 1 S: 6	H: 0 LOB: 0 BB: 0 P: 11	R: 0 E: 0 K: 0 S: 7	H: 0 LOB: 0 BB: 0 P: 11	R: 8 E: 1 K: 2 S: 26	H: 7 LOB: 0 BB: 1 P: 42	R: 1 E: 0 K: 1 S: 10	H: 2 LOB: 1 BB: 0 P: 15	R: 0 E: 0 K: 0 S: 8	H: 1 LOB: 1 BB: 0 P: 11	R: 0 E: 0 K: 0 S: 5	H: 1 LOB: 0 BB: 0 P: 8	R: 0 E: 0 K: 0 S: 8	H: 1 LOB: 1 BB: 0 P: 11	R: 0 E: 0 K: 0 S: 9	H: 0 LOB: 1 BB: 1 P: 16	R: 0 E: 0 K: 0 S: 6	H: 0 LOB: 0 BB: 0 P: 8	1B: 9 2B: 2 3B: 0 HR: 1	SF: 0 SAC: 0 DP: 1 HBP: 0	WP: 2 PB: 0 SB: 0 CS: 1	PA: 40
<b>PITCHER</b>	IP WLS BF H R ER SO BB IBB HBP BLK WP HR S P ERA WHIP																					
Darren Oliver, L (1, 1) ERA: 6.66	3.2 L 21 9 9 6 4 1 0 0 0 1 1 47 76 14.73 2.727																					
Al Levine, R (4, 1) ERA: 1.65	4.1 16 3 0 0 0 1 0 0 0 1 0 32 49 0.00 0.923																					
Al Levine, R (8, 1) ERA: 1.65	4.1 16 3 0 0 0 1 0 0 0 1 0 32 49 0.00 0.923																					
Danny Patterson, R (9, 1) ERA: 2.35	1.0 3 0 0 0 0 0 0 0 0 0 0 6 8 0.00 0.000																					

Minnesota Twins @ Texas Rangers  
The Ballpark at Arlington, Arlington, TX  
Mon May 25 1998, 8:05 PM EDT  
Att. 30,887 - Cloudy - 87 F

livebaseballscorecards.com

AB	38
R	9
H	12
RBI	9
BB	2
SO	4
LOB	11



Batter	1	2	3	4	5	6	7	8	9	AB	R	H	RBI	BB	SO	LOB
--------	---	---	---	---	---	---	---	---	---	----	---	---	-----	----	----	-----

<p><b>Tom Goodwin, L</b> (1, 8) OBP: 0.393, SLG: 0.352</p> <p>C B X</p>				<p><b>G4-3</b> (1) C F B X</p>		<p><b>L3</b> (2) B X</p>		<p><b>L3</b> (2) C X</p>		4	0	1	0	0	0	2	
<p><b>Mark McLemore, S</b> (1, 4) OBP: 0.420, SLG: 0.399</p> <p>X</p>				<p><b>K</b> (2) S C C C</p>		<p><b>P6</b> (3) B X C F B T B F C X</p>		<p><b>1B</b> (3) B X</p>		4	0	1	2	0	1	1	
<p><b>29 Rusty Greer, L</b> (1, 7) OBP: 0.350, SLG: 0.402</p> <p><b>Mike Simms, R</b> (8, 9) OBP: 0.415, SLG: 0.703</p> <p>B F B C X</p>				<p><b>1B</b> (3) X</p>		<p><b>P4</b> (1) B C F B F X</p>		<p><b>K</b> (3) B C F B F X</p>		3	0	1	0	0	0	0	
<p><b>Juan Gonzalez, R</b> (1, 9) OBP: 0.347, SLG: 0.589</p> <p><b>Bill Haselman, R</b> (8, 2) OBP: 0.333, SLG: 0.560</p> <p>S F B T B S</p>				<p><b>G1-4-3</b> (3) X</p>		<p><b>P2</b> (2) C B B F X</p>		<p><b>K</b> (1) F B C S</p>		3	0	0	0	0	1	1	
<p><b>Will Clark, L</b> (1, 3) OBP: 0.379, SLG: 0.446</p> <p><b>Al Levine, L</b> (8, 1)</p> <p><b>Danny Patterson, R</b> (9, 1)</p> <p><b>Bobby Witt, R</b> (9, PH)</p> <p>B B C B X</p>					<p><b>F8</b> (1) F B X</p>		<p><b>K</b> (3) C F B B F X</p>		<p><b>P3</b> (2) C B X</p>		3	0	0	0	0	1	0
<p><b>Ivan Rodriguez, R</b> (1, 2) OBP: 0.437, SLG: 0.678</p> <p><b>Luis Alicaia, S</b> (8, 7) OBP: 0.371, SLG: 0.403</p> <p>B B X</p>					<p><b>F9</b> (2) X</p>			<p><b>FC4-6</b> (1) B B X</p>		2	0	0	0	0	0		
<p><b>Lee Stevens, L</b> (1, 10) OBP: 0.319, SLG: 0.541</p> <p>(8, 3)</p> <p>X</p>					<p><b>G6-3</b> (3) X</p>			<p><b>1B</b> (1) B X</p>		3	0	1	0	0	0		
<p><b>Kevin Elster, R</b> (1, 6) OBP: 0.337, SLG: 0.387</p> <p><b>Domingo Cedeno, S</b> (8, PH) OBP: 0.387, SLG: 0.448</p> <p>(9, 6)</p> <p>B X</p>						<p><b>L8</b> (1) S B F X</p>		<p><b>FC4-6</b> (1) F X</p>		2	0	0	0	0	0		
<p><b>Fernando Tatis, R</b> (1, 5) OBP: 0.319, SLG: 0.333</p> <p>(8, 3)</p> <p>F B B X</p>						<p><b>F8</b> (2) X</p>		<p><b>1B</b> (1) X</p>		3	1	1	0	0	0		

Inning Stats		R: 0	H: 0	R: 0	H: 0	R: 0	H: 0	R: 0	H: 0	R: 0	H: 0	R: 3	H: 4	R: 0	H: 0	1B: 5	SF: 0
		E: 0	LOB: 0	E: 0	LOB: 0	E: 0	LOB: 0	E: 0	LOB: 0	E: 0	LOB: 0	E: 0	LOB: 1	E: 0	LOB: 0	2B: 1 <td>SAC: 0</td>	SAC: 0
		K: 0	BB: 0	K: 1	BB: 0	K: 0	BB: 0	K: 1	BB: 0	K: 0	BB: 0	K: 1	BB: 0	K: 1	BB: 0	3B: 0	DP: 0
		S: 7	P: 10	S: 7	P: 12	S: 4	P: 7	S: 8	P: 9	S: 4	P: 5	S: 9	P: 13	S: 8	P: 16	HR: 0	HBP: 0

PITCHER		IP	WLS	BF	H	R	ER	SO	BB	IBB	HBP	BLK	WP	HR	S	P	ERA	WHIP
<b>Mike Morgan, R</b> (1, 1) ERA: 3.98		7.1	W	27	5	3	3	3	0	0	0	0	0	0	53	81	3.68	0.682
<b>Hector Carrasco, R</b> (8, 1) ERA: 5.19		0.2		3	1	0	0	1	0	0	0	0	0	0	6	9	0.00	1.500
<b>Rick Aguilera, R</b> (9, 1) ERA: 4.0		1.0		3	0	0	0	1	0	0	0	0	0	0	7	11	0.00	0.000

**BOTTOM**

**Minnesota Twins @ Texas Rangers**  
**The Ballpark at Arlington, Arlington, TX**  
 Mon May 25 1998, 8:05 PM EDT  
 Att: 30,887 - Cloudy - 87 F

livebaseballscorecards.com

<b>AB</b>	<b>33</b>
<b>R</b>	<b>3</b>
<b>H</b>	<b>6</b>
<b>RBI</b>	<b>3</b>
<b>BB</b>	<b>0</b>
<b>SO</b>	<b>5</b>
<b>LOB</b>	<b>6</b>



WP: 0	PA: 33
PB: 0	
SB: 0	
CS: 0	

Batter	1	2	3	4	5	6	7	8	9	AB R H RBI BB SO LOB	TOP																
Pat Meares, R OBP: 0.323, SLG: 0.432 (1, 6)	1-0 P8	1-1 1B			2-2 P4		0-1 P4		0-0 G5-3	5 0 1 1 0 0 1																	
Todd Walker, L OBP: 0.414, SLG: 0.569 (1, 4)	0-0 SF7	1-0 1B			0-0 G5-4-3		1-0 HR			4 2 4 2 0 0 0																	
Paul Molitor, R OBP: 0.338, SLG: 0.361 (1, 10)	0-1 SF7	3-2 G4-3			0-1 G5-4-3		2-2 G5-3			3 0 0 1 0 0 3																	
Orlando Merced, S OBP: 0.287, SLG: 0.368 (1, 3)	0-0 F7		0-1 P6			1-3 K		2-3 K		4 0 0 0 0 2 0																	
Ron Coomer, R OBP: 0.297, SLG: 0.449 (1, 5)		3-3 K	2-2 L3			4-2 FC4-6		0-0 L7		3 0 0 0 1 1 0																	
Matt Lawton, L OBP: 0.345, SLG: 0.384 (1, 8)		0-0 1B	3-1 G4-3			0-0 FC4-6		1-0 G4-3		4 2 1 0 0 0 1																	
Alex Ochoa, R OBP: 0.289, SLG: 0.385 (1, 9)		1-0 1B		1-1 G5-3		2-0 E2		1-1 G4-3		4 1 2 0 0 0 0																	
Terry Steinbach, R OBP: 0.392, SLG: 0.417 (1, 2)		0-0 1B		3-2 G5-3		1-3 K		1-0 G3-1		4 1 3 1 0 1 1																	
Denny Hocking, S OBP: 0.229, SLG: 0.167 (1, 7)		3-3 K		3-2 G1-3		1-1 P3		1-0 G3-1		4 0 0 0 0 1 4																	
<b>Inning Stats</b>	R: 1 E: 0 K: 0 S: 5	H: 1 LOB: 0 BB: 0 P: 6	R: 3 E: 0 K: 2 S: 15	H: 5 LOB: 2 BB: 0 P: 27	R: 0 E: 0 K: 0 S: 7	H: 0 LOB: 0 BB: 0 P: 12	R: 0 E: 0 K: 0 S: 11	H: 1 LOB: 0 BB: 0 P: 17	R: 0 E: 0 K: 0 S: 6	H: 1 LOB: 0 BB: 0 P: 8	R: 1 E: 1 K: 2 S: 12	H: 1 LOB: 1 BB: 1 P: 20	R: 1 E: 0 K: 0 S: 9	H: 1 LOB: 0 BB: 0 P: 13	R: 0 E: 0 K: 1 S: 5	H: 0 LOB: 0 BB: 0 P: 8	R: 0 E: 0 K: 0 S: 5	H: 1 LOB: 1 BB: 0 P: 8	1B: 7 2B: 2 3B: 1 HR: 1	SF: 1 SAC: 0 DP: 1 HBP: 0	WP: 0 PB: 0 SB: 0 CS: 1	PA: 37					
<b>PITCHER</b>	IP WLS BF H R ER SO BB IBB HBP BLK WP HR S P ERA WHIP																										
John Burkett, R (1, 1)	5.2		25	9	5	4	3	1	0	0	0	0	0	53	86	6.35	1.765										
Xavier Hernandez, R (6, 1)	1.1	L	5	1	1	1	1	0	0	0	0	0	1	12	17	6.75	0.750										
Scott Bailes, L (8, 1)	1.0		3	0	0	0	1	0	0	0	0	0	0	5	8	0.00	0.000										
Danny Patterson, R (9, 1)	1.0		4	1	0	0	0	0	0	0	0	0	0	5	8	0.00	1.000										

Minnesota Twins @ Texas Rangers  
The Ballpark at Arlington, Arlington, TX  
Wed May 27 1998, 4:33 AM EDT  
Att. 32,657 - Cloudy - 66 F

livebaseballscorecards.com

AB	35
R	6
H	11
RBI	5
BB	1
SO	5
LOB	10



**Minnesota Twins @ Texas Rangers**  
 The Ballpark at Arlington, Arlington, TX

Wed May 27 1998, 4:33 AM EDT  
 Att. 32,657 - Cloudy - 66 F

livebaseballscorecards.com

AB	38
R	5
H	11
RBI	5
BB	3
SO	6
LOB	12



WP:	0	PA:	41
PB:	0	SB:	0
CS:	0		

Batter	1	2	3	4	5	6	7	8	9	AB	R	H	RBI	BB	SO	LOB
Tom Goodwin, L OBP: 0.393, SLG: 0.353 (1, 8)	G3		BB 29 1B		BB 29 1B	FC4-6		K		5	2	2	0	0	1	2
Mark McLemore, S OBP: 0.420, SLG: 0.392 (1, 4)	B3		BB 29 1B		BB 29 1B		G3-1		L7	3	1	0	0	2	0	0
29 Rusty Greer, L OBP: 0.356, SLG: 0.407 (1, 7)	K		BB 29 1B		BB 29 1B		1B		L7	5	1	3	3	0	1	0
Juan Gonzalez, R OBP: 0.348, SLG: 0.589 (1, 9)		F8	F7		BB 29 1B		F8		2B	5	0	2	1	0	0	3
Will Clark, L OBP: 0.380, SLG: 0.450 (1, 3)		F8		F8		BB 29 1B		FC6-4	G1-3	5	0	2	1	0	0	1
Ivan Rodriguez, R OBP: 0.429, SLG: 0.663 (1, 2)		K		G4-3		F7		FC6-4		4	0	0	0	0	1	4
Mike Simms, R OBP: 0.395, SLG: 0.667 (1, 10)			P4		F8			P6		2	0	0	0	0	0	0
Luis Alicaia, S OBP: 0.375, SLG: 0.406 (6, PH)										2	0	1	0	0	0	0
Kevin Elster, R OBP: 0.337, SLG: 0.387 (1, 6)			L6			K		K		0	0	0	0	0	0	0
Domingo Cedenio, S OBP: 0.343, SLG: 0.394 (3, 6)						K		K		4	0	0	0	0	2	1
Fernando Tatis, R OBP: 0.324, SLG: 0.333 (1, 5)			BB 29 1B			K		FC4-6	F9	3	1	1	0	1	1	1

Inning Stats	R: 0	H: 0	E: 0	K: 1	S: 7	R: 0	H: 0	E: 0	K: 1	S: 7	R: 2	H: 3	E: 0	K: 0	S: 12	R: 0	H: 0	E: 0	K: 0	S: 6	R: 3	H: 4	E: 0	K: 2	S: 30	R: 0	H: 0	E: 0	K: 1	S: 10	R: 0	H: 2	E: 0	K: 0	S: 10	R: 0	H: 1	E: 0	K: 1	S: 10	R: 0	H: 1	E: 0	K: 0	S: 13	1B: 9	2B: 2	3B: 0	HR: 0	SF: 0	SAC: 0	DP: 0	HBP: 0	WP: 0	PA: 41
--------------	------	------	------	------	------	------	------	------	------	------	------	------	------	------	-------	------	------	------	------	------	------	------	------	------	-------	------	------	------	------	-------	------	------	------	------	-------	------	------	------	------	-------	------	------	------	------	-------	-------	-------	-------	-------	-------	--------	-------	--------	-------	--------

PITCHER	IP	WLS	BF	H	R	ER	SO	BB	IBB	HBP	BLK	WP	HR	S	P	ERA	WHIP
Eric Milton, L ERA: 5.34 (1, 1)	4.2		23	7	5	5	4	2	0	0	0	0	0	58	87	9.64	1.929
Mike Trombley, R ERA: 2.45 (5, 1)	2.0	W	8	1	0	0	1	1	0	0	0	0	0	20	28	0.00	1.000
Greg Swindell, L ERA: 3.03 (7, 1)	1.1		6	2	0	0	1	0	0	0	0	0	0	14	21	0.00	1.500
Rick Aguilera, R ERA: 3.86 (9, 1)	1.0	S	4	1	0	0	0	0	0	0	0	0	0	13	20	0.00	1.000

Batter	1	2	3	4	5	6	7	8	9	AB R H RBI BB SO LOB	TOP		
<b>Darin Erstad, L</b> (1, 7) OBP: 0.381, SLG: 0.575 CF B X	1-2 G6-3 1B		3-0 F8 1B		1 SAFE 0-0 G4-3 1B		1-0 F9 1B	1-3 K		5 0 1 0 0 1 4			
<b>Dave Hollins, S</b> (1, 5) OBP: 0.316, SLG: 0.394 SB B X	2-2 G3 1B		1-2 F7 1B		0-1 G4-3 1B		2-2 F7 1B		1-0 F7 1B	5 0 1 0 0 0 4			
<b>Jim Edmonds, L</b> (1, 8) OBP: 0.387, SLG: 0.586 1 SAFE CF B X	1-2 G3 1B			0-0 HR	4-0 G6-4-3 IBB		1 SAFE 0-0 1-H 2B		0-1 G4-3 1B	4 1 2 2 1 0 1			
<b>Tim Salmon, R</b> (1, 10) OBP: 0.382, SLG: 0.534 <b>Norberto Martin, R</b> (9, PR) OBP: 0.234, SLG: 0.272 C X	0-1 G4-3 1B			4-1 G5-4-3 BB	0-0 G6-4-3 1-2f		4-2 BB		0-1 1B	3 0 1 0 2 0 4 0 0 0 0 0 0 0			
<b>Cecil Fielder, R</b> (1, 3) OBP: 0.336, SLG: 0.413 <b>Damon Mashore, R</b> (9, 9) OBP: 0.368, SLG: 0.403 S C X		1-2 G6-3 1B		1-1 G5-4-3 1-2f		1-0 G3 1B	1-0 P3		1-2 F8 1B	5 0 1 0 0 0 4 0 0 0 0 0 0 0			
<b>16 Garret Anderson, L</b> (1, 9) OBP: 0.288, SLG: 0.412 F B X		0-2 G1-3 1B		0-1 2B		1-0 F7 1B		2-3 K		4 1 1 0 0 1 1			
<b>Matt Walbeck, S</b> (1, 2) OBP: 0.325, SLG: 0.377 B B X		1-3 K		0-0 2B		0-2 G3 1B		4-2 11 B3 BB		3 0 1 1 1 1 1			
<b>11 Justin Baughman, R</b> (1, 4) OBP: 0.293, SLG: 0.275 F B X			1-1 G5-3 1B	1-0 G5-3 1B		2-1 G6-3 1B		0-0 B3 1B		4 0 0 0 0 0 3			
<b>Gary Disarcina, R</b> (1, 6) OBP: 0.314, SLG: 0.381 X			0-0 S 1B		1-1 G4-3 1B		0-0 2B 1B	0-1 E3 1B		4 1 3 0 0 0 1			
<b>Inning Stats</b>	R: 0 H: 1 E: 0 LOB: 1 K: 0 BB: 0 S: 13 P: 17	R: 0 H: 0 E: 0 LOB: 0 K: 1 BB: 0 S: 9 P: 11	R: 0 H: 1 E: 0 LOB: 1 K: 0 BB: 0 S: 7 P: 12	R: 2 H: 3 E: 0 LOB: 1 K: 0 BB: 1 S: 8 P: 14	R: 0 H: 2 E: 0 LOB: 2 K: 0 BB: 1 S: 6 P: 11	R: 0 H: 1 E: 0 LOB: 1 K: 0 BB: 0 S: 8 P: 12	R: 1 H: 2 E: 0 LOB: 2 K: 0 BB: 1 S: 10 P: 18	R: 0 H: 0 E: 1 LOB: 2 K: 2 BB: 1 S: 11 P: 18	R: 0 H: 1 E: 0 LOB: 1 K: 0 BB: 0 S: 10 P: 12	1B: 7 SF: 0 2B: 3 SAC: 0 3B: 0 DP: 2 HR: 1 HBP: 0	WP: 0 PA: 41 PB: 0 SB: 1 CS: 0		
<b>PITCHER</b> <b>LaTroy Hawkins, R</b> (1, 1) ERA: 5.29 <b>Hector Carrasco, R</b> (7, 1) ERA: 4.91 <b>Eddie Guardado, L</b> (8, 1) ERA: 2.75	IP WLS BF H R ER SO BB IBB HBP BLK WP HR S P ERA WHIP	6.2 L 30 10 3 3 1 1 1 0 0 0 1 58 87 4.05 1.650	1.0 6 0 0 0 1 2 0 0 0 0 0 0 11 22 0.00 2.000	1.1 5 1 0 0 1 0 0 0 0 0 0 0 13 16 0.00 0.750	<b>PITCHER</b> IP WLS BF H R ER SO BB IBB HBP BLK WP HR S P ERA WHIP								

**Anaheim Angels @ Minnesota Twins**  
**Hubert H. Humphrey Metrodome, Minneapolis, MN**

Fri May 29 1998, 8:05 PM EDT  
 Att. 14,633 - Dome - 72 F

AB	37
R	3
H	11
RBI	3
BB	4
SO	3
LOB	23



Batter	1	2	3	4	5	6	7	8	9	AB R H RBI BB SO LOB
Pat Meares, R OBP: 0.316, SLG: 0.422 (1, 6) CFS	0-3 K		3-2 K			2-3 K		1-1 L5		4 0 0 0 0 3 2
Matt Lawton, L OBP: 0.343, SLG: 0.377 (1, 8) BBB	4-0 CS BB			0-1 F8		0-1 G3-1			1-0 L6	3 0 0 0 1 0 0
Paul Molitor, R OBP: 0.332, SLG: 0.354 (1, 10) B1 SAFE	2-0 F9			0-3 K			1-0 F8		3-2 P4	4 0 0 0 0 1 1
Ron Coomer, R OBP: 0.296, SLG: 0.445 (1, 3) C	0-1 CS	2-3 K		0-0 1B			0-0 G5-3		3-3 K	4 0 1 0 0 2 0
Alex Ochoa, R OBP: 0.282, SLG: 0.375 (1, 9)		3-2 G6-3		2-3 K			1-1 F8			3 0 0 0 0 1 1
Marty Cordova, R OBP: 0.357, SLG: 0.407 (1, 7) S		2-3 K			1-0 CS 1B			1-2 2B G5-3 1B		3 1 2 0 0 1 0
Terry Steinbach, R OBP: 0.390, SLG: 0.423 (1, 2) C			3-3 K		2-2 L8			2-2 2B		3 0 1 0 0 1 1
Jon Shave, R OBP: 0.273, SLG: 0.406 (1, 5) F			3-1 P3		0-3 K			2-3 K		3 0 0 0 0 2 2
Todd Walker, L OBP: 0.413, SLG: 0.571 (1, 4) B			1-2 2B			0-0 P6		2-2 G5-3		3 0 1 1 0 0 1

Inning Stats	R: 0	H: 0	E: 0	K: 1	S: 5	LOB: 0	BB: 1	P: 11	R: 0	H: 0	E: 0	K: 2	S: 10	LOB: 0	BB: 0	P: 17	R: 0	H: 1	E: 0	K: 2	S: 12	LOB: 1	BB: 0	P: 22	R: 0	H: 1	E: 0	K: 1	S: 8	LOB: 0	BB: 0	P: 11	R: 0	H: 0	E: 0	K: 1	S: 6	LOB: 0	BB: 0	P: 8	R: 0	H: 0	E: 0	K: 0	S: 4	LOB: 0	BB: 0	P: 6	R: 1	H: 2	E: 0	K: 1	S: 14	LOB: 1	BB: 0	P: 22	R: 0	H: 0	E: 0	K: 1	S: 11	LOB: 0	BB: 0	P: 18	1B: 3	SF: 0	2B: 2	SAC: 0	3B: 0	DP: 0	HR: 0	HBP: 0	WP: 0	PA: 32
--------------	------	------	------	------	------	--------	-------	-------	------	------	------	------	-------	--------	-------	-------	------	------	------	------	-------	--------	-------	-------	------	------	------	------	------	--------	-------	-------	------	------	------	------	------	--------	-------	------	------	------	------	------	------	--------	-------	------	------	------	------	------	-------	--------	-------	-------	------	------	------	------	-------	--------	-------	-------	-------	-------	-------	--------	-------	-------	-------	--------	-------	--------

PITCHER	IP	WLS	BF	H	R	ER	SO	BB	IBB	HBP	BLK	WP	HR	S	P	ERA	WHIP
Chuck Finley, L ERA: 2.32 (1, 1)	8.1	W	29	5	1	1	10	1	0	0	0	0	0	69	110	1.08	0.720
Troy Percival, R ERA: 4.43 (9, 1)	0.2	S	2	0	0	0	1	0	0	0	0	0	0	10	16	0.00	0.000


**BOTTOM**

**Anaheim Angels @ Minnesota Twins**  
 Hubert H. Humphrey Metrodome, Minneapolis, MN

Fri May 29 1998, 8:05 PM EDT  
 Att. 14,633 - Dome - 72 F

livebaseballscores.com

AB	30
R	1
H	5
RBI	1
BB	1
SO	11
LOB	8



Batter	1	2	3	4	5	6	7	8	9	AB R H RBI BB SO LOB	TOP											
Darin Erstad, L (1, 7) OBP: 0.379, SLG: 0.569	1-2 G3		0-1 1B		0-0 F8			1-1 F9		4 0 1 0 0 0 0	<b>Anaheim Angels @ Minnesota Twins</b> Hubert H. Humphrey Metrodome, Minneapolis, MN Sat May 30 1998, 8:05 PM EDT Att. 16,827 - Dome - 72 F <a href="http://livebaseballscorecards.com">livebaseballscorecards.com</a>											
Dave Hollins, S (1, 5) OBP: 0.310, SLG: 0.385	3-2 G3		2-2 P6		1-2 L8			3-1 G6-3		4 0 0 0 0 0 2												
Jim Edmonds, L (1, 8) OBP: 0.389, SLG: 0.589	0-0 F8		0-0 F8			2-2 G5-4-3 BB 1B		1-1 2B		4 0 2 0 0 0 2												
Tim Salmon, R (1, 10) OBP: 0.385, SLG: 0.525 Frank Bolick, S (8, PR) OBP: 0.321, SLG: 0.279		1-2 G6-3		1-3 K		4-2 G5-4-3 BB		4-1 FC6-4 BB		2 0 0 0 2 1 0 0 0 0 0 0 0 0												
Cecil Fielder, R (1, 3) OBP: 0.330, SLG: 0.404		3-3 K		1-3 K		2-2 G5-4-3 1-2f 2-3		0-2 FC6-4 1-2f		4 0 0 0 0 2 4												
16 Garret Anderson, L (1, 9) OBP: 0.292, SLG: 0.429		3-1 1B		0-1 HR		3-2 F9		2-2 F7		4 1 2 1 0 0 1												
Matt Walbeck, S (1, 2) OBP: 0.323, SLG: 0.373		0-1 F7		2-2 FC4-6 1B			3-1 G1-3		3-2 F7	4 0 1 0 0 0 1												
Norberto Martin, R (1, 4) OBP: 0.234, SLG: 0.271			1-3 K		2-2 FC4-6 1-2f		1-1 G6-3		3-1 PB 1B	4 0 1 0 0 1 1												
Gary Disarcina, R (1, 6) OBP: 0.312, SLG: 0.378			0-1 1B		2-2 G6-3		0-2 G1-3		3-2 G4-3	4 0 1 0 0 0 1												
<b>Inning Stats</b>	R: 0 E: 0 K: 0 S: 8	H: 0 LOB: 0 BB: 0 P: 12	R: 0 E: 0 K: 1 S: 12	H: 1 LOB: 1 BB: 0 P: 19	R: 0 E: 0 K: 1 S: 12	H: 2 LOB: 2 BB: 0 P: 15	R: 1 E: 0 K: 2 S: 15	H: 2 LOB: 1 BB: 0 P: 21	R: 0 E: 0 K: 0 S: 7	H: 0 LOB: 0 BB: 0 P: 10	R: 0 E: 0 K: 0 S: 11	H: 1 LOB: 1 BB: 1 P: 22	R: 0 E: 0 K: 0 S: 7	H: 0 LOB: 0 BB: 0 P: 11	R: 0 E: 0 K: 0 S: 10	H: 1 LOB: 2 BB: 1 P: 19	R: 0 E: 0 K: 0 S: 14	H: 1 LOB: 1 BB: 0 P: 25	1B: 6 2B: 1 3B: 0 HR: 1	SF: 0 SAC: 0 DP: 1 HBP: 0	WP: 0 PB: 1 SB: 0 CS: 0	PA: 36
<b>PITCHER</b>	IP WLS BF H R ER SO BB IBB HBP BLK WP HR S P ERA WHIP																					
Brad Radke, R (1, 1) ERA: 2.83	7.0 W 27 6 1 1 4 1 0 0 0 0 0 1 72 110 1.29 1.000																					
Greg Swindell, L (8, 1) ERA: 2.94	1.0 5 1 0 0 0 1 0 0 0 0 0 0 10 19 0.00 2.000																					
Dan Naulty, R (9, 1) ERA: 5.56	1.0 4 1 0 0 0 0 0 0 0 0 0 0 14 25 0.00 1.000																					

**Anaheim Angels @ Minnesota Twins**  
 Hubert H. Humphrey Metrodome, Minneapolis, MN  
 Sat May 30 1998, 8:05 PM EDT  
 Att. 16,827 - Dome - 72 F

[livebaseballscorecards.com](http://livebaseballscorecards.com)

**AB 34**  
**R 1**  
**H 8**  
**RBI 1**  
**BB 2**  
**SO 4**  
**LOB 12**





Batter	1	2	3	4	5	6	7	8	9
<b>Otis Nixon, S</b> <small>OBP: 0.282, SLG: 0.240</small> <b>Alex Ochoa, R</b> <small>OBP: 0.280, SLG: 0.372</small> <small>(1, 8)</small> <small>(8, PH)</small> <small>(9, 9)</small>	4-1 	2-0 		1-3 		2-0 		0-0 	
<b>Todd Walker, L</b> <small>OBP: 0.419, SLG: 0.579</small> <small>(1, 4)</small>	1-0 	1-1 		3-2 			2-0 	3-1 	
<b>Paul Molitor, R</b> <small>OBP: 0.335, SLG: 0.356</small> <small>(1, 10)</small>	1-2 	2-2 		3-3 			3-1 		
<b>Orlando Merced, S</b> <small>OBP: 0.295, SLG: 0.384</small> <small>(1, 3)</small>	2-2 	1-0 		0-1 			3-3 	1-2 	
<b>Ron Coomer, R</b> <small>OBP: 0.300, SLG: 0.446</small> <small>(1, 5)</small>	0-0 	2-1 		3-3 			1-0 	2-H 	
<b>Matt Lawton, L</b> <small>OBP: 0.341, SLG: 0.374</small> <small>(1, 9)</small> <small>(9, 8)</small>	2-1 		1-1 		1-2 		1-3 		
<b>Pat Meares, R</b> <small>OBP: 0.315, SLG: 0.415</small> <small>(1, 6)</small>	0-0 		1-0 		1-2 		4-1 	1-2 	
<b>Terry Steinbach, R</b> <small>OBP: 0.387, SLG: 0.441</small> <small>(1, 2)</small>	0-0 		2-0 			0-0 	2-0 	1-2f 	
<b>Denny Hocking, S</b> <small>OBP: 0.230, SLG: 0.159</small> <small>(1, 7)</small>		4-2 	2-0 			2-0 		2-3 	

Inning Stats	R: 3	H: 4	E: 0	K: 0	S: 14	L: 2	LOB: 2	BB: 1	P: 23	R: 2	H: 3	E: 0	K: 0	S: 12	R: 1	H: 1	E: 0	K: 0	S: 5	R: 0	H: 1	E: 0	K: 2	S: 11	R: 0	H: 0	E: 0	K: 1	S: 12	R: 0	H: 0	E: 0	K: 0	S: 3	R: 2	H: 3	E: 0	K: 2	S: 12	R: 0	H: 0	E: 0	K: 1	S: 6	R: 3	H: 0	E: 0	K: 1	S: 11	R: 0	H: 0	E: 0	K: 0	S: 6	R: 0	H: 0	E: 0	K: 0	S: 0
--------------	------	------	------	------	-------	------	--------	-------	-------	------	------	------	------	-------	------	------	------	------	------	------	------	------	------	-------	------	------	------	------	-------	------	------	------	------	------	------	------	------	------	-------	------	------	------	------	------	------	------	------	------	-------	------	------	------	------	------	------	------	------	------	------

PITCHER	IP	WLS	BF	H	R	ER	SO	BB	IBB	HBP	BLK	WP	HR	S	P	ERA	WHIP
<b>Ken Hill, R</b> <small>ERA: 4.85</small>	(1, 1)	2.0	14	7	5	5	0	2	0	0	0	0	0	26	47	22.50	4.500
<b>Rich DeLucia, R</b> <small>ERA: 6.23</small>	(3, 1)	4.0	14	2	1	1	3	0	0	0	0	0	1	31	53	2.25	0.500
<b>Mike Holtz, L</b> <small>ERA: 5.74</small>	(7, 1)	0.2	6	3	2	2	2	1	0	0	0	1	0	11	25	27.00	6.000
<b>Pep Harris, R</b> <small>ERA: 7.0</small>	(7, 1)	1.1	4	0	0	0	1	0	0	0	0	0	0	7	14	0.00	0.000

**BOTTOM**

AB	R	H	RBI	BB	SO	LOB
3	2	1	0	1	1	0
1	0	0	0	0	0	0
5	2	3	0	0	0	1
4	2	2	1	0	1	2
4	1	2	3	0	1	2
4	0	2	2	0	1	1
4	0	1	0	0	1	1
3	0	0	0	1	0	2
4	1	1	1	0	0	4
3	0	0	0	1	1	0

**AB 35**  
**R 8**  
**H 12**  
**RBI 7**  
**BB 3**  
**SO 6**  
**LOB 13**

**WP: 2** **PA: 38**  
**PB: 0**  
**SB: 5**  
**CS: 0**

**MINNESOTA TWINS**  
**HUBERT H. HUMPHREY METRODOME, MINNEAPOLIS, MN**

Sat May 30 1998, 8:05 PM EDT  
 Att. 16,827 - Dome - 72 F

[livebaseballscorecards.com](http://livebaseballscorecards.com)

Batter 1 2 3 4 5 6 7 8 9 AB R H RBI BB SO LOB TOP

**Darin Erstad, L** (1, 3)  
 OBP: 0.376, SLG: 0.575  
 B F X

**Dave Hollins, S** (1, 10)  
 OBP: 0.312, SLG: 0.386  
 B F X

**Jim Edmonds, L** (1, 8)  
 OBP: 0.391, SLG: 0.601  
 X

**Frank Bolick, S** (1, 5)  
 OBP: 0.321, SLG: 0.267  
**Craig Shipley, R** (8, PH)  
 OBP: 0.226, SLG: 0.233  
 B B C F B (8, 5)

**16 Garret Anderson, L** (1, 7)  
 OBP: 0.297, SLG: 0.433  
 C B B F X

**Matt Walbeck, S** (1, 2)  
 OBP: 0.321, SLG: 0.393  
 C F X

**Damon Mashore, R** (1, 9)  
 OBP: 0.350, SLG: 0.380  
 X

**11 Justin Baughman, R** (1, 4)  
 OBP: 0.311, SLG: 0.341  
 C B F X

**Gary Disarcina, R** (1, 6)  
 OBP: 0.305, SLG: 0.371  
 1 SAFE C F X 1 SAFE

**Inning Stats**

R: 0 E: 0 K: 0 S: 9	H: 1 LOB: 2 BB: 1 P: 17	R: 0 E: 0 K: 0 S: 11	H: 1 LOB: 1 BB: 0 P: 14	R: 0 E: 1 K: 0 S: 11	H: 0 LOB: 1 BB: 1 P: 18	R: 0 E: 0 K: 0 S: 4	H: 1 LOB: 0 BB: 0 P: 6	R: 3 E: 0 K: 0 S: 14	H: 3 LOB: 0 BB: 0 P: 22	R: 2 E: 0 K: 0 S: 12	H: 2 LOB: 0 BB: 0 P: 18	R: 0 E: 0 K: 0 S: 6	H: 0 LOB: 0 BB: 0 P: 8	R: 0 E: 0 K: 1 S: 10	H: 1 LOB: 1 BB: 0 P: 13	R: 1 E: 0 K: 1 S: 10	H: 1 LOB: 0 BB: 0 P: 12
------------------------------	----------------------------------	-------------------------------	----------------------------------	-------------------------------	----------------------------------	------------------------------	---------------------------------	-------------------------------	----------------------------------	-------------------------------	----------------------------------	------------------------------	---------------------------------	-------------------------------	----------------------------------	-------------------------------	----------------------------------

**PITCHER**

<b>Mike Morgan, R</b> (1, 1) ERA: 4.09	IP: 5.0 WLS: 0 BF: 22 H: 6 R: 3 ER: 3 SO: 0 BB: 2 IBB: 0 HBP: 0 BLK: 0 WP: 0 HR: 2 S: 49 P: 77 ERA: 5.40 WHIP: 1.600
<b>Mike Trombley, R</b> (6, 1) ERA: 2.91	IP: 1.0 WLS: 0 BF: 5 H: 2 R: 2 ER: 2 SO: 0 BB: 0 IBB: 0 HBP: 0 BLK: 0 WP: 0 HR: 1 S: 12 P: 18 ERA: 18.00 WHIP: 2.000
<b>Greg Swindell, L</b> (7, 1) ERA: 3.0	IP: 2.1 WLS: L BF: 10 H: 2 R: 1 ER: 1 SO: 2 BB: 0 IBB: 0 HBP: 0 BLK: 0 WP: 0 HR: 0 S: 25 P: 32 ERA: 3.86 WHIP: 0.857
<b>Rick Aguilera, R</b> (9, 1) ERA: 3.77	IP: 0.2 WLS: 0 BF: 1 H: 0 R: 0 ER: 0 SO: 0 BB: 0 IBB: 0 HBP: 0 BLK: 0 WP: 0 HR: 0 S: 1 P: 1 ERA: 0.00 WHIP: 0.000

1-1  
G3

1-0  
BB  
1B

0-0  
P6

4-2  
1-2  
BB

2-2  
G5-3

0-2  
G6-3

0-0  
G6-3

1-2  
S  
1B

3-2  
G6-3  
1-2

3-2  
G6-3

0-2  
E6  
S  
1B

4-2  
1-2  
G5-4-3  
BB

0-1  
G5-4-3  
1-2f

1-0  
G4-6-3  
1B

0-0  
G4-6-3  
1-2f

1-1  
G5-3

0-1  
P3

3-2  
G5-3  
1-2

0-1  
HR

1-1  
HR  
1B

1-1  
HR

3-2  
G4-3

3-2  
HR  
1B

0-0  
HR

2-2  
F9

1-2  
L5

0-1  
G5-3

1-1  
G4-3

1-2  
F7

0-0  
G6-3

1-1  
SH5-4  
16  
2B

0-0  
SH5-4

2-2  
P3

0-3  
K

1-1  
SF9  
3B

1-2  
SF9  
3-H

0-3  
K

0-0  
G4-3-6-3  
1-2f

3 1 1 2 1 0 1

2 0 0 0 1 0 2  
1 0 1 0 0 0 0

3 1 2 0 0 0 2

4 1 1 2 0 0 2

4 0 0 0 0 1 1

4 1 2 0 0 0 0

3 0 0 1 0 0 1

5 1 1 1 0 1 0

5 1 2 0 0 0 1

3 1 1 2 1 0 1

2 0 0 0 1 0 2  
1 0 1 0 0 0 0

3 1 2 0 0 0 2

4 1 1 2 0 0 2

4 0 0 0 0 1 1

4 1 2 0 0 0 0

3 0 0 1 0 0 1

5 1 1 1 0 1 0

5 1 2 0 0 0 1

3 1 1 2 1 0 1

2 0 0 0 1 0 2  
1 0 1 0 0 0 0

3 1 2 0 0 0 2

4 1 1 2 0 0 2

4 0 0 0 0 1 1

4 1 2 0 0 0 0

3 0 0 1 0 0 1

5 1 1 1 0 1 0

5 1 2 0 0 0 1

3 1 1 2 1 0 1

2 0 0 0 1 0 2  
1 0 1 0 0 0 0

3 1 2 0 0 0 2

4 1 1 2 0 0 2

4 0 0 0 0 1 1

4 1 2 0 0 0 0

3 0 0 1 0 0 1

5 1 1 1 0 1 0

5 1 2 0 0 0 1

3 1 1 2 1 0 1

2 0 0 0 1 0 2  
1 0 1 0 0 0 0

3 1 2 0 0 0 2

4 1 1 2 0 0 2

4 0 0 0 0 1 1

4 1 2 0 0 0 0

3 0 0 1 0 0 1

AB	34
R	6
H	10
RBI	6
BB	2
SO	2
LOB	10

1B	5	SF	1
2B	1	SAC	1
3B	1	DP	3
HR	3	HBP	0

WP	0	PA	38
PB	1		
SB	2		
CS	0		

**Anaheim Angels @ Minnesota Twins**  
 Hubert H. Humphrey Metrodome, Minneapolis, MN  
 Sun May 31 1998, 4:33 AM EDT  
 Att. 11,285 - Dome - 72 F

WP	0	PA	38
PB	1		
SB	2		
CS	0		



Batter	1	2	3	4	5	6	7	8	9	AB R H RBI BB SO LOB
<b>Otis Nixon, S</b> OBP: 0.296, SLG: 0.270 (1, 8)	0-1  <b>G6-3</b> 3B	0-0  <b>F8</b>		0-1  <b>FC6-4</b> 1B		1-0  <b>P3</b>		4-1  <b>FC3-6</b> BB	4 1 2 0 1 0 2	
<b>Todd Walker, L</b> OBP: 0.406, SLG: 0.560 (1, 4)	2-1  <b>G6-3</b>	3-0  <b>F9</b>		3-2  <b>FC6-4</b> 2B		3-3  <b>K</b>		0-0  <b>FC3-6</b> FC6-4	5 1 0 1 0 1 5	
<b>Paul Molitor, R</b> OBP: 0.332, SLG: 0.354 (1, 10)	2-1  <b>1B</b> 1B		1-0  <b>G6-3</b>	2-1  <b>SF8</b>		2-3  <b>K</b>		0-0  <b>FC6-4</b>	4 0 1 1 0 1 1	
<b>Orlando Merced, S</b> OBP: 0.300, SLG: 0.394 (1, 3)	1-3  <b>K</b>		0-0  <b>HR</b> 1B	3-1  <b>2B</b>		0-1  <b>F8</b>		3-2  <b>P6</b>	5 1 2 1 0 1 2	
<b>Ron Coomer, R</b> OBP: 0.304, SLG: 0.462 (1, 5)	0-0  <b>1B</b>		1-0  <b>HR</b>	2-0  <b>P3</b>		0-1  <b>F9</b>			4 1 2 2 0 0 1	
<b>Matt Lawton, L</b> OBP: 0.335, SLG: 0.366 (1, 9)	2-3  <b>K</b>		1-3  <b>K</b>		1-2  <b>G3</b>	3-2  <b>G6-3</b>			4 0 0 0 0 2 2	
<b>Marty Cordova, R</b> OBP: 0.361, SLG: 0.405 (1, 7)		0-1  <b>G4-3</b>	4-0  <b>BB</b>		0-2  <b>K</b>		1-1  <b>G4-6-3</b> 1B		3 0 1 0 1 1 0	
<b>Pat Meares, R</b> OBP: 0.318, SLG: 0.417 (1, 6)		1-0  <b>1B</b> 1B	0-2  <b>F9</b>		1-0  <b>1B</b>		0-0  <b>F2</b>		4 0 2 0 0 0 2	
<b>Javier Valentin, S</b> OBP: 0.308, SLG: 0.417 (1, 2)		1-1  <b>1B</b>		0-0  <b>FC6-4</b> 1B <b>SF8</b> 1B	2-2  <b>F7</b>		0-0  <b>G4-6-3</b>		4 1 2 0 0 0 2	

Inning Stats	R: 1	H: 3	E: 0	K: 2	S: 13	LOB: 2	BB: 0	P: 20	R: 0	H: 2	E: 0	K: 0	S: 7	LOB: 2	BB: 0	P: 12	R: 2	H: 2	E: 0	K: 1	S: 9	LOB: 1	BB: 1	P: 16	R: 2	H: 3	E: 0	K: 0	S: 11	LOB: 1	BB: 0	P: 21	R: 0	H: 1	E: 0	K: 1	S: 11	LOB: 1	BB: 0	P: 14	R: 0	H: 0	E: 0	K: 2	S: 10	LOB: 0	BB: 0	P: 16	R: 0	H: 0	E: 0	K: 0	S: 10	LOB: 0	BB: 0	P: 13	R: 0	H: 1	E: 0	K: 0	S: 4	LOB: 0	BB: 0	P: 5	R: 0	H: 0	E: 0	K: 0	S: 7	LOB: 1	BB: 1	P: 14	1B: 9	SF: 1	2B: 1	SAC: 0	3B: 1	DP: 1	HR: 1	HBP: 0	WP: 0	PA: 40
--------------	------	------	------	------	-------	--------	-------	-------	------	------	------	------	------	--------	-------	-------	------	------	------	------	------	--------	-------	-------	------	------	------	------	-------	--------	-------	-------	------	------	------	------	-------	--------	-------	-------	------	------	------	------	-------	--------	-------	-------	------	------	------	------	-------	--------	-------	-------	------	------	------	------	------	--------	-------	------	------	------	------	------	------	--------	-------	-------	-------	-------	-------	--------	-------	-------	-------	--------	-------	--------

PITCHER	IP	WLS	BF	H	R	ER	SO	BB	IBB	HBP	BLK	WP	HR	S	P	ERA	WHIP
<b>Jack McDowell, R</b> ERA: 4.76 (1, 1)	3.2		22	10	5	5	3	1	0	0	0	0	1	39	66	12.27	3.000
<b>Jason Dickson, R</b> ERA: 6.64 (4, 1)	4.1	W	14	2	0	0	3	0	0	0	0	0	0	36	51	0.00	0.462
<b>Troy Percival, R</b> ERA: 4.22 (9, 1)	1.0	S	4	0	0	0	0	1	0	0	0	0	0	7	14	0.00	1.000

**BOTTOM**

**Anaheim Angels @ Minnesota Twins**  
 Hubert H. Humphrey Metrodome, Minneapolis, MN  
 Sun May 31 1998, 4:33 AM EDT  
 Att. 11,285 - Dome - 72 F

[livebaseballscorecards.com](http://livebaseballscorecards.com)

<b>AB</b>	<b>37</b>
<b>R</b>	<b>5</b>
<b>H</b>	<b>12</b>
<b>RBI</b>	<b>5</b>
<b>BB</b>	<b>2</b>
<b>SO</b>	<b>6</b>
<b>LOB</b>	<b>17</b>



Batter	1	2	3	4	5	6	7	8	9	AB R H RBI BB SO LOB
--------	---	---	---	---	---	---	---	---	---	----------------------

Rickey Henderson, R OBP: 0.360, SLG: 0.337 (1, 7)	0-0 P4		1-3 K		2-1 S 2B	1-1 S E6			2-1 G5-3	5 1 1 0 0 1 1
Scott Spiezio, S OBP: 0.352, SLG: 0.460 (1, 4)	4-1 BB			0-1 HR 1B	3-2 G3-1 2-H 2B	1-1 G5-3			0-1 HR	4 2 3 2 1 0 2
Ben Grieve, L OBP: 0.400, SLG: 0.519 (1, 9)	0-1 F7			1-1 HR 1-H	0-1 G3-1		1-0 G6-3		0-0 BB 1B	5 2 2 2 0 0 2
Mike Blowers, R OBP: 0.333, SLG: 0.462 (1, 5)	2-3 K			2-0 G4-3 1B	0-3 K		0-0 G3		1-2 K	5 0 1 0 0 3 3
Jason Giambi, L OBP: 0.359, SLG: 0.392 Jack Voigt, R OBP: 0.236, SLG: 0.220 (1, 3) (9, PR) (9, 3)		2-2 K		3-2 G4-3 1-2		1-1 HR 1B	3-2 G4-3		4-1 1B BB	4 1 1 0 1 1 1 0 0 0 0 0 0 0
Matt Stairs, L OBP: 0.408, SLG: 0.615 (1, 10)		3-1 F7		2-1 F7		0-0 HR 1-H		0-3 K	1-1 1B	5 1 2 3 0 1 1
Mike Macfarlane, R OBP: 0.357, SLG: 0.520 (1, 2)		1-3 K		4-0 BB		2-2 F8		1-1 HR	0-1 G1	4 1 1 1 1 1 2
Ryan Christenson, R OBP: 0.312, SLG: 0.329 (1, 8)			3-2 K	1-3 K		3-1 G5-3		0-1 G6-3 1B		4 0 1 0 0 2 2
Miguel Tejada, R OBP: 0.364, SLG: 0.500 (1, 6)			0-1 F7		3-2 L7	4-0 E BB		0-0 G6-3		3 0 0 0 1 0 1

TOP

Oakland Athletics @ Minnesota Twins  
Hubert H. Humphrey Metrodome, Minneapolis, MN  
Mon Jun 01 1998, 8:05 PM EDT  
Att. 7,918 - Dome - 72 F

AB	39
R	8
H	12
RBI	8
BB	4
SO	9
LOB	15



Inning Stats	R: 0	H: 0	R: 0	H: 0	R: 0	H: 0	R: 2	H: 3	R: 1	H: 2	R: 2	H: 2	R: 0	H: 0	R: 1	H: 2	R: 2	H: 3	1B: 6	SF: 0	WP: 0	PA: 43
E: 0	LOB: 1	E: 0	LOB: 0	E: 0	LOB: 0	E: 0	LOB: 2	E: 0	LOB: 1	E: 1	LOB: 2	E: 0	LOB: 0	E: 0	LOB: 0	E: 0	LOB: 2	E: 0	LOB: 2	2B: 2	SAC: 0	PB: 0
K: 1	BB: 1	K: 2	BB: 0	K: 1	BB: 1	K: 1	BB: 1	K: 0	BB: 0	K: 0	BB: 1	K: 0	BB: 0	K: 1	BB: 1	K: 1	BB: 1	K: 1	BB: 1	3B: 0	DP: 1	SB: 2
S: 7	P: 13	S: 8	P: 14	S: 9	P: 13	S: 17	P: 30	S: 14	P: 22	S: 7	P: 11	S: 8	P: 9	S: 8	P: 22	S: 14	P: 22	S: 14	P: 22	HR: 4	HBP: 0	CS: 0

PITCHER	IP	WLS	BF	H	R	ER	SO	BB	IBB	HBP	BLK	WP	HR	S	P	ERA	WHIP
Eric Milton, L ERA: 5.55 (1, 1)	6.0	L	29	7	5	5	7	3	0	0	0	0	2	68	117	7.50	1.667
Eddie Guardado, L ERA: 3.0 (7, 1)	1.1		5	1	1	1	1	0	0	0	0	0	1	12	17	6.75	0.750
Hector Carrasco, R ERA: 5.4 (8, 1)	1.2		9	4	2	2	1	1	0	0	0	0	1	17	25	10.80	3.000

WP: 0	PA: 43
PB: 0	
SB: 2	
CS: 0	

Batter	1	2	3	4	5	6	7	8	9	AB	R	H	RBI	BB	SO	LOB
<b>Otis Nixon, S</b> <small>OBP: 0.301, SLG: 0.286</small> (1, 8)	1-0  1B		2-2 G1-6-3  1-2f		0-2 F7  1-H	2-1  2B		0-0 G4-3  3		5	0	2	0	0	0	3
<b>Todd Walker, L</b> <small>OBP: 0.412, SLG: 0.571</small> (1, 4)	3-3  1-2		4-1  2B BB		1-1  1B HR		0-0 G3  1		2-2  SF9 3B	4	3	2	0	1	1	1
<b>Paul Molitor, R</b> <small>OBP: 0.338, SLG: 0.367</small> (1, 10)	0-1 G5-3  2		1-1  1-H 2B		1-1  1-3 HR 1B		1-1  1B		2-1  SF9 3-H 3	4	1	3	2	0	0	1
<b>Orlando Merced, S</b> <small>OBP: 0.296, SLG: 0.413</small> (1, 3)	0-0 G6-3  3		3-1 F8  3		1-2  1-H 3-H HR		2-0 P7  2		1-0 G4-3  2	5	1	1	3	0	0	3
<b>Ron Coomer, R</b> <small>OBP: 0.307, SLG: 0.455</small> (1, 5)		4-1  G6-4-3 BB E		0-1 P3  1	0-0 G5-3  2		0-0 F9  3		4-2  BB	3	0	0	0	2	0	1
<b>Matt Lawton, L</b> <small>OBP: 0.332, SLG: 0.362</small> (1, 9)		1-2  E6 G6-4-3 1-2		0-1  1B 1B	2-2 G4-3  3			3-1 G4-3  1	1-0 F8  3	5	0	1	0	0	0	2
<b>Marty Cordova, R</b> <small>OBP: 0.350, SLG: 0.392</small> (1, 7)		0-0 G6-4-3  1-2f 2-3		2-0 F9  2		1-1 G4-3  1		3-3  HR		4	0	0	0	0	1	3
<b>Terry Steinbach, R</b> <small>OBP: 0.396, SLG: 0.446</small> (1, 2)		3-2 F8  3		2-2  1-3 1B		1-2  2B 1B		4-0  BB BB		3	0	2	0	1	0	1
<b>Pat Meares, R</b> <small>OBP: 0.322, SLG: 0.416</small> (1, 6)			2-1  G1-6-3 1B		1-2 F8  3		0-0 F8  2		4-2  1-2 BB	3	0	1	0	1	0	3

Inning Stats	R: 0	H: 1	E: 0	K: 1	S: 8	H: 1	LOB: 1	BB: 0	P: 12	R: 0	H: 0	E: 1	K: 0	S: 8	R: 0	H: 2	E: 0	K: 0	S: 11	R: 3	H: 3	E: 0	K: 0	S: 15	R: 0	H: 2	E: 0	K: 0	S: 8	R: 0	H: 1	E: 0	K: 1	S: 10	R: 0	H: 0	E: 0	K: 1	S: 10	R: 1	H: 1	E: 0	K: 0	S: 10	1B: 8	2B: 2	3B: 1	HR: 1	SF: 1	SAC: 0	DP: 2	HBP: 0	WP: 0	PB: 0	SB: 1	CS: 0	PA: 42
--------------	------	------	------	------	------	------	--------	-------	-------	------	------	------	------	------	------	------	------	------	-------	------	------	------	------	-------	------	------	------	------	------	------	------	------	------	-------	------	------	------	------	-------	------	------	------	------	-------	-------	-------	-------	-------	-------	--------	-------	--------	-------	-------	-------	-------	--------

PITCHER	IP	WLS	BF	H	R	ER	SO	BB	IBB	HBP	BLK	WP	HR	S	P	ERA	WHIP
<b>Mike Oquist, R</b> <small>ERA: 4.98</small> (1, 1)	5.2	W	27	9	4	4	1	2	0	0	0	0	1	61	96	6.35	1.941
<b>Buddy Groom, L</b> <small>ERA: 4.64</small> (6, 1)	1.0		4	2	0	0	0	0	0	0	0	0	0	6	11	0.00	2.000
<b>Mike Fetters, R</b> <small>ERA: 4.42</small> (7, 1)	1.0		5	0	0	0	1	2	0	0	0	0	0	10	24	0.00	2.000
<b>Billy Taylor, R</b> <small>ERA: 3.33</small> (8, 1)	1.1	S	6	1	1	1	0	1	0	0	0	0	0	11	21	6.75	1.500

**BOTTOM**

**Oakland Athletics @ Minnesota Twins**  
 Hubert H. Humphrey Metrodome, Minneapolis, MN

Mon Jun 01 1998, 8:05 PM EDT  
 Att. 7,918 - Dome - 72 F

<b>AB</b>	<b>36</b>
<b>R</b>	<b>5</b>
<b>H</b>	<b>12</b>
<b>RBI</b>	<b>5</b>
<b>BB</b>	<b>5</b>
<b>SO</b>	<b>2</b>
<b>LOB</b>	<b>18</b>

livebaseballscorecards.com

Batter	1	2	3	4	5	6	7	8	9	AB R H RBI BB SO LOB	TOP	
Rickey Henderson, R OBP: 0.362, SLG: 0.351 Kurt Abbott, R OBP: 0.328, SLG: 0.376	4-0 E S G4-3 BB		1-0 G5-3		2-2 HR		1-1 G3		1-3 K	3 2 1 1 1 0 0 1 0 0 0 0 1 0		
Scott Spiezio, S OBP: 0.355, SLG: 0.458 Jack Voigt, R OBP: 0.232, SLG: 0.216	1-1 G4-3 1-H		0-0 BB 1B 1B		1-1 G5-3		4-1 BB 1B BB		3-2 P4	3 1 1 1 1 0 0 1 0 0 0 0 0 0		
Ben Grieve, L OBP: 0.398, SLG: 0.511 Rafael Bournigal, R OBP: 0.240, SLG: 0.315	3-1 G4-3		1-0 F7		1-1 F7		4-1 1B 1-2 BB			3 0 0 0 1 0 1 0 0 0 0 0 0 0		
Mike Blowers, R OBP: 0.338, SLG: 0.463	0-3 K		1-2 BB 1B	1 SAFE	3-2 F9		3-2 1-3 2-H 1B			4 0 2 1 0 1 0		
Jason Giambi, L OBP: 0.357, SLG: 0.386		2-3 K	4-0 1-2 2-3 BB		1-3 K		1-3 K			3 0 0 0 1 3 2		
Matt Stairs, L OBP: 0.404, SLG: 0.606		1-1 S 1B	2-2 P2		2-1 F8		2-2 F7			4 0 1 0 0 0 3		
A.J. Hinch, R OBP: 0.303, SLG: 0.338		1-0 P4		0-2 G5-3		2-2 1B		0-0 P5		4 0 1 0 0 0 1		
Ryan Christenson, R OBP: 0.309, SLG: 0.315		4-2 1-2 BB		2-2 G4-3		2-2 K		2-2 G4-3		3 0 0 0 1 1 1		
Miguel Tejada, R OBP: 0.267, SLG: 0.357		1-1 F9		1-3 K		1-1 F9		2-2 G4-3		4 0 0 0 0 1 2		
<b>Inning Stats</b>	R: 1 H: 0 E: 0 LOB: 0 K: 1 BB: 1 S: 7 P: 15	R: 0 H: 1 E: 0 LOB: 2 K: 1 BB: 1 S: 13 P: 22	R: 0 H: 2 E: 0 LOB: 3 K: 0 BB: 1 S: 9 P: 18	R: 0 H: 0 E: 0 LOB: 0 K: 1 BB: 0 S: 10 P: 13	R: 1 H: 1 E: 0 LOB: 0 K: 0 BB: 0 S: 12 P: 19	R: 0 H: 1 E: 0 LOB: 1 K: 2 BB: 0 S: 11 P: 18	R: 1 H: 1 E: 0 LOB: 2 K: 1 BB: 2 S: 15 P: 29	R: 0 H: 0 E: 0 LOB: 0 K: 0 BB: 0 S: 9 P: 13	R: 0 H: 0 E: 0 LOB: 0 K: 1 BB: 0 S: 10 P: 16	1B: 5 SF: 0 2B: 0 SAC: 0 3B: 0 DP: 0 HR: 1 HBP: 0	WP: 0 PA: 38 PB: 0 SB: 2 CS: 0	
<b>PITCHER</b>	IP WLS BF H R ER SO BB IBB HBP BLK WP HR S P ERA WHIP											
Dan Serafini, L ERA: 4.05	(1, 1) 6.2 W 29 5 3 3 5 4 0 0 0 0 0 1 67 116 4.05 1.350											
Eddie Guardado, L ERA: 2.82	(7, 1) 1.1 6 1 0 0 1 1 0 0 0 0 0 0 19 31 0.00 1.500											
Dan Naulty, R ERA: 5.11	(9, 1) 1.0 3 0 0 0 0 1 0 0 0 0 0 0 10 16 0.00 0.000											

Oakland Athletics @ Minnesota Twins  
Hubert H. Humphrey Metrodome, Minneapolis, MN

Tue Jun 02 1998, 4:33 AM EDT  
Att. 10,820 - Dome - 72 F

livebaseballscorecards.com

AB	33
R	3
H	6
RBI	3
BB	5
SO	7
LOB	10





Batter	1	2	3	4	5	6	7	8	9	AB R H RBI BB SO LOB	TOP	
<b>Kenny Lofton, L</b> OBP: 0.361, SLG: 0.405 (1, 8) 										3 0 1 0 1 1 0		
<b>Omar Vizquel, S</b> OBP: 0.370, SLG: 0.376 (1, 6) 										4 0 1 0 0 0 2		
<b>David Justice, L</b> OBP: 0.374, SLG: 0.554 (1, 10) 										4 1 2 1 0 0 0		
<b>Jim Thome, L</b> OBP: 0.411, SLG: 0.611 (1, 3) 										4 0 1 0 0 1 2		
<b>Manny Ramirez, R</b> OBP: 0.368, SLG: 0.520 (1, 9) <b>Shawon Dunston, R</b> OBP: 0.248, SLG: 0.375 (9, PR) 										3 0 1 0 1 1 0 0 0 0 0 0 0 0		
<b>Mark Whiten, S</b> OBP: 0.400, SLG: 0.559 (1, 7) 										4 0 0 0 0 3 3		
<b>Sandy Alomar Jr., R</b> OBP: 0.315, SLG: 0.384 (1, 2) 										3 1 1 1 0 0 2		
<b>Travis Fryman, R</b> OBP: 0.322, SLG: 0.444 (1, 5) 										3 0 0 0 0 0 0		
<b>David Bell, R</b> OBP: 0.324, SLG: 0.441 (1, 4) 										3 0 0 0 0 0 0		
<b>Inning Stats</b>	R: 0 E: 0 K: 0 S: 11 H: 2 LOB: 1 P: 18	R: 1 E: 0 K: 2 S: 9 H: 1 LOB: 0 P: 10	R: 0 E: 0 K: 1 S: 7 H: 1 LOB: 0 P: 11	R: 0 E: 0 K: 0 S: 10 H: 0 LOB: 0 P: 18	R: 0 E: 0 K: 1 S: 9 H: 0 LOB: 0 P: 14	R: 0 E: 0 K: 0 S: 6 H: 0 LOB: 0 P: 11	R: 1 E: 0 K: 1 S: 10 H: 3 LOB: 1 P: 14	R: 0 E: 0 K: 0 S: 7 H: 0 LOB: 1 P: 15	R: 0 E: 0 K: 1 S: 6 H: 0 LOB: 1 P: 14	1B: 5 2B: 0 3B: 0 HR: 2 SF: 0 SAC: 0 DP: 2 HBP: 0	WP: 0 PB: 0 SB: 3 CS: 1 PA: 34	
<b>PITCHER</b> <b>LaTroy Hawkins, R</b> ERA: 4.98 (1, 1) <b>Greg Swindell, L</b> ERA: 2.97 (8, 1) <b>Rick Aguilera, R</b> ERA: 3.64 (9, 1)	IP 7.2 WLS 1 BF 28 H 7 R 2 ER 2 SO 5 BB 1 IBB 0 HBP 0 BLK 0 WP 0 HR 2 S 66 P 107 ERA 2.35 WHIP 1.043											<b>PITCHER</b> IP WLS BF H R ER SO BB IBB HBP BLK WP HR S P ERA WHIP

**Cleveland Indians @ Minnesota Twins**  
 Hubert H. Humphrey Metrodome, Minneapolis, MN  
 Wed Jun 03 1998, 8:05 PM EDT  
 Att. 8,897 - Dome - 72 F

[livebaseballscorecards.com](http://livebaseballscorecards.com)

<b>AB</b>	<b>31</b>
<b>R</b>	<b>2</b>
<b>H</b>	<b>7</b>
<b>RBI</b>	<b>2</b>
<b>BB</b>	<b>2</b>
<b>SO</b>	<b>6</b>
<b>LOB</b>	<b>9</b>





Batter	1	2	3	4	5	6	7	8	9
<b>Otis Nixon, S</b> (1, 8) OBP: 0.339, SLG: 0.315 									
<b>Todd Walker, L</b> (1, 4) OBP: 0.397, SLG: 0.546 									
<b>Paul Molitor, R</b> (1, 10) OBP: 0.337, SLG: 0.367 									
<b>Orlando Merced, S</b> (1, 3) OBP: 0.293, SLG: 0.402 <b>Alex Ochoa, R</b> (8, PH) OBP: 0.263, SLG: 0.368 <b>Denny Hocking, S</b> (9, 5) OBP: 0.230, SLG: 0.159 									
<b>Marty Cordova, R</b> (1, 7) OBP: 0.349, SLG: 0.383 									
<b>Matt Lawton, L</b> (1, 9) OBP: 0.330, SLG: 0.359 									
<b>Ron Coomer, R</b> (1, 5) OBP: 0.302, SLG: 0.449 (9, 3) 									
<b>Terry Steinbach, R</b> (1, 2) OBP: 0.395, SLG: 0.444 									
<b>Pat Meares, R</b> (1, 6) OBP: 0.321, SLG: 0.426 									

AB	R	H	RBI	BB	SO	LOB
2	2	1	0	2	0	1
4	0	0	0	0	0	3
4	1	1	0	0	1	1
3	0	1	1	0	0	0
0	0	0	0	1	0	0
0	0	0	0	0	0	0
4	0	2	2	0	0	1
3	0	1	0	0	0	1
3	0	0	0	0	1	1
3	0	1	0	0	0	1
3	0	0	0	0	0	1

AB	R	H	RBI	BB	SO	LOB
29	3	7	3	3	2	10

Inning Stats		R: 1	H: 2	E: 0	K: 1	S: 13	LOB: 1	BB: 0	P: 20
Inning Stats		R: 0	H: 0	E: 0	K: 1	S: 5	LOB: 0	BB: 0	P: 9
Inning Stats		R: 0	H: 0	E: 0	K: 0	S: 6	LOB: 0	BB: 1	P: 10
Inning Stats		R: 0	H: 1	E: 0	K: 0	S: 10	LOB: 1	BB: 0	P: 18
Inning Stats		R: 0	H: 1	E: 0	K: 0	S: 8	LOB: 1	BB: 0	P: 14
Inning Stats		R: 0	H: 0	E: 0	K: 0	S: 7	LOB: 0	BB: 0	P: 10
Inning Stats		R: 0	H: 1	E: 0	K: 0	S: 10	LOB: 1	BB: 0	P: 15
Inning Stats		R: 2	H: 2	E: 0	K: 0	S: 9	LOB: 2	BB: 2	P: 19

PITCHER	IP	WLS	BF	H	R	ER	SO	BB	IBB	HBP	BLK	WP	HR	S	P	ERA	WHIP
<b>Bartolo Colon, R</b> (1, 1) ERA: 3.2	7.2	L	30	6	3	3	2	2	0	0	0	0	0	66	109	3.52	1.043
<b>Paul Assenmacher, L</b> (8, 1) ERA: 3.15	0.0		1	0	0	0	0	1	0	0	0	0	0	1	5	∞	∞
<b>Jose Mesa, R</b> (8, 1) ERA: 3.89	0.1		1	1	0	0	0	0	0	0	0	0	0	1	1	0.00	3.000

**Cleveland Indians @ Minnesota Twins**  
 Hubert H. Humphrey Metrodome, Minneapolis, MN

Wed Jun 03 1998, 8:05 PM EDT  
 Att. 8,897 - Dome - 72 F

[livebaseballscorecards.com](http://livebaseballscorecards.com)



Batter	1	2	3	4	5	6	7	8	9	AB R H RBI BB SO LOB	TOP											
<b>Kenny Lofton, L</b> (1, 8) OBP: 0.363, SLG: 0.404	0-0 F9		1-0 F8		4-1 CS BB			1-0 FC5-4 1B		3 0 1 0 1 0 0	<b>Cleveland Indians @ Minnesota Twins</b> Hubert H. Humphrey Metrodome, Minneapolis, MN Thu Jun 04 1998, 8:05 PM EDT Att. 9,417 - Dome - 72 F <a href="http://livebaseballscorecards.com">livebaseballscorecards.com</a>											
<b>Omar Vizquel, S</b> (1, 6) OBP: 0.372, SLG: 0.379	3-2 F7			2-1 1B HR 1B	1-0 CS 1-2	2-1 FC4-6 1B		0-2 FC5-4 FC4-6 1-2f		4 1 2 0 0 0 1												
<b>David Justice, L</b> (1, 10) OBP: 0.376, SLG: 0.558	1-1 2B			0-1 1-2 HR 1B		0-2 FC4-6 CS 1-2f		0-0 FC4-6 1-2f		4 1 2 0 0 0 2												
<b>Jim Thome, L</b> (1, 3) OBP: 0.413, SLG: 0.621	1-2 G6-3			3-0 1-H 2-H HR		4-2 BB 1-2		1-1 F8		3 1 1 3 1 0 1												
<b>Manny Ramirez, R</b> (1, 9) OBP: 0.362, SLG: 0.510				0-2 G5-3		1-3 K		3-3 K		4 0 0 0 0 3 1												
<b>Travis Fryman, R</b> (1, 5) OBP: 0.320, SLG: 0.441				3-2 P5		0-0 G1-3		2-3 K		4 0 1 0 0 1 0												
<b>Pat Borders, R</b> (1, 2) OBP: 0.265, SLG: 0.266				1-1 P4		1-1 F8				3 0 0 0 0 0 1												
<b>David Bell, R</b> (1, 4) OBP: 0.317, SLG: 0.431				1-2 G5-3		1-3 K		2-0 F9		3 0 0 0 0 1 0												
<b>Shawon Dunston, R</b> (1, 7) OBP: 0.242, SLG: 0.365				0-0 F8		0-1 G5-3		0-1 F7		3 0 0 0 0 0 0												
<b>Mark Whiten, S</b> (8, 7) OBP: 0.400, SLG: 0.559										0 0 0 0 0 0 0												
<b>Inning Stats</b>	R: 0 E: 0 K: 0 S: 11	H: 1 LOB: 1 BB: 0 P: 16	R: 0 E: 0 K: 1 S: 11	H: 1 LOB: 0 BB: 0 P: 15	R: 0 E: 0 K: 0 S: 7	H: 0 LOB: 0 BB: 0 P: 9	R: 3 E: 0 K: 0 S: 15	H: 3 LOB: 0 BB: 0 P: 24	R: 0 E: 0 K: 1 S: 6	H: 0 LOB: 0 BB: 1 P: 12	R: 0 E: 0 K: 1 S: 11	H: 1 LOB: 1 BB: 1 P: 18	R: 0 E: 0 K: 0 S: 4	H: 0 LOB: 0 BB: 0 P: 7	R: 0 E: 0 K: 0 S: 7	H: 1 LOB: 1 BB: 0 P: 8	R: 0 E: 0 K: 2 S: 8	H: 0 LOB: 0 BB: 0 P: 14	1B: 5 2B: 1 3B: 0 HR: 1	SF: 0 SAC: 0 DP: 1 HBP: 0	WP: 0 PB: 0 SB: 0 CS: 2	PA: 34
<b>PITCHER</b>	IP WLS BF H R ER SO BB IBB HBP BLK WP HR S P ERA WHIP																					
<b>Brad Radke, R</b> (1, 1) ERA: 2.9	7.1 L 28 7 3 3 3 2 0 0 0 0 0 1 68 105 3.68 1.227																					
<b>Greg Swindell, L</b> (8, 1) ERA: 2.89	1.0 3 0 0 0 0 0 0 0 0 0 0 6 7 0.00 0.000																					
<b>Mike Trombley, R</b> (9, 1) ERA: 2.86	0.2 2 0 0 0 0 2 0 0 0 0 0 6 11 0.00 0.000																					



Batter	1	2	3	4	5	6	7	8	9	AB	R	H	RBI	BB	SO	LOB
<b>Otis Nixon, S</b> (1, 8) OBP: 0.333, SLG: 0.336 C C B F B X	2-2 G3 ①		1-0 G4-3 ② B X		3-1 G6-3 ③ B B C B X			2-1 HR X B C B X	0-0 G4-3 ③	5	1	1	1	0	0	1
<b>Todd Walker, L</b> (1, 4) OBP: 0.396, SLG: 0.542 <b>Brent Gates, S</b> (8, PH) OBP: 0.268, SLG: 0.250 X (9, 4)	0-0 G4-3 ②		0-1 S 1B C X			3-1 L4 ① B B C B X		1-1 F9 ① B C B X		3	0	1	0	0	0	0
<b>Paul Molitor, R</b> (1, 10) OBP: 0.336, SLG: 0.365 B B X	2-0 FC4-6 1B X		2-2 F7 ③ B B C B X			0-0 G4-3 ② X		0-0 P4 ② X		4	0	1	0	0	0	1
<b>Orlando Merced, S</b> (1, 3) OBP: 0.307, SLG: 0.408 X	0-0 FC4-6 ③ 1-2f			1-1 CS 1B C B X		4-2 BB ③ B F C B B		1-1 E 1B B C B X		3	0	2	0	1	0	1
<b>Marty Cordova, R</b> (1, 7) OBP: 0.347, SLG: 0.402 F B B B X		3-2 HR ① B B X		3-3 K ① ② 1-2 B B B B X		2-2 F9 ③ F B C B X		2-1 E5 ③ 1-2 B C B X		4	1	1	1	0	1	3
<b>Matt Lawton, L</b> (1, 9) OBP: 0.333, SLG: 0.367 B B X		2-0 F8 ① B B X		3-1 1B 2B B B B B X			2-2 FC6-4 1B B C B X	3-1 G3-1 ③ B C B X		4	0	2	0	0	0	2
<b>Ron Coomer, R</b> (1, 5) OBP: 0.301, SLG: 0.445 X		0-0 G6-3 ② X		1-0 1B ③ 2-H B X			1-0 P5 ① 1 SAFE 1 SAFE B X		1-1 P9 ① B B X	4	0	1	0	0	0	1
<b>Terry Steinbach, R</b> (1, 2) OBP: 0.385, SLG: 0.431 S B B X		1-3 K ③ S B B X			2-3 K ① S B B X		1-2 FC6-4 ② 1-2f 1 SAFE 1 SAFE F 1 SAFE B X		0-0 F8 ② X	4	0	0	0	0	2	1
<b>Pat Meares, R</b> (1, 6) OBP: 0.319, SLG: 0.423 B F B X			1-1 G6-3 ① B B X		2-1 G1-6-3 ② B F B X		3-3 K ③ S B B X		1-2 1B ③ B C B X	4	0	1	0	0	1	1

Inning Stats	R: 0	H: 1	E: 0	LOB: 1	K: 0	S: 7	R: 1	H: 1	E: 0	LOB: 0	K: 1	S: 8	R: 0	H: 3	E: 0	LOB: 2	K: 1	S: 9	R: 0	H: 0	E: 0	LOB: 0	K: 1	S: 8	R: 0	H: 0	E: 0	LOB: 1	K: 0	S: 9	R: 0	H: 1	E: 0	LOB: 1	K: 1	S: 13	R: 1	H: 2	E: 1	LOB: 2	K: 0	S: 11	R: 0	H: 1	E: 0	LOB: 1	K: 0	S: 7	1B: 7	SF: 0	2B: 1	SAC: 0	3B: 0	DP: 0	HR: 2	HBP: 0	WP: 0	PA: 37
--------------	------	------	------	--------	------	------	------	------	------	--------	------	------	------	------	------	--------	------	------	------	------	------	--------	------	------	------	------	------	--------	------	------	------	------	------	--------	------	-------	------	------	------	--------	------	-------	------	------	------	--------	------	------	-------	-------	-------	--------	-------	-------	-------	--------	-------	--------

PITCHER	IP	WLS	BF	H	R	ER	SO	BB	IBB	HBP	BLK	WP	HR	S	P	ERA	WHIP
<b>Dwight Gooden, R</b> (1, 1) ERA: 4.3	6.0	W	23	6	1	1	3	1	0	0	0	0	1	49	87	1.50	1.167
<b>Ron Villone, L</b> (7, 1) ERA: 1.54	0.0		1	1	0	0	0	0	0	0	0	0	0	3	5	∞	∞
<b>Eric Plunk, R</b> (7, 1) ERA: 4.3	1.0		3	0	0	0	1	0	0	0	0	0	0	10	15	0.00	0.000
<b>Paul Assenmacher, L</b> (8, 1) ERA: 3.54	0.1		2	1	1	1	0	0	0	0	0	0	1	4	7	27.00	3.000
<b>Jose Mesa, R</b> (8, 1) ERA: 3.82	0.2		4	1	0	0	0	0	0	0	0	0	0	7	13	0.00	1.500


**BOTTOM**

**Cleveland Indians @ Minnesota Twins**  
 Hubert H. Humphrey Metrodome, Minneapolis, MN

Thu Jun 04 1998, 8:05 PM EDT  
 Att. 9,417 - Dome - 72 F

livebaseballscorecards.com

<b>AB</b>	<b>36</b>
<b>R</b>	<b>2</b>
<b>H</b>	<b>10</b>
<b>RBI</b>	<b>2</b>
<b>BB</b>	<b>1</b>
<b>SO</b>	<b>4</b>
<b>LOB</b>	<b>11</b>



Batter	1	2	3	4	5	6	7	8	9	AB R H RBI BB SO LOB	TOP
<b>Otis Nixon, S</b> (1, 8) OBP: 0.323, SLG: 0.325 	1-3 		0-3 		0-0 			3-2 		4 0 0 0 0 2 1	
<b>Brent Gates, S</b> (1, 5) OBP: 0.267, SLG: 0.250 	0-0 		3-2 			1-1 		2-2 		4 0 1 0 0 0 0	
<b>Paul Molitor, R</b> (1, 3) OBP: 0.335, SLG: 0.363 	3-1 		0-0 			2-0 			0-3 	4 0 1 1 0 1 0	
<b>Todd Walker, L</b> (1, 4) OBP: 0.387, SLG: 0.529 		2-2 	0-0 			1-3 			1-1 	4 0 0 0 0 1 2	
<b>Marty Cordova, R</b> (1, 7) OBP: 0.338, SLG: 0.390 		0-2 		0-3 			0-2 		2-2 	4 0 0 0 0 1 0	
<b>Matt Lawton, L</b> (1, 9) OBP: 0.333, SLG: 0.371 		3-2 		1-3 			0-0 			3 0 1 0 0 1 0	
<b>Javier Valentin, S</b> (1, 2) OBP: 0.306, SLG: 0.403 		0-0 		1-1 			3-2 			3 0 1 0 0 0 1	
<b>Pat Meares, R</b> (1, 6) OBP: 0.315, SLG: 0.417 			1-0 		1-0 		0-1 			3 0 0 0 0 0 1	
<b>Mike Morgan, R</b> (1, 1) OBP: 0.500, SLG: 0.500 <b>Dan Naulty, R</b> (7, 1) <b>Eddie Guardado, R</b> (7, 1) <b>Orlando Merced, S</b> (8, PH) OBP: 0.305, SLG: 0.405 <b>Hector Carrasco, R</b> (8, 1)			1-2 		1-3 			1-1 		2 1 1 0 0 1 0	
<b>Inning Stats</b>	R: 0 H: 0 E: 0 LOB: 0 K: 1 BB: 0 S: 7 P: 11	R: 0 H: 1 E: 0 LOB: 1 K: 0 BB: 0 S: 10 P: 15	R: 1 H: 3 E: 0 LOB: 2 K: 1 BB: 0 S: 12 P: 17	R: 0 H: 0 E: 0 LOB: 0 K: 2 BB: 0 S: 8 P: 10	R: 0 H: 0 E: 0 LOB: 0 K: 1 BB: 0 S: 5 P: 7	R: 0 H: 0 E: 0 LOB: 0 K: 1 BB: 0 S: 6 P: 10	R: 0 H: 1 E: 0 LOB: 1 K: 0 BB: 0 S: 9 P: 12	R: 0 H: 0 E: 0 LOB: 0 K: 0 BB: 0 S: 11 P: 17	R: 0 H: 0 E: 0 LOB: 0 K: 1 BB: 0 S: 8 P: 11	1B: 4 SF: 0 2B: 1 SAC: 0 3B: 0 DP: 0 HR: 0 HBP: 0	WP: 0 PA: 32 PB: 0 SB: 0 CS: 0
<b>PITCHER</b> <b>Jose Silva, R</b> (1, 1) ERA: 3.68	IP WLS BF H R ER SO BB IBB HBP BLK WP HR S P ERA WHIP 9.0 W 32 5 1 1 7 0 0 0 0 0 0 0 76 110 1.00 0.556	<b>PITCHER</b> IP WLS BF H R ER SO BB IBB HBP BLK WP HR S P ERA WHIP									

**Minnesota Twins @ Pittsburgh Pirates**  
 Three Rivers Stadium, Pittsburgh, PA  
 Fri Jun 05 1998, 7:05 PM EDT  
 Att. 28,446 - Cloudy - 63 F

livebaseballscorecards.com

**AB 32**  
**R 1**  
**H 5**  
**RBI 1**  
**BB 0**  
**SO 7**  
**LOB 5**



Batter	1	2	3	4	5	6	7	8	9	AB	R	H	RBI	BB	SO	LOB
Tony Womack, L OBP: 0.306, SLG: 0.305 (1, 4)	3-2 G4-6-3 1B		1-3 K			2-2 G6-3	1-0 F7			4	0	1	0	0	1	1
Al Martin, L OBP: 0.321, SLG: 0.397 (1, 7)	0-1 G4-6-3 1-2f 1B			1-2 G1		0-0 BB 18 1B		0-0 F8		4	1	1	0	0	0	1
18 Jason Kendall, R OBP: 0.420, SLG: 0.475 (1, 2)	0-1 1B 1B			0-0 G5-3		0-0 BB 1B		1-1 G5		4	1	2	0	0	0	0
Kevin Young, R OBP: 0.333, SLG: 0.491 (1, 3)	1-0 1-2 1B			0-1 G5-3		4-1 1B 1-2 2-3 BB		0-1 S 2B 1B		3	1	2	0	1	0	0
Jermaine Allensworth, R OBP: 0.367, SLG: 0.451 (1, 8)	0-0 PO 1-2	1-2 K2-3 HBP			0-0 1B FC5-4 1B	1-2 1-3 2-H 3-H 1B		4-0 2B 1B BB		2	2	2	2	1	0	0
Jose Guillen, R OBP: 0.364, SLG: 0.520 (1, 9)		2-3 SAFE K2-3 1-2			3-1 1-3 FC5-4 1B	3-1 G1-3		3-2 1B 2B		4	1	2	1	0	1	3
Aramis Ramirez, R OBP: 0.129, SLG: 0.071 (1, 5)		0-0 G6-3			3-2 1-2f 3-H G1-6-3 1B		1-2 F7	4-2 1B BB		3	0	0	1	1	0	1
Kevin Polcovich, R OBP: 0.232, SLG: 0.235 (1, 6)			2-1 G6-3		1-0 1-2f G1-6-3		0-0 G6-3 2B	2-1 1-3 2-H 3-H 1B		4	0	2	2	0	0	1
Jose Silva, R (1, 1)			0-3 K			1-3 K	0-0 G6-3			3	0	0	0	0	2	1

Inning Stats	R: 0	H: 3	E: 0	K: 0	S: 8	H: 0	LOB: 1	BB: 0	P: 12	R: 0	H: 0	E: 0	K: 1	S: 8	H: 0	LOB: 0	BB: 0	P: 11	R: 0	H: 0	E: 0	K: 2	S: 8	R: 1	H: 2	E: 0	K: 0	S: 7	R: 2	H: 3	E: 0	K: 1	S: 15	R: 0	H: 1	E: 0	K: 0	S: 9	R: 3	H: 3	E: 0	K: 0	S: 15	H: 3	LOB: 2	BB: 2	P: 29
--------------	------	------	------	------	------	------	--------	-------	-------	------	------	------	------	------	------	--------	-------	-------	------	------	------	------	------	------	------	------	------	------	------	------	------	------	-------	------	------	------	------	------	------	------	------	------	-------	------	--------	-------	-------

PITCHER																PITCHER																																		
IP	WLS	BF	H	R	ER	SO	BB	IBB	HBP	BLK	WP	HR	S	P	ERA	WHIP	IP	WLS	BF	H	R	ER	SO	BB	IBB	HBP	BLK	WP	HR	S	P	ERA	WHIP																	
Mike Morgan, R (1, 1)	6.0	L	24	8	3	3	4	1	0	0	0	0	52	80	4.50	1.500																																		
Dan Naulty, R (7, 1)	0.2		3	1	0	0	0	0	0	0	0	0	8	9	0.00	1.500																																		
Eddie Guardado, L (7, 1)	0.1		1	0	0	0	0	0	0	0	0	0	1	2	0.00	0.000																																		
Hector Carrasco, R (8, 1)	1.0		7	3	3	3	0	2	0	0	0	0	15	29	27.00	5.000																																		

**BOTTOM**

**Minnesota Twins @ Pittsburgh Pirates**  
 Three Rivers Stadium, Pittsburgh, PA

Fri Jun 05 1998, 7:05 PM EDT  
 Att: 28,446 - Cloudy - 63 F

livebaseballscorecards.com

AB	31
R	6
H	12
RBI	6
BB	3
SO	4
LOB	8



WP: 0	PA: 36
PB: 0	
SB: 1	
CS: 0	

Batter	1	2	3	4	5	6	7	8	9	10	11	12	AB	R	H	RBI	BB	SO	LOB	TOP							
<b>Otis Nixon, S</b> (1, 8) OBP: 0.324, SLG: 0.325	G6-3		G4-3		K		1B		1B		G4-3		6	0	2	0	0	1	1	<b>Minnesota Twins @ Pittsburgh Pirates</b> Three Rivers Stadium, Pittsburgh, PA Sat Jun 06 1998, 7:05 PM EDT Att. 19,809 - Overcast - 58 F							
<b>Todd Walker, L</b> (1, 4) OBP: 0.389, SLG: 0.534 <b>Paul Molitor, R</b> (9, PH) OBP: 0.333, SLG: 0.361 <b>Eddie Guardado, R</b> (9, 1) <b>Alex Ochoa, R</b> (11, PH) OBP: 0.289, SLG: 0.374	G4-3			G3 1B E	1B	F9 E	G4-3		K		BB 1B		4	2	2	0	0	0	2								
<b>Marty Cordova, R</b> (1, 7) OBP: 0.338, SLG: 0.383 <b>Rick Aguilera, R</b> (11, 1)	K			1B E	1B	F9		K	K		BB		5	1	1	0	1	3	3								
<b>Orlando Merced, S</b> (1, 3) OBP: 0.311, SLG: 0.403 <b>Jon Shave, R</b> (10, PH) OBP: 0.286, SLG: 0.394		G3-1		G3		E		G4-3 1B		1B BB	F9		3	0	1	0	1	0	2								
<b>Ron Coomer, R</b> (1, 5) OBP: 0.293, SLG: 0.433		F9		K		E9 G4-6-3		G4-3		F9		F8	6	0	0	0	0	1	5								
<b>Matt Lawton, L</b> (1, 9) OBP: 0.338, SLG: 0.369		G1-3		E1		G4-6-3		IBB		1B	FC6-4 BB		4	0	1	0	2	0	2								
<b>Terry Steinbach, R</b> (1, 2) OBP: 0.371, SLG: 0.413			K	K			F9	K		K		FC6-4 BB	6	0	0	0	0	4	6								
<b>Pat Meares, R</b> (1, 6) OBP: 0.307, SLG: 0.405			K		G3-1		F9		P5	G5-3		F7	6	0	0	0	0	1	3								
<b>Eric Milton, L</b> (1, 1) OBP: 0.667, SLG: 0.667 <b>Mike Trombley, R</b> (7, 1) <b>Greg Swindell, L</b> (7, 1) <b>Brent Gates, S</b> (9, PH) OBP: 0.272, SLG: 0.256			1B		K		1B	1B	1B		G1-3		3	0	2	0	0	1	0								
<b>Inning Stats</b>	R: 0 E: 0 K: 1 S: 7	H: 0 LOB: 0 BB: 0 P: 8	R: 0 E: 0 K: 0 S: 10	H: 0 LOB: 0 BB: 0 P: 17	R: 0 E: 1 K: 2 S: 13	H: 2 LOB: 1 BB: 0 P: 18	R: 0 E: 0 K: 2 S: 9	H: 0 LOB: 0 BB: 0 P: 11	R: 1 E: 1 K: 0 S: 5	H: 1 LOB: 1 BB: 1 P: 12	R: 0 E: 0 K: 0 S: 8	H: 2 LOB: 2 BB: 0 P: 11	R: 0 E: 0 K: 2 S: 12	H: 1 LOB: 2 BB: 1 P: 21	R: 0 E: 0 K: 2 S: 11	H: 2 LOB: 2 BB: 0 P: 15	R: 0 E: 0 K: 1 S: 13	H: 1 LOB: 2 BB: 1 P: 23	R: 0 E: 0 K: 0 S: 11		H: 1 LOB: 2 BB: 1 P: 23	R: 0 E: 0 K: 0 S: 11	H: 0 LOB: 1 BB: 1 P: 20	1B: 10 2B: 1 3B: 0 HR: 0	SF: 0 SAC: 0 DP: 1 HBP: 0	WP: 0 PB: 0 SB: 1 CS: 0	PA: 53
<b>PITCHER</b> <b>67 Francisco Cordova, R</b> (1, 1) ERA: 2.12 <b>Rich Loisetle, R</b> (8, 1) ERA: 3.33 <b>Ricardo Rincon, L</b> (9, 1) ERA: 0.68 <b>Elmer Dessens, R</b> (10, 1) ERA: 4.95 <b>Esteban Loaiza, R</b> (12, 1) ERA: 5.02	IP	WLS	BF	H	R	ER	SO	BB	IBB	HBP	BLK	WP	HR	S	P	ERA	WHIP										
	7.0		29	6	3	0	7	0	1	0	0	0	0	64	96	0.00	0.857										
	1.1		8	3	0	0	2	0	1	0	0	0	0	17	28	0.00	2.250										
	1.0		5	1	0	0	2	1	0	0	0	0	0	12	19	0.00	2.000										
	1.2		7	1	0	0	1	1	0	0	0	0	0	20	35	0.00	1.200										
	1.0	W	4	0	0	0	0	1	0	0	0	0	0	11	20	0.00	1.000										

AB	48
R	3
H	11
RBI	0
BB	5
SO	12
LOB	28




Batter	1	2	3	4	5	6	7	8	9	10	11	12	AB R H RBI BB SO LOB
Tony Womack, L OBP: 0.303, SLG: 0.301 (1, 4)	F7		F7		G5-3		G6-3			B5-3		18 1B	6 0 1 0 0 0 3
Manny Martinez, R OBP: 0.405, SLG: 0.686 (1, 7) (9, 9)	G1-3		K			P4		WP		P5		18 1B	6 0 2 0 0 1 2
18 Jason Kendall, R OBP: 0.416, SLG: 0.469 (1, 2)	F9					P3		K		G6-3		18 1B	5 0 1 1 1 1 1
Kevin Young, R OBP: 0.331, SLG: 0.482 (1, 3)		F9				G5-3		K				18 1B	4 0 0 0 1 1 2
Jermaine Allensworth, R OBP: 0.363, SLG: 0.441 (1, 8)		G6-3				K		F8				B3	4 0 0 0 1 1 2
Jose Guillen, R OBP: 0.362, SLG: 0.515 (1, 9)			F8									F9	4 1 1 0 0 0 3
Ricardo Rincon, L (9, 1)					FC4-6								0 0 0 0 0 0 0
Elmer Dessens, R (10, 1)													0 0 0 0 0 0 0
Mark Smith, R OBP: 0.220, SLG: 0.186 (11, PH)													1 0 0 0 0 0 1
Esteban Loaiza, R OBP: 0.263, SLG: 0.222 (12, 1)													0 0 0 0 0 0 0
Aramis Ramirez, R OBP: 0.167, SLG: 0.182 (1, 5)			K			G1-3							5 1 2 1 0 1 0
Kevin Polcovich, R OBP: 0.244, SLG: 0.265 (1, 6)													2 0 2 0 0 0 0
Turner Ward, S OBP: 0.327, SLG: 0.438 (7, PH)													1 1 1 2 0 0 0
Rich Loiselle, R (8, 1)													0 0 0 0 0 0 0
Al Martin, L OBP: 0.318, SLG: 0.393 (9, 7)													2 0 0 0 0 0 2
67 Francisco Cordova, R OBP: 0.156, SLG: 0.129 (1, 1)													2 0 1 0 0 1 1
Doug Strange, S OBP: 0.240, SLG: 0.242 (7, PH)													1 0 0 0 0 0 0
Chance Sanford, L OBP: 0.172, SLG: 0.250 (8, 6)													2 1 1 0 0 1 0

Inning Stats	R: 0	H: 0	E: 0	K: 0	S: 6	H: 0	LOB: 0	PB: 0	S: 6	R: 0	H: 0	E: 0	K: 0	S: 8	H: 0	LOB: 0	PB: 0	S: 8	R: 0	H: 2	E: 0	K: 2	S: 17	H: 2	LOB: 2	PB: 0	S: 17	R: 0	H: 0	E: 0	K: 1	S: 8	H: 0	LOB: 1	PB: 1	S: 8	R: 0	H: 1	E: 0	K: 1	S: 13	H: 1	LOB: 1	PB: 0	S: 13	R: 0	H: 0	E: 0	K: 0	S: 5	H: 3	LOB: 0	E: 0	K: 0	S: 20	H: 3	LOB: 0	PB: 0	S: 20	R: 0	H: 1	E: 0	K: 2	S: 15	H: 0	LOB: 0	PB: 0	S: 8	R: 0	H: 0	E: 0	K: 0	S: 9	H: 0	LOB: 0	PB: 0	S: 9	R: 0	H: 1	E: 0	K: 0	S: 19	H: 1	LOB: 2	PB: 1	S: 19	R: 1	H: 4	E: 0	K: 0	S: 12	H: 3	LOB: 3	PB: 0	S: 12	1B: 7	2B: 3	3B: 1	HR: 1	SF: 0	DP: 0	HBP: 0	WP: 1	PA: 48
--------------	------	------	------	------	------	------	--------	-------	------	------	------	------	------	------	------	--------	-------	------	------	------	------	------	-------	------	--------	-------	-------	------	------	------	------	------	------	--------	-------	------	------	------	------	------	-------	------	--------	-------	-------	------	------	------	------	------	------	--------	------	------	-------	------	--------	-------	-------	------	------	------	------	-------	------	--------	-------	------	------	------	------	------	------	------	--------	-------	------	------	------	------	------	-------	------	--------	-------	-------	------	------	------	------	-------	------	--------	-------	-------	-------	-------	-------	-------	-------	-------	--------	-------	--------

PITCHER	IP	WLS	BF	H	R	ER	SO	BB	IBB	HBP	BLK	WP	HR	S	P	ERA	WHIP
Eric Milton, L ERA: 5.29 (1, 1)	6.1		25	5	2	2	4	1	0	0	0	0	0	66	100	2.84	0.947
Mike Trombley, R ERA: 3.12 (7, 1)	0.0		1	1	1	1	0	0	0	0	0	0	1	4	4	∞	∞
Greg Swindell, L ERA: 2.77 (7, 1)	1.2		7	1	0	0	2	1	0	0	0	1	0	22	36	0.00	1.200
Eddie Guardado, L ERA: 2.55 (9, 1)	2.0		6	0	0	0	1	0	0	0	0	0	0	17	29	0.00	0.000
Rick Aguilera, R ERA: 3.82 (11, 1)	1.0	L	9	5	1	1	0	1	0	0	0	0	0	31	42	9.00	6.000

**MINNESOTA TWINS @ PITTSBURGH PIRATES**  
**Three Rivers Stadium, Pittsburgh, PA**  
 Sat Jun 06 1998, 7:05 PM EDT  
 Att: 19,809 - Overcast - 58 F

AB	45
R	4
H	12
RBI	4
BB	3
SO	7
LOB	17



Batter	1	2	3	4	5	6	7	8	9	AB R H RBI BB SO LOB	TOP
<b>Otis Nixon, S</b> (1, 8) OBP: 0.324, SLG: 0.320 BB FC6-4 BB	4-1 FC6-4 BB		3-2 F7			0-0 SH1-3 2-3	0-2 FC6-4 1-2f			2 0 0 0 1 0 2	
<b>Brent Gates, S</b> (1, 5) OBP: 0.271, SLG: 0.255 BB B2	0-1 B2		1-0 G4-3			2-1 1B 1B		2-3 K		4 0 1 1 0 1 1	
<b>Paul Molitor, R</b> (1, 3) OBP: 0.328, SLG: 0.355 BB FC6-4 2B 1-2f	2-2 FC6-4 2B 1-2f			0-0 G4-3		3-3 K 1-2		3-3 K		4 1 0 0 0 2 2	
<b>Marty Cordova, R</b> (1, 7) OBP: 0.348, SLG: 0.400 BB 3-2 1-H 2B	3-2 1-H 2B			0-0 CS 1B		1-0 1B 2-H		2-2 E6		4 0 3 1 0 0 0	
<b>Todd Walker, L</b> (1, 4) OBP: 0.387, SLG: 0.528 BB G3	2-1 G3			3-2 F7			1-2 1B 1B	0-2 F8		4 1 1 0 0 0 3	
<b>Alex Ochoa, R</b> (1, 9) OBP: 0.288, SLG: 0.370 BB K		3-2 K		2-2 CS 1-2	2-3 K		1-1 P3		1-2 FC1-6 1B	4 0 1 0 0 2 1	
<b>Javier Valentin, S</b> (1, 2) OBP: 0.289, SLG: 0.380 BB K		0-3 K			1-1 G5-3		0-0 E6 1B 1-3		0-0 FC1-6 FC6-4 1-2f	4 0 0 0 0 1 2	
<b>Pat Meares, R</b> (1, 6) OBP: 0.301, SLG: 0.397 BB K		0-3 K			1-1 F8		3-0 F9		2-2 L5	4 0 0 0 0 1 3	
<b>Bob Tewksbury, R</b> (1, 1) <b>Orlando Merced, S</b> (6, PH) <b>Dan Serafini, S</b> (6, 1) <b>Matt Lawton, L</b> (7, PH) <b>Mike Trombley, R</b> (7, 1) <b>Greg Swindell, L</b> (7, 1) <b>Ron Coomer, R</b> (9, PH) <b>Rick Aguilera, R</b> (9, 1)			1-3 K			2-1 SH1-3 1B 2B	0-0 FC6-4 1-3 3-H 1B		2-2 FC6-4 1-2f	1 0 0 0 0 1 0 1 1 1 0 0 0 0 0 0 0 0 0 0 0 1 0 0 1 1 0 0 0 0 0 0 0 0 0 0 0 0 0 0 0 0 0 0 0 1 0 0 0 0 0 1 0 0 0 0 0 0 0 0	
<b>Inning Stats</b>	R: 1 H: 1 E: 0 LOB: 1 K: 0 BB: 1 S: 11 P: 22	R: 0 H: 0 E: 0 LOB: 0 K: 3 BB: 0 S: 10 P: 13	R: 0 H: 0 E: 0 LOB: 0 K: 1 BB: 0 S: 12 P: 17	R: 0 H: 1 E: 0 LOB: 0 K: 0 BB: 0 S: 7 P: 12	R: 0 H: 0 E: 0 LOB: 0 K: 1 BB: 0 S: 7 P: 11	R: 1 H: 3 E: 0 LOB: 2 K: 1 BB: 0 S: 10 P: 17	R: 1 H: 2 E: 1 LOB: 2 K: 0 BB: 0 S: 11 P: 16	R: 0 H: 0 E: 1 LOB: 1 K: 2 BB: 0 S: 15 P: 22	R: 0 H: 1 E: 0 LOB: 1 K: 0 BB: 0 S: 15 P: 20	1B: 6 SF: 0 2B: 2 SAC: 1 3B: 0 DP: 0 HR: 0 HBP: 0	WP: 0 PA: 37 PB: 0 SB: 1 CS: 1
<b>PITCHER</b> <b>Jason Schmidt, R</b> (1, 1) ERA: 3.51 <b>Esteban Loaiza, R</b> (8, 1) ERA: 4.85	IP WLS BF H R ER SO BB IBB HBP BLK WP HR S P ERA WHIP 7.0 L 28 7 3 2 6 1 0 0 0 0 0 0 68 108 2.57 1.143 2.0 8 1 0 0 2 0 0 0 0 0 0 0 30 42 0.00 0.500	<b>PITCHER</b> IP WLS BF H R ER SO BB IBB HBP BLK WP HR S P ERA WHIP									

**Minnesota Twins @ Pittsburgh Pirates**  
 Three Rivers Stadium, Pittsburgh, PA  
 Sun Jun 07 1998, 3:33 AM EDT  
 Att. 32,773 - Cloudy - 55 F

livebaseballscorecards.com

**AB 34**  
**R 3**  
**H 8**  
**RBI 3**  
**BB 1**  
**SO 8**  
**LOB 15**





BOTTOM

Minnesota Twins @ Pittsburgh Pirates  
Three Rivers Stadium, Pittsburgh, PA

Sun Jun 07 1998, 3:33 AM EDT  
Att. 32,773 - Cloudy - 55 F

livebaseballscorecards.com

AB	31
R	2
H	6
RBI	2
BB	1
SO	6
LOB	8



WP:	0	PA:	34
PB:	0		
SB:	0		
CS:	0		

AB R H RBI BB SO LOB

4 1 2 1 0 0 1

4 0 0 0 0 1 2

4 0 1 1 0 1 0

4 0 0 0 0 1 1

3 0 0 0 1 0 0

4 0 0 0 0 0 1

4 0 1 0 0 2 0

2 1 2 0 0 0 0

1 0 0 0 0 1 2

1 0 0 0 0 0 1


0 0 0 0 0 0 0

1B:	4	SF:	0
2B:	2	SAC:	1
3B:	1	DP:	1
HR:	0	HBP:	1

Batter	1	2	3	4	5	6	7	8	9
Tony Womack, L OBP: 0.305, SLG: 0.312 (1, 4)	0-2 18 G6-3 3B		1-2 G1-3		2-0 1B		1-1 F8		
Al Martin, L OBP: 0.313, SLG: 0.386 (1, 7)	0-0 G1-3		2-0 G3-1		1-0 G6-3			1-3 K	
18 Jason Kendall, R OBP: 0.415, SLG: 0.469 (1, 2)	1-1 G6-3		3-2 G4-3			3-1 FC7-5 2B		2-3 K	
Kevin Young, R OBP: 0.325, SLG: 0.473 (1, 3)	0-3 K			0-2 G1-3		0-1 FC7-5 2-3		0-0 G6-3	
Turner Ward, S OBP: 0.325, SLG: 0.424 (1, 8)		2-2 P8		1-0 F8		4-0 BB		1-1 F8	
Jose Guillen, R OBP: 0.355, SLG: 0.505 (1, 9)		1-1 G1-6-3		0-0 G6-3		2-2 F8		1-2 F8	
Aramis Ramirez, R OBP: 0.175, SLG: 0.189 (1, 5)		2-2 1B			2-3 K		0-3 K	2-2 P6	
Kevin Polcovich, R OBP: 0.262, SLG: 0.277 (1, 6)		0-0 1B		1-2 1B	2-1 SH1-4 1B HBP		1-1 1B		
Jason Schmidt, R OBP: 0.080, SLG: 0.042 Doug Strange, S OBP: 0.236, SLG: 0.240 Esteban Loaiza, R OBP: 0.263, SLG: 0.222 (7, PH) (8, 1)		0-3 K			0-1 SH1-4		1-2 F8		

Inning Stats	R: 1	H: 1	E: 0	K: 1	S: 9	H: 1	LOB: 0	BB: 0	P: 10	R: 0	H: 2	E: 0	K: 1	S: 12	H: 2	LOB: 2	BB: 0	P: 17	R: 0	H: 0	E: 0	K: 0	S: 8	H: 0	LOB: 0	BB: 0	P: 14	R: 0	H: 0	E: 0	K: 0	S: 5	R: 1	H: 1	E: 0	K: 1	S: 8	H: 1	LOB: 1	BB: 0	P: 15	R: 0	H: 1	E: 0	K: 0	S: 7	H: 1	LOB: 1	BB: 1	P: 16	R: 0	H: 1	E: 0	K: 1	S: 11	H: 1	LOB: 1	BB: 0	P: 14	R: 0	H: 0	E: 0	K: 2	S: 7	H: 0	LOB: 0	BB: 0	P: 10	R: 0	H: 0	E: 0	K: 0	S: 11	H: 0	LOB: 0	BB: 0	P: 15	1B: 4	2B: 2	3B: 1	HR: 0	SF: 0	SAC: 1	DP: 1	HBP: 1	WP: 0	PB: 0	SB: 0	CS: 0
--------------	------	------	------	------	------	------	--------	-------	-------	------	------	------	------	-------	------	--------	-------	-------	------	------	------	------	------	------	--------	-------	-------	------	------	------	------	------	------	------	------	------	------	------	--------	-------	-------	------	------	------	------	------	------	--------	-------	-------	------	------	------	------	-------	------	--------	-------	-------	------	------	------	------	------	------	--------	-------	-------	------	------	------	------	-------	------	--------	-------	-------	-------	-------	-------	-------	-------	--------	-------	--------	-------	-------	-------	-------

PITCHER	IP	WLS	BF	H	R	ER	SO	BB	IBB	HBP	BLK	WP	HR	S	P	ERA	WHIP
Bob Tewksbury, R ERA: 4.41 (1, 1)	5.0		20	4	2	2	3	0	0	1	0	0	0	42	62	3.60	0.800
Dan Serafini, L ERA: 3.52 (6, 1)	1.0	W	4	1	0	0	0	1	0	0	0	0	0	7	16	0.00	2.000
Mike Trombley, R ERA: 3.06 (7, 1)	0.2		3	1	0	0	1	0	0	0	0	0	0	9	11	0.00	1.500
Greg Swindell, L ERA: 2.68 (7, 1)	1.1		4	0	0	0	2	0	0	0	0	0	0	9	13	0.00	0.000
Rick Aguilera, R ERA: 3.69 (9, 1)	1.0	S	3	0	0	0	0	0	0	0	0	0	0	11	15	0.00	0.000

Batter	1	2	3	4	5	6	7	8	9	AB R H RBI BB SO LOB	TOP											
<b>Brant Brown, L</b> (1, 8) OBP: 0.367, SLG: 0.500	4-0 BB BB	0-3 K		0-1 G6-3		1-3 K			0-0 2B 3B	4 1 1 0 1 2 1												
<b>Mickey Morandini, L</b> (1, 4) OBP: 0.435, SLG: 0.448	1-2 F7		0-2 G6-3	1-2 G1-3			2-2 BB 1B		0-1 1B 2B	5 1 2 1 0 0 1												
<b>Sammy Sosa, R</b> (1, 9) OBP: 0.418, SLG: 0.650	0-3 K		0-2 HR		2-3 K		4-2 BB 1B		2-2 BB 1B	4 1 2 2 1 2 1												
<b>Mark Grace, L</b> (1, 3) OBP: 0.435, SLG: 0.521	4-2 BB		1-1 2B		1-0 G4-3		0-3 K		0-0 BB 1B	4 1 2 0 1 1 2												
<b>Henry Rodriguez, L</b> (1, 10) OBP: 0.335, SLG: 0.480 <b>Derrick White, R</b> (9, PH) OBP: 0.143, SLG: 0.571	1-3 K		1-3 K		2-3 K		2-3 K		1-0 F9	4 0 0 0 0 4 5 1 0 0 0 0 0 2												
<b>Jeff Blauser, R</b> (1, 6) OBP: 0.361, SLG: 0.314		2-2 G4-3 2B 1B	0-0 1B 2B			4-2 FC1-5 1B BB			4-1 BB 2B	3 2 2 1 2 0 2												
<b>Matt Mieske, R</b> (1, 7) OBP: 0.412, SLG: 0.475		3-1 G6-3	1-0 WP 1B			0-0 FC1-5 HR 1B			3-3 K	5 1 2 1 0 2 4	AB 39 R 8 H 13 RBI 8 BB 5 SO 11 LOB 25											
<b>Sandy Martinez, L</b> (1, 2) OBP: 0.367, SLG: 0.423		2-0 G4-3	2-2 P6			1-0 FC1-5 HR			0-0 P6	5 0 0 0 0 0 7												
<b>José Hernández, R</b> (1, 5) OBP: 0.309, SLG: 0.539		1-0 2B		1-2 G4-3		3-2 HR			1-0 G6-3	4 1 2 3 0 0 0												
<b>Inning Stats</b>	R: 0 E: 0 K: 2 S: 17	H: 0 LOB: 2 BB: 2 P: 27	R: 1 E: 0 K: 1 S: 12	H: 2 LOB: 1 BB: 0 P: 20	R: 3 E: 0 K: 1 S: 19	H: 4 LOB: 1 BB: 0 P: 24	R: 0 E: 0 K: 0 S: 9	H: 0 LOB: 0 BB: 0 P: 11	R: 0 E: 0 K: 2 S: 9	H: 0 LOB: 0 BB: 0 P: 14	R: 2 E: 0 K: 1 S: 13	H: 2 LOB: 0 BB: 1 P: 22	R: 0 E: 0 K: 2 S: 14	H: 1 LOB: 2 BB: 1 P: 22	R: 0 E: 0 K: 1 S: 5	H: 0 LOB: 0 BB: 0 P: 9	R: 2 E: 0 K: 1 S: 17	H: 4 LOB: 3 BB: 1 P: 27	1B: 6 2B: 4 3B: 1 HR: 2	SF: 0 SAC: 0 DP: 0 HBP: 0	WP: 1 PB: 0 SB: 0 CS: 0	PA: 44
<b>PITCHER</b>	IP WLS BF H R ER SO BB IBB HBP BLK WP HR S P ERA WHIP																					
<b>LaTroy Hawkins, R</b> (1, 1) ERA: 5.24	5.0 L 25 7 6 6 6 3 0 0 0 1 1 70 104 10.80 2.000																					
<b>Eddie Guardado, L</b> (6, 1) ERA: 2.73	1.2 7 2 0 0 3 1 0 0 0 0 1 22 35 0.00 1.800																					
<b>Dan Naulty, R</b> (7, 1) ERA: 5.65	1.1 7 3 2 2 1 0 0 0 0 0 0 15 21 13.50 2.250																					
<b>Dan Serafini, L</b> (9, 1) ERA: 3.12	1.0 5 1 0 0 1 1 0 0 0 0 0 8 16 0.00 2.000																					

**Chicago Cubs @ Minnesota Twins**  
 Hubert H. Humphrey Metrodome, Minneapolis, MN  
 Mon Jun 08 1998, 8:05 PM EDT  
 Att: 18,077 - Dome - 72 F

AB	39
R	8
H	13
RBI	8
BB	5
SO	11
LOB	25



Batter	1	2	3	4	5	6	7	8	9	AB R H RBI BB SO LOB
<b>Otis Nixon, S</b> <small>OBP: 0.313, SLG: 0.308</small> (1, 8)	2-2 		0-1 		1-1 		3-2 		1-3 	5 0 0 0 0 1 6
<b>Brent Gates, S</b> <small>OBP: 0.286, SLG: 0.265</small> (1, 5)	0-1 			4-2 		1-2 		1-1 	1-3 	4 0 2 0 1 1 3
<b>Todd Walker, L</b> <small>OBP: 0.379, SLG: 0.516</small> (1, 4)	2-2 			0-0 		1-2 		2-2 		4 0 0 0 0 0 3
<b>Marty Cordova, R</b> <small>OBP: 0.345, SLG: 0.396</small> (1, 7)			1-1 		1-2 		2-3 	2-2 		4 0 1 0 0 1 2
<b>Orlando Merced, S</b> <small>OBP: 0.314, SLG: 0.411</small> (1, 3)			1-3 		3-3 		1-0 	0-1 		4 0 1 0 0 2 2
<b>Ron Coomer, R</b> <small>OBP: 0.291, SLG: 0.427</small> (1, 10)			3-3 		0-0 		1-2 		2-1 	4 0 1 0 0 1 2
<b>Matt Lawton, L</b> <small>OBP: 0.343, SLG: 0.374</small> (1, 9)			1-1 		3-1 		1-2 		0-2 	4 1 2 0 0 0 0
<b>Terry Steinbach, R</b> <small>OBP: 0.368, SLG: 0.415</small> (1, 2)			0-1 		1-3 		0-0 		2-0 	4 0 1 0 0 1 3
<b>Pat Meares, R</b> <small>OBP: 0.309, SLG: 0.406</small> (1, 6)			1-1 		1-0 		0-0 		4-0 	3 0 2 1 1 0 1

Inning Stats	R: 0	H: 0	E: 0	K: 0	S: 9	R: 0	H: 0	E: 0	K: 2	S: 8	R: 0	H: 0	E: 0	K: 1	S: 10	R: 1	H: 2	E: 0	K: 1	S: 9	R: 0	H: 2	E: 0	K: 1	S: 13	R: 0	H: 1	E: 0	K: 0	S: 9	R: 0	H: 2	E: 0	K: 0	S: 8	R: 0	H: 2	E: 0	K: 2	S: 13	R: 0	H: 2	E: 0	K: 2	S: 13	1B: 8	SF: 0	2B: 2	SAC: 0	3B: 0	DP: 1	HR: 0	HBP: 0	WP: 0	PA: 38
<b>Mark Clark, R</b> <small>ERA: 4.55</small> (1, 1)	8.0	WLS	BF	H	R	ER	SO	BB	IBB	HBP	BLK	WP	HR	S	P	ERA	WHIP																																						
<b>Marc Pisciotto, R</b> <small>ERA: 4.06</small> (9, 1)	1.0	W	34	10	1	1	5	1	0	0	0	0	0	79	119	1.12	1.375																																						

**BOTTOM**

**Chicago Cubs @ Minnesota Twins**  
 Hubert H. Humphrey Metrodome, Minneapolis, MN  
 Mon Jun 08 1998, 8:05 PM EDT  
 Att. 18,077 - Dome - 72 F

[livebaseballscorecards.com](http://livebaseballscorecards.com)

<b>AB</b>	<b>36</b>
<b>R</b>	<b>1</b>
<b>H</b>	<b>10</b>
<b>RBI</b>	<b>1</b>
<b>BB</b>	<b>2</b>
<b>SO</b>	<b>7</b>
<b>LOB</b>	<b>22</b>



Batter	1	2	3	4	5	6	7	8	9	AB R H RBI BB SO LOB	TOP
<b>Brant Brown, L</b> (1, 8) OBP: 0.365, SLG: 0.495	1-3 K		2-2 1B			0-0 F9			0-3 K	4 0 1 0 0 2 0	<b>Chicago Cubs @ Minnesota Twins</b> Hubert H. Humphrey Metrodome, Minneapolis, MN Tue Jun 09 1998, 8:05 PM EDT Att. 25,806 - Dome - 72 F  <b>AB 29</b> <b>R 0</b> <b>H 4</b> <b>RBI 0</b> <b>BB 1</b> <b>SO 8</b> <b>LOB 6</b>
<b>Mickey Morandini, L</b> (1, 4) OBP: 0.433, SLG: 0.444	0-0 F8		1-1 1B			0-0 F8			1-3 K	4 0 1 0 0 1 0	
<b>Sammy Sosa, R</b> (1, 9) OBP: 0.412, SLG: 0.639	2-2 L5		1-3 K			0-0 G5-3			2-1 G5-3	4 0 0 0 0 1 1	
<b>Mark Grace, L</b> (1, 3) OBP: 0.434, SLG: 0.527		1-1 3B			2-1 F8				3-2 F7	3 0 1 0 0 0 0	
<b>Henry Rodriguez, L</b> (1, 7) OBP: 0.330, SLG: 0.472		1-3 K			0-1 F7				0-3 K	3 0 0 0 0 2 1	
<b>Jeff Blauser, R</b> (1, 6) OBP: 0.356, SLG: 0.309		1-3 K			3-3 K				3-2 F9	3 0 0 0 0 2 1	
<b>Jason Hardtke, S</b> (1, 10) OBP: 0.357, SLG: 0.250		4-2 FC6-4 BB			1-2 G6-4-3 1B				0-0 G6-3	2 0 1 0 1 0 0	
<b>Scott Servais, R</b> (1, 2) OBP: 0.290, SLG: 0.327		1-1 FC6-4			0-2 G6-4-3				2-1 G3-1	3 0 0 0 0 0 3	
<b>José Hernández, R</b> (1, 5) OBP: 0.303, SLG: 0.527					3-1 G6-3				1-2 F7	3 0 0 0 0 0 0	
<b>Inning Stats</b>	R: 0 E: 0 K: 1 S: 10 H: 0 LOB: 0 BB: 0 P: 13	R: 0 E: 0 K: 2 S: 15 H: 1 LOB: 2 BB: 1 P: 23	R: 0 E: 0 K: 1 S: 9 H: 2 LOB: 1 BB: 0 P: 14	R: 0 E: 0 K: 1 S: 9 H: 0 LOB: 0 BB: 0 P: 14	R: 0 E: 0 K: 0 S: 8 H: 1 LOB: 0 BB: 0 P: 12	R: 0 E: 0 K: 0 S: 3 H: 0 LOB: 0 BB: 0 P: 3	R: 0 E: 0 K: 1 S: 9 H: 0 LOB: 0 BB: 0 P: 15	R: 0 E: 0 K: 0 S: 8 H: 0 LOB: 0 BB: 0 P: 11	R: 0 E: 0 K: 2 S: 9 H: 0 LOB: 0 BB: 0 P: 12	1B: 3 2B: 0 3B: 1 HR: 0 SF: 0 SAC: 0 DP: 1 HBP: 0	WP: 0 PB: 0 SB: 0 CS: 0 PA: 30
<b>PITCHER</b> <b>Brad Radke, R</b> (1, 1) ERA: 2.62	IP 9.0 WLS W BF 30 H 4 R 0 ER 0 SO 8 BB 1 IBB 0 HBP 0 BLK 0 WP 0 HR 0 S 80 P 117 ERA 0.00 WHIP 0.556										

livebaseballscorecards.com



Batter	1	2	3	4	5	6	7	8	9
<b>Otis Nixon, S</b> <small>OBP: 0.322, SLG: 0.314</small> (1, 8)	1-1 		3-1 	4-0 		0-3 		3-2 	
<b>Brent Gates, S</b> <small>OBP: 0.291, SLG: 0.265</small> (1, 5)	1-1 		2-3 	4-1 		3-1 		0-2 	
<b>Matt Lawton, L</b> <small>OBP: 0.344, SLG: 0.383</small> (1, 9)	0-1 		3-0 	3-2 		2-2 		0-0 	
<b>Marty Cordova, R</b> <small>OBP: 0.347, SLG: 0.397</small> (1, 7)	4-2 		0-0 	2-2 		2-3 		1-2 	
<b>Orlando Merced, S</b> <small>OBP: 0.310, SLG: 0.410</small> (1, 3)	3-2 		1-3 	1-0 		1-0 		2-1 	
<b>Todd Walker, L</b> <small>OBP: 0.371, SLG: 0.505</small> (1, 10)		2-3 		1-0 	2-2 		1-2 		4-0-0-0-0-1-1
<b>Pat Meares, R</b> <small>OBP: 0.316, SLG: 0.406</small> (1, 6)		1-3 		4-2 	0-0 		4-0 		2-1-1-0-2-1-0
<b>Terry Steinbach, R</b> <small>OBP: 0.371, SLG: 0.424</small> (1, 2)		0-1 		2-2 	2-1 		0-0 		4-1-2-1-0-0-3
<b>Denny Hocking, S</b> <small>OBP: 0.231, SLG: 0.152</small> (1, 4)		2-2 		2-2 	1-3 		4-0 		3-2-0-0-1-1-3

Inning Stats	R: 1	H: 1	E: 1	K: 0	S: 11	R: 0	H: 1	E: 0	K: 2	S: 12	R: 1	H: 2	E: 0	K: 2	S: 11	R: 4	H: 2	E: 1	K: 0	S: 22	R: 0	H: 1	E: 0	K: 1	S: 11	R: 0	H: 0	E: 0	K: 1	S: 8	R: 0	H: 1	E: 0	K: 1	S: 9	R: 2	H: 2	E: 0	K: 0	S: 16
	1	1	0	0	11	0	1	0	2	12	1	2	0	2	11	4	2	1	0	22	0	1	0	1	11	0	0	0	1	8	0	1	0	1	9	2	2	0	0	16

PITCHER	IP	WLS	BF	H	R	ER	SO	BB	IBB	HBP	BLK	WP	HR	S	P	ERA	WHIP
34 Kerry Wood, R <small>ERA: 2.92</small>	3.1	L	20	5	6	2	4	4	0	0	0	0	0	47	87	5.40	2.700
Bob Patterson, L <small>ERA: 5.52</small>	4.1		10	2	0	0	2	0	0	0	0	0	0	28	44	0.00	0.750
Kevin Foster, R <small>ERA: 9.0</small>	7.1		11	3	2	2	1	2	0	0	0	0	0	25	43	9.00	2.500

**BOTTOM**

**Chicago Cubs @ Minnesota Twins**  
 Hubert H. Humphrey Metrodome, Minneapolis, MN

Tue Jun 09 1998, 8:05 PM EDT  
 Att. 25,806 - Dome - 72 F

livebaseballscorecards.com

<b>AB</b>	<b>31</b>
<b>R</b>	<b>8</b>
<b>H</b>	<b>10</b>
<b>RBI</b>	<b>8</b>
<b>BB</b>	<b>6</b>
<b>SO</b>	<b>7</b>
<b>LOB</b>	<b>15</b>

1B	2B	3B	HR	SF	SAC	DP	HBP
7	3	0	0	4	0	0	0

WP	PB	SB	CS	PA
0	0	3	1	41

Batter	1	2	3	4	5	6	7	8	9	AB R H RBI BB SO LOB	TOP	
<b>Brant Brown, L</b> (1, 8) <small>OBP: 0.365, SLG: 0.489</small> <b>Terrell Lowery, R</b> (8, PH) <small>OBP: 0.273, SLG: 0.200</small> (8, 8)	4-2 		1-0 <b>L6</b> 1-2			1-0 <b>G6-3</b>		4-1 		2 0 0 0 1 0 1 0 0 0 0 1 0 0		
<b>Mickey Morandini, L</b> (1, 4) <small>OBP: 0.426, SLG: 0.436</small>	0-3 <b>K</b>		1-3 <b>K</b>			0-0 <b>G1-3</b>		0-2 <b>L6</b>		4 0 0 0 0 2 3		
<b>Sammy Sosa, R</b> (1, 9) <small>OBP: 0.406, SLG: 0.628</small>	3-2 <b>G4-3</b> 1-2f					2-1 <b>L8</b>		2-3 <b>K</b>		4 0 0 0 0 1 2		
<b>Mark Grace, L</b> (1, 3) <small>OBP: 0.435, SLG: 0.523</small>		1-0 <b>G3</b>		2-2 <b>F8</b>			4-1 <b>G6-3</b> 1B <b>BB</b>	4-1 		2 0 0 0 2 0 0		
<b>Henry Rodriguez, L</b> (1, 7) <small>OBP: 0.335, SLG: 0.480</small> <b>Derrick White, R</b> (8, PH) <small>OBP: 0.143, SLG: 0.571</small> <b>Jason Hardtke, S</b> (8, PH) <small>OBP: 0.333, SLG: 0.231</small> (8, 5)		2-2 <b>E9</b> <b>G5-3</b> 2B		1-0 			2-3 <b>K</b>	3-2 <b>F9</b>		3 1 2 0 0 1 1 0 0 0 0 0 0 0 1 0 0 0 0 0 2		
<b>Jeff Blauser, R</b> (1, 6) <small>OBP: 0.354, SLG: 0.308</small>		2-2 <b>G5-3</b>		2-0 <b>FC5-4</b> 1-2f			1-2 		2-1 <b>F9</b>	4 0 1 1 0 0 1		
<b>José Hernández, R</b> (1, 5) <small>OBP: 0.295, SLG: 0.511</small> (8, 7)		2-3 <b>K</b>			0-3 <b>K</b>		0-1 <b>G6-3</b> 1-2 2-3	1-0 <b>G6-3</b>		4 0 0 0 0 2 2		
<b>Scott Servais, R</b> (1, 2) <small>OBP: 0.289, SLG: 0.321</small>			0-3 <b>K</b>		0-0 <b>G5-3</b>		4-0 	0-2 <b>F8</b>		3 0 0 0 1 1 0		
<b>Manny Alexander, R</b> (1, 10) <small>OBP: 0.316, SLG: 0.394</small>			3-1 		3-2 <b>G5-3</b>		1-2 <b>G1-3</b>		3 0 1 0 0 0 3			
<b>Inning Stats</b>	R: 0 H: 0 E: 0 LOB: 0 K: 1 BB: 1 S: 9 P: 16	R: 1 H: 1 E: 1 LOB: 0 K: 1 BB: 0 S: 15 P: 22	R: 0 H: 1 E: 1 LOB: 1 K: 2 BB: 0 S: 9 P: 14	R: 0 H: 1 E: 0 LOB: 1 K: 0 BB: 0 S: 8 P: 14	R: 0 H: 0 E: 0 LOB: 0 K: 1 BB: 0 S: 7 P: 10	R: 0 H: 0 E: 0 LOB: 0 K: 0 BB: 0 S: 4 P: 7	R: 0 H: 1 E: 0 LOB: 3 K: 1 BB: 2 S: 13 P: 25	R: 0 H: 0 E: 0 LOB: 2 K: 1 BB: 2 S: 13 P: 26	R: 0 H: 0 E: 0 LOB: 0 K: 0 BB: 0 S: 6 P: 9	1B: 3 SF: 0 2B: 1 SAC: 0 3B: 0 DP: 1 HR: 0 HBP: 0	WP: 0 PA: 35 PB: 0 SB: 0 CS: 0	
<b>PITCHER</b>	IP WLS BF H R ER SO BB IBB HBP BLK WP HR S P ERA WHIP											IP WLS BF H R ER SO BB IBB HBP BLK WP HR S P ERA WHIP
<b>Mike Morgan, R</b> (1, 1) <small>ERA: 3.81</small>	6.0 W 21 3 1 0 5 1 0 0 0 0 0 0 52 83 0.00 0.667											
<b>Greg Swindell, L</b> (7, 1) <small>ERA: 2.59</small>	1.1 8 1 0 0 1 3 0 0 0 0 0 0 19 35 0.00 3.000											
<b>Mike Trombley, R</b> (8, 1) <small>ERA: 3.03</small>	0.1 1 0 0 0 1 0 0 0 0 0 0 0 3 5 0.00 0.000											
<b>Eddie Guardado, L</b> (8, 1) <small>ERA: 2.73</small>	0.0 1 0 0 0 0 1 0 0 0 0 0 0 1 5 ∞ ∞											
<b>Rick Aguilera, R</b> (8, 1) <small>ERA: 3.55</small>	1.1 S 4 0 0 0 0 0 0 0 0 0 0 0 9 15 0.00 0.000											

**Chicago Cubs @ Minnesota Twins**  
 Hubert H. Humphrey Metrodome, Minneapolis, MN  
 Wed Jun 10 1998, 8:05 PM EDT  
 Att. 15,086 - Dome - 72 F

AB	30
R	1
H	4
RBI	1
BB	5
SO	7
LOB	15



Batter	1	2	3	4	5	6	7	8	9	AB	R	H	RBI	BB	SO	LOB
<b>Otis Nixon, S</b> OBP: 0.320, SLG: 0.307 (1, 8)	G3		G4-3			G6-3				3	0	0	0	1	0	1
<b>Brent Gates, S</b> OBP: 0.281, SLG: 0.255 (1, 5)	G6-3			G4-3			P8			4	0	0	0	0	0	3
<b>Matt Lawton, L</b> OBP: 0.343, SLG: 0.378 (1, 9)	1B	F7		G3-1			B1-3			3	1	0	0	1	0	0
<b>Marty Cordova, R</b> OBP: 0.350, SLG: 0.400 (1, 10)	1B	1B		F7			L6			4	1	2	0	0	0	0
<b>Ron Coomer, R</b> OBP: 0.299, SLG: 0.433 (1, 3)	1B	1B		G4-6-3		G5-3		FC1-8		4	1	3	1	0	0	0
<b>Todd Walker, L</b> OBP: 0.369, SLG: 0.500 (1, 4)	2B	G4-6-3		P9			K			4	1	1	2	0	1	3
<b>Alex Ochoa, R</b> OBP: 0.287, SLG: 0.374 (1, 7)	1B		K			G5-3		FC1-6		4	1	1	1	0	1	1
<b>Terry Steinbach, R</b> OBP: 0.369, SLG: 0.419 (1, 2)	2B	1B		G5-3		F8		K		4	0	1	1	0	1	1
<b>Pat Meares, R</b> OBP: 0.321, SLG: 0.414 (1, 6)	2B			1B		G5-3				3	0	2	0	0	0	0

Inning Stats	R: 5	H: 6	R: 0	H: 2	R: 0	H: 1	R: 0	H: 0	R: 0	H: 0	R: 0	H: 1	R: 0	H: 0	R: 0	H: 1
	E: 0	LOB: 3	E: 0	LOB: 1	E: 0	LOB: 1	E: 0	LOB: 0	E: 0	LOB: 0	E: 0	LOB: 0	E: 0	LOB: 0	E: 0	LOB: 1
	K: 0	BB: 2	K: 0	BB: 0	K: 1	BB: 0	K: 0	BB: 0	K: 0	BB: 0	K: 0	BB: 0	K: 2	BB: 0	K: 2	BB: 0
	S: 16	P: 30	S: 7	P: 8	S: 13	P: 19	S: 10	P: 17	S: 7	P: 10	S: 4	P: 5	S: 4	P: 7	S: 12	P: 18

PITCHER	IP	WLS	BF	H	R	ER	SO	BB	IBB	HBP	BLK	WP	HR	S	P	ERA	WHIP
<b>Steve Trachsel, R</b> ERA: 3.86 (1, 1)	7.0	L	31	9	5	5	1	2	0	0	0	0	0	61	96	6.43	1.571
<b>Rod Beck, R</b> ERA: 3.31 (8, 1)	1.0		4	1	0	0	2	0	0	0	0	1	0	12	18	0.00	1.000


**BOTTOM**

**Chicago Cubs @ Minnesota Twins**  
 Hubert H. Humphrey Metrodome, Minneapolis, MN

Wed Jun 10 1998, 8:05 PM EDT  
 Att: 15,086 - Dome - 72 F

[livebaseballscorecards.com](http://livebaseballscorecards.com)

<b>AB</b>	<b>33</b>
<b>R</b>	<b>5</b>
<b>H</b>	<b>10</b>
<b>RBI</b>	<b>5</b>
<b>BB</b>	<b>2</b>
<b>SO</b>	<b>3</b>
<b>LOB</b>	<b>9</b>

 PA: 35

PITCHER	IP	WLS	BF	H	R	ER	SO	BB	IBB	HBP	BLK	WP	HR	S	P	ERA	WHIP
<b>Steve Trachsel, R</b> ERA: 3.86 (1, 1)	7.0	L	31	9	5	5	1	2	0	0	0	0	0	61	96	6.43	1.571
<b>Rod Beck, R</b> ERA: 3.31 (8, 1)	1.0		4	1	0	0	2	0	0	0	0	1	0	12	18	0.00	1.000

Batter	1	2	3	4	5	6	7	8	9	AB R H RBI BB SO LOB	TOP																			
Mike Cameron, R (1, 8) OBP: 0.312, SLG: 0.345	1-2 F8			0-0 HR		0-1 G5-3		0-1 HR 1B	1-2 F9	5 2 2 2 0 0 1																				
Mike Caruso, S (1, 6) OBP: 0.330, SLG: 0.414	0-1 F8			1-2 G4-3		0-0 1B		0-0 HR 1B		4 1 2 0 0 0 0																				
Frank Thomas, R (1, 10) OBP: 0.387, SLG: 0.447	2-1 P3			1-3 K		0-2 K		1-0 SF7		3 0 0 1 0 2 1																				
Albert Belle, R (1, 7) OBP: 0.359, SLG: 0.564				0-0 L3		1-1 F8		1-3 K		4 0 0 0 0 2 3																				
Robin Ventura, L (1, 5) OBP: 0.370, SLG: 0.481						3-3 K		0-0 HR		4 1 1 3 0 1 0																				
Wil Cordero, R (1, 3) OBP: 0.305, SLG: 0.464						4-2 25 1B SF8 BB		1-2 L9		3 1 0 0 1 0 0																				
25 Jeff Abbott, R (1, 9) OBP: 0.338, SLG: 0.597						2-2 1B				4 0 1 0 0 2 0																				
Chris Snopce, R (1, 4) OBP: 0.306, SLG: 0.273						0-1 SF8		2-2 1B 1B		3 1 1 1 0 1 0																				
Charlie O'Brien, R (1, 2) OBP: 0.315, SLG: 0.409						0-1 P5		0-1 1B 1B SF7 1B		4 1 2 0 0 1 1																				
Greg Norton, S (9, PR) OBP: 0.286, SLG: 0.433										0 0 0 0 0 0 0																				
Chad Kreuter, S (9, 2) OBP: 0.388, SLG: 0.302										0 0 0 0 0 0 0																				
<b>Inning Stats</b>	R: 0 E: 0 K: 0 S: 7	H: 0 LOB: 0 BB: 0 P: 10	R: 0 E: 0 K: 1 S: 7	H: 0 LOB: 0 BB: 0 P: 13	R: 0 E: 0 K: 2 S: 7	H: 0 LOB: 0 BB: 0 P: 10	R: 1 E: 0 K: 1 S: 9	H: 1 LOB: 0 BB: 0 P: 11	R: 1 E: 0 K: 1 S: 14	H: 1 LOB: 1 BB: 1 P: 23	R: 0 E: 0 K: 1 S: 9	H: 1 LOB: 1 BB: 0 P: 10	R: 0 E: 0 K: 1 S: 8	H: 0 LOB: 0 BB: 0 P: 9	R: 5 E: 0 K: 1 S: 18	H: 5 LOB: 0 BB: 0 P: 23	R: 0 E: 0 K: 1 S: 9	H: 1 LOB: 1 BB: 0 P: 13	1B: 7 2B: 0 3B: 0 HR: 2	SF: 2 SAC: 0 DP: 0 HBP: 0	WP: 0 PB: 0 SB: 0 CS: 0	PA: 37								
<b>PITCHER</b>	IP WLS BF H R ER SO BB IBB HBP BLK WP HR S P ERA WHIP																													
Eric Milton, L (1, 1) ERA: 5.52	7.0		29	7	6	6	7	1	0	0	0	0	0	1	69	96	7.71	1.143												
Mike Trombley, R (8, 1) ERA: 2.97	0.2		2	0	0	0	1	0	0	0	0	0	0	0	6	8	0.00	0.000												
Greg Swindell, L (8, 1) ERA: 2.79	0.1		2	1	1	1	0	0	0	0	0	0	1	4	5	27.00	3.000													
Rick Aguilera, R (9, 1) ERA: 3.44	1.0	W	4	1	0	0	1	0	0	0	0	0	0	9	13	0.00	1.000													

Chicago White Sox @ Minnesota Twins  
 Hubert H. Humphrey Metrodome, Minneapolis, MN

Fri Jun 12 1998, 8:05 PM EDT  
 Att. 10,520 - Dome - 72 F

livebaseballscorecards.com

AB	34
R	7
H	9
RBI	7
BB	1
SO	9
LOB	6





Batter	1	2	3	4	5	6	7	8	9	AB	R	H	RBI	BB	SO	LOB
<b>Otis Nixon, S</b> <small>(1, 8)</small> <small>OBP: 0.323, SLG: 0.310</small>	2-2 <b>G4-3</b> 	0-0 <b>FC4-6</b> <b>1B</b> 		0-1 <b>SF8</b> <b>1B</b> 		1-0 <b>F8</b> 		1-1 <b>G4-3</b> 		5	1	2	1	0	0	0
<b>Brent Gates, S</b> <small>(1, 5)</small> <small>OBP: 0.294, SLG: 0.270</small>	3-2 <b>G4-3</b> 	2-2 <b>FC4-6</b> <b>1B</b> 		2-2 <b>1B</b> 		2-2 <b>HR</b> <b>1B</b> 		0-0 <b>1B</b> 		5	1	3	1	0	0	2
<b>Paul Molitor, R</b> <small>(1, 10)</small> <small>OBP: 0.330, SLG: 0.353</small>	4-0 <b>1B</b> <b>BB</b> 	3-3 <b>K</b> 		1-1 <b>P3</b> 		0-1 <b>F8</b> 		1-1 <b>BB</b> <b>1B</b> 		4	0	1	0	1	1	5
<b>Marty Cordova, R</b> <small>(1, 7)</small> <small>OBP: 0.363, SLG: 0.430</small>	2-1 <b>1B</b> 		3-2 <b>CS</b> <b>1B</b> 	2-1 <b>SF8</b> 		1-1 <b>HR</b> 		4-2 <b>BB</b> 		3	1	3	3	1	0	0
<b>Ron Coomer, R</b> <small>(1, 3)</small> <small>OBP: 0.301, SLG: 0.439</small>	0-0 <b>G4-3</b> 		1-2 <b>3B</b> 	0-3 <b>K</b> 		4-2 <b>BB</b> 		2-3 <b>K</b> 		4	0	1	0	1	2	6
<b>Pat Meares, R</b> <small>(1, 6)</small> <small>OBP: 0.318, SLG: 0.407</small>		2-3 <b>K</b> 	1-2 <b>G1-6-3</b> <b>HBP</b> 		0-0 <b>P2</b> 	3-2 <b>G6-3</b> 		3-3 <b>K</b> 		4	0	0	0	0	2	4
<b>Terry Steinbach, R</b> <small>(1, 2)</small> <small>OBP: 0.364, SLG: 0.409</small>		4-0 <b>2B</b> <b>BB</b> 	1-0 <b>G1-6-3</b> 		1-2 <b>G5-3</b> 		1-1 <b>G5-3</b> 		3-2 <b>F7</b> 	4	1	0	0	1	0	2
<b>Matt Lawton, L</b> <small>(1, 9)</small> <small>OBP: 0.351, SLG: 0.389</small>		3-2 <b>1B</b> <b>2B</b> 		4-2 <b>1B</b> <b>BB</b> 	0-1 <b>S</b> <b>1B</b> 		1-1 <b>P5</b> 		0-1 <b>2B</b> <b>1B</b> 	4	3	3	1	1	0	0
<b>Denny Hocking, S</b> <small>(1, 4)</small> <small>OBP: 0.244, SLG: 0.171</small> <b>Todd Walker, L</b> <small>(9, PH)</small> <small>OBP: 0.372, SLG: 0.508</small>		0-2 <b>FC4-6</b> <b>1B</b> 		3-2 <b>1B</b> <b>1B</b> 	2-2 <b>P5</b> 		0-0 <b>G5-3</b> 		1-1 <b>2B</b> 	4	1	2	1	0	0	1
										1	0	1	1	0	0	0

Inning Stats	R: 0	H: 1	E: 0	K: 0	S: 9	R: 2	H: 3	E: 0	K: 2	S: 19	R: 0	H: 2	E: 0	K: 0	S: 12	R: 3	H: 3	E: 0	K: 1	S: 19	R: 0	H: 1	E: 0	K: 0	S: 10	R: 2	H: 2	E: 0	K: 0	S: 17	R: 0	H: 0	E: 0	K: 0	S: 5	R: 0	H: 2	E: 0	K: 2	S: 17	R: 1	H: 2	E: 0	K: 0	S: 7	R: 1	H: 2	E: 0	K: 0	S: 7	1B: 12	SF: 1	2B: 2	SAC: 0	3B: 1	DP: 1	HR: 1	HBP: 1	WP: 0	PA: 45
--------------	------	------	------	------	------	------	------	------	------	-------	------	------	------	------	-------	------	------	------	------	-------	------	------	------	------	-------	------	------	------	------	-------	------	------	------	------	------	------	------	------	------	-------	------	------	------	------	------	------	------	------	------	------	--------	-------	-------	--------	-------	-------	-------	--------	-------	--------

PITCHER	IP	WLS	BF	H	R	ER	SO	BB	IBB	HBP	BLK	WP	HR	S	P	ERA	WHIP
<b>Scott Eyre, L</b> <small>(1, 1)</small> <small>ERA: 5.23</small>	3.0		20	9	5	5	2	3	0	1	0	0	0	52	91	15.00	4.000
<b>Carlos Castillo, R</b> <small>(4, 1)</small> <small>ERA: 5.4</small>	3.0		13	3	2	2	1	1	0	0	0	0	1	34	51	6.00	1.333
<b>Tony Castillo, L</b> <small>(7, 1)</small> <small>ERA: 7.11</small>	1.0		3	0	0	0	0	0	0	0	0	0	0	5	7	0.00	0.000
<b>41 Bill Simas, R</b> <small>(8, 1)</small> <small>ERA: 1.52</small>	1.1	L	9	4	1	1	2	1	0	0	0	0	0	24	39	6.75	3.750

**BOTTOM**

**Chicago White Sox @ Minnesota Twins**  
 Hubert H. Humphrey Metrodome, Minneapolis, MN

Fri Jun 12 1998, 8:05 PM EDT  
 Att: 10,520 - Dome - 72 F

<b>AB</b>	<b>38</b>
<b>R</b>	<b>8</b>
<b>H</b>	<b>16</b>
<b>RBI</b>	<b>8</b>
<b>BB</b>	<b>5</b>
<b>SO</b>	<b>5</b>
<b>LOB</b>	<b>20</b>

PITCHER	IP	WLS	BF	H	R	ER	SO	BB	IBB	HBP	BLK	WP	HR	S	P	ERA	WHIP
---------	----	-----	----	---	---	----	----	----	-----	-----	-----	----	----	---	---	-----	------

Batter	1	2	3	4	5	6	7	8	9	AB R H RBI BB SO LOB	TOP									
Ray Durham, S (1, 4) OBP: 0.372, SLG: 0.469	0-3 K		0-0 G4-3		1-1 G4-6-3		0-3 K			4 0 0 0 0 2 3	<b>Chicago White Sox @ Minnesota Twins</b> Hubert H. Humphrey Metrodome, Minneapolis, MN Sat Jun 13 1998, 8:05 PM EDT Att. 16,593 - Dome - 72 F <a href="http://livebaseballscorecards.com">livebaseballscorecards.com</a>									
Mike Caruso, S (1, 6) OBP: 0.333, SLG: 0.416	0-0 FC6-4 1B		0-1 P3			1-0 L5		1-0 G6-4-3 1B		4 0 2 0 0 0 0										
Frank Thomas, R (1, 10) OBP: 0.385, SLG: 0.456	2-3 K		3-1 HR			2-2 P4		2-1 G6-4-3 1-2f		4 1 1 1 0 1 2										
Albert Belle, R (1, 7) OBP: 0.358, SLG: 0.559	0-2 FC6-4 1-2f		1-2 F9			1-2 1B		2-0 G6-3		4 0 1 0 0 0 1										
Robin Ventura, L (1, 5) OBP: 0.375, SLG: 0.484		1-2 P5		3-1 G4-6-3 1B		0-1 FC5-2 1B		4-2 G5-3 BB		3 0 2 0 1 0 0										
Wil Cordero, R (1, 3) OBP: 0.310, SLG: 0.471		2-2 1B FC6-4 2B		2-2 F7		2-1 FC5-2 1B		1-3 K		4 2 2 0 0 1 2										
Magglio Ordonez, R (1, 9) OBP: 0.294, SLG: 0.408		0-0 FC6-4 1B		1-0 G4-6-3 1-2f		2-1 FC5-2 1B		2-0 G5-3		4 0 1 0 0 0 4										
Mike Cameron, R (1, 8) OBP: 0.305, SLG: 0.337		0-1 FC6-4 FC4-6 1-2f		1-0 G4-3		2-3 K		2-0 F7		4 0 0 1 0 1 4										
Charlie O'Brien, R (1, 2) OBP: 0.323, SLG: 0.415		0-0 FC4-6 1-2f		1-1 G4-6-3 1B		0-0 1B				3 0 2 1 0 0 1										
<b>Inning Stats</b>	R: 0 E: 0 K: 2 S: 10	H: 1 LOB: 1 BB: 0 P: 12	R: 1 E: 0 K: 0 S: 12	H: 2 LOB: 1 BB: 0 P: 15	R: 1 E: 0 K: 0 S: 8	H: 1 LOB: 0 BB: 0 P: 12	R: 0 E: 0 K: 0 S: 6	H: 1 LOB: 0 BB: 0 P: 12	R: 0 E: 0 K: 0 S: 8	H: 1 LOB: 1 BB: 0 P: 12	R: 1 E: 0 K: 2 S: 14	H: 3 LOB: 2 BB: 0 P: 20	R: 0 E: 0 K: 0 S: 4	H: 1 LOB: 0 BB: 0 P: 9	R: 0 E: 0 K: 1 S: 8	H: 0 LOB: 1 BB: 1 P: 17	1B: 9 2B: 1 3B: 0 HR: 1	SF: 0 SAC: 0 DP: 3 HBP: 0	WP: 0 PB: 0 SB: 0 CS: 0	PA: 35
<b>PITCHER</b>	IP WLS BF H R ER SO BB IBB HBP BLK WP HR S P ERA WHIP																			
Bob Tewksbury, R (1, 1) ERA: 4.42	6.0 L 24 9 3 3 2 0 0 0 0 0 0 1 53 77 4.50 1.500																			
Mike Trombley, R (7, 1) ERA: 2.75	3.0 11 2 0 0 3 1 0 0 0 0 0 0 22 40 0.00 1.000																			



Batter	1	2	3	4	5	6	7	8	9	AB R H RBI BB SO LOB																	
<b>Otis Nixon, S</b> OBP: 0.315, SLG: 0.302 (1, 8) B F C X	2-2 G6-3 ①		3-3 K ③			1 SAFE B F X 1-1 G3 ① ②			1-1 B X B1-3 ①	4 0 0 0 0 1 1																	
<b>Pat Meares, R</b> OBP: 0.317, SLG: 0.413 (1, 6) X	0-0 E6			0-0 F9 ①		0-1 C X P4 ③			0-0 X SF8 3B ②	4 1 1 0 0 0 0																	
<b>Paul Molitor, R</b> OBP: 0.325, SLG: 0.349 (1, 10) B F SAFE SAFE X	2-2 F8 ②			1-1 C B X G4-3 ②			1-1 C B X F9 ①	0-0 X SF8 ②	3 0 0 1 0 0 1																		
<b>Marty Cordova, R</b> OBP: 0.366, SLG: 0.429 (1, 7) C B X	1-1 F8 ③			1-0 B X G6-3 ③			4-1 B B BB SAFE X BB ②	1-2 S B X 3-H 1B ②	3 0 1 0 1 0 1																		
<b>Ron Coomer, R</b> OBP: 0.300, SLG: 0.448 (1, 3)		1-0 B X F8 ①		0-0 X HR			2-3 B B SAFE X K ②	0-1 C X P4 ③	4 1 1 1 0 1 2																		
<b>Alex Ochoa, R</b> OBP: 0.288, SLG: 0.373 (1, 9)		1-2 C B X FC4-6-3-6 1B		2-2 B B X G3 ①			1-1 B B X G4-3 ③		3 0 1 0 0 0 1																		
<b>Todd Walker, L</b> OBP: 0.367, SLG: 0.500 (1, 4)		1-1 C B X FC4-6-3-6 ② ③ 1-2		2-3 F B X K ②			0-1 F X G1-3 ①		3 0 0 0 0 1 1																		
<b>Terry Steinbach, R</b> OBP: 0.358, SLG: 0.401 (1, 2)		0-0 X F8 ①		2-1 B B X F9 ③			1-2 F B X P5 ②		3 0 0 0 0 0 0																		
<b>Brent Gates, S</b> OBP: 0.295, SLG: 0.265 (1, 5)		1-1 C B X G5-3 ②		4-2 B C B X CS BB			1-2 C B X F8 ③		2 0 0 0 1 0 0																		
<b>Inning Stats</b>	R: 0 E: 1 K: 0 S: 9	H: 0 LOB: 1 BB: 0 P: 14	R: 0 E: 0 K: 0 S: 6	H: 1 LOB: 0 BB: 0 P: 9	R: 0 E: 0 K: 1 S: 6	H: 0 LOB: 0 BB: 0 P: 10	R: 1 E: 0 K: 1 S: 9	H: 1 LOB: 0 BB: 0 P: 15	R: 0 E: 0 K: 0 S: 6	H: 0 LOB: 0 BB: 1 P: 11	R: 0 E: 0 K: 1 S: 9	H: 0 LOB: 1 BB: 1 P: 17	R: 0 E: 0 K: 0 S: 8	H: 0 LOB: 0 BB: 0 P: 10	R: 1 E: 0 K: 0 S: 9	H: 2 LOB: 1 BB: 0 P: 11	1B: 2 2B: 1 3B: 1 HR: 1	SF: 1 SAC: 0 DP: 1 HBP: 0	WP: 0 PB: 0 SB: 0 CS: 1	PA: 32							
<b>PITCHER</b>	IP	WLS	BF	H	R	ER	SO	BB	IBB	HBP	BLK	WP	HR	S	P	ERA	WHIP										
<b>Mike Sirotko, L</b> ERA: 4.77 (1, 1)	8.1	W	29	3	2	2	3	2	0	0	0	0	0	60	96	2.16	0.600										
<b>Matt Karchner, R</b> ERA: 3.0 (9, 1)	0.2	S	3	1	0	0	0	0	0	0	0	0	0	6	7	0.00	1.500										

**BOTTOM**

**Chicago White Sox @ Minnesota Twins**  
Hubert H. Humphrey Metrodome, Minneapolis, MN

livebaseballscorecards.com

**AB 29**  
**R 2**  
**H 4**  
**RBI 2**  
**BB 2**  
**SO 3**  
**LOB 7**



Sat Jun 13 1998, 8:05 PM EDT  
Att. 16,593 - Dome - 72 F

Batter	1	2	3	4	5	6	7	8	9	AB R H RBI BB SO LOB	TOP											
Ray Durham, S (1, 4) OBP: 0.378, SLG: 0.479	0-3 K		1-1 3B		4-2 1B BB			0-0 G4-3 WP 1B		3 0 2 0 1 1 0												
Mike Caruso, S (1, 6) OBP: 0.332, SLG: 0.412	1-0 L6		0-1 G6-3		1-0 1-2 2-3 1B			1-0 P6 1-2		4 0 1 0 0 0 2												
Frank Thomas, R (1, 10) OBP: 0.383, SLG: 0.451	2-0 G3-1			2-3 K	0-0 F9			4-2 G4-3 BB		3 0 0 0 1 1 3												
Albert Belle, R (1, 7) OBP: 0.353, SLG: 0.550		0-2 G6-3		1-0 G5-3		0-0 G5-3		1-2 G4-3 1-2 2-3		4 0 0 0 0 0 2												
Robin Ventura, L (1, 5) OBP: 0.370, SLG: 0.476		1-3 K		1-2 G3-1		2-2 K		0-2 F9		4 0 0 0 0 2 2												
Wil Cordero, R (1, 3) OBP: 0.309, SLG: 0.463		4-1 BB			0-1 G4-3	2-0 F9			0-1 F8	3 0 0 0 1 0 0												
Magglio Ordonez, R (1, 9) OBP: 0.289, SLG: 0.400		1-1 G4-3			2-0 G6-3		0-3 K		1-0 F7	4 0 0 0 0 1 1												
Mike Cameron, R (1, 8) OBP: 0.300, SLG: 0.330			0-0 G6-3		1-2 E6 2B		2-2 G6-3		0-1 F9	4 1 0 0 0 0 0												
Charlie O'Brien, R (1, 2) OBP: 0.323, SLG: 0.421			1-0 P4		2-2 1B 1-H 2B		1-1 G1-4-3			3 0 1 1 0 0 0												
<b>Inning Stats</b>	R: 0 E: 0 K: 1 S: 5	H: 0 LOB: 0 BB: 0 P: 8	R: 0 E: 0 K: 1 S: 10	H: 0 LOB: 1 BB: 1 P: 16	R: 0 E: 0 K: 0 S: 6	H: 1 LOB: 1 BB: 0 P: 8	R: 0 E: 0 K: 1 S: 9	H: 0 LOB: 0 BB: 0 P: 13	R: 1 E: 1 K: 0 S: 15	H: 2 LOB: 3 BB: 1 P: 25	R: 0 E: 0 K: 1 S: 5	H: 0 LOB: 0 BB: 0 P: 9	R: 0 E: 0 K: 1 S: 8	H: 0 LOB: 0 BB: 0 P: 11	R: 0 E: 0 K: 1 S: 10	H: 1 LOB: 2 BB: 1 P: 16	R: 0 E: 0 K: 0 S: 5	H: 0 LOB: 0 BB: 0 P: 6	1B: 2 2B: 1 3B: 1 HR: 0	SF: 0 SAC: 0 DP: 0 HBP: 0	WP: 1 PB: 0 SB: 0 CS: 0	PA: 35
<b>PITCHER</b>	IP WLS BF H R ER SO BB IBB HBP BLK WP HR S P ERA WHIP																					
LaTroy Hawkins, R (1, 1) ERA: 4.8	7.0 W 28 4 1 0 5 2 0 0 0 0 0 0 59 91 0.00 0.857																					
Eddie Guardado, L (8, 1) ERA: 2.7	0.1 1 0 0 0 0 0 0 0 0 0 1 0 1 2 0.00 0.000																					
Hector Carrasco, R (8, 1) ERA: 6.33	0.1 2 0 0 0 0 1 0 0 0 0 0 0 5 10 0.00 3.000																					
Greg Swindell, L (8, 1) ERA: 2.76	0.1 1 0 0 0 0 0 0 0 0 0 0 0 3 3 0.00 0.000																					
Rick Aguilera, R (9, 1) ERA: 3.34	1.0 S 3 0 0 0 0 0 0 0 0 0 0 0 5 6 0.00 0.000																					

Chicago White Sox @ Minnesota Twins  
 Hubert H. Humphrey Metrodome, Minneapolis, MN  
 Sun Jun 14 1998, 4:33 AM EDT  
 Att. 14,945 - Dome - 72 F

livebaseballscorecards.com

AB	32
R	1
H	4
RBI	1
BB	3
SO	5
LOB	10



Batter	1	2	3	4	5	6	7	8	9	AB	R	H	RBI	BB	SO	LOB
Todd Walker, L OBP: 0.369, SLG: 0.515 (1, 4)	1-0 HR		1-3 K		2-0 FC5-4 1B		1-1 P6			4	1	2	1	0	1	0
Brent Gates, S OBP: 0.301, SLG: 0.267 (1, 5)	4-1 G4-6-3 BB		3-1 F8		1-3 K		0-1 1B			3	0	1	0	1	1	1
Paul Molitor, R OBP: 0.327, SLG: 0.349 (1, 10)	0-0 G4-6-3 1-2f		4-2 CS BB		1-0 FC5-4 1-2f		2-1 1B			3	0	1	0	1	0	2
Orlando Merced, S OBP: 0.322, SLG: 0.428 (1, 9)	1-0 E4 1B		2-1 CS	3-2 2B 1B		0-2 1B FC3-6 2B	3-2 G4-3			4	1	3	0	0	0	2
Denny Hocking, S OBP: 0.244, SLG: 0.171 (9, 9)										0	0	0	0	0	0	0
Marty Cordova, R OBP: 0.368, SLG: 0.433 (1, 7)	0-1 G4-3			0-1 2B		1-2 FC3-6 1B HBP	2-2 F9			3	0	1	0	0	0	1
Matt Lawton, L OBP: 0.350, SLG: 0.387 (1, 8)		1-1 G3		2-2 G4-3		1-0 FC3-6 1B	2-1 F9			4	0	1	0	0	0	2
Ron Coomer, R OBP: 0.300, SLG: 0.443 (1, 3)		1-1 E6		1-0 L9		0-1 FC3-6 G6-4-3	4-0 BB			3	0	0	1	1	0	4
Javier Valentin, S OBP: 0.275, SLG: 0.360 (1, 2)		1-2 F7		0-1 P4		0-0 G6-4-3	0-3 K			4	0	0	0	0	1	6
Pat Meares, R OBP: 0.313, SLG: 0.408 (1, 6)		1-0 F9			2-1 G5-3		1-0 F8			3	0	0	0	0	0	1

Inning Stats	R: 1	H: 2	E: 1	K: 0	S: 6	H: 2	LOB: 1	BB: 1	P: 12	R: 0	H: 0	E: 1	K: 0	S: 8	H: 0	LOB: 1	BB: 0	P: 12	R: 0	H: 0	E: 0	K: 1	S: 8	H: 2	LOB: 2	BB: 0	P: 18	R: 0	H: 1	E: 0	K: 1	S: 8	H: 2	LOB: 1	BB: 0	P: 14	R: 1	H: 2	E: 0	K: 0	S: 12	H: 2	LOB: 1	BB: 0	P: 20	R: 0	H: 0	E: 0	K: 1	S: 8	H: 0	LOB: 1	BB: 1	P: 16
PITCHER	IP	WLS	BF	H	R	ER	SO	BB	IBB	HBP	BLK	WP	HR	S	P	ERA	WHIP																																					
Jaime Navarro, R ERA: 5.28 (1, 1)	7.0	L	31	9	2	2	2	2	2	0	0	0	1	67	108	2.57	1.571																																					
41 Bill Simas, R ERA: 1.46 (8, 1)	1.0		4	0	0	0	1	1	0	0	0	0	0	8	16	0.00	1.000																																					


**BOTTOM**

**Chicago White Sox @ Minnesota Twins**  
 Hubert H. Humphrey Metrodome, Minneapolis, MN

Sun Jun 14 1998, 4:33 AM EDT  
 Att. 14,945 - Dome - 72 F

livebaseballscorecards.com

AB	31
R	2
H	9
RBI	2
BB	3
SO	3
LOB	19



WP: 0	PA: 36
PB: 0	
SB: 0	
CS: 1	

Batter	1	2	3	4	5	6	7	8	9	AB R H RBI BB SO LOB	TOP											
<b>Otis Nixon, S</b> (1, 8) <small>OBP: 0.307, SLG: 0.294</small>	1-0 <b>G6-3</b> 		0-0 <b>G3-6</b> <small>1-2f</small> 		1-2 <b>L5</b> 			2-1 <b>F7</b> 		4 0 0 0 0 0 2	<b>Minnesota Twins @ Detroit Tigers</b> Tiger Stadium, Detroit, MI Mon Jun 15 1998, 7:05 PM EDT Att. 11,326 - Cloudy - 71 F											
<b>Todd Walker, L</b> (1, 4) <small>OBP: 0.372, SLG: 0.530</small>	3-3 <b>K</b> 		1-0 			0-1 <b>HR</b> 		3-3 <b>K</b> 		4 1 2 1 0 2 0												
<b>Paul Molitor, R</b> (1, 10) <b>Denny Hocking, S</b> (8, PR) <small>OBP: 0.322, SLG: 0.343</small> <small>OBP: 0.244, SLG: 0.171</small>	0-0 <b>F8</b> 		0-2 <b>G5-3</b> 			2-1 <b>G6-3</b> 		1-2 <b>E5</b> 		4 0 0 0 0 0 1 0 0 0 0 0 0 0												
<b>Orlando Merced, S</b> (1, 3) <small>OBP: 0.327, SLG: 0.437</small>		0-1 		2-1 <b>G5-4-3</b> <b>1B</b> 		3-1 <b>G5-3</b> 		2-0 <b>G4-3</b> 		4 0 2 0 0 0 1												
<b>Marty Cordova, R</b> (1, 7) <small>OBP: 0.366, SLG: 0.425</small>			0-3 <b>K</b> 		1-2 <b>G5-4-3</b> <small>1-2f</small> 		2-3 <b>K</b> 		4-2 <b>G3-6</b> <b>BB</b> 			3 0 0 0 1 2 2										
<b>Matt Lawton, L</b> (1, 9) <small>OBP: 0.352, SLG: 0.399</small>		4-2 <b>FC6-4</b> <b>BB</b> 		3-1 <b>F8</b> 			3-2 <b>HR</b> 		3-1 <b>G3-6</b> <small>1-2f</small> 			3 1 1 1 1 0 1										
<b>Ron Coomer, R</b> (1, 5) <small>OBP: 0.299, SLG: 0.444</small>		2-0 <b>P4</b> 			2-2 		1-2 <b>F8</b> 		0-1 <b>L5</b> 			4 0 1 0 0 0 2										
<b>Terry Steinbach, R</b> (1, 2) <small>OBP: 0.353, SLG: 0.394</small>		1-2 <b>FC6-4</b> <small>1-2f</small> 			3-2 <b>F9</b> 		1-3 <b>K</b> 					3 0 0 0 0 1 3										
<b>Pat Meares, R</b> (1, 6) <small>OBP: 0.314, SLG: 0.407</small>			1-0 <b>G3-6</b> <b>1B</b> 		3-3 <b>K</b> 		2-2 <b>L9</b> 					3 0 1 0 0 1 1										
<b>Inning Stats</b>	R: 0 E: 0 K: 1 S: 5	H: 0 LOB: 0 BB: 0 P: 9	R: 0 E: 0 K: 1 S: 11	H: 1 LOB: 2 BB: 1 P: 18	R: 0 E: 0 K: 0 S: 8	H: 2 LOB: 1 BB: 0 P: 10	R: 0 E: 0 K: 0 S: 8	H: 1 LOB: 0 BB: 0 P: 14	R: 0 E: 0 K: 1 S: 13	H: 1 LOB: 1 BB: 0 P: 22	R: 1 E: 0 K: 1 S: 9	H: 1 LOB: 0 BB: 0 P: 16	R: 1 E: 0 K: 1 S: 12	H: 1 LOB: 0 BB: 0 P: 19	R: 0 E: 1 K: 1 S: 10	H: 0 LOB: 1 BB: 0 P: 18	R: 0 E: 0 K: 0 S: 6	H: 0 LOB: 0 BB: 1 P: 13	1B: 3 2B: 2 3B: 0 HR: 2	SF: 0 SAC: 0 DP: 3 HBP: 0	WP: 0 PB: 0 SB: 0 CS: 0	PA: 34
<b>PITCHER</b>	IP WLS BF H R ER SO BB IBB HBP BLK WP HR S P ERA WHIP																					
<b>Brian Moehler, R</b> (1, 1) <small>ERA: 4.03</small>	7.2 W 30 7 2 2 6 1 0 0 0 0 0 2 75 123 2.35 1.043																					
<b>Doug Brocail, R</b> (8, 1) <small>ERA: 4.21</small>	0.1 1 0 0 0 0 0 0 0 0 0 0 0 1 3 0.00 0.000																					
<b>Todd Jones, R</b> (9, 1) <small>ERA: 5.7</small>	1.0 S 3 0 0 0 0 1 0 0 0 0 0 0 6 13 0.00 1.000																					

livebaseballscorecards.com

**AB 32**  
**R 2**  
**H 7**  
**RBI 2**  
**BB 2**  
**SO 6**  
**LOB 13**



Batter	1	2	3	4	5	6	7	8	9	AB	R	H	RBI	BB	SO	LOB	BOTTOM																	
<b>Brian Hunter, R</b> OBP: 0.317, SLG: 0.364 (1, 8) B C X	1-1 F9 ①		1-1 SH1-3 ① 1-2		0-2 G3 ③			0-2 G3 ①		3	0	0	0	0	0	1	<b>Minnesota Twins @ Detroit Tigers</b> Tiger Stadium, Detroit, MI Mon Jun 15 1998, 7:05 PM EDT Att. 11,326 - Cloudy - 71 F																	
<b>Bip Roberts, S</b> OBP: 0.346, SLG: 0.295 (1, 10) B X	1-0 G6-3 ②		0-3 K ②			2-2 G6-3 1B		0-0 L8 ②		4	0	1	0	0	1	2																		
<b>Bobby Higginson, L</b> OBP: 0.390, SLG: 0.546 (1, 9) X	0-0 HR		1-0 P4 ③			1-1 G6-3 ① ② 1-2f		1-0 P6 ③		4	1	1	1	0	0	3																		
<b>Tony Clark, S</b> OBP: 0.352, SLG: 0.502 (1, 3) C B S X	1-2 G6-3 ③			0-2 G3 ①		1-3 K ③				3	0	0	0	0	1	0																		
<b>Luis Gonzalez, L</b> OBP: 0.367, SLG: 0.480 (1, 7) F B F		1-3 K ①		0-0 F7 ②			1-1 1B 2B			3	1	1	0	0	1	0																		
<b>Damion Easley, R</b> OBP: 0.362, SLG: 0.583 (1, 4) C C C C X B B C		1-2 G5-3 ②		0-0 F9 ③			0-1 1B SH2-4 1B			3	1	1	1	0	0	0																		
<b>Joe Randa, R</b> OBP: 0.329, SLG: 0.351 (1, 5) C C C C X B B C		1-2 L9 ③			0-0 G4-3 ①		0-1 SH2-4 ① 1-2			2	0	0	0	0	0	0																		
<b>Paul Bako, L</b> OBP: 0.301, SLG: 0.338 (1, 2) C B F F X			1-2 1B 1B		1-3 K ②		0-0 L9-4 1B 2-H			3	0	2	1	0	1	0																		
<b>Deivi Cruz, R</b> OBP: 0.306, SLG: 0.343 (1, 6) C X			0-1 SH1-3 1B 1-3		2-2 1B		1 SAFE 0-0 L9-4 ② ③ 1-2			3	0	2	0	0	0	1																		
<b>Inning Stats</b>	R: 1 E: 0 K: 0 S: 7	H: 1 LOB: 0 BB: 0 P: 10	R: 0 E: 0 K: 1 S: 9	H: 0 LOB: 0 BB: 0 P: 12	R: 0 E: 0 K: 1 S: 12	H: 2 LOB: 2 BB: 0 P: 15	R: 0 E: 0 K: 0 S: 5	H: 0 LOB: 0 BB: 0 P: 5	R: 0 E: 0 K: 1 S: 10	H: 1 LOB: 1 BB: 0 P: 13	R: 0 E: 0 K: 1 S: 8	H: 1 LOB: 0 BB: 0 P: 12	R: 2 E: 0 K: 0 S: 8	H: 3 LOB: 0 BB: 0 P: 9	R: 0 E: 0 K: 0 S: 5	H: 0 LOB: 0 BB: 0 P: 6		1B: 6 2B: 2 3B: 0 HR: 1	SF: 0 SAC: 2 DP: 2 HBP: 0	WP: 0 PB: 0 SB: 0 CS: 0	PA: 30													
<b>PITCHER</b> <b>Brad Radke, R</b> ERA: 2.68 (1, 1)	IP 8.0	WLS L	BF 30	H 8	R 3	ER 3	SO 4	BB 0	IBB 0	HBP 0	BLK 0	WP 0	HR 1	S 64	P 82	ERA 3.38	WHIP 1.000	IP 8.0	WLS L	BF 30	H 8	R 3	ER 3	SO 4	BB 0	IBB 0	HBP 0	BLK 0	WP 0	HR 1	S 64	P 82	ERA 3.38	WHIP 1.000

livebaseballscorecards.com

<b>AB</b>	<b>28</b>
<b>R</b>	<b>3</b>
<b>H</b>	<b>8</b>
<b>RBI</b>	<b>3</b>
<b>BB</b>	<b>0</b>
<b>SO</b>	<b>4</b>
<b>LOB</b>	<b>7</b>



Batter	1	2	3	4	5	6	7	8	9	AB R H RBI BB SO LOB	TOP		
<b>Otis Nixon, S</b> OBP: 0.310, SLG: 0.293 (1, 8)	4-2 BB E BB		2-1 G5-3		2-2 L6	0-2 FC6-4 1-2f		0-0 1B 1B		4 2 1 0 1 0 2			
<b>Brent Gates, S</b> OBP: 0.304, SLG: 0.267 (1, 5)	4-0 SAFE FC3-6 BB		1-1 G6-3		1-2 F9		0-3 K	3-2 G6-4-3 1B		4 0 1 1 1 1 0			
<b>Paul Molitor, R</b> OBP: 0.324, SLG: 0.348 (1, 10)	1-2 SAFE FC3-6 1B 1-2f 2-H		3-2 1B 1B		2-2 G3-1		1-2 HR 2B	1-0 G6-4-3 1-2f		5 2 2 0 0 0 2			
<b>Marty Cordova, R</b> OBP: 0.367, SLG: 0.424 (1, 7)	1-2 SAFE 1B 1-3		2-0 1B 1-2		0-0 P5		3-2 L5	0-0 P4		5 0 2 0 0 0 1			
<b>Todd Walker, L</b> OBP: 0.377, SLG: 0.529 (1, 4)	1-2 SAFE G3-6-3 1B 1-3 3-H		1-2 P6		1-0 1B 1B		4-0 HR IBB	1-3 K		4 2 2 1 1 1 2			
<b>Ron Coomer, R</b> OBP: 0.301, SLG: 0.455 (1, 3)	1-2 G3-6-3 1-2f			0-1 G6-3		0-1 BB 1B 1-3	2-2 HR	1-3 K		5 2 2 3 0 1 2			
<b>Matt Lawton, L</b> OBP: 0.358, SLG: 0.409 (1, 9)		1-0 G4-3		4-2 E S BB		4-2 1B BB 1-2	3-2 3B			2 0 1 0 2 0 0			
<b>Terry Steinbach, R</b> OBP: 0.345, SLG: 0.385 (1, 2)		0-1 F9		1-2 SAFE SAFE G5-3 1-3		0-0 L6	1-3 K			4 0 0 0 0 1 5			
<b>Pat Meares, R</b> OBP: 0.313, SLG: 0.404 (1, 6)		1-1 P4		2-2 G1-3		1-0 FC6-4 1B 1-2 2-H 3-H		1-2 G6-3		4 0 1 2 0 0 1			
<b>Inning Stats</b>	R: 2 E: 1 K: 0 S: 18 H: 2 LOB: 1 BB: 2 P: 30	R: 0 E: 0 K: 0 S: 5 H: 0 LOB: 0 BB: 0 P: 7	R: 0 E: 0 K: 0 S: 12 H: 2 LOB: 2 BB: 0 P: 21	R: 0 E: 0 K: 0 S: 12 H: 0 LOB: 1 BB: 1 P: 19	R: 0 E: 0 K: 0 S: 11 H: 0 LOB: 0 BB: 0 P: 16	R: 2 E: 0 K: 0 S: 11 H: 3 LOB: 2 BB: 1 P: 17	R: 3 E: 0 K: 2 S: 20 H: 3 LOB: 1 BB: 1 P: 34	R: 1 E: 0 K: 0 S: 8 H: 2 LOB: 0 BB: 0 P: 13	R: 0 E: 0 K: 2 S: 8 H: 0 LOB: 0 BB: 0 P: 10	1B: 9 2B: 1 3B: 1 HR: 1 SF: 0 SAC: 0 DP: 2 HBP: 0	WP: 0 PB: 0 SB: 2 CS: 0 PA: 42		
<b>PITCHER</b>	IP WLS BF H R ER SO BB IBB HBP BLK WP HR S P ERA WHIP											<b>PITCHER</b>	IP WLS BF H R ER SO BB IBB HBP BLK WP HR S P ERA WHIP
<b>Denny Harriger, R</b> ERA: 6.75 (1, 1)	5.1 L 24 6 4 4 0 3 0 0 0 0 0 0 62 98 6.75 1.688												
<b>44 Sean Runyan, L</b> ERA: 4.15 (6, 1)	0.0 1 0 0 0 0 1 0 0 0 0 0 0 2 6 ∞ ∞												
<b>Tim Worrell, R</b> ERA: 6.36 (6, 1)	1.2 10 4 3 3 2 0 1 0 0 0 0 1 25 40 16.20 2.400												
<b>Dean Crow, R</b> ERA: 2.79 (8, 1)	2.0 7 2 1 1 2 0 0 0 0 0 0 0 16 23 4.50 1.000												

**Minnesota Twins @ Detroit Tigers**  
**Tiger Stadium, Detroit, MI**  
 Tue Jun 16 1998, 7:05 PM EDT  
 Att: 8,493 - Cloudy - 75 F

livebaseballscorecards.com

AB	37
R	8
H	12
RBI	7
BB	5
SO	4
LOB	15





Batter	1	2	3	4	5	6	7	8	9
<b>Brian Hunter, R</b> OBP: 0.326, SLG: 0.372 (1, 8)	1-0 G6-3	4-0 1B 1-2 2-3 3-H BB		0-0 1-3 1B			1-0 HR 2B	4-2 BB	
<b>Bip Roberts, S</b> OBP: 0.351, SLG: 0.301 (1, 10)	3-1 1B	1-1 1B		2-3 K			0-0 2-H HR	1-1 G6-3	
<b>Kimera Barteel, R</b> OBP: 0.283, SLG: 0.500 (1, PR)									
<b>Andy Tomberlin, L</b> OBP: 0.286, SLG: 0.383 (8, PH)									
<b>Joe Oliver, R</b> OBP: 0.286, SLG: 0.411 (8, PH)									
<b>Bobby Higginson, L</b> OBP: 0.390, SLG: 0.543 (1, 9)	2-0 1-2 1B	0-3 K			1-0 F7		1-1 F7		1-2 G3 1B
<b>Tony Clark, S</b> OBP: 0.346, SLG: 0.492 (1, 3)	3-0 F7	0-0 G4-3			2-3 K		1-2 G6-3		1-1 F7
<b>Luis Gonzalez, L</b> OBP: 0.368, SLG: 0.476 (1, 7)	2-1 G3-1				3-2 HBP		1-2 WP 1B		3-2 G3
<b>Damion Easley, R</b> OBP: 0.355, SLG: 0.571 (1, 4)		1-1 G6-3	1-1 G4-3		3-1 G1-3		3-3 K		1-2 G5-3
<b>Joe Randa, R</b> OBP: 0.331, SLG: 0.351 (1, 5)		1-1 1B BB 1B	0-1 G5-3			3-2 F8		4-0 FC5-4 BB	
<b>Paul Bako, L</b> OBP: 0.310, SLG: 0.338 (1, 2)		1-0 BB 1B 1-2 1B		4-0 FC1-5 WP BB		1-1 F7		2-2 FC5-4 G4-3 1-2f	
<b>Deivi Cruz, R</b> OBP: 0.305, SLG: 0.340 (1, 6)		1-1 BB 1-2 2-3 1B		1-1 FC1-5 1B 1-3		0-3 K		1-1 G4-3 1-2	

Inning Stats	R: 0	H: 2	E: 0	K: 0	S: 7	LOB: 2	BB: 0	P: 18	R: 3	H: 4	E: 0	K: 1	S: 13	LOB: 2	BB: 1	P: 22	R: 0	H: 0	E: 0	K: 0	S: 5	LOB: 0	BB: 0	P: 8	R: 0	H: 1	E: 0	K: 1	S: 6	LOB: 1	BB: 1	P: 13	R: 0	H: 0	E: 0	K: 1	S: 11	LOB: 1	BB: 0	P: 20	R: 0	H: 0	E: 0	K: 1	S: 8	LOB: 0	BB: 0	P: 12	R: 2	H: 3	E: 0	K: 1	S: 14	LOB: 1	BB: 0	P: 21	R: 0	H: 0	E: 0	K: 0	S: 12	LOB: 2	BB: 2	P: 24	R: 0	H: 1	E: 0	K: 0	S: 14	LOB: 1	BB: 0	P: 20	1B: 9	SF: 0	2B: 1	SAC: 0	3B: 0	DP: 0	HR: 1	HBP: 1
--------------	------	------	------	------	------	--------	-------	-------	------	------	------	------	-------	--------	-------	-------	------	------	------	------	------	--------	-------	------	------	------	------	------	------	--------	-------	-------	------	------	------	------	-------	--------	-------	-------	------	------	------	------	------	--------	-------	-------	------	------	------	------	-------	--------	-------	-------	------	------	------	------	-------	--------	-------	-------	------	------	------	------	-------	--------	-------	-------	-------	-------	-------	--------	-------	-------	-------	--------


PITCHER	IP	WLS	BF	H	R	ER	SO	BB	IBB	HBP	BLK	WP	HR	S	P	ERA	WHIP
<b>Mike Morgan, R</b> ERA: 3.95 (1, 1)	4.0		20	7	3	3	2	2	0	0	0	1	0	31	61	6.75	2.250
<b>Dan Serafini, L</b> ERA: 3.97 (5, 1)	2.2	W	12	3	2	2	2	0	0	1	0	0	1	29	46	6.75	1.125
<b>Mike Trombley, R</b> ERA: 2.68 (7, 1)	1.0		5	0	0	0	1	2	0	0	0	1	0	14	28	0.00	2.000
<b>Greg Swindell, L</b> ERA: 2.74 (8, 1)	0.1		1	0	0	0	0	0	0	0	0	0	0	2	3	0.00	0.000
<b>Rick Aguilera, R</b> ERA: 3.25 (9, 1)	1.0	S	4	1	0	0	0	0	0	0	0	0	0	14	20	0.00	1.000

**MINNESOTA TWINS @ DETROIT TIGERS**  
**Tiger Stadium, Detroit, MI**  
 Tue Jun 16 1998, 7:05 PM EDT  
 Att. 8,493 - Cloudy - 75 F

AB	R	H	RBI	BB	SO	LOB
3	1	2	1	2	0	0
1	0	1	0	0	0	0
3	1	2	4	0	1	1
0	0	0	0	0	0	0
1	0	0	0	0	0	2
5	0	2	0	0	1	2
5	0	0	0	0	1	5
4	0	1	0	0	0	3
5	0	0	0	0	1	3
3	1	1	0	1	0	0
3	1	1	0	1	0	1
4	1	1	0	0	1	2

AB	37
R	5
H	11
RBI	5
BB	4
SO	5
LOB	19

WP: 2 PA: 42  
 PB: 0  
 SB: 0  
 CS: 0



livebaseballscorecards.com

Batter	1	2	3	4	5	6	7	8	9	AB R H RBI BB SO LOB	TOP											
<b>Otis Nixon, S</b> (1, 8) OBP: 0.307, SLG: 0.286	3-1 F7		2-1 F7		0-1 G6-3		4-0 2B BB		2-3 K	4 0 0 0 1 1 0												
<b>Todd Walker, L</b> (1, 4) OBP: 0.383, SLG: 0.538	0-1 E 1B		0-1 G4-3		0-0 WP 1B		1-2 G5-3 2B			4 1 3 0 0 0 0												
<b>Paul Molitor, R</b> (1, 10) OBP: 0.330, SLG: 0.352	0-1 SAFE L8		2-2 1B 1B		1-1 SAFE 1B		4-0 IBB			3 0 2 1 1 0 1												
<b>Orlando Merced, S</b> (1, 3) OBP: 0.333, SLG: 0.438	4-1 SAFE BB		1-2 1B		2-1 SAFE F9		2-2 G5-3			2 0 1 0 1 0 1												
<b>Alex Ochoa, R</b> (7, PH) OBP: 0.286, SLG: 0.370	1-2 BB		1-3 1B							1 0 0 0 0 0 3												
<b>Denny Hocking, S</b> (7, 5) OBP: 0.244, SLG: 0.171										0 0 0 0 0 0 0												
<b>Marty Cordova, R</b> (1, 7) OBP: 0.360, SLG: 0.415	0-0 G4-3		2-3 K			0-0 B1		1-3 K		4 0 0 0 0 2 4												
<b>Matt Lawton, L</b> (1, 9) OBP: 0.360, SLG: 0.412		2-1 G5-3 WP 2B		1-2 G5-3		4-1 G4-3 BB		0-0 F8		3 1 1 0 1 0 0												
<b>Ron Coomer, R</b> (1, 5) OBP: 0.296, SLG: 0.448				0-0 G5-3	1-0 L6		0-0 G4-3		3-3 K	4 0 0 0 0 1 2												
<b>Terry Steinbach, R</b> (1, 2) OBP: 0.338, SLG: 0.376				2-3 K	0-1 G4-3		2-0 G1-3			4 0 0 0 0 1 1												
<b>Pat Meares, R</b> (1, 6) OBP: 0.308, SLG: 0.398				3-H 0-0 G6-3		2-0 G5-3		0-1 G6-3		4 0 0 0 0 0 0												
<b>Inning Stats</b>	R: 0 E: 1 K: 0 S: 8	H: 1 LOB: 2 BB: 1 P: 15	R: 1 E: 0 K: 1 S: 7	H: 1 LOB: 0 BB: 0 P: 12	R: 0 E: 0 K: 1 S: 14	H: 2 LOB: 2 BB: 0 P: 21	R: 0 E: 0 K: 0 S: 6	H: 0 LOB: 0 BB: 0 P: 8	R: 1 E: 0 K: 0 S: 8	H: 2 LOB: 1 BB: 0 P: 13	R: 0 E: 0 K: 0 S: 4	H: 0 LOB: 1 BB: 1 P: 10	R: 0 E: 0 K: 0 S: 8	H: 1 LOB: 2 BB: 2 P: 19	R: 0 E: 0 K: 2 S: 10	H: 0 LOB: 0 BB: 0 P: 14	R: 0 E: 0 K: 1 S: 8	H: 0 LOB: 0 BB: 0 P: 13	1B: 5 2B: 2 3B: 0 HR: 0	SF: 0 SAC: 0 DP: 1 HBP: 0	WP: 2 PB: 0 SB: 0 CS: 0	PA: 37
<b>PITCHER</b>	IP WLS BF H R ER SO BB IBB HBP BLK WP HR S P ERA WHIP																					
<b>Bryce Florie, R</b> (1, 1) ERA: 4.68	6.1 W 30 7 2 2 2 3 1 0 0 2 0 52 93 2.84 1.579																					
<b>44 Sean Runyan, L</b> (7, 1) ERA: 4.03	0.2 1 0 0 0 0 0 0 0 0 0 0 3 5 0.00 0.000																					
<b>Doug Brocail, R</b> (8, 1) ERA: 3.9	2.0 6 0 0 0 0 3 0 0 0 0 0 0 18 27 0.00 0.000																					


Minnesota Twins @ Detroit Tigers  
Tiger Stadium, Detroit, MI  
Wed Jun 17 1998, 7:05 PM EDT  
Att. 10,152 - Cloudy - 82 F

livebaseballscorecards.com

AB	33
R	2
H	7
RBI	1
BB	4
SO	5
LOB	12



Batter	1	2	3	4	5	6	7	8	9	AB	R	H	RBI	BB	SO	LOB
<b>Brian Hunter, R</b> OBP: 0.325, SLG: 0.370 (1, 8)	2-2 G1-3		3-1 L8				1-1 E6			4	2	1	0	0	0	0
<b>Kimera Barteo, R</b> OBP: 0.281, SLG: 0.491 (1, 10)	1-2 1B		1-1 F8				2-1 G5-3			3	0	1	1	0	0	1
<b>Bobby Higginson, L</b> OBP: 0.392, SLG: 0.549 (1, 9)	0-1 P2						4-0 HR			3	1	1	1	1	0	1
<b>Tony Clark, S</b> OBP: 0.348, SLG: 0.517 (1, 3)	1-2 F9						2-2 HR			4	2	2	4	0	0	2
<b>Damion Easley, R</b> OBP: 0.354, SLG: 0.566 (1, 4)							2-1 1B			4	0	1	0	0	1	0
<b>Luis Gonzalez, L</b> OBP: 0.374, SLG: 0.481 (1, 7)							3-2 G3-1			4	0	3	0	0	0	1
<b>Joe Oliver, R</b> OBP: 0.285, SLG: 0.406 (1, 2)							0-1 F8			4	0	1	0	0	1	3
<b>Billy Ripken, R</b> OBP: 0.325, SLG: 0.315 (1, 5)							0-1 F9			4	0	0	0	0	1	3
<b>Deivi Cruz, R</b> OBP: 0.297, SLG: 0.331 (1, 6)							1-2 F8			4	1	0	0	0	0	0

BOTTOM	
<b>AB</b>	34
<b>R</b>	6
<b>H</b>	10
<b>RBI</b>	6
<b>BB</b>	1
<b>SO</b>	3
<b>LOB</b>	11
	
<b>WP: 0</b>	<b>PA: 36</b>
<b>PB: 0</b>	<b>ERA</b>
<b>SB: 3</b>	<b>WHIP</b>
<b>CS: 0</b>	

**Minnesota Twins @ Detroit Tigers**  
 Tiger Stadium, Detroit, MI  
 Wed Jun 17 1998, 7:05 PM EDT  
 Att: 10,152 - Cloudy - 82 F

Inning Stats		R	H	E	K	S	IP	WLS	BF	H	R	ER	SO	BB	IBB	HBP	BLK	WP	HR	S	P	ERA	WHIP
<b>Eric Milton, L</b> ERA: 5.22 (1, 1)		0	1	0	0	7	6.0	L	26	7	3	1	3	0	0	0	0	0	1	75	104	1.50	1.167
<b>Dan Naulty, R</b> ERA: 4.96 (7, 1)		0	0	0	0	3	2.0		10	3	3	0	0	0	1	0	0	0	1	27	45	0.00	1.500

Batter	1	2	3	4	5	6	7	8	9	AB R H RBI BB SO LOB	TOP								
<b>Otis Nixon, S</b> (1, 8) OBP: 0.313, SLG: 0.288	1-1 G6-4-3 1B		4-2 2B 1B BB	2-0 G4-6-3 1-2f						2 1 1 0 1 0 3	<b>Minnesota Twins @ Chicago White Sox</b> Comiskey Park, Chicago, IL Thu Jun 18 1998, 8:05 PM EDT Att. 13,550 - Overcast - 84 F  <a href="http://livebaseballscorecards.com">livebaseballscorecards.com</a>								
<b>Pat Meares, R</b> (1, 6) OBP: 0.305, SLG: 0.393	0-0 G6-4-3 1-2f		0-1 F9		0-0 G5-3					3 0 0 0 0 0 2									
<b>Paul Molitor, R</b> (1, 3) OBP: 0.333, SLG: 0.359	0-1 G5-3		1-0 1B 2B		2-0 G5-4-3 1B					3 1 2 0 0 0 0									
<b>Marty Cordova, R</b> (1, 7) OBP: 0.364, SLG: 0.436		2-1 HR	3-2 2-H 3-H 1B		1 SAFE 3-1 G5-4-3 1-2f					3 1 2 3 0 0 1									
<b>Ron Coomer, R</b> (1, 10) OBP: 0.298, SLG: 0.448		1-1 F9		2-0 FC6-4 1B						2 0 1 0 0 0 0									
<b>Alex Ochoa, R</b> (1, 9) OBP: 0.281, SLG: 0.364		0-1 G3		0-0 FC6-4 1B 1B 1B 1-2f						2 1 0 0 0 0 1									
<b>Todd Walker, L</b> (1, 4) OBP: 0.384, SLG: 0.538		1-0 E4		1-0 1B 1B 1B 1-2						2 0 1 0 0 0 0									
<b>Terry Steinbach, R</b> (1, 2) OBP: 0.340, SLG: 0.377		1-0 F7		0-2 1B 1B 1-2 2-3						2 0 1 0 0 0 1									
<b>Denny Hocking, S</b> (1, 5) OBP: 0.250, SLG: 0.181			1-1 F9	1-2 1B G4-6-3						2 0 1 1 0 0 0									
<b>Inning Stats</b>	R: 0 E: 0 K: 0 S: 5	H: 1 LOB: 0 BB: 0 P: 6	R: 1 E: 1 K: 0 S: 8	H: 1 LOB: 1 BB: 0 P: 13	R: 2 E: 0 K: 0 S: 10	H: 2 LOB: 1 BB: 1 P: 19	R: 1 E: 0 K: 0 S: 11	H: 4 LOB: 2 BB: 0 P: 17	R: 0 E: 0 K: 0 S: 4	H: 1 LOB: 0 BB: 0 P: 9	1B: 7 2B: 1 3B: 0 HR: 1	SF: 0 SAC: 0 DP: 3 HBP: 0	WP: 0 PB: 0 SB: 0 CS: 0	PA: 22					
<b>PITCHER</b> <b>Mike Sirotko, L</b> (1, 1) ERA: 4.89	IP 5.0	WLS L	BF 22	H 9	R 4	ER 4	SO 0	BB 1	IBB 0	HBP 0	BLK 0	WP 0	HR 1	S 38	P 64	ERA 7.20	WHIP 2.000	<b>PITCHER</b>	IP WLS BF H R ER SO BB IBB HBP BLK WP HR S P ERA WHIP

**Minnesota Twins @ Chicago White Sox**  
 Comiskey Park, Chicago, IL  
 Thu Jun 18 1998, 8:05 PM EDT  
 Att. 13,550 - Overcast - 84 F

**AB 21**  
**R 4**  
**H 9**  
**RBI 4**  
**BB 1**  
**SO 0**  
**LOB 8**



Batter	1	2	3	4	5	6	7	8	9
Ray Durham, S OBP: 0.361, SLG: 0.453 (1, 4)	3-2 G5-3		1-1 P6		3-1 P8				
Mike Caruso, S OBP: 0.316, SLG: 0.391 (1, 6)	0-0 G3		2-2 G4-3		2-1 FC6-4				
Frank Thomas, R OBP: 0.386, SLG: 0.473 (1, 10)	2-2 FC6-4 1B			1-1 HR	0-0 F9				
Albert Belle, R OBP: 0.355, SLG: 0.534 (1, 7)	1-2 FC6-4			0-0 G4-3					
Robin Ventura, L OBP: 0.372, SLG: 0.471 (1, 5)		1-3 K		1-2 1B					
Wil Cordero, R OBP: 0.308, SLG: 0.452 (1, 3)		1-1 F9		1-1 F7					
Magglio Ordonez, R OBP: 0.294, SLG: 0.398 (1, 9)		0-1 P6		0-0 G3					
Mike Cameron, R OBP: 0.305, SLG: 0.339 (1, 8)			1-0 F9		1-1 FC6-4 1B				
Chad Kreuter, S OBP: 0.397, SLG: 0.320 (1, 2)			4-2 BB		0-0 FC6-4 1B				

Inning Stats	R: 0	H: 1	E: 0	LOB: 1	K: 0	S: 10	P: 16	R: 0	H: 0	E: 0	LOB: 0	K: 1	S: 7	P: 9	R: 0	H: 0	E: 0	LOB: 1	K: 0	S: 8	P: 16	R: 1	H: 2	E: 0	LOB: 1	K: 0	S: 9	P: 12	R: 0	H: 2	E: 0	LOB: 2	K: 0	S: 8	P: 14
--------------	------	------	------	--------	------	-------	-------	------	------	------	--------	------	------	------	------	------	------	--------	------	------	-------	------	------	------	--------	------	------	-------	------	------	------	--------	------	------	-------

PITCHER	IP	WLS	BF	H	R	ER	SO	BB	IBB	HBP	BLK	WP	HR	S	P	ERA	WHIP
Bob Tewksbury, R ERA: 4.26 (1, 1)	5.0	W	21	5	1	1	1	1	0	0	0	0	1	42	67	1.80	1.200


**BOTTOM**

**Minnesota Twins @ Chicago White Sox**  
Comiskey Park, Chicago, IL

Thu Jun 18 1998, 8:05 PM EDT  
Att. 13,550 - Overcast - 84 F

AB	R	H	RBI	BB	SO	LOB
3	0	0	0	0	0	3
3	0	0	0	0	0	3
3	1	2	1	0	0	2
2	0	0	0	0	0	1
2	0	1	0	0	1	0
2	0	0	0	0	0	1
2	0	0	0	0	0	1
2	0	1	0	0	0	0
1	0	1	0	1	0	0

<b>AB</b>	<b>20</b>
<b>R</b>	<b>1</b>
<b>H</b>	<b>5</b>
<b>RBI</b>	<b>1</b>
<b>BB</b>	<b>1</b>
<b>SO</b>	<b>1</b>
<b>LOB</b>	<b>11</b>



WP	HR	S	P	ERA	WHIP
0	0	0	0	0	0

PITCHER	IP	WLS	BF	H	R	ER	SO	BB	IBB	HBP	BLK	WP	HR	S	P	ERA	WHIP
---------	----	-----	----	---	---	----	----	----	-----	-----	-----	----	----	---	---	-----	------

Batter	1	2	3	4	5	6	7	8	9	AB R H RBI BB SO LOB	TOP	
<b>Otis Nixon, S</b> (1, 8) OBP: 0.315, SLG: 0.287 BB FC X	2-1  1B	4-0  BB		0-2 FC5-4  2B		3-1 F9  F9		2-2 G6-3  G6-3		4 1 1 0 1 0 1		
<b>Todd Walker, L</b> (1, 4) OBP: 0.389, SLG: 0.540 X	0-0 L7  L7	4-2  BB		0-1 WP  2B		0-0 G6-3  G6-3		4-2  BB		3 1 1 1 2 0 1		
<b>Paul Molitor, R</b> (1, 10) OBP: 0.334, SLG: 0.357 1 SAFE BB 1 SAFE BB	4-1 FC1-2-5  BB	1-0 G5-3  G5-3		2-0 SF9  2B		4-1  BB		3-1 G4-6-3  G4-6-3		2 1 0 1 2 0 3		
<b>Orlando Merced, S</b> (1, 3) OBP: 0.342, SLG: 0.446 X	0-0 FC1-2-5  1B		2-1 WP  2B	1-1  HR		1-2 F7  F7		1-0  HR		4 4 2 0 0 0 3		
<b>Marty Cordova, R</b> (1, 7) OBP: 0.370, SLG: 0.451 BB F BB	4-2  1B		0-0 G5-3  G5-3	3-2  HR		3-3 K  K		4-2  HR		3 2 1 2 2 1 1		
<b>Matt Lawton, L</b> (1, 9) OBP: 0.361, SLG: 0.424 BB X	1-0  1B		3-2 G4-3  G4-3	1-0 L8  L8		0-0 P8  P8		3-0  HR		5 1 2 4 0 0 1		
<b>Brent Gates, S</b> (1, 5) OBP: 0.308, SLG: 0.272 BB X	1-1 G6-3  G6-3		0-0  1B		0-0  G6-4-3		2-1 G4-3  G4-3		0-1 L7  L7		5 0 2 1 0 0 2	
<b>Javier Valentin, S</b> (1, 2) OBP: 0.262, SLG: 0.342 BB X		0-3 K  K	1-2 G6-3  G6-3		1-1 G6-4-3  G6-4-3		1-1 P6  P6			4 0 0 0 0 1 2		
<b>Pat Meares, R</b> (1, 6) OBP: 0.304, SLG: 0.390 BB X		0-2 F8  F8		1-0 FC5-4  1B		2-0 G4-3  G4-3		1-0 L9  L9		4 0 1 0 0 0 0		
<b>Inning Stats</b>	R: 2 H: 2 E: 0 LOB: 2 K: 0 BB: 2 S: 10 P: 22	R: 0 H: 0 E: 0 LOB: 2 K: 1 BB: 2 S: 10 P: 19	R: 1 H: 2 E: 0 LOB: 1 K: 0 BB: 0 S: 10 P: 16	R: 4 H: 4 E: 1 LOB: 0 K: 0 BB: 0 S: 13 P: 21	R: 0 H: 1 E: 0 LOB: 0 K: 0 BB: 0 S: 4 P: 7	R: 0 H: 0 E: 0 LOB: 1 K: 0 BB: 1 S: 7 P: 15	R: 0 H: 0 E: 0 LOB: 0 K: 1 BB: 0 S: 6 P: 11	R: 0 H: 0 E: 0 LOB: 0 K: 0 BB: 0 S: 6 P: 10	R: 3 H: 1 E: 0 LOB: 0 K: 0 BB: 2 S: 9 P: 24	1B: 6 SF: 1 2B: 2 SAC: 0 3B: 0 DP: 2 HR: 2 HBP: 1	WP: 2 PA: 43 PB: 1 SB: 2 CS: 0	
<b>PITCHER</b> <b>Jaime Navarro, R</b> (1, 1) ERA: 5.72 <b>Tom Fordham, L</b> (5, 1) ERA: 7.04 <b>Tony Castillo, L</b> (9, 1) ERA: 8.0 <b>Carlos Castillo, R</b> (9, 1) ERA: 5.29	IP WLS BF H R ER SO BB IBB HBP BLK WP HR S P ERA WHIP 4.0 L 24 8 7 7 1 4 0 0 0 2 1 43 78 15.75 3.000 4.0 13 1 0 0 1 1 0 0 0 0 0 23 43 0.00 0.500 0.2 5 1 3 3 0 2 0 1 0 0 1 7 22 40.50 4.500 0.1 1 0 0 0 0 0 0 0 0 0 0 2 2 0.00 0.000	<b>PITCHER</b> IP WLS BF H R ER SO BB IBB HBP BLK WP HR S P ERA WHIP 3.3 0 13 4 3 3 0 0 0 0 0 0 13 13 0.00 0.000										

**Minnesota Twins @ Chicago White Sox**  
 Comiskey Park, Chicago, IL  
 Fri Jun 19 1998, 8:05 PM EDT  
 Att. 18,905 - Unknown - 81 F

AB	34
R	10
H	10
RBI	9
BB	7
SO	2
LOB	14



Batter	1	2	3	4	5	6	7	8	9	AB R H RBI BB SO LOB
Ray Durham, S OBP: 0.365, SLG: 0.451 (1, 4)	4-2 1B S BB	2-0 1B 1-2		4-0 1B BB		1-3 K		1-3 K		3 0 1 0 2 2 2
Mike Caruso, S OBP: 0.327, SLG: 0.406 (1, 6)	0-1 F7	0-0 1B 1-2 2-3		1-2 1B 1-2			1-2 CS 1B		0-1 G4-3 G3-1 2B	5 1 4 0 0 0 1
Frank Thomas, R OBP: 0.386, SLG: 0.469 (1, 10)	3-1 G6-4-3 1B	2-3 K		0-0 P4			4-0 S BB		0-1 G4-3	4 0 1 0 1 1 6
Albert Belle, R OBP: 0.349, SLG: 0.524 (1, 7)	0-1 G6-4-3	0-0 F9		1-1 L7			1-1 F8		0-0 G3-1	5 0 0 1 0 0 8
Robin Ventura, L OBP: 0.373, SLG: 0.481 (1, 5)		1-1 25 2B HBP 1B		2-0 G1-3		0-1 F7			0-0 HR	5 2 2 1 0 1 1
Wil Cordero, R OBP: 0.305, SLG: 0.441 (1, 3)		2-1 25 2B 1B HBP		0-1 F7		3-1 F8		1-0 P9	2-3 K	4 1 0 0 0 1 0
25 Jeff Abbott, R OBP: 0.341, SLG: 0.608 (1, 9)		2-2 1B 2B		1-1 G5-3		1-3 K		1-1 1B 1B		2 1 1 1 0 0 0 2 0 1 0 0 1 0
Magglio Ordonez, R OBP: 0.296, SLG: 0.399 (5, 9)		1-3 2-H 1B 2B								
Mike Cameron, R OBP: 0.299, SLG: 0.332 (1, 8)		2-0 P9		1-1 G5-3		2-3 K		1-0 F9		4 0 0 0 0 1 3
Chad Kreuter, S OBP: 0.408, SLG: 0.365 (1, 2)		2-1 1B 1B 1B		1-2 HR		1-1 G4-3		0-1 1B		4 1 3 3 0 0 0

Inning Stats	R: 0	H: 1	E: 0	K: 0	S: 8	H: 1	LOB: 1	BB: 1	P: 15	R: 3	H: 5	E: 0	K: 1	S: 15	R: 0	H: 0	E: 0	K: 0	S: 5	R: 1	H: 2	E: 0	K: 0	S: 11	R: 0	H: 0	E: 0	K: 1	S: 7	R: 0	H: 1	E: 0	K: 1	S: 8	R: 0	H: 2	E: 0	K: 1	S: 9	R: 2	H: 2	E: 0	K: 1	S: 10	1B: 9	SF: 0	2B: 2	SAC: 0	3B: 0	DP: 1	HR: 2	HBP: 1	WP: 0	PA: 42
--------------	------	------	------	------	------	------	--------	-------	-------	------	------	------	------	-------	------	------	------	------	------	------	------	------	------	-------	------	------	------	------	------	------	------	------	------	------	------	------	------	------	------	------	------	------	------	-------	-------	-------	-------	--------	-------	-------	-------	--------	-------	--------

PITCHER	IP	WLS	BF	H	R	ER	SO	BB	IBB	HBP	BLK	WP	HR	S	P	ERA	WHIP
LaTroy Hawkins, R ERA: 5.03 (1, 1)	3.1		20	8	4	4	1	2	0	1	0	0	1	36	66	10.80	3.000
Mike Trombley, R ERA: 2.47 (4, 1)	3.1	W	11	1	0	0	3	1	0	0	0	0	0	23	38	0.00	0.600
Greg Swindell, L ERA: 3.0 (7, 1)	2.1	S	11	4	2	2	3	0	0	0	0	0	1	22	31	7.71	1.714

BOTTOM

Minnesota Twins @ Chicago White Sox  
Comiskey Park, Chicago, IL  
Fri Jun 19 1998, 8:05 PM EDT  
Att: 18,905 - Unknown - 81 F

livebaseballscorecards.com

AB	38
R	6
H	13
RBI	6
BB	3
SO	7
LOB	21



Batter	1	2	3	4	5	6	7	8	9	10	11	AB R H RBI BB SO LOB	TOP																																																																																															
<b>Otis Nixon, S</b> <small>(1, 8)</small> <small>OBP: 0.317, SLG: 0.291</small>												5 1 2 0 0 0 1	<b>Minnesota Twins @ Chicago White Sox</b> <b>Comiskey Park, Chicago, IL</b> Sat Jun 20 1998, 8:05 PM EDT Att: 19,823 - Unknown - 86 F																																																																																															
<b>Brent Gates, S</b> <small>(1, 5)</small> <small>OBP: 0.299, SLG: 0.264</small>												4 0 0 0 0 3 1																																																																																																
<b>Paul Molitor, R</b> <small>(1, 3)</small> <small>OBP: 0.336, SLG: 0.359</small> <b>Denny Hocking, S</b> <small>(10, 4)</small> <small>OBP: 0.250, SLG: 0.181</small>												4 1 1 0 0 0 2 0 0 0 0 0 0 0																																																																																																
<b>Marty Cordova, R</b> <small>(1, 7)</small> <small>OBP: 0.366, SLG: 0.441</small>												4 1 0 0 1 2 2																																																																																																
<b>Matt Lawton, L</b> <small>(1, 9)</small> <small>OBP: 0.361, SLG: 0.424</small>												5 2 2 0 0 2 0																																																																																																
<b>Ron Coomer, R</b> <small>(1, 10)</small> <small>OBP: 0.300, SLG: 0.453</small>												4 1 2 1 0 0 0																																																																																																
<b>Todd Walker, L</b> <small>(1, 4)</small> <small>OBP: 0.391, SLG: 0.539</small> <b>Orlando Merced, S</b> <small>(10, 3)</small> <small>OBP: 0.340, SLG: 0.443</small>												4 1 2 3 0 0 0 1 0 0 1 0 0 1																																																																																																
<b>Terry Steinbach, R</b> <small>(1, 2)</small> <small>OBP: 0.341, SLG: 0.394</small>												5 0 2 1 0 0 2																																																																																																
<b>Pat Meares, R</b> <small>(1, 6)</small> <small>OBP: 0.298, SLG: 0.383</small>												5 0 0 0 0 0 5																																																																																																
<b>Inning Stats</b>	R: 0 H: 1 E: 0 LOB: 1 K: 1 BB: 0 S: 9 P: 12		R: 0 H: 0 E: 0 LOB: 0 K: 0 BB: 0 S: 8 P: 15		R: 0 H: 0 E: 0 LOB: 0 K: 0 BB: 0 S: 6 P: 9		R: 0 H: 0 E: 0 LOB: 0 K: 1 BB: 0 S: 15 P: 18		R: 1 H: 2 E: 1 LOB: 1 K: 1 BB: 0 S: 14 P: 19		R: 0 H: 1 E: 0 LOB: 1 K: 2 BB: 0 S: 10 P: 15		R: 0 H: 0 E: 0 LOB: 0 K: 1 BB: 0 S: 9 P: 12		R: 0 H: 1 E: 0 LOB: 0 K: 0 BB: 0 S: 4 P: 5		R: 4 H: 3 E: 0 LOB: 1 K: 1 BB: 1 S: 15 P: 26		R: 1 H: 1 E: 0 LOB: 0 K: 0 BB: 0 S: 5 P: 8		R: 1 H: 2 E: 0 LOB: 1 K: 0 BB: 0 S: 16 P: 20		1B: 7 SF: 1 2B: 4 SAC: 1 3B: 1 DP: 3 HR: 0 HBP: 1	WP: 0 PA: 45 PB: 0 SB: 1 CS: 0																																																																																				
<b>PITCHER</b>	<table border="1"> <thead> <tr> <th>PITCHER</th> <th>IP</th> <th>WLS</th> <th>BF</th> <th>H</th> <th>R</th> <th>ER</th> <th>SO</th> <th>BB</th> <th>IBB</th> <th>HBP</th> <th>BLK</th> <th>WP</th> <th>HR</th> <th>S</th> <th>P</th> <th>ERA</th> <th>WHIP</th> </tr> </thead> <tbody> <tr> <td><b>James Baldwin, R</b> <small>(1, 1)</small> <small>ERA: 8.17</small></td> <td>4.1</td> <td></td> <td>17</td> <td>3</td> <td>1</td> <td>1</td> <td>3</td> <td>0</td> <td>0</td> <td>0</td> <td>0</td> <td>0</td> <td>0</td> <td>46</td> <td>64</td> <td>2.08</td> <td>0.692</td> </tr> <tr> <td><b>Keith Foulke, R</b> <small>(5, 1)</small> <small>ERA: 4.17</small></td> <td>2.2</td> <td></td> <td>8</td> <td>1</td> <td>0</td> <td>0</td> <td>3</td> <td>0</td> <td>0</td> <td>0</td> <td>0</td> <td>0</td> <td>0</td> <td>25</td> <td>36</td> <td>0.00</td> <td>0.375</td> </tr> <tr> <td><b>Matt Karchner, R</b> <small>(8, 1)</small> <small>ERA: 4.0</small></td> <td>1.2</td> <td></td> <td>9</td> <td>3</td> <td>4</td> <td>4</td> <td>1</td> <td>1</td> <td>0</td> <td>1</td> <td>0</td> <td>0</td> <td>0</td> <td>15</td> <td>25</td> <td>21.60</td> <td>2.400</td> </tr> <tr> <td><b>41 Bill Simas, R</b> <small>(9, 1)</small> <small>ERA: 2.83</small></td> <td>2.1</td> <td>W</td> <td>11</td> <td>4</td> <td>2</td> <td>1</td> <td>0</td> <td>0</td> <td>0</td> <td>0</td> <td>0</td> <td>0</td> <td>0</td> <td>25</td> <td>34</td> <td>3.86</td> <td>1.714</td> </tr> </tbody> </table>																PITCHER	IP	WLS	BF	H	R	ER	SO	BB	IBB	HBP	BLK	WP	HR	S	P	ERA	WHIP	<b>James Baldwin, R</b> <small>(1, 1)</small> <small>ERA: 8.17</small>	4.1		17	3	1	1	3	0	0	0	0	0	0	46	64	2.08	0.692	<b>Keith Foulke, R</b> <small>(5, 1)</small> <small>ERA: 4.17</small>	2.2		8	1	0	0	3	0	0	0	0	0	0	25	36	0.00	0.375	<b>Matt Karchner, R</b> <small>(8, 1)</small> <small>ERA: 4.0</small>	1.2		9	3	4	4	1	1	0	1	0	0	0	15	25	21.60	2.400	<b>41 Bill Simas, R</b> <small>(9, 1)</small> <small>ERA: 2.83</small>	2.1	W	11	4	2	1	0	0	0	0	0	0	0	25	34	3.86	1.714		
PITCHER	IP	WLS	BF	H	R	ER	SO	BB	IBB	HBP	BLK	WP	HR	S	P	ERA	WHIP																																																																																											
<b>James Baldwin, R</b> <small>(1, 1)</small> <small>ERA: 8.17</small>	4.1		17	3	1	1	3	0	0	0	0	0	0	46	64	2.08	0.692																																																																																											
<b>Keith Foulke, R</b> <small>(5, 1)</small> <small>ERA: 4.17</small>	2.2		8	1	0	0	3	0	0	0	0	0	0	25	36	0.00	0.375																																																																																											
<b>Matt Karchner, R</b> <small>(8, 1)</small> <small>ERA: 4.0</small>	1.2		9	3	4	4	1	1	0	1	0	0	0	15	25	21.60	2.400																																																																																											
<b>41 Bill Simas, R</b> <small>(9, 1)</small> <small>ERA: 2.83</small>	2.1	W	11	4	2	1	0	0	0	0	0	0	0	25	34	3.86	1.714																																																																																											

livebaseballscorecards.com

AB	41
R	7
H	11
RBI	6
BB	1
SO	7
LOB	14





Batter	1	2	3	4	5	6	7	8	9	10	11	AB	R	H	RBI	BB	SO	LOB	BOTTOM							
Ray Durham, S OBP: 0.368, SLG: 0.450 (1, 4)	1-1 F9 ①			4-1 S 1B BB	1-1 1B		0-0 S E 1B		0-0 G4-3 ②		2-3 K ①	5	2	2	0	1	1	0								
Mike Caruso, S OBP: 0.332, SLG: 0.408 (1, 6)	0-0 G4-3 ②			3-2 G5-3 ① 1-2	1-1 1B 1-2 2-H		1-1 E7 1B 1-H		0-0 1B		0-1 F8 ②	6	0	3	1	0	0	1								
Frank Thomas, R OBP: 0.385, SLG: 0.466 (1, 10)	3-3 K ③			1-3 K ②	1-3 K ③		0-2 L8 ③		0-2 1B ③		0-1 1B 1B	6	1	2	0	0	3	4								
Albert Belle, R OBP: 0.349, SLG: 0.520 (1, 7)		0-1 G4-3 ①		0-2 1B 2-H		0-0 P4 ①		1-3 K ①		0-0 F7 ①	1-2 1B 1B	6	1	2	1	0	1	0								
Robin Ventura, L OBP: 0.377, SLG: 0.483 (1, 5)		0-0 G3-6 1B		3-3 K ③		2-1 F7 ②		1-0 E S 1B 1B		3-2 1B 1B	0-0 1B 1B	5	1	3	0	0	1	1								
Chris Snopce, R OBP: 0.303, SLG: 0.263 (10, PR)												0	1	0	0	0	0	0								
Wil Cordero, R OBP: 0.309, SLG: 0.444 (11, PH)											1-2 2-H 1B	1	0	1	1	0	0	0								
Greg Norton, S OBP: 0.291, SLG: 0.446 (1, 3)		0-2 G3-6 ② ③ 1-2r				0-0 HR		2-2 FC4 1B		1-3 K ②	0-3 K ②	6	1	3	2	0	2	3								
Magglio Ordonez, R OBP: 0.302, SLG: 0.404 (1, 9)			1-0 F9-3 1B		1-2 P6 ①	0-0 FC4 ③ 1-2r		2-2 1B ③		1-1 1B 1B		5	0	3	1	0	0	1								
Mike Cameron, R OBP: 0.297, SLG: 0.328 (1, 8)			2-2 F9-3 ① ② 1-2		1-2 G5-3 ②		0-3 K ① ③		1-0 G6-3 ③		1-0 1B 1-2 2-H	5	0	1	1	0	1	2								
Charlie O'Brien, R OBP: 0.307, SLG: 0.395 (1, 2)			0-0 G6-3 ③		3-1 1B 1B HBP		0-1 G1-3 ②		1-3 K ①		2-2 G1-3 ③	2	1	0	0	0	0	0								
25 Jeff Abbott, R OBP: 0.337, SLG: 0.600 (9, PH)												1	0	0	0	0	1	0								
Chad Kreuter, S OBP: 0.405, SLG: 0.362 (10, 2)												1	0	0	0	0	0	2								
<b>Inning Stats</b>	R: 0 E: 0 K: 1 S: 11	H: 0 LOB: 0 BB: 0 P: 15	R: 0 E: 0 K: 0 S: 6	H: 1 LOB: 0 BB: 0 P: 6	R: 0 E: 0 K: 0 S: 5	H: 1 LOB: 0 BB: 0 P: 8	R: 1 E: 0 K: 2 S: 15	H: 1 LOB: 1 BB: 1 P: 25	R: 2 E: 0 K: 1 S: 18	H: 3 LOB: 2 BB: 0 P: 26	R: 0 E: 0 K: 0 S: 7	H: 1 LOB: 1 BB: 0 P: 11	R: 1 E: 1 K: 1 S: 12	H: 2 LOB: 1 BB: 0 P: 13	R: 1 E: 1 K: 2 S: 11	H: 2 LOB: 1 BB: 0 P: 17	R: 0 E: 0 K: 1 S: 9	H: 2 LOB: 1 BB: 0 P: 10	R: 1 E: 0 K: 1 S: 13	H: 3 LOB: 2 BB: 0 P: 20	R: 2 E: 0 K: 1 S: 16	H: 4 LOB: 2 BB: 0 P: 22	1B: 19 2B: 1 3B: 0 HR: 1	SF: 0 SAC: 0 DP: 2 HBP: 1	WP: 0 PB: 0 SB: 3 CS: 0	PA: 51
<b>PITCHER</b>	IP	WLS	BF	H	R	ER	SO	BB	IBB	HBP	BLK	WP	HR	S	P	ERA	WHIP									
Brad Radke, R ERA: 2.82 (1, 1)	7.2		34	11	5	4	7	1	0	1	0	0	1	84	119	4.70	1.565									
Hector Carrasco, R ERA: 5.96 (8, 1)	1.1		5	2	0	0	1	0	0	0	0	0	0	10	12	0.00	1.500									
Rick Aguilera, R ERA: 3.82 (10, 1)	1.2	L	12	7	3	3	2	0	0	0	0	0	0	29	42	16.20	4.200									

Minnesota Twins @ Chicago White Sox  
Comiskey Park, Chicago, IL  
Sat Jun 20 1998, 8:05 PM EDT  
Att. 19,823 - Unknown - 86 F

AB	49
R	8
H	20
RBI	7
BB	1
SO	10
LOB	14



**TOP**

# Minnesota Twins @ Chicago White Sox

Comiskey Park, Chicago, IL

Sun Jun 21 1998, 4:33 AM EDT  
Att. 15,926 - Sunny - 81 F

[livebaseballscorecards.com](http://livebaseballscorecards.com)

AB	33
R	6
H	6
RBI	6
BB	7
SO	1
LOB	17



AB R H RBI BB SO LOB

4	1	1	0	1	0	0	
4	2	2	4	1	0	1	
2	0	0	0	3	0	1	
5	0	0	1	0	0	5	
2	0	0	0	2	0	1	
4	1	1	0	0	0	2	
4	1	2	0	0	0	0	
0	0	0	0	0	0	0	
4	1	0	1	0	1	3	
4	0	0	0	0	0	4	
1B: 4	SF: 0	2B: 1	SAC: 0	3B: 0	DP: 1	HR: 1	HBP: 0

Batter	1	2	3	4	5	6	7	8	9				
<b>Otis Nixon, S</b> (1, 8) OBP: 0.320, SLG: 0.290	2-2 G6-3		2-1 L5	4-0 HR BB			3-2 G3-1 WP 1B		1-0 F7				
<b>Brent Gates, S</b> (1, 5) OBP: 0.309, SLG: 0.301	0-0 WP G6-3 2B		4-0 BB BB	0-1 HR			3-2 F9		1-1 F8				
<b>Matt Lawton, L</b> (1, 9) OBP: 0.366, SLG: 0.420	4-0 G6-3 S 2-3 BB		4-1 BB	2-1 P2			3-1 G3-1 1-3		4-2 BB				
<b>Ron Coomer, R</b> (1, 10) OBP: 0.294, SLG: 0.444	2-2 G6-3		1-2 F8			3-1 G6-3			0-0 P5				
<b>Orlando Merced, S</b> (1, 3) OBP: 0.344, SLG: 0.437	1-2 P4			0-0 G3-1		4-0 G6-4-3 BB		4-2 FC6-4 BB					
<b>Alex Ochoa, R</b> (1, 7) OBP: 0.261, SLG: 0.361			2-1 F8	3-1 1B S FC6 1B		0-0 G6-4-3 1-2f		0-1 FC6-4 E 1-2f					
<b>Todd Walker, L</b> (1, 4) OBP: 0.393, SLG: 0.538			0-1 P5	2-1 F9 FC6 HR 1B			1-2 G1-3		1-0 E9 1B				
<b>Denny Hocking, S</b> (8, 4) OBP: 0.250, SLG: 0.181				1-3 HR 1B					0-2 G5-3				
<b>Pat Meares, R</b> (1, 6) OBP: 0.294, SLG: 0.377			3-3 K	1-1 FC6 BB HR			2-0 F9						
<b>Javier Valentin, S</b> (1, 2) OBP: 0.250, SLG: 0.325			2-0 L7	1-2 F9			0-0 G4-3		3-2 F9				
<b>Inning Stats</b>	R: 1 E: 0 K: 0 S: 12 H: 1 LOB: 1 BB: 1 P: 21	R: 0 E: 0 K: 1 S: 9 H: 0 LOB: 0 BB: 0 P: 14	R: 0 E: 0 K: 0 S: 7 H: 0 LOB: 2 BB: 2 P: 20	R: 5 E: 0 K: 0 S: 14 H: 3 LOB: 0 BB: 1 P: 27	R: 0 E: 0 K: 0 S: 3 H: 0 LOB: 0 BB: 1 P: 10	R: 0 E: 0 K: 0 S: 6 H: 0 LOB: 0 BB: 0 P: 9	R: 0 E: 0 K: 0 S: 11 H: 1 LOB: 1 BB: 0 P: 21	R: 0 E: 1 K: 0 S: 14 H: 1 LOB: 2 BB: 1 P: 22	R: 0 E: 0 K: 0 S: 6 H: 0 LOB: 1 BB: 1 P: 12	1B: 4 2B: 1 3B: 0 HR: 1 SF: 0 SAC: 0 DP: 1 HBP: 0	WP: 2 PB: 0 SB: 2 CS: 0 PA: 40		
<b>PITCHER</b>	IP WLS BF H R ER SO BB IBB HBP BLK WP HR S P ERA WHIP											<b>PITCHER</b>	IP WLS BF H R ER SO BB IBB HBP BLK WP HR S P ERA WHIP
<b>Jason Bere, R</b> (1, 1) ERA: 6.34	4.0 L 21 4 6 6 1 4 0 0 0 0 1 1 42 82 13.50 2.000												
<b>Bob Howry, R</b> (5, 1) ERA:	2.0 6 0 0 0 0 1 0 0 0 0 0 0 9 19 0.00 0.500												
<b>Scott Eyre, L</b> (7, 1) ERA: 5.47	2.0 9 2 0 0 0 1 0 0 0 0 1 0 25 43 0.00 1.500												
<b>Carlos Castillo, R</b> (9, 1) ERA: 5.18	1.0 4 0 0 0 0 1 0 0 0 0 0 0 6 12 0.00 1.000												

Batter	1	2	3	4	5	6	7	8	9	AB	R	H	RBI	BB	SO	LOB
Ray Durham, S (1, 4) Chris Snopek, R (6, 4) OBP: 0.368, SLG: 0.449 OBP: 0.297, SLG: 0.256	0-1 F7		4-0 BB			0-1 G6-3		1-2 FC6-4		1	0	0	0	1	0	0
Mike Caruso, S (1, 6) OBP: 0.335, SLG: 0.421	0-1 G5-3		1-1 G3			2-2 HBP			0-0 HR	3	1	1	1	0	0	2
Mike Cameron, R (1, 8) OBP: 0.292, SLG: 0.322	1-1 F9					0-2 F9			3-2 F8	4	0	0	0	0	0	1
Albert Belle, R (1, 10) OBP: 0.348, SLG: 0.516		2-2 G6-3				1-1 G1-3		0-0 F9	0-0 G6-3 25 BB 1B	4	0	1	0	0	0	0
Robin Ventura, L (1, 5) 25 Jeff Abbott, R (9, 7) OBP: 0.373, SLG: 0.478 OBP: 0.345, SLG: 0.600		3-1 F7				1-1 L1		1-1 F7	4-1 G6-3 BB	3	0	0	0	0	0	0
Wil Cordero, R (1, 7) OBP: 0.307, SLG: 0.440		1-1 G6-3				0-0 G6-4-3 1B		2-2 F7	0-0 G6-3	4	0	1	0	0	0	2
Greg Norton, S (1, 3) OBP: 0.289, SLG: 0.433			0-1 L9			1-0 G6-4-3		1-3 K	4-0 BB	3	0	0	0	1	1	1
Magglio Ordonez, R (1, 9) OBP: 0.301, SLG: 0.401			3-2 E 1B 1B			0-0 G6-3		2-0 F8	0-2 G1-3	4	0	1	0	0	0	3
Chad Kreuter, S (1, 2) OBP: 0.411, SLG: 0.364			2-1 E4 1-3 1B					2-2 G5-3	4-2 FC6-4 BB	2	0	1	0	1	0	0

**BOTTOM**

**Minnesota Twins @ Chicago White Sox**  
Comiskey Park, Chicago, IL  
Sun Jun 21 1998, 4:33 AM EDT  
Att. 15,926 - Sunny - 81 F

[livebaseballscorecards.com](http://livebaseballscorecards.com)

<b>AB</b>	<b>30</b>
<b>R</b>	<b>1</b>
<b>H</b>	<b>5</b>
<b>RBI</b>	<b>1</b>
<b>BB</b>	<b>4</b>
<b>SO</b>	<b>1</b>
<b>LOB</b>	<b>10</b>



Inning Stats	R: 0	H: 0	E: 0	K: 0	S: 6	R: 0	H: 0	E: 0	K: 0	S: 8	R: 0	H: 2	E: 1	K: 0	S: 9	R: 0	H: 0	E: 0	K: 0	S: 6	R: 0	H: 1	E: 0	K: 0	S: 3	R: 0	H: 0	E: 0	K: 0	S: 11	R: 0	H: 0	E: 0	K: 1	S: 9	R: 1	H: 2	E: 0	K: 0	S: 12	1B: 4	2B: 0	3B: 0	HR: 1	SF: 0	SAC: 0	DP: 1	HBP: 1	WP: 0	PB: 0	SB: 0	CS: 0	PA: 35
--------------	------	------	------	------	------	------	------	------	------	------	------	------	------	------	------	------	------	------	------	------	------	------	------	------	------	------	------	------	------	-------	------	------	------	------	------	------	------	------	------	-------	-------	-------	-------	-------	-------	--------	-------	--------	-------	-------	-------	-------	--------

PITCHER	IP	WLS	BF	H	R	ER	SO	BB	IBB	HBP	BLK	WP	HR	S	P	ERA	WHIP
Mike Morgan, R (1, 1) ERA: 3.7	8.0	W	29	4	1	1	1	2	0	0	0	0	0	59	95	1.12	0.750
Dan Naulty, R (9, 1) ERA: 4.76	0.2		5	1	0	0	0	2	0	0	0	0	0	8	19	0.00	4.500
Hector Carrasco, R (9, 1) ERA: 5.87	0.1	S	1	0	0	0	0	0	0	0	0	0	0	3	3	0.00	0.000

Batter	1	2	3	4	5	6	7	8	9	AB R H RBI BB SO LOB	TOP
<b>Otis Nixon, S</b> (1, 8) OBP: 0.327, SLG: 0.294 C B F B F X	1-2 G6-3 1		3-2 2B 1B	2-1 G5-3 3			X 0-0 FC4-6 1-2 1B		4-2 S 2B BB G3	4 2 2 0 1 0 1	
<b>Brent Gates, S</b> (1, 5) OBP: 0.299, SLG: 0.290 S B F B F X	3-2 F7		1-3 K 2		3-2 G5-3 1		B X 1-0 FC4-6 1-2f 2-3 FC4-6	C 1 SAFE F 1 SAFE X	0-2 G3 1-2	5 0 0 0 0 1 4	
<b>Matt Lawton, L</b> (1, 9) OBP: 0.366, SLG: 0.428 C B C B B X	3-2 G3-1 3		1-1 1-H 2B		2-1 G3 2		X 0-0 FC4-6 1-2f	C B C B B F X 2-2 2-H 2B	2-2 2B 2-H	5 0 2 2 0 0 2	
<b>Marty Cordova, R</b> (1, 7) OBP: 0.362, SLG: 0.435 B X C C T B X		1-2 F8 1	0-3 K 3		0-1 F8 3			B C B B B X 3-1 FC4-6 1B	B B B B B X 3-2 P3	5 0 1 0 0 1 2	
<b>Orlando Merced, S</b> (1, 3) OBP: 0.341, SLG: 0.439 C C C T B X		1-3 K 2		X 0-0 1B 2B		B B X 2-0 L5		B 1 SAFE C 1 SAFE S 1 SAFE X 1-2 FC4-6 G6-3 S 1-2f		4 1 1 0 0 1 1	
<b>Terry Steinbach, R</b> (1, 2) OBP: 0.340, SLG: 0.408 X		0-0 HR		B B B B X 2-1 G6-3		B B B B C 2-3 K		B X 1-0 G6-3 1-3		4 1 1 1 0 1 2	
<b>Todd Walker, L</b> (1, 4) OBP: 0.394, SLG: 0.540 C X T C X		0-2 2B		B B C C X 1-2 L7		X 0-0 G3-1		B B F B B 4-1 BB		3 0 1 0 1 0 1	
<b>Denny Hocking, S</b> (1, 6) OBP: 0.250, SLG: 0.184 C C C C C X		1-3 K 3		B C C C X 1-1 1B 1B			B X 1-0 G4-3	B B F B B 0-0 F7		4 1 1 1 0 1 3	
<b>Eric Milton, L</b> (1, 1) OBP: 0.500, SLG: 0.500 <b>Mike Trombley, R</b> (7, 1) <b>Scott Stahoviak, L</b> (9, PH) <b>Rick Aguilera, R</b> (9, 1)			0-3 K 1	0-2 1B			B B F B B X 0-3 K FC4-6 1B	B B C C C C 1-3	1-3 K	3 0 1 1 0 2 0 0 0 0 0 0 0 0 1 0 0 0 0 1 0 0 0 0 0 0 0 0	
<b>Inning Stats</b>	R: 0 H: 0 E: 0 LOB: 0 K: 0 BB: 0 S: 11 P: 18	R: 1 H: 2 E: 0 LOB: 1 K: 2 BB: 0 S: 13 P: 16	R: 1 H: 2 E: 0 LOB: 1 K: 3 BB: 0 S: 16 P: 20	R: 2 H: 3 E: 0 LOB: 1 K: 0 BB: 0 S: 13 P: 19	R: 0 H: 0 E: 0 LOB: 0 K: 0 BB: 0 S: 8 P: 13	R: 0 H: 0 E: 0 LOB: 0 K: 1 BB: 0 S: 5 P: 9	R: 0 H: 1 E: 0 LOB: 2 K: 1 BB: 0 S: 8 P: 10	R: 0 H: 1 E: 0 LOB: 2 K: 0 BB: 1 S: 8 P: 17	R: 1 H: 1 E: 0 LOB: 1 K: 1 BB: 1 S: 18 P: 28	1B: 5 SF: 0 2B: 4 SAC: 0 3B: 0 DP: 0 HR: 1 HBP: 0	WP: 1 PA: 40 PB: 0 SB: 2 CS: 0
<b>PITCHER</b> <b>Jose Lima, R</b> (1, 1) ERA: 3.5 <b>Doug Henry, R</b> (8, 1) ERA: 3.27 <b>Reggie Harris, R</b> (9, 1) ERA: 6.0	IP WLS BF H R ER SO BB IBB HBP BLK WP HR S P ERA WHIP 7.0 L 30 8 4 4 7 0 0 0 0 1 1 74 105 5.14 1.143 1.0 5 1 0 0 0 1 0 0 0 0 0 8 17 0.00 2.000 1.0 5 1 1 1 1 1 0 0 0 0 0 0 18 28 9.00 2.000	<b>PITCHER</b> IP WLS BF H R ER SO BB IBB HBP BLK WP HR S P ERA WHIP									

**Minnesota Twins @ Houston Astros**  
 Astrodome, Houston, TX  
 Mon Jun 22 1998, 8:05 PM EDT  
 Att. 23,168 - Dome - 72 F

[livebaseballscorecards.com](http://livebaseballscorecards.com)

<b>AB</b>	<b>38</b>
<b>R</b>	<b>5</b>
<b>H</b>	<b>10</b>
<b>RBI</b>	<b>5</b>
<b>BB</b>	<b>2</b>
<b>SO</b>	<b>8</b>
<b>LOB</b>	<b>16</b>



Batter	1	2	3	4	5	6	7	8	9	AB	R	H	RBI	BB	SO	LOB
<b>Craig Biggio, R</b> OBP: 0.399, SLG: 0.516 (1, 4) C C C F F X	0-2 G6-3		3-2 P6			2-2 G5-3		H 1-0 G6-3 HBP		3	0	0	0	0	0	1
<b>Ricky Gutierrez, R</b> OBP: 0.387, SLG: 0.365 (1, 6) B B B C F F X	3-2 F9			1-2 G4-3		0-0 G6-3		B C L X 1-2 F9		4	0	0	0	0	0	1
<b>Derek Bell, R</b> OBP: 0.363, SLG: 0.493 (1, 9) C B C C X	1-3 K			2-1 1B		1-2 F9		1 SAFE 0-1 G6-3 1-2f		4	0	1	0	0	1	1
<b>5 Jeff Bagwell, R</b> OBP: 0.409, SLG: 0.502 (1, 3) B X T O B		1-2 G5-3		1-0 F9		1-0 G5-3		B B B C X 3-1 G4-3 S 1B		4	0	1	0	0	0	1
<b>Moises Alou, R</b> OBP: 0.393, SLG: 0.580 (1, 7) C B X		1-1 F9		1-0 F9		0-0 F9		B X 1-0 F8		4	0	0	0	0	0	2
<b>Carl Everett, S</b> OBP: 0.419, SLG: 0.551 (1, 8) B X		1-0 F7			0-1 F9		S B B B B 4-2 BB HR BB		B C B B F X 2-2 G4-3 1-3	3	1	0	0	1	0	1
<b>Sean Berry, R</b> OBP: 0.335, SLG: 0.396 (1, 5) <b>Bill Spiers, L</b> OBP: 0.386, SLG: 0.427 (9, PH)			2-3 K		2-3 K		B B B C B 4-1 BB HR BB		S B X 0-1 G4-3	2	1	0	0	1	2	0
<b>Brad Ausmus, R</b> OBP: 0.347, SLG: 0.337 (1, 2) C C C C B			1-3 K		4-0 BB		B X 1-0 HR 1-H 2-H			1	0	0	0	0	0	1
<b>Jose Lima, R</b> OBP: 0.154, SLG: 0.108 (1, 1) <b>J.R. Phillips, L</b> OBP: 0.302, SLG: 0.250 (7, PH) <b>Doug Henry, R</b> (8, 1) <b>Reggie Harris, R</b> (9, 1)			1-0 1B		1-0 G5-3		S B B B 0-3 K			2	0	1	0	0	0	1

Inning Stats	R: 0	H: 0	E: 0	K: 1	S: 11	R: 0	H: 0	E: 0	K: 0	S: 6	R: 0	H: 1	E: 0	K: 2	S: 18	R: 0	H: 1	E: 0	K: 1	S: 6	R: 0	H: 0	E: 0	K: 0	S: 7	R: 3	H: 1	E: 0	K: 1	S: 9	R: 0	H: 0	E: 0	K: 0	S: 5	R: 0	H: 1	E: 0	K: 0	S: 8	1B: 3	2B: 0	3B: 0	HR: 1	SF: 0	SAC: 0	DP: 1	HBP: 1	WP: 0	PB: 0	SB: 1	CS: 0	PA: 34
--------------	------	------	------	------	-------	------	------	------	------	------	------	------	------	------	-------	------	------	------	------	------	------	------	------	------	------	------	------	------	------	------	------	------	------	------	------	------	------	------	------	------	-------	-------	-------	-------	-------	--------	-------	--------	-------	-------	-------	-------	--------

PITCHER	IP	WLS	BF	H	R	ER	SO	BB	IBB	HBP	BLK	WP	HR	S	P	ERA	WHIP
<b>Eric Milton, L</b> ERA: 5.03 (1, 1)	6.2	W	24	2	1	1	4	2	0	0	0	0	0	60	94	1.35	0.600
<b>Mike Trombley, R</b> ERA: 2.6 (7, 1)	1.1		6	1	2	2	1	1	0	1	0	0	1	10	17	13.50	1.500
<b>Rick Aguilera, R</b> ERA: 3.72 (9, 1)	1.0	S	4	1	0	0	0	0	0	0	0	0	0	8	14	0.00	1.000

**BOTTOM**

**Minnesota Twins @ Houston Astros**  
Astrodome, Houston, TX  
Mon Jun 22 1998, 8:05 PM EDT  
Att. 23,168 - Dome - 72 F

livebaseballscorecards.com

<b>AB</b>	<b>30</b>
<b>R</b>	<b>3</b>
<b>H</b>	<b>4</b>
<b>RBI</b>	<b>3</b>
<b>BB</b>	<b>3</b>
<b>SO</b>	<b>5</b>
<b>LOB</b>	<b>9</b>



Batter	1	2	3	4	5	6	7	8	9	AB R H RBI BB SO LOB	TOP
<b>Otis Nixon, S</b> (1, 8) <small>OBP: 0.327, SLG: 0.295</small> <b>Scott Stahoviak, L</b> (6, 9)	3-2  FC5-3 1B		0-1  G6-3			1-1  G6-3		1-3  K		3 0 1 0 0 0 0 1 0 0 0 0 1 0	
<b>Matt Lawton, L</b> (1, 9) <small>OBP: 0.365, SLG: 0.429</small>	2-3  K			1-3  K		2-3  K		0-1  2B	4 0 1 0 0 3 1		
<b>Marty Cordova, R</b> (1, 7) <small>OBP: 0.366, SLG: 0.443</small> <b>Alex Ochoa, R</b> (6, 7) <small>OBP: 0.279, SLG: 0.358</small>	1-1  FC5-3 1-2f			3-2  2B		3-2  1B		1-1  G5-3	3 0 2 0 0 0 1 1 0 0 0 0 0 1		
<b>Orlando Merced, S</b> (1, 3) <small>OBP: 0.333, SLG: 0.428</small>	1-1  G4-3			0-3  K		2-2  G3-1		1-2  L8	4 0 0 0 0 1 4		
<b>Ron Coomer, R</b> (1, 5) <small>OBP: 0.293, SLG: 0.439</small>		3-2  F8		0-0  F9			1-1  L9	4-2  BB	3 0 0 0 1 0 1		
<b>Todd Walker, L</b> (1, 4) <small>OBP: 0.368, SLG: 0.530</small>		0-3  K			0-1  G4-3		1-2  G4-3	3-3  K	4 0 0 0 0 2 2		
<b>Pat Meares, R</b> (1, 6) <small>OBP: 0.291, SLG: 0.373</small> <b>Dan Naulty, R</b> (7, 1)		2-1  G4-3			0-0  G6-3		0-2  P2		3 0 0 0 0 0 0 0 0 0 0 0 0 0		
<b>Javier Valentin, S</b> (1, 2) <small>OBP: 0.253, SLG: 0.326</small>			0-1  G4-3		1-2  FC6-4 1B			3-2  F9	3 0 1 0 0 0 0		
<b>Bob Tewksbury, R</b> (1, 1) <b>Dan Serafini, S</b> (2, 1) <b>Brent Gates, S</b> (5, PH) <small>OBP: 0.297, SLG: 0.288</small> <b>Eddie Guardado, R</b> (5, 1) <b>Denny Hocking, S</b> (7, 6) <small>OBP: 0.247, SLG: 0.182</small>			1-3  K		1-2  FC6-4 1-2f		0-1  G4-3		0 0 0 0 0 0 0 1 0 0 0 0 1 0 1 0 0 0 0 0 1 0 0 0 0 0 0 0 1 0 0 0 0 0 0		
<b>Inning Stats</b>	R: 0 H: 1 E: 0 LOB: 1 K: 1 BB: 0 S: 10 P: 17	R: 0 H: 0 E: 0 LOB: 0 K: 1 BB: 0 S: 11 P: 16	R: 0 H: 0 E: 0 LOB: 0 K: 1 BB: 0 S: 7 P: 8	R: 0 H: 1 E: 0 LOB: 1 K: 2 BB: 0 S: 11 P: 15	R: 0 H: 1 E: 0 LOB: 1 K: 0 BB: 0 S: 9 P: 11	R: 0 H: 1 E: 0 LOB: 1 K: 0 BB: 0 S: 12 P: 20	R: 0 H: 0 E: 0 LOB: 0 K: 0 BB: 0 S: 8 P: 10	R: 0 H: 0 E: 0 LOB: 0 K: 1 BB: 1 S: 9 P: 13	R: 0 H: 1 E: 0 LOB: 2 K: 1 BB: 1 S: 13 P: 22	1B: 3 SF: 0 2B: 2 SAC: 0 3B: 0 DP: 0 HR: 0 HBP: 0	WP: 0 PA: 33 PB: 0 SB: 0 CS: 0
<b>PITCHER</b> <b>Shane Reynolds, R</b> (1, 1) <small>ERA: 3.42</small> <b>C.J. Nitkowski, L</b> (8, 1) <small>ERA: 3.14</small>	IP WLS BF H R ER SO BB IBB HBP BLK WP HR S P ERA WHIP 7.0 W 25 4 0 0 6 0 0 0 0 0 0 0 68 97 0.00 0.571 2.0 8 1 0 0 2 1 0 0 0 0 0 0 22 35 0.00 1.000					<b>PITCHER</b> IP WLS BF H R ER SO BB IBB HBP BLK WP HR S P ERA WHIP					

**Minnesota Twins @ Houston Astros**  
 Astrodome, Houston, TX  
 Tue Jun 23 1998, 4:33 AM EDT  
 Att. 27,157 - Dome - 72 F

[livebaseballscorecards.com](http://livebaseballscorecards.com)

AB	32
R	0
H	5
RBI	0
BB	1
SO	8
LOB	11



Batter	1	2	3	4	5	6	7	8	9
<b>Craig Biggio, R</b> OBP: 0.404, SLG: 0.524 (1, 4)	1-1 1B 5 2B 1B	0-0 1B 5 1B 1B	2-1 2B		3-3 K			4-2 1B BB	
<b>Sean Berry, R</b> OBP: 0.338, SLG: 0.393 (5, 5)			2-H 3-H 2B						
<b>Bill Spiers, L</b> OBP: 0.391, SLG: 0.429 (1, 5) (5, 4)	3-1 F8	1-1 1B 5 1B 1B	4-2 BB		3-3 K			0-0 1B G6-4-3	
<b>Derek Bell, R</b> OBP: 0.360, SLG: 0.488 (1, 9)	3-2 5 2B 1B	1-1 P3	2-0 F9					1-0 F8 G6-4-3	
<b>5 Jeff Bagwell, R</b> OBP: 0.414, SLG: 0.509 (1, 3)	2-2 35 G1-3 2B 2B	2-2 SAFE 1B			4-2 35 BB 1B BB			1-2 G5-3	
<b>J.R. Phillips, L</b> OBP: 0.302, SLG: 0.250 (7, 3)									
<b>35 Dave Clark, L</b> OBP: 0.233, SLG: 0.127 (1, 7)	2-1 G1-3	1-2 L6			4-2 1B G6-4-3 BB			2-1 F7	
<b>Carl Everett, S</b> OBP: 0.425, SLG: 0.560 (1, 8)	1-1 2B		1-1 S 1B 2B 1B		1-0 G6-4-3 1B			1-2 G6-3	
<b>Tony Eusebio, R</b> OBP: 0.337, SLG: 0.312 (1, 2)	0-0 G6-3		1-2 S 2B 1B		1-0 G6-4-3			1-2 G6-3	
<b>Tim Bogar, R</b> OBP: 0.226, SLG: 0.224 (1, 6)		1-1 G6-3	3-2 K		1-2 2-3 G4-3			2-3 K	
<b>Shane Reynolds, R</b> OBP: 0.140, SLG: 0.186 (1, 1)		1-1 1B 1B	2-3 K		2-3 K			0-3 K	
<b>C.J. Nitkowski, L</b> (8, 1)									

Inning Stats	R: 3	H: 4	E: 0	LOB: 1	K: 0	BB: 0	S: 15	R: 2	H: 4	E: 0	LOB: 2	K: 0	BB: 0	S: 15	R: 2	H: 3	E: 0	LOB: 2	K: 0	BB: 1	S: 21	R: 2	H: 1	E: 0	LOB: 0	K: 0	BB: 2	S: 9	R: 0	H: 0	E: 0	LOB: 0	K: 3	BB: 0	S: 10	R: 0	H: 0	E: 0	LOB: 0	K: 1	BB: 0	S: 9	R: 0	H: 1	E: 0	LOB: 1	K: 1	BB: 1	S: 12
--------------	------	------	------	--------	------	-------	-------	------	------	------	--------	------	-------	-------	------	------	------	--------	------	-------	-------	------	------	------	--------	------	-------	------	------	------	------	--------	------	-------	-------	------	------	------	--------	------	-------	------	------	------	------	--------	------	-------	-------


PITCHER	IP	WLS	BF	H	R	ER	SO	BB	IBB	HBP	BLK	WP	HR	S	P	ERA	WHIP
<b>Bob Tewksbury, R</b> ERA: 4.72 (1, 1)	1.2	L	13	8	5	5	0	0	0	0	0	0	0	27	45	27.00	4.800
<b>Dan Serafini, L</b> ERA: 5.93 (2, 1)	2.1		13	4	4	4	2	3	0	0	0	0	0	33	60	15.43	3.000
<b>Eddie Guardado, L</b> ERA: 2.51 (5, 1)	2.0		6	0	0	0	3	0	0	0	0	0	0	18	32	0.00	0.000
<b>Dan Naulty, R</b> ERA: 4.26 (7, 1)	2.0		7	1	0	0	2	1	0	0	0	0	0	21	30	0.00	1.000

**MINNESOTA TWINS @ HOUSTON ASTROS**  
Astrodome, Houston, TX  
Tue Jun 23 1998, 4:33 AM EDT  
Att: 27,157 - Dome - 72 F

AB	R	H	RBI	BB	SO	LOB
3	2	3	2	0	0	0
1	0	0	0	1	1	0
4	0	2	1	1	1	1
5	1	1	0	0	0	6
3	2	2	3	1	0	0
0	0	0	0	0	0	0
3	1	0	0	1	0	3
4	1	3	2	0	0	0
4	1	1	0	0	0	2
4	0	0	0	0	2	2
3	1	1	0	0	2	2
1	0	0	0	0	1	0

AB	35
R	9
H	13
RBI	8
BB	4
SO	7
LOB	16

WP: 0 PA: 39  
PB: 0  
SB: 2  
CS: 0



PITCHER	IP	WLS	BF	H	R	ER	SO	BB	IBB	HBP	BLK	WP	HR	S	P	ERA	WHIP
---------	----	-----	----	---	---	----	----	----	-----	-----	-----	----	----	---	---	-----	------

Batter	1	2	3	4	5	6	7	8	9	AB R H RBI BB SO LOB	TOP											
Fernando Vina, L (1, 4) OBP: 0.367, SLG: 0.410	1-2 F7		0-0 CS 1B			0-1 G5-3 2B 1B		0-0 G4-3		4 1 2 0 0 0 0	<b>Milwaukee Brewers @ Minnesota Twins</b> Hubert H. Humphrey Metrodome, Minneapolis, MN Wed Jun 24 1998, 8:05 PM EDT Att. 12,860 - Dome - 72 F											
Jeff Cirillo, R (1, 5) OBP: 0.399, SLG: 0.422	1-0 1B 1B		1-1 G6-3			1-1 G5-3		0-2 F9		4 0 1 0 0 0 2												
Jeremy Burnitz, L (1, 9) OBP: 0.354, SLG: 0.500	3-1 G3-6-3 1B			0-0 HR		2-2 2-H 1B 2B		4-1 BB		3 2 3 2 1 0 0												
John Jaha, R (1, 10) OBP: 0.388, SLG: 0.466	1-1 G3-6-3			2-0 G6-3		2-2 2-H 1B		0-3 K		4 0 1 1 0 1 3												
Dave Nilsson, L (1, 7) OBP: 0.341, SLG: 0.354		4-2 BB		2-2 L6		0-0 L5		0-0 F8 FC6-2-5 2B		2 0 0 0 1 0 1												
Mark Loretta, R (8, 3) OBP: 0.399, SLG: 0.421				2-1 F9		1-3 K		1-0 F8		1 0 1 0 0 0 0												
Marquis Grissom, R (1, 8) OBP: 0.322, SLG: 0.419		2-3 K			2-1 F9			2-3 F8		4 0 0 0 0 2 3												
Jose Valentin, S (1, 6) OBP: 0.324, SLG: 0.412		1 SAFE F7			3-3 K		0-0 G4-3		0-1 FC6-2-5			4 0 0 0 0 1 2										
Bob Hamelin, L (1, 3) OBP: 0.253, SLG: 0.303		3-3 K			0-2 G4-3		0-0 L9		2-1 G1-3			3 0 0 0 0 1 1										
Darrin Jackson, R (8, 7) OBP: 0.212, SLG: 0.240					1-3 K		1-0 P3			1 0 0 0 0 0 1												
Bobby Hughes, R (1, 2) OBP: 0.308, SLG: 0.437			1-2 G5-3							3 0 0 0 0 1 0												
<b>Inning Stats</b>	R: 0 E: 0 K: 0 S: 8	H: 2 LOB: 1 BB: 0 P: 14	R: 0 E: 0 K: 2 S: 13	H: 0 LOB: 1 BB: 1 P: 22	R: 0 E: 0 K: 0 S: 8	H: 1 LOB: 0 BB: 0 P: 9	R: 1 E: 0 K: 0 S: 7	H: 1 LOB: 0 BB: 0 P: 13	R: 0 E: 0 K: 2 S: 9	H: 0 LOB: 0 BB: 0 P: 13	R: 2 E: 0 K: 1 S: 15	H: 3 LOB: 1 BB: 0 P: 21	R: 0 E: 0 K: 0 S: 3	H: 0 LOB: 0 BB: 0 P: 4	R: 0 E: 0 K: 1 S: 9	H: 0 LOB: 1 BB: 1 P: 13	R: 0 E: 0 K: 0 S: 6	H: 1 LOB: 1 BB: 0 P: 9	1B: 5 2B: 2 3B: 0 HR: 1	SF: 0 SAC: 0 DP: 1 HBP: 0	WP: 0 PB: 0 SB: 0 CS: 1	PA: 35
<b>PITCHER</b>	IP WLS BF H R ER SO BB IBB HBP BLK WP HR S P ERA WHIP																					
LaTroy Hawkins, R (1, 1) ERA: 4.94	7.0 L 27 7 3 3 5 1 0 0 0 0 1 63 96 3.86 1.143																					
Greg Swindell, L (8, 1) ERA: 2.89	1.2 7 1 0 0 1 1 0 0 0 0 0 13 18 0.00 1.200																					
Hector Carrasco, R (9, 1) ERA: 5.79	0.1 1 0 0 0 0 0 0 0 0 0 0 2 4 0.00 0.000																					

livebaseballscorecards.com

<b>AB</b>	33
<b>R</b>	3
<b>H</b>	8
<b>RBI</b>	3
<b>BB</b>	2
<b>SO</b>	6
<b>LOB</b>	13





Batter	1	2	3	4	5	6	7	8	9	AB R H RBI BB SO LOB
<b>Otis Nixon, S</b> (1, 8) OBP: 0.324, SLG: 0.289 B F X	2-1 G4-3 ①		0-2 FC6-4 ② 1-2f		1-0 G6-3 ③		1-2 HBP ④		3-3 K ⑤	4 0 0 0 0 1 2
<b>Brent Gates, S</b> (1, 5) OBP: 0.290, SLG: 0.280 C B F X	1-2 F8 ②		0-1 G4-3 ③			2-1 G5-3 ④	0-0 F9 ⑤			4 0 0 0 0 0 3
<b>Matt Lawton, L</b> (1, 9) OBP: 0.370, SLG: 0.447 B B X	2-2 F8 ③			1-2 F7 2B		1-0 HR		4-1 2B BB		3 1 2 1 1 0 0
<b>Marty Cordova, R</b> (1, 7) OBP: 0.377, SLG: 0.465		2-0 G4-3 2B		0-2 FC6-4 1B		3-2 1B		2-0 2B		4 0 4 0 0 0 0
<b>Orlando Merced, S</b> (1, 3) OBP: 0.328, SLG: 0.420 <b>Alex Ochoa, R</b> (8, PH) OBP: 0.277, SLG: 0.356 <b>Denny Hocking, S</b> (9, 3) OBP: 0.247, SLG: 0.182		2-2 L5 ①		2-1 F7 ②		2-2 P4 ③		0-3 K ④		3 0 0 0 0 0 4 1 0 0 0 0 1 2 0 0 0 0 0 0 0
<b>Ron Coomer, R</b> (1, 10) OBP: 0.289, SLG: 0.432		1-2 G4-3 ②		2-0 FC6-4 ③ 1-2f		0-3 K ④		3-3 K ⑤		4 0 0 0 0 2 5
<b>Todd Walker, L</b> (1, 4) OBP: 0.382, SLG: 0.521		0-1 F9 ③			0-0 G4-3 ①		0-1 F8 ②	1-3 K2-3 ③		4 0 0 0 0 1 3
<b>Terry Steinbach, R</b> (1, 2) OBP: 0.333, SLG: 0.399			0-0 G6-3 ①		1-3 K ②		0-3 K ③		1-2 L4 ④	4 0 0 0 0 2 0
<b>Pat Meares, R</b> (1, 6) OBP: 0.297, SLG: 0.382			1-1 FC6-4 1B		0-0 2B		2-2 HBP 1B		0-1 G1-3 ②	4 0 3 0 0 0 0

Inning Stats	R: 0	H: 0	E: 0	K: 10	H: 0	LOB: 0	BB: 0	P: 15	R: 0	H: 1	E: 0	K: 9	H: 1	LOB: 1	BB: 0	P: 14	R: 0	H: 2	E: 0	K: 9	H: 2	LOB: 1	BB: 0	P: 14	R: 0	H: 1	E: 0	K: 7	H: 1	LOB: 1	BB: 0	P: 9	R: 1	H: 2	E: 0	K: 14	H: 2	LOB: 1	BB: 0	P: 22	R: 0	H: 1	E: 0	K: 12	H: 1	LOB: 2	BB: 0	P: 15	R: 0	H: 1	E: 0	K: 11	H: 1	LOB: 2	BB: 1	P: 21	R: 0	H: 0	E: 0	K: 9	H: 0	LOB: 0	BB: 0	P: 13	1B: 4	SF: 0	2B: 4	SAC: 0	3B: 0	DP: 0	HR: 1	HBP: 1	WP: 0	PA: 37
--------------	------	------	------	-------	------	--------	-------	-------	------	------	------	------	------	--------	-------	-------	------	------	------	------	------	--------	-------	-------	------	------	------	------	------	--------	-------	------	------	------	------	-------	------	--------	-------	-------	------	------	------	-------	------	--------	-------	-------	------	------	------	-------	------	--------	-------	-------	------	------	------	------	------	--------	-------	-------	-------	-------	-------	--------	-------	-------	-------	--------	-------	--------

PITCHER	IP	WLS	BF	H	R	ER	SO	BB	IBB	HBP	BLK	WP	HR	S	P	ERA	WHIP
Steve Woodard, R	(1, 1)	5.1	22	7	1	1	1	0	0	0	0	0	1	49	73	1.69	1.312
Al Reyes, R	(6, 1)	1.2	9	2	0	0	2	1	0	1	0	0	0	22	33	0.00	1.800
Mike Myers, L	(8, 1)	0.1	1	0	0	0	1	0	0	0	0	0	0	3	3	0.00	0.000
Bob Wickman, R	(8, 1)	1.2	S 5	0	0	0	3	0	0	0	0	0	0	15	23	0.00	0.000

**BOTTOM**

**Milwaukee Brewers @ Minnesota Twins**  
 Hubert H. Humphrey Metrodome, Minneapolis, MN

livebaseballscores.com

**AB 35**  
**R 1**  
**H 9**  
**RBI 1**  
**BB 1**  
**SO 7**  
**LOB 19**



Wed Jun 24 1998, 8:05 PM EDT  
 Att. 12,860 - Dome - 72 F

Batter 1 2 3 4 5 6 7 8 9 AB R H RBI BB SO LOB TOP

Mark Loretta, R (1, 4) CBBBSSFX 3-2 E9 1B 2B 0-2 G6-3 3-2 E1 CS 2-0 F8 1-3 K

Jeff Cirillo, R (1, 5) X 0-0 2B 1B 1-3 K 1-0 CS 1-0 F8 3-2 2B SF7 HBP 1-2 HR 1B

Jeremy Burnitz, L (1, 9) X 0-0 F8 1-1 4-2 G6-3 BB 2-2 P4 2-2 SF7 1B 2B 2-1 HR 1B

John Jaha, R (1, 10) BBSBFC 3-3 K 1-2 G6-3 1-2 G6-3 3-1 2B 2B 4-0 SF7 1B IBB 0-3 K

Dave Nilsson, L (1, 3) B1SAFE 3-2 1B 2B 3-2 G4-3 3-1 1B 2B 0-0 SF7 1-2 2-3 3-H 0-0

Marquis Grissom, R (1, 8) FSBX 1-2 E S 1B 3-3 K 0-0 1B 1B 0-0 G4-3 1B 2-H 3-H 0-0

Jose Valentin, S (1, 6) CBBX 1-2 P4 1-3 0-0 F7 4-2 FC4-6 BB 2-2 G4-3 2-3

Geoff Jenkins, L (1, 7) 0-0 K 2-3 K 1-1 FC4-6 0-0 G3-1

Bobby Hughes, R (1, 2) 9, 9 1-1 P6 1-1 P3 1-0 P5 3-2 F9

Inning Stats table with columns for R, H, E, K, S, P, ER, SO, BB, IBB, HBP, BLK, WP, HR, S, P, ERA, WHIP for each of the 9 innings.

PITCHER table with columns for IP, WLS, BF, H, R, ER, SO, BB, IBB, HBP, BLK, WP, HR, S, P, ERA, WHIP for Brad Radke, Mike Trombley, Eddie Guardado, Hector Carrasco, and Dan Naulty.

Milwaukee Brewers @ Minnesota Twins
Hubert H. Humphrey Metrodome, Minneapolis, MN
Thu Jun 25 1998, 4:33 AM EDT
Att. 16,286 - Dome - 72 F

Summary statistics table: AB 35, R 9, H 11, RBI 9, BB 3, SO 7, LOB 10



Batter	1	2	3	4	5	6	7	8	9	AB R H RBI BB SO LOB
Todd Walker, L (1, 4) OBP: 0.380, SLG: 0.515	1-1 P4	1-3 K2-3			4-2 2B BB		1-1 G4-3			3 0 0 0 1 1 1
Brent Gates, S (1, 5) OBP: 0.295, SLG: 0.293	0-0 F7		0-1 G1-6-3 1B		1-2 2B			2-3 K		4 0 2 1 0 1 0
Matt Lawton, L (1, 8) OBP: 0.368, SLG: 0.442	4-0 1B BB		1-2 G1-6-3 1-2f		2-0 P4			3-3 K		3 0 0 0 1 1 3
Marty Cordova, R (1, 7) OBP: 0.375, SLG: 0.460	1-2 1B		2-1 G6-3		2-0 L7			1-3 K		4 0 1 0 0 1 2
Orlando Merced, S (1, 10) OBP: 0.322, SLG: 0.412 Denny Hocking, S (9, PH) OBP: 0.256, SLG: 0.192	1-0 F9			1-3 K		0-1 L5		0-0 G6-4-3 1B		3 0 0 0 0 1 2 1 0 1 0 0 0 0
Alex Ochoa, R (1, 9) OBP: 0.269, SLG: 0.345		0-1 G5-3		3-1 G5-3		1-1 G5-3		0-0 G6-4-3 1-2f		4 0 0 0 0 0 1
Scott Stahoviak, L (1, 3)		1-2 G3-1		3-3 K		0-3 K2-3		3-2 G4-3		4 0 0 0 0 2 0
Terry Steinbach, R (1, 2) OBP: 0.333, SLG: 0.403		2-2 1B 2B			2-2 F8		3-2 F7			3 1 1 0 0 0 0
Pat Meares, R (1, 6) OBP: 0.301, SLG: 0.383		1-2 2-H 1B			4-0 2B BB		2-3 K			2 1 1 1 1 1 0

Inning Stats	R: 0	H: 1	E: 0	K: 0	S: 7	R: 1	H: 2	E: 0	K: 1	S: 19	R: 0	H: 1	E: 0	K: 0	S: 7	R: 0	H: 0	E: 0	K: 2	S: 11	R: 1	H: 1	E: 0	K: 0	S: 10	R: 0	H: 0	E: 0	K: 1	S: 8	R: 0	H: 0	E: 0	K: 3	S: 11	R: 0	H: 1	E: 0	K: 0	S: 5	1B: 4	2B: 2	3B: 0	HR: 0	SF: 0	SAC: 0	DP: 2	HBP: 0	WP: 0	PB: 0	SB: 0	CS: 0	PA: 34				

PITCHER	IP	WLS	BF	H	R	ER	SO	BB	IBB	HBP	BLK	WP	HR	S	P	ERA	WHIP
21 Cal Eldred, R (1, 1) ERA: 4.19	7.1	W	29	5	2	2	6	3	0	0	0	0	0	74	120	2.46	1.091
Mike Myers, L (8, 1) ERA: 0.65	1.2		5	1	0	0	2	0	0	0	0	0	0	13	20	0.00	0.600

**BOTTOM**

**Milwaukee Brewers @ Minnesota Twins**  
**Hubert H. Humphrey Metrodome, Minneapolis, MN**

Thu Jun 25 1998, 4:33 AM EDT  
 Att. 16,286 - Dome - 72 F

[livebaseballscorecards.com](http://livebaseballscorecards.com)

<b>AB</b>	<b>31</b>
<b>R</b>	<b>2</b>
<b>H</b>	<b>6</b>
<b>RBI</b>	<b>2</b>
<b>BB</b>	<b>3</b>
<b>SO</b>	<b>8</b>
<b>LOB</b>	<b>9</b>



Batter	1	2	3	4	5	6	7	8	9	AB R H RBI BB SO LOB	TOP									
<b>Delino DeShields, L</b> (1, 4) OBP: 0.406, SLG: 0.468	1-0 F7		3-1 1B			2-1 F8		2-3 K		4 0 1 0 0 1 0										
<b>Willie McGee, S</b> (1, 9) OBP: 0.321, SLG: 0.341	0-1 G4-3		2-0 F9			0-0 G6-3		0-1 L9		4 0 0 0 0 0 1										
<b>Mark McGwire, R</b> (1, 3) OBP: 0.482, SLG: 0.788	1-0 F8				3-2 F7	3-2 P3		1-0 P6		4 0 0 0 0 0 0										
<b>Brian Jordan, R</b> (1, 10) OBP: 0.394, SLG: 0.600		2-2 G6-3			0-0 G3 2B		2-2 G5-3		0-0 G4-3 1B	4 0 2 0 0 0 0										
<b>Ray Lankford, L</b> (1, 8) OBP: 0.388, SLG: 0.471		1-3 K			3-1 G3		2-1 HR		2-1 G4-3	4 1 1 1 0 1 2										
<b>Gary Gaetti, R</b> (1, 5) OBP: 0.353, SLG: 0.430		4-2 BB			2-3 K		2-2 G5-3 1B		1-0 P4	3 0 1 0 1 1 2										
<b>John Mabry, L</b> (1, 7) OBP: 0.327, SLG: 0.399		3-2 G3-1			0-0 G3-1		1-0 G5-3		0-2 G6-3	4 0 0 0 0 0 3										
<b>Tom Pagnozzi, R</b> (1, 2) OBP: 0.303, SLG: 0.314			2-3 K		1-3 K		4-1 BB			2 0 0 0 1 2 0										
<b>Luis Ordaz, R</b> (1, 6) OBP: 0.231, SLG: 0.091			0-1 F8		1-0 F8		0-0 P2			3 0 0 0 0 0 2										
<b>Inning Stats</b>	R: 0 E: 0 K: 0 S: 4	H: 0 LOB: 0 BB: 0 P: 6	R: 0 E: 0 K: 1 S: 15	H: 0 LOB: 1 BB: 1 P: 25	R: 0 E: 0 K: 1 S: 8	H: 1 LOB: 1 BB: 0 P: 15	R: 0 E: 0 K: 1 S: 11	H: 1 LOB: 1 BB: 0 P: 19	R: 0 E: 0 K: 1 S: 5	H: 0 LOB: 0 BB: 0 P: 7	R: 1 E: 0 K: 0 S: 7	H: 2 LOB: 2 BB: 1 P: 26	R: 0 E: 0 K: 1 S: 6	H: 0 LOB: 0 BB: 0 P: 9	R: 0 E: 0 K: 0 S: 7	H: 1 LOB: 1 BB: 0 P: 10	1B: 3 2B: 1 3B: 0 HR: 1	SF: 0 SAC: 0 DP: 0 HBP: 0	WP: 0 PB: 0 SB: 0 CS: 0	PA: 34
<b>PITCHER</b>	IP	WLS	BF	H	R	ER	SO	BB	IBB	HBP	BLK	WP	HR	S	P	ERA	WHIP			
<b>Mike Morgan, R</b> (1, 1) ERA: 3.59	2.2		9	0	0	0	2	1	0	0	0	0	0	24	38	0.00	0.375			
<b>Greg Swindell, L</b> (3, 1) ERA: 2.7	3.1	W	12	2	0	0	2	0	0	0	0	0	0	26	46	0.00	0.600			
<b>Mike Trombley, R</b> (7, 1) ERA: 2.87	1.0		6	2	1	1	0	1	0	0	0	0	1	15	26	9.00	3.000			
<b>Eddie Guardado, L</b> (8, 1) ERA: 3.03	0.2		2	0	0	0	1	0	0	0	0	0	0	5	7	0.00	0.000			
<b>Hector Carrasco, R</b> (8, 1) ERA: 5.55	0.1		1	0	0	0	0	0	0	0	0	0	0	1	2	0.00	0.000			
<b>PITCHER</b>	IP	WLS	BF	H	R	ER	SO	BB	IBB	HBP	BLK	WP	HR	S	P	ERA	WHIP			
<b>Rick Aguilera, R</b> (9, 1) ERA: 3.63	1.0		4	1	0	0	0	0	0	0	0	0	0	7	10	0.00	1.000			

**St. Louis Cardinals @ Minnesota Twins**  
 Hubert H. Humphrey Metrodome, Minneapolis, MN

Fri Jun 26 1998, 8:05 PM EDT  
 Att. 29,089 - Dome - 72 F

<b>AB</b>	<b>32</b>
<b>R</b>	<b>1</b>
<b>H</b>	<b>5</b>
<b>RBI</b>	<b>1</b>
<b>BB</b>	<b>2</b>
<b>SO</b>	<b>5</b>
<b>LOB</b>	<b>10</b>



Batter	1	2	3	4	5	6	7	8	9	AB	R	H	RBI	BB	SO	LOB
<b>Otis Nixon, S</b> <small>OBP: 0.332, SLG: 0.298</small> (1, 8)	1-2 		2-2 		3-3 			1-2 		4	1	3	0	0	1	0
<b>Brent Gates, S</b> <small>OBP: 0.294, SLG: 0.291</small> (1, 5)	1-1 		1-0 			1-2 		2-2 		4	1	1	1	0	0	2
<b>Matt Lawton, L</b> <small>OBP: 0.370, SLG: 0.452</small> (1, 9)	2-1 		3-2 			2-2 		1-2 		3	1	1	1	0	0	1
<b>Marty Cordova, R</b> <small>OBP: 0.381, SLG: 0.481</small> (1, 7)	0-2 			0-1 		2-3 		0-0 		4	2	3	2	0	1	1
<b>Orlando Merced, S</b> <small>OBP: 0.326, SLG: 0.414</small> (1, 10)	0-0 			3-2 			1-0 	1-2 		4	0	2	0	0	0	0
<b>Terry Steinbach, R</b> <small>OBP: 0.329, SLG: 0.397</small> (1, 2)	0-2 			0-1 			2-1 			3	0	0	0	0	1	3
<b>Todd Walker, L</b> <small>OBP: 0.383, SLG: 0.517</small> <b>Denny Hocking, S</b> <small>OBP: 0.256, SLG: 0.192</small> (9, 4)		1-2 		1-1 			1-1 			3	0	2	0	0	0	0
<b>Pat Meares, R</b> <small>OBP: 0.296, SLG: 0.379</small> (1, 6)		2-2 		2-2 	1-0 		0-1 			3	0	0	0	0	0	1
<b>Scott Stahoviak, L</b> (1, 3)		0-2 			1-2 			0-0 		3	0	0	0	0	1	0

Inning Stats	R: 1	H: 4	E: 0	K: 1	S: 16	R: 0	H: 0	E: 0	K: 1	S: 11	R: 0	H: 1	E: 0	K: 0	S: 8	R: 1	H: 3	E: 0	K: 0	S: 12	R: 0	H: 0	E: 0	K: 1	S: 8	R: 0	H: 0	E: 0	K: 1	S: 8	R: 0	H: 1	E: 0	K: 0	S: 7	R: 3	H: 3	E: 0	K: 0	S: 18
	LOB: 2	BB: 0	LOB: 0	BB: 0	P: 20	LOB: 0	BB: 0	LOB: 0	BB: 0	P: 14	LOB: 0	BB: 0	LOB: 0	BB: 0	P: 17	LOB: 1	BB: 0	LOB: 1	BB: 0	P: 13	LOB: 0	BB: 0	LOB: 0	BB: 0	P: 11	LOB: 0	BB: 0	LOB: 0	BB: 0	P: 22	LOB: 0	BB: 0	LOB: 0	BB: 0	LOB: 0	BB: 0	LOB: 0	BB: 0	LOB: 0	

PITCHER	IP	WLS	BF	H	R	ER	SO	BB	IBB	HBP	BLK	WP	HR	S	P	ERA	WHIP
<b>Juan Acevedo, R</b> <small>ERA: 3.98</small>	(1, 1)	7.0	L	26	9	2	2	4	0	0	0	0	1	70	102	2.57	1.286
<b>Rick Croushore, R</b> <small>ERA: 3.48</small>	(8, 1)	1.0		6	3	3	0	0	0	0	0	0	1	18	22	27.00	3.000

**BOTTOM**

**St. Louis Cardinals @ Minnesota Twins**  
 Hubert H. Humphrey Metrodome, Minneapolis, MN

Fri Jun 26 1998, 8:05 PM EDT  
 Att. 29,089 - Dome - 72 F

AB	31
R	5
H	12
RBI	4
BB	0
SO	4
LOB	8

WP	HR	S	P	ERA	WHIP
0	1	3	2	2.57	1.286
0	1	0	1	27.00	3.000

Batter	1	2	3	4	5	6	7	8	9	AB R H RBI BB SO LOB	TOP											
<b>Delino DeShields, L</b> OBP: 0.403, SLG: 0.463 (1, 4)	F7		G4-3		FC6		F8		1-2 SAFE SAFE 1B	5 0 1 0 0 0 1												
<b>Gary Gaetti, R</b> OBP: 0.358, SLG: 0.440 (1, 5)	G5-3			F7 2B		BB 1B	HR 1B		SF9	4 2 3 1 0 0 0												
<b>Mark McGwire, R</b> OBP: 0.480, SLG: 0.791 (1, 3)	K			F7 2-3		BB 1B 2B	HR 1B		F8	4 2 1 2 1 1 2												
<b>Brian Jordan, R</b> OBP: 0.392, SLG: 0.595 (1, 8)		F8		P3		2B G4-3 1B	P3			4 1 1 1 0 0 1												
<b>Ray Lankford, L</b> OBP: 0.386, SLG: 0.465 (1, 10)		F8		BB		P5		K		3 0 0 0 1 1 2												
<b>Tom Pagnozzi, R</b> OBP: 0.301, SLG: 0.320 (1, 2)		K		F9		G4-3 2B	F9			4 0 1 1 0 1 2												
<b>Brian Hunter, R</b> OBP: 0.283, SLG: 0.447 (1, 9)			HR		F7	G4-3	G3			3 1 1 2 0 0 1												
<b>Willie McGee, S</b> OBP: 0.319, SLG: 0.339 (8, PH)										1 0 0 0 0 0 0	<b>AB 36</b>											
<b>John Mabry, L</b> OBP: 0.325, SLG: 0.396 (1, 7)		K		FC6-4 1B	F8				G3	4 0 1 0 0 1 1	<b>R 7</b>											
<b>Luis Ordaz, R</b> OBP: 0.235, SLG: 0.133 (1, 6)		F9		FC6-4 1B		G6-3			SF9 1B	4 1 1 0 0 0 1	<b>H 10</b>											
<b>Inning Stats</b>	R: 0 E: 0 K: 1 S: 11	H: 0 LOB: 0 BB: 0 P: 17	R: 0 E: 0 K: 1 S: 7	H: 0 LOB: 0 BB: 0 P: 14	R: 1 E: 0 K: 1 S: 14	H: 1 LOB: 0 BB: 0 P: 18	R: 0 E: 0 K: 0 S: 5	H: 1 LOB: 2 BB: 1 P: 9	R: 0 E: 0 K: 0 S: 5	H: 1 LOB: 1 BB: 0 P: 8	R: 3 E: 0 K: 0 S: 17	H: 3 LOB: 1 BB: 1 P: 27	R: 2 E: 0 K: 0 S: 14	H: 2 LOB: 0 BB: 0 P: 21	R: 0 E: 0 K: 1 S: 5	H: 0 LOB: 0 BB: 0 P: 7	R: 1 E: 0 K: 0 S: 10	H: 2 LOB: 1 BB: 0 P: 17	1B: 6 2B: 2 3B: 0 HR: 2	SF: 1 SAC: 0 DP: 0 HBP: 0	WP: 0 PB: 0 SB: 0 CS: 0	PA: 39
<b>PITCHER</b>	IP WLS BF H R ER SO BB IBB HBP BLK WP HR S P ERA WHIP												IP WLS BF H R ER SO BB IBB HBP BLK WP HR S P ERA WHIP									
<b>Eric Milton, L</b> ERA: 5.13 (1, 1)	5.1 L 24 6 4 4 3 2 0 0 0 0 0 1 55 88 6.75 1.500																					
<b>Mike Trombley, R</b> ERA: 3.14 (6, 1)	1.2 7 2 2 2 0 0 0 0 0 0 0 1 18 26 10.80 1.200																					
<b>Dan Naulty, R</b> ERA: 4.91 (8, 1)	2.0 8 2 1 1 1 0 0 0 0 0 0 0 15 24 4.50 1.000																					

**St. Louis Cardinals @ Minnesota Twins**  
 Hubert H. Humphrey Metrodome, Minneapolis, MN  
 Sat Jun 27 1998, 8:05 PM EDT  
 Att: 35,002 - Dome - 72 F

<b>AB</b>	36
<b>R</b>	7
<b>H</b>	10
<b>RBI</b>	7
<b>BB</b>	2
<b>SO</b>	4
<b>LOB</b>	11



Batter	1	2	3	4	5	6	7	8	9	AB R H RBI BB SO LOB
<b>Otis Nixon, S</b> <small>OBP: 0.330, SLG: 0.297</small> (1, 8)	1-1  WP 1B		3-2  L5-3 1-2		2-1  F7 1-2 3-H		2-3  K			4 0 1 0 0 1 2
<b>Brent Gates, S</b> <small>OBP: 0.287, SLG: 0.284</small> (1, 5)	1-3  K		2-0  F9		3-1  E4 2-3			2-3  K		4 0 0 0 0 2 2
<b>Matt Lawton, L</b> <small>OBP: 0.365, SLG: 0.446</small> (1, 9)	2-1  G1-3 1-2			1-0  E9 FC6-4	3-2  F8			1-0  P4		4 0 0 0 0 0 3
<b>Marty Cordova, R</b> <small>OBP: 0.375, SLG: 0.471</small> (1, 7)	2-3  K			1-0  FC6-4 1-2f		0-0  F9		2-2  F9		4 0 0 0 0 1 2
<b>Orlando Merced, S</b> <small>OBP: 0.330, SLG: 0.416</small> (1, 10)		1-1  1B		0-0  P6		3-2  P6		3-2  G6-4-3 1B		4 0 2 0 0 0 1
<b>Terry Steinbach, R</b> <small>OBP: 0.323, SLG: 0.389</small> (1, 2)		1-3  K		3-3  K 1 SAFE		0-0  G6-3		1-0  G6-4-3 1-2f		4 0 0 0 0 2 3
<b>Todd Walker, L</b> <small>OBP: 0.381, SLG: 0.510</small> (1, 4)		1-3  K			4-2  E G6-3 WP BB		1-0  G6-3		1-3  K	3 1 0 0 1 2 1
<b>Pat Meares, R</b> <small>OBP: 0.295, SLG: 0.375</small> (1, 6)		3-2  P8			2-1  G6-3 1-2		0-0  F8			3 0 0 0 0 0 2
<b>Scott Stahoviak, L</b> <small>OBP: 0.167, SLG: 0.417</small> (1, 3)			0-0  L5-3 1B		3-0  E8 WP		2-2  HR			3 1 2 1 0 0 1

Inning Stats	R: 0	H: 1	R: 0	H: 1	R: 0	H: 1	R: 1	H: 0	R: 0	H: 0	R: 1	H: 1	R: 0	H: 0	R: 0	H: 0	R: 0	H: 1	R: 0	H: 1	1B: 4	SF: 0	WP: 2	PA: 34
	E: 0	LOB: 1	E: 0	LOB: 1	E: 0	LOB: 0	E: 2	LOB: 2	E: 0	LOB: 0	E: 0	LOB: 0	E: 0	LOB: 0	E: 0	LOB: 0	E: 0	LOB: 0	E: 0	LOB: 0	2B: 1	SAC: 0	PB: 0	
	K: 2	BB: 0	K: 2	BB: 0	K: 0	BB: 0	K: 0	BB: 1	K: 1	BB: 0	K: 1	BB: 0	K: 1	BB: 0	K: 1	BB: 0	K: 1	BB: 0	K: 1	BB: 0	3B: 0	DP: 2	SB: 0	
	S: 10	P: 16	S: 11	P: 17	S: 5	P: 10	S: 6	P: 11	S: 5	P: 8	S: 9	P: 14	S: 7	P: 12	S: 7	P: 12	S: 7	P: 12	S: 7	P: 12	HR: 1	HBP: 0	CS: 0	

PITCHER	IP	WLS	BF	H	R	ER	SO	BB	IBB	HBP	BLK	WP	HR	S	P	ERA	WHIP
<b>Todd Stottlmyre, R</b> <small>ERA: 2.81</small> (1, 1)	9.0	W	34	5	2	1	8	1	0	0	0	2	1	73	130	1.00	0.667

**BOTTOM**

**St. Louis Cardinals @ Minnesota Twins**  
 Hubert H. Humphrey Metrodome, Minneapolis, MN

Sat Jun 27 1998, 8:05 PM EDT  
 Att: 35,002 - Dome - 72 F

livebaseballscorecards.com

<b>AB</b>	<b>33</b>
<b>R</b>	<b>2</b>
<b>H</b>	<b>5</b>
<b>RBI</b>	<b>1</b>
<b>BB</b>	<b>1</b>
<b>SO</b>	<b>8</b>
<b>LOB</b>	<b>17</b>

Batter	1	2	3	4	5	6	7	8	9	AB R H RBI BB SO LOB	TOP																										
David Howard, S (1, 4) Delino DeShields, L (7, PH) OBP: 0.315, SLG: 0.333 OBP: 0.404, SLG: 0.462	0-0 G4-3			0-1 G4-3	0-1 F8		4-2 1B BB		2-2 G4-3	3 0 0 0 0 0 3 1 0 0 0 1 0 1																											
Gary Gaetti, R (1, 5) OBP: 0.360, SLG: 0.441	1-0 P4			0-0 G6-3		0-0 G6-4-3 1B	0-0 FC5-4 1B			4 0 2 1 0 0 0																											
Mark McGwire, R (1, 3) OBP: 0.478, SLG: 0.783	0-1 G3			0-2 P4		2-2 G6-4-3 1B	0-1 FC5-4			4 0 1 0 0 0 3																											
Brian Jordan, R (1, 10) OBP: 0.390, SLG: 0.590		1-2 G6-3			0-0 1B SF7 1B	0-1 G6-4-3		0-0 F8		4 1 1 0 0 0 2																											
Ray Lankford, L (1, 8) OBP: 0.388, SLG: 0.464		0-3 K			1-1 1B 1B	3-2 G1		4-1 G5-4-3 BB		3 0 1 0 1 1 1																											
Willie McGee, S (1, 9) OBP: 0.312, SLG: 0.333		1-2 G3-1			0-0 SF7		1-0 G4-3	1-2 G5-4-3		3 0 0 1 0 0 1																											
John Mabry, L (1, 7) OBP: 0.333, SLG: 0.408			1-0 G4-3		3-2 E 1B		0-0 BB 1B 2B		1-1 G1-4-3 1B	4 1 3 0 0 0 0																											
Luis Ordez, R (1, 6) Brian Hunter, R (9, PH) OBP: 0.250, SLG: 0.167 OBP: 0.280, SLG: 0.442			1-1 F8		0-0 E1		0-0 1B BB 1B		1-1 G1-4-3	3 0 1 0 0 0 2 1 0 0 0 0 0 1																											
Tom Lampkin, L (1, 2) OBP: 0.327, SLG: 0.392			0-1 G5-3		1-3 K		1-0 P6		3-2 1B	4 0 1 0 0 1 5																											
Inning Stats	R: 0 E: 0 K: 0 S: 4	H: 0 LOB: 0 BB: 0 P: 5	R: 0 E: 0 K: 1 S: 11	H: 0 LOB: 0 BB: 0 P: 13	R: 0 E: 0 K: 0 S: 5	H: 0 LOB: 0 BB: 0 P: 7	R: 0 E: 0 K: 0 S: 6	H: 0 LOB: 0 BB: 0 P: 6	R: 1 E: 1 K: 1 S: 13	H: 3 LOB: 3 BB: 0 P: 18	R: 0 E: 0 K: 0 S: 9	H: 2 LOB: 1 BB: 0 P: 14	R: 1 E: 0 K: 0 S: 9	H: 3 LOB: 3 BB: 1 P: 15	R: 0 E: 0 K: 0 S: 6	H: 0 LOB: 0 BB: 1 P: 11	R: 0 E: 0 K: 0 S: 10	H: 2 LOB: 1 BB: 0 P: 17	1B: 9 2B: 1 3B: 0 HR: 0	SF: 1 SAC: 0 DP: 3 HBP: 0	WP: 0 PB: 0 SB: 0 CS: 0	PA: 37															
PITCHER	IP WLS BF H R ER SO BB IBB HBP BLK WP HR S P ERA WHIP																					PITCHER	IP WLS BF H R ER SO BB IBB HBP BLK WP HR S P ERA WHIP														
Bob Tewksbury, R (1, 1) ERA: 4.58	6.1		7	2	2	2	0	0	0	0	0	0	0	51	67	2.84	1.105																				
Hector Carrasco, R (7, 1) ERA: 5.33	1.0	W	5	1	0	0	0	1	0	0	0	0	0	7	12	0.00	2.000																				
Greg Swindell, L (8, 1) ERA: 2.66	0.2		2	0	0	0	0	1	0	0	0	0	0	5	10	0.00	1.500																				
Rick Aguilera, R (9, 1) ERA: 3.54	1.0	S	4	2	0	0	0	0	0	0	0	0	0	10	17	0.00	2.000																				

St. Louis Cardinals @ Minnesota Twins  
 Hubert H. Humphrey Metrodome, Minneapolis, MN  
 Sun Jun 28 1998, 4:33 AM EDT  
 Att. 29,110 - Dome - 72 F

AB	34
R	2
H	10
RBI	2
BB	2
SO	2
LOB	19





Batter	1	2	3	4	5	6	7	8	9	AB	R	H	RBI	BB	SO	LOB
<b>Otis Nixon, S</b> (1, 8) OBP: 0.335, SLG: 0.303 C 1 B B X X	2-1  1B 1B	0-0  PO 1B		0-0  G6-3 1-2f			2-1  SH1-3 3-H SAFE			3	1	2	1	0	0	1
<b>Pat Meares, R</b> (1, 6) OBP: 0.298, SLG: 0.380 C 1 B F X 1 SAFE X	1-2  1B 1B	0-0  PO 1-2	0-0  G6-3			0-2  G4-3	1-2  1B 2B			4	1	2	0	0	0	0
<b>Orlando Merced, S</b> (1, 10) OBP: 0.340, SLG: 0.426 <b>Brent Gates, S</b> (7, PH) OBP: 0.291, SLG: 0.288 B X X	1-0  1B 1B 1-3 2-H		1-1  FC4-6 HBP 1B			1-0  G6-4-3 1B	1-1  S 1B 2-3			3	0	3	1	0	0	0
<b>Marty Cordova, R</b> (1, 7) OBP: 0.377, SLG: 0.469 S X X	0-1  1B 1-2 3-H		1-2  FC4-6 HBP 1-2			1-1  G6-4-3 1-2f	3-2  L7 1-2			3	0	1	1	0	0	3
<b>Todd Walker, L</b> (1, 4) OBP: 0.375, SLG: 0.502 <b>Denny Hocking, S</b> (9, 4) OBP: 0.256, SLG: 0.192 S B C B C X	2-3  K 1-2f 2-3		2-0  FC4-6 BB 1-2f 2-3			1-1  G6-3		1-1  G6-3		4	0	0	0	0	1	4
<b>Alex Ochoa, R</b> (1, 9) OBP: 0.275, SLG: 0.345 S F C X	0-3  K 1-2		4-2  BB 1-2			1-0  G4-3		0-1  1B		3	0	1	0	1	1	2
<b>Scott Stahoviak, L</b> (1, 3) OBP: 0.125, SLG: 0.313 F C C F F F X X	1-2  P4		2-2  P6			2-2  G6-3		2-3  K 1 SAFE		4	0	0	0	0	1	6
<b>Jon Shave, R</b> (1, 5) OBP: 0.308, SLG: 0.417 B X X		1-0  F9		4-2  G6-3 BB			0-0  SH1-4 SH1-3 2B	1-1  G6-3		3	1	1	0	1	0	1
<b>Javier Valentin, S</b> (1, 2) OBP: 0.247, SLG: 0.318 F S X X		0-2  F7		1-1  F8			0-1  SH1-4 2-3			2	0	0	0	0	0	1

Inning Stats	R: 2	H: 4	E: 0	K: 2	S: 20	LOB: 2	BB: 0	P: 27	R: 0	H: 1	E: 0	K: 0	S: 5	LOB: 0	BB: 0	P: 6	R: 0	H: 1	E: 0	K: 0	S: 14	LOB: 3	BB: 1	P: 24	R: 0	H: 0	E: 0	K: 0	S: 6	LOB: 0	BB: 1	P: 11	R: 0	H: 1	E: 0	K: 0	S: 6	LOB: 0	BB: 0	P: 8	R: 0	H: 0	E: 0	K: 0	S: 7	LOB: 0	BB: 0	P: 11	R: 1	H: 3	E: 0	K: 0	S: 13	LOB: 2	BB: 0	P: 20	R: 0	H: 1	E: 0	K: 1	S: 15	LOB: 1	BB: 0	P: 19	1B: 9	2B: 2	3B: 0	HR: 0	SF: 0	SAC: 2	DP: 2	HBP: 1	WP: 0	PB: 0	SB: 1	CS: 0	PA: 36
--------------	------	------	------	------	-------	--------	-------	-------	------	------	------	------	------	--------	-------	------	------	------	------	------	-------	--------	-------	-------	------	------	------	------	------	--------	-------	-------	------	------	------	------	------	--------	-------	------	------	------	------	------	------	--------	-------	-------	------	------	------	------	-------	--------	-------	-------	------	------	------	------	-------	--------	-------	-------	-------	-------	-------	-------	-------	--------	-------	--------	-------	-------	-------	-------	--------

PITCHER	IP	WLS	BF	H	R	ER	SO	BB	IBB	HBP	BLK	WP	HR	S	P	ERA	WHIP
<b>Kent Bottenfield, R</b> (1, 1) ERA: 5.31	6.2	L	29	9	3	3	2	2	0	0	0	0	0	66	98	4.05	1.650
<b>Lance Painter, L</b> (7, 1) ERA: 4.32	0.0		1	1	0	0	0	0	0	0	0	0	0	2	3	∞	∞
<b>John Frascatore, R</b> (7, 1) ERA: 4.38	0.1		1	0	0	0	0	0	0	0	0	0	0	3	6	0.00	0.000
<b>Jeff Brantley, R</b> (8, 1) ERA: 5.24	1.0		4	1	0	0	1	0	0	0	0	0	0	15	19	0.00	1.000


**BOTTOM**

**St. Louis Cardinals @ Minnesota Twins**  
 Hubert H. Humphrey Metrodome, Minneapolis, MN

Sun Jun 28 1998, 4:33 AM EDT  
 Att. 29,110 - Dome - 72 F

livebaseballscorecards.com

<b>AB</b>	<b>30</b>
<b>R</b>	<b>3</b>
<b>H</b>	<b>11</b>
<b>RBI</b>	<b>3</b>
<b>BB</b>	<b>2</b>
<b>SO</b>	<b>3</b>
<b>LOB</b>	<b>18</b>



Batter	1	2	3	4	5	6	7	8	9	AB R H RBI BB SO LOB	TOP
<b>Otis Nixon, S</b> (1, 8) <small>OBP: 0.341, SLG: 0.303</small>										3 1 1 0 2 1 0	
<b>Brent Gates, S</b> (1, 5) <small>OBP: 0.291, SLG: 0.283</small> <b>Greg Swindell, L</b> (7, 1) <b>Mike Trombley, R</b> (8, 1) <b>Scott Stahoviak, L</b> (9, PH) <small>OBP: 0.118, SLG: 0.294</small>										3 1 0 0 1 0 2	
<b>Matt Lawton, L</b> (1, 9) <small>OBP: 0.363, SLG: 0.441</small>										5 0 1 1 0 1 2	
<b>Marty Cordova, R</b> (1, 7) <small>OBP: 0.375, SLG: 0.465</small>										4 0 1 1 0 1 1	
<b>Orlando Merced, S</b> (1, 3) <small>OBP: 0.344, SLG: 0.444</small>										4 1 2 1 0 1 2	
<b>Terry Steinbach, R</b> (1, 2) <small>OBP: 0.322, SLG: 0.386</small>										4 0 1 0 0 0 2	
<b>Todd Walker, L</b> (1, 4) <small>OBP: 0.370, SLG: 0.494</small>										4 0 0 0 0 1 3	
<b>Denny Hocking, S</b> (1, 6) <small>OBP: 0.266, SLG: 0.207</small>										4 0 2 0 0 0 0	
<b>LaTroy Hawkins, R</b> (1, 1) <b>Dan Serafini, S</b> (4, 1) <small>OBP: 0.299, SLG: 0.431</small> <b>Ron Coomer, R</b> (5, PH) <b>Eddie Guardado, R</b> (5, 1) <b>Jon Shave, R</b> (7, PH) <small>OBP: 0.317, SLG: 0.421</small> (7, 5)										1 0 0 0 0 1 0	
<b>Inning Stats</b>	R: 0 H: 0 E: 0 LOB: 0 K: 2 BB: 0 S: 11 P: 17	R: 0 H: 1 E: 0 LOB: 1 K: 0 BB: 0 S: 10 P: 18	R: 0 H: 0 E: 0 LOB: 0 K: 1 BB: 0 S: 6 P: 9	R: 0 H: 0 E: 0 LOB: 0 K: 1 BB: 0 S: 6 P: 9	R: 1 H: 2 E: 0 LOB: 1 K: 1 BB: 0 S: 13 P: 20	R: 2 H: 1 E: 0 LOB: 1 K: 0 BB: 2 S: 8 P: 22	R: 0 H: 2 E: 0 LOB: 2 K: 0 BB: 0 S: 15 P: 23	R: 0 H: 2 E: 0 LOB: 2 K: 2 BB: 0 S: 11 P: 18	R: 0 H: 1 E: 0 LOB: 2 K: 1 BB: 1 S: 8 P: 13	1B: 8 SF: 0 2B: 0 SAC: 0 3B: 0 DP: 0 HR: 1 HBP: 0	WP: 1 PA: 39 PB: 0 SB: 0 CS: 0
<b>PITCHER</b>	<b>Brett Tomko, R</b> (1, 1) <small>ERA: 4.92</small> <b>Gabe White, L</b> (7, 1) <small>ERA: 5.6</small> <b>Danny Graves, R</b> (8, 1) <small>ERA: 3.08</small> <b>Jeff Shaw, R</b> (9, 1) <small>ERA: 1.89</small>	IP WLS BF H R ER SO BB IBB HBP BLK WP HR S P ERA WHIP	6.2 W 28 6 3 3 5 2 0 0 0 0 1 65 112 4.05 1.200	1.0 4 1 0 0 1 0 0 0 0 0 0 11 18 0.00 1.000	0.1 2 1 0 0 1 0 0 0 0 1 0 4 6 0.00 3.000	1.0 S 5 1 0 0 1 1 0 0 0 0 0 0 8 13 0.00 2.000	<b>PITCHER</b>	IP WLS BF H R ER SO BB IBB HBP BLK WP HR S P ERA WHIP			

**Minnesota Twins @ Cincinnati Reds**  
 Cinergy Field, Cincinnati, OH  
 Tue Jun 30 1998, 7:05 PM EDT  
 Att. 19,315 - Unknown - 79 F

livebaseballscorecards.com

**AB 36**  
**R 3**  
**H 9**  
**RBI 3**  
**BB 3**  
**SO 8**  
**LOB 16**






Batter	1	2	3	4	5	6	7	8	9	AB R H RBI BB SO LOB	TOP														
Otis Nixon, S OBP: 0.344, SLG: 0.300 (1, 8)	3-2 F8		4-2 BB			4-1 G5-3 BB		0-3 K		2 1 0 0 2 1 0	<b>Minnesota Twins @ Cincinnati Reds</b> Cinergy Field, Cincinnati, OH Wed Jul 01 1998, 7:05 PM EDT Att. 15,592 - Unknown - 79 F														
Matt Lawton, L OBP: 0.364, SLG: 0.440 (1, 9)	0-0 F8		2-0 G3			4-0 G5-3 BB		2-2 E S 1B	3 0 1 0 1 0 2																
Marty Cordova, R OBP: 0.369, SLG: 0.457 (1, 7)	1-3 K				3-2 G6-3	2-1 G5-3		2-3 K	4 0 0 1 0 2 2																
Orlando Merced, S OBP: 0.344, SLG: 0.443 Jon Shave, R OBP: 0.310, SLG: 0.410 (1, 3) (8, PH) (8, 5)		2-3 K		2-2 G4-6-3 1B		0-0 G3-1		3-3 K	3 0 1 0 0 1 1 1 0 0 0 0 1 1																
Ron Coomer, R OBP: 0.288, SLG: 0.428 (1, 5) (8, 3)		1-0 G5-3		0-2 G4-6-3 1-2f			0-3 K	2-2 E S 1B	4 0 1 0 0 1 1																
Todd Walker, L OBP: 0.365, SLG: 0.486 Rick Aguilera, R (1, 4) (9, 1)		3-2 G4-3			0-0 G4-3		1-1 G5-3	1-3 K	4 0 0 0 0 1 1 0 0 0 0 0 0 0																
Terry Steinbach, R OBP: 0.325, SLG: 0.388 (1, 2)			1-2 G5-3		1-3 K		1-0 2B 1B	0-0 E1 1B	4 1 2 0 0 1 0																
Denny Hocking, S OBP: 0.286, SLG: 0.235 (1, 6) (9, 4)			1-2 S 1B		2-1 G6-3		0-0 1-H 2B	4-0 G4-6-3 IBB	3 0 2 1 1 0 0																
Brad Radke, R Scott Stahoviak, L Greg Swindell, L Mike Trombley, R Pat Meares, R (1, 1) (7, PH) (7, 1) (8, 1) (9, PH) (9, 6)			0-3 K		0-0 G1-3		1-0 G6-3	0-1 G4-6-3 1-2f	2 0 0 0 0 1 1 1 0 0 0 0 0 1 0 0 0 0 0 0 0 0 0 0 0 0 0 0 1 0 0 0 0 0 3																
<b>Inning Stats</b>	R: 0 E: 0 K: 1 S: 8	H: 0 LOB: 0 BB: 0 P: 12	R: 0 E: 0 K: 1 S: 11	H: 0 LOB: 0 BB: 0 P: 17	R: 0 E: 0 K: 1 S: 14	H: 1 LOB: 2 BB: 1 P: 22	R: 0 E: 0 K: 0 S: 13	H: 1 LOB: 0 BB: 0 P: 18	R: 0 E: 0 K: 1 S: 6	H: 0 LOB: 0 BB: 0 P: 9	R: 1 E: 0 K: 0 S: 5	H: 0 LOB: 1 BB: 2 P: 15	R: 1 E: 0 K: 1 S: 8	H: 2 LOB: 1 BB: 0 P: 11	R: 0 E: 0 K: 3 S: 12	H: 1 LOB: 1 BB: 0 P: 19	R: 0 E: 1 K: 1 S: 10	H: 2 LOB: 2 BB: 1 P: 17	1B: 6 2B: 1 3B: 0 HR: 0	SF: 0 SAC: 0 DP: 2 HBP: 0	WP: 0 PB: 0 SB: 3 CS: 0	PA: 36			
<b>PITCHER</b>	IP WLS BF H R ER SO BB IBB HBP BLK WP HR S P ERA WHIP																								
Scott Winchester, R ERA: 4.08 Scott Sullivan, R ERA: 4.71 Gabe White, L ERA: 5.56 Danny Graves, R ERA: 3.0	(1, 1) (7, 1) (8, 1) (9, 1)	6.0 L 0.1 1.0	22 8 1 5	2 3 0 2	1 1 0 0	0 1 0 0	4 3 1 1	3 0 0 0	0 0 0 1	0 0 0 0	0 0 0 0	0 0 3 10	93 24 6 17	0.00 5.40 0.00 0.00	0.833 1.800 0.000 2.000										

livebaseballscorecards.com

AB	32
R	2
H	7
RBI	2
BB	4
SO	9
LOB	13





Batter	1	2	3	4	5	6	7	8	9	AB	R	H	RBI	BB	SO	LOB	TOP								
<b>Otis Nixon, S</b> (1, 8) OBP: 0.343, SLG: 0.301	2-2 L5	2-2 P3		1-3 K		1-0 G6-3		0-1 E S 1B	0-0 G5-4-3 1B	6	1	2	0	0	1	2									
<b>Matt Lawton, L</b> (1, 9) OBP: 0.370, SLG: 0.452	1-0 HR	4-1 BB		3-2 G4-3			4-1 2B E BB	3-2 1B WP 1B	0-1 G5-4-3 1B	4	3	2	2	2	0	1									
<b>Marty Cordova, R</b> (1, 7) OBP: 0.370, SLG: 0.460	0-0 G6-3	1-3 K			1-2 G5-3		1-2 E 2B	0-0 WP 1B		5	2	2	0	0	1	2									
<b>Orlando Merced, S</b> (1, 3) OBP: 0.348, SLG: 0.443 <b>Jon Shave, R</b> (7, PH) OBP: 0.302, SLG: 0.400 <b>Brent Gates, S</b> (8, PH) OBP: 0.294, SLG: 0.283	1-2 1B 1B 1B		0-1 F9		4-1 BB		1-3 K	4-2 1B BB		2	0	1	0	1	0	0									
<b>Ron Coomer, R</b> (1, 5) OBP: 0.293, SLG: 0.433	2-2 1B		1-2 2B		1-0 P4		4-0 E IBB	0-0 L4		4	0	2	0	1	0	3									
<b>Todd Walker, L</b> (1, 4) OBP: 0.367, SLG: 0.484 <b>Greg Swindell, L</b> (7, 1) <b>Mike Trombley, R</b> (7, 1) <b>Alex Ochoa, R</b> (8, PH) OBP: 0.280, SLG: 0.350 <b>Hector Carrasco, R</b> (8, 1) <b>Eddie Guardado, R</b> (8, 1) <b>Rick Aguilera, R</b> (8, 1)	0-2 1B		4-0 BB		1-0 F7		0-1 E4	0-0 BB 1B		3	0	1	1	1	0	2									
<b>Terry Steinbach, R</b> (1, 2) OBP: 0.326, SLG: 0.400	3-2 P6		1-2 L7		1-0 HR		0-0 F9	4-2 BB		4	1	1	1	1	0	7									
<b>Pat Meares, R</b> (1, 6) OBP: 0.295, SLG: 0.375		2-2 FC1-4 1B		0-0 P4		2-3 K	0-3 K	1-1 L8		5	0	1	0	0	2	7									
<b>Eric Milton, L</b> (1, 1) OBP: 0.444, SLG: 0.444 <b>Denny Hocking, S</b> (7, 4) OBP: 0.280, SLG: 0.230		1-2 FC1-4 BB		0-3 K		2-2 G6-3 1B		2-1 G6-3	3-3 K	3	0	1	0	0	1	1									
<b>Inning Stats</b>	R: 1 E: 0 K: 0 S: 20	H: 4 LOB: 3 BB: 0 P: 29	R: 0 E: 0 K: 1 S: 13	H: 1 LOB: 2 BB: 1 P: 23	R: 0 E: 0 K: 0 S: 11	H: 1 LOB: 2 BB: 1 P: 17	R: 0 E: 0 K: 2 S: 11	H: 0 LOB: 0 BB: 0 P: 15	R: 0 E: 0 K: 0 S: 7	H: 0 LOB: 1 BB: 1 P: 14	R: 1 E: 0 K: 1 S: 9	H: 2 LOB: 0 BB: 0 P: 15	R: 2 E: 1 K: 2 S: 15	H: 1 LOB: 2 BB: 2 P: 25	R: 3 E: 0 K: 0 S: 17	H: 4 LOB: 3 BB: 2 P: 31	R: 0 E: 0 K: 1 S: 6	H: 1 LOB: 0 BB: 0 P: 9	1B: 10 2B: 2 3B: 0 HR: 2	SF: 0 SAC: 0 DP: 2 HBP: 0	WP: 2 PB: 0 SB: 1 CS: 0	PA: 47			
<b>PITCHER</b>	IP	WLS	BF	H	R	ER	SO	BB	IBB	HBP	BLK	WP	HR	S	P	ERA	WHIP								
<b>Pete Harnisch, R</b> (1, 1) ERA: 3.03	6.0		30	9	4	3	4	4	0	0	0	0	2	77	124	4.50	2.167								
<b>Gabe White, L</b> (7, 1) ERA: 5.44	1.0		5	0	0	0	2	0	1	0	0	0	0	9	14	0.00	0.000								
<b>Scott Sullivan, R</b> (8, 1) ERA: 5.1	0.1		4	3	3	3	0	0	0	0	0	0	0	8	13	81.00	9.000								
<b>Danny Graves, R</b> (8, 1) ERA: 2.93	1.0		7	2	0	0	1	2	0	0	0	1	0	13	25	0.00	4.000								
<b>Jeff Shaw, R</b> (9, 1) ERA: 1.86	0.2	W	1	0	0	0	0	0	0	0	0	0	0	2	2	0.00	0.000								

**Minnesota Twins @ Cincinnati Reds**  
 Cinergy Field, Cincinnati, OH  
 Thu Jul 02 1998, 7:05 PM EDT  
 Att. 16,528 - Unknown - 79 F


AB	40
R	7
H	14
RBI	5
BB	7
SO	7
LOB	27



WP	2	PA	47
PB	0		
SB	1		
CS	0		

1B	10	SF	0
2B	2	SAC	0
3B	0	DP	2
HR	2	HBP	0

Batter	1	2	3	4	5	6	7	8	9	AB	R	H	RBI	BB	SO	LOB
Reggie Sanders, R OBP: 0.331, SLG: 0.421 (1, 8)	F8		CS 1B		FC5-4 BB		HR 2B	2B 3B		4	2	3	2	1	0	0
Chris Stynes, R OBP: 0.324, SLG: 0.356 (1, 7)	L5		F9		FC5-4 BB		F7	1B 2B		5	1	1	1	0	0	4
Barry Larkin, R OBP: 0.373, SLG: 0.447 (1, 6)	P3		CS		1B WP 1B		HR BB	HR BB		3	1	1	0	2	1	1
Bret Boone, R OBP: 0.331, SLG: 0.472 Jeff Shaw, R (9, 1)		G6-3			F9		K	HR 1B		5	1	2	4	0	1	4
Eduardo Perez, R OBP: 0.301, SLG: 0.272 (1, 3)					F9 BB		G1-3	BB		3	0	1	0	2	1	0
Melvin Nieves, S OBP: 0.404, SLG: 0.349 Scott Sullivan, R OBP: 0.200, SLG: 0.200 Danny Graves, R Lenny Harris, L OBP: 0.338, SLG: 0.361					1B BB		G6-3	BB		2	0	1	0	2	0	1
Pokey Reese, R OBP: 0.287, SLG: 0.282 (9, 4)					1B		F7	BB		0	0	0	0	0	0	0
Brook Fordyce, R OBP: 0.300, SLG: 0.353 Eddie Taubensee, L OBP: 0.362, SLG: 0.444 (8, PH)					BB		G5-4-3	BB		1	1	1	0	0	0	0
Pete Harnisch, S OBP: 0.146, SLG: 0.125 Gabe White, L OBP: 0.333, SLG: 0.333 Willie Greene, L OBP: 0.381, SLG: 0.429					1B 2B		F9	BB		4	1	0	0	1	0	7
					P4		L7	BB		2	0	0	0	1	0	3
					P5		FC5-4 SH3-4 BB	BB		2	0	1	1	0	0	1
					P6		L8	BB		1	0	0	0	0	1	0
					K2-3		SH3-4	BB		0	0	0	0	0	0	0
										1	1	0	0	1	0	0

BOTTOM															
<b>Minnesota Twins @ Cincinnati Reds</b> Cinergy Field, Cincinnati, OH Thu Jul 02 1998, 7:05 PM EDT Att: 16,528 - Unknown - 79 F	<table border="1"> <tr> <td>AB</td> <td>33</td> </tr> <tr> <td>R</td> <td>8</td> </tr> <tr> <td>H</td> <td>11</td> </tr> <tr> <td>RBI</td> <td>8</td> </tr> <tr> <td>BB</td> <td>10</td> </tr> <tr> <td>SO</td> <td>4</td> </tr> <tr> <td>LOB</td> <td>21</td> </tr> </table> 	AB	33	R	8	H	11	RBI	8	BB	10	SO	4	LOB	21
AB	33														
R	8														
H	11														
RBI	8														
BB	10														
SO	4														
LOB	21														

Inning Stats		R	H	E	K	S	P	IP	WLS	BF	H	R	ER	SO	BB	IBB	HBP	BLK	WP	HR	S	P	ERA	WHIP
R: 0 H: 0 E: 0 K: 7 S: 7		0	0	0	7	11																		
R: 0 H: 1 E: 0 K: 10 S: 10		0	1	0	10	16																		
R: 0 H: 1 E: 0 K: 8 S: 8		0	1	0	8	10																		
R: 0 H: 2 E: 0 K: 13 S: 13		0	2	0	13	20																		
R: 0 H: 0 E: 0 K: 10 S: 10		0	0	0	10	25																		
R: 0 H: 0 E: 0 K: 9 S: 9		0	0	0	9	15																		
R: 3 H: 2 E: 0 K: 16 S: 16		3	2	0	16	29																		
R: 4 H: 3 E: 0 K: 14 S: 14		4	3	0	14	27																		
R: 1 H: 2 E: 0 K: 7 S: 7		1	2	0	7	8																		

PITCHER		IP	WLS	BF	H	R	ER	SO	BB	IBB	HBP	BLK	WP	HR	S	P	ERA	WHIP
Eric Milton, L ERA: 4.82	(1, 1)	6.0		26	4	0	0	2	6	0	0	0	1	0	57	97	0.00	1.667
Greg Swindell, L ERA: 3.02	(7, 1)	0.2		5	2	3	3	0	1	0	0	0	0	1	12	20	40.50	4.500
Mike Trombley, R ERA: 3.02	(7, 1)	0.1		2	0	0	0	0	1	0	0	0	0	0	4	9	0.00	3.000
Hector Carrasco, R ERA: 5.68	(8, 1)	0.0		1	0	1	1	0	1	0	0	0	0	0	1	5	∞	∞
Eddie Guardado, L ERA: 3.66	(8, 1)	0.1		4	2	2	2	0	1	0	0	0	0	0	6	12	54.00	9.000

PITCHER		IP	WLS	BF	H	R	ER	SO	BB	IBB	HBP	BLK	WP	HR	S	P	ERA	WHIP
Rick Aguilera, R ERA: 3.56	(8, 1)	1.1		6	3	2	2	2	0	0	0	0	0	0	14	18	13.50	2.250

Batter	1	2	3	4	5	6	7	8	9	10	AB	R	H	RBI	BB	SO	LOB	
Brian Hunter, R OBP: 0.308, SLG: 0.349 (1, 8)	0-1 P3		1-2 G3					0-0 SH1-4		0-0 G6-3								4 0 1 0 0 0 0
Damon Easley, R OBP: 0.350, SLG: 0.538 (1, 4)	3-2 F9			2-1 G6-3				0-1 WP		1-0 1B		1 SAFE 1 P	2-1 1B					5 2 3 1 0 0 0
Bobby Higginson, L OBP: 0.403, SLG: 0.558 (1, 9)	0-0 2B			2-0 G1-3 1B				3-1 G3		0-1 G3 1B		1 P	2-3 2B					5 0 3 0 0 1 2
Tony Clark, S OBP: 0.348, SLG: 0.503 (1, 3)	0-2 G4-3			2-0 G1-3 1B				1-1 G6-3		1-2 G3		1 P	4-0 1B					4 1 0 1 1 0 4
Luis Gonzalez, L OBP: 0.378, SLG: 0.511 (1, 7)		2-1 L4		0-0 F9				0-1 HR		4-0 IBB		1 P	1-2 1B					4 1 2 2 1 0 1
Geronimo Berroa, R OBP: 0.261, SLG: 0.272 (1, 10) Trey Beamon, L OBP: 0.625, SLG: 0.500 (10, PH)		2-0 P6			2-2 G5-3			1-1 G6-3		1-0 F9		1 P	0-0 1B					4 0 0 0 0 0 2 1 0 1 1 0 0 0
Gabe Alvarez, R OBP: 0.354, SLG: 0.535 (1, 5)		1-3 K			1-2 F8			4-1 CS BB				1 P	0-2 L8					4 0 0 0 1 1 2
Paul Bako, L OBP: 0.354, SLG: 0.415 (1, 2)			2-1 L6		0-2 G3			1 SAFE 1 P		1-1 FC5-4 1B		1 P	0-1 G4-3					4 0 1 0 0 0 0
Deivi Cruz, R OBP: 0.293, SLG: 0.323 (1, 6)			1-1 G3			1-1 SH1-4 1B		0-1 FC5-4 1B		0-2 G6-3		1 P						4 1 1 0 0 0 1

Inning Stats	R: 0	H: 1	R: 0	H: 0	R: 0	H: 0	R: 0	H: 0	R: 1	H: 2	R: 1	H: 2	R: 1	H: 2	R: 0	H: 0	R: 2	H: 4	1B: 9	SF: 0	WP: 1	PA: 43	
E: 0	LOB: 1	E: 0	LOB: 0	E: 0	LOB: 0	E: 0	LOB: 1	E: 0	LOB: 1	E: 0	LOB: 1	E: 0	LOB: 1	E: 0	LOB: 0	E: 1	LOB: 2	2B: 2	SAC: 1	PB: 0			
K: 0	BB: 0	K: 1	BB: 0	K: 0	BB: 0	K: 0	BB: 0	K: 0	BB: 0	K: 0	BB: 1	K: 0	BB: 1	K: 0	BB: 0	K: 1	BB: 1	3B: 0	DP: 0	SB: 0			
S: 10	P: 13	S: 6	P: 11	S: 7	P: 11	S: 5	P: 11	S: 9	P: 12	S: 9	P: 14	S: 10	P: 15	S: 8	P: 15	S: 7	P: 9	S: 18	P: 29	HR: 1	HBP: 0	CS: 2	

PITCHER	IP	WLS	BF	H	R	ER	SO	BB	IBB	HBP	BLK	WP	HR	S	P	ERA	WHIP
Bob Tewksbury, R ERA: 4.48 (1, 1)	8.0		33	8	3	3	1	1	1	0	0	1	1	64	102	3.38	1.125
Dan Naulty, R ERA: 5.01 (9, 1)	1.1	L	5	2	1	1	0	0	0	0	0	0	0	13	19	6.75	1.500
Eddie Guardado, L ERA: 3.9 (10, 1)	0.1		3	1	0	0	1	0	1	0	0	0	0	8	15	0.00	3.000
Hector Carrasco, R ERA: 5.61 (10, 1)	0.1		2	1	1	1	0	0	0	0	0	0	0	4	4	27.00	3.000

**TOP**

**Detroit Tigers @ Minnesota Twins**

Hubert H. Humphrey Metrodome, Minneapolis, MN

Fri Jul 03 1998, 8:05 PM EDT  
Att. 10,818 - Dome - 72 F

livebaseballscorecards.com

<b>AB</b>	39
<b>R</b>	5
<b>H</b>	12
<b>RBI</b>	5
<b>BB</b>	3
<b>SO</b>	2
<b>LOB</b>	12



BOTTOM

Detroit Tigers @ Minnesota Twins  
Hubert H. Humphrey Metrodome, Minneapolis, MN

Fri Jul 03 1998, 8:05 PM EDT  
Att: 10,818 - Dome - 72 F

livebaseballscores.com

AB	36
R	4
H	9
RBI	4
BB	3
SO	3
LOB	14



WP:	0	PA:	40
PB:	0		
SB:	2		
CS:	1		

AB R H RBI BB SO LOB

4	1	1	0	1	0	1
4	1	1	0	0	0	1
5	0	2	2	0	2	1
5	0	1	0	0	0	3
2	0	0	0	2	0	0
3	0	0	0	0	0	2
1	0	0	0	0	0	2
4	1	3	0	0	0	0
4	1	1	2	0	0	2
3	0	0	0	0	1	1
1	0	0	0	0	0	1
0	0	0	0	0	0	0

1B:	6	SF:	0
2B:	1	SAC:	1
3B:	1	DP:	1
HR:	1	HBP:	0

Batter	1	2	3	4	5	6	7	8	9	10
<b>Otis Nixon, S</b> (1, 8) OBP: 0.345, SLG: 0.300	4-0 G4-3 G3 BB		0-1 G6-3		2-2 G4-3			2-1 SH1-3 3B 1B		3-2 L6
<b>Pat Meares, R</b> (1, 6) OBP: 0.294, SLG: 0.374	1-1 G3 1-2			1-1 G5-3		0-1 F9		2-1 SH1-3 1-2		1-0 1B 1B
<b>Matt Lawton, L</b> (1, 9) OBP: 0.370, SLG: 0.458	1-2 G4-3 2-3			2-3 K		3-3 K		2-0 FC1-5 3B		2-1 G6-4-3 1B
<b>Ron Coomer, R</b> (1, 10) OBP: 0.292, SLG: 0.429	1-1 G6-3			1-0 BB 1B		0-1 F9		0-0 FC1-5		1-2 G6-4-3 1-2f
<b>Orlando Merced, S</b> (1, 3)		1-2 F8		4-2 BB 1-2			1-1 F8	4-0 IBB		
<b>Alex Ochoa, R</b> (1, 7) <b>Marty Cordova, R</b> (8, PH) OBP: 0.368, SLG: 0.458 (9, 7)		2-2 G6-3		1-1 G3-1			1-1 F9	3-2 G5-3		
<b>Todd Walker, L</b> (1, 4) OBP: 0.372, SLG: 0.492		1-2 G3-1			3-2 G3 S 1B		3-2 HR 2B		2-0 CS 1B	
<b>Terry Steinbach, R</b> (1, 2) OBP: 0.325, SLG: 0.411			1-0 F9		2-1 P4 1-2		1-1 HR		0-2 L4	
<b>Denny Hocking, S</b> (1, 5) <b>Scott Stahoviak, L</b> (9, PH) <b>Brent Gates, S</b> (10, 5) OBP: 0.294, SLG: 0.283			2-3 K		2-0 G3 2-3		1-1 F8		2-2 G1 1-2	

Inning Stats	R: 0	H: 0	E: 0	K: 0	S: 9	R: 0	H: 0	E: 0	K: 0	S: 10	R: 0	H: 0	E: 0	K: 1	S: 6	R: 0	H: 1	E: 0	K: 1	S: 10	R: 0	H: 0	E: 0	K: 1	S: 7	R: 2	H: 2	E: 0	K: 0	S: 12	R: 1	H: 2	E: 0	K: 0	S: 10	R: 0	H: 1	E: 0	K: 0	S: 8	R: 0	H: 2	E: 0	K: 0	S: 9	R: 1	H: 2	E: 0	K: 0	S: 16	1B: 6	SF: 0	2B: 1	SAC: 1	3B: 1	DP: 1	HR: 1	HBP: 0	WP: 0	PA: 40
--------------	------	------	------	------	------	------	------	------	------	-------	------	------	------	------	------	------	------	------	------	-------	------	------	------	------	------	------	------	------	------	-------	------	------	------	------	-------	------	------	------	------	------	------	------	------	------	------	------	------	------	------	-------	-------	-------	-------	--------	-------	-------	-------	--------	-------	--------

PITCHER	IP	WLS	BF	H	R	ER	SO	BB	IBB	HBP	BLK	WP	HR	S	P	ERA	WHIP
<b>Frank Castillo, R</b> (1, 1) ERA: 8.02	7.0		27	4	2	2	3	2	0	0	0	0	1	68	110	2.57	0.857
<b>Matt Anderson, R</b> (8, 1) ERA: 1.93	1.0		6	2	1	1	0	0	1	0	0	0	0	10	23	9.00	2.000
<b>44 Sean Runyan, L</b> (9, 1) ERA: 3.58	0.0		1	1	0	0	0	0	0	0	0	0	0	1	3	∞	∞
<b>Doug Brocail, R</b> (9, 1) ERA: 3.38	1.0	W	2	0	0	0	0	0	0	0	0	0	0	7	9	0.00	0.000
<b>Todd Jones, R</b> (10, 1) ERA: 5.46	1.0	S	4	2	1	1	0	0	0	0	0	0	0	9	16	9.00	2.000

PITCHER	IP	WLS	BF	H	R	ER	SO	BB	IBB	HBP	BLK	WP	HR	S	P	ERA	WHIP
<b>Frank Castillo, R</b> (1, 1) ERA: 8.02	7.0		27	4	2	2	3	2	0	0	0	0	1	68	110	2.57	0.857
<b>Matt Anderson, R</b> (8, 1) ERA: 1.93	1.0		6	2	1	1	0	0	1	0	0	0	0	10	23	9.00	2.000
<b>44 Sean Runyan, L</b> (9, 1) ERA: 3.58	0.0		1	1	0	0	0	0	0	0	0	0	0	1	3	∞	∞
<b>Doug Brocail, R</b> (9, 1) ERA: 3.38	1.0	W	2	0	0	0	0	0	0	0	0	0	0	7	9	0.00	0.000
<b>Todd Jones, R</b> (10, 1) ERA: 5.46	1.0	S	4	2	1	1	0	0	0	0	0	0	0	9	16	9.00	2.000

Batter	1	2	3	4	5	6	7	8	9	AB R H RBI BB SO LOB	TOP											
<b>Brian Hunter, R</b> (1, 8) OBP: 0.304, SLG: 0.343	2-2 G6-3	1-1 L4			1-0 F9		2-2 F7		1-0 F8	5 0 0 0 0 0 2												
<b>Damion Easley, R</b> (1, 4) OBP: 0.348, SLG: 0.533	0-1 G6-3		0-0 L6		2-0 1B			1-0 G1-3	1-1 E5	5 0 1 0 0 0 1												
<b>Bobby Higginson, L</b> (1, 9) OBP: 0.403, SLG: 0.556	1-1 1B		0-1 FC6-4 1B		0-0 G3			3-2 F9	1-2 F8	5 0 2 0 0 0 3												
<b>Tony Clark, S</b> (1, 3) OBP: 0.347, SLG: 0.498	3-2 F8		0-0 F9			3-1 G6-3		4-2 2B BB		3 1 0 0 1 0 2												
<b>Gabe Alvarez, R</b> (1, 5) OBP: 0.385, SLG: 0.565		4-2 1B 2B BB	1-1 FC6-4		1-0 1B			3-2 1-H 2B		3 2 2 1 1 0 1												
<b>Joe Randa, R</b> (8, 5) OBP: 0.314, SLG: 0.326			1-2 1B					1-2 2B		0 0 0 0 0 0 0												
<b>Luis Gonzalez, L</b> (1, 7) OBP: 0.376, SLG: 0.510		1-3 K		0-0 G3		3-1 P5		1-2 2-H 2B		4 0 1 1 0 1 2												
<b>Geronimo Berroa, R</b> (1, 10) OBP: 0.261, SLG: 0.271		3-2 2B 1B		3-2 G4-3		1-1 F8		2-2 F9		4 1 1 0 0 0 2												
<b>Joe Oliver, R</b> (1, 2) OBP: 0.252, SLG: 0.356		1-3 K		2-1 F8			0-1 P4		0-2 P2	4 0 0 0 0 1 2												
<b>Deivi Cruz, R</b> (1, 6) OBP: 0.297, SLG: 0.332		0-1 1-H 2-H 2B		0-1 F9			1-3 K		1-0 E 1B	4 0 2 2 0 1 0												
<b>Inning Stats</b>	R: 0 E: 0 K: 0 S: 11	H: 1 LOB: 1 BB: 0 P: 17	R: 2 E: 0 K: 2 S: 17	H: 2 LOB: 1 BB: 1 P: 27	R: 0 E: 0 K: 0 S: 6	H: 1 LOB: 1 BB: 0 P: 7	R: 0 E: 0 K: 0 S: 6	H: 0 LOB: 0 BB: 0 P: 11	R: 0 E: 0 K: 0 S: 5	H: 1 LOB: 1 BB: 0 P: 8	R: 0 E: 0 K: 0 S: 7	H: 1 LOB: 1 BB: 0 P: 15	R: 0 E: 0 K: 1 S: 9	H: 0 LOB: 0 BB: 0 P: 12	R: 2 E: 0 K: 0 S: 20	H: 2 LOB: 1 BB: 1 P: 34	R: 0 E: 1 K: 0 S: 10	H: 1 LOB: 2 BB: 0 P: 14	1B: 6 2B: 3 3B: 0 HR: 0	SF: 0 SAC: 0 DP: 0 HBP: 0	WP: 0 PB: 0 SB: 0 CS: 0	PA: 39
<b>PITCHER</b>	IP WLS BF H R ER SO BB IBB HBP BLK WP HR S P ERA WHIP																					
<b>Dan Serafini, L</b> (1, 1) ERA: 4.95	6.0 L 25 6 2 2 2 1 0 0 0 0 0 0 52 85 3.00 1.167																					
<b>Mike Trombley, R</b> (7, 1) ERA: 3.21	2.2 13 3 2 2 1 1 0 0 0 0 0 0 36 56 6.75 1.500																					
<b>Greg Swindell, L</b> (9, 1) ERA: 3.0	0.1 1 0 0 0 0 0 0 0 0 0 0 0 3 4 0.00 0.000																					

**Detroit Tigers @ Minnesota Twins**  
Hubert H. Humphrey Metrodome, Minneapolis, MN

AB	37
R	4
H	9
RBI	4
BB	2
SO	3
LOB	15



Sat Jul 04 1998, 8:05 PM EDT  
Att: 14,067 - Dome - 72 F

[livebaseballscorecards.com](http://livebaseballscorecards.com)

Batter	1	2	3	4	5	6	7	8	9	AB R H RBI BB SO LOB
<b>Otis Nixon, S</b> (1, 8) OBP: 0.342, SLG: 0.295 C F B S	1-3 		0-0 			0-3 	0-0 		4-2 	4 0 0 0 1 2 1
<b>Matt Lawton, L</b> (1, 9) OBP: 0.371, SLG: 0.460 B X	1-0 			2-2 		0-1 		0-1 	1-2 	5 1 2 0 0 0 3
<b>Marty Cordova, R</b> (1, 10) OBP: 0.363, SLG: 0.450 C 1 SAFE B C 2 SAFE C S	1-3 			0-0 		1-3 		3-2 		4 0 0 0 0 3 3
<b>Ron Coomer, R</b> (1, 3) OBP: 0.291, SLG: 0.426 B X		1-0 		1-3 		0-2 		2-0 		4 0 1 0 0 1 1
<b>Alex Ochoa, R</b> (1, 7) OBP: 0.280, SLG: 0.347 F X		0-1 		0-0 		0-0 			1-1 	4 1 2 1 0 0 1
<b>Todd Walker, L</b> (1, 4) OBP: 0.374, SLG: 0.491 B B B B		4-0 			1-0 	2-0 			0-1 	3 0 1 0 1 0 2
<b>Terry Steinbach, R</b> (1, 2) OBP: 0.332, SLG: 0.422 <b>Jon Shave, R</b> (9, PR) OBP: 0.302, SLG: 0.400 1 SAFE 1 SAFE F B S	1-3 				1-0 		0-1 		1-0 	4 0 3 0 0 1 1 0 0 0 0 0 0 0
<b>Pat Meares, R</b> (1, 6) OBP: 0.292, SLG: 0.370 <b>Orlando Merced, S</b> (9, PH) OBP: 0.350, SLG: 0.439 C B F F X			1-2 		0-2 		2-3 		0-1 	3 0 0 0 0 1 2 0 0 0 1 0 0 0
<b>Brent Gates, S</b> (1, 5) OBP: 0.288, SLG: 0.276 X			0-0 		1-0 		1-1 		1-1 	4 0 0 0 0 0 4

**BOTTOM**

**Detroit Tigers @ Minnesota Twins**  
 Hubert H. Humphrey Metrodome, Minneapolis, MN  
 Sat Jul 04 1998, 8:05 PM EDT  
 Att. 14,067 - Dome - 72 F

livebaseballscorecards.com

<b>AB</b>	<b>35</b>
<b>R</b>	<b>2</b>
<b>H</b>	<b>9</b>
<b>RBI</b>	<b>2</b>
<b>BB</b>	<b>2</b>
<b>SO</b>	<b>8</b>
<b>LOB</b>	<b>18</b>



Inning Stats	R: 0	H: 0	E: 1	LOB: 0	K: 2	P: 10	R: 0	H: 0	E: 0	LOB: 1	K: 1	P: 12	R: 0	H: 0	E: 0	LOB: 0	K: 0	P: 7	R: 0	H: 1	E: 0	LOB: 1	K: 1	P: 12	R: 0	H: 1	E: 0	LOB: 1	K: 0	P: 9	R: 1	H: 3	E: 0	LOB: 2	K: 2	P: 17	R: 0	H: 1	E: 0	LOB: 1	K: 1	P: 11	R: 0	H: 0	E: 0	LOB: 0	K: 1	P: 11	R: 1	H: 3	E: 0	LOB: 3	K: 0	P: 24	1B: 7	SF: 1	2B: 2	SAC: 0	3B: 0	DP: 0	HR: 0	HBP: 0	WP: 0	PA: 38
--------------	------	------	------	--------	------	-------	------	------	------	--------	------	-------	------	------	------	--------	------	------	------	------	------	--------	------	-------	------	------	------	--------	------	------	------	------	------	--------	------	-------	------	------	------	--------	------	-------	------	------	------	--------	------	-------	------	------	------	--------	------	-------	-------	-------	-------	--------	-------	-------	-------	--------	-------	--------

PITCHER	IP	WLS	BF	H	R	ER	SO	BB	IBB	HBP	BLK	WP	HR	S	P	ERA	WHIP
<b>Justin Thompson, L</b> (1, 1) ERA: 3.94	8.0	W	33	8	2	2	8	1	0	0	0	0	0	66	94	2.25	1.125
<b>Todd Jones, R</b> (9, 1) ERA: 5.28	1.0	S	5	1	0	0	0	1	0	0	0	0	0	12	19	0.00	2.000

Batter	1	2	3	4	5	6	7	8	9	AB R H RBI BB SO LOB	TOP		
<b>Brian Hunter, R</b> (1, 8) OBP: 0.308, SLG: 0.347	1-1 CS 1B		2-3 1		2-1 E 1B		0-1 CS 1B		0-2 G4-3 3	5 1 3 1 0 1 0			
<b>Damion Easley, R</b> (1, 4) OBP: 0.346, SLG: 0.529	2-3 1-2 1		2-0 L1 2		2-2 E 1B		1-3 K 1 2			4 0 1 0 0 2 2			
<b>Bobby Higginson, L</b> (1, 9) OBP: 0.401, SLG: 0.552	0-0 F9 3		1-1 1B		1-2 E3 1 2 2-H		2-2 G3 3			4 0 1 0 0 0 1			
<b>Tony Clark, S</b> (1, 3) OBP: 0.346, SLG: 0.495		3-2 BB 1B	3-2 G4-3 3		0-0 P7 2		0-2 P3 1			4 1 1 0 0 0 3			
<b>Luis Gonzalez, L</b> (1, 7) OBP: 0.378, SLG: 0.507		4-2 1 SAFE BB 1B FC6-4 1-2 BB		4-2 BB G4-6-3 BB		2-2 F7 3		0-2 F7 2		2 1 0 0 2 0 2			
<b>Gabe Alvarez, R</b> (1, 5) OBP: 0.375, SLG: 0.531		0-3 SAFE K 1		2-2 P4 1		0-0 F9 1		4-0 BB		3 0 0 0 1 1 3			
<b>Trey Beamon, L</b> (1, 10) OBP: 0.636, SLG: 0.667		0-1 FC6-4 1B		0-1 G4-6-3 2 3 1-2f		1-2 2B		1-0 F7 3		3 0 2 1 0 0 1			
<b>Geronimo Berroa, R</b> (8, PH) OBP: 0.258, SLG: 0.267		1-3 2-H 1B								1 0 0 0 0 0 1			
<b>Paul Bako, L</b> (1, 2) OBP: 0.351, SLG: 0.418		1-2 SAFE FC6-4 1-2f 2			2-2 G4-3 1B 2B		3-2 F7 2		0-2 G1-3 1	4 1 1 1 0 0 2			
<b>Deivi Cruz, R</b> (1, 6) OBP: 0.292, SLG: 0.325		1-3 K 3			0-1 G4-3 1 2-3		1-0 P9 3		0-1 G6-3 2	4 0 0 0 0 1 3			
<b>Inning Stats</b>	R: 0 E: 0 K: 1 S: 6 H: 1 LOB: 0 BB: 0 P: 9	R: 2 E: 0 K: 2 S: 25 H: 2 LOB: 1 BB: 1 P: 34	R: 0 E: 0 K: 1 S: 11 H: 1 LOB: 1 BB: 0 P: 19	R: 0 E: 0 K: 0 S: 8 H: 0 LOB: 0 BB: 1 P: 14	R: 2 E: 1 K: 0 S: 22 H: 3 LOB: 2 BB: 0 P: 30	R: 0 E: 0 K: 0 S: 8 H: 1 LOB: 1 BB: 0 P: 13	R: 0 E: 0 K: 1 S: 10 H: 1 LOB: 0 BB: 0 P: 13	R: 0 E: 0 K: 0 S: 7 H: 0 LOB: 1 BB: 1 P: 12	R: 0 E: 0 K: 0 S: 8 H: 0 LOB: 0 BB: 0 P: 8	1B: 7 2B: 2 3B: 0 HR: 0 SF: 0 SAC: 0 DP: 1 HBP: 0	WP: 0 PB: 0 SB: 0 CS: 2 PA: 37		
<b>PITCHER</b>	IP WLS BF H R ER SO BB IBB HBP BLK WP HR S P ERA WHIP											<b>PITCHER</b>	IP WLS BF H R ER SO BB IBB HBP BLK WP HR S P ERA WHIP
<b>LaTroy Hawkins, R</b> (1, 1) ERA: 5.23	5.0 W 23 7 4 3 4 2 0 0 0 0 0 0 72 106 5.40 1.800												
<b>Greg Swindell, L</b> (6, 1) ERA: 2.86	2.2 10 2 0 0 1 1 0 0 0 0 0 0 24 36 0.00 1.125												
<b>Hector Carrasco, R</b> (8, 1) ERA: 5.54	0.1 1 0 0 0 0 0 0 0 0 0 0 0 1 2 0.00 0.000												
<b>Rick Aguilera, R</b> (9, 1) ERA: 3.48	1.0 S 3 0 0 0 0 0 0 0 0 0 0 0 8 8 0.00 0.000												

**Detroit Tigers @ Minnesota Twins**  
 Hubert H. Humphrey Metrodome, Minneapolis, MN  
 Sun Jul 05 1998, 4:33 AM EDT  
 Att. 10,060 - Dome - 72 F

[livebaseballscorecards.com](http://livebaseballscorecards.com)

<b>AB</b>	34
<b>R</b>	4
<b>H</b>	9
<b>RBI</b>	3
<b>BB</b>	3
<b>SO</b>	5
<b>LOB</b>	18



Batter	1	2	3	4	5	6	7	8	9	AB R H RBI BB SO LOB
<b>Otis Nixon, S</b> OBP: 0.340, SLG: 0.294 (1, 8) 										4 1 1 0 0 0 3
<b>Brent Gates, S</b> OBP: 0.298, SLG: 0.283 (1, 5) 										3 0 2 1 1 0 0
<b>Matt Lawton, L</b> OBP: 0.372, SLG: 0.462 (1, 9) 										3 1 1 0 1 0 3
<b>Ron Coomer, R</b> OBP: 0.294, SLG: 0.427 (1, 10) 										4 0 2 2 0 0 1
<b>Orlando Merced, S</b> OBP: 0.348, SLG: 0.432 (1, 3) 										3 0 0 0 1 0 5
<b>Pat Meares, R</b> OBP: 0.291, SLG: 0.368 (1, 6) 										4 1 1 0 0 0 3
<b>Todd Walker, L</b> OBP: 0.375, SLG: 0.502 (1, 4) 										4 2 2 1 0 0 1
<b>Denny Hocking, S</b> OBP: 0.283, SLG: 0.237 (1, 7) 										3 0 2 1 0 1 0
<b>Javier Valentin, S</b> OBP: 0.240, SLG: 0.308 (1, 2) 										3 0 0 0 0 0 3

Inning Stats	R: 1	H: 1	E: 0	K: 11	S: 15	H: 1	LOB: 1	BB: 1	P: 20	R: 1	H: 2	E: 0	K: 10	S: 16	R: 1	H: 2	E: 0	K: 15	S: 21	R: 2	H: 4	E: 0	K: 10	S: 15	R: 0	H: 1	E: 0	K: 8	S: 17	R: 0	H: 0	E: 0	K: 1	S: 6	R: 0	H: 1	E: 0	K: 0	S: 7	R: 0	H: 0	E: 0	K: 0	S: 7	R: 0	H: 0	E: 0	K: 1	S: 12	1B: 9	2B: 1	3B: 0	HR: 1	SF: 0	SAC: 0	DP: 4	HBP: 0	WP: 0	PB: 0	SB: 0	CS: 0	PA: 34
--------------	------	------	------	-------	-------	------	--------	-------	-------	------	------	------	-------	-------	------	------	------	-------	-------	------	------	------	-------	-------	------	------	------	------	-------	------	------	------	------	------	------	------	------	------	------	------	------	------	------	------	------	------	------	------	-------	-------	-------	-------	-------	-------	--------	-------	--------	-------	-------	-------	-------	--------

**BOTTOM**

**Detroit Tigers @ Minnesota Twins**  
 Hubert H. Humphrey Metrodome, Minneapolis, MN  
 Sun Jul 05 1998, 4:33 AM EDT  
 Att. 10,060 - Dome - 72 F

[livebaseballscorecards.com](http://livebaseballscorecards.com)

<b>AB</b>	<b>31</b>
<b>R</b>	<b>5</b>
<b>H</b>	<b>11</b>
<b>RBI</b>	<b>5</b>
<b>BB</b>	<b>3</b>
<b>SO</b>	<b>1</b>
<b>LOB</b>	<b>19</b>



PITCHER	IP	WLS	BF	H	R	ER	SO	BB	IBB	HBP	BLK	WP	HR	S	P	ERA	WHIP
<b>Brian Moehler, R</b> ERA: 3.88 (1, 1)	3.0	L	17	8	5	5	0	1	1	0	0	0	0	49	77	15.00	3.000
<b>Doug Bochtler, R</b> ERA: 3.38 (4, 1)	3.0		10	2	0	0	1	0	0	0	0	0	0	22	38	0.00	1.000
<b>44 Sean Runyan, L</b> ERA: 3.45 (7, 1)	1.0		3	1	0	0	0	0	0	0	0	0	0	8	11	0.00	1.000
<b>Matt Anderson, R</b> ERA: 1.59 (8, 1)	1.0		4	0	0	0	0	1	0	0	0	0	0	7	12	0.00	1.000

PITCHER	IP	WLS	BF	H	R	ER	SO	BB	IBB	HBP	BLK	WP	HR	S	P	ERA	WHIP
---------	----	-----	----	---	---	----	----	----	-----	-----	-----	----	----	---	---	-----	------




Batter	1	2	3	4	5	6	7	8	9	AB R H RBI BB SO LOB
<b>Kenny Lofton, L</b> OBP: 0.376, SLG: 0.407 (1, 8) C B X	1-1 FC4-6 1B		2-2 G4-3			1-1 L8		1-1 F7		4 0 1 0 0 0 2
<b>Omar Vizquel, S</b> OBP: 0.366, SLG: 0.379 (1, 6) C X	0-1 L6		0-2 G6-3			2-1 P6		0-2 L7		4 0 0 0 0 0 1
<b>David Justice, L</b> OBP: 0.363, SLG: 0.481 (1, 10) 1 SAFE C 1 B SAFE B F F X	1-2 FC4-6 1-2f		0-1 G4-3			3-2 G3-1		3-2 G4-6-3 1B		4 0 1 0 0 0 1
<b>Jim Thome, L</b> OBP: 0.430, SLG: 0.646 (1, 3) C X	0-1 P6		1-1 F8			1-0 P4		2-1 G4-6-3 1-2f		4 0 0 0 0 0 2
<b>Manny Ramirez, R</b> OBP: 0.370, SLG: 0.571 (1, 9) X X C F		0-2 F8		0-3 K		0-2 F9				3 0 0 0 0 1 0
<b>Brian Giles, L</b> OBP: 0.389, SLG: 0.483 (1, 7) X C C B B B		2-2 2B		2-1 G4-3		2-3 K				3 0 1 0 0 1 0
<b>Sandy Alomar Jr., R</b> OBP: 0.300, SLG: 0.402 (1, 2) X B B F		1-1 L9		1-2 G3		3-2 WP 2B				3 0 1 0 0 0 1
<b>Travis Fryman, R</b> OBP: 0.324, SLG: 0.474 (1, 5) X T B T C F		1-2 L4		0-0 L7		4-0 BB				2 0 0 0 1 0 1
<b>David Bell, R</b> OBP: 0.319, SLG: 0.437 (1, 4) <b>Mark Whiten, S</b> OBP: 0.405, SLG: 0.471 (8, PH) <b>Jeff Branson, L</b> OBP: 0.214, SLG: 0.244 (9, 4) C S X		0-2 F8		0-2 P4		1-3 K				2 0 0 0 0 0 0 1 0 0 0 0 1 2 0 0 0 0 0 0 0

Inning Stats	R: 0	H: 1	E: 1	K: 0	S: 10	L: 1	LOB: 1	BB: 0	P: 12	R: 0	H: 1	E: 0	K: 0	S: 14	L: 0	LOB: 1	BB: 0	P: 18	R: 0	H: 0	E: 0	K: 1	S: 7	L: 0	LOB: 0	BB: 0	P: 8	R: 0	H: 0	E: 0	K: 0	S: 8	L: 0	LOB: 0	BB: 0	P: 11	R: 0	H: 0	E: 0	K: 0	S: 7	L: 0	LOB: 0	BB: 0	P: 10	R: 0	H: 0	E: 0	K: 0	S: 7	L: 0	LOB: 0	BB: 0	P: 11	R: 0	H: 1	E: 0	K: 2	S: 14	L: 1	LOB: 2	BB: 1	P: 25	R: 0	H: 1	E: 0	K: 0	S: 8	L: 1	LOB: 0	BB: 0	P: 13	1B: 2	SF: 0	2B: 2	SAC: 0	3B: 0	DP: 1	HR: 0	HBP: 0
--------------	------	------	------	------	-------	------	--------	-------	-------	------	------	------	------	-------	------	--------	-------	-------	------	------	------	------	------	------	--------	-------	------	------	------	------	------	------	------	--------	-------	-------	------	------	------	------	------	------	--------	-------	-------	------	------	------	------	------	------	--------	-------	-------	------	------	------	------	-------	------	--------	-------	-------	------	------	------	------	------	------	--------	-------	-------	-------	-------	-------	--------	-------	-------	-------	--------

PITCHER	IP	WLS	BF	H	R	ER	SO	BB	IBB	HBP	BLK	WP	HR	S	P	ERA	WHIP
<b>Bob Tewksbury, R</b> ERA: 4.17 (1, 1)	7.1	W	26	3	0	0	2	1	0	0	0	1	0	72	100	0.00	0.545
<b>Greg Swindell, L</b> ERA: 2.83 (8, 1)	0.2		2	0	0	0	1	0	0	0	0	0	0	5	7	0.00	0.000
<b>Rick Aguilera, R</b> ERA: 3.4 (9, 1)	1.0	S	3	1	0	0	0	0	0	0	0	0	0	8	13	0.00	1.000

**MINNESOTA TWINS @ CLEVELAND INDIANS**  
**JACOBS FIELD, CLEVELAND, OH**  
 Thu Jul 09 1998, 7:05 PM EDT  
 Att: 43,236 - Unknown - 75 F

<b>AB</b>	<b>30</b>
<b>R</b>	<b>0</b>
<b>H</b>	<b>4</b>
<b>RBI</b>	<b>0</b>
<b>BB</b>	<b>1</b>
<b>SO</b>	<b>3</b>
<b>LOB</b>	<b>10</b>



Batter	1	2	3	4	5	6	7	8	9	AB	R	H	RBI	BB	SO	LOB	TOP																
<b>Otis Nixon, S</b> (1, 8) <small>OBP: 0.331, SLG: 0.286</small>	1-1 	0-0 SAFE 		3-3 		2-2 SAFE 		0-1 		5	0	0	0	0	1	5																	
<b>Brent Gates, S</b> (1, 5) <small>OBP: 0.310, SLG: 0.289</small>	0-1 		4-1 		2-2 		4-1 	2-2 		3	1	2	1	2	0	0																	
<b>Matt Lawton, L</b> (1, 9) <small>OBP: 0.371, SLG: 0.458</small>	3-2 		0-1 		0-0 		0-2 	2-2 		5	2	1	1	0	0	3																	
<b>Marty Cordova, R</b> (1, 7) <small>OBP: 0.365, SLG: 0.443</small>	0-0 		4-2 		4-1 		1-2 		2-3 	3	0	1	0	2	1	1																	
<b>Orlando Merced, S</b> (1, 3) <small>OBP: 0.344, SLG: 0.426</small>	3-0 		2-2 		0-0 		1-2 	0-0 		5	0	1	2	0	0	4																	
<b>Ron Coomer, R</b> (1, 10) <small>OBP: 0.301, SLG: 0.441</small>	1-2 			1-0 		0-0 	0-0 	2-2 		5	1	4	1	0	0	0																	
<b>Todd Walker, L</b> (1, 4) <small>OBP: 0.369, SLG: 0.491</small>		2-3 		1-2 		3-2 	0-1 			4	0	1	0	0	2	2																	
<b>Pat Meares, R</b> (1, 6) <small>OBP: 0.290, SLG: 0.363</small>		1-1 		2-2 		0-1 		4-2 		3	1	0	0	1	0	2																	
<b>Javier Valentin, S</b> (1, 2) <small>OBP: 0.253, SLG: 0.312</small>		3-2 		1-2 		4-2 		1-3 		2	0	1	0	1	0	2																	
<b>Terry Steinbach, R</b> (8, PH) <small>OBP: 0.333, SLG: 0.435</small>				1-2 						1	0	0	0	0	1	1																	
<b>Inning Stats</b>	R: 2 E: 0 K: 0 S: 14	H: 4 LOB: 1 BB: 0 P: 22	R: 0 E: 0 K: 1 S: 9	H: 1 LOB: 1 BB: 0 P: 15	R: 0 E: 0 K: 0 S: 8	H: 0 LOB: 1 BB: 2 P: 18	R: 0 E: 0 K: 1 S: 18	H: 2 LOB: 2 BB: 0 P: 26	R: 0 E: 0 K: 0 S: 6	H: 0 LOB: 1 BB: 1 P: 12	R: 1 E: 0 K: 1 S: 12	H: 1 LOB: 1 BB: 1 P: 21	R: 1 E: 0 K: 0 S: 14	H: 2 LOB: 2 BB: 1 P: 20	R: 1 E: 0 K: 1 S: 14	H: 1 LOB: 1 BB: 1 P: 23	R: 0 E: 0 K: 1 S: 8	H: 0 LOB: 0 BB: 0 P: 12	1B: 9 2B: 2 3B: 0 HR: 1	SF: 0 SAC: 0 DP: 1 HBP: 0	WP: 0 PB: 0 SB: 1 CS: 0	PA: 42											
<b>PITCHER</b>	IP WLS BF H R ER SO BB IBB HBP BLK WP HR S P ERA WHIP																	IP WLS BF H R ER SO BB IBB HBP BLK WP HR S P ERA WHIP															
<b>Bartolo Colon, R</b> (1, 1) <small>ERA: 2.56</small>	5.2		27	8	3	3	3	4	0	0	0	0	1	63	108	4.76	2.118																
<b>Alvin Morman, L</b> (6, 1) <small>ERA: 3.86</small>	0.2		3	0	1	1	0	1	0	0	0	0	0	9	15	13.50	1.500																
<b>Eric Plunk, R</b> (7, 1) <small>ERA: 3.75</small>	0.2		5	2	1	1	0	1	0	0	0	0	0	11	17	13.50	4.500																
<b>Paul Assenmacher, L</b> (8, 1) <small>ERA: 3.54</small>	1.0		4	1	0	0	1	0	0	0	0	0	0	12	17	0.00	1.000																
<b>Michael Jackson, R</b> (9, 1) <small>ERA: 1.85</small>	1.0	W	3	0	0	0	1	0	0	0	0	0	0	8	12	0.00	0.000																

**Minnesota Twins @ Cleveland Indians**  
 Jacobs Field, Cleveland, OH  
 Fri Jul 10 1998, 7:05 PM EDT  
 Att. 43,182 - Unknown - 71 F

AB	36
R	5
H	11
RBI	5
BB	6
SO	5
LOB	20



1B	9	SF	0
2B	2	SAC	0
3B	0	DP	1
HR	1	HBP	0



BOTTOM

Minnesota Twins @ Cleveland Indians  
Jacobs Field, Cleveland, OH

Fri Jul 10 1998, 7:05 PM EDT  
Att: 43,182 - Unknown - 71 F

livebaseballscorecards.com

AB	31
R	6
H	10
RBI	6
BB	7
SO	6
LOB	6



WP:	1	PA:	39
PB:	0		
SB:	0		
CS:	1		

AB R H RBI BB SO LOB

4	0	1	0	1	3	0
4	0	0	0	1	0	1
3	1	2	1	2	0	0
2	1	1	0	2	1	1
4	0	2	2	0	0	2
4	1	1	0	0	0	1
4	1	2	0	0	1	0
3	1	1	3	0	1	0
3	0	0	0	1	0	1
0	1	0	0	0	0	0

Batter	1	2	3	4	5	6	7	8	9
Kenny Lofton, L OBP: 0.376, SLG: 0.405 (1, 8)	4-2 F B CS BB		3-3 K	2-3 K			2-3 K		1-2 SAFE 1B IBB 1B
Omar Vizquel, S OBP: 0.363, SLG: 0.374 (1, 6)	2-2 F8		2-1 F7		3-1 G4-3		1-1 P5		4-0 1B IBB
David Justice, L OBP: 0.369, SLG: 0.486 (1, 10)	4-2 F B 1-2 BB		2-2 2B		0-0 P2		4-2 1B BB		3-2 1B 1-2 2-3 3-H
Jim Thome, L OBP: 0.434, SLG: 0.648 (1, 3)	1-3 K		4-1 BB		3-0 E 2B		4-1 1B BB		
Manny Ramirez, R OBP: 0.372, SLG: 0.570 (1, 9)		0-0 G6-3	1-0 F9		1-2 E9 1B		1-2 1B		
Brian Giles, L OBP: 0.386, SLG: 0.477 (1, 7)		0-1 WP 1B SF8 1B		2-0 F8	2-2 F7			1-1 F8	
Sandy Alomar Jr., R OBP: 0.303, SLG: 0.403 (1, 2)		0-2 WP 1B		0-2 HR 1B		2-2 G6-3		2-3 K	
Travis Fryman, R OBP: 0.323, SLG: 0.481 (1, 5)		2-0 SF8		0-0 HR		1-2 K		1-1 P6	
David Bell, R OBP: 0.317, SLG: 0.432 Shawon Dunston, R OBP: 0.268, SLG: 0.420 (9, PR)		1-1 G5-3		2-1 G6-3		0-0 P4			4-2 1B 1B BB

Inning Stats	R: 0	H: 0	E: 0	K: 1	S: 21	R: 1	H: 2	E: 0	K: 0	S: 9	R: 0	H: 1	E: 0	K: 1	S: 11	R: 2	H: 2	E: 0	K: 1	S: 11	R: 1	H: 2	E: 1	K: 0	S: 10	R: 0	H: 0	E: 0	K: 1	S: 7	R: 1	H: 1	E: 0	K: 1	S: 11	R: 0	H: 0	E: 0	K: 1	S: 7	R: 1	H: 2	E: 0	K: 0	S: 9	1B: 7	2B: 2	3B: 0	HR: 1	SF: 1	SAC: 0	DP: 0	HBP: 0	WP: 1	PB: 0	SB: 0	CS: 1	PA: 39
--------------	------	------	------	------	-------	------	------	------	------	------	------	------	------	------	-------	------	------	------	------	-------	------	------	------	------	-------	------	------	------	------	------	------	------	------	------	-------	------	------	------	------	------	------	------	------	------	------	-------	-------	-------	-------	-------	--------	-------	--------	-------	-------	-------	-------	--------

PITCHER	IP	WLS	BF	H	R	ER	SO	BB	IBB	HBP	BLK	WP	HR	S	P	ERA	WHIP
LaTroy Hawkins, R ERA: 5.32 (1, 1)	5.0		24	7	4	4	3	3	0	0	0	1	1	62	102	7.20	2.000
Hector Carrasco, R ERA: 5.33 (6, 1)	1.0		3	0	0	0	1	0	0	0	0	0	0	7	10	0.00	0.000
Eddie Guardado, L ERA: 4.09 (7, 1)	0.2		4	0	1	1	1	2	0	0	0	0	0	8	19	13.50	3.000
Mike Trombley, R ERA: 3.29 (7, 1)	1.1	L	5	1	1	1	1	1	0	0	0	0	0	12	21	6.75	1.500
Greg Swindell, L ERA: 2.83 (9, 1)	0.0		3	2	0	0	0	0	1	0	0	0	0	7	15	∞	∞

Batter	1	2	3	4	5	6	7	8	9	AB R H RBI BB SO LOB	TOP									
Pat Meares, R (1, 6) OBP: 0.287, SLG: 0.358 Denny Hocking, S (8, 6) OBP: 0.283, SLG: 0.237	1-0 P3		0-2 G6-3		1-2 G4-3			0-1 G1-3		4 0 0 0 0 0 2 0 0 0 0 0 0 0	<b>Minnesota Twins @ Cleveland Indians</b> Jacobs Field, Cleveland, OH Sat Jul 11 1998, 3:33 AM EDT Att. 43,140 - Sunny - 73 F									
Brent Gates, S (1, 5) OBP: 0.313, SLG: 0.294 Jon Shave, R (8, 5) OBP: 0.302, SLG: 0.400	3-2 1B		3-3 K		2-1 G6-4-3 1B			3-2 G1-3		4 0 2 0 0 1 0 0 0 0 0 0 0 0										
Matt Lawton, L (1, 8) OBP: 0.373, SLG: 0.467	1-0 L7			2-2 G1-6-3 HBP	0-0 F7			0-1 HR		3 1 1 1 0 0 2										
Marty Cordova, R (1, 7) OBP: 0.364, SLG: 0.438	1-0 G4-3			2-2 G1-6-3 1-2f	2-0 G6-4-3 1-2f			4-2 BB		3 0 0 0 1 0 3										
David Ortiz, L (1, 3) OBP: 0.383, SLG: 0.548		1-2 HR		3-2 F8			1-0 1B	0-3 K		4 1 2 1 0 1 1										
Ron Coomer, R (1, 10) OBP: 0.297, SLG: 0.435		1-1 G6-3		0-0 G6-3		2-0 L8		2-3 K		4 0 0 0 0 1 2										
Todd Walker, L (1, 4) OBP: 0.367, SLG: 0.486		2-2 G6-3		4-1 BB BB		1-0 F9		0-2 L3		3 0 0 0 1 0 2										
Terry Steinbach, R (1, 2) OBP: 0.333, SLG: 0.431 Javier Valentin, S (7, 2) OBP: 0.253, SLG: 0.312		1-1 G1-3		4-0 BB BB	1-2 BB		1-2 F7			2 0 0 0 1 0 1 0 0 0 0 0 0 0										
Alex Ochoa, R (1, 9) OBP: 0.275, SLG: 0.340			2-2 P3		2-2 P2		0-0 G3-1			3 0 0 0 0 0 2										
<b>Inning Stats</b>	R: 0 E: 0 K: 0 S: 7	H: 1 LOB: 1 BB: 0 P: 13	R: 1 E: 0 K: 0 S: 12	H: 1 LOB: 0 BB: 0 P: 17	R: 0 E: 0 K: 1 S: 13	H: 0 LOB: 0 BB: 0 P: 18	R: 0 E: 0 K: 0 S: 9	H: 0 LOB: 0 BB: 0 P: 16	R: 0 E: 0 K: 0 S: 4	H: 1 LOB: 0 BB: 0 P: 8	R: 0 E: 0 K: 0 S: 6	H: 1 LOB: 1 BB: 0 P: 11	R: 0 E: 0 K: 0 S: 7	H: 0 LOB: 0 BB: 0 P: 10	R: 1 E: 0 K: 2 S: 15	H: 1 LOB: 1 BB: 1 P: 21	1B: 3 2B: 0 3B: 0 HR: 2	SF: 0 SAC: 0 DP: 2 HBP: 1	WP: 0 PB: 0 SB: 0 CS: 0	PA: 34
<b>PITCHER</b>	IP WLS BF H R ER SO BB IBB HBP BLK WP HR S P ERA WHIP																			
Dwight Gooden, R (1, 1) ERA: 3.29	7.0 W 26 4 1 1 1 2 0 0 0 0 0 1 60 103 1.29 0.857																			
Tim Worrell, R (8, 1) ERA: 5.91	1.0 3 0 0 0 0 0 0 0 0 0 0 0 7 10 0.00 0.000																			
Jose Mesa, R (9, 1) ERA: 4.56	1.0 5 1 1 1 2 1 0 0 0 0 0 1 15 21 9.00 2.000																			

livebaseballscorecards.com

<b>AB</b>	<b>30</b>
<b>R</b>	<b>2</b>
<b>H</b>	<b>5</b>
<b>RBI</b>	<b>2</b>
<b>BB</b>	<b>3</b>
<b>SO</b>	<b>3</b>
<b>LOB</b>	<b>15</b>



Batter	1	2	3	4	5	6	7	8	9
<b>Kenny Lofton, L</b> OBP: 0.380, SLG: 0.408 (1, 8)	2-2 1B G4-3	0-0 1B 2-H 3-H		4-1 BB		2-2 L7	0-2 1B FC4-6 1-2 2-3 3-H		
<b>Mark Whiten, S</b> OBP: 0.410, SLG: 0.476 (7, PH) (8, 8)									
<b>Omar Vizquel, S</b> OBP: 0.362, SLG: 0.373 (1, 6)	0-1 1B G4-3		1-1 L9	2-3 K			P6 FC4-6		
<b>Shawon Dunston, R</b> OBP: 0.266, SLG: 0.417 (7, PH) (8, 6)									
<b>David Justice, L</b> OBP: 0.372, SLG: 0.488 (1, 10)	1-2 1B G4-3		0-1 1B HR		1-2 1B CS		0-2 1B 3B	0-0 F8	
<b>Jim Thome, L</b> OBP: 0.432, SLG: 0.643 (1, 3)	2-2 1B F9		1-3 K		2-3 K		0-0 1B 3B	0-0 1B 2B	
<b>Jeff Branson, L</b> OBP: 0.233, SLG: 0.286 (8, 3)									
<b>Manny Ramirez, R</b> OBP: 0.375, SLG: 0.577 (1, 9)	2-3 K		0-2 1B HR		0-1 G5-3		2-2 1B 3B 1-H 2-H	0-2 1B	
<b>Brian Giles, L</b> OBP: 0.397, SLG: 0.513 (1, 7)		1-2 1B FC5-4	0-1 1B HR		1-0 2B HR		1-1 1B 1B BB	2-0 P5	
<b>Travis Fryman, R</b> OBP: 0.324, SLG: 0.489 (1, 5)		0-2 1B FC5-4	0-1 L6		0-0 HR		1-2 1B 1B BB	1-3 K	
<b>Pat Borders, R</b> OBP: 0.284, SLG: 0.277 (1, 2)		0-0 1B 5-3		3-3 K		1-3 K	1-0 F9		
<b>David Bell, R</b> OBP: 0.316, SLG: 0.426 (1, 4)		0-0 5-3		1-2 G6-3		0-0 G4-3	4-1 1B		

Inning Stats	R: 1	H: 2	E: 0	K: 1	S: 17	R: 2	H: 3	E: 0	K: 0	S: 11	R: 3	H: 3	E: 0	K: 1	S: 14	R: 0	H: 0	E: 0	K: 2	S: 11	R: 0	H: 1	E: 0	K: 1	S: 8	R: 2	H: 2	E: 0	K: 1	S: 9	R: 4	H: 6	E: 0	K: 0	S: 24	R: 0	H: 2	E: 0	K: 1	S: 9
	LOB: 1	BB: 0	P: 24	LOB: 1	BB: 0	P: 12	LOB: 0	BB: 0	P: 16	LOB: 1	BB: 1	P: 20	LOB: 0	BB: 0	P: 11	LOB: 0	BB: 0	P: 13	LOB: 3	BB: 1	P: 37	LOB: 2	BB: 0	P: 12	1B: 14	SF: 0	2B: 2	SAC: 0	3B: 1	DP: 0	HR: 2	HBP: 0	CS: 1							

PITCHER	IP	WLS	BF	H	R	ER	SO	BB	IBB	HBP	BLK	WP	HR	S	P	ERA	WHIP
<b>Brad Radke, R</b> ERA: 3.23 (1, 1)	5.0	L	25	11	8	8	5	1	0	0	0	0	2	63	86	14.40	2.400
<b>Dan Serafini, L</b> ERA: 5.32 (6, 1)	2.0		13	6	4	2	1	1	0	0	0	0	0	31	47	9.00	3.500
<b>Dan Naulty, R</b> ERA: 4.94 (8, 1)	0.1		2	1	0	0	0	0	0	0	0	0	0	2	2	0.00	3.000
<b>Eddie Guardado, L</b> ERA: 4.01 (8, 1)	0.2		3	1	0	0	1	0	0	0	0	0	0	7	10	0.00	1.500

**BOTTOM**


AB	R	H	RBI	BB	SO	LOB
3	1	2	2	1	0	0
1	0	1	1	0	0	0
4	0	1	0	0	1	1
1	0	0	0	0	0	3
5	2	3	1	0	0	1
4	1	1	0	0	2	3
1	0	1	0	0	0	0
5	2	3	2	0	1	1
5	3	4	4	0	0	2
5	2	2	2	0	1	3
4	1	1	0	0	2	2
3	0	0	0	1	0	2

**Minnesota Twins @ Cleveland Indians**  
Jacobs Field, Cleveland, OH

Sat Jul 11 1998, 3:33 AM EDT  
Att. 43,140 - Sunny - 73 F

livebaseballscorecards.com

AB	R	H	RBI	BB	SO	LOB
41	12	19	12	2	7	18



WP	HR	S	P	ERA	WHIP
0	0	0	43		

Batter	1	2	3	4	5	6	7	8	9	AB R H RBI BB SO LOB	TOP																		
<b>Otis Nixon, S</b> (1, 8) OBP: 0.331, SLG: 0.292 C F B B X	2-2 G4-3 ①		1-0 FC6-4 S 1-2f ① F X	0-1 SF7 ② 1-3 3-H		0-0 G6-3 ① C X	0-1 FC6-4 HBP 2B 1B		1-1 2B	5 1 2 1 0 0 1																			
<b>Pat Meares, R</b> (1, 6) OBP: 0.287, SLG: 0.358 S C C S	1-3 K ②		1-3 K ② 1-2 ② S X	0-1 1B ② 3-H		0-1 1B 2B 1B	0-3 K ①		1-3 K ②	6 1 2 1 0 4 3																			
<b>Matt Lawton, L</b> (1, 9) OBP: 0.377, SLG: 0.471 B F C B X	3-2 2B		2-2 HBP ③ C F B X	1-2 G4-3 ③		1-1 2B 1B	3-1 FC6-4 HBP		1-3 K ③	4 1 2 0 0 1 2																			
<b>Ron Coomer, R</b> (1, 5) OBP: 0.296, SLG: 0.435 B S S B X	3-2 G1-3 ③		0-0 F9 ③ X		1-0 G3-1 1B 2B	1-2 P3 ② X	0-0 FC6-4 2B ② 1-2f 2-3			5 1 1 0 0 0 7																			
<b>Orlando Merced, S</b> (1, 10) OBP: 0.350, SLG: 0.429 X		0-0 G1-3 ①		4-2 1B 2B BB B B B B	1-0 G3-1 ① 2-3	4-0 2B 2B IBB	1-1 2B ③			3 2 1 1 2 0 1																			
<b>Marty Cordova, R</b> (1, 7) OBP: 0.371, SLG: 0.447 B B B B B		3-3 K ②		1-1 2B 1B ① C B X	4-1 1B FC5-2 BB	1-2 2B ② 1-3 2-H 3-H		0-0 G3-6-3 1B		4 2 3 2 1 1 0																			
<b>David Ortiz, L</b> (1, 3) OBP: 0.392, SLG: 0.587 S B C B X		2-2 HR		2-3 K ① C X	0-1 FC5-2 FC5-2 1B ① 1-3 3-H	0-0 2B ② 2-H 3-H		3-2 G3-6-3 ① ② 1-2f		5 1 3 4 0 1 3																			
<b>Terry Steinbach, R</b> (1, 2) OBP: 0.335, SLG: 0.432 C X	0-1 G5-3 ③		0-0 SF7 2B ③ 1-H 3-H		FC5-2 ② 1-2 3-H		4-1 BB		2-3 K ③	4 1 1 2 1 1 2																			
<b>Denny Hocking, S</b> (1, 4) OBP: 0.288, SLG: 0.245 C C C B B X			3-2 FC6-4 1B ① C C X	0-2 E 1B 1B ② 2-3f	0-0 FC5 ③ F X	0-1 G5-3 ③		3-3 K ①		5 1 2 0 0 1 4																			
<b>Inning Stats</b>	R: 0 E: 0 K: 1 S: 13	H: 1 LOB: 1 BB: 0 P: 22	R: 1 E: 0 K: 1 S: 9	H: 1 LOB: 0 BB: 0 P: 14	R: 0 E: 0 K: 1 S: 11	H: 1 LOB: 2 BB: 0 P: 17	R: 4 E: 1 K: 1 S: 18	H: 4 LOB: 1 BB: 1 P: 26	R: 1 E: 0 K: 0 S: 7	H: 2 LOB: 2 BB: 1 P: 13	R: 4 E: 0 K: 0 S: 15	H: 4 LOB: 2 BB: 2 P: 26	R: 1 E: 0 K: 1 S: 9	H: 2 LOB: 2 BB: 0 P: 13	R: 0 E: 0 K: 1 S: 11	H: 1 LOB: 0 BB: 0 P: 16	R: 0 E: 0 K: 3 S: 12	H: 1 LOB: 1 BB: 0 P: 18	1B: 9 2B: 7 3B: 0 HR: 1	SF: 1 SAC: 0 DP: 1 HBP: 2	WP: 0 PB: 0 SB: 1 CS: 0	PA: 48							
<b>PITCHER</b> <b>Charles Nagy, R</b> (1, 1) ERA: 5.82	IP: 4.1 WLS: L BF: 25 H: 9 R: 6 ER: 6 SO: 4 BB: 2	IP: 2.2 WLS: L BF: 16 H: 6 R: 5 ER: 5 SO: 1 BB: 1	IP: 1.0 WLS: L BF: 3 H: 1 R: 0 ER: 0 SO: 1 BB: 0	IP: 1.0 WLS: L BF: 4 H: 1 R: 0 ER: 0 SO: 3 BB: 0	IP: 3.2 WLS: L BF: 25 H: 9 R: 6 ER: 6 SO: 4 BB: 2	IP: 5.1 WLS: L BF: 16 H: 6 R: 5 ER: 5 SO: 1 BB: 1	IP: 8.1 WLS: L BF: 3 H: 1 R: 0 ER: 0 SO: 1 BB: 0	IP: 9.1 WLS: L BF: 4 H: 1 R: 0 ER: 0 SO: 3 BB: 0	IP: 4.1 WLS: L BF: 25 H: 9 R: 6 ER: 6 SO: 4 BB: 2	IP: 5.1 WLS: L BF: 16 H: 6 R: 5 ER: 5 SO: 1 BB: 1	IP: 8.1 WLS: L BF: 3 H: 1 R: 0 ER: 0 SO: 1 BB: 0	IP: 9.1 WLS: L BF: 4 H: 1 R: 0 ER: 0 SO: 3 BB: 0	IP: 4.1 WLS: L BF: 25 H: 9 R: 6 ER: 6 SO: 4 BB: 2	IP: 5.1 WLS: L BF: 16 H: 6 R: 5 ER: 5 SO: 1 BB: 1	IP: 8.1 WLS: L BF: 3 H: 1 R: 0 ER: 0 SO: 1 BB: 0	IP: 9.1 WLS: L BF: 4 H: 1 R: 0 ER: 0 SO: 3 BB: 0	IP: 4.1 WLS: L BF: 25 H: 9 R: 6 ER: 6 SO: 4 BB: 2	IP: 5.1 WLS: L BF: 16 H: 6 R: 5 ER: 5 SO: 1 BB: 1	IP: 8.1 WLS: L BF: 3 H: 1 R: 0 ER: 0 SO: 1 BB: 0	IP: 9.1 WLS: L BF: 4 H: 1 R: 0 ER: 0 SO: 3 BB: 0	ERA: 12.46 WHIP: 2.538	ERA: 16.88 WHIP: 2.625	ERA: 0.00 WHIP: 1.000	ERA: 0.00 WHIP: 1.000	ERA: 12.46 WHIP: 2.538	ERA: 16.88 WHIP: 2.625	ERA: 0.00 WHIP: 1.000	ERA: 0.00 WHIP: 1.000	ERA: 12.46 WHIP: 2.538

Minnesota Twins @ Cleveland Indians  
 Jacobs Field, Cleveland, OH  
 Sun Jul 12 1998, 3:33 AM EDT  
 Att. 43,053 - Cloudy - 74 F

AB	41
R	11
H	17
RBI	11
BB	4
SO	9
LOB	23




Batter	1	2	3	4	5	6	7	8	9	AB	R	H	RBI	BB	SO	LOB
<b>Kenny Lofton, L</b> (1, 8) OBP: 0.377, SLG: 0.404 <b>Brian Giles, L</b> (8, 7) OBP: 0.400, SLG: 0.513	2-2 F8			3-3 K		1-3 K		4-2 1B BB		3	0	0	0	0	2	0
<b>Shawon Dunston, R</b> (1, 6) OBP: 0.272, SLG: 0.419	1-2 G1-3			1-0 F9			0-2 2B 1B	2-2 1B		4	1	2	0	0	0	0
<b>Manny Ramirez, R</b> (1, 9) OBP: 0.374, SLG: 0.576	0-0 F8			2-0 F7			1-2 1B 2B	2-3 K		4	1	1	1	0	1	2
<b>Jim Thome, L</b> (1, 3) OBP: 0.430, SLG: 0.638		0-0 F8			2-3 K		0-1 G1-3		0-0 FC5-4 SF8 1B	4	1	1	0	0	1	1
<b>Mark Whiten, S</b> (1, 7) OBP: 0.413, SLG: 0.477 (8, 8)		0-2 G6-3			1-2 G4-3		0-1 2H 1B		1-2 FC5-4 1B	4	0	2	1	0	0	0
<b>David Justice, L</b> (1, 10) OBP: 0.368, SLG: 0.482			2-3 K		2-1 G4-3		0-0 F7		0-1 FC5-4 HR	4	1	0	0	0	1	3
<b>Sandy Alomar Jr., R</b> (1, 2) OBP: 0.299, SLG: 0.398			2-2 F8			1-2 F8	3-1 P6		0-0 SF8	3	0	0	1	0	0	1
<b>Travis Fryman, R</b> (1, 5) OBP: 0.323, SLG: 0.495			1-0 G5-3			3-2 G5-3		1-2 F9	1-1 HR	4	1	1	2	0	0	0
<b>David Bell, R</b> (1, 4) OBP: 0.318, SLG: 0.439 <b>Jeff Branson, L</b> (8, PH) OBP: 0.222, SLG: 0.273 (9, 4)			2-2 F8			1-2 HR		2-3 K	1-0 L4	2	1	1	1	0	0	0
										2	0	0	0	0	1	0

Inning Stats	R: 0	H: 0	E: 0	K: 0	S: 9	R: 0	H: 0	E: 0	K: 1	S: 8	R: 0	H: 0	E: 0	K: 0	S: 7	R: 0	H: 0	E: 0	K: 1	S: 6	R: 0	H: 0	E: 0	K: 1	S: 9	R: 1	H: 1	E: 0	K: 1	S: 15	R: 2	H: 3	E: 0	K: 0	S: 14	R: 0	H: 1	E: 0	K: 2	S: 15	R: 3	H: 3	E: 0	K: 0	S: 11	1B: 5	SF: 1	2B: 1	SAC: 0	3B: 0	DP: 0	HR: 2	HBP: 0	WP: 0	PA: 36		
	0	0	0	0	12	0	0	0	1	8	0	0	0	0	7	0	0	0	1	6	0	0	0	0	0	15	0	1	0	0	14	0	3	0	0	14	0	1	0	15	0	3	0	0	11	5	1	1	0	0	2	0	0	0	0	0	36

PITCHER	IP	WLS	BF	H	R	ER	SO	BB	IBB	HBP	BLK	WP	HR	S	P	ERA	WHIP
<b>Eric Milton, L</b> (1, 1) ERA: 4.77	6.2	W	24	4	3	3	4	0	0	0	0	0	1	66	94	4.05	0.600
<b>Mike Trombley, R</b> (7, 1) ERA: 3.21	1.1		6	1	0	0	2	1	0	0	0	0	0	17	31	0.00	1.500
<b>Greg Swindell, L</b> (9, 1) ERA: 3.24	1.0		6	3	3	3	0	0	0	0	0	0	1	11	14	27.00	3.000

**MINNESOTA TWINS @ CLEVELAND INDIANS**  
**JACOBS FIELD, CLEVELAND, OH**  
 Sun Jul 12 1998, 3:33 AM EDT  
 Att: 43,053 - Cloudy - 74 F

AB 34  
 R 6  
 H 8  
 RBI 6  
 BB 1  
 SO 6  
 LOB 7



PITCHER	IP	WLS	BF	H	R	ER	SO	BB	IBB	HBP	BLK	WP	HR	S	P	ERA	WHIP
<b>Eric Milton, L</b> (1, 1) ERA: 4.77	6.2	W	24	4	3	3	4	0	0	0	0	0	1	66	94	4.05	0.600
<b>Mike Trombley, R</b> (7, 1) ERA: 3.21	1.1		6	1	0	0	2	1	0	0	0	0	0	17	31	0.00	1.500
<b>Greg Swindell, L</b> (9, 1) ERA: 3.24	1.0		6	3	3	3	0	0	0	0	0	0	1	11	14	27.00	3.000

Batter	1	2	3	4	5	6	7	8	9	AB R H RBI BB SO LOB	TOP
<b>Otis Nixon, S</b> (1, 8) OBP: 0.337, SLG: 0.301 C X	0-1  1B		4-0  BB		0-0  G4-3 1-3 2-H 2B		2-0  L8		3 0 2 1 1 0 1		
<b>Matt Lawton, L</b> (1, 9) OBP: 0.376, SLG: 0.468 1 SAFE B C X	1-1  G5-4-3 1-2 1B		1-1  FC3-6		0-0  G4-3		2-1  G4-3		4 0 1 1 0 0 4		
<b>Marty Cordova, R</b> (1, 7) OBP: 0.366, SLG: 0.440 F F B 1 SAFE F X	1-2  G5-4-3 1-2f		0-1  G6-3		1-0  G1-3		1-3  K		4 0 0 0 0 1 4		
<b>Orlando Merced, S</b> (1, 10) OBP: 0.344, SLG: 0.421 X		0-0  G3		1-2  G4-3		0-1  P5		1-0  G3-1		4 0 0 0 0 0 1	
<b>Ron Coomer, R</b> (1, 5) OBP: 0.298, SLG: 0.435 B C F T X		1-2  1B		0-0  FC3-6 1B		1-2  F9		1-3  K		4 0 2 0 0 1 0	
<b>David Ortiz, L</b> (1, 3) OBP: 0.388, SLG: 0.575 B X		1-0  G5-4-3 1-2 1B		3-2  FC3-6 1-2f		2-1  G3		2-2  G4-3		4 0 1 0 0 0 1	
<b>Terry Steinbach, R</b> (1, 2) OBP: 0.330, SLG: 0.425 F B B X		1-1  G5-4-3 1-2f		2-0  F9		0-2  F9		0-1  F9		4 0 0 0 0 0 3	
<b>Todd Walker, L</b> (1, 4) OBP: 0.372, SLG: 0.488 B X			1-0  FC3-6 G3 1B		0-1  2B 1B		1-1  G4-3		4-2  G3-1 BB	3 1 2 0 1 0 0	
<b>Denny Hocking, S</b> (1, 6) OBP: 0.298, SLG: 0.267 <b>Brent Gates, S</b> (9, PH) OBP: 0.312, SLG: 0.292 1 SAFE 1 SAFE F X			0-1  G3		1-1  2B G4-3 1B		0-2  2B		2-1  G3-1	3 1 2 0 0 0 1 1 0 0 0 0 0 1	
<b>Inning Stats</b>	R: 0 H: 2 E: 0 LOB: 0 K: 0 BB: 0 S: 8 P: 10	R: 0 H: 2 E: 0 LOB: 1 K: 0 BB: 0 S: 7 P: 10	R: 0 H: 1 E: 0 LOB: 2 K: 0 BB: 1 S: 7 P: 13	R: 0 H: 1 E: 0 LOB: 1 K: 0 BB: 0 S: 8 P: 14	R: 2 H: 3 E: 0 LOB: 1 K: 0 BB: 0 S: 9 P: 11	R: 0 H: 0 E: 0 LOB: 0 K: 0 BB: 0 S: 10 P: 13	R: 0 H: 1 E: 0 LOB: 1 K: 0 BB: 0 S: 8 P: 13	R: 0 H: 0 E: 0 LOB: 0 K: 2 BB: 0 S: 9 P: 12	R: 0 H: 0 E: 0 LOB: 1 K: 0 BB: 1 S: 9 P: 17	1B: 8 SF: 0 2B: 2 SAC: 0 3B: 0 DP: 2 HR: 0 HBP: 0	WP: 0 PA: 36 PB: 0 SB: 0 CS: 0
<b>PITCHER</b> <b>John Snyder, R</b> (1, 1) ERA: 4.41 <b>41 Bill Simas, R</b> (8, 1) ERA: 2.4	IP WLS BF H R ER SO BB IBB HBP BLK WP HR S P ERA WHIP 7.0 W 29 10 2 2 0 1 0 0 0 0 0 0 57 84 2.57 1.571 2.0 S 7 0 0 0 2 1 0 0 0 0 0 0 0 18 29 0.00 0.500	<b>PITCHER</b> IP WLS BF H R ER SO BB IBB HBP BLK WP HR S P ERA WHIP									

**Minnesota Twins @ Chicago White Sox**  
 Comiskey Park, Chicago, IL  
 Mon Jul 13 1998, 8:05 PM EDT  
 Att. 16,741 - Cloudy - 83 F

livebaseballscorecards.com

AB	34
R	2
H	10
RBI	2
BB	2
SO	2
LOB	16



Batter	1	2	3	4	5	6	7	8	9
Ray Durham, S OBP: 0.367, SLG: 0.457 (1, 4)	2-0 G5-3		2-3 K		1-3 K		1-2 G4-3		
Mike Caruso, S OBP: 0.335, SLG: 0.414 (1, 6)	0-1 2B		0-1 SF7		0-1 G6-3			1-0 1B	
Frank Thomas, R OBP: 0.383, SLG: 0.459 (1, 10)	3-2 F8		2-2 G5-3			2-0 P9		1-1 F8	
Albert Belle, R OBP: 0.363, SLG: 0.568 (1, 7)		1-0 G1-3		3-2 HR		2-1 HR		1-1 FC5-4	
Robin Ventura, L OBP: 0.347, SLG: 0.418 (1, 5)		0-0 F8		1-1 G3-1		4-1 BB		1-0 F8	
Magglio Ordonez, R OBP: 0.319, SLG: 0.430 (1, 9)		1-2 F8		0-1 F9		1-2 F7			
Wil Cordero, R OBP: 0.304, SLG: 0.448 (1, 3)			0-0 1B SH	1-1 1B		1-3 K			
Mike Cameron, R OBP: 0.290, SLG: 0.321 (1, 8)			0-0 1B SH	1-0 L5			0-0 F8		
Charlie O'Brien, R OBP: 0.300, SLG: 0.385 (1, 2)			0-0 1B SH WP		1-1 F9		0-2 L5		

Inning Stats	R: 0	H: 1	E: 0	K: 0	S: 7	R: 0	H: 0	E: 0	K: 0	S: 5	R: 3	H: 2	E: 1	K: 1	S: 12	R: 1	H: 2	E: 0	K: 0	S: 11	R: 0	H: 0	E: 0	K: 1	S: 9	R: 1	H: 1	E: 0	K: 1	S: 10	R: 0	H: 0	E: 0	K: 0	S: 7	R: 0	H: 1	E: 0	K: 0	S: 6
	LOB: 0	BB: 0	P: 12	LOB: 0	BB: 0	P: 7	LOB: 0	BB: 0	P: 7	LOB: 1	BB: 0	P: 16	LOB: 0	BB: 0	P: 16	LOB: 1	BB: 1	P: 20	LOB: 0	BB: 0	P: 11	LOB: 0	BB: 0	P: 8	LOB: 1	BB: 1	P: 10	LOB: 0	BB: 0	P: 10	LOB: 1	BB: 0	P: 10	LOB: 0	BB: 0	P: 10	LOB: 1	BB: 0	P: 10	


PITCHER	IP	WLS	BF	H	R	ER	SO	BB	IBB	HBP	BLK	WP	HR	S	P	ERA	WHIP
Dan Serafini, L ERA: 5.2 (1, 1)	5.2	L	24	6	5	3	2	1	0	0	0	1	2	51	79	4.76	1.235
Hector Carrasco, R ERA: 4.91 (6, 1)	2.1		8	1	0	0	1	0	0	0	0	0	0	16	22	0.00	0.429

AB R H RBI BB SO LOB

4	0	0	0	0	2	1
3	0	2	1	0	0	0
4	0	0	0	0	0	1
4	2	2	2	0	0	1
3	0	0	0	1	0	1
3	0	0	0	0	0	1
3	1	2	0	0	1	1
3	1	1	0	0	0	1
2	1	0	0	0	0	0

AB	R	H	RBI	BB	SO	LOB
29	5	7	3	1	3	7

WP: 1 PA: 32  
PB: 0  
SB: 0  
CS: 0



**Minnesota Twins @ Chicago White Sox**  
Comiskey Park, Chicago, IL  
Mon Jul 13 1998, 8:05 PM EDT  
Att: 16,741 - Cloudy - 83 F

livebaseballscorecards.com

Batter	1	2	3	4	5	6	7	8	9	AB R H RBI BB SO LOB	TOP																
<b>Otis Nixon, S</b> (1, 8) OBP: 0.335, SLG: 0.296	1-1 G3		2-0 G6-4-3		2-1 G4-3		4-2 BB		0-1 F8	4 0 0 0 1 0 4																	
<b>Brent Gates, S</b> (1, 5) OBP: 0.309, SLG: 0.290	3-1 F9		1-1 F9		0-0 L1		2-1 G6-3		1-1 1B	5 0 1 1 0 0 2																	
<b>Marty Cordova, R</b> (1, 10) OBP: 0.367, SLG: 0.437	1-0 G1-3			3-2 FC6-5 1B		3-2 F7		2-3 K	4-0 IBB	4 0 1 0 1 1 0																	
<b>Ron Coomer, R</b> (1, 3) OBP: 0.301, SLG: 0.436		1-1 G1-3		0-0 1B FC6-5 1B		1-0 F7		1-0 G5-4-3 1B	0-1 P3	4 0 2 0 0 0 0																	
<b>Denny Hocking, S</b> (8, PR) OBP: 0.296, SLG: 0.265										1 0 0 0 0 0 3																	
<b>Terry Steinbach, R</b> (1, 2) OBP: 0.325, SLG: 0.418		0-0 P8		0-0 FC6-5 1B		2-1 L3		1-0 G5-4-3		4 0 0 0 0 0 3																	
<b>Matt Lawton, L</b> (1, 9) OBP: 0.375, SLG: 0.475		1-0 F7		1-0 F8		2-0 HR			1-1 F8	4 1 1 1 0 0 2																	
<b>Alex Ochoa, R</b> (1, 7) OBP: 0.282, SLG: 0.346			1-1 1B	0-0 FC5-4 1B		0-0 G1-3			4-2 1B BB	3 1 2 0 0 0 0																	
<b>David Ortiz, L</b> (9, PH) OBP: 0.392, SLG: 0.575				1-2 2-3 1B						0 0 0 0 1 0 0																	
<b>Jon Shave, R</b> (9, PR) OBP: 0.302, SLG: 0.400										0 1 0 0 0 0 0																	
<b>Todd Walker, L</b> (1, 4) OBP: 0.374, SLG: 0.488			0-0 G6-4-3 1B	1-0 FC5-4		0-0 B5-3			1-2 1B 1B	4 1 2 0 0 0 3																	
<b>Pat Meares, R</b> (1, 6) OBP: 0.291, SLG: 0.370			2-1 G6-4-3 1B		1-0 HR		1-3 K		2-1 1B	3 1 2 2 0 1 0																	
<b>Orlando Merced, S</b> (9, PH) OBP: 0.347, SLG: 0.424									1-2 2-H 1B	1 0 1 1 0 0 0																	
<b>Inning Stats</b>	R: 0 E: 0 K: 0 S: 6	H: 0 LOB: 0 BB: 0 P: 10	R: 0 E: 0 K: 0 S: 4	H: 0 LOB: 0 BB: 0 P: 6	R: 1 E: 0 K: 0 S: 8	H: 3 LOB: 1 BB: 0 P: 14	R: 0 E: 0 K: 0 S: 8	H: 3 LOB: 3 BB: 0 P: 13	R: 1 E: 0 K: 0 S: 7	H: 1 LOB: 0 BB: 0 P: 13	R: 1 E: 0 K: 0 S: 5	H: 1 LOB: 0 BB: 0 P: 10	R: 0 E: 0 K: 1 S: 9	H: 0 LOB: 1 BB: 1 P: 16	R: 0 E: 0 K: 1 S: 5	H: 1 LOB: 1 BB: 0 P: 9	R: 2 E: 0 K: 0 S: 18	H: 3 LOB: 3 BB: 2 P: 31	1B: 10 2B: 0 3B: 0 HR: 2	SF: 0 SAC: 0 DP: 2 HBP: 0	WP: 0 PB: 0 SB: 0 CS: 0	PA: 40					
<b>PITCHER</b>	IP	WLS	BF	H	R	ER	SO	BB	IBB	HBP	BLK	WP	HR	S	P	ERA	WHIP										
<b>Mike Sirotko, L</b> (1, 1) ERA: 5.11	7.0		29	8	3	3	1	1	0	0	0	0	2	47	82	3.86	1.286										
<b>Bob Howry, R</b> (8, 1) ERA: 5.27	1.0		3	1	0	0	1	0	0	0	0	0	0	5	9	0.00	1.000										
<b>Matt Karchner, R</b> (9, 1) ERA: 4.68	0.2		6	3	2	2	0	1	0	0	0	0	0	16	25	27.00	6.000										
<b>Keith Foulke, R</b> (9, 1) ERA: 4.73	0.1	W	2	0	0	0	0	0	1	0	0	0	0	2	6	0.00	0.000										

**Minnesota Twins @ Chicago White Sox**  
**Comiskey Park, Chicago, IL**  
 Tue Jul 14 1998, 8:05 PM EDT  
 Att. 13,841 - Unknown - 84 F

livebaseballscorecards.com

**AB 37**  
**R 5**  
**H 12**  
**RBI 5**  
**BB 3**  
**SO 2**  
**LOB 17**






Batter	1	2	3	4	5	6	7	8	9	AB R H RBI BB SO LOB
Ray Durham, S OBP: 0.365, SLG: 0.452 (1, 4)	0-0 F7		2-2 G3-1	1-2 FC1-6			0-1 G6-3		4-2 FC7-5 HR BB	4 1 0 1 1 0 1
Mike Caruso, S OBP: 0.332, SLG: 0.410 (1, 6)	0-1 G5-3		0-1 E4 HR 1B	1-0 F8			2-2 F9		1-1 FC7-5 HR	5 2 1 1 0 0 3
Frank Thomas, R OBP: 0.386, SLG: 0.473 (1, 10)	2-2 1B 2B		1-2 G1-3		2-1 BB 1B		1-0 G4-3		0-2 HR	5 1 3 3 0 0 1
Albert Belle, R OBP: 0.365, SLG: 0.575 (1, 7)	1-0 1B		2-2 HR		0-0 F8		1-0 G6-3			4 1 2 2 0 0 1
Robin Ventura, L OBP: 0.351, SLG: 0.421 (1, 5)		1-1 G3 1B 2B	4-1 BB		1 SAFE 4-1 BB 1B SAFE 1-2 BB		1-1 G6-3			2 1 1 0 2 0 0
Magglio Ordonez, R OBP: 0.315, SLG: 0.425 (1, 9)		0-0 G3	1-1 G5-3		0-1 G4-6-3		1-1 F7			4 0 0 0 0 0 4
Wil Cordero, R OBP: 0.312, SLG: 0.463 (1, 3)		0-2 3-H 1B		1-2 FC1-6 3B		0-3 K		0-0 SH3-4 FC7-5 1B		4 2 3 1 0 1 0
Mike Cameron, R OBP: 0.292, SLG: 0.321 (1, 8)		1-0 L5		1-0 L5		2-1 G6-3 1B		4-1 FC7-5 SH3-4 BB		3 0 1 0 1 0 2
Chad Kreuter, S OBP: 0.398, SLG: 0.333 (1, 2)		2-2 P6		1-0 FC1-6 HBP		1 SAFE 1-0 G6-3		1-2 SH3-4		2 0 0 0 0 0 2

Inning Stats	R: 0	H: 2	E: 0	LOB: 2	K: 0	BB: 0	S: 9	P: 12	R: 1	H: 2	E: 0	LOB: 1	K: 0	BB: 0	S: 11	P: 15	R: 2	H: 2	E: 1	LOB: 1	K: 0	BB: 1	S: 15	P: 25	R: 1	H: 1	E: 0	LOB: 1	K: 0	BB: 0	S: 11	P: 15	R: 0	H: 1	E: 0	LOB: 1	K: 0	BB: 1	S: 6	P: 12	R: 0	H: 1	E: 0	LOB: 0	K: 1	BB: 0	S: 8	P: 10	R: 0	H: 0	E: 0	LOB: 0	K: 0	BB: 0	S: 8	P: 11	R: 0	H: 0	E: 0	LOB: 0	K: 0	BB: 0	S: 5	P: 8	R: 4	H: 2	E: 0	LOB: 0	K: 0	BB: 2	S: 15	P: 25	1B: 6	SF: 0	2B: 2	SAC: 1	3B: 1	DP: 2	HR: 2	HBP: 1	WP: 0	PA: 39
--------------	------	------	------	--------	------	-------	------	-------	------	------	------	--------	------	-------	-------	-------	------	------	------	--------	------	-------	-------	-------	------	------	------	--------	------	-------	-------	-------	------	------	------	--------	------	-------	------	-------	------	------	------	--------	------	-------	------	-------	------	------	------	--------	------	-------	------	-------	------	------	------	--------	------	-------	------	------	------	------	------	--------	------	-------	-------	-------	-------	-------	-------	--------	-------	-------	-------	--------	-------	--------

PITCHER	IP	WLS	BF	H	R	ER	SO	BB	IBB	HBP	BLK	WP	HR	S	P	ERA	WHIP
Bob Tewksbury, R ERA: 4.35 (1, 1)	4.0		20	7	4	4	0	1	0	0	0	0	1	46	67	9.00	2.000
Mike Morgan, R ERA: 3.48 (5, 1)	3.0		10	2	0	0	1	1	0	0	0	0	0	22	33	0.00	1.000
Mike Trombley, R ERA: 3.16 (8, 1)	1.0		3	0	0	0	0	0	0	0	0	0	0	5	8	0.00	0.000
Rick Aguilera, R ERA: 4.14 (9, 1)	0.2	L	6	2	4	4	0	2	0	0	0	0	1	15	25	54.00	6.000

**MINNESOTA TWINS @ CHICAGO WHITE SOX**  
**COMISKEY PARK, CHICAGO, IL**  
 Tue Jul 14 1998, 8:05 PM EDT  
 Att: 13,841 - Unknown - 84 F

<b>AB</b>	<b>33</b>
<b>R</b>	<b>8</b>
<b>H</b>	<b>11</b>
<b>RBI</b>	<b>8</b>
<b>BB</b>	<b>4</b>
<b>SO</b>	<b>1</b>
<b>LOB</b>	<b>14</b>



PITCHER	IP	WLS	BF	H	R	ER	SO	BB	IBB	HBP	BLK	WP	HR	S	P	ERA	WHIP
---------	----	-----	----	---	---	----	----	----	-----	-----	-----	----	----	---	---	-----	------

Batter	1	2	3	4	5	6	7	8	9	AB R H RBI BB SO LOB	TOP									
Pat Meares, R (1, 6) OBP: 0.287, SLG: 0.366	1-0 P3		2-1 P9		2-0 P3			0-0 G6-3		4 0 0 0 0 0 1										
Matt Lawton, L (1, 8) OBP: 0.373, SLG: 0.472	3-2 L7			2-2 BB BB SF8 1B		3-1 F9		2-2 G6-3		4 1 1 0 0 0 0										
Paul Molitor, R (1, 10) OBP: 0.338, SLG: 0.362	0-0 G3-1			4-1 BB BB 1-2 BB		1-1 G5-3			2-2 1B 2B	3 0 1 0 1 0 0										
Marty Cordova, R (1, 7) OBP: 0.369, SLG: 0.435		0-1 G5-4-3 1B		4-1 G4-6-3 BB		0-0 F9			1-2 G2-3	3 0 1 0 1 0 1										
Ron Coomer, R (1, 5) OBP: 0.303, SLG: 0.438		0-0 G5-4-3 1-2f		0-0 SF8			2-2 FC5-4 1B		1-0 FC5-4 1B	3 0 2 1 0 0 1										
David Ortiz, L (1, 3) OBP: 0.388, SLG: 0.560		2-2 HBP		0-0 G4-6-3 1-2f		1-2 F7			0-3 K	3 0 0 0 0 1 5										
Terry Steinbach, R (1, 2) OBP: 0.320, SLG: 0.411		0-2 G1-3			0-1 G5-3		1-2 FC5-4 1-2f		1-1 FC5-4 1-2f	4 0 0 0 0 0 4										
Todd Walker, L (1, 4) OBP: 0.373, SLG: 0.486			2-1 G4-3		0-1 S 1B		0-0 F7			3 0 1 0 0 0 1										
Denny Hocking, S (1, 9) OBP: 0.288, SLG: 0.257			1-3 K		0-0 F8			1-2 F9		3 0 0 0 0 1 1										
<b>Inning Stats</b>	R: 0 H: 0 E: 0 K: 0 S: 6	H: 0 LOB: 0 BB: 0 P: 10	R: 0 H: 1 E: 0 K: 0 S: 8	H: 1 LOB: 1 BB: 0 P: 10	R: 0 H: 0 E: 0 K: 1 S: 7	H: 0 LOB: 0 BB: 0 P: 12	R: 1 H: 1 E: 0 K: 0 S: 7	H: 1 LOB: 1 BB: 2 P: 17	R: 0 H: 1 E: 0 K: 0 S: 6	H: 1 LOB: 1 BB: 0 P: 8	R: 0 H: 0 E: 0 K: 0 S: 5	H: 0 LOB: 0 BB: 0 P: 9	R: 0 H: 1 E: 0 K: 0 S: 10	H: 1 LOB: 1 BB: 0 P: 14	R: 0 H: 0 E: 0 K: 0 S: 7	H: 0 LOB: 0 BB: 0 P: 10	R: 0 H: 2 E: 0 K: 1 S: 14	H: 2 LOB: 2 BB: 0 P: 19	1B: 5 SF: 1 2B: 1 SAC: 0 3B: 0 DP: 2 HR: 0 HBP: 1	WP: 0 PA: 34 PB: 0 SB: 1 CS: 0
<b>PITCHER</b>	IP WLS BF H R ER SO BB IBB HBP BLK WP HR S P ERA WHIP																			
Jamie Moyer, L (1, 1) ERA: 3.42	8.0 W 29 4 1 1 1 2 0 1 0 0 0 56 90 1.12 0.750																			
Mike Timlin, R (9, 1) ERA: 3.21	1.0 S 5 2 0 0 0 1 0 0 0 0 0 0 14 19 0.00 2.000																			

Minnesota Twins @ Seattle Mariners  
The Kingdome, Seattle, WA  
Wed Jul 15 1998, 10:05 PM EDT  
Att. 23,250 - Dome - 72 F

livebaseballscorecards.com

AB	30
R	1
H	6
RBI	1
BB	2
SO	2
LOB	14



Batter	1	2	3	4	5	6	7	8	9	AB	R	H	RBI	BB	SO	LOB
Joey Cora, S OBP: 0.354, SLG: 0.381 (1, 4)	F8		K		F8		G6-3			4	0	0	0	0	1	2
Alex Rodriguez, R OBP: 0.354, SLG: 0.562 (1, 6)	P2		F9		P6		K			4	0	0	0	0	1	2
Ken Griffey Jr., L OBP: 0.393, SLG: 0.689 (1, 8)	P5				P7		G3-1		P7	4	0	0	0	0	0	0
Edgar Martinez, R OBP: 0.407, SLG: 0.551 (1, 10)									P7	3	2	2	1	1	0	0
David Segui, S OBP: 0.382, SLG: 0.532 (1, 3)			F7		K		G6-3		G6-3	4	0	1	0	0	1	2
Jay Buhner, R OBP: 0.326, SLG: 0.393 (1, 9)			K		K		G6-3		1B	4	1	2	1	0	2	2
Dan Wilson, R OBP: 0.301, SLG: 0.382 (1, 2)			F8		P4		HR		K	3	1	1	2	0	0	2
Shane Monahan, L OBP: 0.391, SLG: 0.455 (1, 7)			K				SH1-3		K	3	0	1	0	0	2	0
Rico Rossy, R OBP: 0.333, SLG: 0.382 (1, 5)					SH1-3				G5-3	1	0	0	0	1	0	0

Inning Stats	R: 0	H: 0	E: 0	K: 0	S: 9	LOB: 0	BB: 0	P: 15	R: 0	H: 1	E: 0	K: 1	S: 10	LOB: 1	BB: 0	P: 16	R: 0	H: 0	E: 0	K: 2	S: 9	LOB: 1	BB: 1	P: 16	R: 1	H: 1	E: 0	K: 1	S: 16	LOB: 1	BB: 1	P: 23	R: 0	H: 1	E: 0	K: 0	S: 4	LOB: 1	BB: 0	P: 6	R: 3	H: 3	E: 0	K: 1	S: 15	LOB: 0	BB: 0	P: 23	R: 0	H: 0	E: 0	K: 1	S: 9	LOB: 0	BB: 0	P: 13	R: 0	H: 1	E: 0	K: 1	S: 8	LOB: 1	BB: 0	P: 8
PITCHER	IP	WLS	BF	H	R	ER	SO	BB	IBB	HBP	BLK	WP	HR	S	P	ERA	WHIP																			PITCHER	IP	WLS	BF	H	R	ER	SO	BB	IBB	HBP	BLK	WP	HR	S	P	ERA	WHIP											
LaTroy Hawkins, R ERA: 5.35 (1, 1)	6.0	L	26	6	4	4	5	2	0	0	0	0	2	63	99	6.00	1.333																			Hector Carrasco, R ERA: 4.6 (7, 1)	2.0		7	1	0	0	2	0	0	0	0	0	0	17	21	0.00	0.500											


**BOTTOM**

**Minnesota Twins @ Seattle Mariners**  
The Kingdom, Seattle, WA

Wed Jul 15 1998, 10:05 PM EDT  
Att. 23,250 - Dome - 72 F

livebaseballscores.com

AB	30
R	4
H	7
RBI	4
BB	2
SO	7
LOB	10



WP: 0	PA: 33
PB: 0	
SB: 0	
CS: 0	

Batter	1	2	3	4	5	6	7	8	9	AB R H RBI BB SO LOB	TOP
<b>Otis Nixon, S</b> (1, 8) OBP: 0.333, SLG: 0.293	1-3 			0-2 		4-2 		0-2 		3 0 0 0 1 1 1	
<b>Pat Meares, R</b> (1, 6) OBP: 0.290, SLG: 0.363	3-3 			4-1 		4-0 		3-3 		2 0 0 0 2 2 0	
<b>Paul Molitor, R</b> (1, 10) OBP: 0.333, SLG: 0.357	1-2 			1-0 		0-2 		0-2 		4 0 0 0 0 0 4	
<b>Marty Cordova, R</b> (1, 7) OBP: 0.364, SLG: 0.429		0-0 		1-3 		2-0 		0-0 		4 0 0 0 0 1 2	
<b>Ron Coomer, R</b> (1, 3) OBP: 0.301, SLG: 0.434		1-1 		1-3 		3-3 				3 0 0 0 0 2 2	
<b>Alex Ochoa, R</b> (1, 9) OBP: 0.277, SLG: 0.340		1-0 			3-3 		2-2 			3 0 0 0 0 1 0	
<b>Terry Steinbach, R</b> (1, 2) OBP: 0.316, SLG: 0.406			2-3 		0-3 		2-2 			3 0 0 0 0 2 0	
<b>Brent Gates, S</b> (1, 5) OBP: 0.310, SLG: 0.290			2-2 		1-3 		1-0 			3 0 1 0 0 1 0	
<b>Denny Hocking, S</b> (1, 4) OBP: 0.281, SLG: 0.250			2-2 		0-3 		3-2 			3 0 0 0 0 1 1	
<b>Inning Stats</b>	R: 0 H: 0 E: 0 LOB: 0 K: 2 BB: 0 S: 9 P: 14	R: 0 H: 0 E: 0 LOB: 0 K: 0 BB: 0 S: 4 P: 6	R: 0 H: 0 E: 0 LOB: 0 K: 1 BB: 0 S: 11 P: 17	R: 0 H: 0 E: 1 LOB: 2 K: 2 BB: 1 S: 11 P: 18	R: 0 H: 0 E: 0 LOB: 0 K: 3 BB: 0 S: 10 P: 14	R: 0 H: 0 E: 0 LOB: 1 K: 1 BB: 2 S: 9 P: 17	R: 0 H: 0 E: 0 LOB: 0 K: 1 BB: 0 S: 12 P: 19	R: 0 H: 1 E: 0 LOB: 1 K: 0 BB: 0 S: 12 P: 18	R: 0 H: 0 E: 0 LOB: 0 K: 1 BB: 0 S: 10 P: 13	1B: 1 SF: 0 2B: 0 SAC: 0 3B: 0 DP: 1 HR: 0 HBP: 0	WP: 0 PA: 31 PB: 0 SB: 1 CS: 0
<b>PITCHER</b> <b>Randy Johnson, L</b> (1, 1) ERA: 4.44	IP WLS BF H R ER SO BB IBB HBP BLK WP HR S P ERA WHIP 9.0 W 31 1 0 0 11 3 0 0 1 0 0 88 136 0.00 0.444										

**Minnesota Twins @ Seattle Mariners**  
 The Kingdom, Seattle, WA  
 Thu Jul 16 1998, 10:05 PM EDT  
 Att. 24,974 - Dome - 72 F

[livebaseballscorecards.com](http://livebaseballscorecards.com)

AB	28
R	0
H	1
RBI	0
BB	3
SO	11
LOB	10



Batter	1	2	3	4	5	6	7	8	9	AB	R	H	RBI	BB	SO	LOB
Joey Cora, S OBP: 0.351, SLG: 0.378 (1, 4)	1-3 K		0-1 P9		0-0 SH1-4		2-1 G1-3			3	0	0	0	0	1	1
Alex Rodriguez, R OBP: 0.353, SLG: 0.558 (1, 6)	4-1 S BB		0-0 G5-4-3 1-2f		3-2 K		1-1 B1-3			3	0	0	0	1	1	2
Ken Griffey Jr., L OBP: 0.391, SLG: 0.684 (1, 8)	3-2 P5 1-3			1-2 F4		3-2 G4-3		2-2 CS 1B		4	0	1	0	0	0	2
Edgar Martinez, R OBP: 0.408, SLG: 0.551 (1, 10)	2-3 K			0-0 1B 3B 1B		0-2 FC4-6 1B		0-3 K		4	1	2	0	0	2	2
David Segui, S OBP: 0.380, SLG: 0.528 (1, 3)		0-1 F7		2-2 3B 1B		1-2 FC4-6 F8 E 1-2f		0-2 P3		4	2	1	0	0	0	2
Jay Buhner, R OBP: 0.326, SLG: 0.391 (1, 9)		0-0 1B		0-2 K		2-1 F8 1-2		1-1 CS 1-2		3	0	1	0	0	1	3
Shane Monahan, L OBP: 0.423, SLG: 0.560 (1, 7)		0-2 L4		1-2 1-H 2-H 3B		1-0 E8 2-H 1B				3	0	2	3	0	0	1
Rico Rossy, R OBP: 0.310, SLG: 0.351 (1, 5)		1-3 K		0-3 K		1-3 K				3	0	0	0	0	3	3
John Marzano, R OBP: 0.302, SLG: 0.283 (1, 2)			1-2 G5-4-3 HBP		4-2 SH1-4 BB		0-1 F9			1	0	0	0	1	0	0

Inning Stats	R: 0	H: 0	E: 0	K: 2	S: 12	LOB: 1	BB: 1	P: 22	R: 0	H: 1	E: 0	K: 1	S: 9	LOB: 1	BB: 0	P: 10	R: 0	H: 0	E: 0	K: 0	S: 5	LOB: 0	BB: 0	P: 6	R: 2	H: 3	E: 0	K: 2	S: 18	LOB: 1	BB: 0	P: 22	R: 0	H: 0	E: 0	K: 1	S: 16	LOB: 1	BB: 1	P: 26	R: 1	H: 2	E: 1	K: 1	S: 12	LOB: 1	BB: 0	P: 17	R: 0	H: 0	E: 0	K: 0	S: 6	LOB: 0	BB: 0	P: 9	R: 0	H: 1	E: 0	K: 1	S: 11	LOB: 0	BB: 0	P: 14
PITCHER Brad Radke, R ERA: 3.24 (1, 1)	IP	WLS	BF	H	R	ER	SO	BB	IBB	HBP	BLK	WP	HR	S	P	ERA	WHIP	IP	WLS	BF	H	R	ER	SO	BB	IBB	HBP	BLK	WP	HR	S	P	ERA	WHIP	IP	WLS	BF	H	R	ER	SO	BB	IBB	HBP	BLK	WP	HR	S	P	ERA	WHIP													


**BOTTOM**

**Minnesota Twins @ Seattle Mariners**  
The Kingdome, Seattle, WA

Thu Jul 16 1998, 10:05 PM EDT  
Att. 24,974 - Dome - 72 F

livebaseballscorecards.com

AB	28
R	3
H	7
RBI	3
BB	2
SO	8
LOB	16



WP: 0	PA: 33
PB: 0	
SB: 2	
CS: 1	

Batter	1	2	3	4	5	6	7	8	9	AB R H RBI BB SO LOB	TOP														
<b>Otis Nixon, S</b> (1, 8) OBP: 0.337, SLG: 0.298	2-2 G5-3		3-2 G4-6-3 1B		0-1 S 1B		1-3 K	2-2 1B 1-2 3-H 1B	1-0 F7	6 0 3 1 0 1 2															
<b>Matt Lawton, L</b> (1, 9) OBP: 0.379, SLG: 0.475	1-0 1B		1-0 G4-6-3		4-1 FC6-4 1B BB		2-0 1B	2-0 1B		4 0 3 1 1 0 1															
<b>Paul Molitor, R</b> (1, 10) OBP: 0.328, SLG: 0.350	2-2 F8		1-0 G5-3		1-2 FC6-4		1-0 E5	1-1 F7		5 0 0 0 0 0 6															
<b>Marty Cordova, R</b> (1, 7) OBP: 0.358, SLG: 0.420	1-1 L9			0-0 P3		0-3 K	0-0 G6-3		0-0 E6 FC6-5 1B	5 0 0 0 0 1 3															
<b>David Ortiz, L</b> (1, 3) OBP: 0.396, SLG: 0.583				0-1 L3		3-1 F7		0-0 HR	1-0 FC6-5 1B	4 3 2 1 1 0 0															
<b>Ron Coomer, R</b> (1, 5) <b>Denny Hocking, S</b> (9, PR) OBP: 0.281, SLG: 0.250				1-2 WP 1B		0-1 G5-3		1-0 G3	0-1 FC6-5 1B SF7	5 0 2 0 0 0 2 0 1 0 0 0 0 0															
<b>Todd Walker, L</b> (1, 4) <b>Brent Gates, S</b> (9, 5) OBP: 0.310, SLG: 0.290				3-0 1B				1-0 1B 1B	3-2 SF7 BB 1B	5 1 3 1 0 0 2 0 0 0 0 0 0 0															
<b>Terry Steinbach, R</b> (1, 2) OBP: 0.318, SLG: 0.415				0-0 G6-3		3-1 G6-3		3-3 K 1B	4-2 SF7 BB	4 1 1 2 1 1 2															
<b>Pat Meares, R</b> (1, 6) OBP: 0.291, SLG: 0.374				2-0 G4-3		1-1 G6-3		2-1 HR 1B	0-0 SF7	4 2 2 2 0 0 1															
<b>Inning Stats</b>	R: 0 E: 0 K: 0 S: 11	H: 1 LOB: 1 BB: 0 P: 17	R: 1 E: 0 K: 0 S: 8	H: 1 LOB: 1 BB: 1 P: 16	R: 0 E: 0 K: 0 S: 5	H: 1 LOB: 0 BB: 0 P: 10	R: 0 E: 0 K: 0 S: 8	H: 2 LOB: 2 BB: 0 P: 12	R: 0 E: 0 K: 1 S: 10	H: 1 LOB: 2 BB: 1 P: 19	R: 0 E: 0 K: 1 S: 8	H: 0 LOB: 0 BB: 0 P: 11	R: 2 E: 1 K: 1 S: 13	H: 3 LOB: 2 BB: 0 P: 21	R: 3 E: 0 K: 1 S: 18	H: 5 LOB: 2 BB: 0 P: 31	R: 2 E: 1 K: 0 S: 11	H: 2 LOB: 2 BB: 1 P: 20	1B: 12 2B: 1 3B: 0 HR: 3	SF: 1 SAC: 0 DP: 1 HBP: 0	WP: 1 PB: 0 SB: 2 CS: 0	PA: 46			
<b>PITCHER</b>	IP	WLS	BF	H	R	ER	SO	BB	IBB	HBP	BLK	WP	HR	S	P	ERA	WHIP								
<b>Jimmy Haynes, R</b> (1, 1) ERA: 3.91	6.2		29	9	3	3	2	2	0	0	0	1	2	61	103	4.05	1.650								
<b>Tim Worrell, R</b> (7, 1) ERA: 5.93	0.2		4	1	1	1	0	0	0	0	0	0	1	4	6	13.50	1.500								
<b>Mike Mohler, L</b> (8, 1) ERA: 4.59	0.0		1	1	0	0	0	0	0	0	0	0	0	1	2	∞	∞								
<b>Mike Fetters, R</b> (8, 1) ERA: 3.68	0.1		2	1	0	0	1	0	0	0	0	0	0	9	15	0.00	3.000								
<b>Buddy Groom, L</b> (8, 1) ERA: 5.4	0.0		2	2	2	2	0	0	0	0	0	0	0	4	8	∞	∞								
<b>PITCHER</b>	IP	WLS	BF	H	R	ER	SO	BB	IBB	HBP	BLK	WP	HR	S	P	ERA	WHIP								
<b>Billy Taylor, R</b> (8, 1) ERA: 3.75	1.1		8	2	2	0	0	1	0	0	0	0	0	13	23	0.00	2.250								

**Minnesota Twins @ Oakland Athletics**  
Network Associates Coliseum, Oakland, CA

Fri Jul 17 1998, 10:05 PM EDT  
Att. 10,682 - Unknown - 68 F

[livebaseballscores.com](http://livebaseballscores.com)

<b>AB</b>	<b>42</b>
<b>R</b>	<b>8</b>
<b>H</b>	<b>16</b>
<b>RBI</b>	<b>8</b>
<b>BB</b>	<b>3</b>
<b>SO</b>	<b>3</b>
<b>LOB</b>	<b>19</b>




Batter	1	2	3	4	5	6	7	8	9	AB R H RBI BB SO LOB
Rickey Henderson, R (1, 8) OBP: 0.368, SLG: 0.347	2-2 G6-3		0-3 K		1 SAFE 2-2 F7	4-2 CS BB			0-2 F9 SH1-3 1B	4 0 1 0 1 1 2
Bip Roberts, S (1, 4) OBP: 0.365, SLG: 0.362 Rafael Bourimigal, R (8, 4) OBP: 0.262, SLG: 0.316	0-0 P3		2-1 L9		1 SAFE 3-2 FC3-6 1-2 HBP	1-1 CS 1-2	0-0 L3		0-0 SH1-3 1-2 3-H	3 0 0 0 0 0 1 0 0 0 1 0 0 0
Ben Grieve, L (1, 9) OBP: 0.405, SLG: 0.490	0-1 FC6-4 1B		2-0 F7		3-1 FC3-6 1-2f 2-3		1-1 2B		3-2 F9 2-3	5 0 2 0 0 0 4
Kevin Mitchell, R (1, 7) OBP: 0.288, SLG: 0.358 Ryan Christenson, R (7, 8) OBP: 0.337, SLG: 0.364	2-2 FC6-4 1-2f			1-2 G1-3	1-3 K		1-3 K		2-2 G6-3	3 0 0 0 0 1 3 2 0 0 0 0 1 2
Matt Stairs, L (1, 10) OBP: 0.405, SLG: 0.552		2-1 HR		2-3 K		1-2 HR 1B		1-3 K		4 2 2 1 0 2 1
Mike Blowers, R (1, 5) OBP: 0.293, SLG: 0.373		0-0 F9		2-3 K		4-2 HR BB		2-3 K		3 1 0 0 1 2 0
Jason Giambi, L (1, 3) OBP: 0.373, SLG: 0.466		1-0 F8			2-2 E4 HR	0-0 HR		0-0 G6-3 1B		4 2 2 3 0 0 0
Mike Macfarlane, R (1, 2) OBP: 0.294, SLG: 0.421		0-0 F8			2-2 HR	4-2 G6-3 BB		1 SAFE 2-2 G6-3 1-2f		3 1 1 2 1 0 1
Miguel Tejada, R (1, 6) OBP: 0.322, SLG: 0.371			2-2 1B		4-0 FC3-6 BB	2-0 G6-3 1-2f			2-2 1B SH1-3 2B	3 1 2 0 1 0 1

Inning Stats	R: 0 E: 0 K: 0 S: 9	H: 1 LOB: 1 BB: 0 P: 13	R: 1 E: 0 K: 0 S: 5	H: 1 LOB: 0 BB: 0 P: 8	R: 0 E: 0 K: 1 S: 10	H: 1 LOB: 1 BB: 0 P: 16	R: 0 E: 0 K: 2 S: 9	H: 0 LOB: 0 BB: 0 P: 14	R: 2 E: 1 K: 1 S: 16	H: 1 LOB: 2 BB: 1 P: 33	R: 3 E: 0 K: 0 S: 14	H: 2 LOB: 0 BB: 3 P: 30	R: 0 E: 0 K: 2 S: 10	H: 1 LOB: 1 BB: 0 P: 13	R: 0 E: 0 K: 1 S: 7	H: 1 LOB: 0 BB: 0 P: 11	R: 1 E: 0 K: 0 S: 13	H: 2 LOB: 1 BB: 0 P: 20	1B: 5 2B: 2 3B: 0 HR: 3	SF: 0 SAC: 1 DP: 2 HBP: 1	WP: 0 PB: 0 SB: 1 CS: 1	PA: 41
--------------	------------------------------	----------------------------------	------------------------------	---------------------------------	-------------------------------	----------------------------------	------------------------------	----------------------------------	-------------------------------	----------------------------------	-------------------------------	----------------------------------	-------------------------------	----------------------------------	------------------------------	----------------------------------	-------------------------------	----------------------------------	----------------------------------	------------------------------------	----------------------------------	--------

PITCHER	IP	WLS	BF	H	R	ER	SO	BB	IBB	HBP	BLK	WP	HR	S	P	ERA	WHIP
Eric Milton, L ERA: 4.75	(1, 1)	4.1	20	4	3	2	3	1	0	0	0	0	2	44	75	4.15	1.154
Greg Swindell, L ERA: 3.66	(5, 1)	0.2	5	2	3	3	1	1	0	0	0	0	1	12	21	40.50	4.500
Mike Trombley, R ERA: 3.1	(6, 1)	1.0	3	0	0	0	0	2	0	0	0	0	0	7	18	0.00	2.000
Eddie Guardado, L ERA: 3.89	(7, 1)	1.0	4	1	0	0	2	0	0	0	0	0	0	10	13	0.00	1.000
Hector Carrasco, R ERA: 4.45	(8, 1)	1.0	W 3	1	0	0	1	0	0	0	0	0	0	7	11	0.00	1.000

**MINNESOTA TWINS @ OAKLAND ATHLETICS**  
**Network Associates Coliseum, Oakland, CA**  
 Fri Jul 17 1998, 10:05 PM EDT  
 Att: 10,682 - Unknown - 68 F

AB	34
R	7
H	10
RBI	7
BB	4
SO	7
LOB	15



Batter	1	2	3	4	5	6	7	8	9	AB R H RBI BB SO LOB	TOP
Todd Walker, L (1, 4) OBP: 0.371, SLG: 0.483 Otis Nixon, S (9, 8) OBP: 0.337, SLG: 0.298	0-0 F7		0-1 F6-3		1-0 F7		0-1 L3		0-3 K	5 0 0 0 0 1 0 0 0 0 0 0 0 0	
Pat Meares, R (1, 6) OBP: 0.291, SLG: 0.373	1-1 BB 1B		1-0 L5		0-1 F8		0-0 G4-3			4 0 1 0 0 0 0	
Paul Molitor, R (1, 10) OBP: 0.330, SLG: 0.348	4-2 SAFE 1-2 BB			1-0 F9		0-1 F9		4-2 G3 2B BB		2 1 0 0 2 0 0	
David Ortiz, L (1, 3) OBP: 0.392, SLG: 0.569	1-0 P5			0-3 K		4-1 1B 2B BB		1-2 G3		3 1 0 0 1 1 3	
Ron Coomer, R (1, 5) OBP: 0.304, SLG: 0.435	0-0 G4-3			2-1 1B 1B		0-1 2B 1-3 FC6-5-4 1B		2-2 G3		4 1 2 0 0 0 3	
Matt Lawton, L (1, 8) OBP: 0.383, SLG: 0.485 (9, 9)		3-2 G1-3		2-1 1-2 1B		2-1 1-3 2B		3-1 2B		4 0 3 2 0 0 0	
Alex Ochoa, R (1, 9) OBP: 0.271, SLG: 0.331 (9, 7)		0-1 F7		0-1 P3		1-1 FC6-5-4		0-0 G6-3		4 0 0 1 0 0 4	
Javier Valentin, S (1, 2) OBP: 0.243, SLG: 0.299		0-0 F7			0-0 P6	0-0 F8		1-3 K		4 0 0 0 0 1 1	
Denny Hocking, S (1, 7) OBP: 0.280, SLG: 0.277 (9, 4)			1-2 F7		3-2 HR		3-3 K		1-2 F8	4 1 1 1 0 1 0	
<b>Inning Stats</b>	R: 0 H: 1 E: 0 LOB: 2 K: 0 BB: 1 S: 7 P: 13	R: 0 H: 0 E: 0 LOB: 0 K: 0 BB: 0 S: 7 P: 10	R: 0 H: 0 E: 0 LOB: 0 K: 0 BB: 0 S: 6 P: 8	R: 0 H: 2 E: 0 LOB: 2 K: 1 BB: 0 S: 11 P: 16	R: 1 H: 1 E: 0 LOB: 0 K: 0 BB: 0 S: 8 P: 12	R: 2 H: 2 E: 0 LOB: 1 K: 0 BB: 1 S: 10 P: 17	R: 0 H: 0 E: 0 LOB: 0 K: 1 BB: 0 S: 6 P: 9	R: 1 H: 1 E: 0 LOB: 1 K: 0 BB: 1 S: 11 P: 21	R: 0 H: 0 E: 0 LOB: 0 K: 2 BB: 0 S: 11 P: 13	1B: 4 SF: 0 2B: 2 SAC: 0 3B: 0 DP: 0 HR: 1 HBP: 0	WP: 0 PA: 37 PB: 0 SB: 0 CS: 0
<b>PITCHER</b>	IP WLS BF H R ER SO BB IBB HBP BLK WP HR S P ERA WHIP										
Mike Oquist, R (1, 1) ERA: 5.42	7.2 L 32 6 4 4 2 3 0 0 0 0 0 1 63 100 4.70 1.174										
Mike Mohler, L (8, 1) ERA: 4.41	1.1 5 1 0 0 2 0 0 0 0 0 0 0 14 19 0.00 0.750										

Minnesota Twins @ Oakland Athletics  
Network Associates Coliseum, Oakland, CA  
Sat Jul 18 1998, 6:33 AM EDT  
Att. 16,711 - Sunny - 74 F

livebaseballscorecards.com

AB	34
R	4
H	7
RBI	4
BB	3
SO	4
LOB	11





Batter	1	2	3	4	5	6	7	8	9	AB R H RBI BB SO LOB
Rickey Henderson, R OBP: 0.368, SLG: 0.346 (1, 7)	0-1 F9 1-2 2-H 1B	2-2 1B			2-0 P4		4-1 BB		1-0 G6-4-3 1-2f	4 0 1 0 1 0 1
Bip Roberts, S OBP: 0.358, SLG: 0.354 (1, 5)	0-2 G4-3		2-0 E6 1B		0-1 L7		1-0 G1-3			4 1 0 0 0 0 2
Ben Grieve, L OBP: 0.406, SLG: 0.499 (1, 9)	2-1 HR		0-0 1B		2-2 G3			2-1 G4-3		4 1 2 1 0 0 0
Matt Stairs, L OBP: 0.403, SLG: 0.546 (1, 10)	2-3 K		0-1 F8		3-2 F8			4-2 1B BB		3 0 0 0 1 1 2
Jason Giambi, L OBP: 0.374, SLG: 0.470 (1, 3)		0-0 F8 BLK 2B	0-2 G6-4-3 1B		3-2 F7			3-2 F7		4 1 2 1 0 0 1
Miguel Tejada, R OBP: 0.320, SLG: 0.368 (1, 6)		1-3 K	2-2 G6-4-3		2-3 K			2-2 1B		4 0 1 0 0 2 3
Ryan Christenson, R OBP: 0.335, SLG: 0.361 (1, 8)		2-0 F8		1-0 L9			0-0 SH1-4 1B	1-3 K		4 0 1 0 0 1 3
Rafael Bourimigal, R OBP: 0.269, SLG: 0.318 Brian Leshar, R OBP: 0.143, SLG: 0.286 (9, PR)		4-2 BLK 1B BB		0-1 G4-3		SAFE SH1-4		0-0 G6-4-3 1B		2 0 1 0 1 0 0 0 0 0 0 0 0 0
A.J. Hinch, R OBP: 0.294, SLG: 0.319 Kevin Mitchell, R OBP: 0.294, SLG: 0.364 Mike Macfarlane, R OBP: 0.292, SLG: 0.418 (8, 2)		1-0 1B		1-0 P8			0-2 WP 1B	2-3 K		1 0 0 0 0 0 0 1 0 1 0 0 0 0 1 0 0 0 0 1 1

Inning Stats	R: 1 E: 0 K: 1 S: 10	H: 1 LOB: 0 BB: 0 P: 14	R: 1 E: 0 K: 1 S: 12	H: 2 LOB: 2 BB: 1 P: 22	R: 1 E: 1 K: 0 S: 10	H: 2 LOB: 1 BB: 0 P: 14	R: 0 E: 0 K: 0 S: 4	H: 0 LOB: 0 BB: 0 P: 6	R: 0 E: 0 K: 0 S: 6	H: 0 LOB: 0 BB: 0 P: 10	R: 0 E: 0 K: 1 S: 9	H: 0 LOB: 0 BB: 0 P: 17	R: 0 E: 0 K: 0 S: 8	H: 2 LOB: 2 BB: 1 P: 13	R: 0 E: 0 K: 1 S: 14	H: 1 LOB: 2 BB: 1 P: 26	R: 0 E: 0 K: 1 S: 5	H: 1 LOB: 1 BB: 0 P: 8	1B: 7 2B: 1 3B: 0 HR: 1	SF: 0 SAC: 1 DP: 2 HBP: 1
--------------	-------------------------------	----------------------------------	-------------------------------	----------------------------------	-------------------------------	----------------------------------	------------------------------	---------------------------------	------------------------------	----------------------------------	------------------------------	----------------------------------	------------------------------	----------------------------------	-------------------------------	----------------------------------	------------------------------	---------------------------------	----------------------------------	------------------------------------


**BOTTOM**

**Minnesota Twins @ Oakland Athletics**  
**Network Associates Coliseum, Oakland, CA**

Sat Jul 18 1998, 6:33 AM EDT  
 Att: 16,711 - Sunny - 74 F

livebaseballscorecards.com

AB	32
R	3
H	9
RBI	2
BB	3
SO	5
LOB	13



PITCHER	IP	WLS	BF	H	R	ER	SO	BB	IBB	HBP	BLK	WP	HR	S	P	ERA	WHIP
Mike Trombley, R ERA: 3.16 (1, 1)	4.2		20	5	3	2	2	1	0	0	1	0	1	39	61	3.86	1.286
Greg Swindell, L ERA: 3.54 (5, 1)	2.0		7	2	0	0	1	0	0	0	0	0	0	18	28	0.00	1.000
Hector Carrasco, R ERA: 4.41 (7, 1)	0.1	W	2	0	0	0	0	1	0	0	0	1	0	2	7	0.00	3.000
Eddie Guardado, L ERA: 3.82 (8, 1)	0.2		4	1	0	0	0	1	0	0	0	0	0	10	21	0.00	3.000
Rick Aguilera, R ERA: 4.13 (8, 1)	1.1	S	4	1	0	0	2	0	0	0	0	0	0	9	13	0.00	0.750

Batter	1	2	3	4	5	6	7	8	9	AB R H RBI BB SO LOB	TOP											
Otis Nixon, S OBP: 0.332, SLG: 0.293 (1, 8) X	0-0 B1-3		0-0 F9		1-1 SH3-4		0-2 E5		3-1 G1-6-3	4 0 0 0 0 0 2												
Matt Lawton, L OBP: 0.386, SLG: 0.486 (1, 9) C C B B B B B	3-3 K		1-1 G3-4 HBP		4-1 S BB		3-2 E 2B		1-3 K	3 1 1 0 1 2 0												
Paul Molitor, R OBP: 0.326, SLG: 0.343 (1, 10) B F B B X	2-1 G5-3		0-1 G3-4-1		1-2 P3		2-2 F7			4 0 0 0 0 0 5												
Marty Cordova, R OBP: 0.353, SLG: 0.414 (1, 7) C C B B B X		1-2 L6	0-0 F9		3-2 G6-3		0-0 E6			4 0 0 0 0 0 4												
David Ortiz, L OBP: 0.395, SLG: 0.560 (1, 3) B B C B B B		4-1 BB BB		4-0 G4-6-3 BB		1-2 G3		1-2 G5-3		2 0 0 0 2 0 1												
Terry Steinbach, R OBP: 0.320, SLG: 0.414 (1, 2) B B B B B B		4-0 BB		0-0 G4-6-3		2-2 1B 1B		0-0 F9		3 0 1 0 1 0 1												
Pat Meares, R OBP: 0.291, SLG: 0.371 (1, 6) X		0-0 B2		2-2 G6-3		2-2 1B		0-0 G1-3		4 0 1 0 0 0 2												
Todd Walker, L OBP: 0.370, SLG: 0.484 (1, 4) X		0-0 G4-3			1-0 2B 2B		0-1 P7		3-1 F8	4 1 1 0 0 0 4												
Brent Gates, S OBP: 0.318, SLG: 0.305 (1, 5) C C B B B X			1-2 G3-4-1 HBP 1B		2-2 SH3-4 2B		1-3 K		1-2 G1-6-3 1B	4 0 3 1 0 1 2												
<b>Inning Stats</b>	R: 0 E: 0 K: 1 S: 6	H: 0 LOB: 0 BB: 0 P: 11	R: 0 E: 0 K: 0 S: 6	H: 0 LOB: 2 BB: 2 P: 15	R: 0 E: 0 K: 0 S: 8	H: 1 LOB: 2 BB: 0 P: 10	R: 0 E: 0 K: 0 S: 4	H: 0 LOB: 0 BB: 1 P: 10	R: 1 E: 0 K: 0 S: 15	H: 2 LOB: 2 BB: 1 P: 27	R: 0 E: 0 K: 1 S: 18	H: 2 LOB: 2 BB: 0 P: 24	R: 1 E: 2 K: 0 S: 13	H: 1 LOB: 1 BB: 0 P: 19	R: 0 E: 0 K: 0 S: 4	H: 0 LOB: 0 BB: 0 P: 7	R: 0 E: 0 K: 1 S: 8	H: 1 LOB: 0 BB: 0 P: 13	1B: 4 2B: 3 3B: 0 HR: 0	SF: 0 SAC: 1 DP: 2 HBP: 1	WP: 0 PB: 0 SB: 1 CS: 0	PA: 38
<b>PITCHER</b> Kenny Rogers, L ERA: 2.8 (1, 1)	IP: 9.0 WLS: W BF: 38 H: 7 R: 2 ER: 1 SO: 3 BB: 4 IBB: 0 HBP: 1 BLK: 0 WP: 0 HR: 0 S: 82 P: 136 ERA: 1.00 WHIP: 1.222											<b>PITCHER</b>	IP: WLS: BF: H: R: ER: SO: BB: IBB: HBP: BLK: WP: HR: S: P: ERA: WHIP:									

Minnesota Twins @ Oakland Athletics  
Network Associates Coliseum, Oakland, CA

Sun Jul 19 1998, 6:33 AM EDT  
Att. 15,117 - Sunny - 75 F

livebaseballscorecards.com

AB	32
R	2
H	7
RBI	1
BB	4
SO	3
LOB	21



Batter	1	2	3	4	5	6	7	8	9
<b>Bip Roberts, S</b> (1, 4) OBP: 0.366, SLG: 0.356	4-0 G6-3 BB		4-1 BB		1-1 1B		3-2 G4-3		
<b>Ryan Christenson, R</b> (1, 8) OBP: 0.328, SLG: 0.355	0-3 K		1-2 L8		1-3 K		2-2 SF9		
<b>Ben Grieve, L</b> (1, 9) OBP: 0.404, SLG: 0.496	0-0 G6-3		2-3 K		0-2 1B		2-3 K		
<b>Kevin Mitchell, R</b> (1, 7) OBP: 0.285, SLG: 0.351 <b>Brian Leshar, R</b> (9, 7) OBP: 0.143, SLG: 0.286	2-3 K			3-1 P8	3-2 F7			1-0 G6-3	
<b>Matt Stairs, L</b> (1, 10) OBP: 0.404, SLG: 0.566		1-0 F7		1-0 HR		0-0 HR		3-1 G3-1	
<b>Jason Giambi, L</b> (1, 3) OBP: 0.373, SLG: 0.467 <b>Jack Voigt, R</b> (8, PR) OBP: 0.216, SLG: 0.250 (9, 3)		1-1 G4-3		3-2 G4-3		1-0 F8		0-0 BB 1B	
<b>Mike Blowers, R</b> (1, 5) OBP: 0.292, SLG: 0.369		3-2 E5		0-0 G6-3		0-0 G5-3		4-1 BB 1B	
<b>Miguel Tejada, R</b> (1, 6) OBP: 0.324, SLG: 0.367		3-1 F9			4-2 1B SH1-4 BB		1-3 K	0-0 1B	
<b>A.J. Hinch, R</b> (1, 2) OBP: 0.294, SLG: 0.324			0-1 G6-3		1-0 SH1-4		2-0 G4-3 SF9 2B	0-3 K	

Inning Stats	R: 0	H: 0	E: 0	K: 2	S: 9	R: 0	H: 0	E: 1	K: 0	S: 8	R: 0	H: 0	E: 0	K: 1	S: 9	R: 1	H: 1	E: 0	K: 0	S: 9	R: 1	H: 2	E: 0	K: 1	S: 14	R: 1	H: 1	E: 0	K: 1	S: 6	R: 1	H: 1	E: 0	K: 1	S: 12	R: 1	H: 2	E: 0	K: 1	S: 9
	0	0	0	2	9	0	0	1	0	8	0	0	0	1	9	1	1	0	0	9	1	2	0	1	14	1	1	0	1	6	1	2	0	1	12	1	2	0	1	9
	0	0	0	2	9	0	0	1	0	8	0	0	0	1	9	1	1	0	0	9	1	2	0	1	14	1	1	0	1	6	1	2	0	1	12	1	2	0	1	9

PITCHER	IP	WLS	BF	H	R	ER	SO	BB	IBB	HBP	BLK	WP	HR	S	P	ERA	WHIP
<b>Dan Serafini, L</b> (1, 1) ERA: 5.29	6.1	L	28	5	4	4	5	3	0	0	0	0	2	59	104	5.68	1.263
<b>Hector Carrasco, R</b> (7, 1) ERA: 4.46	1.2		8	2	1	1	2	1	0	0	0	0	0	17	29	5.40	1.800

**BOTTOM**

AB R H RBI BB SO LOB

2 0 1 0 2 0 1

3 0 0 1 0 2 4

4 0 1 1 0 2 2

4 0 0 0 0 1 3  
0 0 0 0 0 0 0

4 2 2 2 0 0 0

4 0 1 0 0 0 0  
0 1 0 0 0 0 0

3 0 0 0 1 0 0

3 1 1 1 1 1 1


3 1 1 0 0 1 2

**MINNESOTA TWINS @ OAKLAND ATHLETICS**  
Network Associates Coliseum, Oakland, CA

Sun Jul 19 1998, 6:33 AM EDT  
Att. 15,117 - Sunny - 75 F

livebaseballscores.com

<b>AB</b>	<b>30</b>
<b>R</b>	<b>5</b>
<b>H</b>	<b>7</b>
<b>RBI</b>	<b>5</b>
<b>BB</b>	<b>4</b>
<b>SO</b>	<b>7</b>
<b>LOB</b>	<b>13</b>



<b>WP</b> : 0	<b>PA</b> : 36
<b>PB</b> : 0	
<b>SB</b> : 0	
<b>CS</b> : 0	

Batter	1	2	3	4	5	6	7	8	9	AB R H RBI BB SO LOB	TOP	
Darin Erstad, L (1, 7) OBP: 0.361, SLG: 0.538	1-1 F7		1-0 G3		1-1 G4-3		3-0 P2		1-3 K	5 0 0 0 0 1 3		
Craig Shipley, R (1, 5) OBP: 0.306, SLG: 0.342	1-0 G4-3			1-1 FC4-6 1B		0-1 G5-3	2-2 F8			4 0 1 0 0 0 2		
Jim Edmonds, L (1, 8) OBP: 0.357, SLG: 0.495	2-3 K			3-1 FC4-6 BB 1B 1-2f		1-1 F8		2-2 16 G4-3 E 1B		4 0 1 0 0 1 1		
Tim Salmon, R (1, 10) OBP: 0.414, SLG: 0.500		0-0 F9		2-0 BB 1B 1-2		4-2 BB		1-1 FC5 16 G4-3 1B 1-2		3 0 1 0 1 0 1		
Cecil Fielder, R (1, 3) OBP: 0.326, SLG: 0.413		3-3 K		4-1 16 G4-6-3 BB 1-2 2-3		0-0 F9		1-2 P3		3 0 0 0 1 1 3		
16 Garret Anderson, L (1, 9) OBP: 0.340, SLG: 0.495		3-3 K		1-1 G4-6-3 1-2f			1-2 1B 11 1B S 1B	2-2 G4-3		4 1 1 0 0 1 5		
Matt Walbeck, S (1, 2) OBP: 0.299, SLG: 0.347			1-2 F7		3-1 F9		3-2 11 1B 1B 1-3	3-2 P3		4 0 1 0 0 0 2		
11 Justin Baughman, R (1, 4) OBP: 0.259, SLG: 0.314 Orlando Palmeiro, L (9, PH) OBP: 0.447, SLG: 0.545 Norberto Martin, R (9, PH) OBP: 0.232, SLG: 0.248			1-0 F8		4-1 E S SF8 BB		0-1 1B 3-H		1-3 K	2 1 1 1 1 0 0 0 0 0 0 0 0 0 1 0 0 0 0 1 0		
Gary Disarcina, R (1, 6) OBP: 0.329, SLG: 0.412			0-1 BLK 1B		3-2 SF8 1-H		1-2 F7		0-0 F8	3 0 1 1 0 0 2		
<b>Inning Stats</b>	R: 0 E: 0 K: 1 S: 7 H: 0 LOB: 0 BB: 0 P: 11	R: 0 E: 0 K: 2 S: 9 H: 0 LOB: 0 BB: 0 P: 15	R: 0 E: 0 K: 0 S: 8 H: 1 LOB: 1 BB: 0 P: 11	R: 0 E: 0 K: 0 S: 8 H: 2 LOB: 2 BB: 1 P: 19	R: 1 E: 0 K: 0 S: 8 H: 0 LOB: 0 BB: 1 P: 19	R: 0 E: 0 K: 0 S: 9 H: 0 LOB: 1 BB: 1 P: 14	R: 1 E: 0 K: 0 S: 16 H: 3 LOB: 2 BB: 0 P: 26	R: 0 E: 1 K: 0 S: 14 H: 1 LOB: 2 BB: 0 P: 23	R: 0 E: 0 K: 2 S: 9 H: 0 LOB: 0 BB: 0 P: 11	1B: 7 2B: 0 3B: 0 HR: 0 SF: 1 SAC: 0 DP: 1 HBP: 0	WP: 0 PB: 0 SB: 2 CS: 0 PA: 37	
<b>PITCHER</b>	IP WLS BF H R ER SO BB IBB HBP BLK WP HR S P ERA WHIP											
LaTroy Hawkins, R (1, 1) ERA: 5.16	6.0 W 25 5 2 1 3 3 0 0 0 0 0 0 56 100 1.50 1.333											
Mike Trombley, R (7, 1) ERA: 3.11	1.0 4 1 0 0 0 0 0 0 0 0 0 0 9 15 0.00 1.000											
Greg Swindell, L (8, 1) ERA: 3.48	1.0 5 1 0 0 0 0 0 0 0 0 0 0 14 23 0.00 1.000											
Rick Aguilera, R (9, 1) ERA: 4.04	1.0 S 3 0 0 0 2 0 0 0 0 0 0 0 9 11 0.00 0.000											

**Anaheim Angels @ Minnesota Twins**  
 Hubert H. Humphrey Metrodome, Minneapolis, MN  
 Tue Jul 21 1998, 8:05 PM EDT  
 Att: 11,869 - Dome - 72 F

AB	33
R	2
H	7
RBI	2
BB	3
SO	5
LOB	19



WP: 0	PA: 37
PB: 0	
SB: 2	
CS: 0	

Batter	1	2	3	4	5	6	7	8	9	AB	R	H	RBI	BB	SO	LOB
<b>Otis Nixon, S</b> OBP: 0.338, SLG: 0.297 (1, 8)	1-1 		1-1 		4-2 		1-2 			3	2	2	0	1	0	0
<b>Matt Lawton, L</b> OBP: 0.384, SLG: 0.486 (1, 9)	0-2 		0-0 		2-1 		2-2 			4	1	1	0	0	0	3
<b>Paul Molitor, R</b> OBP: 0.331, SLG: 0.356 (1, 10)	1-1 		2-0 		2-0 		1-1 			4	1	3	2	0	0	1
<b>Marty Cordova, R</b> OBP: 0.348, SLG: 0.410 (1, 7)	1-3 		1-0 		0-0 		0-1 			3	0	0	1	0	1	4
<b>Ron Coomer, R</b> OBP: 0.307, SLG: 0.437 <b>Denny Hocking, S</b> OBP: 0.280, SLG: 0.277 (1, 5) (8, PR) (9, 4)	0-2 		0-0 		2-1 		0-0 			3	0	2	1	0	0	2
<b>David Ortiz, L</b> OBP: 0.384, SLG: 0.543 (1, 3)		1-2 	1-2 	1-1 	1-1 		2-1 			4	0	0	0	0	0	1
<b>Terry Steinbach, R</b> OBP: 0.319, SLG: 0.409 (1, 2)		4-2 		2-2 		2-0 		1-2 		3	0	0	0	1	0	1
<b>Todd Walker, L</b> OBP: 0.372, SLG: 0.485 <b>Brent Gates, S</b> OBP: 0.318, SLG: 0.305 (1, 4) (9, 5)		2-2 		0-2 		2-1 				3	0	2	0	0	0	1
<b>Pat Meares, R</b> OBP: 0.288, SLG: 0.368 (1, 6)		1-1 		2-0 		1-0 				3	0	0	0	0	0	3

Inning Stats	R: 0	H: 2	E: 0	K: 1	S: 13	LOB: 2	BB: 0	P: 16	R: 0	H: 0	E: 0	K: 0	S: 10	LOB: 1	BB: 1	P: 18	R: 1	H: 3	E: 0	K: 0	S: 8	LOB: 1	BB: 0	P: 13	R: 0	H: 1	E: 0	K: 0	S: 10	LOB: 1	BB: 1	P: 15	R: 3	H: 1	E: 1	K: 0	S: 10	LOB: 0	BB: 1	P: 21	R: 0	H: 1	E: 0	K: 0	S: 4	LOB: 0	BB: 0	P: 9	R: 0	H: 1	E: 0	K: 0	S: 12	LOB: 1	BB: 0	P: 16	R: 0	H: 1	E: 0	K: 0	S: 6	LOB: 1	BB: 0	P: 9
	1B: 7	SF: 2	2B: 3	SAC: 0	3B: 0	DP: 2	HR: 0	HBP: 0	WP: 0	PB: 0	SB: 1	CS: 1	PA: 35																																																			

**BOTTOM**

**Anaheim Angels @ Minnesota Twins**  
 Hubert H. Humphrey Metrodome, Minneapolis, MN

Tue Jul 21 1998, 8:05 PM EDT  
 Att. 11,869 - Dome - 72 F

[livebaseballscorecards.com](http://livebaseballscorecards.com)

<b>AB</b>	<b>30</b>
<b>R</b>	<b>4</b>
<b>H</b>	<b>10</b>
<b>RBI</b>	<b>4</b>
<b>BB</b>	<b>2</b>
<b>SO</b>	<b>1</b>
<b>LOB</b>	<b>16</b>

PITCHER	IP	WLS	BF	H	R	ER	SO	BB	IBB	HBP	BLK	WP	HR	S	P	ERA	WHIP
<b>Allen Watson, L</b> ERA: 6.64	(1, 1)	5.0	24	7	4	2	1	2	0	0	0	0	0	51	83	3.60	1.800
<b>Rich DeLucia, R</b> ERA: 4.31	(6, 1)	2.0	8	3	0	0	0	0	0	0	0	0	0	17	26	0.00	1.500
<b>Mike Holtz, L</b> ERA: 5.79	(8, 1)	0.2	1	0	0	0	0	0	0	0	0	0	0	2	4	0.00	0.000
<b>Pep Harris, R</b> ERA: 4.4	(8, 1)	0.1	1	0	0	0	0	0	0	0	0	0	0	3	4	0.00	0.000

Batter	1	2	3	4	5	6	7	8	9	AB R H RBI BB SO LOB	TOP				
Jim Edmonds, L (1, 8) OBP: 0.358, SLG: 0.496	0-0 F7		2-2 SH1-4 G3 2B		0-0 G5-3		3-2 11 WP 11 1B 1-2 1B		1-1 G3-1	5 2 2 0 0 0 0					
11 Justin Baughman, R (1, 4) OBP: 0.265, SLG: 0.319	2-2 P6		1-1 SH1-4 2-3		1-2 G3		2-1 1-H 1B		0-1 BB 16 2B 1B	4 1 2 1 0 0 0					
Darin Erstad, L (1, 7) OBP: 0.357, SLG: 0.532	2-0 F7		1-2 G3 3-H		0-3 K		0-1 SAFE P6		0-0 SAFE P2	5 0 0 1 0 1 2					
Tim Salmon, R (1, 10) OBP: 0.414, SLG: 0.496		0-1 F8 16 1B SF7 1B	3-2 L6			1-3 H	1-1 L6		4-0 SAFE 16 2B BB	4 2 1 0 1 1 1					
16 Garret Anderson, L (1, 9) OBP: 0.344, SLG: 0.497		0-0 1B 1-2 1B		4-1 FC4-6 1B BB		1-2 G4-3		1-2 F9	0-0 1-H 2-H 2B	4 0 2 2 1 0 0					
Cecil Fielder, R (1, 3) OBP: 0.330, SLG: 0.415		1-2 F8		0-2 FC4-6 1B		4-1 1B BB		0-1 1B G5-3 1B	0-1 L1	3 0 2 0 1 0 2 1 0 0 0 0 0 1					
Norberto Martin, R (8, PR) OBP: 0.231, SLG: 0.247		2-3 SF7		1-2 FC4-6 1B		1-2 BB		1-1 G5-3							
Craig Shipley, R (1, 5) OBP: 0.303, SLG: 0.341		1-0 SF7		0-2 FC4-6 G1-3		1-2 1B		1-2 G5-3		3 0 1 1 0 0 3					
Phil Nevin, R (1, 2) OBP: 0.325, SLG: 0.396		3-H 1-2 SAFE 1-2 SAFE 1B		1-2 G1-3		1-2 1B		0-1 FC5-4	0-1 FC6-4 1B	4 0 2 0 0 0 4					
Gary Disarcina, R (1, 6) OBP: 0.328, SLG: 0.408		0-1 P4		3-2 G1-3		0-1 FC5-4		1-2 CS HBP	1-1 FC6-4	3 0 0 0 0 0 7					
<b>Inning Stats</b>	R: 0 E: 0 K: 0 S: 5 H: 0 LOB: 0 BB: 0 P: 9	R: 1 E: 0 K: 0 S: 13 H: 3 LOB: 2 BB: 0 P: 16	R: 1 E: 0 K: 0 S: 14 H: 1 LOB: 0 BB: 0 P: 21	R: 0 E: 0 K: 0 S: 13 H: 1 LOB: 2 BB: 1 P: 20	R: 0 E: 0 K: 1 S: 8 H: 0 LOB: 0 BB: 0 P: 9	R: 0 E: 0 K: 1 S: 13 H: 1 LOB: 2 BB: 1 P: 20	R: 1 E: 0 K: 0 S: 13 H: 2 LOB: 1 BB: 0 P: 20	R: 0 E: 0 K: 0 S: 12 H: 2 LOB: 3 BB: 0 P: 15	R: 2 E: 0 K: 0 S: 8 H: 2 LOB: 1 BB: 1 P: 13	1B: 10 2B: 2 3B: 0 HR: 0 SF: 1 SAC: 1 DP: 0 HBP: 1	WP: 1 PB: 0 SB: 0 CS: 1 PA: 42				
<b>PITCHER</b>	IP WLS BF H R ER SO BB IBB HBP BLK WP HR S P ERA WHIP														
Brad Radke, R (1, 1) ERA: 3.29	6.1		8 3 3 2 2 0 1 0	1 0 75 110 4.26 1.579											
Eddie Guardado, L (7, 1) ERA: 3.72	1.0		3 0 0 0 0 0 0 0	0 0 8 10 0.00 0.000											
Hector Carrasco, R (8, 1) ERA: 4.37	0.2		4 2 0 0 0 0 0 0	0 0 8 10 0.00 3.000											
Greg Swindell, L (9, 1) ERA: 3.71	1.0	L	6 2 2 2 0 1 0 0	0 0 8 13 18.00 3.000											

**Anaheim Angels @ Minnesota Twins**  
 Hubert H. Humphrey Metrodome, Minneapolis, MN  
 Wed Jul 22 1998, 8:05 PM EDT  
 Att. 10,484 - Dome - 72 F

[livebaseballscorecards.com](http://livebaseballscorecards.com)

<b>AB</b>	<b>36</b>
<b>R</b>	<b>5</b>
<b>H</b>	<b>12</b>
<b>RBI</b>	<b>5</b>
<b>BB</b>	<b>3</b>
<b>SO</b>	<b>2</b>
<b>LOB</b>	<b>20</b>



Batter	1	2	3	4	5	6	7	8	9	AB R H RBI BB SO LOB
<b>Otis Nixon, S</b> OBP: 0.340, SLG: 0.300 (1, 8)	2-3 		1-0 		3-1 			2-1 		4 0 2 0 0 1 0
<b>Matt Lawton, L</b> OBP: 0.385, SLG: 0.484 (1, 9)	4-2 		4-2 		3-3 			2-3 		2 0 0 0 2 2 1
<b>Paul Molitor, R</b> OBP: 0.333, SLG: 0.355 (1, 10)	2-2 		1-0 		3-1 			4-0 		3 0 1 0 1 0 1
<b>Marty Cordova, R</b> OBP: 0.347, SLG: 0.405 (1, 7)		2-1 	1-3 		1-1 			0-2 		3 1 0 0 0 1 4
<b>David Ortiz, L</b> OBP: 0.374, SLG: 0.526 (1, 3)		2-0 	0-1 		3-2 			1-2 		4 0 0 0 0 0 3
<b>Ron Coomer, R</b> OBP: 0.309, SLG: 0.436 (1, 5)		2-3 		1-2 			0-1 		3 1 1 0 1 1 1	
<b>Todd Walker, L</b> OBP: 0.374, SLG: 0.486 (1, 4)		0-0 		2-3 			0-0 		4 1 2 1 0 2 1	
<b>Terry Steinbach, R</b> OBP: 0.318, SLG: 0.411 (1, 2)		1-0 		1-3 			1-2 		4 0 1 1 0 2 2	
<b>Pat Meares, R</b> OBP: 0.286, SLG: 0.365 (1, 6)		0-1 			1-3 		0-0 		3 0 0 0 0 1 1	

Inning Stats	R: 0	H: 0	E: 0	K: 1	S: 9	R: 2	H: 2	E: 0	K: 1	S: 9	R: 0	H: 2	E: 0	K: 1	S: 11	R: 0	H: 0	E: 0	K: 2	S: 9	R: 0	H: 0	E: 0	K: 2	S: 8	R: 0	H: 0	E: 0	K: 0	S: 8	R: 1	H: 2	E: 0	K: 0	S: 7	R: 0	H: 1	E: 0	K: 1	S: 8	R: 0	H: 0	E: 0	K: 2	S: 18	R: 0	H: 0	E: 0	K: 2	S: 18	1B: 6	SF: 0	2B: 1	SAC: 0	3B: 0	DP: 2	HR: 0	HBP: 1	WP: 2	PA: 35
--------------	------	------	------	------	------	------	------	------	------	------	------	------	------	------	-------	------	------	------	------	------	------	------	------	------	------	------	------	------	------	------	------	------	------	------	------	------	------	------	------	------	------	------	------	------	-------	------	------	------	------	-------	-------	-------	-------	--------	-------	-------	-------	--------	-------	--------

PITCHER	IP	WLS	BF	H	R	ER	SO	BB	IBB	HBP	BLK	WP	HR	S	P	ERA	WHIP
<b>Steve Sparks, R</b> ERA: 4.93 (1, 1)	7.0		27	6	3	3	7	2	0	1	0	0	0	61	101	3.86	1.143
<b>Mike Holtz, L</b> ERA: 5.7 (8, 1)	0.1		2	1	0	0	1	0	0	0	0	1	0	5	9	0.00	3.000
<b>Shigetoshi Hasegawa, R</b> ERA: 3.21 (8, 1)	0.2	W	2	0	0	0	0	0	1	0	0	0	0	3	7	0.00	0.000
<b>Troy Percival, R</b> ERA: 3.16 (9, 1)	1.0	S	4	0	0	0	2	1	0	0	0	1	0	18	26	0.00	1.000


**BOTTOM**

**Anaheim Angels @ Minnesota Twins**  
 Hubert H. Humphrey Metrodome, Minneapolis, MN

Wed Jul 22 1998, 8:05 PM EDT  
 Att: 10,484 - Dome - 72 F

livebaseballscorecards.com

<b>AB</b>	<b>30</b>
<b>R</b>	<b>3</b>
<b>H</b>	<b>7</b>
<b>RBI</b>	<b>2</b>
<b>BB</b>	<b>4</b>
<b>SO</b>	<b>10</b>
<b>LOB</b>	<b>14</b>



Batter	1	2	3	4	5	6	7	8	9	10	AB	R	H	RBI	BB	SO	LOB	TOP						
Jim Edmonds, L (1, 8) OBP: 0.356, SLG: 0.492	1-3 K			0-0 F8	1-0 G4-3			1-1 F8	0-1 1B		5	0	1	2	0	1	1							
11 Justin Baughman, R (1, 4) OBP: 0.276, SLG: 0.321 Dave Hollins, S (9, PH) OBP: 0.336, SLG: 0.388 Norberto Martin, R (9, 4) OBP: 0.231, SLG: 0.247	3-2 CS 1B			4-1 BB		0-0 B1-3		4-2 BB	3-3 K		2	0	1	0	2	0	0							
Darin Erstad, L (1, 7) OBP: 0.356, SLG: 0.528	1-3 K			1-1 F7		1-0 BB 1B		0-0 F8		0-2 P5	5	0	1	0	0	1	3							
Cecil Fielder, R (1, 3) OBP: 0.333, SLG: 0.419		1-0 F9		3-1 L8		4-2 G6-4-3 BB		2-2 1B	2B	1-1 2B 1B	4	2	2	0	1	0	1							
Tim Salmon, R (1, 10) OBP: 0.413, SLG: 0.498		1-3 K			1-3 K	1-0 G6-4-3		0-0 1B 1B	1B	0-2 1B 2B	5	1	2	1	0	2	2							
16 Garret Anderson, L (1, 9) OBP: 0.347, SLG: 0.505		2-3 K			0-0 HR		2-1 F8	1-2 1B 1B	1B	4-0 1B IBB	4	2	2	1	1	1	0							
Craig Shipley, R (1, 5) OBP: 0.309, SLG: 0.345			1-3 K		1-1 P3		0-0 G5-3	1-1 1B	1B	0-0 1B	5	0	2	1	0	1	0							
Phil Nevin, R (1, 2) OBP: 0.326, SLG: 0.414 Matt Walbeck, S (9, PH) OBP: 0.297, SLG: 0.344			1-3 K		2-2 HR		1-2 G5-3	2-1 P5	1B	0-0 L6	3	1	1	1	0	1	0							
Gary Disarcina, R (1, 6) OBP: 0.326, SLG: 0.405			1-0 F8		0-2 1B			1-0 G6-3	3-3 K	1-0 G6-3	5	0	1	0	0	1	6							
<b>Inning Stats</b>	R: 0 E: 0 K: 2 S: 9	H: 1 LOB: 0 BB: 0 P: 14	R: 0 E: 0 K: 2 S: 9	H: 0 LOB: 0 BB: 0 P: 13	R: 0 E: 0 K: 2 S: 7	H: 0 LOB: 0 BB: 0 P: 10	R: 0 E: 0 K: 0 S: 6	H: 0 LOB: 1 BB: 1 P: 14	R: 2 E: 0 K: 1 S: 14	H: 3 LOB: 1 BB: 0 P: 19	R: 0 E: 0 K: 0 S: 5	H: 1 LOB: 1 BB: 1 P: 11	R: 0 E: 0 K: 0 S: 6	H: 0 LOB: 0 BB: 0 P: 9	R: 0 E: 0 K: 0 S: 10	H: 0 LOB: 1 BB: 1 P: 16	R: 3 E: 0 K: 2 S: 28	H: 5 LOB: 2 BB: 0 P: 40	R: 1 E: 0 K: 0 S: 12	H: 3 LOB: 3 BB: 1 P: 18	1B: 9 2B: 2 3B: 0 HR: 2	SF: 0 SAC: 0 DP: 1 HBP: 0	WP: 0 PB: 0 SB: 0 CS: 1	PA: 45
<b>PITCHER</b>	IP	WLS	BF	H	R	ER	SO	BB	IBB	HBP	BLK	WP	HR	S	P	ERA	WHIP							
Eric Milton, L (1, 1) ERA: 4.62	7.0		26	5	2	2	7	2	0	0	0	0	2	56	90	2.57	1.000							
Mike Trombley, R (8, 1) ERA: 3.08	0.2		3	0	0	0	0	1	0	0	0	0	0	9	15	0.00	1.500							
Eddie Guardado, L (8, 1) ERA: 3.68	0.1		1	0	0	0	0	0	0	0	0	0	0	1	1	0.00	0.000							
Rick Aguilera, R (9, 1) ERA: 4.5	1.0		8	5	3	3	2	0	0	0	0	0	0	28	40	27.00	5.000							
Hector Carrasco, R (10, 1) ERA: 4.5	1.0	L	7	3	1	1	0	0	1	0	0	0	0	12	18	9.00	3.000							

Anaheim Angels @ Minnesota Twins  
 Hubert H. Humphrey Metrodome, Minneapolis, MN

Thu Jul 23 1998, 4:33 AM EDT  
 Att. 18,059 - Dome - 72 F

livebaseballscorecards.com

AB 41  
 R 6  
 H 13  
 RBI 6  
 BB 4  
 SO 9  
 LOB 21





BOTTOM

Anaheim Angels @ Minnesota Twins  
Hubert H. Humphrey Metrodome, Minneapolis, MN

Thu Jul 23 1998, 4:33 AM EDT  
Att: 18,059 - Dome - 72 F

livebaseballscorecards.com

AB 39  
R 5  
H 10  
RBI 4  
BB 3  
SO 6  
LOB 12



WP: 0 PA: 42  
PB: 0  
SB: 0  
CS: 0

AB R H RBI BB SO LOB

5 1 1 0 0 1 1  
4 0 1 1 0 1 0  
1 0 0 0 0 0 0

4 0 0 0 1 0 1

5 0 2 0 0 0 0

4 1 0 0 1 1 3

4 2 3 0 0 0 2  
1 0 0 0 0 1 1

3 1 2 1 1 0 0  
0 0 0 0 0 0 0

4 0 1 1 0 1 3

3 0 0 1 0 1 1  
1 0 0 0 0 0 0

1B: 6 SF: 0  
2B: 4 SAC: 0  
3B: 1 DP: 1  
HR: 0 HBP: 0


Batter	1	2	3	4	5	6	7	8	9	10
<b>Otis Nixon, S</b> (1, 8) OBP: 0.338, SLG: 0.306 										
<b>Brent Gates, S</b> (1, 5) OBP: 0.317, SLG: 0.304 <b>Terry Steinbach, R</b> (9, PH) OBP: 0.317, SLG: 0.409 										
<b>Matt Lawton, L</b> (1, 9) OBP: 0.383, SLG: 0.478 										
<b>Paul Molitor, R</b> (1, 10) OBP: 0.334, SLG: 0.356 										
<b>David Ortiz, L</b> (1, 3) OBP: 0.369, SLG: 0.511 										
<b>Alex Ochoa, R</b> (1, 7) OBP: 0.282, SLG: 0.353 <b>Orlando Merced, S</b> (10, PH) OBP: 0.345, SLG: 0.422 										
<b>Todd Walker, L</b> (1, 4) OBP: 0.378, SLG: 0.490 <b>Denny Hocking, S</b> (9, 4) OBP: 0.280, SLG: 0.277 										
<b>Pat Meares, R</b> (1, 6) OBP: 0.285, SLG: 0.363 										
<b>Javier Valentin, S</b> (1, 2) OBP: 0.236, SLG: 0.290 <b>Ron Coomer, R</b> (9, PH) OBP: 0.308, SLG: 0.435 										

Inning Stats	R: 0	H: 0	E: 0	K: 0	S: 7	R: 0	H: 2	E: 0	K: 1	S: 16	R: 1	H: 2	E: 0	K: 0	S: 6	R: 3	H: 2	E: 1	K: 0	S: 11	R: 0	H: 1	E: 0	K: 1	S: 11	R: 0	H: 0	E: 0	K: 2	S: 7	R: 0	H: 0	E: 0	K: 0	S: 8	R: 1	H: 2	E: 0	K: 0	S: 10	R: 0	H: 0	E: 0	K: 1	S: 6	R: 0	H: 1	E: 0	K: 1	S: 13	R: 0	H: 1	E: 0	K: 0	S: 16	1B: 6	2B: 4	3B: 1	HR: 0	SF: 0	SAC: 0	DP: 1	HBP: 0	WP: 0	PA: 42
--------------	------	------	------	------	------	------	------	------	------	-------	------	------	------	------	------	------	------	------	------	-------	------	------	------	------	-------	------	------	------	------	------	------	------	------	------	------	------	------	------	------	-------	------	------	------	------	------	------	------	------	------	-------	------	------	------	------	-------	-------	-------	-------	-------	-------	--------	-------	--------	-------	--------

PITCHER	IP	WLS	BF	H	R	ER	SO	BB	IBB	HBP	BLK	WP	HR	S	P	ERA	WHIP
<b>Jason Dickson, R</b> (1, 1) ERA: 5.78	7.2		34	9	5	4	4	2	1	0	0	0	0	75	122	4.70	1.435
<b>Greg Cadaret, L</b> (8, 1) ERA: 4.91	1.0		3	0	0	0	1	0	0	0	0	0	0	6	9	0.00	0.000
<b>Pep Harris, R</b> (9, 1) ERA: 4.34	0.1	W	1	0	0	0	0	0	0	0	0	0	0	1	2	0.00	0.000
<b>Troy Percival, R</b> (10, 1) ERA: 3.09	1.0	S	4	1	0	0	1	0	0	0	0	0	0	13	16	0.00	1.000

Batter	1	2	3	4	5	6	7	8	9	AB R H RBI BB SO LOB
Mark McLemore, S (1, 4) OBP: 0.407, SLG: 0.358	3-1 G6-3		3-2 F9		3-3 K		2-1 FC5-4 1B		4-2 BB	4 0 1 0 1 1 1
Roberto Kelly, R (1, 8) OBP: 0.315, SLG: 0.500	1-2 BB 1B		0-2 G6-3		0-0 29 1B		0-0 FC5-4 29 2B		1-3 K	5 1 2 0 0 1 2
29 Rusty Greer, L (1, 7) OBP: 0.393, SLG: 0.435	0-1 F7		1-1 P6		0-0 1-2 3-H 1B		1-0 1-H 2B		3-2 G6-3	5 0 2 2 0 0 2
Juan Gonzalez, R (1, 10) OBP: 0.340, SLG: 0.596	4-2 1-2 BB			2-1 P6	0-1 F8		1-2 F7			3 0 0 0 1 0 3
Will Clark, L (1, 3) OBP: 0.394, SLG: 0.510	0-0 F7			2-0 1B 1B		0-0 G6-3 1B		0-0 G4-3		4 0 2 0 0 0 2
Ivan Rodriguez, R (1, 2) OBP: 0.380, SLG: 0.522		3-3 K		0-0 F8 1B		3-2 G6-3 1-2f		4-2 FC6 BB		3 0 1 0 1 1 1
Mike Simms, R (1, 9) OBP: 0.397, SLG: 0.680		1-0 F8		2-1 SAFE F8 1-2		3-2 HR		2-3 K		4 1 1 1 0 1 3
Kevin Elster, R (1, 6) OBP: 0.311, SLG: 0.361		2-2 1B			0-1 G4-3		2-3 K		0-0 FC6 1-2f	4 0 1 0 0 1 1
Fernando Tatis, R (1, 5) Luis Aicea, S (9, PH) OBP: 0.299, SLG: 0.349 OBP: 0.367, SLG: 0.414		2-3 SAFE K		1-2 1B 29 1B 2B			2-2 P6		1-3 K	3 1 1 0 0 1 1 1 0 0 0 0 1 0

TOP	
Texas Rangers @ Minnesota Twins Hubert H. Humphrey Metrodome, Minneapolis, MN	
livebaseballscorecards.com	
AB 36	
R 3	
H 11	
RBI 3	
BB 3	
SO 7	
LOB 16	
WP: 0 PA: 39	
PB: 0	
SB: 0	
CS: 0	



Fri Jul 24 1998 8:05 PM EDT  
Att: 11,473 - Dome - 72 F

Inning Stats		1		2		3		4		5		6		7		8		9	
R: 0	H: 1	R: 0	H: 1	R: 0	H: 0	R: 0	H: 2	R: 1	H: 3	R: 1	H: 2	R: 1	H: 2	R: 0	H: 0	R: 0	H: 0	R: 0	H: 0
E: 0	LOB: 2	E: 0	LOB: 1	E: 0	LOB: 0	E: 0	LOB: 1	E: 0	LOB: 2	E: 0	LOB: 0	E: 0	LOB: 1	E: 0	LOB: 1	E: 0	LOB: 1	E: 0	LOB: 1
K: 0	BB: 1	K: 2	BB: 0	K: 0	BB: 0	K: 0	BB: 0	K: 1	BB: 0	K: 1	BB: 0	K: 0	BB: 0	K: 1	BB: 1	K: 2	BB: 1	K: 0	BB: 1
S: 10	P: 18	S: 13	P: 21	S: 9	P: 13	S: 6	P: 12	S: 12	P: 16	S: 11	P: 19	S: 11	P: 17	S: 12	P: 17	S: 12	P: 21	S: 12	P: 21

PITCHER																	
IP	WLS	BF	H	R	ER	SO	BB	IBB	HBP	BLK	WP	HR	S	P	ERA	WHIP	
Dan Serafini, L (1, 1) ERA: 4.95	6.0	W	26	9	2	2	4	1	0	0	0	1	61	99	3.00	1.667	
Mike Trombley, R (7, 1) ERA: 3.17	1.0		5	2	1	1	0	0	0	0	0	0	11	17	9.00	2.000	
Eddie Guardado, L (8, 1) ERA: 3.58	1.0		4	0	0	0	1	1	0	0	0	0	12	17	0.00	1.000	
Rick Aguilera, R (9, 1) ERA: 4.41	1.0	S	4	0	0	0	2	1	0	0	0	0	12	21	0.00	1.000	

Batter	1	2	3	4	5	6	7	8	9	AB	R	H	RBI	BB	SO	LOB
<b>Otis Nixon, S</b> <small>OBP: 0.342, SLG: 0.309</small> (1, 8)	1-1  G6-3 1B		4-0  BB		1-1  G1-3 1B	0-0  G5-3 1B		0-0  G5-3 1B		4	0	2	1	1	0	2
<b>Matt Lawton, L</b> <small>OBP: 0.382, SLG: 0.481</small> (1, 9)	1-2  G6-3 1-2f		3-2  G4-3 1B		1-1  G6-3 1B 3B	2-2  G6-3 1B				4	1	1	1	0	0	5
<b>Paul Molitor, R</b> <small>OBP: 0.336, SLG: 0.356</small> (1, 10)	3-2  G6-3 1B			1-0  P8 1B	1-1  G6-4-3 1B CS		4-1  G6-4-3 1B CS			3	1	1	1	1	0	0
<b>David Ortiz, L</b> <small>OBP: 0.372, SLG: 0.511</small> (1, 3)		0-1  F9 1B		1-0  K 1B	3-3  K 1B		2-0  G6-4-3 1B			4	0	2	0	0	1	1
<b>Ron Coomer, R</b> <small>OBP: 0.304, SLG: 0.429</small> (1, 5)		1-3  K 1B		0-1  E6 1B		2-2  G4-3 1B	0-0  G6-4-3 1B 2-2f 2-3			4	0	0	0	0	1	3
<b>Todd Walker, L</b> <small>OBP: 0.383, SLG: 0.495</small> <b>Denny Hocking, S</b> <small>OBP: 0.280, SLG: 0.277</small> (1, 4) (8, 4)	0-1  CS 1B		0-1  P8 1B		0-0  1B 2B	4-0  CS 1B				3	1	2	0	1	0	2
<b>Marty Cordova, R</b> <small>OBP: 0.343, SLG: 0.399</small> (1, 7)	2-0  CS 1-2	3-2  G5-3 1B	0-0  G6-3 1B		1-2  G5-3 1B	3-2  CS 1B	1-3  K 1B			4	0	0	0	0	1	3
<b>Terry Steinbach, R</b> <small>OBP: 0.320, SLG: 0.411</small> (1, 2)		2-0  L5 1B		3-2  G6-3 1B	0-0  1B 1B		0-1  1B 1B			4	1	2	1	0	0	0
<b>Pat Meares, R</b> <small>OBP: 0.290, SLG: 0.368</small> (1, 6)		1-2  BB 1B		0-1  G1-3 1B 3B	1-1  1B 1B		2-2  F8 1B			4	1	3	0	0	0	1

Inning Stats	R: 0	H: 1	E: 0	LOB: 0	K: 0	S: 15	R: 0	H: 1	E: 0	LOB: 0	K: 1	S: 7	R: 0	H: 1	E: 0	LOB: 2	K: 0	S: 13	R: 0	H: 1	E: 1	LOB: 2	K: 0	S: 8	R: 2	H: 3	E: 0	LOB: 1	K: 1	S: 16	R: 2	H: 4	E: 0	LOB: 2	K: 0	S: 17	R: 1	H: 1	E: 0	LOB: 0	K: 0	S: 5	R: 0	H: 1	E: 0	LOB: 1	K: 1	S: 9	1B: 11	SF: 0	2B: 1	SAC: 0	3B: 1	DP: 2	HR: 0	HBP: 0	WP: 0	PA: 39
--------------	------	------	------	--------	------	-------	------	------	------	--------	------	------	------	------	------	--------	------	-------	------	------	------	--------	------	------	------	------	------	--------	------	-------	------	------	------	--------	------	-------	------	------	------	--------	------	------	------	------	------	--------	------	------	--------	-------	-------	--------	-------	-------	-------	--------	-------	--------

PITCHER	IP	WLS	BF	H	R	ER	SO	BB	IBB	HBP	BLK	WP	HR	S	P	ERA	WHIP
<b>Esteban Loaiza, R</b> <small>ERA: 4.72</small> (1, 1)	5.2	L	27	10	4	4	2	1	0	0	0	0	0	72	111	6.35	1.941
<b>Scott Bailes, L</b> <small>ERA: 4.86</small> (6, 1)	0.1		2	1	0	0	0	0	0	0	0	0	0	4	6	0.00	3.000
<b>Tim Crabtree, R</b> <small>ERA: 4.18</small> (7, 1)	2.0		8	2	1	1	1	1	1	0	0	0	0	14	30	4.50	1.500

**TEXAS RANGERS @ MINNESOTA TWINS**

Hubert H. Humphrey Metrodome, Minneapolis, MN

Fri Jul 24 1998, 8:05 PM EDT  
Att. 11,473 - Dome - 72 F

<b>AB</b>	<b>34</b>
<b>R</b>	<b>5</b>
<b>H</b>	<b>13</b>
<b>RBI</b>	<b>4</b>
<b>BB</b>	<b>3</b>
<b>SO</b>	<b>3</b>
<b>LOB</b>	<b>17</b>

Batter	1	2	3	4	5	6	7	8	9	AB R H RBI BB SO LOB	TOP																	
Tom Goodwin, L (1, 8) OBP: 0.371, SLG: 0.314	4-0 HR 29 BLK BB	2-2 1B		1-0 F7			3-2 G3		1-2 G6-3	4 1 1 1 1 0 1																		
Mark McLemore, S (1, 4) OBP: 0.402, SLG: 0.354	1-3 SAFE K	3-2 SF7		3-2 G3			1-3 K			3 0 0 1 0 2 2																		
29 Rusty Greer, L (1, 7) OBP: 0.392, SLG: 0.433	0-1 SAFE SAFE L6	1-3 K			2-2 F8			1-1 1B		4 0 1 0 0 1 2																		
Juan Gonzalez, R (1, 9) OBP: 0.339, SLG: 0.591	4-0 HR BB		1-3 K		1-0 F9			1-3 SAFE K		3 1 0 0 1 2 1																		
Will Clark, L (1, 3) OBP: 0.392, SLG: 0.515	2-0 HR 1-H 2-H		3-2 F8		1-0 G4-3			0-0 F9		4 1 1 3 0 0 1																		
Ivan Rodriguez, R (1, 2) OBP: 0.379, SLG: 0.519	2-3 K		0-1 1B 1B		2-3 K			2-2 L6		4 0 1 0 0 2 1																		
Lee Stevens, L (1, 10) OBP: 0.302, SLG: 0.457		4-2 2B 1B BB	0-0 1B		0-1 G6-3				3-2 HR	3 2 2 1 1 0 0	AB 33 R 6 H 8 RBI 6 BB 3 SO 10 LOB 11																	
Domingo Cedenno, S (1, 6) OBP: 0.333, SLG: 0.419		3-1 F7	1-3 K2-3		0-0 G1-3				2-3 K	4 0 0 0 0 2 3																		
Fernando Tatis, R (1, 5) OBP: 0.302, SLG: 0.356		2-2 1B SF7 2B		1-0 CS 1B			2-2 P6		1-3 K	3 1 2 0 0 0 0 1 0 0 0 0 1 0	WP: 0 PA: 37 PB: 0 SB: 0 CS: 1																	
Luis Alicea, S (9, PH) OBP: 0.365, SLG: 0.412																												
<b>Inning Stats</b>	R: 3 E: 0 K: 2 S: 11	H: 1 LOB: 0 BB: 2 P: 24	R: 2 E: 0 K: 1 S: 18	H: 2 LOB: 1 BB: 1 P: 33	R: 0 E: 0 K: 2 S: 12	H: 2 LOB: 2 BB: 0 P: 17	R: 0 E: 0 K: 0 S: 5	H: 1 LOB: 0 BB: 0 P: 10	R: 0 E: 0 K: 1 S: 8	H: 0 LOB: 0 BB: 0 P: 10	R: 0 E: 0 K: 1 S: 9	H: 0 LOB: 0 BB: 0 P: 15	R: 0 E: 0 K: 1 S: 11	H: 1 LOB: 1 BB: 0 P: 15	R: 1 E: 0 K: 2 S: 12	H: 1 LOB: 0 BB: 0 P: 19	1B: 5 2B: 1 3B: 0 HR: 2	SF: 1 SAC: 0 DP: 0 HBP: 0	WP: 0 PB: 0 SB: 0 CS: 1									
<b>PITCHER</b>	IP WLS BF H R ER SO BB IBB HBP BLK WP HR S P ERA WHIP																											
Frankie Rodriguez, R (1, 1) ERA: 10.66	6.0		26	6	5	5	6	3	0	0	1	0	1	59	103	7.50	1.500											
Greg Swindell, L (7, 1) ERA: 3.6	2.0	W	7	1	0	0	2	0	0	0	0	0	0	20	30	0.00	0.500											
Rick Aguilera, R (9, 1) ERA: 4.5	1.0	S	4	1	1	1	2	0	0	0	0	0	1	12	19	9.00	1.000											

**Texas Rangers @ Minnesota Twins**  
 Hubert H. Humphrey Metrodome, Minneapolis, MN  
 Sat Jul 25 1998, 8:05 PM EDT  
 Att: 21,013 - Dome - 72 F

[livebaseballscorecards.com](http://livebaseballscorecards.com)



Batter	1	2	3	4	5	6	7	8	9	AB	R	H	RBI	BB	SO	LOB
<b>Otis Nixon, S</b> <small>OBP: 0.341, SLG: 0.308</small> (1, 8) X	0-0 		3-2 	0-1 		3-1 		0-0 		4	0	1	2	0	0	1
<b>Matt Lawton, L</b> <small>OBP: 0.380, SLG: 0.477</small> (1, 9)	1-1 		2-3 		0-0 	2-3 		1-2 		5	0	1	0	0	2	4
<b>Paul Molitor, R</b> <small>OBP: 0.334, SLG: 0.351</small> (1, 10)	2-2 		3-1 		1-1 	1-3 		4-0 		4	1	0	0	1	1	4
<b>David Ortiz, L</b> <small>OBP: 0.379, SLG: 0.514</small> (1, 3)	2-3 			4-2 	4-2 		0-0 	0-0 		3	0	1	2	2	1	1
<b>Ron Coomer, R</b> <small>OBP: 0.303, SLG: 0.426</small> (1, 5)		0-1 		0-0 	0-0 		2-1 	0-3 		5	1	1	0	0	1	4
<b>Todd Walker, L</b> <small>OBP: 0.390, SLG: 0.503</small> <b>Denny Hocking, S</b> <small>OBP: 0.280, SLG: 0.277</small> (9, 4)		4-2 		0-2 		0-0 	0-0 			3	2	3	0	1	0	0
<b>Alex Ochoa, R</b> <small>OBP: 0.281, SLG: 0.351</small> (1, 7)		0-1 		0-1 		1-0 	3-2 			4	1	1	0	0	0	5
<b>Terry Steinbach, R</b> <small>OBP: 0.322, SLG: 0.414</small> (1, 2)		3-3 		0-0 		4-1 	1-1 			3	1	1	2	1	1	4
<b>Pat Meares, R</b> <small>OBP: 0.293, SLG: 0.372</small> (1, 6)		1-3 		1-0 		1-3 		2-2 		4	1	2	1	0	2	5

Inning Stats	R: 0	H: 0	E: 1	K: 1	S: 9	LOB: 1	BB: 0	P: 14
	R: 0	H: 0	E: 1	K: 2	S: 14	LOB: 2	BB: 1	P: 22
	R: 0	H: 0	E: 0	K: 1	S: 8	LOB: 0	BB: 0	P: 16
	R: 3	H: 3	E: 0	K: 0	S: 13	LOB: 1	BB: 1	P: 18
	R: 0	H: 1	E: 0	K: 0	S: 6	LOB: 1	BB: 1	P: 11
	R: 2	H: 3	E: 0	K: 3	S: 15	LOB: 2	BB: 1	P: 27
	R: 0	H: 2	E: 0	K: 0	S: 13	LOB: 2	BB: 0	P: 19
	R: 2	H: 2	E: 0	K: 1	S: 11	LOB: 1	BB: 1	P: 18

PITCHER	IP	WLS	BF	H	R	ER	SO	BB	IBB	HBP	BLK	WP	HR	S	P	ERA	WHIP
<b>John Burkett, R</b> <small>ERA: 5.81</small>	(1, 1)	5.0	25	6	5	5	4	3	0	0	0	0	0	52	84	9.00	1.800
<b>Xavier Hernandez, R</b> <small>ERA: 2.84</small>	(6, 1)	1.2	9	3	0	0	3	1	0	0	0	0	0	24	40	0.00	2.400
<b>Danny Patterson, R</b> <small>ERA: 3.55</small>	(7, 1)	0.2	L 3	1	1	1	0	0	0	0	0	0	0	6	9	13.50	1.500
<b>Eric Gunderson, L</b> <small>ERA: 2.54</small>	(8, 1)	0.2	4	1	1	1	1	0	1	0	0	0	0	7	12	13.50	1.500


**TEXAS RANGERS @ MINNESOTA TWINS**

Hubert H. Humphrey Metrodome, Minneapolis, MN

Sat Jul 25 1998, 8:05 PM EDT  
Att: 21,013 - Dome - 72 F

AB	35
R	7
H	11
RBI	7
BB	5
SO	8
LOB	28

1B	2B	3B	HR	SF	SAC	DP	HBP	WP	PA
7	4	0	0	0	1	1	0	0	41

Batter	1	2	3	4	5	6	7	8	9	AB R H RBI BB SO LOB	TOP	
Tom Goodwin, L (1, 8) OBP: 0.368, SLG: 0.311 Roberto Kelly, R (7, PH) OBP: 0.313, SLG: 0.496 (7, 8)	2-1 F7		1-2 SAFE F8		1-2 F8		0-2 G6-4-3			3 0 0 0 0 0 3 1 0 0 0 0 0 2		
Luis Alicea, S (1, 4) OBP: 0.365, SLG: 0.410 Domingo Cedeno, S (8, PH) OBP: 0.331, SLG: 0.415 (8, 4)	3-1 G4-3		1-1 F7			1-1 HR 1B		3-2 F9		3 1 1 0 0 0 1 1 0 0 0 0 0 0		
29 Rusty Greer, L (1, 7) OBP: 0.393, SLG: 0.432	3-1 F8			2-0 G6-4-3 1B		2-3 K		4-0 1B SF7 BB		3 1 1 0 1 1 1		
Juan Gonzalez, R (1, 9) OBP: 0.341, SLG: 0.598 Mike Simms, R (8, 9) OBP: 0.397, SLG: 0.680		1-1 G5-3		0-0 G6-4-3		2-0 HR		0-2 FC6 1B		4 1 2 2 0 0 1 0 0 0 0 0 0 0		
Will Clark, L (1, 3) OBP: 0.388, SLG: 0.511		3-3 K		0-0 F8		1-2 G4-3		0-1 SF7		3 0 0 1 0 1 0		
Ivan Rodriguez, R (1, 2) OBP: 0.378, SLG: 0.516 Bill Haselman, R (8, 2) OBP: 0.333, SLG: 0.574		1-0 1B			0-1 P3	1-2 G3-1		0-1 FC6		4 0 1 0 0 0 1 0 0 0 0 0 0 0		
Lee Stevens, L (1, 10) OBP: 0.297, SLG: 0.449		0-1 F7			0-3 K		2-2 G4-3		3-1 P5	4 0 0 0 0 1 1	AB 32 R 3 H 8 RBI 3 BB 2 SO 3 LOB 10	
Kevin Elster, R (1, 6) OBP: 0.314, SLG: 0.359			1-2 G6-3		4-1 2B BB		2-1 1B HBP		2-2 G6-3	2 0 0 0 1 0 0		
Fernando Tatis, R (1, 5) OBP: 0.307, SLG: 0.364			0-2 1B		3-1 2B		3-2 G6-4-3 1B		1-2 F8	4 0 3 0 0 0 0		
Inning Stats	R: 0 E: 0 K: 0 S: 6 H: 0 LOB: 0 BB: 0 P: 14	R: 0 E: 0 K: 1 S: 11 H: 1 LOB: 1 BB: 0 P: 16	R: 0 E: 0 K: 0 S: 11 H: 1 LOB: 1 BB: 0 P: 14	R: 0 E: 0 K: 0 S: 3 H: 1 LOB: 0 BB: 0 P: 5	R: 0 E: 0 K: 1 S: 11 H: 1 LOB: 2 BB: 1 P: 19	R: 2 E: 0 K: 1 S: 13 H: 2 LOB: 0 BB: 0 P: 20	R: 0 E: 0 K: 0 S: 10 H: 1 LOB: 1 BB: 0 P: 17	R: 1 E: 0 K: 0 S: 10 H: 1 LOB: 1 BB: 1 P: 17	R: 0 E: 0 K: 0 S: 9 H: 0 LOB: 0 BB: 0 P: 15	1B: 6 2B: 1 3B: 0 HR: 1 SF: 1 SAC: 0 DP: 2 HBP: 1	WP: 0 PB: 0 SB: 0 CS: 0 PA: 36	
PITCHER LaTroy Hawkins, R (1, 1) ERA: 5.04 Eddie Guardado, L (7, 1) ERA: 3.57	IP WLS BF H R ER SO BB IBB HBP BLK WP HR S P ERA WHIP	6.1 W 26 6 2 2 3 1 0 1 0 0 0 1 59 96 2.84 1.105	2.2 10 2 1 1 0 1 0 0 0 0 0 0 25 41 3.38 1.125	PITCHER IP WLS BF H R ER SO BB IBB HBP BLK WP HR S P ERA WHIP								

Texas Rangers @ Minnesota Twins  
 Hubert H. Humphrey Metrodome, Minneapolis, MN  
 Sun Jul 26 1998, 4:33 AM EDT  
 Att. 13,802 - Dome - 72 F

livebaseballscorecards.com

Batter	1	2	3	4	5	6	7	8	9	AB R H RBI BB SO LOB
<b>Otis Nixon, S</b> (1, 8) OBP: 0.335, SLG: 0.302	1-1 		1-3 	1-3 		0-0 	3-2 			5 0 0 1 0 2 5
<b>Brent Gates, S</b> (1, 5) OBP: 0.314, SLG: 0.307	2-2 		1-1 	0-0 	0-0 	3-2 	0-1 			5 0 1 0 0 0 4
<b>Matt Lawton, L</b> (1, 9) OBP: 0.380, SLG: 0.480	3-2 			4-2 	1-1 		2-2 	1-2 		4 2 1 0 1 0 1
<b>Paul Molitor, R</b> (1, 10) OBP: 0.333, SLG: 0.353 <b>Denny Hocking, S</b> (8, PH) OBP: 0.278, SLG: 0.274		0-0 		2-3 	1-3 		1-2 	3-2 		4 2 1 1 0 2 2
<b>David Ortiz, L</b> (1, 3) OBP: 0.385, SLG: 0.510		2-0 		3-2 	4-0 		4-1 	0-2 		3 2 1 1 2 0 0
<b>Marty Cordova, R</b> (1, 7) OBP: 0.345, SLG: 0.411		0-1 		1-1 	1-3 		0-0 			4 2 2 4 0 1 2
<b>Todd Walker, L</b> (1, 4) OBP: 0.397, SLG: 0.519			1-2 	2-1 		0-2 	0-1 			4 3 4 3 0 0 0
<b>Javier Valentin, S</b> (1, 2) OBP: 0.248, SLG: 0.301			0-2 	2-3 		0-0 	0-0 			3 0 2 0 0 1 0
<b>Pat Meares, R</b> (1, 6) OBP: 0.295, SLG: 0.374			2-2 	0-0 		0-0 	3-3 			4 0 2 1 0 1 4

Inning Stats	R: 0	H: 0	E: 0	K: 10	S: 10	R: 0	H: 0	E: 0	K: 4	S: 4	R: 0	H: 2	E: 0	K: 1	S: 14	R: 5	H: 4	E: 0	K: 3	S: 20	R: 0	H: 1	E: 0	K: 2	S: 9	R: 1	H: 2	E: 0	K: 0	S: 9	R: 5	H: 5	E: 0	K: 1	S: 21	R: 0	H: 0	E: 0	K: 0	S: 11
	0	0	0	16		0	0	0	0	6	0	2	0	0	19	0	4	0	1	1	35	0	1	0	2	16	1	2	0	12	5	5	0	34	0	0	0	15		

PITCHER	IP	WLS	BF	H	R	ER	SO	BB	IBB	HBP	BLK	WP	HR	S	P	ERA	WHIP
<b>Rick Helling, R</b> ERA: 4.68	(1, 1)	6.0	29	9	6	6	6	1	1	0	0	2	1	66	104	9.00	1.667
<b>Scott Bailes, L</b> ERA: 6.08	(7, 1)	0.0	6	5	5	5	0	1	0	0	0	0	1	11	18	∞	∞
<b>Tim Crabtree, R</b> ERA: 4.1	(7, 1)	1.0	3	0	0	0	1	0	0	0	0	0	0	10	16	0.00	0.000
<b>Eric Gunderson, L</b> ERA: 2.49	(8, 1)	1.0	3	0	0	0	0	0	0	0	0	0	0	11	15	0.00	0.000

**BOTTOM**

**Texas Rangers @ Minnesota Twins**  
 Hubert H. Humphrey Metrodome, Minneapolis, MN

Sun Jul 26 1998, 4:33 AM EDT  
 Att: 13,802 - Dome - 72 F

AB	R	H	RBI	BB	SO	LOB
37	11	14	11	3	7	18

livebaseballscorecards.com

WP	HR	S	P	ERA	WHIP
2	0	34	15	4.1	1.15

1B	2B	3B	HR	SF	SAC	DP	HBP	WP	HR	S	P	ERA	WHIP
9	2	1	2	0	1	0	0	2	0	34	15	4.1	1.15

Batter	1	2	3	4	5	6	7	8	9	AB R H RBI BB SO LOB	TOP
<b>Otis Nixon, S</b> (1, 8) OBP: 0.331, SLG: 0.298	1-3 	1-0 SAFE L1-3 			0-0 F9 		0-2 G5-3 		4 0 0 0 0 1 2		
<b>Denny Hocking, S</b> (1, 5) OBP: 0.292, SLG: 0.284	3-1 		2-2 G4-6-3 1B 		2-2 FC5-4 		4-2 		3 0 2 0 1 0 1		
<b>Paul Molitor, R</b> (1, 10) OBP: 0.329, SLG: 0.349	0-3 K 		1-2 G4-6-3 		2-2 F7 		0-0 G3 		4 0 0 0 0 1 3		
<b>Ron Coomer, R</b> (1, 3) OBP: 0.300, SLG: 0.421	1-0 SAFE 2-1 F8 		1-2 F9 		1-0 G1-6-3 			1-2 G1-3 	4 0 0 0 0 0 1		
<b>Marty Cordova, R</b> (1, 7) OBP: 0.344, SLG: 0.409		3-2 1B 1B 1B 		2-0 F8 		3-2 G5-3 		2-1 G5-3 	4 1 1 0 0 0 0		
<b>Alex Ochoa, R</b> (1, 9) OBP: 0.280, SLG: 0.349		0-1 1B 1B 1B 		1-1 G3-1 		2-1 F8 		2-2 F8 	4 1 1 0 0 0 0		
<b>Todd Walker, L</b> (1, 4) OBP: 0.396, SLG: 0.517		1-2 1B 1B SF8 		1-3 K 		0-0 G6-3 			3 1 1 1 0 1 0		
<b>Terry Steinbach, R</b> (1, 2) OBP: 0.326, SLG: 0.414		2-1 1B 1B L1-3 		4-2 FC5-4 BB 		0-2 G5-3 			2 0 1 1 1 0 0		
<b>Pat Meares, R</b> (1, 6) OBP: 0.292, SLG: 0.372		2-2 SF8 		0-2 F9 		0-0 G3-1 			2 0 0 1 0 0 1		
<b>Inning Stats</b>	R: 0 H: 1 E: 0 LOB: 1 K: 2 BB: 0 S: 11 P: 17	R: 3 H: 4 E: 0 LOB: 0 K: 0 BB: 0 S: 14 P: 23	R: 0 H: 1 E: 0 LOB: 0 K: 0 BB: 0 S: 9 P: 13	R: 0 H: 0 E: 0 LOB: 0 K: 1 BB: 0 S: 6 P: 10	R: 0 H: 0 E: 0 LOB: 1 K: 0 BB: 1 S: 10 P: 16	R: 0 H: 0 E: 0 LOB: 0 K: 0 BB: 0 S: 7 P: 13	R: 0 H: 0 E: 0 LOB: 0 K: 0 BB: 0 S: 7 P: 9	R: 0 H: 0 E: 0 LOB: 1 K: 0 BB: 1 S: 7 P: 11	R: 0 H: 0 E: 0 LOB: 0 K: 0 BB: 0 S: 12 P: 17	1B: 6 SF: 1 2B: 1 SAC: 0 3B: 0 DP: 2 HR: 0 HBP: 0	WP: 0 PA: 33 PB: 0 SB: 0 CS: 0
<b>PITCHER</b> <b>Glendon Rusch, L</b> (1, 1) ERA: 5.74 <b>Scott Service, R</b> (8, 1) ERA: 3.52	IP WLS BF H R ER SO BB IBB HBP BLK WP HR S P ERA WHIP 7.2 L 29 6 3 3 3 2 0 0 0 0 0 0 70 111 3.52 1.043										

**Minnesota Twins @ Kansas City Royals**  
 Kauffman Stadium, Kansas City, MO  
 Tue Jul 28 1998, 7:05 PM CDT  
 Att. 14,365 - Cloudy - 83 F

AB	30
R	3
H	6
RBI	3
BB	2
SO	3
LOB	8





Batter	1	2	3	4	5	6	7	8	9	AB	R	H	RBI	BB	SO	LOB
Johnny Damon, L OBP: 0.330, SLG: 0.410 (1, 8) C B F X	1-2 G3-6-1 1B		1-1 G1-3			0-0 L8		0-0 F9		4	0	1	0	0	0	2
Hal Morris, L OBP: 0.356, SLG: 0.411 (1, 7) L F X	0-2 G3-6-1 1-2f			3-2 G4-3			3-2 G5-3		2-2 G6-3	4	0	0	0	0	0	1
Jose Offerman, S OBP: 0.394, SLG: 0.424 (1, 4) C F F B B B	4-2 BB			0-0 G1-3			1-2 1B		3-1 G3-1	3	0	1	0	1	0	0
Dean Palmer, R OBP: 0.323, SLG: 0.510 (1, 10) 1 SAFE S F B 1 SAFE B X	2-2 G5-3			1-2 G5-3			1-2 F8		2-3 K	4	0	0	0	0	1	2
Larry Sutton, L OBP: 0.296, SLG: 0.333 (1, 9) C B X		1-1 F9			3-2 L5-3 1B		2-2 P6			3	0	1	0	0	0	1
Jeff King, R OBP: 0.326, SLG: 0.450 (1, 3) C C C B B X		2-2 L9			0-2 L5-3 1-2			0-0 F7		3	0	0	0	0	0	1
Terry Pendleton, S OBP: 0.310, SLG: 0.330 (1, 5) C C C B B B X		3-3 K			2-2 G1			1-1 L7		3	0	0	0	0	1	0
29 Mike Sweeney, R OBP: 0.310, SLG: 0.385 (1, 2) B X			1-0 P9				3-3 K		3-2 2B	3	0	1	0	0	1	0
Mendy López, R OBP: 0.295, SLG: 0.351 (1, 6) C C X			0-2 G6-3				3-1 F8		1-0 HBP	2	0	0	0	0	0	0
Shane Mack, R OBP: 0.350, SLG: 0.460 (8, PH) (9, 6) C B B B X										0	0	0	0	0	0	0
Luis Rivera, R OBP: 0.333, SLG: 0.320 (9, 6) C B B B X										0	0	0	0	0	0	0

Inning Stats	R: 0	H: 1	E: 0	LOB: 1	K: 0	S: 13	R: 0	H: 0	E: 0	LOB: 0	K: 1	S: 8	R: 0	H: 0	E: 0	LOB: 0	K: 0	S: 6	R: 0	H: 1	E: 0	LOB: 0	K: 0	S: 13	R: 0	H: 0	E: 0	LOB: 0	K: 1	S: 6	R: 0	H: 1	E: 0	LOB: 1	K: 0	S: 18	R: 0	H: 1	E: 0	LOB: 2	K: 0	S: 8	R: 0	H: 0	E: 0	LOB: 0	K: 1	S: 9	1B: 3	SF: 0	2B: 2	SAC: 0	3B: 0	DP: 2	HR: 0	HBP: 1	WP: 0	PA: 31
--------------	------	------	------	--------	------	-------	------	------	------	--------	------	------	------	------	------	--------	------	------	------	------	------	--------	------	-------	------	------	------	--------	------	------	------	------	------	--------	------	-------	------	------	------	--------	------	------	------	------	------	--------	------	------	-------	-------	-------	--------	-------	-------	-------	--------	-------	--------

PITCHER	IP	WLS	BF	H	R	ER	SO	BB	IBB	HBP	BLK	WP	HR	S	P	ERA	WHIP
Brad Radke, R ERA: 3.12 (1, 1)	7.2	W	27	4	0	0	2	1	0	1	0	0	0	79	121	0.00	0.652
Greg Swindell, L ERA: 3.58 (8, 1)	0.1		1	0	0	0	0	0	0	0	0	0	0	1	1	0.00	0.000
Rick Aguilera, R ERA: 4.42 (9, 1)	1.0	S	3	0	0	0	1	0	0	0	0	0	0	9	16	0.00	0.000


**BOTTOM**


**Minnesota Twins @ Kansas City Royals**  
Kauffman Stadium, Kansas City, MO

Tue Jul 28 1998, 7:05 PM CDT  
Att. 14,365 - Cloudy - 83 F

livebaseballscorecards.com

AB	29
R	0
H	4
RBI	0
BB	1
SO	3
LOB	7



Batter	1	2	3	4	5	6	7	8	9	AB R H RBI BB SO LOB	TOP		
<b>Otis Nixon, S</b> OBP: 0.333, SLG: 0.301 (1, 8) X	0-0 E S 1B	1-0 G6-3			0-1 2B 1B		2-2 G6-3			4 2 2 0 0 0 2			
<b>Matt Lawton, L</b> OBP: 0.383, SLG: 0.485 (1, 9) C B B X	2-1 FC1-6 1-H 1B	4-0 BB			0-0 1B 1B		3-1 G3			3 1 2 1 1 0 0			
<b>Paul Molitor, R</b> OBP: 0.329, SLG: 0.347 (1, 10) 1 SAFE B 1 SAFE F B 1 SAFE S 1 SAFE F	2-2 FC1-6 1-2f 1B	3-2 G5-3			0-2 1B G1-6-3 1B		0-1 G6-3			4 2 1 1 0 0 4			
<b>David Ortiz, L</b> OBP: 0.382, SLG: 0.503 (1, 3) C F F F B B X	2-2 G4-3 1-2		1-1 G4-3		3-2 1B G1-6-3 1B		2-0 F8			4 0 1 1 0 0 1			
<b>Ron Coomer, R</b> OBP: 0.299, SLG: 0.419 (1, 5) C B F S X	1-2 2-H 1B		1-1 G5-3		2-0 G1-6-3 1-2f 3-H		0-2 F7			4 0 1 1 0 0 1			
<b>Todd Walker, L</b> OBP: 0.392, SLG: 0.511 (1, 4) F B X	1-1 G6-3		0-0 G3		1-1 P5		2-2 G6-3			4 0 0 0 0 0 1 0 0 0 0 0 0 0			
<b>Denny Hocking, S</b> OBP: 0.292, SLG: 0.284 (8, 4) F B X													
<b>Marty Cordova, R</b> OBP: 0.342, SLG: 0.410 (1, 7) B B B C B X		3-2 E FC5-2-6 2B			0-0 G6-3		0-1 L5		2-2 G1-3	4 0 1 0 0 0 0	AB 35 R 5 H 8 RBI 4 BB 1 SO 1 LOB 12		
<b>Terry Steinbach, R</b> OBP: 0.321, SLG: 0.408 (1, 2) B B B B B X		2-2 E5 G6-3 FC5-2-6 2-3			1-2 G6-3		1-1 L3		0-1 G6-3	4 0 0 0 0 0 1			
<b>Pat Meares, R</b> OBP: 0.289, SLG: 0.367 (1, 6) B B B B B X		3-2 FC5-2-6 G6-3 1-2 3-H			3-2 F9		1-2 L3		3-3 K	4 0 0 0 0 1 2			
<b>Inning Stats</b>	R: 2 H: 3 E: 0 LOB: 1 K: 0 BB: 0 S: 19 P: 27	R: 0 H: 1 E: 1 LOB: 3 K: 0 BB: 1 S: 15 P: 31	R: 0 H: 0 E: 0 LOB: 0 K: 0 BB: 0 S: 5 P: 7	R: 0 H: 0 E: 0 LOB: 0 K: 0 BB: 0 S: 8 P: 12	R: 3 H: 4 E: 0 LOB: 0 K: 0 BB: 0 S: 13 P: 19	R: 0 H: 0 E: 0 LOB: 0 K: 0 BB: 0 S: 7 P: 9	R: 0 H: 0 E: 0 LOB: 0 K: 0 BB: 0 S: 8 P: 13	R: 0 H: 0 E: 0 LOB: 0 K: 1 BB: 0 S: 8 P: 12	R: 0 H: 0 E: 0 LOB: 0 K: 1 BB: 0 S: 8 P: 13	1B: 6 SF: 0 2B: 2 SAC: 0 3B: 0 DP: 1 HR: 0 HBP: 0	WP: 0 PA: 36 PB: 0 SB: 1 CS: 0		
<b>PITCHER</b>	IP WLS BF H R ER SO BB IBB HBP BLK WP HR S P ERA WHIP											<b>PITCHER</b>	IP WLS BF H R ER SO BB IBB HBP BLK WP HR S P ERA WHIP
<b>Hipolito Pichardo, R</b> ERA: 5.4 (1, 1)	6.0 L 27 8 5 5 0 1 0 0 0 0 0 0 67 105 7.50 1.500												
<b>Chris Haney, L</b> ERA: 7.43 (7, 1)	1.1 4 0 0 0 0 0 0 0 0 0 0 0 9 16 0.00 0.000												
<b>Scott Service, R</b> ERA: 3.42 (8, 1)	1.2 5 0 0 0 0 1 0 0 0 0 0 0 15 22 0.00 0.000												

**Minnesota Twins @ Kansas City Royals**  
Kauffman Stadium, Kansas City, MO  
Wed Jul 29 1998, 7:05 PM CDT  
Att. 14,362 - Cloudy - 80 F

livebaseballscorecards.com

Batter	1	2	3	4	5	6	7	8	9	AB R H RBI BB SO LOB
<b>Jermaine Allensworth, R</b> (1, 8) OBP: 0.364, SLG: 0.401 <b>Hal Morris, L</b> (9, PH) OBP: 0.355, SLG: 0.410	2-1 		1-3 		4-0 		2-3 		0-0 	3 0 0 0 1 2 1 1 0 0 0 0 0 0
<b>Jose Offerman, S</b> (1, 4) OBP: 0.392, SLG: 0.422	2-2 		2-0 		3-1 		0-1 		0-3 	5 0 1 0 0 1 3
<b>Shane Mack, R</b> (1, 7) OBP: 0.344, SLG: 0.451	2-2 			0-1 	2-1 		1-3 			4 0 0 0 0 1 4
<b>Dean Palmer, R</b> (1, 10) OBP: 0.325, SLG: 0.507				0-0 		4-0 		0-0 		2 1 0 0 2 0 1
<b>Jeff King, R</b> (1, 3) OBP: 0.323, SLG: 0.446				1-0 		1-1 		2-2 		4 0 0 0 0 0 3
<b>Terry Pendleton, S</b> (1, 5) OBP: 0.308, SLG: 0.328				0-3 		2-2 		3-3 		4 1 1 0 0 2 2
<b>29 Mike Sweeney, R</b> (1, 2) OBP: 0.319, SLG: 0.412					0-1 	2-1 		2-1 		3 1 2 3 1 0 0
<b>Luis Rivera, R</b> (1, 6) OBP: 0.316, SLG: 0.302 <b>Larry Sutton, L</b> (8, PH) OBP: 0.295, SLG: 0.332 <b>Mendy López, R</b> (9, 6) OBP: 0.295, SLG: 0.351					0-0 	0-1 		3-2 		3 0 0 0 0 1 3 1 0 0 0 0 0 1 0 0 0 0 0 0 0
<b>Johnny Damon, L</b> (1, 9) OBP: 0.330, SLG: 0.407			4-1 		0-1 	2-2 			2-2 	3 0 0 0 1 0 1

Inning Stats	R: 0	H: 0	E: 0	K: 0	S: 9	R: 0	H: 0	E: 0	K: 1	S: 13	R: 0	H: 0	E: 0	K: 1	S: 5	R: 0	H: 0	E: 1	K: 1	S: 7	R: 0	H: 0	E: 2	K: 0	S: 9	R: 3	H: 2	E: 0	K: 0	S: 12	R: 0	H: 1	E: 0	K: 2	S: 11	R: 0	H: 1	E: 0	K: 1	S: 11	R: 0	H: 1	E: 0	K: 1	S: 8	1B: 2	2B: 1	3B: 0	HR: 1	SF: 0	SAC: 0	DP: 1	HBP: 0	WP: 0	PB: 0	SB: 0	CS: 0	PA: 38
--------------	------	------	------	------	------	------	------	------	------	-------	------	------	------	------	------	------	------	------	------	------	------	------	------	------	------	------	------	------	------	-------	------	------	------	------	-------	------	------	------	------	-------	------	------	------	------	------	-------	-------	-------	-------	-------	--------	-------	--------	-------	-------	-------	-------	--------

PITCHER	IP	WLS	BF	H	R	ER	SO	BB	IBB	HBP	BLK	WP	HR	S	P	ERA	WHIP
<b>Eric Milton, L</b> (1, 1) ERA: 4.63	5.1	W	25	2	3	3	3	5	0	0	0	0	1	50	97	5.06	1.312
<b>Mike Trombley, R</b> (6, 1) ERA: 3.06	2.1		9	2	0	0	3	0	0	0	0	0	0	24	36	0.00	0.857
<b>Eddie Guardado, L</b> (8, 1) ERA: 3.54	0.1		1	0	0	0	0	0	0	0	0	0	0	3	6	0.00	0.000
<b>Rick Aguilera, R</b> (9, 1) ERA: 4.33	1.0	S	3	0	0	0	1	0	0	0	0	0	0	8	10	0.00	0.000

**BOTTOM**

**Minnesota Twins @ Kansas City Royals**  
 Kauffman Stadium, Kansas City, MO

Wed Jul 29 1998, 7:05 PM CDT  
 Att. 14,362 - Cloudy - 80 F

[livebaseballscorecards.com](http://livebaseballscorecards.com)

<b>AB</b>	<b>33</b>
<b>R</b>	<b>3</b>
<b>H</b>	<b>4</b>
<b>RBI</b>	<b>3</b>
<b>BB</b>	<b>5</b>
<b>SO</b>	<b>7</b>
<b>LOB</b>	<b>19</b>



Batter	1	2	3	4	5	6	7	8	9	AB	R	H	RBI	BB	SO	LOB	TOP										
<b>Matt Lawton, L</b> (1, 8) OBP: 0.384, SLG: 0.485	1-1 G6-4-3 1B			1-0 G3		1-2 G6-3	2-2 FC6-4 1B			4	0	2	0	0	0	0											
<b>Brent Gates, S</b> (1, 5) OBP: 0.311, SLG: 0.303	3-2 G6-4-3 1-2f			0-0 G3-1		0-0 P9	0-0 FC6-4 1-2f			2	0	0	0	0	0	1											
<b>Denny Hocking, S</b> (4, 5) OBP: 0.288, SLG: 0.280										2	0	0	0	0	0	2											
<b>Marty Cordova, R</b> (1, 7) OBP: 0.338, SLG: 0.405	2-0 G4-3			0-0 E6		0-0 F7				4	0	0	0	0	1	0											
<b>David Ortiz, L</b> (1, 3) OBP: 0.385, SLG: 0.497		0-1 L7		4-2 BB			4-2 G3-1 WP 1B BB		1-3 K	2	1	0	0	2	1	0											
<b>Ron Coomer, R</b> (1, 10) OBP: 0.299, SLG: 0.417		1-2 G4-3 1B		0-0 G4-3			2-2 F9 1-2		0-0 G3		4	0	1	0	0	3											
<b>Todd Walker, L</b> (1, 4) OBP: 0.393, SLG: 0.509		1-1 G4-3 1-2f			4-0 G4-3 G5-6-3 BB		2-0 G3-1		2-1 G3-6-1 1B		3	0	1	0	1	2											
<b>Alex Ochoa, R</b> (1, 9) OBP: 0.280, SLG: 0.346			1-2 G3-1		0-1 G5-6-3		1-0 HR 1B		0-3 K		4	1	1	1	0	1	2										
<b>Javier Valentin, S</b> (1, 2) OBP: 0.248, SLG: 0.327			0-2 L4		1-2 G4-3		1-0 HR		0-0 G3-6-1 1-2f		4	1	1	2	0	0	2										
<b>Pat Meares, R</b> (1, 6) OBP: 0.290, SLG: 0.365			2-2 F8		0-3 K		4-0 1B BB				2	0	0	0	1	1	1										
<b>Inning Stats</b>	R: 0 E: 0 K: 0 S: 6	H: 1 LOB: 0 BB: 0 P: 12	R: 0 E: 0 K: 0 S: 7	H: 1 LOB: 0 BB: 0 P: 9	R: 0 E: 0 K: 0 S: 10	H: 0 LOB: 0 BB: 0 P: 13	R: 0 E: 1 K: 0 S: 6	H: 0 LOB: 2 BB: 1 P: 11	R: 0 E: 0 K: 1 S: 9	H: 0 LOB: 1 BB: 1 P: 14	R: 0 E: 0 K: 0 S: 5	H: 0 LOB: 0 BB: 0 P: 6	R: 3 E: 0 K: 0 S: 15	H: 3 LOB: 2 BB: 2 P: 31	R: 0 E: 0 K: 2 S: 8	H: 0 LOB: 0 BB: 0 P: 9	R: 0 E: 0 K: 1 S: 6	H: 1 LOB: 0 BB: 0 P: 8	1B: 5 2B: 0 3B: 0 HR: 1	SF: 0 SAC: 0 DP: 3 HBP: 0	WP: 1 PB: 0 SB: 0 CS: 0	PA: 35					
<b>PITCHER</b>	IP	WLS	BF	H	R	ER	SO	BB	IBB	HBP	BLK	WP	HR	S	P	ERA	WHIP										
<b>Tim Belcher, R</b> (1, 1) ERA: 4.35	6.2	W	27	4	3	3	1	4	0	0	0	1	1	53	89	4.05	1.200										
<b>Matt Whisenant, L</b> (7, 1) ERA: 4.15	1.1		5	1	0	0	2	0	0	0	0	0	0	13	16	0.00	0.750										
<b>Jeff Montgomery, R</b> (9, 1) ERA: 5.35	1.0		3	1	0	0	1	0	0	0	0	0	0	6	8	0.00	1.000										

**Minnesota Twins @ Kansas City Royals**  
**Kauffman Stadium, Kansas City, MO**  
 Thu Jul 30 1998, 3:33 AM CDT  
 Att. 20,466 - Cloudy - 68 F

[livebaseballscorecards.com](http://livebaseballscorecards.com)

<b>AB</b>	<b>31</b>
<b>R</b>	<b>3</b>
<b>H</b>	<b>6</b>
<b>RBI</b>	<b>3</b>
<b>BB</b>	<b>4</b>
<b>SO</b>	<b>4</b>
<b>LOB</b>	<b>13</b>



Batter	1	2	3	4	5	6	7	8	9	AB	R	H	RBI	BB	SO	LOB
<b>Johnny Damon, L</b> <small>(1, 9) OBP: 0.330, SLG: 0.408 (7, 7)</small>	3-0 	0-0 <b>G3</b>		0-0 <b>SF9</b>		2-1 <b>G6-3</b>	2-2 			4	0	2	2	0	0	2
<b>Jermaine Allensworth, R</b> <small>(1, 8) OBP: 0.359, SLG: 0.394</small>	2-2 		0-1 <b>F8</b>	1-2 		1-3 <b>K2-3</b>	0-0 			5	0	0	0	0	1	5
<b>Jose Offerman, S</b> <small>(1, 4) OBP: 0.395, SLG: 0.425</small>	4-0 		1-2 <b>G4-3</b>		2-2 	1-1 <b>1B</b>		0-1 <b>F8</b>		4	1	2	0	1	0	0
<b>Dean Palmer, R</b> <small>(1, 10) OBP: 0.328, SLG: 0.515</small>	0-3 		1-1 <b>P9</b>		4-2 	2-2 		2-1 <b>HR</b>		4	2	2	2	1	1	2
<b>Shane Mack, R</b> <small>(1, 7) OBP: 0.342, SLG: 0.445</small> <b>Larry Sutton, L</b> <small>(7, 9) OBP: 0.294, SLG: 0.330</small>	0-1 			4-2 	0-1 <b>P9</b>	0-0 		1-2 <b>G1-3</b>		3	1	0	0	1	0	4
<b>Jeff King, R</b> <small>(1, 3) OBP: 0.326, SLG: 0.448</small>		3-3 <b>K</b>		1-1 	1-2 		0-2 	2-0 <b>P6</b>		5	3	3	0	0	1	0
<b>Terry Pendleton, S</b> <small>(1, 5) OBP: 0.328, SLG: 0.344</small>		4-1 		3-2 	2-1 		1-1 			3	0	3	2	1	0	0
<b>Sal Fasano, R</b> <small>(1, 2) OBP: 0.309, SLG: 0.333</small>		2-0 <b>F9</b>		1-3 <b>K</b>	0-0 		0-3 <b>K</b>			4	0	1	1	0	2	5
<b>Mendy López, R</b> <small>(1, 6) OBP: 0.309, SLG: 0.355</small> <b>Hal Morris, L</b> <small>(7, PH) OBP: 0.354, SLG: 0.409</small> <b>Luis Rivera, R</b> <small>(8, 6) OBP: 0.316, SLG: 0.302</small>		1-1 		4-2 	0-3 <b>K</b>		2-0 			2	0	1	0	1	1	2
										1	0	0	0	0	0	2
										0	0	0	0	0	0	0

Inning Stats	R: 0	H: 1	E: 0	LOB: 2	K: 1	P: 18	R: 0	H: 1	E: 0	LOB: 2	K: 1	P: 18	R: 0	H: 0	E: 0	LOB: 0	K: 0	P: 9	R: 2	H: 2	E: 0	LOB: 2	K: 1	P: 30	R: 2	H: 4	E: 0	LOB: 2	K: 1	P: 26	R: 1	H: 2	E: 0	LOB: 1	K: 1	P: 21	R: 1	H: 3	E: 0	LOB: 2	K: 1	P: 18	R: 1	H: 1	E: 0	LOB: 0	K: 0	P: 13

PITCHER																	PITCHER																																
IP	WLS	BF	H	R	ER	SO	BB	IBB	HBP	BLK	WP	HR	S	P	ERA	WHIP	IP	WLS	BF	H	R	ER	SO	BB	IBB	HBP	BLK	WP	HR	S	P	ERA	WHIP																
Dan Serafini, L (1, 1)	4.2	L	24	6	4	4	3	5	0	0	0	0	51	93	7.71	2.357																																	
Travis Miller, L (5, 1)	1.1		8	4	1	1	2	0	0	0	0	0	21	29	6.75	3.000																																	
Hector Carrasco, R (7, 1)	2.0		10	4	2	2	1	0	0	0	0	0	21	31	9.00	2.000																																	

**BOTTOM**

**Minnesota Twins @ Kansas City Royals**  
**Kauffman Stadium, Kansas City, MO**

livebaseballscorecards.com

<b>AB</b>	<b>36</b>
<b>R</b>	<b>7</b>
<b>H</b>	<b>14</b>
<b>RBI</b>	<b>7</b>
<b>BB</b>	<b>5</b>
<b>SO</b>	<b>6</b>
<b>LOB</b>	<b>22</b>



WP: 0	PA: 42
PB: 0	
SB: 2	
CS: 1	

Thu Jul 30 1998, 3:33 AM CDT  
 Att. 20,466 - Cloudy - 68 F

Batter	1	2	3	4	5	6	7	8	9	AB R H RBI BB SO LOB	TOP											
Tony Phillips, S (1, 7) OBP: 0.467, SLG: 0.521 José Cruz Jr., S (4, PH) OBP: 0.309, SLG: 0.280 (4, 8)	0-0 F7	1-2 1B		2-3 K			1-3 K2-3			2 0 1 1 0 0 0 2 0 0 0 0 2 1												
Shawn Green, L (1, 9) OBP: 0.324, SLG: 0.452	2-1 1B	2-3 K			3-2 F7			0-0 G3		4 1 1 0 0 1 1												
Jose Canseco, R (1, 10) OBP: 0.329, SLG: 0.528	4-1 1B BB			2-2 F9		0-3 K		0-1 HR		3 1 1 1 1 1 0												
Carlos Delgado, L (1, 3) OBP: 0.384, SLG: 0.565	1-0 1B			2-0 F9		2-3 K		2-1 P4		4 0 1 1 0 1 0												
Tony Fernandez, S (1, 4) OBP: 0.352, SLG: 0.423	1-3 K			2-2 P5			0-0 G5-3	3-2 1B		4 0 1 0 0 1 2												
Darrin Fletcher, L (1, 2) OBP: 0.328, SLG: 0.412 Felipe Crespo, S (8, PH) OBP: 0.344, SLG: 0.357 Kevin Brown, R (8, 2) OBP: 0.324, SLG: 0.356	0-1 F7			1-1 2B 1B		2-1 F7		2-1 P3		3 1 1 0 0 0 2 1 0 0 0 0 0 1 0 0 0 0 0 0 0												
5 Ed Sprague, R (1, 5) OBP: 0.301, SLG: 0.424				0-1 P4		1-0 P2			1-2 F6	3 1 0 0 0 0 1												
Alex Gonzalez, R (1, 6) OBP: 0.281, SLG: 0.375				0-2 WP 2B			1-0 G5-3		3-1 F8	4 0 1 1 0 1 1												
Shannon Stewart, R (1, 8) OBP: 0.369, SLG: 0.367 (4, 7)				0-2 G5-3		3-3 K		0-1 G1-3	1-3 K	4 0 0 0 0 2 2												
<b>Inning Stats</b>	R: 1 E: 0 K: 1 S: 10	H: 2 LOB: 2 BB: 1 P: 18	R: 1 E: 0 K: 2 S: 15	H: 1 LOB: 1 BB: 0 P: 22	R: 0 E: 0 K: 0 S: 7	H: 0 LOB: 0 BB: 0 P: 13	R: 1 E: 0 K: 2 S: 13	H: 2 LOB: 1 BB: 0 P: 19	R: 0 E: 0 K: 0 S: 9	H: 0 LOB: 0 BB: 0 P: 14	R: 0 E: 0 K: 1 S: 6	H: 0 LOB: 0 BB: 0 P: 8	R: 0 E: 0 K: 1 S: 10	H: 0 LOB: 0 BB: 0 P: 15	R: 1 E: 0 K: 0 S: 10	H: 2 LOB: 1 BB: 0 P: 17	R: 0 E: 0 K: 1 S: 10	H: 0 LOB: 0 BB: 0 P: 15	1B: 4 2B: 1 3B: 1 HR: 1	SF: 0 SAC: 0 DP: 0 HBP: 1	WP: 1 PB: 0 SB: 0 CS: 0	PA: 36
<b>PITCHER</b>	IP WLS BF H R ER SO BB IBB HBP BLK WP HR S P ERA WHIP																					
Frankie Rodriguez, R (1, 1) ERA: 8.24	7.0 W 28 5 3 3 8 1 0 1 0 1 0 64 101 3.86 0.857																					
Greg Swindell, L (8, 1) ERA: 3.66	1.0 5 2 1 1 0 0 0 0 0 0 0 1 10 17 9.00 2.000																					
Rick Aguilera, R (9, 1) ERA: 4.25	1.0 S 3 0 0 0 1 0 0 0 0 0 0 0 10 15 0.00 0.000																					

Toronto Blue Jays @ Minnesota Twins  
 Hubert H. Humphrey Metrodome, Minneapolis, MN  
 Fri Jul 31 1998, 8:05 PM EDT  
 Att. 26,054 - Dome - 72 F

AB	34
R	4
H	7
RBI	4
BB	1
SO	9
LOB	11



Batter	1	2	3	4	5	6	7	8	9	AB	R	H	RBI	BB	SO	LOB
<b>Otis Nixon, S</b> <small>OBP: 0.334, SLG: 0.303</small> (1, 8)	1-1 		0-0 	2-2 			1-2 	2-3 		5	1	2	0	0	1	2
<b>Matt Lawton, L</b> <small>OBP: 0.385, SLG: 0.486</small> (1, 9)	0-2 		3-2 		1-1 		0-0 	2-2 		5	0	2	0	0	0	4
<b>Paul Molitor, R</b> <small>OBP: 0.329, SLG: 0.346</small> (1, 10)	0-0 		4-1 		1-1 		0-0 		1	0	0	1	1	0	1	
<b>David Ortiz, L</b> <small>OBP: 0.387, SLG: 0.500</small> (1, 3)	4-0 		2-2 		2-3 		2-1 		3	1	1	1	1	1	3	
<b>Ron Coomer, R</b> <small>OBP: 0.298, SLG: 0.416</small> (1, 5)	0-0 			1-3 	0-2 		1-0 		4	0	1	1	0	1	3	
<b>Todd Walker, L</b> <small>OBP: 0.394, SLG: 0.506</small> <b>Denny Hocking, S</b> <small>OBP: 0.288, SLG: 0.280</small> (8, 4)		0-0 		4-1 		3-2 	4-0 		2	1	0	0	2	0	0	
<b>Marty Cordova, R</b> <small>OBP: 0.334, SLG: 0.399</small> (1, 7)		1-1 		1-2 		1-2 	2-2 		4	0	0	0	0	0	3	
<b>Terry Steinbach, R</b> <small>OBP: 0.327, SLG: 0.425</small> (1, 2)		1-0 		0-0 		3-2 		4-0 	3	2	2	1	1	0	0	
<b>Pat Meares, R</b> <small>OBP: 0.293, SLG: 0.371</small> (1, 6)		3-2 		0-0 			1-2 	0-0 	3	1	2	2	0	0	0	

Inning Stats	R: 0	H: 1	E: 0	LOB: 2	K: 0	BB: 1	S: 9	R: 1	H: 1	E: 0	LOB: 0	K: 0	BB: 0	S: 7	R: 0	H: 1	E: 0	LOB: 1	K: 0	BB: 1	S: 9	R: 2	H: 2	E: 0	LOB: 1	K: 1	BB: 1	S: 13	R: 0	H: 1	E: 1	LOB: 1	K: 1	BB: 0	S: 11	R: 0	H: 0	E: 0	LOB: 0	K: 0	BB: 0	S: 10	R: 3	H: 4	E: 0	LOB: 2	K: 0	BB: 1	S: 15	R: 0	H: 0	E: 0	LOB: 1	K: 1	BB: 1	S: 7	1B: 5	SF: 1	2B: 4	SAC: 2	3B: 0	DP: 1	HR: 1	HBP: 0
--------------	------	------	------	--------	------	-------	------	------	------	------	--------	------	-------	------	------	------	------	--------	------	-------	------	------	------	------	--------	------	-------	-------	------	------	------	--------	------	-------	-------	------	------	------	--------	------	-------	-------	------	------	------	--------	------	-------	-------	------	------	------	--------	------	-------	------	-------	-------	-------	--------	-------	-------	-------	--------


PITCHER	IP	WLS	BF	H	R	ER	SO	BB	IBB	HBP	BLK	WP	HR	S	P	ERA	WHIP
<b>Woody Williams, R</b> <small>ERA: 4.3</small> (1, 1)	7.0	L	34	10	6	6	2	3	1	0	0	0	1	74	122	7.71	1.857
<b>Robert Person, R</b> <small>ERA: 8.33</small> (8, 1)	1.0		4	0	0	0	1	1	0	0	0	0	0	7	15	0.00	1.000

**Toronto Blue Jays @ Minnesota Twins**  
 Hubert H. Humphrey Metrodome, Minneapolis, MN

Fri Jul 31 1998, 8:05 PM EDT  
 Att: 26,054 - Dome - 72 F

<b>AB</b>	<b>30</b>
<b>R</b>	<b>6</b>
<b>H</b>	<b>10</b>
<b>RBI</b>	<b>6</b>
<b>BB</b>	<b>5</b>
<b>SO</b>	<b>3</b>
<b>LOB</b>	<b>16</b>

[livebaseballscorecards.com](http://livebaseballscorecards.com)

Batter	1	2	3	4	5	6	7	8	9	AB R H RBI BB SO LOB	TOP																							
Shannon Stewart, R (1, 7) OBP: 0.374, SLG: 0.376	2-1 E4 BLK S 2B	3-2 G5-3		0-0 1B		2-0 1B 2B	1-2 1B		3-2 1B	6 2 4 2 0 0 1																								
Shawn Green, L (1, 9) OBP: 0.327, SLG: 0.451	4-2 2B BB		4-2 HR BB	1-1 F7		0-0 1B 1B	3-2 F8		1-1 SF7	3 2 1 2 2 0 4																								
Jose Canseco, R (1, 10) OBP: 0.329, SLG: 0.533	2-2 P6		0-0 HR	0-1 L5		1-0 1B		1-0 G4-3	1-0 F7	6 1 2 2 0 0 5																								
Carlos Delgado, L (1, 3) OBP: 0.382, SLG: 0.559	1-2 P5		3-2 F8	1-3 K		3-2 1B		1-1 1B		5 0 1 0 0 1 6																								
José Cruz Jr., S (1, 8) OBP: 0.316, SLG: 0.319	2-2 2B		1-1 HR		0-0 1B 2B	1-0 F9		1-2 1B		5 2 3 3 0 0 2																								
Darrin Fletcher, L (1, 2) OBP: 0.325, SLG: 0.408	1-2 L9		0-2 F7		0-2 G4-3		0-0 1B	3-2 G4-3		5 1 1 0 0 0 3																								
Tony Fernandez, S (1, 5) OBP: 0.352, SLG: 0.422		0-2 G5-3	2-1 1B		1-0 1B		1-3 K		0-1 G6-3	5 0 2 1 0 1 1	AB 42 R 10 H 16 RBI 10 BB 4 SO 4 LOB 27																							
Craig Grebeck, R (1, 4) OBP: 0.367, SLG: 0.400		0-1 G3	3-1 G5-3		1 SAFE K		1 SAFE BB		0-2 1B	4 1 1 0 1 1 2																								
Alex Gonzalez, R (1, 6) OBP: 0.285, SLG: 0.377		2-2 HBP		4-1 1B BB	2-3 K		2-2 1B		1-1 1B 2B	3 1 1 0 1 1 3																								
Inning Stats	R: 2 E: 1 K: 0 S: 19	H: 1 LOB: 1 BB: 1 P: 31	R: 0 E: 0 K: 0 S: 10	H: 0 LOB: 1 BB: 0 P: 15	R: 3 E: 0 K: 0 S: 17	H: 3 LOB: 1 BB: 1 P: 30	R: 0 E: 0 K: 1 S: 9	H: 1 LOB: 2 BB: 1 P: 15	R: 1 E: 0 K: 2 S: 12	H: 2 LOB: 1 BB: 0 P: 17	R: 1 E: 0 K: 0 S: 8	H: 3 LOB: 1 BB: 0 P: 15	R: 1 E: 0 K: 1 S: 14	H: 2 LOB: 2 BB: 1 P: 25	R: 0 E: 0 K: 0 S: 14	H: 1 LOB: 1 BB: 0 P: 20	R: 2 E: 0 K: 0 S: 13	H: 3 LOB: 1 BB: 0 P: 19	1B: 10 2B: 4 3B: 0 HR: 2	SF: 1 SAC: 0 DP: 1 HBP: 1	WP: 2 PB: 0 SB: 4 CS: 0	PA: 48												
PITCHER	IP WLS BF H R ER SO BB IBB HBP BLK WP HR S P ERA WHIP																					PITCHER	IP WLS BF H R ER SO BB IBB HBP BLK WP HR S P ERA WHIP											
LaTroy Hawkins, R (1, 1) ERA: 5.16	2.1 L	14 3	5 3	0 0	2 1	0 0	1 0	0 0	0 0	1 1	1 2	39 64	11.57 2.143																					
Travis Miller, L (3, 1) ERA: 4.91	2.1	12 4	1 1	2 2	1 1	0 0	0 0	0 0	0 0	0 0	0 0	25 39	3.86 2.143																					
Hector Carrasco, R (5, 1) ERA: 4.95	2.0	11 5	2 2	2 2	1 1	0 0	0 0	0 0	0 0	1 1	0 0	22 39	9.00 3.000																					
Eddie Guardado, L (7, 1) ERA: 3.43	1.1	5 1	0 0	0 0	0 0	0 0	0 0	0 0	0 0	0 0	0 0	17 26	0.00 0.750																					
Travis Baptist, L (9, 1) ERA: 18.0	1.0	6 3	2 2	0 0	0 0	0 0	0 0	0 0	0 0	0 0	0 0	13 19	18.00 3.000																					

Toronto Blue Jays @ Minnesota Twins  
Hubert H. Humphrey Metrodome, Minneapolis, MN

Sat Aug 01 1998, 8:05 PM EDT  
Att: 17,128 - Dome - 72 F

livebaseballscorecards.com



Batter	1	2	3	4	5	6	7	8	9	AB R H RBI BB SO LOB
<b>Otis Nixon, S</b> (1, 8) OBP: 0.331, SLG: 0.300 	2-3 		0-0 <b>G4-3</b> 	0-0 		0-1 <b>G3</b> 		1-2 <b>G3-1</b> 	0-0 <b>G4-3</b> 	6 0 1 1 0 1 6
<b>Brent Gates, S</b> (1, 5) OBP: 0.313, SLG: 0.302 	2-1 <b>G6-3</b> 		4-2 	1-0 <b>L6</b> 		2-1 <b>G4-3</b> 			2-2 	4 1 1 0 1 0 3
<b>Matt Lawton, L</b> (1, 9) OBP: 0.365, SLG: 0.485 	3-2 <b>G4-3</b> 		2-2 		1-1 <b>F8</b> 				2-1 	5 1 2 1 0 1 0
<b>Paul Molitor, R</b> (1, 10) OBP: 0.327, SLG: 0.347 		3-2 <b>L3</b> 	3-2 <b>P2</b> 		1-1 <b>L6</b> 		0-0 <b>G6-3</b> 		0-1 	5 1 1 2 0 0 3
<b>David Ortiz, L</b> (1, 3) OBP: 0.389, SLG: 0.494 <b>Ron Coomer, R</b> (9, PH) OBP: 0.297, SLG: 0.414 		1-1 <b>G4-3</b> 		4-2 	4-2 		2-3 		3-1 <b>G5-3</b> 	2 1 0 0 2 1 0 1 0 0 0 0 0 1
<b>Marty Cordova, R</b> (1, 7) OBP: 0.332, SLG: 0.396 	1-2 <b>G5-3</b> 			1-2 	0-0 <b>F9</b> 			0-0 <b>F9</b> 	3-2 <b>F9</b> 	5 1 1 0 0 0 2
<b>Todd Walker, L</b> (1, 4) OBP: 0.398, SLG: 0.509 <b>Alex Ochoa, R</b> (9, PH) OBP: 0.280, SLG: 0.346 <b>Chris Latham, S</b> (9, PH) OBP: 0.235, SLG: 0.133 			2-2 	1-1 <b>F8</b> 		2-1 		0-1 	0-1 <b>E6</b> 	4 2 3 0 0 0 2 0 0 0 0 0 0 0 1 1 0 0 0 0 1
<b>Javier Valentin, S</b> (1, 2) OBP: 0.263, SLG: 0.366 		2-2 <b>G6-3</b> 		0-0 		0-0 		0-0 <b>F8</b> 	1-0 	5 1 3 4 0 0 2
<b>Pat Meares, R</b> (1, 6) OBP: 0.296, SLG: 0.370 			1-2 	3-3 		1-3 		4-2 	0-0 	3 0 1 1 1 2 3

Inning Stats	R: 0 E: 0 K: 1 S: 8	H: 0 LOB: 0 BB: 0 P: 15	R: 0 E: 0 K: 0 S: 8	H: 0 LOB: 0 BB: 0 P: 13	R: 1 E: 0 K: 0 S: 18	H: 2 LOB: 3 BB: 1 P: 32	R: 2 E: 0 K: 1 S: 17	H: 3 LOB: 2 BB: 1 P: 27	R: 0 E: 0 K: 0 S: 8	H: 0 LOB: 1 BB: 1 P: 14	R: 1 E: 0 K: 1 S: 10	H: 2 LOB: 1 BB: 0 P: 15	R: 0 E: 0 K: 2 S: 7	H: 0 LOB: 0 BB: 0 P: 11	R: 0 E: 0 K: 0 S: 13	H: 1 LOB: 2 BB: 1 P: 18	R: 5 E: 1 K: 0 S: 19	H: 5 LOB: 1 BB: 0 P: 30	1B: 9 2B: 4 3B: 0 HR: 0	SF: 0 SAC: 0 DP: 0 HBP: 1
--------------	------------------------------	----------------------------------	------------------------------	----------------------------------	-------------------------------	----------------------------------	-------------------------------	----------------------------------	------------------------------	----------------------------------	-------------------------------	----------------------------------	------------------------------	----------------------------------	-------------------------------	----------------------------------	-------------------------------	----------------------------------	----------------------------------	------------------------------------

**BOTTOM**

**Toronto Blue Jays @ Minnesota Twins**  
 Hubert H. Humphrey Metrodome, Minneapolis, MN  
 Sat Aug 01 1998, 8:05 PM EDT  
 Att. 17,128 - Dome - 72 F

AB	41
R	9
H	13
RBI	9
BB	4
SO	5
LOB	23



PITCHER	IP	WLS	BF	H	R	ER	SO	BB	IBB	HBP	BLK	WP	HR	S	P	ERA	WHIP
<b>Pat Hentgen, R</b> (1, 1) ERA: 5.04	6.0	W	29	7	4	4	3	3	0	1	0	0	0	69	116	6.00	1.667
<b>Dave Stieb, R</b> (7, 1) ERA: 4.5	2.0		11	4	3	2	2	1	0	0	0	0	0	27	40	9.00	2.500
<b>Dan Plesac, L</b> (9, 1) ERA: 3.35	0.2		2	0	0	0	0	0	0	0	0	0	0	7	13	0.00	0.000
<b>Paul Quantrill, R</b> (9, 1) ERA: 2.89	0.0		3	2	2	0	0	0	0	0	0	0	0	4	5	∞	∞
<b>Randy Myers, L</b> (9, 1) ERA: 4.1	0.1	S	1	0	0	0	0	0	0	0	0	0	0	1	1	0.00	0.000

PITCHER	IP	WLS	BF	H	R	ER	SO	BB	IBB	HBP	BLK	WP	HR	S	P	ERA	WHIP
<b>Pat Hentgen, R</b> (1, 1) ERA: 5.04	6.0	W	29	7	4	4	3	3	0	1	0	0	0	69	116	6.00	1.667
<b>Dave Stieb, R</b> (7, 1) ERA: 4.5	2.0		11	4	3	2	2	1	0	0	0	0	0	27	40	9.00	2.500
<b>Dan Plesac, L</b> (9, 1) ERA: 3.35	0.2		2	0	0	0	0	0	0	0	0	0	0	7	13	0.00	0.000
<b>Paul Quantrill, R</b> (9, 1) ERA: 2.89	0.0		3	2	2	0	0	0	0	0	0	0	0	4	5	∞	∞
<b>Randy Myers, L</b> (9, 1) ERA: 4.1	0.1	S	1	0	0	0	0	0	0	0	0	0	0	1	1	0.00	0.000

Batter	1	2	3	4	5	6	7	8	9	AB R H RBI BB SO LOB
Shannon Stewart, R (1, 7) OBP: 0.369, SLG: 0.370	3-3 K		2-1 G4-3			1 SAFE 0-1 FC1-6 1B 1-2f 1B	2-1 F9		3-3 K	5 1 0 0 0 2 3
Shawn Green, L (1, 9) OBP: 0.332, SLG: 0.463	2-1 G4-3			1-0 HR		1-1 1B 1-3 1B		1-0 F9 SF8 1B	0-0 1B	5 3 4 1 0 0 0
Jose Canseco, R (1, 10) OBP: 0.330, SLG: 0.532	0-3 K			0-0 P3		0-0 F8 1B 1-2 1B		2-1 F9 1-3 1B	1-2 1B	5 1 2 2 0 1 1
Carlos Delgado, L (1, 3) OBP: 0.381, SLG: 0.557		2-2 G4-3		1-1 F7		1-0 1B 1-2 1B		0-0 SF8		3 0 1 2 0 0 0
José Cruz Jr., S (1, 8) OBP: 0.315, SLG: 0.318		0-1 F8		1-0 G4-3		0-0 F8		1-2 BB 1B		4 0 1 0 0 0 2
Darrin Fletcher, L (1, 2) OBP: 0.331, SLG: 0.411		0-1 G3			2-1 G5-4-3 1B	1-1 1B 1-2 1B		4-2 BB		3 0 2 1 1 0 0
Tony Fernandez, S (1, 5) OBP: 0.354, SLG: 0.421			4-2 F9 SH1-3 BB		0-1 G5-4-3 1-2f 1B	3-1 1B 1-2 2-H		0-0 L9		3 0 1 0 1 0 3
Craig Grebeck, R (1, 4) OBP: 0.367, SLG: 0.398		0-0 SH1-3		0-1 G6-3			2-1 F9		2-2 1B WP 1B	3 1 1 0 0 0 0
Alex Gonzalez, R (1, 6) OBP: 0.285, SLG: 0.374		0-2 F9			4-1 FC1-6 BB	0-1 L9		2-2 P7		3 0 0 0 1 0 2

TOP											
<b>Toronto Blue Jays @ Minnesota Twins</b> Hubert H. Humphrey Metrodome, Minneapolis, MN Sun Aug 02 1998, 4:33 AM EDT Att. 40,096 - Dome - 72 F											
AB	R	H	RBI	BB	SO	LOB	WP	PA			
34	6	12	6	3	3	11	1	39			

Inning Stats	R: 0	H: 0	E: 0	K: 2	S: 11	R: 0	H: 0	E: 0	K: 0	S: 9	R: 0	H: 0	E: 0	K: 0	S: 10	R: 1	H: 1	E: 0	K: 0	S: 5	R: 0	H: 1	E: 0	K: 0	S: 6	R: 3	H: 5	E: 0	K: 0	S: 12	R: 0	H: 0	E: 0	K: 0	S: 6	R: 1	H: 2	E: 0	K: 0	S: 15	R: 1	H: 3	E: 0	K: 1	S: 15	R: 0	H: 0	E: 0	K: 0	S: 6	R: 0	H: 0	E: 0	K: 0	S: 10	R: 1	H: 2	E: 0	K: 0	S: 15	R: 1	H: 3	E: 0	K: 1	S: 23	1B: 11	SF: 1	2B: 0	SAC: 1	3B: 0	DP: 1	HR: 1	HBP: 0	WP: 1	PA: 39
PITCHER	IP	WLS	BF	H	R	ER	SO	BB	IBB	HBP	BLK	WP	HR	S	P	ERA	WHIP																																																										
Brad Radke, R (1, 1) ERA: 3.26	7.1	L	30	8	5	5	2	2	0	0	0	0	1	63	97	6.14	1.364																																																										
Eddie Guardado, L (8, 1) ERA: 3.4	0.1		3	1	0	0	0	1	0	0	0	0	0	10	15	0.00	6.000																																																										
Mike Trombley, R (8, 1) ERA: 3.13	1.1		6	3	1	1	1	0	0	0	0	1	0	16	24	6.75	2.250																																																										



Batter	1	2	3	4	5	6	7	8	9	AB R H RBI BB SO LOB
<b>Otis Nixon, S</b> <small>(1, 8)</small> <small>OBP: 0.332, SLG: 0.302</small>	3-3 		0-0 G6-3 		2-2 1-2 			2-2 E G5-3 	3-2 	5 1 2 0 0 2 1
<b>Matt Lawton, L</b> <small>(1, 9)</small> <small>OBP: 0.381, SLG: 0.480</small>	1-3 		2-1 G4-3 		2-2 G4-3 			1-3 SAFE K2-3 		4 0 0 0 0 2 3
<b>Paul Molitor, R</b> <small>(1, 10)</small> <small>OBP: 0.323, SLG: 0.343</small>	1-2 G3 		1-3 			0-2 G5-3 		0-0 G5-3 		4 0 0 1 0 1 0
<b>David Ortiz, L</b> <small>(1, 3)</small> <small>OBP: 0.381, SLG: 0.481</small>		0-3 		0-3 		1-3 		2-1 G4-3 		4 0 0 0 0 3 0
<b>Ron Coomer, R</b> <small>(1, 5)</small> <small>OBP: 0.297, SLG: 0.413</small>		1-3 		1-2 		0-1 G3-1 		2-2 FC3-6 		4 1 1 0 0 2 0
<b>Todd Walker, L</b> <small>(1, 4)</small> <small>OBP: 0.402, SLG: 0.516</small>		4-2 		0-0 G4-3 		2-2 		1-1 		3 1 2 0 1 0 0
<b>Marty Cordova, R</b> <small>(1, 7)</small> <small>OBP: 0.331, SLG: 0.394</small>		2-0 			1-3 		1-3 K2-3 	1-1 FC3-6 		4 1 1 0 0 2 3
<b>Terry Steinbach, R</b> <small>(1, 2)</small> <small>OBP: 0.329, SLG: 0.427</small>		1-0 			1-0 		1-3 	1-3 		4 0 2 1 0 2 3
<b>Pat Meares, R</b> <small>(1, 6)</small> <small>OBP: 0.296, SLG: 0.374</small>		1-1 FC1-6-4 			1-3 		1-3 	1-1 		4 0 1 2 0 2 4

Inning Stats	R: 0	H: 0	E: 0	K: 11	S: 11	R: 1	H: 2	E: 0	K: 2	S: 12	R: 0	H: 0	E: 0	K: 1	S: 6	R: 0	H: 2	E: 0	K: 2	S: 14	R: 0	H: 0	E: 0	K: 1	S: 8	R: 0	H: 1	E: 0	K: 3	S: 12	R: 1	H: 1	E: 1	K: 1	S: 9	R: 2	H: 3	E: 0	K: 2	S: 15	1B: 7	2B: 0	3B: 2	SF: 0	SAC: 0	DP: 0	HBP: 0	WP: 0	PA: 37
--------------	------	------	------	-------	-------	------	------	------	------	-------	------	------	------	------	------	------	------	------	------	-------	------	------	------	------	------	------	------	------	------	-------	------	------	------	------	------	------	------	------	------	-------	-------	-------	-------	-------	--------	-------	--------	-------	--------

PITCHER	IP	WLS	BF	H	R	ER	SO	BB	IBB	HBP	BLK	WP	HR	S	P	ERA	WHIP
<b>Roger Clemens, R</b> <small>(1, 1)</small> <small>ERA: 3.12</small>	8.0	W	31	6	2	1	14	1	0	0	0	0	0	79	115	1.12	0.875
<b>Dan Plesac, L</b> <small>(9, 1)</small> <small>ERA: 3.82</small>	0.0		2	2	2	2	0	0	0	0	0	0	0	5	8	∞	∞
<b>Paul Quantrill, R</b> <small>(9, 1)</small> <small>ERA: 2.85</small>	0.2		3	1	0	0	1	0	0	0	0	0	0	7	10	0.00	1.500
<b>Randy Myers, L</b> <small>(9, 1)</small> <small>ERA: 4.07</small>	0.1	S	1	0	0	0	1	0	0	0	0	0	0	3	6	0.00	0.000

**Toronto Blue Jays @ Minnesota Twins**  
 Hubert H. Humphrey Metrodome, Minneapolis, MN

Sun Aug 02 1998, 4:33 AM EDT  
 Att. 40,096 - Dome - 72 F

AB	36
R	4
H	9
RBI	4
BB	1
SO	16
LOB	14

Batter	1	2	3	4	5	6	7	8	9	AB R H RBI BB SO LOB	TOP		
<b>Johnny Damon, L</b> (1, 9) OBP: 0.333, SLG: 0.421										6 2 2 0 0 0 5			
<b>Jermaine Allensworth, R</b> (1, 8) OBP: 0.360, SLG: 0.396										5 3 2 0 1 1 3			
<b>Jose Offerman, S</b> (1, 4) OBP: 0.400, SLG: 0.425 <b>Luis Rivera, R</b> (8, PR) OBP: 0.317, SLG: 0.293										4 1 2 2 1 0 1 1 1 0 0 0 1 0			
<b>Dean Palmer, R</b> (1, 10) OBP: 0.333, SLG: 0.535										3 1 1 2 1 0 3			
<b>Jeff King, R</b> (1, 3) OBP: 0.330, SLG: 0.456 <b>Sal Fasano, R</b> (8, 3) OBP: 0.296, SLG: 0.317										5 2 2 3 0 0 2 0 0 0 0 0 0 0			
<b>Scott Leius, R</b> (1, 5) OBP: 0.444, SLG: 0.375										5 0 2 1 0 2 2			
<b>Hal Morris, L</b> (1, 7) OBP: 0.354, SLG: 0.412 <b>Larry Sutton, L</b> (7, 7) OBP: 0.303, SLG: 0.343										4 1 2 0 0 1 1 1 0 0 1 0 0 1			
<b>29 Mike Sweeney, R</b> (1, 2) OBP: 0.321, SLG: 0.418										5 1 2 2 0 1 2			
<b>Mendy López, R</b> (1, 6) OBP: 0.319, SLG: 0.345										4 0 1 1 1 1 3			
<b>Inning Stats</b>	R: 2 H: 2 E: 0 LOB: 1 K: 1 BB: 1 S: 19 P: 27	R: 0 H: 0 E: 0 LOB: 0 K: 0 BB: 0 S: 13 P: 19	R: 6 H: 7 E: 0 LOB: 1 K: 1 BB: 0 S: 20 P: 34	R: 0 H: 1 E: 0 LOB: 1 K: 0 BB: 0 S: 9 P: 12	R: 0 H: 1 E: 0 LOB: 2 K: 1 BB: 1 S: 15 P: 20	R: 1 H: 1 E: 0 LOB: 0 K: 0 BB: 0 S: 9 P: 13	R: 0 H: 2 E: 1 LOB: 3 K: 2 BB: 0 S: 15 P: 21	R: 3 H: 2 E: 0 LOB: 1 K: 0 BB: 2 S: 22 P: 37	R: 0 H: 0 E: 0 LOB: 0 K: 2 BB: 0 S: 8 P: 10	1B: 10 SF: 1 2B: 6 SAC: 0 3B: 0 DP: 0 HR: 0 HBP: 0	WP: 1 PA: 48 PB: 0 SB: 1 CS: 0		
<b>PITCHER</b>	IP WLS BF H R ER SO BB IBB HBP BLK WP HR S P ERA WHIP											<b>PITCHER</b>	IP WLS BF H R ER SO BB IBB HBP BLK WP HR S P ERA WHIP
<b>Eric Milton, L</b> (1, 1) ERA: 5.11	2.2 L 17 8 8 8 2 1 0 0 0 0 0 0 48 73 27.00 3.375												
<b>Travis Baptist, L</b> (3, 1) ERA: 6.23	3.1 15 4 1 1 1 1 0 0 0 0 0 0 37 52 2.70 1.500												
<b>Hector Carrasco, R</b> (7, 1) ERA: 4.83	1.0 6 2 0 0 0 2 0 0 0 0 0 0 15 21 0.00 2.000												
<b>Travis Miller, L</b> (8, 1) ERA: 9.64	1.0 7 2 3 3 0 2 0 0 0 0 1 0 22 37 27.00 4.000												
<b>Eddie Guardado, L</b> (9, 1) ERA: 3.32	1.0 3 0 0 0 0 2 0 0 0 0 0 0 8 10 0.00 0.000												

Kansas City Royals @ Minnesota Twins  
 Hubert H. Humphrey Metrodome, Minneapolis, MN

Tue Aug 04 1998, 8:05 PM EDT  
 Att: 11,014 - Dome - 72 F

AB	43
R	12
H	16
RBI	12
BB	4
SO	7
LOB	23



Batter	1	2	3	4	5	6	7	8	9	AB	R	H	RBI	BB	SO	LOB
<b>Otis Nixon, S</b> (1, 8) OBP: 0.335, SLG: 0.312 <b>Chris Latham, S</b> (7, 8) OBP: 0.222, SLG: 0.125										3	2	2	0	0	0	0
<b>Matt Lawton, L</b> (1, 9) OBP: 0.379, SLG: 0.476										3	0	0	1	1	0	2
<b>Paul Molitor, R</b> (1, 10) OBP: 0.322, SLG: 0.346 <b>Brent Gates, S</b> (9, PH) OBP: 0.316, SLG: 0.306										3	0	1	1	0	0	1
<b>David Ortiz, L</b> (1, 3) OBP: 0.372, SLG: 0.467										5	0	0	0	0	0	4
<b>Ron Coomer, R</b> (1, 5) OBP: 0.299, SLG: 0.414										4	1	2	0	0	0	1
<b>Todd Walker, L</b> (1, 4) OBP: 0.403, SLG: 0.522										4	1	2	0	0	0	1
<b>Marty Cordova, R</b> (1, 7) OBP: 0.328, SLG: 0.389										4	0	0	1	0	2	3
<b>Terry Steinbach, R</b> (1, 2) OBP: 0.335, SLG: 0.429 <b>Javier Valentin, S</b> (7, 2) OBP: 0.269, SLG: 0.372										1	0	1	0	2	0	0
<b>Pat Meares, R</b> (1, 6) OBP: 0.294, SLG: 0.371 <b>Denny Hocking, S</b> (7, 6) OBP: 0.286, SLG: 0.277										1	0	1	1	0	0	0

Inning Stats	R: 1	H: 2	E: 0	K: 0	S: 10	R: 0	H: 1	E: 0	K: 0	S: 7	R: 0	H: 1	E: 0	K: 0	S: 7	R: 0	H: 1	E: 0	K: 1	S: 15	R: 1	H: 0	E: 1	K: 0	S: 9	R: 0	H: 1	E: 0	K: 1	S: 11	R: 0	H: 0	E: 0	K: 1	S: 9	R: 2	H: 3	E: 0	K: 0	S: 10	R: 0	H: 1	E: 0	K: 0	S: 4	1B: 6	SF: 2	2B: 3	SAC: 0	3B: 1	DP: 1	HR: 0	HBP: 0	WP: 1	PA: 40
--------------	------	------	------	------	-------	------	------	------	------	------	------	------	------	------	------	------	------	------	------	-------	------	------	------	------	------	------	------	------	------	-------	------	------	------	------	------	------	------	------	------	-------	------	------	------	------	------	-------	-------	-------	--------	-------	-------	-------	--------	-------	--------

PITCHER	IP	WLS	BF	H	R	ER	SO	BB	IBB	HBP	BLK	WP	HR	S	P	ERA	WHIP
<b>Hipolito Pichardo, R</b> (1, 1) ERA: 5.27	7.1	W	33	8	4	3	3	2	0	0	0	1	0	74	120	3.68	1.364
<b>Ricky Bones, R</b> (8, 1) ERA: 2.54	1.2		7	2	0	0	0	1	0	0	0	0	0	8	16	0.00	1.800

**BOTTOM**

**Kansas City Royals @ Minnesota Twins**  
 Hubert H. Humphrey Metrodome, Minneapolis, MN

Tue Aug 04 1998, 8:05 PM EDT  
 Att. 11,014 - Dome - 72 F

livebaseballscores.com

<b>AB</b>	<b>35</b>
<b>R</b>	<b>4</b>
<b>H</b>	<b>10</b>
<b>RBI</b>	<b>4</b>
<b>BB</b>	<b>3</b>
<b>SO</b>	<b>3</b>
<b>LOB</b>	<b>18</b>



Batter	1	2	3	4	5	6	7	8	9	AB R H RBI BB SO LOB	TOP		
<b>Johnny Damon, L</b> (1, 8) OBP: 0.332, SLG: 0.422 (8, 7)	1-2 			3-2 		3-2 		2-0 		4 0 1 0 0 0 0	<b>Kansas City Royals @ Minnesota Twins</b> Hubert H. Humphrey Metrodome, Minneapolis, MN Wed Aug 05 1998, 8:05 PM EDT Att. 9,545 - Dome - 72 F  livebaseballscorecards.com  <b>AB 32</b> <b>R 4</b> <b>H 7</b> <b>RBI 4</b> <b>BB 1</b> <b>SO 10</b> <b>LOB 3</b>  		
<b>Hal Morris, L</b> (1, 7) OBP: 0.353, SLG: 0.410 <b>Jermaine Allensworth, R</b> (8, 8) OBP: 0.360, SLG: 0.396	2-3 		1-2 	3-2 	3-2 	1-0 		1-0 		4 0 1 0 0 1 1 0 0 0 0 0 0 0			
<b>Jose Offerman, S</b> (1, 4) OBP: 0.401, SLG: 0.433	1-3 		1-0 	0-1 	1-2 			2-2 		4 1 2 1 0 1 0			
<b>Dean Palmer, R</b> (1, 10) OBP: 0.330, SLG: 0.530		2-3 		1-0 	1-3 			2-3 		4 0 0 0 0 3 1			
<b>Terry Pendleton, S</b> (1, 5) OBP: 0.322, SLG: 0.336 <b>Luis Rivera, R</b> (9, PR) OBP: 0.317, SLG: 0.293 (9, 5)		1-1 		1-1 		1-3 		2-1 		4 0 1 0 0 1 0 0 0 0 0 0 0 0			
<b>Jeff King, R</b> (1, 3) OBP: 0.329, SLG: 0.454	1-1 		1-2 	1-2 	2-2 		1-2 		1-2 	4 1 1 0 0 0 1			
<b>Larry Sutton, L</b> (1, 9) OBP: 0.303, SLG: 0.340		1-2 		4-0 	1-2 		2-3 			2 1 0 0 1 1 0			
<b>Sal Fasano, R</b> (1, 2) OBP: 0.296, SLG: 0.333		2-3 		3-2 	3-2 		1-3 			3 1 1 3 0 2 0			
<b>Mendy López, R</b> (1, 6) OBP: 0.309, SLG: 0.333	1-1 		1-1 	2-3 		0-2 				3 0 0 0 0 1 0			
<b>Inning Stats</b>	R: 0 H: 0 E: 0 LOB: 0 K: 2 BB: 0 S: 10 P: 14	R: 0 H: 0 E: 0 LOB: 0 K: 1 BB: 0 S: 7 P: 11	R: 0 H: 0 E: 0 LOB: 0 K: 1 BB: 0 S: 9 P: 13	R: 0 H: 0 E: 0 LOB: 0 K: 0 BB: 0 S: 8 P: 13	R: 3 H: 2 E: 0 LOB: 0 K: 1 BB: 1 S: 14 P: 26	R: 0 H: 2 E: 0 LOB: 1 K: 1 BB: 0 S: 13 P: 20	R: 0 H: 0 E: 0 LOB: 0 K: 2 BB: 0 S: 10 P: 15	R: 0 H: 1 E: 0 LOB: 1 K: 1 BB: 0 S: 8 P: 12	R: 1 H: 2 E: 0 LOB: 1 K: 1 BB: 0 S: 11 P: 18	1B: 4 SF: 0 2B: 1 SAC: 0 3B: 0 DP: 1 HR: 2 HBP: 0	WP: 0 PA: 33 PB: 0 SB: 0 CS: 0		
<b>PITCHER</b>	<b>IP WLS BF H R ER SO BB IBB HBP BLK WP HR S P ERA WHIP</b>											<b>PITCHER</b>	<b>IP WLS BF H R ER SO BB IBB HBP BLK WP HR S P ERA WHIP</b>
<b>Frankie Rodriguez, R</b> (1, 1) ERA: 6.91	7.2 L 28 5 3 3 9 1 0 0 0 0 1 78 122 3.52 0.783												
<b>Eddie Guardado, L</b> (8, 1) ERA: 3.3	0.1 1 0 0 0 0 0 0 0 0 0 0 1 2 0.00 0.000												
<b>Mike Trombley, R</b> (9, 1) ERA: 3.21	1.0 4 2 1 1 1 0 0 0 0 0 0 1 11 9.00 2.000												

Batter	1	2	3	4	5	6	7	8	9	AB	R	H	RBI	BB	SO	LOB
Chris Latham, S OBP: 0.244, SLG: 0.114 (1, 8)	4-2 L9-6 G3 BB		4-2 BB 1-2		2-3 K		2-0 F8 1-2		2-0 F8	3	0	0	0	2	1	3
Brent Gates, S OBP: 0.315, SLG: 0.301 (1, 4)	1-0 G3 1-2		4-0 SAFE SAFE BB 1-2		0-1 F7		0-1 F9		0-1 F9	3	0	0	0	1	0	1
Paul Molitor, R OBP: 0.319, SLG: 0.341 (1, 10)	0-2 L9-6 2-3		2-0 F7		1-0 G5-3		1-0 G5-3		2-3 K	4	0	0	0	0	1	3
Matt Lawton, L OBP: 0.378, SLG: 0.472 (1, 9)		4-2 FC4-6 BB	1-2 F7		2-1 P5		2-1 P5		3-3 K	3	0	0	0	1	1	2
Ron Coomer, R OBP: 0.298, SLG: 0.412 (1, 5)		2-0 FC4-6 FC5 1B 1-2f		2-1 CS 1B		1-0 L6		0-1 E6 1B SF8	4	1	1	0	0	0	0	1
David Ortiz, L OBP: 0.374, SLG: 0.468 (1, 3)		1-2 SAFE FC5 1B	1-2 SAFE FC5 1B		3-3 SAFE K		2-3 K		1-0 BB 1-3 1B	4	0	2	0	0	2	1
Denny Hocking, S OBP: 0.286, SLG: 0.277 (9, PR)		1-2 SAFE FC5 1B	1-2 SAFE FC5 1B		1-2 K		2-3 K		1-3 BB 1B	0	0	0	0	0	0	0
Alex Ochoa, R OBP: 0.275, SLG: 0.341 (1, 7)		0-1 FC5	0-1 FC5		0-1 E8 HR		0-0 G5-3		3-2 SF8	3	1	0	0	0	0	2
Todd Walker, L OBP: 0.402, SLG: 0.522 (9, PH)		1-2 2-3f	1-2 2-3f		2-2 HR		1-1 WP 1B		3-H 0-3 K	4	1	2	2	0	1	3
Terry Steinbach, R OBP: 0.338, SLG: 0.440 (1, 2)		1-2 G1-3	1-2 G1-3		2-2 HR		1-1 WP 1B		0-3 K	4	1	2	2	0	1	3
Pat Meares, R OBP: 0.296, SLG: 0.371 (1, 6)			0-1 CS 1B		0-0 F9		1-3 K		4-2 SAFE BB	3	0	1	0	1	1	1

BOTTOM

Kansas City Royals @ Minnesota Twins  
Hubert H. Humphrey Metrodome, Minneapolis, MN

Wed Aug 05 1998, 8:05 PM EDT  
Att. 9,545 - Dome - 72 F

livebaseballscores.com

AB	31
R	3
H	6
RBI	3
BB	5
SO	7
LOB	17



Inning Stats	R: 0	H: 0	E: 0	K: 0	S: 6	H: 0	LOB: 0	BB: 1	P: 11	R: 0	H: 1	E: 0	K: 0	S: 12	H: 1	LOB: 2	BB: 1	P: 20	R: 0	H: 1	E: 0	K: 0	S: 10	H: 1	LOB: 2	BB: 2	P: 21	R: 2	H: 2	E: 1	K: 1	S: 15	H: 0	LOB: 0	BB: 0	P: 22	R: 0	H: 0	E: 0	K: 1	S: 6	H: 0	LOB: 0	BB: 0	P: 9	R: 0	H: 0	E: 0	K: 1	S: 8	H: 0	LOB: 0	BB: 0	P: 13	R: 0	H: 1	E: 0	K: 1	S: 7	H: 1	LOB: 1	BB: 0	P: 11	R: 0	H: 0	E: 0	K: 2	S: 9	H: 0	LOB: 0	BB: 0	P: 14	R: 1	H: 1	E: 1	K: 1	S: 12	H: 1	LOB: 2	BB: 1	P: 22	1B: 5	2B: 2	3B: 0	HR: 1	SF: 1	SAC: 0	DP: 2	HBP: 0	WP: 1	PB: 0	SB: 0	CS: 2	PA: 37
--------------	------	------	------	------	------	------	--------	-------	-------	------	------	------	------	-------	------	--------	-------	-------	------	------	------	------	-------	------	--------	-------	-------	------	------	------	------	-------	------	--------	-------	-------	------	------	------	------	------	------	--------	-------	------	------	------	------	------	------	------	--------	-------	-------	------	------	------	------	------	------	--------	-------	-------	------	------	------	------	------	------	--------	-------	-------	------	------	------	------	-------	------	--------	-------	-------	-------	-------	-------	-------	-------	--------	-------	--------	-------	-------	-------	-------	--------

PITCHER	IP	WLS	BF	H	R	ER	SO	BB	IBB	HBP	BLK	WP	HR	S	P	ERA	WHIP
Tim Belcher, R ERA: 4.17 (1, 1)	7.0	W	28	5	2	0	4	4	0	0	0	1	1	64	107	0.00	1.286
Scott Service, R ERA: 3.28 (8, 1)	1.0		3	0	0	0	2	0	0	0	0	0	0	9	14	0.00	0.000
Jeff Montgomery, R ERA: 5.08 (9, 1)	1.0	S	6	1	1	0	1	1	0	0	0	0	0	12	22	0.00	2.000

PITCHER	IP	WLS	BF	H	R	ER	SO	BB	IBB	HBP	BLK	WP	HR	S	P	ERA	WHIP
Tim Belcher, R ERA: 4.17 (1, 1)	7.0	W	28	5	2	0	4	4	0	0	0	1	1	64	107	0.00	1.286
Scott Service, R ERA: 3.28 (8, 1)	1.0		3	0	0	0	2	0	0	0	0	0	0	9	14	0.00	0.000
Jeff Montgomery, R ERA: 5.08 (9, 1)	1.0	S	6	1	1	0	1	1	0	0	0	0	0	12	22	0.00	2.000

Batter	1	2	3	4	5	6	7	8	9	AB	R	H	RBI	BB	SO	LOB	TOP										
<b>Johnny Damon, L</b> (1, 9) <small>OBP: 0.329, SLG: 0.417</small> (9, 7)	1-0 G4-3	2-1 L5		0-0 G3			0-1 F7	1-0 P6		5	0	0	0	0	0	3											
<b>Jermaine Allensworth, R</b> (1, 8) <small>OBP: 0.358, SLG: 0.391</small>	2-2 F7	1-0 P6			1-2 G5-3		1-0 BB 1B HBP	1-0 FC6-4		4	0	0	0	0	0	3											
<b>Jose Offerman, S</b> (1, 4) <small>OBP: 0.401, SLG: 0.439</small>	0-2 G4-3				2-3 K		0-1 BB 1B		1-2 G4-3	5	1	2	1	0	1	0											
<b>Dean Palmer, R</b> (1, 10) <small>OBP: 0.336, SLG: 0.533</small>		1-1 2B		0-2 FC6-4 1B		2-1 G3-1	4-2 BB		4-2 HR BB	3	2	2	0	2	0	0											
<b>Jeff King, R</b> (1, 3) <small>OBP: 0.332, SLG: 0.467</small>		1-2 1B 29 2B 2B	3-1 P3		2-1 G4-3 FC3-2 2B		2-3 K		2-0 HR	5	2	3	3	0	1	4											
<b>Scott Leius, R</b> (1, 5) <small>OBP: 0.429, SLG: 0.385</small> (7, 6) (8, 5)		1-0 29 2B 1B	1 SAFE 0-1 F8		0-0 G4-3			1-1 1B SF7 1B	0-3 K	5	2	2	0	0	1	2											
<b>Hal Morris, L</b> (1, 7) <b>Larry Sutton, L</b> (9, 9) <small>OBP: 0.353, SLG: 0.408</small> <small>OBP: 0.303, SLG: 0.340</small>		4-0 29 2B BB	1 SAFE 0-1 FC6-4		2-1 FC3-2		0-1 SF7 29 BB 1B	3-1 G3		4	1	1	0	1	0	2											
<b>29 Mike Sweeney, R</b> (1, 2) <small>OBP: 0.325, SLG: 0.422</small>		0-1 1-H 2-H 3-H 2B		2-2 F9		1-0 F9		4-1 FC6-4 BB		3	0	1	3	1	0	1											
<b>Luis Rivera, R</b> (1, 6) <b>Terry Pendleton, S</b> (7, PH) <small>OBP: 0.308, SLG: 0.283</small> <small>OBP: 0.318, SLG: 0.333</small> (7, 5) <b>Mendy López, R</b> (8, 6) <small>OBP: 0.309, SLG: 0.333</small>		2-0 P3		2-1 F7			1-2 F8	2-2 SF7		2	0	0	0	0	0	1											
<b>Inning Stats</b>	R: 0 E: 0 K: 0 S: 8	H: 0 LOB: 0 BB: 0 P: 11	R: 4 E: 0 K: 0 S: 12	H: 4 LOB: 1 BB: 1 P: 24	R: 1 E: 0 K: 0 S: 12	H: 2 LOB: 1 BB: 0 P: 18	R: 0 E: 0 K: 0 S: 6	H: 0 LOB: 0 BB: 0 P: 10	R: 0 E: 0 K: 1 S: 8	H: 0 LOB: 0 BB: 0 P: 13	R: 0 E: 0 K: 0 S: 6	H: 1 LOB: 1 BB: 0 P: 11	R: 0 E: 0 K: 1 S: 21	H: 1 LOB: 3 BB: 1 P: 29	R: 1 E: 0 K: 0 S: 10	H: 2 LOB: 2 BB: 1 P: 19	R: 2 E: 0 K: 1 S: 12	H: 1 LOB: 0 BB: 1 P: 22	1B: 5 2B: 4 3B: 0 HR: 2	SF: 1 SAC: 0 DP: 0 HBP: 1	WP: 0 PB: 0 SB: 0 CS: 0	PA: 43					
<b>PITCHER</b>	IP	WLS	BF	H	R	ER	SO	BB	IBB	HBP	BLK	WP	HR	S	P	ERA	WHIP										
<b>Dan Serafini, L</b> (1, 1) <small>ERA: 5.98</small>	2.0		13	6	5	5	0	1	0	0	0	0	1	25	42	22.50	3.500										
<b>Hector Carrasco, R</b> (3, 1) <small>ERA: 4.4</small>	4.0		13	1	0	0	1	0	0	0	0	0	0	27	45	0.00	0.250										
<b>Mike Trombley, R</b> (7, 1) <small>ERA: 3.3</small>	1.0		9	3	1	1	1	2	0	1	0	0	0	26	39	9.00	5.000										
<b>Eddie Guardado, L</b> (8, 1) <small>ERA: 3.25</small>	0.2		2	0	0	0	0	0	0	0	0	0	0	4	7	0.00	0.000										
<b>Rick Aguilera, R</b> (8, 1) <small>ERA: 4.47</small>	1.1	L	6	1	2	2	1	1	0	0	0	0	1	13	24	13.50	1.500										

**Kansas City Royals @ Minnesota Twins**  
 Hubert H. Humphrey Metrodome, Minneapolis, MN  
 Thu Aug 06 1998, 4:33 AM EDT  
 Att. 14,332 - Dome - 72 F

livebaseballscorecards.com

AB	37
R	8
H	11
RBI	8
BB	4
SO	3
LOB	16





Batter	1	2	3	4	5	6	7	8	9	AB	R	H	RBI	BB	SO	LOB
Pat Meares, R OBP: 0.295, SLG: 0.369 (1, 6)	0-1 L8	1-3 K		1-2 G1-3		2-2 P4		2-2 1B 1B		5	1	1	0	0	1	3
Brent Gates, S OBP: 0.313, SLG: 0.299 (1, 5)	1-2 G3		0-1 3B 1B	1-2 G6-3		2-2 G3-1		1 SAFE 1 SAFE 1 SAFE L6		5	1	1	0	0	0	1
Paul Molitor, R OBP: 0.320, SLG: 0.348 (1, 10)	1-2 P6		3-1 1-H SF8 3B		1-0 F8		2-1 G6-3	0-0 1-3 1B 1B		5	2	2	1	0	0	0
Ron Coomer, R OBP: 0.303, SLG: 0.422 David Ortiz, L OBP: 0.377, SLG: 0.468 (1, 3) (8, PH) (9, 3)		1-0 FC6-4 1B 1B	3-2 SF8		2-2 E 2B		3-2 1B 2B	4-2 E 1B BB		3	2	3	1	0	0	0
Marty Cordova, R OBP: 0.337, SLG: 0.403 (1, 7)		4-0 FC6-4 BB	1-1 HR		4-1 E BB		4-1 WP 1B BB	0-1 E9 1-3 2-H 3-H 1B		2	1	2	3	3	0	0
Todd Walker, L OBP: 0.399, SLG: 0.517 Chris Latham, S OBP: 0.244, SLG: 0.114 (1, 4) (9, 8)		1-1 FC6-4 G4-3 1B 1-2f 2-3	3-3 K		0-0 E4 1-3 2-H		1-0 WP 1B	3-2 G4-3		5	0	1	0	0	1	5
Alex Ochoa, R OBP: 0.283, SLG: 0.348 Matt Lawton, L OBP: 0.380, SLG: 0.471 (1, 8) (5, PH) (6, 8) (9, 9)		0-2 G4-3 1B 1-2 3-H	2-1 1B		4-0 G3-6 1B IBB		4-2 1-2 2-3 BB		3-1 G3	2	0	2	1	0	0	0
Javier Valentin, S OBP: 0.258, SLG: 0.356 (1, 2)		0-0 G4-3 1-2 2-3	1 SAFE 1-0 F9		1-0 G3-6-1 1-2f		2-1 F9		1-2 F8	5	0	0	0	0	0	9
Denny Hocking, S OBP: 0.285, SLG: 0.270 (1, 9) (9, 4)		4-1 BB		1-3 K		3-3 K		0-0 B2-3	1-3 K	3	0	0	0	1	2	0
Terry Steinbach, R OBP: 0.336, SLG: 0.439 (9, PH)										1	0	0	0	0	1	0

Inning Stats	R: 0	H: 0	E: 0	K: 0	S: 9	LOB: 0	BB: 0	P: 11	R: 1	H: 2	E: 0	K: 1	S: 12	LOB: 3	BB: 2	P: 23	R: 3	H: 4	E: 0	K: 1	S: 16	LOB: 1	BB: 0	P: 29	R: 0	H: 0	E: 0	K: 1	S: 10	LOB: 0	BB: 0	P: 13	R: 1	H: 1	E: 1	K: 0	S: 8	LOB: 2	BB: 2	P: 20	R: 0	H: 0	E: 0	K: 1	S: 11	LOB: 0	BB: 0	P: 18	R: 0	H: 2	E: 0	K: 0	S: 12	LOB: 3	BB: 2	P: 28	R: 2	H: 3	E: 1	K: 0	S: 17	LOB: 2	BB: 1	P: 28	R: 0	H: 0	E: 0	K: 1	S: 8	LOB: 0	BB: 0	P: 13	1B: 8	SF: 1	2B: 2	SAC: 0	3B: 1	DP: 1	HR: 1	HBP: 0
--------------	------	------	------	------	------	--------	-------	-------	------	------	------	------	-------	--------	-------	-------	------	------	------	------	-------	--------	-------	-------	------	------	------	------	-------	--------	-------	-------	------	------	------	------	------	--------	-------	-------	------	------	------	------	-------	--------	-------	-------	------	------	------	------	-------	--------	-------	-------	------	------	------	------	-------	--------	-------	-------	------	------	------	------	------	--------	-------	-------	-------	-------	-------	--------	-------	-------	-------	--------

PITCHER	IP	WLS	BF	H	R	ER	SO	BB	IBB	HBP	BLK	WP	HR	S	P	ERA	WHIP
50 José Rosado, L ERA: 4.03 (1, 1)	4.1		24	7	5	4	3	3	3	0	0	0	1	54	90	8.31	2.308
Ricky Bones, R ERA: 2.37 (5, 1)	2.0		8	1	0	0	1	1	1	0	0	0	0	19	40	0.00	1.000
Matt Whisenant, L ERA: 4.1 (7, 1)	1.1		6	2	1	1	0	1	0	0	0	1	0	13	24	6.75	2.250
Scott Service, R ERA: 3.41 (8, 1)	0.1	W	4	2	1	1	0	1	0	0	0	0	0	9	16	27.00	9.000
Jeff Montgomery, R ERA: 4.95 (9, 1)	1.0	S	3	0	0	0	1	0	0	0	0	0	0	8	13	0.00	0.000

**BOTTOM**


**Kansas City Royals @ Minnesota Twins**  
 Hubert H. Humphrey Metrodome, Minneapolis, MN

Thu Aug 06 1998, 4:33 AM EDT  
 Att. 14,332 - Dome - 72 F

livebaseballscores.com

AB	37
R	7
H	12
RBI	6
BB	7
SO	5
LOB	18

WP: 1 PA: 45  
 PB: 0  
 SB: 1  
 CS: 0





Batter	1	2	3	4	5	6	7	8	9	AB	R	H	RBI	BB	SO	LOB
<b>Otis Nixon, S</b> OBP: 0.334, SLG: 0.309 <b>Chris Latham, S</b> OBP: 0.262, SLG: 0.114 (1, 8) (8, PH) (9, 8)	L5	G6-3		CS BB	K			WP BB		3	0	0	0	1	1	3
<b>Matt Lawton, L</b> OBP: 0.383, SLG: 0.471 <b>Alex Ochoa, R</b> OBP: 0.281, SLG: 0.346 (1, 9) (8, PH) (9, 9)	1B S 1B	K		SAFE SAFE BB		F8 E BB		F9		2	1	1	0	2	1	0
<b>Paul Molitor, R</b> OBP: 0.318, SLG: 0.346 (1, 10)	BB 1B 1B	G6-3		K		E3 G4-6-3		L4		5	1	1	0	0	1	3
<b>David Ortiz, L</b> OBP: 0.378, SLG: 0.466 (1, 3)	BB 1B 1B	FC6-4 1B		G4-3		F8		P6		5	1	2	1	0	0	3
<b>Ron Coomer, R</b> OBP: 0.302, SLG: 0.419 (1, 5)	K	FC6-4			E4 2B 1B	G4-6-3		HR 1B		5	2	1	0	0	1	5
<b>Todd Walker, L</b> OBP: 0.402, SLG: 0.528 (1, 4)	IBB 2B BB			F8		G3 2B		G6-3		4	3	2	2	1	0	0
<b>Marty Cordova, R</b> OBP: 0.341, SLG: 0.406 (1, 7)	IBB 2B 1B	S 1B		S	G3 1B			F9		5	1	3	3	0	0	0
<b>Javier Valentin, S</b> OBP: 0.256, SLG: 0.344 (1, 2)	2B IBB			K	G3			P6		4	0	0	1	1	1	2
<b>Pat Meares, R</b> OBP: 0.294, SLG: 0.370 <b>Denny Hocking, S</b> OBP: 0.285, SLG: 0.270 (1, 6) (9, 6)	IBB 2B	G6-3		G6-3		G6-3		F8		4	0	1	2	0	0	2

Inning Stats	R: 5	H: 5	E: 0	LOB: 2	K: 1	S: 19	R: 0	H: 1	E: 0	LOB: 1	K: 1	S: 8	R: 0	H: 1	E: 0	LOB: 1	K: 1	S: 10	R: 2	H: 2	E: 1	LOB: 1	K: 1	S: 13	R: 0	H: 0	E: 0	LOB: 1	K: 1	S: 5	R: 2	H: 2	E: 1	LOB: 1	K: 1	S: 13	R: 0	H: 0	E: 1	LOB: 1	K: 0	S: 11	R: 0	H: 0	E: 0	LOB: 0	K: 0	S: 7	R: 0	H: 0	E: 0	LOB: 1	K: 0	S: 11	R: 2	H: 2	E: 0	LOB: 0	K: 0	S: 10	R: 0	H: 2	E: 0	LOB: 0	K: 0	S: 10	1B: 8	2B: 2	3B: 0	HR: 1	SF: 0	SAC: 0	DP: 1	HBP: 0	WP: 1	PB: 0	SB: 2	CS: 1	PA: 44
--------------	------	------	------	--------	------	-------	------	------	------	--------	------	------	------	------	------	--------	------	-------	------	------	------	--------	------	-------	------	------	------	--------	------	------	------	------	------	--------	------	-------	------	------	------	--------	------	-------	------	------	------	--------	------	------	------	------	------	--------	------	-------	------	------	------	--------	------	-------	------	------	------	--------	------	-------	-------	-------	-------	-------	-------	--------	-------	--------	-------	-------	-------	-------	--------


PITCHER	IP	WLS	BF	H	R	ER	SO	BB	IBB	HBP	BLK	WP	HR	S	P	ERA	WHIP
<b>Scott Erickson, R</b> ERA: 4.18	(1, 1)	4.0	24	8	7	6	4	3	1	0	0	0	0	45	90	13.50	2.750
<b>Pete Smith, R</b> ERA: 5.21	(5, 1)	0.2	3	1	0	0	0	0	0	0	0	0	7	10	0.00	1.500	
<b>Jimmy Key, L</b> ERA: 4.25	(5, 1)	0.2	W 4	0	0	0	1	1	0	0	0	0	0	12	22	0.00	1.500
<b>Alan Mills, R</b> ERA: 3.88	(6, 1)	1.2	4	0	0	0	0	0	0	0	0	0	9	12	0.00	0.000	
<b>Jesse Orosco, L</b> ERA: 2.41	(8, 1)	1.0	4	0	0	0	0	1	0	0	0	1	0	11	21	0.00	1.000

**BOTTOM**

**Baltimore Orioles @ Minnesota Twins**  
 Hubert H. Humphrey Metrodome, Minneapolis, MN

Fri Aug 07 1998, 8:05 PM EDT  
 Att. 13,662 - Dome - 72 F

AB	38
R	9
H	11
RBI	9
BB	6
SO	5
LOB	19



PITCHER	IP	WLS	BF	H	R	ER	SO	BB	IBB	HBP	BLK	WP	HR	S	P	ERA	WHIP
<b>Armando Benitez, R</b> ERA: 3.63	(9, 1)	1.0	5	2	2	2	0	0	0	0	0	0	1	10	16	18.00	2.000

Batter	1	2	3	4	5	6	7	8	9	AB R H RBI BB SO LOB	TOP											
<b>Roberto Alomar, S</b> (1, 4) OBP: 0.375, SLG: 0.451	1-2 P4	0-2 1B			2-1 HR 1B	0-0 G5-3		3-2 G6-3		5 1 2 0 0 0 2												
<b>Brady Anderson, L</b> (1, 8) OBP: 0.339, SLG: 0.418	1-0 HR 1B	2-2 G3-1			0-0 HR 1B		2-3 K		2-3 K	5 2 2 2 0 2 2												
<b>Eric Davis, R</b> (1, 9) OBP: 0.387, SLG: 0.612	4-1 HR BB				1-1 2B E 1B		2-2 2B		0-1 L8	4 2 2 0 1 0 0												
<b>Rich Becker, L</b> (9, 9) OBP: 0.347, SLG: 0.344	1-2 HR BB				1-1 SAFE E9 2B		1-0 F7		2-2 1B 2B	5 1 3 3 0 0 1												
<b>Rafael Palmeiro, L</b> (1, 3) OBP: 0.396, SLG: 0.607	1-1 HR				1-1 SAFE E9 2B		1-0 F7		2-2 1B 2B	5 1 3 3 0 0 1												
<b>Harold Baines, L</b> (1, 10) OBP: 0.381, SLG: 0.478	2-2 G5-3				3-2 G4-3		0-0 L6		4-2 BB	3 0 0 0 1 0 1												
<b>23 Chris Hoiles, R</b> (9, PH) OBP: 0.364, SLG: 0.472	2-2 G5-3				3-2 G4-3		0-0 L6		4-2 BB	0 0 0 0 1 0 0												
<b>Cal Ripken Jr., R</b> (1, 5) OBP: 0.339, SLG: 0.386	1-0 F8				2-3 K		3-1 L5		1-2 G3-1	5 0 1 0 0 1 3												
<b>B.J. Surhoff, L</b> (1, 7) OBP: 0.340, SLG: 0.471		0-2 F7			0-1 G3		1-3 K		3-2 G3-1	5 0 0 0 0 1 3												
<b>Lenny Webster, R</b> (1, 2) OBP: 0.304, SLG: 0.453		3-3 K			0-1 G6-3		1-2 G5-3		0-0 F8	4 0 0 0 0 1 0												
<b>Mike Bordick, R</b> (1, 6) OBP: 0.324, SLG: 0.375		0-0 1B			2-1 G6-3		4-2 BB		4-2 BB	2 0 1 0 2 0 0												
<b>Inning Stats</b>	R: 3 E: 0 K: 0 S: 12	H: 2 LOB: 0 BB: 1 P: 22	R: 0 E: 0 K: 1 S: 14	H: 2 LOB: 2 BB: 0 P: 19	R: 0 E: 0 K: 0 S: 9	H: 0 LOB: 0 BB: 0 P: 16	R: 0 E: 0 K: 1 S: 8	H: 0 LOB: 0 BB: 0 P: 10	R: 3 E: 1 K: 0 S: 11	H: 4 LOB: 1 BB: 0 P: 19	R: 0 E: 0 K: 1 S: 10	H: 0 LOB: 1 BB: 1 P: 16	R: 0 E: 0 K: 1 S: 17	H: 1 LOB: 2 BB: 1 P: 27	R: 0 E: 0 K: 0 S: 14	H: 0 LOB: 1 BB: 1 P: 24	R: 0 E: 0 K: 1 S: 15	H: 2 LOB: 3 BB: 1 P: 26	1B: 6 2B: 3 3B: 0 HR: 2	SF: 0 SAC: 0 DP: 0 HBP: 0	WP: 0 PB: 0 SB: 0 CS: 0	PA: 43
<b>PITCHER</b>	IP WLS BF H R ER SO BB IBB HBP BLK WP HR S P ERA WHIP																					
<b>Brad Radke, R</b> (1, 1) ERA: 3.44	5.0 L 24 8 6 5 2 1 0 0 0 0 0 2 54 86 9.00 1.800																					
<b>Mike Trombley, R</b> (6, 1) ERA: 3.25	1.0 4 0 0 0 1 1 0 0 0 0 0 0 10 16 0.00 1.000																					
<b>Eddie Guardado, L</b> (7, 1) ERA: 3.66	1.1 6 1 0 0 1 1 0 0 0 0 0 0 21 34 0.00 1.500																					
<b>Todd Ritchie, R</b> (8, 1) ERA:	0.2 3 0 0 0 0 1 0 0 0 0 0 0 10 17 0.00 1.500																					
<b>Travis Miller, L</b> (9, 1) ERA: 8.59	1.0 6 2 0 0 1 1 0 0 0 0 0 0 15 26 0.00 3.000																					

**Baltimore Orioles @ Minnesota Twins**  
 Hubert H. Humphrey Metrodome, Minneapolis, MN  
 Sat Aug 08 1998, 8:05 PM EDT  
 Att. 18,396 - Dome - 72 F

AB	38
R	6
H	11
RBI	5
BB	5
SO	5
LOB	12



Batter	1	2	3	4	5	6	7	8	9	AB R H RBI BB SO LOB
<b>Otis Nixon, S</b> (1, 8) <small>OBP: 0.332, SLG: 0.307</small>	0-3 	0-0 SAFE 		0-0 		3-3 			3-2 	5 0 1 0 0 2 1
<b>Matt Lawton, L</b> (1, 9) <small>OBP: 0.382, SLG: 0.477</small> <b>Alex Ochoa, R</b> (9, PH) <small>OBP: 0.280, SLG: 0.344</small>	1-2 	0-1 		0-3 			1-1 		1-0 	4 1 1 1 0 1 2 1 0 0 0 0 0 0
<b>Paul Molitor, R</b> (1, 10) <small>OBP: 0.327, SLG: 0.359</small>	0-1 		0-1 		3-1 		1-1 		2-1 	5 2 5 0 0 0 0
<b>David Ortiz, L</b> (1, 3) <small>OBP: 0.376, SLG: 0.461</small> <b>Brent Gates, S</b> (9, PH) <small>OBP: 0.311, SLG: 0.298</small>	0-0 		2-0 		3-1 		2-2 		2-2 	4 0 1 0 0 0 3 1 0 0 0 0 0 1
<b>Ron Coomer, R</b> (1, 5) <small>OBP: 0.301, SLG: 0.417</small>	2-3 		1-3 		1-0 		0-0 			4 0 1 1 0 2 4
<b>Todd Walker, L</b> (1, 4) <small>OBP: 0.400, SLG: 0.525</small>	0-1 		3-2 		1-2 		2-1 			4 0 1 1 0 0 4
<b>Marty Cordova, R</b> (1, 7) <small>OBP: 0.340, SLG: 0.402</small>		1-1 	3-0 		0-0 			3-2 		3 0 0 0 0 0 0
<b>Terry Steinbach, R</b> (1, 2) <small>OBP: 0.332, SLG: 0.433</small>		2-0 	2-1 		1-1 		1-2 			4 0 0 0 0 0 2
<b>Pat Meares, R</b> (1, 6) <small>OBP: 0.296, SLG: 0.372</small>		2-2 		0-0 		3-2 		1-3 		4 0 2 0 0 1 0

Inning Stats	R: 1	H: 3	E: 0	K: 2	S: 14	LOB: 2	BB: 0	P: 17	R: 0	H: 2	E: 0	K: 0	S: 9	LOB: 2	BB: 0	P: 14	R: 1	H: 2	E: 0	K: 1	S: 11	LOB: 1	BB: 0	P: 16	R: 0	H: 1	E: 0	K: 0	S: 8	LOB: 1	BB: 0	P: 16	R: 0	H: 1	E: 0	K: 1	S: 11	LOB: 1	BB: 0	P: 18	R: 1	H: 2	E: 0	K: 0	S: 10	LOB: 1	BB: 0	P: 16	R: 0	H: 0	E: 0	K: 1	S: 9	LOB: 0	BB: 0	P: 14	R: 0	H: 1	E: 0	K: 0	S: 9	LOB: 1	BB: 0	P: 17	1B: 10	SF: 0	2B: 1	SAC: 0	3B: 0	DP: 0	HR: 1	HBP: 1	WP: 0	PA: 40
--------------	------	------	------	------	-------	--------	-------	-------	------	------	------	------	------	--------	-------	-------	------	------	------	------	-------	--------	-------	-------	------	------	------	------	------	--------	-------	-------	------	------	------	------	-------	--------	-------	-------	------	------	------	------	-------	--------	-------	-------	------	------	------	------	------	--------	-------	-------	------	------	------	------	------	--------	-------	-------	--------	-------	-------	--------	-------	-------	-------	--------	-------	--------

PITCHER	IP	WLS	BF	H	R	ER	SO	BB	IBB	HBP	BLK	WP	HR	S	P	ERA	WHIP
<b>Sidney Ponson, R</b> (1, 1) <small>ERA: 5.53</small>	6.0		28	9	2	2	5	0	0	0	0	0	1	58	92	3.00	1.500
<b>Doug Johns, L</b> (7, 1) <small>ERA: 4.66</small>	0.2		3	1	1	1	0	0	0	0	0	0	0	7	11	13.50	1.500
<b>Alan Mills, R</b> (7, 1) <small>ERA: 3.79</small>	1.1		5	1	0	0	1	0	0	0	0	0	0	12	19	0.00	0.750
<b>Jesse Orosco, L</b> (9, 1) <small>ERA: 2.36</small>	1.0	S	4	1	0	0	0	0	0	0	0	0	0	9	17	0.00	1.000

**BOTTOM**

**Baltimore Orioles @ Minnesota Twins**  
 Hubert H. Humphrey Metrodome, Minneapolis, MN

Sat Aug 08 1998, 8:05 PM EDT  
 Att. 18,396 - Dome - 72 F

livebaseballscorecards.com

<b>AB</b>	<b>39</b>
<b>R</b>	<b>3</b>
<b>H</b>	<b>12</b>
<b>RBI</b>	<b>3</b>
<b>BB</b>	<b>0</b>
<b>SO</b>	<b>6</b>
<b>LOB</b>	<b>17</b>

Batter	1	2	3	4	5	6	7	8	9	AB R H RBI BB SO LOB	TOP											
<b>Roberto Alomar, S</b> (1, 4) OBP: 0.376, SLG: 0.456	0-0 G6-3		1-2 G5-3		0-2 HR		4-1 BB		2-0 F8	4 1 1 1 1 0 1												
<b>Brady Anderson, L</b> (1, 8) OBP: 0.340, SLG: 0.419	0-1 2B		1-3 K		1-0 F8		2-1 F9		4-1 BB	4 0 1 0 1 1 1												
<b>Eric Davis, R</b> (1, 10) OBP: 0.384, SLG: 0.605	1-0 F8		2-0 1B		1-0 P6			3-3 K	3-2 F9	5 0 1 0 0 1 3												
<b>Rafael Palmeiro, L</b> (1, 3) OBP: 0.395, SLG: 0.606	3-1 F9		1-1 F8		2-1 1B 2B			1-1 G4-3		4 1 1 0 0 0 2												
<b>Jeffrey Hammonds, R</b> (1, 9) OBP: 0.369, SLG: 0.456		0-1 G4-3		2-1 G1-3		0-0 G5-3		1-1 HR WP 1B		4 1 1 0 0 0 1												
<b>B.J. Surhoff, L</b> (1, 7) OBP: 0.343, SLG: 0.480		4-2 23 1B BB		0-0 P5		3-2 2-H 1B		2-0 1-H HR		3 1 2 3 1 0 0												
<b>Cal Ripken Jr., R</b> (1, 5) OBP: 0.338, SLG: 0.385		1 SAFE 1 SAFE 1 SAFE	2-1 F9	1-1 1B		1-1 P6		0-2 P2		4 0 1 0 0 0 1												
<b>23 Chris Hoiles, R</b> (1, 2) OBP: 0.363, SLG: 0.470 <b>Rich Becker, L</b> (9, PH) OBP: 0.351, SLG: 0.344		2-1 1B	1-2 1B	0-0 F9		3-3 K		4-2 BB BB		3 0 1 0 0 1 1 0 0 0 0 1 0 0												
<b>Mike Bordick, R</b> (1, 6) OBP: 0.322, SLG: 0.372 <b>Harold Baines, L</b> (9, PH) OBP: 0.379, SLG: 0.475		0-1 G1-3		1-3 K		1-3 K		0-3 K		3 0 0 0 0 2 2 1 0 0 0 0 1 1												
<b>Inning Stats</b>	R: 0 E: 0 K: 0 S: 6	H: 1 LOB: 1 BB: 0 P: 10	R: 0 E: 0 K: 0 S: 12	H: 1 LOB: 2 BB: 1 P: 20	R: 0 E: 0 K: 1 S: 11	H: 1 LOB: 1 BB: 0 P: 16	R: 0 E: 0 K: 0 S: 6	H: 1 LOB: 1 BB: 0 P: 9	R: 1 E: 0 K: 1 S: 9	H: 1 LOB: 0 BB: 0 P: 12	R: 1 E: 0 K: 0 S: 9	H: 2 LOB: 0 BB: 0 P: 15	R: 0 E: 0 K: 2 S: 10	H: 0 LOB: 1 BB: 1 P: 20	R: 2 E: 0 K: 1 S: 12	H: 2 LOB: 0 BB: 0 P: 19	R: 0 E: 0 K: 1 S: 12	H: 0 LOB: 2 BB: 2 P: 25	1B: 5 2B: 2 3B: 0 HR: 2	SF: 0 SAC: 0 DP: 0 HBP: 0	WP: 1 PB: 0 SB: 0 CS: 0	PA: 39
<b>PITCHER</b>	IP WLS BF H R ER SO BB IBB HBP BLK WP HR S P ERA WHIP																					
<b>Dan Serafini, L</b> (1, 1) ERA: 5.64	6.0 W 25 7 2 2 2 1 0 0 0 0 1 53 82 3.00 1.333																					
<b>Hector Carrasco, R</b> (7, 1) ERA: 4.44	1.2 7 1 1 1 3 1 0 0 0 0 0 0 18 33 5.40 1.200																					
<b>Eddie Guardado, L</b> (8, 1) ERA: 3.86	0.0 1 1 1 1 0 0 0 0 0 0 1 1 1 3 ∞ ∞																					
<b>Mike Trombley, R</b> (8, 1) ERA: 3.24	0.1 1 0 0 0 0 0 0 0 0 0 0 0 3 3 0.00 0.000																					
<b>Rick Aguilera, R</b> (9, 1) ERA: 4.4	1.0 S 5 0 0 0 1 2 0 0 0 0 0 0 12 25 0.00 2.000																					

**Baltimore Orioles @ Minnesota Twins**  
 Hubert H. Humphrey Metrodome, Minneapolis, MN  
 Sun Aug 09 1998, 4:33 AM EDT  
 Att. 16,780 - Dome - 72 F

AB	35
R	4
H	9
RBI	4
BB	4
SO	6
LOB	13



Batter	1	2	3	4	5	6	7	8	9
<b>Otis Nixon, S</b> OBP: 0.339, SLG: 0.315 (1, 8) B B C B X	3-1 G4-3 G1-3 1B		3-3 K 2		3-1 CS 1B		2-2 2B 2B 1B	3-2 S 1B	
<b>Brent Gates, S</b> OBP: 0.317, SLG: 0.309 (1, 5) P B B C X	3-1 G1-3 1-2		1-0 FC6-4 1B 3-H		1-0 CS 1-2	2-0 1B WP 1B	1-1 SAFE 1-3 2B 2B	1 SAFE 2-1 F7 1-3	
<b>Paul Molitor, R</b> OBP: 0.329, SLG: 0.358 (1, 10) C X	0-1 G4-3 2-3		1 SAFE 1-1 FC6-4 1-2f			2-2 1B WP 1B	4-1 2B IBB		
<b>David Ortiz, L</b> OBP: 0.369, SLG: 0.451 (1, 3) S S C	0-3 K 3			1-3 K 1		2-2 P6 1-3	2-3 K 2		
<b>Pat Meares, R</b> OBP: 0.300, SLG: 0.378 (1, 6) X		0-0 CS 1B		0-0 1B		2-3 K 1-2 3-H	1-0 1-3 2-H 3-H 2B		
<b>Todd Walker, L</b> OBP: 0.401, SLG: 0.522 (1, 4) S T B B B		1-3 K 1		0-3 K 2		4-2 1B BB	4-0 IBB		
<b>Terry Steinbach, R</b> OBP: 0.331, SLG: 0.430 (1, 2) S S X		0-2 K 1-2 3		1 SAFE 3-2 F9 3		1-1 1-2 2-H 1B	3-3 K 3		
<b>Alex Ochoa, R</b> OBP: 0.284, SLG: 0.353 (1, 9) X			0-0 SH5-3 1B 2B		1-0 G3 1	1-3 K2-3 3		1-0 G6-3 1B	
<b>Denny Hocking, S</b> OBP: 0.279, SLG: 0.264 (1, 7) C X			0-1 SH5-3 2-3 1		2-0 G1-3 2		2-3 K 1	1-0 G6-3 1-2f 2	

Inning Stats	R: 0	H: 1	E: 0	LOB: 1	K: 1	S: 10	R: 0	H: 1	E: 0	LOB: 0	K: 2	S: 8	R: 1	H: 2	E: 0	LOB: 1	K: 1	S: 9	R: 0	H: 1	E: 0	LOB: 1	K: 2	S: 13	R: 0	H: 1	E: 0	LOB: 0	K: 0	S: 4	R: 2	H: 3	E: 0	LOB: 2	K: 2	S: 21	R: 2	H: 3	E: 0	LOB: 3	K: 3	S: 16	R: 0	H: 2	E: 0	LOB: 1	K: 0	S: 7
	0	1	0	1	1	10	0	1	0	0	2	8	1	2	0	1	1	1	9	0	1	0	1	13	0	1	0	0	0	0	3	3	2	2	2	2	2	3	3	3	2	3	0	2	0	1	2	

PITCHER	IP	WLS	BF	H	R	ER	SO	BB	IBB	HBP	BLK	WP	HR	S	P	ERA	WHIP
<b>35 Mike Mussina, R</b> ERA: 3.49 (1, 1)	7.0	L	34	12	5	5	11	1	2	0	0	2	0	81	136	6.43	1.857
<b>Bobby Munoz, R</b> ERA: 9.82 (8, 1)	1.0		4	2	0	0	0	0	0	0	0	0	0	7	14	0.00	2.000

AB	R	H	RBI	BB	SO	LOB
5	1	4	0	0	1	1
5	2	3	1	0	0	2
3	1	1	0	1	0	2
4	0	0	0	0	3	6
4	0	3	2	0	1	1
2	0	0	0	2	2	2
4	0	1	1	0	2	5
4	1	2	0	0	1	2
3	0	0	0	0	1	1

AB	34
R	5
H	14
RBI	4
BB	3
SO	11
LOB	22

WP	PA
2	39



**Baltimore Orioles @ Minnesota Twins**  
 Hubert H. Humphrey Metrodome, Minneapolis, MN  
 Sun Aug 09 1998, 4:33 AM EDT  
 Att. 16,780 - Dome - 72 F

livebaseballscorecards.com

Batter	1	2	3	4	5	6	7	8	9	AB R H RBI BB SO LOB	TOP	
<b>Otis Nixon, S</b> (1, 8) OBP: 0.344, SLG: 0.314	1-0 		4-1 		2-0 			4-1 		1 1 0 0 2 0 1	<b>Minnesota Twins @ New York Yankees</b> Yankee Stadium, Bronx, NY Mon Aug 10 1998, 7:05 PM EDT Att. 29,600 - Cloudy - 79 F	
<b>Matt Lawton, L</b> (1, 9) OBP: 0.383, SLG: 0.483	2-2 		4-2 			0-3 		0-1 		3 1 1 3 1 1 1		
<b>Paul Molitor, R</b> (1, 10) OBP: 0.326, SLG: 0.354	3-2 		0-3 			3-2 		1-0 		4 0 0 0 0 1 3		
<b>David Ortiz, L</b> (1, 3) OBP: 0.362, SLG: 0.441	1-0 			0-3 		3-2 		0-2 		4 0 0 0 0 1 2		
<b>Ron Coomer, R</b> (1, 5) OBP: 0.301, SLG: 0.415		0-2 		0-2 			0-0 	1-2 		4 0 1 0 0 0 0		
<b>Todd Walker, L</b> (1, 4) OBP: 0.397, SLG: 0.516		2-3 		1-0 			3-2 	1-0 		4 0 0 0 0 1 1		
<b>Marty Cordova, R</b> (1, 7) OBP: 0.341, SLG: 0.403		1-1 			1-2 		2-2 		0-1 	4 0 2 0 0 0 0		
<b>Terry Steinbach, R</b> (1, 2) OBP: 0.327, SLG: 0.424			0-0 		1-2 		1-2 		2-3 	4 0 0 0 0 1 2		
<b>Pat Meares, R</b> (1, 6) OBP: 0.300, SLG: 0.377			2-1 		2-1 			0-0 	2-2 	4 1 1 0 0 0 1		
<b>Inning Stats</b>	R: 0 H: 0 E: 0 LOB: 1 K: 0 BB: 0 S: 8 P: 15	R: 0 H: 0 E: 0 LOB: 0 K: 1 BB: 0 S: 9 P: 12	R: 0 H: 0 E: 0 LOB: 2 K: 1 BB: 2 S: 9 P: 19	R: 0 H: 0 E: 0 LOB: 0 K: 1 BB: 0 S: 7 P: 8	R: 0 H: 1 E: 0 LOB: 1 K: 0 BB: 0 S: 10 P: 16	R: 0 H: 0 E: 0 LOB: 0 K: 1 BB: 0 S: 10 P: 16	R: 0 H: 1 E: 0 LOB: 1 K: 0 BB: 0 S: 10 P: 16	R: 3 H: 3 E: 1 LOB: 1 K: 0 BB: 1 S: 13 P: 20	R: 0 H: 0 E: 0 LOB: 0 K: 1 BB: 0 S: 8 P: 12	1B: 4 SF: 0 2B: 0 SAC: 0 3B: 0 DP: 1 HR: 1 HBP: 1	WP: 0 PA: 36 PB: 0 SB: 2 CS: 0	
<b>PITCHER</b> <b>Hideki Irabu, R</b> (1, 1) ERA: 3.07 <b>Mike Stanton, L</b> (8, 1) ERA: 5.47	IP WLS BF H R ER SO BB IBB HBP BLK WP HR S P ERA WHIP 7.0 W 26 2 0 0 4 2 0 1 0 0 0 0 63 102 0.00 0.571											<b>PITCHER</b> IP WLS BF H R ER SO BB IBB HBP BLK WP HR S P ERA WHIP

livebaseballscorecards.com

AB	32
R	3
H	5
RBI	3
BB	3
SO	5
LOB	11





**BOTTOM**

**Minnesota Twins @ New York Yankees**  
 Yankee Stadium, Bronx, NY  
 Mon Aug 10 1998, 7:05 PM EDT  
 Att. 29,600 - Cloudy - 79 F

[livebaseballscorecards.com](http://livebaseballscorecards.com)

<b>AB</b>	<b>31</b>
<b>R</b>	<b>7</b>
<b>H</b>	<b>10</b>
<b>RBI</b>	<b>6</b>
<b>BB</b>	<b>4</b>
<b>SO</b>	<b>4</b>
<b>LOB</b>	<b>9</b>



WP: 1	PA: 37
PB: 0	
SB: 0	
CS: 1	

AB R H RBI BB SO LOB

3 2 0 0 1 0 2

4 0 2 1 0 0 0

2 1 0 1 1 0 1

4 1 2 1 0 1 1

4 0 2 1 0 0 0

2 0 0 0 1 1 3

1 0 0 0 0 0 0

4 0 1 0 0 1 0

3 1 1 0 1 1 1

4 2 2 2 0 0 1

1B: 7	SF: 1
2B: 2	SAC: 0
3B: 0	DP: 1
HR: 2	HBP: 0

Batter	1	2	3	4	5	6	7	8	9							
<b>Chuck Knoblauch, R</b> OBP: 0.357, SLG: 0.403 (1, 4)	3-1 L9	0-2 FC1-5 2 1B 2 E		4-1 SF9 2 2B BB		2-2 F9										
<b>2 Derek Jeter, R</b> OBP: 0.378, SLG: 0.485 (1, 6)	0-0 F9	0-2 E7 WP 1-H 2-H 1B		0-0 SF9 1-3 2B			0-1 F8									
<b>Paul O'Neill, L</b> OBP: 0.370, SLG: 0.503 (1, 9)	4-1 1B BB	2-2 G6-3		0-0 SF9 2-3 3-H			2-0 G1-4-3									
<b>Bernie Williams, S</b> OBP: 0.447, SLG: 0.591 (1, 8)	0-0 1B 1-2 1B		0-1 G4-3	3-3 K			1-0 HR									
<b>Tino Martinez, L</b> OBP: 0.364, SLG: 0.491 (1, 3)	3-2 1B 1-3 2-H 1B		3-2 G6-3		1-0 L3 1B		2-2 G5-3									
<b>Darryl Strawberry, L</b> OBP: 0.379, SLG: 0.596 (1, 10)	2-3 K		4-1 20 CS BB		3-2 L3		0-0 P5									
<b>Shane Spencer, R</b> OBP: 0.333, SLG: 0.679 (8, PH)					1-2											
<b>20 Jorge Posada, S</b> OBP: 0.370, SLG: 0.498 (1, 2)		1-3 K	1-0 CS	1-0 P6	2-2 G3-1		2-2 1B									
<b>Chad Curtis, R</b> OBP: 0.370, SLG: 0.390 (1, 7)		0-1 FC1-5 1B 1B		4-1 HR BB		0-0 F9	1-2 K									
<b>Scott Brosius, R</b> OBP: 0.366, SLG: 0.453 (1, 5)		2-2 1 SAFE 1 SAFE 1 SAFE 1 SAFE FC1-5 2 1B 1B		1-0 HR		0-2 L9	1-2 P4									
<b>Inning Stats</b>	R: 1 E: 0 K: 13 S: 13	H: 2 LOB: 2 BB: 1 P: 25	R: 2 E: 1 K: 1 S: 21	H: 3 LOB: 1 BB: 0 P: 26	R: 0 E: 0 K: 0 S: 6	H: 0 LOB: 0 BB: 1 P: 14	R: 3 E: 0 K: 1 S: 11	H: 2 LOB: 1 BB: 2 P: 24	R: 0 E: 0 K: 0 S: 10	H: 1 LOB: 0 BB: 0 P: 16	R: 0 E: 0 K: 0 S: 8	H: 0 LOB: 0 BB: 0 P: 10	R: 1 E: 0 K: 0 S: 7	H: 1 LOB: 0 BB: 0 P: 12	R: 0 E: 0 K: 1 S: 12	H: 1 LOB: 1 BB: 0 P: 16
<b>PITCHER</b>	IP WLS BF H R ER SO BB IBB HBP BLK WP HR S P ERA WHIP															
<b>Frankie Rodriguez, R</b> ERA: 7.47 (1, 1)	4.0 L 22 7 6 5 3 4 0 0 0 0 1 1 51 89 11.25 2.750															
<b>Travis Baptist, L</b> ERA: 7.36 (5, 1)	4.0 14 3 1 1 1 0 0 0 0 0 1 37 54 2.25 0.750															

Batter	1	2	3	4	5	6	7	8	9	AB R H RBI BB SO LOB	TOP
<b>Otis Nixon, S</b> (1, 8) OBP: 0.343, SLG: 0.314 <b>Denny Hocking, S</b> (6, 8) OBP: 0.277, SLG: 0.262	2-1 <b>G4-3</b> 		0-2 <b>G6-4-3</b> 			3-2 <b>1B</b> 			2-0 <b>F9</b> 	3 0 1 0 0 0 1 1 0 0 0 0 0 0	<b>Minnesota Twins @ New York Yankees</b> Yankee Stadium, Bronx, NY Tue Aug 11 1998, 7:05 PM EDT Att. 37,413 - Unknown - 87 F
<b>Brent Gates, S</b> (1, 5) OBP: 0.316, SLG: 0.313	1-1 <b>2B</b> 			1-2 <b>G1-3</b> 		1-1 <b>P4</b> 			1-3 <b>K</b> 	4 0 1 0 0 1 1	
<b>Paul Molitor, R</b> (1, 10) OBP: 0.322, SLG: 0.350	1-2 <b>F7</b> 			0-0 <b>G4-3</b> 					3-1 <b>G6-3</b> 	4 0 0 0 0 1 1	
<b>Ron Coomer, R</b> (1, 3) OBP: 0.301, SLG: 0.415	0-2 <b>F8</b> 			0-2 <b>G4-3</b> 						3 0 1 0 0 0 1	
<b>Terry Steinbach, R</b> (1, 2) OBP: 0.324, SLG: 0.420		1-0 <b>F9</b> 			0-0 <b>G5-3</b> 				0-0 <b>L5</b> 	3 0 0 0 0 0 1	
<b>Matt Lawton, L</b> (1, 9) OBP: 0.361, SLG: 0.480		1-1 <b>F8</b> 			2-2 <b>G1-3</b> 				1-0 <b>G4-3</b> 	3 0 0 0 0 0 1	
<b>Alex Ochoa, R</b> (1, 7) OBP: 0.280, SLG: 0.347		0-1 <b>L1</b> 			2-3 <b>K</b> 				2-0 <b>G4-3</b> 	3 0 0 0 0 1 0	
<b>Todd Walker, L</b> (1, 4) OBP: 0.394, SLG: 0.512			0-0 <b>F8</b> 			0-3 <b>K</b> 			2-1 <b>F9</b> 	3 0 0 0 0 1 0	
<b>Pat Meares, R</b> (1, 6) OBP: 0.300, SLG: 0.376			0-2 <b>G6-4-3</b> <b>1B</b> 			1-1 <b>P5</b> 			0-1 <b>P3</b> 	3 0 1 0 0 0 0	
<b>Inning Stats</b>	R: 0 H: 1 E: 0 LOB: 1 K: 0 BB: 0 S: 13 P: 17	R: 0 H: 0 E: 0 LOB: 0 K: 0 BB: 0 S: 5 P: 7	R: 0 H: 1 E: 0 LOB: 0 K: 0 BB: 0 S: 7 P: 7	R: 0 H: 0 E: 0 LOB: 0 K: 0 BB: 0 S: 7 P: 8	R: 0 H: 0 E: 0 LOB: 0 K: 1 BB: 0 S: 9 P: 13	R: 0 H: 1 E: 0 LOB: 1 K: 1 BB: 0 S: 11 P: 16	R: 0 H: 1 E: 0 LOB: 1 K: 1 BB: 0 S: 9 P: 12	R: 0 H: 0 E: 0 LOB: 0 K: 0 BB: 0 S: 5 P: 9	R: 0 H: 0 E: 0 LOB: 0 K: 1 BB: 0 S: 6 P: 12	1B: 3 SF: 0 2B: 1 SAC: 0 3B: 0 DP: 1 HR: 0 HBP: 0	
<b>PITCHER</b> <b>David Wells, L</b> (1, 1) ERA: 3.28	IP: 9.0 WLS: W BF: 30 H: 4 R: 0 ER: 0 SO: 4 BB: 0 IBB: 0 HBP: 0 BLK: 0 WP: 0 HR: 0 S: 72 P: 101 ERA: 0.00 WHIP: 0.444										

livebaseballscorecards.com

AB	30
R	0
H	4
RBI	0
BB	0
SO	4
LOB	6



Batter	1	2	3	4	5	6	7	8	9
<b>Chuck Knoblauch, R</b> (1, 4) <small>OBP: 0.356, SLG: 0.399</small>	0-1 F7		4-1 2B BB	1-2 G4-3		2-1 G4-3		2-1 G4-3	
<b>2 Derek Jeter, R</b> (1, 6) <small>OBP: 0.381, SLG: 0.490</small>	2-2 HR 1B		0-0 F8 1B 2B	2-1 F8		0-0 1B			
<b>Paul O'Neill, L</b> (1, 9) <small>OBP: 0.369, SLG: 0.508</small>	2-0 HR		0-2 F8 2-3	1-2 F8		2-2 F9			
<b>Bernie Williams, S</b> (1, 8) <small>OBP: 0.445, SLG: 0.587</small>	0-0 G5-3		1-2 L1		1-0 2B 2B 1B	3-3 K			
<b>Tino Martinez, L</b> (1, 3) <small>OBP: 0.368, SLG: 0.496</small>	2-2 1B		2-1 1B 20 1B 1B		1-1 2B 20 2B 2B		0-0 F8		
<b>Tim Lincecum, S</b> (1, 10) <small>OBP: 0.402, SLG: 0.390</small>		3-1 F8	0-0 20 1B 1B		1-3 SAFE K		0-0 F8		
<b>20 Jorge Posada, S</b> (1, 2) <small>OBP: 0.375, SLG: 0.506</small>		1-0 1B	2-0 1-2 3-H 1B		1-2 2B 2B		2-2 G4-3		
<b>Chad Curtis, R</b> (1, 7) <small>OBP: 0.366, SLG: 0.386</small>		0-2 F9	0-1 P3		1-3 K		0-2 L6		
<b>Scott Brosius, R</b> (1, 5) <small>OBP: 0.365, SLG: 0.451</small>		3-2 F7		3-2 G4-3 1B		3-2 G5-3		1-0 F8	

Inning Stats	R: 2	H: 3	E: 0	K: 0	S: 12	LOB: 1	BB: 0	P: 18	R: 0	H: 1	E: 0	K: 0	S: 11	LOB: 1	BB: 0	P: 18	R: 3	H: 4	E: 0	K: 0	S: 16	LOB: 2	BB: 1	P: 25	R: 0	H: 1	E: 0	K: 0	S: 11	LOB: 1	BB: 0	P: 18	R: 2	H: 3	E: 0	K: 2	S: 15	LOB: 1	BB: 0	P: 23	R: 0	H: 1	E: 0	K: 1	S: 9	LOB: 1	BB: 0	P: 16	R: 0	H: 0	E: 0	K: 0	S: 5	LOB: 0	BB: 0	P: 7	R: 0	H: 0	E: 0	K: 0	S: 6	LOB: 0	BB: 0	P: 9
1B: 9	SF: 0	2B: 3	SAC: 0	3B: 0	DP: 0	HR: 1	HBP: 0	WP: 0	PA: 37																																																							

PITCHER	IP	WLS	BF	H	R	ER	SO	BB	IBB	HBP	BLK	WP	HR	S	P	ERA	WHIP
<b>Eric Milton, L</b> (1, 1) <small>ERA: 5.3</small>	4.0	L	21	9	5	5	0	1	0	0	0	0	1	50	79	11.25	2.500
<b>Todd Ritchie, R</b> (5, 1) <small>ERA: 3.18</small>	4.0		16	4	2	2	3	0	0	0	0	0	0	35	55	4.50	1.000

**BOTTOM**

**AB R H RBI BB SO LOB**

4 1 0 0 1 0 1

4 2 3 1 0 0 1

4 1 1 2 0 0 3

4 1 1 0 0 1 2

4 2 3 1 0 0 0

4 0 1 0 0 1 2

4 0 3 3 0 0 0

4 0 0 0 0 1 4

4 0 1 0 0 0 2

**AB 36**

**R 7**


**H 13**

**RBI 7**

**BB 1**

**SO 3**

**LOB 15**



**Minnesota Twins @ New York Yankees**

**Yankee Stadium, Bronx, NY**

Tue Aug 11 1998, 7:05 PM EDT

Att: 37,413 - Unknown - 87 F

[livebaseballscorecards.com](http://livebaseballscorecards.com)

Batter	1	2	3	4	5	6	7	8	9	AB R H RBI BB SO LOB	TOP
<b>Otis Nixon, S</b> (1, 8) OBP: 0.342, SLG: 0.312 C C C B S	2-3  1B	1-2  1B		1-1  1B			1-2  1B		2-3  1B	5 0 1 0 0 2 1	
<b>Brent Gates, S</b> (1, 5) OBP: 0.315, SLG: 0.311 B C X	1-1  FC6-4 1B	1-0  1B			3-1  1B		2-1  1B			4 1 1 0 0 0 3	
<b>Paul Molitor, R</b> (1, 3) OBP: 0.327, SLG: 0.355 X	0-0  1-3 1B		1-2  1B		1-0  1B		0-0  1B			4 1 3 0 0 0 0	
<b>Matt Lawton, L</b> (1, 7) OBP: 0.382, SLG: 0.478 H	1-0  HBP		2-1  1B		1-0  1B		1-0  1B			3 0 1 0 0 0 1	
<b>Terry Steinbach, R</b> (1, 10) OBP: 0.321, SLG: 0.414 S B X	1-1  1-2f 2-3 3-H		1-0  1B			1-3  1B		0-0  1B		4 0 0 1 0 1 5	
<b>Todd Walker, L</b> (1, 4) OBP: 0.393, SLG: 0.512 B B X	2-0  1B		0-0  2B			2-3  1B		3-2  1B		4 0 1 1 0 1 3	
<b>Ron Coomer, R</b> (1, 9) OBP: 0.303, SLG: 0.414 B B B B		4-0  BB	1-0  1B			1-1  1B		0-3  1B		3 0 1 0 1 1 1	
<b>Javier Valentin, S</b> (1, 2) OBP: 0.263, SLG: 0.339 B B B B		4-0  BB		1-2  1B		0-0  1B		4-2  BB		2 0 0 0 2 0 1	
<b>Denny Hocking, S</b> (1, 6) OBP: 0.269, SLG: 0.254 B B B B X		3-1  1B		0-1  1B		2-1  1B		1-0  1B		4 0 0 0 0 0 3	
<b>Inning Stats</b>	R: 1 H: 2 E: 0 LOB: 2 K: 1 BB: 0 S: 9 P: 16	R: 0 H: 1 E: 0 LOB: 2 K: 0 BB: 2 S: 7 P: 20	R: 1 H: 2 E: 0 LOB: 1 K: 0 BB: 0 S: 8 P: 13	R: 0 H: 0 E: 0 LOB: 0 K: 0 BB: 0 S: 7 P: 9	R: 0 H: 0 E: 0 LOB: 0 K: 0 BB: 0 S: 4 P: 9	R: 0 H: 1 E: 0 LOB: 1 K: 2 BB: 0 S: 9 P: 13	R: 0 H: 0 E: 0 LOB: 0 K: 0 BB: 0 S: 7 P: 12	R: 0 H: 2 E: 0 LOB: 1 K: 0 BB: 0 S: 6 P: 10	R: 0 H: 0 E: 0 LOB: 1 K: 2 BB: 1 S: 10 P: 17	1B: 7 SF: 0 2B: 2 SAC: 0 3B: 0 DP: 2 HR: 0 HBP: 1	WP: 0 PA: 37 PB: 0 SB: 0 CS: 0
<b>PITCHER</b> <b>David Cone, R</b> (1, 1) ERA: 3.46 <b>Graeme Lloyd, L</b> (8, 1) ERA: 1.69 <b>Joe Borowski, R</b> (9, 1) ERA:	IP WLS BF H R ER SO BB IBB HBP BLK WP HR S P ERA WHIP 7.0 W 29 6 2 2 3 2 0 1 0 0 0 0 51 92 2.57 1.143 1.0 4 2 0 0 0 0 0 0 0 0 0 0 6 10 0.00 2.000 1.0 4 0 0 0 0 2 1 0 0 0 0 0 0 10 17 0.00 1.000	<b>PITCHER</b> IP WLS BF H R ER SO BB IBB HBP BLK WP HR S P ERA WHIP									

Minnesota Twins @ New York Yankees  
 Yankee Stadium, Bronx, NY  
 Wed Aug 12 1998, 3:33 AM EDT  
 Att. 47,841 - Sunny - 79 F

livebaseballscorecards.com

AB	33
R	2
H	8
RBI	2
BB	3
SO	5
LOB	18



Batter	1	2	3	4	5	6	7	8	9	AB	R	H	RBI	BB	SO	LOB	BOTTOM			
<b>Chuck Knoblauch, R</b> (1, 4) <small>OBP: 0.356, SLG: 0.398</small>	0-1 G6-3		1-0 P6	3-2 G6-3		1-0 2B 1B	4-2 BB			4	0	1	1	1	0	1				
<b>2 Derek Jeter, R</b> (1, 6) <small>OBP: 0.380, SLG: 0.487</small>	2-0 G6-3		2-0 G6-3	3-3 K		0-1 1B	1-1 G4-3			5	0	1	0	0	1	2				
<b>Paul O'Neill, L</b> (1, 9) <small>OBP: 0.370, SLG: 0.508</small> <b>Shane Spencer, R</b> (8, PH) <small>OBP: 0.323, SLG: 0.655</small> (9, 9)	1-0 1B		1-1 1B		1-2 G4-3	2-2 G4-3		1-3 K		4	0	2	0	0	0	2				
<b>Bernie Williams, S</b> (1, 8) <small>OBP: 0.444, SLG: 0.593</small>	1-2 G1-3		2-0 G4-3		0-0 G1-3 1B		2-1 HR	1-2 F9		5	1	2	1	0	0	2				
<b>Tino Martinez, L</b> (1, 3) <small>OBP: 0.370, SLG: 0.495</small> <b>Joe Borowski, R</b> (9, 1)		3-2 F8		1-0 FC3-6 1B	0-2 G1-3		4-0 HR WP BB	4-1 1B BB		3	3	1	0	2	0	1				
<b>Darryl Strawberry, L</b> (1, 10) <small>OBP: 0.380, SLG: 0.595</small> <b>Luis Sojo, R</b> (8, PH) <small>OBP: 0.260, SLG: 0.277</small> (9, 3)		0-2 1B		0-0 FC3-6 1B	1-2 F8		3-3 K	0-2 1B 1B		4	0	2	0	0	1	2				
<b>Tim Raines, S</b> (1, 7) <small>OBP: 0.404, SLG: 0.393</small> <b>Chad Curtis, R</b> (7, 7) <small>OBP: 0.367, SLG: 0.386</small>		0-0 1B		1-2 FC3-6 1B 2B		0-1 WP 1B	2-3 K	2-0 1B 1B		3	2	2	0	0	0	2				
<b>Scott Brosius, R</b> (1, 5) <small>OBP: 0.368, SLG: 0.463</small>		2-3 K		0-0 1B 2B		2-2 F7	0-1 HR	2-1 2B		5	2	3	5	0	1	3				
<b>Joe Girardi, R</b> (1, 2) <small>OBP: 0.305, SLG: 0.355</small>		0-3 K		0-0 G6-3 2B WP		2-0 P4	2-1 BB 1B	2-0 L4		5	1	2	2	0	1	4				
<b>Inning Stats</b>	R: 0 E: 0 K: 0 S: 7	H: 1 LOB: 1 BB: 0 P: 11	R: 0 E: 0 K: 2 S: 15	H: 2 LOB: 2 BB: 0 P: 20	R: 0 E: 0 K: 0 S: 5	H: 1 LOB: 1 BB: 0 P: 11	R: 4 E: 0 K: 1 S: 16	H: 4 LOB: 0 BB: 0 P: 24	R: 0 E: 0 K: 0 S: 12	H: 1 LOB: 1 BB: 0 P: 16	R: 1 E: 0 K: 0 S: 12	H: 3 LOB: 2 BB: 0 P: 19	R: 3 E: 0 K: 2 S: 21	H: 3 LOB: 2 BB: 2 P: 39	R: 3 E: 0 K: 1 S: 17	H: 3 LOB: 1 BB: 1 P: 29	1B: 14 2B: 2 3B: 0 HR: 2	SF: 0 SAC: 0 DP: 0 HBP: 0	WP: 3 PB: 0 SB: 0 CS: 0	PA: 45
<b>PITCHER</b>	IP WLS BF H R ER SO	IP WLS BF H R ER SO	IP WLS BF H R ER SO	IP WLS BF H R ER SO	IP WLS BF H R ER SO	IP WLS BF H R ER SO	IP WLS BF H R ER SO	IP WLS BF H R ER SO	IP WLS BF H R ER SO	IP WLS BF H R ER SO	IP WLS BF H R ER SO	IP WLS BF H R ER SO	IP WLS BF H R ER SO	IP WLS BF H R ER SO	IP WLS BF H R ER SO	IP WLS BF H R ER SO	BB IBB HBP BLK WP HR S P	ERA WHIP	ERA WHIP	
<b>LaTroy Hawkins, R</b> (1, 1) <small>ERA: 5.4</small>	5.2 L	28 L	11 5	5 5	3 2	1 0	0 0	0 0	0 0	0 0	0 0	0 0	0 0	0 0	0 0	0 0	0 0	2 2	7.94	1.941
<b>Mike Trombley, R</b> (6, 1) <small>ERA: 3.56</small>	1.0	8	4	3	3	2	1	0	0	0	0	0	0	0	0	0	0	1	27.00	5.000
<b>Hector Carrasco, R</b> (7, 1) <small>ERA: 4.4</small>	0.1	2	0	0	0	0	0	0	0	0	0	0	0	0	0	0	0	0	0.00	3.000
<b>Eddie Guardado, L</b> (8, 1) <small>ERA: 4.34</small>	1.0	7	3	3	3	1	1	0	0	0	0	0	0	0	0	0	0	0	27.00	4.000

Minnesota Twins @ New York Yankees

Yankee Stadium, Bronx, NY

Wed Aug 12 1998, 3:33 AM EDT

Att: 47,841 - Sunny - 79 F

livebaseballscores.com

**AB** 42  
**R** 11  
**H** 18  
**RBI** 10  
**BB** 3  
**SO** 6  
**LOB** 20



**Minnesota Twins @ Boston Red Sox**  
**Fenway Park, Boston, MA**  
 Thu Aug 13 1998, 7:05 PM EDT  
 Att. 32,801 - Unknown - 72 F

livebaseballscorecards.com

AB	38
R	7
H	12
RBI	7
BB	4
SO	4
LOB	15



Batter	1	2	3	4	5	6	7	8	9	AB	R	H	RBI	BB	SO	LOB
Otis Nixon, S OBP: 0.342, SLG: 0.311 (1, 8)	1-1 FC1-6 1B		1-1 F7		4-0 1B BB		0-2 G4-3	3-2 E6 BB		4	0	1	0	1	0	0
Brent Gates, S OBP: 0.320, SLG: 0.319 (1, 5)	0-2 FC1-6 B1-3 1-2f			1-2 L7	3-2 FC6-4 1B		3-2 WP 1B 2B	4-0 BB		4	1	2	2	1	0	1
Paul Molitor, R OBP: 0.328, SLG: 0.355 (1, 10)	0-0 B1-3 1-2			0-2 1B	1-1 FC6-4 1-2f		1-0 S 1B 2B 1B	2-1 F8		5	1	2	1	0	0	5
Matt Lawton, L OBP: 0.382, SLG: 0.476 (1, 9)	2-1 G4-3			1-0 F8		4-2 1B 2B BB	1-2 PB 2B 1B		1-2 G4-3	4	2	1	0	1	0	2
Marty Cordova, R OBP: 0.340, SLG: 0.403 (1, 7)		1-3 K		2-2 G4-3		0-0 L8	1-2 1-H 2-H 2B		0-3 K	5	0	1	2	0	2	2
Todd Walker, L OBP: 0.393, SLG: 0.509 (1, 4)		0-2 CS 1B			1-3 K	2-2 L6	4-0 G4-3 IBB		3-1 G4-3	4	0	1	0	1	1	1
Terry Steinbach, R OBP: 0.320, SLG: 0.412 (1, 2)		0-0 L9			0-1 F9	1-2 2B 1B	2-2 G4-3			4	1	1	0	0	0	3
David Ortiz, L OBP: 0.366, SLG: 0.450 (1, 3)		2-2 CS	2-2 L5		3-2 BB 1B 1B	3-2 1-H 2-H 2B		1-2 G5-3		3	1	2	2	0	0	0
Ron Coomer, R OBP: 0.302, SLG: 0.413 (8, PH) (8, 3)										1	0	0	0	0	0	0
Pat Meares, R OBP: 0.300, SLG: 0.375 (1, 6)			1-2 G5-3		2-0 BB 1B 1B	1-3 K		1-2 F4		4	1	1	0	0	1	1

Batter	1	2	3	4	5	6	7	8	9													
<b>Inning Stats</b>	R: 0 E: 0 K: 0 S: 10	H: 1 LOB: 1 BB: 0 P: 13	R: 0 E: 0 K: 1 S: 9	H: 1 LOB: 0 BB: 0 P: 12	R: 0 E: 0 K: 0 S: 8	H: 0 LOB: 0 BB: 0 P: 12	R: 0 E: 0 K: 0 S: 14	H: 1 LOB: 1 BB: 0 P: 18	R: 2 E: 0 K: 1 S: 19	H: 3 LOB: 2 BB: 1 P: 33	R: 2 E: 0 K: 1 S: 15	H: 2 LOB: 1 BB: 1 P: 26	R: 3 E: 0 K: 0 S: 16	H: 4 LOB: 1 BB: 1 P: 28	R: 0 E: 1 K: 0 S: 12	H: 0 LOB: 2 BB: 1 P: 23	R: 0 E: 0 K: 1 S: 9	H: 0 LOB: 0 BB: 0 P: 13	1B: 9 2B: 3 3B: 0 HR: 0	SF: 0 SAC: 0 DP: 1 HBP: 0	WP: 1 PB: 1 SB: 1 CS: 1	PA: 43

PITCHER	IP	WLS	BF	H	R	ER	SO	BB	IBB	HBP	BLK	WP	HR	S	P	ERA	WHIP
Pedro Martinez, R ERA: 2.91 (1, 1)	6.1		30	10	6	6	3	2	0	0	0	1	0	82	125	8.53	1.895
Greg Swindell, L ERA: 3.97 (7, 1)	0.0		1	1	0	0	0	0	0	0	0	0	0	3	4	∞	∞
Dennis Eckersley, R ERA: 6.08 (7, 1)	0.2	W	3	1	1	0	0	0	1	0	0	0	0	6	13	0.00	1.500
Pete Schourek, L ERA: 4.46 (8, 1)	0.2		4	0	0	0	0	1	0	0	0	0	0	10	19	0.00	1.500
Jim Corsi, R ERA: 2.39 (8, 1)	0.1		1	0	0	0	0	0	0	0	0	0	0	2	4	0.00	0.000

PITCHER	IP	WLS	BF	H	R	ER	SO	BB	IBB	HBP	BLK	WP	HR	S	P	ERA	WHIP
Tom Gordon, R ERA: 2.83 (9, 1)	1.0		3	0	0	0	1	0	0	0	0	0	0	9	13	0.00	0.000

**BOTTOM**

**Minnesota Twins @ Boston Red Sox**  
 Fenway Park, Boston, MA  
 Thu Aug 13 1998, 7:05 PM EDT  
 Att: 32,801 - Unknown - 72 F

[livebaseballscorecards.com](http://livebaseballscorecards.com)

<b>AB</b>	<b>38</b>
<b>R</b>	<b>8</b>
<b>H</b>	<b>16</b>
<b>RBI</b>	<b>8</b>
<b>BB</b>	<b>0</b>
<b>SO</b>	<b>6</b>
<b>LOB</b>	<b>18</b>



WP: 0	PA: 40
PB: 0	
SB: 2	
CS: 0	

AB	R	H	RBI	BB	SO	LOB
5	0	0	0	0	0	3
5	2	3	0	0	1	0
5	2	3	1	0	1	3
4	2	3	3	0	0	3
4	0	0	0	0	1	4
4	1	2	2	0	1	1
3	0	0	1	0	0	2
4	1	3	0	0	0	1
4	0	2	1	0	2	1
1B: 9	SF: 1	WP: 0	PA: 40			
2B: 5	SAC: 1	PB: 0				
3B: 1	DP: 0	SB: 2				
HR: 1	HBP: 0	CS: 0				

Batter	1	2	3	4	5	6	7	8	9							
<b>Darren Lewis, R</b> OBP: 0.364, SLG: 0.370 (1, 8)	0-2 G4-3		0-1 B3	0-0 L7		1-1 P4		0-0 B1								
<b>John Valentin, R</b> OBP: 0.345, SLG: 0.443 (1, 5)	2-2 1B SF8 1B		1-2 P3		1-2 2B	2-3 K		0-0 1B 1-2 2-3								
<b>Mo Vaughn, L</b> OBP: 0.395, SLG: 0.601 (1, 3)	1-1 SF8 1-3 1B		2-3 K		0-1 1B 2B 2-H		3-2 2B	3-1 P5								
<b>Nomar Garciaparra, R</b> OBP: 0.369, SLG: 0.587 (1, 6)	0-1 SF8 1-2 3-H			0-0 HR	1-2 1B 1B S		1-0 G6-3 2B 2-H	0-1 P2								
<b>Troy O'Leary, L</b> OBP: 0.308, SLG: 0.490 (1, 7)	2-3 K2-3			1-1 F7	0-0 L6		0-0 G6-3									
<b>Mike Stanley, R</b> OBP: 0.358, SLG: 0.470 (1, 10)		2-2 F8		1-1 SH1-3 1B E S	1-1 FC6-4 1B 1-H 3-H		3-3 K									
<b>Darren Bragg, L</b> OBP: 0.368, SLG: 0.472 (1, 9)		2-2 P5		1-1 SH1-3 1B 1-H	2-2 FC6-4 1B 1-2f		3-2 F9									
<b>Scott Hatteberg, L</b> OBP: 0.372, SLG: 0.467 (1, 2)		3-2 1B		1-0 3B 2B	0-2 G6-3			0-0 1B 1B 1B								
<b>Donnie Sadler, R</b> OBP: 0.306, SLG: 0.508 (1, 4)		2-3 K		0-1 3B		2-3 K		2-1 1B 1-2 1B								
<b>Inning Stats</b>	R: 1 E: 0 K: 1 S: 14	H: 2 LOB: 1 BB: 0 P: 19	R: 0 E: 0 K: 1 S: 14	H: 1 LOB: 1 BB: 0 P: 23	R: 0 E: 0 K: 1 S: 10	H: 0 LOB: 0 BB: 0 P: 13	R: 3 E: 0 K: 0 S: 11	H: 4 LOB: 1 BB: 0 P: 15	R: 3 E: 1 K: 0 S: 19	H: 4 LOB: 1 BB: 0 P: 24	R: 0 E: 0 K: 2 S: 8	H: 0 LOB: 0 BB: 0 P: 13	R: 1 E: 0 K: 1 S: 12	H: 2 LOB: 1 BB: 0 P: 22	R: 0 E: 0 K: 0 S: 9	H: 3 LOB: 3 BB: 0 P: 14

PITCHER	IP	WLS	BF	H	R	ER	SO	BB	IBB	HBP	BLK	WP	HR	S	P	ERA	WHIP
<b>Brad Radke, R</b> ERA: 3.73 (1, 1)	4.1		24	11	7	7	3	0	0	0	0	0	1	62	86	14.54	2.538
<b>Travis Miller, L</b> ERA: 7.71 (5, 1)	2.0	L	8	2	1	1	2	0	0	0	0	0	0	20	31	4.50	1.000
<b>Hector Carrasco, R</b> ERA: 4.31 (7, 1)	1.0		6	3	0	0	1	0	0	0	0	0	0	11	19	0.00	3.000
<b>Eddie Guardado, L</b> ERA: 4.31 (8, 1)	0.1		1	0	0	0	0	0	0	0	0	0	0	2	5	0.00	0.000
<b>Rick Aguilera, R</b> ERA: 4.37 (8, 1)	0.1		1	0	0	0	0	0	0	0	0	0	0	2	2	0.00	0.000

Batter	1	2	3	4	5	6	7	8	9	AB R H RBI BB SO LOB	TOP																
Otis Nixon, S (1, 8) OBP: 0.342, SLG: 0.312	1-0 F8		0-0 E G6-3 1B	0-0 F7	1-1 G1-3		2-1 2B		3-3 K	6 2 2 0 0 1 2																	
Paul Molitor, R (1, 10) OBP: 0.330, SLG: 0.359	0-0 L7		3-1 G6-3	4-1 PB 1B BB	0-1 G6-3		0-2 2B		1-0 1B BB FC5-2 1B	5 0 2 2 1 0 2																	
Matt Lawton, L (1, 9) OBP: 0.383, SLG: 0.474	1-2 E4 1B		0-0 E1 2B	1-0 P3	1-1 G4-3		4-0 IBB		4-0 FC5-2 1B 1-2 BB	4 1 1 0 2 0 3																	
Marty Cordova, R (1, 7) OBP: 0.342, SLG: 0.405	0-2 G6-3		1-0 2B FC5 1B	3-1 PB 1B		2-3 K		0-0 G6-3	0-0 FC5-2 1B	6 1 3 2 0 1 3																	
Todd Walker, L (1, 4) OBP: 0.392, SLG: 0.517		1-1 HR	1-1 FC5 PB 2B	2-3 K		2-2 F8		3-2 G4-3	1-0 FC5-2	6 2 2 2 0 1 5																	
Ron Coomer, R (1, 5) OBP: 0.305, SLG: 0.422		1-0 HR	0-0 FC5 PB		0-0 1B HR 1B	0-1 F8		1-2 1B	0-2 G5	6 2 3 2 0 0 4																	
David Ortiz, L (1, 3) OBP: 0.362, SLG: 0.444		1-3 K	2-3 K		1-1 1B HR 1B		2-1 L7	0-0 L9		5 1 1 0 0 2 2																	
Terry Steinbach, R (1, 2) OBP: 0.321, SLG: 0.420		0-0 P3	4-2 BB		0-0 HR		2-3 K	0-3 K		4 1 1 3 1 2 1																	
Pat Meares, R (1, 6) OBP: 0.302, SLG: 0.376		0-1 G5-3	1-0 F9		0-0 G6-3 G1-3 1B		2-2 2B 1B		4-0 1B BB	4 1 2 0 0 0 2																	
Denny Hocking, S (7, 6) OBP: 0.269, SLG: 0.254										0 0 0 0 0 0 0																	
Brent Gates, S (9, PH) OBP: 0.323, SLG: 0.319										0 1 0 0 1 0 0																	
<b>Inning Stats</b>	R: 0 E: 1 K: 0 S: 10	H: 1 LOB: 1 BB: 0 P: 12	R: 2 E: 0 K: 1 S: 9	H: 2 LOB: 0 BB: 0 P: 12	R: 4 E: 1 K: 1 S: 15	H: 3 LOB: 2 BB: 1 P: 26	R: 0 E: 0 K: 1 S: 8	H: 1 LOB: 2 BB: 1 P: 18	R: 3 E: 0 K: 0 S: 11	H: 4 LOB: 1 BB: 0 P: 14	R: 0 E: 0 K: 1 S: 8	H: 0 LOB: 0 BB: 0 P: 12	R: 2 E: 0 K: 1 S: 15	H: 3 LOB: 2 BB: 1 P: 27	R: 0 E: 0 K: 1 S: 11	H: 1 LOB: 1 BB: 0 P: 15	R: 1 E: 0 K: 1 S: 11	H: 2 LOB: 3 BB: 2 P: 24	1B: 12 2B: 2 3B: 0 HR: 3	SF: 0 SAC: 0 DP: 0 HBP: 0	WP: 0 PB: 2 SB: 0 CS: 0	PA: 51					
<b>PITCHER</b>	IP WLS BF H R ER SO BB IBB HBP BLK WP HR S P ERA WHIP																										
49 Tim Wakefield, R (1, 1) ERA: 4.46	4.0		27	11	9	7	3	2	0	0	0	0	3	47	74	15.75	3.250										
Derek Lowe, R (5, 1) ERA: 4.07	3.0	W	13	3	2	2	2	0	1	0	0	0	0	29	47	6.00	1.000										
Greg Swindell, L (8, 1) ERA: 3.91	1.0		4	1	0	0	1	0	0	0	0	0	0	11	15	0.00	1.000										
Tom Gordon, R (9, 1) ERA: 2.93	1.0	S	7	2	1	1	1	2	0	0	0	0	0	11	24	9.00	4.000										

Minnesota Twins @ Boston Red Sox  
Fenway Park, Boston, MA  
Fri Aug 14 1998, 7:05 PM EDT  
Att. 32,888 - Unknown - 77 F

livebaseballscorecards.com

AB 46  
R 12  
H 17  
RBI 11  
BB 5  
SO 7  
LOB 24





Batter	1	2	3	4	5	6	7	8	9
Darren Lewis, R OBP: 0.363, SLG: 0.371 (1, 9)	L9		2B	3B	K		K		
John Valentin, R OBP: 0.346, SLG: 0.445 (1, 5)	F9		SF8	3B		L3	G6-3		
Mo Vaughn, L OBP: 0.394, SLG: 0.599 (1, 3)	F7		HR	L4		K		K	
Nomar Garciaparra, R OBP: 0.369, SLG: 0.586 (1, 6)		G6-3	SF8	G6-3		1B		K	
Mike Stanley, R OBP: 0.361, SLG: 0.476 (1, 10)		K			2B				
Darren Bragg, L OBP: 0.368, SLG: 0.472 (8, PR)			HR		3B				
Troy O'Leary, L OBP: 0.311, SLG: 0.493 (1, 7)	G6-3		1B		3B		1B	F9	
Damon Buford, R OBP: 0.347, SLG: 0.515 (1, 8)			G6-3		SF8		F9		
Jason Varitek, S OBP: 0.322, SLG: 0.405 (1, 2)			1B	G6-3	SF8		1B		
Donnie Sadler, R OBP: 0.329, SLG: 0.522 (1, 4)			2B	1B	K		1B		

Inning Stats	R: 0	H: 0	E: 0	K: 5	S: 5	R: 0	H: 1	E: 0	K: 11	S: 11	R: 6	H: 6	E: 0	K: 1	S: 26	R: 2	H: 2	E: 1	K: 0	S: 18	R: 3	H: 2	E: 0	K: 2	S: 13	R: 0	H: 1	E: 0	K: 2	S: 9	R: 2	H: 3	E: 0	K: 1	S: 14	R: 0	H: 0	E: 0	K: 10	S: 10
	0	0	0	5	5	0	1	0	11	11	6	6	0	1	26	2	2	1	0	18	3	2	0	2	13	0	0	1	0	0	2	3	0	1	14	0	0	0	10	10

PITCHER	IP	WLS	BF	H	R	ER	SO	BB	IBB	HBP	BLK	WP	HR	S	P	ERA	WHIP
Dan Serafini, L ERA: 6.34 (1, 1)	2.2		14	6	6	6	1	1	0	0	0	0	1	35	55	20.25	2.625
Todd Ritchie, R ERA: 7.71 (3, 1)	1.1		11	5	5	4	1	1	0	0	0	0	0	30	45	27.00	4.500
Travis Baptist, L ERA: 7.43 (5, 1)	2.1	L	11	4	2	2	4	0	0	0	0	0	0	25	34	7.71	1.714
Mike Trombley, R ERA: 3.48 (7, 1)	1.2		6	0	0	0	3	1	0	0	0	0	0	16	27	0.00	0.600

AB R H RBI BB SO LOB

5	2	1	0	0	2	2
4	1	1	2	1	0	1
5	1	1	2	0	2	1
4	0	2	1	0	1	1
3	2	1	2	2	2	2
0	0	0	0	0	0	0
5	2	3	0	0	0	2
4	1	1	2	0	1	2
3	2	2	1	0	0	0
4	2	3	3	0	1	0

AB	37
R	13
H	15
RBI	13
BB	3
SO	9
LOB	11



PITCHER	IP	WLS	BF	H	R	ER	SO	BB	IBB	HBP	BLK	WP	HR	S	P	ERA	WHIP
Dan Serafini, L ERA: 6.34 (1, 1)	2.2		14	6	6	6	1	1	0	0	0	0	1	35	55	20.25	2.625
Todd Ritchie, R ERA: 7.71 (3, 1)	1.1		11	5	5	4	1	1	0	0	0	0	0	30	45	27.00	4.500
Travis Baptist, L ERA: 7.43 (5, 1)	2.1	L	11	4	2	2	4	0	0	0	0	0	0	25	34	7.71	1.714
Mike Trombley, R ERA: 3.48 (7, 1)	1.2		6	0	0	0	3	1	0	0	0	0	0	16	27	0.00	0.600

**Minnesota Twins @ Boston Red Sox**  
 Fenway Park, Boston, MA  
 Fri Aug 14 1998, 7:05 PM EDT  
 Att: 32,888 - Unknown - 77 F

livebaseballscorecards.com

Batter	1	2	3	4	5	6	7	8	9	AB R H RBI BB SO LOB	TOP																
<b>Otis Nixon, S</b> (1, 8) <small>OBP: 0.346, SLG: 0.316</small>	0-1 	3-2 <b>G4-3</b>			1-0 <b>FC6-4</b> <b>1B</b>	0-0 <b>F9</b> <b>1B</b>		0-0 <b>E1</b> <b>CS</b>		5 2 3 0 0 0 2																	
<b>Matt Lawton, L</b> (1, 9) <small>OBP: 0.386, SLG: 0.478</small>	3-3 <b>K</b> 1-2		0-0 <b>FC6-5</b> <b>2B</b>		0-0 <b>FC6-4</b> <b>1B</b>	3-1 <b>F9</b> 1-2 2-3		3-1 <b>1B</b> <b>1B</b>		5 0 3 0 0 1 3																	
<b>Paul Molitor, R</b> (1, 10) <small>OBP: 0.331, SLG: 0.359</small> <b>Terry Steinbach, R</b> (3, PR) <small>OBP: 0.321, SLG: 0.419</small>	2-1 <b>FC6-4</b> <b>1B</b> 2-H		1-2 <b>FC6-5</b> <b>G6-3</b> 2-3		0-3 <b>K</b>	1-3 <b>K</b>		3-1 <b>1B</b>		2 0 1 1 0 0 1 3 0 1 0 0 2 4																	
<b>David Ortiz, L</b> (1, 3) <small>OBP: 0.361, SLG: 0.442</small> <b>Brent Gates, S</b> (1, 5) <small>OBP: 0.322, SLG: 0.318</small>	0-3 <b>K</b>		0-1 <b>G6-3</b> 1-2		3-1 <b>FC6-4</b> <b>1B</b> 1-2f 2-3		2-2 <b>G3-1</b> <b>1B</b>	2-1 <b>P6</b>		1 0 0 0 0 1 1 4 0 1 0 0 0 5																	
<b>Ron Coomer, R</b> (1, 5) <small>OBP: 0.304, SLG: 0.419</small>	1-1 <b>FC6-4</b> 1-2f		0-0 <b>F8</b>		0-0 <b>1B</b>		1-3 <b>K</b>		0-0 <b>F7</b>	5 0 1 1 0 1 4																	
<b>Todd Walker, L</b> (1, 4) <small>OBP: 0.392, SLG: 0.518</small>		0-0 <b>G1-3</b> <b>1B</b>		2-2 <b>2B</b>	0-1 <b>F9</b>		0-2 <b>G3-1</b> 1-2		1-1 <b>F7</b>	5 0 2 0 0 0 3																	
<b>Marty Cordova, R</b> (1, 7) <small>OBP: 0.343, SLG: 0.409</small>		1-2 <b>G1-3</b> 1-2		2-3 <b>K</b>		2-1 <b>1B</b> <b>3B</b>	4-0 <b>IBB</b>		1-3 <b>K</b>	4 1 1 0 1 2 2																	
<b>Javier Valentin, S</b> (1, 2) <small>OBP: 0.263, SLG: 0.331</small>		4-2 <b>BB</b>		1-1 <b>L6</b>		0-3 <b>K</b>	2-0 <b>P4</b>			3 0 0 0 1 1 4																	
<b>Pat Meares, R</b> (1, 6) <small>OBP: 0.301, SLG: 0.375</small>		1-2 <b>P4</b>		0-2 <b>G5-3</b>		0-1 <b>F9</b> <b>1B</b> 3-H		2-1 <b>F8</b>		4 0 1 1 0 0 3																	
<b>Inning Stats</b>	R: 1 E: 0 K: 2 S: 13	H: 2 LOB: 1 BB: 0 P: 19	R: 0 E: 0 K: 0 S: 15	H: 1 LOB: 2 BB: 1 P: 24	R: 0 E: 0 K: 0 S: 7	H: 1 LOB: 2 BB: 0 P: 8	R: 0 E: 0 K: 1 S: 11	H: 1 LOB: 1 BB: 0 P: 16	R: 1 E: 0 K: 2 S: 13	H: 3 LOB: 2 BB: 0 P: 19	R: 0 E: 0 K: 1 S: 11	H: 1 LOB: 2 BB: 1 P: 20	R: 0 E: 1 K: 0 S: 9	H: 2 LOB: 2 BB: 0 P: 19	R: 0 E: 0 K: 1 S: 6	H: 0 LOB: 0 BB: 0 P: 8	1B: 11 2B: 2 3B: 1 HR: 0	SF: 0 SAC: 0 DP: 0 HBP: 0	WP: 0 PB: 0 SB: 1 CS: 1	PA: 43							
<b>PITCHER</b>	IP WLS BF H R ER SO BB IBB HBP BLK WP HR S P ERA WHIP											<b>PITCHER</b>	IP WLS BF H R ER SO BB IBB HBP BLK WP HR S P ERA WHIP														
<b>John Wasdin, R</b> (1, 1) <small>ERA: 5.3</small>	5.0		24	8	2	2	4	1	0	0	0	0	0	56	81	3.60	1.800										
<b>Pete Schourek, L</b> (6, 1) <small>ERA: 4.46</small>	2.0	L	11	4	1	1	3	0	1	0	0	0	0	24	39	4.50	2.000										
<b>Jim Corsi, R</b> (8, 1) <small>ERA: 2.35</small>	1.0		5	2	0	0	0	0	0	0	0	0	0	9	19	0.00	2.000										
<b>Dennis Eckersley, R</b> (9, 1) <small>ERA: 5.86</small>	1.0		3	0	0	0	1	0	0	0	0	0	0	6	8	0.00	0.000										

**Minnesota Twins @ Boston Red Sox**  
 Fenway Park, Boston, MA  
 Sat Aug 15 1998, 7:05 PM EDT  
 Att. 32,412 - Sunny - 84 F

[livebaseballscorecards.com](http://livebaseballscorecards.com)

<b>AB</b>	41
<b>R</b>	3
<b>H</b>	14
<b>RBI</b>	3
<b>BB</b>	2
<b>SO</b>	8
<b>LOB</b>	32



Batter	1	2	3	4	5	6	7	8	9	AB	R	H	RBI	BB	SO	LOB	BOTTOM
--------	---	---	---	---	---	---	---	---	---	----	---	---	-----	----	----	-----	--------

<b>Darren Lewis, R</b> <small>OBP: 0.364, SLG: 0.374</small> <small>(1, 8)</small> 										4	0	2	0	0	1	0	<b>Minnesota Twins @ Boston Red Sox</b> Fenway Park, Boston, MA Sat Aug 15 1998, 7:05 PM EDT Att: 32,412 - Sunny - 84 F
<b>John Valentin, R</b> <small>OBP: 0.343, SLG: 0.441</small> <small>(1, 5)</small> 										4	0	0	0	0	0	2	
<b>Mo Vaughn, L</b> <small>OBP: 0.394, SLG: 0.605</small> <small>(1, 3)</small> 										4	2	2	1	0	1	1	
<b>Nomar Garciaparra, R</b> <small>OBP: 0.368, SLG: 0.583</small> <small>(1, 6)</small> 										4	0	1	0	0	2	1	
<b>Troy O'Leary, L</b> <small>OBP: 0.310, SLG: 0.491</small> <small>(1, 7)</small> 										4	0	1	0	0	1	2	
<b>Mike Stanley, R</b> <small>OBP: 0.362, SLG: 0.482</small> <b>Damon Buford, R</b> <small>OBP: 0.347, SLG: 0.515</small> <small>(9, PR)</small> 										4	0	2	1	0	2	1	
<b>Darren Bragg, L</b> <small>OBP: 0.368, SLG: 0.468</small> <small>(1, 9)</small> 										2	0	0	0	2	0	1	
<b>Scott Hatteberg, L</b> <small>OBP: 0.367, SLG: 0.460</small> <small>(1, 2)</small> 										4	0	0	0	0	1	3	
<b>Donnie Sadler, R</b> <small>OBP: 0.316, SLG: 0.500</small> <small>(1, 4)</small> 										3	0	0	0	0	2	0	

<b>Inning Stats</b>	R: 1 E: 0 K: 1 S: 9	H: 1 LOB: 0 BB: 0 P: 18	R: 0 E: 0 K: 1 S: 9	H: 0 LOB: 1 BB: 1 P: 16	R: 0 E: 0 K: 1 S: 6	H: 0 LOB: 0 BB: 0 P: 11	R: 1 E: 0 K: 0 S: 11	H: 3 LOB: 1 BB: 0 P: 16	R: 0 E: 0 K: 1 S: 10	H: 1 LOB: 1 BB: 0 P: 14	R: 0 E: 0 K: 2 S: 10	H: 1 LOB: 1 BB: 0 P: 16	R: 0 E: 0 K: 1 S: 6	H: 0 LOB: 0 BB: 0 P: 9	R: 0 E: 1 K: 2 S: 9	H: 1 LOB: 1 BB: 0 P: 12	R: 0 E: 0 K: 1 S: 8	H: 1 LOB: 1 BB: 1 P: 15	1B: 4 2B: 3 3B: 0 HR: 1	SF: 0 SAC: 0 DP: 2 HBP: 0	WP: 0 PB: 0 SB: 0 CS: 0	PA: 35
---------------------	------------------------------	----------------------------------	------------------------------	----------------------------------	------------------------------	----------------------------------	-------------------------------	----------------------------------	-------------------------------	----------------------------------	-------------------------------	----------------------------------	------------------------------	---------------------------------	------------------------------	----------------------------------	------------------------------	----------------------------------	----------------------------------	------------------------------------	----------------------------------	--------

PITCHER	IP	WLS	BF	H	R	ER	SO	BB	IBB	HBP	BLK	WP	HR	S	P	ERA	WHIP
<b>Frankie Rodriguez, R</b> <small>ERA: 6.57</small> <small>(1, 1)</small>	7.0	W	28	7	2	2	7	1	0	0	0	0	1	62	101	2.57	1.143
<b>Hector Carrasco, R</b> <small>ERA: 4.22</small> <small>(8, 1)</small>	1.0		3	0	0	0	2	0	0	0	0	0	0	8	11	0.00	0.000
<b>Rick Aguilera, R</b> <small>ERA: 4.3</small> <small>(9, 1)</small>	1.0	S	4	1	0	0	1	1	0	0	0	0	0	8	15	0.00	2.000

<b>AB</b>	<b>33</b>
<b>R</b>	<b>2</b>
<b>H</b>	<b>8</b>
<b>RBI</b>	<b>2</b>
<b>BB</b>	<b>2</b>
<b>SO</b>	<b>10</b>
<b>LOB</b>	<b>11</b>



Batter	1	2	3	4	5	6	7	8	9	AB R H RBI BB SO LOB	TOP											
<b>Otis Nixon, S</b> OBP: 0.349, SLG: 0.316 (1, 8) B C B X	2-1 P5 SAFE SAFE SAFE SAFE	4-1 G4-6-3 2B BB		1-2 2B WP 1B	2-2 F7			4-1 1B FC5-2 BB		3 2 1 0 2 0 1												
<b>Brent Gates, S</b> OBP: 0.327, SLG: 0.325 (1, 5) B X	1-0 FC4-6 1B 1B	4-2 G4-6-3 1-2 2-3 BB		2-2 WP 2B	2-3 K			0-3 K		4 2 2 0 1 2 2												
<b>Matt Lawton, L</b> OBP: 0.390, SLG: 0.484 (1, 9) X	0-0 FC4-6 1-2 1B	2-2 G4-6-3 1-2f 2-3 3-H		2-0 G1 2-H 3-H 2B		0-0 G6-4-3 1B		0-0 FC5-2 1-3 1B		5 0 4 1 0 0 2												
<b>Marty Cordova, R</b> OBP: 0.341, SLG: 0.409 (1, 10) B X	1-0 FC4-6 HBP BB 1-2f 2-3	2-1 2B		1-2 G1 2-3		0-0 G6-4-3 1-2f		0-0 FC5-2 FC5-4 1-2 3-H		5 1 1 1 0 0 6												
<b>Ron Coomer, R</b> OBP: 0.303, SLG: 0.416 (1, 3) S X	0-1 BB HBP 1-2 3-H 1B	2-1 F7		1-0 G6-3		3-3 K		0-1 FC5-4 1-2f		5 0 1 1 0 1 4												
<b>Todd Walker, L</b> OBP: 0.392, SLG: 0.514 (1, 4) B S B H	3-1 BB 1-2 2-3 HBP		1-2 G3	4-0 IBB			0-0 G4-3		0-2 G4-3	3 0 0 0 1 0 0 0 0 0 0 0 0 0												
<b>Denny Hocking, S</b> OBP: 0.269, SLG: 0.254 (9, 4) C S B B B	4-2 FC6-4 1-2 2-3 3-H BB		2-0 G1-3	0-2 F9			2-0 G4-3		0-0 G3	4 0 0 1 1 0 2												
<b>Alex Ochoa, R</b> OBP: 0.278, SLG: 0.340 (1, 7) C S B B B	1-1 FC6-4 1-2f		1-0 1B		3-2 1B		3-2 1B		1-3 K	5 0 3 0 0 1 3												
<b>Terry Steinbach, R</b> OBP: 0.325, SLG: 0.422 (1, 2) C B X																						
<b>Pat Meares, R</b> OBP: 0.301, SLG: 0.374 (1, 6) X		0-0 BB BB G4-6-3 1B	0-3 K		0-2 P4		1-1 G5-3			4 1 1 0 0 1 3												
<b>Inning Stats</b>	R: 2 E: 0 K: 0 S: 12	H: 3 LOB: 3 BB: 1 P: 24	R: 2 E: 0 K: 0 S: 13	H: 2 LOB: 1 BB: 2 P: 27	R: 0 E: 0 K: 1 S: 8	H: 1 LOB: 1 BB: 0 P: 12	R: 2 E: 0 K: 0 S: 14	H: 3 LOB: 2 BB: 1 P: 25	R: 0 E: 0 K: 1 S: 13	H: 1 LOB: 1 BB: 0 P: 20	R: 0 E: 0 K: 1 S: 5	H: 1 LOB: 0 BB: 0 P: 8	R: 0 E: 0 K: 0 S: 7	H: 1 LOB: 1 BB: 0 P: 13	R: 0 E: 0 K: 1 S: 8	H: 1 LOB: 2 BB: 1 P: 12	R: 0 E: 0 K: 1 S: 7	H: 0 LOB: 0 BB: 0 P: 8	1B: 10 2B: 3 3B: 0 HR: 0	SF: 0 SAC: 0 DP: 2 HBP: 1	WP: 1 PB: 0 SB: 0 CS: 0	PA: 44
<b>PITCHER</b>	IP WLS BF H R ER SO BB IBB HBP BLK WP HR S P ERA WHIP																					
<b>Steve Avery, L</b> ERA: 5.49 (1, 1)	3.0 L 21 9 6 6 1 3 0 1 0 0 1 0 40 75 18.00 4.000																					
<b>Carlos Reyes, R</b> ERA: 3.33 (4, 1)	4.0 15 3 0 0 2 0 1 0 0 0 0 32 54 0.00 0.750																					
<b>Greg Swindell, L</b> ERA: 3.8 (8, 1)	2.0 8 1 0 0 2 1 0 0 0 0 0 15 20 0.00 1.000																					

**Minnesota Twins @ Boston Red Sox**  
**Fenway Park, Boston, MA**  
 Sun Aug 16 1998, 3:33 AM EDT  
 Att. 30,893 - Sunny - 89 F

[livebaseballscorecards.com](http://livebaseballscorecards.com)

<b>AB</b>	<b>38</b>
<b>R</b>	<b>6</b>
<b>H</b>	<b>13</b>
<b>RBI</b>	<b>4</b>
<b>BB</b>	<b>5</b>
<b>SO</b>	<b>5</b>
<b>LOB</b>	<b>23</b>



Batter	1	2	3	4	5	6	7	8	9	AB	R	H	RBI	BB	SO	LOB
Darren Lewis, R (1, 9) OBP: 0.363, SLG: 0.372 Mike Benjamin, R (9, 4) OBP: 0.321, SLG: 0.384	4-1 BB		3-2 P5			0-0 G6-4-3		0-1 F7		3	0	0	0	1	0	2
John Valentin, R (1, 5) OBP: 0.342, SLG: 0.440	2-2 F8			2-0 P4			1-0 E7 1B	1-2 G5-3		4	1	1	0	0	0	2
Mo Vaughn, L (1, 10) OBP: 0.395, SLG: 0.606	3-3 SAFE K			1-3 SAFE K			1-0 SAFE 1B	3-1 SAFE 2B		4	1	2	1	0	2	1
Nomar Garciaparra, R (1, 6) OBP: 0.367, SLG: 0.579	1-2 SAFE L9			1-1 SAFE F9			4-0 SAFE 1B	1-2 SAFE G5-3		3	0	0	0	1	0	2
Mike Stanley, R (1, 3) OBP: 0.359, SLG: 0.477		2-3 SAFE K			0-0 SAFE G6-3		3-3 SAFE K		1-0 SAFE F9	4	0	0	0	0	2	3
Troy O'Leary, L (1, 7) OBP: 0.308, SLG: 0.487		0-1 SAFE F9		2-2 SAFE G1-3		1-2 SAFE P3		2-2 SAFE G4-3		4	0	0	0	0	0	3
Damon Buford, R (1, 8) OBP: 0.347, SLG: 0.511 Orlando Merced, S (9, PH) OBP: 0.341, SLG: 0.410		0-0 SAFE P2		1-0 SAFE G6-3		1-0 SAFE G6-3	1-3 SAFE 1B		1-3 SAFE K	3	0	1	2	0	0	0
Jason Varitek, S (1, 2) OBP: 0.322, SLG: 0.404		3-3 SAFE K			0-1 SAFE G6-4-3 1B		2-2 SAFE F7			3	0	1	0	0	1	2
Donnie Sadler, R (1, 4) OBP: 0.309, SLG: 0.486 Darren Bragg, L (8, PH) OBP: 0.371, SLG: 0.470		1-2 SAFE G5-3			2-2 SAFE L7			1-0 SAFE G5-3 2B 1B		2	0	0	0	0	0	1

Inning Stats	R: 0	H: 0	E: 0	LOB: 1	K: 1	S: 10	R: 0	H: 0	E: 0	LOB: 0	K: 1	S: 6	R: 0	H: 0	E: 0	LOB: 0	K: 1	S: 10	R: 0	H: 0	E: 0	LOB: 0	K: 1	S: 7	R: 0	H: 0	E: 0	LOB: 0	K: 0	S: 6	R: 2	H: 3	E: 1	LOB: 2	K: 1	S: 13	R: 1	H: 2	E: 0	LOB: 1	K: 0	S: 13	R: 0	H: 0	E: 0	LOB: 0	K: 1	S: 8	1B: 5	SF: 0	2B: 1	SAC: 0	3B: 0	DP: 1	HR: 0	HBP: 0	WP: 0	PA: 34
--------------	------	------	------	--------	------	-------	------	------	------	--------	------	------	------	------	------	--------	------	-------	------	------	------	--------	------	------	------	------	------	--------	------	------	------	------	------	--------	------	-------	------	------	------	--------	------	-------	------	------	------	--------	------	------	-------	-------	-------	--------	-------	-------	-------	--------	-------	--------

PITCHER	IP	WLS	BF	H	R	ER	SO	BB	IBB	HBP	BLK	WP	HR	S	P	ERA	WHIP
Eric Milton, L (1, 1) ERA: 5.2	6.0		22	3	2	2	4	2	0	0	0	0	0	47	81	3.00	0.833
Mike Trombley, R (7, 1) ERA: 3.52	1.2		7	2	1	1	1	0	0	0	0	0	0	17	25	5.40	1.200
Eddie Guardado, L (8, 1) ERA: 4.31	0.0		1	1	0	0	0	0	0	0	0	0	0	2	5	∞	∞
Hector Carrasco, R (8, 1) ERA: 4.2	0.1		1	0	0	0	0	0	0	0	0	0	0	5	6	0.00	0.000
Rick Aguilera, R (9, 1) ERA: 4.22	1.0	S	3	0	0	0	1	0	0	0	0	0	0	8	12	0.00	0.000

**BOTTOM**

**Minnesota Twins @ Boston Red Sox**  
**Fenway Park, Boston, MA**  
 Sun Aug 16 1998, 3:33 AM EDT  
 Att: 30,893 - Sunny - 89 F

[livebaseballscorecards.com](http://livebaseballscorecards.com)

<b>AB</b>	<b>32</b>
<b>R</b>	<b>3</b>
<b>H</b>	<b>6</b>
<b>RBI</b>	<b>3</b>
<b>BB</b>	<b>2</b>
<b>SO</b>	<b>6</b>
<b>LOB</b>	<b>16</b>



Batter	1	2	3	4	5	6	7	8	9	AB R H RBI BB SO LOB	TOP
<b>Otis Nixon, S</b> (1, 8) OBP: 0.350, SLG: 0.321 B C C C F X X	3-2  2B	1-2 G6-3  2B			0-2 K  1B		0-0  1B			4 1 2 0 0 1 2	
<b>Brent Gates, S</b> (1, 5) OBP: 0.330, SLG: 0.332 B C X X	1-1 G4-3  2B 2-H		1-1 F8  1B			1-2 FC5-4  1B	1-3 K  1B			4 0 2 1 0 1 2	
<b>Matt Lawton, L</b> (1, 9) OBP: 0.387, SLG: 0.480 X	0-0 G4-3  2-3		2-2 G4-3  1B			1-1 FC5-4  1B 1-2f		2-3  1B		4 0 0 0 0 1 2	
<b>Ron Coomer, R</b> (1, 3) OBP: 0.302, SLG: 0.415 B C C C C S B T C C X	2-3 K  1B		2-3  1B			0-1  1B 1-3		2-2 F7  1B		4 0 1 0 0 2 1	
<b>Todd Walker, L</b> (1, 4) OBP: 0.389, SLG: 0.509 B C C C C S	2-3 K  1B				0-0 F8  1B		0-0 G6-4-3  1-2f		0-2 L4  1B	4 0 0 0 0 1 3	
<b>Marty Cordova, R</b> (1, 7) OBP: 0.338, SLG: 0.404 C C C C C S B T C C X			2-3 K  1B		3-3  1B		1-3  1B		1-0 G3-1  1B	4 0 0 0 0 3 0	
<b>David Ortiz, L</b> (1, 10) OBP: 0.359, SLG: 0.435 X			0-0 L9  1B		1-3  1B		1-1  1B G4-3 HBP		1-0 G4-3  1B	3 1 0 0 0 1 0	
<b>Pat Meares, R</b> (1, 6) OBP: 0.302, SLG: 0.374 B C C C C S B T C C X					3-3  1B		1-0  1B G4-3 1B 1-3		1-2 G3  1B	3 0 1 0 1 1 0	
<b>Javier Valentin, S</b> (1, 2) OBP: 0.264, SLG: 0.331 1 SAFE B B B B X			2-0  1B		0-0 F8  1B		2-2 G4-3  1B 3-H			3 0 1 1 0 0 1	
<b>Inning Stats</b>	R: 1 H: 2 E: 0 LOB: 1 K: 2 BB: 0 S: 13 P: 21	R: 0 H: 1 E: 0 LOB: 2 K: 1 BB: 1 S: 10 P: 19	R: 0 H: 0 E: 0 LOB: 0 K: 1 BB: 0 S: 8 P: 13	R: 0 H: 0 E: 0 LOB: 0 K: 2 BB: 0 S: 7 P: 11	R: 0 H: 0 E: 0 LOB: 0 K: 2 BB: 0 S: 10 P: 13	R: 0 H: 2 E: 0 LOB: 1 K: 0 BB: 0 S: 8 P: 10	R: 1 H: 2 E: 0 LOB: 2 K: 2 BB: 0 S: 14 P: 20	R: 0 H: 0 E: 0 LOB: 0 K: 1 BB: 0 S: 10 P: 14	R: 0 H: 0 E: 0 LOB: 0 K: 0 BB: 0 S: 5 P: 8	1B: 5 SF: 0 2B: 2 SAC: 0 3B: 0 DP: 1 HR: 0 HBP: 1	WP: 0 PA: 35 PB: 0 SB: 0 CS: 0
<b>PITCHER</b> <b>Scott Erickson, R</b> (1, 1) ERA: 3.92 <b>Jimmy Key, L</b> (8, 1) ERA: 4.06 <b>Armando Benitez, R</b> (9, 1) ERA: 3.63	IP WLS BF H R ER SO BB IBB HBP BLK WP HR S P ERA WHIP 7.0 W 29 7 2 2 10 1 0 1 0 0 0 0 70 107 2.57 1.143 1.0 3 0 0 0 1 0 0 0 0 0 0 0 10 14 0.00 0.000 1.0 S 3 0 0 0 0 0 0 0 0 0 0 0 5 8 0.00 0.000	<b>PITCHER</b> IP WLS BF H R ER SO BB IBB HBP BLK WP HR S P ERA WHIP									

Minnesota Twins @ Baltimore Orioles  
 Oriole Park at Camden Yards, Baltimore, MD  
 Mon Aug 17 1998, 7:05 PM EDT  
 Att. 46,606 - Cloudy - 85 F

livebaseballscorecards.com

AB	33
R	2
H	7
RBI	2
BB	1
SO	11
LOB	11



Batter	1	2	3	4	5	6	7	8	9
<b>Roberto Alomar, S</b> OBP: 0.371, SLG: 0.445 (1, 4)	3-2 G1-3		1-0 1B		2-2 1B	1-3 K		3-2 L9	
<b>Brady Anderson, L</b> OBP: 0.350, SLG: 0.432 (1, 8)	1-0 L7		1-3 K		4-2 1B	2-0 P4			
<b>Harold Baines, L</b> OBP: 0.388, SLG: 0.487 (1, 10)	4-1 BB			0-0 F7	1-0 1B		1-2 F8		
<b>Rafael Palmeiro, L</b> OBP: 0.388, SLG: 0.593 (1, 3)	2-1 L7			2-1 1B	1-2 SF7		1-2 G3-1		
<b>Cal Ripken Jr., R</b> OBP: 0.342, SLG: 0.386 (1, 5)		1-2 L9		1-0 1B	0-2 1B		2-1 1B		
<b>B.J. Surhoff, L</b> OBP: 0.339, SLG: 0.466 (1, 7)		1-2 F8		0-0 F9	0-2 F8		1-0 F9		
<b>Lenny Webster, R</b> OBP: 0.290, SLG: 0.423 (1, 2)		2-2 F8		0-1 FC4-6		4-2 2B		2-0 G5-3	
<b>Willie Greene, L</b> OBP: 0.371, SLG: 0.434 (1, 9)			3-2 G3-1		0-1 G3	0-0 F9		1-1 P5	
<b>Rich Becker, L</b> OBP: 0.360, SLG: 0.335 (9, 9)									
<b>Mike Bordick, R</b> OBP: 0.327, SLG: 0.377 (1, 6)			0-2 G6-3		0-0 1B	0-0 2B		4-0 BB	

Inning Stats	R: 0	H: 0	E: 0	K: 0	S: 7	LOB: 1	BB: 1	P: 17
	R: 0	H: 0	E: 0	K: 0	S: 10	LOB: 0	BB: 0	P: 14
	R: 0	H: 1	E: 0	K: 1	S: 10	LOB: 1	BB: 0	P: 15
	R: 0	H: 2	E: 0	K: 0	S: 7	LOB: 2	BB: 0	P: 10
	R: 3	H: 4	E: 0	K: 0	S: 20	LOB: 2	BB: 1	P: 28
	R: 0	H: 1	E: 0	K: 1	S: 9	LOB: 2	BB: 1	P: 16
	R: 0	H: 1	E: 0	K: 0	S: 10	LOB: 1	BB: 0	P: 15
	R: 0	H: 0	E: 0	K: 0	S: 7	LOB: 1	BB: 1	P: 17

PITCHER	IP	WLS	BF	H	R	ER	SO	BB	IBB	HBP	BLK	WP	HR	S	P	ERA	WHIP
<b>LaTroy Hawkins, R</b> ERA: 5.34 (1, 1)	6.2	L	32	9	3	3	2	3	0	0	0	0	0	72	113	4.05	1.800
<b>Travis Miller, L</b> ERA: 6.97 (7, 1)	1.0		3	0	0	0	0	0	0	0	0	0	0	4	8	0.00	0.000
<b>Hector Carrasco, R</b> ERA: 4.17 (8, 1)	0.1		2	0	0	0	0	1	0	0	0	0	0	4	11	0.00	3.000

**BOTTOM**


**Minnesota Twins @ Baltimore Orioles**  
Oriole Park at Camden Yards, Baltimore, MD

Mon Aug 17 1998, 7:05 PM EDT  
Att: 46,606 - Cloudy - 85 F

AB	R	H	RBI	BB	SO	LOB
5	1	2	0	0	1	3
3	1	0	0	1	1	3
3	0	1	2	1	0	0
3	0	1	1	0	0	1
4	0	3	0	0	0	0
4	0	0	0	0	0	5
3	0	0	0	1	0	2
4	0	0	0	0	0	1
0	0	0	0	0	0	0
3	1	2	0	1	0	0

AB	32
R	3
H	9
RBI	3
BB	4
SO	2
LOB	15

livebaseballscorecards.com



WP: 0	PA: 37
PB: 0	SB: 0
CS: 0	

Batter	1	2	3	4	5	6	7	8	9	AB	R	H	RBI	BB	SO	LOB	TOP										
Todd Walker, L (1, 4) OBP: 0.390, SLG: 0.511	3-2 F9		3-1 1B 2B		0-1 1B		0-0 G4-3			4	1	2	0	0	0	0											
Pat Meares, R (1, 6) OBP: 0.302, SLG: 0.372	1-2 L3		1-2 1B		1-1 F7		3-2 L9			4	0	1	1	0	0	1											
Matt Lawton, L (1, 8) OBP: 0.384, SLG: 0.475	2-2 G6-3		3-2 G4-3		2-1 G6-3			2-2 G4-3		4	0	0	0	0	0	2											
Ron Coomer, R (1, 3) OBP: 0.299, SLG: 0.411		3-3 K		1-1 G6-3		2-0 P6		2-3 K		4	0	0	0	0	2	0											
David Ortiz, L (1, 10) OBP: 0.359, SLG: 0.438		1-1 G4-3 2B		3-3 K		2-2 G6-3		0-0 F7		3	0	1	0	0	1	0											
Alex Ochoa, R (8, PH) OBP: 0.277, SLG: 0.338										1	0	0	0	0	0	0											
Marty Cordova, R (1, 7) OBP: 0.339, SLG: 0.403		2-2 G4-3		4-2 G6-3 1B BB		0-2 1B 1B			2-3 K	3	0	1	0	1	1	1											
Brent Gates, S (1, 5) OBP: 0.332, SLG: 0.335		1-2 P4		1-1 G6-3 1B		1-0 1B			1-2 G4-3	4	0	2	0	0	0	1											
Terry Steinbach, R (1, 2) OBP: 0.321, SLG: 0.417			2-2 G5-3		1-0 G6-3		2-2 P4		1-1 G5-3	4	0	0	0	0	0	4											
Denny Hocking, S (1, 9) OBP: 0.264, SLG: 0.248			2-0 F7		1-2 F8		0-3 K			3	0	0	0	0	1	0											
<b>Inning Stats</b>	R: 0 E: 0 K: 0 S: 12	H: 0 LOB: 0 BB: 0 P: 18	R: 0 E: 0 K: 1 S: 14	H: 1 LOB: 1 BB: 0 P: 21	R: 1 E: 0 K: 0 S: 15	H: 2 LOB: 1 BB: 0 P: 26	R: 0 E: 0 K: 1 S: 11	H: 1 LOB: 2 BB: 1 P: 21	R: 0 E: 0 K: 0 S: 9	H: 1 LOB: 1 BB: 0 P: 13	R: 0 E: 0 K: 0 S: 13	H: 2 LOB: 2 BB: 0 P: 20	R: 0 E: 0 K: 1 S: 8	H: 0 LOB: 0 BB: 0 P: 11	R: 0 E: 0 K: 1 S: 7	H: 0 LOB: 0 BB: 0 P: 11	R: 0 E: 0 K: 1 S: 8	H: 0 LOB: 0 BB: 0 P: 12	1B: 5 2B: 2 3B: 0 HR: 0	SF: 0 SAC: 0 DP: 0 HBP: 0	WP: 0 PB: 0 SB: 1 CS: 0	PA: 35					
<b>PITCHER</b>	IP	WLS	BF	H	R	ER	SO	BB	IBB	HBP	BLK	WP	HR	S	P	ERA	WHIP										
Sidney Ponson, R (1, 1) ERA: 5.45	6.0	W	26	7	1	1	2	1	0	0	0	0	0	74	119	1.50	1.333										
Arthur Rhodes, L (7, 1) ERA: 3.24	1.0		3	0	0	0	1	0	0	0	0	0	0	8	11	0.00	0.000										
Jesse Orosco, L (8, 1) ERA: 2.31	1.0		3	0	0	0	1	0	0	0	0	0	0	7	11	0.00	0.000										
Pete Smith, R (9, 1) ERA: 5.08	1.0		3	0	0	0	1	0	0	0	0	0	0	8	12	0.00	0.000										

Minnesota Twins @ Baltimore Orioles  
Oriole Park at Camden Yards, Baltimore, MD

Tue Aug 18 1998, 7:05 PM EDT  
Att. 44,022 - Unknown - 90 F

livebaseballscorecards.com

AB	34
R	1
H	7
RBI	1
BB	1
SO	5
LOB	9





Batter	1	2	3	4	5	6	7	8	9
Roberto Alomar, S OBP: 0.373, SLG: 0.447 (1, 4)	1-1 P6 ①		0-2 1B CF X		1-1 L3 ② SAFE 1-2		3-2 1B HR 1B	0-0 1B 1-2 2-H 3-H	
Brady Anderson, L OBP: 0.350, SLG: 0.430 (1, 8)	0-3 K ②		1-0 G4-3 ③			4-2 1B BB 1B	2-0 1B HR 1-3	2-2 P5 ③	
Eric Davis, R OBP: 0.393, SLG: 0.620 Rich Becker, L OBP: 0.360, SLG: 0.335 (1, 9) (9, 9)	2-0 HR BB X			1-0 G6-3 ①		0-1 1B 1-2 1B	3-2 HR 1-H 3-H		
Rafael Palmeiro, L OBP: 0.388, SLG: 0.590 (1, 3)	2-1 G5-3 ③			4-1 1B BB BB BB BB		2-2 L7 ①	3-1 G3-1 ③		
Cal Ripken Jr., R OBP: 0.343, SLG: 0.387 (1, 5)		1-0 F6 ①		1 SAFE 2-0 1B BB BB X		2-3 K ②		0-1 FC4-6 PB 1B	
Harold Baines, L OBP: 0.387, SLG: 0.485 Lenny Webster, R OBP: 0.293, SLG: 0.423 (1, 10) (8, PH)		1-3 K ②		1-3 K ②		1-0 1B 1-3 2-H		4-1 FC4-6 1-2 BB	
B.J. Surhoff, L OBP: 0.336, SLG: 0.462 (1, 7)		2-0 G3 ③		3-2 L9 ③		2-2 G1-3 ③		0-1 FC4-6 23 BB 1-2 2-3	
23 Chris Hoiles, R OBP: 0.372, SLG: 0.488 (1, 2)			2-2 G5-3 ①		2-1 F8 ①		2-1 F8 ①	4-2 1B 1-2 BB	
Mike Bordick, R OBP: 0.326, SLG: 0.374 (1, 6)			1-0 F8 ②		4-2 L3 BB		2-2 P3 ②	0-0 P5 ②	

Inning Stats	R: 1 E: 0 K: 1 S: 8	H: 1 LOB: 0 BB: 0 P: 13	R: 0 E: 0 K: 1 S: 5	H: 0 LOB: 0 BB: 0 P: 9	R: 0 E: 0 K: 0 S: 9	H: 1 LOB: 1 BB: 0 P: 13	R: 0 E: 0 K: 1 S: 9	H: 1 LOB: 2 BB: 1 P: 20	R: 0 E: 0 K: 0 S: 8	H: 0 LOB: 0 BB: 1 P: 15	R: 1 E: 0 K: 1 S: 14	H: 2 LOB: 2 BB: 1 P: 25	R: 3 E: 0 K: 0 S: 14	H: 3 LOB: 0 BB: 0 P: 29	R: 2 E: 0 K: 0 S: 14	H: 2 LOB: 2 BB: 2 P: 24
--------------	------------------------------	----------------------------------	------------------------------	---------------------------------	------------------------------	----------------------------------	------------------------------	----------------------------------	------------------------------	----------------------------------	-------------------------------	----------------------------------	-------------------------------	----------------------------------	-------------------------------	----------------------------------

PITCHER	IP	WLS	BF	H	R	ER	SO	BB	IBB	HBP	BLK	WP	HR	S	P	ERA	WHIP
Brad Radke, R ERA: 3.85 (1, 1)	6.2	L	30	8	5	5	4	3	0	0	0	0	2	65	119	6.75	1.650
Eddie Guardado, L ERA: 4.62 (7, 1)	0.2		4	1	2	2	0	1	0	0	0	0	0	7	14	27.00	3.000
Todd Ritchie, R ERA: 7.04 (8, 1)	0.2		4	1	0	0	0	1	0	0	0	0	0	9	15	0.00	3.000

AB R H RBI BB SO LOB

5	1	3	2	0	0	1
4	2	1	0	1	1	3
4	2	3	4	0	0	0
0	0	0	0	0	0	0
3	0	0	0	1	0	2
4	1	2	0	0	1	2
3	0	1	1	0	2	2
0	0	0	0	1	0	0
4	1	0	0	0	0	6
3	0	0	0	1	0	0
3	0	0	0	1	0	3

AB	33
R	7
H	10
RBI	7
BB	5
SO	4
LOB	19



WP	HR	S	P	ERA	WHIP
0	0	0	0	0	0

Minnesota Twins @ Baltimore Orioles  
 Oriole Park at Camden Yards, Baltimore, MD  
 Tue Aug 18 1998, 7:05 PM EDT  
 Att: 44,022 - Unknown - 90 F

livebaseballscorecards.com

Batter	1	2	3	4	5	6	7	8	9	AB	R	H	RBI	BB	SO	LOB	TOP																								
Chuck Knoblauch, R (1, 4) OBP: 0.358, SLG: 0.407	G5-3		P6				F9			5	0	2	0	0	0	3																									
2 Derek Jeter, R (1, 6) OBP: 0.382, SLG: 0.484	K		K				BB		P4	4	0	0	0	1	2	2																									
Paul O'Neill, L (1, 9) OBP: 0.364, SLG: 0.492	G4-3		P6				K		G5-3	5	0	0	0	0	1	6																									
Bernie Williams, S (1, 8) OBP: 0.443, SLG: 0.612		G4-3	F8				K		K	4	1	0	0	1	2	6																									
Tino Martinez, L (1, 3) OBP: 0.369, SLG: 0.493		G4-3	G3				K			3	0	0	0	1	2	4																									
Chili Davis, S (1, 10) OBP: 0.591, SLG: 0.357		G4-3	FC5				L4		2B	3	2	2	0	1	0	0																									
Tim Lincecum, S (1, 7) OBP: 0.400, SLG: 0.399		G4-3	SF8				F8		S	3	0	1	0	1	0	2																									
Scott Brosius, R (1, 5) OBP: 0.359, SLG: 0.447		L5	FC5				G6-3		P6	4	0	0	0	0	0	5																									
Joe Girardi, R (1, 2) OBP: 0.319, SLG: 0.379			SF8						SF7	2	0	2	1	0	0	0																									
20 Jorge Posada, S (8, PH) OBP: 0.365, SLG: 0.487 (8, 2)			1B						1B	0	0	0	1	0	0	0																									
Inning Stats	R: 0 E: 0 K: 1 S: 8	H: 0 LOB: 0 BB: 0 P: 15	R: 1 E: 0 K: 0 S: 11	H: 0 LOB: 1 BB: 3 P: 25	R: 0 E: 0 K: 1 S: 9	H: 2 LOB: 2 BB: 0 P: 14	R: 1 E: 0 K: 0 S: 12	H: 1 LOB: 2 BB: 1 P: 22	R: 0 E: 1 K: 1 S: 10	H: 0 LOB: 1 BB: 0 P: 14	R: 0 E: 0 K: 0 S: 8	H: 0 LOB: 0 BB: 0 P: 13	R: 0 E: 0 K: 3 S: 16	H: 2 LOB: 3 BB: 1 P: 27	R: 1 E: 0 K: 0 S: 10	H: 2 LOB: 1 BB: 0 P: 15	R: 0 E: 0 K: 1 S: 7	H: 0 LOB: 0 BB: 0 P: 10	1B: 5 2B: 2 3B: 0 HR: 0	SF: 2 SAC: 0 DP: 1 HBP: 0	WP: 0 PB: 0 SB: 3 CS: 0	PA: 40																			
PITCHER	IP	WLS	BF	H	R	ER	SO	BB	IBB	HBP	BLK	WP	HR	S	P	ERA	WHIP	PITCHER						IP	WLS	BF	H	R	ER	SO	BB	IBB	HBP	BLK	WP	HR	S	P	ERA	WHIP	
Mike Morgan, R (1, 1) ERA: 3.49	2.1		11	2	1	1	2	3	0	0	0	0	0	26	50	3.86	2.143																								
Dan Serafini, L (3, 1) ERA: 6.1	3.2	W	17	3	1	1	1	1	0	0	0	0	0	37	60	2.46	1.091																								
Mike Trombley, R (7, 1) ERA: 3.59	1.0		6	2	1	1	3	1	0	0	0	0	0	15	28	9.00	3.000																								
Hector Carrasco, R (8, 1) ERA: 4.09	1.0		3	0	0	0	0	0	0	0	0	0	0	6	7	0.00	0.000																								
Rick Aguilera, R (9, 1) ERA: 4.15	1.0	S	3	0	0	0	1	0	0	0	0	0	0	7	10	0.00	0.000																								

New York Yankees @ Minnesota Twins  
Hubert H. Humphrey Metrodome, Minneapolis, MN

livebaseballscorecards.com

AB 33  
R 3  
H 7  
RBI 2  
BB 5  
SO 7  
LOB 28



Wed Aug 19 1998, 8:05 PM EDT  
Att. 17,923 - Dome - 72 F

Batter	1	2	3	4	5	6	7	8	9	AB R H RBI BB SO LOB
Pat Meares, R (1, 6) OBP: 0.304, SLG: 0.374	0-3 K	0-2 FC5-4 2-H 1B		0-1 1B		1-0 F8				4 0 2 1 0 1 0
Brent Gates, S (1, 5) OBP: 0.331, SLG: 0.331	4-0 G5-3 1B BB	3-1 FC5-4 1-2f		0-0 G4-3		1-2 F7				3 0 0 0 1 0 2
Matt Lawton, L (1, 8) OBP: 0.386, SLG: 0.478	3-1 G5-3 1-2 1B		2-2 2B SF7 1B		1-3 K		3-2 CS 1B			4 1 3 0 0 1 0
Marty Cordova, R (1, 7) OBP: 0.341, SLG: 0.406	0-0 G5-3 1-2 2-3		1-0 1-3 2B		4-0 1B G6-3 BB		1 SAFE 3-3 K 1-2			3 1 1 0 1 1 3
Ron Coomer, R (1, 3) OBP: 0.299, SLG: 0.410	0-1 G5-3		0-1 SF7		0-1 G6-3 2B 1B		0-2 P2			3 1 1 1 0 0 2
Alex Ochoa, R (1, 9) OBP: 0.276, SLG: 0.337		1-0 S BB G6-3 1B		0-1 G6-3		2-1 G6-3 1-2 3-H		3-2 G4-3		4 1 1 1 0 0 2
David Ortiz, L (1, 10) OBP: 0.361, SLG: 0.442		4-2 1 SAFE S 1B BB		3-3 K		0-0 2B		0-0 G4-3		3 1 1 1 1 1 1
Terry Steinbach, R (1, 2) OBP: 0.318, SLG: 0.412		3-3 K 1-2 2-3		0-0 G4-3		1-1 G5-3		3-0 G6-3		4 0 0 0 0 1 3
Denny Hocking, S (1, 4) OBP: 0.258, SLG: 0.243		0-0 G6-3 3-H		1-0 G1-3		1-1 G5-3				3 0 0 1 0 0 1

Inning Stats	R: 0	H: 1	E: 0	LOB: 2	K: 1	S: 8	R: 2	H: 2	E: 0	LOB: 1	K: 1	S: 15	R: 1	H: 2	E: 0	LOB: 1	K: 1	S: 11	R: 0	H: 1	E: 0	LOB: 1	K: 0	S: 5	R: 2	H: 2	E: 0	LOB: 1	K: 1	S: 11	R: 0	H: 0	E: 0	LOB: 0	K: 1	S: 6	R: 0	H: 1	E: 0	LOB: 0	K: 1	S: 12	R: 0	H: 0	E: 0	LOB: 0	K: 0	S: 8		

PITCHER	IP	WLS	BF	H	R	ER	SO	BB	IBB	HBP	BLK	WP	HR	S	P	ERA	WHIP
Andy Pettitte, L (1, 1) ERA: 3.73	8.0	L	35	9	5	5	5	3	0	0	0	0	0	76	124	5.62	1.500

**BOTTOM**

**New York Yankees @ Minnesota Twins**  
 Hubert H. Humphrey Metrodome, Minneapolis, MN

Wed Aug 19 1998, 8:05 PM EDT  
 Att. 17,923 - Dome - 72 F

livebaseballscorecards.com

AB	31
R	5
H	9
RBI	5
BB	3
SO	5
LOB	14



WP	PA	3B	DP	HR	HBP	CS
0	35	0	0	0	0	1

Batter	1	2	3	4	5	6	7	8	9	AB R H RBI BB SO LOB	TOP		
<b>Chuck Knoblauch, R</b> (1, 4) OBP: 0.356, SLG: 0.405	2-2 		0-1 		3-3 		1-3 		1-0 	5 0 1 0 0 2 3	<b>New York Yankees @ Minnesota Twins</b> Hubert H. Humphrey Metrodome, Minneapolis, MN Thu Aug 20 1998, 8:05 PM EDT Att. 18,548 - Dome - 72 F		
<b>2 Derek Jeter, R</b> (1, 6) OBP: 0.380, SLG: 0.481	1-2 			0-0 		1-0 	0-0 	1-0 	5 1 1 0 0 0 3				
<b>Paul O'Neill, L</b> (1, 9) OBP: 0.366, SLG: 0.492	3-1 			1-2 		4-2 		0-1 	4 1 2 0 1 0 0				
<b>Bernie Williams, S</b> (1, 8) OBP: 0.440, SLG: 0.609		1-1 		2-2 		0-0 		0-0 	5 1 1 0 0 0 5				
<b>Tino Martinez, L</b> (1, 3) OBP: 0.370, SLG: 0.494		0-1 		1-0 		0-0 		2-2 	3 1 2 2 0 0 0				
<b>Darryl Strawberry, L</b> (1, 10) OBP: 0.379, SLG: 0.588 <b>Chili Davis, S</b> (8, PH) OBP: 0.609, SLG: 0.400		4-1 		4-1 		3-H 		0-1 	1 0 0 0 2 0 1 1 0 1 0 0 0 0				
<b>Chad Curtis, R</b> (1, 7) OBP: 0.360, SLG: 0.374		3-2 	1-0 	0-1 		4-1 		0-2 	3 0 1 1 1 0 4				
<b>Scott Brosius, R</b> (1, 5) OBP: 0.358, SLG: 0.445			0-3 		1-0 		2-2 	1-1 	4 0 1 1 0 1 2				
<b>Joe Girardi, R</b> (1, 2) OBP: 0.319, SLG: 0.379 <b>20 Jorge Posada, S</b> (8, PH) OBP: 0.364, SLG: 0.485 (8, 2)		1 SAFE 	1-0 		0-2 		2-1 	1-1 	3 0 1 0 0 0 1 1 0 0 0 0 0 2				
<b>Inning Stats</b>	R: 0 H: 0 E: 0 LOB: 0 K: 0 BB: 0 S: 10 P: 16	R: 0 H: 0 E: 0 LOB: 0 K: 0 BB: 1 S: 7 P: 15	R: 0 H: 1 E: 0 LOB: 1 K: 1 BB: 0 S: 8 P: 10	R: 1 H: 2 E: 0 LOB: 2 K: 0 BB: 1 S: 11 P: 19	R: 0 H: 0 E: 0 LOB: 0 K: 1 BB: 0 S: 7 P: 11	R: 1 H: 1 E: 0 LOB: 1 K: 0 BB: 1 S: 8 P: 14	R: 0 H: 1 E: 0 LOB: 2 K: 1 BB: 1 S: 10 P: 19	R: 2 H: 4 E: 0 LOB: 2 K: 0 BB: 0 S: 15 P: 19	R: 0 H: 2 E: 0 LOB: 1 K: 0 BB: 0 S: 7 P: 10	1B: 10 SF: 1 2B: 1 SAC: 0 3B: 0 DP: 1 HR: 0 HBP: 0		WP: 0 PA: 41 PB: 0 SB: 0 CS: 1	
<b>PITCHER</b>	IP WLS BF H R ER SO BB IBB HBP BLK WP HR S P ERA WHIP											<b>PITCHER</b>	IP WLS BF H R ER SO BB IBB HBP BLK WP HR S P ERA WHIP
<b>Frankie Rodriguez, R</b> (1, 1) ERA: 5.96	7.0 W 29 5 2 2 3 4 0 0 0 0 0 0 61 104 2.57 1.286												
<b>Eddie Guardado, L</b> (8, 1) ERA: 4.93	0.2 6 4 2 2 0 0 0 0 0 0 0 0 13 16 27.00 6.000												
<b>Hector Carrasco, R</b> (8, 1) ERA: 3.98	1.1 5 2 0 0 0 0 0 0 0 0 0 0 9 13 0.00 1.500												

livebaseballscorecards.com



Batter	1	2	3	4	5	6	7	8	9	AB	R	H	RBI	BB	SO	LOB
<b>Otis Nixon, S</b> <small>OBP: 0.351, SLG: 0.322</small> (1, 8)	1-1 		2-1 		0-0 	1-2 	2-1 			5	1	2	0	0	0	0
<b>Brent Gates, S</b> <small>OBP: 0.329, SLG: 0.325</small> (1, 5)	3-2 		2-0 		4-1 	1-2 	1-0 			4	1	0	0	1	0	4
<b>Matt Lawton, L</b> <small>OBP: 0.387, SLG: 0.477</small> (1, 9)	2-2 			1-1 	2-2 	3-0 		2-2 		5	2	2	0	0	0	2
<b>Marty Cordova, R</b> <small>OBP: 0.345, SLG: 0.408</small> (1, 7)	2-3 			0-0 	2-2 	4-0 	1-0 			3	2	2	1	1	1	1
<b>David Ortiz, L</b> <small>OBP: 0.366, SLG: 0.443</small> (1, 10)		1-3 		2-1 	4-0 	0-0 	0-0 	0-0 		4	1	2	1	1	1	2
<b>Ron Coomer, R</b> <small>OBP: 0.300, SLG: 0.418</small> (1, 3)		2-1 		0-2 	0-2 	1-2 	2-1 	2-1 		4	1	2	3	0	0	4
<b>Todd Walker, L</b> <small>OBP: 0.391, SLG: 0.514</small> <b>Denny Hocking, S</b> <small>OBP: 0.258, SLG: 0.243</small> (8, 4)		0-1 		0-0 	1-2 	2-0 				4	1	2	1	0	0	1
<b>Terry Steinbach, R</b> <small>OBP: 0.320, SLG: 0.413</small> (1, 2)		1-3 		0-0 	2-1 	1-2 	1-2 	1-2 		4	0	2	2	0	1	2
<b>Pat Meares, R</b> <small>OBP: 0.301, SLG: 0.370</small> (1, 6)			3-2 	1-1 	0-0 	2-1 	2-1 			4	0	0	0	0	0	5

Inning Stats	R: 0	H: 1	E: 0	K: 1	S: 12	R: 1	H: 1	E: 0	K: 2	S: 10	R: 0	H: 0	E: 0	K: 0	S: 8	R: 2	H: 3	E: 1	K: 0	S: 12	R: 4	H: 3	E: 1	K: 0	S: 19	R: 1	H: 1	E: 2	K: 0	S: 13	R: 1	H: 3	E: 1	K: 0	S: 9	R: 0	H: 2	E: 0	K: 0	S: 8
	0	1	0	1	12	1	1	0	2	10	0	0	0	0	8	2	3	1	0	12	4	3	1	0	19	1	1	2	0	13	1	3	1	0	9	0	2	0	8	

PITCHER	IP	WLS	BF	H	R	ER	SO	BB	IBB	HBP	BLK	WP	HR	S	P	ERA	WHIP
52 Mike Buddie, R <small>ERA: 4.91</small>	4.1	L	22	7	6	4	3	1	0	0	0	0	1	51	81	8.31	1.846
Graeme Lloyd, L <small>ERA: 1.57</small>	1.2		11	2	2	0	0	1	1	0	0	0	0	23	40	0.00	1.800
Joe Borowski, R <small>ERA: 8.22</small>	2.0		9	5	1	1	0	0	0	0	0	0	0	17	30	4.50	2.500

**BOTTOM**

**New York Yankees @ Minnesota Twins**  
 Hubert H. Humphrey Metrodome, Minneapolis, MN

Thu Aug 20 1998, 8:05 PM EDT  
 Att. 18,548 - Dome - 72 F

AB	37
R	9
H	14
RBI	8
BB	3
SO	3
LOB	21

livebaseballscores.com

WP	HR	S	P	ERA	WHIP
0	0	0	0	0	0

Batter	1	2	3	4	5	6	7	8	9	AB	R	H	RBI	BB	SO	LOB	TOP																																
Darren Lewis, R OBP: 0.358, SLG: 0.366 (1, 9)	1-3 K	4-1 BB BB		3-1 L9		2-2 G3	0-2 F9		1-1 F9	5	0	0	0	1	1	4																																	
John Valentin, R OBP: 0.346, SLG: 0.438 Donnie Sadler, R OBP: 0.318, SLG: 0.481 (1, 5) (9, 4)	1-2 P4	SAFE 4-2 BB		4-2 1B HR BB		1-0 L9		4-1 WP 1B BB		2	2	0	0	3	0	1																																	
Mo Vaughn, L OBP: 0.393, SLG: 0.601 (1, 3)	4-2 BB	1-2 L7		0-1 HR 1B		2-0 1B 2B		1-2 F7		4	1	2	2	1	0	3																																	
Nomar Garciaparra, R OBP: 0.370, SLG: 0.587 (1, 6)	0-0 L3		0-0 F9	3-0 HR		1-2 1B		2-1 1B 1B		5	1	3	4	0	0	1																																	
Mike Stanley, R OBP: 0.361, SLG: 0.496 (1, 10)		4-1 BB HR BB	2-1 2B	0-1 G5-3		0-3 K		2-2 F9		4	1	1	0	1	1	3																																	
Troy O'Leary, L OBP: 0.310, SLG: 0.481 (1, 7)		4-2 HR BB	1-3 K		0-1 G6-3		2-3 K	1-2 1B		4	1	1	0	1	2	1																																	
Damon Buford, R OBP: 0.366, SLG: 0.549 (1, 8)		3-1 HR	3-2 L9		4-1 G6-3 BB		0-1 1B 1B	1-0 P2		4	1	2	3	1	0	3																																	
Jason Varitek, S OBP: 0.313, SLG: 0.390 (1, 2)	0-3 K		1-3 K	1-0 G6-3		1-0 1B		0-2 K		5	0	1	0	0	3	1																																	
Mike Benjamin, R OBP: 0.317, SLG: 0.376 (1, 4) (9, 5)	3-3 K		0-1 WP 1B 1B		0-0 G3 2B 1B		0-2 L7	2-1 G5-3		5	2	2	0	0	1	2																																	
Inning Stats	R: 0 E: 0 K: 1 S: 9	H: 0 LOB: 1 BB: 1 P: 15	R: 3 E: 0 K: 2 S: 22	H: 1 LOB: 2 BB: 4 P: 45	R: 0 E: 0 K: 1 S: 13	H: 1 LOB: 1 BB: 0 P: 19	R: 4 E: 0 K: 1 S: 16	H: 3 LOB: 0 BB: 1 P: 27	R: 0 E: 0 K: 0 S: 4	H: 0 LOB: 0 BB: 1 P: 9	R: 1 E: 0 K: 1 S: 14	H: 3 LOB: 2 BB: 0 P: 20	R: 0 E: 0 K: 1 S: 14	H: 2 LOB: 2 BB: 0 P: 17	R: 1 E: 0 K: 0 S: 16	H: 2 LOB: 2 BB: 1 P: 27	R: 0 E: 0 K: 1 S: 7	H: 0 LOB: 0 BB: 0 P: 10	1B: 8 2B: 2 3B: 0 HR: 2	SF: 0 SAC: 0 DP: 1 HBP: 0	WP: 2 PB: 0 SB: 0 CS: 0	PA: 46																											
PITCHER	IP	WLS	BF	H	R	ER	SO	BB	IBB	HBP	BLK	WP	HR	S	P	ERA	WHIP	PITCHER										IP	WLS	BF	H	R	ER	SO	BB	IBB	HBP	BLK	WP	HR	S	P	ERA	WHIP					
Eric Milton, L ERA: 5.33 (1, 1)	1.2	L	11	1	3	3	3	5	0	0	0	0	1	28	56	16.20	3.600																																
Todd Ritchie, R ERA: 9.0 (2, 1)	2.1		12	4	4	4	2	1	0	0	0	1	1	32	50	15.43	2.143																																
Travis Miller, L ERA: 6.75 (5, 1)	3.0		15	5	2	2	2	2	0	0	0	0	0	33	51	6.00	2.333																																
Dan Serafini, L ERA: 5.9 (8, 1)	2.0		8	2	0	0	1	0	0	0	0	1	0	22	32	0.00	1.000																																

**Boston Red Sox @ Minnesota Twins**  
 Hubert H. Humphrey Metrodome, Minneapolis, MN  
 Fri Aug 21 1998, 8:05 PM EDT  
 Att. 16,786 - Dome - 72 F

AB	38
R	9
H	12
RBI	9
BB	8
SO	8
LOB	19



Batter	1	2	3	4	5	6	7	8	9	AB	R	H	RBI	BB	SO	LOB
Otis Nixon, S OBP: 0.348, SLG: 0.319 Alex Ochoa, R OBP: 0.275, SLG: 0.335	2-2 P3		1-1 G6-4-3			0-1 F8		2-3 K		3	0	0	0	0	0	1
Brent Gates, S OBP: 0.324, SLG: 0.320	3-1 G6-3			2-2 L4		2-1 P3		1-0 G6-3		4	0	0	0	0	0	0
Matt Lawton, L OBP: 0.369, SLG: 0.485	0-0 G4-3			3-2 HR		4-1 BB 1B BB		0-0 1B		3	1	2	1	1	0	0
Marty Cordova, R OBP: 0.346, SLG: 0.409		1-2 E6 G4-3 1B		1-0 G6-3		1-0 BB 1-2 1B		1-0 F8		4	0	2	0	0	0	1
David Ortiz, L OBP: 0.364, SLG: 0.437		1-3 K		0-0 L3		4-2 FC6-4 BB 1-2 2-3			1-1 G4-3	3	0	0	0	1	1	1
Ron Coomer, R OBP: 0.298, SLG: 0.415 Paul Molitor, R OBP: 0.330, SLG: 0.358		0-0 G4-3			1-0 G6-3	0-0 FC6-4			2-1 P4	3	0	0	0	0	0	4
Todd Walker, L OBP: 0.391, SLG: 0.515		1-2 G4-3			4-0 S BB				3-1 WP 2B	3	1	1	0	1	0	1
Terry Steinbach, R OBP: 0.317, SLG: 0.409 Javier Valentin, S OBP: 0.270, SLG: 0.331			2-2 L7		1-0 G6-3				4-0 FC5-4 BB 2-H	3	0	0	0	0	0	1
Pat Meares, R OBP: 0.301, SLG: 0.369			2-1 G6-4-3 1B		0-0 G4-3				0-0 FC5-4	4	0	1	0	0	0	2

Inning Stats	R: 0	H: 0	E: 0	K: 0	S: 6	R: 0	H: 1	E: 1	K: 1	S: 10	R: 0	H: 1	E: 0	K: 0	S: 7	R: 1	H: 1	E: 0	K: 0	S: 8	R: 0	H: 0	E: 0	K: 0	S: 3	R: 0	H: 1	E: 0	K: 0	S: 9	R: 0	H: 0	E: 0	K: 0	S: 10	R: 0	H: 1	E: 0	K: 1	S: 6	R: 1	H: 1	E: 0	K: 0	S: 7	R: 0	H: 1	E: 0	K: 0	S: 7	1B: 4	SF: 0	2B: 1	SAC: 0	3B: 0	DP: 1	HR: 1	HBP: 0	WP: 2	PB: 0	SB: 1	CS: 0	PA: 36
--------------	------	------	------	------	------	------	------	------	------	-------	------	------	------	------	------	------	------	------	------	------	------	------	------	------	------	------	------	------	------	------	------	------	------	------	-------	------	------	------	------	------	------	------	------	------	------	------	------	------	------	------	-------	-------	-------	--------	-------	-------	-------	--------	-------	-------	-------	-------	--------

PITCHER	IP	WLS	BF	H	R	ER	SO	BB	IBB	HBP	BLK	WP	HR	S	P	ERA	WHIP
Steve Avery, L ERA: 5.16	(1, 1)	7.0	27	4	1	1	1	3	0	0	0	0	1	53	95	1.29	1.000
Jim Corsi, R ERA: 2.41	(8, 1)	2.0	9	2	1	1	1	1	0	0	0	1	0	13	27	4.50	1.500

BOTTOM

Boston Red Sox @ Minnesota Twins  
 Hubert H. Humphrey Metrodome, Minneapolis, MN  
 Fri Aug 21 1998, 8:05 PM EDT  
 Att. 16,786 - Dome - 72 F

livebaseballscores.com

AB	32
R	2
H	6
RBI	1
BB	4
SO	2
LOB	11



Batter	1	2	3	4	5	6	7	8	9	AB R H RBI BB SO LOB	TOP																
<b>Darren Bragg, L</b> (1, 9) OBP: 0.365, SLG: 0.457	2-3 K	0-0 G3			1-2 G3		2-2 F7			4 0 0 0 0 1 1																	
<b>John Valentin, R</b> (1, 5) OBP: 0.348, SLG: 0.443	4-2 1B BB		0-1 E6 G4-3		2-2 HR		0-2 F9			3 1 1 1 1 0 1																	
<b>Mo Vaughn, L</b> (1, 3) OBP: 0.390, SLG: 0.596	0-3 K		0-0 G4-3		0-0 F3			1-3 K		4 0 0 0 0 2 2																	
<b>Nomar Garciaparra, R</b> (1, 6) OBP: 0.369, SLG: 0.584	0-0 1B		1-0 G5-3		0-2 G6-3			0-0 F8		4 0 1 0 0 0 1																	
<b>Troy O'Leary, L</b> (1, 7) OBP: 0.310, SLG: 0.482	2-1 F7		1-2 F8		1-0 F8 2B			1-1 F8		4 0 1 0 0 0 3																	
<b>Mike Stanley, R</b> (1, 10) OBP: 0.363, SLG: 0.495		2-0 F9		0-0 G5-4-3 1B		0-2 F8		4-2 S BB		3 0 1 0 1 0 1 0 0 0 0 0 0 0																	
<b>Darren Lewis, R</b> (9, PR) OBP: 0.358, SLG: 0.366																											
<b>Damon Buford, R</b> (1, 8) OBP: 0.364, SLG: 0.540		4-2 HR BB		1-1 G5-4-3		2-1 F9		1-3 SAFE K		3 1 0 0 1 1 3																	
<b>Scott Hatteberg, L</b> (1, 2) OBP: 0.366, SLG: 0.467		2-1 SAFE HR		0-1 F8		1-2 SH1-4 1B		4-0 G5-4-3 IBB		3 1 2 2 1 0 0																	
<b>Mike Benjamin, R</b> (1, 4) OBP: 0.314, SLG: 0.372		0-0 G1-4-3			1-0 F7		SAFE SH1-4		0-1 G5-4-3	3 0 0 0 0 0 2																	
<b>Inning Stats</b>	R: 0 E: 0 K: 2 S: 13	H: 1 LOB: 2 BB: 1 P: 21	R: 2 E: 0 K: 0 S: 7	H: 1 LOB: 0 BB: 1 P: 15	R: 0 E: 1 K: 0 S: 7	H: 0 LOB: 1 BB: 0 P: 9	R: 0 E: 0 K: 0 S: 5	H: 1 LOB: 0 BB: 0 P: 6	R: 1 E: 0 K: 0 S: 10	H: 1 LOB: 0 BB: 0 P: 14	R: 0 E: 0 K: 0 S: 9	H: 1 LOB: 1 BB: 0 P: 12	R: 0 E: 0 K: 0 S: 10	H: 1 LOB: 1 BB: 0 P: 13	R: 0 E: 0 K: 1 S: 10	H: 0 LOB: 0 BB: 0 P: 8	R: 0 E: 0 K: 1 S: 10	H: 0 LOB: 2 BB: 2 P: 19	1B: 3 2B: 1 3B: 0 HR: 2	SF: 0 SAC: 1 DP: 2 HBP: 0	WP: 0 PB: 0 SB: 1 CS: 0	PA: 36					
<b>PITCHER</b>	IP WLS BF H R ER SO BB IBB HBP BLK WP HR S P ERA WHIP																										
<b>LaTroy Hawkins, R</b> (1, 1) ERA: 5.28	6.2	28	6	3	3	2	2	0	0	0	0	0	2	58	87	4.05	1.200										
<b>Mike Trombley, R</b> (7, 1) ERA: 3.49	2.1	W	8	0	0	0	2	1	1	0	0	0	0	19	30	0.00	0.429										

**Boston Red Sox @ Minnesota Twins**  
 Hubert H. Humphrey Metrodome, Minneapolis, MN  
 Sat Aug 22 1998, 8:05 PM EDT  
 Att. 18,415 - Dome - 72 F

AB	31
R	3
H	6
RBI	3
BB	4
SO	4
LOB	14





Batter	1	2	3	4	5	6	7	8	9	AB	R	H	RBI	BB	SO	LOB
Otis Nixon, S OBP: 0.349, SLG: 0.319 (1, 8)	G6-3			2B	K		F9		FC4-6 BB	4	1	1	0	1	1	1
Matt Lawton, L OBP: 0.393, SLG: 0.489 (1, 9)	L1-4 1B			1B	BB		BB		FC4-6 1B	3	1	2	1	2	0	2
Paul Molitor, R OBP: 0.329, SLG: 0.356 (1, 10)	L1-4			G6-3	F9		F9		1B	5	0	1	1	0	0	5
David Ortiz, L OBP: 0.362, SLG: 0.433 (1, 3)			F8	F8		1B G3		F7		4	1	1	0	0	0	1
Ron Coomer, R OBP: 0.300, SLG: 0.416 (1, 5)			G4-3	BB 1B		G4-3 G3 1B		F8		4	0	2	1	0	0	0
Todd Walker, L OBP: 0.392, SLG: 0.513 (1, 4)			F7	BB		G3		1B		3	0	1	1	1	0	1
Marty Cordova, R OBP: 0.343, SLG: 0.404 (1, 7)			K	L4		G4-3		P4		4	0	0	0	0	1	4
Javier Valentin, S OBP: 0.262, SLG: 0.321 (1, 2)			G6-3		G1-3	G4-3		K		4	0	0	0	0	1	1
Pat Meares, R OBP: 0.302, SLG: 0.372 (1, 6)			G5-3		F8		F8		FC4-6 BB 1B 1B	4	1	2	0	0	0	0

Inning Stats	R: 0	H: 1	E: 0	K: 0	S: 10	R: 0	H: 0	E: 0	K: 0	S: 8	R: 0	H: 0	E: 0	K: 1	S: 9	R: 2	H: 3	E: 0	K: 0	S: 18	R: 0	H: 1	E: 0	K: 1	S: 13	R: 1	H: 2	E: 0	K: 0	S: 10	R: 0	H: 0	E: 0	K: 0	S: 7	R: 0	H: 1	E: 0	K: 0	S: 10	R: 1	H: 2	E: 0	K: 1	S: 7	R: 1	H: 2	E: 0	K: 1	S: 7	1B: 8	2B: 3	3B: 0	HR: 0	SF: 0	SAC: 0	DP: 1	HBP: 0	WP: 0	PB: 0	SB: 0	CS: 0	PA: 39
--------------	------	------	------	------	-------	------	------	------	------	------	------	------	------	------	------	------	------	------	------	-------	------	------	------	------	-------	------	------	------	------	-------	------	------	------	------	------	------	------	------	------	-------	------	------	------	------	------	------	------	------	------	------	-------	-------	-------	-------	-------	--------	-------	--------	-------	-------	-------	-------	--------

PITCHER	IP	WLS	BF	H	R	ER	SO	BB	IBB	HBP	BLK	WP	HR	S	P	ERA	WHIP
John Wasdin, R ERA: 5.19 (1, 1)	5.0		21	5	2	2	2	2	0	0	0	0	0	58	86	3.60	1.400
Derek Lowe, R ERA: 4.27 (6, 1)	1.1		6	2	1	1	0	0	0	0	0	0	0	12	16	6.75	1.500
Greg Swindell, L ERA: 3.79 (7, 1)	2.1	L	11	2	1	1	1	2	0	0	0	0	0	21	41	3.86	1.714
Dennis Eckersley, R ERA: 5.65 (9, 1)	0.0		1	1	0	0	0	0	0	0	0	0	0	1	2	∞	∞

**BOTTOM**

**Boston Red Sox @ Minnesota Twins**  
 Hubert H. Humphrey Metrodome, Minneapolis, MN

Sat Aug 22 1998, 8:05 PM EDT  
 Att. 18,415 - Dome - 72 F

livebaseballscorecards.com

<b>AB</b>	<b>35</b>
<b>R</b>	<b>4</b>
<b>H</b>	<b>10</b>
<b>RBI</b>	<b>4</b>
<b>BB</b>	<b>4</b>
<b>SO</b>	<b>3</b>
<b>LOB</b>	<b>15</b>



Batter	1	2	3	4	5	6	7	8	9	AB R H RBI BB SO LOB	TOP											
<b>Darren Lewis, R</b> (1, 8) OBP: 0.355, SLG: 0.362	2-3 K	3-2 G6-3		0-0 G1-3		1-2 G4-3		3-3 K		5 0 0 0 0 2 2												
<b>John Valentin, R</b> (1, 5) OBP: 0.350, SLG: 0.456	2-0 1B 2B		0-0 HR	2-1 G1-3		3-2 1B 2B		0-0 F9		5 3 3 1 0 0 1												
<b>Mo Vaughn, L</b> (1, 10) OBP: 0.394, SLG: 0.597	1-0 1B		0-2 1B 1B	4-0 FC6-4 IBB		0-1 1B		3-3 K		4 1 3 2 1 1 0												
<b>Nomar Garciaparra, R</b> (1, 6) OBP: 0.365, SLG: 0.577	2-0 F8		3-3 K	0-1 FC6-4		0-1 G1-3			1-0 G5-3	5 0 0 0 0 1 5												
<b>Troy O'Leary, L</b> (1, 7) OBP: 0.311, SLG: 0.480	2-3 K		0-0 1B 1B		2-2 G4-3		4-2 HBP 1B G1-2-3 BB		0-1 G4-3	4 0 1 0 1 1 1												
<b>Mike Stanley, R</b> (1, 3) OBP: 0.365, SLG: 0.499		2-2 1B BLK 2B	0-0 F8		2-2 G6-3		1-2 HBP 1B		3-1 1B 1B	5 1 3 0 0 0 2												
<b>Darren Bragg, L</b> (1, 9) OBP: 0.371, SLG: 0.463		1-0 1B BLK	3-2 1B 1B		3-2 1B		0-3 K		0-1 1B	5 0 4 1 0 1 2												
<b>Scott Hatteberg, L</b> (1, 2) OBP: 0.363, SLG: 0.460		0-1 P5	1-2 F8		0-0 F7		1-0 HBP		1-3 K	4 0 0 0 0 1 6												
<b>Mike Benjamin, R</b> (1, 4) OBP: 0.313, SLG: 0.370		0-3 K		1-2 G1-3 1B		1-3 K		1-2 G1-2-3		4 0 1 0 0 2 4												
<b>Inning Stats</b>	R: 1 E: 0 K: 2 S: 10	H: 2 LOB: 1 BB: 0 P: 19	R: 1 E: 0 K: 1 S: 15	H: 2 LOB: 1 BB: 0 P: 21	R: 2 E: 0 K: 1 S: 21	H: 4 LOB: 2 BB: 0 P: 28	R: 0 E: 0 K: 0 S: 8	H: 1 LOB: 2 BB: 1 P: 15	R: 0 E: 0 K: 1 S: 11	H: 1 LOB: 1 BB: 0 P: 18	R: 1 E: 0 K: 1 S: 16	H: 2 LOB: 1 BB: 0 P: 21	R: 0 E: 0 K: 1 S: 13	H: 1 LOB: 2 BB: 1 P: 20	R: 0 E: 0 K: 2 S: 9	H: 0 LOB: 0 BB: 0 P: 15	R: 0 E: 0 K: 1 S: 10	H: 2 LOB: 2 BB: 0 P: 15	1B: 11 2B: 3 3B: 0 HR: 1	SF: 0 SAC: 0 DP: 1 HBP: 1	WP: 0 PB: 0 SB: 0 CS: 0	PA: 44
<b>PITCHER</b>	IP WLS BF H R ER SO BB IBB HBP BLK WP HR S P ERA WHIP																					
<b>Brad Radke, R</b> (1, 1) ERA: 3.97	6.0 L 31 12 5 5 5 0 1 0 0 1 0 1 81 122 7.50 2.000																					
<b>Bob Tewksbury, R</b> (7, 1) ERA: 4.31	1.0 5 1 0 0 1 1 0 1 0 0 0 0 13 20 0.00 2.000																					
<b>Hector Carrasco, R</b> (8, 1) ERA: 3.91	1.0 3 0 0 0 2 0 0 0 0 0 0 0 9 15 0.00 0.000																					
<b>Rick Aguilera, R</b> (9, 1) ERA: 4.09	1.0 5 2 0 0 1 0 0 0 0 0 0 0 10 15 0.00 2.000																					

**Boston Red Sox @ Minnesota Twins**  
**Hubert H. Humphrey Metrodome, Minneapolis, MN**

Sun Aug 23 1998, 4:33 AM EDT  
 Att. 12,686 - Dome - 72 F

<b>AB</b>	41
<b>R</b>	5
<b>H</b>	15
<b>RBI</b>	4
<b>BB</b>	2
<b>SO</b>	9
<b>LOB</b>	23



Batter	1	2	3	4	5	6	7	8	9	AB R H RBI BB SO LOB
<b>Otis Nixon, S</b> <small>OBP: 0.350, SLG: 0.321</small> (1, 8) <small>C B C X</small>	1-2  2B		1-3  K		0-0  E1		4-1  FC6 BB		0-0  G6-3 1-2f	4 0 1 0 1 1 2
<b>Brent Gates, S</b> <small>OBP: 0.323, SLG: 0.317</small> (1, 5) <small>B C B B B</small>	4-1  BB		1-2  F9		2-3  K		1-0  FC6 1-2f			3 0 0 0 1 1 4
<b>Paul Molitor, R</b> <small>OBP: 0.330, SLG: 0.358</small> (1, 10) <small>C X</small>	0-1  L4			2-2  FC4-6 1B	0-0  G5-3			1-2  2B 1B		4 1 2 0 0 0 4
<b>David Ortiz, L</b> <small>OBP: 0.358, SLG: 0.427</small> (1, 3) <small>S B C</small> <b>Ron Coomer, R</b> <small>OBP: 0.301, SLG: 0.420</small> (8, PH) (9, 3) <small>S B C</small>	1-3  K			0-0  FC4-6 1B 1-2f		3-2  G6-3		2-1  2B 1B 1-3		3 0 0 0 0 1 3 1 0 1 0 0 0 0
<b>Matt Lawton, L</b> <small>OBP: 0.394, SLG: 0.487</small> (1, 9) <small>S B C X</small>	1-2  L6			3-2  FC4-6 1B 1-2		1-1  G4-6-3 HBP		0-0  G1-3-5-2 2-3f		3 0 1 0 0 0 4
<b>Todd Walker, L</b> <small>OBP: 0.391, SLG: 0.511</small> (1, 4) <small>B X</small>		1-0  L9		0-0  FC4-6 FC5-4 1-2f 2-3		1-0  G4-6-3 1-2f		2-2  1B		4 0 1 1 0 0 3
<b>Terry Steinbach, R</b> <small>OBP: 0.316, SLG: 0.407</small> (1, 2) <small>B X</small>		2-2  G1-3		1-0  FC5-4 1-2f			0-0  G6-3 1B		1-3  K	4 0 1 0 0 1 3
<b>Alex Ochoa, R</b> <small>OBP: 0.276, SLG: 0.335</small> (1, 7) <small>B X</small> <b>Javier Valentin, S</b> <small>OBP: 0.260, SLG: 0.319</small> (9, PH) <small>B X</small>		0-1  G3			1-3  K		0-0  G6-3 1B		0-1  F9	3 0 1 0 0 1 0 1 0 0 0 0 0 0
<b>Pat Meares, R</b> <small>OBP: 0.302, SLG: 0.371</small> (1, 6) <small>C X</small>			0-1  L3		2-1  E6 1B		0-1  G6-3 1-2f 2-3		0-1  E6 G6-3	4 0 1 0 0 0 2

Inning Stats	R: 0	H: 1	LOB: 2	K: 1	S: 12	R: 0	H: 0	LOB: 0	K: 0	S: 7	R: 0	H: 0	LOB: 0	K: 1	S: 9	R: 0	H: 2	LOB: 2	K: 0	S: 10	R: 0	H: 1	LOB: 2	K: 2	S: 10	R: 0	H: 0	LOB: 0	K: 0	S: 5	R: 0	H: 2	LOB: 2	K: 0	S: 6	R: 1	H: 3	LOB: 1	K: 1	S: 16	R: 0	H: 0	LOB: 0	K: 0	S: 5	R: 0	H: 0	LOB: 0	K: 0	S: 5	1B: 7	SF: 0	2B: 3	SAC: 0	3B: 0	DP: 4	HR: 0	HBP: 1	WP: 0	PA: 37
--------------	------	------	--------	------	-------	------	------	--------	------	------	------	------	--------	------	------	------	------	--------	------	-------	------	------	--------	------	-------	------	------	--------	------	------	------	------	--------	------	------	------	------	--------	------	-------	------	------	--------	------	------	------	------	--------	------	------	-------	-------	-------	--------	-------	-------	-------	--------	-------	--------

PITCHER	IP	WLS	BF	H	R	ER	SO	BB	IBB	HBP	BLK	WP	HR	S	P	ERA	WHIP
<b>Pedro Martinez, R</b> <small>ERA: 2.73</small>	(1, 1)	6.0	24	4	0	0	4	1	0	0	0	0	0	53	81	0.00	0.833
<b>Jim Corsi, R</b> <small>ERA: 2.53</small>	(7, 1)	1.0	6	3	1	1	0	1	0	0	0	0	0	9	15	9.00	4.000
<b>Greg Swindell, L</b> <small>ERA: 3.76</small>	(8, 1)	0.2	3	2	0	0	0	0	0	0	0	0	0	8	12	0.00	3.000
<b>Tom Gordon, R</b> <small>ERA: 2.81</small>	(8, 1)	1.1	4	0	0	0	1	0	0	0	0	0	0	10	11	0.00	0.000


**BOTTOM**

**Boston Red Sox @ Minnesota Twins**  
 Hubert H. Humphrey Metrodome, Minneapolis, MN

Sun Aug 23 1998, 4:33 AM EDT  
 Att. 12,686 - Dome - 72 F

livebaseballscorecards.com

<b>AB</b>	<b>34</b>
<b>R</b>	<b>1</b>
<b>H</b>	<b>9</b>
<b>RBI</b>	<b>1</b>
<b>BB</b>	<b>2</b>
<b>SO</b>	<b>5</b>
<b>LOB</b>	<b>25</b>



Batter	1	2	3	4	5	6	7	8	9	AB R H RBI BB SO LOB	TOP											
Todd Walker, L (1, 4) OBP: 0.389, SLG: 0.506 Alex Ochoa, R (9, 9) OBP: 0.276, SLG: 0.335	2-3 K		0-1 G4-6-3		1-3 K		4-1 G6-3 BB		1-2 G4-3	4 0 0 0 1 2 2 0 0 0 0 0 0 0												
Brent Gates, S (1, 5) OBP: 0.321, SLG: 0.312	0-1 G6-3		1-0 HBP		2-2 P7		1-1 G6-3		1-0 G4-3	4 0 0 0 0 0 2												
Paul Molitor, R (1, 10) OBP: 0.329, SLG: 0.355	1-2 G6-3		2-0 G1-3		1-3 K		4-0 BB			3 0 0 0 1 1 2												
David Ortiz, L (1, 3) OBP: 0.360, SLG: 0.446		0-3 K		0-2 1B 2B		1-1 HR		0-3 K		4 2 2 1 0 2 2												
Marty Cordova, R (1, 7) OBP: 0.344, SLG: 0.414		2-2 G4-3		1-2 G3 1B		3-2 HR		3-3 K		4 1 2 2 0 1 0												
Matt Lawton, L (1, 8) OBP: 0.395, SLG: 0.490		2-0 2B		0-0 G3		0-0 P6		0-0 1B		4 0 2 0 0 0 1												
Terry Steinbach, R (1, 2) OBP: 0.313, SLG: 0.402		3-1 G6-3		0-3 K		3-3 K		2-3 K		4 0 0 0 0 3 3												
Denny Hocking, S (1, 9) (9, 4)			1-1 G4-6-3 1B		1-3 K		1-2 E6 CS		3-1 G6-3	4 0 1 0 0 1 2												
Pat Meares, R (1, 6) OBP: 0.306, SLG: 0.381			1-0 G4-6-3 1B		0-0 HR		2-1 CS		0-0 G6-3 BB 1B	4 1 3 1 0 0 0												
<b>Inning Stats</b>	R: 0 E: 0 K: 1 S: 9	H: 0 LOB: 0 BB: 0 P: 12	R: 0 E: 0 K: 1 S: 9	H: 1 LOB: 1 BB: 0 P: 16	R: 0 E: 0 K: 0 S: 6	H: 2 LOB: 2 BB: 0 P: 11	R: 1 E: 0 K: 2 S: 14	H: 2 LOB: 1 BB: 0 P: 16	R: 1 E: 0 K: 2 S: 13	H: 1 LOB: 0 BB: 0 P: 17	R: 2 E: 1 K: 1 S: 14	H: 2 LOB: 0 BB: 0 P: 24	R: 0 E: 0 K: 1 S: 7	H: 1 LOB: 2 BB: 2 P: 16	R: 0 E: 0 K: 2 S: 10	H: 1 LOB: 1 BB: 0 P: 18	R: 0 E: 0 K: 0 S: 5	H: 0 LOB: 0 BB: 0 P: 8	1B: 5 2B: 2 3B: 0 HR: 3	SF: 0 SAC: 0 DP: 2 HBP: 1	WP: 0 PB: 0 SB: 1 CS: 1	PA: 39
<b>PITCHER</b>	IP WLS BF H R ER SO BB IBB HBP BLK WP HR S P ERA WHIP																					
Rolando Arrojo, R (1, 1) ERA: 3.72	6.0 L 26 8 4 4 7 0 0 1 0 0 3 65 96 6.00 1.333																					
Esteban Yan, R (7, 1) ERA: 4.08	1.0 5 1 0 0 1 2 0 0 0 0 0 7 16 0.00 3.000																					
Jim Mecir, R (8, 1) ERA: 2.67	1.0 4 1 0 0 2 0 0 0 0 0 0 10 18 0.00 1.000																					
Roberto Hernandez, R (9, 1) ERA: 4.5	1.0 3 0 0 0 0 0 0 0 0 0 0 5 8 0.00 0.000																					

Minnesota Twins @ Tampa Bay Devil Rays  
Tropicana Field, St. Petersburg, FL  
Tue Aug 25 1998, 7:05 PM EDT  
Att: 23,126 - Dome - 72 F

AB	35
R	4
H	10
RBI	4
BB	2
SO	10
LOB	14



Batter	1	2	3	4	5	6	7	8	9	AB R H RBI BB SO LOB
Randy Winn, S (1, 8) OBP: 0.357, SLG: 0.391	2-2 G4-3		1-1 G1-3		2-3 K		2-3 K		2-3 K	5 0 0 0 0 3 2
Wade Boggs, L (1, 10) OBP: 0.356, SLG: 0.415	1-1 2B		4-0 BB		0-3 K			1-0 F8		3 0 1 0 1 1 0
Bobby Smith, R (1, 5) OBP: 0.371, SLG: 0.452	0-3 K		1-2 F9			0-1 G6-3		0-0 F8		4 0 0 0 0 1 2
Fred McGriff, L (1, 3) OBP: 0.357, SLG: 0.423	3-2 G3			1-3 K		1-1 1B		1-2 2B		4 0 2 0 0 1 1
Bubba Trammell, R (1, 7) OBP: 0.331, SLG: 0.570		2-3 K		2-3 K		2-0 L6		2-3 K		4 0 0 0 0 3 2
Paul Sorrento, L (1, 9) OBP: 0.308, SLG: 0.414		0-2 2B		4-1 E BB		3-3 K			1-3 K	3 0 1 0 1 2 1
Miguel Cairo, R (1, 4) OBP: 0.308, SLG: 0.373		1-0 F3		1-2 E6			1-2 G4-3 1B		2-2 2B 1B	4 1 2 0 0 0 2
John Flaherty, R (1, 2) OBP: 0.253, SLG: 0.268		1-1 F9		0-1 L5			2-0 L7		1-3 K	4 0 0 0 0 1 5
Kevin Stocker, S (1, 6) OBP: 0.279, SLG: 0.312 Quinton McCracken, S (9, PH) OBP: 0.325, SLG: 0.402			3-2 G4-3		0-0 G4-3		3-2 G4-3		1-1 2B	3 0 0 0 0 0 1 1 0 1 1 0 0 0

Inning Stats		R: 0	H: 1	R: 0	H: 1	R: 0	H: 0	R: 0	H: 0	R: 0	H: 1	R: 0	H: 1	R: 0	H: 1	R: 0	H: 2	1B: 3	SF: 0
E: 0		E: 0	LOB: 1	E: 0	LOB: 1	E: 0	LOB: 2	E: 0	LOB: 0	E: 0	LOB: 1	E: 0	LOB: 1	E: 0	LOB: 1	E: 0	LOB: 1	2B: 4	SAC: 0
K: 1		K: 1	BB: 0	K: 1	BB: 0	K: 2	BB: 1	K: 1	BB: 0	K: 1	BB: 0	K: 1	BB: 0	K: 1	BB: 0	K: 3	BB: 0	3B: 0	DP: 0
S: 13		S: 9	P: 19	S: 9	P: 13	S: 12	P: 20	S: 7	P: 9	S: 9	P: 15	S: 10	P: 18	S: 8	P: 12	S: 15	P: 22	HR: 0	HBP: 0

PITCHER		IP	WLS	BF	H	R	ER	SO	BB	IBB	HBP	BLK	WP	HR	S	P	ERA	WHIP
Frankie Rodriguez, R (1, 1) ERA: 5.09	7.2	W	31	5	0	0	8	2	0	0	0	0	0	0	74	119	0.00	0.913
Mike Trombley, R (8, 1) ERA: 3.56	1.0		5	2	1	1	3	0	0	0	0	0	0	0	15	22	9.00	2.000
Rick Aguilera, R (9, 1) ERA: 4.06	0.1	S	1	0	0	0	1	0	0	0	0	0	0	3	5	0.00	0.000	


**BOTTOM**

**Minnesota Twins @ Tampa Bay Devil Rays**  
Tropicana Field, St. Petersburg, FL

Tue Aug 25 1998, 7:05 PM EDT  
Att. 23,126 - Dome - 72 F

AB	35
R	1
H	7
RBI	1
BB	2
SO	12
LOB	16

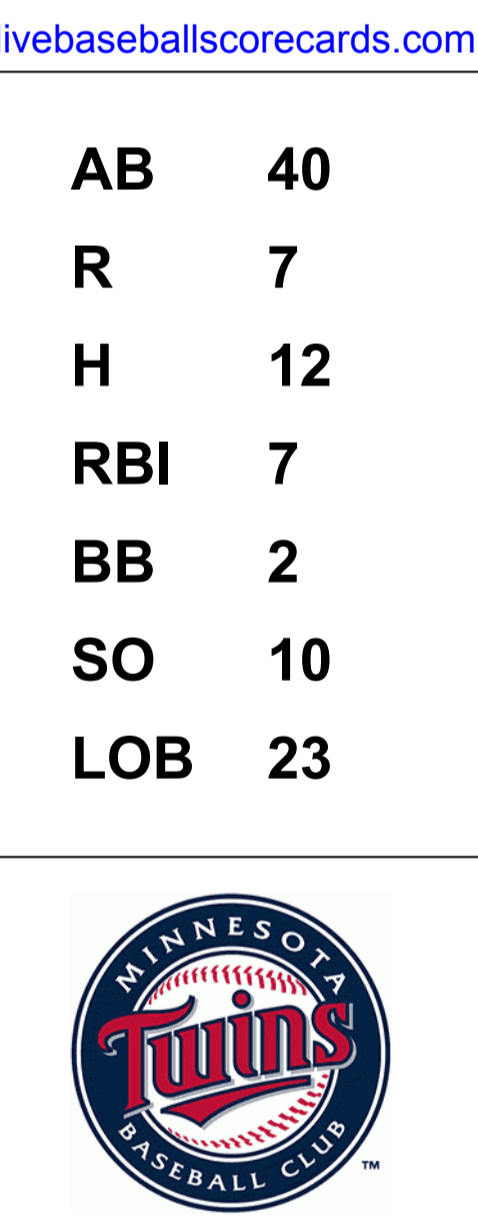
WP: 0 PA: 37  
PB: 0 SB: 0  
CS: 0



livebaseballscorecards.com

Batter	1	2	3	4	5	6	7	8	9	AB R H RBI BB SO LOB	TOP		
Todd Walker, L (1, 4) OBP: 0.385, SLG: 0.500 Denny Hocking, S (9, 4) OBP: 0.258, SLG: 0.243	2-3 K E S	3-3 K		2-2 G1 1-2 2-3		1-1 G3-1			2-2 G5-3	5 0 0 0 0 2 4 0 0 0 0 0 0 0			
Brent Gates, S (1, 5) OBP: 0.322, SLG: 0.314	2-2 F9 1-2	0-3 K		1-1 1B 2-H 3-H			2-2 1B 1B		2-3 K	5 0 2 2 0 2 2			
Paul Molitor, R (1, 10) OBP: 0.328, SLG: 0.351	0-1 E5 2-3	1-1 F9		2-2 F9			1-3 K		4-2 1B 2B BB	4 1 0 0 1 1 4			
Marty Cordova, R (1, 7) OBP: 0.348, SLG: 0.414	3-3 K		1-1 F9		4-2 BB G6-4-3		0-0 1B 1-2		1-1 2B 1B 1-2	4 1 2 0 1 1 2			
Ron Coomer, R (1, 3) OBP: 0.300, SLG: 0.420	1-0 F8		2-1 G4-3		0-2 G6-4-3 1-2f		1-1 P2		3-1 2B 1-H 2-H	5 0 1 2 0 0 5			
Matt Lawton, L (1, 8)		0-0 1B 3B 1B	3-2 G4-3		1-3 K		3-1 G4-3		1-1 G4-3	5 1 1 0 0 1 3			
Alex Ochoa, R (1, 9) OBP: 0.280, SLG: 0.338		1-0 1B 3B 1B		0-0 G1 1B 1B		2-3 K		1-2 G6-3		4 2 2 0 0 1 0	AB 40 R 7 H 12 RBI 7 BB 2 SO 10 LOB 23		
Terry Steinbach, R (1, 2) OBP: 0.318, SLG: 0.415		1-2 1B 3B 1-H 2-H		0-0 G1 1B 1B		2-0 2B		0-3 K		4 2 3 2 0 1 0			
Pat Meares, R (1, 6) OBP: 0.305, SLG: 0.380		1-2 1B 3-H		0-1 F8		0-0 G6-3		0-3 K		4 0 1 1 0 1 3			
Inning Stats	R: 0 H: 0 E: 2 LOB: 2 K: 2 BB: 0 S: 14 P: 22	R: 3 H: 4 E: 0 LOB: 1 K: 2 BB: 0 S: 16 P: 23	R: 0 H: 0 E: 0 LOB: 0 K: 0 BB: 0 S: 10 P: 16	R: 2 H: 3 E: 0 LOB: 1 K: 0 BB: 0 S: 15 P: 20	R: 0 H: 0 E: 0 LOB: 0 K: 1 BB: 1 S: 8 P: 13	R: 0 H: 1 E: 0 LOB: 1 K: 1 BB: 0 S: 8 P: 13	R: 0 H: 2 E: 0 LOB: 2 K: 1 BB: 0 S: 11 P: 18	R: 0 H: 0 E: 0 LOB: 0 K: 2 BB: 0 S: 11 P: 12	R: 2 H: 2 E: 0 LOB: 1 K: 1 BB: 1 S: 14 P: 27	1B: 9 SF: 0 2B: 2 SAC: 0 3B: 1 DP: 1 HR: 0 HBP: 0	WP: 0 PA: 42 PB: 0 SB: 1 CS: 0		
PITCHER	IP WLS BF H R ER SO BB IBB HBP BLK WP HR S P ERA WHIP											PITCHER	IP WLS BF H R ER SO BB IBB HBP BLK WP HR S P ERA WHIP
Tony Saunders, L (1, 1) ERA: 4.45	7.0 L 33 10 5 5 7 1 0 0 0 0 0 0 82 125 6.43 1.571												
Albie Lopez, R (8, 1) ERA: 2.33	1.0 3 0 0 0 2 0 0 0 0 0 0 0 11 12 0.00 0.000												
Scott Aldred, L (9, 1) ERA: 3.2	0.2 3 0 1 1 1 1 0 0 0 0 0 0 8 16 13.50 1.500												
Jim Mecir, R (9, 1) ERA: 2.79	0.1 3 2 1 1 0 0 0 0 0 0 0 0 6 11 27.00 6.000												

Minnesota Twins @ Tampa Bay Devil Rays  
Tropicana Field, St. Petersburg, FL  
Wed Aug 26 1998, 7:05 PM EDT  
Att. 23,059 - Dome - 72 F



livebaseballscorecards.com

Batter	1	2	3	4	5	6	7	8	9	AB	R	H	RBI	BB	SO	LOB
Randy Winn, S OBP: 0.354, SLG: 0.387 (1, 8)	1-3 K			2-2 FC3-6 1B	1-0 L8		3-2 G6-3		2-1 G4-3	5	0	1	0	0	1	4
Wade Boggs, L OBP: 0.352, SLG: 0.409 (1, 10)	1-0 G4-3			0-1 FC3-6 1B SF8		3-2 P6		0-0 F7	0-1 F8	5	1	0	0	0	0	2
Bobby Smith, R OBP: 0.369, SLG: 0.449 (1, 5)	1-0 L7			0-0 1-3 1B		0-3 K		2-3 K		4	0	1	0	0	2	0
Fred McGriff, L OBP: 0.359, SLG: 0.425 (1, 3)		1-0 G1-3		3-2 SF8		1-0 2B		4-1 2B 1B BB		2	1	1	1	1	0	0
Paul Sorrento, L OBP: 0.306, SLG: 0.412 Bubba Trammell, R OBP: 0.333, SLG: 0.577 (6, PH) (7, 9)		2-0 G3-1		1-0 F7		2-3 K		1-0 1B 2B		2	0	0	0	0	0	1
Quinton McCracken, S OBP: 0.327, SLG: 0.403 (1, 7)		0-3 K			0-0 PB SF9 1B		0-0 B1-3	3-2 1B		4	1	2	1	0	1	0
Miguel Cairo, R OBP: 0.308, SLG: 0.371 (1, 4)			0-0 G6-3		1-1 PB 1B		1-3 K	2-3 3-H 0-2 F8		4	0	1	0	0	1	2
Mike DiFelice, R OBP: 0.280, SLG: 0.349 (1, 2)			3-1 G5-3		2-2 SF9		2-2 1B 1B		3-2 G4-3 2B	3	0	2	1	0	0	0
Kevin Stocker, S OBP: 0.280, SLG: 0.313 Aaron Ledesma, R OBP: 0.355, SLG: 0.388 (9, PH) (1, 6)			1-0 G4-3		1-1 P3		1-1 1B		2-2 G5-3	3	0	1	0	0	0	1
										1	0	0	0	0	0	1

Inning Stats	R: 0	H: 0	E: 0	K: 1	S: 5	LOB: 0	BB: 0	P: 8	R: 0	H: 0	E: 0	K: 0	S: 4	LOB: 0	BB: 0	P: 8	R: 1	H: 2	E: 0	K: 0	S: 11	LOB: 1	BB: 0	P: 17	R: 1	H: 2	E: 0	K: 0	S: 11	LOB: 1	BB: 0	P: 16	R: 0	H: 1	E: 0	K: 2	S: 10	LOB: 1	BB: 0	R: 0	H: 2	E: 0	K: 1	S: 16	LOB: 2	BB: 0	P: 23	R: 1	H: 2	E: 0	K: 1	S: 12	LOB: 2	BB: 1	P: 22	R: 0	H: 1	E: 0	K: 0	S: 11	LOB: 1	BB: 0	P: 18	1B: 7	2B: 3	3B: 0	HR: 0	SF: 2	SAC: 0	DP: 0	HBP: 0
--------------	------	------	------	------	------	--------	-------	------	------	------	------	------	------	--------	-------	------	------	------	------	------	-------	--------	-------	-------	------	------	------	------	-------	--------	-------	-------	------	------	------	------	-------	--------	-------	------	------	------	------	-------	--------	-------	-------	------	------	------	------	-------	--------	-------	-------	------	------	------	------	-------	--------	-------	-------	-------	-------	-------	-------	-------	--------	-------	--------

**BOTTOM**

**Minnesota Twins @ Tampa Bay Devil Rays**  
Tropicana Field, St. Petersburg, FL

livebaseballscorecards.com

<b>AB</b>	<b>35</b>
<b>R</b>	<b>3</b>
<b>H</b>	<b>10</b>
<b>RBI</b>	<b>3</b>
<b>BB</b>	<b>1</b>
<b>SO</b>	<b>6</b>
<b>LOB</b>	<b>12</b>



<b>WP: 0</b>	<b>PA: 38</b>
<b>PB: 1</b>	
<b>SB: 0</b>	
<b>CS: 0</b>	

PITCHER	IP	WLS	BF	H	R	ER	SO	BB	IBB	HBP	BLK	WP	HR	S	P	ERA	WHIP
Bob Tewksbury, R ERA: 4.2 (1, 1)	5.0		19	4	2	1	2	0	0	0	0	0	0	36	57	1.80	0.800
Dan Serafini, L ERA: 5.71 (6, 1)	2.0		9	3	0	0	3	0	0	0	0	0	0	26	39	0.00	1.500
Eddie Guardado, L ERA: 5.04 (8, 1)	0.2		3	0	1	1	1	1	0	0	0	0	0	5	11	13.50	1.500
Hector Carrasco, R ERA: 3.91 (8, 1)	0.0		2	2	0	0	0	0	0	0	0	0	0	4	8	∞	∞
Rick Aguilera, R ERA: 3.98 (8, 1)	1.1	S	5	1	0	0	0	0	0	0	0	0	0	14	21	0.00	0.750

Wed Aug 26 1998, 7:05 PM EDT  
Att. 23,059 - Dome - 72 F

Batter	1	2	3	4	5	6	7	8	9	AB R H RBI BB SO LOB	TOP											
Pat Meares, R OBP: 0.303, SLG: 0.377 (1, 6) B X	1-0 G6-3 ①		1-1 G6-3 ①		1-2 G6-3 ②		1-0 G5-3 ③			4 0 0 0 0 0 1												
Matt Lawton, L OBP: 0.392, SLG: 0.485 (1, 8) F X	0-1 G1-3 ②		1-1 F7 ②		0-1 E 2-3 1B			0-1 F9 ①		4 0 1 0 0 0 0												
Paul Molitor, R OBP: 0.327, SLG: 0.353 (1, 10) X	0-0 E 2B		0-0 L8 ③		1-1 E5 1-2 3-H			1-3 K ②		4 1 1 0 0 1 1												
David Ortiz, L OBP: 0.362, SLG: 0.442 (1, 3) C F B F X	1-2 E1 2B 2-H			4-2 FC5-4 BB		3-3 K ③		4-2 BB		2 1 0 0 2 1 2												
Marty Cordova, R OBP: 0.347, SLG: 0.415 (1, 7) C B X	1-1 2B 2-H			0-0 FC5-4 G6-4-3 1-2f		0-1 G6-3 ①		1-2 F3 ③		4 0 1 1 0 0 2												
Todd Walker, L OBP: 0.382, SLG: 0.495 (1, 4) C X	0-1 L8 ③			3-2 G6-4-3 1-2		S F B X	1-2 F8 ②		0-1 G4-3 ①	4 0 0 0 0 0 2												
Ron Coomer, R OBP: 0.298, SLG: 0.416 (1, 5) B B X				0-0 G6-3 ③		B X	1-0 P5 ③		2-2 G4-3 ②	4 0 0 0 0 0 1												
Alex Ochoa, R OBP: 0.284, SLG: 0.341 (1, 9) X					2-2 G6-3 ①		S B B X	2-2 G5-3 ①		4 0 2 0 0 0 0												
Javier Valentin, S OBP: 0.260, SLG: 0.312 (1, 2) B X					4-1 1B E G6-3 BB		S B B X	1-3 K ②		3 1 0 0 1 1 2												
<b>Inning Stats</b>	R: 2 E: 1 K: 0 S: 12	H: 2 LOB: 1 BB: 0 P: 15	R: 0 E: 0 K: 0 S: 3	H: 1 LOB: 0 BB: 0 P: 6	R: 0 E: 0 K: 0 S: 5	H: 0 LOB: 1 BB: 1 P: 7	R: 0 E: 0 K: 0 S: 7	H: 0 LOB: 1 BB: 1 P: 14	R: 1 E: 1 K: 1 S: 16	H: 1 LOB: 2 BB: 1 P: 27	R: 0 E: 0 K: 0 S: 6	H: 0 LOB: 0 BB: 0 P: 8	R: 0 E: 0 K: 1 S: 7	H: 0 LOB: 0 BB: 0 P: 11	R: 0 E: 0 K: 1 S: 11	H: 0 LOB: 1 BB: 1 P: 17	R: 0 E: 0 K: 0 S: 13	H: 1 LOB: 1 BB: 0 P: 15	1B: 3 2B: 2 3B: 0 HR: 0	SF: 0 SAC: 0 DP: 1 HBP: 0	WP: 0 PB: 0 SB: 0 CS: 0	PA: 36
<b>PITCHER</b> Julio Santana, R ERA: 3.48 (1, 1)	IP: 9.0 WLS: W BF: 36 H: 5 R: 3 ER: 0 SO: 3 BB: 3 IBB: 0 HBP: 0 BLK: 0 WP: 0 HR: 0 S: 80 P: 120 ERA: 0.00 WHIP: 0.889											<b>PITCHER</b>	IP: 9.0 WLS: W BF: 36 H: 5 R: 3 ER: 0 SO: 3 BB: 3 IBB: 0 HBP: 0 BLK: 0 WP: 0 HR: 0 S: 80 P: 120 ERA: 0.00 WHIP: 0.889									

Minnesota Twins @ Tampa Bay Devil Rays  
Tropicana Field, St. Petersburg, FL  
Thu Aug 27 1998, 3:33 AM EDT  
Att: 23,314 - Dome - 72 F

AB	33
R	3
H	5
RBI	1
BB	3
SO	3
LOB	11



WP: 0	PA: 36
PB: 0	
SB: 0	
CS: 0	



Batter	1	2	3	4	5	6	7	8	9	AB	R	H	RBI	BB	SO	LOB
Randy Winn, S OBP: 0.354, SLG: 0.387	0-2 F7	2-2 S 2B 1B	3-3 K			0-0 BB 1B	1-1 P5			5	2	2	1	0	1	3
Quinton McCracken, S OBP: 0.327, SLG: 0.407	0-1 PB 1B 2B	2-2 1-H 2B			3-2 F8	0-0 F7	0-0 L6			5	1	2	1	0	0	2
Bobby Smith, R OBP: 0.370, SLG: 0.446	3-2 2-H 2B 1B	1-0 P6			0-3 K	4-0 WP 1B BB	0-1 FC4-6			4	2	1	1	1	1	2
Fred McGriff, L OBP: 0.361, SLG: 0.425	3-2 F7		4-2 2B SF8 BB		0-3 K	0-0 1-2 2-H 1B WP		4-1 G6-4-3 BB		3	2	1	1	2	1	1
Bubba Trammell, R OBP: 0.342, SLG: 0.592	0-0 1-H 2B		0-1 1B 2B		1-1 1B 1B	0-3 K 1B		1-1 G6-4-3 1-2f		5	1	3	1	0	1	3
Aaron Ledesma, R OBP: 0.361, SLG: 0.401	3-3 K		1-0 SF8		0-0 1-2 G4-6-3 1B	2-2 1-3 2-H 3-H 1B		1-1 2B		4	0	3	3	0	1	1
Mike Kelly, R OBP: 0.292, SLG: 0.396		3-2 F5	4-0 PB 1B BB		1-3 K 1B	0-0 K K		2-0 G6-3		4	0	0	0	1	2	5
John Flaherty, R OBP: 0.257, SLG: 0.284		0-3 K	0-1 PB 1B		1-0 G4-6-3			1-0 HR		4	1	2	2	0	1	2
Miguel Cairo, R OBP: 0.309, SLG: 0.375		2-2 S 1B 2B	3-1 L8			0-0 G4-3		2-0 FC4-6 1B		4	1	2	0	0	0	2

Inning Stats	R: 2	H: 3	E: 0	K: 1	S: 20	H: 3	LOB: 1	BB: 0	P: 29	R: 2	H: 3	E: 0	K: 1	S: 18	H: 3	LOB: 1	BB: 0	P: 27	R: 2	H: 2	E: 0	K: 1	S: 12	R: 0	H: 0	E: 0	K: 2	S: 10	R: 0	H: 2	E: 0	K: 1	S: 8	R: 3	H: 3	E: 0	K: 2	S: 13	R: 1	H: 2	E: 0	K: 0	S: 7	R: 0	H: 1	E: 0	K: 0	S: 6		

PITCHER	IP	WLS	BF	H	R	ER	SO	BB	IBB	HBP	BLK	WP	HR	S	P	ERA	WHIP
Eric Milton, L ERA: 5.63	(1, 1)	2.1	16	7	6	6	2	2	0	0	0	0	0	43	70	23.14	3.857
Todd Ritchie, R ERA: 8.78	(3, 1)	3.1	16	5	3	3	5	1	0	0	0	1	0	32	48	8.10	1.800
Hector Carrasco, R ERA: 3.88	(6, 1)	0.1	2	1	0	0	1	0	0	0	0	0	0	6	10	0.00	3.000
Eddie Guardado, L ERA: 5.12	(7, 1)	1.0	5	2	1	1	0	0	0	0	0	0	1	7	11	9.00	2.000
Travis Baptist, L ERA: 6.91	(8, 1)	1.0	4	1	0	0	0	1	0	0	0	0	0	6	14	0.00	2.000

BOTTOM	
<b>AB</b>	<b>38</b>
<b>R</b>	<b>10</b>
<b>H</b>	<b>16</b>
<b>RBI</b>	<b>10</b>
<b>BB</b>	<b>4</b>
<b>SO</b>	<b>8</b>
<b>LOB</b>	<b>21</b>

PITCHER	IP	WLS	BF	H	R	ER	SO	BB	IBB	HBP	BLK	WP	HR	S	P	ERA	WHIP



**Minnesota Twins @ Tampa Bay Devil Rays**  
 Tropicana Field, St. Petersburg, FL  
 Thu Aug 27 1998, 3:33 AM EDT  
 Att. 23,314 - Dome - 72 F

[livebaseballscorecards.com](http://livebaseballscorecards.com)

Batter	1	2	3	4	5	6	7	8	9	AB R H RBI BB SO LOB	TOP											
Pat Meares, R (1, 6) OBP: 0.302, SLG: 0.375	1-3 K		2-3 K		2-2 L5		0-0 E 1B	2-0 G4-3		5 1 1 0 0 2 3												
Matt Lawton, L (1, 8) OBP: 0.392, SLG: 0.482	0-0 P2		1-2 F8		4-2 2B BB		0-0 SH1-4 1B SF7		0-1 E4 G3 1B	4 2 1 0 1 0 2												
Paul Molitor, R (1, 10) OBP: 0.330, SLG: 0.357	4-2 S BB			1-0 G5-3	0-0 1B 2B		1-1 SH1-4 1B		2-1 G3	4 1 2 4 1 0 1												
David Ortiz, L (1, 3) Brent Gates, S (4, 5) OBP: 0.360, SLG: 0.439 OBP: 0.324, SLG: 0.315	3-2 F9		2-3 K	2-3 K	2-2 1B		0-0 SH1-4		2-3 K	2 0 0 0 0 1 1 2 0 1 1 0 1 1												
Marty Cordova, R (1, 7) OBP: 0.347, SLG: 0.415		1-3 K		1-2 1B	2-2 F9		0-0 SF7		4-2 FC6-4 BB	3 0 1 1 1 1 1												
Todd Walker, L (1, 4) OBP: 0.380, SLG: 0.491		1-0 F8		1-1 L8		3-2 F8	4-0 IBB		1-1 FC6-4	4 0 0 0 1 0 3												
Ron Coomer, R (1, 5) (4, 3) OBP: 0.299, SLG: 0.416		3-2 G6-3			1-0 BB G1-3 2B 1B	3-2 G5-3 1B	3-2 F9			4 1 2 0 0 0 2												
Terry Steinbach, R (1, 2) OBP: 0.317, SLG: 0.411			4-1 FC6 BB		2-0 G1-3	0-0 G5-3		2-2 G6-3		3 0 0 0 1 0 2												
Alex Ochoa, R (1, 9) OBP: 0.283, SLG: 0.336			0-2 FC6 S		4-1 BB 2B BB	0-0 G6-3		0-0 G4-3		3 1 0 0 1 0 2												
<b>Inning Stats</b>	R: 0 E: 0 K: 1 S: 12	H: 0 LOB: 1 BB: 1 P: 20	R: 0 E: 0 K: 1 S: 10	H: 0 LOB: 0 BB: 0 P: 15	R: 0 E: 0 K: 1 S: 12	H: 0 LOB: 1 BB: 1 P: 19	R: 0 E: 0 K: 1 S: 9	H: 1 LOB: 1 BB: 0 P: 14	R: 4 E: 0 K: 0 S: 15	H: 3 LOB: 1 BB: 2 P: 32	R: 0 E: 0 K: 0 S: 10	H: 1 LOB: 1 BB: 0 P: 16	R: 2 E: 1 K: 0 S: 10	H: 2 LOB: 2 BB: 1 P: 18	R: 0 E: 0 K: 0 S: 5	H: 0 LOB: 0 BB: 0 P: 9	R: 0 E: 1 K: 1 S: 15	H: 1 LOB: 2 BB: 1 P: 24	1B: 7 2B: 1 3B: 0 HR: 0	SF: 1 SAC: 1 DP: 0 HBP: 0	WP: 0 PB: 0 SB: 2 CS: 0	PA: 42
<b>PITCHER</b>	IP WLS BF H R ER SO BB IBB HBP BLK WP HR S P ERA WHIP																					
Woody Williams, R (1, 1) ERA: 4.61	7.0 W 34 7 6 5 4 4 1 0 0 0 0 78 134 6.43 1.571																					
Paul Quantrill, R (8, 1) ERA: 2.38	1.2 7 1 0 0 1 1 0 0 0 0 0 18 30 0.00 1.200																					
Dan Plesac, L (9, 1) ERA: 3.77	0.1 S 1 0 0 0 0 0 0 0 0 0 0 2 3 0.00 0.000																					

Minnesota Twins @ Toronto Blue Jays  
SkyDome, Toronto, ON  
Fri Aug 28 1998, 7:05 PM EDT  
Att: 26,268 - Dome - 72 F

livebaseballscorecards.com

AB 34  
R 6  
H 8  
RBI 6  
BB 6  
SO 5  
LOB 18



Batter	1	2	3	4	5	6	7	8	9	AB	R	H	RBI	BB	SO	LOB	BOTTOM			
<b>Shannon Stewart, R</b> (1, 7) OBP: 0.368, SLG: 0.367	4-1 BB		0-1 G4-6-3 1-2f		0-3 K		2-0 HR 1B			3	1	1	1	1	1	1				
<b>Shawn Green, L</b> (1, 9) OBP: 0.334, SLG: 0.497	1-3 K 1-2		0-1 E3 HR		0-0 HR		3-2 HR			4	3	2	3	0	1	1				
<b>Jose Canseco, R</b> (1, 10) OBP: 0.325, SLG: 0.520	1-3 K		2-1 HR		2-0 G6-3		1-3 K			4	1	1	2	0	2	1				
<b>Carlos Delgado, L</b> (1, 3) OBP: 0.386, SLG: 0.582	2-2 F8		1-0 F9		0-2 1B		2-2 1B			4	0	2	0	0	0	1				
<b>José Cruz Jr., S</b> (1, 8) OBP: 0.355, SLG: 0.404		1-0 G6-3 2B		4-0 2B SF7 BB		0-1 G3		1-3 K		3	1	1	0	1	1	2				
<b>Tony Fernandez, S</b> (1, 5) OBP: 0.367, SLG: 0.425		0-0 G6-3		1-0 F9 2B		3-2 K		0-0 G1-3		4	0	1	0	0	1	2				
<b>Darrin Fletcher, L</b> (1, 2) OBP: 0.326, SLG: 0.407		0-0 L7		0-0 SF7		2-3 K		2-2 G3		3	0	0	1	0	1	1				
<b>Craig Grebeck, R</b> (1, 4) OBP: 0.338, SLG: 0.367		1-2 G4-3		2-2 F9		1-2 G5-3		1-2 F7		4	0	0	0	0	0	2				
<b>Alex Gonzalez, R</b> (1, 6) OBP: 0.296, SLG: 0.376			1-2 G4-6-3 1B		0-2 G6-3		1-1 1B 3B		2-2 G1-3	4	1	2	0	0	0	1				
<b>Inning Stats</b>	R: 0 E: 0 K: 2 S: 10	H: 0 LOB: 1 BB: 1 P: 18	R: 0 E: 0 K: 0 S: 6	H: 1 LOB: 1 BB: 0 P: 8	R: 2 E: 1 K: 0 S: 11	H: 2 LOB: 0 BB: 0 P: 14	R: 1 E: 0 K: 0 S: 8	H: 1 LOB: 1 BB: 0 P: 15	R: 1 E: 0 K: 1 S: 10	H: 2 LOB: 1 BB: 0 P: 12	R: 0 E: 0 K: 2 S: 9	H: 0 LOB: 0 BB: 0 P: 15	R: 3 E: 0 K: 2 S: 16	H: 4 LOB: 1 BB: 0 P: 26	R: 0 E: 0 K: 0 S: 9	H: 0 LOB: 0 BB: 0 P: 14	1B: 4 2B: 2 3B: 1 HR: 3	SF: 1 SAC: 0 DP: 1 HBP: 0	WP: 0 PB: 0 SB: 1 CS: 0	PA: 36
<b>PITCHER</b>	IP WLS BF H R ER SO	IP WLS BF H R ER SO	IP WLS BF H R ER SO	IP WLS BF H R ER SO	IP WLS BF H R ER SO	IP WLS BF H R ER SO	IP WLS BF H R ER SO	IP WLS BF H R ER SO	IP WLS BF H R ER SO	IP WLS BF H R ER SO	IP WLS BF H R ER SO	IP WLS BF H R ER SO	IP WLS BF H R ER SO	IP WLS BF H R ER SO	IP WLS BF H R ER SO	IP WLS BF H R ER SO	ERA WHIP	ERA WHIP		
<b>LaTroy Hawkins, R</b> (1, 1) ERA: 5.19	6.0																3.00	1.333		
<b>Mike Trombley, R</b> (7, 1) ERA: 3.87	0.1	L	4	3	3	1	0	0	0	0	0	0	1	9	16		81.00	9.000		
<b>Eddie Guardado, L</b> (7, 1) ERA: 4.96	1.2		6	1	0	0	1	0	0	0	0	0	0	16	24		0.00	0.600		

**Minnesota Twins @ Toronto Blue Jays**  
 SkyDome, Toronto, ON  
 Fri Aug 28 1998, 7:05 PM EDT  
 Att: 26,268 - Dome - 72 F

[livebaseballscorecards.com](http://livebaseballscorecards.com)

<b>AB</b>	<b>33</b>
<b>R</b>	<b>7</b>
<b>H</b>	<b>10</b>
<b>RBI</b>	<b>7</b>
<b>BB</b>	<b>2</b>
<b>SO</b>	<b>7</b>
<b>LOB</b>	<b>12</b>



Batter	1	2	3	4	5	6	7	8	9	AB	R	H	RBI	BB	SO	LOB	TOP										
<b>Pat Meares, R</b> OBP: 0.303, SLG: 0.380 (1, 6)	3-2 P4	1-1 1B		3-3 K		1-0 3B		3-2 F9		5	0	2	2	0	1	1											
<b>Brent Gates, S</b> OBP: 0.322, SLG: 0.313 (1, 5)	0-2 G6-3	2-0 FC6-4 1B		1-1 G6-3		3-3 K		1-0 F7		5	0	1	0	0	1	2											
<b>Paul Molitor, R</b> OBP: 0.331, SLG: 0.360 (1, 10)	2-0 1B	1-2 FC6-4			1-3 K		0-1 FC3-6 2B	1-2 G6-3		5	1	2	0	0	1	2											
<b>Matt Lawton, L</b> OBP: 0.394, SLG: 0.488 (1, 8)	3-1 F9			4-0 FC5-4 BB		3-1 HR	4-2 FC3-6 2B HBP		3-2 G3	3	2	1	1	1	0	1											
<b>Marty Cordova, R</b> OBP: 0.350, SLG: 0.414 (1, 7)		1-2 BB 2B 1B		1-2 FC5-4		0-0 F9	4-0 FC3-6 BB	1-2 2-3 BB	4-0 G1-6-3 BB	3	1	1	0	2	0	1											
<b>Todd Walker, L</b> OBP: 0.378, SLG: 0.487 (1, 4)		1-1 F7	1-1 SAFE SAFE SAFE SAFE	1-1 F8		1-0 1B	1-1 FC3-6 2B	1-1 G1-6-3	1-0 G1-6-3	5	1	1	1	0	0	5											
<b>Ron Coomer, R</b> OBP: 0.299, SLG: 0.414 (1, 3)		4-2 2B 1B BB	1-1 SAFE	0-0 P4		0-3 K	3-2 P3			3	1	0	0	1	1	4											
<b>Terry Steinbach, R</b> OBP: 0.316, SLG: 0.412 (1, 2)		1-0 F8			0-3 K		0-2 F8	0-0 2B		4	0	1	2	0	1	2											
<b>Alex Ochoa, R</b> OBP: 0.287, SLG: 0.341 (1, 9)		0-0 1B 2B		1-1 S HBP		0-2 G1-3	1-1 L8			3	1	1	1	0	0	1											
<b>Inning Stats</b>	R: 0 E: 0 K: 0 S: 10	H: 1 LOB: 1 BB: 0 P: 18	R: 3 E: 0 K: 0 S: 18	H: 4 LOB: 2 BB: 1 P: 29	R: 0 E: 0 K: 0 S: 6	H: 0 LOB: 1 BB: 1 P: 12	R: 0 E: 0 K: 2 S: 13	H: 0 LOB: 1 BB: 0 P: 18	R: 1 E: 0 K: 2 S: 10	H: 2 LOB: 1 BB: 0 P: 15	R: 0 E: 0 K: 1 S: 15	H: 1 LOB: 1 BB: 0 P: 19	R: 3 E: 0 K: 0 S: 12	H: 2 LOB: 1 BB: 1 P: 25	R: 0 E: 0 K: 0 S: 8	H: 0 LOB: 0 BB: 0 P: 13	R: 0 E: 0 K: 0 S: 5	H: 0 LOB: 0 BB: 1 P: 13	1B: 5 2B: 3 3B: 1 HR: 1	SF: 0 SAC: 0 DP: 1 HBP: 2	WP: 0 PB: 0 SB: 1 CS: 0	PA: 42					
<b>PITCHER</b>	IP	WLS	BF	H	R	ER	SO	BB	IBB	HBP	BLK	WP	HR	S	P	ERA	WHIP										
<b>Dave Stieb, R</b> ERA: 4.7 (1, 1)	5.0	W	25	7	4	4	4	2	0	1	0	0	1	57	92	7.20	1.800										
<b>Nerio Rodriguez, R</b> ERA: 8.56 (6, 1)	1.2		10	3	3	3	1	1	0	1	0	0	0	25	41	16.20	2.400										
<b>Bill Risley, R</b> ERA: 5.62 (7, 1)	1.1		4	0	0	0	0	0	0	0	0	0	0	10	16	0.00	0.000										
<b>Steve Sinclair, L</b> ERA: 2.45 (9, 1)	1.0		3	0	0	0	0	1	0	0	0	0	0	5	13	0.00	1.000										

**Minnesota Twins @ Toronto Blue Jays**  
 SkyDome, Toronto, ON  
 Sat Aug 29 1998, 3:33 AM EDT  
 Att. 30,101 - Cloudy - 81 F

<b>AB</b>	36
<b>R</b>	7
<b>H</b>	10
<b>RBI</b>	7
<b>BB</b>	4
<b>SO</b>	5
<b>LOB</b>	19



1B: 5	SF: 0	WP: 0	PA: 42
2B: 3	SAC: 0	PB: 0	
3B: 1	DP: 1	SB: 1	
HR: 1	HBP: 2	CS: 0	

Batter	1	2	3	4	5	6	7	8	9
Shannon Stewart, R OBP: 0.374, SLG: 0.380 (1, 7)	0-1 SAFE 3B 1B	4-0 SAFE BB	4-2 SAFE 1B BB		1-1 HR		3-2 G6-3 1B	1-2 2B	
Shawn Green, L OBP: 0.336, SLG: 0.507 (1, 9)	2-0 1-H 2B 3B	0-3 K	0-0 1-2 2-3 3-H 1B		0-1 P5		1-2 HR	2-0 F7	
Jose Canseco, R OBP: 0.326, SLG: 0.521 (1, 10)	2-2 F9 1B 2B	0-1 F8	2-3 K		1-2 P3		1-2 FC4-6 1B		
Carlos Delgado, L OBP: 0.384, SLG: 0.577 (1, 3)	0-0 F9 2-3	0-0 P4		X	0-0 HR 1B		1-0 P5	2-0 FC4-6 1-2f	
José Cruz Jr., S OBP: 0.362, SLG: 0.425 (1, 8)	0-0 1B 3-H		X	B SAFE 1-H HR		4-2 2B BB	1-0 F8		
Tony Fernandez, S OBP: 0.371, SLG: 0.431 (1, 5)	2-2 SAFE 1-2 1B		B SAFE HBP FC5 BB BB	B SAFE 1-1 F9		0-1 G1 1-H SF9 2B	2-2 2B 1B		
Darrin Fletcher, L OBP: 0.324, SLG: 0.407 Kevin Brown, R OBP: 0.336, SLG: 0.417 (1, 2) (9, 2)	1-1 F7		2-2 F8	0-0 G3-1		1-0 G1	1-2 F9 1-H PB 2B		
Craig Grebeck, R OBP: 0.335, SLG: 0.365 (1, 4)	3-2 L5		1-2 FC5 BB HBP 1B	1-2 1B		1-0 SF9	1-0 F9		
Alex Gonzalez, R OBP: 0.297, SLG: 0.375 (1, 6)		2-2 BB 1B	H 1-0 BB 1B HBP	X 0-0 F7		2-2 P6	2-3 K		

AB	R	H	RBI	BB	SO	LOB
4	2	3	2	2	0	0
6	2	3	4	0	1	3
5	1	2	1	0	1	4
5	1	1	0	0	0	4
4	2	3	3	1	0	1
4	3	3	1	1	0	0
5	1	1	1	0	0	5
0	0	0	0	0	0	0
4	1	1	1	0	0	5
4	1	1	0	0	1	2

**BOTTOM**

**Minnesota Twins @ Toronto Blue Jays**  
**SkyDome, Toronto, ON**  
 Sat Aug 29 1998, 3:33 AM EDT  
 Att: 30,101 - Cloudy - 81 F

livebaseballscorecards.com

<b>AB</b>	<b>41</b>
<b>R</b>	<b>14</b>
<b>H</b>	<b>18</b>
<b>RBI</b>	<b>13</b>
<b>BB</b>	<b>4</b>
<b>SO</b>	<b>3</b>
<b>LOB</b>	<b>24</b>



1B: 9	SF: 1
2B: 5	SAC: 0
3B: 1	DP: 0
HR: 3	HBP: 1

WP: 0	PA: 47
PB: 1	
SB: 3	
CS: 0	

Inning Stats		R	H	E	K	S	LOB		BB		P		ERA		WHIP		
R: 3 E: 0 K: 0 S: 19		5	5	0	19	29	2	2	2	3	1	24.00	4.333				
R: 0 E: 0 K: 1 S: 10		1	1	0	10	15	2	2	1	2	1	10.80	1.500				
R: 3 E: 0 K: 1 S: 15		2	2	0	15	29	2	2	2	3	1	10.80	2.400				
R: 2 E: 0 K: 0 S: 10		3	3	0	10	14	0	0	0	1	1	10.80	2.400				
R: 1 E: 0 K: 0 S: 8		1	1	0	8	11	0	0	0	1	1	10.80	2.400				
R: 2 E: 0 K: 0 S: 9		1	1	0	9	17	0	0	0	1	1	10.80	2.400				
R: 1 E: 0 K: 0 S: 12		2	2	0	12	20	1	1	0	2	2	10.80	2.400				
R: 2 E: 0 K: 1 S: 18		3	3	0	18	27	1	1	0	2	2	10.80	2.400				

PITCHER		IP	WLS	BF	H	R	ER	SO	BB	IBB	HBP	BLK	WP	HR	S	P	ERA	WHIP
Brad Radke, R ERA: 4.31 (1, 1)		3.0	L	23	10	8	8	2	3	0	1	0	0	1	47	78	24.00	4.333
Travis Baptist, L ERA: 7.64 (4, 1)		3.1		15	4	4	4	0	1	0	0	0	0	2	30	47	10.80	1.500
Todd Ritchie, R ERA: 9.0 (7, 1)		1.2		9	4	2	2	1	0	0	0	0	0	0	24	37	10.80	2.400

Batter	1	2	3	4	5	6	7	8	9	AB R H RBI BB SO LOB	TOP											
<b>Brent Gates, S</b> (1, 5) OBP: 0.321, SLG: 0.310	0-2 G3		3-3 K			4-1 G4-6-3 BB		3-3 K		3 0 0 0 1 2 0												
<b>Alex Ochoa, R</b> (1, 9) OBP: 0.286, SLG: 0.339	3-2 FC4 1B		1-0 P6			2-0 G4-6-3 1-2f		1-1 G4-3		4 0 1 0 0 0 1												
<b>Paul Molitor, R</b> (1, 3) OBP: 0.328, SLG: 0.356	0-0 FC4 1-3			0-0 G4-3		2-1 G5-3		0-1 L3		4 0 0 0 0 0 1												
<b>Matt Lawton, L</b> (1, 8) OBP: 0.393, SLG: 0.485	4-2 G3-6-3 BB			0-1 F7			2-2 G4-3		0-0 G3	3 0 0 0 1 0 0												
<b>Marty Cordova, R</b> (1, 7) OBP: 0.348, SLG: 0.411	0-1 G3-6-3 1-2f			0-1 F9			0-3 K			3 0 0 0 0 1 3												
<b>Todd Walker, L</b> (1, 4) OBP: 0.378, SLG: 0.486		2-3 K			1-1 G3		2-1 1B			3 0 1 0 0 1 0												
<b>Terry Steinbach, R</b> (1, 10) OBP: 0.316, SLG: 0.410		0-0 F4			4-1 BB		2-3 K			2 0 0 0 1 1 1												
<b>Javier Valentin, S</b> (1, 2) OBP: 0.255, SLG: 0.305		3-1 F7			0-3 K			2-1 F8		3 0 0 0 0 1 1												
<b>Denny Hocking, S</b> (1, 6) OBP: 0.253, SLG: 0.238			1-2 G1-3		2-3 K			3-2 F7		3 0 0 0 0 1 1												
<b>Inning Stats</b>	R: 0 E: 1 K: 0 S: 11	H: 1 LOB: 2 BB: 1 P: 18	R: 0 E: 0 K: 1 S: 7	H: 0 LOB: 0 BB: 0 P: 12	R: 0 E: 0 K: 1 S: 7	H: 0 LOB: 0 BB: 0 P: 12	R: 0 E: 0 K: 0 S: 5	H: 0 LOB: 0 BB: 0 P: 5	R: 0 E: 0 K: 2 S: 9	H: 0 LOB: 1 BB: 1 P: 16	R: 0 E: 0 K: 2 S: 4	H: 0 LOB: 0 BB: 1 P: 12	R: 0 E: 0 K: 2 S: 11	H: 1 LOB: 1 BB: 0 P: 17	R: 0 E: 0 K: 1 S: 8	H: 0 LOB: 0 BB: 0 P: 16	R: 0 E: 0 K: 0 S: 5	H: 0 LOB: 0 BB: 0 P: 6	1B: 2 2B: 0 3B: 0 HR: 0	SF: 0 SAC: 0 DP: 2 HBP: 0	WP: 0 PB: 0 SB: 0 CS: 0	PA: 31
<b>PITCHER</b> <b>Roger Clemens, R</b> (1, 1) ERA: 2.64	IP: 9.0 WLS: W BF: 31 H: 2 R: 0 ER: 0 SO: 7 BB: 3 IBB: 0 HBP: 0 BLK: 0 WP: 0 HR: 0 S: 67 P: 114 ERA: 0.00 WHIP: 0.556											<b>PITCHER</b> IP: WLS: BF: H: R: ER: SO: BB: IBB: HBP: BLK: WP: HR: S: P: ERA: WHIP:										

**Minnesota Twins @ Toronto Blue Jays**  
 SkyDome, Toronto, ON  
 Sun Aug 30 1998, 3:33 AM EDT  
 Att. 29,202 - Cloudy - 79 F

[livebaseballscorecards.com](http://livebaseballscorecards.com)

**AB 28**  
**R 0**  
**H 2**  
**RBI 0**  
**BB 3**  
**SO 7**  
**LOB 8**



Batter	1	2	3	4	5	6	7	8	9
<b>Shannon Stewart, R</b> (1, 7) OBP: 0.373, SLG: 0.381	1-1 F9	1-0 2B		1-1 G1-3		2-2 G4-3			
<b>Shawn Green, L</b> (1, 9) OBP: 0.333, SLG: 0.503	2-1 P5	1-3 K		3-2 G4-3		1-1 G4-3			
<b>Jose Canseco, R</b> (1, 10) OBP: 0.325, SLG: 0.521	2-3 K		3-2 2B	0-3 K			3-3 K		
<b>Carlos Delgado, L</b> (1, 3) OBP: 0.385, SLG: 0.581		1-3 K	0-1 G4-3 1B 2B		1-2 G4-3 E 2B		2-3 K		
<b>José Cruz Jr., S</b> (1, 8) OBP: 0.361, SLG: 0.420		4-2 1B BB	1-0 G4-3		2-0 G4-3		2-1 G6-3		
<b>Tony Fernandez, S</b> (1, 5) OBP: 0.373, SLG: 0.431		1-0 1B 1B	0-1 E 1B		0-3 K			0-0 G4-3	
<b>Darrin Fletcher, L</b> (1, 2) OBP: 0.324, SLG: 0.405		1-1 FC6-4 2B 1B	2-2 E5		1-0 E5			1-3 K	
<b>Craig Grebeck, R</b> (1, 4) OBP: 0.338, SLG: 0.367		1-2 FC6-4 1B	3-2 P6		2-0 F7			2-2 1B	
<b>Alex Gonzalez, R</b> (1, 6) OBP: 0.295, SLG: 0.372		1-1 FC6-4 2B	1-2 F9			1-2 F9		1-0 P3	

AB	R	H	RBI	BB	SO	LOB
4	0	1	1	0	0	0
4	0	0	0	0	1	2
4	1	1	0	0	3	0
4	2	2	1	0	2	0
3	1	0	0	1	0	2
4	1	2	1	0	1	1
4	1	1	1	0	1	1
4	0	2	1	0	0	3
4	0	0	0	0	0	5

**BOTTOM**

**Minnesota Twins @ Toronto Blue Jays**  
**SkyDome, Toronto, ON**  
 Sun Aug 30 1998, 3:33 AM EDT  
 Att. 29,202 - Cloudy - 79 F

[livebaseballscores.com](http://livebaseballscores.com)


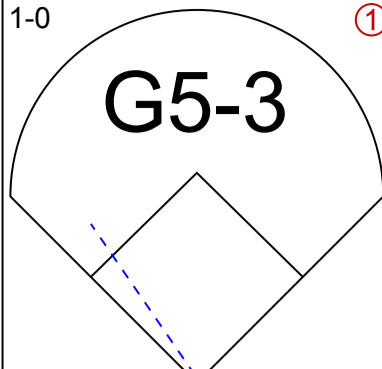
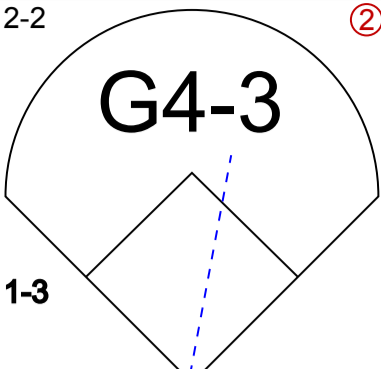
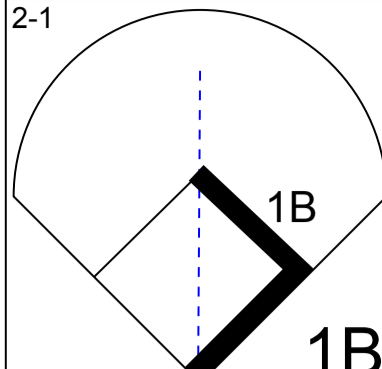
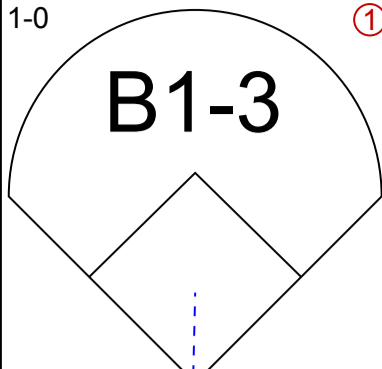

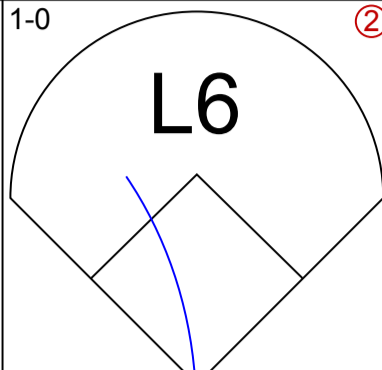
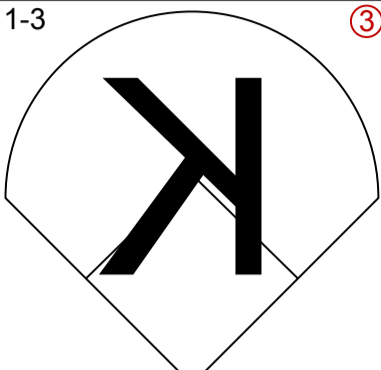
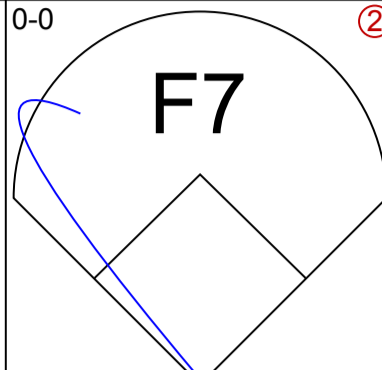
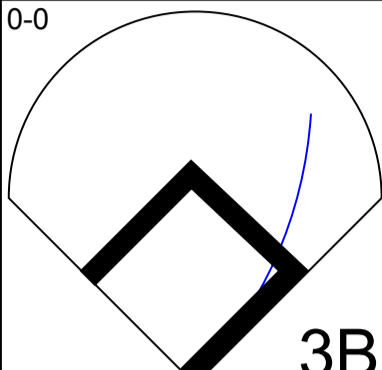

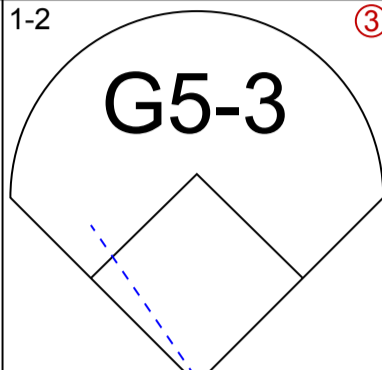
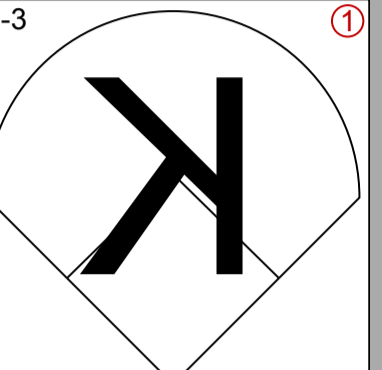
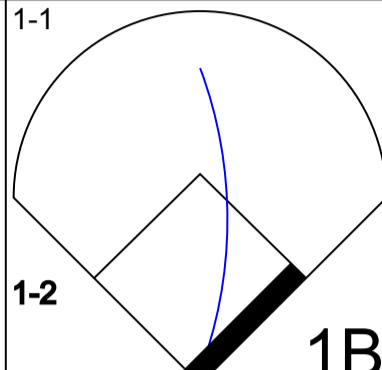
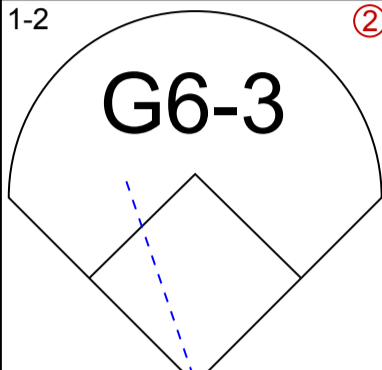

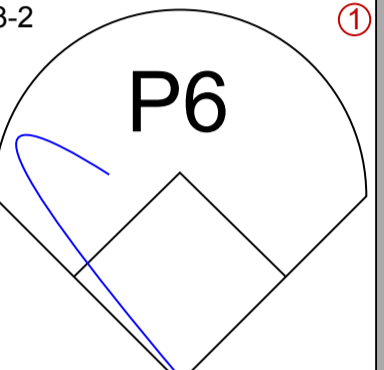
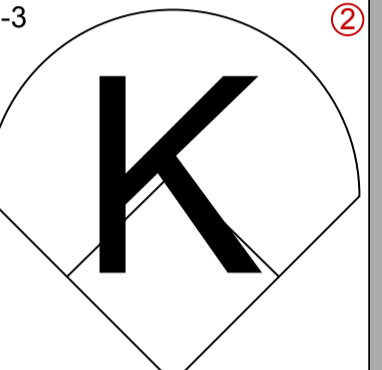
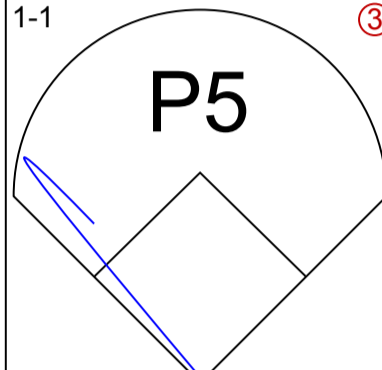
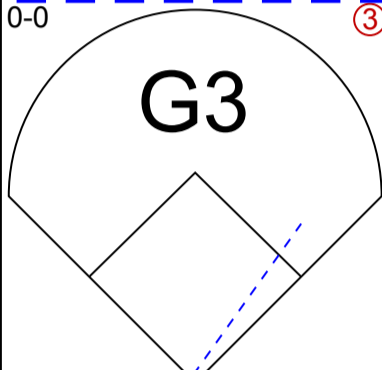

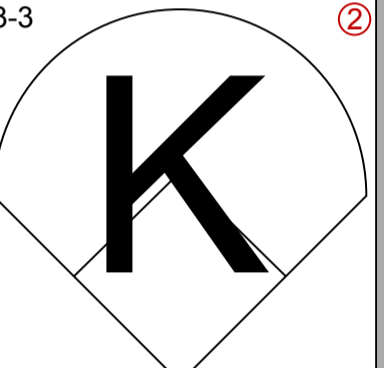
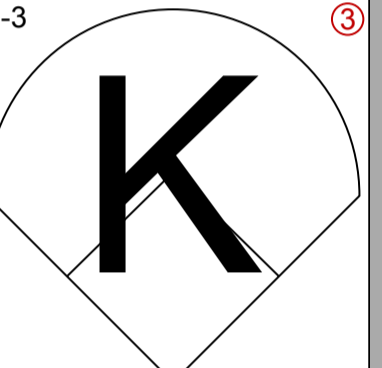
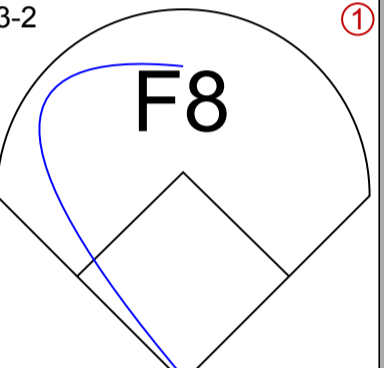
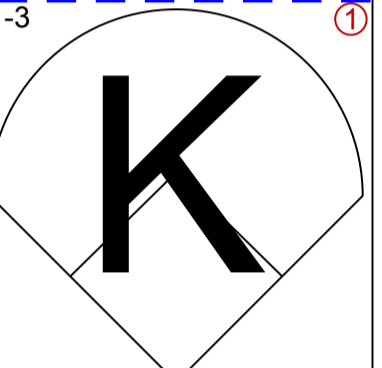

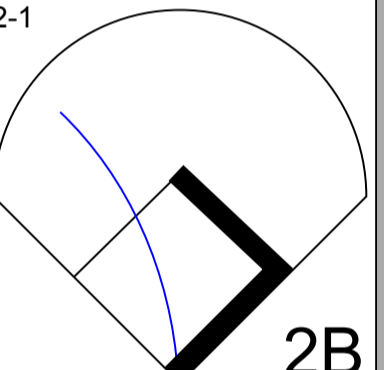
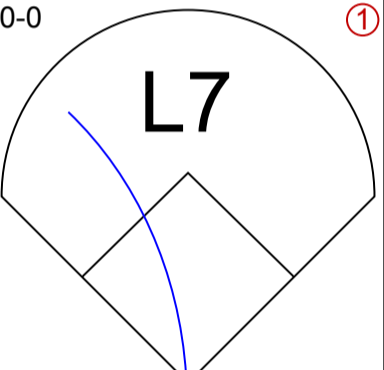
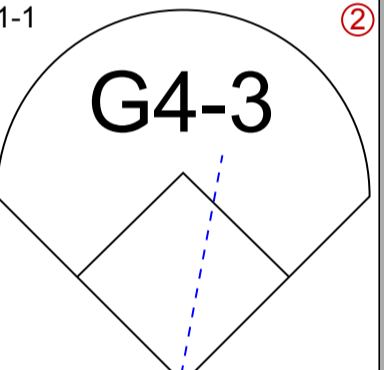
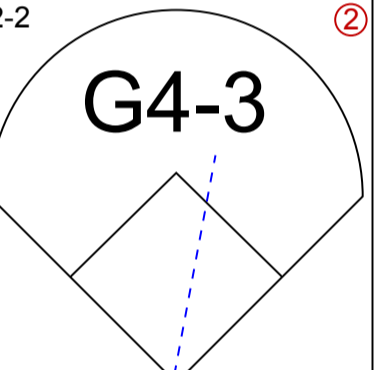

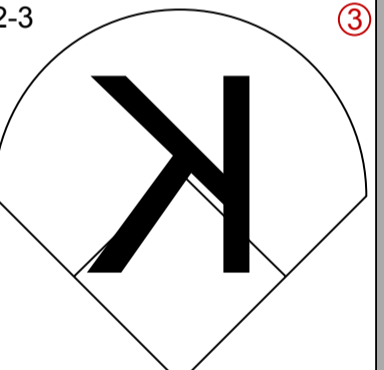
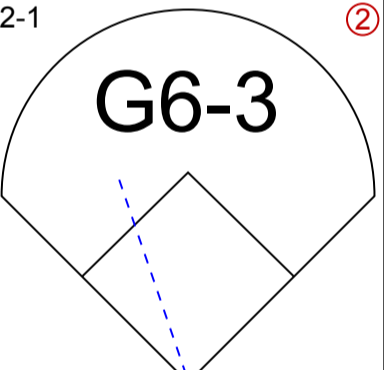
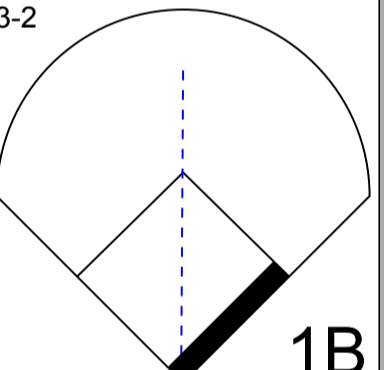
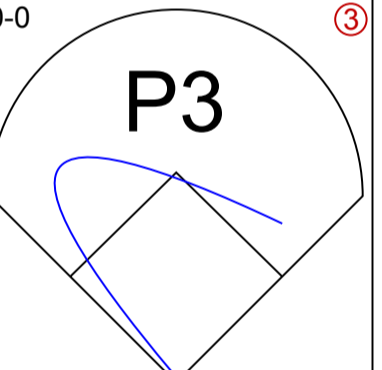

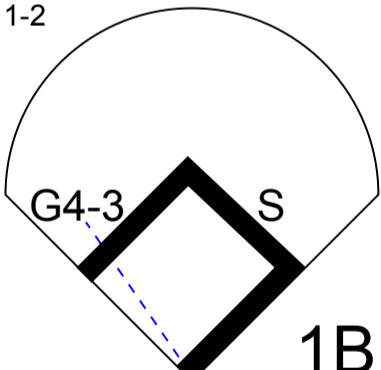
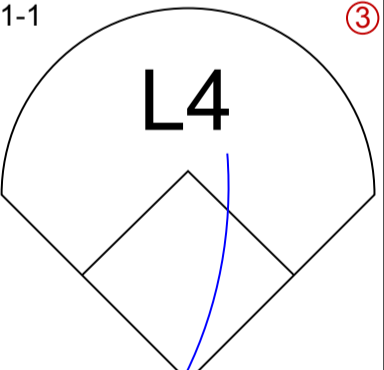
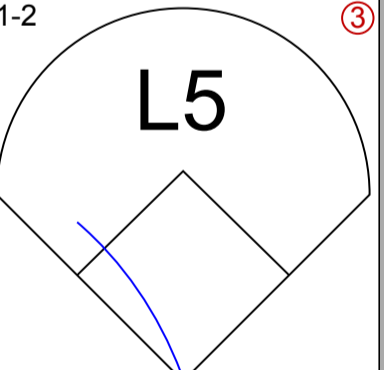

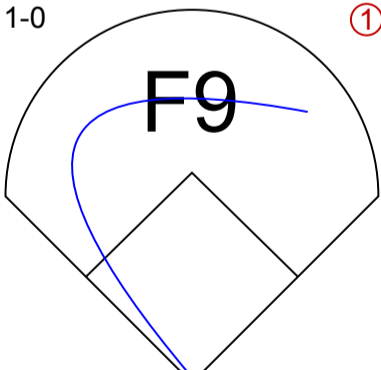
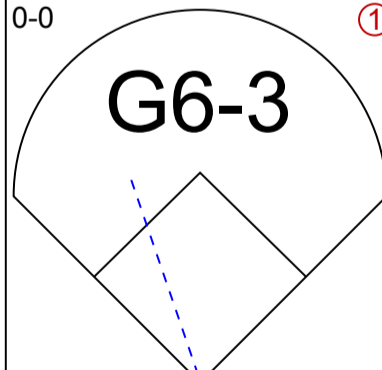
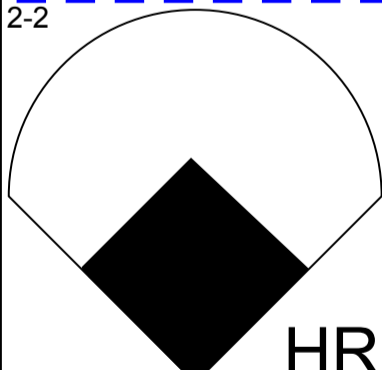
<b>AB</b>	<b>35</b>
<b>R</b>	<b>6</b>
<b>H</b>	<b>9</b>
<b>RBI</b>	<b>5</b>
<b>BB</b>	<b>1</b>
<b>SO</b>	<b>8</b>
<b>LOB</b>	<b>14</b>



1B: 5	SF: 0	WP: 0	PA: 36
2B: 4	SAC: 0	PB: 0	
3B: 0	DP: 0	SB: 0	
HR: 0	HBP: 0	CS: 0	

Inning Stats																					
R	H	E	K	S	IP	WLS	BF	H	R	ER	SO	BB	IBB	HBP	BLK	WP	HR	S	P	ERA	WHIP
0	0	0	1	8	5.0	L	26	8	6	5	5	1	0	0	0	0	0	68	104	9.00	1.800
0	0	0	0	6	2.0		6	0	0	0	2	0	0	0	0	0	0	17	28	0.00	0.000
0	0	0	0	4	1.0		4	1	0	0	1	0	0	0	0	0	0	8	12	0.00	1.000

PITCHER																					
R	H	E	K	S	IP	WLS	BF	H	R	ER	SO	BB	IBB	HBP	BLK	WP	HR	S	P	ERA	WHIP
0	0	0	0	8	5.0	L	26	8	6	5	5	1	0	0	0	0	0	68	104	9.00	1.800
0	0	0	0	6	2.0		6	0	0	0	2	0	0	0	0	0	0	17	28	0.00	0.000
0	0	0	0	4	1.0		4	1	0	0	1	0	0	0	0	0	0	8	12	0.00	1.000

Batter	1	2	3	4	5	6	7	8	9	AB R H RBI BB SO LOB	TOP											
<b>Randy Winn, S</b> OBP: 0.357, SLG: 0.396 (1, 8) 	1-0 		2-2  1-3			2-1  1B		1-0 		4 0 1 0 0 0 1												
<b>Wade Boggs, L</b> OBP: 0.345, SLG: 0.401 (1, 10) 	1-0 		1-3 			0-0 		0-0 		4 0 1 0 0 1 2												
<b>Bobby Smith, R</b> OBP: 0.371, SLG: 0.465 (1, 5) 	1-2 			2-3 		1-1 		1-2 		4 0 1 0 0 1 1												
<b>Fred McGriff, L</b> OBP: 0.357, SLG: 0.421 (1, 3) 		3-2 		1-3 		1-1 		0-0 		4 0 0 0 0 1 3												
<b>Mike Kelly, R</b> OBP: 0.295, SLG: 0.416 (1, 9) 		3-3 		1-3 			3-2 		1-3 	4 0 0 0 0 3 0												
<b>Quinton McCracken, S</b> OBP: 0.326, SLG: 0.407 (1, 7) 		2-1 			0-0 		1-1 		2-2 	4 0 1 0 0 0 0												
<b>Aaron Ledesma, R</b> OBP: 0.354, SLG: 0.396 (1, 6) 		2-3 			2-1 		3-2 		0-0 	4 0 1 0 0 1 1												
<b>Miguel Cairo, R</b> OBP: 0.310, SLG: 0.374 (1, 4) 			1-2 		1-1 		1-2 			3 0 1 0 0 0 1												
<b>Mike DiFelice, R</b> OBP: 0.277, SLG: 0.358 (1, 2) 			1-0 			0-0 		2-2 		3 1 1 1 0 0 1												
<b>Inning Stats</b>	R: 0 E: 0 K: 0 S: 5	H: 0 LOB: 0 BB: 0 P: 8	R: 0 E: 0 K: 2 S: 11	H: 1 LOB: 1 BB: 0 P: 21	R: 0 E: 0 K: 1 S: 12	H: 1 LOB: 1 BB: 0 P: 17	R: 0 E: 0 K: 3 S: 9	H: 0 LOB: 0 BB: 0 P: 13	R: 0 E: 0 K: 0 S: 5	H: 0 LOB: 0 BB: 0 P: 8	R: 0 E: 0 K: 0 S: 8	H: 2 LOB: 2 BB: 0 P: 12	R: 0 E: 0 K: 0 S: 12	H: 1 LOB: 1 BB: 0 P: 20	R: 1 E: 0 K: 0 S: 9	H: 2 LOB: 1 BB: 0 P: 13	R: 0 E: 0 K: 1 S: 8	H: 0 LOB: 0 BB: 0 P: 11	1B: 4 2B: 1 3B: 1 HR: 1	SF: 0 SAC: 0 DP: 0 HBP: 0	WP: 0 PB: 0 SB: 1 CS: 0	PA: 34
<b>PITCHER</b>	IP WLS BF H R ER SO BB IBB HBP BLK WP HR S P ERA WHIP																					
<b>Bob Tewksbury, R</b> ERA: 3.95 (1, 1)	7.0 W 26 5 0 0 6 0 0 0 0 0 0 0 62 99 0.00 0.714																					
<b>Mike Trombley, R</b> ERA: 3.95 (8, 1)	0.2 4 2 1 1 0 0 0 0 0 0 0 1 8 12 13.50 3.000																					
<b>Eddie Guardado, L</b> ERA: 4.92 (8, 1)	0.1 1 0 0 0 0 0 0 0 0 0 0 0 1 1 0.00 0.000																					
<b>Rick Aguilera, R</b> ERA: 3.86 (9, 1)	1.0 S 3 0 0 0 1 0 0 0 0 0 0 0 8 11 0.00 0.000																					

**Tampa Bay Devil Rays @ Minnesota Twins**  
**Hubert H. Humphrey Metrodome, Minneapolis, MN**  
 Mon Aug 31 1998, 8:05 PM EDT  
 Att. 7,888 - Dome - 72 F

AB	34
R	1
H	7
RBI	1
BB	0
SO	7
LOB	10





Batter	1	2	3	4	5	6	7	8	9	AB	R	H	RBI	BB	SO	LOB
<b>Otis Nixon, S</b> (1, 8) OBP: 0.349, SLG: 0.320 <b>Matt Lawton, L</b> (8, 8) OBP: 0.393, SLG: 0.485	3-1  1B		2-1 G5-3 		3-2 L4 		0-2 F9 			4	0	1	0	0	0	1
<b>Brent Gates, S</b> (1, 5) OBP: 0.323, SLG: 0.312	2-1 F9 		1-0  1B 1B		3-1  FC6-4 1B			2-1 G5-3 		4	1	2	0	0	0	1
<b>Paul Molitor, R</b> (1, 10) OBP: 0.327, SLG: 0.355	0-0 F9 		1-0  1B SF7 1B		0-0  FC6-4 1-2f			1-3 K 		4	1	1	0	0	1	2
<b>Marty Cordova, R</b> (1, 7) OBP: 0.347, SLG: 0.409	1-3 K  1-2		0-0  1B CS 1B		2-3 K 			2-3 K 		4	0	1	1	0	3	1
<b>Ron Coomer, R</b> (1, 3) OBP: 0.297, SLG: 0.412			0-0  SF7		1-1  P4					2	0	0	1	0	0	0
<b>Alex Ochoa, R</b> (1, 9) OBP: 0.283, SLG: 0.335			0-0  CS	2-2  L8		3-1  G2-3				3	0	0	0	0	0	0
<b>Terry Steinbach, R</b> (1, 2) OBP: 0.317, SLG: 0.409			1-2  CS	2-2  P4			0-1  P6			3	0	1	0	0	0	0
<b>Pat Meares, R</b> (1, 6) OBP: 0.303, SLG: 0.379			1-2  CS	2-2  F7			0-1  L6			3	0	1	0	0	0	0
<b>Denny Hocking, S</b> (1, 4) OBP: 0.255, SLG: 0.240			0-3  K		2-3  K			0-1  1B		3	0	1	0	0	2	2

Inning Stats	R: 0	H: 1	E: 0	LOB: 1	K: 1	BB: 0	S: 9	R: 0	H: 2	E: 0	LOB: 2	K: 1	BB: 0	S: 14	R: 2	H: 3	E: 0	LOB: 0	K: 0	BB: 0	S: 6	R: 0	H: 0	E: 0	LOB: 0	K: 0	BB: 0	S: 9	R: 0	H: 1	E: 0	LOB: 1	K: 1	BB: 0	S: 9	R: 0	H: 0	E: 0	LOB: 0	K: 1	BB: 0	S: 7	R: 0	H: 0	E: 0	LOB: 0	K: 1	BB: 0	S: 9	R: 0	H: 1	E: 0	LOB: 1	K: 0	BB: 0	S: 9	R: 0	H: 0	E: 0	LOB: 0	K: 0	BB: 0	S: 8	R: 0	H: 0	E: 0	LOB: 0	K: 2	BB: 0	S: 8	R: 0	H: 0	E: 0	LOB: 0	K: 0	BB: 0	S: 13
--------------	------	------	------	--------	------	-------	------	------	------	------	--------	------	-------	-------	------	------	------	--------	------	-------	------	------	------	------	--------	------	-------	------	------	------	------	--------	------	-------	------	------	------	------	--------	------	-------	------	------	------	------	--------	------	-------	------	------	------	------	--------	------	-------	------	------	------	------	--------	------	-------	------	------	------	------	--------	------	-------	------	------	------	------	--------	------	-------	-------

PITCHER	IP	WLS	BF	H	R	ER	SO	BB	IBB	HBP	BLK	WP	HR	S	P	ERA	WHIP
<b>Tony Saunders, L</b> (1, 1) ERA: 4.35	8.0	L	31	8	2	2	6	0	0	0	0	0	0	71	113	2.25	1.000

**BOTTOM**

**Tampa Bay Devil Rays @ Minnesota Twins**  
 Hubert H. Humphrey Metrodome, Minneapolis, MN

Mon Aug 31 1998, 8:05 PM EDT  
 Att. 7,888 - Dome - 72 F

livebaseballscorecards.com

<b>AB</b>	<b>30</b>
<b>R</b>	<b>2</b>
<b>H</b>	<b>8</b>
<b>RBI</b>	<b>2</b>
<b>BB</b>	<b>0</b>
<b>SO</b>	<b>6</b>
<b>LOB</b>	<b>7</b>

WP: 0	PA: 32
PB: 0	
SB: 1	
CS: 1	



Batter	1	2	3	4	5	6	7	8	9	10	AB R H RBI BB SO LOB
<b>Otis Nixon, S</b> <small>OBP: 0.352, SLG: 0.324</small> (1, 8)	1-0 		0-1  <b>SF8</b> <b>1B</b>		1-1 			3-2 		0-0  <b>1B</b>	5 2 3 0 0 0 0
<b>Matt Lawton, L</b> <small>OBP: 0.391, SLG: 0.487</small> (1, 9)	0-1 		1-0 		2-1 			1-0 		0-2  <b>1B</b>	4 0 1 3 0 0 1
<b>Paul Molitor, R</b> <small>OBP: 0.327, SLG: 0.354</small> (1, 10)	1-1  <b>1B</b>		0-0 		2-2 			0-0 			4 0 1 0 0 0 1
<b>David Ortiz, L</b> <small>OBP: 0.362, SLG: 0.437</small> (1, 3)	4-1  <b>BB</b>			3-2  <b>1B</b>			2-1 		1-0 		3 1 1 0 1 0 1
<b>Marty Cordova, R</b> <small>OBP: 0.344, SLG: 0.405</small> (1, 7)	1-1  <b>1-2f</b>			1-0 			3-0 		1-0 		4 0 0 0 0 0 3
<b>Todd Walker, L</b> <small>OBP: 0.379, SLG: 0.486</small> (1, 4)		1-3 		1-1  <b>1B</b>			0-0  <b>1B</b>		1-2 		4 1 2 0 0 1 0
<b>Ron Coomer, R</b> <small>OBP: 0.299, SLG: 0.411</small> (1, 5)		2-3 		2-0  <b>1B</b>			1-1 	0-0 		4-2 	3 1 1 1 1 1 0
<b>Terry Steinbach, R</b> <small>OBP: 0.316, SLG: 0.408</small> (1, 2)		0-0 		0-1  <b>1B</b>				0-2 		1-3 	4 0 1 2 0 1 1
<b>Pat Meares, R</b> <small>OBP: 0.302, SLG: 0.377</small> (1, 6)			3-2 	0-1  <b>1-2f</b>			0-0 			4-2  <b>BB</b>	3 1 0 0 1 0 1


Inning Stats	R: 0	H: 1	R: 0	H: 0	R: 1	H: 1	R: 3	H: 4	R: 0	H: 0	R: 0	H: 1	R: 0	H: 0	R: 0	H: 1	R: 0	H: 1	R: 0	H: 0	R: 2	H: 2	1B: 9	SF: 1	WP: 0	PA: 39
	E: 0	LOB: 2	E: 0	LOB: 0	E: 1	LOB: 0	E: 0	LOB: 0	E: 0	LOB: 0	E: 0	LOB: 0	E: 0	LOB: 0	E: 0	LOB: 0	E: 0	LOB: 0	E: 0	LOB: 0	E: 0	LOB: 1	2B: 0	SAC: 0	FB: 0	
	K: 0	BB: 1	K: 2	BB: 0	K: 0	BB: 0	K: 0	BB: 0	K: 0	BB: 0	K: 0	BB: 0	K: 0	BB: 0	K: 0	BB: 0	K: 1	BB: 1	K: 1	BB: 1	K: 0	BB: 1	3B: 1	DP: 1	SB: 0	
	S: 8	P: 15	S: 8	P: 11	S: 9	P: 13	S: 12	P: 19	S: 8	P: 13	S: 5	P: 11	S: 5	P: 5	S: 6	P: 11	S: 10	P: 17	S: 8	P: 12	S: 8	P: 12	HR: 0	HBP: 0	CS: 1	

PITCHER	IP	WLS	BF	H	R	ER	SO	BB	IBB	HBP	BLK	WP	HR	S	P	ERA	WHIP
<b>Julio Santana, R</b> <small>ERA: 3.47</small> (1, 1)	8.0		31	8	4	3	2	1	0	0	0	0	0	61	98	3.38	1.125
<b>Albie Lopez, R</b> <small>ERA: 2.23</small> (9, 1)	1.0		4	0	0	0	1	1	0	0	0	0	0	10	17	0.00	1.000
<b>Roberto Hernandez, R</b> <small>ERA: 4.6</small> (10, 1)	0.0	L	3	2	2	2	0	1	0	0	0	0	0	8	12	∞	∞

**Tampa Bay Devil Rays @ Minnesota Twins**  
 Hubert H. Humphrey Metrodome, Minneapolis, MN  
 Tue Sep 01 1998, 8:05 PM EDT  
 Att. 7,947 - Dome - 72 F

livebaseballscores.com

AB	34
R	6
H	10
RBI	6
BB	3
SO	3
LOB	8

Batter	1	2	3	4	5	6	7	8	9	AB R H RBI BB SO LOB	TOP											
Randy Winn, S (1, 8) OBP: 0.361, SLG: 0.409	1-2 G6-3		3-2 G3 S 1B		0-0 P3		1-1 G6-3		0-2 SH1-4	4 0 1 1 0 0 1	<b>Tampa Bay Devil Rays @ Minnesota Twins</b> Hubert H. Humphrey Metrodome, Minneapolis, MN Wed Sep 02 1998, 8:05 PM EDT Att. 7,165 - Dome - 72 F  <b>livebaseballscorecards.com</b>  <b>AB 36</b> <b>R 4</b> <b>H 11</b> <b>RBI 3</b> <b>BB 3</b> <b>SO 5</b> <b>LOB 19</b>  											
Quinton McCracken, S (1, 7) OBP: 0.329, SLG: 0.410	0-3 K		4-2 G3 BB		0-0 1B		1-2 2B		0-1 E6	4 0 2 2 1 1 0												
Wade Boggs, L (1, 5) OBP: 0.341, SLG: 0.395	2-1 F8		2-2 G3		1-2 L9		2-2 G5-3		1-1 P3	5 0 0 0 0 0 5												
Fred McGriff, L (1, 3) OBP: 0.359, SLG: 0.422		0-0 1B 1B	1-3 K		1-2 G4-6-3 1B		1-2 F7		1-0 P6	5 0 2 0 0 1 4												
Aaron Ledesma, R (1, 6) OBP: 0.358, SLG: 0.407		0-1 L3 1B		0-1 G6-3		0-0 G4-6-3		0-3 K		4 0 1 0 0 1 1												
Paul Sorrento, L (1, 10) OBP: 0.307, SLG: 0.411		0-0 F7		2-3 K		4-2 1B BB		1-3 K		3 0 0 0 1 2 2												
John Flaherty, R (1, 2) OBP: 0.264, SLG: 0.291		0-2 L3		0-0 1B		0-1 1B		0-0 F9		4 0 2 0 0 0 2												
Rich Butler, L (1, 9) OBP: 0.276, SLG: 0.320			1-2 G4-3 1B 2B		2-1 G5-3		0-0 F8		4-1 SH1-4 1B E BB	3 2 1 0 1 0 3												
Miguel Cairo, R (1, 4) OBP: 0.311, SLG: 0.377			1-2 G4-3		1-1 G6-3		0-2 2B 3B		0-1 SH1-4 E 1B	4 2 2 0 0 0 1												
<b>Inning Stats</b>	R: 0 E: 0 K: 1 S: 9	H: 0 LOB: 0 BB: 0 P: 12	R: 0 E: 0 K: 0 S: 7	H: 2 LOB: 1 BB: 0 P: 7	R: 1 E: 0 K: 1 S: 19	H: 2 LOB: 2 BB: 1 P: 31	R: 0 E: 0 K: 1 S: 8	H: 1 LOB: 1 BB: 0 P: 12	R: 0 E: 0 K: 0 S: 7	H: 1 LOB: 1 BB: 0 P: 9	R: 0 E: 0 K: 0 S: 10	H: 2 LOB: 2 BB: 1 P: 15	R: 1 E: 0 K: 0 S: 15	H: 2 LOB: 1 BB: 0 P: 20	R: 0 E: 0 K: 2 S: 7	H: 0 LOB: 0 BB: 0 P: 8	R: 2 E: 1 K: 0 S: 11	H: 1 LOB: 1 BB: 1 P: 17	1B: 8 2B: 3 3B: 1 HR: 0	SF: 0 SAC: 1 DP: 2 HBP: 0	WP: 0 PB: 0 SB: 1 CS: 0	PA: 40
<b>PITCHER</b> LaTroy Hawkins, R (1, 1) ERA: 5.1	IP: 8.1 WLS: L BF: 37 H: 11 R: 4 ER: 3 SO: 5 BB: 3 IBB: 0 HBP: 0 BLK: 0 WP: 0 HR: 0 S: 88 P: 124 ERA: 3.24 WHIP: 1.680											<b>PITCHER</b> Eddie Guardado, L (9, 1) ERA: 4.8	IP: 0.2 WLS: L BF: 3 H: 0 R: 0 ER: 0 SO: 0 BB: 0 IBB: 0 HBP: 0 BLK: 0 WP: 0 HR: 0 S: 5 P: 7 ERA: 0.00 WHIP: 0.000									

Batter	1	2	3	4	5	6	7	8	9	AB	R	H	RBI	BB	SO	LOB
<b>Otis Nixon, S</b> <small>OBP: 0.355, SLG: 0.322</small> (1, 8)	4-2  BB	1 SAFE 0-0 G4-3  BB		0-1 FC6-4  BB		4-2  BB		4-0  BB		2	0	0	1	3	0	4
<b>Matt Lawton, L</b> <small>OBP: 0.391, SLG: 0.487</small> (1, 9)	0-0  2B		4-1  BB		1-2 P5  BB	3-2 G4-3  BB		2-2 G6-3  BB		4	0	1	0	1	0	4
<b>Paul Molitor, R</b> <small>OBP: 0.325, SLG: 0.353</small> (1, 10)	2-3  K		3-2 L6-3  BB		0-0 F9  BB		2-1 G6-3  BB		0-0  1B	5	0	1	0	0	1	3
<b>Ron Coomer, R</b> <small>OBP: 0.298, SLG: 0.409</small> (1, 3)	0-3  K		2-0 P3  BB		1-1 F9  BB		0-1  1B		0-3  K	5	0	1	0	0	2	3
<b>Marty Cordova, R</b> <small>OBP: 0.349, SLG: 0.404</small> (1, 7)	4-2  BB			4-2  BB		4-2  BB		4-1  BB	1-2  BB	1	1	0	0	4	1	1
<b>Todd Walker, L</b> <small>OBP: 0.375, SLG: 0.481</small> (1, 4)	1-0  F7			0-1 G4-3  BB		2-2 F7  BB		3-1 F8  BB	0-2 G6-3  BB	5	0	0	0	0	0	8
<b>Pat Meares, R</b> <small>OBP: 0.302, SLG: 0.374</small> (1, 6)		1-1 P2  BB		4-1  BB		1-2 L9  BB		1-1 G4-3  BB		3	0	0	0	1	0	3
<b>Javier Valentin, S</b> <small>OBP: 0.255, SLG: 0.303</small> (1, 2)		2-3  K		1-3  K		0-1  BB		2-1 F9  BB		4	0	1	0	0	2	2
<b>Brent Gates, S</b> <small>OBP: 0.328, SLG: 0.314</small> (1, 5)		2-2  1B		4-1  BB		4-2  BB		1-3  K		2	0	1	0	2	1	0

Inning Stats	R: 0	H: 1	E: 0	K: 2	S: 14	LOB: 3	BB: 2	P: 25	R: 0	H: 1	E: 0	K: 1	S: 12	LOB: 1	BB: 0	P: 17	R: 0	H: 0	E: 0	K: 0	S: 6	LOB: 0	BB: 1	P: 15	R: 0	H: 0	E: 0	K: 0	S: 6	LOB: 0	BB: 0	P: 8	R: 1	H: 1	E: 0	K: 0	S: 19	LOB: 3	BB: 3	P: 37	R: 0	H: 1	E: 0	K: 0	S: 9	LOB: 2	BB: 1	P: 19	R: 0	H: 0	E: 0	K: 1	S: 8	LOB: 1	BB: 1	P: 17	R: 0	H: 1	E: 0	K: 2	S: 14	LOB: 1	BB: 0	P: 15	1B: 4	2B: 2	3B: 0	HR: 0	SF: 0	SAC: 0	DP: 1	HBP: 0	WP: 0	PB: 0	SB: 2	CS: 0	PA: 42
--------------	------	------	------	------	-------	--------	-------	-------	------	------	------	------	-------	--------	-------	-------	------	------	------	------	------	--------	-------	-------	------	------	------	------	------	--------	-------	------	------	------	------	------	-------	--------	-------	-------	------	------	------	------	------	--------	-------	-------	------	------	------	------	------	--------	-------	-------	------	------	------	------	-------	--------	-------	-------	-------	-------	-------	-------	-------	--------	-------	--------	-------	-------	-------	-------	--------

PITCHER	IP	WLS	BF	H	R	ER	SO	BB	IBB	HBP	BLK	WP	HR	S	P	ERA	WHIP
<b>Wilson Alvarez, L</b> <small>ERA: 4.81</small> (1, 1)	5.2		27	3	1	1	4	8	0	0	0	0	0	63	114	1.59	1.941
<b>Esteban Yan, R</b> <small>ERA: 4.17</small> (6, 1)	2.1	W	11	1	0	0	1	3	0	0	0	0	0	24	50	0.00	1.714
<b>Albie Lopez, R</b> <small>ERA: 2.2</small> (9, 1)	1.0	S	4	1	0	0	2	0	0	0	0	0	0	14	15	0.00	1.000

**BOTTOM**

**Tampa Bay Devil Rays @ Minnesota Twins**  
 Hubert H. Humphrey Metrodome, Minneapolis, MN

Wed Sep 02 1998, 8:05 PM EDT  
 Att. 7,165 - Dome - 72 F

AB	31
R	1
H	5
RBI	1
BB	11
SO	7
LOB	28



WP	HR	S	P	ERA	WHIP
0	0	0	0	0.00	1.000

Batter	1	2	3	4	5	6	7	8	9	10	11	12	AB R H RBI BB SO LOB	TOP																	
Randy Winn, S OBP: 0.359, SLG: 0.405	1-0 1B		3-1 G1-3			2-3 K		2-1 F8		0-3 K			5 0 1 0 0 2 2	<b>Tampa Bay Devil Rays @ Minnesota Twins</b> Hubert H. Humphrey Metrodome, Minneapolis, MN Thu Sep 03 1998, 4:33 AM EDT Att: 7,072 - Dome - 72 F																	
Quinton McCracken, S OBP: 0.329, SLG: 0.410	2-3 K2-3			1-1 2B		2-2 CS 1B		2-3 K		1-3 K			5 1 2 0 0 3 3																		
Wade Boggs, L OBP: 0.339, SLG: 0.395	1-0 F7			3-2 SAFE 1B		3-2 F7			2-2 G6-3		0-2 G4-3		5 1 1 1 0 0 2																		
Dave Silvestri, R OBP: 0.250, SLG: 0.250	1-0 F7			1-H 2B		1-2							0 0 0 0 0 0 0																		
Fred McGriff, L OBP: 0.360, SLG: 0.428	2-2 G4-3			0-0 G5-4-3 1B			0-0 HR		0-3 K		2-3 K		5 1 2 2 0 2 1																		
Aaron Ledesma, R OBP: 0.350, SLG: 0.398		0-0 G4-3		2-1 G5-4-3			1-3 K		1-2 K		2-2 G4-3		5 0 0 0 0 2 1																		
Paul Sorrento, L OBP: 0.305, SLG: 0.408		2-3 K		2-1 G4-3			1-2 K			2-0 P2		2-2 F9	3 0 0 0 0 2 0																		
Mike Kelly, R OBP: 0.289, SLG: 0.407													2 0 0 0 0 0 0																		
Rich Butler, L OBP: 0.280, SLG: 0.335		0-1 G3				0-3 K		3-2 1B		1-1 1B		1-2 G4-3	5 1 2 0 0 1 0																		
Mike DiFelice, R OBP: 0.275, SLG: 0.352			1-3 K			0-0 G6-3		0-0 G3		4-2 1B		2-3 K	4 0 0 0 1 2 1																		
Miguel Cairo, R OBP: 0.310, SLG: 0.376			1-2 G6-3			1-2 G3		1-1 L4		0-0 1B			4 0 1 1 0 0 0																		
<b>Inning Stats</b>	R: 0 E: 0 K: 1 S: 10	H: 1 LOB: 1 BB: 0 P: 15	R: 0 E: 0 K: 1 S: 6	H: 0 LOB: 0 BB: 0 P: 8	R: 0 E: 0 K: 1 S: 9	H: 0 LOB: 0 BB: 0 P: 14	R: 2 E: 0 K: 0 S: 12	H: 3 LOB: 0 BB: 0 P: 20	R: 0 E: 0 K: 1 S: 7	H: 0 LOB: 0 BB: 0 P: 8	R: 0 E: 0 K: 1 S: 12	H: 1 LOB: 0 BB: 0 P: 19	R: 1 E: 0 K: 2 S: 15		H: 2 LOB: 1 BB: 0 P: 20	R: 0 E: 0 K: 1 S: 7	H: 0 LOB: 0 BB: 0 P: 12	R: 0 E: 0 K: 2 S: 9	H: 0 LOB: 0 BB: 0 P: 12	R: 1 E: 0 K: 2 S: 13	H: 2 LOB: 2 BB: 1 P: 21	R: 0 E: 0 K: 1 S: 9	H: 0 LOB: 0 BB: 0 P: 13	R: 0 E: 0 K: 1 S: 11	H: 0 LOB: 0 BB: 0 P: 16	1B: 6 2B: 1 3B: 1 HR: 1	SF: 0 SAC: 0 DP: 1 HBP: 0	WP: 0 PB: 0 SB: 2 CS: 1	PA: 44		
<b>PITCHER</b>	IP WLS BF H R ER SO BB IBB HBP BLK WP HR S P ERA WHIP																														
Brad Radke, R ERA: 4.25	(1, 1) 9.0	32	7	3	3	10	0	0	0	0	0	0	0	0	128	3.00	0.778														
Dan Serafini, L ERA: 5.62	(10, 1) 0.1	2	1	1	1	0	0	0	0	0	0	0	0	0	6	27.00	3.000														
Hector Carrasco, R ERA: 4.19	(10, 1) 0.1	3	1	0	0	1	1	0	0	0	0	0	0	0	7	0.00	6.000														
Eddie Guardado, L ERA: 4.61	(10, 1) 2.1	W 7	0	0	0	3	0	0	0	0	0	0	0	0	23	0.00	0.000														

AB	43
R	4
H	9
RBI	4
BB	1
SO	14
LOB	10



Batter	1	2	3	4	5	6	7	8	9	10	11	12	AB	R	H	RBI	BB	SO	LOB
<b>Matt Lawton, L</b> OBP: 0.391, SLG: 0.493 (1, 8)	2-2 1B S 1B		0-0 G4-3		3-2 G3-1			0-1 G6-3		1-0 HR			5	1	2	1	0	0	0
<b>Brent Gates, S</b> OBP: 0.329, SLG: 0.310 (1, 5)	4-1 1B BB 1-2			4-2 FC5-4 BB		0-2 L3		1-2 P4		1-3 K			3	0	0	0	2	1	0
<b>Paul Molitor, R</b> OBP: 0.326, SLG: 0.358 (1, 10)	2-1 G4-6-3 1B 1-2 2-3			1-1 FC5-4 1B 2B 1-2f		1-0 G5-3			0-2 FC1 3B		1-3 K		5	2	2	0	0	1	1
<b>David Ortiz, L</b> OBP: 0.370, SLG: 0.447 (1, 3)	2-2 G4-6-3 1B 1-2f			3-1 2B 1B 1-2		3-2 1B		4-2 G4-6-3 FC1 BB		0-1 L9-6 2B			4	1	3	0	1	0	2
<b>Marty Cordova, R</b> OBP: 0.345, SLG: 0.399 (1, 7)		0-0 B1-3		2-3 K		1-1 G1-3		1-0 FC1 G4-6-3		2-0 L9-6			5	0	0	1	0	1	5
<b>Todd Walker, L</b> OBP: 0.375, SLG: 0.485 (1, 4)		1-3 K		2-1 2B 1-H 2-H			3-2 F8		1-0 G4-6-3 1-2f 2-3		3-2 1B 2B		5	1	2	2	0	1	2
<b>Alex Ochoa, R</b> OBP: 0.277, SLG: 0.328 (1, 9)		3-0 G6-3		0-0 G6-3			2-2 G5-3		3-1 F7		2-0 F9		5	0	0	0	0	0	3
<b>Terry Steinbach, R</b> OBP: 0.314, SLG: 0.405 (1, 2)			1-1 G4-3		3-2 F8		1-2 K		2-2 K		1-1 1B		5	0	1	1	0	2	0
<b>Denny Hocking, S</b> OBP: 0.252, SLG: 0.236 (1, 6)			2-3 K		2-2 G6-3			2-3 K		3-2 P3			2	0	0	0	0	1	0
<b>Otis Nixon, S</b> OBP: 0.354, SLG: 0.321 (8, PH)													1	0	0	0	0	1	0
<b>Pat Meares, R</b> OBP: 0.301, SLG: 0.374 (9, 6)													1	0	0	0	0	0	0

Inning Stats	R: 0	H: 2	R: 0	H: 0	R: 0	H: 0	R: 2	H: 2	R: 0	H: 0	R: 0	H: 1	R: 0	H: 0	R: 0	H: 0	R: 1	H: 1	R: 0	H: 1	R: 1	H: 2	R: 0	H: 1	R: 1	H: 0	R: 1	H: 2	1B: 5	SF: 0	WP: 0	PA: 44
E: 0	LOB: 1	E: 0	LOB: 0	E: 0	LOB: 0	E: 0	LOB: 1	E: 0	LOB: 0	E: 0	LOB: 0	E: 0	LOB: 1	E: 0	LOB: 0	E: 0	LOB: 0	E: 0	LOB: 1	E: 0	LOB: 0	E: 0	LOB: 0	E: 0	LOB: 0	E: 0	LOB: 1	2B: 4	SAC: 0	PB: 0		
K: 0	BB: 1	K: 1	BB: 0	K: 1	BB: 0	K: 1	BB: 1	K: 0	BB: 0	K: 1	BB: 0	K: 0	BB: 0	K: 1	BB: 0	K: 0	BB: 1	K: 0	BB: 1	K: 1	BB: 0	K: 0	BB: 0	K: 1	BB: 0	K: 0	BB: 0	3B: 1	DP: 3	SB: 1		
S: 9	P: 19	S: 5	P: 9	S: 7	P: 10	S: 13	P: 25	S: 10	P: 15	S: 8	P: 11	S: 10	P: 15	S: 14	P: 20	S: 8	P: 11	S: 10	P: 19	S: 11	P: 18	S: 6	P: 9	S: 6	P: 12	S: 6	P: 12	HR: 1	HBP: 0	CS: 0		

PITCHER	IP	WLS	BF	H	R	ER	SO	BB	IBB	HBP	BLK	WP	HR	S	P	ERA	WHIP
<b>Bryan Rekar, R</b> ERA: 5.21 (1, 1)	7.0		26	5	2	2	4	2	0	0	0	0	0	69	117	2.57	1.000
<b>Scott Aldred, L</b> ERA: 3.95 (8, 1)	1.0		3	0	0	0	1	0	0	0	0	0	0	8	11	0.00	0.000
<b>Jim Mecir, R</b> ERA: 3.42 (9, 1)	2.0		9	2	2	2	2	1	0	0	0	0	1	21	37	9.00	1.500
<b>Rick White, R</b> ERA: 4.24 (11, 1)	1.1	L	6	3	1	1	1	0	0	0	0	0	0	12	21	6.75	2.250

**Tampa Bay Devil Rays @ Minnesota Twins**  
**Hubert H. Humphrey Metrodome, Minneapolis, MN**

Thu Sep 03 1998, 4:33 AM EDT  
Att. 7,072 - Dome - 72 F

livebaseballscorecards.com

AB	41
R	5
H	10
RBI	5
BB	3
SO	8
LOB	13



Batter	1	2	3	4	5	6	7	8	9	AB R H RBI BB SO LOB	TOP
<b>Otis Nixon, S</b> (1, 8) <small>OBP: 0.354, SLG: 0.322</small>	0-0 		0-2 		3-2 		2-1 		1-0 	5 0 2 0 0 0 3	
<b>Matt Lawton, L</b> (1, 9) <small>OBP: 0.390, SLG: 0.489</small>	1-1 		2-3 		4-2 		3-2 		0-1 	4 0 0 0 1 1 4	
<b>Paul Molitor, R</b> (1, 10) <small>OBP: 0.328, SLG: 0.359</small>	0-1 		0-1 		1-0 		3-2 			4 0 2 3 0 0 2	
<b>David Ortiz, L</b> (1, 3) <small>OBP: 0.368, SLG: 0.441</small>	4-0 			1-3 	1-3 		1-3 			3 0 0 0 1 3 4	
<b>Marty Cordova, R</b> (1, 7) <small>OBP: 0.342, SLG: 0.395</small>	2-1 			2-3 		1-1 		1-1 		4 0 0 0 0 1 3	
<b>Todd Walker, L</b> (1, 4) <small>OBP: 0.372, SLG: 0.480</small>		1-1 		1-2 		0-0 		2-2 		4 0 0 0 0 0 0	
<b>Terry Steinbach, R</b> (1, 2) <small>OBP: 0.314, SLG: 0.403</small>		0-0 			1-0 	0-0 		1-0 		4 0 1 0 0 0 0	
<b>Brent Gates, S</b> (1, 5) <small>OBP: 0.331, SLG: 0.316</small>		2-1 			0-1 		1-0 	3-2 		4 1 2 0 0 0 1	
<b>Pat Meares, R</b> (1, 6) <small>OBP: 0.303, SLG: 0.377</small>		0-2 			1-1 		2-0 	0-0 		4 2 2 0 0 0 2	
<b>Inning Stats</b>	R: 0 E: 1 K: 0 S: 7 H: 1 LOB: 2 BB: 1 P: 14	R: 0 E: 0 K: 0 S: 8 H: 1 LOB: 1 BB: 0 P: 11	R: 0 E: 0 K: 1 S: 8 H: 0 LOB: 0 BB: 0 P: 10	R: 0 E: 0 K: 2 S: 10 H: 0 LOB: 0 BB: 0 P: 14	R: 1 E: 0 K: 1 S: 14 H: 3 LOB: 3 BB: 1 P: 25	R: 0 E: 0 K: 0 S: 4 H: 0 LOB: 0 BB: 0 P: 5	R: 2 E: 1 K: 1 S: 16 H: 2 LOB: 1 BB: 0 P: 28	R: 0 E: 0 K: 0 S: 10 H: 1 LOB: 1 BB: 0 P: 17	R: 0 E: 0 K: 0 S: 4 H: 1 LOB: 0 BB: 0 P: 5	1B: 7 2B: 3 3B: 0 HR: 0 SF: 0 SAC: 0 DP: 2 HBP: 0	WP: 0 PB: 0 SB: 0 CS: 0 PA: 38
<b>PITCHER</b> <b>Aaron Sele, R</b> (1, 1) <small>ERA: 4.41</small> <b>Tim Crabtree, R</b> (8, 1) <small>ERA: 4.04</small> <b>Greg Cadaret, L</b> (9, 1) <small>ERA: 3.92</small>	IP: 7.0 WLS: W BF: 31 H: 7 R: 3 ER: 1 SO: 5 BB: 1 IBB: 1 HBP: 0 BLK: 0 WP: 0 HR: 0 S: 67 P: 107 ERA: 1.29 WHIP: 1.143	<b>PITCHER</b> IP: 1.0 WLS: 4 BF: 1 H: 0 R: 0 ER: 0 SO: 0 BB: 0 IBB: 0 HBP: 0 BLK: 0 WP: 0 HR: 0 S: 10 P: 17 ERA: 0.00 WHIP: 1.000	<b>PITCHER</b> IP: 1.0 WLS: 3 BF: 1 H: 0 R: 0 ER: 0 SO: 0 BB: 0 IBB: 0 HBP: 0 BLK: 0 WP: 0 HR: 0 S: 4 P: 5 ERA: 0.00 WHIP: 1.000								

Minnesota Twins @ Texas Rangers  
 The Ballpark at Arlington, Arlington, TX

Fri Sep 04 1998, 8:05 PM EDT  
 Att: 25,580 - Cloudy - 102 F

livebaseballscorecards.com

<b>AB</b>	36
<b>R</b>	3
<b>H</b>	9
<b>RBI</b>	3
<b>BB</b>	2
<b>SO</b>	5
<b>LOB</b>	19





Batter	1	2	3	4	5	6	7	8	9	AB R H RBI BB SO LOB
Tom Goodwin, L OBP: 0.377, SLG: 0.325 (1, 8)	G4-3		HBP BB	WP SF8 1B		G4-3	K			4 2 1 0 1 1 0
Mark McLemore, S OBP: 0.380, SLG: 0.326 (1, 4)	K		HBP BB	1B		2B 1B		K		4 2 2 0 1 2 0
29 Rusty Greer, L OBP: 0.396, SLG: 0.448 (1, 7)	1B		HBP BB	SF8		2B BB		E4 2B		2 3 1 1 2 0 0
Juan Gonzalez, R OBP: 0.356, SLG: 0.615 (1, 9)	F8		F9 1B HBP	1B		F8		G6-3 2B		4 1 2 2 0 0 3
Will Clark, L OBP: 0.388, SLG: 0.518 (1, 3)		G6-3 1B	3B 1B	K		2B		G6-3		5 1 3 4 0 1 3
Ivan Rodriguez, R OBP: 0.358, SLG: 0.504 (1, 2)		G6-3 1B	F9		G3-1	IBB		F3		4 0 1 0 1 0 3
Lee Stevens, L OBP: 0.315, SLG: 0.486 (1, 10)		G6-3	3B		K	P5				4 0 1 1 0 1 4
Todd Zeile, R OBP: 0.342, SLG: 0.426 (1, 5)		P3	F9				L7			4 0 1 0 0 0 2
Royce Clayton, R OBP: 0.310, SLG: 0.350 (1, 6)			L9		G5-3	P3		G5-3		4 0 0 0 0 0 1

Inning Stats	R: 0	H: 1	R: 0	H: 2	R: 5	H: 2	R: 1	H: 3	R: 0	H: 1	R: 2	H: 2	R: 0	H: 0	R: 1	H: 1
	E: 0	LOB: 1	E: 0	LOB: 1	E: 1	LOB: 1	E: 0	LOB: 2	E: 0	LOB: 1	E: 0	LOB: 2	E: 0	LOB: 0	E: 1	LOB: 1
	K: 1	BB: 0	K: 0	BB: 0	K: 0	BB: 3	K: 1	BB: 0	K: 1	BB: 0	K: 1	BB: 2	K: 1	BB: 0	K: 1	BB: 0
	S: 10	P: 16	S: 6	P: 9	S: 19	P: 33	S: 18	P: 24	S: 9	P: 14	S: 10	P: 22	S: 7	P: 12	S: 15	P: 21

PITCHER	IP	WLS	BF	H	R	ER	SO	BB	IBB	HBP	BLK	WP	HR	S	P	ERA	WHIP
Frankie Rodriguez, R ERA: 6.02 (1, 1)	3.1	L	20	7	6	6	1	3	0	1	0	1	0	42	68	16.20	3.000
Travis Baptist, L ERA: 7.52 (4, 1)	2.2		14	4	2	2	2	1	1	0	0	0	0	30	50	6.75	1.875
Todd Ritchie, R ERA: 7.94 (7, 1)	2.0		8	1	1	0	2	0	0	0	0	0	0	22	33	0.00	0.500


**BOTTOM**

**Minnesota Twins @ Texas Rangers**  
The Ballpark at Arlington, Arlington, TX

Fri Sep 04 1998, 8:05 PM EDT  
Att. 25,580 - Cloudy - 102 F

livebaseballscorecards.com

AB	35
R	9
H	12
RBI	8
BB	5
SO	5
LOB	16



1B: 8	SF: 1	WP: 1	PA: 42
2B: 3	SAC: 0	PB: 0	
3B: 1	DP: 1	SB: 0	
HR: 0	HBP: 1	CS: 0	

Batter	1	2	3	4	5	6	7	8	9	AB R H RBI BB SO LOB	TOP																
<b>Otis Nixon, S</b> OBP: 0.359, SLG: 0.333 (1, 8)	2-1 L4-3 1B		0-0 3B		2-3 K			2-2 2B 1B	1-0 1B G4-3 1B	5 2 4 0 0 1 0																	
<b>Brent Gates, S</b> OBP: 0.332, SLG: 0.321 (1, 5)	1-1 L4-3 1-2		2-3 K		2-1 G4-3			2-1 1B 2B	0-0 G4-3 1B 1B	5 0 2 1 0 1 2																	
<b>Paul Molitor, R</b> OBP: 0.331, SLG: 0.367 (1, 10)	0-0 L3			1-0 HR		1-2 G1-3		4-1 1B BB	1-1 G4-3 1B 1-2 2-3	4 2 2 1 1 0 0																	
<b>Matt Lawton, L</b> OBP: 0.390, SLG: 0.488 (1, 9)		3-1 G4-3		0-0 1B G6-3 1B		1-1 F8		0-0 BB 1B 2B 1B	3-1 G4-3 1-2 2-3 3-H	5 2 2 1 0 0 2																	
<b>Ron Coomer, R</b> OBP: 0.297, SLG: 0.407 (1, 3)		1-2 G5-3		0-0 L9		1-3 K		0-1 BB 2B 1B	0-0 F8	5 1 1 1 0 1 3																	
<b>Todd Walker, L</b> OBP: 0.375, SLG: 0.484 <b>Alex Ochoa, R</b> OBP: 0.277, SLG: 0.328 (1, 4) (8, 7)		1-1 2B		0-2 G6-3 1B 1-3			0-0 G3	4-1 2B BB		3 0 2 0 1 0 0 0 0 0 0 0 0 0																	
<b>Terry Steinbach, R</b> OBP: 0.313, SLG: 0.404 (1, 2)		0-1 F8		1-1 G6-3 2-3 3-H		1-0 F7		1-0 2B 1-3 2-H 3-H		4 0 1 3 0 0 2																	
<b>Denny Hocking, S</b> OBP: 0.246, SLG: 0.230 (1, 7) (8, 4)			3-2 G3-1	3-1 L6		0-1 F9		2-1 F7		4 0 0 0 0 0 3																	
<b>Pat Meares, R</b> OBP: 0.301, SLG: 0.374 (1, 6)			1-2 F6		0-0 P5			0-0 G5-3	1-1 G5-3	4 0 0 0 0 0 0																	
<b>Inning Stats</b>	R: 0 E: 0 K: 0 S: 5	H: 1 LOB: 0 BB: 0 P: 8	R: 0 E: 0 K: 0 S: 9	H: 1 LOB: 1 BB: 0 P: 14	R: 0 E: 0 K: 1 S: 12	H: 1 LOB: 1 BB: 0 P: 18	R: 2 E: 0 K: 0 S: 11	H: 3 LOB: 1 BB: 0 P: 16	R: 0 E: 0 K: 1 S: 6	H: 0 LOB: 0 BB: 0 P: 10	R: 0 E: 0 K: 1 S: 8	H: 0 LOB: 0 BB: 0 P: 11	R: 0 E: 0 K: 0 S: 4	H: 0 LOB: 0 BB: 0 P: 5	R: 4 E: 0 K: 0 S: 14	H: 5 LOB: 2 BB: 2 P: 29	R: 1 E: 0 K: 0 S: 9	H: 3 LOB: 2 BB: 0 P: 15	1B: 9 2B: 4 3B: 1 HR: 1	SF: 0 SAC: 0 DP: 1 HBP: 0	WP: 0 PB: 0 SB: 0 CS: 0	PA: 41					
<b>PITCHER</b>	IP	WLS	BF	H	R	ER	SO	BB	IBB	HBP	BLK	WP	HR	S	P	ERA	WHIP										
<b>Todd Stottlemyre, R</b> ERA: 3.98 (1, 1)	7.1		29	8	4	4	3	0	0	0	0	0	1	61	92	4.91	1.091										
<b>Xavier Hernandez, R</b> ERA: 3.02 (8, 1)	0.1	L	4	2	0	0	0	2	0	0	0	0	0	5	13	0.00	12.000										
<b>John Wetteland, R</b> ERA: 1.8 (8, 1)	0.1		2	1	2	2	0	0	0	0	0	0	0	3	6	54.00	3.000										
<b>Danny Patterson, R</b> ERA: 4.86 (9, 1)	0.1		4	3	1	1	0	0	0	0	0	0	0	6	9	27.00	9.000										
<b>Tony Fossas, L</b> ERA: 8.1 (9, 1)	0.1		1	0	0	0	0	0	0	0	0	0	0	2	5	0.00	0.000										
<b>PITCHER</b>	IP	WLS	BF	H	R	ER	SO	BB	IBB	HBP	BLK	WP	HR	S	P	ERA	WHIP										
<b>Al Levine, R</b> ERA: 4.15 (9, 1)	0.1		1	0	0	0	0	0	0	0	0	0	0	1	1	0.00	0.000										

Minnesota Twins @ Texas Rangers  
The Ballpark at Arlington, Arlington, TX

Sat Sep 05 1998, 8:05 PM EDT  
Att. 38,581 - Cloudy - 96 F

livebaseballscorecards.com

AB	39
R	7
H	14
RBI	7
BB	2
SO	3
LOB	12



Batter	1	2	3	4	5	6	7	8	9	AB R H RBI BB SO LOB
Tom Goodwin, L OBP: 0.379, SLG: 0.328 (1, 8)	0-1 1B 1B	0-0 G4-3		2-0 1B		2-1 1-2 2-H 1B		3-2 L8		5 1 3 1 0 0 0
Mark McLemore, S OBP: 0.378, SLG: 0.325 (1, 4)	0-0 1B 1-2 1B	3-2 G4-3		3-1 L7		3-2 F9			1-2 G4-3	5 1 1 0 0 0 3
29 Rusty Greer, L OBP: 0.393, SLG: 0.444 (1, 7)	0-2 L4		1-1 G5-3		1-0 L9	0-3 K			2-2 G6-3	5 0 0 0 0 1 4
Juan Gonzalez, R OBP: 0.356, SLG: 0.619 (1, 10)	1-3 K		1-0 HR		0-1 1B		2-0 G3		0-3 K	5 1 2 1 0 2 2
Will Clark, L OBP: 0.387, SLG: 0.516 (1, 3)	2-1 HBP 1-3 2-H 1B		3-2 F7		0-0 F7		0-0 G4-3			4 0 1 1 0 0 1
Ivan Rodriguez, R OBP: 0.361, SLG: 0.508 (1, 2)	1-1 HBP 1-2 3-H 1B		0-0 S 1B		0-1 G4-3		0-1 2B			4 0 3 1 0 0 1
Roberto Kelly, R OBP: 0.356, SLG: 0.559 (1, 9)	3-2 1-2 2-3 HBP		2-1 SAFE G5-3			1-1 P4	1-2 F9			3 0 0 0 0 0 2
Todd Zeile, R OBP: 0.343, SLG: 0.427 (1, 5)	1-3 K			2-2 G1-4-3 1B		0-0 1B 1B		2-2 P7		4 1 2 0 0 1 3
Royce Clayton, R OBP: 0.309, SLG: 0.349 (1, 6)		1-2 G5-3		1-0 G1-4-3 1-2f		0-0 F9 1B 1B		2-1 L4		4 0 1 0 0 0 1

Inning Stats	R: 2 E: 0 K: 2 S: 20	H: 4 LOB: 3 BB: 0 P: 28	R: 0 E: 0 K: 0 S: 7	H: 0 LOB: 0 BB: 0 P: 11	R: 1 E: 0 K: 0 S: 9	H: 2 LOB: 1 BB: 0 P: 16	R: 0 E: 0 K: 0 S: 7	H: 2 LOB: 1 BB: 0 P: 15	R: 0 E: 0 K: 0 S: 6	H: 1 LOB: 1 BB: 0 P: 7	R: 1 E: 0 K: 1 S: 12	H: 3 LOB: 2 BB: 0 P: 18	R: 0 E: 0 K: 0 S: 7	H: 1 LOB: 1 BB: 0 P: 10	R: 0 E: 0 K: 0 S: 8	H: 0 LOB: 0 BB: 0 P: 15	R: 0 E: 0 K: 1 S: 9	H: 0 LOB: 0 BB: 0 P: 12	1B: 11 3B: 0 HR: 1	SF: 0 SAC: 0 DP: 1 HBP: 1	WP: 0 PB: 0 SB: 1 CS: 0	PA: 40
--------------	-------------------------------	----------------------------------	------------------------------	----------------------------------	------------------------------	----------------------------------	------------------------------	----------------------------------	------------------------------	---------------------------------	-------------------------------	----------------------------------	------------------------------	----------------------------------	------------------------------	----------------------------------	------------------------------	----------------------------------	--------------------------	------------------------------------	----------------------------------	--------

PITCHER	IP	WLS	BF	H	R	ER	SO	BB	IBB	HBP	BLK	WP	HR	S	P	ERA	WHIP
Bob Tewksbury, R ERA: 4.07 (1, 1)	5.1		28	12	4	4	2	0	0	0	0	0	1	55	86	6.75	2.250
Dan Serafini, L ERA: 5.56 (6, 1)	0.2		2	0	0	0	1	0	0	0	0	0	0	6	9	0.00	0.000
Mike Trombley, R ERA: 3.84 (7, 1)	1.2	W	6	1	0	0	0	0	0	0	0	0	0	12	19	0.00	0.600
Eddie Guardado, L ERA: 4.58 (8, 1)	0.1		1	0	0	0	0	0	0	0	0	0	0	3	6	0.00	0.000
Rick Aguilera, R ERA: 3.8 (9, 1)	1.0	S	3	0	0	0	1	0	0	0	0	0	0	9	12	0.00	0.000

**BOTTOM**

**Minnesota Twins @ Texas Rangers**  
The Ballpark at Arlington, Arlington, TX

Sat Sep 05 1998, 8:05 PM EDT  
Att: 38,581 - Cloudy - 96 F

livebaseballscorecards.com

AB	39
R	4
H	13
RBI	4
BB	0
SO	4
LOB	17



Batter	1	2	3	4	5	6	7	8	9	AB R H RBI BB SO LOB	TOP
<b>Otis Nixon, S</b> (1, 8) <small>OBP: 0.362, SLG: 0.342</small>	1-0 <b>G6-3</b> 		2-1 <b>G1-3</b> 	0-1 			0-1 <b>G3-1</b> 	3-2 <b>F7</b> 		5 1 3 1 0 0 2	
<b>Brent Gates, S</b> (1, 5) <small>OBP: 0.330, SLG: 0.319</small>	1-2 <b>G3</b> 		1-1 <b>G1-3</b> 	3-2 <b>L8</b> 			0-1 <b>G3-1</b> 	2-2 		5 0 1 1 0 0 5	
<b>Paul Molitor, R</b> (1, 10) <small>OBP: 0.331, SLG: 0.366</small>	1-1 		3-2 <b>FC1</b> 		1-2 <b>G6-3</b> 		1-0 <b>L8</b> 	4-0 		4 0 1 1 1 0 2	
<b>Matt Lawton, L</b> (1, 9) <small>OBP: 0.386, SLG: 0.483</small>	1-3 <b>K</b> 		0-0 <b>G4-3</b> 		3-3 <b>K</b> 		0-0 <b>P3</b> 	0-0 <b>P9</b> 		5 0 0 0 0 2 6	
<b>Ron Coomer, R</b> (1, 3) <small>OBP: 0.298, SLG: 0.407</small>		1-3 <b>K</b> 		1-0 	1-1 <b>L9</b> 			2-0 	0-1 <b>G6-3</b> 	5 2 2 0 0 1 0	
<b>Todd Walker, L</b> (1, 4) <small>OBP: 0.377, SLG: 0.490</small>		0-1 		1-2 <b>L8</b> 		0-0 <b>G6-3</b> 		1-0 	4-2 	4 1 2 2 1 0 1	
<b>Denny Hocking, S</b> (9, 4) <small>OBP: 0.246, SLG: 0.230</small>		0-1 		1-2 				1-0 <b>HR</b> 	G5-4-3 	0 0 0 0 0 0 0	
<b>Terry Steinbach, R</b> (1, 2) <small>OBP: 0.312, SLG: 0.400</small>		0-3 <b>K</b> 		1-0 <b>F8</b> 		2-3 <b>K</b> 		4-2 	0-0 <b>G5-4-3</b> 	4 1 0 0 1 2 3	
<b>Pat Meares, R</b> (1, 6) <small>OBP: 0.300, SLG: 0.373</small>		3-2 <b>L5</b> 		1-1 		2-1 <b>G5-3</b> 		0-1 	E5 	4 0 1 1 0 0 2	
<b>Alex Ochoa, R</b> (1, 7) <small>OBP: 0.285, SLG: 0.335</small>			0-2 	0-1 			2-2 	2-2 <b>P3</b> 		4 1 3 0 0 0 2	
<b>Inning Stats</b>	R: 0 H: 1 E: 0 LOB: 1 K: 1 BB: 0 S: 11 P: 15	R: 0 H: 1 E: 0 LOB: 1 K: 2 BB: 0 S: 12 P: 16	R: 0 H: 2 E: 0 LOB: 2 K: 0 BB: 0 S: 12 P: 18	R: 1 H: 4 E: 0 LOB: 3 K: 0 BB: 0 S: 15 P: 22	R: 0 H: 0 E: 0 LOB: 0 K: 1 BB: 0 S: 8 P: 13	R: 0 H: 0 E: 0 LOB: 0 K: 1 BB: 0 S: 6 P: 10	R: 2 H: 2 E: 0 LOB: 0 K: 0 BB: 0 S: 10 P: 13	R: 3 H: 3 E: 1 LOB: 3 K: 0 BB: 2 S: 19 P: 37	R: 0 H: 0 E: 0 LOB: 0 K: 0 BB: 1 S: 6 P: 10	1B: 11 SF: 0 2B: 0 SAC: 0 3B: 1 DP: 1 HR: 1 HBP: 0	WP: 1 PA: 43 PB: 0 SB: 1 CS: 0
<b>PITCHER</b>	<b>Esteban Loaiza, R</b> (1, 1) <small>ERA: 4.43</small> IP: 7.0 WLS: 31 BF: 10 H: 3 R: 3 ER: 5 SO: 0 BB: 0 IBB: 0 HBP: 0 BLK: 0 WP: 1 HR: 0 S: 74 P: 107 ERA: 3.86 WHIP: 1.429	<b>Xavier Hernandez, R</b> (8, 1) <small>ERA: 3.35</small> IP: 0.0 L: 3 BF: 2 H: 3 R: 2 ER: 0 SO: 1 BB: 0 IBB: 0 HBP: 0 BLK: 0 WP: 0 HR: 1 S: 4 P: 11 ERA: ∞ WHIP: ∞	<b>Tim Crabtree, R</b> (8, 1) <small>ERA: 4.0</small> IP: 0.2 BF: 5 H: 1 R: 0 ER: 0 SO: 0 BB: 1 IBB: 0 HBP: 0 BLK: 0 WP: 0 HR: 0 S: 14 P: 25 ERA: 0.00 WHIP: 3.000	<b>Eric Gunderson, L</b> (8, 1) <small>ERA: 4.71</small> IP: 0.1 BF: 1 H: 0 R: 0 ER: 0 SO: 0 BB: 0 IBB: 0 HBP: 0 BLK: 0 WP: 0 HR: 1 S: 1 P: 1 ERA: 0.00 WHIP: 0.000	<b>Al Levine, R</b> (9, 1) <small>ERA: 4.07</small> IP: 1.0 BF: 3 H: 0 R: 0 ER: 0 SO: 0 BB: 1 IBB: 0 HBP: 0 BLK: 0 WP: 0 HR: 0 S: 6 P: 10 ERA: 0.00 WHIP: 1.000	<b>PITCHER</b>	<b>IP WLS BF H R ER SO BB IBB HBP BLK WP HR S P ERA WHIP</b>				

**Minnesota Twins @ Texas Rangers**  
 The Ballpark at Arlington, Arlington, TX  
 Sun Sep 06 1998, 8:05 PM EDT  
 Att. 35,328 - Cloudy - 93 F

[livebaseballscorecards.com](http://livebaseballscorecards.com)

<b>AB</b>	<b>40</b>
<b>R</b>	<b>6</b>
<b>H</b>	<b>13</b>
<b>RBI</b>	<b>6</b>
<b>BB</b>	<b>3</b>
<b>SO</b>	<b>5</b>
<b>LOB</b>	<b>23</b>



Batter	1	2	3	4	5	6	7	8	9	AB	R	H	RBI	BB	SO	LOB
Mark McLemore, S OBP: 0.381, SLG: 0.327 (1, 4)	2-1 P9 ①		0-0 29 1B 2B		4-1 29 1B 1B BB	1-0 G4-3 ③ 1-2 3-H		4-1 BB		3	1	1	0	2	0	1
Roberto Kelly, R OBP: 0.348, SLG: 0.547 (1, 8) (8, 9)	2-3 K ②		2-3 K ①		3-2 F9 ①		0-1 G4-3 ①	1-3 K ③		5	0	0	0	0	3	3
29 Rusty Greer, L OBP: 0.395, SLG: 0.446 (1, 7)	0-0 1B		2-2 2B 1B 2-H		3-2 1B 1B 1-2		1-1 G4-3 ②		3-2 G4-3 ①	5	1	3	1	0	0	0
Juan Gonzalez, R OBP: 0.359, SLG: 0.622 Tom Goodwin, L OBP: 0.379, SLG: 0.327 (1, 9) (7, PR) (8, 8)	3-2 P5 ③		0-2 2B 1-H		1-2 1B 1-2 2-H		1-0 BB BB 1B		0-2 G1-3 ②	4	0	3	1	0	0	1
Will Clark, L OBP: 0.389, SLG: 0.517 Warren Newson, L OBP: 0.278, SLG: 0.294 (1, 3) (9, PR)		2-2 HR 2B	0-0 P9 ②		0-3 K ③		4-2 BB BB 1-2		4-1 2B BB ③	3	1	1	0	2	1	3
Ivan Rodriguez, R OBP: 0.385, SLG: 0.518 (1, 2)		0-1 HR 2-H	1-1 G5-3 ③			1-2 FC5-4 WP 1B		4-2 BB BB 1-2 2-3	1-1 2B 1-H ③	4	2	3	2	1	0	1
Todd Zeile, R OBP: 0.344, SLG: 0.425 (1, 5)		4-2 G5-4-3 BB		2-1 L9 ①		4-1 FC5-4 BB 1-2		0-2 G3 ③		2	0	0	0	2	0	3
Mike Simms, R OBP: 0.378, SLG: 0.601 Lee Stevens, L OBP: 0.314, SLG: 0.484 Luis Aicea, S OBP: 0.371, SLG: 0.429 (1, 10) (6, PH) (8, PH)		2-0 G5-4-3 ① ② 1-2f		0-2 F8 ②		3-3 K ①		0-0 B5-3 ①		2	0	0	0	0	0	1
Royce Clayton, R OBP: 0.307, SLG: 0.346 (1, 6)		2-3 K ③		0-1 G4-3 ③		1-0 FC5-4 WP 1-2f 2-3		1-1 G5-3 ②		1	0	0	0	0	1	2


Inning Stats	R: 0	H: 1	E: 0	K: 1	S: 12	H: 1	LOB: 1	BB: 0	P: 19	R: 2	H: 2	E: 0	K: 1	S: 11	H: 2	LOB: 0	BB: 1	P: 21	R: 2	H: 3	E: 0	K: 1	S: 13	H: 0	LOB: 0	BB: 0	P: 9	R: 0	H: 2	E: 0	K: 1	S: 14	H: 1	LOB: 1	BB: 1	P: 19	R: 0	H: 1	E: 0	K: 0	S: 15	H: 1	LOB: 3	BB: 2	P: 25	R: 0	H: 0	E: 0	K: 1	S: 7	H: 0	LOB: 1	BB: 1	P: 13	R: 0	H: 1	E: 0	K: 0	S: 9	H: 1	LOB: 3	BB: 1	P: 17	1B: 6	SF: 0	2B: 4	SAC: 0	3B: 0	DP: 1	HR: 1	HBP: 0
--------------	------	------	------	------	-------	------	--------	-------	-------	------	------	------	------	-------	------	--------	-------	-------	------	------	------	------	-------	------	--------	-------	------	------	------	------	------	-------	------	--------	-------	-------	------	------	------	------	-------	------	--------	-------	-------	------	------	------	------	------	------	--------	-------	-------	------	------	------	------	------	------	--------	-------	-------	-------	-------	-------	--------	-------	-------	-------	--------

**BOTTOM**

**Minnesota Twins @ Texas Rangers**  
The Ballpark at Arlington, Arlington, TX

Sun Sep 06 1998, 8:05 PM EDT  
Att: 35,328 - Cloudy - 93 F

AB	35
R	5
H	11
RBI	4
BB	7
SO	6
LOB	17



PITCHER	IP	WLS	BF	H	R	ER	SO	BB	IBB	HBP	BLK	WP	HR	S	P	ERA	WHIP
Eric Milton, L ERA: 5.6 (1, 1)	4.1		21	7	4	4	3	2	0	0	0	0	1	50	84	8.31	2.077
Hector Carrasco, R ERA: 4.15 (5, 1)	2.2	W	13	3	1	1	2	3	0	0	0	1	0	31	52	3.38	2.250
Dan Serafini, L ERA: 5.54 (8, 1)	0.1		1	0	0	0	0	0	0	0	0	0	0	1	1	0.00	0.000
Mike Trombley, R ERA: 3.81 (8, 1)	0.2		3	0	0	0	1	1	0	0	0	0	0	6	12	0.00	1.500
Rick Aguilera, R ERA: 3.74 (9, 1)	1.0	S	4	1	0	0	0	1	0	0	0	0	0	9	17	0.00	2.000

Batter	1	2	3	4	5	6	7	8	9	AB R H RBI BB SO LOB	TOP											
<b>Otis Nixon, S</b> (1, 8) OBP: 0.359, SLG: 0.338	1-1 G4-3		1-0 L8		2-2 F7			1-3 K		4 0 0 0 0 1 1												
<b>Brent Gates, S</b> (1, 5) OBP: 0.329, SLG: 0.316	0-0 G4-3		3-2 G6-3		0-0 FC6-4			4-1 BB		3 0 0 0 1 0 1												
<b>Paul Molitor, R</b> (1, 10) OBP: 0.331, SLG: 0.365	0-1 BB 1B			2-3 K		1-0 F8		1-3 K		4 0 1 0 0 2 1												
<b>Matt Lawton, L</b> (1, 9) OBP: 0.386, SLG: 0.480	4-1 BB			0-1 F8		0-0 L8			1-3 K	3 0 0 0 1 1 0												
<b>Ron Coomer, R</b> (1, 3) OBP: 0.297, SLG: 0.408	0-3 K			0-0 2B		2-3 K			1-2 G5-3	4 0 1 0 0 2 2												
<b>Todd Walker, L</b> (1, 4) OBP: 0.376, SLG: 0.487		0-3 K		4-0 IBB		0-0 G6-3			1-2 F7	3 0 0 0 1 1 0												
<b>Marty Cordova, R</b> (1, 7) OBP: 0.340, SLG: 0.392		1-1 L9		2-2 P5		2-1 F7				3 0 0 0 0 0 2												
<b>Javier Valentin, S</b> (1, 2) OBP: 0.256, SLG: 0.304		3-1 P5			3-2 FC6-4 1B		1-0 P8			3 0 1 0 0 0 0												
<b>Pat Meares, R</b> (1, 6) OBP: 0.298, SLG: 0.370			0-0 P3		2-3 K			2-2 G6-3		3 0 0 0 0 1 1												
<b>Inning Stats</b>	R: 0 E: 0 K: 1 S: 9	H: 1 LOB: 2 BB: 1 P: 14	R: 0 E: 0 K: 1 S: 8	H: 0 LOB: 0 BB: 0 P: 12	R: 0 E: 0 K: 0 S: 5	H: 0 LOB: 0 BB: 0 P: 9	R: 0 E: 0 K: 1 S: 9	H: 1 LOB: 2 BB: 1 P: 17	R: 0 E: 0 K: 1 S: 14	H: 1 LOB: 1 BB: 0 P: 21	R: 0 E: 0 K: 0 S: 5	H: 0 LOB: 0 BB: 0 P: 8	R: 0 E: 0 K: 0 S: 4	H: 0 LOB: 0 BB: 0 P: 7	R: 0 E: 0 K: 2 S: 10	H: 0 LOB: 1 BB: 1 P: 18	R: 0 E: 0 K: 1 S: 10	H: 0 LOB: 0 BB: 0 P: 13	1B: 2 2B: 1 3B: 0 HR: 0	SF: 0 SAC: 0 DP: 0 HBP: 0	WP: 0 PB: 0 SB: 0 CS: 0	PA: 33
<b>PITCHER</b> <b>Rick Helling, R</b> (1, 1) ERA: 4.39	IP 9.0	WLS W	BF 33	H 3	R 0	ER 0	SO 8	BB 2	IBB 1	HBP 0	BLK 0	WP 0	HR 0	S 74	P 119	ERA 0.00	WHIP 0.556					
<b>PITCHER</b>	IP	WLS	BF	H	R	ER	SO	BB	IBB	HBP	BLK	WP	HR	S	P	ERA	WHIP					

Minnesota Twins @ Texas Rangers  
The Ballpark at Arlington, Arlington, TX

Mon Sep 07 1998, 4:33 AM EDT  
Att. 24,519 - Cloudy - 92 F

[livebaseballscorecards.com](http://livebaseballscorecards.com)

AB 30  
R 0  
H 3  
RBI 0  
BB 3  
SO 8  
LOB 8



Batter	1	2	3	4	5	6	7	8	9	AB R H RBI BB SO LOB
Tom Goodwin, L (1, 8) OBP: 0.378, SLG: 0.326	1-0 L6		2-2 L8		2-3 K		0-0 WP HR 1B			4 1 1 1 0 1 2
Mark McLemore, S (1, 4) OBP: 0.380, SLG: 0.334	2-2 L7			2-2 P6		0-0 G4-3	1-0 HR			4 1 1 2 0 0 0
29 Rusty Greer, L (1, 7) OBP: 0.394, SLG: 0.443	0-3 K			2-1 F7		4-0 BB	1-3 K			3 0 0 0 1 2 0
Juan Gonzalez, R (1, 9) OBP: 0.360, SLG: 0.627		2-1 F9		1-1 1B		1-3 K	1-0 HR			4 1 2 1 0 1 1
Will Clark, L (1, 10) OBP: 0.388, SLG: 0.515		2-1 E6 1B		2-2 L7		0-0 F9	0-3 K			4 0 1 0 0 1 2
Lee Stevens, L (1, 3) OBP: 0.313, SLG: 0.485		1-3 K			1-2 F9		3-2 E 1B 2B	1-2 P2		4 1 1 0 0 1 1
Bill Haselman, R (1, 2) OBP: 0.323, SLG: 0.560		2-2 G4-3			1-0 G3 1B 1B		1-1 E6 1B	0-0 FC3-6 1B		4 1 2 0 0 0 2
Luis Alicea, S (1, 5) OBP: 0.372, SLG: 0.430			1-0 G6-3		2-2 G3 1B		2-1 E5 SH5-3 1B	2-0 FC3-6 FC4-6		4 1 2 1 0 0 1
Royce Clayton, R (1, 6) OBP: 0.305, SLG: 0.344			0-0 G4-3		1-2 G3		0-1 SH5-3	2-0 FC4-6		3 0 0 0 0 0 3

Inning Stats	R: 0 E: 0 K: 1 S: 8	H: 0 LOB: 0 BB: 0 P: 11	R: 0 E: 1 K: 1 S: 11	H: 1 LOB: 1 BB: 0 P: 18	R: 0 E: 0 K: 0 S: 5	H: 0 LOB: 0 BB: 0 P: 8	R: 0 E: 0 K: 0 S: 12	H: 1 LOB: 1 BB: 0 P: 19	R: 0 E: 0 K: 1 S: 13	H: 2 LOB: 2 BB: 0 P: 20	R: 0 E: 0 K: 1 S: 5	H: 0 LOB: 1 BB: 1 P: 10	R: 6 E: 2 K: 2 S: 22	H: 5 LOB: 0 BB: 0 P: 31	R: 0 E: 0 K: 0 S: 6	H: 1 LOB: 1 BB: 0 P: 11
1B: 7 2B: 1 3B: 0 HR: 2	SF: 0 SAC: 1 DP: 0 HBP: 0	WP: 1 PB: 0 SB: 0 CS: 0	PA: 36													

PITCHER	IP	WLS	BF	H	R	ER	SO	BB	IBB	HBP	BLK	WP	HR	S	P	ERA	WHIP
LaTroy Hawkins, R (1, 1) ERA: 5.12	6.1	L	29	8	5	4	4	1	0	0	0	1	1	69	108	5.68	1.421
Eddie Guardado, L (7, 1) ERA: 4.68	0.2		3	1	1	1	2	0	0	0	0	0	1	7	9	13.50	1.500
Todd Ritchie, R (8, 1) ERA: 7.5	1.0		4	1	0	0	0	0	0	0	0	0	0	6	11	0.00	1.000

BOTTOM

Minnesota Twins @ Texas Rangers  
The Ballpark at Arlington, Arlington, TX

Mon Sep 07 1998, 4:33 AM EDT  
Att. 24,519 - Cloudy - 92 F

livebaseballscorecards.com

AB	34
R	6
H	10
RBI	5
BB	1
SO	6
LOB	12



Batter	1	2	3	4	5	6	7	8	9	AB R H RBI BB SO LOB	TOP
--------	---	---	---	---	---	---	---	---	---	----------------------	-----

<b>Otis Nixon, S</b> <small>(1, 8)</small> <small>OBP: 0.359, SLG: 0.339</small>	1-1 		0-2 	0-3 			1-2 		0-0 	5 1 2 0 0 1 2	
<b>Brent Gates, S</b> <small>(1, 5)</small> <small>OBP: 0.325, SLG: 0.311</small>	2-0 		1-2 		1-2 		1-3 		2-1 	5 0 0 0 0 1 3	
<b>Paul Molitor, R</b> <small>(1, 10)</small> <small>OBP: 0.331, SLG: 0.371</small>	4-1 		0-0 		1-1 		2-1 		2-2 	4 1 1 1 1 0 2	
<b>Matt Lawton, L</b> <small>(1, 9)</small> <small>OBP: 0.386, SLG: 0.479</small>	3-2 		4-1 		0-0 		0-1 			3 0 1 0 1 0 2	
<b>Marty Cordova, R</b> <small>(1, 7)</small> <small>OBP: 0.337, SLG: 0.388</small>	1-1 		1-0 		1-1 		0-0 			4 0 0 0 0 0 4	
<b>Todd Walker, L</b> <small>(1, 4)</small> <small>OBP: 0.375, SLG: 0.485</small>		2-2 		1-0 		2-0 		0-1 		4 0 1 0 0 0 0	
<b>Denny Hocking, S</b> <small>(8, 4)</small> <small>OBP: 0.246, SLG: 0.230</small>										0 0 0 0 0 0 0	
<b>Terry Steinbach, R</b> <small>(1, 2)</small> <small>OBP: 0.314, SLG: 0.417</small>			0-1 		0-1 		0-0 		0-0 	4 2 2 2 0 0 1	
<b>David Ortiz, L</b> <small>(1, 3)</small> <small>OBP: 0.371, SLG: 0.442</small>		4-1 		0-0 		1-1 		2-1 		2 1 1 0 1 0 0	
<b>Ron Coomer, R</b> <small>(8, PH)</small> <small>OBP: 0.297, SLG: 0.407</small>				1-2 						1 0 0 0 0 0 0	
<b>Pat Meares, R</b> <small>(1, 6)</small> <small>OBP: 0.300, SLG: 0.373</small>			1-1 		0-2 		3-0 		0-0 	4 0 2 1 0 0 1	

Inning Stats	R: 1	H: 1	R: 0	H: 0	R: 0	H: 1	R: 1	H: 3	R: 0	H: 1	R: 1	H: 1	R: 1	H: 1	R: 0	H: 1	R: 0	H: 1	R: 0	H: 1	1B: 6	SF: 0	WP: 1	PA: 39
	E: 0	LOB: 1	E: 0	LOB: 1	E: 0	LOB: 2	E: 0	LOB: 1	E: 0	LOB: 1	E: 0	LOB: 0	E: 0	LOB: 0	E: 0	LOB: 1	E: 0	LOB: 1	E: 0	LOB: 1	2B: 1	SAC: 0	PB: 0	
	K: 0	BB: 1	K: 0	BB: 1	K: 0	BB: 1	K: 1	BB: 0	K: 0	BB: 0	K: 1	BB: 0	K: 1	BB: 0	K: 0	BB: 0	K: 0	BB: 0	K: 0	BB: 0	3B: 0	DP: 0	SB: 2	
	S: 9	P: 20	S: 8	P: 15	S: 9	P: 15	S: 10	P: 11	S: 8	P: 11	S: 5	P: 11	S: 11	P: 15	S: 6	P: 8	S: 8	P: 12	S: 8	P: 12	HR: 3	HBP: 0	CS: 0	

PITCHER	IP	WLS	BF	H	R	ER	SO	BB	IBB	HBP	BLK	WP	HR	S	P	ERA	WHIP
<b>Steve Sparks, R</b> <small>(1, 1)</small> <small>ERA: 4.47</small>	6.0	L	27	7	3	3	1	3	0	0	0	1	1	49	83	4.50	1.667
<b>Allen Watson, L</b> <small>(7, 1)</small> <small>ERA: 6.08</small>	1.2		7	2	2	2	1	0	0	0	0	0	2	15	19	10.80	1.200
<b>Omar Olivares, R</b> <small>(8, 1)</small> <small>ERA: 4.06</small>	1.1		5	1	0	0	0	0	0	0	0	0	0	10	16	0.00	0.750

AB R H RBI BB SO LOB

**Minnesota Twins @ Anaheim Angels**  
**Edison International Field, Anaheim, CA**  
 Tue Sep 08 1998, 10:05 PM EDT  
 Att. 20,444 - Unknown - 75 F

AB	36
R	5
H	10
RBI	4
BB	3
SO	2
LOB	15



WP	HR	S	P	ERA	WHIP
1	1	12	8	4.50	1.667



Batter	1	2	3	4	5	6	7	8	9	AB	R	H	RBI	BB	SO	LOB	BOTTOM
<b>Jim Edmonds, L</b> (1, 8) <small>OBP: 0.369, SLG: 0.500</small>	2-2 		3-2 		2-2 			2-2 		4	0	3	0	0	0	0	<b>Minnesota Twins @ Anaheim Angels</b> Edison International Field, Anaheim, CA Tue Sep 08 1998, 10:05 PM EDT Att: 20,444 - Unknown - 75 F
<b>Randy Velarde, R</b> (1, 4) <small>OBP: 0.386, SLG: 0.397</small>	4-2 		1-0 			1-3 		1-1 		3	0	0	0	1	1	2	
<b>16 Garret Anderson, L</b> (1, 9) <small>OBP: 0.334, SLG: 0.468</small>	1-1 		2-0 			0-0 		1-0 		4	0	0	0	0	0	3	
<b>Tim Salmon, R</b> (1, 10) <small>OBP: 0.414, SLG: 0.548</small>	1-3 			1-0 		3-3 			2-0 	4	0	1	0	0	2	1	
<b>Gregg Jefferies, S</b> (1, 7) <small>OBP: 0.339, SLG: 0.411</small> <b>Reggie Williams, S</b> (8, 7) <small>OBP: 0.500, SLG: 0.536</small>		1-1 		2-3 		2-2 		0-1 		3	0	1	0	0	1	1	
<b>Chris Pritchett, L</b> (1, 3) <small>OBP: 0.400, SLG: 0.535</small> <b>Todd Greene, R</b> (9, PH) <small>OBP: 0.362, SLG: 0.400</small>		1-1 		1-3 		3-2 		0-3 		3	0	1	0	0	1	2	
<b>Troy Glaus, R</b> (1, 5) <small>OBP: 0.282, SLG: 0.297</small>		2-3 		3-2 		2-2 		3-2 		1	0	0	0	0	1	1	
<b>Phil Nevin, R</b> (1, 2) <small>OBP: 0.291, SLG: 0.374</small>		2-3 		1-2 		0-0 		1-2 		3	0	1	0	0	1	1	
<b>Gary Disarcina, R</b> (1, 6) <small>OBP: 0.322, SLG: 0.392</small>			0-0 		2-0 		1-1 			3	0	0	0	0	0	2	
<b>Inning Stats</b>	R: 0 H: 1 E: 0 LOB: 1 K: 1 BB: 1 S: 13 P: 21	R: 0 H: 1 E: 0 LOB: 1 K: 2 BB: 0 S: 13 P: 19	R: 0 H: 1 E: 1 LOB: 1 K: 0 BB: 0 S: 9 P: 15	R: 0 H: 1 E: 0 LOB: 1 K: 2 BB: 0 S: 12 P: 19	R: 0 H: 0 E: 0 LOB: 0 K: 0 BB: 0 S: 7 P: 12	R: 0 H: 0 E: 0 LOB: 0 K: 2 BB: 0 S: 8 P: 12	R: 0 H: 2 E: 0 LOB: 2 K: 0 BB: 0 S: 17 P: 25	R: 0 H: 1 E: 0 LOB: 0 K: 0 BB: 0 S: 7 P: 11	R: 0 H: 1 E: 0 LOB: 1 K: 1 BB: 0 S: 9 P: 14	1B: 7 SF: 0 2B: 1 SAC: 0 3B: 0 DP: 1 HR: 0 HBP: 0	WP: 0 PA: 34 PB: 0 SB: 1 CS: 2						
<b>PITCHER</b> <b>Brad Radke, R</b> (1, 1) <small>ERA: 4.09</small> <b>Eddie Guardado, L</b> (8, 1) <small>ERA: 4.53</small>	IP WLS BF H R ER SO BB IBB HBP BLK WP HR S P ERA WHIP 7.0 W 27 6 0 0 7 1 0 0 0 0 0 0 79 123 0.00 1.000																

livebaseballscores.com

<b>AB</b>	<b>33</b>
<b>R</b>	<b>0</b>
<b>H</b>	<b>8</b>
<b>RBI</b>	<b>0</b>
<b>BB</b>	<b>1</b>
<b>SO</b>	<b>8</b>
<b>LOB</b>	<b>17</b>



Batter	1	2	3	4	5	6	7	8	9	AB	R	H	RBI	BB	SO	LOB	TOP									
<b>Otis Nixon, S</b> (1, 8) OBP: 0.357, SLG: 0.337 <b>Alex Ochoa, R</b> (5, 7) OBP: 0.290, SLG: 0.353 (6, 9)	3-2 G6-3	1-0 G1-3		0-1 G6-4-3			1-0 2B	0-2 3B		3	0	0	0	0	0	4										
<b>Pat Meares, R</b> (1, 6) OBP: 0.298, SLG: 0.371 <b>Denny Hocking, S</b> (5, 6) OBP: 0.249, SLG: 0.240	1-2 P3		1-2 G5-3		0-0 F9		1-0 G4-3	2-0 G1-3		3	0	0	0	0	0	0										
<b>Matt Lawton, L</b> (1, 9) OBP: 0.386, SLG: 0.484 <b>Corey Koskie, L</b> (6, 5)	1-1 HR		0-0 G4-3		3-1 G4-3		3-3 K	0-3 K		3	1	1	1	0	0	0										
<b>Paul Molitor, R</b> (1, 10) OBP: 0.330, SLG: 0.369	1-2 G1-3		0-0 E6		1-1 1B		0-0 G4-3	1-0 G6-3		5	0	1	0	0	0	2										
<b>Todd Walker, L</b> (1, 4) OBP: 0.377, SLG: 0.485		2-1 1B	4-0 BB		0-0 F9		2-0 1B		2-3 K	4	1	2	1	1	1	1										
<b>Ron Coomer, R</b> (1, 5) OBP: 0.297, SLG: 0.406 <b>Marty Cordova, R</b> (6, 7) OBP: 0.335, SLG: 0.386		1-1 FC3-6	0-0 G5-3			1-1 L4	1-3 K		0-1 P4	3	0	1	0	0	0	2										
<b>David Ortiz, L</b> (1, 3) OBP: 0.372, SLG: 0.453		2-1 SF9		1-3 K		1-0 HR		4-1 BB	1-3 K	3	2	1	2	1	2	0										
<b>Terry Steinbach, R</b> (1, 2) OBP: 0.317, SLG: 0.420 <b>A.J. Pierzynski, L</b> (5, 2)		2-0 FC3-6	2-1 1B	2-1 1B		0-2 G4-3		1-1 BB	1-2 3B	2	0	2	0	0	0	0										
<b>Chris Latham, S</b> (1, 7) OBP: 0.283, SLG: 0.132 (5, 8)		3-2 FC3-6		3-2 G6-4-3		0-3 K		4-1 3B	1-2 3B	3	1	1	0	1	1	2										
<b>Inning Stats</b>	R: 1 E: 0 K: 0 S: 14	H: 1 LOB: 0 BB: 0 P: 20	R: 1 E: 0 K: 0 S: 11	H: 3 LOB: 2 BB: 0 P: 22	R: 0 E: 1 K: 0 S: 6	H: 0 LOB: 2 BB: 1 P: 11	R: 0 E: 0 K: 1 S: 10	H: 2 LOB: 1 BB: 0 P: 16	R: 0 E: 0 K: 0 S: 6	H: 1 LOB: 1 BB: 0 P: 10	R: 1 E: 0 K: 1 S: 9	H: 1 LOB: 0 BB: 0 P: 11	R: 2 E: 0 K: 2 S: 11	H: 3 LOB: 1 BB: 0 P: 19	R: 3 E: 0 K: 1 S: 11	H: 1 LOB: 1 BB: 2 P: 23	R: 0 E: 0 K: 2 S: 8	H: 0 LOB: 0 BB: 0 P: 11	1B: 7 2B: 2 3B: 1 HR: 2	SF: 1 SAC: 0 DP: 1 HBP: 1	WP: 0 PB: 0 SB: 0 CS: 0	PA: 43				
<b>PITCHER</b>	IP	WLS	BF	H	R	ER	SO	BB	IBB	HBP	BLK	WP	HR	S	P	ERA	WHIP									
<b>Ken Hill, R</b> (1, 1) ERA: 5.03 <b>Omar Olivares, R</b> (2, 1) ERA: 4.0 <b>Shigetoshi Hasegawa, R</b> (7, 1) ERA: 2.96 <b>Trevor Wilson, L</b> (8, 1) ERA: 5.4 <b>Pep Harris, R</b> (8, 1) ERA: 4.94	1.1		8	4	2	2	0	0	0	0	0	0	1	21	34	13.50	3.000									
<b>Troy Percival, R</b> (9, 1) ERA: 3.13	1.0	S	3	0	0	0	2	0	0	0	0	0	0	0	8	11	0.00	0.000								

Minnesota Twins @ Anaheim Angels  
 Edison International Field, Anaheim, CA

Wed Sep 09 1998, 10:05 PM EDT  
 Att. 20,070 - Overcast - 72 F

livebaseballscorecards.com

AB	38
R	8
H	12
RBI	8
BB	3
SO	7
LOB	15



Batter	1	2	3	4	5	6	7	8	9
<b>Orlando Palmeiro, L</b> (1, 7) OBP: 0.409, SLG: 0.411 <b>Reggie Williams, S</b> (8, PH) OBP: 0.514, SLG: 0.536 (9, 7)	3-1 	1-2 <b>G5-3</b> 	2-1 		4-0 			4-2 	
<b>Randy Velarde, R</b> (1, 4) OBP: 0.380, SLG: 0.389	2-2 <b>G5-3</b> 		0-1 		0-1 <b>G4-6-3</b> 			1-0 <b>F8</b> 	
<b>Jim Edmonds, L</b> (1, 8) OBP: 0.369, SLG: 0.501	1-3 <b>K</b> 		2-1 		0-3 <b>K</b> 			1-2 <b>E6</b> 	
<b>Tim Salmon, R</b> (1, 10) OBP: 0.414, SLG: 0.553	2-1 <b>G5-3</b> 		1-0 		1-1 <b>L6</b> 			3-3 <b>K</b> 	
<b>16 Garret Anderson, L</b> (1, 9) OBP: 0.337, SLG: 0.470			2-1 					1-3 <b>K</b> 	
<b>Chris Pritchett, L</b> (1, 3) OBP: 0.388, SLG: 0.511			0-0 <b>FC5-4</b> 					3-3 <b>K</b> 	
<b>Craig Shipley, R</b> (1, 5) OBP: 0.321, SLG: 0.380			1-1 	0-0 <b>SH2-4</b> 	0-0 <b>F9</b> 			2-1 <b>G6-3</b> 	
<b>Charlie O'Brien, R</b> (1, 2) OBP: 0.306, SLG: 0.388			3-1 		4-0 			3-1 <b>P6</b> 	
<b>Gary Disarcina, R</b> (1, 6) OBP: 0.322, SLG: 0.391			2-0 <b>G6-3</b> 		2-2 			2-2 <b>F8</b> 	

AB	R	H	RBI	BB	SO	LOB
3	1	2	2	1	0	2
0	0	0	0	1	0	0
5	1	1	0	0	0	5
5	2	2	3	0	2	2
4	1	1	2	1	1	3
4	1	3	1	0	1	0
4	2	1	0	0	1	3
3	0	1	0	0	0	0
3	1	1	0	1	0	0
4	1	1	2	0	0	2

**BOTTOM**

**Minnesota Twins @ Anaheim Angels**  
 Edison International Field, Anaheim, CA  
 Wed Sep 09 1998, 10:05 PM EDT  
 Att: 20,070 - Overcast - 72 F

[livebaseballscorecards.com](http://livebaseballscorecards.com)

<b>AB</b>	<b>35</b>
<b>R</b>	<b>10</b>
<b>H</b>	<b>13</b>
<b>RBI</b>	<b>10</b>
<b>BB</b>	<b>4</b>
<b>SO</b>	<b>5</b>
<b>LOB</b>	<b>17</b>



Inning Stats	R: 0	H: 1	E: 0	LOB: 1	K: 1	P: 18	R: 1	H: 3	E: 0	LOB: 2	K: 0	P: 21	R: 9	H: 9	E: 2	LOB: 2	K: 0	P: 46	R: 0	H: 0	E: 0	LOB: 0	K: 0	P: 6	R: 0	H: 0	E: 0	LOB: 0	K: 2	P: 13	R: 0	H: 0	E: 0	LOB: 0	K: 0	P: 15	R: 0	H: 0	E: 1	LOB: 2	K: 1	P: 18
--------------	------	------	------	--------	------	-------	------	------	------	--------	------	-------	------	------	------	--------	------	-------	------	------	------	--------	------	------	------	------	------	--------	------	-------	------	------	------	--------	------	-------	------	------	------	--------	------	-------

PITCHER	IP	WLS	BF	H	R	ER	SO	BB	IBB	HBP	BLK	WP	HR	S	P	ERA	WHIP
<b>Frankie Rodriguez, R</b> (1, 1) ERA: 6.68	2.0	L	15	9	6	6	1	0	0	0	0	0	1	30	53	27.00	4.500
<b>Dan Serafini, L</b> (3, 1) ERA: 5.99	1.0		9	4	4	4	0	1	1	0	0	0	0	15	32	36.00	5.000
<b>Todd Ritchie, R</b> (4, 1) ERA: 7.11	1.0		3	0	0	0	0	0	0	0	0	0	0	4	6	0.00	0.000
<b>Travis Miller, L</b> (5, 1) ERA: 5.87	2.0		6	0	0	0	3	1	0	0	0	0	0	13	22	0.00	0.500
<b>23 Benj Sampson, L</b> (7, 1) ERA:	1.0		3	0	0	0	0	0	0	0	0	0	0	8	15	0.00	0.000

PITCHER	IP	WLS	BF	H	R	ER	SO	BB	IBB	HBP	BLK	WP	HR	S	P	ERA	WHIP
<b>Travis Baptist, L</b> (8, 1) ERA: 7.4	0.1		3	0	0	0	0	1	0	0	0	0	0	6	12	0.00	3.000
<b>Hector Carrasco, R</b> (8, 1) ERA: 4.11	0.2		1	0	0	0	1	0	0	0	0	0	0	3	6	0.00	0.000

Batter	1	2	3	4	5	6	7	8	9	AB R H RBI BB SO LOB	TOP											
Rickey Henderson, R OBP: 0.372, SLG: 0.331 (1, 7)	G3-1		1B	G1-3		FC5-4			K	5 0 1 0 0 1 4												
Bip Roberts, S OBP: 0.348, SLG: 0.338 (1, 4)	F7		1B			K		F8	F7	5 0 1 0 0 1 0												
Jason Giambi, L OBP: 0.377, SLG: 0.479 (1, 3)	1B		K			P5		F8		4 0 1 0 0 1 2												
Matt Stairs, L OBP: 0.383, SLG: 0.530 (1, 10)		G4-3	G4-3			L7		2B		4 0 1 0 0 0 2												
Ben Grieve, L OBP: 0.383, SLG: 0.447 Jason McDonald, S OBP: 0.367, SLG: 0.319 (1, 9) (8, 9)		2B		F8		3 2B 3 E 1B		G4-3		4 2 2 0 0 0 1 0 0 0 0 0 0 0												
Ryan Christenson, R OBP: 0.338, SLG: 0.388 (1, 8)		3 G4-3 1-H 2B		3 FC4-6 1B		F8		K2-3		4 0 2 1 0 1 1												
3 Eric Chavez, L OBP: 0.222, SLG: 0.333 (1, 5)		G4-3		1 SAFE FC4-6 1B		E8		G4-3		4 1 1 0 0 0 2												
Miguel Tejada, R OBP: 0.304, SLG: 0.375 (1, 6)		L8		1-2 1B		G4-3		F7		4 0 1 0 0 0 2												
A.J. Hinch, R OBP: 0.304, SLG: 0.350 (1, 2)			G5-3	1-2 2-H 1B		FC5-4 BB			F8	3 0 1 1 1 0 0												
<b>Inning Stats</b>	R: 0 E: 0 K: 0 S: 7	H: 1 LOB: 1 BB: 0 P: 13	R: 1 E: 0 K: 0 S: 13	H: 2 LOB: 1 BB: 0 P: 17	R: 0 E: 0 K: 1 S: 10	H: 2 LOB: 2 BB: 0 P: 12	R: 1 E: 0 K: 0 S: 12	H: 3 LOB: 2 BB: 0 P: 17	R: 0 E: 0 K: 1 S: 7	H: 0 LOB: 0 BB: 0 P: 11	R: 1 E: 1 K: 0 S: 12	H: 2 LOB: 2 BB: 1 P: 25	R: 0 E: 0 K: 0 S: 6	H: 1 LOB: 1 BB: 0 P: 12	R: 0 E: 0 K: 1 S: 14	H: 0 LOB: 0 BB: 0 P: 20	R: 0 E: 0 K: 1 S: 7	H: 0 LOB: 0 BB: 0 P: 10	1B: 8 2B: 3 3B: 0 HR: 0	SF: 0 SAC: 0 DP: 0 HBP: 0	WP: 0 PB: 0 SB: 0 CS: 0	PA: 38
<b>PITCHER</b>	IP WLS BF H R ER SO BB IBB HBP BLK WP HR S P ERA WHIP																					
Bob Tewksbury, R ERA: 4.09 (1, 1)	6.0 L 28 10 3 3 2 1 0 0 0 0 0 0 61 95 4.50 1.833																					
Eddie Guardado, L ERA: 4.45 (7, 1)	1.0 4 1 0 0 0 0 0 0 0 0 0 0 6 12 0.00 1.000																					
Mike Trombley, R ERA: 3.77 (8, 1)	1.0 3 0 0 0 1 0 0 0 0 0 0 0 14 20 0.00 0.000																					
Rick Aguilera, R ERA: 3.69 (9, 1)	1.0 3 0 0 0 1 0 0 0 0 0 0 0 7 10 0.00 0.000																					

Oakland Athletics @ Minnesota Twins  
 Hubert H. Humphrey Metrodome, Minneapolis, MN  
 Fri Sep 11 1998, 8:05 PM EDT  
 Att. 9,333 - Dome - 72 F

AB	37
R	3
H	11
RBI	2
BB	1
SO	4
LOB	14



Batter	1	2	3	4	5	6	7	8	9	AB	R	H	RBI	BB	SO	LOB
<b>Otis Nixon, S</b> <small>OBP: 0.354, SLG: 0.333</small> <small>(1, 8)</small>	1-3 			1-2 	1-0 			3-3 		4	0	0	0	0	2	1
<b>Brent Gates, S</b> <small>OBP: 0.321, SLG: 0.307</small> <small>(1, 5)</small>	1-1 			1-0 		1-2 			3-1 	4	0	0	0	0	0	0
<b>Matt Lawton, L</b> <small>OBP: 0.387, SLG: 0.482</small> <small>(1, 9)</small>	1-3 			4-0 		4-2 			2-1 	2	0	0	0	2	1	0
<b>Paul Molitor, R</b> <small>OBP: 0.331, SLG: 0.370</small> <small>(1, 3)</small>			1-0 	3-2 		2-0 			1-1 	4	0	2	0	0	0	2
<b>Terry Steinbach, R</b> <small>OBP: 0.316, SLG: 0.416</small> <small>(1, 2)</small>			0-1 		4-2 				3-2 	3	1	0	0	1	0	2
<b>Todd Walker, L</b> <small>OBP: 0.375, SLG: 0.482</small> <small>(1, 4)</small>			3-2 		0-0 					3	0	0	0	0	0	1
<b>Alex Ochoa, R</b> <small>OBP: 0.295, SLG: 0.363</small> <small>(1, 10)</small>				4-1 		0-1 				2	1	1	1	1	0	0
<b>Pat Meares, R</b> <small>OBP: 0.299, SLG: 0.371</small> <small>(1, 6)</small>				2-0 		1-2 			0-0 	3	0	1	1	0	0	1
<b>Chris Latham, S</b> <small>OBP: 0.271, SLG: 0.125</small> <small>(1, 7)</small>				1-3 		0-0 			1-3 	2	0	0	0	0	2	0

Inning Stats	R: 0	H: 0	R: 0	H: 1	R: 0	H: 0	R: 2	H: 2	R: 0	H: 0	R: 0	H: 0	R: 0	H: 0	R: 0	H: 1	R: 0	H: 1	1B: 3	SF: 0	WP: 0	PA: 32
	E: 0	LOB: 0	E: 0	LOB: 0	E: 0	LOB: 1	E: 0	LOB: 1	E: 0	LOB: 0	E: 0	LOB: 0	E: 0	LOB: 0	E: 0	LOB: 1	E: 0	LOB: 1	2B: 0	SAC: 1	PB: 0	
	K: 2	BB: 0	K: 0	BB: 0	K: 1	BB: 1	K: 0	BB: 1	K: 0	BB: 1	K: 0	BB: 0	K: 0	BB: 0	K: 2	BB: 0	K: 0	BB: 0	3B: 1	DP: 3	SB: 0	
	S: 8	P: 11	S: 6	P: 10	S: 5	P: 12	S: 11	P: 17	S: 6	P: 13	S: 4	P: 4	S: 7	P: 11	S: 10	P: 19	S: 10	P: 19	HR: 0	HBP: 0	CS: 1	

PITCHER	IP	WLS	BF	H	R	ER	SO	BB	IBB	HBP	BLK	WP	HR	S	P	ERA	WHIP
<b>Kenny Rogers, L</b> <small>ERA: 3.03</small> <small>(1, 1)</small>	9.0	W	32	4	2	2	5	4	0	0	0	0	0	64	113	2.00	0.889

**BOTTOM**

**Oakland Athletics @ Minnesota Twins**  
 Hubert H. Humphrey Metrodome, Minneapolis, MN

Fri Sep 11 1998, 8:05 PM EDT  
 Att. 9,333 - Dome - 72 F

<b>AB</b>	<b>27</b>
<b>R</b>	<b>2</b>
<b>H</b>	<b>4</b>
<b>RBI</b>	<b>2</b>
<b>BB</b>	<b>4</b>
<b>SO</b>	<b>5</b>
<b>LOB</b>	<b>7</b>

livebaseballscores.com

Batter	1	2	3	4	5	6	7	8	9	AB R H RBI BB SO LOB	TOP											
Rickey Henderson, R OBP: 0.374, SLG: 0.331 (1, 7)	2-2 BB 1B		4-1 S 1B BB	1-2 L9		4-0 2B BB		2-3 K		3 2 1 0 2 1 2												
Ryan Christenson, R OBP: 0.339, SLG: 0.389 (1, 8)	4-2 CS BB		1-2 F7		1-0 F8	2-1 2B		0-1 G6-3		4 0 1 2 1 0 1												
Jason Giambi, L OBP: 0.379, SLG: 0.479 (1, 3)	1-3 K		0-2 BB 1B		4-2 BB	2-3 K		4-2 BB		3 1 1 1 2 2 3												
Matt Stairs, L OBP: 0.381, SLG: 0.526 (1, 10)	2-2 P4		4-2 1B BB		1-2 P5		1-0 G4-3		0-2 G6-4-3	4 0 0 0 1 0 4												
Mike Blowers, R OBP: 0.306, SLG: 0.394 (1, 5)	1-0 CS	1-3 K	3-2 1B		0-2 P4		2-3 K			4 0 1 1 0 2 1												
Ben Grieve, L OBP: 0.382, SLG: 0.444 (1, 9)		1-3 K	1-0 F9			4-1 2B SF7 BB		2-3 K		3 1 0 0 1 2 2												
Jason McDonald, S OBP: 0.367, SLG: 0.319 (7, 9)										0 0 0 0 0 0 0												
Scott Spiezio, S OBP: 0.339, SLG: 0.401 (1, 4)		0-3 K			0-2 P3					4 1 2 0 0 1 0												
Miguel Tejada, R OBP: 0.307, SLG: 0.387 (1, 6)			2-2 HR		0-2 1B					4 1 2 1 0 1 3												
A.J. Hinch, R OBP: 0.300, SLG: 0.346 (1, 2)			1-3 K		0-2 P3					3 0 0 1 0 2 2												
<b>Inning Stats</b>	R: 0 E: 0 K: 1 S: 14	H: 1 LOB: 1 BB: 1 P: 24	R: 0 E: 0 K: 3 S: 10	H: 0 LOB: 0 BB: 0 P: 12	R: 3 E: 0 K: 1 S: 21	H: 3 LOB: 2 BB: 2 P: 37	R: 0 E: 0 K: 0 S: 13	H: 1 LOB: 1 BB: 0 P: 14	R: 0 E: 0 K: 0 S: 11	H: 0 LOB: 1 BB: 1 P: 17	R: 3 E: 0 K: 1 S: 10	H: 2 LOB: 1 BB: 2 P: 22	R: 0 E: 0 K: 2 S: 7	H: 0 LOB: 0 BB: 0 P: 12	R: 0 E: 0 K: 3 S: 13	H: 1 LOB: 1 BB: 0 P: 19	R: 0 E: 0 K: 0 S: 7	H: 0 LOB: 0 BB: 1 P: 11	1B: 5 2B: 2 3B: 0 HR: 1	SF: 1 SAC: 0 DP: 1 HBP: 0	WP: 0 PB: 0 SB: 1 CS: 1	PA: 41
<b>PITCHER</b>	IP WLS BF H R ER SO BB IBB HBP BLK WP HR S P ERA WHIP																					
Eric Milton, L ERA: 5.66 (1, 1)	5.0 L 25 6 5 4 5 5 0 0 0 0 1 71 110 7.20 2.200																					
Hector Carrasco, R ERA: 4.19 (6, 1)	1.0 5 1 1 1 1 1 0 0 0 0 0 8 16 9.00 2.000																					
Travis Miller, L ERA: 4.91 (7, 1)	3.0 10 1 0 0 5 1 0 0 0 0 0 27 42 0.00 0.667																					

Oakland Athletics @ Minnesota Twins  
 Hubert H. Humphrey Metrodome, Minneapolis, MN  
 Sat Sep 12 1998, 8:05 PM EDT  
 Att: 11,771 - Dome - 72 F

livebaseballscorecards.com

AB	32
R	6
H	8
RBI	6
BB	7
SO	11
LOB	18





Batter	1	2	3	4	5	6	7	8	9	10	11	12	AB R H RBI BB SO LOB	TOP
Rickey Henderson, R OBP: 0.372, SLG: 0.335	(1, 7) F8		1-0 HR		2-0 F9		3-1 F9		1-3 K		2-1 FC4-6		6 1 1 2 0 1 4	
Ryan Christenson, R OBP: 0.339, SLG: 0.386	(1, 8) K		2-0 G4-6-3 1B		2-2 F9		4-2 BB		0-3 K			1-3 K	5 0 1 0 1 3 2	
Jason Giambi, L OBP: 0.382, SLG: 0.486	(1, 3) E7 1B		2-2 G4-6-3		2-2		4-0			0-1 F7		0-1 1B HR 1B	5 2 3 3 1 0 1	
Matt Stairs, L OBP: 0.390, SLG: 0.522	(1, 10) K			4-2 1B G4-6-3 BB		2-0 L5		1-0 L3		3-2 P4		0-0 1B HR 1B	5 2 1 0 1 1 4	
Ben Grieve, L OBP: 0.385, SLG: 0.450		1-2 G4-3		1-2 1B G4-6-3		4-0 BB		2-3 K		4-1 BB		1-0 1B HR	4 1 2 3 2 1 0	
Scott Spiezio, S OBP: 0.338, SLG: 0.398		0-0 P6		1-1 G4-6-3		1-0 F8		4-2 G5-3 BB		2-3 K		1-0 G6-3	3 0 0 0 1 0 2	
Jason McDonald, S OBP: 0.367, SLG: 0.319	(8, PR)			1-2f 3-H									0 0 0 0 0 0 0	
A.J. Hinch, R OBP: 0.299, SLG: 0.344	(8, 2)												2 0 0 0 0 1 1	
3 Eric Chavez, L OBP: 0.182, SLG: 0.273	(1, 5) K			0-3 K		3-1 F9		1-2 G5-3		2-3 K		1-1 F8	2 0 0 0 0 2 0	
Mike Blowers, R OBP: 0.303, SLG: 0.390	(6, PH)							1-2					4 0 0 0 0 1 2	
Miguel Tejada, R OBP: 0.308, SLG: 0.385	(1, 6) K			1-2 F9 1B HR 1B		0-1 G4-3		3-1 G1-3		4-2 FC4-6 BB			4 1 1 0 1 1 3	
Mike Macfarlane, R OBP: 0.290, SLG: 0.399	(1, 2) HR 1B			1-0 HR 1B					2-3 K				3 2 3 0 0 0 0	
Bip Roberts, S OBP: 0.346, SLG: 0.336	(8, 4)							2-1 BB BB 1B					2 0 0 0 0 1 1	
<b>Inning Stats</b>	R: 0 H: 1 E: 1 LOB: 1 K: 2 S: 15	R: 0 H: 0 E: 0 LOB: 0 K: 1 S: 11	R: 2 H: 3 E: 0 LOB: 0 K: 1 S: 9	R: 1 H: 1 E: 0 LOB: 0 K: 1 S: 13	R: 3 H: 3 E: 0 LOB: 0 K: 0 S: 13	R: 0 H: 0 E: 0 LOB: 1 K: 0 S: 5	R: 0 H: 1 E: 0 LOB: 2 K: 0 S: 8	R: 0 H: 0 E: 0 LOB: 2 K: 1 S: 10	R: 0 H: 0 E: 0 LOB: 0 K: 3 S: 10	R: 0 H: 0 E: 0 LOB: 1 K: 1 S: 12	R: 0 H: 0 E: 0 LOB: 1 K: 1 S: 10	R: 3 H: 3 E: 0 LOB: 0 K: 1 S: 10	1B: 9 SF: 0 2B: 1 SAC: 0 3B: 0 DP: 3 HR: 3 HBP: 0	WP: 0 PA: 52 PB: 0 SB: 0 CS: 0
<b>PITCHER</b>	IP WLS BF H R ER SO BB IBB HBP BLK WP HR S P ERA WHIP													
LaTroy Hawkins, R ERA: 5.23	(1, 1) 5.0 22 8 6 6 5 1 0 0 0 0 0 2 61 91 10.80 1.800													
Travis Baptist, L ERA: 7.06	(6, 1) 1.0 4 0 0 0 0 1 0 0 0 0 0 5 13 0.00 1.000													
Todd Ritchie, R ERA: 6.98	(7, 1) 0.1 3 1 0 0 0 1 0 0 0 0 0 7 16 0.00 6.000													
23 Benj Sampson, L ERA:	(7, 1) 1.0 4 0 0 0 1 2 0 0 0 0 0 6 17 0.00 2.000													
Mike Trombley, R ERA: 3.7	(8, 1) 1.2 5 0 0 0 3 0 0 0 0 0 0 15 22 0.00 0.000													
<b>PITCHER</b>	IP WLS BF H R ER SO BB IBB HBP BLK WP HR S P ERA WHIP													
Eddie Guardado, L ERA: 4.39	(10, 1) 1.0 4 0 0 0 1 1 0 0 0 0 0 12 21 0.00 1.000													
Rick Aguilera, R ERA: 3.97	(11, 1) 2.0 10 3 3 3 2 1 0 0 0 0 1 20 33 13.50 2.000													

Oakland Athletics @ Minnesota Twins  
 Hubert H. Humphrey Metrodome, Minneapolis, MN  
 Sun Sep 13 1998, 4:33 AM EDT  
 Att: 8,454 - Dome - 72 F

livebaseballscorecards.com

AB	45
R	9
H	12
RBI	8
BB	7
SO	12
LOB	20





Batter	1	2	3	4	5	6	7	8	9	10	11	12	AB	R	H	RBI	BB	SO	LOB
Todd Walker, L OBP: 0.374, SLG: 0.476	1-1 F7		0-0 G4-3 1B	2-3 K			0-0 G4-3	1-2 F8			0-1 P3		6	0	1	0	0	1	5
Denny Hocking, S OBP: 0.251, SLG: 0.244	1-2 1B SF9 1B		0-1 G4-3			1-2 G1-3	0-0 1B 2-H 1B	2-3 K			1-1 G4-3		6	2	2	1	0	1	2
Matt Lawton, L OBP: 0.385, SLG: 0.476	1-0 1-3 1B		0-1 G4-3			1-0 F8	2-2 1B 1-3 2B 1B			4-2 L4-3 BB		5	1	2	0	1	0	1	
Paul Molitor, R OBP: 0.332, SLG: 0.376	2-1 SF9			1-0 1B 3B		1-1 F9	2-0 2B 1B			0-0 F9		5	2	2	2	0	0	1	
David Ortiz, L OBP: 0.371, SLG: 0.452	1-3 G4-3			1-2 E BB 1B		1-2 G4-3	1-2 2B			0-0 L4-3		3	0	1	1	0	0	1	
Ron Coomer, R OBP: 0.296, SLG: 0.412				3-H 1B			1-H 2-H 2B			1-2 L4-3		3	0	1	2	0	0	1	
Pat Meares, R OBP: 0.302, SLG: 0.373		1-0 G5-3		4-1 E BB		1-1 1B	1-2 P4			1-0 L8		5	0	1	0	1	0	2	
Corey Koskie, L OBP: 0.143, SLG: 0.143		2-3 K		1-2 E6		0-0 F7	3-2 G4-3			3-2 G4-3		4	0	0	0	0	1	4	
Brent Gates, S OBP: 0.319, SLG: 0.305				1-2 2-3		1-2 L9				1-1 G4-3		1	0	0	0	0	0	0	
Javier Valentin, S OBP: 0.255, SLG: 0.301		1-3 K		2-3 K		0-0 FC5-6 1B				1-1 G4-3		5	0	1	0	0	2	4	
Chris Latham, S OBP: 0.268, SLG: 0.128			2-3 K	0-3 K		0-1 G4-3 1B	1-1 FC5-6			1-3 K		5	1	1	0	0	3	4	

Inning Stats	R: 1	H: 2	E: 0	LOB: 1	K: 0	P: 15	R: 0	H: 0	E: 0	LOB: 0	K: 2	P: 7	R: 0	H: 1	E: 0	LOB: 1	K: 1	P: 8	R: 1	H: 2	E: 1	LOB: 3	K: 3	P: 22	R: 0	H: 0	E: 0	LOB: 0	K: 1	P: 10	R: 0	H: 0	E: 0	LOB: 0	K: 1	P: 10	R: 0	H: 1	E: 0	LOB: 1	K: 0	P: 9	R: 0	H: 0	E: 0	LOB: 0	K: 0	P: 9	R: 4	H: 5	E: 0	LOB: 1	K: 0	P: 20	R: 0	H: 1	E: 1	LOB: 1	K: 1	P: 14	R: 0	H: 0	E: 0	LOB: 0	K: 0	P: 8	R: 0	H: 0	E: 0	LOB: 0	K: 0	P: 11	R: 0	H: 0	E: 1	LOB: 0	K: 1	P: 9	R: 0	H: 0	E: 1	LOB: 1	K: 0	P: 18	1B: 10	SF: 1	2B: 2	SAC: 0	3B: 1	DP: 1	HR: 0	HBP: 0	WP: 0	PA: 51
--------------	------	------	------	--------	------	-------	------	------	------	--------	------	------	------	------	------	--------	------	------	------	------	------	--------	------	-------	------	------	------	--------	------	-------	------	------	------	--------	------	-------	------	------	------	--------	------	------	------	------	------	--------	------	------	------	------	------	--------	------	-------	------	------	------	--------	------	-------	------	------	------	--------	------	------	------	------	------	--------	------	-------	------	------	------	--------	------	------	------	------	------	--------	------	-------	--------	-------	-------	--------	-------	-------	-------	--------	-------	--------


PITCHER	IP	WLS	BF	H	R	ER	SO	BB	IBB	HBP	BLK	WP	HR	S	P	ERA	WHIP
Mike Oquist, R ERA: 6.35	(1, 1)	5.1	24	6	2	2	6	1	0	0	0	0	0	63	93	3.38	1.312
T.J. Mathews, R ERA: 5.01	(6, 1)	1.0	7	4	4	4	0	0	0	0	0	0	0	11	15	36.00	4.000
Buddy Groom, L ERA: 4.5	(7, 1)	0.0	1	1	0	0	0	0	0	0	0	0	0	3	4	∞	∞
Tim Worrell, R ERA: 5.44	(7, 1)	0.2	2	0	0	0	0	0	0	0	0	0	0	8	12	0.00	0.000
Mike Mohler, L ERA: 5.21	(8, 1)	3.0	10	1	0	0	1	1	0	0	0	0	0	19	33	0.00	0.667

**BOTTOM**

**Oakland Athletics @ Minnesota Twins**  
 Hubert H. Humphrey Metrodome, Minneapolis, MN

Sun Sep 13 1998, 4:33 AM EDT  
 Att. 8,454 - Dome - 72 F

AB	48
R	6
H	12
RBI	6
BB	2
SO	8
LOB	25



PITCHER	IP	WLS	BF	H	R	ER	SO	BB	IBB	HBP	BLK	WP	HR	S	P	ERA	WHIP
28 Mark Holzemer, L ERA: 1.04	(11, 1)	1.0	3	0	0	0	1	0	0	0	0	0	0	7	9	0.00	0.000
Billy Taylor, R ERA: 3.82	(12, 1)	1.0	4	0	0	0	0	0	0	0	0	0	0	12	18	0.00	0.000

Batter	1	2	3	4	5	6	7	8	9	AB R H RBI BB SO LOB
<b>Carlos Guillen, S</b> (1, 4) OBP: 0.367, SLG: 0.357	1-3 K	1-1 F7			2-3 K	1-1 G6-3		1-0 1B		5 1 1 1 0 2 4
<b>Alex Rodriguez, R</b> (1, 6) OBP: 0.355, SLG: 0.555	0-0 G6-3	0-3 K			1-1 F9	0-2 SF7		2-2 1B		4 0 1 2 0 1 2
<b>Ken Griffey Jr., L</b> (1, 8) OBP: 0.368, SLG: 0.609 <b>Charles Gipson, R</b> (8, 8) OBP: 0.310, SLG: 0.243	2-1 P4				0-0 G5-3	2-3 K		1-0 G5-3		5 0 0 0 0 2 2 0 0 0 0 0 0 0
<b>Edgar Martinez, R</b> (1, 10) OBP: 0.416, SLG: 0.542 <b>Giomar Guevara, S</b> (9, PR) OBP: 0.500, SLG: 0.250						2-2 HR		2-2 G6-3		5 1 3 1 0 0 0 0 0 0 0 0 0 0
<b>Raul Ibanez, L</b> (1, 3) OBP: 0.304, SLG: 0.519						0-0 1B HR		2-3 K		4 2 2 0 1 2 1
<b>Dan Wilson, R</b> (1, 2) OBP: 0.310, SLG: 0.403						0-1 1B HR		1-1 G6-3		4 2 1 0 0 1 3
<b>Russ Davis, R</b> (1, 5) OBP: 0.310, SLG: 0.458						0-0 2B 1B		2-0 2B 2B		5 3 3 3 0 2 2
<b>Ryan Radmanovich, L</b> (1, 9) OBP: 0.194, SLG: 0.286						0-0 G3		0-0 F7		5 1 2 2 0 1 3
<b>Shane Monahan, L</b> (1, 7) OBP: 0.284, SLG: 0.374						1-0 F8		0-1 F8		4 0 2 1 0 0 1


Inning Stats	R: 0	H: 0	E: 0	K: 1	S: 7	P: 10	R: 3	H: 3	E: 0	K: 1	S: 16	P: 24	R: 0	H: 1	E: 0	K: 2	S: 15	P: 21	R: 0	H: 0	E: 0	K: 1	S: 6	P: 9	R: 0	H: 0	E: 0	K: 1	S: 7	P: 10	R: 5	H: 6	E: 0	K: 1	S: 21	P: 31	R: 0	H: 0	E: 0	K: 1	S: 9	P: 14	R: 2	H: 3	E: 0	K: 0	S: 9	P: 15	R: 0	H: 2	E: 0	K: 3	S: 14	P: 20	1B: 10	SF: 1	2B: 3	SAC: 0	3B: 0	DP: 0	HR: 2	HBP: 1	WP: 0	PA: 44
--------------	------	------	------	------	------	-------	------	------	------	------	-------	-------	------	------	------	------	-------	-------	------	------	------	------	------	------	------	------	------	------	------	-------	------	------	------	------	-------	-------	------	------	------	------	------	-------	------	------	------	------	------	-------	------	------	------	------	-------	-------	--------	-------	-------	--------	-------	-------	-------	--------	-------	--------

PITCHER	IP	WLS	BF	H	R	ER	SO	BB	IBB	HBP	BLK	WP	HR	S	P	ERA	WHIP
<b>Brad Radke, R</b> (1, 1) ERA: 4.31	5.0	L	25	8	7	7	6	1	0	1	0	0	2	59	84	12.60	1.800
<b>Dan Serafini, L</b> (6, 1) ERA: 6.11	3.0		14	5	3	3	2	0	0	0	0	0	0	31	50	9.00	1.667
<b>Todd Ritchie, R</b> (9, 1) ERA: 6.64	1.0		5	2	0	0	3	0	0	0	0	0	0	14	20	0.00	2.000

**Seattle Mariners @ Minnesota Twins**  
 Hubert H. Humphrey Metrodome, Minneapolis, MN

Mon Sep 14 1998, 8:05 PM EDT  
 Att. 9,711 - Dome - 72 F

<b>AB</b>	<b>41</b>
<b>R</b>	<b>10</b>
<b>H</b>	<b>15</b>
<b>RBI</b>	<b>10</b>
<b>BB</b>	<b>1</b>
<b>SO</b>	<b>11</b>
<b>LOB</b>	<b>18</b>



Batter	1	2	3	4	5	6	7	8	9	AB R H RBI BB SO LOB
Chris Latham, S OBP: 0.279, SLG: 0.137 (1, 8) BBB	4-0 1B BB	1-0 E3		2-2 1B			3-2 F8		1-3 K	4 1 1 0 1 1 1
Alex Ochoa, R OBP: 0.294, SLG: 0.361 Denny Hocking, S OBP: 0.254, SLG: 0.242 (7, PH) (8, 9) SAFE SSS	0-3 K	2-1 G6-3		0-0 G1-3			4-1 BB		1-1 G3	3 0 0 0 0 1 3 1 0 0 0 1 0 1
Paul Molitor, R OBP: 0.331, SLG: 0.375 (1, 10) X	0-0 1B 1-2 1B		1-3 K		0-0 F7		1-3 K			4 0 1 0 0 2 1
David Ortiz, L OBP: 0.372, SLG: 0.450 (1, 3) CF X	0-2 1B 1-2 2-H 1B		4-1 E BB		0-0 F8		2-1 G4-1			3 1 1 1 1 0 1
Marty Cordova, R OBP: 0.336, SLG: 0.383 (1, 7) CC X	0-2 1B 1-2 2-3 1B		2-3 K		4-1 BB			4-2 L1-3 BB		2 0 1 0 2 1 1
Todd Walker, L OBP: 0.373, SLG: 0.476 (1, 4) X	0-0 F8		1-2 E7 1-H 2B		2-2 F7			3-1 L1-3 1-2		4 1 1 1 0 0 5
Terry Steinbach, R OBP: 0.315, SLG: 0.421 A.J. Pierzynski, L OBP: 0.667, SLG: 0.500 (1, 2) (9, 2) BC SS	2-3 K		2-3 K			0-3 K		1-0 G4-3		4 0 0 0 0 3 3 0 0 0 0 0 0 0
Corey Koskie, L OBP: 0.091, SLG: 0.091 (1, 5) C BBB		2-3 K		0-0 F8		1-1 G4-3		1-3 K		4 0 0 0 0 2 0
Pat Meares, R OBP: 0.302, SLG: 0.374 (1, 6) X		0-1 F8		3-1 G1-3		0-3 K		1-0 2B		4 0 1 0 0 1 0

Inning Stats	R: 1	H: 3	E: 0	K: 2	S: 14	LOB: 3	BB: 1	P: 20	R: 0	H: 0	E: 1	K: 1	S: 10	LOB: 1	BB: 0	P: 15	R: 2	H: 1	E: 1	K: 3	S: 15	LOB: 0	BB: 1	P: 25	R: 0	H: 1	E: 0	K: 0	S: 7	LOB: 1	BB: 0	P: 12	R: 0	H: 0	E: 0	K: 0	S: 6	LOB: 1	BB: 1	P: 12	R: 0	H: 0	E: 0	K: 2	S: 8	LOB: 0	BB: 0	P: 9	R: 0	H: 0	E: 0	K: 1	S: 12	LOB: 1	BB: 1	P: 22	R: 0	H: 0	E: 0	K: 0	S: 5	LOB: 0	BB: 1	P: 13	R: 0	H: 1	E: 0	K: 2	S: 9	LOB: 1	BB: 0	P: 13	1B: 4	2B: 3	3B: 0	HR: 0	SF: 0	SAC: 0	DP: 1	HBP: 0	WP: 0	PB: 0	SB: 1	CS: 0	PA: 38
--------------	------	------	------	------	-------	--------	-------	-------	------	------	------	------	-------	--------	-------	-------	------	------	------	------	-------	--------	-------	-------	------	------	------	------	------	--------	-------	-------	------	------	------	------	------	--------	-------	-------	------	------	------	------	------	--------	-------	------	------	------	------	------	-------	--------	-------	-------	------	------	------	------	------	--------	-------	-------	------	------	------	------	------	--------	-------	-------	-------	-------	-------	-------	-------	--------	-------	--------	-------	-------	-------	-------	--------

PITCHER	IP	WLS	BF	H	R	ER	SO	BB	IBB	HBP	BLK	WP	HR	S	P	ERA	WHIP
Mac Suzuki, R ERA: 4.42 (1, 1)	6.1	W	29	5	3	2	8	4	0	0	0	0	0	64	104	2.84	1.421
Jose Paniagua, R ERA: 1.23 (7, 1)	1.2		5	0	0	0	1	1	0	0	0	0	0	13	24	0.00	0.600
Steve Gajkowski, R ERA: 10.13 (9, 1)	1.0		4	1	0	0	2	0	0	0	0	0	0	9	13	0.00	1.000

BOTTOM

Seattle Mariners @ Minnesota Twins  
 Hubert H. Humphrey Metrodome, Minneapolis, MN  
 Mon Sep 14 1998, 8:05 PM EDT  
 Att. 9,711 - Dome - 72 F

livebaseballscores.com

AB	33
R	3
H	6
RBI	2
BB	5
SO	11
LOB	16



# Seattle Mariners @ Minnesota Twins

Hubert H. Humphrey Metrodome, Minneapolis, MN

Tue Sep 15 1998, 4:33 AM EDT  
Att. 8,024 - Dome - 72 F

AB	41
R	12
H	16
RBI	12
BB	4
SO	6
LOB	17



WP:	1	PA:	48
PB:	0		
SB:	2		
CS:	0		

AB	R	H	RBI	BB	SO	LOB
5	2	2	1	1	0	0
5	3	3	1	1	0	3
6	1	4	5	0	1	1
4	0	1	2	0	2	3
3	0	1	0	1	1	2
1	1	0	0	0	0	0
4	2	1	0	1	1	2
5	2	3	1	0	0	1
4	0	1	0	0	1	3
3	1	0	1	0	0	2
0	0	0	1	0	0	0
1	0	0	0	0	0	0

Batter	1	2	3	4	5	6	7	8	9																
<b>Carlos Guillen, S</b> (1, 4) OBP: 0.389, SLG: 0.364	2-1 G6-3	0-2 1B		4-0 1B BB		1-1 G5-3	1-1 1B HR 1B		0-2 F8																
<b>Alex Rodriguez, R</b> (1, 6) OBP: 0.357, SLG: 0.555	4-1 S 1B SF8 BB	1-0 L8		1-2 1B 1B		1-0 1B	1-1 1B HR 1B		2-0 1B																
<b>Ken Griffey Jr., L</b> (1, 8) OBP: 0.371, SLG: 0.615	1-2 SF8 S 1B		3-3 K	1-1 1B		0-1 1B	3-2 1B HR		2-1 P5																
<b>Edgar Martinez, R</b> (1, 10) OBP: 0.414, SLG: 0.540	3-2 SF8		2-3 K	1-1 1B		2-2 G4-3	1-3 K																		
<b>Raul Ibanez, L</b> (1, 9) OBP: 0.317, SLG: 0.509	4-0 BB		0-1 L1	1-3 K			1-2 1B 1B	0-1 F9																	
<b>Charles Gipson, R</b> (7, PR) OBP: 0.302, SLG: 0.237																									
<b>Russ Davis, R</b> (1, 5) OBP: 0.310, SLG: 0.456	1-2 L8			4-2 1B FC3-6 BB	0-3 K		1 SAFE 2-2 1B G6-3 1B SF9 1B	3-2 F8																	
<b>David Bell, R</b> (1, 3) OBP: 0.305, SLG: 0.413		1-0 G4-3 SH3 1B		0-1 P3	1-0 G6-3		0-0 1B G6-3	1-1 1B																	
<b>John Marzano, R</b> (1, 2) OBP: 0.324, SLG: 0.397		1 SAFE 0-0 SH3		0-1 FC3-6	0-0 F9		1-2 2-0 G6-3	2-3 K																	
<b>Shane Monahan, L</b> (1, 7) OBP: 0.279, SLG: 0.367		0-2 G4-3		0-0 FC3-6		0-0 B1-3	2-1 SF9		1-2 F8																
<b>Dan Wilson, R</b> (7, PH) OBP: 0.310, SLG: 0.403				1-2f 1B																					
<b>Ryan Radmanovich, L</b> (7, 9) OBP: 0.189, SLG: 0.278																									
<b>Inning Stats</b>	R: 1 E: 0 K: 0 S: 12	H: 1 LOB: 2 BB: 2 P: 27	R: 1 E: 0 K: 0 S: 10	H: 2 LOB: 1 BB: 0 P: 12	R: 0 E: 0 K: 2 S: 9	H: 0 LOB: 0 BB: 0 P: 14	R: 4 E: 1 K: 1 S: 20	H: 3 LOB: 2 BB: 2 P: 32	R: 0 E: 0 K: 1 S: 5	H: 0 LOB: 0 BB: 0 P: 6	R: 0 E: 0 K: 0 S: 10	H: 2 LOB: 2 BB: 0 P: 14	R: 6 E: 0 K: 1 S: 21	H: 6 LOB: 1 BB: 0 P: 34	R: 0 E: 0 K: 1 S: 11	H: 1 LOB: 1 BB: 0 P: 17	R: 0 E: 0 K: 0 S: 9	H: 1 LOB: 1 BB: 0 P: 14	1B: 15 2B: 0 3B: 0 HR: 1	SF: 2 SAC: 1 DP: 0 HBP: 0	WP: 1 PB: 0 SB: 2 CS: 0	PA: 48			
<b>PITCHER</b>	IP	WLS	BF	H	R	ER	SO	BB	IBB	HBP	BLK	WP	HR	S	P	ERA	WHIP								
<b>Frankie Rodriguez, R</b> (1, 1) ERA: 6.72	3.2	L	22	6	6	3	2	4	0	0	0	1	0	46	79	7.36	2.727								
<b>Travis Miller, L</b> (4, 1) ERA: 4.43	2.0		8	2	0	0	2	0	0	0	0	0	0	16	20	0.00	1.000								
<b>Hector Carrasco, R</b> (6, 1) ERA: 4.6	0.2		5	3	4	4	0	0	0	0	0	0	0	12	19	54.00	4.500								
<b>Eddie Guardado, L</b> (7, 1) ERA: 4.79	0.1		4	3	2	2	0	0	0	0	0	0	1	9	16	54.00	9.000								
<b>23 Benj Sampson, L</b> (7, 1) ERA:	2.1		9	2	0	0	2	0	0	0	0	0	0	24	36	0.00	0.857								

Batter	1	2	3	4	5	6	7	8	9	AB	R	H	RBI	BB	SO	LOB
Chris Latham, S OBP: 0.258, SLG: 0.125 (1, 8)	K		K	K			F9	G3		5	0	0	0	0	3	4
Todd Walker, L OBP: 0.373, SLG: 0.476 Denny Hocking, S OBP: 0.257, SLG: 0.264 (1, 4) (7, PH) (8, 4)	F8		1B	1B			FC5-4 WP		HR	3	1	1	0	0	1	0
Matt Lawton, L OBP: 0.387, SLG: 0.482 (1, 9)	K		1B	1B			1B	WP	BB	4	1	2	1	1	1	0
Ron Coomer, R OBP: 0.299, SLG: 0.414 (1, 3)		1B	1B	1B			G4-3		G5-3	5	0	3	3	0	0	0
David Ortiz, L OBP: 0.366, SLG: 0.441 (1, 10)	F8		F7				G4-3		K	5	0	0	0	0	1	5
Marty Cordova, R OBP: 0.337, SLG: 0.383 (1, 7)	K			1B			G6-4-3 BB		K	3	1	1	0	1	2	1
A.J. Pierzynski, L OBP: 0.600, SLG: 0.500 Alex Ochoa, R OBP: 0.293, SLG: 0.359 Javier Valentin, S OBP: 0.259, SLG: 0.325 (1, 2) (6, PH) (7, 2)	G1-3			1B			G6-4-3 SAFE		HR	2	0	1	0	0	0	1
Pat Meares, R OBP: 0.300, SLG: 0.371 (1, 6)			F7	FC4-6			G6-3		K	1	0	0	1	0	1	1
Corey Koskie, L OBP: 0.154, SLG: 0.083 Brent Gates, S OBP: 0.323, SLG: 0.309 (1, 5) (7, PH) (8, 5)			1B	1B			FC5-4		1B	1	1	0	0	1	0	1

Inning Stats	R: 0	H: 0	E: 0	K: 2	S: 9	LOB: 0	BB: 0	P: 15	R: 0	H: 1	E: 0	K: 1	S: 10	LOB: 1	BB: 0	P: 14	R: 2	H: 3	E: 0	K: 1	S: 17	LOB: 2	BB: 1	P: 25	R: 1	H: 2	E: 0	K: 1	S: 11	LOB: 1	BB: 0	P: 14	R: 1	H: 1	E: 0	K: 1	S: 8	LOB: 0	BB: 0	P: 11	R: 0	H: 0	E: 0	K: 0	S: 5	LOB: 0	BB: 1	P: 12	R: 1	H: 2	E: 0	K: 0	S: 14	LOB: 2	BB: 1	P: 24	R: 1	H: 2	E: 0	K: 2	S: 15	LOB: 1	BB: 0	P: 22	R: 1	H: 1	E: 0	K: 1	S: 8	LOB: 0	BB: 0	P: 11	1B: 9	SF: 0	2B: 0	3B: 0	HR: 3	SAC: 0	DP: 1	HBP: 0	WP: 2	PB: 0	SB: 0	CS: 0	PA: 41
--------------	------	------	------	------	------	--------	-------	-------	------	------	------	------	-------	--------	-------	-------	------	------	------	------	-------	--------	-------	-------	------	------	------	------	-------	--------	-------	-------	------	------	------	------	------	--------	-------	-------	------	------	------	------	------	--------	-------	-------	------	------	------	------	-------	--------	-------	-------	------	------	------	------	-------	--------	-------	-------	------	------	------	------	------	--------	-------	-------	-------	-------	-------	-------	-------	--------	-------	--------	-------	-------	-------	-------	--------

PITCHER	IP	WLS	BF	H	R	ER	SO	BB	IBB	HBP	BLK	WP	HR	S	P	ERA	WHIP
Paul Abbott, R ERA: 5.06 (1, 1)	5.0	W	24	7	4	4	6	2	0	0	0	0	1	57	85	7.20	1.800
Andrew Lorraine, L ERA: 4.5 (6, 1)	1.2		6	1	1	1	0	1	0	0	0	1	0	14	24	5.40	1.200
Heathcliff Slocumb, R ERA: 5.66 (7, 1)	1.1		7	3	1	1	2	0	0	0	0	1	1	18	28	6.75	2.250
31 Bobby Ayala, R ERA: 7.15 (9, 1)	1.0		4	1	1	1	1	0	0	0	0	0	1	8	11	9.00	1.000


**BOTTOM**

**Seattle Mariners @ Minnesota Twins**  
 Hubert H. Humphrey Metrodome, Minneapolis, MN

Tue Sep 15 1998, 4:33 AM EDT  
 Att. 8,024 - Dome - 72 F

livebaseballscores.com

<b>AB</b>	<b>38</b>
<b>R</b>	<b>7</b>
<b>H</b>	<b>12</b>
<b>RBI</b>	<b>7</b>
<b>BB</b>	<b>3</b>
<b>SO</b>	<b>9</b>
<b>LOB</b>	<b>15</b>



Batter	1	2	3	4	5	6	7	8	9	AB R H RBI BB SO LOB	TOP											
Denny Hocking, S (1, 4) OBP: 0.266, SLG: 0.274	0-1 G6-3		0-2 PO	0-2 L8-3 1B		3-2 1B 1B	2-3 K		2-2 1B 1B	5 2 3 0 0 1 0												
Pat Meares, R (1, 6) OBP: 0.297, SLG: 0.368	1-1 F8			0-1 L8-3		1-2 F8	1-1 G4-3		0-0 G6-3	5 0 0 1 0 0 3												
Paul Molitor, R (1, 10) OBP: 0.332, SLG: 0.375	1-0 G1-3			2-2 G1-3		2-0 1B 1B	0-0 G5-3		1-1 1B	5 1 2 1 0 0 0												
David Ortiz, L (1, 3) OBP: 0.368, SLG: 0.442		1-2 G4-3			1-2 2B G5-3 1B	0-0 1B 2B 1B		3-2 F7	1-2 F9	4 2 2 1 0 0 0												
Alex Ochoa, R (9, PH) OBP: 0.292, SLG: 0.358										1 0 0 0 0 0 1												
Ron Coomer, R (1, 5) OBP: 0.303, SLG: 0.421		1-1 G6-3			2-0 G5-3 2B	0-2 2B 1B		0-1 G3 2B		4 0 3 1 0 0 0												
Matt Lawton, L (1, 9) OBP: 0.386, SLG: 0.480		3-1 L1-3			2-2 G5-3 HBP	2-1 F7		3-2 G3		3 0 0 0 0 0 3												
Marty Cordova, R (1, 7) OBP: 0.337, SLG: 0.384			2-3 K		3-2 G5-3	2-0 2B		2-3 K		4 0 1 2 0 2 3												
Terry Steinbach, R (1, 2) OBP: 0.314, SLG: 0.418			2-3 K		2-2 G1-3	4-2 BB			0-0 G5-3	3 0 0 0 1 1 2												
Chris Latham, S (1, 8) OBP: 0.271, SLG: 0.150			0-0 PO 1B		2-3 K	1-2 L8			0-1 1B G6-3 1B	4 1 2 0 0 1 5												
<b>Inning Stats</b>	R: 0 E: 0 K: 0 S: 5	H: 0 LOB: 0 BB: 0 P: 7	R: 0 E: 0 K: 0 S: 7	H: 0 LOB: 0 BB: 0 P: 12	R: 0 E: 0 K: 2 S: 10	H: 1 LOB: 0 BB: 0 P: 14	R: 0 E: 0 K: 0 S: 9	H: 1 LOB: 0 BB: 0 P: 11	R: 1 E: 0 K: 1 S: 17	H: 2 LOB: 2 BB: 0 P: 29	R: 3 E: 0 K: 0 S: 20	H: 5 LOB: 3 BB: 1 P: 35	R: 0 E: 0 K: 1 S: 6	H: 0 LOB: 0 BB: 0 P: 9	R: 0 E: 0 K: 1 S: 12	H: 1 LOB: 1 BB: 0 P: 20	R: 2 E: 0 K: 0 S: 13	H: 3 LOB: 1 BB: 0 P: 17	1B: 10 2B: 4 3B: 0 HR: 0	SF: 0 SAC: 0 DP: 1 HBP: 1	WP: 0 PB: 0 SB: 0 CS: 0	PA: 41
<b>PITCHER</b>	IP WLS BF H R ER SO BB IBB HBP BLK WP HR S P ERA WHIP																					
Charles Nagy, R (1, 1) ERA: 5.28	5.1 W 23 8 4 4 3 0 0 1 0 0 0 60 91 6.75 1.500																					
Steve Karsay, R (6, 1) ERA: 5.73	3.1 16 5 2 2 2 1 0 0 0 0 0 35 58 5.40 1.800																					
Paul Assenmacher, L (9, 1) ERA: 3.43	0.1 S 1 0 0 0 0 0 0 0 0 0 0 4 5 0.00 0.000																					

Minnesota Twins @ Cleveland Indians  
 Jacobs Field, Cleveland, OH  
 Wed Sep 16 1998, 7:05 PM EDT  
 Att. 43,277 - Cloudy - 68 F

livebaseballscorecards.com

AB	38
R	6
H	13
RBI	6
BB	1
SO	5
LOB	17



Batter	1	2	3	4	5	6	7	8	9
<b>Kenny Lofton, L</b> OBP: 0.369, SLG: 0.412 (1, 8) C C B B X	1-2 P4 1B	2-1 SH1-3 1B		4-2 BB		0-1 G5-3		3-2 G4-3	
<b>Joey Cora, S</b> OBP: 0.362, SLG: 0.381 (1, 4) B C S X	1-2 1B HR 1B	0-0 SH1-3		0-0 F9		1-0 L4		1-1 2B	
<b>David Justice, L</b> OBP: 0.367, SLG: 0.468 (1, 7) <b>Mark Whiten, S</b> OBP: 0.382, SLG: 0.434 (7, 7) X	0-0 HR 1B	2-3 K		0-3 K		2-0 G4-3		1-3 K	
<b>Manny Ramirez, R</b> OBP: 0.376, SLG: 0.599 (1, 9) C B X	1-1 HR 1B	2-0 G4-3			3-2 HR		1-1 G5-3		
<b>Jim Thome, L</b> OBP: 0.420, SLG: 0.620 (1, 10) B B S B X	3-2 HR		0-1 F9		2-3 K		0-0 E8 1B		
<b>Travis Fryman, R</b> OBP: 0.342, SLG: 0.501 (1, 5) C B X	1-2 G5-3		2-2 P4		0-0 2B 1B		2-1 2B 1B		
<b>Richie Sexson, R</b> OBP: 0.369, SLG: 0.651 (1, 3) X	0-0 HR		3-2 G5-3		0-0 2B		0-0 F9		
<b>Sandy Alomar Jr., R</b> OBP: 0.270, SLG: 0.351 (1, 2) C F X	0-2 G6-3			0-0 BB 1B		0-1 L9		0-2 P6	
<b>Omar Vizquel, S</b> OBP: 0.353, SLG: 0.364 (1, 6) C B B B		4-1 SH1-3 1B BB		0-0 L9		2-2 G5-3		4-0 CS BB	

Inning Stats	R: 5 E: 0 K: 0 S: 19	H: 5 LOB: 0 BB: 0 P: 26	R: 0 E: 0 K: 1 S: 8	H: 1 LOB: 2 BB: 1 P: 18	R: 0 E: 0 K: 0 S: 10	H: 0 LOB: 0 BB: 0 P: 15	R: 0 E: 0 K: 1 S: 8	H: 1 LOB: 2 BB: 1 P: 12	R: 2 E: 0 K: 1 S: 15	H: 3 LOB: 1 BB: 0 P: 22	R: 0 E: 0 K: 0 S: 4	H: 0 LOB: 0 BB: 0 P: 7	R: 1 E: 1 K: 0 S: 9	H: 2 LOB: 1 BB: 0 P: 12	R: 0 E: 0 K: 1 S: 12	H: 1 LOB: 1 BB: 1 P: 21
--------------	-------------------------------	----------------------------------	------------------------------	----------------------------------	-------------------------------	----------------------------------	------------------------------	----------------------------------	-------------------------------	----------------------------------	------------------------------	---------------------------------	------------------------------	----------------------------------	-------------------------------	----------------------------------

PITCHER	IP	WLS	BF	H	R	ER	SO	BB	IBB	HBP	BLK	WP	HR	S	P	ERA	WHIP
<b>Bob Tewksbury, R</b> ERA: 4.42 (1, 1)	4.1	L	25	10	7	7	3	2	0	0	0	0	4	55	86	14.54	2.769
<b>Travis Baptist, L</b> ERA: 6.12 (5, 1)	3.1		13	3	1	0	0	1	0	0	0	0	0	26	42	0.00	1.200
<b>Mike Trombley, R</b> ERA: 3.69 (8, 1)	0.1		1	0	0	0	1	0	0	0	0	0	0	4	5	0.00	0.000

**MINNESOTA TWINS @ CLEVELAND INDIANS**  
**JACOBS FIELD, CLEVELAND, OH**  
 Wed Sep 16 1998, 7:05 PM EDT  
 Att: 43,277 - Cloudy - 68 F

AB	R	H	RBI	BB	SO	LOB
4	0	1	0	1	0	1
4	1	2	0	0	0	2
4	1	1	0	0	2	4
1	0	0	0	0	1	1
4	2	2	4	0	0	2
4	2	2	1	0	1	0
4	1	2	1	0	0	0
4	1	2	2	0	0	1
4	0	1	0	0	0	2
2	0	0	0	2	0	2

AB	35
R	8
H	13
RBI	8
BB	3
SO	4
LOB	15

**C**

WP	PA
0	39

Batter	1	2	3	4	5	6	7	8	9	AB R H RBI BB SO LOB	TOP													
<b>Chris Latham, S</b> (1, 8) OBP: 0.270, SLG: 0.143	1-0 B1-3		4-1 FC6-4 BB			0-0 F7		3-1 F8		3 0 0 0 1 0 0														
<b>Denny Hocking, S</b> (1, 6) OBP: 0.261, SLG: 0.267	1-2 L8		1-1 FC6-4			3-3 K		3-2 L8		4 0 0 0 0 1 1														
<b>Todd Walker, L</b> (1, 4) OBP: 0.370, SLG: 0.472	1-3 K		3-2 G3			2-0 E3 1B		1-2 L8		4 1 0 0 0 1 1														
<b>Ron Coomer, R</b> (1, 10) OBP: 0.304, SLG: 0.421		2-0 1B		2-0 P3		2-1 1B		1-0 P2		4 0 2 0 0 0 0														
<b>Matt Lawton, L</b> (1, 9) OBP: 0.385, SLG: 0.478		0-2 F7		0-0 F8		1-0 FC6-4 1B		3-2 F8		4 0 1 1 0 0 1														
<b>Marty Cordova, R</b> (1, 7) OBP: 0.334, SLG: 0.381		2-2 P3		2-3 K		2-1 FC6-4		0-0 F8		4 0 0 0 0 1 3														
<b>David Ortiz, L</b> (1, 3) OBP: 0.368, SLG: 0.441		1-0 1B		3-3 K		0-0 G6-3				3 0 1 0 0 1 0														
<b>Terry Steinbach, R</b> (1, 2) OBP: 0.312, SLG: 0.414		3-1 P3		2-2 G6-3		1-1 G6-3				3 0 0 0 0 0 2														
<b>Corey Koskie, L</b> (1, 5) OBP: 0.125, SLG: 0.067			2-3 K		0-3 K		2-3 K			3 0 0 0 0 3 0														
<b>Inning Stats</b>	R: 0 E: 0 K: 1 S: 7	H: 0 LOB: 0 BB: 0 P: 10	R: 0 E: 0 K: 0 S: 10	H: 2 LOB: 2 BB: 0 P: 18	R: 0 E: 0 K: 1 S: 10	H: 0 LOB: 1 BB: 1 P: 20	R: 0 E: 0 K: 1 S: 5	H: 0 LOB: 0 BB: 0 P: 9	R: 0 E: 0 K: 2 S: 9	H: 0 LOB: 0 BB: 0 P: 14	R: 1 E: 1 K: 1 S: 11	H: 2 LOB: 2 BB: 0 P: 21	R: 0 E: 0 K: 1 S: 6	H: 0 LOB: 0 BB: 0 P: 9	R: 0 E: 0 K: 0 S: 9	H: 0 LOB: 0 BB: 0 P: 16	R: 0 E: 0 K: 0 S: 6	H: 0 LOB: 0 BB: 0 P: 10	R: 0 E: 0 K: 0 S: 6	H: 0 LOB: 0 BB: 0 P: 10	1B: 4 2B: 0 3B: 0 HR: 0	SF: 0 SAC: 0 DP: 0 HBP: 0	WP: 0 PB: 0 SB: 0 CS: 0	PA: 33
<b>PITCHER</b>	IP WLS BF H R ER SO BB IBB HBP BLK WP HR S P ERA WHIP																							
<b>Dave Burba, R</b> (1, 1) ERA: 4.04	8.0 W 30 4 1 0 7 1 0 0 0 0 0 67 117 0.00 0.625																							
<b>Steve Reed, R</b> (9, 1) ERA: 3.19	1.0 3 0 0 0 0 0 0 0 0 0 0 6 10 0.00 0.000																							

Minnesota Twins @ Cleveland Indians  
 Jacobs Field, Cleveland, OH  
 Thu Sep 17 1998, 7:05 PM EDT  
 Att. 43,299 - Unknown - 69 F

livebaseballscorecards.com

AB	32
R	1
H	4
RBI	1
BB	1
SO	7
LOB	8





Batter	1	2	3	4	5	6	7	8	9
<b>Joey Cora, S</b> (1, 4) OBP: 0.363, SLG: 0.382 									
<b>Enrique Wilson, S</b> (1, 6) OBP: 0.328, SLG: 0.443 									
<b>Travis Fryman, R</b> (1, 5) OBP: 0.342, SLG: 0.506 <b>Jeff Branson, L</b> (9, 5) OBP: 0.227, SLG: 0.306 									
<b>Manny Ramirez, R</b> (1, 9) OBP: 0.378, SLG: 0.605 									
<b>Jim Thome, L</b> (1, 10) OBP: 0.422, SLG: 0.619 									
<b>Richie Sexson, R</b> (1, 3) OBP: 0.370, SLG: 0.643 									
<b>Mark Whiten, S</b> (1, 8) OBP: 0.387, SLG: 0.432 									
<b>Brian Giles, L</b> (1, 7) OBP: 0.406, SLG: 0.478 									
<b>Einar Diaz, R</b> (1, 2) OBP: 0.303, SLG: 0.379 									

Inning Stats	R: 3 E: 0 K: 1 S: 25	H: 5 LOB: 2 BB: 0 P: 32	R: 0 E: 0 K: 1 S: 17	H: 1 LOB: 3 BB: 2 P: 29	R: 0 E: 0 K: 0 S: 8	H: 0 LOB: 0 BB: 0 P: 13	R: 3 E: 1 K: 1 S: 13	H: 3 LOB: 0 BB: 0 P: 20	R: 0 E: 0 K: 0 S: 14	H: 1 LOB: 2 BB: 1 P: 22	R: 0 E: 0 K: 1 S: 10	H: 0 LOB: 0 BB: 0 P: 16	R: 0 E: 0 K: 0 S: 9	H: 0 LOB: 1 BB: 2 P: 21	R: 3 E: 0 K: 1 S: 19	H: 5 LOB: 2 BB: 0 P: 30
--------------	-------------------------------	----------------------------------	-------------------------------	----------------------------------	------------------------------	----------------------------------	-------------------------------	----------------------------------	-------------------------------	----------------------------------	-------------------------------	----------------------------------	------------------------------	----------------------------------	-------------------------------	----------------------------------

PITCHER	IP	WLS	BF	H	R	ER	SO	BB	IBB	HBP	BLK	WP	HR	S	P	ERA	WHIP
<b>Eric Milton, L</b> (1, 1) ERA: 5.85	4.0	L	23	9	6	6	3	2	0	0	0	0	2	63	94	13.50	2.750
<b>Todd Ritchie, R</b> (5, 1) ERA: 5.96	2.1		11	1	0	0	1	3	0	0	0	0	0	31	54	0.00	1.714
<b>Dan Serafini, L</b> (7, 1) ERA: 6.43	0.2		4	3	3	3	0	0	0	0	0	0	0	9	18	40.50	4.500
<b>Hector Carrasco, R</b> (8, 1) ERA: 4.53	1.0		5	2	0	0	1	0	0	0	0	0	0	12	17	0.00	2.000

AB R H RBI BB SO LOB

4	2	2	0	1	1	2
5	2	3	1	0	0	1
5	2	2	2	0	1	4
0	0	0	0	0	0	0
3	2	2	3	1	1	0
4	0	2	0	1	1	3
5	0	2	1	0	0	3
3	0	1	1	2	0	2
4	0	0	0	0	1	6
4	1	1	0	0	0	2

WP: 0	PA: 43
PB: 0	CS: 0
SB: 0	
1B: 12	SF: 1
2B: 1	SAC: 0
3B: 0	DP: 1
HR: 2	HBP: 0

**Minnesota Twins @ Cleveland Indians**  
 Jacobs Field, Cleveland, OH  
 Thu Sep 17 1998, 7:05 PM EDT  
 Att: 43,299 - Unknown - 69 F

livebaseballscores.com

AB	37
R	9
H	15
RBI	8
BB	5
SO	5
LOB	23



Batter	1	2	3	4	5	6	7	8	9	10	11	AB	R	H	RBI	BB	SO	LOB	TOP								
Chris Latham, S OBP: 0.253, SLG: 0.132 (1, 8)	1-3 K			2-3 K		3-2 F8	1-0 G4-3			2-3 K		5	0	0	0	0	3	0									
Denny Hocking, S OBP: 0.254, SLG: 0.260 (1, 7) (9, 4) (11, 7)	0-0 P5			2-2 G4-3		0-0 B1-3		2-1 G4-3		3-2 F8		5	0	0	0	0	0	0									
Paul Molitor, R OBP: 0.331, SLG: 0.376 (1, 10)	2-1 F9			1-1 2B		0-1 G5-3		0-1 B5-3		0-0 G4-3		5	0	1	0	0	0	0									
Matt Lawton, L OBP: 0.386, SLG: 0.483 (1, 9)		4-2 G4-6-3 BB		0-0 L8		0-0 HR		4-1 BB		3-1 F8		3	1	1	1	2	0	1									
Ron Coomer, R OBP: 0.303, SLG: 0.419 (1, 5)		2-1 F8		0-1 G5-3		0-0 1B HR		1-1 G6-3		0-1 G4-3		5	1	1	0	0	0	2									
Todd Walker, L OBP: 0.371, SLG: 0.471 (1, 4) Alex Ochoa, R OBP: 0.292, SLG: 0.358 (9, 7) David Ortiz, L OBP: 0.367, SLG: 0.439 (11, PH) Brent Gates, S OBP: 0.323, SLG: 0.309 (11, 4)		0-0 G4-6-3		4-2 E BB		0-0 1-2 HR		1-2 1B		2-3 K		3	1	1	0	1	1	1									
Pat Meares, R OBP: 0.297, SLG: 0.372 (1, 6)		1-0 F8		1-1 F9		0-0 1-H 2-H HR		3-2 P4		1-2 F7		4	1	1	3	0	0	1									
Doug Mientkiewicz, L (1, 3)		1-0 F9		2-0 E4		2-1 G1-3		4-1 BB		4-1 BB		3	0	0	0	1	0	1									
Javier Valentin, S OBP: 0.253, SLG: 0.316 (1, 2)		1-0 G4-3		2-1 L3		2-0 G1-3		2-1 F7				4	0	0	0	0	0	3									
<b>Inning Stats</b>	R: 0 E: 0 K: 1 S: 6	H: 0 LOB: 0 BB: 0 P: 9	R: 0 E: 0 K: 0 S: 5	H: 0 LOB: 0 BB: 1 P: 11	R: 0 E: 0 K: 0 S: 3	H: 0 LOB: 0 BB: 0 P: 6	R: 0 E: 1 K: 0 S: 11	H: 1 LOB: 1 BB: 0 P: 16	R: 0 E: 1 K: 0 S: 11	H: 0 LOB: 2 BB: 1 P: 20	R: 0 E: 0 K: 0 S: 6	H: 0 LOB: 0 BB: 0 P: 9	R: 4 E: 0 K: 0 S: 8	H: 4 LOB: 0 BB: 0 P: 13	R: 0 E: 0 K: 0 S: 7	H: 0 LOB: 1 BB: 1 P: 14	R: 0 E: 0 K: 1 S: 9	H: 0 LOB: 1 BB: 1 P: 20	R: 0 E: 0 K: 1 S: 11	H: 0 LOB: 0 BB: 0 P: 16	R: 0 E: 0 K: 0 S: 7	H: 0 LOB: 0 BB: 0 P: 11	1B: 2 2B: 1 3B: 0 HR: 2	SF: 0 SAC: 0 DP: 1 HBP: 0	WP: 0 PB: 0 SB: 0 CS: 0	PA: 42	
<b>PITCHER</b>	IP	WLS	BF	H	R	ER	SO	BB	IBB	HBP	BLK	WP	HR	S	P	ERA	WHIP										
Brian Moehler, R ERA: 3.89 (1, 1)	7.0		28	5	4	4	2	2	0	0	0	0	2	50	84	5.14	1.000										
Doug Bochtler, R ERA: 5.67 (8, 1)	0.2		2	0	0	0	0	0	0	0	0	0	0	4	6	0.00	0.000										
44 Sean Runyan, L ERA: 3.65 (8, 1)	0.1		2	0	0	0	0	1	0	0	0	0	0	3	8	0.00	3.000										
Todd Jones, R ERA: 5.09 (9, 1)	2.0		7	0	0	0	2	1	0	0	0	0	0	20	36	0.00	0.500										
Will Brunson, L ERA: 6.75 (11, 1)	0.1		1	0	0	0	0	0	0	0	0	0	0	2	5	0.00	0.000										
<b>PITCHER</b>	IP	WLS	BF	H	R	ER	SO	BB	IBB	HBP	BLK	WP	HR	S	P	ERA	WHIP										
Matt Anderson, R ERA: 3.27 (11, 1)	0.2		2	0	0	0	0	0	0	0	0	0	0	2	6	0.00	0.000										

Minnesota Twins @ Detroit Tigers  
Tiger Stadium, Detroit, MI  
Fri Sep 18 1998, 7:05 PM EDT  
Att: 13,661 - Unknown - 76 F

livebaseballscorecards.com

AB	38
R	4
H	5
RBI	4
BB	4
SO	4
LOB	9



Batter	1	2	3	4	5	6	7	8	9	10	11	AB R H RBI BB SO LOB
Brian Hunter, R OBP: 0.302, SLG: 0.337 (1, 8)	2-1 SAFE 1B	2-1 SAFE G1-6-3			3-3 K			0-0 L9		0-0 1B		5 1 2 0 0 1 1
Bobby Higginson, L OBP: 0.351, SLG: 0.475 (1, 7)	4-2 SAFE 1B 1-2 BB			0-0 F9	2-1 F8			3-2 F9		2-2 SAFE 1B 1-3 1B		4 1 1 0 1 0 0
Juan Encarnacion, R OBP: 0.368, SLG: 0.563 (1, 9)	0-0 G4-3 1B 1-2 2-H 1B			3-3 K2-3				2-3 K		1-2 P5		5 1 1 1 0 2 2
Tony Clark, S OBP: 0.354, SLG: 0.519 (1, 3)	1-2 G4-3 1B			0-0 G4-3				1-3 K		3-3 K		5 1 2 2 0 2 0
Damion Easley, R OBP: 0.330, SLG: 0.469 (1, 4) (9, 6)	1-2 G4-3			2-1 G1-3				2-1 G2-3		0-0 HR		4 1 1 1 0 0 2
Luis Gonzalez, L OBP: 0.342, SLG: 0.475 (1, 10)	1-2 SF7			2-1 G6-3				1-1 P5		2-0 2B		3 0 1 1 0 0 0
Joe Randa, R OBP: 0.324, SLG: 0.369 (1, 5)	1-2 P8			1-0 1B				0-1 P3		1-1 G1-3		4 0 1 0 0 0 2
Joe Siddall, L OBP: 0.279, SLG: 0.309 Geronimo Berroa, R (10, PH) OBP: 0.319, SLG: 0.300 Paul Bako, L OBP: 0.320, SLG: 0.349 (1, 2)				2-3 K				2-2 F7		3-2 P4		3 0 0 0 0 2 1 1 0 0 0 0 0 0 0 0 0 0 0 0 0
Deivi Cruz, R OBP: 0.283, SLG: 0.354 Frank Catalanotto, L OBP: 0.323, SLG: 0.439 (1, 6) (8, PH) (9, 4)				1-1 G1-6-3 1B				1-2 G5-3		0-1 F8		2 0 1 0 0 0 0 2 0 0 0 0 0 0

Inning Stats	R: 3	H: 3	E: 0	K: 0	S: 17	LOB: 1	BB: 1	P: 27	R: 0	H: 1	E: 0	K: 1	S: 7	LOB: 0	BB: 0	P: 11	R: 0	H: 0	E: 0	K: 1	S: 5	LOB: 0	BB: 0	P: 8	R: 0	H: 1	E: 0	K: 1	S: 8	LOB: 1	BB: 0	P: 15	R: 0	H: 0	E: 0	K: 1	S: 8	LOB: 0	BB: 0	P: 14	R: 0	H: 0	E: 0	K: 2	S: 8	LOB: 0	BB: 0	P: 13	R: 0	H: 0	E: 0	K: 0	S: 7	LOB: 0	BB: 0	P: 10	R: 0	H: 0	E: 0	K: 0	S: 6	LOB: 0	BB: 0	P: 10	R: 1	H: 2	E: 0	K: 1	S: 11	LOB: 1	BB: 0	P: 18	R: 0	H: 2	E: 0	K: 0	S: 10	LOB: 2	BB: 0	P: 16	R: 1	H: 1	E: 0	K: 0	S: 1	LOB: 0	BB: 0	P: 1
1B: 7	SF: 1	2B: 1	SAC: 0	3B: 0	DP: 1	HR: 2	HBP: 0	WP: 0	PA: 40																																																																															

PITCHER	IP	WLS	BF	H	R	ER	SO	BB	IBB	HBP	BLK	WP	HR	S	P	ERA	WHIP
LaTroy Hawkins, R ERA: 5.2 (1, 1)	8.0		29	5	3	3	6	1	0	0	0	0	0	66	108	3.38	0.750
Rick Aguilera, R ERA: 4.04 (9, 1)	1.0		5	2	1	1	1	0	0	0	0	0	1	11	18	9.00	2.000
Eddie Guardado, L ERA: 4.74 (10, 1)	0.2		4	2	0	0	0	0	0	0	0	0	0	9	14	0.00	3.000
Mike Trombley, R ERA: 3.77 (10, 1)	0.1	L	2	1	1	1	0	0	0	0	0	0	1	2	3	27.00	3.000

BOTTOM

Minnesota Twins @ Detroit Tigers  
Tiger Stadium, Detroit, MI  
Fri Sep 18 1998, 7:05 PM EDT  
Att. 13,661 - Unknown - 76 F

livebaseballscores.com

AB	38
R	5
H	10
RBI	5
BB	1
SO	7
LOB	8



**Minnesota Twins @ Detroit Tigers**  
 Tiger Stadium, Detroit, MI  
 Sat Sep 19 1998, 3:33 AM EDT  
 Att. 15,536 - Sunny - 79 F

livebaseballscorecards.com

AB	39
R	7
H	14
RBI	7
BB	4
SO	9
LOB	20



WP:	1	PA:	46
PB:	0		
SB:	3		
CS:	3		

AB R H RBI BB SO LOB

5	1	2	1	0	1	1
---	---	---	---	---	---	---

3	1	1	0	1	1	2
0	0	0	0	0	0	0
1	0	0	0	0	1	2
0	0	0	0	0	0	0

5	1	3	3	0	1	0
---	---	---	---	---	---	---

3	0	0	0	2	0	1
---	---	---	---	---	---	---

5	1	2	0	0	0	3
---	---	---	---	---	---	---

4	1	1	0	1	1	2
---	---	---	---	---	---	---

3	0	1	0	0	1	3
1	0	0	0	0	0	0
0	0	0	0	0	0	0

3	1	1	1	0	2	3
1	1	0	0	0	0	1

5	0	3	2	0	1	2
---	---	---	---	---	---	---

1B:	11	SF:	1
2B:	2	SAC:	1
3B:	0	DP:	1
HR:	1	HBP:	1

Batter	1	2	3	4	5	6	7	8	9	10
Otis Nixon, S (1, 8) OBP: 0.354, SLG: 0.334	F7		CS 1B BB 1B		K	S 1B		SF9		FC4
Todd Walker, L (1, 4) Alex Ochoa, R (8, PH) David Ortiz, L (8, PH) Denny Hocking, S (8, 4)	G4-3		CS BB		E 1B	K		K		
Paul Molitor, R (1, 10) OBP: 0.333, SLG: 0.386	HR		G6-4-3 BB 1B		E2 2B	K		G3-1		
Matt Lawton, L (1, 9) OBP: 0.387, SLG: 0.480	G4-3		G6-4-3 BB		G4-3	WP BB		G4-3		
Ron Coomer, R (1, 5) OBP: 0.304, SLG: 0.419		1B 1B	G6-4-3		2B 1B	G6-3		G4-3		
Doug Mientkiewicz, L (1, 3) OBP: 0.333, SLG: 0.143		1B		P6		L9		K		SH2-4 1B BB
Marty Cordova, R (1, 7) Brent Gates, S (8, PH) Javier Valentin, S (8, 2)		K			F8			F7		SH2-4
Terry Steinbach, R (1, 2) Chris Latham, S (8, PR)		K			K			S 1B SF9 HBP		F8
Pat Meares, R (1, 6) OBP: 0.299, SLG: 0.375		K			G1-3			SF9 S 1B		FC4 1B

Inning Stats	R: 1	H: 1	E: 0	LOB: 0	K: 0	S: 9	R: 0	H: 2	E: 0	LOB: 2	K: 3	S: 16	R: 1	H: 2	E: 0	LOB: 1	K: 0	S: 9	R: 0	H: 1	E: 0	LOB: 0	K: 1	S: 10	R: 1	H: 2	E: 1	LOB: 1	K: 1	S: 10	R: 2	H: 4	E: 0	LOB: 2	K: 1	S: 19	R: 0	H: 0	E: 0	LOB: 1	K: 2	S: 11	R: 1	H: 1	E: 0	LOB: 2	K: 1	S: 16	R: 0	H: 0	E: 0	LOB: 0	K: 0	S: 6	R: 1	H: 1	E: 0	LOB: 1	K: 0	S: 10	R: 1	H: 1	E: 0	LOB: 1	K: 0	S: 17	1B: 11	SF: 1	2B: 2	SAC: 1	3B: 0	DP: 1	HR: 1	HBP: 1	WP: 1	PA: 46
--------------	------	------	------	--------	------	------	------	------	------	--------	------	-------	------	------	------	--------	------	------	------	------	------	--------	------	-------	------	------	------	--------	------	-------	------	------	------	--------	------	-------	------	------	------	--------	------	-------	------	------	------	--------	------	-------	------	------	------	--------	------	------	------	------	------	--------	------	-------	------	------	------	--------	------	-------	--------	-------	-------	--------	-------	-------	-------	--------	-------	--------

PITCHER	IP	WLS	BF	H	R	ER	SO	BB	IBB	HBP	BLK	WP	HR	S	P	ERA	WHIP
Frank Castillo, R (1, 1) ERA: 7.2	5.2		26	10	5	5	5	2	0	0	0	0	1	64	101	7.94	2.118
Dean Crow, R (6, 1) ERA: 4.0	0.0		2	2	0	0	0	0	0	0	0	0	0	6	7	∞	∞
Will Brunson, L (6, 1) ERA: 6.23	0.1		1	0	0	0	1	0	0	0	0	0	0	3	6	0.00	0.000
Marino Santana, R (7, 1) ERA: 3.86	1.1		7	1	1	1	2	1	0	1	0	1	0	18	28	6.75	1.500
44 Sean Runyan, L (8, 1) ERA: 3.62	0.1		1	0	0	0	0	0	0	0	0	0	0	3	6	0.00	0.000

PITCHER  
 Doug Brocail, R (8, 1)  
 ERA: 2.79  
 A.J. Sager, R (10, 1)  
 ERA: 6.41

Minnesota Twins @ Detroit Tigers  
Tiger Stadium, Detroit, MI

Sat Sep 19 1998, 3:33 AM EDT  
Att. 15,536 - Sunny - 79 F

livebaseballscorecards.com

AB	37
R	8
H	12
RBI	8
BB	1
SO	5
LOB	14



WP	1	PA	41
PB	0		
SB	1		
CS	1		

AB	R	H	RBI	BB	SO	LOB
2	0	1	0	0	0	0
1	0	0	0	1	0	1
4	0	1	1	0	1	3
0	0	0	0	0	0	0
5	0	0	0	0	1	6
5	0	1	0	0	1	1
0	1	0	0	0	0	0
5	3	3	2	0	0	0
4	0	1	1	0	0	1
4	2	2	1	0	0	1
3	1	1	1	0	1	1
0	0	0	0	0	0	0
1	0	0	0	0	1	0
0	0	0	0	0	0	0
3	1	2	2	0	0	0

Batter	1	2	3	4	5	6	7	8	9	10														
Frank Catalanotto, L OBP: 0.327, SLG: 0.440 Joe Randa, R OBP: 0.325, SLG: 0.368	G6-3		CS 1B		1B HBP	G3			G3-1 BB															
Bobby Higginson, L OBP: 0.351, SLG: 0.473 Joe Siddall, L OBP: 0.279, SLG: 0.309	G5-3 HBP		G4-3		FC6-4 1B		K		G3-1															
Juan Encarnacion, R OBP: 0.355, SLG: 0.542	G5-3			P4	FC6-4		G5-3		K															
Tony Clark, S OBP: 0.353, SLG: 0.516 Kimera Barteo, R OBP: 0.260, SLG: 0.393	L7			K		G4-3	G6-3			HR 1B														
Damon Easley, R OBP: 0.332, SLG: 0.479		1B 2B		G6-3		G4-3 1B 2B		G6-3		HR														
Luis Gonzalez, L OBP: 0.342, SLG: 0.474			G4-6-3 1B		P6	G4-3		P4																
Robert Fick, L OBP: 0.500, SLG: 0.750			G4-6-3		1B 2B	1B S		G1-3																
Paul Bako, L OBP: 0.320, SLG: 0.349 Geronimo Berroa, R OBP: 0.319, SLG: 0.300 Trey Beamon, L OBP: 0.348, SLG: 0.366 Brian Hunter, R OBP: 0.302, SLG: 0.337			F8		K	1B 1B		K SH1-3																
Deivi Cruz, R OBP: 0.285, SLG: 0.356			F9		1B 1B	1B		SH1-3																
<b>Inning Stats</b>	R: 0 E: 0 K: 0 S: 9	H: 0 LOB: 1 BB: 0 P: 13	R: 1 E: 0 K: 0 S: 7	H: 2 LOB: 0 BB: 0 P: 8	R: 0 E: 0 K: 0 S: 9	H: 1 LOB: 0 BB: 0 P: 11	R: 0 E: 0 K: 1 S: 10	H: 0 LOB: 0 BB: 0 P: 13	R: 2 E: 0 K: 1 S: 17	H: 3 LOB: 2 BB: 0 P: 24	R: 3 E: 0 K: 0 S: 18	H: 4 LOB: 1 BB: 0 P: 27	R: 0 E: 0 K: 1 S: 9	H: 0 LOB: 0 BB: 0 P: 13	R: 0 E: 0 K: 0 S: 5	H: 0 LOB: 0 BB: 0 P: 6	R: 0 E: 0 K: 2 S: 12	H: 0 LOB: 3 BB: 1 P: 19	R: 2 E: 0 K: 0 S: 7	H: 2 LOB: 1 BB: 0 P: 8	1B: 8 2B: 3 3B: 0 HR: 1	SF: 0 SAC: 1 DP: 1 HBP: 2		
<b>PITCHER</b>	IP WLS BF H R ER SO BB IBB HBP BLK WP HR S P ERA WHIP	IP WLS BF H R ER SO BB IBB HBP BLK WP HR S P ERA WHIP	IP WLS BF H R ER SO BB IBB HBP BLK WP HR S P ERA WHIP	IP WLS BF H R ER SO BB IBB HBP BLK WP HR S P ERA WHIP	IP WLS BF H R ER SO BB IBB HBP BLK WP HR S P ERA WHIP	IP WLS BF H R ER SO BB IBB HBP BLK WP HR S P ERA WHIP	IP WLS BF H R ER SO BB IBB HBP BLK WP HR S P ERA WHIP	IP WLS BF H R ER SO BB IBB HBP BLK WP HR S P ERA WHIP	IP WLS BF H R ER SO BB IBB HBP BLK WP HR S P ERA WHIP	IP WLS BF H R ER SO BB IBB HBP BLK WP HR S P ERA WHIP	IP WLS BF H R ER SO BB IBB HBP BLK WP HR S P ERA WHIP	IP WLS BF H R ER SO BB IBB HBP BLK WP HR S P ERA WHIP	IP WLS BF H R ER SO BB IBB HBP BLK WP HR S P ERA WHIP	IP WLS BF H R ER SO BB IBB HBP BLK WP HR S P ERA WHIP	IP WLS BF H R ER SO BB IBB HBP BLK WP HR S P ERA WHIP	IP WLS BF H R ER SO BB IBB HBP BLK WP HR S P ERA WHIP	IP WLS BF H R ER SO BB IBB HBP BLK WP HR S P ERA WHIP	IP WLS BF H R ER SO BB IBB HBP BLK WP HR S P ERA WHIP	IP WLS BF H R ER SO BB IBB HBP BLK WP HR S P ERA WHIP	IP WLS BF H R ER SO BB IBB HBP BLK WP HR S P ERA WHIP	IP WLS BF H R ER SO BB IBB HBP BLK WP HR S P ERA WHIP	IP WLS BF H R ER SO BB IBB HBP BLK WP HR S P ERA WHIP	IP WLS BF H R ER SO BB IBB HBP BLK WP HR S P ERA WHIP	IP WLS BF H R ER SO BB IBB HBP BLK WP HR S P ERA WHIP

BOTTOM

Batter	1	2	3	4	5	6	7	8	9	AB R H RBI BB SO LOB	TOP											
<b>Otis Nixon, S</b> (1, 8) OBP: 0.355, SLG: 0.336	3-2 L6			2-2 E1 SF8 1B		0-1 F9		2-2 1B		4 1 2 0 0 0 0												
<b>Brent Gates, S</b> (1, 5) OBP: 0.321, SLG: 0.309	2-1 CS 1B			2-2 SF8			0-3 K	1-1 L7		3 0 1 1 0 1 1												
<b>Matt Lawton, L</b> (1, 9) OBP: 0.384, SLG: 0.476	3-3 K 1-2			3-H 1-3 K			1-1 F8		0-3 K	4 0 0 0 0 3 1												
<b>Paul Molitor, R</b> (1, 10) OBP: 0.333, SLG: 0.384		2-1 G4-3		0-2 G6-3			4-2 E 1B WP BB		0-0 G4-3	3 1 0 0 1 0 0												
<b>Todd Walker, L</b> (1, 4) OBP: 0.373, SLG: 0.471		1-1 1B			0-2 G4-3		0-2 E8 WP 1B		1-0 HR	3 0 2 0 0 0 0 1 1 1 1 0 0 0												
<b>Denny Hocking, S</b> (7, 4) OBP: 0.258, SLG: 0.281							1-3 1B															
<b>Pat Meares, R</b> (1, 6) OBP: 0.299, SLG: 0.372			1-3 K		1-0 P2		4-1 1-2 IBB		0-0 L7	3 0 0 0 1 1 0												
<b>Doug Mientkiewicz, L</b> (1, 3) OBP: 0.250, SLG: 0.100					2-0 G3		0-0 G4-3			3 0 0 0 0 0 2												
<b>A.J. Pierzynski, L</b> (1, 2) OBP: 0.375, SLG: 0.286						1-1 F7		2-3 K		3 0 0 0 0 2 0												
<b>Chris Latham, S</b> (1, 7) OBP: 0.253, SLG: 0.127			3-2 L6			1-0 B1-3		4-2 CS BB		2 0 0 0 1 0 0												
<b>Inning Stats</b>	R: 0 E: 0 K: 1 S: 10	H: 1 LOB: 1 BB: 0 P: 18	R: 0 E: 0 K: 1 S: 7	H: 1 LOB: 0 BB: 0 P: 11	R: 0 E: 0 K: 1 S: 10	H: 0 LOB: 0 BB: 0 P: 15	R: 1 E: 1 K: 1 S: 14	H: 1 LOB: 0 BB: 0 P: 19	R: 0 E: 0 K: 0 S: 6	H: 0 LOB: 0 BB: 0 P: 9	R: 0 E: 0 K: 0 S: 5	H: 0 LOB: 0 BB: 0 P: 7	R: 1 E: 1 K: 1 S: 13	H: 1 LOB: 2 BB: 2 P: 22	R: 0 E: 0 K: 1 S: 12	H: 1 LOB: 1 BB: 1 P: 21	R: 1 E: 0 K: 1 S: 6	H: 1 LOB: 0 BB: 0 P: 7	1B: 5 2B: 1 3B: 0 HR: 1	SF: 1 SAC: 0 DP: 1 HBP: 0	WP: 1 PB: 0 SB: 0 CS: 2	PA: 33
<b>PITCHER</b>	IP WLS BF H R ER SO BB IBB HBP BLK WP HR S P ERA WHIP																					
<b>Seth Greisinger, R</b> (1, 1) ERA: 5.17	7.0 L 25 4 2 0 5 1 1 0 0 1 0 65 101 0.00 0.714																					
<b>Matt Anderson, R</b> (8, 1) ERA: 3.19	1.0 4 1 0 0 1 1 0 0 0 0 0 12 21 0.00 2.000																					
<b>Todd Jones, R</b> (9, 1) ERA: 5.16	1.0 4 1 1 1 1 0 0 0 0 0 1 6 7 9.00 1.000																					

**Minnesota Twins @ Detroit Tigers**  
**Tiger Stadium, Detroit, MI**  
 Sun Sep 20 1998, 3:33 AM EDT  
 Att. 19,092 - Cloudy - 81 F

livebaseballscorecards.com

<b>AB</b>	29
<b>R</b>	3
<b>H</b>	6
<b>RBI</b>	2
<b>BB</b>	3
<b>SO</b>	7
<b>LOB</b>	4





Batter	1	2	3	4	5	6	7	8	9	AB R H RBI BB SO LOB	TOP											
Ray Durham, S (1, 4) OBP: 0.367, SLG: 0.463	2-2 G6-3		1-1 3B 1B		1-0 G4-3		2-2 SAFE 2B 1B		1-0 1B SF8 1B	5 3 3 1 0 0 0	<b>Chicago White Sox @ Minnesota Twins</b> Hubert H. Humphrey Metrodome, Minneapolis, MN Mon Sep 21 1998, 8:05 PM EDT Att. 6,862 - Dome - 72 F											
Mike Caruso, S (1, 6) OBP: 0.331, SLG: 0.390	1-2 F7		1-0 1-H 3B		0-0 F8		1-0 G1-3		0-0 SF8 1B	5 0 2 1 0 0 2												
Frank Thomas, R (1, 10) OBP: 0.380, SLG: 0.483	1-1 F8		2-1 G6-3		1-1 G6-3		1-1 WP 1B 2B		1-0 SF8	4 1 1 3 0 0 1												
Albert Belle, R (1, 7) OBP: 0.395, SLG: 0.651		2-1 G4-3		4-0 F9-3 BB		0-0 G1-3		2-0 2-H 1B	1-3 3-H K	4 0 1 1 1 1 1 0 0 0 0 0 0 0												
Brian Simmons, S (9, 7)																						
Robin Ventura, L (1, 5) OBP: 0.341, SLG: 0.421		2-2 F8		0-1 F9-3		1-1 G4-3		0-1 G1-3	4-0 BB	4 0 0 0 1 0 2												
Greg Norton, S (1, 3) OBP: 0.311, SLG: 0.414		3-1 1B		4-1 S BB		1-1 G1-3		4-2 BB	1-1 F7	3 1 1 0 2 0 2												
Magglio Ordonez, R (1, 9) OBP: 0.332, SLG: 0.423		1-2 G3		2-2 E7 S 1B			3-1 1B 1B		K	4 1 2 1 0 1 2												
Mike Cameron, R (1, 8) OBP: 0.288, SLG: 0.340			0-3 K	2-2 S HBP			0-1 B3		K	3 0 0 0 0 2 2												
Robert Machado, R (1, 2) OBP: 0.252, SLG: 0.330			0-1 G1-3	3-2 G5-3			1-0 SAFE G1-3 1B 2B 1B		1-2 P3	4 1 1 0 0 0 3												
<b>Inning Stats</b>	R: 0 E: 0 K: 0 S: 8	H: 0 LOB: 0 BB: 0 P: 12	R: 0 E: 0 K: 0 S: 12	H: 1 LOB: 1 BB: 0 P: 20	R: 1 E: 0 K: 1 S: 12	H: 2 LOB: 1 BB: 0 P: 16	R: 1 E: 1 K: 0 S: 13	H: 1 LOB: 2 BB: 2 P: 28	R: 0 E: 0 K: 0 S: 4	H: 0 LOB: 0 BB: 0 P: 6	R: 0 E: 0 K: 0 S: 5	H: 0 LOB: 0 BB: 0 P: 7	R: 4 E: 0 K: 0 S: 14	H: 5 LOB: 1 BB: 0 P: 24	R: 0 E: 0 K: 2 S: 11	H: 0 LOB: 1 BB: 1 P: 18	R: 1 E: 0 K: 1 S: 8	H: 2 LOB: 2 BB: 1 P: 16	1B: 9 2B: 2 3B: 1 HR: 0	SF: 1 SAC: 0 DP: 1 HBP: 1	WP: 1 PB: 0 SB: 3 CS: 0	PA: 42
<b>PITCHER</b>	IP WLS BF H R ER SO BB IBB HBP BLK WP HR S P ERA WHIP																					
Bob Tewksbury, R (1, 1) ERA: 4.59	6.2 L 30 8 6 6 1 2 0 1 0 0 0 65 108 8.10 1.500																					
Hector Carrasco, R (7, 1) ERA: 4.5	0.1 2 1 0 0 0 0 0 0 0 0 1 0 3 5 0.00 3.000																					
Frankie Rodriguez, R (8, 1) ERA: 6.65	2.0 10 2 1 1 3 2 0 0 0 0 0 0 19 34 4.50 2.000																					

livebaseballscorecards.com

AB	36
R	7
H	11
RBI	7
BB	4
SO	4
LOB	15





BOTTOM

Chicago White Sox @ Minnesota Twins  
Hubert H. Humphrey Metrodome, Minneapolis, MN

Mon Sep 21 1998, 8:05 PM EDT  
Att. 6,862 - Dome - 72 F

livebaseballscorecards.com

AB	34
R	1
H	8
RBI	1
BB	3
SO	6
LOB	19



WP	0	PA	38
PB	0		
SB	2		
CS	1		

AB R H RBI BB SO LOB

3	1	2	0	2	1	1
4	0	1	0	0	1	3
4	0	2	1	0	0	4
2	0	0	0	1	1	1
1	0	0	0	0	1	2
4	0	1	0	0	0	1
4	0	1	0	0	0	2
4	0	0	0	0	1	3
4	0	0	0	0	1	2
4	0	1	0	0	0	0
4	0	1	0	0	0	0

Batter	1	2	3	4	5	6	7	8	9
<b>Otis Nixon, S</b> OBP: 0.360, SLG: 0.338 (1, 8)	0-1 S G1-3 2B 1B		1-0 CS 1B 1B		4-1 FC6-5 HBP BB		4-0 1B BB		2-3 K
<b>Matt Lawton, L</b> OBP: 0.384, SLG: 0.475 (1, 9)	2-2 G1-3 1-2		1-0 1-2 1B		1-1 1-2 HBP		1-2 F7		2-3 K
<b>Paul Molitor, R</b> OBP: 0.334, SLG: 0.387 (1, 10)	3-2 2-H 2B		2-1 F9 2-3		1-0 FC6-5 2-3f		2-2 1-3 1B		
<b>Marty Cordova, R</b> OBP: 0.334, SLG: 0.378 (1, 7)	3-2 K			1-1 L9		4-1 G3 1B BB		1-3 K	
<b>Chris Latham, S</b> OBP: 0.250, SLG: 0.125 (7, PH) (8, 7)									
<b>Ron Coomer, R</b> OBP: 0.304, SLG: 0.417 (1, 3)	2-1 G6-3			2-2 G6-3		3-0 1-2 G3 1B		3-2 F8	
<b>Todd Walker, L</b> OBP: 0.373, SLG: 0.470 (1, 4)		1-0 L3		0-0 S 1B		1-0 G3		0-1 F9	
<b>Terry Steinbach, R</b> OBP: 0.311, SLG: 0.412 (1, 2)		1-3 K		2-1 F7 1-2		0-0 G5-3		1-1 G6-3	
<b>Pat Meares, R</b> OBP: 0.297, SLG: 0.370 (1, 6)		1-1 G4-3				1-3 K		0-0 G5-3	
<b>Corey Koskie, L</b> OBP: 0.150, SLG: 0.105 (1, 5)			0-0 F7		1-1 G3-1		0-0 P2		0-0 1B

Inning Stats	R: 1 E: 0 K: 1 S: 16	H: 2 LOB: 1 BB: 0 P: 26	R: 0 E: 0 K: 1 S: 7	H: 0 LOB: 0 BB: 0 P: 10	R: 0 E: 0 K: 0 S: 5	H: 2 LOB: 1 BB: 0 P: 9	R: 0 E: 0 K: 0 S: 12	H: 1 LOB: 1 BB: 0 P: 16	R: 0 E: 0 K: 1 S: 8	H: 0 LOB: 2 BB: 1 P: 16	R: 0 E: 0 K: 0 S: 5	H: 1 LOB: 2 BB: 1 P: 13	R: 0 E: 0 K: 1 S: 11	H: 1 LOB: 2 BB: 1 P: 19	R: 0 E: 0 K: 0 S: 7	H: 0 LOB: 0 BB: 0 P: 11	R: 0 E: 0 K: 2 S: 10	H: 1 LOB: 1 BB: 0 P: 14	1B: 7 2B: 1 3B: 0 HR: 0	SF: 0 SAC: 0 DP: 0 HBP: 1
--------------	-------------------------------	----------------------------------	------------------------------	----------------------------------	------------------------------	---------------------------------	-------------------------------	----------------------------------	------------------------------	----------------------------------	------------------------------	----------------------------------	-------------------------------	----------------------------------	------------------------------	----------------------------------	-------------------------------	----------------------------------	----------------------------------	------------------------------------

PITCHER	IP	WLS	BF	H	R	ER	SO	BB	IBB	HBP	BLK	WP	HR	S	P	ERA	WHIP
<b>Jim Abbott, L</b> ERA: 3.71 (1, 1)	6.0		26	6	1	1	3	2	0	1	0	0	0	53	90	1.50	1.333
<b>41 Bill Simas, R</b> ERA: 3.28 (7, 1)	2.0		8	1	0	0	1	1	0	0	0	0	0	18	30	0.00	1.000
<b>Carlos Castillo, R</b> ERA: 4.95 (9, 1)	1.0		4	1	0	0	2	0	0	0	0	0	0	10	14	0.00	1.000

WP: 0 PA: 38  
PB: 0  
SB: 2  
CS: 1

PITCHER	IP	WLS	BF	H	R	ER	SO	BB	IBB	HBP	BLK	WP	HR	S	P	ERA	WHIP
---------	----	-----	----	---	---	----	----	----	-----	-----	-----	----	----	---	---	-----	------

Batter	1	2	3	4	5	6	7	8	9	AB R H RBI BB SO LOB	TOP											
Ray Durham, S (1, 4) OBP: 0.364, SLG: 0.459	0-3 K		1-2 F7		1-0 SAFE F7			0-0 F8	0-3 K	5 0 0 0 0 2 3												
Craig Wilson, R (1, 6) OBP: 0.538, SLG: 0.889	1-2 F9		0-0 2B		1-2 G4-3			1-0 2B	0-3 K	5 1 2 0 0 1 3												
Frank Thomas, R (1, 10) OBP: 0.380, SLG: 0.481	1-2 L3		0-3 K		2-2 F8			4-1 2B		3 1 0 0 1 1 2												
Albert Belle, R (1, 7) OBP: 0.394, SLG: 0.648		4-2 1B FC5-2 BB	2-1 F7		1-0 F8			0-1 F8		3 0 0 0 1 0 3												
Robin Ventura, L (1, 5) OBP: 0.342, SLG: 0.423		0-0 1B 25 FC5-2 FC1-2 1B		0-1 F8		2-0 P2		0-2 1-H 2-H 2B		4 0 2 2 0 0 0												
Wil Cordero, R (1, 3) OBP: 0.308, SLG: 0.433		2-2 FC5-2 25 FC1-2 1B		0-3 K		0-1 L4		0-0 F9		4 0 0 0 0 1 3												
Magglio Ordonez, R (1, 9) OBP: 0.331, SLG: 0.421		0-1 1B 25 FC1-2		2-1 P2		0-0 F8			1-1 G5-3	4 0 1 0 0 0 0												
25 Jeff Abbott, R (1, 8) OBP: 0.298, SLG: 0.500 Mike Cameron, R (9, PR) OBP: 0.288, SLG: 0.340 (9, 8)		0-1 FC1-2		1-0 HR		1-1 L8			2-1 2B 1B	4 1 2 1 0 0 3 0 1 0 0 0 0 0												
Robert Machado, R (1, 2) OBP: 0.261, SLG: 0.346		2-0 G3		2-1 G4-3 1B		0-2 F8		0-2 1-H 2B		4 0 2 1 0 0 3												
<b>Inning Stats</b>	R: 0 E: 0 K: 1 S: 11	H: 0 LOB: 0 BB: 0 P: 13	R: 0 E: 0 K: 0 S: 11	H: 2 LOB: 3 BB: 1 P: 19	R: 0 E: 0 K: 1 S: 9	H: 1 LOB: 1 BB: 0 P: 12	R: 0 E: 0 K: 1 S: 7	H: 0 LOB: 0 BB: 0 P: 9	R: 1 E: 0 K: 0 S: 11	H: 2 LOB: 1 BB: 0 P: 18	R: 0 E: 0 K: 0 S: 4	H: 0 LOB: 0 BB: 0 P: 7	R: 0 E: 0 K: 0 S: 8	H: 0 LOB: 0 BB: 0 P: 9	R: 2 E: 0 K: 0 S: 9	H: 2 LOB: 1 BB: 1 P: 14	R: 1 E: 0 K: 2 S: 13	H: 2 LOB: 2 BB: 0 P: 16	1B: 4 2B: 4 3B: 0 HR: 1	SF: 0 SAC: 0 DP: 0 HBP: 0	WP: 0 PB: 0 SB: 0 CS: 0	PA: 38
<b>PITCHER</b>	IP WLS BF H R ER SO BB IBB HBP BLK WP HR S P ERA WHIP																					
Eric Milton, L (1, 1) ERA: 5.74	8.0 L 33 7 3 3 3 2 0 0 0 0 0 1 70 101 3.38 1.125																					
Mike Trombley, R (9, 1) ERA: 3.82	1.0 5 2 1 1 2 0 0 0 0 0 0 0 13 16 9.00 2.000																					

Chicago White Sox @ Minnesota Twins  
 Hubert H. Humphrey Metrodome, Minneapolis, MN  
 Tue Sep 22 1998, 8:05 PM EDT  
 Att. 7,313 - Dome - 72 F

livebaseballscorecards.com

AB	36
R	4
H	9
RBI	4
BB	2
SO	5
LOB	20



Batter	1	2	3	4	5	6	7	8	9	AB	R	H	RBI	BB	SO	LOB
Todd Walker, L (1, 4) OBP: 0.370, SLG: 0.466	0-2 G3		2-2 F7			3-3 K		0-1 G4-3		4	0	0	0	0	1	1
Chris Latham, S (1, 8) OBP: 0.250, SLG: 0.120	2-3 K		1-2 F7			1-0 F8			4-1 S 2B BB	3	1	0	0	1	1	0
Matt Lawton, L (1, 9) OBP: 0.362, SLG: 0.471	1-0 E1				1-0 F8				3-2 F7	4	0	0	0	0	0	1
Ron Coomer, R (1, 5) OBP: 0.301, SLG: 0.414	3-0 G5-3				0-0 F9				2-3 K	4	0	0	0	0	1	2
David Ortiz, L (1, 10) OBP: 0.370, SLG: 0.446			3-2 F7		2-0 1B				0-1 1B 2B	4	0	3	1	0	0	0
Alex Ochoa, R (1, 7) OBP: 0.288, SLG: 0.353			0-0 G4-3		2-1 G4-3				2-2 1B	3	0	0	0	0	0	2
Otis Nixon, S (9, PH) OBP: 0.361, SLG: 0.340									2-3 1B	1	0	1	0	0	0	0
Doug Mientkiewicz, L (1, 3) OBP: 0.313, SLG: 0.286			3-2 2B		2-1 CS 1B				0-2 G3	4	0	2	0	0	0	2
Denny Hocking, S (1, 6) OBP: 0.255, SLG: 0.278			2-3 K		2-1 F8				4-1 BB	2	0	0	0	0	1	2
Corey Koskie, L (8, PH) OBP: 0.190, SLG: 0.105										0	0	0	0	1	0	0
Pat Meares, R (9, 6) OBP: 0.297, SLG: 0.370										0	0	0	0	0	0	0
A.J. Pierzynski, L (1, 2) OBP: 0.300, SLG: 0.222			1-1 F8		1-2 F7				1-2 F7	2	0	0	0	0	0	1
Brent Gates, S (8, PH) OBP: 0.321, SLG: 0.308										1	0	0	0	0	0	1
Javier Valentin, S (9, 2) OBP: 0.253, SLG: 0.316										0	0	0	0	0	0	0

Inning Stats	R: 0	H: 0	E: 1	K: 1	S: 9	LOB: 1	BB: 0	P: 15	R: 0	H: 1	E: 0	K: 1	S: 13	LOB: 1	BB: 0	P: 21	R: 0	H: 0	E: 0	K: 0	S: 8	LOB: 0	BB: 0	P: 12	R: 0	H: 1	E: 0	K: 0	S: 5	LOB: 1	BB: 0	P: 10	R: 0	H: 0	E: 0	K: 1	S: 7	LOB: 0	BB: 0	P: 12	R: 0	H: 0	E: 0	K: 1	S: 7	LOB: 0	BB: 0	P: 11	R: 0	H: 1	E: 0	K: 0	S: 7	LOB: 0	BB: 0	P: 13	R: 0	H: 0	E: 0	K: 0	S: 9	LOB: 1	BB: 1	P: 14	R: 1	H: 2	E: 0	K: 1	S: 17	LOB: 2	BB: 1	P: 29	1B: 4	2B: 2	3B: 0	HR: 0	SF: 0	SAC: 0	DP: 1	HBP: 0	WP: 0	PB: 0	SB: 1	CS: 1	PA: 34
PITCHER	IP	WLS	BF	H	R	ER	SO	BB	IBB	HBP	BLK	WP	HR	S	P	ERA	WHIP																																																																				
James Baldwin, R (1, 1) ERA: 5.32	8.0		29	4	1	1	3	2	0	0	0	0	0	66	113	1.12	0.750																																																																				
Bob Howry, R (9, 1) ERA: 3.29	1.0		5	2	0	0	1	0	0	0	0	0	0	16	24	0.00	2.000																																																																				

BOTTOM

Chicago White Sox @ Minnesota Twins  
Hubert H. Humphrey Metrodome, Minneapolis, MN

Tue Sep 22 1998, 8:05 PM EDT  
Att. 7,313 - Dome - 72 F

livebaseballscorecards.com

AB	32
R	1
H	6
RBI	1
BB	2
SO	4
LOB	12



Batter	1	2	3	4	5	6	7	8	9	10	11	12	AB R H RBI BB SO LOB	TOP
Ray Durham, S OBP: 0.366, SLG: 0.459	(1, 4) CS 1B		(1, 1) F7		(3, 2) F9 1B	(3, 3) K			(1, 2) K	(4, 1) BB		(1, 2) 1B	6 1 3 0 1 2 2	
Mike Caruso, S OBP: 0.333, SLG: 0.394	(1, 6) 1-2 K		(1, 2) 2B		(2, 1) 1B	(1, 2) SF8			(1, 1) FC5-4 1B	(1, 2) G2-3		(2, 1) B1-3	6 2 3 1 0 1 5	
Frank Thomas, R OBP: 0.381, SLG: 0.482	(1, 10) BB 1B		(1, 1) 2B		(1, 0) F9	(0, 1) FC6-4			(0, 0) FC5-4 1B			(4, 2) SH1-3 BB	5 0 2 1 1 0 4	
Albert Belle, R OBP: 0.396, SLG: 0.647	(1, 7) BB 1B		(0, 1) P2		(0, 2) 1B				(2, 2) 1B			(2, 2) SH1-3	4 0 2 1 1 0 1	
Mike Cameron, R OBP: 0.288, SLG: 0.340	(9, 8) BB				(1, 2) 1B				(1, 3) 1B				0 0 0 0 0 0 0	
Robin Ventura, L OBP: 0.342, SLG: 0.421	(1, 5) K		(1, 1) P6		(2, 2) 1B				(0, 0) F9				5 0 1 1 1 1 5	
Greg Norton, S OBP: 0.308, SLG: 0.409			(1, 2) F7		(2, 1) F7	(2, 3) K							6 0 1 0 0 2 4	
25 Jeff Abbott, R OBP: 0.298, SLG: 0.496			(1, 1) S 1B		(0, 0) P4				(1, 2) 1B				6 2 2 0 0 0 3	
Brian Simmons, S OBP: 0.500, SLG: 0.500			(2, 1) CS 1B		(1, 1) F7				(1, 0) SF8 1B				6 1 3 1 0 1 0	
Mark Johnson, L OBP: 0.063, SLG: 0.188			(2, 2) F7		(1, 1) P6	(1, 1) E1 FC6-4			(1, 1) F8				6 0 0 0 0 1 4	
<b>Inning Stats</b>	R: 0 H: 2 E: 0 LOB: 2 K: 2 BB: 1 S: 9 P: 19	R: 1 H: 2 E: 0 LOB: 0 K: 0 BB: 0 S: 10 P: 16	R: 1 H: 2 E: 0 LOB: 1 K: 0 BB: 0 S: 12 P: 16	R: 0 H: 0 E: 0 LOB: 0 K: 0 BB: 0 S: 5 P: 8	R: 2 H: 4 E: 0 LOB: 2 K: 1 BB: 0 S: 19 P: 30	R: 2 H: 2 E: 1 LOB: 1 K: 1 BB: 0 S: 18 P: 25	R: 0 H: 0 E: 0 LOB: 0 K: 1 BB: 0 S: 7 P: 12	R: 0 H: 0 E: 0 LOB: 0 K: 1 BB: 0 S: 6 P: 9	R: 0 H: 2 E: 0 LOB: 2 K: 1 BB: 0 S: 10 P: 14	R: 0 H: 2 E: 0 LOB: 3 K: 0 BB: 1 S: 15 P: 25	R: 0 H: 0 E: 0 LOB: 2 K: 0 BB: 2 S: 9 P: 19	R: 0 H: 1 E: 0 LOB: 1 K: 1 BB: 0 S: 11 P: 18	1B: 15 SF: 1 2B: 2 SAC: 1 3B: 0 DP: 0 HR: 0 HBP: 0	WP: 0 PA: 56 PB: 0 SB: 1 CS: 2
<b>PITCHER</b>	IP WLS BF H R ER SO BB IBB HBP BLK WP HR S P ERA WHIP													
LaTroy Hawkins, R ERA: 5.25	(1, 1) 5.0 0 26 12 6 4 3 1 0 0 0 0 0 0 0 0 7.20 2.600													
Travis Miller, L ERA: 3.86	(6, 1) 0.2 3 0 0 0 1 0 0 0 0 0 0 0 0 0 0 0.00 0.000													
Todd Ritchie, R ERA: 5.63	(6, 1) 1.1 4 0 0 0 1 0 0 0 0 0 0 0 0 0 0 0.00 0.000													
Dan Serafini, L ERA: 6.32	(8, 1) 1.1 5 1 0 0 2 0 0 0 0 0 0 0 0 0 0 0.00 0.750													
Hector Carrasco, R ERA: 4.4	(9, 1) 1.1 7 3 0 0 0 0 0 0 0 0 0 0 0 0 0 0.00 2.250													
<b>PITCHER</b>	IP WLS BF H R ER SO BB IBB HBP BLK WP HR S P ERA WHIP													
Travis Baptist, L ERA: 5.67	(10, 1) 0.1 0 2 0 0 0 0 0 0 0 0 0 0 0 0 0 0.00 3.000													
Mike Trombley, R ERA: 3.73	(11, 1) 2.0 W 9 1 0 0 1 1 1 0 0 0 0 0 20 37 0.00 1.000													

Chicago White Sox @ Minnesota Twins  
 Hubert H. Humphrey Metrodome, Minneapolis, MN  
 Wed Sep 23 1998, 8:05 PM EDT  
 Att: 6,765 - Dome - 72 F

livebaseballscorecards.com

AB	50
R	6
H	17
RBI	5
BB	4
SO	8
LOB	28



Batter	1	2	3	4	5	6	7	8	9	10	11	12	AB R H RBI BB SO LOB
<b>Otis Nixon, S</b> <small>(1, 8) OBP: 0.358, SLG: 0.337</small>	2-1 <b>G4-3</b> 		2-1 <b>F8</b> 		3-2 <b>F8</b> 			0-1 <b>G6-3</b> 	2-2 <b>F8</b> 			2-1 <b>F9</b> 	6 0 1 0 0 0 3
<b>Brent Gates, S</b> <small>(1, 5) OBP: 0.323, SLG: 0.321</small> <small>(7, 4) OBP: 0.323, SLG: 0.321</small> <small>(10, 6) OBP: 0.323, SLG: 0.321</small>	4-2 <b>G4-3</b> <b>BB</b> 		0-0 <b>F8</b> 			2-1 <b>F7</b> 	1-1 <b>G1-3</b> <b>1B</b> <b>2B</b> 	1-2 <b>1-H</b> <b>2-H</b> <b>HR</b> 			3-2 <b>G4-3</b> 	5 2 2 3 1 0 2	
<b>Paul Molitor, R</b> <small>(1, 10) OBP: 0.332, SLG: 0.384</small>	2-2 <b>G4-3</b> 		2-1 <b>L8</b> 			1-1 <b>P4</b> 	1-2 <b>G1-3</b> 	0-2 <b>F8</b> 			0-0 <b>S</b> <b>1B</b> <b>1B</b> 	6 1 1 0 0 0 5	
<b>Ron Coomer, R</b> <small>(1, 3) OBP: 0.300, SLG: 0.412</small> <b>Doug Mientkiewicz, L</b> <small>(8, PH) OBP: 0.368, SLG: 0.353</small> <small>(9, 3) OBP: 0.368, SLG: 0.353</small>	0-0 <b>G4-3</b> 			2-1 <b>G6-3</b> 		2-1 <b>P2</b> 	2-0 <b>E</b> <b>1B</b> 			3-1 <b>P6</b> 	0-0 <b>S</b> <b>1B</b> 	3 0 0 0 0 0 1 3 0 2 1 0 0 0	
<b>Marty Cordova, R</b> <small>(1, 7) OBP: 0.333, SLG: 0.377</small> <b>Chris Latham, S</b> <small>(7, 7) OBP: 0.250, SLG: 0.127</small>		1-0 <b>G4-3</b> 		0-0 <b>F7</b> 		2-2 <b>G6-3</b> 	2-2 <b>G6-3</b> 	0-0 <b>E4</b> 		0-3 <b>K</b> 	3-2 <b>1B</b> 	2 0 0 0 0 0 0 4 0 1 1 0 1 1	
<b>Matt Lawton, L</b> <small>(1, 9) OBP: 0.380, SLG: 0.468</small>		2-2 <b>CS</b> <b>HBP</b> 		2-2 <b>G6-3</b> 		0-1 <b>G3</b> 	1-2 <b>P6</b> 			2-0 <b>G6-3</b> 		1-2 <b>1B</b> 	4 0 0 0 0 0 2
<b>Terry Steinbach, R</b> <small>(1, 2) OBP: 0.314, SLG: 0.417</small>		2-2 <b>F7</b> 		1-2 <b>G6-3</b> <b>1B</b> 		2-0 <b>HR</b> <b>2B</b> 	1-1 <b>G1</b> <b>1B</b> 			3-3 <b>K</b> 	3-3 <b>K</b> 	5 2 3 0 0 1 1	
<b>Pat Meares, R</b> <small>(1, 6) OBP: 0.296, SLG: 0.368</small> <b>Corey Koskie, L</b> <small>(7, 5) OBP: 0.208, SLG: 0.273</small>			0-0 <b>F8</b> 		1-2 <b>F8</b> 		2-1 <b>2-H</b> <b>HR</b> 	1-1 <b>G1</b> 			1-3 <b>K</b> 	2 0 0 0 0 0 1 3 1 1 2 0 1 1	
<b>Denny Hocking, S</b> <small>(1, 4) OBP: 0.256, SLG: 0.275</small> <small>(7, 6) OBP: 0.256, SLG: 0.275</small>			4-0 <b>F8</b> <b>1B</b> 		0-1 <b>G6-3</b> 		0-1 <b>G4-3</b> 	4-2 <b>HR</b> <b>BB</b> 			0-1 <b>F8</b> 	2 0 0 0 1 0 1	
<b>David Ortiz, L</b> <small>(9, PH) OBP: 0.372, SLG: 0.446</small> <b>Alex Ochoa, R</b> <small>(9, PR) OBP: 0.288, SLG: 0.353</small> <b>Todd Walker, L</b> <small>(10, 4) OBP: 0.369, SLG: 0.465</small>			1-2 <b>F8</b> <b>1B</b> <b>BB</b> 		1-2 <b>G6-3</b> 		0-1 <b>G4-3</b> 	4-2 <b>HR</b> <b>BB</b> 			0-1 <b>F8</b> 	0 0 0 0 1 0 0 0 1 0 0 0 0 0 1 0 0 0 0 0 0	

Inning Stats	R: 0	H: 0	E: 0	K: 9	S: 9	LOB: 1	BB: 1	P: 17	R: 0	H: 0	E: 0	K: 6	S: 6	LOB: 0	BB: 0	P: 11	R: 0	H: 1	E: 0	K: 6	S: 6	LOB: 2	BB: 1	P: 14	R: 0	H: 0	E: 0	K: 0	S: 6	LOB: 0	BB: 0	P: 10	R: 0	H: 0	E: 0	K: 0	S: 12	LOB: 1	BB: 0	P: 17	R: 2	H: 2	E: 0	K: 0	S: 10	LOB: 0	BB: 0	P: 16	R: 1	H: 2	E: 1	K: 0	S: 13	LOB: 2	BB: 0	P: 18	R: 3	H: 2	E: 0	K: 0	S: 18	LOB: 1	BB: 1	P: 27	R: 0	H: 0	E: 0	K: 1	S: 6	LOB: 0	BB: 0	P: 11	R: 0	H: 0	E: 0	K: 2	S: 8	LOB: 0	BB: 0	P: 12	R: 1	H: 3	E: 0	K: 0	S: 10	LOB: 2	BB: 0	P: 18	1B: 7	2B: 2	3B: 0	HR: 2	SF: 0	SAC: 0	DP: 0	HBP: 1	WP: 0	PA: 50
PITCHER	IP	WLS	BF	H	R	ER	SO	BB	IBB	HBP	BLK	WP	HR	S	P	ERA	WHIP																																																																																	
Jim Parque, L	(1, 1)	7.0		27	4	2	2	0	2	0	1	0	0	1	55	96	2.57	0.857																																																																																
Chad Bradford, R	(8, 1)	0.2		5	2	1	1	0	0	0	0	0	0	9	13	13.50	3.000																																																																																	
Bryan Ward, L	(8, 1)	0.1		1	0	0	0	0	0	0	0	0	0	4	5	0.00	0.000																																																																																	
41 Bill Simas, R	(9, 1)	1.0		6	2	3	3	0	1	0	0	0	0	1	18	27	27.00	3.000																																																																																
Scott Eyre, L	(10, 1)	2.2	L	11	3	1	1	3	0	0	0	0	0	0	24	41	3.38	1.125																																																																																

BOTTOM

Chicago White Sox @ Minnesota Twins  
 Hubert H. Humphrey Metrodome, Minneapolis, MN  
 Wed Sep 23 1998, 8:05 PM EDT  
 Att. 6,765 - Dome - 72 F

livebaseballscorecards.com

AB	46
R	7
H	11
RBI	7
BB	3
SO	3
LOB	18



Cleveland Indians @ Minnesota Twins  
 Hubert H. Humphrey Metrodome, Minneapolis, MN

Thu Sep 24 1998, 8:05 PM EDT  
 Att. 7,800 - Dome - 72 F

AB	31
R	0
H	4
RBI	0
BB	2
SO	8
LOB	12



WP:	1	PA:	34
PB:	0		
SB:	1		
CS:	0		

Batter	1	2	3	4	5	6	7	8	9	AB	R	H	RBI	BB	SO	LOB
Kenny Lofton, L (1, 8) OBP: 0.371, SLG: 0.413	G3		G4-3 1B		G1-3			WP 1B		4	0	2	0	0	0	1
Joey Cora, S (1, 4) OBP: 0.356, SLG: 0.371	F8		G4-3			K		K		4	0	0	0	0	2	3
David Justice, L (1, 10) OBP: 0.362, SLG: 0.465			P4			K		K		3	0	0	0	1	2	3
Manny Ramirez, R (1, 9) OBP: 0.379, SLG: 0.600	K				P5	K		G5-3		4	0	0	0	0	2	2
Jim Thome, L (1, 3) OBP: 0.415, SLG: 0.591		G1-6-3		G6-3			F9		F7	4	0	0	0	0	0	0
Brian Giles, L (1, 7) OBP: 0.403, SLG: 0.469		G4-3		F9		G1-3		G4-3		4	0	0	0	0	0	0
Sandy Alomar Jr., R (1, 2) OBP: 0.268, SLG: 0.347		K			F9			G6-3		4	0	1	0	0	1	0
Enrique Wilson, S (1, 5) (8, 6) OBP: 0.371, SLG: 0.488			FC1-6 BB		K					2	0	1	0	1	1	0
Omar Vizquel, S (1, 6) OBP: 0.355, SLG: 0.365			FC1-6 1B							2	0	0	0	0	0	3
Jeff Branson, L (8, 5) OBP: 0.223, SLG: 0.293			G4-3 1B		HBP			G3		0	0	0	0	0	0	0

Batter	1	2	3	4	5	6	7	8	9
Kenny Lofton, L (1, 8) OBP: 0.371, SLG: 0.413	3-2 G3		2-2 SAFE 1-2 G4-3 1B		0-0 G1-3			1-1 WP 1B	
Joey Cora, S (1, 4) OBP: 0.356, SLG: 0.371	1-1 F8		0-1 G4-3			1-3 K		3-3 K	
David Justice, L (1, 10) OBP: 0.362, SLG: 0.465	4-2 BB		2-2 P4			1-3 K		1-3 K	
Manny Ramirez, R (1, 9) OBP: 0.379, SLG: 0.600	0-3 K				2-2 P5		2-3 K	2-1 G5-3	
Jim Thome, L (1, 3) OBP: 0.415, SLG: 0.591		3-0 G1-6-3		2-1 G6-3			2-2 F9	2-2 F7	
Brian Giles, L (1, 7) OBP: 0.403, SLG: 0.469		0-0 G4-3		2-2 F9			0-0 G1-3	1-2 G4-3	
Sandy Alomar Jr., R (1, 2) OBP: 0.268, SLG: 0.347		0-3 K				2-2 F9		2-1 G6-3	
Enrique Wilson, S (1, 5) (8, 6) OBP: 0.371, SLG: 0.488			4-2 FC1-6 S BB		3-3 K		2-2 1B		
Omar Vizquel, S (1, 6) OBP: 0.355, SLG: 0.365			1-2 FC1-6 1B		3-1 HBP				
Jeff Branson, L (8, 5) OBP: 0.223, SLG: 0.293			G4-3 1B					G3	

Inning Stats	R: 0	H: 0	E: 0	K: 1	S: 12	P: 20	R: 0	H: 0	E: 0	K: 1	S: 6	P: 9	R: 0	H: 1	E: 0	K: 0	S: 17	P: 26	R: 0	H: 0	E: 0	K: 0	S: 10	P: 16	R: 0	H: 0	E: 0	K: 1	S: 8	P: 16	R: 0	H: 0	E: 0	K: 3	S: 10	P: 14	R: 0	H: 2	E: 0	K: 0	S: 15	P: 24	R: 0	H: 1	E: 0	K: 2	S: 10	P: 17	R: 0	H: 0	E: 0	K: 0	S: 8	P: 13	1B: 4	SF: 0	2B: 0	SAC: 0	3B: 0	DP: 0	HR: 0	HBP: 1	WP: 1	PA: 34
--------------	------	------	------	------	-------	-------	------	------	------	------	------	------	------	------	------	------	-------	-------	------	------	------	------	-------	-------	------	------	------	------	------	-------	------	------	------	------	-------	-------	------	------	------	------	-------	-------	------	------	------	------	-------	-------	------	------	------	------	------	-------	-------	-------	-------	--------	-------	-------	-------	--------	-------	--------

PITCHER	IP	WLS	BF	H	R	ER	SO	BB	IBB	HBP	BLK	WP	HR	S	P	ERA	WHIP
Brad Radke, R (1, 1) ERA: 4.3	7.1	W	29	4	0	0	7	2	0	1	0	0	0	83	134	0.00	0.818
Eddie Guardado, L (8, 1) ERA: 4.64	0.1		1	0	0	0	1	0	0	0	0	1	0	3	4	0.00	0.000
Mike Trombley, R (8, 1) ERA: 3.72	0.1		1	0	0	0	0	0	0	0	0	0	0	2	4	0.00	0.000
Rick Aguilera, R (9, 1) ERA: 4.17	1.0	S	3	0	0	0	0	0	0	0	0	0	0	8	13	0.00	0.000

PITCHER	IP	WLS	BF	H	R	ER	SO	BB	IBB	HBP	BLK	WP	HR	S	P	ERA	WHIP
---------	----	-----	----	---	---	----	----	----	-----	-----	-----	----	----	---	---	-----	------

Batter	1	2	3	4	5	6	7	8	9
<b>Otis Nixon, S</b> <small>OBP: 0.360, SLG: 0.339</small> (1, 8)	2-2 		2-1 			3-2 		0-2 	
<b>Denny Hocking, S</b> <small>OBP: 0.251, SLG: 0.269</small> (1, 6)	2-3 			1-1 		1-2 		0-3 	
<b>Matt Lawton, L</b> <small>OBP: 0.381, SLG: 0.467</small> (1, 9)	2-0 			2-1 		4-2 		1-2 	
<b>David Ortiz, L</b> <small>OBP: 0.374, SLG: 0.451</small> (1, 10)	0-2 			2-1 		0-0 		0-3 	
<b>Todd Walker, L</b> <small>OBP: 0.369, SLG: 0.464</small> <b>Brent Gates, S</b> <small>OBP: 0.323, SLG: 0.321</small> (1, 4) (9, 4)		0-1 		2-1 		1-0 			
<b>Terry Steinbach, R</b> <small>OBP: 0.312, SLG: 0.414</small> (1, 2)		3-2 		0-1 		1-3 			
<b>Doug Mientkiewicz, L</b> <small>OBP: 0.318, SLG: 0.300</small> (1, 3)		2-3 			2-1 		1-0 		
<b>Corey Koskie, L</b> <small>OBP: 0.185, SLG: 0.240</small> (1, 5)			0-0 		0-0 		2-3 		
<b>Chris Latham, S</b> <small>OBP: 0.242, SLG: 0.122</small> (1, 7)			2-3 		1-3 		0-1 		

AB R H RBI BB SO LOB

4	1	2	0	0	0	0
4	0	0	0	0	2	2
3	1	1	0	1	0	1
4	0	2	2	0	1	2
3	0	1	0	0	0	1
0	0	0	0	0	0	0
3	0	0	0	0	1	3
3	0	0	0	0	1	0
3	0	0	0	0	1	0
3	0	0	0	0	2	0

BOTTOM

**Cleveland Indians @ Minnesota Twins**  
 Hubert H. Humphrey Metrodome, Minneapolis, MN  
 Thu Sep 24 1998, 8:05 PM EDT  
 Att. 7,800 - Dome - 72 F

livebaseballscorecards.com

AB	30
R	2
H	6
RBI	2
BB	1
SO	8
LOB	9



1B: 5	SF: 0
2B: 1	SAC: 0
3B: 0	DP: 0
HR: 0	HBP: 0

WP: 0	PA: 31
PB: 0	
SB: 0	
CS: 0	

Inning Stats		R: 0	H: 1	E: 0	LOB: 1	K: 1	S: 12	P: 18
Inning Stats		R: 0	H: 0	E: 0	LOB: 0	K: 1	S: 9	P: 14
Inning Stats		R: 0	H: 0	E: 0	LOB: 0	K: 1	S: 7	P: 11
Inning Stats		R: 0	H: 2	E: 0	LOB: 2	K: 0	S: 10	P: 17
Inning Stats		R: 0	H: 0	E: 0	LOB: 0	K: 1	S: 6	P: 9
Inning Stats		R: 2	H: 2	E: 0	LOB: 1	K: 1	S: 14	P: 23
Inning Stats		R: 0	H: 0	E: 0	LOB: 0	K: 1	S: 6	P: 9
Inning Stats		R: 0	H: 1	E: 0	LOB: 1	K: 2	S: 12	P: 13

PITCHER		IP	WLS	BF	H	R	ER	SO	BB	IBB	HBP	BLK	WP	HR	S	P	ERA	WHIP
Jaret Wright, R		(1, 1)	7.0	L	27	5	2	2	6	1	0	0	0	0	64	101	2.57	0.857
Paul Assenmacher, L		(8, 1)	1.0		4	1	0	0	2	0	0	0	0	0	12	13	0.00	1.000

Batter	1	2	3	4	5	6	7	8	9	AB R H RBI BB SO LOB	TOP														
<b>Kenny Lofton, L</b> (1, 8) OBP: 0.370, SLG: 0.413	1-3 			2-0 F9 SF8 2B		0-1 G6-3		2-2 G4-3		4 1 1 0 0 1 0	<b>Cleveland Indians @ Minnesota Twins</b> Hubert H. Humphrey Metrodome, Minneapolis, MN Fri Sep 25 1998, 8:05 PM EDT Att. 11,940 - Dome - 72 F														
<b>Omar Vizquel, S</b> (1, 6) OBP: 0.353, SLG: 0.362	2-3 			3-2 F9		1-0 F8		3-2 P3		4 0 0 0 0 1 1															
<b>Jim Thome, L</b> (1, 10) OBP: 0.415, SLG: 0.589	2-3 K2-3			4-1 HBP		1-0 2B 1B		3-2 P6		3 1 1 0 0 1 0															
<b>Manny Ramirez, R</b> (1, 9) OBP: 0.378, SLG: 0.601		1-0 F8		3-2 SF8		3-2 1-H 2B		1-1 G4-3		3 0 1 2 0 0 0															
<b>Richie Sexson, R</b> (1, 3) OBP: 0.346, SLG: 0.594		1-0 F8		0-0 P6		0-1 P5		3-1 SF9 3B		3 0 0 0 0 0 2															
<b>David Justice, L</b> (9, PH) OBP: 0.363, SLG: 0.470										1 1 1 0 0 0 0															
<b>Jeff Branson, L</b> (9, 5) OBP: 0.223, SLG: 0.293										0 0 0 0 0 0 0															
<b>Mark Whiten, S</b> (1, 7) OBP: 0.374, SLG: 0.423		1-0 G6-3			0-0 F7		0-1 WP SF8 1B		4-2 BB	3 1 1 0 1 0 0															
<b>Enrique Wilson, S</b> (1, 5) OBP: 0.359, SLG: 0.471			1-0 G6-3		3-2 G3		3-2 P3		0-0 SF9	3 0 0 0 0 0 1															
<b>Brian Giles, L</b> (9, PH) OBP: 0.402, SLG: 0.469										0 0 0 1 0 0 0															
<b>Paul Shuey, R</b> (9, 1)										0 0 0 0 0 0 0															
<b>Einar Diaz, R</b> (1, 2) OBP: 0.273, SLG: 0.375			1-0 F8		1-2 1B		0-2 SF8		0-0 G4-3	3 0 1 1 0 0 1															
<b>Joey Cora, S</b> (1, 4) OBP: 0.355, SLG: 0.370			3-3 K		0-0 F9		1-2 G3			3 0 0 0 0 1 1															
<b>Inning Stats</b>	R: 0 E: 0 K: 3 S: 10	H: 0 LOB: 0 BB: 0 P: 15	R: 0 E: 0 K: 0 S: 3	H: 0 LOB: 0 BB: 0 P: 6	R: 0 E: 0 K: 1 S: 5	H: 0 LOB: 0 BB: 0 P: 10	R: 1 E: 0 K: 0 S: 11	H: 1 LOB: 1 BB: 0 P: 23	R: 0 E: 0 K: 0 S: 9	H: 1 LOB: 1 BB: 0 P: 13	R: 1 E: 0 K: 0 S: 10	H: 2 LOB: 1 BB: 0 P: 15	R: 1 E: 0 K: 0 S: 14	H: 1 LOB: 0 BB: 0 P: 18	R: 0 E: 0 K: 0 S: 12	H: 0 LOB: 0 BB: 0 P: 20	R: 1 E: 0 K: 0 S: 8	H: 1 LOB: 1 BB: 1 P: 16	1B: 3 2B: 2 3B: 1 HR: 0	SF: 3 SAC: 0 DP: 0 HBP: 1	WP: 2 PB: 0 SB: 0 CS: 0	PA: 35			
<b>PITCHER</b>	IP WLS BF H R ER SO BB IBB HBP BLK WP HR S P ERA WHIP																								
<b>23 Benj Sampson, L</b> (1, 1) ERA: 1.56	7.0		27	5	3	3	4	0	0	1	0	1	0	62	100	3.86	0.714								
<b>Eddie Guardado, L</b> (8, 1) ERA: 4.57	1.0		3	0	0	0	0	0	0	0	0	0	0	12	20	0.00	0.000								
<b>Rick Aguilera, R</b> (9, 1) ERA: 4.24	1.0	W	5	1	1	1	0	1	0	0	0	0	0	8	16	9.00	2.000								

<b>AB</b>	30
<b>R</b>	4
<b>H</b>	6
<b>RBI</b>	4
<b>BB</b>	1
<b>SO</b>	4
<b>LOB</b>	6



livebaseballscorecards.com



Batter	1	2	3	4	5	6	7	8	9	AB R H RBI BB SO LOB
<b>Otis Nixon, S</b> (1, 8) OBP: 0.362, SLG: 0.345	0-1 1B	1-0 3B		0-0 G4-3			0-1 F7		4-2 BB	4 2 2 0 1 0 1
<b>Todd Walker, L</b> (1, 4) OBP: 0.368, SLG: 0.463 <b>Brent Gates, S</b> (8, 4) OBP: 0.325, SLG: 0.323	1-2 L3	3-2 1B			3-1 F7		3-3 K	1 SAFE 1 SAFE 1 SAFE 1 SAFE	2-1 BB IBB 1B	4 0 1 1 0 1 1 1 0 1 0 0 0 0
<b>Matt Lawton, L</b> (1, 9) OBP: 0.384, SLG: 0.475	0-0 HR	2-0 F9			4-0 BB BB		0-2 2B		4-0 BB IBB	3 1 2 1 2 0 1
<b>Paul Molitor, R</b> (1, 10) OBP: 0.333, SLG: 0.382	4-2 BB		1-1 G6-3		4-1 BB 1-2 BB		0-1 F9		1-3 K	3 0 0 0 2 1 4
<b>Doug Mientkiewicz, L</b> (1, 3) OBP: 0.333, SLG: 0.261	2-0 F8		0-0 G4-3		3-3 K			4-2 BB BB	4-2 BB	3 0 0 1 2 1 3
<b>Corey Koskie, L</b> (1, 5) OBP: 0.194, SLG: 0.241		2-0 P6	1-1 F9			1-2 F7		0-1 BB BB		4 0 1 0 0 0 0
<b>Denny Hocking, S</b> (1, 6) OBP: 0.251, SLG: 0.274		1-0 2B		1-3 K		0-1 G1-3		0-0 BB BB		4 1 1 0 0 1 2
<b>Chris Latham, S</b> (1, 7) OBP: 0.253, SLG: 0.151		2-0 SF7 1B		0-3 K		0-0 2B		0-2 G6-3		4 1 2 1 0 1 1
<b>A.J. Pierzynski, L</b> (1, 2) OBP: 0.385, SLG: 0.300 <b>David Ortiz, L</b> (9, PH) OBP: 0.373, SLG: 0.449		0-0 SF7		4-1 BB		2-0 2H 1B		2-3 K		1 0 1 1 1 0 0 1 0 0 0 0 1 0

Inning Stats	R: 1	H: 2	E: 0	LOB: 1	K: 0	BB: 1	S: 11	R: 3	H: 4	E: 1	LOB: 1	K: 0	BB: 0	S: 10	R: 0	H: 0	E: 0	LOB: 0	K: 0	BB: 0	S: 5	R: 0	H: 0	E: 0	LOB: 1	K: 2	BB: 1	S: 8	R: 0	H: 0	E: 0	LOB: 2	K: 1	BB: 2	S: 7	R: 0	H: 2	E: 0	LOB: 2	K: 0	BB: 0	S: 7	R: 0	H: 1	E: 0	LOB: 1	K: 1	BB: 0	S: 10	R: 0	H: 1	E: 0	LOB: 1	K: 0	BB: 1	S: 8	R: 1	H: 1	E: 0	LOB: 3	K: 2	BB: 3	S: 14	1B: 6	SF: 1	2B: 5	SAC: 0	3B: 1	DP: 2	HR: 1	HBP: 0	WP: 0	PA: 41
--------------	------	------	------	--------	------	-------	-------	------	------	------	--------	------	-------	-------	------	------	------	--------	------	-------	------	------	------	------	--------	------	-------	------	------	------	------	--------	------	-------	------	------	------	------	--------	------	-------	------	------	------	------	--------	------	-------	-------	------	------	------	--------	------	-------	------	------	------	------	--------	------	-------	-------	-------	-------	-------	--------	-------	-------	-------	--------	-------	--------

PITCHER	IP	WLS	BF	H	R	ER	SO	BB	IBB	HBP	BLK	WP	HR	S	P	ERA	WHIP	
<b>Dwight Gooden, R</b> ERA: 3.76	(1, 1)	5.2	26	7	4	4	3	4	0	0	0	0	0	1	47	87	6.35	1.941
<b>Jim Poole, L</b> ERA: 5.08	(6, 1)	1.0	4	2	0	0	1	0	0	0	0	0	0	9	14	0.00	2.000	
<b>Steve Reed, R</b> ERA: 3.18	(7, 1)	0.1	1	0	0	0	0	0	0	0	0	0	0	2	2	0.00	0.000	
<b>Paul Assenmacher, L</b> ERA: 3.26	(8, 1)	1.0	4	1	0	0	0	1	0	0	0	0	0	8	12	0.00	2.000	
<b>Paul Shuey, R</b> ERA: 3.04	(9, 1)	0.2	L 6	1	1	1	2	2	1	0	0	0	0	14	31	13.50	4.500	

**BOTTOM**

**Cleveland Indians @ Minnesota Twins**  
 Hubert H. Humphrey Metrodome, Minneapolis, MN

livebaseballscorecards.com

<b>AB</b>	<b>32</b>
<b>R</b>	<b>5</b>
<b>H</b>	<b>11</b>
<b>RBI</b>	<b>5</b>
<b>BB</b>	<b>8</b>
<b>SO</b>	<b>6</b>
<b>LOB</b>	<b>13</b>



Fri Sep 25 1998, 8:05 PM EDT  
 Att. 11,940 - Dome - 72 F

Batter	1	2	3	4	5	6	7	8	9	AB R H RBI BB SO LOB	TOP											
<b>Kenny Lofton, L</b> OBP: 0.371, SLG: 0.413 (1, 8)	2-1 F8	0-1 1B 1B 1B		0-2 F7		4-1 BB BB		0-0 SF8 2B 1B	1-2 G4-3	5 2 2 0 1 0 2												
<b>Joey Cora, S</b> OBP: 0.358, SLG: 0.371 (1, 4)	3-2 HR 1B	0-0 1B 1B 1B		3-2 G1-3		4-1 1-2 2-3 BB		4-1 1-2 2B BB		3 2 2 1 2 0 1												
<b>David Justice, L</b> OBP: 0.363, SLG: 0.476 (1, 7)	1-1 HR 1-H	0-1 WP 1B 1-3 2-H 3-H			1-0 E2	1-1 F7		0-2 SF8 2-3 3-H		4 1 2 5 0 0 3												
<b>Manny Ramirez, R</b> OBP: 0.377, SLG: 0.599 (1, 9)	1-2 F8	3-2 G6-3			0-0 P2	3-3 K		2-1 1-H 3-H 2B		5 0 1 2 0 1 6												
<b>Jim Thome, L</b> OBP: 0.413, SLG: 0.584 (1, 3)	0-2 G3-1			0-2 F7	1-3 K		3-3 K	4-2 BB		4 0 0 0 1 2 1												
<b>Richie Sexson, R</b> OBP: 0.346, SLG: 0.594 (9, 3)					SAFE					0 0 0 0 0 0 0												
<b>Brian Giles, L</b> OBP: 0.398, SLG: 0.462 (1, 10)				1-0 P5	3-3 K		2-1 F7	0-0 L9		5 0 0 0 0 1 3												
<b>Sandy Alomar Jr., R</b> OBP: 0.269, SLG: 0.351 (1, 2)				2-2 P4			2-1 F9		0-3 K	4 2 1 0 1 1 0												
<b>Russell Branyan, L</b> OBP: 0.221, SLG: 0.290 (1, 5)																						
<b>Jeff Branson, L</b> OBP: 0.221, SLG: 0.290 (8, 5)					1-1 E4 SH1-4		1-3 K	2-2 K	0-1 F7	4 0 0 0 0 2 2												
<b>Omar Vizquel, S</b> OBP: 0.357, SLG: 0.369 (1, 6)					1-1 SH1-4		0-2 BB 2B 3-H	0-0 1B SF8 2B	4-1 S BB	1 0 0 0 0 0 0												
<b>Omar Vizquel, S</b> OBP: 0.357, SLG: 0.369 (1, 6)										3 2 3 1 1 0 0												
<b>Inning Stats</b>	R: 2 E: 0 K: 0 S: 16	H: 2 LOB: 0 BB: 0 P: 23	R: 3 E: 0 K: 0 S: 17	H: 4 LOB: 2 BB: 1 P: 26	R: 0 E: 0 K: 0 S: 9	H: 0 LOB: 0 BB: 0 P: 12	R: 0 E: 1 K: 0 S: 12	H: 0 LOB: 1 BB: 0 P: 17	R: 0 E: 1 K: 2 S: 11	H: 0 LOB: 1 BB: 0 P: 16	R: 1 E: 0 K: 2 S: 15	H: 2 LOB: 3 BB: 2 P: 28	R: 0 E: 0 K: 1 S: 8	H: 0 LOB: 0 BB: 0 P: 15	R: 3 E: 0 K: 1 S: 17	H: 3 LOB: 2 BB: 2 P: 29	R: 0 E: 0 K: 1 S: 10	H: 0 LOB: 1 BB: 1 P: 15	1B: 6 2B: 3 3B: 1 HR: 1	SF: 1 SAC: 1 DP: 0 HBP: 0	WP: 1 PB: 0 SB: 1 CS: 0	PA: 46
<b>PITCHER</b>	IP WLS BF H R ER SO BB IBB HBP BLK WP HR S P ERA WHIP																					
<b>Bob Tewksbury, R</b> ERA: 4.79 (1, 1)	5.1 L 27 8 6 6 3 1 0 0 0 1 1 73 103 10.12 1.688																					
<b>Travis Miller, L</b> ERA: 3.86 (6, 1)	0.0 2 0 0 0 0 2 0 0 0 0 0 2 10 ∞ ∞																					
<b>Dan Serafini, L</b> ERA: 6.48 (6, 1)	2.1 10 2 3 3 3 1 0 0 0 0 0 25 42 11.57 1.286																					
<b>Hector Carrasco, R</b> ERA: 4.38 (8, 1)	0.1 3 1 0 0 0 1 0 0 0 0 0 5 11 0.00 6.000																					
<b>Frankie Rodriguez, R</b> ERA: 6.56 (9, 1)	1.0 4 0 0 0 0 1 1 0 0 0 0 0 10 15 0.00 1.000																					

Cleveland Indians @ Minnesota Twins  
 Hubert H. Humphrey Metrodome, Minneapolis, MN

Sat Sep 26 1998, 8:05 PM EDT  
 Att. 28,764 - Dome - 72 F

livebaseballscorecards.com

AB 38  
 R 9  
 H 11  
 RBI 9  
 BB 6  
 SO 7  
 LOB 18



Batter	1	2	3	4	5	6	7	8	9	AB R H RBI BB SO LOB
<b>Otis Nixon, S</b> <small>OBP: 0.360, SLG: 0.343</small> (1, 8)	2-1 	2-1 		1-2 		0-0 			3-1 	5 1 1 0 0 0 1
<b>Denny Hocking, S</b> <small>OBP: 0.255, SLG: 0.287</small> (1, 6)	3-3 	0-0 		0-2 		1-2 			1-1 	5 0 2 1 0 1 0
<b>Matt Lawton, L</b> <small>OBP: 0.384, SLG: 0.475</small> (1, 9)	3-2 	3-3 		1-0 					1-0 	5 1 2 0 0 1 2
<b>Paul Molitor, R</b> <small>OBP: 0.334, SLG: 0.382</small> (1, 3)	0-1 		4-1 	2-0 					3-1 	3 1 1 1 1 0 1
<b>David Ortiz, L</b> <small>OBP: 0.371, SLG: 0.446</small> (1, 10)	0-2 		0-0 		0-0 				1-3 	4 0 1 0 0 1 1
<b>Ron Coomer, R</b> <small>OBP: 0.298, SLG: 0.409</small> (1, 5)	2-2 		1-1 		2-3 				2-3 	4 0 0 0 0 2 3
<b>Todd Walker, L</b> <small>OBP: 0.371, SLG: 0.474</small> (1, 4)		0-0 	1-2 		1-2 				1-2 	4 1 3 2 0 0 0
<b>Terry Steinbach, R</b> <small>OBP: 0.310, SLG: 0.410</small> (1, 2)		1-0 	2-3 		0-0 				1-1 	4 0 0 0 0 1 2
<b>Chris Latham, S</b> <small>OBP: 0.262, SLG: 0.200</small> (1, 7)		2-3 		0-1 		0-1 			0-3 	4 1 2 1 0 2 0

**BOTTOM**

**Cleveland Indians @ Minnesota Twins**  
 Hubert H. Humphrey Metrodome, Minneapolis, MN

livebaseballscores.com


<b>AB</b>	<b>38</b>
<b>R</b>	<b>5</b>
<b>H</b>	<b>12</b>
<b>RBI</b>	<b>5</b>
<b>BB</b>	<b>1</b>
<b>SO</b>	<b>8</b>
<b>LOB</b>	<b>10</b>



Inning Stats	R: 1	H: 3	E: 0	K: 1	S: 16	H: 3	LOB: 2	BB: 0	P: 26	R: 2	H: 3	E: 0	K: 2	S: 13	H: 3	LOB: 1	BB: 0	P: 21	R: 1	H: 1	E: 0	K: 1	S: 10	R: 1	H: 2	E: 0	K: 0	S: 11	R: 0	H: 1	E: 0	K: 1	S: 8	R: 0	H: 1	E: 0	K: 0	S: 6	R: 0	H: 0	E: 0	K: 1	S: 7	R: 0	H: 0	E: 0	K: 1	S: 11	R: 0	H: 0	E: 0	K: 1	S: 7	R: 0	H: 1	E: 0	K: 1	S: 8	R: 0	H: 0	E: 0	K: 1	S: 15	R: 0	H: 0	E: 0	K: 1	S: 14	R: 0	H: 0	E: 0	K: 1	S: 15	R: 0	H: 1	E: 0	K: 1	S: 13	1B: 6	SF: 0	3B: 0	HR: 2	WP: 0	HR: 0	S: 0	P: 0	ERA: 0	WHIP: 0
--------------	------	------	------	------	-------	------	--------	-------	-------	------	------	------	------	-------	------	--------	-------	-------	------	------	------	------	-------	------	------	------	------	-------	------	------	------	------	------	------	------	------	------	------	------	------	------	------	------	------	------	------	------	-------	------	------	------	------	------	------	------	------	------	------	------	------	------	------	-------	------	------	------	------	-------	------	------	------	------	-------	------	------	------	------	-------	-------	-------	-------	-------	-------	-------	------	------	--------	---------

PITCHER	IP	WLS	BF	H	R	ER	SO	BB	IBB	HBP	BLK	WP	HR	S	P	ERA	WHIP
<b>Charles Nagy, R</b> <small>ERA: 5.22</small>	(1, 1)	3.0	17	7	4	4	4	1	0	0	0	0	1	39	65	12.00	2.667
<b>Dave Burba, R</b> <small>ERA: 4.11</small>	(4, 1)	3.2	14	4	1	1	1	0	0	0	0	0	1	29	43	2.46	1.091
<b>Jim Poole, L</b> <small>ERA: 5.03</small>	(7, 1)	0.1	1	0	0	0	1	0	0	0	0	0	0	3	4	0.00	0.000
<b>Doug Jones, R</b> <small>ERA: 4.34</small>	(8, 1)	1.0	3	0	0	0	1	0	0	0	0	0	0	11	15	0.00	0.000
<b>Michael Jackson, R</b> <small>ERA: 1.55</small>	(9, 1)	1.0	4	1	0	0	1	0	0	0	0	0	0	8	13	0.00	1.000

Sat Sep 26 1998, 8:05 PM EDT  
 Att. 28,764 - Dome - 72 F

Batter	1	2	3	4	5	6	7	8	9	AB R H RBI BB SO LOB	TOP											
<b>Omar Vizquel, S</b> (1, 6) OBP: 0.358, SLG: 0.372 <b>Jeff Branson, L</b> (8, 4) OBP: 0.221, SLG: 0.290	1-1 1B	1-1 P3			1-3 K		1-0 2B			4 0 2 1 0 1 2 0 0 0 0 0 0 0												
<b>Enrique Wilson, S</b> (1, 4) OBP: 0.354, SLG: 0.456	3-2 F8		4-2 BB		2-2 G5-3		0-1 FC5-2			3 0 0 0 1 0 3												
<b>Travis Fryman, R</b> (1, 10) OBP: 0.340, SLG: 0.504	3-3 K		0-0 F7			1-3 K	0-3 K			4 0 0 0 0 3 4												
<b>Richie Sexson, R</b> (1, 3) OBP: 0.344, SLG: 0.592	1-3 K		1-3 K			1-1 2B	3-3 K			4 0 1 0 0 3 2												
<b>Mark Whiten, S</b> (1, 8) OBP: 0.372, SLG: 0.425		0-0 F9 1B 2B	1-3 K			3-0 P3	0-3 K			4 1 1 0 0 2 2												
<b>Alex Ramirez, R</b> (1, 9) OBP: 0.125, SLG: 0.125		0-1 F9		0-3 K		2-1 L6	0-3 K			4 0 0 0 0 2 2												
<b>Sandy Alomar Jr., R</b> (1, 2) OBP: 0.270, SLG: 0.352 <b>Einar Diaz, R</b> (6, 2) OBP: 0.286, SLG: 0.375 <b>Joey Cora, S</b> (9, PH) OBP: 0.357, SLG: 0.370		1-1 1B 1B		1-0 P6			2-2 F8 1B 2B HBP		1-3 K	2 0 1 1 0 0 0 0 1 0 0 0 0 0 1 0 0 0 0 1 0	<b>AB 34</b> <b>R 2</b> <b>H 7</b> <b>RBI 2</b> <b>BB 1</b> <b>SO 14</b> <b>LOB 18</b>											
<b>Jeff Manto, R</b> (1, 5) OBP: 0.301, SLG: 0.418 <b>Jacob Cruz, L</b> (9, PH)		1-1 P5		3-3 K			0-0 2B FC5-2 1B		2-3 K	3 0 1 0 0 1 1 1 0 0 0 0 1 0												
<b>Brian Giles, L</b> (1, 7) OBP: 0.396, SLG: 0.460		3-2 1B			0-2 F8		0-2 F8		1-2 L7	4 0 1 0 0 0 2												
<b>Inning Stats</b>	R: 0 E: 0 K: 2 S: 11	H: 1 LOB: 1 BB: 0 P: 19	R: 1 E: 0 K: 0 S: 12	H: 3 LOB: 2 BB: 0 P: 18	R: 0 E: 0 K: 2 S: 10	H: 0 LOB: 1 BB: 1 P: 16	R: 0 E: 0 K: 2 S: 7	H: 0 LOB: 0 BB: 0 P: 11	R: 0 E: 0 K: 1 S: 11	H: 0 LOB: 0 BB: 0 P: 14	R: 0 E: 0 K: 1 S: 8	H: 1 LOB: 1 BB: 0 P: 15	R: 1 E: 0 K: 1 S: 14	H: 2 LOB: 2 BB: 0 P: 17	R: 0 E: 0 K: 3 S: 9	H: 0 LOB: 0 BB: 0 P: 12	R: 0 E: 0 K: 2 S: 10	H: 0 LOB: 0 BB: 0 P: 14	1B: 4 2B: 3 3B: 0 HR: 0	SF: 0 SAC: 0 DP: 0 HBP: 1	WP: 0 PB: 0 SB: 0 CS: 0	PA: 36
<b>PITCHER</b>	IP WLS BF H R ER SO BB IBB HBP BLK WP HR S P ERA WHIP																					
<b>Eric Milton, L</b> (1, 1) ERA: 5.64	6.0 W 26 6 2 2 8 1 0 1 0 0 0 64 100 3.00 1.167																					
<b>Eddie Guardado, L</b> (7, 1) ERA: 4.52	0.2 3 1 0 0 0 0 0 0 0 0 0 6 7 0.00 1.500																					
<b>Mike Trombley, R</b> (7, 1) ERA: 3.63	2.1 S 7 0 0 0 6 0 0 0 0 0 0 22 29 0.00 0.000																					

Cleveland Indians @ Minnesota Twins  
 Hubert H. Humphrey Metrodome, Minneapolis, MN

Sun Sep 27 1998, 4:33 AM EDT  
 Att. 12,049 - Dome - 72 F

livebaseballscorecards.com

BOTTOM

Cleveland Indians @ Minnesota Twins  
Hubert H. Humphrey Metrodome, Minneapolis, MN

Sun Sep 27 1998, 4:33 AM EDT  
Att. 12,049 - Dome - 72 F

livebaseballscores.com

AB 33  
R 6  
H 9  
RBI 6  
BB 2  
SO 5  
LOB 16



WP: 0 PA: 37  
PB: 0  
SB: 0  
CS: 0

AB R H RBI BB SO LOB

5 1 2 0 0 2 2

3 1 1 0 1 0 1

3 1 2 3 0 1 1

4 1 2 0 0 0 2

3 1 1 1 1 0 3

3 0 0 1 0 0 2

2 0 0 0 0 0 0

2 0 0 1 0 0 1

4 0 0 0 0 0 2

4 1 1 0 0 2 2

1B: 8 SF: 1  
2B: 1 SAC: 0  
3B: 0 DP: 1  
HR: 0 HBP: 1

WP: 0 PA: 37  
PB: 0  
SB: 0  
CS: 0

Table with 11 columns (Batter 1-9) and 10 rows (Batters: Otis Nixon, Denny Hocking, Matt Lawton, Paul Molitor, Todd Walker, Ron Coomer, Doug Mientkiewicz, Brent Gates, Javier Valentin, Chris Latham). Each cell contains a batter's name, stats, and a baseball diamond diagram with annotations.

Inning Stats table with columns for R, H, E, K, S, LOB, BB, P for each of the 9 batters.

PITCHER table with columns for IP, WLS, BF, H, R, ER, SO, BB, IBB, HBP, BLK, WP, HR, S, P, ERA, WHIP for Bartolo Colon, Steve Reed, Chad Ogea, Jim Poole, Doug Jones, and Paul Shuey.