

Minnesota Twins - 1999

| Batter | 1 | 2 | 3 | 4 | 5 | 6 | 7 | 8 | 9 | AB | R | H | RBI | BB | SO | LOB | TOP | | | | | | | | | | |
|---|-------------------------------|----------------------------------|-------------------------------|----------------------------------|------------------------------|---------------------------------|-------------------------------|----------------------------------|-------------------------------|----------------------------------|------------------------------|----------------------------------|-------------------------------|----------------------------------|-------------------------------|----------------------------------|--|----------------------------------|----------------------------------|------------------------------------|----------------------------------|--------|--|--|--|--|--|
| Shannon Stewart, R (1, 7) | G5-3 | | G1-3 | | P4 | | G5-4-3 | | G6-3 | 5 | 0 | 0 | 0 | 0 | 0 | 7 | Toronto Blue Jays @ Minnesota Twins Hubert H. Humphrey Metrodome, Minneapolis, MN Tue Apr 06 1999, 8:05 PM EDT Att: 45,601 - Dome - 72 F livebaseballscorecards.com | | | | | | | | | | |
| Homer Bush, R (1, 4) | K | | G6-3 | | G5-3 | | | L6 | 4 | 0 | 0 | 0 | 0 | 1 | 3 | | | | | | | | | | | | |
| Shawn Green, L (1, 9) OBP: 0.500, SLG: 1.000 | 2B | | F8 | | G4-3 | | | 2B | 4 | 0 | 2 | 0 | 0 | 0 | 1 | | | | | | | | | | | | |
| Dave Hollins, S (1, 10) | G4-3 | | | K | | 2B | | K | 4 | 0 | 1 | 0 | 0 | 2 | 2 | | | | | | | | | | | | |
| Carlos Delgado, L (1, 3) OBP: 0.500, SLG: 1.333 | | HR | G4-3 | | G4-6-3 | | | K | 3 | 1 | 1 | 1 | 1 | 1 | 1 | | | | | | | | | | | | |
| Tony Fernandez, S (1, 5) | G4-3 | | P6 | | G4-6-3 | | | G4-3 | 4 | 0 | 0 | 0 | 0 | 0 | 2 | | | | | | | | | | | | |
| José Cruz Jr., S (1, 8) | K | | | | K | | | 1B BB | 3 | 0 | 0 | 0 | 1 | 3 | 0 | | | | | | | | | | | | |
| Darrin Fletcher, L (1, 2) OBP: 0.500, SLG: 0.500 | G6-3 | | | | 1B | | | F7 | 4 | 0 | 2 | 0 | 0 | 0 | 1 | | | | | | | | | | | | |
| Alex Gonzalez, R (1, 6) OBP: 1.000, SLG: 1.000 | | | G6-3 G1-3 | | 1B | | | 1B | 4 | 0 | 4 | 0 | 0 | 0 | 0 | | | | | | | | | | | | |
| Inning Stats | R: 0 E: 0 K: 1 S: 10 | H: 1 LOB: 1 BB: 0 P: 13 | R: 1 E: 0 K: 1 S: 11 | H: 1 LOB: 0 BB: 0 P: 17 | R: 0 E: 0 K: 0 S: 6 | H: 1 LOB: 1 BB: 0 P: 8 | R: 0 E: 0 K: 1 S: 11 | H: 0 LOB: 0 BB: 0 P: 17 | R: 0 E: 0 K: 1 S: 11 | H: 2 LOB: 2 BB: 0 P: 16 | R: 0 E: 0 K: 0 S: 4 | H: 1 LOB: 1 BB: 1 P: 11 | R: 0 E: 0 K: 1 S: 10 | H: 2 LOB: 0 BB: 0 P: 18 | R: 0 E: 0 K: 2 S: 13 | H: 1 LOB: 1 BB: 0 P: 17 | R: 0 E: 0 K: 0 S: 7 | H: 1 LOB: 2 BB: 1 P: 16 | 1B: 6 2B: 3 3B: 0 HR: 1 | SF: 0 SAC: 0 DP: 2 HBP: 0 | WP: 0 PB: 0 SB: 0 CS: 0 | PA: 37 | | | | | |
| PITCHER | IP | WLS | BF | H | R | ER | SO | BB | IBB | HBP | BLK | WP | HR | S | P | ERA | WHIP | | | | | | | | | | |
| Brad Radke, R (1, 1) ERA: 1.29 | 7.0 | W | 28 | 8 | 1 | 1 | 5 | 1 | 0 | 0 | 0 | 0 | 1 | 63 | 100 | 1.29 | 1.286 | | | | | | | | | | |
| Eddie Guardado, L (8, 1) ERA: | 1.0 | | 4 | 1 | 0 | 0 | 2 | 0 | 0 | 0 | 0 | 0 | 0 | 13 | 17 | 0.00 | 1.000 | | | | | | | | | | |
| Mike Trombley, R (9, 1) ERA: | 0.2 | | 4 | 1 | 0 | 0 | 0 | 1 | 0 | 0 | 0 | 0 | 0 | 6 | 15 | 0.00 | 3.000 | | | | | | | | | | |
| Rick Aguilera, R (9, 1) ERA: | 0.1 | | 1 | 0 | 0 | 0 | 0 | 0 | 0 | 0 | 0 | 0 | 0 | 1 | 1 | 0.00 | 0.000 | | | | | | | | | | |

| Batter | 1 | 2 | 3 | 4 | 5 | 6 | 7 | 8 | 9 | AB | R | H | RBI | BB | SO | LOB | BOTTOM | | | | | | | | | | |
|---|-------------------------------|----------------------------------|-------------------------------|----------------------------------|------------------------------|----------------------------------|------------------------------|----------------------------------|------------------------------|----------------------------------|-------------------------------|----------------------------------|-------------------------------|----------------------------------|-------------------------------|--|-----------------------------------|------------------------------------|----------------------------------|--------|--|--|--|--|--|--|--|
| Tori Hunter, R (1, 8) OBP: 0.200, SLG: 0.200 | F9 | | G1-3 | | FC6-4 | | 1B 2B | K | 5 | 1 | 1 | 1 | 0 | 1 | 1 | Toronto Blue Jays @ Minnesota Twins Hubert H. Humphrey Metrodome, Minneapolis, MN Tue Apr 06 1999, 8:05 PM EDT Att: 45,601 - Dome - 72 F livebaseballscorecards.com | | | | | | | | | | | |
| Chad Allen, R (1, 7) OBP: 0.500, SLG: 0.500 | FC4 1B | | P4 | | G6-3 | | 1B 2B | | 4 | 1 | 2 | 0 | 0 | 0 | 1 | | | | | | | | | | | | |
| Todd Walker, L (1, 4) Denny Hocking, S (8, 6) | FC4 1-2 | | F7 | | G6-3 | | L4 | | 4 | 0 | 0 | 0 | 0 | 0 | 3 | | | | | | | | | | | | |
| Ron Coomer, R (1, 5) OBP: 0.500, SLG: 0.500 | F7 | | | 1B | | 1B | F8 | | 4 | 0 | 2 | 0 | 0 | 0 | 3 | | | | | | | | | | | | |
| Matt Lawton, L (1, 9) OBP: 0.750, SLG: 1.000 | | 2B 1B | | F9 | | 1B | G6-3 2B | | 4 | 1 | 3 | 2 | 0 | 0 | 1 | | | | | | | | | | | | |
| Marty Cordova, R (1, 10) OBP: 0.500, SLG: 0.750 | | F8 | | G5-4-3 1B | | 1B | G6-3 2B | | 4 | 0 | 2 | 1 | 0 | 0 | 3 | | | | | | | | | | | | |
| Doug Mientkiewicz, L (1, 3) OBP: 0.500, SLG: 1.000 | | | | G5-4-3 | | 1B | 2B | | 4 | 1 | 2 | 0 | 0 | 0 | 3 | | | | | | | | | | | | |
| Terry Steinbach, R (1, 2) OBP: 0.500, SLG: 0.500 | | L4 | | | FC6-4 1B | | F9 | | 4 | 1 | 2 | 0 | 0 | 0 | 2 | | | | | | | | | | | | |
| Cristian Guzman, S (1, 6) Brent Gates, S (7, PH) (8, 4) | | K | | | K | | 1B 3B | K | 2 | 0 | 0 | 0 | 0 | 2 | 3 | | | | | | | | | | | | |
| Inning Stats | R: 0 E: 1 K: 0 S: 11 | H: 1 LOB: 1 BB: 0 P: 16 | R: 0 E: 0 K: 1 S: 11 | H: 2 LOB: 2 BB: 0 P: 15 | R: 0 E: 0 K: 0 S: 5 | H: 0 LOB: 0 BB: 0 P: 11 | R: 0 E: 0 K: 0 S: 9 | H: 2 LOB: 1 BB: 0 P: 10 | R: 0 E: 0 K: 1 S: 9 | H: 1 LOB: 1 BB: 0 P: 13 | R: 0 E: 0 K: 0 S: 10 | H: 2 LOB: 1 BB: 0 P: 17 | R: 6 E: 0 K: 0 S: 15 | H: 7 LOB: 1 BB: 0 P: 24 | R: 0 E: 0 K: 2 S: 10 | H: 0 LOB: 0 BB: 0 P: 15 | 1B: 10 2B: 4 3B: 1 HR: 0 | SF: 0 SAC: 0 DP: 2 HBP: 0 | WP: 0 PB: 0 SB: 0 CS: 0 | PA: 37 | | | | | | | |
| PITCHER | IP | WLS | BF | H | R | ER | SO | BB | IBB | HBP | BLK | WP | HR | S | P | ERA | WHIP | | | | | | | | | | |
| Pat Hentgen, R (1, 1) ERA: 3.0 | 6.0 | L | 26 | 10 | 2 | 2 | 2 | 0 | 0 | 0 | 0 | 0 | 0 | 6 | 8 | 27.00 | 9.000 | | | | | | | | | | |
| Dan Plesac, L (7, 1) ERA: 81.0 | 0.1 | B | 4 | 3 | 1 | 1 | 0 | 0 | 0 | 0 | 0 | 0 | 0 | 6 | 10 | 40.50 | 3.000 | | | | | | | | | | |
| Pete Munro, R (7, 1) ERA: 13.5 | 0.2 | | 4 | 2 | 3 | 3 | 0 | 0 | 0 | 0 | 0 | 0 | 0 | 6 | 10 | 0.00 | 0.000 | | | | | | | | | | |
| Tom Davey, R (8, 1) ERA: | 1.0 | | 3 | 0 | 0 | 0 | 2 | 0 | 0 | 0 | 0 | 0 | 0 | 10 | 15 | 0.00 | 0.000 | | | | | | | | | | |

AB 35
R 1
H 10
RBI 1
BB 2
SO 7
LOB 17



AB 37
R 6
H 15
RBI 6
BB 0
SO 4
LOB 20



| Batter | 1 | 2 | 3 | 4 | 5 | 6 | 7 | 8 | 9 | AB | R | H | RBI | BB | SO | LOB | TOP | | | | | | | | |
|---|-------------------------------|----------------------------------|-------------------------------|----------------------------------|------------------------------|----------------------------------|------------------------------|----------------------------------|-------------------------------|----------------------------------|------------------------------|----------------------------------|-------------------------------|----------------------------------|------------------------------|----------------------------------|------------------------------|----------------------------------|----------------------------------|------------------------------------|----------------------------------|--------|--|--|--|
| Shannon Stewart, R OBP: 0.364, SLG: 0.600 (1, 7) | F9 | FC5-2 1B | | 2B BB | HR | | 1B | | K | 5 | 2 | 3 | 4 | 1 | 1 | 0 | | | | | | | | | |
| Homer Bush, R OBP: 0.300, SLG: 0.400 (1, 4) | F8 | FC5-2 | | 2B | 1B | | 1B | | E5 | 6 | 0 | 3 | 1 | 0 | 0 | 3 | | | | | | | | | |
| Shawn Green, L OBP: 0.300, SLG: 0.500 (1, 9) | 1B | K | | K | FC4-6 | | K | | FC3-6 | 6 | 0 | 1 | 0 | 0 | 3 | 8 | | | | | | | | | |
| Dave Hollins, S OBP: 0.300, SLG: 0.444 (1, 10) | G4-3 | | F8 | | | | G4-3 | | G4-3 | 5 | 0 | 1 | 0 | 1 | 0 | 4 | | | | | | | | | |
| Carlos Delgado, L OBP: 0.444, SLG: 1.143 (1, 3) | | K | HR | L4 | | | K | | 1B BB | 4 | 2 | 1 | 1 | 1 | 2 | 3 | | | | | | | | | |
| Tony Fernandez, S OBP: 0.444, SLG: 0.750 (1, 5) | 2B 1B | HR | | | HR | | BB | | 1B | 4 | 3 | 3 | 1 | 1 | 0 | 0 | | | | | | | | | |
| José Cruz Jr., S OBP: 0.333, SLG: 0.143 (1, 8) | E3 2B 1B | BB | | | BB | | K | | 1B | 4 | 1 | 1 | 0 | 1 | 1 | 4 | | | | | | | | | |
| Darrin Fletcher, L OBP: 0.444, SLG: 0.625 (1, 2) | 1B FC5-2 2B | G4-3 | | | HR | | G3-1 | | SF7-5-6 | 4 | 1 | 2 | 2 | 0 | 0 | 3 | | | | | | | | | |
| Alex Gonzalez, R OBP: 0.556, SLG: 0.500 (1, 6) | FC5-2 1B BB | | | G6-3 | P8 | | F7 | | K | 4 | 0 | 0 | 0 | 1 | 1 | 3 | | | | | | | | | |
| Inning Stats | R: 0 E: 0 K: 0 S: 10 | H: 1 LOB: 1 BB: 0 P: 14 | R: 2 E: 1 K: 2 S: 15 | H: 3 LOB: 3 BB: 1 P: 28 | R: 2 E: 0 K: 0 S: 9 | H: 2 LOB: 2 BB: 1 P: 23 | R: 1 E: 0 K: 1 S: 9 | H: 1 LOB: 2 BB: 2 P: 19 | R: 3 E: 1 K: 0 S: 13 | H: 3 LOB: 1 BB: 0 P: 24 | R: 0 E: 0 K: 2 S: 9 | H: 1 LOB: 2 BB: 1 P: 18 | R: 0 E: 0 K: 1 S: 14 | H: 2 LOB: 0 BB: 0 P: 18 | R: 1 E: 0 K: 1 S: 9 | H: 2 LOB: 1 BB: 1 P: 18 | R: 0 E: 1 K: 1 S: 8 | H: 0 LOB: 1 BB: 0 P: 10 | 1B: 9 2B: 4 3B: 0 HR: 3 | SF: 1 SAC: 0 DP: 1 HBP: 0 | WP: 0 PB: 0 SB: 1 CS: 1 | PA: 49 | | | |
| PITCHER | IP | WLS | BF | H | R | ER | SO | BB | IBB | HBP | BLK | WP | HR | S | P | ERA | WHIP | | | | | | | | |
| Mike Lincoln, R ERA: 10.8 | 3.1 | L | 20 | 7 | 5 | 4 | 2 | 3 | 0 | 0 | 0 | 0 | 2 | 37 | 73 | 10.80 | 3.000 | | | | | | | | |
| Bob Welts, R ERA: | 1.2 | | 10 | 3 | 3 | 0 | 1 | 1 | 0 | 0 | 0 | 0 | 1 | 19 | 35 | 0.00 | 2.400 | | | | | | | | |
| 23 Benj Sampson, L ERA: | 1.0 | | 5 | 1 | 0 | 0 | 2 | 1 | 0 | 0 | 0 | 0 | 0 | 9 | 18 | 0.00 | 2.000 | | | | | | | | |
| Dan Perkins, R ERA: 4.5 | 2.0 | | 10 | 4 | 1 | 1 | 2 | 1 | 0 | 0 | 0 | 0 | 0 | 23 | 36 | 4.50 | 2.500 | | | | | | | | |
| Joe Mays, R ERA: | 1.0 | | 4 | 0 | 0 | 0 | 1 | 0 | 0 | 0 | 0 | 0 | 0 | 8 | 10 | 0.00 | 0.000 | | | | | | | | |

Toronto Blue Jays @ Minnesota Twins
Hubert H. Humphrey Metrodome, Minneapolis, MN

AB 42
R 9
H 15
RBI 9
BB 6
SO 8
LOB 28



Wed Apr 07 1999, 8:05 PM EDT
Att. 9,220 - Dome - 72 F

| Batter | 1 | 2 | 3 | 4 | 5 | 6 | 7 | 8 | 9 | AB | R | H | RBI | BB | SO | LOB | BOTTOM | | | | | | | | |
|--|-------------------------------|----------------------------------|------------------------------|---------------------------------|------------------------------|---------------------------------|------------------------------|----------------------------------|-------------------------------|----------------------------------|------------------------------|----------------------------------|-------------------------------|----------------------------------|------------------------------|---------------------------------|----------------------------------|------------------------------------|----------------------------------|--------|--|--|--|--|--|
| Tori Hunter, R OBP: 0.100, SLG: 0.100 (1, 8) | K | | G1-3 | | G6-3 | | K | | G4-3 | 5 | 0 | 0 | 0 | 0 | 2 | 3 | | | | | | | | | |
| Brent Gates, S OBP: 0.400, SLG: 0.750 Corey Koskie, L (6, 5) | K | | | | G5-3 | | K | | | 2 | 0 | 0 | 0 | 1 | 1 | 1 | | | | | | | | | |
| Todd Walker, L OBP: 0.125, SLG: 0.125 (1, 4) | K | | G5-3 | | | | G6-3 | | | 4 | 1 | 1 | 0 | 0 | 1 | 3 | | | | | | | | | |
| Ron Coomer, R OBP: 0.375, SLG: 0.375 (1, 3) | | K | | | FC6-4 1B | | F9 | | F8 | 4 | 0 | 1 | 0 | 0 | 1 | 1 | | | | | | | | | |
| Marty Cordova, R OBP: 0.500, SLG: 0.571 (1, 10) | F9 | | | | F9 | | 2B 1B | | FC6 BB | 3 | 1 | 1 | 0 | 1 | 0 | 1 | | | | | | | | | |
| Matt Lawton, L OBP: 0.500, SLG: 0.750 (1, 9) | G4-3 | | | | FC6-4 FC4-6 | | 1B 2B | | K | 4 | 1 | 1 | 2 | 0 | 1 | 2 | | | | | | | | | |
| Chad Allen, R OBP: 0.375, SLG: 0.375 (1, 7) | | | | | FC4-6 | | K | | FC6 | 4 | 0 | 1 | 0 | 0 | 1 | 3 | | | | | | | | | |
| Terry Steinbach, R OBP: 0.333, SLG: 0.333 Javier Valentin, S OBP: 0.500, SLG: 0.500 (6, 2) | | | FC | | G5-3 | | 1B | | G3-1 | 2 | 0 | 0 | 0 | 0 | 0 | 1 | | | | | | | | | |
| Cristian Guzman, S OBP: 0.167, SLG: 0.333 (1, 6) | | | K | | G6-3 | | K | | G4-3 | 4 | 0 | 1 | 0 | 0 | 2 | 3 | | | | | | | | | |
| Inning Stats | R: 0 E: 0 K: 3 S: 12 | H: 0 LOB: 0 BB: 0 P: 20 | R: 0 E: 0 K: 1 S: 7 | H: 0 LOB: 0 BB: 0 P: 9 | R: 0 E: 0 K: 0 S: 7 | H: 1 LOB: 1 BB: 0 P: 9 | R: 0 E: 0 K: 0 S: 8 | H: 1 LOB: 1 BB: 0 P: 14 | R: 3 E: 0 K: 2 S: 12 | H: 4 LOB: 1 BB: 0 P: 18 | R: 0 E: 0 K: 2 S: 8 | H: 0 LOB: 0 BB: 0 P: 11 | R: 0 E: 0 K: 1 S: 10 | H: 0 LOB: 1 BB: 1 P: 18 | R: 0 E: 0 K: 0 S: 4 | H: 0 LOB: 0 BB: 0 P: 5 | 1B: 5 2B: 2 3B: 0 HR: 0 | SF: 0 SAC: 0 DP: 0 HBP: 0 | WP: 0 PB: 0 SB: 2 CS: 0 | PA: 37 | | | | | |
| PITCHER | IP | WLS | BF | H | R | ER | SO | BB | IBB | HBP | BLK | WP | HR | S | P | ERA | WHIP | | | | | | | | |
| David Wells, L ERA: 4.5 | 6.0 | | 27 | 7 | 3 | 3 | 7 | 1 | 0 | 0 | 0 | 0 | 0 | 22 | 34 | 4.50 | 1.333 | | | | | | | | |
| 32 Roy Halladay, R ERA: | 3.0 | S | 10 | 0 | 0 | 0 | 3 | 1 | 0 | 0 | 0 | 0 | 0 | 22 | 34 | 0.00 | 0.333 | | | | | | | | |

Toronto Blue Jays @ Minnesota Twins
Hubert H. Humphrey Metrodome, Minneapolis, MN

AB 35
R 3
H 7
RBI 3
BB 2
SO 10
LOB 18



Wed Apr 07 1999, 8:05 PM EDT
Att. 9,220 - Dome - 72 F

| Batter | 1 | 2 | 3 | 4 | 5 | 6 | 7 | 8 | 9 | AB | R | H | RBI | BB | SO | LOB | TOP | | | | | | | | | | |
|--|------------------------------|-------------------------|------------------------------|--------------------------|------------------------------|--------------------------|-------------------------------|-------------------------|-------------------------------|-------------------------|-------------------------------|-------------------------|-------------------------------|-------------------------|-------------------------------|-------------------------|---|------------------------------------|----------------------------------|--------|--|--|--|--|--|--|--|
| Shannon Stewart, R OBP: 0.375, SLG: 0.533 | F8 | | 1B | E5 | | G6-3 | | | | 5 | 1 | 2 | 0 | 0 | 0 | 0 | Toronto Blue Jays @ Minnesota Twins Hubert H. Humphrey Metrodome, Minneapolis, MN Thu Apr 08 1999, 8:05 PM EDT Att. 9,431 - Dome - 72 F | | | | | | | | | | |
| Craig Grebeck, R OBP: 0.800, SLG: 1.250 | 2B | | 1B | 2B | | HR | | | | 4 | 1 | 3 | 2 | 1 | 1 | | | | | | | | | | | | |
| Shawn Green, L OBP: 0.267, SLG: 0.600 | K | | F8 | K | | HR | | | | 5 | 1 | 1 | 2 | 0 | 3 | | | | | | | | | | | | |
| Dave Hollins, S OBP: 0.400, SLG: 0.462 | G6-3 | | | 1B | | BB | | | | 4 | 1 | 2 | 0 | 1 | 0 | 1 | | | | | | | | | | | |
| Carlos Delgado, L OBP: 0.429, SLG: 0.818 | F9 | | | BB | | F7 | | | | 4 | 1 | 1 | 0 | 1 | 1 | 1 | | | | | | | | | | | |
| Tony Fernandez, S OBP: 0.286, SLG: 0.462 | L3 | | | F8 | | F7 | | | | 5 | 0 | 0 | 0 | 0 | 1 | 5 | | | | | | | | | | | |
| José Cruz Jr., S OBP: 0.429, SLG: 0.500 | P9 | | | 2B | | | | | | 3 | 2 | 1 | 1 | 2 | 0 | 0 | | | | | | | | | | | |
| Alex Gonzalez, R OBP: 0.643, SLG: 0.667 | | | | 1B | | G6-3 | | | | 4 | 2 | 3 | 2 | 1 | 0 | 2 | | | | | | | | | | | |
| Mike Matheny, R | F8 | | | F9 | | | | | | 3 | 0 | 0 | 0 | 0 | 0 | 2 | | | | | | | | | | | |
| Willie Greene, L (7, PH) | | | | | | F8 | | | | 0 | 0 | 0 | 0 | 0 | 0 | 0 | | | | | | | | | | | |
| Geronimo Berroa, R (7, PH) | | | | | | G1-4-3 | | | | 1 | 0 | 0 | 0 | 0 | 0 | 1 | | | | | | | | | | | |
| Darin Fletcher, L OBP: 0.400, SLG: 0.556 | | | | | | | | | | 1 | 0 | 0 | 0 | 0 | 0 | 1 | | | | | | | | | | | |
| Inning Stats | R: 0 E: 0 K: 1 S: 9 | H: 1 LOB: 1 P: 14 | R: 0 E: 0 K: 0 S: 7 | H: 0 LOB: 0 BB: 12 | R: 1 E: 0 K: 0 S: 9 | H: 3 LOB: 1 BB: 15 | R: 5 E: 2 K: 1 S: 15 | H: 4 LOB: 1 BB: 1 | R: 0 E: 0 K: 0 S: 11 | H: 1 LOB: 2 BB: 1 | R: 1 E: 0 K: 1 S: 11 | H: 2 LOB: 1 BB: 1 | R: 0 E: 0 K: 2 S: 12 | H: 0 LOB: 0 BB: 0 | R: 0 E: 0 K: 0 S: 11 | H: 1 LOB: 1 BB: 0 | 1B: 8 2B: 3 3B: 0 HR: 2 | SF: 0 SAC: 0 DP: 1 HBP: 0 | WP: 0 PB: 0 SB: 0 CS: 0 | PA: 45 | | | | | | | |
| PITCHER | IP | WLS | BF | H | R | ER | SO | BB | IBB | HBP | BLK | WP | HR | S | P | ERA | WHIP | | | | | | | | | | |
| Eric Milton, L ERA: 9.82 | 3.2 | | 20 | 8 | 6 | 4 | 1 | 1 | 0 | 0 | 0 | 0 | 0 | 37 | 63 | 9.82 | 2.455 | | | | | | | | | | |
| Mike Trombley, R ERA: | 1.1 | W | 6 | 1 | 0 | 0 | 1 | 1 | 0 | 0 | 0 | 0 | 0 | 14 | 24 | 0.00 | 1.500 | | | | | | | | | | |
| Joe Mays, R ERA: 13.5 | 1.0 | | 9 | 2 | 3 | 3 | 1 | 4 | 0 | 0 | 0 | 0 | 2 | 12 | 34 | 27.00 | 6.000 | | | | | | | | | | |
| Eddie Guardado, L ERA: | 2.0 | H | 6 | 1 | 0 | 0 | 3 | 0 | 0 | 0 | 0 | 0 | 0 | 20 | 26 | 0.00 | 0.500 | | | | | | | | | | |
| Rick Aguilera, R ERA: | 1.0 | S | 4 | 1 | 0 | 0 | 0 | 0 | 0 | 0 | 0 | 0 | 0 | 11 | 15 | 0.00 | 1.000 | | | | | | | | | | |

| | |
|-----|----|
| AB | 39 |
| R | 9 |
| H | 13 |
| RBI | 7 |
| BB | 6 |
| SO | 6 |
| LOB | 17 |



| Batter | 1 | 2 | 3 | 4 | 5 | 6 | 7 | 8 | 9 | AB | R | H | RBI | BB | SO | LOB | BOTTOM | | | | | | | | | | |
|--|-------------------------------|----------------------------------|-------------------------------|----------------------------------|-------------------------------|----------------------------------|-------------------------------|----------------------------------|-------------------------------|----------------------------------|------------------------------|----------------------------------|------------------------------|----------------------------------|-------------------------------|----------------------------------|---|------------------------------------|----------------------------------|--------|--|--|--|--|--|--|--|
| Tori Hunter, R OBP: 0.200, SLG: 0.200 | K | | G1 | K | | G6-3 | | | | 5 | 0 | 2 | 0 | 0 | 2 | 2 | Toronto Blue Jays @ Minnesota Twins Hubert H. Humphrey Metrodome, Minneapolis, MN Thu Apr 08 1999, 8:05 PM EDT Att. 9,431 - Dome - 72 F | | | | | | | | | | |
| Denny Hocking, S (9, 4) | G4-3 | | G1 | F7 | | K | | | | 5 | 0 | 0 | 0 | 0 | 1 | 6 | | | | | | | | | | | |
| Todd Walker, L OBP: 0.308, SLG: 0.250 | | | | | | | | | | 4 | 2 | 2 | 0 | 1 | 0 | 2 | | | | | | | | | | | |
| Cristian Guzman, S OBP: 0.167, SLG: 0.333 | 2B | | G5-3 | | | | | | | 0 | 0 | 0 | 0 | 0 | 0 | 0 | | | | | | | | | | | |
| Marty Cordova, R OBP: 0.692, SLG: 0.818 | 1B | | | 2B | | | | | | 4 | 1 | 4 | 2 | 1 | 0 | 0 | | | | | | | | | | | |
| Matt Lawton, L OBP: 0.385, SLG: 0.615 | G3 | | G4-3 | G6-3 | | K | | | | 5 | 1 | 1 | 0 | 0 | 1 | 6 | | | | | | | | | | | |
| Chad Allen, R OBP: 0.308, SLG: 0.308 | | | G4-3 | G6-3 | | FC4 | | | | 5 | 1 | 1 | 1 | 0 | 0 | 2 | | | | | | | | | | | |
| Doug Mientkiewicz, L OBP: 0.556, SLG: 0.857 | | | | | | | | | | 3 | 3 | 1 | 1 | 2 | 0 | 2 | | | | | | | | | | | |
| Terry Steinbach, R OBP: 0.455, SLG: 0.333 | | | | | | | | | | 3 | 2 | 1 | 0 | 2 | 0 | 2 | | | | | | | | | | | |
| Corey Koskie, L OBP: 0.600, SLG: 0.800 | | | | | | | | | | 4 | 1 | 3 | 5 | 0 | 0 | 0 | | | | | | | | | | | |
| Ron Coomer, R OBP: 0.375, SLG: 0.375 | | | | | | | | | | 0 | 0 | 0 | 0 | 0 | 0 | 0 | | | | | | | | | | | |
| Inning Stats | R: 1 E: 0 K: 1 S: 10 | H: 2 LOB: 1 BB: 0 P: 16 | R: 4 E: 0 K: 0 S: 14 | H: 5 LOB: 2 BB: 2 P: 30 | R: 2 E: 0 K: 0 S: 17 | H: 3 LOB: 2 BB: 1 P: 29 | R: 3 E: 0 K: 1 S: 15 | H: 3 LOB: 2 BB: 2 P: 30 | R: 1 E: 1 K: 1 S: 10 | H: 2 LOB: 2 BB: 0 P: 17 | R: 0 E: 0 K: 1 S: 7 | H: 0 LOB: 0 BB: 0 P: 12 | R: 0 E: 0 K: 0 S: 6 | H: 0 LOB: 0 BB: 1 P: 10 | R: 0 E: 0 K: 0 S: 11 | H: 0 LOB: 0 BB: 0 P: 17 | 1B: 11 2B: 4 3B: 0 HR: 0 | SF: 0 SAC: 0 DP: 2 HBP: 0 | WP: 0 PB: 0 SB: 1 CS: 0 | PA: 44 | | | | | | | |
| PITCHER | IP | WLS | BF | H | R | ER | SO | BB | IBB | HBP | BLK | WP | HR | S | P | ERA | WHIP | | | | | | | | | | |
| Joey Hamilton, R ERA: 27.0 | 2.1 | L | 18 | 9 | 7 | 7 | 1 | 3 | 0 | 0 | 0 | 0 | 0 | 30 | 60 | 27.00 | 5.143 | | | | | | | | | | |
| 40 Eric Ludwick, R ERA: 27.0 | 1.0 | | 8 | 3 | 3 | 3 | 0 | 2 | 0 | 0 | 0 | 0 | 0 | 20 | 38 | 27.00 | 5.000 | | | | | | | | | | |
| Pete Munro, R ERA: 2.7 | 2.2 | | 12 | 3 | 1 | 0 | 3 | 0 | 0 | 0 | 0 | 0 | 0 | 23 | 36 | 0.00 | 1.125 | | | | | | | | | | |
| Dan Plesac, L ERA: 20.25 | 1.0 | | 3 | 0 | 0 | 0 | 0 | 1 | 0 | 0 | 0 | 0 | 0 | 6 | 10 | 0.00 | 1.000 | | | | | | | | | | |
| Graeme Lloyd, L ERA: | 1.0 | | 3 | 0 | 0 | 0 | 0 | 0 | 0 | 0 | 0 | 0 | 0 | 11 | 17 | 0.00 | 0.000 | | | | | | | | | | |

| | |
|-----|----|
| AB | 38 |
| R | 11 |
| H | 15 |
| RBI | 9 |
| BB | 6 |
| SO | 4 |
| LOB | 22 |



| Batter | 1 | 2 | 3 | 4 | 5 | 6 | 7 | 8 | 9 | AB | R | H | RBI | BB | SO | LOB | TOP | | | | | |
|--|---|---|-------------------------------|----------------------------------|-------------------------------|----------------------------------|-------------------------------|----------------------------------|-------------------------------|----------------------------------|-------------------------------|----------------------------------|-------------------------------|----------------------------------|------------------------------|----------------------------------|----------------------------------|------------------------------------|-----------------------------------|------------------------------------|----------------------------------|--------|
| Kenny Lofton, L OBP: 0.369, SLG: 0.895 Jolbert Cabrera, R (7, 8) | 0-2 E 1B 1B | 1-2 S 1B | | 2-0 F7 | 3-2 G6-3 WP 2B | 0-1 2B | | 1-1 E HBP | 2-0 FC4-6 | 5 | 2 | 4 | 2 | 0 | 0 | 0 | | | | | | |
| Omar Vizquel, S OBP: 0.476, SLG: 0.556 | 0-0 E 1B | 0-2 F8 | | 4-0 S 1B BB | 1-0 G6-3 | 3-1 P6 | | 0-0 E4 | | 5 | 2 | 1 | 0 | 1 | 0 | 4 | | | | | | |
| Roberto Alomar, S OBP: 0.500, SLG: 0.500 Enrique Wilson, S (7, PH) (7, 4) | 4-1 BB 1B BB | 3-3 K | | 4-2 S 1B BB | 3-1 P5 | | 2-0 1B BB 1B | 1-2 F9 | | 2 | 2 | 0 | 0 | 2 | 1 | 1 | | | | | | |
| Manny Ramirez, R OBP: 0.476, SLG: 0.526 | 1-1 1B 1B | | 2-2 G4-3 | 0-1 1B 2B 1B | | 0-1 HR 2B | 1-3 K | 2-0 F7 | | 6 | 3 | 3 | 3 | 0 | 1 | 3 | | | | | | |
| Jim Thome, L OBP: 0.619, SLG: 0.867 | 4-0 1B BB | | 0-1 2B | 0-1 2B 1B | | 1-1 HR | 4-1 1B BB | | 2-3 K | 4 | 2 | 3 | 3 | 2 | 1 | 0 | | | | | | |
| Wil Cordero, R OBP: 0.400, SLG: 0.500 | 0-1 G4-6-3 1B | | 1-0 G4-3 2B | 0-0 1-3 2H 1B | | 0-3 K | 1-3 K | | 1-0 G4-3 | 6 | 0 | 3 | 4 | 0 | 2 | 2 | | | | | | |
| Travis Fryman, R OBP: 0.450, SLG: 0.267 | 0-0 F9 | | 0-2 G4-3 | 1-3 K | | 4-2 FC5-4 BB | 2-2 1-2 2-3 1B | | 1-2 2B 1B | 5 | 0 | 2 | 0 | 1 | 1 | 5 | | | | | | |
| Richie Sexson, R OBP: 0.263, SLG: 0.333 | 0-2 G4-6-3 | | 3-3 K | | 1-1 G5-3 | 1-0 FC5-4 2B | 0-1 G6-3 | | 1-2 2B | 6 | 1 | 1 | 0 | 0 | 1 | 7 | | | | | | |
| Einar Diaz, R OBP: 0.500, SLG: 0.800 | | 2-1 G3 | | 0-0 F8 | 1-1 2B 2B | 3-2 1H 2B 2B | | 0-2 P3 | 4-0 FC4-6 BB | 5 | 2 | 2 | 1 | 1 | 0 | 0 | | | | | | |
| Inning Stats | R: 4 E: 1 K: 0 S: 13 | H: 4 LOB: 1 BB: 2 P: 22 | R: 0 E: 0 K: 1 S: 12 | H: 1 LOB: 1 BB: 0 P: 18 | R: 1 E: 0 K: 1 S: 12 | H: 2 LOB: 1 BB: 0 P: 18 | R: 3 E: 0 K: 1 S: 17 | H: 3 LOB: 2 BB: 2 P: 28 | R: 2 E: 0 K: 0 S: 12 | H: 2 LOB: 0 BB: 0 P: 21 | R: 4 E: 0 K: 1 S: 19 | H: 4 LOB: 3 BB: 1 P: 31 | R: 0 E: 1 K: 2 S: 13 | H: 2 LOB: 3 BB: 1 P: 23 | R: 0 E: 1 K: 0 S: 9 | H: 0 LOB: 2 BB: 0 P: 13 | R: 0 E: 0 K: 1 S: 12 | H: 2 LOB: 3 BB: 1 P: 23 | 1B: 10 2B: 8 3B: 1 HR: 1 | SF: 0 SAC: 0 DP: 1 HBP: 1 | WP: 1 PB: 0 SB: 2 CS: 0 | PA: 55 |
| PITCHER | IP WLS BF H R ER SO BB IBB HBP BLK WP HR S P ERA WHIP | IP WLS BF H R ER SO BB IBB HBP BLK WP HR S P ERA WHIP | | | | | | | | | | | | | | | | | | | | |
| LaTroy Hawkins, R ERA: 19.64 | (1, 1) 3.2 L 24 10 8 8 2 4 0 0 0 0 0 50 81 19.64 3.818 | | | | | | | | | | | | | | | | | | | | | |
| Dan Perkins, R ERA: 15.75 | (4, 1) 2.0 13 6 6 6 2 1 0 0 0 1 1 33 52 27.00 3.500 | | | | | | | | | | | | | | | | | | | | | |
| Mike Trombley, R ERA: | (6, 1) 1.1 7 2 0 0 2 1 0 0 0 0 0 15 28 0.00 2.250 | | | | | | | | | | | | | | | | | | | | | |
| Bob Wells, R ERA: | (8, 1) 1.0 5 0 0 0 0 0 0 1 0 0 0 9 13 0.00 0.000 | | | | | | | | | | | | | | | | | | | | | |
| Joe Mays, R ERA: 9.0 | (9, 1) 1.0 6 2 0 0 1 1 0 0 0 0 0 12 23 0.00 3.000 | | | | | | | | | | | | | | | | | | | | | |
| Batter | 1 | 2 | 3 | 4 | 5 | 6 | 7 | 8 | 9 | AB | R | H | RBI | BB | SO | LOB | BOTTOM | | | | | |
| Denny Hocking, S OBP: 0.100, SLG: 0.100 | 0-0 F8 | | 2-2 1B | | 1-1 G6-3 | | 0-0 G3 | | 2-0 L5 | 5 | 0 | 1 | 0 | 0 | 0 | 1 | | | | | | |
| Chad Allen, R OBP: 0.278, SLG: 0.278 | 0-0 P9 | | 3-1 G5-3 | | 2-1 1B 1B | | 2-1 L9 | | 0-2 G5-3 | 5 | 1 | 1 | 0 | 0 | 0 | 2 | | | | | | |
| Todd Walker, L OBP: 0.294, SLG: 0.250 | 2-0 F8 | | | 1-0 P6 | | 2-1 E 1B 1B | | 3-1 G6-3 | | 4 | 1 | 1 | 0 | 0 | 0 | 1 | | | | | | |
| Ron Coomer, R OBP: 0.273, SLG: 0.273 Corey Koskie, L OBP: 0.500, SLG: 0.667 | | 1-3 K | | 2-0 G6-3 | | 0-0 F7 | | 1-0 G6-3 | | 3 | 0 | 0 | 0 | 0 | 1 | 2 | | | | | | |
| Matt Lawton, L OBP: 0.400, SLG: 0.571 Chris Latham, S OBP: 0.500, SLG: 0.500 | | 2-1 HBP | | 1-0 G6-3 | | 0-0 G3 E 1B | | 2-2 G3 | | 1 | 0 | 0 | 0 | 0 | 0 | 0 | | | | | | |
| Marty Cordova, R OBP: 0.588, SLG: 0.667 | | 1-3 K | | | 0-0 F8 | | 0-1 E6 G3 | | 2-1 2B 1B | 4 | 1 | 1 | 0 | 0 | 1 | 3 | | | | | | |
| Doug Mientkiewicz, L OBP: 0.539, SLG: 0.800 | | 2-0 G4-3 | | | 4-0 HR BB | | 0-2 G3 | | 2-1 1H 2B | 3 | 1 | 1 | 2 | 1 | 0 | 3 | | | | | | |
| Terry Steinbach, R OBP: 0.462, SLG: 0.636 Javier Valentin, S OBP: 0.250, SLG: 0.250 | | | 2-1 G6-3 | | 1-0 HR | | 1-2 P5 | | 0-0 G1-3 | 2 | 1 | 1 | 2 | 0 | 0 | 0 | | | | | | |
| Cristian Guzman, S OBP: 0.200, SLG: 0.300 | | | 1-1 G4-3 | | 0-0 G4-3 | | | | 0-0 G4-3 | 4 | 0 | 1 | 0 | 0 | 0 | 0 | | | | | | |
| Inning Stats | R: 0 E: 0 K: 0 S: 3 | H: 0 LOB: 0 BB: 0 P: 5 | R: 0 E: 0 K: 2 S: 8 | H: 0 LOB: 1 BB: 0 P: 14 | R: 0 E: 0 K: 0 S: 9 | H: 1 LOB: 1 BB: 0 P: 17 | R: 0 E: 0 K: 0 S: 3 | H: 0 LOB: 0 BB: 0 P: 7 | R: 2 E: 1 K: 0 S: 14 | H: 3 LOB: 2 BB: 0 P: 19 | R: 0 E: 0 K: 0 S: 6 | H: 1 LOB: 1 BB: 0 P: 12 | R: 1 E: 0 K: 0 S: 9 | H: 2 LOB: 1 BB: 0 P: 16 | R: 0 E: 0 K: 0 S: 5 | H: 0 LOB: 0 BB: 0 P: 7 | 1B: 6 2B: 1 3B: 0 HR: 1 | SF: 0 SAC: 0 DP: 0 HBP: 1 | WP: 0 PB: 0 SB: 0 CS: 0 | PA: 38 | | |
| PITCHER | IP WLS BF H R ER SO BB IBB HBP BLK WP HR S P ERA WHIP | IP WLS BF H R ER SO BB IBB HBP BLK WP HR S P ERA WHIP | | | | | | | | | | | | | | | | | | | | |
| Charles Nagy, R ERA: 3.86 | (1, 1) 7.0 W 30 6 4 3 2 1 0 0 0 0 1 48 85 3.86 1.000 | | | | | | | | | | | | | | | | | | | | | |
| Steve Reed, R ERA: 5.0 | (8, 1) 1.0 5 2 1 1 0 0 0 0 0 0 0 9 16 9.00 2.000 | | | | | | | | | | | | | | | | | | | | | |
| Michael Jackson, R ERA: | (9, 1) 1.0 3 0 0 0 0 0 0 0 0 0 0 5 7 0.00 0.000 | | | | | | | | | | | | | | | | | | | | | |

Cleveland Indians @ Minnesota Twins
Hubert H. Humphrey Metrodome, Minneapolis, MN

AB 47
R 14
H 20
RBI 13
BB 7
SO 7
LOB 27




Cleveland Indians @ Minnesota Twins
Hubert H. Humphrey Metrodome, Minneapolis, MN

AB 36
R 5
H 8
RBI 5
BB 1
SO 2
LOB 15



Fri Apr 09 1999, 8:05 PM EDT
Att: 16,348 - Dome - 72 F

Fri Apr 09 1999, 8:05 PM EDT
Att: 16,348 - Dome - 72 F

| Batter | 1 | 2 | 3 | 4 | 5 | 6 | 7 | 8 | 9 | AB | R | H | RBI | BB | SO | LOB | TOP | | | | | | | | |
|--|-------------------------------|----------------------------------|-------------------------------|----------------------------------|-------------------------------|----------------------------------|------------------------------|----------------------------------|-------------------------------|----------------------------------|-------------------------------|----------------------------------|-------------------------------|----------------------------------|-------------------------------|----------------------------------|-------------------------------|----------------------------------|----------------------------------|------------------------------------|----------------------------------|--------|--|--|--|
| Kenny Lofton, L OBP: 0.491, SLG: 0.800 (1, 8) | 1-1 G4-3 | 2-0 F8 | 1-2 2B | | | 0-2 F9 SH1-3 1B | 3-3 K | 2-2 P6 | | 6 | 0 | 2 | 0 | 0 | 1 | 3 | | | | | | | | | |
| Omar Vizquel, S OBP: 0.538, SLG: 0.636 Enrique Wilson, S OBP: 0.500, SLG: 0.500 (9, 6) | 4-2 S HR | 2-2 1B FC5-2 1B | 1-0 L4 | | | 1-1 SH1-3 | | 1-2 2B 2B | 1-2 G6-3 1B | 4 | 2 | 3 | 0 | 1 | 0 | 2 | | | | | | | | | |
| Roberto Alomar, S OBP: 0.400, SLG: 0.474 (1, 4) | 4-2 S HR | 4-0 FC5-2 1B 1-2 BB | | 3-2 F8 | | 1-2 F9 | | 0-1 F9 2B 2B | 2-2 P2 | 4 | 2 | 1 | 1 | 2 | 0 | 2 | | | | | | | | | |
| Manny Ramirez, R OBP: 0.444, SLG: 0.600 (1, 9) | 2-1 2H HR | 0-1 FC5-2 1B | | 0-0 G5-3 | | 1-2 F8 | | 1-1 F9 | 0-0 G6-3 | 6 | 1 | 2 | 3 | 0 | 0 | 3 | | | | | | | | | |
| Jim Thome, L OBP: 0.577, SLG: 0.722 (1, 3) | 3-3 K | 1-0 FC5-2 | | 2-0 G3 | | | 4-2 1B SF8 BB | 4-0 BB 2B | | 3 | 2 | 0 | 0 | 2 | 1 | 3 | | | | | | | | | |
| Wil Cordero, R OBP: 0.440, SLG: 0.545 (1, 7) | 1-0 HR 2B | 1-3 K | | 0-0 G6-3 | | | 1-0 SF8 1B | 4-2 2B 2B BB | | 4 | 2 | 2 | 0 | 1 | 1 | 3 | | | | | | | | | |
| Travis Fryman, R OBP: 0.520, SLG: 0.474 (1, 5) | 4-2 HR BB | | 2-2 FC5-4 1B | | 0-1 2B | | 0-0 F8 | 1-1 2B 2B | | 4 | 2 | 3 | 2 | 1 | 0 | 2 | | | | | | | | | |
| Richie Sexson, R OBP: 0.292, SLG: 0.478 (1, 10) | 1-1 2H HR | | 0-0 FC5-4 FC5-4 | | 1-2 G5-3 | | 0-2 1B | 1-2 P3 | | 5 | 1 | 2 | 3 | 0 | 0 | 4 | | | | | | | | | |
| Sandy Alomar Jr., R OBP: 0.278, SLG: 0.438 (1, 2) | 3-3 K | | 1-1 FC5-4 2B | | 1-0 P2 | | 1-0 SF8 | 0-1 2H 3H 2B | | 4 | 0 | 1 | 3 | 0 | 1 | 2 | | | | | | | | | |
| Inning Stats | R: 6 E: 0 K: 2 S: 26 | H: 3 LOB: 0 BB: 3 P: 49 | R: 0 E: 0 K: 1 S: 10 | H: 2 LOB: 3 BB: 1 P: 20 | R: 0 E: 0 K: 0 S: 10 | H: 2 LOB: 2 BB: 0 P: 15 | R: 0 E: 0 K: 0 S: 5 | H: 0 LOB: 0 BB: 0 P: 10 | R: 0 E: 0 K: 0 S: 7 | H: 1 LOB: 1 BB: 0 P: 9 | R: 0 E: 0 K: 0 S: 12 | H: 1 LOB: 2 BB: 1 P: 15 | R: 1 E: 0 K: 1 S: 12 | H: 2 LOB: 2 BB: 1 P: 21 | R: 5 E: 0 K: 0 S: 21 | H: 4 LOB: 1 BB: 2 P: 35 | R: 0 E: 0 K: 0 S: 10 | H: 1 LOB: 1 BB: 0 P: 13 | 1B: 7 2B: 7 3B: 0 HR: 2 | SF: 1 SAC: 1 DP: 1 HBP: 0 | WP: 0 PB: 0 SB: 3 CS: 0 | PA: 49 | | | |
| PITCHER | IP | WLS | BF | H | R | ER | SO | BB | IBB | HBP | BLK | WP | HR | S | P | ERA | WHIP | | | | | | | | |
| 23 Benj Sampson, L ERA: 27.0 | 1.0 | | 9 | 3 | 6 | 6 | 2 | 3 | 0 | 0 | 0 | 0 | 0 | 26 | 49 | 54.00 | 6.000 | | | | | | | | |
| Mike Lincoln, R ERA: 5.4 | 5.0 | L | 24 | 7 | 1 | 1 | 1 | 2 | 0 | 0 | 0 | 0 | 0 | 47 | 77 | 1.80 | 1.800 | | | | | | | | |
| Mike Trombley, R ERA: | 0.2 | | 3 | 1 | 0 | 0 | 0 | 0 | 0 | 0 | 0 | 0 | 0 | 6 | 7 | 0.00 | 1.500 | | | | | | | | |
| Eddie Guardado, L ERA: 5.4 | 0.1 | | 3 | 2 | 2 | 2 | 1 | 0 | 0 | 0 | 0 | 0 | 0 | 8 | 12 | 54.00 | 6.000 | | | | | | | | |
| Bob Wells, R ERA: 5.79 | 2.0 | | 10 | 3 | 3 | 3 | 0 | 1 | 1 | 0 | 0 | 0 | 0 | 26 | 42 | 13.50 | 2.000 | | | | | | | | |
| Batter | 1 | 2 | 3 | 4 | 5 | 6 | 7 | 8 | 9 | AB | R | H | RBI | BB | SO | LOB | BOTTOM | | | | | | | | |
| Tori Hunter, R OBP: 0.200, SLG: 0.250 (1, 8) | | | | 0-0 G6-3 | | 1-0 G6-3 | | | 0-2 F7 | 5 | 1 | 1 | 0 | 0 | 0 | 2 | | | | | | | | | |
| Chad Allen, R OBP: 0.348, SLG: 0.391 (1, 7) | 1-1 1B HBP 2B | 1-1 G5-3 | | 0-2 1B | | 1-3 K | | | 0-0 1B BB G3 1B | 5 | 2 | 3 | 1 | 0 | 1 | 0 | | | | | | | | | |
| Todd Walker, L OBP: 0.273, SLG: 0.200 (1, 4) | 3-1 F7 | 0-2 G3 | | 0-1 L6 | | | 2-2 L6 | | 4-1 G3 1B BB | 4 | 0 | 0 | 0 | 1 | 0 | 2 | | | | | | | | | |
| Ron Coomer, R OBP: 0.375, SLG: 0.333 (1, 5) | 2-1 HBP FC3-6 1B | 4-2 BB | | | 0-1 G1-3 | | 1-1 F9 | | 1-1 G3 1B | 4 | 1 | 2 | 0 | 1 | 0 | 0 | | | | | | | | | |
| Matt Lawton, L OBP: 0.450, SLG: 0.611 (1, 9) | 2-2 FC3-6 HBP 1B | 2-1 F7 | | | 0-0 3B 2B | | 1-0 FC6-4 1B | | 3-2 G3 | 4 | 2 | 2 | 1 | 0 | 0 | 3 | | | | | | | | | |
| Marty Cordova, R OBP: 0.500, SLG: 0.526 (1, 10) | 2-2 FC3-6 HBP | | 1-2 G4-3 | | 0-0 G5-3 | | 0-0 FC6-4 | | 1-2 2-3 3H K | 4 | 0 | 0 | 1 | 0 | 1 | 4 | | | | | | | | | |
| Doug Mientkiewicz, L OBP: 0.471, SLG: 0.786 (1, 3) | 1-0 FC3-6 1B | | 0-0 F7 | | 2-2 F7 | | 2-2 3B | | 1-3 K | 4 | 1 | 1 | 2 | 0 | 1 | 2 | | | | | | | | | |
| Javier Valentin, S OBP: 0.250, SLG: 0.250 (1, 2) | 0-0 1B | | 0-0 F7 | | 3-1 G4-3 | | | 0-0 F7 | | 4 | 0 | 1 | 1 | 0 | 0 | 1 | | | | | | | | | |
| Cristian Guzman, S OBP: 0.214, SLG: 0.286 (1, 6) | 0-0 1-3 2H 1B | | | 1-3 K | | 1-3 K | | 0-1 G4-3 | | 4 | 0 | 1 | 1 | 0 | 2 | 0 | | | | | | | | | |
| Inning Stats | R: 5 E: 0 K: 0 S: 19 | H: 5 LOB: 2 BB: 0 P: 31 | R: 0 E: 0 K: 0 S: 9 | H: 0 LOB: 1 BB: 1 P: 16 | R: 0 E: 0 K: 0 S: 5 | H: 0 LOB: 0 BB: 0 P: 6 | R: 0 E: 0 K: 1 S: 9 | H: 1 LOB: 1 BB: 0 P: 10 | R: 1 E: 0 K: 0 S: 10 | H: 2 LOB: 1 BB: 0 P: 15 | R: 0 E: 0 K: 2 S: 7 | H: 0 LOB: 0 BB: 0 P: 10 | R: 0 E: 0 K: 0 S: 7 | H: 1 LOB: 1 BB: 0 P: 11 | R: 0 E: 0 K: 1 S: 6 | H: 0 LOB: 2 BB: 0 P: 7 | R: 1 E: 0 K: 0 S: 16 | H: 2 LOB: 2 BB: 1 P: 26 | 1B: 7 2B: 3 3B: 1 HR: 0 | SF: 0 SAC: 0 DP: 0 HBP: 2 | WP: 0 PB: 0 SB: 0 CS: 0 | PA: 42 | | | |
| PITCHER | IP | WLS | BF | H | R | ER | SO | BB | IBB | HBP | BLK | WP | HR | S | P | ERA | WHIP | | | | | | | | |
| Dwight Gooden, R ERA: 67.5 | 0.2 | | 5 | 5 | 5 | 5 | 0 | 0 | 0 | 0 | 0 | 0 | 0 | 18 | 29 | 67.50 | 7.500 | | | | | | | | |
| Steve Karsay, R ERA: 2.45 | 5.1 | W | 20 | 3 | 1 | 1 | 3 | 1 | 0 | 0 | 0 | 0 | 0 | 41 | 59 | 1.69 | 0.750 | | | | | | | | |
| Ricardo Rincon, L ERA: | 0.2 | H | 3 | 1 | 0 | 0 | 0 | 0 | 0 | 0 | 0 | 0 | 0 | 6 | 10 | 0.00 | 1.500 | | | | | | | | |
| Steve Reed, R ERA: 2.7 | 0.1 | H | 1 | 0 | 0 | 0 | 0 | 0 | 0 | 0 | 0 | 0 | 0 | 1 | 1 | 0.00 | 0.000 | | | | | | | | |
| Paul Shuey, R ERA: | 1.0 | | 3 | 0 | 0 | 0 | 1 | 0 | 0 | 0 | 0 | 0 | 0 | 6 | 7 | 0.00 | 0.000 | | | | | | | | |
| Cleveland Indians @ Minnesota Twins | | | | | | | | | | | | | | | | | | | | | | | | | |
| Hubert H. Humphrey Metrodome, Minneapolis, MN | | | | | | | | | | | | | | | | | | | | | | | | | |
| Sat Apr 10 1999, 8:05 PM EDT Att: 18,829 - Dome - 72 F | | | | | | | | | | | | | | | | | | | | | | | | | |
|  | | | | | | | | | | | | | | | | | | | | | | | | | |

| Batter | 1 | 2 | 3 | 4 | 5 | 6 | 7 | 8 | 9 | AB | R | H | RBI | BB | SO | LOB | TOP | | | |
|--|---|----------------------------------|-------------------------------|----------------------------------|-------------------------------|----------------------------------|-------------------------------|----------------------------------|-------------------------------|----------------------------------|-------------------------------|----------------------------------|------------------------------|----------------------------------|-------------------------------|----------------------------------|--|------------------------------------|----------------------------------|--------|
| Kenny Lofton, L OBP: 0.515, SLG: 0.800 (1, 8) | 3-2 BB 1B | 2-1 3H 2B | 4-2 BB | | 3-2 1B | | 1-3 K | | 1-2 F9 | 5 | 0 | 3 | 1 | 1 | 1 | 4 | Cleveland Indians @ Minnesota Twins Hubert H. Humphrey Metrodome, Minneapolis, MN Sun Apr 11 1999, 2:05 PM EDT Att. 12,430 - Dome - 72 F livebaseballscorecards.com | | | |
| Enrique Wilson, S OBP: 0.333, SLG: 0.333 (1, 6) | 1-2 F9 | 0-1 G3-1 | 2-0 F8 | | 1-2 1B | | 3-2 F7 | | | 5 | 0 | 1 | 0 | 0 | 0 | 6 | | | | |
| Roberto Alomar, S OBP: 0.400, SLG: 0.478 (1, 4) | 4-2 G5-4-3 BB | | 1-2 G4-3 HR | 3-0 F8 | 0-2 G3 | | | 2-0 G6-3 | | 4 | 1 | 1 | 0 | 1 | 0 | 2 | | | | |
| Manny Ramirez, R OBP: 0.406, SLG: 0.533 (1, 9) | 1-1 G5-4-3 1-2 BB | | 2-3 K | 2-1 HR | | 0-0 G6-3 | | 2-1 G3 | | 5 | 1 | 1 | 0 | 0 | 1 | 3 | | | | |
| Jim Thome, L OBP: 0.516, SLG: 0.739 (1, 3) | | 0-1 G3-1 | 0-0 G4-3 | 2-2 HR | | 3-1 F8 | | 3-3 K | | 5 | 1 | 1 | 2 | 0 | 1 | 1 | | | | |
| Wil Cordero, R OBP: 0.433, SLG: 0.630 (1, 7) | | 3-2 E6 2B 3B | 0-0 HR | 0-1 L6 | | 1-2 F8 | | 0-1 2B 1B | | 5 | 2 | 2 | 2 | 0 | 0 | 0 | | | | |
| Travis Fryman, R OBP: 0.533, SLG: 0.583 (1, 5) | | 0-2 3B 2B | 2-2 2B | 0-1 F9 | | | 0-0 2B 1B | | 0-3 K | 5 | 2 | 3 | 0 | 0 | 1 | 1 | | | | |
| Richie Sexson, R OBP: 0.345, SLG: 0.643 (1, 10) | | 1-0 2B 3B | 1-2 2B | | 1-3 K | | 0-0 2B | | 2-3 K | 5 | 2 | 3 | 3 | 0 | 2 | 1 | | | | |
| Einar Diaz, R OBP: 0.455, SLG: 0.800 (1, 2) | | 2H 3H K | 0-1 2B | | 1-1 G6-3 | | 0-0 L5 | | 1-1 2B | 5 | 0 | 2 | 1 | 0 | 1 | 3 | | | | |
| Inning Stats | R: 0 E: 0 K: 0 S: 13 | H: 1 LOB: 1 BB: 1 P: 22 | R: 3 E: 1 K: 1 S: 20 | H: 3 LOB: 1 BB: 0 P: 28 | R: 4 E: 0 K: 1 S: 22 | H: 5 LOB: 2 BB: 1 P: 34 | R: 2 E: 0 K: 0 S: 10 | H: 2 LOB: 0 BB: 0 P: 17 | R: 0 E: 0 K: 1 S: 14 | H: 2 LOB: 2 BB: 0 P: 20 | R: 0 E: 0 K: 1 S: 10 | H: 2 LOB: 2 BB: 0 P: 14 | R: 0 E: 0 K: 1 S: 6 | H: 0 LOB: 0 BB: 0 P: 13 | R: 0 E: 0 K: 2 S: 14 | H: 2 LOB: 2 BB: 0 P: 18 | 1B: 6 2B: 8 3B: 1 HR: 2 | SF: 0 SAC: 0 DP: 1 HBP: 0 | WP: 0 PB: 0 SB: 0 CS: 0 | PA: 46 |
| PITCHER | IP WLS BF H R ER SO BB IBB HBP BLK WP HR S P ERA WHIP | | | | | | | | | | | | | | | | | | | |
| Brad Radke, R ERA: 5.59 (1, 1) | 2.2 L 19 9 7 5 2 2 0 0 0 0 0 1 54 81 16.88 4.125 | | | | | | | | | | | | | | | | | | | |
| Joe Mays, R ERA: 5.75 (3, 1) | 3.2 17 6 2 2 1 0 0 0 0 0 0 1 34 53 4.91 1.636 | | | | | | | | | | | | | | | | | | | |
| Eddie Guardado, L ERA: 3.6 (7, 1) | 1.2 5 0 0 0 2 0 0 0 0 0 0 0 13 24 0.00 0.000 | | | | | | | | | | | | | | | | | | | |
| Rick Aguilera, R ERA: (9, 1) | 1.0 5 2 0 0 2 0 0 0 0 0 0 0 14 18 0.00 2.000 | | | | | | | | | | | | | | | | | | | |

| Batter | 1 | 2 | 3 | 4 | 5 | 6 | 7 | 8 | 9 | AB | R | H | RBI | BB | SO | LOB | BOTTOM | | | | | |
|---|---|----------------------------------|-------------------------------|----------------------------------|------------------------------|----------------------------------|------------------------------|---------------------------------|------------------------------|----------------------------------|-------------------------------|----------------------------------|-------------------------------|----------------------------------|------------------------------|----------------------------------|--|----------------------------------|----------------------------------|------------------------------------|----------------------------------|--------|
| Tori Hunter, R OBP: 0.240, SLG: 0.292 (1, 8) | 1-2 F8 | 4-1 BB 3B BB | | 1-0 G5-3 | | 2-0 2B 2B | | 1-3 K | | 4 | 2 | 1 | 1 | 1 | 1 | 0 | Cleveland Indians @ Minnesota Twins Hubert H. Humphrey Metrodome, Minneapolis, MN Sun Apr 11 1999, 2:05 PM EDT Att. 12,430 - Dome - 72 F livebaseballscorecards.com | | | | | |
| Brent Gates, S OBP: 0.400, SLG: 0.625 (1, 10) | 2-1 L7 | 4-1 3B BB | | 1-1 F9 | | 1-1 2B 2B | | 1-1 F8 | | 4 | 1 | 1 | 3 | 1 | 0 | 0 | | | | | | |
| Todd Walker, L OBP: 0.296, SLG: 0.320 (1, 4) | 1-1 S 1B | 2-1 3B 3H | | | 1-2 P3 | 1-1 F8 | | 1-1 G4-3 | | 5 | 0 | 2 | 3 | 0 | 0 | 1 | | | | | | |
| Matt Lawton, L OBP: 0.440, SLG: 0.545 (1, 9) | 4-0 IBB | 0-2 K | | | 0-0 G3 | | 1-1 SH2-3 1B SF8 | | 1-3 K | 4 | 1 | 1 | 0 | 1 | 2 | 1 | | | | | | |
| Chad Allen, R OBP: 0.321, SLG: 0.357 (1, 7) | 2-3 K | | 1-2 P9 | | 3-2 F7 | | 1-2 SH2-3 1B | | 1-3 K | 5 | 0 | 1 | 0 | 0 | 2 | 2 | | | | | | |
| Doug Mientkiewicz, L OBP: 0.429, SLG: 0.722 (1, 3) | | 1-0 BB 2B | 1-1 L3 | | | 1-2 F8 | | 0-1 SH2-3 | | 4 | 1 | 1 | 0 | 0 | 0 | 0 | | | | | | |
| Terry Steinbach, R OBP: 0.471, SLG: 0.615 (1, 2) | | 0-2 G5-3 | 1-0 HBP | | | 0-0 1B 2B | | 0-0 SF8 | | 2 | 1 | 1 | 1 | 0 | 0 | 1 | | | | | | |
| Corey Koskie, L OBP: 0.400, SLG: 0.444 (1, 5) | | 2-2 F8 | 2-0 G3 | | | 2-3 K | | 3H 4-0 IBB | | 3 | 0 | 0 | 0 | 1 | 1 | 3 | | | | | | |
| Cristian Guzman, S OBP: 0.278, SLG: 0.294 (1, 6) | | 4-2 BB 3B BB | | 0-0 G6-3 | | 0-0 2B 1B | | 0-2 G3-1 | | 3 | 2 | 1 | 0 | 1 | 0 | 2 | | | | | | |
| Inning Stats | R: 0 E: 0 K: 1 S: 12 | H: 1 LOB: 2 BB: 1 P: 22 | R: 4 E: 0 K: 1 S: 17 | H: 2 LOB: 1 BB: 3 P: 34 | R: 0 E: 0 K: 0 S: 8 | H: 0 LOB: 0 BB: 0 P: 13 | R: 0 E: 0 K: 0 S: 4 | H: 0 LOB: 0 BB: 0 P: 6 | R: 0 E: 0 K: 1 S: 9 | H: 0 LOB: 0 BB: 0 P: 13 | R: 3 E: 0 K: 1 S: 14 | H: 4 LOB: 1 BB: 0 P: 21 | R: 1 E: 0 K: 0 S: 12 | H: 2 LOB: 2 BB: 1 P: 18 | R: 0 E: 0 K: 1 S: 7 | H: 0 LOB: 0 BB: 0 P: 10 | R: 0 E: 0 K: 2 S: 8 | H: 0 LOB: 0 BB: 0 P: 10 | 1B: 5 2B: 3 3B: 1 HR: 0 | SF: 1 SAC: 1 DP: 0 HBP: 1 | WP: 0 PB: 0 SB: 1 CS: 0 | PA: 42 |
| PITCHER | IP WLS BF H R ER SO BB IBB HBP BLK WP HR S P ERA WHIP | | | | | | | | | | | | | | | | | | | | | |
| Jaret Wright, R ERA: 9.0 (1, 1) | 5.2 W 28 6 7 7 3 3 1 1 0 0 0 0 60 103 11.12 1.588 | | | | | | | | | | | | | | | | | | | | | |
| Paul Assenmacher, L ERA: 5.4 (6, 1) | 0.2 H 5 3 1 1 0 0 0 0 0 0 0 0 12 16 13.50 4.500 | | | | | | | | | | | | | | | | | | | | | |
| Steve Reed, R ERA: 2.25 (7, 1) | 0.2 H 3 0 0 0 0 0 0 1 0 0 0 0 0 4 8 0.00 0.000 | | | | | | | | | | | | | | | | | | | | | |
| Paul Shuey, R ERA: (8, 1) | 1.0 H 3 0 0 0 1 0 0 0 0 0 0 0 7 10 0.00 0.000 | | | | | | | | | | | | | | | | | | | | | |
| Michael Jackson, R ERA: (9, 1) | 1.0 S 3 0 0 0 2 0 0 0 0 0 0 0 8 10 0.00 0.000 | | | | | | | | | | | | | | | | | | | | | |



| Batter | 1 | 2 | 3 | 4 | 5 | 6 | 7 | 8 | 9 | 10 | 11 | 12 | AB | R | H | RBI | BB | SO | LOB | TOP | | | | |
|---|------------------------------|---------------------------------|------------------------------|----------------------------------|------------------------------|----------------------------------|------------------------------|----------------------------------|------------------------------|---------------------------------|------------------------------|----------------------------------|------------------------------|----------------------------------|------------------------------|----------------------------------|------------------------------|---------------------------------|-------------------------------|----------------------------------|----------------------------------|------------------------------------|----------------------------------|--------|
| Tori Hunter, R OBP: 0.214, SLG: 0.259 (R, PH) Denny Hocking, S OBP: 0.083, SLG: 0.083 (9, 8) (11, 9) | F9 | | G5-3 | | | F8 | | | K | | G1-3 | | 3 0 0 0 0 0 | 0 | 0 | 0 | 0 | 0 | 0 | | | | | |
| Chad Allen, R OBP: 0.273, SLG: 0.303 (1, 7) | G4-3 | | | F9 | | G4-3 | | | K | | K | | 5 0 0 0 0 2 | 0 | 0 | 0 | 0 | 2 | 0 | | | | | |
| Todd Walker, L OBP: 0.344, SLG: 0.533 (1, 4) | 2B | | | F9 | 2B | | | | L7 | | | HR | 5 1 3 1 0 1 | 0 | 1 | 0 | 0 | 1 | 0 | | | | | |
| Ron Coomer, R OBP: 0.286, SLG: 0.250 (1, 5) | G1-3 | | | F9 | | | | | G1-3 | | K | | 5 0 0 0 0 2 | 0 | 0 | 0 | 0 | 2 | 2 | | | | | |
| Matt Lawton, L OBP: 0.400, SLG: 0.481 (1, 9) | | | | | | F7 | | | E6 | | K | | 5 0 1 0 0 1 | 0 | 1 | 0 | 0 | 1 | 1 | | | | | |
| Marty Cordova, R OBP: 0.461, SLG: 0.478 (1, 10) | | | | | | K | | | G4-3 | | | | 4 0 1 0 1 1 | 0 | 1 | 0 | 1 | 1 | 2 | | | | | |
| Doug Mientkiewicz, L OBP: 0.423, SLG: 0.636 (1, 3) | | | | | | G4-3 | | | F7 | | | | 4 0 1 0 1 0 | 0 | 0 | 0 | 1 | 0 | 0 | | | | | |
| Terry Steinbach, R OBP: 0.364, SLG: 0.444 (1, 2) | | | | | | | | | E5 | | | | 5 0 0 0 0 3 | 0 | 0 | 0 | 0 | 3 | 4 | | | | | |
| Cristian Guzman, S OBP: 0.238, SLG: 0.250 (11, PH) Brent Gates, S OBP: 0.364, SLG: 0.556 Chris Latham, S OBP: 0.500, SLG: 0.500 (11, 8) | | | | | | F8 | | | G3 | | | | 3 0 0 0 0 1 | 0 | 0 | 0 | 0 | 1 | 1 | | | | | |
| Inning Stats | R: 0 E: 0 K: 0 S: 5 | H: 1 LOB: 1 BB: 0 P: 8 | R: 0 E: 0 K: 1 S: 8 | H: 1 LOB: 0 BB: 0 P: 13 | R: 0 E: 0 K: 1 S: 6 | H: 0 LOB: 0 BB: 0 P: 10 | R: 0 E: 0 K: 0 S: 8 | H: 1 LOB: 1 BB: 0 P: 12 | R: 0 E: 0 K: 0 S: 5 | H: 0 LOB: 0 BB: 0 P: 9 | R: 0 E: 1 K: 1 S: 9 | H: 0 LOB: 1 BB: 0 P: 11 | R: 0 E: 1 K: 1 S: 9 | H: 0 LOB: 0 BB: 0 P: 14 | R: 0 E: 0 K: 2 S: 9 | H: 0 LOB: 2 BB: 2 P: 17 | R: 0 E: 0 K: 1 S: 5 | H: 0 LOB: 0 BB: 0 P: 5 | R: 1 E: 0 K: 2 S: 10 | H: 3 LOB: 2 BB: 0 P: 10 | 1B: 3 2B: 2 3B: 0 HR: 1 | SF: 0 SAC: 0 DP: 0 HBP: 0 | WP: 0 PB: 0 SB: 0 CS: 2 | PA: 44 |
| PITCHER | IP | WLS | BF | H | R | ER | SO | BB | IBB | HBP | BLK | WP | HR | S | P | ERA | WHIP | | | | | | | |
| Willie Blair, R ERA: 3.75 Doug Brocail, R ERA: 6.23 C.J. Nitkowski, L ERA: 4.5 Todd Jones, R ERA: 4.5 44 Sean Runyan, L ERA: 13.5 | (1, 1) | 8.0 | 27 | 3 | 0 | 0 | 3 | 0 | 0 | 0 | 0 | 0 | 0 | 12 | 19 | 0.00 | 0.000 | | | | | | | |
| PITCHER | IP | WLS | BF | H | R | ER | SO | BB | IBB | HBP | BLK | WP | HR | S | P | ERA | WHIP | | | | | | | |
| Matt Anderson, R ERA: 2.45 | (12, 1) | 1.0 | 5 | 2 | 0 | 0 | 2 | 0 | 0 | 0 | 0 | 0 | 0 | 9 | 9 | 0.00 | 2.000 | | | | | | | |

Minnesota Twins @ Detroit Tigers
Tiger Stadium, Detroit, MI
Mon Apr 12 1999, 1:05 PM EDT
Att. 47,449 - Sunny - 44 F

AB 42
R 1
H 6
RBI 1
BB 2
SO 12
LOB 10



| Batter | 1 | 2 | 3 | 4 | 5 | 6 | 7 | 8 | 9 | 10 | 11 | 12 | AB | R | H | RBI | BB | SO | LOB | BOTTOM | | | | |
|---|-------------------------------|----------------------------------|------------------------------|----------------------------------|-------------------------------|----------------------------------|------------------------------|---------------------------------|-------------------------------|----------------------------------|------------------------------|---------------------------------|-------------------------------|----------------------------------|------------------------------|---------------------------------|------------------------------|---------------------------------|------------------------------|---------------------------------|----------------------------------|------------------------------------|----------------------------------|--------|
| Juan Encarnacion, R OBP: 0.193, SLG: 0.333 (1, 7) | P5 | | F9 | | | K | | | G4-3 | | | K | 5 0 1 0 0 2 | 0 | 0 | 0 | 0 | 2 | 0 | | | | | |
| Gregg Jefferies, S OBP: 0.296, SLG: 0.217 (1, 10) | L9 | | G5-3 | | | G4-3 | | | G4-3 | | | | 5 0 1 0 0 0 | 0 | 0 | 0 | 0 | 1 | | | | | | |
| Damion Easley, R OBP: 0.267, SLG: 0.407 (1, 4) (12, 6) | BB | | | P4 | | G6-3 | | | K | | | | 4 0 0 0 1 2 | 0 | 0 | 0 | 1 | 2 | 2 | | | | | |
| Tony Clark, S OBP: 0.259, SLG: 0.444 (1, 3) | K | | | L5 | | | | | | | P6 | | 5 0 0 0 0 2 | 0 | 0 | 0 | 0 | 2 | 2 | | | | | |
| Dean Palmer, R OBP: 0.267, SLG: 0.222 (1, 5) | | | | F8 | | F9 | | | G5-3 | | G1-3 | | 4 0 0 0 0 0 | 0 | 0 | 0 | 0 | 0 | 0 | | | | | |
| Bobby Higginson, L OBP: 0.333, SLG: 0.625 (1, 9) | | | | | | K | | | P6 | | F9 | | 4 0 1 0 0 1 | 0 | 0 | 0 | 0 | 1 | 0 | | | | | |
| Delvi Cruz, R OBP: 0.143, SLG: 0.238 Frank Catalanotto, L OBP: 0.429, SLG: 0.200 (12, 4) | | | | FC5-4 | | F9 | | | K | | | F7 | 3 0 0 0 0 1 | 0 | 0 | 0 | 0 | 1 | 1 | | | | | |
| Brad Ausmus, R OBP: 0.333, SLG: 0.438 (1, 2) | | | | | | P4 | | | K | | | K | 4 0 0 0 0 3 | 0 | 0 | 0 | 0 | 1 | | | | | | |
| Brian Hunter, R OBP: 0.276, SLG: 0.133 (1, 8) | | | | | | K | | | F9 | | P3 | | 4 0 0 0 0 2 | 0 | 0 | 0 | 0 | 2 | 0 | | | | | |
| Inning Stats | R: 0 E: 0 K: 1 S: 12 | H: 0 LOB: 1 BB: 1 P: 19 | R: 0 E: 0 K: 1 S: 9 | H: 1 LOB: 1 BB: 0 P: 14 | R: 0 E: 0 K: 1 S: 10 | H: 0 LOB: 0 BB: 0 P: 15 | R: 0 E: 0 K: 0 S: 4 | H: 0 LOB: 0 BB: 0 P: 6 | R: 0 E: 0 K: 1 S: 11 | H: 0 LOB: 0 BB: 0 P: 16 | R: 0 E: 0 K: 2 S: 7 | H: 0 LOB: 0 BB: 0 P: 8 | R: 0 E: 0 K: 1 S: 11 | H: 1 LOB: 1 BB: 0 P: 18 | R: 0 E: 0 K: 0 S: 3 | H: 0 LOB: 0 BB: 0 P: 3 | R: 0 E: 0 K: 1 S: 5 | H: 0 LOB: 0 BB: 0 P: 5 | R: 0 E: 0 K: 2 S: 8 | H: 1 LOB: 1 BB: 0 P: 8 | 1B: 1 2B: 2 3B: 0 HR: 0 | SF: 0 SAC: 0 DP: 0 HBP: 0 | WP: 0 PB: 0 SB: 0 CS: 0 | PA: 40 |
| PITCHER | IP | WLS | BF | H | R | ER | SO | BB | IBB | HBP | BLK | WP | HR | S | P | ERA | WHIP | | | | | | | |
| Eric Milton, L ERA: 3.27 Mike Trombley, R ERA: Rick Aguilera, R ERA: | (1, 1) | 7.1 | 24 | 1 | 0 | 0 | 7 | 1 | 0 | 0 | 0 | 0 | 0 | 21 | 29 | 0.00 | 0.333 | | | | | | | |
| PITCHER | IP | WLS | BF | H | R | ER | SO | BB | IBB | HBP | BLK | WP | HR | S | P | ERA | WHIP | | | | | | | |
| Eric Milton, L ERA: 3.27 | (12, 1) | 1.2 | 6 | 1 | 0 | 0 | 3 | 0 | 0 | 0 | 1 | 0 | 0 | 12 | 12 | 0.00 | 0.600 | | | | | | | |

Minnesota Twins @ Detroit Tigers
Tiger Stadium, Detroit, MI
Mon Apr 12 1999, 1:05 PM EDT
Att. 47,449 - Sunny - 44 F

AB 39
R 0
H 3
RBI 0
BB 1
SO 13
LOB 7



| Batter | 1 | 2 | 3 | 4 | 5 | 6 | 7 | 8 | 9 | AB | R | H | RBI | BB | SO | LOB | TOP | | | | | |
|--|-------------------------------|----------------------------------|------------------------------|----------------------------------|-------------------------------|----------------------------------|-------------------------------|----------------------------------|-------------------------------|----------------------------------|-------------------------------|----------------------------------|------------------------------|----------------------------------|------------------------------|---------------------------------|----------------------------------|------------------------------------|----------------------------------|--------|--|--|
| Tori Hunter, R OBP: 0.200, SLG: 0.241 Chris Latham, S OBP: 0.250, SLG: 0.250 | 0-3 K | | 2-3 K | | | 1-3 K | | 3-3 K | | 2 | 0 | 0 | 0 | 0 | 2 | 0 | | | | | | |
| Chad Allen, R OBP: 0.257, SLG: 0.286 Denny Hocking, S OBP: 0.143, SLG: 0.143 | 1-3 K | | | 1-1 G5-3 | | 2-3 K | | | 1-2 G5-4-3 1B | 2 | 0 | 0 | 0 | 0 | 1 | 0 | | | | | | |
| Todd Walker, L OBP: 0.333, SLG: 0.485 | 4-2 BB | | | 3-0 G3 | | | 1-3 K | | 0-0 G5-4-3 1-2 | 3 | 0 | 0 | 0 | 1 | 1 | 1 | | | | | | |
| Ron Coomer, R OBP: 0.320, SLG: 0.458 | 0-2 P5 | | | 1-1 2B | | | 1-2 HR | | 1-0 F8 | 4 | 1 | 2 | 1 | 0 | 0 | 1 | | | | | | |
| Matt Lawton, L OBP: 0.364, SLG: 0.433 | | 1-2 G5-3 | | 2-1 F8 | | | 0-1 G6-3 | | | 3 | 0 | 0 | 0 | 0 | 0 | 1 | | | | | | |
| Marty Cordova, R OBP: 0.487, SLG: 0.440 | | 1-2 F7 | | | 2-2 G4-3 | | 4-2 BB | | | 2 | 0 | 0 | 0 | 1 | 0 | 0 | | | | | | |
| Doug Mientkiewicz, L OBP: 0.359, SLG: 0.563 Brent Gates, S OBP: 0.333, SLG: 0.500 | | 1-0 P4 | | | 3-3 K | | 0-1 G1-3 | | | 2 | 0 | 0 | 0 | 0 | 1 | 0 | | | | | | |
| Javier Valentin, S OBP: 0.182, SLG: 0.182 | | | 2-2 F9 | | 2-2 P5 | | | 0-0 F8 | | 3 | 0 | 0 | 0 | 0 | 0 | 0 | | | | | | |
| Crstian Guzman, S OBP: 0.208, SLG: 0.217 | | | 3-3 K | | | 3-2 G4-3 | | 1-3 K | | 3 | 0 | 0 | 0 | 0 | 2 | 0 | | | | | | |
| Inning Stats | R: 0 E: 0 K: 2 S: 13 | H: 0 LOB: 1 BB: 1 P: 18 | R: 0 E: 0 K: 0 S: 8 | H: 0 LOB: 0 BB: 0 P: 11 | R: 0 E: 0 K: 2 S: 12 | H: 1 LOB: 1 BB: 0 P: 14 | R: 0 E: 0 K: 1 S: 12 | H: 0 LOB: 0 BB: 0 P: 19 | R: 0 E: 0 K: 2 S: 15 | H: 0 LOB: 0 BB: 0 P: 21 | R: 1 E: 0 K: 1 S: 12 | H: 1 LOB: 1 BB: 1 P: 18 | R: 0 E: 0 K: 0 S: 7 | H: 0 LOB: 0 BB: 0 P: 11 | R: 0 E: 0 K: 0 S: 5 | H: 1 LOB: 0 BB: 0 P: 7 | 1B: 1 2B: 1 3B: 0 HR: 1 | SF: 0 SAC: 0 DP: 1 HBP: 0 | WP: 0 PB: 0 SB: 0 CS: 0 | PA: 31 | | |
| PITCHER | IP | WLS | BF | H | R | ER | SO | BB | IBB | HBP | BLK | WP | HR | S | P | ERA | WHIP | | | | | |
| Jeff Weaver, R ERA: 1.33 | (1, 1) | 5.0 | W | 17 | 1 | 0 | 0 | 5 | 1 | 0 | 0 | 0 | 0 | 0 | 15 | 21 | 0.00 | 0.400 | | | | |
| Matt Anderson, R ERA: 1.53 | (6, 1) | 1.0 | | 3 | 0 | 0 | 0 | 2 | 0 | 0 | 0 | 0 | 0 | 1 | 12 | 18 | 9.00 | 2.000 | | | | |
| C.J. Nitkowski, L ERA: 6.0 | (7, 1) | 1.0 | | 5 | 1 | 1 | 1 | 1 | 0 | 0 | 0 | 0 | 0 | 1 | 12 | 18 | 9.00 | 2.000 | | | | |
| Masao Kida, R ERA: 13.5 | (8, 1) | 2.0 | | 6 | 1 | 0 | 0 | 2 | 0 | 0 | 0 | 0 | 0 | 12 | 18 | 0.00 | 0.500 | | | | | |

Minnesota Twins @ Detroit Tigers
Tiger Stadium, Detroit, MI
Wed Apr 14 1999, 7:05 PM EDT
Att: 12,263 - Unknown - 68 F

AB 29
R 1
H 3
RBI 1
BB 2
SO 10
LOB 4



| Batter | 1 | 2 | 3 | 4 | 5 | 6 | 7 | 8 | 9 | AB | R | H | RBI | BB | SO | LOB | BOTTOM | | | | |
|---|------------------------------|----------------------------------|------------------------------|---------------------------------|-------------------------------|----------------------------------|------------------------------|----------------------------------|-------------------------------|----------------------------------|-------------------------------|----------------------------------|------------------------------|---------------------------------|------------------------------|---------------------------------|-----------------------------------|------------------------------------|----------------------------------|--------|--|
| Brian Hunter, R OBP: 0.261, SLG: 0.150 | 1-1 G6-3 | | 1-0 BB 1B | 0-0 G5-3 | | 2-2 G5-3 | | 0-0 G6-3 | | 5 | 1 | 1 | 0 | 0 | 0 | 0 | | | | | |
| Gregg Jefferies, S OBP: 0.281, SLG: 0.214 | 1-1 F7 | | 0-3 K | 1-0 1B | | 0-0 G6-3 | | 1-0 G4-3 | | 5 | 0 | 1 | 0 | 0 | 1 | 2 | | | | | |
| Bobby Higginson, L OBP: 0.387, SLG: 0.741 | 2-0 BB 1B | | 4-2 BB 1B | 0-1 F7 | | 3-2 HR | | | | 3 | 2 | 2 | 1 | 1 | 0 | 1 | | | | | |
| Tony Clark, S OBP: 0.350, SLG: 0.448 Frank Catalanotto, L OBP: 0.500, SLG: 0.500 | 4-1 BB | | 3-1 E7 BB 1B | 1-2 F8 | | 0-0 2B | | | | 2 | 1 | 1 | 2 | 1 | 0 | 1 | | | | | |
| Dean Palmer, R OBP: 0.265, SLG: 0.226 | 0-3 K | | 1-3 K | | 3-2 2B 1B | 0-2 P3 | | | | 4 | 1 | 1 | 0 | 0 | 2 | 4 | | | | | |
| Damion Easley, R OBP: 0.353, SLG: 0.500 | | 1-1 G6-4-3 1B | 2-2 BB 1B | 0-0 G4-3 2B | | 1-0 FC5-4 HBP | | | | 3 | 1 | 3 | 2 | 0 | 0 | 0 | | | | | |
| Juan Encarnacion, R OBP: 0.194, SLG: 0.323 | | 2-1 G6-4-3 1-2 | 1-2 BB 1B | 1-3 1B | | 1-3 K | | 0-2 FC5-4 G6-4-3 | | 4 | 0 | 1 | 0 | 0 | 1 | 3 | | | | | |
| Brad Ausmus, R OBP: 0.318, SLG: 0.400 | | 0-0 G6-3 | 0-1 1B | | 0-1 G4-3 | | 1-0 G6-4-3 | | | 4 | 0 | 1 | 1 | 0 | 0 | 2 | | | | | |
| Deivi Cruz, R OBP: 0.160, SLG: 0.240 | | | BB 1B | | 0-1 G6-3 | | 2-3 K | | | 4 | 1 | 1 | 0 | 0 | 1 | 3 | | | | | |
| Inning Stats | R: 0 E: 0 K: 1 S: 9 | H: 1 LOB: 2 BB: 1 P: 17 | R: 0 E: 0 K: 0 S: 5 | H: 1 LOB: 0 BB: 0 P: 8 | R: 5 E: 1 K: 2 S: 23 | H: 6 LOB: 2 BB: 1 P: 38 | R: 0 E: 0 K: 0 S: 8 | H: 1 LOB: 1 BB: 0 P: 10 | R: 1 E: 0 K: 0 S: 11 | H: 2 LOB: 1 BB: 0 P: 15 | R: 1 E: 0 K: 0 S: 13 | H: 2 LOB: 1 BB: 0 P: 18 | R: 0 E: 0 K: 0 S: 6 | H: 0 LOB: 0 BB: 0 P: 8 | R: 0 E: 0 K: 1 S: 6 | H: 0 LOB: 0 BB: 0 P: 9 | 1B: 10 2B: 2 3B: 0 HR: 1 | SF: 0 SAC: 0 DP: 2 HBP: 1 | WP: 0 PB: 0 SB: 0 CS: 0 | PA: 38 | |
| PITCHER | IP | WLS | BF | H | R | ER | SO | BB | IBB | HBP | BLK | WP | HR | S | P | ERA | WHIP | | | | |
| LaTroy Hawkins, R ERA: 14.54 | (1, 1) | 5.0 | L | 27 | 11 | 6 | 6 | 4 | 2 | 0 | 0 | 0 | 0 | 56 | 88 | 10.80 | 2.600 | | | | |
| Joe Mays, R ERA: 5.99 | (6, 1) | 3.0 | | 11 | 2 | 1 | 1 | 1 | 0 | 0 | 1 | 0 | 0 | 25 | 35 | 3.00 | 0.667 | | | | |

Minnesota Twins @ Detroit Tigers
Tiger Stadium, Detroit, MI
Wed Apr 14 1999, 7:05 PM EDT
Att: 12,263 - Unknown - 68 F

AB 35
R 7
H 13
RBI 6
BB 2
SO 5
LOB 16



| Batter | 1 | 2 | 3 | 4 | 5 | 6 | 7 | 8 | 9 | AB | R | H | RBI | BB | SO | LOB | TOP | | | | | |
|--|------------------------------|---------------------------------|-------------------------------|----------------------------------|-------------------------------|----------------------------------|------------------------------|---------------------------------|------------------------------|---------------------------------|------------------------------|----------------------------------|-------------------------------|----------------------------------|-------------------------------|----------------------------------|------------------------------|---------------------------------|----------------------------------|------------------------------------|----------------------------------|--------|
| Denny Hocking, S OBP: 0.211, SLG: 0.211 | F8 | | 1-H 1B | | F8 | | 1B BLK 1B | | G1-3 | 5 | 1 | 2 | 1 | 0 | 0 | 0 | | | | | | |
| Tori Hunter, R OBP: 0.257, SLG: 0.382 | G6-3 | | 1B | | HR | | S BLK 1B | | G6-3 | 5 | 2 | 3 | 1 | 0 | 0 | 0 | | | | | | |
| Todd Walker, L OBP: 0.300, SLG: 0.432 | G3 | | L4 | | G4-3 | | K | | | 4 | 0 | 0 | 0 | 0 | 1 | 2 | | | | | | |
| Ron Coomer, R OBP: 0.345, SLG: 0.444 | | HR BB | 2-H 1B | | G5-3 | | F9 | | | 3 | 1 | 1 | 1 | 1 | 0 | 1 | | | | | | |
| Matt Lawton, L OBP: 0.324, SLG: 0.382 | F9 | | F9 | | | | F8 | | F8 | 4 | 0 | 0 | 0 | 0 | 0 | 2 | | | | | | |
| Chad Allen, R OBP: 0.256, SLG: 0.359 | P3 | | | | F8 | | HR | | G3 | 4 | 1 | 1 | 1 | 0 | 0 | 1 | | | | | | |
| Corey Koskie, L OBP: 0.500, SLG: 1.000 | | HR | | | | | G5-3 | | | 3 | 2 | 2 | 3 | 1 | 0 | 0 | | | | | | |
| Javier Valentin, S OBP: 0.133, SLG: 0.133 | L3 | | | | G3-1 | | | | P4 | 4 | 0 | 0 | 0 | 0 | 1 | 1 | | | | | | |
| Cristian Guzman, S OBP: 0.214, SLG: 0.222 | | | WP 1B | | G6-3 | | | | G1-3 | 4 | 1 | 1 | 0 | 0 | 0 | 0 | | | | | | |
| | | | | | | | | | G5-3 | | | | | | | | | | | | | |
| Inning Stats | R: 0 E: 0 K: 0 S: 3 | H: 0 LOB: 0 BB: 0 P: 6 | R: 2 E: 0 K: 0 S: 12 | H: 1 LOB: 0 BB: 1 P: 20 | R: 2 E: 0 K: 0 S: 16 | H: 4 LOB: 1 BB: 0 P: 23 | R: 1 E: 0 K: 1 S: 6 | H: 1 LOB: 0 BB: 0 P: 8 | R: 1 E: 0 K: 0 S: 6 | H: 1 LOB: 0 BB: 0 P: 9 | R: 1 E: 0 K: 0 S: 7 | H: 1 LOB: 0 BB: 0 P: 12 | R: 1 E: 0 K: 1 S: 12 | H: 2 LOB: 1 BB: 0 P: 17 | R: 0 E: 0 K: 0 S: 11 | H: 0 LOB: 1 BB: 1 P: 18 | R: 0 E: 0 K: 0 S: 7 | H: 0 LOB: 0 BB: 0 P: 7 | 1B: 6 2B: 0 3B: 0 HR: 4 | SF: 0 SAC: 0 DP: 0 HBP: 0 | WP: 1 PB: 0 SB: 2 CS: 0 | PA: 38 |
| PITCHER | IP | WLS | BF | H | R | ER | SO | BB | IBB | HBP | BLK | WP | HR | S | P | ERA | WHIP | | | | | |
| Brian Moehler, R ERA: 5.89 | 5.0 | L | 22 | 7 | 6 | 6 | 1 | 1 | 0 | 0 | 0 | 1 | 3 | 43 | 66 | 10.80 | 1.600 | | | | | |
| C.J. Nitkowski, L ERA: 7.71 | 1.2 | | 8 | 3 | 2 | 2 | 1 | 0 | 0 | 0 | 1 | 0 | 1 | 18 | 28 | 10.80 | 1.800 | | | | | |
| Doug Brocail, R ERA: 4.76 | 1.1 | | 5 | 0 | 0 | 0 | 0 | 1 | 0 | 0 | 0 | 0 | 0 | 12 | 19 | 0.00 | 0.750 | | | | | |
| Todd Jones, R ERA: | 1.0 | | 3 | 0 | 0 | 0 | 0 | 0 | 0 | 0 | 0 | 0 | 0 | 7 | 7 | 0.00 | 0.000 | | | | | |

Minnesota Twins @ Detroit Tigers
Tiger Stadium, Detroit, MI
Thu Apr 15 1999, 7:05 PM EDT
Att: 11,818 - Cloudy - 57 F

| | |
|-----|----|
| AB | 36 |
| R | 8 |
| H | 10 |
| RBI | 7 |
| BB | 2 |
| SO | 2 |
| LOB | 7 |



| Batter | 1 | 2 | 3 | 4 | 5 | 6 | 7 | 8 | 9 | AB | R | H | RBI | BB | SO | LOB | BOTTOM | | | | | |
|--|-------------------------------|----------------------------------|-------------------------------|----------------------------------|-------------------------------|----------------------------------|-------------------------------|----------------------------------|------------------------------|---------------------------------|------------------------------|---------------------------------|-------------------------------|----------------------------------|-------------------------------|----------------------------------|------------------------------|----------------------------------|----------------------------------|------------------------------------|----------------------------------|--------|
| Brian Hunter, R OBP: 0.321, SLG: 0.208 | FC4-6 BB | L9 | | 1-3 1B | | | CS 1B | | P3 | 4 | 0 | 2 | 0 | 1 | 0 | 1 | | | | | | |
| Gregg Jefferies, S OBP: 0.297, SLG: 0.344 | F9 | | WP 1B | SF7 | | | HR | | G3-1 | 4 | 1 | 2 | 2 | 0 | 0 | 1 | | | | | | |
| Bobby Higginson, L OBP: 0.333, SLG: 0.625 | FC4-6 BB 1-2 | | L4 | G4-3 | | | G1-3 | | K | 5 | 0 | 0 | 0 | 0 | 1 | 3 | | | | | | |
| Tony Clark, S OBP: 0.294, SLG: 0.406 | | | K | | P5 | | F7 | | | 3 | 0 | 0 | 0 | 1 | 1 | 1 | | | | | | |
| Dean Palmer, R OBP: 0.263, SLG: 0.229 | K | | K | | G5-3 | | | 2B 1B | | 4 | 1 | 1 | 0 | 0 | 2 | 3 | | | | | | |
| Damion Easley, R OBP: 0.395, SLG: 0.647 | | HR | | HR 1B | G6-3 | | | WP 1-H 2B | | 4 | 2 | 3 | 2 | 0 | 0 | 0 | | | | | | |
| Juan Encarnacion, R OBP: 0.229, SLG: 0.429 | | S 1B | | HR | | P2 | | K | | 4 | 1 | 2 | 2 | 0 | 1 | 1 | | | | | | |
| Brad Ausmus, R OBP: 0.280, SLG: 0.348 | F8 | | | P2 | | P4 | | K | | 3 | 0 | 0 | 0 | 0 | 0 | 1 | | | | | | |
| Karin Garcia, L OBP: 0.222, SLG: 0.222 | | | | | | | | | | 1 | 0 | 0 | 0 | 0 | 1 | 1 | | | | | | |
| Bill Haselman, R OBP: 0.200, SLG: 0.800 | | | | | | | | | | 0 | 0 | 0 | 0 | 0 | 0 | 0 | | | | | | |
| Deivi Cruz, R OBP: 0.179, SLG: 0.250 | P6 | | | 1B SF7 1B | | G4-3 | | G6-3 | | 3 | 1 | 1 | 0 | 0 | 0 | 1 | | | | | | |
| Frank Catalanotto, L OBP: 0.444, SLG: 0.629 | | | | | | | | | | 1 | 0 | 0 | 0 | 0 | 0 | 1 | | | | | | |
| Inning Stats | R: 0 E: 0 K: 1 S: 12 | H: 2 LOB: 2 BB: 2 P: 24 | R: 1 E: 0 K: 0 S: 14 | H: 2 LOB: 0 BB: 0 P: 20 | R: 0 E: 0 K: 2 S: 11 | H: 1 LOB: 1 BB: 0 P: 19 | R: 3 E: 0 K: 0 S: 16 | H: 4 LOB: 1 BB: 0 P: 24 | R: 0 E: 0 K: 0 S: 7 | H: 0 LOB: 0 BB: 0 P: 9 | R: 0 E: 0 K: 0 S: 5 | H: 0 LOB: 0 BB: 0 P: 9 | R: 1 E: 0 K: 0 S: 12 | H: 2 LOB: 0 BB: 0 P: 19 | R: 1 E: 0 K: 2 S: 12 | H: 2 LOB: 1 BB: 0 P: 18 | R: 0 E: 0 K: 1 S: 7 | H: 0 LOB: 0 BB: 0 P: 11 | 1B: 7 2B: 1 3B: 0 HR: 3 | SF: 1 SAC: 0 DP: 0 HBP: 0 | WP: 2 PB: 0 SB: 2 CS: 1 | PA: 39 |
| PITCHER | IP | WLS | BF | H | R | ER | SO | BB | IBB | HBP | BLK | WP | HR | S | P | ERA | WHIP | | | | | |
| 23 Benj Sampson, L ERA: 15.0 | 4.0 | | 21 | 7 | 4 | 4 | 3 | 2 | 0 | 0 | 0 | 0 | 1 | 27 | 41 | 6.00 | 1.333 | | | | | |
| Bob Wells, R ERA: 5.87 | 3.0 | W | 12 | 4 | 2 | 2 | 0 | 0 | 0 | 0 | 0 | 0 | 1 | 9 | 14 | 0.00 | 0.000 | | | | | |
| Mike Trombley, R ERA: | 1.0 | H | 3 | 0 | 0 | 0 | 2 | 0 | 0 | 0 | 0 | 0 | 0 | 7 | 11 | 0.00 | 0.000 | | | | | |
| Rick Aguilera, R ERA: | 1.0 | S | 3 | 0 | 0 | 0 | 1 | 0 | 0 | 0 | 0 | 0 | 0 | 7 | 11 | 0.00 | 0.000 | | | | | |

Minnesota Twins @ Detroit Tigers
Tiger Stadium, Detroit, MI
Thu Apr 15 1999, 7:05 PM EDT
Att: 11,818 - Cloudy - 57 F

| | |
|-----|----|
| AB | 36 |
| R | 6 |
| H | 11 |
| RBI | 6 |
| BB | 2 |
| SO | 6 |
| LOB | 14 |



| Batter | 1 | 2 | 3 | 4 | 5 | 6 | 7 | 8 | 9 | AB | R | H | RBI | BB | SO | LOB | TOP | | | | | | | | |
|--|------------------------------|---------------------------------|-------------------------------|----------------------------------|------------------------------|---------------------------------|------------------------------|----------------------------------|------------------------------|---------------------------------|------------------------------|---------------------------------|------------------------------|---------------------------------|-------------------------------|----------------------------------|--|----------------------------------|----------------------------------|------------------------------------|----------------------------------|--------|--|--|--|
| Matt Lawton, L (1, 9) OBP: 0.293, SLG: 0.342 | 2-1 G4-3 | | 0-0 G1-3 | | | 2-0 G3-1 | | 0-1 G3 | | 4 | 0 | 0 | 0 | 0 | 0 | 1 | Minnesota Twins @ Cleveland Indians Jacobs Field, Cleveland, OH Sat Apr 17 1999, 1:05 PM EDT Att. 40,582 - Overcast - 44 F | | | | | | | | |
| Tori Hunter, R (1, 8) OBP: 0.256, SLG: 0.351 | 0-0 G6-3 | | 0-0 G1-3 | | | 0-1 G6-3 | | 4-2 BB | | 3 | 0 | 0 | 0 | 1 | 0 | 0 | | | | | | | | | |
| Todd Walker, L (1, 4) OBP: 0.295, SLG: 0.415 | 0-1 FC6-4 1B | | 0-2 F8 | | | 1-0 G3 | | 1-0 F8 | | 4 | 0 | 1 | 0 | 0 | 0 | 2 | | | | | | | | | |
| Ron Coomer, R (1, 5) OBP: 0.303, SLG: 0.387 | 0-1 FC6-4 | | | 1-1 G6-3 | | | 0-1 G4-3 | | 1-1 G4-3 | 4 | 0 | 0 | 0 | 0 | 0 | 1 | | | | | | | | | |
| Doug Mientkiewicz, L (1, 3) OBP: 0.375, SLG: 0.536 | | 1-2 FC6-4 BB 1B | | 1-1 F8 | | | 2-0 G4-3 | | 0-0 P5 | 4 | 0 | 1 | 0 | 0 | 0 | 0 | | | | | | | | | |
| Marty Cordova, R (1, 10) OBP: 0.471, SLG: 0.464 | | 4-1 FC6-4 BB | | 2-3 K | | | 1-3 K | | 0-0 2B | 3 | 0 | 1 | 0 | 1 | 2 | 0 | | | | | | | | | |
| Chad Allen, R (1, 7) OBP: 0.256, SLG: 0.419 | | 1-2 FC6-4 | | | 1-3 K | | | 0-0 HR | 3-1 F9 | 4 | 1 | 1 | 1 | 0 | 1 | 3 | | | | | | | | | |
| Terry Steinbach, R (1, 2) OBP: 0.360, SLG: 0.429 | | 1-1 F9 | | | 1-1 G5-3 | | | 0-2 WP G3 1B | | 3 | 0 | 1 | 0 | 0 | 0 | 2 | | | | | | | | | |
| Cristian Guzman, S (1, 6) OBP: 0.200, SLG: 0.207 | | | | | 0-0 G4-3 | | | 1-1 P6 | | 2 | 0 | 0 | 0 | 0 | 1 | 2 | | | | | | | | | |
| Denny Hocking, S (8, PH) OBP: 0.200, SLG: 0.200 | | | | | | | | | | 1 | 0 | 0 | 0 | 0 | 0 | 1 | | | | | | | | | |
| Inning Stats | R: 0 E: 0 K: 0 S: 7 | H: 1 LOB: 1 BB: 0 P: 9 | R: 0 E: 0 K: 1 S: 13 | H: 1 LOB: 2 BB: 1 P: 21 | R: 0 E: 0 K: 0 S: 5 | H: 0 LOB: 0 BB: 0 P: 5 | R: 0 E: 0 K: 1 S: 7 | H: 0 LOB: 0 BB: 0 P: 11 | R: 0 E: 0 K: 1 S: 6 | H: 0 LOB: 0 BB: 0 P: 8 | R: 0 E: 0 K: 0 S: 4 | H: 0 LOB: 0 BB: 0 P: 7 | R: 0 E: 0 K: 1 S: 6 | H: 0 LOB: 0 BB: 0 P: 9 | R: 1 E: 0 K: 0 S: 12 | H: 2 LOB: 2 BB: 1 P: 18 | R: 0 E: 0 K: 0 S: 6 | H: 1 LOB: 1 BB: 0 P: 10 | 1B: 3 2B: 1 3B: 0 HR: 1 | SF: 0 SAC: 0 DP: 0 HBP: 0 | WP: 1 PB: 0 SB: 0 CS: 0 | PA: 34 | | | |
| PITCHER | IP | WLS | BF | H | R | ER | SO | BB | IBB | HBP | BLK | WP | HR | S | P | ERA | WHIP | | | | | | | | |
| Charles Nagy, R (1, 1) ERA: 2.45 | 7.2 | W | 29 | 4 | 1 | 1 | 4 | 2 | 0 | 0 | 0 | 1 | 1 | 59 | 86 | 1.17 | 0.783 | | | | | | | | |
| Paul Assenmacher, L (8, 1) ERA: 3.0 | 0.1 | H | 1 | 0 | 0 | 0 | 0 | 0 | 0 | 0 | 0 | 0 | 0 | 1 | 2 | 0.00 | 0.000 | | | | | | | | |
| Paul Shuey, R (9, 1) ERA: | 1.0 | | 4 | 1 | 0 | 0 | 0 | 0 | 0 | 0 | 0 | 0 | 0 | 6 | 10 | 0.00 | 1.000 | | | | | | | | |

AB 32
R 1
H 5
RBI 1
BB 2
SO 4
LOB 12



| Batter | 1 | 2 | 3 | 4 | 5 | 6 | 7 | 8 | 9 | AB | R | H | RBI | BB | SO | LOB | BOTTOM | | | | | | | | |
|---|-------------------------------|----------------------------------|------------------------------|---------------------------------|-------------------------------|----------------------------------|------------------------------|----------------------------------|------------------------------|----------------------------------|-------------------------------|----------------------------------|-------------------------------|----------------------------------|-------------------------------|----------------------------------|--|------------------------------------|----------------------------------|--------|--|--|--|--|--|
| Kenny Lofton, L (1, 8) OBP: 0.511, SLG: 0.692 | 2-2 G5-3 | | 3-2 1B 2B | | 0-0 S 1B | | 0-2 P2 | | | 4 | 1 | 2 | 0 | 0 | 0 | 0 | Minnesota Twins @ Cleveland Indians Jacobs Field, Cleveland, OH Sat Apr 17 1999, 1:05 PM EDT Att. 40,582 - Overcast - 44 F | | | | | | | | |
| Omar Vizquel, S (1, 6) OBP: 0.533, SLG: 0.600 | 1-1 G6-3 | | 1-1 1B 3B | | 0-1 F8 | | 4-1 BB | | | 3 | 1 | 1 | 1 | 1 | 0 | 1 | | | | | | | | | |
| Roberto Alomar, S (1, 4) OBP: 0.465, SLG: 0.559 | 1-0 HR 1B | | 3-2 1B 3B | | 4-0 S BB | | 2-2 F9 | | | 3 | 2 | 2 | 0 | 1 | 0 | 1 | | | | | | | | | |
| Manny Ramirez, R (1, 9) OBP: 0.391, SLG: 0.659 | 0-2 HR | | 0-1 1B 3B | | 1-3 K | | | 3-3 K | | 4 | 1 | 2 | 4 | 0 | 2 | 2 | | | | | | | | | |
| Jim Thome, L (1, 3) OBP: 0.511, SLG: 0.606 | 3-3 K | | 2-1 G4-3 | | 2-2 F7 | | | 1-1 FC5-4 1B | | 4 | 0 | 1 | 0 | 0 | 1 | 3 | | | | | | | | | |
| Wil Cordero, R (1, 7) OBP: 0.432, SLG: 0.600 | | 0-2 P9 | 3-3 K | | | 1-1 G4-6-3 1B | | 1-1 FC5-4 1B | | 4 | 0 | 1 | 0 | 0 | 1 | 2 | | | | | | | | | |
| Travis Fryman, R (1, 5) OBP: 0.488, SLG: 0.595 | | 0-1 P3 | | 2-2 P3 | | 3-2 F8 | | 1-0 1B | | 4 | 0 | 1 | 0 | 0 | 0 | 1 | | | | | | | | | |
| David Justice, L (1, 10) | | 0-1 F7 | | 1-1 F7 | | 0-0 G4-6-3 | | 0-2 F9 | | 4 | 0 | 0 | 0 | 0 | 0 | 3 | | | | | | | | | |
| Sandy Alomar Jr., R (1, 2) OBP: 0.286, SLG: 0.500 | | | 2-2 P7 | | 1-0 G3-1 | | 1-2 F8 | | | 3 | 0 | 0 | 0 | 0 | 0 | 0 | | | | | | | | | |
| Inning Stats | R: 2 E: 0 K: 1 S: 12 | H: 2 LOB: 0 BB: 0 P: 19 | R: 0 E: 0 K: 0 S: 8 | H: 0 LOB: 0 BB: 0 P: 8 | R: 3 E: 0 K: 1 S: 23 | H: 4 LOB: 1 BB: 0 P: 37 | R: 0 E: 0 K: 0 S: 9 | H: 0 LOB: 0 BB: 0 P: 13 | R: 0 E: 0 K: 0 S: 8 | H: 1 LOB: 0 BB: 1 P: 16 | R: 0 E: 0 K: 0 S: 10 | H: 0 LOB: 1 BB: 1 P: 17 | R: 0 E: 0 K: 1 S: 11 | H: 2 LOB: 2 BB: 0 P: 17 | R: 0 E: 0 K: 1 S: 11 | H: 2 LOB: 2 BB: 0 P: 17 | 1B: 7 2B: 1 3B: 1 HR: 1 | SF: 0 SAC: 0 DP: 1 HBP: 0 | WP: 0 PB: 0 SB: 3 CS: 0 | PA: 35 | | | | | |
| PITCHER | IP | WLS | BF | H | R | ER | SO | BB | IBB | HBP | BLK | WP | HR | S | P | ERA | WHIP | | | | | | | | |
| Brad Radke, R (1, 1) ERA: 7.82 | 3.0 | L | 15 | 6 | 5 | 5 | 2 | 0 | 0 | 0 | 0 | 0 | 0 | 43 | 64 | 15.00 | 2.000 | | | | | | | | |
| Dan Perkins, R (4, 1) ERA: 7.0 | 5.0 | | 20 | 4 | 0 | 0 | 2 | 2 | 0 | 0 | 0 | 0 | 0 | 47 | 75 | 0.00 | 1.200 | | | | | | | | |

AB 33
R 5
H 10
RBI 5
BB 2
SO 4
LOB 13




| Batter | 1 | 2 | 3 | 4 | 5 | 6 | 7 | 8 | 9 | 10 | 11 | AB | R | H | RBI | BB | SO | LOB | | | | | | | | | | |
|--|-------------------------------|--|-------------------------------------|-----------------------------------|-------------------------------|----------------------------------|--|-------------------------------------|----------------------------------|----------------------------------|------------------------------|---|-------------------------------------|----------------------------------|-------------------------------|----------------------------------|------------------------------|----------------------------------|------------------------------|---------------------------------|------------------------------|----------------------------------|----------------------------------|------------------------------------|----------------------------------|--------|--|--|
| Denny Hocking, S OBP: 0.333, SLG: 0.462 | (1, 6) 2-1 HR | | (4, 2) BB | | (1, 2) 1B | | (2, 1) 2B | (0, 2) 2B 1B | | (0, 0) F7 | (0, 3) K | 6 | 2 | 4 | 1 | 1 | 1 | 2 | | | | | | | | | | |
| Doug Mientkiewicz, L OBP: 0.389, SLG: 0.615 | (1, 3) F8 | | (2, 3) K | | (0, 0) F7 | | (1, 0) G4-3 | (2, 2) 1B 2B | | (4, 0) BB | (4, 0) 1B | 5 | 1 | 1 | 1 | 2 | 1 | 3 | | | | | | | | | | |
| Brent Gates, S OBP: 0.388, SLG: 0.529 | (1, 5) K | | (1, 3) P5 | | (3, 3) K | | | (1, 2) 2B | | (0, 0) G5-3 | (0, 0) 1B | 7 | 1 | 3 | 3 | 0 | 2 | 3 | | | | | | | | | | |
| Todd Walker, L OBP: 0.294, SLG: 0.396 | (1, 4) 1B | | | | (2, 2) 1B | | (1, 1) F8 | | | | (1, 3) 2H 3H | 7 | 0 | 2 | 0 | 0 | 1 | 5 | | | | | | | | | | |
| Chad Allen, R OBP: 0.286, SLG: 0.417 | (1, 7) P6 | | | | (0, 0) 1B | | (2, 1) G5-3 | (0, 1) G3 | (1, 1) G4-3 G1-3 | | (4, 0) 1B | 5 | 1 | 2 | 0 | 1 | 0 | 2 | | | | | | | | | | |
| Corey Koskie, L OBP: 0.450, SLG: 0.824 | | | (2, 0) F7 | | (1, 0) F8 | | (3, 1) G3-1 | (1, 1) BB HR | (0, 0) G1-3 | | (4, 0) BB 1B | 5 | 2 | 1 | 1 | 1 | 0 | 3 | | | | | | | | | | |
| Tori Hunter, R OBP: 0.289, SLG: 0.341 | (1, 8) G3-1 | | (2, 2) G3-1 | | (4, 2) BB | | (3, 2) G4-3 | (4, 2) BB HR | (1, 1) G4-3 | | (0, 0) BB 2B | 4 | 2 | 1 | 1 | 2 | 0 | 1 | | | | | | | | | | |
| Javier Valentin, S OBP: 0.190, SLG: 0.105 | (1, 2) F9 | | (0, 0) F9 | | (0, 3) K | | (1, 0) G3 | (4, 0) HR | (3, 2) F9 | | (4, 0) 2B 1B | 4 | 2 | 0 | 0 | 2 | 1 | 4 | | | | | | | | | | |
| Chris Latham, S OBP: 0.143, SLG: 0.143 | | | (3, 1) G5-3 | | (2, 3) K | | (3, 3) K | (0, 0) HR | | | (0, 0) L6 | 3 | 0 | 0 | 0 | 0 | 2 | 3 | | | | | | | | | | |
| Matt Lawton, L OBP: 0.318, SLG: 0.463 | | | | | | | | (1, 2) 2H 3H | | | (1, 3) 2H 3H | 3 | 2 | 2 | 6 | 0 | 0 | 0 | | | | | | | | | | |
| Inning Stats | R: 1 E: 0 K: 1 S: 12 | H: 2 LOB: 1 BB: 0 P: 18 | R: 0 E: 0 K: 0 S: 5 | H: 0 LOB: 0 BB: 0 P: 9 | R: 0 E: 0 K: 1 S: 12 | H: 0 LOB: 1 BB: 1 P: 23 | R: 0 E: 0 K: 2 S: 14 | H: 2 LOB: 3 BB: 1 P: 23 | R: 0 E: 0 K: 1 S: 9 | H: 1 LOB: 1 BB: 0 P: 14 | R: 0 E: 0 K: 0 S: 8 | H: 0 LOB: 0 BB: 0 P: 16 | R: 0 E: 0 K: 1 S: 9 | H: 1 LOB: 1 BB: 0 P: 16 | R: 7 E: 0 K: 1 S: 25 | H: 6 LOB: 1 BB: 2 P: 38 | R: 0 E: 0 K: 0 S: 8 | H: 1 LOB: 1 BB: 1 P: 13 | R: 0 E: 0 K: 0 S: 3 | H: 0 LOB: 1 BB: 1 P: 7 | R: 5 E: 0 K: 1 S: 8 | H: 3 LOB: 2 BB: 4 P: 24 | 1B: 9 2B: 5 3B: 0 HR: 2 | SF: 0 SAC: 0 DP: 0 HBP: 0 | WP: 0 PB: 0 SB: 4 CS: 0 | PA: 58 | | |
| PITCHER | Jaret Wright, R ERA: 6.5 | IP: 6.0 WLS: 25 BF: 25 H: 5 R: 1 ER: 1 SO: 5 | BB: 2 IBB: 0 HBP: 0 BLK: 0 | WP: 0 HR: 1 S: 60 P: 103 | ERA: 1.50 WHIP: 1.167 | Michael Jackson, R ERA: 6.75 | IP: 10.1 WLS: 9 BF: 44 H: 10 R: 4 ER: 4 SO: 10 | BB: 3 IBB: 1 HBP: 0 BLK: 0 | WP: 0 HR: 0 S: 21 P: 27 | ERA: 27.00 WHIP: 3.000 | Paul Shuey, R ERA: 1.29 | IP: 11.1 WLS: 5 BF: 45 H: 2 R: 1 ER: 1 SO: 10 | BB: 0 IBB: 0 HBP: 0 BLK: 0 | WP: 0 HR: 0 S: 6 P: 10 | ERA: 13.50 WHIP: 3.000 | | | | | | | | | | | | | |

TOP

Minnesota Twins @ Cleveland Indians
Jacobs Field, Cleveland, OH
Sat Apr 17 1999, 7:05 PM EDT
Att: 42,860 - Cloudy - 46 F

livebaseballscores.com

AB 49
R 13
H 16
RBI 13
BB 9
SO 8
LOB 26




| Batter | 1 | 2 | 3 | 4 | 5 | 6 | 7 | 8 | 9 | 10 | 11 | AB | R | H | RBI | BB | SO | LOB | | | | | | | | | | | |
|---|-------------------------------|--|-------------------------------------|----------------------------------|-------------------------------|----------------------------------|--|-------------------------------------|----------------------------------|----------------------------------|-------------------------------|--|-------------------------------------|----------------------------------|------------------------------|----------------------------------|--|-------------------------------------|----------------------------------|---------------------------------|----------------------------------|--|-------------------------------------|--------------------------------|--------------------------|--|--|--|--|
| Kenny Lofton, L OBP: 0.491, SLG: 0.651 | (1, 8) P7 | | (0, 0) F7 | (4, 1) FC5-4 BB | | (2, 1) SF8 | | (0, 3) K | | | (0, 0) G3 G4-3 | 4 | 0 | 1 | 1 | 1 | 1 | 0 | | | | | | | | | | | |
| Enrique Wilson, S OBP: 0.320, SLG: 0.391 | (1, 6) F8 | | (4, 2) 1B BB | (0, 0) FC5-4 CS | | (3, 1) 1B | | (2, 3) K | | | (0, 0) G4-3 | 5 | 1 | 1 | 0 | 1 | 1 | 2 | | | | | | | | | | | |
| Roberto Alomar, S OBP: 0.447, SLG: 0.526 | (1, 4) K | | (1, 2) 1B BB | (0, 2) CS | (2, 2) G1-3 | (0, 3) K | | | (2, 2) HR | | (0, 0) G3 | 4 | 0 | 1 | 0 | 0 | 2 | 1 | | | | | | | | | | | |
| Jolbert Cabrera, R ERA: 1.93 | | | | | | | | | | | (2, 3) K | 0 | 0 | 0 | 0 | 0 | 0 | 0 | | | | | | | | | | | |
| David Justice, L OBP: 0.167, SLG: 0.667 | | | (1, 2) 1B | (1, 2) CS | | | | | | | (2, 3) K | 1 | 1 | 1 | 1 | 0 | 0 | 0 | | | | | | | | | | | |
| Omar Vizquel, S OBP: 0.516, SLG: 0.577 | | | | | | | | | | | | 1 | 0 | 0 | 0 | 0 | 0 | 1 | | | | | | | | | | | |
| Manny Ramirez, R OBP: 0.404, SLG: 0.633 | | (2, 2) 1B SF7 | (3, 2) 1B | (4, 1) P9 BB | | (0, 1) G3-1 | | | (1, 0) G6-3 | | (0, 3) K | 5 | 2 | 2 | 1 | 1 | 1 | 2 | | | | | | | | | | | |
| Jim Thome, L OBP: 0.520, SLG: 0.622 | | (2, 0) 1B | (2, 1) P5 | (4, 1) 1B BB | | | (2, 1) 2B | | (2, 2) G4-3 | | | 4 | 0 | 2 | 0 | 1 | 0 | 2 | | | | | | | | | | | |
| Wil Cordero, R OBP: 0.408, SLG: 0.568 | | (1, 1) SF7 | | (4, 1) HR 1B | | | (1, 3) K | | (2, 0) F9 | | | 4 | 1 | 1 | 1 | 0 | 1 | 3 | | | | | | | | | | | |
| Travis Fryman, R OBP: 0.479, SLG: 0.561 | | (3, 1) F7 | | (4, 1) HR BB | (0, 1) P9 | | (1, 3) K | | | (0, 0) F7 | | 4 | 1 | 1 | 1 | 1 | 1 | 2 | | | | | | | | | | | |
| Richie Sexson, R OBP: 0.310, SLG: 0.537 | | (1, 3) K | | (2, 2) F9 | (1, 2) 1B | | (0, 0) G6-3 | | | (0, 0) F7 | | 5 | 0 | 0 | 0 | 0 | 1 | 6 | | | | | | | | | | | |
| Einar Diaz, R OBP: 0.412, SLG: 0.938 | | | (2, 2) G4-3 | (0, 2) HR | | (2, 1) SF8 | | (0, 1) G1-3 | | (0, 0) P8 | | 5 | 2 | 2 | 3 | 0 | 0 | 0 | | | | | | | | | | | |
| Inning Stats | R: 0 E: 0 K: 1 S: 11 | H: 0 LOB: 0 BB: 0 P: 14 | R: 1 E: 0 K: 1 S: 13 | H: 2 LOB: 1 BB: 0 P: 21 | R: 1 E: 0 K: 0 S: 16 | H: 2 LOB: 2 BB: 1 P: 28 | R: 3 E: 0 K: 0 S: 14 | H: 0 LOB: 0 BB: 2 P: 24 | R: 1 E: 0 K: 1 S: 12 | H: 1 LOB: 1 BB: 0 P: 17 | R: 0 E: 0 K: 2 S: 9 | H: 1 LOB: 1 BB: 0 P: 13 | R: 0 E: 0 K: 2 S: 8 | H: 0 LOB: 0 BB: 2 P: 10 | R: 1 E: 0 K: 0 S: 8 | H: 1 LOB: 1 BB: 0 P: 15 | R: 0 E: 0 K: 0 S: 3 | H: 0 LOB: 0 BB: 0 P: 3 | R: 0 E: 0 K: 1 S: 6 | H: 1 LOB: 1 BB: 0 P: 6 | 1B: 8 2B: 1 3B: 1 HR: 2 | SF: 2 SAC: 0 DP: 0 HBP: 0 | WP: 0 PB: 0 SB: 0 CS: 1 | PA: 50 | | | | | |
| PITCHER | Eric Milton, L ERA: 5.4 | IP: 4.0 WLS: 20 BF: 15 H: 6 R: 2 ER: 5 SO: 2 | BB: 3 IBB: 0 HBP: 0 BLK: 0 | WP: 0 HR: 1 S: 54 P: 87 | ERA: 11.25 WHIP: 2.250 | Joe Mays, R ERA: 5.68 | IP: 5.1 WLS: 15 BF: 20 H: 4 R: 2 ER: 5 SO: 3 | BB: 2 IBB: 0 HBP: 0 BLK: 0 | WP: 0 HR: 0 S: 34 P: 56 | ERA: 6.00 WHIP: 2.000 | Eddie Guardado, L ERA: 3.0 | IP: 1.0 WLS: 3 BF: 0 H: 0 R: 0 ER: 0 SO: 2 | BB: 0 IBB: 0 HBP: 0 BLK: 0 | WP: 0 HR: 0 S: 8 P: 10 | ERA: 0.00 WHIP: 0.000 | Rick Aguilera, R ERA: 1.29 | IP: 2.0 WLS: 7 BF: 1 H: 1 R: 1 ER: 1 SO: 0 | BB: 0 IBB: 0 HBP: 0 BLK: 0 | WP: 0 HR: 1 S: 11 P: 18 | ERA: 4.50 WHIP: 0.500 | Mike Trombley, R ERA: | IP: 1.1 WLS: 4 BF: 1 H: 0 R: 0 ER: 0 SO: 1 | BB: 0 IBB: 0 HBP: 0 BLK: 0 | WP: 0 HR: 0 S: 6 P: 6 | ERA: 0.00 WHIP: 1.000 | | | | |

BOTTOM

Minnesota Twins @ Cleveland Indians
Jacobs Field, Cleveland, OH
Sat Apr 17 1999, 7:05 PM EDT
Att: 42,860 - Cloudy - 46 F

livebaseballscores.com

AB 42
R 8
H 12
RBI 8
BB 5
SO 8
LOB 19



| Batter | 1 | 2 | 3 | 4 | 5 | 6 | 7 | 8 | 9 | AB | R | H | RBI | BB | SO | LOB | TOP | | | | | | | | | | |
|--|-------------------------------|----------------------------------|-------------------------------|----------------------------------|------------------------------|----------------------------------|------------------------------|---------------------------------|-------------------------------|----------------------------------|------------------------------|----------------------------------|-------------------------------|----------------------------------|------------------------------|----------------------------------|--|----------------------------------|----------------------------------|------------------------------------|----------------------------------|--------|--|--|--|--|--|
| Chad Allen, R OBP: 0.289, SLG: 0.392 Brent Gates, S OBP: 0.400, SLG: 0.529 Chris Latham, S OBP: 0.125, SLG: 0.125 | G1-3 | | K | | K | | IBB | | K | 3 | 0 | 0 | 0 | 0 | 2 | 3 | Minnesota Twins @ Cleveland Indians Jacobs Field, Cleveland, OH Sun Apr 18 1999, 1:05 PM EDT Att: 42,317 - Cloudy - 45 F | | | | | | | | | | |
| Matt Lawton, L OBP: 0.327, SLG: 0.444 | BB | | F8 | | F8 | | P5 | | 1B | 4 | 0 | 1 | 0 | 1 | 0 | 3 | | | | | | | | | | | |
| Ron Coomer, R OBP: 0.270, SLG: 0.343 | P4 | | | | F9 | | K | | G3 | 4 | 0 | 0 | 0 | 0 | 1 | 4 | | | | | | | | | | | |
| Todd Walker, L OBP: 0.291, SLG: 0.385 | P3 | | | | G3-1 | | L4 | | G4-3 | 4 | 0 | 1 | 0 | 0 | 0 | 1 | | | | | | | | | | | |
| Marty Cordova, R OBP: 0.474, SLG: 0.452 | | | | | K | | | | G5-3 | 3 | 1 | 1 | 0 | 1 | 1 | 1 | | | | | | | | | | | |
| Doug Mientkiewicz, L OBP: 0.372, SLG: 0.472 | P5 | | | | | | L6 | | G4-3 | 3 | 0 | 0 | 0 | 1 | 0 | 2 | | | | | | | | | | | |
| Terry Steinbach, R OBP: 0.379, SLG: 0.417 | K | | | | | | 1B | | G6-3 | 3 | 1 | 1 | 1 | 1 | 1 | 2 | | | | | | | | | | | |
| Tori Hunter, R OBP: 0.313, SLG: 0.364 Corey Koskie, L OBP: 0.425, SLG: 0.778 | K | | | | | | 1B | | F8 | 3 | 0 | 2 | 0 | 0 | 1 | 1 | | | | | | | | | | | |
| Cristian Guzman, S OBP: 0.219, SLG: 0.226 Denny Hocking, S OBP: 0.379, SLG: 0.500 | | | | | | | P6 | | 1B | 2 | 0 | 1 | 0 | 0 | 0 | 2 | | | | | | | | | | | |
| | | | | | | | | | 1B | 2 | 0 | 2 | 1 | 0 | 0 | 0 | | | | | | | | | | | |
| Inning Stats | R: 0 E: 0 K: 0 S: 11 | H: 0 LOB: 1 BB: 1 P: 20 | R: 0 E: 1 K: 2 S: 11 | H: 0 LOB: 1 BB: 1 P: 18 | R: 0 E: 0 K: 1 S: 7 | H: 1 LOB: 0 BB: 0 P: 10 | R: 0 E: 0 K: 1 S: 5 | H: 0 LOB: 0 BB: 0 P: 9 | R: 0 E: 0 K: 1 S: 11 | H: 1 LOB: 2 BB: 1 P: 21 | R: 0 E: 0 K: 1 S: 8 | H: 0 LOB: 0 BB: 0 P: 12 | R: 2 E: 0 K: 0 S: 12 | H: 4 LOB: 3 BB: 2 P: 28 | R: 0 E: 0 K: 0 S: 7 | H: 1 LOB: 1 BB: 0 P: 10 | R: 0 E: 0 K: 1 S: 15 | H: 2 LOB: 2 BB: 0 P: 24 | 1B: 9 2B: 1 3B: 0 HR: 0 | SF: 0 SAC: 0 DP: 1 HBP: 0 | WP: 0 PB: 0 SB: 1 CS: 1 | PA: 38 | | | | | |
| PITCHER | IP | WLS | BF | H | R | ER | SO | BB | IBB | HBP | BLK | WP | HR | S | P | ERA | WHIP | | | | | | | | | | |
| Dave Burba, R ERA: 1.93 | (1, 1) | 6.1 | 26 | 5 | 2 | 2 | 6 | 4 | 0 | 0 | 0 | 0 | 0 | 57 | 102 | 2.84 | 1.421 | | | | | | | | | | |
| Steve Reed, R ERA: 1.8 | (7, 1) | 0.0 | 2 | 1 | 0 | 0 | 0 | 0 | 1 | 0 | 0 | 0 | 0 | 3 | 9 | ∞ | ∞ | | | | | | | | | | |
| Mark Langston, L ERA: 1.8 | (7, 1) | 0.1 | 1 | 0 | 0 | 0 | 0 | 0 | 0 | 0 | 0 | 0 | 0 | 4 | 5 | 0.00 | 0.000 | | | | | | | | | | |
| Paul Shuey, R ERA: 1.08 | (7, 1) | 1.1 | W | 5 | 1 | 0 | 0 | 0 | 0 | 0 | 0 | 0 | 0 | 8 | 12 | 0.00 | 0.750 | | | | | | | | | | |
| Michael Jackson, R ERA: 5.69 | (9, 1) | 1.0 | S | 4 | 2 | 0 | 0 | 1 | 0 | 0 | 0 | 0 | 0 | 15 | 24 | 0.00 | 2.000 | | | | | | | | | | |

| Batter | 1 | 2 | 3 | 4 | 5 | 6 | 7 | 8 | 9 | AB | R | H | RBI | BB | SO | LOB | BOTTOM | | | | | | | | | | |
|---|------------------------------|----------------------------------|-------------------------------|----------------------------------|------------------------------|---------------------------------|------------------------------|---------------------------------|------------------------------|----------------------------------|-------------------------------|----------------------------------|-------------------------------|----------------------------------|------------------------------|----------------------------------|--|------------------------------------|----------------------------------|--------|--|--|--|--|--|--|--|
| Kenny Lofton, L OBP: 0.509, SLG: 0.636 | BB | | F7 | | BB | | 1B | | | 1 | 1 | 0 | 0 | 3 | 0 | 0 | Minnesota Twins @ Cleveland Indians Jacobs Field, Cleveland, OH Sun Apr 18 1999, 1:05 PM EDT Att: 42,317 - Cloudy - 45 F | | | | | | | | | | |
| Enrique Wilson, S OBP: 0.345, SLG: 0.385 | K | | F7 | | BB | | BB | | 1B | 3 | 1 | 1 | 0 | 1 | 1 | 1 | | | | | | | | | | | |
| Roberto Alomar, S OBP: 0.451, SLG: 0.500 | G5-4-3 | | | | L7 | | 1B | | 1B | 2 | 0 | 0 | 0 | 2 | 1 | 3 | | | | | | | | | | | |
| Manny Ramirez, R OBP: 0.429, SLG: 0.698 | G5-4-3 | | | | FC6-4 | | HR | | 1B | 4 | 1 | 3 | 3 | 0 | 0 | 2 | | | | | | | | | | | |
| Jim Thome, L OBP: 0.519, SLG: 0.634 | | | | | F7 | | G5-4-3 | | G4-3 | 4 | 0 | 2 | 0 | 0 | 0 | 3 | | | | | | | | | | | |
| Wil Cordero, R OBP: 0.396, SLG: 0.542 | K | | | | FC6-4 | | F9 | | 1B | 4 | 0 | 1 | 0 | 0 | 1 | 3 | | | | | | | | | | | |
| Travis Fryman, R OBP: 0.462, SLG: 0.533 | F7 | | | | BB | | G5-4-3 | | K | 4 | 0 | 1 | 0 | 0 | 1 | 3 | | | | | | | | | | | |
| David Justice, L OBP: 0.200, SLG: 0.444 | G1-3 | | | | G1-3 | | FC5-4 | | K | 3 | 0 | 0 | 0 | 1 | 1 | 3 | | | | | | | | | | | |
| Sandy Alomar Jr., R OBP: 0.250, SLG: 0.433 | | | | | L8 | | F7 | | FC5-4 | 4 | 0 | 0 | 0 | 0 | 0 | 3 | | | | | | | | | | | |
| | | | | | | | | | G1-3 | 4 | 0 | 0 | 0 | 0 | 0 | 3 | | | | | | | | | | | |
| Inning Stats | R: 0 E: 0 K: 1 S: 5 | H: 0 LOB: 1 BB: 2 P: 15 | R: 0 E: 0 K: 1 S: 10 | H: 1 LOB: 0 BB: 0 P: 15 | R: 0 E: 0 K: 0 S: 4 | H: 0 LOB: 0 BB: 0 P: 5 | R: 0 E: 0 K: 1 S: 6 | H: 1 LOB: 1 BB: 0 P: 7 | R: 0 E: 0 K: 0 S: 9 | H: 1 LOB: 3 BB: 2 P: 18 | R: 1 E: 0 K: 0 S: 14 | H: 2 LOB: 0 BB: 0 P: 18 | R: 2 E: 0 K: 0 S: 11 | H: 2 LOB: 2 BB: 3 P: 29 | R: 0 E: 0 K: 2 S: 9 | H: 1 LOB: 1 BB: 0 P: 14 | 1B: 6 2B: 1 3B: 0 HR: 1 | SF: 0 SAC: 0 DP: 2 HBP: 0 | WP: 0 PB: 0 SB: 0 CS: 1 | PA: 36 | | | | | | | |
| PITCHER | IP | WLS | BF | H | R | ER | SO | BB | IBB | HBP | BLK | WP | HR | S | P | ERA | WHIP | | | | | | | | | | |
| Mike Lincoln, R ERA: 3.77 | (1, 1) | 6.0 | L | 5 | 1 | 2 | 2 | 3 | 0 | 0 | 0 | 0 | 0 | 7 | 24 | 27.00 | 6.000 | | | | | | | | | | |
| Bob Wells, R ERA: 7.56 | (7, 1) | 0.2 | B | 4 | 2 | 0 | 0 | 1 | 0 | 0 | 0 | 0 | 0 | 9 | 12 | 0.00 | 3.000 | | | | | | | | | | |
| Eddie Guardado, L ERA: 2.7 | (8, 1) | 0.2 | | 0 | 0 | 0 | 0 | 1 | 0 | 0 | 0 | 0 | 0 | 4 | 7 | 0.00 | 0.000 | | | | | | | | | | |

AB 33
R 2
H 9
RBI 2
BB 5
SO 7
LOB 20



AB 29
R 3
H 8
RBI 3
BB 7
SO 5
LOB 21



| Batter | 1 | 2 | 3 | 4 | 5 | 6 | 7 | 8 | 9 | AB | R | H | RBI | BB | SO | LOB | TOP | | | | | |
|--|---|---------------------------------|------------------------------|----------------------------------|------------------------------|----------------------------------|-------------------------------|----------------------------------|------------------------------|----------------------------------|------------------------------|---------------------------------|-------------------------------|----------------------------------|-------------------------------|----------------------------------|--|---------------------------------|-----------------------------------|------------------------------------|----------------------------------|--------|
| Tori Hunter, R OBP: 0.294, SLG: 0.340 Corey Koskie, L OBP: 0.455, SLG: 0.789 Chris Latham, S OBP: 0.111, SLG: 0.111 | F8 | | G5-3 | | G5-3 | | 1B HR | F7 | | 3 | 0 | 0 | 0 | 0 | 0 | 0 | Minnesota Twins @ Kansas City Royals Kauffman Stadium, Kansas City, MO Mon Apr 19 1999, 7:05 PM CDT Att: 11,919 - Unknown - 64 F | | | | | |
| Matt Lawton, L OBP: 0.352, SLG: 0.460 | G5-4-3 | | F9 | | 1B | | 1B HR | | G6-3 | 5 | 1 | 3 | 1 | 0 | 0 | | | | | | | |
| Marty Cordova, R OBP: 0.465, SLG: 0.514 | G5-4-3 | | | 1B BB | P5 | | 1B HR | | F9 | 4 | 2 | 1 | 3 | 1 | 0 | 2 | | | | | | |
| Todd Walker, L OBP: 0.271, SLG: 0.357 Brent Gates, S OBP: 0.391, SLG: 0.500 | | L6 | | F7 | | G3 | P5 | | G6-3 | 4 | 0 | 0 | 0 | 0 | 2 | | | | | | | |
| Ron Coomer, R OBP: 0.293, SLG: 0.359 | | G4-3 | | 1B 1B | | G5-3 | 1B | | | 4 | 0 | 2 | 0 | 0 | 0 | | | | | | | |
| Doug Mientkiewicz, L OBP: 0.393, SLG: 0.475 | | 1B | | 1B | | F8 | K | | | 4 | 0 | 2 | 1 | 0 | 1 | | | | | | | |
| Chad Allen, R OBP: 0.304, SLG: 0.407 | | 1B | | 1B | | | E 1B BB | F9 | | 3 | 1 | 2 | 0 | 1 | 0 | | | | | | | |
| Terry Steinbach, R OBP: 0.333, SLG: 0.357 | | G5-3 | | G6-4-3 | | | E5 1B | E5 | | 4 | 1 | 0 | 0 | 0 | 6 | | | | | | | |
| Cristian Guzman, S OBP: 0.206, SLG: 0.212 Denny Hocking, S OBP: 0.355, SLG: 0.467 | | | G3-1 | | G4-3 | | K | F8 | | 2 | 0 | 0 | 0 | 0 | 0 | | | | | | | |
| | | | | | | | | | | 2 | 0 | 0 | 0 | 0 | 1 | 3 | | | | | | |
| Inning Stats | R: 0 E: 0 K: 0 S: 6 | H: 1 LOB: 0 BB: 0 P: 8 | R: 0 E: 0 K: 0 S: 8 | H: 2 LOB: 2 BB: 0 P: 18 | R: 0 E: 0 K: 0 S: 7 | H: 0 LOB: 0 BB: 0 P: 11 | R: 1 E: 0 K: 0 S: 11 | H: 3 LOB: 2 BB: 1 P: 18 | R: 0 E: 0 K: 0 S: 9 | H: 1 LOB: 1 BB: 0 P: 13 | R: 0 E: 0 K: 0 S: 4 | H: 0 LOB: 0 BB: 0 P: 6 | R: 5 E: 1 K: 2 S: 23 | H: 4 LOB: 1 BB: 1 P: 37 | R: 0 E: 1 K: 0 S: 10 | H: 0 LOB: 1 BB: 0 P: 16 | R: 0 E: 0 K: 0 S: 6 | H: 0 LOB: 0 BB: 0 P: 9 | 1B: 10 2B: 0 3B: 0 HR: 1 | SF: 0 SAC: 0 DP: 2 HBP: 0 | WP: 0 PB: 0 SB: 0 CS: 0 | PA: 40 |
| PITCHER | IP WLS BF H R ER SO BB IBB HBP BLK WP HR S P ERA WHIP | | | | | | | | | | | | | | | | | | | | | |
| Jeff Suppan, R ERA: 4.67 | (1, 1) 6.1 L 28 8 4 4 1 2 0 0 0 0 0 0 60 100 5.68 1.579 | | | | | | | | | | | | | | | | | | | | | |
| Don Wengert, R ERA: 9.0 | (7, 1) 1.2 B 9 3 2 1 1 0 0 0 0 0 1 18 27 5.40 1.800 | | | | | | | | | | | | | | | | | | | | | |
| Matt Whisenant, L ERA: 2.25 | (9, 1) 1.0 3 0 0 0 0 0 0 0 0 0 0 6 9 0.00 0.000 | | | | | | | | | | | | | | | | | | | | | |

| Batter | 1 | 2 | 3 | 4 | 5 | 6 | 7 | 8 | 9 | AB | R | H | RBI | BB | SO | LOB | BOTTOM | |
|--|--|----------------------------------|-------------------------------|----------------------------------|------------------------------|----------------------------------|-------------------------------|----------------------------------|-------------------------------|----------------------------------|------------------------------------|----------------------------------|-------------------------------|----------------------------------|-------------------------------|----------------------------------|--|---------------------------------|
| Carlos Beltrán, S OBP: 0.275, SLG: 0.367 | G4-3 | | G3-1 | | G4-3 | | 1B | | G6-3 | 5 | 0 | 1 | 1 | 0 | 0 | 2 | Minnesota Twins @ Kansas City Royals Kauffman Stadium, Kansas City, MO Mon Apr 19 1999, 7:05 PM CDT Att: 11,919 - Unknown - 64 F | |
| Joe Randa, R OBP: 0.314, SLG: 0.444 | F7 | | L9 | | L7 | | 1B P6 | | | 4 | 0 | 0 | 0 | 0 | 1 | | | |
| Johnny Damon, L OBP: 0.235, SLG: 0.217 | G6-3 | | L6 | | G1-3 | | F7 | | | 4 | 0 | 0 | 0 | 0 | 1 | | | |
| 29 Mike Sweeney, R OBP: 0.474, SLG: 0.657 | | G1-3 | | 1B SF8 | G4-3 | | | 1B | | 4 | 1 | 2 | 0 | 0 | 0 | | | |
| Jermaine Dye, R OBP: 0.333, SLG: 0.553 | | 1B BB | | P3 | | G6-3 | | K | | 3 | 1 | 0 | 0 | 1 | 2 | | | |
| Scott Leius, R OBP: 0.333, SLG: 0.750 | | 2B 1B | | 1B | | L6 | | F8 | | 4 | 1 | 2 | 0 | 0 | 1 | | | |
| Chad Kreuter, S OBP: 0.242, SLG: 0.310 | | 2B | | SF8 | | K | | G4-3 | | 3 | 0 | 1 | 2 | 0 | 1 | | | |
| Rey Sanchez, R OBP: 0.283, SLG: 0.386 | | P3 | | E 1B | | G4-3 | 1B 2B | | P3 | 4 | 1 | 2 | 0 | 0 | 2 | | | |
| Carlos Febles, R OBP: 0.341, SLG: 0.538 | | G5-3 | | E4 | | G4-3 | G4-3 | | G6-3 | 4 | 0 | 0 | 0 | 0 | 4 | | | |
| | | | | | | | | | | 1B: 6 2B: 2 3B: 0 HR: 0 | SF: 1 SAC: 0 DP: 0 HBP: 0 | WP: 0 PB: 0 SB: 0 CS: 0 | PA: 37 | | | | | |
| Inning Stats | R: 0 E: 0 K: 0 S: 6 | H: 0 LOB: 0 BB: 0 P: 11 | R: 1 E: 0 K: 0 S: 11 | H: 2 LOB: 2 BB: 1 P: 21 | R: 0 E: 0 K: 0 S: 8 | H: 0 LOB: 0 BB: 0 P: 13 | R: 2 E: 1 K: 0 S: 15 | H: 3 LOB: 2 BB: 0 P: 22 | R: 0 E: 0 K: 1 S: 10 | H: 0 LOB: 0 BB: 0 P: 15 | R: 0 E: 0 K: 1 S: 7 | H: 0 LOB: 0 BB: 0 P: 11 | R: 1 E: 0 K: 0 S: 11 | H: 2 LOB: 1 BB: 0 P: 19 | R: 0 E: 0 K: 1 S: 12 | H: 1 LOB: 1 BB: 0 P: 19 | R: 0 E: 0 K: 0 S: 5 | H: 0 LOB: 0 BB: 0 P: 5 |
| PITCHER | IP WLS BF H R ER SO BB IBB HBP BLK WP HR S P ERA WHIP | | | | | | | | | | | | | | | | | |
| LaTroy Hawkins, R ERA: 9.82 | (1, 1) 6.0 W 25 3 3 2 1 0 0 0 0 0 0 0 9 14 13.50 3.000 | | | | | | | | | | | | | | | | | |
| Bob Wells, R ERA: 8.0 | (7, 1) 0.2 H 4 2 1 1 0 0 0 0 0 0 0 0 9 14 13.50 3.000 | | | | | | | | | | | | | | | | | |
| Eddie Guardado, L ERA: 2.57 | (7, 1) 0.1 H 1 0 0 0 0 0 0 0 0 0 0 0 2 5 0.00 0.000 | | | | | | | | | | | | | | | | | |
| Mike Trombley, R ERA: 1.13 | (8, 1) 1.0 H 4 1 0 0 1 0 0 0 0 0 0 0 12 19 0.00 1.000 | | | | | | | | | | | | | | | | | |
| Rick Aquilera, R ERA: 1.13 | (9, 1) 1.0 S 3 0 0 0 0 0 0 0 0 0 0 0 5 5 0.00 0.000 | | | | | | | | | | | | | | | | | |

| Batter | 1 | 2 | 3 | 4 | 5 | 6 | 7 | 8 | 9 | 10 | AB | R | H | RBI | BB | SO | LOB | TOP | | | |
|---|-------------------------------|----------------------------------|------------------------------|---------------------------------|------------------------------|---------------------------------|------------------------------|----------------------------------|------------------------------|----------------------------------|-------------------------------|----------------------------------|------------------------------|----------------------------------|------------------------------|---------------------------------|----------------------------------|------------------------------------|----------------------------------|--------|--|
| Todd Walker, L OBP: 0.271, SLG: 0.343 (1, 4) | | | | | | | | | | | 5 | 1 | 3 | 0 | 0 | 0 | 0 | | | | |
| Torii Hunter, R OBP: 0.293, SLG: 0.377 (1, 8) | | | | | | | | | | | 4 | 1 | 1 | 1 | 0 | 0 | 3 | | | | |
| Matt Lawton, L OBP: 0.385, SLG: 0.483 (1, 9) | | | | | | | | | | | 3 | 0 | 2 | 0 | 1 | 0 | 0 | | | | |
| Marty Cordova, R OBP: 0.415, SLG: 0.455 (1, 10) | | | | | | | | | | | 3 | 0 | 0 | 1 | 1 | 1 | 3 | | | | |
| Doug Mientkewicz, L OBP: 0.494, SLG: 0.475 (1, 3) | | | | | | | | | | | | 3 | 0 | 0 | 0 | 1 | 0 | 3 | | | |
| Chad Allen, R OBP: 0.288, SLG: 0.422 (1, 7) | | | | | | | | | | | | 4 | 0 | 0 | 0 | 1 | 1 | | | | |
| Corey Koskie, L OBP: 0.407, SLG: 0.667 (1, 5) | | | | | | | | | | | | 4 | 0 | 0 | 0 | 1 | 0 | | | | |
| Terry Steinbach, R OBP: 0.324, SLG: 0.344 (1, 2) | | | | | | | | | | | | 4 | 0 | 1 | 0 | 0 | 1 | 0 | | | |
| Cristian Guzman, S OBP: 0.179, SLG: 0.184 Denny Hocking, S OBP: 0.351, SLG: 0.424 (10, PH) (10, 6) | | | | | | | | | | | | 3 | 0 | 0 | 0 | 0 | 1 | 1 | | | |
| Inning Stats | R: 1 E: 0 K: 0 S: 15 | H: 2 LOB: 1 BB: 0 P: 21 | R: 0 E: 0 K: 0 S: 5 | H: 0 LOB: 0 BB: 0 P: 6 | R: 0 E: 0 K: 0 S: 6 | H: 1 LOB: 0 BB: 0 P: 8 | R: 0 E: 0 K: 0 S: 5 | H: 0 LOB: 1 BB: 1 P: 14 | R: 0 E: 0 K: 0 S: 8 | H: 2 LOB: 1 BB: 1 P: 12 | R: 0 E: 0 K: 0 S: 11 | H: 0 LOB: 0 BB: 0 P: 15 | R: 0 E: 0 K: 2 S: 8 | H: 1 LOB: 2 BB: 1 P: 24 | R: 0 E: 0 K: 1 S: 5 | H: 0 LOB: 0 BB: 0 P: 5 | 1B: 6 2B: 1 3B: 0 HR: 1 | SF: 0 SAC: 0 DP: 3 HBP: 0 | WP: 0 PB: 0 SB: 4 CS: 0 | PA: 37 | |
| PITCHER | IP | WLS | BF | H | R | ER | SO | BB | IBB | HBP | BLK | WP | HR | S | P | ERA | WHIP | | | | |
| Kevin Appier, R ERA: 3.2 | (1, 1) | 8.0 | 31 | 7 | 2 | 2 | 2 | 2 | 2 | 0 | 0 | 0 | 0 | 1 | 69 | 107 | 2.25 | 1.125 | | | |
| Terry Mathews, R ERA: | (9, 1) | 2.0 | 6 | 0 | 0 | 0 | 3 | 0 | 0 | 0 | 0 | 0 | 0 | 13 | 18 | 0.00 | 0.000 | | | | |

Minnesota Twins @ Kansas City Royals
Kauffman Stadium, Kansas City, MO
Wed Apr 21 1999, 7:05 PM CDT
Att: 10,826 - Overcast - 70 F

AB 34
R 2
H 7
RBI 2
BB 3
SO 5
LOB 11



| Batter | 1 | 2 | 3 | 4 | 5 | 6 | 7 | 8 | 9 | 10 | AB | R | H | RBI | BB | SO | LOB | BOTTOM | | | | |
|--|-------------------------------|----------------------------------|------------------------------|----------------------------------|------------------------------|----------------------------------|-------------------------------|----------------------------------|-------------------------------|----------------------------------|------------------------------|----------------------------------|------------------------------|---------------------------------|------------------------------|----------------------------------|------------------------------|---------------------------------|----------------------------------|------------------------------------|----------------------------------|--------|
| Carlos Beltrán, S OBP: 0.290, SLG: 0.373 (1, 8) | | | | | | | | | | | 4 | 0 | 0 | 1 | 0 | 1 | 1 | | | | | |
| Carlos Febles, R OBP: 0.340, SLG: 0.500 (1, 4) | | | | | | | | | | | 4 | 0 | 1 | 0 | 0 | 0 | 1 | | | | | |
| Joe Randa, R OBP: 0.311, SLG: 0.436 (1, 5) | | | | | | | | | | | 4 | 0 | 1 | 0 | 0 | 0 | 2 | | | | | |
| 29 Mike Sweeney, R OBP: 0.457, SLG: 0.595 (1, 10) | | | | | | | | | | | 4 | 1 | 2 | 0 | 0 | 0 | 2 | | | | | |
| Jermaine Dye, R OBP: 0.344, SLG: 0.600 (1, 9) | | | | | | | | | | | 4 | 1 | 1 | 1 | 0 | 1 | 2 | | | | | |
| Johnny Damon, L OBP: 0.295, SLG: 0.264 (1, 7) | | | | | | | | | | | 3 | 0 | 1 | 0 | 1 | 0 | 1 | | | | | |
| Steve Scarsone, R OBP: 0.250, SLG: 0.200 (1, 3) | | | | | | | | | | | 4 | 0 | 1 | 1 | 0 | 3 | 2 | | | | | |
| Chad Kreuter, S OBP: 0.216, SLG: 0.273 (1, 2) | | | | | | | | | | | 4 | 0 | 0 | 0 | 0 | 1 | 3 | | | | | |
| Rey Sanchez, R OBP: 0.273, SLG: 0.396 (1, 6) | | | | | | | | | | | 4 | 1 | 2 | 0 | 0 | 1 | 0 | | | | | |
| Inning Stats | R: 0 E: 0 K: 0 S: 11 | H: 1 LOB: 1 BB: 0 P: 18 | R: 0 E: 0 K: 2 S: 7 | H: 0 LOB: 0 BB: 0 P: 12 | R: 0 E: 0 K: 1 S: 8 | H: 0 LOB: 0 BB: 0 P: 12 | R: 2 E: 0 K: 0 S: 16 | H: 3 LOB: 2 BB: 1 P: 27 | R: 0 E: 0 K: 0 S: 10 | H: 1 LOB: 1 BB: 0 P: 13 | R: 0 E: 0 K: 1 S: 7 | H: 0 LOB: 0 BB: 0 P: 11 | R: 0 E: 0 K: 0 S: 6 | H: 1 LOB: 1 BB: 0 P: 8 | R: 0 E: 0 K: 1 S: 7 | H: 1 LOB: 0 BB: 0 P: 10 | R: 1 E: 0 K: 0 S: 2 | H: 1 LOB: 0 BB: 0 P: 2 | 1B: 6 2B: 2 3B: 2 HR: 0 | SF: 1 SAC: 0 DP: 1 HBP: 0 | WP: 0 PB: 0 SB: 2 CS: 0 | PA: 37 |
| PITCHER | IP | WLS | BF | H | R | ER | SO | BB | IBB | HBP | BLK | WP | HR | S | P | ERA | WHIP | | | | | |
| Brad Radke, R ERA: 5.66 | (1, 1) | 8.0 | 32 | 7 | 2 | 2 | 6 | 1 | 0 | 0 | 0 | 0 | 0 | 73 | 109 | 2.25 | 1.000 | | | | | |
| Eddie Guardado, L ERA: 3.24 | (9, 1) | 1.1 | 5 | 2 | 1 | 1 | 1 | 0 | 0 | 0 | 0 | 0 | 0 | 9 | 12 | 6.75 | 1.500 | | | | | |

Minnesota Twins @ Kansas City Royals
Kauffman Stadium, Kansas City, MO
Wed Apr 21 1999, 7:05 PM CDT
Att: 10,826 - Overcast - 70 F

AB 35
R 3
H 9
RBI 3
BB 1
SO 7
LOB 14



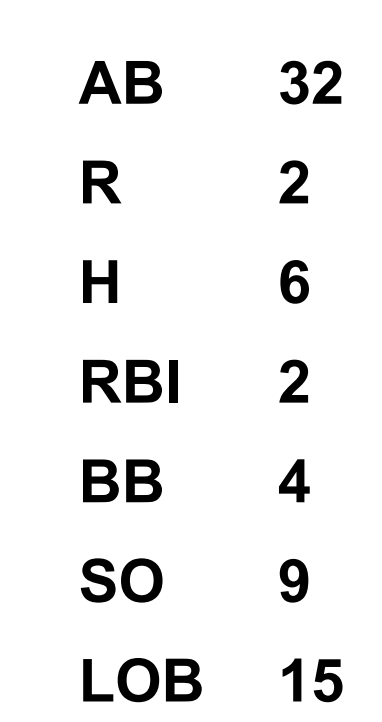
| Batter | 1 | 2 | 3 | 4 | 5 | 6 | 7 | 8 | 9 | AB R H RBI BB SO LOB | TOP | | | | | | | | | | | |
|--|---|---------------------------------|-------------------------------|----------------------------------|------------------------------|----------------------------------|------------------------------|----------------------------------|-------------------------------|----------------------------------|---|---|---------------------------------|-------------------------------|----------------------------------|-------------------------------|----------------------------------|-------------------------------|----------------------------------|----------------------------------|------------------------------------|----------------------------------|
| Mark McLemore, S (1.4) OBP: 0.327, SLG: 0.462 | G1-3 | | F7 | | G5-3 | | | SH 2B 29 2B | | 4 1 1 0 0 0 0 | Texas Rangers @ Minnesota Twins Hubert H. Humphrey Metrodome, Minneapolis, MN Thu Apr 22 1999, 8:05 PM EDT Att: 11,221 - Dome - 72 F AB 32 R 6 H 6 RBI 6 BB 5 SO 7 LOB 10 | | | | | | | | | | | |
| Roberto Kelly, R (1.8) OBP: 0.542, SLG: 0.783 | K | | | | | F9 | | 2B 29 2B | F9 | 5 1 2 2 0 1 1 | | | | | | | | | | | | |
| 29 Rusty Greer, L (1.7) OBP: 0.389, SLG: 0.419 | F7 | | G1-3 | | | L8 | | F7 2B | | 4 0 1 2 0 0 1 | | | | | | | | | | | | |
| Juan Gonzalez, R (1.9) OBP: 0.314, SLG: 0.306 | | K | | | F8 | | | | IBB | 3 0 0 0 1 1 0 | | | | | | | | | | | | |
| Rafael Palmeiro, L (1.10) OBP: 0.390, SLG: 0.520 | | HR | | | K | | G5-3 | | K | 4 1 1 1 0 2 2 | | | | | | | | | | | | |
| Ivan Rodriguez, R (1.2) OBP: 0.288, SLG: 0.436 Gregg Zaun, S (2.2) | | | G6-4-3 BB | | | S BB | G6-3 | | F7 | 0 0 0 0 0 0 0 2 0 0 0 2 0 2 | | | | | | | | | | | | |
| Todd Zeile, R (1.5) OBP: 0.343, SLG: 0.544 | | | G6-4-3 | | F8 | | G5-3 | | K | 4 0 0 0 0 1 4 | | | | | | | | | | | | |
| Lee Stevens, L (1.3) OBP: 0.391, SLG: 0.649 | | | | | | | | SH 2B BB | K | 3 2 1 1 1 2 0 | | | | | | | | | | | | |
| Royce Clayton, R (1.6) OBP: 0.190, SLG: 0.132 | | P3 | | | L4 | | | SH 2B BB | G6-3 | 3 1 0 0 1 0 0 | | | | | | | | | | | | |
| Inning Stats | R: 0 E: 0 K: 1 S: 7 | H: 0 LOB: 0 BB: 0 P: 7 | R: 1 E: 0 K: 1 S: 10 | H: 1 LOB: 0 BB: 1 P: 18 | R: 1 E: 0 K: 0 S: 7 | H: 2 LOB: 1 BB: 0 P: 15 | R: 0 E: 0 K: 1 S: 8 | H: 0 LOB: 1 BB: 1 P: 17 | R: 0 E: 0 K: 1 S: 12 | H: 0 LOB: 0 BB: 0 P: 19 | | R: 0 E: 0 K: 0 S: 5 | H: 0 LOB: 0 BB: 0 P: 8 | R: 0 E: 0 K: 0 S: 10 | H: 0 LOB: 0 BB: 0 P: 14 | R: 4 E: 1 K: 2 S: 16 | H: 2 LOB: 2 BB: 3 P: 37 | R: 0 E: 0 K: 1 S: 11 | H: 1 LOB: 1 BB: 0 P: 19 | 1B: 1 2B: 3 3B: 0 HR: 2 | SF: 0 SAC: 1 DP: 1 HBP: 0 | WP: 0 PB: 0 SB: 1 CS: 0 |
| PITCHER | IP WLS BF H R ER SO BB IBB HBP BLK WP HR S P ERA WHIP | | | | | | | | | | | IP WLS BF H R ER SO BB IBB HBP BLK WP HR S P ERA WHIP | | | | | | | | | | |
| Eric Milton, L (1.1) ERA: 5.32 | 7.0 L 27 3 4 4 4 4 0 0 0 0 0 2 61 108 5.14 1.000 | | | | | | | | | | | | | | | | | | | | | |
| Bob Wells, R (8.1) ERA: 9.0 | 0.0 2 1 0 0 0 0 0 0 0 0 0 0 3 6 ∞ ∞ | | | | | | | | | | | | | | | | | | | | | |
| Eddie Guardado, L (8.1) ERA: 3.0 | 0.2 4 1 2 1 1 0 1 0 0 0 0 0 8 17 13.50 1.500 | | | | | | | | | | | | | | | | | | | | | |
| Mike Trombley, R (8.1) ERA: 13.5 | 0.1 1 0 0 0 1 0 0 0 0 0 0 0 3 4 0.00 0.000 | | | | | | | | | | | | | | | | | | | | | |
| 23 Benji Sampson, L (9.1) ERA: 13.5 | 1.0 4 1 0 0 1 0 0 0 0 0 0 0 11 19 0.00 1.000 | | | | | | | | | | | | | | | | | | | | | |

| Batter | 1 | 2 | 3 | 4 | 5 | 6 | 7 | 8 | 9 | AB R H RBI BB SO LOB | BOTTOM | | | | | | | | | | | |
|---|---|----------------------------------|-------------------------------|----------------------------------|------------------------------|---------------------------------|------------------------------|----------------------------------|------------------------------|----------------------------------|--|---|----------------------------------|------------------------------|----------------------------------|------------------------------|----------------------------------|-------------------------------|----------------------------------|----------------------------------|------------------------------------|----------------------------------|
| Todd Walker, L (1.4) OBP: 0.253, SLG: 0.319 | F7 | | G4-3 | | F8 | | G3 | | G4-3 | 5 0 0 1 0 0 2 | Texas Rangers @ Minnesota Twins Hubert H. Humphrey Metrodome, Minneapolis, MN Thu Apr 22 1999, 8:05 PM EDT Att: 11,221 - Dome - 72 F AB 33 R 4 H 10 RBI 4 BB 5 SO 8 LOB 15 | | | | | | | | | | | |
| Tori Hunter, R (1.8) OBP: 0.302, SLG: 0.404 | K | | CS BB | | P4 | | F7 | | 1B 3B | 4 1 1 1 1 1 1 | | | | | | | | | | | | |
| Matt Lawton, L (1.9) OBP: 0.394, SLG: 0.508 Denny Hocking, S (3.9) | | | | | | G3 | F7 | | DI 1B | 1 0 1 0 0 0 0 4 0 1 1 0 1 1 | | | | | | | | | | | | |
| Marty Cordova, R (1.10) OBP: 0.431, SLG: 0.469 | | | CS | | G3-6-3 1B | | 1B SF7 1B | | K | 5 1 3 0 0 2 1 | | | | | | | | | | | | |
| Doug Mientkiewicz, L (1.3) OBP: 0.393, SLG: 0.462 | | | | | G3-6-3 | | BB FC5-2 1B | | G4-3 | 4 0 1 0 0 1 1 | | | | | | | | | | | | |
| Chad Allen, R (1.7) OBP: 0.309, SLG: 0.431 Chris Latham, S (4.7) OBP: 0.071, SLG: 0.083 | | | | | | SF7 | | | K | 1 0 1 0 0 0 0 1 0 0 1 0 1 0 | | | | | | | | | | | | |
| Corey Koskie, L (1.5) OBP: 0.400, SLG: 0.615 Brent Gates, S (9.7) OBP: 0.429, SLG: 0.478 | | | | | | | | | B5-3 1B G4-3 BB | 2 0 0 0 1 1 2 0 1 0 0 1 0 0 | | | | | | | | | | | | |
| Terry Steinbach, R (1.2) OBP: 0.366, SLG: 0.353 | | | | | G5-3 | | | | G4-3 3B 1B | 2 1 1 0 2 0 0 | | | | | | | | | | | | |
| Cristian Guzman, S (1.6) OBP: 0.186, SLG: 0.190 | | | | | | | FC5-2 | | B5-3 | 4 0 1 0 0 1 7 | | | | | | | | | | | | |
| Inning Stats | R: 0 E: 0 K: 1 S: 8 | H: 2 LOB: 2 BB: 0 P: 12 | R: 0 E: 1 K: 3 S: 12 | H: 1 LOB: 2 BB: 1 P: 23 | R: 0 E: 0 K: 1 S: 5 | H: 0 LOB: 0 BB: 1 P: 9 | R: 0 E: 0 K: 0 S: 7 | H: 1 LOB: 1 BB: 0 P: 12 | R: 0 E: 0 K: 0 S: 5 | H: 1 LOB: 1 BB: 0 P: 11 | | R: 0 E: 0 K: 0 S: 8 | H: 2 LOB: 3 BB: 2 P: 21 | R: 0 E: 0 K: 2 S: 8 | H: 0 LOB: 0 BB: 0 P: 12 | R: 0 E: 0 K: 2 S: 8 | H: 0 LOB: 0 BB: 0 P: 13 | R: 3 E: 0 K: 1 S: 15 | H: 3 LOB: 1 BB: 1 P: 23 | 1B: 8 2B: 1 3B: 1 HR: 0 | SF: 1 SAC: 0 DP: 1 HBP: 1 | WP: 0 PB: 0 SB: 1 CS: 1 |
| PITCHER | IP WLS BF H R ER SO BB IBB HBP BLK WP HR S P ERA WHIP | | | | | | | | | | | IP WLS BF H R ER SO BB IBB HBP BLK WP HR S P ERA WHIP | | | | | | | | | | |
| Aaron Sele, R (1.1) ERA: 3.22 | 5.2 W 25 7 1 1 5 3 0 1 0 0 0 0 42 25 0.00 0.600 | | | | | | | | | | | | | | | | | | | | | |
| 59 Jeff Zimmerman, R (6.1) ERA: 6.14 | 1.2 H 6 0 0 0 1 1 0 0 0 0 0 0 14 25 0.00 0.600 | | | | | | | | | | | | | | | | | | | | | |
| Mike Munoz, L (8.1) ERA: 6.14 | 0.2 3 0 1 1 1 1 0 0 0 0 0 0 5 12 13.50 1.500 | | | | | | | | | | | | | | | | | | | | | |
| Tim Crabtree, R (9.1) ERA: 8.44 | 0.2 4 2 1 1 0 0 0 0 0 0 0 0 10 13 13.50 3.000 | | | | | | | | | | | | | | | | | | | | | |
| John Wetteland, R (9.1) ERA: 3.0 | 0.1 S 2 1 1 1 1 0 0 0 0 0 0 0 5 6 27.00 3.000 | | | | | | | | | | | | | | | | | | | | | |

| Batter | 1 | 2 | 3 | 4 | 5 | 6 | 7 | 8 | 9 | AB | R | H | RBI | BB | SO | LOB | TOP | | | | | | | | |
|--|-------------------------------|----------------------------------|------------------------------|----------------------------------|------------------------------|----------------------------------|------------------------------|---------------------------------|-------------------------------|----------------------------------|-------------------------------|----------------------------------|------------------------------|----------------------------------|------------------------------|----------------------------------|---|----------------------------------|----------------------------------|------------------------------------|-------------------------|--------|--|--|--|
| Tom Goodwin, L (1, 8) OBP: 0.328, SLG: 0.283 | G4-3 | | | | G4-3 | | G4-3 | | | 4 | 0 | 1 | 0 | 0 | 0 | 2 | Texas Rangers @ Minnesota Twins Hubert H. Humphrey Metrodome, Minneapolis, MN Fri Apr 23 1999, 8:05 PM EDT Att: 15,321 - Dome - 72 F livebaseballscorecards.com | | | | | | | | |
| Mark McLemore, S (1, 4) OBP: 0.322, SLG: 0.446 | G6-3 | | G4-3 | | | HR | | F7 | | 4 | 1 | 1 | 0 | 0 | 0 | 1 | | | | | | | | | |
| 29 Rusty Greer, L (1, 7) OBP: 0.408, SLG: 0.470 | | | | | F8 | | HR | | | 4 | 1 | 3 | 0 | 0 | 0 | 0 | | | | | | | | | |
| Juan Gonzalez, R (1, 9) | K | | | | F8 | | HR | | | 4 | 1 | 1 | 3 | 0 | 1 | 2 | | | | | | | | | |
| Rafael Palmeiro, L (1, 10) OBP: 0.381, SLG: 0.500 | | | | | F7 | | | | | 4 | 0 | 1 | 0 | 0 | 0 | 1 | | | | | | | | | |
| Ivan Rodriguez, R (1, 2) OBP: 0.311, SLG: 0.492 | | | | | F9 | | | | | 4 | 1 | 2 | 1 | 0 | 0 | 1 | | | | | | | | | |
| Todd Zeile, R (1, 5) OBP: 0.324, SLG: 0.508 | | | | | G3-1 | | | | | 4 | 0 | 0 | 0 | 0 | 1 | 2 | | | | | | | | | |
| Lee Stevens, L (1, 3) OBP: 0.397, SLG: 0.639 | | | | | | | | | | 4 | 0 | 2 | 0 | 0 | 1 | 0 | | | | | | | | | |
| Royce Clayton, R (1, 6) OBP: 0.196, SLG: 0.143 | | | | | G4-6-3 | | | | | 4 | 0 | 1 | 0 | 0 | 1 | 1 | | | | | | | | | |
| Inning Stats | R: 0 E: 0 K: 1 S: 11 | H: 1 LOB: 1 BB: 0 P: 18 | R: 0 E: 0 K: 0 S: 6 | H: 1 LOB: 0 BB: 0 P: 14 | R: 0 E: 0 K: 0 S: 6 | H: 2 LOB: 1 BB: 0 P: 11 | R: 0 E: 0 K: 0 S: 4 | H: 0 LOB: 0 BB: 0 P: 7 | R: 0 E: 0 K: 0 S: 10 | H: 2 LOB: 2 BB: 0 P: 15 | R: 3 E: 0 K: 1 S: 15 | H: 4 LOB: 0 BB: 0 P: 20 | R: 0 E: 0 K: 1 S: 7 | H: 0 LOB: 0 BB: 0 P: 12 | R: 0 E: 0 K: 0 S: 9 | H: 1 LOB: 1 BB: 0 P: 14 | R: 1 E: 0 K: 2 S: 9 | H: 1 LOB: 0 BB: 0 P: 11 | 1B: 8 2B: 2 3B: 0 HR: 2 | SF: 0 SAC: 0 DP: 3 HBP: 0 | WP: 0 PB: 0 CS: 0 | PA: 36 | | | |
| PITCHER | IP | WLS | BF | H | R | ER | SO | BB | IBB | HBP | BLK | WP | HR | S | P | ERA | WHIP | | | | | | | | |
| Mike Lincoln, R (1, 1) ERA: 3.98 | 6.0 | L | 25 | 10 | 3 | 3 | 1 | 0 | 0 | 0 | 0 | 0 | 0 | 14 | 85 | 4.50 | 1.667 | | | | | | | | |
| Joe Mays, R (7, 1) ERA: 4.42 | 1.2 | | 6 | 1 | 0 | 0 | 1 | 0 | 0 | 0 | 0 | 0 | 0 | 2 | 24 | 0.00 | 0.600 | | | | | | | | |
| Eddie Guardado, L (8, 1) ERA: 2.89 | 0.1 | | 1 | 0 | 0 | 0 | 0 | 0 | 0 | 0 | 0 | 0 | 0 | 1 | 2 | 0.00 | 0.000 | | | | | | | | |
| Mike Trombley, R (9, 1) ERA: 0.6 | 1.0 | | 4 | 1 | 1 | 1 | 2 | 0 | 0 | 0 | 0 | 0 | 1 | 9 | 11 | 9.00 | 1.000 | | | | | | | | |

| Batter | 1 | 2 | 3 | 4 | 5 | 6 | 7 | 8 | 9 | AB | R | H | RBI | BB | SO | LOB | BOTTOM | | | | | | | | |
|---|------------------------------|----------------------------------|------------------------------|----------------------------------|------------------------------|----------------------------------|-------------------------------|----------------------------------|------------------------------|----------------------------------|------------------------------|----------------------------------|-------------------------------|----------------------------------|-------------------------------|----------------------------------|---|----------------------------------|----------------------------------|------------------------------------|-------------------------|--------|--|--|--|
| Denny Hocking, S (1, 6) OBP: 0.364, SLG: 0.385 | G5-3 | | | | G3 | | | | | 2 | 0 | 0 | 0 | 2 | 0 | 1 | Texas Rangers @ Minnesota Twins Hubert H. Humphrey Metrodome, Minneapolis, MN Fri Apr 23 1999, 8:05 PM EDT Att: 15,321 - Dome - 72 F livebaseballscorecards.com | | | | | | | | |
| Brent Gates, S (1, 4) OBP: 0.375, SLG: 0.407 | K | | F7 | | | G4-3 | G3 | | | 4 | 0 | 0 | 0 | 0 | 1 | 3 | | | | | | | | | |
| Matt Lawton, L (1, 9) OBP: 0.371, SLG: 0.477 | F7 | | | | | G3 | | | | 4 | 0 | 0 | 0 | 0 | 1 | 0 | | | | | | | | | |
| Marty Cordova, R (1, 10) OBP: 0.435, SLG: 0.481 | | | | | | F7 | | | | 3 | 0 | 1 | 0 | 1 | 0 | 0 | | | | | | | | | |
| Doug Mientkiewicz, L (1, 3) OBP: 0.385, SLG: 0.436 | | | | | | F8 | | | | 3 | 1 | 0 | 0 | 1 | 1 | 2 | | | | | | | | | |
| Terry Steinbach, R (1, 2) OBP: 0.356, SLG: 0.368 | | | | | | G1-3 | | | | 4 | 0 | 1 | 0 | 0 | 2 | 3 | | | | | | | | | |
| Corey Koskie, L (1, 5) OBP: 0.412, SLG: 0.633 | | | | | | | | | | 4 | 0 | 2 | 0 | 0 | 1 | 2 | | | | | | | | | |
| Tori Hunter, R (1, 8) OBP: 0.299, SLG: 0.393 | | | | | | | | | | 4 | 1 | 1 | 1 | 0 | 2 | 2 | | | | | | | | | |
| Chris Latham, S (1, 7) OBP: 0.063, SLG: 0.071 | | | | | | | | | | 2 | 0 | 0 | 0 | 0 | 1 | 1 | | | | | | | | | |
| Todd Walker, L (7, PH) OBP: 0.253, SLG: 0.319 | | | | | | | | | | 0 | 0 | 0 | 0 | 0 | 0 | 0 | | | | | | | | | |
| Ron Coomer, R (7, PH) OBP: 0.302, SLG: 0.366 | | | | | | | | | | 2 | 0 | 1 | 1 | 0 | 0 | 1 | | | | | | | | | |
| Inning Stats | R: 0 E: 0 K: 1 S: 6 | H: 0 LOB: 0 BB: 0 P: 10 | R: 0 E: 0 K: 0 S: 6 | H: 1 LOB: 1 BB: 0 P: 10 | R: 0 E: 0 K: 1 S: 8 | H: 0 LOB: 1 BB: 1 P: 13 | R: 0 E: 0 K: 1 S: 11 | H: 1 LOB: 0 BB: 0 P: 14 | R: 0 E: 0 K: 1 S: 7 | H: 1 LOB: 1 BB: 0 P: 11 | R: 0 E: 0 K: 0 S: 5 | H: 0 LOB: 0 BB: 0 P: 10 | R: 2 E: 0 K: 2 S: 13 | H: 2 LOB: 2 BB: 2 P: 25 | R: 0 E: 0 K: 2 S: 12 | H: 0 LOB: 1 BB: 1 P: 19 | R: 0 E: 0 K: 1 S: 7 | H: 1 LOB: 0 BB: 0 P: 13 | 1B: 3 2B: 3 3B: 0 HR: 0 | SF: 0 SAC: 0 DP: 1 HBP: 0 | WP: 1 PB: 0 CS: 0 | PA: 36 | | | |
| PITCHER | IP | WLS | BF | H | R | ER | SO | BB | IBB | HBP | BLK | WP | HR | S | P | ERA | WHIP | | | | | | | | |
| Mark Clark, R (1, 1) ERA: 8.14 | 6.2 | W | 26 | 4 | 2 | 2 | 6 | 2 | 0 | 0 | 0 | 0 | 0 | 53 | 84 | 2.70 | 0.900 | | | | | | | | |
| Eric Gunderson, L (7, 1) ERA: 8.0 | 0.0 | | 1 | 1 | 0 | 0 | 0 | 0 | 0 | 0 | 0 | 0 | 0 | 1 | 2 | ∞ | ∞ | | | | | | | | |
| Tim Crabtree, R (7, 1) ERA: 7.94 | 0.1 | H | 2 | 0 | 0 | 0 | 0 | 1 | 0 | 0 | 0 | 0 | 0 | 2 | 7 | 0.00 | 3.000 | | | | | | | | |
| Mike Munoz, L (8, 1) ERA: 5.63 | 0.2 | H | 3 | 0 | 0 | 0 | 1 | 1 | 0 | 0 | 0 | 0 | 0 | 6 | 10 | 0.00 | 1.500 | | | | | | | | |
| John Wetteland, R (8, 1) ERA: 2.45 | 1.1 | S | 4 | 1 | 0 | 0 | 2 | 0 | 0 | 0 | 0 | 0 | 0 | 13 | 22 | 0.00 | 0.750 | | | | | | | | |

AB 36
R 4
H 12
RBI 4
BB 0
SO 4
LOB 10



| Batter | 1 | 2 | 3 | 4 | 5 | 6 | 7 | 8 | 9 | AB | R | H | RBI | BB | SO | LOB | TOP | | | |
|---|---|---------------------------------|------------------------------|---------------------------------|------------------------------|---------------------------------|------------------------------|---------------------------------|-------------------------------|----------------------------------|-------------------------------|----------------------------------|-------------------------------|----------------------------------|-------------------------------|----------------------------------|----------------------------------|------------------------------------|----------------------------------|--------|
| Jose Offerman, S OBP: 0.448, SLG: 0.640 (1, 4) | | | | | | | | | | 5 | 1 | 1 | 0 | 0 | 1 | 2 | | | | |
| John Valentin, R OBP: 0.253, SLG: 0.343 (1, 5) | | | | | | | | | | 5 | 0 | 1 | 1 | 0 | 0 | 1 | | | | |
| Nomar Garciaparra, R OBP: 0.389, SLG: 0.346 (1, 6) | | | | | | | | | | 5 | 0 | 2 | 0 | 0 | 0 | 2 | | | | |
| 18 Reggie Jefferson, S OBP: 0.310, SLG: 0.481 (1, 10) | | | | | | | | | | 5 | 1 | 2 | 1 | 0 | 1 | 4 | | | | |
| Mike Stanley, R OBP: 0.452, SLG: 0.382 (1, 3) | | | | | | | | | | 4 | 0 | 0 | 0 | 1 | 2 | 2 | | | | |
| Troy O'Leary, L OBP: 0.384, SLG: 0.603 (1, 7) | | | | | | | | | | 4 | 0 | 1 | 0 | 0 | 1 | 3 | | | | |
| Damon Buford, R OBP: 0.375, SLG: 0.310 (1, 8) | | | | | | | | | | 4 | 0 | 2 | 0 | 0 | 1 | 0 | | | | |
| Jason Varitek, S OBP: 0.309, SLG: 0.327 (1, 2) | | | | | | | | | | 2 | 0 | 0 | 0 | 2 | 0 | 4 | | | | |
| Trot Nixon, L OBP: 0.128, SLG: 0.162 (1, 9) | | | | | | | | | | 4 | 0 | 1 | 0 | 0 | 1 | 5 | | | | |
| Inning Stats | R: 1 E: 0 K: 1 S: 7 | H: 2 LOB: 1 BB: 0 P: 7 | R: 0 E: 0 K: 0 S: 3 | H: 0 LOB: 1 BB: 1 P: 7 | R: 0 E: 0 K: 0 S: 4 | H: 1 LOB: 1 BB: 0 P: 4 | R: 0 E: 0 K: 1 S: 6 | H: 1 LOB: 1 BB: 0 P: 6 | R: 0 E: 0 K: 1 S: 11 | H: 3 LOB: 3 BB: 0 P: 18 | R: 0 E: 1 K: 1 S: 13 | H: 1 LOB: 3 BB: 1 P: 17 | R: 0 E: 0 K: 1 S: 10 | H: 0 LOB: 1 BB: 1 P: 18 | R: 1 E: 0 K: 1 S: 14 | H: 1 LOB: 0 BB: 0 P: 23 | 1B: 7 2B: 2 3B: 0 HR: 1 | SF: 0 SAC: 0 DP: 0 HBP: 0 | WP: 0 PB: 0 SB: 0 CS: 0 | PA: 41 |
| PITCHER | IP WLS BF H R ER SO BB IBB HBP BLK WP HR S P ERA WHIP | | | | | | | | | | | | | | | | | | | |
| Brad Radke, R ERA: 4.73 (1, 1) | 6.0 W 27 8 1 1 4 1 0 0 0 0 0 42 57 1.50 1.500 | | | | | | | | | | | | | | | | | | | |
| Mike Trombley, R ERA: 1.0 (7, 1) | 3.0 S 14 2 1 1 3 2 0 0 0 0 1 37 58 3.00 1.333 | | | | | | | | | | | | | | | | | | | |

Boston Red Sox @ Minnesota Twins
 Hubert H. Humphrey Metrodome, Minneapolis, MN
 Mon Apr 26 1999, 8:05 PM EDT
 Att: 9,674 - Dome - 72 F

AB 38
 R 2
 H 10
 RBI 2
 BB 3
 SO 7
 LOB 23



| Batter | 1 | 2 | 3 | 4 | 5 | 6 | 7 | 8 | 9 | AB | R | H | RBI | BB | SO | LOB | BOTTOM | | | |
|--|---|---------------------------------|------------------------------|----------------------------------|------------------------------|---------------------------------|-------------------------------|----------------------------------|------------------------------|---------------------------------|-------------------------------|----------------------------------|-------------------------------|----------------------------------|-------------------------------|----------------------------------|----------------------------------|------------------------------------|----------------------------------|--------|
| Denny Hocking, S OBP: 0.360, SLG: 0.400 (1, 6) | | | | | | | | | | 5 | 0 | 1 | 1 | 0 | 1 | 3 | | | | |
| Doug Mientkiewicz, L OBP: 0.367, SLG: 0.449 (1, 3) | | | | | | | | | | 5 | 0 | 1 | 0 | 0 | 0 | 5 | | | | |
| Marty Cordova, R OBP: 0.414, SLG: 0.450 (1, 10) | | | | | | | | | 4 | 0 | 1 | 0 | 0 | 0 | 1 | | | | | |
| Matt Lawton, L OBP: 0.378, SLG: 0.500 (1, 9) | | | | | | | | | 3 | 1 | 1 | 0 | 1 | 0 | 1 | | | | | |
| Ron Coomer, R OBP: 0.314, SLG: 0.388 (1, 5) | | | | | | | | | | 4 | 2 | 2 | 0 | 0 | 0 | 2 | | | | |
| Todd Walker, L OBP: 0.241, SLG: 0.298 (1, 4) | | | | | | | | | 4 | 0 | 0 | 0 | 0 | 1 | 5 | | | | | |
| Terry Steinbach, R OBP: 0.377, SLG: 0.364 (1, 2) | | | | | | | | | | 2 | 1 | 1 | 0 | 2 | 1 | 2 | | | | |
| Chad Allen, R OBP: 0.316, SLG: 0.408 (1, 7) | | | | | | | | | | 3 | 1 | 0 | 0 | 1 | 1 | 5 | | | | |
| Tori Hunter, R OBP: 0.304, SLG: 0.417 (1, 8) | | | | | | | | | | 3 | 1 | 2 | 5 | 1 | 0 | 0 | | | | |
| Inning Stats | R: 0 E: 0 K: 0 S: 3 | H: 0 LOB: 0 BB: 0 P: 3 | R: 0 E: 0 K: 1 S: 6 | H: 1 LOB: 2 BB: 1 P: 10 | R: 0 E: 0 K: 0 S: 4 | H: 1 LOB: 1 BB: 0 P: 4 | R: 4 E: 0 K: 3 S: 12 | H: 2 LOB: 0 BB: 2 P: 21 | R: 0 E: 0 K: 0 S: 7 | H: 0 LOB: 0 BB: 0 P: 9 | R: 2 E: 0 K: 0 S: 12 | H: 3 LOB: 2 BB: 1 P: 19 | R: 0 E: 0 K: 0 S: 11 | H: 1 LOB: 1 BB: 0 P: 17 | R: 0 E: 1 K: 0 S: 10 | H: 1 LOB: 2 BB: 1 P: 19 | 1B: 6 2B: 2 3B: 0 HR: 1 | SF: 0 SAC: 0 DP: 1 HBP: 0 | WP: 0 PB: 2 SB: 1 CS: 0 | PA: 38 |
| PITCHER | IP WLS BF H R ER SO BB IBB HBP BLK WP HR S P ERA WHIP | | | | | | | | | | | | | | | | | | | |
| 49 Tim Wakefield, R ERA: 7.36 (1, 1) | 5.1 L 25 5 6 6 4 4 0 0 0 0 0 37 57 10.12 1.688 | | | | | | | | | | | | | | | | | | | |
| Tim Lincecum, R ERA: 7.94 (6, 1) | 0.2 4 2 0 0 0 0 0 0 0 0 0 7 9 0.00 3.000 | | | | | | | | | | | | | | | | | | | |
| Kip Gross, R ERA: 1.17 (7, 1) | 2.0 9 2 0 0 0 1 0 0 0 0 0 21 36 0.00 1.500 | | | | | | | | | | | | | | | | | | | |

Boston Red Sox @ Minnesota Twins
 Hubert H. Humphrey Metrodome, Minneapolis, MN
 Mon Apr 26 1999, 8:05 PM EDT
 Att: 9,674 - Dome - 72 F

AB 33
 R 6
 H 9
 RBI 6
 BB 5
 SO 4
 LOB 24



| Batter | 1 | 2 | 3 | 4 | 5 | 6 | 7 | 8 | 9 | AB | R | H | RBI | BB | SO | LOB | TOP | | | | | | | | | | |
|---|-------------------------------|----------------------------------|-------------------------------|----------------------------------|-------------------------------|----------------------------------|------------------------------|----------------------------------|-------------------------------|----------------------------------|------------------------------|----------------------------------|-------------------------------|----------------------------------|------------------------------|----------------------------------|---|------------------------------------|----------------------------------|--------|--|--|--|--|--|--|--|
| Jose Offerman, S OBP: 0.424, SLG: 0.600 (1, 3) | | | | | | | | | | 5 | 0 | 0 | 0 | 0 | 1 | 0 | Boston Red Sox @ Minnesota Twins Hubert H. Humphrey Metrodome, Minneapolis, MN Tue Apr 27 1999, 8:05 PM EDT Att: 10,681 - Dome - 72 F livebaseballscorecards.com | | | | | | | | | | |
| John Valentin, R OBP: 0.283, SLG: 0.347 (1, 5) | | | | | | | | | | 5 | 0 | 2 | 0 | 0 | 1 | 0 | | | | | | | | | | | |
| Nomar Garciaparra, R OBP: 0.373, SLG: 0.333 (1, 6) | | | | | | | | | | 5 | 0 | 1 | 0 | 0 | 0 | 2 | | | | | | | | | | | |
| Mike Stanley, R OBP: 0.455, SLG: 0.379 (1, 10) | | | | | | | | | | 3 | 1 | 1 | 0 | 1 | 1 | 2 | | | | | | | | | | | |
| Troy O'Leary, L OBP: 0.370, SLG: 0.597 (1, 7) | | | | | | | | | | 4 | 1 | 2 | 0 | 0 | 0 | 2 | | | | | | | | | | | |
| Damon Buford, R OBP: 0.385, SLG: 0.391 (1, 8) | | | | | | | | | | 4 | 1 | 2 | 2 | 0 | 1 | 2 | | | | | | | | | | | |
| Jason Varitek, S OBP: 0.310, SLG: 0.346 (1, 2) | | | | | | | | | | 3 | 0 | 1 | 0 | 0 | 0 | 1 | | | | | | | | | | | |
| Darren Lewis, R OBP: 0.290, SLG: 0.262 (1, 9) | | | | | | | | | | 4 | 1 | 1 | 2 | 0 | 0 | 2 | | | | | | | | | | | |
| Donnie Sadler, R OBP: 0.226, SLG: 0.276 18 Reggie Jefferson, S OBP: 0.333, SLG: 0.607 (9, PH) | | | | | | | | | | 3 | 0 | 0 | 0 | 0 | 2 | 1 | | | | | | | | | | | |
| Inning Stats | R: 0 E: 0 K: 1 S: 10 | H: 0 LOB: 0 BB: 0 P: 13 | R: 4 E: 0 K: 1 S: 20 | H: 3 LOB: 0 BB: 1 P: 29 | R: 0 E: 0 K: 1 S: 14 | H: 2 LOB: 2 BB: 0 P: 17 | R: 0 E: 0 K: 0 S: 8 | H: 0 LOB: 0 BB: 0 P: 12 | R: 0 E: 0 K: 1 S: 11 | H: 2 LOB: 2 BB: 0 P: 13 | R: 0 E: 0 K: 1 S: 7 | H: 1 LOB: 1 BB: 0 P: 11 | R: 0 E: 0 K: 1 S: 14 | H: 1 LOB: 1 BB: 0 P: 20 | R: 1 E: 0 K: 0 S: 8 | H: 1 LOB: 0 BB: 0 P: 10 | 1B: 6 2B: 2 3B: 1 HR: 2 | SF: 0 SAC: 1 DP: 0 HBP: 0 | WP: 1 PB: 0 SB: 0 CS: 0 | PA: 39 | | | | | | | |
| PITCHER | IP | WLS | BF | H | R | ER | SO | BB | IBB | HBP | BLK | WP | HR | S | P | ERA | WHIP | | | | | | | | | | |
| Eric Milton, L ERA: 5.28 (1, 1) | 7.0 | | 31 | 9 | 4 | 4 | 5 | 1 | 0 | 0 | 0 | 1 | 1 | 80 | 108 | 5.14 | 1.429 | | | | | | | | | | |
| Eddie Guardado, L ERA: 2.51 (8, 1) | 1.0 | W | 4 | 1 | 0 | 0 | 1 | 0 | 0 | 0 | 0 | 0 | 0 | 14 | 20 | 0.00 | 1.000 | | | | | | | | | | |
| Rick Aguilera, R ERA: 1.38 (9, 1) | 1.0 | S | 4 | 1 | 1 | 1 | 0 | 0 | 0 | 0 | 0 | 0 | 1 | 8 | 10 | 9.00 | 1.000 | | | | | | | | | | |

| Batter | 1 | 2 | 3 | 4 | 5 | 6 | 7 | 8 | 9 | AB | R | H | RBI | BB | SO | LOB | BOTTOM | | | | | | | | | | |
|---|------------------------------|----------------------------------|------------------------------|----------------------------------|------------------------------|----------------------------------|-------------------------------|----------------------------------|-------------------------------|----------------------------------|------------------------------|----------------------------------|------------------------------|----------------------------------|------------------------------|----------------------------------|---|------------------------------------|----------------------------------|--------|--|--|--|--|--|--|--|
| Todd Walker, L OBP: 0.261, SLG: 0.307 (1, 4) | | | | | | | | | | 4 | 0 | 2 | 2 | 1 | 0 | 0 | Boston Red Sox @ Minnesota Twins Hubert H. Humphrey Metrodome, Minneapolis, MN Tue Apr 27 1999, 8:05 PM EDT Att: 10,681 - Dome - 72 F livebaseballscorecards.com | | | | | | | | | | |
| Torii Hunter, R OBP: 0.286, SLG: 0.395 (1, 8) | | | | | | | | | | 4 | 0 | 0 | 1 | 0 | 0 | 3 | | | | | | | | | | | |
| Matt Lawton, L OBP: 0.372, SLG: 0.481 (1, 9) | | | | | | | | | | 3 | 1 | 0 | 0 | 1 | 0 | 2 | | | | | | | | | | | |
| Marty Cordova, R OBP: 0.419, SLG: 0.500 (1, 10) | | | | | | | | | | 4 | 1 | 2 | 1 | 0 | 1 | 1 | | | | | | | | | | | |
| Ron Coomer, R OBP: 0.327, SLG: 0.396 (8, PR) | | | | | | | | | | 4 | 1 | 2 | 0 | 0 | 0 | 2 | | | | | | | | | | | |
| Denny Hocking, S OBP: 0.360, SLG: 0.400 (9, 6) | | | | | | | | | | 0 | 0 | 0 | 0 | 0 | 0 | 0 | | | | | | | | | | | |
| Doug Mientkiewicz, L OBP: 0.378, SLG: 0.451 (1, 3) | | | | | | | | | | 2 | 0 | 1 | 1 | 1 | 0 | 1 | | | | | | | | | | | |
| Terry Steinbach, R OBP: 0.386, SLG: 0.362 (1, 2) | | | | | | | | | | 3 | 1 | 1 | 1 | 1 | 1 | 3 | | | | | | | | | | | |
| Chad Allen, R OBP: 0.313, SLG: 0.392 (1, 7) | | | | | | | | | | 3 | 1 | 0 | 0 | 1 | 1 | 1 | | | | | | | | | | | |
| Cristian Guzman, S OBP: 0.226, SLG: 0.250 Brent Gates, S OBP: 0.324, SLG: 0.344 (8, PH) | | | | | | | | | | 3 | 1 | 1 | 0 | 0 | 0 | 1 | | | | | | | | | | | |
| Inning Stats | R: 0 E: 0 K: 0 S: 6 | H: 0 LOB: 0 BB: 0 P: 10 | R: 0 E: 0 K: 1 S: 9 | H: 0 LOB: 1 BB: 1 P: 15 | R: 0 E: 0 K: 0 S: 9 | H: 0 LOB: 0 BB: 0 P: 11 | R: 1 E: 0 K: 0 S: 11 | H: 2 LOB: 2 BB: 1 P: 19 | R: 1 E: 0 K: 1 S: 10 | H: 2 LOB: 1 BB: 0 P: 12 | R: 2 E: 0 K: 0 S: 8 | H: 3 LOB: 1 BB: 0 P: 11 | R: 0 E: 0 K: 1 S: 7 | H: 0 LOB: 1 BB: 1 P: 12 | R: 2 E: 0 K: 0 S: 7 | H: 2 LOB: 2 BB: 2 P: 17 | 1B: 8 2B: 0 3B: 0 HR: 1 | SF: 1 SAC: 1 DP: 0 HBP: 0 | WP: 0 PB: 0 SB: 1 CS: 0 | PA: 38 | | | | | | | |
| PITCHER | IP | WLS | BF | H | R | ER | SO | BB | IBB | HBP | BLK | WP | HR | S | P | ERA | WHIP | | | | | | | | | | |
| Mark Portugal, R ERA: 2.96 (1, 1) | 5.0 | | 22 | 5 | 3 | 3 | 2 | 2 | 0 | 0 | 0 | 0 | 0 | 10 | 17 | 5.40 | 1.400 | | | | | | | | | | |
| Rheal Cormier, L ERA: 1.93 (6, 1) | 1.2 | B | 8 | 2 | 1 | 1 | 0 | 1 | 0 | 0 | 0 | 0 | 0 | 7 | 16 | 18.00 | 2.000 | | | | | | | | | | |
| Jim Corsi, R ERA: 4.32 (7, 1) | 1.0 | L | 6 | 1 | 2 | 2 | 1 | 1 | 1 | 0 | 0 | 0 | 0 | 3 | 4 | 0.00 | 3.000 | | | | | | | | | | |
| Mark Guthrie, L ERA: 3.6 (8, 1) | 0.1 | | 2 | 1 | 0 | 0 | 0 | 0 | 0 | 0 | 0 | 0 | 0 | 3 | 4 | 0.00 | 3.000 | | | | | | | | | | |



| Batter | 1 | 2 | 3 | 4 | 5 | 6 | 7 | 8 | 9 | AB | R | H | RBI | BB | SO | LOB | TOP | | | | |
|---|--------------------------------------|----------------------------------|---------------------------------------|----------------------------------|---------------------------------------|----------------------------------|--------------------------------------|----------------------------------|--------------------------------------|---------------------------------|---------------------------------------|----------------------------------|---------------------------------------|----------------------------------|--------------------------------------|----------------------------------|---|------------------------------------|----------------------------------|--------|--|
| Todd Walker, L (1, 4) OBP: 0.277, SLG: 0.326 | F8 | | 1-2 BB | | | F8 | | 1B BB | | 2 | 1 | 0 | 0 | 2 | 0 | 0 | Minnesota Twins @ Baltimore Orioles Oriole Park at Camden Yards, Baltimore, MD Fri Apr 30 1999, 7:05 PM EDT Att: 41,688 - Cloudy - 65 F | | | | |
| Tori Hunter, R (1, 8) OBP: 0.301, SLG: 0.386 | K | | P6 | | | K | | 1B | | 4 | 0 | 1 | 0 | 0 | 2 | 2 | | | | | |
| Matt Lawton, L (1, 9) OBP: 0.347, SLG: 0.448 | G3-1 | | | | L9 | | | F8 WP | | 4 | 0 | 1 | 1 | 0 | 0 | 0 | | | | | |
| Marty Cordova, R (1, 10) OBP: 0.423, SLG: 0.485 | | P3 | | | 4-2 BB | | | FC5 1B | | 2 | 0 | 0 | 0 | 2 | 0 | 2 | | | | | |
| Ron Coomer, R (1, 5) OBP: 0.328, SLG: 0.403 | F9 | | | | G3-6 | | | F9 | | 4 | 0 | 0 | 0 | 0 | 0 | 2 | | | | | |
| Doug Mientkiewicz, L (1, 3) OBP: 0.372, SLG: 0.440 | K | | | | G5-3 | | | 1B | | 4 | 0 | 1 | 0 | 0 | 2 | 0 | | | | | |
| Terry Steinbach, R (1, 2) OBP: 0.367, SLG: 0.340 | | | K | | P4 | | | FC5 | | 3 | 0 | 0 | 0 | 0 | 1 | 2 | | | | | |
| Javier Valentin, S (8, 2) OBP: 0.306, SLG: 0.313 | | | | | F9 | | | F7 | | 1 | 0 | 0 | 0 | 0 | 0 | 0 | | | | | |
| Chad Allen, R (1, 7) OBP: 0.299, SLG: 0.370 | | | F8 | | F9 | | | K | | 3 | 0 | 0 | 0 | 0 | 1 | 0 | | | | | |
| Cristian Guzman, S (1, 6) OBP: 0.233, SLG: 0.254 | | | S 1B | | B3 | | | K | | 3 | 0 | 1 | 0 | 0 | 1 | 0 | | | | | |
| Inning Stats | R: 0 H: 0 E: 0 K: 1 S: 7 | H: 0 LOB: 0 BB: 0 P: 10 | R: 0 H: 0 E: 0 K: 1 S: 10 | H: 0 LOB: 0 BB: 0 P: 14 | R: 0 H: 1 E: 0 K: 1 S: 22 | H: 2 LOB: 2 BB: 1 P: 31 | R: 0 H: 0 E: 0 K: 0 S: 8 | H: 0 LOB: 0 BB: 0 P: 12 | R: 0 H: 0 E: 0 K: 1 S: 7 | H: 0 LOB: 0 BB: 0 P: 8 | R: 0 H: 1 E: 0 K: 0 S: 11 | H: 1 LOB: 2 BB: 1 P: 19 | R: 1 H: 2 E: 0 K: 2 S: 17 | H: 2 LOB: 2 BB: 1 P: 30 | R: 0 H: 0 E: 0 K: 1 S: 7 | H: 0 LOB: 0 BB: 0 P: 11 | 1B: 4 2B: 0 3B: 0 HR: 0 | SF: 0 SAC: 0 DP: 1 HBP: 0 | WP: 1 PB: 0 SB: 1 CS: 0 | PA: 34 | |
| PITCHER | IP | WLS | BF | H | R | ER | SO | BB | IBB | HBP | BLK | WP | HR | S | P | ERA | WHIP | | | | |
| Sidney Ponson, R (1, 1) ERA: 4.05 | 7.0 | W | 25 | 2 | 0 | 0 | 4 | 3 | 0 | 0 | 0 | 0 | 0 | 73 | 105 | 0.00 | 0.714 | | | | |
| Arthur Rhodes, L (8, 1) ERA: 5.29 | 0.2 | | 5 | 2 | 1 | 1 | 2 | 1 | 0 | 0 | 0 | 0 | 0 | 14 | 25 | 13.50 | 4.500 | | | | |
| Ricky Bones, R (8, 1) ERA: 1.62 | 1.1 | | 4 | 0 | 0 | 0 | 1 | 0 | 0 | 0 | 0 | 1 | 0 | 10 | 16 | 0.00 | 0.000 | | | | |

| | |
|-----|----|
| AB | 30 |
| R | 1 |
| H | 4 |
| RBI | 1 |
| BB | 4 |
| SO | 7 |
| LOB | 8 |



| Batter | 1 | 2 | 3 | 4 | 5 | 6 | 7 | 8 | 9 | AB | R | H | RBI | BB | SO | LOB | BOTTOM | | | | |
|--|---------------------------------------|----------------------------------|--------------------------------------|----------------------------------|--------------------------------------|----------------------------------|--------------------------------------|---------------------------------|---------------------------------------|----------------------------------|--------------------------------------|----------------------------------|---------------------------------------|----------------------------------|--------------------------------------|----------------------------------|---|------------------------------------|----------------------------------|--------|--|
| Brady Anderson, L (1, 8) OBP: 0.394, SLG: 0.440 | 2B 1B | | | | F9 | | | K | | 5 | 1 | 2 | 0 | 0 | 2 | 3 | Minnesota Twins @ Baltimore Orioles Oriole Park at Camden Yards, Baltimore, MD Fri Apr 30 1999, 7:05 PM EDT Att: 41,688 - Cloudy - 65 F | | | | |
| Mike Bordick, R (1, 6) OBP: 0.337, SLG: 0.326 | P5 | | | | G4-6-3 BB | | | G5-3 | | 3 | 1 | 0 | 0 | 2 | 0 | 2 | | | | | |
| B.J. Surhoff, L (1, 7) OBP: 0.389, SLG: 0.523 | HR 2B | | | | G4-6-3 | | | FC6-4 BB | | 4 | 2 | 2 | 1 | 1 | 1 | 3 | | | | | |
| Albert Belle, R (1, 9) OBP: 0.410, SLG: 0.429 | K | | | | G6-3 | | | FC6-4 | | 3 | 1 | 0 | 0 | 2 | 1 | 2 | | | | | |
| Harold Baines, L (1, 10) OBP: 0.391, SLG: 0.500 | HR | | | | G4-3 | | | FC6-4 | | 3 | 1 | 1 | 3 | 1 | 0 | 3 | | | | | |
| Rich Amaral, R (1, 3) OBP: 0.280, SLG: 0.053 | K | | | | G4-3 | | | G3 | | 4 | 0 | 0 | 1 | 0 | 1 | 2 | | | | | |
| Delino DeShields, L (1, 4) OBP: 0.263, SLG: 0.100 | | | | | G6-3 | | | F8 | | 3 | 0 | 0 | 0 | 1 | 0 | 0 | | | | | |
| Willis Otanez, R (1, 5) OBP: 0.339, SLG: 0.442 | | P3 | | | | | | HBP | | 2 | 1 | 1 | 1 | 1 | 0 | 0 | | | | | |
| Charles Johnson, R (1, 2) OBP: 0.250, SLG: 0.255 | | | | | | | | HBP | | 4 | 0 | 2 | 0 | 0 | 0 | 4 | | | | | |
| Inning Stats | R: 3 H: 3 E: 0 K: 2 S: 11 | H: 1 LOB: 1 BB: 0 P: 19 | R: 0 H: 1 E: 0 K: 1 S: 7 | H: 1 LOB: 1 BB: 0 P: 12 | R: 0 H: 0 E: 0 K: 0 S: 8 | H: 0 LOB: 0 BB: 1 P: 13 | R: 0 H: 0 E: 0 K: 0 S: 5 | H: 0 LOB: 0 BB: 0 P: 6 | R: 1 H: 2 E: 0 K: 1 S: 15 | H: 2 LOB: 3 BB: 2 P: 31 | R: 0 H: 0 E: 0 K: 0 S: 8 | H: 0 LOB: 1 BB: 1 P: 13 | R: 3 H: 2 E: 0 K: 0 S: 17 | H: 2 LOB: 3 BB: 3 P: 35 | R: 0 H: 0 E: 0 K: 1 S: 9 | H: 0 LOB: 1 BB: 1 P: 18 | 1B: 5 2B: 2 3B: 0 HR: 1 | SF: 0 SAC: 0 DP: 1 HBP: 1 | WP: 1 PB: 0 SB: 0 CS: 0 | PA: 40 | |
| PITCHER | IP | WLS | BF | H | R | ER | SO | BB | IBB | HBP | BLK | WP | HR | S | P | ERA | WHIP | | | | |
| LaTroy Hawkins, R (1, 1) ERA: 9.95 | 6.1 | L | 29 | 7 | 5 | 5 | 4 | 4 | 0 | 0 | 0 | 0 | 0 | 58 | 99 | 7.11 | 1.737 | | | | |
| Eddie Guardado, L (7, 1) ERA: 4.35 | 0.0 | | 3 | 1 | 0 | 0 | 0 | 1 | 1 | 0 | 0 | 0 | 0 | 3 | 14 | ∞ | ∞ | | | | |
| Bob Wells, R (7, 1) ERA: 6.08 | 0.2 | | 4 | 0 | 2 | 2 | 0 | 1 | 0 | 1 | 0 | 0 | 0 | 10 | 16 | 27.00 | 1.500 | | | | |
| Dan Perkins, R (8, 1) ERA: 7.16 | 1.0 | | 4 | 0 | 0 | 0 | 1 | 1 | 0 | 0 | 0 | 0 | 0 | 9 | 18 | 0.00 | 1.000 | | | | |



| Batter | 1 | 2 | 3 | 4 | 5 | 6 | 7 | 8 | 9 | AB | R | H | RBI | BB | SO | LOB | TOP | | | | | | | | | | |
|--|------------------------------|----------------------------------|-------------------------------|----------------------------------|-------------------------------|----------------------------------|------------------------------|----------------------------------|-------------------------------|----------------------------------|------------------------------|----------------------------------|-------------------------------|----------------------------------|------------------------------|----------------------------------|----------------------------------|------------------------------------|--|--|--|--|--|--|--|--|--|
| Todd Walker, L OBP: 0.311, SLG: 0.347 Denny Hocking, S OBP: 0.360, SLG: 0.400 | 4-1 CS BB | | 2-2 F8 1B | | 0-1 1B | | 4-0 BB | | 3-2 FC6-4 WP 1B | 3 | 1 | 3 | 0 | 2 | 0 | 0 | | | | | | | | | | | |
| Chad Allen, R OBP: 0.304, SLG: 0.365 | 2-3 K | | 0-1 F8 1-2 | | 1-1 G4-6-3 1B | | 1-0 G2-3 | | 4-0 FC6-4 BB | 4 | 0 | 1 | 0 | 1 | 1 | 3 | | | | | | | | | | | |
| Matt Lawton, L OBP: 0.340, SLG: 0.435 | 1-2 L7 | | 0-0 BB HR 1B | | 1-0 G4-6-3 1-2 | | | 1-1 G4-3 | 1-1 FC6-4 G6-3 | 5 | 1 | 1 | 1 | 1 | 0 | 4 | | | | | | | | | | | |
| Marty Cordova, R OBP: 0.410, SLG: 0.457 | 1-0 CS | 1-3 K | 4-2 HR BB | | | 3-3 K | | 2-2 P5 | 1-1 G6-3 | 4 | 1 | 0 | 0 | 1 | 2 | 2 | | | | | | | | | | | |
| Ron Coomer, R OBP: 0.368, SLG: 0.500 | | 1-1 1B 2B | 0-0 1-H 2-H HR | | | 1-1 BB 1B | | 1-0 BB 1B | | 4 | 3 | 4 | 3 | 0 | 0 | 0 | | | | | | | | | | | |
| Doug Mientkiewicz, L OBP: 0.376, SLG: 0.429 | | 2-3 K | 1-1 F8 | | | 4-2 G6-4-3 BB | | 4-1 1B E BB | | 2 | 1 | 0 | 0 | 2 | 1 | 1 | | | | | | | | | | | |
| Terry Steinbach, R OBP: 0.375, SLG: 0.352 | 1-0 2-H 1B | | | 0-3 K | | 1-1 G6-4-3 1-2 | | 1-0 E 1B | | 4 | 0 | 2 | 2 | 0 | 1 | 2 | | | | | | | | | | | |
| Tori Hunter, R OBP: 0.289, SLG: 0.368 | 1-1 F7 | | | 1-0 G5-3 | | | 1-1 G5-3 | 1-2 E5 | | 4 | 0 | 0 | 0 | 0 | 2 | | | | | | | | | | | | |
| Cristian Guzman, S OBP: 0.219, SLG: 0.238 | | | 0-1 F7 | 3-1 G4-3 | | | 0-1 B1-3 | 1-3 K | | 4 | 0 | 0 | 0 | 0 | 1 | 2 | | | | | | | | | | | |
| Inning Stats | R: 0 E: 0 K: 1 S: 9 | H: 0 LOB: 0 BB: 1 P: 17 | R: 1 E: 0 K: 2 S: 11 | H: 2 LOB: 1 BB: 0 P: 17 | R: 4 E: 0 K: 0 S: 16 | H: 3 LOB: 0 BB: 1 P: 22 | R: 0 E: 0 K: 1 S: 6 | H: 0 LOB: 0 BB: 0 P: 10 | R: 0 E: 0 K: 1 S: 10 | H: 1 LOB: 1 BB: 1 P: 19 | R: 0 E: 0 K: 0 S: 5 | H: 0 LOB: 1 BB: 1 P: 11 | R: 2 E: 1 K: 1 S: 15 | H: 2 LOB: 2 BB: 1 P: 26 | R: 0 E: 0 K: 0 S: 7 | H: 1 LOB: 1 BB: 1 P: 16 | 1B: 9 2B: 1 3B: 0 HR: 1 | SF: 0 SAC: 0 DP: 3 HBP: 0 | WP: 1 PA: 41 PB: 0 SB: 0 CS: 1 | | | | | | | | |
| PITCHER | IP | WLS | BF | H | R | ER | SO | BB | IBB | HBP | BLK | WP | HR | S | P | ERA | WHIP | | | | | | | | | | |
| Rocky Coppinger, R ERA: 13.5 | 5.1 | L | 24 | 8 | 5 | 5 | 5 | 3 | 0 | 0 | 0 | 0 | 1 | 55 | 89 | 8.44 | 2.062 | | | | | | | | | | |
| Doug Linton, R ERA: 8.05 | 2.2 | | 12 | 2 | 2 | 1 | 1 | 2 | 0 | 0 | 0 | 0 | 0 | 22 | 40 | 3.38 | 1.500 | | | | | | | | | | |
| Gabe Molina, R ERA: | 1.0 | | 4 | 1 | 0 | 0 | 0 | 1 | 0 | 0 | 0 | 1 | 0 | 7 | 16 | 0.00 | 2.000 | | | | | | | | | | |

Minnesota Twins @ Baltimore Orioles
 Oriole Park at Camden Yards, Baltimore, MD
 Sat May 01 1999, 1:35 PM EDT
 Att: 44,054 - Sunny - 70 F

AB 34
 R 7
 H 11
 RBI 6
 BB 6
 SO 6
 LOB 16



| Batter | 1 | 2 | 3 | 4 | 5 | 6 | 7 | 8 | 9 | AB | R | H | RBI | BB | SO | LOB | BOTTOM | | | | | | | | | | |
|--|------------------------------|----------------------------------|------------------------------|----------------------------------|------------------------------|----------------------------------|-------------------------------|----------------------------------|------------------------------|---------------------------------|-------------------------------|----------------------------------|------------------------------|---------------------------------|------------------------------|----------------------------------|------------------------------|----------------------------------|----------------------------------|------------------------------------|--|--|--|--|--|--|--|
| Brady Anderson, L OBP: 0.388, SLG: 0.432 | 0-0 P6 | | 0-0 G6-3 1B | | 2-3 K | | 0-0 G4-3 | | | 4 | 0 | 1 | 1 | 0 | 1 | 2 | | | | | | | | | | | |
| Mike Bordick, R OBP: 0.324, SLG: 0.312 | 1-1 P4 | | 2-3 G6-3 1-2 | | 0-0 G1-6-3 1-2 | | | 2-2 G6-3 | | 4 | 0 | 0 | 0 | 0 | 2 | | | | | | | | | | | | |
| B.J. Surhoff, L OBP: 0.394, SLG: 0.516 | 4-1 BB | | 3-1 G3-1 | | | 0-0 G5-3 1B | | 3-1 L7 | | 3 | 0 | 1 | 0 | 1 | 0 | 0 | | | | | | | | | | | |
| Albert Belle, R OBP: 0.413, SLG: 0.432 | 1-3 K | | | 0-0 FC1-5 BB 1B | | 1-2 G5-3 | | 0-0 DI 1B | | 4 | 0 | 2 | 0 | 0 | 1 | 2 | | | | | | | | | | | |
| Harold Baines, L OBP: 0.384, SLG: 0.476 | | 0-0 F7 | | 4-2 FC1-5 BB | | 1-2 P6 | | 0-1 F7 | | 3 | 0 | 0 | 0 | 1 | 0 | 2 | | | | | | | | | | | |
| Jeff Conine, R OBP: 0.288, SLG: 0.217 Rich Amaral, R OBP: 0.269, SLG: 0.050 | | 3-2 G6-3 | | 0-0 FC1-5 | | 2-3 K | | | 2-3 K | 3 | 0 | 0 | 0 | 0 | 1 | 3 | | | | | | | | | | | |
| Delino DeShields, L OBP: 0.246, SLG: 0.167 | | 0-2 G2-3 | | 1-3 K | | | 2-2 G3-1 | | 3-2 G6-3 | 4 | 0 | 0 | 0 | 0 | 1 | 2 | | | | | | | | | | | |
| Willis Otanez, R OBP: 0.333, SLG: 0.429 | | | 1-1 2B 1B | | 0-3 K | | | 0-1 G5-3 | | 4 | 1 | 1 | 0 | 0 | 1 | 2 | | | | | | | | | | | |
| Charles Johnson, R OBP: 0.288, SLG: 0.315 | | | 1-0 1B G6-3 2B | | 1-0 G1-6-3 1B | | | | | 3 | 1 | 3 | 0 | 0 | 0 | 0 | | | | | | | | | | | |
| Inning Stats | R: 0 E: 0 K: 1 S: 8 | H: 0 LOB: 0 BB: 1 P: 14 | R: 0 E: 0 K: 0 S: 8 | H: 0 LOB: 0 BB: 0 P: 11 | R: 2 E: 0 K: 0 S: 9 | H: 3 LOB: 0 BB: 0 P: 16 | R: 0 E: 0 K: 2 S: 10 | H: 1 LOB: 2 BB: 1 P: 15 | R: 0 E: 0 K: 1 S: 5 | H: 1 LOB: 0 BB: 0 P: 8 | R: 0 E: 0 K: 1 S: 11 | H: 1 LOB: 1 BB: 0 P: 15 | R: 0 E: 0 K: 0 S: 7 | H: 1 LOB: 1 BB: 0 P: 9 | R: 0 E: 0 K: 0 S: 8 | H: 1 LOB: 0 BB: 0 P: 13 | R: 0 E: 0 K: 1 S: 8 | H: 0 LOB: 0 BB: 0 P: 14 | 1B: 7 2B: 1 3B: 0 HR: 0 | SF: 0 SAC: 0 DP: 2 HBP: 0 | WP: 0 PA: 35 PB: 0 SB: 0 CS: 0 | | | | | | |
| PITCHER | IP | WLS | BF | H | R | ER | SO | BB | IBB | HBP | BLK | WP | HR | S | P | ERA | WHIP | | | | | | | | | | |
| Brad Radke, R ERA: 4.04 | 9.0 | W | 35 | 8 | 2 | 2 | 6 | 2 | 0 | 0 | 0 | 0 | 0 | 74 | 115 | 2.00 | 1.111 | | | | | | | | | | |


Minnesota Twins @ Baltimore Orioles
 Oriole Park at Camden Yards, Baltimore, MD
 Sat May 01 1999, 1:35 PM EDT
 Att: 44,054 - Sunny - 70 F


AB 33
 R 2
 H 8
 RBI 1
 BB 2
 SO 6
 LOB 15



| Batter | 1 | 2 | 3 | 4 | 5 | 6 | 7 | 8 | 9 | AB | R | H | RBI | BB | SO | LOB | TOP |
|--|---------------------------------------|---|---|---|---|--|---|---|--|----------------------------------|------------------------------------|----------------------------------|--------|----|-----|------|--|
| Denny Hocking, S OBP: 0.333, SLG: 0.367 (1, 9) | G4-3 | | F9 | | P5 | | G1-3 | | | 4 | 0 | 0 | 0 | 0 | 0 | 1 | Minnesota Twins @ Baltimore Orioles Oriole Park at Camden Yards, Baltimore, MD Sun May 02 1999, 1:35 PM EDT Att: 41,535 - Unknown - 73 F |
| Brent Gates, S OBP: 0.289, SLG: 0.300 (1, 5) | 1B | | F7 | | | P6 | | K | 4 | 0 | 1 | 0 | 0 | 1 | 0 | | |
| Todd Walker, L OBP: 0.375, SLG: 0.356 Chris Latham, S OBP: 0.050, SLG: 0.056 (1, 4) (6, 9) | F7 | | | FC6-4 | | BB | | K | 3 | 0 | 2 | 0 | 0 | 0 | 1 | | |
| Ron Coomer, R OBP: 0.375, SLG: 0.493 Doug Mientkiewicz, L OBP: 0.378, SLG: 0.429 (1, 3) (8, 3) | 1B | | | FC6-4 | | BB | | P2 | 3 | 0 | 1 | 0 | 1 | 0 | 1 | | |
| Terry Steinbach, R OBP: 0.297, SLG: 0.303 Javier Valentin, S OBP: 0.297, SLG: 0.303 (1, 2) (6, 2) | G4-3 | | | 1B | | P4 | | F7 | 1 | 0 | 0 | 0 | 0 | 0 | 0 | | |
| Corey Koskie, L OBP: 0.362, SLG: 0.512 (1, 10) | | K | | L8 | | G1-3 | | G4-3 | 4 | 0 | 0 | 0 | 0 | 1 | 4 | | |
| Chad Allen, R OBP: 0.292, SLG: 0.348 (1, 7) | | G3-1 | | G1-3 | | | P9 | G5-3 | 4 | 0 | 0 | 0 | 0 | 0 | 2 | | |
| Tori Hunter, R OBP: 0.290, SLG: 0.367 (1, 8) | | P3 | | | G6-3 | | | 1B | 3 | 0 | 1 | 0 | 0 | 0 | 0 | | |
| Cristian Guzman, S OBP: 0.209, SLG: 0.227 (1, 6) | | | G4-3 | | | K | | K | 3 | 0 | 0 | 0 | 0 | 2 | 1 | | |
| Inning Stats | R: 0 H: 2 E: 0 K: 0 S: 11 | H: 0 R: 0 ER: 0 LOB: 0 BB: 0 P: 18 | H: 0 R: 0 ER: 0 LOB: 0 BB: 0 P: 19 | H: 0 R: 0 ER: 0 LOB: 0 BB: 0 P: 12 | H: 2 R: 0 ER: 0 LOB: 2 BB: 0 P: 21 | H: 1 R: 0 ER: 0 LOB: 2 BB: 0 P: 9 | H: 1 R: 0 ER: 0 LOB: 1 BB: 0 P: 24 | H: 0 R: 0 ER: 0 LOB: 0 BB: 0 P: 17 | H: 0 R: 0 ER: 0 LOB: 0 BB: 0 P: 8 | 1B: 6 2B: 0 3B: 0 HR: 0 | SF: 0 SAC: 0 DP: 0 HBP: 0 | WP: 0 PB: 0 SB: 0 CS: 0 | PA: 34 | | | | |
| PITCHER | IP | WLS | BF | H | R | ER | SO | BB | IBB | HBP | BLK | WP | HR | S | P | ERA | WHIP |
| 35 Mike Mussina, R ERA: 4.75 Arthur Rhodes, L ERA: 4.96 Mike Timlin, R ERA: 4.15 | 7.0 | W | 28 | 6 | 0 | 0 | 3 | 1 | 0 | 0 | 0 | 0 | 0 | 82 | 121 | 0.00 | 1.000 |

| Batter | 1 | 2 | 3 | 4 | 5 | 6 | 7 | 8 | 9 | AB | R | H | RBI | BB | SO | LOB | BOTTOM |
|---|---------------------------------------|---|---|---|---|---|---|--|----------------------------------|------------------------------------|----------------------------------|--------|-----|----|----|------|--|
| Delino DeShields, L OBP: 0.246, SLG: 0.224 (1, 4) | HR | G4-3 | | K | | G1 | | | | 4 | 1 | 1 | 1 | 0 | 1 | 3 | Minnesota Twins @ Baltimore Orioles Oriole Park at Camden Yards, Baltimore, MD Sun May 02 1999, 1:35 PM EDT Att: 41,535 - Unknown - 73 F |
| Jeff Reboulet, R OBP: 0.376, SLG: 0.261 (1, 5) | E6 | | G4-3 | | G3 | G4-3 | | | 4 | 1 | 1 | 0 | 0 | 0 | 0 | | |
| B.J. Surhoff, L OBP: 0.379, SLG: 0.495 (1, 7) | P3 | | K | | G3 | F7 | | | 4 | 0 | 0 | 0 | 0 | 1 | 2 | | |
| Albert Belle, R OBP: 0.426, SLG: 0.470 (1, 9) | K | | HR | | 1B | 1B | | G5-4-3 | 2 | 2 | 1 | 1 | 2 | 1 | 1 | | |
| Willis Otañez, R OBP: 0.328, SLG: 0.417 (1, 10) | K | | P5 | | BB | G5-4-3 | | | 4 | 1 | 1 | 1 | 0 | 1 | 2 | | |
| Jeff Conine, R OBP: 0.300, SLG: 0.300 (1, 3) | | 1B | | 2B | 3B | K | | | 4 | 1 | 3 | 0 | 0 | 1 | 0 | | |
| Lenny Webster, R OBP: 0.316, SLG: 0.219 (1, 2) | F9 | | | P6 | | BB | | F8 | 3 | 0 | 0 | 1 | 1 | 0 | 2 | | |
| Rich Amaral, R OBP: 0.300, SLG: 0.174 (1, 8) | | 1B | | SF7 | | | | F9 | 3 | 0 | 2 | 2 | 0 | 0 | 0 | | |
| Jesse Garcia, R OBP: 0.125, SLG: 0.125 (1, 6) | P3 | | L6 | | P4 | | | G5-3 | 4 | 0 | 0 | 0 | 0 | 0 | 5 | | |
| Inning Stats | R: 1 H: 1 E: 1 K: 2 S: 13 | H: 2 R: 0 ER: 0 LOB: 2 BB: 0 P: 21 | H: 1 R: 0 ER: 0 LOB: 0 BB: 0 P: 17 | H: 2 R: 1 ER: 0 LOB: 1 BB: 0 P: 15 | H: 3 R: 3 ER: 0 LOB: 2 BB: 2 P: 28 | H: 0 R: 0 ER: 0 LOB: 0 BB: 0 P: 10 | H: 0 R: 0 ER: 0 LOB: 0 BB: 1 P: 12 | H: 0 R: 0 ER: 0 LOB: 0 BB: 0 P: 9 | 1B: 5 2B: 1 3B: 1 HR: 2 | SF: 1 SAC: 0 DP: 1 HBP: 0 | WP: 0 PB: 0 SB: 2 CS: 0 | PA: 36 | | | | | |
| PITCHER | IP | WLS | BF | H | R | ER | SO | BB | IBB | HBP | BLK | WP | HR | S | P | ERA | WHIP |
| Eric Milton, L ERA: 6.21 Mike Trombley, R ERA: 9.96 Joe Mays, R ERA: 5.25 23 Benj Sampson, L ERA: 11.57 Rick Aquilera, R ERA: 1.29 | 4.1 | L | 23 | 8 | 6 | 6 | 4 | 0 | 1 | 0 | 0 | 0 | 0 | 5 | 13 | 0.00 | 3.000 |

| Batter | 1 | 2 | 3 | 4 | 5 | 6 | 7 | 8 | 9 | AB | R | H | RBI | BB | SO | LOB | TOP | | | | |
|--|---|----------------------------------|-------------------------------|----------------------------------|------------------------------|----------------------------------|------------------------------|---------------------------------|------------------------------|----------------------------------|------------------------------|----------------------------------|-------------------------------|----------------------------------|-------------------------------|----------------------------------|---|-------------------------------|----------------------------------|----------------------------------|------------------------------------|
| Chuck Knoblauch, R (1,4) OBP: 0.466, SLG: 0.484 Luis Sojo, R (8,4) OBP: 0.276, SLG: 0.310 | 1-2 F9 | | 1-1 G1-3 | | | 1-0 L9 | | 0-2 F8 | | 4 | 0 | 0 | 0 | 0 | 0 | 0 | <p>New York Yankees @ Minnesota Twins Hubert H. Humphrey Metrodome, Minneapolis, MN Tue May 04 1999, 8:05 PM EDT Att: 15,923 - Dome - 72 F</p> <p>AB 34 R 5 H 7 RBI 5 BB 1 SO 7 LOB 8</p>  | | | | |
| 2 Derek Jeter, R (1,6) OBP: 0.466, SLG: 0.680 | 2-0 G5-3 | | 2-1 G5-3 | | | 3-2 G6-3 | | 0-1 HR | | 4 | 1 | 1 | 0 | 0 | 0 | 0 | | | | | |
| Paul O'Neill, L (1,9) OBP: 0.393, SLG: 0.545 | 2-3 K | | 2-2 F7 | | | 0-0 1B | | 1-0 P6 | | 4 | 0 | 1 | 0 | 0 | 1 | 1 | | | | | |
| Bernie Williams, S (1,8) OBP: 0.343, SLG: 0.461 | | 2-1 HR | | 2-3 K | | 3-2 G6-3 | | 1-1 HR | | 4 | 2 | 2 | 3 | 0 | 1 | 1 | | | | | |
| Tino Martinez, L (1,3) OBP: 0.362, SLG: 0.489 | | 0-0 1B | | 0-1 G3-1 | | | 4-2 HR | 0-3 K | | 3 | 1 | 1 | 0 | 1 | 1 | 0 | | | | | |
| Chili Davis, S (1,10) OBP: 0.458, SLG: 0.625 | | 1-1 2B | | 0-0 G4-3 | | | 2-0 HR | 0-1 G4-3 | | 4 | 1 | 2 | 2 | 0 | 0 | 0 | | | | | |
| 20 Jorge Posada, S (1,2) OBP: 0.286, SLG: 0.278 | | 1-3 K | | | 2-3 K | | 0-2 G3 | 3-2 F8 | | 4 | 0 | 0 | 0 | 0 | 2 | 2 | | | | | |
| Scott Brosius, R (1,5) OBP: 0.200, SLG: 0.396 | | 2-3 K | | | 0-0 G6-3 | | 2-1 G5-3 | 3-2 G6-3 | | 4 | 0 | 0 | 0 | 0 | 1 | 2 | | | | | |
| Ricky Ledee, L (1,7) OBP: 0.233, SLG: 0.179 | | 0-1 G3-4-3 | | | 2-1 G4-3 | | 0-3 K | | | 3 | 0 | 0 | 0 | 0 | 1 | 2 | | | | | |
| Inning Stats | R: 0 E: 0 K: 1 S: 9 | H: 0 LOB: 0 BB: 0 P: 14 | R: 1 E: 0 K: 2 S: 14 | H: 3 LOB: 2 BB: 0 P: 20 | R: 0 E: 0 K: 0 S: 7 | H: 0 LOB: 0 BB: 0 P: 12 | R: 0 E: 0 K: 1 S: 6 | H: 0 LOB: 0 BB: 0 P: 8 | R: 0 E: 0 K: 1 S: 7 | H: 0 LOB: 0 BB: 0 P: 11 | R: 0 E: 0 K: 0 S: 8 | H: 1 LOB: 1 BB: 0 P: 15 | R: 2 E: 0 K: 1 S: 12 | H: 1 LOB: 0 BB: 1 P: 20 | R: 2 E: 0 K: 1 S: 12 | H: 2 LOB: 0 BB: 0 P: 14 | | R: 0 E: 0 K: 0 S: 12 | H: 0 LOB: 0 BB: 0 P: 18 | 1B: 2 2B: 2 3B: 0 HR: 3 | SF: 0 SAC: 0 DP: 0 HBP: 0 |
| PITCHER | IP WLS BF H R ER SO BB IBB HBP BLK WP HR S P ERA WHIP | | | | | | | | | | | | | | | | | | | | |
| Mike Lincoln, R (1,1) ERA: 4.45 | 6.0 W 23 4 2 2 2 5 1 0 0 0 0 0 1 54 87 3.00 0.833 | | | | | | | | | | | | | | | | | | | | |
| Mike Trombley, R (7,1) ERA: 1.8 | 1.1 6 2 2 2 1 0 0 0 0 0 0 1 14 18 13.50 1.500 | | | | | | | | | | | | | | | | | | | | |
| Eddie Guardado, L (8,1) ERA: 4.91 | 0.2 3 1 1 1 1 0 0 0 0 0 0 1 7 9 13.50 1.500 | | | | | | | | | | | | | | | | | | | | |
| Rick Aguilera, R (9,1) ERA: 1.2 | 1.0 S 3 0 0 0 0 0 0 0 0 0 0 0 12 18 0.00 0.000 | | | | | | | | | | | | | | | | | | | | |

| Batter | 1 | 2 | 3 | 4 | 5 | 6 | 7 | 8 | 9 | AB | R | H | RBI | BB | SO | LOB | BOTTOM | | |
|--|---|----------------------------------|-------------------------------|----------------------------------|------------------------------|---------------------------------|------------------------------|----------------------------------|-------------------------------|----------------------------------|------------------------------|----------------------------------|-------------------------------|----------------------------------|-------------------------------|----------------------------------|---|-----------------------------------|------------------------------------|
| Todd Walker, L (1,4) OBP: 0.325, SLG: 0.362 Denny Hocking, S (8,4) OBP: 0.333, SLG: 0.367 | 0-1 G4-3 | 2-0 F7 | | 3-0 G4-3 | | 4-2 1B | 3-2 G6-3 | | | 4 | 1 | 1 | 0 | 1 | 0 | 4 | <p>New York Yankees @ Minnesota Twins Hubert H. Humphrey Metrodome, Minneapolis, MN Tue May 04 1999, 8:05 PM EDT Att: 15,923 - Dome - 72 F</p> <p>AB 40 R 8 H 17 RBI 7 BB 2 SO 6 LOB 21</p>  | | |
| Tori Hunter, R (1,8) OBP: 0.305, SLG: 0.379 | 0-0 G4-3 | 1-1 1B | | 2-2 G4-3 | 0-3 K | | 2-0 G3 | | | 5 | 2 | 3 | 0 | 0 | 1 | 3 | | | |
| Matt Lawton, L (1,9) OBP: 0.343, SLG: 0.433 | 2-2 1B | 0-0 1B | | 1-1 G4-3 | 0-0 F8 | | 1-2 G3 | | | 5 | 1 | 2 | 1 | 0 | 0 | 4 | | | |
| Marty Cordova, R (1,10) OBP: 0.409, SLG: 0.453 | 3-H K | 3-H 1B | | 2-3 K | 0-3 K | | 0-0 2B | 1-0 G4-3 | | 5 | 1 | 2 | 1 | 0 | 3 | 4 | | | |
| Ron Coomer, R (1,5) OBP: 0.390, SLG: 0.541 | 1-0 1B | | 1-0 G6-3 | | 2-2 1B | | 0-0 1B | 3-2 G4-3 | | 5 | 2 | 3 | 1 | 0 | 0 | 1 | | | |
| Doug Mientkiewicz, L (1,3) OBP: 0.389, SLG: 0.432 | 3-2 1B | 1-2 1B | | 2-1 G4-3 | 3-H 3B | | 1-3 1B | 1-3 F8 | | 4 | 0 | 2 | 2 | 1 | 0 | 1 | | | |
| Terry Steinbach, R (1,2) OBP: 0.380, SLG: 0.361 | 1-2 1B | | 0-1 G4-3 | | 3-H 1B | | FC3-2 | 1B | | 4 | 0 | 2 | 2 | 0 | 1 | 1 | | | |
| Chad Allen, R (1,7) OBP: 0.290, SLG: 0.344 | | 0-3 K | | 1-2 G6-3 | | 2-0 P6 | 1-2 FC3-2 | 1B | | 4 | 0 | 1 | 0 | 0 | 1 | 0 | | | |
| Cristian Guzman, S (1,6) OBP: 0.211, SLG: 0.229 | | 1-0 E4 | | 1-1 B1 | | 0-0 1B | 0-2 FC3-2 | G6-3 | | 4 | 1 | 1 | 0 | 0 | 0 | 3 | | | |
| Inning Stats | R: 2 E: 0 K: 1 S: 16 | H: 5 LOB: 2 BB: 0 P: 22 | R: 1 E: 1 K: 2 S: 12 | H: 2 LOB: 2 BB: 0 P: 17 | R: 0 E: 0 K: 0 S: 5 | H: 0 LOB: 0 BB: 0 P: 8 | R: 0 E: 0 K: 0 S: 6 | H: 0 LOB: 0 BB: 0 P: 11 | R: 2 E: 1 K: 2 S: 17 | H: 3 LOB: 1 BB: 0 P: 24 | R: 0 E: 0 K: 1 S: 8 | H: 1 LOB: 2 BB: 1 P: 14 | R: 2 E: 0 K: 0 S: 14 | H: 4 LOB: 2 BB: 1 P: 22 | R: 1 E: 0 K: 0 S: 10 | H: 2 LOB: 1 BB: 0 P: 20 | | 1B: 14 2B: 2 3B: 1 HR: 0 | SF: 0 SAC: 0 DP: 0 HBP: 0 |
| PITCHER | IP WLS BF H R ER SO BB IBB HBP BLK WP HR S P ERA WHIP | | | | | | | | | | | | | | | | | | |
| Ramiro Mendoza, R (1,1) ERA: 3.03 | 5.2 L 29 11 5 4 0 0 1 0 0 0 0 0 0 1 63 95 6.35 2.118 | | | | | | | | | | | | | | | | | | |
| Tony Fossas, L (6,1) ERA: 54.0 | 0.1 1 0 0 0 0 0 0 0 0 0 0 0 1 1 0.00 0.000 | | | | | | | | | | | | | | | | | | |
| Jay Tessmer, R (7,1) ERA: 18.0 | 0.0 5 4 2 2 0 0 0 1 0 0 0 0 0 7 12 ∞ ∞ | | | | | | | | | | | | | | | | | | |
| Mike Stanton, L (7,1) ERA: 13.5 | 1.1 4 1 1 1 0 0 0 0 0 0 0 0 0 11 17 6.75 0.750 | | | | | | | | | | | | | | | | | | |
| Jason Grimsley, R (8,1) ERA: 3.19 | 0.2 3 1 0 0 0 0 0 0 0 0 0 0 0 6 13 0.00 1.500 | | | | | | | | | | | | | | | | | | |

| Batter | 1 | 2 | 3 | 4 | 5 | 6 | 7 | 8 | 9 | AB | R | H | RBI | BB | SO | LOB | TOP | | | | | | | | | | |
|--|-------------------------------|----------------------------------|-------------------------------|----------------------------------|------------------------------|----------------------------------|-------------------------------|----------------------------------|-------------------------------|----------------------------------|------------------------------|----------------------------------|------------------------------|----------------------------------|------------------------------|----------------------------------|-------------------------------|----------------------------------|----------------------------------|------------------------------------|-------------------------|--------|--|--|--|--|--|
| 2 Derek Jeter, R OBP: 0.463, SLG: 0.663 (1, 6) | | | | | | | | | | 4 | 0 | 1 | 1 | 1 | 1 | 3 | 0 | | | | | | | | | | |
| Luis Sojo, R OBP: 0.265, SLG: 0.294 (1, 4) | | | | | | | | | | 5 | 1 | 1 | 0 | 0 | 1 | 3 | | | | | | | | | | | |
| Paul O'Neill, L OBP: 0.393, SLG: 0.533 (1, 9) | | | | | | | | | | 4 | 1 | 1 | 0 | 1 | 1 | 2 | | | | | | | | | | | |
| Bernie Williams, S OBP: 0.345, SLG: 0.458 (1, 8) | | | | | | | | | | 5 | 0 | 2 | 0 | 0 | 1 | 3 | | | | | | | | | | | |
| Tino Martinez, L OBP: 0.373, SLG: 0.511 (1, 3) | | | | | | | | | | 4 | 0 | 2 | 2 | 1 | 1 | 2 | | | | | | | | | | | |
| Chili Davis, S OBP: 0.450, SLG: 0.609 (1, 10) | | | | | | | | | | 4 | 1 | 1 | 0 | 0 | 2 | 4 | | | | | | | | | | | |
| Ricky Ledee, L OBP: 0.213, SLG: 0.163 (1, 7) | | | | | | | | | | 4 | 0 | 0 | 0 | 0 | 2 | 4 | | | | | | | | | | | |
| Scott Brosius, R OBP: 0.204, SLG: 0.442 (1, 5) | | | | | | | | | | 4 | 1 | 1 | 1 | 0 | 0 | 1 | | | | | | | | | | | |
| Joe Girardi, R OBP: 0.293, SLG: 0.385 (1, 2) | | | | | | | | | | 4 | 1 | 2 | 0 | 0 | 1 | 0 | | | | | | | | | | | |
| Inning Stats | R: 2 E: 0 K: 1 S: 19 | H: 3 LOB: 1 BB: 0 P: 27 | R: 1 E: 0 K: 2 S: 11 | H: 1 LOB: 0 BB: 0 P: 16 | R: 0 E: 0 K: 0 S: 7 | H: 1 LOB: 1 BB: 0 P: 12 | R: 2 E: 1 K: 2 S: 16 | H: 3 LOB: 1 BB: 0 P: 20 | R: 0 E: 0 K: 0 S: 12 | H: 0 LOB: 2 BB: 2 P: 25 | R: 0 E: 0 K: 0 S: 5 | H: 1 LOB: 2 BB: 1 P: 11 | R: 0 E: 0 K: 1 S: 9 | H: 1 LOB: 1 BB: 0 P: 12 | R: 0 E: 0 K: 1 S: 7 | H: 0 LOB: 1 BB: 0 P: 12 | R: 0 E: 0 K: 2 S: 10 | H: 1 LOB: 1 BB: 0 P: 13 | 1B: 8 2B: 2 3B: 0 HR: 1 | SF: 0 SAC: 0 DP: 0 HBP: 0 | WP: 1 PB: 0 CS: 0 | PA: 41 | | | | | |
| PITCHER | IP | WLS | BF | H | R | ER | SO | BB | IBB | HBP | BLK | WP | HR | S | P | ERA | WHIP | | | | | | | | | | |
| LaTroy Hawkins, R ERA: 9.49 (1, 1) | 5.0 | L | 25 | 8 | 5 | 4 | 7 | 1 | 1 | 0 | 0 | 1 | 1 | 65 | 100 | 7.20 | 1.800 | | | | | | | | | | |
| Bob Wells, R ERA: 5.65 (6, 1) | 1.0 | | 5 | 1 | 0 | 0 | 0 | 1 | 0 | 0 | 0 | 0 | 0 | 5 | 11 | 0.00 | 2.000 | | | | | | | | | | |
| 23 Benj Sampson, L ERA: 10.8 (7, 1) | 1.0 | | 4 | 1 | 0 | 0 | 2 | 0 | 0 | 0 | 0 | 0 | 0 | 9 | 12 | 0.00 | 1.000 | | | | | | | | | | |
| Joe Mays, R ERA: 4.91 (8, 1) | 1.2 | | 6 | 1 | 0 | 0 | 2 | 0 | 0 | 0 | 0 | 0 | 0 | 14 | 21 | 0.00 | 0.600 | | | | | | | | | | |
| Eddie Guardado, L ERA: 4.76 (9, 1) | 0.1 | | 1 | 0 | 0 | 0 | 1 | 0 | 0 | 0 | 0 | 0 | 0 | 3 | 4 | 0.00 | 0.000 | | | | | | | | | | |

New York Yankees @ Minnesota Twins
Hubert H. Humphrey Metrodome, Minneapolis, MN
Wed May 05 1999, 8:05 PM EDT
Att. 17,859 - Dome - 72 F

| | |
|-----|----|
| AB | 38 |
| R | 5 |
| H | 11 |
| RBI | 4 |
| BB | 3 |
| SO | 12 |
| LOB | 19 |



| Batter | 1 | 2 | 3 | 4 | 5 | 6 | 7 | 8 | 9 | AB | R | H | RBI | BB | SO | LOB | BOTTOM | | | | | | | | | | |
|---|------------------------------|----------------------------------|------------------------------|----------------------------------|-------------------------------|----------------------------------|------------------------------|---------------------------------|------------------------------|---------------------------------|-------------------------------|----------------------------------|------------------------------|---------------------------------|-------------------------------|----------------------------------|------------------------------|---------------------------------|----------------------------------|------------------------------------|-------------------------|--------|--|--|--|--|--|
| Denny Hocking, S OBP: 0.328, SLG: 0.346 (1, 7) | | | | | | | | | | 3 | 0 | 0 | 0 | 1 | 1 | 1 | | | | | | | | | | | |
| Todd Walker, L OBP: 0.322, SLG: 0.352 (1, 4) | | | | | | | | | | 3 | 0 | 0 | 0 | 1 | 0 | 2 | | | | | | | | | | | |
| Marty Cordova, R OBP: 0.413, SLG: 0.462 (1, 10) | | | | | | | | | | 3 | 2 | 1 | 0 | 1 | 2 | 2 | | | | | | | | | | | |
| Matt Lawton, L OBP: 0.339, SLG: 0.455 (1, 9) | | | | | | | | | | 4 | 1 | 1 | 2 | 0 | 0 | 3 | | | | | | | | | | | |
| Ron Coomer, R OBP: 0.395, SLG: 0.545 (1, 3) | | | | | | | | | | 3 | 0 | 1 | 1 | 1 | 0 | 0 | | | | | | | | | | | |
| Brent Gates, S OBP: 0.285, SLG: 0.273 (1, 5) | | | | | | | | | | 4 | 0 | 0 | 0 | 0 | 0 | 2 | | | | | | | | | | | |
| Tori Hunter, R OBP: 0.306, SLG: 0.378 (1, 8) | | | | | | | | | | 3 | 0 | 1 | 0 | 0 | 1 | 0 | | | | | | | | | | | |
| Doug Mientkiewicz, L OBP: 0.385, SLG: 0.427 (9, PH) | | | | | | | | | | 1 | 0 | 0 | 0 | 0 | 0 | 0 | | | | | | | | | | | |
| Javier Valentin, S OBP: 0.268, SLG: 0.270 (1, 2) | | | | | | | | | | 4 | 0 | 0 | 0 | 0 | 1 | 2 | | | | | | | | | | | |
| Cristian Guzman, S OBP: 0.216, SLG: 0.233 (1, 6) | | | | | | | | | | 3 | 0 | 1 | 0 | 0 | 0 | 2 | | | | | | | | | | | |
| Inning Stats | R: 0 E: 0 K: 2 S: 8 | H: 0 LOB: 1 BB: 1 P: 15 | R: 0 E: 0 K: 1 S: 9 | H: 1 LOB: 1 BB: 1 P: 17 | R: 0 E: 0 K: 1 S: 13 | H: 0 LOB: 1 BB: 1 P: 21 | R: 0 E: 0 K: 0 S: 6 | H: 0 LOB: 0 BB: 0 P: 8 | R: 0 E: 0 K: 0 S: 7 | H: 1 LOB: 0 BB: 0 P: 9 | R: 1 E: 0 K: 0 S: 11 | H: 2 LOB: 1 BB: 0 P: 14 | R: 0 E: 0 K: 1 S: 5 | H: 0 LOB: 0 BB: 0 P: 5 | R: 2 E: 1 K: 0 S: 11 | H: 1 LOB: 0 BB: 1 P: 17 | R: 0 E: 0 K: 0 S: 7 | H: 0 LOB: 0 BB: 0 P: 7 | 1B: 2 2B: 2 3B: 0 HR: 1 | SF: 0 SAC: 0 DP: 2 HBP: 0 | WP: 0 PB: 0 CS: 0 | PA: 35 | | | | | |
| PITCHER | IP | WLS | BF | H | R | ER | SO | BB | IBB | HBP | BLK | WP | HR | S | P | ERA | WHIP | | | | | | | | | | |
| Andy Pettitte, L ERA: 4.88 (1, 1) | 7.2 | W | 31 | 5 | 3 | 3 | 5 | 4 | 0 | 0 | 0 | 0 | 1 | 67 | 103 | 3.52 | 1.174 | | | | | | | | | | |
| Mike Stanton, L ERA: 12.86 (8, 1) | 0.1 | H | 1 | 0 | 0 | 0 | 0 | 0 | 0 | 0 | 0 | 0 | 0 | 3 | 3 | 0.00 | 0.000 | | | | | | | | | | |
| 42 Mariano Rivera, R ERA: 2.92 (9, 1) | 1.0 | S | 3 | 0 | 0 | 0 | 0 | 0 | 0 | 0 | 0 | 0 | 0 | 7 | 7 | 0.00 | 0.000 | | | | | | | | | | |

New York Yankees @ Minnesota Twins
Hubert H. Humphrey Metrodome, Minneapolis, MN
Wed May 05 1999, 8:05 PM EDT
Att. 17,859 - Dome - 72 F

| | |
|-----|----|
| AB | 31 |
| R | 3 |
| H | 5 |
| RBI | 3 |
| BB | 4 |
| SO | 5 |
| LOB | 14 |



| Batter | 1 | 2 | 3 | 4 | 5 | 6 | 7 | 8 | 9 | 10 | AB | R | H | RBI | BB | SO | LOB | TOP | | | |
|--|---|---|---|---|---|---|---|---|---|---|---|---|---|---|---|---|---|---|---|---|---|
| Chuck Knoblauch, R OBP: 0.451, SLG: 0.465 Luis Sojo, R OBP: 0.237, SLG: 0.286 (9, 4) | F8 | | P3 | | G6-3 | | G4-3 | | K | | 4 | 0 | 0 | 0 | 0 | 0 | 1 | New York Yankees @ Minnesota Twins Hubert H. Humphrey Metrodome, Minneapolis, MN Thu. May 06 1999, 1:15 PM EDT Att. 16,465 - Dome - 72 F | | | |
| 2 Derek Jeter, R OBP: 0.469, SLG: 0.670 (1, 6) | K | | FC3-6 1B | | 2B 1B | | F8 | | WP 2B | | 5 | 0 | 3 | 0 | 0 | 1 | | | | | |
| Paul O'Neill, L OBP: 0.393, SLG: 0.536 (1, 9) | E 1B | | FC3-6 2B | | 1-2 2B | | 2-3 K | | F8 | | 5 | 0 | 2 | 0 | 0 | 1 | | | | | |
| Bernie Williams, S OBP: 0.347, SLG: 0.464 (1, 8) | E4 | | 1-1 2B | | G4-3 | | F9 | | G4-3 S 1B | | 5 | 1 | 2 | 0 | 0 | 0 | | | | | |
| Tino Martinez, L OBP: 0.337, SLG: 0.485 (1, 3) | K | | | | G4-3 | | G3 | | P4 | | 5 | 0 | 0 | 0 | 0 | 1 | | | | | |
| Chili Davis, S OBP: 0.461, SLG: 0.642 Ricky Ledee, L OBP: 0.229, SLG: 0.182 (8, PR) | HR | | G1-3 1B | | G1-3 1B | | K | | 3B BB | | 3 | 1 | 2 | 1 | 1 | 0 | | | | | |
| Scott Brosius, R OBP: 0.237, SLG: 0.544 (1, 5) | G4-6-3 1B | | G1-3 1-2 | | G1-3 1-2 | | HR | | G5-3 1B | | 5 | 1 | 3 | 2 | 0 | 0 | | | | | |
| Chad Curtis, R OBP: 0.276, SLG: 0.375 (1, 7) | P8 | | G6-3 | | G6-3 | | K | | G5-3 3B | | 4 | 0 | 0 | 0 | 1 | 1 | | | | | |
| Joe Girardi, R OBP: 0.283, SLG: 0.384 (1, 2) | G4-6-3 1-2 | | G1-4-3 | | G1-4-3 | | 2 F8 G4-3 1B | | K | | 5 | 0 | 1 | 0 | 0 | 1 | | | | | |
| Inning Stats | R: 0 E: 1 K: 2 S: 9 | H: 1 LOB: 2 BB: 0 P: 10 | R: 1 E: 0 K: 0 S: 11 | H: 2 LOB: 0 BB: 0 P: 14 | R: 0 E: 0 K: 0 S: 12 | H: 1 LOB: 1 BB: 0 P: 14 | R: 0 E: 0 K: 0 S: 18 | H: 2 LOB: 2 BB: 0 P: 27 | R: 1 E: 0 K: 2 S: 14 | H: 1 LOB: 0 BB: 0 P: 23 | R: 0 E: 0 K: 1 S: 11 | H: 1 LOB: 1 BB: 0 P: 14 | R: 1 E: 0 K: 0 S: 14 | H: 1 LOB: 2 BB: 1 P: 28 | R: 0 E: 0 K: 2 S: 10 | H: 1 LOB: 1 BB: 0 P: 15 | R: 1 E: 0 K: 0 S: 5 | | H: 2 LOB: 2 BB: 1 P: 9 | 1B: 8 2B: 3 3B: 1 HR: 2 | SF: 0 SAC: 0 DP: 1 HBP: 0 |
| PITCHER | IP WLS BF H R ER SO BB IBB HBP BLK WP HR S P ERA WHIP | IP WLS BF H R ER SO BB IBB HBP BLK WP HR S P ERA WHIP | IP WLS BF H R ER SO BB IBB HBP BLK WP HR S P ERA WHIP | IP WLS BF H R ER SO BB IBB HBP BLK WP HR S P ERA WHIP | IP WLS BF H R ER SO BB IBB HBP BLK WP HR S P ERA WHIP | IP WLS BF H R ER SO BB IBB HBP BLK WP HR S P ERA WHIP | IP WLS BF H R ER SO BB IBB HBP BLK WP HR S P ERA WHIP | IP WLS BF H R ER SO BB IBB HBP BLK WP HR S P ERA WHIP | IP WLS BF H R ER SO BB IBB HBP BLK WP HR S P ERA WHIP | IP WLS BF H R ER SO BB IBB HBP BLK WP HR S P ERA WHIP | IP WLS BF H R ER SO BB IBB HBP BLK WP HR S P ERA WHIP | IP WLS BF H R ER SO BB IBB HBP BLK WP HR S P ERA WHIP | IP WLS BF H R ER SO BB IBB HBP BLK WP HR S P ERA WHIP | IP WLS BF H R ER SO BB IBB HBP BLK WP HR S P ERA WHIP | IP WLS BF H R ER SO BB IBB HBP BLK WP HR S P ERA WHIP | IP WLS BF H R ER SO BB IBB HBP BLK WP HR S P ERA WHIP | IP WLS BF H R ER SO BB IBB HBP BLK WP HR S P ERA WHIP | IP WLS BF H R ER SO BB IBB HBP BLK WP HR S P ERA WHIP | IP WLS BF H R ER SO BB IBB HBP BLK WP HR S P ERA WHIP | IP WLS BF H R ER SO BB IBB HBP BLK WP HR S P ERA WHIP | |
| Brad Radke, R ERA: 3.89 Mike Trombley, R ERA: 1.74 Eddie Guardado, L ERA: 5.11 Rick Aguilera, R ERA: 1.56 | IP WLS BF H R ER SO BB IBB HBP BLK WP HR S P ERA WHIP | IP WLS BF H R ER SO BB IBB HBP BLK WP HR S P ERA WHIP | IP WLS BF H R ER SO BB IBB HBP BLK WP HR S P ERA WHIP | IP WLS BF H R ER SO BB IBB HBP BLK WP HR S P ERA WHIP | IP WLS BF H R ER SO BB IBB HBP BLK WP HR S P ERA WHIP | IP WLS BF H R ER SO BB IBB HBP BLK WP HR S P ERA WHIP | IP WLS BF H R ER SO BB IBB HBP BLK WP HR S P ERA WHIP | IP WLS BF H R ER SO BB IBB HBP BLK WP HR S P ERA WHIP | IP WLS BF H R ER SO BB IBB HBP BLK WP HR S P ERA WHIP | IP WLS BF H R ER SO BB IBB HBP BLK WP HR S P ERA WHIP | IP WLS BF H R ER SO BB IBB HBP BLK WP HR S P ERA WHIP | IP WLS BF H R ER SO BB IBB HBP BLK WP HR S P ERA WHIP | IP WLS BF H R ER SO BB IBB HBP BLK WP HR S P ERA WHIP | IP WLS BF H R ER SO BB IBB HBP BLK WP HR S P ERA WHIP | IP WLS BF H R ER SO BB IBB HBP BLK WP HR S P ERA WHIP | IP WLS BF H R ER SO BB IBB HBP BLK WP HR S P ERA WHIP | IP WLS BF H R ER SO BB IBB HBP BLK WP HR S P ERA WHIP | IP WLS BF H R ER SO BB IBB HBP BLK WP HR S P ERA WHIP | IP WLS BF H R ER SO BB IBB HBP BLK WP HR S P ERA WHIP | IP WLS BF H R ER SO BB IBB HBP BLK WP HR S P ERA WHIP | IP WLS BF H R ER SO BB IBB HBP BLK WP HR S P ERA WHIP |

| Batter | 1 | 2 | 3 | 4 | 5 | 6 | 7 | 8 | 9 | 10 | AB | R | H | RBI | BB | SO | LOB | BOTTOM | | | | | |
|--|---|---|---|---|---|---|---|---|---|---|---|---|---|---|---|---|---|---|---|---|---|---|----------------------------------|
| Todd Walker, L OBP: 0.320, SLG: 0.342 Torii Hunter, R OBP: 0.303, SLG: 0.374 (8, 8) | F8 | | K | | G6-3 | | CS BB | | L4 | | 3 | 0 | 0 | 0 | 1 | 1 | 0 | New York Yankees @ Minnesota Twins Hubert H. Humphrey Metrodome, Minneapolis, MN Thu. May 06 1999, 1:15 PM EDT Att. 16,465 - Dome - 72 F | | | | | |
| Denny Hocking, S OBP: 0.333, SLG: 0.351 (1, 7) (8, 4) (9, 7) | B5-3 | | K | | G4-3 1B | | 1-2 1B | | G4-3 | | 5 | 0 | 2 | 0 | 0 | 1 | 0 | | | | | | |
| Matt Lawton, L OBP: 0.342, SLG: 0.442 (1, 9) | S 2B BB | | 1B BB | | G4-3 1-2 | | G4-3 | | G3 | | 3 | 1 | 0 | 0 | 2 | 0 | 2 | | | | | | |
| Brent Gates, S OBP: 0.315, SLG: 0.319 (1, 5) (9, 4) | 2B 2B | | S 1B | | 4-0 BB | | 4-1 BB | | G6-3 | | 3 | 1 | 2 | 1 | 2 | 0 | 0 | | | | | | |
| Doug Mientkiewicz, L OBP: 0.376, SLG: 0.497 (1, 3) | 2B BB | | P5 | | F8 | | F8 | | B2 | | 4 | 1 | 0 | 0 | 1 | 0 | 5 | | | | | | |
| Terry Steinbach, R OBP: 0.387, SLG: 0.385 (1, 2) | 2B | | G1-6-3 | | F9 | | F9 | | BB 1B | | 4 | 0 | 2 | 2 | 0 | 0 | 2 | | | | | | |
| Corey Koskie, L OBP: 0.373, SLG: 0.500 (1, 10) | G3 | | K | | K | | CS 1B | | G6-4-3 BB | | 3 | 0 | 1 | 0 | 1 | 1 | 1 | | | | | | |
| Chris Latham, S OBP: 0.043, SLG: 0.048 (8, 7) (8, 7) | K | | K | | K | | K | | G6-4-3 | | 3 | 0 | 0 | 0 | 0 | 3 | 1 | | | | | | |
| Ron Coomer, R OBP: 0.390, SLG: 0.538 (8, 5) (9, 5) | K | | K | | K | | K | | G6-4-3 | | 1 | 0 | 0 | 0 | 0 | 0 | 3 | | | | | | |
| Cristian Guzman, S OBP: 0.205, SLG: 0.221 (1, 6) | B2 | | G3 | | G3 | | P5 | | G4-3 | | 4 | 0 | 0 | 0 | 0 | 0 | 0 | | | | | | |
| Inning Stats | R: 3 E: 0 K: 0 S: 17 | H: 2 LOB: 1 BB: 2 P: 31 | R: 0 E: 0 K: 2 S: 8 | H: 0 LOB: 0 BB: 0 P: 10 | R: 0 E: 0 K: 1 S: 11 | H: 1 LOB: 2 BB: 1 P: 20 | R: 0 E: 0 K: 2 S: 9 | H: 0 LOB: 0 BB: 0 P: 12 | R: 0 E: 0 K: 0 S: 9 | H: 1 LOB: 1 BB: 0 P: 18 | R: 0 E: 0 K: 1 S: 6 | H: 1 LOB: 1 BB: 0 P: 7 | R: 0 E: 0 K: 0 S: 7 | H: 1 LOB: 1 BB: 1 P: 15 | R: 0 E: 0 K: 0 S: 8 | H: 1 LOB: 2 BB: 2 P: 20 | R: 0 E: 0 K: 0 S: 8 | H: 0 LOB: 0 BB: 0 P: 11 | R: 0 E: 0 K: 0 S: 3 | H: 0 LOB: 0 BB: 0 P: 3 | 1B: 5 2B: 3 3B: 0 HR: 0 | SF: 0 SAC: 0 DP: 1 HBP: 0 | WP: 0 PB: 0 SB: 2 CS: 2 |
| PITCHER | IP WLS BF H R ER SO BB IBB HBP BLK WP HR S P ERA WHIP | IP WLS BF H R ER SO BB IBB HBP BLK WP HR S P ERA WHIP | IP WLS BF H R ER SO BB IBB HBP BLK WP HR S P ERA WHIP | IP WLS BF H R ER SO BB IBB HBP BLK WP HR S P ERA WHIP | IP WLS BF H R ER SO BB IBB HBP BLK WP HR S P ERA WHIP | IP WLS BF H R ER SO BB IBB HBP BLK WP HR S P ERA WHIP | IP WLS BF H R ER SO BB IBB HBP BLK WP HR S P ERA WHIP | IP WLS BF H R ER SO BB IBB HBP BLK WP HR S P ERA WHIP | IP WLS BF H R ER SO BB IBB HBP BLK WP HR S P ERA WHIP | IP WLS BF H R ER SO BB IBB HBP BLK WP HR S P ERA WHIP | IP WLS BF H R ER SO BB IBB HBP BLK WP HR S P ERA WHIP | IP WLS BF H R ER SO BB IBB HBP BLK WP HR S P ERA WHIP | IP WLS BF H R ER SO BB IBB HBP BLK WP HR S P ERA WHIP | IP WLS BF H R ER SO BB IBB HBP BLK WP HR S P ERA WHIP | IP WLS BF H R ER SO BB IBB HBP BLK WP HR S P ERA WHIP | IP WLS BF H R ER SO BB IBB HBP BLK WP HR S P ERA WHIP | IP WLS BF H R ER SO BB IBB HBP BLK WP HR S P ERA WHIP | IP WLS BF H R ER SO BB IBB HBP BLK WP HR S P ERA WHIP | IP WLS BF H R ER SO BB IBB HBP BLK WP HR S P ERA WHIP | IP WLS BF H R ER SO BB IBB HBP BLK WP HR S P ERA WHIP | IP WLS BF H R ER SO BB IBB HBP BLK WP HR S P ERA WHIP | | |
| David Cone, R ERA: 1.34 Jason Grimsley, R ERA: 2.77 42 Mariano Rivera, R ERA: 2.7 | IP WLS BF H R ER SO BB IBB HBP BLK WP HR S P ERA WHIP | IP WLS BF H R ER SO BB IBB HBP BLK WP HR S P ERA WHIP | IP WLS BF H R ER SO BB IBB HBP BLK WP HR S P ERA WHIP | IP WLS BF H R ER SO BB IBB HBP BLK WP HR S P ERA WHIP | IP WLS BF H R ER SO BB IBB HBP BLK WP HR S P ERA WHIP | IP WLS BF H R ER SO BB IBB HBP BLK WP HR S P ERA WHIP | IP WLS BF H R ER SO BB IBB HBP BLK WP HR S P ERA WHIP | IP WLS BF H R ER SO BB IBB HBP BLK WP HR S P ERA WHIP | IP WLS BF H R ER SO BB IBB HBP BLK WP HR S P ERA WHIP | IP WLS BF H R ER SO BB IBB HBP BLK WP HR S P ERA WHIP | IP WLS BF H R ER SO BB IBB HBP BLK WP HR S P ERA WHIP | IP WLS BF H R ER SO BB IBB HBP BLK WP HR S P ERA WHIP | IP WLS BF H R ER SO BB IBB HBP BLK WP HR S P ERA WHIP | IP WLS BF H R ER SO BB IBB HBP BLK WP HR S P ERA WHIP | IP WLS BF H R ER SO BB IBB HBP BLK WP HR S P ERA WHIP | IP WLS BF H R ER SO BB IBB HBP BLK WP HR S P ERA WHIP | IP WLS BF H R ER SO BB IBB HBP BLK WP HR S P ERA WHIP | IP WLS BF H R ER SO BB IBB HBP BLK WP HR S P ERA WHIP | IP WLS BF H R ER SO BB IBB HBP BLK WP HR S P ERA WHIP | IP WLS BF H R ER SO BB IBB HBP BLK WP HR S P ERA WHIP | IP WLS BF H R ER SO BB IBB HBP BLK WP HR S P ERA WHIP | IP WLS BF H R ER SO BB IBB HBP BLK WP HR S P ERA WHIP | |

| | |
|-----|----|
| AB | 43 |
| R | 4 |
| H | 14 |
| RBI | 4 |
| BB | 2 |
| SO | 7 |
| LOB | 20 |



| | | | |
|----|---|----|----|
| WP | 1 | PA | 45 |
| PB | 0 | | |
| SB | 1 | | |
| CS | 0 | | |

| | |
|-----|----|
| AB | 34 |
| R | 3 |
| H | 7 |
| RBI | 3 |
| BB | 7 |
| SO | 6 |
| LOB | 14 |



| | | | |
|----|---|----|----|
| WP | 0 | PA | 41 |
| PB | 0 | | |
| SB | 2 | | |
| CS | 2 | | |

| Batter | 1 | 2 | 3 | 4 | 5 | 6 | 7 | 8 | 9 | AB | R | H | RBI | BB | SO | LOB | TOP | | | | | | | | | | | |
|---|-------------------------------|----------------------------------|------------------------------|----------------------------------|-------------------------------|----------------------------------|------------------------------|----------------------------------|-------------------------------|----------------------------------|------------------------------|----------------------------------|------------------------------|----------------------------------|-------------------------------|----------------------------------|---|------------------------------|----------------------------------|-------------------------|------------------------------------|----------------------------------|--------|--|--|--|--|--|
| Carlos Beltrán, S OBP: 0.336, SLG: 0.491 (1, 8) | G5-3 ① | | HR ① | | 1B 2B BB ① | | 2B ② | | G3 ② | 4 | 2 | 3 | 1 | 0 | 1 | | Kansas City Royals @ Minnesota Twins Hubert H. Humphrey Metrodome, Minneapolis, MN Fri May 07 1999, 8:05 PM EDT Att: 16,417 - Dome - 72 F livebaseballscorecards.com | | | | | | | | | | | |
| Joe Randa, R OBP: 0.325, SLG: 0.411 (1, 5) | 2B ① | | F8 ① | | 2B 1B ① | | F9 ② | | K ③ | 5 | 0 | 2 | 0 | 0 | 1 | 2 | | | | | | | | | | | | |
| Johnny Damon, L OBP: 0.339, SLG: 0.381 (1, 7) | F9 ② | | 1B ② | | 2B ② | | F8 ③ | | | 4 | 0 | 2 | 1 | 0 | 0 | 2 | | | | | | | | | | | | |
| Jemaine Dye, R OBP: 0.333, SLG: 0.514 Scott Pose, L OBP: 0.393, SLG: 0.348 (3, 9) | K ③ | | K ② | | L4 ② | | | | G6-3 SF9 2B ① | 2 | 0 | 0 | 0 | 0 | 2 | 2 | | | | | | | | | | | | |
| Scott Leius, R OBP: 0.267, SLG: 0.360 (1, 10) | | G5-3 ① | K ③ | | G6-3 ③ | | | | G6-3 ① | 4 | 0 | 0 | 0 | 0 | 1 | 4 | | | | | | | | | | | | |
| Steve Scarsone, R OBP: 0.218, SLG: 0.111 (1, 3) | F8 ② | | | | G6-3 ① | | P7 ① | | SF9 ② | 3 | 0 | 0 | 1 | 0 | 0 | 0 | | | | | | | | | | | | |
| Tim Spehr, R OBP: 0.375, SLG: 0.552 (1, 2) | P3 ③ | | | | F9 ② | | G6-3 ② | | P1 ③ | 4 | 0 | 0 | 0 | 0 | 0 | 0 | | | | | | | | | | | | |
| Carlos Febles, R OBP: 0.355, SLG: 0.484 (1, 4) | | | 2B HR BB ③ | | P3 ③ | | F8 ③ | | G4-3 ① | 3 | 1 | 0 | 0 | 1 | 0 | 0 | | | | | | | | | | | | |
| Rey Sanchez, R OBP: 0.333, SLG: 0.415 (1, 6) | | | HR 2B ① | | F8 ① | | F9 ① | | G3 1B ① | 4 | 1 | 2 | 0 | 0 | 0 | 0 | | | | | | | | | | | | |
| Inning Stats | R: 0 E: 0 K: 1 S: 11 | H: 1 LOB: 1 BB: 0 P: 13 | R: 0 E: 0 K: 0 S: 9 | H: 0 LOB: 0 BB: 0 P: 14 | R: 3 E: 0 K: 2 S: 19 | H: 3 LOB: 1 BB: 1 P: 30 | R: 0 E: 0 K: 0 S: 9 | H: 0 LOB: 0 BB: 0 P: 13 | R: 1 E: 0 K: 0 S: 14 | H: 2 LOB: 2 BB: 1 P: 21 | R: 0 E: 0 K: 0 S: 9 | H: 0 LOB: 0 BB: 0 P: 13 | R: 0 E: 0 K: 0 S: 8 | H: 1 LOB: 1 BB: 0 P: 12 | R: 1 E: 0 K: 0 S: 10 | H: 1 LOB: 0 BB: 0 P: 15 | | R: 0 E: 0 K: 1 S: 9 | H: 1 LOB: 1 BB: 0 P: 13 | 1B: 3 2B: 5 HR: 1 | SF: 1 SAC: 0 DP: 0 HBP: 0 | WP: 0 PB: 0 SB: 1 CS: 0 | PA: 38 | | | | | |
| PITCHER | IP | WLS | BF | H | R | ER | SO | BB | IBB | HBP | BLK | WP | HR | S | P | ERA | WHIP | | | | | | | | | | | |
| Eric Milton, L ERA: 6.13 Joe Mays, R ERA: 4.76 | (1, 1) | 6.1 | L | 28 | 7 | 4 | 4 | 3 | 2 | 0 | 0 | 0 | 0 | 1 | 74 | 108 | 5.68 | 1.421 | | | | | | | | | | |
| Joe Mays, R ERA: 4.76 | (7, 1) | 2.2 | | 10 | 2 | 1 | 1 | 1 | 0 | 0 | 0 | 0 | 0 | 0 | 24 | 36 | 3.38 | 0.750 | | | | | | | | | | |

| Batter | 1 | 2 | 3 | 4 | 5 | 6 | 7 | 8 | 9 | AB | R | H | RBI | BB | SO | LOB | BOTTOM | | | | | | | | | | | |
|--|------------------------------|----------------------------------|-------------------------------|----------------------------------|-------------------------------|----------------------------------|-------------------------------|----------------------------------|------------------------------|---------------------------------|------------------------------|---------------------------------|-------------------------------|----------------------------------|------------------------------|----------------------------------|---|------------------------------|----------------------------------|-------------------------|------------------------------------|----------------------------------|--------|--|--|--|--|--|
| Todd Walker, L OBP: 0.312, SLG: 0.333 Marty Cordova, R OBP: 0.409, SLG: 0.456 (8, 7) | F9 ① | | G6-3 ① | | G4-3 ② | | F9 ③ | | | 3 | 0 | 0 | 0 | 0 | 0 | 0 | Kansas City Royals @ Minnesota Twins Hubert H. Humphrey Metrodome, Minneapolis, MN Fri May 07 1999, 8:05 PM EDT Att: 16,417 - Dome - 72 F livebaseballscorecards.com | | | | | | | | | | | |
| Denny Hocking, S OBP: 0.313, SLG: 0.328 (8, 6) | F7 ② | | G4-3 ② | | L3 ③ | | | | L6 ① | 4 | 0 | 0 | 0 | 0 | 0 | 0 | | | | | | | | | | | | |
| Matt Lawton, L OBP: 0.339, SLG: 0.444 (1, 9) | G6-3 ③ | | 2B ③ | | | | G3-1 ① | | G4-3 ② | 4 | 0 | 1 | 0 | 0 | 0 | 0 | | | | | | | | | | | | |
| Ron Coomer, R OBP: 0.395, SLG: 0.549 (8, 5) | | G3-1 SF9 2B ① | K ③ | | | | G6-3 1B ② | | G4-3 ③ | 4 | 1 | 2 | 0 | 0 | 1 | 1 | | | | | | | | | | | | |
| Brent Gates, S OBP: 0.310, SLG: 0.314 (8, 4) | | G3-1 ① | | | E 1B ① | | G6-3 ② | | K ① | 4 | 0 | 1 | 0 | 0 | 1 | 2 | | | | | | | | | | | | |
| Terry Steinbach, R OBP: 0.380, SLG: 0.382 (1, 2) | | SF9 ② | | | L4 ① | | | | G5-3 ② | 3 | 0 | 1 | 1 | 0 | 0 | 1 | | | | | | | | | | | | |
| Corey Koskie, L OBP: 0.364, SLG: 0.469 (1, 10) | | 2B HBP ③ | | | K ② | | FC5-4 1B ① | | G4-3 ③ | 3 | 0 | 0 | 0 | 0 | 1 | 2 | | | | | | | | | | | | |
| Tori Hunter, R OBP: 0.304, SLG: 0.382 (1, 8) | | 2B ③ | | | G6-3 ③ | | K ② | | | 3 | 0 | 1 | 0 | 0 | 1 | 2 | | | | | | | | | | | | |
| Cristian Guzman, S OBP: 0.200, SLG: 0.215 Doug Mientkiewicz, L OBP: 0.382, SLG: 0.414 (8, 3) | | F8 ③ | | | G3 ① | | | | | 2 | 0 | 0 | 0 | 0 | 0 | 2 | | | | | | | | | | | | |
| Inning Stats | R: 0 E: 0 K: 0 S: 6 | H: 0 LOB: 0 BB: 0 P: 12 | R: 1 E: 0 K: 0 S: 15 | H: 2 LOB: 2 BB: 0 P: 18 | R: 0 E: 0 K: 1 S: 13 | H: 1 LOB: 1 BB: 0 P: 18 | R: 0 E: 1 K: 1 S: 11 | H: 1 LOB: 1 BB: 0 P: 18 | R: 0 E: 0 K: 0 S: 6 | H: 0 LOB: 0 BB: 0 P: 7 | R: 0 E: 0 K: 0 S: 5 | H: 1 LOB: 0 BB: 0 P: 7 | R: 0 E: 0 K: 1 S: 10 | H: 2 LOB: 2 BB: 0 P: 19 | R: 0 E: 0 K: 0 S: 6 | H: 0 LOB: 0 BB: 0 P: 11 | | R: 0 E: 0 K: 1 S: 9 | H: 0 LOB: 0 BB: 0 P: 13 | 1B: 4 2B: 3 HR: 0 | SF: 1 SAC: 0 DP: 1 HBP: 1 | WP: 0 PB: 0 SB: 0 CS: 0 | PA: 34 | | | | | |
| PITCHER | IP | WLS | BF | H | R | ER | SO | BB | IBB | HBP | BLK | WP | HR | S | P | ERA | WHIP | | | | | | | | | | | |
| Kevin Appier, R ERA: 5.05 Matt Whisenant, L ERA: 1.54 Scott Service, R ERA: 8.16 | (1, 1) | 6.2 | W | 27 | 7 | 1 | 1 | 3 | 0 | 0 | 0 | 0 | 0 | 0 | 65 | 97 | 1.35 | 1.050 | | | | | | | | | | |
| Matt Whisenant, L ERA: 1.54 | (7, 1) | 1.1 | H | 4 | 0 | 0 | 0 | 0 | 0 | 0 | 0 | 0 | 0 | 7 | 13 | 0.00 | 0.000 | | | | | | | | | | | |
| Scott Service, R ERA: 8.16 | (9, 1) | 1.0 | | 3 | 0 | 0 | 0 | 1 | 0 | 0 | 0 | 0 | 0 | 9 | 13 | 0.00 | 0.000 | | | | | | | | | | | |

| Batter | 1 | 2 | 3 | 4 | 5 | 6 | 7 | 8 | 9 | AB | R | H | RBI | BB | SO | LOB | TOP | | | | |
|--|------------------------------|----------------------------------|------------------------------|---------------------------------|-------------------------------|----------------------------------|-------------------------------|----------------------------------|------------------------------|---------------------------------|------------------------------|----------------------------------|-------------------------------|----------------------------------|------------------------------|---------------------------------|---|------------------------------------|----------------------------------|--------|--|
| Carlos Beltrán, S OBP: 0.323, SLG: 0.471 (1, 8) | G4-3 | G1-3 | | G4-3 | | F9 | | K | | 5 | 0 | 0 | 0 | 0 | 1 | 3 | Kansas City Royals @ Minnesota Twins Hubert H. Humphrey Metrodome, Minneapolis, MN Sat May 08 1999, 8:05 PM EDT Att: 17,052 - Dome - 72 F livebaseballscorecards.com | | | | |
| Carlos Febles, R OBP: 0.357, SLG: 0.480 (1, 4) | 1B | | F9 | 1B | | K | | G6-3 | 5 | 1 | 2 | 0 | 0 | 1 | 0 | | | | | | |
| Joe Randa, R OBP: 0.336, SLG: 0.409 (1, 5) | 1B | | F8 | 1B | | F8 | | G4-3 | 3 | 3 | 1 | 0 | 2 | 0 | 0 | | | | | | |
| Johnny Damon, L OBP: 0.349, SLG: 0.385 (1, 7) | 1B | | F8 | 1B | | F7 | | G4-3 | 4 | 1 | 2 | 2 | 1 | 0 | 0 | | | | | | |
| Scott Leius, R OBP: 0.265, SLG: 0.345 (1, 10) | 1B | | F8 | 1B | | L6 | | | 4 | 0 | 1 | 1 | 0 | 0 | 3 | | | | | | |
| Larry Sutton, L OBP: 0.356, SLG: 0.429 (1, 3) | F7 | | 2B | | | G4-3 | | | 4 | 0 | 1 | 2 | 0 | 1 | 2 | | | | | | |
| Chad Kreuter, S OBP: 0.315, SLG: 0.311 (1, 2) | | G5-4-3 | 1B | | | F9 | | K | 3 | 0 | 1 | 0 | 0 | 1 | 0 | | | | | | |
| Scott Pose, L OBP: 0.436, SLG: 0.385 (1, 9) | | G5-4-3 | 1B | | | F9 | | K | 3 | 0 | 2 | 0 | 1 | 1 | 0 | | | | | | |
| Rey Sanchez, R OBP: 0.330, SLG: 0.408 (1, 6) | G5-4-3 | | | FC6-4 | | K | | BLK | 4 | 1 | 1 | 0 | 0 | 1 | 4 | | | | | | |
| Inning Stats | R: 1 E: 0 K: 0 S: 9 | H: 2 LOB: 2 BB: 2 P: 21 | R: 0 E: 0 K: 0 S: 7 | H: 2 LOB: 1 BB: 0 P: 9 | R: 2 E: 0 K: 0 S: 15 | H: 3 LOB: 1 BB: 0 P: 24 | R: 3 E: 0 K: 0 S: 11 | H: 3 LOB: 1 BB: 1 P: 21 | R: 0 E: 0 K: 1 S: 6 | H: 0 LOB: 0 BB: 0 P: 8 | R: 0 E: 0 K: 0 S: 6 | H: 0 LOB: 0 BB: 0 P: 11 | R: 0 E: 0 K: 3 S: 10 | H: 1 LOB: 1 BB: 0 P: 14 | R: 0 E: 0 K: 0 S: 4 | H: 0 LOB: 0 BB: 0 P: 5 | 1B: 10 2B: 1 3B: 0 HR: 0 | SF: 0 SAC: 0 DP: 1 HBP: 1 | WP: 1 PB: 0 SB: 0 CS: 1 | PA: 41 | |
| PITCHER | IP | WLS | BF | H | R | ER | SO | BB | IBB | HBP | BLK | WP | HR | S | P | ERA | WHIP | | | | |
| Dan Perkins, R ERA: 8.55 (1, 1) | 3.2 | L | 22 | 10 | 6 | 6 | 0 | 3 | 0 | 1 | 0 | 1 | 0 | 39 | 70 | 14.73 | 3.545 | | | | |
| 23 Benj Sampson, L ERA: 8.35 (4, 1) | 4.1 | | 15 | 1 | 0 | 0 | 6 | 1 | 0 | 0 | 1 | 0 | 0 | 34 | 56 | 0.00 | 0.462 | | | | |
| Bob Wells, R ERA: 5.28 (9, 1) | 1.0 | | 3 | 0 | 0 | 0 | 0 | 0 | 0 | 0 | 0 | 0 | 0 | 4 | 5 | 0.00 | 0.000 | | | | |

| Batter | 1 | 2 | 3 | 4 | 5 | 6 | 7 | 8 | 9 | AB | R | H | RBI | BB | SO | LOB | BOTTOM | | | | |
|--|------------------------------|----------------------------------|------------------------------|----------------------------------|------------------------------|----------------------------------|-------------------------------|----------------------------------|------------------------------|----------------------------------|-------------------------------|----------------------------------|------------------------------|----------------------------------|------------------------------|----------------------------------|---|------------------------------------|----------------------------------|--------|--|
| Denny Hocking, S OBP: 0.310, SLG: 0.323 (8, 6) | G6-3 | | G6-3 | | G6-3 | | | G4-3 | | 4 | 0 | 1 | 0 | 0 | 0 | 0 | Kansas City Royals @ Minnesota Twins Hubert H. Humphrey Metrodome, Minneapolis, MN Sat May 08 1999, 8:05 PM EDT Att: 17,052 - Dome - 72 F livebaseballscorecards.com | | | | |
| Brent Gates, S OBP: 0.290, SLG: 0.291 (8, 4) | G6-3 | | L3 | | | G5-3 | | G5-3 | | 4 | 0 | 0 | 0 | 0 | 1 | | | | | | |
| Matt Lawton, L OBP: 0.336, SLG: 0.432 (1, 9) | BB | | | | G4-3 | | G1-3 | G4-3 | | 3 | 0 | 0 | 0 | 1 | 0 | | | | | | |
| Ron Coomer, R OBP: 0.389, SLG: 0.570 (8, 5) | K | | | HR | | G4-3 | | L8 | | 4 | 1 | 1 | 1 | 0 | 1 | | | | | | |
| Marty Cordova, R OBP: 0.402, SLG: 0.439 (1, 10) | | K | | | K | | 2B | | G6-3 | 3 | 1 | 0 | 0 | 1 | 2 | | | | | | |
| Chad Allen, R OBP: 0.298, SLG: 0.371 (1, 7) | G6-3 | | | | | | | G6-3 | | 4 | 0 | 2 | 0 | 0 | 0 | | | | | | |
| Tori Hunter, R OBP: 0.310, SLG: 0.381 (1, 8) | | | | | F9 | | L4 | | BB | 3 | 0 | 1 | 0 | 1 | 3 | | | | | | |
| Javier Valentin, S OBP: 0.244, SLG: 0.250 (1, 2) | G4-3 | | | | G5-3 | | SF7 | | K | 3 | 0 | 0 | 1 | 0 | 1 | | | | | | |
| Cristian Guzman, S OBP: 0.195, SLG: 0.210 Doug Mientkiewicz, L OBP: 0.379, SLG: 0.469 (8, 3) | G4-3 | | | | K | | F9 | | | 2 | 0 | 0 | 0 | 0 | 1 | | | | | | |
| Inning Stats | R: 0 E: 0 K: 1 S: 8 | H: 0 LOB: 1 BB: 1 P: 17 | R: 0 E: 0 K: 1 S: 8 | H: 0 LOB: 1 BB: 1 P: 15 | R: 0 E: 0 K: 0 S: 6 | H: 0 LOB: 0 BB: 0 P: 10 | R: 1 E: 0 K: 1 S: 10 | H: 2 LOB: 1 BB: 0 P: 15 | R: 0 E: 0 K: 0 S: 5 | H: 0 LOB: 0 BB: 0 P: 10 | R: 1 E: 0 K: 0 S: 10 | H: 1 LOB: 1 BB: 1 P: 17 | R: 0 E: 0 K: 0 S: 7 | H: 1 LOB: 1 BB: 0 P: 11 | R: 0 E: 0 K: 1 S: 7 | H: 1 LOB: 1 BB: 0 P: 10 | 1B: 2 2B: 2 3B: 0 HR: 1 | SF: 1 SAC: 0 DP: 0 HBP: 0 | WP: 0 PB: 0 SB: 0 CS: 0 | PA: 35 | |
| PITCHER | IP | WLS | BF | H | R | ER | SO | BB | IBB | HBP | BLK | WP | HR | S | P | ERA | WHIP | | | | |
| 50 José Rosado, L ERA: 1.77 (1, 1) | 6.0 | W | 24 | 3 | 2 | 2 | 4 | 3 | 0 | 0 | 0 | 0 | 0 | 53 | 95 | 3.00 | 1.000 | | | | |
| Jose Santiago, R ERA: 2.45 (7, 1) | 3.0 | S | 11 | 2 | 0 | 0 | 1 | 0 | 0 | 0 | 0 | 0 | 0 | 18 | 25 | 0.00 | 0.667 | | | | |



| Batter | 1 | 2 | 3 | 4 | 5 | 6 | 7 | 8 | 9 | AB | R | H | RBI | BB | SO | LOB | TOP | | | | | | | | | | | |
|---|-------------------------------|----------------------------------|------------------------------|----------------------------------|------------------------------|---------------------------------|-------------------------------|----------------------------------|------------------------------|----------------------------------|-------------------------------|----------------------------------|-------------------------------|----------------------------------|-------------------------------|----------------------------------|--|----------------------------------|----------------------------------|------------------------------------|----------------------------------|--------|--|--|--|--|--|--|
| Carlos Beltrán, S OBP: 0.318, SLG: 0.460 | | | | | | | | | | 5 | 1 | 1 | 0 | 0 | 1 | 5 | Kansas City Royals @ Minnesota Twins Hubert H. Humphrey Metrodome, Minneapolis, MN Sun May 09, 1999, 2:05 PM EDT Att: 11,581 - Dome - 72 F livebaseballscorecards.com | | | | | | | | | | | |
| Carlos Febles, R OBP: 0.375, SLG: 0.495 | | | | | | | | | | 3 | 2 | 2 | 0 | 2 | 0 | 2 | | | | | | | | | | | | |
| Johnny Damon, L OBP: 0.351, SLG: 0.421 | | | | | | | | | | 5 | 1 | 2 | 4 | 0 | 1 | 4 | | | | | | | | | | | | |
| Jeff King, R OBP: 0.347, SLG: 0.368 | | | | | | | | | | 5 | 0 | 0 | 0 | 0 | 0 | 3 | | | | | | | | | | | | |
| 29 Mike Sweeney, R OBP: 0.389, SLG: 0.558 | | | | | | | | | | 5 | 0 | 0 | 0 | 0 | 0 | 3 | | | | | | | | | | | | |
| Scott Leius, R OBP: 0.256, SLG: 0.303 | | | | | | | | | | 4 | 1 | 0 | 0 | 1 | 1 | 1 | | | | | | | | | | | | |
| Scott Pose, L OBP: 0.429, SLG: 0.414 | | | | | | | | | | 3 | 1 | 1 | 0 | 0 | 0 | 0 | | | | | | | | | | | | |
| Tim Spehr, R OBP: 0.417, SLG: 0.533 | | | | | | | | | | 1 | 1 | 0 | 0 | 2 | 1 | 1 | | | | | | | | | | | | |
| Rey Sanchez, R OBP: 0.346, SLG: 0.451 | | | | | | | | | | 4 | 0 | 3 | 3 | 0 | 0 | 1 | | | | | | | | | | | | |
| Inning Stats | R: 3 E: 0 K: 0 S: 11 | H: 2 LOB: 0 BB: 1 P: 18 | R: 0 E: 0 K: 0 S: 6 | H: 0 LOB: 1 BB: 1 P: 15 | R: 0 E: 0 K: 0 S: 6 | H: 1 LOB: 1 BB: 0 P: 8 | R: 1 E: 0 K: 0 S: 14 | H: 1 LOB: 1 BB: 1 P: 20 | R: 0 E: 0 K: 2 S: 7 | H: 1 LOB: 1 BB: 0 P: 14 | R: 1 E: 0 K: 1 S: 10 | H: 1 LOB: 1 BB: 1 P: 18 | R: 1 E: 0 K: 1 S: 12 | H: 1 LOB: 1 BB: 1 P: 20 | R: 1 E: 0 K: 1 S: 17 | H: 2 LOB: 2 BB: 0 P: 24 | R: 0 E: 0 K: 0 S: 7 | H: 0 LOB: 0 BB: 0 P: 10 | 1B: 3 2B: 4 3B: 1 HR: 1 | SF: 0 SAC: 1 DP: 0 HBP: 1 | WP: 0 PB: 0 SB: 0 CS: 0 | PA: 42 | | | | | | |
| PITCHER | IP | WLS | BF | H | R | ER | SO | BB | IBB | HBP | BLK | WP | HR | S | P | ERA | WHIP | | | | | | | | | | | |
| Mike Lincoln, R ERA: 5.05 | (1, 1) | 5.1 | L | 25 | 5 | 5 | 5 | 0 | 4 | 0 | 0 | 0 | 0 | 1 | 46 | 81 | 8.44 | 1.688 | | | | | | | | | | |
| Bob Wells, R ERA: 5.29 | (6, 1) | 1.2 | | 8 | 2 | 1 | 1 | 3 | 1 | 0 | 0 | 0 | 0 | 0 | 20 | 32 | 5.40 | 1.800 | | | | | | | | | | |
| Eddie Guardado, L ERA: 5.84 | (8, 1) | 0.0 | | 3 | 2 | 1 | 1 | 0 | 0 | 0 | 1 | 0 | 0 | 0 | 10 | 16 | ∞ | ∞ | | | | | | | | | | |
| Mike Trombley, R ERA: 1.86 | (8, 1) | 1.0 | | 3 | 0 | 0 | 0 | 1 | 0 | 0 | 0 | 0 | 0 | 7 | 8 | 0.00 | 0.000 | | | | | | | | | | | |
| Rick Aquilera, R ERA: 1.47 | (9, 1) | 1.0 | | 3 | 0 | 0 | 0 | 0 | 0 | 0 | 0 | 0 | 0 | 7 | 10 | 0.00 | 0.000 | | | | | | | | | | | |

| Batter | 1 | 2 | 3 | 4 | 5 | 6 | 7 | 8 | 9 | AB | R | H | RBI | BB | SO | LOB | BOTTOM | | | | | | | | | | | |
|---|-------------------------------|----------------------------------|------------------------------|----------------------------------|------------------------------|----------------------------------|-------------------------------|----------------------------------|-------------------------------|----------------------------------|------------------------------|----------------------------------|------------------------------|----------------------------------|------------------------------|----------------------------------|--|------------------------------------|----------------------------------|--------|--|--|--|--|--|--|--|--|
| Chad Allen, R OBP: 0.315, SLG: 0.406 | | | | | | | | | | 4 | 1 | 3 | 0 | 0 | 1 | 1 | Kansas City Royals @ Minnesota Twins Hubert H. Humphrey Metrodome, Minneapolis, MN Sun May 09, 1999, 2:05 PM EDT Att: 11,581 - Dome - 72 F livebaseballscorecards.com | | | | | | | | | | | |
| Cristian Guzman, S OBP: 0.188, SLG: 0.202 | | | | | | | | | | 3 | 0 | 0 | 0 | 0 | 1 | 2 | | | | | | | | | | | | |
| Denny Hocking, S OBP: 0.306, SLG: 0.318 | | | | | | | | | | 1 | 0 | 0 | 0 | 0 | 0 | 1 | | | | | | | | | | | | |
| Todd Walker, L OBP: 0.310, SLG: 0.339 | | | | | | | | | | 4 | 0 | 1 | 0 | 0 | 1 | 2 | | | | | | | | | | | | |
| Ron Coomer, R OBP: 0.383, SLG: 0.556 | | | | | | | | | | 4 | 0 | 1 | 1 | 0 | 0 | 1 | | | | | | | | | | | | |
| Matt Lawton, L OBP: 0.325, SLG: 0.417 | | | | | | | | | | 4 | 0 | 0 | 0 | 0 | 0 | 2 | | | | | | | | | | | | |
| Terry Steinbach, R OBP: 0.373, SLG: 0.375 | | | | | | | | | | 4 | 0 | 1 | 0 | 0 | 0 | 0 | | | | | | | | | | | | |
| Doug Mientkiewicz, L OBP: 0.383, SLG: 0.407 | | | | | | | | | | 3 | 1 | 1 | 0 | 1 | 1 | 0 | | | | | | | | | | | | |
| Marty Cordova, R OBP: 0.396, SLG: 0.430 | | | | | | | | | | 4 | 0 | 1 | 0 | 0 | 1 | 2 | | | | | | | | | | | | |
| Tori Hunter, R OBP: 0.311, SLG: 0.383 | | | | | | | | | | 2 | 0 | 1 | 1 | 0 | 0 | 0 | | | | | | | | | | | | |
| Inning Stats | R: 1 E: 0 K: 1 S: 14 | H: 2 LOB: 1 BB: 0 P: 22 | R: 1 E: 0 K: 0 S: 9 | H: 2 LOB: 0 BB: 0 P: 15 | R: 0 E: 0 K: 0 S: 6 | H: 1 LOB: 0 BB: 0 P: 13 | R: 0 E: 0 K: 2 S: 12 | H: 1 LOB: 1 BB: 0 P: 18 | R: 0 E: 0 K: 1 S: 10 | H: 1 LOB: 1 BB: 0 P: 15 | R: 0 E: 0 K: 0 S: 7 | H: 0 LOB: 0 BB: 0 P: 10 | R: 0 E: 0 K: 0 S: 8 | H: 1 LOB: 1 BB: 0 P: 15 | R: 0 E: 0 K: 1 S: 8 | H: 1 LOB: 2 BB: 1 P: 16 | 1B: 6 2B: 4 3B: 0 HR: 0 | SF: 1 SAC: 0 DP: 2 HBP: 0 | WP: 0 PB: 0 SB: 0 CS: 0 | PA: 35 | | | | | | | | |
| PITCHER | IP | WLS | BF | H | R | ER | SO | BB | IBB | HBP | BLK | WP | HR | S | P | ERA | WHIP | | | | | | | | | | | |
| Jeff Suppan, R ERA: 3.57 | (1, 1) | 7.0 | W | 26 | 7 | 2 | 2 | 4 | 0 | 0 | 0 | 0 | 0 | 0 | 64 | 103 | 2.57 | 1.000 | | | | | | | | | | |
| Terry Mathews, R ERA: 3.19 | (8, 1) | 1.0 | | 4 | 1 | 0 | 0 | 0 | 0 | 0 | 0 | 0 | 0 | 8 | 15 | 0.00 | 1.000 | | | | | | | | | | | |
| Jeff Montgomery, R ERA: 4.85 | (9, 1) | 1.0 | | 5 | 1 | 0 | 0 | 1 | 1 | 0 | 0 | 0 | 0 | 8 | 16 | 0.00 | 2.000 | | | | | | | | | | | |

| Batter | 1 | 2 | 3 | 4 | 5 | 6 | 7 | 8 | 9 | AB | R | H | RBI | BB | SO | LOB | TOP | | |
|--|------------------------------|----------------------------------|------------------------------|----------------------------------|-------------------------------|----------------------------------|------------------------------|---------------------------------|------------------------------|----------------------------------|------------------------------|---------------------------------|------------------------------|---------------------------------|------------------------------|----------------------------------|---|------------------------------------|--------------------------|
| Todd Walker, L (1,4) OBP: 0.314, SLG: 0.344 Denny Hocking, S (8,4) OBP: 0.297, SLG: 0.309 | K | | E BB | | WP 1B 2B | | | G4-3 | | 3 | 1 | 1 | 1 | 1 | 1 | 0 | Minnesota Twins @ Tampa Bay Devil Rays Tropicana Field, St. Petersburg, FL Tue May 11 1999, 7:05 PM EDT Att: 15,128 - Dome - 72 F livebaseballscorecards.com | | |
| Chad Allen, R (1,7) OBP: 0.302, SLG: 0.385 | K | | L4 | | 2H 1B | | | K | | 4 | 0 | 1 | 1 | 0 | 2 | 1 | | | |
| Matt Lawton, L (1,9) OBP: 0.313, SLG: 0.407 | P4 | | | P2 | F8 | | | K | | 4 | 0 | 0 | 0 | 0 | 1 | 1 | | | |
| Ron Coomer, R (1,5) OBP: 0.373, SLG: 0.551 | | F9 | | K | | | | F9 | F8 | 4 | 0 | 0 | 0 | 0 | 1 | 0 | | | |
| Marty Cordova, R (1,10) OBP: 0.404, SLG: 0.484 | K | | | | L5 | | | BB 1B | | 4 | 0 | 2 | 0 | 0 | 1 | 0 | | | |
| Doug Mientkiewicz, L (1,3) OBP: 0.383, SLG: 0.385 | | FC6-4 BB | | F9 | | | | G4-3 | FC6-4 BB | 2 | 0 | 0 | 0 | 2 | 0 | 1 | | | |
| Terry Steinbach, R (1,2) OBP: 0.363, SLG: 0.400 | | FC6-4 1-2 | | | F7 | | | G5-3 | K | 4 | 0 | 0 | 0 | 0 | 1 | 3 | | | |
| Tori Hunter, R (1,8) OBP: 0.302, SLG: 0.368 | | | K | | G5-3 2B 1B | | | F9 | FC6-4 | 4 | 1 | 1 | 0 | 0 | 1 | 2 | | | |
| Cristian Guzman, S (1,6) OBP: 0.189, SLG: 0.202 | | | K | | G5-3 | | | K | | 3 | 0 | 0 | 0 | 0 | 2 | 1 | | | |
| Inning Stats | R: 0 E: 0 K: 2 S: 9 | H: 0 LOB: 0 BB: 0 P: 12 | R: 0 E: 0 K: 1 S: 9 | H: 0 LOB: 1 BB: 1 P: 20 | R: 0 E: 1 K: 2 S: 10 | H: 0 LOB: 1 BB: 1 P: 17 | R: 0 E: 0 K: 1 S: 9 | H: 1 LOB: 1 BB: 0 P: 9 | R: 2 E: 0 K: 0 S: 8 | H: 3 LOB: 1 BB: 0 P: 14 | R: 0 E: 0 K: 0 S: 5 | H: 0 LOB: 0 BB: 0 P: 7 | R: 0 E: 0 K: 1 S: 7 | H: 0 LOB: 0 BB: 0 P: 9 | R: 0 E: 0 K: 1 S: 9 | H: 1 LOB: 2 BB: 1 P: 19 | 1B: 3 2B: 1 3B: 1 HR: 0 | SF: 0 SAC: 0 DP: 0 HBP: 0 | WP: 1 PA: 35 CS: 0 |
| PITCHER | IP | WLS | BF | H | R | ER | SO | BB | IBB | HBP | BLK | WP | HR | S | P | ERA | WHIP | | |
| Ryan Rupe, R (1,1) ERA: 5.4 | 7.0 | L | 27 | 4 | 2 | 2 | 7 | 2 | 0 | 0 | 0 | 1 | 0 | 57 | 88 | 2.57 | 0.857 | | |
| Scott Aldred, L (8,1) ERA: 2.0 | 1.0 | | 3 | 0 | 0 | 0 | 2 | 0 | 0 | 0 | 0 | 0 | 0 | 9 | 13 | 0.00 | 0.000 | | |
| Albie Lopez, R (9,1) ERA: 6.88 | 1.0 | | 5 | 1 | 0 | 0 | 1 | 1 | 0 | 0 | 0 | 0 | 0 | 9 | 19 | 0.00 | 2.000 | | |

| Batter | 1 | 2 | 3 | 4 | 5 | 6 | 7 | 8 | 9 | AB | R | H | RBI | BB | SO | LOB | BOTTOM | | | | |
|---|-------------------------------|----------------------------------|------------------------------|----------------------------------|-------------------------------|----------------------------------|------------------------------|----------------------------------|-------------------------------|----------------------------------|------------------------------|---------------------------------|------------------------------|----------------------------------|------------------------------|---------------------------------|---|---------------------------------|----------------------------------|------------------------------------|--------------------------|
| Quinton McCracken, S (1,8) OBP: 0.292, SLG: 0.321 | G6-3 | FC3-6 1-2 2-3 | | G3 | | | G4-3 | | | 4 | 0 | 0 | 0 | 0 | 0 | 3 | Minnesota Twins @ Tampa Bay Devil Rays Tropicana Field, St. Petersburg, FL Tue May 11 1999, 7:05 PM EDT Att: 15,128 - Dome - 72 F livebaseballscorecards.com | | | | |
| Dave Martinez, L (1,9) OBP: 0.402, SLG: 0.449 | 1B 2B BB | K | | | G6-3 1B | | G3-1 | | | 3 | 1 | 1 | 0 | 1 | 1 | 2 | | | | | |
| Jose Canseco, R (1,10) OBP: 0.358, SLG: 0.612 | 2B 1-2 1B | | G6-3 | | G6-3 1-2 | | G6-3 | | | 4 | 0 | 1 | 0 | 0 | 0 | 1 | | | | | |
| Fred McGriff, L (1,3) OBP: 0.423, SLG: 0.696 | 1-0 2B | | K | | BB | | G5-3 | | | 3 | 0 | 1 | 1 | 1 | 1 | 0 | | | | | |
| Herbert Perry, R (1,5) OBP: 0.417, SLG: 0.522 | P3 | | 2B | | G6-3 | | K | | | 4 | 0 | 1 | 0 | 0 | 1 | 3 | | | | | |
| Paul Sorrento, L (1,7) OBP: 0.393, SLG: 0.490 | G6-3 | | K | | G6-4-3 1B | | | | | 4 | 0 | 1 | 0 | 0 | 2 | 3 | | | | | |
| John Flaherty, R (1,2) OBP: 0.325, SLG: 0.461 | | FC3-6 2B | | F9 | | G6-4-3 1-2 | | F7 | | 4 | 0 | 1 | 0 | 0 | 0 | 1 | | | | | |
| Bobby Smith, R (1,4) OBP: 0.255, SLG: 0.241 | K | | | | G5-3 | | | F9 | | 3 | 0 | 0 | 0 | 1 | 1 | 1 | | | | | |
| Kevin Stocker, S (1,6) OBP: 0.400, SLG: 0.429 David Lamb, S (4,6) OBP: 0.277, SLG: 0.279 | | FC3-6 HBP | | F8 | | | L1 | | | 0 | 0 | 0 | 0 | 0 | 0 | 0 | | | | | |
| Inning Stats | R: 1 E: 0 K: 0 S: 12 | H: 2 LOB: 2 BB: 1 P: 21 | R: 0 E: 0 K: 2 S: 9 | H: 1 LOB: 2 BB: 0 P: 14 | R: 0 E: 0 K: 2 S: 11 | H: 1 LOB: 1 BB: 0 P: 14 | R: 0 E: 0 K: 0 S: 8 | H: 0 LOB: 1 BB: 1 P: 13 | R: 0 E: 0 K: 0 S: 12 | H: 1 LOB: 1 BB: 1 P: 18 | R: 0 E: 0 K: 0 S: 6 | H: 1 LOB: 0 BB: 0 P: 8 | R: 0 E: 0 K: 1 S: 7 | H: 0 LOB: 0 BB: 0 P: 13 | R: 0 E: 0 K: 1 S: 7 | H: 0 LOB: 0 BB: 0 P: 9 | R: 0 E: 0 K: 1 S: 5 | H: 0 LOB: 0 BB: 0 P: 8 | 1B: 3 2B: 3 3B: 0 HR: 0 | SF: 0 SAC: 0 DP: 2 HBP: 1 | WP: 0 PA: 35 CS: 0 |
| PITCHER | IP | WLS | BF | H | R | ER | SO | BB | IBB | HBP | BLK | WP | HR | S | P | ERA | WHIP | | | | |
| Brad Radke, R (1,1) ERA: 3.44 | 8.0 | W | 32 | 6 | 1 | 1 | 5 | 3 | 0 | 1 | 0 | 0 | 0 | 72 | 110 | 1.12 | 1.125 | | | | |
| Rick Aguilera, R (9,1) ERA: 1.4 | 1.0 | S | 3 | 0 | 0 | 0 | 1 | 0 | 0 | 0 | 0 | 0 | 0 | 5 | 8 | 0.00 | 0.000 | | | | |

| Batter | 1 | 2 | 3 | 4 | 5 | 6 | 7 | 8 | 9 | AB | R | H | RBI | BB | SO | LOB | TOP | | | | | | | | |
|--|-------------------------------|----------------------------------|----------------------------------|----------------------------------|-------------------------------|----------------------------------|------------------------------|----------------------------------|----------------------------------|----------------------------------|-------------------------------|----------------------------------|------------------------------|----------------------------------|------------------------------|---------------------------------|-------------------------------|----------------------------------|----------------------------------|------------------------------------|----------------------------------|--------|--|--|--|
| Tori Hunter, R OBP: 0.305, SLG: 0.378 Doug Mientkiewicz, L OBP: 0.389, SLG: 0.416 | G5-3 | | 1 SAFE 0-1 PB 1-H 2B | | 2-3 K | 0-2 1B | | | 2-1 F8 | 4 | 0 | 2 | 1 | 0 | 1 | 0 | | | | | | | | | |
| Denny Hocking, S OBP: 0.329, SLG: 0.342 | K | | 2-2 L8 | | 4-2 BB | 1-2 2-3 1B | | | 0-0 1B | 4 | 0 | 1 | 0 | 1 | 1 | 4 | | | | | | | | | |
| Todd Walker, L OBP: 0.320, SLG: 0.358 | G3 | | 2-1 F7 | | 1 SAFE 0-0 G6-3 | | | | 2-3 1B 1-2 G4-6-3 1B | 5 | 1 | 1 | 0 | 0 | 1 | 3 | | | | | | | | | |
| Ron Coomer, R OBP: 0.366, SLG: 0.533 | | 1-0 FC4-6 1B | | | 0-0 G5-3 | 2-2 S BB 2B 1B | | | 3-3 K | 5 | 1 | 3 | 0 | 0 | 1 | 1 | | | | | | | | | |
| Matt Lawton, L OBP: 0.329, SLG: 0.438 | FC4-6 1-2 1B | | | | 3-0 HR | 4-0 S 2B BB | | | 1-0 G4-6-3 | 3 | 2 | 1 | 1 | 1 | 0 | 2 | | | | | | | | | |
| Marty Cordova, R OBP: 0.387, SLG: 0.456 | 1 SAFE 0-0 P3 | | | | 0-1 1B | 1-3 K | | | 3-3 3-H 2-3 K | 4 | 0 | 1 | 0 | 0 | 2 | 3 | | | | | | | | | |
| Chad Allen, R OBP: 0.292, SLG: 0.372 | 1 SAFE 2-3 K | | | | 3-2 F8 | 0-3 K | | | 2-3 K | 4 | 0 | 0 | 0 | 0 | 3 | 4 | | | | | | | | | |
| Javier Valentin, S OBP: 0.286, SLG: 0.302 | | | 4-2 FC1-6 BB | | 0-0 G3 | 2-0 1B 2-H 3-H 2B | | | 0-0 G5-4-3 1B | 3 | 0 | 2 | 2 | 1 | 0 | 1 | | | | | | | | | |
| Cristian Guzman, S OBP: 0.204, SLG: 0.208 Brent Gates, S OBP: 0.281, SLG: 0.281 | | | 0-0 FC1-6 2B | | 0-2 G1-3 | 3-1 1B HBP | | | 0-1 G5-4-3 | 2 | 1 | 0 | 0 | 0 | 0 | 1 | | | | | | | | | |
| Inning Stats | R: 0 E: 0 K: 1 S: 12 | H: 0 LOB: 0 BB: 0 P: 17 | R: 0 E: 0 K: 1 S: 8 | H: 1 LOB: 1 BB: 0 P: 10 | R: 1 E: 0 K: 0 S: 11 | H: 1 LOB: 1 BB: 1 P: 19 | R: 1 E: 0 K: 0 S: 8 | H: 2 LOB: 1 BB: 0 P: 14 | R: 0 E: 0 K: 1 S: 10 | H: 0 LOB: 0 BB: 1 P: 16 | R: 2 E: 0 K: 2 S: 18 | H: 3 LOB: 1 BB: 1 P: 31 | R: 1 E: 0 K: 1 S: 7 | H: 2 LOB: 0 BB: 0 P: 10 | R: 0 E: 0 K: 1 S: 6 | H: 1 LOB: 0 BB: 0 P: 8 | R: 0 E: 0 K: 2 S: 11 | H: 1 LOB: 1 BB: 0 P: 18 | 1B: 8 2B: 2 3B: 0 HR: 1 | SF: 0 SAC: 0 DP: 2 HBP: 1 | WP: 0 PB: 1 SB: 3 CS: 0 | PA: 40 | | | |
| PITCHER | IP | WLS | BF | H | R | ER | SO | BB | IBB | HBP | BLK | WP | HR | S | P | ERA | WHIP | | | | | | | | |
| Tom Candiotti, R ERA: 6.02 | (1, 1) | 5.2 | 27 | 6 | 4 | 4 | 5 | 3 | 0 | 1 | 0 | 0 | 1 | 60 | 99 | 6.35 | 1.588 | | | | | | | | |
| Tim Worrell, R ERA: 4.29 | (6, 1) | 1.2 | W | 8 | 4 | 1 | 2 | 0 | 0 | 0 | 0 | 0 | 0 | 18 | 24 | 5.40 | 2.400 | | | | | | | | |
| Buddy Groom, L ERA: 5.91 | (8, 1) | 0.2 | H | 1 | 0 | 0 | 0 | 0 | 0 | 0 | 0 | 0 | 0 | 2 | 2 | 0.00 | 0.000 | | | | | | | | |
| Billy Taylor, R ERA: 2.35 | (9, 1) | 1.0 | S | 4 | 1 | 0 | 2 | 0 | 0 | 0 | 0 | 0 | 0 | 11 | 18 | 0.00 | 1.000 | | | | | | | | |

Minnesota Twins @ Oakland Athletics
Network Associates Coliseum, Oakland, CA
Fri May 14, 1999, 10:35 PM EDT
Att: 8,145 - Unknown - 55 F

AB 36
R 5
H 11
RBI 4
BB 3
SO 9
LOB 20



| Batter | 1 | 2 | 3 | 4 | 5 | 6 | 7 | 8 | 9 | AB | R | H | RBI | BB | SO | LOB | BOTTOM | | | | | | | | |
|---|------------------------------|----------------------------------|------------------------------|----------------------------------|-------------------------------|----------------------------------|-------------------------------|----------------------------------|------------------------------|----------------------------------|-------------------------------|----------------------------------|------------------------------|----------------------------------|-------------------------------|----------------------------------|-------------------------------|----------------------------------|----------------------------------|------------------------------------|----------------------------------|--------|--|--|--|
| Tony Phillips, S OBP: 0.399, SLG: 0.559 | G4-3 | | 1-2 SF8 3B | | 1-0 F8 | 2-0 HR | | | 2-3 K | 5 | 2 | 2 | 4 | 0 | 1 | 1 | | | | | | | | | |
| Jason McDonald, S OBP: 0.336, SLG: 0.293 | F7 | | 0-0 SF8 | | 0-0 1B | 3-2 3B | | | | 3 | 0 | 2 | 1 | 0 | 0 | 0 | | | | | | | | | |
| Jason Giambi, L OBP: 0.373, SLG: 0.514 | 1-1 1B | | 1-2 G4-3 | | 0-0 G4-3 | 1-3 K | | | | 4 | 0 | 1 | 0 | 0 | 1 | 2 | | | | | | | | | |
| Olmedo Saenz, R OBP: 0.413, SLG: 0.500 | 1-0 P4 | | 2-2 G4-3 | | | 1-1 P2 | | | 2-0 F8 | 4 | 0 | 0 | 0 | 0 | 0 | 1 | | | | | | | | | |
| Matt Stairs, L OBP: 0.366, SLG: 0.514 | | 2-2 P2 | | | 1-0 F8 | 1-0 FC1-6 1B | | | 2-2 F7 | 4 | 0 | 1 | 0 | 0 | 0 | 0 | | | | | | | | | |
| Ben Grievie, L OBP: 0.215, SLG: 0.276 Mike Macfarlane, R OBP: 0.250, SLG: 0.250 | | 1-1 G4-3 | | | 0-1 P6 | 2-2 FC1-6 2B 1B | | | 2-3 K | 3 | 1 | 0 | 0 | 0 | 0 | 1 | | | | | | | | | |
| Miguel Tejada, R OBP: 0.294, SLG: 0.394 | | 4-1 BB | | | 2-2 E6 | 1-0 1B 2B | | | 1-1 P3 | 3 | 1 | 1 | 0 | 1 | 0 | 0 | | | | | | | | | |
| 3 Eric Chavez, L OBP: 0.330, SLG: 0.352 | | 2-1 P6 | | | 2-2 L8 | 4-1 1B HR BB | | | 1-2 F7 | 3 | 1 | 0 | 0 | 1 | 0 | 2 | | | | | | | | | |
| A.J. Hinch, R OBP: 0.250, SLG: 0.297 Tim Raines, S OBP: 0.380, SLG: 0.327 Jorge Velandia, R OBP: 0.375, SLG: 0.500 | | | 1-0 3B 1B | | 2-3 K | 2-1 HR 1B | | | 0-0 1B | 2 | 1 | 1 | 0 | 0 | 1 | 0 | | | | | | | | | |
| Inning Stats | R: 0 E: 0 K: 0 S: 8 | H: 1 LOB: 1 BB: 0 P: 14 | R: 0 E: 0 K: 0 S: 9 | H: 0 LOB: 1 BB: 1 P: 18 | R: 2 E: 0 K: 0 S: 14 | H: 2 LOB: 0 BB: 0 P: 19 | R: 0 E: 1 K: 0 S: 10 | H: 0 LOB: 1 BB: 0 P: 15 | R: 0 E: 0 K: 1 S: 7 | H: 1 LOB: 1 BB: 0 P: 10 | R: 5 E: 0 K: 1 S: 23 | H: 5 LOB: 1 BB: 1 P: 40 | R: 0 E: 0 K: 1 S: 7 | H: 0 LOB: 0 BB: 0 P: 13 | R: 0 E: 0 K: 1 S: 10 | H: 1 LOB: 1 BB: 0 P: 14 | R: 0 E: 0 K: 1 S: 10 | H: 1 LOB: 1 BB: 0 P: 14 | 1B: 6 2B: 1 3B: 2 HR: 1 | SF: 1 SAC: 0 DP: 0 HBP: 0 | WP: 0 PB: 0 SB: 0 CS: 0 | PA: 37 | | | |
| PITCHER | IP | WLS | BF | H | R | ER | SO | BB | IBB | HBP | BLK | WP | HR | S | P | ERA | WHIP | | | | | | | | |
| Mike Lincoln, R ERA: 5.66 | (1, 1) | 5.2 | L | 27 | 7 | 6 | 1 | 2 | 0 | 0 | 0 | 0 | 1 | 6 | 11 | 5.66 | 1.588 | | | | | | | | |
| Joe Mays, R ERA: 4.99 | (6, 1) | 0.0 | 2 | 2 | 1 | 1 | 0 | 0 | 0 | 0 | 0 | 0 | 0 | 14 | 21 | 0.00 | 0.000 | | | | | | | | |
| Eddie Guardado, L ERA: 5.27 | (6, 1) | 1.1 | 4 | 0 | 0 | 0 | 2 | 0 | 0 | 0 | 0 | 0 | 0 | 10 | 14 | 0.00 | 1.000 | | | | | | | | |
| Bob Wells, R ERA: 5.0 | (8, 1) | 1.0 | 4 | 1 | 0 | 0 | 1 | 0 | 0 | 0 | 0 | 0 | 0 | 10 | 14 | 0.00 | 1.000 | | | | | | | | |

Minnesota Twins @ Oakland Athletics
Network Associates Coliseum, Oakland, CA
Fri May 14, 1999, 10:35 PM EDT
Att: 8,145 - Unknown - 55 F

AB 34
R 7
H 10
RBI 7
BB 2
SO 4
LOB 7



| Batter | 1 | 2 | 3 | 4 | 5 | 6 | 7 | 8 | 9 | AB | R | H | RBI | BB | SO | LOB | TOP | | | | | | | | |
|--|------------------------------|---------------------------------|------------------------------|----------------------------------|------------------------------|----------------------------------|------------------------------|----------------------------------|------------------------------|----------------------------------|------------------------------|----------------------------------|------------------------------|---------------------------------|-------------------------------|----------------------------------|------------------------------|---------------------------------|----------------------------------|------------------------------------|----------------------------------|--------|--|--|--|
| Todd Walker, L (1.4) OBP: 0.329, SLG: 0.367 | 0-1 FC4-6 1B | | 2-2 1-2 1B | | 2-2 1B | | 1-0 E6 G6-4-3 | | 0-0 B1-3 | 5 | 0 | 3 | 0 | 0 | 0 | 0 | | | | | | | | | |
| Tori Hunter, R (1.8) OBP: 0.294, SLG: 0.363 | 1-1 F7 | | 2-0 FC5 | | 3-3 K | | 0-0 G6-4-3 | | 0-0 P6 | 5 | 0 | 0 | 0 | 0 | 1 | 5 | | | | | | | | | |
| Matt Lawton, L (1.9) OBP: 0.327, SLG: 0.440 | 0-1 FC4-6 | | | 2-1 G6-3 | | 0-0 G6-4-3 2B | | 2-0 G4-3 | | 4 | 1 | 1 | 0 | 0 | 0 | 1 | | | | | | | | | |
| Ron Coomer, R (1.5) OBP: 0.379, SLG: 0.595 | 1-1 CS | 2-1 G6-3 | | 0-0 HR | | 2-0 G6-4-3 1B | | 1-2 HR | | 4 | 2 | 3 | 2 | 0 | 0 | 0 | | | | | | | | | |
| Doug Mientkiewicz, L (1.3) OBP: 0.392, SLG: 0.413 | | 4-2 CS BB | | 0-1 1B | | 1-2 G6-4-3 | | 0-0 G6-3 | | 3 | 0 | 1 | 0 | 1 | 0 | 2 | | | | | | | | | |
| Chad Allen, R (1.7) OBP: 0.298, SLG: 0.371 | | 2-2 G6-3 | | 1-0 F8 | | 4-1 2B | | 0-1 E1 1B | | 3 | 2 | 1 | 0 | 1 | 0 | 2 | | | | | | | | | |
| Corey Koskie, L (1.10) OBP: 0.375, SLG: 0.526 | | | 0-0 F7 | 0-1 L3 | | 0-1 2B | | 2-2 E6 | | 4 | 0 | 1 | 2 | 0 | 0 | 1 | | | | | | | | | |
| Javier Valentin, S (1.2) OBP: 0.264, SLG: 0.277 | | | 0-1 F9 | | 1-3 K | | 2-0 F9 | | 1-2 G4-3 | 4 | 0 | 0 | 0 | 0 | 1 | 2 | | | | | | | | | |
| Cristian Guzman, S (1.6) OBP: 0.208, SLG: 0.204 | | | 4-0 FC5 1B | | 1-3 K | | 1-2 F9 | | 0-1 F8 | 2 | 0 | 0 | 0 | 1 | 1 | 0 | | | | | | | | | |
| Denny Hocking, S (9, PH) OBP: 0.326, SLG: 0.338 | | | | | | | | | | 1 | 0 | 0 | 0 | 0 | 0 | 0 | | | | | | | | | |
| Inning Stats | R: 0 E: 0 K: 0 S: 7 | H: 1 LOB: 0 BB: 0 P: 9 | R: 0 E: 0 K: 0 S: 7 | H: 0 LOB: 0 BB: 1 P: 15 | R: 0 E: 0 K: 0 S: 8 | H: 1 LOB: 2 BB: 1 P: 15 | R: 1 E: 0 K: 0 S: 8 | H: 2 LOB: 1 BB: 0 P: 11 | R: 0 E: 0 K: 0 S: 9 | H: 1 LOB: 1 BB: 0 P: 20 | R: 2 E: 0 K: 0 S: 5 | H: 3 LOB: 1 BB: 0 P: 18 | R: 0 E: 1 K: 0 S: 5 | H: 0 LOB: 0 BB: 0 P: 7 | R: 2 E: 2 K: 0 S: 16 | H: 2 LOB: 1 BB: 0 P: 22 | R: 0 E: 0 K: 0 S: 4 | H: 0 LOB: 0 BB: 0 P: 4 | 1B: 6 2B: 2 3B: 0 HR: 2 | SF: 0 SAC: 0 DP: 2 HBP: 0 | WP: 0 PB: 0 SB: 0 CS: 2 | PA: 39 | | | |
| PITCHER | IP | WLS | BF | H | R | ER | SO | BB | IBB | HBP | BLK | WP | HR | S | P | ERA | WHIP | | | | | | | | |
| Mike Quist, R (1.1) ERA: 3.72 | 5.0 | | 22 | 7 | 3 | 3 | 3 | 2 | 0 | 0 | 0 | 0 | 1 | 45 | 74 | 5.40 | 1.800 | | | | | | | | |
| Doug Jones, R (6.1) ERA: 2.3 | 2.2 | B | 12 | 3 | 2 | 1 | 0 | 1 | 0 | 0 | 0 | 0 | 1 | 25 | 39 | 3.38 | 1.500 | | | | | | | | |
| Buddy Groom, L (8.1) ERA: 5.4 | 1.0 | | 3 | 0 | 0 | 0 | 0 | 0 | 0 | 0 | 0 | 0 | 0 | 6 | 7 | 0.00 | 0.000 | | | | | | | | |
| T.J. Mathews, R (9.1) ERA: 1.13 | 0.1 | W | 1 | 0 | 0 | 0 | 0 | 0 | 0 | 0 | 0 | 0 | 0 | 1 | 1 | 0.00 | 0.000 | | | | | | | | |

Minnesota Twins @ Oakland Athletics
 Network Associates Coliseum, Oakland, CA
 Sat May 15 1999, 4:05 PM EDT
 Att: 18,016 - Unknown - 62 F

livebaseballscores.com

AB 35
 R 5
 H 10
 RBI 4
 BB 3
 SO 3
 LOB 13



| Batter | 1 | 2 | 3 | 4 | 5 | 6 | 7 | 8 | 9 | AB | R | H | RBI | BB | SO | LOB | BOTTOM | | | | | | | | |
|--|-------------------------------|----------------------------------|------------------------------|---------------------------------|-------------------------------|----------------------------------|-------------------------------|----------------------------------|-------------------------------|----------------------------------|------------------------------|---------------------------------|-------------------------------|----------------------------------|------------------------------|----------------------------------|------------------------------|---------------------------------|----------------------------------|------------------------------------|----------------------------------|--------|--|--|--|
| Tony Phillips, S (1.4) OBP: 0.395, SLG: 0.557 | 0-0 G3 | | 1-0 2H 2B | | 1-2 2-3 F7 | | 1-0 P6 | | | 4 | 0 | 1 | 1 | 0 | 0 | 2 | | | | | | | | | |
| Jason McDonald, S (1.8) OBP: 0.325, SLG: 0.282 | 2-1 B1 | | 3-1 L3 | | 3-1 F7 | | 1-3 K | | | 4 | 0 | 0 | 0 | 0 | 1 | 2 | | | | | | | | | |
| Jason Giambi, L (1.3) OBP: 0.370, SLG: 0.528 | 3-2 HR | | 2-2 G6-3 | | 2-3 3H | | 0-0 G1-3 | | 0-1 F8 | 4 | 1 | 1 | 1 | 0 | 0 | 1 | | | | | | | | | |
| John Jaha, R (1.10) OBP: 0.431, SLG: 0.637 | 1-1 P3 | | | 3-2 E6 FC6-4 | | 1-1 F8 | | 3-3 K | | 4 | 0 | 0 | 0 | 0 | 1 | 0 | | | | | | | | | |
| Matt Stairs, L (1.9) OBP: 0.362, SLG: 0.532 | | 0-0 P8 | | 2-2 FC6-4 G1-6-3 | | 1-0 G3 | | | 2-2 HR | 4 | 1 | 1 | 1 | 0 | 0 | 1 | | | | | | | | | |
| Ben Grievie, L (1.7) OBP: 0.209, SLG: 0.267 | | 2-2 G1-3 | | 1-1 G1-6-3 | | | 2-3 K | | | 3 | 0 | 0 | 0 | 0 | 1 | 1 | | | | | | | | | |
| Jorge Velandia, R (8.4) OBP: 0.375, SLG: 0.500 | | | | | 1-2 G3 1B WP | | 2-1 3 HR 1B | | | 3 | 2 | 2 | 0 | 0 | 0 | 0 | | | | | | | | | |
| Mike Macfarlane, R (1.2) OBP: 0.275, SLG: 0.277 | | 0-0 G5-3 | | | 3-2 G3 1B WP | | 2-1 3 HR 1B | | | 3 | 1 | 1 | 2 | 0 | 1 | 1 | | | | | | | | | |
| 3 Eric Chavez, L (1.5) OBP: 0.330, SLG: 0.385 | | | 1-3 K | | 0-0 F8 | | 2-1 1H HR | | | 3 | 1 | 1 | 2 | 0 | 1 | 1 | | | | | | | | | |
| Miguel Tejada, R (1.6) OBP: 0.302, SLG: 0.408 | | | 0-1 2B | | 1-1 WP G3 1B | | 1-3 K | | | 3 | 1 | 2 | 0 | 0 | 1 | 0 | | | | | | | | | |
| Inning Stats | R: 1 E: 0 K: 0 S: 10 | H: 1 LOB: 0 BB: 0 P: 16 | R: 0 E: 0 K: 0 S: 5 | H: 0 LOB: 0 BB: 0 P: 7 | R: 1 E: 0 K: 1 S: 12 | H: 2 LOB: 1 BB: 0 P: 19 | R: 0 E: 1 K: 0 S: 10 | H: 0 LOB: 0 BB: 0 P: 16 | R: 1 E: 0 K: 0 S: 11 | H: 2 LOB: 1 BB: 0 P: 17 | R: 0 E: 0 K: 0 S: 4 | H: 0 LOB: 0 BB: 0 P: 6 | R: 2 E: 0 K: 2 S: 13 | H: 2 LOB: 0 BB: 0 P: 21 | R: 0 E: 0 K: 2 S: 8 | H: 0 LOB: 0 BB: 0 P: 12 | R: 1 E: 0 K: 0 S: 7 | H: 1 LOB: 0 BB: 0 P: 9 | 1B: 3 2B: 2 3B: 0 HR: 3 | SF: 0 SAC: 0 DP: 1 HBP: 0 | WP: 1 PB: 0 SB: 0 CS: 0 | PA: 32 | | | |
| PITCHER | IP | WLS | BF | H | R | ER | SO | BB | IBB | HBP | BLK | WP | HR | S | P | ERA | WHIP | | | | | | | | |
| LaTroy Hawkins, R (1.1) ERA: 9.0 | 7.0 | | 28 | 7 | 5 | 5 | 3 | 0 | 0 | 0 | 0 | 0 | 1 | 65 | 102 | 6.43 | 1.000 | | | | | | | | |
| Eddie Guardado, L (8.1) ERA: 5.92 | 1.0 | L | 4 | 1 | 1 | 1 | 2 | 0 | 0 | 0 | 0 | 0 | 1 | 15 | 21 | 9.00 | 1.000 | | | | | | | | |

Minnesota Twins @ Oakland Athletics
 Network Associates Coliseum, Oakland, CA
 Sat May 15 1999, 4:05 PM EDT
 Att: 18,016 - Unknown - 62 F

livebaseballscores.com

AB 32
 R 6
 H 8
 RBI 5
 BB 0
 SO 5
 LOB 8



| Batter | 1 | 2 | 3 | 4 | 5 | 6 | 7 | 8 | 9 | AB | R | H | RBI | BB | SO | LOB | TOP | | | |
|--|---|----------------------------------|------------------------------|----------------------------------|-------------------------------|----------------------------------|-------------------------------|----------------------------------|-------------------------------|----------------------------------|------------------------------|---------------------------------|------------------------------|----------------------------------|------------------------------|----------------------------------|---|------------------------------------|----------------------------------|--------|
| Todd Walker, L (1,4) OBP: 0.327, SLG: 0.359 | | | | | | | | | | 3 | 1 | 0 | 0 | 1 | 2 | 1 | Minnesota Twins @ Oakland Athletics Network Associates Coliseum, Oakland, CA Sun May 16 1999, 4:05 PM EDT Att: 31,804 - Cloudy - 63 F | | | |
| Tori Hunter, R (1,8) OBP: 0.286, SLG: 0.352 | | | | | | | | | | 4 | 0 | 0 | 0 | 0 | 2 | 1 | | | | |
| Matt Lawton, L (1,9) OBP: 0.338, SLG: 0.441 | | | | | | | | | | 2 | 1 | 1 | 0 | 2 | 0 | 0 | | | | |
| Ron Coomer, R (1,5) OBP: 0.383, SLG: 0.600 | | | | | | | | | | 4 | 0 | 2 | 2 | 0 | 0 | 1 | | | | |
| Marty Cordova, R (1,10) OBP: 0.374, SLG: 0.439 | | | | | | | | | | 4 | 0 | 0 | 0 | 0 | 1 | 3 | | | | |
| Doug Mientkiewicz, L (1,3) OBP: 0.360, SLG: 0.398 | | | | | | | | | | 4 | 0 | 0 | 0 | 0 | 1 | 3 | | | | |
| Chad Allen, R (1,7) OBP: 0.305, SLG: 0.383 | | | | | | | | | | 4 | 0 | 2 | 0 | 0 | 1 | 0 | | | | |
| Javier Valentin, S (1,2) OBP: 0.255, SLG: 0.265 | | | | | | | | | | 2 | 0 | 0 | 0 | 0 | 1 | 1 | | | | |
| Corey Koskie, L (7, PH) OBP: 0.369, SLG: 0.517 | | | | | | | | | | 1 | 0 | 0 | 0 | 0 | 0 | 0 | | | | |
| A.J. Pierzynski, L (7,2) OBP: 0.277, SLG: 0.276 | | | | | | | | | | 1 | 0 | 0 | 0 | 0 | 1 | 1 | | | | |
| Brent Gates, S (9, PH) OBP: 0.277, SLG: 0.276 | | | | | | | | | | 1 | 0 | 0 | 0 | 0 | 1 | 1 | | | | |
| Cristian Guzman, S (1,6) OBP: 0.204, SLG: 0.200 | | | | | | | | | | 2 | 0 | 0 | 0 | 0 | 1 | 1 | | | | |
| Denny Hocking, S (7, PH) OBP: 0.322, SLG: 0.333 | | | | | | | | | | 1 | 0 | 0 | 0 | 0 | 0 | 0 | | | | |
| Inning Stats | R: 1 E: 0 K: 2 S: 13 | H: 1 LOB: 2 BB: 2 P: 25 | R: 0 E: 0 K: 2 S: 9 | H: 1 LOB: 1 BB: 0 P: 15 | R: 1 E: 0 K: 1 S: 12 | H: 1 LOB: 1 BB: 1 P: 21 | R: 0 E: 0 K: 1 S: 10 | H: 0 LOB: 0 BB: 0 P: 12 | R: 0 E: 0 K: 0 S: 12 | H: 0 LOB: 0 BB: 0 P: 18 | R: 0 E: 0 K: 0 S: 4 | H: 0 LOB: 0 BB: 0 P: 6 | R: 0 E: 0 K: 1 S: 7 | H: 1 LOB: 1 BB: 0 P: 10 | R: 0 E: 0 K: 2 S: 8 | H: 1 LOB: 1 BB: 0 P: 17 | 1B: 3 2B: 2 3B: 0 HR: 0 | SF: 0 SAC: 0 DP: 0 HBP: 0 | WP: 0 PB: 0 SB: 2 CS: 0 | PA: 35 |
| PITCHER | IP WLS BF H R ER SO BB IBB HBP BLK WP HR S P ERA WHIP | | | | | | | | | | | | | | | | | | | |
| Jimmy Haynes, R (1,1) ERA: 6.14 | 7.0 W 27 3 2 2 7 3 0 0 0 0 0 0 67 107 2.57 0.857 | | | | | | | | | | | | | | | | | | | |
| Buddy Groom, L (8,1) ERA: 5.25 | 0.1 H 1 0 0 0 1 0 0 0 0 0 0 0 3 3 0.00 0.000 | | | | | | | | | | | | | | | | | | | |
| T.J. Mathews, R (8,1) ERA: 1.08 | 0.2 H 3 1 0 0 0 0 0 0 0 0 0 0 5 9 0.00 1.500 | | | | | | | | | | | | | | | | | | | |
| Billy Taylor, R (9,1) ERA: 2.2 | 1.0 S 4 1 0 0 2 0 0 0 0 0 0 0 12 17 0.00 1.000 | | | | | | | | | | | | | | | | | | | |

| Batter | 1 | 2 | 3 | 4 | 5 | 6 | 7 | 8 | 9 | AB | R | H | RBI | BB | SO | LOB | BOTTOM | | | |
|---|---|----------------------------------|------------------------------|----------------------------------|------------------------------|----------------------------------|-------------------------------|----------------------------------|-------------------------------|----------------------------------|-------------------------------|----------------------------------|------------------------------|---------------------------------|-------------------------------|----------------------------------|---|------------------------------------|----------------------------------|--------|
| Tony Phillips, S (1,4) OBP: 0.392, SLG: 0.549 | | | | | | | | | | 4 | 1 | 1 | 0 | 0 | 0 | 0 | Minnesota Twins @ Oakland Athletics Network Associates Coliseum, Oakland, CA Sun May 16 1999, 4:05 PM EDT Att: 31,804 - Cloudy - 63 F | | | |
| Jason McDonald, S (1,8) OBP: 0.314, SLG: 0.271 | | | | | | | | | | 4 | 0 | 0 | 0 | 0 | 2 | 1 | | | | |
| Jason Giambi, L (1,3) OBP: 0.367, SLG: 0.520 | | | | | | | | | | 4 | 1 | 1 | 0 | 0 | 1 | 0 | | | | |
| John Jaha, R (1,10) OBP: 0.425, SLG: 0.653 | | | | | | | | | | 4 | 1 | 1 | 3 | 0 | 2 | 0 | | | | |
| Matt Stairs, L (1,9) OBP: 0.362, SLG: 0.527 | | | | | | | | | | 3 | 0 | 1 | 0 | 0 | 0 | 0 | | | | |
| Ben Grieve, L (1,7) OBP: 0.221, SLG: 0.265 | | | | | | | | | | 1 | 0 | 0 | 0 | 2 | 0 | 1 | | | | |
| Jorge Velandia, R (7,4) OBP: 0.375, SLG: 0.500 | | | | | | | | | | 0 | 0 | 0 | 0 | 0 | 0 | 0 | | | | |
| Miguel Tejada, R (1,6) OBP: 0.296, SLG: 0.398 | | | | | | | | | | 3 | 1 | 0 | 0 | 0 | 0 | 3 | | | | |
| 3 Eric Chavez, L (1,5) OBP: 0.330, SLG: 0.383 | | | | | | | | | | 3 | 0 | 1 | 1 | 0 | 0 | 0 | | | | |
| A.J. Hinch, R (1,2) OBP: 0.241, SLG: 0.286 | | | | | | | | | | 3 | 0 | 0 | 0 | 0 | 0 | 1 | | | | |
| Inning Stats | R: 3 E: 0 K: 1 S: 15 | H: 3 LOB: 1 BB: 1 P: 22 | R: 0 E: 0 K: 0 S: 8 | H: 0 LOB: 0 BB: 0 P: 10 | R: 0 E: 0 K: 2 S: 8 | H: 0 LOB: 0 BB: 0 P: 10 | R: 1 E: 0 K: 0 S: 16 | H: 1 LOB: 1 BB: 1 P: 25 | R: 0 E: 0 K: 1 S: 11 | H: 0 LOB: 0 BB: 0 P: 17 | R: 0 E: 0 K: 0 S: 13 | H: 1 LOB: 1 BB: 0 P: 15 | R: 0 E: 0 K: 0 S: 5 | H: 0 LOB: 0 BB: 0 P: 8 | R: 0 E: 0 K: 1 S: 10 | H: 0 LOB: 0 BB: 0 P: 15 | 1B: 4 2B: 0 3B: 0 HR: 1 | SF: 0 SAC: 0 DP: 0 HBP: 0 | WP: 0 PB: 0 SB: 1 CS: 0 | PA: 31 |
| PITCHER | IP WLS BF H R ER SO BB IBB HBP BLK WP HR S P ERA WHIP | | | | | | | | | | | | | | | | | | | |
| Brad Radke, R (1,1) ERA: 3.65 | 7.0 L 28 5 4 4 4 2 0 0 0 0 0 0 76 107 5.14 1.000 | | | | | | | | | | | | | | | | | | | |
| Rick Aguilera, R (8,1) ERA: 1.33 | 1.0 3 0 0 0 1 0 0 0 0 0 0 0 10 15 0.00 0.000 | | | | | | | | | | | | | | | | | | | |

MINNESOTA

TWINS
 BASEBALL CLUB

OAKLAND

ATHLETICS

| Batter | 1 | 2 | 3 | 4 | 5 | 6 | 7 | 8 | 9 | AB | R | H | RBI | BB | SO | LOB | TOP | | | | | | | | | | |
|---|------------------------------|---------------------------------|------------------------------|----------------------------------|------------------------------|----------------------------------|-------------------------------|----------------------------------|-------------------------------|----------------------------------|------------------------------|----------------------------------|------------------------------|----------------------------------|------------------------------|----------------------------------|--|------------------------------------|-------------------------|--------|--|--|--|--|--|--|--|
| Todd Walker, L (1, 4) OBP: 0.333, SLG: 0.360 | 0-0 1B | | 0-1 F7 | | 3-2 FC4-6 1B | | 2-2 1B | | | 4 | 0 | 2 | 0 | 0 | 0 | 2 | Minnesota Twins @ Seattle Mariners The Kingdome, Seattle, WA Tue May 18 1999, 10:05 PM EDT Att: 20,486 - Dome - 72 F | | | | | | | | | | |
| Denny Hocking, S (1, 7) OBP: 0.315, SLG: 0.325 | 2-0 F7 | | 1-0 G3 | | 3-1 1B | | 2-0 F8 | | | 4 | 0 | 1 | 0 | 0 | 0 | 4 | | | | | | | | | | | |
| Matt Lawton, L (1, 9) OBP: 0.354, SLG: 0.490 Chris Latham, S (7, 9) OBP: 0.083, SLG: 0.091 | 1-0 F9 | | | 0-1 2B | | 2-3 K | | 0-2 G6-4-3 1B | | 3 | 1 | 1 | 0 | 0 | 1 | 1 | | | | | | | | | | | |
| Ron Coomer, R (1, 5) OBP: 0.375, SLG: 0.577 | 1-0 F9 | | | 1-2 F9 | | 0-1 1B | | 1-0 G6-4-3 1B | | 4 | 0 | 1 | 0 | 0 | 0 | 3 | | | | | | | | | | | |
| Corey Koskie, L (1, 10) OBP: 0.351, SLG: 0.485 | | 2-0 G1-3 | | 1-2 2B | | 2-2 F7 | | 3-1 G3-1 | | 4 | 0 | 1 | 1 | 0 | 0 | 1 | | | | | | | | | | | |
| Torii Hunter, R (1, 8) OBP: 0.277, SLG: 0.338 | | 2-2 G1-3 | | 2-0 G6-3 | | 2-3 K | | | 0-1 G5-3 | 4 | 0 | 0 | 0 | 0 | 1 | 2 | | | | | | | | | | | |
| Doug Mientkiewicz, L (1, 3) OBP: 0.359, SLG: 0.371 | | 1-2 F8 | | 1-3 K | | | 0-0 G3-1 | | 1-1 F9 | 4 | 0 | 0 | 0 | 0 | 1 | 1 | | | | | | | | | | | |
| A.J. Pierzynski, L (1, 2) OBP: 0.375, SLG: 0.167 | | | 4-1 G4-3 BB | | 1-2 FC4-6 1B | | 3-2 E5 1B | | 2-2 G6-3 | 3 | 0 | 1 | 0 | 1 | 0 | 0 | | | | | | | | | | | |
| Cristian Guzman, S (1, 6) OBP: 0.218, SLG: 0.217 | | | 3-2 G4-3 | | 1-1 L7 | | 0-0 P2 | | | 3 | 0 | 0 | 0 | 0 | 0 | 3 | | | | | | | | | | | |
| Inning Stats | R: 0 E: 0 K: 0 S: 4 | H: 1 LOB: 1 BB: 0 P: 8 | R: 0 E: 0 K: 0 S: 7 | H: 0 LOB: 0 BB: 0 P: 12 | R: 0 E: 0 K: 0 S: 7 | H: 0 LOB: 1 BB: 1 P: 15 | R: 1 E: 0 K: 1 S: 12 | H: 2 LOB: 1 BB: 0 P: 17 | R: 0 E: 0 K: 2 S: 11 | H: 1 LOB: 0 BB: 0 P: 17 | R: 0 E: 1 K: 0 S: 9 | H: 1 LOB: 2 BB: 0 P: 16 | R: 0 E: 0 K: 0 S: 7 | H: 1 LOB: 0 BB: 0 P: 11 | R: 0 E: 0 K: 0 S: 7 | H: 0 LOB: 0 BB: 0 P: 10 | 1B: 6 2B: 2 3B: 0 HR: 0 | SF: 0 SAC: 0 DP: 1 HBP: 0 | WP: 1 PB: 0 CS: 0 | PA: 35 | | | | | | | |
| PITCHER | IP | WLS | BF | H | R | ER | SO | BB | IBB | HBP | BLK | WP | HR | S | P | ERA | WHIP | | | | | | | | | | |
| Freddy Garcia, R (1, 1) ERA: 4.5 | 7.0 | W | 29 | 7 | 1 | 1 | 3 | 1 | 0 | 0 | 0 | 1 | 0 | 61 | 104 | 1.29 | 1.143 | | | | | | | | | | |
| Rafael Carmona, R (8, 1) ERA: | 2.0 | | 6 | 1 | 0 | 0 | 0 | 0 | 0 | 0 | 0 | 0 | 0 | 14 | 21 | 0.00 | 0.500 | | | | | | | | | | |

| | |
|-----|----|
| AB | 34 |
| R | 1 |
| H | 8 |
| RBI | 1 |
| BB | 1 |
| SO | 3 |
| LOB | 17 |



| Batter | 1 | 2 | 3 | 4 | 5 | 6 | 7 | 8 | 9 | AB | R | H | RBI | BB | SO | LOB | BOTTOM | | | | | | | | | | |
|--|------------------------------|----------------------------------|-------------------------------|----------------------------------|------------------------------|----------------------------------|------------------------------|----------------------------------|-------------------------------|----------------------------------|-------------------------------|----------------------------------|-------------------------------|----------------------------------|-------------------------------|----------------------------------|--|------------------------------------|-------------------------|--------|--|--|--|--|--|--|--|
| David Bell, R (1, 4) OBP: 0.327, SLG: 0.553 | 2-1 G3 | 1-2 G4-3 | | 1-1 G5-3 | 1-0 F9 | | 0-0 F8 | | | 5 | 0 | 0 | 1 | 0 | 0 | 6 | Minnesota Twins @ Seattle Mariners The Kingdome, Seattle, WA Tue May 18 1999, 10:05 PM EDT Att: 20,486 - Dome - 72 F | | | | | | | | | | |
| Alex Rodriguez, R (1, 6) OBP: 0.490, SLG: 0.583 Rafael Bourquard, R (7, 6) OBP: 0.415, SLG: 0.583 | 2-2 G6-3 | 1-1 1B | | 4-2 BB | | 4-2 G3 HR | 0-1 1B | | | 2 | 1 | 1 | 1 | 2 | 0 | 0 | | | | | | | | | | | |
| Ken Griffey Jr., L (1, 8) OBP: 0.400, SLG: 0.637 | 0-0 HR | 0-0 P6 | | 1-0 P4 | | 2-1 G3 | 2-2 L9 | | | 5 | 1 | 1 | 1 | 0 | 0 | 7 | | | | | | | | | | | |
| Edgar Martinez, R (1, 10) OBP: 0.444, SLG: 0.543 | 1-1 G5-3 | | 0-1 F7 | | 2-1 HR | 2-2 HR | 3-1 HR | | | 5 | 3 | 3 | 4 | 0 | 0 | 0 | | | | | | | | | | | |
| David Segui, S (1, 3) OBP: 0.306, SLG: 0.450 | | 4-0 WP 1B BB | 1-1 2B | | 1-2 G4-3 | 0-3 K | 1-3 K | | | 4 | 1 | 1 | 0 | 1 | 2 | 0 | | | | | | | | | | | |
| Jay Buhner, R (1, 9) OBP: 0.415, SLG: 0.549 Matt Mieske, R (5, 9) OBP: 0.391, SLG: 0.619 | | 1-2 1B WP FC 1B | 0-1 F9 | | 4-2 1B BB | 0-1 F9 | 3-1 BB 1B | | | 2 | 1 | 1 | 0 | 0 | 0 | 1 | | | | | | | | | | | |
| John Mabry, L (1, 5) OBP: 0.277, SLG: 0.479 | | 2-1 SH1-3 FC G4-3 1B | 1-1 F8 | | 1-3 K | | 1-1 P4 | 1-3 K | | 5 | 1 | 1 | 1 | 0 | 2 | 3 | | | | | | | | | | | |
| Butch Huskey, R (1, 7) OBP: 0.419, SLG: 0.655 | | 0-1 FC G4-3 SH1-3 1B | | 4-1 BLK G4-3 BB | 3-2 1B BB | 0-1 1B BB | 4-1 BB 1B | | | 3 | 1 | 2 | 1 | 2 | 0 | 1 | | | | | | | | | | | |
| Dan Wilson, R (1, 2) OBP: 0.286, SLG: 0.317 | | 0-0 SH1-3 | | 1-1 G4-3 | 1-2 1B | 4-2 1B BB | 1-1 F8 | | | 3 | 0 | 1 | 1 | 1 | 0 | 3 | | | | | | | | | | | |
| Inning Stats | R: 1 E: 0 K: 0 S: 9 | H: 1 LOB: 0 BB: 0 P: 14 | R: 4 E: 0 K: 0 S: 14 | H: 3 LOB: 1 BB: 1 P: 23 | R: 0 E: 0 K: 0 S: 8 | H: 1 LOB: 1 BB: 0 P: 10 | R: 0 E: 0 K: 0 S: 8 | H: 0 LOB: 2 BB: 2 P: 19 | R: 2 E: 0 K: 1 S: 17 | H: 3 LOB: 2 BB: 1 P: 30 | R: 2 E: 0 K: 1 S: 16 | H: 1 LOB: 0 BB: 1 P: 24 | R: 0 E: 0 K: 0 S: 13 | H: 2 LOB: 3 BB: 1 P: 20 | R: 1 E: 0 K: 2 S: 13 | H: 2 LOB: 2 BB: 1 P: 26 | 1B: 8 2B: 1 3B: 0 HR: 4 | SF: 0 SAC: 1 DP: 0 HBP: 0 | WP: 1 PB: 0 CS: 0 | PA: 45 | | | | | | | |
| PITCHER | IP | WLS | BF | H | R | ER | SO | BB | IBB | HBP | BLK | WP | HR | S | P | ERA | WHIP | | | | | | | | | | |
| Dan Perkins, R (1, 1) ERA: 9.62 | 3.1 | L | 19 | 7 | 3 | 3 | 4 | 2 | 0 | 0 | 0 | 0 | 2 | 49 | 78 | 8.10 | 2.700 | | | | | | | | | | |
| 23 Bert Sampson, L (5, 1) ERA: 7.99 | 0.1 | | 2 | 0 | 0 | 0 | 0 | 1 | 0 | 0 | 0 | 0 | 0 | 3 | 8 | 0.00 | 3.000 | | | | | | | | | | |
| Mike Trombley, R (8, 1) ERA: 1.73 | | | | | | | | | | | | | | | | | | | | | | | | | | | |

| | |
|-----|----|
| AB | 37 |
| R | 10 |
| H | 13 |
| RBI | 10 |
| BB | 7 |
| SO | 4 |
| LOB | 21 |



| Batter | 1 | 2 | 3 | 4 | 5 | 6 | 7 | 8 | 9 | AB | R | H | RBI | BB | SO | LOB | TOP | | | | | | | | | | |
|--|------------------------------|----------------------------------|-------------------------------|----------------------------------|------------------------------|----------------------------------|------------------------------|---------------------------------|-------------------------------|----------------------------------|------------------------------|----------------------------------|------------------------------|----------------------------------|------------------------------|----------------------------------|----------------------------------|------------------------------------|----------------------------------|--------|--|--|--|--|--|--|--|
| Todd Walker, L (1,4) OBP: 0.325, SLG: 0.351 | G6-3 | | K | | | G4-3 | | L1-3 | | 4 | 0 | 0 | 0 | 0 | 1 | 1 | | | | | | | | | | | |
| Brent Gates, S (1,5) OBP: 0.275, SLG: 0.274 | K | | CS 1B | | | G6-3 | | K | | 4 | 0 | 1 | 0 | 0 | 2 | 0 | | | | | | | | | | | |
| Ron Coomer, R (1,3) OBP: 0.371, SLG: 0.567 | G6-3 | | CS 1-2 | F8 | | F9 | | G6-4-3 1B | | 4 | 0 | 1 | 0 | 0 | 0 | 0 | | | | | | | | | | | |
| Marty Cordova, R (1,10) OBP: 0.351, SLG: 0.409 | | K | | F9 | | | K | | G6-4-3 1-2 | 4 | 0 | 0 | 0 | 0 | 2 | 1 | | | | | | | | | | | |
| Matt Lawton, L (1,9) OBP: 0.354, SLG: 0.486 | K | | | P6 | | | 1B | | | 3 | 0 | 1 | 0 | 0 | 1 | 0 | | | | | | | | | | | |
| Chad Allen, R (1,7) OBP: 0.313, SLG: 0.390 | | E6 1B | | | F8 | | G5-4-3 1B | | | 3 | 0 | 2 | 0 | 0 | 0 | 0 | | | | | | | | | | | |
| Tori Hunter, R (1,8) OBP: 0.285, SLG: 0.336 | | E6 BB | | | | G5-4-3 1-2 | | | | 1 | 0 | 0 | 0 | 2 | 0 | 2 | | | | | | | | | | | |
| Javier Valentin, S (1,2) OBP: 0.259, SLG: 0.255 | | E6 | | | | | | FC5-4 BB | | 2 | 0 | 0 | 0 | 1 | 1 | 3 | | | | | | | | | | | |
| Cristian Guzman, S (1,6) OBP: 0.212, SLG: 0.211 | | | F8 | | | | | FC5-4 L1-3 | | 3 | 0 | 0 | 0 | 0 | 1 | 2 | | | | | | | | | | | |
| Inning Stats | R: 0 E: 0 K: 1 S: 8 | H: 0 LOB: 0 BB: 0 P: 12 | R: 0 E: 1 K: 2 S: 14 | H: 1 LOB: 2 BB: 1 P: 25 | R: 0 E: 0 K: 1 S: 9 | H: 1 LOB: 0 BB: 0 P: 11 | R: 0 E: 0 K: 0 S: 3 | H: 0 LOB: 0 BB: 0 P: 5 | R: 0 E: 0 K: 2 S: 12 | H: 0 LOB: 1 BB: 1 P: 19 | R: 0 E: 0 K: 1 S: 9 | H: 2 LOB: 1 BB: 0 P: 13 | R: 0 E: 0 K: 0 S: 5 | H: 0 LOB: 0 BB: 1 P: 10 | R: 0 E: 0 K: 1 S: 6 | H: 1 LOB: 0 BB: 0 P: 11 | 1B: 5 2B: 1 3B: 0 HR: 0 | SF: 0 SAC: 0 DP: 3 HBP: 0 | WP: 0 PB: 0 SB: 1 CS: 1 | PA: 32 | | | | | | | |
| PITCHER | IP | WLS | BF | H | R | ER | SO | BB | IBB | HBP | BLK | WP | HR | S | P | ERA | WHIP | | | | | | | | | | |
| Jeff Fassero, L (1,1) ERA: 6.6 | 8.0 | W | 28 | 4 | 0 | 0 | 7 | 3 | 0 | 0 | 0 | 0 | 0 | 64 | 100 | 0.00 | 0.875 | | | | | | | | | | |
| Jose Paniagua, R (9,1) ERA: 3.04 | 1.0 | | 3 | 1 | 0 | 0 | 1 | 0 | 0 | 0 | 0 | 0 | 0 | 6 | 11 | 0.00 | 1.000 | | | | | | | | | | |

Minnesota Twins @ Seattle Mariners
The Kingdome, Seattle, WA
Wed May 19 1999, 10:35 PM EDT
Att: 20,497 - Dome - 72 F

AB 28
R 0
H 5
RBI 0
BB 3
SO 8
LOB 9



| Batter | 1 | 2 | 3 | 4 | 5 | 6 | 7 | 8 | 9 | AB | R | H | RBI | BB | SO | LOB | BOTTOM | | | | | | | | | | |
|--|-------------------------------|----------------------------------|------------------------------|----------------------------------|-------------------------------|----------------------------------|------------------------------|----------------------------------|------------------------------|----------------------------------|------------------------------|----------------------------------|-------------------------------|----------------------------------|------------------------------|----------------------------------|----------------------------------|------------------------------------|----------------------------------|--------|--|--|--|--|--|--|--|
| David Bell, R (1,4) OBP: 0.326, SLG: 0.545 | G5-3 | | F8 | | F8 | | HR 1B | | | 4 | 1 | 1 | 1 | 0 | 0 | 1 | | | | | | | | | | | |
| Alex Rodriguez, R (1,6) OBP: 0.412, SLG: 0.786 | G6-3 | | HR | | G5-3 | | HR | | | 4 | 2 | 2 | 4 | 0 | 0 | 0 | | | | | | | | | | | |
| Ken Griffey Jr., L (1,8) OBP: 0.402, SLG: 0.653 | HR | | G1-3 | | G3-1 | | 1B | | | 4 | 1 | 2 | 1 | 0 | 0 | 0 | | | | | | | | | | | |
| Edgar Martinez, R (1,10) OBP: 0.439, SLG: 0.534 | G1 | | G1-3 | | | G4-6-3 1B | K | | | 4 | 0 | 1 | 0 | 0 | 1 | 1 | | | | | | | | | | | |
| David Segui, S (1,3) OBP: 0.311, SLG: 0.464 | | | | 2B | | G4-6-3 1-2 | | F7 | | 4 | 1 | 2 | 0 | 0 | 0 | 1 | | | | | | | | | | | |
| Butch Huskey, R (1,7) OBP: 0.402, SLG: 0.625 | | G6-3 | | | F9 | | | G5-3 | | 4 | 0 | 0 | 0 | 0 | 0 | 2 | | | | | | | | | | | |
| Charles Gipson, R (9,7) OBP: 0.400, SLG: 0.400 | | | | | | | | | | 0 | 0 | 0 | 0 | 0 | 0 | 0 | | | | | | | | | | | |
| John Mabry, L (1,9) OBP: 0.276, SLG: 0.470 | | P6 | | | | | K2-3 | F9 | | 4 | 0 | 1 | 1 | 0 | 1 | 1 | | | | | | | | | | | |
| Russ Davis, R (1,5) OBP: 0.292, SLG: 0.511 | | G5-3 | | | F7 | | | | | 3 | 0 | 0 | 0 | 0 | 1 | 2 | | | | | | | | | | | |
| Dan Wilson, R (1,2) OBP: 0.296, SLG: 0.336 | | | | HR 1B | | | | | | 3 | 2 | 2 | 0 | 0 | 0 | 1 | | | | | | | | | | | |
| Inning Stats | R: 1 E: 0 K: 0 S: 13 | H: 1 LOB: 0 BB: 0 P: 23 | R: 0 E: 0 K: 0 S: 9 | H: 1 LOB: 1 BB: 0 P: 15 | R: 2 E: 0 K: 0 S: 13 | H: 2 LOB: 0 BB: 0 P: 20 | R: 1 E: 0 K: 0 S: 9 | H: 2 LOB: 1 BB: 0 P: 15 | R: 0 E: 0 K: 0 S: 8 | H: 0 LOB: 0 BB: 0 P: 10 | R: 0 E: 0 K: 0 S: 7 | H: 1 LOB: 0 BB: 0 P: 10 | R: 3 E: 0 K: 3 S: 15 | H: 4 LOB: 1 BB: 0 P: 21 | R: 0 E: 0 K: 0 S: 9 | H: 0 LOB: 0 BB: 0 P: 15 | 1B: 5 2B: 3 3B: 0 HR: 3 | SF: 0 SAC: 0 DP: 1 HBP: 0 | WP: 0 PB: 0 SB: 0 CS: 0 | PA: 34 | | | | | | | |
| PITCHER | IP | WLS | BF | H | R | ER | SO | BB | IBB | HBP | BLK | WP | HR | S | P | ERA | WHIP | | | | | | | | | | |
| Mike Lincoln, R (1,1) ERA: 5.83 | 5.0 | L | 21 | 6 | 4 | 4 | 0 | 0 | 0 | 0 | 0 | 0 | 0 | 7 | 10 | 0.00 | 1.000 | | | | | | | | | | |
| Bob Weils, R (6,1) ERA: 5.4 | 1.0 | | 3 | 1 | 0 | 0 | 0 | 0 | 0 | 0 | 0 | 0 | 0 | 7 | 10 | 0.00 | 1.000 | | | | | | | | | | |
| Mike Trombley, R (7,1) ERA: 2.67 | 1.0 | | 7 | 4 | 3 | 3 | 3 | 0 | 0 | 0 | 0 | 0 | 1 | 15 | 21 | 27.00 | 4.000 | | | | | | | | | | |
| Rick Aguilera, R (8,1) ERA: 1.27 | 1.0 | | 3 | 0 | 0 | 0 | 0 | 0 | 0 | 0 | 0 | 0 | 0 | 9 | 15 | 0.00 | 0.000 | | | | | | | | | | |

Minnesota Twins @ Seattle Mariners
The Kingdome, Seattle, WA
Wed May 19 1999, 10:35 PM EDT
Att: 20,497 - Dome - 72 F

AB 34
R 7
H 11
RBI 7
BB 0
SO 3
LOB 9



| Batter | 1 | 2 | 3 | 5 | 6 | 7 | 8 | 9 | 10 | 11 | 12 | 13 | 14 | 15 | AB | R | H | RBI | BB | SO | LOB | TOP | | | | | |
|--|------------------------------|---------------------------------|------------------------------|----------------------------------|------------------------------|----------------------------------|------------------------------|----------------------------------|-------------------------------|---------------------------------|------------------------------|---------------------------------|------------------------------|---------------------------------|------------------------------|---------------------------------|------------------------------|---------------------------------|----------------------------------|------------------------------------|----------------------------------|--------|--|--|--|--|--|
| Tony Phillips, S OBP: 0.378, SLG: 0.528 (7, 7) | | | | | | | | | | | | | | | 6 | 0 | 0 | 0 | 1 | 1 | 2 | | | | | | |
| Ben Grieve, L OBP: 0.222, SLG: 0.261 Jorge Velazquez, R OBP: 0.273, SLG: 0.364 Scott Spiezo, S OBP: 0.294, SLG: 0.326 (14, 14) | | | | | | | | | | | | | | | 4 | 0 | 1 | 0 | 0 | 1 | 2 | | | | | | |
| Jason Giambi, L OBP: 0.378, SLG: 0.503 (1, 3) | | | | | | | | | | | | | | | 4 | 0 | 1 | 0 | 3 | 0 | 1 | | | | | | |
| John Jaha, R OBP: 0.414, SLG: 0.615 (1, 10) | | | | | | | | | | | | | | | 6 | 0 | 1 | 0 | 1 | 2 | 3 | | | | | | |
| Matt Stairs, L OBP: 0.356, SLG: 0.523 (1, 9) | | | | | | | | | | | | | | | 7 | 0 | 1 | 0 | 0 | 2 | 6 | | | | | | |
| Mike MacFarlane, R OBP: 0.246, SLG: 0.263 Tim Fraines, S OBP: 0.383, SLG: 0.302 A.J. Hinch, F OBP: 0.239, SLG: 0.272 (8, 2) | | | | | | | | | | | | | | | 3 | 0 | 1 | 0 | 0 | 0 | 0 | | | | | | |
| 3 Eric Chavez, L OBP: 0.317, SLG: 0.349 (1, 5) | | | | | | | | | | | | | | | 4 | 1 | 1 | 0 | 2 | 1 | 1 | | | | | | |
| Miguel Tejada, R OBP: 0.285, SLG: 0.403 (1, 6) | | | | | | | | | | | | | | 6 | 0 | 2 | 1 | 0 | 0 | 5 | | | | | | | |
| Jason McDonald, S OBP: 0.291, SLG: 0.244 (1, 8) | | | | | | | | | | | | | | 5 | 0 | 0 | 0 | 1 | 1 | 3 | | | | | | | |
| Inning Stats | R: 0 E: 0 K: 2 S: 7 | H: 0 LOB: 0 BB: 0 P: 9 | R: 0 E: 0 K: 2 S: 7 | H: 0 LOB: 0 BB: 0 P: 12 | R: 0 E: 0 K: 0 S: 7 | H: 1 LOB: 1 BB: 0 P: 12 | R: 0 E: 0 K: 0 S: 8 | H: 1 LOB: 1 BB: 0 P: 12 | R: 0 E: 0 K: 0 S: 10 | H: 0 LOB: 0 BB: 0 P: 8 | R: 0 E: 0 K: 1 S: 4 | H: 0 LOB: 0 BB: 0 P: 7 | R: 0 E: 0 K: 1 S: 5 | H: 1 LOB: 1 BB: 0 P: 6 | R: 0 E: 0 K: 0 S: 3 | H: 0 LOB: 0 BB: 0 P: 3 | R: 0 E: 0 K: 0 S: 3 | H: 0 LOB: 0 BB: 0 P: 3 | 1B: 6 2B: 4 3B: 0 HR: 0 | SF: 0 SAC: 0 DP: 2 HBP: 0 | WP: 1 PB: 0 SB: 0 CS: 0 | PA: 59 | | | | | |
| PITCHER | IP 6.1 | WLS 0.2 | BF 26 | H 5 | R 1 | ER 1 | SO 4 | BB 3 | IBB 0 | HBP 0 | BLK 0 | WP 0 | HR 0 | S 59 | P 106 | ERA 1.42 | WHIP 1.263 | | | | | | | | | | |
| LaTroy Hawkins, R ERA: 6.05 Eddie Guardado, L ERA: 5.29 Bob Weis, R ERA: 4.91 Mike Trombley, R ERA: 2.25 Travis Miller, L ERA: | (1, 1) | (7, 1) | (8, 1) | (10, 1) | (15, 1) | | | | | | | | | | | | | | | | | | | | | | |

Oakland Athletics @ Minnesota Twins
Hubert H. Humphrey Metrodome, Minneapolis, MN
Fri May 21 1999, 8:05 PM EDT
Att: 14,433 - Dome - 72 F

AB 51
R 1
H 8
RBI 1
BB 8
SO 9
LOB 28



| Batter | 1 | 2 | 3 | 4 | 5 | 6 | 7 | 8 | 9 | 10 | 11 | 12 | 13 | 14 | 15 | AB | R | H | RBI | BB | SO | LOB | BOTTOM | | | | | | | | | |
|---|------------------------------|----------------------------------|-------------------------------|----------------------------------|-------------------------------|----------------------------------|-------------------------------|----------------------------------|-------------------------------|----------------------------------|------------------------------|----------------------------------|-------------------------------|----------------------------------|------------------------------|---------------------------------|------------------------------|---------------------------------|------------------------------|---------------------------------|------------------------------|---------------------------------|------------------------------|---------------------------------|------------------------------|---------------------------------|------------------------------|----------------------------------|-----------------------------------|------------------------------------|----------------------------------|--------|
| Todd Walker, L OBP: 0.330, SLG: 0.356 (1, 4) | | | | | | | | | | | | | | | | 6 | 1 | 2 | 0 | 1 | 0 | 3 | | | | | | | | | | |
| Torii Hunter, R OBP: 0.284, SLG: 0.333 Denny Hocking, S OBP: 0.316, SLG: 0.326 (11, 8) | | | | | | | | | | | | | | | | 4 | 0 | 1 | 0 | 0 | 2 | 5 | | | | | | | | | | |
| Matt Lawton, L OBP: 0.303, SLG: 0.480 (1, 9) | | | | | | | | | | | | | | | | 4 | 0 | 1 | 1 | 3 | 0 | 1 | | | | | | | | | | |
| Ron Coomer, R OBP: 0.353, SLG: 0.537 (1, 5) | | | | | | | | | | | | | | | | 7 | 0 | 0 | 0 | 0 | 3 | 8 | | | | | | | | | | |
| Doug Mientkiewicz, L OBP: 0.368, SLG: 0.365 (1, 3) | | | | | | | | | | | | | | | | 6 | 0 | 3 | 1 | 1 | 0 | 0 | | | | | | | | | | |
| Chad Allen, R OBP: 0.309, SLG: 0.383 (1, 7) | | | | | | | | | | | | | | | 5 | 0 | 1 | 0 | 0 | 1 | 2 | | | | | | | | | | | |
| Corey Koskie, L OBP: 0.355, SLG: 0.485 Marty Cordova, R OBP: 0.356, SLG: 0.407 (7, 14) | | | | | | | | | | | | | | | 2 | 0 | 1 | 0 | 0 | 1 | 1 | | | | | | | | | | | |
| Javier Valentin, S OBP: 0.274, SLG: 0.273 Brent Gates, S OBP: 0.271, SLG: 0.270 A.J. Pierzynski, L OBP: 0.333, SLG: 0.143 (13, 2) | | | | | | | | | | | | | | | | 4 | 0 | 2 | 0 | 0 | 0 | 1 | | | | | | | | | | |
| Cristian Guzman, S OBP: 0.210, SLG: 0.209 (1, 6) | | | | | | | | | | | | | | | 6 | 0 | 1 | 0 | 0 | 0 | 4 | | | | | | | | | | | |
| Inning Stats | R: 0 E: 0 K: 2 S: 7 | H: 0 LOB: 1 BB: 2 P: 20 | R: 0 E: 0 K: 0 S: 15 | H: 2 LOB: 2 BB: 1 P: 25 | R: 0 E: 1 K: 0 S: 10 | H: 2 LOB: 1 BB: 0 P: 15 | R: 0 E: 0 K: 0 S: 12 | H: 1 LOB: 1 BB: 0 P: 18 | R: 0 E: 0 K: 0 S: 10 | H: 1 LOB: 1 BB: 0 P: 18 | R: 0 E: 0 K: 0 S: 7 | H: 0 LOB: 0 BB: 0 P: 14 | R: 0 E: 0 K: 1 S: 19 | H: 3 LOB: 3 BB: 1 P: 29 | R: 0 E: 0 K: 0 S: 6 | H: 0 LOB: 0 BB: 0 P: 8 | R: 0 E: 0 K: 0 S: 5 | H: 0 LOB: 0 BB: 0 P: 5 | R: 0 E: 0 K: 1 S: 5 | H: 1 LOB: 1 BB: 0 P: 5 | R: 0 E: 0 K: 0 S: 3 | H: 0 LOB: 0 BB: 0 P: 3 | R: 0 E: 0 K: 1 S: 5 | H: 0 LOB: 0 BB: 0 P: 5 | R: 0 E: 0 K: 0 S: 4 | H: 1 LOB: 2 BB: 1 P: 8 | R: 1 E: 0 K: 1 S: 6 | H: 3 LOB: 3 BB: 1 P: 10 | 1B: 12 2B: 4 3B: 0 HR: 0 | SF: 0 SAC: 1 DP: 2 HBP: 0 | WP: 0 PB: 0 SB: 0 CS: 2 | PA: 60 |
| PITCHER | IP 6.0 | WLS 0.1 | BF 24 | H 6 | R 0 | ER 0 | SO 3 | BB 3 | IBB 0 | HBP 0 | BLK 0 | WP 0 | HR 0 | S 61 | P 110 | ERA 0.00 | WHIP 1.500 | | | | | | | | | | | | | | | |
| Jimmy Haynes, R ERA: 5.4 Buddy Groom, L ERA: 6.57 T.J. Mathews, R ERA: 2.21 Tim Wiernell, R ERA: 5.13 Doug Jones, R ERA: 2.59 | (1, 1) | (7, 1) | (7, 1) | (10, 1) | (14, 1) | | | | | | | | | | | | | | | | | | | | | | | | | | | |

Oakland Athletics @ Minnesota Twins
Hubert H. Humphrey Metrodome, Minneapolis, MN
Fri May 21 1999, 8:05 PM EDT
Att: 14,433 - Dome - 72 F

AB 52
R 2
H 14
RBI 2
BB 6
SO 9
LOB 28



| Batter | 1 | 2 | 3 | 4 | 5 | 6 | 7 | 8 | 9 | 10 | AB | R | H | RBI | BB | SO | LOB | TOP | | | | | | |
|--|---|---|---|---|---|---|---|---|---|---|---|---|---|---|---|---|---|---|---|---|---|---|---|---|
| Tony Phillips, S OBP: 0.376, SLG: 0.521 Scott Spiezio, S OBP: 0.286, SLG: 0.315 | (1,4) (3,4) K | | (0,3) K | | | (1,1) F7 | | (1,3) K | | (0,0) F9 | 2 | 0 | 0 | 0 | 0 | 2 | 1 | | | | | | | |
| Ryan Christenson, R OBP: 0.375, SLG: 0.538 | (1,8) F9 | | | (2,2) G6-3 | | (1,1) G6-3 | | | (4,2) FC4-6 WP BB | | 3 | 0 | 0 | 0 | 1 | 0 | 1 | | | | | | | |
| Jason Giambi, L OBP: 0.376, SLG: 0.494 | (1,3) G4-3 | | | (0,3) K | | (4,1) BB | | | (1,3) K | | 3 | 0 | 0 | 0 | 1 | 2 | 1 | | | | | | | |
| John Jaha, R OBP: 0.409, SLG: 0.598 | | (3,3) K | | (0,3) K | | (3,1) P6 | | | (4,0) FC4-6 IBB | | 3 | 0 | 0 | 0 | 1 | 2 | 2 | | | | | | | |
| Matt Stearns, L OBP: 0.214, SLG: 0.286 | (1,9) G6-3 | | | | (2,1) HR | | | | (3,2) FC4-6 | | 4 | 1 | 1 | 1 | 0 | 0 | 2 | | | | | | | |
| Olmedo Saenz, R OBP: 0.398, SLG: 0.471 | (1,5) P3 | | | | (0,0) G4-6-3 1B | | | | (0,0) P9 | | 4 | 0 | 1 | 0 | 0 | 0 | 2 | | | | | | | |
| Ben Grievie, L OBP: 0.231, SLG: 0.277 | | | | | (1,0) G4-6-3 1B | | | | | | 4 | 0 | 2 | 0 | 0 | 1 | 1 | | | | | | | |
| Jorge Velandria, R OBP: 0.214, SLG: 0.286 Miguel Tejada, R OBP: 0.263, SLG: 0.400 | (1,6) (10,PH) (10,6) | | | (0,3) K | | (1,0) L8 | | | (0,0) G4-3 | | 3 | 0 | 0 | 0 | 0 | 1 | 1 | | | | | | | |
| A.J. Hinch, R OBP: 0.242, SLG: 0.274 Tim Raines, S OBP: 0.358, SLG: 0.297 Mike Macfarlane, R OBP: 0.246, SLG: 0.263 | (1,2) (10,PH) (10,2) | | | (3,2) F8 | | (2,2) G6-3 1B | | | (0,1) G4-3 | | 3 | 0 | 1 | 0 | 0 | 0 | 1 | | | | | | | |
| | | | | | | | | | | | 1 | 0 | 0 | 0 | 0 | 0 | 1 | | | | | | | |
| | | | | | | | | | | | 0 | 0 | 0 | 0 | 0 | 0 | 0 | | | | | | | |
| Inning Stats | R: 0 E: 0 K: 1 S: 8 | H: 0 LOB: 0 BB: 0 P: 12 | R: 0 E: 0 K: 1 S: 9 | H: 0 LOB: 0 BB: 0 P: 13 | R: 0 E: 0 K: 2 S: 13 | H: 1 LOB: 1 BB: 0 P: 18 | R: 0 E: 0 K: 2 S: 10 | H: 0 LOB: 0 BB: 0 P: 12 | R: 1 E: 0 K: 1 S: 5 | H: 2 LOB: 0 BB: 0 P: 9 | R: 0 E: 0 K: 0 S: 11 | H: 1 LOB: 2 BB: 1 P: 21 | R: 0 E: 0 K: 1 S: 7 | H: 0 LOB: 0 BB: 0 P: 11 | R: 0 E: 0 K: 1 S: 6 | H: 0 LOB: 2 BB: 0 P: 8 | R: 0 E: 0 K: 1 S: 10 | H: 0 LOB: 2 BB: 0 P: 22 | R: 0 E: 0 K: 0 S: 4 | H: 1 LOB: 1 BB: 0 P: 4 | 1B: 3 2B: 1 3B: 0 HR: 1 | SF: 0 SAC: 0 DP: 1 HBP: 0 | WP: 1 PA: 37 | |
| PITCHER | IP WLS BF H R ER SO BB IBB HBP BLK WP HR S P ERA WHIP | IP WLS BF H R ER SO BB IBB HBP BLK WP HR S P ERA WHIP | IP WLS BF H R ER SO BB IBB HBP BLK WP HR S P ERA WHIP | IP WLS BF H R ER SO BB IBB HBP BLK WP HR S P ERA WHIP | IP WLS BF H R ER SO BB IBB HBP BLK WP HR S P ERA WHIP | IP WLS BF H R ER SO BB IBB HBP BLK WP HR S P ERA WHIP | IP WLS BF H R ER SO BB IBB HBP BLK WP HR S P ERA WHIP | IP WLS BF H R ER SO BB IBB HBP BLK WP HR S P ERA WHIP | IP WLS BF H R ER SO BB IBB HBP BLK WP HR S P ERA WHIP | IP WLS BF H R ER SO BB IBB HBP BLK WP HR S P ERA WHIP | IP WLS BF H R ER SO BB IBB HBP BLK WP HR S P ERA WHIP | IP WLS BF H R ER SO BB IBB HBP BLK WP HR S P ERA WHIP | IP WLS BF H R ER SO BB IBB HBP BLK WP HR S P ERA WHIP | IP WLS BF H R ER SO BB IBB HBP BLK WP HR S P ERA WHIP | IP WLS BF H R ER SO BB IBB HBP BLK WP HR S P ERA WHIP | IP WLS BF H R ER SO BB IBB HBP BLK WP HR S P ERA WHIP | IP WLS BF H R ER SO BB IBB HBP BLK WP HR S P ERA WHIP | IP WLS BF H R ER SO BB IBB HBP BLK WP HR S P ERA WHIP | IP WLS BF H R ER SO BB IBB HBP BLK WP HR S P ERA WHIP | IP WLS BF H R ER SO BB IBB HBP BLK WP HR S P ERA WHIP | IP WLS BF H R ER SO BB IBB HBP BLK WP HR S P ERA WHIP | IP WLS BF H R ER SO BB IBB HBP BLK WP HR S P ERA WHIP | IP WLS BF H R ER SO BB IBB HBP BLK WP HR S P ERA WHIP | IP WLS BF H R ER SO BB IBB HBP BLK WP HR S P ERA WHIP |
| Brad Radke, R ERA: 3.34 Joe Mays, R ERA: 5.97 Travis Miller, L ERA: Bob Wells, R ERA: 4.63 | (1,1) (9,1) (9,1) (9,1) | 8.0 0.0 0.2 1.1 | WLS 1 3 5 | BF 28 0 1 | H 4 0 1 | R 1 0 0 | ER 1 0 0 | SO 8 0 1 | BB 1 0 0 | IBB 0 1 0 | HBP 0 0 0 | BLK 0 0 0 | WP 0 1 0 | HR 1 0 7 | S 69 2 15 | P 104 6 15 | ERA 1.12 ∞ 0.00 | WHIP 0.625 ∞ 0.000 | 0.750 | | | | | |

Oakland Athletics @ Minnesota Twins
Hubert H. Humphrey Metrodome, Minneapolis, MN
Sat May 22 1999, 8:05 PM EDT
Alt. 15,381 - Dome - 72 F

| | |
|-----|----|
| AB | 34 |
| R | 1 |
| H | 5 |
| RBI | 1 |
| BB | 3 |
| SO | 9 |
| LOB | 16 |



| Batter | 1 | 2 | 3 | 4 | 5 | 6 | 7 | 8 | 9 | 10 | AB | R | H | RBI | BB | SO | LOB | BOTTOM | | | | | | |
|---|---|---|---|---|---|---|---|---|---|---|---|---|---|---|---|---|---|---|---|---|---|---|---|---|
| Todd Walker, L OBP: 0.326, SLG: 0.370 | (1,4) F8 | | (0,1) E3 | | | (2,2) G3 | | | (2,3) K | (1,1) CS | (0,0) HR | 5 | 1 | 1 | 1 | 0 | 1 | 1 | | | | | | |
| Torii Hunter, R OBP: 0.285, SLG: 0.329 Corey Koskie, L OBP: 0.364, SLG: 0.493 | (1,8) (8,PH) (9,9) | | (3,2) G5-3 | | | (1,1) G4-3 | | (2,2) 1B E 1B | | | | 2 | 0 | 0 | 0 | 1 | 0 | 1 | | | | | | |
| Brent Gates, S OBP: 0.284, SLG: 0.273 | (1,5) FC6-4 BB | | (2,2) G1-3 | | | (4,2) CS BB | | (3,2) E BB 1B | | | | 3 | 0 | 1 | 0 | 1 | 0 | 2 | | | | | | |
| Marty Cordova, R OBP: 0.353, SLG: 0.397 | (1,10) G3 | | | (1,0) G3 | | (3,3) K | | (4,2) E BB | | | | 3 | 0 | 0 | 0 | 1 | 1 | 2 | | | | | | |
| Matt Lawton, L OBP: 0.355, SLG: 0.466 | (1,9) (9,8) | | | | (0,0) F7 | | | (3,3) K | | | | 4 | 0 | 0 | 0 | 0 | 1 | 2 | | | | | | |
| Chad Allen, R OBP: 0.307, SLG: 0.374 | (1,7) | | | | | | | (4,2) G4-3 BB | | | | 3 | 0 | 0 | 0 | 1 | 2 | 3 | | | | | | |
| Doug Mientkiewicz, L OBP: 0.365, SLG: 0.376 | (1,3) | | | | | | | (2,2) G4-3 | | | | 3 | 0 | 0 | 0 | 1 | 1 | 1 | | | | | | |
| Javier Valentin, S OBP: 0.288, SLG: 0.288 | (1,2) | | | | | | | (1,2) BB | | | | 4 | 0 | 2 | 0 | 0 | 1 | 2 | | | | | | |
| Cristian Guzman, S OBP: 0.207, SLG: 0.205 Denny Hocking, S OBP: 0.309, SLG: 0.318 | (1,6) (8,PH) (9,6) | | | | | | | (0,1) B1-3 1B | | | | 2 | 0 | 0 | 0 | 0 | 0 | 1 | | | | | | |
| | | | | | | | | | | | | 2 | 0 | 0 | 0 | 0 | 0 | 1 | | | | | | |
| Inning Stats | R: 0 E: 0 K: 0 S: 8 | H: 0 LOB: 1 BB: 1 P: 17 | R: 0 E: 0 K: 1 S: 9 | H: 0 LOB: 1 BB: 1 P: 14 | R: 0 E: 1 K: 0 S: 11 | H: 0 LOB: 1 BB: 0 P: 16 | R: 0 E: 0 K: 2 S: 8 | H: 0 LOB: 0 BB: 0 P: 15 | R: 0 E: 0 K: 1 S: 9 | H: 1 LOB: 1 BB: 0 P: 15 | R: 0 E: 0 K: 1 S: 7 | H: 0 LOB: 1 BB: 1 P: 15 | R: 0 E: 0 K: 1 S: 14 | H: 0 LOB: 1 BB: 1 P: 25 | R: 1 E: 1 K: 1 S: 27 | H: 2 LOB: 3 BB: 1 P: 40 | R: 0 E: 0 K: 0 S: 7 | H: 1 LOB: 0 BB: 0 P: 9 | R: 1 E: 0 K: 0 S: 1 | H: 1 LOB: 0 BB: 0 P: 1 | 1B: 4 2B: 1 3B: 0 HR: 1 | SF: 0 SAC: 0 DP: 1 HBP: 0 | WP: 0 PA: 38 | |
| PITCHER | IP WLS BF H R ER SO BB IBB HBP BLK WP HR S P ERA WHIP | IP WLS BF H R ER SO BB IBB HBP BLK WP HR S P ERA WHIP | IP WLS BF H R ER SO BB IBB HBP BLK WP HR S P ERA WHIP | IP WLS BF H R ER SO BB IBB HBP BLK WP HR S P ERA WHIP | IP WLS BF H R ER SO BB IBB HBP BLK WP HR S P ERA WHIP | IP WLS BF H R ER SO BB IBB HBP BLK WP HR S P ERA WHIP | IP WLS BF H R ER SO BB IBB HBP BLK WP HR S P ERA WHIP | IP WLS BF H R ER SO BB IBB HBP BLK WP HR S P ERA WHIP | IP WLS BF H R ER SO BB IBB HBP BLK WP HR S P ERA WHIP | IP WLS BF H R ER SO BB IBB HBP BLK WP HR S P ERA WHIP | IP WLS BF H R ER SO BB IBB HBP BLK WP HR S P ERA WHIP | IP WLS BF H R ER SO BB IBB HBP BLK WP HR S P ERA WHIP | IP WLS BF H R ER SO BB IBB HBP BLK WP HR S P ERA WHIP | IP WLS BF H R ER SO BB IBB HBP BLK WP HR S P ERA WHIP | IP WLS BF H R ER SO BB IBB HBP BLK WP HR S P ERA WHIP | IP WLS BF H R ER SO BB IBB HBP BLK WP HR S P ERA WHIP | IP WLS BF H R ER SO BB IBB HBP BLK WP HR S P ERA WHIP | IP WLS BF H R ER SO BB IBB HBP BLK WP HR S P ERA WHIP | IP WLS BF H R ER SO BB IBB HBP BLK WP HR S P ERA WHIP | IP WLS BF H R ER SO BB IBB HBP BLK WP HR S P ERA WHIP | IP WLS BF H R ER SO BB IBB HBP BLK WP HR S P ERA WHIP | IP WLS BF H R ER SO BB IBB HBP BLK WP HR S P ERA WHIP | IP WLS BF H R ER SO BB IBB HBP BLK WP HR S P ERA WHIP | IP WLS BF H R ER SO BB IBB HBP BLK WP HR S P ERA WHIP |
| Kenny Rogers, L ERA: 3.91 T.J. Mathews, R ERA: 2.16 Buddy Groom, L ERA: 6.23 Billy Taylor, R ERA: 1.93 Brad Rigby, R ERA: 4.59 | (1,1) (7,1) (8,1) (8,1) (10,1) | 6.2 0.1 0.2 1.1 0.0 | WLS H H B L | BF 25 2 8 1 | H 1 0 2 1 | R 0 0 1 1 | ER 0 0 0 1 | SO 5 1 0 0 | BB 4 0 0 0 | IBB 0 0 0 0 | HBP 0 0 0 0 | BLK 0 0 0 0 | WP 0 0 0 0 | HR 0 0 11 23 | S 63 3 15 34 | P 112 5 15 34 | ERA 0.00 0.00 0.00 0.00 | WHIP 0.750 0.000 0.000 3.000 | ∞ ∞ | | | | | |

Oakland Athletics @ Minnesota Twins
Hubert H. Humphrey Metrodome, Minneapolis, MN
Sat May 22 1999, 8:05 PM EDT
Alt. 15,381 - Dome - 72 F

| | |
|-----|----|
| AB | 32 |
| R | 2 |
| H | 5 |
| RBI | 1 |
| BB | 5 |
| SO | 7 |
| LOB | 16 |



| Batter | 1 | 2 | 3 | 4 | 5 | 6 | 7 | 8 | 9 | AB | R | H | RBI | BB | SO | LOB | TOP | | | | | |
|--|------------------------------|----------------------------------|-------------------------------|----------------------------------|------------------------------|----------------------------------|-------------------------------|----------------------------------|-------------------------------|----------------------------------|-------------------------------|----------------------------------|------------------------------|----------------------------------|-------------------------------|----------------------------------|------------------------------|----------------------------------|----------------------------------|------------------------------------|----------------------------------|--------|
| Tim Raines, S OBP: 0.337, SLG: 0.275 (1, 7) | | | | | | | | | | 5 | 0 | 0 | 0 | 0 | 1 | 6 | | | | | | |
| Ryan Christenson, R OBP: 0.269, SLG: 0.389 (1, 8) | | | | | | | | | | 5 | 0 | 0 | 0 | 0 | 2 | 3 | | | | | | |
| Jason Giambi, L OBP: 0.381, SLG: 0.497 (1, 3) | | | | | | | | | | 3 | 1 | 1 | 0 | 2 | 0 | 0 | | | | | | |
| John Jaha, R OBP: 0.409, SLG: 0.586 (1, 10) | | | | | | | | | | 4 | 1 | 1 | 0 | 1 | 2 | 1 | | | | | | |
| Matt Stairs, L OBP: 0.357, SLG: 0.565 (1, 9) | | | | | | | | | | 4 | 1 | 2 | 3 | 0 | 0 | 3 | | | | | | |
| Olmedo Saenz, R OBP: 0.375, SLG: 0.444 (1, 5) | | | | | | | | | | 4 | 0 | 0 | 0 | 0 | 1 | 4 | | | | | | |
| Scott Spiezio, S OBP: 0.303, SLG: 0.330 (1, 4) | | | | | | | | | | 2 | 0 | 1 | 0 | 1 | 0 | 0 | | | | | | |
| Mike Macfarlane, R OBP: 0.262, SLG: 0.295 (1, 2) | | | | | | | | | | 4 | 0 | 2 | 0 | 0 | 0 | 3 | | | | | | |
| Miguel Tejada, R OBP: 0.288, SLG: 0.395 (1, 6) | | | | | | | | | | 2 | 0 | 0 | 0 | 2 | 2 | 3 | | | | | | |
| Inning Stats | R: 0 E: 0 K: 2 S: 9 | H: 0 LOB: 0 BB: 0 P: 13 | R: 0 E: 0 K: 1 S: 15 | H: 1 LOB: 2 BB: 1 P: 25 | R: 0 E: 0 K: 1 S: 6 | H: 0 LOB: 1 BB: 1 P: 14 | R: 0 E: 0 K: 1 S: 12 | H: 1 LOB: 1 BB: 0 P: 17 | R: 0 E: 0 K: 0 S: 11 | H: 0 LOB: 2 BB: 1 P: 20 | R: 3 E: 0 K: 1 S: 22 | H: 4 LOB: 2 BB: 1 P: 40 | R: 0 E: 0 K: 0 S: 8 | H: 0 LOB: 0 BB: 2 P: 20 | R: 0 E: 0 K: 1 S: 11 | H: 1 LOB: 1 BB: 0 P: 14 | R: 0 E: 0 K: 1 S: 9 | H: 0 LOB: 0 BB: 0 P: 14 | 1B: 2 2B: 5 3B: 0 HR: 1 | SF: 0 SAC: 0 DP: 1 HBP: 1 | WP: 0 PB: 0 SB: 0 CS: 1 | PA: 40 |
| PITCHER | IP | WLS | BF | H | R | ER | SO | BB | IBB | HBP | BLK | WP | HR | S | P | ERA | WHIP | | | | | |
| Eric Milton, L ERA: 6.79 (1, 1) | 5.0 | W | 22 | 3 | 2 | 2 | 5 | 4 | 0 | 1 | 0 | 0 | 0 | 59 | 102 | 3.60 | 1.400 | | | | | |
| Joe Mays, R ERA: 5.0 (6, 1) | 1.1 | | 9 | 3 | 1 | 1 | 1 | 2 | 0 | 0 | 0 | 0 | 1 | 20 | 39 | 6.75 | 3.750 | | | | | |
| Travis Miller, L ERA: (7, 1) | 0.1 | | 1 | 0 | 0 | 0 | 0 | 0 | 0 | 0 | 0 | 0 | 0 | 3 | 6 | 0.00 | 0.000 | | | | | |
| Bob Wells, R ERA: 4.21 (7, 1) | 2.1 | | 8 | 1 | 0 | 0 | 2 | 0 | 0 | 0 | 0 | 0 | 0 | 21 | 30 | 0.00 | 0.429 | | | | | |

Oakland Athletics @ Minnesota Twins
Hubert H. Humphrey Metrodome, Minneapolis, MN
Sun May 23 1999, 2:05 PM EDT
Att: 12,881 - Dome - 72 F

| | |
|-----|----|
| AB | 33 |
| R | 3 |
| H | 7 |
| RBI | 3 |
| BB | 6 |
| SO | 8 |
| LOB | 23 |



| Batter | 1 | 2 | 3 | 4 | 5 | 6 | 7 | 8 | 9 | AB | R | H | RBI | BB | SO | LOB | BOTTOM | | | | |
|---|-------------------------------|----------------------------------|-------------------------------|----------------------------------|------------------------------|---------------------------------|-------------------------------|----------------------------------|------------------------------|----------------------------------|-------------------------------|----------------------------------|-------------------------------|----------------------------------|------------------------------|---------------------------------|-----------------------------------|------------------------------------|----------------------------------|--------|--|
| Todd Walker, L OBP: 0.333, SLG: 0.388 (1, 4) | | | | | | | | | | 5 | 2 | 3 | 0 | 0 | 0 | 3 | | | | | |
| Tori Hunter, R OBP: 0.285, SLG: 0.329 (8, 8) | | | | | | | | | | 0 | 0 | 0 | 0 | 0 | 0 | 0 | | | | | |
| Denny Hocking, S OBP: 0.324, SLG: 0.337 (1, 8) | | | | | | | | | | 4 | 2 | 2 | 1 | 1 | 0 | 0 | | | | | |
| Ron Coomer, R OBP: 0.340, SLG: 0.518 (1, 5) | | | | | | | | | | 5 | 0 | 0 | 0 | 0 | 0 | 6 | | | | | |
| Matt Lawton, L OBP: 0.362, SLG: 0.465 (1, 9) | | | | | | | | | | 3 | 2 | 1 | 0 | 2 | 0 | 1 | | | | | |
| Marty Cordova, R OBP: 0.368, SLG: 0.416 (1, 10) | | | | | | | | | | 4 | 1 | 3 | 3 | 0 | 1 | 1 | | | | | |
| Doug Mientkiewicz, L OBP: 0.359, SLG: 0.369 (1, 3) | | | | | | | | | | 5 | 0 | 1 | 0 | 0 | 2 | 6 | | | | | |
| Chad Allen, R OBP: 0.313, SLG: 0.378 (1, 7) | | | | | | | | | | 4 | 1 | 2 | 2 | 0 | 1 | 0 | | | | | |
| A.J. Pierzynski, L OBP: 0.308, SLG: 0.182 (1, 2) | | | | | | | | | | 4 | 0 | 1 | 1 | 0 | 1 | 3 | | | | | |
| Cristian Guzman, S OBP: 0.216, SLG: 0.223 (1, 6) | | | | | | | | | | 4 | 0 | 2 | 1 | 0 | 1 | 0 | | | | | |
| Inning Stats | R: 5 E: 0 K: 1 S: 22 | H: 5 LOB: 1 BB: 1 P: 39 | R: 1 E: 0 K: 0 S: 13 | H: 1 LOB: 1 BB: 1 P: 18 | R: 0 E: 0 K: 1 S: 5 | H: 0 LOB: 0 BB: 0 P: 8 | R: 2 E: 0 K: 1 S: 14 | H: 5 LOB: 3 BB: 0 P: 21 | R: 0 E: 1 K: 0 S: 7 | H: 0 LOB: 0 BB: 0 P: 13 | R: 0 E: 0 K: 2 S: 12 | H: 1 LOB: 1 BB: 0 P: 18 | R: 0 E: 0 K: 1 S: 12 | H: 2 LOB: 2 BB: 1 P: 21 | R: 0 E: 0 K: 0 S: 5 | H: 1 LOB: 0 BB: 0 P: 7 | 1B: 10 2B: 5 3B: 0 HR: 0 | SF: 0 SAC: 0 DP: 2 HBP: 1 | WP: 1 PB: 0 SB: 0 CS: 0 | PA: 42 | |
| PITCHER | IP | WLS | BF | H | R | ER | SO | BB | IBB | HBP | BLK | WP | HR | S | P | ERA | WHIP | | | | |
| Gil Heredia, R ERA: 5.56 (4, 1) | 3.0 | L | 20 | 8 | 8 | 8 | 2 | 1 | 0 | 0 | 0 | 0 | 0 | 42 | 68 | 24.00 | 3.000 | | | | |
| Brad Rigby, R ERA: 4.46 (7, 1) | 3.2 | | 18 | 6 | 0 | 0 | 4 | 1 | 0 | 0 | 0 | 1 | 0 | 41 | 67 | 0.00 | 1.909 | | | | |
| Doug Jones, R ERA: 2.45 (7, 1) | 1.1 | | 4 | 1 | 0 | 0 | 0 | 0 | 0 | 0 | 0 | 0 | 0 | 7 | 10 | 0.00 | 0.750 | | | | |

Oakland Athletics @ Minnesota Twins
Hubert H. Humphrey Metrodome, Minneapolis, MN
Sun May 23 1999, 2:05 PM EDT
Att: 12,881 - Dome - 72 F

| | |
|-----|----|
| AB | 38 |
| R | 8 |
| H | 15 |
| RBI | 8 |
| BB | 3 |
| SO | 6 |
| LOB | 20 |



| Batter | 1 | 2 | 3 | 4 | 5 | 6 | 7 | 8 | 9 | AB | R | H | RBI | BB | SO | LOB | TOP | | | | | | | | |
|---|------------------------------|----------------------------------|------------------------------|----------------------------------|------------------------------|----------------------------------|-------------------------------|----------------------------------|------------------------------|---------------------------------|-------------------------------|----------------------------------|-------------------------------|----------------------------------|------------------------------|----------------------------------|---|----------------------------------|-----------------------------------|------------------------------------|----------------------------------|--------|--|--|--|
| Brian Hunter, R OBP: 0.311, SLG: 0.319 (1, 7) | G1-3 | | L8 | 2B HR 1B | G4-3 | | K | | G4-3 1B SF8 | 6 | 2 | 2 | 1 | 0 | 1 | 2 | Seattle Mariners @ Minnesota Twins Hubert H. Humphrey Metrodome, Minneapolis, MN Tue May 25 1999, 8:05 PM EDT Att: 13,875 - Dome - 72 F AB 43 R 15 H 17 RBI 15 BB 8 SO 4 LOB 19 | | | | | | | | |
| Alex Rodriguez, R OBP: 0.441, SLG: 0.714 Rafael Bourquard, R OBP: 0.415, SLG: 0.583 (9, 6) | G6-3 | | BB 1B | HR 2B | | G1-3 HR BB | F9 | | HR 1B | 5 | 3 | 3 | 1 | 1 | 0 | 0 | | | | | | | | | |
| Ken Griffey Jr., L OBP: 0.474, SLG: 0.673 Charles Gibson, R OBP: 0.200, SLG: 0.200 (1, 8) (7, 8) | K | | BB 1B | HR | | P5 | BB 1B | | G4-3 | 4 | 1 | 2 | 3 | 1 | 1 | 1 | | | | | | | | | |
| Edgar Martinez, R OBP: 0.439, SLG: 0.510 (1, 10) | | FC6-4 BB | L7 | G5-3 | | G1-3 | BB | | HR IBB | 3 | 1 | 0 | 0 | 3 | 0 | 4 | | | | | | | | | |
| Butch Huskey, R OBP: 0.383, SLG: 0.600 (1, 3) | FC6-4 G5-3 | | | | | HR | F7 | | SF8 | 5 | 2 | 2 | 3 | 0 | 0 | 3 | | | | | | | | | |
| Matt Mieske, R OBP: 0.441, SLG: 0.688 (1, 9) | G5-3 | | | | | BB 1B | | | L7 | 6 | 3 | 3 | 4 | 0 | 1 | 1 | | | | | | | | | |
| Russ Davis, R OBP: 0.303, SLG: 0.532 (1, 5) | F9 | | HR | | | BB | | | 1B | 5 | 1 | 2 | 2 | 1 | 1 | 1 | | | | | | | | | |
| David Bell, R OBP: 0.323, SLG: 0.534 (1, 4) | | | L4 | 1B BB | G4-3 2B | 1B | | F7 | | 4 | 1 | 2 | 1 | 1 | 0 | 1 | | | | | | | | | |
| Dan Wilson, R OBP: 0.303, SLG: 0.350 (1, 2) | | | BB 1B | 1B 2B | G4-3 | L1 | | G6-3 | | 4 | 1 | 1 | 0 | 1 | 0 | 4 | | | | | | | | | |
| Inning Stats | R: 0 E: 0 K: 1 S: 8 | H: 0 LOB: 0 BB: 0 P: 14 | R: 0 E: 0 K: 0 S: 8 | H: 0 LOB: 1 BB: 1 P: 15 | R: 0 E: 0 K: 0 S: 8 | H: 1 LOB: 3 BB: 2 P: 20 | R: 8 E: 0 K: 1 S: 20 | H: 7 LOB: 0 BB: 1 P: 35 | R: 0 E: 0 K: 0 S: 5 | H: 1 LOB: 1 BB: 0 P: 6 | R: 3 E: 0 K: 0 S: 18 | H: 3 LOB: 2 BB: 1 P: 32 | R: 0 E: 0 K: 1 S: 13 | H: 1 LOB: 2 BB: 1 P: 21 | R: 0 E: 0 K: 0 S: 8 | H: 1 LOB: 1 BB: 0 P: 15 | R: 4 E: 0 K: 1 S: 9 | H: 3 LOB: 0 BB: 1 P: 18 | 1B: 11 2B: 2 3B: 0 HR: 4 | SF: 1 SAC: 0 DP: 0 HBP: 0 | WP: 1 PB: 0 SB: 1 CS: 0 | PA: 52 | | | |
| PITCHER | IP | WLS | BF | H | R | ER | SO | BB | IBB | HBP | BLK | WP | HR | S | P | ERA | WHIP | | | | | | | | |
| Gary Rath, L ERA: 15.0 (1, 1) | 3.0 | L | 18 | 5 | 5 | 5 | 1 | 4 | 0 | 0 | 1 | 1 | 1 | 34 | 69 | 15.00 | 3.000 | | | | | | | | |
| Rob Radlosky, R ERA: 18.0 (4, 1) | 3.0 | | 18 | 7 | 6 | 6 | 1 | 2 | 0 | 0 | 0 | 0 | 2 | 33 | 53 | 18.00 | 3.000 | | | | | | | | |
| 23 Benj Sampson, L ERA: 8.44 (7, 1) | 3.0 | | 16 | 5 | 4 | 4 | 2 | 1 | 1 | 0 | 0 | 0 | 1 | 30 | 54 | 12.00 | 2.000 | | | | | | | | |

| Batter | 1 | 2 | 3 | 4 | 5 | 6 | 7 | 8 | 9 | AB | R | H | RBI | BB | SO | LOB | BOTTOM | | | | | | | | | |
|--|-------------------------------|----------------------------------|-------------------------------|----------------------------------|-------------------------------|----------------------------------|------------------------------|----------------------------------|-------------------------------|----------------------------------|------------------------------|----------------------------------|------------------------------|----------------------------------|------------------------------|----------------------------------|---|------------------------------------|----------------------------------|--------|--|--|--|--|--|--|
| Denny Hocking, S OBP: 0.315, SLG: 0.320 (1, 4) | FC6-4 BB | F9 | | K | | F8 | | G6-3 | | 4 | 0 | 0 | 0 | 1 | 1 | 2 | Seattle Mariners @ Minnesota Twins Hubert H. Humphrey Metrodome, Minneapolis, MN Tue May 25 1999, 8:05 PM EDT Att: 13,875 - Dome - 72 F AB 34 R 5 H 10 RBI 4 BB 7 SO 4 LOB 19 | | | | | | | | | |
| Tori Hunter, R OBP: 0.281, SLG: 0.331 (1, 8) | FC6-4 1B E | F8 | | 1B | | G5-3 | | G5-3 | | 5 | 1 | 1 | 0 | 0 | 0 | 2 | | | | | | | | | | |
| Brent Gates, S OBP: 0.313, SLG: 0.311 (1, 5) | E7 F9 BB 1B | | G4-3 2B | F9 | | G4-3 | | 2B BB | | 4 | 2 | 2 | 0 | 1 | 0 | 2 | | | | | | | | | | |
| Marty Cordova, R OBP: 0.366, SLG: 0.440 (1, 10) | F9 | | G4-3 | F9 | | HR | | 2B | | 5 | 1 | 2 | 1 | 0 | 0 | 3 | | | | | | | | | | |
| Ron Coomer, R OBP: 0.358, SLG: 0.566 Doug Mientkiewicz, L OBP: 0.391, SLG: 0.371 (1, 3) (7, 3) | BB BB IBB | | BB 1B SF3 | 1B | | G6-3 | | K | | 2 | 1 | 1 | 1 | 1 | 0 | 0 | | | | | | | | | | |
| Matt Lawton, L OBP: 0.394, SLG: 0.457 Corey Koskie, L OBP: 0.354, SLG: 0.479 (1, 9) (7, 9) | BB BB | | SF3 BB 1B | | | K | | F8 | | 2 | 0 | 1 | 0 | 1 | 1 | 0 | | | | | | | | | | |
| Chad Allen, R OBP: 0.329, SLG: 0.404 (1, 7) | BB BB | | SF3 BB | | | G4-3 | | G4-3 | | 2 | 0 | 1 | 1 | 2 | 0 | 0 | | | | | | | | | | |
| Javier Valentin, S OBP: 0.288, SLG: 0.308 A.J. Pierzynski, L OBP: 0.256, SLG: 0.167 (1, 2) (7, 2) | L9 | | SF3 | | | F9 | | G6-3 | | 2 | 0 | 0 | 1 | 0 | 0 | 4 | | | | | | | | | | |
| Cristian Guzman, S OBP: 0.233, SLG: 0.228 (1, 6) | | G5-3 | F8 | | | G5-3 BB | | G6-3 1B | | 3 | 0 | 1 | 0 | 1 | 0 | 2 | | | | | | | | | | |
| Inning Stats | R: 2 E: 1 K: 0 S: 14 | H: 1 LOB: 3 BB: 4 P: 34 | R: 0 E: 0 K: 0 S: 10 | H: 0 LOB: 0 BB: 0 P: 16 | R: 2 E: 0 K: 0 S: 15 | H: 3 LOB: 2 BB: 1 P: 23 | R: 0 E: 0 K: 1 S: 9 | H: 1 LOB: 1 BB: 0 P: 13 | R: 0 E: 0 K: 0 S: 10 | H: 0 LOB: 1 BB: 1 P: 17 | R: 1 E: 0 K: 0 S: 8 | H: 2 LOB: 0 BB: 0 P: 11 | R: 0 E: 0 K: 0 S: 7 | H: 1 LOB: 0 BB: 0 P: 10 | R: 0 E: 0 K: 2 S: 8 | H: 1 LOB: 2 BB: 1 P: 15 | 1B: 7 2B: 2 3B: 0 HR: 1 | SF: 1 SAC: 0 DP: 1 HBP: 0 | WP: 0 PB: 0 SB: 0 CS: 0 | PA: 42 | | | | | | |
| PITCHER | IP | WLS | BF | H | R | ER | SO | BB | IBB | HBP | BLK | WP | HR | S | P | ERA | WHIP | | | | | | | | | |
| John Halama, L ERA: 4.84 (1, 1) | 5.0 | W | 26 | 6 | 4 | 4 | 2 | 4 | 1 | 0 | 0 | 0 | 0 | 1 | 18 | 28 | 4.50 | 1.500 | | | | | | | | |
| Rafael Carmona, R ERA: 2.84 (6, 1) | 2.0 | | 8 | 2 | 1 | 1 | 0 | 1 | 0 | 0 | 0 | 0 | 0 | 7 | 10 | 0.00 | 1.000 | | | | | | | | | |
| 46 Jordan Zimmerman, L ERA: 7.25 (6, 1) | 1.0 | | 3 | 1 | 0 | 0 | 0 | 0 | 0 | 0 | 0 | 0 | 0 | 8 | 15 | 0.00 | 2.000 | | | | | | | | | |

livebaseballscores.com



| Batter | 1 | 2 | 3 | 4 | 5 | 6 | 7 | 8 | 9 | AB | R | H | RBI | BB | SO | LOB | TOP | | | | | |
|--|---|----------------------------------|------------------------------|----------------------------------|-------------------------------|----------------------------------|------------------------------|---------------------------------|-------------------------------|----------------------------------|-------------------------------|----------------------------------|-------------------------------|----------------------------------|-------------------------------|----------------------------------|---|----------------------------------|----------------------------------|------------------------------------|----------------------------------|--------|
| Brian Hunter, R OBP: 0.320, SLG: 0.345 (1, 7) | | | | | | | | | | 4 | 3 | 2 | 1 | 1 | 1 | 0 | Seattle Mariners @ Minnesota Twins Hubert H. Humphrey Metrodome, Minneapolis, MN Wed May 26 1999, 1:15 PM EDT Att. 17,022 - Dome - 72 F livebaseballscorecards.com | | | | | |
| Alex Rodriguez, R OBP: 0.453, SLG: 0.778 (1, 6) | | | | | | | | | | 5 | 3 | 3 | 1 | 0 | 2 | 1 | | | | | | |
| Ken Griffey Jr., L OBP: 0.690, SLG: 0.690 (1, 8) | | | | | | | | | | 3 | 2 | 2 | 3 | 1 | 0 | 0 | | | | | | |
| Charles Gibson, R OBP: 0.273, SLG: 0.364 (7, 8) | | | | | | | | | | 1 | 0 | 1 | 0 | 0 | 0 | 0 | | | | | | |
| Edgar Martinez, R OBP: 0.443, SLG: 0.531 (1, 10) | | | | | | | | | | 4 | 2 | 2 | 4 | 1 | 1 | 2 | | | | | | |
| Butch Huskey, R OBP: 0.375, SLG: 0.582 (1, 3) | | | | | | | | | | | 5 | 1 | 1 | 0 | 0 | 1 | | 2 | | | | |
| John Mabry, L OBP: 0.286, SLG: 0.441 (1, 9) | | | | | | | | | | 4 | 0 | 1 | 2 | 1 | 1 | 1 | | | | | | |
| Russ Davis, R OBP: 0.300, SLG: 0.519 (1, 5) | | | | | | | | | | 4 | 0 | 0 | 0 | 1 | 0 | 4 | | | | | | |
| Tom Lampkin, L OBP: 0.362, SLG: 0.451 (1, 2) | | | | | | | | | | 4 | 0 | 0 | 0 | 1 | 1 | 3 | | | | | | |
| Rafael Bourquig, R OBP: 0.378, SLG: 0.525 (1, 4) | | | | | | | | | | 4 | 0 | 0 | 0 | 0 | 0 | 2 | | | | | | |
| Inning Stats | R: 1 E: 0 K: 1 S: 11 | H: 2 LOB: 0 BB: 0 P: 20 | R: 0 E: 0 K: 1 S: 9 | H: 0 LOB: 0 BB: 0 P: 16 | R: 3 E: 0 K: 0 S: 16 | H: 4 LOB: 1 BB: 0 P: 24 | R: 0 E: 0 K: 0 S: 3 | H: 0 LOB: 0 BB: 1 P: 7 | R: 4 E: 1 K: 1 S: 21 | H: 3 LOB: 2 BB: 2 P: 34 | R: 1 E: 0 K: 0 S: 11 | H: 1 LOB: 1 BB: 0 P: 14 | R: 2 E: 1 K: 0 S: 13 | H: 1 LOB: 1 BB: 2 P: 25 | R: 0 E: 0 K: 2 S: 12 | H: 1 LOB: 1 BB: 1 P: 17 | R: 0 E: 0 K: 1 S: 9 | H: 0 LOB: 1 BB: 1 P: 15 | 1B: 6 2B: 2 3B: 0 HR: 4 | SF: 0 SAC: 0 DP: 3 HBP: 0 | WP: 0 PB: 0 SB: 1 CS: 0 | PA: 44 |
| PITCHER | IP WLS BF H R ER SO BB IBB HBP BLK WP HR S P ERA WHIP | | | | | | | | | | | | | | | | | | | | | |
| LaTroy Hawkins, R ERA: 8.73 (1, 1) | 4.1 L 23 9 8 8 2 2 1 0 0 0 3 47 84 16.61 2.538 | | | | | | | | | | | | | | | | | | | | | |
| Travis Miller, L ERA: 2.08 (5, 1) | 1.2 7 1 1 1 2 0 0 0 0 0 1 24 31 5.40 0.600 | | | | | | | | | | | | | | | | | | | | | |
| Joe Mays, R ERA: 5.54 (7, 1) | 3.0 14 2 2 0 3 3 0 0 0 0 0 34 57 0.00 1.667 | | | | | | | | | | | | | | | | | | | | | |

| Batter | 1 | 2 | 3 | 4 | 5 | 6 | 7 | 8 | 9 | AB | R | H | RBI | BB | SO | LOB | BOTTOM | | | | | |
|---|---|----------------------------------|------------------------------|----------------------------------|------------------------------|---------------------------------|-------------------------------|----------------------------------|-------------------------------|----------------------------------|-------------------------------|----------------------------------|------------------------------|---------------------------------|------------------------------|---------------------------------|---|----------------------------------|----------------------------------|------------------------------------|----------------------------------|--------|
| Todd Walker, L OBP: 0.325, SLG: 0.376 (1, 4) | | | | | | | | | | 4 | 0 | 1 | 0 | 0 | 0 | 1 | Seattle Mariners @ Minnesota Twins Hubert H. Humphrey Metrodome, Minneapolis, MN Wed May 26 1999, 1:15 PM EDT Att. 17,022 - Dome - 72 F livebaseballscorecards.com | | | | | |
| Chad Allen, R OBP: 0.327, SLG: 0.400 (1, 7) | | | | | | | | | | 4 | 1 | 1 | 0 | 0 | 0 | 1 | | | | | | |
| Brent Gates, S OBP: 0.310, SLG: 0.346 (1, 5) | | | | | | | | | | | 4 | 1 | 1 | 2 | 0 | 1 | | | | | | |
| Marty Cordova, R OBP: 0.376, SLG: 0.467 (1, 10) | | | | | | | | | | | 3 | 1 | 2 | 1 | 1 | 0 | | 0 | | | | |
| Ron Coomer, R OBP: 0.348, SLG: 0.550 (1, 3) | | | | | | | | | | | 4 | 0 | 0 | 0 | 0 | 0 | | 2 | | | | |
| Matt Lawton, L OBP: 0.398, SLG: 0.448 (1, 9) | | | | | | | | | | | 3 | 0 | 0 | 0 | 0 | 1 | | 1 | | | | |
| Corey Koskie, L OBP: 0.363, SLG: 0.479 (8, 9) | | | | | | | | | | | 0 | 0 | 0 | 0 | 1 | 0 | | 0 | | | | |
| Tori Hunter, R OBP: 0.262, SLG: 0.331 (1, 8) | | | | | | | | | | | 3 | 0 | 1 | 0 | 0 | 2 | | 1 | | | | |
| Doug Mientkiewicz, L OBP: 0.359, SLG: 0.368 (9, PH) | | | | | | | | | | | 1 | 0 | 0 | 0 | 0 | 0 | 2 | | | | | |
| Javier Valentin, S OBP: 0.276, SLG: 0.294 (1, 2) | | | | | | | | | | | 3 | 0 | 0 | 0 | 0 | 0 | 1 | | | | | |
| Cristian Guzman, S OBP: 0.235, SLG: 0.238 (1, 6) | | | | | | | | | | 3 | 0 | 1 | 0 | 0 | 0 | 0 | 0 | | | | | |
| Denny Hocking, S OBP: 0.315, SLG: 0.320 (9, 6) | | | | | | | | | | 0 | 0 | 0 | 0 | 0 | 0 | 0 | 0 | | | | | |
| Inning Stats | R: 0 E: 0 K: 0 S: 8 | H: 0 LOB: 0 BB: 0 P: 15 | R: 0 E: 0 K: 1 S: 7 | H: 0 LOB: 1 BB: 1 P: 12 | R: 0 E: 0 K: 0 S: 5 | H: 0 LOB: 0 BB: 0 P: 9 | R: 2 E: 0 K: 1 S: 14 | H: 2 LOB: 0 BB: 0 P: 21 | R: 0 E: 0 K: 1 S: 10 | H: 1 LOB: 1 BB: 0 P: 13 | R: 1 E: 1 K: 0 S: 11 | H: 1 LOB: 0 BB: 0 P: 20 | R: 0 E: 0 K: 0 S: 4 | H: 1 LOB: 0 BB: 0 P: 6 | R: 0 E: 0 K: 0 S: 7 | H: 1 LOB: 0 BB: 0 P: 9 | R: 0 E: 0 K: 1 S: 10 | H: 1 LOB: 2 BB: 1 P: 19 | 1B: 4 2B: 1 3B: 0 HR: 2 | SF: 0 SAC: 0 DP: 3 HBP: 0 | WP: 0 PB: 0 SB: 0 CS: 0 | PA: 34 |
| PITCHER | IP WLS BF H R ER SO BB IBB HBP BLK WP HR S P ERA WHIP | | | | | | | | | | | | | | | | | | | | | |
| Jamie Moyer, L ERA: 5.5 (1, 1) | 8.0 W 29 6 3 3 3 1 0 0 0 0 2 66 105 3.38 0.875 | | | | | | | | | | | | | | | | | | | | | |
| Jose Mesa, R ERA: 8.69 (9, 1) | 1.0 5 1 0 0 1 1 0 0 0 0 0 10 19 0.00 2.000 | | | | | | | | | | | | | | | | | | | | | |

| Batter | 1 | 2 | 3 | 4 | 5 | 6 | 7 | 8 | 9 | AB | R | H | RBI | BB | SO | LOB | TOP | | | | | | | | | | | | | | | | | | | | | |
|---|------------------------------|----------------------------------|------------------------------|----------------------------------|-------------------------------|----------------------------------|------------------------------|---------------------------------|------------------------------|---------------------------------|-------------------------------|----------------------------------|-------------------------------|----------------------------------|-------------------------------|----------------------------------|------------------------------|----------------------------------|-------------------------|------------------------------------|-------------------------|--------|-----|----|---|---|----|----|----|-----|-----|-----|----|----|---|---|-----|------|
| Todd Walker, L (1, 4) OBP: 0.327, SLG: 0.383 | G4-3 | | G5-4-3 | | L4 | | | | K | 5 | 1 | 2 | 2 | 0 | 1 | 1 | | | | | | | | | | | | | | | | | | | | | | |
| Chad Allen, R (1, 7) OBP: 0.338, SLG: 0.405 | | | | | G4-3-6-4 | | | | | 3 | 0 | 2 | 1 | 1 | 0 | 1 | | | | | | | | | | | | | | | | | | | | | | |
| Matt Lawton, L (1, 9) OBP: 0.356, SLG: 0.440 | | | G5-4-3 | | | | | | | 3 | 0 | 0 | 0 | 0 | 2 | 4 | | | | | | | | | | | | | | | | | | | | | | |
| Marty Cordova, R (1, 10) OBP: 0.379, SLG: 0.468 | | | | | | | | | | 4 | 0 | 2 | 0 | 0 | 2 | 1 | | | | | | | | | | | | | | | | | | | | | | |
| Ron Coomer, R (1, 5) OBP: 0.346, SLG: 0.549 | | | | | | | | | | 4 | 0 | 1 | 0 | 0 | 1 | 3 | | | | | | | | | | | | | | | | | | | | | | |
| Doug Mientkiewicz, L (1, 3) OBP: 0.350, SLG: 0.358 | | | | | | | | | | 4 | 0 | 0 | 0 | 0 | 1 | 3 | | | | | | | | | | | | | | | | | | | | | | |
| Terry Steinbach, R (1, 2) OBP: 0.350, SLG: 0.375 | | | | | | | | | | 4 | 0 | 0 | 0 | 0 | 0 | 2 | | | | | | | | | | | | | | | | | | | | | | |
| Tori Hunter, R (1, 8) OBP: 0.283, SLG: 0.327 | | | | | | | | | | 2 | 1 | 0 | 0 | 1 | 0 | 0 | | | | | | | | | | | | | | | | | | | | | | |
| Brent Gates, S (9, PH) OBP: 0.307, SLG: 0.342 | | | | | | | | | | 1 | 0 | 0 | 0 | 0 | 0 | 0 | | | | | | | | | | | | | | | | | | | | | | |
| Denny Hocking, S (1, 6) OBP: 0.330, SLG: 0.340 | | | | | | | | | | 3 | 2 | 2 | 0 | 1 | 0 | 0 | | | | | | | | | | | | | | | | | | | | | | |
| Inning Stats | R: 0 E: 0 K: 1 S: 6 | H: 0 LOB: 0 BB: 1 P: 11 | R: 0 E: 0 K: 1 S: 9 | H: 1 LOB: 1 BB: 0 P: 14 | R: 3 E: 0 K: 0 S: 16 | H: 3 LOB: 1 BB: 2 P: 31 | R: 0 E: 0 K: 0 S: 6 | H: 0 LOB: 0 BB: 0 P: 9 | R: 0 E: 0 K: 1 S: 4 | H: 1 LOB: 0 BB: 0 P: 6 | R: 0 E: 0 K: 1 S: 11 | H: 0 LOB: 1 BB: 0 P: 18 | R: 1 E: 0 K: 1 S: 14 | H: 3 LOB: 2 BB: 0 P: 21 | R: 0 E: 0 K: 2 S: 11 | H: 1 LOB: 1 BB: 0 P: 17 | R: 0 E: 0 K: 1 S: 8 | H: 0 LOB: 0 BB: 0 P: 10 | 1B: 6 2B: 3 HR: 0 | SF: 0 SAC: 0 DP: 2 HBP: 1 | WP: 0 PB: 0 CS: 0 | PA: 37 | | | | | | | | | | | | | | | | |
| PITCHER | IP | WLS | BF | H | R | ER | SO | BB | IBB | HBP | BLK | WP | HR | S | P | ERA | WHIP | PITCHER | | | | IP | WLS | BF | H | R | ER | SO | BB | IBB | HBP | BLK | WP | HR | S | P | ERA | WHIP |
| Aaron Sele, R (1, 1) ERA: 5.98 | 6.2 | W | 28 | 7 | 4 | 4 | 3 | 3 | 0 | 1 | 0 | 0 | 0 | 61 | 102 | 5.40 | 1.500 | | | | | | | | | | | | | | | | | | | | | |
| 59 Jeff Zimmerman, R (7, 1) ERA: 1.36 | 1.1 | H | 6 | 2 | 0 | 0 | 3 | 0 | 0 | 0 | 0 | 0 | 0 | 16 | 25 | 0.00 | 1.500 | | | | | | | | | | | | | | | | | | | | | |
| John Wetteland, R (9, 1) ERA: 4.34 | 1.0 | S | 3 | 0 | 0 | 0 | 1 | 0 | 0 | 0 | 0 | 0 | 0 | 8 | 10 | 0.00 | 0.000 | | | | | | | | | | | | | | | | | | | | | |

Minnesota Twins @ Texas Rangers
The Ballpark at Arlington, Arlington, TX
Fri May 28 1999, 8:35 PM EDT
Att: 27,765 - Cloudy - 76 F

AB 33
R 4
H 9
RBI 3
BB 3
SO 7
LOB 15



| Batter | 1 | 2 | 3 | 4 | 5 | 6 | 7 | 8 | 9 | AB | R | H | RBI | BB | SO | LOB | BOTTOM | | | | | | | | | | | | | | | | | | | | | |
|--|-------------------------------|----------------------------------|------------------------------|----------------------------------|-------------------------------|----------------------------------|------------------------------|----------------------------------|------------------------------|----------------------------------|-------------------------------|----------------------------------|------------------------------|----------------------------------|------------------------------|----------------------------------|----------------------------------|------------------------------------|-------------------------|--------|--|----|-----|----|---|---|----|----|----|-----|-----|-----|----|----|---|---|-----|------|
| Tom Goodwin, L (1, 8) OBP: 0.315, SLG: 0.315 | G6-3 | | | | | | | | | 3 | 1 | 0 | 0 | 1 | 1 | 3 | | | | | | | | | | | | | | | | | | | | | | |
| Mark McLemore, S (1, 4) OBP: 0.408, SLG: 0.474 | | | | | | | | | | 3 | 2 | 2 | 0 | 1 | 0 | 0 | | | | | | | | | | | | | | | | | | | | | | |
| 29 Rusty Greer, L (1, 7) OBP: 0.393, SLG: 0.522 | | | | | | | | | | 4 | 0 | 1 | 1 | 0 | 1 | 2 | | | | | | | | | | | | | | | | | | | | | | |
| Juan Gonzalez, R (1, 9) OBP: 0.353, SLG: 0.618 | | | | | | | | | | 3 | 1 | 2 | 3 | 0 | 0 | 1 | | | | | | | | | | | | | | | | | | | | | | |
| Rafael Palmeiro, L (1, 10) OBP: 0.466, SLG: 0.691 | | | | | | | | | | 3 | 1 | 1 | 1 | 1 | 0 | 2 | | | | | | | | | | | | | | | | | | | | | | |
| Ivan Rodriguez, R (1, 2) OBP: 0.341, SLG: 0.542 | | | | | | | | | | 4 | 1 | 1 | 1 | 0 | 1 | 3 | | | | | | | | | | | | | | | | | | | | | | |
| Todd Zeile, R (1, 5) OBP: 0.337, SLG: 0.494 | | | | | | | | | | 4 | 0 | 1 | 0 | 0 | 1 | 0 | | | | | | | | | | | | | | | | | | | | | | |
| Lee Stevens, L (1, 3) OBP: 0.410, SLG: 0.583 | | | | | | | | | | 4 | 0 | 1 | 0 | 0 | 2 | 1 | | | | | | | | | | | | | | | | | | | | | | |
| Royce Clayton, R (1, 6) OBP: 0.250, SLG: 0.233 | | | | | | | | | | 4 | 0 | 1 | 0 | 0 | 0 | 1 | | | | | | | | | | | | | | | | | | | | | | |
| Inning Stats | R: 5 E: 0 K: 1 S: 16 | H: 4 LOB: 0 BB: 1 P: 28 | R: 0 E: 0 K: 0 S: 6 | H: 0 LOB: 0 BB: 0 P: 10 | R: 0 E: 0 K: 0 S: 11 | H: 1 LOB: 0 BB: 0 P: 14 | R: 0 E: 0 K: 0 S: 7 | H: 2 LOB: 2 BB: 0 P: 14 | R: 1 E: 0 K: 1 S: 9 | H: 2 LOB: 1 BB: 0 P: 11 | R: 0 E: 0 K: 2 S: 12 | H: 1 LOB: 1 BB: 0 P: 17 | R: 0 E: 0 K: 1 S: 8 | H: 0 LOB: 2 BB: 2 P: 21 | R: 0 E: 0 K: 1 S: 6 | H: 0 LOB: 0 BB: 0 P: 11 | 1B: 5 2B: 2 3B: 0 HR: 3 | SF: 1 SAC: 0 DP: 1 HBP: 0 | WP: 0 PB: 0 CS: 0 | PA: 36 | | | | | | | | | | | | | | | | | | |
| PITCHER | IP | WLS | BF | H | R | ER | SO | BB | IBB | HBP | BLK | WP | HR | S | P | ERA | WHIP | PITCHER | | | | IP | WLS | BF | H | R | ER | SO | BB | IBB | HBP | BLK | WP | HR | S | P | ERA | WHIP |
| Brad Radke, R (1, 1) ERA: 3.82 | 6.0 | L | 28 | 10 | 6 | 6 | 4 | 1 | 0 | 0 | 0 | 0 | 0 | 4 | 11 | 0.00 | 3.000 | | | | | | | | | | | | | | | | | | | | | |
| Travis Miller, L (7, 1) ERA: 1.93 | 0.1 | | 2 | 0 | 0 | 0 | 1 | 1 | 0 | 0 | 0 | 0 | 0 | 4 | 11 | 0.00 | 3.000 | | | | | | | | | | | | | | | | | | | | | |
| Bob Wells, R (7, 1) ERA: 4.61 | 0.1 | | 1 | 0 | 0 | 0 | 0 | 0 | 0 | 0 | 0 | 0 | 0 | 1 | 3 | 0.00 | 0.000 | | | | | | | | | | | | | | | | | | | | | |
| Gary Rath, L (7, 1) ERA: 15.0 | 0.0 | | 1 | 0 | 0 | 0 | 0 | 1 | 0 | 0 | 0 | 0 | 0 | 1 | 5 | ∞ | ∞ | | | | | | | | | | | | | | | | | | | | | |
| Mike Trombley, R (7, 1) ERA: 2.14 | 1.1 | | 4 | 0 | 0 | 0 | 1 | 0 | 0 | 0 | 0 | 0 | 0 | 8 | 13 | 0.00 | 0.000 | | | | | | | | | | | | | | | | | | | | | |

Minnesota Twins @ Texas Rangers
The Ballpark at Arlington, Arlington, TX
Fri May 28 1999, 8:35 PM EDT
Att: 27,765 - Cloudy - 76 F

AB 32
R 6
H 10
RBI 6
BB 3
SO 6
LOB 13



| Batter | 1 | 2 | 3 | 4 | 5 | 6 | 7 | 8 | 9 | AB | R | H | RBI | BB | SO | LOB | TOP | | | | | | | | |
|---|-------------------------------|----------------------------------|------------------------------|---------------------------------|------------------------------|----------------------------------|-------------------------------|----------------------------------|------------------------------|---------------------------------|------------------------------|----------------------------------|------------------------------|----------------------------------|------------------------------|---------------------------------|-------------------------------|----------------------------------|----------------------------------|------------------------------------|-------------------------|--------|--|--|--|
| Todd Walker, L (1,4) OBP: 0.327, SLG: 0.380 | 0-0 P6 | | 1-1 G3-1 | | | 0-3 K | | 1-0 G3 | | 4 | 0 | 0 | 0 | 0 | 1 | 0 | | | | | | | | | |
| Chad Allen, R (1,7) OBP: 0.327, SLG: 0.391 | 1-2 F7 | | | 0-0 F8 | | 3-3 K | | | 1-3 K | 3 | 0 | 0 | 0 | 0 | 1 | 0 | | | | | | | | | |
| Matt Lawton, L (9, PH) OBP: 0.350, SLG: 0.428 | | | | | | | | | | 1 | 0 | 0 | 0 | 0 | 1 | 0 | | | | | | | | | |
| Brent Gates, S (1,5) OBP: 0.315, SLG: 0.361 | 3-2 1B | | | 2-2 2B | | 2-2 G5-3 | | | 2-1 L4 | 4 | 1 | 2 | 0 | 0 | 0 | 0 | | | | | | | | | |
| Marty Cordova, R (1,10) 56 Cleatus Davidson, S (9, PR) | 2-2 F7 | | | 1-0 2B | | | 1-2 G4-3 SF9 2B | | 1-2 1B | 4 | 1 | 3 | 1 | 0 | 0 | 1 | | | | | | | | | |
| Ron Coomer, R (1,3) OBP: 0.339, SLG: 0.531 | | 1-0 F8 | | 1-3 K | | | 2-1 G4-3 | | 0-1 1B | 4 | 0 | 1 | 0 | 0 | 1 | 2 | | | | | | | | | |
| Corey Kociskie, L (1,9) OBP: 0.345, SLG: 0.455 | | 1-3 K | | 1-0 G6-3 | | | 0-1 SF9 | | 1-3 K | 3 | 0 | 0 | 1 | 0 | 2 | 3 | | | | | | | | | |
| Tori Hunter, R (1,8) OBP: 0.275, SLG: 0.317 | | 0-1 F9 | | | 3-1 G5-3 | | 3-H 0-0 G6-3 | | | 3 | 0 | 0 | 0 | 0 | 0 | 0 | | | | | | | | | |
| Javier Valentin, S (1,2) OBP: 0.266, SLG: 0.282 | | | 3-2 G3 | | 0-0 F8 | | | 0-3 K | | 3 | 0 | 0 | 0 | 0 | 1 | 0 | | | | | | | | | |
| Denny Hocking, S (1,6) OBP: 0.328, SLG: 0.336 | | | 0-0 L3 | | 1-0 G3-1 | | | 1-3 K | | 3 | 0 | 0 | 0 | 0 | 1 | 0 | | | | | | | | | |
| Inning Stats | R: 0 E: 0 K: 0 S: 16 | H: 1 LOB: 1 BB: 0 P: 22 | R: 0 E: 0 K: 1 S: 6 | H: 0 LOB: 0 BB: 0 P: 8 | R: 0 E: 0 K: 0 S: 7 | H: 0 LOB: 0 BB: 0 P: 11 | R: 1 E: 0 K: 1 S: 11 | H: 2 LOB: 1 BB: 0 P: 16 | R: 0 E: 0 K: 0 S: 4 | H: 0 LOB: 0 BB: 0 P: 8 | R: 0 E: 0 K: 2 S: 9 | H: 0 LOB: 0 BB: 0 P: 14 | R: 1 E: 0 K: 0 S: 8 | H: 1 LOB: 0 BB: 0 P: 11 | R: 0 E: 0 K: 2 S: 7 | H: 0 LOB: 0 BB: 0 P: 9 | R: 0 E: 0 K: 2 S: 13 | H: 2 LOB: 2 BB: 0 P: 18 | 1B: 3 2B: 3 3B: 0 HR: 0 | SF: 1 SAC: 0 DP: 0 HBP: 0 | WP: 0 PB: 0 CS: 0 | PA: 33 | | | |
| PITCHER | IP | WLS | BF | H | R | ER | SO | BB | IBB | HBP | BLK | WP | HR | S | P | ERA | WHIP | | | | | | | | |
| Mark Clark, R (1,1) ERA: 6.68 | 7.0 | | 25 | 4 | 2 | 2 | 4 | 0 | 0 | 0 | 0 | 0 | 0 | 61 | 90 | 2.57 | 0.571 | | | | | | | | |
| 59 Jeff Zimmerman, R (8,1) ERA: 1.32 | 1.0 | W | 3 | 0 | 0 | 0 | 2 | 0 | 0 | 0 | 0 | 0 | 0 | 7 | 9 | 0.00 | 0.000 | | | | | | | | |
| John Wetteland, R (9,1) ERA: 3.92 | 1.0 | S | 5 | 2 | 0 | 0 | 2 | 0 | 0 | 0 | 0 | 0 | 0 | 13 | 18 | 0.00 | 2.000 | | | | | | | | |

Minnesota Twins @ Texas Rangers
The Ballpark at Arlington, Arlington, TX
Sun May 30 1999, 3:05 PM EDT
Att: 40,286 - Cloudy - 75 F

AB 32
R 2
H 6
RBI 2
BB 0
SO 8
LOB 6





| Batter | 1 | 2 | 3 | 4 | 5 | 6 | 7 | 8 | 9 | AB | R | H | RBI | BB | SO | LOB | BOTTOM | | | | | | | | |
|--|------------------------------|----------------------------------|------------------------------|----------------------------------|------------------------------|---------------------------------|------------------------------|---------------------------------|-------------------------------|----------------------------------|-------------------------------|----------------------------------|-------------------------------|----------------------------------|------------------------------|----------------------------------|----------------------------------|------------------------------------|-------------------------|--------|--|--|--|--|--|
| Tom Goodwin, L (1,8) OBP: 0.316, SLG: 0.312 | 4-0 FC4-6 BB | | 1-2 F7 | | 0-0 G4-3 | | 0-0 S 1B | | | 3 | 0 | 1 | 0 | 1 | 0 | 1 | | | | | | | | | |
| Luis Alica, S (1,4) OBP: 0.292, SLG: 0.200 | 2-2 FC4-6 2B WP | | 0-0 G3-1 | | | 4-0 CS BB | 0-3 K | | | 3 | 1 | 0 | 0 | 1 | 1 | 3 | | | | | | | | | |
| Rafael Palmeiro, L (1,10) 29 Rusty Greer, L (6, PR) | 2-0 F7 | | | 0-0 F9 | | 3-3 K | | 0-0 SH1-4 1B | | 4 | 0 | 1 | 0 | 0 | 1 | 2 | | | | | | | | | |
| Juan Gonzalez, R (1,9) OBP: 0.370, SLG: 0.632 | 3-1 WP 2B | | | 0-2 G6-3 | | 0-2 BLK 2B | | 1-0 1B SH1-4 | | 4 | 0 | 3 | 0 | 0 | 0 | 0 | | | | | | | | | |
| Todd Zeile, R (1,5) OBP: 0.345, SLG: 0.511 | 3-3 K | | | 1-3 K | | 4-2 HBP | | 2-0 SH1-4 | | 2 | 0 | 0 | 0 | 0 | 2 | 1 | | | | | | | | | |
| Lee Stevens, L (1,3) OBP: 0.403, SLG: 0.567 | | 2-3 K | | | 2-3 K | | 2-0 F7 | | 0-0 1B | 4 | 0 | 1 | 1 | 0 | 2 | 2 | | | | | | | | | |
| Roberto Kelly, R (1,7) OBP: 0.391, SLG: 0.531 | | 0-2 G6-3 | | | 1-0 E 1B | | | 2-2 F8 | | 4 | 1 | 1 | 0 | 0 | 0 | 2 | | | | | | | | | |
| Gregg Zaun, S (1,2) OBP: 0.333, SLG: 0.269 | | 1-0 G3 | | | 3-1 G5-3 1B | | | 0-1 1B | | 4 | 0 | 2 | 1 | 0 | 0 | 2 | | | | | | | | | |
| Jon Shave, R (1,6) OBP: 0.314, SLG: 0.353 | | | 0-0 L9 | | 2-1 G5-3 | | | 2-2 L7 | | 3 | 0 | 0 | 0 | 0 | 0 | 2 | | | | | | | | | |
| Inning Stats | R: 1 E: 0 K: 1 S: 9 | H: 1 LOB: 1 BB: 1 P: 23 | R: 0 E: 0 K: 1 S: 9 | H: 0 LOB: 0 BB: 0 P: 12 | R: 0 E: 0 K: 0 S: 6 | H: 0 LOB: 0 BB: 0 P: 7 | R: 0 E: 0 K: 1 S: 7 | H: 0 LOB: 0 BB: 0 P: 8 | R: 1 E: 1 K: 1 S: 10 | H: 2 LOB: 1 BB: 0 P: 18 | R: 0 E: 0 K: 1 S: 10 | H: 1 LOB: 2 BB: 1 P: 23 | R: 0 E: 0 K: 1 S: 12 | H: 2 LOB: 2 BB: 0 P: 16 | R: 1 E: 0 K: 0 S: 8 | H: 3 LOB: 2 BB: 0 P: 12 | 1B: 7 2B: 3 3B: 0 HR: 0 | SF: 0 SAC: 1 DP: 1 HBP: 1 | WP: 1 PB: 0 CS: 1 | PA: 35 | | | | | |
| PITCHER | IP | WLS | BF | H | R | ER | SO | BB | IBB | HBP | BLK | WP | HR | S | P | ERA | WHIP | | | | | | | | |
| Dan Perkins, R (1,1) ERA: 7.36 | 5.2 | | 23 | 4 | 2 | 1 | 5 | 2 | 0 | 0 | 0 | 0 | 0 | 16 | 25 | 5.40 | 2.400 | | | | | | | | |
| Joe Mays, R (6,1) ERA: 5.53 | 1.2 | L | 9 | 4 | 1 | 1 | 1 | 0 | 0 | 0 | 0 | 0 | 0 | 1 | 1 | ∞ | ∞ | | | | | | | | |
| Travis Miller, L (8,1) ERA: 1.8 | 0.0 | | 1 | 1 | 0 | 0 | 0 | 0 | 0 | 0 | 0 | 0 | 0 | 1 | 1 | ∞ | ∞ | | | | | | | | |
| Bob Wells, R (8,1) ERA: 4.5 | 0.2 | | 2 | 0 | 0 | 0 | 0 | 0 | 0 | 0 | 0 | 0 | 0 | 4 | 5 | 0.00 | 0.000 | | | | | | | | |

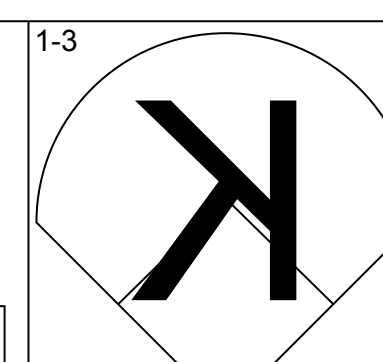
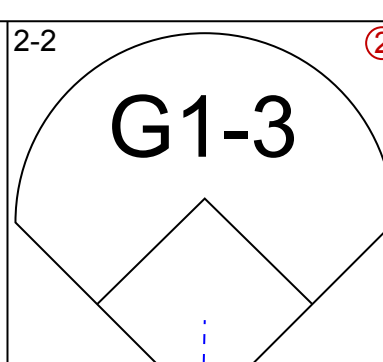
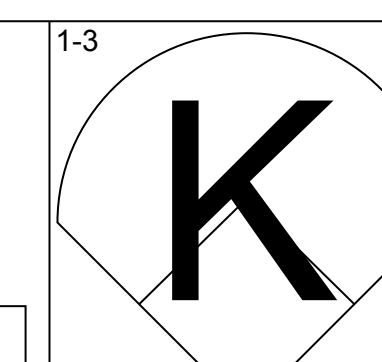
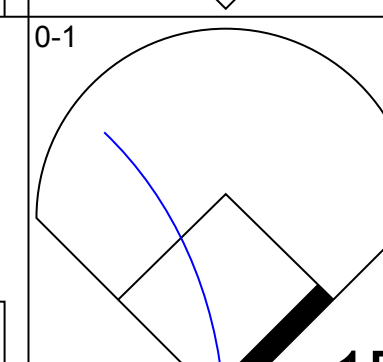
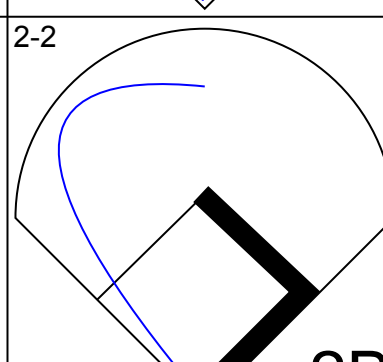
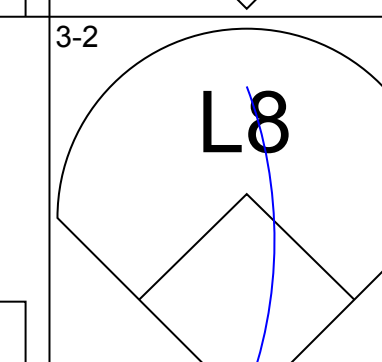
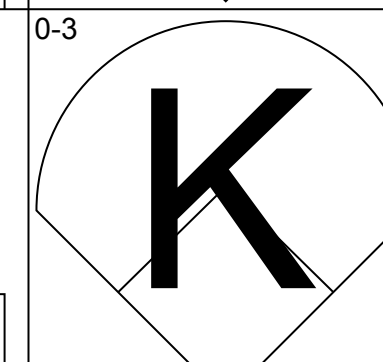
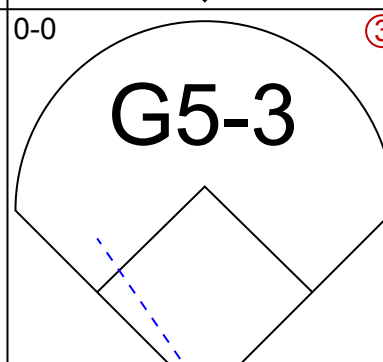
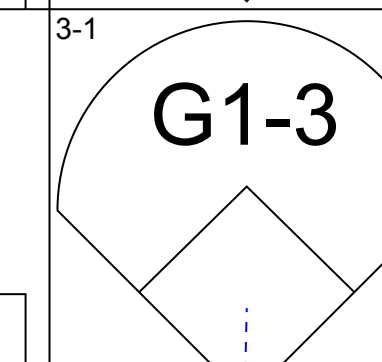
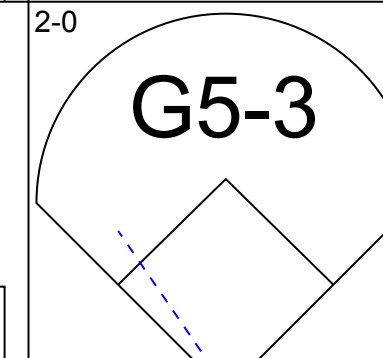
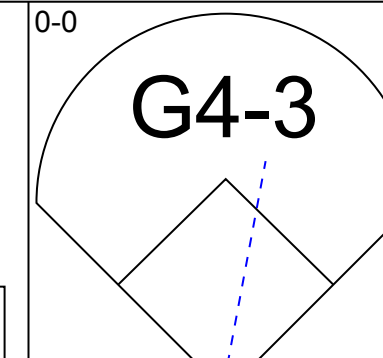
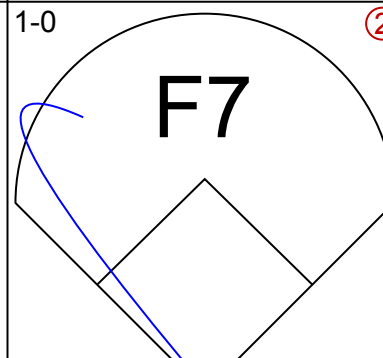
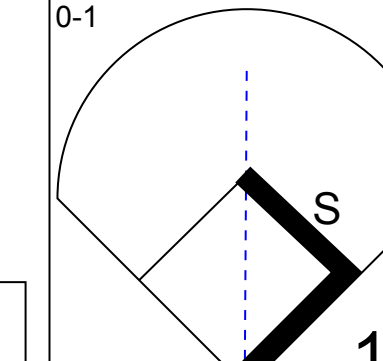
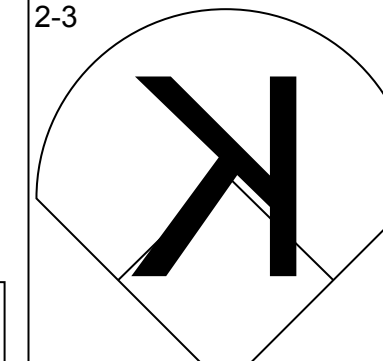
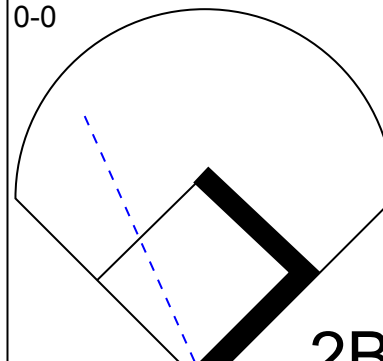
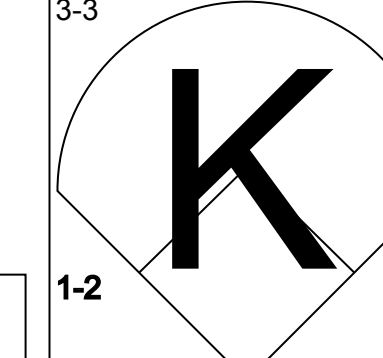
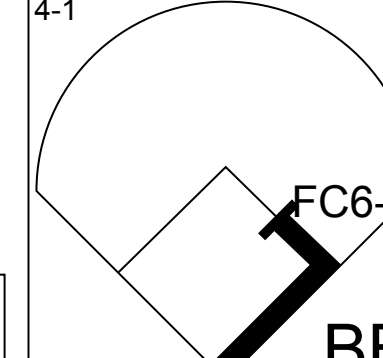
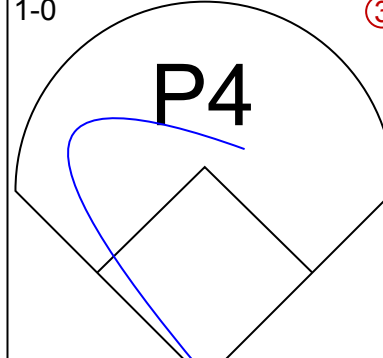
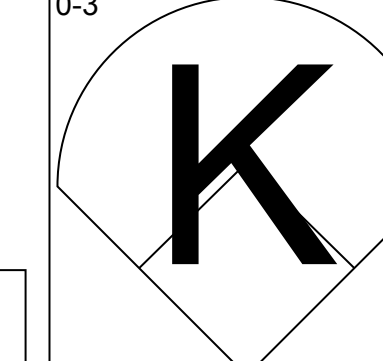
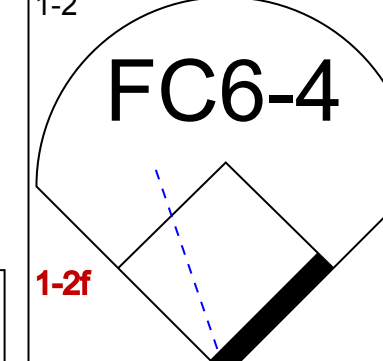
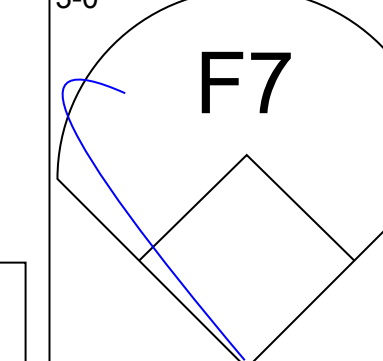



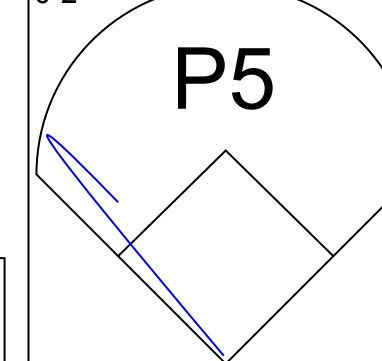
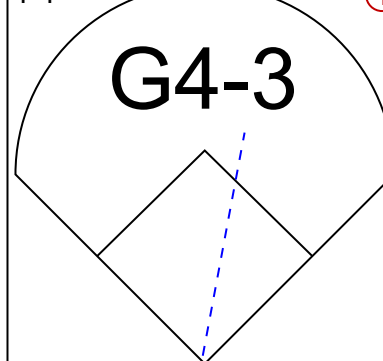
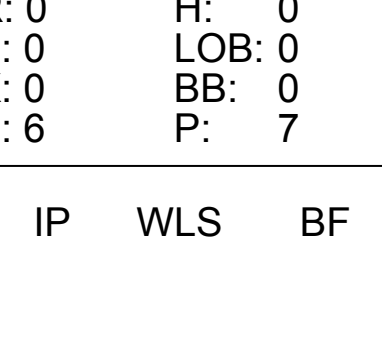
Minnesota Twins @ Texas Rangers
The Ballpark at Arlington, Arlington, TX
Sun May 30 1999, 3:05 PM EDT
Att: 40,286 - Cloudy - 75 F

AB 31
R 3
H 9
RBI 2
BB 2
SO 6
LOB 15



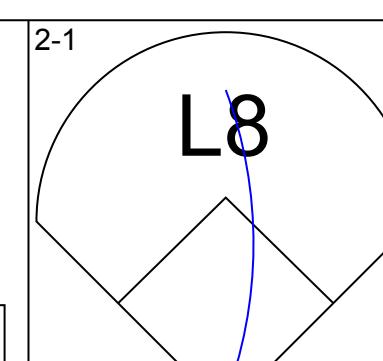
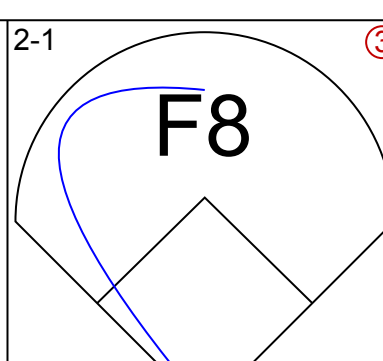
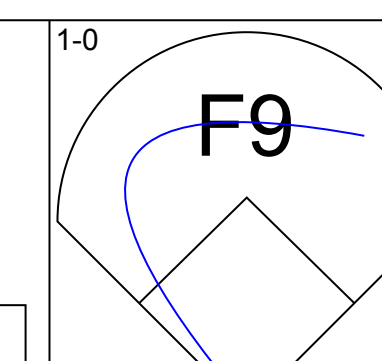
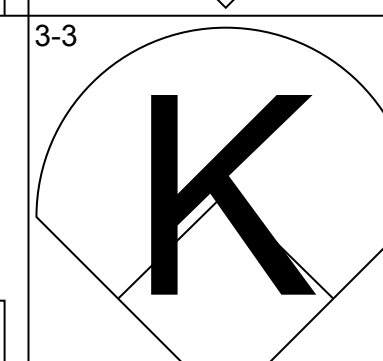
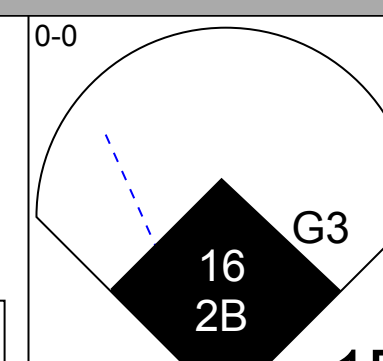
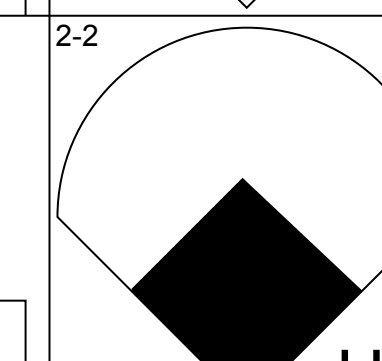
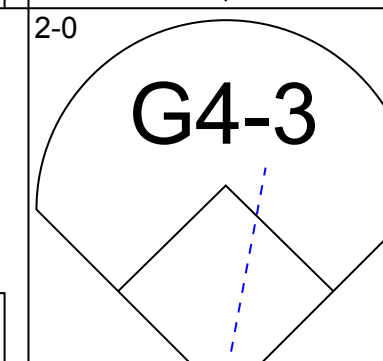
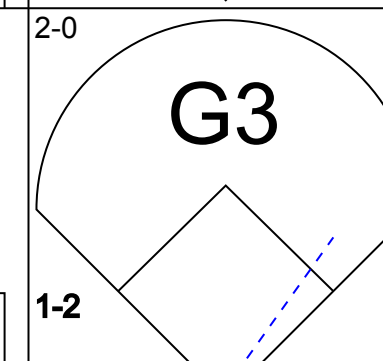
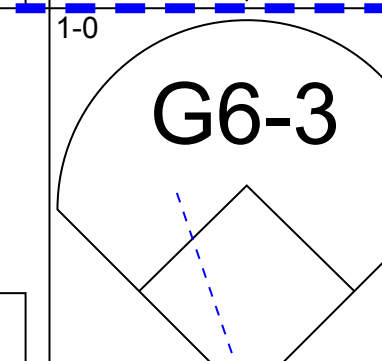
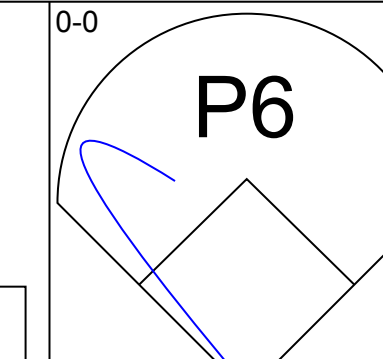
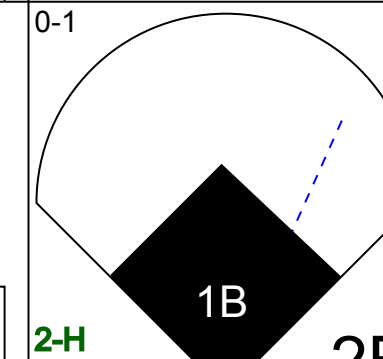
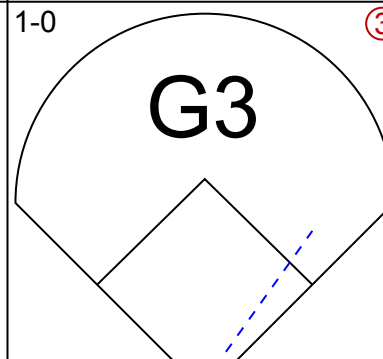
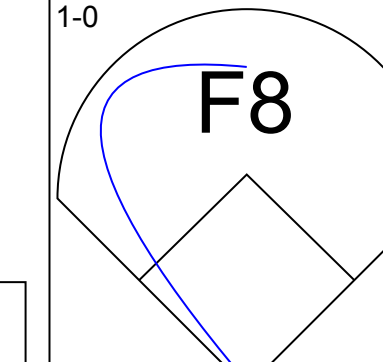
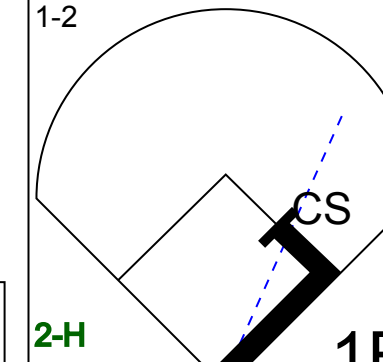
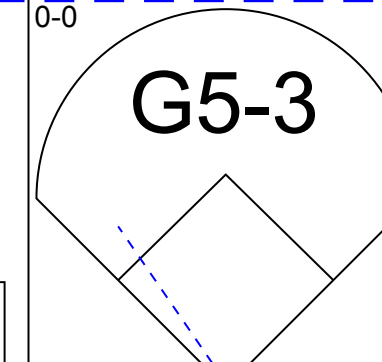
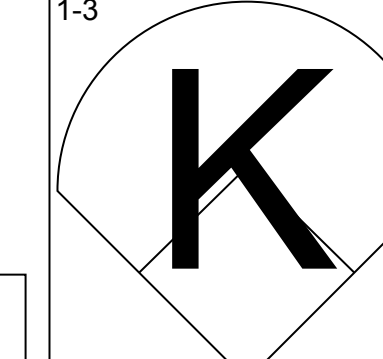
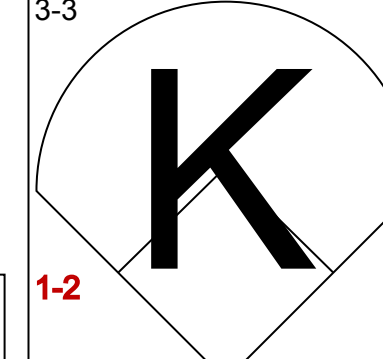
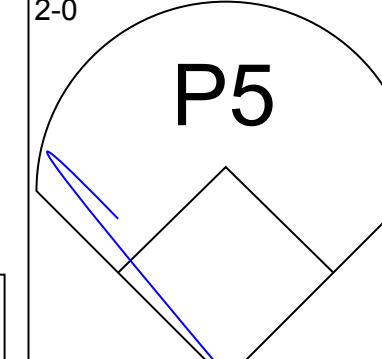


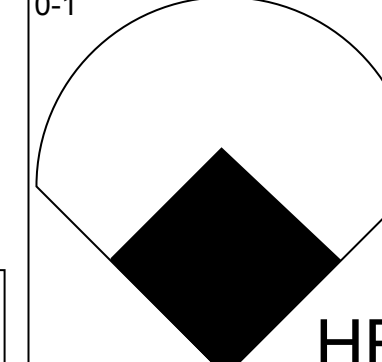
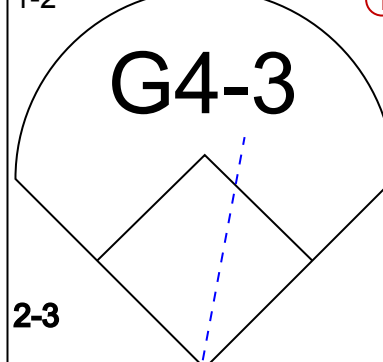
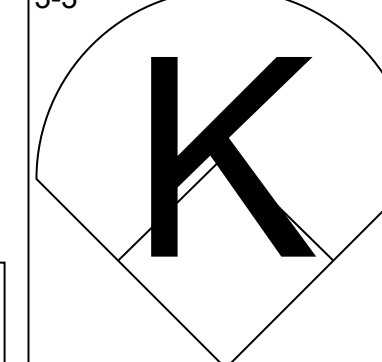
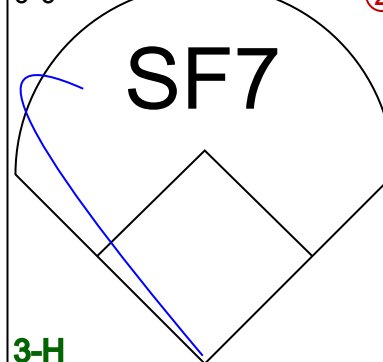

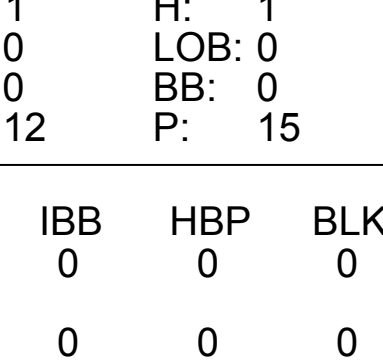
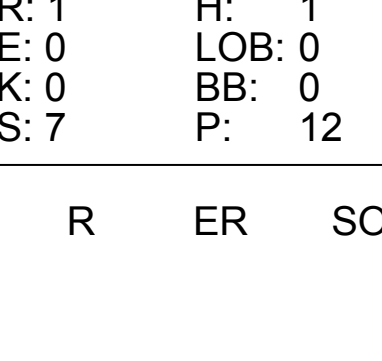
| Batter | 1 | 2 | 3 | 4 | 5 | 6 | 7 | 8 | 9 | AB | R | H | RBI | BB | SO | LOB | TOP | | | | | | | | | | |
|--|------------------------------|----------------------------------|------------------------------|---------------------------------|------------------------------|----------------------------------|------------------------------|----------------------------------|-------------------------------|----------------------------------|------------------------------|---------------------------------|------------------------------|----------------------------------|-------------------------------|----------------------------------|--|---------------------------------|----------------------------------|------------------------------------|----------------------------------|--------|--|--|--|--|--|
| 56 Cleatus Davidson, S (1, 6) | G4-3 | | FC3-6 | | B5 | | SH2-3 | K | | 4 | 0 | 0 | 0 | 0 | 1 | 5 | Minnesota Twins @ Anaheim Angels Edison International Field, Anaheim, CA Mon May 31 1999, 8:05 PM EDT Att: 20,466 - Unknown - 73 F AB 31 R 3 H 8 RBI 3 BB 4 SO 6 LOB 20  | | | | | | | | | | |
| Chad Allen, R (1, 7) Corey Koskie, L (7, PH) OBP: 0.327, SLG: 0.386 OBP: 0.348, SLG: 0.449 | P4 | | K | | BB | | SF8 1B HBP | | G3-1 | 2 | 0 | 0 | 0 | 1 | 1 | 2 | | | | | | | | | | | |
| Brent Gates, S (1, 4) OBP: 0.320, SLG: 0.356 | G4-3 | | | 1B SF8 BB | K | | SF8 1B | | K | 4 | 1 | 1 | 0 | 1 | 2 | 3 | | | | | | | | | | | |
| Marty Cordova, R (1, 10) OBP: 0.383, SLG: 0.477 | | P4 | | 1B | K | | SF8 | | F8 | 4 | 0 | 1 | 1 | 0 | 1 | 3 | | | | | | | | | | | |
| Ron Coomer, R (1, 5) OBP: 0.331, SLG: 0.518 | F9 | | | P6 | | G6-3 | F8 | | | 4 | 0 | 0 | 0 | 0 | 0 | 4 | | | | | | | | | | | |
| Matt Lawton, L (1, 9) OBP: 0.343, SLG: 0.420 | P6 | | | SF8 | | G4-3 | | K | | 3 | 0 | 0 | 1 | 0 | 1 | 0 | | | | | | | | | | | |
| Terry Steinbach, R (1, 2) Javier Valentin, S (8, 2) OBP: 0.370, SLG: 0.396 OBP: 0.266, SLG: 0.282 | | | 56 FC3-6 BB 1B | G6-3 | | FC6-4 1B | | 1B SF7 1B | | 4 | 1 | 3 | 0 | 0 | 0 | 1 | | | | | | | | | | | |
| Doug Mientkiewicz, L (1, 3) OBP: 0.355, SLG: 0.354 | P4 | | | BB 1B BB | FC6-4 1B | | | 1B | | 3 | 0 | 1 | 0 | 1 | 0 | 2 | | | | | | | | | | | |
| Tori Hunter, R (1, 8) Todd Walker, L (8, PH) Denny Hocking, S (8, 8) OBP: 0.287, SLG: 0.325 OBP: 0.325, SLG: 0.380 OBP: 0.328, SLG: 0.336 | | | | BB 1B BB | BB 1B BB | | 56 SH2-3 SF8 1B | SF7 | | 2 | 1 | 2 | 0 | 1 | 0 | 0 | | | | | | | | | | | |
| | | | | | | | | | | 0 | 0 | 0 | 1 | 0 | 0 | 0 | | | | | | | | | | | |
| | | | | | | | | | | 0 | 0 | 0 | 0 | 0 | 0 | 0 | | | | | | | | | | | |
| Inning Stats | R: 0 E: 0 K: 0 S: 7 | H: 0 LOB: 0 BB: 0 P: 11 | R: 0 E: 0 K: 0 S: 7 | H: 0 LOB: 0 BB: 0 P: 8 | R: 0 E: 0 K: 1 S: 9 | H: 1 LOB: 2 BB: 1 P: 18 | R: 1 E: 0 K: 0 S: 7 | H: 1 LOB: 1 BB: 1 P: 16 | R: 0 E: 0 K: 2 S: 14 | H: 1 LOB: 3 BB: 2 P: 23 | R: 0 E: 0 K: 0 S: 5 | H: 1 LOB: 1 BB: 0 P: 6 | R: 1 E: 0 K: 0 S: 9 | H: 2 LOB: 2 BB: 0 P: 14 | R: 1 E: 0 K: 2 S: 13 | H: 2 LOB: 1 BB: 0 P: 18 | R: 0 E: 0 K: 1 S: 7 | H: 0 LOB: 0 BB: 0 P: 9 | 1B: 8 2B: 0 3B: 0 HR: 0 | SF: 3 SAC: 1 DP: 0 HBP: 1 | WP: 0 PB: 0 SB: 2 CS: 0 | PA: 40 | | | | | |
| PITCHER | IP | WLS | BF | H | R | ER | SO | BB | IBB | HBP | BLK | WP | HR | S | P | ERA | WHIP | | | | | | | | | | |
| Tim Belcher, R (1, 1) ERA: 7.08 | 7.0 | | 32 | 6 | 2 | 2 | 3 | 4 | 0 | 1 | 0 | 0 | 0 | 58 | 96 | 2.57 | 1.429 | | | | | | | | | | |
| Shigetoshi Hasegawa, R (8, 1) ERA: 3.42 | 2.0 | L | 8 | 2 | 1 | 1 | 3 | 0 | 0 | 0 | 0 | 0 | 0 | 20 | 27 | 4.50 | 1.000 | | | | | | | | | | |

| Batter | 1 | 2 | 3 | 4 | 5 | 6 | 7 | 8 | 9 | AB | R | H | RBI | BB | SO | LOB | BOTTOM | | | | | | | | | | |
|---|------------------------------|----------------------------------|-------------------------------|----------------------------------|-------------------------------|----------------------------------|-------------------------------|----------------------------------|------------------------------|---------------------------------|------------------------------|----------------------------------|------------------------------|----------------------------------|-------------------------------|----------------------------------|---|------------------------------------|----------------------------------|--------|--|--|--|--|--|--|--|
| Darin Erstad, L (1, 7) OBP: 0.297, SLG: 0.365 | F8 | | 1B 3B | K2-3 | | | 1B BB | | K | 4 | 1 | 1 | 0 | 1 | 2 | 1 | Minnesota Twins @ Anaheim Angels Edison International Field, Anaheim, CA Mon May 31 1999, 8:05 PM EDT Att: 20,466 - Unknown - 73 F AB 36 R 2 H 10 RBI 2 BB 2 SO 8 LOB 14  | | | | | | | | | | |
| Randy Velarde, R (1, 4) OBP: 0.412, SLG: 0.435 | | | 16 S 1B | | K | | 1B | | K | 5 | 0 | 3 | 1 | 0 | 2 | 0 | | | | | | | | | | | |
| Mo Vaughn, L (1, 10) OBP: 0.377, SLG: 0.616 | K | | 3-H 1B | F9 | | K | P7 | | | 4 | 0 | 0 | 0 | 0 | 2 | 4 | | | | | | | | | | | |
| 16 Garret Anderson, L (1, 8) OBP: 0.307, SLG: 0.512 | L8 | | 1-1 L8 | | G6-3 | | | G4-3 | | 4 | 0 | 0 | 0 | 0 | 0 | 2 | | | | | | | | | | | |
| Todd Greene, R (1, 9) OBP: 0.317, SLG: 0.563 | | HR | 4-2 FC4-6 BB | | G6-3 | | G6-3 | 1B 2B | | 3 | 1 | 2 | 1 | 1 | 0 | 0 | | | | | | | | | | | |
| Chris Pritchett, L (1, 3) Steve Decker, R (8, PH) Jeff Huson, L (8, PH) OBP: 0.214, SLG: 0.282 OBP: 0.364, SLG: 0.400 OBP: 0.305, SLG: 0.321 | F8 | | 1-1 FC4-6 | | G4-3 | | G4-3 | 1B | | 3 | 0 | 0 | 0 | 0 | 0 | 2 | | | | | | | | | | | |
| | | | 1-2 1B | | | | | 1B | | 0 | 0 | 0 | 0 | 0 | 0 | 0 | | | | | | | | | | | |
| | | | 1-2 1B | | | | | 1B | | 1 | 0 | 1 | 0 | 0 | 0 | 0 | | | | | | | | | | | |
| Troy Glaus, R (1, 5) OBP: 0.306, SLG: 0.420 | | 1B | | | K | | F9 | | | 4 | 0 | 2 | 0 | 0 | 1 | 0 | | | | | | | | | | | |
| Matt Walbeck, S (1, 2) OBP: 0.294, SLG: 0.324 | F7 | | 3-2 2B | | | | F8 | F7 | | 4 | 0 | 1 | 0 | 0 | 0 | 3 | | | | | | | | | | | |
| Andy Sheets, R (1, 6) Orlando Palmeiro, L (8, PH) OBP: 0.286, SLG: 0.344 OBP: 0.351, SLG: 0.324 | | | 1-3 K | | P6 | | F9 | | F8 | 3 | 0 | 0 | 0 | 0 | 1 | 2 | | | | | | | | | | | |
| | | | | | | | | | | 1 | 0 | 0 | 0 | 0 | 0 | 0 | | | | | | | | | | | |
| Inning Stats | R: 0 E: 0 K: 1 S: 8 | H: 1 LOB: 1 BB: 0 P: 12 | R: 1 E: 0 K: 1 S: 12 | H: 2 LOB: 0 BB: 0 P: 21 | R: 1 E: 0 K: 0 S: 14 | H: 2 LOB: 1 BB: 1 P: 23 | R: 0 E: 0 K: 2 S: 15 | H: 1 LOB: 0 BB: 0 P: 23 | R: 0 E: 0 K: 0 S: 5 | H: 0 LOB: 0 BB: 0 P: 8 | R: 0 E: 0 K: 0 S: 7 | H: 1 LOB: 2 BB: 1 P: 13 | R: 0 E: 0 K: 0 S: 9 | H: 3 LOB: 2 BB: 0 P: 13 | R: 0 E: 0 K: 2 S: 10 | H: 0 LOB: 0 BB: 0 P: 15 | 1B: 6 2B: 2 3B: 1 HR: 1 | SF: 0 SAC: 0 DP: 0 HBP: 0 | WP: 0 PB: 0 SB: 1 CS: 0 | PA: 38 | | | | | | | |
| PITCHER | IP | WLS | BF | H | R | ER | SO | BB | IBB | HBP | BLK | WP | HR | S | P | ERA | WHIP | | | | | | | | | | |
| LaTroy Hawkins, R (1, 1) ERA: 8.03 | 7.0 | | 30 | 7 | 2 | 2 | 6 | 2 | 0 | 0 | 0 | 0 | 0 | 70 | 112 | 2.57 | 1.286 | | | | | | | | | | |
| Travis Miller, L (8, 1) ERA: 1.69 | 0.1 | H | 2 | 1 | 0 | 0 | 0 | 0 | 0 | 0 | 0 | 0 | 0 | 2 | 3 | 0.00 | 3.000 | | | | | | | | | | |
| Bob Wells, R (8, 1) ERA: 4.4 | 0.2 | H | 3 | 2 | 0 | 0 | 0 | 0 | 0 | 0 | 0 | 0 | 0 | 7 | 10 | 0.00 | 3.000 | | | | | | | | | | |
| Mike Trombley, R (9, 1) ERA: 2.23 | 1.0 | S | 3 | 0 | 0 | 0 | 2 | 0 | 0 | 0 | 0 | 0 | 0 | 10 | 15 | 0.00 | 0.000 | | | | | | | | | | |

| Batter | 1 | 2 | 3 | 4 | 5 | 6 | 7 | 8 | 9 | AB | R | H | RBI | BB | SO | LOB | TOP | | | |
|---|---|---|---|--|-------------------------------|----------------------------------|------------------------------|---|------------------------------|---------------------------------|------------------------------|---------------------------------|------------------------------|----------------------------------|------------------------------|----------------------------------|--|------------------------------------|----------------------------------|--------|
| Todd Walker, L OBP: 0.319, SLG: 0.372 |  | |  | | | | |  | | 4 | 0 | 0 | 0 | 0 | 2 | 2 | Minnesota Twins @ Anaheim Angels Edison International Field, Anaheim, CA Tue Jun 01 1999, 10:05 PM EDT Att: 17,003 - Cloudy - 62 F | | | |
| Denny Hocking, S OBP: 0.333, SLG: 0.351 |  | |  | | | | |  | | 4 | 0 | 2 | 0 | 0 | 0 | 1 | | | | |
| Ron Coomer, R OBP: 0.324, SLG: 0.506 |  | |  | | | | |  | | 4 | 0 | 0 | 0 | 0 | 1 | 2 | | | | |
| Matt Lawton, L OBP: 0.337, SLG: 0.411 |  | | |  | | | |  | | 4 | 0 | 0 | 0 | 0 | 0 | 1 | | | | |
| Marty Cordova, R OBP: 0.385, SLG: 0.484 | |  | |  | | | |  | | 4 | 0 | 2 | 0 | 0 | 1 | 0 | | | | |
| Corey Koskie, L OBP: 0.355, SLG: 0.481 |  | | |  | | | |  | | 3 | 1 | 1 | 1 | 1 | 1 | 2 | | | | |
| Tori Hunter, R OBP: 0.283, SLG: 0.319 |  | | |  | | | | | | 3 | 0 | 0 | 0 | 0 | 1 | 2 | | | | |
| Brent Gates, S OBP: 0.316, SLG: 0.352 |  | | |  | | | |  | | 1 | 0 | 0 | 0 | 0 | 0 | 0 | | | | |
| Doug Mientkiewicz, L OBP: 0.355, SLG: 0.349 |  | | | | | | |  | | 2 | 0 | 0 | 0 | 1 | 0 | 1 | | | | |
| Javier Valentin, S OBP: 0.268, SLG: 0.274 | | |  | | | | |  | | 2 | 0 | 0 | 0 | 1 | 0 | 0 | | | | |
| Inning Stats | R: 0 E: 0 K: 2 S: 9 | H: 1 LOB: 1 BB: 0 P: 12 | R: 0 E: 0 K: 2 S: 10 | H: 1 LOB: 1 BB: 0 P: 16 | R: 0 E: 0 K: 0 S: 12 | H: 1 LOB: 1 BB: 0 P: 17 | R: 0 E: 0 K: 1 S: 8 | H: 0 LOB: 1 BB: 1 P: 15 | R: 0 E: 0 K: 0 S: 9 | H: 1 LOB: 0 BB: 2 P: 7 | R: 0 E: 0 K: 0 S: 6 | H: 0 LOB: 0 BB: 0 P: 7 | R: 0 E: 0 K: 1 S: 8 | H: 0 LOB: 0 BB: 0 P: 15 | R: 1 E: 0 K: 0 S: 9 | H: 1 LOB: 0 BB: 0 P: 16 | 1B: 2 2B: 2 3B: 0 HR: 1 | SF: 0 SAC: 0 DP: 1 HBP: 0 | WP: 0 PB: 0 SB: 1 CS: 0 | PA: 34 |
| PITCHER | IP WLS BF H R ER SO BB IBB HBP BLK WP HR S P ERA WHIP | | | | | | | | | | | | | | | | | | | |
| Ken Hill, R ERA: 4.61 | (1, 1) 8.2 W 33 5 1 1 6 3 0 0 0 0 0 1 74 123 1.04 0.923 | | | | | | | | | | | | | | | | | | | |
| Mark Petkovsek, R ERA: 1.78 | (9, 1) 0.1 1 0 0 0 0 0 0 0 0 0 0 0 1 1 0.00 0.000 | | | | | | | | | | | | | | | | | | | |

| | |
|-----|----|
| AB | 31 |
| R | 1 |
| H | 5 |
| RBI | 1 |
| BB | 3 |
| SO | 6 |
| LOB | 11 |



| Batter | 1 | 2 | 3 | 4 | 5 | 6 | 7 | 8 | 9 | AB | R | H | RBI | BB | SO | LOB | BOTTOM | | | |
|--|---|---|---|---|-------------------------------|----------------------------------|-------------------------------|---|------------------------------|----------------------------------|------------------------------|----------------------------------|------------------------------|----------------------------------|------------------------------|----------------------------------|--|------------------------------------|----------------------------------|--------|
| Darin Erstad, L OBP: 0.292, SLG: 0.358 |  | |  | | | | |  | | 4 | 0 | 0 | 0 | 0 | 1 | 1 | Minnesota Twins @ Anaheim Angels Edison International Field, Anaheim, CA Tue Jun 01 1999, 10:05 PM EDT Att: 17,003 - Cloudy - 62 F | | | |
| Randy Velarde, R OBP: 0.413, SLG: 0.453 |  | | |  | | | |  | | 4 | 2 | 2 | 1 | 0 | 1 | 0 | | | | |
| Mo Vaughn, L OBP: 0.367, SLG: 0.599 |  | | |  | | | |  | | 4 | 0 | 0 | 0 | 0 | 1 | 1 | | | | |
| 16 Garret Anderson, L OBP: 0.308, SLG: 0.514 | |  | |  | | | |  | | 3 | 1 | 1 | 1 | 0 | 0 | 0 | | | | |
| Todd Greene, R OBP: 0.318, SLG: 0.558 | |  | |  | | | |  | | 3 | 0 | 1 | 1 | 0 | 0 | 0 | | | | |
| Orlando Palmeiro, L OBP: 0.361, SLG: 0.324 | |  | |  | | | |  | | 0 | 0 | 0 | 0 | 0 | 0 | 0 | | | | |
| Chris Pritchett, L OBP: 0.200, SLG: 0.262 |  | | |  | | | |  | | 3 | 0 | 0 | 0 | 0 | 2 | 1 | | | | |
| Troy Glaus, R OBP: 0.317, SLG: 0.449 | | |  | | | | |  | | 2 | 2 | 2 | 1 | 1 | 0 | 0 | | | | |
| Matt Walbeck, S OBP: 0.286, SLG: 0.314 | | |  | | | | |  | | 3 | 0 | 0 | 0 | 0 | 1 | 2 | | | | |
| Andy Sheets, R OBP: 0.267, SLG: 0.352 | | |  | | | | |  | | 2 | 0 | 1 | 1 | 0 | 0 | 0 | | | | |
| Inning Stats | R: 0 E: 0 K: 1 S: 6 | H: 0 LOB: 0 BB: 0 P: 13 | R: 0 E: 0 K: 1 S: 5 | H: 0 LOB: 0 BB: 0 P: 7 | R: 1 E: 0 K: 0 S: 12 | H: 1 LOB: 0 BB: 0 P: 15 | R: 2 E: 0 K: 1 S: 12 | H: 3 LOB: 1 BB: 0 P: 18 | R: 0 E: 0 K: 1 S: 8 | H: 1 LOB: 1 BB: 1 P: 13 | R: 0 E: 0 K: 1 S: 9 | H: 0 LOB: 0 BB: 0 P: 14 | R: 1 E: 0 K: 1 S: 7 | H: 1 LOB: 0 BB: 0 P: 12 | R: 1 E: 0 K: 0 S: 7 | H: 1 LOB: 0 BB: 0 P: 12 | 1B: 2 2B: 4 3B: 0 HR: 2 | SF: 1 SAC: 0 DP: 2 HBP: 0 | WP: 0 PB: 0 SB: 0 CS: 1 | PA: 30 |
| PITCHER | IP WLS BF H R ER SO BB IBB HBP BLK WP HR S P ERA WHIP | | | | | | | | | | | | | | | | | | | |
| Mike Lincoln, R ERA: 5.98 | (1, 1) 3.1 L 14 4 3 3 2 1 0 0 0 0 0 0 21 34 0.00 0.750 | | | | | | | | | | | | | | | | | | | |
| 23 Bert Sampson, L ERA: 7.87 | (4, 1) 2.2 8 1 0 0 3 1 0 0 0 0 0 0 2 13 22 10.80 1.200 | | | | | | | | | | | | | | | | | | | |
| Rob Radlosky, R ERA: 15.43 | (7, 1) 1.2 7 2 2 2 1 0 0 0 0 0 0 2 13 22 10.80 1.200 | | | | | | | | | | | | | | | | | | | |
| Gary Rath, L ERA: 13.5 | (8, 1) 0.1 1 0 0 0 0 0 0 0 0 0 0 0 1 2 0.00 0.000 | | | | | | | | | | | | | | | | | | | |

| | |
|-----|----|
| AB | 28 |
| R | 5 |
| H | 7 |
| RBI | 5 |
| BB | 1 |
| SO | 6 |
| LOB | 5 |



| Batter | 1 | 2 | 3 | 4 | 5 | 6 | 7 | 8 | 9 | AB | R | H | RBI | BB | SO | LOB | TOP | | | | | | | | | | |
|--|------------------------------|----------------------------------|-------------------------------|----------------------------------|-------------------------------|----------------------------------|------------------------------|---------------------------------|-------------------------------|----------------------------------|------------------------------|----------------------------------|-------------------------------|----------------------------------|------------------------------|---------------------------------|--|----------------------------------|----------------------------------|------------------------------------|----------------------------------|--------|--|--|--|--|--|
| Tori Hunter, R OBP: 0.277, SLG: 0.312 (1, 8) | F9 | | G5-3 | | | G6-3 | | F9 | | 4 | 0 | 0 | 0 | 0 | 0 | 1 | Minnesota Twins @ Anaheim Angels Edison International Field, Anaheim, CA Wed Jun 02 1999, 10:35 PM EDT Att: 17,766 - Cloudy - 58 F | | | | | | | | | | |
| Denny Hocking, S OBP: 0.331, SLG: 0.342 (1, 6) | L9 | | | F9 | | CS BB | | F7 | | 3 | 0 | 0 | 0 | 1 | 0 | 0 | | | | | | | | | | | |
| Brent Gates, S OBP: 0.314, SLG: 0.348 (1, 4) | G1-3 | | | G6-4-3 1B | | G1-3 | | K | | 4 | 0 | 1 | 0 | 0 | 1 | 1 | | | | | | | | | | | |
| Marty Cordova, R OBP: 0.383, SLG: 0.475 (1, 10) | F9 | | G6-4-3 | | | K | | BB | | 3 | 0 | 0 | 0 | 1 | 1 | 1 | | | | | | | | | | | |
| Ron Coomer, R OBP: 0.322, SLG: 0.500 (1, 5) | K | | | K | | 1B | | P6 | | 4 | 0 | 1 | 0 | 0 | 2 | 1 | | | | | | | | | | | |
| Matt Lawton, L OBP: 0.332, SLG: 0.404 (1, 9) | G1-3 | | | G3-1 | | L6 | | | | 3 | 0 | 0 | 0 | 0 | 0 | 1 | | | | | | | | | | | |
| Chad Allen, R OBP: 0.328, SLG: 0.385 (1, 7) | | | K | | 2B 1B | F7 | | | | 3 | 1 | 1 | 0 | 0 | 1 | 1 | | | | | | | | | | | |
| Doug Mientkiewicz, L OBP: 0.360, SLG: 0.362 (1, 3) | | | 1B | | 2B | P6 | | | | 3 | 0 | 2 | 1 | 0 | 0 | 0 | | | | | | | | | | | |
| Javier Valentin, S OBP: 0.259, SLG: 0.263 (1, 2) | F8 | | G1-3 | | | K | | | | 3 | 0 | 0 | 0 | 0 | 1 | 2 | | | | | | | | | | | |
| Inning Stats | R: 0 E: 0 K: 0 S: 8 | H: 0 LOB: 0 BB: 0 P: 12 | R: 0 E: 0 K: 1 S: 10 | H: 0 LOB: 0 BB: 0 P: 16 | R: 0 E: 0 K: 1 S: 14 | H: 1 LOB: 1 BB: 0 P: 16 | R: 0 E: 0 K: 0 S: 5 | H: 1 LOB: 0 BB: 0 P: 9 | R: 1 E: 0 K: 1 S: 11 | H: 2 LOB: 1 BB: 0 P: 17 | R: 0 E: 0 K: 0 S: 6 | H: 0 LOB: 0 BB: 1 P: 11 | R: 0 E: 0 K: 1 S: 14 | H: 1 LOB: 1 BB: 0 P: 21 | R: 0 E: 0 K: 1 S: 6 | H: 0 LOB: 0 BB: 0 P: 7 | R: 0 E: 0 K: 1 S: 13 | H: 0 LOB: 1 BB: 1 P: 19 | 1B: 4 2B: 1 3B: 0 HR: 0 | SF: 0 SAC: 0 DP: 1 HBP: 0 | WP: 0 PB: 0 SB: 0 CS: 1 | PA: 32 | | | | | |
| PITCHER | IP | WLS | BF | H | R | ER | SO | BB | IBB | HBP | BLK | WP | HR | S | P | ERA | WHIP | | | | | | | | | | |
| Chuck Finley, L ERA: 4.71 (1, 1) | 8.0 | W | 28 | 5 | 1 | 1 | 5 | 1 | 0 | 0 | 0 | 0 | 0 | 74 | 109 | 1.12 | 0.750 | | | | | | | | | | |
| Troy Percival, R ERA: 2.49 (9, 1) | 1.0 | S | 4 | 0 | 0 | 0 | 1 | 1 | 0 | 0 | 0 | 0 | 0 | 13 | 19 | 0.00 | 1.000 | | | | | | | | | | |

| Batter | 1 | 2 | 3 | 4 | 5 | 6 | 7 | 8 | 9 | AB | R | H | RBI | BB | SO | LOB | BOTTOM | | | | | | | | | | |
|---|------------------------------|----------------------------------|------------------------------|----------------------------------|------------------------------|---------------------------------|------------------------------|----------------------------------|------------------------------|----------------------------------|-------------------------------|----------------------------------|------------------------------|----------------------------------|------------------------------|----------------------------------|--|----------------------------------|----------------------------------|------------------------------------|----------------------------------|--------|--|--|--|--|--|
| Darin Erstad, L OBP: 0.300, SLG: 0.370 (1, 7) | FC6-4 1B | | | | G6-3 | | CS | SH1-4 1B 2B | | 4 | 1 | 3 | 0 | 0 | 0 | 1 | Minnesota Twins @ Anaheim Angels Edison International Field, Anaheim, CA Wed Jun 02 1999, 10:35 PM EDT Att: 17,766 - Cloudy - 58 F | | | | | | | | | | |
| Randy Velarde, R OBP: 0.408, SLG: 0.446 (1, 4) | F9 | | F9 | | G6-3 | | | SH1-4 | | 3 | 0 | 0 | 0 | 0 | 0 | 2 | | | | | | | | | | | |
| Mo Vaughn, L OBP: 0.354, SLG: 0.589 (1, 10) | K | | L4 | | | G3 | | 16 G4-3 1B | | 4 | 0 | 1 | 1 | 0 | 1 | 2 | | | | | | | | | | | |
| Jeff Huson, L OBP: 0.305, SLG: 0.321 (6, PR) | | | | | | | | | | 0 | 0 | 0 | 0 | 0 | 0 | 0 | | | | | | | | | | | |
| 16 Garret Anderson, L OBP: 0.307, SLG: 0.523 (1, 8) | FC6-4 | | | G4-3 | | HR | | G4-3 | | 4 | 1 | 1 | 1 | 0 | 0 | 2 | | | | | | | | | | | |
| Todd Greene, R OBP: 0.309, SLG: 0.542 (1, 9) | F9 | | F7 | | | K | | G1-3 | | 4 | 0 | 0 | 0 | 0 | 1 | 1 | | | | | | | | | | | |
| Orlando Palmeiro, L OBP: 0.361, SLG: 0.324 (9, 9) | | | | | | | | | | 0 | 0 | 0 | 0 | 0 | 0 | 0 | | | | | | | | | | | |
| Steve Decker, R OBP: 0.429, SLG: 0.417 (1, 3) | | | | 2B 1B | | K | | | | 2 | 0 | 1 | 0 | 1 | 1 | 0 | | | | | | | | | | | |
| Chris Pritchett, L OBP: 0.200, SLG: 0.262 (7, 3) | | | | | | K | | | | 0 | 0 | 0 | 0 | 0 | 0 | 0 | | | | | | | | | | | |
| Troy Glaus, R OBP: 0.317, SLG: 0.453 (1, 5) | L9 | | | | 2B | | | G1-3 | | 3 | 0 | 1 | 0 | 0 | 0 | 1 | | | | | | | | | | | |
| Charlie O'Brien, R OBP: 0.127, SLG: 0.078 (1, 2) | F7 | | | | G4-3 | | | CS 1B | | 1 | 0 | 0 | 0 | 0 | 0 | 1 | | | | | | | | | | | |
| Matt Walbeck, S OBP: 0.289, SLG: 0.318 (3, 2) | | | | | | | | | | 2 | 0 | 1 | 0 | 0 | 0 | 2 | | | | | | | | | | | |
| Andy Sheets, R OBP: 0.269, SLG: 0.352 (1, 6) | L7 | | | | | G6-3 1B | | P4 | | 3 | 0 | 1 | 0 | 0 | 0 | 1 | | | | | | | | | | | |
| Inning Stats | R: 0 E: 0 K: 1 S: 9 | H: 1 LOB: 1 BB: 0 P: 12 | R: 0 E: 0 K: 0 S: 8 | H: 0 LOB: 1 BB: 1 P: 18 | R: 0 E: 0 K: 0 S: 7 | H: 1 LOB: 1 BB: 0 P: 8 | R: 0 E: 0 K: 0 S: 9 | H: 2 LOB: 2 BB: 0 P: 13 | R: 0 E: 0 K: 0 S: 4 | H: 1 LOB: 0 BB: 0 P: 11 | R: 1 E: 0 K: 2 S: 14 | H: 1 LOB: 0 BB: 0 P: 19 | R: 0 E: 0 K: 0 S: 9 | H: 1 LOB: 0 BB: 0 P: 11 | R: 1 E: 0 K: 0 S: 8 | H: 2 LOB: 1 BB: 0 P: 12 | R: 0 E: 0 K: 0 S: 13 | H: 0 LOB: 1 BB: 1 P: 19 | 1B: 6 2B: 2 3B: 0 HR: 1 | SF: 0 SAC: 1 DP: 1 HBP: 0 | WP: 0 PB: 0 SB: 0 CS: 1 | PA: 33 | | | | | |
| PITCHER | IP | WLS | BF | H | R | ER | SO | BB | IBB | HBP | BLK | WP | HR | S | P | ERA | WHIP | | | | | | | | | | |
| Brad Radke, R ERA: 3.66 (1, 1) | 8.0 | L | 32 | 9 | 2 | 2 | 3 | 1 | 0 | 0 | 0 | 0 | 1 | 68 | 104 | 2.25 | 1.250 | | | | | | | | | | |

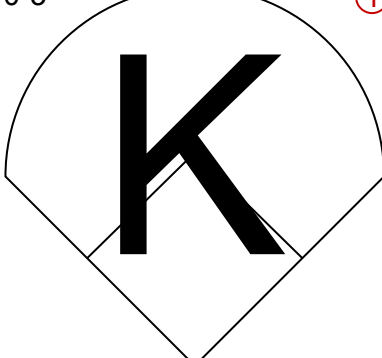
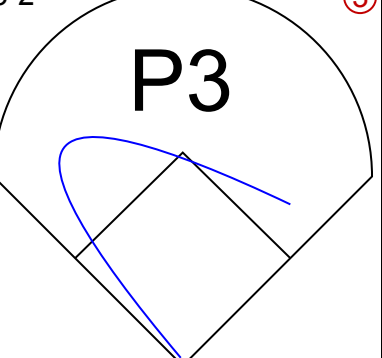
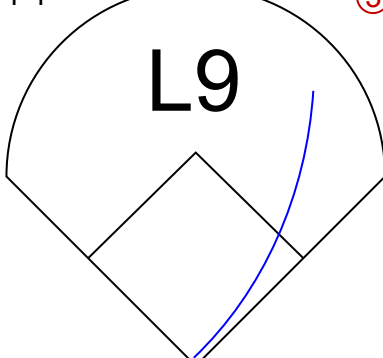
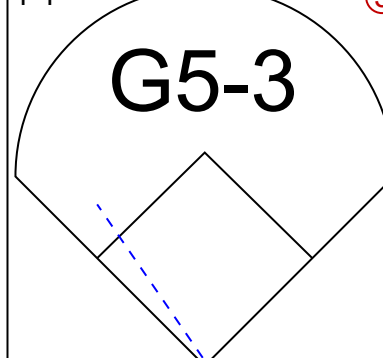
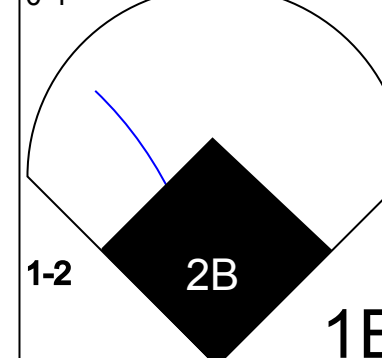
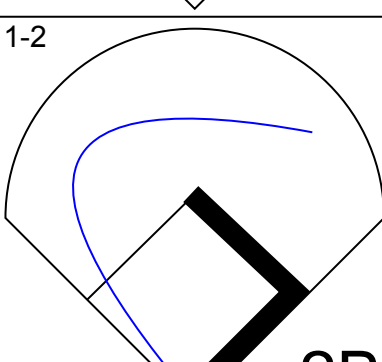
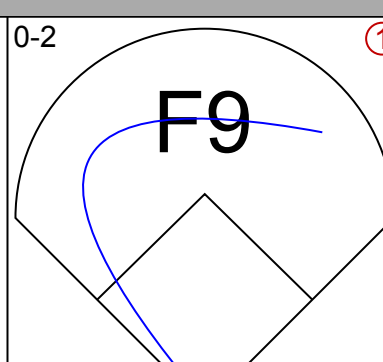
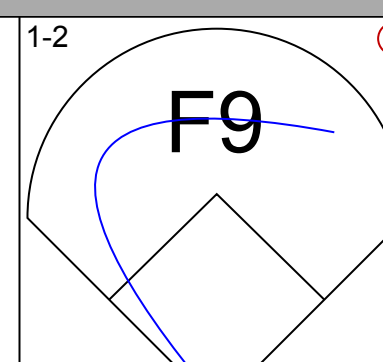
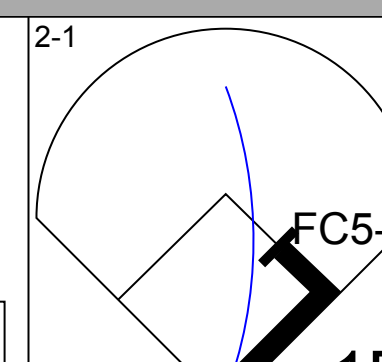
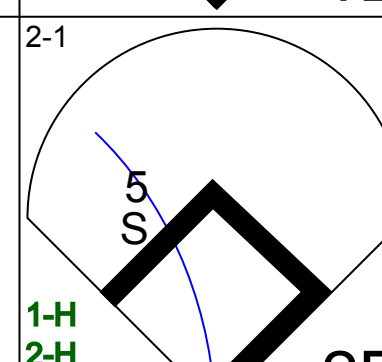
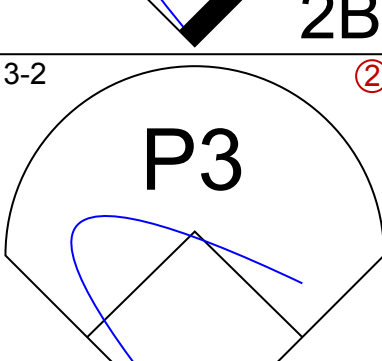
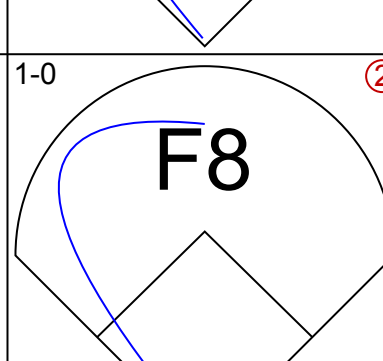
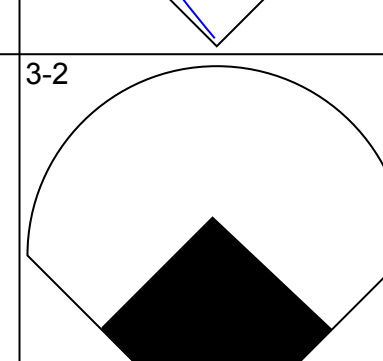
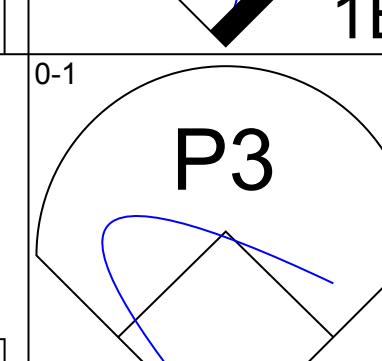
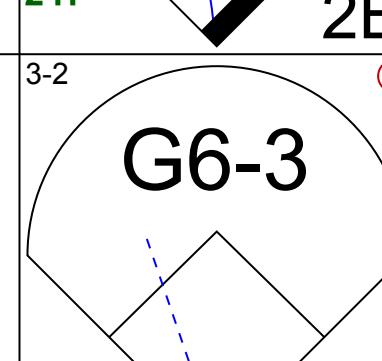
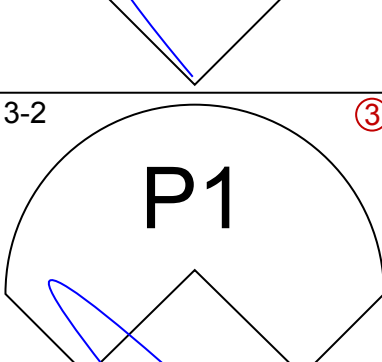
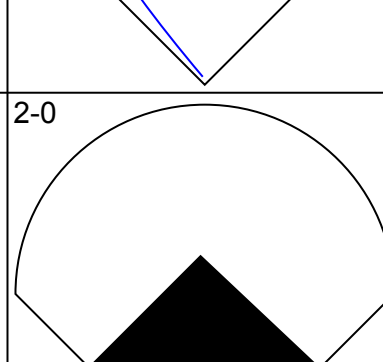
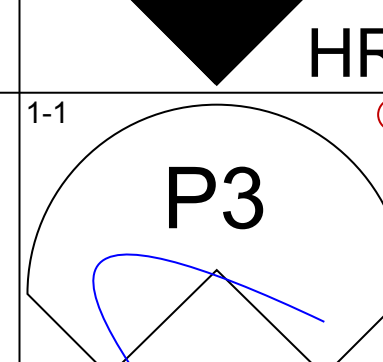
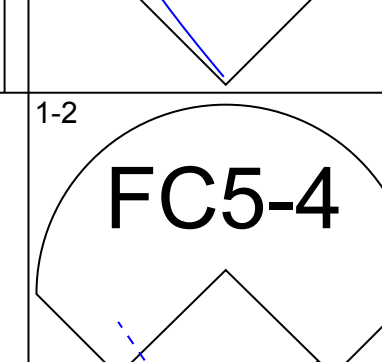
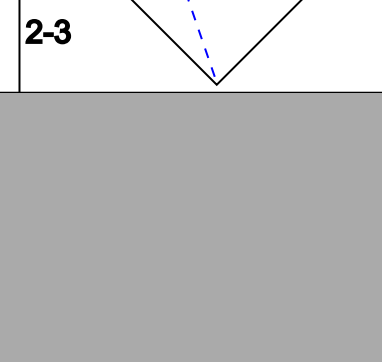
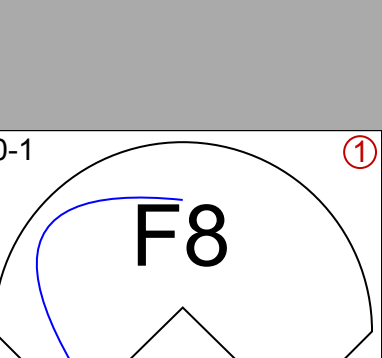
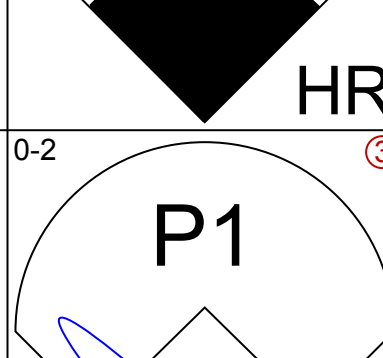
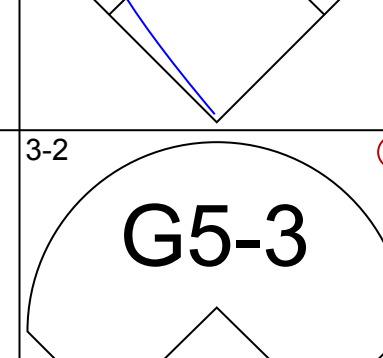
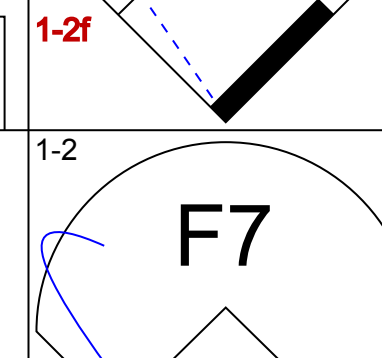

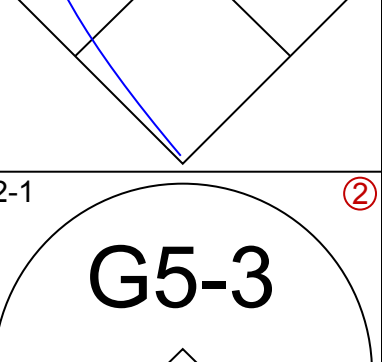
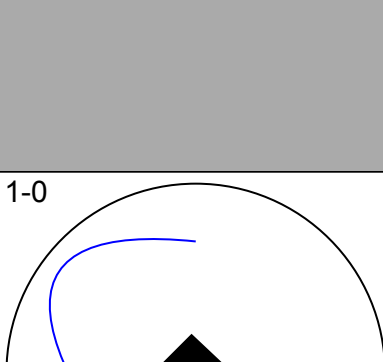
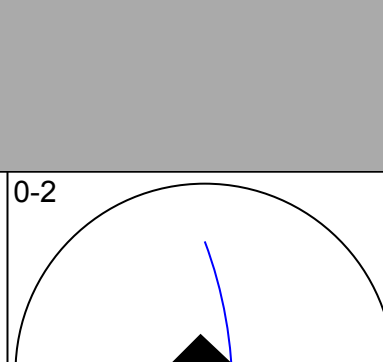
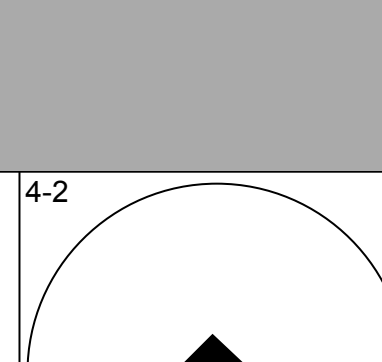
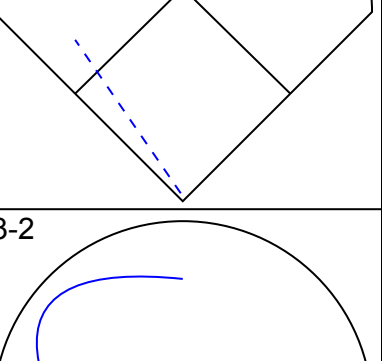
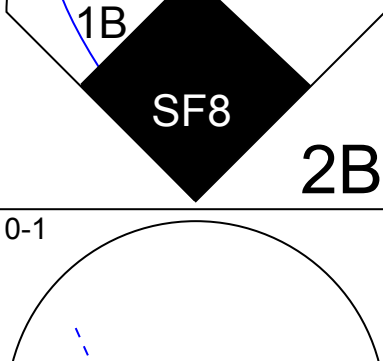
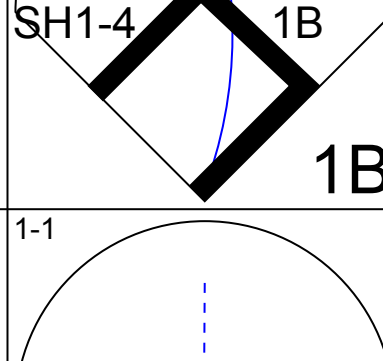
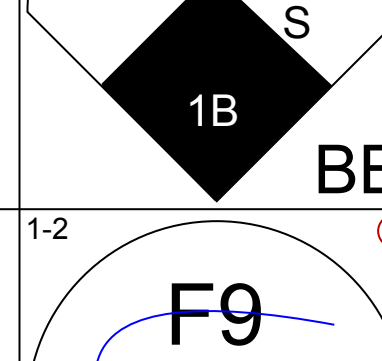
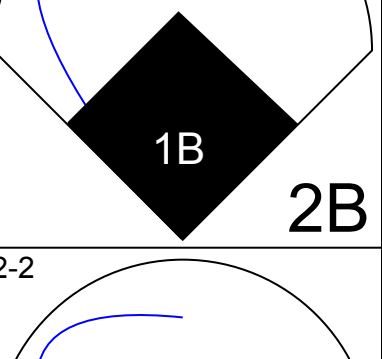
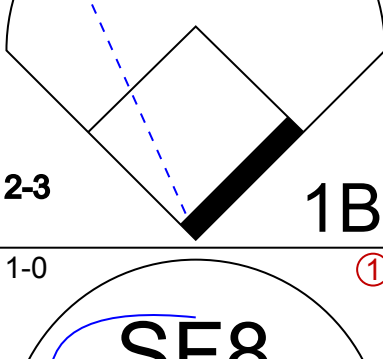
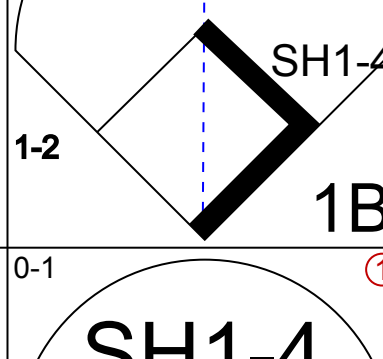
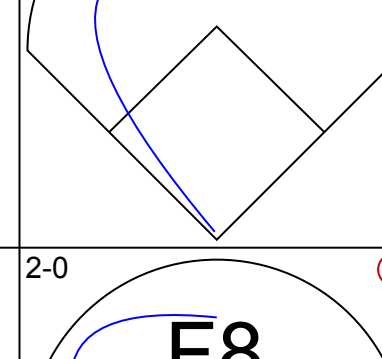
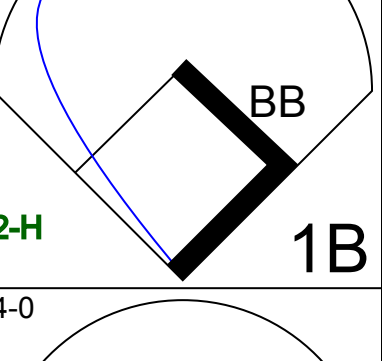
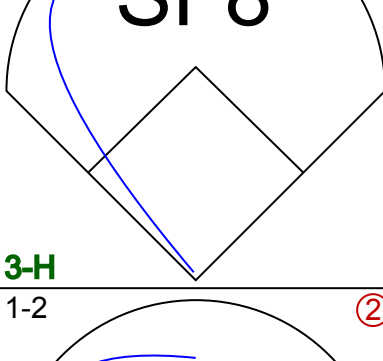
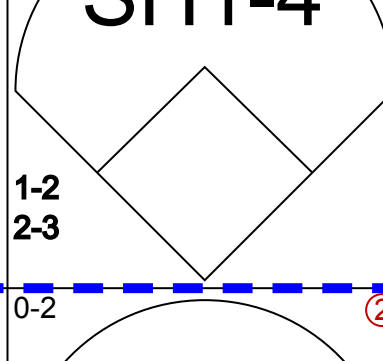
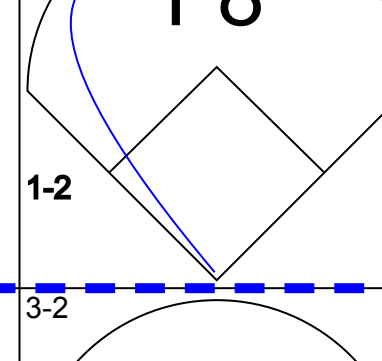
| | |
|-----|----|
| AB | 30 |
| R | 1 |
| H | 5 |
| RBI | 1 |
| BB | 2 |
| SO | 6 |
| LOB | 8 |

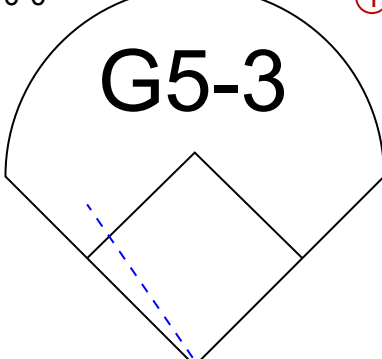
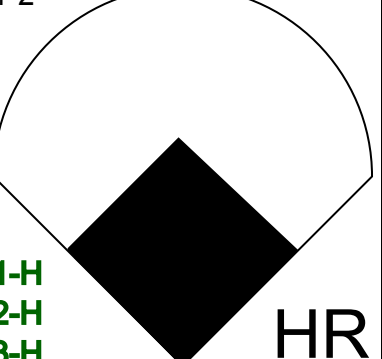
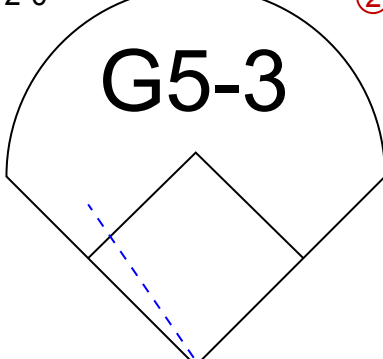
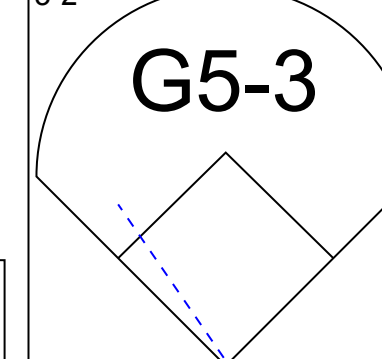
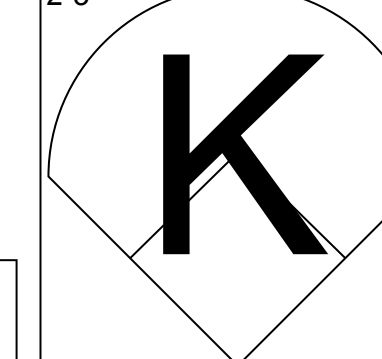
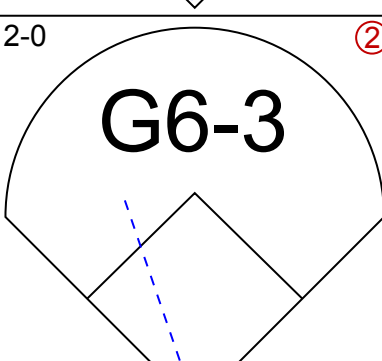
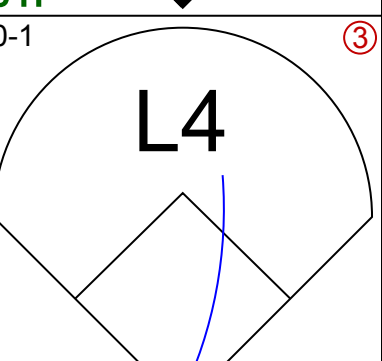
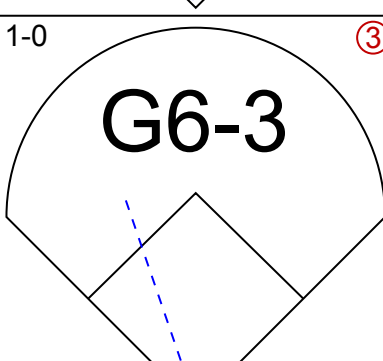
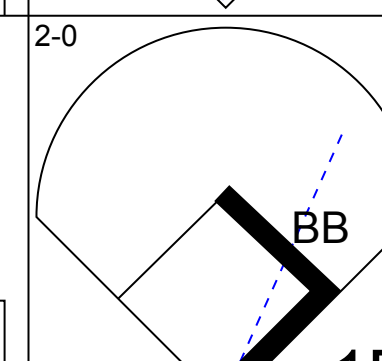
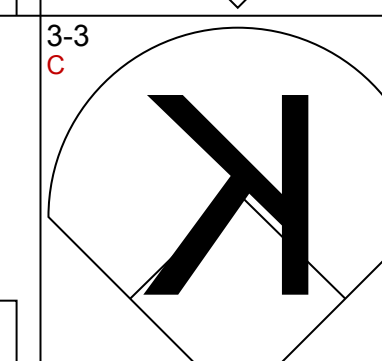
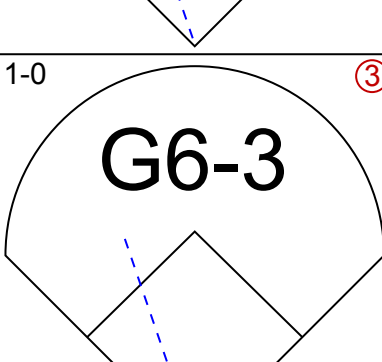
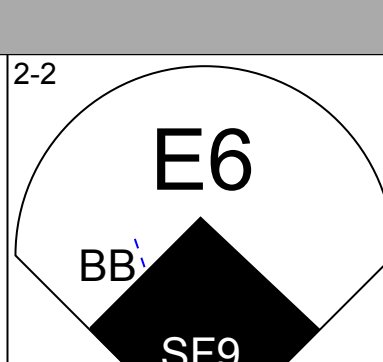
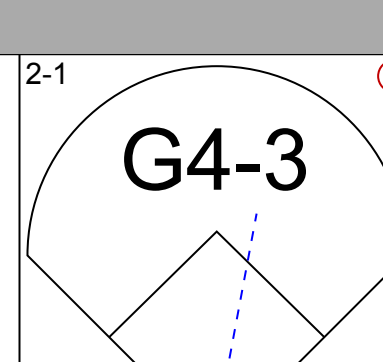
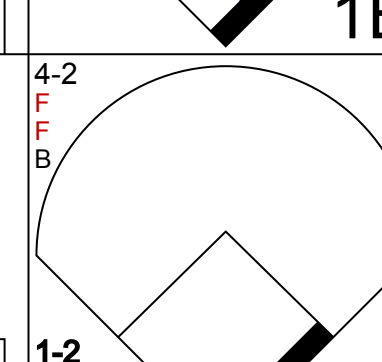
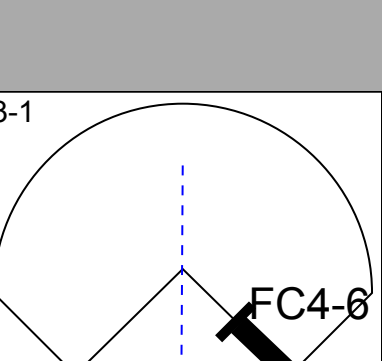
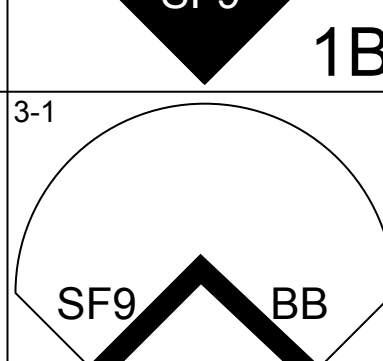
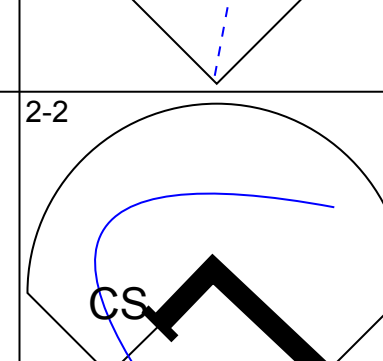
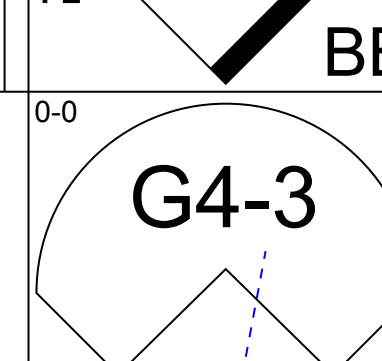
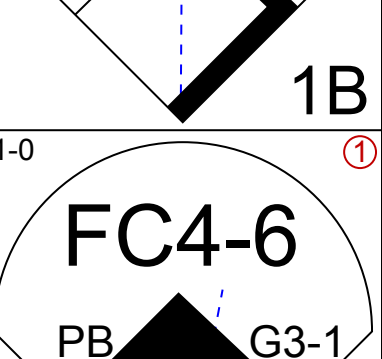
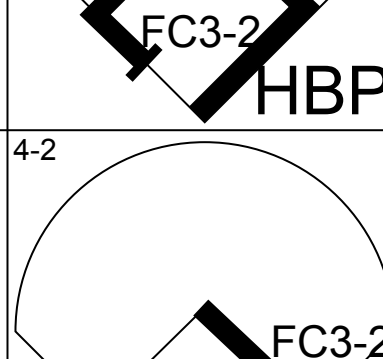
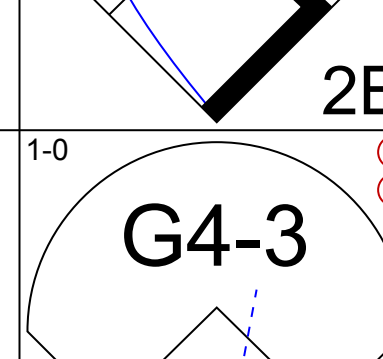
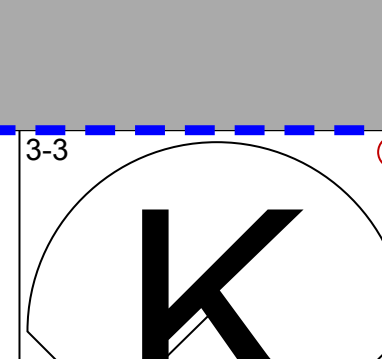
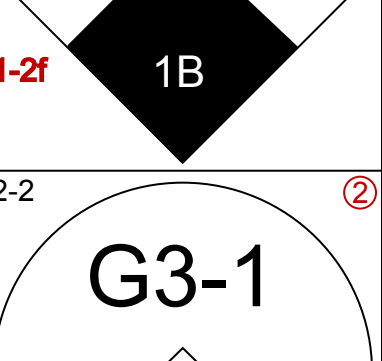
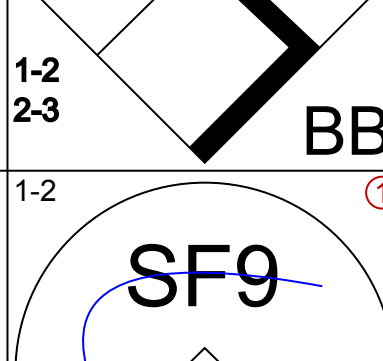

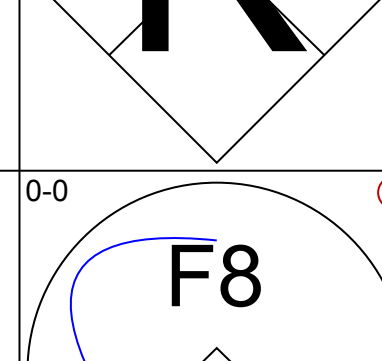
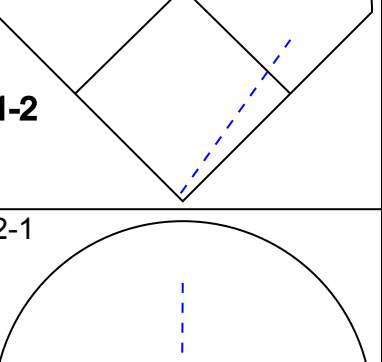
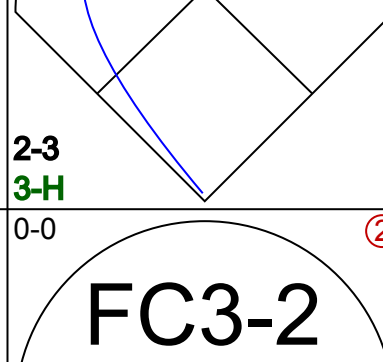
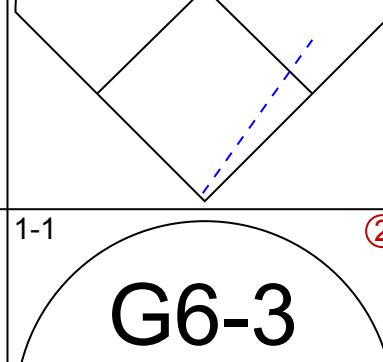
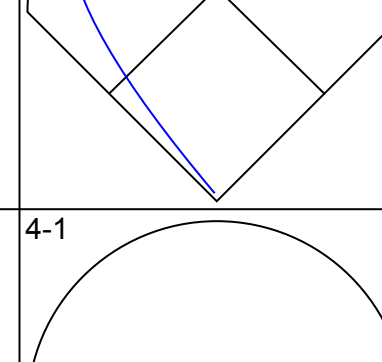
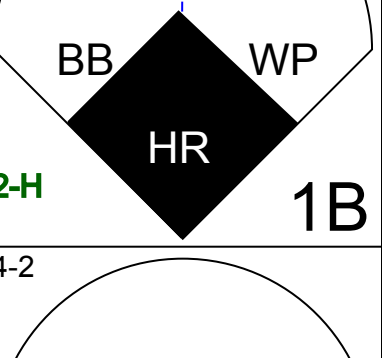
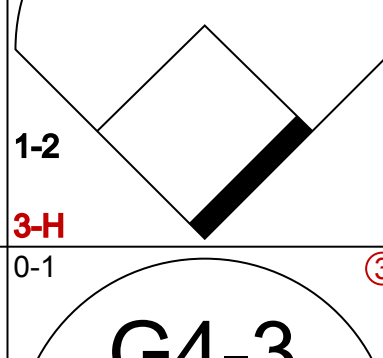
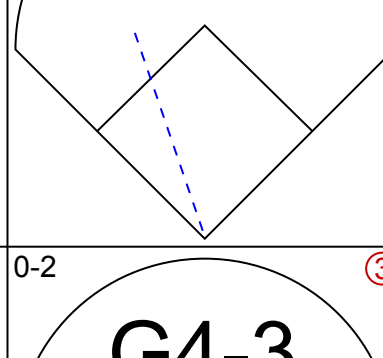
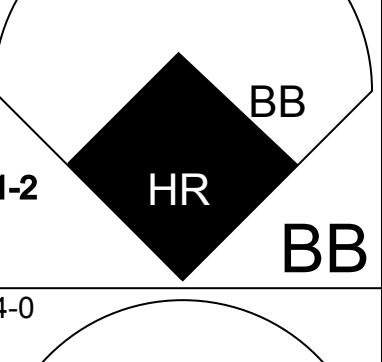
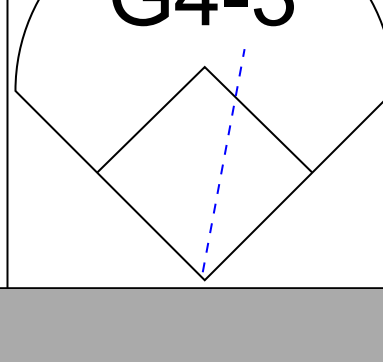
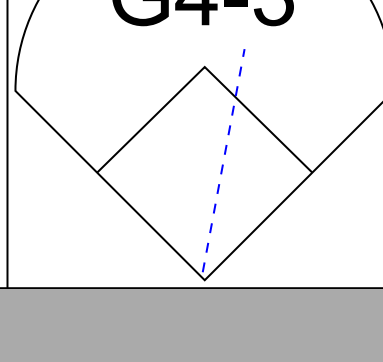
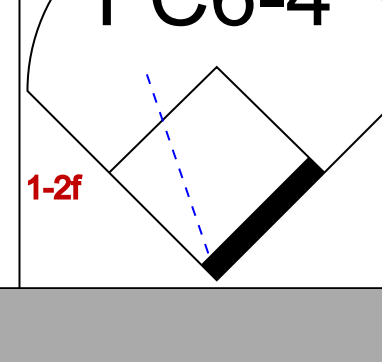
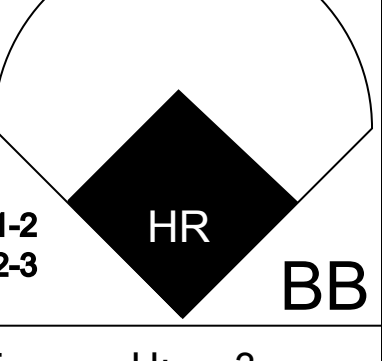
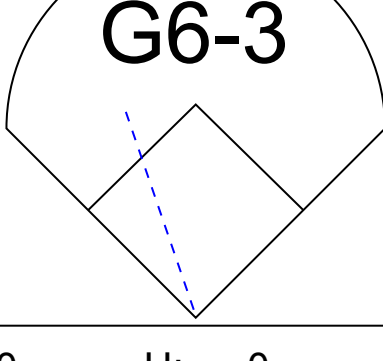
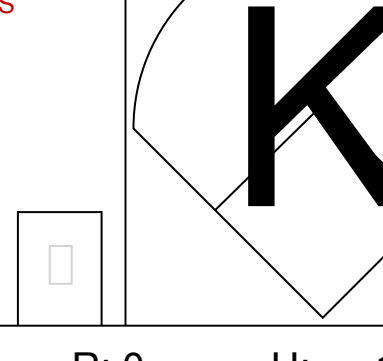
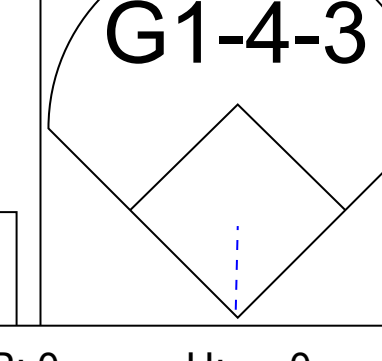


| | |
|-----|----|
| AB | 30 |
| R | 2 |
| H | 9 |
| RBI | 2 |
| BB | 1 |
| SO | 3 |
| LOB | 13 |



| | | | |
|-----|---|------|---|
| 1B: | 6 | SF: | 0 |
| 2B: | 2 | SAC: | 1 |
| 3B: | 0 | DP: | 1 |
| HR: | 1 | HBP: | 0 |

| Batter | 1 | 2 | 3 | 4 | 5 | 6 | 7 | 8 | 9 | AB | R | H | RBI | BB | SO | LOB | TOP | | | | | | |
|---|---|---|---|---|--|---|---|---|---|----------------------------------|-------------------------------|----------------------------------|-------------------------------|----------------------------------|-------------------------------|----------------------------------|---|----------------------------------|----------------------------------|------------------------------------|----------------------------------|--------|--|
| Craig Biggio, R OBP: 0.362, SLG: 0.441 (1, 10) |  |  | |  | |  | |  | | 5 | 1 | 1 | 0 | 0 | 1 | 5 | Houston Astros @ Minnesota Twins Hubert H. Humphrey Metrodome, Minneapolis, MN Fri Jun 04 1999, 8:05 PM EDT Att: 13,152 - Dome - 72 F livebaseballscorecards.com | | | | | | |
| Derek Bell, R OBP: 0.300, SLG: 0.380 (1, 9) |  | |  | |  | |  |  | | 5 | 0 | 3 | 2 | 0 | 0 | 0 | | | | | | | |
| 5 Jeff Bagwell, R OBP: 0.453, SLG: 0.656 (1, 3) |  | |  | |  | |  |  | | 5 | 1 | 1 | 1 | 0 | 0 | 4 | | | | | | | |
| Richard Hidalgo, R OBP: 0.322, SLG: 0.513 (1, 7) |  | |  | |  | |  | |  | 5 | 1 | 1 | 1 | 0 | 0 | 2 | | | | | | | |
| Carl Everett, S OBP: 0.362, SLG: 0.413 (1, 8) | |  |  | |  | |  | |  | 5 | 0 | 1 | 0 | 0 | 0 | 1 | | | | | | | |
| Bill Spiers, L OBP: 0.362, SLG: 0.429 (8, PR) | |  | |  | |  | |  | | 3 | 1 | 2 | 0 | 1 | 0 | 0 | | | | | | | |
| Carlos Hernandez, R (8, 4) | | | | | | | | | | 1 | 1 | 0 | 0 | 0 | 0 | 1 | | | | | | | |
| Tony Eusebio, R OBP: 0.397, SLG: 0.349 (1, 2) | |  | |  | |  | |  | | 5 | 1 | 3 | 0 | 0 | 1 | 2 | | | | | | | |
| Russ Johnson, R OBP: 0.356, SLG: 0.293 (8, 5) | |  | |  | |  | |  | | 2 | 0 | 1 | 2 | 0 | 0 | 1 | | | | | | | |
| Tim Bogar, R OBP: 0.356, SLG: 0.347 (1, 6) | |  | |  | |  | |  | | 3 | 1 | 1 | 1 | 1 | 0 | 3 | | | | | | | |
| Inning Stats | R: 0 E: 0 K: 1 S: 12 | H: 1 LOB: 1 BB: 0 P: 19 | R: 1 E: 0 K: 0 S: 17 | H: 2 LOB: 2 BB: 1 P: 31 | R: 1 E: 0 K: 0 S: 8 | H: 1 LOB: 0 BB: 0 P: 11 | R: 1 E: 0 K: 0 S: 9 | H: 2 LOB: 1 BB: 0 P: 13 | R: 1 E: 0 K: 0 S: 13 | H: 1 LOB: 0 BB: 0 P: 21 | R: 0 E: 0 K: 0 S: 12 | H: 2 LOB: 2 BB: 0 P: 14 | R: 0 E: 0 K: 0 S: 10 | H: 1 LOB: 1 BB: 0 P: 14 | R: 3 E: 0 K: 0 S: 18 | H: 3 LOB: 2 BB: 1 P: 33 | R: 0 E: 0 K: 1 S: 8 | H: 1 LOB: 1 BB: 0 P: 12 | 1B: 8 2B: 4 3B: 0 HR: 2 | SF: 1 SAC: 1 DP: 0 HBP: 0 | WP: 0 PB: 0 SB: 2 CS: 0 | PA: 43 | |
| PITCHER | IP | WLS | BF | H | R | ER | SO | BB | IBB | HBP | BLK | WP | HR | S | P | ERA | WHIP | | | | | | |
| Eric Milton, L ERA: 6.53 (1, 1) | 5.1 | | 26 | 9 | 4 | 4 | 1 | 1 | 0 | 0 | 0 | 0 | 0 | 2 | 66 | 103 | 6.75 | 1.875 | | | | | |
| Bob Wells, R ERA: 4.36 (6, 1) | 2.1 | H | 9 | 1 | 2 | 2 | 0 | 1 | 0 | 0 | 0 | 0 | 0 | 0 | 22 | 34 | 7.71 | 0.857 | | | | | |
| Mike Trombley, R ERA: 2.7 (8, 1) | 0.1 | L | 4 | 3 | 1 | 1 | 0 | 0 | 0 | 0 | 0 | 0 | 0 | 0 | 11 | 19 | 27.00 | 9.000 | | | | | |
| Joe Mays, R ERA: 5.4 (9, 1) | 1.0 | | 4 | 1 | 0 | 0 | 1 | 0 | 0 | 0 | 0 | 0 | 0 | 0 | 8 | 12 | 0.00 | 1.000 | | | | | |

| Batter | 1 | 2 | 3 | 4 | 5 | 6 | 7 | 8 | 9 | AB | R | H | RBI | BB | SO | LOB | BOTTOM | | | | | | |
|---|---|---|---|---|--|---|---|---|---|----------------------------------|------------------------------|----------------------------------|-------------------------------|----------------------------------|------------------------------|----------------------------------|---|----------------------------------|----------------------------------|------------------------------------|----------------------------------|--------|--|
| Denny Hocking, S OBP: 0.326, SLG: 0.361 (1, 6) |  |  | |  | | |  | |  | 5 | 1 | 1 | 4 | 0 | 1 | 0 | Houston Astros @ Minnesota Twins Hubert H. Humphrey Metrodome, Minneapolis, MN Fri Jun 04 1999, 8:05 PM EDT Att: 13,152 - Dome - 72 F livebaseballscorecards.com | | | | | | |
| Chad Allen, R OBP: 0.324, SLG: 0.380 (1, 7) |  |  | |  | | |  | |  | 5 | 0 | 1 | 0 | 0 | 1 | 0 | | | | | | | |
| Brent Gates, S OBP: 0.321, SLG: 0.347 (1, 4) |  | |  | |  | |  | | | 3 | 1 | 1 | 0 | 1 | 0 | 0 | | | | | | | |
| Marty Cordova, R OBP: 0.390, SLG: 0.485 (1, 10) | |  |  | |  | |  | | | 3 | 0 | 2 | 0 | 0 | 0 | 2 | | | | | | | |
| Ron Coomer, R OBP: 0.321, SLG: 0.492 (1, 5) | |  |  | |  | | | |  | 3 | 1 | 0 | 0 | 1 | 1 | 2 | | | | | | | |
| Matt Lawton, L OBP: 0.325, SLG: 0.398 (9, 8) | |  |  | | |  | |  | | 3 | 0 | 0 | 1 | 0 | 0 | 1 | | | | | | | |
| Tori Hunter, R OBP: 0.277, SLG: 0.312 (1, 8) | |  |  | | |  | |  | | 3 | 1 | 1 | 1 | 0 | 0 | 2 | | | | | | | |
| Corey Koskie, L OBP: 0.362, SLG: 0.481 (8, PH) (9, 9) | |  |  | | |  | | | | 0 | 0 | 0 | 0 | 1 | 0 | 0 | | | | | | | |
| Doug Mientkiewicz, L OBP: 0.358, SLG: 0.355 (1, 3) | |  |  | | |  | |  | | 3 | 1 | 0 | 0 | 1 | 0 | 3 | | | | | | | |
| Javier Valentin, S OBP: 0.258, SLG: 0.253 (1, 2) | |  | |  | | |  | |  | 3 | 1 | 0 | 0 | 1 | 1 | 0 | | | | | | | |
| Inning Stats | R: 0 E: 0 K: 0 S: 3 | H: 0 LOB: 0 BB: 0 P: 6 | R: 5 E: 0 K: 0 S: 18 | H: 3 LOB: 0 BB: 2 P: 35 | R: 1 E: 1 K: 0 S: 12 | H: 1 LOB: 2 BB: 1 P: 22 | R: 0 E: 0 K: 0 S: 4 | H: 0 LOB: 0 BB: 0 P: 9 | R: 0 E: 0 K: 0 S: 7 | H: 1 LOB: 0 BB: 0 P: 12 | R: 0 E: 0 K: 0 S: 9 | H: 0 LOB: 0 BB: 0 P: 10 | R: 0 E: 0 K: 1 S: 17 | H: 1 LOB: 2 BB: 1 P: 26 | R: 0 E: 0 K: 1 S: 7 | H: 0 LOB: 1 BB: 1 P: 15 | R: 0 E: 0 K: 2 S: 11 | H: 0 LOB: 0 BB: 0 P: 16 | 1B: 4 2B: 1 3B: 0 HR: 1 | SF: 1 SAC: 0 DP: 0 HBP: 1 | WP: 1 PB: 1 SB: 0 CS: 1 | PA: 38 | |
| PITCHER | IP | WLS | BF | H | R | ER | SO | BB | IBB | HBP | BLK | WP | HR | S | P | ERA | WHIP | | | | | | |
| Mike Hampton, L ERA: 3.27 (1, 1) | 7.0 | W | 31 | 6 | 6 | 6 | 1 | 4 | 0 | 0 | 0 | 0 | 0 | 1 | 70 | 120 | 7.71 | 1.429 | | | | | |
| Jay Powell, R ERA: 3.97 (8, 1) | 0.2 | H | 3 | 0 | 0 | 0 | 1 | 1 | 0 | 0 | 0 | 0 | 0 | 6 | 13 | 0.00 | 1.500 | | | | | | |
| Billy Wagner, L ERA: 2.78 (8, 1) | 1.1 | S | 4 | 0 | 0 | 0 | 2 | 0 | 0 | 0 | 0 | 0 | 0 | 12 | 18 | 0.00 | 0.000 | | | | | | |

| Batter | 1 | 2 | 3 | 4 | 5 | 6 | 7 | 8 | 9 | AB | R | H | RBI | BB | SO | LOB | TOP | | | | | |
|---|---|---|------------------------------|---------------------------------|------------------------------|----------------------------------|-------------------------------|----------------------------------|------------------------------|----------------------------------|------------------------------|---------------------------------|-------------------------------|----------------------------------|-------------------------------|----------------------------------|---|------------------------------|----------------------------------|----------------------------------|------------------------------------|----------------------------------|
| Craig Biggio, R OBP: 0.363, SLG: 0.445 (1, 4) | | | | | | | | | | 5 | 0 | 2 | 1 | 0 | 1 | 0 | Houston Astros @ Minnesota Twins Hubert H. Humphrey Metrodome, Minneapolis, MN Sat Jun 05 1999, 8:05 PM EDT Att: 17,150 - Dome - 72 F livebaseballscorecards.com | | | | | |
| Derek Bell, R OBP: 0.294, SLG: 0.372 (1, 9) | | | | | | | | | | 5 | 0 | 0 | 0 | 0 | 2 | 3 | | | | | | |
| 5 Jeff Bagwell, R OBP: 0.361, SLG: 0.660 (1, 10) (8, 3) | | | | | | | | | | 2 | 2 | 1 | 0 | 3 | 0 | 1 | | | | | | |
| Carl Everett, S OBP: 0.367, SLG: 0.415 (1, 8) | | | | | | | | | | 4 | 2 | 2 | 0 | 1 | 0 | 1 | | | | | | |
| Richard Hidalgo, R OBP: 0.330, SLG: 0.539 (1, 7) | | | | | | | | | | 4 | 1 | 3 | 4 | 0 | 0 | 2 | | | | | | |
| Daryle Ward, L OBP: 0.250, SLG: 0.333 Jay Powell, R Trever Miller, R Billy Wagner, L (1, 3) (8, 1) (8, 1) (9, 1) | | | | | | | | | | 4 | 0 | 0 | 0 | 0 | 1 | 2 | | | | | | |
| Bill Spiers, L OBP: 0.358, SLG: 0.415 (1, 5) | | | | | | | | | | 3 | 0 | 0 | 0 | 1 | 0 | 0 | | | | | | |
| Paul Bako, L OBP: 0.400, SLG: 0.451 Tony Eusebio, R (8, PH) (8, 2) | | | | | | | | | | 3 | 0 | 0 | 0 | 0 | 1 | 0 | | | | | | |
| Tim Bogar, R OBP: 0.360, SLG: 0.355 (1, 6) | | | | | | | | | | 3 | 1 | 1 | 0 | 1 | 2 | 2 | | | | | | |
| Inning Stats | R: 0 E: 0 K: 1 S: 14 | H: 1 LOB: 2 BB: 1 P: 23 | R: 0 E: 0 K: 0 S: 5 | H: 0 LOB: 0 BB: 0 P: 7 | R: 0 E: 0 K: 1 S: 9 | H: 0 LOB: 0 BB: 0 P: 11 | R: 3 E: 0 K: 1 S: 13 | H: 2 LOB: 0 BB: 1 P: 20 | R: 0 E: 0 K: 0 S: 8 | H: 1 LOB: 0 BB: 0 P: 15 | R: 0 E: 0 K: 0 S: 5 | H: 1 LOB: 0 BB: 0 P: 8 | R: 1 E: 0 K: 0 S: 10 | H: 2 LOB: 1 BB: 0 P: 16 | R: 2 E: 1 K: 2 S: 22 | H: 2 LOB: 2 BB: 2 P: 37 | | R: 0 E: 0 K: 2 S: 9 | H: 0 LOB: 1 BB: 1 P: 17 | 1B: 4 2B: 4 3B: 0 HR: 1 | SF: 0 SAC: 0 DP: 2 HBP: 0 | WP: 0 PB: 0 SB: 0 CS: 0 |
| PITCHER | IP WLS BF H R ER SO BB IBB HBP BLK WP HR S P ERA WHIP | IP WLS BF H R ER SO BB IBB HBP BLK WP HR S P ERA WHIP | | | | | | | | | | | | | | | | | | | | |
| Dan Perkins, R ERA: 7.06 (1, 1) | 6.2 | 28 | 7 | 4 | 4 | 3 | 3 | 0 | 0 | 0 | 0 | 0 | 0 | 1 | 63 | 98 | 5.40 | 1.500 | | | | |
| Joe Mays, R ERA: 5.79 (7, 1) | 0.1 | L | 4 | 2 | 2 | 2 | 0 | 1 | 0 | 0 | 0 | 0 | 0 | 0 | 11 | 21 | 54.00 | 9.000 | | | | |
| Travis Miller, L ERA: 1.59 (8, 1) | 0.1 | | 2 | 0 | 0 | 0 | 1 | 1 | 0 | 0 | 0 | 0 | 0 | 6 | 10 | 0.00 | 3.000 | | | | | |
| Bob Wells, R ERA: 4.15 (8, 1) | 1.2 | | 6 | 0 | 0 | 0 | 3 | 1 | 0 | 0 | 0 | 0 | 0 | 15 | 25 | 0.00 | 0.600 | | | | | |

| Batter | 1 | 2 | 3 | 4 | 5 | 6 | 7 | 8 | 9 | AB | R | H | RBI | BB | SO | LOB | BOTTOM | | | | | |
|---|---|---|-------------------------------|----------------------------------|------------------------------|----------------------------------|------------------------------|----------------------------------|------------------------------|---------------------------------|------------------------------|----------------------------------|-------------------------------|----------------------------------|------------------------------|----------------------------------|---|----------------------------------|----------------------------------|------------------------------------|----------------------------------|--------|
| Todd Walker, L OBP: 0.321, SLG: 0.388 Javier Valentin, S OBP: 0.258, SLG: 0.253 (1, 4) (9, 2) | | | | | | | | | | 5 | 1 | 2 | 3 | 0 | 1 | 4 | Houston Astros @ Minnesota Twins Hubert H. Humphrey Metrodome, Minneapolis, MN Sat Jun 05 1999, 8:05 PM EDT Att: 17,150 - Dome - 72 F livebaseballscorecards.com | | | | | |
| Denny Hocking, S OBP: 0.314, SLG: 0.347 (1, 6) (9, 8) | | | | | | | | | | 5 | 0 | 0 | 0 | 0 | 2 | 1 | | | | | | |
| Marty Cordova, R OBP: 0.391, SLG: 0.476 (1, 10) | | | | | | | | | | 3 | 0 | 0 | 0 | 2 | 2 | 0 | | | | | | |
| Matt Lawton, L OBP: 0.327, SLG: 0.395 (1, 9) (8, 8) (9, 9) | | | | | | | | | | 4 | 0 | 1 | 0 | 1 | 0 | 0 | | | | | | |
| Ron Coomer, R OBP: 0.319, SLG: 0.486 (1, 5) | | | | | | | | | | 4 | 1 | 1 | 0 | 0 | 0 | 5 | | | | | | |
| Doug Mientkiewicz, L OBP: 0.355, SLG: 0.353 (1, 3) | | | | | | | | | | 4 | 0 | 1 | 0 | 0 | 1 | 2 | | | | | | |
| Chad Allen, R OBP: 0.328, SLG: 0.490 (1, 7) | | | | | | | | | | 4 | 1 | 2 | 2 | 0 | 0 | 0 | | | | | | |
| A.J. Pierzynski, L OBP: 0.353, SLG: 0.333 56 Cleatus Davidson, S (1, 2) (8, PH) (9, 6) | | | | | | | | | | 3 | 1 | 2 | 0 | 0 | 0 | 0 | | | | | | |
| Tori Hunter, R OBP: 0.280, SLG: 0.314 Corey Koskie, L OBP: 0.368, SLG: 0.488 (1, 8) (7, PH) (8, 9) | | | | | | | | | | 2 | 0 | 1 | 0 | 0 | 1 | 1 | | | | | | |
| Brent Gates, S OBP: 0.318, SLG: 0.344 (8, PH) (9, 4) | | | | | | | | | | 1 | 0 | 0 | 0 | 0 | 0 | 2 | | | | | | |
| Inning Stats | R: 0 E: 0 K: 0 S: 9 | H: 1 LOB: 1 BB: 0 P: 22 | R: 1 E: 0 K: 2 S: 11 | H: 2 LOB: 0 BB: 0 P: 19 | R: 0 E: 0 K: 1 S: 8 | H: 1 LOB: 0 BB: 0 P: 15 | R: 0 E: 0 K: 0 S: 8 | H: 1 LOB: 0 BB: 0 P: 12 | R: 0 E: 0 K: 1 S: 4 | H: 0 LOB: 0 BB: 0 P: 5 | R: 0 E: 0 K: 1 S: 9 | H: 0 LOB: 0 BB: 0 P: 12 | R: 3 E: 0 K: 1 S: 15 | H: 3 LOB: 0 BB: 0 P: 26 | R: 1 E: 0 K: 0 S: 9 | H: 3 LOB: 2 BB: 0 P: 14 | R: 0 E: 0 K: 2 S: 8 | H: 0 LOB: 0 BB: 0 P: 12 | 1B: 8 2B: 1 3B: 0 HR: 2 | SF: 0 SAC: 1 DP: 1 HBP: 0 | WP: 0 PB: 0 SB: 0 CS: 0 | PA: 40 |
| PITCHER | IP WLS BF H R ER SO BB IBB HBP BLK WP HR S P ERA WHIP | IP WLS BF H R ER SO BB IBB HBP BLK WP HR S P ERA WHIP | | | | | | | | | | | | | | | | | | | | |
| Chris Holt, R ERA: 4.82 (1, 1) | 6.0 | 25 | 5 | 1 | 1 | 4 | 3 | 0 | 0 | 0 | 0 | 0 | 0 | 1 | 15 | 26 | 27.00 | 3.000 | | | | |
| Scott Elarton, R ERA: 2.33 (7, 1) | 1.0 | W | 6 | 3 | 3 | 3 | 1 | 0 | 0 | 0 | 0 | 0 | 0 | 4 | 8 | ∞ | ∞ | | | | | |
| Jay Powell, R ERA: 4.37 (8, 1) | 0.0 | | 3 | 3 | 1 | 1 | 0 | 0 | 0 | 0 | 0 | 0 | 0 | 5 | 6 | 0.00 | 0.000 | | | | | |
| Trever Miller, L ERA: 2.25 Billy Wagner, L ERA: 2.66 (8, 1) (9, 1) | 1.0 | H | 3 | 0 | 0 | 0 | 0 | 0 | 0 | 0 | 0 | 0 | 0 | 8 | 12 | 0.00 | 0.000 | | | | | |

| Batter | 1 | 2 | 3 | 4 | 5 | 6 | 7 | 8 | 9 | AB | R | H | RBI | BB | SO | LOB | TOP | | | | | | | | | | |
|---|-----------------------------------|-----------------------------------|-------------------------------|----------------------------------|--|----------------------------------|-------------------------------|----------------------------------|-------------------------------|----------------------------------|-------------------------------|----------------------------------|-------------------------------|----------------------------------|-------------------------------|----------------------------------|-----------------------------------|------------------------------------|----------------------------------|--------|--|--|--|--|--|--|--|
| Craig Biggio, R OBP: 0.367, SLG: 0.450 (1, 10) | 4-2 FC3-6 BB | 1-0 G4-3 5 1B 2B | 2-0 CS | 0-0 G6-3 | | 1-1 G6-4-3 1B | | 3-2 G5-3 | | 4 | 1 | 2 | 2 | 1 | 0 | 0 | | | | | | | | | | | |
| Derek Bell, R OBP: 0.286, SLG: 0.363 (1, 9) | 2-1 FC3-6 5 BB 1B | 1-2 G4-3 | | 2-3 K | | 2-1 G6-4-3 | | G5-3 | | 5 | 1 | 0 | 0 | 0 | 1 | 4 | | | | | | | | | | | |
| 5 Jeff Bagwell, R OBP: 0.472, SLG: 0.680 (1, 3) | 4-0 1B 1-2 BB | 1-1 S 1B 3-H 1B | | 4-1 BB | | | 3-2 HR | | 0-0 FC4-6 1B | 3 | 1 | 3 | 2 | 2 | 0 | 0 | | | | | | | | | | | |
| Richard Hidalgo, R OBP: 0.327, SLG: 0.531 (1, 8) | 0-3 K | 0-2 SAFE S 1B | | 1-0 G5-3 | | | 1-0 P8 | | 0-3 K | 5 | 0 | 1 | 0 | 0 | 2 | 4 | | | | | | | | | | | |
| Bill Spiers, L OBP: 0.360, SLG: 0.414 (1, 5) | 2-1 1B 1-3 2-H | 3-1 SAFE P5 | | 1-1 G5-4-3 1B | | | 1-0 P4 | | 2-1 FC4-6 | 5 | 0 | 2 | 1 | 0 | 0 | 3 | | | | | | | | | | | |
| Alex Diaz, S OBP: 0.297, SLG: 0.349 (1, 7) | 0-1 F8 | | 4-1 CS 1B BB | | 3-1 SAFE F9 | | 1-1 G6-3 | | | 3 | 0 | 0 | 0 | 1 | 0 | 3 | | | | | | | | | | | |
| Russ Johnson, R OBP: 0.368, SLG: 0.378 (1, 4) | | 0-3 K | | 1-0 G5-4-3 | | | | 0-1 HR | | 4 | 1 | 2 | 1 | 0 | 1 | 1 | | | | | | | | | | | |
| Paul Bako, L OBP: 0.406, SLG: 0.444 (1, 2) | | 4-2 1B 2B BB | | 0-2 P6 | | | 1-3 K | | 0-2 G5-4-3 1B | 3 | 1 | 1 | 0 | 1 | 1 | 2 | | | | | | | | | | | |
| Tim Bogar, R OBP: 0.357, SLG: 0.352 (1, 6) | | 2-2 2B 1B | | 2-1 P9 | | | 1-3 K 1B | | 1-2 G5-4-3 | 4 | 1 | 1 | 0 | 0 | 1 | 3 | | | | | | | | | | | |
| Inning Stats | R: 1 E: 0 K: 1 S: 11 | H: 1 LOB: 2 BB: 2 P: 23 | R: 3 E: 0 K: 1 S: 20 | H: 4 LOB: 2 BB: 1 P: 32 | R: 0 E: 0 K: 0 S: 7 | H: 1 LOB: 1 BB: 1 P: 15 | R: 0 E: 0 K: 1 S: 6 | H: 0 LOB: 1 BB: 0 P: 13 | R: 0 E: 0 K: 2 S: 12 | H: 1 LOB: 1 BB: 0 P: 17 | R: 1 E: 0 K: 0 S: 9 | H: 1 LOB: 0 BB: 0 P: 15 | R: 1 E: 0 K: 0 S: 11 | H: 2 LOB: 0 BB: 0 P: 15 | R: 0 E: 0 K: 1 S: 9 | H: 1 LOB: 1 BB: 0 P: 11 | 1B: 9 2B: 1 3B: 0 HR: 2 | SF: 0 SAC: 0 DP: 3 HBP: 0 | WP: 1 PB: 0 SB: 2 CS: 1 | PA: 42 | | | | | | | |
| PITCHER | IP | WLS | BF | H | R | ER | SO | BB | IBB | HBP | BLK | WP | HR | S | P | ERA | WHIP | | | | | | | | | | |
| LaTroy Hawkins, R ERA: 8.38 (1, 1) | 1.2 | | 13 | 5 | 4 | 4 | 2 | 3 | 0 | 0 | 0 | 0 | 0 | 29 | 50 | 21.60 | 4.800 | | | | | | | | | | |
| 23 Benj Sampson, L ERA: 6.82 (2, 1) | 3.2 | W | 15 | 3 | 0 | 0 | 3 | 2 | 0 | 0 | 0 | 1 | 0 | 30 | 56 | 0.00 | 1.364 | | | | | | | | | | |
| Rob Radlosky, R ERA: 14.21 (6, 1) | 1.2 | | 7 | 3 | 2 | 2 | 0 | 0 | 0 | 0 | 0 | 0 | 2 | 16 | 24 | 10.80 | 1.800 | | | | | | | | | | |
| Mike Trombley, R ERA: 2.96 (8, 1) | 2.0 | | 6 | 1 | 0 | 0 | 1 | 0 | 0 | 0 | 0 | 0 | 0 | 15 | 21 | 0.00 | 0.500 | | | | | | | | | | |
| Batter | 1 | 2 | 3 | 4 | 5 | 6 | 7 | 8 | 9 | AB | R | H | RBI | BB | SO | LOB | BOTTOM | | | | | | | | | | |
| Todd Walker, L OBP: 0.327, SLG: 0.393 (1, 10) | 0-0 FC4-6 1B | 1-2 SAFE SAFE SAFE F8 | | 3-2 1B G3 1B | 0-0 FC4-6 1B | 0-1 SAFE PO | 3-3 K2-3 | | | 5 | 1 | 3 | 0 | 0 | 1 | 1 | | | | | | | | | | | |
| Denny Hocking, S OBP: 0.317, SLG: 0.349 (8, 7) | 1-0 SAFE SAFE FC4-6 E | 2-0 SAFE F8 | | 3-2 SAFE G3 S 1B | 0-1 SAFE FC4-6 PB E | | 2-2 L1-6 BB 1B | | | 5 | 3 | 2 | 1 | 0 | 0 | 4 | | | | | | | | | | | |
| Brent Gates, S OBP: 0.339, SLG: 0.360 (1, 4) | 1-0 SAFE E7 E 1B | | 1-1 BB 1B 1B | 2-2 G3 | 1-0 E2 WP 1B | | 4-1 1-2 BB | | | 4 | 1 | 3 | 2 | 1 | 0 | 1 | | | | | | | | | | | |
| Marty Cordova, R OBP: 0.396, SLG: 0.476 (1, 7) | 3-2 G5-3 | | 0-0 L4-6 BB 1B | 2-1 S 1B | 4-1 BB | | 1-1 L1-6 | | | 4 | 0 | 2 | 1 | 1 | 0 | 3 | | | | | | | | | | | |
| Tori Hunter, R OBP: 0.260, SLG: 0.314 (8, 8) | | | 1-2 SAFE 1B | 3-H SAFE G4-3 1B | 2-1 BB | | 2-3 1B | | | 0 | 0 | 0 | 0 | 0 | 0 | 0 | | | | | | | | | | | |
| Matt Lawton, L OBP: 0.333, SLG: 0.397 (1, 9) | 0-0 E2 WP S 1B | | 4-1 1-2 BB | 3-2 G4-3 | 2-1 G3 | | 1-1 HR 1B | | | 4 | 1 | 2 | 0 | 1 | 0 | 3 | | | | | | | | | | | |
| Ron Coomer, R OBP: 0.321, SLG: 0.505 (1, 3) | 3-2 G6-3 | | 1-0 L4-6 | | 1-1 1B 56 1B 2B | | 1-1 F9 | | 3-1 HR 1B | 5 | 2 | 2 | 2 | 0 | 0 | 4 | | | | | | | | | | | |
| Corey Koskie, L OBP: 0.370, SLG: 0.483 (1, 5) | | 2-1 F9 | 1-1 G4-3 | | 0-0 1B 56 1B 2B FC4-6 1B | | 2-1 2B 1B | | 2-1 G3 | 5 | 2 | 2 | 0 | 0 | 0 | 2 | | | | | | | | | | | |
| Javier Valentin, S OBP: 0.277, SLG: 0.345 (1, 2) | | 0-1 56 1B 3B | | 1-1 HR | | 0-1 P6 | 1-0 PO 2B | | 2-2 F7 | 5 | 2 | 3 | 2 | 0 | 0 | 2 | | | | | | | | | | | |
| 56 Cleatus Davidson, S OBP: 0.222, SLG: 0.222 (1, 6) | | 3-1 S 1B | | 2-0 G4-3 | 2-1 FC4-6 1B PB 1B | | 0-3 K | | 0-1 G5-3 | 5 | 1 | 2 | 2 | 0 | 1 | 1 | | | | | | | | | | | |
| Inning Stats | R: 2 E: 2 K: 0 S: 10 | H: 3 LOB: 1 BB: 0 P: 18 | R: 0 E: 0 K: 0 S: 10 | H: 2 LOB: 2 BB: 0 P: 18 | R: 0 E: 0 K: 0 S: 7 | H: 2 LOB: 2 BB: 1 P: 14 | R: 3 E: 0 K: 0 S: 20 | H: 4 LOB: 1 BB: 0 P: 36 | R: 4 E: 1 K: 0 S: 14 | H: 5 LOB: 2 BB: 1 P: 24 | R: 1 E: 0 K: 1 S: 10 | H: 2 LOB: 0 BB: 0 P: 20 | R: 2 E: 0 K: 0 S: 11 | H: 2 LOB: 0 BB: 0 P: 19 | R: 0 E: 0 K: 1 S: 10 | H: 1 LOB: 1 BB: 1 P: 20 | 1B: 16 2B: 4 3B: 1 HR: 2 | SF: 0 SAC: 0 DP: 2 HBP: 0 | WP: 2 PB: 1 SB: 4 CS: 0 | PA: 46 | | | | | | | |
| PITCHER | IP | WLS | BF | H | R | ER | SO | BB | IBB | HBP | BLK | WP | HR | S | P | ERA | WHIP | | | | | | | | | | |
| Sean Bergman, R ERA: 4.59 (1, 1) | 3.2 | L | 22 | 11 | 6 | 6 | 0 | 1 | 0 | 0 | 0 | 0 | 0 | 11 | 44 | 14.73 | 3.273 | | | | | | | | | | |
| Jeff McCurry, R ERA: 19.29 (4, 1) | 0.2 | | 6 | 4 | 4 | 3 | 0 | 0 | 0 | 0 | 0 | 0 | 0 | 11 | 17 | 40.50 | 6.000 | | | | | | | | | | |
| Brian Williams, R ERA: 3.76 (5, 1) | 3.2 | | 17 | 6 | 3 | 3 | 2 | 2 | 0 | 0 | 0 | 1 | 1 | 39 | 68 | 7.36 | 2.182 | | | | | | | | | | |

Houston Astros @ Minnesota Twins
 Hubert H. Humphrey Metrodome, Minneapolis, MN
 Sun Jun 06 1999, 2:05 PM EDT
 Att: 13,720 - Dome - 72 F

| | |
|-----|----|
| AB | 36 |
| R | 6 |
| H | 12 |
| RBI | 6 |
| BB | 5 |
| SO | 6 |
| LOB | 20 |



Houston Astros @ Minnesota Twins
 Hubert H. Humphrey Metrodome, Minneapolis, MN
 Sun Jun 06 1999, 2:05 PM EDT
 Att: 13,720 - Dome - 72 F

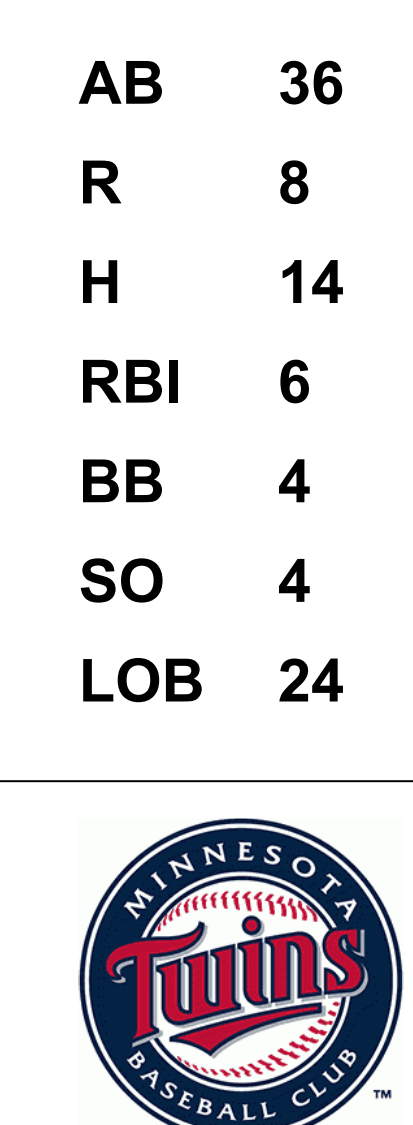
| | |
|-----|----|
| AB | 42 |
| R | 13 |
| H | 21 |
| RBI | 10 |
| BB | 3 |
| SO | 2 |
| LOB | 21 |



| Batter | 1 | 2 | 3 | 4 | 5 | 6 | 7 | 8 | 9 | AB | R | H | RBI | BB | SO | LOB | TOP | | | | |
|--|-------------------------------|----------------------------------|------------------------------|----------------------------------|------------------------------|----------------------------------|-------------------------------|----------------------------------|-------------------------------|----------------------------------|------------------------------|----------------------------------|------------------------------|----------------------------------|------------------------------|----------------------------------|--|------------------------------------|-------------------------|--------|--|
| Pokey Reese, R OBP: 0.333, SLG: 0.447 (1, 4) | 1-1 1B SF7 1B | 1-0 SAFE G5-3 | | 0-0 F8 | | 1-2 HR | | | 0-3 K | 5 | 2 | 2 | 2 | 0 | 1 | 4 | Cincinnati Reds @ Minnesota Twins Hubert H. Humphrey Metrodome, Minneapolis, MN Mon Jun 07 1999, 8:05 PM EDT Att: 12,241 - Dome - 72 F livebaseballscorecards.com | | | | |
| Michael Tucker, L OBP: 0.339, SLG: 0.407 (1, 9) | 1-1 F7 | | 3-2 G4-3 | | 1-0 1B FC5-4 1B | 1-3 K | | | 1-3 K | 5 | 1 | 1 | 0 | 0 | 2 | 1 | | | | | |
| Sean Casey, L OBP: 0.435, SLG: 0.684 (1, 3) | 1-0 1B | | 3-1 L8 | | 0-1 FC5-4 1B | 2-2 F8 | | | 1-3 K | 5 | 0 | 2 | 0 | 0 | 1 | 0 | | | | | |
| Greg Vaughn, R OBP: 0.323, SLG: 0.486 (1, 10) | 0-1 1B | | 1-1 L5 | | 1-2 FC5-4 HR | | | | 3-3 K | 4 | 1 | 1 | 1 | 0 | 1 | 1 | | | | | |
| Barry Larkin, R OBP: 0.367, SLG: 0.445 (1, 6) | 1-0 SF7 | | | 1-0 1B 2B | 1-2 F8 | | | | 1-1 G3-1 | 3 | 0 | 1 | 1 | 0 | 0 | 1 | | | | | |
| Eddie Taubensee, L OBP: 0.370, SLG: 0.459 (1, 2) | 0-2 G4-3 | | | 1-1 F8 | 1-2 HR | | | | 1-1 P6 | 4 | 1 | 1 | 2 | 0 | 0 | 3 | | | | | |
| Jeffrey Hammonds, R OBP: 0.294, SLG: 0.487 (8, 8) | | 4-2 FC6-4 BB | | 1-0 L5 | 2-3 K | | | | 1-3 K | 3 | 0 | 0 | 0 | 1 | 2 | 1 | | | | | |
| Mike Cameron, R OBP: 0.339, SLG: 0.404 (8, PH) | | 2-2 FC6-4 | | 1-1 1B HBP | | 4-2 FC6-4 BB | | | 2-2 F9 | 1 | 0 | 0 | 0 | 1 | 0 | 1 | | | | | |
| Dmitri Young, S OBP: 0.265, SLG: 0.324 (8, 7) | | 1-2 FC6-4 | | | | | | | | 1 | 0 | 0 | 0 | 0 | 0 | 0 | | | | | |
| Aaron Boone, R OBP: 0.277, SLG: 0.337 (1, 5) | | 2-1 L7 | | 3-2 1B | 1-1 FC6-4 HR | | | | 1-0 G5-3 | 4 | 1 | 1 | 0 | 0 | 0 | 2 | | | | | |
| Inning Stats | R: 1 E: 0 K: 0 S: 11 | H: 3 LOB: 2 BB: 0 P: 15 | R: 0 E: 0 K: 0 S: 8 | H: 0 LOB: 1 BB: 1 P: 17 | R: 0 E: 0 K: 0 S: 7 | H: 0 LOB: 0 BB: 0 P: 14 | R: 0 E: 0 K: 0 S: 10 | H: 2 LOB: 3 BB: 0 P: 17 | R: 3 E: 0 K: 1 S: 14 | H: 3 LOB: 0 BB: 1 P: 21 | R: 0 E: 0 K: 1 S: 7 | H: 0 LOB: 0 BB: 0 P: 12 | R: 0 E: 0 K: 3 S: 9 | H: 0 LOB: 0 BB: 0 P: 11 | R: 0 E: 0 K: 3 S: 9 | H: 0 LOB: 0 BB: 0 P: 11 | 1B: 6 2B: 1 3B: 0 HR: 2 | SF: 1 SAC: 0 DP: 0 HBP: 1 | WP: 0 PB: 0 CS: 0 | PA: 39 | |
| PITCHER | IP | WLS | BF | H | R | ER | SO | BB | IBB | HBP | BLK | WP | HR | S | P | ERA | WHIP | | | | |
| Mike Lincoln, R ERA: 6.09 (1, 1) | 5.0 | W | 25 | 8 | 4 | 4 | 1 | 1 | 0 | 1 | 0 | 0 | 1 | 50 | 84 | 7.20 | 1.800 | | | | |
| Joe Mays, R ERA: 5.93 (6, 1) | 2.0 | | 8 | 1 | 2 | 2 | 2 | 1 | 0 | 0 | 0 | 0 | 1 | 26 | 40 | 9.00 | 1.000 | | | | |
| Bob Wells, R ERA: 4.04 (8, 1) | 1.0 | H | 3 | 0 | 0 | 0 | 1 | 0 | 0 | 0 | 0 | 0 | 0 | 7 | 11 | 0.00 | 0.000 | | | | |
| Mike Trombley, R ERA: 2.5 (9, 1) | 1.0 | S | 3 | 0 | 0 | 0 | 3 | 0 | 0 | 0 | 0 | 0 | 0 | 9 | 11 | 0.00 | 0.000 | | | | |

| Batter | 1 | 2 | 3 | 4 | 5 | 6 | 7 | 8 | 9 | AB | R | H | RBI | BB | SO | LOB | BOTTOM | | | | |
|---|-------------------------------|----------------------------------|-------------------------------|----------------------------------|------------------------------|----------------------------------|-------------------------------|----------------------------------|-------------------------------|----------------------------------|------------------------------|----------------------------------|------------------------------|----------------------------------|------------------------------|----------------------------------|--|-----------------------------------|------------------------------------|-------------------------|--------|
| Denny Hocking, S OBP: 0.313, SLG: 0.343 (1, 6) | 2-1 F7 | 1-0 SAFE FC6-4 1B | 1-1 G4-3 | | 0-1 F7 | | | | 1-3 K | 5 | 1 | 1 | 1 | 0 | 1 | 3 | Cincinnati Reds @ Minnesota Twins Hubert H. Humphrey Metrodome, Minneapolis, MN Mon Jun 07 1999, 8:05 PM EDT Att: 12,241 - Dome - 72 F livebaseballscorecards.com | | | | |
| Matt Lawton, L OBP: 0.339, SLG: 0.404 (1, 9) | 4-1 CS BB | 1-0 FC6-4 1B | | 0-0 G6-3 2B | 1-2 G4-3 | | | | 0-0 G4-3 | 4 | 0 | 2 | 0 | 1 | 0 | 2 | | | | | |
| Brent Gates, S OBP: 0.350, SLG: 0.381 (1, 4) | 1-0 BB E 2B | 2-2 FC6-4 HBP 1B | | 2-2 G6-3 | | 0-1 G6-4-3 1B | | | 2-2 1B | 5 | 1 | 3 | 1 | 0 | 0 | 3 | | | | | |
| Ron Coomer, R OBP: 0.323, SLG: 0.500 (1, 3) | 4-0 BB E BB | 1-2 HBP 1B | | 2-3 K | | 1-0 SAFE G6-4-3 1B | | | 1-0 F7 | 4 | 1 | 1 | 1 | 1 | 1 | 3 | | | | | |
| Marty Cordova, R OBP: 0.401, SLG: 0.471 (1, 10) | 4-0 E 1B BB | 1-2 HBP 1B | | 2-3 K | | 4-2 BB | | | 1-0 G6-3 | 2 | 1 | 0 | 0 | 2 | 1 | 2 | | | | | |
| Chad Allen, R OBP: 0.326, SLG: 0.397 (1, 7) | 1-0 E1 1B | 1-1 P9 | | | 1-0 G4-3 1B | | | | 0-0 G5-3 | 4 | 2 | 1 | 0 | 0 | 0 | 5 | | | | | |
| Corey Koskie, L OBP: 0.375, SLG: 0.484 (1, 5) | 1-3 2H 3H 1B | 2-2 G4-3 | | | 2-1 G4-3 | | | | 1-1 FC5-4 1B | 4 | 0 | 2 | 2 | 0 | 0 | 4 | | | | | |
| Javier Valentin, S OBP: 0.286, SLG: 0.364 (1, 2) | 0-0 PO | 0-0 1B 2B | | 1-1 G4-3 | | 1-0 1B | | | 0-0 FC5-4 PB | 4 | 1 | 2 | 1 | 0 | 0 | 1 | | | | | |
| Torii Hunter, R OBP: 0.284, SLG: 0.318 (1, 8) | | 0-0 1B 2B FC6-4 1B | | 2-3 K | | 1-2 1B | | | 2-2 G5-3 | 4 | 1 | 2 | 0 | 0 | 1 | 1 | | | | | |
| Inning Stats | R: 4 E: 1 K: 0 S: 10 | H: 2 LOB: 0 BB: 3 P: 28 | R: 3 E: 0 K: 0 S: 14 | H: 5 LOB: 3 BB: 0 P: 23 | R: 0 E: 0 K: 1 S: 7 | H: 0 LOB: 0 BB: 0 P: 11 | R: 0 E: 0 K: 2 S: 11 | H: 1 LOB: 1 BB: 0 P: 17 | R: 1 E: 0 K: 0 S: 13 | H: 3 LOB: 2 BB: 0 P: 20 | R: 0 E: 0 K: 0 S: 6 | H: 1 LOB: 1 BB: 1 P: 10 | R: 0 E: 0 K: 1 S: 9 | H: 1 LOB: 0 BB: 0 P: 13 | R: 0 E: 0 K: 0 S: 6 | H: 1 LOB: 1 BB: 0 P: 10 | | 1B: 11 2B: 3 3B: 0 HR: 0 | SF: 0 SAC: 0 DP: 1 HBP: 1 | WP: 0 PB: 1 CS: 1 | PA: 42 |
| PITCHER | IP | WLS | BF | H | R | ER | SO | BB | IBB | HBP | BLK | WP | HR | S | P | ERA | WHIP | | | | |
| Steve Avery, L ERA: 4.1 (1, 1) | 1.0 | L | 11 | 6 | 7 | 3 | 0 | 3 | 0 | 0 | 0 | 0 | 0 | 14 | 34 | 27.00 | 9.000 | | | | |
| Gabe White, L ERA: 4.94 (2, 1) | 3.0 | | 12 | 2 | 0 | 0 | 3 | 0 | 0 | 1 | 0 | 0 | 0 | 28 | 45 | 0.00 | 0.667 | | | | |
| Jason Bere, R ERA: 6.1 (5, 1) | 1.0 | | 7 | 4 | 1 | 1 | 0 | 0 | 0 | 0 | 0 | 0 | 0 | 15 | 22 | 9.00 | 4.000 | | | | |
| Danny Graves, R ERA: 3.92 (6, 1) | 3.0 | | 11 | 2 | 0 | 0 | 1 | 1 | 0 | 0 | 0 | 0 | 0 | 19 | 31 | 0.00 | 1.000 | | | | |

| | |
|-----|----|
| AB | 35 |
| R | 6 |
| H | 9 |
| RBI | 6 |
| BB | 2 |
| SO | 7 |
| LOB | 14 |



| Batter | 1 | 2 | 3 | 4 | 5 | 6 | 7 | 8 | 9 | AB | R | H | RBI | BB | SO | LOB | TOP | | | | | | | | |
|--|------------------------------|---------------------------------|------------------------------|---------------------------------|-------------------------------|----------------------------------|------------------------------|---------------------------------|-------------------------------|----------------------------------|------------------------------|----------------------------------|------------------------------|----------------------------------|-------------------------------|----------------------------------|--|----------------------------------|----------------------------------|------------------------------------|----------------------------------|--------|--|--|--|
| Pokey Reese, R OBP: 0.327, SLG: 0.438 (1, 4) | G1-3 | | G4-3 | | | F9 | | G4-3 | | 4 | 0 | 0 | 0 | 0 | 0 | 1 | Cincinnati Reds @ Minnesota Twins Hubert H. Humphrey Metrodome, Minneapolis, MN Tue Jun 08 1999, 8:05 PM EDT Att: 13,157 - Dome - 72 F livebaseballscorecards.com | | | | | | | | |
| Michael Tucker, L OBP: 0.336, SLG: 0.402 (1, 9) | G4-6-3 1B | | | | F8 | G3-1 | | | F7 | 4 | 0 | 1 | 0 | 0 | 0 | 0 | | | | | | | | | |
| Sean Casey, L OBP: 0.429, SLG: 0.675 Hal Morris, L OBP: 0.375, SLG: 0.357 (7, 3) | G4-6-3 1-2 | | | G3 | | | G6-3 | | G4-3 | 3 | 0 | 0 | 0 | 0 | 0 | 1 | | | | | | | | | |
| Greg Vaughn, R OBP: 0.317, SLG: 0.475 (1, 10) | | F7 | | K | | | F7 | | K | 4 | 0 | 0 | 0 | 0 | 2 | 0 | | | | | | | | | |
| Barry Larkin, R OBP: 0.362, SLG: 0.438 (1, 6) | | F8 | | | F7 | | G4-3 | | | 3 | 0 | 0 | 0 | 0 | 0 | 0 | | | | | | | | | |
| Eddie Taubensee, L OBP: 0.369, SLG: 0.456 (1, 2) | | G3-1 | | | F8 | | | G4-3 1B | | 3 | 0 | 1 | 0 | 0 | 0 | 0 | | | | | | | | | |
| Dmitri Young, S OBP: 0.284, SLG: 0.333 (1, 7) | | | K | | G4-3 2B | | | G4-3 1-2 | | 3 | 0 | 1 | 0 | 0 | 1 | 1 | | | | | | | | | |
| Mike Cameron, R OBP: 0.339, SLG: 0.400 (1, 8) | | | G5-3 | | K | | | HR BB | | 2 | 1 | 0 | 0 | 1 | 1 | 1 | | | | | | | | | |
| Aaron Boone, R OBP: 0.288, SLG: 0.389 (1, 5) | | | | | K | | | HR | | 3 | 1 | 2 | 2 | 0 | 1 | 0 | | | | | | | | | |
| Inning Stats | R: 0 E: 0 K: 0 S: 6 | H: 1 LOB: 0 BB: 0 P: 8 | R: 0 E: 0 K: 0 S: 4 | H: 0 LOB: 0 BB: 0 P: 6 | R: 0 E: 0 K: 1 S: 12 | H: 1 LOB: 1 BB: 0 P: 17 | R: 0 E: 0 K: 1 S: 5 | H: 0 LOB: 0 BB: 0 P: 6 | R: 0 E: 0 K: 1 S: 13 | H: 1 LOB: 3 BB: 0 P: 20 | R: 0 E: 0 K: 1 S: 9 | H: 0 LOB: 0 BB: 0 P: 12 | R: 0 E: 0 K: 0 S: 7 | H: 0 LOB: 0 BB: 0 P: 10 | R: 2 E: 0 K: 0 S: 10 | H: 2 LOB: 0 BB: 1 P: 19 | R: 0 E: 0 K: 1 S: 9 | H: 0 LOB: 0 BB: 0 P: 10 | 1B: 2 2B: 2 3B: 0 HR: 1 | SF: 0 SAC: 0 DP: 2 HBP: 0 | WP: 0 PB: 0 SB: 1 CS: 0 | PA: 31 | | | |
| PITCHER | IP | WLS | BF | H | R | ER | SO | BB | IBB | HBP | BLK | WP | HR | S | P | ERA | WHIP | | | | | | | | |
| Brad Radke, R ERA: 3.53 (1, 1) | 8.0 | W | 28 | 5 | 2 | 2 | 4 | 1 | 0 | 0 | 0 | 0 | 1 | 66 | 98 | 2.25 | 0.750 | | | | | | | | |
| Mike Trombley, R ERA: 2.43 (9, 1) | 1.0 | S | 3 | 0 | 0 | 0 | 1 | 0 | 0 | 0 | 0 | 0 | 0 | 9 | 10 | 0.00 | 0.000 | | | | | | | | |

| Batter | 1 | 2 | 3 | 4 | 5 | 6 | 7 | 8 | 9 | AB | R | H | RBI | BB | SO | LOB | BOTTOM | | | | | | | | |
|---|-------------------------------|----------------------------------|-------------------------------|----------------------------------|-------------------------------|----------------------------------|------------------------------|----------------------------------|-------------------------------|----------------------------------|-------------------------------|----------------------------------|-------------------------------|----------------------------------|-------------------------------|----------------------------------|--|------------------------------------|----------------------------------|--------|--|--|--|--|--|
| Denny Hocking, S OBP: 0.309, SLG: 0.338 (9, 9) | P4 | FC6-4 | | FC4-6 WP | E6 | | | | | 5 | 1 | 1 | 1 | 0 | 0 | 5 | Cincinnati Reds @ Minnesota Twins Hubert H. Humphrey Metrodome, Minneapolis, MN Tue Jun 08 1999, 8:05 PM EDT Att: 13,157 - Dome - 72 F livebaseballscorecards.com | | | | | | | | |
| Todd Walker, L OBP: 0.325, SLG: 0.389 (1, 10) | G4-3 | F7 | | K | K | | | FC6-4 1B | | 5 | 0 | 1 | 0 | 0 | 2 | 6 | | | | | | | | | |
| Brent Gates, S OBP: 0.369, SLG: 0.393 (1, 4) | 2B | | 1B BB | FC6-4 BB | | FC6-4 BB | | FC6-4 1-2 | | 2 | 0 | 1 | 0 | 3 | 0 | 2 | | | | | | | | | |
| Ron Coomer, R OBP: 0.320, SLG: 0.492 (1, 3) | G5-3 | | 1B | FC6-4 | | FC6-4 BB | | K | | 5 | 0 | 1 | 0 | 0 | 1 | 3 | | | | | | | | | |
| Matt Lawton, L OBP: 0.345, SLG: 0.406 56 Cleatus Davidson, S OBP: 0.222, SLG: 0.222 (8, PR) (9, 6) | 1B 1B | | P3 | | G6-3 1B | K | | WP HBP | | 4 | 2 | 2 | 0 | 0 | 1 | 3 | | | | | | | | | |
| Chad Allen, R OBP: 0.333, SLG: 0.399 (1, 7) | 1B FC6-4 | | FC6-4 1B | FC6-4 | K | | | K | | 4 | 1 | 2 | 0 | 1 | 2 | 2 | | | | | | | | | |
| Corey Koskie, L OBP: 0.367, SLG: 0.469 (1, 5) | FC6-4 1B | | K | | G6-3 | P8 | | F8 | | 5 | 0 | 1 | 0 | 0 | 1 | 7 | | | | | | | | | |
| Javier Valentin, S OBP: 0.304, SLG: 0.380 (1, 2) | FC6-4 1B | | FC6-4 | | E BB | | | G5-4-3 1B | | 4 | 0 | 3 | 2 | 0 | 0 | 3 | | | | | | | | | |
| Tori Hunter, R OBP: 0.284, SLG: 0.313 (1, 8) | K | | | E5 FC4-6 | | | | G5-4-3 | | 3 | 0 | 0 | 0 | 1 | 1 | 4 | | | | | | | | | |
| Inning Stats | R: 0 E: 0 K: 0 S: 10 | H: 1 LOB: 1 BB: 0 P: 16 | R: 2 E: 0 K: 1 S: 14 | H: 4 LOB: 2 BB: 0 P: 21 | R: 0 E: 0 K: 1 S: 11 | H: 2 LOB: 3 BB: 1 P: 17 | R: 1 E: 1 K: 1 S: 9 | H: 0 LOB: 1 BB: 1 P: 16 | R: 1 E: 1 K: 2 S: 18 | H: 2 LOB: 3 BB: 1 P: 33 | R: 0 E: 0 K: 1 S: 10 | H: 0 LOB: 2 BB: 2 P: 23 | R: 0 E: 0 K: 0 S: 13 | H: 3 LOB: 2 BB: 0 P: 19 | R: 1 E: 0 K: 2 S: 10 | H: 0 LOB: 1 BB: 0 P: 16 | 1B: 11 2B: 1 3B: 0 HR: 0 | SF: 0 SAC: 0 DP: 1 HBP: 1 | WP: 5 PB: 0 SB: 2 CS: 0 | PA: 43 | | | | | |
| PITCHER | IP | WLS | BF | H | R | ER | SO | BB | IBB | HBP | BLK | WP | HR | S | P | ERA | WHIP | | | | | | | | |
| Ron Villone, L ERA: 1.5 (1, 1) | 4.2 | L | 27 | 9 | 4 | 3 | 4 | 3 | 0 | 0 | 0 | 0 | 0 | 58 | 97 | 5.79 | 2.571 | | | | | | | | |
| Dennys Reyes, L ERA: 2.08 (5, 1) | 2.2 | | 14 | 3 | 1 | 1 | 3 | 2 | 0 | 1 | 0 | 0 | 0 | 30 | 52 | 3.38 | 1.875 | | | | | | | | |
| Scott Williamson, R ERA: 1.48 (8, 1) | 0.2 | | 2 | 0 | 0 | 0 | 1 | 0 | 0 | 0 | 0 | 2 | 0 | 7 | 12 | 0.00 | 0.000 | | | | | | | | |

| Batter | 1 | 2 | 3 | 4 | 5 | 6 | 7 | 8 | 9 | AB | R | H | RBI | BB | SO | LOB | TOP | | | | |
|--|---------------------------------------|--|--------------------------------------|---|---------------------------------------|---|--------------------------------------|---|---------------------------------------|---|--------------------------------------|---|---------------------------------------|---|---------------------------------------|---|--|------------------------------------|----------------------------------|--------|--|
| Pokey Reese, R OBP: 0.326, SLG: 0.440 (1, 4) | F9 | FC4-6 | | | | | F8 | | | 4 | 1 | 1 | 0 | 0 | 0 | 1 | Cincinnati Reds @ Minnesota Twins Hubert H. Humphrey Metrodome, Minneapolis, MN Wed Jun 09 1999, 8:05 PM EDT Att: 11,047 - Dome - 72 F livebaseballscores.com | | | | |
| Jeffrey Hammonds, R OBP: 0.303, SLG: 0.481 (1, 9) (8, 7) | 1B | | F8 | | | | P6 | | | 3 | 1 | 1 | 2 | 1 | 0 | 0 | | | | | |
| Hal Morris, L OBP: 0.365, SLG: 0.348 (1, 3) | 1B | | G3 | | | | FC3-6 | | | 4 | 0 | 1 | 0 | 0 | 0 | 1 | | | | | |
| Greg Vaughn, R OBP: 0.321, SLG: 0.472 (1, 10) | 1B | | | | | | P5 | | | 3 | 0 | 1 | 1 | 1 | 1 | 1 | | | | | |
| Barry Larkin, R OBP: 0.356, SLG: 0.430 (1, 6) | P3 | | G1-3 | | | | K | | | 4 | 0 | 0 | 0 | 0 | 1 | 4 | | | | | |
| Dmitri Young, S OBP: 0.277, SLG: 0.324 Michael Tucker, L OBP: 0.333, SLG: 0.398 (1, 7) (8, 9) | P3 | | | | | | | | | 3 | 0 | 0 | 0 | 0 | 0 | 2 | | | | | |
| Mark Lewis, R OBP: 0.266, SLG: 0.423 (1, 5) | | | F7 | | | | F7 | | | 4 | 0 | 0 | 0 | 0 | 0 | 0 | | | | | |
| Mike Cameron, R OBP: 0.338, SLG: 0.397 (1, 8) | | | P2 | | | | P3 | | | 4 | 0 | 1 | 0 | 0 | 1 | 0 | | | | | |
| Brian Johnson, R OBP: 0.313, SLG: 0.473 (1, 2) | | | G5-3 | | | | K | | | 4 | 0 | 1 | 0 | 0 | 1 | 0 | | | | | |
| | | | | | | | | | | 3 | 1 | 1 | 0 | 1 | 1 | 1 | | | | | |
| Inning Stats | R: 1 H: 2 E: 0 K: 0 S: 19 | H: 2 R: 3 ER: 3 SO: 3 LOB: 2 BB: 1 P: 28 | R: 0 H: 0 E: 0 K: 0 S: 7 | H: 0 R: 1 ER: 1 SO: 12 LOB: 1 BB: 1 P: 12 | R: 0 H: 0 E: 0 K: 0 S: 12 | H: 0 R: 1 ER: 1 SO: 17 LOB: 0 BB: 1 P: 17 | R: 0 H: 0 E: 0 K: 0 S: 5 | H: 0 R: 0 ER: 0 SO: 7 LOB: 0 BB: 0 P: 7 | R: 2 H: 3 E: 0 K: 1 S: 14 | H: 3 R: 0 ER: 0 SO: 20 LOB: 1 BB: 0 P: 20 | R: 0 H: 0 E: 0 K: 0 S: 7 | H: 0 R: 0 ER: 0 SO: 10 LOB: 0 BB: 0 P: 10 | R: 0 H: 0 E: 0 K: 1 S: 10 | H: 0 R: 0 ER: 0 SO: 14 LOB: 0 BB: 0 P: 14 | R: 0 H: 1 E: 0 K: 1 S: 15 | H: 1 R: 2 ER: 1 SO: 20 LOB: 1 BB: 0 P: 20 | 1B: 5 2B: 1 3B: 0 HR: 0 | SF: 0 SAC: 0 DP: 0 HBP: 0 | WP: 0 PB: 0 SB: 0 CS: 0 | PA: 36 | |
| PITCHER | IP | WLS | BF | H | R | ER | SO | BB | IBB | HBP | BLK | WP | HR | S | P | ERA | WHIP | | | | |
| Eric Milton, L ERA: 6.17 Bob Wells, R ERA: 3.93 | (1, 1) (9, 1) | 8.0 1.0 | 32 4 | 5 1 | 3 0 | 3 0 | 3 1 | 3 0 | 0 0 | 0 0 | 0 0 | 0 0 | 0 0 | 81 15 | 118 20 | 3.38 0.00 | 1.000 1.000 | | | | |

| Batter | 1 | 2 | 3 | 4 | 5 | 6 | 7 | 8 | 9 | AB | R | H | RBI | BB | SO | LOB | BOTTOM | | | | | |
|--|---------------------------------------|---|---------------------------------------|---|--------------------------------------|---|--------------------------------------|---|---------------------------------------|---|---------------------------------------|---|--------------------------------------|---|--------------------------------------|---|--|---|----------------------------------|------------------------------------|----------------------------------|--------|
| Todd Walker, L OBP: 0.323, SLG: 0.386 (1, 10) | K | F7 | | | | | | G6-3 | | 4 | 0 | 1 | 0 | 0 | 1 | 1 | Cincinnati Reds @ Minnesota Twins Hubert H. Humphrey Metrodome, Minneapolis, MN Wed Jun 09 1999, 8:05 PM EDT Att: 11,047 - Dome - 72 F livebaseballscores.com | | | | | |
| Denny Hocking, S OBP: 0.308, SLG: 0.338 (1, 6) | 1B | | K | | | | SF7 | K | | 3 | 0 | 1 | 1 | 0 | 2 | 0 | | | | | | |
| Brent Gates, S OBP: 0.373, SLG: 0.391 (1, 4) | 1B | | K | | | | CS | K | | 3 | 0 | 1 | 0 | 1 | 2 | 0 | | | | | | |
| Ron Coomer, R OBP: 0.319, SLG: 0.487 (1, 5) (7, 3) | 1B | | G1-3 | | | | K | | | 4 | 0 | 1 | 0 | 0 | 1 | 1 | | | | | | |
| Doug Mientkiewicz, L OBP: 0.357, SLG: 0.350 Corey Koskie, L OBP: 0.376, SLG: 0.490 (1, 3) (6, PH) (7, 5) | BB | | G3-1 | | | | G6-3 | G4-3 | | 1 | 0 | 0 | 0 | 1 | 0 | 0 | | | | | | |
| Chad Allen, R OBP: 0.327, SLG: 0.390 (1, 7) | BB | | | | | | 1B | G4-3 | | 2 | 0 | 2 | 0 | 0 | 0 | 0 | | | | | | |
| Jacque Jones, L (1, 9) | | | F9 | | | | G6-3 | | | 4 | 0 | 0 | 0 | 0 | 6 | | | | | | | |
| Javier Valentin, S OBP: 0.314, SLG: 0.400 (1, 2) | | | | | | | | G6-3 | | 4 | 0 | 0 | 0 | 0 | 1 | 1 | | | | | | |
| Tori Hunter, R OBP: 0.279, SLG: 0.308 (1, 8) | | | P4 | | | | G6-3 | | | 4 | 0 | 0 | 0 | 0 | 1 | 1 | | | | | | |
| Jacque Jones, L (1, 9) | | | | | | | | | | 4 | 0 | 0 | 0 | 0 | 1 | 1 | | | | | | |
| Javier Valentin, S OBP: 0.314, SLG: 0.400 (1, 2) | | | | | | | | | | 3 | 0 | 2 | 0 | 0 | 1 | 0 | | | | | | |
| Tori Hunter, R OBP: 0.279, SLG: 0.308 (1, 8) | | | | | | | | | | 3 | 1 | 0 | 0 | 0 | 0 | 2 | | | | | | |
| Inning Stats | R: 0 H: 3 E: 0 K: 1 S: 18 | H: 3 R: 27 ER: 1 SO: 6 LOB: 3 BB: 1 P: 28 | R: 0 H: 1 E: 0 K: 0 S: 15 | H: 1 R: 1 ER: 1 SO: 21 LOB: 0 BB: 0 P: 21 | R: 0 H: 0 E: 0 K: 2 S: 9 | H: 0 R: 0 ER: 0 SO: 13 LOB: 0 BB: 0 P: 13 | R: 0 H: 0 E: 0 K: 0 S: 6 | H: 0 R: 0 ER: 0 SO: 8 LOB: 0 BB: 0 P: 8 | R: 1 H: 2 E: 0 K: 0 S: 12 | H: 2 R: 0 ER: 0 SO: 18 LOB: 0 BB: 0 P: 18 | R: 0 H: 1 E: 0 K: 1 S: 15 | H: 1 R: 0 ER: 0 SO: 21 LOB: 1 BB: 1 P: 21 | R: 0 H: 0 E: 0 K: 2 S: 8 | H: 0 R: 0 ER: 0 SO: 12 LOB: 0 BB: 0 P: 12 | R: 0 H: 0 E: 0 K: 2 S: 8 | H: 0 R: 0 ER: 0 SO: 12 LOB: 0 BB: 0 P: 12 | R: 0 H: 1 E: 0 K: 0 S: 6 | H: 1 R: 1 ER: 1 SO: 9 LOB: 1 BB: 0 P: 9 | 1B: 6 2B: 2 3B: 0 HR: 0 | SF: 1 SAC: 0 DP: 1 HBP: 0 | WP: 0 PB: 0 SB: 0 CS: 1 | PA: 35 |
| PITCHER | IP | WLS | BF | H | R | ER | SO | BB | IBB | HBP | BLK | WP | HR | S | P | ERA | WHIP | | | | | |
| Brett Tomko, R ERA: 5.21 Danny Graves, R ERA: 3.73 | (1, 1) (8, 1) | 7.0 2.0 | 27 7 | 1 1 | 0 0 | 0 0 | 2 2 | 0 0 | 0 0 | 0 0 | 0 0 | 0 0 | 0 0 | 14 14 | 21 21 | 0.00 0.500 | 1.286 1.286 | | | | | |

| Batter | 1 | 2 | 3 | 4 | 5 | 6 | 7 | 8 | 9 | AB | R | H | RBI | BB | SO | LOB | TOP | | | | | | | | | | |
|---|-------------------------------|----------------------------------|-------------------------------|----------------------------------|-------------------------------|----------------------------------|------------------------------|---------------------------------|-------------------------------|----------------------------------|------------------------------|----------------------------------|-------------------------------|----------------------------------|------------------------------|----------------------------------|---|----------------------------------|----------------------------------|------------------------------------|----------------------------------|--------|--|--|--|--|--|
| Jacque Jones, L OBP: 0.353, SLG: 0.563 (1, 9) | | | | | | | | | | 4 | 1 | 2 | 1 | 0 | 0 | 1 | Minnesota Twins @ Boston Red Sox Fenway Park, Boston, MA Mon Jun 14 1999, 7:05 PM EDT Att: 30,099 - Cloudy - 76 F | | | | | | | | | | |
| Cristian Guzman, S OBP: 0.247, SLG: 0.257 (1, 6) | | | | | | | | | | 4 | 0 | 0 | 0 | 0 | 2 | 3 | | | | | | | | | | | |
| Todd Walker, L OBP: 0.325, SLG: 0.387 Denny Hocking, S OBP: 0.306, SLG: 0.336 (1, 4) | | | | | | | | | | 4 | 0 | 1 | 0 | 0 | 0 | 1 | | | | | | | | | | | |
| Marty Cordova, R OBP: 0.406, SLG: 0.497 (1, 10) | | | | | | | | | | 3 | 0 | 1 | 1 | 1 | 0 | 1 | | | | | | | | | | | |
| Ron Coomer, R OBP: 0.315, SLG: 0.473 (1, 3) | | | | | | | | | | 4 | 0 | 1 | 0 | 0 | 0 | 2 | | | | | | | | | | | |
| Corey Koskie, L OBP: 0.392, SLG: 0.518 (1, 5) | | | | | | | | | | 4 | 0 | 0 | 0 | 0 | 1 | 2 | | | | | | | | | | | |
| Chad Allen, R OBP: 0.329, SLG: 0.410 (1, 7) | | | | | | | | | | 3 | 2 | 1 | 1 | 1 | 1 | 0 | | | | | | | | | | | |
| Javier Valentin, S OBP: 0.307, SLG: 0.385 (1, 2) | | | | | | | | | | 4 | 0 | 0 | 0 | 0 | 1 | 1 | | | | | | | | | | | |
| Tori Hunter, R OBP: 0.283, SLG: 0.311 (1, 8) | | | | | | | | | | 4 | 0 | 1 | 0 | 0 | 1 | 1 | | | | | | | | | | | |
| Inning Stats | R: 1 E: 0 K: 0 S: 13 | H: 2 LOB: 1 BB: 0 P: 17 | R: 1 E: 0 K: 1 S: 14 | H: 1 LOB: 0 BB: 0 P: 22 | R: 0 E: 0 K: 0 S: 11 | H: 1 LOB: 1 BB: 0 P: 17 | R: 0 E: 0 K: 1 S: 6 | H: 0 LOB: 0 BB: 0 P: 8 | R: 0 E: 0 K: 1 S: 9 | H: 1 LOB: 1 BB: 0 P: 14 | R: 0 E: 0 K: 0 S: 6 | H: 1 LOB: 1 BB: 0 P: 10 | R: 1 E: 0 K: 1 S: 10 | H: 1 LOB: 1 BB: 1 P: 15 | R: 0 E: 0 K: 0 S: 9 | H: 0 LOB: 1 BB: 1 P: 14 | R: 0 E: 0 K: 2 S: 10 | H: 0 LOB: 0 BB: 0 P: 12 | 1B: 2 2B: 4 3B: 0 HR: 1 | SF: 0 SAC: 0 DP: 0 HBP: 0 | WP: 0 PB: 0 SB: 1 CS: 0 | PA: 36 | | | | | |
| PITCHER | IP | WLS | BF | H | R | ER | SO | BB | IBB | HBP | BLK | WP | HR | S | P | ERA | WHIP | PITCHER | | | | | | | | | |
| Jin Ho Cho, R ERA: 3.0 (1, 1) | 6.0 | | 24 | 6 | 2 | 2 | 3 | 0 | 0 | 0 | 0 | 0 | 1 | 59 | 88 | 3.00 | 1.000 | | | | | | | | | | |
| Derek Lowe, R ERA: 4.17 (7, 1) | 2.0 | H | 9 | 1 | 1 | 1 | 1 | 2 | 0 | 0 | 0 | 0 | 0 | 19 | 29 | 4.50 | 1.500 | | | | | | | | | | |
| John Wasdin, R ERA: 3.86 (9, 1) | 1.0 | W | 3 | 0 | 0 | 0 | 2 | 0 | 0 | 0 | 0 | 0 | 0 | 10 | 12 | 0.00 | 0.000 | | | | | | | | | | |
| Batter | 1 | 2 | 3 | 4 | 5 | 6 | 7 | 8 | 9 | AB | R | H | RBI | BB | SO | LOB | BOTTOM | | | | | | | | | | |
| Jeff Frye, R OBP: 0.345, SLG: 0.300 (1, 4) | | | | | | | | | | 5 | 1 | 4 | 2 | 0 | 1 | 0 | Minnesota Twins @ Boston Red Sox Fenway Park, Boston, MA Mon Jun 14 1999, 7:05 PM EDT Att: 30,099 - Cloudy - 76 F | | | | | | | | | | |
| John Valentin, R OBP: 0.316, SLG: 0.390 (1, 5) | | | | | | | | | | 4 | 0 | 0 | 0 | 0 | 1 | 5 | | | | | | | | | | | |
| 18 Reggie Jefferson, S OBP: 0.342, SLG: 0.441 Jose Offerman, S OBP: 0.393, SLG: 0.467 (1, 10) | | | | | | | | | | 2 | 0 | 0 | 0 | 1 | 1 | 0 | | | | | | | | | | | |
| Nomar Garciaparra, R OBP: 0.374, SLG: 0.558 (1, 6) | | | | | | | | | | 4 | 0 | 2 | 0 | 0 | 0 | 1 | | | | | | | | | | | |
| Troy O'Leary, L OBP: 0.353, SLG: 0.513 (1, 7) | | | | | | | | | | 4 | 0 | 1 | 0 | 0 | 0 | 3 | | | | | | | | | | | |
| Mike Stanley, R OBP: 0.382, SLG: 0.427 (1, 3) | | | | | | | | | | 4 | 0 | 0 | 0 | 0 | 3 | 3 | | | | | | | | | | | |
| Damon Buford, R ERA: 6.14 Brian Daubach, L OBP: 0.364, SLG: 0.634 (1, 8) | | | | | | | | | | 2 | 2 | 1 | 0 | 1 | 1 | 1 | | | | | | | | | | | |
| Jason Varitek, S OBP: 0.294, SLG: 0.449 (1, 2) | | | | | | | | | | 4 | 0 | 2 | 1 | 0 | 0 | 0 | | | | | | | | | | | |
| Darren Lewis, R OBP: 0.340, SLG: 0.320 (1, 9) | | | | | | | | | | 4 | 1 | 1 | 1 | 0 | 1 | 3 | | | | | | | | | | | |
| Inning Stats | R: 0 E: 0 K: 2 S: 11 | H: 0 LOB: 0 BB: 0 P: 16 | R: 0 E: 0 K: 2 S: 11 | H: 1 LOB: 1 BB: 0 P: 17 | R: 0 E: 0 K: 1 S: 9 | H: 1 LOB: 0 BB: 0 P: 16 | R: 0 E: 0 K: 0 S: 5 | H: 1 LOB: 0 BB: 0 P: 9 | R: 1 E: 0 K: 1 S: 11 | H: 3 LOB: 2 BB: 0 P: 16 | R: 0 E: 0 K: 0 S: 9 | H: 0 LOB: 1 BB: 1 P: 15 | R: 1 E: 0 K: 1 S: 12 | H: 2 LOB: 2 BB: 1 P: 21 | R: 0 E: 0 K: 1 S: 7 | H: 1 LOB: 1 BB: 0 P: 14 | R: 2 E: 0 K: 0 S: 9 | H: 2 LOB: 0 BB: 0 P: 18 | 1B: 8 2B: 1 3B: 0 HR: 2 | SF: 0 SAC: 0 DP: 0 HBP: 0 | WP: 0 PB: 0 SB: 0 CS: 1 | PA: 37 | | | | | |
| PITCHER | IP | WLS | BF | H | R | ER | SO | BB | IBB | HBP | BLK | WP | HR | S | P | ERA | WHIP | PITCHER | | | | | | | | | |
| Brad Radke, R ERA: 3.44 (1, 1) | 5.0 | | 20 | 6 | 1 | 1 | 6 | 1 | 1 | 1 | 0 | 0 | 0 | 11 | 21 | 9.00 | 3.000 | | | | | | | | | | |
| Mike Lincoln, R ERA: 6.14 (6, 1) | 1.0 | H | 6 | 1 | 1 | 1 | 0 | 2 | 0 | 0 | 0 | 0 | 0 | 9 | 13 | 0.00 | 1.500 | | | | | | | | | | |
| Bob Wells, R ERA: 3.66 (7, 1) | 0.2 | H | 3 | 1 | 0 | 0 | 1 | 0 | 0 | 0 | 0 | 0 | 0 | 1 | 2 | 0.00 | 0.000 | | | | | | | | | | |
| Travis Miller, L ERA: 1.5 (7, 1) | 0.1 | H | 1 | 0 | 0 | 0 | 0 | 0 | 0 | 0 | 0 | 0 | 0 | 1 | 2 | 0.00 | 0.000 | | | | | | | | | | |
| Joe Mays, R ERA: 5.47 (8, 1) | 1.0 | H | 4 | 1 | 0 | 0 | 1 | 0 | 0 | 0 | 0 | 0 | 0 | 7 | 14 | 0.00 | 1.000 | | | | | | | | | | |

| Batter | 1 | 2 | 3 | 4 | 5 | 6 | 7 | 8 | 9 | AB | R | H | RBI | BB | SO | LOB | TOP | | | |
|--|---|---------------------------------|------------------------------|----------------------------------|-------------------------------|----------------------------------|-------------------------------|----------------------------------|-------------------------------|----------------------------------|-------------------------------|----------------------------------|------------------------------|---------------------------------|-------------------------------|---|----------------------------------|------------------------------------|----------------------------------|--------|
| Jacque Jones, L (1,9) OBP: 0.429, SLG: 0.579 (7,8) | 2-1 HBP | | 0-1 2B 1B 1B | | 0-0 B3-1 | | | 0-0 FC4-6 1B | | 3 | 1 | 2 | 0 | 0 | 0 | 0 | | | | |
| Denny Hocking, S (1,6) OBP: 0.304, SLG: 0.340 | 1-0 P6 | | 0-1 1B 2B | | 1-2 G5-3 | | | 0-0 FC4-6 1-2 | | 4 | 1 | 1 | 0 | 0 | 0 | 2 | | | | |
| Todd Walker, L (1,4) OBP: 0.324, SLG: 0.385 | 0-0 L6 | | 0-1 1B | | 0-3 K | | | 0-0 L9 | | 4 | 0 | 1 | 2 | 0 | 1 | 2 | | | | |
| Marty Cordova, R (1,10) OBP: 0.398, SLG: 0.486 | 0-0 F8 | | 2-H 3-H 1-3 K | | 0-3 K | | | 3-2 F8 | | 4 | 0 | 0 | 0 | 0 | 1 | 3 | | | | |
| Corey Koskie, L (1,5) OBP: 0.388, SLG: 0.509 (7,9) | | 0-2 F7 | | 2-2 F8 | | 3-2 G5-3 | | 0-2 G4-6-3 1B | | 4 | 0 | 1 | 0 | 0 | 0 | 0 | | | | |
| Chad Allen, R (1,7) OBP: 0.322, SLG: 0.402 | | 1-3 K | | 3-2 G3-1 | | 0-0 G6-3 | | 0-2 F8 | | 4 | 0 | 0 | 0 | 0 | 1 | 1 | | | | |
| Doug Mientkiewicz, L (1,3) OBP: 0.349, SLG: 0.343 | | 3-3 K | | 0-1 2B | | 0-3 K | | 1-1 G4-6-3 1-2 | | 4 | 0 | 1 | 0 | 0 | 2 | 1 | | | | |
| Javier Valentin, S (1,2) OBP: 0.308, SLG: 0.377 | | | 0-0 G6-3 | | 4-2 BB | | 1-3 K | | | 2 | 0 | 0 | 0 | 1 | 1 | 0 | | | | |
| Tori Hunter, R (1,8) OBP: 0.280, SLG: 0.308 (7,PH) | | | 0-3 K | | 2-3 K | | 1-2 1-3 | | | 2 | 0 | 0 | 0 | 0 | 2 | 2 | | | | |
| Brent Gates, S (7,PH) OBP: 0.373, SLG: 0.390 (7,5) | | | | | | | | | | 1 | 0 | 0 | 0 | 0 | 0 | 0 | | | | |
| Inning Stats | R: 0 E: 0 K: 0 S: 4 | H: 0 LOB: 1 BB: 0 P: 7 | R: 0 E: 0 K: 2 S: 9 | H: 0 LOB: 0 BB: 0 P: 13 | R: 2 E: 0 K: 2 S: 14 | H: 3 LOB: 1 BB: 0 P: 15 | R: 0 E: 0 K: 1 S: 15 | H: 1 LOB: 2 BB: 1 P: 26 | R: 0 E: 0 K: 0 S: 10 | H: 0 LOB: 0 BB: 0 P: 15 | R: 0 E: 0 K: 1 S: 10 | H: 0 LOB: 0 BB: 0 P: 12 | R: 0 E: 0 K: 0 S: 6 | H: 1 LOB: 1 BB: 0 P: 9 | R: 0 E: 0 K: 0 S: 10 | H: 1 LOB: 0 BB: 0 P: 11 | 1B: 4 2B: 2 3B: 0 HR: 0 | SF: 0 SAC: 0 DP: 1 HBP: 1 | WP: 0 PB: 0 SB: 0 CS: 0 | PA: 34 |
| PITCHER | IP WLS BF H R ER SO BB IBB HBP BLK WP HR S P ERA WHIP | | | | | | | | | | | | | | | IP WLS BF H R ER SO BB IBB HBP BLK WP HR S P ERA WHIP | | | | |
| Pedro Martinez, R (1,1) ERA: 2.17 | 8.0 W 31 5 2 2 8 1 0 1 0 0 0 75 105 2.25 0.750 | | | | | | | | | | | | | | | | | | | |
| 49 Tim Wakefield, R (9,1) ERA: 5.32 | 1.0 S 3 1 0 0 0 0 0 0 0 0 0 10 11 0.00 1.000 | | | | | | | | | | | | | | | | | | | |

Minnesota Twins @ Boston Red Sox
Fenway Park, Boston, MA
Tue Jun 15 1999, 7:05 PM EDT
Att: 31,805 - Unknown - 80 F

AB 32
R 2
H 6
RBI 2
BB 1
SO 8
LOB 11



| Batter | 1 | 2 | 3 | 4 | 5 | 6 | 7 | 8 | 9 | AB | R | H | RBI | BB | SO | LOB | BOTTOM | | | |
|--|---|----------------------------------|------------------------------|----------------------------------|------------------------------|----------------------------------|---------------------------------|---------------------------------|------------------------------|----------------------------------|-------------------------------|----------------------------------|-------------------------------|----------------------------------|-------------------------------|---|-----------------------------------|------------------------------------|----------------------------------|--------|
| Jose Offerman, S (1,10) OBP: 0.386, SLG: 0.457 | 1-2 F9 | | 1-0 L6 | | | 2-1 G1-3 | 0-1 G5-3 | 0-1 G6-3 | | 5 | 0 | 0 | 0 | 0 | 0 | 2 | | | | |
| John Valentin, R (1,5) OBP: 0.315, SLG: 0.387 | 3-1 G6-3 | | 3-1 F8 | | | 0-0 BB 1B | 1-1 F7 | | | 4 | 1 | 1 | 0 | 0 | 0 | 0 | | | | |
| Nomar Garciaparra, R (1,6) OBP: 0.380, SLG: 0.564 | 0-0 2B | | 1-1 P2 | | | 4-0 1B 1B | 1-0 2B 1B | | | 3 | 1 | 2 | 0 | 1 | 0 | 0 | | | | |
| Mike Stanley, R (1,3) OBP: 0.384, SLG: 0.434 | 2-3 K | | | | 1-1 F9 | 0-1 1B 1B | 1-0 SAFE SAFE 1B 2B | | | 4 | 1 | 2 | 1 | 0 | 1 | 1 | | | | |
| Troy O'Leary, L (1,7) OBP: 0.355, SLG: 0.513 | | | 0-0 1B 1B | | 1-1 G4-3 | 0-0 1B 1B | 0-2 G4-3 | | | 4 | 1 | 2 | 1 | 0 | 0 | 2 | | | | |
| Damon Buford, R (1,8) OBP: 0.326, SLG: 0.402 | 1-0 F8 | | 1-1 F8 | | | 0-1 1B 1B | | 2-1 SH1-4 1B | | 4 | 0 | 2 | 1 | 0 | 0 | 1 | | | | |
| Jeff Frye, R (1,4) OBP: 0.358, SLG: 0.317 | 1-2 SAFE SAFE 1B | | 1-2 1B | | | 1-2 F7 | 1-2 1B | 0-2 SH1-4 1B | | 4 | 0 | 3 | 1 | 0 | 0 | 0 | | | | |
| Jason Varitek, S (1,2) OBP: 0.289, SLG: 0.442 | 0-1 L7 | | | | 1-1 L7 | 1-2 G3 | | 0-0 SH1-4 1B | | 3 | 0 | 0 | 0 | 0 | 0 | 4 | | | | |
| Darren Lewis, R (1,9) OBP: 0.333, SLG: 0.313 | 2-1 P3 | | | | 1-2 G3 | 0-0 G1-3 | | 1-2 G6-3 | | 4 | 0 | 0 | 0 | 0 | 0 | 6 | | | | |
| Inning Stats | R: 0 E: 0 K: 1 S: 10 | H: 1 LOB: 1 BB: 0 P: 16 | R: 0 E: 0 K: 0 S: 9 | H: 2 LOB: 2 BB: 0 P: 13 | R: 0 E: 0 K: 0 S: 5 | H: 0 LOB: 0 BB: 0 P: 10 | R: 0 E: 0 K: 0 S: 6 | H: 0 LOB: 0 BB: 0 P: 9 | R: 0 E: 0 K: 0 S: 7 | H: 0 LOB: 0 BB: 0 P: 11 | R: 4 E: 0 K: 0 S: 15 | H: 5 LOB: 2 BB: 1 P: 23 | R: 0 E: 0 K: 0 S: 10 | H: 2 LOB: 2 BB: 0 P: 13 | R: 0 E: 0 K: 0 S: 12 | H: 2 LOB: 2 BB: 0 P: 15 | 1B: 10 2B: 2 3B: 0 HR: 0 | SF: 0 SAC: 1 DP: 0 HBP: 0 | WP: 0 PB: 0 SB: 0 CS: 0 | PA: 37 |
| PITCHER | IP WLS BF H R ER SO BB IBB HBP BLK WP HR S P ERA WHIP | | | | | | | | | | | | | | | IP WLS BF H R ER SO BB IBB HBP BLK WP HR S P ERA WHIP | | | | |
| Eric Milton, L (1,1) ERA: 6.21 | 5.1 L 25 8 4 4 1 0 0 0 0 0 0 4 5 6.75 1.688 | | | | | | | | | | | | | | | | | | | |
| Bob Wells, R (6,1) ERA: 3.6 | 0.2 2 0 0 0 0 0 0 0 0 0 0 0 4 5 0.00 0.000 | | | | | | | | | | | | | | | | | | | |
| Mike Lincoln, R (7,1) ERA: 6.07 | 0.2 4 2 0 0 0 0 0 0 0 0 0 0 6 9 0.00 3.000 | | | | | | | | | | | | | | | | | | | |
| Travis Miller, L (7,1) ERA: 1.23 | 1.1 6 2 0 0 0 0 0 0 0 0 0 0 16 19 0.00 1.500 | | | | | | | | | | | | | | | | | | | |

Minnesota Twins @ Boston Red Sox
Fenway Park, Boston, MA
Tue Jun 15 1999, 7:05 PM EDT
Att: 31,805 - Unknown - 80 F

AB 35
R 4
H 12
RBI 4
BB 1
SO 1
LOB 16



| Batter | 1 | 2 | 3 | 4 | 5 | 6 | 7 | 8 | 9 | AB | R | H | RBI | BB | SO | LOB | TOP | | | | | | | | | | |
|---|------------------------------|---------------------------------|-------------------------------|----------------------------------|-------------------------------|----------------------------------|-------------------------------|----------------------------------|-------------------------------|----------------------------------|------------------------------|---------------------------------|------------------------------|----------------------------------|------------------------------|----------------------------------|--|----------------------------------|----------------------------------|------------------------------------|----------------------------------|--------|--|--|--|--|--|
| Jacque Jones, L OBP: 0.400, SLG: 0.522 (7, 8) | G1-3 | | G4-3 | | | | G6-3 | | | 4 | 0 | 1 | 0 | 0 | 0 | 2 | Minnesota Twins @ Boston Red Sox Fenway Park, Boston, MA Wed Jun 16 1999, 7:05 PM EDT Att: 30,085 - Unknown - 62 F | | | | | | | | | | |
| Cristian Guzman, S OBP: 0.247, SLG: 0.252 (1, 6) | F8 | | | | | | | G5-3 | | 3 | 0 | 0 | 0 | 1 | 0 | 2 | | | | | | | | | | | |
| Todd Walker, L OBP: 0.319, SLG: 0.378 (1, 4) | F7 | | K | | | | | G3 | | 4 | 0 | 0 | 0 | 0 | 1 | 3 | | | | | | | | | | | |
| Marty Cordova, R OBP: 0.405, SLG: 0.492 (1, 10) | | | K | | | | | | | 4 | 0 | 3 | 0 | 0 | 1 | 1 | | | | | | | | | | | |
| Ron Coomer, R OBP: 0.314, SLG: 0.467 (1, 3) | FC6-4 | | | | | | | | | 3 | 0 | 0 | 0 | 1 | 0 | 2 | | | | | | | | | | | |
| Corey Koskie, L OBP: 0.379, SLG: 0.496 (7, 9) | F7 | | | | | | | | | 3 | 0 | 0 | 0 | 0 | 0 | 1 | | | | | | | | | | | |
| Denny Hocking, S OBP: 0.302, SLG: 0.338 (8, PH) (8, 7) | | | | | | | | | | 1 | 0 | 0 | 0 | 0 | 0 | 2 | | | | | | | | | | | |
| Chad Allen, R OBP: 0.326, SLG: 0.404 (8, 9) | | | K | | | | | | | 4 | 0 | 2 | 0 | 0 | 1 | 0 | | | | | | | | | | | |
| A.J. Pierzynski, L OBP: 0.333, SLG: 0.364 Javier Valentin, S OBP: 0.305, SLG: 0.374 (9, PH) | G1-3 | | | | | | | | | 3 | 0 | 1 | 0 | 0 | 0 | 3 | | | | | | | | | | | |
| Tori Hunter, R OBP: 0.282, SLG: 0.325 Brent Gates, S OBP: 0.368, SLG: 0.383 (7, PH) (7, 5) | | | | | | | | | | 2 | 1 | 1 | 1 | 0 | 0 | 1 | | | | | | | | | | | |
| Inning Stats | R: 0 E: 0 K: 0 S: 6 | H: 0 LOB: 0 BB: 0 P: 6 | R: 0 E: 0 K: 0 S: 16 | H: 2 LOB: 2 BB: 0 P: 21 | R: 1 E: 0 K: 2 S: 12 | H: 1 LOB: 1 BB: 1 P: 20 | R: 0 E: 0 K: 1 S: 10 | H: 0 LOB: 0 BB: 0 P: 16 | R: 0 E: 0 K: 0 S: 14 | H: 2 LOB: 2 BB: 0 P: 22 | R: 0 E: 0 K: 0 S: 5 | H: 1 LOB: 0 BB: 0 P: 7 | R: 0 E: 1 K: 0 S: 5 | H: 1 LOB: 1 BB: 0 P: 11 | R: 0 E: 0 K: 0 S: 9 | H: 1 LOB: 2 BB: 1 P: 17 | R: 0 E: 0 K: 1 S: 7 | H: 0 LOB: 0 BB: 0 P: 11 | 1B: 7 2B: 0 3B: 0 HR: 1 | SF: 0 SAC: 0 DP: 2 HBP: 0 | WP: 0 PB: 0 SB: 2 CS: 0 | PA: 36 | | | | | |
| PITCHER | IP | WLS | BF | H | R | ER | SO | BB | IBB | HBP | BLK | WP | HR | S | P | ERA | WHIP | | | | | | | | | | |
| Brian Rose, R ERA: 1.85 (1, 1) | 6.0 | W | 26 | 7 | 1 | 1 | 3 | 1 | 0 | 0 | 0 | 0 | 1 | 65 | 96 | 1.50 | 1.333 | | | | | | | | | | |
| Derek Lowe, R ERA: 4.07 (7, 1) | 1.0 | H | 2 | 0 | 0 | 0 | 0 | 0 | 0 | 0 | 0 | 0 | 0 | 3 | 7 | 0.00 | 0.000 | | | | | | | | | | |
| Rheal Cormier, L ERA: 4.25 (8, 1) | 0.2 | H | 3 | 1 | 0 | 0 | 0 | 0 | 0 | 0 | 0 | 0 | 0 | 6 | 8 | 0.00 | 1.500 | | | | | | | | | | |
| Kirk Bullinger, R ERA: (8, 1) | 0.0 | | 1 | 0 | 0 | 0 | 0 | 1 | 0 | 0 | 0 | 0 | 0 | 2 | 6 | ∞ | ∞ | | | | | | | | | | |
| Mark Guthrie, L ERA: 5.92 (8, 1) | 1.1 | S | 4 | 0 | 0 | 0 | 1 | 0 | 0 | 0 | 0 | 0 | 0 | 8 | 14 | 0.00 | 0.000 | | | | | | | | | | |

| Batter | 1 | 2 | 3 | 4 | 5 | 6 | 7 | 8 | 9 | AB | R | H | RBI | BB | SO | LOB | BOTTOM | | | | | | | | | | | |
|--|------------------------------|----------------------------------|-------------------------------|----------------------------------|-------------------------------|----------------------------------|------------------------------|----------------------------------|------------------------------|----------------------------------|------------------------------|----------------------------------|------------------------------|----------------------------------|------------------------------|----------------------------------|--|----------------------------------|------------------------------------|----------------------------------|--------|--|--|--|--|--|--|--|
| Jose Offerman, S OBP: 0.384, SLG: 0.454 (1, 4) | F8 | | | | | | K | | | 4 | 0 | 1 | 0 | 0 | 1 | 2 | Minnesota Twins @ Boston Red Sox Fenway Park, Boston, MA Wed Jun 16 1999, 7:05 PM EDT Att: 30,085 - Unknown - 62 F | | | | | | | | | | | |
| John Valentin, R OBP: 0.311, SLG: 0.381 (1, 5) | P6 | | FC6-4 | | | | F9 | | | 4 | 0 | 0 | 0 | 0 | 0 | 3 | | | | | | | | | | | | |
| Brian Daubach, L OBP: 0.368, SLG: 0.635 (1, 10) | | | | | | | | | | 3 | 1 | 1 | 0 | 1 | 1 | 0 | | | | | | | | | | | | |
| Nomar Garciaparra, R OBP: 0.382, SLG: 0.574 (1, 6) | G5-3 | | F8 | | | | | | | 3 | 1 | 1 | 1 | 1 | 0 | 2 | | | | | | | | | | | | |
| Troy O'Leary, L OBP: 0.357, SLG: 0.508 (1, 7) | | | | | | | | | | 2 | 2 | 0 | 0 | 2 | 0 | 1 | | | | | | | | | | | | |
| Mike Stanley, R OBP: 0.391, SLG: 0.449 (1, 3) | | | | | | | | | | 3 | 1 | 2 | 2 | 1 | 0 | 1 | | | | | | | | | | | | |
| Jason Varitek, S OBP: 0.289, SLG: 0.440 (1, 2) | | | | | | | | | | 3 | 0 | 1 | 1 | 0 | 0 | 2 | | | | | | | | | | | | |
| Damon Buford, R OBP: 0.324, SLG: 0.404 (1, 8) | | | | | | | | | | 4 | 0 | 1 | 1 | 0 | 0 | 3 | | | | | | | | | | | | |
| Trot Nixon, L OBP: 0.300, SLG: 0.336 (1, 9) | | | | | | | | | | 2 | 0 | 0 | 0 | 1 | 0 | 0 | | | | | | | | | | | | |
| Inning Stats | R: 0 E: 0 K: 0 S: 7 | H: 1 LOB: 1 BB: 1 P: 14 | R: 2 E: 0 K: 0 S: 12 | H: 2 LOB: 2 BB: 2 P: 25 | R: 2 E: 0 K: 0 S: 12 | H: 2 LOB: 1 BB: 1 P: 24 | R: 0 E: 0 K: 0 S: 6 | H: 0 LOB: 0 BB: 0 P: 11 | R: 0 E: 0 K: 0 S: 6 | H: 0 LOB: 0 BB: 1 P: 15 | R: 0 E: 0 K: 2 S: 8 | H: 1 LOB: 0 BB: 0 P: 12 | R: 0 E: 0 K: 2 S: 8 | H: 0 LOB: 0 BB: 0 P: 12 | R: 1 E: 0 K: 0 S: 8 | H: 1 LOB: 1 BB: 1 P: 15 | | 1B: 2 2B: 4 3B: 0 HR: 1 | SF: 1 SAC: 0 DP: 1 HBP: 0 | WP: 0 PB: 0 SB: 0 CS: 0 | PA: 35 | | | | | | | |
| PITCHER | IP | WLS | BF | H | R | ER | SO | BB | IBB | HBP | BLK | WP | HR | S | P | ERA | WHIP | | | | | | | | | | | |
| Dan Perkins, R ERA: 7.79 23 Bert Sampson, L ERA: 6.26 Rob Radosky, R ERA: 12.86 (8, 1) | 3.0 | L | 17 | 5 | 4 | 4 | 0 | 4 | 0 | 0 | 0 | 0 | 1 | 31 | 63 | 12.00 | 3.000 | | | | | | | | | | | |
| | 4.1 | | 15 | 2 | 1 | 1 | 2 | 1 | 0 | 0 | 0 | 0 | 0 | 1 | 31 | 53 | 2.08 | 0.692 | | | | | | | | | | |
| | 0.2 | | 3 | 0 | 0 | 0 | 0 | 1 | 0 | 0 | 0 | 0 | 0 | 5 | 12 | 0.00 | 1.500 | | | | | | | | | | | |



| Batter | 1 | 2 | 3 | 4 | 5 | 6 | 7 | 8 | 9 | AB | R | H | RBI | BB | SO | LOB | TOP | | | | | | | | | | | |
|--|-------------------------------|----------------------------------|------------------------------|----------------------------------|------------------------------|----------------------------------|-------------------------------|----------------------------------|-------------------------------|----------------------------------|------------------------------|----------------------------------|-------------------------------|----------------------------------|------------------------------|----------------------------------|------------------------------|---------------------------------|----------------------------------|------------------------------------|----------------------------------|--------|--|--|--|--|--|--|
| Jacque Jones, L OBP: 0.433, SLG: 0.571 | 2-2 1B G4-3 | 0-0 1B G4-6-3 | | 0-0 E4 FC4-2 2B | | 1-1 G3 | | | 0-3 K | 5 | 1 | 3 | 2 | 0 | 1 | 0 | | | | | | | | | | | | |
| Cristian Guzman, S OBP: 0.236, SLG: 0.243 | 2-1 G4-3 | 0-3 K | | FC4-2 G4-6-3 | | 1-2 F7 | | | 1-0 G6-3 | 5 | 0 | 0 | 0 | 0 | 1 | 3 | | | | | | | | | | | | |
| Todd Walker, L OBP: 0.317, SLG: 0.376 | 0-1 1B | 2-2 G4-6-3 | | 3-H G4-6-3 | | | 2-2 G1-3 | | | 4 | 1 | 1 | 0 | 0 | 0 | 2 | | | | | | | | | | | | |
| Brent Gates, S OBP: 0.368, SLG: 0.383 | 2-3 1B | 1-2 | | 1-2 | | | | | | 0 | 0 | 0 | 0 | 0 | 0 | 0 | | | | | | | | | | | | |
| Marty Cordova, R OBP: 0.406, SLG: 0.492 | 1-0 1B | | 1-1 E3 G4-3 | | 1-1 2B | | 3-3 K | | | 4 | 3 | 2 | 2 | 0 | 1 | 0 | | | | | | | | | | | | |
| Ron Coomer, R OBP: 0.317, SLG: 0.469 | 4-2 1B G3 | | 1-1 G4-3 | | 1-0 2B | | 0-3 K | | | 3 | 1 | 1 | 1 | 1 | 1 | 1 | | | | | | | | | | | | |
| Corey Koskie, L OBP: 0.375, SLG: 0.488 | 1-0 G3 | | 0-1 G3 | | 1-2 F9 | | 0-2 G4-3 | | | 4 | 0 | 1 | 2 | 0 | 0 | 1 | | | | | | | | | | | | |
| Chad Allen, R OBP: 0.329, SLG: 0.403 | 0-1 1B | | 3-H G3 | | 4-2 BB | | 2-3 K | | | 3 | 0 | 1 | 0 | 1 | 1 | 0 | | | | | | | | | | | | |
| Javier Valentin, S OBP: 0.303, SLG: 0.378 | 2-1 G3 | | 1-1 1B | | 2-1 F7 | | 2-1 G4-3 | | | 4 | 1 | 1 | 1 | 0 | 0 | 4 | | | | | | | | | | | | |
| Tori Hunter, R OBP: 0.282, SLG: 0.323 | 2-3 K | | 3-2 1B | | 2-3 K | | 0-0 B5-3 | | | 4 | 1 | 1 | 0 | 0 | 2 | 2 | | | | | | | | | | | | |
| Inning Stats | R: 4 E: 0 K: 1 S: 18 | H: 5 LOB: 2 BB: 1 P: 32 | R: 0 E: 0 K: 1 S: 8 | H: 1 LOB: 0 BB: 0 P: 10 | R: 1 E: 1 K: 0 S: 9 | H: 0 LOB: 0 BB: 0 P: 14 | R: 2 E: 1 K: 0 S: 10 | H: 3 LOB: 0 BB: 0 P: 16 | R: 1 E: 0 K: 0 S: 11 | H: 2 LOB: 1 BB: 1 P: 20 | R: 0 E: 0 K: 1 S: 8 | H: 0 LOB: 0 BB: 0 P: 12 | R: 0 E: 0 K: 2 S: 12 | H: 0 LOB: 0 BB: 0 P: 17 | R: 0 E: 0 K: 1 S: 8 | H: 0 LOB: 0 BB: 0 P: 12 | R: 0 E: 0 K: 1 S: 6 | H: 0 LOB: 0 BB: 0 P: 7 | 1B: 8 2B: 3 3B: 0 HR: 0 | SF: 0 SAC: 0 DP: 2 HBP: 0 | WP: 0 PB: 0 SB: 0 CS: 1 | PA: 38 | | | | | | |
| PITCHER | IP | WLS | BF | H | R | ER | SO | BB | IBB | HBP | BLK | WP | HR | S | P | ERA | WHIP | | | | | | | | | | | |
| Pat Rapp, R ERA: 5.68 | (1, 1) | 3.0 | L | 18 | 8 | 7 | 6 | 2 | 1 | 0 | 0 | 0 | 0 | 0 | 40 | 65 | 18.00 | 3.000 | | | | | | | | | | |
| Bob Wolcott, R ERA: 3.0 | (4, 1) | 3.0 | | 11 | 3 | 1 | 1 | 1 | 1 | 0 | 0 | 0 | 0 | 0 | 24 | 39 | 3.00 | 1.333 | | | | | | | | | | |
| John Wasdin, R ERA: 3.45 | (7, 1) | 3.0 | | 9 | 0 | 0 | 0 | 4 | 0 | 0 | 0 | 0 | 0 | 26 | 36 | 0.00 | 0.000 | | | | | | | | | | | |

Minnesota Twins @ Boston Red Sox
Fenway Park, Boston, MA
Thu Jun 17 1999, 7:05 PM EDT
Att: 31,446 - Cloudy - 63 F

| | |
|-----|----|
| AB | 36 |
| R | 8 |
| H | 11 |
| RBI | 8 |
| BB | 2 |
| SO | 7 |
| LOB | 13 |



| Batter | 1 | 2 | 3 | 4 | 5 | 6 | 7 | 8 | 9 | AB | R | H | RBI | BB | SO | LOB | BOTTOM | | | | | | | | | | | |
|--|-------------------------------|----------------------------------|------------------------------|----------------------------------|------------------------------|---------------------------------|------------------------------|----------------------------------|-------------------------------|----------------------------------|-------------------------------|----------------------------------|-------------------------------|----------------------------------|-------------------------------|----------------------------------|-------------------------------|----------------------------------|----------------------------------|------------------------------------|----------------------------------|--------|--|--|--|--|--|--|
| Jose Offerman, S OBP: 0.381, SLG: 0.447 | 4-2 2B | 2-0 F7 | | 1-2 G4-3 | | 2-2 G1-3 | | 3-2 L4 | | 4 | 1 | 0 | 0 | 1 | 0 | 5 | | | | | | | | | | | | |
| John Valentin, R OBP: 0.312, SLG: 0.398 | 3-2 P2 | 3-1 HR | | | 1-2 L9 | | 2-1 1B | 3-3 K | | 5 | 2 | 2 | 3 | 0 | 1 | 2 | | | | | | | | | | | | |
| Brian Daubach, L OBP: 0.377, SLG: 0.636 | 2-2 1B | 0-0 G4-3 | | | 4-0 BB | | 1-0 G3-1 | 4-2 BB | | 3 | 1 | 1 | 1 | 2 | 0 | 1 | | | | | | | | | | | | |
| Nomar Garciaparra, R OBP: 0.378, SLG: 0.566 | 2-3 K | 0-0 L6 | | | 2-0 F9 | | 0-1 HBP | 2-3 K | | 5 | 1 | 1 | 1 | 0 | 2 | 4 | | | | | | | | | | | | |
| Troy O'Leary, L OBP: 0.362, SLG: 0.508 | 1-0 1B | | 0-0 1B | | 1-1 G4-3 | | 3-H SF8 | 4-2 HBP | 1-1 F9 | 4 | 0 | 2 | 1 | 1 | 0 | 1 | | | | | | | | | | | | |
| 18 Reggie Jefferson, S OBP: 0.343, SLG: 0.438 | 1-2 1B | | 0-1 G1-6-3 | | | 1-3 K | 1-1 HBP | 0-2 G5-3 | | 3 | 0 | 1 | 0 | 0 | 1 | 1 | | | | | | | | | | | | |
| Mike Stanley, R OBP: 0.394, SLG: 0.449 | | | 1-2 | | | | | | | 0 | 0 | 0 | 0 | 0 | 0 | 0 | | | | | | | | | | | | |
| Damon Buford, R OBP: 0.322, SLG: 0.401 | 1-2 1B | | 1-2 | | | | | | | 1 | 0 | 0 | 0 | 0 | 0 | 0 | | | | | | | | | | | | |
| Jason Varitek, S OBP: 0.291, SLG: 0.447 | 2-2 K | | 1-0 F7 | | | 3-1 G1-3 | 0-0 SF8 | 3-2 1B | | 4 | 0 | 2 | 1 | 0 | 1 | 2 | | | | | | | | | | | | |
| Darren Lewis, R OBP: 0.330, SLG: 0.310 | | 0-0 1B | | 1-2 G6-3 | | 2-2 G1-3 | 2-3 F9 | 1-0 P3 | | 5 | 1 | 1 | 0 | 0 | 0 | 4 | | | | | | | | | | | | |
| Trot Nixon, L OBP: 0.311, SLG: 0.342 | | 1-2 HR | | 1-0 F8 | | 4-2 BB | | 1-1 1B | | 3 | 1 | 2 | 0 | 1 | 0 | 0 | | | | | | | | | | | | |
| Inning Stats | R: 2 E: 0 K: 2 S: 18 | H: 3 LOB: 2 BB: 1 P: 33 | R: 3 E: 0 K: 0 S: 9 | H: 3 LOB: 0 BB: 0 P: 15 | R: 0 E: 0 K: 0 S: 4 | H: 1 LOB: 0 BB: 0 P: 5 | R: 0 E: 0 K: 0 S: 7 | H: 0 LOB: 0 BB: 0 P: 10 | R: 0 E: 0 K: 1 S: 14 | H: 0 LOB: 1 BB: 1 P: 14 | R: 0 E: 0 K: 1 S: 13 | H: 1 LOB: 2 BB: 1 P: 26 | R: 2 E: 0 K: 0 S: 13 | H: 2 LOB: 2 BB: 1 P: 23 | R: 0 E: 0 K: 2 S: 17 | H: 1 LOB: 2 BB: 1 P: 30 | R: 0 E: 0 K: 0 S: 10 | H: 1 LOB: 1 BB: 0 P: 15 | 1B: 8 2B: 3 3B: 0 HR: 1 | SF: 1 SAC: 0 DP: 1 HBP: 1 | WP: 0 PB: 0 SB: 1 CS: 0 | PA: 44 | | | | | | |
| PITCHER | IP | WLS | BF | H | R | ER | SO | BB | IBB | HBP | BLK | WP | HR | S | P | ERA | WHIP | | | | | | | | | | | |
| LaTroy Hawkins, R ERA: 8.31 | (1, 1) | 5.1 | W | 25 | 8 | 5 | 5 | 3 | 2 | 0 | 0 | 0 | 0 | 0 | 13 | 24 | 18.00 | 3.000 | | | | | | | | | | |
| Joe Mays, R ERA: 5.72 | (6, 1) | 1.0 | H | 6 | 2 | 2 | 2 | 0 | 1 | 0 | 0 | 0 | 0 | 0 | 4 | 8 | ∞ | ∞ | | | | | | | | | | |
| Travis Miller, L ERA: 1.23 | (7, 1) | 0.0 | | 1 | 0 | 0 | 0 | 0 | 1 | 0 | 0 | 0 | 0 | 0 | 9 | 16 | 0.00 | 1.000 | | | | | | | | | | |
| Bob Wells, R ERA: 3.51 | (7, 1) | 1.0 | H | 5 | 1 | 0 | 0 | 0 | 0 | 0 | 1 | 0 | 0 | 0 | 9 | 16 | 0.00 | 1.000 | | | | | | | | | | |
| Mike Trombley, R ERA: 3.13 | (8, 1) | 1.2 | S | 7 | 1 | 0 | 0 | 2 | 1 | 0 | 0 | 0 | 0 | 22 | 36 | 0.00 | 1.200 | | | | | | | | | | | |

Minnesota Twins @ Boston Red Sox
Fenway Park, Boston, MA
Thu Jun 17 1999, 7:05 PM EDT
Att: 31,446 - Cloudy - 63 F

| | |
|-----|----|
| AB | 37 |
| R | 7 |
| H | 12 |
| RBI | 7 |
| BB | 5 |
| SO | 5 |
| LOB | 20 |




| Batter | 1 | 2 | 3 | 4 | 5 | 6 | 7 | 8 | 9 | AB | R | H | RBI | BB | SO | LOB | TOP | | | | | | | | |
|---|------------------------------|---------------------------------|-------------------------------|----------------------------------|-------------------------------|----------------------------------|------------------------------|----------------------------------|-------------------------------|----------------------------------|------------------------------|---------------------------------|-------------------------------|----------------------------------|-------------------------------|----------------------------------|---|----------------------------------|----------------------------------|------------------------------------|----------------------------------|--------|--|--|--|
| Randy Winn, S OBP: 0.318, SLG: 0.365 | G3-1 | | WP 1B | | SF8 1B | | K | | K | 5 | 2 | 2 | 0 | 0 | 2 | 0 | Tampa Bay Devil Rays @ Minnesota Twins Hubert H. Humphrey Metrodome, Minneapolis, MN Fri Jun 18 1999, 8:05 PM EDT Att: 24,157 - Dome - 72 F | | | | | | | | |
| Dave Martinez, L OBP: 0.393, SLG: 0.459 | G4-3 | | K | | 2B 1B | | P4 | | P6 | 5 | 1 | 1 | 0 | 0 | 1 | 1 | | | | | | | | | |
| Jose Canseco, R OBP: 0.380, SLG: 0.699 | G5-3 | | E 1B | | SF8 | | | | | 3 | 1 | 2 | 2 | 0 | 0 | 0 | | | | | | | | | |
| Fred McGriff, L OBP: 0.429, SLG: 0.622 | | G4-3 2B | E6 FC6-4 1B | | 3H 0-0 1H 2B | | | | F9 2B BB | 3 | 0 | 2 | 1 | 1 | 0 | 1 | | | | | | | | | |
| Bubba Trammell, R OBP: 0.111, SLG: 0.059 | | G1-3 | FC6-4 1-2 | | G5-3 | | | | F9 | 4 | 0 | 0 | 0 | 0 | 0 | 6 | | | | | | | | | |
| Wade Boggs, L OBP: 0.311, SLG: 0.301 | G4-3 | | | G4-3 | | G4-3 | | | FC5-4 1B | 4 | 0 | 1 | 1 | 0 | 0 | 1 | | | | | | | | | |
| John Flaherty, R OBP: 0.295, SLG: 0.416 | G6-3 | | | P4 | | P5 | | | P6 | 4 | 0 | 0 | 0 | 0 | 0 | 3 | | | | | | | | | |
| Miguel Cairo, R OBP: 0.351, SLG: 0.396 | | | G6-3 | F7 | | | | | FC5-4 1B | 4 | 0 | 1 | 0 | 0 | 0 | 2 | | | | | | | | | |
| Kevin Stocker, S OBP: 0.388, SLG: 0.383 | | | 1B WP 1B | | G1-3 | | K | | K | 4 | 1 | 1 | 0 | 0 | 2 | 0 | | | | | | | | | |
| Inning Stats | R: 0 E: 0 K: 0 S: 3 | H: 0 LOB: 0 BB: 0 P: 8 | R: 0 E: 0 K: 0 S: 10 | H: 1 LOB: 1 BB: 0 P: 20 | R: 2 E: 1 K: 1 S: 14 | H: 3 LOB: 2 BB: 0 P: 26 | R: 0 E: 0 K: 0 S: 8 | H: 0 LOB: 0 BB: 0 P: 14 | R: 2 E: 0 K: 0 S: 12 | H: 3 LOB: 1 BB: 0 P: 15 | R: 0 E: 0 K: 0 S: 3 | H: 1 LOB: 0 BB: 0 P: 7 | R: 0 E: 0 K: 2 S: 12 | H: 0 LOB: 0 BB: 0 P: 13 | R: 1 E: 0 K: 0 S: 10 | H: 2 LOB: 2 BB: 1 P: 15 | R: 0 E: 0 K: 2 S: 9 | H: 0 LOB: 0 BB: 0 P: 12 | 1B: 7 2B: 3 3B: 0 HR: 0 | SF: 1 SAC: 0 DP: 0 HBP: 0 | WP: 1 PB: 0 SB: 0 CS: 1 | PA: 39 | | | |
| PITCHER | IP | WLS | BF | H | R | ER | SO | BB | IBB | HBP | BLK | WP | HR | S | P | ERA | WHIP | | | | | | | | |
| Mike Lincoln, R ERA: 6.06 | 6.0 | | 26 | 8 | 4 | 4 | 1 | 0 | 0 | 0 | 0 | 1 | 0 | 50 | 90 | 6.00 | 1.333 | | | | | | | | |
| Travis Miller, L ERA: 2.16 | 1.0 | H | 5 | 1 | 1 | 1 | 2 | 1 | 0 | 0 | 0 | 0 | 0 | 18 | 24 | 9.00 | 2.000 | | | | | | | | |
| Bob Wells, R ERA: 3.43 | 1.0 | W | 4 | 1 | 0 | 0 | 0 | 0 | 0 | 0 | 0 | 0 | 0 | 4 | 4 | 0.00 | 1.000 | | | | | | | | |
| Mike Trombley, R ERA: 3.06 | 1.0 | S | 3 | 0 | 0 | 0 | 2 | 0 | 0 | 0 | 0 | 0 | 0 | 9 | 12 | 0.00 | 0.000 | | | | | | | | |

| Batter | 1 | 2 | 3 | 4 | 5 | 6 | 7 | 8 | 9 | AB | R | H | RBI | BB | SO | LOB | BOTTOM | | | | | | | | |
|--|-------------------------------|----------------------------------|------------------------------|---------------------------------|-------------------------------|----------------------------------|-------------------------------|----------------------------------|-------------------------------|----------------------------------|------------------------------|----------------------------------|-------------------------------|----------------------------------|----------------------------------|------------------------------------|---|--------|--|--|--|--|--|--|--|
| Jacque Jones, L OBP: 0.400, SLG: 0.516 | BB E 1B BB | L6 | | G1-6-3 1-2 | | K | | SF8 | | 3 | 1 | 0 | 1 | 1 | 1 | 3 | Tampa Bay Devil Rays @ Minnesota Twins Hubert H. Humphrey Metrodome, Minneapolis, MN Fri Jun 18 1999, 8:05 PM EDT Att: 24,157 - Dome - 72 F | | | | | | | | |
| Cristian Guzman, S OBP: 0.244, SLG: 0.248 | E BB G6-3 1B | G3 | | G6-3 | | | G4-3 | 1B 1B | | 5 | 2 | 2 | 1 | 0 | 0 | 1 | | | | | | | | | |
| Todd Walker, L OBP: 0.324, SLG: 0.377 | G6-3 1B BB | F8 | | | G6-4-3 1B | | FC6-5 BB BB | E 1B 1B | | 2 | 1 | 1 | 0 | 2 | 0 | 0 | | | | | | | | | |
| Denny Hocking, S OBP: 0.307, SLG: 0.342 | | | | | G6-4-3 1-2 | | FC6-5 BB | E 1B 1B | | 1 | 0 | 1 | 0 | 0 | 0 | 0 | | | | | | | | | |
| Marty Cordova, R OBP: 0.406, SLG: 0.487 | E1 1B 2B G6-3 | | K | | G6-4-3 1-2 | | FC6-5 BB | E8 1B 1B | | 4 | 1 | 1 | 1 | 1 | 1 | 3 | | | | | | | | | |
| Ron Coomer, R OBP: 0.310, SLG: 0.459 | G6-3 | | G6-3 | | F9 | | FC6-5 1-2 | K | | 5 | 0 | 0 | 1 | 0 | 1 | 6 | | | | | | | | | |
| Brent Gates, S OBP: 0.371, SLG: 0.387 | 2B G6-3 1B | | | G6-3 | | G4-3 | G6-3 | | | 4 | 1 | 2 | 1 | 0 | 0 | 2 | | | | | | | | | |
| Chad Allen, R OBP: 0.333, SLG: 0.411 | | | | G4-3 | | 2B 1B | | | | 3 | 0 | 2 | 1 | 0 | 0 | 1 | | | | | | | | | |
| Corey Koskie, L OBP: 0.380, SLG: 0.500 | | | | | | | | SH3-4 SF8 2B | | 1 | 1 | 1 | 0 | 0 | 0 | 0 | | | | | | | | | |
| Javier Valentin, S OBP: 0.310, SLG: 0.386 | G6-3 | | | F7 | | | | SF8 SH3-4 1B BB | | 3 | 1 | 1 | 1 | 1 | 0 | 1 | | | | | | | | | |
| Tori Hunter, R OBP: 0.283, SLG: 0.324 | P3 | | | G1-6-3 1B | | K | | SH3-4 | | 3 | 0 | 1 | 0 | 0 | 1 | 3 | | | | | | | | | |
| Inning Stats | R: 5 E: 1 K: 0 S: 19 | H: 3 LOB: 1 BB: 2 P: 39 | R: 0 E: 0 K: 0 S: 6 | H: 0 LOB: 0 BB: 0 P: 9 | R: 0 E: 0 K: 1 S: 10 | H: 1 LOB: 1 BB: 0 P: 15 | R: 0 E: 0 K: 0 S: 15 | H: 1 LOB: 0 BB: 0 P: 17 | R: 0 E: 0 K: 2 S: 17 | H: 2 LOB: 2 BB: 0 P: 26 | R: 0 E: 0 K: 0 S: 9 | H: 0 LOB: 2 BB: 2 P: 18 | R: 3 E: 1 K: 1 S: 13 | H: 4 LOB: 2 BB: 1 P: 19 | 1B: 9 2B: 3 3B: 0 HR: 0 | SF: 1 SAC: 1 DP: 1 HBP: 0 | WP: 0 PB: 0 SB: 0 CS: 0 | PA: 41 | | | | | | | |
| PITCHER | IP | WLS | BF | H | R | ER | SO | BB | IBB | HBP | BLK | WP | HR | S | P | ERA | WHIP | | | | | | | | |
| Mickey Callaway, R ERA: 6.0 | 0.0 | | | 1 | 3 | 3 | 0 | 0 | 0 | 0 | 0 | 0 | 0 | 46 | 68 | 0.00 | 1.000 | | | | | | | | |
| Rick White, R ERA: 3.86 | 4.0 | | 17 | 4 | 2 | 0 | 1 | 0 | 0 | 0 | 0 | 0 | 0 | 46 | 68 | 0.00 | 1.000 | | | | | | | | |
| Julio Santana, R ERA: 8.1 | 3.0 | | 13 | 3 | 0 | 0 | 2 | 2 | 0 | 0 | 0 | 0 | 0 | 32 | 51 | 0.00 | 1.667 | | | | | | | | |
| Scott Aldred, L ERA: 5.21 | 1.0 | L | 8 | 4 | 3 | 3 | 1 | 1 | 0 | 0 | 0 | 0 | 0 | 13 | 19 | 27.00 | 5.000 | | | | | | | | |



| Batter | 1 | 2 | 3 | 4 | 5 | 6 | 7 | 8 | 9 | AB | R | H | RBI | BB | SO | LOB | TOP | | | | | | | | | | |
|---|-------------------------------|----------------------------------|-------------------------------|----------------------------------|------------------------------|----------------------------------|-------------------------------|---|-------------------------------|----------------------------------|------------------------------|----------------------------------|-------------------------------|----------------------------------|-------------------------------|----------------------------------|---|------------------------------|----------------------------------|----------------------------------|------------------------------------|-------------------------|--------|--|--|--|--|
| Randy Winn, S OBP: 0.324, SLG: 0.381 (1, 8) | 1-1 G6-3 | 1-2 P7 | | | 1-0 2B | | 1-1 1B 2B | | 0-2 G1-3 | 5 | 1 | 2 | 1 | 0 | 0 | 2 | Tampa Bay Devil Rays @ Minnesota Twins Hubert H. Humphrey Metrodome, Minneapolis, MN Mon Jun 21 1999, 1:15 PM EDT Att: 13,878 - Dome - 72 F livebaseballscorecards.com | | | | | | | | | | |
| Miguel Cairo, R OBP: 0.361, SLG: 0.405 (1, 4) | 3-2 F8 | | 3-2 G1-3 | | 1-2 P4 | | 4-2 1B HBP | | 1-2 G3 | 4 | 0 | 0 | 0 | 0 | 0 | 1 | | | | | | | | | | | |
| Jose Canseco, R OBP: 0.376, SLG: 0.689 (1, 10) | 1-1 1B | | 4-2 G4-6-3 BB | | 1-3 K | | 1-1 1-2 2-H 1B | | | 3 | 0 | 2 | 1 | 1 | 1 | 1 | | | | | | | | | | | |
| Fred McGriff, L OBP: 0.419, SLG: 0.601 (1, 3) | 3-3 K | | 0-0 G4-6-3 1-2 | | 3-2 P4 | | 0-3 K | | | 4 | 0 | 0 | 0 | 0 | 2 | 4 | | | | | | | | | | | |
| Bubba Trammell, R OBP: 0.333, SLG: 0.280 (7, 7) | | 2-0 1B 2B | | 0-1 F8 | | 2-0 F8 | | 1-1 F8 | | 4 | 1 | 1 | 0 | 0 | 0 | 0 | | | | | | | | | | | |
| Wade Boggs, L OBP: 0.331, SLG: 0.317 Aaron Ledesma, R OBP: 0.293, SLG: 0.321 (8, PR) (8, 5) | | 0-2 P4 | | 4-1 FC6-4 BB | | 0-0 G6-3 | | 2-1 FC6 1B | | 3 | 0 | 1 | 0 | 1 | 0 | 1 | | | | | | | | | | | |
| Paul Sorrento, L OBP: 0.333, SLG: 0.398 Dave Martinez, L OBP: 0.379, SLG: 0.441 (7, PR) (7, 9) | | 2-3 K | | 3-3 K | | 3-1 E 2B | | 2-2 SAFE SAFE SAFE SAFE F7 | | 3 | 0 | 1 | 0 | 0 | 2 | 2 | | | | | | | | | | | |
| John Flaherty, R OBP: 0.293, SLG: 0.410 (1, 2) | | 0-2 2B 2H 1B | | 2-2 FC6-4 1-2 | | 0-3 K2-3 | | 0-1 FC6 | | 4 | 0 | 1 | 1 | 0 | 1 | 3 | | | | | | | | | | | |
| David Lamb, S OBP: 0.269, SLG: 0.278 (1, 6) | 2-2 1-3 2B | | | | 1-2 F8 | | 0-2 FC8-6-2 2B 2-3 | | 1-0 G6-3 | 4 | 1 | 1 | 0 | 0 | 0 | 1 | | | | | | | | | | | |
| Inning Stats | R: 0 E: 0 K: 1 S: 14 | H: 1 LOB: 1 BB: 0 P: 22 | R: 1 E: 0 K: 1 S: 16 | H: 3 LOB: 2 BB: 0 P: 23 | R: 0 E: 0 K: 0 S: 7 | H: 0 LOB: 1 BB: 1 P: 14 | R: 0 E: 0 K: 1 S: 10 | H: 0 LOB: 1 BB: 1 P: 19 | R: 0 E: 0 K: 1 S: 12 | H: 1 LOB: 1 BB: 0 P: 16 | R: 0 E: 0 K: 0 S: 5 | H: 0 LOB: 0 BB: 0 P: 10 | R: 2 E: 1 K: 2 S: 19 | H: 3 LOB: 2 BB: 0 P: 28 | R: 0 E: 0 K: 0 S: 10 | H: 1 LOB: 1 BB: 0 P: 15 | | R: 0 E: 0 K: 0 S: 8 | H: 0 LOB: 0 BB: 0 P: 10 | 1B: 4 2B: 5 3B: 0 HR: 0 | SF: 0 SAC: 0 DP: 1 HBP: 1 | WP: 0 PB: 0 CS: 0 | PA: 38 | | | | |
| PITCHER | IP | WLS | BF | H | R | ER | SO | BB | IBB | HBP | BLK | WP | HR | S | P | ERA | WHIP | | | | | | | | | | |
| Joe Mays, R ERA: 5.37 Gary Rath, L ERA: 12.46 Rob Radlosky, R ERA: 12.38 Dan Perkins, R ERA: 7.79 Travis Miller, L ERA: 1.59 | 5.0 | | 21 | 5 | 1 | 1 | 4 | 2 | 0 | 0 | 0 | 0 | 0 | 59 | 94 | 1.80 | 1.400 | | | | | | | | | | |
| Bob Wells, R ERA: 3.95 | 1.0 | | 3 | 0 | 0 | 0 | 0 | 0 | 0 | 0 | 0 | 0 | 0 | 7 | 15 | 9.00 | 1.000 | | | | | | | | | | |

| Batter | 1 | 2 | 3 | 4 | 5 | 6 | 7 | 8 | 9 | AB | R | H | RBI | BB | SO | LOB | BOTTOM | | | | | | | | | | |
|--|-------------------------------|----------------------------------|---------------------------------------|----------------------------------|-------------------------------|----------------------------------|------------------------------|----------------------------------|------------------------------|---------------------------------|-------------------------------|----------------------------------|------------------------------|---------------------------------|-------------------------------|----------------------------------|---|-------------------------------|----------------------------------|----------------------------------|------------------------------------|-------------------------|--------|--|--|--|--|
| Jacque Jones, L OBP: 0.367, SLG: 0.432 Tori Hunter, R OBP: 0.278, SLG: 0.317 (8, PH) (9, 8) | 2-3 K | | 1 SAFE 4-2 1B S BB 1-2 | | | 0-0 G3 | | 1-3 K | | 2 | 1 | 0 | 0 | 1 | 1 | 0 | Tampa Bay Devil Rays @ Minnesota Twins Hubert H. Humphrey Metrodome, Minneapolis, MN Mon Jun 21 1999, 1:15 PM EDT Att: 13,878 - Dome - 72 F livebaseballscorecards.com | | | | | | | | | | |
| Chad Allen, R OBP: 0.342, SLG: 0.415 (1, 7) | 0-1 S 1B | | 1-1 S 1-3 1B | | 3-2 E SF8 1B | | 2-2 G4-3 | | | 4 | 1 | 3 | 0 | 0 | 0 | 0 | | | | | | | | | | | |
| Todd Walker, L OBP: 0.327, SLG: 0.376 (1, 4) | 1 SAFE 2-0 1 SAFE F8 | | 2-2 G4-3 1-2 3-H | | 2-1 E3 | | 1-3 1B | | 2-2 CS 1B | 4 | 0 | 1 | 0 | 0 | 0 | 3 | | | | | | | | | | | |
| Marty Cordova, R OBP: 0.393, SLG: 0.466 (1, 10) | 1-3 K | | 0-1 G4-3 | | 2-2 SF8 | | 1-3 K2-3 | | 1-3 K | 3 | 0 | 0 | 1 | 0 | 2 | 2 | | | | | | | | | | | |
| Corey Koskie, L OBP: 0.367, SLG: 0.496 (1, 9) | | 2-3 K | | 0-2 P4 | | 0-0 F9 | | 1-3 K | | 4 | 0 | 0 | 0 | 0 | 2 | 1 | | | | | | | | | | | |
| Ron Coomer, R OBP: 0.315, SLG: 0.458 (1, 5) | | 1-3 K2-3 | | 3-2 F8 | | 0-2 G6-4-3 1B | | | | 3 | 0 | 1 | 0 | 0 | 1 | 0 | | | | | | | | | | | |
| Doug Mientkiewicz, L OBP: 0.340, SLG: 0.529 (1, 3) | 0-2 P6 | | | | 0-1 P2 | | 0-2 P5 | | | 3 | 0 | 0 | 0 | 0 | 0 | 1 | | | | | | | | | | | |
| Terry Steinbach, R OBP: 0.379, SLG: 0.412 (1, 2) | | | 4-2 FC4-6 BB | | 1-1 G6-3 | | 0-0 G6-4-3 | | | 2 | 0 | 0 | 0 | 1 | 0 | 1 | | | | | | | | | | | |
| Cristian Guzman, S OBP: 0.240, SLG: 0.246 (1, 6) | | | 3-2 FC4-6 CS | | 0-0 G4-3 | | 1-3 K | | | 3 | 0 | 0 | 0 | 0 | 1 | 1 | | | | | | | | | | | |
| Inning Stats | R: 0 E: 0 K: 2 S: 9 | H: 1 LOB: 1 BB: 0 P: 14 | R: 0 E: 0 K: 2 S: 11 | H: 0 LOB: 0 BB: 0 P: 14 | R: 1 E: 0 K: 0 S: 14 | H: 1 LOB: 1 BB: 2 P: 27 | R: 0 E: 0 K: 0 S: 8 | H: 0 LOB: 0 BB: 0 P: 11 | R: 0 E: 0 K: 0 S: 5 | H: 0 LOB: 0 BB: 0 P: 6 | R: 1 E: 1 K: 0 S: 11 | H: 1 LOB: 1 BB: 0 P: 18 | R: 0 E: 0 K: 0 S: 7 | H: 1 LOB: 0 BB: 0 P: 7 | R: 0 E: 0 K: 2 S: 10 | H: 0 LOB: 0 BB: 0 P: 14 | | R: 0 E: 0 K: 2 S: 10 | H: 1 LOB: 0 BB: 0 P: 14 | 1B: 5 2B: 0 3B: 0 HR: 0 | SF: 1 SAC: 0 DP: 1 HBP: 0 | WP: 0 PB: 0 CS: 2 | PA: 32 | | | | |
| PITCHER | IP | WLS | BF | H | R | ER | SO | BB | IBB | HBP | BLK | WP | HR | S | P | ERA | WHIP | | | | | | | | | | |
| Ryan Rupe, R ERA: 4.23 Norm Charlton, L ERA: 1.59 Roberto Hernandez, R ERA: 3.75 | 7.0 | | 26 | 4 | 2 | 1 | 4 | 2 | 0 | 0 | 0 | 0 | 0 | 65 | 97 | 1.29 | 0.857 | | | | | | | | | | |
| | 1.0 | H | 3 | 0 | 0 | 0 | 2 | 0 | 0 | 0 | 0 | 0 | 0 | 10 | 14 | 0.00 | 0.000 | | | | | | | | | | |
| | 1.0 | S | 3 | 1 | 0 | 0 | 2 | 0 | 0 | 0 | 0 | 0 | 0 | 10 | 14 | 0.00 | 1.000 | | | | | | | | | | |



| Batter | 1 | 2 | 3 | 4 | 5 | 6 | 7 | 8 | 9 | AB | R | H | RBI | BB | SO | LOB | TOP | | | | | | | | |
|--|------------------------------|----------------------------------|------------------------------|----------------------------------|------------------------------|---------------------------------|------------------------------|---------------------------------|------------------------------|----------------------------------|-------------------------------|----------------------------------|-------------------------------|----------------------------------|------------------------------|----------------------------------|-------------------------------|----------------------------------|----------------------------------|------------------------------------|----------------------------------|--------|--|--|--|
| Jacque Jones, L (1,9) OBP: 0.352, SLG: 0.408 | FC6-4 1B | | G4-3 | | | G1-3 | K2-3 | | K | 5 | 0 | 1 | 0 | 0 | 2 | 6 | | | | | | | | | |
| Cristian Guzman, S (1,6) OBP: 0.235, SLG: 0.240 | FC6-4 | | G4-3 | | | K | | F8 | G4-3 | 4 | 0 | 0 | 0 | 0 | 1 | 2 | | | | | | | | | |
| Todd Walker, L (9,PH) OBP: 0.326, SLG: 0.374 | FC6-4 | | G4-3 | | | K | | F8 | G4-3 | 1 | 0 | 0 | 0 | 0 | 0 | 2 | | | | | | | | | |
| Brent Gates, S (1,4) OBP: 0.366, SLG: 0.375 | K | | | G5-3 | | | | G6-3 | | 4 | 0 | 1 | 0 | 0 | 1 | 1 | | | | | | | | | |
| Ron Coomer, R (1,3) | G5-3 | | | F8 | | P9 | | | | 4 | 0 | 1 | 0 | 0 | 0 | 2 | | | | | | | | | |
| Marty Cordova, R (1,10) OBP: 0.386, SLG: 0.458 | | K | | F9 | | | | G5-3 | G5-3 | 4 | 0 | 0 | 0 | 0 | 1 | 1 | | | | | | | | | |
| Chad Allen, R (1,7) OBP: 0.345, SLG: 0.416 | G6-3 1B | | | | G4-3 | | L9 | | DI 2B | 4 | 1 | 2 | 0 | 0 | 0 | 0 | | | | | | | | | |
| Corey Koskie, L (1,5) OBP: 0.370, SLG: 0.489 | G6-3 | | | | 1B BB | | HBP BB HBP | | P5 | 2 | 0 | 0 | 0 | 1 | 0 | 2 | | | | | | | | | |
| Terry Steinbach, R (1,2) OBP: 0.392, SLG: 0.429 | | | G6-3 | | G6-4-3 1B | | HBP BB | | | 3 | 0 | 2 | 1 | 1 | 0 | 0 | | | | | | | | | |
| Tori Hunter, R (1,8) OBP: 0.286, SLG: 0.319 | | | G4-3 1B | | G6-4-3 1B | | HBP | | | 2 | 0 | 1 | 0 | 0 | 0 | 2 | | | | | | | | | |
| Inning Stats | R: 0 E: 0 K: 1 S: 8 | H: 1 LOB: 1 BB: 0 P: 13 | R: 0 E: 0 K: 1 S: 8 | H: 1 LOB: 0 BB: 0 P: 12 | R: 0 E: 0 K: 0 S: 7 | H: 1 LOB: 1 BB: 0 P: 8 | R: 0 E: 0 K: 0 S: 6 | H: 0 LOB: 0 BB: 0 P: 9 | R: 0 E: 0 K: 0 S: 7 | H: 1 LOB: 1 BB: 1 P: 11 | R: 0 E: 0 K: 1 S: 10 | H: 1 LOB: 1 BB: 0 P: 14 | R: 0 E: 0 K: 1 S: 17 | H: 0 LOB: 3 BB: 1 P: 32 | R: 0 E: 0 K: 0 S: 9 | H: 1 LOB: 1 BB: 0 P: 17 | R: 1 E: 0 K: 1 S: 12 | H: 2 LOB: 2 BB: 0 P: 18 | 1B: 7 2B: 1 3B: 0 HR: 0 | SF: 0 SAC: 0 DP: 2 HBP: 3 | WP: 0 PB: 0 SB: 0 CS: 0 | PA: 38 | | | |
| PITCHER | IP | WLS | BF | H | R | ER | SO | BB | IBB | HBP | BLK | WP | HR | S | P | ERA | WHIP | | | | | | | | |
| Jim Parque, L (1,1) ERA: 3.55 | 8.0 | W | 32 | 6 | 0 | 0 | 4 | 2 | 0 | 2 | 0 | 0 | 0 | 72 | 116 | 0.00 | 1.000 | | | | | | | | |
| Keith Foulke, R (9,1) ERA: 2.64 | 1.0 | | 6 | 2 | 1 | 1 | 1 | 0 | 0 | 1 | 0 | 0 | 0 | 12 | 18 | 9.00 | 2.000 | | | | | | | | |

Minnesota Twins @ Chicago White Sox
Comiskey Park, Chicago, IL
Tue Jun 22 1999, 8:05 PM EDT
Att: 12,428 - Overcast - 73 F

AB 33
R 1
H 8
RBI 1
BB 2
SO 5
LOB 18



| Batter | 1 | 2 | 3 | 4 | 5 | 6 | 7 | 8 | 9 | AB | R | H | RBI | BB | SO | LOB | BOTTOM | | | | | | | | |
|---|-------------------------------|----------------------------------|------------------------------|---------------------------------|-------------------------------|----------------------------------|-------------------------------|----------------------------------|-------------------------------|----------------------------------|------------------------------|----------------------------------|------------------------------|----------------------------------|-------------------------------|----------------------------------|----------------------------------|------------------------------------|----------------------------------|--------|--|--|--|--|--|
| Ray Durham, S (1,4) OBP: 0.376, SLG: 0.496 | L4 | | FC1-2 1B | | F7 | F7 | | | | 4 | 0 | 1 | 0 | 1 | 0 | 1 | | | | | | | | | |
| Mike Canuso, S (1,6) OBP: 0.289, SLG: 0.320 | G5-3 | | FC1-2 FC4 | | G4-3 | | F7 | L8 | | 5 | 0 | 0 | 0 | 0 | 0 | 3 | | | | | | | | | |
| Frank Thomas, R (1,3) OBP: 0.430, SLG: 0.504 | HR | | F9 | | 1B 1B | | L9 | | | 4 | 2 | 2 | 1 | 0 | 0 | 2 | | | | | | | | | |
| Magglio Ordonez, R (1,9) OBP: 0.378, SLG: 0.544 | 1B | | FC4 | | FC5 1B | | L6 | | | 4 | 0 | 2 | 0 | 0 | 0 | 2 | | | | | | | | | |
| Carlos Lee, R (1,7) OBP: 0.355, SLG: 0.459 | P3 | | | F8 WP | | | | WP 14 1B | | 4 | 1 | 3 | 1 | 0 | 0 | 1 | | | | | | | | | |
| Darrin Jackson, R (8,PR) OBP: 0.302, SLG: 0.447 | | | | 1B | 1B | | | WP 14 1B | | 0 | 1 | 0 | 0 | 0 | 0 | 0 | | | | | | | | | |
| Chris Singleton, L (1,8) OBP: 0.304, SLG: 0.445 | | P6 | | F8 | FC5 | | | 14 WP 14 HR 1B | | 4 | 1 | 1 | 0 | 0 | 0 | 3 | | | | | | | | | |
| Greg Norton, S (1,5) OBP: 0.372, SLG: 0.442 | G6-3 | | | 14 G1-4-3 BB | | F7 | | L5 | | 3 | 0 | 0 | 0 | 1 | 0 | 2 | | | | | | | | | |
| 14 Paul Konerko, R (1,10) OBP: 0.307, SLG: 0.453 | G5-3 | | | G1-4-3 | | F7 | | HR | | 4 | 1 | 1 | 2 | 0 | 0 | 1 | | | | | | | | | |
| Brook Fordyce, R (1,2) OBP: 0.386, SLG: 0.524 | | | 1B FC1-2 2B | K | | | | F8 | | 4 | 0 | 2 | 0 | 0 | 1 | 2 | | | | | | | | | |
| Inning Stats | R: 1 E: 0 K: 0 S: 12 | H: 2 LOB: 1 BB: 0 P: 18 | R: 0 E: 0 K: 0 S: 6 | H: 0 LOB: 0 BB: 0 P: 8 | R: 0 E: 0 K: 0 S: 10 | H: 2 LOB: 2 BB: 0 P: 12 | R: 1 E: 0 K: 1 S: 14 | H: 1 LOB: 1 BB: 1 P: 25 | R: 1 E: 0 K: 0 S: 12 | H: 3 LOB: 2 BB: 0 P: 19 | R: 0 E: 0 K: 0 S: 8 | H: 1 LOB: 1 BB: 0 P: 11 | R: 0 E: 0 K: 0 S: 6 | H: 0 LOB: 0 BB: 0 P: 10 | R: 3 E: 0 K: 0 S: 13 | H: 3 LOB: 1 BB: 1 P: 21 | 1B: 8 2B: 1 3B: 1 HR: 2 | SF: 0 SAC: 0 DP: 0 HBP: 0 | WP: 4 PB: 0 SB: 0 CS: 0 | PA: 38 | | | | | |
| PITCHER | IP | WLS | BF | H | R | ER | SO | BB | IBB | HBP | BLK | WP | HR | S | P | ERA | WHIP | | | | | | | | |
| LaTroy Hawkins, R (1,1) ERA: 8.14 | 7.0 | L | 33 | 11 | 5 | 5 | 1 | 1 | 0 | 0 | 0 | 1 | 0 | 4 | 7 | 0.00 | 0.000 | | | | | | | | |
| Gary Raith, L (8,1) ERA: 11.97 | 0.1 | | 1 | 0 | 0 | 0 | 0 | 0 | 0 | 0 | 0 | 1 | 0 | 4 | 7 | 0.00 | 0.000 | | | | | | | | |
| Rob Radlosky, R (8,1) ERA: 12.46 | 0.2 | | 4 | 1 | 1 | 1 | 0 | 1 | 0 | 0 | 0 | 1 | 1 | 6 | 11 | 13.50 | 3.000 | | | | | | | | |

Minnesota Twins @ Chicago White Sox
Comiskey Park, Chicago, IL
Tue Jun 22 1999, 8:05 PM EDT
Att: 12,428 - Overcast - 73 F

AB 36
R 6
H 12
RBI 4
BB 2
SO 1
LOB 17



| Batter | 1 | 2 | 3 | 4 | 5 | 6 | 7 | 8 | 9 | AB | R | H | RBI | BB | SO | LOB | TOP | | | | | | | | | | | | | | | | | | | | | | | | | | |
|--|------------------------------|----------------------------------|-------------------------------|----------------------------------|------------------------------|----------------------------------|-------------------------------|----------------------------------|------------------------------|----------------------------------|-------------------------------|----------------------------------|-------------------------------|----------------------------------|-------------------------------|----------------------------------|------------------------------|---------------------------------|-----------------------------------|------------------------------------|----------------------------------|--------|--|--|--|----|-----|----|---|---|----|----|----|-----|-----|-----|----|----|---|---|-----|------|--|
| Jacque Jones, L (1, 8) OBP: 0.367, SLG: 0.418 | 1-1 1B | | 0-0 1B | 2-2 E3 | | 1 SAFE 2-2 1B | | 3-3 K | | 5 | 0 | 3 | 0 | 0 | 1 | 2 | | | | | | | | | | | | | | | | | | | | | | | | | | | |
| Brent Gates, S (1, 5) OBP: 0.372, SLG: 0.379 | 2-1 1B | | 1-2 G6-4-3 | 4-2 1B | | 3-2 G6-3 | | 1-3 K | | 4 | 0 | 1 | 1 | 1 | 1 | 2 | | | | | | | | | | | | | | | | | | | | | | | | | | | |
| Todd Walker, L (1, 4) OBP: 0.335, SLG: 0.376 | 0-0 F7 | | 2-1 1B | 0-0 F8 | | 3-H L7 | | 1-1 1B | | 5 | 0 | 2 | 0 | 0 | 0 | 6 | | | | | | | | | | | | | | | | | | | | | | | | | | | |
| Marty Cordova, R (1, 10) OBP: 0.385, SLG: 0.468 | 1-2 G4-6-3 | | 0-0 FC6-4 | | 0-1 G5-3 | | 0-3 K2-3 | | 0-1 G6-4-3 | | 5 | 0 | 0 | 0 | 1 | 4 | | | | | | | | | | | | | | | | | | | | | | | | | | | |
| Ron Coomer, R (1, 3) | | 3-2 1B | | 1-2 F9 | | 1-0 G5-3 | | 3-3 K | | 4 | 0 | 1 | 0 | 0 | 1 | 0 | | | | | | | | | | | | | | | | | | | | | | | | | | | |
| Corey Koskie, L (1, 9) OBP: 0.373, SLG: 0.490 | | 0-0 F7 | | 0-0 F8 | | 3-1 1B | | 2-2 F7 | | 4 | 1 | 2 | 0 | 0 | 0 | 1 | | | | | | | | | | | | | | | | | | | | | | | | | | | |
| Chad Allen, R (1, 7) OBP: 0.355, SLG: 0.433 | | 3-2 1B | | 1-0 1B | | 1-2 1B | | 2-1 2B | | 4 | 1 | 3 | 0 | 0 | 0 | 1 | | | | | | | | | | | | | | | | | | | | | | | | | | | |
| Terry Steinbach, R (1, 2) OBP: 0.379, SLG: 0.413 | | 0-1 E1 | | 0-1 F8 | | 2-1 F9 | | 2-3 K | | 4 | 0 | 0 | 0 | 0 | 1 | 4 | | | | | | | | | | | | | | | | | | | | | | | | | | | |
| Cristian Guzman, S (1, 6) OBP: 0.255, SLG: 0.253 | | 0-0 G4-3 | | 1-1 1B | | 1-1 1B | | 3-3 K | | 3 | 1 | 2 | 1 | 0 | 0 | 2 | | | | | | | | | | | | | | | | | | | | | | | | | | | |
| Doug Mientkiewicz, L (8, PH) OBP: 0.337, SLG: 0.356 | | | | 1-2 1B | | | | | | 1 | 0 | 0 | 0 | 0 | 1 | 1 | | | | | | | | | | | | | | | | | | | | | | | | | | | |
| Denny Hocking, S (8, 6) OBP: 0.312, SLG: 0.346 | | | | 1-2 1B | | 1-2 1B | | | | 0 | 0 | 0 | 0 | 0 | 0 | 0 | | | | | | | | | | | | | | | | | | | | | | | | | | | |
| Inning Stats | R: 0 E: 0 K: 0 S: 9 | H: 2 LOB: 1 BB: 0 P: 13 | R: 0 E: 1 K: 0 S: 17 | H: 2 LOB: 2 BB: 0 P: 23 | R: 0 E: 0 K: 0 S: 8 | H: 2 LOB: 1 BB: 0 P: 11 | R: 2 E: 1 K: 0 S: 15 | H: 3 LOB: 3 BB: 0 P: 24 | R: 0 E: 0 K: 0 S: 8 | H: 1 LOB: 1 BB: 0 P: 13 | R: 1 E: 0 K: 0 S: 14 | H: 2 LOB: 1 BB: 0 P: 24 | R: 0 E: 0 K: 2 S: 14 | H: 0 LOB: 0 BB: 0 P: 19 | R: 0 E: 0 K: 3 S: 13 | H: 1 LOB: 1 BB: 0 P: 23 | R: 0 E: 0 K: 1 S: 7 | H: 1 LOB: 0 BB: 0 P: 9 | 1B: 13 2B: 1 3B: 0 HR: 0 | SF: 0 SAC: 0 DP: 3 HBP: 0 | WP: 0 PB: 0 SB: 0 CS: 1 | PA: 40 | | | | | | | | | | | | | | | | | | | | | |
| PITCHER | IP | WLS | BF | H | R | ER | SO | BB | IBB | HBP | BLK | WP | HR | S | P | ERA | WHIP | PITCHER | | | | | | | | IP | WLS | BF | H | R | ER | SO | BB | IBB | HBP | BLK | WP | HR | S | P | ERA | WHIP | |
| Jaime Navarro, R (1, 1) ERA: 5.1 | 5.2 | W | 29 | 12 | 3 | 2 | 0 | 1 | 0 | 0 | 0 | 0 | 0 | 69 | 104 | 3.18 | 2.294 | | | | | | | | | | | | | | | | | | | | | | | | | | |
| Scott Eyre, L (6, 1) ERA: 3.86 | 0.1 | H | 1 | 0 | 0 | 0 | 0 | 0 | 0 | 0 | 0 | 0 | 0 | 2 | 4 | 0.00 | 0.000 | | | | | | | | | | | | | | | | | | | | | | | | | | |
| Keith Foulke, R (7, 1) ERA: 2.72 | 2.0 | H | 7 | 1 | 0 | 0 | 5 | 0 | 0 | 0 | 0 | 0 | 0 | 27 | 42 | 0.00 | 0.500 | | | | | | | | | | | | | | | | | | | | | | | | | | |
| Bob Howry, R (9, 1) ERA: 4.45 | 1.0 | S | 3 | 1 | 0 | 0 | 1 | 0 | 0 | 0 | 0 | 0 | 0 | 7 | 9 | 0.00 | 1.000 | | | | | | | | | | | | | | | | | | | | | | | | | | |

Minnesota Twins @ Chicago White Sox
Comiskey Park, Chicago, IL
Thu Jun 24 1999, 2:05 PM EDT
Att: 13,246 - Overcast - 71 F

AB 39
R 3
H 14
RBI 2
BB 1
SO 6
LOB 23



| Batter | 1 | 2 | 3 | 4 | 5 | 6 | 7 | 8 | 9 | AB | R | H | RBI | BB | SO | LOB | BOTTOM | | | | | | | | | | | | | | | | | | | | | | | | | | | | |
|---|-------------------------------|----------------------------------|-------------------------------|----------------------------------|------------------------------|---------------------------------|-------------------------------|----------------------------------|-------------------------------|----------------------------------|-------------------------------|----------------------------------|------------------------------|---------------------------------|------------------------------|---------------------------------|-----------------------------------|------------------------------------|----------------------------------|--------|--|--|--|--|--|----|-----|----|---|---|----|----|----|-----|-----|-----|----|----|---|---|-----|------|--|--|--|
| Ray Durham, S (1, 4) OBP: 0.386, SLG: 0.502 | 0-0 1B | | 3-1 P6 | | 1-0 1B | | 1-2 SH5-3 | | 2-1 L8 | | 5 | 1 | 3 | 0 | 0 | 2 | | | | | | | | | | | | | | | | | | | | | | | | | | | | | |
| Mike Casuso, S (1, 6) OBP: 0.291, SLG: 0.321 | 2-2 F9 | | 0-1 G4-3 | | 0-0 B1-3 | | 0-0 SH5-3 | | 2-1 F9 | | 4 | 0 | 0 | 0 | 0 | 3 | | | | | | | | | | | | | | | | | | | | | | | | | | | | | |
| Frank Thomas, R (1, 3) OBP: 0.434, SLG: 0.523 | | | 1-3 K | | 0-2 2B | | 0-1 1B | | 2-2 E9 | | 4 | 1 | 3 | 1 | 0 | 1 | | | | | | | | | | | | | | | | | | | | | | | | | | | | | |
| Magglio Ordonez, R (1, 9) OBP: 0.376, SLG: 0.537 | 1-2 G5-3 | | 0-1 G6-3 | | 0-2 1B | | 0-2 P3 | | | | 4 | 1 | 1 | 0 | 0 | 3 | | | | | | | | | | | | | | | | | | | | | | | | | | | | | |
| Carlos Lee, R (1, 7) OBP: 0.348, SLG: 0.445 | | | 0-0 F8 | | 0-1 F8 | | 0-0 1B | | 2-1 P8 | | 4 | 0 | 1 | 0 | 0 | 2 | | | | | | | | | | | | | | | | | | | | | | | | | | | | | |
| Darrin Jackson, R (9, 7) OBP: 0.302, SLG: 0.447 | | | | | | | 1-2 1B | | | | 0 | 0 | 0 | 0 | 0 | 0 | | | | | | | | | | | | | | | | | | | | | | | | | | | | | |
| Chris Singleton, L (1, 8) OBP: 0.322, SLG: 0.494 | | 2-1 1B | | 2-2 G3 | | 0-2 SF8 | | 3-1 G1-3 | | 3 | 2 | 2 | 1 | 0 | 0 | 0 | | | | | | | | | | | | | | | | | | | | | | | | | | | | | |
| Greg Norton, S (1, 5) OBP: 0.371, SLG: 0.432 | | 4-0 G1-3 | | 2-1 G3 | | 3-H P4 | | 0-0 G6-3 | | 3 | 0 | 0 | 0 | 1 | 0 | 3 | | | | | | | | | | | | | | | | | | | | | | | | | | | | | |
| Jeff Liefer, L (1, 10) OBP: 0.278, SLG: 0.286 | | 1-2 G1-3 | | 1-2 1B | | 0-0 1B | | 0-0 G4-3 | | 4 | 0 | 3 | 3 | 0 | 0 | 0 | | | | | | | | | | | | | | | | | | | | | | | | | | | | | |
| Brook Fordyce, R (1, 2) OBP: 0.373, SLG: 0.507 | | 1-2 G1-3 | | 1-3 K | | 0-0 G6-3 | | 0-0 F8 | | 4 | 0 | 0 | 0 | 0 | 1 | 5 | | | | | | | | | | | | | | | | | | | | | | | | | | | | | |
| Inning Stats | R: 0 E: 0 K: 1 S: 10 | H: 1 LOB: 1 BB: 0 P: 14 | R: 1 E: 0 K: 0 S: 13 | H: 2 LOB: 2 BB: 1 P: 24 | R: 0 E: 0 K: 0 S: 9 | H: 1 LOB: 1 BB: 0 P: 9 | R: 1 E: 0 K: 1 S: 15 | H: 3 LOB: 2 BB: 0 P: 22 | R: 2 E: 0 K: 0 S: 14 | H: 4 LOB: 2 BB: 0 P: 15 | R: 1 E: 1 K: 0 S: 15 | H: 2 LOB: 1 BB: 0 P: 20 | R: 0 E: 0 K: 0 S: 4 | H: 0 LOB: 0 BB: 0 P: 7 | R: 0 E: 0 K: 0 S: 5 | H: 0 LOB: 0 BB: 0 P: 9 | 1B: 10 2B: 3 3B: 0 HR: 0 | SF: 1 SAC: 1 DP: 0 HBP: 0 | WP: 1 PB: 0 SB: 1 CS: 0 | PA: 38 | | | | | | | | | | | | | | | | | | | | | | | | | |
| PITCHER | IP | WLS | BF | H | R | ER | SO | BB | IBB | HBP | BLK | WP | HR | S | P | ERA | WHIP | PITCHER | | | | | | | | IP | WLS | BF | H | R | ER | SO | BB | IBB | HBP | BLK | WP | HR | S | P | ERA | WHIP | | | |
| Brad Radke, R (1, 1) ERA: 3.72 | 5.1 | L | 30 | 13 | 5 | 5 | 2 | 1 | 0 | 0 | 0 | 0 | 0 | 69 | 95 | 8.44 | 2.625 | | | | | | | | | | | | | | | | | | | | | | | | | | | | |
| Bob Wells, R (6, 1) ERA: 3.97 | 0.2 | | 2 | 0 | 0 | 0 | 0 | 0 | 0 | 0 | 0 | 0 | 0 | 7 | 9 | 0.00 | 0.000 | | | | | | | | | | | | | | | | | | | | | | | | | | | | |
| Travis Miller, L (7, 1) ERA: 1.32 | 2.0 | | 6 | 0 | 0 | 0 | 0 | 0 | 0 | 0 | 0 | 0 | 0 | 9 | 16 | 0.00 | 0.000 | | | | | | | | | | | | | | | | | | | | | | | | | | | | |

Minnesota Twins @ Chicago White Sox
Comiskey Park, Chicago, IL
Thu Jun 24 1999, 2:05 PM EDT
Att: 13,246 - Overcast - 71 F

AB 35
R 5
H 13
RBI 5
BB 1
SO 2
LOB 19



| Batter | 1 | 2 | 3 | 4 | 5 | 6 | 7 | 8 | 9 | AB | R | H | RBI | BB | SO | LOB | TOP | | | |
|---|---|----------------------------------|------------------------------|---------------------------------|------------------------------|---------------------------------|-------------------------------|----------------------------------|------------------------------|----------------------------------|------------------------------|---------------------------------|------------------------------|----------------------------------|------------------------------|----------------------------------|----------------------------------|------------------------------------|----------------------------------|--------|
| Jacque Jones, L (1, 9) OBP: 0.344, SLG: 0.390 (8, 8) | 0-0 F8 | | 1-1 F7 | | | 2-2 G3 | | 0-0 L8 | | 4 | 0 | 0 | 0 | 0 | 0 | 1 | | | | |
| Denny Hocking, S (1, 4) OBP: 0.310, SLG: 0.344 (8, 6) | 2-0 1B | | | 2-2 P3 | | 1-0 G4-3 | | 0-1 G4-3 | | 4 | 0 | 1 | 0 | 0 | 0 | 1 | | | | |
| Todd Walker, L (1, 10) OBP: 0.337, SLG: 0.382 (8, 5) | 2-2 1B | | | 1-0 L9 | | 3-2 G4-3 | | | 2-1 G4-3 | 4 | 0 | 2 | 0 | 0 | 0 | 0 | | | | |
| Ron Coomer, R (1, 3) OBP: 0.318, SLG: 0.463 (8, 5) | 0-2 G6-4-3 | | | 2-1 L9 | | | | | 3-1 G1-4-3 | 4 | 0 | 2 | 0 | 0 | 0 | 3 | | | | |
| Chad Allen, R (1, 7) OBP: 0.349, SLG: 0.426 (8, 9) | | 1-0 G6-3 | | 1-0 F9 | | | 1-0 L8 | | 0-1 G1-4-3 | 4 | 0 | 0 | 0 | 0 | 0 | 3 | | | | |
| Corey Koskie, L (1, 5) OBP: 0.384, SLG: 0.476 (8, 9) | | 0-1 P4 | | | 0-2 P4 | | 2-2 L4 | | 0-3 K | 4 | 0 | 0 | 0 | 0 | 1 | 2 | | | | |
| Terry Steinbach, R (1, 2) OBP: 0.370, SLG: 0.402 (8, 3) | | 1-0 G5-3 | | | 2-0 F8 | | 0-0 G4-3 | | | 3 | 0 | 0 | 0 | 0 | 0 | 1 | | | | |
| Torii Hunter, R (1, 8) OBP: 0.290, SLG: 0.324 (8, PH) | | | 1-1 G5-3 | | 3-2 1B | | | 4-1 G3 | | 2 | 0 | 1 | 0 | 0 | 0 | 0 | | | | |
| Doug Mientkiewicz, L (8, 3) OBP: 0.340, SLG: 0.326 (8, 3) | | | | | | | | | | 0 | 0 | 0 | 0 | 1 | 0 | 0 | | | | |
| Cristian Guzman, S (1, 6) OBP: 0.253, SLG: 0.250 (8, PH) | | | 0-0 F7 | | 1-3 K | | | 2-2 G3 | | 2 | 0 | 0 | 0 | 0 | 1 | 1 | | | | |
| Brent Gates, S (8, 4) OBP: 0.370, SLG: 0.377 (8, 4) | | | | | | | | 1-2 G3 | | 1 | 0 | 0 | 0 | 0 | 0 | 1 | | | | |
| Inning Stats | R: 0 E: 0 K: 0 S: 9 | H: 2 LOB: 1 BB: 0 P: 13 | R: 0 E: 0 K: 0 S: 4 | H: 0 LOB: 0 BB: 0 P: 6 | R: 0 E: 0 K: 0 S: 5 | H: 0 LOB: 0 BB: 0 P: 7 | R: 0 E: 0 K: 0 S: 10 | H: 1 LOB: 1 BB: 0 P: 16 | R: 0 E: 0 K: 1 S: 7 | H: 0 LOB: 0 BB: 0 P: 13 | R: 0 E: 0 K: 0 S: 7 | H: 1 LOB: 1 BB: 0 P: 9 | R: 0 E: 0 K: 0 S: 7 | H: 0 LOB: 1 BB: 1 P: 13 | R: 0 E: 0 K: 1 S: 9 | H: 1 LOB: 1 BB: 0 P: 14 | 1B: 5 2B: 1 3B: 0 HR: 0 | SF: 0 SAC: 0 DP: 1 HBP: 0 | WP: 0 PB: 0 SB: 0 CS: 0 | PA: 33 |
| PITCHER Brian Moehler, R (1, 1) ERA: 4.61 | IP: 9.0 WLS: W BF: 33 H: 6 R: 0 ER: 0 SO: 2 BB: 1 IBB: 0 HBP: 0 BLK: 0 WP: 0 HR: 0 S: 68 P: 107 ERA: 0.00 WHIP: 0.778 | | | | | | | | | | | | | | | PITCHER | | | | |

Minnesota Twins @ Detroit Tigers
Tiger Stadium, Detroit, MI
Fri Jun 25 1999, 7:05 PM EDT
Att: 21,604 - Unknown - 84 F

| | |
|-----|----|
| AB | 32 |
| R | 0 |
| H | 6 |
| RBI | 0 |
| BB | 1 |
| SO | 2 |
| LOB | 13 |



| Batter | 1 | 2 | 3 | 4 | 5 | 6 | 7 | 8 | 9 | AB | R | H | RBI | BB | SO | LOB | BOTTOM | | | |
|--|---|----------------------------------|-------------------------------|----------------------------------|-------------------------------|----------------------------------|------------------------------|---------------------------------|-------------------------------|----------------------------------|-------------------------------|----------------------------------|-------------------------------|----------------------------------|-------------------------------|----------------------------------|----------------------------------|------------------------------------|----------------------------------|--------|
| Juan Encarnacion, R (1, 7) OBP: 0.301, SLG: 0.459 (8, 3) | 0-1 G5-3 | | 0-2 L5 | | | 1-2 F9 | | 1-2 P4 | | 4 | 0 | 0 | 0 | 0 | 0 | 1 | | | | |
| Brad Ausmus, R (1, 2) OBP: 0.359, SLG: 0.437 (8, 3) | 2-2 L7 | | 2-1 G6-3 | | | 3-1 F9 | | 0-1 2B | | 4 | 0 | 1 | 0 | 0 | 0 | 1 | | | | |
| Gabe Kapler, R (1, 8) OBP: 0.318, SLG: 0.514 (8, 3) | 0-1 F9 | | | 1-2 P6 | | 1-0 1B | | 1-3 K | | 4 | 1 | 1 | 0 | 0 | 1 | 1 | | | | |
| Dean Palmer, R (1, 5) OBP: 0.357, SLG: 0.576 (8, 3) | | 2-2 HR | | 0-1 F9 | | 1-0 1B | | 4-0 IBB | | 3 | 1 | 2 | 2 | 1 | 0 | 0 | | | | |
| Tony Clark, S (1, 3) OBP: 0.329, SLG: 0.404 (8, 3) | | 1-2 G5-3 | | 0-0 1B | | 2-2 P4 | | 0-2 G3-1 | | 4 | 0 | 1 | 0 | 0 | 0 | 3 | | | | |
| Damion Easley, R (1, 4) OBP: 0.351, SLG: 0.430 (8, 3) | | 1-3 K | | 0-1 F9 | | | | | | 3 | 0 | 0 | 0 | 0 | 1 | 1 | | | | |
| Bobby Higginson, L (1, 9) OBP: 0.347, SLG: 0.386 (8, 3) | | 1-0 G3 | | | 3-2 G3-1 | | 1-3 K | | | 3 | 0 | 0 | 0 | 0 | 1 | 0 | | | | |
| Bill Haselman, R (1, 10) OBP: 0.367, SLG: 0.493 (8, 3) | | | 4-2 SH3 | | 2-2 G4-3 | | 1-0 1B | | | 2 | 0 | 1 | 0 | 1 | 0 | 0 | | | | |
| Deivi Cruz, R (1, 6) OBP: 0.264, SLG: 0.333 (8, 3) | | | 0-0 SH3 | | 2-2 F9 | | 2-2 F7 | | | 2 | 0 | 0 | 0 | 0 | 0 | 1 | | | | |
| Inning Stats | R: 0 E: 0 K: 0 S: 9 | H: 0 LOB: 0 BB: 0 P: 11 | R: 1 E: 0 K: 1 S: 12 | H: 1 LOB: 0 BB: 0 P: 17 | R: 0 E: 0 K: 0 S: 10 | H: 0 LOB: 1 BB: 1 P: 16 | R: 0 E: 0 K: 0 S: 8 | H: 1 LOB: 1 BB: 0 P: 9 | R: 0 E: 0 K: 0 S: 12 | H: 0 LOB: 0 BB: 0 P: 19 | R: 1 E: 0 K: 0 S: 11 | H: 2 LOB: 1 BB: 0 P: 19 | R: 0 E: 0 K: 1 S: 10 | H: 1 LOB: 1 BB: 0 P: 14 | R: 0 E: 0 K: 1 S: 12 | H: 1 LOB: 2 BB: 1 P: 18 | 1B: 3 2B: 2 3B: 0 HR: 1 | SF: 0 SAC: 1 DP: 0 HBP: 0 | WP: 0 PB: 0 SB: 0 CS: 0 | PA: 32 |
| PITCHER Eric Milton, L (1, 1) ERA: 5.38 | IP: 8.0 WLS: L BF: 32 H: 6 R: 2 ER: 2 SO: 3 BB: 1 IBB: 1 HBP: 0 BLK: 0 WP: 0 HR: 1 S: 84 P: 123 ERA: 2.25 WHIP: 0.875 | | | | | | | | | | | | | | | PITCHER | | | | |

Minnesota Twins @ Detroit Tigers
Tiger Stadium, Detroit, MI
Fri Jun 25 1999, 7:05 PM EDT
Att: 21,604 - Unknown - 84 F

| | |
|-----|----|
| AB | 29 |
| R | 2 |
| H | 6 |
| RBI | 2 |
| BB | 2 |
| SO | 3 |
| LOB | 8 |



| Batter | 1 | 2 | 3 | 4 | 5 | 6 | 7 | 8 | 9 | AB | R | H | RBI | BB | SO | LOB | TOP | | | | | |
|--|------------------------------|---------------------------------|-------------------------------------|----------------------------------|-------------------------------|----------------------------------|------------------------------|----------------------------------|------------------------------|----------------------------------|------------------------------|----------------------------------|------------------------------|---------------------------------|-------------------------------|----------------------------------|--------------------------------|-------------------------------------|----------------------------------|------------------------------------|----------------------------------|--------|
| Jacque Jones, L OBP: 0.338, SLG: 0.381 (1, 8) | L6 | | F8 | | | | | K | | 4 | 0 | 1 | 0 | 0 | 1 | 2 | | | | | | |
| Chad Allen, R OBP: 0.352, SLG: 0.427 (1, 7) | 1B | | | K | | | | | G6-3 | 4 | 0 | 2 | 1 | 0 | 1 | 0 | | | | | | |
| Todd Walker, L OBP: 0.358, SLG: 0.376 Cristian Guzman, S OBP: 0.253, SLG: 0.250 (1, 4) | K | | | E4 | | | | | G4-3 | 4 | 0 | 0 | 0 | 0 | 1 | 2 | | | | | | |
| Marty Cordova, R OBP: 0.383, SLG: 0.465 (1, 10) | | P3 | | G5-4-3 | | | | | F8 | 4 | 0 | 1 | 0 | 0 | 0 | 1 | | | | | | |
| Ron Coomer, R OBP: 0.314, SLG: 0.457 (1, 5) | L8 | | | | F8 | | | L9 | | 3 | 0 | 0 | 0 | 0 | 0 | 1 | | | | | | |
| Corey Koskie, L OBP: 0.358, SLG: 0.467 Torii Hunter, R OBP: 0.286, SLG: 0.324 (1, 9) | K | | | | G5-3 | | | G1-3 | | 3 | 0 | 0 | 0 | 0 | 1 | 1 | | | | | | |
| Terry Steinbach, R OBP: 0.362, SLG: 0.391 (1, 2) | | | P3 | | G6-3 | | | P4 | | 3 | 0 | 0 | 0 | 0 | 0 | 0 | | | | | | |
| Doug Mientkiewicz, L OBP: 0.344, SLG: 0.328 (1, 3) | | | | | | 1B | | G6-3 | | 2 | 1 | 1 | 0 | 1 | 0 | 0 | | | | | | |
| Denny Hocking, S OBP: 0.311, SLG: 0.344 (1, 6) | | | | | F8 | | | F8 | | 3 | 0 | 1 | 0 | 0 | 0 | 2 | | | | | | |
| Inning Stats | R: 0 E: 0 K: 1 S: 5 | H: 1 LOB: 0 BB: 0 P: 8 | R: 0 E: 0 K: 1 S: 7 | H: 0 LOB: 0 BB: 0 P: 11 | R: 0 E: 0 K: 1 S: 10 | H: 1 LOB: 1 BB: 0 P: 12 | R: 0 E: 1 K: 1 S: 7 | H: 0 LOB: 0 BB: 0 P: 10 | R: 0 E: 0 K: 0 S: 9 | H: 0 LOB: 0 BB: 0 P: 11 | R: 1 E: 0 K: 0 S: 6 | H: 2 LOB: 1 BB: 1 P: 13 | R: 0 E: 0 K: 0 S: 6 | H: 1 LOB: 0 BB: 0 P: 8 | R: 0 E: 0 K: 1 S: 12 | H: 1 LOB: 1 BB: 0 P: 20 | R: 0 E: 0 K: 0 S: 3 | H: 0 LOB: 0 BB: 0 P: 5 | 1B: 6 2B: 0 3B: 0 HR: 0 | SF: 0 SAC: 0 DP: 1 HBP: 0 | WP: 0 PB: 0 SB: 0 CS: 2 | PA: 31 |
| PITCHER Dave Milicki, R ERA: 4.99 (1, 1) | IP: 9.0 WLS: L BF: 31 | H: 6 R: 1 ER: 1 SO: 4 | BB: 1 IBB: 0 HBP: 0 BLK: 0 | WP: 0 HR: 0 S: 65 P: 98 | ERA: 1.00 WHIP: 0.778 | PITCHER | | | | | | | | | | IP: 9.0 WLS: L BF: 31 | H: 6 R: 1 ER: 1 SO: 4 | BB: 1 IBB: 0 HBP: 0 BLK: 0 | WP: 0 HR: 0 S: 65 P: 98 | ERA: 1.00 WHIP: 0.778 | | |

Minnesota Twins @ Detroit Tigers
Tiger Stadium, Detroit, MI
Sat Jun 26 1999, 5:05 PM EDT
Att: 19,667 - Cloudy - 86 F

AB 30
R 1
H 6
RBI 1
BB 1
SO 4
LOB 9



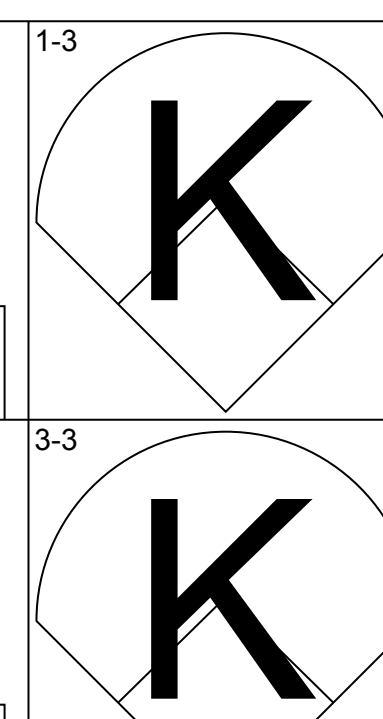
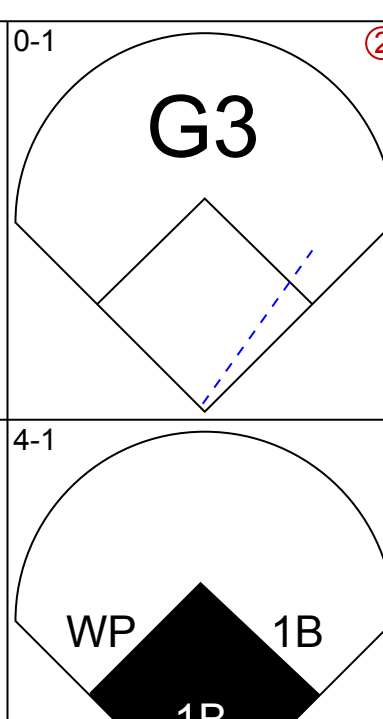
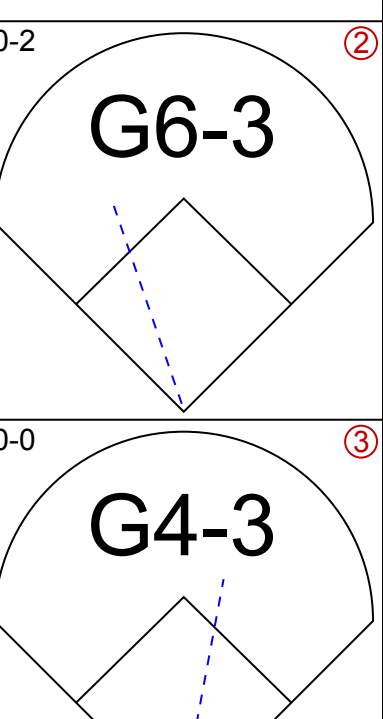
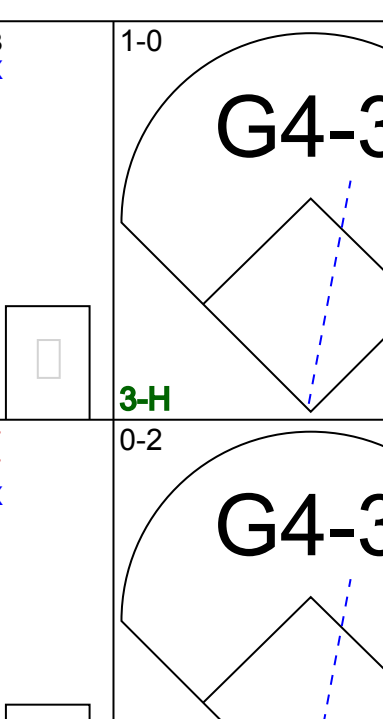
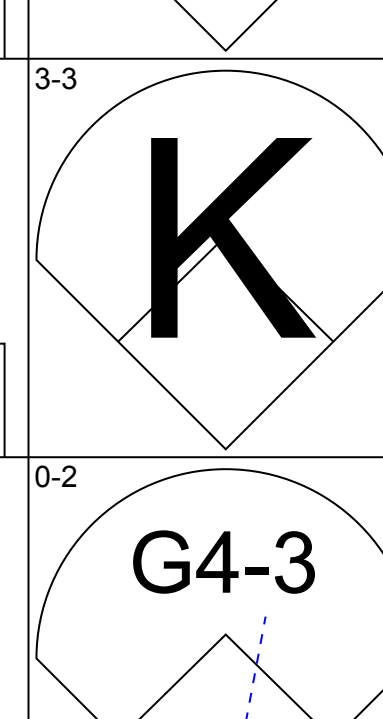
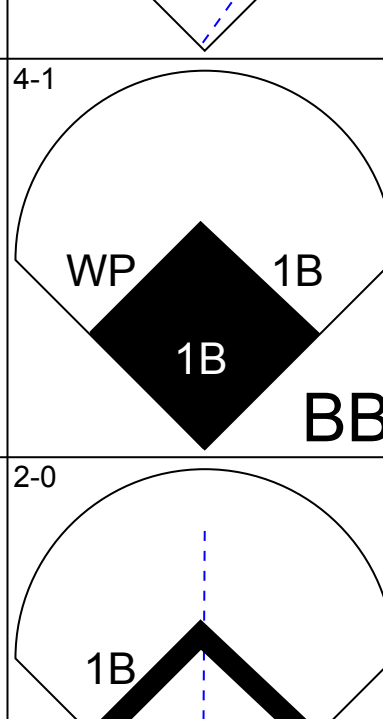
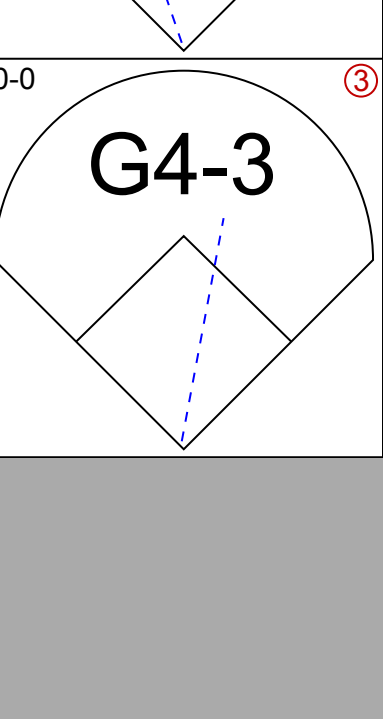
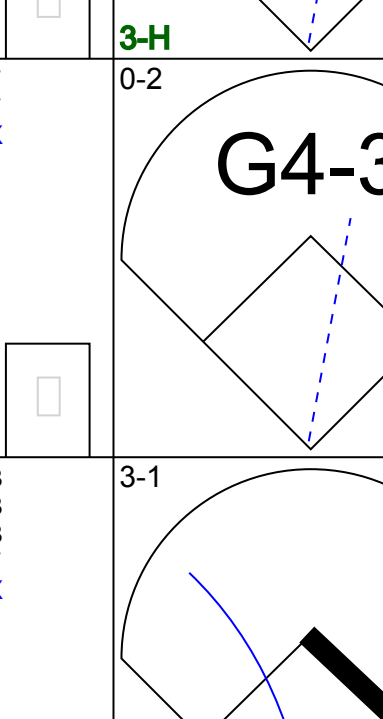
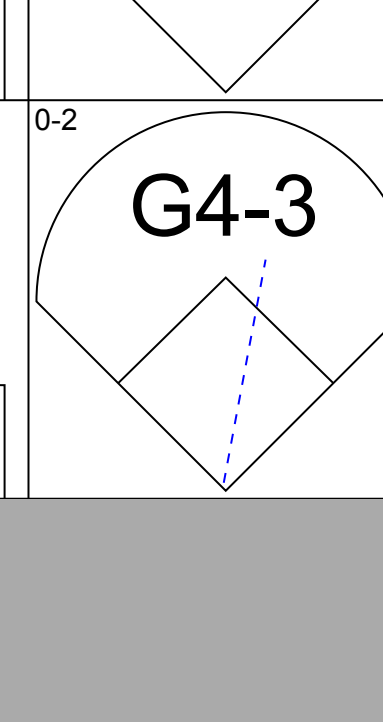
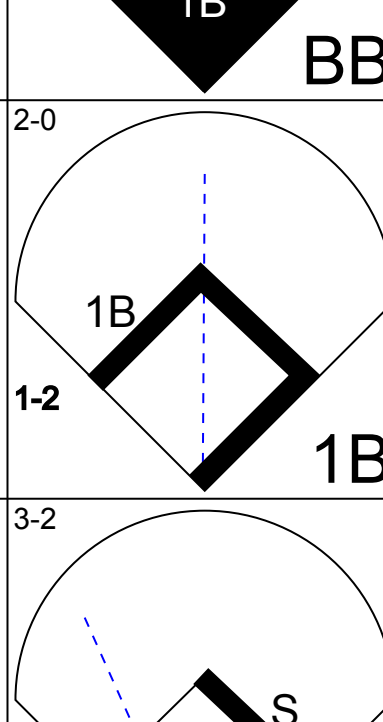

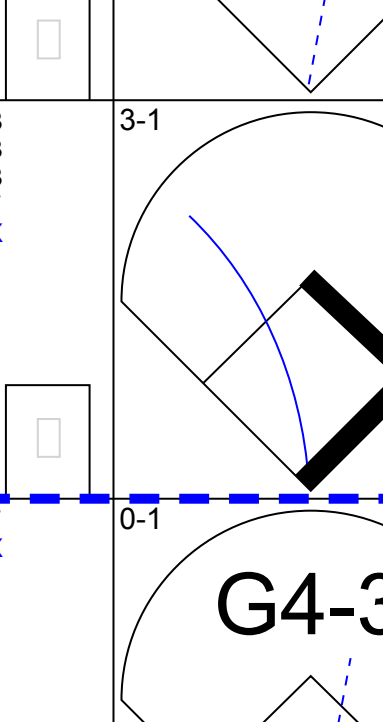
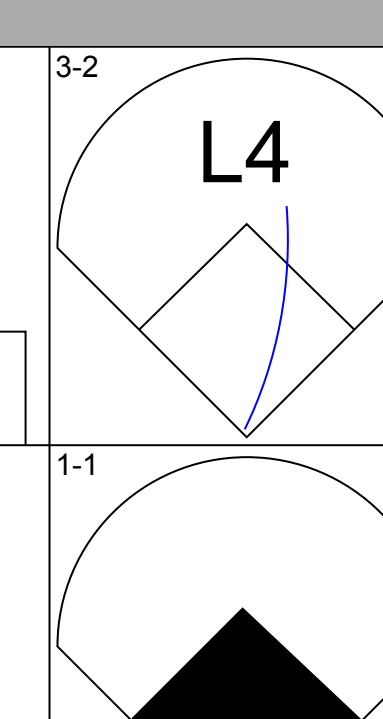
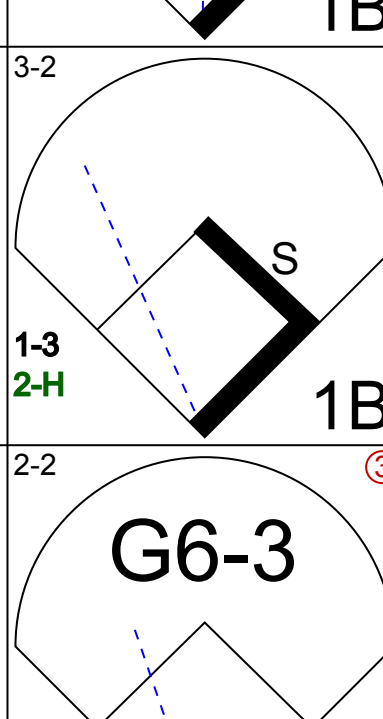

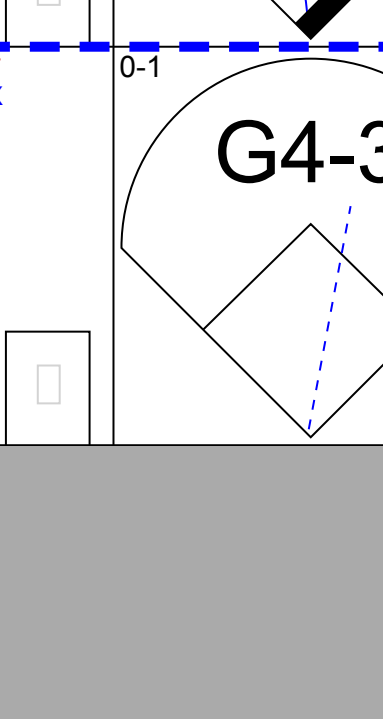
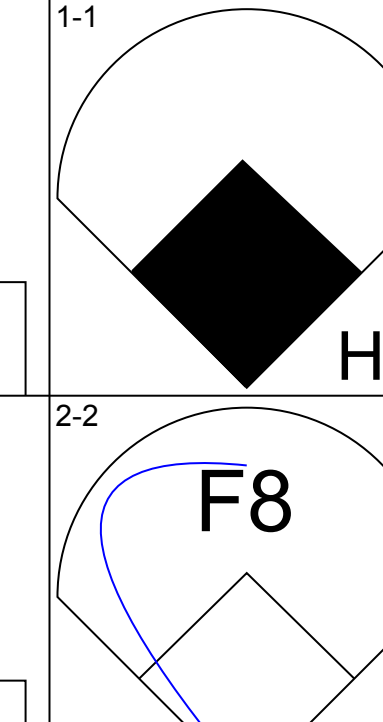
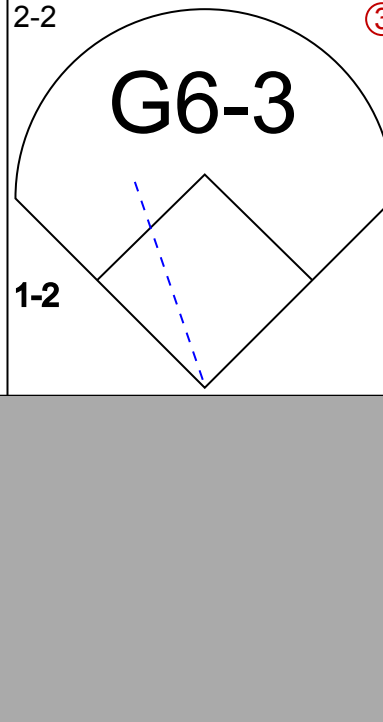



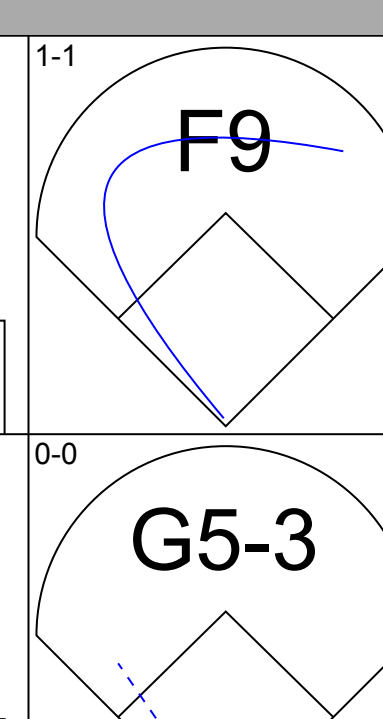
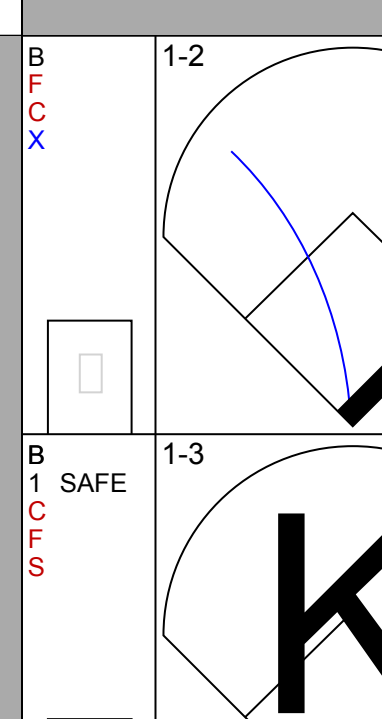
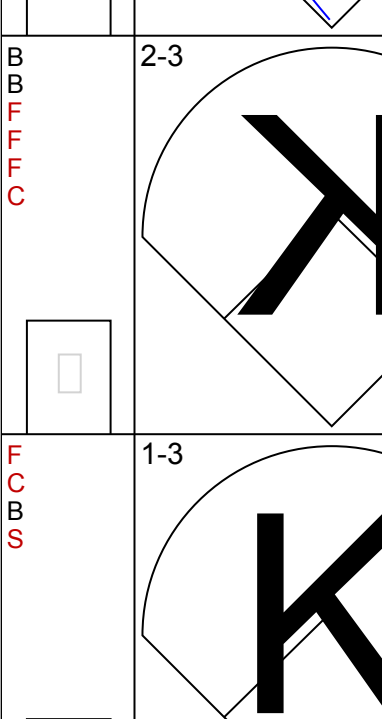

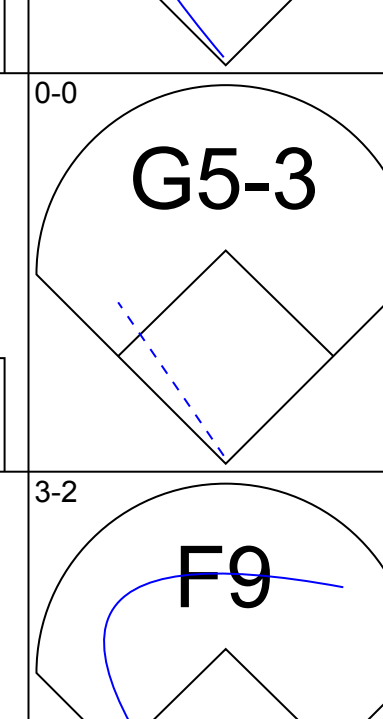
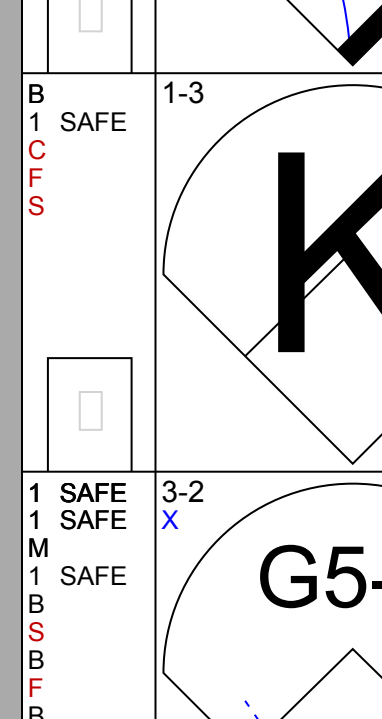
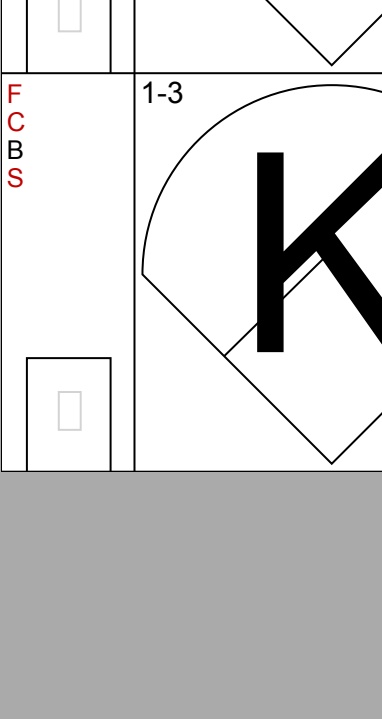
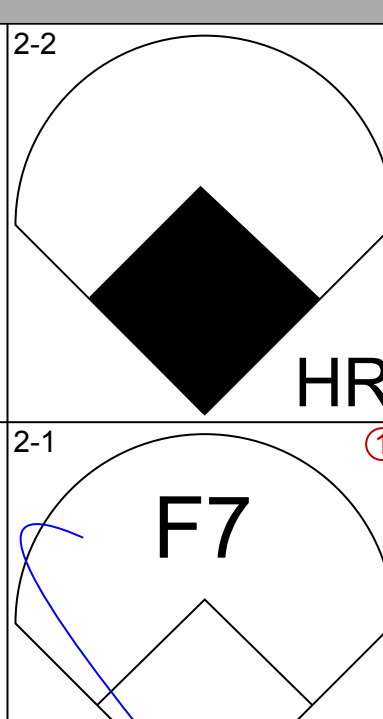
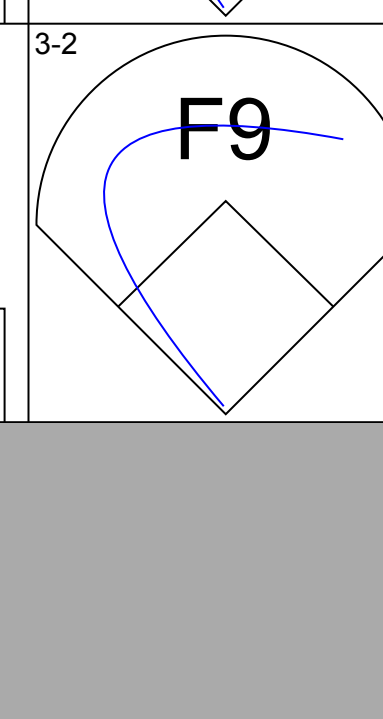
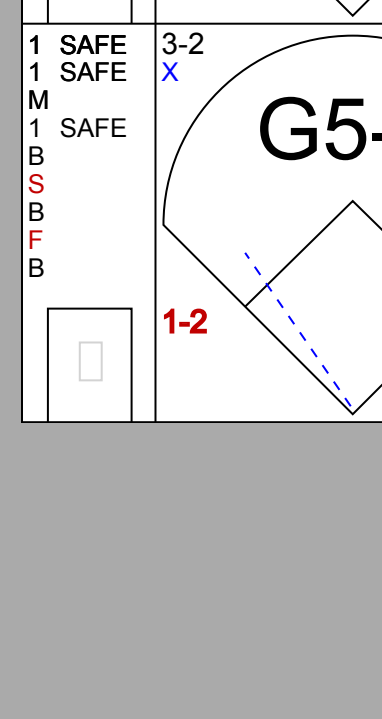
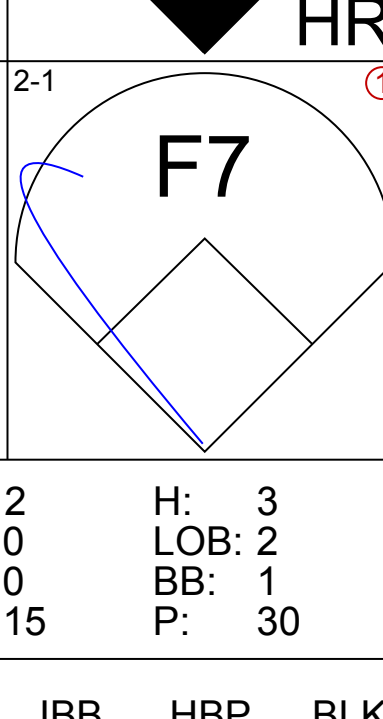
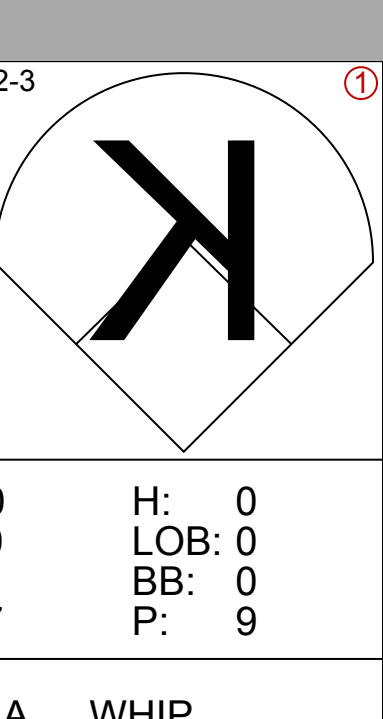
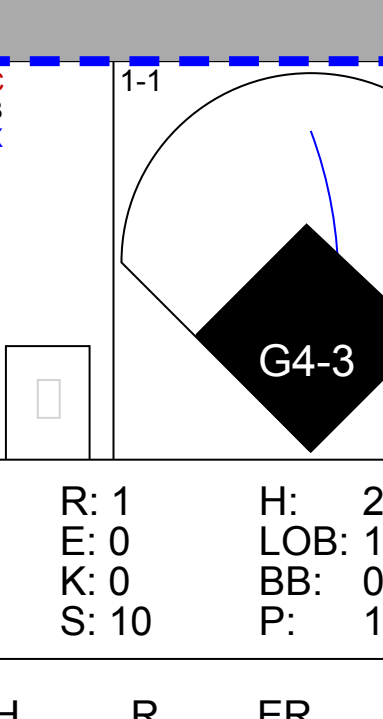
| Batter | 1 | 2 | 3 | 4 | 5 | 6 | 7 | 8 | 9 | AB | R | H | RBI | BB | SO | LOB | BOTTOM | | | | | |
|--|-------------------------------|----------------------------------|-------------------------------------|----------------------------------|------------------------------|----------------------------------|-------------------------------|----------------------------------|------------------------------|----------------------------------|-------------------------------|----------------------------------|------------------------------|----------------------------------|------------------------------|----------------------------------|--------------------------------|-------------------------------------|----------------------------------|------------------------------------|----------------------------------|--------|
| Luis Polonia, L OBP: 0.404, SLG: 0.570 (1, 10) | B2-3 | | | | | | | | G4-3 | 3 | 0 | 0 | 0 | 1 | 0 | 1 | | | | | | |
| Brad Ausmus, R OBP: 0.381, SLG: 0.438 (1, 2) | 1B | | | | | | | F7 | | 4 | 0 | 2 | 0 | 0 | 0 | 0 | | | | | | |
| Gabe Kapler, R OBP: 0.312, SLG: 0.503 (1, 8) | L7 | | | | | | | K | | 4 | 0 | 0 | 0 | 0 | 1 | 2 | | | | | | |
| Dean Palmer, R OBP: 0.355, SLG: 0.571 (1, 5) | G5-3 | | | | | | | G6-3 | | 4 | 0 | 1 | 0 | 0 | 0 | 2 | | | | | | |
| Tony Clark, S OBP: 0.336, SLG: 0.408 Jose Macias, S OBP: 0.250, SLG: 1.000 (9, PR) | K | | | | | | | | | 3 | 0 | 2 | 0 | 1 | 1 | 0 | | | | | | |
| Juan Encarnacion, R OBP: 0.297, SLG: 0.452 (1, 7) | L9 | | | | | | | K | | 4 | 0 | 0 | 0 | 0 | 2 | 5 | | | | | | |
| Bobby Higginson, L OBP: 0.346, SLG: 0.382 (1, 9) | G6-3 | | | | | | | F8 | | 3 | 0 | 0 | 0 | 1 | 0 | 1 | | | | | | |
| Damon Easley, R OBP: 0.348, SLG: 0.425 (1, 4) | | | | | | | | | | 3 | 0 | 0 | 0 | 0 | 1 | 1 | | | | | | |
| Deivi Cruz, R OBP: 0.260, SLG: 0.329 (1, 6) | G5-3 | | | | | | | | | 3 | 0 | 0 | 0 | 0 | 0 | 1 | | | | | | |
| Inning Stats | R: 0 E: 0 K: 0 S: 10 | H: 1 LOB: 1 BB: 0 P: 16 | R: 0 E: 0 K: 1 S: 5 | H: 0 LOB: 0 BB: 0 P: 9 | R: 0 E: 0 K: 1 S: 8 | H: 0 LOB: 0 BB: 1 P: 14 | R: 0 E: 1 K: 1 S: 12 | H: 1 LOB: 2 BB: 1 P: 17 | R: 0 E: 0 K: 0 S: 5 | H: 0 LOB: 0 BB: 1 P: 13 | R: 0 E: 0 K: 0 S: 12 | H: 2 LOB: 2 BB: 0 P: 23 | R: 0 E: 0 K: 0 S: 5 | H: 0 LOB: 0 BB: 0 P: 11 | R: 0 E: 0 K: 1 S: 8 | H: 0 LOB: 0 BB: 0 P: 14 | R: 0 E: 0 K: 1 S: 8 | H: 1 LOB: 1 BB: 0 P: 10 | 1B: 5 2B: 0 3B: 0 HR: 0 | SF: 0 SAC: 0 DP: 0 HBP: 0 | WP: 0 PB: 0 SB: 0 CS: 0 | PA: 35 |
| PITCHER Joe Mays, R ERA: 4.84 Bob Wells, R ERA: 3.53 Mike Trombley, R ERA: 2.89 (1, 1) | IP: 6.0 WLS: W BF: 24 | H: 4 R: 0 ER: 0 SO: 3 | BB: 3 IBB: 0 HBP: 0 BLK: 0 | WP: 0 HR: 0 S: 52 P: 92 | ERA: 0.00 WHIP: 1.167 | PITCHER | | | | | | | | | | IP: 6.0 WLS: H BF: 5 | H: 0 R: 0 ER: 0 SO: 0 | BB: 0 IBB: 0 HBP: 0 BLK: 0 | WP: 0 HR: 0 S: 10 P: 19 | ERA: 0.00 WHIP: 0.000 | | |
| PITCHER Joe Mays, R ERA: 4.84 Bob Wells, R ERA: 3.53 Mike Trombley, R ERA: 2.89 (8, 1) | IP: 1.1 WLS: S BF: 5 | H: 1 R: 0 ER: 0 SO: 2 | BB: 0 IBB: 0 HBP: 0 BLK: 0 | WP: 0 HR: 0 S: 11 P: 16 | ERA: 0.00 WHIP: 0.750 | PITCHER | | | | | | | | | | IP: 1.1 WLS: H BF: 5 | H: 0 R: 0 ER: 0 SO: 0 | BB: 0 IBB: 0 HBP: 0 BLK: 0 | WP: 0 HR: 0 S: 10 P: 19 | ERA: 0.00 WHIP: 0.000 | | |

Minnesota Twins @ Detroit Tigers
Tiger Stadium, Detroit, MI
Sat Jun 26 1999, 5:05 PM EDT
Att: 19,667 - Cloudy - 86 F

AB 31
R 0
H 5
RBI 0
BB 3
SO 5
LOB 13

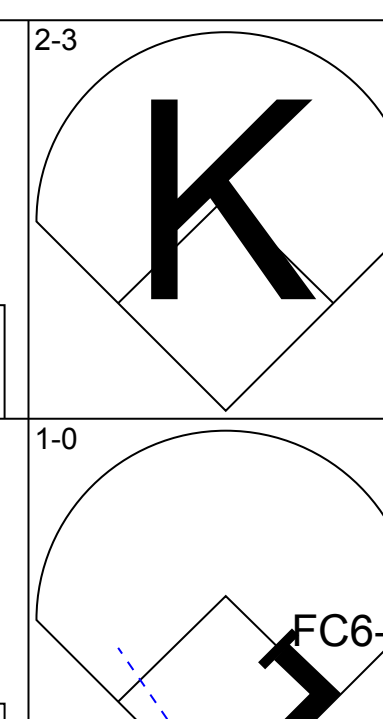
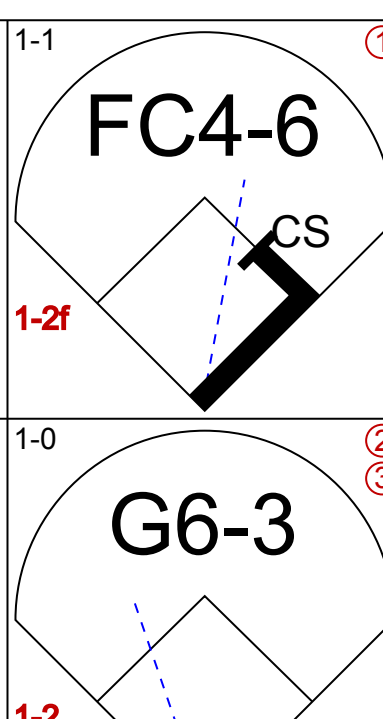
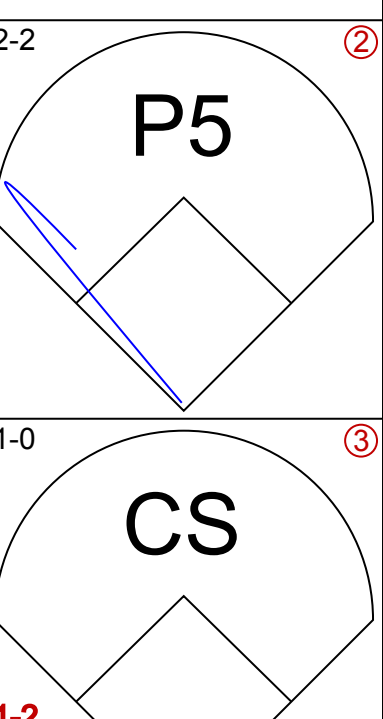
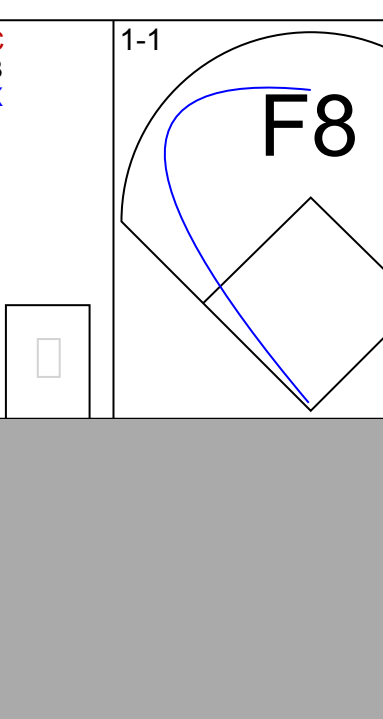
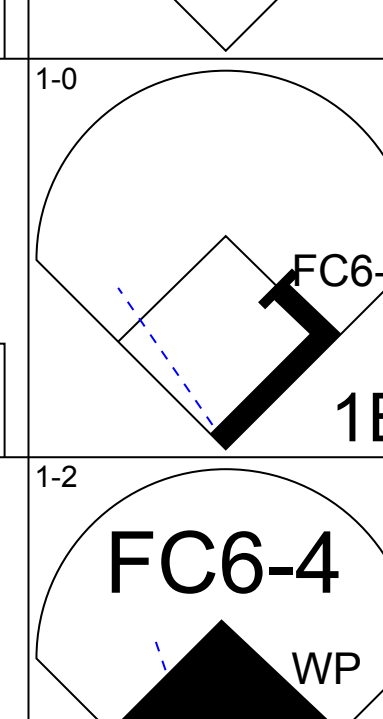
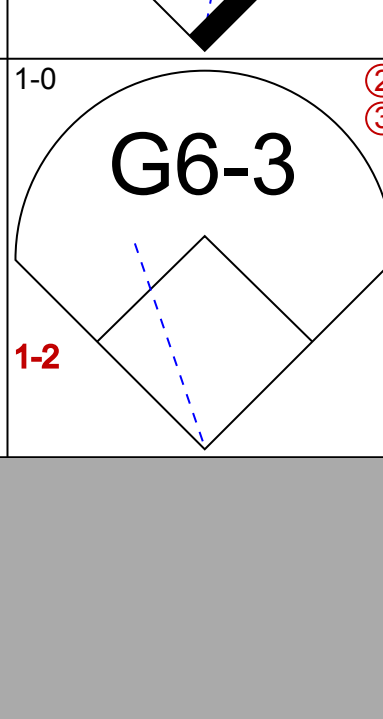
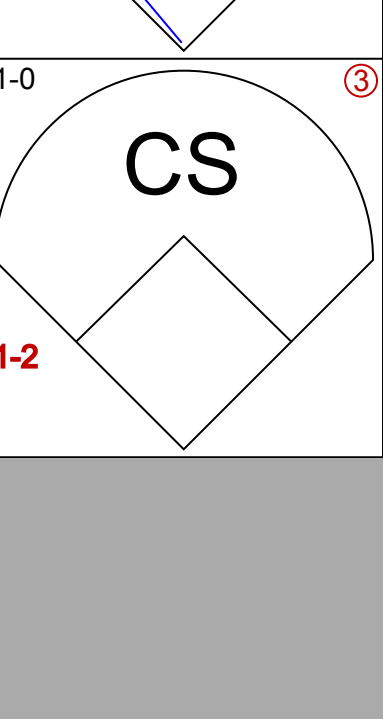
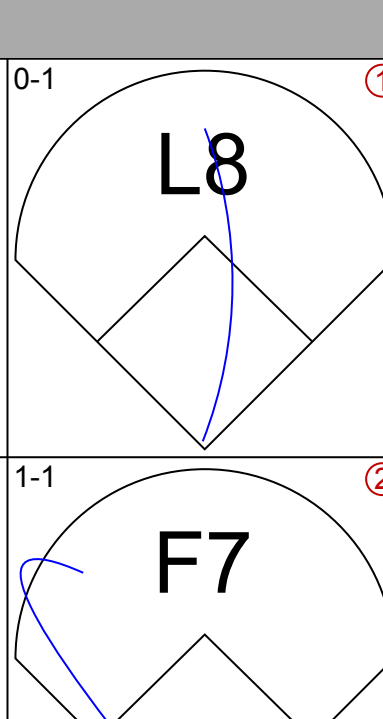
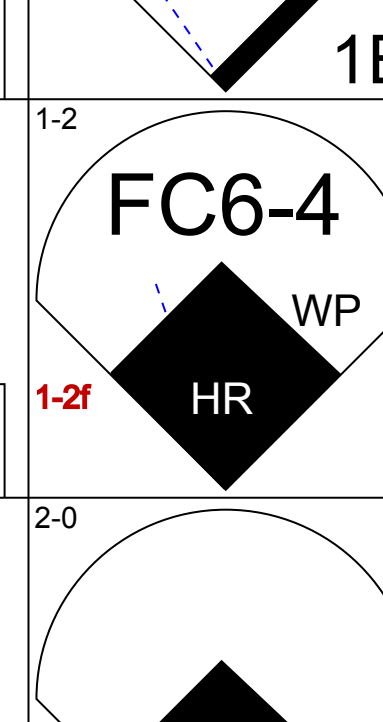


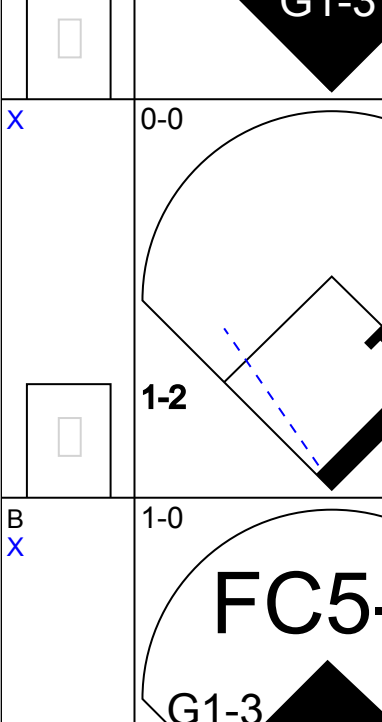
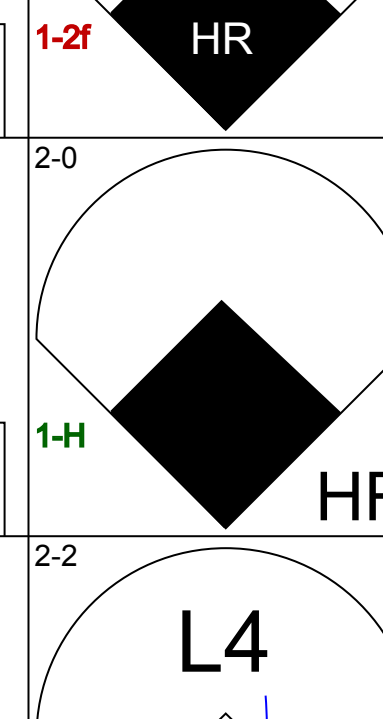
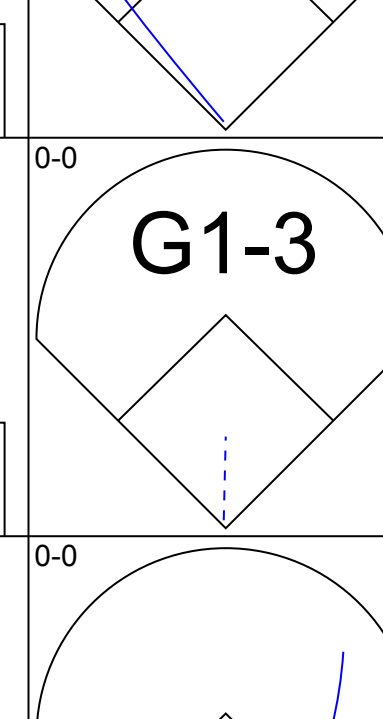
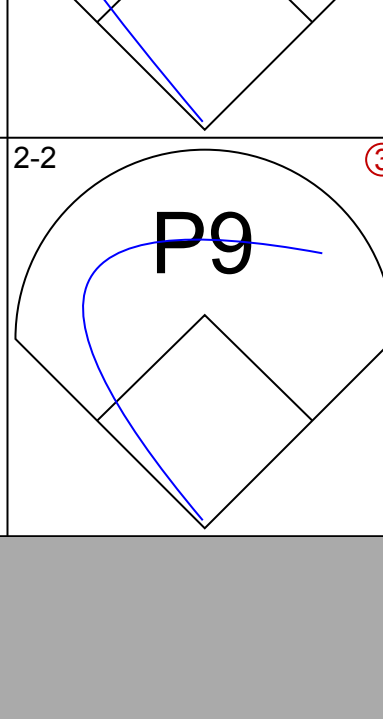
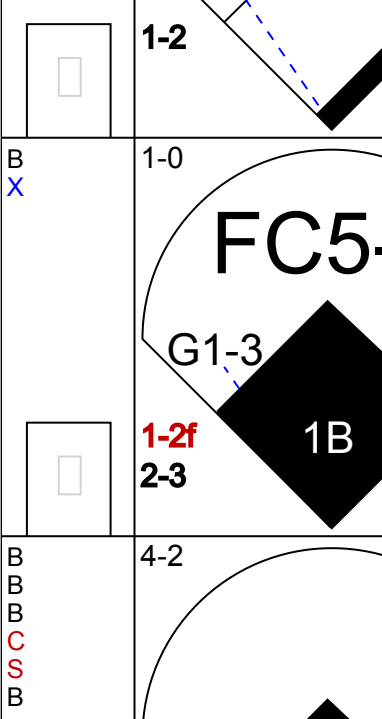
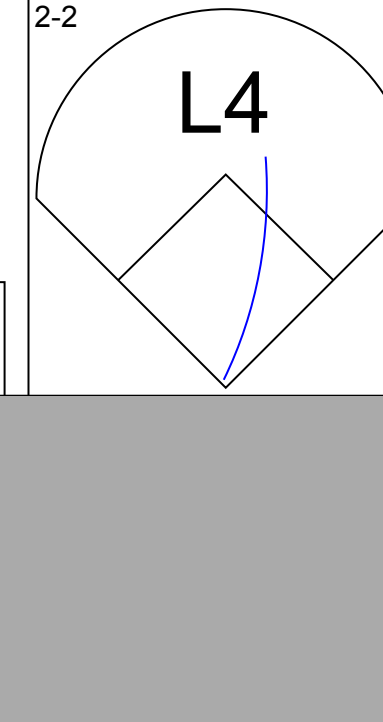
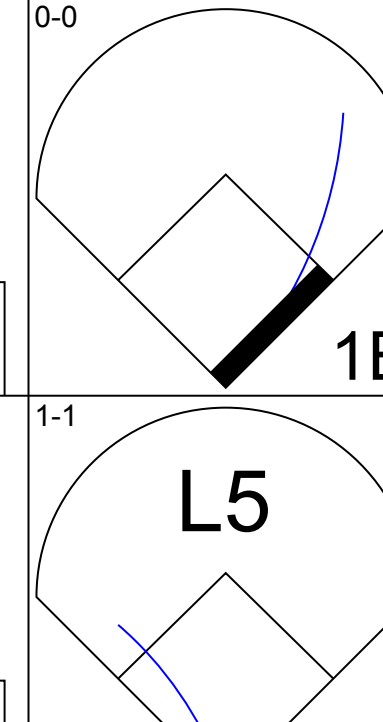
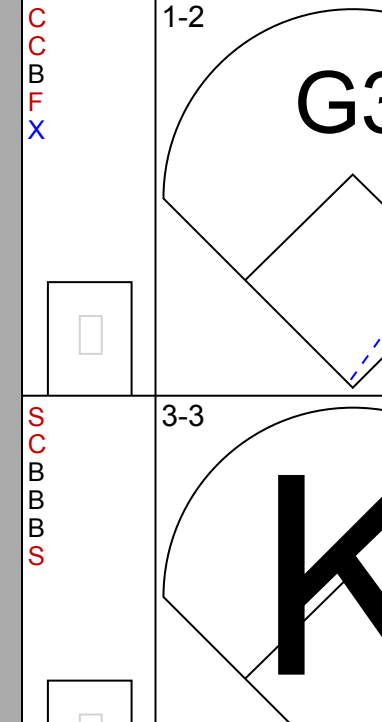
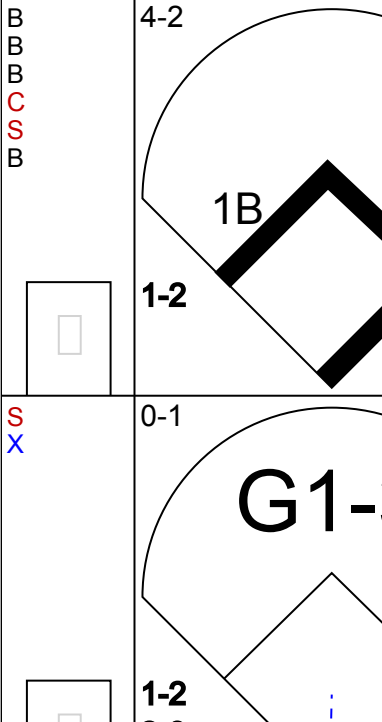
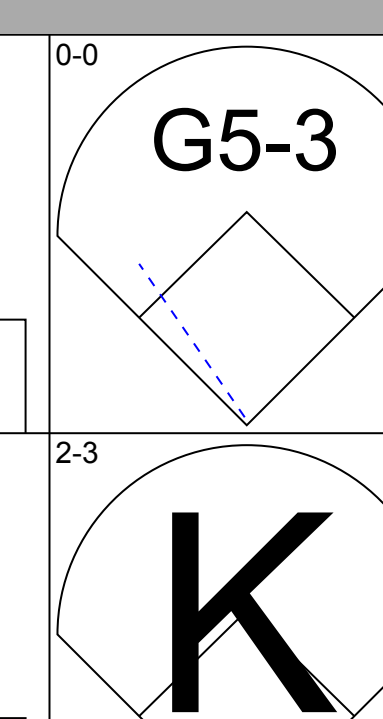
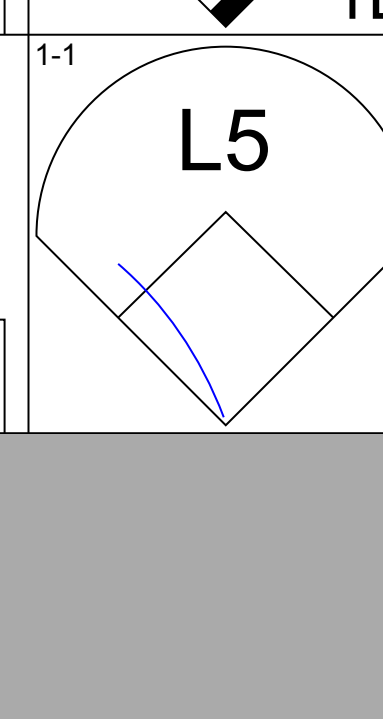
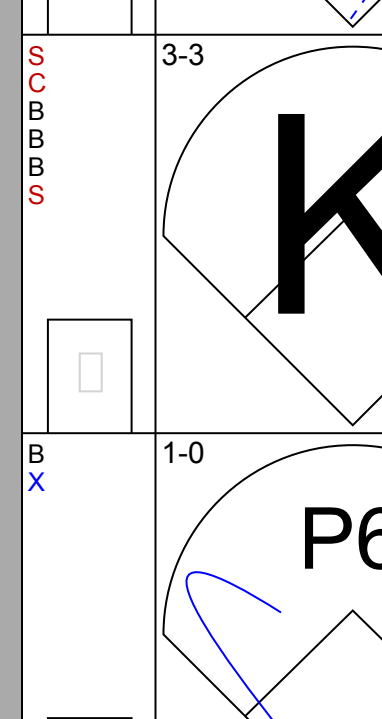

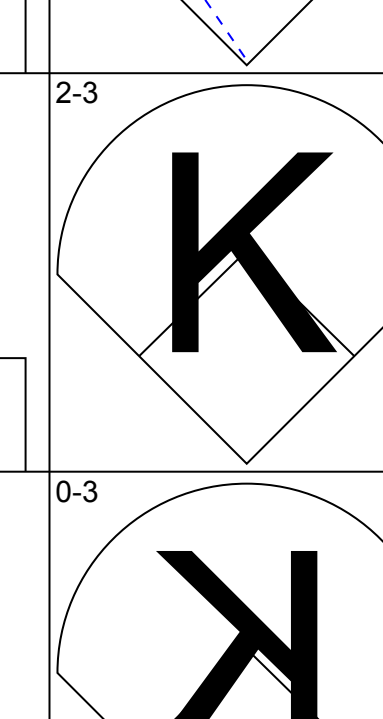
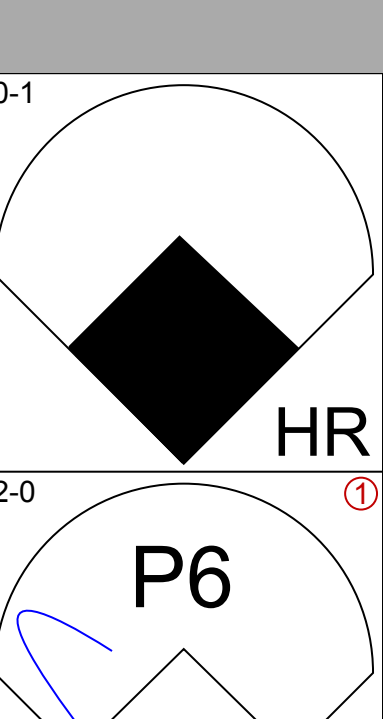
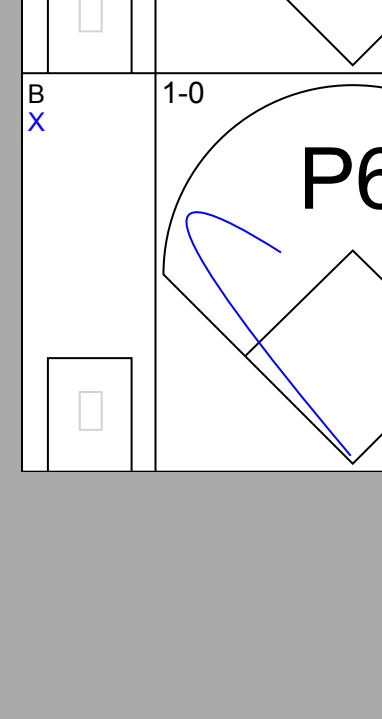

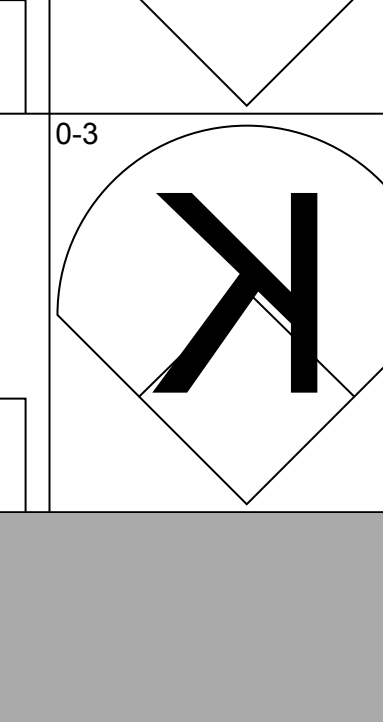
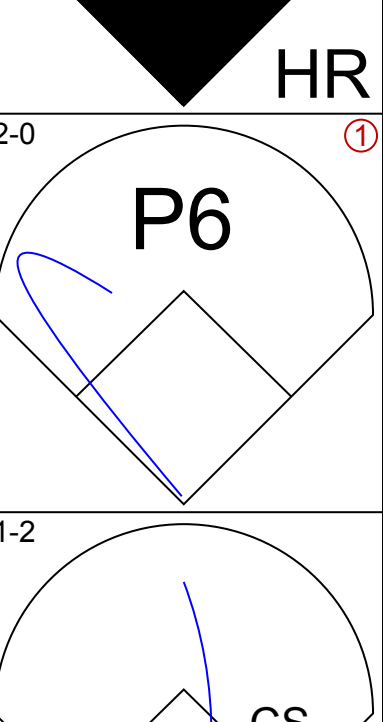
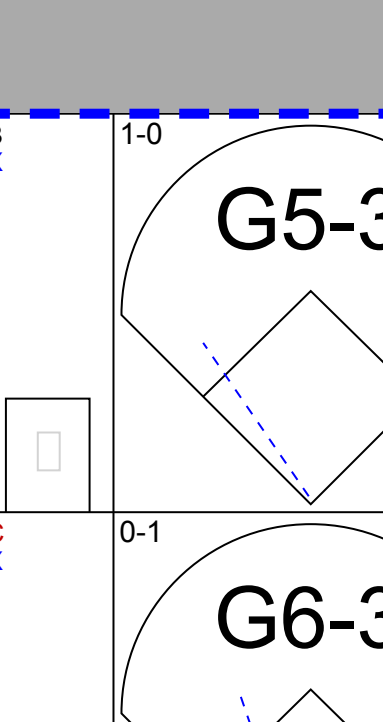
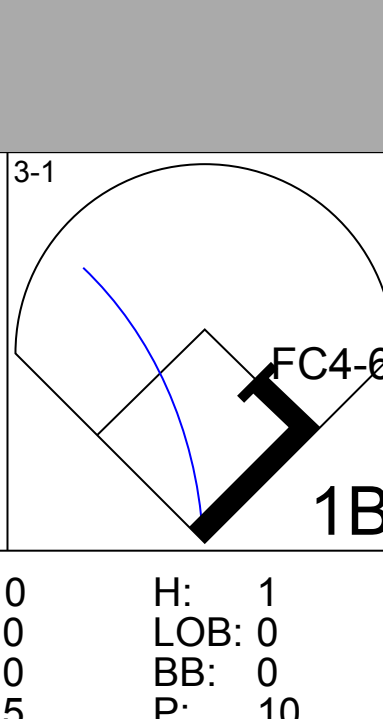
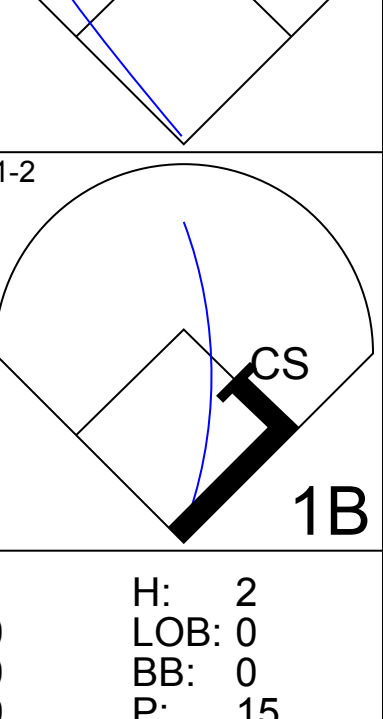
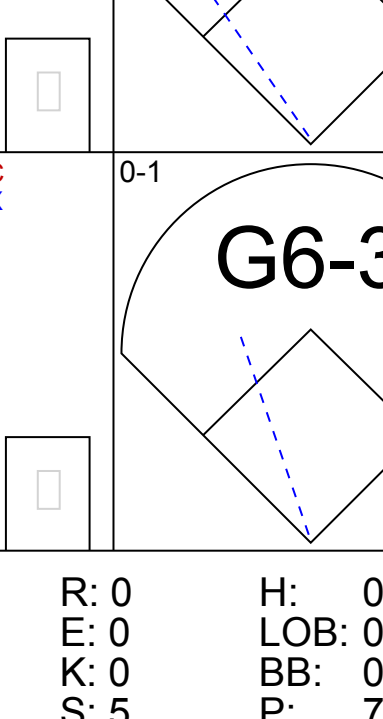


| Batter | 1 | 2 | 3 | 4 | 5 | 6 | 7 | 8 | 9 | AB | R | H | RBI | BB | SO | LOB | TOP | | | | | |
|---|-------------------------------|----------------------------------|-------------------------------|----------------------------------|-------------------------------|----------------------------------|------------------------------|----------------------------------|-------------------------------|----------------------------------|------------------------------|----------------------------------|-------------------------------|----------------------------------|-------------------------------|----------------------------------|--|----------------------------------|-----------------------------------|------------------------------------|----------------------------------|--------|
| Jacque Jones, L OBP: 0.338, SLG: 0.397 | | | | | | | | | | 5 | 1 | 2 | 1 | 0 | 1 | 4 | Minnesota Twins @ Detroit Tigers Tiger Stadium, Detroit, MI Sun Jun 27 1999, 1:05 PM EDT Att: 21,355 - Cloudy - 70 F | | | | | |
| Denny Hocking, S OBP: 0.328, SLG: 0.379 | | | | | | | | | | 6 | 2 | 5 | 0 | 0 | 0 | 1 | | | | | | |
| Todd Walker, L OBP: 0.381, SLG: 0.381 | | | | | | | | | | 5 | 2 | 2 | 1 | 0 | 2 | 4 | | | | | | |
| Chad Allen, R OBP: 0.350, SLG: 0.427 | | | | | | | | | | 0 | 0 | 0 | 1 | 0 | 0 | 0 | | | | | | |
| Marty Cordova, R OBP: 0.378, SLG: 0.457 | | | | | | | | | | 4 | 1 | 0 | 1 | 0 | 1 | 2 | | | | | | |
| Corey Koskie, L OBP: 0.353, SLG: 0.458 | | | | | | | | | | 5 | 0 | 1 | 2 | 0 | 1 | 2 | | | | | | |
| Tori Hunter, R OBP: 0.286, SLG: 0.324 | | | | | | | | | | 0 | 0 | 0 | 0 | 0 | 0 | 0 | | | | | | |
| Brent Gates, S OBP: 0.371, SLG: 0.404 | | | | | | | | | | 5 | 2 | 2 | 2 | 0 | 0 | 2 | | | | | | |
| Doug Mientkiewicz, L OBP: 0.355, SLG: 0.337 | | | | | | | | | | 4 | 2 | 3 | 1 | 0 | 0 | 1 | | | | | | |
| Javier Valentin, S OBP: 0.305, SLG: 0.370 | | | | | | | | | | 4 | 1 | 1 | 0 | 1 | 1 | 4 | | | | | | |
| Cristian Guzman, S OBP: 0.251, SLG: 0.250 | | | | | | | | | | 4 | 1 | 1 | 3 | 0 | 1 | 3 | | | | | | |
| Inning Stats | R: 5 E: 1 K: 0 S: 18 | H: 4 LOB: 2 BB: 1 P: 31 | R: 2 E: 0 K: 2 S: 17 | H: 3 LOB: 2 BB: 0 P: 27 | R: 0 E: 0 K: 2 S: 13 | H: 1 LOB: 1 BB: 0 P: 15 | R: 0 E: 0 K: 0 S: 8 | H: 0 LOB: 0 BB: 0 P: 11 | R: 0 E: 0 K: 0 S: 7 | H: 1 LOB: 1 BB: 0 P: 9 | R: 0 E: 0 K: 1 S: 8 | H: 1 LOB: 1 BB: 0 P: 12 | R: 2 E: 0 K: 2 S: 20 | H: 4 LOB: 2 BB: 0 P: 28 | R: 0 E: 0 K: 0 S: 11 | H: 0 LOB: 0 BB: 0 P: 15 | R: 3 E: 1 K: 0 S: 20 | H: 3 LOB: 1 BB: 0 P: 26 | 1B: 10 2B: 6 3B: 0 HR: 1 | SF: 4 SAC: 0 DP: 0 HBP: 2 | WP: 0 PB: 0 SB: 0 CS: 0 | PA: 49 |
| PITCHER | IP | WLS | BF | H | R | ER | SO | BB | IBB | HBP | BLK | WP | HR | S | P | ERA | WHIP | | | ERA | WHIP | |
| Jeff Weaver, R ERA: 3.49 | 1.2 | L | 16 | 7 | 7 | 6 | 1 | 1 | 0 | 2 | 0 | 0 | 0 | 38 | 51 | 32.40 | 4.800 | | | 0.00 | 3.000 | |
| Willie Blair, R ERA: 7.49 | 4.0 | | 15 | 3 | 0 | 0 | 4 | 0 | 0 | 0 | 0 | 0 | 0 | 3 | 52 | 0.00 | 0.750 | | | 0.00 | 0.000 | |
| C.J. Nitkowski, L ERA: 6.04 | 0.1 | | 1 | 0 | 0 | 0 | 0 | 0 | 0 | 0 | 0 | 0 | 0 | 2 | 2 | 0.00 | 0.000 | | | 0.00 | 0.000 | |
| Bryce Florie, R ERA: 5.35 | 0.0 | | 3 | 3 | 2 | 2 | 0 | 0 | 0 | 0 | 0 | 0 | 1 | 11 | 16 | ∞ | ∞ | | | ∞ | ∞ | |
| Masao Kida, R ERA: 5.59 | 2.0 | | 10 | 3 | 3 | 1 | 2 | 0 | 0 | 0 | 0 | 0 | 0 | 28 | 37 | 4.50 | 1.500 | | | 0.00 | 0.000 | |
| Will Brunson, L ERA: 7.71 | 0.1 | | 2 | 1 | 0 | 0 | 0 | 0 | 0 | 0 | 0 | 0 | 0 | 0 | 0 | 0.00 | 0.000 | | | 0.00 | 0.000 | |
| Todd Jones, R ERA: 5.28 | 0.2 | | 2 | 0 | 0 | 0 | 0 | 0 | 0 | 0 | 0 | 0 | 0 | 0 | 0 | 0.00 | 0.000 | | | 0.00 | 0.000 | |
| Luis Polonia, L OBP: 0.417, SLG: 0.588 | | | | | | | | | | 4 | 2 | 3 | 1 | 0 | 0 | 0 | Minnesota Twins @ Detroit Tigers Tiger Stadium, Detroit, MI Sun Jun 27 1999, 1:05 PM EDT Att: 21,355 - Cloudy - 70 F | | | | | |
| Bill Haselman, R OBP: 0.363, SLG: 0.486 | | | | | | | | | | 1 | 0 | 0 | 0 | 0 | 0 | 1 | | | | | | |
| Brad Ausmus, R OBP: 0.382, SLG: 0.444 | | | | | | | | | | 4 | 1 | 2 | 3 | 0 | 0 | 2 | | | | | | |
| Gabe Kapler, R OBP: 0.305, SLG: 0.492 | | | | | | | | | | 4 | 0 | 0 | 0 | 0 | 0 | 4 | | | | | | |
| Dean Palmer, R OBP: 0.350, SLG: 0.563 | | | | | | | | | | 4 | 0 | 0 | 0 | 0 | 3 | 1 | | | | | | |
| Tony Clark, S OBP: 0.335, SLG: 0.405 | | | | | | | | | | 4 | 0 | 1 | 1 | 0 | 2 | 0 | | | | | | |
| Bobby Higginson, L OBP: 0.341, SLG: 0.376 | | | | | | | | | | 4 | 0 | 0 | 0 | 0 | 0 | 1 | | | | | | |
| Damion Easley, R OBP: 0.350, SLG: 0.442 | | | | | | | | | | 4 | 2 | 2 | 1 | 0 | 1 | 0 | | | | | | |
| Karim Garcia, L OBP: 0.242, SLG: 0.336 | | | | | | | | | | 3 | 0 | 1 | 0 | 0 | 1 | 1 | | | | | | |
| Juan Encarnacion, R OBP: 0.295, SLG: 0.450 | | | | | | | | | | 1 | 0 | 0 | 0 | 0 | 1 | 0 | | | | | | |
| Deivi Cruz, R OBP: 0.269, SLG: 0.333 | | | | | | | | | | 3 | 2 | 2 | 0 | 1 | 0 | 1 | | | | | | |
| Inning Stats | R: 2 E: 0 K: 1 S: 23 | H: 3 LOB: 1 BB: 0 P: 35 | R: 0 E: 0 K: 1 S: 6 | H: 1 LOB: 0 BB: 0 P: 8 | R: 0 E: 1 K: 0 S: 7 | H: 0 LOB: 0 BB: 0 P: 8 | R: 0 E: 0 K: 2 S: 8 | H: 0 LOB: 0 BB: 0 P: 14 | R: 2 E: 0 K: 1 S: 19 | H: 2 LOB: 1 BB: 1 P: 29 | R: 0 E: 0 K: 2 S: 8 | H: 0 LOB: 0 BB: 0 P: 12 | R: 2 E: 0 K: 0 S: 15 | H: 3 LOB: 1 BB: 0 P: 27 | R: 0 E: 0 K: 0 S: 13 | H: 0 LOB: 0 BB: 0 P: 20 | R: 1 E: 0 K: 1 S: 14 | H: 2 LOB: 1 BB: 0 P: 21 | 1B: 7 2B: 3 3B: 0 HR: 1 | SF: 1 SAC: 0 DP: 2 HBP: 0 | WP: 0 PB: 1 SB: 0 CS: 0 | PA: 38 |
| PITCHER | IP | WLS | BF | H | R | ER | SO | BB | IBB | HBP | BLK | WP | HR | S | P | ERA | WHIP | | | ERA | WHIP | |
| LaTroy Hawkins, R ERA: 7.97 | 5.0 | W | 21 | 6 | 4 | 3 | 5 | 1 | 0 | 0 | 0 | 0 | 0 | 21 | 35 | 5.40 | 1.400 | | | 5.40 | 1.400 | |
| Hector Carrasco, R ERA: 10.8 | 1.2 | H | 8 | 3 | 2 | 2 | 2 | 0 | 0 | 0 | 0 | 0 | 0 | 15 | 24 | 10.80 | 1.800 | | | 10.80 | 1.800 | |
| Bob Wells, R ERA: 3.72 | 1.1 | H | 4 | 0 | 0 | 0 | 0 | 0 | 0 | 0 | 0 | 0 | 0 | 15 | 24 | 0.00 | 0.000 | | | 0.00 | 0.000 | |
| Travis Miller, L ERA: 1.84 | 1.0 | | 5 | 2 | 1 | 1 | 1 | 0 | 0 | 0 | 0 | 0 | 1 | 14 | 21 | 9.00 | 2.000 | | | 9.00 | 2.000 | |

| Batter | 1 | 2 | 3 | 4 | 5 | 6 | 7 | 8 | 9 | AB | R | H | RBI | BB | SO | LOB | TOP | | | | | | | | |
|--|--|---|---|-----------------------------------|--|--|--|---|---|---------------------------------|-------------------------------|----------------------------------|-------------------------------|----------------------------------|-------------------------------|----------------------------------|--|----------------------------------|----------------------------------|------------------------------------|----------------------------------|--------|--|--|--|
| Jacque Jones, L OBP: 0.321, SLG: 0.375 |  | |  | | |  | |  | | 4 | 0 | 0 | 1 | 0 | 1 | 0 | Minnesota Twins @ Cleveland Indians Jacobs Field, Cleveland, OH Tue Jun 29 1999, 7:05 PM EDT Att: 43,159 - Cloudy - 68 F | | | | | | | | |
| Chad Allen, R OBP: 0.349, SLG: 0.421 |  | |  | | |  | |  | | 3 | 1 | 0 | 0 | 1 | 1 | 0 | | | | | | | | | |
| Todd Walker, L OBP: 0.336, SLG: 0.386 Denny Hocking, S OBP: 0.328, SLG: 0.379 |  | |  | | |  | |  | | 4 | 0 | 2 | 0 | 0 | 0 | 0 | | | | | | | | | |
| Marty Cordova, R OBP: 0.376, SLG: 0.453 | |  |  | | |  | |  | | 4 | 0 | 1 | 1 | 0 | 0 | 1 | | | | | | | | | |
| Ron Coomer, R OBP: 0.313, SLG: 0.466 | |  |  | | |  | |  | | 4 | 1 | 1 | 1 | 0 | 0 | 2 | | | | | | | | | |
| Doug Mientkiewicz, L OBP: 0.333, SLG: 0.335 |  | | | |  | |  | |  | 4 | 0 | 1 | 0 | 0 | 1 | 0 | | | | | | | | | |
| Terry Steinbach, R OBP: 0.351, SLG: 0.378 |  | | | |  | |  | |  | 4 | 0 | 0 | 0 | 0 | 2 | 1 | | | | | | | | | |
| Tori Hunter, R OBP: 0.286, SLG: 0.338 | | |  | |  | |  | | | 3 | 1 | 1 | 1 | 0 | 0 | 1 | | | | | | | | | |
| Cristian Guzman, S OBP: 0.253, SLG: 0.262 | | |  | | | |  | |  | 3 | 1 | 1 | 0 | 0 | 1 | 0 | | | | | | | | | |
| Inning Stats | R: 0 E: 0 K: 2 S: 12 | H: 0 LOB: 0 BB: 0 P: 16 | R: 1 E: 0 K: 0 S: 14 | H: 1 LOB: 0 BB: 22 P: 22 | R: 2 E: 0 K: 0 S: 15 | H: 3 LOB: 2 BB: 1 P: 30 | R: 0 E: 0 K: 0 S: 7 | H: 0 LOB: 0 BB: 0 P: 11 | R: 0 E: 0 K: 1 S: 7 | H: 0 LOB: 0 BB: 0 P: 9 | R: 0 E: 0 K: 0 S: 10 | H: 0 LOB: 0 BB: 0 P: 16 | R: 0 E: 0 K: 1 S: 10 | H: 1 LOB: 0 BB: 0 P: 15 | R: 1 E: 0 K: 0 S: 10 | H: 2 LOB: 1 BB: 0 P: 15 | R: 0 E: 0 K: 2 S: 9 | H: 0 LOB: 0 BB: 0 P: 13 | 1B: 3 2B: 1 3B: 1 HR: 2 | SF: 0 SAC: 0 DP: 0 HBP: 0 | WP: 1 PB: 0 SB: 1 CS: 0 | PA: 34 | | | |
| PITCHER | IP | WLS | BF | H | R | ER | SO | BB | IBB | HBP | BLK | WP | HR | S | P | ERA | WHIP | | | | | | | | |
| Dave Burba, R ERA: 4.44 | (1, 1) | 7.0 | 26 | 5 | 3 | 3 | 4 | 1 | 0 | 0 | 0 | 1 | 2 | 75 | 119 | 3.86 | 0.857 | | | | | | | | |
| Ricardo Rincon, L ERA: 5.65 | (8, 1) | 0.2 | 4 | 2 | 1 | 1 | 0 | 0 | 0 | 0 | 0 | 0 | 0 | 8 | 13 | 13.50 | 3.000 | | | | | | | | |
| Steve Reed, R ERA: 2.81 | (8, 1) | 1.1 | W | 4 | 0 | 0 | 2 | 0 | 0 | 0 | 0 | 0 | 0 | 11 | 15 | 0.00 | 0.000 | | | | | | | | |

| | |
|-----|----|
| AB | 33 |
| R | 4 |
| H | 7 |
| RBI | 4 |
| BB | 1 |
| SO | 6 |
| LOB | 5 |



| Batter | 1 | 2 | 3 | 4 | 5 | 6 | 7 | 8 | 9 | AB | R | H | RBI | BB | SO | LOB | BOTTOM | | | | | | | | |
|---|---|----------------------------------|---|---------------------------------|------------------------------|---|------------------------------|---|------------------------------|----------------------------------|------------------------------|----------------------------------|------------------------------|----------------------------------|------------------------------|---------------------------------|--|----------------------------------|----------------------------------|------------------------------------|----------------------------------|--------|--|--|--|
| Kenny Lofton, L OBP: 0.431, SLG: 0.457 |  | |  | | |  | |  | | 4 | 0 | 0 | 0 | 0 | 1 | 2 | Minnesota Twins @ Cleveland Indians Jacobs Field, Cleveland, OH Tue Jun 29 1999, 7:05 PM EDT Att: 43,159 - Cloudy - 68 F | | | | | | | | |
| Omar Vizquel, S OBP: 0.396, SLG: 0.433 |  | |  | | |  | |  | | 4 | 1 | 2 | 0 | 0 | 0 | 1 | | | | | | | | | |
| Roberto Alomar, S OBP: 0.431, SLG: 0.522 |  | |  | | |  | |  | | 4 | 1 | 1 | 0 | 0 | 0 | 1 | | | | | | | | | |
| Manny Ramirez, R OBP: 0.426, SLG: 0.633 |  | |  | | |  | |  | | 4 | 2 | 1 | 2 | 0 | 0 | 2 | | | | | | | | | |
| David Justice, L OBP: 0.389, SLG: 0.522 |  | |  | | |  | |  | | 3 | 0 | 1 | 0 | 1 | 0 | 0 | | | | | | | | | |
| Richie Sexson, R OBP: 0.318, SLG: 0.536 | | |  | | |  | |  | | 4 | 0 | 0 | 1 | 0 | 1 | 3 | | | | | | | | | |
| Jim Thome, L OBP: 0.422, SLG: 0.479 |  | |  | | |  | |  | | 4 | 1 | 2 | 2 | 0 | 1 | 0 | | | | | | | | | |
| Travis Fryman, R OBP: 0.317, SLG: 0.427 |  | |  | | |  | |  | | 3 | 0 | 0 | 0 | 0 | 1 | 0 | | | | | | | | | |
| Einar Diaz, R OBP: 0.303, SLG: 0.380 | | |  | | |  | |  | | 3 | 0 | 2 | 0 | 0 | 0 | 0 | | | | | | | | | |
| Inning Stats | R: 2 E: 0 K: 1 S: 13 | H: 2 LOB: 0 BB: 0 P: 21 | R: 0 E: 0 K: 2 S: 7 | H: 0 LOB: 0 BB: 0 P: 9 | R: 0 E: 0 K: 0 S: 5 | H: 1 LOB: 0 BB: 0 P: 10 | R: 0 E: 0 K: 0 S: 6 | H: 1 LOB: 1 BB: 0 P: 7 | R: 1 E: 0 K: 0 S: 9 | H: 2 LOB: 0 BB: 0 P: 15 | R: 0 E: 0 K: 0 S: 7 | H: 0 LOB: 0 BB: 0 P: 10 | R: 0 E: 0 K: 1 S: 8 | H: 0 LOB: 0 BB: 0 P: 13 | R: 0 E: 0 K: 0 S: 5 | H: 0 LOB: 0 BB: 0 P: 7 | R: 2 E: 0 K: 0 S: 10 | H: 3 LOB: 2 BB: 1 P: 16 | 1B: 7 2B: 0 3B: 0 HR: 2 | SF: 0 SAC: 0 DP: 0 HBP: 0 | WP: 1 PB: 0 SB: 0 CS: 2 | PA: 35 | | | |
| PITCHER | IP | WLS | BF | H | R | ER | SO | BB | IBB | HBP | BLK | WP | HR | S | P | ERA | WHIP | | | | | | | | |
| Brad Radke, R ERA: 3.73 | (1, 1) | 7.0 | 25 | 6 | 3 | 3 | 4 | 0 | 0 | 0 | 0 | 1 | 2 | 55 | 85 | 3.86 | 0.857 | | | | | | | | |
| Hector Carrasco, R ERA: 8.75 | (8, 1) | 1.0 | H | 3 | 0 | 0 | 0 | 0 | 0 | 0 | 0 | 0 | 0 | 5 | 7 | 0.00 | 0.000 | | | | | | | | |
| Mike Trombley, R ERA: 3.19 | (9, 1) | 0.2 | L | 6 | 3 | 2 | 0 | 1 | 0 | 0 | 0 | 0 | 0 | 10 | 16 | 27.00 | 6.000 | | | | | | | | |

| | |
|-----|----|
| AB | 33 |
| R | 5 |
| H | 9 |
| RBI | 5 |
| BB | 1 |
| SO | 4 |
| LOB | 9 |



| Batter | 1 | 2 | 3 | 4 | 5 | 6 | 7 | 8 | 9 | AB | R | H | RBI | BB | SO | LOB | TOP | | | |
|--|---|---|------------------------------|---------------------------------|-------------------------------|----------------------------------|-------------------------------|----------------------------------|------------------------------|----------------------------------|------------------------------|----------------------------------|------------------------------|----------------------------------|-------------------------------|----------------------------------|----------------------------------|------------------------------------|----------------------------------|--------|
| Jacque Jones, L OBP: 0.325, SLG: 0.368 (1, 9) | F7 | 1B | | G6-3 BB | | K | | | K | 4 | 0 | 1 | 0 | 1 | 2 | 0 | | | | |
| Chad Allen, R OBP: 0.350, SLG: 0.421 (1, 7) | BB FC1-2 1B | F7-4 | | G6-3 | | | 1B | | K | 5 | 0 | 2 | 0 | 0 | 1 | 3 | | | | |
| Todd Walker, L OBP: 0.337, SLG: 0.391 (1, 10) | E3 BB E 1-2 | | 1B 3B | K | | | K | | | 4 | 2 | 1 | 0 | 1 | 2 | 3 | | | | |
| Ron Coomer, R OBP: 0.315, SLG: 0.463 (1, 3) | E HR BB 1-2 2-3 | | 1B BB 1B | | K | | P6 | | K | 4 | 1 | 1 | 1 | 1 | 2 | 2 | | | | |
| Corey Koskie, L OBP: 0.345, SLG: 0.447 (1, 5) | FC1-2 HR 1-3 2H 3H | | F7 | | F7 | | K | | | 4 | 1 | 0 | 0 | 0 | 1 | 4 | | | | |
| Terry Steinbach, R OBP: 0.370, SLG: 0.413 (1, 2) | HR 2H 3H | | G5-3 BB 1B | | WP BB | | | | SH1-4 1B | 2 | 1 | 2 | 3 | 2 | 0 | 0 | | | | |
| Denny Hocking, S OBP: 0.333, SLG: 0.380 (1, 4) | CS BB | | 1B 2-3 | | K | | | | SH1-4 | 2 | 0 | 1 | 0 | 1 | 1 | 1 | | | | |
| Torii Hunter, R OBP: 0.286, SLG: 0.336 (1, 8) | CS | FC6-4 1B | G5-3 | | | G6-3 | | | G5-3 | 4 | 0 | 1 | 0 | 0 | 0 | 4 | | | | |
| Cristian Guzman, S OBP: 0.248, SLG: 0.257 (1, 6) | | FC6-4 F7-4 1B | | K | | G6-3 | | | K2-3 | 4 | 0 | 0 | 0 | 0 | 2 | 2 | | | | |
| Inning Stats | R: 4 E: 2 K: 0 S: 20 | H: 2 LOB: 0 BB: 2 P: 33 | R: 0 E: 0 K: 0 S: 6 | H: 2 LOB: 1 BB: 0 P: 8 | R: 1 E: 0 K: 0 S: 11 | H: 3 LOB: 2 BB: 1 P: 20 | R: 0 E: 0 K: 2 S: 13 | H: 0 LOB: 1 BB: 1 P: 19 | R: 0 E: 0 K: 1 S: 6 | H: 0 LOB: 0 BB: 0 P: 11 | R: 0 E: 0 K: 2 S: 9 | H: 1 LOB: 1 BB: 0 P: 11 | R: 0 E: 0 K: 1 S: 9 | H: 1 LOB: 1 BB: 0 P: 11 | R: 0 E: 0 K: 3 S: 11 | H: 0 LOB: 1 BB: 1 P: 21 | 1B: 7 2B: 1 3B: 1 HR: 1 | SF: 0 SAC: 1 DP: 2 HBP: 0 | WP: 1 PB: 0 SB: 0 CS: 1 | PA: 41 |
| PITCHER | IP WLS BF H R ER SO BB IBB HBP BLK WP HR S P ERA WHIP | IP WLS BF H R ER SO BB IBB HBP BLK WP HR S P ERA WHIP | | | | | | | | | | | | | | | | | | |
| Jaret Wright, R ERA: 6.41 (1, 1) | 7.0 L 32 8 5 1 7 5 0 0 0 1 1 78 122 1.29 1.857 | | | | | | | | | | | | | | | | | | | |
| Steve Karsay, R ERA: 2.99 (8, 1) | 1.0 4 1 0 0 1 0 0 0 0 0 0 9 11 0.00 1.000 | | | | | | | | | | | | | | | | | | | |
| Paul Shuey, R ERA: 2.79 (9, 1) | 1.0 4 0 0 0 3 1 0 0 0 0 0 11 21 0.00 1.000 | | | | | | | | | | | | | | | | | | | |

Minnesota Twins @ Cleveland Indians
Jacobs Field, Cleveland, OH
Wed Jun 30 1999, 7:05 PM EDT
Att: 43,061 - Unknown - 69 F

| | |
|-----|----|
| AB | 33 |
| R | 5 |
| H | 9 |
| RBI | 4 |
| BB | 6 |
| SO | 11 |
| LOB | 19 |



| Batter | 1 | 2 | 3 | 4 | 5 | 6 | 7 | 8 | 9 | AB | R | H | RBI | BB | SO | LOB | BOTTOM | | | | | |
|---|---|---|-------------------------------|----------------------------------|-------------------------------|----------------------------------|------------------------------|---------------------------------|------------------------------|---------------------------------|------------------------------|---------------------------------|-------------------------------|----------------------------------|------------------------------|----------------------------------|------------------------------|----------------------------------|----------------------------------|------------------------------------|----------------------------------|--------|
| Omar Vizquel, S OBP: 0.394, SLG: 0.430 (1, 6) | F8 | | K2 1B | | | F7 | | P2 | | 4 | 0 | 1 | 0 | 0 | 0 | 0 | | | | | | |
| Roberto Alomar, S OBP: 0.429, SLG: 0.518 (1, 4) | F8 | | K2 1-1f | | | K | | | 1B | 4 | 0 | 1 | 0 | 0 | 2 | 1 | | | | | | |
| David Justice, L OBP: 0.383, SLG: 0.513 (1, 7) | K | | F8 | | | L4 | | | K | 4 | 0 | 0 | 0 | 0 | 2 | 1 | | | | | | |
| Manny Ramirez, R OBP: 0.423, SLG: 0.626 (1, 9) | | HR BB | | K | | | K | | K | 3 | 1 | 0 | 0 | 1 | 3 | 1 | | | | | | |
| Richie Sexson, R OBP: 0.312, SLG: 0.526 (1, 3) | | F9 | | G5-3 | | F8 | | | G5-3 | 4 | 0 | 0 | 0 | 0 | 0 | 2 | | | | | | |
| Jim Thome, L OBP: 0.425, SLG: 0.493 (1, 10) | | HR | | F9 | | | BB | | | 2 | 1 | 1 | 2 | 1 | 0 | 0 | | | | | | |
| Travis Fryman, R OBP: 0.317, SLG: 0.425 (1, 5) | | G5-3 1B | | | F9 | | F9 | | | 3 | 1 | 1 | 0 | 0 | 0 | 1 | | | | | | |
| Mark Whiten, S OBP: 0.217, SLG: 0.333 (1, 8) | | G5-3 | | | K | | | | F8 | 3 | 0 | 0 | 0 | 0 | 1 | 1 | | | | | | |
| Einar Diaz, R OBP: 0.304, SLG: 0.379 (1, 2) | | 1B | | | F8 | | | | G6-3 | 3 | 0 | 1 | 1 | 0 | 0 | 0 | | | | | | |
| Inning Stats | R: 0 E: 0 K: 1 S: 9 | H: 0 LOB: 0 BB: 0 P: 15 | R: 3 E: 0 K: 0 S: 16 | H: 3 LOB: 1 BB: 1 P: 24 | R: 0 E: 0 K: 1 S: 11 | H: 1 LOB: 0 BB: 0 P: 20 | R: 0 E: 0 K: 1 S: 6 | H: 0 LOB: 0 BB: 0 P: 8 | R: 0 E: 0 K: 1 S: 6 | H: 0 LOB: 0 BB: 0 P: 6 | R: 0 E: 0 K: 1 S: 6 | H: 0 LOB: 0 BB: 0 P: 8 | R: 0 E: 0 K: 1 S: 11 | H: 0 LOB: 1 BB: 1 P: 19 | R: 0 E: 0 K: 0 S: 8 | H: 0 LOB: 0 BB: 0 P: 11 | R: 0 E: 0 K: 2 S: 8 | H: 1 LOB: 1 BB: 0 P: 11 | 1B: 4 2B: 1 3B: 0 HR: 1 | SF: 0 SAC: 0 DP: 1 HBP: 0 | WP: 0 PB: 0 SB: 0 CS: 0 | PA: 32 |
| PITCHER | IP WLS BF H R ER SO BB IBB HBP BLK WP HR S P ERA WHIP | IP WLS BF H R ER SO BB IBB HBP BLK WP HR S P ERA WHIP | | | | | | | | | | | | | | | | | | | | |
| Eric Milton, L ERA: 5.2 (1, 1) | 8.1 W 30 5 3 3 7 2 0 0 0 1 1 77 3.24 0.840 | | | | | | | | | | | | | | | | | | | | | |
| Mike Trombley, R ERA: 3.15 (9, 1) | 0.2 S 2 0 0 0 1 0 0 0 0 0 4 7 0.00 0.000 | | | | | | | | | | | | | | | | | | | | | |

Minnesota Twins @ Cleveland Indians
Jacobs Field, Cleveland, OH
Wed Jun 30 1999, 7:05 PM EDT
Att: 43,061 - Unknown - 69 F

| | |
|-----|----|
| AB | 30 |
| R | 3 |
| H | 5 |
| RBI | 3 |
| BB | 2 |
| SO | 8 |
| LOB | 7 |



| Batter | 1 | 2 | 3 | 4 | 5 | 6 | 7 | 8 | 9 | AB | R | H | RBI | BB | SO | LOB | TOP | | | | | | | | | | | | | | | | | | | | | |
|--|------------------------------|---------------------------------|-------------------------------|----------------------------------|-------------------------------|----------------------------------|-------------------------------|----------------------------------|------------------------------|----------------------------------|-------------------------------|----------------------------------|------------------------------|---------------------------------|-------------------------------|----------------------------------|--|----------------------------------|----------------------------------|------------------------------------|----------------------------------|--------|-----|----|----|---|----|----|----|-----|-----|-----|----|----|------|-------|-------|-------|
| Jacque Jones, L OBP: 0.322, SLG: 0.363 (1, 9) | G4-3 | | G3 | K | | SH | | | | 4 | 0 | 1 | 1 | 0 | 1 | 2 | Minnesota Twins @ Cleveland Indians Jacobs Field, Cleveland, OH Thu Jul 01 1999, 7:05 PM EDT Att: 43,010 - Cloudy - 73 F | | | | | | | | | | | | | | | | | | | | | |
| Chad Allen, R OBP: 0.343, SLG: 0.413 (1, 7) | G6-3 | | G5-3 | | G4-3 | K | | G3 | | 5 | 0 | 0 | 0 | 0 | 1 | 3 | | | | | | | | | | | | | | | | | | | | | | |
| Todd Walker, L OBP: 0.338, SLG: 0.395 (1, 4) | G3-1 | | | | | G6-3 | | | K | 5 | 0 | 2 | 0 | 0 | 1 | 2 | | | | | | | | | | | | | | | | | | | | | | |
| Marty Cordova, R OBP: 0.370, SLG: 0.444 (1, 10) | | P4 | F7 | | | | | | K | 5 | 0 | 0 | 0 | 0 | 1 | 2 | | | | | | | | | | | | | | | | | | | | | | |
| Ron Coomer, R OBP: 0.309, SLG: 0.454 (1, 3) | G5-3 | | | K | G6-3 | | G5-3 | | G4-3 | 5 | 0 | 0 | 0 | 0 | 1 | 1 | | | | | | | | | | | | | | | | | | | | | | |
| Corey Koskie, L OBP: 0.354, SLG: 0.472 (1, 5) | | | | | | | | | | 4 | 3 | 3 | 1 | 0 | 0 | 0 | | | | | | | | | | | | | | | | | | | | | | |
| Javier Valentin, S OBP: 0.317, SLG: 0.412 (1, 2) | | | | | | | | | | 4 | 2 | 3 | 2 | 0 | 0 | 0 | | | | | | | | | | | | | | | | | | | | | | |
| Tori Hunter, R OBP: 0.294, SLG: 0.342 (8, PH) | | | | | | | | | | 2 | 0 | 2 | 1 | 1 | 0 | 0 | | | | | | | | | | | | | | | | | | | | | | |
| Denny Hocking, S OBP: 0.332, SLG: 0.378 (8, 9) | | | | | | | | | | 1 | 0 | 0 | 0 | 0 | 1 | 0 | | | | | | | | | | | | | | | | | | | | | | |
| Cristian Guzman, S OBP: 0.249, SLG: 0.258 (1, 6) | | | | | | | | | | 3 | 0 | 1 | 0 | 0 | 0 | 2 | | | | | | | | | | | | | | | | | | | | | | |
| Inning Stats | R: 0 E: 0 K: 0 S: 6 | H: 0 LOB: 0 BB: 0 P: 9 | R: 1 E: 0 K: 0 S: 12 | H: 3 LOB: 2 BB: 0 P: 19 | R: 0 E: 0 K: 0 S: 11 | H: 1 LOB: 1 BB: 0 P: 16 | R: 1 E: 0 K: 2 S: 14 | H: 2 LOB: 2 BB: 1 P: 23 | R: 0 E: 0 K: 0 S: 7 | H: 1 LOB: 1 BB: 0 P: 10 | R: 2 E: 0 K: 1 S: 19 | H: 3 LOB: 2 BB: 0 P: 25 | R: 0 E: 0 K: 0 S: 3 | H: 0 LOB: 0 BB: 0 P: 5 | R: 1 E: 0 K: 1 S: 10 | H: 2 LOB: 1 BB: 0 P: 14 | R: 0 E: 0 K: 2 S: 11 | H: 0 LOB: 0 BB: 0 P: 15 | 1B: 8 2B: 2 3B: 0 HR: 2 | SF: 0 SAC: 2 DP: 0 HBP: 0 | WP: 0 PB: 0 SB: 0 CS: 0 | PA: 41 | | | | | | | | | | | | | | | | |
| PITCHER | IP | WLS | BF | H | R | ER | SO | BB | IBB | HBP | BLK | WP | HR | S | P | ERA | WHIP | PITCHER | | | | IP | WLS | BF | H | R | ER | SO | BB | IBB | HBP | BLK | WP | HR | S | P | ERA | WHIP |
| Bartolo Colon, R ERA: 5.34 (1, 1) | 6.0 | W | 30 | 10 | 4 | 4 | 3 | 1 | 0 | 0 | 0 | 0 | 1 | 69 | 102 | 6.00 | 1.833 | | | | | 6.0 | W | 30 | 10 | 4 | 4 | 3 | 1 | 0 | 0 | 0 | 0 | 1 | 69 | 102 | 6.00 | 1.833 |
| Steve Karsay, R ERA: 2.53 (7, 1) | 1.0 | H | 3 | 0 | 0 | 0 | 0 | 0 | 0 | 0 | 0 | 0 | 0 | 3 | 5 | 0.00 | 0.000 | | | | | 1.0 | H | 3 | 0 | 0 | 0 | 0 | 0 | 0 | 0 | 0 | 3 | 5 | 0.00 | 0.000 | | |
| Paul Shuey, R ERA: 2.95 (8, 1) | 1.0 | H | 5 | 2 | 1 | 1 | 1 | 0 | 0 | 0 | 0 | 0 | 0 | 1 | 10 | 14 | 9.00 | 2.000 | | | | | 1.0 | H | 5 | 2 | 1 | 1 | 1 | 0 | 0 | 0 | 1 | 10 | 14 | 9.00 | 2.000 | |
| Michael Jackson, R ERA: 4.63 (9, 1) | 1.0 | S | 3 | 0 | 0 | 0 | 2 | 0 | 0 | 0 | 0 | 0 | 0 | 0 | 11 | 15 | 0.00 | 0.000 | | | | | 1.0 | S | 3 | 0 | 0 | 0 | 2 | 0 | 0 | 0 | 0 | 11 | 15 | 0.00 | 0.000 | |

| | |
|-----|----|
| AB | 38 |
| R | 5 |
| H | 12 |
| RBI | 5 |
| BB | 1 |
| SO | 6 |
| LOB | 12 |



| Batter | 1 | 2 | 3 | 4 | 5 | 6 | 7 | 8 | 9 | AB | R | H | RBI | BB | SO | LOB | BOTTOM | | | | | | | | | | | | | | | | | | | | | |
|---|-------------------------------|----------------------------------|-------------------------------|----------------------------------|-------------------------------|----------------------------------|-------------------------------|----------------------------------|-------------------------------|----------------------------------|-------------------------------|----------------------------------|------------------------------|----------------------------------|----------------------------------|------------------------------------|--|----------------------------------|--------|--|--|-----|-----|----|---|---|----|----|----|-----|-----|-----|------|-------|-------|-------|-----|------|
| Kenny Lofton, L OBP: 0.430, SLG: 0.452 (1, 8) | | | K | F8 | | | | | | 3 | 1 | 0 | 0 | 2 | 2 | 2 | Minnesota Twins @ Cleveland Indians Jacobs Field, Cleveland, OH Thu Jul 01 1999, 7:05 PM EDT Att: 43,010 - Cloudy - 73 F | | | | | | | | | | | | | | | | | | | | | |
| Omar Vizquel, S OBP: 0.397, SLG: 0.431 (1, 6) | P6 | | | | | | | | | 2 | 1 | 1 | 1 | 2 | 0 | 1 | | | | | | | | | | | | | | | | | | | | | | |
| Roberto Alomar, S OBP: 0.431, SLG: 0.520 (1, 4) | | | | | | | | | | 3 | 1 | 1 | 1 | 2 | 0 | 2 | | | | | | | | | | | | | | | | | | | | | | |
| Manny Ramirez, R OBP: 0.423, SLG: 0.620 (1, 9) | P4 | | K | | | | | | | 4 | 1 | 1 | 1 | 1 | 1 | 4 | | | | | | | | | | | | | | | | | | | | | | |
| David Justice, L OBP: 0.384, SLG: 0.508 (1, 7) | FC4-6 | | G6-3 | | | | | | | 4 | 1 | 1 | 2 | 1 | 0 | 4 | | | | | | | | | | | | | | | | | | | | | | |
| Richie Sexson, R OBP: 0.311, SLG: 0.530 (1, 3) | | | | | | | | | | 4 | 0 | 1 | 2 | 0 | 1 | 2 | | | | | | | | | | | | | | | | | | | | | | |
| Jim Thome, L OBP: 0.426, SLG: 0.491 (1, 10) | | | | | | | | | | 3 | 1 | 1 | 0 | 1 | 1 | 1 | | | | | | | | | | | | | | | | | | | | | | |
| Travis Fryman, R OBP: 0.320, SLG: 0.427 (1, 5) | | | | | | | | | | 4 | 1 | 2 | 0 | 0 | 1 | 1 | | | | | | | | | | | | | | | | | | | | | | |
| Einar Diaz, R OBP: 0.303, SLG: 0.376 (1, 2) | | | | | | | | | | 4 | 0 | 1 | 0 | 0 | 1 | 3 | | | | | | | | | | | | | | | | | | | | | | |
| Inning Stats | R: 0 E: 0 K: 0 S: 12 | H: 1 LOB: 1 BB: 0 P: 17 | R: 1 E: 0 K: 2 S: 16 | H: 2 LOB: 1 BB: 0 P: 25 | R: 0 E: 0 K: 0 S: 11 | H: 1 LOB: 2 BB: 1 P: 20 | R: 0 E: 0 K: 1 S: 16 | H: 1 LOB: 2 BB: 2 P: 29 | R: 6 E: 0 K: 1 S: 22 | H: 4 LOB: 1 BB: 3 P: 40 | R: 0 E: 0 K: 2 S: 10 | H: 0 LOB: 0 BB: 0 P: 14 | R: 0 E: 0 K: 0 S: 9 | H: 0 LOB: 1 BB: 1 P: 20 | 1B: 7 2B: 1 3B: 1 HR: 0 | SF: 1 SAC: 0 DP: 0 HBP: 0 | | WP: 0 PB: 0 SB: 0 CS: 1 | PA: 41 | | | | | | | | | | | | | | | | | | | |
| PITCHER | IP | WLS | BF | H | R | ER | SO | BB | IBB | HBP | BLK | WP | HR | S | P | ERA | WHIP | PITCHER | | | | IP | WLS | BF | H | R | ER | SO | BB | IBB | HBP | BLK | WP | HR | S | P | ERA | WHIP |
| Joe Mays, R ERA: 4.61 (6, 1) | 5.0 | L | 24 | 5 | 1 | 1 | 4 | 1 | 0 | 0 | 0 | 0 | 0 | 10 | 17 | 40.50 | 4.500 | | | | | 5.0 | L | 24 | 5 | 1 | 1 | 4 | 1 | 0 | 0 | 0 | 10 | 17 | 40.50 | 4.500 | | |
| Hector Carrasco, R ERA: 16.2 (6, 1) | 0.0 | B | 4 | 2 | 3 | 3 | 0 | 2 | 0 | 0 | 0 | 0 | 0 | 7 | 18 | ∞ | ∞ | | | | | 0.0 | B | 4 | 2 | 3 | 3 | 0 | 2 | 0 | 0 | 0 | 7 | 18 | ∞ | ∞ | | |
| Eddie Guardado, L ERA: 4.86 (6, 1) | 1.1 | | | | | | | | | | | | | 15 | 19 | 0.00 | 0.000 | | | | | 1.1 | | | | | | | | | | 15 | 19 | 0.00 | 0.000 | | | |
| Dan Perkins, R ERA: 7.64 (8, 1) | 1.0 | | | | | | | | | | | | | 9 | 20 | 0.00 | 1.000 | | | | | 1.0 | | | | | | | | | 9 | 20 | 0.00 | 1.000 | | | | |



| Batter | 1 | 2 | 3 | 4 | 5 | 6 | 7 | 8 | 9 | AB | R | H | RBI | BB | SO | LOB | TOP | | | | | | | | |
|---|------------------------------|----------------------------------|------------------------------|---------------------------------|-------------------------------|----------------------------------|------------------------------|---------------------------------|-------------------------------|----------------------------------|-------------------------------|----------------------------------|------------------------------|----------------------------------|------------------------------|----------------------------------|------------------------------|----------------------------------|----------------------------------|------------------------------------|----------------------------------|--------|--|--|--|
| Luis Polonia, L OBP: 0.400, SLG: 0.556 Gabe Kapler, R OBP: 0.291, SLG: 0.466 | F8 | | SF7 2B | | F7 | K | | | F8 | 4 | 1 | 1 | 1 | 0 | 1 | 3 | | | | | | | | | |
| Brad Ausmus, R OBP: 0.351, SLG: 0.422 | K | | G6-3 | | FC5 BB | | | | G6-3 | 4 | 0 | 0 | 1 | 1 | 1 | 1 | | | | | | | | | |
| Bobby Higginson, L OBP: 0.342, SLG: 0.369 | F9 | | SF7 | | | | | | G3 | 2 | 0 | 0 | 1 | 1 | 0 | 0 | | | | | | | | | |
| Dean Palmer, R OBP: 0.344, SLG: 0.552 | | K | G6-3 | | FC5 | | | | G6-3 | 4 | 0 | 0 | 0 | 0 | 1 | 3 | | | | | | | | | |
| Tony Clark, S OBP: 0.336, SLG: 0.409 | | FC5-4 1B | | | G4-3 | | | | P3 | 4 | 0 | 1 | 0 | 0 | 0 | 0 | | | | | | | | | |
| Karim Garcia, L OBP: 0.252, SLG: 0.339 | FC5-4 1-2 | | | | G3 | 1B SF9 BB | | | F8 2B | 3 | 1 | 1 | 0 | 1 | 0 | 1 | | | | | | | | | |
| Damion Easley, R OBP: 0.342, SLG: 0.428 | F8 | | | | G5-3 | SF9 1B | | | F8 2-3 | 4 | 0 | 1 | 0 | 0 | 0 | 2 | | | | | | | | | |
| Juan Encarnacion, R OBP: 0.308, SLG: 0.460 | | | 1B 2B 1B | | G6-3 | | | | P3 | 3 | 1 | 1 | 0 | 1 | 0 | 1 | | | | | | | | | |
| Deivi Cruz, R OBP: 0.279, SLG: 0.342 Jason Wood, R OBP: 0.174, SLG: 0.136 | | | 2B G6-3 1B | | E6 BB 1B | SF9 2-3 3H | | | K | 2 | 1 | 2 | 1 | 0 | 0 | 0 | | | | | | | | | |
| | | | | | | | | | | | | | | | | | | | | | | | | | |
| Inning Stats | R: 0 E: 0 K: 1 S: 9 | H: 0 LOB: 0 BB: 0 P: 12 | R: 0 E: 0 K: 1 S: 7 | H: 1 LOB: 1 BB: 0 P: 8 | R: 3 E: 0 K: 0 S: 15 | H: 3 LOB: 0 BB: 0 P: 22 | R: 0 E: 0 K: 0 S: 4 | H: 0 LOB: 0 BB: 0 P: 7 | R: 0 E: 1 K: 0 S: 12 | H: 1 LOB: 3 BB: 2 P: 24 | R: 0 E: 0 K: 1 S: 15 | H: 1 LOB: 2 BB: 2 P: 26 | R: 0 E: 0 K: 0 S: 9 | H: 0 LOB: 0 BB: 0 P: 13 | R: 0 E: 0 K: 0 S: 8 | H: 1 LOB: 1 BB: 0 P: 12 | R: 0 E: 0 K: 1 S: 6 | H: 0 LOB: 0 BB: 0 P: 10 | 1B: 5 2B: 2 3B: 0 HR: 0 | SF: 2 SAC: 0 DP: 0 HBP: 0 | WP: 0 PB: 0 SB: 0 CS: 0 | PA: 38 | | | |
| PITCHER | IP | WLS | BF | H | R | ER | SO | BB | IBB | HBP | BLK | WP | HR | S | P | ERA | WHIP | | | | | | | | |
| LaTroy Hawkins, R ERA: 7.89 | 5.1 | W | 26 | 6 | 4 | 4 | 2 | 4 | 0 | 0 | 0 | 0 | 0 | 57 | 92 | 6.75 | 1.875 | | | | | | | | |
| Bob Wells, R ERA: 3.89 | 2.2 | H | 9 | 1 | 0 | 0 | 1 | 0 | 0 | 0 | 0 | 0 | 0 | 22 | 32 | 0.00 | 0.375 | | | | | | | | |
| Travis Miller, L ERA: 1.72 | 1.0 | | 3 | 0 | 0 | 0 | 1 | 0 | 0 | 0 | 0 | 0 | 0 | 6 | 10 | 0.00 | 0.000 | | | | | | | | |

Detroit Tigers @ Minnesota Twins
Hubert H. Humphrey Metrodome, Minneapolis, MN

AB 32
R 4
H 7
RBI 4
BB 4
SO 4
LOB 11



WP: 0 PA: 38
PB: 0
SB: 0
CS: 0

Fri Jul 02 1999, 8:05 PM EDT
Att: 12,033 - Dome - 72 F

| Batter | 1 | 2 | 3 | 4 | 5 | 6 | 7 | 8 | 9 | AB | R | H | RBI | BB | SO | LOB | BOTTOM | | | | | | | | |
|--|------------------------------|----------------------------------|-------------------------------|----------------------------------|------------------------------|---------------------------------|-------------------------------|----------------------------------|-------------------------------|----------------------------------|-------------------------------|----------------------------------|-------------------------------|----------------------------------|------------------------------|----------------------------------|----------------------------------|------------------------------------|----------------------------------|--------|--|--|--|--|--|
| Jacque Jones, L OBP: 0.337, SLG: 0.393 | SH1-3 2B | 1-1 1B 2B | | FC6-4 1B CS BB | | G1-3 | G4-3 | | | 4 | 1 | 2 | 2 | 1 | 0 | 1 | | | | | | | | | |
| Denny Hocking, S OBP: 0.340, SLG: 0.383 | SH1-3 2-3 | FC5-4 1B | | FC6-4 1B | | | | | G6-3 | 3 | 0 | 2 | 2 | 1 | 0 | 0 | | | | | | | | | |
| Todd Walker, L OBP: 0.334, SLG: 0.391 Chad Allen, R OBP: 0.344, SLG: 0.413 | K | K | | FC6-4 1-2 2-3 | | PO | PO | | K | 3 | 0 | 0 | 0 | 0 | 2 | 4 | | | | | | | | | |
| Marty Cordova, R OBP: 0.368, SLG: 0.438 Terry Steinbach, R OBP: 0.367, SLG: 0.410 | G1-3 | FC5-4 1-2 | | CS 3H | P6 | | | | K | 3 | 1 | 0 | 0 | 0 | 0 | 2 | | | | | | | | | |
| Corey Koskie, L OBP: 0.357, SLG: 0.473 Torii Hunter, R OBP: 0.294, SLG: 0.342 | | 3B 1B | | G4-3 | | K | | | K | 4 | 2 | 2 | 1 | 0 | 1 | 0 | | | | | | | | | |
| Brent Gates, S OBP: 0.398, SLG: 0.400 | F8 | | | K | E4 2B 1B | | | | K | 4 | 2 | 1 | 0 | 0 | 1 | 3 | | | | | | | | | |
| Doug Mientkiewicz, L OBP: 0.360, SLG: 0.360 | | 1-1 1B 3B | | P8 | | | | | K | 4 | 1 | 3 | 3 | 0 | 0 | 0 | | | | | | | | | |
| Javier Valentin, S OBP: 0.315, SLG: 0.403 | | 1B 2B HBP | | K | P9 | | | | FC6-4 1B | 3 | 1 | 0 | 1 | 0 | 1 | 3 | | | | | | | | | |
| Cristian Guzman, S OBP: 0.254, SLG: 0.269 | | 2B 1B | | G4-3 | | | | | SF8 | 3 | 2 | 2 | 2 | 0 | 0 | 0 | | | | | | | | | |
| Inning Stats | R: 0 E: 0 K: 1 S: 6 | H: 1 LOB: 1 BB: 0 P: 11 | R: 5 E: 0 K: 1 S: 15 | H: 5 LOB: 1 BB: 0 P: 21 | R: 0 E: 0 K: 1 S: 6 | H: 0 LOB: 0 BB: 0 P: 6 | R: 1 E: 0 K: 1 S: 17 | H: 2 LOB: 1 BB: 1 P: 25 | R: 1 E: 0 K: 1 S: 14 | H: 2 LOB: 1 BB: 0 P: 23 | R: 0 E: 0 K: 0 S: 11 | H: 0 LOB: 0 BB: 1 P: 19 | R: 4 E: 1 K: 0 S: 15 | H: 3 LOB: 1 BB: 0 P: 19 | R: 0 E: 0 K: 2 S: 8 | H: 0 LOB: 0 BB: 0 P: 13 | 1B: 8 2B: 4 3B: 1 HR: 0 | SF: 1 SAC: 1 DP: 0 HBP: 2 | WP: 0 PB: 0 SB: 0 CS: 1 | PA: 42 | | | | | |
| PITCHER | IP | WLS | BF | H | R | ER | SO | BB | IBB | HBP | BLK | WP | HR | S | P | ERA | WHIP | | | | | | | | |
| Jeff Weaver, R ERA: 3.98 | 5.0 | L | 26 | 10 | 7 | 7 | 5 | 1 | 0 | 1 | 0 | 0 | 0 | 6 | 86 | 12.60 | 2.200 | | | | | | | | |
| Will Brunson, L ERA: 5.97 | 0.2 | | 3 | 0 | 0 | 0 | 0 | 1 | 0 | 0 | 0 | 0 | 0 | 6 | 13 | 0.00 | 1.500 | | | | | | | | |
| Willis Roberts, R ERA: 13.5 | 1.1 | | 8 | 3 | 4 | 2 | 0 | 0 | 0 | 1 | 0 | 0 | 0 | 20 | 25 | 13.50 | 2.250 | | | | | | | | |
| C.J. Nitkowski, L ERA: 5.67 | 1.0 | | 3 | 0 | 0 | 0 | 2 | 0 | 0 | 0 | 0 | 0 | 0 | 8 | 13 | 0.00 | 0.000 | | | | | | | | |

Detroit Tigers @ Minnesota Twins
Hubert H. Humphrey Metrodome, Minneapolis, MN

AB 34
R 11
H 13
RBI 11
BB 2
SO 7
LOB 13



WP: 0 PA: 42
PB: 0
SB: 0
CS: 1

Fri Jul 02 1999, 8:05 PM EDT
Att: 12,033 - Dome - 72 F

| Batter | 1 | 2 | 3 | 4 | 5 | 6 | 7 | 8 | 9 | AB | R | H | RBI | BB | SO | LOB | TOP | | | |
|---|---|---|---|---|---|---|---|---|---|---|---|---|---|---|---|---|--|------------------------------------|----------------------------------|--------|
| Luis Polonia, L (1.10) OBP: 0.395, SLG: 0.554 | 0-0 1B 2B | | 0-3 K | | 3-2 F7 | | | 2-2 F7 | | 4 | 1 | 1 | 0 | 0 | 1 | 0 | Detroit Tigers @ Minnesota Twins Hubert H. Humphrey Metrodome, Minneapolis, MN Sat Jul 03 1999, 8:05 PM EDT Att: 14,042 - Dome - 72 F livebaseballscores.com | | | |
| Brad Ausmus, R (1.2) OBP: 0.345, SLG: 0.414 | 1-3 K | | 0-0 F8 | | 1-3 K | | | 3-3 K | | 4 | 0 | 0 | 0 | 0 | 3 | 1 | | | | |
| Bobby Higginson, L (1.9) OBP: 0.344, SLG: 0.372 | 0-0 F7 | | 0-0 1B 2B | | 0-0 P7 | | | 4-2 BB | | 3 | 1 | 1 | 0 | 1 | 0 | 1 | | | | |
| Dean Palmer, R (1.5) OBP: 0.346, SLG: 0.551 | 0-0 2H 1B | | 0-0 2H 1B | | 2-1 F8 | | | 3-2 G6-3 | | 4 | 0 | 2 | 2 | 0 | 0 | 1 | | | | |
| Tony Clark, S (1.3) OBP: 0.331, SLG: 0.402 | 1-3 K | | 0-0 G4-3 | | 2-0 G4-3 | | | 2-3 K | | 4 | 0 | 0 | 0 | 0 | 2 | 2 | | | | |
| Damon Easley, R (1.4) OBP: 0.340, SLG: 0.426 | | | | 0-0 G5-3 1B | | | | 0-0 F8 | | 4 | 0 | 1 | 0 | 0 | 1 | 0 | | | | |
| Juan Encarnacion, R (1.7) OBP: 0.304, SLG: 0.453 | | | | 0-0 F8 G5-3 | | | | 2-0 F9 | | 4 | 0 | 0 | 0 | 0 | 0 | 1 | | | | |
| Gabe Kapler, R (1.8) OBP: 0.292, SLG: 0.462 | | | | 4-1 BB G5-3 | | | | 1-0 F7 | | 2 | 0 | 0 | 0 | 1 | 0 | 1 | | | | |
| Deivi Cruz, R (1.6) OBP: 0.275, SLG: 0.338 | | | | 0-0 F9 G6-3 | | | | 1-0 F7 | | 3 | 0 | 0 | 0 | 0 | 0 | 2 | | | | |
| Inning Stats | R: 1 E: 0 K: 2 S: 9 | H: 2 LOB: 1 BB: 0 P: 11 | R: 0 E: 0 K: 1 S: 6 | H: 0 LOB: 1 BB: 1 P: 12 | R: 1 E: 0 K: 1 S: 7 | H: 2 LOB: 1 BB: 0 P: 7 | R: 0 E: 0 K: 0 S: 9 | H: 1 LOB: 1 BB: 0 P: 14 | R: 0 E: 0 K: 0 S: 4 | H: 0 LOB: 0 BB: 0 P: 8 | R: 0 E: 0 K: 0 S: 3 | H: 0 LOB: 1 BB: 0 P: 5 | R: 0 E: 0 K: 1 S: 17 | H: 0 LOB: 1 BB: 1 P: 29 | R: 0 E: 0 K: 1 S: 5 | H: 0 LOB: 0 BB: 0 P: 9 | 1B: 3 2B: 2 3B: 0 HR: 0 | SF: 0 SAC: 0 DP: 0 HBP: 0 | WP: 0 PB: 0 SB: 0 CS: 0 | PA: 34 |
| PITCHER | IP WLS BF H R ER SO BB IBB HBP BLK WP HR S P ERA WHIP | IP WLS BF H R ER SO BB IBB HBP BLK WP HR S P ERA WHIP | IP WLS BF H R ER SO BB IBB HBP BLK WP HR S P ERA WHIP | IP WLS BF H R ER SO BB IBB HBP BLK WP HR S P ERA WHIP | IP WLS BF H R ER SO BB IBB HBP BLK WP HR S P ERA WHIP | IP WLS BF H R ER SO BB IBB HBP BLK WP HR S P ERA WHIP | IP WLS BF H R ER SO BB IBB HBP BLK WP HR S P ERA WHIP | IP WLS BF H R ER SO BB IBB HBP BLK WP HR S P ERA WHIP | IP WLS BF H R ER SO BB IBB HBP BLK WP HR S P ERA WHIP | IP WLS BF H R ER SO BB IBB HBP BLK WP HR S P ERA WHIP | IP WLS BF H R ER SO BB IBB HBP BLK WP HR S P ERA WHIP | IP WLS BF H R ER SO BB IBB HBP BLK WP HR S P ERA WHIP | IP WLS BF H R ER SO BB IBB HBP BLK WP HR S P ERA WHIP | IP WLS BF H R ER SO BB IBB HBP BLK WP HR S P ERA WHIP | IP WLS BF H R ER SO BB IBB HBP BLK WP HR S P ERA WHIP | IP WLS BF H R ER SO BB IBB HBP BLK WP HR S P ERA WHIP | IP WLS BF H R ER SO BB IBB HBP BLK WP HR S P ERA WHIP | | | |
| Mike Lincoln, R (1.1) ERA: 6.04 | 7.0 | W | 27 | 5 | 2 | 2 | 5 | 1 | 0 | 0 | 0 | 0 | 0 | 0 | 0 | 0 | 2.57 | 0.857 | | |
| Eddie Guardado, L (8.1) ERA: 4.59 | 1.0 | | 4 | 0 | 0 | 0 | 1 | 1 | 0 | 0 | 0 | 0 | 0 | 0 | 0 | 0 | 0.00 | 1.000 | | |
| Hector Carrasco, R (9.1) ERA: 12.46 | 1.0 | | 3 | 0 | 0 | 0 | 1 | 0 | 0 | 0 | 0 | 0 | 0 | 0 | 0 | 0 | 0.00 | 0.000 | | |

| Batter | 1 | 2 | 3 | 4 | 5 | 6 | 7 | 8 | 9 | AB | R | H | RBI | BB | SO | LOB | BOTTOM | | | |
|--|---|---|---|---|---|---|---|---|---|---|---|---|---|---|---|---|--|------------------------------------|----------------------------------|--------|
| Jacque Jones, L (1.8) OBP: 0.344, SLG: 0.432 | 0-0 HR | | 0-1 G4-3 | | 2-1 G6-3 | | | 0-0 1B G6-3 | | 4 | 2 | 2 | 1 | 0 | 0 | 1 | Detroit Tigers @ Minnesota Twins Hubert H. Humphrey Metrodome, Minneapolis, MN Sat Jul 03 1999, 8:05 PM EDT Att: 14,042 - Dome - 72 F livebaseballscores.com | | | |
| Brent Gates, S (1.4) OBP: 0.376, SLG: 0.405 | 4-0 BB G6-4-3 | | 2-1 G6-3 | | 3-2 2B 1B | | 2-2 G6-3 | | | 3 | 1 | 2 | 2 | 1 | 0 | 1 | | | | |
| Todd Walker, L (1.10) OBP: 0.333, SLG: 0.392 | 0-0 G6-4-3 | | 1-0 G3 | | 1-2 1B 2B | | 1-1 G6-3 | | | 4 | 1 | 1 | 1 | 0 | 0 | 3 | | | | |
| Ron Coomer, R (1.5) OBP: 0.312, SLG: 0.452 | 0-0 F9 | | | 1-2 1B HBP | | | 0-0 F8 | | | 3 | 0 | 1 | 0 | 0 | 0 | 1 | | | | |
| Denny Hocking, S (8.5) OBP: 0.340, SLG: 0.383 | | | | | | | 1-1 1B 2B | | | 0 | 0 | 0 | 0 | 0 | 0 | 0 | | | | |
| Corey Koskie, L (1.9) OBP: 0.355, SLG: 0.468 | | | | 2-2 G5-4-3 | | | 3-1 G6-3 | | | 4 | 0 | 1 | 0 | 0 | 0 | 2 | | | | |
| Tori Hunter, R (8.9) OBP: 0.294, SLG: 0.342 | | | | 1-2 1B | | | 1-0 F7 | | | 0 | 0 | 0 | 0 | 0 | 0 | 0 | | | | |
| Chad Allen, R (1.7) OBP: 0.343, SLG: 0.411 | | | | 1-3 K | | | 3-2 1B | | | 4 | 0 | 1 | 1 | 0 | 2 | 2 | | | | |
| Doug Mientkiewicz, L (1.3) OBP: 0.354, SLG: 0.352 | | | | 0-1 G5-4-3 | | | 1-2 P5 | | | 4 | 0 | 0 | 0 | 0 | 1 | 3 | | | | |
| Terry Steinbach, R (1.2) OBP: 0.378, SLG: 0.444 | | | | 0-0 1B 3B | | | 0-0 L6 | | | 4 | 2 | 3 | 0 | 0 | 0 | 0 | | | | |
| Cristian Guzman, S (1.6) OBP: 0.258, SLG: 0.274 | | | | 1-1 G6-3 G4-3 | | | 2-1 L6 | | | 4 | 1 | 2 | 1 | 0 | 0 | 1 | | | | |
| Inning Stats | R: 1 E: 0 K: 0 S: 3 | H: 1 LOB: 0 BB: 1 P: 7 | R: 0 E: 0 K: 2 S: 8 | H: 0 LOB: 0 BB: 0 P: 10 | R: 1 E: 0 K: 0 S: 8 | H: 2 LOB: 1 BB: 0 P: 12 | R: 0 E: 0 K: 1 S: 15 | H: 1 LOB: 1 BB: 0 P: 19 | R: 0 E: 0 K: 0 S: 5 | H: 0 LOB: 0 BB: 0 P: 9 | R: 2 E: 1 K: 0 S: 15 | H: 3 LOB: 1 BB: 0 P: 24 | R: 3 E: 0 K: 0 S: 17 | H: 5 LOB: 1 BB: 0 P: 23 | R: 0 E: 0 K: 0 S: 9 | H: 1 LOB: 1 BB: 0 P: 15 | 1B: 9 2B: 2 3B: 1 HR: 1 | SF: 0 SAC: 0 DP: 3 HBP: 1 | WP: 0 PB: 0 SB: 0 CS: 0 | PA: 36 |
| PITCHER | IP WLS BF H R ER SO BB IBB HBP BLK WP HR S P ERA WHIP | IP WLS BF H R ER SO BB IBB HBP BLK WP HR S P ERA WHIP | IP WLS BF H R ER SO BB IBB HBP BLK WP HR S P ERA WHIP | IP WLS BF H R ER SO BB IBB HBP BLK WP HR S P ERA WHIP | IP WLS BF H R ER SO BB IBB HBP BLK WP HR S P ERA WHIP | IP WLS BF H R ER SO BB IBB HBP BLK WP HR S P ERA WHIP | IP WLS BF H R ER SO BB IBB HBP BLK WP HR S P ERA WHIP | IP WLS BF H R ER SO BB IBB HBP BLK WP HR S P ERA WHIP | IP WLS BF H R ER SO BB IBB HBP BLK WP HR S P ERA WHIP | IP WLS BF H R ER SO BB IBB HBP BLK WP HR S P ERA WHIP | IP WLS BF H R ER SO BB IBB HBP BLK WP HR S P ERA WHIP | IP WLS BF H R ER SO BB IBB HBP BLK WP HR S P ERA WHIP | IP WLS BF H R ER SO BB IBB HBP BLK WP HR S P ERA WHIP | IP WLS BF H R ER SO BB IBB HBP BLK WP HR S P ERA WHIP | IP WLS BF H R ER SO BB IBB HBP BLK WP HR S P ERA WHIP | IP WLS BF H R ER SO BB IBB HBP BLK WP HR S P ERA WHIP | | | | |
| Nelson Cruz, R (1.1) ERA: 6.68 | 6.0 | L | 27 | 9 | 6 | 6 | 3 | 1 | 0 | 0 | 0 | 0 | 0 | 0 | 0 | 0 | 9.00 | 1.667 | | |
| C.J. Nitkowski, L (7.1) ERA: 5.95 | 0.2 | | 3 | 2 | 1 | 1 | 0 | 0 | 0 | 0 | 0 | 0 | 0 | 0 | 0 | 0 | 13.50 | 3.000 | | |
| Willie Blair, R (7.1) ERA: 7.34 | 1.1 | | 6 | 2 | 0 | 0 | 0 | 0 | 0 | 0 | 0 | 0 | 0 | 0 | 0 | 0 | 0.00 | 1.500 | | |

| Batter | 1 | 2 | 3 | 4 | 5 | 6 | 7 | 8 | 9 | AB | R | H | RBI | BB | SO | LOB | TOP | | | | | | | | | | |
|--|---------------------------------------|----------------------------------|---------------------------------------|----------------------------------|--------------------------------------|----------------------------------|---------------------------------------|----------------------------------|---------------------------------------|----------------------------------|---------------------------------------|----------------------------------|---------------------------------------|----------------------------------|--------------------------------------|----------------------------------|--|----------------------------------|----------------------------------|------------------------------------|----------------------------------|--------|--|--|--|--|--|
| Kenny Lofton, L OBP: 0.417, SLG: 0.436 (1, 8) | 3-3 | | 0-0 | | | 3-2 | | 2-2 | 0-3 | 5 | 0 | 0 | 0 | 0 | 3 | 5 | Cleveland Indians @ Minnesota Twins Hubert H. Humphrey Metrodome, Minneapolis, MN Tue Jul 06 1999, 8:05 PM EDT Att: 12,579 - Dome - 72 F livebaseballscorecards.com | | | | | | | | | | |
| Omar Vizquel, S OBP: 0.392, SLG: 0.428 (1, 6) | 4-2 | | 3-2 | | | 1-1 | | 2-2 | | 2 | 1 | 0 | 1 | 1 | 0 | 2 | | | | | | | | | | | |
| Roberto Alomar, S OBP: 0.430, SLG: 0.532 (1, 4) | 0-1 | | 2-2 | | | 3-2 | | 2-2 | | 4 | 0 | 0 | 0 | 0 | 0 | 2 | | | | | | | | | | | |
| Manny Ramirez, R OBP: 0.424, SLG: 0.634 (1, 9) | 0-0 | | | 0-1 | | 2-0 | | 4-2 | | 3 | 1 | 2 | 2 | 1 | 0 | 0 | | | | | | | | | | | |
| Jim Thome, L OBP: 0.432, SLG: 0.510 (1, 3) | 3-3 | | | 0-1 | | 0-1 | | 2-3 | | 4 | 0 | 1 | 0 | 0 | 2 | 2 | | | | | | | | | | | |
| Richie Sexson, R OBP: 0.302, SLG: 0.496 (1, 7) | | 0-1 | | 0-3 | | 1-3 | | 1-0 | | 4 | 0 | 0 | 0 | 0 | 2 | 3 | | | | | | | | | | | |
| Alex Ramirez, R OBP: 0.333, SLG: 0.529 (1, 10) | | 2-2 | | 3-2 | | 1-3 | | 2-3 | | 4 | 0 | 1 | 0 | 0 | 3 | 2 | | | | | | | | | | | |
| Enrique Wilson, S OBP: 0.348, SLG: 0.429 (1, 5) | | 2-3 | | 0-1 | | 0-0 | | 1-2 | | 4 | 1 | 3 | 0 | 0 | 1 | 1 | | | | | | | | | | | |
| Einar Diaz, R OBP: 0.301, SLG: 0.367 (1, 2) | 2-2 | | | 1-0 | | 4-0 | | 2-2 | | 3 | 0 | 1 | 0 | 1 | 0 | 2 | | | | | | | | | | | |
| Inning Stats | R: 2 H: 1 E: 0 K: 2 S: 14 | H: 1 LOB: 0 BB: 1 P: 24 | R: 0 H: 1 E: 0 K: 1 S: 11 | H: 1 LOB: 1 BB: 0 P: 17 | R: 0 H: 0 E: 0 K: 0 S: 7 | H: 0 LOB: 0 BB: 0 P: 12 | R: 0 H: 1 E: 0 K: 2 S: 13 | H: 1 LOB: 1 BB: 0 P: 16 | R: 1 H: 2 E: 0 K: 0 S: 11 | H: 2 LOB: 1 BB: 0 P: 19 | R: 0 H: 1 E: 0 K: 2 S: 10 | H: 1 LOB: 1 BB: 1 P: 14 | R: 0 H: 1 E: 0 K: 1 S: 10 | H: 1 LOB: 1 BB: 1 P: 18 | R: 0 H: 0 E: 0 K: 1 S: 9 | H: 0 LOB: 1 BB: 1 P: 18 | R: 0 H: 1 E: 0 K: 2 S: 13 | H: 1 LOB: 1 BB: 0 P: 18 | 1B: 4 2B: 3 3B: 0 HR: 1 | SF: 1 SAC: 0 DP: 0 HBP: 0 | WP: 1 PB: 1 SB: 0 CS: 0 | PA: 37 | | | | | |
| PITCHER | IP | WLS | BF | H | R | ER | SO | BB | IBB | HBP | BLK | WP | HR | S | P | ERA | WHIP | | | | | | | | | | |
| Eric Milton, L ERA: 5.17 (1, 1) | 4.0 | L | 16 | 3 | 2 | 2 | 5 | 1 | 0 | 0 | 0 | 0 | 1 | 45 | 69 | 4.50 | 1.000 | | | | | | | | | | |
| Travis Miller, L ERA: 2.04 (5, 1) | 2.0 | H | 4 | 1 | 1 | 2 | 1 | 0 | 0 | 0 | 0 | 1 | 0 | 22 | 38 | 4.50 | 2.500 | | | | | | | | | | |
| Eddie Guardado, L ERA: 4.19 (7, 1) | 1.2 | 5 | 0 | 0 | 0 | 2 | 1 | 0 | 0 | 0 | 0 | 0 | 0 | 17 | 29 | 0.00 | 0.600 | | | | | | | | | | |
| Bob Wells, R ERA: 3.78 (8, 1) | 1.1 | 5 | 1 | 0 | 0 | 2 | 0 | 0 | 0 | 0 | 0 | 0 | 0 | 14 | 20 | 0.00 | 0.750 | | | | | | | | | | |

| Batter | 1 | 2 | 3 | 4 | 5 | 6 | 7 | 8 | 9 | AB | R | H | RBI | BB | SO | LOB | BOTTOM | | | | | | | | | | |
|---|--------------------------------------|----------------------------------|---------------------------------------|----------------------------------|---------------------------------------|----------------------------------|--------------------------------------|----------------------------------|--------------------------------------|---------------------------------|---------------------------------------|----------------------------------|--------------------------------------|----------------------------------|---------------------------------------|----------------------------------|--|----------------------------------|----------------------------------|------------------------------------|----------------------------------|--------|--|--|--|--|--|
| Jacque Jones, L OBP: 0.337, SLG: 0.452 (1, 8) | 2-1 | | 1-1 | | | 2-0 | | 1-2 | | 3 | 1 | 1 | 1 | 0 | 0 | 0 | Cleveland Indians @ Minnesota Twins Hubert H. Humphrey Metrodome, Minneapolis, MN Tue Jul 06 1999, 8:05 PM EDT Att: 12,579 - Dome - 72 F livebaseballscorecards.com | | | | | | | | | | |
| Marty Cordova, R OBP: 0.368, SLG: 0.435 (7, PH) | 4-2 | | 2-3 | | | 1-0 | | 2-1 | | 3 | 0 | 1 | 0 | 1 | 1 | 0 | | | | | | | | | | | |
| Denny Hocking, S OBP: 0.337, SLG: 0.374 (1, 4) | 4-2 | | 2-3 | | | 1-2 | | 1-2 | | 3 | 0 | 1 | 0 | 1 | 0 | 1 | | | | | | | | | | | |
| Todd Walker, L OBP: 0.331, SLG: 0.386 (1, 10) | 1-2 | | | 4-1 | | 1-2 | | 1-2 | | 3 | 0 | 1 | 0 | 1 | 0 | 1 | | | | | | | | | | | |
| Ron Coomer, R OBP: 0.313, SLG: 0.454 (8, 3) | 1-0 | | | 0-0 | | 3-2 | | 2-1 | | 4 | 0 | 1 | 0 | 0 | 0 | 3 | | | | | | | | | | | |
| Terry Steinbach, R OBP: 0.376, SLG: 0.447 (1, 2) | | 2-2 | | 3-1 | | 0-0 | | 1-3 | | 4 | 0 | 1 | 0 | 0 | 1 | 3 | | | | | | | | | | | |
| Chad Allen, R OBP: 0.340, SLG: 0.405 (1, 7) | | 2-3 | | 4-0 | | 3-3 | | 0-0 | | 3 | 0 | 0 | 0 | 1 | 2 | 2 | | | | | | | | | | | |
| Doug Mientkiewicz, L OBP: 0.359, SLG: 0.351 (1, 3) | | 1-1 | | 2-3 | | 4-1 | | 1-1 | | 1 | 0 | 0 | 0 | 0 | 1 | 2 | | | | | | | | | | | |
| Brent Gates, S OBP: 0.380, SLG: 0.414 (7, PH) | | | | 2-3 | | | | 1-1 | | 1 | 0 | 1 | 0 | 1 | 0 | 0 | | | | | | | | | | | |
| Tori Hunter, R OBP: 0.291, SLG: 0.335 (8, 8) | 2-0 | | | | | 0-0 | | 2-2 | | 3 | 0 | 0 | 0 | 0 | 0 | 2 | | | | | | | | | | | |
| Javier Valentin, S OBP: 0.314, SLG: 0.420 (9, PH) | | | | | | 0-2 | | 1-0 | | 1 | 0 | 0 | 0 | 0 | 1 | 1 | | | | | | | | | | | |
| Cristian Guzman, S OBP: 0.264, SLG: 0.293 (8, PH) | | | | 1-3 | | 0-2 | | 1-0 | | 3 | 0 | 0 | 0 | 0 | 1 | 1 | | | | | | | | | | | |
| Corey Koskie, L OBP: 0.349, SLG: 0.462 (9, PH) | | | | 1-3 | | 0-2 | | 1-0 | | 1 | 0 | 0 | 0 | 0 | 1 | 1 | | | | | | | | | | | |
| Inning Stats | R: 1 H: 1 E: 0 K: 0 S: 8 | H: 0 LOB: 1 BB: 1 P: 16 | R: 0 H: 0 E: 0 K: 1 S: 12 | H: 0 LOB: 0 BB: 0 P: 19 | R: 0 H: 0 E: 0 K: 2 S: 10 | H: 0 LOB: 0 BB: 0 P: 14 | R: 0 H: 1 E: 0 K: 1 S: 8 | H: 1 LOB: 2 BB: 2 P: 21 | R: 0 H: 0 E: 0 K: 0 S: 6 | H: 0 LOB: 0 BB: 0 P: 8 | R: 0 H: 2 E: 0 K: 1 S: 11 | H: 2 LOB: 2 BB: 0 P: 19 | R: 0 H: 0 E: 0 K: 0 S: 9 | H: 0 LOB: 1 BB: 1 P: 17 | R: 0 H: 1 E: 0 K: 1 S: 10 | H: 1 LOB: 0 BB: 0 P: 16 | R: 0 H: 1 E: 0 K: 2 S: 9 | H: 1 LOB: 1 BB: 0 P: 12 | 1B: 3 2B: 1 3B: 1 HR: 1 | SF: 0 SAC: 0 DP: 2 HBP: 1 | WP: 0 PB: 1 SB: 0 CS: 0 | PA: 36 | | | | | |
| PITCHER | IP | WLS | BF | H | R | ER | SO | BB | IBB | HBP | BLK | WP | HR | S | P | ERA | WHIP | | | | | | | | | | |
| Jaret Wright, R ERA: 6.1 (1, 1) | 6.0 | W | 24 | 4 | 1 | 1 | 5 | 3 | 0 | 1 | 0 | 0 | 0 | 55 | 97 | 1.50 | 1.167 | | | | | | | | | | |
| Paul Assenmacher, L ERA: 4.24 (7, 1) | 1.0 | H | 4 | 0 | 0 | 0 | 0 | 1 | 0 | 0 | 0 | 0 | 0 | 9 | 17 | 0.00 | 1.000 | | | | | | | | | | |
| Paul Shuey, R ERA: 3.46 (8, 1) | 1.0 | H | 4 | 1 | 0 | 0 | 1 | 0 | 0 | 0 | 0 | 0 | 0 | 10 | 16 | 0.00 | 1.000 | | | | | | | | | | |
| Michael Jackson, R ERA: 4.46 (9, 1) | 1.0 | S | 4 | 1 | 0 | 0 | 2 | 0 | 0 | 0 | 0 | 0 | 0 | 9 | 12 | 0.00 | 1.000 | | | | | | | | | | |



| Batter | 1 | 2 | 3 | 4 | 5 | 6 | 7 | 8 | 9 | AB | R | H | RBI | BB | SO | LOB | TOP | | | | | | | | |
|---|------------------------------|----------------------------------|-------------------------------|----------------------------------|------------------------------|----------------------------------|-------------------------------|----------------------------------|-------------------------------|----------------------------------|-------------------------------|----------------------------------|-------------------------------|----------------------------------|-------------------------------|----------------------------------|-------------------------------|----------------------------------|-----------------------------------|------------------------------------|----------------------------------|--------|--|--|--|
| Kenny Lofton, L (1, 8) OBP: 0.415, SLG: 0.436 Alex Ramirez, R (9, 7) OBP: 0.316, SLG: 0.500 | | | | | | | | | | 5 | 0 | 1 | 1 | 0 | 1 | 2 | | | | | | | | | |
| Omar Vizquel, S (1, 6) OBP: 0.386, SLG: 0.417 John McDonald, R (9, 6) OBP: 1.000, SLG: 1.000 | | | | | | | | | | 4 | 1 | 0 | 0 | 1 | 1 | 3 | | | | | | | | | |
| Roberto Alomar, S (1, 4) OBP: 0.425, SLG: 0.521 | | | | | | | | | | 4 | 0 | 0 | 0 | 1 | 1 | 1 | | | | | | | | | |
| Manny Ramirez, R (1, 9) OBP: 0.424, SLG: 0.630 | | | | | | | | | | 4 | 2 | 2 | 1 | 1 | 2 | 0 | | | | | | | | | |
| Jim Thome, L (1, 3) OBP: 0.429, SLG: 0.504 | | | | | | | | | | 5 | 2 | 2 | 1 | 0 | 2 | 2 | | | | | | | | | |
| Richie Sexson, R (1, 7) OBP: 0.307, SLG: 0.500 Jacob Cruz, L (7, 7) OBP: 0.344, SLG: 0.621 | | | | | | | | | | 4 | 2 | 2 | 1 | 0 | 1 | 2 | | | | | | | | | |
| David Justice, L (1, 10) OBP: 0.394, SLG: 0.527 | | | | | | | | | | 5 | 1 | 3 | 3 | 0 | 1 | 2 | | | | | | | | | |
| Enrique Wilson, S (1, 5) OBP: 0.353, SLG: 0.439 | | | | | | | | | | 4 | 1 | 3 | 1 | 0 | 0 | 0 | | | | | | | | | |
| Einar Diaz, R (1, 2) OBP: 0.298, SLG: 0.361 | | | | | | | | | | 5 | 0 | 2 | 1 | 0 | 1 | 4 | | | | | | | | | |
| Inning Stats | R: 0 E: 0 K: 1 S: 7 | H: 0 LOB: 0 BB: 0 P: 11 | R: 0 E: 0 K: 3 S: 11 | H: 0 LOB: 0 BB: 0 P: 17 | R: 0 E: 0 K: 0 S: 8 | H: 1 LOB: 1 BB: 0 P: 15 | R: 5 E: 0 K: 0 S: 16 | H: 6 LOB: 2 BB: 1 P: 29 | R: 0 E: 0 K: 1 S: 10 | H: 1 LOB: 2 BB: 1 P: 22 | R: 0 E: 1 K: 1 S: 13 | H: 0 LOB: 1 BB: 0 P: 20 | R: 4 E: 0 K: 1 S: 14 | H: 5 LOB: 1 BB: 1 P: 27 | R: 0 E: 0 K: 2 S: 10 | H: 0 LOB: 0 BB: 0 P: 13 | R: 0 E: 0 K: 1 S: 10 | H: 3 LOB: 2 BB: 0 P: 15 | 1B: 13 2B: 3 3B: 0 HR: 0 | SF: 1 SAC: 0 DP: 1 HBP: 0 | WP: 2 PB: 0 SB: 0 CS: 0 | PA: 45 | | | |
| PITCHER | IP | WLS | BF | H | R | ER | SO | BB | IBB | HBP | BLK | WP | HR | S | P | ERA | WHIP | | | | | | | | |
| Mike Lincoln, R (1, 1) ERA: 6.35 | 3.2 | L | 18 | 6 | 5 | 5 | 4 | 1 | 0 | 0 | 0 | 1 | 0 | 39 | 68 | 12.27 | 1.909 | | | | | | | | |
| 23 Bentj Sampson, L (4, 1) ERA: 7.04 | 2.2 | | 14 | 3 | 2 | 2 | 3 | 2 | 0 | 0 | 0 | 0 | 0 | 32 | 59 | 6.75 | 1.875 | | | | | | | | |
| Hector Carrasco, R (7, 1) ERA: 12.79 | 1.2 | | 8 | 4 | 2 | 2 | 2 | 0 | 0 | 0 | 0 | 1 | 0 | 18 | 27 | 10.80 | 2.400 | | | | | | | | |
| Travis Miller, L (9, 1) ERA: 1.93 | 1.0 | | 5 | 3 | 0 | 0 | 1 | 0 | 0 | 0 | 0 | 0 | 0 | 10 | 15 | 0.00 | 3.000 | | | | | | | | |

Cleveland Indians @ Minnesota Twins
Hubert H. Humphrey Metrodome, Minneapolis, MN

AB 41
R 9
H 16
RBI 9
BB 3
SO 10
LOB 16



Thu Jul 08 1999, 8:05 PM EDT
Att: 14,118 - Dome - 72 F

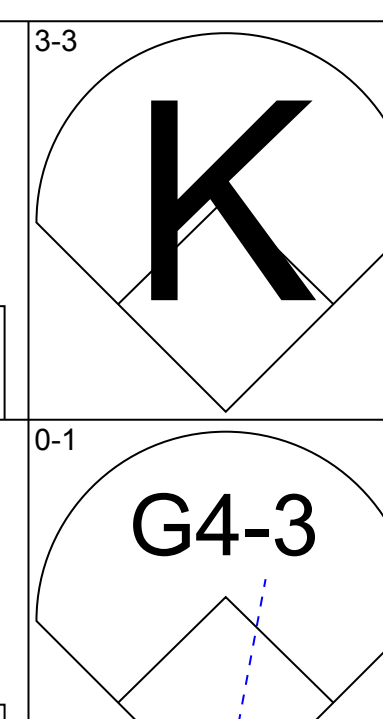
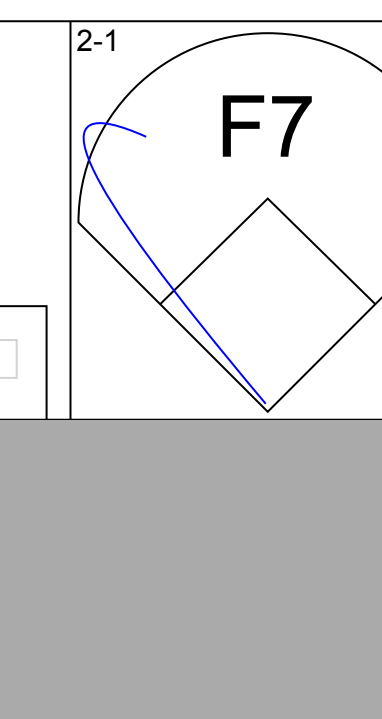
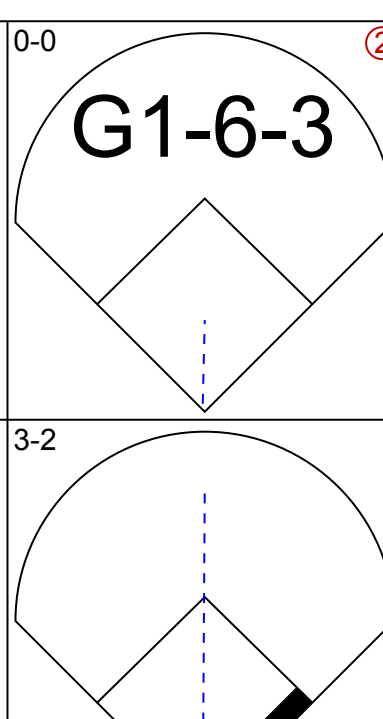
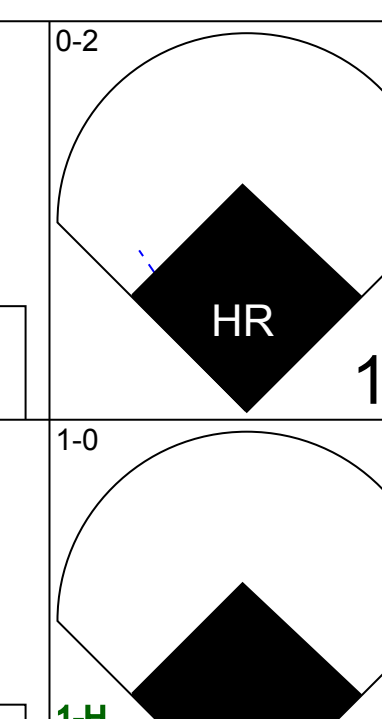
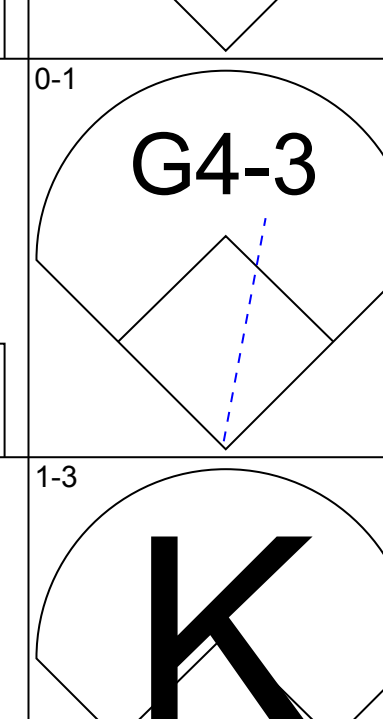
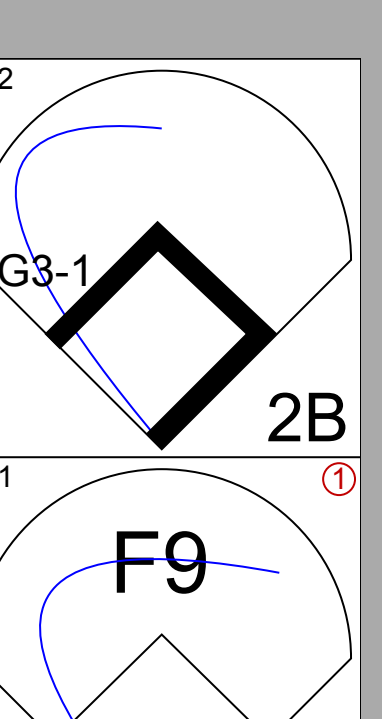
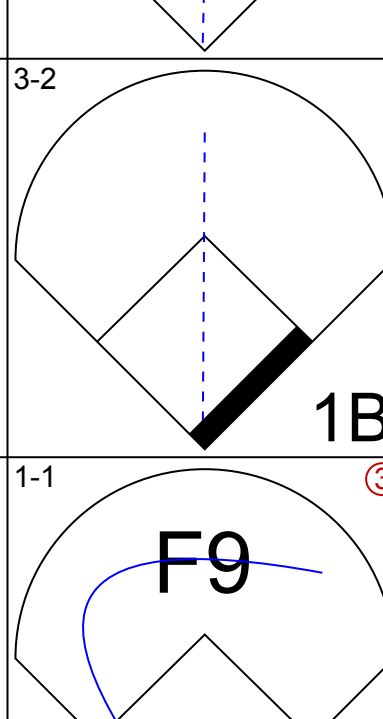
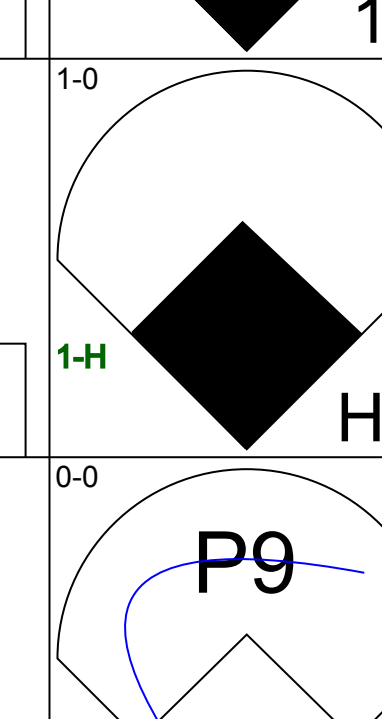
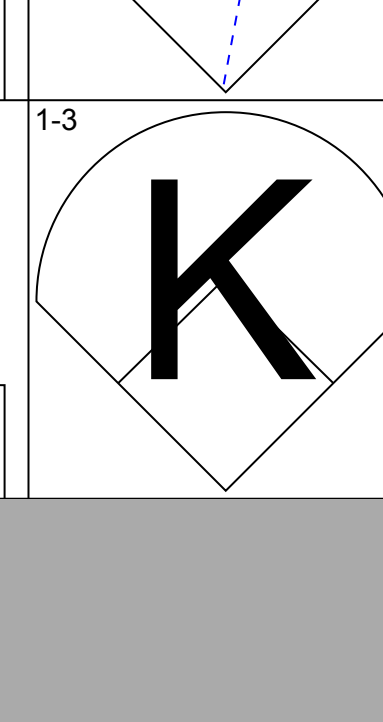
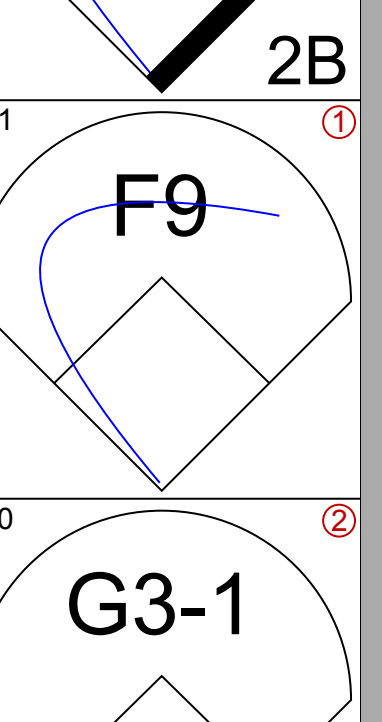
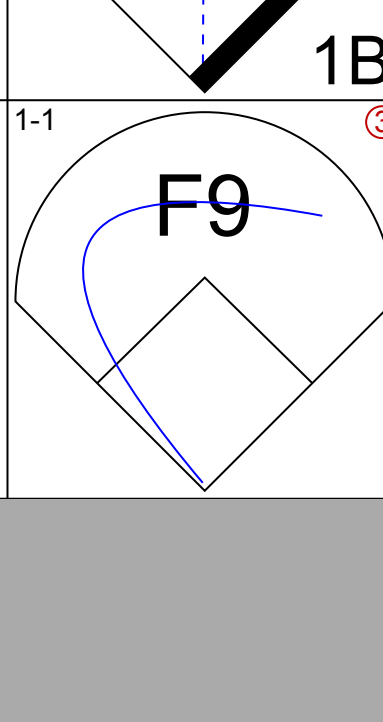
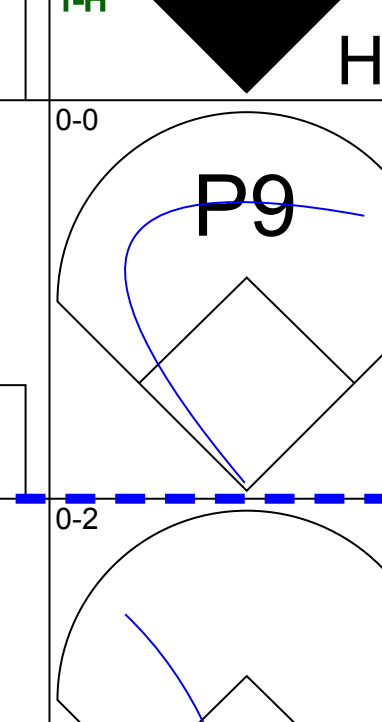
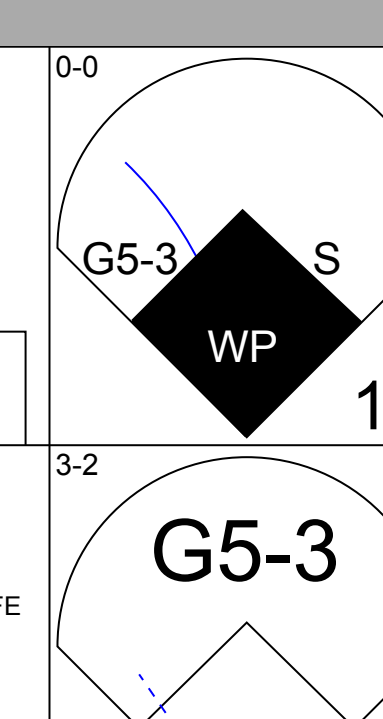
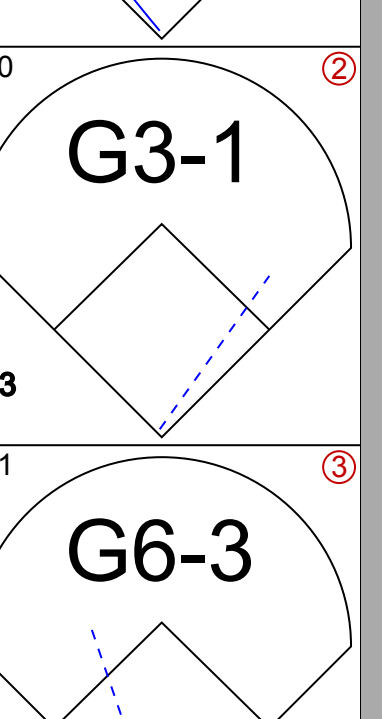
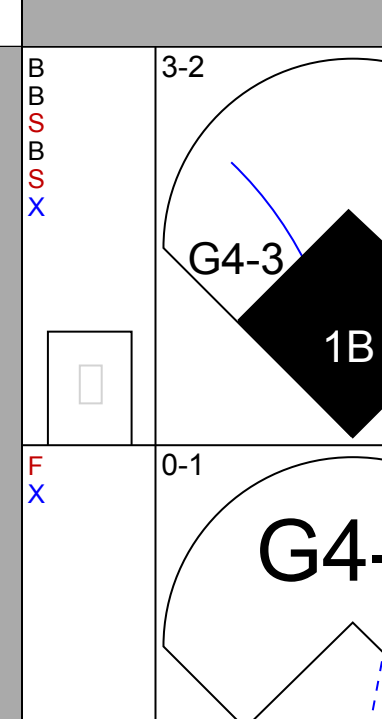
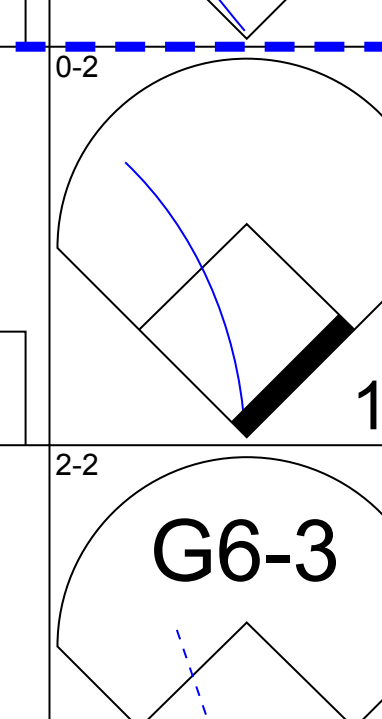
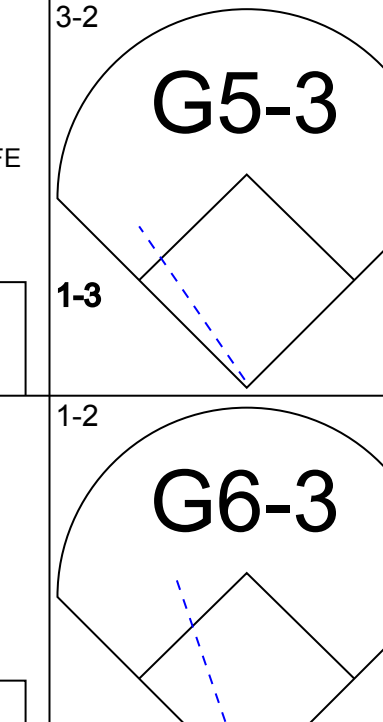
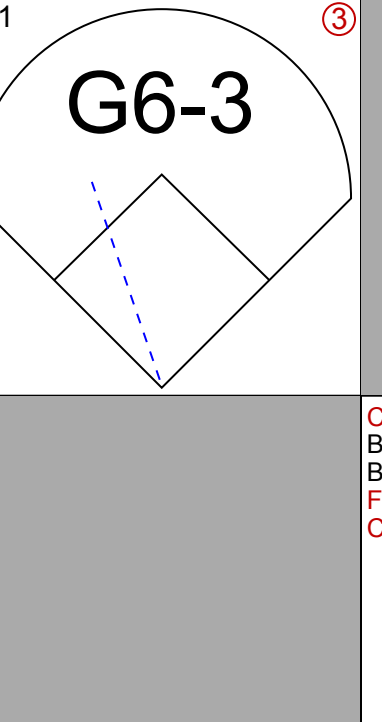
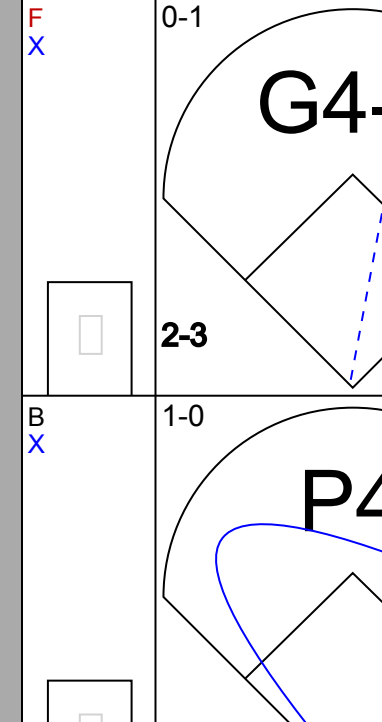
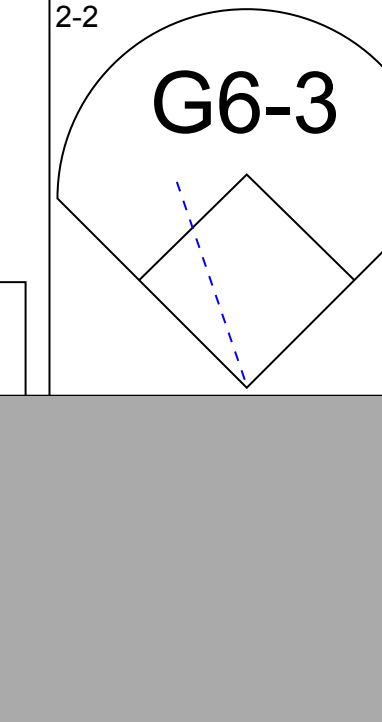
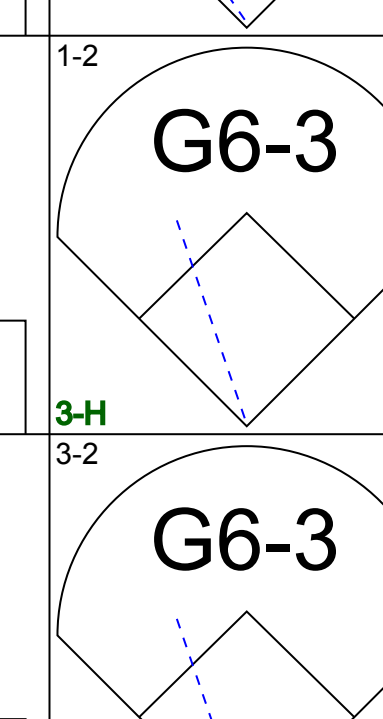

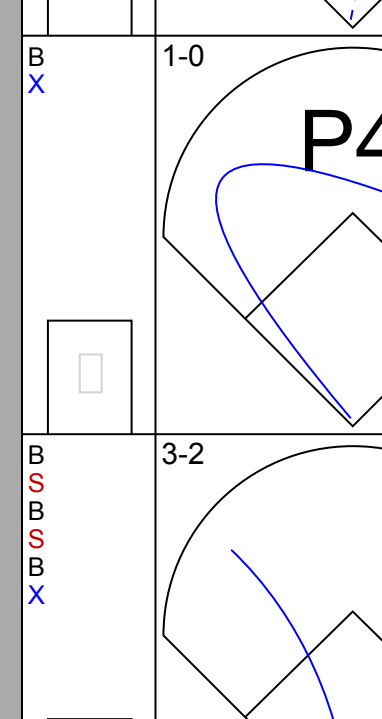
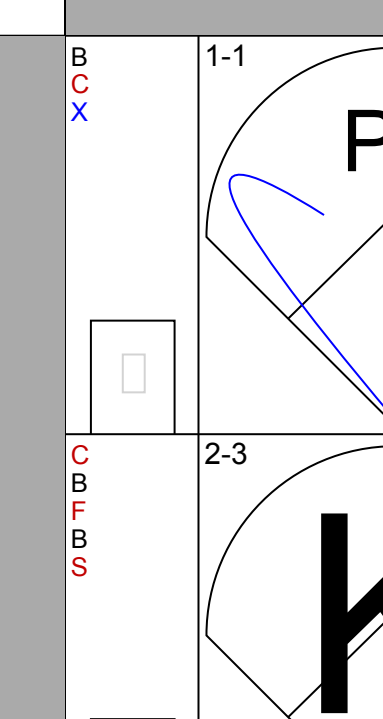
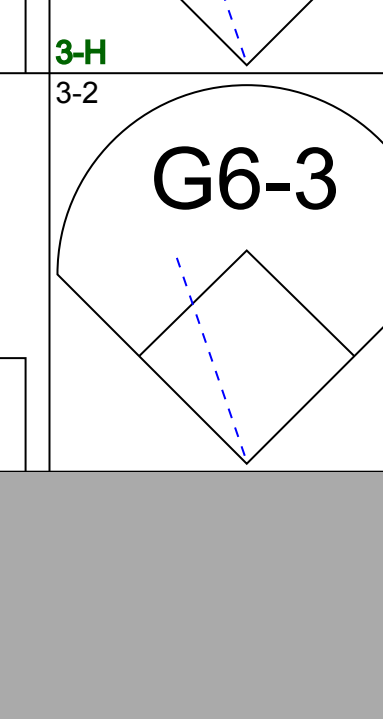
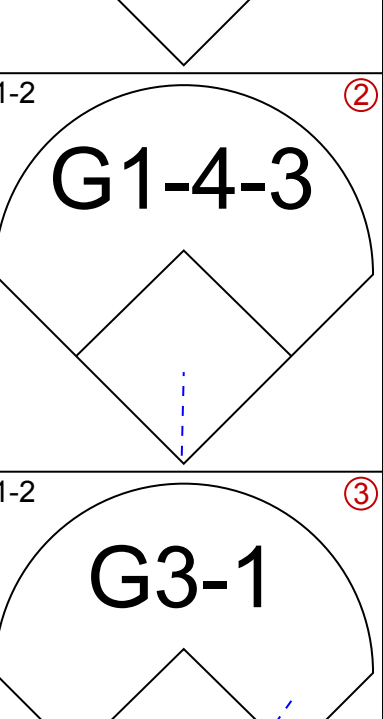
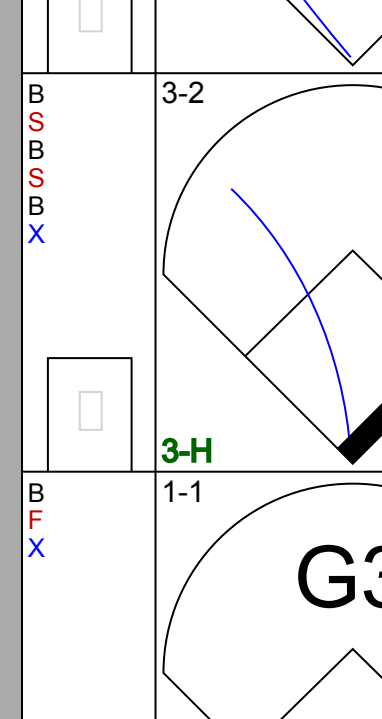
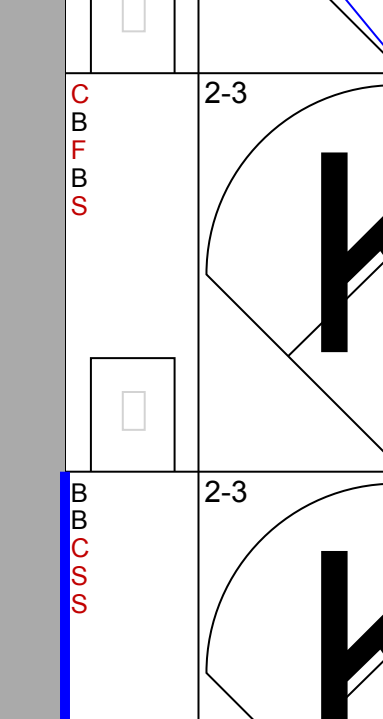
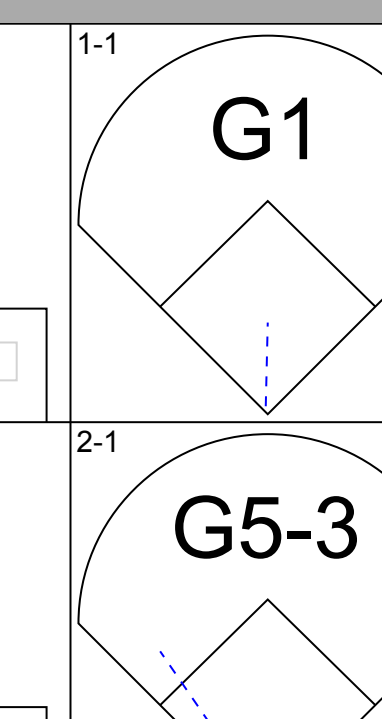
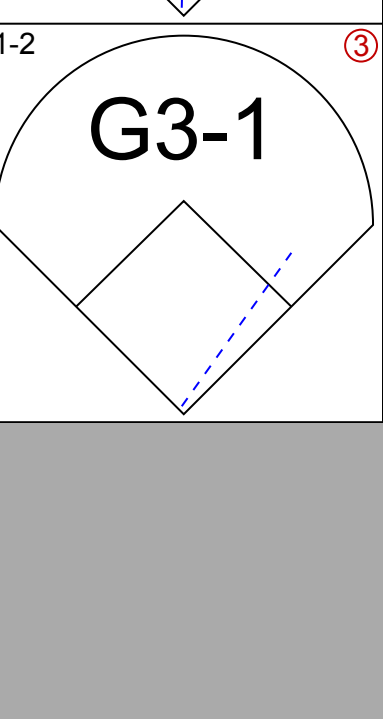
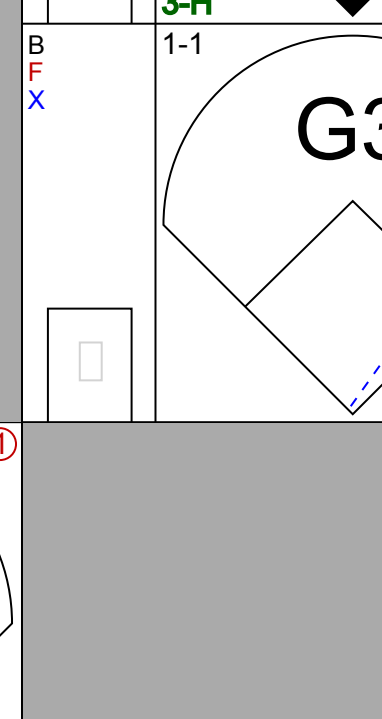
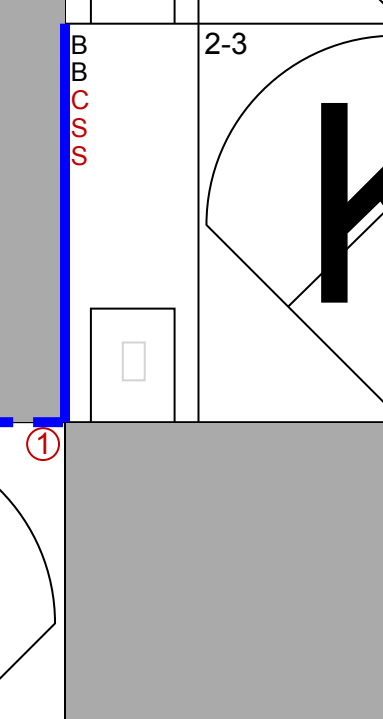
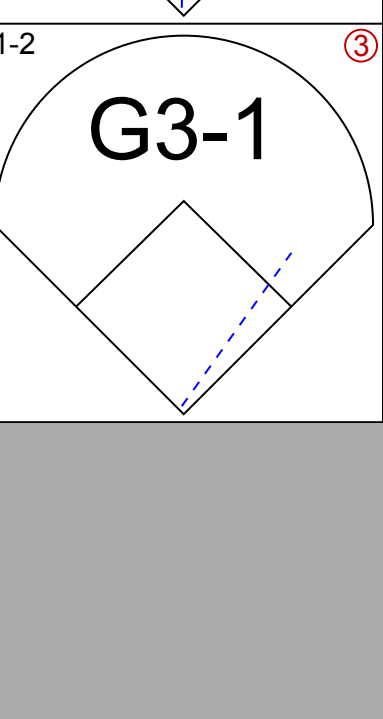
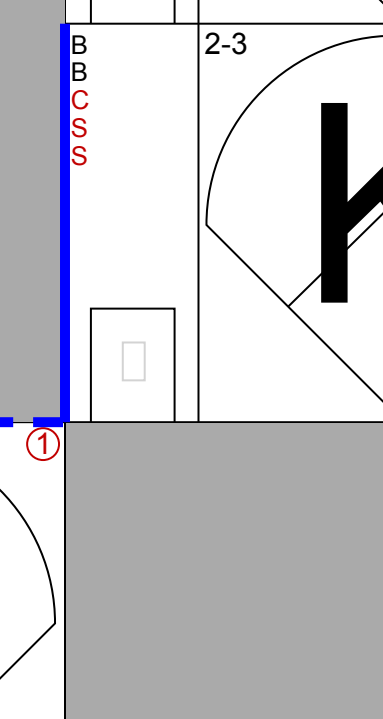
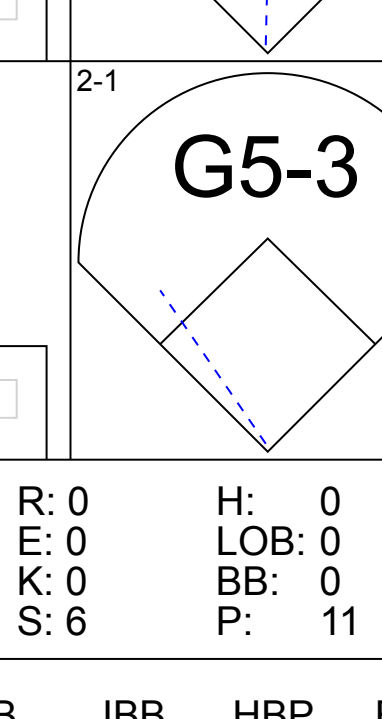
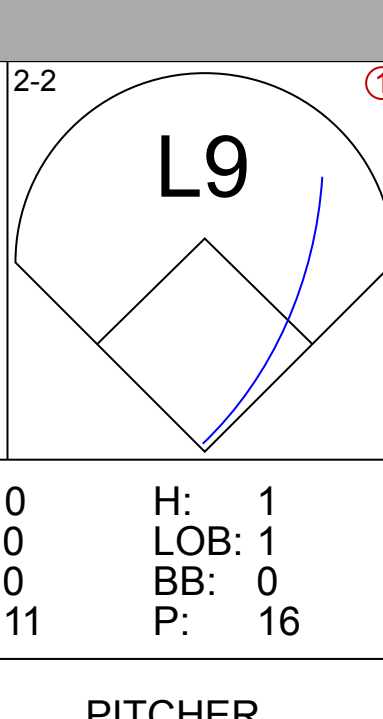
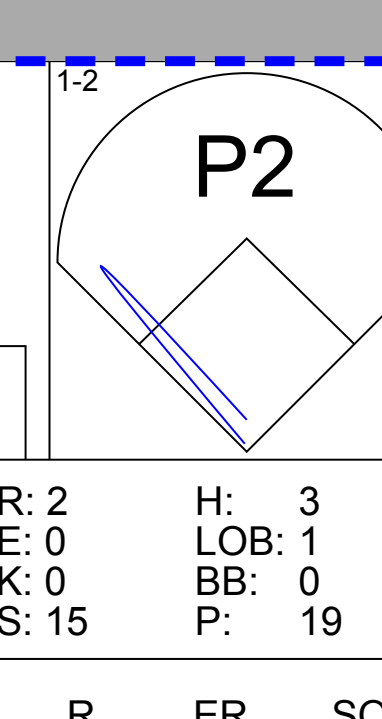
| Batter | 1 | 2 | 3 | 4 | 5 | 6 | 7 | 8 | 9 | AB | R | H | RBI | BB | SO | LOB | BOTTOM | | | | | | | | |
|--|------------------------------|----------------------------------|------------------------------|----------------------------------|------------------------------|---------------------------------|-------------------------------|----------------------------------|-------------------------------|----------------------------------|-------------------------------|----------------------------------|------------------------------|----------------------------------|------------------------------|---------------------------------|----------------------------------|------------------------------------|----------------------------------|--------|--|--|--|--|--|
| Jacque Jones, L (1, 8) OBP: 0.345, SLG: 0.455 | | | | | | | | | | 5 | 1 | 2 | 0 | 0 | 0 | 2 | | | | | | | | | |
| Denny Hocking, S (1, 4) OBP: 0.337, SLG: 0.372 | | | | | | | | | | 4 | 0 | 2 | 1 | 0 | 0 | 1 | | | | | | | | | |
| Todd Walker, L (1, 10) OBP: 0.329, SLG: 0.384 | | | | | | | | | | 4 | 0 | 0 | 0 | 0 | 2 | 3 | | | | | | | | | |
| Ron Coomer, R (1, 3) OBP: 0.308, SLG: 0.442 Tori Hunter, R (9, 9) OBP: 0.292, SLG: 0.332 | | | | | | | | | | 4 | 0 | 0 | 0 | 0 | 1 | 0 | | | | | | | | | |
| Marty Cordova, R (1, 9) OBP: 0.372, SLG: 0.451 Doug Mientkiewicz, L (9, 3) OBP: 0.358, SLG: 0.359 | | | | | | | | | | 4 | 1 | 2 | 1 | 0 | 0 | 0 | | | | | | | | | |
| Corey Koskie, L (1, 5) OBP: 0.362, SLG: 0.478 | | | | | | | | | | 3 | 0 | 2 | 0 | 1 | 0 | 0 | | | | | | | | | |
| Chad Allen, R (1, 7) OBP: 0.338, SLG: 0.398 | | | | | | | | | | 4 | 0 | 0 | 0 | 0 | 2 | 4 | | | | | | | | | |
| Terry Steinbach, R (1, 2) OBP: 0.382, SLG: 0.448 Javier Valentin, S (8, 2) OBP: 0.316, SLG: 0.415 | | | | | | | | | | 2 | 0 | 1 | 0 | 1 | 0 | 0 | | | | | | | | | |
| Cristian Guzman, S (1, 6) OBP: 0.256, SLG: 0.284 | | | | | | | | | | 4 | 0 | 0 | 0 | 0 | 0 | 5 | | | | | | | | | |
| Inning Stats | R: 0 E: 0 K: 0 S: 7 | H: 2 LOB: 3 BB: 1 P: 22 | R: 0 E: 0 K: 0 S: 7 | H: 1 LOB: 0 BB: 0 P: 10 | R: 1 E: 0 K: 0 S: 5 | H: 1 LOB: 0 BB: 0 P: 7 | R: 0 E: 0 K: 1 S: 13 | H: 2 LOB: 2 BB: 0 P: 20 | R: 0 E: 0 K: 1 S: 10 | H: 1 LOB: 1 BB: 0 P: 15 | R: 1 E: 1 K: 1 S: 11 | H: 2 LOB: 1 BB: 0 P: 12 | R: 0 E: 0 K: 1 S: 7 | H: 0 LOB: 1 BB: 1 P: 12 | R: 0 E: 0 K: 0 S: 7 | H: 1 LOB: 0 BB: 0 P: 8 | 1B: 6 2B: 3 3B: 0 HR: 1 | SF: 0 SAC: 0 DP: 1 HBP: 0 | WP: 0 PB: 0 SB: 0 CS: 1 | PA: 37 | | | | | |
| PITCHER | IP | WLS | BF | H | R | ER | SO | BB | IBB | HBP | BLK | WP | HR | S | P | ERA | WHIP | | | | | | | | |
| Charles Nagy, R (1, 1) ERA: 4.43 | 7.0 | W | 30 | 9 | 2 | 1 | 4 | 1 | 0 | 0 | 0 | 0 | 0 | 66 | 95 | 1.29 | 1.429 | | | | | | | | |
| Mark Langston, L (8, 1) ERA: 4.17 | 2.0 | | 7 | 1 | 0 | 0 | 1 | 1 | 0 | 0 | 0 | 0 | 0 | 14 | 20 | 0.00 | 1.000 | | | | | | | | |

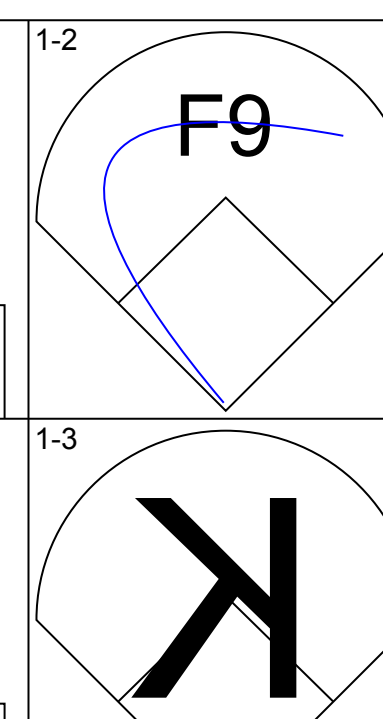
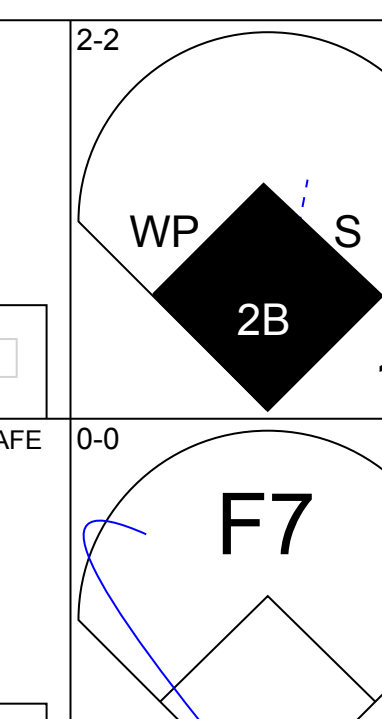
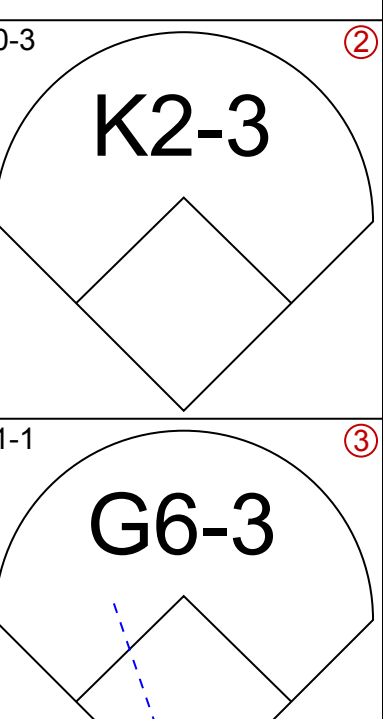
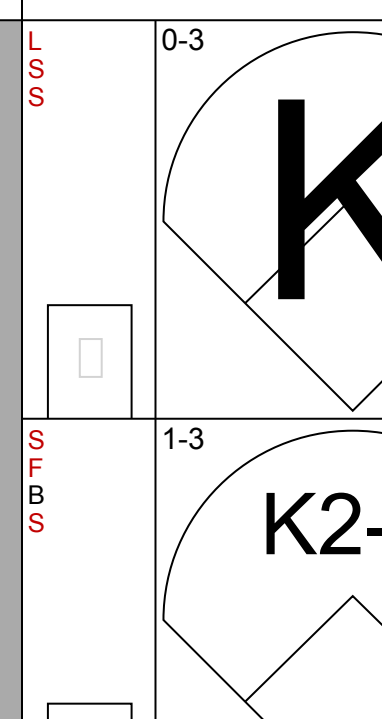
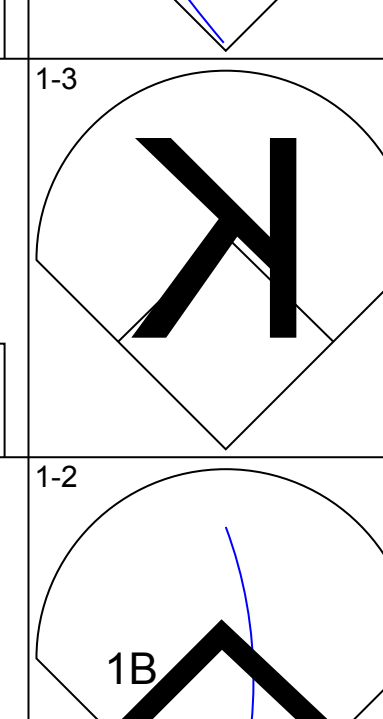
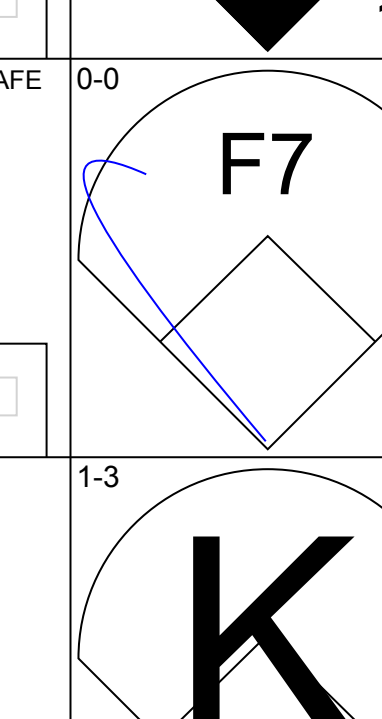
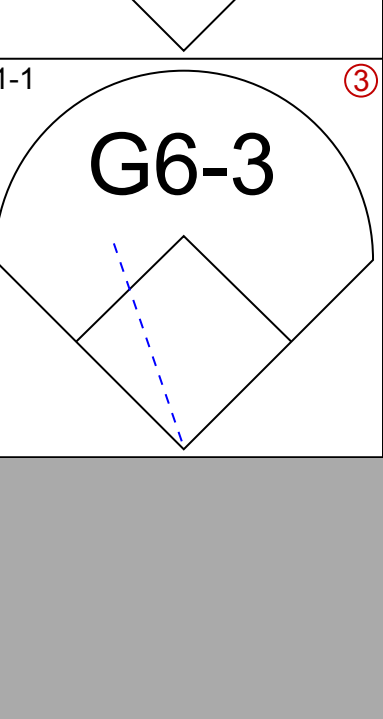
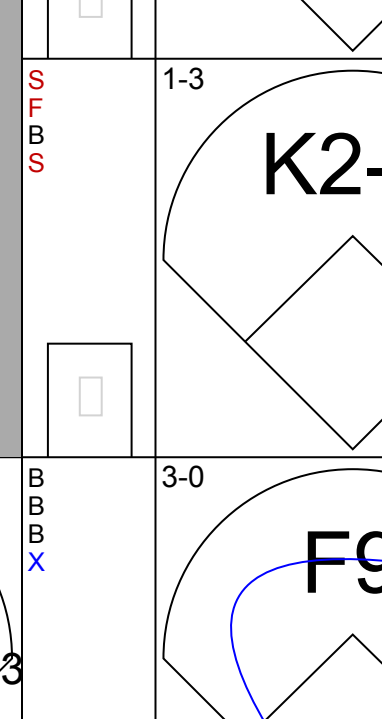
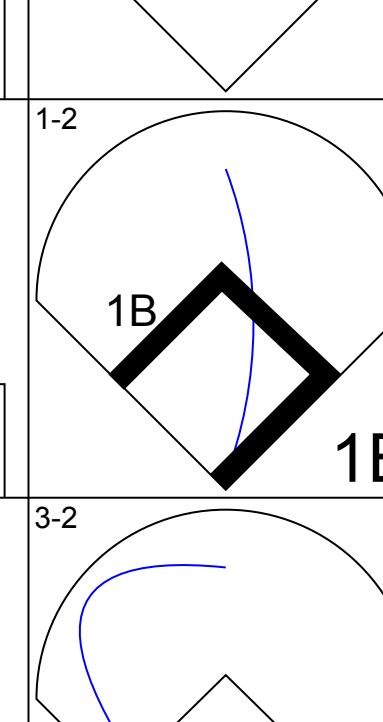
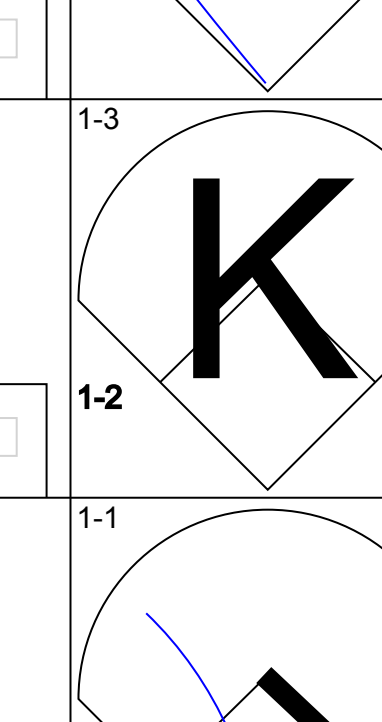
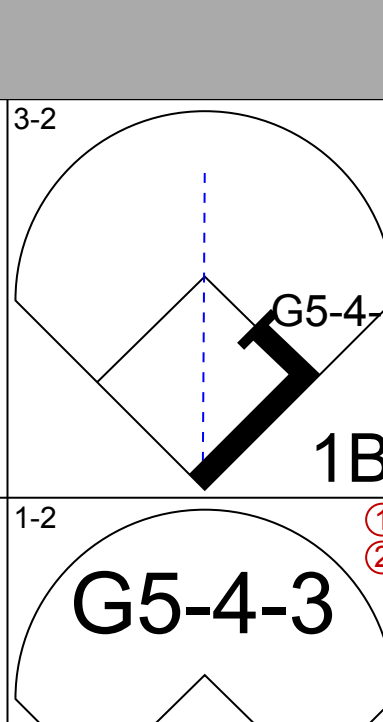
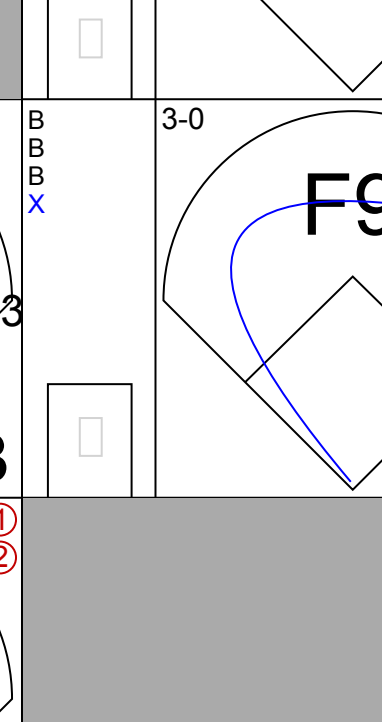
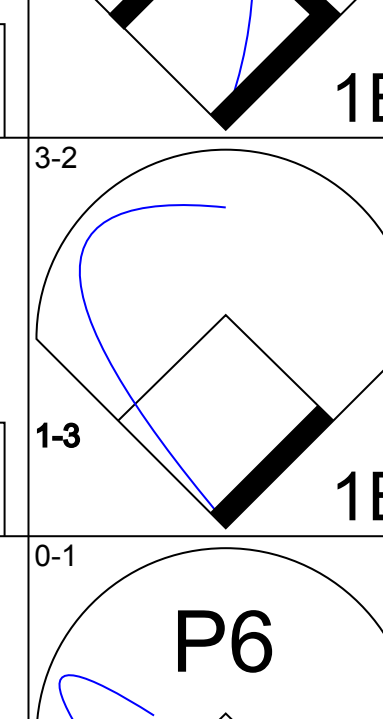
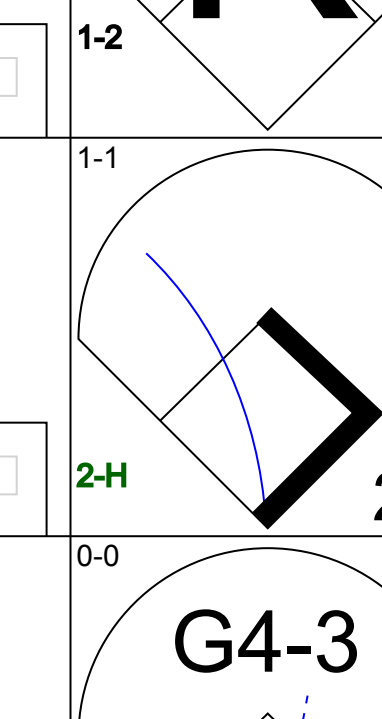

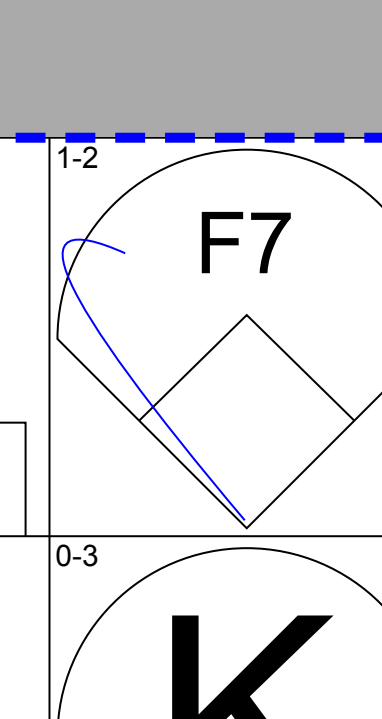
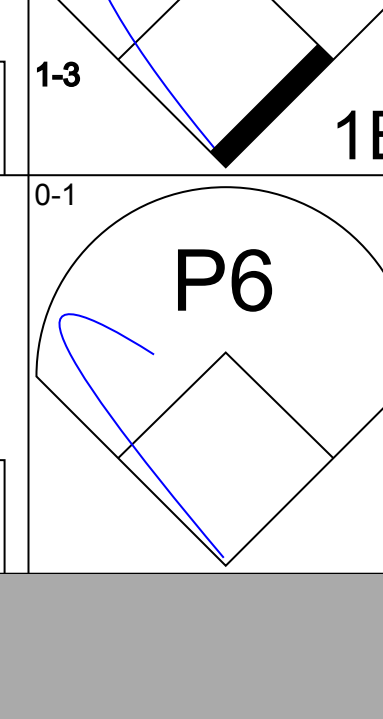
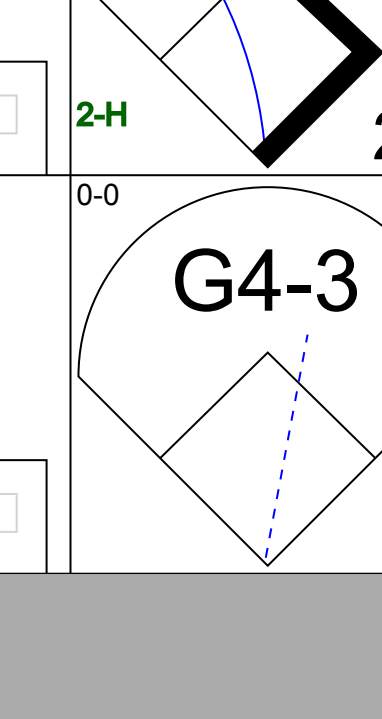

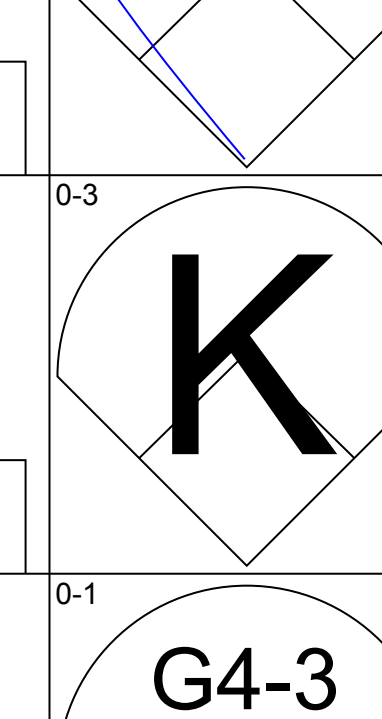
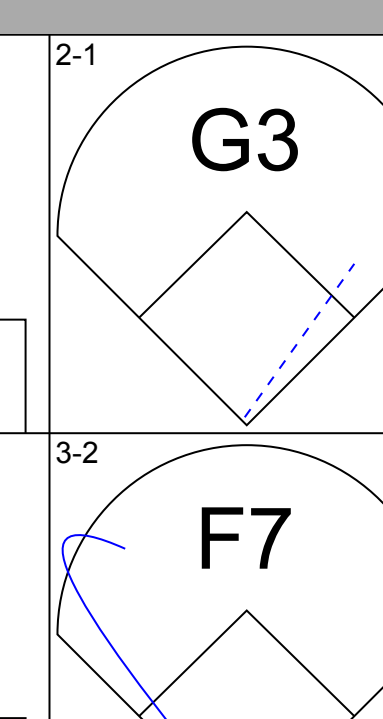
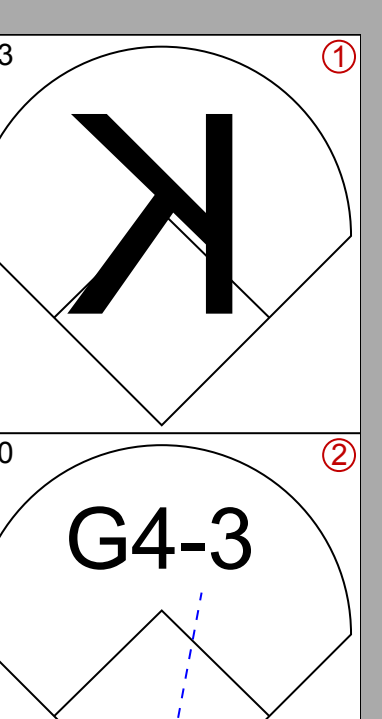
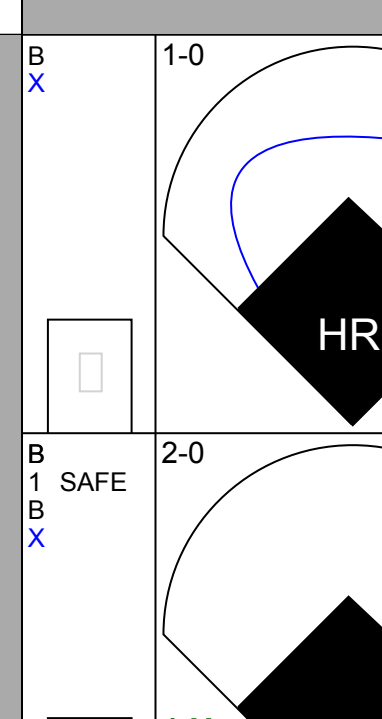
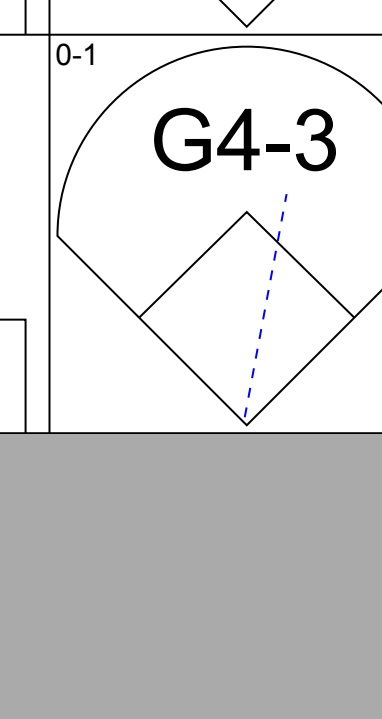
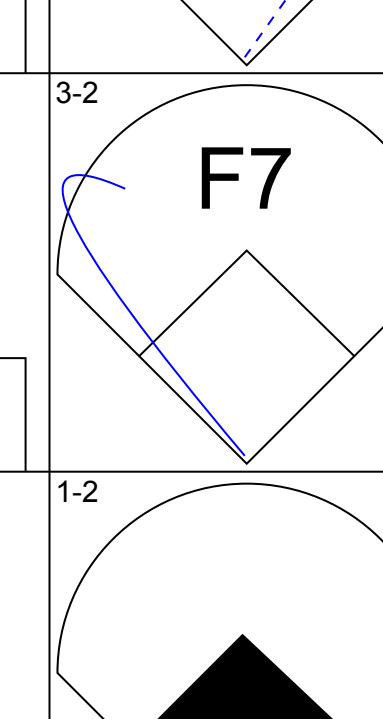
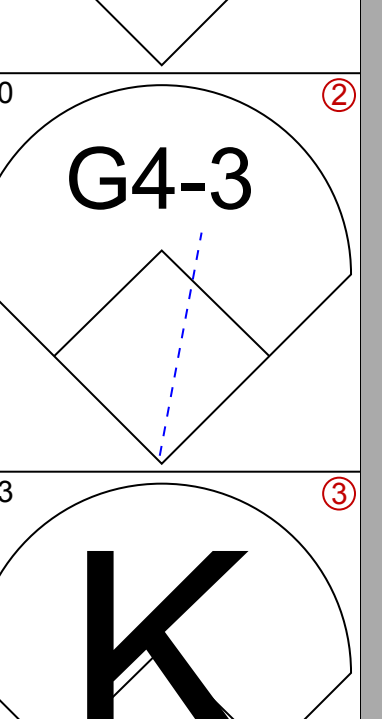
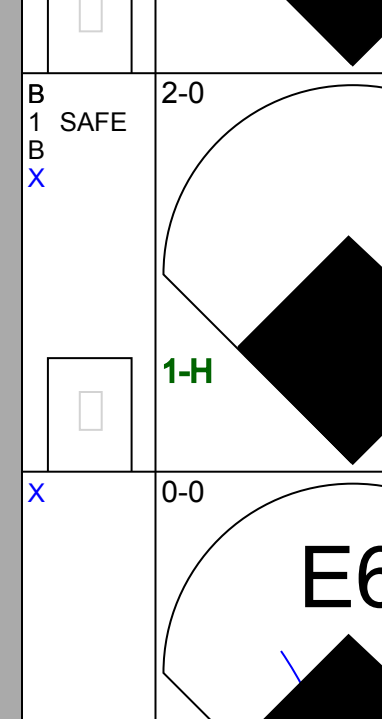
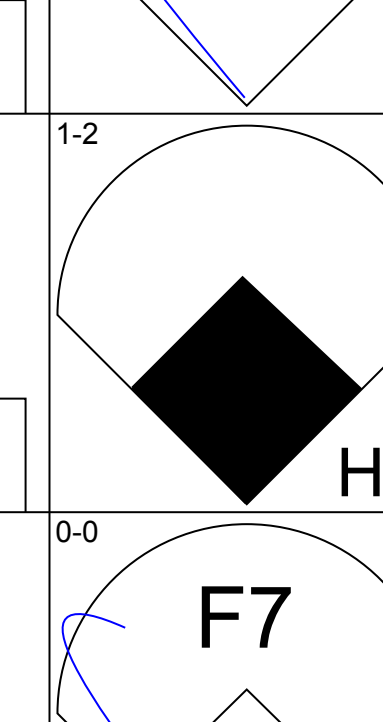
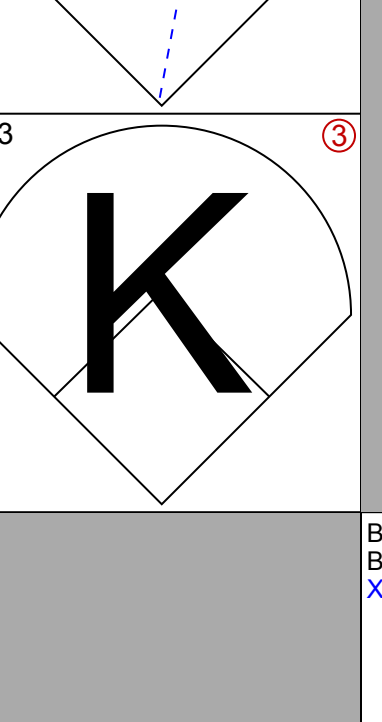
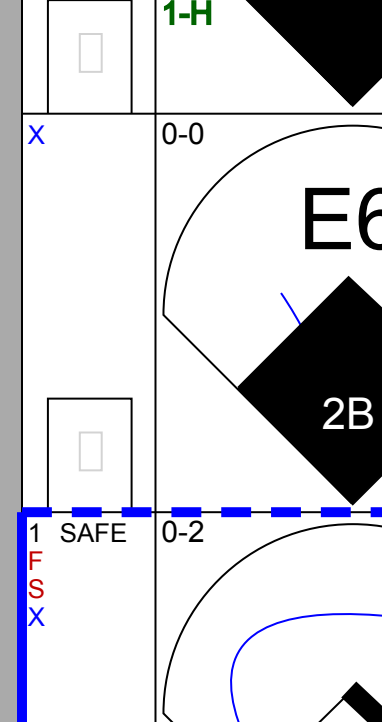
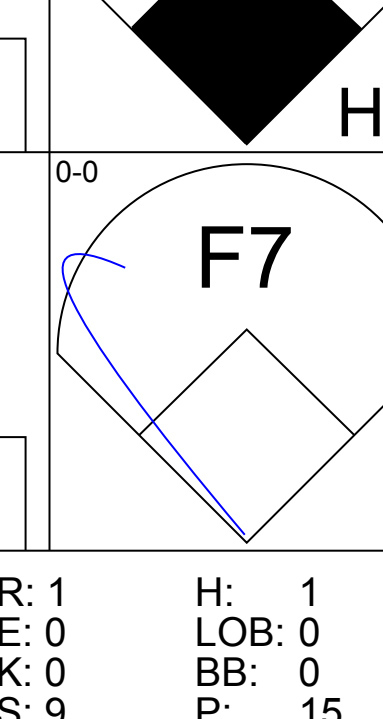
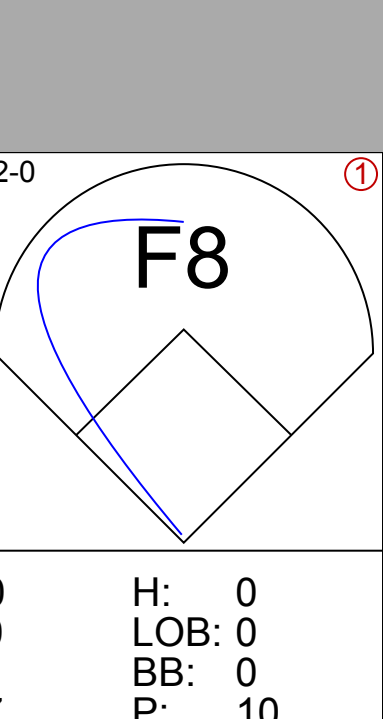
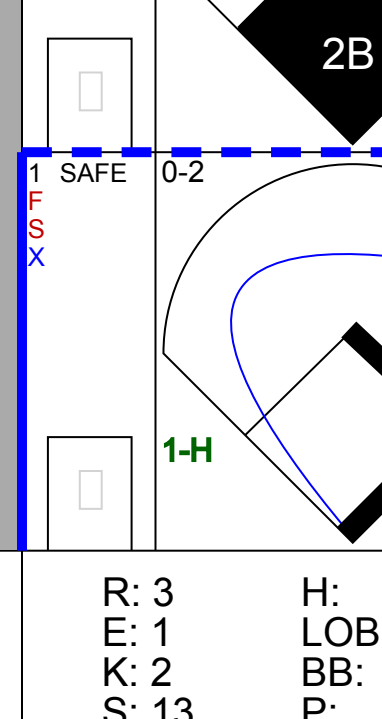
Cleveland Indians @ Minnesota Twins
Hubert H. Humphrey Metrodome, Minneapolis, MN

AB 35
R 2
H 10
RBI 2
BB 2
SO 5
LOB 15



Thu Jul 08 1999, 8:05 PM EDT
Att: 14,118 - Dome - 72 F

| Batter | 1 | 2 | 3 | 4 | 5 | 6 | 7 | 8 | 9 | AB | R | H | RBI | BB | SO | LOB | TOP | | | | | |
|---|--|---|--|--|---|---|--|---|--|----------------------------------|-------------------------------|----------------------------------|-------------------------------|----------------------------------|-------------------------------|----------------------------------|---|----------------------------------|----------------------------------|------------------------------------|----------------------------------|--------|
| Al Martin, L OBP: 0.355, SLG: 0.541 (1, 7) |  | |  | | |  | |  1B | | 4 | 1 | 1 | 0 | 0 | 1 | 0 | Pittsburgh Pirates @ Minnesota Twins Hubert H. Humphrey Metrodome, Minneapolis, MN Fri Jul 09 1999, 8:05 PM EDT Att: 13,427 - Dome - 72 F livebaseballscorecards.com | | | | | |
| Adrian Brown, S OBP: 0.348, SLG: 0.387 (1, 8) |  | | |  2B | |  1B | |  1-H | | 4 | 1 | 3 | 2 | 0 | 0 | 0 | | | | | | |
| Brant Brown, L OBP: 0.292, SLG: 0.457 (1, 10) |  | | |  1 | |  1 | |  2 | | 4 | 0 | 0 | 0 | 0 | 1 | 2 | | | | | | |
| Kevin Young, R OBP: 0.410, SLG: 0.508 (1, 3) | |  1B | |  2 | | |  1B |  1B | | 4 | 2 | 3 | 0 | 0 | 0 | 1 | | | | | | |
| Ed Sprague, R OBP: 0.395, SLG: 0.546 (1, 5) |  1 | | |  3 | | |  1B |  3 | | 4 | 0 | 0 | 0 | 0 | 0 | 4 | | | | | | |
| Warren Morris, L OBP: 0.358, SLG: 0.432 (1, 4) |  2 | | | |  1 | |  2 | |  1 | 4 | 0 | 0 | 0 | 0 | 1 | 1 | | | | | | |
| John Wehner, R OBP: 0.167, SLG: 0.167 (1, 9) |  3-H | | | |  2 | |  3-H | |  2-3 | 4 | 0 | 1 | 1 | 0 | 1 | 0 | | | | | | |
| Abraham Nunez, S OBP: 0.289, SLG: 0.252 (9, PH) | | |  1 | |  3 | |  3 | |  2-3 | 3 | 0 | 0 | 0 | 0 | 0 | 1 | | | | | | |
| Freddy Garcia, R OBP: 0.256, SLG: 0.414 (9, PH) | | | | |  3 | | | |  2-3 | 1 | 0 | 0 | 0 | 0 | 1 | 0 | | | | | | |
| Keith Osik, R OBP: 0.258, SLG: 0.310 (1, 2) | |  2 | | | |  1 | |  1 | | 3 | 0 | 0 | 0 | 0 | 0 | 0 | | | | | | |
| Inning Stats | R: 0 E: 0 K: 2 S: 8 | H: 0 LOB: 0 BB: 0 P: 12 | R: 1 E: 0 K: 0 S: 11 | H: 1 LOB: 0 BB: 0 P: 18 | R: 0 E: 0 K: 0 S: 6 | H: 0 LOB: 0 BB: 0 P: 11 | R: 0 E: 0 K: 0 S: 8 | H: 1 LOB: 1 BB: 0 P: 12 | R: 0 E: 0 K: 1 S: 11 | H: 0 LOB: 0 BB: 0 P: 15 | R: 0 E: 0 K: 0 S: 11 | H: 1 LOB: 1 BB: 0 P: 16 | R: 1 E: 0 K: 0 S: 11 | H: 2 LOB: 1 BB: 0 P: 19 | R: 2 E: 0 K: 0 S: 15 | H: 3 LOB: 1 BB: 0 P: 19 | R: 0 E: 0 K: 2 S: 8 | H: 0 LOB: 0 BB: 0 P: 13 | 1B: 5 2B: 2 3B: 0 HR: 1 | SF: 0 SAC: 0 DP: 0 HBP: 0 | WP: 1 PB: 0 SB: 1 CS: 0 | PA: 35 |
| PITCHER | IP | WLS | BF | H | R | ER | SO | BB | IBB | HBP | BLK | WP | HR | S | P | ERA | WHIP | | | | | |
| Brad Radke, R ERA: 3.66 (1, 1) | 7.0 | W | 26 | 5 | 2 | 2 | 3 | 0 | 0 | 0 | 0 | 1 | 0 | 66 | 103 | 2.57 | 0.714 | | | | | |
| Eddie Guardado, L ERA: 4.79 (8, 1) | 0.2 | H | 4 | 2 | 2 | 2 | 0 | 0 | 0 | 0 | 0 | 0 | 1 | 9 | 11 | 27.00 | 3.000 | | | | | |
| Mike Trombley, R ERA: 3.28 (8, 1) | 1.1 | S | 5 | 1 | 0 | 0 | 2 | 0 | 0 | 0 | 0 | 0 | 0 | 14 | 21 | 0.00 | 0.750 | | | | | |

| Batter | 1 | 2 | 3 | 4 | 5 | 6 | 7 | 8 | 9 | AB | R | H | RBI | BB | SO | LOB | BOTTOM | | | | |
|--|--|---|---|---|--|--|---|---|------------------------------|----------------------------------|------------------------------|----------------------------------|-------------------------------|----------------------------------|------------------------------|---------------------------------|---|------------------------------------|----------------------------------|--------|--|
| Jacque Jones, L OBP: 0.342, SLG: 0.448 (1, 8) |  | |  2B | |  2 | |  1 | | | 4 | 1 | 1 | 0 | 0 | 2 | 1 | Pittsburgh Pirates @ Minnesota Twins Hubert H. Humphrey Metrodome, Minneapolis, MN Fri Jul 09 1999, 8:05 PM EDT Att: 13,427 - Dome - 72 F livebaseballscorecards.com | | | | |
| Denny Hocking, S OBP: 0.330, SLG: 0.364 (1, 6) |  2 | |  1 | |  3 | |  2 | | | 4 | 0 | 0 | 0 | 0 | 2 | 2 | | | | | |
| Brent Gates, S OBP: 0.381, SLG: 0.413 (1, 4) |  1B | |  2 | | |  1B |  3 | | | 4 | 0 | 2 | 0 | 0 | 1 | 2 | | | | | |
| Marty Cordova, R OBP: 0.374, SLG: 0.455 (1, 9) |  1B | |  2-H | |  2 | | |  1 | | 4 | 0 | 2 | 1 | 0 | 0 | 1 | | | | | |
| Corey Koskie, L OBP: 0.355, SLG: 0.467 (1, 5) |  3 | |  3 | | |  3 | |  2 | | 4 | 0 | 0 | 0 | 0 | 1 | 3 | | | | | |
| Cristian Guzman, S OBP: 0.256, SLG: 0.284 (9, 6) | | | | | | | | | | 0 | 0 | 0 | 0 | 0 | 0 | 0 | | | | | |
| Terry Steinbach, R OBP: 0.376, SLG: 0.442 (1, 2) | |  1 | |  1 | | |  1B |  3 | | 4 | 1 | 1 | 0 | 0 | 1 | 0 | | | | | |
| Todd Walker, L OBP: 0.329, SLG: 0.393 (1, 10) | |  2 | |  2 | | |  1-H | | | 3 | 1 | 1 | 2 | 0 | 0 | 0 | | | | | |
| Torii Hunter, R OBP: 0.292, SLG: 0.345 (1, 7) | |  3 | |  3 | | |  2B | | | 3 | 2 | 1 | 1 | 0 | 1 | 0 | | | | | |
| Doug Mientkiewicz, L OBP: 0.356, SLG: 0.355 (1, 3) | |  3 | | |  1 | |  1-H | | | 2 | 0 | 0 | 0 | 0 | 0 | 0 | | | | | |
| Ron Coomer, R OBP: 0.311, SLG: 0.448 (7, PH) | | | | | | | | | | 1 | 0 | 1 | 1 | 0 | 0 | 0 | | | | | |
| Inning Stats | R: 0 E: 0 K: 1 S: 14 | H: 2 LOB: 2 BB: 0 P: 20 | R: 1 E: 0 K: 0 S: 9 | H: 1 LOB: 0 BB: 0 P: 15 | R: 1 E: 0 K: 1 S: 14 | H: 2 LOB: 1 BB: 0 P: 18 | R: 0 E: 0 K: 2 S: 12 | H: 0 LOB: 0 BB: 0 P: 15 | R: 0 E: 0 K: 1 S: 7 | H: 0 LOB: 0 BB: 0 P: 10 | R: 0 E: 0 K: 0 S: 9 | H: 1 LOB: 0 BB: 0 P: 15 | R: 3 E: 1 K: 2 S: 13 | H: 3 LOB: 1 BB: 0 P: 20 | R: 0 E: 0 K: 1 S: 8 | H: 0 LOB: 0 BB: 0 P: 9 | 1B: 5 2B: 2 3B: 0 HR: 2 | SF: 0 SAC: 0 DP: 1 HBP: 0 | WP: 1 PB: 0 SB: 1 CS: 0 | PA: 33 | |
| PITCHER | IP | WLS | BF | H | R | ER | SO | BB | IBB | HBP | BLK | WP | HR | S | P | ERA | WHIP | | | | |
| Jose Silva, R ERA: 6.72 (1, 1) | 6.0 | L | 26 | 8 | 5 | 4 | 5 | 0 | 0 | 0 | 0 | 0 | 0 | 10 | 14 | 6.00 | 1.333 | | | | |
| Scott Sauerbeck, L ERA: 1.53 (7, 1) | 1.0 | | 4 | 1 | 0 | 0 | 2 | 0 | 0 | 0 | 0 | 0 | 0 | 8 | 9 | 0.00 | 0.000 | | | | |
| Greg Hansell, R ERA: 1.42 (8, 1) | 1.0 | | 3 | 0 | 0 | 0 | 1 | 0 | 0 | 0 | 0 | 0 | 0 | 8 | 9 | 0.00 | 0.000 | | | | |


| Batter | 1 | 2 | 3 | 4 | 5 | 6 | 7 | 8 | 9 | AB | R | H | RBI | BB | SO | LOB | TOP | | | | | | | | |
|--|-------------------------------|----------------------------------|------------------------------|---------------------------------|-------------------------------|----------------------------------|------------------------------|----------------------------------|-------------------------------|----------------------------------|-------------------------------|----------------------------------|------------------------------|----------------------------------|-------------------------------|----------------------------------|---|----------------------------------|----------------------------------|------------------------------------|----------------------------------|--------|--|--|--|
| Al Martin, L OBP: 0.356, SLG: 0.552 (1, 7) | G3 | | HR | | 2B | | G4-3 | | K | 5 | 1 | 2 | 1 | 0 | 1 | 0 | Pittsburgh Pirates @ Minnesota Twins Hubert H. Humphrey Metrodome, Minneapolis, MN Sat Jul 10 1999, 8:05 PM EDT Att: 14,865 - Dome - 72 F | | | | | | | | |
| Adrian Brown, S OBP: 0.344, SLG: 0.380 (1, 9) | P7 | | HR | | G5-3 | | K | | | 4 | 1 | 1 | 0 | 0 | 1 | 2 | | | | | | | | | |
| Brian Giles, L OBP: 0.399, SLG: 0.566 (1, 8) | 2B | | HR | | K2-3 | | | F8 WP | | 4 | 2 | 3 | 2 | 0 | 1 | 2 | | | | | | | | | |
| Kevin Young, R OBP: 0.405, SLG: 0.502 (1, 3) | K | | F8 | | K | | | F8 | | 4 | 0 | 0 | 0 | 0 | 2 | 4 | | | | | | | | | |
| Ed Sprague, R OBP: 0.397, SLG: 0.545 (1, 5) | | CS 1B | | | 1B | | K | P5 | | 4 | 0 | 2 | 0 | 0 | 1 | 0 | | | | | | | | | |
| Warren Morris, L OBP: 0.383, SLG: 0.437 (1, 4) | K | | | | 1B | | FC3-6 1B | 3-H 1-2 | | 4 | 0 | 3 | 0 | 0 | 1 | 1 | | | | | | | | | |
| Brant Brown, L OBP: 0.286, SLG: 0.448 (1, 10) | F9 | | | | 1B | | FC3-6 1-2 | 1-3 | | 4 | 0 | 0 | 0 | 0 | 2 | 3 | | | | | | | | | |
| Mike Benjamin, R OBP: 0.277, SLG: 0.316 (1, 6) | | | F9 | | G6-3 | | | | G6-3 | 4 | 0 | 0 | 0 | 0 | 1 | 2 | | | | | | | | | |
| Keith Osik, R OBP: 0.258, SLG: 0.306 Chris Tremie, R (9, 2) | P2 | | | | | | | 2B 1B | F8 | 4 | 0 | 1 | 0 | 0 | 1 | 0 | | | | | | | | | |
| | | | | | | | | | | 0 | 0 | 0 | 0 | 0 | 0 | 0 | | | | | | | | | |
| Inning Stats | R: 0 E: 0 K: 1 S: 11 | H: 1 LOB: 1 BB: 0 P: 20 | R: 0 E: 0 K: 1 S: 5 | H: 1 LOB: 0 BB: 0 P: 8 | R: 3 E: 0 K: 0 S: 17 | H: 3 LOB: 0 BB: 0 P: 25 | R: 0 E: 0 K: 1 S: 9 | H: 2 LOB: 1 BB: 0 P: 13 | R: 0 E: 0 K: 2 S: 10 | H: 2 LOB: 2 BB: 0 P: 16 | R: 0 E: 0 K: 2 S: 11 | H: 1 LOB: 1 BB: 0 P: 15 | R: 0 E: 0 K: 2 S: 9 | H: 0 LOB: 0 BB: 0 P: 11 | R: 1 E: 0 K: 1 S: 13 | H: 2 LOB: 1 BB: 0 P: 19 | R: 0 E: 0 K: 1 S: 8 | H: 0 LOB: 0 BB: 0 P: 14 | 1B: 7 2B: 3 3B: 0 HR: 2 | SF: 0 SAC: 0 DP: 0 HBP: 0 | WP: 1 PB: 0 SB: 0 CS: 1 | PA: 37 | | | |
| PITCHER | IP | WLS | BF | H | R | ER | SO | BB | IBB | HBP | BLK | WP | HR | S | P | ERA | WHIP | | | | | | | | |
| LaTroy Hawkins, R ERA: 7.84 (1, 1) | 4.0 | | 19 | 9 | 3 | 3 | 3 | 0 | 0 | 0 | 0 | 0 | 2 | 45 | 72 | 6.75 | 2.250 | | | | | | | | |
| Travis Miller, L ERA: 2.09 (5, 1) | 3.0 | 1 | 11 | 2 | 1 | 1 | 6 | 0 | 0 | 0 | 0 | 0 | 0 | 30 | 41 | 3.00 | 0.667 | | | | | | | | |
| Bob Wells, R ERA: 3.81 (8, 1) | 0.2 | | 3 | 1 | 0 | 0 | 0 | 0 | 0 | 0 | 0 | 1 | 0 | 7 | 10 | 0.00 | 1.500 | | | | | | | | |
| Eddie Guardado, L ERA: 4.5 (8, 1) | 1.1 | W | 4 | 0 | 0 | 0 | 2 | 0 | 0 | 0 | 0 | 0 | 0 | 11 | 18 | 0.00 | 0.000 | | | | | | | | |


| Batter | 1 | 2 | 3 | 4 | 5 | 6 | 7 | 8 | 9 | AB | R | H | RBI | BB | SO | LOB | BOTTOM | | | | | | | | |
|---|------------------------------|---------------------------------|------------------------------|----------------------------------|-------------------------------|----------------------------------|-------------------------------|----------------------------------|------------------------------|----------------------------------|-------------------------------|----------------------------------|-------------------------------|----------------------------------|------------------------------|----------------------------------|---|----------------------------------|----------------------------------|------------------------------------|----------------------------------|--------|--|--|--|
| Jacque Jones, L OBP: 0.331, SLG: 0.431 (1, 8) | G1-3 | | G4-3 | | | | | P5 | | 4 | 0 | 0 | 0 | 0 | 1 | 0 | Pittsburgh Pirates @ Minnesota Twins Hubert H. Humphrey Metrodome, Minneapolis, MN Sat Jul 10 1999, 8:05 PM EDT Att: 14,865 - Dome - 72 F | | | | | | | | |
| Denny Hocking, S OBP: 0.329, SLG: 0.362 (1, 9) | K | | G3-1 | | F8 | | | G5-4-3 1B | | 4 | 0 | 1 | 0 | 0 | 1 | 0 | | | | | | | | | |
| Brent Gates, S OBP: 0.373, SLG: 0.404 (1, 4) | F8 | | G4-3 | | | | | G5-4-3 1-2 | | 4 | 0 | 0 | 0 | 0 | 1 | 1 | | | | | | | | | |
| Todd Walker, L OBP: 0.334, SLG: 0.399 (1, 10) | | 1B BB | | | 2B FC3-6 1B | | | P5 | | 3 | 3 | 2 | 0 | 1 | 0 | 0 | | | | | | | | | |
| Chad Allen, R OBP: 0.344, SLG: 0.407 (1, 7) | | 1B SF8 1B | | | FC3-4-5 CS 2B | | | 1B | | 4 | 1 | 3 | 0 | 0 | 1 | 1 | | | | | | | | | |
| Corey Koskie, L OBP: 0.358, SLG: 0.468 Tori Hunter, R OBP: 0.292, SLG: 0.345 (9, FR) | | | | | K | | | K | | 4 | 0 | 2 | 1 | 0 | 2 | 3 | | | | | | | | | |
| Javier Valentin, S OBP: 0.317, SLG: 0.410 Terry Steinbach, R OBP: 0.382, SLG: 0.446 (9, PH) | | | | | CS BB | | | K | | 0 | 1 | 0 | 0 | 0 | 0 | 0 | | | | | | | | | |
| Doug Mientkiewicz, L OBP: 0.353, SLG: 0.352 (1, 3) | | SF8 | | | FC3-4-6 1-2 2-3 3-H | | | L6 | | 2 | 0 | 0 | 2 | 1 | 0 | 2 | | | | | | | | | |
| Cristian Guzman, S OBP: 0.252, SLG: 0.280 Ron Coomer, R OBP: 0.313, SLG: 0.450 (9, PH) | | B2-3 | | | CS | | | G3 | | 3 | 0 | 0 | 0 | 0 | 1 | 1 | | | | | | | | | |
| | | | | | | | | | | 1 | 0 | 1 | 1 | 0 | 0 | 0 | | | | | | | | | |
| Inning Stats | R: 0 E: 0 K: 1 S: 8 | H: 0 LOB: 0 BB: 0 P: 9 | R: 2 E: 0 K: 0 S: 9 | H: 2 LOB: 1 BB: 1 P: 16 | R: 0 E: 0 K: 0 S: 11 | H: 0 LOB: 0 BB: 0 P: 16 | R: 1 E: 0 K: 1 S: 17 | H: 2 LOB: 1 BB: 1 P: 25 | R: 0 E: 0 K: 2 S: 9 | H: 0 LOB: 0 BB: 0 P: 13 | R: 0 E: 0 K: 2 S: 11 | H: 1 LOB: 1 BB: 0 P: 18 | R: 0 E: 0 K: 1 S: 11 | H: 0 LOB: 0 BB: 0 P: 14 | R: 0 E: 0 K: 0 S: 6 | H: 1 LOB: 0 BB: 0 P: 10 | R: 2 E: 0 K: 1 S: 11 | H: 4 LOB: 3 BB: 1 P: 19 | 1B: 8 2B: 2 3B: 0 HR: 0 | SF: 1 SAC: 0 DP: 1 HBP: 0 | WP: 0 PB: 0 SB: 0 CS: 1 | PA: 37 | | | |
| PITCHER | IP | WLS | BF | H | R | ER | SO | BB | IBB | HBP | BLK | WP | HR | S | P | ERA | WHIP | | | | | | | | |
| Jason Schmidt, R ERA: 4.3 (1, 1) | 7.1 | | 29 | 6 | 3 | 3 | 7 | 2 | 0 | 0 | 0 | 0 | 0 | 79 | 118 | 3.68 | 1.091 | | | | | | | | |
| Jason Christiansen, L ERA: 2.93 (8, 1) | 0.2 | H | 2 | 1 | 1 | 1 | 0 | 0 | 0 | 0 | 0 | 0 | 0 | 4 | 4 | 13.50 | 1.500 | | | | | | | | |
| Mike Williams, R ERA: 2.67 (9, 1) | 0.1 | L | 5 | 3 | 1 | 1 | 1 | 0 | 1 | 0 | 0 | 0 | 0 | 10 | 18 | 27.00 | 9.000 | | | | | | | | |



| Batter | 1 | 2 | 3 | 4 | 5 | 6 | 7 | 8 | 9 | AB | R | H | RBI | BB | SO | LOB | TOP | | | | | |
|--|---|----------------------------------|------------------------------|---------------------------------|-------------------------------|----------------------------------|------------------------------|----------------------------------|-------------------------------|----------------------------------|-------------------------------|----------------------------------|------------------------------|---------------------------------|-------------------------------|----------------------------------|---|------------------------------|----------------------------------|-----------------------------------|------------------------------------|----------------------------------|
| Al Martin, L OBP: 0.355, SLG: 0.548 (1, 7) | 1-1 L4 | 1-2 G3-6 1B | | 1-2 G5-3 | 0-2 G4-3 | | 0-0 G4-3 | | 2-1 G4-6-3 1B | 6 | 0 | 2 | 0 | 0 | 0 | 1 | Pittsburgh Pirates @ Minnesota Twins Hubert H. Humphrey Metrodome, Minneapolis, MN Sun Jul 11 1999, 2:05 PM EDT Att: 18,587 - Dome - 72 F livebaseballscorecards.com | | | | | |
| Adrian Brown, S OBP: 0.354, SLG: 0.373 (1, 9) | 4-2 1B 2B BB | 2-1 G3-6 1-2f | | 2-2 G3 | | 2-1 1B E 1B | 4-0 BB | | 2-2 G4-6-3 1-2f | 4 | 2 | 1 | 0 | 2 | 0 | 2 | | | | | | |
| Brian Giles, L OBP: 0.403, SLG: 0.577 (1, 8) | 0-1 2B 1B | | 2-2 G3 | 4-0 2B BB | | 0-1 1B E 1B | 0-0 F8 | | 0-0 HR | 5 | 3 | 3 | 1 | 1 | 0 | 1 | | | | | | |
| Kevin Young, R OBP: 0.407, SLG: 0.511 (1, 3) | 1-1 1B 1B 2H 2B | | 0-0 1B | 0-0 BB | | 0-1 1B E5 1B | 0-0 L8 | | 2-3 K | 6 | 3 | 3 | 1 | 0 | 1 | 2 | | | | | | |
| Ed Sprague, R OBP: 0.402, SLG: 0.545 (1, 5) | 2-1 G5-3 1B 2-3 3-H 1B | | 0-1 G6-3 | 4-0 BB | | 4-1 1B WP BB | | 4-2 G3 1B BB | | 2 | 0 | 1 | 1 | 3 | 0 | 1 | | | | | | |
| Warren Morris, L OBP: 0.370, SLG: 0.443 (1, 4) | 1-2 G5-3 1B | | 3-2 2B 1B | 0-1 F7 | | 0-0 WP 1B | | 2-0 G3 1B | | 5 | 1 | 4 | 4 | 0 | 0 | 3 | | | | | | |
| Brant Brown, L OBP: 0.284, SLG: 0.447 (1, 10) | 0-1 G5-3 1B 1-2 2-3 | | 2-2 2B | | 0-3 K | | 3-1 F9 | | 1-0 G3 | 5 | 1 | 1 | 0 | 0 | 1 | 6 | | | | | | |
| Mike Benjamin, R OBP: 0.275, SLG: 0.318 (1, 6) | 0-0 F9 | | 0-2 2B | | 1-2 F8 | | 0-3 K | | 1-3 K | 5 | 0 | 1 | 2 | 0 | 2 | 6 | | | | | | |
| Keith Osik, R OBP: 0.254, SLG: 0.299 (1, 2) | | | 2H 3-H 2B | | 0-0 F8 | | 3-1 G5-3 1B | | 1-0 F7 | 5 | 0 | 1 | 0 | 0 | 0 | 5 | | | | | | |
| Inning Stats | R: 3 E: 0 K: 0 S: 17 | H: 4 LOB: 2 BB: 1 P: 26 | R: 0 E: 0 K: 0 S: 6 | H: 1 LOB: 0 BB: 0 P: 9 | R: 3 E: 0 K: 0 S: 19 | H: 4 LOB: 1 BB: 0 P: 26 | R: 0 E: 0 K: 0 S: 9 | H: 1 LOB: 3 BB: 2 P: 20 | R: 0 E: 0 K: 1 S: 11 | H: 1 LOB: 1 BB: 0 P: 12 | R: 3 E: 1 K: 1 S: 15 | H: 3 LOB: 2 BB: 1 P: 27 | R: 0 E: 0 K: 0 S: 3 | H: 0 LOB: 1 BB: 1 P: 7 | R: 0 E: 0 K: 1 S: 12 | H: 1 LOB: 2 BB: 1 P: 21 | | R: 1 E: 0 K: 1 S: 9 | H: 2 LOB: 0 BB: 0 P: 15 | 1B: 11 2B: 5 3B: 0 HR: 1 | SF: 0 SAC: 0 DP: 2 HBP: 0 | WP: 1 PB: 0 SB: 0 CS: 0 |
| PITCHER | IP WLS BF H R ER SO BB IBB HBP BLK WP HR S P ERA WHIP | | | | | | | | | | | | | | | | | | | | | |
| Joe Mays, R (1, 1) ERA: 4.8 | 2.2 L 17 9 6 6 0 1 0 0 0 0 0 40 59 20.25 3.750 | | | | | | | | | | | | | | | | | | | | | |
| 23 Bent Sampson, L (3, 1) ERA: 7.07 | 2.1 13 4 2 2 1 1 1 0 0 0 0 26 40 7.71 2.143 | | | | | | | | | | | | | | | | | | | | | |
| Hector Carrasco, R (6, 1) ERA: 9.72 | 2.0 10 1 1 0 1 2 0 0 0 0 1 0 14 28 0.00 1.500 | | | | | | | | | | | | | | | | | | | | | |
| Dan Perkins, R (8, 1) ERA: 7.44 | 1.0 5 1 0 0 1 1 0 0 0 0 0 12 21 0.00 2.000 | | | | | | | | | | | | | | | | | | | | | |
| Mike Trombley, R (9, 1) ERA: 3.39 | 1.0 4 2 1 1 1 0 0 0 0 0 0 9 15 9.00 2.000 | | | | | | | | | | | | | | | | | | | | | |

| Batter | 1 | 2 | 3 | 4 | 5 | 6 | 7 | 8 | 9 | AB | R | H | RBI | BB | SO | LOB | BOTTOM | | | | | |
|--|---|----------------------------------|------------------------------|----------------------------------|-------------------------------|----------------------------------|-------------------------------|----------------------------------|------------------------------|----------------------------------|------------------------------|----------------------------------|------------------------------|----------------------------------|------------------------------|----------------------------------|---|----------------------------------|----------------------------------|------------------------------------|----------------------------------|--------|
| Jacque Jones, L OBP: 0.328, SLG: 0.434 (1, 8) | 1-3 K | | 2-2 G4-3 1-2 | | 1-0 2B | | | 1-2 G6-3 | | 4 | 0 | 1 | 0 | 0 | 1 | 1 | Pittsburgh Pirates @ Minnesota Twins Hubert H. Humphrey Metrodome, Minneapolis, MN Sun Jul 11 1999, 2:05 PM EDT Att: 18,587 - Dome - 72 F livebaseballscorecards.com | | | | | |
| Chad Allen, R OBP: 0.341, SLG: 0.404 (1, 7) | 1-2 G3 | | 0-0 G6-3 2-3 | | 1-3 K | | | 0-0 P4 | | 2 | 0 | 0 | 0 | 0 | 0 | 1 | | | | | | |
| Denny Hocking, S OBP: 0.326, SLG: 0.358 (5, 9) | | | | | | | | | | 2 | 0 | 0 | 0 | 0 | 1 | 1 | | | | | | |
| Brent Gates, S OBP: 0.371, SLG: 0.397 (1, 4) | 4-0 FC6-4 BB | | 0-1 G2-3 | | 1-1 P6 | | | 1-3 K | | 3 | 0 | 0 | 0 | 1 | 1 | 2 | | | | | | |
| Todd Walker, L OBP: 0.333, SLG: 0.401 (1, 10) | 2-2 FC6-4 1-2f | | | 3-2 HR 2B | | 3-1 G3-1 | | 1-2 G4-3 | | 4 | 1 | 1 | 0 | 0 | 0 | 1 | | | | | | |
| Ron Coomer, R OBP: 0.312, SLG: 0.458 (1, 5) | | 2-3 K | | 0-0 HR | | 0-0 G1-3 | | 2-1 G6-3 | | 4 | 1 | 1 | 2 | 0 | 1 | 0 | | | | | | |
| Doug Mientkiewicz, L OBP: 0.347, SLG: 0.345 (1, 3) | | 0-1 G6-3 | | 1-0 F8 | | 2-3 K | | 1-2 F8 | | 4 | 0 | 0 | 0 | 0 | 1 | 0 | | | | | | |
| Terry Steinbach, R OBP: 0.381, SLG: 0.451 (1, 2) | | 3-2 2B | | 1-1 P5 | | | | 0-0 G6-3 | | 3 | 0 | 1 | 0 | 0 | 0 | 0 | | | | | | |
| Tori Hunter, R OBP: 0.289, SLG: 0.340 (5, 7) | | 0-0 G4-3 | | 2-2 G6-3 | | | | 2-1 G5-3 | | 3 | 0 | 0 | 0 | 0 | 0 | 1 | | | | | | |
| Cristian Guzman, S OBP: 0.253, SLG: 0.281 (1, 6) | | | 2-2 G6-3 G4-3 1B | | 0-0 G6-3 | | 2-2 F8 | | | 3 | 0 | 1 | 0 | 0 | 0 | 0 | | | | | | |
| Inning Stats | R: 0 E: 0 K: 1 S: 9 | H: 0 LOB: 1 BB: 1 P: 17 | R: 0 E: 0 K: 1 S: 9 | H: 1 LOB: 0 BB: 0 P: 14 | R: 0 E: 0 K: 0 S: 13 | H: 1 LOB: 0 BB: 0 P: 17 | R: 2 E: 0 K: 0 S: 10 | H: 2 LOB: 0 BB: 0 P: 17 | R: 0 E: 0 K: 1 S: 7 | H: 1 LOB: 1 BB: 0 P: 10 | R: 0 E: 0 K: 1 S: 7 | H: 0 LOB: 0 BB: 0 P: 12 | R: 0 E: 0 K: 0 S: 6 | H: 0 LOB: 0 BB: 0 P: 10 | R: 0 E: 0 K: 1 S: 8 | H: 0 LOB: 0 BB: 0 P: 10 | R: 0 E: 0 K: 0 S: 9 | H: 0 LOB: 0 BB: 0 P: 13 | 1B: 1 2B: 3 3B: 0 HR: 1 | SF: 0 SAC: 0 DP: 0 HBP: 0 | WP: 0 PB: 0 SB: 0 CS: 0 | PA: 33 |
| PITCHER | IP WLS BF H R ER SO BB IBB HBP BLK WP HR S P ERA WHIP | | | | | | | | | | | | | | | | | | | | | |
| Todd Ritchie, R (1, 1) ERA: 3.92 | 7.0 W 27 27 2 2 4 1 0 0 0 0 0 61 97 2.57 0.857 | | | | | | | | | | | | | | | | | | | | | |
| Jason Christiansen, L (8, 1) ERA: 2.84 | 1.0 3 0 0 0 1 0 0 0 0 0 0 8 10 0.00 0.000 | | | | | | | | | | | | | | | | | | | | | |
| Brad Clontz, R (9, 1) ERA: 1.66 | 1.0 3 0 0 0 0 0 0 0 0 0 0 9 13 0.00 0.000 | | | | | | | | | | | | | | | | | | | | | |

| Batter | 1 | 2 | 3 | 4 | 5 | 6 | 7 | 8 | 9 | AB | R | H | RBI | BB | SO | LOB | TOP | | | | | | | | | | | | | | | | | |
|--|---|----------------------------------|------------------------------|----------------------------------|-------------------------------|----------------------------------|------------------------------|----------------------------------|------------------------------|----------------------------------|------------------------------|----------------------------------|-------------------------------|----------------------------------|------------------------------|---------------------------------|---|----------------------------------|------------------------------------|--|--|--|--|--|--|--|--|--|--|--|--|--|--|--|
| Denny Hocking, S (1,4) OBP: 0.323, SLG: 0.359 | G3 | | 1B | | L8 | | G3 | | L8 | 5 | 1 | 1 | 1 | 0 | 0 | 0 | Minnesota Twins @ Chicago Cubs Wrigley Field, Chicago, IL Thu Jul 15 1999, 7:05 PM CDT Att: 39,420 - Unknown - 88 F livebaseballscores.com AB 34 R 3 H 9 RBI 3 BB 5 SO 3 LOB 16  | | | | | | | | | | | | | | | | | |
| Cristian Guzman, S (1,6) OBP: 0.297, SLG: 0.281 Todd Walker, L (9, PH) OBP: 0.335, SLG: 0.403 | G6-3 | | 1B | | BB | | F7 | | G6-3 | 3 | 0 | 1 | 0 | 1 | 0 | 0 | | | | | | | | | | | | | | | | | | |
| Brent Gates, S (1,5) OBP: 0.371, SLG: 0.393 | L6 | | 1B | | BB | | F7 | | G6-4-3 | 4 | 0 | 1 | 1 | 1 | 0 | 1 | | | | | | | | | | | | | | | | | | |
| Ron Coomer, R (1,3) OBP: 0.308, SLG: 0.451 | | P3 | G5-4-3 | | K | | P3 | | | 4 | 0 | 0 | 0 | 0 | 1 | 4 | | | | | | | | | | | | | | | | | | |
| Chad Allen, R (1,7) OBP: 0.343, SLG: 0.404 | G6-3 | | | | G4-3 | | | | | 3 | 1 | 1 | 0 | 1 | 0 | 2 | | | | | | | | | | | | | | | | | | |
| Marty Cordova, R (1,9) OBP: 0.375, SLG: 0.456 | | | | | | | | | | 4 | 0 | 2 | 0 | 0 | 1 | 1 | | | | | | | | | | | | | | | | | | |
| Terry Steinbach, R (1,2) OBP: 0.378, SLG: 0.445 | G6-3 | | | | | | | | | 4 | 0 | 1 | 1 | 0 | 0 | 2 | | | | | | | | | | | | | | | | | | |
| Tori Hunter, R (1,8) OBP: 0.293, SLG: 0.342 Travis Miller, R (6,1) Corey Koskie, L (8, PH) OBP: 0.361, SLG: 0.468 Bob Wells, R (8,1) Eddie Guardado, R (8,1) | | | 1B | | | | | | | 2 | 1 | 1 | 0 | 1 | 0 | 0 | | | | | | | | | | | | | | | | | | |
| Brad Radke, R (1,1) Jacque Jones, L (6,8) OBP: 0.323, SLG: 0.426 | | | 1B | | | | | | | 2 | 0 | 0 | 0 | 0 | 0 | 3 | | | | | | | | | | | | | | | | | | |
| Inning Stats | R: 0 E: 0 K: 0 S: 7 | H: 0 LOB: 0 BB: 0 P: 11 | R: 0 E: 0 K: 0 S: 6 | H: 1 LOB: 1 BB: 0 P: 10 | R: 2 E: 0 K: 0 S: 12 | H: 4 LOB: 1 BB: 0 P: 18 | R: 0 E: 0 K: 0 S: 7 | H: 0 LOB: 2 BB: 2 P: 17 | R: 0 E: 0 K: 1 S: 8 | H: 0 LOB: 0 BB: 0 P: 11 | R: 0 E: 0 K: 1 S: 7 | H: 0 LOB: 0 BB: 0 P: 11 | R: 1 E: 0 K: 0 S: 15 | H: 3 LOB: 3 BB: 1 P: 25 | R: 0 E: 0 K: 0 S: 5 | H: 1 LOB: 0 BB: 0 P: 9 | | 1B: 8 2B: 1 3B: 0 HR: 0 | SF: 0 SAC: 0 DP: 2 HBP: 0 | WP: 0 PA: 39 PB: 0 SB: 1 CS: 0 | | | | | | | | | | | | | | |
| PITCHER | IP WLS BF H R ER SO BB IBB HBP BLK WP HR S P ERA WHIP | | | | | | | | | | | | | | | | | | | | | | | | | | | | | | | | | |
| Dan Serafini, L (1,1) ERA: 6.75 | 4.1 | 21 | 5 | 2 | 2 | 0 | 3 | 1 | 0 | 0 | 0 | 0 | 0 | 34 | 66 | 4.15 | | 1.846 | | | | | | | | | | | | | | | | |
| Scott Sanders, R (5,1) ERA: 5.18 | 3.1 | W 12 | 2 | 1 | 1 | 3 | 0 | 0 | 0 | 0 | 0 | 0 | 0 | 26 | 39 | 2.70 | | 0.600 | | | | | | | | | | | | | | | | |
| Terry Adams, R (8,1) ERA: 2.93 | 1.1 | S 6 | 2 | 0 | 0 | 0 | 1 | 0 | 0 | 0 | 0 | 0 | 0 | 13 | 24 | 0.00 | | 2.250 | | | | | | | | | | | | | | | | |

| Batter | 1 | 2 | 3 | 4 | 5 | 6 | 7 | 8 | 9 | AB | R | H | RBI | BB | SO | LOB | BOTTOM | | | | | | | | | | | | | | | | | |
|---|---|----------------------------------|-------------------------------|----------------------------------|-------------------------------|----------------------------------|-------------------------------|----------------------------------|------------------------------|---------------------------------|-------------------------------|----------------------------------|-------------------------------|----------------------------------|-----------------------------------|------------------------------------|--|--|--|--|--|--|--|--|--|--|--|--|--|--|--|--|--|--|
| Mickey Morandini, L (1,4) OBP: 0.330, SLG: 0.354 | G6-3 | | G3-1 | | F7 | | G6-3 | | SF8 | 4 | 0 | 1 | 1 | 0 | 0 | 3 | Minnesota Twins @ Chicago Cubs Wrigley Field, Chicago, IL Thu Jul 15 1999, 7:05 PM CDT Att: 39,420 - Unknown - 88 F livebaseballscores.com AB 38 R 9 H 17 RBI 9 BB 1 SO 3 LOB 15  | | | | | | | | | | | | | | | | | |
| Tyler Houston, L (1,5) OBP: 0.341, SLG: 0.479 Manny Alexander, R (7, PH) OBP: 0.339, SLG: 0.370 | K | | G3-1 | | F8 | | | | P3 | 3 | 0 | 0 | 0 | 0 | 1 | 2 | | | | | | | | | | | | | | | | | | |
| Sammy Sosa, R (1,9) OBP: 0.356, SLG: 0.629 | G5-3 | | G6-3 | | | | | | | 4 | 3 | 2 | 2 | 1 | 0 | 2 | | | | | | | | | | | | | | | | | | |
| Mark Grace, L (1,3) OBP: 0.411, SLG: 0.495 | | 1B | | | L4 | | | | L7 | 5 | 1 | 3 | 2 | 0 | 0 | 0 | | | | | | | | | | | | | | | | | | |
| Henry Rodriguez, L (1,7) OBP: 0.423, SLG: 0.601 | F7 | | | | 1B | | | | G3 | 4 | 2 | 2 | 3 | 0 | 0 | 1 | | | | | | | | | | | | | | | | | | |
| José Hernández, R (1,6) OBP: 0.380, SLG: 0.455 | | | G4-6-3 | | 1B | | | | F8 | 4 | 0 | 3 | 0 | 0 | 0 | 0 | | | | | | | | | | | | | | | | | | |
| Jeff Reed, L (1,2) OBP: 0.365, SLG: 0.347 Terry Adams, R (8,1) ERA: 2.93 | | | G4-6-3 | | 1B | | | | L4 | 4 | 0 | 1 | 1 | 0 | 0 | 3 | | | | | | | | | | | | | | | | | | |
| Curtis Goodwin, L (1,8) OBP: 0.333, SLG: 0.365 | | | B2 | | | | | | | 4 | 1 | 2 | 0 | 0 | 1 | 0 | | | | | | | | | | | | | | | | | | |
| Dan Serafini, S (1,1) OBP: 0.200, SLG: 0.111 Scott Sanders, R (5,1) OBP: 0.154, SLG: 0.231 Benito Santiago, R (8,2) OBP: 0.288, SLG: 0.352 | | | G3-1 | | K | | | | | 2 | 0 | 1 | 0 | 0 | 1 | 3 | | | | | | | | | | | | | | | | | | |
| Inning Stats | R: 0 E: 0 K: 1 S: 6 | H: 2 LOB: 1 BB: 0 P: 16 | R: 0 E: 0 K: 0 S: 10 | H: 2 LOB: 2 BB: 0 P: 17 | R: 1 E: 0 K: 1 S: 18 | H: 4 LOB: 3 BB: 0 P: 29 | R: 3 E: 0 K: 0 S: 10 | H: 2 LOB: 0 BB: 1 P: 17 | R: 0 E: 0 K: 1 S: 5 | H: 0 LOB: 0 BB: 0 P: 5 | R: 2 E: 0 K: 0 S: 12 | H: 4 LOB: 1 BB: 0 P: 20 | R: 3 E: 0 K: 0 S: 16 | H: 3 LOB: 0 BB: 0 P: 21 | 1B: 13 2B: 2 3B: 0 HR: 2 | SF: 1 SAC: 0 DP: 1 HBP: 0 | | WP: 0 PA: 40 PB: 0 SB: 1 CS: 0 | | | | | | | | | | | | | | | | |
| PITCHER | IP WLS BF H R ER SO BB IBB HBP BLK WP HR S P ERA WHIP | | | | | | | | | | | | | | | | | | | | | | | | | | | | | | | | | |
| Brad Radke, R (1,1) ERA: 3.8 | 5.0 | L 25 | 10 | 4 | 4 | 2 | 1 | 0 | 0 | 0 | 0 | 0 | 0 | 17 | 25 | 9.00 | | 2.000 | | | | | | | | | | | | | | | | |
| Travis Miller, L (6,1) ERA: 2.66 | 2.0 | 9 | 4 | 2 | 2 | 1 | 0 | 0 | 0 | 0 | 0 | 0 | 1 | 13 | 15 | 40.50 | | 4.500 | | | | | | | | | | | | | | | | |
| Bob Wells, R (8,1) ERA: 4.25 | 0.2 | 5 | 3 | 3 | 3 | 0 | 0 | 0 | 0 | 0 | 0 | 0 | 0 | 3 | 6 | 0.00 | | 0.000 | | | | | | | | | | | | | | | | |
| Eddie Guardado, L (8,1) ERA: 4.43 | 0.1 | 1 | 0 | 0 | 0 | 0 | 0 | 0 | 0 | 0 | 0 | 0 | 0 | 3 | 6 | 0.00 | | 0.000 | | | | | | | | | | | | | | | | |

| Batter | 1 | 2 | 3 | 4 | 5 | 6 | 7 | 8 | 9 | AB | R | H | RBI | BB | SO | LOB | TOP | | | | | | | | | | | | |
|--|---|----------------------------------|-------------------------------|----------------------------------|-------------------------------|----------------------------------|-------------------------------|----------------------------------|-------------------------------|----------------------------------|-------------------------------|----------------------------------|-------------------------------|----------------------------------|-------------------------------|----------------------------------|---|-------------------------------|----------------------------------|-----------------------------------|------------------------------------|----------------------------------|--------|--|--|--|--|--|--|
| Jacque Jones, L OBP: 0.331, SLG: 0.430 | | | | | | | | | | 6 | 2 | 3 | 1 | 0 | 2 | 3 | Minnesota Twins @ Chicago Cubs Wrigley Field, Chicago, IL Fri Jul 16 1999, 2:20 PM CDT Att: 39,249 - Sunny - 87 F | | | | | | | | | | | | |
| Cristian Guzman, S OBP: 0.284, SLG: 0.285 | | | | | | | | | | 4 | 1 | 2 | 0 | 1 | 0 | 3 | | | | | | | | | | | | | |
| Todd Walker, L OBP: 0.338, SLG: 0.401 | | | | | | | | | | 4 | 1 | 1 | 2 | 2 | 1 | 3 | | | | | | | | | | | | | |
| Terry Steinbach, R OBP: 0.382, SLG: 0.444 | | | | | | | | | | 5 | 1 | 2 | 1 | 1 | 2 | 3 | | | | | | | | | | | | | |
| Corey Koskie, L OBP: 0.367, SLG: 0.466 | | | | | | | | | | 3 | 0 | 1 | 0 | 2 | 1 | 2 | | | | | | | | | | | | | |
| Chad Allen, R OBP: 0.341, SLG: 0.411 | | | | | | | | | | 5 | 1 | 1 | 2 | 0 | 3 | 8 | | | | | | | | | | | | | |
| Doug Mientkiewicz, L OBP: 0.351, SLG: 0.346 Ron Coomer, R OBP: 0.309, SLG: 0.462 | | | | | | | | | | 2 | 0 | 1 | 1 | 1 | 0 | 2 | | | | | | | | | | | | | |
| Tori Hunter, R OBP: 0.299, SLG: 0.359 | | | | | | | | | | 5 | 2 | 3 | 1 | 0 | 0 | 3 | | | | | | | | | | | | | |
| Eric Milton, L Hector Carrasco, R Marty Cordova, R Eddie Guardado, R Mike Trombley, R Denny Hocking, S Travis Miller, R | | | | | | | | | | 2 | 0 | 0 | 0 | 1 | 1 | 0 | | | | | | | | | | | | | |
| Inning Stats | R: 2 E: 0 K: 1 S: 18 | H: 2 LOB: 3 BB: 3 P: 35 | R: 0 E: 0 K: 2 S: 12 | H: 1 LOB: 0 BB: 0 P: 16 | R: 0 E: 0 K: 2 S: 10 | H: 1 LOB: 2 BB: 1 P: 15 | R: 1 E: 0 K: 1 S: 13 | H: 2 LOB: 1 BB: 0 P: 16 | R: 2 E: 0 K: 1 S: 19 | H: 4 LOB: 1 BB: 1 P: 30 | R: 1 E: 0 K: 0 S: 11 | H: 0 LOB: 1 BB: 2 P: 23 | R: 0 E: 0 K: 0 S: 4 | H: 0 LOB: 0 BB: 0 P: 6 | R: 1 E: 0 K: 2 S: 16 | H: 2 LOB: 2 BB: 1 P: 24 | | R: 3 E: 1 K: 0 S: 12 | H: 3 LOB: 1 BB: 0 P: 17 | 1B: 12 2B: 0 3B: 0 HR: 3 | SF: 0 SAC: 2 DP: 1 HBP: 0 | WP: 0 PB: 0 SB: 3 CS: 1 | PA: 50 | | | | | | |
| PITCHER | IP WLS BF H R ER SO BB IBB HBP BLK WP HR S P ERA WHIP | | | | | | | | | | | | | | | | | | | | | | | | | | | | |
| Jon Lieber, R ERA: 3.54 | (1, 1) | 4.1 | 26 | 10 | 5 | 5 | 7 | 4 | 0 | 0 | 0 | 0 | 0 | 0 | 2 | 68 | 104 | 10.38 | 3.231 | | | | | | | | | | |
| Ray King, L ERA: 13.5 | (5, 1) | 1.0 | 4 | 0 | 1 | 0 | 1 | 2 | 0 | 0 | 0 | 0 | 0 | 0 | 0 | 7 | 16 | 0.00 | 2.000 | | | | | | | | | | |
| Matt Karchner, R ERA: 2.5 | (6, 1) | 0.0 | 1 | 0 | 0 | 0 | 0 | 1 | 0 | 0 | 0 | 0 | 0 | 0 | 0 | 1 | 5 | ∞ | ∞ | | | | | | | | | | |
| Felix Heredia, L ERA: 4.81 | (6, 1) | 0.2 | 2 | 0 | 0 | 0 | 0 | 0 | 0 | 0 | 0 | 0 | 0 | 0 | 7 | 10 | 0.00 | 0.000 | | | | | | | | | | | |
| Rick Aguilera, R ERA: 4.07 | (7, 1) | 2.0 | 9 | 2 | 1 | 1 | 2 | 1 | 0 | 0 | 0 | 0 | 0 | 0 | 20 | 30 | 4.50 | 1.500 | | | | | | | | | | | |
| Jeff Blausler, R OBP: 0.386, SLG: 0.505 | | | | | | | | | | 3 | 2 | 1 | 1 | 2 | 1 | 1 | Minnesota Twins @ Chicago Cubs Wrigley Field, Chicago, IL Fri Jul 16 1999, 2:20 PM CDT Att: 39,249 - Sunny - 87 F | | | | | | | | | | | | |
| Manny Alexander, R OBP: 0.345, SLG: 0.375 Curtis Goodwin, L OBP: 0.340, SLG: 0.371 | | | | | | | | | | 4 | 1 | 2 | 0 | 0 | 2 | 1 | | | | | | | | | | | | | |
| Mark Grace, L OBP: 0.411, SLG: 0.494 | | | | | | | | | | 5 | 2 | 2 | 1 | 0 | 0 | 2 | | | | | | | | | | | | | |
| Sammy Sosa, R OBP: 0.362, SLG: 0.646 | | | | | | | | | | 5 | 1 | 4 | 4 | 0 | 1 | 0 | | | | | | | | | | | | | |
| José Hernández, R OBP: 0.360, SLG: 0.453 | | | | | | | | | | 4 | 1 | 1 | 0 | 1 | 1 | 2 | | | | | | | | | | | | | |
| Henry Rodriguez, L OBP: 0.422, SLG: 0.609 | | | | | | | | | | 5 | 1 | 2 | 2 | 0 | 1 | 1 | | | | | | | | | | | | | |
| Benito Santiago, R OBP: 0.288, SLG: 0.350 | | | | | | | | | | 4 | 1 | 1 | 0 | 0 | 1 | 0 | | | | | | | | | | | | | |
| Gary Gaetti, R OBP: 0.260, SLG: 0.347 | | | | | | | | | | 4 | 1 | 1 | 3 | 0 | 1 | 0 | | | | | | | | | | | | | |
| Jon Lieber, L Ray King, L Matt Karchner, R Felix Heredia, L Rick Aguilera, R Tyler Houston, L Terry Adams, R | | | | | | | | | | 1 | 0 | 0 | 0 | 0 | 1 | 0 | | | | | | | | | | | | | |
| Inning Stats | R: 4 E: 0 K: 1 S: 17 | H: 3 LOB: 0 BB: 1 P: 31 | R: 0 E: 0 K: 1 S: 7 | H: 0 LOB: 0 BB: 0 P: 8 | R: 0 E: 0 K: 2 S: 8 | H: 2 LOB: 1 BB: 0 P: 12 | R: 0 E: 0 K: 2 S: 8 | H: 0 LOB: 0 BB: 0 P: 11 | R: 0 E: 0 K: 2 S: 10 | H: 0 LOB: 1 BB: 1 P: 17 | R: 3 E: 0 K: 2 S: 17 | H: 4 LOB: 1 BB: 0 P: 29 | R: 0 E: 0 K: 1 S: 10 | H: 1 LOB: 1 BB: 0 P: 15 | R: 1 E: 0 K: 1 S: 7 | H: 1 LOB: 0 BB: 0 P: 11 | | R: 3 E: 0 K: 0 S: 11 | H: 5 LOB: 3 BB: 1 P: 20 | 1B: 10 2B: 2 3B: 0 HR: 4 | SF: 0 SAC: 0 DP: 1 HBP: 0 | WP: 0 PB: 1 SB: 0 CS: 0 | PA: 42 | | | | | | |
| PITCHER | IP WLS BF H R ER SO BB IBB HBP BLK WP HR S P ERA WHIP | | | | | | | | | | | | | | | | | | | | | | | | | | | | |
| Eric Milton, L ERA: 5.27 | (1, 1) | 5.0 | 21 | 5 | 4 | 4 | 6 | 2 | 0 | 0 | 0 | 0 | 0 | 0 | 1 | 17 | 29 | 27.00 | 4.000 | | | | | | | | | | |
| Hector Carrasco, R ERA: 11.57 | (6, 1) | 1.0 | 7 | 4 | 3 | 3 | 2 | 0 | 0 | 0 | 0 | 0 | 0 | 0 | 1 | 12 | 17 | 9.00 | 2.000 | | | | | | | | | | |
| Eddie Guardado, L ERA: 4.63 | (7, 1) | 1.0 | 5 | 2 | 1 | 1 | 1 | 0 | 0 | 0 | 0 | 0 | 0 | 0 | 1 | 13 | 22 | 27.00 | 4.000 | | | | | | | | | | |
| Mike Trombley, R ERA: 3.77 | (8, 1) | 1.0 | 7 | 4 | 3 | 3 | 1 | 0 | 0 | 0 | 0 | 0 | 0 | 0 | 1 | 13 | 22 | 27.00 | 4.000 | | | | | | | | | | |
| Travis Miller, L ERA: 2.68 | (9, 1) | 0.0 | 2 | 1 | 0 | 0 | 0 | 0 | 1 | 0 | 0 | 0 | 0 | 0 | 3 | 7 | ∞ | ∞ | | | | | | | | | | | |
| AB | | | | | | | | | | | 39 | | | | | | | | | | | | | | | | | | |
| R | | | | | | | | | | | 10 | | | | | | | | | | | | | | | | | | |
| H | | | | | | | | | | | 15 | | | | | | | | | | | | | | | | | | |
| RBI | | | | | | | | | | | 9 | | | | | | | | | | | | | | | | | | |
| BB | | | | | | | | | | | 8 | | | | | | | | | | | | | | | | | | |
| SO | | | | | | | | | | | 10 | | | | | | | | | | | | | | | | | | |
| LOB | | | | | | | | | | | 27 | | | | | | | | | | | | | | | | | | |
| MINNESOTA TWINS | | | | | | | | | | | | | | | | | | | | | | | | | | | | | |
| CUBS | | | | | | | | | | | | | | | | | | | | | | | | | | | | | |

| Batter | 1 | 2 | 3 | 4 | 5 | 6 | 7 | 8 | 9 | AB | R | H | RBI | BB | SO | LOB | TOP | | | |
|--|---|---|------------------------------|----------------------------------|-------------------------------|----------------------------------|-------------------------------|----------------------------------|------------------------------|----------------------------------|------------------------------|----------------------------------|------------------------------|----------------------------------|-------------------------------|----------------------------------|--|------------------------------------|----------------------------------|--------|
| Denny Hocking, S OBP: 0.329, SLG: 0.379 | | | | | | | | | | 5 | 1 | 3 | 1 | 0 | 0 | 0 | Minnesota Twins @ Chicago Cubs Wrigley Field, Chicago, IL Sat Jul 17 1999, 3:05 PM CDT Att: 39,044 - Cloudy - 75 F | | | |
| Cristian Guzman, S OBP: 0.271, SLG: 0.292 | | | | | | | | | | 5 | 3 | 3 | 0 | 0 | 3 | | | | | |
| Brent Gates, S OBP: 0.377, SLG: 0.401 | | | | | | | | | | 4 | 3 | 2 | 1 | 0 | 2 | | | | | |
| Ron Coomer, R OBP: 0.314, SLG: 0.464 | | | | | | | | | | 5 | 1 | 3 | 2 | 0 | 1 | 2 | | | | |
| Terry Steinbach, R OBP: 0.389, SLG: 0.449 | | | | | | | | | | 5 | 0 | 3 | 2 | 0 | 0 | 1 | | | | |
| Chad Allen, R OBP: 0.337, SLG: 0.405 | | | | | | | | | | 4 | 0 | 0 | 0 | 0 | 5 | | | | | |
| Marty Cordova, R OBP: 0.369, SLG: 0.449 | | | | | | | | | | 3 | 0 | 0 | 1 | 0 | 2 | 1 | | | | |
| Jacque Jones, L OBP: 0.331, SLG: 0.430 | | | | | | | | | | 0 | 0 | 0 | 0 | 0 | 0 | 0 | | | | |
| Tori Hunter, R OBP: 0.295, SLG: 0.353 | | | | | | | | | | 4 | 0 | 0 | 0 | 0 | 0 | 1 | | | | |
| Joe Mays, S (1, 1) | | | | | | | | | | 3 | 0 | 0 | 0 | 1 | 1 | 0 | | | | |
| Inning Stats | R: 3 E: 0 K: 0 S: 13 | H: 5 LOB: 1 BB: 0 P: 23 | R: 0 E: 0 K: 0 S: 8 | H: 0 LOB: 0 BB: 0 P: 12 | R: 3 E: 0 K: 0 S: 19 | H: 4 LOB: 1 BB: 0 P: 28 | R: 0 E: 0 K: 0 S: 12 | H: 1 LOB: 2 BB: 1 P: 20 | R: 0 E: 0 K: 1 S: 8 | H: 1 LOB: 1 BB: 0 P: 10 | R: 0 E: 0 K: 1 S: 8 | H: 0 LOB: 0 BB: 0 P: 10 | R: 0 E: 0 K: 1 S: 7 | H: 0 LOB: 0 BB: 0 P: 11 | R: 2 E: 0 K: 1 S: 11 | H: 2 LOB: 1 BB: 0 P: 20 | 1B: 12 2B: 2 3B: 0 HR: 1 | SF: 1 SAC: 0 DP: 2 HBP: 1 | WP: 1 PB: 1 SB: 1 CS: 0 | PA: 41 |
| PITCHER | IP WLS BF H R ER SO BB IBB HBP BLK WP HR S P ERA WHIP | IP WLS BF H R ER SO BB IBB HBP BLK WP HR S P ERA WHIP | | | | | | | | | | | | | | | | | | |
| Terry Mulholland, L ERA: 5.53 | (1, 1) 2.0 L 13 8 6 6 0 0 0 0 0 0 1 32 49 27.00 4.000 | | | | | | | | | | | | | | | | | | | |
| Kyle Farnsworth, R ERA: 6.86 | (3, 1) 6.0 22 4 0 0 3 1 0 0 0 0 1 0 49 78 0.00 0.833 | | | | | | | | | | | | | | | | | | | |
| Steve Rain, R ERA: 9.0 | (9, 1) 1.0 6 2 2 1 1 0 0 0 1 0 0 0 11 20 9.00 2.000 | | | | | | | | | | | | | | | | | | | |

| | |
|-----|----|
| AB | 38 |
| R | 8 |
| H | 14 |
| RBI | 7 |
| BB | 1 |
| SO | 4 |
| LOB | 15 |



| Batter | 1 | 2 | 3 | 4 | 5 | 6 | 7 | 8 | 9 | AB | R | H | RBI | BB | SO | LOB | BOTTOM | | | | | |
|---|---|---|------------------------------|----------------------------------|------------------------------|----------------------------------|------------------------------|----------------------------------|-------------------------------|----------------------------------|------------------------------|---------------------------------|------------------------------|---------------------------------|------------------------------|---------------------------------|--|----------------------------------|----------------------------------|------------------------------------|----------------------------------|--------|
| Mickey Morandini, L OBP: 0.335, SLG: 0.355 | | | | | | | | | | 2 | 0 | 1 | 0 | 2 | 0 | 0 | Minnesota Twins @ Chicago Cubs Wrigley Field, Chicago, IL Sat Jul 17 1999, 3:05 PM CDT Att: 39,044 - Cloudy - 75 F | | | | | |
| Tyler Houston, L OBP: 0.337, SLG: 0.471 | | | | | | | | | | 4 | 0 | 1 | 0 | 0 | 2 | 3 | | | | | | |
| Steve Rain, R (9, 1) | | | | | | | | | | 0 | 0 | 0 | 0 | 0 | 0 | 0 | | | | | | |
| Sammy Sosa, R OBP: 0.358, SLG: 0.639 | | | | | | | | | | 4 | 0 | 0 | 0 | 0 | 2 | 3 | | | | | | |
| Mark Grace, L OBP: 0.407, SLG: 0.488 | | | | | | | | | | 4 | 0 | 0 | 0 | 0 | 0 | 2 | | | | | | |
| Henry Rodriguez, L OBP: 0.420, SLG: 0.603 | | | | | | | | | | 4 | 0 | 1 | 0 | 0 | 1 | 2 | | | | | | |
| José Hernández, R OBP: 0.380, SLG: 0.450 | | | | | | | | | | 2 | 0 | 0 | 0 | 1 | 1 | 0 | | | | | | |
| Curtis Goodwin, L OBP: 0.333, SLG: 0.364 | | | | | | | | | | 2 | 0 | 0 | 0 | 0 | 1 | 0 | | | | | | |
| Benito Santiago, R OBP: 0.285, SLG: 0.346 | | | | | | | | | | 3 | 0 | 0 | 0 | 0 | 0 | 1 | | | | | | |
| Terry Mulholland, R OBP: 0.040, SLG: 0.040 | | | | | | | | | | 1 | 0 | 0 | 0 | 0 | 0 | 1 | | | | | | |
| Kyle Farnsworth, R OBP: 0.159, SLG: 0.056 | | | | | | | | | | 1 | 0 | 0 | 0 | 0 | 0 | 0 | | | | | | |
| Manny Alexander, R OBP: 0.342, SLG: 0.371 | | | | | | | | | | 1 | 0 | 0 | 0 | 0 | 0 | 0 | | | | | | |
| Inning Stats | R: 0 E: 0 K: 2 S: 9 | H: 1 LOB: 2 BB: 1 P: 19 | R: 0 E: 0 K: 0 S: 9 | H: 0 LOB: 1 BB: 1 P: 14 | R: 0 E: 0 K: 1 S: 7 | H: 0 LOB: 0 BB: 1 P: 15 | R: 0 E: 0 K: 0 S: 6 | H: 0 LOB: 0 BB: 0 P: 10 | R: 0 E: 1 K: 0 S: 11 | H: 1 LOB: 2 BB: 0 P: 17 | R: 0 E: 0 K: 1 S: 6 | H: 1 LOB: 0 BB: 0 P: 8 | R: 0 E: 0 K: 2 S: 8 | H: 0 LOB: 0 BB: 0 P: 9 | R: 0 E: 0 K: 1 S: 6 | H: 0 LOB: 0 BB: 0 P: 9 | R: 0 E: 0 K: 0 S: 7 | H: 0 LOB: 0 BB: 0 P: 10 | 1B: 3 2B: 0 3B: 0 HR: 0 | SF: 0 SAC: 1 DP: 1 HBP: 0 | WP: 0 PB: 0 SB: 0 CS: 1 | PA: 33 |
| PITCHER | IP WLS BF H R ER SO BB IBB HBP BLK WP HR S P ERA WHIP | IP WLS BF H R ER SO BB IBB HBP BLK WP HR S P ERA WHIP | | | | | | | | | | | | | | | | | | | | |
| Joe Mays, R ERA: 4.29 | (1, 1) 9.0 W 32 3 0 0 7 3 0 0 0 0 0 69 111 0.00 0.667 | | | | | | | | | | | | | | | | | | | | | |

| | |
|-----|----|
| AB | 28 |
| R | 0 |
| H | 3 |
| RBI | 0 |
| BB | 3 |
| SO | 7 |
| LOB | 12 |



| Batter | 1 | 2 | 3 | 4 | 5 | 6 | 7 | 8 | 9 | AB | R | H | RBI | BB | SO | LOB | TOP | | | |
|--|---|--|--|--|-------------------------------|----------------------------------|-------------------------------|----------------------------------|------------------------------|----------------------------------|-------------------------------|----------------------------------|-------------------------------|----------------------------------|-------------------------------|---|--|----------------------------------|------------------------------------|----------------------------------|
| Denny Hocking, S OBP: 0.325, SLG: 0.391 (1, 4) | | | | | | | | | | 5 | 0 | 1 | 0 | 0 | 1 | 2 | Minnesota Twins @ St. Louis Cardinals Busch Stadium, St. Louis, MO Mon Jul 19 1999, 7:10 PM CDT Att: 37,408 - Unknown - 93 F | | | |
| Cristian Guzman, S OBP: 0.276, SLG: 0.293 Todd Walker, L OBP: 0.335, SLG: 0.397 (7, PH) | | | | | | | | | | 2 | 0 | 1 | 0 | 1 | 0 | 0 | | | | |
| Brent Gates, S OBP: 0.375, SLG: 0.395 (1, 5) | | | | | | | | | | 4 | 1 | 1 | 0 | 1 | 1 | 3 | | | | |
| Ron Coomer, R OBP: 0.311, SLG: 0.461 (1, 3) | | | | | | | | | | 5 | 0 | 2 | 1 | 0 | 0 | 4 | | | | |
| Terry Steinbach, R OBP: 0.383, SLG: 0.438 (1, 2) | | | | | | | | | | 4 | 1 | 0 | 0 | 1 | 0 | 2 | | | | |
| Chad Allen, R OBP: 0.337, SLG: 0.404 Corey Koskie, L OBP: 0.370, SLG: 0.466 (8, PH) | | | | | | | | | | 3 | 1 | 1 | 0 | 0 | 0 | 0 | | | | |
| Matt Lawton, L OBP: 0.342, SLG: 0.400 (8, 7) | | | | | | | | | | 4 | 0 | 1 | 1 | 0 | 1 | 2 | | | | |
| Tori Hunter, R OBP: 0.294, SLG: 0.355 (1, 8) | | | | | | | | | | 4 | 0 | 1 | 1 | 0 | 0 | 1 | | | | |
| Mike Lincoln, R 23 Benj Sampson, R Marty Cordova, R Travis Miller, L Jacque Jones, L Hector Carrasco, R (8, 1) | | | | | | | | | | 1 | 0 | 0 | 0 | 0 | 0 | 0 | | | | |
| Inning Stats | R: 0 E: 0 K: 1 S: 8 | H: 1 LOB: 1 BB: 1 P: 17 | R: 0 E: 0 K: 0 S: 6 | H: 1 LOB: 1 BB: 0 P: 11 | R: 0 E: 0 K: 1 S: 10 | H: 1 LOB: 1 BB: 0 P: 16 | R: 2 E: 1 K: 1 S: 14 | H: 1 LOB: 1 BB: 1 P: 25 | R: 1 E: 0 K: 0 S: 7 | H: 0 LOB: 0 BB: 0 P: 11 | R: 0 E: 0 K: 2 S: 13 | H: 1 LOB: 2 BB: 1 P: 23 | R: 1 E: 0 K: 1 S: 16 | H: 2 LOB: 2 BB: 1 P: 24 | R: 0 E: 0 K: 0 S: 10 | H: 1 LOB: 1 BB: 0 P: 15 | | 1B: 6 2B: 3 3B: 0 HR: 0 | SF: 0 SAC: 0 DP: 1 HBP: 0 | WP: 0 PB: 0 SB: 0 CS: 0 |
| PITCHER | IP WLS BF H R ER SO BB IBB HBP BLK WP HR S P ERA WHIP | 6.0 W 28 6 3 2 2 4 0 0 0 0 0 56 107 3.00 1.667 | 1.2 S 8 2 1 1 3 1 0 0 0 0 0 22 31 5.40 1.800 | 1.1 S 5 1 0 0 0 0 0 0 0 0 0 13 21 0.00 0.750 | PITCHER | | | | | | | | | | | IP WLS BF H R ER SO BB IBB HBP BLK WP HR S P ERA WHIP | | | | |

| | |
|-----|----|
| AB | 36 |
| R | 4 |
| H | 9 |
| RBI | 3 |
| BB | 5 |
| SO | 5 |
| LOB | 17 |



| Batter | 1 | 2 | 3 | 4 | 5 | 6 | 7 | 8 | 9 | AB | R | H | RBI | BB | SO | LOB | BOTTOM | |
|--|---|---|---|--|---|----------------------------------|-------------------------------|----------------------------------|-------------------------------|----------------------------------|-------------------------------|----------------------------------|------------------------------|----------------------------------|----------------------------------|------------------------------------|--|----------------------------------|
| Joe McEwing, R OBP: 0.351, SLG: 0.419 (1, 4) | | | | | | | | | | 4 | 1 | 1 | 2 | 1 | 0 | 2 | Minnesota Twins @ St. Louis Cardinals Busch Stadium, St. Louis, MO Mon Jul 19 1999, 7:10 PM CDT Att: 37,408 - Unknown - 93 F | |
| J.D. Drew, L OBP: 0.335, SLG: 0.496 (1, 8) | | | | | | | | | | 5 | 0 | 3 | 0 | 0 | 0 | 2 | | |
| Edgar Renteria, R OBP: 0.348, SLG: 0.424 (1, 6) | | | | | | | | | | 5 | 0 | 1 | 0 | 0 | 1 | 3 | | |
| Ray Lankford, L OBP: 0.373, SLG: 0.549 (1, 7) | | | | | | | | | | 3 | 2 | 0 | 0 | 1 | 1 | 3 | | |
| Fernando Tatis, R OBP: 0.403, SLG: 0.561 (1, 5) | | | | | | | | | | 4 | 2 | 2 | 4 | 0 | 0 | 1 | | |
| Darren Bragg, L OBP: 0.380, SLG: 0.386 (1, 9) | | | | | | | | | | 4 | 1 | 1 | 0 | 0 | 0 | 0 | | |
| Alberto Castillo, R OBP: 0.296, SLG: 0.313 (1, 2) | | | | | | | | | | 4 | 1 | 2 | 1 | 0 | 1 | 0 | | |
| David Howard, S OBP: 0.310, SLG: 0.316 Ricky Bottalico, L (8, 1) | | | | | | | | | | 4 | 0 | 2 | 0 | 0 | 1 | 1 | | |
| Kent Mercker, L OBP: 0.353, SLG: 0.333 Manny Aybar, R OBP: 0.091, SLG: 0.091 Shawon Dunston, R OBP: 0.353, SLG: 0.511 (8, 3) | | | | | | | | | | 2 | 1 | 2 | 1 | 0 | 0 | 0 | | |
| Inning Stats | R: 0 E: 0 K: 0 S: 5 | H: 1 LOB: 1 BB: 0 P: 10 | R: 0 E: 0 K: 0 S: 6 | H: 1 LOB: 1 BB: 0 P: 9 | R: 6 E: 0 K: 1 S: 18 | H: 7 LOB: 2 BB: 1 P: 35 | R: 2 E: 0 K: 0 S: 10 | H: 2 LOB: 0 BB: 0 P: 18 | R: 0 E: 0 K: 1 S: 11 | H: 1 LOB: 0 BB: 0 P: 14 | R: 0 E: 0 K: 2 S: 10 | H: 0 LOB: 0 BB: 0 P: 16 | R: 0 E: 0 K: 0 S: 8 | H: 1 LOB: 1 BB: 0 P: 10 | 1B: 7 2B: 4 3B: 0 HR: 3 | SF: 0 SAC: 1 DP: 1 HBP: 0 | | WP: 0 PB: 0 SB: 0 CS: 0 |
| PITCHER | IP WLS BF H R ER SO BB IBB HBP BLK WP HR S P ERA WHIP | 2.2 L 16 6 2 2 1 1 0 0 0 0 1 33 54 5.40 2.100 | 3.1 L 16 6 2 2 1 1 0 0 0 0 0 10 16 0.00 0.000 | 1.0 L 3 0 0 0 2 0 0 0 0 0 0 10 16 0.00 0.000 | 1.0 L 4 1 0 0 0 0 0 0 0 0 0 8 10 0.00 1.000 | PITCHER | | | | | | | | | | | IP WLS BF H R ER SO BB IBB HBP BLK WP HR S P ERA WHIP | |

| | |
|-----|----|
| AB | 36 |
| R | 8 |
| H | 14 |
| RBI | 8 |
| BB | 2 |
| SO | 4 |
| LOB | 12 |



| Batter | 1 | 2 | 3 | 4 | 5 | 6 | 7 | 8 | 9 | 10 | AB | R | H | RBI | BB | SO | LOB | TOP | |
|--|------------------------------|----------------------------------|-------------------------------|----------------------------------|-------------------------------|----------------------------------|-------------------------------|----------------------------------|------------------------------|----------------------------------|-------------------------------|----------------------------------|------------------------------|----------------------------------|-------------------------------|----------------------------------|-----------------------------------|------------------------------------|----------------------------------|
| Ray Durham, S OBP: 0.369, SLG: 0.479 | G4-3 BB | | K | | E9 HR 1B | | F8 | | K2-6-2 | | 4 | 1 | 1 | 0 | 1 | 2 | 3 | | |
| Chris Singleton, L OBP: 0.352, SLG: 0.548 | G4-3 | | G1-6-3 1B | | HR | | G6-3 | | G3-1 | | 5 | 1 | 2 | 3 | 0 | 0 | 1 | | |
| Frank Thomas, R OBP: 0.419, SLG: 0.505 Mike Caruso, S OBP: 0.280, SLG: 0.313 | G4-3 | | G1-6-3 | | F7 | | | FC5-4 BB | | 1B WP 14 HR 1B | 4 | 0 | 1 | 0 | 1 | 0 | 2 | | |
| Magglio Ordonez, R OBP: 0.373, SLG: 0.566 | | F8 | | K | | | | FC5-4 1B | | 1B 14 HR 1B | 5 | 1 | 2 | 0 | 0 | 1 | 1 | | |
| Carlos Lee, R OBP: 0.324, SLG: 0.422 Darrin Jackson, R OBP: 0.282, SLG: 0.396 | | P1 | | P3 | | G1-3 | | K | | K | 4 | 0 | 0 | 0 | 0 | 1 | 2 | | |
| 14 Paul Konerko, R OBP: 0.335, SLG: 0.498 | | | | | | | | | | | 5 | 1 | 4 | 3 | 0 | 0 | 1 | | |
| Brook Fordyce, R OBP: 0.345, SLG: 0.456 | | | | | | | | | | | 5 | 0 | 1 | 0 | 0 | 1 | 3 | | |
| Craig Wilson, R OBP: 0.325, SLG: 0.336 Brian Simmons, S (9, PR) | | | | | | | | | | | 5 | 0 | 1 | 0 | 0 | 1 | 3 | | |
| Greg Norton, S OBP: 0.348, SLG: 0.390 | | | | | | | | | | | 5 | 0 | 0 | 0 | 0 | 0 | 0 | | |
| 55 Liu Rodriguez, S OBP: 0.311, SLG: 0.289 | | | | | | | | | | | 3 | 0 | 1 | 0 | 0 | 1 | 1 | | |
| Inning Stats | R: 0 E: 0 K: 0 S: 4 | H: 0 LOB: 0 BB: 1 P: 10 | R: 0 E: 0 K: 0 S: 15 | H: 2 LOB: 2 BB: 0 P: 22 | R: 0 E: 0 K: 1 S: 11 | H: 1 LOB: 1 BB: 0 P: 16 | R: 3 E: 1 K: 1 S: 20 | H: 4 LOB: 1 BB: 0 P: 26 | R: 0 E: 0 K: 0 S: 8 | H: 0 LOB: 0 BB: 0 P: 13 | R: 0 E: 0 K: 1 S: 11 | H: 0 LOB: 1 BB: 1 P: 16 | R: 0 E: 1 K: 1 S: 9 | H: 1 LOB: 2 BB: 0 P: 11 | R: 3 E: 0 K: 2 S: 10 | H: 3 LOB: 1 BB: 0 P: 11 | 1B: 11 2B: 1 3B: 0 HR: 2 | SF: 0 SAC: 0 DP: 4 HBP: 1 | WP: 1 PB: 0 SB: 0 CS: 0 |
| PITCHER | IP 7.0 | WLS L | BF 29 | H 9 | R 3 | ER 3 | SO 3 | BB 1 | IBB 0 | HBP 1 | BLK 0 | WP 0 | HR 1 | S 79 | P 113 | ERA 3.86 | WHIP 1.429 | | |
| PITCHER | IP 2.1 | WLS L | BF 11 | H 3 | R 2 | ER 2 | SO 2 | BB 1 | IBB 0 | HBP 0 | BLK 0 | WP 1 | HR 0 | S 23 | P 31 | ERA 7.71 | WHIP 1.714 | | |
| PITCHER | IP 0.2 | WLS L | BF 3 | H 1 | R 1 | ER 2 | SO 2 | BB 0 | IBB 0 | HBP 0 | BLK 0 | WP 0 | HR 1 | S 7 | P 7 | ERA 13.50 | WHIP 1.500 | | |

Chicago White Sox @ Minnesota Twins
Hubert H. Humphrey Metrodome, Minneapolis, MN
Wed Jul 21 1999, 8:05 PM EDT
Att. 12,399 - Dome - 72 F

AB 40
R 6
H 13
RBI 6
BB 2
SO 7
LOB 19



| Batter | 1 | 2 | 3 | 4 | 5 | 6 | 7 | 8 | 9 | 10 | AB | R | H | RBI | BB | SO | LOB | BOTTOM | | | |
|--|------------------------------|----------------------------------|------------------------------|----------------------------------|------------------------------|----------------------------------|------------------------------|----------------------------------|------------------------------|----------------------------------|------------------------------|----------------------------------|-------------------------------|----------------------------------|------------------------------|----------------------------------|------------------------------|---------------------------------|-----------------------------------|------------------------------------|----------------------------------|
| Jacque Jones, L OBP: 0.355, SLG: 0.469 | G4-3 | | G6-3 | | | | | | | | 5 | 1 | 2 | 0 | 0 | 1 | 2 | | | | |
| Brent Gates, S OBP: 0.376, SLG: 0.395 | G3-1 | | | | | | | | | | 5 | 1 | 2 | 0 | 0 | 0 | 5 | | | | |
| Todd Walker, L OBP: 0.338, SLG: 0.407 | K | | | | | | | | | | 5 | 0 | 2 | 1 | 0 | 2 | 3 | | | | |
| Ron Coomer, R OBP: 0.310, SLG: 0.455 | | | | | | | | | | | 4 | 0 | 0 | 0 | 1 | 1 | 4 | | | | |
| Marty Cordova, R OBP: 0.274, SLG: 0.450 | | | | | | | | | | | 5 | 0 | 2 | 1 | 0 | 1 | 3 | | | | |
| Matt Lawton, L OBP: 0.335, SLG: 0.391 | | | | | | | | | | | 5 | 0 | 0 | 0 | 0 | 2 | 3 | | | | |
| Chad Allen, R OBP: 0.334, SLG: 0.398 | | | | | | | | | | | 3 | 1 | 1 | 0 | 0 | 0 | 2 | | | | |
| Terry Steinbach, R OBP: 0.383, SLG: 0.431 Tori Hunter, R OBP: 0.294, SLG: 0.358 Javier Valentin, S OBP: 0.315, SLG: 0.401 | | | | | | | | | | | 3 | 0 | 1 | 0 | 1 | 0 | 1 | | | | |
| 0.1 B 2 1 0 0 1 0 0 0 5 8 0.00 3.000 | | | | | | | | | | | 0 | 0 | 0 | 0 | 0 | 0 | 0 | | | | |
| 0.1 2 0 0 0 0 1 0 0 0 6 11 0.00 3.000 | | | | | | | | | | | 0 | 0 | 0 | 0 | 0 | 0 | 0 | | | | |
| 1.0 W 3 0 0 0 1 0 0 0 6 6 0.00 0.000 | | | | | | | | | | | 4 | 0 | 1 | 1 | 0 | 0 | 2 | | | | |
| Inning Stats | R: 0 E: 0 K: 1 S: 7 | H: 0 LOB: 0 BB: 1 P: 12 | R: 0 E: 0 K: 0 S: 6 | H: 0 LOB: 0 BB: 1 P: 13 | R: 0 E: 0 K: 0 S: 7 | H: 1 LOB: 1 BB: 0 P: 13 | R: 0 E: 0 K: 0 S: 7 | H: 2 LOB: 1 BB: 0 P: 10 | R: 1 E: 0 K: 0 S: 8 | H: 3 LOB: 3 BB: 0 P: 15 | R: 0 E: 0 K: 1 S: 8 | H: 0 LOB: 0 BB: 0 P: 11 | R: 0 E: 0 K: 2 S: 21 | H: 0 LOB: 2 BB: 0 P: 32 | R: 0 E: 0 K: 1 S: 8 | H: 0 LOB: 2 BB: 0 P: 12 | R: 0 E: 0 K: 2 S: 8 | H: 1 LOB: 1 BB: 0 P: 8 | 1B: 10 2B: 1 3B: 0 HR: 0 | SF: 0 SAC: 0 DP: 2 HBP: 1 | WP: 1 PB: 0 SB: 2 CS: 0 |
| PITCHER | IP 7.0 | WLS B | BF 30 | H 9 | R 3 | ER 3 | SO 2 | BB 1 | IBB 0 | HBP 1 | BLK 0 | WP 1 | HR 0 | S 59 | P 99 | ERA 3.86 | WHIP 1.429 | | | | |
| PITCHER | IP 1.0 | WLS S | BF 4 | H 1 | R 0 | ER 0 | SO 2 | BB 0 | IBB 0 | HBP 0 | BLK 0 | WP 0 | HR 0 | S 8 | P 8 | ERA 0.00 | WHIP 1.000 | | | | |

Chicago White Sox @ Minnesota Twins
Hubert H. Humphrey Metrodome, Minneapolis, MN
Wed Jul 21 1999, 8:05 PM EDT
Att. 12,399 - Dome - 72 F

AB 39
R 3
H 11
RBI 3
BB 2
SO 7
LOB 25



| Batter | 1 | 2 | 3 | 4 | 5 | 6 | 7 | 8 | 9 | AB | R | H | RBI | BB | SO | LOB | TOP | | | | | | | | | | | | | | | | | | | |
|--|-------------------------------|----------------------------------|------------------------------|----------------------------------|-------------------------------|----------------------------------|------------------------------|---------------------------------|------------------------------|----------------------------------|------------------------------|----------------------------------|-------------------------------|----------------------------------|-------------------------------|----------------------------------|---|------------------------------------|----------------------------------|--------|-----|----|---|---|----|----|----|-----|-----|-----|----|----|---|---|-----|------|
| Ray Durham, S OBP: 0.368, SLG: 0.476 | 0-0 1B | | 2-3 K | | 2-2 G6-3 | | | 2-3 K | | 4 | 0 | 1 | 0 | 0 | 2 | 1 | Chicago White Sox @ Minnesota Twins Hubert H. Humphrey Metrodome, Minneapolis, MN Thu Jul 22 1999, 8:05 PM EDT Att: 12,397 - Dome - 72 F | | | | | | | | | | | | | | | | | | | |
| Chris Singleton, L OBP: 0.351, SLG: 0.547 | 1-2 F9 | | 1-1 G3 | | | 3-2 G4-3 | | 1-1 2B | | 4 | 0 | 1 | 0 | 0 | 0 | 2 | | | | | | | | | | | | | | | | | | | | |
| Frank Thomas, R OBP: 0.422, SLG: 0.503 | 4-2 BB | | 4-2 FC5-4 BB | | | 2-1 F9 | | 4-1 BB | | 1 | 0 | 0 | 0 | 3 | 0 | 0 | | | | | | | | | | | | | | | | | | | | |
| Magglio Ordonez, R OBP: 0.369, SLG: 0.560 | 0-1 F9 | | 1-2 FC5-4 | | 0-0 G4-3 | | | 0-3 K | | 4 | 0 | 0 | 0 | 0 | 1 | 6 | | | | | | | | | | | | | | | | | | | | |
| Carlos Lee, R OBP: 0.323, SLG: 0.419 | 2-3 K | | | 0-0 G5-3 | | | 0-1 G3 1B | | 3-1 G5-3 | 4 | 0 | 1 | 0 | 0 | 1 | 2 | | | | | | | | | | | | | | | | | | | | |
| 14 Paul Konerko, R OBP: 0.333, SLG: 0.498 | | 2-2 G1-3 | | 1-0 G4-3 | | | 1-3 K | | 3-2 2B | 4 | 0 | 1 | 0 | 0 | 1 | 1 | | | | | | | | | | | | | | | | | | | | |
| Mark Johnson, L OBP: 0.308, SLG: 0.324 | | 1-3 K | | 1-3 K | | | 3-2 G3 | | 2-3 K | 4 | 0 | 0 | 0 | 0 | 3 | 2 | | | | | | | | | | | | | | | | | | | | |
| Craig Wilson, R OBP: 0.315, SLG: 0.325 | | 3-2 G5-3 | | | 1-2 G4-3 | | 1-0 G6-3 | | 0-0 P4 | 4 | 0 | 0 | 0 | 0 | 0 | 2 | | | | | | | | | | | | | | | | | | | | |
| Mike Caruso, S OBP: 0.280, SLG: 0.314 | | | 0-0 G3 1B | | 1-0 G3 | | | 0-0 G1-3 | | 3 | 0 | 1 | 0 | 0 | 0 | 0 | | | | | | | | | | | | | | | | | | | | |
| Inning Stats | R: 0 E: 0 K: 1 S: 11 | H: 1 LOB: 2 BB: 1 P: 18 | R: 0 E: 0 K: 1 S: 9 | H: 0 LOB: 0 BB: 0 P: 15 | R: 0 E: 0 K: 1 S: 12 | H: 1 LOB: 2 BB: 1 P: 20 | R: 0 E: 0 K: 1 S: 5 | H: 0 LOB: 0 BB: 0 P: 7 | R: 0 E: 0 K: 0 S: 7 | H: 0 LOB: 0 BB: 0 P: 11 | R: 0 E: 0 K: 1 S: 9 | H: 1 LOB: 1 BB: 0 P: 14 | R: 0 E: 0 K: 1 S: 11 | H: 1 LOB: 2 BB: 1 P: 18 | R: 0 E: 0 K: 1 S: 11 | H: 1 LOB: 1 BB: 0 P: 19 | 1B: 3 2B: 2 3B: 0 HR: 0 | SF: 0 SAC: 0 DP: 0 HBP: 0 | WP: 0 PB: 0 SB: 2 CS: 0 | PA: 35 | | | | | | | | | | | | | | | | |
| PITCHER | IP | WLS | BF | H | R | ER | SO | BB | IBB | HBP | BLK | WP | HR | S | P | ERA | WHIP | PITCHER | | IP | WLS | BF | H | R | ER | SO | BB | IBB | HBP | BLK | WP | HR | S | P | ERA | WHIP |
| Joe Mays, R ERA: 3.9 | 8.1 | W | 33 | 5 | 0 | 0 | 7 | 3 | 0 | 0 | 0 | 0 | 0 | 76 | 126 | 0.00 | 0.960 | | | | | | | | | | | | | | | | | | | |
| Mike Trombley, R ERA: 4.14 | 0.2 | S | 2 | 0 | 0 | 0 | 1 | 0 | 0 | 0 | 0 | 0 | 0 | 5 | 7 | 0.00 | 0.000 | | | | | | | | | | | | | | | | | | | |

| Batter | 1 | 2 | 3 | 4 | 5 | 6 | 7 | 8 | 9 | AB | R | H | RBI | BB | SO | LOB | BOTTOM | | | | | | | | | | | | | | | | | | | | |
|--|------------------------------|----------------------------------|-------------------------------|----------------------------------|-------------------------------|----------------------------------|-------------------------------|----------------------------------|------------------------------|----------------------------------|------------------------------|----------------------------------|------------------------------|----------------------------------|----------------------------------|------------------------------------|---|----------------|--|----|-----|----|---|---|----|----|----|-----|-----|-----|----|----|---|---|-----|------|--|
| Jacque Jones, L OBP: 0.345, SLG: 0.455 | 3-1 F8 | | 1-0 P8 | | 1-1 G3 | | 2-3 K | 1-0 FC6-4 | | 4 | 0 | 0 | 0 | 0 | 1 | 1 | Chicago White Sox @ Minnesota Twins Hubert H. Humphrey Metrodome, Minneapolis, MN Thu Jul 22 1999, 8:05 PM EDT Att: 12,397 - Dome - 72 F | | | | | | | | | | | | | | | | | | | | |
| Brent Gates, S OBP: 0.374, SLG: 0.393 | | | | | | | | 1-2 1B | | 1 | 0 | 0 | 0 | 0 | 0 | 2 | | | | | | | | | | | | | | | | | | | | | |
| Cristian Guzman, S OBP: 0.275, SLG: 0.291 | 0-1 G4-3 | | 1-2 S 1B | | 1-3 K | | 0-0 FC1-5-6 | | | 4 | 0 | 1 | 0 | 0 | 1 | 1 | | | | | | | | | | | | | | | | | | | | | |
| Todd Walker, L OBP: 0.340, SLG: 0.420 | 2-2 2B | | 3-2 G6-3 | | 1-1 HR | | 1-3 K | | | 4 | 1 | 2 | 1 | 0 | 1 | 2 | | | | | | | | | | | | | | | | | | | | | |
| Ron Coomer, R OBP: 0.312, SLG: 0.453 | 1-0 G4-3 | | | 0-1 G6-3 1B | 0-1 F9 | | | 4-0 SH BB | | 3 | 0 | 1 | 0 | 1 | 0 | 1 | | | | | | | | | | | | | | | | | | | | | |
| Chad Allen, R OBP: 0.334, SLG: 0.398 | | | | | | | | 0-1 SH BB | | 0 | 0 | 0 | 0 | 0 | 0 | 0 | | | | | | | | | | | | | | | | | | | | | |
| Corey Koskie, L OBP: 0.372, SLG: 0.462 | | 2-3 K | | 1-2 G6-3 1B | | 3-2 G3-1 1B | | 0-1 SH 1B | | 3 | 0 | 2 | 0 | 0 | 1 | 0 | | | | | | | | | | | | | | | | | | | | | |
| Denny Hocking, S OBP: 0.324, SLG: 0.388 | | | | | | | | 1-3 1B | | 0 | 1 | 0 | 0 | 0 | 0 | 0 | | | | | | | | | | | | | | | | | | | | | |
| Terry Steinbach, R OBP: 0.380, SLG: 0.433 | | 0-0 2B | | 0-1 G6-3 | | 1-2 2-3 | | 0-0 FC5-2-5 | | 4 | 0 | 1 | 0 | 0 | 0 | 5 | | | | | | | | | | | | | | | | | | | | | |
| Matt Lawton, L OBP: 0.337, SLG: 0.390 | | 3-2 K | | 4-0 BB | | 1-2 G3-1 | | 2-1 1B 1B | | 3 | 1 | 1 | 1 | 1 | 1 | 2 | | | | | | | | | | | | | | | | | | | | | |
| Tori Hunter, R OBP: 0.293, SLG: 0.356 | | 2-3 K | | 0-3 K | | 1-1 G6-3 | | 0-0 1B 1B | | 4 | 0 | 1 | 0 | 0 | 2 | 5 | | | | | | | | | | | | | | | | | | | | | |
| Doug Mientkiewicz, L OBP: 0.346, SLG: 0.346 | | | 1-1 L4 | | 3-3 K | | 0-0 FC1-5 | 2-1 FC6-4 1B | | 4 | 0 | 2 | 1 | 0 | 1 | 3 | | | | | | | | | | | | | | | | | | | | | |
| Inning Stats | R: 0 E: 0 K: 0 S: 8 | H: 1 LOB: 1 BB: 0 P: 14 | R: 0 E: 0 K: 3 S: 10 | H: 1 LOB: 1 BB: 0 P: 17 | R: 0 E: 0 K: 2 S: 16 | H: 2 LOB: 3 BB: 1 P: 24 | R: 1 E: 0 K: 1 S: 10 | H: 1 LOB: 0 BB: 0 P: 13 | R: 0 E: 0 K: 2 S: 8 | H: 1 LOB: 1 BB: 0 P: 11 | R: 0 E: 0 K: 0 S: 9 | H: 3 LOB: 2 BB: 1 P: 18 | R: 2 E: 1 K: 0 S: 9 | H: 3 LOB: 3 BB: 1 P: 18 | 1B: 7 2B: 3 3B: 0 HR: 1 | SF: 0 SAC: 1 DP: 0 HBP: 0 | WP: 0 PB: 0 SB: 1 CS: 0 | PA: 37 | | | | | | | | | | | | | | | | | | | |
| PITCHER | IP | WLS | BF | H | R | ER | SO | BB | IBB | HBP | BLK | WP | HR | S | P | ERA | WHIP | PITCHER | | IP | WLS | BF | H | R | ER | SO | BB | IBB | HBP | BLK | WP | HR | S | P | ERA | WHIP | |
| James Baldwin, R ERA: 6.45 | 7.1 | L | 33 | 8 | 3 | 3 | 8 | 2 | 0 | 0 | 0 | 0 | 0 | 74 | 115 | 3.68 | 1.364 | | | | | | | | | | | | | | | | | | | | |
| Bryan Ward, L ERA: 6.46 | 0.1 | | 3 | 3 | 0 | 0 | 0 | 0 | 0 | 0 | 0 | 0 | 0 | 5 | 9 | 0.00 | 9.000 | | | | | | | | | | | | | | | | | | | | |
| Joe Davenport, R ERA: | 0.1 | | 1 | 0 | 0 | 0 | 0 | 0 | 0 | 0 | 0 | 0 | 0 | 1 | 2 | 0.00 | 0.000 | | | | | | | | | | | | | | | | | | | | |



| Batter | 1 | 2 | 3 | 4 | 5 | 6 | 7 | 8 | 9 | AB R H RBI BB SO LOB | TOP | | | | | | | | | | | | | | | |
|--|---|----------------------------------|-------------------------------|----------------------------------|-------------------------------|----------------------------------|-------------------------------|----------------------------------|------------------------------|----------------------------------|---|---|----------------------------------|------------------------------|----------------------------------|-------------------------------|----------------------------------|------------------------------|---------------------------------|----------------------------------|------------------------------------|-------------------------|--------|--|--|--|
| David Bell, R OBP: 0.343, SLG: 0.466 (1, 4) | F8 | | K | | HR | | | | G6-3 | 4 1 1 0 1 1 2 | Seattle Mariners @ Minnesota Twins Hubert H. Humphrey Metrodome, Minneapolis, MN Fri Jul 23 1999, 8:05 PM EDT Att: 20,014 - Dome - 72 F livebaseballscorecards.com | | | | | | | | | | | | | | | |
| Alex Rodriguez, R OBP: 0.390, SLG: 0.640 (1, 6) | K | | FC5 | | P4 | | F8 | | | 4 0 0 0 0 1 5 | | | | | | | | | | | | | | | | |
| Ken Griffey Jr., L OBP: 0.398, SLG: 0.609 (1, 8) | K | | K | | HR | | L4 | | | 4 1 1 2 0 2 4 | | | | | | | | | | | | | | | | |
| Edgar Martinez, R OBP: 0.434, SLG: 0.527 (1, 10) | | 2B | | | F9 | | | | K | 4 1 2 0 0 1 0 | | | | | | | | | | | | | | | | |
| Jay Buhner, R OBP: 0.382, SLG: 0.472 (1, 9) | G5-3 | | K | | | K | | | K | 4 0 0 0 0 3 2 | | | | | | | | | | | | | | | | |
| David Segui, S OBP: 0.355, SLG: 0.453 (1, 3) | F7 | | G4-3 | | L4 | | | | 2B | 4 0 1 0 0 0 2 | | | | | | | | | | | | | | | | |
| Ozzie Timmons, R OBP: 0.288, SLG: 0.687 Rafael Bourquiel, R OBP: 0.364, SLG: 0.510 (9, 7) | P6 | | | | HR | F8 | | | K2-3 | 4 1 1 2 0 1 2 0 0 0 0 0 0 0 | | | | | | | | | | | | | | | | |
| Dan Wilson, R OBP: 0.327, SLG: 0.391 (1, 2) | | | FC5 | | G4-3 | | F8 | | F7 | 3 0 1 0 1 0 0 | | | | | | | | | | | | | | | | |
| Russ Davis, R OBP: 0.291, SLG: 0.460 (1, 5) | | | | | | F8 | | | F8 | 2 0 0 0 1 0 0 | | | | | | | | | | | | | | | | |
| Inning Stats | R: 0 E: 0 K: 2 S: 9 | H: 0 LOB: 0 BB: 0 P: 16 | R: 0 E: 0 K: 0 S: 10 | H: 1 LOB: 1 BB: 0 P: 18 | R: 0 E: 0 K: 2 S: 15 | H: 1 LOB: 2 BB: 1 P: 25 | R: 2 E: 0 K: 1 S: 10 | H: 2 LOB: 0 BB: 0 P: 16 | R: 2 E: 0 K: 0 S: 9 | H: 2 LOB: 0 BB: 0 P: 15 | | R: 0 E: 0 K: 1 S: 8 | H: 0 LOB: 0 BB: 0 P: 10 | R: 0 E: 0 K: 0 S: 9 | H: 0 LOB: 2 BB: 2 P: 19 | R: 0 E: 0 K: 3 S: 14 | H: 1 LOB: 1 BB: 0 P: 21 | R: 0 E: 0 K: 0 S: 4 | H: 0 LOB: 0 BB: 0 P: 7 | 1B: 2 2B: 3 3B: 0 HR: 2 | SF: 0 SAC: 1 DP: 0 HBP: 0 | WP: 0 PB: 0 CS: 0 | PA: 37 | | | |
| PITCHER | IP WLS BF H R ER SO BB IBB HBP BLK WP HR S P ERA WHIP | | | | | | | | | | | IP WLS BF H R ER SO BB IBB HBP BLK WP HR S P ERA WHIP | | | | | | | | | | | | | | |
| LaTroy Hawkins, R ERA: 7.21 (1, 1) | 6.0 | 26 | 6 | 4 | 4 | 6 | 2 | 0 | 0 | 0 | 0 | 2 | 63 | 106 | 6.00 | 1.333 | | | | | | | | | | |
| Bob Wells, R ERA: 4.18 (7, 1) | 0.2 | 3 | 0 | 0 | 0 | 0 | 1 | 0 | 0 | 0 | 0 | 0 | 4 | 9 | 0.00 | 1.500 | | | | | | | | | | |
| Eddie Guardado, L ERA: 4.32 (7, 1) | 0.1 | 1 | 0 | 0 | 0 | 0 | 0 | 0 | 0 | 0 | 0 | 0 | 3 | 4 | 0.00 | 0.000 | | | | | | | | | | |
| Hector Carrasco, R ERA: 8.59 (8, 1) | 2.0 | W 7 | 1 | 0 | 0 | 3 | 0 | 0 | 0 | 0 | 0 | 0 | 18 | 28 | 0.00 | 0.500 | | | | | | | | | | |

| Batter | 1 | 2 | 3 | 4 | 5 | 6 | 7 | 8 | 9 | AB R H RBI BB SO LOB | BOTTOM | | | | | | | | | | | | | | | |
|---|---|----------------------------------|------------------------------|----------------------------------|------------------------------|---------------------------------|------------------------------|----------------------------------|-------------------------------|----------------------------------|---|---|----------------------------------|------------------------------|----------------------------------|------------------------------|----------------------------------|----------------------------------|------------------------------------|-------------------------|--------|--|--|--|--|--|
| Denny Hocking, S OBP: 0.321, SLG: 0.384 (1, 4) (8, 7) | FC3-6 | L3 | | | K | FC6-4 | | | K | 5 0 1 0 0 2 4 | Seattle Mariners @ Minnesota Twins Hubert H. Humphrey Metrodome, Minneapolis, MN Fri Jul 23 1999, 8:05 PM EDT Att: 20,014 - Dome - 72 F livebaseballscorecards.com | | | | | | | | | | | | | | | |
| Cristian Guzman, S OBP: 0.281, SLG: 0.299 (1, 6) | FC3-6 | K | | | 1B | | 1B | | | 4 1 2 0 1 1 3 | | | | | | | | | | | | | | | | |
| Brent Gates, S OBP: 0.374, SLG: 0.393 (1, 5) | BB | | G6-3 | | F9 | | 2B | | G6-3 | 5 1 2 1 0 0 2 | | | | | | | | | | | | | | | | |
| Ron Coomer, R OBP: 0.316, SLG: 0.457 Jacque Jones, L OBP: 0.345, SLG: 0.455 (9, PR) | | | K | | G4-3 | | SF8 | | 2B | 4 1 2 0 1 1 1 0 1 0 0 0 0 0 | | | | | | | | | | | | | | | | |
| Marty Cordova, R OBP: 0.371, SLG: 0.451 (1, 9) | K | | G4-3 | | | | SF8 | | 1B | 4 0 1 1 1 0 2 3 | | | | | | | | | | | | | | | | |
| Chad Allen, R OBP: 0.334, SLG: 0.397 Todd Walker, L OBP: 0.343, SLG: 0.420 (7, PH) (8, 4) | G1-3 | | | | G4-3 | | 1B | | 1B | 3 1 1 0 0 0 3 0 0 0 0 2 0 0 | | | | | | | | | | | | | | | | |
| Matt Lawton, L OBP: 0.343, SLG: 0.389 (1, 10) | | 2B | | | FC5-4 | | K | | FC4-6 | 3 0 1 2 2 1 2 | | | | | | | | | | | | | | | | |
| Javier Valentin, S OBP: 0.314, SLG: 0.397 (1, 2) | F7 | | | | F8 | | 1B | | K | 4 0 1 0 0 1 3 | | | | | | | | | | | | | | | | |
| Torii Hunter, R OBP: 0.296, SLG: 0.362 (1, 8) | | | FC5-4 | | | | FC6-4 | | P1 | 4 0 2 1 0 0 1 | | | | | | | | | | | | | | | | |
| Inning Stats | R: 0 E: 0 K: 1 S: 12 | H: 2 LOB: 3 BB: 1 P: 20 | R: 0 E: 0 K: 1 S: 8 | H: 1 LOB: 2 BB: 1 P: 16 | R: 0 E: 0 K: 1 S: 7 | H: 0 LOB: 0 BB: 0 P: 8 | R: 0 E: 0 K: 0 S: 5 | H: 0 LOB: 1 BB: 1 P: 11 | R: 0 E: 0 K: 2 S: 16 | H: 3 LOB: 2 BB: 0 P: 23 | | R: 3 E: 0 K: 1 S: 16 | H: 3 LOB: 1 BB: 1 P: 26 | R: 0 E: 0 K: 1 S: 9 | H: 0 LOB: 1 BB: 1 P: 16 | R: 1 E: 0 K: 0 S: 9 | H: 3 LOB: 3 BB: 1 P: 17 | 1B: 9 2B: 4 3B: 0 HR: 0 | SF: 1 SAC: 0 DP: 0 HBP: 0 | WP: 0 PB: 0 CS: 0 | PA: 43 | | | | | |
| PITCHER | IP WLS BF H R ER SO BB IBB HBP BLK WP HR S P ERA WHIP | | | | | | | | | | | IP WLS BF H R ER SO BB IBB HBP BLK WP HR S P ERA WHIP | | | | | | | | | | | | | | |
| John Halama, L ERA: 3.47 (1, 1) | 6.0 | 30 | 4 | 2 | 2 | 2 | 3 | 0 | 0 | 0 | 0 | 0 | 29 | 50 | 9.00 | 3.000 | | | | | | | | | | |
| Jose Paniagua, R ERA: 3.95 (7, 1) | 2.0 | L 13 | 4 | 2 | 2 | 2 | 2 | 1 | 0 | 0 | 0 | 0 | 29 | 50 | 9.00 | 3.000 | | | | | | | | | | |

| Batter | 1 | 2 | 3 | 4 | 5 | 6 | 7 | 8 | 9 | AB | R | H | RBI | BB | SO | LOB | TOP | | | | | | | | |
|--|-------------------------------|----------------------------------|------------------------------|----------------------------------|------------------------------|----------------------------------|-------------------------------|----------------------------------|-------------------------------|----------------------------------|-------------------------------|----------------------------------|-------------------------------|----------------------------------|------------------------------|----------------------------------|---|----------------------------------|----------------------------------|------------------------------------|----------------------------------|--------|--|--|--|
| David Bell, R OBP: 0.338, SLG: 0.459 (1, 4) | F9 | | P6 | | F8 | | G4-3 | | G5-3 | 5 | 0 | 0 | 0 | 0 | 0 | 4 | Seattle Mariners @ Minnesota Twins Hubert H. Humphrey Metrodome, Minneapolis, MN Sat Jul 24 1999, 8:05 PM EDT Att: 30,138 - Dome - 72 F livebaseballscorecards.com | | | | | | | | |
| Alex Rodriguez, R OBP: 0.388, SLG: 0.633 (1, 6) | F8 | | | L5 | 1B | | F8 | | | 3 | 0 | 0 | 0 | 1 | 0 | | | | | | | | | | |
| Ken Griffey Jr., L OBP: 0.397, SLG: 0.605 (1, 8) | K | | | G3 | 1B | | | | G4-3 | 4 | 0 | 1 | 2 | 0 | 1 | 0 | | | | | | | | | |
| Edgar Martinez, R OBP: 0.434, SLG: 0.524 (1, 10) | | | | | | | | | G4-3 | 3 | 0 | 1 | 0 | 1 | 0 | 2 | | | | | | | | | |
| Jay Buhner, R OBP: 0.379, SLG: 0.464 (1, 9) | | | | P4 | | | K | | P3 | 4 | 0 | 1 | 0 | 0 | 2 | 2 | | | | | | | | | |
| David Segui, S OBP: 0.354, SLG: 0.451 (1, 3) | F7 | | | | | | K | | FC4-6 | 4 | 1 | 1 | 0 | 0 | 1 | 2 | | | | | | | | | |
| Butch Huskey, R OBP: 0.353, SLG: 0.496 (1, 7) | FC5-4 | | | | | | K | | | 2 | 0 | 0 | 0 | 2 | 1 | 1 | | | | | | | | | |
| Russ Davis, R OBP: 0.288, SLG: 0.454 (1, 5) | | | K | | | | F8 | | G1-3 | 4 | 1 | 0 | 0 | 0 | 1 | 3 | | | | | | | | | |
| Dan Wilson, R OBP: 0.330, SLG: 0.397 (1, 2) | | | G3-1 | | | | | | G4-3 | 4 | 1 | 2 | 1 | 0 | 0 | 1 | | | | | | | | | |
| Inning Stats | R: 0 E: 0 K: 1 S: 11 | H: 0 LOB: 0 BB: 0 P: 17 | R: 0 E: 0 K: 1 S: 9 | H: 0 LOB: 1 BB: 1 P: 22 | R: 0 E: 0 K: 1 S: 6 | H: 0 LOB: 0 BB: 0 P: 12 | R: 0 E: 0 K: 0 S: 10 | H: 1 LOB: 1 BB: 0 P: 18 | R: 3 E: 0 K: 0 S: 13 | H: 3 LOB: 2 BB: 2 P: 28 | R: 0 E: 0 K: 3 S: 14 | H: 0 LOB: 0 BB: 0 P: 18 | R: 0 E: 0 K: 0 S: 12 | H: 1 LOB: 1 BB: 0 P: 15 | R: 0 E: 0 K: 0 S: 7 | H: 1 LOB: 1 BB: 1 P: 11 | R: 0 E: 0 K: 0 S: 3 | H: 0 LOB: 1 BB: 1 P: 10 | 1B: 5 2B: 1 3B: 0 HR: 0 | SF: 0 SAC: 0 DP: 0 HBP: 0 | WP: 0 PB: 0 SB: 0 CS: 0 | PA: 37 | | | |
| PITCHER | IP | WLS | BF | H | R | ER | SO | BB | IBB | HBP | BLK | WP | HR | S | P | ERA | WHIP | | | | | | | | |
| Mark Redman, L ERA: 5.79 (1, 1) | 4.2 | | 21 | 4 | 3 | 3 | 3 | 3 | 0 | 0 | 0 | 0 | 0 | 48 | 96 | 5.79 | 1.500 | | | | | | | | |
| Bob Wells, R ERA: 3.94 (5, 1) | 3.1 | W | 12 | 2 | 0 | 0 | 3 | 0 | 0 | 0 | 0 | 0 | 0 | 34 | 45 | 0.00 | 0.600 | | | | | | | | |
| Travis Miller, L ERA: 2.45 (9, 1) | 1.0 | | 4 | 0 | 0 | 0 | 0 | 1 | 0 | 0 | 0 | 0 | 0 | 3 | 10 | 0.00 | 1.000 | | | | | | | | |

| Batter | 1 | 2 | 3 | 4 | 5 | 6 | 7 | 8 | 9 | AB | R | H | RBI | BB | SO | LOB | BOTTOM | | | | | | | | |
|--|-------------------------------|----------------------------------|------------------------------|----------------------------------|------------------------------|----------------------------------|------------------------------|----------------------------------|-------------------------------|----------------------------------|-------------------------------|----------------------------------|------------------------------|---------------------------------|------------------------------|---------------------------------|---|------------------------------------|----------------------------------|--------|--|--|--|--|--|
| Jacque Jones, L OBP: 0.353, SLG: 0.482 (1, 8) | 1B | | | HR | K | | F7 | | | 5 | 2 | 3 | 2 | 0 | 1 | 1 | Seattle Mariners @ Minnesota Twins Hubert H. Humphrey Metrodome, Minneapolis, MN Sat Jul 24 1999, 8:05 PM EDT Att: 30,138 - Dome - 72 F livebaseballscorecards.com | | | | | | | | |
| Cristian Guzman, S OBP: 0.278, SLG: 0.297 (1, 6) | BB | FC4 | | K | | G3 | | F8 | | 5 | 1 | 1 | 0 | 0 | 1 | 1 | | | | | | | | | |
| Todd Walker, L OBP: 0.344, SLG: 0.420 (1, 4) | E6 | | G6-3 | | F7 | | 3B | | F8 | 5 | 1 | 2 | 0 | 0 | 0 | 1 | | | | | | | | | |
| Marty Cordova, R OBP: 0.375, SLG: 0.459 (1, 10) | G1-3 | | 1B | | HR | | G4-3 | | F8 | 4 | 2 | 2 | 1 | 1 | 0 | 3 | | | | | | | | | |
| Matt Lawton, L OBP: 0.351, SLG: 0.393 (1, 9) | BB | | G4-6-3 | | HR | | G4-3 | | G3-1 | 3 | 1 | 2 | 0 | 2 | 0 | 1 | | | | | | | | | |
| Chad Allen, R OBP: 0.336, SLG: 0.395 (1, 7) | IBB | | G4-6-3 | | HR | | G4-3 | | | 2 | 1 | 0 | 2 | 2 | 0 | 3 | | | | | | | | | |
| Corey Koskie, L OBP: 0.369, SLG: 0.472 (1, 5) | G4-6-3 | | | P5 | HR | | G6-3 | | | 4 | 1 | 1 | 4 | 0 | 0 | 4 | | | | | | | | | |
| Terry Steinbach, R OBP: 0.378, SLG: 0.429 (1, 2) | | F8 | | F7 | | | P4 | | | 4 | 0 | 1 | 0 | 0 | 0 | 0 | | | | | | | | | |
| Doug Mientkiewicz, L OBP: 0.345, SLG: 0.341 (1, 3) | | P5 | | HR | P6 | | F9 | | | 3 | 1 | 0 | 0 | 1 | 0 | 1 | | | | | | | | | |
| Inning Stats | R: 2 E: 1 K: 0 S: 11 | H: 2 LOB: 2 BB: 2 P: 23 | R: 0 E: 0 K: 0 S: 8 | H: 1 LOB: 1 BB: 0 P: 15 | R: 0 E: 0 K: 0 S: 8 | H: 2 LOB: 1 BB: 0 P: 14 | R: 2 E: 0 K: 1 S: 8 | H: 1 LOB: 0 BB: 1 P: 21 | R: 4 E: 0 K: 1 S: 18 | H: 3 LOB: 1 BB: 2 P: 33 | R: 2 E: 0 K: 0 S: 13 | H: 2 LOB: 1 BB: 1 P: 22 | R: 0 E: 0 K: 0 S: 4 | H: 0 LOB: 0 BB: 0 P: 5 | R: 0 E: 0 K: 0 S: 7 | H: 1 LOB: 1 BB: 0 P: 9 | 1B: 9 2B: 0 3B: 1 HR: 2 | SF: 0 SAC: 0 DP: 2 HBP: 0 | WP: 0 PB: 0 SB: 0 CS: 0 | PA: 41 | | | | | |
| PITCHER | IP | WLS | BF | H | R | ER | SO | BB | IBB | HBP | BLK | WP | HR | S | P | ERA | WHIP | | | | | | | | |
| Gil Meche, R ERA: 6.75 (1, 1) | 4.1 | L | 24 | 7 | 7 | 6 | 1 | 4 | 1 | 0 | 0 | 0 | 1 | 44 | 92 | 12.46 | 2.538 | | | | | | | | |
| Frankie Rodriguez, R ERA: 6.85 (5, 1) | 1.2 | | 10 | 4 | 3 | 3 | 1 | 0 | 1 | 0 | 0 | 0 | 1 | 22 | 36 | 16.20 | 2.400 | | | | | | | | |
| Ryan Franklin, R ERA: 5.06 (7, 1) | 1.0 | | 3 | 0 | 0 | 0 | 0 | 0 | 0 | 0 | 0 | 0 | 0 | 4 | 5 | 0.00 | 0.000 | | | | | | | | |
| Jose Mesa, R ERA: 6.81 (8, 1) | 1.0 | | 4 | 1 | 0 | 0 | 0 | 0 | 0 | 0 | 0 | 0 | 0 | 7 | 9 | 0.00 | 1.000 | | | | | | | | |

| Batter | 1 | 2 | 3 | 4 | 5 | 6 | 7 | 8 | 9 | AB | R | H | RBI | BB | SO | LOB | TOP | | | | | | | | | | |
|---|-------------------------------|----------------------------------|------------------------------|---------------------------------|------------------------------|----------------------------------|------------------------------|---------------------------------|------------------------------|----------------------------------|-------------------------------|----------------------------------|-------------------------------|----------------------------------|------------------------------|----------------------------------|---|---------------------------------|----------------------------------|------------------------------------|----------------------------------|--------|--|--|--|--|--|
| Raul Ibanez, L (1, 7) OBP: 0.342, SLG: 0.387 | P6 | | P3 | | | | F7 | | | 4 | 0 | 1 | 0 | 0 | 0 | 1 | Seattle Mariners @ Minnesota Twins Hubert H. Humphrey Metrodome, Minneapolis, MN Sun Jul 25 1999, 2:05 PM EDT Att: 21,621 - Dome - 72 F livebaseballscorecards.com | | | | | | | | | | |
| Alex Rodriguez, R (1, 6) OBP: 0.389, SLG: 0.642 | HR | | G5-3 | | | | P3 | | | 4 | 1 | 2 | 2 | 0 | 0 | 1 | | | | | | | | | | | |
| Ken Griffey Jr., L (1, 8) OBP: 0.398, SLG: 0.611 | HR | | P3 | | | | F8-1-5 | | | 3 | 1 | 1 | 1 | 1 | 0 | 2 | | | | | | | | | | | |
| Edgar Martinez, R (1, 10) OBP: 0.432, SLG: 0.519 | L9 | | | | | | G5-3 | | | 3 | 0 | 0 | 0 | 1 | 0 | 0 | | | | | | | | | | | |
| Jay Buhner, R (1, 9) OBP: 0.382, SLG: 0.482 | K | | | | | | F9 | | | 4 | 1 | 2 | 0 | 0 | 1 | 2 | | | | | | | | | | | |
| David Segui, S (1, 3) OBP: 0.357, SLG: 0.447 | | | | | | | F8 | | | 3 | 0 | 0 | 0 | 0 | 1 | 2 | | | | | | | | | | | |
| Russ Davis, R (6, 5) OBP: 0.287, SLG: 0.452 | | | | | | | G4-6-3 | | | 1 | 0 | 0 | 0 | 0 | 0 | 2 | | | | | | | | | | | |
| Tom Lampkin, L (1, 2) OBP: 0.351, SLG: 0.551 | | | | | | | K | | | 3 | 0 | 1 | 1 | 0 | 1 | 1 | | | | | | | | | | | |
| Dan Wilson, R (9, PH) OBP: 0.329, SLG: 0.395 | | | | | | | K | | | 1 | 0 | 0 | 0 | 0 | 0 | 0 | | | | | | | | | | | |
| John Mabry, L (1, 5) OBP: 0.293, SLG: 0.400 | | | | | | | F7 | | | 4 | 0 | 2 | 0 | 0 | 1 | 0 | | | | | | | | | | | |
| Rafael Bourquigal, R (1, 4) OBP: 0.356, SLG: 0.481 | | | | | | | K | | | 3 | 1 | 0 | 0 | 1 | 1 | 2 | | | | | | | | | | | |
| Inning Stats | R: 2 E: 0 K: 1 S: 16 | H: 2 LOB: 0 BB: 0 P: 21 | R: 0 E: 0 K: 0 S: 5 | H: 1 LOB: 1 BB: 0 P: 5 | R: 0 E: 0 K: 0 S: 8 | H: 0 LOB: 0 BB: 0 P: 13 | R: 1 E: 0 K: 1 S: 8 | H: 2 LOB: 1 BB: 0 P: 8 | R: 1 E: 0 K: 0 S: 7 | H: 2 LOB: 1 BB: 1 P: 13 | R: 0 E: 0 K: 1 S: 14 | H: 1 LOB: 1 BB: 0 P: 19 | R: 0 E: 0 K: 1 S: 14 | H: 1 LOB: 1 BB: 0 P: 22 | R: 0 E: 0 K: 0 S: 8 | H: 0 LOB: 0 BB: 2 P: 18 | R: 0 E: 0 K: 1 S: 9 | H: 0 LOB: 0 BB: 0 P: 9 | 1B: 4 2B: 4 3B: 0 HR: 2 | SF: 0 SAC: 0 DP: 2 HBP: 0 | WP: 0 PB: 0 SB: 1 CS: 0 | PA: 36 | | | | | |
| PITCHER | IP | WLS | BF | H | R | ER | SO | BB | IBB | HBP | BLK | WP | HR | S | P | ERA | WHIP | | | | | | | | | | |
| Brad Radke, R (1, 1) ERA: 3.74 | 7.0 | L | 29 | 9 | 4 | 4 | 4 | 1 | 0 | 0 | 0 | 0 | 2 | 72 | 101 | 5.14 | 1.429 | | | | | | | | | | |
| Eddie Guardado, L (8, 1) ERA: 4.32 | 0.0 | | 1 | 0 | 0 | 0 | 0 | 1 | 0 | 0 | 0 | 0 | 0 | 3 | 7 | ∞ | ∞ | | | | | | | | | | |
| Hector Carrasco, R (8, 1) ERA: 8.04 | 1.0 | | 3 | 0 | 0 | 0 | 0 | 1 | 0 | 0 | 0 | 0 | 0 | 5 | 11 | 0.00 | 1.000 | | | | | | | | | | |
| Travis Miller, L (9, 1) ERA: 2.36 | 1.0 | | 3 | 0 | 0 | 0 | 1 | 0 | 0 | 0 | 0 | 0 | 0 | 9 | 9 | 0.00 | 0.000 | | | | | | | | | | |

| Batter | 1 | 2 | 3 | 4 | 5 | 6 | 7 | 8 | 9 | AB | R | H | RBI | BB | SO | LOB | BOTTOM | | | | | | | | | | |
|---|-------------------------------|----------------------------------|------------------------------|---------------------------------|-------------------------------|----------------------------------|------------------------------|----------------------------------|------------------------------|----------------------------------|------------------------------|----------------------------------|-------------------------------|----------------------------------|------------------------------|----------------------------------|---|----------------------------------|----------------------------------|------------------------------------|----------------------------------|--------|--|--|--|--|--|
| Denny Hocking, S (1, 4) OBP: 0.320, SLG: 0.382 | L5 | | G5-3 | | | | K | | | 4 | 1 | 1 | 0 | 0 | 1 | 1 | Seattle Mariners @ Minnesota Twins Hubert H. Humphrey Metrodome, Minneapolis, MN Sun Jul 25 1999, 2:05 PM EDT Att: 21,621 - Dome - 72 F livebaseballscorecards.com | | | | | | | | | | |
| Cristian Guzman, S (1, 6) OBP: 0.283, SLG: 0.297 | 1B | | F7 | | | | G4-3 | | | 3 | 0 | 1 | 0 | 1 | 0 | 1 | | | | | | | | | | | |
| Brent Gates, S (1, 5) OBP: 0.368, SLG: 0.385 | F7 | | G6-3 | | | | G3 | | | 4 | 0 | 0 | 0 | 0 | 0 | 4 | | | | | | | | | | | |
| Marty Cordova, R (1, 9) OBP: 0.376, SLG: 0.459 | 1B | | G5-3 | | | | F8 | | | 4 | 0 | 2 | 1 | 0 | 0 | 0 | | | | | | | | | | | |
| Terry Steinbach, R (1, 2) OBP: 0.370, SLG: 0.419 | F7 | | F7 | | | | F8 | | | 4 | 0 | 0 | 0 | 0 | 0 | 3 | | | | | | | | | | | |
| Chad Allen, R (1, 7) OBP: 0.334, SLG: 0.392 | | | F9 | | | | K | | | 2 | 0 | 0 | 0 | 0 | 1 | 0 | | | | | | | | | | | |
| Jacque Jones, L (7, PH) OBP: 0.349, SLG: 0.475 | | | K | | | | K | | | 2 | 0 | 0 | 0 | 0 | 2 | 0 | | | | | | | | | | | |
| Ron Coomer, R (1, 3) OBP: 0.315, SLG: 0.455 | | | G6-3 | | | | P6 | | | 4 | 1 | 1 | 0 | 0 | 1 | 0 | | | | | | | | | | | |
| Todd Walker, L (1, 10) OBP: 0.344, SLG: 0.425 | | | G4-3 | | | | G6-3 | | | 3 | 1 | 1 | 1 | 0 | 0 | 0 | | | | | | | | | | | |
| Torii Hunter, R (1, 8) OBP: 0.297, SLG: 0.363 | | | G5-3 | | | | G4-3 | | | 2 | 0 | 1 | 0 | 0 | 0 | 0 | | | | | | | | | | | |
| Matt Lawton, L (7, PH) OBP: 0.350, SLG: 0.391 | | | 1B | | | | G4-3 | | | 1 | 0 | 0 | 1 | 0 | 0 | 0 | | | | | | | | | | | |
| Inning Stats | R: 0 E: 0 K: 0 S: 13 | H: 2 LOB: 2 BB: 0 P: 23 | R: 0 E: 0 K: 0 S: 4 | H: 0 LOB: 0 BB: 0 P: 6 | R: 0 E: 0 K: 0 S: 10 | H: 0 LOB: 0 BB: 0 P: 18 | R: 0 E: 0 K: 1 S: 9 | H: 0 LOB: 0 BB: 0 P: 16 | R: 0 E: 0 K: 1 S: 8 | H: 0 LOB: 0 BB: 0 P: 15 | R: 1 E: 0 K: 0 S: 5 | H: 2 LOB: 1 BB: 1 P: 12 | R: 2 E: 0 K: 2 S: 12 | H: 2 LOB: 0 BB: 0 P: 16 | R: 0 E: 0 K: 0 S: 8 | H: 0 LOB: 0 BB: 0 P: 15 | R: 0 E: 0 K: 1 S: 6 | H: 0 LOB: 0 BB: 0 P: 10 | 1B: 6 2B: 0 3B: 1 HR: 0 | SF: 0 SAC: 0 DP: 1 HBP: 0 | WP: 0 PB: 0 SB: 0 CS: 0 | PA: 34 | | | | | |
| PITCHER | IP | WLS | BF | H | R | ER | SO | BB | IBB | HBP | BLK | WP | HR | S | P | ERA | WHIP | | | | | | | | | | |
| Jamie Moyer, L (1, 1) ERA: 4.69 | 6.0 | W | 23 | 5 | 1 | 1 | 2 | 1 | 0 | 0 | 0 | 0 | 0 | 49 | 90 | 1.50 | 1.000 | | | | | | | | | | |
| Paul Abbott, R (7, 1) ERA: 3.96 | 2.0 | H | 8 | 2 | 2 | 2 | 2 | 0 | 0 | 0 | 0 | 0 | 0 | 20 | 31 | 9.00 | 1.000 | | | | | | | | | | |
| Jose Mesa, R (9, 1) ERA: 6.64 | 1.0 | S | 3 | 0 | 0 | 0 | 1 | 0 | 0 | 0 | 0 | 0 | 0 | 6 | 10 | 0.00 | 0.000 | | | | | | | | | | |

| Batter | 1 | 2 | 3 | 4 | 5 | 6 | 7 | 8 | 9 | AB | R | H | RBI | BB | SO | LOB | TOP | | | | | | | | | | |
|--|--------------------------------------|----------------------------------|---------------------------------------|----------------------------------|--------------------------------------|----------------------------------|---------------------------------------|----------------------------------|--------------------------------------|---------------------------------|---------------------------------------|----------------------------------|---------------------------------------|----------------------------------|--------------------------------------|----------------------------------|--|----------------------------------|----------------------------------|------------------------------------|----------------------------------|--------|--|--|--|--|--|
| Tony Phillips, S (1,4) OBP: 0.342, SLG: 0.421 | K2-3 | | SAFE 4-1 BB | | SAFE 0-0 G4-6-3 | | | K | | 3 | 0 | 0 | 0 | 1 | 2 | 1 | Oakland Athletics @ Minnesota Twins Hubert H. Humphrey Metrodome, Minneapolis, MN Tue Jul 27 1999, 8:05 PM EDT Att: 11,582 - Dome - 72 F livebaseballscorecards.com | | | | | | | | | | |
| Miguel Tejada, R (1,6) OBP: 0.312, SLG: 0.388 | G4-3 | | SAFE 0-0 FC5-4 | | | K | | F9 | | 4 | 0 | 0 | 0 | 0 | 1 | 2 | | | | | | | | | | | |
| Ben Grieve, L (1,7) OBP: 0.355, SLG: 0.441 | | | | | | | | | | 3 | 1 | 1 | 0 | 1 | 2 | 0 | | | | | | | | | | | |
| Jason McDonald, S (9, PR) OBP: 0.309, SLG: 0.265 | K | | | | | | | | | 0 | 0 | 0 | 0 | 0 | 0 | 0 | | | | | | | | | | | |
| John Jaha, R (1,10) OBP: 0.421, SLG: 0.627 | | | | | | | | | | 4 | 1 | 2 | 2 | 0 | 1 | 0 | | | | | | | | | | | |
| Scott Spiezo, S (9, PR) OBP: 0.299, SLG: 0.359 | | | | | | | | | | 0 | 0 | 0 | 0 | 0 | 0 | 0 | | | | | | | | | | | |
| Jason Giambi, L (1,3) OBP: 0.391, SLG: 0.518 | | | | | | | | | | 4 | 0 | 1 | 0 | 0 | 0 | 2 | | | | | | | | | | | |
| Matt Stairs, L (1,9) OBP: 0.353, SLG: 0.506 | | | | | | | | | | 4 | 0 | 0 | 0 | 0 | 1 | 3 | | | | | | | | | | | |
| Eric Chavez, L (1,5) OBP: 0.335, SLG: 0.423 | | | | | | | | | | 3 | 0 | 0 | 0 | 0 | 0 | 1 | | | | | | | | | | | |
| Ryan Christenson, R (1,8) OBP: 0.312, SLG: 0.324 | | | | | | | | | | 2 | 0 | 0 | 0 | 1 | 0 | 1 | | | | | | | | | | | |
| A.J. Hinch, R (1,2) OBP: 0.245, SLG: 0.301 | | | | | | | | | | 3 | 0 | 1 | 0 | 0 | 0 | 1 | | | | | | | | | | | |
| Inning Stats | R: 0 H: 0 E: 0 K: 2 S: 9 | H: 0 LOB: 0 BB: 0 P: 12 | R: 0 H: 0 E: 0 K: 0 S: 10 | H: 0 LOB: 0 BB: 0 P: 14 | R: 0 H: 0 E: 1 K: 0 S: 6 | H: 0 LOB: 2 BB: 2 P: 14 | R: 2 H: 2 E: 0 K: 0 S: 12 | H: 2 LOB: 0 BB: 0 P: 18 | R: 0 H: 1 E: 0 K: 0 S: 8 | H: 1 LOB: 0 BB: 0 P: 9 | R: 0 H: 0 E: 0 K: 3 S: 13 | H: 0 LOB: 1 BB: 0 P: 19 | R: 0 H: 1 E: 0 K: 0 S: 12 | H: 1 LOB: 1 BB: 0 P: 20 | R: 0 H: 0 E: 0 K: 1 S: 6 | H: 0 LOB: 0 BB: 0 P: 10 | R: 0 H: 1 E: 0 K: 1 S: 7 | H: 1 LOB: 2 BB: 1 P: 14 | 1B: 4 2B: 0 3B: 0 HR: 1 | SF: 0 SAC: 0 DP: 2 HBP: 0 | WP: 0 PB: 0 SB: 0 CS: 0 | PA: 33 | | | | | |
| PITCHER | IP | WLS | BF | H | R | ER | SO | BB | IBB | HBP | BLK | WP | HR | S | P | ERA | WHIP | | | | | | | | | | |
| Joe Mays, R (1,1) ERA: 3.77 | 8.0 | W | 29 | 4 | 2 | 2 | 6 | 2 | 0 | 0 | 0 | 0 | 1 | 76 | 116 | 2.25 | 0.750 | | | | | | | | | | |
| Mike Trombley, R (9,1) ERA: 4.09 | 0.0 | | 2 | 1 | 0 | 0 | 0 | 1 | 0 | 0 | 0 | 0 | 0 | 3 | 7 | ∞ | ∞ | | | | | | | | | | |
| Eddie Guardado, L (9,1) ERA: 4.5 | 1.0 | S | 2 | 0 | 0 | 0 | 1 | 0 | 0 | 0 | 0 | 0 | 0 | 4 | 7 | 0.00 | 0.000 | | | | | | | | | | |

| Batter | 1 | 2 | 3 | 4 | 5 | 6 | 7 | 8 | 9 | AB | R | H | RBI | BB | SO | LOB | BOTTOM | | | | | | | | | | |
|---|--------------------------------------|----------------------------------|--------------------------------------|---------------------------------|---------------------------------------|----------------------------------|---------------------------------------|----------------------------------|--------------------------------------|----------------------------------|--------------------------------------|----------------------------------|---------------------------------------|----------------------------------|--------------------------------------|----------------------------------|--|----------------------------------|----------------------------------|------------------------------------|----------------------------------|--------|--|--|--|--|--|
| Todd Walker, L (1,4) OBP: 0.346, SLG: 0.434 | G3 | | | | | | | | | 4 | 1 | 1 | 0 | 0 | 2 | 3 | Oakland Athletics @ Minnesota Twins Hubert H. Humphrey Metrodome, Minneapolis, MN Tue Jul 27 1999, 8:05 PM EDT Att: 11,582 - Dome - 72 F livebaseballscorecards.com | | | | | | | | | | |
| Denny Hocking, S (9,4) OBP: 0.320, SLG: 0.382 | | | | | | | | | | 0 | 0 | 0 | 0 | 0 | 0 | 0 | | | | | | | | | | | |
| Chad Allen, R (1,7) OBP: 0.334, SLG: 0.400 | K | | | | | | | | | 4 | 1 | 1 | 2 | 0 | 1 | 2 | | | | | | | | | | | |
| Matt Lawton, L (1,8) OBP: 0.351, SLG: 0.392 | | | | | | | | | | 3 | 0 | 0 | 0 | 1 | 1 | 1 | | | | | | | | | | | |
| Marty Cordova, R (1,9) OBP: 0.373, SLG: 0.462 | | | | | | | | | | 3 | 0 | 0 | 0 | 1 | 2 | 1 | | | | | | | | | | | |
| Jacque Jones, L (9, PR) OBP: 0.346, SLG: 0.469 | | | | | | | | | | 0 | 0 | 0 | 0 | 0 | 0 | 0 | | | | | | | | | | | |
| Corey Koskie, L (1,5) OBP: 0.374, SLG: 0.468 | | | | | | | | | | 3 | 0 | 1 | 0 | 1 | 1 | 1 | | | | | | | | | | | |
| Ron Coomer, R (1,10) OBP: 0.311, SLG: 0.446 | | | | | | | | | | 4 | 0 | 1 | 1 | 0 | 1 | 1 | | | | | | | | | | | |
| Doug Mientkiewicz, L (1,3) OBP: 0.341, SLG: 0.336 | | | | | | | | | | 3 | 0 | 0 | 0 | 0 | 0 | 0 | | | | | | | | | | | |
| Brent Gates, S (9, PH) OBP: 0.366, SLG: 0.383 | | | | | | | | | | 1 | 0 | 0 | 0 | 0 | 0 | 3 | | | | | | | | | | | |
| Mike Trombley, R (9,1) ERA: 4.07 | | | | | | | | | | 0 | 0 | 0 | 0 | 0 | 0 | 0 | | | | | | | | | | | |
| Eddie Guardado, R (9,1) ERA: 4.5 | | | | | | | | | | 0 | 0 | 0 | 0 | 0 | 0 | 0 | | | | | | | | | | | |
| Terry Steinbach, R (1,2) OBP: 0.377, SLG: 0.424 | | | | | | | | | | 2 | 0 | 1 | 0 | 1 | 1 | 0 | | | | | | | | | | | |
| Cristian Guzman, S (1,6) OBP: 0.283, SLG: 0.294 | | | | | | | | | | 2 | 1 | 1 | 0 | 1 | 0 | 1 | | | | | | | | | | | |
| Inning Stats | R: 0 H: 0 E: 0 K: 2 S: 8 | H: 0 LOB: 0 BB: 0 P: 13 | R: 0 H: 0 E: 0 K: 2 S: 8 | H: 0 LOB: 0 BB: 0 P: 9 | R: 0 H: 1 E: 0 K: 1 S: 11 | H: 1 LOB: 2 BB: 1 P: 20 | R: 0 H: 1 E: 0 K: 2 S: 13 | H: 1 LOB: 1 BB: 0 P: 23 | R: 0 H: 0 E: 0 K: 0 S: 7 | H: 0 LOB: 1 BB: 1 P: 14 | R: 0 H: 0 E: 0 K: 1 S: 7 | H: 0 LOB: 0 BB: 0 P: 11 | R: 3 H: 3 E: 0 K: 0 S: 13 | H: 3 LOB: 2 BB: 3 P: 28 | R: 0 H: 0 E: 0 K: 0 S: 7 | H: 0 LOB: 0 BB: 0 P: 11 | R: 0 H: 1 E: 0 K: 0 S: 13 | H: 1 LOB: 3 BB: 1 P: 28 | 1B: 3 2B: 3 3B: 0 HR: 0 | SF: 0 SAC: 0 DP: 1 HBP: 0 | WP: 0 PB: 0 SB: 0 CS: 0 | PA: 34 | | | | | |
| PITCHER | IP | WLS | BF | H | R | ER | SO | BB | IBB | HBP | BLK | WP | HR | S | P | ERA | WHIP | | | | | | | | | | |
| Tim Hudson, R (1,1) ERA: 2.42 | 7.0 | | 28 | 4 | 2 | 2 | 9 | 3 | 0 | 0 | 0 | 0 | 0 | 66 | 110 | 2.57 | 1.000 | | | | | | | | | | |
| Billy Taylor, R (8,1) ERA: 4.07 | 0.1 | L | 5 | 2 | 1 | 1 | 0 | 2 | 0 | 0 | 0 | 0 | 0 | 8 | 19 | 27.00 | 12.000 | | | | | | | | | | |
| Tim Kubinski, L (8,1) ERA: 8.1 | 0.2 | | 1 | 0 | 0 | 0 | 0 | 0 | 0 | 0 | 0 | 0 | 0 | 2 | 2 | 0.00 | 0.000 | | | | | | | | | | |



| Batter | 1 | 2 | 3 | 4 | 5 | 6 | 7 | 8 | 9 | AB | R | H | RBI | BB | SO | LOB | TOP | | | | | | | | | | |
|--|------------------------------|----------------------------------|------------------------------|----------------------------------|-------------------------------|----------------------------------|-------------------------------|----------------------------------|-------------------------------|----------------------------------|-------------------------------|----------------------------------|-------------------------------|----------------------------------|------------------------------|----------------------------------|----------------------------------|------------------------------------|----------------------------------|--------|--|--|--|--|--|--|--|
| Miguel Tejada, R OBP: 0.308, SLG: 0.383 (1, 6) | G3 | | G5-3 | | G5-3 | | G6-3 | | G5-4-3 | 5 | 0 | 0 | 0 | 0 | 0 | 2 | | | | | | | | | | | |
| Scott Spiezio, S OBP: 0.295, SLG: 0.370 (1, 4) | G6-3 | | | 1B | F8 | | | 1B | | 4 | 1 | 2 | 0 | 0 | 0 | 0 | | | | | | | | | | | |
| Ben Grieve, L OBP: 0.354, SLG: 0.436 (1, 7) | G1-3 | | | E6 | | | | K | | 3 | 1 | 0 | 0 | 1 | 1 | 2 | | | | | | | | | | | |
| John Jaha, R OBP: 0.419, SLG: 0.621 (1, 10) | | G6-3 | | K | F9 | | | 1B | | 4 | 0 | 1 | 0 | 0 | 1 | 3 | | | | | | | | | | | |
| Jason Giambi, L OBP: 0.390, SLG: 0.515 (1, 3) | G4-3 | | | FC3-6 | | F8 | | P6 | | 4 | 1 | 1 | 1 | 0 | 0 | 2 | | | | | | | | | | | |
| Matt Stairs, L OBP: 0.357, SLG: 0.506 (1, 9) | | | | FC3-6 | | | | G4-3 | | 2 | 0 | 1 | 1 | 2 | 0 | 2 | | | | | | | | | | | |
| Mike MacFarlane, R OBP: 0.305, SLG: 0.381 (1, 2) | F9 | | | FC3-6 | | K | | | | 4 | 0 | 1 | 0 | 0 | 1 | 4 | | | | | | | | | | | |
| 3 Eric Chavez, L OBP: 0.337, SLG: 0.424 (1, 5) | | | G3 | | | | K | | | 4 | 0 | 2 | 1 | 0 | 1 | 0 | | | | | | | | | | | |
| Ryan Christenson, R OBP: 0.307, SLG: 0.318 Tony Phillips, S OBP: 0.341, SLG: 0.420 (9, PH) | G1-3 | | G4-3 | | | | F8 | | F8 | 3 | 0 | 0 | 0 | 0 | 0 | 2 | | | | | | | | | | | |
| Inning Stats | R: 0 E: 0 K: 0 S: 8 | H: 0 LOB: 0 BB: 0 P: 10 | R: 0 E: 0 K: 0 S: 5 | H: 0 LOB: 1 BB: 1 P: 10 | R: 0 E: 0 K: 0 S: 13 | H: 0 LOB: 0 BB: 0 P: 19 | R: 3 E: 1 K: 1 S: 21 | H: 4 LOB: 2 BB: 0 P: 29 | R: 0 E: 0 K: 1 S: 10 | H: 0 LOB: 1 BB: 1 P: 21 | R: 0 E: 0 K: 1 S: 11 | H: 0 LOB: 0 BB: 0 P: 16 | R: 0 E: 0 K: 1 S: 16 | H: 2 LOB: 2 BB: 0 P: 24 | R: 0 E: 0 K: 0 S: 7 | H: 2 LOB: 1 BB: 0 P: 12 | 1B: 7 2B: 1 3B: 0 HR: 0 | SF: 0 SAC: 0 DP: 1 HBP: 0 | WP: 0 PB: 0 SB: 0 CS: 1 | PA: 37 | | | | | | | |
| PITCHER | IP | WLS | BF | H | R | ER | SO | BB | IBB | HBP | BLK | WP | HR | S | P | ERA | WHIP | | | | | | | | | | |
| LaTroy Hawkins, R ERA: 6.94 (1, 1) | 5.1 | W | 24 | 4 | 3 | 1 | 1 | 3 | 0 | 0 | 0 | 0 | 0 | 58 | 95 | 1.69 | 1.312 | | | | | | | | | | |
| Bob Wells, R ERA: 3.94 (6, 1) | 1.2 | H | 4 | 0 | 0 | 0 | 2 | 0 | 0 | 0 | 0 | 0 | 0 | 15 | 21 | 0.00 | 0.000 | | | | | | | | | | |
| Eddie Guardado, L ERA: 4.33 (8, 1) | 1.0 | H | 5 | 2 | 0 | 0 | 1 | 0 | 0 | 0 | 0 | 0 | 0 | 16 | 24 | 0.00 | 2.000 | | | | | | | | | | |
| Mike Trombley, R ERA: 3.99 (9, 1) | 1.0 | S | 4 | 2 | 0 | 0 | 0 | 0 | 0 | 0 | 0 | 0 | 0 | 7 | 12 | 0.00 | 2.000 | | | | | | | | | | |

Oakland Athletics @ Minnesota Twins
Hubert H. Humphrey Metrodome, Minneapolis, MN
Wed Jul 28 1999, 1:15 PM EDT
Att: 20,420 - Dome - 72 F

AB 34
R 3
H 8
RBI 3
BB 3
SO 4
LOB 19



| Batter | 1 | 2 | 3 | 4 | 5 | 6 | 7 | 8 | 9 | AB | R | H | RBI | BB | SO | LOB | BOTTOM | | | | | | | | | | |
|--|------------------------------|----------------------------------|-------------------------------|----------------------------------|------------------------------|----------------------------------|------------------------------|---------------------------------|-------------------------------|----------------------------------|-------------------------------|----------------------------------|------------------------------|----------------------------------|------------------------------|----------------------------------|----------------------------------|------------------------------------|----------------------------------|--------|--|--|--|--|--|--|--|
| Todd Walker, L OBP: 0.348, SLG: 0.441 (1, 10) | | | P6 | | | K | | | | 4 | 1 | 2 | 0 | 0 | 1 | 0 | | | | | | | | | | | |
| Brent Gates, S OBP: 0.369, SLG: 0.383 (8, 5) | G6-3 | | WP | | 1B | | G6-3 | | | 3 | 2 | 1 | 1 | 1 | 0 | 1 | | | | | | | | | | | |
| Matt Lawton, L OBP: 0.357, SLG: 0.393 (1, 9) | F7 | | G6-3 | | 1B | | G5-3 | | | 2 | 0 | 1 | 0 | 2 | 0 | 1 | | | | | | | | | | | |
| Ron Coomer, R OBP: 0.307, SLG: 0.441 (1, 3) | F8 | | G6-3 | | F7 | | G5-3 | | | 4 | 0 | 0 | 1 | 0 | 0 | 5 | | | | | | | | | | | |
| Corey Koskie, L OBP: 0.373, SLG: 0.466 Denny Hocking, S OBP: 0.319, SLG: 0.380 (7, PH) | K | | F8 | | | | G5-3 | | | 3 | 0 | 1 | 1 | 0 | 1 | 1 | | | | | | | | | | | |
| Torii Hunter, R OBP: 0.297, SLG: 0.361 (1, 7) | K | | | | G1-3 | | | | | 4 | 0 | 1 | 0 | 0 | 2 | 2 | | | | | | | | | | | |
| Jacque Jones, L OBP: 0.350, SLG: 0.470 (1, 8) | | 2B | | K | | E | | F7 | | 4 | 2 | 2 | 0 | 0 | 1 | 1 | | | | | | | | | | | |
| Javier Valentin, S OBP: 0.316, SLG: 0.406 (1, 2) | | | | | F9 | | SF5 | | G5-3 | 3 | 0 | 1 | 2 | 0 | 0 | 0 | | | | | | | | | | | |
| Cristian Guzman, S OBP: 0.280, SLG: 0.291 (1, 6) | | | K | | | | P6 | | | 3 | 0 | 0 | 0 | 0 | 2 | 1 | | | | | | | | | | | |
| Inning Stats | R: 0 E: 0 K: 0 S: 9 | H: 1 LOB: 1 BB: 0 P: 13 | R: 1 E: 0 K: 3 S: 13 | H: 2 LOB: 1 BB: 0 P: 21 | R: 1 E: 0 K: 0 S: 9 | H: 0 LOB: 1 BB: 2 P: 23 | R: 0 E: 0 K: 1 S: 5 | H: 1 LOB: 0 BB: 0 P: 7 | R: 2 E: 0 K: 1 S: 14 | H: 4 LOB: 2 BB: 0 P: 20 | R: 1 E: 1 K: 1 S: 10 | H: 1 LOB: 0 BB: 0 P: 16 | R: 0 E: 0 K: 0 S: 7 | H: 0 LOB: 1 BB: 1 P: 13 | R: 0 E: 0 K: 1 S: 7 | H: 0 LOB: 0 BB: 0 P: 10 | 1B: 6 2B: 4 3B: 0 HR: 0 | SF: 1 SAC: 0 DP: 1 HBP: 0 | WP: 1 PB: 0 SB: 0 CS: 1 | PA: 35 | | | | | | | |
| PITCHER | IP | WLS | BF | H | R | ER | SO | BB | IBB | HBP | BLK | WP | HR | S | P | ERA | WHIP | | | | | | | | | | |
| Jimmy Haynes, R ERA: 5.12 (1, 1) | 5.0 | L | 25 | 9 | 5 | 4 | 5 | 2 | 0 | 0 | 0 | 0 | 0 | 51 | 87 | 7.20 | 2.200 | | | | | | | | | | |
| Brad Rigby, R ERA: 4.33 (6, 1) | 1.2 | | 6 | 0 | 0 | 0 | 1 | 1 | 0 | 0 | 0 | 0 | 0 | 14 | 23 | 0.00 | 0.600 | | | | | | | | | | |
| Buddy Groom, L ERA: 6.07 (7, 1) | 0.1 | | 1 | 0 | 0 | 0 | 0 | 0 | 0 | 0 | 0 | 0 | 0 | 2 | 3 | 0.00 | 0.000 | | | | | | | | | | |
| Doug Jones, R ERA: 3.27 (8, 1) | 1.0 | | 3 | 0 | 0 | 0 | 1 | 0 | 0 | 0 | 0 | 0 | 0 | 7 | 10 | 0.00 | 0.000 | | | | | | | | | | |

Oakland Athletics @ Minnesota Twins
Hubert H. Humphrey Metrodome, Minneapolis, MN
Wed Jul 28 1999, 1:15 PM EDT
Att: 20,420 - Dome - 72 F

AB 31
R 5
H 9
RBI 5
BB 3
SO 7
LOB 13



| Batter | 1 | 2 | 3 | 4 | 5 | 6 | 7 | 8 | 9 | AB | R | H | RBI | BB | SO | LOB | TOP | | | | |
|--|---|---|---|---|---|---|---|---|---|---|---|---|---|---|---|---|---|---|---|---|---|
| Jacque Jones, L (1, 8) OBP: 0.352, SLG: 0.474 | 3-2 G6-3 1B | 1-1 CS | 1-2 F7 | | 1-1 G6-3 | | | 1-1 1B 2B | 1-2 F9 | 5 | 1 | 2 | 0 | 0 | 0 | 2 | | | | | |
| Denny Hocking, S (1, 4) OBP: 0.322, SLG: 0.382 | 1-2 G6-3 1-2f | | 2-2 G3-1 | | | 1-1 G6-4-3 1B | | 0-0 PB 1B SF7 | | 4 | 1 | 2 | 0 | 0 | 0 | 1 | | | | | |
| Matt Lawton, L (1, 9) OBP: 0.362, SLG: 0.397 | 3-1 S 1B | | 1-0 F7 | | | 4-0 G6-4-3 1-2 BB | | 0-2 SF7 PB 1-2 1B | | 3 | 0 | 2 | 1 | 1 | 0 | 0 | | | | | |
| Marty Cordova, R (1, 10) OBP: 0.372, SLG: 0.457 | 4-2 1-2 BB | | | 2-3 K | | 2-0 G6-4-3 1-2f 2-3 | | 3-3 K | | 3 | 0 | 0 | 0 | 1 | 2 | 4 | | | | | |
| Corey Koskie, L (1, 5) OBP: 0.369, SLG: 0.460 Brent Gates, S (8, PH) OBP: 0.367, SLG: 0.383 | 3-2 G1-3 | | | 3-3 K | | 1-0 G4-3 | | 2-2 SF7 | | 3 | 0 | 0 | 0 | 0 | 1 | 3 | | | | | |
| Ron Coomer, R (1, 3) OBP: 0.372, SLG: 0.439 | | 1-0 1B FC4-6 | | 2-1 L6 | | | 2-2 G6-3 | | 1-2 G4-3 | 4 | 1 | 1 | 0 | 0 | 0 | 1 | | | | | |
| Chad Allen, R (1, 7) OBP: 0.339, SLG: 0.403 | | 0-1 BB 1B | | 1-2 G4-3 1B | | | 4-0 BB BB | | 2-3 K | 3 | 0 | 2 | 0 | 1 | 1 | 0 | | | | | |
| Terry Steinbach, R (1, 2) OBP: 0.384, SLG: 0.422 | | 4-2 FC4-6 1-2 BB | | 0-0 G4-3 | | | 4-1 G4-3 | | 4-2 FC4-6 BB | 1 | 0 | 0 | 0 | 3 | 0 | 1 | | | | | |
| Cristian Guzman, S (1, 6) OBP: 0.276, SLG: 0.287 | | 1-1 FC4-6 1-2f 3-H | | 1-3 K | | | 1-1 G4-3 | | 1-2 FC4-6 | 4 | 0 | 0 | 1 | 0 | 1 | 5 | | | | | |
| Inning Stats | R: 0 E: 0 K: 0 S: 16 | H: 2 LOB: 2 BB: 1 P: 30 | R: 1 E: 0 K: 0 S: 8 | H: 2 LOB: 0 BB: 1 P: 15 | R: 0 E: 0 K: 2 S: 7 | H: 0 LOB: 0 BB: 0 P: 11 | R: 0 E: 0 K: 2 S: 8 | H: 0 LOB: 0 BB: 0 P: 15 | R: 0 E: 0 K: 1 S: 9 | H: 1 LOB: 1 BB: 0 P: 12 | R: 0 E: 0 K: 0 S: 4 | H: 0 LOB: 1 BB: 1 P: 18 | R: 0 E: 0 K: 1 S: 16 | H: 3 LOB: 1 BB: 0 P: 23 | R: 0 E: 0 K: 1 S: 14 | H: 0 LOB: 1 BB: 1 P: 22 | 1B: 8 2B: 1 3B: 0 HR: 0 | SF: 1 SAC: 0 DP: 3 HBP: 0 | WP: 0 PB: 1 SB: 1 CS: 1 | PA: 38 | |
| PITCHER | IP WLS BF H R ER SO BB IBB HBP BLK WP HR S P ERA WHIP | IP WLS BF H R ER SO BB IBB HBP BLK WP HR S P ERA WHIP | IP WLS BF H R ER SO BB IBB HBP BLK WP HR S P ERA WHIP | IP WLS BF H R ER SO BB IBB HBP BLK WP HR S P ERA WHIP | IP WLS BF H R ER SO BB IBB HBP BLK WP HR S P ERA WHIP | IP WLS BF H R ER SO BB IBB HBP BLK WP HR S P ERA WHIP | IP WLS BF H R ER SO BB IBB HBP BLK WP HR S P ERA WHIP | IP WLS BF H R ER SO BB IBB HBP BLK WP HR S P ERA WHIP | IP WLS BF H R ER SO BB IBB HBP BLK WP HR S P ERA WHIP | IP WLS BF H R ER SO BB IBB HBP BLK WP HR S P ERA WHIP | IP WLS BF H R ER SO BB IBB HBP BLK WP HR S P ERA WHIP | IP WLS BF H R ER SO BB IBB HBP BLK WP HR S P ERA WHIP | IP WLS BF H R ER SO BB IBB HBP BLK WP HR S P ERA WHIP | IP WLS BF H R ER SO BB IBB HBP BLK WP HR S P ERA WHIP | IP WLS BF H R ER SO BB IBB HBP BLK WP HR S P ERA WHIP | IP WLS BF H R ER SO BB IBB HBP BLK WP HR S P ERA WHIP | IP WLS BF H R ER SO BB IBB HBP BLK WP HR S P ERA WHIP | IP WLS BF H R ER SO BB IBB HBP BLK WP HR S P ERA WHIP | IP WLS BF H R ER SO BB IBB HBP BLK WP HR S P ERA WHIP | IP WLS BF H R ER SO BB IBB HBP BLK WP HR S P ERA WHIP | IP WLS BF H R ER SO BB IBB HBP BLK WP HR S P ERA WHIP |

Minnesota Twins @ Anaheim Angels
Edison International Field, Anaheim, CA
Fri Jul 30 1999, 10:05 PM EDT
Att: 38,319 - Unknown - 71 F

AB 30
R 3
H 9
RBI 3
BB 6
SO 5
LOB 17





| Batter | 1 | 2 | 3 | 4 | 5 | 6 | 7 | 8 | 9 | AB | R | H | RBI | BB | SO | LOB | BOTTOM | | | | | |
|--|---|---|---|---|---|---|---|---|---|---|---|---|---|---|---|---|---|---|---|---|---|--------|
| Darin Erstad, L (1, 7) OBP: 0.312, SLG: 0.367 | 0-1 G4-3 | | 1-1 L5 | | 1-1 F7 | | 1-2 G4-3 | | | 4 | 0 | 0 | 0 | 0 | 0 | 1 | | | | | | |
| Jeff Huson, L (1, 4) OBP: 0.295, SLG: 0.306 | 0-0 L7 | | 2-0 P3 | | 1-0 P4 | | | 1-1 G4-3 | | 4 | 0 | 0 | 0 | 0 | 0 | 1 | | | | | | |
| Mo Vaughn, L (1, 3) OBP: 0.361, SLG: 0.477 | 3-3 K | | | 0-2 P6 | | 1-0 G3 | | 0-1 G4-3 | | 4 | 0 | 0 | 0 | 0 | 1 | 0 | | | | | | |
| Tim Salmon, R (1, 9) OBP: 0.382, SLG: 0.496 | | 4-2 16 G3-6-1 BB | | 1-0 F7 | | 1-3 K | | 2-3 K | | 3 | 0 | 0 | 0 | 1 | 2 | 0 | | | | | | |
| 16 Garret Anderson, L (1, 8) OBP: 0.330, SLG: 0.486 | | 0-0 G3-6-1 1-2f | | 2-2 1B 1B | | 1-1 1B 2B | | | 0-2 G4-3 | 4 | 0 | 2 | 0 | 0 | 0 | 1 | | | | | | |
| Troy Glaus, R (1, 5) OBP: 0.313, SLG: 0.445 | | 1-2 E5 1B | | 2-2 1B 1-2 1B | | 4-1 BB | | 1-2 1B 2B | | 3 | 1 | 2 | 0 | 1 | 0 | 0 | | | | | | |
| Orlando Palmeiro, L (1, 10) OBP: 0.371, SLG: 0.336 | | 0-0 1-2 1B | | 2-1 G4-3 | | 0-0 F8 | | | 3-2 G1-6-3 2-H 1B | 4 | 0 | 2 | 1 | 0 | 0 | 4 | | | | | | |
| Matt Walbeck, S (1, 2) OBP: 0.302, SLG: 0.321 | | 0-0 F7 | | | 1-1 F7 | | 0-2 L4 | | 0-0 G1-6-3 1-2f | 4 | 0 | 0 | 0 | 0 | 0 | 3 | | | | | | |
| Gary Disarcina, R (1, 6) OBP: 0.291, SLG: 0.267 | | | 1-2 L9 | | 0-0 1B | | 0-1 G6-3 | | | 3 | 0 | 1 | 0 | 0 | 0 | 0 | | | | | | |
| Inning Stats | R: 0 E: 0 K: 1 S: 6 | H: 0 LOB: 0 BB: 0 P: 9 | R: 0 E: 1 K: 0 S: 9 | H: 1 LOB: 2 BB: 1 P: 14 | R: 0 E: 0 K: 0 S: 6 | H: 0 LOB: 0 BB: 0 P: 10 | R: 0 E: 0 K: 0 S: 13 | H: 2 LOB: 2 BB: 0 P: 20 | R: 0 E: 0 K: 0 S: 7 | H: 1 LOB: 1 BB: 0 P: 9 | R: 0 E: 0 K: 1 S: 8 | H: 1 LOB: 2 BB: 1 P: 15 | R: 0 E: 0 K: 0 S: 8 | H: 0 LOB: 0 BB: 0 P: 9 | R: 0 E: 0 K: 1 S: 8 | H: 0 LOB: 0 BB: 0 P: 11 | R: 1 E: 0 K: 0 S: 10 | H: 2 LOB: 2 BB: 0 P: 14 | 1B: 5 2B: 2 3B: 0 HR: 0 | SF: 0 SAC: 0 DP: 2 HBP: 0 | WP: 0 PB: 0 SB: 0 CS: 0 | PA: 35 |
| PITCHER | IP WLS BF H R ER SO BB IBB HBP BLK WP HR S P ERA WHIP | IP WLS BF H R ER SO BB IBB HBP BLK WP HR S P ERA WHIP | IP WLS BF H R ER SO BB IBB HBP BLK WP HR S P ERA WHIP | IP WLS BF H R ER SO BB IBB HBP BLK WP HR S P ERA WHIP | IP WLS BF H R ER SO BB IBB HBP BLK WP HR S P ERA WHIP | IP WLS BF H R ER SO BB IBB HBP BLK WP HR S P ERA WHIP | IP WLS BF H R ER SO BB IBB HBP BLK WP HR S P ERA WHIP | IP WLS BF H R ER SO BB IBB HBP BLK WP HR S P ERA WHIP | IP WLS BF H R ER SO BB IBB HBP BLK WP HR S P ERA WHIP | IP WLS BF H R ER SO BB IBB HBP BLK WP HR S P ERA WHIP | IP WLS BF H R ER SO BB IBB HBP BLK WP HR S P ERA WHIP | IP WLS BF H R ER SO BB IBB HBP BLK WP HR S P ERA WHIP | IP WLS BF H R ER SO BB IBB HBP BLK WP HR S P ERA WHIP | IP WLS BF H R ER SO BB IBB HBP BLK WP HR S P ERA WHIP | IP WLS BF H R ER SO BB IBB HBP BLK WP HR S P ERA WHIP | IP WLS BF H R ER SO BB IBB HBP BLK WP HR S P ERA WHIP | IP WLS BF H R ER SO BB IBB HBP BLK WP HR S P ERA WHIP | IP WLS BF H R ER SO BB IBB HBP BLK WP HR S P ERA WHIP | IP WLS BF H R ER SO BB IBB HBP BLK WP HR S P ERA WHIP | IP WLS BF H R ER SO BB IBB HBP BLK WP HR S P ERA WHIP | IP WLS BF H R ER SO BB IBB HBP BLK WP HR S P ERA WHIP | |

Minnesota Twins @ Anaheim Angels
Edison International Field, Anaheim, CA
Fri Jul 30 1999, 10:05 PM EDT
Att: 38,319 - Unknown - 71 F

AB 33
R 1
H 7
RBI 1
BB 2
SO 3
LOB 10



| Batter | 1 | 2 | 3 | 4 | 5 | 6 | 7 | 8 | 9 | AB R H RBI BB SO LOB | TOP | | | | | | | | | | | | |
|---|---|----------------------------------|------------------------------|----------------------------------|-------------------------------|----------------------------------|------------------------------|----------------------------------|------------------------------|----------------------------------|--|----------------------------------|---|----------------------------------|------------------------------|----------------------------------|------------------------------|---------------------------------|----------------------------------|------------------------------------|----------------------------------|--------|--|
| Denny Hocking, S (1, 9) OBP: 0.327, SLG: 0.384 | 0-2 E S 1B 1B | | 3-1 F8 | | 4-2 G6-3 BB | | 2-1 1B E 1B | 1-1 F7 | | 4 2 2 2 1 0 1 | Minnesota Twins @ Anaheim Angels Edison International Field, Anaheim, CA Sat Jul 31 1999, 10:05 PM EDT Att: 37,011 - Unknown - 75 F AB 35 R 8 H 11 RBI 6 BB 3 SO 7 LOB 12  | | | | | | | | | | | | |
| Cristian Guzman, S (1, 6) OBP: 0.275, SLG: 0.289 | 2-0 P2 | | 2-2 2B | | 0-1 G6-3 1-2 | | 0-0 L6 | 0-0 F9 | | 5 0 1 0 0 0 3 | | | | | | | | | | | | | |
| Brent Gates, S (1, 4) OBP: 0.364, SLG: 0.376 | 2-2 K | | 1-0 F7 | | | 0-3 K | 4-1 E BB | 1-3 K | | 4 1 0 0 1 3 2 | | | | | | | | | | | | | |
| Terry Steinbach, R (1, 2) OBP: 0.389, SLG: 0.432 | 3-2 FC4-6 1-H | | | 1-0 G3 1B 2B | | 3-1 F9 | 0-0 E6 1B 1B | 0-0 G6-3 | | 5 2 3 1 0 0 0 | | | | | | | | | | | | | |
| Ron Coomer, R (1, 5) OBP: 0.309, SLG: 0.442 | 1-2 FC4-6 1-2 | | | 0-0 G3 | | 1-2 2B | 0-0 FC4-6 1B | | | 4 0 2 1 0 0 2 | | | | | | | | | | | | | |
| Chad Allen, R (1, 7) OBP: 0.338, SLG: 0.401 | | 1-3 K | | 2-0 CS 1B | | 1-3 K | 3-H FC4-6 1-2 | | | 4 0 1 1 0 2 2 | | | | | | | | | | | | | |
| Todd Walker, L (1, 10) OBP: 0.347, SLG: 0.441 | | 1-0 G3 | | 3-H 2-3 K | | | 2-1 SH5-3 2B | 2-3 K | | 4 1 1 0 0 2 1 | | | | | | | | | | | | | |
| Tori Hunter, R (1, 8) OBP: 0.303, SLG: 0.373 | | 3-2 G5-3 | | | 0-0 HR | | 4-2 SH5-3 1B BB | 1-2 FC3-6 HBP | | 2 2 1 1 1 0 0 0 0 0 0 0 0 0 | | | | | | | | | | | | | |
| Jacque Jones, L (8, 8) OBP: 0.352, SLG: 0.474 | | | | | | | | | | 3 0 0 0 0 0 1 | | | | | | | | | | | | | |
| Doug Mientkiewicz, L (1, 3) OBP: 0.337, SLG: 0.332 | | | 3-2 G4-3 | | 0-1 G4-3 | | 0-0 SH5-3 1-2 | 2-1 FC3-6 1-2 | | | | | | | | | | | | | | | |
| Inning Stats | R: 1 E: 0 K: 1 S: 13 | H: 2 LOB: 1 BB: 0 P: 21 | R: 0 E: 0 K: 1 S: 9 | H: 0 LOB: 0 BB: 0 P: 14 | R: 0 E: 0 K: 0 S: 12 | H: 1 LOB: 1 BB: 0 P: 21 | R: 1 E: 0 K: 1 S: 6 | H: 2 LOB: 1 BB: 0 P: 11 | R: 1 E: 0 K: 0 S: 7 | H: 1 LOB: 0 BB: 1 P: 11 | R: 0 E: 0 K: 2 S: 11 | H: 1 LOB: 1 BB: 0 P: 16 | R: 5 E: 1 K: 0 S: 14 | H: 4 LOB: 1 BB: 2 P: 27 | R: 0 E: 0 K: 1 S: 9 | H: 0 LOB: 1 BB: 0 P: 15 | R: 0 E: 0 K: 1 S: 7 | H: 0 LOB: 0 BB: 0 P: 8 | 1B: 6 2B: 5 3B: 0 HR: 1 | SF: 0 SAC: 1 DP: 2 HBP: 1 | WP: 0 PB: 0 SB: 1 CS: 1 | PA: 40 | |
| PITCHER | IP WLS BF H R ER SO BB IBB HBP BLK WP HR S P ERA WHIP | | | | | | | | | | | PITCHER | IP WLS BF H R ER SO BB IBB HBP BLK WP HR S P ERA WHIP | | | | | | | | | | |
| Chuck Finley, L (1, 1) ERA: 5.76 | 6.0 L 26 8 5 5 5 2 0 0 0 0 0 1 62 104 7.50 1.667 | | | | | | | | | | | | | | | | | | | | | | |
| Mike Holtz, L (7, 1) ERA: 7.71 | 0.2 4 1 0 0 0 1 0 0 0 0 0 0 5 11 0.00 3.000 | | | | | | | | | | | | | | | | | | | | | | |
| Mike Fyhrie, R (7, 1) ERA: 5.57 | 0.1 3 2 3 2 0 0 0 0 0 0 0 0 5 6 54.00 6.000 | | | | | | | | | | | | | | | | | | | | | | |
| Al Levine, R (8, 1) ERA: 3.35 | 2.0 7 0 0 0 0 2 0 0 1 0 0 0 0 16 23 0.00 0.000 | | | | | | | | | | | | | | | | | | | | | | |

| Batter | 1 | 2 | 3 | 4 | 5 | 6 | 7 | 8 | 9 | AB R H RBI BB SO LOB | BOTTOM | | | | | | | | | | | | |
|--|---|---------------------------------|-------------------------------|----------------------------------|-------------------------------|----------------------------------|-------------------------------|----------------------------------|-------------------------------|----------------------------------|--|------------------------------|---|------------------------------|----------------------------------|------------------------------|----------------------------------|------------------------------|----------------------------------|----------------------------------|------------------------------------|----------------------------------|--------|
| Darin Erstad, L (1, 7) OBP: 0.311, SLG: 0.366 | 1-3 K | | 1-2 F9 | | | 2-2 L4-3 1B | | | 0-2 L5 | 4 0 1 0 0 1 1 | Minnesota Twins @ Anaheim Angels Edison International Field, Anaheim, CA Sat Jul 31 1999, 10:05 PM EDT Att: 37,011 - Unknown - 75 F AB 29 R 0 H 3 RBI 0 BB 1 SO 7 LOB 9  | | | | | | | | | | | | |
| Gary Disarcina, R (1, 6) OBP: 0.281, SLG: 0.257 | 0-0 P3 | | 2-2 FC4-6 1-2 | | | 0-1 L4-3 1-2 | | | 0-1 L9 | 4 0 0 0 0 0 2 | | | | | | | | | | | | | |
| Mo Vaughn, L (1, 3) OBP: 0.358, SLG: 0.471 | 1-1 F7 | | | 3-3 K | | | 0-1 G4-3 | | 3-2 G4-3 | 4 0 0 0 0 1 0 | | | | | | | | | | | | | |
| Tim Salmon, R (1, 9) OBP: 0.386, SLG: 0.503 | | 1-2 16 F9 2B | | 2-2 P3 | | | 4-1 BB | | | 2 0 1 0 1 0 0 | | | | | | | | | | | | | |
| 16 Garret Anderson, L (1, 8) OBP: 0.328, SLG: 0.483 | | 0-0 F9 2-3 | | 3-1 P5 | | | 1-2 L7 | | | 3 0 0 0 0 0 2 | | | | | | | | | | | | | |
| Troy Glaus, R (1, 5) OBP: 0.311, SLG: 0.441 | | | | | 0-0 G6-3 | | 2-0 L7 | | | 3 0 0 0 0 1 2 | | | | | | | | | | | | | |
| Todd Greene, R (1, 10) OBP: 0.273, SLG: 0.441 | | | | | | | 1-3 K | | 1-2 P2 | 3 0 0 0 0 2 1 | | | | | | | | | | | | | |
| Charlie O'Brien, R (1, 2) OBP: 0.136, SLG: 0.145 | | | 2-2 FC4-6 1B | | | | | 1-3 K | | 3 0 1 0 0 1 0 | | | | | | | | | | | | | |
| Andy Sheets, R (1, 4) OBP: 0.237, SLG: 0.296 | | | 2-3 K | | | 2-2 G3-1 | | 3-1 F8 | | 3 0 0 0 0 1 1 | | | | | | | | | | | | | |
| Inning Stats | R: 0 E: 0 K: 1 S: 6 | H: 0 LOB: 0 BB: 0 P: 8 | R: 0 E: 0 K: 2 S: 11 | H: 1 LOB: 0 BB: 0 P: 14 | R: 0 E: 0 K: 1 S: 15 | H: 1 LOB: 1 BB: 0 P: 22 | R: 0 E: 0 K: 1 S: 11 | H: 0 LOB: 0 BB: 0 P: 19 | R: 0 E: 0 K: 0 S: 10 | H: 1 LOB: 0 BB: 0 P: 14 | | R: 0 E: 0 K: 0 S: 7 | H: 0 LOB: 1 BB: 1 P: 14 | R: 0 E: 0 K: 1 S: 9 | H: 0 LOB: 0 BB: 0 P: 14 | R: 0 E: 0 K: 1 S: 9 | H: 0 LOB: 0 BB: 0 P: 12 | R: 0 E: 0 K: 0 S: 9 | H: 0 LOB: 0 BB: 0 P: 12 | 1B: 2 2B: 2 3B: 0 HR: 0 | SF: 0 SAC: 0 DP: 1 HBP: 0 | WP: 0 PB: 0 SB: 0 CS: 0 | PA: 30 |
| PITCHER | IP WLS BF H R ER SO BB IBB HBP BLK WP HR S P ERA WHIP | | | | | | | | | | | PITCHER | IP WLS BF H R ER SO BB IBB HBP BLK WP HR S P ERA WHIP | | | | | | | | | | |
| Eric Milton, L (1, 1) ERA: 4.93 | 9.0 W 30 3 0 0 7 1 0 0 0 0 0 0 83 123 0.00 0.444 | | | | | | | | | | | | | | | | | | | | | | |

| Batter | 1 | 2 | 3 | 4 | 5 | 6 | 7 | 8 | 9 | AB | R | H | RBI | BB | SO | LOB | TOP | | | | | | | | |
|---|------------------------------|---------------------------------|------------------------------|----------------------------------|------------------------------|-----------------------------------|------------------------------------|---|------------------------------|---------------------------------|------------------------------|----------------------------------|------------------------------|---------------------------------|------------------------------|----------------------------------|------------------------------|----------------------------------|----------------------------------|------------------------------------|----------------------------------|--------|--|--|--|
| Jacque Jones, L (1, 8) OBP: 0.345, SLG: 0.465 Tori Hunter, R (8, PH) OBP: 0.302, SLG: 0.372 (8, 8) | 0-3 K | | 3-2 G3 | | | 1-1 G1-3 | | 0-0 E5 | | 3 | 0 | 0 | 0 | 0 | 1 | 0 | | | | | | | | | |
| Denny Hocking, S (1, 6) OBP: 0.326, SLG: 0.381 (8, 3) | 0-1 G6-3 | | | 0-2 F7 | | 1-1 FC4-6 HBP | | 2-2 SF8 | | 2 | 0 | 0 | 1 | 0 | 0 | 0 | | | | | | | | | |
| Todd Walker, L (1, 4) OBP: 0.344, SLG: 0.436 | 1-2 G6-3 | | | 0-0 G3 | | 1-1 FC4-6 1-2 | | 0-0 G1-3 | | 4 | 0 | 0 | 0 | 0 | 0 | 3 | | | | | | | | | |
| Terry Steinbach, R (1, 2) OBP: 0.391, SLG: 0.430 | | 0-2 G5-3 | | 4-2 BB | | | 0-0 G6-4-3 1B | | 1-1 G6-3 | | 3 | 0 | 1 | 0 | 1 | 0 | | | | | | | | | |
| Matt Lawton, L (1, 9) OBP: 0.361, SLG: 0.392 | | 4-1 BB | | 0-1 G4-3 | | | 3-2 G6-4-3 1-2 | | 2-1 G4-3 | | 3 | 0 | 0 | 0 | 1 | 0 | | | | | | | | | |
| Ron Coomer, R (1, 10) OBP: 0.306, SLG: 0.437 | | 1-0 P2 | | | 0-2 G3 | | | 0-0 G6-3 | | 2-2 P3 | | 4 | 0 | 0 | 0 | 0 | | | | | | | | | |
| Corey Koskie, L (1, 5) OBP: 0.364, SLG: 0.453 | | 0-1 L1 | | | 1-1 G6-3 | | | 0-0 G4-3 | | | 3 | 0 | 0 | 0 | 0 | 1 | | | | | | | | | |
| Chad Allen, R (1, 7) OBP: 0.336, SLG: 0.400 | | | 2-1 G6-3 | | 1-1 G1-3 | | | 1-1 SF8 BB 1B | | | 3 | 1 | 1 | 0 | 0 | 0 | | | | | | | | | |
| Doug Mientkiewicz, L (1, 3) OBP: 0.335, SLG: 0.329 Marty Cordova, R (8, PH) OBP: 0.374, SLG: 0.457 Cristian Guzman, S (8, PH) OBP: 0.275, SLG: 0.289 (8, 6) | | | 0-3 K2-3 | | | 0-3 K | | 4-0 E BB 1-2 | | | 2 | 0 | 0 | 0 | 0 | 2 | | | | | | | | | |
| Inning Stats | R: 0 E: 0 K: 1 S: 8 | H: 0 LOB: 0 BB: 0 P: 9 | R: 0 E: 0 K: 0 S: 7 | H: 0 LOB: 1 BB: 1 P: 12 | R: 0 E: 0 K: 1 S: 8 | H: 0 LOB: 0 BB: 0 P: 13 | R: 0 E: 0 K: 0 S: 8 | H: 0 LOB: 1 BB: 0 P: 12 | R: 0 E: 0 K: 1 S: 7 | H: 0 LOB: 0 BB: 0 P: 9 | R: 0 E: 0 K: 1 S: 8 | H: 0 LOB: 1 BB: 0 P: 11 | R: 0 E: 0 K: 0 S: 5 | H: 1 LOB: 0 BB: 0 P: 8 | R: 1 E: 0 K: 0 S: 8 | H: 1 LOB: 2 BB: 1 P: 15 | R: 0 E: 0 K: 0 S: 8 | H: 0 LOB: 0 BB: 0 P: 13 | 1B: 2 2B: 0 3B: 0 HR: 0 | SF: 1 SAC: 0 DP: 1 HBP: 1 | WP: 0 PB: 0 SB: 0 CS: 0 | PA: 33 | | | |
| PITCHER | IP | WLS | BF | H | R | ER | SO | BB | IBB | HBP | BLK | WP | HR | S | P | ERA | WHIP | | | | | | | | |
| Steve Sparks, R (1, 1) ERA: 4.9 | 8.0 | W | 30 | 2 | 1 | 0 | 3 | 3 | 0 | 1 | 0 | 0 | 0 | 59 | 89 | 0.00 | 0.625 | | | | | | | | |
| Troy Percival, R (9, 1) ERA: 2.04 | 1.0 | S | 3 | 0 | 0 | 0 | 0 | 0 | 0 | 0 | 0 | 0 | 0 | 8 | 13 | 0.00 | 0.000 | | | | | | | | |

Minnesota Twins @ Anaheim Angels
Edison International Field, Anaheim, CA
Sun Aug 01 1999, 8:05 PM EDT
Att: 24,045 - Unknown - 80 F

AB 28
R 1
H 2
RBI 1
BB 3
SO 3
LOB 9

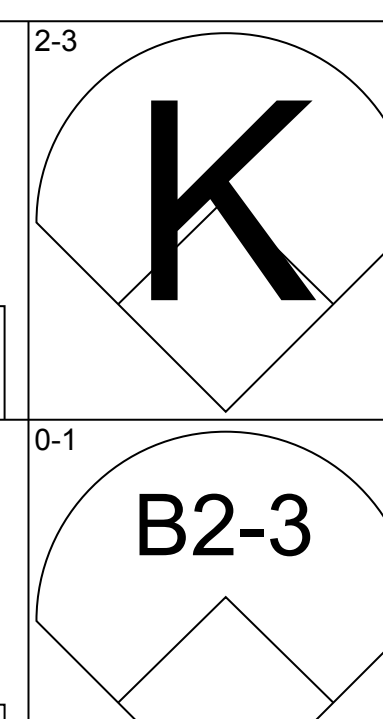
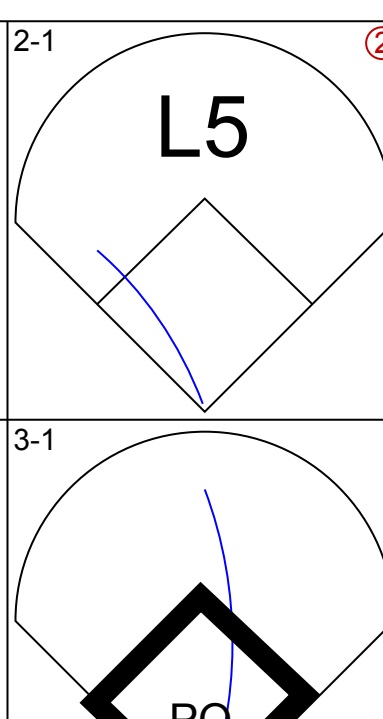
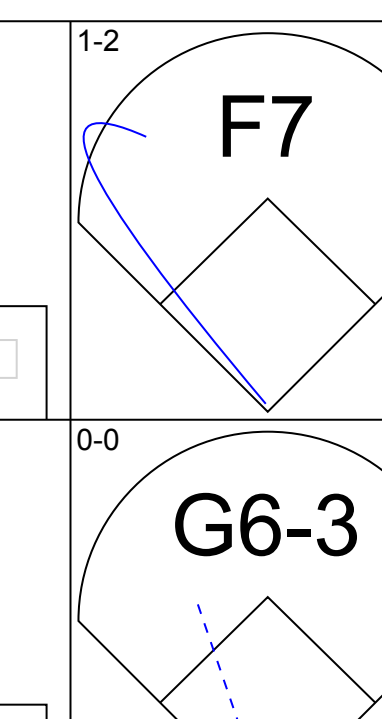
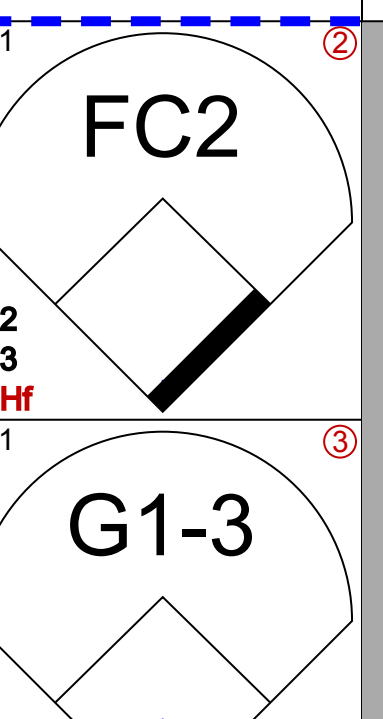
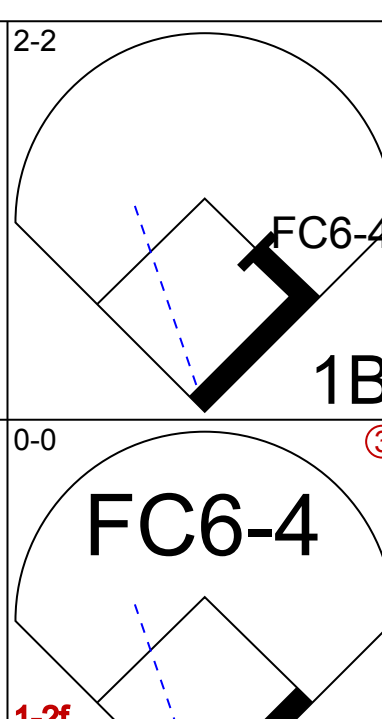
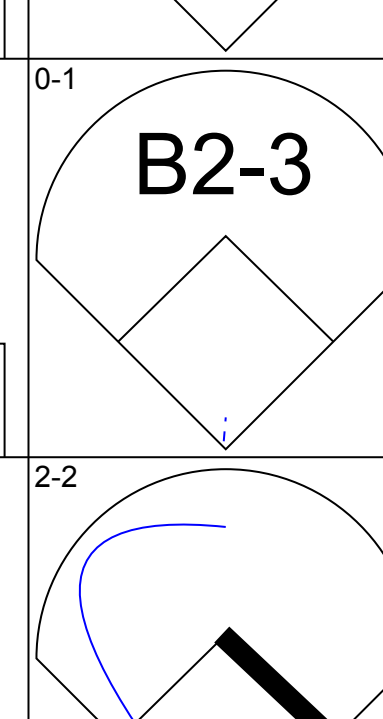
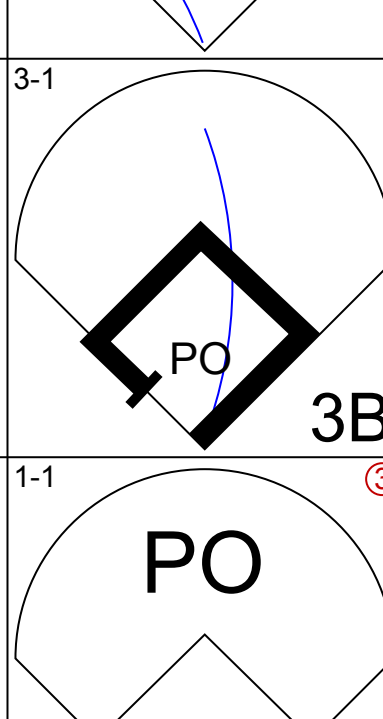
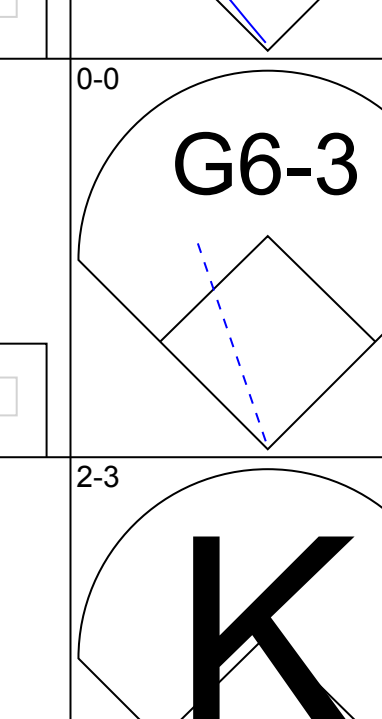
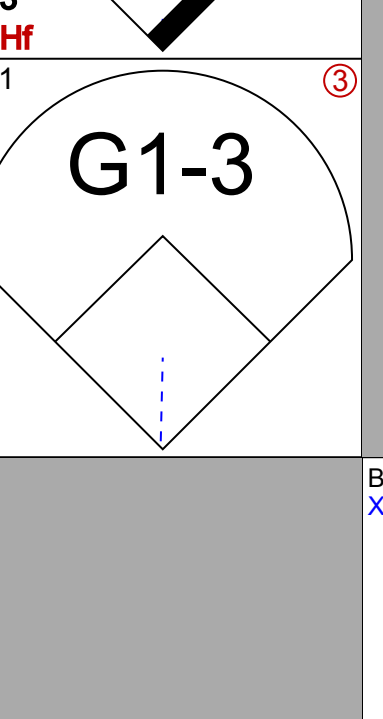
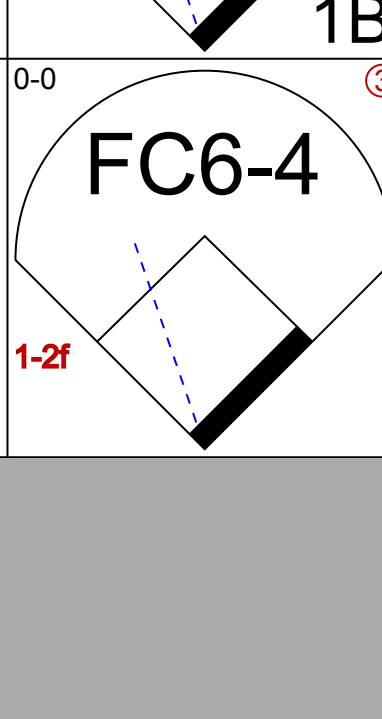
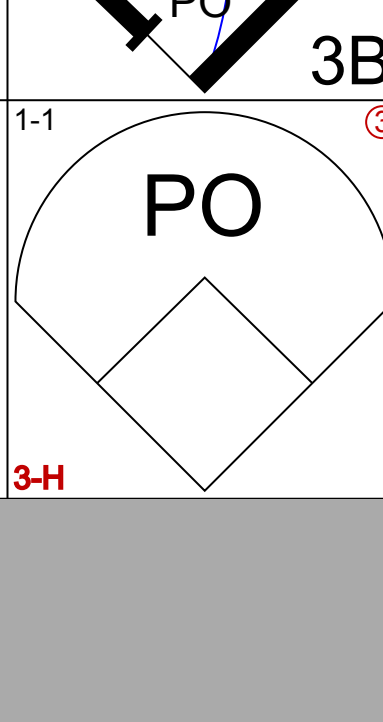

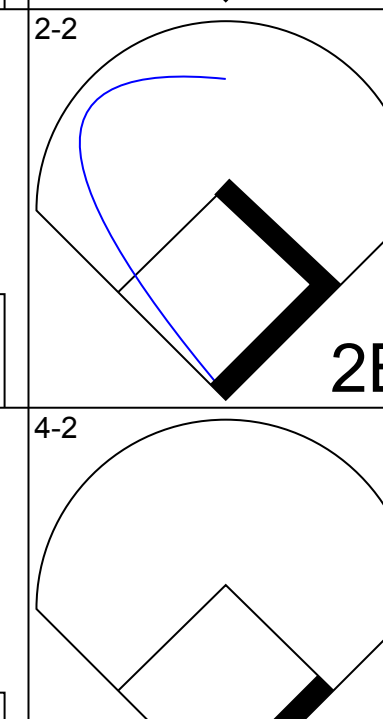
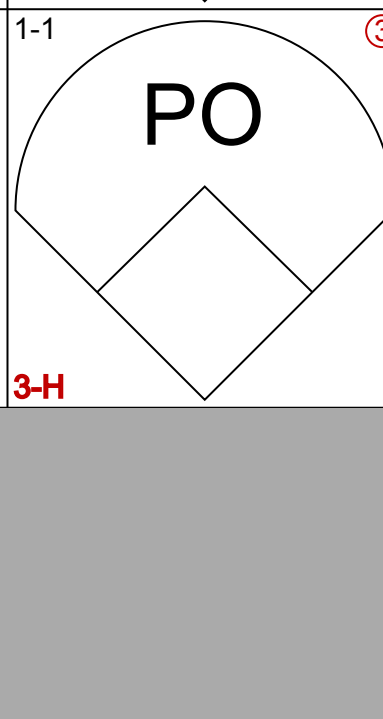
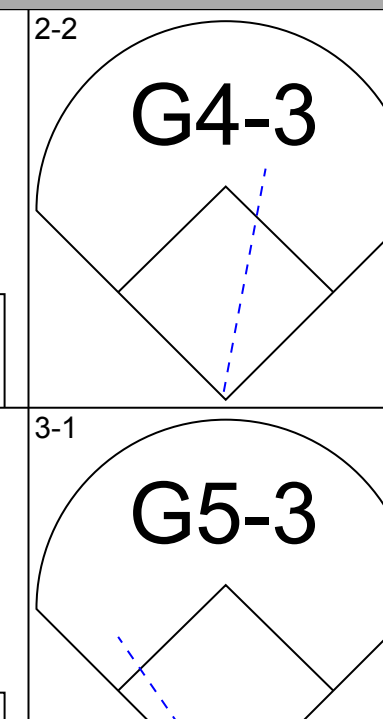
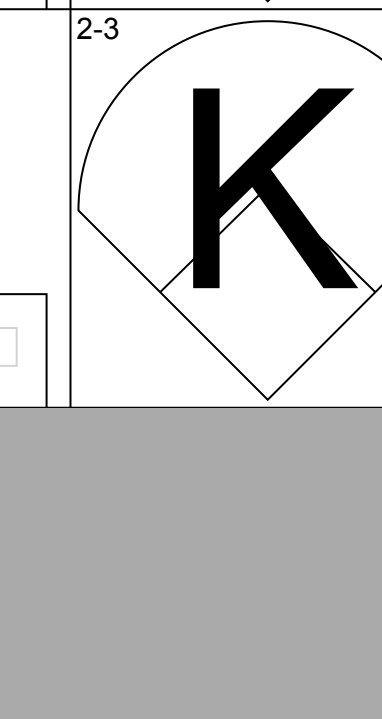
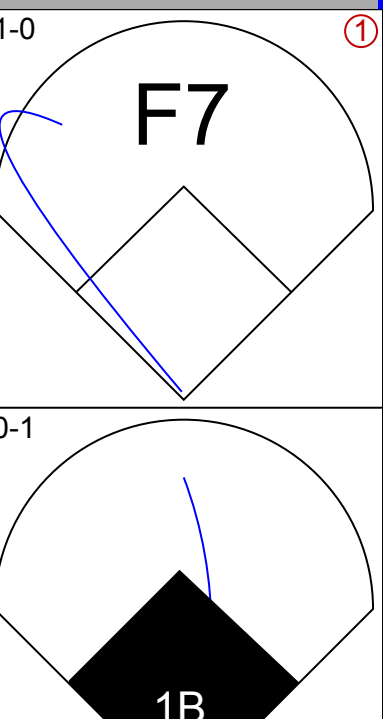
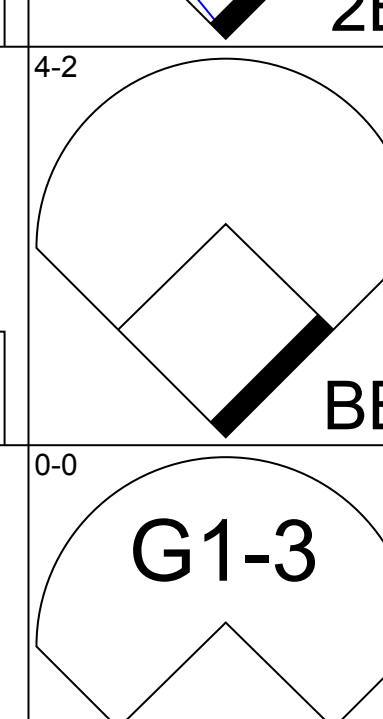
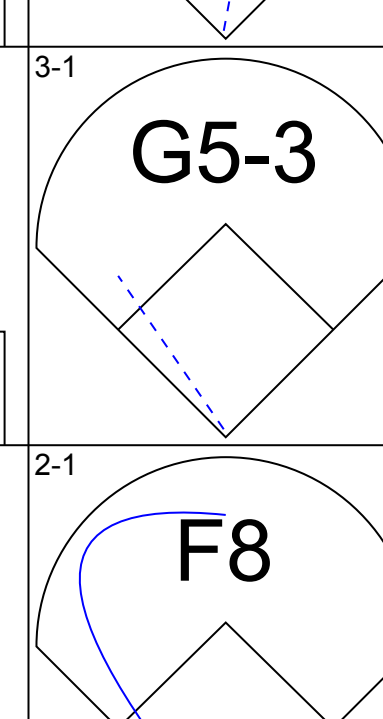
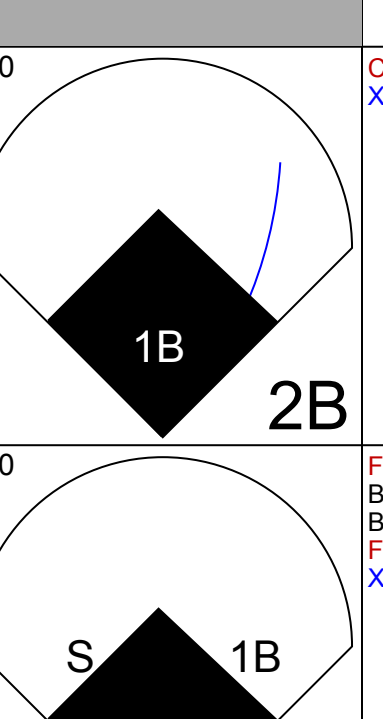
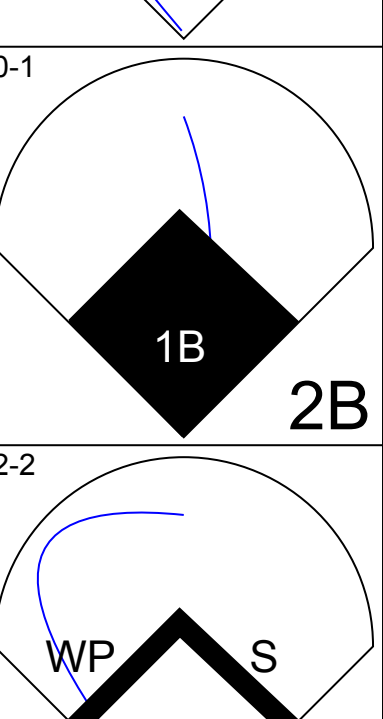

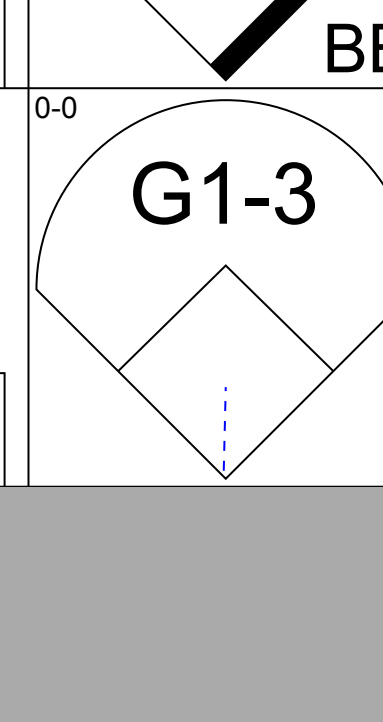
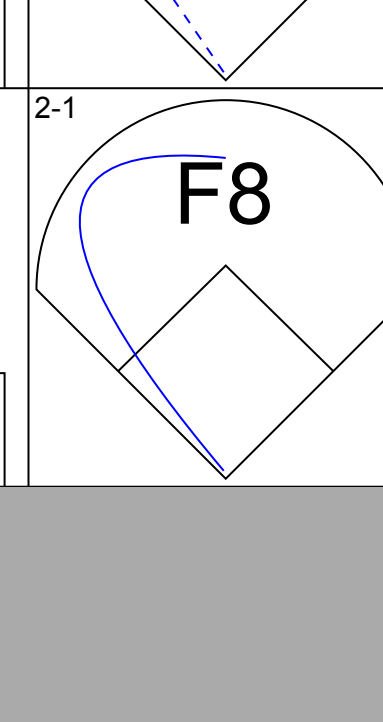
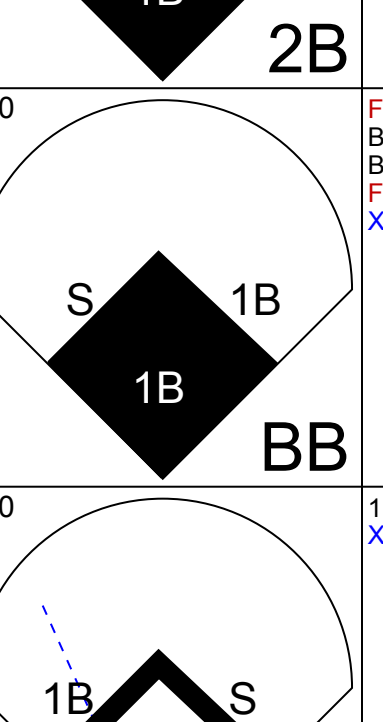
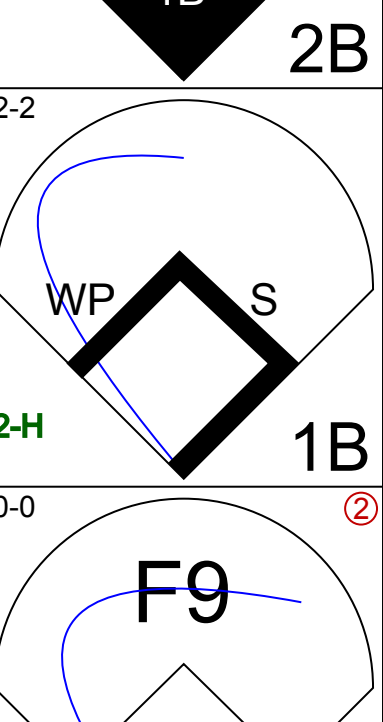

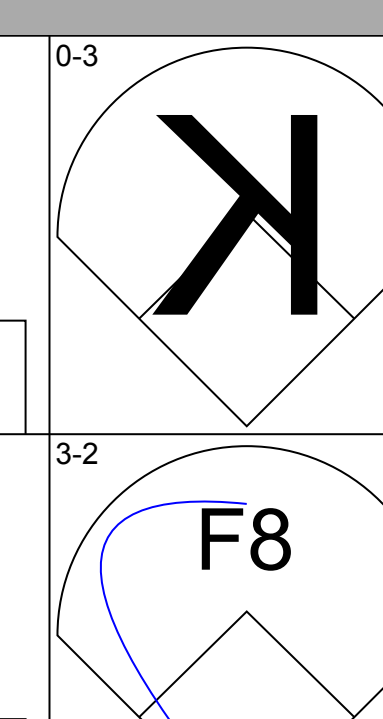
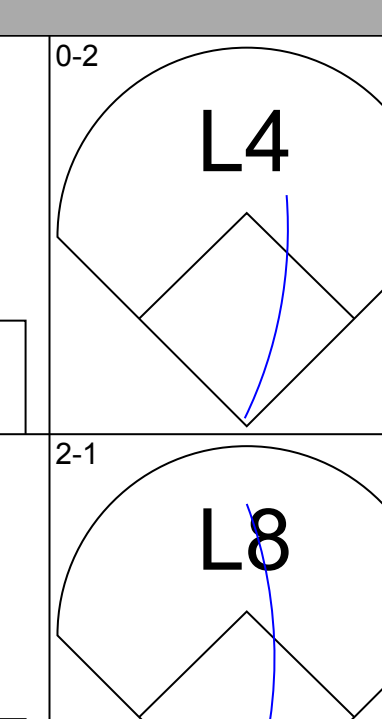
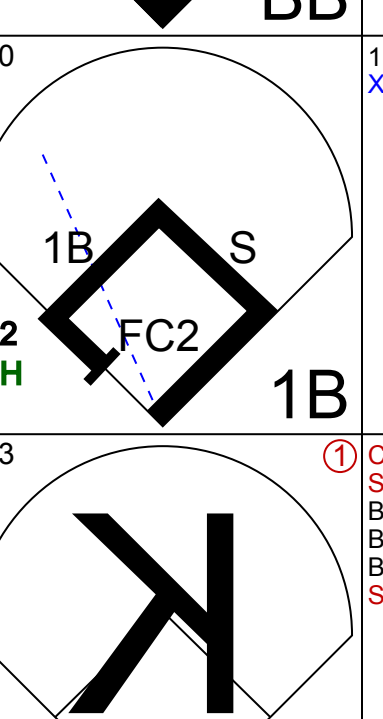
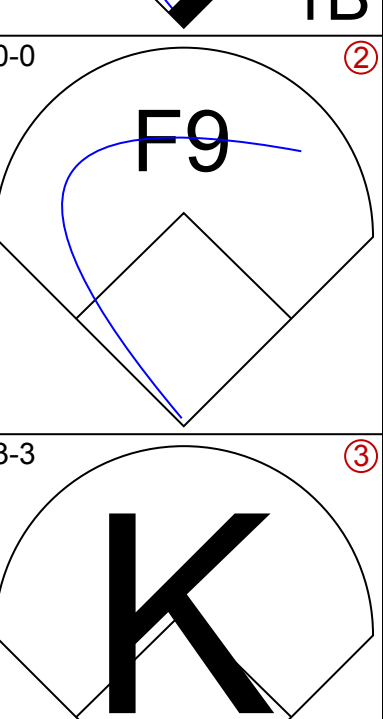

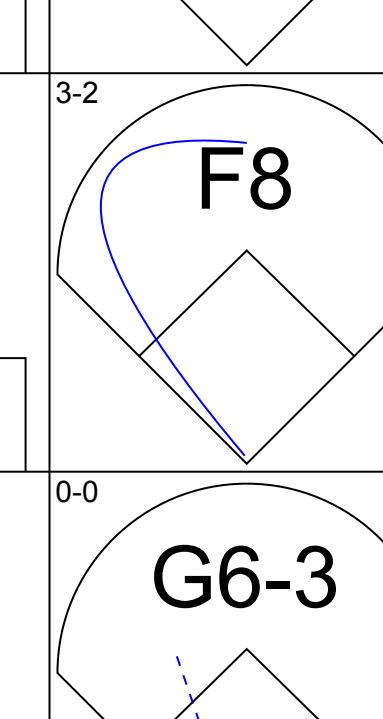
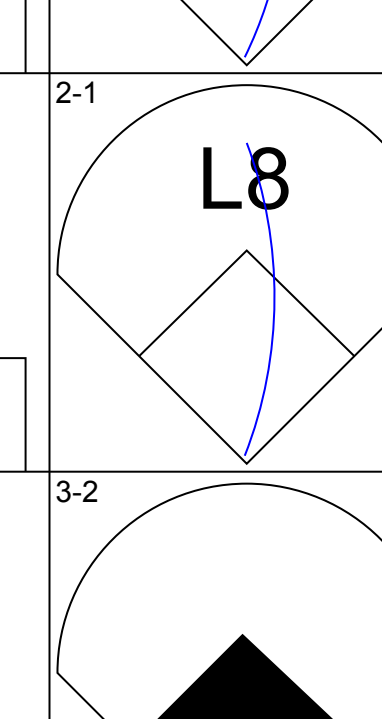
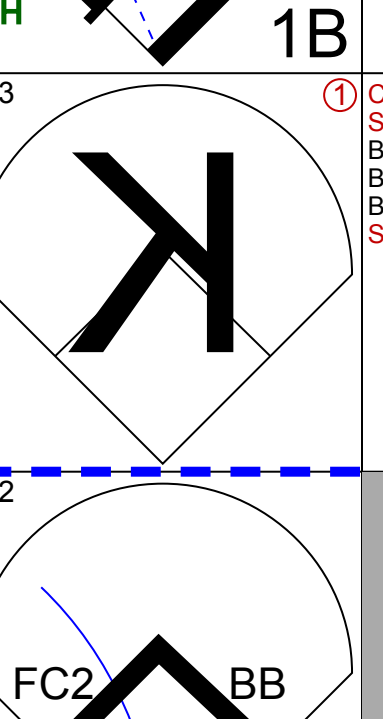
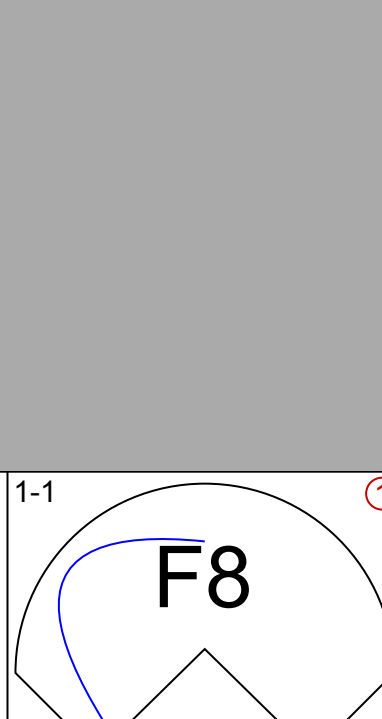
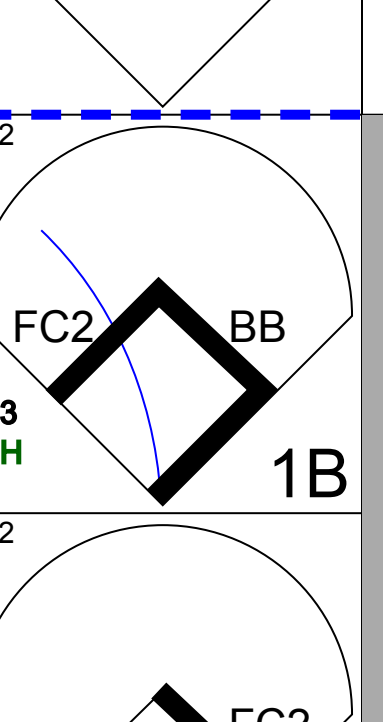
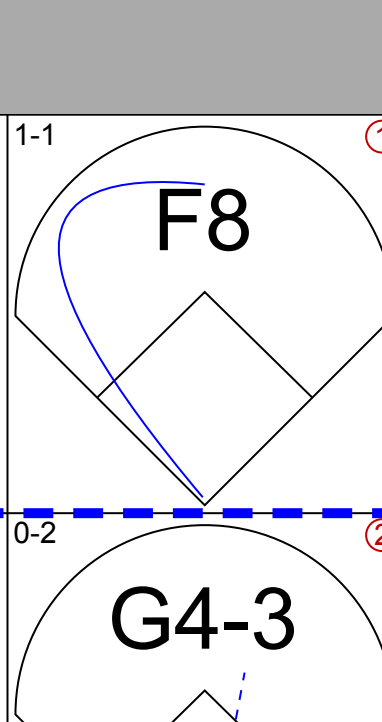
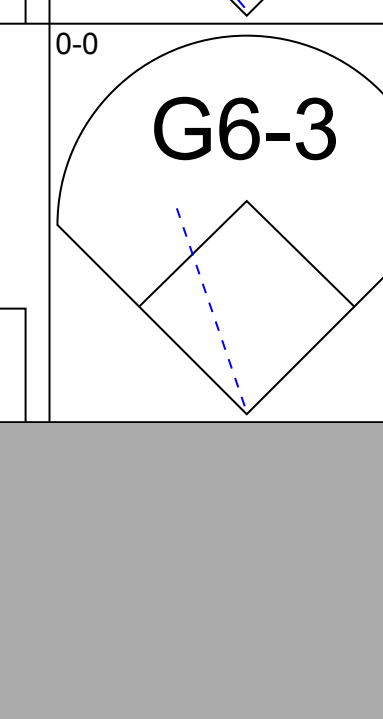
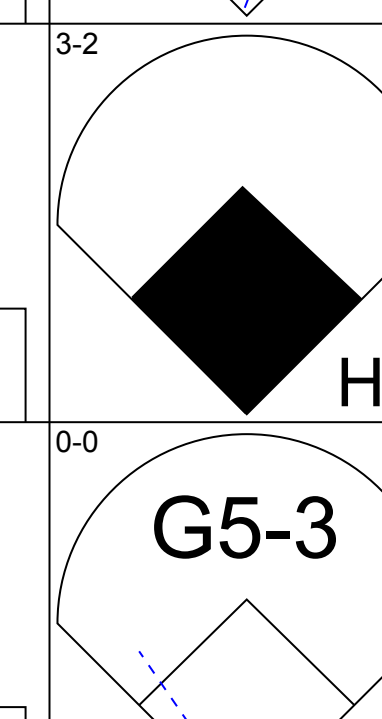
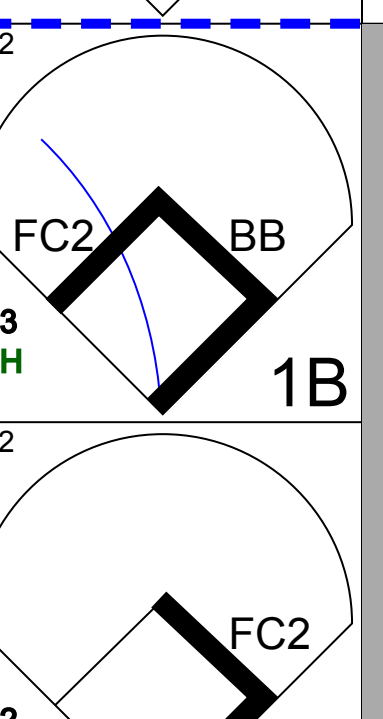

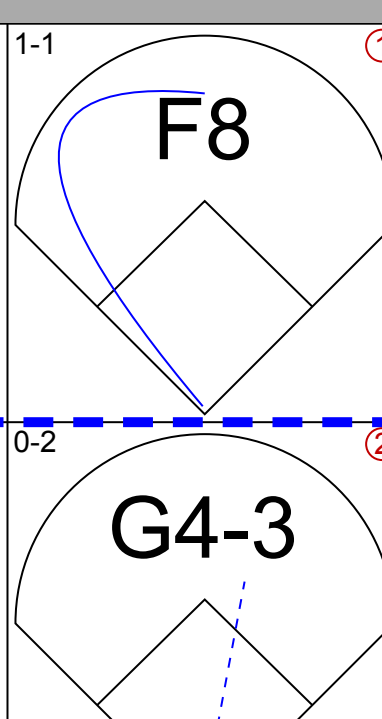
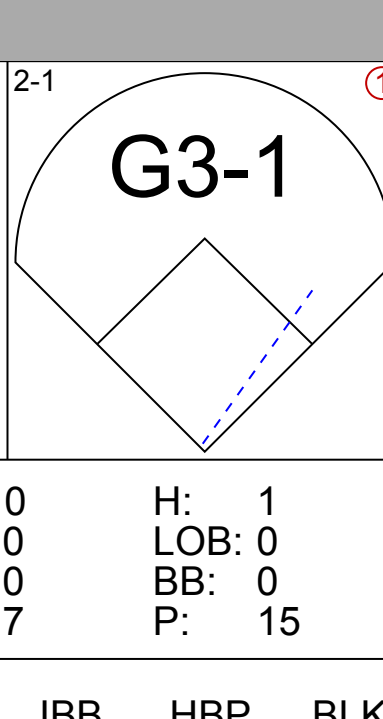
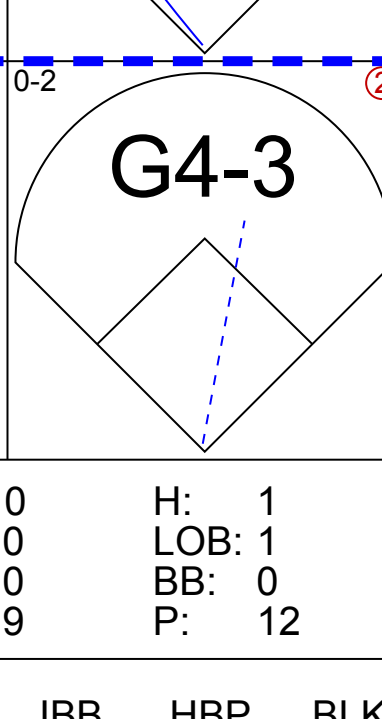
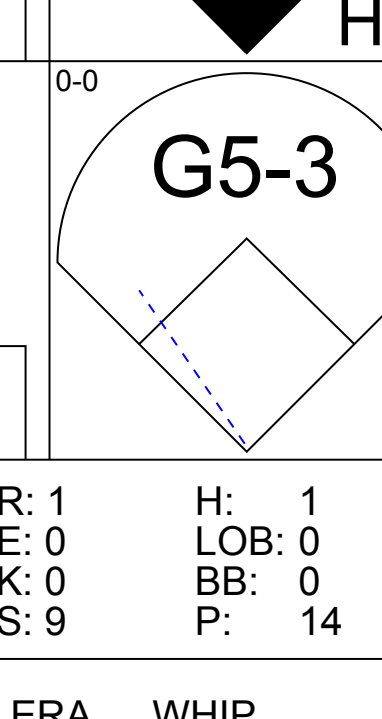
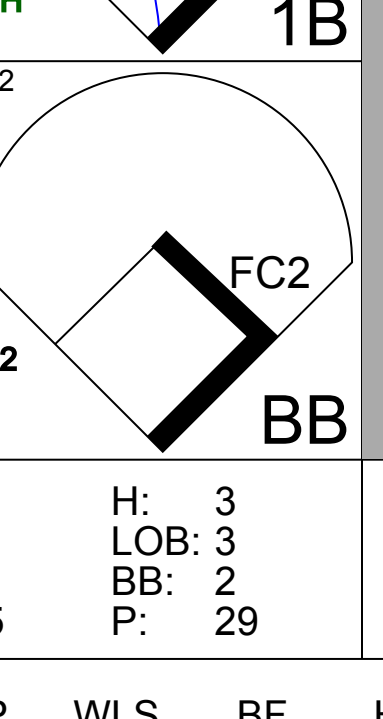


| Batter | 1 | 2 | 3 | 4 | 5 | 6 | 7 | 8 | 9 | AB | R | H | RBI | BB | SO | LOB | BOTTOM | | | | | | | | |
|---|---|--|-------------------------------|----------------------------------|-------------------------------|----------------------------------|-------------------------------|----------------------------------|------------------------------|---------------------------------|------------------------------|---------------------------------|-------------------------------|----------------------------------|-------------------------------|----------------------------------|----------------------------------|------------------------------------|----------------------------------|--------|--|--|--|--|--|
| Orlando Palmeiro, L (1, 10) OBP: 0.369, SLG: 0.332 | 4-2 G3 S BB | | 1-3 K | | | 2-1 L7 | | 2-2 F9 | | 3 | 0 | 0 | 0 | 1 | 1 | 0 | | | | | | | | | |
| Gary Disarcina, R (1, 6) OBP: 0.271, SLG: 0.248 | 0-3 K | | 1-2 G5-3 | | | 2-1 G6-3 | | 1-1 G6-3 | | 4 | 0 | 0 | 0 | 0 | 1 | 1 | | | | | | | | | |
| 16 Garret Anderson, L (1, 8) OBP: 0.327, SLG: 0.480 | 2-2 G3 1-3 | | 0-3 K | | | 0-0 G3-1 | | 1-2 2B 1B | | 4 | 0 | 1 | 0 | 0 | 1 | 1 | | | | | | | | | |
| Tim Salmon, R (1, 9) OBP: 0.383, SLG: 0.503 | 3-2 F7 | | | 1-1 G5-3 | | 2-1 G6-3 | | 0-1 1-H 2B | | 4 | 0 | 1 | 0 | 0 | 0 | 1 | | | | | | | | | |
| Mo Vaughn, L (1, 3) OBP: 0.357, SLG: 0.470 | | 1-2 G1-3 | | 0-0 1B 1B | | 0-3 K | | | | 3 | 0 | 1 | 0 | 0 | 1 | 0 | | | | | | | | | |
| Darin Erstad, L (1, 7) OBP: 0.314, SLG: 0.376 | | 0-1 S 1B 1B | | 2-3 K | | | 2-1 HR | | | 3 | 2 | 2 | 1 | 0 | 1 | 1 | | | | | | | | | |
| Troy Glaus, R (1, 5) OBP: 0.314, SLG: 0.443 | | 1-0 WP 1-H G3-4-3 1B | | 0-0 1-2 1B | | | 0-3 K | | | 3 | 0 | 2 | 1 | 0 | 1 | 0 | | | | | | | | | |
| Jeff Huson, L (1, 4) OBP: 0.288, SLG: 0.298 | | 2-1 G3-4-3 | | 1-3 K | | | 1-1 G6-3 | | | 3 | 0 | 0 | 0 | 0 | 1 | 3 | | | | | | | | | |
| Steve Decker, R (1, 2) OBP: 0.406, SLG: 0.320 Charlie O'Brien, R (9, 2) OBP: 0.136, SLG: 0.145 | | 2-1 G6-3 2-3 | | | 0-0 G1-3 | | 0-2 P8 | | | 3 | 0 | 0 | 0 | 0 | 0 | 1 | | | | | | | | | |
| Inning Stats | R: 0 E: 0 K: 1 S: 11 | H: 0 LOB: 1 BB: 1 P: 20 | R: 1 E: 0 K: 0 S: 10 | H: 2 LOB: 1 BB: 0 P: 16 | R: 0 E: 0 K: 2 S: 10 | H: 0 LOB: 0 BB: 0 P: 12 | R: 0 E: 0 K: 2 S: 11 | H: 2 LOB: 2 BB: 0 P: 15 | R: 0 E: 0 K: 0 S: 5 | H: 0 LOB: 0 BB: 0 P: 9 | R: 0 E: 0 K: 1 S: 6 | H: 0 LOB: 0 BB: 0 P: 8 | R: 1 E: 0 K: 1 S: 12 | H: 1 LOB: 0 BB: 0 P: 15 | R: 0 E: 0 K: 0 S: 12 | H: 2 LOB: 2 BB: 0 P: 16 | 1B: 5 2B: 1 3B: 0 HR: 1 | SF: 0 SAC: 0 DP: 0 HBP: 0 | WP: 1 PB: 0 SB: 2 CS: 0 | PA: 31 | | | | | |
| PITCHER | IP | WLS | BF | H | R | ER | SO | BB | IBB | HBP | BLK | WP | HR | S | P | ERA | WHIP | | | | | | | | |
| Joe Mays, R (1, 1) ERA: 3.66 | 8.0 | L | 31 | 7 | 2 | 2 | 7 | 1 | 0 | 0 | 0 | 1 | 1 | 77 | 111 | 2.25 | 1.000 | | | | | | | | |

Minnesota Twins @ Anaheim Angels
Edison International Field, Anaheim, CA
Sun Aug 01 1999, 8:05 PM EDT
Att: 24,045 - Unknown - 80 F

AB 30
R 2
H 7
RBI 2
BB 1
SO 7
LOB 8

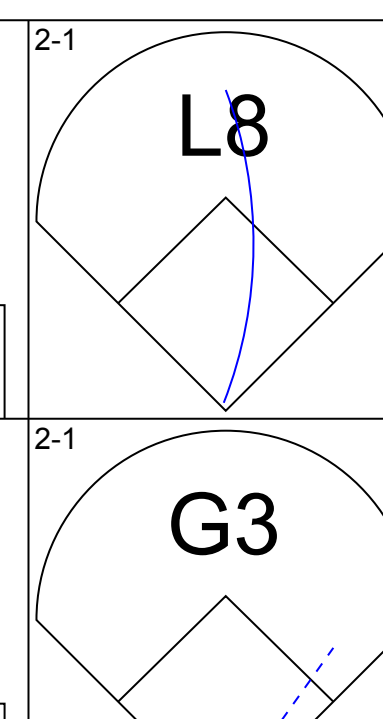
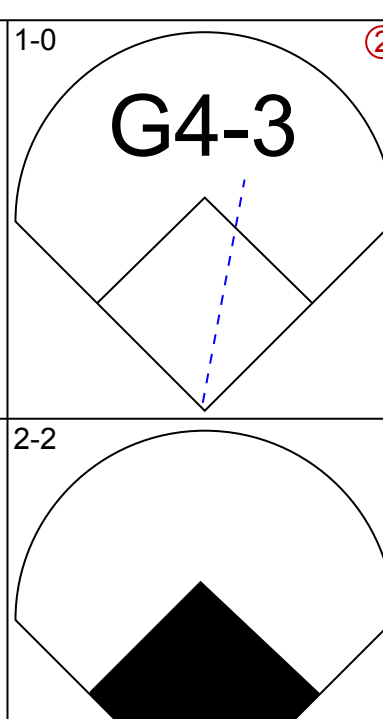
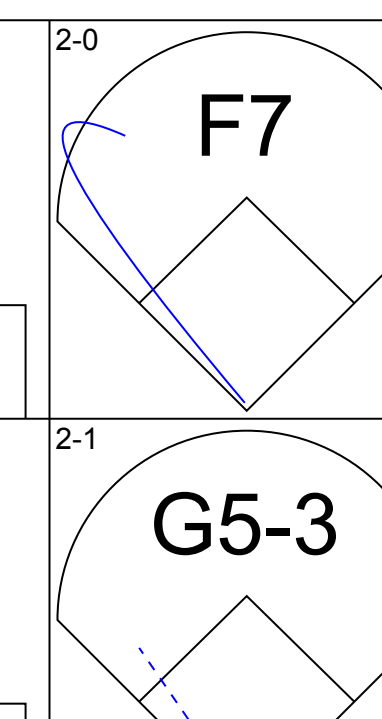
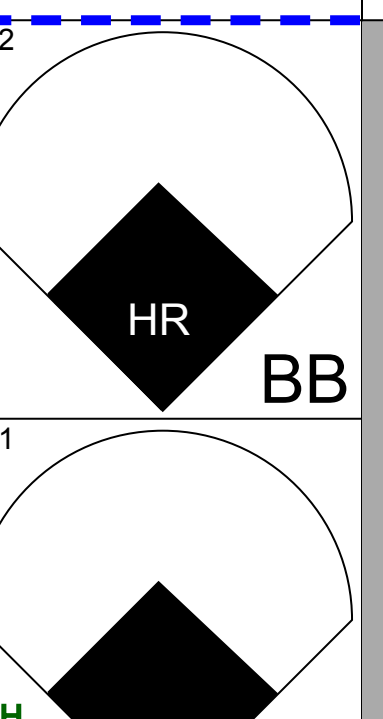
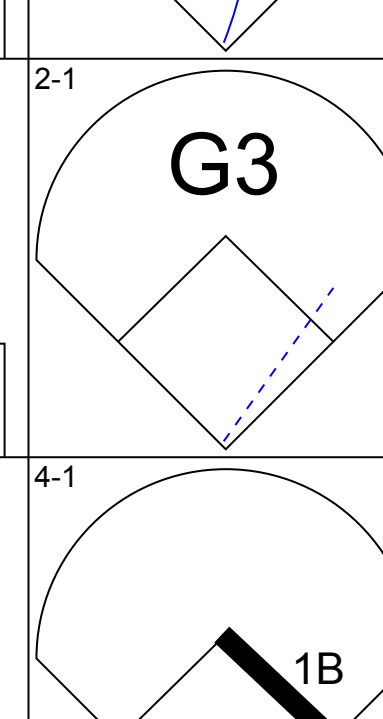
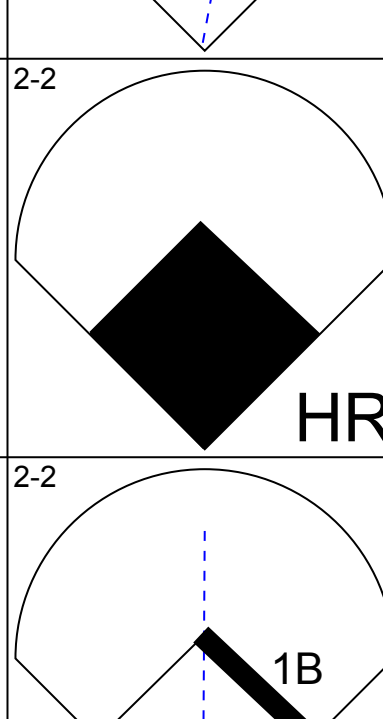
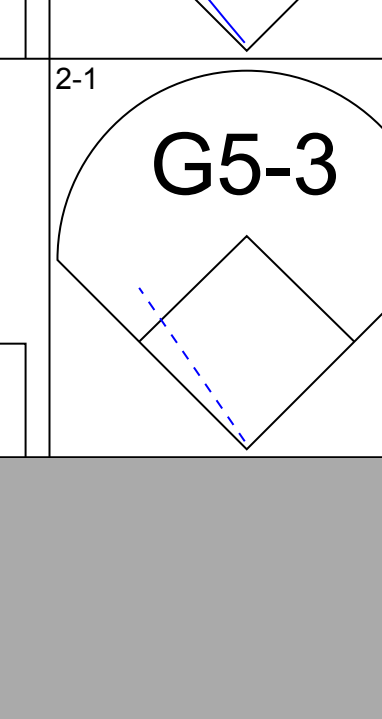
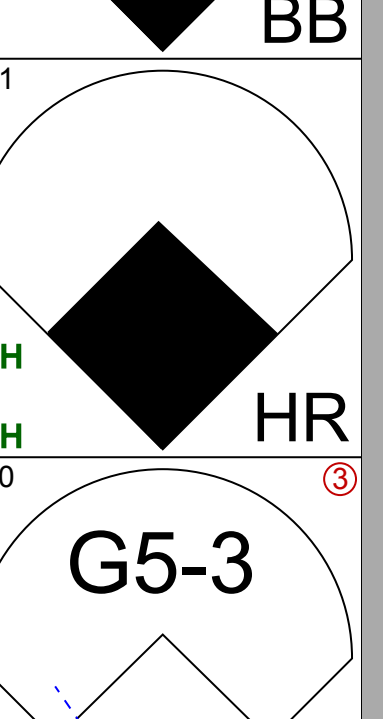
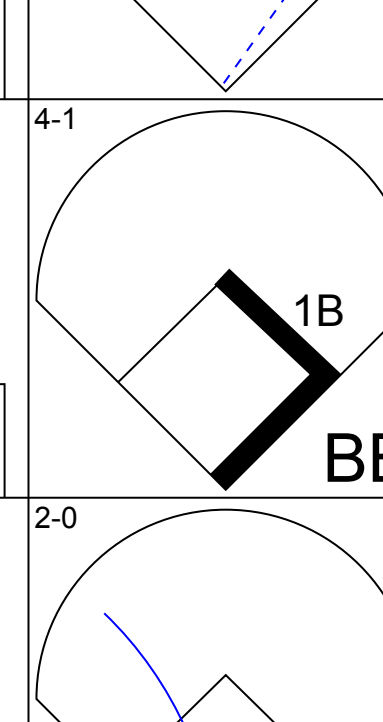
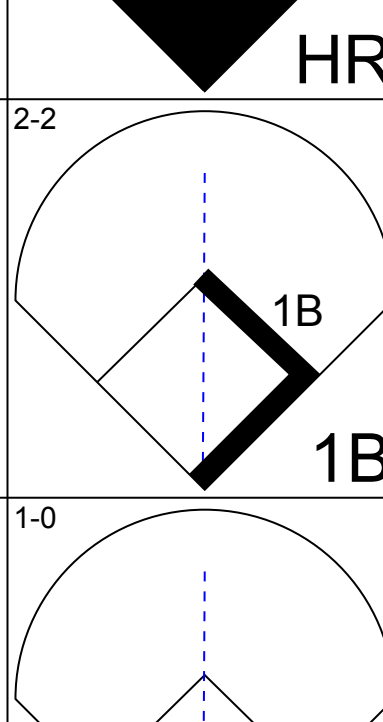
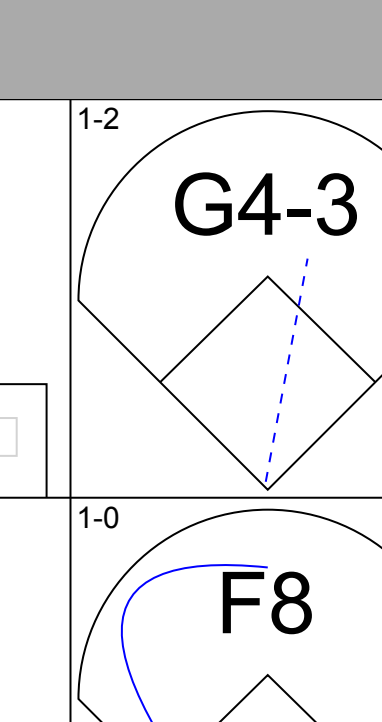
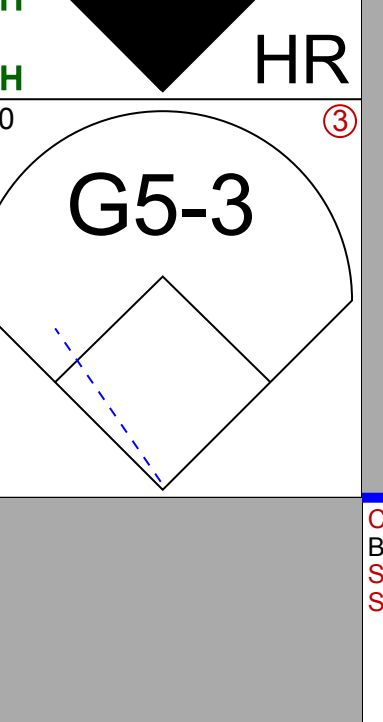
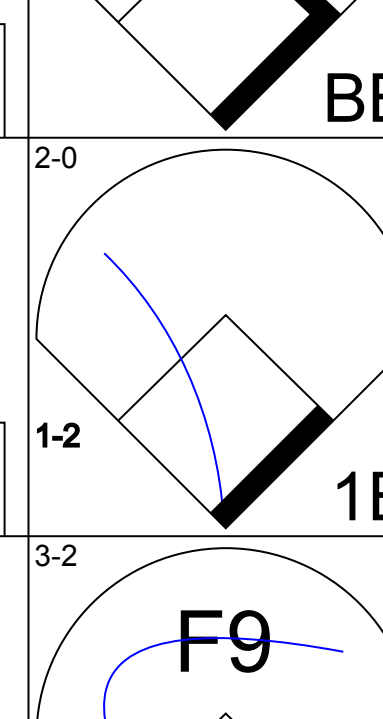
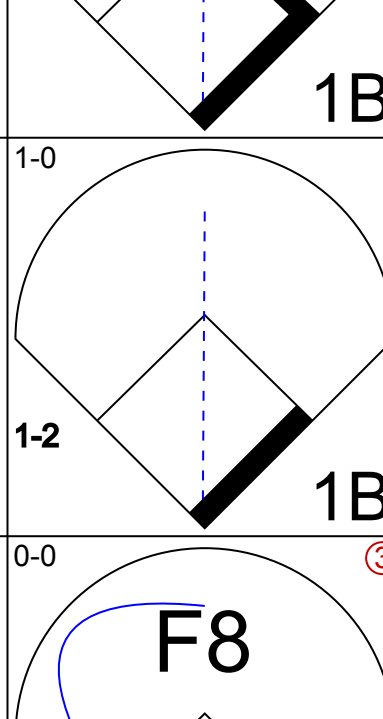
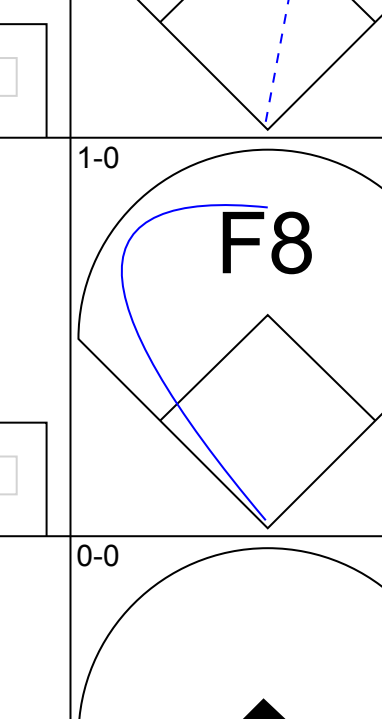

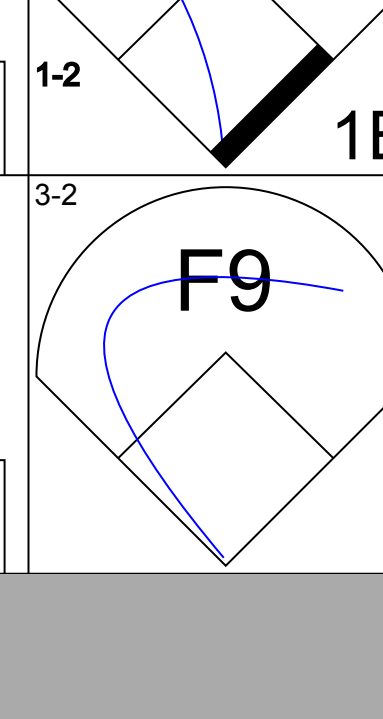
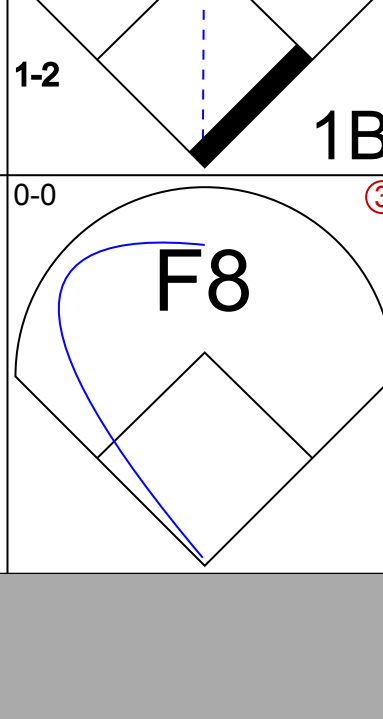
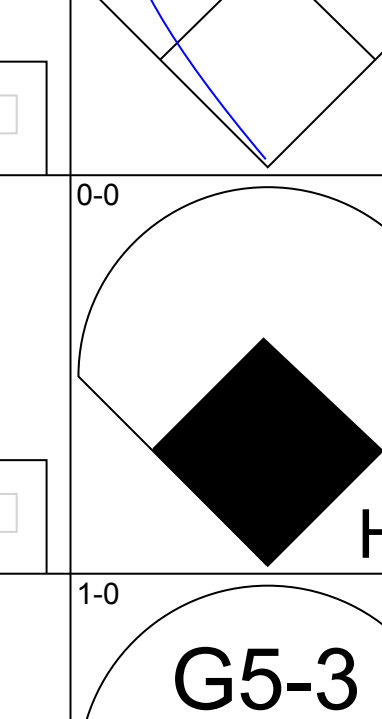

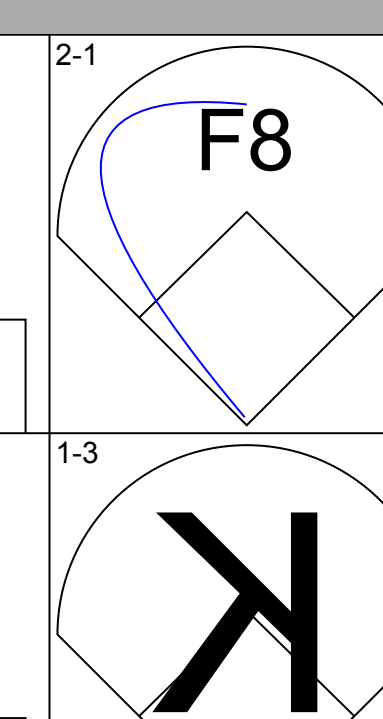
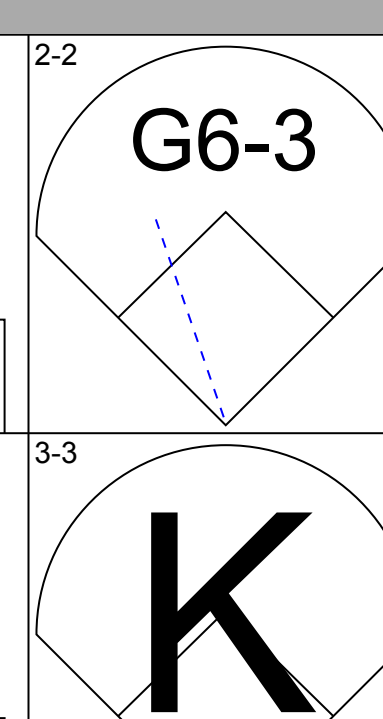
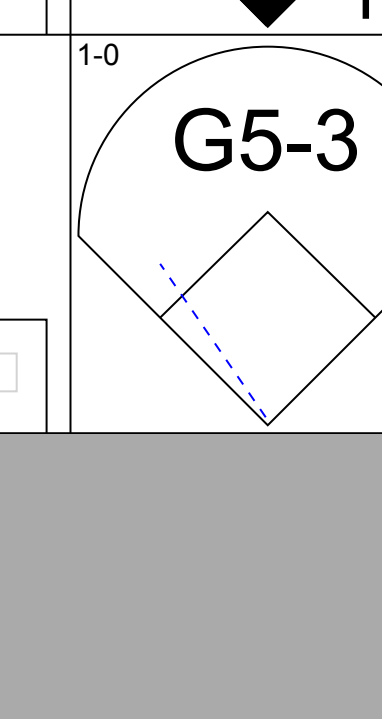

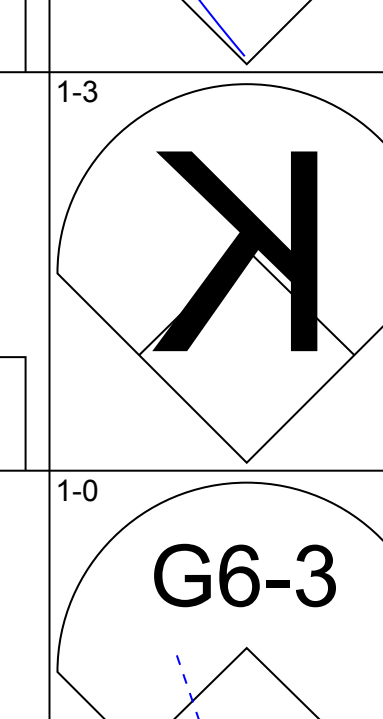
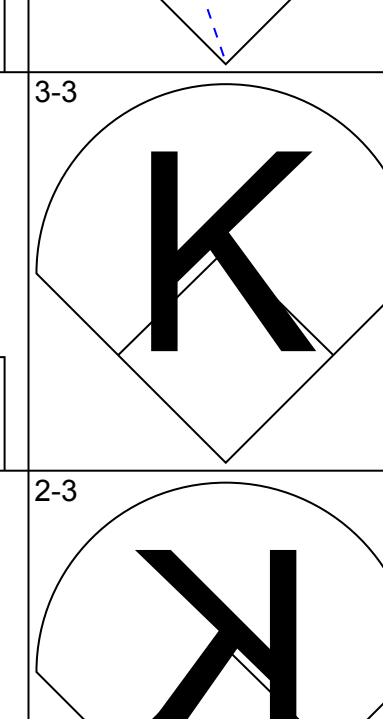
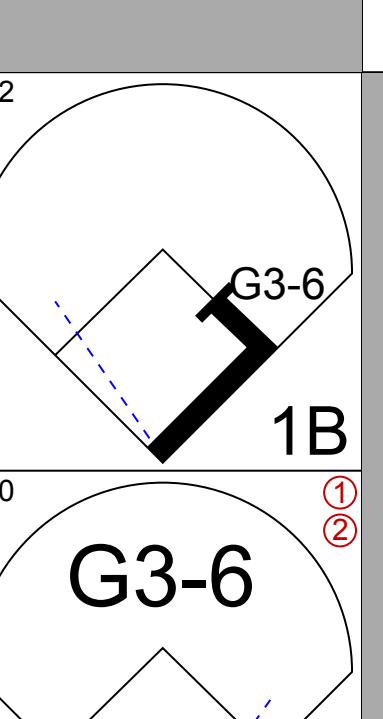
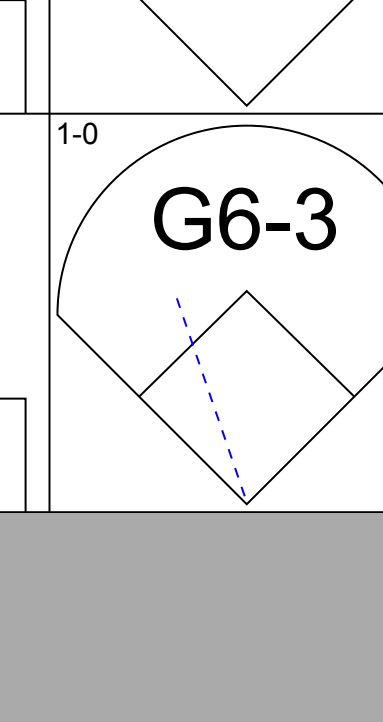
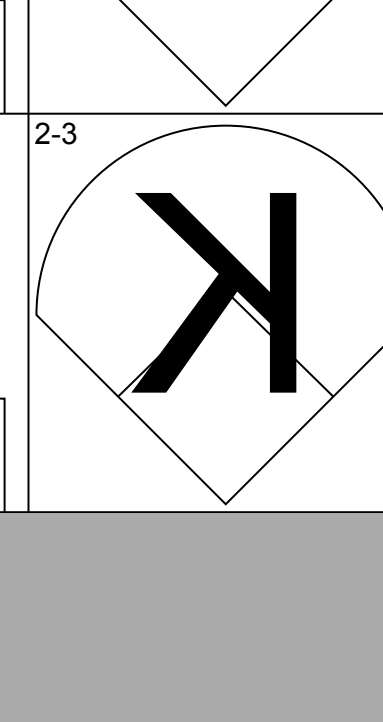
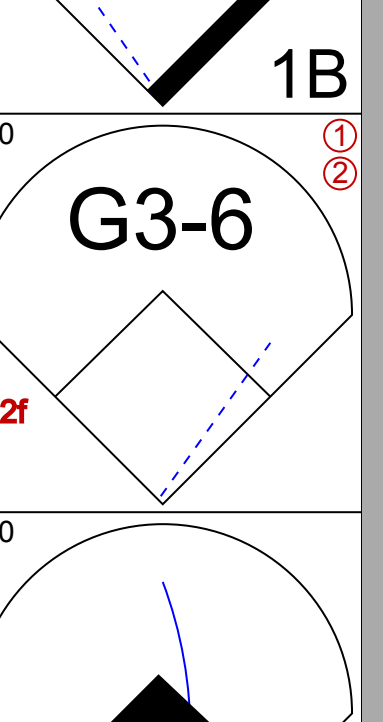
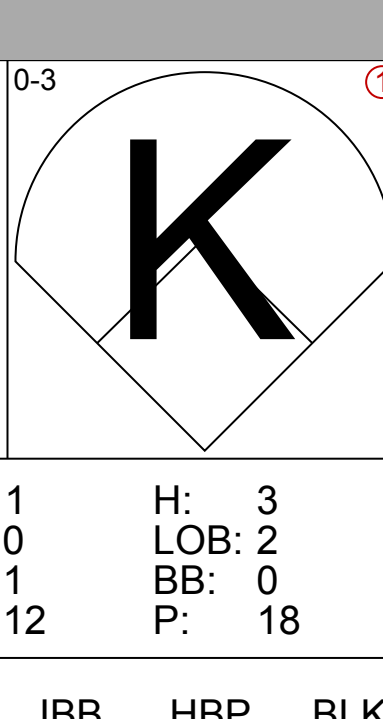
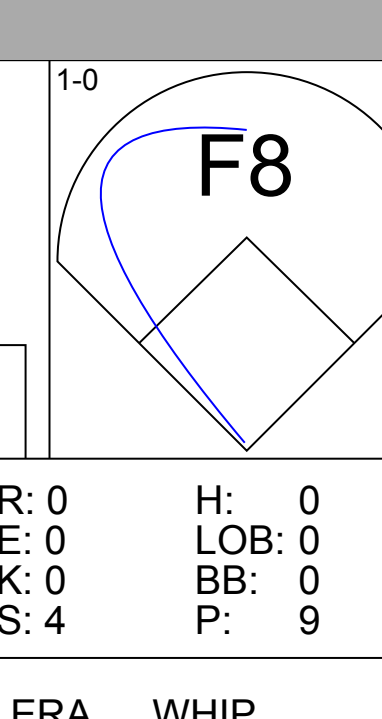
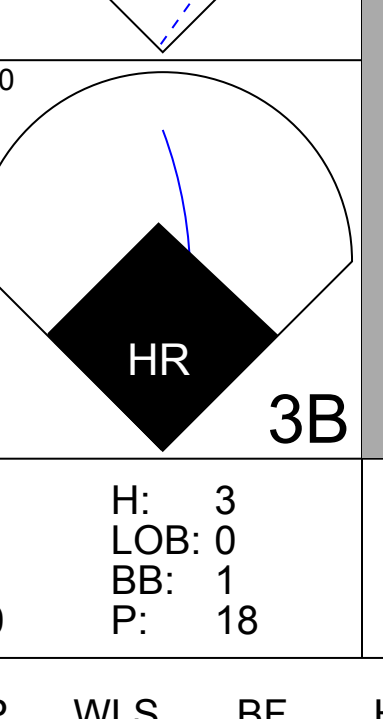


| Batter | 1 | 2 | 3 | 4 | 5 | 6 | 7 | 8 | 9 | AB | R | H | RBI | BB | SO | LOB | TOP | | | | | |
|---|---|--|---|---|---|--|--|---|---|----------------------------------|------------------------------|----------------------------------|-------------------------------|----------------------------------|-------------------------------|----------------------------------|------------------------------|----------------------------------|----------------------------------|------------------------------------|----------------------------------|--------|
| Jacque Jones, L (1, 8) OBP: 0.341, SLG: 0.457 |  | |  | | |  |  | |  | 5 | 0 | 1 | 0 | 0 | 1 | 3 | | | | | | |
| Cristian Guzman, S (1, 6) OBP: 0.274, SLG: 0.295 |  | |  | | |  |  | |  | 4 | 0 | 1 | 0 | 0 | 0 | 3 | | | | | | |
| Terry Steinbach, R (9, PH) OBP: 0.389, SLG: 0.428 | | |  | | | | | |  | 1 | 0 | 0 | 0 | 0 | 0 | 1 | | | | | | |
| Todd Walker, L (1, 4) OBP: 0.343, SLG: 0.437 |  | |  |  | |  | |  | | 4 | 0 | 1 | 0 | 0 | 1 | 0 | | | | | | |
| Marty Cordova, R (1, 10) OBP: 0.378, SLG: 0.466 |  | | |  | | |  |  |  | 3 | 2 | 2 | 0 | 1 | 0 | 0 | | | | | | |
| Matt Lawton, L (1, 9) OBP: 0.363, SLG: 0.391 |  | | |  | | |  |  |  | 3 | 1 | 1 | 1 | 1 | 0 | 2 | | | | | | |
| Chad Allen, R (1, 7) OBP: 0.337, SLG: 0.398 | |  | | |  | |  |  |  | 4 | 0 | 1 | 1 | 0 | 1 | 1 | | | | | | |
| Corey Koskie, L (1, 5) OBP: 0.361, SLG: 0.449 | |  | | |  | |  | |  | 2 | 0 | 0 | 0 | 0 | 0 | 0 | | | | | | |
| Brent Gates, S (7, PH) OBP: 0.361, SLG: 0.372 | | | | | | |  | |  | 2 | 0 | 0 | 0 | 0 | 2 | 3 | | | | | | |
| Javier Valentin, S (1, 2) OBP: 0.320, SLG: 0.428 | |  | | |  | |  |  |  | 4 | 1 | 2 | 2 | 0 | 0 | 0 | | | | | | |
| Doug Mientkiewicz, L (1, 3) OBP: 0.332, SLG: 0.326 | | | | |  | | | |  | 2 | 0 | 0 | 0 | 0 | 0 | 0 | | | | | | |
| Ron Coomer, R (7, PH) OBP: 0.307, SLG: 0.436 | | | | | |  | |  | | 1 | 0 | 0 | 0 | 1 | 0 | 0 | | | | | | |
| Inning Stats | R: 0 E: 0 K: 1 S: 13 | H: 1 LOB: 2 BB: 1 P: 21 | R: 0 E: 0 K: 1 S: 8 | H: 0 LOB: 0 BB: 0 P: 11 | R: 0 E: 0 K: 0 S: 7 | H: 1 LOB: 0 BB: 0 P: 15 | R: 0 E: 0 K: 0 S: 9 | H: 0 LOB: 0 BB: 0 P: 16 | R: 1 E: 0 K: 0 S: 9 | H: 1 LOB: 0 BB: 0 P: 14 | R: 0 E: 0 K: 1 S: 7 | H: 0 LOB: 0 BB: 0 P: 10 | R: 2 E: 0 K: 1 S: 15 | H: 3 LOB: 2 BB: 2 P: 29 | R: 1 E: 0 K: 1 S: 10 | H: 2 LOB: 1 BB: 0 P: 16 | R: 0 E: 0 K: 0 S: 9 | H: 1 LOB: 1 BB: 0 P: 12 | 1B: 4 2B: 3 3B: 1 HR: 1 | SF: 0 SAC: 0 DP: 0 HBP: 0 | WP: 1 PB: 0 SB: 3 CS: 0 | PA: 39 |
| PITCHER | IP | WLS | BF | H | R | ER | SO | BB | IBB | HBP | BLK | WP | HR | S | P | ERA | WHIP | | | | | |
| John Burkett, R (1, 1) ERA: 6.05 | 6.0 | | 24 | 5 | 3 | 3 | 3 | 2 | 0 | 0 | 0 | 0 | 1 | 55 | 94 | 4.50 | 1.167 | | | | | |
| Mike Venafro, L (7, 1) ERA: 2.51 | 0.1 | L | 2 | 1 | 0 | 0 | 1 | 0 | 0 | 0 | 0 | 0 | 0 | 7 | 9 | 0.00 | 3.000 | | | | | |
| 59 Jeff Zimmerman, R (7, 1) ERA: 0.88 | 1.2 | W | 8 | 2 | 1 | 1 | 1 | 1 | 0 | 0 | 0 | 1 | 0 | 16 | 29 | 5.40 | 1.800 | | | | | |
| John Wetteland, R (9, 1) ERA: 4.67 | 1.0 | S | 4 | 1 | 0 | 0 | 0 | 0 | 0 | 0 | 0 | 0 | 0 | 9 | 12 | 0.00 | 1.000 | | | | | |

Minnesota Twins @ Texas Rangers
The Ballpark at Arlington, Arlington, TX
Mon Aug 02 1999, 8:35 PM EDT
Att: 24,720 - Unknown - 95 F

AB 35
R 4
H 9
RBI 4
BB 3
SO 5
LOB 13



| Batter | 1 | 2 | 3 | 4 | 5 | 6 | 7 | 8 | 9 | AB | R | H | RBI | BB | SO | LOB | BOTTOM | | | | |
|--|---|---|---|----------------------------------|--|---|---|---|---|---------------------------------|------------------------------|---------------------------------|-------------------------------|----------------------------------|------------------------------|----------------------------------|----------------------------------|------------------------------------|----------------------------------|--------|--|
| Mark McLemore, S (1, 4) OBP: 0.371, SLG: 0.370 |  | |  | |  | |  | | | 3 | 1 | 0 | 0 | 1 | 0 | 0 | | | | | |
| Ivan Rodriguez, R (1, 2) OBP: 0.354, SLG: 0.543 |  | |  | |  | |  | | | 4 | 2 | 2 | 4 | 0 | 0 | 0 | | | | | |
| 29 Rusty Greer, L (1, 7) OBP: 0.397, SLG: 0.437 |  | |  | | |  |  | | | 3 | 0 | 1 | 0 | 1 | 0 | 0 | | | | | |
| Juan Gonzalez, R (1, 9) OBP: 0.354, SLG: 0.566 |  | |  | | |  | | |  | 4 | 0 | 2 | 0 | 0 | 1 | 0 | | | | | |
| Rafael Palmeiro, L (1, 10) OBP: 0.442, SLG: 0.614 |  | |  | | |  | | |  | 4 | 1 | 1 | 1 | 0 | 1 | 4 | | | | | |
| Todd Zeile, R (1, 5) OBP: 0.368, SLG: 0.503 | |  | | |  | |  | |  | 4 | 0 | 0 | 0 | 0 | 0 | 0 | | | | | |
| Lee Stevens, L (1, 3) OBP: 0.356, SLG: 0.499 | |  | | |  | |  | | | 3 | 0 | 1 | 0 | 0 | 2 | 0 | | | | | |
| Ruben Mateo, R (1, 8) OBP: 0.261, SLG: 0.430 | |  | | |  | |  | | | 3 | 0 | 0 | 0 | 0 | 1 | 1 | | | | | |
| Royce Clayton, R (1, 6) OBP: 0.301, SLG: 0.379 | | |  | | |  | |  | | 3 | 1 | 1 | 0 | 0 | 1 | 0 | | | | | |
| Inning Stats | R: 0 E: 0 K: 0 S: 10 | H: 1 LOB: 2 BB: 1 P: 23 | R: 0 E: 0 K: 1 S: 6 | H: 0 LOB: 0 BB: 0 P: 10 | R: 1 E: 0 K: 1 S: 12 | H: 3 LOB: 2 BB: 0 P: 18 | R: 0 E: 0 K: 2 S: 9 | H: 0 LOB: 0 BB: 0 P: 16 | R: 0 E: 0 K: 0 S: 4 | H: 0 LOB: 0 BB: 0 P: 9 | R: 1 E: 0 K: 0 S: 6 | H: 1 LOB: 0 BB: 0 P: 9 | R: 3 E: 0 K: 0 S: 10 | H: 3 LOB: 1 BB: 1 P: 18 | R: 0 E: 0 K: 2 S: 9 | H: 0 LOB: 0 BB: 0 P: 14 | 1B: 4 2B: 0 3B: 1 HR: 3 | SF: 0 SAC: 0 DP: 1 HBP: 0 | WP: 0 PB: 0 SB: 0 CS: 0 | PA: 33 | |
| PITCHER | IP | WLS | BF | H | R | ER | SO | BB | IBB | HBP | BLK | WP | HR | S | P | ERA | WHIP | | | | |
| LaTroy Hawkins, R (1, 1) ERA: 6.77 | 6.2 | | 27 | 7 | 3 | 3 | 4 | 1 | 0 | 0 | 0 | 0 | 1 | 5 | 10 | 54.00 | 6.000 | | | | |
| Eddie Guardado, L (7, 1) ERA: 4.94 | 0.1 | L | 3 | 1 | 2 | 2 | 0 | 1 | 0 | 0 | 0 | 0 | 1 | 5 | 10 | 54.00 | 6.000 | | | | |
| Hector Carrasco, R (8, 1) ERA: 9.72 | 1.0 | | 3 | 0 | 0 | 0 | 2 | 0 | 0 | 0 | 0 | 0 | 0 | 9 | 14 | 0.00 | 0.000 | | | | |

Minnesota Twins @ Texas Rangers
The Ballpark at Arlington, Arlington, TX
Mon Aug 02 1999, 8:35 PM EDT
Att: 24,720 - Unknown - 95 F

AB 31
R 5
H 8
RBI 5
BB 2
SO 6
LOB 5



| Batter | 1 | 2 | 3 | 4 | 5 | 6 | 7 | 8 | 9 | AB | R | H | RBI | BB | SO | LOB | TOP | | | | | |
|---|------------------------------|----------------------------------|------------------------------|----------------------------------|-------------------------------|----------------------------------|-------------------------------|----------------------------------|------------------------------|---------------------------------|-------------------------------|----------------------------------|-------------------------------|----------------------------------|-------------------------------|----------------------------------|------------------------------|----------------------------------|-----------------------------------|------------------------------------|----------------------------------|--------|
| Jacque Jones, L (1,8) OBP: 0.339, SLG: 0.448 Brent Gates, S (8,PH) OBP: 0.359, SLG: 0.370 | F8 | | E1 | | | G1-3 | | F9 | | 3 | 1 | 0 | 0 | 0 | 0 | 1 | | | | | | |
| Cristian Guzman, S (1,6) OBP: 0.280, SLG: 0.302 | G6-3 | | | | | SF8 | | | | 4 | 1 | 3 | 2 | 0 | 0 | 0 | | | | | | |
| Todd Walker, L (1,4) OBP: 0.349, SLG: 0.446 Marty Cordova, R (8,PH) OBP: 0.377, SLG: 0.465 | | | | | | | | | | 4 | 0 | 4 | 1 | 0 | 0 | 0 | | | | | | |
| Ron Coomer, R (1,3) OBP: 0.308, SLG: 0.434 | FC4-6 | | | | | | | | | 4 | 0 | 1 | 1 | 1 | 1 | 3 | | | | | | |
| Matt Lawton, L (1,10) OBP: 0.356, SLG: 0.383 | | | | | | | | | | 5 | 0 | 0 | 0 | 0 | 0 | 5 | | | | | | |
| Chad Allen, R (1,7) OBP: 0.335, SLG: 0.398 | | | | | | | | | | 5 | 1 | 1 | 0 | 0 | 1 | 3 | | | | | | |
| Terry Steinbach, R (1,2) OBP: 0.389, SLG: 0.427 | | | | | | | | | | 5 | 1 | 2 | 0 | 0 | 1 | 1 | | | | | | |
| Corey Koskie, L (1,5) OBP: 0.363, SLG: 0.455 | | | | | | | | | | 4 | 0 | 2 | 1 | 0 | 0 | 1 | | | | | | |
| Tori Hunter, R (1,9) OBP: 0.302, SLG: 0.375 Denny Hocking, S (7,PH) OBP: 0.325, SLG: 0.380 | | | | | | | | | | 3 | 1 | 1 | 0 | 0 | 0 | 2 | | | | | | |
| Inning Stats | R: 0 E: 0 K: 0 S: 7 | H: 1 LOB: 1 BB: 0 P: 11 | R: 1 E: 0 K: 0 S: 8 | H: 2 LOB: 1 BB: 0 P: 15 | R: 0 E: 1 K: 1 S: 10 | H: 2 LOB: 3 BB: 1 P: 19 | R: 3 E: 0 K: 0 S: 16 | H: 4 LOB: 2 BB: 0 P: 26 | R: 0 E: 0 K: 0 S: 5 | H: 0 LOB: 0 BB: 0 P: 7 | R: 1 E: 0 K: 0 S: 11 | H: 2 LOB: 1 BB: 0 P: 18 | R: 0 E: 0 K: 0 S: 10 | H: 2 LOB: 2 BB: 0 P: 14 | R: 0 E: 0 K: 2 S: 18 | H: 1 LOB: 1 BB: 0 P: 25 | R: 0 E: 0 K: 1 S: 9 | H: 0 LOB: 0 BB: 0 P: 13 | 1B: 10 2B: 4 3B: 0 HR: 0 | SF: 1 SAC: 0 DP: 0 HBP: 1 | WP: 0 PB: 0 SB: 0 CS: 0 | PA: 43 |
| PITCHER | IP | WLS | BF | H | R | ER | SO | BB | IBB | HBP | BLK | WP | HR | S | P | ERA | WHIP | | | | | |
| Mike Morgan, R (1,1) ERA: 5.32 | 5.0 | W | 27 | 10 | 5 | 5 | 1 | 1 | 0 | 1 | 0 | 0 | 0 | 48 | 80 | 9.00 | 2.200 | | | | | |
| Mike Munoz, L (6,1) ERA: 3.99 | 0.2 | H | 3 | 1 | 0 | 0 | 0 | 0 | 0 | 0 | 0 | 0 | 0 | 8 | 14 | 0.00 | 1.500 | | | | | |
| Danny Patterson, R (6,1) ERA: 4.57 | 1.0 | H | 5 | 2 | 0 | 0 | 0 | 0 | 0 | 0 | 0 | 0 | 0 | 10 | 14 | 0.00 | 2.000 | | | | | |
| Mike Venafro, L (7,1) ERA: 2.77 | 0.2 | H | 3 | 1 | 0 | 0 | 0 | 0 | 0 | 0 | 0 | 0 | 0 | 8 | 13 | 0.00 | 1.500 | | | | | |
| Tim Crabtree, R (8,1) ERA: 3.29 | 1.2 | | 5 | 0 | 0 | 0 | 3 | 0 | 0 | 0 | 0 | 0 | 0 | 20 | 27 | 0.00 | 0.000 | | | | | |

Minnesota Twins @ Texas Rangers
The Ballpark at Arlington, Arlington, TX
Tue Aug 03 1999, 8:35 PM EDT
Att: 28,090 - Cloudy - 87 F

AB 40
R 5
H 14
RBI 5
BB 1
SO 4
LOB 19



| Batter | 1 | 2 | 3 | 4 | 5 | 6 | 7 | 8 | 9 | AB | R | H | RBI | BB | SO | LOB | BOTTOM | | | | |
|--|-------------------------------|----------------------------------|-------------------------------|----------------------------------|------------------------------|----------------------------------|-------------------------------|----------------------------------|------------------------------|----------------------------------|-------------------------------|----------------------------------|------------------------------|----------------------------------|------------------------------|---------------------------------|-----------------------------------|------------------------------------|----------------------------------|--------|--|
| Roberto Kelly, R (1,9) OBP: 0.388, SLG: 0.464 | E5 | | | | | | | | | 3 | 3 | 1 | 0 | 2 | 0 | 0 | | | | | |
| Ivan Rodriguez, R (1,2) OBP: 0.380, SLG: 0.546 | | | | | | | | | | 5 | 3 | 4 | 0 | 0 | 0 | 1 | | | | | |
| 29 Rusty Greer, L (1,7) OBP: 0.400, SLG: 0.441 | | | | | | | | | | 4 | 1 | 2 | 2 | 1 | 0 | 1 | | | | | |
| Juan Gonzalez, R (1,10) OBP: 0.357, SLG: 0.565 | | | | | | | | | | 4 | 1 | 2 | 3 | 1 | 2 | 0 | | | | | |
| Rafael Palmeiro, L (1,3) OBP: 0.440, SLG: 0.612 | | | | | | | | | | 3 | 0 | 1 | 2 | 0 | 0 | 2 | | | | | |
| Todd Zeile, R (1,5) OBP: 0.369, SLG: 0.503 | | | | | | | | | | 4 | 0 | 2 | 1 | 0 | 0 | 4 | | | | | |
| Ruben Mateo, R (1,8) OBP: 0.260, SLG: 0.449 | | | | | | | | | | 4 | 1 | 1 | 1 | 0 | 0 | 5 | | | | | |
| Royce Clayton, R (1,6) OBP: 0.297, SLG: 0.373 | | | | | | | | | | 4 | 0 | 0 | 0 | 0 | 0 | 3 | | | | | |
| Luis Alicea, S (1,4) OBP: 0.290, SLG: 0.241 | | | | | | | | | | 4 | 0 | 0 | 0 | 0 | 0 | 3 | | | | | |
| Inning Stats | R: 4 E: 1 K: 0 S: 20 | H: 5 LOB: 2 BB: 0 P: 26 | R: 2 E: 0 K: 0 S: 10 | H: 2 LOB: 1 BB: 2 P: 21 | R: 1 E: 0 K: 0 S: 8 | H: 2 LOB: 1 BB: 0 P: 12 | R: 0 E: 0 K: 1 S: 11 | H: 0 LOB: 0 BB: 0 P: 17 | R: 0 E: 0 K: 0 S: 7 | H: 1 LOB: 1 BB: 0 P: 15 | R: 2 E: 0 K: 0 S: 11 | H: 2 LOB: 2 BB: 2 P: 23 | R: 0 E: 0 K: 0 S: 9 | H: 0 LOB: 0 BB: 0 P: 13 | R: 0 E: 0 K: 1 S: 5 | H: 1 LOB: 0 BB: 0 P: 5 | 1B: 10 2B: 1 3B: 1 HR: 1 | SF: 1 SAC: 0 DP: 2 HBP: 0 | WP: 0 PB: 0 SB: 0 CS: 0 | PA: 40 | |
| PITCHER | IP | WLS | BF | H | R | ER | SO | BB | IBB | HBP | BLK | WP | HR | S | P | ERA | WHIP | | | | |
| 23 Benj Sampson, L (1,1) ERA: 7.89 | 1.0 | L | 12 | 6 | 6 | 5 | 0 | 2 | 0 | 0 | 0 | 0 | 0 | 23 | 37 | 45.00 | 8.000 | | | | |
| Dan Perkins, R (2,1) ERA: 7.13 | 3.2 | | 14 | 4 | 1 | 1 | 1 | 0 | 0 | 0 | 0 | 0 | 1 | 31 | 50 | 2.46 | 1.091 | | | | |
| Bob Wells, R (5,1) ERA: 4.11 | 0.1 | | 3 | 1 | 2 | 2 | 0 | 1 | 0 | 0 | 0 | 0 | 0 | 6 | 12 | 54.00 | 6.000 | | | | |
| Travis Miller, L (6,1) ERA: 2.33 | 0.1 | | 3 | 1 | 0 | 0 | 0 | 0 | 1 | 0 | 0 | 0 | 0 | 4 | 9 | 0.00 | 3.000 | | | | |
| Hector Carrasco, R (6,1) ERA: 8.94 | 1.2 | | 5 | 0 | 0 | 0 | 0 | 0 | 0 | 0 | 0 | 0 | 0 | 12 | 19 | 0.00 | 0.000 | | | | |

Minnesota Twins @ Texas Rangers
The Ballpark at Arlington, Arlington, TX
Tue Aug 03 1999, 8:35 PM EDT
Att: 28,090 - Cloudy - 87 F

AB 35
R 9
H 13
RBI 9
BB 4
SO 2
LOB 19



| Batter | 1 | 2 | 3 | 4 | 5 | 6 | 7 | 8 | 9 | AB | R | H | RBI | BB | SO | LOB | TOP | | | | | | | | | | |
|--|-------------------------------|----------------------------------|------------------------------|----------------------------------|------------------------------|----------------------------------|------------------------------|---------------------------------|------------------------------|----------------------------------|-------------------------------|----------------------------------|-------------------------------|----------------------------------|-------------------------------|----------------------------------|------------------------------|---------------------------------|-----------------------------------|------------------------------------|----------------------------------|--------|--|--|--|--|--|
| Jacque Jones, L OBP: 0.332, SLG: 0.433 Tori Hunter, R OBP: 0.302, SLG: 0.375 | 3-3 K | | 2-3 K | | 1-1 G3 | 0-2 G6-3 | | 0-1 1B | 0-1 F8 | 3 | 0 | 0 | 0 | 0 | 2 | 1 | | | | | | | | | | | |
| Cristian Guzman, S OBP: 0.285, SLG: 0.305 | 0-1 F7 BB 1B | | 0-0 G4-3 | | 1-2 F9 | | 2-2 G6-4-3 | 3-1 1B | 1-3 1B | 5 | 2 | 3 | 0 | 0 | 0 | 1 | | | | | | | | | | | |
| Todd Walker, L OBP: 0.351, SLG: 0.446 Brent Gates, S OBP: 0.359, SLG: 0.370 | 4-0 1B | | 1-0 FC5-4 | | 1-1 F7 | | 0-0 G6-4-3 | 1-3 K | 1-2 1B | 4 | 1 | 2 | 0 | 1 | 1 | 3 | | | | | | | | | | | |
| Ron Coomer, R OBP: 0.312, SLG: 0.445 | 1-1 F7 | | 0-1 FC5-4 | | 0-0 G3-1 | | 2-2 1B | 0-1 1B | 0-0 1B | 5 | 3 | 3 | 3 | 0 | 0 | 3 | | | | | | | | | | | |
| Corey Koskie, L OBP: 0.370, SLG: 0.463 | 0-0 1-3 3-H 1B | | | | 1-2 P4 | | 1-1 SF8 | 3-1 1B | 0-0 1B | 4 | 1 | 3 | 2 | 0 | 0 | 0 | | | | | | | | | | | |
| Chad Allen, R OBP: 0.335, SLG: 0.396 | 1-3 K | | | | 0-0 G6-3 | | 3-H 1B | 1-0 G4-3 | 3-2 1B | 5 | 1 | 3 | 1 | 0 | 1 | 2 | | | | | | | | | | | |
| Matt Lawton, L OBP: 0.361, SLG: 0.382 | | | | | | | 4-0 G4-3 | 0-0 1B | 3-2 F9 | 3 | 0 | 1 | 1 | 2 | 0 | 2 | | | | | | | | | | | |
| Terry Steinbach, R OBP: 0.383, SLG: 0.415 | | 2-2 P3 | | | | | 4-0 G3 | 2-0 G4-3 | 1-1 F8 | 4 | 0 | 1 | 1 | 1 | 0 | 3 | | | | | | | | | | | |
| Doug Mientkiewicz, L OBP: 0.326, SLG: 0.319 Marty Cordova, R OBP: 0.377, SLG: 0.454 Denny Hocking, S OBP: 0.326, SLG: 0.390 | | | 0-2 G6-3 | | | | 3-3 K | 1-0 G4-3 | 0-0 L7 | 2 | 0 | 0 | 0 | 0 | 1 | 2 | | | | | | | | | | | |
| Inning Stats | R: 1 E: 0 K: 2 S: 12 | H: 2 LOB: 2 BB: 1 P: 21 | R: 0 E: 0 K: 0 S: 6 | H: 0 LOB: 0 BB: 1 P: 12 | R: 0 E: 0 K: 1 S: 8 | H: 1 LOB: 1 BB: 0 P: 11 | R: 0 E: 0 K: 0 S: 5 | H: 0 LOB: 0 BB: 0 P: 7 | R: 0 E: 0 K: 1 S: 9 | H: 0 LOB: 1 BB: 1 P: 18 | R: 3 E: 0 K: 0 S: 11 | H: 4 LOB: 2 BB: 1 P: 23 | R: 2 E: 0 K: 0 S: 17 | H: 5 LOB: 2 BB: 0 P: 26 | R: 3 E: 0 K: 1 S: 20 | H: 5 LOB: 2 BB: 0 P: 30 | R: 0 E: 0 K: 0 S: 4 | H: 0 LOB: 0 BB: 0 P: 6 | 1B: 15 2B: 1 3B: 0 HR: 1 | SF: 1 SAC: 0 DP: 2 HBP: 0 | WP: 1 PB: 0 SB: 1 CS: 0 | PA: 46 | | | | | |
| PITCHER | IP | WLS | BF | H | R | ER | SO | BB | IBB | HBP | BLK | WP | HR | S | P | ERA | WHIP | | | | | | | | | | |
| Dan Reichert, R ERA: 13.5 | 5.1 | | 24 | 6 | 4 | 4 | 4 | 3 | 0 | 0 | 0 | 0 | 0 | 46 | 80 | 6.75 | 1.688 | | | | | | | | | | |
| Alvin Morman, L ERA: 3.69 | 1.1 | | 8 | 4 | 2 | 2 | 0 | 1 | 0 | 0 | 0 | 1 | 1 | 18 | 32 | 13.50 | 3.750 | | | | | | | | | | |
| Ken Ray, R ERA: 8.74 | 0.0 | | 1 | 1 | 0 | 0 | 0 | 0 | 0 | 0 | 0 | 0 | 0 | 1 | 2 | ∞ | ∞ | | | | | | | | | | |
| Matt Whisenant, L ERA: 6.25 | 1.0 | H | 6 | 3 | 2 | 2 | 1 | 0 | 0 | 0 | 0 | 0 | 0 | 11 | 16 | 18.00 | 3.000 | | | | | | | | | | |
| Scott Service, R ERA: 5.4 | 1.1 | L | 7 | 3 | 1 | 1 | 0 | 0 | 0 | 0 | 0 | 0 | 0 | 16 | 24 | 6.75 | 2.250 | | | | | | | | | | |

Minnesota Twins @ Kansas City Royals
Kauffman Stadium, Kansas City, MO

AB 41
R 9
H 17
RBI 9
BB 4
SO 5
LOB 21



livebaseballscorecards.com

Fri Aug 06 1999, 7:05 PM CDT
Att: 23,471 - Cloudy - 87 F

| Batter | 1 | 2 | 3 | 4 | 5 | 6 | 7 | 8 | 9 | AB | R | H | RBI | BB | SO | LOB | BOTTOM | | | | | | | | | | |
|---|-------------------------------|----------------------------------|-------------------------------|----------------------------------|-------------------------------|----------------------------------|------------------------------|----------------------------------|-------------------------------|----------------------------------|------------------------------|----------------------------------|------------------------------|----------------------------------|-------------------------------|----------------------------------|----------------------------------|------------------------------------|----------------------------------|--------|--|--|--|--|--|--|--|
| Johnny Damon, L OBP: 0.384, SLG: 0.490 | 0-0 HR | | 2-1 G5-3 | | 1-1 G6-4-3 | | 1-0 FC4-6 | | 4-0 BB | 5 | 1 | 2 | 1 | 1 | 0 | 4 | | | | | | | | | | | |
| Carlos Febles, R OBP: 0.350, SLG: 0.429 Jed Hansen, R OBP: 0.318, SLG: 0.297 | 2-2 HR | | 1-0 P4 | | 2-2 FC6 | | 1-3 K | 2-1 L3 | 4-2 BB | 2 | 1 | 1 | 2 | 0 | 0 | 1 | | | | | | | | | | | |
| Carlos Beltrán, S OBP: 0.338, SLG: 0.475 | 0-3 K | | 1-1 HR | | 2-2 L3 | | 3-1 G5-3 | 0-3 K | 2-3 K | 6 | 1 | 1 | 1 | 0 | 3 | 4 | | | | | | | | | | | |
| 29 Mike Sweeney, R OBP: 0.402, SLG: 0.556 | 4-2 BB | | 0-1 2B | | 4-1 FC6 | | 2-2 1B | 0-0 G6-3 | 4-2 BB | 3 | 2 | 2 | 0 | 2 | 0 | 0 | | | | | | | | | | | |
| Jermaine Dye, R OBP: 0.361, SLG: 0.551 | 1-2 P3 | | 4-2 2B | | 0-0 FC6 | | 3-1 2B | 4-2 FC6-4 | 4-2 BB | 3 | 1 | 1 | 1 | 2 | 0 | 3 | | | | | | | | | | | |
| Joe Randa, R OBP: 0.380, SLG: 0.522 | 1-3 K | | 0-1 SF9 | | 0-0 F8 | | 1 SAFE G6-4-3 | 3-2 2B | 0-0 FC6-4 | 5 | 1 | 2 | 1 | 0 | 1 | 4 | | | | | | | | | | | |
| Chad Kreuter, S OBP: 0.342, SLG: 0.366 Scott Pose, L OBP: 0.427, SLG: 0.368 | | 1-3 K | | | | | | | 4-2 BB | 4 | 0 | 0 | 0 | 0 | 1 | 4 | | | | | | | | | | | |
| Jeremy Giambi, L OBP: 0.389, SLG: 0.370 | | 0-3 K | | | | | | | 3-3 K | 5 | 0 | 3 | 1 | 0 | 2 | 1 | | | | | | | | | | | |
| Rey Sanchez, R OBP: 0.322, SLG: 0.371 | | 1-1 E1 | | | | | | | 3-1 G5-3 | 4 | 1 | 2 | 1 | 0 | 0 | 2 | | | | | | | | | | | |
| Inning Stats | R: 2 E: 0 K: 2 S: 15 | H: 2 LOB: 1 BB: 1 P: 23 | R: 1 E: 1 K: 2 S: 10 | H: 2 LOB: 0 BB: 0 P: 14 | R: 4 E: 0 K: 0 S: 14 | H: 4 LOB: 1 BB: 1 P: 22 | R: 0 E: 0 K: 0 S: 8 | H: 0 LOB: 2 BB: 1 P: 16 | R: 0 E: 0 K: 1 S: 19 | H: 3 LOB: 1 BB: 0 P: 33 | R: 0 E: 0 K: 0 S: 6 | H: 1 LOB: 1 BB: 0 P: 13 | R: 0 E: 0 K: 1 S: 7 | H: 0 LOB: 1 BB: 1 P: 11 | R: 0 E: 0 K: 2 S: 13 | H: 0 LOB: 3 BB: 3 P: 33 | 1B: 9 2B: 3 3B: 0 HR: 2 | SF: 1 SAC: 0 DP: 1 HBP: 1 | WP: 0 PB: 0 SB: 3 CS: 0 | PA: 48 | | | | | | | |
| PITCHER | IP | WLS | BF | H | R | ER | SO | BB | IBB | HBP | BLK | WP | HR | S | P | ERA | WHIP | | | | | | | | | | |
| Eric Milton, L ERA: 5.26 | 2.0 | | 15 | 7 | 7 | 6 | 4 | 2 | 0 | 0 | 0 | 0 | 0 | 13 | 24 | 0.00 | 1.000 | | | | | | | | | | |
| Dan Perkins, R ERA: 6.9 | 2.0 | | 9 | 1 | 0 | 0 | 0 | 1 | 0 | 1 | 0 | 0 | 0 | 13 | 24 | 0.00 | 1.000 | | | | | | | | | | |
| 23 Benj Sampson, L ERA: 7.59 | 2.0 | | 10 | 5 | 1 | 1 | 1 | 0 | 0 | 0 | 0 | 0 | 0 | 27 | 45 | 4.50 | 2.500 | | | | | | | | | | |
| Travis Miller, L ERA: 2.25 | 1.0 | W | 4 | 1 | 0 | 0 | 0 | 0 | 0 | 0 | 0 | 0 | 0 | 6 | 13 | 0.00 | 1.000 | | | | | | | | | | |
| Hector Carrasco, R ERA: 8.24 | 1.0 | H | 4 | 0 | 0 | 0 | 1 | 1 | 0 | 0 | 0 | 0 | 0 | 7 | 11 | 0.00 | 1.000 | | | | | | | | | | |

Minnesota Twins @ Kansas City Royals
Kauffman Stadium, Kansas City, MO

AB 39
R 8
H 14
RBI 8
BB 7
SO 8
LOB 24



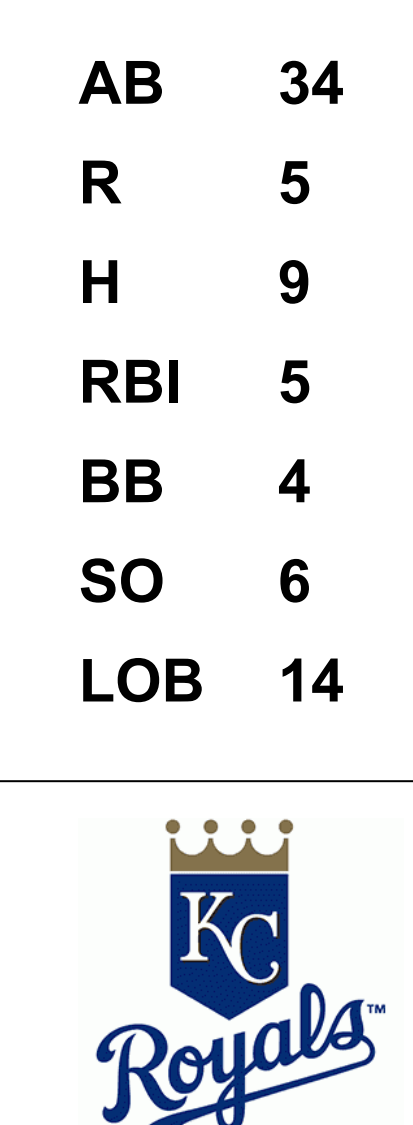
livebaseballscorecards.com

Fri Aug 06 1999, 7:05 PM CDT
Att: 23,471 - Cloudy - 87 F

| Batter | 1 | 2 | 3 | 4 | 5 | 6 | 7 | 8 | 9 | AB | R | H | RBI | BB | SO | LOB | TOP | | | | | | | | |
|---|-------------------------------|----------------------------------|------------------------------|----------------------------------|------------------------------|---------------------------------|-------------------------------|----------------------------------|------------------------------|---------------------------------|------------------------------|---------------------------------|------------------------------|----------------------------------|-------------------------------|----------------------------------|--|-------------------------------|----------------------------------|----------------------------------|------------------------------------|----------------------------------|--------|--|--|
| Denny Hocking, S OBP: 0.324, SLG: 0.383 (1, 4) | G6-3 | | K | | | F7 | | SF7 HR BB | K | 4 | 1 | 0 | 0 | 1 | 2 | 2 | Minnesota Twins @ Kansas City Royals Kauffman Stadium, Kansas City, MO Sat Aug 07 1999, 7:05 PM CDT Att: 38,391 - Unknown - 85 F | | | | | | | | |
| Cristian Guzman, S OBP: 0.286, SLG: 0.305 Matt Lawton, L OBP: 0.358, SLG: 0.381 (1, 6) | K | | | F S E 1B | | K | | SF7 | K | 3 | 1 | 1 | 0 | 0 | 2 | 0 | | | | | | | | | |
| Marty Cordova, R OBP: 0.378, SLG: 0.471 Doug Mientkiewicz, L OBP: 0.326, SLG: 0.319 (1, 9) | L7 | | | K | | G6-3 | | | | 4 | 1 | 1 | 3 | 0 | 1 | 1 | | | | | | | | | |
| Ron Coomer, R OBP: 0.311, SLG: 0.445 (8, 5) | | 2B | | E6 | | | | G6-3 | G6-3 | 4 | 1 | 1 | 1 | 0 | 0 | 0 | | | | | | | | | |
| Chad Allen, R OBP: 0.340, SLG: 0.402 (1, 7) | | 2B | | L4 | | | | | | 3 | 0 | 2 | 1 | 1 | 0 | 1 | | | | | | | | | |
| Todd Walker, L OBP: 0.348, SLG: 0.441 (1, 10) | | 2B | | L4 | | | | | | 4 | 0 | 0 | 0 | 0 | 0 | 4 | | | | | | | | | |
| Terry Steinbach, R OBP: 0.381, SLG: 0.412 (1, 2) | | | | | | G6-3 | | | | 4 | 0 | 1 | 0 | 0 | 1 | 2 | | | | | | | | | |
| Brent Gates, S OBP: 0.363, SLG: 0.374 (8, 4) | | | | | | G6-3 | | | | 3 | 1 | 2 | 0 | 0 | 0 | 0 | | | | | | | | | |
| Tori Hunter, R OBP: 0.305, SLG: 0.372 (1, 8) | | | | | | G6-3 | | | | 2 | 1 | 0 | 0 | 2 | 0 | 0 | | | | | | | | | |
| Inning Stats | R: 0 E: 0 K: 1 S: 10 | H: 0 LOB: 0 BB: 0 P: 15 | R: 1 E: 0 K: 1 S: 7 | H: 2 LOB: 1 BB: 0 P: 12 | R: 0 E: 0 K: 1 S: 7 | H: 1 LOB: 0 BB: 0 P: 8 | R: 1 E: 2 K: 1 S: 10 | H: 1 LOB: 1 BB: 0 P: 16 | R: 0 E: 0 K: 0 S: 6 | H: 0 LOB: 0 BB: 0 P: 9 | R: 0 E: 0 K: 0 S: 6 | H: 0 LOB: 1 BB: 1 P: 7 | R: 0 E: 0 K: 0 S: 6 | H: 0 LOB: 1 BB: 1 P: 15 | R: 4 E: 0 K: 0 S: 12 | H: 3 LOB: 1 BB: 2 P: 26 | | R: 0 E: 0 K: 2 S: 15 | H: 1 LOB: 2 BB: 1 P: 22 | 1B: 5 2B: 2 3B: 0 HR: 1 | SF: 1 SAC: 1 DP: 0 HBP: 0 | WP: 1 PB: 0 SB: 2 CS: 0 | PA: 38 | | |
| PITCHER | IP | WLS | BF | H | R | ER | SO | BB | IBB | HBP | BLK | WP | HR | S | P | ERA | WHIP | | | | | | | | |
| 50 José Rosado, L ERA: 3.68 Mac Suzuki, R ERA: 8.49 Brad Rigby, R ERA: 4.41 Scott Service, R ERA: 5.31 | 3.0 | | 10 | 3 | 1 | 1 | 3 | 0 | 0 | 0 | 0 | 0 | 0 | 24 | 35 | 3.00 | 1.000 | | | | | | | | |
| 4.0 | | 17 | 2 | 3 | 2 | 2 | 2 | 2 | 0 | 0 | 0 | 0 | 0 | 31 | 56 | 4.50 | 1.000 | | | | | | | | |
| 1.0 | L | 6 | 2 | 2 | 2 | 0 | 1 | 0 | 0 | 0 | 0 | 0 | 1 | 9 | 17 | 18.00 | 3.000 | | | | | | | | |
| 1.0 | | 5 | 1 | 0 | 0 | 2 | 1 | 0 | 0 | 0 | 0 | 1 | 0 | 15 | 22 | 0.00 | 2.000 | | | | | | | | |

| Batter | 1 | 2 | 3 | 4 | 5 | 6 | 7 | 8 | 9 | AB | R | H | RBI | BB | SO | LOB | BOTTOM | | | | | | | | |
|--|-------------------------------|----------------------------------|------------------------------|----------------------------------|------------------------------|----------------------------------|------------------------------|----------------------------------|-------------------------------|----------------------------------|------------------------------|----------------------------------|------------------------------|----------------------------------|------------------------------|----------------------------------|--|----------------------------------|----------------------------------|------------------------------------|----------------------------------|--------|--|--|--|
| Johnny Damon, L OBP: 0.382, SLG: 0.485 (1, 7) | K | | | G6-3 | | | | | K | 4 | 0 | 0 | 0 | 1 | 2 | 0 | Minnesota Twins @ Kansas City Royals Kauffman Stadium, Kansas City, MO Sat Aug 07 1999, 7:05 PM CDT Att: 38,391 - Unknown - 85 F | | | | | | | | |
| Rey Sanchez, R OBP: 0.324, SLG: 0.372 (1, 6) | 29 WP 29 2B 1B | | 29 F9 1B | | G6-3 | G4-6-3 IBB | | | P8 | 5 | 2 | 2 | 0 | 0 | 0 | 3 | | | | | | | | | |
| Carlos Beltrán, S OBP: 0.341, SLG: 0.481 (1, 8) | 29 WP 29 2B BB | | 1B | | | HR | | | F7 | 3 | 2 | 1 | 1 | 2 | 1 | 0 | | | | | | | | | |
| 29 Mike Sweeney, R OBP: 0.403, SLG: 0.558 (1, 3) | | | F9 | | | | | | | 4 | 0 | 2 | 2 | 0 | 0 | 2 | | | | | | | | | |
| Jermaine Dye, R OBP: 0.358, SLG: 0.545 (1, 9) | K | | P4 | | F7 | | | | F8 | 4 | 0 | 0 | 0 | 0 | 1 | 4 | | | | | | | | | |
| Joe Randa, R OBP: 0.378, SLG: 0.520 (1, 5) | P5 | | | | F8 | | | | G1-3 | 4 | 0 | 1 | 1 | 0 | 0 | 2 | | | | | | | | | |
| Jeremy Giambi, L OBP: 0.392, SLG: 0.392 (1, 10) | | | FC6-4 | | | SH5-4 1B | | | K | 4 | 1 | 2 | 1 | 0 | 1 | 2 | | | | | | | | | |
| Tim Spehr, R OBP: 0.356, SLG: 0.459 Ray Holbert, R OBP: 0.342, SLG: 0.366 (1, 2) | | | | | | SH5-4 1B | | | | 3 | 0 | 1 | 0 | 1 | 0 | 0 | | | | | | | | | |
| Chad Kreuter, S OBP: 0.342, SLG: 0.366 (9, 2) | | | | | | SH5-4 1B | | | | 0 | 0 | 0 | 0 | 0 | 0 | 0 | | | | | | | | | |
| Jed Hansen, R OBP: 0.298, SLG: 0.275 (1, 4) | | | | | | SH5-4 | | | G5-3 | 3 | 0 | 0 | 0 | 0 | 1 | 1 | | | | | | | | | |
| Inning Stats | R: 2 E: 0 K: 2 S: 12 | H: 2 LOB: 1 BB: 1 P: 23 | R: 1 E: 0 K: 1 S: 9 | H: 1 LOB: 0 BB: 0 P: 15 | R: 1 E: 0 K: 0 S: 9 | H: 2 LOB: 2 BB: 1 P: 15 | R: 0 E: 0 K: 0 S: 9 | H: 0 LOB: 0 BB: 0 P: 13 | R: 1 E: 0 K: 0 S: 13 | H: 2 LOB: 1 BB: 0 P: 22 | R: 0 E: 0 K: 0 S: 7 | H: 2 LOB: 2 BB: 1 P: 16 | R: 0 E: 0 K: 1 S: 9 | H: 0 LOB: 0 BB: 0 P: 14 | R: 0 E: 0 K: 1 S: 7 | H: 0 LOB: 1 BB: 1 P: 16 | R: 0 E: 0 K: 1 S: 7 | H: 0 LOB: 0 BB: 0 P: 10 | 1B: 6 2B: 1 3B: 0 HR: 2 | SF: 0 SAC: 1 DP: 1 HBP: 0 | WP: 1 PB: 0 SB: 1 CS: 0 | PA: 39 | | | |
| PITCHER | IP | WLS | BF | H | R | ER | SO | BB | IBB | HBP | BLK | WP | HR | S | P | ERA | WHIP | | | | | | | | |
| Joe Mays, R ERA: 3.92 23 Bert Sampson, L ERA: 7.43 Bob Wells, R ERA: 3.94 Travis Miller, L ERA: 2.15 Mike Trombley, R ERA: 3.78 | 2.0 | | 12 | 4 | 4 | 4 | 3 | 2 | 0 | 0 | 0 | 0 | 1 | 23 | 39 | 3.38 | 1.125 | | | | | | | | |
| 2.1 | W | 9 | 2 | 0 | 0 | 1 | 0 | 1 | 0 | 0 | 0 | 0 | 0 | 19 | 35 | 0.00 | 0.857 | | | | | | | | |
| 1.1 | H | 5 | 0 | 0 | 0 | 2 | 1 | 0 | 0 | 0 | 0 | 0 | 0 | 10 | 20 | 0.00 | 0.750 | | | | | | | | |
| 0.2 | S | 2 | 0 | 0 | 0 | 0 | 0 | 0 | 0 | 0 | 0 | 0 | 0 | 4 | 6 | 0.00 | 0.000 | | | | | | | | |

| | |
|-----|----|
| AB | 32 |
| R | 6 |
| H | 8 |
| RBI | 6 |
| BB | 4 |
| SO | 7 |
| LOB | 12 |



| Batter | 1 | 2 | 3 | 4 | 5 | 6 | 7 | 8 | 9 | AB | R | H | RBI | BB | SO | LOB | TOP | | | | | |
|--|---|----------------------------------|------------------------------|----------------------------------|------------------------------|----------------------------------|------------------------------|----------------------------------|-------------------------------|----------------------------------|------------------------------|----------------------------------|-------------------------------|----------------------------------|-------------------------------|----------------------------------|---|----------------------------------|----------------------------------|------------------------------------|----------------------------------|--------|
| Todd Walker, L (1, 10) OBP: 0.348, SLG: 0.439 | G4-3 | | F8 | | | L9-6 G4-3 BB | F9 1B | G4-3 | | 4 | 0 | 1 | 1 | 1 | 0 | 1 | Minnesota Twins @ Kansas City Royals Kauffman Stadium, Kansas City, MO Sun Aug 08 1999, 1:05 PM CDT Att: 15,595 - Cloudy - 90 F | | | | | |
| Brent Gates, S (1, 4) OBP: 0.356, SLG: 0.368 (7, 5) | K | | | G4-3 | | G4-3 | SF7 | | F8 | 4 | 0 | 0 | 1 | 0 | 1 | | | | | | | |
| Matt Lawton, L (1, 9) OBP: 0.362, SLG: 0.395 | F7 | | | G3-1 | | | FC5-4 | | HR | 4 | 1 | 2 | 2 | 1 | 0 | 0 | | | | | | |
| Ron Coomer, R (1, 3) OBP: 0.312, SLG: 0.442 | | FC1-6 BB | | F8 | | L9-6 | F9 | | G6-4-3 BB | 3 | 0 | 0 | 0 | 2 | 0 | 4 | | | | | | |
| Corey Koskie, L (1, 5) OBP: 0.370, SLG: 0.459 | F7 | | | | F9 | | | | G6-4-3 | 2 | 1 | 0 | 0 | 1 | 0 | 1 | | | | | | |
| Marty Cordova, R (7, PH) OBP: 0.375, SLG: 0.469 | | | | | | | | | | 1 | 0 | 0 | 0 | 0 | 0 | 2 | | | | | | |
| Denny Hocking, S (7, 4) OBP: 0.322, SLG: 0.382 | | | | | | | FC5-4 | | | 1 | 0 | 0 | 0 | 0 | 0 | 1 | | | | | | |
| Chad Allen, R (1, 7) OBP: 0.341, SLG: 0.412 | FC1-6 | | | | F7 | | HR | | | 4 | 2 | 2 | 2 | 0 | 0 | 1 | | | | | | |
| Jacque Jones, L (1, 8) OBP: 0.340, SLG: 0.440 | F9 | | | | 1B | | 1B | | FC6-4 | 4 | 1 | 3 | 0 | 0 | 0 | 1 | | | | | | |
| Javier Valentin, S (1, 2) OBP: 0.330, SLG: 0.432 | | | G3-6 BB | | | | 1B | | FC6-4 | 3 | 1 | 2 | 0 | 1 | 0 | 1 | | | | | | |
| Cristian Guzman, S (1, 6) OBP: 0.285, SLG: 0.304 | | | G3-6 | | | | SF7 | | FC4-6 | 4 | 1 | 1 | 0 | 0 | 1 | 4 | | | | | | |
| Inning Stats | R: 0 E: 0 K: 1 S: 9 | H: 0 LOB: 0 BB: 0 P: 12 | R: 0 E: 0 K: 0 S: 7 | H: 0 LOB: 1 BB: 1 P: 14 | R: 0 E: 0 K: 0 S: 6 | H: 0 LOB: 0 BB: 1 P: 11 | R: 0 E: 0 K: 0 S: 8 | H: 0 LOB: 0 BB: 0 P: 13 | R: 0 E: 0 K: 1 S: 11 | H: 2 LOB: 2 BB: 0 P: 18 | R: 0 E: 0 K: 0 S: 3 | H: 0 LOB: 1 BB: 2 P: 13 | R: 5 E: 0 K: 0 S: 15 | H: 6 LOB: 2 BB: 1 P: 25 | R: 1 E: 1 K: 0 S: 11 | H: 2 LOB: 1 BB: 0 P: 16 | R: 1 E: 0 K: 0 S: 9 | H: 1 LOB: 0 BB: 1 P: 15 | 1B: 9 2B: 1 3B: 0 HR: 2 | SF: 1 SAC: 0 DP: 3 HBP: 0 | WP: 0 PB: 0 SB: 0 CS: 0 | PA: 41 |
| PITCHER | IP WLS BF H R ER SO BB IBB HBP BLK WP HR S P ERA WHIP | | | | | | | | | | | | | | | | | | | | | |
| Blake Stein, R (1, 1) ERA: 7.71 | 6.0 | | 24 | 3 | 2 | 2 | 2 | 5 | 0 | 0 | 0 | 0 | 0 | 0 | 0 | 0 | 10 | 14 | 40.50 | 7.500 | | |
| Brad Rigby, R (7, 1) ERA: 4.75 | 0.2 | L | 7 | 5 | 3 | 3 | 0 | 0 | 0 | 0 | 0 | 0 | 0 | 0 | 0 | 0 | 0 | 12 | 17 | 6.75 | 1.500 | |
| Alvin Morman, L (7, 1) ERA: 3.79 | 1.1 | | 6 | 2 | 1 | 1 | 0 | 0 | 0 | 0 | 0 | 0 | 0 | 0 | 0 | 0 | 1 | 9 | 9.00 | 2.000 | | |
| Matt Whisenant, L (9, 1) ERA: 6.32 | 1.0 | | 4 | 1 | 1 | 1 | 0 | 1 | 0 | 0 | 0 | 0 | 0 | 0 | 0 | 0 | 1 | 9 | 9.00 | 2.000 | | |

| | |
|-----|----|
| AB | 34 |
| R | 7 |
| H | 11 |
| RBI | 6 |
| BB | 6 |
| SO | 2 |
| LOB | 17 |



| Batter | 1 | 2 | 3 | 4 | 5 | 6 | 7 | 8 | 9 | AB | R | H | RBI | BB | SO | LOB | BOTTOM | | | | | |
|---|---|----------------------------------|------------------------------|----------------------------------|------------------------------|---------------------------------|-------------------------------|----------------------------------|-------------------------------|----------------------------------|------------------------------|----------------------------------|-------------------------------|----------------------------------|-------------------------------|----------------------------------|---|----------------------------------|----------------------------------|------------------------------------|----------------------------------|--------|
| Johnny Damon, L (1, 7) OBP: 0.379, SLG: 0.481 | G3 | | G1-3 | | L6 | | K | | | 4 | 0 | 0 | 0 | 0 | 1 | 3 | Minnesota Twins @ Kansas City Royals Kauffman Stadium, Kansas City, MO Sun Aug 08 1999, 1:05 PM CDT Att: 15,595 - Cloudy - 90 F | | | | | |
| Rey Sanchez, R (1, 6) OBP: 0.325, SLG: 0.372 | L9 | | | F8 | 1B | | | 3B BB | | 3 | 1 | 1 | 2 | 1 | 0 | 0 | | | | | | |
| Carlos Beltrán, S (1, 8) OBP: 0.340, SLG: 0.479 | F8 | | | 2B 1B | L3 | | | F8 | | 4 | 0 | 1 | 0 | 0 | 0 | 2 | | | | | | |
| 29 Mike Sweeney, R (1, 3) OBP: 0.404, SLG: 0.558 | | G4-6-3 | | 1B | | F9 | | F9 | | 4 | 0 | 2 | 0 | 0 | 0 | 1 | | | | | | |
| Jermaine Dye, R (1, 9) OBP: 0.357, SLG: 0.547 | G4-6-3 | | | P3 | | F8 | | 1H | 3B | 4 | 0 | 1 | 1 | 0 | 0 | 3 | | | | | | |
| Joe Randa, R (1, 5) OBP: 0.377, SLG: 0.517 | 1B | | | P3 | | K | | F8 | | 4 | 0 | 1 | 0 | 0 | 1 | 3 | | | | | | |
| Jeremy Giambi, L (1, 10) OBP: 0.394, SLG: 0.387 | F8 | | | | E | 1B BB | | FC5-4 | BB | 2 | 1 | 0 | 0 | 2 | 0 | 1 | | | | | | |
| Chad Kreuter, S (1, 2) OBP: 0.338, SLG: 0.360 | | | F7 | | K | | | F9 | | 4 | 0 | 0 | 0 | 0 | 1 | 2 | | | | | | |
| Ray Holbert, R (1, 4) OBP: 0.167, SLG: 0.167 | | | G6-3 | | E9 | 1B | | FC5-4 | | 3 | 1 | 1 | 0 | 0 | 0 | 1 | | | | | | |
| Scott Pose, L (9, PH) OBP: 0.423, SLG: 0.364 | | | | | | | | | G3 | 1 | 0 | 0 | 0 | 0 | 0 | 0 | | | | | | |
| Inning Stats | R: 0 E: 0 K: 0 S: 12 | H: 2 LOB: 1 BB: 0 P: 18 | R: 0 E: 0 K: 0 S: 9 | H: 2 LOB: 1 BB: 0 P: 11 | R: 0 E: 0 K: 0 S: 5 | H: 0 LOB: 0 BB: 0 P: 8 | R: 0 E: 0 K: 0 S: 13 | H: 2 LOB: 2 BB: 0 P: 15 | R: 2 E: 1 K: 1 S: 21 | H: 2 LOB: 1 BB: 1 P: 31 | R: 0 E: 0 K: 1 S: 5 | H: 0 LOB: 0 BB: 0 P: 10 | R: 0 E: 0 K: 1 S: 11 | H: 0 LOB: 1 BB: 1 P: 18 | R: 1 E: 0 K: 0 S: 19 | H: 1 LOB: 1 BB: 1 P: 28 | R: 0 E: 0 K: 0 S: 9 | H: 0 LOB: 0 BB: 0 P: 12 | 1B: 6 2B: 0 3B: 1 HR: 0 | SF: 0 SAC: 0 DP: 1 HBP: 0 | WP: 0 PB: 0 SB: 0 CS: 0 | PA: 36 |
| PITCHER | IP WLS BF H R ER SO BB IBB HBP BLK WP HR S P ERA WHIP | | | | | | | | | | | | | | | | | | | | | |
| LaTroy Hawkins, R (1, 1) ERA: 6.51 | 6.0 | W | 24 | 6 | 2 | 1 | 2 | 1 | 0 | 0 | 0 | 0 | 0 | 0 | 0 | 0 | 28 | 44 | 5.40 | 1.800 | | |
| Eddie Guardado, L (7, 1) ERA: 4.97 | 1.2 | H | 8 | 1 | 1 | 1 | 1 | 2 | 0 | 0 | 0 | 0 | 0 | 0 | 0 | 0 | 0 | 11 | 14 | 0.00 | 0.000 | |
| Hector Carrasco, R (8, 1) ERA: 7.71 | 1.1 | S | 4 | 0 | 0 | 0 | 0 | 0 | 0 | 0 | 0 | 0 | 0 | 0 | 0 | 0 | 0 | 11 | 14 | 0.00 | 0.000 | |

| | |
|-----|----|
| AB | 33 |
| R | 3 |
| H | 7 |
| RBI | 3 |
| BB | 3 |
| SO | 3 |
| LOB | 16 |



| Batter | 1 | 2 | 3 | 4 | 5 | 6 | 7 | 8 | 9 | AB | R | H | RBI | BB | SO | LOB | TOP | | | | | | | | | | |
|---|------------------------------|----------------------------------|-------------------------------|----------------------------------|-------------------------------|----------------------------------|------------------------------|---------------------------------|-------------------------------|----------------------------------|-------------------------------|----------------------------------|-------------------------------|----------------------------------|-------------------------------|----------------------------------|--|----------------------------------|----------------------------------|------------------------------------|-------------------------|--------|--|--|--|--|--|
| Shannon Stewart, R OBP: 0.381, SLG: 0.430 (1, 7) | | | | | | | | | | 5 | 3 | 2 | 1 | 0 | 0 | 3 | Toronto Blue Jays @ Minnesota Twins Hubert H. Humphrey Metrodome, Minneapolis, MN Tue Aug 10 1999, 8:05 PM EDT Att: 15,842 - Dome - 72 F | | | | | | | | | | |
| Brian McRae, S OBP: 0.327, SLG: 0.358 (1, 8) | | | | | | | | | | 3 | 0 | 1 | 0 | 2 | 0 | 1 | | | | | | | | | | | |
| Shawn Green, L OBP: 0.395, SLG: 0.630 (1, 9) | | | | | | | | | | 5 | 1 | 2 | 2 | 0 | 0 | 2 | | | | | | | | | | | |
| Carlos Delgado, L OBP: 0.364, SLG: 0.557 (1, 3) | | | | | | | | | | 5 | 2 | 2 | 2 | 0 | 0 | 5 | | | | | | | | | | | |
| Tony Fernandez, S OBP: 0.441, SLG: 0.485 (1, 5) | | | | | | | | | | 3 | 1 | 1 | 0 | 2 | 0 | 0 | | | | | | | | | | | |
| Darin Fletcher, L OBP: 0.337, SLG: 0.489 (1, 2) | | | | | | | | | | 5 | 1 | 2 | 4 | 0 | 1 | 1 | | | | | | | | | | | |
| Tony Batista, R OBP: 0.333, SLG: 0.497 (1, 6) | | | | | | | | | | 5 | 0 | 1 | 0 | 0 | 0 | 2 | | | | | | | | | | | |
| Willie Greene, L OBP: 0.286, SLG: 0.394 (1, 10) | | | | | | | | | | 4 | 1 | 1 | 0 | 0 | 1 | 2 | | | | | | | | | | | |
| Homer Bush, R OBP: 0.358, SLG: 0.419 (1, 4) | | | | | | | | | | 4 | 1 | 3 | 1 | 0 | 0 | 2 | | | | | | | | | | | |
| Inning Stats | R: 1 E: 0 K: 0 S: 7 | H: 2 LOB: 0 BB: 0 P: 10 | R: 2 E: 0 K: 0 S: 13 | H: 3 LOB: 1 BB: 0 P: 19 | R: 1 E: 0 K: 0 S: 11 | H: 1 LOB: 0 BB: 0 P: 15 | R: 0 E: 0 K: 0 S: 6 | H: 0 LOB: 0 BB: 0 P: 9 | R: 3 E: 0 K: 0 S: 13 | H: 4 LOB: 2 BB: 1 P: 19 | R: 2 E: 0 K: 0 S: 12 | H: 3 LOB: 1 BB: 1 P: 17 | R: 0 E: 0 K: 1 S: 12 | H: 1 LOB: 2 BB: 1 P: 21 | R: 0 E: 0 K: 0 S: 10 | H: 0 LOB: 0 BB: 1 P: 16 | R: 1 E: 0 K: 1 S: 11 | H: 1 LOB: 0 BB: 0 P: 18 | 1B: 9 2B: 2 3B: 0 HR: 5 | SF: 0 SAC: 0 DP: 1 HBP: 0 | WP: 0 PB: 0 CS: 2 | PA: 43 | | | | | |
| PITCHER | IP | WLS | BF | H | R | ER | SO | BB | IBB | HBP | BLK | WP | HR | S | P | ERA | WHIP | | | | | | | | | | |
| Brad Radke, R ERA: 3.89 (1, 1) | 4.2 | L | 24 | 10 | 7 | 7 | 0 | 1 | 0 | 0 | 0 | 0 | 4 | 48 | 70 | 13.50 | 2.357 | | | | | | | | | | |
| 23 Benj Sampson, L ERA: 7.52 (5, 1) | 0.2 | | 6 | 3 | 2 | 2 | 0 | 1 | 0 | 0 | 0 | 0 | 0 | 13 | 18 | 27.00 | 6.000 | | | | | | | | | | |
| Hector Carrasco, R ERA: 7.15 (6, 1) | 1.2 | | 6 | 1 | 0 | 0 | 1 | 1 | 0 | 0 | 0 | 0 | 0 | 13 | 22 | 0.00 | 1.200 | | | | | | | | | | |
| Eddie Guardado, L ERA: 4.8 (8, 1) | 1.0 | | 3 | 0 | 0 | 0 | 0 | 1 | 0 | 0 | 0 | 0 | 0 | 10 | 16 | 0.00 | 1.000 | | | | | | | | | | |
| Travis Miller, L ERA: 2.37 (9, 1) | 1.0 | | 4 | 1 | 1 | 1 | 1 | 0 | 0 | 0 | 0 | 0 | 1 | 11 | 18 | 9.00 | 1.000 | | | | | | | | | | |

| | |
|-----|----|
| AB | 39 |
| R | 10 |
| H | 15 |
| RBI | 10 |
| BB | 4 |
| SO | 2 |
| LOB | 18 |



| Batter | 1 | 2 | 3 | 4 | 5 | 6 | 7 | 8 | 9 | AB | R | H | RBI | BB | SO | LOB | BOTTOM | | | | | | | | | | |
|--|-------------------------------|----------------------------------|-------------------------------|----------------------------------|------------------------------|----------------------------------|------------------------------|----------------------------------|-------------------------------|----------------------------------|-------------------------------|----------------------------------|-------------------------------|----------------------------------|-------------------------------|----------------------------------|--|----------------------------------|----------------------------------|------------------------------------|-------------------------|--------|--|--|--|--|--|
| Todd Walker, L OBP: 0.349, SLG: 0.437 (1, 10) | | | | | | | | | | 4 | 1 | 1 | 0 | 1 | 0 | 3 | Toronto Blue Jays @ Minnesota Twins Hubert H. Humphrey Metrodome, Minneapolis, MN Tue Aug 10 1999, 8:05 PM EDT Att: 15,842 - Dome - 72 F | | | | | | | | | | |
| Denny Hocking, S OBP: 0.327, SLG: 0.385 (1, 4) | | | | | | | | | | 3 | 2 | 2 | 1 | 1 | 0 | 0 | | | | | | | | | | | |
| Matt Lawton, L OBP: 0.359, SLG: 0.391 (1, 9) | | | | | | | | | | 5 | 0 | 1 | 1 | 0 | 0 | 5 | | | | | | | | | | | |
| Ron Coomer, R OBP: 0.311, SLG: 0.441 (1, 3) | | | | | | | | | | 5 | 0 | 1 | 3 | 0 | 2 | 2 | | | | | | | | | | | |
| Corey Koskie, L OBP: 0.369, SLG: 0.457 (1, 5) | | | | | | | | | | 3 | 0 | 1 | 0 | 0 | 1 | 0 | | | | | | | | | | | |
| Brent Gates, S OBP: 0.357, SLG: 0.366 (7, PH) (8, 5) | | | | | | | | | | 1 | 0 | 0 | 0 | 1 | 1 | 2 | | | | | | | | | | | |
| Chad Allen, R OBP: 0.337, SLG: 0.406 (1, 7) | | | | | | | | | | 5 | 0 | 0 | 0 | 0 | 1 | 5 | | | | | | | | | | | |
| Jacque Jones, L OBP: 0.344, SLG: 0.453 (1, 8) | | | | | | | | | | 4 | 1 | 2 | 0 | 0 | 1 | 1 | | | | | | | | | | | |
| Terry Steinbach, R OBP: 0.391, SLG: 0.423 (1, 2) | | | | | | | | | | 2 | 1 | 2 | 0 | 2 | 0 | 0 | | | | | | | | | | | |
| Cristian Guzman, S OBP: 0.285, SLG: 0.304 (1, 6) | | | | | | | | | | 4 | 1 | 1 | 1 | 0 | 1 | 5 | | | | | | | | | | | |
| Inning Stats | R: 2 E: 0 K: 0 S: 12 | H: 1 LOB: 1 BB: 1 P: 22 | R: 0 E: 0 K: 2 S: 11 | H: 1 LOB: 0 BB: 0 P: 19 | R: 0 E: 0 K: 0 S: 9 | H: 0 LOB: 0 BB: 0 P: 14 | R: 0 E: 0 K: 1 S: 7 | H: 0 LOB: 0 BB: 0 P: 11 | R: 1 E: 0 K: 0 S: 11 | H: 2 LOB: 2 BB: 1 P: 21 | R: 0 E: 0 K: 1 S: 10 | H: 1 LOB: 1 BB: 0 P: 15 | R: 3 E: 0 K: 1 S: 18 | H: 3 LOB: 2 BB: 2 P: 39 | R: 0 E: 0 K: 0 S: 11 | H: 1 LOB: 1 BB: 1 P: 18 | R: 0 E: 0 K: 2 S: 18 | H: 2 LOB: 2 BB: 0 P: 22 | 1B: 7 2B: 4 3B: 0 HR: 0 | SF: 1 SAC: 0 DP: 1 HBP: 0 | WP: 1 PB: 0 CS: 0 | PA: 42 | | | | | |
| PITCHER | IP | WLS | BF | H | R | ER | SO | BB | IBB | HBP | BLK | WP | HR | S | P | ERA | WHIP | | | | | | | | | | |
| Kelvin Escobar, R ERA: 6.06 (1, 1) | 5.0 | W | 21 | 4 | 3 | 3 | 3 | 2 | 0 | 0 | 0 | 0 | 0 | 50 | 87 | 5.40 | 1.200 | | | | | | | | | | |
| 32 Roy Halladay, R ERA: 4.13 (6, 1) | 1.2 | | 10 | 4 | 3 | 3 | 1 | 1 | 0 | 0 | 0 | 1 | 0 | 24 | 44 | 16.20 | 3.000 | | | | | | | | | | |
| Graeme Lloyd, L ERA: 2.91 (7, 1) | 1.1 | H | 6 | 1 | 0 | 0 | 1 | 2 | 0 | 0 | 0 | 0 | 0 | 15 | 28 | 0.00 | 2.250 | | | | | | | | | | |
| Billy Koch, R ERA: 2.2 (9, 1) | 1.0 | | 5 | 2 | 0 | 0 | 2 | 0 | 0 | 0 | 0 | 0 | 0 | 18 | 22 | 0.00 | 2.000 | | | | | | | | | | |

| | |
|-----|----|
| AB | 36 |
| R | 6 |
| H | 11 |
| RBI | 6 |
| BB | 5 |
| SO | 7 |
| LOB | 23 |



| Batter | 1 | 2 | 3 | 4 | 5 | 6 | 7 | 8 | 9 | AB | R | H | RBI | BB | SO | LOB | TOP | | | | | |
|--|---|---|--|--|--------------------------------------|----------------------------------|--------------------------------------|----------------------------------|--------------------------------------|----------------------------------|--|----------------------------------|---------------------------------------|----------------------------------|---|---------------------------------|--|--|----------------------------------|------------------------------------|----------------------------------|--------|
| Shannon Stewart, R OBP: 0.380, SLG: 0.429 | 0-1 S 1B | | 2-3 K | | | 2-1 G5-3 | | 1-1 F9 | | 4 | 0 | 1 | 0 | 0 | 1 | 0 | Toronto Blue Jays @ Minnesota Twins Hubert H. Humphrey Metrodome, Minneapolis, MN Thu Aug 12 1999, 1:15 PM EDT Att: 21,206 - Dome - 72 F livebaseballscorecards.com | | | | | |
| Brian McRae, S OBP: 0.327, SLG: 0.361 | 1-3 K | | | 3-1 G4-3 | | 4-0 BB 1B BB | | 2-2 G4-3 | | 3 | 0 | 0 | 0 | 1 | 1 | | | | | | | |
| Shawn Green, L OBP: 0.392, SLG: 0.621 | 3-3 K | | | 0-0 G4-3 | | 0-0 BB 1B | | 3-3 K | | 4 | 0 | 1 | 0 | 0 | 2 | 1 | | | | | | |
| Carlos Delgado, L OBP: 0.367, SLG: 0.564 | 1-3 K | | | 3-3 K | | 4-2 BB 1B 2-3 BB | | 1-0 K | | 3 | 0 | 1 | 0 | 1 | 2 | 1 | | | | | | |
| Darrin Fletcher, L OBP: 0.332, SLG: 0.482 | | 2-0 G4-3 | | | 0-0 F7 | | 3-1 F7 | | 1-3 K | | 4 | 0 | 0 | 0 | 0 | 1 | | 4 | | | | |
| Tony Batista, R OBP: 0.335, SLG: 0.507 | | 0-0 G4-6-3 1B | | | 1-2 G5-3 | | 0-3 K | | | | 3 | 0 | 1 | 0 | 0 | 1 | | 3 | | | | |
| Willie Greene, L OBP: 0.281, SLG: 0.386 | | 3-1 G4-6-3 1-2 | | | 3-1 G3 | | 1-3 K | | | | 3 | 0 | 0 | 0 | 0 | 1 | | 4 | | | | |
| Willis Oteñez, R OBP: 0.276, SLG: 0.367 | | | 1-0 G4-3 | | | 2-2 G4-3 | | 1-0 L3 1B | | 0 | 0 | 0 | 0 | 0 | 0 | 0 | | AB 30 R 0 H 5 RBI 0 BB 2 SO 10 LOB 15 | | | | |
| Tony Fernandez, S OBP: 0.436, SLG: 0.480 | | | | | | | | | | 3 | 0 | 1 | 0 | 0 | 0 | 0 | | | | | | |
| Homer Bush, R OBP: 0.353, SLG: 0.413 | | | 3-3 K | | | 1-0 G6-3 | | 0-1 L3 1-2 | | 3 | 0 | 0 | 0 | 0 | 1 | 1 | | | | | | |
| Inning Stats | R: 0 H: 1 E: 0 K: 3 S: 11 | H: 1 LOB: 1 BB: 0 P: 16 | R: 0 H: 1 E: 0 K: 0 S: 4 | H: 1 LOB: 0 BB: 0 P: 9 | R: 0 H: 0 E: 0 K: 2 S: 8 | H: 0 LOB: 0 BB: 0 P: 14 | R: 0 H: 0 E: 0 K: 1 S: 6 | H: 0 LOB: 0 BB: 0 P: 12 | R: 0 H: 0 E: 0 K: 0 S: 6 | H: 0 LOB: 0 BB: 0 P: 10 | R: 0 H: 0 E: 0 K: 0 S: 8 | H: 0 LOB: 0 BB: 0 P: 13 | R: 0 H: 1 E: 0 K: 2 S: 11 | H: 1 LOB: 3 BB: 2 P: 23 | R: 0 H: 1 E: 0 K: 0 S: 5 | H: 1 LOB: 0 BB: 0 P: 7 | R: 0 H: 1 E: 0 K: 2 S: 10 | H: 1 LOB: 1 BB: 0 P: 17 | 1B: 4 2B: 2 3B: 0 HR: 0 | SF: 0 SAC: 0 DP: 2 HBP: 0 | WP: 0 PB: 0 SB: 1 CS: 0 | PA: 32 |
| PITCHER | IP WLS BF H R ER SO BB IBB HBP BLK WP HR S P ERA WHIP | 7.0 W 26 4 0 0 8 2 0 0 0 0 0 55 99 0.00 0.857 | 1.0 H 2 0 0 0 0 0 0 0 0 0 0 4 5 0.00 0.000 | 1.0 S 4 1 0 0 2 0 0 0 0 0 0 10 17 0.00 1.000 | PITCHER | | | | | | | | | | IP WLS BF H R ER SO BB IBB HBP BLK WP HR S P ERA WHIP | | | | | | | |
| Joe Mays, R ERA: 3.68 | | | | | | | | | | | 8.0 L 30 6 3 3 4 1 0 0 0 2 0 74 114 3.38 0.875 | | | | | | | | | | | |
| Bob Wells, R ERA: 3.85 | | | | | | | | | | | 8.0 L 30 6 3 3 4 1 0 0 0 2 0 74 114 3.38 0.875 | | | | | | | | | | | |
| Mike Trombley, R ERA: 3.73 | | | | | | | | | | | 8.0 L 30 6 3 3 4 1 0 0 0 2 0 74 114 3.38 0.875 | | | | | | | | | | | |

| Batter | 1 | 2 | 3 | 4 | 5 | 6 | 7 | 8 | 9 | AB | R | H | RBI | BB | SO | LOB | BOTTOM | | | | |
|--|---|--|---------------------------------------|----------------------------------|--------------------------------------|---------------------------------|--------------------------------------|----------------------------------|--------------------------------------|----------------------------------|--|----------------------------------|---|----------------------------------|---------------------------------------|----------------------------------|--|----------------------------------|------------------------------------|----------------------------------|--------|
| Jacque Jones, L OBP: 0.340, SLG: 0.460 | 1-1 L4 | | 1-0 G4-3 | | | 3-2 G4-3 | | 1-3 K | | 4 | 0 | 0 | 1 | 0 | 1 | 1 | Toronto Blue Jays @ Minnesota Twins Hubert H. Humphrey Metrodome, Minneapolis, MN Thu Aug 12 1999, 1:15 PM EDT Att: 21,206 - Dome - 72 F livebaseballscorecards.com | | | | |
| Denny Hocking, S OBP: 0.323, SLG: 0.381 | 1-0 G6-3 | | | 0-0 G4-3 | | 1-2 SF7 | | 3-2 F7 | | 3 | 0 | 0 | 1 | 0 | 0 | 0 | | | | | |
| Matt Lawton, L OBP: 0.357, SLG: 0.387 | 1-1 G5-3 | | | 2-3 K | | 3-H G4-3 | | 2-1 G3-1 | | 4 | 0 | 0 | 0 | 0 | 1 | 0 | | | | | |
| Marty Cordova, R OBP: 0.374, SLG: 0.471 | | 2-2 P2 | | 2-1 F9 | | | 3-2 1B 1B 2B | | | 3 | 1 | 1 | 0 | 0 | 0 | 0 | | | | | |
| Corey Koskie, L OBP: 0.373, SLG: 0.464 | | 3-1 WP CS 2B | | | 1-1 L6 | | 0-1 1B 1B 1B | | | 3 | 0 | 2 | 0 | 0 | 0 | 0 | | | | | |
| Brent Gates, S OBP: 0.357, SLG: 0.366 | | 1-1 P6 | | | 0-3 K | | 1-3 1B 1B 1B | | | 3 | 0 | 1 | 1 | 0 | 1 | 1 | | | | | |
| Doug Mientkiewicz, L OBP: 0.323, SLG: 0.513 | | 4-2 BB | | | 2-1 G4-3 | | 1-1 L6 | | | 2 | 0 | 0 | 0 | 1 | 0 | 2 | | | | | |
| Javier Valentin, S OBP: 0.330, SLG: 0.430 | | 1-2 CS | | 0-0 G3 | | 1-1 WP G4-3 1B | | 0-1 P4 | | 3 | 1 | 1 | 0 | 0 | 0 | 2 | | | | | |
| Tori Hunter, R OBP: 0.305, SLG: 0.371 | | | 1-3 K | | | 0-2 G4-3 WP SF7 1B | | 2-0 F8 | | 3 | 1 | 1 | 0 | 0 | 1 | 2 | | | | | |
| Inning Stats | R: 0 H: 0 E: 0 K: 0 S: 5 | H: 0 LOB: 0 BB: 0 P: 8 | R: 0 H: 1 E: 0 K: 0 S: 13 | H: 1 LOB: 1 BB: 1 P: 24 | R: 0 H: 0 E: 0 K: 1 S: 6 | H: 0 LOB: 0 BB: 0 P: 8 | R: 0 H: 0 E: 0 K: 1 S: 6 | H: 0 LOB: 0 BB: 0 P: 10 | R: 0 H: 0 E: 0 K: 1 S: 7 | H: 0 LOB: 0 BB: 0 P: 10 | R: 2 H: 2 E: 0 K: 0 S: 14 | H: 2 LOB: 0 BB: 0 P: 19 | R: 1 H: 3 E: 0 K: 0 S: 12 | H: 3 LOB: 2 BB: 0 P: 18 | R: 0 H: 0 E: 0 K: 1 S: 11 | H: 0 LOB: 0 BB: 0 P: 17 | | 1B: 4 2B: 2 3B: 0 HR: 0 | SF: 1 SAC: 0 DP: 0 HBP: 0 | WP: 2 PB: 0 SB: 0 CS: 1 | PA: 31 |
| PITCHER | IP WLS BF H R ER SO BB IBB HBP BLK WP HR S P ERA WHIP | 8.0 L 30 6 3 3 4 1 0 0 0 2 0 74 114 3.38 0.875 | PITCHER | | | | | | | | | | IP WLS BF H R ER SO BB IBB HBP BLK WP HR S P ERA WHIP | | | | | | | | |
| Pat Hentgen, R ERA: 5.2 | | | | | | | | | | | 8.0 L 30 6 3 3 4 1 0 0 0 2 0 74 114 3.38 0.875 | | | | | | | | | | |



| Batter | 1 | 2 | 3 | 4 | 5 | 6 | 7 | 8 | 9 | AB | R | H | RBI | BB | SO | LOB | TOP | | | | | | | | | | |
|---|-------------------------------|----------------------------------|-------------------------------|----------------------------------|------------------------------|----------------------------------|------------------------------|----------------------------------|------------------------------|----------------------------------|------------------------------|---------------------------------|------------------------------|----------------------------------|------------------------------|---------------------------------|---|---------------------------------|----------------------------------|------------------------------------|----------------------------------|--------|--|--|--|--|--|
| Jacque Jones, L (1, 9) OBP: 0.340, SLG: 0.456 | G4-3 | 1B | | | | | P6 | | G3 | 5 | 1 | 2 | 2 | 0 | 0 | 0 | Minnesota Twins @ New York Yankees Yankee Stadium, Bronx, NY Sat Aug 14 1999, 4:30 PM EDT Att: 55,179 - Cloudy - 79 F | | | | | | | | | | |
| Denny Hocking, S (1, 6) OBP: 0.322, SLG: 0.376 | F8 | 1B | | | | | K2-3 | | | 4 | 0 | 1 | 1 | 0 | 1 | 1 | | | | | | | | | | | |
| Todd Walker, L (1, 10) OBP: 0.349, SLG: 0.433 | | | | | | | G3 | | | 3 | 0 | 2 | 1 | 1 | 0 | 0 | | | | | | | | | | | |
| Brent Gates, S (1, 4) OBP: 0.351, SLG: 0.363 | K | G4-3 | | | | | G4-3 | | G6-3 | 4 | 0 | 0 | 0 | 0 | 1 | 4 | | | | | | | | | | | |
| Terry Steinbach, R (1, 2) OBP: 0.382, SLG: 0.412 | | E4 | | | | | K | | L7 | 4 | 1 | 0 | 0 | 0 | 1 | 1 | | | | | | | | | | | |
| Corey Koskie, L (1, 5) OBP: 0.369, SLG: 0.456 | | K | | | | | F8 | | G1-3 | 3 | 0 | 0 | 0 | 1 | 1 | 2 | | | | | | | | | | | |
| Chad Allen, R (1, 7) OBP: 0.334, SLG: 0.406 | | 1B | | | | | G6-3 | | SF7 | 4 | 2 | 2 | 0 | 0 | 0 | 1 | | | | | | | | | | | |
| Doug Mientkiewicz, L (1, 3) OBP: 0.324, SLG: 0.324 | | 1B | | | | | P4 | | G3 | 3 | 2 | 1 | 1 | 1 | 0 | 1 | | | | | | | | | | | |
| Tori Hunter, R (1, 8) OBP: 0.302, SLG: 0.367 | | | | | | | G5-3 | | SF7 | 3 | 0 | 0 | 0 | 0 | 0 | 3 | | | | | | | | | | | |
| Matt Lawton, L (9, PH) OBP: 0.352, SLG: 0.382 | P4 | | | | | | | | | 0 | 0 | 0 | 1 | 0 | 0 | 0 | | | | | | | | | | | |
| Inning Stats | R: 0 E: 0 K: 1 S: 10 | H: 0 LOB: 1 BB: 1 P: 18 | R: 4 E: 1 K: 1 S: 14 | H: 4 LOB: 2 BB: 1 P: 21 | R: 0 E: 0 K: 0 S: 4 | H: 0 LOB: 0 BB: 1 P: 10 | R: 1 E: 0 K: 0 S: 6 | H: 2 LOB: 0 BB: 0 P: 10 | R: 0 E: 0 K: 1 S: 9 | H: 1 LOB: 1 BB: 0 P: 12 | R: 0 E: 0 K: 0 S: 4 | H: 0 LOB: 0 BB: 0 P: 7 | R: 0 E: 0 K: 1 S: 9 | H: 0 LOB: 0 BB: 0 P: 14 | R: 0 E: 0 K: 0 S: 5 | H: 0 LOB: 0 BB: 0 P: 8 | R: 0 E: 0 K: 0 S: 7 | H: 1 LOB: 0 BB: 0 P: 9 | 1B: 6 2B: 0 3B: 1 HR: 1 | SF: 1 SAC: 0 DP: 1 HBP: 0 | WP: 0 PB: 0 SB: 1 CS: 1 | PA: 38 | | | | | |
| PITCHER | IP | WLS | BF | H | R | ER | SO | BB | IBB | HBP | BLK | WP | HR | S | P | ERA | WHIP | | | | | | | | | | |
| David Cone, R (1, 1) ERA: 2.8 | 5.0 | L | 24 | 7 | 5 | 1 | 3 | 3 | 0 | 0 | 0 | 0 | 1 | 43 | 71 | 1.80 | 2.000 | | | | | | | | | | |
| Allen Watson, L (6, 1) ERA: 3.95 | 2.0 | | 6 | 0 | 0 | 0 | 1 | 0 | 0 | 0 | 0 | 0 | 0 | 13 | 21 | 0.00 | 0.000 | | | | | | | | | | |
| Ramiro Mendoza, R (8, 1) ERA: 4.36 | 2.0 | | 7 | 1 | 1 | 1 | 0 | 0 | 0 | 0 | 0 | 0 | 0 | 12 | 17 | 4.50 | 0.500 | | | | | | | | | | |

| Batter | 1 | 2 | 3 | 4 | 5 | 6 | 7 | 8 | 9 | AB | R | H | RBI | BB | SO | LOB | BOTTOM | | | | | | | | | | |
|--|------------------------------|----------------------------------|------------------------------|----------------------------------|-------------------------------|----------------------------------|-------------------------------|----------------------------------|------------------------------|---------------------------------|-------------------------------|----------------------------------|-------------------------------|----------------------------------|-------------------------------|----------------------------------|---|----------------------------------|----------------------------------|------------------------------------|----------------------------------|--------|--|--|--|--|--|
| Chuck Knoblauch, R (1, 4) OBP: 0.390, SLG: 0.454 | P4 | | | | | | P6 | | | 5 | 1 | 3 | 0 | 0 | 0 | 0 | Minnesota Twins @ New York Yankees Yankee Stadium, Bronx, NY Sat Aug 14 1999, 4:30 PM EDT Att: 55,179 - Cloudy - 79 F | | | | | | | | | | |
| Derek Jeter, R (1, 6) OBP: 0.434, SLG: 0.585 | 1B | | | | | | K | | G6-3 | 4 | 0 | 1 | 1 | 1 | 1 | 1 | | | | | | | | | | | |
| Paul O'Neill, L (1, 9) OBP: 0.363, SLG: 0.471 | | | | | | | P6 | | F8 | 5 | 0 | 1 | 0 | 0 | 1 | 3 | | | | | | | | | | | |
| Bernie Williams, S (1, 8) OBP: 0.443, SLG: 0.569 | G4-6-3 | | | | | | F7 | | K | 5 | 1 | 2 | 0 | 0 | 1 | 3 | | | | | | | | | | | |
| Tino Martinez, L (1, 3) OBP: 0.342, SLG: 0.433 | | L3 | | | | | G6-3 | | F7 | 4 | 1 | 1 | 2 | 0 | 0 | 1 | | | | | | | | | | | |
| Chili Davis, S (1, 10) OBP: 0.381, SLG: 0.472 | | | | | | | G3 | | K | 3 | 0 | 1 | 0 | 1 | 1 | 1 | | | | | | | | | | | |
| Ricky Ledee, L (1, 7) OBP: 0.331, SLG: 0.476 | | | | | | | | | | 1 | 0 | 0 | 0 | 2 | 1 | 1 | | | | | | | | | | | |
| Jim Leyritz, R (8, PH) OBP: 0.345, SLG: 0.456 | | | | | | | | | | 0 | 0 | 0 | 0 | 1 | 0 | 0 | | | | | | | | | | | |
| Chad Curtis, R (8, PR) OBP: 0.384, SLG: 0.366 | | | | | | | | | | 0 | 0 | 0 | 0 | 0 | 0 | 0 | | | | | | | | | | | |
| Scott Brosius, R (1, 5) OBP: 0.323, SLG: 0.439 | | | | | | | K | | | 2 | 0 | 0 | 0 | 2 | 1 | 2 | | | | | | | | | | | |
| Joe Girardi, R (1, 2) OBP: 0.238, SLG: 0.295 | | | | | | | | | | 3 | 0 | 0 | 0 | 0 | 1 | 2 | | | | | | | | | | | |
| 20 Jorge Posada, S (8, PH) OBP: 0.327, SLG: 0.410 | | | | | | | | | | 1 | 0 | 0 | 0 | 0 | 0 | 3 | | | | | | | | | | | |
| Inning Stats | R: 0 E: 0 K: 0 S: 8 | H: 1 LOB: 1 BB: 1 P: 16 | R: 0 E: 0 K: 1 S: 7 | H: 0 LOB: 1 BB: 1 P: 16 | R: 0 E: 0 K: 1 S: 14 | H: 2 LOB: 2 BB: 0 P: 16 | R: 2 E: 0 K: 1 S: 14 | H: 2 LOB: 2 BB: 2 P: 28 | R: 0 E: 0 K: 1 S: 7 | H: 0 LOB: 0 BB: 0 P: 9 | R: 0 E: 0 K: 1 S: 13 | H: 1 LOB: 2 BB: 1 P: 22 | R: 1 E: 0 K: 0 S: 12 | H: 1 LOB: 0 BB: 0 P: 20 | R: 0 E: 0 K: 1 S: 15 | H: 1 LOB: 3 BB: 2 P: 28 | R: 0 E: 0 K: 1 S: 12 | H: 1 LOB: 1 BB: 0 P: 20 | 1B: 5 2B: 4 3B: 1 HR: 1 | SF: 0 SAC: 0 DP: 3 HBP: 0 | WP: 0 PB: 0 SB: 0 CS: 2 | PA: 40 | | | | | |
| PITCHER | IP | WLS | BF | H | R | ER | SO | BB | IBB | HBP | BLK | WP | HR | S | P | ERA | WHIP | | | | | | | | | | |
| Dan Perkins, R (1, 1) ERA: 6.82 | 3.1 | | 16 | 5 | 2 | 2 | 2 | 2 | 0 | 0 | 0 | 0 | 0 | 23 | 40 | 0.00 | 1.286 | | | | | | | | | | |
| Bob Wells, R (4, 1) ERA: 3.72 | 2.1 | W | 9 | 1 | 0 | 0 | 2 | 2 | 0 | 0 | 0 | 0 | 0 | 23 | 40 | 0.00 | 1.286 | | | | | | | | | | |
| Hector Carrasco, R (6, 1) ERA: 6.93 | 1.0 | H | 4 | 1 | 1 | 1 | 1 | 0 | 0 | 0 | 0 | 0 | 0 | 12 | 18 | 9.00 | 1.000 | | | | | | | | | | |
| Eddie Guardado, L (7, 1) ERA: 4.96 | 1.0 | H | 4 | 1 | 0 | 0 | 1 | 0 | 0 | 0 | 0 | 0 | 0 | 16 | 23 | 0.00 | 1.000 | | | | | | | | | | |
| Mike Trombley, R (8, 1) ERA: 3.66 | 1.1 | S | 7 | 1 | 0 | 0 | 1 | 2 | 0 | 0 | 0 | 0 | 0 | 14 | 31 | 0.00 | 2.250 | | | | | | | | | | |



| Batter | 1 | 2 | 3 | 4 | 5 | 6 | 7 | 8 | 9 | AB | R | H | RBI | BB | SO | LOB | TOP | | | | | | | | | | |
|--|-------------------------------|----------------------------------|-------------------------------|----------------------------------|-------------------------------|----------------------------------|-------------------------------|----------------------------------|------------------------------|---------------------------------|-------------------------------|----------------------------------|-------------------------------|----------------------------------|-------------------------------|----------------------------------|-------------------------------|----------------------------------|----------------------------------|------------------------------------|----------------------------------|--------|--|--|--|--|--|
| Jacque Jones, L (1, 8) OBP: 0.341, SLG: 0.460 | 2-1 G4-3 | 1-0 G4-6-3 | | | 0-0 G4-3 | | 2-2 G1-3 | 0-2 F7 | | 5 | 1 | 2 | 0 | 0 | 0 | 3 | | | | | | | | | | | |
| Chad Allen, R (1, 7) OBP: 0.335, SLG: 0.403 | 4-2 1B FC4-6 BB | | 3-3 K | | 0-0 G4-3 | | 4-2 G1-3 | | 3-2 F9 | 3 | 2 | 0 | 0 | 2 | 1 | 1 | | | | | | | | | | | |
| Todd Walker, L (1, 4) OBP: 0.347, SLG: 0.430 Cristian Guzman, S (9, 6) OBP: 0.282, SLG: 0.300 | 2-2 FC4-6 | | 0-2 L5 | | 1-1 G1-3 | | 2-2 G1-3 | | 0-3 K | 5 | 0 | 1 | 0 | 0 | 1 | 3 | | | | | | | | | | | |
| Marty Cordova, R (1, 10) OBP: 0.376, SLG: 0.470 | 0-0 FC4-6 | | 1-1 HBP | | 1-1 L9 | | 0-2 G4-3 | | 3-3 K | 4 | 0 | 1 | 3 | 0 | 1 | 1 | | | | | | | | | | | |
| Matt Lawton, L (1, 9) OBP: 0.348, SLG: 0.377 | 1-3 1B | | 2-3 K | | 2-1 G6-3 | | 2-2 G4-3 | | | 4 | 0 | 0 | 0 | 0 | 1 | 3 | | | | | | | | | | | |
| Ron Coomer, R (1, 3) OBP: 0.307, SLG: 0.435 | | 1-1 G4-3 | | 2-2 F8 | | 1-1 E6 | | 1-3 K | | 4 | 2 | 1 | 0 | 0 | 1 | 1 | | | | | | | | | | | |
| Corey Koskie, L (1, 5) Brent Gates, S (7, 5) OBP: 0.350, SLG: 0.362 | | 0-0 G4-3 | | 1-1 F8 | | 0-0 2B | | 2-2 P4 | | 3 | 0 | 1 | 0 | 0 | 0 | 1 | | | | | | | | | | | |
| Terry Steinbach, R (1, 2) OBP: 0.384, SLG: 0.418 | | 0-2 1B | | 0-3 K | | 1-2 1B | | 2-1 F8 | | 4 | 0 | 2 | 2 | 0 | 1 | 0 | | | | | | | | | | | |
| Denny Hocking, S (1, 6) OBP: 0.324, SLG: 0.378 | | 0-2 1B | | 1-0 F7 | | 1-1 F8 | | 2-2 1B | | 4 | 0 | 2 | 0 | 0 | 0 | 2 | | | | | | | | | | | |
| Inning Stats | R: 1 E: 0 K: 0 S: 12 | H: 1 LOB: 1 BB: 1 P: 21 | R: 1 E: 0 K: 0 S: 10 | H: 3 LOB: 1 BB: 0 P: 12 | R: 0 E: 0 K: 2 S: 11 | H: 0 LOB: 0 BB: 0 P: 17 | R: 0 E: 0 K: 1 S: 10 | H: 0 LOB: 0 BB: 0 P: 13 | R: 0 E: 0 K: 0 S: 5 | H: 1 LOB: 1 BB: 0 P: 7 | R: 1 E: 0 K: 0 S: 10 | H: 2 LOB: 2 BB: 0 P: 16 | R: 2 E: 0 K: 1 S: 16 | H: 2 LOB: 1 BB: 1 P: 25 | R: 0 E: 0 K: 0 S: 12 | H: 1 LOB: 1 BB: 0 P: 18 | R: 0 E: 0 K: 2 S: 10 | H: 0 LOB: 0 BB: 0 P: 16 | 1B: 6 2B: 4 3B: 0 HR: 0 | SF: 0 SAC: 0 DP: 1 HBP: 1 | WP: 0 PB: 0 SB: 1 CS: 0 | PA: 40 | | | | | |
| PITCHER | IP | WLS | BF | H | R | ER | SO | BB | IBB | HBP | BLK | WP | HR | S | P | ERA | WHIP | | | | | | | | | | |
| Hideki Irabu, R (1, 1) ERA: 4.28 | 6.1 | L | 31 | 9 | 5 | 4 | 3 | 2 | 0 | 1 | 0 | 0 | 0 | 69 | 105 | 5.68 | 1.737 | | | | | | | | | | |
| Mike Stanton, L (7, 1) ERA: 3.92 | 1.2 | | 6 | 1 | 0 | 0 | 1 | 0 | 0 | 0 | 0 | 0 | 0 | 17 | 24 | 0.00 | 0.600 | | | | | | | | | | |
| Jason Grimsley, R (9, 1) ERA: 4.25 | 1.0 | | 3 | 0 | 0 | 0 | 2 | 0 | 0 | 0 | 0 | 0 | 0 | 10 | 16 | 0.00 | 0.000 | | | | | | | | | | |

Minnesota Twins @ New York Yankees
Yankee Stadium, Bronx, NY
Sun Aug 15 1999, 1:35 PM EDT
Att: 56,180 - Unknown - 71 F

AB 37
R 5
H 10
RBI 5
BB 2
SO 6
LOB 15



| Batter | 1 | 2 | 3 | 4 | 5 | 6 | 7 | 8 | 9 | AB | R | H | RBI | BB | SO | LOB | BOTTOM | | | | | | | | | | |
|---|-------------------------------|----------------------------------|-------------------------------|----------------------------------|------------------------------|----------------------------------|------------------------------|----------------------------------|------------------------------|----------------------------------|-------------------------------|----------------------------------|-------------------------------|----------------------------------|-------------------------------|----------------------------------|-----------------------------------|------------------------------------|----------------------------------|--------|--|--|--|--|--|--|--|
| Chuck Knoblauch, R (1, 4) OBP: 0.390, SLG: 0.453 | 1-2 2 SH5-3 1B | | | | 3-3 K | | | 1-3 K | 0-1 2B | 5 | 1 | 2 | 0 | 0 | 2 | 2 | | | | | | | | | | | |
| 2 Derek Jeter, R (1, 6) OBP: 0.435, SLG: 0.584 | 0-0 SH5-3 | | 2-3 K | | 0-0 F8 | | | 0-0 1B | 0-1 FC6-4 | 4 | 1 | 2 | 1 | 0 | 1 | 0 | | | | | | | | | | | |
| Paul O'Neill, L (1, 9) OBP: 0.366, SLG: 0.473 | 0-0 S | | 0-0 CS | | 3-2 G4-3 | | 0-1 FC1-6 | 0-0 FC6-4 | | 5 | 0 | 3 | 1 | 0 | 0 | 2 | | | | | | | | | | | |
| Bernie Williams, S (1, 8) OBP: 0.440, SLG: 0.564 | 3-3 K2-3 | | 1-1 F7 | | 1-0 G1-3 | | 1-2 FC1-6 | | | 4 | 0 | 0 | 0 | 0 | 1 | 3 | | | | | | | | | | | |
| Tino Martinez, L (1, 3) OBP: 0.341, SLG: 0.431 | | | 1-0 CS | | 3-1 G4-3 | | 1-1 F8 | 0-1 1B | | 4 | 0 | 1 | 0 | 0 | 1 | 1 | | | | | | | | | | | |
| Chili Davis, S (1, 10) OBP: 0.380, SLG: 0.470 | | 1-2 20 FC3-6 | | 0-0 F7 | | 1-1 G1-3 | | 0-0 F8 | | 4 | 0 | 1 | 0 | 0 | 0 | 2 | | | | | | | | | | | |
| Ricky Ledee, L (1, 7) OBP: 0.338, SLG: 0.477 Jim Leyritz, R (9, PH) OBP: 0.343, SLG: 0.453 | | 3-2 20 FC3-6 | | 3-2 F9 | | 4-0 20 2B | | | 3-3 K | 2 | 0 | 1 | 0 | 1 | 0 | 0 | | | | | | | | | | | |
| 20 Jorge Posada, S (1, 2) OBP: 0.329, SLG: 0.415 | | 1-1 FC3-6 | | 1-0 F8 | | 0-2 2B | | 0-2 2B | | 4 | 1 | 2 | 0 | 0 | 0 | 2 | | | | | | | | | | | |
| Scott Brosius, R (1, 5) OBP: 0.319, SLG: 0.434 | | 0-0 L5 | | 1-1 L8 | | 3-3 K | | 2-1 F9 | | 4 | 0 | 0 | 0 | 0 | 1 | 5 | | | | | | | | | | | |
| Inning Stats | R: 1 E: 0 K: 2 S: 11 | H: 2 LOB: 1 BB: 0 P: 15 | R: 0 E: 0 K: 0 S: 12 | H: 2 LOB: 2 BB: 0 P: 18 | R: 0 E: 0 K: 1 S: 6 | H: 1 LOB: 0 BB: 0 P: 10 | R: 0 E: 0 K: 0 S: 8 | H: 0 LOB: 0 BB: 0 P: 14 | R: 0 E: 0 K: 1 S: 7 | H: 0 LOB: 0 BB: 0 P: 12 | R: 0 E: 0 K: 0 S: 10 | H: 0 LOB: 2 BB: 1 P: 19 | R: 1 E: 1 K: 1 S: 12 | H: 3 LOB: 2 BB: 0 P: 14 | R: 1 E: 0 K: 1 S: 14 | H: 3 LOB: 2 BB: 0 P: 19 | 1B: 11 2B: 1 3B: 0 HR: 0 | SF: 0 SAC: 1 DP: 0 HBP: 0 | WP: 0 PB: 0 SB: 1 CS: 1 | PA: 40 | | | | | | | |
| PITCHER | IP | WLS | BF | H | R | ER | SO | BB | IBB | HBP | BLK | WP | HR | S | P | ERA | WHIP | | | | | | | | | | |
| Brad Radke, R (1, 1) ERA: 3.82 | 7.2 | | 32 | 9 | 2 | 2 | 6 | 1 | 0 | 0 | 0 | 0 | 0 | 72 | 112 | 2.35 | 1.304 | | | | | | | | | | |
| Eddie Guardado, L (8, 1) ERA: 4.91 | 0.1 | H | 1 | 0 | 0 | 0 | 0 | 0 | 0 | 0 | 0 | 0 | 0 | 1 | 1 | 0.00 | 0.000 | | | | | | | | | | |
| Mike Trombley, R (9, 1) ERA: 3.73 | 1.0 | S | 6 | 3 | 1 | 1 | 1 | 0 | 0 | 0 | 0 | 0 | 0 | 14 | 19 | 9.00 | 3.000 | | | | | | | | | | |

Minnesota Twins @ New York Yankees
Yankee Stadium, Bronx, NY
Sun Aug 15 1999, 1:35 PM EDT
Att: 56,180 - Unknown - 71 F

AB 37
R 3
H 12
RBI 2
BB 1
SO 7
LOB 17



| Batter | 1 | 2 | 3 | 4 | 5 | 6 | 7 | 8 | 9 | AB | R | H | RBI | BB | SO | LOB | TOP | | | | |
|--|--------------------------------------|----------------------------------|--------------------------------------|---------------------------------|---------------------------------------|----------------------------------|--------------------------------------|---------------------------------|--------------------------------------|----------------------------------|---------------------------------------|----------------------------------|--------------------------------------|----------------------------------|---------------------------------------|----------------------------------|--------------------------------------|----------------------------------|----------------------------------|------------------------------------|--------------------------|
| Jacque Jones, L (1, 8) OBP: 0.335, SLG: 0.450 | 1-1 F7 | | | 0-0 F9 | | | 1-2 G4-3 | | 1-1 L6 | 4 | 0 | 0 | 0 | 0 | 0 | 1 | | | | | |
| Denny Hocking, S (1, 9) OBP: 0.321, SLG: 0.374 | 0-1 G4-3 | | | 2-2 G3 | | | 1-1 F7 | | | 3 | 0 | 0 | 0 | 0 | 0 | 0 | | | | | |
| Todd Walker, L (1, 10) OBP: 0.347, SLG: 0.430 | 3-3 K | | | 0-0 1B | | | 3-0 F7 | | | 3 | 0 | 1 | 0 | 0 | 1 | 0 | | | | | |
| Brent Gates, S (1, 4) OBP: 0.346, SLG: 0.357 | | 1-2 G6-3 | | | 1-0 G4-3 | | | 2-2 G4-3 | | 3 | 0 | 0 | 0 | 0 | 0 | 0 | | | | | |
| Terry Steinbach, R (1, 2) OBP: 0.380, SLG: 0.412 | | 1-0 G6-3 | | | 0-0 F9 | | | 2-1 L9 | | 3 | 0 | 0 | 0 | 0 | 0 | 0 | | | | | |
| Corey Koskie, L (1, 5) OBP: 0.369, SLG: 0.451 | | 1-1 G1-3 | | | 4-2 CS BB | | | 1-3 K | | 2 | 0 | 0 | 0 | 1 | 1 | 0 | | | | | |
| Chad Allen, R (1, 7) OBP: 0.338, SLG: 0.405 | | | 2-2 G6-3 1B | | 1-0 CS | 2-2 G3-6 1B | | 2-2 G4-3 | | 3 | 0 | 2 | 0 | 0 | 0 | 0 | | | | | |
| Doug Mientkiewicz, L (1, 3) OBP: 0.322, SLG: 0.321 | | | 2-2 G6-3 | | 1-2 G3-6 | | | 1-1 G4-3 | | 2 | 0 | 0 | 0 | 0 | 0 | 2 | | | | | |
| Matt Lawton, L (9, PH) OBP: 0.347, SLG: 0.375 | | | 1-2 SAFE SAFE | | 1-2 SAFE SAFE | | | 1-1 SAFE SAFE | | 1 | 0 | 0 | 0 | 0 | 0 | 0 | | | | | |
| Cristian Guzman, S (1, 6) OBP: 0.280, SLG: 0.298 | | | 2-2 G4-3 | | 0-0 P5 | | | 0-1 S 1B | | 2 | 0 | 0 | 0 | 0 | 0 | 0 | | | | | |
| Marty Cordova, R (9, PH) OBP: 0.378, SLG: 0.472 | | | | | | | | | | 1 | 0 | 1 | 0 | 0 | 0 | 0 | | | | | |
| Inning Stats | R: 0 H: 0 E: 0 K: 1 S: 9 | H: 0 LOB: 0 BB: 0 P: 13 | R: 0 H: 0 E: 0 K: 0 S: 6 | H: 0 LOB: 0 BB: 0 P: 9 | R: 0 H: 1 E: 0 K: 0 S: 13 | H: 1 LOB: 0 BB: 0 P: 19 | R: 0 H: 1 E: 0 K: 0 S: 5 | H: 1 LOB: 1 BB: 0 P: 7 | R: 0 H: 0 E: 0 K: 0 S: 5 | H: 0 LOB: 0 BB: 1 P: 11 | R: 0 H: 1 E: 0 K: 0 S: 11 | H: 1 LOB: 0 BB: 0 P: 14 | R: 0 H: 0 E: 0 K: 1 S: 6 | H: 0 LOB: 0 BB: 0 P: 11 | R: 0 H: 0 E: 0 K: 1 S: 11 | H: 0 LOB: 1 BB: 0 P: 16 | R: 0 H: 1 E: 0 K: 0 S: 9 | H: 1 LOB: 1 BB: 0 P: 13 | 1B: 4 2B: 0 3B: 0 HR: 0 | SF: 0 SAC: 0 DP: 2 HBP: 0 | WP: 0 PA: 29 CS: 1 |
| PITCHER | IP | WLS | BF | H | R | ER | SO | BB | IBB | HBP | BLK | WP | HR | S | P | ERA | WHIP | | | | |
| Roger Clemens, R (1, 1) ERA: 4.6 | 8.2 | W | 27 | 4 | 0 | 0 | 2 | 1 | 0 | 0 | 0 | 0 | 0 | 73 | 110 | 0.00 | 0.577 | | | | |
| 42 Mariano Rivera, R (9, 1) ERA: 2.7 | 0.1 | S | 1 | 0 | 0 | 0 | 0 | 0 | 0 | 0 | 0 | 0 | 0 | 2 | 3 | 0.00 | 0.000 | | | | |

Minnesota Twins @ New York Yankees
 Yankee Stadium, Bronx, NY
 Mon Aug 16 1999, 7:30 PM EDT
 Att: 36,503 - Unknown - 80 F

| | |
|-----|----|
| AB | 27 |
| R | 0 |
| H | 4 |
| RBI | 0 |
| BB | 1 |
| SO | 2 |
| LOB | 3 |



| Batter | 1 | 2 | 3 | 4 | 5 | 6 | 7 | 8 | 9 | AB | R | H | RBI | BB | SO | LOB | BOTTOM | | | | |
|--|---------------------------------------|----------------------------------|--------------------------------------|----------------------------------|---------------------------------------|----------------------------------|--------------------------------------|----------------------------------|--------------------------------------|---------------------------------|--------------------------------------|---------------------------------|--------------------------------------|----------------------------------|---------------------------------------|----------------------------------|--------------------------------------|----------------------------------|----------------------------------|------------------------------------|--------------------------|
| Chuck Knoblauch, R (1, 4) OBP: 0.387, SLG: 0.449 | 2-2 P6 | | 0-1 SAFE P2 | | | 1-2 F8 | | 1-2 G4-3 | | 4 | 0 | 0 | 0 | 0 | 0 | 2 | | | | | |
| 2 Derek Jeter, R (1, 6) OBP: 0.432, SLG: 0.580 | 1-2 G4-3 | | | 1-3 K | | | 1-3 K | | | 3 | 0 | 0 | 0 | 0 | 2 | 0 | | | | | |
| Paul O'Neill, L (1, 9) OBP: 0.363, SLG: 0.470 | 1-3 K | | | 1-2 G6-3 | | | 1-2 F7 | | | 3 | 0 | 0 | 0 | 0 | 1 | 0 | | | | | |
| Bernie Williams, S (1, 8) OBP: 0.437, SLG: 0.560 | | 1-3 K | | 0-1 F9 | | | 0-0 L7 | | | 3 | 0 | 0 | 0 | 0 | 1 | 0 | | | | | |
| Chili Davis, S (1, 10) OBP: 0.377, SLG: 0.466 | | 2-2 G6-3 | | | 1-1 G1-3 | | | 2-2 K | | 3 | 0 | 0 | 0 | 0 | 1 | 0 | | | | | |
| 20 Jorge Posada, S (1, 2) OBP: 0.329, SLG: 0.412 | | 0-0 F8 | | | 1-3 K | | | 4-2 1B BB | | 2 | 1 | 0 | 0 | 1 | 1 | 0 | | | | | |
| Tino Martinez, L (1, 3) OBP: 0.343, SLG: 0.433 | | | 1-2 1B | | 1-0 F8 | | | 2-1 1B SF8 | | 3 | 1 | 2 | 0 | 0 | 0 | 0 | | | | | |
| Shane Spencer, R (1, 7) OBP: 0.309, SLG: 0.378 | | 1-0 F9 | | | 1-0 F8 | | | 1-2 SF8 E 1B | | 3 | 0 | 1 | 1 | 0 | 0 | 1 | | | | | |
| Scott Brosius, R (1, 5) OBP: 0.317, SLG: 0.432 | | 1-2 SAFE SAFE F8 | | | 0-1 SAFE SAFE G4-3 | | | 2-0 SAFE SAFE SF8 | | 2 | 0 | 0 | 1 | 0 | 0 | 1 | | | | | |
| Inning Stats | R: 0 H: 0 E: 0 K: 1 S: 11 | H: 0 LOB: 0 BB: 0 P: 15 | R: 0 H: 0 E: 0 K: 1 S: 9 | H: 0 LOB: 0 BB: 0 P: 12 | R: 0 H: 1 E: 0 K: 0 S: 12 | H: 1 LOB: 1 BB: 0 P: 15 | R: 0 H: 0 E: 0 K: 1 S: 9 | H: 0 LOB: 0 BB: 0 P: 11 | R: 0 H: 0 E: 0 K: 1 S: 6 | H: 0 LOB: 0 BB: 0 P: 9 | R: 0 H: 0 E: 0 K: 0 S: 8 | H: 0 LOB: 0 BB: 0 P: 8 | R: 0 H: 0 E: 0 K: 1 S: 8 | H: 0 LOB: 0 BB: 0 P: 10 | R: 2 H: 2 E: 1 K: 1 S: 20 | H: 2 LOB: 1 BB: 1 P: 32 | R: 0 H: 1 E: 0 K: 0 S: 9 | H: 1 LOB: 1 BB: 0 P: 13 | 1B: 3 2B: 0 3B: 0 HR: 0 | SF: 1 SAC: 0 DP: 0 HBP: 0 | WP: 0 PA: 28 CS: 0 |
| PITCHER | IP | WLS | BF | H | R | ER | SO | BB | IBB | HBP | BLK | WP | HR | S | P | ERA | WHIP | | | | |
| Eric Milton, L (1, 1) ERA: 5.03 | 8.0 | L | 28 | 3 | 2 | 1 | 6 | 1 | 0 | 0 | 0 | 0 | 0 | 81 | 112 | 1.12 | 0.500 | | | | |

Minnesota Twins @ New York Yankees
 Yankee Stadium, Bronx, NY
 Mon Aug 16 1999, 7:30 PM EDT
 Att: 36,503 - Unknown - 80 F

| | |
|-----|----|
| AB | 26 |
| R | 2 |
| H | 3 |
| RBI | 2 |
| BB | 1 |
| SO | 6 |
| LOB | 4 |



| Batter | 1 | 2 | 3 | 4 | 5 | 6 | 7 | 8 | 9 | AB | R | H | RBI | BB | SO | LOB | TOP | | | | | | | | | | |
|---|-------------------------------|----------------------------------|-------------------------------|----------------------------------|------------------------------|---------------------------------|------------------------------|----------------------------------|-------------------------------|----------------------------------|------------------------------|---------------------------------|------------------------------|----------------------------------|-------------------------------|----------------------------------|---|------------------------------------|----------------------------------|--------|--|--|--|--|--|--|--|
| Chad Allen, R OBP: 0.333, SLG: 0.399 (1, 7) | F9 | F8 | | K | | | G5-3 | | K | 5 | 0 | 0 | 0 | 0 | 2 | 5 | Minnesota Twins @ Baltimore Orioles Oriole Park at Camden Yards, Baltimore, MD Tue Aug 17 1999, 7:05 PM EDT Att: 40,485 - Cloudy - 96 F | | | | | | | | | | |
| Brent Gates, S OBP: 0.348, SLG: 0.357 (1, 5) | L5 | | G4-6-3 | | 1B | BB | G1-3 | | | 3 | 0 | 1 | 0 | 1 | 0 | 0 | | | | | | | | | | | |
| Todd Walker, L OBP: 0.344, SLG: 0.425 (1, 4) | G3 | | F7 | | K | | F8 | | | 4 | 0 | 0 | 0 | 0 | 1 | 2 | | | | | | | | | | | |
| Marty Cordova, R OBP: 0.379, SLG: 0.475 (1, 10) | | 1B | G4-6-3 | | 1B | | G1-3 | | | 4 | 1 | 2 | 0 | 0 | 0 | 1 | | | | | | | | | | | |
| Ron Coomer, R OBP: 0.307, SLG: 0.441 (1, 3) | K | | | HR | FC6-4 | | P5 | | | 4 | 1 | 1 | 1 | 0 | 1 | 2 | | | | | | | | | | | |
| Matt Lawton, L OBP: 0.348, SLG: 0.375 (1, 9) | F8 | | G4-3 | 1B | | | G1-3 | | | 3 | 1 | 1 | 0 | 1 | 0 | 1 | | | | | | | | | | | |
| Terry Steinbach, R OBP: 0.378, SLG: 0.409 (1, 2) | 1B | 1B | G1-3 | | K | | G5-3 | | | 4 | 0 | 1 | 1 | 0 | 1 | 2 | | | | | | | | | | | |
| Tori Hunter, R OBP: 0.304, SLG: 0.369 (1, 8) | 1B | 1B | G4-3 | | K | | K | | | 4 | 0 | 2 | 0 | 0 | 1 | 2 | | | | | | | | | | | |
| Cristian Guzman, S OBP: 0.283, SLG: 0.301 (1, 6) | | 1B | | WP | | | K | | FC4-6 | 4 | 0 | 2 | 1 | 0 | 1 | 2 | | | | | | | | | | | |
| Inning Stats | R: 0 E: 0 K: 0 S: 11 | H: 0 LOB: 0 BB: 0 P: 20 | R: 1 E: 0 K: 1 S: 19 | H: 4 LOB: 3 BB: 0 P: 27 | R: 0 E: 0 K: 0 S: 6 | H: 1 LOB: 0 BB: 0 P: 8 | R: 2 E: 0 K: 1 S: 9 | H: 3 LOB: 1 BB: 0 P: 13 | R: 0 E: 0 K: 1 S: 10 | H: 0 LOB: 1 BB: 1 P: 16 | R: 0 E: 0 K: 0 S: 4 | H: 0 LOB: 0 BB: 0 P: 8 | R: 0 E: 0 K: 0 S: 7 | H: 0 LOB: 0 BB: 0 P: 10 | R: 0 E: 0 K: 1 S: 10 | H: 1 LOB: 1 BB: 0 P: 12 | 1B: 8 2B: 1 3B: 0 HR: 1 | SF: 0 SAC: 0 DP: 1 HBP: 0 | WP: 1 PB: 0 SB: 2 CS: 0 | PA: 37 | | | | | | | |
| PITCHER | IP | WLS | BF | H | R | ER | SO | BB | IBB | HBP | BLK | WP | HR | S | P | ERA | WHIP | | | | | | | | | | |
| 35 Mike Mussina, R ERA: 3.65 (1, 1) | 6.0 | W | 27 | 9 | 3 | 3 | 6 | 2 | 0 | 0 | 0 | 1 | 1 | 70 | 108 | 4.50 | 1.833 | | | | | | | | | | |
| Jim Corsi, R ERA: 4.45 (7, 1) | 0.2 | H | 2 | 0 | 0 | 0 | 0 | 0 | 0 | 0 | 0 | 0 | 0 | 3 | 6 | 0.00 | 0.000 | | | | | | | | | | |
| Jesse Orosco, L ERA: 6.2 (7, 1) | 0.1 | H | 1 | 0 | 0 | 0 | 0 | 0 | 0 | 0 | 0 | 0 | 0 | 1 | 2 | 0.00 | 0.000 | | | | | | | | | | |
| Scott Kamieniecki, R ERA: 6.69 (8, 1) | 1.0 | H | 3 | 0 | 0 | 0 | 0 | 0 | 0 | 0 | 0 | 0 | 0 | 7 | 10 | 0.00 | 0.000 | | | | | | | | | | |
| Mike Timlin, R ERA: 4.11 (9, 1) | 1.0 | | 4 | 1 | 0 | 0 | 1 | 0 | 0 | 0 | 0 | 0 | 0 | 10 | 12 | 0.00 | 1.000 | | | | | | | | | | |

| Batter | 1 | 2 | 3 | 4 | 5 | 6 | 7 | 8 | 9 | AB | R | H | RBI | BB | SO | LOB | BOTTOM | | | | | | | | | | |
|--|-------------------------------|----------------------------------|-------------------------------|----------------------------------|------------------------------|---------------------------------|-------------------------------|----------------------------------|------------------------------|---------------------------------|-------------------------------|----------------------------------|-------------------------------|----------------------------------|-------------------------------|----------------------------------|---|------------------------------------|----------------------------------|--------|--|--|--|--|--|--|--|
| Brady Anderson, L OBP: 0.422, SLG: 0.477 (1, 8) | F8 | | F8 | | G4-3 | FC6-4 | | E | HBP | 4 | 1 | 1 | 0 | 1 | 0 | 1 | Minnesota Twins @ Baltimore Orioles Oriole Park at Camden Yards, Baltimore, MD Tue Aug 17 1999, 7:05 PM EDT Att: 40,485 - Cloudy - 96 F | | | | | | | | | | |
| Mike Bordick, R OBP: 0.333, SLG: 0.391 (1, 6) | | | K | | SF3 | FC6-4 | | E | HBP | 3 | 1 | 1 | 1 | 0 | 1 | 3 | | | | | | | | | | | |
| B.J. Surhoff, L OBP: 0.355, SLG: 0.519 (1, 7) | K | | G5-3 | | 2B | | G6-4-3 | | | 5 | 0 | 3 | 2 | 0 | 1 | 1 | | | | | | | | | | | |
| Albert Belle, R OBP: 0.388, SLG: 0.502 (1, 9) | | | | | G5-3 | | G6-4-3 | | | 3 | 1 | 0 | 0 | 1 | 0 | 3 | | | | | | | | | | | |
| Jeff Reboulet, R OBP: 0.312, SLG: 0.192 (9, 5) | HBP | | | 1B | BB | | | P3 | | 0 | 0 | 0 | 0 | 0 | 0 | 0 | | | | | | | | | | | |
| Harold Baines, L OBP: 0.406, SLG: 0.612 (1, 10) | G4-3 | | | CS | 1B | | G4-3 | | F7 | 5 | 1 | 2 | 2 | 0 | 0 | 3 | | | | | | | | | | | |
| Jeff Conine, R OBP: 0.343, SLG: 0.487 (1, 3) | | | | 1B | HR | | 1B | WP | 2B | 4 | 2 | 4 | 1 | 0 | 0 | 0 | | | | | | | | | | | |
| Charles Johnson, R OBP: 0.334, SLG: 0.429 (1, 2) | F8 | | G5-3 | | G5-3 | | G6-3 | | | 4 | 0 | 1 | 0 | 0 | 0 | 2 | | | | | | | | | | | |
| Delino DeShields, L OBP: 0.339, SLG: 0.369 (1, 4) | L7 | | K | | K | | K | | L8 | 4 | 0 | 0 | 0 | 0 | 2 | 2 | | | | | | | | | | | |
| Ryan Minor, R OBP: 0.286, SLG: 0.311 (9, 9) | F8 | | | | G4-3 | SF3 | | 1B | E | 2 | 2 | 1 | 0 | 2 | 0 | 1 | | | | | | | | | | | |
| Rich Amaral, R OBP: 0.362, SLG: 0.384 (9, 9) | | | | | | BB | | BB | | 0 | 0 | 0 | 0 | 0 | 0 | 0 | | | | | | | | | | | |
| Inning Stats | R: 0 E: 0 K: 1 S: 12 | H: 1 LOB: 2 BB: 0 P: 20 | R: 0 E: 0 K: 0 S: 11 | H: 1 LOB: 0 BB: 0 P: 14 | R: 0 E: 0 K: 1 S: 6 | H: 0 LOB: 0 BB: 0 P: 8 | R: 2 E: 0 K: 1 S: 20 | H: 2 LOB: 0 BB: 1 P: 32 | R: 1 E: 0 K: 0 S: 6 | H: 2 LOB: 1 BB: 0 P: 9 | R: 1 E: 0 K: 1 S: 18 | H: 2 LOB: 3 BB: 2 P: 31 | R: 1 E: 0 K: 0 S: 14 | H: 3 LOB: 1 BB: 0 P: 22 | R: 3 E: 1 K: 0 S: 17 | H: 2 LOB: 1 BB: 1 P: 34 | 1B: 7 2B: 4 3B: 0 HR: 2 | SF: 1 SAC: 0 DP: 1 HBP: 2 | WP: 1 PB: 0 SB: 1 CS: 1 | PA: 41 | | | | | | | |
| PITCHER | IP | WLS | BF | H | R | ER | SO | BB | IBB | HBP | BLK | WP | HR | S | P | ERA | WHIP | | | | | | | | | | |
| Joe Mays, R ERA: 3.82 (1, 1) | 5.1 | L | 25 | 8 | 4 | 4 | 3 | 1 | 0 | 0 | 0 | 1 | 0 | 13 | 26 | 6.75 | 1.688 | | | | | | | | | | |
| Travis Miller, L ERA: 2.25 (6, 1) | 0.2 | | 5 | 1 | 1 | 1 | 1 | 2 | 0 | 0 | 0 | 1 | 0 | 13 | 26 | 13.50 | 4.500 | | | | | | | | | | |
| Hector Carrasco, R ERA: 7.62 (7, 1) | 1.1 | | 8 | 3 | 3 | 2 | 0 | 1 | 0 | 1 | 0 | 0 | 1 | 22 | 40 | 13.50 | 3.000 | | | | | | | | | | |
| Eddie Guardado, L ERA: 4.81 (8, 1) | 0.0 | | 1 | 1 | 0 | 0 | 0 | 0 | 0 | 0 | 0 | 0 | 0 | 1 | 1 | ∞ | ∞ | | | | | | | | | | |
| Bob Wells, R ERA: 3.69 (8, 1) | 0.2 | | 2 | 0 | 0 | 0 | 0 | 0 | 0 | 0 | 0 | 0 | 0 | 6 | 12 | 0.00 | 0.000 | | | | | | | | | | |

| | |
|-----|----|
| AB | 35 |
| R | 3 |
| H | 10 |
| RBI | 3 |
| BB | 2 |
| SO | 7 |
| LOB | 17 |



| | |
|-----|----|
| AB | 34 |
| R | 8 |
| H | 13 |
| RBI | 6 |
| BB | 4 |
| SO | 4 |
| LOB | 16 |



| Batter | 1 | 2 | 3 | 4 | 5 | 6 | 7 | 8 | 9 | AB | R | H | RBI | BB | SO | LOB | TOP | | | | | |
|---|---|----------------------------------|------------------------------|----------------------------------|------------------------------|----------------------------------|------------------------------|----------------------------------|------------------------------|----------------------------------|-------------------------------|----------------------------------|------------------------------|----------------------------------|------------------------------|---------------------------------|---|----------------------------------|----------------------------------|------------------------------------|----------------------------------|--------|
| Jacque Jones, L (1, 8) OBP: 0.330, SLG: 0.444 Brent Gates, S (9, PH) OBP: 0.347, SLG: 0.355 | G4-3 | | G3 | | | G4-3 | | | G6-3 | 3 | 0 | 0 | 0 | 0 | 0 | 1 | Minnesota Twins @ Baltimore Orioles Oriole Park at Camden Yards, Baltimore, MD Wed Aug 18 1999, 7:35 PM EDT Att: 38,820 - Cloudy - 90 F | | | | | |
| Cristian Guzman, S (1, 6) OBP: 0.283, SLG: 0.301 Terry Steinbach, R (9, PH) OBP: 0.380, SLG: 0.412 Denny Hocking, S (9, PR) OBP: 0.321, SLG: 0.374 | G5-3 | | | | G6-4-3 1B | G1-3 | | | G6-3 1B | 3 | 0 | 1 | 0 | 0 | 0 | 1 | | | | | | |
| Todd Walker, L (1, 4) OBP: 0.345, SLG: 0.425 | 1B | | | K | | | F7 | | FC6-4 BB | 3 | 0 | 1 | 0 | 1 | 1 | | | | | | | |
| Marty Cordova, R (1, 10) | G6-3 | | | G6-4-3 | | | G6-3 | | FC6-4 | 4 | 0 | 0 | 0 | 0 | 4 | | | | | | | |
| Matt Lawton, L (1, 9) OBP: 0.345, SLG: 0.371 | | L3 | | | G1 | | G4-3 | | | 3 | 0 | 0 | 0 | 0 | 0 | | | | | | | |
| Corey Koskie, L (1, 5) OBP: 0.365, SLG: 0.445 | | K | | | P6 | | | G1-3 | | 3 | 0 | 0 | 0 | 0 | 1 | | | | | | | |
| Tori Hunter, R (1, 7) OBP: 0.307, SLG: 0.370 | | | | | G5-3 | | | G1-3 | | 2 | 0 | 1 | 0 | 0 | 0 | | | | | | | |
| Javier Valentin, S (1, 2) OBP: 0.328, SLG: 0.442 | | CS | G3 | | | L4 | | G4-6-3 | | 3 | 0 | 0 | 0 | 0 | 1 | | | | | | | |
| Doug Mientkiewicz, L (1, 3) OBP: 0.322, SLG: 0.325 | | | G6-3 | | | G4-3 2B | | | L4 | 3 | 0 | 1 | 0 | 0 | 0 | | | | | | | |
| Inning Stats | R: 0 E: 0 K: 0 S: 12 | H: 1 LOB: 1 BB: 0 P: 17 | R: 0 E: 0 K: 1 S: 9 | H: 1 LOB: 0 BB: 0 P: 11 | R: 0 E: 0 K: 0 S: 8 | H: 0 LOB: 0 BB: 0 P: 10 | R: 0 E: 0 K: 1 S: 7 | H: 1 LOB: 0 BB: 0 P: 10 | R: 0 E: 0 K: 0 S: 8 | H: 0 LOB: 0 BB: 0 P: 15 | R: 0 E: 0 K: 0 S: 10 | H: 1 LOB: 1 BB: 0 P: 12 | R: 0 E: 0 K: 0 S: 7 | H: 0 LOB: 0 BB: 0 P: 13 | R: 0 E: 0 K: 0 S: 6 | H: 0 LOB: 0 BB: 0 P: 9 | R: 0 E: 0 K: 0 S: 9 | H: 1 LOB: 2 BB: 1 P: 16 | 1B: 4 2B: 1 3B: 0 HR: 0 | SF: 0 SAC: 0 DP: 2 HBP: 1 | WP: 0 PB: 0 SB: 2 CS: 1 | PA: 32 |
| PITCHER Scott Erickson, R (1, 1) ERA: 5.45 | IP: 9.0 WLS: W BF: 31 H: 5 R: 0 ER: 0 SO: 2 BB: 1 IBB: 0 HBP: 1 BLK: 0 WP: 0 HR: 0 S: 76 P: 113 ERA: 0.00 WHIP: 0.667 | | | | | | | | | | | | | | | PITCHER | IP: 9.0 WLS: W BF: 31 H: 5 R: 0 ER: 0 SO: 2 BB: 1 IBB: 0 HBP: 1 BLK: 0 WP: 0 HR: 0 S: 76 P: 113 ERA: 0.00 WHIP: 0.667 | | | | | |

| | |
|-----|----|
| AB | 29 |
| R | 0 |
| H | 5 |
| RBI | 0 |
| BB | 1 |
| SO | 2 |
| LOB | 8 |



| Batter | 1 | 2 | 3 | 4 | 5 | 6 | 7 | 8 | 9 | AB | R | H | RBI | BB | SO | LOB | BOTTOM | |
|--|---|----------------------------------|------------------------------|----------------------------------|------------------------------|---------------------------------|-------------------------------|----------------------------------|------------------------------|----------------------------------|-------------------------------|----------------------------------|------------------------------|----------------------------------|----------------------------------|------------------------------------|---|--------|
| Brady Anderson, L (1, 8) OBP: 0.419, SLG: 0.472 | F8 | | | K | | K | | G3-1 | | 4 | 0 | 0 | 0 | 0 | 2 | 0 | Minnesota Twins @ Baltimore Orioles Oriole Park at Camden Yards, Baltimore, MD Wed Aug 18 1999, 7:35 PM EDT Att: 38,820 - Cloudy - 90 F | |
| Mike Bordick, R (1, 6) OBP: 0.333, SLG: 0.392 | P9 | | | G4-3 | | L9 | | 2B | | 4 | 0 | 1 | 0 | 0 | 0 | | | |
| B.J. Surhoff, L (1, 7) OBP: 0.354, SLG: 0.516 | F7 | | | BB | | L1 | | G4-3 | | 3 | 0 | 0 | 0 | 1 | 0 | | | |
| Albert Belle, R (1, 9) OBP: 0.385, SLG: 0.499 | | K2-3 | | K | | G6-3 | | | | 3 | 0 | 0 | 0 | 2 | 1 | | | |
| Harold Baines, L (1, 10) OBP: 0.408, SLG: 0.611 | | K | | | 2B BB | 1B 1B | | | | 2 | 1 | 1 | 0 | 1 | 1 | | | |
| Jeff Conine, R (1, 3) OBP: 0.343, SLG: 0.488 | | G5-3 | | | 1B 2B | P6 | | | | 3 | 1 | 1 | 1 | 0 | 0 | | | |
| Delino DeShields, L (1, 4) OBP: 0.342, SLG: 0.372 | | | F7 | | 2H 1B | 1B | | | | 3 | 0 | 2 | 1 | 0 | 0 | | | |
| Charles Johnson, R (1, 2) OBP: 0.332, SLG: 0.425 | | | P8 | | F9 | K | | | | 3 | 0 | 0 | 0 | 0 | 1 | | | |
| Ryan Minor, R (1, 5) OBP: 0.269, SLG: 0.292 | | | G6-3 | | K | | | K | | 3 | 0 | 0 | 0 | 0 | 2 | | | |
| Inning Stats | R: 0 E: 0 K: 0 S: 7 | H: 0 LOB: 0 BB: 0 P: 12 | R: 0 E: 0 K: 2 S: 8 | H: 0 LOB: 0 BB: 0 P: 13 | R: 0 E: 0 K: 0 S: 5 | H: 0 LOB: 0 BB: 0 P: 9 | R: 2 E: 0 K: 1 S: 13 | H: 2 LOB: 0 BB: 1 P: 21 | R: 0 E: 0 K: 1 S: 8 | H: 0 LOB: 0 BB: 0 P: 10 | R: 0 E: 0 K: 1 S: 14 | H: 2 LOB: 2 BB: 0 P: 20 | R: 0 E: 0 K: 1 S: 9 | H: 1 LOB: 1 BB: 0 P: 15 | 1B: 3 2B: 2 3B: 0 HR: 0 | SF: 0 SAC: 0 DP: 0 HBP: 0 | WP: 0 PB: 0 SB: 0 CS: 0 | PA: 30 |
| PITCHER LaTroy Hawkins, R (1, 1) ERA: 6.7 | IP: 8.0 WLS: L BF: 30 H: 5 R: 2 ER: 2 SO: 8 BB: 2 IBB: 0 HBP: 0 BLK: 0 WP: 0 HR: 0 S: 76 P: 121 ERA: 2.25 WHIP: 0.875 | | | | | | | | | | | | | | | PITCHER | IP: 8.0 WLS: L BF: 30 H: 5 R: 2 ER: 2 SO: 8 BB: 2 IBB: 0 HBP: 0 BLK: 0 WP: 0 HR: 0 S: 76 P: 121 ERA: 2.25 WHIP: 0.875 | |

| | |
|-----|----|
| AB | 28 |
| R | 2 |
| H | 5 |
| RBI | 2 |
| BB | 2 |
| SO | 8 |
| LOB | 5 |



| Batter | 1 | 2 | 3 | 4 | 5 | 6 | 7 | 8 | 9 | AB | R | H | RBI | BB | SO | LOB | TOP | | | | | | | | |
|---|------------------------------|----------------------------------|------------------------------|----------------------------------|------------------------------|----------------------------------|-------------------------------|----------------------------------|-------------------------------|----------------------------------|-------------------------------|----------------------------------|-------------------------------|----------------------------------|------------------------------|---------------------------------|---|----------------------------------|----------------------------------|------------------------------------|----------------------------------|--------|--|--|--|
| Denny Hocking, S (1, 4) OBP: 0.320, SLG: 0.383 | G1-3 | | G5-3 | | F8 | | HR | | | 4 | 1 | 1 | 2 | 0 | 0 | 1 | Minnesota Twins @ Baltimore Orioles Oriole Park at Camden Yards, Baltimore, MD Thu Aug 19 1999, 3:05 PM EDT Att: 38,320 - Cloudy - 91 F | | | | | | | | |
| Chad Allen, R (1, 7) OBP: 0.333, SLG: 0.401 | L1 | | | P3 | | 1B | 2B | | | 4 | 1 | 1 | 0 | 0 | 1 | 0 | | | | | | | | | |
| Marty Cordova, R (1, 10) OBP: 0.374, SLG: 0.467 | G5-3 | | | G5-3 | | 2H | 1B | F9 | | 4 | 0 | 1 | 1 | 0 | 0 | 0 | | | | | | | | | |
| Ron Coomer, R (1, 5) OBP: 0.306, SLG: 0.437 | | K | | FC5 | BB | | K | G5-3 | | 3 | 0 | 0 | 0 | 1 | 2 | 1 | | | | | | | | | |
| Matt Lawton, L (1, 9) OBP: 0.347, SLG: 0.371 | E | S | | BB | | | L7 | L3 | | 3 | 0 | 1 | 0 | 1 | 0 | 1 | | | | | | | | | |
| Terry Steinbach, R (1, 2) OBP: 0.376, SLG: 0.407 | F7 | | | BB | | | G5-3 | | | 3 | 0 | 0 | 0 | 0 | 0 | 4 | | | | | | | | | |
| Javier Valentin, S (7, 2) OBP: 0.326, SLG: 0.439 | | | | FC5 | | | | | K | 1 | 0 | 0 | 0 | 0 | 1 | 0 | | | | | | | | | |
| Doug Mientkiewicz, L (1, 3) OBP: 0.317, SLG: 0.320 | G3 | | | | F9 | | K | F7 | | 4 | 0 | 0 | 0 | 0 | 1 | 1 | | | | | | | | | |
| Tori Hunter, R (1, 8) OBP: 0.313, SLG: 0.370 | | | G5-3 | | S | | HR | BB | | 2 | 1 | 1 | 0 | 2 | 0 | 0 | | | | | | | | | |
| Cristian Guzman, S (1, 6) OBP: 0.281, SLG: 0.298 | | | K | | | | | K | | 3 | 0 | 0 | 0 | 0 | 3 | 2 | | | | | | | | | |
| Brent Gates, S (9, PH) OBP: 0.345, SLG: 0.354 | | | | | | | | K | | 1 | 0 | 0 | 0 | 0 | 1 | 1 | | | | | | | | | |
| Inning Stats | R: 0 E: 0 K: 0 S: 8 | H: 0 LOB: 0 BB: 0 P: 11 | R: 0 E: 0 K: 1 S: 9 | H: 1 LOB: 1 BB: 0 P: 15 | R: 0 E: 0 K: 1 S: 8 | H: 0 LOB: 0 BB: 0 P: 12 | R: 0 E: 0 K: 0 S: 14 | H: 0 LOB: 2 BB: 2 P: 29 | R: 0 E: 0 K: 1 S: 10 | H: 0 LOB: 1 BB: 1 P: 15 | R: 1 E: 0 K: 1 S: 10 | H: 2 LOB: 1 BB: 0 P: 11 | R: 2 E: 0 K: 3 S: 17 | H: 2 LOB: 0 BB: 0 P: 24 | R: 0 E: 0 K: 0 S: 5 | H: 0 LOB: 0 BB: 0 P: 6 | R: 0 E: 0 K: 2 S: 11 | H: 0 LOB: 1 BB: 1 P: 20 | 1B: 3 2B: 1 3B: 0 HR: 1 | SF: 0 SAC: 0 DP: 0 HBP: 0 | WP: 0 PB: 0 SB: 2 CS: 0 | PA: 36 | | | |
| PITCHER | IP | WLS | BF | H | R | ER | SO | BB | IBB | HBP | BLK | WP | HR | S | P | ERA | WHIP | | | | | | | | |
| Jason Johnson, R (1, 1) ERA: 6.44 | 7.0 | W | 29 | 5 | 3 | 3 | 7 | 3 | 0 | 0 | 0 | 0 | 1 | 76 | 117 | 3.86 | 1.143 | | | | | | | | |
| Al Reyes, R (8, 1) ERA: 3.45 | 1.0 | | 3 | 0 | 0 | 0 | 0 | 0 | 0 | 0 | 0 | 0 | 0 | 5 | 6 | 0.00 | 0.000 | | | | | | | | |
| Ricky Bones, R (9, 1) ERA: 5.98 | 1.0 | | 4 | 0 | 0 | 0 | 2 | 1 | 0 | 0 | 0 | 0 | 0 | 11 | 20 | 0.00 | 1.000 | | | | | | | | |

| Batter | 1 | 2 | 3 | 4 | 5 | 6 | 7 | 8 | 9 | AB | R | H | RBI | BB | SO | LOB | BOTTOM | | | | | | | | | |
|--|-------------------------------|----------------------------------|-------------------------------|----------------------------------|-------------------------------|----------------------------------|------------------------------|----------------------------------|-------------------------------|----------------------------------|-------------------------------|----------------------------------|------------------------------|----------------------------------|------------------------------|---------------------------------|---|------------------------------------|----------------------------------|--------|--|--|--|--|--|--|
| Brady Anderson, L (1, 8) OBP: 0.419, SLG: 0.470 | L4 | | | G3 | | S | FC6-4 | | | 4 | 1 | 1 | 0 | 0 | 0 | 1 | Minnesota Twins @ Baltimore Orioles Oriole Park at Camden Yards, Baltimore, MD Thu Aug 19 1999, 3:05 PM EDT Att: 38,320 - Cloudy - 91 F | | | | | | | | | |
| Mike Bordick, R (1, 6) OBP: 0.331, SLG: 0.392 | 2B | HBP | F7 | P9 | | F7 | K | | | 5 | 1 | 1 | 0 | 0 | 1 | 5 | | | | | | | | | | |
| B.J. Surhoff, L (1, 7) OBP: 0.357, SLG: 0.518 | | | | G3-1 | | SF8 | BB | G6-3 | | 2 | 2 | 1 | 1 | 2 | 0 | 0 | | | | | | | | | | |
| Rich Amaral, R (9, PH) OBP: 0.359, SLG: 0.381 | 2B | | 2B | BB | | 1B | BB | G6-3 | | 1 | 0 | 0 | 0 | 0 | 0 | 0 | | | | | | | | | | |
| Albert Belle, R (1, 9) OBP: 0.386, SLG: 0.499 | G6-3 | | 2B | BB | G5-3 | 1B | BB | G6-3 | | 4 | 1 | 1 | 1 | 1 | 0 | 1 | | | | | | | | | | |
| Harold Baines, L (1, 10) OBP: 0.405, SLG: 0.606 | K | | L5 | HR | BB | SF8 | | P6 | | 3 | 1 | 0 | 1 | 1 | 1 | 2 | | | | | | | | | | |
| Jeff Conine, R (1, 3) OBP: 0.350, SLG: 0.498 | | 1B | 2B | HR | 1B | 1B | 1B | | | 4 | 1 | 4 | 2 | 0 | 0 | 0 | | | | | | | | | | |
| Delino DeShields, L (1, 4) OBP: 0.341, SLG: 0.361 | E3 | HBP | P7 | HR | HR | F8 | | | | 4 | 1 | 1 | 3 | 0 | 0 | 4 | | | | | | | | | | |
| Mike Figga, R (1, 2) OBP: 0.213, SLG: 0.261 | K | | K | | K | | | FC6-4 | 1B | 4 | 0 | 1 | 0 | 0 | 3 | 3 | | | | | | | | | | |
| Ryan Minor, R (1, 5) OBP: 0.268, SLG: 0.346 | K | | | HR | K | | | F8 | | 4 | 1 | 1 | 1 | 0 | 2 | 3 | | | | | | | | | | |
| Inning Stats | R: 1 E: 0 K: 1 S: 10 | H: 2 LOB: 1 BB: 0 P: 14 | R: 0 E: 1 K: 2 S: 11 | H: 1 LOB: 3 BB: 0 P: 18 | R: 2 E: 0 K: 1 S: 14 | H: 2 LOB: 1 BB: 1 P: 27 | R: 1 E: 0 K: 0 S: 6 | H: 1 LOB: 0 BB: 0 P: 12 | R: 3 E: 0 K: 2 S: 12 | H: 2 LOB: 0 BB: 1 P: 24 | R: 2 E: 0 K: 0 S: 13 | H: 2 LOB: 2 BB: 2 P: 26 | R: 0 E: 0 K: 1 S: 8 | H: 1 LOB: 1 BB: 0 P: 11 | R: 0 E: 0 K: 0 S: 5 | H: 0 LOB: 0 BB: 0 P: 9 | 1B: 5 2B: 4 3B: 0 HR: 2 | SF: 1 SAC: 0 DP: 0 HBP: 1 | WP: 0 PB: 0 SB: 2 CS: 0 | PA: 41 | | | | | | |
| PITCHER | IP | WLS | BF | H | R | ER | SO | BB | IBB | HBP | BLK | WP | HR | S | P | ERA | WHIP | | | | | | | | | |
| Dan Perkins, R (1, 1) ERA: 7.17 | 4.1 | L | 24 | 7 | 6 | 6 | 4 | 2 | 0 | 1 | 0 | 0 | 1 | 8 | 12 | 13.50 | 1.500 | | | | | | | | | |
| Bob Wells, R (5, 1) ERA: 3.79 | 0.2 | | 3 | 1 | 1 | 1 | 2 | 0 | 0 | 0 | 0 | 0 | 0 | 1 | 8 | 12 | 13.50 | 1.500 | | | | | | | | |
| 23 Benj Sampson, L (6, 1) ERA: 8.11 | 1.0 | | 7 | 2 | 2 | 2 | 0 | 2 | 0 | 0 | 0 | 0 | 0 | 13 | 26 | 18.00 | 4.000 | | | | | | | | | |
| Hector Carrasco, R (7, 1) ERA: 7.33 | 1.0 | | 4 | 1 | 0 | 0 | 1 | 0 | 0 | 0 | 0 | 0 | 0 | 8 | 11 | 0.00 | 1.000 | | | | | | | | | |
| Mike Trombley, R (8, 1) ERA: 3.88 | 1.0 | | 3 | 0 | 0 | 0 | 0 | 0 | 0 | 0 | 0 | 0 | 0 | 5 | 9 | 0.00 | 0.000 | | | | | | | | | |

| | |
|-----|----|
| AB | 32 |
| R | 3 |
| H | 5 |
| RBI | 3 |
| BB | 4 |
| SO | 9 |
| LOB | 11 |



| | |
|-----|----|
| AB | 35 |
| R | 9 |
| H | 11 |
| RBI | 9 |
| BB | 4 |
| SO | 7 |
| LOB | 19 |



| Batter | 1 | 2 | 3 | 4 | 5 | 6 | 7 | 8 | 9 | AB | R | H | RBI | BB | SO | LOB | TOP | | | | | | | | | | | | | | | | | | | | | | | | | | | | | | | | | | | | | | | | | | | | | | | | | | | | | | | | | | | | | | | | | | | | | | | | | | | | | | | | | | | | | | | | | | | | | | | | | | | | | | | | | | | | | | | | | | | | | | | | |
|---|---|---|------------------------------|----------------------------------|-------------------------------|----------------------------------|-------------------------------|----------------------------------|------------------------------|----------------------------------|-------------------------------|----------------------------------|-------------------------------|----------------------------------|-------------------------------|----------------------------------|-------------------------------|----------------------------------|----------------------------------|------------------------------------|----------------------------------|--------|-----|---|----|---|---|---|---|---|---|---|---|---|---|---|----|----|-------|-------|--------------------------------------|--------|-----|--|----|---|---|---|---|---|---|---|---|---|---|---|----|----|------|-------|----------------------------------|--------|-----|--|---|---|---|---|---|---|---|---|---|---|---|---|----|----|------|-------|---------------------------------------|--------|-----|--|---|---|---|---|---|---|---|---|---|---|---|----|----|------|-------|--|--------|-----|--|---|---|---|---|---|---|---|---|---|---|---|----|----|-------|-------|--------------------------------------|--------|-----|--|---|---|---|---|---|---|---|---|---|---|---|----|----|-------|-------|
| Chuck Knoblauch, R OBP: 0.389, SLG: 0.444 | | | | | | | | | | 3 | 2 | 1 | 0 | 2 | 0 | 2 | | | | | | | | | | | | | | | | | | | | | | | | | | | | | | | | | | | | | | | | | | | | | | | | | | | | | | | | | | | | | | | | | | | | | | | | | | | | | | | | | | | | | | | | | | | | | | | | | | | | | | | | | | | | | | | | | | | | | | | | | |
| 2 Derek Jeter, R OBP: 0.426, SLG: 0.570 | | | | | | | | | | 5 | 1 | 2 | 0 | 0 | 1 | 2 | | | | | | | | | | | | | | | | | | | | | | | | | | | | | | | | | | | | | | | | | | | | | | | | | | | | | | | | | | | | | | | | | | | | | | | | | | | | | | | | | | | | | | | | | | | | | | | | | | | | | | | | | | | | | | | | | | | | | | | | | |
| Paul O'Neill, L OBP: 0.362, SLG: 0.459 | | | | | | | | | | 4 | 0 | 0 | 0 | 1 | 1 | 5 | | | | | | | | | | | | | | | | | | | | | | | | | | | | | | | | | | | | | | | | | | | | | | | | | | | | | | | | | | | | | | | | | | | | | | | | | | | | | | | | | | | | | | | | | | | | | | | | | | | | | | | | | | | | | | | | | | | | | | | | | |
| Bernie Williams, S OBP: 0.437, SLG: 0.557 | | | | | | | | | | 4 | 2 | 2 | 2 | 1 | 0 | 2 | | | | | | | | | | | | | | | | | | | | | | | | | | | | | | | | | | | | | | | | | | | | | | | | | | | | | | | | | | | | | | | | | | | | | | | | | | | | | | | | | | | | | | | | | | | | | | | | | | | | | | | | | | | | | | | | | | | | | | | | | |
| Tino Martinez, L OBP: 0.341, SLG: 0.436 | | | | | | | | | | 4 | 2 | 1 | 2 | 1 | 0 | 2 | | | | | | | | | | | | | | | | | | | | | | | | | | | | | | | | | | | | | | | | | | | | | | | | | | | | | | | | | | | | | | | | | | | | | | | | | | | | | | | | | | | | | | | | | | | | | | | | | | | | | | | | | | | | | | | | | | | | | | | | | |
| Chili Davis, S OBP: 0.375, SLG: 0.459 | | | | | | | | | | 2 | 1 | 1 | 0 | 2 | 0 | 0 | | | | | | | | | | | | | | | | | | | | | | | | | | | | | | | | | | | | | | | | | | | | | | | | | | | | | | | | | | | | | | | | | | | | | | | | | | | | | | | | | | | | | | | | | | | | | | | | | | | | | | | | | | | | | | | | | | | | | | | | | |
| Chad Curtis, R OBP: 0.377, SLG: 0.358 | | | | | | | | | | 1 | 0 | 0 | 0 | 0 | 1 | | | | | | | | | | | | | | | | | | | | | | | | | | | | | | | | | | | | | | | | | | | | | | | | | | | | | | | | | | | | | | | | | | | | | | | | | | | | | | | | | | | | | | | | | | | | | | | | | | | | | | | | | | | | | | | | | | | | | | | | | | |
| Ricky Ledee, L OBP: 0.353, SLG: 0.518 | | | | | | | | | | 5 | 1 | 2 | 5 | 0 | 3 | 2 | | | | | | | | | | | | | | | | | | | | | | | | | | | | | | | | | | | | | | | | | | | | | | | | | | | | | | | | | | | | | | | | | | | | | | | | | | | | | | | | | | | | | | | | | | | | | | | | | | | | | | | | | | | | | | | | | | | | | | | | | |
| 20 Jorge Posada, S OBP: 0.339, SLG: 0.406 | | | | | | | | | | 2 | 0 | 0 | 0 | 3 | 0 | 1 | | | | | | | | | | | | | | | | | | | | | | | | | | | | | | | | | | | | | | | | | | | | | | | | | | | | | | | | | | | | | | | | | | | | | | | | | | | | | | | | | | | | | | | | | | | | | | | | | | | | | | | | | | | | | | | | | | | | | | | | | |
| Scott Brosius, R OBP: 0.310, SLG: 0.417 | | | | | | | | | | 5 | 0 | 0 | 0 | 0 | 1 | 6 | | | | | | | | | | | | | | | | | | | | | | | | | | | | | | | | | | | | | | | | | | | | | | | | | | | | | | | | | | | | | | | | | | | | | | | | | | | | | | | | | | | | | | | | | | | | | | | | | | | | | | | | | | | | | | | | | | | | | | | | | |
| Inning Stats | R: 5 E: 0 K: 0 S: 21 | H: 4 LOB: 1 BB: 3 P: 37 | R: 1 E: 0 K: 0 S: 8 | H: 1 LOB: 1 BB: 1 P: 15 | R: 0 E: 0 K: 1 S: 14 | H: 0 LOB: 1 BB: 1 P: 22 | R: 0 E: 0 K: 1 S: 14 | H: 0 LOB: 1 BB: 1 P: 27 | R: 0 E: 0 K: 1 S: 9 | H: 0 LOB: 0 BB: 0 P: 11 | R: 0 E: 0 K: 0 S: 10 | H: 0 LOB: 0 BB: 0 P: 12 | R: 0 E: 0 K: 0 S: 10 | H: 0 LOB: 1 BB: 1 P: 17 | R: 0 E: 0 K: 1 S: 16 | H: 1 LOB: 2 BB: 1 P: 21 | R: 3 E: 0 K: 2 S: 19 | H: 3 LOB: 2 BB: 2 P: 31 | 1B: 5 2B: 2 3B: 1 HR: 1 | SF: 0 SAC: 0 DP: 1 HBP: 0 | WP: 1 PB: 0 CS: 1 | PA: 45 | | | | | | | | | | | | | | | | | | | | | | | | | | | | | | | | | | | | | | | | | | | | | | | | | | | | | | | | | | | | | | | | | | | | | | | | | | | | | | | | | | | | | | | | | | | | | | | | | | | | | | | | | | | | | | | | | | | |
| PITCHER | IP WLS BF H R ER SO BB IBB HBP BLK WP HR S P ERA WHIP | <table border="0"> <tr> <td>Brad Radke, R ERA: 4.1</td> <td>(1, 1)</td> <td>1.2</td> <td>L</td> <td>13</td> <td>5</td> <td>6</td> <td>6</td> <td>0</td> <td>4</td> <td>0</td> <td>0</td> <td>0</td> <td>0</td> <td>0</td> <td>1</td> <td>28</td> <td>51</td> <td>32.40</td> <td>5.400</td> </tr> <tr> <td>Travis Miller, L ERA: 2.04</td> <td>(2, 1)</td> <td>3.1</td> <td></td> <td>12</td> <td>0</td> <td>0</td> <td>0</td> <td>3</td> <td>2</td> <td>0</td> <td>0</td> <td>0</td> <td>0</td> <td>0</td> <td>0</td> <td>38</td> <td>61</td> <td>0.00</td> <td>0.600</td> </tr> <tr> <td>Bob Wells, R ERA: 3.71</td> <td>(6, 1)</td> <td>1.1</td> <td></td> <td>5</td> <td>0</td> <td>0</td> <td>0</td> <td>0</td> <td>1</td> <td>0</td> <td>0</td> <td>0</td> <td>0</td> <td>0</td> <td>0</td> <td>13</td> <td>19</td> <td>0.00</td> <td>0.750</td> </tr> <tr> <td>Eddie Guardado, L ERA: 4.76</td> <td>(7, 1)</td> <td>1.0</td> <td></td> <td>4</td> <td>1</td> <td>0</td> <td>0</td> <td>1</td> <td>0</td> <td>0</td> <td>0</td> <td>0</td> <td>0</td> <td>0</td> <td>10</td> <td>14</td> <td>0.00</td> <td>1.000</td> </tr> <tr> <td>Hector Carrasco, R ERA: 7.49</td> <td>(8, 1)</td> <td>0.2</td> <td></td> <td>4</td> <td>1</td> <td>1</td> <td>1</td> <td>0</td> <td>1</td> <td>0</td> <td>0</td> <td>0</td> <td>0</td> <td>0</td> <td>13</td> <td>18</td> <td>13.50</td> <td>3.000</td> </tr> </table> | | | | | | | | | | | | | | | | | | | Brad Radke, R ERA: 4.1 | (1, 1) | 1.2 | L | 13 | 5 | 6 | 6 | 0 | 4 | 0 | 0 | 0 | 0 | 0 | 1 | 28 | 51 | 32.40 | 5.400 | Travis Miller, L ERA: 2.04 | (2, 1) | 3.1 | | 12 | 0 | 0 | 0 | 3 | 2 | 0 | 0 | 0 | 0 | 0 | 0 | 38 | 61 | 0.00 | 0.600 | Bob Wells, R ERA: 3.71 | (6, 1) | 1.1 | | 5 | 0 | 0 | 0 | 0 | 1 | 0 | 0 | 0 | 0 | 0 | 0 | 13 | 19 | 0.00 | 0.750 | Eddie Guardado, L ERA: 4.76 | (7, 1) | 1.0 | | 4 | 1 | 0 | 0 | 1 | 0 | 0 | 0 | 0 | 0 | 0 | 10 | 14 | 0.00 | 1.000 | Hector Carrasco, R ERA: 7.49 | (8, 1) | 0.2 | | 4 | 1 | 1 | 1 | 0 | 1 | 0 | 0 | 0 | 0 | 0 | 13 | 18 | 13.50 | 3.000 | Mike Trombley, R ERA: 3.87 | (9, 1) | 1.0 | | 7 | 2 | 2 | 2 | 2 | 0 | 0 | 0 | 0 | 0 | 1 | 18 | 30 | 18.00 | 4.000 |
| Brad Radke, R ERA: 4.1 | (1, 1) | 1.2 | L | 13 | 5 | 6 | 6 | 0 | 4 | 0 | 0 | 0 | 0 | 0 | 1 | 28 | 51 | 32.40 | 5.400 | | | | | | | | | | | | | | | | | | | | | | | | | | | | | | | | | | | | | | | | | | | | | | | | | | | | | | | | | | | | | | | | | | | | | | | | | | | | | | | | | | | | | | | | | | | | | | | | | | | | | | | | | | | | | | | | | | | | | | |
| Travis Miller, L ERA: 2.04 | (2, 1) | 3.1 | | 12 | 0 | 0 | 0 | 3 | 2 | 0 | 0 | 0 | 0 | 0 | 0 | 38 | 61 | 0.00 | 0.600 | | | | | | | | | | | | | | | | | | | | | | | | | | | | | | | | | | | | | | | | | | | | | | | | | | | | | | | | | | | | | | | | | | | | | | | | | | | | | | | | | | | | | | | | | | | | | | | | | | | | | | | | | | | | | | | | | | | | | | |
| Bob Wells, R ERA: 3.71 | (6, 1) | 1.1 | | 5 | 0 | 0 | 0 | 0 | 1 | 0 | 0 | 0 | 0 | 0 | 0 | 13 | 19 | 0.00 | 0.750 | | | | | | | | | | | | | | | | | | | | | | | | | | | | | | | | | | | | | | | | | | | | | | | | | | | | | | | | | | | | | | | | | | | | | | | | | | | | | | | | | | | | | | | | | | | | | | | | | | | | | | | | | | | | | | | | | | | | | | |
| Eddie Guardado, L ERA: 4.76 | (7, 1) | 1.0 | | 4 | 1 | 0 | 0 | 1 | 0 | 0 | 0 | 0 | 0 | 0 | 10 | 14 | 0.00 | 1.000 | | | | | | | | | | | | | | | | | | | | | | | | | | | | | | | | | | | | | | | | | | | | | | | | | | | | | | | | | | | | | | | | | | | | | | | | | | | | | | | | | | | | | | | | | | | | | | | | | | | | | | | | | | | | | | | | | | | | | | | |
| Hector Carrasco, R ERA: 7.49 | (8, 1) | 0.2 | | 4 | 1 | 1 | 1 | 0 | 1 | 0 | 0 | 0 | 0 | 0 | 13 | 18 | 13.50 | 3.000 | | | | | | | | | | | | | | | | | | | | | | | | | | | | | | | | | | | | | | | | | | | | | | | | | | | | | | | | | | | | | | | | | | | | | | | | | | | | | | | | | | | | | | | | | | | | | | | | | | | | | | | | | | | | | | | | | | | | | | | |

New York Yankees @ Minnesota Twins
Hubert H. Humphrey Metrodome, Minneapolis, MN
Fri Aug 20 1999, 8:05 PM EDT
Att: 23,595 - Dome - 72 F

AB 35
R 9
H 9
RBI 9
BB 10
SO 6
LOB 23



| Batter | 1 | 2 | 3 | 4 | 5 | 6 | 7 | 8 | 9 | AB | R | H | RBI | BB | SO | LOB | BOTTOM | | | | | | | | | | | | | | | | | | | | | | | | | | | | | | | | | | | | | | | | | | | | | | | | | | | | | | | | | | | | | |
|---|---|---|-------------------------------|----------------------------------|-------------------------------|----------------------------------|-------------------------------|----------------------------------|-------------------------------|----------------------------------|------------------------------|----------------------------------|-------------------------------|----------------------------------|-------------------------------|----------------------------------|------------------------------|----------------------------------|----------------------------------|------------------------------------|-------------------------------------|--------|-----|---|----|---|---|---|---|---|---|---|---|---|---|---|----|-----|------|-------|-------------------------------------|--------|-----|--|---|---|---|---|---|---|---|---|---|---|---|---|----|------|-------|------------------------------------|--------|-----|---|---|---|---|---|---|---|---|---|---|---|---|---|----|------|-------|
| Jacque Jones, L OBP: 0.329, SLG: 0.440 | | | | | | | | | | 4 | 1 | 1 | 0 | 0 | 1 | 0 | | | | | | | | | | | | | | | | | | | | | | | | | | | | | | | | | | | | | | | | | | | | | | | | | | | | | | | | | | | | | | |
| Denny Hocking, S OBP: 0.322, SLG: 0.388 | | | | | | | | | | 4 | 1 | 2 | 0 | 0 | 0 | 2 | | | | | | | | | | | | | | | | | | | | | | | | | | | | | | | | | | | | | | | | | | | | | | | | | | | | | | | | | | | | | | |
| Todd Walker, L OBP: 0.344, SLG: 0.423 | | | | | | | | | | 4 | 0 | 1 | 1 | 0 | 0 | 2 | | | | | | | | | | | | | | | | | | | | | | | | | | | | | | | | | | | | | | | | | | | | | | | | | | | | | | | | | | | | | | |
| Marty Cordova, R OBP: 0.375, SLG: 0.467 | | | | | | | | | | 4 | 0 | 2 | 2 | 0 | 1 | 1 | | | | | | | | | | | | | | | | | | | | | | | | | | | | | | | | | | | | | | | | | | | | | | | | | | | | | | | | | | | | | | |
| Matt Lawton, L OBP: 0.346, SLG: 0.372 | | | | | | | | | | 4 | 0 | 1 | 0 | 0 | 1 | 3 | | | | | | | | | | | | | | | | | | | | | | | | | | | | | | | | | | | | | | | | | | | | | | | | | | | | | | | | | | | | | | |
| Ron Coomer, R OBP: 0.303, SLG: 0.433 | | | | | | | | | | 4 | 0 | 0 | 0 | 0 | 0 | 2 | | | | | | | | | | | | | | | | | | | | | | | | | | | | | | | | | | | | | | | | | | | | | | | | | | | | | | | | | | | | | | |
| Terry Steinbach, R OBP: 0.374, SLG: 0.404 | | | | | | | | | | 4 | 0 | 1 | 0 | 0 | 1 | 1 | | | | | | | | | | | | | | | | | | | | | | | | | | | | | | | | | | | | | | | | | | | | | | | | | | | | | | | | | | | | | | |
| Corey Koskie, L OBP: 0.367, SLG: 0.444 | | | | | | | | | | 3 | 1 | 1 | 0 | 1 | 1 | 1 | | | | | | | | | | | | | | | | | | | | | | | | | | | | | | | | | | | | | | | | | | | | | | | | | | | | | | | | | | | | | | |
| Brent Gates, S OBP: 0.341, SLG: 0.348 | | | | | | | | | | 4 | 0 | 0 | 0 | 0 | 2 | 2 | | | | | | | | | | | | | | | | | | | | | | | | | | | | | | | | | | | | | | | | | | | | | | | | | | | | | | | | | | | | | | |
| Inning Stats | R: 0 E: 0 K: 0 S: 4 | H: 0 LOB: 0 BB: 0 P: 6 | R: 0 E: 0 K: 2 S: 10 | H: 1 LOB: 1 BB: 0 P: 14 | R: 2 E: 0 K: 1 S: 10 | H: 4 LOB: 2 BB: 0 P: 17 | R: 0 E: 0 K: 0 S: 10 | H: 0 LOB: 1 BB: 1 P: 16 | R: 0 E: 0 K: 1 S: 12 | H: 1 LOB: 0 BB: 0 P: 16 | R: 0 E: 0 K: 0 S: 6 | H: 0 LOB: 0 BB: 0 P: 10 | R: 0 E: 0 K: 3 S: 10 | H: 0 LOB: 0 BB: 0 P: 15 | R: 1 E: 0 K: 0 S: 11 | H: 2 LOB: 1 BB: 0 P: 18 | R: 0 E: 0 K: 0 S: 8 | H: 1 LOB: 0 BB: 0 P: 11 | 1B: 7 2B: 3 3B: 0 HR: 0 | SF: 0 SAC: 0 DP: 1 HBP: 0 | WP: 0 PB: 0 CS: 0 | PA: 36 | | | | | | | | | | | | | | | | | | | | | | | | | | | | | | | | | | | | | | | | | | | | | | | | | | | | | | | | |
| PITCHER | IP WLS BF H R ER SO BB IBB HBP BLK WP HR S P ERA WHIP | <table border="0"> <tr> <td>Hideki Irabu, R ERA: 4.26</td> <td>(1, 1)</td> <td>7.0</td> <td>W</td> <td>29</td> <td>7</td> <td>3</td> <td>3</td> <td>7</td> <td>1</td> <td>0</td> <td>0</td> <td>0</td> <td>0</td> <td>0</td> <td>0</td> <td>65</td> <td>100</td> <td>3.86</td> <td>1.143</td> </tr> <tr> <td>Mike Stanton, L ERA: 3.69</td> <td>(8, 1)</td> <td>0.2</td> <td></td> <td>3</td> <td>1</td> <td>0</td> <td>0</td> <td>0</td> <td>0</td> <td>0</td> <td>0</td> <td>0</td> <td>0</td> <td>0</td> <td>7</td> <td>11</td> <td>0.00</td> <td>1.500</td> </tr> <tr> <td>Jeff Nelson, R ERA: 5.21</td> <td>(8, 1)</td> <td>1.1</td> <td>S</td> <td>4</td> <td>1</td> <td>0</td> <td>0</td> <td>0</td> <td>0</td> <td>0</td> <td>0</td> <td>0</td> <td>0</td> <td>0</td> <td>9</td> <td>12</td> <td>0.00</td> <td>0.750</td> </tr> </table> | | | | | | | | | | | | | | | | | | | Hideki Irabu, R ERA: 4.26 | (1, 1) | 7.0 | W | 29 | 7 | 3 | 3 | 7 | 1 | 0 | 0 | 0 | 0 | 0 | 0 | 65 | 100 | 3.86 | 1.143 | Mike Stanton, L ERA: 3.69 | (8, 1) | 0.2 | | 3 | 1 | 0 | 0 | 0 | 0 | 0 | 0 | 0 | 0 | 0 | 7 | 11 | 0.00 | 1.500 | Jeff Nelson, R ERA: 5.21 | (8, 1) | 1.1 | S | 4 | 1 | 0 | 0 | 0 | 0 | 0 | 0 | 0 | 0 | 0 | 9 | 12 | 0.00 | 0.750 |
| Hideki Irabu, R ERA: 4.26 | (1, 1) | 7.0 | W | 29 | 7 | 3 | 3 | 7 | 1 | 0 | 0 | 0 | 0 | 0 | 0 | 65 | 100 | 3.86 | 1.143 | | | | | | | | | | | | | | | | | | | | | | | | | | | | | | | | | | | | | | | | | | | | | | | | | | | | | | | | | | | |
| Mike Stanton, L ERA: 3.69 | (8, 1) | 0.2 | | 3 | 1 | 0 | 0 | 0 | 0 | 0 | 0 | 0 | 0 | 0 | 7 | 11 | 0.00 | 1.500 | | | | | | | | | | | | | | | | | | | | | | | | | | | | | | | | | | | | | | | | | | | | | | | | | | | | | | | | | | | | |
| Jeff Nelson, R ERA: 5.21 | (8, 1) | 1.1 | S | 4 | 1 | 0 | 0 | 0 | 0 | 0 | 0 | 0 | 0 | 0 | 9 | 12 | 0.00 | 0.750 | | | | | | | | | | | | | | | | | | | | | | | | | | | | | | | | | | | | | | | | | | | | | | | | | | | | | | | | | | | | |


New York Yankees @ Minnesota Twins
Hubert H. Humphrey Metrodome, Minneapolis, MN
Fri Aug 20 1999, 8:05 PM EDT
Att: 23,595 - Dome - 72 F

AB 35
R 3
H 9
RBI 3
BB 1
SO 7
LOB 14




| Batter | 1 | 2 | 3 | 4 | 5 | 6 | 7 | 8 | 9 | AB | R | H | RBI | BB | SO | LOB | TOP | | | | | | | | | | | | | | | | | | | | | |
|---|------------------------------|---------------------------------|-------------------------------|----------------------------------|-------------------------------|----------------------------------|-------------------------------|----------------------------------|------------------------------|----------------------------------|-------------------------------|----------------------------------|------------------------------|---------------------------------|-------------------------------|----------------------------------|---|----------------------------------|----------------------------------|------------------------------------|-------------------------|--------|-----|----|---|---|----|----|----|-----|-----|-----|----|----|---|---|-----|------|
| Chuck Knoblauch R (1,4) OBP: 0.388, SLG: 0.443 | F8 | | P4 | | | F7 | | BB 2B | | 4 | 0 | 1 | 0 | 0 | 0 | 1 | New York Yankees @ Minnesota Twins Hubert H. Humphrey Metrodome, Minneapolis, MN Sat Aug 21 1999, 8:05 PM EDT Att: 32,170 - Dome - 72 F | | | | | | | | | | | | | | | | | | | | | |
| 2 Derek Jeter R (1,6) OBP: 0.426, SLG: 0.571 | F8 | | G5-3 | | | G3 2B | | BB | | 4 | 0 | 2 | 1 | 0 | 0 | 1 | | | | | | | | | | | | | | | | | | | | | | |
| Bernie Williams S (1,8) OBP: 0.434, SLG: 0.552 | F9 | | | L3 | | G3 | | F9 | | 4 | 0 | 0 | 0 | 0 | 0 | 3 | | | | | | | | | | | | | | | | | | | | | | |
| Jim Leyritz R (1,10) OBP: 0.344, SLG: 0.459 | | K | | P4 | | K | | | | 3 | 0 | 0 | 0 | 1 | 2 | 1 | | | | | | | | | | | | | | | | | | | | | | |
| Tino Martinez L (1,3) OBP: 0.338, SLG: 0.432 | | P5 | | K | | | | F9 | | 4 | 0 | 0 | 0 | 0 | 1 | 3 | | | | | | | | | | | | | | | | | | | | | | |
| Scott Brosius R (1,5) OBP: 0.311, SLG: 0.417 | | BB | | | P8 | | | F9 | L6-3 | 3 | 0 | 1 | 0 | 1 | 0 | 0 | | | | | | | | | | | | | | | | | | | | | | |
| 20 Jorge Posada S (1,2) OBP: 0.337, SLG: 0.404 | | K | | | FC5-4 | | | G5-3 | P9 | 4 | 0 | 1 | 0 | 0 | 1 | 2 | | | | | | | | | | | | | | | | | | | | | | |
| Shane Spencer R (1,9) OBP: 0.304, SLG: 0.374 | | | K | | | K | | BB 2B | L6-3 | 4 | 1 | 1 | 0 | 0 | 2 | 2 | | | | | | | | | | | | | | | | | | | | | | |
| Chad Curtis R (1,7) OBP: 0.376, SLG: 0.357 | | | | | FC5-4 | | | G6-3 | | 3 | 0 | 1 | 0 | 0 | 0 | 2 | | | | | | | | | | | | | | | | | | | | | | |
| Inning Stats | R: 0 E: 0 K: 0 S: 5 | H: 0 LOB: 0 BB: 0 P: 9 | R: 0 E: 0 K: 2 S: 14 | H: 0 LOB: 1 BB: 1 P: 21 | R: 0 E: 0 K: 1 S: 10 | H: 1 LOB: 1 BB: 0 P: 18 | R: 0 E: 0 K: 1 S: 10 | H: 0 LOB: 0 BB: 0 P: 15 | R: 0 E: 0 K: 1 S: 9 | H: 1 LOB: 1 BB: 0 P: 12 | R: 0 E: 0 K: 1 S: 12 | H: 1 LOB: 1 BB: 0 P: 17 | R: 0 E: 0 K: 0 S: 6 | H: 0 LOB: 0 BB: 0 P: 7 | R: 1 E: 0 K: 0 S: 12 | H: 3 LOB: 3 BB: 1 P: 21 | R: 0 E: 0 K: 0 S: 6 | H: 1 LOB: 0 BB: 0 P: 10 | 1B: 5 2B: 3 3B: 0 HR: 0 | SF: 0 SAC: 0 DP: 1 HBP: 0 | WP: 0 PB: 0 CS: 0 | PA: 35 | | | | | | | | | | | | | | | | |
| PITCHER | IP | WLS | BF | H | R | ER | SO | BB | IBB | HBP | BLK | WP | HR | S | P | ERA | WHIP | PITCHER | | | | IP | WLS | BF | H | R | ER | SO | BB | IBB | HBP | BLK | WP | HR | S | P | ERA | WHIP |
| Eric Milton L (1,1) ERA: 4.85 | 7.1 | W | 29 | 6 | 1 | 1 | 6 | 1 | 0 | 0 | 0 | 0 | 0 | 72 | 108 | 1.23 | 0.955 | | | | | | | | | | | | | | | | | | | | | |
| Eddie Guardado L (8,1) ERA: 4.54 | 1.2 | S | 6 | 1 | 0 | 0 | 0 | 1 | 0 | 0 | 0 | 0 | 0 | 12 | 22 | 0.00 | 1.200 | | | | | | | | | | | | | | | | | | | | | |

AB 33
R 1
H 7
RBI 1
BB 2
SO 6
LOB 15




| Batter | 1 | 2 | 3 | 4 | 5 | 6 | 7 | 8 | 9 | AB | R | H | RBI | BB | SO | LOB | BOTTOM | | | | | | | | | | | | | | | | | | | | | |
|---|-------------------------------|----------------------------------|-------------------------------|----------------------------------|-------------------------------|----------------------------------|-------------------------------|----------------------------------|------------------------------|----------------------------------|-------------------------------|----------------------------------|-------------------------------|----------------------------------|-------------------------------|----------------------------------|---|------------------------------------|-------------------------|--------|--|----|-----|----|---|---|----|----|----|-----|-----|-----|----|----|---|---|-----|------|
| Jacque Jones L (1,8) OBP: 0.330, SLG: 0.449 | G4-3 | SAFE SAFE SAFE | | | P5 | | F8 | L1 | | 5 | 0 | 2 | 2 | 0 | 0 | 3 | New York Yankees @ Minnesota Twins Hubert H. Humphrey Metrodome, Minneapolis, MN Sat Aug 21 1999, 8:05 PM EDT Att: 32,170 - Dome - 72 F | | | | | | | | | | | | | | | | | | | | | |
| Chad Allen R (1,7) OBP: 0.331, SLG: 0.403 | K | L3 | | | G6-3 | | BB 3B | FC6-4 | | 5 | 1 | 1 | 1 | 0 | 1 | 4 | | | | | | | | | | | | | | | | | | | | | | |
| Todd Walker L (1,4) OBP: 0.343, SLG: 0.419 | G4-3 | | | | F8 | | BB | G4-3 | | 4 | 1 | 0 | 0 | 1 | 1 | 3 | | | | | | | | | | | | | | | | | | | | | | |
| Denny Hocking S (9,4) OBP: 0.322, SLG: 0.388 | | | | | | | BB | | | 0 | 0 | 0 | 0 | 0 | 0 | 0 | | | | | | | | | | | | | | | | | | | | | | |
| Marty Cordova R (1,10) OBP: 0.374, SLG: 0.464 | K | | L3 | | | K | BB | | | 4 | 0 | 1 | 1 | 0 | 2 | 1 | | | | | | | | | | | | | | | | | | | | | | |
| Ron Coomer R (1,3) OBP: 0.305, SLG: 0.433 | | BB 1B | | | G6-3 | | BB | | | 4 | 1 | 2 | 1 | 0 | 0 | 0 | | | | | | | | | | | | | | | | | | | | | | |
| Corey Koskie L (1,5) OBP: 0.368, SLG: 0.447 | | BB 2B | | | K | | BB | | | 3 | 1 | 1 | 0 | 1 | 1 | 2 | | | | | | | | | | | | | | | | | | | | | | |
| Brent Gates S (9,5) OBP: 0.341, SLG: 0.348 | | BB 2B | | | | | | P9 | | 0 | 0 | 0 | 0 | 0 | 0 | 0 | | | | | | | | | | | | | | | | | | | | | | |
| Terry Steinbach R (1,2) OBP: 0.380, SLG: 0.414 | | L3 | | | | | SAFE | BB 2B | | 4 | 1 | 3 | 0 | 0 | 0 | 2 | | | | | | | | | | | | | | | | | | | | | | |
| Torii Hunter R (1,9) OBP: 0.312, SLG: 0.369 | | P5 | | | K | | | FC6-4 | | 4 | 0 | 1 | 0 | 0 | 1 | 5 | | | | | | | | | | | | | | | | | | | | | | |
| Cristian Guzman S (1,6) OBP: 0.283, SLG: 0.301 | | BB 2B | | | K | | | FC6-4 | | 4 | 1 | 2 | 1 | 0 | 1 | 1 | | | | | | | | | | | | | | | | | | | | | | |
| Inning Stats | R: 0 E: 0 K: 2 S: 11 | H: 1 LOB: 1 BB: 0 P: 16 | R: 3 E: 0 K: 0 S: 12 | H: 4 LOB: 1 BB: 0 P: 21 | R: 0 E: 0 K: 1 S: 10 | H: 0 LOB: 0 BB: 0 P: 15 | R: 0 E: 0 K: 3 S: 13 | H: 1 LOB: 1 BB: 0 P: 21 | R: 0 E: 0 K: 0 S: 9 | H: 0 LOB: 0 BB: 0 P: 17 | R: 0 E: 0 K: 1 S: 14 | H: 1 LOB: 2 BB: 1 P: 25 | R: 2 E: 0 K: 0 S: 18 | H: 3 LOB: 2 BB: 1 P: 31 | R: 1 E: 0 K: 0 S: 12 | H: 3 LOB: 2 BB: 0 P: 17 | 1B: 8 2B: 4 3B: 1 HR: 0 | SF: 0 SAC: 0 DP: 0 HBP: 0 | WP: 0 PB: 0 CS: 0 | PA: 39 | | | | | | | | | | | | | | | | | | |
| PITCHER | IP | WLS | BF | H | R | ER | SO | BB | IBB | HBP | BLK | WP | HR | S | P | ERA | WHIP | PITCHER | | | | IP | WLS | BF | H | R | ER | SO | BB | IBB | HBP | BLK | WP | HR | S | P | ERA | WHIP |
| Roger Clemens R (1,1) ERA: 4.7 | 6.2 | L | 31 | 9 | 5 | 5 | 7 | 2 | 0 | 0 | 0 | 0 | 0 | 80 | 136 | 6.75 | 1.650 | | | | | | | | | | | | | | | | | | | | | |
| Ramiro Mendoza R (7,1) ERA: 4.53 | 0.1 | | 2 | 1 | 0 | 0 | 0 | 0 | 0 | 0 | 0 | 0 | 0 | 7 | 10 | 0.00 | 3.000 | | | | | | | | | | | | | | | | | | | | | |
| Jason Grimsley R (8,1) ERA: 4.26 | 1.0 | | 6 | 3 | 1 | 1 | 0 | 0 | 0 | 0 | 0 | 0 | 0 | 12 | 17 | 9.00 | 3.000 | | | | | | | | | | | | | | | | | | | | | |

AB 37
R 6
H 13
RBI 6
BB 2
SO 7
LOB 21



| Batter | 1 | 2 | 3 | 4 | 5 | 6 | 7 | 8 | 9 | AB | R | H | RBI | BB | SO | LOB | TOP | | | | | | | | | | |
|---|-------------------------------|----------------------------------|-------------------------------|----------------------------------|----------------------------------|----------------------------------|-------------------------------|----------------------------------|-------------------------------|----------------------------------|-------------------------------|----------------------------------|-------------------------------|----------------------------------|------------------------------|----------------------------------|--|----------------------------------|----------------------------------|------------------------------------|-------------------------|--------|--|--|--|--|--|
| Chuck Knoblauch R (1, 4) OBP: 0.390, SLG: 0.444 | 1-3 K | | 3-2 F7 | | 1-2 FC3-6 2 1B SF7 | 2-2 G6-4-3 2 1B | | 0-1 1B | | 5 | 1 | 3 | 1 | 0 | 1 | 0 | New York Yankees @ Minnesota Twins Sun Aug 22 1999, 2:05 PM EDT Att: 26,150 - Dome - 72 F livebaseballscores.com | | | | | | | | | | |
| 2 Derek Jeter R (1, 6) OBP: 0.426, SLG: 0.571 | 1-1 2B 1B | | 4-2 FC3-6 BB | | 2-2 FC3-6 1-2 1B | 1-0 G6-4-3 1-2 1B | | 0-1 F9 | | 4 | 0 | 2 | 0 | 1 | 0 | 3 | | | | | | | | | | | |
| Paul O'Neill L (1, 9) OBP: 0.361, SLG: 0.459 | 1-0 1-H 2B | | 0-0 FC3-6 1-2 1B | | 0-0 FC3-6 1-2 2-3 1B | | 1-3 K | | 1-2 F7 | 5 | 0 | 1 | 0 | 0 | 1 | 3 | | | | | | | | | | | |
| Bernie Williams S (1, 8) OBP: 0.432, SLG: 0.548 | 4-1 BB | | 0-2 G6-3 | | 1-1 SF7 | | 2-1 G6-3 | | 2-3 K | 3 | 0 | 0 | 1 | 1 | 1 | 1 | | | | | | | | | | | |
| Tino Martinez L (1, 3) OBP: 0.339, SLG: 0.432 | 3-3 K | | | 0-0 20 3B 1B | 1-1 G5-3 | | 3-2 1B BB 1B | | 2-0 F9 | 5 | 1 | 2 | 0 | 0 | 1 | 3 | | | | | | | | | | | |
| Chili Davis S (1, 10) | | 2-3 K | | 1-3 K | | 4-1 20 2B BB | 4-2 1B BB | | | 2 | 1 | 0 | 0 | 2 | 2 | 1 | | | | | | | | | | | |
| Ricky Ledee L (1, 7) OBP: 0.357, SLG: 0.517 | | 0-3 K | | 1-3 K | | 3-1 20 2B 1B | 2-2 1-3 2-3 1B | | | 4 | 1 | 2 | 0 | 0 | 2 | 1 | | | | | | | | | | | |
| 20 Jorge Posada S (1, 2) OBP: 0.342, SLG: 0.430 | | 1-2 HR | | 2-1 1-H 3B | | 1-2 1B 2B | | 1-3 K | | 4 | 1 | 3 | 3 | 0 | 1 | 0 | | | | | | | | | | | |
| Luis Sojo R (1, 5) OBP: 0.289, SLG: 0.372 | | 1-1 G6-3 | | 1-1 P8 | | 1-0 G4-3 | | 3-1 F9 | | 4 | 0 | 0 | 0 | 0 | 0 | 3 | | | | | | | | | | | |
| Inning Stats | R: 0 E: 0 K: 2 S: 11 | H: 2 LOB: 2 BB: 1 P: 21 | R: 1 E: 0 K: 2 S: 11 | H: 1 LOB: 0 BB: 0 P: 15 | R: 0 E: 0 K: 0 S: 10 | H: 0 LOB: 1 BB: 1 P: 17 | R: 1 E: 0 K: 2 S: 12 | H: 2 LOB: 1 BB: 0 P: 17 | R: 1 E: 0 K: 0 S: 13 | H: 2 LOB: 1 BB: 0 P: 18 | R: 2 E: 0 K: 0 S: 12 | H: 3 LOB: 1 BB: 1 P: 24 | R: 0 E: 0 K: 1 S: 14 | H: 2 LOB: 3 BB: 1 P: 26 | R: 0 E: 0 K: 1 S: 9 | H: 1 LOB: 1 BB: 0 P: 13 | R: 0 E: 0 K: 1 S: 8 | H: 0 LOB: 0 BB: 0 P: 13 | 1B: 9 2B: 2 3B: 1 HR: 1 | SF: 1 SAC: 0 DP: 1 HBP: 0 | WP: 0 PB: 0 CS: 0 | PA: 41 | | | | | |
| PITCHER | IP | WLS | BF | H | R | ER | SO | BB | IBB | HBP | BLK | WP | HR | S | P | ERA | WHIP | | | | | | | | | | |
| Joe Mays R (1, 1) ERA: 4.02 | 5.0 | L | 25 | 8 | 5 | 5 | 6 | 3 | 0 | 0 | 0 | 0 | 1 | 60 | 98 | 9.00 | 2.200 | | | | | | | | | | |
| Bob Wells R (6, 1) ERA: 3.66 | 1.0 | | 4 | 2 | 0 | 0 | 0 | 0 | 0 | 0 | 0 | 0 | 0 | 9 | 14 | 0.00 | 2.000 | | | | | | | | | | |
| Travis Miller L (7, 1) ERA: 1.98 | 1.0 | | 5 | 2 | 0 | 0 | 1 | 1 | 0 | 0 | 0 | 0 | 0 | 14 | 26 | 0.00 | 3.000 | | | | | | | | | | |
| Hector Carrasco R (8, 1) ERA: 7.22 | 1.0 | | 4 | 1 | 0 | 0 | 1 | 0 | 0 | 0 | 0 | 0 | 0 | 9 | 13 | 0.00 | 1.000 | | | | | | | | | | |
| Eddie Guardado L (9, 1) ERA: 4.42 | 1.0 | | 3 | 0 | 0 | 0 | 1 | 0 | 0 | 0 | 0 | 0 | 0 | 8 | 13 | 0.00 | 0.000 | | | | | | | | | | |

| Batter | 1 | 2 | 3 | 4 | 5 | 6 | 7 | 8 | 9 | AB | R | H | RBI | BB | SO | LOB | BOTTOM | | | | | | | | | | |
|---|------------------------------|---------------------------------|-------------------------------|----------------------------------|------------------------------|----------------------------------|-------------------------------|----------------------------------|------------------------------|---------------------------------|------------------------------|----------------------------------|-------------------------------|----------------------------------|------------------------------|----------------------------------|--|----------------------------------|----------------------------------|------------------------------------|-------------------------|--------|--|--|--|--|--|
| Jacque Jones L (1, 8) OBP: 0.329, SLG: 0.450 | 0-1 G3-1 | | 0-0 G4-3 | | 1-1 F9 | | 2-2 E7 1-H 2-H 2B | | | 4 | 0 | 1 | 1 | 0 | 0 | 0 | New York Yankees @ Minnesota Twins Sun Aug 22 1999, 2:05 PM EDT Att: 26,150 - Dome - 72 F livebaseballscores.com | | | | | | | | | | |
| Denny Hocking S (1, 7) OBP: 0.318, SLG: 0.382 | 1-2 G6-3 | | 1-2 G6-3 | | 2-0 F8 | | 1-3 K | | | 4 | 0 | 0 | 0 | 0 | 1 | 1 | | | | | | | | | | | |
| Todd Walker L (1, 10) OBP: 0.318, SLG: 0.418 | 1-0 F8 | | 0-2 CS 1B | | | 1-2 F7 | | 1-0 F9 | | 3 | 0 | 1 | 0 | 0 | 0 | 0 | | | | | | | | | | | |
| Chad Allen R (6, PH) OBP: 0.330, SLG: 0.402 | | | | | | | | 1-0 F9 | | 1 | 0 | 0 | 0 | 0 | 0 | 0 | | | | | | | | | | | |
| Matt Lawton L (1, 9) OBP: 0.348, SLG: 0.370 | | 4-1 G1-3 1B SF8 BB | 2-2 CS | 4-2 S BB | | 1-0 F9 | | 2-2 G3 | | 2 | 1 | 0 | 0 | 2 | 0 | 0 | | | | | | | | | | | |
| Corey Koskie L (1, 5) OBP: 0.368, SLG: 0.445 | | 1-0 G1-3 1B | | 1-0 L4 | | 3-3 K | | 0-3 K | | 3 | 0 | 1 | 0 | 0 | 1 | 1 | | | | | | | | | | | |
| Ron Coomer R (8, PH) OBP: 0.304, SLG: 0.432 | | | | | | | | | | 1 | 0 | 0 | 0 | 0 | 1 | 0 | | | | | | | | | | | |
| Brent Gates S (1, 4) OBP: 0.336, SLG: 0.343 | | 1-1 G1-3 | | 1-0 P5 | | | 2-1 P8 | | 0-2 K | 4 | 0 | 0 | 0 | 0 | 1 | 3 | | | | | | | | | | | |
| Doug Mientkiewicz L (1, 3) OBP: 0.318, SLG: 0.519 | | 2-2 SF8 | | 1-1 HBP | | | 0-2 P5 | | 2-2 G6-3 | 1 | 0 | 0 | 1 | 0 | 0 | 0 | | | | | | | | | | | |
| Marty Cordova R (9, PH) OBP: 0.373, SLG: 0.463 | | | | | | | | | | 1 | 0 | 0 | 0 | 0 | 0 | 0 | | | | | | | | | | | |
| Javier Valentin S (1, 2) OBP: 0.330, SLG: 0.438 | | 3-H 4-2 BB | | 1-1 F7 | | | 1-2 WP 2B 1B | | 0-1 G4-3 | 3 | 1 | 1 | 0 | 1 | 0 | 2 | | | | | | | | | | | |
| Cristian Guzman S (1, 6) OBP: 0.281, SLG: 0.298 | | 1-2 P6 | | | 1-0 F9 | | 2-3 K 2B E | | | 3 | 1 | 0 | 0 | 0 | 1 | 3 | | | | | | | | | | | |
| Inning Stats | R: 0 E: 0 K: 0 S: 6 | H: 0 LOB: 0 BB: 0 P: 8 | R: 1 E: 0 K: 0 S: 14 | H: 1 LOB: 2 BB: 2 P: 27 | R: 0 E: 0 K: 0 S: 9 | H: 0 LOB: 0 BB: 0 P: 12 | R: 0 E: 0 K: 0 S: 7 | H: 0 LOB: 2 BB: 1 P: 15 | R: 0 E: 0 K: 0 S: 4 | H: 0 LOB: 0 BB: 0 P: 8 | R: 0 E: 0 K: 1 S: 8 | H: 0 LOB: 0 BB: 0 P: 13 | R: 2 E: 1 K: 2 S: 18 | H: 2 LOB: 1 BB: 0 P: 26 | R: 0 E: 0 K: 1 S: 7 | H: 0 LOB: 0 BB: 0 P: 10 | R: 0 E: 0 K: 1 S: 11 | H: 0 LOB: 0 BB: 0 P: 13 | 1B: 3 2B: 1 3B: 0 HR: 0 | SF: 1 SAC: 0 DP: 0 HBP: 1 | WP: 1 PB: 0 CS: 1 | PA: 36 | | | | | |
| PITCHER | IP | WLS | BF | H | R | ER | SO | BB | IBB | HBP | BLK | WP | HR | S | P | ERA | WHIP | | | | | | | | | | |
| Orlando Hernandez R (1, 1) ERA: 4.26 | 7.0 | W | 29 | 4 | 3 | 2 | 3 | 3 | 0 | 1 | 0 | 0 | 0 | 66 | 109 | 2.57 | 1.000 | | | | | | | | | | |
| Mike Stanton L (8, 1) ERA: 3.61 | 1.0 | H | 3 | 0 | 0 | 0 | 1 | 0 | 0 | 0 | 0 | 0 | 0 | 7 | 10 | 0.00 | 0.000 | | | | | | | | | | |
| 42 Mariano Rivera R (9, 1) ERA: 2.49 | 1.0 | S | 3 | 0 | 0 | 0 | 1 | 0 | 0 | 0 | 0 | 0 | 0 | 11 | 13 | 0.00 | 0.000 | | | | | | | | | | |



| Batter | 1 | 2 | 3 | 4 | 5 | 6 | 7 | 8 | 9 | AB | R | H | RBI | BB | SO | LOB | TOP | | | | | |
|---|-------------------------------|----------------------------------|-------------------------------|----------------------------------|-------------------------------|----------------------------------|------------------------------|----------------------------------|-------------------------------|----------------------------------|------------------------------|----------------------------------|------------------------------|----------------------------------|------------------------------|----------------------------------|-------------------------------|----------------------------------|----------------------------------|------------------------------------|----------------------------------|--------|
| Jose Offerman, S OBP: 0.381, SLG: 0.433 (1, 4) | 2-1 1B 1B | 2-1 1B | | 3-3 K 1-2 | | 0-0 E7 WP | | 1-0 F8 | | 5 | 0 | 2 | 0 | 0 | 1 | 2 | | | | | | |
| John Valentin, R OBP: 0.310, SLG: 0.401 (1, 5) | 2-2 1B | 1-0 F7 | | | 4-2 HR BB | 2-0 P3 | | | 0-3 K | 4 | 1 | 1 | 0 | 1 | 1 | 2 | | | | | | |
| Brian Daubach, L OBP: 0.384, SLG: 0.624 (1, 10) | 0-0 P8 | | | 4-2 1B BB | | 3-3 K | | | 2-2 G3-1 | 4 | 0 | 0 | 0 | 1 | 2 | 4 | | | | | | |
| Nomar Garciaparra, R OBP: 0.406, SLG: 0.588 (1, 6) | 2-3 K | | | 0-0 P9 | | 1-1 F8 | | | 0-3 K | 5 | 0 | 0 | 0 | 0 | 2 | 4 | | | | | | |
| Troy O'Leary, L OBP: 0.338, SLG: 0.521 (1, 7) | 1-2 G6-3 | | | 1-1 1B | | 0-0 HR | | 4-1 G6-4-3 BB | | 3 | 1 | 2 | 2 | 1 | 0 | 2 | | | | | | |
| Mike Stanley, R OBP: 0.386, SLG: 0.468 (1, 3) | | 0-0 FC4-6 1B | | 0-3 K | | 0-0 1B | | 0-0 G6-4-3 BB | | 4 | 0 | 2 | 0 | 0 | 1 | 3 | | | | | | |
| Scott Hatteberg, L OBP: 0.390, SLG: 0.167 (1, 2) | | 1-0 FC4-6 1-2 FC6-4 | | 2-3 K | | 0-0 1B | | 4-0 BB | | 3 | 0 | 1 | 0 | 1 | 1 | 3 | | | | | | |
| Darren Lewis, R OBP: 0.335, SLG: 0.346 (1, 8) | | 0-1 FC6-4 HR | | 2-2 CS 1B | | 0-3 K | | 0-0 B3 | | 4 | 1 | 1 | 0 | 0 | 1 | 4 | | | | | | |
| Trot Nixon, L OBP: 0.341, SLG: 0.454 (1, 9) | | 3-2 HR | | 2-2 F7 | | 3-3 K | | 2-3 K | | 4 | 1 | 1 | 2 | 0 | 2 | 2 | | | | | | |
| Inning Stats | R: 0 E: 0 K: 1 S: 14 | H: 2 LOB: 2 BB: 0 P: 21 | R: 2 E: 0 K: 0 S: 12 | H: 3 LOB: 1 BB: 0 P: 19 | R: 0 E: 0 K: 2 S: 12 | H: 1 LOB: 2 BB: 1 P: 19 | R: 0 E: 0 K: 1 S: 9 | H: 1 LOB: 1 BB: 0 P: 16 | R: 2 E: 0 K: 2 S: 14 | H: 3 LOB: 2 BB: 1 P: 20 | R: 0 E: 0 K: 2 S: 8 | H: 0 LOB: 0 BB: 1 P: 16 | R: 0 E: 0 K: 0 S: 6 | H: 0 LOB: 0 BB: 1 P: 13 | R: 0 E: 0 K: 1 S: 5 | H: 0 LOB: 1 BB: 1 P: 12 | R: 0 E: 0 K: 2 S: 10 | H: 0 LOB: 0 BB: 0 P: 12 | 1B: 8 2B: 1 3B: 0 HR: 2 | SF: 0 SAC: 0 DP: 2 HBP: 0 | WP: 1 PB: 0 SB: 0 CS: 1 | PA: 40 |
| PITCHER | IP | WLS | BF | H | R | ER | SO | BB | IBB | HBP | BLK | WP | HR | S | P | ERA | WHIP | | | | | |
| LaTroy Hawkins, R ERA: 6.65 (1, 1) | 6.1 | L | 32 | 10 | 4 | 4 | 8 | 3 | 0 | 0 | 0 | 1 | 2 | 74 | 123 | 5.68 | 2.053 | | | | | |
| Hector Carrasco, R ERA: 6.61 (7, 1) | 2.2 | | 8 | 0 | 0 | 0 | 3 | 1 | 0 | 0 | 0 | 0 | 0 | 16 | 25 | 0.00 | 0.375 | | | | | |

Boston Red Sox @ Minnesota Twins
Hubert H. Humphrey Metrodome, Minneapolis, MN
Mon Aug 23 1999, 8:05 PM EDT
Att: 14,331 - Dome - 72 F

AB 36
R 4
H 10
RBI 4
BB 4
SO 11
LOB 26





| Batter | 1 | 2 | 3 | 4 | 5 | 6 | 7 | 8 | 9 | AB | R | H | RBI | BB | SO | LOB | BOTTOM | | | | | |
|---|-------------------------------|----------------------------------|------------------------------|----------------------------------|-------------------------------|----------------------------------|------------------------------|---------------------------------|------------------------------|----------------------------------|-------------------------------|----------------------------------|------------------------------|----------------------------------|-------------------------------|----------------------------------|-------------------------------|----------------------------------|----------------------------------|------------------------------------|----------------------------------|--------|
| Jacque Jones, L OBP: 0.326, SLG: 0.444 (1, 8) | 1-2 BB 1B | | | 2-1 G4-3 | | 1-2 F8 | | 3-3 K | | 5 | 0 | 1 | 0 | 0 | 2 | 3 | | | | | | |
| Chad Allen, R OBP: 0.328, SLG: 0.399 (6, FH) (1, 7) | 1-3 K | | 0-0 G5-3 | 0-0 G5-3 | | 2-1 S 1B | | | 3-2 G6-4-3 1B | 3 | 0 | 0 | 0 | 0 | 1 | 2 | | | | | | |
| Matt Lawton, L OBP: 0.352, SLG: 0.374 (7, 9) | | | | 2-3 G6-3 | | 2-3 K | | | 0-3 K | 2 | 0 | 2 | 0 | 0 | 0 | 0 | | | | | | |
| Todd Walker, L OBP: 0.341, SLG: 0.416 (1, 4) | 0-0 BB 1B | | 2-3 K 1B | 0-0 G6-3 | | 3-3 K | | | 0-3 K | 5 | 1 | 1 | 0 | 0 | 3 | 4 | | | | | | |
| Marty Cordova, R OBP: 0.371, SLG: 0.459 (1, 10) | 1-0 F8 | | 1-1 S 1B | | 0-1 F9 | | 2-0 G5-3 | | 3-2 G6-4-3 | 5 | 0 | 1 | 0 | 0 | 0 | 3 | | | | | | |
| Ron Coomer, R OBP: 0.306, SLG: 0.431 (1, 3) | 4-2 BB | | 1-0 P8 | | 0-0 1B | | 2-0 G5-3 | | | 3 | 0 | 1 | 0 | 1 | 0 | 2 | | | | | | |
| Corey Koskie, L OBP: 0.370, SLG: 0.450 (1, 5) | 1-2 2-3 BB | | | 1-2 S 1B | | 2-3 K | | 2-1 2B | | 4 | 0 | 2 | 1 | 0 | 1 | 4 | | | | | | |
| Tori Hunter, R OBP: 0.311, SLG: 0.365 (7, 7) | | | 1-0 G3 | | 0-3 K | | 2-3 K | | | 3 | 0 | 0 | 0 | 1 | 2 | 2 | | | | | | |
| Javier Valentin, S OBP: 0.328, SLG: 0.430 (1, 2) | | 4-0 B5-3 BB | | 0-0 L4 | | | 3-2 F8 | | 2-3 K | 3 | 0 | 0 | 0 | 1 | 1 | 3 | | | | | | |
| Cristian Guzman, S OBP: 0.283, SLG: 0.303 (1, 6) | | 1-1 B5-3 | | 0-2 G5-3 G4-3 1B | | 0-1 1B | | 0-3 K | | 4 | 0 | 2 | 0 | 0 | 1 | 1 | | | | | | |
| Inning Stats | R: 0 E: 0 K: 1 S: 17 | H: 2 LOB: 3 BB: 1 P: 27 | R: 0 E: 0 K: 1 S: 6 | H: 0 LOB: 1 BB: 1 P: 13 | R: 1 E: 0 K: 1 S: 12 | H: 2 LOB: 3 BB: 1 P: 20 | R: 0 E: 0 K: 0 S: 7 | H: 1 LOB: 1 BB: 0 P: 9 | R: 0 E: 0 K: 2 S: 9 | H: 1 LOB: 1 BB: 0 P: 11 | R: 0 E: 0 K: 1 S: 14 | H: 2 LOB: 2 BB: 0 P: 23 | R: 0 E: 0 K: 1 S: 7 | H: 1 LOB: 0 BB: 0 P: 15 | R: 0 E: 0 K: 3 S: 12 | H: 0 LOB: 0 BB: 0 P: 17 | R: 0 E: 0 K: 1 S: 12 | H: 1 LOB: 0 BB: 0 P: 18 | 1B: 8 2B: 2 3B: 0 HR: 0 | SF: 0 SAC: 0 DP: 1 HBP: 0 | WP: 1 PB: 0 SB: 3 CS: 0 | PA: 40 |
| PITCHER | IP | WLS | BF | H | R | ER | SO | BB | IBB | HBP | BLK | WP | HR | S | P | ERA | WHIP | | | | | |
| Pat Rapp, R ERA: 4.36 (1, 1) | 6.0 | W | 30 | 8 | 1 | 1 | 6 | 3 | 0 | 0 | 0 | 0 | 0 | 65 | 103 | 1.50 | 1.833 | | | | | |
| Derek Lowe, R ERA: 2.9 (7, 1) | 3.0 | S | 10 | 2 | 0 | 0 | 5 | 0 | 0 | 0 | 0 | 0 | 0 | 31 | 50 | 0.00 | 0.667 | | | | | |

Boston Red Sox @ Minnesota Twins
Hubert H. Humphrey Metrodome, Minneapolis, MN
Mon Aug 23 1999, 8:05 PM EDT
Att: 14,331 - Dome - 72 F

AB 37
R 1
H 10
RBI 1
BB 3
SO 11
LOB 24



| Batter | 1 | 2 | 3 | 4 | 5 | 6 | 7 | 8 | 9 | AB | R | H | RBI | BB | SO | LOB | TOP | | | | | | | | | | | |
|---|-------------------------------|----------------------------------|-------------------------------|----------------------------------|------------------------------|----------------------------------|------------------------------|----------------------------------|-------------------------------|----------------------------------|-------------------------------|----------------------------------|------------------------------|---------------------------------|-------------------------------|----------------------------------|--|----------------------------------|----------------------------------|------------------------------------|----------------------------------|--------|--|--|--|--|--|--|
| Jose Offerman, S OBP: 0.382, SLG: 0.432 (1, 4) C | 0-1 S 1B | 4-1 FC1-2 BB | | 1-0 G4-3 | 0-1 G4-3 | | | 2-2 G4-3 | | 4 | 0 | 1 | 0 | 1 | 0 | 1 | Boston Red Sox @ Minnesota Twins Hubert H. Humphrey Metrodome, Minneapolis, MN Tue Aug 24 1999, 8:05 PM EDT Att: 12,332 - Dome - 72 F AB 38 R 7 H 11 RBI 6 BB 6 SO 8 LOB 25  | | | | | | | | | | | |
| Darren Lewis, R OBP: 0.336, SLG: 0.349 (1, 8) B | 2-0 P8 | 0-0 FC1-2 | | 1-1 B1 | | | 2-2 G4-3 2B | 2-2 1B | | 5 | 1 | 2 | 0 | 0 | 0 | 4 | | | | | | | | | | | | |
| Brian Daubach, L OBP: 0.381, SLG: 0.617 (1, 10) C | 1-3 K | 1-2 3-H G3 | | 3-2 P5 | | | 2-0 G4-3 | 1-2 G4-6-3 1B | | 5 | 0 | 1 | 0 | 0 | 1 | 5 | | | | | | | | | | | | |
| Nomar Garciaparra, R OBP: 0.406, SLG: 0.585 (1, 6) C | 3-3 K | | 0-0 BB 1B | | 4-2 2B BB | | 2-2 G4-3 | 2-2 G4-6-3 1-2 | | 4 | 1 | 1 | 1 | 1 | 1 | 3 | | | | | | | | | | | | |
| Troy O'Leary, L OBP: 0.337, SLG: 0.517 (1, 7) C | | 4-2 E 1B BB | 3-1 F7 | | 2-3 K | | 1-3 K | | 1-3 K | 4 | 1 | 0 | 0 | 1 | 3 | 2 | | | | | | | | | | | | |
| Mike Stanley, R OBP: 0.387, SLG: 0.470 (1, 3) C | | 0-0 E3 1B PB | 0-1 P5 | | 2-2 2B | | 1-2 G6-3 | | 2-0 1B | 5 | 2 | 2 | 0 | 0 | 0 | 2 | | | | | | | | | | | | |
| Jason Varitek, S OBP: 0.333, SLG: 0.454 (1, 2) C | | 1-3 K | 4-0 BB | | 0-1 WP 1B 2B | | 0-3 K | | 0-0 F8 | 4 | 1 | 1 | 2 | 1 | 2 | 3 | | | | | | | | | | | | |
| Donnie Sadler, R OBP: 0.308, SLG: 0.365 (1, 5) C | | 0-0 PB FC1-2 1B | 4-0 BB | | 1-1 1B | | 0-0 G6-3 | | 1-3 K | 4 | 0 | 2 | 2 | 1 | 1 | 1 | | | | | | | | | | | | |
| Trot Nixon, L OBP: 0.343, SLG: 0.463 (1, 9) C | | 4-2 FC1-2 BB | 2-1 F8 | | 1-1 F7 | | | 1-0 HR | | 3 | 1 | 1 | 1 | 1 | 0 | 4 | | | | | | | | | | | | |
| Inning Stats | R: 0 E: 0 K: 2 S: 10 | H: 1 LOB: 1 BB: 0 P: 16 | R: 2 E: 1 K: 1 S: 14 | H: 1 LOB: 3 BB: 3 P: 30 | R: 0 E: 0 K: 0 S: 7 | H: 1 LOB: 0 BB: 2 P: 20 | R: 0 E: 0 K: 0 S: 6 | H: 0 LOB: 0 BB: 0 P: 11 | R: 3 E: 0 K: 1 S: 16 | H: 3 LOB: 1 BB: 1 P: 26 | R: 1 E: 0 K: 1 S: 11 | H: 1 LOB: 0 BB: 0 P: 18 | R: 0 E: 0 K: 1 S: 8 | H: 0 LOB: 0 BB: 0 P: 9 | R: 1 E: 0 K: 0 S: 13 | H: 3 LOB: 1 BB: 0 P: 21 | R: 0 E: 0 K: 2 S: 8 | H: 1 LOB: 1 BB: 0 P: 12 | 1B: 7 2B: 3 3B: 0 HR: 1 | SF: 0 SAC: 0 DP: 1 HBP: 0 | WP: 1 PB: 2 SB: 1 CS: 0 | PA: 44 | | | | | | |
| PITCHER | IP | WLS | BF | H | R | ER | SO | BB | IBB | HBP | BLK | WP | HR | S | P | ERA | WHIP | | | | | | | | | | | |
| 54 Jason Ryan, R ERA: 6.23 | (1, 1) | 4.1 | L | 24 | 4 | 4 | 3 | 4 | 6 | 0 | 0 | 0 | 0 | 0 | 45 | 93 | 6.23 | 2.308 | | | | | | | | | | |
| Dan Perkins, R ERA: 7.09 | (5, 1) | 4.2 | | 20 | 7 | 3 | 3 | 4 | 0 | 0 | 0 | 0 | 1 | 1 | 48 | 70 | 5.79 | 1.500 | | | | | | | | | | |

| Batter | 1 | 2 | 3 | 4 | 5 | 6 | 7 | 8 | 9 | AB | R | H | RBI | BB | SO | LOB | BOTTOM | | | | | | | | | | |
|---|------------------------------|---------------------------------|------------------------------|----------------------------------|-------------------------------|----------------------------------|------------------------------|----------------------------------|-------------------------------|----------------------------------|-------------------------------|----------------------------------|-------------------------------|----------------------------------|-------------------------------|----------------------------------|---|------------------------------|----------------------------------|----------------------------------|------------------------------------|----------------------------------|--------|--|--|--|--|
| Denny Hocking, S OBP: 0.317, SLG: 0.381 (1, 4) X | 0-0 F7 | | 2-2 CS 1B | | | 2-1 G3 | | 3-2 F7 | | 4 | 0 | 1 | 1 | 0 | 0 | 1 | Boston Red Sox @ Minnesota Twins Hubert H. Humphrey Metrodome, Minneapolis, MN Tue Aug 24 1999, 8:05 PM EDT Att: 12,332 - Dome - 72 F AB 30 R 1 H 5 RBI 1 BB 1 SO 16 LOB 8  | | | | | | | | | | |
| Brent Gates, S OBP: 0.338, SLG: 0.345 (1, 5) B | 2-0 1B | | 0-1 CS | 0-1 P6 | | 3-H K | | 0-1 G4-6-3 1B | | 4 | 0 | 2 | 0 | 0 | 1 | 0 | | | | | | | | | | | |
| Matt Lawton, L OBP: 0.348, SLG: 0.369 (1, 9) X | 1-0 F7 | | | 2-3 K | | | 1-0 G3-1 | | 1-0 G4-6-3 1-2 | 4 | 0 | 0 | 0 | 0 | 1 | 2 | | | | | | | | | | | |
| Terry Steinbach, R OBP: 0.374, SLG: 0.407 (1, 2) C | 0-3 K | | | 1-3 K | | | 1-3 K | | 2-3 K | 4 | 0 | 0 | 0 | 0 | 4 | 1 | | | | | | | | | | | |
| Todd Walker, L OBP: 0.341, SLG: 0.415 (1, 10) C | | 0-3 K | | | 0-3 K | | 0-2 K | | | 3 | 0 | 1 | 0 | 0 | 2 | 0 | | | | | | | | | | | |
| Chad Allen, R OBP: 0.328, SLG: 0.397 (1, 7) C | | 4-2 G4-6-3 BB | | | 1-3 K | | 1-3 K | | 1-2 K | 2 | 0 | 0 | 0 | 1 | 2 | 1 | | | | | | | | | | | |
| Doug Mientkiewicz, L OBP: 0.314, SLG: 0.315 (1, 3) C | | 0-0 G4-6-3 | | | 1-3 K | | | 2-2 P5 | | 3 | 0 | 0 | 0 | 0 | 1 | 1 | | | | | | | | | | | |
| Jacque Jones, L OBP: 0.326, SLG: 0.447 (1, 8) C | | | 2-3 K | | | 0-3 K G3 | | 2-2 K | | 3 | 1 | 1 | 0 | 0 | 2 | 0 | | | | | | | | | | | |
| Cristian Guzman, S OBP: 0.282, SLG: 0.301 Corey Koskie, L OBP: 0.369, SLG: 0.448 (8, PH) (9, 5) C | | | 2-3 K | | | 0-3 K | | 2-3 K | | 2 | 0 | 0 | 0 | 0 | 2 | 1 | | | | | | | | | | | |
| | | | | | | | | | | 1 | 0 | 0 | 0 | 0 | 1 | 1 | | | | | | | | | | | |
| Inning Stats | R: 0 E: 0 K: 1 S: 6 | H: 1 LOB: 1 BB: 0 P: 9 | R: 0 E: 0 K: 1 S: 6 | H: 0 LOB: 0 BB: 1 P: 10 | R: 0 E: 0 K: 2 S: 10 | H: 1 LOB: 0 BB: 0 P: 16 | R: 0 E: 0 K: 2 S: 8 | H: 0 LOB: 0 BB: 0 P: 11 | R: 0 E: 0 K: 3 S: 11 | H: 0 LOB: 0 BB: 0 P: 13 | R: 1 E: 1 K: 3 S: 12 | H: 0 LOB: 0 BB: 0 P: 16 | R: 0 E: 0 K: 2 S: 10 | H: 1 LOB: 1 BB: 0 P: 13 | R: 0 E: 0 K: 1 S: 12 | H: 1 LOB: 1 BB: 0 P: 21 | | R: 0 E: 0 K: 1 S: 7 | H: 1 LOB: 0 BB: 0 P: 10 | 1B: 4 2B: 1 3B: 0 HR: 0 | SF: 0 SAC: 0 DP: 2 HBP: 0 | WP: 0 PB: 0 SB: 1 CS: 1 | PA: 32 | | | | |
| PITCHER | IP | WLS | BF | H | R | ER | SO | BB | IBB | HBP | BLK | WP | HR | S | P | ERA | | WHIP | | | | | | | | | |
| Pedro Martinez, R ERA: 2.4 | (1, 1) | 8.0 | W | 28 | 4 | 1 | 0 | 15 | 1 | 0 | 0 | 0 | 0 | 75 | 109 | 0.00 | 0.625 | | | | | | | | | | |
| Tomo Ohka, R ERA: 12.15 | (9, 1) | 1.0 | | 3 | 1 | 0 | 0 | 1 | 0 | 0 | 0 | 0 | 0 | 7 | 10 | 0.00 | 1.000 | | | | | | | | | | |

| Batter | 1 | 2 | 3 | 4 | 5 | 6 | 7 | 8 | 9 | AB | R | H | RBI | BB | SO | LOB | TOP | | | | | | | | |
|--|------------------------------|----------------------------------|------------------------------|----------------------------------|------------------------------|----------------------------------|------------------------------|----------------------------------|-------------------------------|----------------------------------|------------------------------|---------------------------------|-------------------------------|----------------------------------|------------------------------|----------------------------------|---|----------------------------------|----------------------------------|------------------------------------|----------------------------------|--------|--|--|--|
| Jose Offerman, S OBP: 0.381, SLG: 0.429 | F7 | | F7 | | G4-3 | | | FC5-4 BB | | 3 | 0 | 0 | 1 | 1 | 0 | 2 | Boston Red Sox @ Minnesota Twins Hubert H. Humphrey Metrodome, Minneapolis, MN Wed Aug 25 1999, 8:05 PM EDT Att: 11,185 - Dome - 72 F livebaseballscorecards.com | | | | | | | | |
| Butch Huskey, R OBP: 0.351, SLG: 0.506 | F9 | | G1-3 | | G1-4-3 | | | FC5-4 2B | | 4 | 1 | 0 | 0 | 0 | 0 | 3 | | | | | | | | | |
| Brian Daubach, L OBP: 0.380, SLG: 0.616 | G1 | | | G5-3 | | G1-3 | | 1-H 2B | | 4 | 0 | 1 | 1 | 0 | 0 | 0 | | | | | | | | | |
| Nomar Garciaparra, R OBP: 0.404, SLG: 0.582 | | 2-2 S | | F7 | | E6 G3 | | K | | 4 | 0 | 1 | 0 | 0 | 1 | 1 | | | | | | | | | |
| Troy O'Leary, L OBP: 0.337, SLG: 0.515 | F8 | | | | | G3 | | G6-3 | | 4 | 0 | 1 | 0 | 0 | 0 | 3 | | | | | | | | | |
| Mike Stanley, R OBP: 0.383, SLG: 0.465 | P3 | | | G5-3 | | P6 | | | G1-3 | 4 | 0 | 0 | 0 | 0 | 0 | 3 | | | | | | | | | |
| Trot Nixon, L OBP: 0.342, SLG: 0.460 | F7 | | | | | E G4-3 1B | | F8 | | 4 | 1 | 1 | 0 | 0 | 1 | 1 | | | | | | | | | |
| Damon Buford, R OBP: 0.300, SLG: 0.382 | | | F9 | | F8 | | K | | | 4 | 1 | 1 | 1 | 0 | 1 | 1 | | | | | | | | | |
| Scott Hatteberg, L OBP: 0.378, SLG: 0.152 | | | | | E8 G4-3 1-3 | | G6-3 | | G3 | 3 | 0 | 0 | 0 | 1 | 0 | 1 | | | | | | | | | |
| Inning Stats | R: 0 E: 0 K: 0 S: 8 | H: 0 LOB: 0 BB: 0 P: 15 | R: 0 E: 0 K: 0 S: 9 | H: 1 LOB: 1 BB: 0 P: 12 | R: 0 E: 0 K: 0 S: 7 | H: 0 LOB: 1 BB: 1 P: 13 | R: 0 E: 0 K: 0 S: 7 | H: 1 LOB: 1 BB: 0 P: 11 | R: 1 E: 1 K: 0 S: 11 | H: 1 LOB: 1 BB: 0 P: 17 | R: 0 E: 0 K: 0 S: 5 | H: 0 LOB: 0 BB: 0 P: 9 | R: 0 E: 0 K: 2 S: 10 | H: 0 LOB: 0 BB: 0 P: 15 | R: 1 E: 0 K: 1 S: 8 | H: 1 LOB: 1 BB: 1 P: 13 | R: 1 E: 0 K: 0 S: 8 | H: 1 LOB: 0 BB: 0 P: 17 | 1B: 3 2B: 1 3B: 0 HR: 1 | SF: 0 SAC: 0 DP: 0 HBP: 0 | WP: 0 PB: 0 SB: 1 CS: 0 | PA: 36 | | | |
| PITCHER | IP | WLS | BF | H | R | ER | SO | BB | IBB | HBP | BLK | WP | HR | S | P | ERA | WHIP | | | | | | | | |
| Brad Radke, R ERA: 3.98 | 7.1 | W | 30 | 4 | 2 | 1 | 2 | 2 | 0 | 0 | 0 | 0 | 0 | 61 | 100 | 1.23 | 0.818 | | | | | | | | |
| Bob Wells, R ERA: 3.64 | 0.1 | | 1 | 0 | 0 | 0 | 1 | 0 | 0 | 0 | 0 | 0 | 0 | 3 | 4 | 0.00 | 0.000 | | | | | | | | |
| Eddie Guardado, L ERA: 4.38 | 0.1 | | 1 | 0 | 0 | 0 | 0 | 0 | 0 | 0 | 0 | 0 | 0 | 1 | 1 | 0.00 | 0.000 | | | | | | | | |
| Mike Trombley, R ERA: 3.94 | 1.0 | | 4 | 1 | 1 | 1 | 0 | 0 | 0 | 0 | 0 | 0 | 1 | 8 | 17 | 9.00 | 1.000 | | | | | | | | |

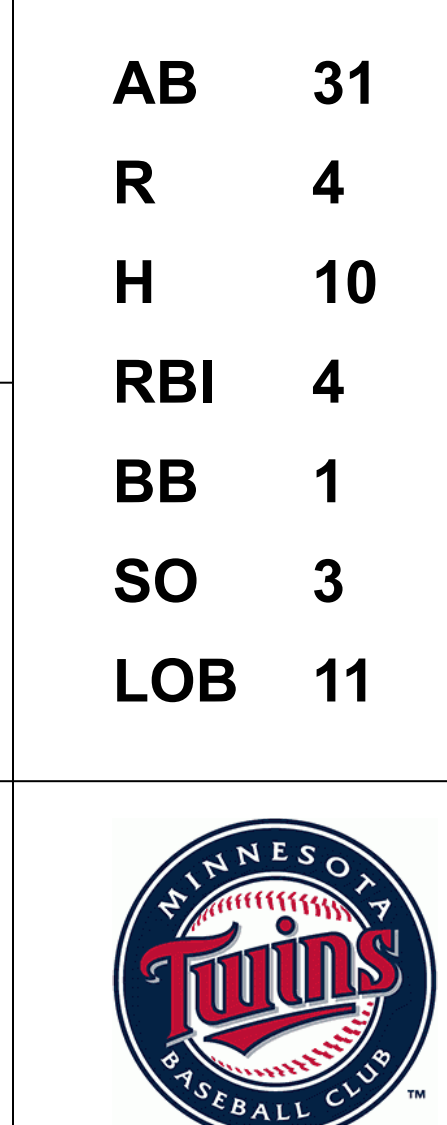
| Batter | 1 | 2 | 3 | 4 | 5 | 6 | 7 | 8 | 9 | AB | R | H | RBI | BB | SO | LOB | BOTTOM | | | | | | | | |
|--|-------------------------------|----------------------------------|------------------------------|----------------------------------|-------------------------------|----------------------------------|------------------------------|----------------------------------|------------------------------|----------------------------------|-------------------------------|----------------------------------|------------------------------|----------------------------------|------------------------------|---------------------------------|---|------------------------------------|----------------------------------|--------|--|--|--|--|--|
| Jacque Jones, L OBP: 0.325, SLG: 0.443 | BB E 1B | CS | K | | F8 | G4-3 | | | | 4 | 1 | 1 | 0 | 0 | 1 | 2 | Boston Red Sox @ Minnesota Twins Hubert H. Humphrey Metrodome, Minneapolis, MN Wed Aug 25 1999, 8:05 PM EDT Att: 11,185 - Dome - 72 F livebaseballscorecards.com | | | | | | | | |
| Denny Hocking, S OBP: 0.313, SLG: 0.375 | E3 BB 1B | | P7 | | K | | G4-3 | | | 4 | 1 | 0 | 0 | 0 | 1 | 1 | | | | | | | | | |
| Marty Cordova, R OBP: 0.374, SLG: 0.461 | G4-6-3 BB | | | | | G3 2B 1B | K2-3 | | | 3 | 1 | 2 | 0 | 1 | 1 | 0 | | | | | | | | | |
| Matt Lawton, L OBP: 0.347, SLG: 0.368 | G4-6-3 BB | | G4-3 | | | G3 | P5 | | | 4 | 0 | 1 | 2 | 0 | 0 | 2 | | | | | | | | | |
| Ron Coomer, R OBP: 0.308, SLG: 0.442 | G4-6-3 | | | | | HR | | G6-3 | | 4 | 2 | 2 | 2 | 0 | 0 | 2 | | | | | | | | | |
| Todd Walker, L OBP: 0.338, SLG: 0.411 | G6-3 | | | | F9 | | K | G4-3 | | 4 | 0 | 0 | 0 | 0 | 1 | 2 | | | | | | | | | |
| Terry Steinbach, R OBP: 0.372, SLG: 0.413 | | F8 | | | F7 | | | G1-3 | | 4 | 1 | 1 | 1 | 0 | 0 | 0 | | | | | | | | | |
| Corey Koskie, L OBP: 0.368, SLG: 0.447 | | F8 | | | G6-3 | | | BB 1B | | 3 | 0 | 1 | 1 | 0 | 0 | 0 | | | | | | | | | |
| Cristian Guzman, S OBP: 0.285, SLG: 0.301 | | | | | G3-1 | | | BB | | 1 | 0 | 0 | 0 | 2 | 0 | 0 | | | | | | | | | |
| Inning Stats | R: 2 E: 1 K: 0 S: 16 | H: 2 LOB: 1 BB: 1 P: 23 | R: 0 E: 0 K: 0 S: 5 | H: 0 LOB: 0 BB: 1 P: 12 | R: 0 E: 0 K: 1 S: 10 | H: 1 LOB: 1 BB: 0 P: 13 | R: 1 E: 0 K: 0 S: 7 | H: 1 LOB: 0 BB: 0 P: 10 | R: 0 E: 0 K: 1 S: 7 | H: 0 LOB: 0 BB: 0 P: 11 | R: 3 E: 0 K: 1 S: 19 | H: 4 LOB: 2 BB: 1 P: 28 | R: 0 E: 0 K: 1 S: 9 | H: 0 LOB: 0 BB: 0 P: 12 | R: 0 E: 0 K: 0 S: 5 | H: 0 LOB: 0 BB: 0 P: 7 | 1B: 5 2B: 1 3B: 1 HR: 1 | SF: 0 SAC: 0 DP: 1 HBP: 0 | WP: 0 PB: 0 SB: 0 CS: 1 | PA: 35 | | | | | |
| PITCHER | IP | WLS | BF | H | R | ER | SO | BB | IBB | HBP | BLK | WP | HR | S | P | ERA | WHIP | | | | | | | | |
| Mark Portugal, R ERA: 5.27 | 5.2 | L | 26 | 8 | 6 | 0 | 0 | 2 | 0 | 0 | 0 | 0 | 0 | 5 | 12 | 0.00 | 3.000 | | | | | | | | |
| Rich Garces, R ERA: 1.64 | 0.1 | | 2 | 0 | 0 | 0 | 0 | 1 | 0 | 0 | 0 | 0 | 0 | 5 | 12 | 0.00 | 3.000 | | | | | | | | |
| John Wasdin, R ERA: 4.71 | 1.0 | | 3 | 0 | 0 | 0 | 1 | 0 | 0 | 0 | 0 | 0 | 0 | 9 | 12 | 0.00 | 0.000 | | | | | | | | |
| Rheal Cormier, L ERA: 3.96 | 1.0 | | 3 | 0 | 0 | 0 | 0 | 0 | 0 | 0 | 0 | 0 | 0 | 5 | 7 | 0.00 | 0.000 | | | | | | | | |



| Batter | 1 | 2 | 3 | 4 | 5 | 6 | 7 | 8 | 9 | AB | R | H | RBI | BB | SO | LOB | TOP | | | | | | | | | | |
|--|-------------------------------|----------------------------------|-------------------------------|----------------------------------|------------------------------|----------------------------------|-------------------------------|----------------------------------|-------------------------------|----------------------------------|-------------------------------|----------------------------------|------------------------------|----------------------------------|-------------------------------|----------------------------------|---|------------------------------------|----------------------------------|--------|--|--|--|--|--|--|--|
| Johnny Damon, L (1, 7) OBP: 0.375, SLG: 0.476 | | | | | | | | | | 4 | 0 | 2 | 0 | 0 | 1 | 0 | Kansas City Royals @ Minnesota Twins Hubert H. Humphrey Metrodome, Minneapolis, MN Fri Aug 27 1999, 8:05 PM EDT Att: 11,176 - Dome - 72 F | | | | | | | | | | |
| Ray Holbert, R (1, 6) OBP: 0.300, SLG: 0.310 | | | | | | | | | | 4 | 1 | 3 | 0 | 0 | 1 | 0 | | | | | | | | | | | |
| Carlos Beltrán, S (1, 8) OBP: 0.328, SLG: 0.456 | | | | | | | | | | 4 | 0 | 1 | 0 | 0 | 3 | 5 | | | | | | | | | | | |
| 29 Mike Sweeney, R (1, 3) OBP: 0.385, SLG: 0.527 | | | | | | | | | | 4 | 0 | 0 | 1 | 0 | 0 | 6 | | | | | | | | | | | |
| Jermaine Dye, R (1, 9) OBP: 0.346, SLG: 0.524 | | | | | | | | | | 4 | 0 | 0 | 0 | 0 | 0 | 1 | | | | | | | | | | | |
| Joe Randa, R (1, 5) OBP: 0.375, SLG: 0.504 | | | | | | | | | | 3 | 0 | 0 | 0 | 1 | 1 | 0 | | | | | | | | | | | |
| Jeremy Giambi, L (1, 10) OBP: 0.381, SLG: 0.378 | | | | | | | | | | 4 | 0 | 0 | 0 | 0 | 2 | 2 | | | | | | | | | | | |
| Tim Spehr, R (1, 2) OBP: 0.337, SLG: 0.420 | | | | | | | | | | 3 | 0 | 0 | 0 | 0 | 1 | 0 | | | | | | | | | | | |
| Jed Hansen, R (1, 4) OBP: 0.295, SLG: 0.333 | | | | | | | | | | 3 | 0 | 1 | 0 | 0 | 2 | 0 | | | | | | | | | | | |
| Inning Stats | R: 0 E: 0 K: 3 S: 11 | H: 0 LOB: 0 BB: 0 P: 15 | R: 0 E: 0 K: 0 S: 12 | H: 0 LOB: 0 BB: 0 P: 18 | R: 0 E: 0 K: 1 S: 9 | H: 2 LOB: 1 BB: 0 P: 12 | R: 0 E: 0 K: 1 S: 18 | H: 0 LOB: 0 BB: 0 P: 13 | R: 0 E: 0 K: 1 S: 14 | H: 3 LOB: 3 BB: 0 P: 18 | R: 0 E: 0 K: 1 S: 12 | H: 0 LOB: 0 BB: 0 P: 16 | R: 0 E: 0 K: 2 S: 8 | H: 0 LOB: 0 BB: 0 P: 11 | R: 1 E: 0 K: 0 S: 15 | H: 2 LOB: 2 BB: 1 P: 22 | 1B: 7 2B: 0 3B: 0 HR: 0 | SF: 0 SAC: 0 DP: 1 HBP: 0 | WP: 0 PB: 0 SB: 0 CS: 0 | PA: 34 | | | | | | | |
| PITCHER | IP | WLS | BF | H | R | ER | SO | BB | IBB | HBP | BLK | WP | HR | S | P | ERA | WHIP | | | | | | | | | | |
| Eric Milton, L (1, 1) ERA: 4.61 | 8.0 | W | 28 | 5 | 0 | 0 | 11 | 0 | 0 | 0 | 0 | 0 | 0 | 93 | 128 | 0.00 | 0.625 | | | | | | | | | | |
| Bob Wells, R (9, 1) ERA: 3.75 | 0.1 | | 3 | 2 | 1 | 1 | 0 | 0 | 0 | 0 | 0 | 0 | 0 | 8 | 10 | 27.00 | 6.000 | | | | | | | | | | |
| Mike Trombley, R (9, 1) ERA: 3.91 | 0.2 | S | 3 | 0 | 0 | 0 | 0 | 1 | 0 | 0 | 0 | 0 | 0 | 7 | 12 | 0.00 | 1.500 | | | | | | | | | | |

| Batter | 1 | 2 | 3 | 4 | 5 | 6 | 7 | 8 | 9 | AB | R | H | RBI | BB | SO | LOB | BOTTOM | | | | | | | | | | |
|--|------------------------------|---------------------------------|-------------------------------|----------------------------------|------------------------------|---------------------------------|------------------------------|---------------------------------|------------------------------|----------------------------------|------------------------------|----------------------------------|-------------------------------|----------------------------------|-------------------------------|----------------------------------|---|------------------------------------|----------------------------------|--------|--|--|--|--|--|--|--|
| Denny Hocking, S (1, 4) OBP: 0.322, SLG: 0.382 | | | | | | | | | | 3 | 0 | 3 | 1 | 0 | 0 | 0 | Kansas City Royals @ Minnesota Twins Hubert H. Humphrey Metrodome, Minneapolis, MN Fri Aug 27 1999, 8:05 PM EDT Att: 11,176 - Dome - 72 F | | | | | | | | | | |
| Cristian Guzman, S (1, 6) OBP: 0.285, SLG: 0.303 | | | | | | | | | | 4 | 0 | 1 | 0 | 0 | 0 | 5 | | | | | | | | | | | |
| Marty Cordova, R (1, 9) OBP: 0.373, SLG: 0.467 | | | | | | | | | | 4 | 1 | 1 | 1 | 0 | 0 | 2 | | | | | | | | | | | |
| Ron Coomer, R (1, 3) OBP: 0.308, SLG: 0.440 | | | | | | | | | | 4 | 1 | 1 | 0 | 0 | 2 | 0 | | | | | | | | | | | |
| Chad Allen, R (1, 7) OBP: 0.325, SLG: 0.393 | | | | | | | | | | 4 | 0 | 0 | 0 | 0 | 0 | 1 | | | | | | | | | | | |
| Terry Steinbach, R (1, 2) OBP: 0.371, SLG: 0.414 | | | | | | | | | | 4 | 1 | 1 | 0 | 0 | 1 | 0 | | | | | | | | | | | |
| Matt Lawton, L (1, 10) OBP: 0.349, SLG: 0.368 | | | | | | | | | | 2 | 1 | 1 | 0 | 1 | 0 | 0 | | | | | | | | | | | |
| Brent Gates, S (1, 5) OBP: 0.338, SLG: 0.345 | | | | | | | | | | 3 | 0 | 1 | 1 | 0 | 0 | 1 | | | | | | | | | | | |
| Torii Hunter, R (1, 8) OBP: 0.311, SLG: 0.365 | | | | | | | | | | 3 | 0 | 1 | 1 | 0 | 0 | 2 | | | | | | | | | | | |
| Inning Stats | R: 0 E: 0 K: 0 S: 6 | H: 1 LOB: 0 BB: 0 P: 8 | R: 3 E: 0 K: 0 S: 15 | H: 4 LOB: 2 BB: 1 P: 25 | R: 0 E: 0 K: 1 S: 5 | H: 0 LOB: 0 BB: 0 P: 7 | R: 0 E: 0 K: 0 S: 7 | H: 0 LOB: 0 BB: 0 P: 8 | R: 0 E: 0 K: 0 S: 8 | H: 1 LOB: 1 BB: 0 P: 16 | R: 0 E: 0 K: 0 S: 6 | H: 0 LOB: 0 BB: 0 P: 11 | R: 0 E: 0 K: 0 S: 10 | H: 3 LOB: 2 BB: 0 P: 16 | R: 1 E: 0 K: 2 S: 12 | H: 1 LOB: 0 BB: 0 P: 17 | 1B: 7 2B: 3 3B: 0 HR: 1 | SF: 0 SAC: 0 DP: 2 HBP: 1 | WP: 0 PB: 0 SB: 1 CS: 1 | PA: 33 | | | | | | | |
| PITCHER | IP | WLS | BF | H | R | ER | SO | BB | IBB | HBP | BLK | WP | HR | S | P | ERA | WHIP | | | | | | | | | | |
| 50 José Rosado, L (1, 1) ERA: 3.89 | 7.0 | L | 29 | 9 | 3 | 3 | 1 | 0 | 0 | 0 | 0 | 0 | 0 | 57 | 91 | 3.86 | 1.429 | | | | | | | | | | |
| Scott Service, R (8, 1) ERA: 5.78 | 1.0 | | 4 | 1 | 1 | 1 | 2 | 0 | 0 | 0 | 0 | 0 | 1 | 12 | 17 | 9.00 | 1.000 | | | | | | | | | | |

AB 33
R 1
H 7
RBI 1
BB 1
SO 11
LOB 14



| Batter | 1 | 2 | 3 | 4 | 5 | 6 | 7 | 8 | 9 | AB | R | H | RBI | BB | SO | LOB | TOP | | | | | | | | |
|--|-------------------------------|----------------------------------|------------------------------|---------------------------------|------------------------------|---------------------------------|------------------------------|----------------------------------|-------------------------------|----------------------------------|------------------------------|---------------------------------|------------------------------|----------------------------------|-------------------------------|----------------------------------|--|----------------------------------|----------------------------------|------------------------------------|----------------------------------|--------|--|--|--|
| Johnny Damon, L (1, 8) OBP: 0.375, SLG: 0.476 | | | | | | | | | | 4 | 0 | 2 | 0 | 0 | 0 | 0 | Kansas City Royals @ Minnesota Twins Hubert H. Humphrey Metrodome, Minneapolis, MN Sun Aug 29 1999, 2:05 PM EDT Att: 11,585 - Dome - 72 F | | | | | | | | |
| Ray Holbert, R (1, 6) OBP: 0.316, SLG: 0.306 | | | | | | | | | | 4 | 1 | 2 | 1 | 0 | 0 | 2 | | | | | | | | | |
| 29 Mike Sweeney, R (1, 10) OBP: 0.386, SLG: 0.529 | | | | | | | | | | 4 | 0 | 2 | 1 | 0 | 0 | 2 | | | | | | | | | |
| Jermaine Dye, R (1, 9) OBP: 0.345, SLG: 0.522 | | | | | | | | | | 4 | 0 | 1 | 0 | 0 | 0 | 3 | | | | | | | | | |
| Jeremy Giambi, L (1, 3) | | | | | | | | | | 4 | 0 | 0 | 0 | 0 | 0 | 2 | | | | | | | | | |
| Joe Randa, R (1, 5) OBP: 0.373, SLG: 0.506 | | | | | | | | | | 4 | 0 | 0 | 0 | 0 | 2 | 2 | | | | | | | | | |
| Scott Pose, L (1, 7) OBP: 0.403, SLG: 0.346 | | | | | | | | | | 3 | 0 | 0 | 0 | 0 | 1 | 1 | | | | | | | | | |
| Tim Spehr, R (1, 2) OBP: 0.331, SLG: 0.411 | | | | | | | | | | 3 | 0 | 0 | 0 | 0 | 0 | 0 | | | | | | | | | |
| Steve Scarson, R (1, 4) OBP: 0.295, SLG: 0.279 | | | | | | | | | | 3 | 1 | 1 | 0 | 0 | 2 | 0 | | | | | | | | | |
| Inning Stats | R: 0 E: 0 K: 0 S: 13 | H: 2 LOB: 1 BB: 0 P: 19 | R: 0 E: 0 K: 0 S: 5 | H: 0 LOB: 0 BB: 0 P: 8 | R: 0 E: 0 K: 1 S: 7 | H: 0 LOB: 0 BB: 0 P: 9 | R: 1 E: 0 K: 1 S: 8 | H: 2 LOB: 1 BB: 0 P: 16 | R: 0 E: 0 K: 2 S: 12 | H: 0 LOB: 0 BB: 0 P: 17 | R: 0 E: 0 K: 1 S: 5 | H: 1 LOB: 0 BB: 0 P: 8 | R: 0 E: 0 K: 1 S: 8 | H: 1 LOB: 1 BB: 0 P: 10 | R: 1 E: 0 K: 0 S: 12 | H: 2 LOB: 1 BB: 0 P: 19 | R: 0 E: 0 K: 0 S: 9 | H: 0 LOB: 0 BB: 0 P: 11 | 1B: 5 2B: 3 3B: 0 HR: 0 | SF: 0 SAC: 0 DP: 2 HBP: 0 | WP: 1 PB: 0 SB: 0 CS: 0 | PA: 33 | | | |
| PITCHER | IP | WLS | BF | H | R | ER | SO | BB | IBB | HBP | BLK | WP | HR | S | P | ERA | WHIP | | | | | | | | |
| LaTroy Hawkins, R (1, 1) ERA: 6.44 | 7.1 | W | 27 | 7 | 2 | 2 | 5 | 0 | 0 | 0 | 0 | 1 | 0 | 64 | 97 | 2.46 | 0.955 | | | | | | | | |
| Eddie Guardado, L (8, 1) ERA: 4.3 | 0.0 | | 1 | 1 | 0 | 0 | 0 | 0 | 0 | 0 | 0 | 0 | 0 | 2 | 3 | ∞ | ∞ | | | | | | | | |
| Bob Wells, R (8, 1) ERA: 3.63 | 1.2 | S | 5 | 0 | 0 | 0 | 0 | 0 | 0 | 0 | 0 | 0 | 0 | 13 | 17 | 0.00 | 0.000 | | | | | | | | |

| Batter | 1 | 2 | 3 | 4 | 5 | 6 | 7 | 8 | 9 | AB | R | H | RBI | BB | SO | LOB | BOTTOM | | | | | | | | |
|---|------------------------------|----------------------------------|-------------------------------|----------------------------------|-------------------------------|----------------------------------|------------------------------|----------------------------------|------------------------------|----------------------------------|-------------------------------|----------------------------------|------------------------------|----------------------------------|------------------------------|----------------------------------|--|----------------------------------|----------------------------------|------------------------------------|----------------------------------|--------|--|--|--|
| Jacque Jones, L (1, 8) OBP: 0.316, SLG: 0.431 | | | | | | | | | | 4 | 0 | 1 | 1 | 0 | 2 | 2 | Kansas City Royals @ Minnesota Twins Hubert H. Humphrey Metrodome, Minneapolis, MN Sun Aug 29 1999, 2:05 PM EDT Att: 11,585 - Dome - 72 F | | | | | | | | |
| Cristian Guzman, S (1, 6) OBP: 0.285, SLG: 0.301 | | | | | | | | | 4 | 0 | 0 | 0 | 0 | 1 | 1 | | | | | | | | | | |
| Matt Lawton, L (1, 9) OBP: 0.352, SLG: 0.367 | | | | | | | | | 3 | 0 | 1 | 1 | 1 | 0 | 1 | | | | | | | | | | |
| Marty Cordova, R (1, 10) OBP: 0.375, SLG: 0.482 | | | | | | | | | 4 | 0 | 0 | 0 | 0 | 2 | 3 | | | | | | | | | | |
| Todd Walker, L (1, 4) OBP: 0.345, SLG: 0.411 | | | | | | | | | | 1 | 1 | 0 | 0 | 3 | 0 | 0 | | | | | | | | | |
| Chad Allen, R (1, 7) OBP: 0.326, SLG: 0.391 | | | | | | | | | | 3 | 2 | 0 | 0 | 1 | 4 | | | | | | | | | | |
| Corey Koskie, L (1, 5) OBP: 0.377, SLG: 0.468 | | | | | | | | | | 3 | 2 | 3 | 4 | 1 | 0 | 0 | | | | | | | | | |
| Javier Valentin, S (1, 2) OBP: 0.322, SLG: 0.421 | | | | | | | | | | 4 | 0 | 0 | 0 | 0 | 2 | 4 | | | | | | | | | |
| Doug Mientkiewicz, L (1, 3) OBP: 0.317, SLG: 0.322 | | | | | | | | | | 4 | 1 | 2 | 0 | 0 | 0 | 3 | | | | | | | | | |
| Inning Stats | R: 0 E: 0 K: 2 S: 9 | H: 0 LOB: 0 BB: 0 P: 15 | R: 2 E: 0 K: 0 S: 10 | H: 1 LOB: 1 BB: 1 P: 21 | R: 1 E: 0 K: 0 S: 10 | H: 2 LOB: 1 BB: 0 P: 14 | R: 1 E: 0 K: 1 S: 9 | H: 1 LOB: 1 BB: 1 P: 17 | R: 0 E: 0 K: 1 S: 9 | H: 0 LOB: 0 BB: 1 P: 15 | R: 1 E: 0 K: 2 S: 19 | H: 1 LOB: 2 BB: 1 P: 33 | R: 0 E: 0 K: 2 S: 9 | H: 1 LOB: 2 BB: 1 P: 19 | R: 1 E: 0 K: 0 S: 9 | H: 1 LOB: 1 BB: 1 P: 18 | R: 1 E: 0 K: 0 S: 9 | H: 1 LOB: 1 BB: 1 P: 18 | 1B: 4 2B: 2 3B: 0 HR: 1 | SF: 1 SAC: 1 DP: 0 HBP: 0 | WP: 0 PB: 0 SB: 3 CS: 0 | PA: 38 | | | |
| PITCHER | IP | WLS | BF | H | R | ER | SO | BB | IBB | HBP | BLK | WP | HR | S | P | ERA | WHIP | | | | | | | | |
| Blake Stein, R (1, 1) ERA: 4.23 | 5.0 | L | 25 | 5 | 5 | 5 | 4 | 4 | 0 | 0 | 0 | 0 | 0 | 55 | 97 | 9.00 | 1.800 | | | | | | | | |
| Scott Service, R (6, 1) ERA: 5.61 | 2.0 | | 8 | 1 | 0 | 0 | 4 | 0 | 1 | 0 | 0 | 0 | 0 | 20 | 37 | 0.00 | 0.500 | | | | | | | | |
| Jeff Montgomery, R (8, 1) ERA: 6.95 | 1.0 | | 5 | 1 | 1 | 1 | 0 | 1 | 0 | 0 | 0 | 0 | 0 | 9 | 18 | 9.00 | 2.000 | | | | | | | | |

| | |
|-----|----|
| AB | 33 |
| R | 2 |
| H | 8 |
| RBI | 2 |
| BB | 0 |
| SO | 5 |
| LOB | 12 |

| | |
|-----|----|
| AB | 30 |
| R | 6 |
| H | 7 |
| RBI | 6 |
| BB | 6 |
| SO | 8 |
| LOB | 18 |



| Batter | 1 | 2 | 3 | 4 | 5 | 6 | 7 | 8 | 9 | AB | R | H | RBI | BB | SO | LOB | TOP | | | | | | | | | | |
|--|-------------------------------|----------------------------------|-------------------------------|----------------------------------|------------------------------|----------------------------------|-------------------------------|----------------------------------|-------------------------------|----------------------------------|------------------------------|----------------------------------|------------------------------|---------------------------------|------------------------------|----------------------------------|--|----------------------------------|----------------------------------|------------------------------------|----------------------------------|--------|--|--|--|--|--|
| Jacque Jones, L (1, 8) OBP: 0.311, SLG: 0.424 | G4-3 | | G1-3 | | | G4-3 | | | F7 | 4 | 0 | 0 | 0 | 0 | 0 | 0 | Minnesota Twins @ Toronto Blue Jays SkyDome, Toronto, ON Mon Aug 30 1999, 7:05 PM EDT Att: 22,137 - Unknown - 66 F | | | | | | | | | | |
| Chad Allen, R (1, 7) OBP: 0.325, SLG: 0.388 | F9 | | G4-3 | | | G3 | | | FC4-6 BB | 3 | 0 | 0 | 0 | 1 | 0 | | | | | | | | | | | | |
| Matt Lawton, L (1, 9) OBP: 0.351, SLG: 0.365 | 1B | | | | F7 | | | | FC4-6 1-2 | 4 | 0 | 1 | 0 | 0 | 1 | | | | | | | | | | | | |
| Marty Cordova, R (1, 10) OBP: 0.371, SLG: 0.477 | F9 | | | | G4-3 | | | | G6-3 | 4 | 0 | 0 | 0 | 0 | 2 | | | | | | | | | | | | |
| Todd Walker, L (1, 4) OBP: 0.345, SLG: 0.410 | | | | | | | | | G4-3 | 3 | 0 | 1 | 0 | 0 | 1 | | | | | | | | | | | | |
| Ron Coomer, R (1, 3) OBP: 0.306, SLG: 0.444 | | | | | | | | | G6-3 | 3 | 1 | 1 | 1 | 0 | 0 | | | | | | | | | | | | |
| Corey Koskie, L (1, 5) OBP: 0.380, SLG: 0.474 | | | | | | | | | | 3 | 0 | 2 | 0 | 0 | 0 | | | | | | | | | | | | |
| Terry Steinbach, R (1, 2) OBP: 0.365, SLG: 0.407 | | | | | | | | | FC1-5 2B | 3 | 0 | 0 | 0 | 0 | 2 | | | | | | | | | | | | |
| Denny Hocking, S (8, PR) OBP: 0.322, SLG: 0.382 | | | | | | | | | FC1-5 G4-6-3 2-3 | 0 | 0 | 0 | 0 | 0 | 0 | | | | | | | | | | | | |
| Cristian Guzman, S (1, 6) OBP: 0.283, SLG: 0.299 | | | | | | | | | G4-6-3 1-2 | 2 | 0 | 0 | 0 | 0 | 0 | | | | | | | | | | | | |
| Doug Mientkiewicz, L (8, PH) OBP: 0.317, SLG: 0.322 | | | | | | | | | | 0 | 0 | 0 | 0 | 0 | 0 | | | | | | | | | | | | |
| Toni Hunter, R (8, PH) OBP: 0.311, SLG: 0.364 | | | | | | | | | | 1 | 0 | 0 | 0 | 0 | 1 | | | | | | | | | | | | |
| Javier Valentin, S (8, 2) OBP: 0.322, SLG: 0.421 | | | | | | | | | | 0 | 0 | 0 | 0 | 0 | 0 | | | | | | | | | | | | |
| Inning Stats | R: 0 E: 0 K: 0 S: 15 | H: 1 LOB: 1 BB: 0 P: 23 | R: 0 E: 0 K: 1 S: 14 | H: 2 LOB: 1 BB: 0 P: 21 | R: 0 E: 0 K: 0 S: 7 | H: 0 LOB: 0 BB: 0 P: 11 | R: 0 E: 0 K: 1 S: 12 | H: 0 LOB: 0 BB: 0 P: 18 | R: 1 E: 0 K: 0 S: 12 | H: 1 LOB: 0 BB: 0 P: 20 | R: 0 E: 0 K: 1 S: 7 | H: 0 LOB: 0 BB: 0 P: 12 | R: 0 E: 0 K: 0 S: 6 | H: 0 LOB: 0 BB: 0 P: 9 | R: 0 E: 0 K: 0 S: 9 | H: 1 LOB: 1 BB: 0 P: 13 | R: 0 E: 0 K: 0 S: 7 | H: 0 LOB: 1 BB: 1 P: 11 | 1B: 3 2B: 1 3B: 0 HR: 1 | SF: 0 SAC: 0 DP: 1 HBP: 0 | WP: 0 PB: 0 SB: 1 CS: 0 | PA: 31 | | | | | |
| PITCHER | IP | WLS | BF | H | R | ER | SO | BB | IBB | HBP | BLK | WP | HR | S | P | ERA | WHIP | | | | | | | | | | |
| Pat Hentgen, R (1, 1) ERA: 5.05 | 7.1 | W | 26 | 5 | 1 | 1 | 4 | 0 | 0 | 0 | 0 | 0 | 1 | 80 | 123 | 1.23 | 0.682 | | | | | | | | | | |
| Graeme Lloyd, L (8, 1) ERA: 3.05 | 0.2 | H | 1 | 0 | 0 | 0 | 0 | 0 | 0 | 0 | 0 | 0 | 0 | 2 | 4 | 0.00 | 0.000 | | | | | | | | | | |
| Billy Koch, R (9, 1) ERA: 2.29 | 1.0 | S | 4 | 0 | 0 | 0 | 0 | 1 | 0 | 0 | 0 | 0 | 0 | 7 | 11 | 0.00 | 1.000 | | | | | | | | | | |

| | |
|-----|----|
| AB | 30 |
| R | 1 |
| H | 5 |
| RBI | 1 |
| BB | 1 |
| SO | 4 |
| LOB | 6 |



| Batter | 1 | 2 | 3 | 4 | 5 | 6 | 7 | 8 | 9 | AB | R | H | RBI | BB | SO | LOB | BOTTOM | | | | | | | | | | |
|---|-------------------------------|----------------------------------|-------------------------------|----------------------------------|------------------------------|---------------------------------|------------------------------|----------------------------------|------------------------------|---------------------------------|------------------------------|----------------------------------|-------------------------------|----------------------------------|------------------------------|--|----------------------------------|------------------------------|----------------------------------|----------------------------------|------------------------------------|----------------------------------|--------|--|--|--|--|
| Shannon Stewart, R (1, 7) OBP: 0.375, SLG: 0.421 | L5 | | G5-3 | | | G5-3 | | | G1-3 | 4 | 0 | 0 | 0 | 0 | 1 | Minnesota Twins @ Toronto Blue Jays SkyDome, Toronto, ON Mon Aug 30 1999, 7:05 PM EDT Att: 22,137 - Unknown - 66 F | | | | | | | | | | | |
| 10 Vernon Wells, R (1, 8) OBP: 0.375, SLG: 0.421 | K | | | | | G5-3 | | | | 3 | 0 | 0 | 0 | 2 | 0 | | | | | | | | | | | | |
| Shawn Green, L (1, 9) OBP: 0.380, SLG: 0.593 | 1B BB | | L7 | | | G6-3 | | | | 2 | 1 | 0 | 0 | 1 | 0 | | | | | | | | | | | | |
| Carlos Delgado, L (1, 3) OBP: 0.370, SLG: 0.568 | 1B BB | | | | | FC6-4 BB | | | | 1 | 0 | 0 | 0 | 2 | 0 | | | | | | | | | | | | |
| Tony Fernandez, S (1, 5) OBP: 0.440, SLG: 0.481 | | | | | | FC6-4 G3-6-3 1-2 | | | | 3 | 0 | 1 | 1 | 0 | 1 | | | | | | | | | | | | |
| Darin Fletcher, L (1, 2) OBP: 0.333, SLG: 0.486 | | | | | | G3-6-3 1-2 | | | | 3 | 0 | 0 | 0 | 0 | 1 | | | | | | | | | | | | |
| Tony Batista, R (1, 6) OBP: 0.336, SLG: 0.524 | | | | | | F7 | | | | 3 | 1 | 1 | 1 | 0 | 1 | | | | | | | | | | | | |
| Willie Greene, L (1, 10) OBP: 0.265, SLG: 0.387 | | | | | | P6 | | | | 3 | 0 | 0 | 0 | 0 | 0 | | | | | | | | | | | | |
| Homer Bush, R (1, 4) OBP: 0.345, SLG: 0.411 | | | | | | F8 | | | | 2 | 0 | 0 | 0 | 0 | 0 | | | | | | | | | | | | |
| Inning Stats | R: 1 E: 0 K: 1 S: 11 | H: 1 LOB: 2 BB: 2 P: 23 | R: 1 E: 0 K: 1 S: 12 | H: 1 LOB: 0 BB: 0 P: 20 | R: 0 E: 0 K: 1 S: 7 | H: 0 LOB: 0 BB: 0 P: 9 | R: 0 E: 0 K: 0 S: 9 | H: 0 LOB: 0 BB: 1 P: 16 | R: 0 E: 0 K: 0 S: 5 | H: 0 LOB: 0 BB: 0 P: 8 | R: 0 E: 0 K: 0 S: 9 | H: 0 LOB: 0 BB: 0 P: 13 | R: 0 E: 0 K: 0 S: 11 | H: 0 LOB: 0 BB: 0 P: 17 | R: 0 E: 0 K: 1 S: 8 | | H: 0 LOB: 1 BB: 0 P: 14 | R: 0 E: 0 K: 1 S: 8 | H: 0 LOB: 0 BB: 0 P: 14 | 1B: 1 2B: 0 3B: 0 HR: 1 | SF: 0 SAC: 0 DP: 1 HBP: 1 | WP: 0 PB: 0 SB: 0 CS: 0 | PA: 28 | | | | |
| PITCHER | IP | WLS | BF | H | R | ER | SO | BB | IBB | HBP | BLK | WP | HR | S | P | ERA | WHIP | | | | | | | | | | |
| 54 Jason Ryan, R (1, 1) ERA: 3.65 | 8.0 | L | 28 | 2 | 2 | 2 | 4 | 3 | 0 | 1 | 0 | 0 | 1 | 72 | 120 | 2.25 | 0.625 | | | | | | | | | | |

| | |
|-----|----|
| AB | 24 |
| R | 2 |
| H | 2 |
| RBI | 2 |
| BB | 3 |
| SO | 4 |
| LOB | 3 |



| Batter | 1 | 2 | 3 | 4 | 5 | 6 | 7 | 8 | 9 | AB R H RBI BB SO LOB | TOP | | | | | | | | | |
|--|---|----------------------------------|-------------------------------|----------------------------------|-------------------------------|----------------------------------|-------------------------------|----------------------------------|------------------------------|----------------------------------|--|------------------------------|---|------------------------------|----------------------------------|------------------------------|----------------------------------|-----------------------------------|------------------------------------|----------------------------------|
| Jacque Jones, L OBP: 0.323, SLG: 0.441 | 4-2 3B BB | 1-0 1B | 1-2 G4-3 | 1-0 HR | | | 2-2 1B | | 4-2 2B SF7 BB | 4 3 3 4 2 0 2 | Minnesota Twins @ Toronto Blue Jays SkyDome, Toronto, ON Tue Aug 31 1999, 7:05 PM EDT Att: 23,136 - Unknown - 75 F | | | | | | | | | |
| Cristian Guzman, S OBP: 0.283, SLG: 0.305 Denny Hocking, S OBP: 0.322, SLG: 0.385 | 1-0 2B 3B | 1-2 F9 | | E5 K | | | 0-2 G4-6-3 | | 2-2 2B | 3 2 1 1 0 0 2 3 0 1 1 0 1 1 | | | | | | | | | | |
| Matt Lawton, L OBP: 0.348, SLG: 0.363 | 0-2 G5-3 | 3-1 G3 | | 1-1 SF7 1B | 2-2 G6-3 | | 1-1 F9 | | 2-0 SF7 | 5 1 1 1 0 0 3 | | | | | | | | | | |
| Marty Cordova, R OBP: 0.368, SLG: 0.481 | 2-1 G1-3 | | 2-1 HR | 2-2 SF7 | 1-2 G1-3 | | | 0-0 G5-3 | 0-0 P4 | 5 1 1 2 0 0 2 | | | | | | | | | | |
| Todd Walker, L OBP: 0.348, SLG: 0.415 | 1-0 2B | | 1-2 2B 1B | 1-2 K | 0-1 L6 | | | 2-2 L4-6 1B | | 5 1 3 1 0 1 1 | | | | | | | | | | |
| Terry Steinbach, R OBP: 0.372, SLG: 0.416 Javier Valentin, S OBP: 0.322, SLG: 0.421 | 1-3 K | | 0-0 FC3-6 2B | 4-0 1B 1B BB | | 2-1 G6-3 1B | | 1-0 1B | 1-2 1B | 4 1 3 1 1 1 1 0 0 0 0 0 0 0 | | | | | | | | | | |
| Corey Koskie, L OBP: 0.380, SLG: 0.471 | | 0-0 G4-3 | 4-1 FC3-6 BB | 0-0 1B 1B | | 2-2 G6-3 | | 0-2 L4-6 | | 4 1 1 1 1 0 3 | | | | | | | | | | |
| Tori Hunter, R OBP: 0.315, SLG: 0.368 | 1-1 1B 1B | | 0-3 K | 1-1 1B HR 1B | | 1-0 1B | | | 0-0 F9 | 5 2 3 0 0 1 2 | | | | | | | | | | |
| Doug Mientkiewicz, L OBP: 0.321, SLG: 0.327 | 1-3 1B | | 2-2 FC3-6 | 1-2 HR 1B | | 0-3 K | | 2-0 BB 2B 1B | | 5 2 3 2 0 1 3 | | | | | | | | | | |
| Inning Stats | R: 2 E: 0 K: 1 S: 15 | H: 2 LOB: 1 BB: 1 P: 24 | R: 1 E: 0 K: 0 S: 10 | H: 3 LOB: 2 BB: 0 P: 16 | R: 2 E: 0 K: 1 S: 16 | H: 3 LOB: 2 BB: 1 P: 26 | R: 7 E: 1 K: 2 S: 25 | H: 5 LOB: 0 BB: 1 P: 41 | R: 0 E: 0 K: 0 S: 8 | H: 2 LOB: 1 BB: 0 P: 14 | | R: 0 E: 0 K: 0 S: 8 | H: 1 LOB: 0 BB: 0 P: 11 | R: 0 E: 0 K: 0 S: 8 | H: 2 LOB: 1 BB: 0 P: 11 | R: 2 E: 0 K: 0 S: 9 | H: 2 LOB: 1 BB: 1 P: 19 | 1B: 14 2B: 4 3B: 1 HR: 2 | SF: 2 SAC: 0 DP: 3 HBP: 0 | WP: 0 PB: 0 SB: 0 CS: 0 |
| PITCHER | IP WLS BF H R ER SO BB IBB HBP BLK WP HR S P ERA WHIP | | | | | | | | | | | PITCHER | IP WLS BF H R ER SO BB IBB HBP BLK WP HR S P ERA WHIP | | | | | | | |
| Joey Hamilton, R ERA: 6.52 | (1, 1) 2.0 L 14 7 5 5 1 1 0 0 0 0 0 1 30 48 22.50 4.000 | | | | | | | | | | | | | | | | | | | |
| Paul Spoljaric, L ERA: 5.25 | (3, 1) 1.2 14 6 7 0 2 2 0 0 0 0 0 1 33 55 0.00 4.800 | | | | | | | | | | | | | | | | | | | |
| Pete Munro, R ERA: 4.89 | (4, 1) 5.1 21 7 2 2 2 1 0 0 0 0 0 0 45 70 3.38 1.500 | | | | | | | | | | | | | | | | | | | |

| | |
|-----|----|
| AB | 43 |
| R | 14 |
| H | 20 |
| RBI | 14 |
| BB | 4 |
| SO | 5 |
| LOB | 20 |



| Batter | 1 | 2 | 3 | 4 | 5 | 6 | 7 | 8 | 9 | AB R H RBI BB SO LOB | BOTTOM | | | | | | | | | | | |
|--|--|---------------------------------|-------------------------------|----------------------------------|-------------------------------|----------------------------------|------------------------------|---------------------------------|-------------------------------|----------------------------------|--|------------------------------|---|-------------------------------|----------------------------------|------------------------------|----------------------------------|-------------------------------|----------------------------------|----------------------------------|------------------------------------|----------------------------------|
| Shannon Stewart, R OBP: 0.372, SLG: 0.418 | 1-0 G6-3 | | 1-3 K | | | 0-0 F9 | | 1-3 K | 0-0 F9 | 5 0 0 0 0 2 2 | Minnesota Twins @ Toronto Blue Jays SkyDome, Toronto, ON Tue Aug 31 1999, 7:05 PM EDT Att: 23,136 - Unknown - 75 F | | | | | | | | | | | |
| 10 Vernon Wells, R | 0-1 F9 | | | 1-0 P3 | | 1-3 K | | 1-1 G3-1 | | 4 0 0 0 0 1 0 | | | | | | | | | | | | |
| Shawn Green, L OBP: 0.379, SLG: 0.590 | 0-1 G4-3 | | | 1-1 G6-3 | | 0-1 G3 | | 1-0 1B | | 4 0 1 0 0 0 0 | | | | | | | | | | | | |
| Carlos Delgado, L OBP: 0.369, SLG: 0.566 | | 1-1 L7 | | 1-2 G6-3 | | 2-0 2B 1B | | 2-3 K | | 4 1 1 0 0 1 1 | | | | | | | | | | | | |
| Tony Fernandez, S OBP: 0.439, SLG: 0.478 Chris Woodward, R OBP: 0.296, SLG: 0.292 | | 1-2 G6-3 | | | 4-2 1B BB | | 0-3 K | | 0-3 K | 2 0 0 0 1 1 1 1 0 0 0 0 1 0 | | | | | | | | | | | | |
| Darin Fletcher, L OBP: 0.338, SLG: 0.492 | | 1-0 1B | | 1-2 P5 | | 0-0 1B G3 2B | | 1-1 FC5-4 1B | | 4 1 3 0 0 0 1 | | | | | | | | | | | | |
| Tony Batista, R OBP: 0.335, SLG: 0.522 | | 3-2 G4-3 | | | 0-0 P4 | | 0-0 G3 1B | | 1-0 FC5-4 1B | 4 1 1 1 0 0 3 | | | | | | | | | | | | |
| Willie Greene, L OBP: 0.269, SLG: 0.389 | | | 3-2 G4-3 | | 2-2 1B | | 2-3 3-H 2-1 G3 | | 0-1 1B | 4 0 2 1 0 0 1 | | | | | | | | | | | | |
| Homer Bush, R OBP: 0.344, SLG: 0.410 | | | 2-2 G6-3 | | 0-0 F9 | | 1-2 3-H 1-2 P4 | | 0-0 1B | 4 0 1 1 0 0 3 | | | | | | | | | | | | |
| Inning Stats | R: 0 E: 0 K: 0 S: 5 | H: 0 LOB: 0 BB: 0 P: 6 | R: 0 E: 0 K: 0 S: 12 | H: 1 LOB: 1 BB: 0 P: 18 | R: 0 E: 0 K: 1 S: 10 | H: 0 LOB: 0 BB: 0 P: 16 | R: 0 E: 0 K: 0 S: 6 | H: 0 LOB: 0 BB: 0 P: 9 | R: 0 E: 0 K: 1 S: 10 | H: 1 LOB: 2 BB: 1 P: 17 | | R: 0 E: 0 K: 1 S: 8 | H: 0 LOB: 0 BB: 0 P: 9 | R: 2 E: 0 K: 1 S: 13 | H: 3 LOB: 1 BB: 0 P: 18 | R: 0 E: 0 K: 2 S: 9 | H: 1 LOB: 1 BB: 0 P: 14 | R: 1 E: 0 K: 1 S: 11 | H: 3 LOB: 2 BB: 0 P: 13 | 1B: 8 2B: 1 3B: 0 HR: 0 | SF: 0 SAC: 0 DP: 0 HBP: 0 | WP: 0 PB: 0 SB: 0 CS: 0 |
| PITCHER | IP WLS BF H R ER SO BB IBB HBP BLK WP HR S P ERA WHIP | | | | | | | | | | | PITCHER | IP WLS BF H R ER SO BB IBB HBP BLK WP HR S P ERA WHIP | | | | | | | | | |
| Brad Radke, R ERA: 3.93 | (1, 1) 7.0 W 27 5 2 2 3 1 0 0 0 0 0 0 64 93 2.57 0.857 | | | | | | | | | | | | | | | | | | | | | |
| Travis Miller, L ERA: 1.91 | (8, 1) 1.0 4 1 0 0 2 0 0 0 0 0 0 0 9 14 0.00 1.000 | | | | | | | | | | | | | | | | | | | | | |
| Mike Trombley, R ERA: 3.97 | (9, 1) 1.0 6 3 1 1 1 0 0 0 0 0 0 0 11 13 9.00 3.000 | | | | | | | | | | | | | | | | | | | | | |

| | |
|-----|----|
| AB | 36 |
| R | 3 |
| H | 9 |
| RBI | 3 |
| BB | 1 |
| SO | 6 |
| LOB | 12 |



| Batter | 1 | 2 | 3 | 4 | 5 | 6 | 7 | 8 | 9 | AB | R | H | RBI | BB | SO | LOB | TOP | | | | | | | | |
|--|------------------------------|---------------------------------|-------------------------------|----------------------------------|------------------------------|----------------------------------|-------------------------------|----------------------------------|------------------------------|----------------------------------|-------------------------------|----------------------------------|-------------------------------|----------------------------------|------------------------------|---------------------------------|-------------------------------|----------------------------------|----------------------------------|------------------------------------|----------------------------------|--------|--|--|--|
| Jacque Jones, L (1, 8) OBP: 0.327, SLG: 0.444 Chad Allen, R (8, FH) OBP: 0.324, SLG: 0.387 (8, 7) | 0-0 CS 1B | | 3-2 F8 | | | 0-1 G1-3 1B | | 3-1 L4-3 | | 3 | 0 | 2 | 0 | 0 | 0 | 0 | | | | | | | | | |
| Denny Hocking, S (1, 4) OBP: 0.318, SLG: 0.380 | 0-1 SAFE F9 | | | 2-1 L3 | | 1-1 G1-3 | | 0-0 G5-3 | | 4 | 0 | 0 | 0 | 0 | 0 | 2 | | | | | | | | | |
| Matt Lawton, L (1, 9) OBP: 0.344, SLG: 0.358 | 2-1 G4-3 | | | 1-2 P2 | | 3-2 F7 | | | 3-3 K | 4 | 0 | 0 | 0 | 0 | 1 | 2 | | | | | | | | | |
| Ron Coomer, R (1, 5) OBP: 0.308, SLG: 0.447 | | 2-1 1B | | 1-1 2B | | 3-1 F8 | | | 2-2 G6-3 | 4 | 0 | 2 | 0 | 0 | 0 | 1 | | | | | | | | | |
| Todd Walker, L (1, 10) OBP: 0.347, SLG: 0.412 | 0-0 L9 | | | 4-1 BB | | | 1-1 G3 | | 0-2 F8 | 3 | 0 | 0 | 0 | 1 | 0 | 1 | | | | | | | | | |
| Terry Steinbach, R (1, 2) OBP: 0.389, SLG: 0.411 | 1-1 P2 | | | 3-2 P6 | | | 0-0 G6-3 | | | 3 | 0 | 0 | 0 | 0 | 0 | 3 | | | | | | | | | |
| Doug Mientkiewicz, L (1, 3) OBP: 0.322, SLG: 0.325 | 1-2 F9 | | | | 3-2 F8 | | | 4-2 WP BB | | 2 | 0 | 0 | 0 | 1 | 0 | 1 | | | | | | | | | |
| Tori Hunter, R (1, 7) OBP: 0.312, SLG: 0.364 (8, 8) | | | 1-0 G5-3 | | 2-2 G6-3 | | 3-3 K | | | 3 | 0 | 0 | 0 | 0 | 1 | 1 | | | | | | | | | |
| Cristian Guzman, S (1, 6) OBP: 0.284, SLG: 0.305 | 1-2 G4-3 | | | | 0-0 G6-3 | | | 1-1 L4-3 1B | | 3 | 0 | 1 | 0 | 0 | 0 | 0 | | | | | | | | | |
| Inning Stats | R: 0 E: 0 K: 0 S: 5 | H: 1 LOB: 0 BB: 0 P: 7 | R: 0 E: 0 K: 0 S: 11 | H: 1 LOB: 1 BB: 0 P: 15 | R: 0 E: 0 K: 0 S: 7 | H: 0 LOB: 0 BB: 0 P: 12 | R: 0 E: 0 K: 0 S: 14 | H: 1 LOB: 2 BB: 1 P: 25 | R: 0 E: 0 K: 0 S: 8 | H: 0 LOB: 0 BB: 0 P: 13 | R: 0 E: 0 K: 0 S: 10 | H: 1 LOB: 1 BB: 0 P: 17 | R: 0 E: 0 K: 1 S: 10 | H: 0 LOB: 1 BB: 1 P: 18 | R: 0 E: 0 K: 0 S: 5 | H: 1 LOB: 0 BB: 0 P: 9 | R: 0 E: 0 K: 1 S: 12 | H: 0 LOB: 0 BB: 0 P: 17 | 1B: 4 2B: 2 3B: 0 HR: 0 | SF: 0 SAC: 0 DP: 1 HBP: 0 | WP: 1 PB: 0 SB: 0 CS: 1 | PA: 32 | | | |
| PITCHER | IP | WLS | BF | H | R | ER | SO | BB | IBB | HBP | BLK | WP | HR | S | P | ERA | WHIP | | | | | | | | |
| Kelvin Escobar, R (1, 1) ERA: 5.66 | 7.0 | W | 26 | 4 | 0 | 0 | 1 | 2 | 0 | 0 | 0 | 1 | 0 | 65 | 107 | 0.00 | 0.857 | | | | | | | | |
| Graeme Lloyd, L (8, 1) ERA: 3.03 | 1.0 | | 3 | 1 | 0 | 0 | 0 | 0 | 0 | 0 | 0 | 0 | 0 | 5 | 9 | 0.00 | 1.000 | | | | | | | | |
| Billy Koch, R (9, 1) ERA: 2.25 | 1.0 | | 3 | 0 | 0 | 0 | 1 | 0 | 0 | 0 | 0 | 0 | 0 | 12 | 17 | 0.00 | 0.000 | | | | | | | | |

Minnesota Twins @ Toronto Blue Jays
SkyDome, Toronto, ON
Wed Sep 01 1999, 7:05 PM EDT
Att: 23,145 - Unknown - 76 F

| | |
|-----|----|
| AB | 30 |
| R | 0 |
| H | 5 |
| RBI | 0 |
| BB | 2 |
| SO | 2 |
| LOB | 12 |



| Batter | 1 | 2 | 3 | 4 | 5 | 6 | 7 | 8 | 9 | AB | R | H | RBI | BB | SO | LOB | BOTTOM | | | | | | | | |
|---|-------------------------------|----------------------------------|------------------------------|----------------------------------|------------------------------|----------------------------------|------------------------------|---------------------------------|------------------------------|----------------------------------|-------------------------------|----------------------------------|------------------------------|---------------------------------|------------------------------|---------------------------------|----------------------------------|------------------------------------|----------------------------------|--------|--|--|--|--|--|
| Shannon Stewart, R (1, 7) OBP: 0.370, SLG: 0.415 | 0-2 P3 | | 1-0 F9 | | | 2-3 K | | 1-0 FC5-4 10 G6-4-3 | | 4 | 0 | 0 | 0 | 0 | 1 | 1 | | | | | | | | | |
| 10 Vernon Wells, R (1, 8) OBP: 0.182, SLG: 0.273 | 0-0 2B | | | 2-0 F9 | | | 0-0 F8 1B FC | 2-0 G6-4-3 | | 4 | 1 | 2 | 0 | 0 | 0 | 1 | | | | | | | | | |
| Shawn Green, L (1, 9) OBP: 0.379, SLG: 0.589 | 0-2 G5-3 | | | 1-3 K2-3 | | | 0-0 FC F8 1B SF9 | | | 3 | 1 | 1 | 0 | 0 | 1 | 1 | | | | | | | | | |
| Carlos Delgado, L (1, 3) OBP: 0.368, SLG: 0.563 | 1-2 F9 | | | 0-0 F9 | | | 0-2 F8 | | | 3 | 0 | 0 | 0 | 0 | 0 | 3 | | | | | | | | | |
| Tony Fernandez, S (1, 5) OBP: 0.437, SLG: 0.475 | | 0-0 L7 | | | 1-0 P3 | | 2-1 FC SF9 HR | | | 3 | 1 | 0 | 1 | 0 | 0 | 1 | | | | | | | | | |
| Tony Batista, R (1, 6) OBP: 0.333, SLG: 0.519 | | 3-2 P3 | | | 3-2 P7 | | 2-3 3-H 0-2 SF9 | | | 2 | 0 | 0 | 1 | 0 | 0 | 0 | | | | | | | | | |
| Pat Borders, R (1, 10) OBP: 0.304, SLG: 0.522 | | 0-0 P9 | | | 3-3 K | | 3-H 2-2 HR | | | 3 | 1 | 1 | 2 | 0 | 1 | 0 | | | | | | | | | |
| Mike Matheny, R (1, 2) OBP: 0.274, SLG: 0.312 | | | 0-1 F9 | | | 0-1 G5-3 | | 0-1 F8 | | 3 | 0 | 0 | 0 | 0 | 0 | 0 | | | | | | | | | |
| Homer Bush, R (1, 4) OBP: 0.344, SLG: 0.409 | | | 2-2 G1-6-3 | | | 1-0 F8 | | 0-1 FC5-4 1B | | 3 | 0 | 1 | 0 | 0 | 0 | 0 | | | | | | | | | |
| Inning Stats | R: 0 E: 0 K: 0 S: 12 | H: 1 LOB: 1 BB: 0 P: 13 | R: 0 E: 0 K: 0 S: 8 | H: 0 LOB: 0 BB: 0 P: 11 | R: 0 E: 0 K: 0 S: 8 | H: 0 LOB: 0 BB: 0 P: 11 | R: 0 E: 0 K: 1 S: 5 | H: 0 LOB: 0 BB: 0 P: 8 | R: 0 E: 0 K: 1 S: 6 | H: 0 LOB: 0 BB: 0 P: 15 | R: 4 E: 0 K: 0 S: 19 | H: 3 LOB: 0 BB: 0 P: 23 | R: 0 E: 0 K: 0 S: 4 | H: 1 LOB: 0 BB: 0 P: 7 | R: 0 E: 0 K: 0 S: 4 | H: 1 LOB: 0 BB: 0 P: 7 | 1B: 3 2B: 1 3B: 0 HR: 1 | SF: 1 SAC: 0 DP: 1 HBP: 0 | WP: 0 PB: 0 SB: 0 CS: 0 | PA: 29 | | | | | |
| PITCHER | IP | WLS | BF | H | R | ER | SO | BB | IBB | HBP | BLK | WP | HR | S | P | ERA | WHIP | | | | | | | | |
| Eric Milton, L (1, 1) ERA: 4.64 | 6.2 | L | 25 | 4 | 4 | 4 | 3 | 0 | 0 | 0 | 0 | 0 | 0 | 64 | 88 | 5.40 | 0.600 | | | | | | | | |
| Hector Carrasco, R (7, 1) ERA: 5.97 | 1.1 | | 4 | 1 | 0 | 0 | 0 | 0 | 0 | 0 | 0 | 0 | 0 | 6 | 9 | 0.00 | 0.750 | | | | | | | | |

Minnesota Twins @ Toronto Blue Jays
SkyDome, Toronto, ON
Wed Sep 01 1999, 7:05 PM EDT
Att: 23,145 - Unknown - 76 F

| | |
|-----|----|
| AB | 28 |
| R | 4 |
| H | 5 |
| RBI | 4 |
| BB | 0 |
| SO | 3 |
| LOB | 7 |



| Batter | 1 | 2 | 3 | 4 | 5 | 6 | 7 | 8 | 9 | AB | R | H | RBI | BB | SO | LOB | TOP | | | |
|--|---|----------------------------------|---------------------------------------|----------------------------------|--------------------------------------|---------------------------------|--------------------------------------|---------------------------------|--------------------------------------|----------------------------------|--------------------------------------|---------------------------------|--------------------------------------|---------------------------------|---------------------------------------|----------------------------------|----------------------------------|------------------------------------|----------------------------------|--------|
| Cristian Guzman, S (1, 6) OBP: 0.282, SLG: 0.303 Doug Mientkiewicz, L (8, PH) OBP: 0.321, SLG: 0.323 (8, 3) | 0-3 K | 1-3 K | | | 2-3 K | | | 1-0 G3-1 | | 3 | 0 | 0 | 0 | 0 | 3 | 3 | | | | |
| Brent Gates, S (1, 5) OBP: 0.328, SLG: 0.333 (8, 4) | 1-2 G5-3 | | 1-2 E6 G6-4-3 | | | 0-1 G6-3 | | 0-0 G4-3 | | 4 | 0 | 0 | 0 | 0 | 0 | 0 | | | | |
| Ron Coomer, R (1, 3) OBP: 0.308, SLG: 0.445 (8, 5) | 0-1 F7 | | 0-0 G6-4-3 | | | 2-1 1B | | | 2-1 F9 | 4 | 0 | 1 | 0 | 0 | 0 | 1 | | | | |
| Marty Cordova, R (1, 9) OBP: 0.369, SLG: 0.482 | | 0-0 1B 2B | 0-1 G4-3 | | | 1-3 K | | | 4-2 BB | 3 | 1 | 1 | 0 | 1 | 1 | 1 | | | | |
| Chad Allen, R (1, 7) OBP: 0.321, SLG: 0.383 | | 1-3 K | | 2-2 G1-3 | | 0-0 G4-3 | | | 1-2 L9 | 4 | 0 | 0 | 0 | 0 | 1 | 3 | | | | |
| Terry Steinbach, R (1, 2) OBP: 0.397, SLG: 0.409 | | 1-1 E 1B | | 1-0 G4-3 | | | 0-0 F9 | | 0-0 F8 | 4 | 0 | 1 | 0 | 0 | 0 | 1 | | | | |
| Todd Walker, L (1, 10) OBP: 0.347, SLG: 0.412 | | 1-2 E 1B | | 1-0 G1-3 | | | 0-0 G6-3 | | | 3 | 0 | 1 | 1 | 0 | 0 | 0 | | | | |
| Tori Hunter, R (1, 8) OBP: 0.309, SLG: 0.361 | | 1-3 K | | 0-3 K | | | 1-1 G6-3 | | | 3 | 0 | 0 | 0 | 0 | 2 | 2 | | | | |
| Denny Hocking, S (1, 4) OBP: 0.315, SLG: 0.376 (8, 6) | 1-2 E4 | | | | 2-1 G6-3 | | | 3-1 G6-3 | | 3 | 0 | 0 | 0 | 0 | 0 | 2 | | | | |
| Inning Stats | R: 0 H: 0 E: 0 K: 1 S: 10 | H: 0 LOB: 0 BB: 0 P: 11 | R: 1 H: 3 E: 1 K: 3 S: 23 | H: 3 LOB: 3 BB: 0 P: 29 | R: 0 H: 0 E: 1 K: 0 S: 6 | H: 0 LOB: 0 BB: 0 P: 7 | R: 0 H: 0 E: 0 K: 0 S: 5 | H: 0 LOB: 0 BB: 0 P: 9 | R: 0 H: 0 E: 0 K: 2 S: 9 | H: 1 LOB: 1 BB: 0 P: 12 | R: 0 H: 0 E: 0 K: 0 S: 4 | H: 0 LOB: 0 BB: 0 P: 5 | R: 0 H: 0 E: 0 K: 0 S: 4 | H: 0 LOB: 0 BB: 0 P: 8 | R: 0 H: 0 E: 0 K: 0 S: 10 | H: 0 LOB: 1 BB: 1 P: 17 | 1B: 3 2B: 1 3B: 0 HR: 0 | SF: 0 SAC: 0 DP: 1 HBP: 0 | WP: 0 PB: 0 SB: 0 CS: 0 | PA: 33 |
| PITCHER David Wells, L (1, 1) ERA: 5.19 | IP: 9.0 WLS: W BF: 33 H: 4 R: 1 ER: 1 SO: 7 BB: 1 IBB: 0 HBP: 0 BLK: 0 WP: 0 HR: 0 S: 80 P: 111 ERA: 1.00 WHIP: 0.556 | | | | | | | | | | | | | | | PITCHER | | | | |

Minnesota Twins @ Toronto Blue Jays
SkyDome, Toronto, ON
Thu Sep 02 1999, 7:05 PM EDT
Att: 22,255 - Unknown - 85 F

| | |
|-----|----|
| AB | 32 |
| R | 1 |
| H | 4 |
| RBI | 1 |
| BB | 1 |
| SO | 7 |
| LOB | 13 |



| Batter | 1 | 2 | 3 | 4 | 5 | 6 | 7 | 8 | 9 | AB | R | H | RBI | BB | SO | LOB | BOTTOM | |
|--|---|----------------------------------|---------------------------------------|----------------------------------|--------------------------------------|----------------------------------|--------------------------------------|---------------------------------|--------------------------------------|----------------------------------|---------------------------------------|----------------------------------|---------------------------------------|----------------------------------|----------------------------------|------------------------------------|----------------------------------|--------|
| Shannon Stewart, R (1, 7) OBP: 0.374, SLG: 0.418 | 4-2 FC3-6 1B | 1-1 1B | | | 0-0 10 G4-6-3 1B | | 1-2 10 S 1B | | | 3 | 1 | 3 | 2 | 1 | 0 | 0 | | |
| 10 Vernon Wells, R (1, 8) OBP: 0.200, SLG: 0.287 | 0-0 FC3-6 1B | 3-H F8 1B | | | 0-2 G4-6-3 | | 0-3 3-H K | | | 4 | 0 | 1 | 0 | 0 | 1 | 3 | | |
| Shawn Green, L (1, 9) OBP: 0.378, SLG: 0.585 | 1-1 FC3-6 1B HR | 0-0 G4-3 | | | 0-3 K | | 4-0 IBB | | | 3 | 1 | 0 | 0 | 1 | 1 | 3 | | |
| David Segui, S (1, 10) OBP: 0.358, SLG: 0.453 | 0-1 HR 1B | | 0-1 P4 | | 2-3 K | | 1-0 F7 | | | 4 | 1 | 1 | 1 | 0 | 1 | 2 | | |
| Carlos Delgado, L (1, 3) OBP: 0.367, SLG: 0.566 | 3-2 HR | | 3-2 F8 | | 0-0 G6-3 | | 1-3 K | | | 4 | 1 | 1 | 3 | 0 | 1 | 0 | | |
| Tony Fernandez, S (1, 5) OBP: 0.437, SLG: 0.474 | 2-2 P6 | | 2-1 G3-1 | | 4-2 BB | | 3-1 2B 1B | | | 3 | 0 | 1 | 0 | 1 | 0 | 0 | | |
| Darrin Fletcher, L (1, 2) OBP: 0.337, SLG: 0.492 | 3-2 F9 | | | 0-0 P6 | | 0-0 P7 | | 2-2 G5-3 2B | | 4 | 0 | 1 | 0 | 0 | 0 | 1 | | |
| Tony Batista, R (1, 6) OBP: 0.338, SLG: 0.527 | | 0-1 SH1-3 1B 2B | | 2-2 G6-3 1B | | 3-2 SH1-3 1B 2B | | 4-0 IBB | | 3 | 2 | 3 | 0 | 1 | 0 | 0 | | |
| Homer Bush, R (1, 4) OBP: 0.343, SLG: 0.407 | | 0-0 SH1-3 | | 0-0 G6-3 | | 1-0 SH1-3 | | 0-1 G5-3 | | 2 | 0 | 0 | 0 | 0 | 0 | 4 | | |
| Inning Stats | R: 4 H: 3 E: 0 K: 0 S: 18 | H: 3 LOB: 1 BB: 1 P: 31 | R: 1 H: 2 E: 0 K: 0 S: 11 | H: 2 LOB: 1 BB: 0 P: 13 | R: 0 H: 0 E: 0 K: 0 S: 8 | H: 0 LOB: 0 BB: 0 P: 13 | R: 0 H: 1 E: 0 K: 0 S: 5 | H: 1 LOB: 0 BB: 0 P: 7 | R: 0 H: 1 E: 0 K: 1 S: 9 | H: 0 LOB: 1 BB: 1 P: 15 | R: 1 H: 2 E: 0 K: 1 S: 11 | H: 2 LOB: 2 BB: 1 P: 21 | R: 0 H: 2 E: 0 K: 1 S: 10 | H: 2 LOB: 2 BB: 1 P: 20 | 1B: 7 2B: 3 3B: 0 HR: 1 | SF: 0 SAC: 2 DP: 3 HBP: 0 | WP: 0 PB: 0 SB: 1 CS: 0 | PA: 36 |
| PITCHER Joe Mays, R (1, 1) ERA: 4.23 Bob Wells, R (7, 1) ERA: 3.6 Eddie Guardado, L (8, 1) ERA: 4.19 | IP: 6.1 WLS: L BF: 28 H: 9 R: 6 ER: 6 SO: 2 BB: 0 IBB: 0 HBP: 0 BLK: 0 WP: 0 HR: 1 S: 67 P: 100 ERA: 8.53 WHIP: 1.737 | | | | | | | | | | | | | | | PITCHER | | |

Minnesota Twins @ Toronto Blue Jays
SkyDome, Toronto, ON
Thu Sep 02 1999, 7:05 PM EDT
Att: 22,255 - Unknown - 85 F

| | |
|-----|----|
| AB | 30 |
| R | 6 |
| H | 11 |
| RBI | 6 |
| BB | 4 |
| SO | 4 |
| LOB | 13 |




| Batter | 1 | 2 | 3 | 4 | 5 | 6 | 7 | 8 | 9 | AB | R | H | RBI | BB | SO | LOB | TOP | | | | | | | | | | |
|--|-------------------------------|----------------------------------|-------------------------------|----------------------------------|------------------------------|---------------------------------|------------------------------|----------------------------------|-------------------------------|----------------------------------|-------------------------------|----------------------------------|------------------------------|----------------------------------|------------------------------|----------------------------------|---|----------------------------------|----------------------------------|------------------------------------|-------------------------|--------|--|--|--|--|--|
| Jacque Jones, L (1, 8) OBP: 0.325, SLG: 0.443 | 3-2 FC5-4 2B | 0-1 G4-3 | | | 1-1 F7 | | 0-0 B1 | | 1-1 P6 | 5 | 1 | 1 | 0 | 0 | 0 | 5 | Minnesota Twins @ Tampa Bay Devil Rays Tropicana Field, St. Petersburg, FL Fri Sep 03 1999, 7:05 PM EDT Att: 13,526 - Dome - 72 F livebaseballscores.com | | | | | | | | | | |
| Cristian Guzman, S (1, 6) OBP: 0.281, SLG: 0.300 Ron Coomer, R (9, FH) OBP: 0.307, SLG: 0.444 | 4-0 FC5-4 BB | | 1-0 G1-3 | | 1-2 F7 | | 1-2 G6-3 | | 0-3 K | 3 | 0 | 0 | 0 | 1 | 0 | 2 | | | | | | | | | | | |
| Matt Lawton, L (1, 9) OBP: 0.347, SLG: 0.358 | 0-1 FC5-4 1-2 2-3 | | 4-1 G1-6-3 BB | | 2-0 G4-3 | | 1-0 HBP | | 2-0 1B 1B | 3 | 0 | 1 | 0 | 1 | 0 | 3 | | | | | | | | | | | |
| Marty Cordova, R (1, 10) OBP: 0.367, SLG: 0.479 | 2-1 FC5-4 1-2 3-H | | 1-0 G1-6-3 | | 0-0 G6-3 | | 3-3 K | | 1-2 1B 1B | 5 | 0 | 1 | 1 | 0 | 1 | 4 | | | | | | | | | | | |
| Todd Walker, L (1, 4) OBP: 0.345, SLG: 0.409 | 1-3 K | | | | 0-0 B5-3 | | | | 0-0 CS 1B 1B | 5 | 0 | 1 | 0 | 0 | 2 | 4 | | | | | | | | | | | |
| Chad Allen, R (1, 7) OBP: 0.321, SLG: 0.384 | | 1-2 F8 | | 2-1 F9 | | 0-1 1B 2B | | 0-3 K | | 4 | 1 | 1 | 0 | 0 | 1 | 1 | | | | | | | | | | | |
| Corey Koskie, L (1, 5) OBP: 0.385, SLG: 0.471 | | 1-2 G4-3 | | 4-1 BB | | 4-2 1B BB | | 0-0 1B | | 2 | 0 | 1 | 0 | 2 | 0 | 0 | | | | | | | | | | | |
| Javier Valentin, S (1, 2) OBP: 0.325, SLG: 0.419 | | 4-1 BB | | 2-2 G3 | | 0-0 1B | | 3-2 L9 | | 3 | 0 | 1 | 1 | 1 | 0 | 3 | | | | | | | | | | | |
| Doug Mientkiewicz, L (1, 3) OBP: 0.329, SLG: 0.341 | | 0-0 E9 1B | | | 3-2 2B | | 1-1 G6-3 2B | | 0-2 1B 1B | 4 | 0 | 4 | 0 | 0 | 0 | 0 | | | | | | | | | | | |
| Inning Stats | R: 1 E: 0 K: 1 S: 12 | H: 1 LOB: 1 BB: 1 P: 22 | R: 0 E: 1 K: 0 S: 10 | H: 1 LOB: 2 BB: 1 P: 16 | R: 0 E: 0 K: 0 S: 3 | H: 0 LOB: 0 BB: 1 P: 9 | R: 0 E: 0 K: 0 S: 7 | H: 0 LOB: 1 BB: 1 P: 15 | R: 0 E: 0 K: 1 S: 10 | H: 1 LOB: 1 BB: 1 P: 17 | R: 1 E: 0 K: 1 S: 12 | H: 2 LOB: 2 BB: 1 P: 16 | R: 0 E: 0 K: 1 S: 9 | H: 1 LOB: 2 BB: 0 P: 15 | R: 0 E: 0 K: 1 S: 9 | H: 2 LOB: 1 BB: 0 P: 12 | R: 0 E: 0 K: 1 S: 17 | H: 3 LOB: 3 BB: 0 P: 21 | 1B: 7 2B: 4 3B: 0 HR: 0 | SF: 0 SAC: 0 DP: 1 HBP: 1 | WP: 0 PB: 0 CS: 1 | PA: 41 | | | | | |
| PITCHER | IP | WLS | BF | H | R | ER | SO | BB | IBB | HBP | BLK | WP | HR | S | P | ERA | WHIP | | | | | | | | | | |
| Bobby Witt, R (1, 1) ERA: 5.67 | 6.0 | | 27 | 6 | 2 | 2 | 2 | 5 | 0 | 0 | 0 | 0 | 0 | 56 | 98 | 3.00 | 1.833 | | | | | | | | | | |
| Norm Charlton, L (7, 1) ERA: 3.0 | 2.0 | W | 8 | 2 | 0 | 0 | 2 | 0 | 0 | 1 | 0 | 0 | 0 | 16 | 24 | 0.00 | 1.000 | | | | | | | | | | |
| Roberto Hernandez, R (9, 1) ERA: 3.08 | 1.0 | S | 6 | 3 | 0 | 0 | 1 | 0 | 0 | 0 | 0 | 0 | 0 | 17 | 21 | 0.00 | 3.000 | | | | | | | | | | |


| Batter | 1 | 2 | 3 | 4 | 5 | 6 | 7 | 8 | 9 | AB | R | H | RBI | BB | SO | LOB | BOTTOM | | | | | | | | | | |
|---|------------------------------|----------------------------------|-------------------------------|----------------------------------|------------------------------|---------------------------------|------------------------------|----------------------------------|-------------------------------|----------------------------------|-------------------------------|----------------------------------|-------------------------------|----------------------------------|-------------------------------|----------------------------------|---|------------------------------------|-------------------------|--------|--|--|--|--|--|--|--|
| Tony Graffanino, R (1, 4) OBP: 0.296, SLG: 0.436 | 3-3 K | 2-3 K | | | 0-0 1B SF8 1B | | 1-3 K | 1-3 K | | 5 | 1 | 1 | 0 | 0 | 4 | 4 | Minnesota Twins @ Tampa Bay Devil Rays Tropicana Field, St. Petersburg, FL Fri Sep 03 1999, 7:05 PM EDT Att: 13,526 - Dome - 72 F livebaseballscores.com | | | | | | | | | | |
| Dave Martinez, L (1, 8) OBP: 0.382, SLG: 0.390 | 4-0 BB | 2-0 F8 | | | 2-2 WP 1B | | 1-2 1B | | | 3 | 0 | 2 | 0 | 1 | 0 | 3 | | | | | | | | | | | |
| Jose Canseco, R (1, 10) OBP: 0.369, SLG: 0.591 | 1-0 F9 | | 1-0 F9 | | 1-2 SF8 | | 4-1 BB | | | 2 | 0 | 0 | 1 | 1 | 0 | 1 | | | | | | | | | | | |
| Fred McGriff, L (1, 3) OBP: 0.407, SLG: 0.561 | 0-0 L6 | | 2-1 G4-3 | | 3-H L4 | | 3-2 G3 | | | 4 | 0 | 0 | 0 | 0 | 0 | 3 | | | | | | | | | | | |
| Herbert Perry, R (1, 5) OBP: 0.346, SLG: 0.390 Bobby Smith, R (9, 5) OBP: 0.227, SLG: 0.217 | | 4-2 BB FC6-4 BB | | 0-0 F9 | | 2-3 K | | 3-3 K | | 3 | 1 | 0 | 0 | 1 | 2 | 1 | | | | | | | | | | | |
| Paul Sorrento, L (1, 7) OBP: 0.354, SLG: 0.422 Bubba Trammell, R (8, FH) OBP: 0.378, SLG: 0.495 Terrell Lowery, R (9, 7) OBP: 0.362, SLG: 0.455 | | 4-1 FC6-4 BB | | 2-3 K | | 2-1 2B 1B | | 4-2 WP 1B BB | | 2 | 0 | 1 | 0 | 1 | 1 | 0 | | | | | | | | | | | |
| Jose Guillen, R (1, 9) OBP: 0.325, SLG: 0.355 | | 4-0 FC6-4 BB | | 1-0 F8 | | 0-1 1B 2B | | 2-2 1B FC5-4 1B | | 3 | 1 | 2 | 1 | 1 | 0 | 0 | | | | | | | | | | | |
| Aaron Ledesma, R (1, 6) OBP: 0.318, SLG: 0.331 | | 0-1 FC6-4 HBP | | 1-1 2B | | 2-2 P3 | | 2-2 FC5-4 1B | | 4 | 0 | 2 | 1 | 0 | 0 | 3 | | | | | | | | | | | |
| Mike DiFelice, R (1, 2) OBP: 0.338, SLG: 0.500 | | 1-2 HBP | | 3-1 L9 | | 0-2 P4 | | 1-2 FC5-4 | | 3 | 0 | 0 | 1 | 0 | 0 | 3 | | | | | | | | | | | |
| Inning Stats | R: 0 E: 0 K: 1 S: 5 | H: 0 LOB: 1 BB: 1 P: 13 | R: 1 E: 0 K: 1 S: 11 | H: 0 LOB: 3 BB: 3 P: 29 | R: 0 E: 0 K: 0 S: 4 | H: 0 LOB: 0 BB: 0 P: 7 | R: 0 E: 0 K: 1 S: 8 | H: 1 LOB: 1 BB: 0 P: 15 | R: 1 E: 0 K: 1 S: 13 | H: 2 LOB: 1 BB: 0 P: 19 | R: 0 E: 0 K: 0 S: 11 | H: 2 LOB: 1 BB: 0 P: 15 | R: 0 E: 0 K: 1 S: 13 | H: 1 LOB: 1 BB: 1 P: 22 | R: 2 E: 0 K: 2 S: 21 | H: 2 LOB: 1 BB: 1 P: 35 | 1B: 6 2B: 2 3B: 0 HR: 0 | SF: 1 SAC: 0 DP: 0 HBP: 1 | WP: 2 PB: 0 CS: 0 | PA: 37 | | | | | | | |
| PITCHER | IP | WLS | BF | H | R | ER | SO | BB | IBB | HBP | BLK | WP | HR | S | P | ERA | WHIP | | | | | | | | | | |
| LaTroy Hawkins, R (1, 1) ERA: 6.45 | 1.1 | | 4 | 0 | 1 | 1 | 1 | 4 | 0 | 1 | 0 | 0 | 0 | 12 | 34 | 6.75 | 3.000 | | | | | | | | | | |
| Dan Perkins, R (2, 1) ERA: 6.93 | 3.0 | | 12 | 3 | 1 | 1 | 2 | 0 | 0 | 0 | 0 | 0 | 0 | 23 | 40 | 3.00 | 1.000 | | | | | | | | | | |
| Travis Miller, L (5, 1) ERA: 1.86 | 1.0 | | 4 | 2 | 0 | 0 | 1 | 0 | 0 | 0 | 0 | 1 | 0 | 10 | 15 | 0.00 | 2.000 | | | | | | | | | | |
| Hector Carrasco, R (6, 1) ERA: 5.75 | 1.1 | | 5 | 1 | 0 | 0 | 1 | 1 | 0 | 0 | 0 | 0 | 0 | 17 | 25 | 0.00 | 1.500 | | | | | | | | | | |
| Eddie Guardado, L (7, 1) ERA: 4.35 | 0.2 | L | 3 | 0 | 1 | 1 | 1 | 1 | 0 | 0 | 0 | 0 | 0 | 8 | 18 | 13.50 | 1.500 | | | | | | | | | | |


| Batter | 1 | 2 | 3 | 4 | 5 | 6 | 7 | 8 | 9 | AB | R | H | RBI | BB | SO | LOB | TOP | | | | | | | | | | | | | | | | |
|--|---|----------------------------------|---------------------------------------|----------------------------------|---------------------------------------|----------------------------------|--------------------------------------|----------------------------------|---------------------------------------|----------------------------------|---------------------------------------|----------------------------------|---------------------------------------|----------------------------------|---------------------------------------|------------------------------------|---|---------------------------------------|---|----------------------------------|------------------------------------|-----------------------------------|--|--|--|--|--|--|--|--|--|--|--|
| Denny Hocking, S (1.4) OBP: 0.320, SLG: 0.383 | | | | | | | | | | 5 | 1 | 3 | 0 | 0 | 0 | 3 | Minnesota Twins @ Tampa Bay Devil Rays Tropicana Field, St. Petersburg, FL Sat Sep 04 1999, 6:35 PM EDT Att: 16,045 - Dome - 72 F livebaseballscorecards.com | | | | | | | | | | | | | | | | |
| Cristian Guzman, S (1.6) OBP: 0.276, SLG: 0.296 | | | | | | | | | | 5 | 0 | 0 | 0 | 0 | 3 | 9 | | | | | | | | | | | | | | | | | |
| Ron Coomer, R (1.5) OBP: 0.308, SLG: 0.442 | | | | | | | | | | 4 | 0 | 1 | 1 | 1 | 0 | 3 | | | | | | | | | | | | | | | | | |
| Marty Cordova, R (1.10) OBP: 0.366, SLG: 0.474 | | | | | | | | | | 4 | 0 | 0 | 0 | 1 | 2 | 2 | | | | | | | | | | | | | | | | | |
| Terry Steinbach, R (1.2) OBP: 0.366, SLG: 0.404 Javier Valentin, S (8.2) OBP: 0.329, SLG: 0.419 | | | | | | | | | | 3 | 0 | 0 | 0 | 1 | 0 | 3 | | | | | | | | | | | | | | | | | |
| Matt Lawton, L (1.9) OBP: 0.345, SLG: 0.353 | | | | | | | | | | 4 | 0 | 0 | 0 | 1 | 0 | 2 | | | | | | | | | | | | | | | | | |
| Chad Allen, R (1.7) OBP: 0.324, SLG: 0.388 | | | | | | | | | | 4 | 1 | 3 | 0 | 0 | 0 | 0 | | | | | | | | | | | | | | | | | |
| Tori Hunter, R (1.8) OBP: 0.311, SLG: 0.372 | | | | | | | | | | 4 | 1 | 2 | 2 | 0 | 0 | 3 | | | | | | | | | | | | | | | | | |
| Doug Mientkiewicz, L (1.3) OBP: 0.334, SLG: 0.342 | | | | | | | | | | 2 | 0 | 1 | 0 | 1 | 0 | 2 | | | | | | | | | | | | | | | | | |
| Inning Stats | R: 0 H: 1 E: 0 K: 2 S: 14 | H: 1 LOB: 1 BB: 0 P: 21 | R: 0 H: 0 E: 0 K: 0 S: 8 | H: 0 LOB: 0 BB: 0 P: 11 | R: 0 H: 1 E: 0 K: 1 S: 13 | H: 2 LOB: 2 BB: 1 P: 22 | R: 0 H: 0 E: 0 K: 0 S: 9 | H: 0 LOB: 0 BB: 0 P: 17 | R: 0 H: 3 E: 0 K: 1 S: 10 | H: 3 LOB: 2 BB: 0 P: 16 | R: 0 H: 0 E: 0 K: 0 S: 7 | H: 0 LOB: 1 BB: 2 P: 18 | R: 3 H: 3 E: 2 K: 0 S: 17 | H: 3 LOB: 2 BB: 1 P: 33 | R: 0 H: 2 E: 0 K: 0 S: 14 | H: 2 LOB: 3 BB: 1 P: 25 | | R: 0 H: 0 E: 0 K: 1 S: 10 | H: 0 LOB: 1 BB: 1 P: 20 | 1B: 8 2B: 1 3B: 0 HR: 1 | SF: 0 SAC: 0 DP: 3 HBP: 1 | WP: 0 PA: 42 SB: 0 CS: 0 | | | | | | | | | | | |
| PITCHER | IP WLS BF H R ER SO BB IBB HBP BLK WP HR S P ERA WHIP | | | | | | | | | | | | | | | | | PITCHER | IP WLS BF H R ER SO BB IBB HBP BLK WP HR S P ERA WHIP | | | | | | | | | | | | | | |
| Wilson Alvarez, L (1.1) ERA: 3.93 | 6.0 | 27 | 7 | 3 | 2 | 4 | 3 | 0 | 1 | 0 | 0 | 0 | 1 | 70 | 121 | 3.00 | 1.667 | | | | | | | | | | | | | | | | |
| Albie Lopez, R (7.1) ERA: 5.96 | 1.1 | W 8 | 2 | 0 | 0 | 0 | 1 | 1 | 0 | 0 | 0 | 0 | 0 | 15 | 32 | 0.00 | 2.250 | | | | | | | | | | | | | | | | |
| Mike Duvall, L (8.1) ERA: 4.55 | 0.2 | 3 | 1 | 0 | 0 | 0 | 0 | 0 | 0 | 0 | 0 | 0 | 0 | 7 | 10 | 0.00 | 1.500 | | | | | | | | | | | | | | | | |
| Esteban Yan, R (9.1) ERA: 5.53 | 1.0 | 4 | 0 | 0 | 0 | 1 | 1 | 0 | 0 | 0 | 0 | 0 | 0 | 10 | 20 | 0.00 | 1.000 | | | | | | | | | | | | | | | | |
| Batter | 1 | 2 | 3 | 4 | 5 | 6 | 7 | 8 | 9 | AB | R | H | RBI | BB | SO | LOB | BOTTOM | | | | | | | | | | | | | | | | |
| Randy Winn, S (1.8) OBP: 0.297, SLG: 0.342 | | | | | | | | | | 5 | 3 | 3 | 0 | 0 | 0 | 1 | Minnesota Twins @ Tampa Bay Devil Rays Tropicana Field, St. Petersburg, FL Sat Sep 04 1999, 6:35 PM EDT Att: 16,045 - Dome - 72 F livebaseballscorecards.com | | | | | | | | | | | | | | | | |
| Dave Martinez, L (1.7) OBP: 0.362, SLG: 0.390 | | | | | | | | | | 5 | 0 | 2 | 1 | 0 | 0 | 2 | | | | | | | | | | | | | | | | | |
| Herbert Perry, R (1.5) OBP: 0.360, SLG: 0.426 | | | | | | | | | | 5 | 3 | 4 | 3 | 0 | 0 | 0 | | | | | | | | | | | | | | | | | |
| Fred McGriff, L (1.3) OBP: 0.409, SLG: 0.560 | | | | | | | | | | 4 | 2 | 2 | 1 | 1 | 0 | 1 | | | | | | | | | | | | | | | | | |
| Jose Guillen, R (1.9) OBP: 0.322, SLG: 0.353 | | | | | | | | | | 4 | 0 | 1 | 1 | 0 | 1 | 3 | | | | | | | | | | | | | | | | | |
| Paul Sorrento, L (1.10) OBP: 0.354, SLG: 0.421 Miguel Cairo, R (7. FH) OBP: 0.344, SLG: 0.382 | | | | | | | | | | 3 | 0 | 1 | 0 | 0 | 0 | 2 | | | | | | | | | | | | | | | | | |
| Tony Graffanino, R (1.4) OBP: 0.306, SLG: 0.463 | | | | | | | | | | 4 | 1 | 2 | 2 | 0 | 0 | 3 | | | | | | | | | | | | | | | | | |
| Aaron Ledesma, R (1.6) OBP: 0.321, SLG: 0.333 | | | | | | | | | | 4 | 0 | 2 | 2 | 0 | 0 | 2 | | | | | | | | | | | | | | | | | |
| Mike DiFelice, R (1.2) OBP: 0.336, SLG: 0.493 | | | | | | | | | | 4 | 1 | 1 | 0 | 0 | 0 | 3 | | | | | | | | | | | | | | | | | |
| Inning Stats | R: 0 H: 1 E: 0 K: 0 S: 6 | H: 2 LOB: 2 BB: 1 P: 27 | R: 0 H: 1 E: 0 K: 0 S: 10 | H: 1 LOB: 1 BB: 0 P: 14 | R: 0 H: 1 E: 0 K: 0 S: 10 | H: 1 LOB: 1 BB: 0 P: 17 | R: 2 H: 3 E: 0 K: 0 S: 9 | H: 3 LOB: 0 BB: 0 P: 13 | R: 0 H: 1 E: 0 K: 0 S: 8 | H: 1 LOB: 1 BB: 0 P: 15 | R: 6 H: 6 E: 2 K: 1 S: 30 | H: 6 LOB: 1 BB: 0 P: 36 | R: 2 H: 3 E: 0 K: 0 S: 13 | H: 3 LOB: 1 BB: 0 P: 19 | 1B: 15 2B: 1 3B: 2 HR: 1 | SF: 1 SAC: 0 DP: 1 HBP: 0 | | WP: 0 PA: 42 SB: 0 CS: 0 | | | | | | | | | | | | | | | |
| PITCHER | IP WLS BF H R ER SO BB IBB HBP BLK WP HR S P ERA WHIP | | | | | | | | | | | | | | | | | PITCHER | IP WLS BF H R ER SO BB IBB HBP BLK WP HR S P ERA WHIP | | | | | | | | | | | | | | |
| 54 Jason Ryan, R (1.1) ERA: 3.93 | 6.0 | 26 | 9 | 3 | 3 | 0 | 1 | 0 | 0 | 0 | 0 | 0 | 0 | 6 | 7 | ∞ | ∞ | | | | | | | | | | | | | | | | |
| Travis Miller, L (7.1) ERA: 2.09 | 0.0 | L 3 | 2 | 3 | 3 | 0 | 0 | 0 | 0 | 0 | 0 | 0 | 0 | 1 | 1 | ∞ | ∞ | | | | | | | | | | | | | | | | |
| Hector Carrasco, R (7.1) ERA: 6.0 | 0.0 | 1 | 1 | 0 | 0 | 0 | 0 | 0 | 0 | 0 | 0 | 0 | 0 | 1 | 1 | ∞ | ∞ | | | | | | | | | | | | | | | | |
| Eddie Guardado, L (7.1) ERA: 4.69 | 1.0 | 6 | 3 | 3 | 1 | 1 | 0 | 0 | 0 | 0 | 0 | 0 | 0 | 23 | 28 | 9.00 | 3.000 | | | | | | | | | | | | | | | | |
| Mike Trombley, R (8.1) ERA: 4.15 | 1.0 | 6 | 3 | 2 | 2 | 0 | 0 | 0 | 0 | 0 | 0 | 0 | 0 | 13 | 19 | 18.00 | 3.000 | | | | | | | | | | | | | | | | |


| Batter | 1 | 2 | 3 | 4 | 5 | 6 | 7 | 8 | 9 | AB R H RBI BB SO LOB | TOP |
|---|---|--|--|--|--|---|---|---|---|--|---|
| Jacque Jones, L (1, 8) OBP: 0.320, SLG: 0.436 | F7 | | G4-3 | | | K | | K | | 4 0 0 0 0 2 1 | Minnesota Twins @ Tampa Bay Devil Rays Tropicana Field, St. Petersburg, FL Sun Sep 05 1999, 1:35 PM EDT Att: 15,497 - Dome - 72 F livebaseballscorecards.com |
| Denny Hocking, S (1, 6) OBP: 0.322, SLG: 0.390 | G6-3 | | G4-3 | | | G3 2B | | E 2B | 4 1 2 0 0 0 1 | | |
| Matt Lawton, L (1, 10) OBP: 0.344, SLG: 0.352 | G4-3 | | | F7 | | G3 | | E1 1B SF8 1B | 4 1 1 0 0 0 1 | | |
| Terry Steinbach, R (1, 2) OBP: 0.364, SLG: 0.402 | | K | | G6-3 | | G6-3 | | E 1B | 4 0 1 0 0 1 1 | | |
| Todd Walker, L (1, 4) OBP: 0.345, SLG: 0.415 | G4-3 | | | IHR | | G1-3 | | SF8 | 3 1 1 2 0 0 0 | | |
| Chad Allen, R (1, 7) OBP: 0.324, SLG: 0.387 | G3 | | | G1-3 | | CS 1B | | F8 | 4 0 1 0 0 0 1 | | |
| Doug Mientkiewicz, L (1, 3) OBP: 0.330, SLG: 0.351 | | | 2B 3B | | G3 | F8 1-2 | | F8 | 4 1 2 0 0 0 1 | | |
| Torii Hunter, R (1, 9) OBP: 0.314, SLG: 0.377 | | | G4-3 | | CS 1B | | G4-3 | | 3 0 2 1 0 0 0 | | |
| Corey Koskie, L (1, 5) OBP: 0.381, SLG: 0.466 | | | G4-3 | | P9 | | K | | 3 0 0 0 0 1 2 | | |
| Inning Stats | R: 0 H: 0 E: 0 LOB: 0 K: 0 BB: 0 S: 8 P: 14 | R: 0 H: 0 E: 0 LOB: 0 K: 1 BB: 0 S: 10 P: 15 | R: 1 H: 2 E: 0 LOB: 1 K: 0 BB: 0 S: 9 P: 12 | R: 1 H: 1 E: 0 LOB: 0 K: 0 BB: 0 S: 9 P: 14 | R: 0 H: 1 E: 0 LOB: 0 K: 0 BB: 0 S: 7 P: 12 | R: 0 H: 1 E: 0 LOB: 0 K: 1 BB: 0 S: 10 P: 14 | R: 0 H: 1 E: 0 LOB: 0 K: 0 BB: 0 S: 5 P: 9 | R: 0 H: 0 E: 1 LOB: 2 K: 0 BB: 0 S: 13 P: 18 | R: 2 H: 4 E: 1 LOB: 2 K: 0 BB: 0 S: 13 P: 24 | 1B: 5 SF: 1 2B: 3 SAC: 0 3B: 1 DP: 0 HR: 1 HBP: 0 | WP: 0 PA: 34 SB: 0 CS: 2 |
| PITCHER | IP WLS BF H R ER SO BB IBB HBP BLK WP HR S P ERA WHIP | PITCHER IP WLS BF H R ER SO BB IBB HBP BLK WP HR S P ERA WHIP | | | | | | | | | |
| Ryan Rupe, R (1, 1) ERA: 4.38 | 8.0 L 28 6 2 2 4 0 0 0 0 0 0 70 108 2.25 0.750 | | | | | | | | | | |
| Rick White, R (9, 1) ERA: 4.18 | 0.0 1 1 1 1 0 0 0 0 0 0 0 1 2 ∞ ∞ | | | | | | | | | | |
| Alan Newman, L (9, 1) ERA: 10.8 | 0.0 1 1 0 0 0 0 0 0 0 0 0 1 4 ∞ ∞ | | | | | | | | | | |
| Esteban Yan, R (9, 1) ERA: 5.43 | 1.0 4 2 1 1 0 0 0 0 0 0 0 11 18 9.00 2.000 | | | | | | | | | | |

| Batter | 1 | 2 | 3 | 4 | 5 | 6 | 7 | 8 | 9 | AB R H RBI BB SO LOB | BOTTOM |
|---|---|--|---|--|---|---|---|---|---|--|---|
| Randy Winn, S (1, 8) OBP: 0.301, SLG: 0.353 | SH5-3 SF7 2B | | FC1 2B | | | F8 | | F7 1B | | 2 1 2 0 0 0 0 2 0 1 0 0 0 0 | Minnesota Twins @ Tampa Bay Devil Rays Tropicana Field, St. Petersburg, FL Sun Sep 05 1999, 1:35 PM EDT Att: 15,497 - Dome - 72 F livebaseballscorecards.com |
| Terrell Lowery, R (5, 7) OBP: 0.364, SLG: 0.456 | | | FC1 2B | | | G5-3 | | F7 | 3 0 0 0 0 0 2 | | |
| Dave Martinez, L (1, 7) OBP: 0.360, SLG: 0.387 | SH5-3 | | FC1 | | | F9 | | L8 | 3 0 0 1 0 0 1 | | |
| Herbert Perry, R (1, 5) OBP: 0.352, SLG: 0.417 | SF7 | | L1 | | | K | | P6 | 4 0 1 0 0 2 0 | | |
| Fred McGriff, L (1, 10) OBP: 0.408, SLG: 0.557 | FC6-4 1B | | | K | | K | | P4 | 4 0 0 0 0 1 1 | | |
| John Flaherty, R (1, 2) OBP: 0.320, SLG: 0.413 | FC6-4 | | | F7 | | K | | G4-3 | 4 0 0 0 0 1 1 | | |
| Paul Sorrento, L (1, 3) OBP: 0.354, SLG: 0.420 | | P5 | | G4-3 | | 1B | | | 3 0 1 0 0 0 0 | | |
| Jose Guillen, R (1, 9) OBP: 0.318, SLG: 0.348 | | K | | | G4-3 | | P4 | | 3 0 0 0 0 1 1 | | |
| Tony Graffanino, R (1, 4) OBP: 0.295, SLG: 0.447 | | K | | | G5-3 | | K | | 3 0 0 0 0 2 0 | | |
| Aaron Ledesma, R (1, 6) OBP: 0.317, SLG: 0.329 | | | G6-3 | | G6-3 | | G4-3 | | 3 0 0 0 0 0 0 | | |
| Inning Stats | R: 1 H: 2 E: 0 LOB: 1 K: 0 BB: 0 S: 9 P: 12 | R: 0 H: 0 E: 0 LOB: 0 K: 2 BB: 0 S: 7 P: 10 | R: 0 H: 1 E: 0 LOB: 1 K: 0 BB: 0 S: 4 P: 7 | R: 0 H: 0 E: 0 LOB: 0 K: 1 BB: 0 S: 8 P: 13 | R: 0 H: 0 E: 0 LOB: 0 K: 0 BB: 0 S: 6 P: 7 | R: 0 H: 0 E: 0 LOB: 0 K: 0 BB: 0 S: 6 P: 8 | R: 0 H: 1 E: 0 LOB: 1 K: 2 BB: 0 S: 11 P: 20 | R: 0 H: 1 E: 0 LOB: 1 K: 1 BB: 0 S: 11 P: 18 | R: 0 H: 0 E: 0 LOB: 0 K: 0 BB: 0 S: 7 P: 9 | 1B: 3 SF: 1 2B: 2 SAC: 1 3B: 0 DP: 0 HR: 0 HBP: 0 | WP: 0 PA: 32 SB: 0 CS: 0 |
| PITCHER | IP WLS BF H R ER SO BB IBB HBP BLK WP HR S P ERA WHIP | PITCHER IP WLS BF H R ER SO BB IBB HBP BLK WP HR S P ERA WHIP | | | | | | | | | |
| Brad Radke, R (1, 1) ERA: 3.79 | 9.0 W 32 5 1 1 6 0 0 0 0 0 0 69 104 1.00 0.556 | | | | | | | | | | |

| Batter | 1 | 2 | 3 | 4 | 5 | 6 | 7 | 8 | 9 | AB R H RBI BB SO LOB | TOP | | | | | | | | | | | |
|--|---|----------------------------------|------------------------------|---------------------------------|-------------------------------|----------------------------------|------------------------------|---------------------------------|------------------------------|----------------------------------|--|----------------------------------|---|----------------------------------|-------------------------------|----------------------------------|------------------------------|----------------------------------|----------------------------------|------------------------------------|----------------------------------|--------|
| Brady Anderson, L (1, 10) OBP: 0.414, SLG: 0.476 | G3-1 | | G3 | | G3 | | 1B | | BB | 4 0 1 1 1 0 2 | Baltimore Orioles @ Minnesota Twins Hubert H. Humphrey Metrodome, Minneapolis, MN Tue Sep 07 1999, 8:05 PM EDT Att. 9,263 - Dome - 72 F AB 35 R 5 H 10 RBI 5 BB 3 SO 2 LOB 18  | | | | | | | | | | | |
| Mike Bordick, R (1, 6) OBP: 0.332, SLG: 0.390 | FC6-4 BB | | G1-3 | | | G4-3 | 1B | | F8 | 4 0 1 2 1 0 3 | | | | | | | | | | | | |
| B.J. Surhoff, L (1, 7) OBP: 0.352, SLG: 0.503 | FC6-4 1-2 | | | | F7 | G4-3 | G4-6-3 1B | | G3 | 5 0 0 0 0 0 5 | | | | | | | | | | | | |
| Albert Belle, R (1, 9) OBP: 0.400, SLG: 0.534 | G6-3 | | | | HR | G6-3 | | | WP 1B | 4 1 2 1 0 0 1 | | | | | | | | | | | | |
| Jeff Conine, R (1, 3) OBP: 0.354, SLG: 0.500 | | | E4 G6-4-3 | | P3 | | G4-3 | | G6-3 | 4 0 0 0 0 0 1 | | | | | | | | | | | | |
| Cal Ripken Jr., R (1, 5) OBP: 0.349, SLG: 0.577 | | | | | G5-3 | | 1B | | F7 | 3 1 1 0 0 0 1 | | | | | | | | | | | | |
| Jeff Reboulet, R (7, 5) OBP: 0.322, SLG: 0.200 | | | | | | | 1B | | | 1 0 0 0 0 0 1 | | | | | | | | | | | | |
| Charles Johnson, R (1, 2) OBP: 0.332, SLG: 0.403 | | | G6-4-3 1-2 | | | G4-3 | 1B | | K | 4 1 1 0 0 1 2 | | | | | | | | | | | | |
| Jerry Hairston, R (1, 4) OBP: 0.327, SLG: 0.439 | | | G3 SH2-3 1B | | | | 1B | | 2B | 3 1 3 1 1 0 0 | | | | | | | | | | | | |
| Gene Kingsale, S (1, 8) OBP: 0.320, SLG: 0.238 | | | SH2-3 1-2 | | | F8 | 1B | | F8 | 3 1 1 0 0 0 2 | | | | | | | | | | | | |
| Inning Stats | R: 0 E: 0 K: 0 S: 8 | H: 0 LOB: 1 BB: 1 P: 15 | R: 0 E: 1 K: 1 S: 5 | H: 0 LOB: 0 BB: 0 P: 7 | R: 0 E: 0 K: 0 S: 11 | H: 1 LOB: 1 BB: 0 P: 15 | R: 1 E: 0 K: 0 S: 6 | H: 1 LOB: 0 BB: 0 P: 8 | R: 0 E: 0 K: 0 S: 9 | H: 0 LOB: 1 BB: 1 P: 15 | R: 0 E: 0 K: 0 S: 9 | H: 0 LOB: 0 BB: 0 P: 13 | R: 4 E: 0 K: 0 S: 17 | H: 6 LOB: 1 BB: 0 P: 23 | R: 0 E: 0 K: 1 S: 10 | H: 1 LOB: 1 BB: 0 P: 15 | R: 0 E: 0 K: 0 S: 7 | H: 1 LOB: 2 BB: 1 P: 15 | 1B: 8 2B: 1 3B: 0 HR: 1 | SF: 0 SAC: 1 DP: 2 HBP: 0 | WP: 1 PB: 0 SB: 0 CS: 0 | PA: 39 |
| PITCHER | IP WLS BF H R ER SO BB IBB HBP BLK WP HR S P ERA WHIP | | | | | | | | | | | PITCHER | IP WLS BF H R ER SO BB IBB HBP BLK WP HR S P ERA WHIP | | | | | | | | | |
| Joe Mays, R (1, 1) ERA: 4.36 | 6.1 L 29 8 5 5 1 2 0 0 0 0 1 0 61 91 7.11 1.579 | | | | | | | | | | | | | | | | | | | | | |
| Travis Miller, L (7, 1) ERA: 2.03 | 1.1 4 1 0 0 0 0 0 0 0 0 1 0 11 16 0.00 0.750 | | | | | | | | | | | | | | | | | | | | | |
| Dan Perkins, R (8, 1) ERA: 6.81 | 1.1 6 1 0 0 0 1 1 0 0 0 0 0 10 19 0.00 1.500 | | | | | | | | | | | | | | | | | | | | | |

| Batter | 1 | 2 | 3 | 4 | 5 | 6 | 7 | 8 | 9 | AB R H RBI BB SO LOB | BOTTOM | | | | | | | | | | | |
|--|---|----------------------------------|-------------------------------|----------------------------------|------------------------------|----------------------------------|------------------------------|----------------------------------|------------------------------|---------------------------------|--|------------------------------|---|------------------------------|----------------------------------|------------------------------|---------------------------------|-------------------------------|----------------------------------|----------------------------------|------------------------------------|----------------------------------|
| Jacque Jones, L (1, 8) OBP: 0.319, SLG: 0.442 | 56 G6-3 1B | | G5-3 | | | F8 | | | G4-3 | 4 0 1 0 0 0 0 | Baltimore Orioles @ Minnesota Twins Hubert H. Humphrey Metrodome, Minneapolis, MN Tue Sep 07 1999, 8:05 PM EDT Att. 9,263 - Dome - 72 F AB 29 R 0 H 3 RBI 0 BB 3 SO 3 LOB 8  | | | | | | | | | | | |
| 56 Cleatus Davidson, S (1, 4) OBP: 0.154, SLG: 0.154 | G6-3 1-2 | | G4-3 | | | G4-3 | | | G4-3 | 4 0 0 0 0 0 1 | | | | | | | | | | | | |
| Matt Lawton, L (1, 9) OBP: 0.346, SLG: 0.352 | E S 1B | | F7 | | | G1-3 | | | WP BB | 3 0 1 0 1 0 0 | | | | | | | | | | | | |
| Terry Steinbach, R (1, 2) OBP: 0.370, SLG: 0.401 | F9 1-3 | | | | F8 | | G6-4-3 BB | | K | 3 0 0 0 1 1 2 | | | | | | | | | | | | |
| Todd Walker, L (1, 10) OBP: 0.342, SLG: 0.414 | | | G4-3 | | G6-3 | | G6-4-3 1-2 | | K | 4 0 0 0 0 1 3 | | | | | | | | | | | | |
| Chad Allen, R (1, 7) OBP: 0.322, SLG: 0.384 | | | G4-3 | | G5-3 | | G5-3 | | | 3 0 0 0 0 0 0 | | | | | | | | | | | | |
| Corey Koskie, L (1, 5) OBP: 0.384, SLG: 0.474 | | | 1B BB | | | K2-3 | | | G6-3 | 2 0 0 0 1 1 0 | | | | | | | | | | | | |
| Doug Mientkiewicz, L (1, 3) OBP: 0.337, SLG: 0.352 | | | FC6-4 1B | | | F8 | | | G5-3 | 3 0 1 0 0 0 0 | | | | | | | | | | | | |
| Cristian Guzman, S (1, 6) OBP: 0.276, SLG: 0.293 | FC6-4 1-2 | | | | | G4-3 | | | F7 | 3 0 0 0 0 0 2 | | | | | | | | | | | | |
| Inning Stats | R: 0 E: 0 K: 0 S: 7 | H: 2 LOB: 1 BB: 0 P: 14 | R: 0 E: 0 K: 0 S: 15 | H: 1 LOB: 2 BB: 1 P: 25 | R: 0 E: 0 K: 0 S: 8 | H: 0 LOB: 0 BB: 0 P: 13 | R: 0 E: 0 K: 0 S: 9 | H: 0 LOB: 0 BB: 0 P: 18 | R: 0 E: 0 K: 1 S: 6 | H: 0 LOB: 0 BB: 0 P: 8 | | R: 0 E: 0 K: 0 S: 5 | H: 0 LOB: 0 BB: 0 P: 8 | R: 0 E: 0 K: 0 S: 7 | H: 0 LOB: 0 BB: 1 P: 12 | R: 0 E: 0 K: 0 S: 6 | H: 0 LOB: 0 BB: 0 P: 9 | R: 0 E: 0 K: 2 S: 13 | H: 0 LOB: 2 BB: 1 P: 20 | 1B: 3 2B: 0 3B: 0 HR: 0 | SF: 0 SAC: 0 DP: 2 HBP: 0 | WP: 1 PB: 0 SB: 1 CS: 0 |
| PITCHER | IP WLS BF H R ER SO BB IBB HBP BLK WP HR S P ERA WHIP | | | | | | | | | | | PITCHER | IP WLS BF H R ER SO BB IBB HBP BLK WP HR S P ERA WHIP | | | | | | | | | |
| Scott Erickson, R (1, 1) ERA: 5.0 | 9.0 W 32 3 0 0 3 3 0 0 0 0 1 0 76 127 0.00 0.667 | | | | | | | | | | | | | | | | | | | | | |

| Batter | 1 | 2 | 3 | 4 | 5 | 6 | 7 | 8 | 9 | AB | R | H | RBI | BB | SO | LOB | TOP | | | | | | | | | | |
|---|-------------------------------|----------------------------------|------------------------------|----------------------------------|-------------------------------|----------------------------------|------------------------------|----------------------------------|------------------------------|----------------------------------|------------------------------|---------------------------------|-------------------------------|----------------------------------|-------------------------------|----------------------------------|---|-------------------------------|----------------------------------|----------------------------------|------------------------------------|----------------------------------|--------|--|--|--|--|
| Brady Anderson, L (1, 10) OBP: 0.415, SLG: 0.490 Rich Amaral, R (8, FH) OBP: 0.354, SLG: 0.357 | 2-1 HR | 1-0 SF8 | | 2-3 K | | | 1-0 HR | 2-2 1B | | 3 | 2 | 4 | 0 | 1 | 0 | | Baltimore Orioles @ Minnesota Twins Hubert H. Humphrey Metrodome, Minneapolis, MN Wed Sep 08 1999, 8:05 PM EDT Alt. 9:564 - Dome - 72 F AB 37 R 10 H 14 RBI 9 BB 4 SO 2 LOB 13  | | | | | | | | | | |
| Mike Bordick, R (1, 6) OBP: 0.333, SLG: 0.389 Jesse Garcia, R (7, 6) OBP: 0.111, SLG: 0.111 | 2-0 1B | 4-0 BB | | 0-1 G4-3 | | | 1-1 G4-3 | 0-1 G5-4-3 | | 3 | 1 | 1 | 0 | 1 | 0 | 0 | | | | | | | | | | | |
| B.J. Surhoff, L (1, 7) OBP: 0.352, SLG: 0.509 Derrick May, L (9, FH) OBP: 0.333, SLG: 0.474 | 2-2 1B | 1-0 F9 | | | 2-0 F7 | | 0-1 HR | | 0-2 G4-3 | 4 | 2 | 2 | 1 | 0 | 0 | 2 | | | | | | | | | | | |
| Albert Belle, R (1, 9) OBP: 0.402, SLG: 0.537 | 3-1 1B | | | 2-0 1B | | | 2-2 F9 | | 1-1 PB | 5 | 1 | 3 | 1 | 0 | 0 | 0 | | | | | | | | | | | |
| Cal Ripken Jr., R (1, 5) OBP: 0.344, SLG: 0.569 Ryan Minor, R (7, 5) OBP: 0.242, SLG: 0.298 | 1-2 G4-6-3 | | | 1-3 K | | | 1-2 G4-3 | | 2-2 F8 | 4 | 0 | 0 | 0 | 0 | 1 | 2 | | | | | | | | | | | |
| Jeff Conine, R (1, 3) OBP: 0.353, SLG: 0.496 Calvin Pickering, L (9, 3) | 2-2 F7 | | | 2-2 F9 | | 0-0 G5-3 | | 4-2 2B | 4-1 BB | 3 | 1 | 0 | 0 | 1 | 0 | 1 | | | | | | | | | | | |
| Jerry Hairston, R (1, 4) OBP: 0.339, SLG: 0.451 | | 4-1 1B | | 0-0 1B | | 1-1 G4-3 | | 0-2 1B | 1-1 P4 | 4 | 2 | 2 | 2 | 1 | 0 | 2 | | | | | | | | | | | |
| Gene Kingsale, S (1, 8) OBP: 0.345, SLG: 0.280 | | 0-0 1B | | 1-0 G1-6-3 | | 0-1 P7 | | 2-1 1B | | 4 | 0 | 2 | 0 | 0 | 0 | 1 | | | | | | | | | | | |
| Mike Figga, R (1, 2) OBP: 0.250, SLG: 0.349 | | 0-0 1B | | 1-1 G6-3 | | | 2-0 HR | 0-2 P6 | | 3 | 1 | 1 | 0 | 0 | 0 | 2 | | | | | | | | | | | |
| Inning Stats | R: 3 E: 0 K: 0 S: 14 | H: 4 LOB: 0 BB: 0 P: 26 | R: 1 E: 0 K: 0 S: 5 | H: 1 LOB: 2 BB: 2 P: 15 | R: 1 E: 0 K: 1 S: 11 | H: 2 LOB: 1 BB: 0 P: 17 | R: 0 E: 0 K: 1 S: 9 | H: 0 LOB: 0 BB: 0 P: 12 | R: 0 E: 0 K: 0 S: 5 | H: 0 LOB: 0 BB: 0 P: 11 | R: 0 E: 0 K: 0 S: 5 | H: 0 LOB: 0 BB: 0 P: 6 | R: 3 E: 0 K: 0 S: 10 | H: 3 LOB: 0 BB: 0 P: 16 | R: 2 E: 0 K: 0 S: 18 | H: 3 LOB: 1 BB: 1 P: 26 | | R: 0 E: 0 K: 0 S: 12 | H: 1 LOB: 2 BB: 1 P: 20 | 1B: 9 2B: 2 3B: 0 HR: 3 | SF: 1 SAC: 1 DP: 2 HBP: 0 | WP: 1 PB: 1 SB: 0 CS: 0 | PA: 43 | | | | |
| PITCHER | IP | WLS | BF | H | R | ER | SO | BB | IBB | HBP | BLK | WP | HR | S | P | ERA | WHIP | | | | | | | | | | |
| LaTroy Hawkins, R (1, 1) ERA: 6.65 | 6.1 | L | 30 | 10 | 8 | 8 | 2 | 2 | 0 | 0 | 0 | 1 | 3 | 55 | 97 | 11.37 | 1.895 | | | | | | | | | | |
| Bob Wells, R (7, 1) ERA: 3.61 | 0.2 | | 2 | 0 | 0 | 0 | 0 | 0 | 0 | 0 | 0 | 0 | 0 | 4 | 6 | 0.00 | 0.000 | | | | | | | | | | |
| Eddie Guardado, L (8, 1) ERA: 5.01 | 1.0 | | 6 | 3 | 2 | 2 | 0 | 1 | 0 | 0 | 0 | 0 | 0 | 18 | 26 | 18.00 | 4.000 | | | | | | | | | | |
| Mike Trombley, R (9, 1) ERA: 4.1 | 1.0 | | 5 | 1 | 0 | 0 | 0 | 1 | 0 | 0 | 0 | 0 | 0 | 12 | 20 | 0.00 | 2.000 | | | | | | | | | | |

| Batter | 1 | 2 | 3 | 4 | 5 | 6 | 7 | 8 | 9 | AB | R | H | RBI | BB | SO | LOB | BOTTOM | | | | | | | | | | |
|--|------------------------------|----------------------------------|------------------------------|----------------------------------|------------------------------|----------------------------------|------------------------------|----------------------------------|------------------------------|----------------------------------|------------------------------|----------------------------------|------------------------------|---------------------------------|------------------------------|----------------------------------|---|-------------------------------|----------------------------------|----------------------------------|------------------------------------|----------------------------------|--------|--|--|--|--|
| Jacque Jones, L (1, 8) OBP: 0.322, SLG: 0.443 | 3-2 1B | | 1-3 K | | | 1-2 G4-3 | | | 0-1 FC1-4 | 4 | 0 | 2 | 0 | 0 | 1 | 1 | Baltimore Orioles @ Minnesota Twins Hubert H. Humphrey Metrodome, Minneapolis, MN Wed Sep 08 1999, 8:05 PM EDT Alt. 9:564 - Dome - 72 F AB 29 R 0 H 6 RBI 0 BB 2 SO 7 LOB 12  | | | | | | | | | | |
| Denny Hocking, S (1, 6) OBP: 0.321, SLG: 0.391 | 3-1 1B | | | 1-3 K | | 0-0 G3 | | | 1-3 K | 4 | 0 | 0 | 0 | 0 | 2 | 2 | | | | | | | | | | | |
| Marty Cordova, R (1, 10) OBP: 0.364, SLG: 0.471 | 1-1 G5-3 | | | 1-1 1B | | 2-3 K | | | 2-2 FC1-4 | 4 | 0 | 1 | 0 | 0 | 1 | 1 | | | | | | | | | | | |
| Matt Lawton, L (1, 9) OBP: 0.347, SLG: 0.352 | | 1-0 G6-3 | | 4-0 1B | | 1-2 BB | | | 3-3 K | 3 | 0 | 1 | 0 | 1 | 1 | 1 | | | | | | | | | | | |
| Ron Coomer, R (1, 5) OBP: 0.303, SLG: 0.435 | | 2-1 G6-3 | | 0-2 G4-6-3 | | 0-2 G4-6-3 | | | 1-1 G4-6-3 | 3 | 0 | 0 | 0 | 0 | 0 | 3 | | | | | | | | | | | |
| Doug Mientkiewicz, L (1, 3) OBP: 0.334, SLG: 0.348 | | 1-2 P7 | | | | 3-1 F7 | | | 1-1 P6 | 3 | 0 | 0 | 0 | 0 | 0 | 0 | | | | | | | | | | | |
| Tori Hunter, R (1, 7) OBP: 0.316, SLG: 0.381 | | | 0-1 G6-3 | | | 1-0 2B | | | 3-3 K | 3 | 0 | 1 | 0 | 0 | 1 | 0 | | | | | | | | | | | |
| Javier Valentin, S (1, 2) OBP: 0.333, SLG: 0.420 | | | 4-1 56 FC4 | | | 2-3 K | | | 1-1 56 G6-4-3 | 2 | 0 | 1 | 0 | 1 | 1 | 1 | | | | | | | | | | | |
| 56 Cleatus Davidson, S (1, 4) OBP: 0.125, SLG: 0.125 | | | 1-0 FC4 | | | 3-1 G6-3 | | | 0-1 G6-4-3 | 3 | 0 | 0 | 0 | 0 | 0 | 3 | | | | | | | | | | | |
| Inning Stats | R: 0 E: 0 K: 0 S: 7 | H: 1 LOB: 0 BB: 0 P: 14 | R: 0 E: 0 K: 0 S: 6 | H: 0 LOB: 0 BB: 0 P: 10 | R: 0 E: 0 K: 1 S: 8 | H: 0 LOB: 1 BB: 1 P: 14 | R: 0 E: 0 K: 1 S: 8 | H: 1 LOB: 1 BB: 1 P: 14 | R: 0 E: 0 K: 1 S: 9 | H: 1 LOB: 0 BB: 0 P: 18 | R: 0 E: 0 K: 1 S: 8 | H: 0 LOB: 0 BB: 0 P: 11 | R: 0 E: 0 K: 0 S: 5 | H: 1 LOB: 0 BB: 0 P: 9 | R: 0 E: 0 K: 1 S: 8 | H: 1 LOB: 0 BB: 0 P: 12 | | R: 0 E: 0 K: 2 S: 12 | H: 1 LOB: 1 BB: 0 P: 18 | 1B: 5 2B: 1 3B: 0 HR: 0 | SF: 0 SAC: 0 DP: 4 HBP: 0 | WP: 1 PB: 0 SB: 0 CS: 0 | PA: 31 | | | | |
| PITCHER | IP | WLS | BF | H | R | ER | SO | BB | IBB | HBP | BLK | WP | HR | S | P | ERA | WHIP | | | | | | | | | | |
| Jason Johnson, R (1, 1) ERA: 5.89 | 5.0 | W | 18 | 3 | 0 | 0 | 3 | 2 | 0 | 0 | 0 | 0 | 0 | 13 | 70 | 0.00 | 1.000 | | | | | | | | | | |
| Gabe Molina, R (6, 1) ERA: 4.5 | 2.0 | | 6 | 1 | 0 | 0 | 1 | 0 | 0 | 0 | 0 | 0 | 0 | 13 | 20 | 0.00 | 0.500 | | | | | | | | | | |
| B.J. Ryan, L (8, 1) ERA: 5.19 | 2.0 | | 7 | 2 | 0 | 0 | 3 | 0 | 0 | 0 | 0 | 1 | 0 | 20 | 30 | 0.00 | 1.000 | | | | | | | | | | |

| Batter | 1 | 2 | 3 | 4 | 5 | 6 | 7 | 8 | 9 | AB | R | H | RBI | BB | SO | LOB | TOP | | | |
|--|-------------------------------|----------------------------------|------------------------------|---------------------------------|-------------------------------|----------------------------------|------------------------------|----------------------------------|-------------------------------|----------------------------------|------------------------------|----------------------------------|------------------------------|---------------------------------|------------------------------|----------------------------------|---|------------------------------------|-------------------------|--------|
| Darin Erstad, L (1, 10) OBP: 0.303, SLG: 0.350 | G4-3 | | P4 | L8 | | FC4-6 | | | K | 5 | 0 | 0 | 0 | 0 | 1 | 4 | Anaheim Angels @ Minnesota Twins Hubert H. Humphrey Metrodome, Minneapolis, MN Fri Sep 10 1999, 8:05 PM EDT Att: 11,200 - Dome - 72 F livebaseballscores.com | | | |
| Jim Edmonds, L (1, 8) OBP: 0.345, SLG: 0.452 | F8 | | HR | | FC5-4 | K | | | K | 4 | 1 | 1 | 1 | 1 | 2 | 2 | | | | |
| Tim Salmon, R (1, 9) OBP: 0.386, SLG: 0.505 | WP | | G5-3 | | FC5-4 | | | | F9 | 5 | 1 | 2 | 0 | 0 | 0 | 2 | | | | |
| Mo Vaughn, L (1, 3) OBP: 0.349, SLG: 0.468 | | | | | | | | | | 4 | 1 | 4 | 3 | 0 | 0 | 0 | | | | |
| Troy Glaus, R (1, 5) OBP: 0.322, SLG: 0.456 | P3 | | | | | | | | | 4 | 0 | 1 | 0 | 0 | 1 | 5 | | | | |
| 16 Garret Anderson, L (1, 7) OBP: 0.332, SLG: 0.470 | | | P5 | | F9 | | | | G4-6-3 | 4 | 0 | 1 | 0 | 0 | 0 | 5 | | | | |
| Jeff Huson, L (1, 4) OBP: 0.313, SLG: 0.321 | | | FC4-6 | | G3-1 | | | | G5-3 | 4 | 0 | 0 | 0 | 0 | 0 | 1 | | | | |
| Bengie Molina, R (1, 2) OBP: 0.293, SLG: 0.326 | | | G5-4-3 | | | | | | P4 | 4 | 0 | 2 | 0 | 0 | 0 | 1 | | | | |
| Gary Disarcina, R (1, 6) OBP: 0.268, SLG: 0.257 | | | | | | | | | L7 | 4 | 1 | 2 | 0 | 0 | 1 | 1 | | | | |
| Inning Stats | R: 1 E: 0 K: 0 S: 10 | H: 2 LOB: 1 BB: 0 P: 16 | R: 0 E: 0 K: 0 S: 4 | H: 1 LOB: 0 BB: 0 P: 6 | R: 3 E: 0 K: 0 S: 14 | H: 4 LOB: 1 BB: 0 P: 21 | R: 0 E: 0 K: 1 S: 9 | H: 1 LOB: 1 BB: 0 P: 12 | R: 0 E: 0 K: 1 S: 11 | H: 2 LOB: 2 BB: 0 P: 18 | R: 0 E: 0 K: 0 S: 9 | H: 2 LOB: 1 BB: 0 P: 11 | R: 0 E: 0 K: 0 S: 6 | H: 0 LOB: 0 BB: 0 P: 7 | R: 0 E: 0 K: 2 S: 8 | H: 0 LOB: 0 BB: 0 P: 10 | 1B: 9 2B: 3 3B: 0 HR: 1 | SF: 0 SAC: 0 DP: 2 HBP: 0 | WP: 1 PB: 0 CS: 0 | PA: 39 |
| PITCHER | IP | WLS | BF | H | R | ER | SO | BB | IBB | HBP | BLK | WP | HR | S | P | ERA | WHIP | | | |
| Brad Radke, R (1, 1) ERA: 3.82 | 8.0 | L | 36 | 13 | 4 | 4 | 3 | 1 | 0 | 0 | 0 | 1 | 1 | 74 | 110 | 4.50 | 1.750 | | | |
| Eddie Guardado, L (9, 1) ERA: 4.89 | 1.0 | | 3 | 0 | 0 | 0 | 2 | 0 | 0 | 0 | 0 | 0 | 0 | 8 | 10 | 0.00 | 0.000 | | | |

| Batter | 1 | 2 | 3 | 4 | 5 | 6 | 7 | 8 | 9 | AB | R | H | RBI | BB | SO | LOB | BOTTOM | | | | | |
|---|------------------------------|----------------------------------|------------------------------|----------------------------------|-------------------------------|----------------------------------|------------------------------|----------------------------------|-------------------------------|----------------------------------|------------------------------|----------------------------------|-------------------------------|----------------------------------|-------------------------------|----------------------------------|---|----------------------------------|----------------------------------|------------------------------------|-------------------------|--------|
| Denny Hocking, S (1, 6) OBP: 0.319, SLG: 0.395 | F8 | | SF9 | | | K2-3 | | | | 3 | 0 | 1 | 2 | 0 | 1 | 0 | Anaheim Angels @ Minnesota Twins Hubert H. Humphrey Metrodome, Minneapolis, MN Fri Sep 10 1999, 8:05 PM EDT Att: 11,200 - Dome - 72 F livebaseballscores.com | | | | | |
| Brent Gates, S (1, 5) OBP: 0.325, SLG: 0.326 | G4-3 | | K2-3 | | | G4-3 | | | | 4 | 0 | 0 | 0 | 0 | 1 | 3 | | | | | | |
| Marty Cordova, R (1, 9) OBP: 0.368, SLG: 0.469 | G6-3 | | | | G6-3 | | | | | 2 | 0 | 0 | 0 | 2 | 0 | 0 | | | | | | |
| Terry Steinbach, R (1, 2) OBP: 0.363, SLG: 0.390 | | | K | | F9 | | | | | 4 | 0 | 0 | 0 | 0 | 1 | 2 | | | | | | |
| Ron Coomer, R (1, 3) OBP: 0.301, SLG: 0.432 | | | F9 | | F8 | | | | | 4 | 0 | 0 | 0 | 0 | 2 | 2 | | | | | | |
| Chad Allen, R (1, 7) OBP: 0.327, SLG: 0.385 | | | K | | | G5-3 | | | | 3 | 0 | 0 | 0 | 0 | 1 | 1 | | | | | | |
| Matt Lawton, L (9, PH) OBP: 0.347, SLG: 0.352 | | | | | | | | | F8 | 1 | 0 | 0 | 0 | 0 | 0 | 1 | | | | | | |
| Todd Walker, L (1, 10) OBP: 0.344, SLG: 0.414 | | | | | | | | | | 2 | 2 | 1 | 0 | 1 | 0 | 0 | | | | | | |
| Tori Hunter, R (1, 8) OBP: 0.317, SLG: 0.382 | | | K | | | G5-3 | | | | 3 | 0 | 1 | 0 | 0 | 1 | 1 | | | | | | |
| 56 Cleatus Davidson, S (1, 4) OBP: 0.167, SLG: 0.167 | | | | | | | | | | 2 | 0 | 1 | 0 | 0 | 1 | 0 | | | | | | |
| Doug Mientkiewicz, L (8, PH) OBP: 0.332, SLG: 0.346 | | | | | | | | | | 1 | 0 | 0 | 0 | 0 | 0 | 2 | | | | | | |
| Inning Stats | R: 0 E: 0 K: 0 S: 7 | H: 0 LOB: 0 BB: 0 P: 14 | R: 0 E: 0 K: 2 S: 8 | H: 0 LOB: 0 BB: 0 P: 15 | R: 1 E: 0 K: 2 S: 10 | H: 2 LOB: 1 BB: 0 P: 18 | R: 0 E: 0 K: 0 S: 7 | H: 0 LOB: 0 BB: 0 P: 10 | R: 0 E: 0 K: 0 S: 10 | H: 0 LOB: 0 BB: 0 P: 16 | R: 0 E: 0 K: 2 S: 9 | H: 0 LOB: 1 BB: 1 P: 12 | R: 0 E: 0 K: 1 S: 13 | H: 0 LOB: 1 BB: 1 P: 22 | R: 1 E: 0 K: 0 S: 12 | H: 2 LOB: 1 BB: 1 P: 19 | R: 0 E: 0 K: 1 S: 10 | H: 0 LOB: 1 BB: 1 P: 18 | 1B: 4 2B: 0 3B: 0 HR: 0 | SF: 1 SAC: 0 DP: 1 HBP: 0 | WP: 1 PB: 0 CS: 0 | PA: 33 |
| PITCHER | IP | WLS | BF | H | R | ER | SO | BB | IBB | HBP | BLK | WP | HR | S | P | ERA | WHIP | | | | | |
| Chuck Finley, L (1, 1) ERA: 4.65 | 7.1 | | 27 | 3 | 2 | 2 | 7 | 2 | 0 | 0 | 0 | 0 | 0 | 71 | 120 | 2.46 | 0.682 | | | | | |
| Mark Petkovsek, R (8, 1) ERA: 3.53 | 0.2 | H | 2 | 1 | 0 | 0 | 0 | 0 | 0 | 0 | 0 | 0 | 0 | 5 | 6 | 0.00 | 1.500 | | | | | |
| Troy Percival, R (9, 1) ERA: 3.51 | 1.0 | S | 4 | 0 | 0 | 0 | 1 | 1 | 0 | 0 | 0 | 0 | 0 | 10 | 18 | 0.00 | 1.000 | | | | | |



| Batter | 1 | 2 | 3 | 4 | 5 | 6 | 7 | 8 | 9 | AB | R | H | RBI | BB | SO | LOB | TOP | | | |
|---|--|----------------------------------|--------------------------------------|----------------------------------|--------------------------------------|----------------------------------|---------------------------------------|----------------------------------|---------------------------------------|----------------------------------|--------------------------------------|----------------------------------|--------------------------------------|----------------------------------|--------------------------------------|----------------------------------|----------------------------------|------------------------------------|-------------------------|--------|
| Jeff DaVanon, S (1.9) | | | | | | | | | | 3 | 0 | 0 | 0 | 1 | 3 | 0 | | | | |
| Orlando Palmeiro, L (1.8) | | | | | | | | | | 2 | 0 | 0 | 0 | 1 | 2 | 0 | | | | |
| Todd Greene, R (1.7) | | | | | | | | | | 3 | 0 | 0 | 0 | 0 | 1 | 1 | | | | |
| Troy Glas, R (1.5) | | | | | | | | | | 3 | 0 | 0 | 0 | 0 | 0 | 1 | | | | |
| Steve Decker, R (1.10) | | | | | | | | | | 3 | 0 | 0 | 0 | 0 | 1 | 0 | | | | |
| Matt Luke, L (1.3) | | | | | | | | | | 3 | 0 | 0 | 0 | 0 | 3 | 0 | | | | |
| Bret Hemphill, S (1.2) | | | | | | | | | | 3 | 0 | 0 | 0 | 0 | 0 | 0 | | | | |
| Trent Durrington, R (1.4) | | | | | | | | | | 3 | 0 | 0 | 0 | 0 | 1 | 0 | | | | |
| Andy Sheets, R (1.6) | | | | | | | | | | 3 | 0 | 0 | 0 | 0 | 2 | 0 | | | | |
| Inning Stats | R: 0 H: 0 E: 0 K: 1 S: 9 | H: 0 LOB: 1 BB: 1 P: 15 | R: 0 H: 0 E: 0 K: 2 S: 9 | H: 0 LOB: 0 BB: 1 P: 13 | R: 0 H: 0 E: 0 K: 2 S: 7 | H: 0 LOB: 0 BB: 1 P: 15 | R: 0 H: 0 E: 0 K: 1 S: 10 | H: 0 LOB: 0 BB: 0 P: 15 | R: 0 H: 0 E: 0 K: 2 S: 13 | H: 0 LOB: 0 BB: 0 P: 19 | R: 0 H: 0 E: 0 K: 1 S: 9 | H: 0 LOB: 0 BB: 0 P: 12 | R: 0 H: 0 E: 0 K: 1 S: 7 | H: 0 LOB: 0 BB: 0 P: 10 | R: 0 H: 0 E: 0 K: 1 S: 7 | H: 0 LOB: 0 BB: 0 P: 14 | 1B: 0 2B: 0 3B: 0 HR: 0 | SF: 0 SAC: 0 DP: 0 HBP: 0 | WP: 0 PB: 0 CS: 1 | PA: 29 |
| PITCHER Eric Milton, L (1.1) ERA: 4.64 | IP: 9.0 WLS: W BF: 28 H: 0 R: 0 ER: 0 SO: 13 BB: 2 IBB: 0 HBP: 0 BLK: 0 WP: 0 HR: 0 S: 78 P: 122 ERA: 0.00 WHIP: 0.222 | | | | | | | | | | | | | | | PITCHER | | | | |

Anaheim Angels @ Minnesota Twins
 Hubert H. Humphrey Metrodome, Minneapolis, MN
 Sat Sep 11 1999, 12:00 PM EDT
 Att: 11,222 - Dome - 72 F

AB 26
 R 0
 H 0
 RBI 0
 BB 2
 SO 13
 LOB 2



| Batter | 1 | 2 | 3 | 4 | 5 | 6 | 7 | 8 | 9 | AB | R | H | RBI | BB | SO | LOB | BOTTOM | |
|--|---|----------------------------------|---------------------------------------|----------------------------------|--------------------------------------|----------------------------------|--------------------------------------|----------------------------------|--------------------------------------|---------------------------------|--------------------------------------|----------------------------------|---------------------------------------|----------------------------------|----------------------------------|------------------------------------|----------------------------------|--------|
| Jacque Jones, L (1.8) | | | | | | | | | | 4 | 1 | 1 | 0 | 0 | 2 | 2 | | |
| Denny Hocking, S (1.6) | | | | | | | | | | 4 | 1 | 2 | 3 | 0 | 1 | 1 | | |
| Matt Lawton, L (1.9) | | | | | | | | | | 3 | 1 | 1 | 0 | 0 | 0 | 0 | | |
| Terry Steinbach, R (1.2) | | | | | | | | | | 4 | 1 | 2 | 1 | 0 | 0 | 1 | | |
| Todd Walker, L (1.10) | | | | | | | | | | 3 | 0 | 0 | 0 | 1 | 1 | 1 | | |
| Corey Koskie, L (1.5) | | | | | | | | | | 4 | 1 | 2 | 1 | 0 | 0 | 0 | | |
| Tori Hunter, R (1.7) | | | | | | | | | | 4 | 1 | 1 | 0 | 0 | 1 | 2 | | |
| Doug Mientkiewicz, L (1.3) | | | | | | | | | | 3 | 1 | 1 | 0 | 1 | 0 | 2 | | |
| 56 Cleatus Davidson, S (1.4) | | | | | | | | | | 3 | 0 | 0 | 1 | 0 | 0 | 3 | | |
| Inning Stats | R: 1 H: 2 E: 0 K: 1 S: 11 | H: 3 LOB: 1 BB: 1 P: 23 | R: 0 H: 0 E: 0 K: 1 S: 10 | H: 0 LOB: 0 BB: 0 P: 17 | R: 0 H: 0 E: 0 K: 0 S: 8 | H: 0 LOB: 0 BB: 0 P: 13 | R: 2 H: 2 E: 0 K: 0 S: 9 | H: 2 LOB: 0 BB: 0 P: 17 | R: 0 H: 0 E: 0 K: 0 S: 4 | H: 0 LOB: 0 BB: 0 P: 5 | R: 0 H: 1 E: 0 K: 1 S: 7 | H: 1 LOB: 1 BB: 0 P: 10 | R: 1 H: 2 E: 0 K: 1 S: 16 | H: 2 LOB: 2 BB: 1 P: 28 | 1B: 4 2B: 3 3B: 2 HR: 1 | SF: 0 SAC: 0 DP: 1 HBP: 1 | WP: 1 PB: 0 SB: 1 CS: 1 | PA: 36 |
| PITCHER Ramon Ortiz, R (1.1) ERA: 5.83 Al Levine, R (5.1) ERA: 3.39 Mike Holtz, L (7.1) ERA: 9.64 Steve Mintz, R (8.1) ERA: 9.0 | IP: 4.1 WLS: L BF: 21 H: 7 R: 6 ER: 6 SO: 3 BB: 1 IBB: 0 HBP: 0 BLK: 0 WP: 0 HR: 1 S: 48 P: 84 ERA: 12.46 WHIP: 1.846 | | | | | | | | | | | | | | | PITCHER | | |

Anaheim Angels @ Minnesota Twins
 Hubert H. Humphrey Metrodome, Minneapolis, MN
 Sat Sep 11 1999, 12:00 PM EDT
 Att: 11,222 - Dome - 72 F

AB 32
 R 7
 H 10
 RBI 6
 BB 2
 SO 5
 LOB 12




| Batter | 1 | 2 | 3 | 4 | 5 | 6 | 7 | 8 | 9 | AB | R | H | RBI | BB | SO | LOB | TOP | | | | | | | | | | |
|---|---------------------------------------|----------------------------------|---------------------------------------|----------------------------------|--------------------------------------|----------------------------------|--------------------------------------|----------------------------------|--------------------------------------|----------------------------------|---------------------------------------|----------------------------------|---------------------------------------|----------------------------------|--------------------------------------|---------------------------------|---|------------------------------------|----------------------------------|--------|--|--|--|--|--|--|--|
| Darin Erstad, L (1, 3) OBP: 0.392, SLG: 0.349 | G3-1 | | | | P6 | | F7 | | G3-1 | 5 | 0 | 1 | 0 | 0 | 0 | 1 | Anaheim Angels @ Minnesota Twins Hubert H. Humphrey Metrodome, Minneapolis, MN Sun Sep 12 1999, 2:05 PM EDT Att: 11,301 - Dome - 72 F livebaseballscorecards.com | | | | | | | | | | |
| Jim Edmonds, L (1, 8) OBP: 0.333, SLG: 0.435 | E6 | | | | G4-3 | | K | | G4-3 | 5 | 1 | 0 | 0 | 0 | 2 | 3 | | | | | | | | | | | |
| Tim Salmon, R (1, 9) OBP: 0.390, SLG: 0.505 | SF8 | | | | G5-3 | | | | 1B | 2 | 2 | 1 | 0 | 2 | 0 | 0 | | | | | | | | | | | |
| Mo Vaughn, L (1, 10) OBP: 0.348, SLG: 0.474 | SF8 | | | | L4-3 | | | | K | 3 | 1 | 1 | 2 | 0 | 1 | 2 | | | | | | | | | | | |
| Troy Glaus, R (1, 5) OBP: 0.321, SLG: 0.460 | | | | | G6-3 | | P4 | | 2B | 4 | 2 | 2 | 2 | 0 | 0 | 0 | | | | | | | | | | | |
| 16 Garrett Anderson, L (1, 7) OBP: 0.332, SLG: 0.468 | P6 | | | | | | F8 | | K | 4 | 0 | 1 | 0 | 0 | 1 | 2 | | | | | | | | | | | |
| Jeff Hueson, L (1, 4) OBP: 0.360, SLG: 0.316 | | | | | L1-3 | | G4-3 | | 2B | 3 | 0 | 0 | 0 | 0 | 0 | 1 | | | | | | | | | | | |
| Todd Greene, R (8, PH) OBP: 0.275, SLG: 0.442 | | | | | | | | | | 1 | 0 | 1 | 2 | 0 | 0 | 0 | | | | | | | | | | | |
| Trent Durrington, R (8, PR) OBP: 0.260, SLG: 0.235 | | | | | | | | | | 0 | 0 | 0 | 0 | 0 | 0 | 0 | | | | | | | | | | | |
| Bengie Molina, R (1, 2) OBP: 0.313, SLG: 0.337 | | | | | | | | | L1 | 3 | 0 | 2 | 0 | 1 | 0 | 1 | | | | | | | | | | | |
| Gary Disarcina, R (1, 6) OBP: 0.264, SLG: 0.254 | P6 | | | | P3 | | SH3 | | G6-3 | 3 | 0 | 0 | 0 | 0 | 0 | 2 | | | | | | | | | | | |
| Inning Stats | R: 3 H: 1 E: 1 K: 0 S: 15 | H: 1 LOB: 0 BB: 1 P: 28 | R: 0 H: 2 E: 0 K: 1 S: 12 | H: 2 LOB: 2 BB: 0 P: 15 | R: 0 H: 1 E: 0 K: 0 S: 8 | H: 1 LOB: 1 BB: 1 P: 15 | R: 0 H: 0 E: 0 K: 0 S: 7 | H: 0 LOB: 0 BB: 0 P: 12 | R: 1 H: 1 E: 0 K: 0 S: 8 | H: 1 LOB: 1 BB: 0 P: 11 | R: 0 H: 1 E: 0 K: 1 S: 12 | H: 1 LOB: 1 BB: 1 P: 15 | R: 2 H: 2 E: 0 K: 2 S: 12 | H: 2 LOB: 1 BB: 1 P: 20 | R: 0 H: 0 E: 0 K: 0 S: 7 | H: 0 LOB: 0 BB: 0 P: 9 | 1B: 6 2B: 3 3B: 0 HR: 2 | SF: 1 SAC: 1 DP: 2 HBP: 0 | WP: 1 PB: 0 SB: 0 CS: 0 | PA: 38 | | | | | | | |
| PITCHER | IP | WLS | BF | H | R | ER | SO | BB | IBB | HBP | BLK | WP | HR | S | P | ERA | WHIP | | | | | | | | | | |
| Joe Mays, R (1, 1) ERA: 4.24 | 6.1 | L | 27 | 7 | 4 | 1 | 1 | 2 | 0 | 0 | 0 | 1 | 2 | 63 | 104 | 1.42 | 1.421 | | | | | | | | | | |
| Travis Miller, L (7, 1) ERA: 3.0 | 1.2 | | 8 | 2 | 2 | 2 | 3 | 1 | 0 | 0 | 0 | 0 | 0 | 19 | 28 | 10.80 | 1.800 | | | | | | | | | | |
| Mike Trombley, R (9, 1) ERA: 4.05 | 1.0 | | 3 | 0 | 0 | 0 | 0 | 0 | 0 | 0 | 0 | 0 | 0 | 7 | 9 | 0.00 | 0.000 | | | | | | | | | | |


| Batter | 1 | 2 | 3 | 4 | 5 | 6 | 7 | 8 | 9 | AB | R | H | RBI | BB | SO | LOB | BOTTOM | | | | | | | | | | |
|---|---------------------------------------|---------------------------------|--------------------------------------|----------------------------------|--------------------------------------|---------------------------------|--------------------------------------|----------------------------------|--------------------------------------|----------------------------------|--------------------------------------|----------------------------------|---------------------------------------|----------------------------------|---------------------------------------|----------------------------------|---|------------------------------------|----------------------------------|--------|--|--|--|--|--|--|--|
| Denny Hocking, S (1, 6) OBP: 0.322, SLG: 0.406 | G3 | | G6-3 | | | G6-3 | | | HR | 4 | 1 | 2 | 0 | 0 | 0 | 0 | Anaheim Angels @ Minnesota Twins Hubert H. Humphrey Metrodome, Minneapolis, MN Sun Sep 12 1999, 2:05 PM EDT Att: 11,301 - Dome - 72 F livebaseballscorecards.com | | | | | | | | | | |
| Brent Gates, S (1, 5) OBP: 0.321, SLG: 0.321 | K | | | | K | | F9 | | K | 4 | 0 | 0 | 0 | 0 | 3 | 2 | | | | | | | | | | | |
| Marty Cordova, R (1, 9) OBP: 0.367, SLG: 0.475 | G3 | | | | P4 | | F9 | | HR | 4 | 1 | 1 | 2 | 0 | 0 | 1 | | | | | | | | | | | |
| Terry Steinbach, R (1, 2) OBP: 0.360, SLG: 0.396 | K | | | | G4-3 | | F8 | | K | 4 | 0 | 0 | 0 | 0 | 2 | 1 | | | | | | | | | | | |
| Ron Coomer, R (1, 3) OBP: 0.299, SLG: 0.428 | | | | | P6 | | G5-3 | | G6-3 | 4 | 0 | 0 | 0 | 0 | 0 | 0 | | | | | | | | | | | |
| Chad Allen, R (1, 7) OBP: 0.327, SLG: 0.385 | | | | | F9 | | F7 | | G3-1 | 3 | 1 | 1 | 0 | 0 | 0 | 0 | | | | | | | | | | | |
| Matt Lawton, L (1, 10) OBP: 0.346, SLG: 0.349 | | | | | G4-3 | | K | | G3-1 | 3 | 0 | 0 | 0 | 0 | 1 | 1 | | | | | | | | | | | |
| Tori Hunter, R (1, 8) OBP: 0.316, SLG: 0.385 | | | | | | | K | | K | 3 | 0 | 1 | 1 | 0 | 1 | 0 | | | | | | | | | | | |
| 56 Cleatus Davidson, S (1, 4) OBP: 0.136, SLG: 0.136 | | | | | | | | | | 1 | 0 | 0 | 0 | 0 | 1 | 0 | | | | | | | | | | | |
| Corey Koskie, L (6, 5) OBP: 0.365, SLG: 0.474 | | | | | K | | K | | L6 | 2 | 0 | 0 | 0 | 0 | 1 | 1 | | | | | | | | | | | |
| Inning Stats | R: 0 H: 1 E: 0 K: 2 S: 12 | H: 0 LOB: 0 BB: 0 P: 9 | R: 0 H: 0 E: 0 K: 0 S: 6 | H: 0 LOB: 0 BB: 0 P: 11 | R: 0 H: 0 E: 0 K: 1 S: 6 | H: 0 LOB: 0 BB: 0 P: 7 | R: 0 H: 0 E: 0 K: 1 S: 6 | H: 0 LOB: 0 BB: 0 P: 12 | R: 0 H: 0 E: 0 K: 2 S: 9 | H: 0 LOB: 0 BB: 0 P: 15 | R: 0 H: 0 E: 0 K: 0 S: 9 | H: 0 LOB: 0 BB: 0 P: 15 | R: 1 H: 2 E: 0 K: 0 S: 13 | H: 2 LOB: 1 BB: 0 P: 19 | R: 2 H: 2 E: 0 K: 2 S: 12 | H: 2 LOB: 0 BB: 0 P: 19 | 1B: 3 2B: 0 3B: 1 HR: 1 | SF: 0 SAC: 0 DP: 0 HBP: 0 | WP: 0 PB: 0 SB: 1 CS: 0 | PA: 32 | | | | | | | |
| PITCHER | IP | WLS | BF | H | R | ER | SO | BB | IBB | HBP | BLK | WP | HR | S | P | ERA | WHIP | | | | | | | | | | |
| Jarrod Washburn, L (1, 1) ERA: 9.19 | 8.0 | W | 27 | 3 | 1 | 1 | 7 | 0 | 0 | 0 | 0 | 0 | 0 | 69 | 101 | 1.12 | 0.375 | | | | | | | | | | |
| Shigetoshi Hasegawa, R (9, 1) ERA: 4.59 | 0.1 | | 3 | 2 | 2 | 2 | 1 | 0 | 0 | 0 | 0 | 0 | 1 | 6 | 12 | 54.00 | 6.000 | | | | | | | | | | |
| Mark Petkovsek, R (9, 1) ERA: 3.5 | 0.2 | | 2 | 0 | 0 | 0 | 1 | 0 | 0 | 0 | 0 | 0 | 0 | 6 | 7 | 0.00 | 0.000 | | | | | | | | | | |

| Batter | 1 | 2 | 3 | 4 | 5 | 6 | 7 | 8 | 9 | AB | R | H | RBI | BB | SO | LOB | TOP | | | | | | | | | | |
|---|------------------------------------|----------------------------------|-------------------------------|----------------------------------|------------------------------|---------------------------------|------------------------------|---------------------------------|-------------------------------|----------------------------------|------------------------------|----------------------------------|------------------------------|---------------------------------|------------------------------|----------------------------------|--|----------------------------------|----------------------------------|------------------------------------|-------------------------|--------|--|--|--|--|--|
| Darin Erstad, L OBP: 0.302, SLG: 0.347 (1, 7) | 0-2 BB 2B 1B | 0-1 L6 | | 0-0 P8 | | 1-1 SAFE G6-4-3 | | | 2-1 G4-3 | 5 | 1 | 1 | 0 | 0 | 0 | 1 | Anaheim Angels @ Minnesota Twins Hubert H. Humphrey Metrodome, Minneapolis, MN Mon Sep 13 1999, 8:05 PM EDT Att: 8,716 - Dome - 72 F | | | | | | | | | | |
| Jim Edmonds, L OBP: 0.336, SLG: 0.440 (1, 8) | 4-2 2B 1-2 E BB | 1-2 HR 2B | | 1-1 F8 | | | 0-3 K | | | 3 | 2 | 1 | 0 | 1 | 1 | 0 | | | | | | | | | | | |
| Tim Salmon, R OBP: 0.386, SLG: 0.498 (1, 10) | 3-3 K | 0-1 G5-3 | | 2-2 G5-3 | | | 1-1 P4 | | | 4 | 0 | 0 | 0 | 0 | 1 | 3 | | | | | | | | | | | |
| Mo Vaughn, L OBP: 0.351, SLG: 0.486 (1, 3) | 0-0 1B 16 2B 1-2 2H | 2-1 HR | | | 0-0 16 1B | | | | 0-0 G4-3 | 4 | 2 | 3 | 3 | 0 | 0 | 0 | | | | | | | | | | | |
| Troy Glaus, R OBP: 0.322, SLG: 0.460 (1, 5) | 3-2 16 2B 2-3 1B | 2-1 | | | 2-1 F8 | | | 2-2 F9 | | 4 | 1 | 2 | 0 | 0 | 0 | 1 | | | | | | | | | | | |
| 16 Garrett Anderson, L OBP: 0.333, SLG: 0.470 (1, 9) | 1-0 G4-3 1-2 3H 2B | 0-1 F9 | | | 1-2 G6-4-3 1B | | | 1-0 G4-3 | | 4 | 0 | 2 | 2 | 0 | 0 | 1 | | | | | | | | | | | |
| Jeff Huson, L OBP: 0.307, SLG: 0.311 (1, 4) | 4-0 G4-3 BB | | 0-1 G6-3 | | 3-2 G6-4-3 1B | | | 1-2 G5-3 | | 3 | 0 | 0 | 0 | 1 | 0 | 2 | | | | | | | | | | | |
| Bengie Molina, R OBP: 0.300, SLG: 0.323 (1, 2) | 1-1 G4-3 1-2 2-3 | | 1-0 G6-3 | | 2-1 G4-3 | | | 3-3 K | | 4 | 0 | 0 | 0 | 0 | 1 | 2 | | | | | | | | | | | |
| Gary Disarcina, R OBP: 0.264, SLG: 0.253 (1, 6) | 2-2 G5-3 | | 0-0 F8 | | 3-1 G6-4-3 1B | | | 0-0 G5-3 | | 4 | 0 | 1 | 0 | 0 | 0 | 2 | | | | | | | | | | | |
| Inning Stats | R: 4 E: 1 K: 1 S: 22 | H: 4 LOB: 2 BB: 2 P: 40 | R: 2 E: 0 K: 0 S: 14 | H: 3 LOB: 1 BB: 0 P: 19 | R: 0 E: 0 K: 0 S: 4 | H: 0 LOB: 0 BB: 0 P: 5 | R: 0 E: 0 K: 0 S: 6 | H: 0 LOB: 1 BB: 0 P: 9 | R: 0 E: 0 K: 0 S: 11 | H: 2 LOB: 1 BB: 0 P: 17 | R: 0 E: 0 K: 0 S: 6 | H: 1 LOB: 0 BB: 0 P: 12 | R: 0 E: 0 K: 1 S: 6 | H: 0 LOB: 0 BB: 0 P: 7 | R: 0 E: 0 K: 0 S: 7 | H: 0 LOB: 0 BB: 0 P: 11 | R: 0 E: 0 K: 1 S: 7 | H: 0 LOB: 0 BB: 0 P: 12 | 1B: 6 2B: 3 3B: 0 HR: 1 | SF: 0 SAC: 0 DP: 2 HBP: 0 | WP: 0 PB: 0 CS: 0 | PA: 37 | | | | | |
| PITCHER | IP | WLS | BF | H | R | ER | SO | BB | IBB | HBP | BLK | WP | HR | S | P | ERA | WHIP | | | | | | | | | | |
| LaTroy Hawkins, R ERA: 6.76 (1, 1) | 5.1 | L | 27 | 10 | 6 | 6 | 1 | 2 | 0 | 0 | 0 | 0 | 1 | 61 | 99 | 10.12 | 2.250 | | | | | | | | | | |
| Eddie Guardado, L ERA: 4.75 (6, 1) | 1.0 | | 2 | 0 | 0 | 0 | 1 | 0 | 0 | 0 | 0 | 0 | 0 | 5 | 6 | 0.00 | 0.000 | | | | | | | | | | |
| Bob Wells, R ERA: 3.49 (7, 1) | 2.2 | | 8 | 0 | 0 | 0 | 1 | 0 | 0 | 0 | 0 | 0 | 0 | 17 | 27 | 0.00 | 0.000 | | | | | | | | | | |

| Batter | 1 | 2 | 3 | 4 | 5 | 6 | 7 | 8 | 9 | AB | R | H | RBI | BB | SO | LOB | BOTTOM | | | | | | | | | | |
|--|------------------------------|----------------------------------|-------------------------------|----------------------------------|-------------------------------|----------------------------------|-------------------------------|----------------------------------|------------------------------|----------------------------------|------------------------------|----------------------------------|-------------------------------|----------------------------------|-------------------------------|----------------------------------|--|----------------------------------|----------------------------------|------------------------------------|-------------------------|--------|--|--|--|--|--|
| Jacque Jones, L OBP: 0.323, SLG: 0.450 (1, 8) | 1-0 P4 | | 4-2 BB | 1-2 2B | | 0-2 SAFE F7 | | 2-2 FC6-4 | | 2 | 0 | 1 | 1 | 1 | 0 | 0 | Anaheim Angels @ Minnesota Twins Hubert H. Humphrey Metrodome, Minneapolis, MN Mon Sep 13 1999, 8:05 PM EDT Att: 8,716 - Dome - 72 F | | | | | | | | | | |
| Marty Cordova, R OBP: 0.366, SLG: 0.472 (6, PH) (7, 9) (9, 7) | | | | 3-2 2B | | | | 1-2 2-3 3H | | 2 | 0 | 0 | 1 | 0 | 0 | 3 | | | | | | | | | | | |
| Denny Hocking, S OBP: 0.324, SLG: 0.404 (1, 4) (8, 7) (9, 6) | 0-0 2B | | 4-2 BB | 2-2 G3 | | 1-0 SAFE CS | | 3-3 SAFE K | | 4 | 1 | 1 | 0 | 1 | 1 | 3 | | | | | | | | | | | |
| Todd Walker, L OBP: 0.346, SLG: 0.416 (1, 10) | 2-2 1-2 2B | | 1-1 F7 | | 1-1 G6-3 1B | | 2-2 F8 | | 4-1 SH1-4 BB | 4 | 1 | 2 | 1 | 1 | 0 | 2 | | | | | | | | | | | |
| Corey Koskie, L OBP: 0.386, SLG: 0.476 (1, 5) (9, 9) | 0-0 2B | | 3-2 F7 | | 0-0 G6-3 | | 4-1 BB | | 0-1 SAFE SH1-4 | 3 | 0 | 1 | 0 | 1 | 0 | 3 | | | | | | | | | | | |
| Chad Allen, R OBP: 0.325, SLG: 0.382 (7, PH) (8, PH) | 1-0 G4-3 | | 1-1 G5-3 | | 1-0 L6 | | 3-1 F8 | | 1-3 K | 3 | 0 | 0 | 0 | 0 | 0 | 4 | | | | | | | | | | | |
| Brent Gates, S OBP: 0.319, SLG: 0.320 (8, 4) | | | | | | | | | 1-2 K | 1 | 0 | 0 | 0 | 0 | 1 | 1 | | | | | | | | | | | |
| Doug Mientkiewicz, L OBP: 0.333, SLG: 0.348 (9, PH) (9, PH) | | 2-0 G4-3 | | 2-2 F7 | | 1-2 FC6-4 1B | | 1-0 G4-3 | | 4 | 0 | 1 | 1 | 0 | 0 | 0 | | | | | | | | | | | |
| Tori Hunter, R OBP: 0.316, SLG: 0.388 (7, 8) (8, PH) | | 1-3 K | | 2-2 FC6-4 | | 1-0 FC6-4 | | 4-2 BB 1B FC6-4 | | 3 | 1 | 1 | 0 | 0 | 1 | 1 | | | | | | | | | | | |
| Matt Lawton, L OBP: 0.347, SLG: 0.348 (8, PH) | | | | 2B | | 1-2 BB | | BB 1B FC6-4 | | 1 | 1 | 0 | 0 | 1 | 0 | 2 | | | | | | | | | | | |
| Javier Valentin, S OBP: 0.341, SLG: 0.429 (1, 2) | | 4-2 FC6 BB | | 0-0 G4-3 2B | | 0-0 G6-3 | | 3-1 SAFE FC6-4 BB | | 3 | 1 | 2 | 1 | 1 | 0 | 0 | | | | | | | | | | | |
| Cristian Guzman, S OBP: 0.275, SLG: 0.292 (8, PH) (8, PH) | | 1-2 FC6 | | 2-1 G4-3 | | 3-2 CS | | 4-0 FC6-4 | | 3 | 0 | 1 | 0 | 0 | 0 | 2 | | | | | | | | | | | |
| Ron Coomer, R OBP: 0.299, SLG: 0.428 (8, PH) (9, 5) | | | | 2-3 BB | | 1-2 BB | | 1-2 2-3 BB | | 0 | 0 | 0 | 0 | 0 | 0 | 0 | | | | | | | | | | | |
| Inning Stats | R: 1 E: 0 K: 0 S: 7 | H: 3 LOB: 1 BB: 0 P: 11 | R: 0 E: 0 K: 1 S: 12 | H: 0 LOB: 1 BB: 1 P: 20 | R: 0 E: 0 K: 0 S: 14 | H: 0 LOB: 2 BB: 2 P: 27 | R: 2 E: 0 K: 0 S: 19 | H: 3 LOB: 1 BB: 0 P: 28 | R: 1 E: 0 K: 0 S: 8 | H: 2 LOB: 1 BB: 0 P: 12 | R: 0 E: 0 K: 0 S: 7 | H: 1 LOB: 0 BB: 0 P: 11 | R: 0 E: 0 K: 1 S: 15 | H: 0 LOB: 1 BB: 1 P: 27 | R: 1 E: 0 K: 0 S: 14 | H: 1 LOB: 2 BB: 2 P: 30 | R: 0 E: 0 K: 1 S: 8 | H: 0 LOB: 2 BB: 2 P: 18 | 1B: 4 2B: 6 3B: 0 HR: 0 | SF: 0 SAC: 1 DP: 0 HBP: 0 | WP: 0 PB: 0 CS: 1 | PA: 44 | | | | | |
| PITCHER | IP | WLS | BF | H | R | ER | SO | BB | IBB | HBP | BLK | WP | HR | S | P | ERA | WHIP | | | | | | | | | | |
| Brian Cooper, R ERA: 4.09 (1, 1) | 4.0 | | 21 | 7 | 4 | 4 | 1 | 3 | 0 | 0 | 0 | 0 | 0 | 26 | 42 | 0.00 | 1.125 | | | | | | | | | | |
| Mike Magnante, L ERA: 3.66 (5, 1) | 2.2 | W | 10 | 2 | 0 | 0 | 1 | 1 | 0 | 0 | 0 | 0 | 0 | 2 | 5 | 0.00 | 0.000 | | | | | | | | | | |
| Lou Pote, R ERA: 2.55 (7, 1) | 0.1 | H | 1 | 0 | 0 | 0 | 0 | 0 | 0 | 0 | 0 | 0 | 0 | 6 | 18 | 27.00 | 9.000 | | | | | | | | | | |
| Ken Hill, R ERA: 4.75 (8, 1) | 0.1 | H | 4 | 1 | 1 | 1 | 0 | 2 | 0 | 0 | 0 | 0 | 0 | 6 | 12 | 0.00 | 0.000 | | | | | | | | | | |
| Mark Pejkovsek, R ERA: 3.47 (8, 1) | 0.2 | H | 2 | 0 | 0 | 0 | 0 | 0 | 0 | 0 | 0 | 0 | 0 | 8 | 12 | 0.00 | 0.000 | | | | | | | | | | |
| PITCHER | IP | WLS | BF | H | R | ER | SO | BB | IBB | HBP | BLK | WP | HR | S | P | ERA | WHIP | | | | | | | | | | |
| Juan Alvarez, L ERA: 3.0 (9, 1) | 0.2 | | 3 | 0 | 0 | 0 | 0 | 1 | 0 | 0 | 0 | 0 | 0 | 2 | 7 | 0.00 | 3.000 | | | | | | | | | | |
| Shigetoshi Hasegawa, R ERA: 4.57 (9, 1) | 0.1 | S | 2 | 0 | 0 | 0 | 0 | 0 | 0 | 0 | 0 | 0 | 0 | 0 | 0 | 0.00 | 0.000 | | | | | | | | | | |



| Batter | 1 | 2 | 3 | 4 | 5 | 6 | 7 | 8 | 9 | AB | R | H | RBI | BB | SO | LOB | TOP | | | | | | | | | | |
|--|-------------------------------|----------------------------------|-------------------------------|----------------------------------|---------------------------------|----------------------------------|------------------------------|----------------------------------|-------------------------------|----------------------------------|-------------------------------|----------------------------------|------------------------------|---------------------------------|------------------------------|----------------------------------|--|------------------------------------|----------------------------------|--------|--|--|--|--|--|--|--|
| Mark McLemore, S (1, 4) OBP: 0.360, SLG: 0.373 | 4-2 G6-4-3 BB | 1-1 P6 | | | | 2-1 F9 SF8 2B | 0-1 G4-3 | | 2-1 F9 | 4 | 1 | 1 | 0 | 1 | 0 | 6 | Texas Rangers @ Minnesota Twins Hubert H. Humphrey Metrodome, Minneapolis, MN Tue Sep 14 1999, 8:05 PM EDT Alt. 9,717 - Dome - 72 F AB 34 R 5 H 10 RBI 5 BB 3 SO 3 LOB 15  | | | | | | | | | | |
| Ivan Rodriguez, R (1, 2) OBP: 0.353, SLG: 0.570 | 1-2 G6-4-3 1-2f | | 3-2 HR | | 2-0 F9 | 3-2 G6-3 | | 4-0 2B IBB | 4 | 2 | 1 | 1 | 1 | 0 | 2 | | | | | | | | | | | | |
| Rafael Palmeiro, L (1, 10) OBP: 0.430, SLG: 0.647 Scarborough Green, S (9, PR) OBP: 0.600, SLG: 0.500 | 0-1 2B 1B | | 2-2 G3-1 | | 2-2 SF8 | 2-3 K | | 1-0 1-H 2-H 2B | 4 | 0 | 2 | 3 | 0 | 1 | 0 | | | | | | | | | | | | |
| Juan Gonzalez, R (1, 9) OBP: 0.364, SLG: 0.572 | 1-2 2B | | 2-0 F8 | | 2-1 3-H 2-1 HBP | 2-2 L8 | | 2-0 F8 | 4 | 0 | 1 | 0 | 0 | 0 | 1 | | | | | | | | | | | | |
| Todd Zeile, R (1, 5) OBP: 0.358, SLG: 0.499 | 0-1 F8 | | 2-0 HR | | 1-2 G3 | | 1-0 G3-1 | | 4 | 1 | 1 | 1 | 0 | 0 | 3 | | | | | | | | | | | | |
| Lee Stevens, L (1, 3) OBP: 0.347, SLG: 0.489 | | 1-1 G3-1 | 2-2 G4-3 | | 0-0 E 1B 1B | | 0-0 G4-3 | | 4 | 0 | 1 | 0 | 0 | 0 | 0 | | | | | | | | | | | | |
| Roberto Kelly, R (1, 7) OBP: 0.366, SLG: 0.441 | | 2-3 K | | 2-2 G6-3 | 1-3 K | | 0-1 F9 | | 4 | 0 | 0 | 0 | 0 | 2 | 1 | | | | | | | | | | | | |
| Royce Clayton, R (1, 6) OBP: 0.336, SLG: 0.403 | 3-2 1B 1B | | 1-1 F8 | | 0-0 E 1-2 1B | | 4-0 SH1-4 2B BB | 3 | 1 | 2 | 0 | 1 | 0 | 0 | 0 | | | | | | | | | | | | |
| Tom Goodwin, L (1, 8) OBP: 0.309, SLG: 0.328 | 2-0 1-3 1B | | 1-0 F8 | | 0-0 E4 G4-3 1-2 2-3 | | 0-0 SH1-4 | 3 | 0 | 1 | 0 | 0 | 0 | 2 | 2 | | | | | | | | | | | | |
| Inning Stats | R: 0 E: 0 K: 0 S: 13 | H: 2 LOB: 2 BB: 1 P: 19 | R: 0 E: 0 K: 1 S: 13 | H: 2 LOB: 2 BB: 0 P: 22 | R: 2 E: 0 K: 0 S: 12 | H: 2 LOB: 0 BB: 0 P: 23 | R: 0 E: 0 K: 0 S: 8 | H: 0 LOB: 0 BB: 0 P: 12 | R: 1 E: 0 K: 1 S: 10 | H: 1 LOB: 1 BB: 0 P: 19 | R: 0 E: 1 K: 1 S: 10 | H: 2 LOB: 2 BB: 0 P: 11 | R: 0 E: 0 K: 0 S: 4 | H: 0 LOB: 0 BB: 0 P: 5 | R: 2 E: 0 K: 0 S: 5 | H: 1 LOB: 1 BB: 2 P: 18 | 1B: 5 2B: 3 3B: 0 HR: 2 | SF: 1 SAC: 1 DP: 2 HBP: 1 | WP: 0 PB: 0 SB: 0 CS: 0 | PA: 40 | | | | | | | |
| PITCHER | IP | WLS | BF | H | R | ER | SO | BB | IBB | HBP | BLK | WP | HR | S | P | ERA | WHIP | | | | | | | | | | |
| 54 Jason Ryan, R (1, 1) ERA: 4.34 | 4.2 | | 22 | 7 | 3 | 3 | 1 | 1 | 0 | 0 | 0 | 0 | 2 | 53 | 91 | 5.79 | 1.714 | | | | | | | | | | |
| Dan Perkins, R (5, 1) ERA: 6.69 | 1.1 | 6 | 2 | 0 | 0 | 1 | 0 | 0 | 0 | 0 | 0 | 0 | 0 | 13 | 15 | 0.00 | 1.500 | | | | | | | | | | |
| Hector Carrasco, R (7, 1) ERA: 5.11 | 2.0 | 7 | 0 | 1 | 1 | 1 | 0 | 1 | 0 | 0 | 0 | 0 | 0 | 16 | 28 | 4.50 | 0.500 | | | | | | | | | | |
| Eddie Guardado, L (9, 1) ERA: 4.91 | 0.2 | L | 4 | 1 | 1 | 1 | 0 | 0 | 1 | 0 | 0 | 0 | 0 | 4 | 11 | 13.50 | 1.500 | | | | | | | | | | |
| Mike Trombley, R (9, 1) ERA: 4.03 | 0.1 | | 1 | 0 | 0 | 0 | 0 | 0 | 0 | 0 | 0 | 0 | 0 | 1 | 3 | 0.00 | 0.000 | | | | | | | | | | |

| Batter | 1 | 2 | 3 | 4 | 5 | 6 | 7 | 8 | 9 | AB | R | H | RBI | BB | SO | LOB | BOTTOM | | | | | | | | | | |
|--|------------------------------|---------------------------------|------------------------------|---------------------------------|-------------------------------|----------------------------------|-------------------------------|----------------------------------|------------------------------|----------------------------------|-------------------------------|----------------------------------|-------------------------------|----------------------------------|------------------------------|----------------------------------|--|----------------------------------|----------------------------------|------------------------------------|----------------------------------|--------|--|--|--|--|--|
| Denny Hocking, S (1, 4) OBP: 0.319, SLG: 0.398 | 0-0 G5-3 | | 1-1 FC4-6 1-2f | | 2-1 FC6-4 CS 1-2f | | 2-1 B5-3 | 0-1 L4 | | 5 | 0 | 0 | 0 | 0 | 0 | 3 | Texas Rangers @ Minnesota Twins Hubert H. Humphrey Metrodome, Minneapolis, MN Tue Sep 14 1999, 8:05 PM EDT Alt. 9,717 - Dome - 72 F AB 35 R 4 H 10 RBI 4 BB 6 SO 9 LOB 25  | | | | | | | | | | |
| Cristian Guzman, S (1, 6) OBP: 0.276, SLG: 0.294 | 0-1 B1-3 | | 0-0 G5-3 | | 0-3 K 1-2 | | 1-2 1B 1B | 1-0 FC4-6 1B | 5 | 1 | 2 | 0 | 0 | 1 | 2 | | | | | | | | | | | | |
| Marty Cordova, R (1, 9) OBP: 0.364, SLG: 0.468 | 2-1 F8 | | | 1-3 K 1B WP SF7 | | 4-1 1B BB | 1-2 K | 1-1 FC4-6 1-2f | 4 | 2 | 0 | 0 | 1 | 2 | 3 | | | | | | | | | | | | |
| Ron Coomer, R (1, 3) OBP: 0.302, SLG: 0.427 | | 1-0 F9 | | 4-0 1B 1-2 BB | | 1-0 WP 1B 1B | 4-2 1B 1B | 3-3 K | 3 | 0 | 1 | 0 | 2 | 1 | 0 | | | | | | | | | | | | |
| Chad Allen, R (1, 7) OBP: 0.330, SLG: 0.396 | | 0-0 HR | | 0-1 1-2 2-3 1B | | 3-1 P3 | 0-0 1B | 1-1 2B | 5 | 1 | 4 | 2 | 0 | 0 | 2 | | | | | | | | | | | | |
| Midre Cummings, L (1, 10) OBP: 0.333, SLG: 0.400 | | 2-1 F7 | | 0-0 SF7 | | 2-1 WP 1-2 2-H 1B | 1-1 1B | 2-1 P1 | 4 | 0 | 2 | 2 | 0 | 0 | 1 | | | | | | | | | | | | |
| Tori Hunter, R (1, 8) OBP: 0.315, SLG: 0.385 Jacque Jones, L (6, PH) OBP: 0.323, SLG: 0.447 (7, 8) | | 0-1 F8 | | 3-3 K | | 4-2 1-2 2-3 BB | 2-3 K | 1-3 K | 2 | 0 | 0 | 0 | 0 | 1 | 2 | | | | | | | | | | | | |
| Corey Koskie, L (1, 5) OBP: 0.385, SLG: 0.473 | | | 0-0 F7 | 3-3 K | | 2-3 K | | 0-0 1B SH5-4 1B | 4 | 0 | 1 | 0 | 0 | 2 | 5 | | | | | | | | | | | | |
| Javier Valentin, S (1, 2) OBP: 0.345, SLG: 0.427 | | | 4-2 FC4-6 BB | | 4-1 FC6-4 BB | 3-2 P3 | | 1-1 SH5-4 | 1 | 0 | 0 | 0 | 2 | 0 | 3 | | | | | | | | | | | | |
| Inning Stats | R: 0 E: 0 K: 0 S: 5 | H: 0 LOB: 0 BB: 0 P: 7 | R: 1 E: 0 K: 0 S: 6 | H: 1 LOB: 0 BB: 0 P: 9 | R: 0 E: 0 K: 3 S: 14 | H: 0 LOB: 1 BB: 1 P: 11 | R: 1 E: 0 K: 3 S: 14 | H: 1 LOB: 2 BB: 1 P: 24 | R: 0 E: 0 K: 1 S: 6 | H: 0 LOB: 0 BB: 1 P: 12 | R: 1 E: 0 K: 1 S: 16 | H: 2 LOB: 3 BB: 2 P: 35 | R: 1 E: 0 K: 2 S: 18 | H: 3 LOB: 3 BB: 1 P: 31 | R: 0 E: 0 K: 0 S: 8 | H: 2 LOB: 2 BB: 0 P: 11 | R: 0 E: 0 K: 2 S: 10 | H: 1 LOB: 1 BB: 0 P: 17 | 1B: 8 2B: 1 3B: 0 HR: 1 | SF: 1 SAC: 1 DP: 0 HBP: 0 | WP: 3 PB: 0 SB: 1 CS: 1 | PA: 43 | | | | | |
| PITCHER | IP | WLS | BF | H | R | ER | SO | BB | IBB | HBP | BLK | WP | HR | S | P | ERA | WHIP | | | | | | | | | | |
| Jeff Fassero, L (1, 1) ERA: 7.39 | 5.0 | | 22 | 3 | 3 | 3 | 4 | 4 | 0 | 0 | 0 | 1 | 1 | 39 | 70 | 5.40 | 1.400 | | | | | | | | | | |
| Mike Morgan, R (6, 1) ERA: 5.01 | 0.1 | B | 3 | 1 | 0 | 0 | 0 | 1 | 0 | 0 | 0 | 1 | 0 | 6 | 15 | 0.00 | 6.000 | | | | | | | | | | |
| Mike Munoz, L (6, 1) ERA: 3.75 | 1.0 | | 4 | 1 | 1 | 1 | 1 | 0 | 0 | 0 | 0 | 0 | 0 | 14 | 22 | 9.00 | 1.000 | | | | | | | | | | |
| Danny Patterson, R (7, 1) ERA: 5.33 | 0.1 | | 3 | 1 | 0 | 0 | 1 | 1 | 0 | 0 | 0 | 0 | 0 | 6 | 13 | 0.00 | 6.000 | | | | | | | | | | |
| Mike Venafro, L (7, 1) ERA: 3.3 | 1.0 | | 5 | 2 | 0 | 0 | 1 | 0 | 0 | 0 | 0 | 0 | 0 | 11 | 15 | 0.00 | 2.000 | | | | | | | | | | |

| Batter | 1 | 2 | 3 | 4 | 5 | 6 | 7 | 8 | 9 | AB | R | H | RBI | BB | SO | LOB | TOP | | | | | |
|---|-------------------------------|----------------------------------|-------------------------------|----------------------------------|------------------------------|----------------------------------|-------------------------------|----------------------------------|-------------------------------|----------------------------------|------------------------------|----------------------------------|-------------------------------|----------------------------------|-------------------------------|----------------------------------|---|---------------------------------|----------------------------------|------------------------------------|----------------------------------|--------|
| Mark McLemore, S (1, 4) OBP: 0.359, SLG: 0.370 | G6-3 | | L6 | | G5-3 | | G6-3 HR | K | | 4 | 1 | 0 | 0 | 1 | 1 | 2 | Texas Rangers @ Minnesota Twins Hubert H. Humphrey Metrodome, Minneapolis, MN Wed Sep 15 1999, 1:15 PM EDT Alt. 9,706 - Dome - 72 F | | | | | |
| Ivan Rodriguez, R (1, 2) OBP: 0.353, SLG: 0.567 | BB | | K | | F9 | | G6-3 | BB | | 4 | 0 | 1 | 0 | 1 | 1 | 3 | | | | | | |
| Rafael Palmeiro, L (1, 10) OBP: 0.426, SLG: 0.650 | BB | | G3 | | G6-3 | | HR | G5-3 | | 4 | 1 | 1 | 3 | 1 | 0 | 3 | | | | | | |
| Juan Gonzalez, R (1, 9) OBP: 0.366, SLG: 0.573 | G3 | | | | FC5-4 | | F8 | BB | | 5 | 0 | 3 | 0 | 0 | 0 | 1 | | | | | | |
| Todd Zeile, R (1, 5) OBP: 0.357, SLG: 0.496 | | | FC1-6 | | FC5-4 | | G4-3 | G6-3 | | 5 | 1 | 1 | 0 | 0 | 0 | 3 | | | | | | |
| Lee Stevens, L (1, 3) OBP: 0.348, SLG: 0.487 | | | FC1-6 | | F8 | | BB | HR | | 4 | 2 | 1 | 0 | 1 | 0 | 3 | | | | | | |
| Roberto Kelly, R (1, 7) OBP: 0.373, SLG: 0.472 | | | G6-3 | | HR | | G6-3 | HR | | 4 | 2 | 3 | 4 | 0 | 0 | 1 | | | | | | |
| Royce Clayton, R (1, 6) OBP: 0.336, SLG: 0.399 | | | G6-3 | | G5-3 | | K | P4 | | 4 | 0 | 0 | 1 | 0 | 1 | 1 | | | | | | |
| Tom Goodwin, L (1, 8) OBP: 0.311, SLG: 0.330 | G3 | | | | | | G6-3 | E4 | | 4 | 1 | 2 | 0 | 0 | 0 | 1 | | | | | | |
| Inning Stats | R: 0 E: 0 K: 0 S: 11 | H: 1 LOB: 1 BB: 1 P: 18 | R: 1 E: 0 K: 0 S: 12 | H: 2 LOB: 1 BB: 0 P: 17 | R: 0 E: 0 K: 1 S: 9 | H: 0 LOB: 0 BB: 0 P: 13 | R: 2 E: 0 K: 0 S: 18 | H: 2 LOB: 0 BB: 0 P: 20 | R: 0 E: 0 K: 0 S: 11 | H: 1 LOB: 1 BB: 0 P: 15 | R: 0 E: 0 K: 0 S: 6 | H: 0 LOB: 1 BB: 1 P: 11 | R: 3 E: 0 K: 1 S: 12 | H: 3 LOB: 1 BB: 1 P: 20 | R: 2 E: 1 K: 1 S: 22 | H: 2 LOB: 2 BB: 1 P: 37 | R: 0 E: 0 K: 0 S: 6 | H: 1 LOB: 0 BB: 0 P: 9 | 1B: 8 2B: 1 3B: 0 HR: 3 | SF: 0 SAC: 0 DP: 1 HBP: 0 | WP: 0 PB: 0 SB: 3 CS: 0 | PA: 42 |
| PITCHER | IP | WLS | BF | H | R | ER | SO | BB | IBB | HBP | BLK | WP | HR | S | P | ERA | WHIP | | | | | |
| Brad Radke, R (1, 1) ERA: 3.96 | 6.2 | L | 31 | 9 | 6 | 6 | 2 | 3 | 0 | 0 | 0 | 0 | 2 | 77 | 111 | 8.10 | 1.800 | | | | | |
| Bob Wells, R (7, 1) ERA: 3.47 | 0.1 | | 1 | 0 | 0 | 0 | 0 | 0 | 0 | 0 | 0 | 0 | 0 | 2 | 3 | 0.00 | 0.000 | | | | | |
| Mark Redman, L (8, 1) ERA: 8.44 | 0.2 | | 6 | 2 | 2 | 2 | 1 | 1 | 0 | 0 | 0 | 0 | 1 | 18 | 31 | 27.00 | 4.500 | | | | | |
| J.C. Romero, L (8, 1) ERA: | 1.1 | | 4 | 1 | 0 | 0 | 0 | 0 | 0 | 0 | 0 | 0 | 0 | 10 | 15 | 0.00 | 0.750 | | | | | |

| | |
|-----|----|
| AB | 38 |
| R | 8 |
| H | 12 |
| RBI | 8 |
| BB | 4 |
| SO | 3 |
| LOB | 18 |



| Batter | 1 | 2 | 3 | 4 | 5 | 6 | 7 | 8 | 9 | AB | R | H | RBI | BB | SO | LOB | BOTTOM | | | | | |
|--|------------------------------|----------------------------------|------------------------------|----------------------------------|------------------------------|----------------------------------|------------------------------|----------------------------------|-------------------------------|----------------------------------|------------------------------|----------------------------------|-------------------------------|----------------------------------|-------------------------------|----------------------------------|---|----------------------------------|----------------------------------|------------------------------------|----------------------------------|--------|
| Jacque Jones, L (1, 8) OBP: 0.320, SLG: 0.442 | G3 | | F7 | | | G6-3 | | BB | | 3 | 0 | 0 | 1 | 0 | 0 | 0 | Texas Rangers @ Minnesota Twins Hubert H. Humphrey Metrodome, Minneapolis, MN Wed Sep 15 1999, 1:15 PM EDT Alt. 9,706 - Dome - 72 F | | | | | |
| Marty Cordova, R (8, PH) OBP: 0.365, SLG: 0.471 | | | | | | | | 2B | | 1 | 0 | 1 | 0 | 0 | 0 | 0 | | | | | | |
| Brent Gates, S (9, 5) OBP: 0.319, SLG: 0.320 | | | | | | | | | | 0 | 0 | 0 | 0 | 0 | 0 | 0 | | | | | | |
| Chad Allen, R (1, 7) OBP: 0.329, SLG: 0.395 | FC4-6 | | | | F8 | | P3 | K | | 4 | 0 | 1 | 0 | 0 | 1 | 1 | | | | | | |
| Matt Lawton, L (1, 9) OBP: 0.351, SLG: 0.351 | FC4-6 | | | | G6-3 | | BB | 1B | | 3 | 0 | 2 | 0 | 1 | 0 | 1 | | | | | | |
| Ron Coomer, R (1, 10) OBP: 0.299, SLG: 0.423 | K | | | | G6-3 | | | G6-3 | | 4 | 0 | 0 | 0 | 0 | 2 | 4 | | | | | | |
| Todd Walker, L (1, 4) OBP: 0.347, SLG: 0.417 | | | F7 | | G1-3 | | HR | 1B | | 4 | 1 | 2 | 0 | 0 | 0 | 0 | | | | | | |
| Terry Steinbach, R (1, 2) OBP: 0.383, SLG: 0.405 | | | F9 | | G4-3 | | HR | BB | | 3 | 1 | 1 | 2 | 1 | 0 | 0 | | | | | | |
| Corey Koskie, L (1, 5) OBP: 0.331, SLG: 0.473 | | | K | | | | K | F8 | | 2 | 0 | 1 | 0 | 0 | 1 | 0 | | | | | | |
| Denny Hocking, S (7, PH) OBP: 0.318, SLG: 0.396 | | | | | | | | | | 2 | 0 | 0 | 0 | 0 | 1 | 2 | | | | | | |
| Doug Mientkiewicz, L (1, 3) OBP: 0.385, SLG: 0.346 | | | | | | | | | | 2 | 0 | 0 | 0 | 0 | 2 | 1 | | | | | | |
| Torii Hunter, R (7, PH) OBP: 0.314, SLG: 0.384 | | | | | | | | | | 1 | 0 | 0 | 0 | 0 | 0 | 0 | | | | | | |
| Mark Redman, L (8, 1) OBP: 0.319, SLG: 0.320 | | | | | | | | | | 0 | 0 | 0 | 0 | 0 | 0 | 0 | | | | | | |
| J.C. Romero, S (8, 1) ERA: | | | | | | | | | | 0 | 0 | 0 | 0 | 0 | 0 | 0 | | | | | | |
| David Ortiz, L (8, PH) ERA: | | | | | | | | | | 1 | 0 | 0 | 0 | 0 | 1 | 2 | | | | | | |
| Cristian Guzman, S (1, 6) OBP: 0.277, SLG: 0.294 | | | | | | | | | | 3 | 1 | 1 | 0 | 0 | 0 | 0 | | | | | | |
| Midre Cummings, L (8, PH) OBP: 0.286, SLG: 0.333 | | | | | | | | | | 1 | 0 | 0 | 0 | 0 | 1 | 2 | | | | | | |
| Inning Stats | R: 0 E: 0 K: 1 S: 7 | H: 1 LOB: 1 BB: 0 P: 12 | R: 0 E: 0 K: 1 S: 9 | H: 0 LOB: 0 BB: 0 P: 12 | R: 0 E: 0 K: 1 S: 9 | H: 0 LOB: 0 BB: 0 P: 15 | R: 0 E: 0 K: 0 S: 8 | H: 0 LOB: 0 BB: 1 P: 15 | R: 0 E: 0 K: 1 S: 10 | H: 1 LOB: 1 BB: 0 P: 12 | R: 1 E: 1 K: 0 S: 8 | H: 2 LOB: 1 BB: 0 P: 14 | R: 2 E: 0 K: 2 S: 12 | H: 2 LOB: 0 BB: 0 P: 20 | R: 0 E: 0 K: 1 S: 11 | H: 2 LOB: 2 BB: 0 P: 17 | R: 0 E: 0 K: 2 S: 16 | H: 1 LOB: 2 BB: 1 P: 25 | 1B: 7 2B: 1 3B: 0 HR: 1 | SF: 0 SAC: 0 DP: 1 HBP: 0 | WP: 1 PB: 0 SB: 0 CS: 0 | PA: 36 |
| PITCHER | IP | WLS | BF | H | R | ER | SO | BB | IBB | HBP | BLK | WP | HR | S | P | ERA | WHIP | | | | | |
| Esteban Loaiza, R (1, 1) ERA: 4.85 | 6.1 | W | 24 | 6 | 3 | 2 | 5 | 1 | 0 | 0 | 0 | 0 | 0 | 9 | 13 | 0.00 | 1.105 | | | | | |
| Mike Venafro, L (7, 1) ERA: 3.25 | 1.0 | H | 4 | 1 | 0 | 0 | 1 | 0 | 0 | 0 | 0 | 0 | 0 | 9 | 13 | 0.00 | 1.000 | | | | | |
| Tim Lincecum, R (8, 1) ERA: 3.2 | 1.2 | | 8 | 2 | 0 | 0 | 3 | 1 | 0 | 0 | 0 | 1 | 0 | 23 | 36 | 0.00 | 1.800 | | | | | |

| | |
|-----|----|
| AB | 34 |
| R | 3 |
| H | 9 |
| RBI | 3 |
| BB | 2 |
| SO | 9 |
| LOB | 13 |



| Batter | 1 | 2 | 3 | 4 | 5 | 6 | 7 | 8 | 9 | AB | R | H | RBI | BB | SO | LOB | TOP |
|---|---|---|--|---|---|--|---|--|---|--|--------------------------------|---|-----|----|-----|------|-------|
| Denny Hocking, S (1,4) C X OBP: 0.313, SLG: 0.390 | 0-1 P4 | | 1-1 B1-3 | | | 2-1 G6-3 | | 0-2 F7 | 0-0 F8 | 5 | 0 | 0 | 0 | 0 | 0 | 4 | |
| Cristian Guzman, S (1,6) X OBP: 0.276, SLG: 0.294 | 0-0 F9 | | 2-1 F9-3 1B | | | 0-0 G1-3 | | 0-0 F7 | | 4 | 0 | 1 | 0 | 0 | 0 | 1 | |
| Ron Coomer, R (1,3) C B X 56 Cleatus Davidson, S (9, PR) OBP: 0.136, SLG: 0.136 Doug Mientkiewicz, L (9,3) OBP: 0.331, SLG: 0.346 | 1-2 G2-3 | | 3-0 F9-3 | | | 1-1 | | | 1-2 FC4-6 BB 1B | 4 | 0 | 2 | 0 | 0 | 0 | 1 | |
| Terry Steinbach, R (1,2) OBP: 0.362, SLG: 0.401 Jacque Jones, L (9, PR) OBP: 0.320, SLG: 0.442 | | 4-0 1B E FC6 BB | | 1-0 F9 | | 2-3 K | | | 1-0 E5 FC4-6 1B | 3 | 1 | 0 | 0 | 1 | 1 | 2 | |
| Matt Lawton, L (1,9) OBP: 0.347, SLG: 0.347 | | 1-0 E1 FC6 1B | | 2-1 F7 | | | | | 2-0 FC4-6 BB BB | 4 | 1 | 0 | 0 | 0 | 0 | 3 | |
| Chad Allen, R (1,7) OBP: 0.329, SLG: 0.394 David Ortiz, L (9, PH) | | 1-1 | | 1-1 F9 | | | | | 2-2 P6 | 3 | 0 | 1 | 0 | 0 | 0 | 0 | |
| Javier Valentin, S (9,2) OBP: 0.346, SLG: 0.427 | | 1-2 2-3 1B | | | | | | | | 0 | 0 | 0 | 0 | 0 | 0 | 0 | |
| Todd Walker, L (1,10) OBP: 0.346, SLG: 0.414 | | 1-0 FC6 2B | | | | 2-3 K | | | 4-0 BB BB | 3 | 0 | 0 | 0 | 1 | 1 | 2 | |
| Tori Hunter, R (1,8) OBP: 0.314, SLG: 0.387 Midge Cummings, L (9, PH) OBP: 0.375, SLG: 0.333 | | 1-1 | | 3-2 F9 | | | | 2-1 G5-3 | 4-1 BB BB | 3 | 0 | 1 | 0 | 0 | 0 | 0 | |
| Corey Koskie, L (1,5) OBP: 0.383, SLG: 0.470 Brent Gates, S (8, PH) OBP: 0.324, SLG: 0.323 | | 2-3 K | | 2-2 F9 | | | | 2-2 | 1-2 2-3 3-H BB | 2 | 0 | 0 | 0 | 0 | 1 | 2 | |
| Inning Stats | R: 0 H: 0 E: 0 LOB: 0 K: 0 BB: 0 S: 6 P: 7 | R: 1 H: 2 E: 1 LOB: 2 K: 1 BB: 1 S: 10 P: 20 | R: 0 H: 1 E: 0 LOB: 0 K: 0 BB: 0 S: 5 P: 11 | R: 0 H: 0 E: 0 LOB: 0 K: 0 BB: 0 S: 5 P: 9 | R: 0 H: 0 E: 0 LOB: 0 K: 1 BB: 0 S: 13 P: 20 | R: 0 H: 1 E: 0 LOB: 1 K: 1 BB: 0 S: 8 P: 13 | R: 0 H: 0 E: 0 LOB: 0 K: 0 BB: 0 S: 4 P: 9 | R: 0 H: 1 E: 0 LOB: 1 K: 0 BB: 0 S: 9 P: 13 | R: 2 H: 1 E: 1 LOB: 3 K: 0 BB: 3 S: 10 P: 28 | 1B: 5 SF: 0 2B: 2 SAC: 0 3B: 0 DP: 2 HR: 0 HBP: 0 | WP: 0 PA: 37 SB: 0 CS: 0 | | | | | | |
| PITCHER | IP WLS BF H R ER SO BB IBB HBP BLK WP HR S P ERA WHIP | | | | | | | | | | | | | | | | |
| John Halama, L (1,1) ERA: 3.9 | 8.0 | 29 | 5 | 1 | 0 | 3 | 1 | 0 | 0 | 0 | 0 | 0 | 0 | 60 | 102 | 0.00 | 0.750 |
| Jose Mesa, R (9,1) ERA: 5.2 | 0.2 | 6 | 1 | 2 | 0 | 0 | 2 | 0 | 0 | 0 | 0 | 0 | 0 | 9 | 23 | 0.00 | 4.500 |
| Paul Abbott, R (9,1) ERA: 3.24 | 0.1 | 2 | 0 | 0 | 0 | 0 | 1 | 0 | 0 | 0 | 0 | 0 | 0 | 1 | 5 | 0.00 | 3.000 |

Minnesota Twins @ Seattle Mariners
Safeco Field, Seattle, WA
Fri Sep 17 1999, 7:05 PM PDT
Att: 44,315 - Unknown - 64 F

| | |
|-----|----|
| AB | 33 |
| R | 3 |
| H | 6 |
| RBI | 2 |
| BB | 4 |
| SO | 3 |
| LOB | 17 |



| Batter | 1 | 2 | 3 | 4 | 5 | 6 | 7 | 8 | 9 | AB | R | H | RBI | BB | SO | LOB | BOTTOM |
|--|---|---|--|---|--|--|---|---|---|--|--------------------------------|---|-----|----|-----|------|--------|
| Charles Gipson, R (1,5) B X OBP: 0.325, SLG: 0.395 | 1-0 P4 | | 3-3 K | | | 0-0 CS 1B | | | 3-3 K | 4 | 0 | 1 | 0 | 0 | 2 | 0 | |
| Alex Rodriguez, R (1,6) C B X OBP: 0.354, SLG: 0.590 | 1-2 P4 | | 0-3 K | | | 0-2 L7 | | 4-0 G4-6-3 BB | | 3 | 0 | 0 | 0 | 1 | 1 | 1 | |
| Ken Griffey Jr., L (1,8) B X OBP: 0.385, SLG: 0.584 | 4-2 BB | | | 4-2 BB FC5 BB | | 3-1 CS 1-2 | | 0-0 F7 | 3-2 G4-6-3 BB | 2 | 1 | 0 | 0 | 2 | 0 | 1 | |
| Edgar Martinez, R (1,10) B X OBP: 0.449, SLG: 0.571 | 2-0 P4 | | | 4-1 FC5 BB | | 2-0 | | 2-0 | 1-2 BB 2B | 3 | 2 | 2 | 0 | 1 | 0 | 1 | |
| Mike Blowers, R (1,3) OBP: 0.476, SLG: 0.611 | | 2-1 | | 4-0 FC5 BB | | 3-1 G6-3 | | 3-2 | 3-2 BB 1B | 3 | 0 | 2 | 1 | 1 | 0 | 1 | |
| Jay Buhner, R (1,9) OBP: 0.379, SLG: 0.452 Raul Ibanez, L (8,9) OBP: 0.298, SLG: 0.391 Ozzie Timmons, R (8, PH) OBP: 0.162, SLG: 0.257 Rafael Bourquiel, R (9,5) OBP: 0.302, SLG: 0.393 | | 1-2 F7 | | 3-2 P4 | | 3-2 | | 3-2 | 0-2 G6-3 | 3 | 0 | 1 | 1 | 0 | 0 | 4 | |
| David Bell, R (1,4) OBP: 0.326, SLG: 0.428 | | 1-3 K | | 0-1 FC5 | | 1-0 G6-3 | | | 3-2 HR | 4 | 1 | 1 | 2 | 0 | 1 | 4 | |
| Dan Wilson, R (1,2) OBP: 0.314, SLG: 0.366 | | 3-2 F7 | | 3-2 F7 | | | | 0-2 G5-3 | | 3 | 0 | 0 | 0 | 0 | 0 | 3 | |
| Brian Hunter, R (1,7) OBP: 0.286, SLG: 0.305 | | | 3-1 G5-3 | | | 0-1 G5-3 | | 0-1 G6-3 | | 3 | 0 | 0 | 0 | 0 | 0 | 0 | |
| Inning Stats | R: 0 H: 0 E: 0 LOB: 1 K: 0 BB: 1 S: 7 P: 15 | R: 0 H: 1 E: 0 LOB: 1 K: 1 BB: 0 S: 16 P: 23 | R: 0 H: 0 E: 0 LOB: 0 K: 2 BB: 0 S: 8 P: 14 | R: 1 H: 0 E: 0 LOB: 2 K: 0 BB: 3 S: 11 P: 28 | R: 0 H: 1 E: 0 LOB: 0 K: 0 BB: 0 S: 7 P: 10 | R: 1 H: 2 E: 0 LOB: 1 K: 0 BB: 0 S: 8 P: 17 | R: 0 H: 0 E: 0 LOB: 0 K: 1 BB: 0 S: 10 P: 13 | R: 1 H: 2 E: 0 LOB: 1 K: 0 BB: 1 S: 16 P: 27 | R: 1 H: 1 E: 0 LOB: 0 K: 0 BB: 0 S: 4 P: 7 | 1B: 4 SF: 0 2B: 2 SAC: 0 3B: 0 DP: 1 HR: 1 HBP: 0 | WP: 0 PA: 35 SB: 0 CS: 1 | | | | | | |
| PITCHER | IP WLS BF H R ER SO BB IBB HBP BLK WP HR S P ERA WHIP | | | | | | | | | | | | | | | | |
| Eric Milton, L (1,1) ERA: 4.59 | 6.0 | 25 | 4 | 2 | 2 | 3 | 4 | 0 | 0 | 0 | 0 | 0 | 0 | 57 | 107 | 3.00 | 1.333 |
| Bob Wells, R (7,1) ERA: 3.51 | 1.2 | 7 | 2 | 1 | 1 | 1 | 1 | 0 | 0 | 0 | 0 | 0 | 0 | 23 | 37 | 5.40 | 1.800 |
| Eddie Guardado, L (8,1) ERA: 4.87 | 0.1 | 1 | 0 | 0 | 0 | 0 | 0 | 0 | 0 | 0 | 0 | 0 | 0 | 3 | 3 | 0.00 | 0.000 |
| Mike Trombley, R (9,1) ERA: 4.15 | 0.0 | 1 | 1 | 1 | 1 | 0 | 0 | 0 | 0 | 0 | 1 | 4 | 7 | | | | |

Minnesota Twins @ Seattle Mariners
Safeco Field, Seattle, WA
Fri Sep 17 1999, 7:05 PM PDT
Att: 44,315 - Unknown - 64 F

| | |
|-----|----|
| AB | 29 |
| R | 4 |
| H | 7 |
| RBI | 4 |
| BB | 5 |
| SO | 4 |
| LOB | 16 |



| Batter | 1 | 2 | 3 | 4 | 5 | 6 | 7 | 8 | 9 | AB | R | H | RBI | BB | SO | LOB | TOP | | | | | | | | | | |
|--|--------------------------------------|----------------------------------|---------------------------------------|----------------------------------|--------------------------------------|---------------------------------|--------------------------------------|----------------------------------|---------------------------------------|----------------------------------|--------------------------------------|----------------------------------|---------------------------------------|----------------------------------|--------------------------------------|---------------------------------|--|------------------------------------|-------------------------|--------|--|--|--|--|--|--|--|
| Jacque Jones, L OBP: 0.316, SLG: 0.436 (1, 8) | F9 | | G6-3 | | F8 | | | G4-3 | | 4 | 0 | 0 | 0 | 0 | 0 | 3 | Minnesota Twins @ Seattle Mariners Safeco Field, Seattle, WA Sat Sep 18 1999, 6:05 PM PDT Att: 44,511 - Unknown - 74 F | | | | | | | | | | |
| Tori Hunter, R OBP: 0.311, SLG: 0.383 (1, 7) | G3-1 | | | P6 | | P4 | | G6-3 | | 4 | 0 | 0 | 0 | 0 | 0 | 0 | | | | | | | | | | | |
| Matt Lawton, L OBP: 0.344, SLG: 0.343 (1, 9) | G3-1 | | | K | | L3 | | G4-3 | | 4 | 0 | 0 | 0 | 0 | 1 | 0 | | | | | | | | | | | |
| Marty Cordova, R OBP: 0.364, SLG: 0.468 (1, 10) | | HBP | | G4-3 | | P5 | | | P3 | 3 | 0 | 0 | 0 | 0 | 0 | 0 | | | | | | | | | | | |
| Todd Walker, L OBP: 0.346, SLG: 0.412 (1, 4) | | K | | | G4-3 | | BB | | G3 | 3 | 0 | 0 | 0 | 1 | 1 | 1 | | | | | | | | | | | |
| Ron Coomer, R OBP: 0.302, SLG: 0.423 (1, 5) | | 1B | | | FC3-6 | 1B | | F9 | | 3 | 0 | 1 | 0 | 1 | 1 | 1 | | | | | | | | | | | |
| Doug Mientkiewicz, L OBP: 0.334, SLG: 0.347 (1, 3) | | 1B | | | FC3-6 | 1B | | | | 2 | 0 | 1 | 0 | 1 | 0 | 1 | | | | | | | | | | | |
| Javier Valentin, S OBP: 0.341, SLG: 0.421 (1, 2) | | | F8 | | FC3-6 | BB | | K | | 3 | 0 | 0 | 0 | 0 | 1 | 4 | | | | | | | | | | | |
| Cristian Guzman, S OBP: 0.277, SLG: 0.292 (1, 6) | | | G6-3 | | | | | G4-3 | | 2 | 0 | 0 | 0 | 1 | 0 | 2 | | | | | | | | | | | |
| Inning Stats | R: 0 H: 0 E: 0 K: 0 S: 8 | H: 0 LOB: 0 BB: 0 P: 11 | R: 0 H: 1 E: 0 K: 1 S: 13 | H: 1 LOB: 1 BB: 0 P: 19 | R: 0 H: 0 E: 0 K: 0 S: 5 | H: 0 LOB: 0 BB: 0 P: 9 | R: 0 H: 0 E: 0 K: 1 S: 9 | H: 0 LOB: 0 BB: 0 P: 14 | R: 0 H: 1 E: 0 K: 0 S: 12 | H: 3 LOB: 3 BB: 2 P: 25 | R: 0 H: 0 E: 0 K: 0 S: 5 | H: 0 LOB: 0 BB: 0 P: 11 | R: 0 H: 0 E: 0 K: 1 S: 12 | H: 0 LOB: 2 BB: 2 P: 21 | R: 0 H: 0 E: 0 K: 0 S: 9 | H: 0 LOB: 0 BB: 0 P: 9 | 1B: 2 2B: 1 3B: 0 HR: 0 | SF: 0 SAC: 0 DP: 1 HBP: 1 | WP: 0 PB: 0 CS: 1 | PA: 33 | | | | | | | |
| PITCHER | IP | WLS | BF | H | R | ER | SO | BB | IBB | HBP | BLK | WP | HR | S | P | ERA | WHIP | | | | | | | | | | |
| Gil Meche, R ERA: 5.01 (1, 1) | 6.1 | W | 25 | 2 | 0 | 0 | 2 | 4 | 0 | 1 | 0 | 0 | 0 | 57 | 103 | 0.00 | 0.947 | | | | | | | | | | |
| Paul Abbott, R ERA: 3.12 (7, 1) | 2.2 | | 8 | 0 | 0 | 0 | 2 | 0 | 0 | 0 | 0 | 0 | 0 | 23 | 31 | 0.00 | 0.000 | | | | | | | | | | |

| | |
|-----|----|
| AB | 28 |
| R | 0 |
| H | 2 |
| RBI | 0 |
| BB | 4 |
| SO | 4 |
| LOB | 12 |



| Batter | 1 | 2 | 3 | 4 | 5 | 6 | 7 | 8 | 9 | AB | R | H | RBI | BB | SO | LOB | BOTTOM | | | | | | | | | | |
|--|---------------------------------------|----------------------------------|--------------------------------------|----------------------------------|--------------------------------------|----------------------------------|---------------------------------------|----------------------------------|--------------------------------------|----------------------------------|--------------------------------------|---------------------------------|---------------------------------------|----------------------------------|----------------------------------|------------------------------------|--|--------|--|--|--|--|--|--|--|--|--|
| Charles Gipson, R OBP: 0.316, SLG: 0.366 (1, 5) | K | | | B1-5 | | G6-3 | | | | 3 | 0 | 0 | 1 | 1 | 1 | 1 | Minnesota Twins @ Seattle Mariners Safeco Field, Seattle, WA Sat Sep 18 1999, 6:05 PM PDT Att: 44,511 - Unknown - 74 F | | | | | | | | | | |
| Alex Rodriguez, R OBP: 0.355, SLG: 0.596 (1, 6) | HR | F8 | | | FC5 | 1B | | K | | 4 | 1 | 2 | 1 | 0 | 1 | 3 | | | | | | | | | | | |
| Ken Griffey Jr., L OBP: 0.384, SLG: 0.582 (1, 8) | G3-1 | | G3 | | FC5 | 1B | | F8 | | 4 | 1 | 1 | 0 | 0 | 0 | 0 | | | | | | | | | | | |
| Edgar Martinez, R OBP: 0.446, SLG: 0.566 (1, 10) | K | | G4-3 | | FC5 | 1B | | L9 | | 4 | 0 | 0 | 0 | 0 | 1 | 2 | | | | | | | | | | | |
| Tom Lampkin, L OBP: 0.359, SLG: 0.500 (1, 2) | | 1B | G3 | | FC5-2 | 1B | | F8 | | 4 | 0 | 2 | 1 | 0 | 0 | 0 | | | | | | | | | | | |
| Jay Buhner, R OBP: 0.384, SLG: 0.455 (1, 9) | | K | | | FC5-2 | 1B | | | | 3 | 1 | 2 | 0 | 1 | 1 | 1 | | | | | | | | | | | |
| Rafael Bourquard, R OBP: 0.302, SLG: 0.393 (8, PR) | | K | | | E | 1B | | | | 0 | 0 | 0 | 0 | 0 | 0 | 0 | | | | | | | | | | | |
| Raul Ibanez, L OBP: 0.303, SLG: 0.393 (1, 3) | | FC5-2 | BB | | E | 1B | | L3 | | 4 | 2 | 2 | 0 | 0 | 1 | 4 | | | | | | | | | | | |
| David Bell, R OBP: 0.328, SLG: 0.431 (1, 4) | | BB | FC5-2 | | E1 | | | K | | 3 | 0 | 2 | 2 | 1 | 1 | 3 | | | | | | | | | | | |
| Brian Hunter, R OBP: 0.284, SLG: 0.302 (1, 7) | | FC5-2 | BB | | G5-3 | | | G6-3 | | 4 | 0 | 0 | 0 | 0 | 0 | 6 | | | | | | | | | | | |
| Inning Stats | R: 1 H: 1 E: 0 K: 2 S: 10 | H: 2 LOB: 3 BB: 2 P: 30 | R: 0 H: 0 E: 0 K: 0 S: 6 | H: 0 LOB: 0 BB: 0 P: 12 | R: 2 H: 3 E: 1 K: 0 S: 9 | H: 3 LOB: 0 BB: 0 P: 14 | R: 1 H: 3 E: 0 K: 1 S: 17 | H: 3 LOB: 3 BB: 1 P: 30 | R: 0 H: 0 E: 0 K: 0 S: 8 | H: 0 LOB: 0 BB: 0 P: 11 | R: 0 H: 0 E: 0 K: 0 S: 6 | H: 0 LOB: 0 BB: 0 P: 9 | R: 0 H: 2 E: 0 K: 1 S: 12 | H: 2 LOB: 2 BB: 0 P: 16 | 1B: 9 2B: 2 3B: 0 HR: 1 | SF: 0 SAC: 0 DP: 2 HBP: 0 | WP: 0 PB: 0 CS: 0 | PA: 36 | | | | | | | | | |
| PITCHER | IP | WLS | BF | H | R | ER | SO | BB | IBB | HBP | BLK | WP | HR | S | P | ERA | WHIP | | | | | | | | | | |
| Joe Mays, R ERA: 4.3 (1, 1) | 2.0 | L | 11 | 3 | 2 | 2 | 3 | 2 | 0 | 0 | 0 | 0 | 0 | 25 | 43 | 11.57 | 2.571 | | | | | | | | | | |
| J.C. Romero, L ERA: 7.39 (3, 1) | 2.1 | | 12 | 6 | 3 | 3 | 0 | 0 | 0 | 0 | 0 | 0 | 0 | 15 | 24 | 0.00 | 0.600 | | | | | | | | | | |
| Dan Perkins, R ERA: 6.56 (5, 1) | 1.2 | | 6 | 0 | 0 | 0 | 2 | 1 | 0 | 0 | 0 | 0 | 0 | 6 | 9 | 0.00 | 0.000 | | | | | | | | | | |
| Travis Miller, L ERA: 2.93 (7, 1) | 1.0 | | 3 | 0 | 0 | 0 | 0 | 0 | 0 | 0 | 0 | 0 | 0 | 12 | 16 | 0.00 | 2.000 | | | | | | | | | | |
| Hector Carrasco, R ERA: 5.0 (8, 1) | 1.0 | | 4 | 2 | 0 | 0 | 1 | 0 | 0 | 0 | 0 | 0 | 0 | 12 | 16 | 0.00 | 2.000 | | | | | | | | | | |

| | |
|-----|----|
| AB | 33 |
| R | 5 |
| H | 11 |
| RBI | 5 |
| BB | 3 |
| SO | 6 |
| LOB | 20 |



| Batter | 1 | 2 | 3 | 4 | 5 | 6 | 7 | 8 | 9 | AB | R | H | RBI | BB | SO | LOB | TOP | | | |
|--|------------------------------|----------------------------------|-------------------------------------|-----------------------------------|------------------------------|----------------------------------|-------------------------------|----------------------------------|------------------------------|----------------------------------|------------------------------|----------------------------------|------------------------------|----------------------------------|-------------------------------|----------------------------------|--|-------------------------------------|------------------------------------|--------------------------|
| Denny Hocking, S OBP: 0.313, SLG: 0.389 | 0-0 F8 | | 0-1 L5-3 | | 1-0 1B | | | 2-2 F7 | | 4 | 0 | 1 | 0 | 0 | 0 | 1 | Minnesota Twins @ Seattle Mariners Safeco Field, Seattle, WA Sun Sep 19 1999, 1:35 PM PDT Att: 44,362 - Sunny - 72 F | | | |
| Cristian Guzman, S OBP: 0.276, SLG: 0.290 | 2-2 HBP | | | 0-1 G6-3 | 1-1 SF8-3-6-4 | | | 0-0 G5-3 | | 2 | 0 | 0 | 1 | 0 | 0 | 0 | | | | |
| Midre Cummings, L OBP: 0.250, SLG: 0.200 Jacque Jones, L OBP: 0.316, SLG: 0.436 | 1-2 F7 | | | 1-3 K | | 0-0 L5 | | 1-2 G3 | | 4 | 0 | 0 | 0 | 0 | 1 | 1 | | | | |
| Marty Cordova, R OBP: 0.363, SLG: 0.464 | 2-0 G4-3 | | | 4-1 1B BB | | 1-1 G5-3 | | 2-2 G4-3 | | 3 | 1 | 0 | 0 | 1 | 0 | 1 | | | | |
| Chad Allen, R OBP: 0.335, SLG: 0.398 | | 1-2 G5-4-3 1B | | 1-0 1B | 1-2 1B | | 2-1 1B | | 4-2 BB | 3 | 0 | 3 | 0 | 1 | 0 | 0 | | | | |
| Terry Steinbach, R OBP: 0.381, SLG: 0.399 | | 1-2 G5-4-3 | | 1-2 1B | | | 1-2 G4-3 | | 2-2 F8 | 4 | 0 | 1 | 1 | 0 | 0 | 2 | | | | |
| Doug Mientkiewicz, L OBP: 0.331, SLG: 0.343 | | 3-3 K | | 3-3 K | | | 2-2 F9 | | | 3 | 0 | 0 | 0 | 0 | 2 | 2 | | | | |
| Tori Hunter, R OBP: 0.311, SLG: 0.380 | | | 3-3 K | | 2-2 1B HBP | | 2-3 K | | | 2 | 1 | 0 | 0 | 0 | 2 | 0 | | | | |
| Corey Koskie, L OBP: 0.383, SLG: 0.469 | | | 2-1 L5-3 1B | | 2-1 L8 | | 1-3 K | | | 3 | 0 | 1 | 0 | 0 | 1 | 1 | | | | |
| Inning Stats | R: 0 E: 0 K: 0 S: 7 | H: 0 LOB: 1 BB: 0 P: 12 | R: 0 E: 0 K: 1 S: 9 | H: 1 LOB: 0 BB: 0 P: 14 | R: 0 E: 0 K: 1 S: 8 | H: 1 LOB: 0 BB: 0 P: 13 | R: 1 E: 0 K: 2 S: 17 | H: 2 LOB: 2 BB: 1 P: 27 | R: 1 E: 0 K: 0 S: 7 | H: 1 LOB: 0 BB: 0 P: 13 | R: 0 E: 0 K: 1 S: 5 | H: 0 LOB: 0 BB: 0 P: 19 | R: 0 E: 0 K: 1 S: 8 | H: 0 LOB: 0 BB: 0 P: 11 | R: 0 E: 0 K: 0 S: 15 | H: 0 LOB: 1 BB: 1 P: 24 | | 1B: 6 2B: 2 3B: 0 HR: 0 | SF: 1 SAC: 0 DP: 3 HBP: 2 | WP: 0 PB: 0 CS: 0 |
| PITCHER Jamie Moyer, L ERA: 3.75 | IP: 9.0 WLS: L BF: 33 | H: 6 R: 2 ER: 2 SO: 6 | BB: 2 IBB: 0 HBP: 2 BLK: 0 | WP: 0 HR: 0 S: 90 P: 141 | ERA: 2.00 WHIP: 0.889 | PITCHER | | | | | | | | | | IP: 9.0 WLS: L BF: 33 | H: 6 R: 2 ER: 2 SO: 6 | BB: 2 IBB: 0 HBP: 2 BLK: 0 | WP: 0 HR: 0 S: 90 P: 141 | ERA: 2.00 WHIP: 0.889 |

| | |
|-----|----|
| AB | 28 |
| R | 2 |
| H | 6 |
| RBI | 2 |
| BB | 2 |
| SO | 6 |
| LOB | 8 |



| Batter | 1 | 2 | 3 | 4 | 5 | 6 | 7 | 8 | 9 | AB | R | H | RBI | BB | SO | LOB | BOTTOM | | | | | |
|---|-------------------------------|----------------------------------|-------------------------------------|-----------------------------------|------------------------------|----------------------------------|------------------------------|---------------------------------|-------------------------------|----------------------------------|------------------------------|----------------------------------|------------------------------|----------------------------------|------------------------------|----------------------------------|--|-------------------------------------|-----------------------------------|------------------------------------|-------------------------|--------|
| Shane Monahan, L OBP: 0.382, SLG: 0.453 | 3-1 G4-3 | | | | 1-3 K | | 0-0 F7 | | | 3 | 0 | 0 | 0 | 0 | 2 | 2 | Minnesota Twins @ Seattle Mariners Safeco Field, Seattle, WA Sun Sep 19 1999, 1:35 PM PDT Att: 44,362 - Sunny - 72 F | | | | | |
| Jay Buhner, R OBP: 0.382, SLG: 0.453 | | | | | | | | | | 1 | 0 | 0 | 0 | 0 | 0 | 1 | | | | | | |
| Alex Rodriguez, R OBP: 0.354, SLG: 0.593 | 1-2 1B | 0-2 G6-3 | | | 3-3 K2-3 | | | 0-0 G5-3 | | 4 | 0 | 1 | 0 | 0 | 1 | 2 | | | | | | |
| Ken Griffey Jr., L OBP: 0.382, SLG: 0.578 | 2-2 P4 | | 1-2 F7 | | | 3-2 G4-3 | | 1-1 F8 | | 4 | 0 | 0 | 0 | 0 | 0 | 1 | | | | | | |
| Edgar Martinez, R OBP: 0.448, SLG: 0.566 | 2-0 1B | | 1-0 G6-3 | | | 4-0 BB | | 4-1 BB | | 2 | 0 | 1 | 0 | 2 | 0 | 0 | | | | | | |
| Raul Ibanez, L OBP: 0.298, SLG: 0.386 | 2-1 F8 | | 1-3 K | | | 1-2 F7 | | 1-3 K | | 3 | 0 | 0 | 0 | 0 | 1 | 3 | | | | | | |
| Ozzie Timmons, R OBP: 0.158, SLG: 0.250 | | | | | | | | | | 1 | 0 | 0 | 0 | 0 | 1 | 1 | | | | | | |
| Dan Wilson, R OBP: 0.314, SLG: 0.372 | | 0-1 HR | | 1-2 G5-3 | | 1-0 F8 | | 2-2 P4 | | 4 | 1 | 1 | 1 | 0 | 0 | 1 | | | | | | |
| David Bell, R OBP: 0.327, SLG: 0.429 Mike Blowers, R OBP: 0.455, SLG: 0.579 | | 2-0 G5-3 | | 1-1 L3 | | | 1-3 K | | 1-1 F8 | 3 | 0 | 0 | 0 | 0 | 1 | 0 | | | | | | |
| Ryan Jackson, L OBP: 0.328, SLG: 0.327 Rafael Bourquard, R OBP: 0.299, SLG: 0.389 | | | 3-1 E 1B | | 0-0 G4-3 | | 1-1 1B | | 3-3 K | 3 | 0 | 2 | 0 | 0 | 0 | 0 | | | | | | |
| Charles Gipson, R OBP: 0.304, SLG: 0.349 Tom Lampkin, L OBP: 0.357, SLG: 0.497 | | 0-2 E6 | | | 0-0 B4-3 | | | 0-0 F8 | | 2 | 0 | 0 | 0 | 0 | 0 | 1 | | | | | | |
| Inning Stats | R: 0 E: 0 K: 0 S: 13 | H: 2 LOB: 2 BB: 0 P: 23 | R: 1 E: 1 K: 1 S: 15 | H: 2 LOB: 2 BB: 0 P: 20 | R: 0 E: 0 K: 1 S: 7 | H: 0 LOB: 0 BB: 0 P: 10 | R: 0 E: 0 K: 0 S: 6 | H: 0 LOB: 0 BB: 0 P: 8 | R: 0 E: 0 K: 2 S: 10 | H: 0 LOB: 0 BB: 0 P: 14 | R: 0 E: 0 K: 0 S: 7 | H: 0 LOB: 1 BB: 1 P: 16 | R: 0 E: 0 K: 1 S: 8 | H: 1 LOB: 1 BB: 0 P: 10 | R: 0 E: 0 K: 1 S: 7 | H: 0 LOB: 1 BB: 1 P: 13 | R: 0 E: 0 K: 1 S: 10 | H: 0 LOB: 0 BB: 0 P: 16 | 1B: 4 2B: 0 3B: 0 HR: 1 | SF: 0 SAC: 0 DP: 0 HBP: 0 | WP: 0 PB: 0 CS: 0 | PA: 35 |
| PITCHER LaTroy Hawkins, R ERA: 6.51 Eddie Guardado, L ERA: 4.94 Mike Trombley, R ERA: 4.09 | IP: 7.2 WLS: W BF: 31 | H: 5 R: 1 ER: 1 SO: 5 | BB: 2 IBB: 0 HBP: 0 BLK: 0 | WP: 0 HR: 1 S: 70 P: 110 | ERA: 1.17 WHIP: 0.913 | PITCHER | | | | | | | | | | IP: 7.2 WLS: W BF: 31 | H: 5 R: 1 ER: 1 SO: 5 | BB: 2 IBB: 0 HBP: 0 BLK: 0 | WP: 0 HR: 1 S: 70 P: 110 | ERA: 1.17 WHIP: 0.913 | | |

| | |
|-----|----|
| AB | 33 |
| R | 1 |
| H | 5 |
| RBI | 1 |
| BB | 2 |
| SO | 7 |
| LOB | 13 |



| Batter | 1 | 2 | 3 | 4 | 5 | 6 | 7 | 8 | 9 | AB | R | H | RBI | BB | SO | LOB | TOP | | | | |
|--|---------------------------------------|---------------------------------------|---------------------------------------|---------------------------------------|---------------------------------------|---------------------------------------|---------------------------------------|---------------------------------------|---------------------------------------|---------------------------------------|---------------------------------------|---------------------------------------|---------------------------------------|---------------------------------------|---------------------------------------|---------------------------------------|----------------------------------|------------------------------------|----------------------------------|-------------|--|
| Jacque Jones, L (1, 8) OBP: 0.316, SLG: 0.435 Tori Hunter, R (7, PH) OBP: 0.312, SLG: 0.381 | 1-3 K | | 2-0 P5 | | 1-0 G4-3 PB 1B | | 3-1 P2 | | | 3 | 0 | 1 | 0 | 0 | 1 | 0 | | | | | |
| Denny Hocking, S (1, 6) OBP: 0.310, SLG: 0.385 | 2-1 F7 | | 2-0 G4-3 | | 1-3 K | | 1-3 K | | | 4 | 0 | 0 | 0 | 0 | 2 | 1 | | | | | |
| Todd Walker, L (1, 4) OBP: 0.347, SLG: 0.411 | 0-1 1B | | | 0-0 2B 1B | 0-0 G4-3 | | 0-2 K | | | 4 | 1 | 2 | 0 | 0 | 1 | 1 | | | | | |
| Ron Coomer, R (1, 10) OBP: 0.307, SLG: 0.426 | 2-3 K | | | 0-0 WP E 1-H 2B | 4-1 BB | | 4-2 G4-6-3 BB | | | 2 | 1 | 1 | 1 | 2 | 1 | 1 | | | | | |
| Matt Lawton, L (1, 9) OBP: 0.346, SLG: 0.340 | | 2-0 F8 | | 4-2 E S 1B BB | 2-1 P6 | | 0-1 G4-6-3 | | | 3 | 1 | 0 | 0 | 1 | 0 | 3 | | | | | |
| Chad Allen, R (1, 7) OBP: 0.333, SLG: 0.396 | 1-0 F8 | | | 3-3 K | | 2-1 G6-3 | | 2-3 K | | 4 | 0 | 0 | 0 | 0 | 2 | 1 | | | | | |
| Corey Koskie, L (1, 5) OBP: 0.381, SLG: 0.469 | 3-2 2B | | | 3-3 G3-1 | | 2-3 K | | 1-0 F7 | | 4 | 0 | 1 | 0 | 0 | 1 | 1 | | | | | |
| Terry Steinbach, R (1, 2) OBP: 0.362, SLG: 0.401 | 1-0 F8 | | | 2-1 1B | | 1-1 1B | | 0-1 G6-3 | | 4 | 0 | 2 | 1 | 0 | 0 | 1 | | | | | |
| Doug Mientkiewicz, L (1, 3) OBP: 0.329, SLG: 0.340 Midre Cummings, L (9, PH) OBP: 0.276, SLG: 0.200 | | | 2-2 F8 | 1-2 P5 | | 1-1 F9 | | 0-3 K | | 3 | 0 | 0 | 0 | 0 | 0 | 2 | | | | | |
| Inning Stats | R: 0 E: 0 K: 2 S: 11 | H: 1 LOB: 1 BB: 0 P: 16 | R: 0 E: 0 K: 0 S: 7 | H: 1 LOB: 1 BB: 0 P: 14 | R: 0 E: 0 K: 0 S: 5 | H: 0 LOB: 0 BB: 0 P: 11 | R: 3 E: 1 K: 1 S: 15 | H: 3 LOB: 1 BB: 1 P: 27 | R: 0 E: 0 K: 1 S: 8 | H: 1 LOB: 2 BB: 1 P: 16 | R: 0 E: 0 K: 2 S: 8 | H: 0 LOB: 0 BB: 0 P: 12 | R: 0 E: 0 K: 1 S: 7 | H: 0 LOB: 0 BB: 1 P: 13 | R: 0 E: 0 K: 1 S: 6 | H: 0 LOB: 0 BB: 0 P: 7 | 1B: 5 2B: 2 3B: 0 HR: 0 | SF: 0 SAC: 0 DP: 1 HBP: 0 | WP: 1 PB: 1 SB: 1 CS: 0 | PA: 36 | |
| PITCHER | IP WLS BF H R ER SO | IP WLS BF H R ER SO | IP WLS BF H R ER SO | IP WLS BF H R ER SO | IP WLS BF H R ER SO | IP WLS BF H R ER SO | IP WLS BF H R ER SO | IP WLS BF H R ER SO | IP WLS BF H R ER SO | IP WLS BF H R ER SO | IP WLS BF H R ER SO | IP WLS BF H R ER SO | IP WLS BF H R ER SO | IP WLS BF H R ER SO | IP WLS BF H R ER SO | IP WLS BF H R ER SO | BB IBB HBP BLK | WP HR S P | ERA WHIP | ERA WHIP | |
| Mike Oquist, R (1, 1) ERA: 5.37 | 6.0 | 27 | 7 | 3 | 3 | 5 | 2 | 0 | 0 | 0 | 0 | 1 | 0 | 55 | 99 | 4.50 | 1.500 | | | | |
| Ron Mahay, L (7, 1) ERA: 3.6 | 1.0 | W | 3 | 0 | 0 | 2 | 0 | 0 | 0 | 0 | 0 | 0 | 0 | 8 | 12 | 0.00 | 0.000 | | | | |
| Tim Worrell, R (8, 1) ERA: 3.76 | 1.0 | H | 3 | 0 | 0 | 0 | 1 | 0 | 0 | 0 | 0 | 0 | 0 | 7 | 13 | 0.00 | 1.000 | | | | |
| Jason Istringhausen, R (9, 1) ERA: 4.9 | 1.0 | S | 3 | 0 | 0 | 0 | 0 | 0 | 0 | 0 | 0 | 0 | 0 | 6 | 7 | 0.00 | 0.000 | | | | |

Minnesota Twins @ Oakland Athletics
Network Associates Coliseum, Oakland, CA
Tue Sep 21 1999, 10:05 PM EDT
Att. 6,498 - Unknown - 63 F

AB 33
R 3
H 7
RBI 2
BB 3
SO 9
LOB 11



| Batter | 1 | 2 | 3 | 4 | 5 | 6 | 7 | 8 | 9 | AB | R | H | RBI | BB | SO | LOB | BOTTOM | | | |
|---|---------------------------------------|---------------------------------------|---------------------------------------|---------------------------------------|---------------------------------------|---------------------------------------|---------------------------------------|---------------------------------------|---------------------------------------|---------------------------------------|---------------------------------------|---------------------------------------|---------------------------------------|---------------------------------------|---------------------------------------|---------------------------------------|----------------------------------|------------------------------------|----------------------------------|-------------|
| Rich Becker, L (1, 8) OBP: 0.415, SLG: 0.398 Orlando Saenz, R (7, PH) OBP: 0.369, SLG: 0.490 Ryan Christenson, R (8, 8) OBP: 0.305, SLG: 0.305 | 3-2 G5-3 1B | | 0-1 L1-3 | | | 2-0 E8 2B | 0-3 K | | | 3 | 1 | 1 | 0 | 0 | 0 | 1 | | | | |
| Randy Velarde, R (1, 4) OBP: 0.386, SLG: 0.446 | 3-1 G5-3 | | | 2-2 G1-3 | | 1-1 P4 | 0-1 G4-3 | | | 4 | 0 | 0 | 0 | 0 | 0 | 3 | | | | |
| Jason Giambi, L (1, 3) OBP: 0.423, SLG: 0.570 | 4-0 G6-4-3 BB | | | 2-3 K | | 0-1 HR 2B | | 0-3 K | | 3 | 1 | 1 | 1 | 1 | 2 | 0 | | | | |
| John Jaha, R (1, 10) OBP: 0.405, SLG: 0.560 | 0-1 G6-4-3 | | | 1-2 P5 | | 0-0 HR | | 0-0 F9 | | 4 | 1 | 1 | 2 | 0 | 0 | 2 | | | | |
| Matt Stairs, L (1, 9) OBP: 0.364, SLG: 0.524 | | 0-0 G4-3 | | | 3-2 G3 | 3-2 F8 | | 1-1 1B | | 4 | 0 | 1 | 0 | 0 | 0 | 0 | | | | |
| Ben Grievie, L (1, 7) OBP: 0.382, SLG: 0.464 Jason McDonald, S (8, 7) OBP: 0.306, SLG: 0.267 | | 3-3 K | | | 4-1 BB | | 2-2 G6-3 | 2-0 1B | | 2 | 0 | 0 | 0 | 1 | 1 | 0 | | | | |
| Miguel Tejada, R (1, 6) OBP: 0.321, SLG: 0.426 | | 1-1 F9 | | | | 0-0 F8 | | 1-3 1B | | 4 | 1 | 1 | 0 | 0 | 0 | 3 | | | | |
| 3 Eric Chavez, L (1, 5) OBP: 0.344, SLG: 0.451 | | | 2-2 G6-3 | | 1-3 K | | 2-2 2B 1B | | | 3 | 1 | 1 | 0 | 0 | 1 | 1 | | | | |
| Ramon Hernandez, R (1, 2) OBP: 0.377, SLG: 0.438 | | | 1-2 L1-3 1B | | | 1-3 K | 3-2 2B | | | 3 | 0 | 2 | 2 | 0 | 1 | 0 | | | | |
| Inning Stats | R: 0 E: 0 K: 0 S: 10 | H: 1 LOB: 1 BB: 1 P: 20 | R: 0 E: 0 K: 1 S: 7 | H: 0 LOB: 0 BB: 0 P: 11 | R: 0 E: 0 K: 0 S: 8 | H: 1 LOB: 0 BB: 0 P: 11 | R: 0 E: 0 K: 1 S: 9 | H: 0 LOB: 0 BB: 0 P: 14 | R: 0 E: 0 K: 1 S: 10 | H: 0 LOB: 0 BB: 1 P: 18 | R: 3 E: 1 K: 1 S: 15 | H: 2 LOB: 0 BB: 0 P: 22 | R: 2 E: 0 K: 1 S: 20 | H: 3 LOB: 1 BB: 0 P: 29 | R: 0 E: 0 K: 1 S: 9 | H: 2 LOB: 2 BB: 0 P: 12 | 1B: 6 2B: 3 3B: 0 HR: 1 | SF: 0 SAC: 0 DP: 2 HBP: 0 | WP: 0 PB: 0 SB: 0 CS: 0 | PA: 34 |
| PITCHER | IP WLS BF H R ER SO | IP WLS BF H R ER SO | IP WLS BF H R ER SO | IP WLS BF H R ER SO | IP WLS BF H R ER SO | IP WLS BF H R ER SO | IP WLS BF H R ER SO | IP WLS BF H R ER SO | IP WLS BF H R ER SO | IP WLS BF H R ER SO | IP WLS BF H R ER SO | IP WLS BF H R ER SO | IP WLS BF H R ER SO | IP WLS BF H R ER SO | IP WLS BF H R ER SO | IP WLS BF H R ER SO | BB IBB HBP BLK | WP HR S P | ERA WHIP | ERA WHIP |
| Brad Radke, R (1, 1) ERA: 3.84 | 6.0 | 23 | 4 | 3 | 0 | 4 | 2 | 0 | 0 | 0 | 0 | 0 | 0 | 0 | 0 | 0 | | | | |
| Hector Carrasco, R (7, 1) ERA: 5.36 | 0.1 | L | 4 | 3 | 2 | 2 | 0 | 0 | 0 | 0 | 0 | 0 | 15 | 24 | 54.00 | 9.000 | | | | |
| Travis Miller, L (7, 1) ERA: 2.76 | 1.1 | 6 | 2 | 0 | 0 | 2 | 0 | 0 | 0 | 0 | 0 | 0 | 12 | 15 | 0.00 | 1.500 | | | | |
| Dan Perkins, R (8, 1) ERA: 6.53 | 0.1 | 1 | 0 | 0 | 0 | 0 | 0 | 0 | 0 | 0 | 0 | 0 | 2 | 2 | 0.00 | 0.000 | | | | |

Minnesota Twins @ Oakland Athletics
Network Associates Coliseum, Oakland, CA
Tue Sep 21 1999, 10:05 PM EDT
Att. 6,498 - Unknown - 63 F

AB 32
R 5
H 9
RBI 5
BB 2
SO 6
LOB 11



| Batter | 1 | 2 | 3 | 4 | 5 | 6 | 7 | 8 | 9 | AB | R | H | RBI | BB | SO | LOB | TOP | | | | | | | | | | | | | | | | | | | |
|--|-------------------------------|----------------------------------|------------------------------|----------------------------------|------------------------------|----------------------------------|-------------------------------|----------------------------------|------------------------------|----------------------------------|------------------------------|----------------------------------|-------------------------------|----------------------------------|------------------------------|----------------------------------|-------------------------------|----------------------------------|----------------------------------|------------------------------------|----------------------------------|--------|---|----|----|----|-----|-----|-----|----|----|----|------|-------|------|--|
| Todd Walker, L OBP: 0.348, SLG: 0.410 Denny Hocking, S OBP: 0.310, SLG: 0.385 | L3 | | F7 | | | G3 G5-3 1B | 1B BB HBP | | K | 4 | 1 | 1 | 0 | 0 | 1 | 0 | | | | | | | | | | | | | | | | | | | | |
| Marty Cordova, R OBP: 0.396, SLG: 0.465 Tori Hunter, R OBP: 0.312, SLG: 0.381 | G3 1B | | | | | G5-3 | BB BB 1B | | F8 | 4 | 1 | 2 | 1 | 1 | 0 | 1 | | | | | | | | | | | | | | | | | | | | |
| Matt Lawton, L OBP: 0.345, SLG: 0.339 | G3 | | F9 | | | G3 | BB BB 1B | | L9 | 5 | 0 | 1 | 1 | 0 | 0 | 3 | | | | | | | | | | | | | | | | | | | | |
| Ron Coomer, R OBP: 0.307, SLG: 0.424 | K | | | | | G1-3 | BB BB | | | 3 | 0 | 0 | 1 | 1 | 1 | 2 | | | | | | | | | | | | | | | | | | | | |
| Corey Koskie, L OBP: 0.384, SLG: 0.471 Brent Gates, S OBP: 0.327, SLG: 0.327 | | | | | | | BB 1B | | | 3 | 1 | 2 | 0 | 0 | 1 | 0 | | | | | | | | | | | | | | | | | | | | |
| Terry Steinbach, R OBP: 0.394, SLG: 0.398 | | | | | | | BB BB | | | 2 | 0 | 0 | 0 | 2 | 2 | 3 | | | | | | | | | | | | | | | | | | | | |
| David Ortiz, L (1, 10) | | | | | | | | | | 4 | 0 | 0 | 0 | 0 | 3 | 4 | | | | | | | | | | | | | | | | | | | | |
| Jacque Jones, L OBP: 0.315, SLG: 0.432 | | | | | | | | | | 4 | 1 | 1 | 1 | 0 | 0 | 2 | | | | | | | | | | | | | | | | | | | | |
| Cristian Guzman, S OBP: 0.271, SLG: 0.285 | | | | | | | | | | 4 | 1 | 0 | 0 | 0 | 0 | 1 | | | | | | | | | | | | | | | | | | | | |
| Inning Stats | R: 0 E: 0 K: 1 S: 12 | H: 1 LOB: 1 BB: 0 P: 18 | R: 0 E: 0 K: 1 S: 8 | H: 1 LOB: 1 BB: 1 P: 15 | R: 0 E: 0 K: 0 S: 6 | H: 1 LOB: 1 BB: 0 P: 10 | R: 0 E: 0 K: 2 S: 11 | H: 0 LOB: 0 BB: 0 P: 14 | R: 0 E: 0 K: 1 S: 6 | H: 0 LOB: 0 BB: 0 P: 10 | R: 0 E: 0 K: 0 S: 7 | H: 1 LOB: 1 BB: 0 P: 13 | R: 5 E: 1 K: 1 S: 18 | H: 3 LOB: 3 BB: 4 P: 38 | R: 0 E: 0 K: 1 S: 9 | H: 0 LOB: 0 BB: 0 P: 10 | R: 0 E: 0 K: 1 S: 12 | H: 0 LOB: 0 BB: 0 P: 15 | 1B: 7 2B: 0 3B: 0 HR: 0 | SF: 0 SAC: 0 DP: 2 HBP: 1 | WP: 0 PB: 0 SB: 1 CS: 0 | PA: 39 | | | | | | | | | | | | | | |
| PITCHER | IP | WLS | BF | H | R | ER | SO | BB | IBB | HBP | BLK | WP | HR | S | P | ERA | WHIP | PITCHER | IP | WLS | BF | H | R | ER | SO | BB | IBB | HBP | BLK | WP | HR | S | P | ERA | WHIP | |
| Tim Hudson, R ERA: 3.15 | 6.2 | | 27 | 6 | 3 | 3 | 5 | 2 | 0 | 0 | 0 | 0 | 0 | 55 | 89 | 4.05 | 1.200 | Doug Jones, R ERA: 3.66 | 9.1 | 1.0 | 3 | 0 | 0 | 0 | 1 | 0 | 0 | 0 | 0 | 0 | 12 | 15 | 0.00 | 0.000 | | |
| Tim Kubinski, L ERA: 5.87 | 0.0 | | 1 | 0 | 0 | 0 | 0 | 0 | 0 | 1 | 0 | 0 | 0 | 2 | 4 | ∞ | ∞ | | | | | | | | | | | | | | | | | | | |
| Tim Worrell, R ERA: 3.9 | 0.0 | L | 3 | 1 | 1 | 0 | 0 | 2 | 0 | 0 | 0 | 0 | 0 | 6 | 15 | ∞ | ∞ | | | | | | | | | | | | | | | | | | | |
| Buddy Groom, L ERA: 4.67 | 0.0 | | 1 | 0 | 1 | 0 | 0 | 1 | 0 | 0 | 0 | 0 | 0 | 2 | 6 | ∞ | ∞ | | | | | | | | | | | | | | | | | | | |
| T.J. Mathews, R ERA: 3.75 | 1.1 | | 4 | 0 | 0 | 0 | 2 | 0 | 0 | 0 | 0 | 0 | 0 | 12 | 14 | 0.00 | 0.000 | | | | | | | | | | | | | | | | | | | |

Minnesota Twins @ Oakland Athletics
Network Associates Coliseum, Oakland, CA
Wed Sep 22 1999, 4:05 PM EDT
Att: 9,895 - Cloudy - 67 F

AB 33
R 5
H 7
RBI 5
BB 5
SO 8
LOB 16



| Batter | 1 | 2 | 3 | 4 | 5 | 6 | 7 | 8 | 9 | AB | R | H | RBI | BB | SO | LOB | BOTTOM | | | | | | | | | | | | | | | | | | | | |
|--|------------------------------|----------------------------------|-------------------------------|----------------------------------|------------------------------|----------------------------------|-------------------------------|----------------------------------|-------------------------------|----------------------------------|------------------------------|----------------------------------|-------------------------------|----------------------------------|------------------------------|----------------------------------|------------------------------|----------------------------------|----------------------------------|------------------------------------|----------------------------------|--------|---|----|----|----|-----|-----|-----|----|----|---|---|-----|------|--|--|
| Jason McDonald, S OBP: 0.304, SLG: 0.265 | F8 | | G4-6-3 | | | | F8 | | K | 5 | 1 | 1 | 0 | 0 | 1 | 1 | | | | | | | | | | | | | | | | | | | | | |
| Randy Velarde, R OBP: 0.386, SLG: 0.445 | G6-3 | | | | | | HBP 1B | | G6-3 | 4 | 0 | 1 | 0 | 1 | 0 | 0 | | | | | | | | | | | | | | | | | | | | | |
| Jason Giambi, L OBP: 0.421, SLG: 0.567 | K | | | | | | HBP 1B | | G4-3 | 3 | 0 | 0 | 1 | 0 | 1 | 0 | | | | | | | | | | | | | | | | | | | | | |
| John Jaha, R OBP: 0.407, SLG: 0.567 | | | | | | | F7 | | | 3 | 1 | 2 | 2 | 1 | 0 | 2 | | | | | | | | | | | | | | | | | | | | | |
| Matt Stairs, L OBP: 0.363, SLG: 0.523 | | | | | | | P6 | | | 4 | 0 | 1 | 0 | 0 | 2 | 4 | | | | | | | | | | | | | | | | | | | | | |
| Scott Spiezio, S OBP: 0.324, SLG: 0.441 Frank Menechino, R OBP: 0.143, SLG: 0.143 | | | | | | | | | | 3 | 0 | 1 | 0 | 1 | 2 | 2 | | | | | | | | | | | | | | | | | | | | | |
| Ramon Hernandez, R OBP: 0.368, SLG: 0.426 | | | | | | | | | | 0 | 0 | 0 | 0 | 0 | 0 | 0 | | | | | | | | | | | | | | | | | | | | | |
| Ben Grieve, L OBP: 0.362, SLG: 0.470 Ryan Christenson, R OBP: 0.305, SLG: 0.305 Rich Becker, R OBP: 0.414, SLG: 0.397 | | | | | | | | | | 3 | 1 | 1 | 1 | 0 | 1 | 1 | | | | | | | | | | | | | | | | | | | | | |
| Miguel Tejada, R OBP: 0.323, SLG: 0.427 3 Eric Chavez, L OBP: 0.343, SLG: 0.450 | | | | | | | | | | 0 | 0 | 0 | 0 | 0 | 0 | 0 | | | | | | | | | | | | | | | | | | | | | |
| Inning Stats | R: 0 E: 0 K: 1 S: 9 | H: 0 LOB: 0 BB: 0 P: 11 | R: 1 E: 0 K: 2 S: 14 | H: 1 LOB: 0 BB: 0 P: 25 | R: 0 E: 0 K: 0 S: 6 | H: 0 LOB: 0 BB: 1 P: 12 | R: 0 E: 0 K: 1 S: 11 | H: 1 LOB: 2 BB: 1 P: 22 | R: 3 E: 0 K: 1 S: 14 | H: 4 LOB: 2 BB: 1 P: 26 | R: 0 E: 0 K: 1 S: 9 | H: 1 LOB: 1 BB: 0 P: 12 | R: 0 E: 0 K: 0 S: 11 | H: 1 LOB: 2 BB: 0 P: 18 | R: 0 E: 0 K: 1 S: 9 | H: 0 LOB: 1 BB: 1 P: 16 | R: 0 E: 0 K: 1 S: 7 | H: 0 LOB: 0 BB: 0 P: 11 | 1B: 4 2B: 2 3B: 0 HR: 2 | SF: 1 SAC: 1 DP: 1 HBP: 1 | WP: 0 PB: 0 SB: 0 CS: 0 | PA: 39 | | | | | | | | | | | | | | | |
| PITCHER | IP | WLS | BF | H | R | ER | SO | BB | IBB | HBP | BLK | WP | HR | S | P | ERA | WHIP | PITCHER | IP | WLS | BF | H | R | ER | SO | BB | IBB | HBP | BLK | WP | HR | S | P | ERA | WHIP | | |
| Eric Milton, L ERA: 4.66 | 5.0 | | 23 | 6 | 4 | 4 | 5 | 3 | 0 | 0 | 0 | 0 | 0 | 54 | 96 | 7.20 | 1.800 | | | | | | | | | | | | | | | | | | | | |
| Mark Redman, L ERA: 7.11 | 1.0 | W | 4 | 1 | 0 | 0 | 1 | 0 | 0 | 0 | 0 | 0 | 0 | 9 | 12 | 0.00 | 1.000 | | | | | | | | | | | | | | | | | | | | |
| Bob Wells, R ERA: 3.47 | 0.1 | H | 2 | 1 | 0 | 0 | 0 | 0 | 0 | 0 | 0 | 0 | 0 | 3 | 5 | 0.00 | 3.000 | | | | | | | | | | | | | | | | | | | | |
| Eddie Guardado, L ERA: 4.63 | 1.0 | H | 5 | 0 | 0 | 0 | 0 | 1 | 0 | 1 | 0 | 0 | 0 | 12 | 21 | 0.00 | 1.000 | | | | | | | | | | | | | | | | | | | | |
| Mike Trombley, R ERA: 3.95 | 1.2 | S | 5 | 0 | 0 | 0 | 2 | 0 | 0 | 0 | 0 | 0 | 0 | 12 | 19 | 0.00 | 0.000 | | | | | | | | | | | | | | | | | | | | |

Minnesota Twins @ Oakland Athletics
Network Associates Coliseum, Oakland, CA
Wed Sep 22 1999, 4:05 PM EDT
Att: 9,895 - Cloudy - 67 F

AB 32
R 4
H 8
RBI 4
BB 4
SO 8
LOB 16



| Batter | 1 | 2 | 3 | 4 | 5 | 6 | 7 | 8 | 9 | AB | R | H | RBI | BB | SO | LOB | TOP | | | | |
|---|--------------------------------------|---------------------------------|--------------------------------------|----------------------------------|--------------------------------------|----------------------------------|--------------------------------------|----------------------------------|--------------------------------------|---------------------------------|---------------------------------------|----------------------------------|--------------------------------------|---------------------------------|---------------------------------------|----------------------------------|--------------------------------------|----------------------------------|----------------------------------|------------------------------------|-----------------------------------|
| 34 Jason Dellaero, S OBP: 0.053, SLG: 0.056 | 0-3 K | | | 1-2 P6 | | 0-3 K | | 0-3 K2-3 | | 4 | 0 | 0 | 0 | 0 | 3 | 3 | | | | | |
| Greg Norton, S OBP: 0.357, SLG: 0.429 | 1-0 G5-3 | | | 3-1 G6-3 | | 0-1 2B | | | 2-3 K | 4 | 0 | 1 | 2 | 0 | 1 | 0 | | | | | |
| Ray Durham, S OBP: 0.379, SLG: 0.443 | 0-3 K | | | 0-0 F7 | | 1-2 F7 | | | 2-1 F8 | 4 | 0 | 0 | 0 | 0 | 1 | 1 | | | | | |
| Magglio Ordonez, R OBP: 0.342, SLG: 0.498 | | 0-1 G5-3 | | | 0-0 G1-3 | | | | 1-1 F9 | 4 | 0 | 0 | 0 | 0 | 0 | 0 | | | | | |
| Carlos Lee, R OBP: 0.322, SLG: 0.465 | | 1-0 F9 | | | 2-1 F9 | | | | 2-1 P2 | 3 | 0 | 0 | 0 | 0 | 0 | 0 | | | | | |
| Chris Singleton, L OBP: 0.329, SLG: 0.492 | | 3-3 K | | | 1-2 G4-3 | | | | 0-0 P8 | 3 | 0 | 0 | 0 | 0 | 1 | 0 | | | | | |
| 14 Paul Konerko, R OBP: 0.343, SLG: 0.493 | | | 2-2 G5-3 | | | 4-0 34 WP 2B BB | | 1-2 E6 | | 2 | 1 | 0 | 0 | 1 | 0 | 0 | | | | | |
| Brian Simmons, S OBP: 0.287, SLG: 0.387 | | | 3-3 K | | | 0-3 K | | 3-3 K | | 3 | 0 | 0 | 0 | 0 | 3 | 2 | | | | | |
| Josh Paul, R OBP: 0.182, SLG: 0.182 | | | 0-0 G4-3 | | | 1-1 34 WP 2B 1B | | 1-2 K | | 3 | 1 | 1 | 0 | 0 | 1 | 1 | | | | | |
| Inning Stats | R: 0 H: 0 E: 0 K: 2 S: 7 | H: 0 LOB: 0 BB: 0 P: 8 | R: 0 H: 0 E: 0 K: 1 S: 6 | H: 0 LOB: 0 BB: 0 P: 10 | R: 0 H: 0 E: 0 K: 1 S: 8 | H: 0 LOB: 0 BB: 0 P: 13 | R: 0 H: 0 E: 0 K: 0 S: 6 | H: 0 LOB: 0 BB: 0 P: 10 | R: 0 H: 0 E: 0 K: 0 S: 6 | H: 0 LOB: 0 BB: 0 P: 9 | R: 2 H: 2 E: 0 K: 2 S: 11 | H: 2 LOB: 1 BB: 1 P: 17 | R: 0 H: 0 E: 0 K: 0 S: 5 | H: 0 LOB: 0 BB: 0 P: 8 | R: 0 H: 0 E: 1 K: 3 S: 13 | H: 0 LOB: 1 BB: 0 P: 18 | R: 0 H: 0 E: 0 K: 1 S: 8 | H: 0 LOB: 0 BB: 0 P: 14 | 1B: 1 2B: 1 3B: 0 HR: 0 | SF: 0 SAC: 0 DP: 0 HBP: 0 | WP: 1 PA: 31 SB: 0 CS: 0 |
| PITCHER | IP | WLS | BF | H | R | ER | SO | BB | IBB | HBP | BLK | WP | HR | S | P | ERA | WHIP | | | | |
| Joe Mays, R ERA: 4.2 | 8.0 | W | 28 | 2 | 2 | 2 | 9 | 1 | 0 | 0 | 0 | 1 | 0 | 62 | 93 | 2.25 | 0.375 | | | | |
| Bob Wells, R ERA: 3.43 | 1.0 | | 3 | 0 | 0 | 0 | 1 | 0 | 0 | 0 | 0 | 0 | 0 | 8 | 14 | 0.00 | 0.000 | | | | |

Chicago White Sox @ Minnesota Twins
Hubert H. Humphrey Metrodome, Minneapolis, MN

AB 30
R 2
H 2
RBI 2
BB 1
SO 10
LOB 7



WP: 1 PA: 31
SB: 0 CS: 0

PITCHER IP WLS BF H R ER SO BB IBB HBP BLK WP HR S P ERA WHIP

| Batter | 1 | 2 | 3 | 4 | 5 | 6 | 7 | 8 | 9 | AB | R | H | RBI | BB | SO | LOB | BOTTOM | | | | |
|---|---------------------------------------|----------------------------------|--------------------------------------|---------------------------------|---------------------------------------|----------------------------------|---------------------------------------|----------------------------------|---------------------------------------|----------------------------------|----------------------------------|------------------------------------|-----------------------------------|----|----|------|--------|--|--|--|--|
| Jacque Jones, L OBP: 0.320, SLG: 0.447 | 4-2 FC5 BB | | 2-1 HR | 0-0 1B 2B | 1 SAFE 3-3 K | | | 0-3 K | | 4 | 2 | 2 | 2 | 1 | 2 | 3 | | | | | |
| Matt Lawton, L OBP: 0.345, SLG: 0.337 | 4-1 E BB | | 1-1 P6 | 4-1 1B BB | 2-2 G1-3 | | | 2-2 SF7 | | 2 | 0 | 0 | 1 | 2 | 0 | 2 | | | | | |
| Todd Walker, L OBP: 0.348, SLG: 0.409 | 2-3 K | | 4-1 E S BB | 1-0 HBP 1B | | 0-0 F8 | | 3-2 G6-3 | | 4 | 0 | 1 | 2 | 1 | 1 | 2 | | | | | |
| Denny Hocking, S OBP: 0.310, SLG: 0.385 | | | 2-0 P4 | 1-2 HBP | | 0-1 F8 | | | | 3 | 0 | 0 | 0 | 0 | 0 | 3 | | | | | |
| Terry Steinbach, R OBP: 0.363, SLG: 0.394 | 3-2 FC5 | | 2-0 P4 | 1-2 HBP | | 0-1 F8 | | | | 3 | 0 | 0 | 0 | 0 | 0 | 3 | | | | | |
| Corey Koskie, L OBP: 0.379, SLG: 0.465 | 2-3 K | | 0-0 E4 | 2-3 K | | 2-3 K | | | | 4 | 0 | 0 | 0 | 0 | 3 | 6 | | | | | |
| Chad Allen, R OBP: 0.332, SLG: 0.401 | | 0-0 G1-3 | 1 SAFE 1-2 F8 | | 2-0 HR | | | 0-1 G4-3 | | 4 | 1 | 1 | 1 | 0 | 0 | 2 | | | | | |
| David Ortiz, L OBP: 0.332, SLG: 0.401 | | 1-3 K | | 4-1 2B 1B BB | 4-2 FC4-6 1B BB | | | 0-3 K | | 2 | 1 | 0 | 0 | 2 | 0 | | | | | | |
| Doug Mientkiewicz, L OBP: 0.328, SLG: 0.339 | | 2-1 F8 | | 1-2 P9 | 1-2 FC4-6 1B | | | 1-2 G3 | | 4 | 0 | 1 | 0 | 0 | 0 | 1 | | | | | |
| Cristian Guzman, S OBP: 0.273, SLG: 0.287 | | | 1-0 HR | 1-3 K | 1-1 FC4-6 | | | 1-1 E6 SF7 1B | | 4 | 2 | 2 | 0 | 0 | 1 | 3 | | | | | |
| Inning Stats | R: 0 H: 0 E: 1 K: 2 S: 16 | H: 0 LOB: 2 BB: 2 P: 31 | R: 0 H: 0 E: 0 K: 1 S: 6 | H: 0 LOB: 0 BB: 0 P: 9 | R: 2 H: 2 E: 1 K: 0 S: 11 | H: 2 LOB: 1 BB: 1 P: 22 | R: 2 H: 2 E: 0 K: 2 S: 13 | H: 2 LOB: 2 BB: 2 P: 28 | R: 1 H: 1 E: 1 K: 1 S: 11 | H: 1 LOB: 0 BB: 0 P: 17 | 1B: 4 2B: 1 3B: 0 HR: 2 | SF: 1 SAC: 0 DP: 0 HBP: 1 | WP: 1 PA: 39 SB: 2 CS: 0 | | | | | | | | |
| PITCHER | IP | WLS | BF | H | R | ER | SO | BB | IBB | HBP | BLK | WP | HR | S | P | ERA | WHIP | | | | |
| Aaron Myette, R ERA: 8.38 | 3.2 | L | 22 | 4 | 4 | 4 | 4 | 5 | 0 | 1 | 0 | 0 | 1 | 43 | 85 | 9.82 | 2.455 | | | | |
| Carlos Castillo, R ERA: 6.16 | 3.1 | | 13 | 2 | 1 | 1 | 4 | 1 | 0 | 0 | 0 | 0 | 1 | 32 | 50 | 2.70 | 0.900 | | | | |
| 41 Bill Simas, R ERA: 3.91 | 1.0 | | 4 | 1 | 1 | 0 | 1 | 0 | 0 | 0 | 0 | 1 | 0 | 11 | 17 | 0.00 | 1.000 | | | | |

Chicago White Sox @ Minnesota Twins
Hubert H. Humphrey Metrodome, Minneapolis, MN

AB 31
R 6
H 7
RBI 6
BB 6
SO 9
LOB 22



WP: 1 PA: 39
SB: 2 CS: 0

PITCHER IP WLS BF H R ER SO BB IBB HBP BLK WP HR S P ERA WHIP

| Batter | 1 | 2 | 3 | 4 | 5 | 6 | 7 | 8 | 9 | AB | R | H | RBI | BB | SO | LOB | TOP | | | | | | | | |
|--|------------------------------|---------------------------------|-------------------------------|----------------------------------|-------------------------------|----------------------------------|-------------------------------|----------------------------------|------------------------------|----------------------------------|-------------------------------|----------------------------------|------------------------------|---------------------------------|------------------------------|----------------------------------|-------------------------------|----------------------------------|----------------------------------|------------------------------------|----------------------------------|--------|--|--|--|
| Mike Caruso, S OBP: 0.286, SLG: 0.303 (1, 6) | 0-0 F7 | 0-0 E6 F8 1B | 1-1 E9 1B | | 0-1 G4-3 | | 0-0 P4 | | 2-3 K | 6 | 1 | 1 | 0 | 0 | 1 | 2 | | | | | | | | | |
| Greg Norton, S OBP: 0.359, SLG: 0.432 (8, 3) | 0-0 BB 1B | 1-0 F8 | 0-0 G4-3 | | 0-1 G6-3 | | 0-0 55 1B | | 3-2 2B | 6 | 1 | 3 | 0 | 0 | 0 | 4 | | | | | | | | | |
| Ray Durham, S OBP: 0.389, SLG: 0.443 55 Liu Rodriguez, S OBP: 0.330, SLG: 0.314 (1, 4) (6, 4) | 4-0 1B SF7 BB | 2-0 F8 | | 3-2 E6 HR | | 2-1 2B 14 3B 1B | 0-0 G5-4-3 1B | | 2-2 G4-3 | 3 | 3 | 1 | 0 | 1 | 0 | 2 | | | | | | | | | |
| Magglio Ordonez, R OBP: 0.345, SLG: 0.507 Darin Jackson, R OBP: 0.296, SLG: 0.427 (1, 9) (7, 9) | 0-0 2-H 1B | 0-2 1B | | 2-2 HR | | 1-1 14 3B 2B | 0-0 G5-4-3 1-2 1B | | | 5 | 2 | 4 | 5 | 0 | 0 | 2 | | | | | | | | | |
| Carlos Lee, R OBP: 0.320, SLG: 0.466 (1, 10) | 0-0 SF7 | 1-0 G5-3 | | 2-2 F8 | | 0-0 L4 | | 0-0 2B | 4 | 0 | 1 | 1 | 0 | 0 | 3 | | | | | | | | | | |
| Chris Singleton, L OBP: 0.327, SLG: 0.487 (1, 8) | 0-0 G4-3 | | 2-1 G3-1 | 1-0 G3-1 | | 4-2 14 3B BB | | 3-1 F7 | 4 | 1 | 0 | 0 | 1 | 0 | 2 | | | | | | | | | | |
| 14 Paul Konerko, R Craig Wilson, R OBP: 0.297, SLG: 0.318 (1, 3) (8, 5) | | 1-0 1B 2B | 2-0 F8 | 0-0 P5 | | 1-0 1-H 2-H 3-H 3B | | 2-1 G5-3 | 5 | 1 | 2 | 3 | 0 | 0 | 1 | | | | | | | | | | |
| Brian Simmons, S OBP: 0.292, SLG: 0.418 (1, 7) | | 2-1 1B S 1B | 0-0 HR | | 2-1 G5-3 | 3-1 P6 | | 1-3 K | 5 | 2 | 2 | 2 | 0 | 1 | 2 | | | | | | | | | | |
| Mark Johnson, L OBP: 0.349, SLG: 0.347 (1, 2) | | 3-1 F8 1B E 1B | 2-2 E 2B | | 2-2 G4-3 2B | 2-3 K | | 2-0 G4-3 | 5 | 2 | 3 | 1 | 0 | 1 | 1 | | | | | | | | | | |
| Inning Stats | R: 2 E: 0 K: 0 S: 5 | H: 2 LOB: 1 BB: 1 P: 9 | R: 4 E: 1 K: 0 S: 12 | H: 4 LOB: 1 BB: 0 P: 22 | R: 2 E: 1 K: 0 S: 10 | H: 3 LOB: 0 BB: 0 P: 17 | R: 2 E: 1 K: 0 S: 14 | H: 1 LOB: 0 BB: 0 P: 22 | R: 0 E: 0 K: 0 S: 9 | H: 1 LOB: 1 BB: 0 P: 13 | R: 3 E: 0 K: 1 S: 13 | H: 3 LOB: 1 BB: 1 P: 26 | R: 0 E: 0 K: 0 S: 4 | H: 2 LOB: 1 BB: 0 P: 4 | R: 0 E: 0 K: 1 S: 8 | H: 1 LOB: 1 BB: 0 P: 14 | R: 0 E: 0 K: 1 S: 10 | H: 1 LOB: 1 BB: 0 P: 19 | 1B: 9 2B: 6 3B: 1 HR: 2 | SF: 1 SAC: 0 DP: 1 HBP: 0 | WP: 0 PB: 0 SB: 1 CS: 0 | PA: 48 | | | |
| PITCHER | IP | WLS | BF | H | R | ER | SO | BB | IBB | HBP | BLK | WP | HR | S | P | ERA | WHIP | | | | | | | | |
| LaTroy Hawkins, R ERA: 6.88 (1, 1) | 1.0 | L | 9 | 5 | 5 | 4 | 0 | 1 | 0 | 0 | 0 | 0 | 0 | 10 | 20 | 36.00 | 6.000 | | | | | | | | |
| Dan Perkins, R ERA: 6.49 (2, 1) | 2.0 | | 11 | 4 | 3 | 1 | 0 | 0 | 0 | 0 | 0 | 0 | 1 | 17 | 28 | 4.50 | 2.000 | | | | | | | | |
| Mark Redman, L ERA: 8.68 (4, 1) | 3.0 | | 16 | 5 | 5 | 4 | 1 | 1 | 0 | 0 | 0 | 0 | 1 | 36 | 61 | 12.00 | 2.000 | | | | | | | | |
| J.C. Romero, L ERA: 4.05 (7, 1) | 3.0 | | 12 | 4 | 0 | 0 | 2 | 0 | 0 | 0 | 0 | 0 | 0 | 22 | 37 | 0.00 | 1.333 | | | | | | | | |

Chicago White Sox @ Minnesota Twins
Hubert H. Humphrey Metrodome, Minneapolis, MN

AB 45
R 13
H 18
RBI 12
BB 2
SO 3
LOB 20



WP: 0 PA: 48
PB: 0
SB: 1
CS: 0

Chicago White Sox @ Minnesota Twins
Hubert H. Humphrey Metrodome, Minneapolis, MN

AB 32
R 4
H 6
RBI 4
BB 4
SO 6
LOB 11



WP: 0 PA: 36
PB: 0
SB: 0
CS: 0

| Batter | 1 | 2 | 3 | 4 | 5 | 6 | 7 | 8 | 9 | AB | R | H | RBI | BB | SO | LOB | BOTTOM | | | | | | | | | |
|--|-------------------------------|----------------------------------|-------------------------------|----------------------------------|------------------------------|---------------------------------|------------------------------|----------------------------------|-------------------------------|----------------------------------|-------------------------------|----------------------------------|-------------------------------|----------------------------------|------------------------------|----------------------------------|----------------------------------|------------------------------------|----------------------------------|--------|--|--|--|--|--|--|
| Denny Hocking, S OBP: 0.309, SLG: 0.386 (1, 4) (7, 5) | 0-0 G6-3 | | 1-0 F8 | | | 1-3 K | | 1-0 HR 2B | | 4 | 1 | 1 | 0 | 0 | 1 | 0 | | | | | | | | | | |
| Brent Gates, S OBP: 0.329, SLG: 0.338 (1, 5) (7, 4) | 4-2 BB 1B BB | | 2-1 G5-3 | | | 1-2 G1-3 | | 2-1 HR | | 3 | 1 | 1 | 3 | 1 | 0 | 0 | | | | | | | | | | |
| Ron Coomer, R David Ortiz, L OBP: 0.307, SLG: 0.424 (1, 3) (5, 3) | 1-0 BB 1B | | 1-1 F9 | | | 2-3 K | | 0-1 P7 | | 2 | 0 | 1 | 0 | 0 | 0 | 0 | | | | | | | | | | |
| Marty Cordova, R OBP: 0.366, SLG: 0.466 (1, 9) (7, 7) | 0-3 K | | | | 0-1 F7 | | 3-2 1B 2B | 4-1 BB | | 3 | 1 | 1 | 0 | 0 | 1 | 2 | | | | | | | | | | |
| Corey Koskie, L OBP: 0.381, SLG: 0.465 (8, 9) | | | | | | | | | | 0 | 0 | 0 | 0 | 1 | 0 | 0 | | | | | | | | | | |
| Chad Allen, R OBP: 0.333, SLG: 0.400 Midre Cummings, L OBP: 0.300, SLG: 0.235 (1, 7) (7, 9) (8, 7) | 4-1 BB | | | | 1-2 L1 | | 0-0 FC4 1B | 1-2 F9 | | 1 | 0 | 0 | 0 | 1 | 0 | 0 | | | | | | | | | | |
| Todd Walker, L OBP: 0.346, SLG: 0.406 (1, 10) | 1-2 2-3 BB | | | | 0-1 G3 | | 2-3 K | 2-0 F8 | | 2 | 0 | 1 | 1 | 0 | 0 | 1 | | | | | | | | | | |
| Terry Steinbach, R OBP: 0.363, SLG: 0.395 Javier Valentin, S OBP: 0.336, SLG: 0.413 (1, 2) (6, 2) | | 1-3 K | | | 1-0 G6-4-3 1B | | 2-1 F9 | 3-1 F7 | | 2 | 0 | 1 | 0 | 0 | 1 | 0 | | | | | | | | | | |
| Tori Hunter, R OBP: 0.309, SLG: 0.377 (1, 8) | | 2-1 G4-3 | | | 1-0 G6-4-3 | | 0-1 FC4 | 0-2 F7 | | 4 | 0 | 0 | 0 | 0 | 0 | 2 | | | | | | | | | | |
| Cristian Guzman, S OBP: 0.273, SLG: 0.285 (1, 6) | | 1-3 K | | | 3-2 G6-3 | | 4-1 2B HR BB | 0-1 G3-1 | | 3 | 1 | 0 | 0 | 1 | 1 | 0 | | | | | | | | | | |
| Inning Stats | R: 0 E: 0 K: 1 S: 10 | H: 1 LOB: 3 BB: 2 P: 19 | R: 0 E: 0 K: 2 S: 10 | H: 0 LOB: 0 BB: 0 P: 14 | R: 0 E: 0 K: 0 S: 5 | H: 0 LOB: 0 BB: 0 P: 9 | R: 0 E: 0 K: 0 S: 8 | H: 0 LOB: 0 BB: 0 P: 11 | R: 0 E: 0 K: 2 S: 12 | H: 0 LOB: 0 BB: 0 P: 16 | R: 1 E: 0 K: 1 S: 11 | H: 2 LOB: 1 BB: 0 P: 18 | R: 3 E: 0 K: 0 S: 12 | H: 2 LOB: 1 BB: 2 P: 26 | R: 0 E: 0 K: 0 S: 7 | H: 0 LOB: 0 BB: 0 P: 10 | 1B: 3 2B: 2 3B: 0 HR: 1 | SF: 0 SAC: 0 DP: 1 HBP: 0 | WP: 0 PB: 0 SB: 0 CS: 0 | PA: 36 | | | | | | |
| PITCHER | IP | WLS | BF | H | R | ER | SO | BB | IBB | HBP | BLK | WP | HR | S | P | ERA | WHIP | | | | | | | | | |
| Mike Siroka, L ERA: 4.03 (1, 1) | 7.0 | W | 26 | 4 | 1 | 1 | 6 | 2 | 0 | 0 | 0 | 0 | 0 | 1 | 12 | 26 | 1.29 | 0.857 | | | | | | | | |
| Jesus Pena, L ERA: 5.0 (8, 1) | 1.0 | | 7 | 2 | 3 | 3 | 0 | 2 | 0 | 0 | 0 | 0 | 1 | 12 | 26 | 27.00 | 4.000 | | | | | | | | | |
| Sean Lowe, R ERA: 3.66 (9, 1) | 1.0 | | 3 | 0 | 0 | 0 | 0 | 0 | 0 | 0 | 0 | 0 | 0 | 7 | 10 | 0.00 | 0.000 | | | | | | | | | |

WP: 0 PA: 36
PB: 0
SB: 0
CS: 0

| Batter | 1 | 2 | 3 | 4 | 5 | 6 | 7 | 8 | 9 | AB | R | H | RBI | BB | SO | LOB | TOP | | | | | |
|---|-------------------------------|----------------------------------|-------------------------------|----------------------------------|------------------------------|----------------------------------|------------------------------|---------------------------------|-------------------------------|----------------------------------|-------------------------------|----------------------------------|------------------------------|----------------------------------|-------------------------------|----------------------------------|------------------------------|----------------------------------|----------------------------------|------------------------------------|-------------------------|--------|
| Mike Caruso, S (1, 6) OBP: 0.285, SLG: 0.302 | L9 | | G3 1B | | K | | G6-3 | | P6 | 5 | 0 | 1 | 0 | 0 | 1 | 1 | | | | | | |
| Greg Norton, S (1, 5) OBP: 0.380, SLG: 0.433 Craig Wilson, R (7, FR) OBP: 0.300, SLG: 0.321 (7, 5) | L8 | | F7 | | 2B | | G4-3 1B | | 1B | 4 | 0 | 2 | 1 | 0 | 0 | 1 | | | | | | |
| Ray Durham, S (1, 4) OBP: 0.382, SLG: 0.446 | 1B | | G3 | | 2B | | G4-3 | | 1B | 5 | 0 | 3 | 0 | 0 | 0 | 2 | | | | | | |
| Magglio Ordonez, R (1, 9) OBP: 0.342, SLG: 0.503 | F8 | | P6 | | F9 | | G4-3 | | F8 | 5 | 0 | 0 | 0 | 0 | 0 | 8 | | | | | | |
| Carlos Lee, R (1, 10) OBP: 0.318, SLG: 0.462 | | | K | | G5-3 | | G6-3 | | P3 | 4 | 0 | 0 | 0 | 0 | 1 | 0 | | | | | | |
| Chris Singleton, L (1, 8) OBP: 0.327, SLG: 0.492 | F7 | | F8 | | F8 | | HR | | G4-3 | 4 | 1 | 1 | 1 | 0 | 0 | 0 | | | | | | |
| 14 Paul Konerko, R (1, 3) OBP: 0.347, SLG: 0.505 | 2B 1B | | G6-3 | | G6-3 | | HR | | E BB | 3 | 1 | 2 | 1 | 1 | 0 | 0 | | | | | | |
| Brian Simmons, S (1, 7) OBP: 0.291, SLG: 0.422 | 2B | | K | | G4-3 | | G4-3 | | K | 4 | 0 | 1 | 0 | 0 | 2 | 1 | | | | | | |
| Brook Fordyce, R (1, 2) OBP: 0.336, SLG: 0.438 | F8 | | F8 | | 1B 2B | | F8 | | P4 | 4 | 1 | 1 | 0 | 0 | 0 | 2 | | | | | | |
| Inning Stats | R: 0 E: 0 K: 0 S: 13 | H: 1 LOB: 1 BB: 0 P: 16 | R: 0 E: 0 K: 1 S: 13 | H: 2 LOB: 2 BB: 0 P: 22 | R: 0 E: 0 K: 0 S: 9 | H: 1 LOB: 1 BB: 0 P: 16 | R: 0 E: 0 K: 0 S: 7 | H: 0 LOB: 0 BB: 0 P: 7 | R: 1 E: 0 K: 2 S: 15 | H: 3 LOB: 2 BB: 0 P: 21 | R: 2 E: 0 K: 0 S: 12 | H: 2 LOB: 2 BB: 0 P: 20 | R: 0 E: 0 K: 0 S: 8 | H: 1 LOB: 2 BB: 0 P: 12 | R: 0 E: 1 K: 1 S: 13 | H: 0 LOB: 1 BB: 1 P: 23 | R: 0 E: 0 K: 0 S: 8 | H: 2 LOB: 2 BB: 0 P: 13 | 1B: 7 2B: 3 3B: 0 HR: 2 | SF: 0 SAC: 0 DP: 0 HBP: 0 | WP: 0 PB: 0 CS: 0 | PA: 40 |
| PITCHER | IP | WLS | BF | H | R | ER | SO | BB | IBB | HBP | BLK | WP | HR | S | P | ERA | WHIP | | | | | |
| 54 Jason Ryan, R (1, 1) ERA: 3.83 | 6.0 | L | 27 | 9 | 3 | 3 | 3 | 0 | 0 | 0 | 0 | 0 | 2 | 69 | 102 | 4.50 | 1.500 | | | | | |
| Travis Miller, L (7, 1) ERA: 2.72 | 0.2 | 3 | 1 | 0 | 0 | 0 | 0 | 0 | 0 | 0 | 0 | 0 | 0 | 7 | 11 | 0.00 | 1.500 | | | | | |
| Hector Carrasco, R (7, 1) ERA: 5.21 | 1.1 | 5 | 0 | 0 | 0 | 1 | 1 | 1 | 0 | 0 | 0 | 0 | 0 | 14 | 24 | 0.00 | 0.750 | | | | | |
| Mike Trombley, R (9, 1) ERA: 3.92 | 1.0 | 5 | 2 | 0 | 0 | 0 | 0 | 0 | 0 | 0 | 0 | 0 | 0 | 8 | 13 | 0.00 | 2.000 | | | | | |

Chicago White Sox @ Minnesota Twins
Hubert H. Humphrey Metrodome, Minneapolis, MN

AB 39
R 3
H 12
RBI 3
BB 1
SO 4
LOB 15



WP: 0 PA: 40
PB: 0
CS: 0

Sun Sep 26 1999, 2:05 PM EDT
Att: 11,947 - Dome - 72 F

| Batter | 1 | 2 | 3 | 4 | 5 | 6 | 7 | 8 | 9 | AB | R | H | RBI | BB | SO | LOB | BOTTOM | | | | | |
|---|------------------------------|----------------------------------|-------------------------------|----------------------------------|------------------------------|----------------------------------|------------------------------|----------------------------------|------------------------------|----------------------------------|------------------------------|----------------------------------|------------------------------|----------------------------------|------------------------------|----------------------------------|------------------------------|----------------------------------|----------------------------------|------------------------------------|-------------------------|--------|
| Jacque Jones, L (1, 8) OBP: 0.319, SLG: 0.447 | K | | G6-4-3 2B | | G6-4-3 1-2 | | | F8 | | 4 | 0 | 1 | 0 | 0 | 1 | 2 | | | | | | |
| Denny Hocking, S (1, 6) OBP: 0.306, SLG: 0.382 | G1-4-3 | | F9 | | F8 | | F8 | G4-3 | | 4 | 0 | 0 | 0 | 0 | 0 | 1 | | | | | | |
| Todd Walker, L (1, 10) OBP: 0.345, SLG: 0.403 | BB | | K | | G3 | | G3 | G4-3 | | 3 | 0 | 0 | 0 | 1 | 1 | 1 | | | | | | |
| Matt Lawton, L (1, 7) OBP: 0.346, SLG: 0.337 | P4 | | G3 | | G3 | | 1B | 1B | BB | 3 | 0 | 1 | 0 | 1 | 0 | 1 | | | | | | |
| Midre Cummings, L (1, 9) OBP: 0.333, SLG: 0.250 | E S BB | | G6-3 | | G6-3 | | F8 | G6-4-3 | 1B | 3 | 0 | 1 | 0 | 1 | 0 | 1 | | | | | | |
| Corey Koskie, L (1, 5) OBP: 0.380, SLG: 0.466 | K | | F8 | | F8 | | F8 2B | K | K | 4 | 0 | 1 | 0 | 0 | 2 | 3 | | | | | | |
| Doug Mientkiewicz, L (1, 3) OBP: 0.339, SLG: 0.509 Marty Cordova, R (9, PH) OBP: 0.365, SLG: 0.465 | G4-3 | | G4-3 | | 1B 1B | | F8 | G6-4-3 1-2 | G6-4-3 | 3 | 0 | 1 | 0 | 0 | 0 | 2 | | | | | | |
| Javier Valentin, S (1, 2) OBP: 0.332, SLG: 0.407 | K | | K | | K | | G4-3 | G4-3 | | 3 | 0 | 0 | 0 | 0 | 2 | 3 | | | | | | |
| Brent Gates, S (1, 4) OBP: 0.329, SLG: 0.338 | G1-3 | | G1-3 | | G6-4-3 1B | | G6-3 | G6-3 | | 3 | 0 | 1 | 0 | 0 | 0 | 1 | | | | | | |
| Inning Stats | R: 0 E: 0 K: 1 S: 7 | H: 0 LOB: 1 BB: 1 P: 15 | R: 0 E: 0 K: 2 S: 16 | H: 0 LOB: 1 BB: 1 P: 26 | R: 0 E: 0 K: 1 S: 9 | H: 1 LOB: 1 BB: 0 P: 15 | R: 0 E: 0 K: 0 S: 9 | H: 0 LOB: 0 BB: 0 P: 15 | R: 0 E: 0 K: 1 S: 6 | H: 2 LOB: 1 BB: 0 P: 10 | R: 0 E: 0 K: 0 S: 6 | H: 1 LOB: 1 BB: 0 P: 10 | R: 0 E: 0 K: 0 S: 7 | H: 1 LOB: 1 BB: 0 P: 12 | R: 0 E: 0 K: 0 S: 7 | H: 0 LOB: 0 BB: 0 P: 10 | R: 0 E: 0 K: 1 S: 9 | H: 1 LOB: 1 BB: 1 P: 14 | 1B: 4 2B: 2 3B: 0 HR: 0 | SF: 0 SAC: 0 DP: 2 HBP: 0 | WP: 0 PB: 0 CS: 0 | PA: 34 |
| PITCHER | IP | WLS | BF | H | R | ER | SO | BB | IBB | HBP | BLK | WP | HR | S | P | ERA | WHIP | | | | | |
| James Baldwin, R (1, 1) ERA: 5.03 | 8.0 | W | 31 | 5 | 0 | 0 | 5 | 3 | 0 | 0 | 0 | 0 | 0 | 70 | 120 | 0.00 | 1.000 | | | | | |
| Bob Howry, R (9, 1) ERA: 3.62 | 1.0 | S | 3 | 1 | 0 | 0 | 1 | 0 | 0 | 0 | 0 | 0 | 0 | 6 | 7 | 0.00 | 1.000 | | | | | |

Chicago White Sox @ Minnesota Twins
Hubert H. Humphrey Metrodome, Minneapolis, MN

AB 31
R 0
H 6
RBI 0
BB 3
SO 6
LOB 17



WP: 0 PA: 34
PB: 0
CS: 0


Sun Sep 26 1999, 2:05 PM EDT
Att: 11,947 - Dome - 72 F

| Batter | 1 | 2 | 3 | 4 | 5 | 6 | 7 | 8 | 9 | AB | R | H | RBI | BB | SO | LOB | TOP | | | | | | | | |
|---|------------------------------|----------------------------------|-------------------------------|----------------------------------|------------------------------|----------------------------------|-------------------------------|----------------------------------|-------------------------------|----------------------------------|------------------------------|----------------------------------|-------------------------------|----------------------------------|------------------------------|----------------------------------|--|----------------------------------|----------------------------------|------------------------------------|----------------------------------|--------|--|--|--|
| Mike Caruso, S (1, 6) OBP: 0.283, SLG: 0.300 | 1-1 F9 | | 1-0 P6 | | | 1-1 F9 | | 0-0 SH5-3 | 0-2 F8 | 4 | 0 | 0 | 0 | 0 | 0 | 3 | Chicago White Sox @ Minnesota Twins Hubert H. Humphrey Metrodome, Minneapolis, MN Mon Sep 27 1999, 8:05 PM EDT Alt. 9,022 - Dome - 72 F | | | | | | | | |
| Greg Norton, S (1, 5) OBP: 0.359, SLG: 0.430 | 0-2 G4-3 | | | 2-2 L4 | | 0-2 G4-3 | | 4-1 G4-3 | | 3 | 0 | 0 | 0 | 1 | 0 | | | | | | | | | | |
| Ray Durham, S (1, 4) OBP: 0.381, SLG: 0.445 | 3-3 K | | | 2-2 G6-3 | | 1-1 G4-3 | | 1-1 G4-6-3 | | 4 | 0 | 1 | 0 | 0 | 1 | 2 | | | | | | | | | |
| Magglio Ordonez, R (1, 9) OBP: 0.342, SLG: 0.502 | | 0-2 G5-3 | | 1-2 G4-3 | | 0-1 G1-3 | | | 0-0 G4-3 | 1 | 0 | 0 | 0 | 0 | 0 | 0 | | | | | | | | | |
| Jeff Liefer, L (3, 7) OBP: 0.271, SLG: 0.280 | | | | | | | | | | 3 | 0 | 0 | 0 | 0 | 0 | 1 | | | | | | | | | |
| Carlos Lee, R (1, 10) OBP: 0.315, SLG: 0.458 | | 1-1 P4 | | | 2-3 K | | | 1-2 G6-3 | 3-2 F8 | 4 | 0 | 0 | 0 | 0 | 1 | 0 | | | | | | | | | |
| Chris Singleton, L (1, 8) OBP: 0.326, SLG: 0.492 | | 0-0 F7 | | | 2-2 G3 | | | 1-2 F8 | 1-2 BB | 4 | 1 | 1 | 0 | 0 | 0 | 0 | | | | | | | | | |
| 14 Paul Konerko, R (1, 3) OBP: 0.352, SLG: 0.506 | | | 2-1 FC4-6 | | 4-1 3B | | | 4-2 BB | 4-1 BB | 1 | 2 | 1 | 0 | 3 | 0 | 0 | | | | | | | | | |
| Brian Simmons, S (1, 7) OBP: 0.298, SLG: 0.438 | | | 0-0 FC4-6 | | 1-1 BB | | | 2-2 F8 | 4-1 BB | 3 | 0 | 1 | 1 | 1 | 0 | 2 | | | | | | | | | |
| Mark Johnson, L (1, 2) OBP: 0.348, SLG: 0.343 | | | 0-2 G1-3 | | 0-1 G3 | | | 4-0 SH5-3 | 1-1 BB | 2 | 0 | 0 | 0 | 1 | 0 | 2 | | | | | | | | | |
| Darin Jackson, R (8, PR) OBP: 0.286, SLG: 0.427 | | | 1-2 G1-3 | | | | | | 1-3 2-H | 0 | 0 | 0 | 0 | 0 | 0 | 0 | | | | | | | | | |
| Brook Fordyce, R (8, 2) OBP: 0.338, SLG: 0.443 | | | | | | | | | | 1 | 0 | 1 | 2 | 0 | 0 | 0 | | | | | | | | | |
| Inning Stats | R: 0 E: 0 K: 1 S: 8 | H: 0 LOB: 0 BB: 0 P: 12 | R: 0 E: 0 K: 0 S: 10 | H: 0 LOB: 0 BB: 0 P: 11 | R: 0 E: 0 K: 0 S: 7 | H: 1 LOB: 1 BB: 0 P: 10 | R: 0 E: 0 K: 0 S: 11 | H: 0 LOB: 0 BB: 0 P: 16 | R: 1 E: 0 K: 1 S: 14 | H: 1 LOB: 1 BB: 1 P: 23 | R: 0 E: 0 K: 0 S: 9 | H: 1 LOB: 1 BB: 0 P: 11 | R: 0 E: 0 K: 0 S: 15 | H: 0 LOB: 1 BB: 1 P: 23 | R: 0 E: 0 K: 0 S: 4 | H: 0 LOB: 2 BB: 2 P: 13 | R: 2 E: 0 K: 0 S: 17 | H: 2 LOB: 2 BB: 2 P: 30 | 1B: 2 2B: 2 3B: 1 HR: 0 | SF: 0 SAC: 1 DP: 1 HBP: 0 | WP: 0 PB: 0 SB: 0 CS: 0 | PA: 37 | | | |
| PITCHER | IP | WLS | BF | H | R | ER | SO | BB | IBB | HBP | BLK | WP | HR | S | P | ERA | WHIP | | | | | | | | |
| Brad Radke, R (1, 1) ERA: 3.75 | 8.0 | | 30 | 3 | 1 | 1 | 2 | 4 | 0 | 0 | 0 | 0 | 0 | 78 | 119 | 1.12 | 0.875 | | | | | | | | |
| Bob Wells, R (9, 1) ERA: 3.61 | 0.2 | L | 4 | 1 | 2 | 2 | 0 | 1 | 0 | 0 | 0 | 0 | 0 | 10 | 18 | 27.00 | 3.000 | | | | | | | | |
| Eddie Guardado, L (9, 1) ERA: 4.63 | 0.0 | | 1 | 0 | 0 | 0 | 0 | 1 | 0 | 0 | 0 | 0 | 0 | 1 | 5 | ∞ | ∞ | | | | | | | | |
| Mike Trombley, R (9, 1) ERA: 3.9 | 0.1 | | 2 | 1 | 0 | 0 | 0 | 0 | 0 | 0 | 0 | 0 | 0 | 6 | 7 | 0.00 | 3.000 | | | | | | | | |

| Batter | 1 | 2 | 3 | 4 | 5 | 6 | 7 | 8 | 9 | AB | R | H | RBI | BB | SO | LOB | BOTTOM | | | | | | | | |
|---|-------------------------------|----------------------------------|------------------------------|---------------------------------|-------------------------------|----------------------------------|------------------------------|----------------------------------|------------------------------|---------------------------------|-------------------------------|----------------------------------|------------------------------|----------------------------------|------------------------------|----------------------------------|--|----------------------------------|----------------------------------|------------------------------------|----------------------------------|--------|--|--|--|
| Jacque Jones, L (1, 8) OBP: 0.321, SLG: 0.444 | 4-1 BB | | 1-1 BB | | | 1-3 K | | 0-0 G4-3 | | 2 | 0 | 0 | 0 | 1 | 1 | 1 | Chicago White Sox @ Minnesota Twins Hubert H. Humphrey Metrodome, Minneapolis, MN Mon Sep 27 1999, 8:05 PM EDT Alt. 9,022 - Dome - 72 F | | | | | | | | |
| Chad Allen, R (1, 7) OBP: 0.334, SLG: 0.400 | 2-2 K | | 4-2 HBP | | | 0-1 F8 | | 3-1 G4-3 | | 3 | 1 | 1 | 0 | 1 | 1 | 1 | | | | | | | | | |
| Midre Cummings, L (1, 9) OBP: 0.321, SLG: 0.250 | 0-3 K | | 1-1 G4-3 | | | 0-1 F8 | | 0-2 FC4-6 | | 4 | 0 | 1 | 0 | 0 | 1 | 4 | | | | | | | | | |
| Todd Walker, L (1, 4) OBP: 0.343, SLG: 0.400 | 1-0 F9 | | | 3-1 P6 | | 2-2 F8 | | 0-0 FC4-6 | | 4 | 0 | 0 | 0 | 0 | 0 | 3 | | | | | | | | | |
| Corey Koskie, L (1, 5) OBP: 0.384, SLG: 0.466 | | 4-1 G4-6-3 | | 4-0 BB | | 2-2 BB | | 1-0 G4-3 | | 2 | 0 | 1 | 1 | 2 | 0 | 1 | | | | | | | | | |
| Terry Steinbach, R (1, 2) OBP: 0.359, SLG: 0.390 | | 0-0 F9 | | 1-0 F7 | | 0-0 G6-3 | | | 0-3 K | 4 | 0 | 0 | 0 | 0 | 1 | 3 | | | | | | | | | |
| David Ortiz, L (1, 10) OBP: 0.359, SLG: 0.390 | | 0-0 G4-6-3 | | 1-0 G4-3 | | | 1-3 K | | 2-1 P6 | 4 | 0 | 0 | 0 | 0 | 1 | 2 | | | | | | | | | |
| Doug Mientkiewicz, L (1, 3) OBP: 0.326, SLG: 0.336 | | | 2-0 G3 | | 0-1 P7 | | | 0-0 P6 | 1-0 BB | 2 | 0 | 0 | 0 | 0 | 0 | 0 | | | | | | | | | |
| Denny Hocking, S (7, PH) OBP: 0.307, SLG: 0.382 | | | | | | | | | | 2 | 0 | 1 | 0 | 0 | 0 | 0 | | | | | | | | | |
| Cristian Guzman, S (1, 6) OBP: 0.272, SLG: 0.283 | | | 3-3 K | | 0-1 G6-3 | | | 2-0 BB | 3-2 G4-3 | 2 | 0 | 0 | 0 | 0 | 1 | 0 | | | | | | | | | |
| Brent Gates, S (7, PH) OBP: 0.330, SLG: 0.339 | | | | | | | | | | 2 | 0 | 1 | 0 | 0 | 0 | 1 | | | | | | | | | |
| Inning Stats | R: 0 E: 0 K: 2 S: 10 | H: 0 LOB: 1 BB: 1 P: 17 | R: 0 E: 0 K: 0 S: 3 | H: 0 LOB: 0 BB: 1 P: 7 | R: 0 E: 0 K: 1 S: 10 | H: 0 LOB: 2 BB: 1 P: 21 | R: 0 E: 0 K: 0 S: 4 | H: 0 LOB: 1 BB: 1 P: 13 | R: 0 E: 0 K: 1 S: 7 | H: 0 LOB: 0 BB: 0 P: 8 | R: 1 E: 0 K: 0 S: 15 | H: 2 LOB: 1 BB: 0 P: 18 | R: 0 E: 0 K: 1 S: 8 | H: 1 LOB: 1 BB: 0 P: 11 | R: 0 E: 1 K: 0 S: 8 | H: 1 LOB: 1 BB: 0 P: 12 | R: 0 E: 0 K: 1 S: 10 | H: 1 LOB: 1 BB: 0 P: 16 | 1B: 5 2B: 0 3B: 0 HR: 0 | SF: 0 SAC: 0 DP: 1 HBP: 1 | WP: 0 PB: 0 SB: 0 CS: 0 | PA: 36 | | | |
| PITCHER | IP | WLS | BF | H | R | ER | SO | BB | IBB | HBP | BLK | WP | HR | S | P | ERA | WHIP | | | | | | | | |
| Kip Wells, R (1, 1) ERA: 4.4 | 6.0 | | 24 | 2 | 1 | 1 | 4 | 4 | 0 | 0 | 0 | 0 | 0 | 49 | 84 | 1.50 | 1.000 | | | | | | | | |
| 41 Bill Simas, R (7, 1) ERA: 3.5 | 2.0 | W | 8 | 2 | 0 | 0 | 1 | 0 | 0 | 0 | 0 | 0 | 0 | 16 | 23 | 0.00 | 1.000 | | | | | | | | |
| Keith Foulke, R (9, 1) ERA: 2.29 | 1.0 | S | 4 | 1 | 0 | 0 | 1 | 0 | 0 | 0 | 0 | 0 | 0 | 10 | 16 | 0.00 | 1.000 | | | | | | | | |


livebaseballscorecards.com

AB 30
R 3
H 5
RBI 3
BB 6
SO 2
LOB 10



livebaseballscorecards.com

AB 31
R 1
H 5
RBI 1
BB 4
SO 6
LOB 16



| Batter | 1 | 2 | 3 | 4 | 5 | 6 | 7 | 8 | 9 | AB | R | H | RBI | BB | SO | LOB | TOP | | | | | | | | | | |
|---|-------------------------------|----------------------------------|-------------------------------|----------------------------------|-------------------------------|----------------------------------|-------------------------------|----------------------------------|-------------------------------|----------------------------------|------------------------------|---------------------------------|------------------------------|----------------------------------|-------------------------------|----------------------------------|----------------------------------|------------------------------------|----------------------------------|--------|--|--|--|--|--|--|--|
| Kimera Barteo, R (1, 8) OBP: 0.273, SLG: 0.279 Frank Catalanotto, L (9, PH) OBP: 0.321, SLG: 0.444 | 0-3 K | 1-2 P4 | | 1-1 F7 | | | 1-2 G5-3 | | 2-2 3B 2B | 4 | 0 | 0 | 0 | 0 | 1 | 2 | | | | | | | | | | | |
| Brad Ausmus, R (1, 2) OBP: 0.389, SLG: 0.422 | 0-0 1B | | 3-3 K | | 0-1 G5-3 | | 0-0 G6-3 | | 2-0 HR 3B | 5 | 1 | 2 | 1 | 0 | 1 | 0 | | | | | | | | | | | |
| Tony Clark, S (1, 10) OBP: 0.359, SLG: 0.494 | 0-3 K | | 0-0 HR | | 1-3 K | | | 2-2 G4-3 | 4-2 HR BB | 4 | 2 | 1 | 1 | 1 | 2 | 1 | | | | | | | | | | | |
| Dean Palmer, R (1, 5) OBP: 0.339, SLG: 0.512 | 0-1 1B | | 2-2 FC5-4 1B | | 3-3 K | | | 4-0 BB | 1-1 HR HR | 4 | 1 | 3 | 3 | 1 | 1 | 0 | | | | | | | | | | | |
| Damon Easley, R (1, 4) OBP: 0.350, SLG: 0.440 | 1-2 G1-3 | | 2-2 FC5-4 1-2 | | | 0-1 F8 | | 2-0 F7 | 1-2 G6-3 | 5 | 0 | 0 | 0 | 0 | 0 | 4 | | | | | | | | | | | |
| Gabe Kapler, R (1, 9) OBP: 0.310, SLG: 0.439 | | 1-2 P5 | 2-1 F8 | | | 4-1 FC6-4 BB | | 0-3 K | | 3 | 0 | 0 | 0 | 1 | 1 | 2 | | | | | | | | | | | |
| Karim Garcia, L (1, 7) OBP: 0.286, SLG: 0.429 | | 4-2 1B WP BB | | 3-2 F7 | | 0-2 P6 | | | 1-1 G3-1 | 3 | 1 | 0 | 0 | 1 | 0 | 1 | AB 36 | | | | | | | | | | |
| Deivi Cruz, R (1, 6) OBP: 0.301, SLG: 0.426 | | 1-2 WP 1B | | 2-2 HBP | | 1-1 FC6-4 1-2 | | | 0-2 2B 1B | 3 | 1 | 2 | 0 | 0 | 0 | 1 | R 7 | | | | | | | | | | |
| Jason Wood, R (1, 3) OBP: 0.190, SLG: 0.225 Robert Fick, L (9, PH) OBP: 0.270, SLG: 0.485 Luis Polonia, L (9, 7) OBP: 0.349, SLG: 0.502 | | 1-0 P6 | | 1-3 K | | 2-1 P4 | | | 2-3 K | 3 | 0 | 0 | 0 | 0 | 1 | 3 | H 9 | | | | | | | | | | |
| Inning Stats | R: 0 E: 0 K: 2 S: 13 | H: 2 LOB: 2 BB: 0 P: 14 | R: 1 E: 0 K: 0 S: 14 | H: 1 LOB: 1 BB: 1 P: 22 | R: 1 E: 0 K: 1 S: 12 | H: 2 LOB: 1 BB: 0 P: 21 | R: 0 E: 0 K: 1 S: 12 | H: 0 LOB: 1 BB: 0 P: 19 | R: 0 E: 0 K: 2 S: 10 | H: 0 LOB: 0 BB: 0 P: 14 | R: 0 E: 0 K: 0 S: 6 | H: 0 LOB: 0 BB: 0 P: 9 | R: 0 E: 0 K: 1 S: 7 | H: 0 LOB: 1 BB: 1 P: 15 | R: 5 E: 0 K: 1 S: 21 | H: 4 LOB: 0 BB: 1 P: 34 | 1B: 5 2B: 1 3B: 1 HR: 2 | SF: 0 SAC: 0 DP: 0 HBP: 1 | WP: 1 PB: 0 SB: 0 CS: 0 | PA: 41 | | | | | | | |
| PITCHER | IP | WLS | BF | H | R | ER | SO | BB | IBB | HBP | BLK | WP | HR | S | P | ERA | WHIP | | | | | | | | | | |
| Eric Milton, L (1, 1) ERA: 4.58 | 7.0 | | 29 | 5 | 2 | 2 | 6 | 2 | 0 | 1 | 0 | 1 | 1 | 75 | 112 | 2.57 | 1.000 | | | | | | | | | | |
| Hector Carrasco, R (8, 1) ERA: 5.1 | 1.0 | H | 4 | 0 | 0 | 0 | 1 | 1 | 0 | 0 | 0 | 0 | 0 | 7 | 15 | 0.00 | 1.000 | | | | | | | | | | |
| Mike Trombley, R (9, 1) ERA: 4.38 | 1.0 | L | 8 | 4 | 5 | 5 | 1 | 1 | 0 | 0 | 0 | 0 | 1 | 21 | 34 | 45.00 | 5.000 | | | | | | | | | | |

Detroit Tigers @ Minnesota Twins
 Hubert H. Humphrey Metrodome, Minneapolis, MN
 Tue Sep 28 1999, 8:05 PM EDT
 Att: 11,875 - Dome - 72 F

AB 36
 R 7
 H 9
 RBI 6
 BB 4
 SO 8
 LOB 15



| Batter | 1 | 2 | 3 | 4 | 5 | 6 | 7 | 8 | 9 | AB | R | H | RBI | BB | SO | LOB | BOTTOM | | | | | | | | | | |
|--|------------------------------|----------------------------------|------------------------------|----------------------------------|------------------------------|---------------------------------|------------------------------|---------------------------------|------------------------------|----------------------------------|------------------------------|----------------------------------|-------------------------------|----------------------------------|------------------------------|----------------------------------|------------------------------|----------------------------------|----------------------------------|------------------------------------|----------------------------------|--------|--|--|--|--|--|
| Jacque Jones, L (1, 8) OBP: 0.320, SLG: 0.442 | 1-3 K | | 0-0 G4-3 | | | 1-1 CS 1B | | 1-0 F7 | | 4 | 0 | 1 | 0 | 0 | 1 | 0 | | | | | | | | | | | |
| Denny Hocking, S (1, 6) OBP: 0.304, SLG: 0.378 | 2-1 F7 | | | 1-0 G4-3 | | 1-3 K | | 3-1 F8 | | 4 | 0 | 0 | 0 | 0 | 1 | 1 | | | | | | | | | | | |
| Todd Walker, L (1, 4) OBP: 0.341, SLG: 0.398 Doug Mientkiewicz, L (8, 3) OBP: 0.328, SLG: 0.336 | 2-0 G3 | | | 0-1 G3 | | 1-2 F7 1-2 | | 4-0 BB | | 3 | 0 | 0 | 0 | 0 | 0 | 1 | | | | | | | | | | | |
| Marty Cordova, R (1, 9) OBP: 0.366, SLG: 0.468 | | 2-2 G3 G4-3 2B | | 0-0 G5-3 | | 0-0 2B 1B | | 2-2 P9 | | 4 | 2 | 2 | 0 | 0 | 0 | 1 | | | | | | | | | | | |
| Corey Koskie, L (1, 5) OBP: 0.385, SLG: 0.469 | | 0-0 G3 | | | 1-1 G4-3 | | 0-1 1B 2B | | 0-1 E DI 1B | 4 | 1 | 2 | 0 | 0 | 0 | 1 | | | | | | | | | | | |
| Chad Allen, R (1, 7) OBP: 0.335, SLG: 0.403 | | 2-0 G4-3 | | | 0-0 1B 2B | | 2-2 G6-4-3 1B | | 3-3 K | 4 | 1 | 2 | 2 | 0 | 1 | 1 | | | | | | | | | | | |
| Midre Cummings, L (1, 10) OBP: 0.313, SLG: 0.250 | | 3-H F9 | | | 2-2 F8 | | 0-1 G6-4-3 1B | | 1-2 E5 G3-6 | 4 | 0 | 1 | 1 | 0 | 0 | 2 | AB 34 | | | | | | | | | | |
| Terry Steinbach, R (1, 2) OBP: 0.358, SLG: 0.389 | | | 0-0 P3 | | 1-0 2H 1B | | 3-H G6-4-3 | | 0-0 G3-6 | 4 | 0 | 1 | 1 | 0 | 0 | 4 | R 4 | | | | | | | | | | |
| Brent Gates, S (1, 3) OBP: 0.327, SLG: 0.336 | | | 3-1 G3 | | 0-0 F7 | | 3-2 G4-3 | | | 3 | 0 | 0 | 0 | 0 | 0 | 2 | H 9 | | | | | | | | | | |
| Inning Stats | R: 0 E: 0 K: 1 S: 6 | H: 0 LOB: 0 BB: 0 P: 11 | R: 1 E: 0 K: 0 S: 7 | H: 1 LOB: 0 BB: 0 P: 11 | R: 0 E: 0 K: 0 S: 4 | H: 0 LOB: 0 BB: 0 P: 7 | R: 0 E: 0 K: 0 S: 4 | H: 0 LOB: 0 BB: 0 P: 5 | R: 1 E: 0 K: 0 S: 9 | H: 2 LOB: 1 BB: 0 P: 13 | R: 0 E: 0 K: 1 S: 8 | H: 1 LOB: 0 BB: 0 P: 11 | R: 2 E: 0 K: 0 S: 14 | H: 4 LOB: 1 BB: 0 P: 21 | R: 0 E: 0 K: 0 S: 7 | H: 0 LOB: 1 BB: 1 P: 17 | R: 0 E: 1 K: 1 S: 9 | H: 1 LOB: 1 BB: 0 P: 13 | 1B: 6 2B: 3 3B: 0 HR: 0 | SF: 0 SAC: 0 DP: 2 HBP: 0 | WP: 0 PB: 0 SB: 0 CS: 1 | PA: 35 | | | | | |
| PITCHER | IP | WLS | BF | H | R | ER | SO | BB | IBB | HBP | BLK | WP | HR | S | P | ERA | WHIP | | | | | | | | | | |
| Willie Blair, R (1, 1) ERA: 6.85 | 6.0 | | 25 | 8 | 4 | 4 | 2 | 0 | 0 | 0 | 0 | 0 | 0 | 46 | 68 | 6.00 | 1.333 | | | | | | | | | | |
| Matt Anderson, R (7, 1) ERA: 5.5 | 2.0 | W | 6 | 0 | 0 | 0 | 0 | 1 | 0 | 0 | 0 | 0 | 0 | 13 | 28 | 0.00 | 0.500 | | | | | | | | | | |
| Todd Jones, R (9, 1) ERA: 3.84 | 1.0 | S | 4 | 1 | 0 | 0 | 1 | 0 | 0 | 0 | 0 | 0 | 0 | 9 | 13 | 0.00 | 1.000 | | | | | | | | | | |

Detroit Tigers @ Minnesota Twins
 Hubert H. Humphrey Metrodome, Minneapolis, MN
 Tue Sep 28 1999, 8:05 PM EDT
 Att: 11,875 - Dome - 72 F

AB 34
 R 4
 H 9
 RBI 4
 BB 1
 SO 3
 LOB 13



| Batter | 1 | 2 | 3 | 4 | 5 | 6 | 7 | 8 | 9 | AB | R | H | RBI | BB | SO | LOB | TOP | | | | | | |
|--|------------------------------|----------------------------------|-------------------------------|----------------------------------|------------------------------|---------------------------------|-------------------------------|----------------------------------|-------------------------------|----------------------------------|-------------------------------|----------------------------------|------------------------------|----------------------------------|-------------------------------|----------------------------------|------------------------------|---------------------------------|----------------------------------|------------------------------------|----------------------------------|--------|-------|
| Luis Polonia, L OBP: 0.391, SLG: 0.512 (1, 7) | | | | | | | | | | 5 | 1 | 3 | 1 | 0 | 0 | 1 | | | | | | | |
| Brad Ausmus, R OBP: 0.365, SLG: 0.415 (1, 2) | | | | | | | | | | 5 | 0 | 0 | 0 | 0 | 2 | 2 | | | | | | | |
| Tony Clark, S OBP: 0.359, SLG: 0.492 (1, 3) | | | | | | | | | | 5 | 0 | 2 | 0 | 0 | 0 | 0 | | | | | | | |
| Dean Palmer, R OBP: 0.340, SLG: 0.517 (1, 5) | | | | | | | | | | 5 | 2 | 2 | 1 | 0 | 1 | 2 | | | | | | | |
| Karim Garcia, L OBP: 0.282, SLG: 0.432 Gabe Alvarez, R OBP: 0.235, SLG: 0.354 Damon Easley, R OBP: 0.349, SLG: 0.439 (8, PH) (8, 4) | | | | | | | | | | 3 | 0 | 0 | 0 | 0 | 0 | 1 | | | | | | | |
| Robert Fick, L OBP: 0.293, SLG: 0.457 Kimera Barteo, R OBP: 0.273, SLG: 0.279 (8, PR) (8, 8) | | | | | | | | | | 2 | 0 | 0 | 0 | 2 | 0 | 0 | | | | | | | |
| Gabe Kapler, R OBP: 0.316, SLG: 0.452 (8, 9) | | | | | | | | | | 4 | 1 | 3 | 2 | 0 | 1 | 0 | | | | | | | |
| Frank Catalanotto, L OBP: 0.326, SLG: 0.457 Doug Brocail, L Todd Jones, L (8, 1) (9, 1) | | | | | | | | | | 3 | 2 | 2 | 0 | 1 | 1 | 2 | | | | | | | |
| Deivi Cruz, R OBP: 0.300, SLG: 0.423 (1, 6) | | | | | | | | | | 4 | 0 | 2 | 1 | 0 | 0 | 4 | | | | | | | |
| Inning Stats | R: 0 E: 0 K: 1 S: 8 | H: 1 LOB: 0 BB: 0 P: 11 | R: 1 E: 0 K: 1 S: 14 | H: 2 LOB: 2 BB: 1 P: 22 | R: 0 E: 0 K: 0 S: 5 | H: 0 LOB: 0 BB: 0 P: 6 | R: 1 E: 0 K: 1 S: 11 | H: 1 LOB: 0 BB: 0 P: 15 | R: 2 E: 0 K: 0 S: 15 | H: 4 LOB: 1 BB: 0 P: 22 | R: 0 E: 0 K: 0 S: 14 | H: 1 LOB: 1 BB: 0 P: 26 | R: 0 E: 0 K: 1 S: 7 | H: 2 LOB: 1 BB: 0 P: 10 | R: 2 E: 0 K: 0 S: 17 | H: 3 LOB: 1 BB: 1 P: 32 | R: 0 E: 0 K: 1 S: 7 | H: 0 LOB: 0 BB: 0 P: 9 | 1B: 9 2B: 2 3B: 0 HR: 3 | SF: 0 SAC: 0 DP: 1 HBP: 0 | WP: 1 PB: 0 SB: 0 CS: 2 | PA: 40 | |
| PITCHER | IP | WLS | BF | H | R | ER | SO | BB | IBB | HBP | BLK | WP | HR | S | P | ERA | WHIP | | | | | ERA | WHIP |
| LaTroy Hawkins, R ERA: 6.66 Travis Miller, L ERA: 2.63 Hector Carrasco, R ERA: 5.06 Eddie Guardado, L ERA: 4.6 Bob Wells, R ERA: 3.75 | (1, 1) | 6.0 | 27 | 9 | 4 | 4 | 3 | 2 | 0 | 0 | 0 | 1 | 2 | 67 | 102 | 6.00 | 1.833 | | | | | 0.00 | 1.500 |
| Mike Trombley, R ERA: 4.33 | (9, 1) | 1.0 | 3 | 0 | 0 | 0 | 1 | 0 | 0 | 0 | 0 | 0 | 0 | 3 | 5 | 0.00 | 3.000 | | | | | 27.00 | 3.000 |
| | (8, 1) | 0.1 | 4 | 3 | 1 | 1 | 0 | 0 | 0 | 0 | 0 | 0 | 1 | 12 | 22 | 13.50 | 4.500 | | | | | 13.50 | 4.500 |

Detroit Tigers @ Minnesota Twins
Hubert H. Humphrey Metrodome, Minneapolis, MN
Thu Sep 30 1999, 8:05 PM EDT
Att: 11,464 - Dome - 72 F

AB 37
R 6
H 14
RBI 5
BB 3
SO 5
LOB 12



| Batter | 1 | 2 | 3 | 4 | 5 | 6 | 7 | 8 | 9 | AB | R | H | RBI | BB | SO | LOB | BOTTOM | | | | | | |
|---|-------------------------------|----------------------------------|------------------------------|---------------------------------|-------------------------------|----------------------------------|-------------------------------|----------------------------------|------------------------------|----------------------------------|-------------------------------|----------------------------------|------------------------------|----------------------------------|------------------------------|----------------------------------|-------------------------------|----------------------------------|----------------------------------|------------------------------------|----------------------------------|--------|-------|
| Denny Hocking, S OBP: 0.303, SLG: 0.376 (1, 4) | | | | | | | | | | 5 | 0 | 1 | 0 | 0 | 1 | 1 | | | | | | | |
| Cristian Guzman, S OBP: 0.272, SLG: 0.282 Todd Walker, L OBP: 0.343, SLG: 0.398 (8, PH) (9, PH) | | | | | | | | | | 3 | 1 | 0 | 0 | 1 | 1 | 2 | | | | | | | |
| Corey Koskie, L OBP: 0.389, SLG: 0.477 (1, 5) | | | | | | | | | | 3 | 0 | 1 | 0 | 2 | 1 | 1 | | | | | | | |
| Marty Cordova, R OBP: 0.365, SLG: 0.464 David Ortiz, L (7, PH) | | | | | | | | | | 2 | 2 | 0 | 0 | 1 | 0 | 3 | | | | | | | |
| Chad Allen, R OBP: 0.333, SLG: 0.400 (1, 7) | | | | | | | | | | 3 | 0 | 0 | 1 | 0 | 1 | 4 | | | | | | | |
| Matt Lawton, L OBP: 0.349, SLG: 0.340 (1, 9) | | | | | | | | | | 4 | 1 | 2 | 1 | 0 | 0 | 0 | | | | | | | |
| Tori Hunter, R OBP: 0.308, SLG: 0.375 Midre Cummings, L OBP: 0.324, SLG: 0.367 Jacque Jones, L OBP: 0.321, SLG: 0.443 (8, 1) (6, PH) (7, 8) | | | | | | | | | | 2 | 0 | 0 | 0 | 0 | 0 | 1 | | | | | | | |
| Javier Valentin, S OBP: 0.326, SLG: 0.399 (1, 2) | | | | | | | | | | 4 | 0 | 0 | 0 | 0 | 1 | 1 | | | | | | | |
| Brent Gates, S OBP: 0.327, SLG: 0.339 Doug Mientkiewicz, L OBP: 0.327, SLG: 0.335 (8, 3) (8, 3) | | | | | | | | | | 3 | 0 | 1 | 0 | 0 | 1 | 0 | | | | | | | |
| Inning Stats | R: 0 E: 0 K: 1 S: 10 | H: 1 LOB: 1 BB: 0 P: 17 | R: 0 E: 0 K: 1 S: 6 | H: 0 LOB: 0 BB: 0 P: 8 | R: 0 E: 0 K: 1 S: 11 | H: 1 LOB: 1 BB: 0 P: 20 | R: 1 E: 0 K: 0 S: 13 | H: 1 LOB: 1 BB: 1 P: 23 | R: 0 E: 0 K: 1 S: 9 | H: 0 LOB: 0 BB: 0 P: 15 | R: 4 E: 0 K: 0 S: 19 | H: 2 LOB: 3 BB: 2 P: 39 | R: 0 E: 0 K: 0 S: 9 | H: 1 LOB: 3 BB: 2 P: 22 | R: 0 E: 1 K: 2 S: 9 | H: 1 LOB: 1 BB: 0 P: 17 | R: 0 E: 0 K: 1 S: 10 | H: 1 LOB: 1 BB: 0 P: 14 | 1B: 5 2B: 2 3B: 0 HR: 1 | SF: 1 SAC: 0 DP: 0 HBP: 0 | WP: 0 PB: 0 SB: 2 CS: 0 | PA: 40 | |
| PITCHER | IP | WLS | BF | H | R | ER | SO | BB | IBB | HBP | BLK | WP | HR | S | P | ERA | WHIP | | | | | ERA | WHIP |
| C.J. Nikowski, L ERA: 4.3 Matt Anderson, R ERA: 5.68 Francisco Cordero, R ERA: 3.92 Doug Brocail, R ERA: 2.57 Todd Jones, R ERA: 3.72 | (1, 1) | 5.2 | 24 | 4 | 4 | 2 | 4 | 3 | 0 | 0 | 1 | 0 | 1 | 5 | 11 | 0.00 | 3.000 | | | | | 0.00 | 2.000 |
| | (7, 1) | 1.0 | 6 | 1 | 0 | 0 | 0 | 1 | 1 | 0 | 0 | 0 | 0 | 9 | 22 | 0.00 | 1.000 | | | | | 0.00 | 1.000 |
| | (8, 1) | 1.0 | 4 | 1 | 0 | 0 | 2 | 0 | 0 | 0 | 0 | 0 | 0 | 10 | 14 | 0.00 | 1.000 | | | | | 0.00 | 1.000 |

Detroit Tigers @ Minnesota Twins
Hubert H. Humphrey Metrodome, Minneapolis, MN
Thu Sep 30 1999, 8:05 PM EDT
Att: 11,464 - Dome - 72 F

AB 34
R 5
H 8
RBI 5
BB 5
SO 7
LOB 15



| Batter | 1 | 2 | 3 | 4 | 5 | 6 | 7 | 8 | 9 | AB | R | H | RBI | BB | SO | LOB | TOP | |
|---|---------------------------------------|---|---------------------------------|---------------------------------|---------------------------------|---------------------------------|---------------------------------|---------------------------------|---------------------------------|--------------------------------|---------------------------------|--------------------------------|---------------------------------|----------------------------------|------------------------------------|----------------------------------|--------|--|
| Jacque Jones, L (1, 8) OBP: 0.329, SLG: 0.463 Tori Hunter, R (7, PH) OBP: 0.306, SLG: 0.373 | G3-1 | | 2B | | FC6-4 1B | | FC4-6 1B | | F8 | 3 | 0 | 2 | 0 | 0 | 0 | 0 | | |
| Cristian Guzman, S (1, 6) OBP: 0.297, SLG: 0.276 | G3 | | K | | FC6-4 1B | | K | | | 4 | 0 | 0 | 0 | 0 | 2 | 4 | | |
| Todd Walker, L (1, 4) OBP: 0.343, SLG: 0.397 | F8 | | G6-3 | | 1B | | 1B | | | 4 | 0 | 2 | 0 | 0 | 0 | 2 | | |
| Corey Koskie, L (1, 5) OBP: 0.390, SLG: 0.472 | | G4-3 WP BB | | G4-3 | K | | K | | | 3 | 0 | 0 | 0 | 1 | 2 | 4 | | |
| Matt Lawton, L (1, 9) OBP: 0.353, SLG: 0.355 | F7 | | G1-3 1B | | | F8 | | G3 | | 4 | 1 | 1 | 0 | 0 | 0 | 1 | | |
| Chad Allen, R (1, 7) OBP: 0.330, SLG: 0.395 | G4-3 | | G1-3 | | G1-3 | | G1-3 | | K | 4 | 0 | 0 | 0 | 0 | 1 | 2 | | |
| Midre Cummings, L (1, 10) OBP: 0.333, SLG: 0.371 | K | | 1B | | 1B | | 1B | | F7 | 4 | 0 | 2 | 1 | 0 | 1 | 1 | | |
| Javier Valentin, S (1, 2) OBP: 0.317, SLG: 0.386 | | E6 2B | G3-1 | | | K | | | G4-3 | 4 | 0 | 0 | 0 | 0 | 1 | 2 | | |
| Doug Mientkiewicz, L (1, 3) OBP: 0.324, SLG: 0.330 Brent Gates, S (7, PH) OBP: 0.329, SLG: 0.340 | F9 | | F9 | | G6-3 | | FC4-6 1B | | F8 | 2 | 0 | 0 | 0 | 0 | 0 | 1 | | |
| Inning Stats | R: 0 H: 0 E: 0 K: 0 S: 11 | WLS: 0 BF: 0 LOB: 0 BB: 0 P: 15 | H: 0 R: 0 ER: 0 SO: 10 | H: 0 R: 1 ER: 1 SO: 16 | H: 1 R: 1 ER: 1 SO: 12 | H: 2 R: 1 ER: 0 SO: 14 | H: 2 R: 0 ER: 0 SO: 14 | H: 1 R: 0 ER: 0 SO: 11 | H: 2 R: 0 ER: 0 SO: 17 | H: 0 R: 0 ER: 0 SO: 9 | H: 0 R: 0 ER: 0 SO: 11 | H: 0 R: 0 ER: 0 SO: 8 | H: 0 R: 0 ER: 0 SO: 12 | 1B: 6 2B: 2 3B: 0 HR: 0 | SF: 0 SAC: 0 DP: 0 HBP: 0 | WP: 1 PB: 0 SB: 0 CS: 0 | PA: 37 | |
| PITCHER | IP | WLS | BF | H | R | ER | SO | BB | IBB | HBP | BLK | WP | HR | S | P | ERA | WHIP | |
| Kip Wells, R (1, 1) ERA: 4.04 | 5.0 | W | 22 | 5 | 1 | 1 | 3 | 1 | 0 | 0 | 0 | 1 | 0 | 59 | 89 | 1.80 | 1.200 | |
| Jesus Pena, L (6, 1) ERA: 5.31 | 2.0 | | 9 | 3 | 0 | 0 | 3 | 0 | 0 | 0 | 0 | 0 | 0 | 28 | 41 | 0.00 | 1.500 | |
| Carlos Castillo, R (8, 1) ERA: 5.71 | 2.0 | | 6 | 0 | 0 | 0 | 1 | 0 | 0 | 0 | 0 | 0 | 0 | 17 | 23 | 0.00 | 0.000 | |

Minnesota Twins @ Chicago White Sox
Comiskey Park, Chicago, IL
Sat Oct 02 1999, 7:05 PM EDT
Att: 17,904 - Unknown - 55 F

AB 36
R 1
H 8
RBI 1
BB 1
SO 7
LOB 18



| Batter | 1 | 2 | 3 | 4 | 5 | 6 | 7 | 8 | 9 | AB | R | H | RBI | BB | SO | LOB | BOTTOM | |
|--|---------------------------------------|---|---------------------------------|---------------------------------|---------------------------------|---------------------------------|--------------------------------|---------------------------------|---------------------------------|---------------------------------|---------------------------------|---------------------------------|---------------------------------|----------------------------------|------------------------------------|----------------------------------|--------|--|
| Brian Simmons, S (1, 8) OBP: 0.288, SLG: 0.407 | K | | | G5-3 | | G3 | | K | | 5 | 0 | 1 | 0 | 0 | 2 | 2 | | |
| Greg Norton, S (1, 5) OBP: 0.358, SLG: 0.424 | K | | F8 | G5-3 | | G4-6-3 1B | | F9 | | 5 | 0 | 1 | 0 | 0 | 1 | 4 | | |
| Ray Durham, S (1, 4) OBP: 0.373, SLG: 0.435 | K | | K | | S 14 1B | G4-6-3 | | F8 | | 5 | 1 | 1 | 0 | 0 | 2 | 1 | | |
| Magglio Ordonez, R (1, 9) OBP: 0.349, SLG: 0.510 | | F9 | F8 | | 14 1B E BB | | S 14 1B BB | | | 2 | 2 | 0 | 0 | 2 | 0 | 0 | | |
| Jeff Liefer, L (1, 7) OBP: 0.295, SLG: 0.327 | K | | BB | | K | | F9 | | | 3 | 0 | 0 | 0 | 1 | 2 | 3 | | |
| 14 Paul Konerko, R (1, 10) OBP: 0.352, SLG: 0.510 | S 1B | | G1-3 | | E | | 2B | | | 4 | 1 | 3 | 2 | 0 | 0 | 1 | | |
| Carlos Lee, R (1, 3) OBP: 0.314, SLG: 0.466 Craig Wilson, R (8, 5) OBP: 0.299, SLG: 0.324 | | 2B 1B | | G6-3 | E5 | | 2B | | | 4 | 1 | 2 | 2 | 0 | 0 | 1 | | |
| Josh Paul, R (1, 2) OBP: 0.222, SLG: 0.278 | | 34 1B 2B | | G5-3 | K | | F9 | | | 4 | 1 | 2 | 1 | 0 | 1 | 4 | | |
| 34 Jason Dellaero, S (1, 6) OBP: 0.121, SLG: 0.097 | | 1B | | G5-3 | K | | P5 | | | 3 | 0 | 1 | 1 | 1 | 1 | 4 | | |
| Inning Stats | R: 0 H: 0 E: 0 K: 3 S: 17 | WLS: 0 BF: 0 LOB: 0 BB: 0 P: 22 | H: 5 R: 3 ER: 3 SO: 19 | H: 0 R: 0 ER: 0 SO: 10 | H: 0 R: 1 ER: 0 SO: 11 | H: 2 R: 2 ER: 1 SO: 18 | H: 2 R: 0 ER: 0 SO: 9 | H: 1 R: 1 ER: 0 SO: 11 | H: 0 R: 0 ER: 0 SO: 14 | H: 0 R: 0 ER: 0 SO: 11 | H: 0 R: 0 ER: 0 SO: 14 | H: 0 R: 0 ER: 0 SO: 11 | H: 0 R: 0 ER: 0 SO: 12 | 1B: 9 2B: 2 3B: 0 HR: 0 | SF: 0 SAC: 0 DP: 1 HBP: 0 | WP: 0 PB: 0 SB: 3 CS: 0 | PA: 39 | |
| PITCHER | IP | WLS | BF | H | R | ER | SO | BB | IBB | HBP | BLK | WP | HR | S | P | ERA | WHIP | |
| Dan Perkins, R (1, 1) ERA: 6.54 | 3.1 | L | 18 | 6 | 3 | 3 | 5 | 2 | 0 | 0 | 0 | 0 | 0 | 5 | 11 | 8.10 | 2.400 | |
| Travis Miller, L (4, 1) ERA: 2.72 | 0.2 | | 2 | 0 | 0 | 0 | 0 | 0 | 0 | 0 | 0 | 0 | 0 | 5 | 11 | 0.00 | 0.000 | |
| Joe Mays, R (5, 1) ERA: 4.37 | 2.0 | | 10 | 3 | 2 | 2 | 3 | 1 | 0 | 0 | 0 | 0 | 0 | 27 | 40 | 9.00 | 2.000 | |
| Bob Wells, R (7, 1) ERA: 3.81 | 1.0 | | 6 | 2 | 1 | 1 | 0 | 1 | 0 | 0 | 0 | 0 | 0 | 11 | 17 | 9.00 | 3.000 | |
| Eddie Guardado, L (8, 1) ERA: 4.5 | 1.0 | | 3 | 0 | 0 | 0 | 1 | 0 | 0 | 0 | 0 | 0 | 0 | 14 | 21 | 0.00 | 0.000 | |

Minnesota Twins @ Chicago White Sox
Comiskey Park, Chicago, IL
Sat Oct 02 1999, 7:05 PM EDT
Att: 17,904 - Unknown - 55 F

AB 35
R 6
H 11
RBI 6
BB 4
SO 9
LOB 20



| Batter | 1 | 2 | 3 | 4 | 5 | 6 | 7 | 8 | 9 | AB | R | H | RBI | BB | SO | LOB | TOP | | | | | | | | | | | | | | | | | | | | |
|---|--------------------------------------|----------------------------------|--------------------------------------|--------------------------|--------------------------------------|-------------------------|---------------------------------------|--------------------------|--------------------------------------|--------------------------|---------------------------------------|--------------------------|---------------------------------------|----------------------------------|----|------|---------------|----------------------------------|------------------------------------|--------------------------|----|-----|----|---|---|----|----|----|-----|-----|-----|----|----|---|---|-----|------|
| Jacque Jones, L (1, 8) OBP: 0.329, SLG: 0.460 | F7 | | G6-3-2 | | | | | | | | | | | | | | 2 0 0 0 1 0 1 | | | | | | | | | | | | | | | | | | | | |
| Denny Hocking, S (1, 6) OBP: 0.307, SLG: 0.378 | K | | | | | | | | | | | | | | | | 2 0 1 0 1 1 0 | | | | | | | | | | | | | | | | | | | | |
| Matt Lawton, L (1, 9) OBP: 0.353, SLG: 0.355 | K | | | | | | | | | | | | | | | | 3 0 1 0 0 1 2 | | | | | | | | | | | | | | | | | | | | |
| Midre Cummings, L (1, 10) OBP: 0.310, SLG: 0.342 | | | | | | | | | | | | | | | | | 3 0 0 0 0 0 4 | | | | | | | | | | | | | | | | | | | | |
| Corey Koskie, L (1, 5) OBP: 0.387, SLG: 0.468 | | | | | | | | | | | | | | | | | 3 0 0 0 0 0 2 | | | | | | | | | | | | | | | | | | | | |
| Brent Gates, S (1, 4) OBP: 0.328, SLG: 0.340 | | | | | | | | | | | | | | | | | 3 0 1 0 0 1 0 | | | | | | | | | | | | | | | | | | | | |
| Doug Mientkiewicz, L (1, 3) OBP: 0.324, SLG: 0.330 | | | | | | | | | | | | | | | | | 3 1 1 0 0 0 1 | | | | | | | | | | | | | | | | | | | | |
| Tori Hunter, R (1, 7) OBP: 0.309, SLG: 0.380 | | | | | | | | | | | | | | | | | 3 0 2 1 0 0 0 | | | | | | | | | | | | | | | | | | | | |
| Javier Valentin, S (1, 2) OBP: 0.313, SLG: 0.381 | | | | | | | | | | | | | | | | | 3 0 0 0 0 1 2 | | | | | | | | | | | | | | | | | | | | |
| Inning Stats | R: 0 H: 0 E: 0 K: 2 S: 9 | H: 0 LOB: 0 BB: 0 P: 15 | R: 0 H: 1 E: 0 K: 0 S: 7 | LOB: 1 BB: 0 P: 11 | R: 0 H: 1 E: 0 K: 0 S: 4 | LOB: 0 BB: 0 P: 5 | R: 0 H: 1 E: 0 K: 0 S: 10 | LOB: 1 BB: 1 P: 22 | R: 0 H: 0 E: 0 K: 0 S: 6 | LOB: 0 BB: 0 P: 14 | R: 0 H: 1 E: 0 K: 0 S: 10 | LOB: 2 BB: 1 P: 19 | R: 1 H: 2 E: 0 K: 2 S: 13 | H: 2 LOB: 1 BB: 0 P: 18 | | | | 1B: 4 2B: 3 3B: 0 HR: 0 | SF: 0 SAC: 0 DP: 2 HBP: 0 | WP: 0 PA: 27 CS: 0 | | | | | | | | | | | | | | | | | |
| PITCHER | IP | WLS | BF | H | R | ER | SO | BB | IBB | HBP | BLK | WP | HR | S | P | ERA | WHIP | PITCHER | | | IP | WLS | BF | H | R | ER | SO | BB | IBB | HBP | BLK | WP | HR | S | P | ERA | WHIP |
| Tanyon Sturtze, R (1, 1) ERA: 3.67 | 6.0 | | 22 | 4 | 0 | 0 | 2 | 2 | 0 | 0 | 0 | 0 | 0 | 46 | 86 | 0.00 | 1.000 | | | | | | | | | | | | | | | | | | | | |
| Sean Lowe, R (7, 1) ERA: 3.67 | 1.0 | B | 5 | 2 | 1 | 1 | 2 | 0 | 0 | 0 | 0 | 0 | 0 | 13 | 18 | 9.00 | 2.000 | | | | | | | | | | | | | | | | | | | | |

Minnesota Twins @ Chicago White Sox
Comiskey Park, Chicago, IL
Sun Oct 03 1999, 2:05 PM EDT
Att. 18,694 - Overcast - 45 F

livebaseballscores.com

AB 25
R 1
H 6
RBI 1
BB 2
SO 4
LOB 12



| Batter | 1 | 2 | 3 | 4 | 5 | 6 | 7 | 8 | 9 | AB | R | H | RBI | BB | SO | LOB | BOTTOM | | | | | | | | | | | | | | | | | | | | |
|---|---------------------------------------|----------------------------------|---------------------------------------|--------------------------|--------------------------------------|--------------------------|--------------------------------------|--------------------------|--------------------------------------|-------------------------|--------------------------------------|--------------------------|-----|----|----|----------------------------------|------------------------------------|--------------------------|--|--|----|-----|----|---|---|----|----|----|-----|-----|-----|----|----|---|---|-----|------|
| Brian Simmons, S (1, 9) OBP: 0.281, SLG: 0.397 | F7 | | G5-3 | | | | | | | | | | | | | | 3 0 0 0 0 0 1 | | | | | | | | | | | | | | | | | | | | |
| 55 Liu Rodriguez, S (1, 4) OBP: 0.343, SLG: 0.333 | 14 2B | | P3 | | | | | | | | | | | | | | 3 1 1 0 0 0 0 | | | | | | | | | | | | | | | | | | | | |
| Carlos Lee, R (1, 3) OBP: 0.312, SLG: 0.463 | P3 | | K | | | | | | | | | | | | | | 3 0 0 0 0 2 1 | | | | | | | | | | | | | | | | | | | | |
| 14 Paul Konerko, R (1, 10) OBP: 0.352, SLG: 0.511 | 2H | | | | | | | | | | | | | | | | 3 0 1 1 0 0 0 | | | | | | | | | | | | | | | | | | | | |
| Chris Singleton, L (1, 8) OBP: 0.328, SLG: 0.490 | F8 | | | | | | | | | | | | | | | | 1 0 0 0 0 0 1 | | | | | | | | | | | | | | | | | | | | |
| Magglio Ordonez, R (4, PH) OBP: 0.349, SLG: 0.510 | | | | | | | | | | | | | | | | | 1 0 0 0 0 0 0 | | | | | | | | | | | | | | | | | | | | |
| Jeff Liefer, L (5, 9) OBP: 0.295, SLG: 0.327 | | | | | | | | | | | | | | | | | 0 0 0 0 0 0 0 | | | | | | | | | | | | | | | | | | | | |
| Darin Jackson, R (1, 7) OBP: 0.288, SLG: 0.430 | | | | | | | | | | | | | | | | | 2 0 0 0 0 0 0 | | | | | | | | | | | | | | | | | | | | |
| Craig Wilson, R (1, 5) OBP: 0.301, SLG: 0.325 | | | | | | | | | | | | | | | | | 2 0 1 0 0 0 0 | | | | | | | | | | | | | | | | | | | | |
| Brook Fordyce, R (1, 2) OBP: 0.343, SLG: 0.459 | | | | | | | | | | | | | | | | | 2 0 1 0 0 1 1 | | | | | | | | | | | | | | | | | | | | |
| 34 Jason Dellaero, S (1, 6) OBP: 0.114, SLG: 0.091 | | | | | | | | | | | | | | | | | 2 0 0 0 0 1 2 | | | | | | | | | | | | | | | | | | | | |
| Inning Stats | R: 1 H: 2 E: 0 K: 0 S: 15 | H: 2 LOB: 1 BB: 0 P: 21 | R: 0 H: 1 E: 0 K: 1 S: 14 | LOB: 1 BB: 0 P: 17 | R: 0 H: 0 E: 0 K: 1 S: 9 | LOB: 0 BB: 0 P: 12 | R: 0 H: 0 E: 0 K: 0 S: 7 | LOB: 0 BB: 0 P: 12 | R: 0 H: 1 E: 0 K: 1 S: 8 | LOB: 1 BB: 0 P: 9 | R: 0 H: 0 E: 0 K: 1 S: 8 | LOB: 0 BB: 0 P: 11 | | | | 1B: 2 2B: 2 3B: 0 HR: 0 | SF: 0 SAC: 0 DP: 0 HBP: 0 | WP: 0 PA: 22 CS: 0 | | | | | | | | | | | | | | | | | | | |
| PITCHER | IP | WLS | BF | H | R | ER | SO | BB | IBB | HBP | BLK | WP | HR | S | P | ERA | WHIP | PITCHER | | | IP | WLS | BF | H | R | ER | SO | BB | IBB | HBP | BLK | WP | HR | S | P | ERA | WHIP |
| Eric Milton, L (1, 1) ERA: 4.49 | 6.0 | | 22 | 4 | 1 | 1 | 4 | 0 | 0 | 0 | 0 | 0 | 0 | 61 | 82 | 1.50 | 0.667 | | | | | | | | | | | | | | | | | | | | |

Minnesota Twins @ Chicago White Sox
Comiskey Park, Chicago, IL
Sun Oct 03 1999, 2:05 PM EDT
Att. 18,694 - Overcast - 45 F

livebaseballscores.com

AB 22
R 1
H 4
RBI 1
BB 0
SO 4
LOB 6

