

Minnesota Twins - 2000

Batter	1	2	3	4	5	6	7	8	9	AB	R	H	RBI	BB	SO	LOB	TOP								
Gerald Williams, R OBP: 0.600, SLG: 1.500 (1, 8)										4	2	3	2	0	0	0	Tampa Bay Devil Rays @ Minnesota Twins Hubert H. Humphrey Metrodome, Minneapolis, MN Mon Apr 03 2000, 8:05 PM EDT Att: 43,830 - Dome - 72 F								
Dave Martinez, L OBP: 0.200, SLG: 0.200 (1, 9)										5	1	1	0	0	0	2									
Jose Canseco, R OBP: 0.400, SLG: 0.400 (1, 10)											5	1	2	0	0	1									
Fred McGriff, L OBP: 0.600, SLG: 1.200 (1, 3)											5	1	3	4	0	1									
Greg Vaughn, R Quinton McCracken, S (1, 7) (7, 7)											4	1	0	0	0	1									
Herbert Perry, R Tony Graffanino, R (1, 5) (9, 5)											4	0	2	0	0	1									
John Flaherty, R OBP: 0.500, SLG: 0.750 (1, 2)											4	1	2	1	0	3									
Kevin Stocker, S OBP: 0.250, SLG: 0.250 (1, 6)										4	0	1	0	0	2	2									
Miguel Cairo, R (1, 4)										3	0	0	0	0	0	0									
Inning Stats	R: 1 E: 0 K: 0 S: 5	H: 1 LOB: 0 BB: 0 P: 5	R: 0 E: 0 K: 2 S: 9	H: 1 LOB: 1 BB: 0 P: 12	R: 0 E: 0 K: 0 S: 5	H: 1 LOB: 1 BB: 0 P: 9	R: 1 E: 0 K: 2 S: 19	H: 2 LOB: 1 BB: 0 P: 28	R: 4 E: 0 K: 0 S: 11	H: 4 LOB: 0 BB: 0 P: 12	R: 1 E: 0 K: 0 S: 13	H: 2 LOB: 1 BB: 0 P: 17	R: 0 E: 0 K: 1 S: 14	H: 2 LOB: 2 BB: 0 P: 21	R: 0 E: 0 K: 0 S: 7	H: 0 LOB: 0 BB: 0 P: 10	R: 0 E: 0 K: 1 S: 8	H: 1 LOB: 1 BB: 0 P: 14	1B: 10 2B: 2 3B: 0 HR: 2	SF: 1 SAC: 1 DP: 0 HBP: 0	WP: 1 PB: 0 CS: 0	PA: 41			
PITCHER	IP WLS BF H R ER SO BB IBB HBP BLK WP HR S P ERA WHIP	IP WLS BF H R ER SO BB IBB HBP BLK WP HR S P ERA WHIP	IP WLS BF H R ER SO BB IBB HBP BLK WP HR S P ERA WHIP	IP WLS BF H R ER SO BB IBB HBP BLK WP HR S P ERA WHIP	IP WLS BF H R ER SO BB IBB HBP BLK WP HR S P ERA WHIP	IP WLS BF H R ER SO BB IBB HBP BLK WP HR S P ERA WHIP	IP WLS BF H R ER SO BB IBB HBP BLK WP HR S P ERA WHIP	IP WLS BF H R ER SO BB IBB HBP BLK WP HR S P ERA WHIP	IP WLS BF H R ER SO BB IBB HBP BLK WP HR S P ERA WHIP	IP WLS BF H R ER SO BB IBB HBP BLK WP HR S P ERA WHIP	IP WLS BF H R ER SO BB IBB HBP BLK WP HR S P ERA WHIP	IP WLS BF H R ER SO BB IBB HBP BLK WP HR S P ERA WHIP	IP WLS BF H R ER SO BB IBB HBP BLK WP HR S P ERA WHIP	IP WLS BF H R ER SO BB IBB HBP BLK WP HR S P ERA WHIP	IP WLS BF H R ER SO BB IBB HBP BLK WP HR S P ERA WHIP	IP WLS BF H R ER SO BB IBB HBP BLK WP HR S P ERA WHIP	IP WLS BF H R ER SO BB IBB HBP BLK WP HR S P ERA WHIP	IP WLS BF H R ER SO BB IBB HBP BLK WP HR S P ERA WHIP	IP WLS BF H R ER SO BB IBB HBP BLK WP HR S P ERA WHIP	IP WLS BF H R ER SO BB IBB HBP BLK WP HR S P ERA WHIP	IP WLS BF H R ER SO BB IBB HBP BLK WP HR S P ERA WHIP	IP WLS BF H R ER SO BB IBB HBP BLK WP HR S P ERA WHIP	IP WLS BF H R ER SO BB IBB HBP BLK WP HR S P ERA WHIP	IP WLS BF H R ER SO BB IBB HBP BLK WP HR S P ERA WHIP	IP WLS BF H R ER SO BB IBB HBP BLK WP HR S P ERA WHIP

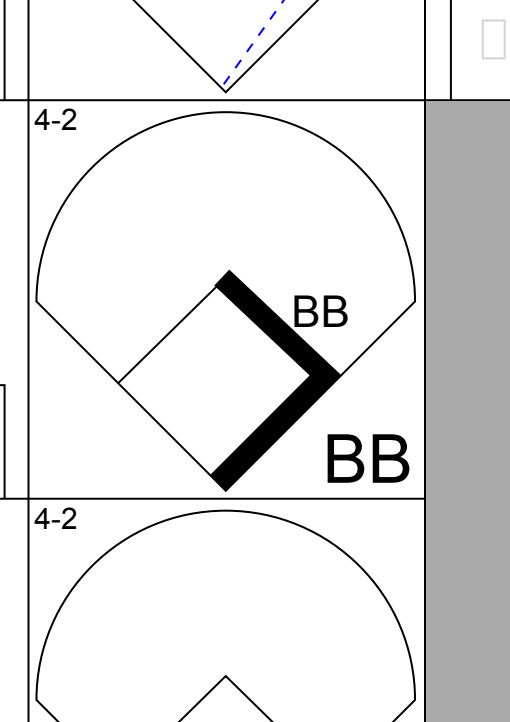
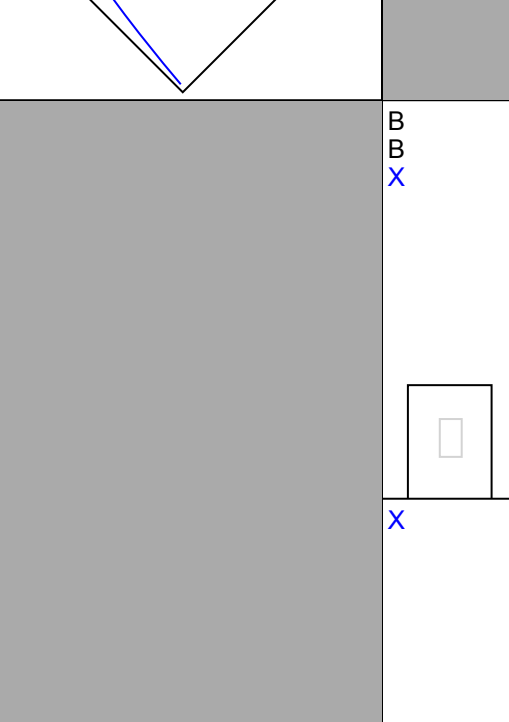
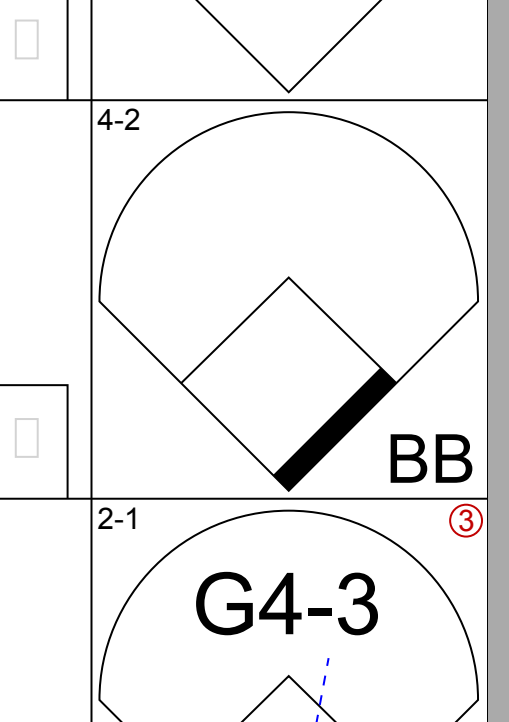
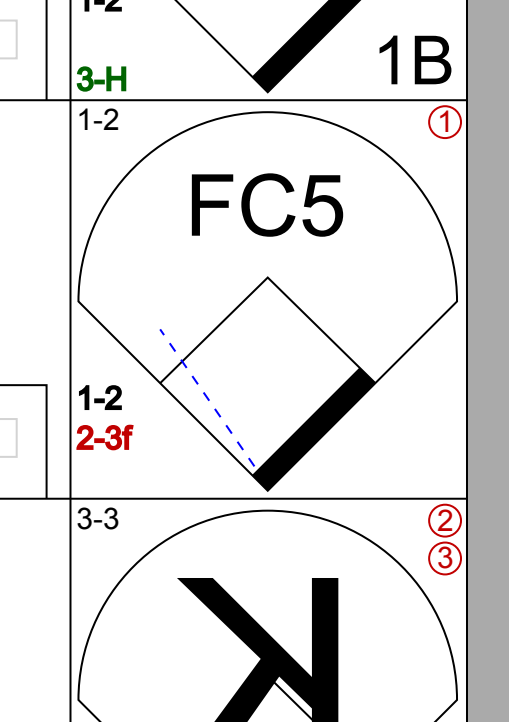
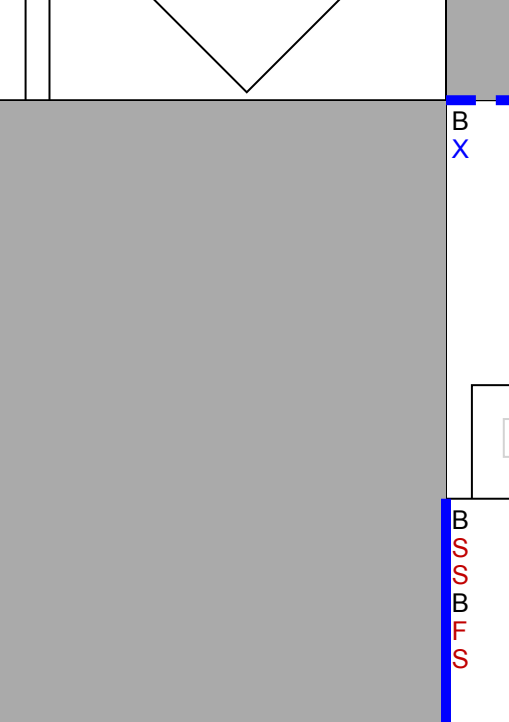
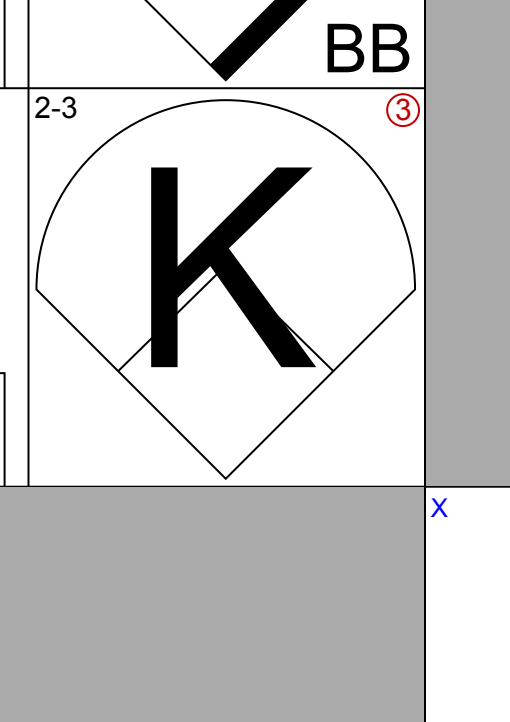
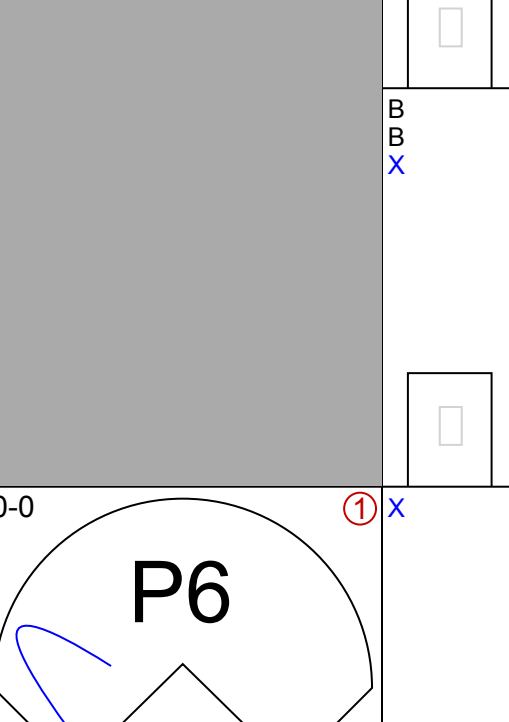



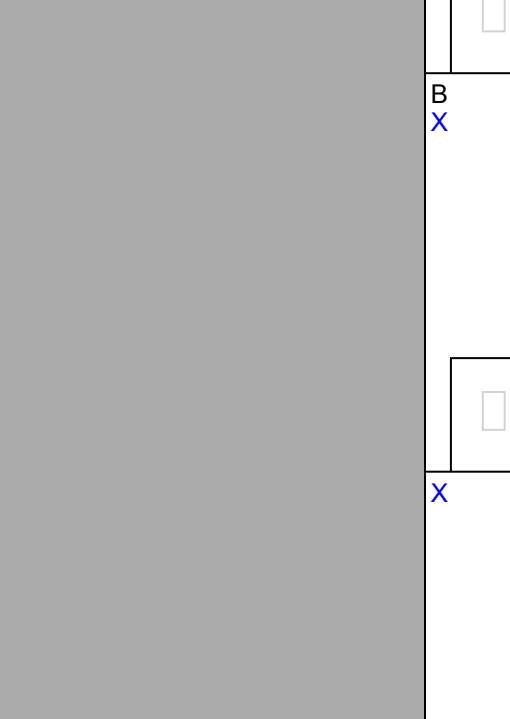
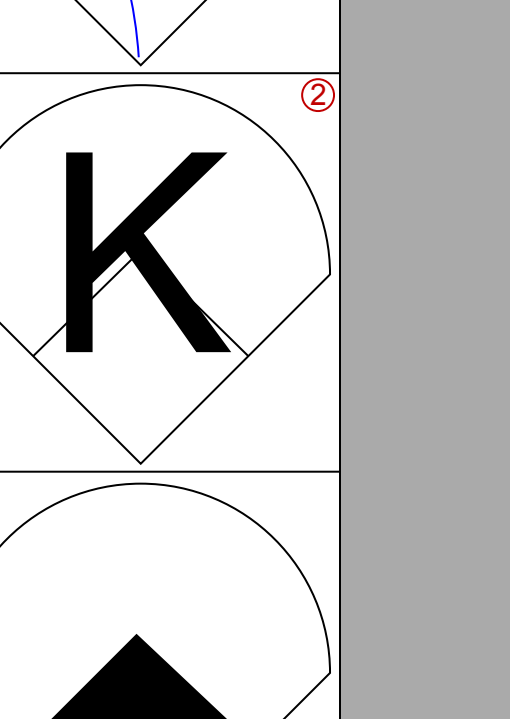


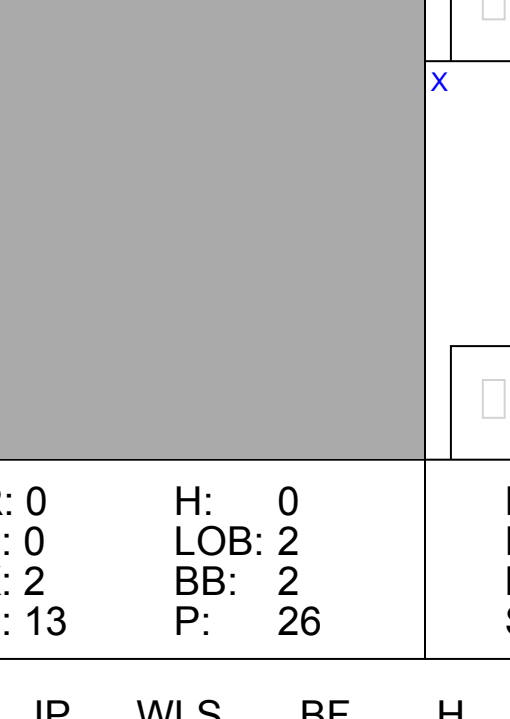
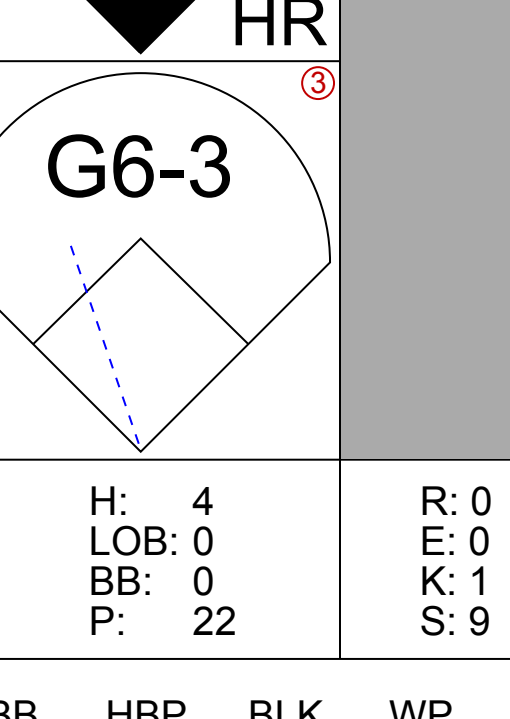
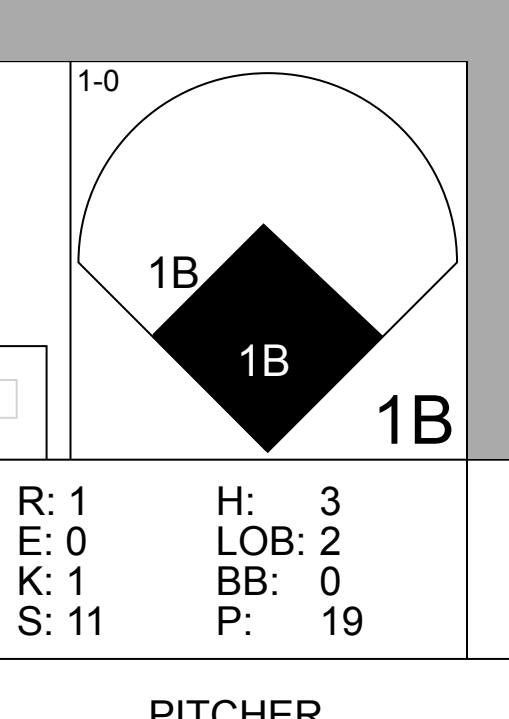

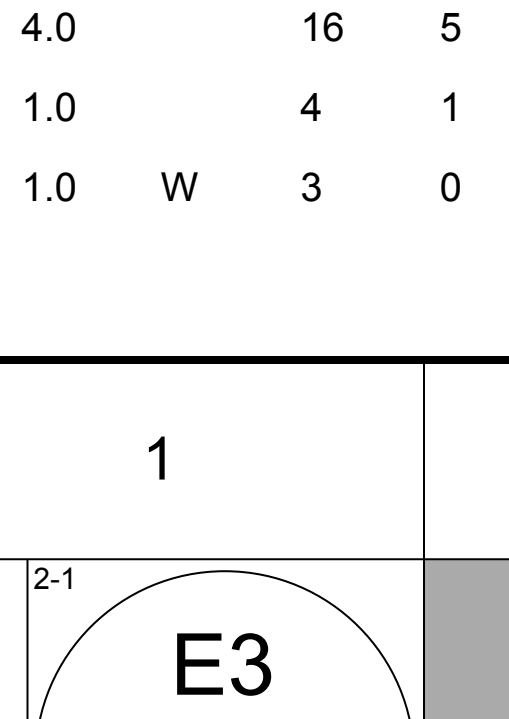
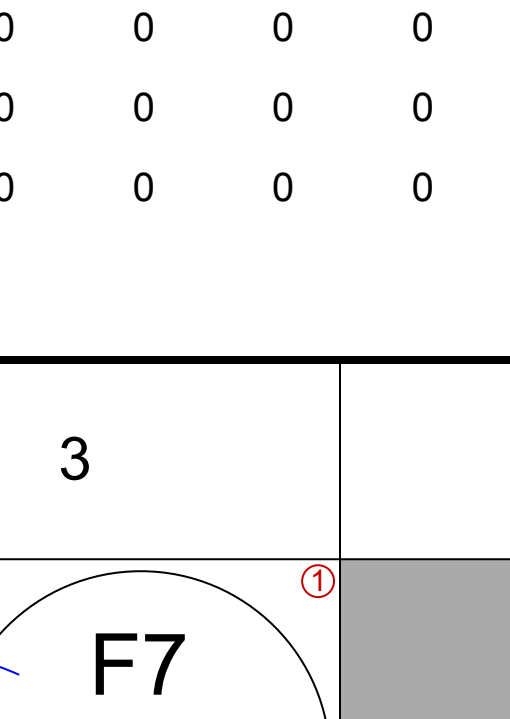
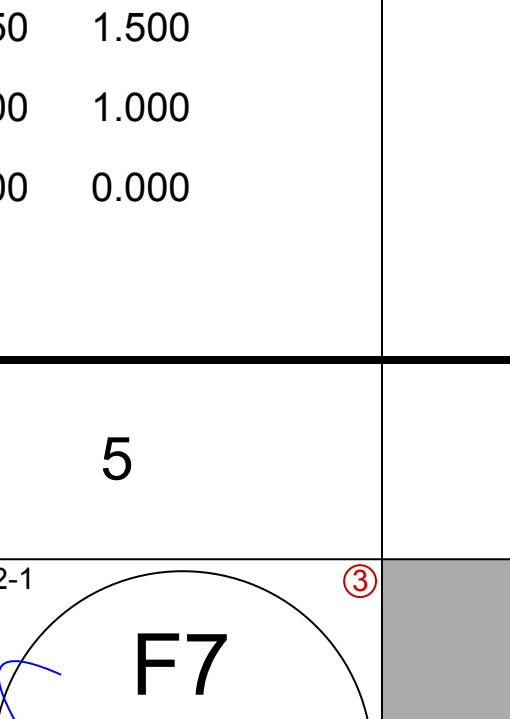
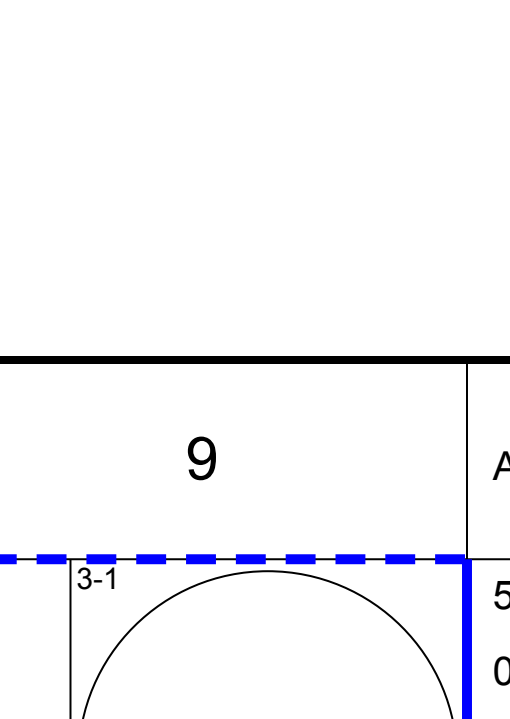
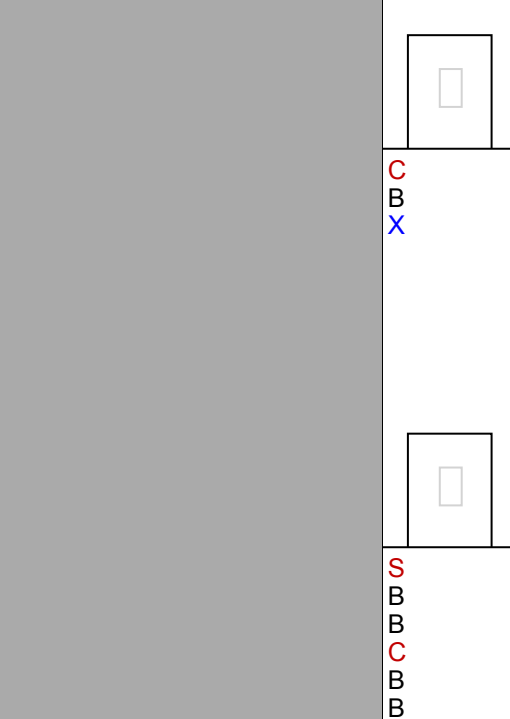
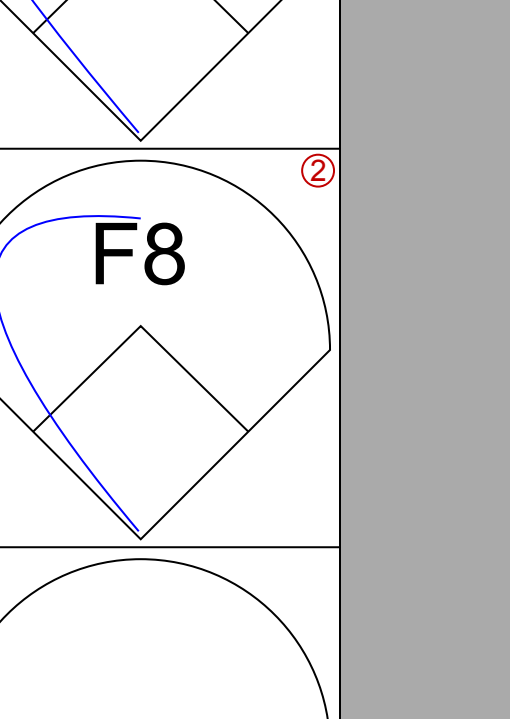
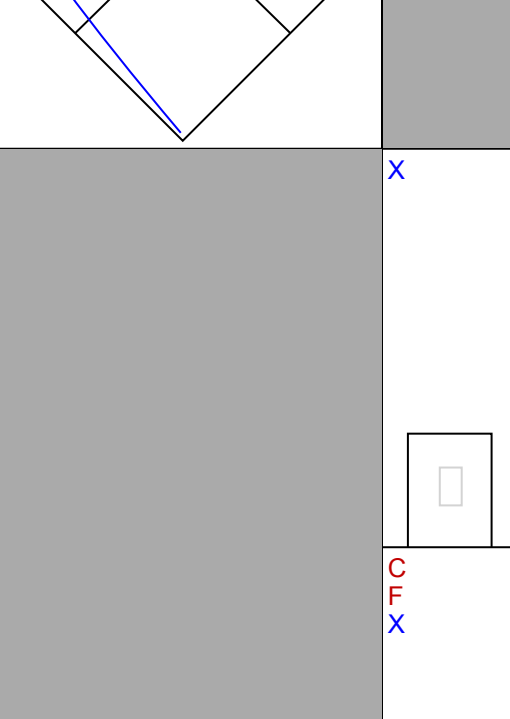
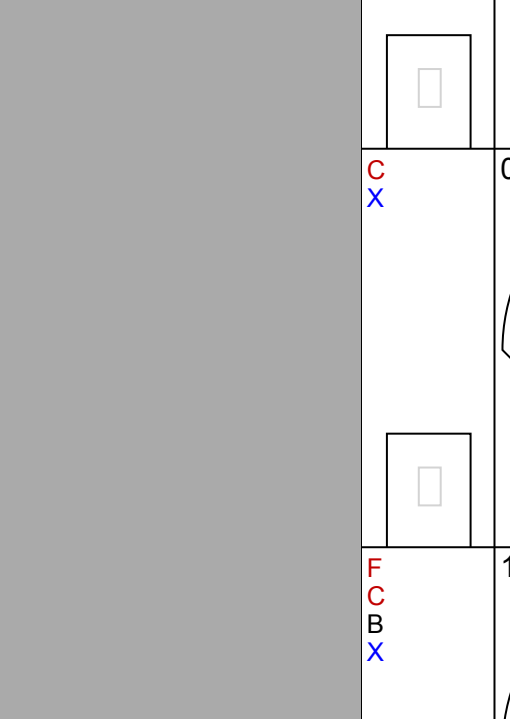
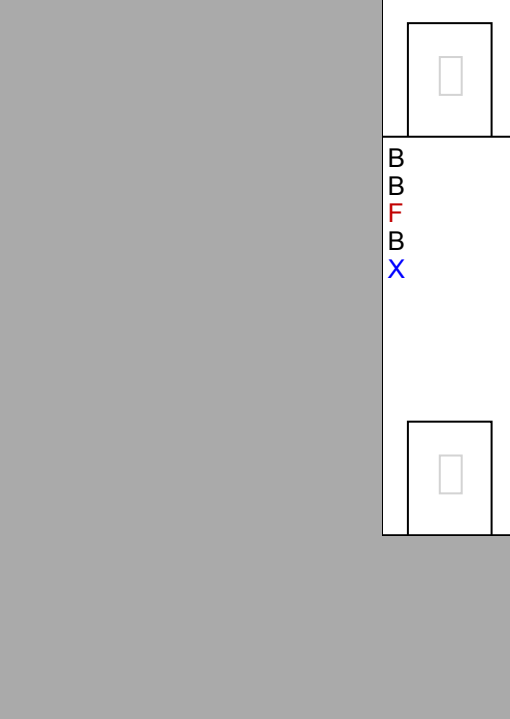
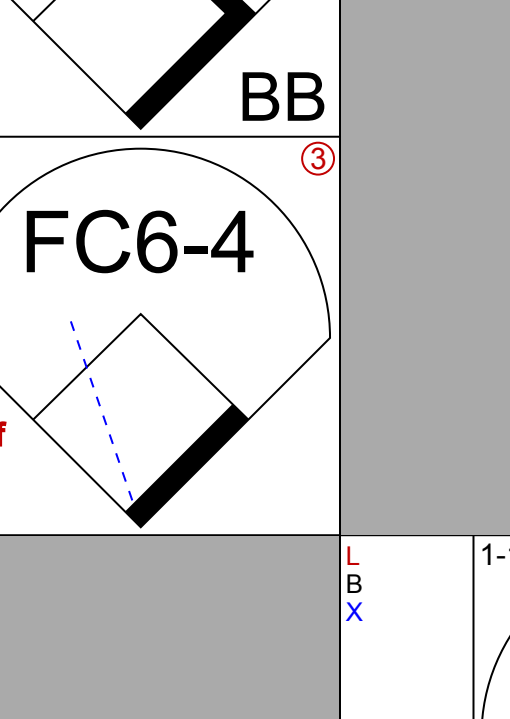
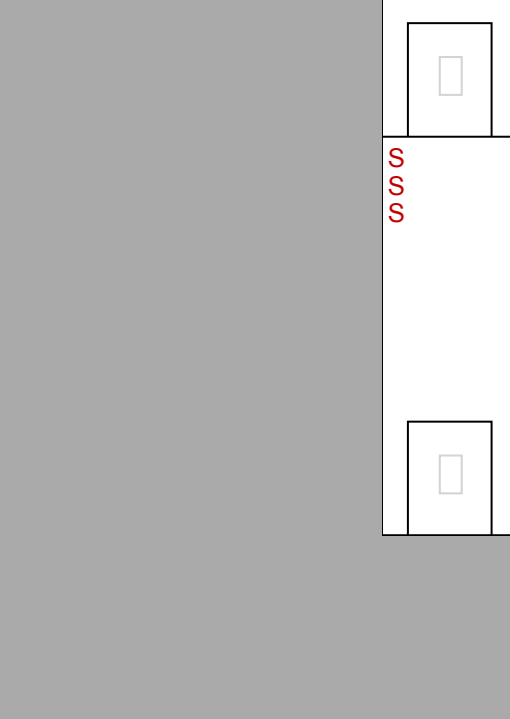
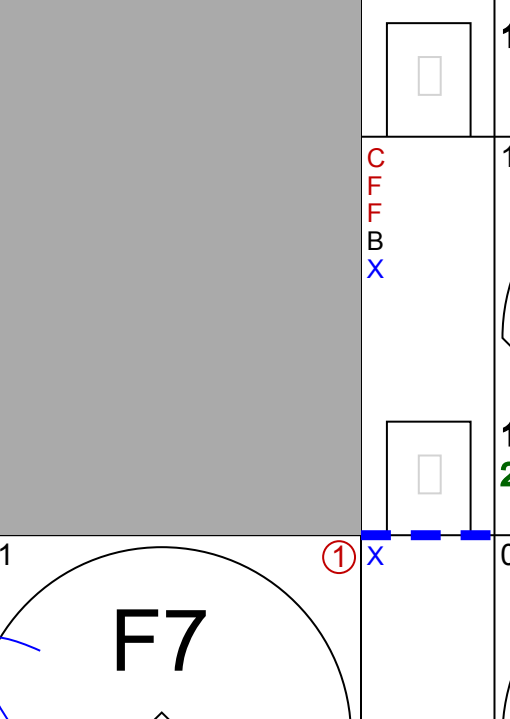
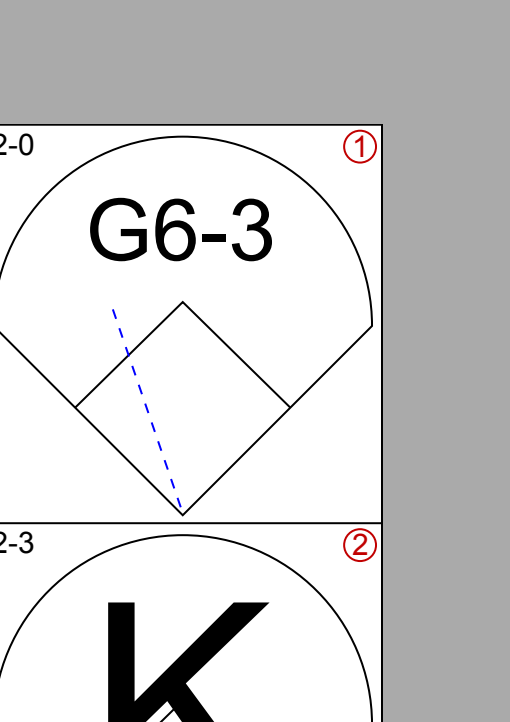
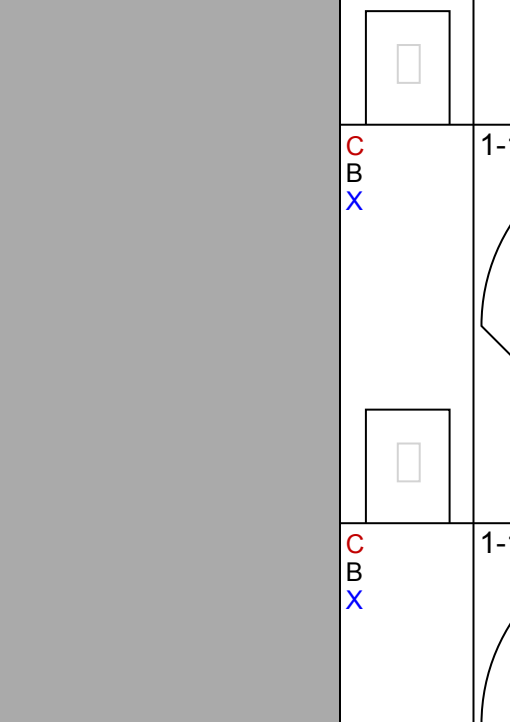

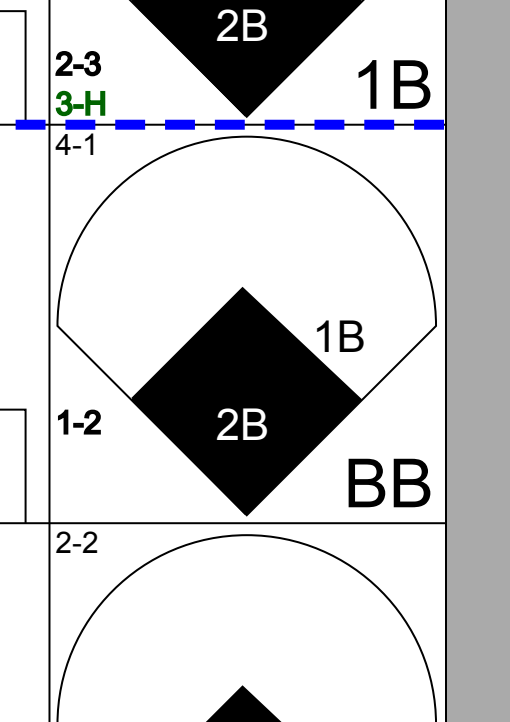
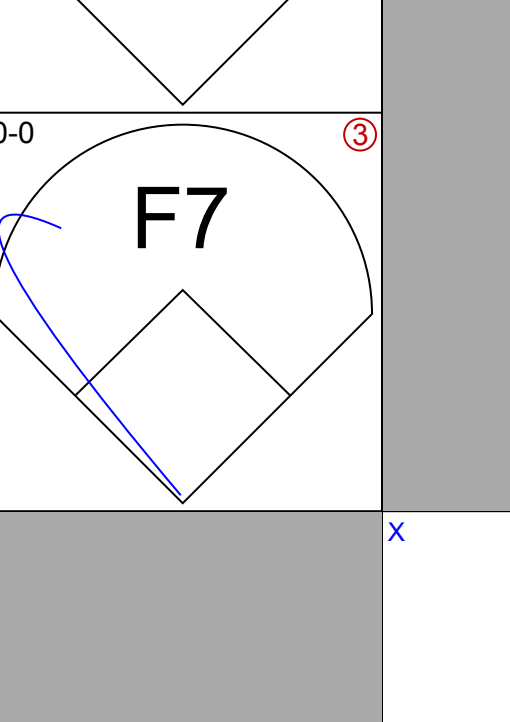
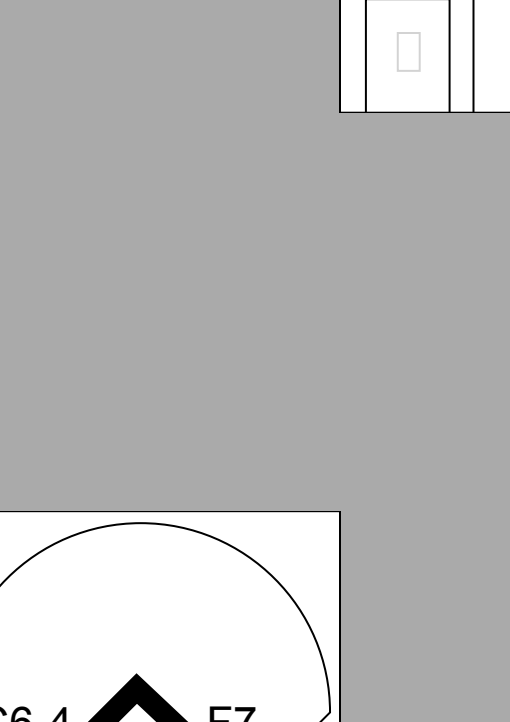
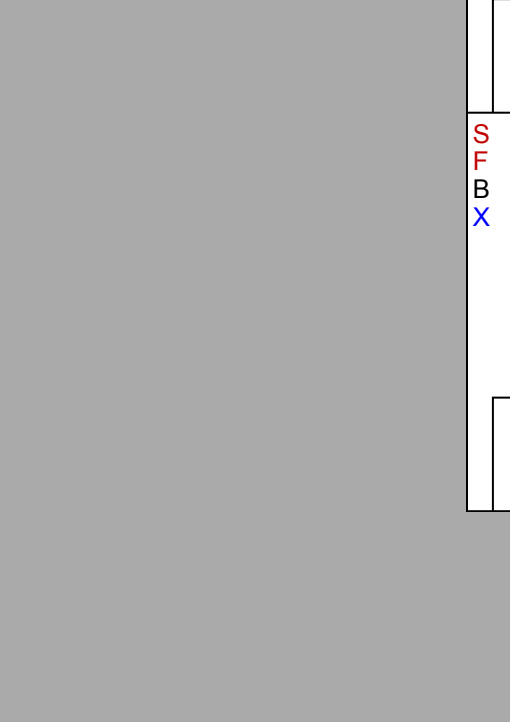
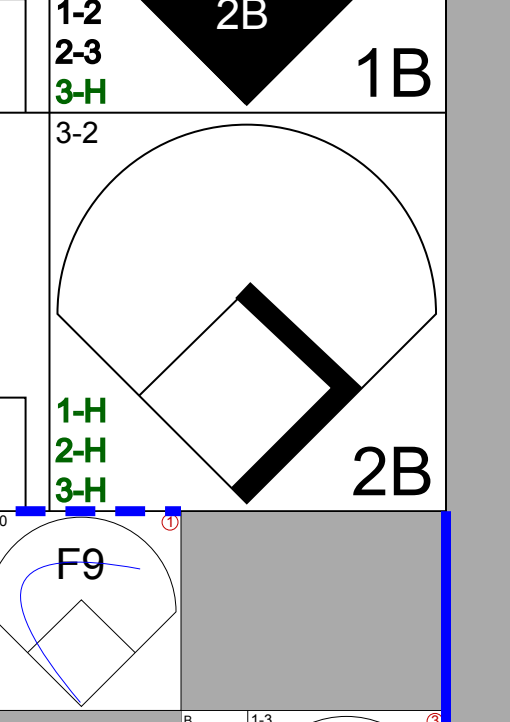
Batter	1	2	3	4	5	6	7	8	9	AB	R	H	RBI	BB	SO	LOB	BOTTOM								
Todd Walker, L OBP: 0.250, SLG: 0.250 Jason Maxwell, R (1, 4) (9, 4)										4	0	1	0	0	0	3	Tampa Bay Devil Rays @ Minnesota Twins Hubert H. Humphrey Metrodome, Minneapolis, MN Mon Apr 03 2000, 8:05 PM EDT Att: 43,830 - Dome - 72 F								
Cristian Guzman, S OBP: 0.500, SLG: 0.500 (1, 6)										4	0	2	0	0	0	0									
Matt Lawton, L (1, 9)										4	0	0	0	0	0	2									
Butch Huskey, R (1, 10)											4	0	0	0	0	2									
Corey Koskie, L Denny Hocking, S (1, 5) (8, 5)											3	0	0	0	0	2									
Ron Coomer, R OBP: 0.250, SLG: 0.250 (1, 3)											4	0	1	0	0	0									
Jacque Jones, L OBP: 0.500, SLG: 0.500 (1, 7) (9, 8)											4	0	2	0	0	1									
Matthew LeCroy, R OBP: 0.333, SLG: 0.667 (1, 2)											3	0	1	0	0	1									
Tori Hunter, R Midre Cummings, L (1, 8) (8, PH) (9, 7)										2	0	0	0	0	2	3									
Inning Stats	R: 0 E: 0 K: 0 S: 7	H: 0 LOB: 0 BB: 0 P: 9	R: 0 E: 0 K: 2 S: 8	H: 0 LOB: 0 BB: 0 P: 12	R: 0 E: 0 K: 1 S: 9	H: 2 LOB: 2 BB: 0 P: 12	R: 0 E: 0 K: 1 S: 10	H: 1 LOB: 1 BB: 0 P: 19	R: 0 E: 0 K: 2 S: 13	H: 1 LOB: 2 BB: 0 P: 19	R: 0 E: 0 K: 0 S: 4	H: 0 LOB: 0 BB: 0 P: 6	R: 0 E: 0 K: 1 S: 11	H: 1 LOB: 1 BB: 0 P: 17	R: 0 E: 0 K: 0 S: 13	H: 2 LOB: 1 BB: 0 P: 20	R: 0 E: 0 K: 1 S: 10	H: 1 LOB: 1 BB: 0 P: 13	1B: 7 2B: 1 3B: 0 HR: 0	SF: 0 SAC: 0 DP: 1 HBP: 0	WP: 0 PB: 0 CS: 0	PA: 34			
PITCHER	IP WLS BF H R ER SO BB IBB HBP BLK WP HR S P ERA WHIP	IP WLS BF H R ER SO BB IBB HBP BLK WP HR S P ERA WHIP	IP WLS BF H R ER SO BB IBB HBP BLK WP HR S P ERA WHIP	IP WLS BF H R ER SO BB IBB HBP BLK WP HR S P ERA WHIP	IP WLS BF H R ER SO BB IBB HBP BLK WP HR S P ERA WHIP	IP WLS BF H R ER SO BB IBB HBP BLK WP HR S P ERA WHIP	IP WLS BF H R ER SO BB IBB HBP BLK WP HR S P ERA WHIP	IP WLS BF H R ER SO BB IBB HBP BLK WP HR S P ERA WHIP	IP WLS BF H R ER SO BB IBB HBP BLK WP HR S P ERA WHIP	IP WLS BF H R ER SO BB IBB HBP BLK WP HR S P ERA WHIP	IP WLS BF H R ER SO BB IBB HBP BLK WP HR S P ERA WHIP	IP WLS BF H R ER SO BB IBB HBP BLK WP HR S P ERA WHIP	IP WLS BF H R ER SO BB IBB HBP BLK WP HR S P ERA WHIP	IP WLS BF H R ER SO BB IBB HBP BLK WP HR S P ERA WHIP	IP WLS BF H R ER SO BB IBB HBP BLK WP HR S P ERA WHIP	IP WLS BF H R ER SO BB IBB HBP BLK WP HR S P ERA WHIP	IP WLS BF H R ER SO BB IBB HBP BLK WP HR S P ERA WHIP	IP WLS BF H R ER SO BB IBB HBP BLK WP HR S P ERA WHIP	IP WLS BF H R ER SO BB IBB HBP BLK WP HR S P ERA WHIP	IP WLS BF H R ER SO BB IBB HBP BLK WP HR S P ERA WHIP	IP WLS BF H R ER SO BB IBB HBP BLK WP HR S P ERA WHIP	IP WLS BF H R ER SO BB IBB HBP BLK WP HR S P ERA WHIP	IP WLS BF H R ER SO BB IBB HBP BLK WP HR S P ERA WHIP	IP WLS BF H R ER SO BB IBB HBP BLK WP HR S P ERA WHIP	IP WLS BF H R ER SO BB IBB HBP BLK WP HR S P ERA WHIP

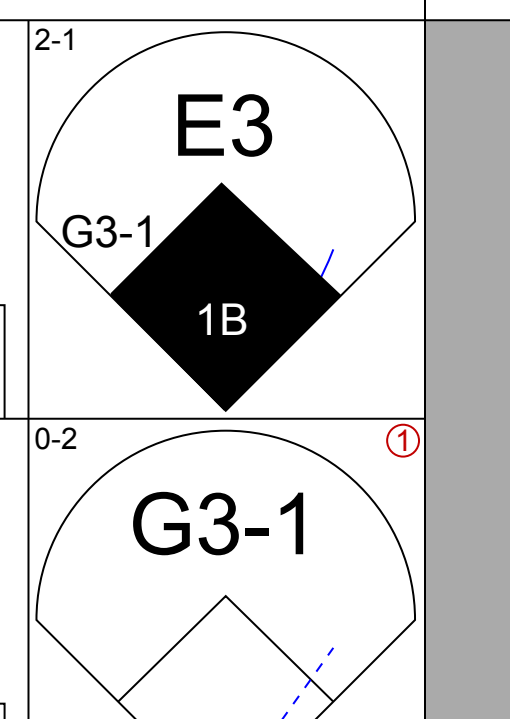
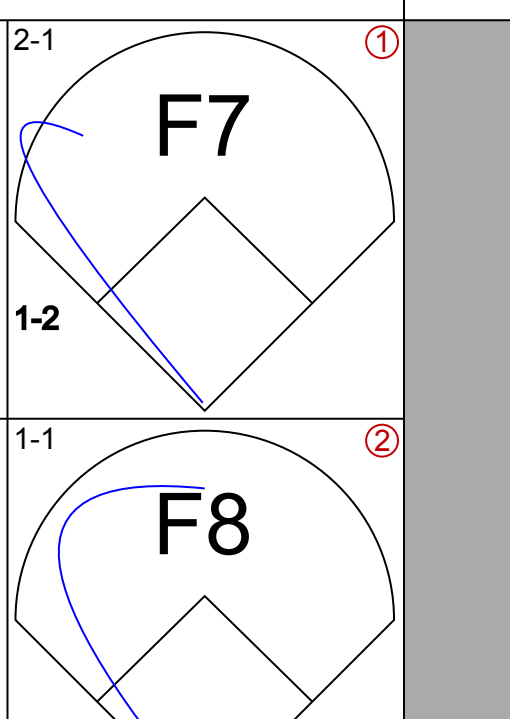
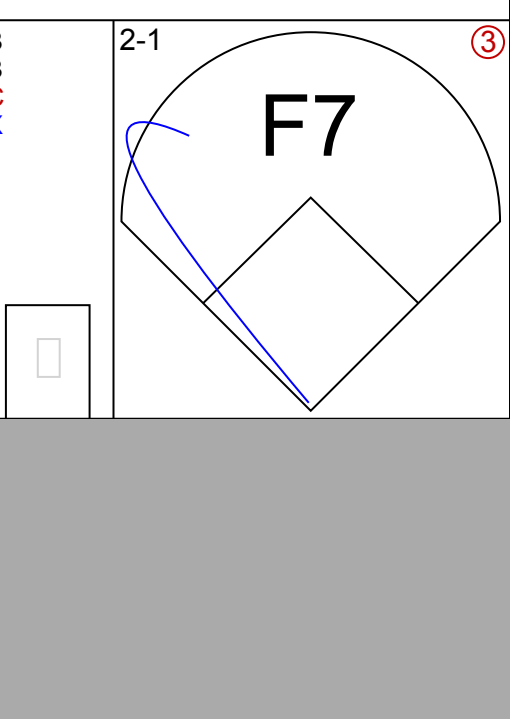
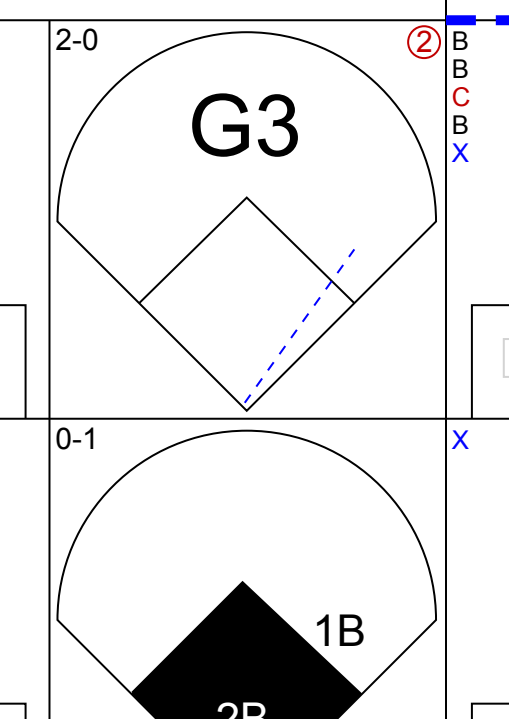
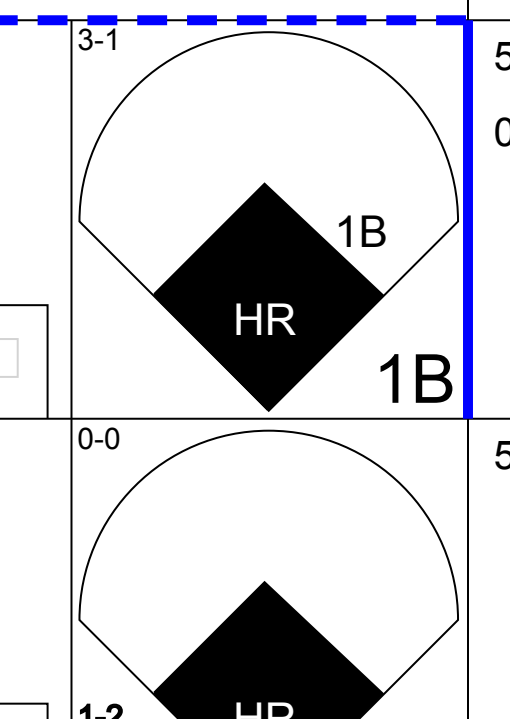
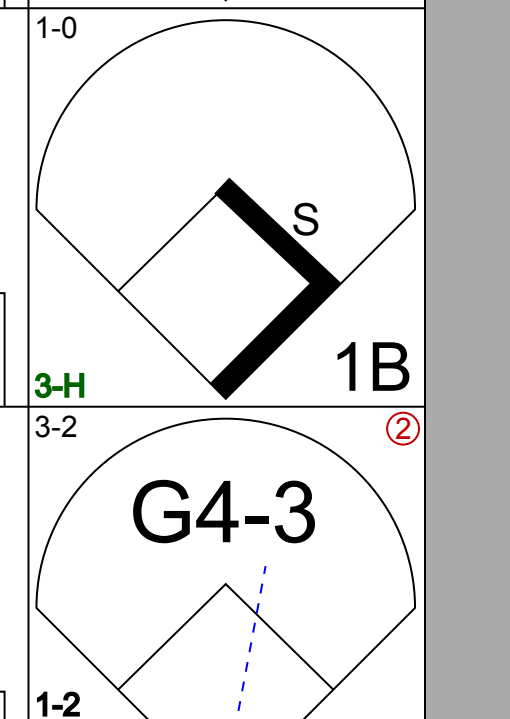
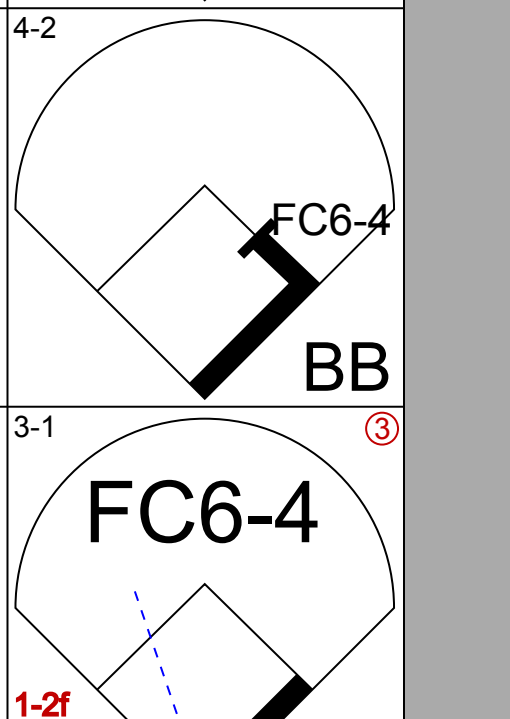
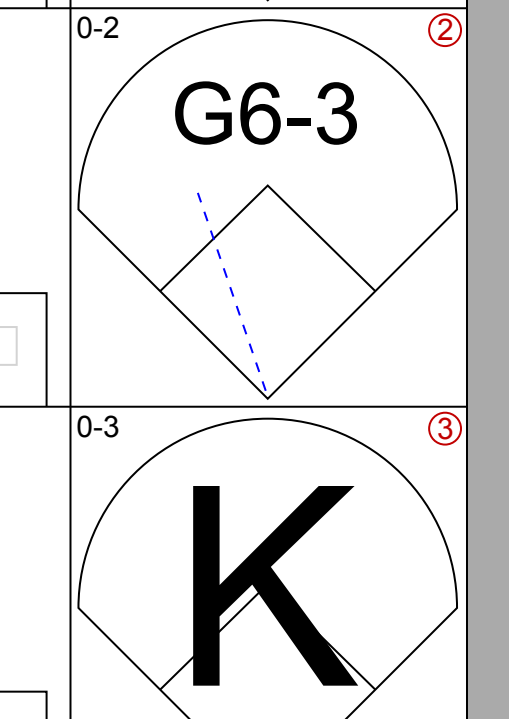
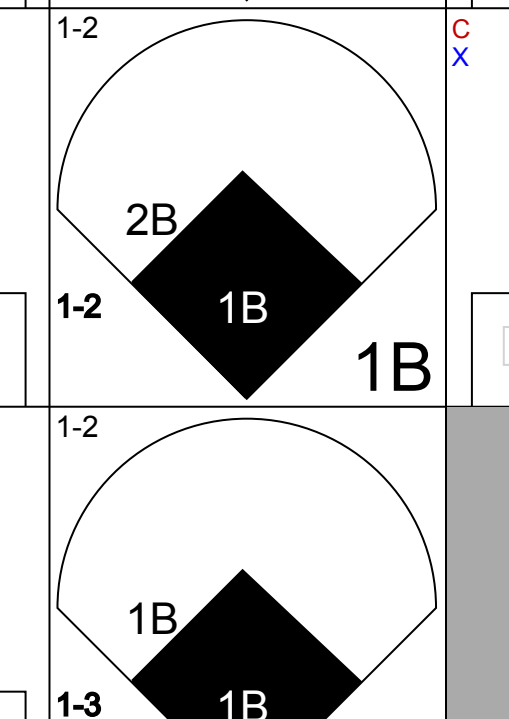
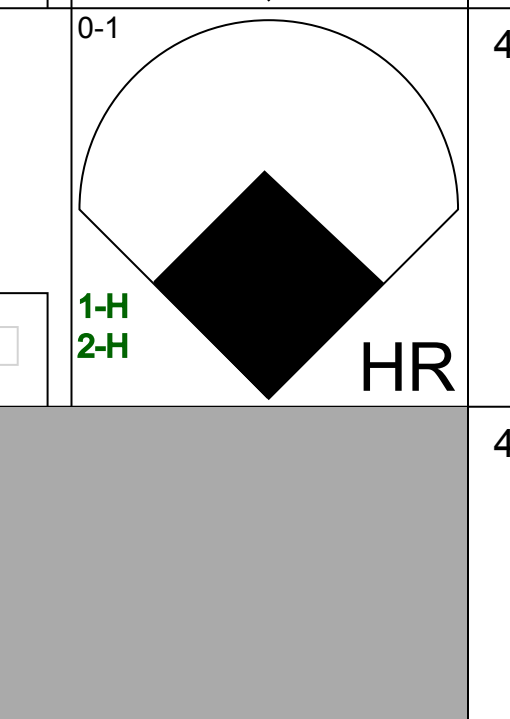
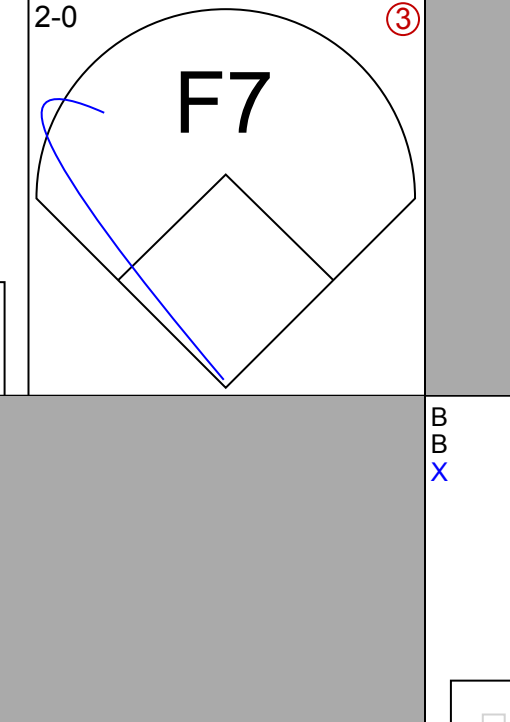
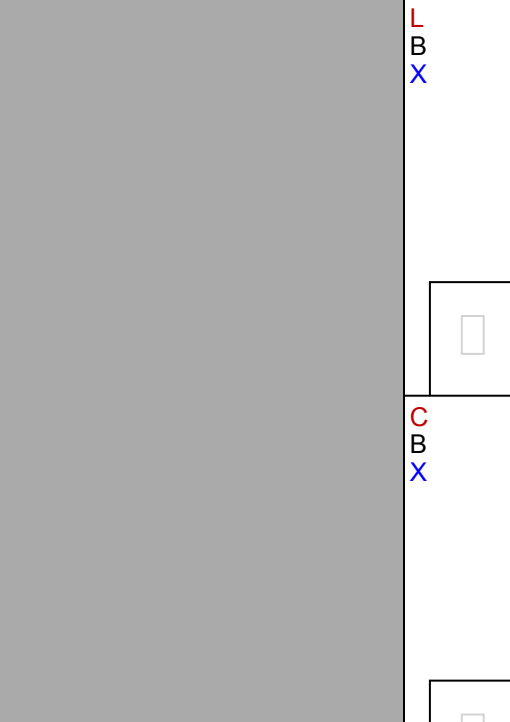

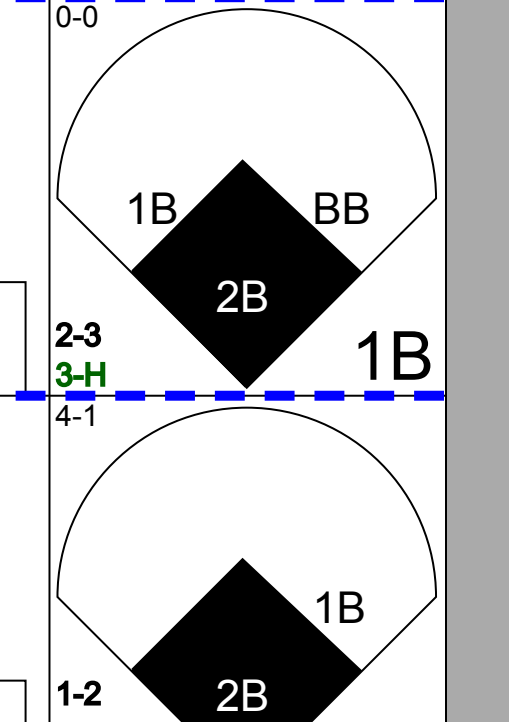

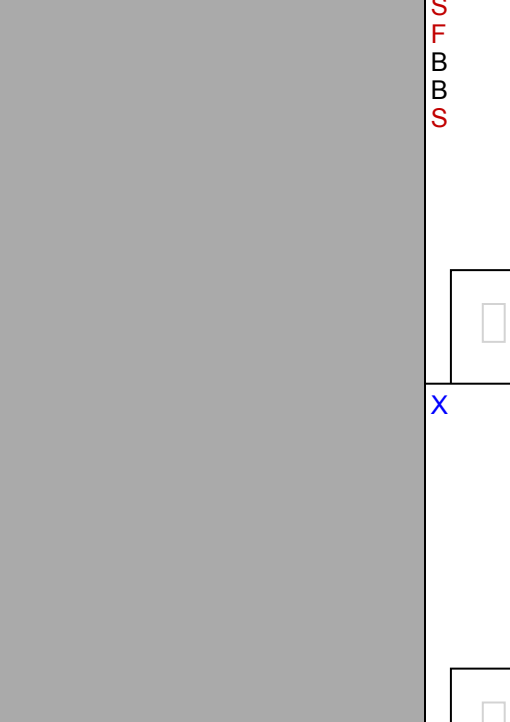

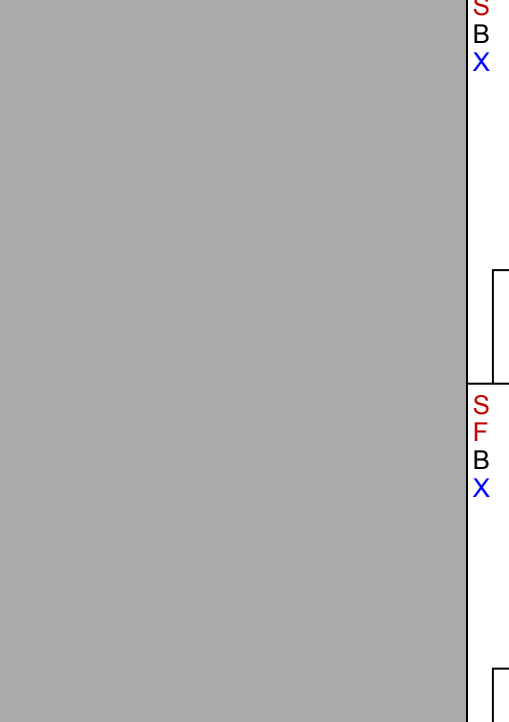
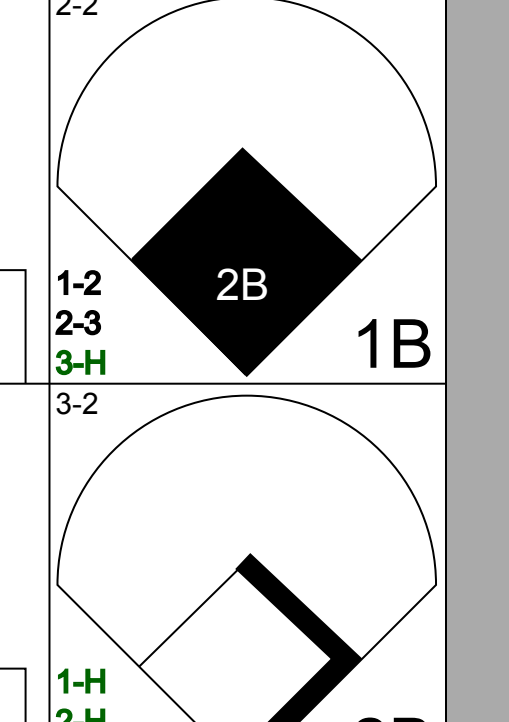
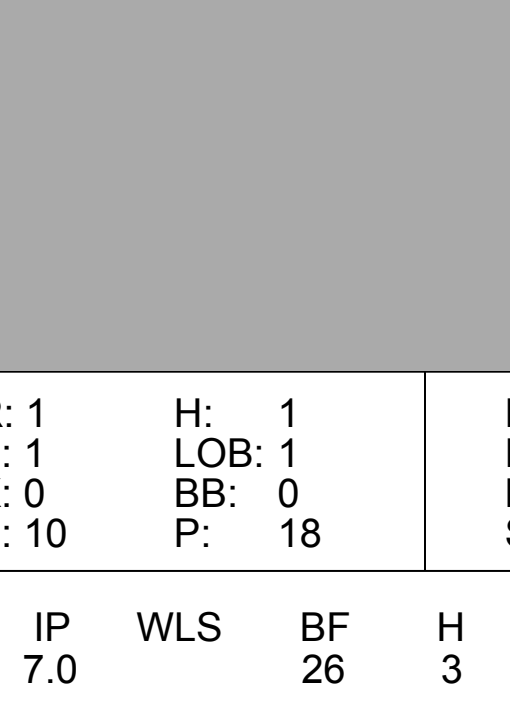
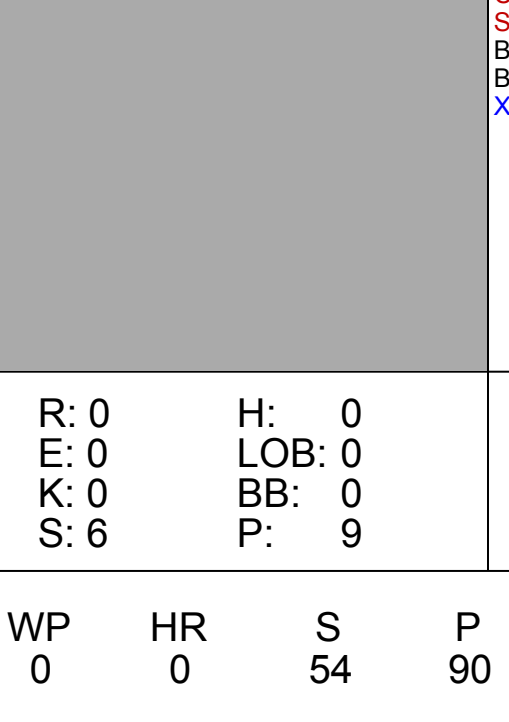
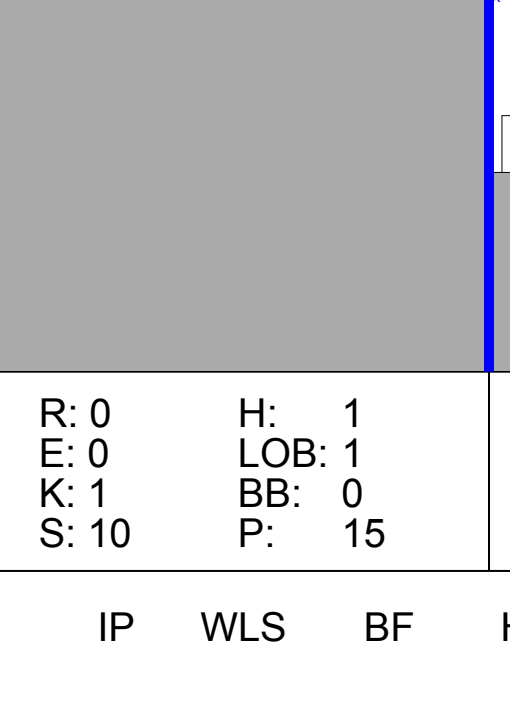
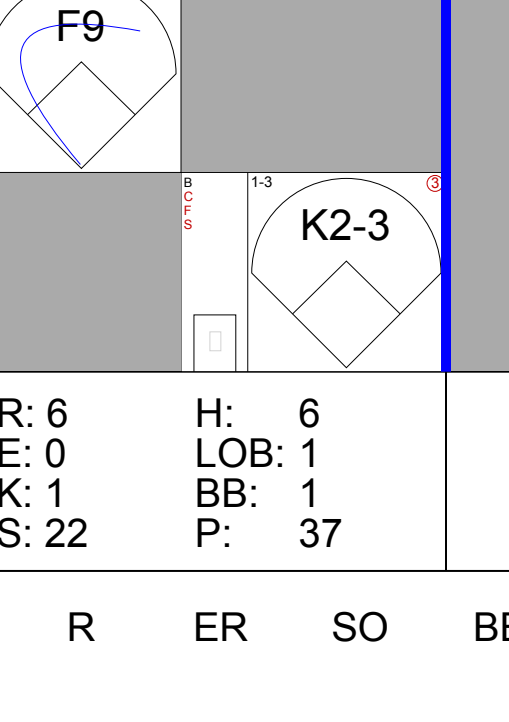






Batter	1	2	3	4	5	6	7	8	9	AB	R	H	RBI	BB	SO	LOB	TOP			
Gerald Williams, R OBP: 0.400, SLG: 0.750	G6-3	K				G6-3			F7	4	0	0	0	1	1	1	Tampa Bay Devil Rays @ Minnesota Twins Hubert H. Humphrey Metrodome, Minneapolis, MN Tue Apr 04 2000, 8:05 PM EDT Att. 7,020 - Dome - 72 F			
Miguel Cairo, R OBP: 0.444, SLG: 0.429	B1-3		G6-3	G4-3			F9		G5-3	5	0	0	0	0	0	2				
Jose Canseco, R OBP: 0.400, SLG: 0.333	K		F3		G6-3		BB HBP		2B 1B	4	0	1	0	0	1	0				
Fred McGriff, L OBP: 0.400, SLG: 0.800		P6	F7		G5-3		P6		1-3 2B	5	0	1	0	0	0	1				
Greg Vaughn, R OBP: 0.444, SLG: 0.429		1B HR			1B 2B				1-3 2B	3	2	2	0	2	0	2				
Herbert Perry, R OBP: 0.625, SLG: 0.714		1B HR			2B		BB			3	2	2	0	1	0	2				
John Flaherty, R OBP: 0.500, SLG: 1.125		HR			2B				G6-3	4	1	2	5	0	0	2				
Bubba Trammell, R OBP: 0.167, SLG: 0.167	P3				1B				G4-3	3	0	0	0	0	0	1				
Dave Martinez, L OBP: 0.167, SLG: 0.167					2B					1	0	0	0	0	0	0				
Kevin Stocker, S OBP: 0.250, SLG: 0.250					F8		L9		K	4	0	1	0	0	1	1				
Inning Stats	R: 0 E: 0 K: 1 S: 8	H: 0 LOB: 0 BB: 0 P: 14	R: 3 E: 0 K: 1 S: 16	H: 4 LOB: 1 BB: 0 P: 21	R: 0 E: 0 K: 0 S: 5	H: 0 LOB: 0 BB: 0 P: 9	R: 2 E: 0 K: 0 S: 11	H: 2 LOB: 2 BB: 2 P: 22	R: 0 E: 0 K: 0 S: 10	H: 0 LOB: 0 BB: 0 P: 14	R: 0 E: 0 K: 0 S: 13	H: 0 LOB: 2 BB: 1 P: 22	R: 0 E: 0 K: 1 S: 7	H: 0 LOB: 0 BB: 0 P: 10	R: 0 E: 0 K: 0 S: 11	H: 2 LOB: 2 BB: 0 P: 19	1B: 5 2B: 3 3B: 0 HR: 1	SF: 0 SAC: 0 DP: 0 HBP: 1	WP: 0 PB: 0 CS: 0	PA: 41
PITCHER	IP WLS BF H R ER SO BB IBB HBP BLK WP HR S P ERA WHIP	IP WLS BF H R ER SO BB IBB HBP BLK WP HR S P ERA WHIP	IP WLS BF H R ER SO BB IBB HBP BLK WP HR S P ERA WHIP	IP WLS BF H R ER SO BB IBB HBP BLK WP HR S P ERA WHIP	IP WLS BF H R ER SO BB IBB HBP BLK WP HR S P ERA WHIP	IP WLS BF H R ER SO BB IBB HBP BLK WP HR S P ERA WHIP	IP WLS BF H R ER SO BB IBB HBP BLK WP HR S P ERA WHIP	IP WLS BF H R ER SO BB IBB HBP BLK WP HR S P ERA WHIP	IP WLS BF H R ER SO BB IBB HBP BLK WP HR S P ERA WHIP	IP WLS BF H R ER SO BB IBB HBP BLK WP HR S P ERA WHIP	IP WLS BF H R ER SO BB IBB HBP BLK WP HR S P ERA WHIP	IP WLS BF H R ER SO BB IBB HBP BLK WP HR S P ERA WHIP	IP WLS BF H R ER SO BB IBB HBP BLK WP HR S P ERA WHIP	IP WLS BF H R ER SO BB IBB HBP BLK WP HR S P ERA WHIP	IP WLS BF H R ER SO BB IBB HBP BLK WP HR S P ERA WHIP	IP WLS BF H R ER SO BB IBB HBP BLK WP HR S P ERA WHIP	IP WLS BF H R ER SO BB IBB HBP BLK WP HR S P ERA WHIP			
Eric Milton, L ERA: 7.5	6.0	28	7	5	5	2	3	0	0	0	0	0	0	0	15	24	7.50	1.667		
Bob Wells, R ERA: 3.95	1.1	6	0	0	0	0	1	0	0	0	0	0	0	0	14	23	0.00	1.500		
Travis Miller, L ERA:	1.1	6	2	0	0	1	0	0	0	0	0	0	0	0	2	4	0.00	0.000		
Hector Carrasco, R ERA:	0.1	W	1	0	0	0	0	0	0	0	0	0	0	0	2	4	0.00	0.000		

Batter	1	2	3	4	5	6	7	8	9	AB	R	H	RBI	BB	SO	LOB	BOTTOM			
Todd Walker, L OBP: 0.222, SLG: 0.222	FC1-6 1B	G4-3			G3-1		F8		E4 2B	5	1	1	0	0	0	2	Tampa Bay Devil Rays @ Minnesota Twins Hubert H. Humphrey Metrodome, Minneapolis, MN Tue Apr 04 2000, 8:05 PM EDT Att. 7,020 - Dome - 72 F			
Cristian Guzman, S OBP: 0.333, SLG: 0.444	FC1-6 1-2		F7		G3		G3		2H 1B 2B	5	1	1	1	0	0	2				
Matt Lawton, L OBP: 0.200, SLG: 0.200	F8		G4-3		BB				F5	4	0	0	0	1	0	2				
David Ortiz, L OBP: 0.200, SLG: 0.200	F8 1-2		K		G5-3				F7 2H 1B	5	0	1	1	0	1	2				
Butch Huskey, R OBP: 0.286, SLG: 0.571		F8			F8		G4-3		2B 1B BB	3	1	0	0	1	0	0				
Corey Koskie, L OBP: 0.286, SLG: 0.571		F8			1B 2B		F8		1B 2B	4	1	2	0	0	0	0				
Jacque Jones, L OBP: 0.625, SLG: 0.625					G3 2H 1B		F8		S 1B	4	1	3	2	0	0	0				
Marcus Jensen, S OBP: 0.500, SLG: 0.500					G3				L5	4	1	2	0	0	0	3				
Tori Hunter, R OBP: 0.200, SLG: 0.400					P4				F8	3	0	1	2	0	0	2				
Midre Cummings, L OBP: 0.500, SLG: 0.500							FC5-4 1B			1	0	0	0	0	0	0				
Inning Stats	R: 0 E: 0 K: 0 S: 9	H: 1 LOB: 1 BB: 0 P: 15	R: 2 E: 0 K: 0 S: 9	H: 3 LOB: 1 BB: 0 P: 15	R: 0 E: 0 K: 1 S: 7	H: 0 LOB: 0 BB: 0 P: 9	R: 1 E: 0 K: 0 S: 10	H: 2 LOB: 1 BB: 0 P: 16	R: 0 E: 0 K: 0 S: 7	H: 0 LOB: 0 BB: 0 P: 10	R: 0 E: 0 K: 0 S: 7	H: 1 LOB: 1 BB: 0 P: 12	R: 1 E: 1 K: 0 S: 15	H: 2 LOB: 1 BB: 1 P: 23	R: 2 E: 1 K: 0 S: 13	H: 2 LOB: 1 BB: 0 P: 22	1B: 7 2B: 4 3B: 0 HR: 0	SF: 0 SAC: 0 DP: 0 HBP: 0	WP: 0 PB: 0 CS: 0	PA: 40
PITCHER	IP WLS BF H R ER SO BB IBB HBP BLK WP HR S P ERA WHIP	IP WLS BF H R ER SO BB IBB HBP BLK WP HR S P ERA WHIP	IP WLS BF H R ER SO BB IBB HBP BLK WP HR S P ERA WHIP	IP WLS BF H R ER SO BB IBB HBP BLK WP HR S P ERA WHIP	IP WLS BF H R ER SO BB IBB HBP BLK WP HR S P ERA WHIP	IP WLS BF H R ER SO BB IBB HBP BLK WP HR S P ERA WHIP	IP WLS BF H R ER SO BB IBB HBP BLK WP HR S P ERA WHIP	IP WLS BF H R ER SO BB IBB HBP BLK WP HR S P ERA WHIP	IP WLS BF H R ER SO BB IBB HBP BLK WP HR S P ERA WHIP	IP WLS BF H R ER SO BB IBB HBP BLK WP HR S P ERA WHIP	IP WLS BF H R ER SO BB IBB HBP BLK WP HR S P ERA WHIP	IP WLS BF H R ER SO BB IBB HBP BLK WP HR S P ERA WHIP	IP WLS BF H R ER SO BB IBB HBP BLK WP HR S P ERA WHIP	IP WLS BF H R ER SO BB IBB HBP BLK WP HR S P ERA WHIP	IP WLS BF H R ER SO BB IBB HBP BLK WP HR S P ERA WHIP	IP WLS BF H R ER SO BB IBB HBP BLK WP HR S P ERA WHIP				
Ryan Rupe, R ERA: 4.5	6.0	25	6	3	3	1	1	0	0	0	0	0	0	0	7	12	0.00	1.000		
Jim Meier, R ERA:	1.0	H	4	1	0	0	0	0	0	0	0	0	0	0	15	23	9.00	3.000		
Albie Lopez, R ERA: 9.0	1.0	H	6	2	1	1	0	1	0	0	0	0	0	0	13	22	0.00	3.000		
Roberto Hernandez, R ERA:	0.2	L	5	2	2	0	0	0	0	0	0	0	0	0	13	22	0.00	3.000		



Batter	1	2	3	4	5	6	7	8	9	AB	R	H	RBI	BB	SO	LOB	TOP				
Gerald Williams, R OBP: 0.333, SLG: 0.538										5	0	1	0	0	1	3	Tampa Bay Devil Rays @ Minnesota Twins Hubert H. Humphrey Metrodome, Minneapolis, MN Wed Apr 05 2000, 8:05 PM EDT Att. 7,089 - Dome - 72 F livebaseballscorecards.com				
Dave Martinez, L OBP: 0.182, SLG: 0.182										5	0	1	1	0	2	3					
Jose Canseco, R OBP: 0.467, SLG: 0.417										3	1	1	0	2	0	2					
Fred McGriff, L OBP: 0.429, SLG: 0.692 Steve Cox, L (8, 3)										3	1	1	0	1	1	3					
Greg Vaughn, R OBP: 0.429, SLG: 0.500										5	2	2	1	0	2	2					
Herbert Perry, R OBP: 0.417, SLG: 0.455										4	0	0	0	0	0	3					
John Flaherty, R OBP: 0.500, SLG: 0.917										4	1	2	1	0	1	2					
Kevin Stocker, S OBP: 0.417, SLG: 0.833										4	1	3	3	0	0	1					
Miguel Cairo, R OBP: 0.167, SLG: 0.167										4	1	2	1	0	0	1					
Inning Stats	R: 0 H: 0 E: 0 K: 2 S: 13	H: 0 R: 2 ER: 0 LOB: 2 BB: 2 P: 26	R: 1 H: 3 E: 0 K: 0 S: 9	H: 3 R: 0 ER: 0 LOB: 2 BB: 0 P: 13	R: 4 H: 4 E: 0 K: 1 S: 13	H: 4 R: 0 ER: 0 LOB: 1 BB: 1 P: 22	R: 0 H: 0 E: 0 K: 1 S: 9	H: 0 R: 0 ER: 0 LOB: 1 BB: 1 P: 15	R: 1 H: 2 E: 0 K: 0 S: 8	H: 2 R: 0 ER: 0 LOB: 0 BB: 0 P: 12	R: 1 H: 3 E: 0 K: 1 S: 11	H: 3 R: 0 ER: 0 LOB: 0 BB: 0 P: 19	R: 0 H: 0 E: 0 K: 0 S: 5	H: 0 R: 0 ER: 0 LOB: 0 BB: 0 P: 7	R: 0 H: 1 E: 0 K: 1 S: 11	H: 1 R: 0 ER: 0 LOB: 1 BB: 0 P: 16	R: 0 H: 0 E: 0 K: 2 S: 10	H: 0 R: 0 ER: 0 LOB: 0 BB: 0 P: 15	1B: 8 2B: 5 3B: 0 HR: 1	SF: 0 SAC: 0 DP: 2 HBP: 0	WP: 0 PA: 41 SB: 0 CS: 1
PITCHER	IP	WLS	BF	H	R	ER	SO	BB	IBB	HBP	BLK	WP	HR	S	P	ERA	WHIP				
Sean Bergman, R ERA: 15.0	3.0		18	7	5	5	3	2	0	0	0	0	1	35	61	15.00	3.000				
LaTroy Hawkins, R ERA: 4.5	4.0		16	5	2	2	2	1	0	0	0	0	0	33	53	4.50	1.500				
Mark Redman, L ERA:	1.0		4	1	0	0	1	0	0	0	0	0	0	11	16	0.00	1.000				
Eddie Guardado, L ERA:	1.0	W	3	0	0	0	2	0	0	0	0	0	0	10	15	0.00	0.000				

Batter	1	2	3	4	5	6	7	8	9	AB	R	H	RBI	BB	SO	LOB	BOTTOM				
Todd Walker, L OBP: 0.214, SLG: 0.214 Denny Hocking, S (9, FR)										5	1	1	0	0	0	1	Tampa Bay Devil Rays @ Minnesota Twins Hubert H. Humphrey Metrodome, Minneapolis, MN Wed Apr 05 2000, 8:05 PM EDT Att. 7,089 - Dome - 72 F livebaseballscorecards.com				
Cristian Guzman, S OBP: 0.357, SLG: 0.429										5	2	2	0	0	2						
Matt Lawton, L OBP: 0.357, SLG: 0.500 (9, 7)										4	2	3	4	1	0	0					
Butch Huskey, R OBP: 0.167, SLG: 0.182										4	1	1	1	0	1	3					
Corey Koskie, L OBP: 0.273, SLG: 0.455										4	1	1	1	0	0	1					
Ron Coomer, R OBP: 0.250, SLG: 0.143										3	1	0	0	1	1	0					
Jacque Jones, L OBP: 0.593, SLG: 0.667 (9, 8)										4	1	2	1	0	1	0					
Matthew LeCroy, R OBP: 0.167, SLG: 0.333 Midge Cummings, L OBP: 0.667, SLG: 1.000 (9, 9)										3	0	0	0	0	0	1					
Torii Hunter, R OBP: 0.250, SLG: 0.375 David Ortiz, L OBP: 0.167, SLG: 0.167 Marcus Jensen, S OBP: 0.500, SLG: 0.500 (9, 2)										3	0	1	0	0	0	0					
Inning Stats	R: 1 H: 1 E: 1 K: 0 S: 10	H: 1 R: 0 ER: 0 LOB: 0 BB: 0 P: 18	R: 0 H: 0 E: 0 K: 1 S: 5	H: 0 R: 0 ER: 0 LOB: 0 BB: 0 P: 9	R: 0 H: 1 E: 0 K: 0 S: 9	H: 1 R: 0 ER: 0 LOB: 2 BB: 1 P: 19	R: 0 H: 0 E: 0 K: 0 S: 6	H: 0 R: 0 ER: 0 LOB: 0 BB: 0 P: 9	R: 0 H: 0 E: 0 K: 1 S: 7	H: 0 R: 0 ER: 0 LOB: 0 BB: 0 P: 13	R: 0 H: 0 E: 0 K: 1 S: 7	H: 0 R: 0 ER: 0 LOB: 0 BB: 0 P: 7	R: 0 H: 1 E: 0 K: 1 S: 10	H: 1 R: 0 ER: 0 LOB: 1 BB: 0 P: 15	R: 6 H: 6 E: 0 K: 1 S: 22	H: 6 R: 3 ER: 0 LOB: 1 BB: 1 P: 37	R: 3 H: 3 E: 0 K: 0 S: 5	H: 3 R: 0 ER: 0 LOB: 1 BB: 0 P: 8	1B: 8 2B: 3 3B: 0 HR: 1	SF: 0 SAC: 0 DP: 0 HBP: 0	WP: 0 PA: 39 SB: 1 CS: 0
PITCHER	IP	WLS	BF	H	R	ER	SO	BB	IBB	HBP	BLK	WP	HR	S	P	ERA	WHIP				
Esteban Yan, R ERA:	7.0		26	3	1	0	3	1	0	0	0	0	0	11	16	40.50	4.500				
Dave Eiland, R ERA: 40.5	0.2		5	3	3	3	0	0	0	0	0	0	0	1	1	∞	∞				
Jim Morris, L ERA: 27.0	0.0		1	1	0	0	0	0	0	0	0	0	0	1	1	∞	∞				
Albie Lopez, R ERA: 20.25	0.1	B	4	2	3	3	1	1	0	0	0	0	0	10	20	81.00	9.000				
Rick White, R ERA: 16.2	0.0	L	3	3	3	3	0	0	0	0	0	0	1	5	8	∞	∞				

Batter	1	2	3	4	5	6	7	8	9	AB	R	H	RBI	BB	SO	LOB	TOP										
Gerald Williams, R OBP: 0.250, SLG: 0.389 (1, 8)	G6-3	G5-3			G6-3		G4-3		P3	5	0	0	0	0	0	4	Tampa Bay Devil Rays @ Minnesota Twins Hubert H. Humphrey Metrodome, Minneapolis, MN Thu Apr 06 2000, 1:05 PM EDT Att: 8,763 - Dome - 72 F livebaseballscorecards.com										
Dave Martinez, L OBP: 0.133, SLG: 0.133 (1, 9)	G1-6-3		G5-3			K		F7		4	0	0	0	0	1	0											
Jose Canseco, R OBP: 0.368, SLG: 0.313 (1, 10)	K		K			K		K		4	0	0	0	0	4	0											
Fred McGriff, L OBP: 0.389, SLG: 0.588 (1, 3)		FC5-4 1B	G4-3			F7		K		4	0	1	0	0	1	0											
Greg Vaughn, R OBP: 0.389, SLG: 0.625 (1, 7)		FC5-4 1B		G5-3			F8			4	2	1	1	0	0	1											
Herbert Perry, R OBP: 0.313, SLG: 0.333 (9, PR) Tony Graffanino, R (9, 5)		K		G6-3			G4-3		HR E5 SH3-4 1B	4	0	0	0	0	1	1											
Mike DiFelice, R OBP: 0.667, SLG: 0.667 (1, 2)		1B 3B 1B		P4			1B E 1B		SH3-4	3	2	2	0	0	0	0											
Kevin Stocker, S OBP: 0.500, SLG: 0.813 (1, 6)		1B 3B 1B		L6-3 1B			E 1B		F2	4	2	3	1	0	0	2											
Miguel Cairo, R OBP: 0.313, SLG: 0.500 (1, 4)		1H 3H 3B		L6-3 1B			E6 2B		1B	4	0	3	5	0	0	1											
Inning Stats	R: 0 E: 0 K: 1 S: 8	H: 0 LOB: 0 BB: 0 P: 13	R: 3 E: 0 K: 1 S: 14	H: 4 LOB: 1 BB: 0 P: 25	R: 0 E: 0 K: 1 S: 5	H: 0 LOB: 0 BB: 0 P: 6	R: 0 E: 0 K: 0 S: 8	H: 0 LOB: 0 BB: 0 P: 14	R: 0 E: 0 K: 2 S: 8	H: 1 LOB: 0 BB: 0 P: 11	R: 0 E: 0 K: 2 S: 8	H: 0 LOB: 0 BB: 0 P: 11	R: 2 E: 1 K: 0 S: 14	H: 3 LOB: 1 BB: 0 P: 19	R: 0 E: 0 K: 2 S: 12	H: 0 LOB: 0 BB: 0 P: 19	R: 2 E: 1 K: 0 S: 16	H: 2 LOB: 2 BB: 0 P: 23	1B: 7 2B: 2 3B: 1 HR: 1	SF: 0 SAC: 1 DP: 1 HBP: 0	WP: 0 PB: 0 CS: 0	PA: 37					
PITCHER	IP	WLS	BF	H	R	ER	SO	BB	IBB	HBP	BLK	WP	HR	S	P	ERA	WHIP										
Joe Mays, R ERA: 6.75 (1, 1)	6.2		27	8	5	5	5	0	0	0	0	0	0	62	96	6.75	1.200										
Bob Wells, R ERA: 3.39 (7, 1)	0.1	1	1	0	0	0	0	0	0	0	0	0	0	3	3	0.00	0.000										
Travis Miller, L ERA: 3.86 (8, 1)	1.0	B	4	1	1	1	2	0	0	0	0	0	1	15	25	9.00	1.000										
Hector Carrasco, R ERA: (9, 1)	1.0	L	5	1	1	0	0	0	0	0	0	0	0	13	17	0.00	1.000										
Batter	1	2	3	4	5	6	7	8	9	AB	R	H	RBI	BB	SO	LOB	BOTTOM										
Denny Hocking, S OBP: 0.500, SLG: 1.000 (1, 5)	SH1-3 1B 2B		2B 2B		1H 2B		G6-3	F7		5	2	3	1	0	0	0	Tampa Bay Devil Rays @ Minnesota Twins Hubert H. Humphrey Metrodome, Minneapolis, MN Thu Apr 06 2000, 1:05 PM EDT Att: 8,763 - Dome - 72 F livebaseballscorecards.com										
Cristian Guzman, S OBP: 0.412, SLG: 0.529 Midre Cummings, L OBP: 0.750, SLG: 1.000 (1, 6)	SH1-3		2B 2B		F7		1B 1B		1B	3	2	2	1	0	0	1											
Matt Lawton, L OBP: 0.368, SLG: 0.471 (1, 9)	F8-4-3 1B		L9		K		BB 1B		P6	5	1	2	1	0	1	3											
David Ortiz, L OBP: 0.273, SLG: 0.300 (1, 3)	F8-4-3		2B		K		FC6-4 1B BB		F7	4	0	1	1	1	1	3											
Ron Coomer, R OBP: 0.308, SLG: 0.182 (1, 10)		F9	F8			BB HBP	FC6-4 1B		K	4	0	1	2	0	1	2											
Jacque Jones, L OBP: 0.500, SLG: 0.563 (1, 7)	1B 1B		G3-1		K		FC6-4			4	0	1	0	0	1	3											
Marcus Jensen, S OBP: 0.375, SLG: 0.375 (1, 2)	G6-4-3 1B		F7		K		G6-3			4	0	1	0	0	1	3											
Tori Hunter, R OBP: 0.250, SLG: 0.273 (1, 8)	G6-4-3		G6-3			BB		G6-3		3	0	0	0	1	0	2											
Jason Maxwell, R OBP: 0.250, SLG: 0.250 (1, 4)			F3		2B 1B		F9		K	4	1	1	0	0	1	2											
Inning Stats	R: 1 E: 0 K: 0 S: 7	H: 2 LOB: 0 BB: 0 P: 11	R: 0 E: 0 K: 0 S: 10	H: 2 LOB: 1 BB: 0 P: 16	R: 2 E: 0 K: 0 S: 13	H: 3 LOB: 1 BB: 0 P: 22	R: 0 E: 0 K: 0 S: 6	H: 0 LOB: 0 BB: 0 P: 9	R: 1 E: 0 K: 2 S: 11	H: 2 LOB: 1 BB: 0 P: 17	R: 0 E: 0 K: 2 S: 7	H: 0 LOB: 2 BB: 1 P: 14	R: 2 E: 0 K: 0 S: 10	H: 3 LOB: 2 BB: 1 P: 20	R: 0 E: 0 K: 1 S: 5	H: 0 LOB: 0 BB: 0 P: 11	R: 0 E: 0 K: 1 S: 9	H: 1 LOB: 1 BB: 0 P: 11	1B: 8 2B: 6 3B: 0 HR: 0	SF: 0 SAC: 1 DP: 2 HBP: 1	WP: 0 PB: 0 CS: 0	PA: 41					
PITCHER	IP	WLS	BF	H	R	ER	SO	BB	IBB	HBP	BLK	WP	HR	S	P	ERA	WHIP										
Dan Wheeler, R ERA: 6.0 (1, 1)	6.0		27	9	4	4	4	1	0	1	0	0	0	54	89	6.00	1.667										
Jim Mecir, R ERA: 6.0 (7, 1)	2.0	W	10	3	2	2	1	1	0	0	0	0	0	15	31	9.00	2.000										
Roberto Hernandez, R ERA: (9, 1)	1.0	S	4	1	0	0	1	0	0	0	0	0	0	9	11	0.00	1.000										

Batter	1	2	3	4	5	6	7	8	9	AB	R	H	RBI	BB	SO	LOB	TOP										
Todd Walker, L (1, 4) OBP: 0.263, SLG: 0.263	G3-1	K						G6-4-3		5	0	2	0	0	1	4	Minnesota Twins @ Kansas City Royals Kauffman Stadium, Kansas City, MO Fri Apr 07 2000, 1:05 PM CDT Att: 40,474 - Cloudy - 63 F										
Cristian Guzman, S (1, 6) OBP: 0.495, SLG: 0.591	G5-3			K			F7	K		5	0	2	3	0	2	4											
Matt Lawton, L (1, 9) OBP: 0.333, SLG: 0.409	G5-3	G3		K					G1-3	5	0	1	0	0	1	5											
Butch Huskey, R (1, 10) OBP: 0.118, SLG: 0.125	P5		K2-3				F9		G1-3	5	0	0	0	0	2	3											
Corey Koskie, L (1, 5)		1B G3-1 BB		K			E WP 2B		F8									3 2 1 0 2 1 0									
Ron Coomer, R (1, 3) OBP: 0.278, SLG: 0.188		BB G3-1 3B 1B		G6-3			F9		F9	5	1	1	0	0	0	2											
Jacque Jones, L (1, 7) OBP: 0.500, SLG: 0.700	G3-1			G3-1						4	1	2	2	0	0	1											
Matthew LeCroy, R (1, 2) OBP: 0.300, SLG: 0.333		BB 3B BB		1B 1B 1B			F3		F8	3	1	1	0	1	0	1											
Torii Hunter, R (1, 8) OBP: 0.375, SLG: 0.357		1-2 2-3 3B BB		1-2 1B			P4		G6-4-3 1B	3	1	2	0	1	0	0											
Inning Stats	R: 0 E: 0 K: 0 S: 15	H: 1 LOB: 1 BB: 0 P: 20	R: 4 E: 0 K: 1 S: 19	H: 2 LOB: 1 BB: 3 P: 38	R: 0 E: 0 K: 2 S: 9	H: 0 LOB: 0 BB: 0 P: 13	R: 0 E: 0 K: 2 S: 16	H: 3 LOB: 3 BB: 0 P: 24	R: 2 E: 1 K: 1 S: 11	H: 2 LOB: 2 BB: 0 P: 18	R: 0 E: 0 K: 1 S: 8	H: 1 LOB: 1 BB: 0 P: 5	R: 0 E: 0 K: 1 S: 7	H: 1 LOB: 0 BB: 1 P: 10	R: 0 E: 0 K: 0 S: 6	H: 0 LOB: 1 BB: 1 P: 12	1B: 9 2B: 1 3B: 1 HR: 1	SF: 0 SAC: 0 DP: 1 HBP: 0	WP: 1 PB: 0 SB: 0 CS: 0	PA: 42							
PITCHER	IP	WLS	BF	H	R	ER	SO	BB	IBB	HBP	BLK	WP	HR	S	P	ERA	WHIP										
Mac Suzuki, R (1, 1) ERA: 9.0	4.0		21	6	4	4	5	3	0	0	0	0	0	59	95	9.00	2.250										
49 Chris Fussell, R (5, 1) ERA:	4.0	W	17	6	2	0	2	0	0	0	0	1	1	30	45	0.00	1.500										
Dan Reichert, R (9, 1) ERA: 3.0	1.0		4	0	0	0	0	1	0	0	0	0	0	6	12	0.00	1.000										

Batter	1	2	3	4	5	6	7	8	9	AB	R	H	RBI	BB	SO	LOB	BOTTOM											
Johnny Damon, L (1, 7) OBP: 0.160, SLG: 0.200	F8		FC6-4							5	1	2	0	0	1	1	Minnesota Twins @ Kansas City Royals Kauffman Stadium, Kansas City, MO Fri Apr 07 2000, 1:05 PM CDT Att: 40,474 - Cloudy - 63 F											
Carlos Febles, R (1, 4) OBP: 0.435, SLG: 0.368	L7									4	2	3	0	1	0	0												
Carlos Beltrán, S (1, 8) OBP: 0.217, SLG: 0.227	L7		1-4-3-4-3-5-2		L8					5	1	0	0	0	1	7												
Jermaine Dye, R (1, 9) OBP: 0.478, SLG: 0.900		G4-3			G6-3					5	3	3	3	0	0	1												
29 Mike Sweeney, R (1, 3) OBP: 0.524, SLG: 1.000		F7			G5-3					5	2	3	4	0	0	1												
Dave McCarty, R (9, 3)										0	0	0	0	0	0	0												
Joe Randa, R (1, 5) OBP: 0.591, SLG: 0.889					G6-3					3	0	1	1	2	0	2												
Mark Quinn, R (1, 10) OBP: 0.381, SLG: 0.333					K					4	0	1	0	1	1	4												
Brian Johnson, R (1, 2) OBP: 0.231, SLG: 0.500										3	1	1	1	0	1	4												
Gregg Zaun, S (7, PH) OBP: 0.444, SLG: 0.375										2	0	0	0	0	0	3												
Rey Sanchez, R (1, 6) OBP: 0.278, SLG: 0.188					G5-3					4	0	1	0	0	1	4												
Inning Stats	R: 0 E: 0 K: 0 S: 7	H: 0 LOB: 0 BB: 0 P: 13	R: 0 E: 0 K: 0 S: 12	H: 1 LOB: 1 BB: 1 P: 18	R: 0 E: 0 K: 0 S: 7	H: 1 LOB: 1 BB: 1 P: 13	R: 0 E: 0 K: 1 S: 9	H: 1 LOB: 1 BB: 0 P: 10	R: 1 E: 0 K: 2 S: 15	H: 2 LOB: 2 BB: 0 P: 20	R: 4 E: 0 K: 1 S: 25	H: 5 LOB: 2 BB: 1 P: 39	R: 4 E: 1 K: 0 S: 18	H: 3 LOB: 1 BB: 1 P: 30	1B: 8 2B: 4 3B: 0 HR: 4	SF: 0 SAC: 0 DP: 1 HBP: 0	WP: 0 PB: 0 SB: 0 CS: 0	PA: 44										
PITCHER	IP	WLS	BF	H	R	ER	SO	BB	IBB	HBP	BLK	WP	HR	S	P	ERA	WHIP											
Johan Santana, L (1, 1) ERA: 1.5	5.0		21	5	1	1	2	2	0	0	0	0	0	2	32	45	33.75	4.500										
Bob Weir, R (6, 1) ERA: 13.5	1.1		11	6	5	5	3	0	0	0	0	0	2	32	45	33.75	4.500											
Hector Carrasco, R (7, 1) ERA:	0.2		4	1	0	0	0	1	0	0	0	0	0	8	14	0.00	3.000											
Travis Miller, L (8, 1) ERA: 13.5	0.1	L	6	3	4	3	0	1	0	0	0	0	1	14	24	81.00	12.000											
Eddie Guardado, L (8, 1) ERA:	0.2		2	0	0	0	0	0	0	0	0	0	0	4	6	0.00	0.000											

AB 38
R 6
H 12
RBI 5
BB 4
SO 7
LOB 20



AB 40
R 10
H 15
RBI 9
BB 4
SO 5
LOB 27



Batter	1	2	3	4	5	6	7	8	9	AB	R	H	RBI	BB	SO	LOB	TOP					
Todd Walker, L (1.4) OBP: 0.250, SLG: 0.375	F7		G3-1				G6-3		FC4-6	5	1	1	1	0	0	1						
Denny Hocking, S (1.6) OBP: 0.400, SLG: 0.900	F8		K				K			4	0	1	0	0	2	0						
Matt Lawton, L (1.9) OBP: 0.321, SLG: 0.360	G1									3	1	0	0	1	0	1						
David Ortiz, L (1.3) OBP: 0.429, SLG: 0.455 Ron Coomer, R (6.3) OBP: 0.293, SLG: 0.176										1	0	1	0	2	0	0						
Corey Koskie, L (1.5) OBP: 0.350, SLG: 0.444										1	0	0	0	0	0	0						
Butch Huskey, R (1.10) OBP: 0.143, SLG: 0.150										4	0	1	0	0	1	4						
Jacque Jones, L (1.7) OBP: 0.417, SLG: 0.583										4	0	1	1	0	1	4						
Marcus Jensen, S (1.2) OBP: 0.250, SLG: 0.250										4	0	0	0	0	1	4						
Tori Hunter, R (1.8) OBP: 0.350, SLG: 0.333										4	0	1	0	0	1	0						
Inning Stats	R: 0 E: 0 K: 0 S: 4	H: 0 LOB: 0 BB: 0 P: 8	R: 0 E: 0 K: 2 S: 19	H: 1 LOB: 2 BB: 1 P: 28	R: 0 E: 0 K: 2 S: 8	H: 0 LOB: 0 BB: 0 P: 14	R: 1 E: 0 K: 1 S: 11	H: 1 LOB: 1 BB: 1 P: 19	R: 1 E: 0 K: 0 S: 10	H: 2 LOB: 1 BB: 0 P: 15	R: 0 E: 0 K: 1 S: 11	H: 1 LOB: 2 BB: 1 P: 17	R: 0 E: 0 K: 1 S: 7	H: 0 LOB: 0 BB: 0 P: 9	R: 0 E: 1 K: 1 S: 9	H: 0 LOB: 1 BB: 0 P: 13	R: 0 E: 0 K: 1 S: 10	H: 1 LOB: 1 BB: 0 P: 14	1B: 3 2B: 1 3B: 1 HR: 1	SF: 0 SAC: 0 DP: 0 HBP: 0	WP: 0 PB: 0 SB: 0 CS: 0	PA: 37
PITCHER	IP	WLS	BF	H	R	ER	SO	BB	IBB	HBP	BLK	WP	HR	S	P	ERA	WHIP					
Jeff Suppan, R (1.1) ERA: 4.91	6.0	W	26	5	2	2	6	3	0	0	0	0	1	63	101	3.00	1.333					
Jose Santiago, R (7.1) ERA:	3.0	S	11	1	0	0	2	0	0	0	0	0	0	26	36	0.00	0.333					

Minnesota Twins @ Kansas City Royals
Kauffman Stadium, Kansas City, MO
Sat Apr 08 2000, 1:05 PM CDT
Att: 17,133 - Sunny - 60 F

AB 34
R 2
H 6
RBI 2
BB 3
SO 8
LOB 19

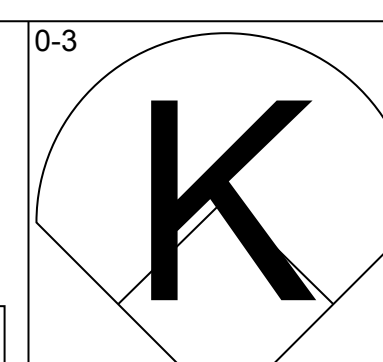
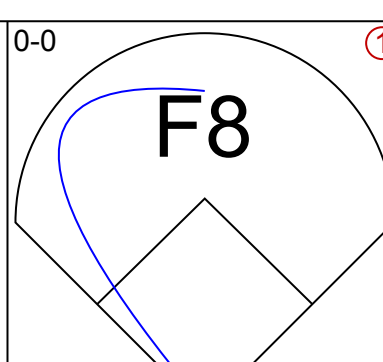
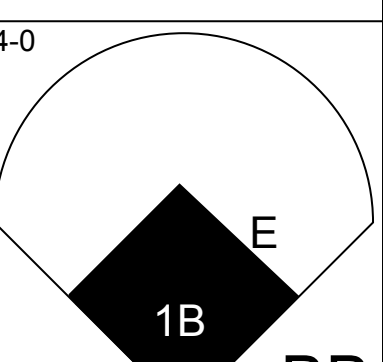
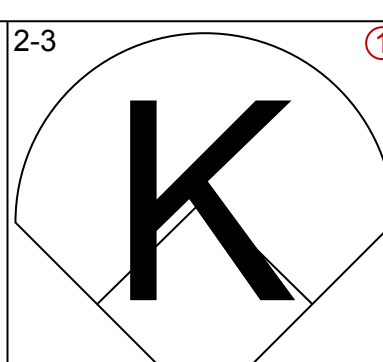
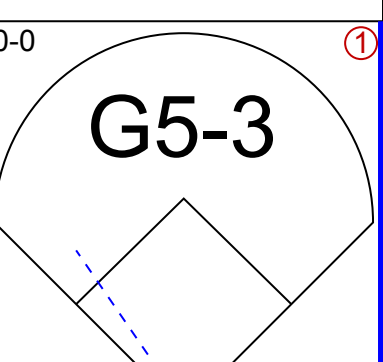
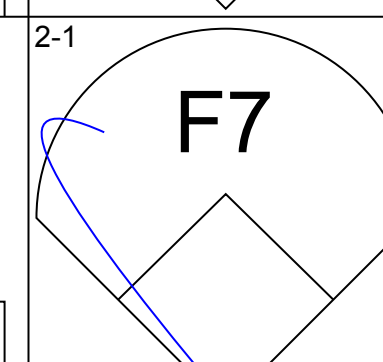
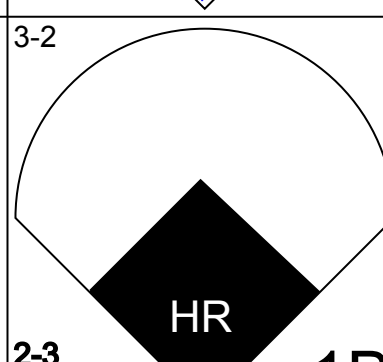
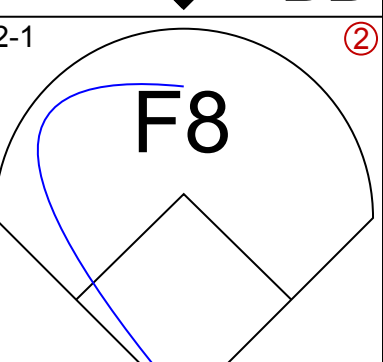
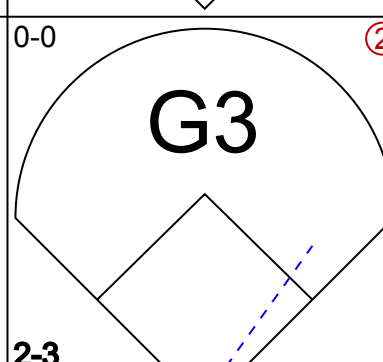
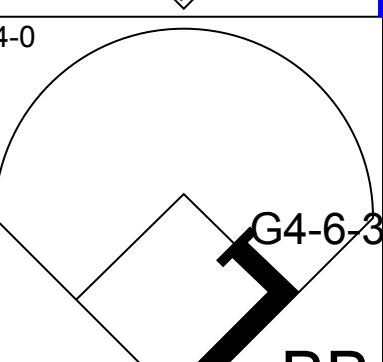
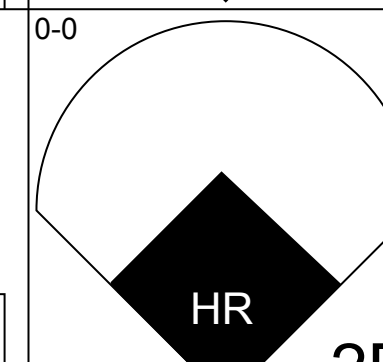
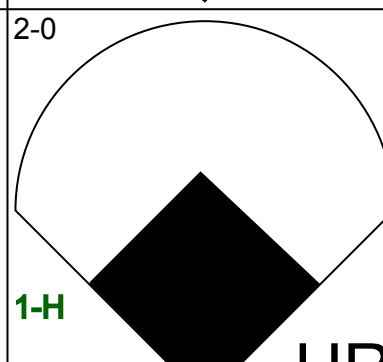
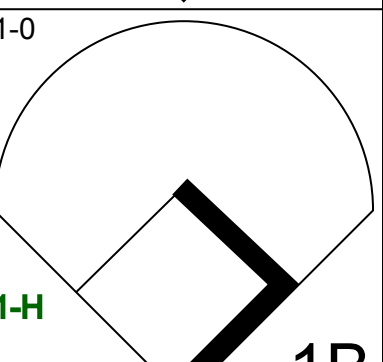
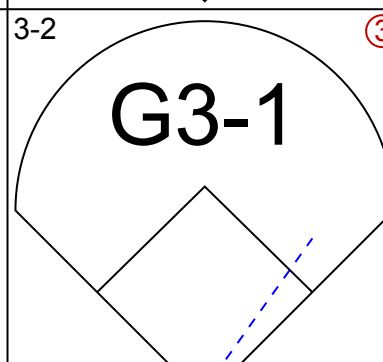
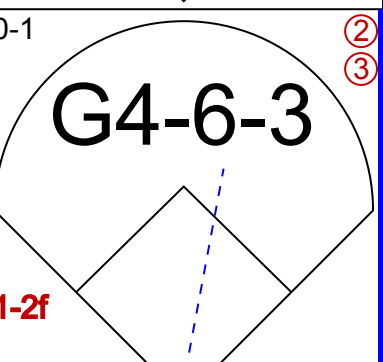
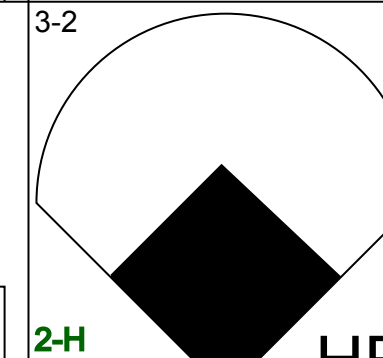
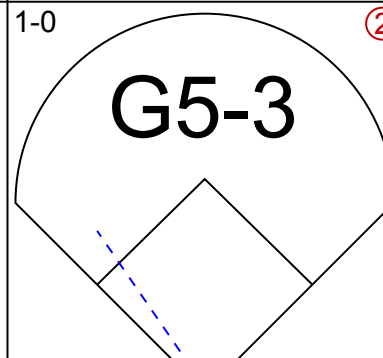
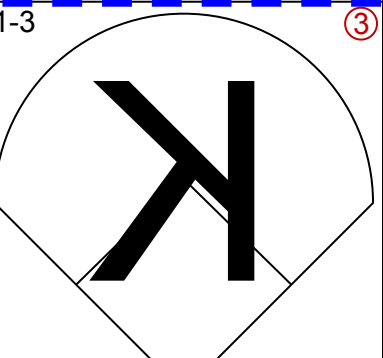


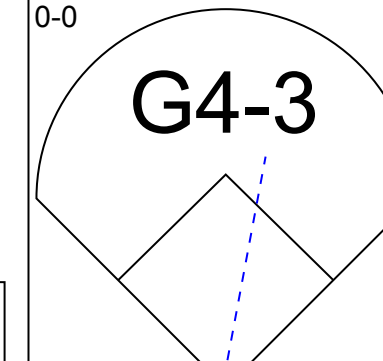
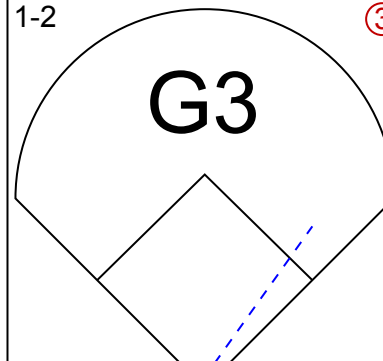
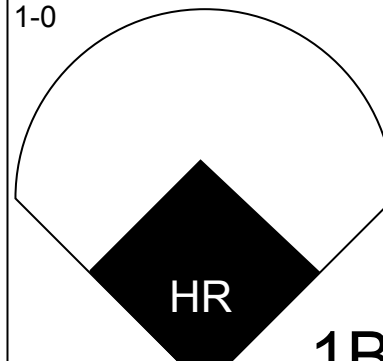

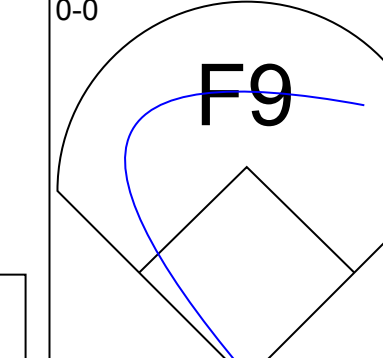
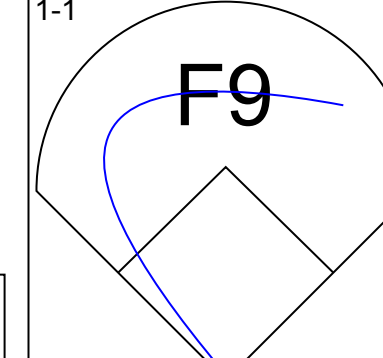
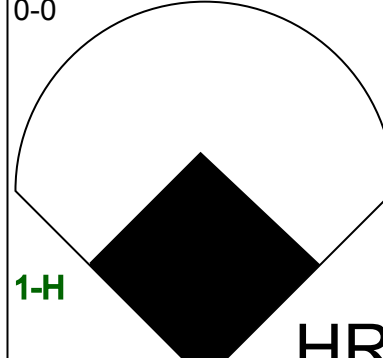

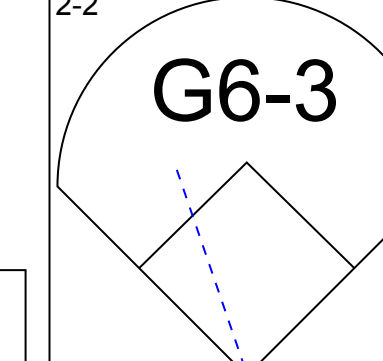
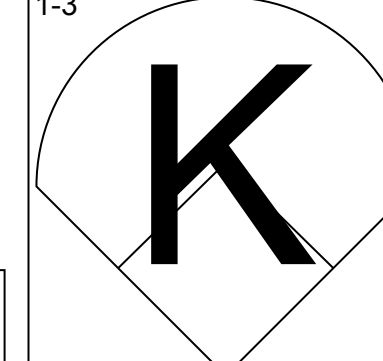
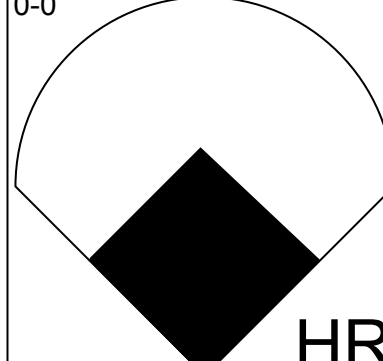

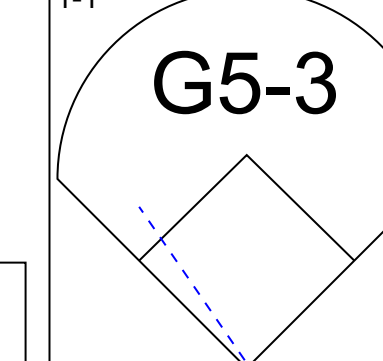
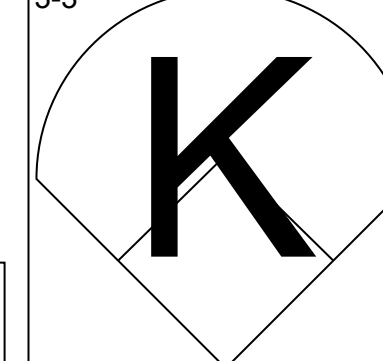
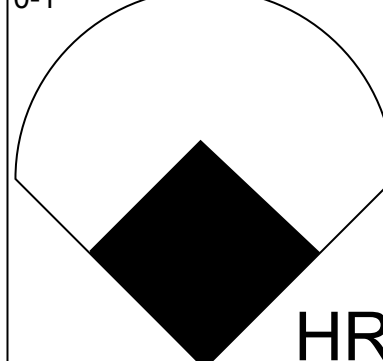
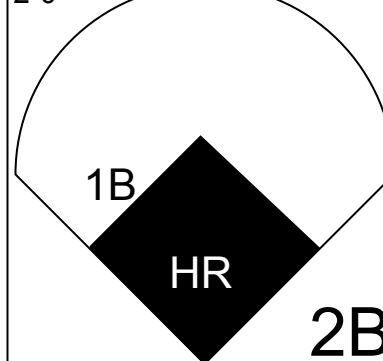
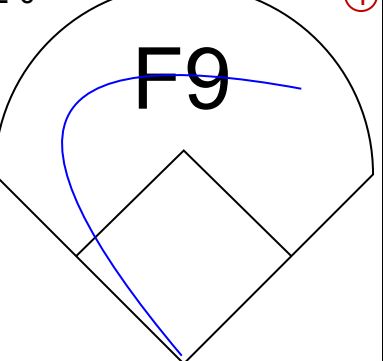
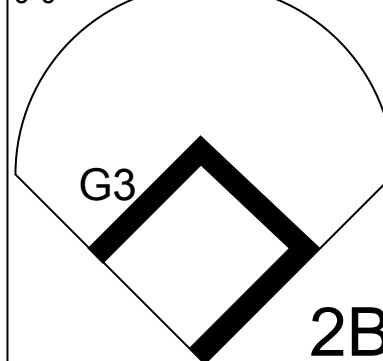



Batter	1	2	3	4	5	6	7	8	9	AB	R	H	RBI	BB	SO	LOB	BOTTOM				
Johnny Damon, L (1.7) OBP: 0.207, SLG: 0.321	SF9		F8				SF8			3	2	2	1	0	0	0					
Carlos Febles, R (1.4) OBP: 0.407, SLG: 0.348	L6									4	0	1	0	0	0	2					
Carlos Beltrán, S (1.8) OBP: 0.259, SLG: 0.320	SF9									3	1	2	2	0	0	0					
Jermaine Dye, R (1.9) OBP: 0.481, SLG: 0.833	F7									4	0	2	1	0	0	1					
29 Mike Sweeney, R (1.3) OBP: 0.440, SLG: 0.833 Dave McCarty, R (9.3)										4	0	0	0	0	0	3					
Joe Randa, R (1.5) OBP: 0.538, SLG: 0.773										0	0	0	0	0	0	0					
Joe Randa, R (1.5) OBP: 0.538, SLG: 0.773										4	1	1	0	0	0	1					
Mark Quinn, R (1.10) OBP: 0.333, SLG: 0.286										3	0	0	0	0	0	1					
Gregg Zaun, S (1.2) OBP: 0.417, SLG: 0.364										3	1	1	0	0	1	0					
Rey Sanchez, R (1.6) OBP: 0.286, SLG: 0.263										3	0	1	1	0	0	0					
Inning Stats	R: 1 E: 0 K: 0 S: 8	H: 1 LOB: 0 BB: 0 P: 11	R: 0 E: 0 K: 0 S: 6	H: 0 LOB: 0 BB: 0 P: 10	R: 0 E: 0 K: 1 S: 5	H: 0 LOB: 0 BB: 0 P: 8	R: 0 E: 1 K: 0 S: 8	H: 1 LOB: 1 BB: 0 P: 14	R: 0 E: 0 K: 0 S: 5	H: 0 LOB: 0 BB: 0 P: 8	R: 2 E: 0 K: 0 S: 16	H: 3 LOB: 1 BB: 0 P: 25	R: 2 E: 0 K: 0 S: 11	H: 4 LOB: 2 BB: 0 P: 13	R: 0 E: 0 K: 0 S: 10	H: 1 LOB: 1 BB: 0 P: 12	1B: 7 2B: 2 3B: 1 HR: 0	SF: 2 SAC: 0 DP: 0 HBP: 0	WP: 0 PB: 0 SB: 2 CS: 0	PA: 33	
PITCHER	IP	WLS	BF	H	R	ER	SO	BB	IBB	HBP	BLK	WP	HR	S	P	ERA	WHIP				
Brad Radke, R (1.1) ERA: 8.74	6.1	L	27	8	5	5	1	0	0	0	0	0	0	3	3	0.00	1.500				
Eddie Guardado, L (7.1) ERA:	0.2		2	1	0	0	0	0	0	0	0	0	0	3	3	0.00	1.500				
LaTroy Hawkins, R (8.1) ERA: 3.6	1.0		4	1	0	0	0	0	0	0	0	0	0	10	12	0.00	1.000				

Minnesota Twins @ Kansas City Royals
Kauffman Stadium, Kansas City, MO
Sat Apr 08 2000, 1:05 PM CDT
Att: 17,133 - Sunny - 60 F

AB 31
R 5
H 10
RBI 5
BB 0
SO 1
LOB 8



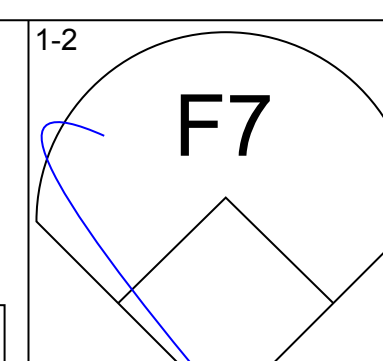
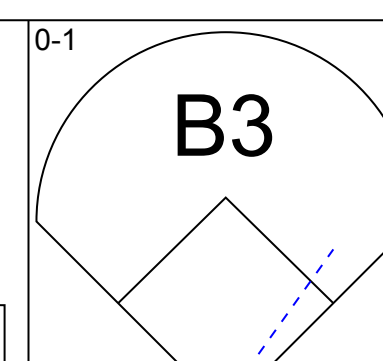

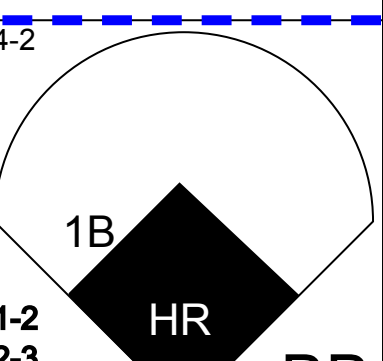
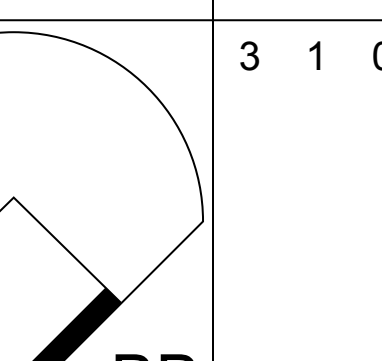
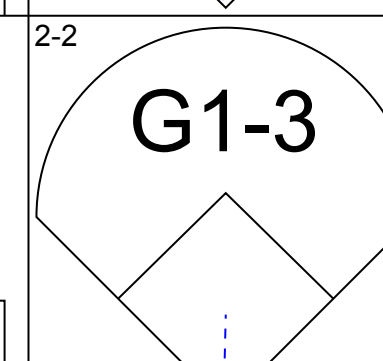
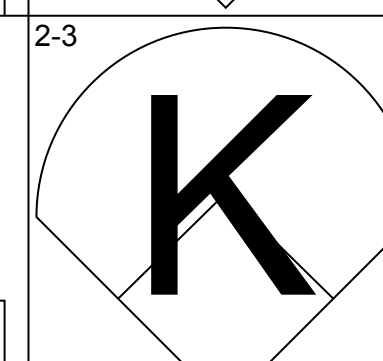

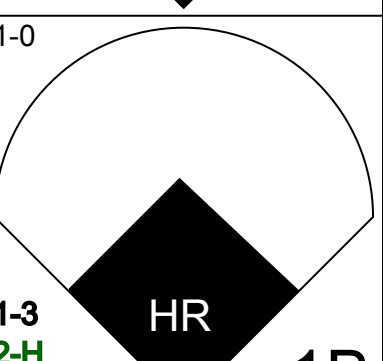
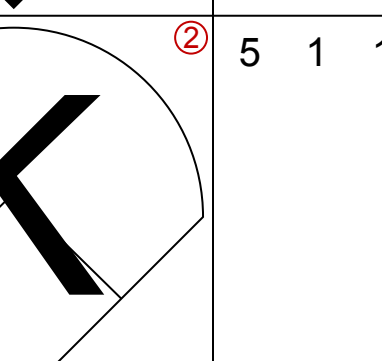
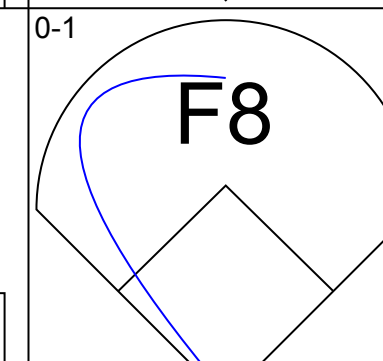
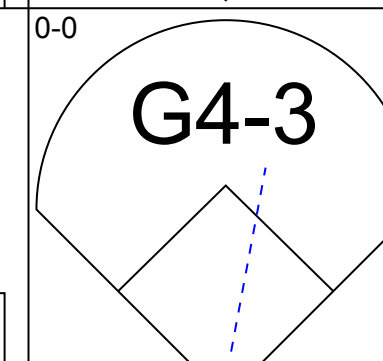

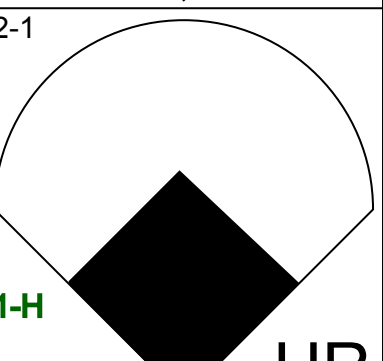
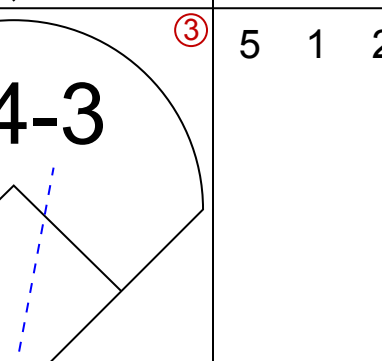
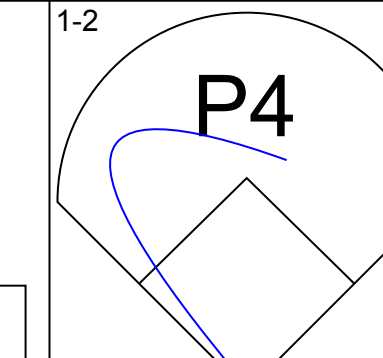
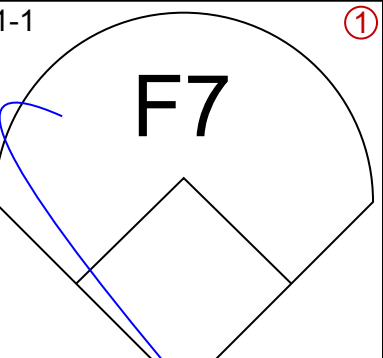

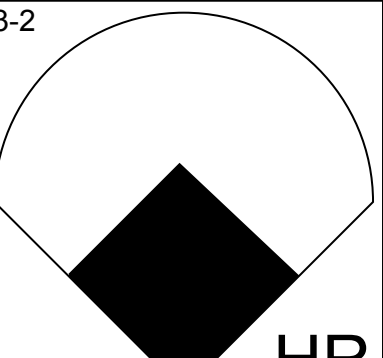
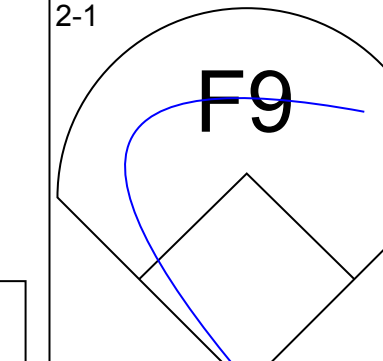
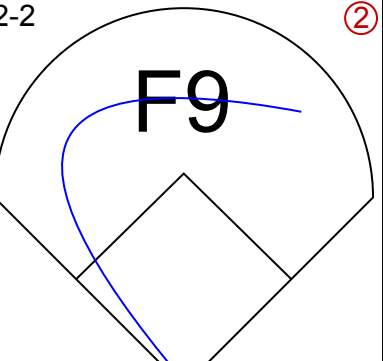

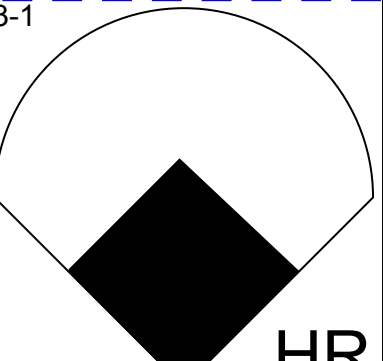
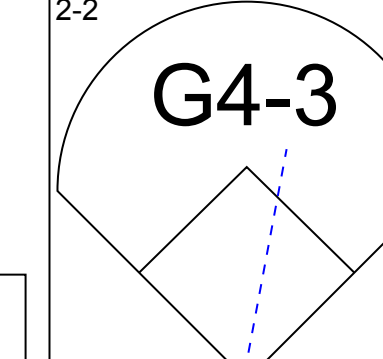
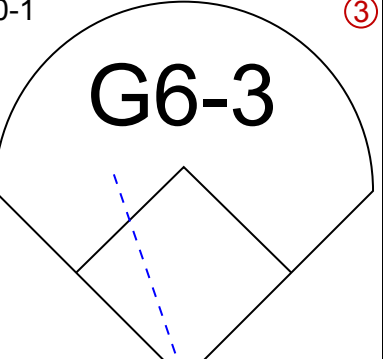
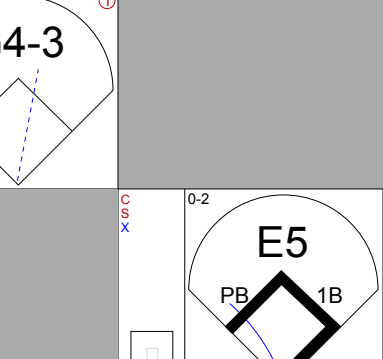
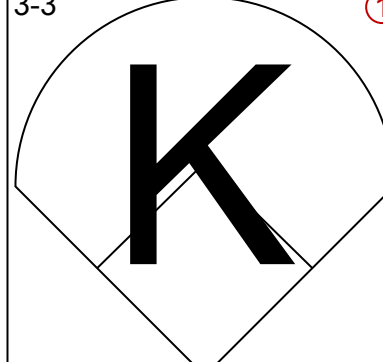

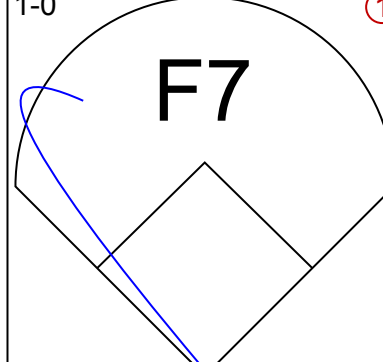
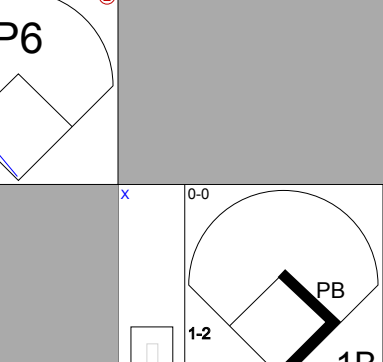
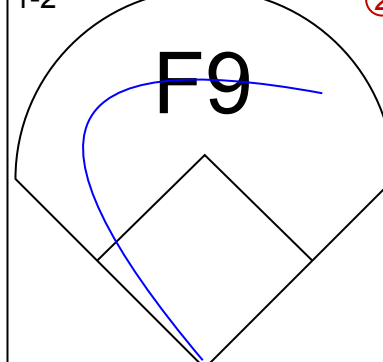

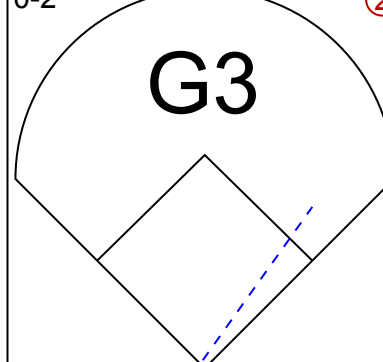
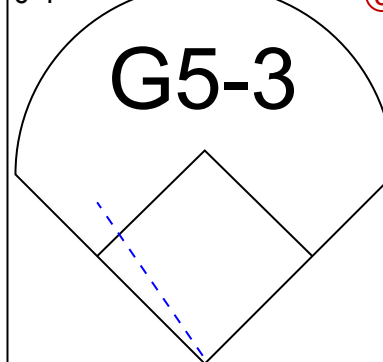

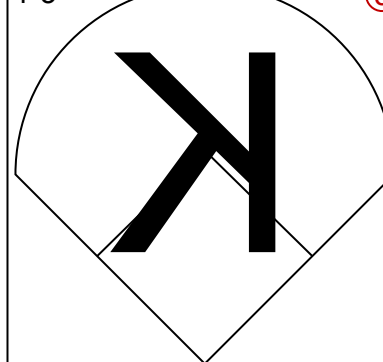
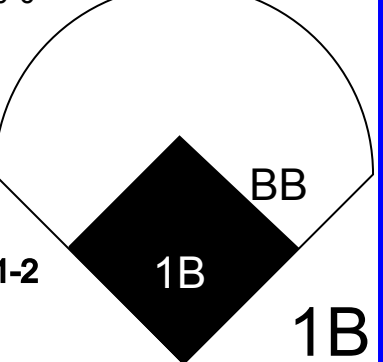
Batter	1	2	3	4	5	6	7	8	9	AB	R	H	RBI	BB	SO	LOB	TOP					
Todd Walker, L (1,4) OBP: 0.241, SLG: 0.321 Jason Maxwell, R (8,4) OBP: 0.250, SLG: 0.250										4	1	0	0	1	2	2						
Cristian Guzman, S (1,6) OBP: 0.407, SLG: 0.538										4	1	1	0	1	0	2						
Matt Lawton, L (1,9) OBP: 0.364, SLG: 0.533 Denny Hocking, S (8,9) OBP: 0.400, SLG: 0.900										5	2	3	4	0	0	2						
Butch Huskey, R (1,10) OBP: 0.200, SLG: 0.375 Midge Cummings, L (9,PH) OBP: 0.500, SLG: 1.200										4	2	2	2	0	1	1						
Corey Koskie, L (1,5)										5	2	2	1	0	0	1						
Ron Coomer, R (1,3)										5	2	2	4	0	0	1						
Jacque Jones, L (1,7) OBP: 0.379, SLG: 0.621										5	1	1	1	0	1	1						
Matthew LeCroy, R (1,2) OBP: 0.357, SLG: 0.615										4	1	2	1	0	1	0						
Tori Hunter, R (1,8) OBP: 0.375, SLG: 0.455										4	1	2	0	0	0	1						
Inning Stats	R: 2 E: 0 K: 1 S: 11	H: 2 LOB: 0 BB: 0 P: 16	R: 0 E: 0 K: 0 S: 6	H: 0 LOB: 0 BB: 0 P: 9	R: 3 E: 0 K: 0 S: 10	H: 3 LOB: 0 BB: 0 P: 19	R: 0 E: 0 K: 2 S: 8	H: 0 LOB: 0 BB: 0 P: 13	R: 1 E: 1 K: 1 S: 7	H: 1 LOB: 1 BB: 1 P: 17	R: 4 E: 0 K: 1 S: 15	H: 5 LOB: 1 BB: 0 P: 21	R: 3 E: 0 K: 0 S: 16	H: 4 LOB: 0 BB: 0 P: 25	R: 0 E: 0 K: 0 S: 3	H: 0 LOB: 0 BB: 0 P: 7	R: 0 E: 0 K: 0 S: 11	H: 1 LOB: 1 BB: 0 P: 16	1B: 5 2B: 5 3B: 0 HR: 6	SF: 0 SAC: 0 DP: 2 HBP: 0	WP: 0 PB: 0 CS: 0	PA: 43
PITCHER	IP	WLS	BF	H	R	ER	SO	BB	IBB	HBP	BLK	WP	HR	S	P	ERA	WHIP					
Jay Witasick, R (1,1) ERA: 9.31	4.2	L	21	6	6	5	3	1	0	0	0	0	2	39	70	9.64	1.500					
Brad Rigby, R (5,1) ERA: 18.88	1.1		12	8	7	7	2	0	0	0	0	0	4	27	40	47.25	6.000					
Jerry Spradlin, R (7,1) ERA: 1.93	3.0		10	2	0	0	0	1	0	0	0	0	0	21	33	0.00	1.000					

Minnesota Twins @ Kansas City Royals
Kauffman Stadium, Kansas City, MO
Sun Apr 09 2000, 1:05 PM CDT
Att: 20,480 - Sunny - 65 F

livebaseballscores.com

AB 41
R 13
H 16
RBI 13
BB 2
SO 5
LOB 11



Batter	1	2	3	4	5	6	7	8	9	AB	R	H	RBI	BB	SO	LOB	BOTTOM					
Johnny Damon, L (1,7) OBP: 0.235, SLG: 0.290										3	1	0	0	2	0	0						
Carlos Febles, R (1,4) OBP: 0.375, SLG: 0.321										5	1	1	2	0	2	1						
Carlos Beltrán, S (1,8) OBP: 0.281, SLG: 0.467										5	1	2	3	0	0	1						
Jermaine Dye, R (1,9) OBP: 0.484, SLG: 0.893										4	1	2	1	0	0	0						
29 Mike Sweeney, R (1,10) OBP: 0.414, SLG: 0.857										4	1	1	1	0	0	2						
Joe Randa, R (1,5) OBP: 0.497, SLG: 0.654										4	0	0	0	0	0	1						
Dave McCarty, R (1,3) OBP: 0.200, SLG: 0.200										4	0	1	0	0	1	0						
Brian Johnson, R (1,2) OBP: 0.235, SLG: 0.438										4	1	1	0	0	0	2						
Rey Sanchez, R (1,6) OBP: 0.292, SLG: 0.273 Luis Ordaz, R (8,PR) (9,6)										3	0	1	0	0	1	0						
Inning Stats	R: 0 E: 0 K: 0 S: 9	H: 0 LOB: 0 BB: 0 P: 12	R: 0 E: 0 K: 0 S: 9	H: 0 LOB: 0 BB: 0 P: 14	R: 0 E: 0 K: 1 S: 9	H: 0 LOB: 0 BB: 0 P: 13	R: 0 E: 0 K: 1 S: 6	H: 0 LOB: 0 BB: 0 P: 8	R: 0 E: 0 K: 0 S: 7	H: 0 LOB: 0 BB: 0 P: 10	R: 0 E: 0 K: 1 S: 7	H: 0 LOB: 0 BB: 0 P: 9	R: 0 E: 0 K: 0 S: 17	H: 2 LOB: 2 BB: 0 P: 20	R: 7 E: 1 K: 0 S: 28	H: 7 LOB: 3 BB: 1 P: 46	R: 0 E: 0 K: 1 S: 8	H: 0 LOB: 1 BB: 1 P: 16	1B: 5 2B: 1 3B: 0 HR: 3	SF: 0 SAC: 0 DP: 0 HBP: 0	WP: 0 PB: 1 CS: 0	PA: 39
PITCHER	IP	WLS	BF	H	R	ER	SO	BB	IBB	HBP	BLK	WP	HR	S	P	ERA	WHIP					
Eric Milton, L (1,1) ERA: 4.61	7.2		27	4	2	2	3	0	0	0	0	0	0	74	100	2.35	0.522					
Eddie Guardado, L (8,1) ERA: 15.43	0.0		4	3	4	4	0	1	0	0	0	0	2	10	20	∞	∞					
Hector Carrasco, R (8,1) ERA: 1.69	1.1		8	2	1	1	1	1	0	0	0	0	1	16	28	6.75	2.250					

Minnesota Twins @ Kansas City Royals
Kauffman Stadium, Kansas City, MO
Sun Apr 09 2000, 1:05 PM CDT
Att: 20,480 - Sunny - 65 F

livebaseballscores.com

AB 37
R 7
H 9
RBI 7
BB 2
SO 4
LOB 7



Batter	1	2	3	4	5	6	7	8	9	AB	R	H	RBI	BB	SO	LOB	TOP										
Denny Hocking, S OBP: 0.267, SLG: 0.600 (1, 7)	1-2 G6-3		1-2 G5-3			0-1 G6-3	3-1 P6		2-0 P7	5	0	0	0	0	0	1											
Cristian Guzman, S OBP: 0.375, SLG: 0.484 (1, 6)	0-0 F8		2-1 G5-3			0-1 BLK E 1B		3-2 E3	1-2 G4-3	5	1	1	0	0	0	1											
Matt Lawton, L OBP: 0.351, SLG: 0.529 (1, 9)	2-2 G3-1			2-2 G6-3		0-1 E6 2B		1-3 K		4	1	1	1	0	1	0											
Butch Huskey, R OBP: 0.207, SLG: 0.357 (1, 10)		2-1 P4		1-2 L4		1-0 F7		2-2 K		4	0	1	0	0	0	1											
Ron Coomer, R OBP: 0.321, SLG: 0.520 (1, 3)		4-2 2B G4-3 BB		2-2 L8		1-2 K		0-3 K		3	1	1	1	1	1	1											
Matthew LeCroy, R OBP: 0.444, SLG: 0.688 (1, 2)		2-1 G4-3 2B			3-2 K	4-2 K			0-3 K	3	0	2	0	1	1	0											
Corey Koskie, L OBP: 0.345, SLG: 0.444 (1, 5)		0-0 G4-3		1-1 F8		0-1 L9		3-2 HR 2B		4	1	1	1	0	0	4											
Tori Hunter, R OBP: 0.346, SLG: 0.417 Jacque Jones, L OBP: 0.387, SLG: 0.710 (7, 8)	2-3 3-H 2-2 G4-3				0-2 P4		1-3 K		1-2 HR	2	0	0	0	0	0	2											
Jason Maxwell, R OBP: 0.167, SLG: 0.167 Todd Walker, L OBP: 0.258, SLG: 0.310 (7, 4)			1-1 L7		2-2 F8		2-3 K		4-1 BLK BB	2	0	0	0	0	0	1											
Inning Stats	R: 0 E: 0 K: 0 S: 7	H: 0 LOB: 0 BB: 0 P: 10	R: 1 E: 0 K: 0 S: 13	H: 1 LOB: 1 BB: 1 P: 23	R: 0 E: 0 K: 0 S: 7	H: 0 LOB: 0 BB: 0 P: 11	R: 0 E: 0 K: 0 S: 11	H: 0 LOB: 0 BB: 0 P: 16	R: 0 E: 0 K: 0 S: 13	H: 1 LOB: 1 BB: 0 P: 19	R: 2 E: 1 K: 0 S: 15	H: 3 LOB: 2 BB: 0 P: 21	R: 0 E: 0 K: 2 S: 8	H: 0 LOB: 0 BB: 0 P: 14	R: 0 E: 1 K: 2 S: 16	H: 1 LOB: 1 BB: 0 P: 20	R: 2 E: 0 K: 1 S: 14	H: 2 LOB: 1 BB: 1 P: 25	1B: 3 2B: 4 3B: 0 HR: 1	SF: 0 SAC: 0 DP: 0 HBP: 0	WP: 0 PB: 0 SB: 0 CS: 0	PA: 38					
PITCHER	IP	WLS	BF	H	R	ER	SO	BB	IBB	HBP	BLK	WP	HR	S	P	ERA	WHIP										
50 José Rosado, L ERA: 3.75 Dan Reichert, R ERA: 1.8 Ricky Bottalico, R ERA: 13.5	(1, 1)	6.0	25	5	3	3	0	2	0	0	1	0	0	66	100	4.50	1.167										

Minnesota Twins @ Kansas City Royals
Kauffman Stadium, Kansas City, MO
Mon Apr 10 2000, 1:05 PM CDT
Att: 13,252 - Sunny - 60 F

AB 35
R 5
H 8
RBI 5
BB 3
SO 5
LOB 11



Batter	1	2	3	4	5	6	7	8	9	AB	R	H	RBI	BB	SO	LOB	BOTTOM										
Johnny Damon, L OBP: 0.256, SLG: 0.417 (1, 7)	1-2 SH1-3 G6-3 2B		1-3 K		0-0 G3-1	0-3 K			2-1 HR	5	2	2	1	0	2	3											
Carlos Febles, R OBP: 0.371, SLG: 0.323 (1, 4)	1-0 SH1-3		1-1 1B		1-1 F9	1-3 K				3	0	1	0	0	1	2											
Carlos Beltrán, S OBP: 0.278, SLG: 0.441 (1, 8)	2-0 G6-3		2-1 G6-4-3 1B		1-1 E1 FC5		1-1 B5			4	0	1	2	0	0	0											
Jermaine Dye, R OBP: 0.486, SLG: 0.871 (1, 9)	3-H 2-0 K		0-0 G6-4-3		4-0 K FC5		3-2 F2			3	0	1	0	1	0	2											
29 Mike Sweeney, R OBP: 0.394, SLG: 0.813 Dave McCarty, R OBP: 0.200, SLG: 0.200 (8, 3)	1-2 F3			1-1 1B FC1-2 2B	0-2 FC5		2-0 F9			4	0	1	0	0	0	3											
Joe Randa, R OBP: 0.500, SLG: 0.700 (1, 5)		2-1 FC4-6 1B		0-0 FC1-5-2 WP 1B		1-3 K		1-2 2B 2B		4	2	3	0	0	1	0											
Mark Quinn, R OBP: 0.357, SLG: 0.490 (1, 10)		1-0 FC4-6 G6-4-3 1-2		1-1 FC1-5-2 WP 1B		0-0 K		1-1 FC1-3 2B		4	1	2	1	0	0	3											
Brian Johnson, R OBP: 0.286, SLG: 0.421 (1, 2)		0-0 G6-4-3		1-3 3-H 4-1 G4-6-3 BB		1-0 K		0-2 FC1-3 G6-4-3		3	0	1	1	1	0	2											
Jeff Reboulet, R OBP: 0.500, SLG: 0.500 (1, 6)			1-2 1B 1B		2-3 3-H 2-2 G4-6-3		0-1 K		1-2 G6-4-3	4	1	2	0	0	0	3											
Inning Stats	R: 1 E: 0 K: 0 S: 10	H: 2 LOB: 1 BB: 0 P: 17	R: 0 E: 0 K: 0 S: 4	H: 1 LOB: 0 BB: 0 P: 7	R: 1 E: 0 K: 1 S: 11	H: 3 LOB: 1 BB: 0 P: 16	R: 1 E: 0 K: 0 S: 9	H: 2 LOB: 1 BB: 1 P: 17	R: 0 E: 0 K: 3 S: 15	H: 3 LOB: 2 BB: 0 P: 18	R: 0 E: 0 K: 0 S: 7	H: 0 LOB: 0 BB: 0 P: 13	R: 1 E: 0 K: 0 S: 14	H: 2 LOB: 0 BB: 0 P: 17	R: 1 E: 0 K: 0 S: 2	H: 1 LOB: 0 BB: 0 P: 4	1B: 7 2B: 6 3B: 0 HR: 1	SF: 0 SAC: 1 DP: 4 HBP: 0	WP: 1 PB: 0 SB: 1 CS: 0	PA: 37							
PITCHER	IP	WLS	BF	H	R	ER	SO	BB	IBB	HBP	BLK	WP	HR	S	P	ERA	WHIP										
Sean Bergman, R ERA: 9.72 LaTroy Hawkins, R ERA: 4.7	(1, 1)	5.1	27	11	4	4	2	2	0	0	0	0	0	49	80	6.75	2.438										
LaTroy Hawkins, R ERA: 4.7	(6, 1)	2.2	10	3	2	2	2	0	0	0	0	0	1	31	43	6.75	1.125										

Minnesota Twins @ Kansas City Royals
Kauffman Stadium, Kansas City, MO
Mon Apr 10 2000, 1:05 PM CDT
Att: 13,252 - Sunny - 60 F

AB 34
R 6
H 14
RBI 5
BB 2
SO 4
LOB 18



Batter	1	2	3	4	5	6	7	8	9	AB	R	H	RBI	BB	SO	LOB	TOP			
Todd Walker, L OBP: 0.278, SLG: 0.353	F8	G3							F8	5	1	2	0	0	0	2	Minnesota Twins @ Boston Red Sox Fenway Park, Boston, MA Tue Apr 11 2000, 1:05 PM EDT Att: 33,114 - Overcast - 46 F			
Cristian Guzman, S OBP: 0.405, SLG: 0.455	1B BB	F7							FC6-4	2	2	0	0	3	0	2				
Matt Lawton, L OBP: 0.357, SLG: 0.538	BB 1B				F5				G4-3	5	0	2	1	0	0	3				
David Ortiz, L OBP: 0.389, SLG: 0.400	BB 1B				F9				G4-3	4	0	1	1	0	0	3				
Ron Coomer, R OBP: 0.344, SLG: 0.607	BB				G6-3				F3	3	1	1	2	1	0	1				
Corey Koskie, L OBP: 0.303, SLG: 0.387	F5				L8				L8	4	0	0	0	0	1	3				
Marcus Jensen, S OBP: 0.188, SLG: 0.188	F7				F7				L8	4	0	0	0	0	0	3				
Jacque Jones, L OBP: 0.400, SLG: 0.714									G1-3	4	0	2	0	0	1	0				
Tori Hunter, R OBP: 0.333, SLG: 0.393									FC6-4	4	0	1	0	0	2	2				
Inning Stats	R: 1 E: 0 K: 0 S: 11	H: 2 LOB: 3 BB: 2 P: 26	R: 0 E: 0 K: 0 S: 10	H: 1 LOB: 1 BB: 0 P: 13	R: 0 E: 0 K: 0 S: 6	H: 0 LOB: 0 BB: 0 P: 11	R: 0 E: 0 K: 1 S: 11	H: 1 LOB: 1 BB: 0 P: 18	R: 0 E: 0 K: 0 S: 8	H: 1 LOB: 0 BB: 1 P: 17	R: 2 E: 0 K: 1 S: 15	H: 2 LOB: 1 BB: 1 P: 25	R: 0 E: 0 K: 0 S: 5	H: 0 LOB: 0 BB: 0 P: 6	R: 0 E: 0 K: 0 S: 7	H: 1 LOB: 1 BB: 0 P: 12	1B: 5 2B: 3 3B: 0 HR: 1	SF: 0 SAC: 0 DP: 1 HBP: 0	WP: 0 PB: 0 SB: 0 CS: 0	PA: 39
PITCHER	IP WLS BF H R ER SO BB IBB HBP BLK WP HR S P ERA WHIP																			
Ramon Martinez, R ERA: 11.37	5.0 W 22 5 1 1 1 3 0 0 0 0 0 46 86 1.80 1.600																			
John Wasdin, R ERA: 7.71	2.0 10 3 3 3 3 1 0 0 0 0 1 27 42 13.50 2.000																			
Rob Stanifer, R ERA:	2.0 7 1 0 0 0 0 0 0 0 0 0 12 18 0.00 0.500																			

Batter	1	2	3	4	5	6	7	8	9	AB	R	H	RBI	BB	SO	LOB	BOTTOM			
Jose Offerman, S OBP: 0.441, SLG: 0.227	2B SF9	E BB	K							2	2	1	0	3	1	0	Minnesota Twins @ Boston Red Sox Fenway Park, Boston, MA Tue Apr 11 2000, 1:05 PM EDT Att: 33,114 - Overcast - 46 F			
Jeff Frye, R OBP: 0.250, SLG: 0.250	BB	BB								1	0	1	0	0	0	0				
Trot Nixon, L OBP: 0.321, SLG: 0.577	SF9	E	F7						F7	5	2	1	1	1	1	5				
Brian Daubach, L OBP: 0.333, SLG: 0.714	BB	BB								4	1	0	1	0	2	6				
Gary Gaetti, R (6, PH)	BB	BB								1	0	0	0	0	0	1				
Nomar Garciaparra, R OBP: 0.345, SLG: 0.296	SF9	E1	G6-3							5	2	4	3	0	0	0				
Manny Alexander, R OBP: 0.100, SLG: 0.200	BB	BB								1	0	0	0	0	0	1				
Troy O'Leary, L OBP: 0.241, SLG: 0.464	BB	BB								5	1	1	1	0	0	3				
Carl Everett, S OBP: 0.517, SLG: 1.042										4	2	3	3	1	1	2				
Mike Stanley, R OBP: 0.440, SLG: 0.368										3	2	1	0	2	0	2				
Jason Varitek, S OBP: 0.360, SLG: 0.318										4	0	2	2	0	0	3				
Scott Hatteberg, L OBP: 0.200, SLG: 0.200										0	0	0	0	0	0	0				
3B Wilton Veras, R OBP: 0.400, SLG: 0.600										5	1	2	1	0	0	5				
Inning Stats	R: 2 E: 0 K: 0 S: 9	H: 2 LOB: 1 BB: 1 P: 16	R: 8 E: 1 K: 1 S: 23	H: 5 LOB: 4 BB: 4 P: 48	R: 0 E: 0 K: 1 S: 8	H: 0 LOB: 0 BB: 0 P: 14	R: 0 E: 0 K: 0 S: 9	H: 1 LOB: 2 BB: 1 P: 19	R: 0 E: 0 K: 1 S: 7	H: 1 LOB: 1 BB: 0 P: 11	R: 3 E: 1 K: 2 S: 19	H: 4 LOB: 3 BB: 1 P: 34	R: 0 E: 0 K: 0 S: 13	H: 2 LOB: 3 BB: 0 P: 15	R: 0 E: 0 K: 0 S: 6	H: 1 LOB: 1 BB: 0 P: 10	1B: 10 2B: 4 3B: 0 HR: 2	SF: 1 SAC: 0 DP: 1 HBP: 1	WP: 0 PB: 0 SB: 0 CS: 0	PA: 49
PITCHER	IP WLS BF H R ER SO BB IBB HBP BLK WP HR S P ERA WHIP																			
Joe Mays, R ERA: 13.5	4.0 L 22 7 5 4 3 2 0 0 0 0 0 1 45 80 9.00 2.250																			
Mark Redman, L ERA: 7.2	0.2 5 2 0 0 0 2 1 0 0 0 0 0 10 17 0.00 4.500																			
Bob Wells, R ERA: 11.57	1.0 6 2 0 0 0 0 0 0 1 0 0 0 13 15 0.00 2.000																			
Eddie Guardado, L ERA: 10.8	1.0 4 1 0 0 0 0 0 0 0 0 0 0 6 10 0.00 1.000																			
Travis Miller, L ERA: 9.82																				

Batter	1	2	3	4	5	6	7	8	9	AB	R	H	RBI	BB	SO	LOB	TOP				
Cristian Guzman, S OBP: 0.381, SLG: 0.474	G5-3	FC5-2		1B		G5-3			G4-3	5	1	1	1	0	0	2					
Denny Hocking, S OBP: 0.350, SLG: 0.632	PB			1B			F9		G4-3	4	0	2	1	1	0	0					
Matt Lawton, L OBP: 0.326, SLG: 0.488	P4	P6		P3			G1-3			4	0	0	0	0	0	5					
Ron Coomer, R OBP: 0.333, SLG: 0.548	PB			G4-3		G4-3				3	0	0	0	1	0	0					
Butch Huskey, R OBP: 0.212, SLG: 0.344	F9			P4				E5		4	0	1	0	0	0	2					
Matthew LeCroy, R OBP: 0.409, SLG: 0.600				F9		F8		G5-4-3		4	1	1	0	0	0	2					
Corey Koskie, L OBP: 0.324, SLG: 0.400				SF8		G3-1				4	0	2	0	0	1	1					
Tori Hunter, R OBP: 0.364, SLG: 0.419										3	1	2	0	0	1	0					
Midre Cummings, L OBP: 0.697, SLG: 1.000										1	0	0	0	0	0	1					
Jason Maxwell, R OBP: 0.111, SLG: 0.125										2	0	0	1	0	2	1					
Jacque Jones, L OBP: 0.389, SLG: 0.694										1	0	0	0	0	0	0					
Inning Stats	R: 0 E: 0 K: 0 S: 10	H: 1 LOB: 2 BB: 1 P: 19	R: 1 E: 0 K: 0 S: 20	H: 3 LOB: 3 BB: 1 P: 32	R: 0 E: 0 K: 0 S: 8	H: 0 LOB: 0 BB: 0 P: 12	R: 2 E: 0 K: 1 S: 10	H: 3 LOB: 1 BB: 0 P: 13	R: 0 E: 0 K: 2 S: 8	H: 0 LOB: 0 BB: 0 P: 10	R: 0 E: 0 K: 0 S: 9	H: 0 LOB: 0 BB: 0 P: 13	R: 0 E: 1 K: 0 S: 10	H: 1 LOB: 1 BB: 0 P: 14	R: 0 E: 0 K: 0 S: 7	H: 0 LOB: 0 BB: 0 P: 8	1B: 7 2B: 1 3B: 1 HR: 0	SF: 1 SAC: 0 DP: 1 HBP: 0	WP: 0 PB: 1 SB: 0 CS: 0	PA: 38	
PITCHER	IP	WLS	BF	H	R	ER	SO	BB	IBB	HBP	BLK	WP	HR	S	P	ERA	WHIP				
Jeff Fassero, L ERA: 3.6	5.0	W	25	8	3	3	2	2	0	0	0	0	0	59	93	5.40	2.000				
Rheal Cormier, L ERA: 5.4	2.0		6	0	0	0	2	0	0	0	0	0	0	17	23	0.00	0.000				
Derek Lowe, R ERA: 1.59	2.0		7	1	0	0	0	0	0	0	0	0	0	17	22	0.00	0.500				

Minnesota Twins @ Boston Red Sox
Fenway Park, Boston, MA
Wed Apr 12 2000, 6:05 PM EDT
Att: 20,313 - Sunny - 46 F

AB 35
R 3
H 9
RBI 3
BB 2
SO 4
LOB 14



Batter	1	2	3	4	5	6	7	8	9	AB	R	H	RBI	BB	SO	LOB	BOTTOM				
Jose Offerman, S OBP: 0.436, SLG: 0.231	K			1B		G6-3		G1-3		4	1	1	0	1	1	0					
Darren Lewis, R OBP: 0.444, SLG: 0.286	F8			1B			FC6-4			3	1	1	0	1	0	2					
Nomar Garciaparra, R OBP: 0.364, SLG: 0.395	F9			1B				FC1-6		4	1	2	3	0	0	1					
Mike Stanley, R OBP: 0.414, SLG: 0.348				1B			G1-3			4	1	1	0	0	0	3					
Troy O'Leary, L OBP: 0.273, SLG: 0.531				1B		G2-3		G4-3		4	2	2	1	0	0	0					
Carl Everett, S OBP: 0.515, SLG: 0.964				1B		E8		K		4	0	2	2	0	1	0					
Gary Gaetti, R OBP: 0.379, SLG: 0.320				1B		F8		K		3	0	0	1	0	1	2					
Jason Varitek, S OBP: 0.379, SLG: 0.320								G4-3		3	1	1	0	1	0	1					
3B Wilton Veras, R OBP: 0.222, SLG: 0.333				G4-3				F8		4	0	0	0	0	1	3					
Inning Stats	R: 0 E: 0 K: 1 S: 7	H: 2 LOB: 1 BB: 0 P: 12	R: 1 E: 0 K: 0 S: 7	H: 2 LOB: 1 BB: 0 P: 15	R: 5 E: 0 K: 0 S: 18	H: 6 LOB: 0 BB: 0 P: 31	R: 1 E: 0 K: 1 S: 17	H: 2 LOB: 2 BB: 1 P: 31	R: 0 E: 0 K: 0 S: 10	H: 0 LOB: 1 BB: 1 P: 10	R: 0 E: 0 K: 2 S: 7	H: 0 LOB: 0 BB: 0 P: 9	R: 0 E: 0 K: 0 S: 6	H: 0 LOB: 0 BB: 0 P: 11	1B: 7 2B: 3 3B: 0 HR: 0	SF: 1 SAC: 0 DP: 0 HBP: 0	WP: 0 PB: 0 SB: 0 CS: 0	PA: 37			
PITCHER	IP	WLS	BF	H	R	ER	SO	BB	IBB	HBP	BLK	WP	HR	S	P	ERA	WHIP				
Johan Santana, L ERA: 7.45	3.2	L	21	10	7	7	2	1	0	0	0	0	0	30	49	0.00	0.462				
Hector Carrasco, R ERA: 0.93	4.1		16	0	0	0	2	2	0	0	0	0	0	30	49	0.00	0.462				

Minnesota Twins @ Boston Red Sox
Fenway Park, Boston, MA
Wed Apr 12 2000, 6:05 PM EDT
Att: 20,313 - Sunny - 46 F

AB 33
R 7
H 10
RBI 7
BB 3
SO 4
LOB 12



Batter	1	2	3	4	5	6	7	8	9	AB	R	H	RBI	BB	SO	LOB	TOP										
Cristian Guzman, S (1, 6) OBP: 0.404, SLG: 0.548	1-0 1B		2-2 SH5-3 1B		0-0 G6-3		1-0 SF8		0-0 2B	4	2	3	1	0	0	0	Minnesota Twins @ Boston Red Sox Fenway Park, Boston, MA Thu Apr 13 2000, 6:05 PM EDT Att: 22,194 - Sunny - 54 F										
Denny Hocking, S (1, 7) OBP: 0.348, SLG: 0.571 David Ortiz, L (9, PH) OBP: 0.368, SLG: 0.375	0-3 K		0-0 SH5-3		0-0 G6-3		1-1 BB		1-0 G6-3	2	0	0	0	1	1	1											
Matt Lawton, L (1, 9) OBP: 0.360, SLG: 0.511	0-1 1B		0-0 G6-4-3 1B		0-0 G6-4-3 1B		0-0 F9			4	0	3	1	0	0	3											
Ron Coomer, R (1, 3) OBP: 0.325, SLG: 0.514	2-0 1B		0-0 G6-4-3		0-0 G6-4-3		2-1 P3			4	0	1	1	0	0	2											
Butch Huskey, R (1, 10) OBP: 0.216, SLG: 0.314 Todd Walker, L (8, PR) OBP: 0.276, SLG: 0.353	0-1 F7		1-1 G4-3		0-3 K		4-2 BB		1-3 BB	3	0	0	0	1	1	2											
Matthew LeCroy, R (1, 2) OBP: 0.385, SLG: 0.522	0-0 G1-3		2-2 F9		4-2 SF8 BB		1-3 K		1-2 K	3	1	0	0	1	1	3											
Corey Koskie, L (1, 5)		4-0 CS BB		4-2 BB		1-3 K		0-3 K		2	0	0	0	2	2	3											
Tori Hunter, R (1, 8) OBP: 0.361, SLG: 0.394 Midre Cummings, L (9, PH) OBP: 0.571, SLG: 0.657	0-3 K		0-0 F8		4-2 SF8 E BB		2-3 K			2	0	0	0	1	1	2											
Jason Maxwell, R (1, 4) OBP: 0.083, SLG: 0.091 Jacque Jones, L (9, PH) OBP: 0.378, SLG: 0.676	3-3 K		3-2 F8		0-2 E1 BB		1-0 G4-3			3	0	0	0	0	1	3											
Inning Stats	R: 1 E: 0 K: 1 S: 10	H: 3 LOB: 2 BB: 0 P: 13	R: 0 E: 0 K: 2 S: 6	H: 0 LOB: 0 BB: 1 P: 13	R: 1 E: 0 K: 0 S: 6	H: 2 LOB: 0 BB: 0 P: 8	R: 0 E: 0 K: 0 S: 9	H: 0 LOB: 1 BB: 1 P: 16	R: 0 E: 0 K: 0 S: 5	H: 1 LOB: 0 BB: 0 P: 5	R: 1 E: 1 K: 1 S: 15	H: 0 LOB: 3 BB: 3 P: 29	R: 0 E: 0 K: 2 S: 11	H: 0 LOB: 2 BB: 1 P: 18	R: 0 E: 0 K: 1 S: 6	H: 1 LOB: 1 BB: 0 P: 10		1B: 5 2B: 2 3B: 0 HR: 0	SF: 1 SAC: 1 DP: 2 HBP: 0	WP: 0 PB: 0 SB: 1 CS: 1	PA: 38						
PITCHER	IP	WLS	BF	H	R	ER	SO	BB	IBB	HBP	BLK	WP	HR	S	P	ERA	WHIP										
Pete Schourek, L (1, 1) ERA: 3.86	6.2		28	6	3	2	5	4	0	0	0	0	0	54	86	2.70	1.500										
Rich Garcés, R (7, 1) ERA: 20.25	0.1		2	0	0	0	0	1	0	0	0	0	0	2	6	0.00	3.000										
49 Tim Wakefield, R (8, 1) ERA: 2.57	1.0	W	4	0	0	0	2	1	0	0	0	0	0	11	18	0.00	1.000										
Derek Lowe, R (9, 1) ERA: 1.35	1.0	S	4	1	0	0	1	0	0	0	0	0	0	6	10	0.00	1.000										

Batter	1	2	3	4	5	6	7	8	9	AB	R	H	RBI	BB	SO	LOB	BOTTOM										
Jose Offerman, S (1, 4) OBP: 0.386, SLG: 0.200	1-2 G4-3		0-1 G3		1-2 G4-3		3-2 SF8		2-3 K	4	0	0	1	0	1	3	Minnesota Twins @ Boston Red Sox Fenway Park, Boston, MA Thu Apr 13 2000, 6:05 PM EDT Att: 22,194 - Sunny - 54 F										
Trot Nixon, L (1, 9) OBP: 0.375, SLG: 0.621	3-2 2B		2-1 2B		0-1 F8		3-H BB			3	1	2	0	1	0	0											
Brian Daubach, L (1, 10) OBP: 0.393, SLG: 0.875	4-2 BB		0-0 1H 2B		3-2 HR		0-3 K			3	1	2	2	1	1	2											
Nomar Garciaparra, R (1, 6) OBP: 0.351, SLG: 0.343	1-3 K		0-0 G5-3		0-2 F7		1-2 E BB		1B	4	0	1	0	0	1	3											
Troy O'Leary, L (1, 7) OBP: 0.270, SLG: 0.486	0-1 G1-3		2-2 G3		0-1 G4-3		4-1 BB E BB		BB	3	1	0	0	1	0	3											
Carl Everett, S (1, 8) OBP: 0.459, SLG: 0.844		1-2 F8		2-3 K		3-2 F8		0-0 E4 BB		4	0	0	0	0	1	2											
Mike Stanley, R (1, 3) OBP: 0.436, SLG: 0.360 Jeff Frye, R (7, PR) OBP: 0.222, SLG: 0.222		4-2 BB		2-2 F9		1-1 38 SH3-4 SF8 1B		2-1 F7-2		2	0	1	0	1	0	0											
Scott Hatteberg, L (1, 2) OBP: 0.250, SLG: 0.250 Jason Varitek, S (9, PH) OBP: 0.400, SLG: 0.320		0-3 K		0-3 K		2-2 38 SH3-4 1B		4-0 38 BB		3	0	1	0	0	2	1											
3B Wilton Veras, R (1, 5) OBP: 0.250, SLG: 0.273		0-1 P3		3-1 F9		0-0 SH3-4		4-2 BB		2	0	0	1	1	0	1											
Inning Stats	R: 0 E: 0 K: 1 S: 16	H: 1 LOB: 2 BB: 1 P: 25	R: 0 E: 0 K: 1 S: 10	H: 0 LOB: 1 BB: 1 P: 15	R: 1 E: 0 K: 0 S: 9	H: 2 LOB: 1 BB: 0 P: 13	R: 0 E: 0 K: 2 S: 11	H: 0 LOB: 0 BB: 0 P: 15	R: 0 E: 0 K: 0 S: 8	H: 1 LOB: 0 BB: 0 P: 18	R: 1 E: 0 K: 1 S: 13	H: 2 LOB: 2 BB: 1 P: 23	R: 1 E: 1 K: 1 S: 14	H: 1 LOB: 3 BB: 3 P: 31	R: 1 E: 1 K: 1 S: 6	H: 1 LOB: 1 BB: 0 P: 10		1B: 4 2B: 3 3B: 0 HR: 1	SF: 1 SAC: 1 DP: 1 HBP: 0	WP: 0 PB: 0 SB: 0 CS: 0	PA: 37						
PITCHER	IP	WLS	BF	H	R	ER	SO	BB	IBB	HBP	BLK	WP	HR	S	P	ERA	WHIP										
Brad Radke, R (1, 1) ERA: 7.0	6.2		28	6	3	3	4	2	0	0	0	0	0	75	113	4.05	1.200										
Travis Miller, L (7, 1) ERA: 9.0	0.1		2	0	0	0	1	1	0	0	0	0	0	4	8	0.00	3.000										
Bob Wells, R (8, 1) ERA: 10.13	0.2	L	4	1	1	0	0	1	0	0	0	0	0	8	15	0.00	3.000										
Eddie Guardado, L (8, 1) ERA: 9.82	0.1		3	0	0	0	1	2	0	0	0	0	0	6	16	0.00	6.000										

AB	30
R	3
H	7
RBI	3
BB	6
SO	8
LOB	20



Batter	1	2	3	4	5	6	7	8	9	AB	R	H	RBI	BB	SO	LOB	TOP			
Rich Amaral, R OBP: 0.500, SLG: 0.500 (1, 8)	F9	G1-3			G5-3	G6-3 1B		1B 1B		5	0	2	1	0	0	0	Baltimore Orioles @ Minnesota Twins Hubert H. Humphrey Metrodome, Minneapolis, MN Fri Apr 14 2000, 8:05 PM EDT Att: 15,249 - Dome - 72 F livebaseballscorecards.com			
Delino DeShields, L OBP: 0.388, SLG: 0.455 (1, 4)	F9		F8		HR	G6-3 1-2		1B		5	1	2	1	0	0	1				
B.J. Surhoff, L OBP: 0.375, SLG: 0.422 (1, 7)	1B		FC8-6 1B		1B 2B		2B SF8 1B	F7		5	2	4	0	0	0	2				
Albert Belle, R OBP: 0.383, SLG: 0.553 (1, 9)	G5-3		FC8-6 1-2		F2				4-2	4	0	1	0	1	0	3				
Harold Baines, L OBP: 0.243, SLG: 0.222 (1, 10)		K	K		1B			F9		5	0	1	1	0	3	4				
Cal Ripken Jr., R OBP: 0.256, SLG: 0.382 (1, 5)		1B HR			F3	F7		G6-3		4	1	1	1	0	0	2				
Jeff Conine, R OBP: 0.429, SLG: 0.550 (1, 3)		1B HR			1B					4	3	3	1	0	1	1				
Charles Johnson, R OBP: 0.351, SLG: 0.743 (1, 2)		K			P4			K		4	1	1	0	0	2	2				
Mike Bordick, R OBP: 0.390, SLG: 0.789 (1, 6)		1B HR			P2			K		4	1	1	3	0	1	1				
Inning Stats	R: 0 E: 0 K: 0 S: 10	H: 1 LOB: 1 BB: 0 P: 17	R: 3 E: 0 K: 2 S: 11	H: 3 LOB: 0 BB: 0 P: 18	R: 0 E: 0 K: 1 S: 11	H: 1 LOB: 0 BB: 0 P: 16	R: 1 E: 0 K: 0 S: 8	H: 1 LOB: 0 BB: 0 P: 11	R: 2 E: 0 K: 0 S: 10	H: 3 LOB: 1 BB: 0 P: 16	R: 1 E: 0 K: 2 S: 16	H: 2 LOB: 1 BB: 0 P: 24	R: 0 E: 0 K: 2 S: 13	H: 2 LOB: 2 BB: 0 P: 18	R: 0 E: 0 K: 0 S: 7	H: 0 LOB: 0 BB: 1 P: 13	1B: 10 2B: 3 3B: 0 HR: 3	SF: 1 SAC: 0 DP: 1 HBP: 0	WP: 1 PB: 0 SB: 0 CS: 1	PA: 42
PITCHER	IP	WLS	BF	H	R	ER	SO	BB	IBB	HBP	BLK	WP	HR	S	P	ERA	WHIP			
Eric Milton, L ERA: 6.27	5.0		24	9	6	6	3	0	0	0	0	0	3	51	78	10.80	1.800			
LaTroy Hawkins, R ERA: 6.75	0.1		4	3	2	2	0	0	0	0	0	1	0	9	15	54.00	9.000			
Travis Miller, L ERA: 9.0	1.0		4	2	1	1	1	0	0	0	0	0	0	12	21	9.00	2.000			
Bob Wells, R ERA: 8.1	1.1	W	6	2	0	0	3	0	0	0	0	0	0	17	23	0.00	1.500			
Mark Redman, L ERA: 6.75	0.1		1	0	0	0	0	0	0	0	0	0	0	1	1	0.00	0.000			

Batter	1	2	3	4	5	6	7	8	9	AB	R	H	RBI	BB	SO	LOB	BOTTOM			
Todd Walker, L OBP: 0.275, SLG: 0.324 (1, 4)	FC5-4 BB		F8	F8			F8	1B SF7 BB		3	0	0	0	1	0	1	Baltimore Orioles @ Minnesota Twins Hubert H. Humphrey Metrodome, Minneapolis, MN Fri Apr 14 2000, 8:05 PM EDT Att: 15,249 - Dome - 72 F livebaseballscorecards.com			
Butch Huskey, R OBP: 0.237, SLG: 0.314 (8, FH)										0	0	0	0	1	0	0				
Jason Maxwell, R OBP: 0.083, SLG: 0.091 (8, PR)										0	1	0	0	0	0	0				
Cristian Guzman, S OBP: 0.385, SLG: 0.511 (1, 6)	FC5-4 G4-3 1-2		G3		G3		K	1B 2H		5	0	1	1	0	1	1				
Matt Lawton, L OBP: 0.364, SLG: 0.529 (1, 9)	G4-3		2B		G6-4-3 1B		F8	SF7		4	0	2	1	0	0	1				
Ron Coomer, R OBP: 0.311, SLG: 0.462 (1, 3)	G4-3		G1-4-3		G6-4-3					4	1	0	0	1	0	4				
Corey Koskie, L OBP: 0.378, SLG: 0.488 (1, 5)		1B SF9 2B		G3		1B 3B		BB 2B 1B		4	3	3	0	0	0	0				
David Ortiz, L OBP: 0.478, SLG: 0.444 (1, 10)		1B		1B 3B BB		G3 1B		2B 2B BB		2	2	2	1	2	0	0				
Matthew LeCroy, R OBP: 0.367, SLG: 0.538 (1, 2)	SF9		K		K		L7	2B 2B		3	1	1	3	0	1	2				
Jacque Jones, L OBP: 0.366, SLG: 0.634 (1, 7)	K		K		3B 1B		G3	K		4	1	1	0	0	2	4				
Tori Hunter, R OBP: 0.375, SLG: 0.486 (1, 8)	G1-6-3			1B 3B		G3		1B 2B		4	1	2	4	0	0	2				
Inning Stats	R: 0 E: 0 K: 0 S: 7	H: 0 LOB: 1 BB: 1 P: 19	R: 1 E: 0 K: 1 S: 9	H: 2 LOB: 1 BB: 0 P: 13	R: 0 E: 0 K: 0 S: 7	H: 1 LOB: 1 BB: 0 P: 9	R: 2 E: 0 K: 1 S: 12	H: 2 LOB: 1 BB: 1 P: 23	R: 0 E: 0 K: 0 S: 5	H: 1 LOB: 0 BB: 0 P: 9	R: 1 E: 0 K: 1 S: 13	H: 2 LOB: 1 BB: 0 P: 19	R: 0 E: 0 K: 1 S: 7	H: 0 LOB: 0 BB: 0 P: 8	R: 6 E: 0 K: 1 S: 21	H: 4 LOB: 1 BB: 3 P: 41	1B: 6 2B: 4 3B: 2 HR: 0	SF: 2 SAC: 0 DP: 1 HBP: 0	WP: 0 PB: 0 SB: 0 CS: 0	PA: 40
PITCHER	IP	WLS	BF	H	R	ER	SO	BB	IBB	HBP	BLK	WP	HR	S	P	ERA	WHIP			
Jose Mercedes, R ERA: 5.73	6.0		27	8	4	4	2	2	0	0	0	0	0	15	24	6.00	1.667			
Chuck McElroy, L ERA: 10.13	1.0		6	1	3	3	1	2	0	0	0	0	0	8	11	27.00	3.000			
Al Reyes, R ERA: 9.0	0.1	H	3	2	1	1	1	0	0	0	0	0	0	5	14	27.00	3.000			
Buddy Groom, L ERA: 2.57	0.2	L	4	1	2	2	0	1	0	0	0	0	0	5	14	27.00	3.000			



Batter	1	2	3	4	5	6	7	8	9	AB	R	H	RBI	BB	SO	LOB	TOP				
Brady Anderson, L (1, 8) OBP: 0.349, SLG: 0.395										5	1	2	0	0	0	2					
Mike Bordick, R (1, 6) OBP: 0.391, SLG: 0.767										5	1	2	1	0	0	1					
B.J. Surhoff, L (1, 7) OBP: 0.396, SLG: 0.500										5	1	3	2	0	1	1					
Albert Belle, R (1, 9) OBP: 0.385, SLG: 0.548										4	1	1	0	0	0	2					
Harold Baines, L (1, 10) OBP: 0.262, SLG: 0.244										5	1	2	0	0	1	2					
Cal Ripken Jr., R (1, 5) OBP: 0.295, SLG: 0.410										5	0	3	0	0	0	2					
Jeff Conine, R (1, 3) OBP: 0.400, SLG: 0.500										4	0	1	1	0	0	3					
Charles Johnson, R (1, 2) OBP: 0.341, SLG: 0.769										4	1	1	1	0	1	4					
Jesse Garcia, R (1, 4) OBP: 0.341, SLG: 0.769										4	0	0	0	0	1	2					
Inning Stats	R: 1 E: 0 K: 0 S: 13	H: 3 LOB: 2 BB: 0 P: 24	R: 1 E: 0 K: 0 S: 8	H: 1 LOB: 0 BB: 0 P: 10	R: 0 E: 0 K: 0 S: 6	H: 1 LOB: 0 BB: 0 P: 10	R: 1 E: 0 K: 1 S: 14	H: 3 LOB: 2 BB: 0 P: 18	R: 1 E: 0 K: 1 S: 11	H: 3 LOB: 1 BB: 0 P: 18	R: 1 E: 0 K: 1 S: 13	H: 2 LOB: 2 BB: 0 P: 21	R: 0 E: 0 K: 0 S: 6	H: 0 LOB: 0 BB: 0 P: 11	R: 1 E: 0 K: 0 S: 13	H: 1 LOB: 0 BB: 0 P: 16	1B: 9 2B: 5 3B: 0 HR: 2	SF: 0 SAC: 0 DP: 2 HBP: 1	WP: 0 PB: 1 SB: 1 CS: 0	PA: 42	
PITCHER	IP	WLS	BF	H	R	ER	SO	BB	IBB	HBP	BLK	WP	HR	S	P	ERA	WHIP				
Sean Bergman, R (1, 1) ERA: 8.16	6.0		29	12	4	4	3	0	0	1	0	0	1	60	92	6.00	2.000				
Travis Miller, L (7, 1) ERA: 9.53	0.2	L	3	1	1	1	1	0	0	0	0	0	0	8	14	13.50	1.500				
Hector Carrasco, R (7, 1) ERA: 0.87	0.2		4	1	0	0	0	0	0	0	0	0	0	7	11	0.00	1.500				
Mark Redman, L (8, 1) ERA: 6.43	1.2		6	1	1	1	0	0	0	0	0	0	1	17	23	5.40	0.600				

Baltimore Orioles @ Minnesota Twins
Hubert H. Humphrey Metrodome, Minneapolis, MN

AB 41
R 6
H 15
RBI 5
BB 0
SO 4
LOB 19



Sat Apr 15 2000, 7:05 PM EDT
Att: 18,745 - Dome - 72 F

Batter	1	2	3	4	5	6	7	8	9	AB	R	H	RBI	BB	SO	LOB	BOTTOM					
Todd Walker, L (1, 4) OBP: 0.267, SLG: 0.310										5	0	1	1	0	0	0						
Cristian Guzman, S (1, 6) OBP: 0.400, SLG: 0.520										3	1	2	0	0	0	0						
Matt Lawton, L (1, 9) OBP: 0.390, SLG: 0.528										2	1	1	0	1	1	0						
Butch Huskey, R (1, 10) OBP: 0.238, SLG: 0.308										4	0	1	0	0	1	6						
Corey Koskie, L (1, 5) OBP: 0.367, SLG: 0.511										4	1	1	2	0	0	1						
Ron Coomer, R (1, 3) OBP: 0.327, SLG: 0.488										4	0	2	1	0	1	1						
Matthew LeCroy, R (1, 2) OBP: 0.353, SLG: 0.483										3	0	0	0	1	1	1						
Jacque Jones, L (1, 7) OBP: 0.333, SLG: 0.578										4	0	0	0	0	1	3						
Tori Hunter, R (1, 8) OBP: 0.372, SLG: 0.525										3	1	1	0	0	1	0						
Midre Cummings, L (9, PH) OBP: 0.500, SLG: 0.750										1	0	0	0	0	0	0						
Inning Stats	R: 0 E: 0 K: 1 S: 7	H: 0 LOB: 0 BB: 0 P: 11	R: 0 E: 0 K: 0 S: 4	H: 1 LOB: 0 BB: 0 P: 7	R: 0 E: 0 K: 1 S: 10	H: 0 LOB: 0 BB: 0 P: 15	R: 3 E: 0 K: 2 S: 19	H: 3 LOB: 2 BB: 2 P: 34	R: 1 E: 0 K: 0 S: 6	H: 2 LOB: 1 BB: 0 P: 9	R: 0 E: 0 K: 1 S: 8	H: 1 LOB: 0 BB: 0 P: 13	R: 0 E: 0 K: 0 S: 11	H: 2 LOB: 2 BB: 0 P: 21	R: 0 E: 0 K: 1 S: 10	H: 0 LOB: 0 BB: 0 P: 16	R: 0 E: 0 K: 0 S: 8	H: 0 LOB: 0 BB: 0 P: 11	1B: 6 2B: 1 3B: 2 HR: 0	SF: 0 SAC: 1 DP: 2 HBP: 1	WP: 0 PB: 0 SB: 1 CS: 0	PA: 37
PITCHER	IP	WLS	BF	H	R	ER	SO	BB	IBB	HBP	BLK	WP	HR	S	P	ERA	WHIP					
Calvin Maduro, R (1, 1) ERA: 10.0	5.0		22	6	4	4	4	2	0	1	0	0	0	46	76	7.20	1.600					
Tim Worrell, R (6, 1) ERA: 7.11	1.2	W	7	2	0	0	1	0	0	0	0	0	0	14	26	0.00	1.200					
B.J. Ryan, L (7, 1) ERA: 1.8	1.1	H	5	1	0	0	1	0	0	0	0	0	0	15	24	0.00	0.750					
Mike Trombley, R (9, 1) ERA: 6.75	1.0	S	3	0	0	0	0	0	0	0	0	0	0	8	11	0.00	0.000					

Baltimore Orioles @ Minnesota Twins
Hubert H. Humphrey Metrodome, Minneapolis, MN

AB 33
R 4
H 9
RBI 4
BB 2
SO 6
LOB 12



Sat Apr 15 2000, 7:05 PM EDT
Att: 18,745 - Dome - 72 F

Batter	1	2	3	4	5	6	7	8	9	AB	R	H	RBI	BB	SO	LOB	TOP										
Brady Anderson, L (1, 8) OBP: 0.340, SLG: 0.452	2-2 HR	1-3 K			0-0 L4		0-1 G4-3			4	1	1	1	0	1	0	Baltimore Orioles @ Minnesota Twins Hubert H. Humphrey Metrodome, Minneapolis, MN Sun Apr 16 2000, 2:05 PM EDT Att: 14,066 - Dome - 72 F AB 36 R 5 H 8 RBI 5 BB 0 SO 8 LOB 10										
Mike Bordick, R (1, 6) OBP: 0.380, SLG: 0.723	2-0 2B 1B	3-2 L9			0-2 G4-3		1-3 K			4	1	1	0	0	1	0											
B.J. Surhoff, L (1, 7) OBP: 0.386, SLG: 0.500	0-2 1B 2B			0-0 G3	2-0 G3			1-3 K		4	1	1	0	0	1	0											
Albert Belle, R (1, 9) OBP: 0.411, SLG: 0.565	2-2 G4-3 HR 2H 3H	1B		2-1 1B	0-0 1B 1B		1-2 F4			4	1	3	2	0	0	0											
Harold Baines, L (1, 10) OBP: 0.239, SLG: 0.222	0-0 G4-3			0-0 F7	1-3 K		1-1 G4-3			4	0	0	0	0	1	3											
Jeff Conine, R (1, 5) OBP: 0.378, SLG: 0.571	0-1 HR			0-0 F9	1-2 F9			0-1 E6		4	1	1	2	0	0	2											
Will Clark, L (1, 3) OBP: 0.500, SLG: 0.483	1-3 K			1-1 G6-3	0-0 1B 1B			0-2 F9		4	0	1	0	0	1	1											
13 Willie Morales, R (1, 2) OBP: 0.250, SLG: 0.250	1-2 G6-3			3-2 G5-3	3-3 K			1-3 K		4	0	0	0	0	2	3											
Jesse Garcia, R (1, 4)		1-3 K2-3		0-0 G6-3			0-1 G4-3		0-1 F7	4	0	0	0	0	1	1											
Inning Stats	R: 5 H: 5 E: 0 S: 20	H: 5 LOB: 0 BB: 0 P: 28	R: 0 H: 0 E: 0 S: 12	H: 0 LOB: 0 BB: 0 P: 17	R: 0 H: 1 E: 0 S: 5	H: 1 LOB: 1 BB: 0 P: 7	R: 0 H: 0 E: 0 S: 7	H: 0 LOB: 0 BB: 0 P: 11	R: 0 H: 2 E: 0 S: 12	H: 2 LOB: 2 BB: 0 P: 17	R: 0 H: 0 E: 0 S: 7	H: 0 LOB: 0 BB: 0 P: 8	R: 0 H: 0 E: 0 S: 8	H: 0 LOB: 0 BB: 0 P: 11	R: 0 H: 0 E: 1 S: 11	H: 0 LOB: 1 BB: 0 P: 12		1B: 5 2B: 1 3B: 0 HR: 2	SF: 0 SAC: 0 DP: 0 HBP: 0	WP: 0 PB: 0 SB: 1 CS: 0	PA: 36						
PITCHER	IP	WLS	BF	H	R	ER	SO	BB	IBB	HBP	BLK	WP	HR	S	P	ERA	WHIP										
Joe Mays, R (1, 1) ERA: 9.56	8.0	L	32	8	5	5	7	0	0	0	0	0	2	76	106	5.62	1.000										
Eddie Guardado, L (9, 1) ERA: 6.35	1.0		4	0	0	0	1	0	0	0	0	0	0	11	12	0.00	0.000										

Batter	1	2	3	4	5	6	7	8	9	AB	R	H	RBI	BB	SO	LOB	BOTTOM										
Todd Walker, L (1, 4) OBP: 0.245, SLG: 0.283	0-0 G4-3	3-1 F7			1-2 G4-3		0-0 F7			4	0	0	0	0	0	3	Baltimore Orioles @ Minnesota Twins Hubert H. Humphrey Metrodome, Minneapolis, MN Sun Apr 16 2000, 2:05 PM EDT Att: 14,066 - Dome - 72 F AB 32 R 0 H 4 RBI 0 BB 2 SO 5 LOB 13										
Cristian Guzman, S (1, 6) OBP: 0.390, SLG: 0.500	1-1 G3 BB 1B		0-1 G4-3		1-0 G4-3		0-1 B3			4	0	1	0	0	0	0											
Matt Lawton, L (1, 9) OBP: 0.397, SLG: 0.518	4-1 G3 BB		0-1 G4-3		1-2 G3-1		1-2 1B			3	0	1	0	1	0	0											
David Ortiz, L (1, 3) OBP: 0.444, SLG: 0.409	2-2 G3		2-2 BB 1B		0-0 G4-3		3-1 F8			4	0	1	0	0	0	3											
Corey Koskie, L (1, 5) OBP: 0.358, SLG: 0.479	1-2 F7		4-0 BB		2-1 F7		0-0 G4-3			3	0	0	0	1	0	3											
Midre Cummings, L (1, 10) OBP: 0.333, SLG: 0.500		2-3 K	0-0 F8		0-0 G4-3			0-3 K		4	0	0	0	0	2	2											
Marcus Jensen, S (1, 2) OBP: 0.200, SLG: 0.200		3-2 F8		1-2 G3-1		3-2 G1-3 1B		0-3 K		4	0	1	0	0	1	0											
Jacque Jones, L (1, 7) OBP: 0.306, SLG: 0.531		0-3 K WP HBP		0-0 G3		3-3 K		0-0 G6-3		4	0	0	0	0	2	1											
Tori Hunter, R (1, 8) OBP: 0.370, SLG: 0.500		1-0 WP HBP		1-1 G4-3		0-0 G1-3				2	0	0	0	0	0	1											
Inning Stats	R: 0 H: 1 E: 0 S: 10	H: 1 LOB: 2 BB: 1 P: 18	R: 0 H: 0 E: 0 S: 13	H: 0 LOB: 0 BB: 0 P: 22	R: 0 H: 1 E: 0 S: 8	H: 1 LOB: 2 BB: 1 P: 14	R: 0 H: 0 E: 0 S: 6	H: 0 LOB: 0 BB: 0 P: 8	R: 0 H: 0 E: 0 S: 4	H: 0 LOB: 0 BB: 0 P: 6	R: 0 H: 1 E: 0 S: 9	H: 1 LOB: 1 BB: 0 P: 15	R: 0 H: 1 E: 0 S: 8	H: 1 LOB: 1 BB: 0 P: 12	R: 0 H: 0 E: 0 S: 8	H: 0 LOB: 0 BB: 0 P: 8		1B: 4 2B: 0 3B: 0 HR: 0	SF: 0 SAC: 0 DP: 0 HBP: 1	WP: 2 PB: 0 SB: 0 CS: 0	PA: 35						
PITCHER	IP	WLS	BF	H	R	ER	SO	BB	IBB	HBP	BLK	WP	HR	S	P	ERA	WHIP										
Sidney Ponson, R (1, 1) ERA: 3.27	9.0	W	35	4	0	0	5	2	0	1	0	2	0	74	114	0.00	0.667										

Batter	1	2	3	4	5	6	7	8	9	AB	R	H	RBI	BB	SO	LOB	TOP										
Johnny Damon, L OBP: 0.243, SLG: 0.295 (1, 7) C	0-1 P6		2-3 K		1-2 G4-3			1-0 L8		4	0	0	0	0	1	3	Kansas City Royals @ Minnesota Twins Hubert H. Humphrey Metrodome, Minneapolis, MN Tue Apr 18 2000, 8:05 PM EDT Att: 6,630 - Dome - 72 F livebaseballscorecards.com										
Carlos Febles, R OBP: 0.403, SLG: 0.373 (1, 4) C	4-1 WP G3 BB		1-1 G6-3			2-1 G4-6-3 1B		1-1 L9		3	0	1	0	1	0	2											
Carlos Beltrán, S OBP: 0.250, SLG: 0.344 (1, 8) F	2-2 G3			1-1 G6-3		0-1 G4-6-3 1-2		0-1 S 1B		4	0	1	0	0	0	2											
Jemaine Dye, R OBP: 0.415, SLG: 0.648 (1, 9) C	3-2 P4			3-2 F9		2-3 K		3-1 F8		4	0	0	0	0	1	3											
29 Mike Sweeney, R OBP: 0.333, SLG: 0.700 (1, 3) B		1-3 K		0-0 F8			1-3 K		0-1 F8	4	0	0	0	0	2	0											
Joe Randa, R OBP: 0.397, SLG: 0.552 (1, 5) B		1-3 K			4-0 G6-3 G3 3B BB		0-0 F9 2B		1-1 P3	3	1	1	0	1	1	0											
Mark Quinn, R OBP: 0.418, SLG: 0.458 (1, 10) X		0-0 P5			1-0 G3		2-0 F9		0-0 F9	4	0	0	0	0	0	2											
Brian Johnson, R OBP: 0.214, SLG: 0.333 (1, 2) X			0-0 F8		1-0 G6-3		2-2 G6-3			3	0	0	0	0	0	2											
Rey Sanchez, R OBP: 0.333, SLG: 0.479 (1, 6) X			0-0 1B		1-1 3B			2-2 1B		3	0	3	1	0	0	0											
Inning Stats	R: 0 E: 0 K: 0 S: 9	H: 0 LOB: 1 BB: 1 P: 18	R: 0 E: 0 K: 2 S: 8	H: 0 LOB: 0 BB: 0 P: 10	R: 0 E: 0 K: 1 S: 7	H: 1 LOB: 1 BB: 0 P: 10	R: 0 E: 0 K: 0 S: 8	H: 0 LOB: 0 BB: 0 P: 12	R: 1 E: 0 K: 0 S: 7	H: 1 LOB: 1 BB: 1 P: 15	R: 0 E: 0 K: 1 S: 9	H: 1 LOB: 1 BB: 0 P: 14	R: 0 E: 0 K: 0 S: 10	H: 2 LOB: 2 BB: 0 P: 17	R: 0 E: 0 K: 0 S: 5	H: 0 LOB: 0 BB: 0 P: 6		1B: 4 2B: 1 3B: 1 HR: 0	SF: 0 SAC: 0 DP: 1 HBP: 0	WP: 1 PB: 0 SB: 1 CS: 0	PA: 34						
PITCHER	IP	WLS	BF	H	R	ER	SO	BB	IBB	HBP	BLK	WP	HR	S	P	ERA	WHIP										
Brad Radke, R ERA: 5.19 (1, 1)	8.0	W	31	6	1	1	5	2	0	0	0	1	0	65	107	1.12	1.000										
Bob Wells, R ERA: 7.04 (9, 1)	1.0	S	3	0	0	0	0	0	0	0	0	0	0	5	6	0.00	0.000										

Batter	1	2	3	4	5	6	7	8	9	AB	R	H	RBI	BB	SO	LOB	BOTTOM										
Todd Walker, L OBP: 0.264, SLG: 0.300 (1, 4) C	2-2 1B 2B 1B		1-1 G4-3			2-2 SH1-3 1B	2-2 L7			4	1	2	0	0	0	2	Kansas City Royals @ Minnesota Twins Hubert H. Humphrey Metrodome, Minneapolis, MN Tue Apr 18 2000, 8:05 PM EDT Att: 6,630 - Dome - 72 F livebaseballscorecards.com										
Denny Hocking, S OBP: 0.348, SLG: 0.571 (8, 4) C			2-1 F8			1-1 SH1-3		0-2 G3-1		3	1	1	0	0	0	0											
Cristian Guzman, S OBP: 0.387, SLG: 0.491 (1, 6) C	1-2 2B 1B		2-2 G3-1			2-2 P4		3-3 K		4	0	1	2	0	1	1											
Matt Lawton, L OBP: 0.388, SLG: 0.517 (1, 9) F	0-1 K 1H 2H 2B			0-0 G3-1		1-0 L7		2-1 E4 1B		4	0	0	0	0	1	2											
David Ortiz, L OBP: 0.387, SLG: 0.346 (1, 10) B										0	0	0	0	0	0	0											
Jason Maxwell, R OBP: 0.093, SLG: 0.091 (8, PR) C										4	1	2	0	0	1	1											
Ron Coomer, R OBP: 0.340, SLG: 0.489 (1, 3) B	2-3 K 2-3			1-1 F9			1-1 BB 1B	0-0 1B		4	1	2	0	0	1	1											
Corey Koskie, L OBP: 0.333, SLG: 0.442 (1, 5) F		2-3 K		0-0 F7		2-2 P4	2-2 P4	2-3 K		4	0	0	0	0	2	3											
Matthew LeCroy, R OBP: 0.324, SLG: 0.438 (1, 2) B		1-2 G4-3			1-3 K		0-1 L6			3	0	0	0	0	1	1											
Jacque Jones, L OBP: 0.327, SLG: 0.520 (1, 7) B		4-1 BB			1-1 G5-3		4-1 1B BB			1	0	0	0	2	0	0											
Tori Hunter, R OBP: 0.367, SLG: 0.489 (1, 8) B		2-2 F9			1-0 G6-3		0-0 1B		1-3 2H	3	0	1	1	0	0	1											
Inning Stats	R: 2 E: 0 K: 2 S: 17	H: 3 LOB: 0 BB: 0 P: 24	R: 0 E: 0 K: 1 S: 12	H: 0 LOB: 1 BB: 1 P: 21	R: 0 E: 0 K: 0 S: 7	H: 0 LOB: 0 BB: 0 P: 12	R: 0 E: 0 K: 0 S: 4	H: 0 LOB: 0 BB: 0 P: 5	R: 0 E: 0 K: 1 S: 6	H: 0 LOB: 0 BB: 0 P: 9	R: 0 E: 0 K: 0 S: 10	H: 1 LOB: 1 BB: 0 P: 16	R: 1 E: 0 K: 0 S: 12	H: 2 LOB: 2 BB: 1 P: 21	R: 0 E: 1 K: 2 S: 12	H: 1 LOB: 2 BB: 0 P: 19	1B: 6 2B: 1 3B: 0 HR: 0	SF: 0 SAC: 1 DP: 0 HBP: 0	WP: 0 PB: 0 SB: 0 CS: 0	PA: 33							
PITCHER	IP	WLS	BF	H	R	ER	SO	BB	IBB	HBP	BLK	WP	HR	S	P	ERA	WHIP										
Jeff Suppan, R ERA: 4.38 (1, 1)	6.2	L	27	6	3	3	4	2	0	0	0	0	0	65	103	4.05	1.200										
Jose Santiago, R ERA: 0.07 (7, 1)	0.1		1	0	0	0	0	0	0	0	0	0	0	3	5	0.00	0.000										
Ricky Bottalico, R ERA: 6.0 (8, 1)	1.0		5	1	0	0	2	0	0	0	0	0	0	12	19	0.00	1.000										

Batter	1	2	3	4	5	6	7	8	9	AB	R	H	RBI	BB	SO	LOB	TOP							
Rey Sanchez, R (1.6) OBP: 0.321, SLG: 0.453	1-1 F9		0-0 1B		0-1 G6-3		0-1 G4-3		1-1 G3	5	0	1	0	0	0	1	Kansas City Royals @ Minnesota Twins Hubert H. Humphrey Metrodome, Minneapolis, MN Wed Apr 19 2000, 8:05 PM EDT Att. 7,606 - Dome - 72 F livebaseballscorecards.com							
Carlos Febles, R (1.4) OBP: 0.394, SLG: 0.365	1-2 L5		2-1 1B		3-2 G4-3		1-0 E5 1B			4	1	1	0	0	0	0								
Carlos Beltrán, S (1.8) OBP: 0.250, SLG: 0.338	0-3 K		1-3 K		1-2 F8		3-H 0-1 1B 29 PO 1B			4	0	1	0	0	2	2								
Jemaine Dye, R (1.9) OBP: 0.420, SLG: 0.690		2-1 HR	3-2 L3		0-1 F2		0-0 1B 1-H 2-H			4	1	2	2	0	0	2								
29 Mike Sweeney, R (1.10) OBP: 0.343, SLG: 0.688		2-0 1B		1-2 HR 1B	0-0 G5-3		2-1 PO 3-H	0-2 F8		4	1	2	0	0	0	0								
Joe Randa, R (1.5) OBP: 0.373, SLG: 0.516		2-3 K		0-0 L5	2-2 G4-3		3-1 G5-3			4	0	0	0	0	1	2								
Mark Quinn, R (1.7) OBP: 0.424, SLG: 0.577		2-2 P6		1-2 HR	1-0 G4-3		2-2 F8			4	2	2	3	0	0	1								
Dave McCarty, R (1.3) OBP: 0.200, SLG: 0.300		0-1 F9		1-2 G6-3	0-0 G4-3 E 2B		1-0 F7			4	1	1	0	0	0	1								
Brian Johnson, R (1.2) OBP: 0.196, SLG: 0.302			3-2 F8	2-1 G5-3	1-3 K		2-1 G6-3			4	0	0	0	0	1	1								
Inning Stats	R: 0 E: 0 K: 1 S: 8	H: 0 LOB: 0 BB: 0 P: 10	R: 1 E: 0 K: 1 S: 11	H: 2 LOB: 1 BB: 0 P: 19	R: 0 E: 0 K: 1 S: 12	H: 2 LOB: 2 BB: 0 P: 21	R: 2 E: 0 K: 0 S: 14	H: 2 LOB: 0 BB: 0 P: 19	R: 0 E: 0 K: 0 S: 10	H: 0 LOB: 0 BB: 0 P: 14	R: 0 E: 0 K: 0 S: 6	H: 0 LOB: 0 BB: 0 P: 8	R: 3 E: 1 K: 1 S: 15	H: 4 LOB: 1 BB: 0 P: 20	R: 0 E: 0 K: 0 S: 9	H: 0 LOB: 0 BB: 0 P: 14	R: 0 E: 0 K: 0 S: 5	H: 0 LOB: 0 BB: 0 P: 9	1B: 6 2B: 1 3B: 0 HR: 3	SF: 0 SAC: 0 DP: 0 HBP: 0	WP: 0 PB: 0 SB: 0 CS: 0	PA: 38		
PITCHER	IP WLS BF H R ER SO BB IBB HBP BLK WP HR S P ERA WHIP	6.2 30 9 6 4 4 0 0 0 0 0 3 74 107 5.40 1.350	2.1 7 1 0 0 0 0 0 0 0 0 0 16 27 0.00 0.429											2.1 7 1 0 0 0 0 0 0 0 0 0 16 27 0.00 0.429										

Batter	1	2	3	4	5	6	7	8	9	AB	R	H	RBI	BB	SO	LOB	BOTTOM									
Todd Walker, L (1.4) OBP: 0.276, SLG: 0.296	4-1 2B PB BB	3-1 G6-4-3		0-0 G3			0-2 BB SF8 1B	2-3 K		4	2	1	0	1	1	3	Kansas City Royals @ Minnesota Twins Hubert H. Humphrey Metrodome, Minneapolis, MN Wed Apr 19 2000, 8:05 PM EDT Att. 7,606 - Dome - 72 F livebaseballscorecards.com									
Cristian Guzman, S (1.6) OBP: 0.388, SLG: 0.492	1-0 PB 1-3 G6-3 2B		2-0 G3		1-0 G5-3		4-1 SF8 BB G6-3 BB	0-0 G3		4	2	1	0	1	0	0										
Matt Lawton, L (1.9) OBP: 0.417, SLG: 0.532	4-1 S BB		4-2 S BB		1-3 K		4-0 G6-3 BB	1-0 1B 2B		2	1	1	1	3	1	0										
Ron Coomer, R (1.3) OBP: 0.328, SLG: 0.471	2-3 3-H 2-3 K		3-2 G6-3		3-0 1B		2-2 SF8	0-1 G5-3		4	0	1	1	0	1	4										
Corey Koskie, L (1.5) OBP: 0.339, SLG: 0.418	1-2 G6-3		4-2 BB		1-3 K		2-3 3-H G6-3	4-0 1B		3	0	0	2	2	1	3										
Butch Huskey, R (1.10) OBP: 0.234, SLG: 0.295	3-H K		1-3 F9		2-2 P4		1-1 F8	1-2 1B		5	0	1	1	0	1	4										
Jacque Jones, L (1.7) (9.8)		1-0 F9		2-2 L7		1-2 G1-3		1-0 F7		4	0	0	0	0	0	0										
Marcus Jensen, S (1.2) OBP: 0.292, SLG: 0.500		1-1 1B 1B		3-2 HR		3-2 F8		3-1 3B		4	1	3	1	0	0	0										
Torii Hunter, R (1.8) OBP: 0.385, SLG: 0.489		0-0 1B		1-3 K		4-2 1B BB		1-2 G1-3		2	1	1	0	1	1	0										
Midre Cummings, L (8, PH) OBP: 0.308, SLG: 0.462										1	0	0	0	0	0	1										
Denny Hocking, S (9.7) OBP: 0.348, SLG: 0.571										0	0	0	0	0	0	0										
Inning Stats	R: 2 E: 0 K: 2 S: 14	H: 1 LOB: 1 BB: 2 P: 26	R: 0 E: 0 K: 0 S: 6	H: 2 LOB: 0 BB: 0 P: 11	R: 0 E: 0 K: 0 S: 11	H: 0 LOB: 2 BB: 2 P: 26	R: 1 E: 0 K: 1 S: 14	H: 1 LOB: 0 BB: 0 P: 20	R: 0 E: 0 K: 2 S: 8	H: 1 LOB: 1 BB: 0 P: 14	R: 0 E: 0 K: 0 S: 9	H: 0 LOB: 0 BB: 0 P: 15	R: 3 E: 0 K: 0 S: 13	H: 1 LOB: 1 BB: 3 P: 28	R: 0 E: 0 K: 1 S: 11	H: 1 LOB: 1 BB: 0 P: 18	R: 1 E: 0 K: 0 S: 7	H: 2 LOB: 2 BB: 1 P: 13	1B: 5 2B: 2 3B: 1 HR: 1	SF: 1 SAC: 0 DP: 1 HBP: 0	WP: 0 PB: 1 SB: 2 CS: 0	PA: 42				
PITCHER	IP WLS BF H R ER SO BB IBB HBP BLK WP HR S P ERA WHIP	4.0 19 4 3 2 2 1 0 0 0 0 0 22 38 9.00 1.500	2.0 9 2 2 2 2 1 0 0 0 0 0 8 19 9.00 2.000	1.0 5 0 1 1 0 2 0 0 0 0 0 8 19 9.00 2.000	1.2 9 3 1 1 1 0 1 0 0 0 0 18 31 5.40 1.800											2.0 9 2 2 2 2 1 0 0 0 0 0 8 19 9.00 1.500										

Batter	1	2	3	4	5	6	7	8	9	AB	R	H	RBI	BB	SO	LOB	TOP					
Johnny Damon, L (1, 7) OBP: 0.267, SLG: 0.308	G6-3		1B BB		S 1B		1B 1B	K									4 2 2 1 1 1 0					
Carlos Febles, R (1, 4) OBP: 0.406, SLG: 0.373	K		1B E		G1-6-3 HBP		1B 1B		L8								4 1 2 1 0 1 0					
Carlos Beltrán, S (1, 8) OBP: 0.260, SLG: 0.342	G3		1B E8		G1-6-3		1B 2B		K								5 0 2 2 0 1 2					
Jermaine Dye, R (1, 9) OBP: 0.419, SLG: 0.714		G4-3		1B 1B		HR		K									5 1 2 1 0 2 2					
29 Mike Sweeney, R (1, 3) OBP: 0.338, SLG: 0.657		F3		F9		G4-3											3 0 0 0 1 0 1					
Joe Randa, R (1, 5) OBP: 0.352, SLG: 0.485		K		K		G3		F3									4 0 0 0 0 2 4					
Mark Quinn, R (1, 10) OBP: 0.429, SLG: 0.625			G6-3		1B		G4-3		HR								4 1 2 1 0 0 0					
Jorge Fabregas, L (1, 2) OBP: 0.375, SLG: 0.485			G4-3		F7		F8		G4-3								4 0 0 0 0 0 2					
Rey Sanchez, R (1, 6) OBP: 0.333, SLG: 0.491			1B 2B		G5-3		1B 2B		F9								4 2 2 0 0 0 0					
Inning Stats	R: 0 E: 0 K: 1 S: 9	H: 0 LOB: 0 BB: 0 P: 15	R: 0 E: 0 K: 1 S: 9	H: 0 LOB: 0 BB: 0 P: 13	R: 3 E: 1 K: 0 S: 10	H: 3 LOB: 1 BB: 1 P: 22	R: 0 E: 0 K: 1 S: 11	H: 2 LOB: 2 BB: 0 P: 16	R: 0 E: 0 K: 0 S: 6	H: 1 LOB: 1 BB: 0 P: 14	R: 1 E: 0 K: 0 S: 10	H: 1 LOB: 0 BB: 0 P: 13	R: 2 E: 0 K: 1 S: 16	H: 4 LOB: 3 BB: 1 P: 32	R: 1 E: 0 K: 1 S: 8	H: 1 LOB: 0 BB: 0 P: 9	R: 0 E: 0 K: 2 S: 12	H: 0 LOB: 0 BB: 0 P: 17	1B: 8 2B: 2 3B: 0 HR: 2	SF: 0 SAC: 0 DP: 1 HBP: 1	WP: 1 PB: 0 SB: 1 CS: 0	PA: 40
PITCHER	IP	WLS	BF	H	R	ER	SO	BB	IBB	HBP	BLK	WP	HR	S	P	ERA	WHIP					
Sean Bergman, R (1, 1) ERA: 7.45	5.0	W	22	7	4	3	3	1	0	1	0	0	1	50	87	5.40	1.600					
LaTroy Hawkins, R (6, 1) ERA: 7.71	1.1	H	8	4	2	2	0	0	0	0	0	0	0	13	23	13.50	3.000					
Bob Wells, R (7, 1) ERA: 6.1	2.2	S	10	1	1	1	4	1	0	0	0	1	1	28	41	3.38	0.750					

Kansas City Royals @ Minnesota Twins
 Hubert H. Humphrey Metrodome, Minneapolis, MN

AB 37
 R 7
 H 12
 RBI 6
 BB 2
 SO 7
 LOB 11



Thu Apr 20 2000, 1:05 PM EDT
 Att. 9,213 - Dome - 72 F

Batter	1	2	3	4	5	6	7	8	9	AB	R	H	RBI	BB	SO	LOB	BOTTOM					
Cristian Guzman, S (1, 6) OBP: 0.375, SLG: 0.485	F9	F9		L3		K		G6-3 2B		5	0	1	0	0	1	2						
Denny Hocking, S (1, 5) OBP: 0.393, SLG: 0.680	1B		HR		E S 2B BB	F9		G6-3 2-3		4	2	2	1	1	0	1						
Matt Lawton, L (1, 7) OBP: 0.429, SLG: 0.576	G5-4-3 1B		K		2B BB	HR		K		4	2	2	1	1	2	1						
Ron Coomer, R (1, 3) OBP: 0.323, SLG: 0.473	G5-4-3		K		L8 SF9 2B	G6-3				4	1	1	2	0	1	2						
Butch Huskey, R (1, 9) OBP: 0.275, SLG: 0.417		2B 1B		2B		L8		HR		4	2	3	1	0	0	1						
Jacque Jones, L (8, 7) OBP: 0.304, SLG: 0.481		1B 2B		2B		L8		HR		0	0	0	0	0	0	0						
Matthew LeCroy, R (1, 2) OBP: 0.293, SLG: 0.400		K		F8		SF9		K		3	0	0	1	0	2	2						
David Ortiz, L (1, 10) OBP: 0.429, SLG: 0.448		F9 2B 2B		2B		L8		L8		3	1	2	1	1	0	0						
Tori Hunter, R (1, 8) OBP: 0.357, SLG: 0.451		F9		F9		L8		K		4	0	0	0	0	1	3						
Jason Maxwell, R (1, 4) OBP: 0.188, SLG: 0.467		2B		P4		HR		K		4	1	2	2	0	1	1						
Inning Stats	R: 0 E: 0 K: 0 S: 15	H: 2 LOB: 1 BB: 0 P: 23	R: 2 E: 0 K: 1 S: 20	H: 3 LOB: 1 BB: 0 P: 28	R: 1 E: 0 K: 2 S: 15	H: 2 LOB: 1 BB: 0 P: 24	R: 0 E: 0 K: 0 S: 7	H: 1 LOB: 1 BB: 0 P: 12	R: 3 E: 0 K: 1 S: 18	H: 1 LOB: 1 BB: 3 P: 33	R: 2 E: 0 K: 1 S: 7	H: 2 LOB: 0 BB: 0 P: 13	R: 1 E: 0 K: 2 S: 13	H: 1 LOB: 0 BB: 0 P: 19	R: 0 E: 0 K: 2 S: 13	H: 1 LOB: 1 BB: 0 P: 17	R: 0 E: 0 K: 2 S: 12	H: 0 LOB: 0 BB: 0 P: 17	1B: 3 2B: 6 3B: 0 HR: 4	SF: 1 SAC: 0 DP: 1 HBP: 0	WP: 0 PB: 0 SB: 1 CS: 0	PA: 39
PITCHER	IP	WLS	BF	H	R	ER	SO	BB	IBB	HBP	BLK	WP	HR	S	P	ERA	WHIP					
50 José Rosado, L (1, 1) ERA: 6.55	4.0	L	22	9	6	6	3	2	0	0	0	0	0	65	104	13.50	2.750					
49 Chris Fussell, R (5, 1) ERA: 3.95	3.0		13	3	3	3	3	1	0	0	0	0	3	30	48	9.00	1.333					
Ricky Bottalico, R (8, 1) ERA: 5.14	1.0		4	1	0	0	2	0	0	0	0	0	0	13	17	0.00	1.000					

Kansas City Royals @ Minnesota Twins
 Hubert H. Humphrey Metrodome, Minneapolis, MN

AB 35
 R 9
 H 13
 RBI 9
 BB 3
 SO 8
 LOB 13



Thu Apr 20 2000, 1:05 PM EDT
 Att. 9,213 - Dome - 72 F

Batter	1	2	3	4	5	6	7	8	9	AB	R	H	RBI	BB	SO	LOB	TOP								
Todd Walker, L (1,4) OBP: 0.270, SLG: 0.288 Jason Maxwell, R (8,4) OBP: 0.188, SLG: 0.467										5	0	1	1	0	2	2									
Denny Hocking, S (1,6) OBP: 0.333, SLG: 0.567										5	0	0	0	0	1	4									
Matt Lawton, L (1,7) OBP: 0.439, SLG: 0.571										4	3	2	0	1	0	2									
Butch Huskey, R (1,10) OBP: 0.286, SLG: 0.404										4	1	1	0	1	0	2									
Midre Cummings, L (1,9) OBP: 0.333, SLG: 0.471 Tori Hunter, R (9, PR) OBP: 0.357, SLG: 0.451										4	1	1	0	1	0	3									
Ron Coomer, R (1,3) OBP: 0.358, SLG: 0.593										4	3	3	7	1	0	1									
Corey Koskie, L (1,5) OBP: 0.343, SLG: 0.417										5	0	2	0	0	0	2									
Marcus Jensen, S (1,2) OBP: 0.286, SLG: 0.571										4	1	1	1	0	2	1									
Jacque Jones, L (1,8) OBP: 0.310, SLG: 0.482 Cristian Guzman, S (6, PH) OBP: 0.378, SLG: 0.478										2	0	1	0	0	0	0									
Inning Stats	R: 0 E: 0 K: 1 S: 7	H: 0 LOB: 0 BB: 0 P: 11	R: 0 E: 0 K: 0 S: 6	H: 0 LOB: 1 BB: 1 P: 14	R: 1 E: 0 K: 1 S: 11	H: 1 LOB: 0 BB: 0 P: 17	R: 2 E: 0 K: 0 S: 10	H: 1 LOB: 0 BB: 1 P: 19	R: 0 E: 0 K: 0 S: 11	H: 2 LOB: 2 BB: 0 P: 16	R: 3 E: 0 K: 1 S: 13	H: 3 LOB: 2 BB: 2 P: 26	R: 1 E: 0 K: 0 S: 17	H: 2 LOB: 1 BB: 0 P: 23	R: 0 E: 0 K: 1 S: 12	H: 0 LOB: 0 BB: 0 P: 19	R: 3 E: 0 K: 1 S: 17	H: 3 LOB: 1 BB: 1 P: 25	1B: 8 2B: 1 3B: 0 HR: 3	SF: 0 SAC: 1 DP: 0 HBP: 0	WP: 1 PB: 0 SB: 0 CS: 0	PA: 44			
PITCHER	IP	WLS	BF	H	R	ER	SO	BB	IBB	HBP	BLK	WP	HR	S	P	ERA	WHIP								
Mark Clark, R (1,1) ERA: 7.47	5.0	L	24	6	6	6	2	3	0	0	0	1	2	50	89	10.80	1.800								
Mike Munoz, L (6,1) ERA: 16.88	1.0		6	2	1	1	1	0	1	0	0	0	0	12	19	9.00	2.000								
Francisco Cordero, R (7,1) ERA: 3.12	2.0		7	1	0	0	1	0	0	0	0	0	0	25	37	0.00	0.500								
Mike Venafro, L (9,1) ERA: 7.2	1.0		7	3	3	3	1	1	0	0	0	0	1	17	25	27.00	4.000								

Minnesota Twins @ Texas Rangers
The Ballpark at Arlington, Arlington, TX
Fri Apr 21 2000, 8:05 PM EDT
Att: 35,155 - Sunny - 71 F

AB	38
R	10
H	12
RBI	9
BB	5
SO	5
LOB	17



Batter	1	2	3	4	5	6	7	8	9	AB	R	H	RBI	BB	SO	LOB	BOTTOM								
Luis Altea, S (1,5) OBP: 0.404, SLG: 0.511										4	1	1	0	1	0	3									
Chad Curtis, R (1,7) OBP: 0.293, SLG: 0.351										5	0	0	0	0	1	4									
Ivan Rodriguez, R (1,2) OBP: 0.409, SLG: 0.714										5	2	2	2	0	0	0									
Rafael Palmeiro, L (1,3) OBP: 0.365, SLG: 0.540										3	1	2	0	2	1	1									
David Segui, S (1,10) OBP: 0.437, SLG: 0.476										4	1	2	0	1	1	2									
Ruben Mateo, R (1,8) OBP: 0.338, SLG: 0.385										5	0	2	1	0	0	5									
Frank Catalanotto, L (1,4) OBP: 0.597, SLG: 0.792 Jason McDonald, S (8, PR) ERA: 10.5										3	0	3	2	1	0	0									
Tom Evans, R (9,5) OBP: 0.364, SLG: 0.265										5	0	0	0	0	1	9									
Gabe Kapler, R (1,9) OBP: 0.270, SLG: 0.386										5	0	0	0	0	1	9									
Royce Clayton, R (1,6) OBP: 0.246, SLG: 0.338										4	0	3	0	0	0	0									
Inning Stats	R: 3 E: 0 K: 1 S: 20	H: 4 LOB: 2 BB: 1 P: 34	R: 0 E: 0 K: 1 S: 6	H: 1 LOB: 0 BB: 0 P: 10	R: 0 E: 0 K: 1 S: 11	H: 0 LOB: 1 BB: 1 P: 20	R: 0 E: 0 K: 0 S: 13	H: 2 LOB: 1 BB: 0 P: 21	R: 2 E: 0 K: 1 S: 19	H: 4 LOB: 2 BB: 0 P: 33	R: 0 E: 0 K: 0 S: 8	H: 0 LOB: 0 BB: 0 P: 11	R: 0 E: 0 K: 0 S: 10	H: 2 LOB: 2 BB: 0 P: 14	R: 0 E: 0 K: 0 S: 7	H: 1 LOB: 3 BB: 2 P: 18	R: 0 E: 0 K: 0 S: 10	H: 1 LOB: 3 BB: 2 P: 21	1B: 11 2B: 3 3B: 0 HR: 1	SF: 0 SAC: 0 DP: 3 HBP: 0	WP: 0 PB: 0 SB: 0 CS: 0	PA: 44			
PITCHER	IP	WLS	BF	H	R	ER	SO	BB	IBB	HBP	BLK	WP	HR	S	P	ERA	WHIP								
Joe Mays, R (1,1) ERA: 9.3	4.1		21	8	4	4	3	2	0	0	0	0	0	12	18	27.00	9.000								
Travis Miller, L (5,1) ERA: 10.5	0.1		4	3	1	1	1	0	0	0	0	0	0	19	32	0.00	1.286								
Hector Carrasco, R (5,1) ERA: 0.6	2.1	W	9	2	0	0	0	1	0	0	0	0	0	7	14	0.00	2.000								
LaTroy Hawkins, R (8,1) ERA: 6.97	1.0	H	4	1	0	0	0	1	0	0	0	0	0	10	21	0.00	3.000								
Eddie Guardado, L (9,1) ERA: 5.4	1.0		6	1	0	0	0	2	0	0	0	0	0	10	21	0.00	3.000								

Minnesota Twins @ Texas Rangers
The Ballpark at Arlington, Arlington, TX
Fri Apr 21 2000, 8:05 PM EDT
Att: 35,155 - Sunny - 71 F

AB	38
R	5
H	15
RBI	5
BB	6
SO	4
LOB	24



Batter	1	2	3	4	5	6	7	8	9	AB	R	H	RBI	BB	SO	LOB	TOP			
Todd Walker, L OBP: 0.269, SLG: 0.290 Denny Hocking, S OBP: 0.324, SLG: 0.548	(1,4) 1-2 S 1B E 1B	(0,2) G5-3				(1,2) SF G3-6-3	(0,0) G1-3	(2,0) G4-3		3	1	1	1	0	0	4				
Cristian Guzman, S OBP: 0.350, SLG: 0.444	(1,6) 1-2 L9		(2,1) P6		(1,1) G3-6-3	(1,0) F7			(2,3) K	5	0	0	0	0	1	4				
Matt Lawton, L OBP: 0.448, SLG: 0.562	(1,7) 3-2 S 1B		(1,2) G1-3		(4,1) 1B BB BB		(2,2) F5		(4,0) 1B BB	3	1	1	0	2	0	0				
David Ortiz, L OBP: 0.350, SLG: 0.438	(1,3) 3-3 K 2H		(4,0) BB		(4,2) 1B BB		(1,1) F8		(3,1) BB	3	0	1	0	2	1	0				
Butch Huskey, R OBP: 0.279, SLG: 0.386	(1,10) 1-2 P6		(1,3) K		(0,0) BB		(0,2) F9		(2,3) K	5	0	1	0	0	2	3				
Midre Cummings, L OBP: 0.304, SLG: 0.409	(1,9)		(1,1) 1B 1B		(0,1) L9		(3,3) K		(1,0) F9	5	0	1	0	0	1	5				
Matthew LeCroy, R OBP: 0.289, SLG: 0.410	(1,2)	(2,3) K		(0,1) F2		(0,3) K			(3,1) 1B 2B	4	0	1	0	0	2	1	AB 37			
Corey Koskie, L OBP: 0.352, SLG: 0.438	(1,5)	(0,1) F9		(2,0) P5		(2,1) 1B 2B			(3,2) 1B	4	0	2	0	0	0	1	R 3			
Torii Hunter, R OBP: 0.383, SLG: 0.509	(1,8)	(1,0) 1B			(0,2) SF	(2,3) 1B			(1,0) F5	4	1	3	0	0	0	2	H 11			
Inning Stats	R: 2 E: 1 K: 1 S: 17	H: 2 LOB: 0 BB: 0 P: 26	R: 0 E: 0 K: 1 S: 11	H: 2 LOB: 2 BB: 0 P: 15	R: 0 E: 0 K: 1 S: 10	H: 0 LOB: 1 BB: 1 P: 18	R: 0 E: 0 K: 0 S: 5	H: 0 LOB: 0 BB: 0 P: 7	R: 1 E: 1 K: 1 S: 17	H: 2 LOB: 2 BB: 0 P: 30	R: 0 E: 0 K: 1 S: 10	H: 2 LOB: 0 BB: 0 P: 14	R: 0 E: 0 K: 0 S: 8	H: 2 LOB: 2 BB: 0 P: 18	R: 0 E: 0 K: 2 S: 10	H: 1 LOB: 2 BB: 1 P: 21	1B: 8 2B: 2 3B: 1 HR: 0	SF: 1 SAC: 0 DP: 1 HBP: 0	WP: 0 PB: 0 SB: 3 CS: 0	PA: 42
PITCHER	IP WLS BF H R ER SO BB IBB HBP BLK WP HR S P ERA WHIP																			
Esteban Loaiza, R ERA: 2.74	(1,1) 7.1 W 34 9 3 1 5 3 0 0 0 0 0 0 84 131 1.23 1.636																			
40 Matt Pensch, L ERA: 6.0	(8,1) 1.0 6 2 0 0 1 1 0 0 0 0 0 0 11 26 0.00 3.000																			
Tim Crabtree, R ERA: 6.0	(9,1) 0.2 2 0 0 0 1 0 0 0 0 0 0 0 4 6 0.00 0.000																			

Minnesota Twins @ Texas Rangers
The Ballpark at Arlington, Arlington, TX
Sat Apr 22 2000, 8:05 PM EDT
Att: 42,659 - Cloudy - 73 F

AB	37
R	3
H	11
RBI	1
BB	4
SO	7
LOB	22



Batter	1	2	3	4	5	6	7	8	9	AB	R	H	RBI	BB	SO	LOB	BOTTOM			
Luis Altea, S OBP: 0.421, SLG: 0.520	(1,4) 2-1 L1	(0,1) F7-3		(4,1) E 1B BB	(4,2) FC5-4 BB		(0,0) 2B			3	1	1	1	2	0	1				
Chad Curtis, R OBP: 0.304, SLG: 0.429	(1,7) 0-2 HR		(3,3) K	(2,2) HBP G5-3 1B	(1,1) FC5-4		(1,2) F9			5	1	2	4	0	1	3				
Ivan Rodriguez, R OBP: 0.408, SLG: 0.687	(1,2) 3-2 HR 1B		(4,2) 1B BB	(0,2) G5-3	(0,1) G3			(1,1) G3-1		4	2	1	0	1	0	3				
Rafael Palmeiro, L OBP: 0.392, SLG: 0.591	(1,3) 2-0 HR		(4,0) BB 1B BB	(4,2) HBP BB		(1,1) G4-6-3 1B		(2,3) K		3	1	2	2	2	1	0				
Ruben Mateo, R OBP: 0.355, SLG: 0.382	(1,8) 4-2 G5-3 BB		(0,0) BB	(2,2) BB		(2,1) G4-6-3		(1,2) P6		3	0	1	1	1	0	1				
David Segui, S OBP: 0.327, SLG: 0.455	(1,10) 2-2 G5-3		(4,0) BB	(1,2) HBP		(3,2) G5-3				3	0	0	0	1	0	4				
Gabe Kapler, R OBP: 0.269, SLG: 0.377	(1,9) 3-3 K		(0,0) G6-4-3		(2,1) BB 1B FC5-4		(0,0) F7			4	1	1	0	0	1	4	AB 32			
Royce Clayton, R OBP: 0.260, SLG: 0.338	(1,6)	(4,2) F7-3 BB		(1,2) E 1B BLK 1B	(2,0) F8		(2,3) K			3	1	1	0	1	1	1	R 8			
Tom Evans, R OBP: 0.375, SLG: 0.316	(1,5)	(0,3) K		(1,0) F9	(2,0) FC5-4 BB 1B		(0,0) 2B 2B			4	1	2	0	0	1	2	H 11			
Inning Stats	R: 3 E: 0 K: 1 S: 23	H: 3 LOB: 1 BB: 1 P: 39	R: 0 E: 0 K: 1 S: 8	H: 0 LOB: 0 BB: 1 P: 12	R: 1 E: 1 K: 0 S: 7	H: 1 LOB: 2 BB: 3 P: 22	R: 2 E: 1 K: 0 S: 18	H: 2 LOB: 3 BB: 2 P: 33	R: 1 E: 0 K: 0 S: 10	H: 2 LOB: 2 BB: 1 P: 21	R: 0 E: 0 K: 0 S: 8	H: 1 LOB: 0 BB: 0 P: 14	R: 1 E: 0 K: 1 S: 13	H: 2 LOB: 1 BB: 0 P: 16	R: 0 E: 0 K: 1 S: 8	H: 0 LOB: 0 BB: 0 P: 12	1B: 7 2B: 3 3B: 0 HR: 2	SF: 0 SAC: 0 DP: 3 HBP: 1	WP: 0 PB: 0 SB: 0 CS: 0	PA: 41
PITCHER	IP WLS BF H R ER SO BB IBB HBP BLK WP HR S P ERA WHIP																			
Johan Santana, L ERA: 9.69	(1,1) 3.1 L 19 6 2 2 2 6 0 0 1 0 0 0 52 85 3.86 1.714																			
Mark Redman, L ERA: 5.4	(4,1) 4.2 22 6 2 2 2 2 0 1 0 0 0 0 52 85 3.86 1.714																			

Minnesota Twins @ Texas Rangers
The Ballpark at Arlington, Arlington, TX
Sat Apr 22 2000, 8:05 PM EDT
Att: 42,659 - Cloudy - 73 F

AB	32
R	8
H	11
RBI	8
BB	8
SO	5
LOB	19



Batter	1	2	3	4	5	6	7	8	9	AB	R	H	RBI	BB	SO	LOB	TOP										
Cristian Guzman, S (1, 6) OBP: 0.357, SLG: 0.442	1-1 G4-6-3 1B		0-1 G5-3		1-0 1B		1-2 G6-4-3		0-0 F7	5	1	2	1	0	0	2											
Denny Hocking, S (1, 7) OBP: 0.333, SLG: 0.543	2-2 G4-6-3 1-2f			1-2 G1-3	4-0 1B			1-1 F8	1-2 2B	4	0	1	1	1	0	1											
Matt Lawton, L (1, 9) OBP: 0.467, SLG: 0.571	4-0 FC6-4 BB			3-2 1B	2-1 1B			2-1 1B	1-0 G4-3	4	1	3	2	1	0	1											
Ron Coomer, R (1, 3) OBP: 0.352, SLG: 0.571	1-2 FC6-4 1-2f			0-0 F7	1-2 F7			1-1 WP	1-3 1B	4	0	1	0	0	0	4											
Butch Huskey, R (1, 10) OBP: 0.277, SLG: 0.383		0-1 F9		0-0 1B		2-1 E5		2-1 SF7		3	0	1	1	0	0	0											
Corey Koskie, L (1, 5) OBP: 0.373, SLG: 0.448	4-2 G5-4-3 BB			0-1 FC5-4 1B	0-3 K			3-H WP	0-0 1B	3	0	2	0	1	1	1											
Tori Hunter, R (1, 8) OBP: 0.359, SLG: 0.475	1-1 G5-4-3 1-2f			0-1 F2	0-1 G4-6-3			3-3 K	1-2 2-3	4	0	0	0	0	1	5											
Marcus Jensen, S (1, 2) OBP: 0.250, SLG: 0.500			0-3 K		0-0 FC5-4 1B			0-0 F9	2-1 F8	4	1	0	0	0	1	1											
Jason Maxwell, R (1, 4) OBP: 0.300, SLG: 0.526			0-0 F9		1-2 1B			3-1 G6-4-3 1B	2-2 2B	4	2	3	0	0	0	0											
Inning Stats	R: 0 E: 0 K: 0 S: 8	H: 1 LOB: 1 BB: 1 P: 16	R: 0 E: 0 K: 0 S: 6	H: 0 LOB: 0 BB: 1 P: 11	R: 0 E: 0 K: 1 S: 7	H: 0 LOB: 0 BB: 0 P: 7	R: 0 E: 0 K: 0 S: 8	H: 2 LOB: 2 BB: 0 P: 12	R: 3 E: 0 K: 0 S: 15	H: 4 LOB: 2 BB: 1 P: 24	R: 0 E: 0 K: 1 S: 7	H: 0 LOB: 0 BB: 0 P: 9	R: 0 E: 0 K: 0 S: 8	H: 1 LOB: 0 BB: 0 P: 12	R: 1 E: 0 K: 0 S: 12	H: 3 LOB: 2 BB: 0 P: 21	R: 1 E: 0 K: 0 S: 10	H: 2 LOB: 1 BB: 0 P: 16	1B: 12 2B: 1 3B: 0 HR: 0	SF: 1 SAC: 0 DP: 4 HBP: 0	WP: 1 PB: 0 SB: 1 CS: 0	PA: 39					
PITCHER	IP	WLS	BF	H	R	ER	SO	BB	IBB	HBP	BLK	WP	HR	S	P	ERA	WHIP										
Darren Oliver, L (1, 1) ERA: 5.04	7.1	L	30	9	4	4	2	3	0	0	0	0	0	63	98	4.91	1.636										
59 Jeff Zimmerman, R (8, 1) ERA: 8.48	0.2		4	2	0	0	1	0	0	0	0	1	0	8	14	0.00	3.000										
Mike Munoz, L (9, 1) ERA: 14.73	1.0	S	5	2	1	1	0	0	0	0	0	0	0	10	16	9.00	2.000										

Minnesota Twins @ Texas Rangers
The Ballpark at Arlington, Arlington, TX
Sun Apr 23 2000, 3:05 PM EDT
Att: 30,081 - Sunny - 83 F

AB 35
R 5
H 13
RBI 5
BB 3
SO 3
LOB 15



Batter	1	2	3	4	5	6	7	8	9	AB	R	H	RBI	BB	SO	LOB	BOTTOM										
Luis Altea, S (1, 4) OBP: 0.419, SLG: 0.527	1-0 F9		2-1 FC4-6 1-2f 2-3		3-1 G4-3			0-0 G1-6-3 1B	2-2 2B	5	0	2	0	0	0	3											
Jason McDonald, S (1, 7) OBP: 0.333, SLG: 0.543	4-2 G4-6-3 BB		1-3 K		3-2 G6-3			1-0 G1-6-3	0-1 G4-3	4	0	0	0	1	1	5											
Ivan Rodriguez, R (1, 2) OBP: 0.400, SLG: 0.662	0-2 G4-6-3 1-2f			1-0 G5-3		2-2 G4-3		3-2 FC6 1B		4	0	1	1	0	0	1											
Rafael Palmeiro, L (1, 10) OBP: 0.386, SLG: 0.600		1-0 G4-3		0-0 3B		0-0 G3-1		1-0 FC6		4	0	1	0	0	0	1											
David Segui, S (1, 3) OBP: 0.430, SLG: 0.486		2-1 G3		2-2 G3				0-0 F9 2B	0-0 G5-3 HR 2B	4	1	2	0	0	0	1											
Ruben Mateo, R (1, 8) OBP: 0.350, SLG: 0.366		0-2 G4-3		2-2 G5-3				2-0 F9 2-3	4-2 G5-3 HR BB	3	1	0	0	1	0	2											
Gabe Kapler, R (1, 9) OBP: 0.254, SLG: 0.354			0-0 F8		2-0 G4-3			0-0 P4	0-2 G5-3	4	0	0	0	0	0	3											
Mike Lamb, L (1, 5) OBP: 0.250, SLG: 0.250			1-2 FC4-6 1B		0-0 F7			1-2 G5-3	1-2 F2	4	0	1	0	0	0	3											
Royce Clayton, R (1, 6) OBP: 0.299, SLG: 0.417			0-0 FC4-6 1-2		1-1 1B			2-1 G1-6-3 1B	0-1 HR	4	2	4	3	0	0	0											
Inning Stats	R: 0 E: 0 K: 0 S: 6	H: 0 LOB: 0 BB: 1 P: 11	R: 0 E: 0 K: 1 S: 11	H: 0 LOB: 0 BB: 0 P: 9	R: 0 E: 0 K: 1 S: 10	H: 2 LOB: 2 BB: 0 P: 15	R: 0 E: 0 K: 0 S: 7	H: 1 LOB: 1 BB: 0 P: 12	R: 0 E: 0 K: 0 S: 7	H: 1 LOB: 1 BB: 0 P: 10	R: 1 E: 0 K: 0 S: 10	H: 3 LOB: 1 BB: 0 P: 17	R: 3 E: 0 K: 0 S: 17	H: 3 LOB: 1 BB: 1 P: 24	1B: 6 2B: 3 3B: 1 HR: 1	SF: 0 SAC: 0 DP: 2 HBP: 0	WP: 0 PB: 0 SB: 0 CS: 0	PA: 38									
PITCHER	IP	WLS	BF	H	R	ER	SO	BB	IBB	HBP	BLK	WP	HR	S	P	ERA	WHIP										
Brad Radke, R (1, 1) ERA: 4.76	8.0	W	33	9	3	3	1	2	0	0	0	0	0	66	108	3.38	1.375										
Bob Wells, R (9, 1) ERA: 6.35	1.0	S	5	2	1	1	0	0	0	0	0	0	1	14	17	9.00	2.000										

Minnesota Twins @ Texas Rangers
The Ballpark at Arlington, Arlington, TX
Sun Apr 23 2000, 3:05 PM EDT
Att: 30,081 - Sunny - 83 F

AB 36
R 4
H 11
RBI 4
BB 2
SO 1
LOB 19



Batter	1	2	3	4	5	6	7	8	9	AB	R	H	RBI	BB	SO	LOB	TOP
Todd Walker, L (1,4) OBP: 0.282, SLG: 0.297 Jason Maxwell, R (7,4) OBP: 0.286, SLG: 0.500	4-2 1B BB G3-1	2-2 1B			1-1 G3-1		1-0 SF7		1-3 K	2	1	1	1	1	0	0	
Cristian Guzman, S (1,6) OBP: 0.394, SLG: 0.430	4-1 G3-1 1B 1-2 1B	2-3 K			0-3 K		4-1 CS BB			2	1	0	0	2	2	2	
Matt Lawton, L (1,9) OBP: 0.458, SLG: 0.556	1-0 G3-1 1-2 2-3 1B	0-0 F7			1-2 G4-3		2-1 CS 1-2	0-1 G4-3		4	1	1	0	0	0	2	
Ron Coomer, R (1,3) OBP: 0.333, SLG: 0.537	0-1 G3-1 1-2 2-3 3-H		0-0 F9			1-3 K		2-2 G2-3		4	0	0	1	0	1	2	
Corey Koskie, L (1,5) OBP: 0.354, SLG: 0.423	1-3 K		3-3 K			2-2 G4-3		1-3 K		4	0	0	0	0	3	2	
Butch Huskey, R (1,10) OBP: 0.304, SLG: 0.387	2-1 1B 2-H 3-H		1-3 K			4-2 CS BB		4-1 2B SF7 BB		2	1	1	2	2	1	0	
Jacque Jones, L (1,7) OBP: 0.323, SLG: 0.517	1-0 F7		2-1 L8		1-1 CS		1-1 2B	1-0 2B	1-0 E 2B	4	2	2	0	0	0	1	
Matthew LeCroy, R (1,2) OBP: 0.286, SLG: 0.429		2-2 E5 1B		0-3 K		1-0 G4-3 SF7 2B		0-1 SF7		3	1	1	2	0	1	0	
Tori Hunter, R (1,8) OBP: 0.338, SLG: 0.444	2-3 K		0-3 K			0-2 G4-3		1-3 K		4	0	0	0	0	3	2	
Inning Stats	R: 3 H: 2 E: 0 K: 1 S: 13	H: 2 R: 1 BB: 2 P: 26	R: 0 H: 1 E: 1 K: 2 S: 13	H: 0 R: 0 BB: 0 P: 11	R: 0 H: 0 E: 0 K: 2 S: 8	H: 0 R: 0 BB: 0 P: 10	R: 0 H: 0 E: 0 K: 1 S: 10	H: 0 R: 0 BB: 1 P: 12	R: 2 H: 2 E: 0 K: 1 S: 9	H: 0 R: 0 BB: 0 P: 11	R: 2 H: 1 E: 1 K: 2 S: 10	H: 1 R: 0 BB: 1 P: 17	1B: 3 2B: 3 3B: 0 HR: 0	SF: 2 SAC: 0 DP: 0 HBP: 0	WP: 0 PA: 39		
PITCHER	IP WLS BF H R ER SO BB IBB HBP BLK WP HR S P ERA WHIP																
Roger Clemens, R (1,1) ERA: 3.69	6.2 L 29 5 5 5 9 4 0 0 0 0 0 70 114 6.75 1.350																
Mike Stanton, L (7,1) ERA: 3.59	1.1 3 0 0 0 1 0 0 0 0 0 0 9 14 0.00 0.000																
Jeff Nelson, R (9,1) ERA: 2.7	1.0 5 1 2 1 2 1 0 0 0 0 0 10 17 9.00 2.000																

Minnesota Twins @ New York Yankees
Yankee Stadium, Bronx, NY
Mon Apr 24 2000, 1:05 PM EDT
Att: 35,693 - Sunny - 61 F

AB 30
R 7
H 6
RBI 6
BB 5
SO 12
LOB 11



Batter	1	2	3	4	5	6	7	8	9	AB	R	H	RBI	BB	SO	LOB	BOTTOM		
Alfonso Soriano, R (1,5) OBP: 0.185, SLG: 0.423 Lance Johnson, L (7, FH) OBP: 0.545, SLG: 0.636 Wilson Delgado, S (8,4) OBP: 0.143, SLG: 0.143	1-3 K	0-2 P4			1-2 F8		2-3 K		2-3 K	3	0	0	0	0	1	1			
2 Derek Jeter, R (1,6) OBP: 0.381, SLG: 0.453	4-1 1B 1B		1-0 G5-3		3-3 K		4-2 BB			2	1	0	0	2	1	1			
Paul O'Neill, L (1,9) OBP: 0.410, SLG: 0.443	1-3 K		1-0 F9			0-2 WP 1B	0-3 K			4	1	1	0	0	2	2			
Bernie Williams, S (1,8) OBP: 0.346, SLG: 0.603	2-0 1B		3-2 F7		2-2 1B WP SF7		3-1 G1-3			4	1	2	0	0	0	0			
Tino Martinez, L (1,3) OBP: 0.373, SLG: 0.493	1-1 20 HBP 1B		0-2 L1		1-2 SF7 20 G1-3		1-2 F7			4	0	2	2	0	0	0			
20 Jorge Posada, S (1,2) OBP: 0.394, SLG: 0.661	1-3 3-H 1B		0-2 L7		0-2 G1-3		4-1 BB			2	0	0	0	1	0	2			
Shane Spencer, R (1,7) OBP: 0.242, SLG: 0.414	1-3 K		1-2 G1-3		0-1 SF7		3-1 G5-3			3	0	0	1	0	1	4			
Jim Leyritz, R (1,10) OBP: 0.100, SLG: 0.211		2-3 K		2-2 F8		1-3 K		3-2 F7		4	0	0	0	0	2	1			
Clay Bellinger, R (1,4) OBP: 0.324, SLG: 0.367		3-3 K		4-2 BB		0-1 G5-3		1-2 F7		3	0	0	0	1	1	0			
Inning Stats	R: 1 H: 2 E: 0 K: 3 S: 18	H: 2 R: 3 LOB: 3 P: 29	R: 0 H: 0 E: 0 K: 2 S: 10	H: 0 R: 0 LOB: 0 BB: 0 P: 15	R: 0 H: 0 E: 0 K: 0 S: 6	H: 0 R: 0 LOB: 0 BB: 0 P: 11	R: 0 H: 0 E: 0 K: 1 S: 16	H: 0 R: 0 LOB: 1 BB: 1 P: 26	R: 2 H: 3 E: 0 K: 1 S: 17	H: 3 R: 0 LOB: 1 BB: 0 P: 21	R: 0 H: 0 E: 0 K: 2 S: 10	H: 0 R: 0 LOB: 1 BB: 1 P: 16	R: 0 H: 0 E: 0 K: 0 S: 8	H: 0 R: 0 LOB: 1 BB: 1 P: 19	R: 0 H: 0 E: 0 K: 1 S: 15	H: 0 R: 0 LOB: 0 BB: 0 P: 21	1B: 5 2B: 0 3B: 0 HR: 0	SF: 1 SAC: 0 DP: 0 HBP: 1	WP: 1 PA: 37
PITCHER	IP WLS BF H R ER SO BB IBB HBP BLK WP HR S P ERA WHIP																		
Eric Milton, L (1,1) ERA: 5.74	6.0 W 26 5 3 3 7 2 0 0 0 0 0 77 113 4.50 1.167																		
LaTroy Hawkins, R (7,1) ERA: 6.55	0.2 H 3 0 0 0 1 1 0 0 0 0 0 7 13 0.00 1.500																		
Travis Miller, L (7,1) ERA: 9.0	1.0 H 4 0 0 0 1 1 0 0 0 0 0 9 17 0.00 1.000																		
Hector Carrasco, R (8,1) ERA: 0.59	0.1 H 1 0 0 0 0 0 0 0 0 0 0 2 5 0.00 0.000																		
Eddie Guardado, L (9,1) ERA: 4.7	1.0 3 0 0 0 1 0 0 0 0 0 0 15 21 0.00 0.000																		

Minnesota Twins @ New York Yankees
Yankee Stadium, Bronx, NY
Mon Apr 24 2000, 1:05 PM EDT
Att: 35,693 - Sunny - 61 F

AB 31
R 3
H 5
RBI 3
BB 4
SO 10
LOB 11



Batter	1	2	3	4	5	6	7	8	9	AB	R	H	RBI	BB	SO	LOB	TOP					
Todd Walker, L (1, 4) OBP: 0.280, SLG: 0.338 Jason Maxwell, R (8, 4) OBP: 0.273, SLG: 0.476	1-1 G6-3		0-1 HR		2-0 F7	0-3 K			3-2 F8	4	1	1	1	0	1	1	Minnesota Twins @ New York Yankees Yankee Stadium, Bronx, NY Tue Apr 25 2000, 7:05 PM EDT Att: 27,372 - Cloudy - 50 F					
Cristian Guzman, S (1, 6) OBP: 0.376, SLG: 0.470	4-0 FC6-4 1B BB		1-1 HR		2-2 1B			3-1 F8	2-1 G5-3	4	1	2	1	1	0	0						
Matt Lawton, L (1, 9) OBP: 0.455, SLG: 0.547	1-0 FC6-4 1B		0-2 G4-3		2-3 K			1-0 E1 G1-3 1B	3-2 P5	5	1	2	0	0	1	1						
David Ortiz, L (1, 10) OBP: 0.409, SLG: 0.389	1-2 FC6-4 1B		2-2 G6-3		3-1 G1-3			0-2 G1-3		4	0	0	0	0	0	4						
Ron Coomer, R (1, 3) OBP: 0.342, SLG: 0.529	1-1 P4			1-1 G5-3		4-2 F8 1B BB		1-1 FC4-6 1B		3	1	1	1	1	0	2						
Corey Koskie, L (1, 5)		0-0 G1-3		0-1 G6-3		0-1 1B G6-3 1B		3-H FC4-6 1B		4	1	1	0	0	0	1						
Marcus Jensen, S (1, 2) OBP: 0.278, SLG: 0.514		2-3 K		3-1 1B 2B		3-2 F8		4-2 L6-3 BB		3	1	1	0	1	1	2						
Jacque Jones, L (1, 7) OBP: 0.333, SLG: 0.516		1-3 K		3-0 1B		3-2 G6-3 1B		1-1 L6-3		4	0	2	2	0	1	1						
Tori Hunter, R (1, 8) OBP: 0.319, SLG: 0.418			1-0 G6-3	0-1 G6-3		1-2 G6-3		0-3 K		4	0	0	1	0	1	2						
Inning Stats	R: 0 E: 0 K: 0 S: 9	H: 1 LOB: 2 BB: 1 P: 17	R: 0 E: 0 K: 2 S: 7	H: 0 LOB: 0 BB: 0 P: 10	R: 2 E: 0 K: 0 S: 11	H: 2 LOB: 1 BB: 0 P: 15	R: 1 E: 0 K: 1 S: 9	H: 2 LOB: 1 BB: 0 P: 16	R: 0 E: 0 K: 1 S: 19	H: 1 LOB: 1 BB: 1 P: 18	R: 2 E: 0 K: 1 S: 19	H: 2 LOB: 1 BB: 1 P: 29	R: 1 E: 1 K: 0 S: 9	H: 2 LOB: 0 BB: 0 P: 14	R: 0 E: 0 K: 1 S: 7	H: 0 LOB: 0 BB: 1 P: 12	R: 0 E: 0 K: 0 S: 9	H: 0 LOB: 0 BB: 0 P: 17	1B: 7 2B: 2 3B: 0 HR: 2	SF: 0 SAC: 0 DP: 1 HBP: 0	WP: 0 PB: 0 CS: 0	PA: 39
PITCHER	IP WLS BF H R ER SO BB IBB HBP BLK WP HR S P ERA WHIP	5.1 L 26 8 5 5 3 2 0 0 0 0 2 60 101 8.44 1.875	1.2 7 2 1 1 1 0 0 0 0 0 0 0 13 18 5.40 1.200	2.0 6 0 0 0 0 1 1 0 0 0 0 0 16 29 0.00 0.500	PITCHER										IP WLS BF H R ER SO BB IBB HBP BLK WP HR S P ERA WHIP							

AB	36
R	6
H	10
RBI	6
BB	3
SO	5
LOB	14



Batter	1	2	3	4	5	6	7	8	9	AB	R	H	RBI	BB	SO	LOB	BOTTOM					
Lance Johnson, L (1, 10) OBP: 0.429, SLG: 0.500 Jim Leyritz, R (7, FH) OBP: 0.136, SLG: 0.238	3-1 F8		3-2 G3-1		1-3 K		2-1 1B		2-3 K	3	0	0	0	0	1	1	Minnesota Twins @ New York Yankees Yankee Stadium, Bronx, NY Tue Apr 25 2000, 7:05 PM EDT Att: 27,372 - Cloudy - 50 F					
Derek Jeter, R (1, 6) OBP: 0.386, SLG: 0.455	2-2 S 1B		4-1 BB		2-3 K		0-1 SF9			2	0	1	1	1	1	1						
Paul O'Neill, L (1, 9) OBP: 0.390, SLG: 0.419	0-1 F7		1-1 F7		0-0 F9		1-3 K			4	0	0	0	0	1	4						
Bernie Williams, S (1, 8) OBP: 0.376, SLG: 0.608	4-0 1B BB			4-2 BB		4-2 1B BB		2-1 20 1B		1	0	1	0	3	0	0						
Tino Martinez, L (1, 3) OBP: 0.367, SLG: 0.479	0-1 G6-3			0-1 F7		2-1 20 G4-6-3 1B		2-3 K		4	0	1	0	0	1	4						
20 Jorge Posada, S (1, 2) OBP: 0.386, SLG: 0.635		2-1 G1-3		2-3 K		1-2 G4-6-3 1B		1-2 G6-4-3 1B		4	0	1	0	0	1	3						
Ricky Ledee, L (1, 7) OBP: 0.327, SLG: 0.333		0-0 1B		0-0 G4-3			1-0 G1-3	0-2 G6-4-3 1B		4	0	1	0	0	0	3						
Scott Brosius, R (1, 5)		2-1 G5-3			1-1 F8		4-2 1B 2 SF9 BB		2-3 K	3	1	0	0	1	1	0						
Wilson Delgado, S (1, 4) OBP: 0.273, SLG: 0.200			1-2 G5-3		4-2 PB BB		1-0 2 SF9 1B		3-3 K	3	0	1	0	1	1	0						
Inning Stats	R: 0 E: 0 K: 0 S: 9	H: 1 LOB: 2 BB: 1 P: 18	R: 0 E: 0 K: 0 S: 5	H: 1 LOB: 0 BB: 0 P: 9	R: 0 E: 0 K: 1 S: 10	H: 0 LOB: 1 BB: 1 P: 19	R: 0 E: 0 K: 2 S: 11	H: 0 LOB: 1 BB: 1 P: 17	R: 0 E: 0 K: 2 S: 10	H: 0 LOB: 1 BB: 1 P: 18	R: 0 E: 0 K: 0 S: 9	H: 1 LOB: 1 BB: 1 P: 16	R: 1 E: 0 K: 1 S: 12	H: 2 LOB: 2 BB: 1 P: 21	R: 0 E: 0 K: 1 S: 14	H: 2 LOB: 1 BB: 0 P: 19	R: 0 E: 0 K: 3 S: 10	H: 0 LOB: 0 BB: 0 P: 17	1B: 7 2B: 0 3B: 0 HR: 0	SF: 1 SAC: 0 DP: 2 HBP: 0	WP: 0 PB: 1 CS: 0	PA: 37
PITCHER	IP WLS BF H R ER SO BB IBB HBP BLK WP HR S P ERA WHIP	6.1 W 27 4 1 1 3 6 0 0 0 0 0 21 29 0.00 1.800	1.2 7 3 0 0 0 2 0 0 0 0 0 0 21 29 0.00 1.800	1.0 3 0 0 0 0 3 0 0 0 0 0 0 10 17 0.00 0.000	PITCHER										IP WLS BF H R ER SO BB IBB HBP BLK WP HR S P ERA WHIP							


AB	30
R	1
H	7
RBI	1
BB	6
SO	8
LOB	16



Batter	1	2	3	4	5	6	7	8	9	AB	R	H	RBI	BB	SO	LOB	TOP	
Cristian Guzman, S (1, 6) OBP: 0.371, SLG: 0.460	G6-3		E5			L8		G1-3		4	0	1	0	0	0	1	Minnesota Twins @ New York Yankees Yankee Stadium, Bronx, NY Wed Apr 26 2000, 1:05 PM EDT Att: 27,919 - Cloudy - 46 F	
Denny Hocking, S (1, 7) OBP: 0.302, SLG: 0.487	K		FC5			L8		G3		4	0	0	0	0	1	3		
Matt Lawton, L (1, 9) OBP: 0.457, SLG: 0.544	F7					K		G4-3		4	0	2	0	0	1	0		
Ron Coomer, R (1, 3)		F8				FC5-4		G6-3		4	0	0	0	0	0	2		
Butch Huskey, R (1, 10)		K				G4-3				3	0	0	0	1	2	2		
Matthew LeCroy, R (1, 2)		G5-3				G4-6-3				2	0	0	0	1	1	1		
Corey Koskie, L (1, 5)						G4-6-3				3	0	1	0	0	1	1		
Tori Hunter, R (1, 8)						G4-6-3		G4-3		3	0	0	0	0	1	2		
Jason Maxwell, R (1, 4)						K		K		3	0	1	0	0	2	1		
Inning Stats	R: 0 H: 0 E: 0 K: 1 S: 7	H: 0 R: 0 ER: 0 LOB: 0 BB: 0 P: 11	R: 0 H: 0 E: 0 K: 1 S: 11	H: 0 R: 0 ER: 0 LOB: 0 BB: 0 P: 18	R: 0 H: 1 E: 1 K: 1 S: 13	H: 1 R: 0 ER: 0 LOB: 0 BB: 0 P: 20	R: 0 H: 1 E: 0 K: 1 S: 11	H: 1 R: 0 ER: 0 LOB: 1 BB: 1 P: 20	R: 0 H: 1 E: 0 K: 1 S: 9	H: 0 R: 0 ER: 0 LOB: 1 BB: 1 P: 22	R: 0 H: 0 E: 0 K: 1 S: 7	H: 0 R: 0 ER: 0 LOB: 0 BB: 0 P: 8	R: 0 H: 1 E: 0 K: 1 S: 15	H: 1 R: 0 ER: 0 LOB: 1 BB: 0 P: 20	1B: 5 2B: 0 3B: 0 HR: 0	SF: 0 SAC: 0 DP: 2 HBP: 0	WP: 0 PA: 32 CS: 1	
PITCHER	IP	WLS	BF	H	R	ER	SO	BB	IBB	HBP	BLK	WP	HR	S	P	ERA	WHIP	
Andy Pettitte, L (1, 1) ERA: 4.5	5.0		18	3	0	0	4	1	0	0	0	0	0	47	76	0.00	0.800	
Jeff Nelson, R (6, 1) ERA: 2.31	1.2	W	6	1	0	0	2	1	0	0	0	0	0	18	32	0.00	1.200	
Mike Stanton, L (7, 1) ERA: 3.12	1.1	H	4	0	0	0	2	0	0	0	0	0	0	11	13	0.00	0.000	
42 Mariano Rivera, R (9, 1) ERA: 3.0	1.0	S	4	1	0	0	1	0	0	0	0	0	0	15	20	0.00	1.000	

Batter	1	2	3	4	5	6	7	8	9	AB	R	H	RBI	BB	SO	LOB	BOTTOM	
Ricky Ledee, L (1, 10) OBP: 0.302, SLG: 0.304	L1		F7			G1-3		F8		4	0	0	0	0	0	2	Minnesota Twins @ New York Yankees Yankee Stadium, Bronx, NY Wed Apr 26 2000, 1:05 PM EDT Att: 27,919 - Cloudy - 46 F	
2 Derek Jeter, R (1, 6) OBP: 0.380, SLG: 0.481	G2-3		G6-4-3			HR		F8		4	1	1	1	0	0	1		
Paul O'Neill, L (1, 9) OBP: 0.398, SLG: 0.419						G1-3		F7		0	0	0	0	1	0	0		
Lance Johnson, L (3, 9) OBP: 0.353, SLG: 0.412						G1-3		F7		3	0	0	0	0	0	0		
Bernie Williams, S (1, 8) OBP: 0.371, SLG: 0.590	K					G1-4-3		BB		4	0	1	0	0	1	1		
Tino Martinez, L (1, 3) OBP: 0.386, SLG: 0.527						G1-3		F7		3	1	2	1	1	0	0		
20 Jorge Posada, S (1, 2) OBP: 0.392, SLG: 0.621						WP		BB		3	0	1	0	1	1	2		
Shane Spencer, R (1, 7) OBP: 0.231, SLG: 0.393						WP		F8		3	0	0	0	0	1	3		
Scott Brosius, R (1, 5) OBP: 0.300, SLG: 0.250						K		G6-3		3	0	1	0	0	0	1		
Wilson Delgado, S (1, 4) OBP: 0.308, SLG: 0.182						F3				1	0	0	0	1	0	0		
Jim Levritz, R (7, PH) ERA: 5.11						G4-3				1	0	0	0	0	1	1		
Clay Bellinger, R (8, 4) OBP: 0.324, SLG: 0.367						G6-4-3		K		0	0	0	0	0	0	0		
Inning Stats	R: 0 H: 0 E: 0 K: 1 S: 11	H: 0 R: 0 ER: 0 LOB: 1 BB: 1 P: 19	R: 0 H: 0 E: 0 K: 0 S: 7	H: 0 R: 0 ER: 0 LOB: 1 BB: 1 P: 12	R: 0 H: 0 E: 0 K: 0 S: 4	H: 0 R: 0 ER: 0 LOB: 0 BB: 1 P: 8	R: 0 H: 2 E: 0 K: 1 S: 12	H: 2 R: 0 ER: 0 LOB: 2 BB: 0 P: 18	R: 0 H: 0 E: 0 K: 0 S: 8	H: 0 R: 0 ER: 0 LOB: 0 BB: 0 P: 12	R: 2 H: 2 E: 0 K: 1 S: 13	H: 2 R: 0 ER: 0 LOB: 1 BB: 1 P: 15	R: 0 H: 1 E: 0 K: 0 S: 11	H: 1 R: 0 ER: 0 LOB: 2 BB: 1 P: 21	1B: 3 2B: 1 3B: 0 HR: 2	SF: 0 SAC: 0 DP: 1 HBP: 0	WP: 1 PA: 33 CS: 0	
PITCHER	IP	WLS	BF	H	R	ER	SO	BB	IBB	HBP	BLK	WP	HR	S	P	ERA	WHIP	
Joe Mays, R (1, 1) ERA: 7.76	6.1	L	26	5	2	2	3	3	0	0	0	0	0	58	96	2.84	1.263	
Mark Redman, L (7, 1) ERA: 5.11	0.2		2	0	0	0	1	0	0	0	0	0	0	5	8	0.00	0.000	
Bob Wells, R (8, 1) ERA: 5.84	1.0		5	1	0	0	0	1	0	0	0	0	0	11	21	0.00	2.000	

AB 30
R 0
H 5
RBI 0
BB 2
SO 9
LOB 13



AB 29
R 2
H 6
RBI 2
BB 4
SO 4
LOB 11



Batter	1	2	3	4	5	6	7	8	9	AB	R	H	RBI	BB	SO	LOB	TOP					
Terrence Long, L (1, 8) OBP: 0.316, SLG: 0.588	E4		L8			F9	SF7		L8	4	0	0	1	0	0	1	Oakland Athletics @ Minnesota Twins Hubert H. Humphrey Metrodome, Minneapolis, MN Fri Apr 28 2000, 8:05 PM EDT Att: 10,611 - Dome - 72 F livebaseballscorecards.com					
Miguel Tejada, R (1, 6) OBP: 0.354, SLG: 0.337	F8								F8	3	1	1	0	2	0	1						
Jason Giambi, L (1, 3) OBP: 0.404, SLG: 0.676	L6		F9			K			P4	4	0	0	0	1	1	4						
Adam Piatt, R (1, 10) OBP: 0.273, SLG: 0.273	G3				P4	L7				4	0	1	2	0	0	2						
Matt Stairs, L (1, 9) OBP: 0.330, SLG: 0.439					K					2	1	1	0	2	1	0						
Ben Grievs, L (1, 7) OBP: 0.353, SLG: 0.427										4	0	0	0	0	1	5						
Ryan Christenson, R (7, 7) OBP: 0.375, SLG: 0.285					G1-3					0	0	0	0	0	0	0						
Ramon Hernandez, R (1, 2) OBP: 0.224, SLG: 0.314										4	1	1	0	0	1	0						
3 Eric Chavez, L (1, 5) OBP: 0.389, SLG: 0.500										4	1	1	1	0	1	0						
Frank Menechino, R (1, 4) OBP: 0.369, SLG: 0.509										1	0	0	0	1	1	0						
Olmedo Saenz, R (7, PH) OBP: 0.411, SLG: 0.569										1	0	1	1	0	0	0						
Jorge Velandia, R (7, PR) OBP: 0.136, SLG: 0.182										1	1	0	0	0	1	0						
Inning Stats	R: 0 E: 1 K: 0 S: 12	H: 0 LOB: 1 BB: 0 P: 14	R: 0 E: 0 K: 0 S: 4	H: 0 LOB: 0 BB: 1 P: 11	R: 0 E: 0 K: 0 S: 12	H: 1 LOB: 2 BB: 1 P: 20	R: 0 E: 0 K: 1 S: 11	H: 0 LOB: 0 BB: 0 P: 20	R: 0 E: 0 K: 1 S: 13	H: 0 LOB: 0 BB: 0 P: 16	R: 0 E: 0 K: 1 S: 9	H: 0 LOB: 1 BB: 1 P: 16	R: 5 E: 0 K: 1 S: 21	H: 5 LOB: 3 BB: 3 P: 39	R: 0 E: 0 K: 1 S: 6	H: 0 LOB: 0 BB: 0 P: 9	R: 0 E: 0 K: 0 S: 11	H: 0 LOB: 0 BB: 0 P: 13	1B: 5 2B: 1 3B: 0 HR: 0	SF: 1 SAC: 0 DP: 1 HBP: 0	WP: 0 PB: 0 SB: 0 CS: 0	PA: 39
PITCHER	IP WLS BF H R ER SO BB IBB HBP BLK WP HR S P ERA WHIP																					
Brad Radke, R (1, 1) ERA: 4.69	6.1 L 26 4 3 3 5 3 0 0 0 0 0 0 68 107 4.26 1.105																					
Hector Carrasco, R (7, 1) ERA: 1.1	0.0 B 1 1 0 0 0 0 0 0 0 0 0 0 5 5 ∞ ∞																					
Travis Miller, L (7, 1) ERA: 8.0	0.1 5 1 2 2 0 0 2 1 0 0 0 0 6 20 54.00 9.000																					
Bob Wells, R (7, 1) ERA: 5.88	0.1 1 0 0 0 1 0 0 0 0 0 0 0 3 4 0.00 0.000																					
Mark Redman, L (8, 1) ERA: 4.4	2.0 6 0 0 0 1 0 0 0 0 0 0 0 17 22 0.00 0.000																					

Batter	1	2	3	4	5	6	7	8	9	AB	R	H	RBI	BB	SO	LOB	BOTTOM					
Todd Walker, L (1, 4) OBP: 0.291, SLG: 0.338			E4				F7			3	2	1	0	1	0	0	Oakland Athletics @ Minnesota Twins Hubert H. Humphrey Metrodome, Minneapolis, MN Fri Apr 28 2000, 8:05 PM EDT Att: 10,611 - Dome - 72 F livebaseballscorecards.com					
Cristian Guzman, S (1, 6) OBP: 0.366, SLG: 0.451										4	0	1	0	0	0	3						
Matt Lawton, L (1, 9) OBP: 0.468, SLG: 0.570										3	0	2	2	1	0	1						
Ron Coomer, R (1, 3) OBP: 0.310, SLG: 0.474										4	0	0	0	0	0	5						
Butch Huskey, R (1, 10) OBP: 0.286, SLG: 0.348										4	0	0	0	0	1	2						
Corey Koskie, L (1, 5) OBP: 0.344, SLG: 0.402										4	0	1	0	0	2	0						
Matthew LeCroy, R (1, 2) ERA: 2.81										3	0	0	0	0	1	1						
Midre Cummings, L (9, PH) OBP: 0.292, SLG: 0.391										1	0	0	0	0	0	0						
Jacque Jones, L (1, 7) OBP: 0.343, SLG: 0.515										4	0	2	0	0	0	0						
Tori Hunter, R (1, 8) OBP: 0.295, SLG: 0.384										3	0	0	0	0	0	2						
David Ortiz, L (9, PH) OBP: 0.400, SLG: 0.378										1	0	0	0	0	0	1						
Inning Stats	R: 0 E: 0 K: 0 S: 8	H: 0 LOB: 2 BB: 0 P: 20	R: 0 E: 0 K: 0 S: 6	H: 2 LOB: 2 BB: 0 P: 13	R: 1 E: 1 K: 1 S: 11	H: 1 LOB: 1 BB: 0 P: 14	R: 0 E: 0 K: 1 S: 6	H: 0 LOB: 0 BB: 0 P: 8	R: 1 E: 1 K: 0 S: 14	H: 2 LOB: 1 BB: 0 P: 20	R: 0 E: 0 K: 1 S: 6	H: 0 LOB: 0 BB: 0 P: 8	R: 0 E: 0 K: 0 S: 5	H: 0 LOB: 0 BB: 0 P: 6	R: 0 E: 0 K: 0 S: 5	H: 1 LOB: 1 BB: 0 P: 9	R: 0 E: 0 K: 1 S: 11	H: 1 LOB: 1 BB: 0 P: 15	1B: 5 2B: 2 3B: 0 HR: 0	SF: 0 SAC: 0 DP: 1 HBP: 0	WP: 0 PB: 0 SB: 0 CS: 0	PA: 36
PITCHER	IP WLS BF H R ER SO BB IBB HBP BLK WP HR S P ERA WHIP																					
Gil Heredia, R (1, 1) ERA: 2.81	6.0 W 25 5 2 0 0 3 2 0 0 0 0 0 51 83 0.00 1.167																					
Doug Jones, R (7, 1) ERA: 5.56	1.2 H 6 1 0 0 0 0 0 0 0 0 0 0 8 11 0.00 0.600																					
Jason Istringhausen, R (8, 1) ERA: 1.74	1.1 S 5 1 0 0 1 0 0 0 0 0 0 0 13 19 0.00 0.750																					



Batter	1	2	3	4	5	6	7	8	9	10	AB	R	H	RBI	BB	SO	LOB	TOP								
Terrence Long, L OBP: 0.292, SLG: 0.500	(1, 8) 2-3 K			(1, 2) G4-3		(1, 1) G6-3			(0, 1) 1B	(1, 1) G1-6-3	5	0	1	0	0	1	1									
Miguel Tejada, R OBP: 0.340, SLG: 0.322	(1, 6) 3-3 K			(0, 0) P6		(2, 2) G5-3			(1, 2) F8		4	0	0	0	0	1	1									
Jason Giambi, L OBP: 0.367, SLG: 0.640	(1, 3) 2-3 K			(1, 2) F7					(0, 0) F8		4	0	0	0	0	1	1									
Olmedo Saenz, R OBP: 0.417, SLG: 0.556		(1, 3) K			(1, 1) 3B				(2, 3) K	(4, 2) 1B	3	1	1	0	1	2	0									
Rich Becker, L OBP: 0.397, SLG: 0.348	(10, PR)									HR	0	1	0	0	0	0	0									
Matt Stairs, L OBP: 0.327, SLG: 0.430	(1, 9) 2-3 K				(3, 3) K				(1, 2) F2	(1, 2) 1B	4	1	1	0	0	2	1									
Adam Piatt, R OBP: 0.333, SLG: 0.467	(1, 5) 0-1 G6-3				(0, 1) SF9				(1, 0) P4	(0, 0) 1B	4	2	2	1	0	0	0									
Ben Griev, L OBP: 0.320, SLG: 0.459	(1, 7) 0-0 P4				(0, 2) SF9				(1, 2) F8	(2, 0) 1B	3	1	1	5	0	0	0									
Ryan Christenson, R OBP: 0.375, SLG: 0.265	(10, 7) 0-0 P4				(3, H) SF9				(0, 2) F8	(1, 4) 2H	0	0	0	0	0	0	0									
Frank Menechino, R OBP: 0.362, SLG: 0.491	(1, 4) 2-3 K				(2, 2) G4-3				(0, 2) P3	(3, 2) HR	4	0	1	0	0	1	0									
Sal Fasano, R OBP: 0.300, SLG: 0.212	(1, 2) 0-1 G6-3								(3, 3) K	(1, 3) 1B	4	0	0	0	0	2	1									
Inning Stats	R: 0 E: 0 K: 3 S: 11	H: 0 LOB: 0 BB: 0 P: 18	R: 0 E: 0 K: 2 S: 9	H: 0 LOB: 0 BB: 0 P: 12	R: 0 E: 0 K: 1 S: 6	H: 0 LOB: 0 BB: 0 P: 8	R: 0 E: 0 K: 0 S: 9	H: 0 LOB: 0 BB: 0 P: 11	R: 2 E: 0 K: 1 S: 13	H: 2 LOB: 0 BB: 0 P: 19	R: 0 E: 0 K: 0 S: 6	H: 0 LOB: 0 BB: 0 P: 9	R: 0 E: 0 K: 1 S: 7	H: 0 LOB: 0 BB: 0 P: 12	R: 0 E: 0 K: 0 S: 8	H: 0 LOB: 0 BB: 0 P: 10	R: 0 E: 0 K: 1 S: 9	H: 1 LOB: 1 BB: 0 P: 13	R: 4 E: 0 K: 1 S: 18	H: 4 LOB: 1 BB: 1 P: 30	1B: 5 2B: 0 3B: 1 HR: 1	SF: 1 SAC: 0 DP: 1 HBP: 0	WP: 0 PA: 37			
PITCHER	IP ERA: 5.03	WLS L	BF 8	H 4	R 4	ER 4	SO 1	BB 1	IBB 0	HBP 0	BLK 0	WP 0	HR 0	S 69	P 99	ERA 2.25	WHIP 0.250									
Eddie Guardado, L ERA: 8.31	(9, 1) 1.0	L	8	4	4	4	1	1	0	0	0	0	0	1	19	30	36.00	5.000								
LaTroy Hawkins, R ERA: 6.0	(10, 1) 1.0		3	1	0	0	1	0	0	0	0	0	0	0	8	13	0.00	1.000								

Oakland Athletics @ Minnesota Twins
Hubert H. Humphrey Metrodome, Minneapolis, MN

AB 35
R 6
H 7
RBI 6
BB 1
SO 10
LOB 5



WP: 0 PA: 37
PB: 0
SB: 0
CS: 0

Sat. Apr. 29 2000, 7:05 PM EDT
Att. 15,803 - Dome - 72 F

Batter	1	2	3	4	5	6	7	8	9	10	AB	R	H	RBI	BB	SO	LOB	BOTTOM							
Cristian Guzman, S OBP: 0.358, SLG: 0.458	(1, 6) 0-1 G5-3		(1, 1) G6-3	(1, 3) K		(0, 3) K		(2, 3) K			5	1	1	0	0	3	8								
Denny Hocking, S OBP: 0.292, SLG: 0.455	(1, 5) 3-2 G5-3		(0, 2) G6-3		(2, 0) F9		(0, 2) G4-3		(2, 1) B1-4	(1, 1) 1B	5	0	1	1	0	0	0								
Matt Lawton, L OBP: 0.450, SLG: 0.551	(1, 7) 3-H 1B		(0, 0) K		(1, 0) G3		(0, 2) G4-3		(0, 0) B1-4	(0, 0) 1B	5	0	1	0	0	1	1								
Ron Coomer, R OBP: 0.326, SLG: 0.484	(1, 3) 2-1 1B				(0, 0) SH3-4	(1, 1) SF9	(1, 1) F8		(2, 3) K		5	1	3	0	0	1	0								
Butch Huskey, R OBP: 0.317, SLG: 0.361	(1, 9) 1-0 G6-4-3				(2, 1) SF9	(1, 1) SH3-4	(4, 1) F3	(4, 2) 2B			3	0	2	0	2	0	2								
Midre Cummings, L OBP: 0.321, SLG: 0.407		(2, 2) G1-4-3		(1, 1) SH3-4		(1, 0) SH3-4	(1, 2) F3	(1, 2) G1-3			4	0	2	0	0	0	3								
Matthew LeCroy, R OBP: 0.288, SLG: 0.367	(1, 2) 0-0 F8			(4, 0) SH3-4		(1, 0) F3		(4, 2) FC6-4			2	0	0	0	2	0	3								
Todd Walker, L ERA: 2.51	(8, PR) 0.0					(1, 2) F3					0	0	0	0	0	0	0								
Marqus Jensen, S OBP: 0.297, SLG: 0.514	(9, 2) 0-0 SF9				(1, 2) IBB						0	0	0	0	1	0	0								
Tori Hunter, R OBP: 0.280, SLG: 0.368	(1, 8) 0-0 G1-4-3			(0, 1) SF9		(1, 3) K		(1, 0) FC6-4			3	0	0	1	0	1	4								
Jacque Jones, L OBP: 0.338, SLG: 0.507	(10, PH) 1-2 G1-4-3			(1, 2) 2-3		(1, 2) K		(1, 2) G6-3			1	0	0	0	0	0	1								
Jason Maxwell, R OBP: 0.310, SLG: 0.423	(1, 4) 1-0 G4-3			(4, 0) BB		(4, 1) BB		(2, 1) G6-3			2	0	0	0	2	0	2								
Inning Stats	R: 1 E: 0 K: 0 S: 11	H: 3 LOB: 1 BB: 0 P: 17	R: 0 E: 0 K: 0 S: 7	H: 1 LOB: 1 BB: 0 P: 10	R: 0 E: 0 K: 1 S: 9	H: 0 LOB: 0 BB: 0 P: 12	R: 0 E: 0 K: 1 S: 13	H: 2 LOB: 3 BB: 2 P: 25	R: 0 E: 0 K: 0 S: 4	H: 0 LOB: 0 BB: 0 P: 8	R: 0 E: 0 K: 2 S: 11	H: 1 LOB: 1 BB: 2 P: 22	R: 0 E: 0 K: 0 S: 14	H: 1 LOB: 2 BB: 1 P: 21	R: 0 E: 0 K: 1 S: 10	H: 0 LOB: 2 BB: 1 P: 19	R: 0 E: 0 K: 1 S: 7	H: 1 LOB: 0 BB: 0 P: 11	R: 0 E: 0 K: 0 S: 10	H: 1 LOB: 1 BB: 1 P: 19	1B: 8 2B: 2 3B: 1 HR: 0	SF: 1 SAC: 1 DP: 3 HBP: 0	WP: 0 PA: 44		
PITCHER	IP ERA: 3.66	WLS 1	BF 8	H 0	R 0	ER 0	SO 0	BB 1	IBB 0	HBP 0	BLK 0	WP 0	HR 0	S 63	P 104	ERA 2.70	WHIP 1.650								
Jeff Tam, R ERA: 2.51	(7, 1) 0.0		1	0	0	0	0	1	0	0	0	0	0	3	7										
Mike Maignante, L ERA: 1.93	(7, 1) 2.0		7	1	0	0	1	1	0	0	0	0	0	16	28	0.00	1.000								
T.J. Mathews, R ERA: 5.56	(9, 1) 1.1	W	5	1	0	0	1	1	0	0	0	0	0	14	25	0.00	1.500								

Oakland Athletics @ Minnesota Twins
Hubert H. Humphrey Metrodome, Minneapolis, MN

AB 35
R 2
H 10
RBI 2
BB 7
SO 6
LOB 24



WP: 0 PA: 44
PB: 0
SB: 0
CS: 0

Sat. Apr. 29 2000, 7:05 PM EDT
Att. 15,803 - Dome - 72 F

Batter	1	2	3	4	5	6	7	8	9	AB	R	H	RBI	BB	SO	LOB	TOP					
Terrence Long, L (1, 8) OBP: 0.276, SLG: 0.444										5	1	1	0	0	1	2	Oakland Athletics @ Minnesota Twins Hubert H. Humphrey Metrodome, Minneapolis, MN Sun Apr 30 2000, 2:05 PM EDT Att: 10,682 - Dome - 72 F AB 38 R 8 H 14 RBI 8 BB 3 SO 7 LOB 15					
Miguel Tejada, R (1, 6) OBP: 0.395, SLG: 0.360										2	2	1	2	2	0	0						
Jorge Velandia, R (8, PH) OBP: 0.130, SLG: 0.174										1	0	0	0	0	0	0						
Jason Giambi, L (1, 3) OBP: 0.392, SLG: 0.667										3	1	1	1	1	0	2						
Olmedo Saenz, R (8, 3) OBP: 0.410, SLG: 0.545										1	0	0	0	0	0	0						
Matt Stairs, L (1, 9) OBP: 0.330, SLG: 0.440										5	1	2	0	0	0	2						
Adam Platt, R (1, 10) OBP: 0.400, SLG: 0.850										5	2	3	3	0	1	1						
Ben Grievs, L (1, 7) OBP: 0.397, SLG: 0.494										5	2	3	3	0	1	1						
Ryan Christenson, R (7, PR) OBP: 0.386, SLG: 0.257										4	1	4	1	0	0	0						
Ramon Hernandez, R (1, 2) OBP: 0.226, SLG: 0.309										4	0	1	0	0	0	3						
3 Eric Chavez, L (1, 5) OBP: 0.383, SLG: 0.500										4	0	1	0	0	2	3						
Frank Menechino, R (1, 4) OBP: 0.342, SLG: 0.467										3	0	0	1	0	3	1						
Inning Stats	R: 3 E: 0 K: 0 S: 14	H: 4 LOB: 1 BB: 0 P: 20	R: 0 E: 0 K: 1 S: 6	H: 0 LOB: 0 BB: 0 P: 9	R: 2 E: 0 K: 0 S: 13	H: 2 LOB: 1 BB: 2 P: 25	R: 0 E: 0 K: 1 S: 11	H: 1 LOB: 2 BB: 1 P: 24	R: 3 E: 0 K: 1 S: 16	H: 4 LOB: 1 BB: 0 P: 22	R: 0 E: 0 K: 1 S: 11	H: 1 LOB: 1 BB: 0 P: 16	R: 0 E: 0 K: 1 S: 5	H: 1 LOB: 1 BB: 0 P: 7	R: 0 E: 0 K: 2 S: 8	H: 0 LOB: 0 BB: 0 P: 10	R: 0 E: 0 K: 0 S: 8	H: 1 LOB: 1 BB: 0 P: 13	1B: 6 2B: 3 3B: 2 HR: 3	SF: 1 SAC: 0 DP: 2 HBP: 0	WP: 1 PB: 0 SB: 0 CS: 0	PA: 42
PITCHER	IP WLS BF H R ER SO BB IBB HBP BLK WP HR S P ERA WHIP																					
Sean Bergman, R (1, 1) ERA: 6.91	3.0 L 16 6 5 5 1 2 0 0 0 0 0 2 33 54 15.00 2.667																					
Johan Santana, L (4, 1) ERA: 10.2	2.0 12 5 3 3 2 1 0 0 0 0 1 1 27 46 13.50 3.000																					
Hector Carrasco, R (6, 1) ERA: 0.98	2.0 7 2 0 0 2 0 0 0 0 0 0 0 16 23 0.00 1.000																					
Mark Redman, L (8, 1) ERA: 4.11	1.0 3 0 0 0 2 0 0 0 0 0 0 0 8 10 0.00 0.000																					
Travis Miller, L (9, 1) ERA: 7.2	1.0 4 1 0 0 0 0 0 0 0 0 0 0 8 13 0.00 1.000																					

Batter	1	2	3	4	5	6	7	8	9	AB	R	H	RBI	BB	SO	LOB	BOTTOM					
Todd Walker, L (1, 10) OBP: 0.301, SLG: 0.338										3	1	1	0	1	2	1	Oakland Athletics @ Minnesota Twins Hubert H. Humphrey Metrodome, Minneapolis, MN Sun Apr 30 2000, 2:05 PM EDT Att: 10,682 - Dome - 72 F AB 34 R 2 H 7 RBI 1 BB 1 SO 12 LOB 12					
Cristian Guzman, S (1, 6) OBP: 0.345, SLG: 0.440										4	0	0	0	0	1	3						
Matt Lawton, L (1, 9) OBP: 0.449, SLG: 0.549										4	0	1	1	0	1	1						
David Ortiz, L (1, 3) OBP: 0.388, SLG: 0.390										4	0	1	0	0	0	1						
Corey Koskie, L (1, 5) OBP: 0.344, SLG: 0.400										3	0	1	0	0	1	1						
Jason Maxwell, R (8, 5) OBP: 0.300, SLG: 0.407										1	0	0	0	0	1	0						
Marcus Jensen, S (1, 2) OBP: 0.288, SLG: 0.462										4	0	0	0	0	3	2						
Jacque Jones, L (1, 7) OBP: 0.333, SLG: 0.507										4	0	1	0	0	1	2						
Tori Hunter, R (1, 8) OBP: 0.271, SLG: 0.354										3	0	0	0	0	1	0						
Midge Cummings, L (9, PH) OBP: 0.310, SLG: 0.393										1	0	0	0	0	0	1						
Denny Hocking, S (1, 4) OBP: 0.314, SLG: 0.468										3	1	2	0	0	1	0						
Inning Stats	R: 0 E: 0 K: 1 S: 5	H: 0 LOB: 0 BB: 0 P: 7	R: 0 E: 0 K: 2 S: 10	H: 1 LOB: 1 BB: 0 P: 13	R: 0 E: 0 K: 1 S: 9	H: 0 LOB: 1 BB: 1 P: 15	R: 0 E: 0 K: 2 S: 8	H: 0 LOB: 0 BB: 0 P: 14	R: 0 E: 0 K: 1 S: 8	H: 0 LOB: 0 BB: 0 P: 15	R: 0 E: 0 K: 1 S: 10	H: 1 LOB: 1 BB: 0 P: 8	R: 0 E: 0 K: 1 S: 10	H: 1 LOB: 1 BB: 0 P: 15	R: 2 E: 0 K: 1 S: 18	H: 3 LOB: 1 BB: 0 P: 27	R: 0 E: 0 K: 2 S: 9	H: 1 LOB: 1 BB: 0 P: 13	1B: 4 2B: 3 3B: 0 HR: 0	SF: 0 SAC: 0 DP: 0 HBP: 0	WP: 0 PB: 0 SB: 4 CS: 0	PA: 35
PITCHER	IP WLS BF H R ER SO BB IBB HBP BLK WP HR S P ERA WHIP																					
Tim Hudson, R (1, 1) ERA: 5.28	7.2 W 30 6 2 2 2 10 1 0 0 0 0 0 72 110 2.35 0.913																					
Jeff Tam, R (8, 1) ERA: 2.3	1.1 5 1 0 0 2 0 0 0 0 0 0 0 11 17 0.00 0.750																					

Batter	1	2	3	4	5	6	7	8	9	AB	R	H	RBI	BB	SO	LOB	TOP										
Luis Polonia, L OBP: 0.329, SLG: 0.400 Wendell Magee, R OBP: 0.270, SLG: 0.486 (7, PH)	F7		FC6-4 1B		G4-3 1B	1-3 2-H 2B	1B		K	4	0	3	1	0	0	0											
Brad Ausmus, R OBP: 0.389, SLG: 0.389 (1, 2)	F3		F9		L3	G5-3			2B BB	5	1	1	1	1	0	5											
Juan Encarnacion, R OBP: 0.370, SLG: 0.496 (1, 8)	G4-3		FC6-4		G4-3				K	6	1	1	0	0	1	6											
Juan Gonzalez, R OBP: 0.274, SLG: 0.438 (1, 10)		F7		E5 HR	F8		G3 CI WP 1B	G1 2B	WP 2B	6	2	3	1	0	0	1											
Bobby Higginson, L OBP: 0.342, SLG: 0.431 (1, 7)	F8			HR		G6-3 S SF8 BB	CI WP 1B	G1		3	3	1	2	2	0	1											
Damon Easley, R OBP: 0.290, SLG: 0.231 Jose Macias, S (8, 4)				F7-5 1B BB		G6-3	K	F9 BB	F9	2	0	0	0	3	1	4											
Gregg Jefferies, S OBP: 0.259, SLG: 0.350 Shane Halter, R OBP: 0.324, SLG: 0.457 (7, 5)	K			F7-5 1B		SF8	G3	F9		3	0	1	2	0	1	3											
Tony Clark, S OBP: 0.259, SLG: 0.310 Robert Fick, L OBP: 0.346, SLG: 0.340 (8, PH)			FC6-4 1B BB	F7-5		1B 2B 1B	1B 1B BB			2	2	1	0	2	0	2											
Deivi Cruz, R OBP: 0.293, SLG: 0.402 (1, 6)			F8	G6-3		2B 1B	1B 1B 1B	F2		5	1	2	1	0	0	5											
Inning Stats	R: 0 E: 0 K: 0 S: 7	H: 0 LOB: 0 BB: 0 P: 12	R: 0 E: 0 K: 1 S: 8	H: 0 LOB: 1 BB: 1 P: 17	R: 0 E: 0 K: 0 S: 7	H: 1 LOB: 2 BB: 1 P: 17	R: 2 E: 1 K: 0 S: 9	H: 2 LOB: 1 BB: 1 P: 16	R: 0 E: 0 K: 0 S: 7	H: 1 LOB: 1 BB: 0 P: 10	R: 2 E: 0 K: 0 S: 16	H: 3 LOB: 2 BB: 1 P: 26	R: 5 E: 1 K: 1 S: 31	H: 5 LOB: 2 BB: 1 P: 50	R: 0 E: 0 K: 0 S: 10	H: 1 LOB: 3 BB: 2 P: 24	R: 1 E: 0 K: 2 S: 18	H: 1 LOB: 2 BB: 2 P: 33	1B: 10 2B: 4 3B: 0 HR: 1	SF: 1 SAC: 0 DP: 1 HBP: 0	WP: 2 PB: 0 SB: 2 CS: 0	PA: 51					
PITCHER	IP	WLS	BF	H	R	ER	SO	BB	IBB	HBP	BLK	WP	HR	S	P	ERA	WHIP										
Sean Bergman, R ERA: 6.55 Hector Carrasco, R ERA: 2.33 Travis Miller, L ERA: 7.84 Johan Santana, L ERA: 9.53	(1, 1)	5.2	26	5	4	3	1	4	0	0	0	0	1	48	90	4.76	1.588										

Detroit Tigers @ Minnesota Twins
Hubert H. Humphrey Metrodome, Minneapolis, MN

AB 40
R 10
H 14
RBI 9
BB 9
SO 4
LOB 31



WP: 2 PA: 51
PB: 0
SB: 2
CS: 0

Batter	1	2	3	4	5	6	7	8	9	AB	R	H	RBI	BB	SO	LOB	BOTTOM										
Cristian Guzman, S OBP: 0.354, SLG: 0.483 (1, 6)	G6-3		FC6-4 1B		CS BB	1B				4	0	3	0	1	0	0											
Jay Canizaro, R OBP: 0.200, SLG: 0.400 (1, 4)	1B 2B		FC6-4 WP 1B		K2-3	G1-6-3			K	5	2	1	0	0	2	4											
Matt Lawton, L OBP: 0.453, SLG: 0.543 (1, 9)	1B BB		F7						G3	3	1	1	0	2	0	2											
Ron Coomer, R OBP: 0.345, SLG: 0.495 (1, 3)	G4-6-3 1B		F7		G1-3				G5-3	5	0	3	2	0	0	1											
Midre Cummings, L OBP: 0.351, SLG: 0.400 Butch Huskey, R OBP: 0.307, SLG: 0.338 (7, PH)	G4-6-3		F5						G3-1	2	1	0	0	0	0	3											
Corey Koskie, L OBP: 0.346, SLG: 0.423 (1, 5)		L7		WP G4-3 2B					K	4	2	1	0	1	1	1											
Matthew LeCroy, R OBP: 0.269, SLG: 0.386 David Ortiz, L OBP: 0.356, SLG: 0.340 Marcus Jensen, S OBP: 0.224, SLG: 0.383 (8, 2)				G4-3					K	3	1	1	2	0	1	2											
Jacque Jones, L OBP: 0.371, SLG: 0.588 (1, 7)		P3		G3-1					K	4	1	1	3	0	1	2											
Torii Hunter, R OBP: 0.273, SLG: 0.376 Denny Hocking, S OBP: 0.328, SLG: 0.474 (8, PH)				G5-3					G5-3	3	0	0	0	0	2	0											
Inning Stats	R: 1 E: 0 K: 0 S: 11	H: 2 LOB: 1 BB: 1 P: 18	R: 1 E: 0 K: 1 S: 8	H: 1 LOB: 0 BB: 0 P: 10	R: 1 E: 0 K: 0 S: 12	H: 2 LOB: 1 BB: 0 P: 17	R: 1 E: 0 K: 0 S: 7	H: 1 LOB: 0 BB: 0 P: 10	R: 0 E: 0 K: 1 S: 5	H: 0 LOB: 1 BB: 2 P: 14	R: 3 E: 0 K: 2 S: 15	H: 2 LOB: 1 BB: 1 P: 24	R: 1 E: 0 K: 1 S: 11	H: 2 LOB: 2 BB: 1 P: 21	R: 0 E: 0 K: 1 S: 9	H: 1 LOB: 1 BB: 0 P: 15	R: 0 E: 0 K: 1 S: 9	H: 0 LOB: 0 BB: 0 P: 16	1B: 5 2B: 3 3B: 1 HR: 2	SF: 0 SAC: 0 DP: 1 HBP: 1	WP: 2 PB: 0 SB: 0 CS: 1	PA: 42					
PITCHER	IP	WLS	BF	H	R	ER	SO	BB	IBB	HBP	BLK	WP	HR	S	P	ERA	WHIP										
Hideo Nomo, R ERA: 3.65 Danny Patterson, R ERA: 3.27 Jim Poole, L ERA: 5.63 Matt Anderson, R ERA: 4.4 Doug Brocail, R ERA: 2.93	(1, 1)	5.1	26	7	7	3	3	4	0	0	0	0	2	51	84	11.81	2.062										
Todd Jones, R ERA: 5.73 (9, 1)	1.0	1.0	3	0	0	0	1	0	0	0	0	0	0	9	16	0.00	0.000										

Detroit Tigers @ Minnesota Twins
Hubert H. Humphrey Metrodome, Minneapolis, MN

AB 36
R 8
H 11
RBI 8
BB 5
SO 7
LOB 16



WP: 2 PA: 42
PB: 0
SB: 0
CS: 1

Batter	1	2	3	4	5	6	7	8	9	AB	R	H	RBI	BB	SO	LOB	TOP					
Shane Halter, R OBP: 0.325, SLG: 0.474 Jose Macias, S (8, FH) (8, 4)	L9		F9					K		3	0	1	0	0	0	0						
Brad Ausmus, R OBP: 0.385, SLG: 0.394	K							K		4	0	1	0	0	3	1						
Juan Encarnacion, R OBP: 0.369, SLG: 0.487	G4-3							G5-3		4	0	1	0	0	1	1						
Juan Gonzalez, R OBP: 0.283, SLG: 0.441										4	0	2	0	0	1	0						
Dean Palmer, R OBP: 0.354, SLG: 0.500										4	0	1	0	0	1	1						
Bobby Higginson, L OBP: 0.347, SLG: 0.443										4	0	2	0	0	1	2						
Wendell Magee, R OBP: 0.282, SLG: 0.514 Luis Polonia, L OBP: 0.333, SLG: 0.403	F2									2	1	1	0	0	0	2						
Gregg Jefferies, S OBP: 0.315, SLG: 0.333	G1-3									4	0	0	0	0	0	5						
Deivi Cruz, R OBP: 0.284, SLG: 0.389										3	0	0	1	0	0	0						
Inning Stats	R: 0 E: 0 K: 1 S: 8	H: 0 LOB: 0 BB: 0 P: 11	R: 0 E: 0 K: 1 S: 12	H: 2 LOB: 2 BB: 0 P: 21	R: 0 E: 0 K: 1 S: 9	H: 1 LOB: 1 BB: 0 P: 11	R: 0 E: 0 K: 2 S: 7	H: 0 LOB: 0 BB: 0 P: 9	R: 0 E: 0 K: 1 S: 10	H: 2 LOB: 1 BB: 0 P: 12	R: 0 E: 0 K: 0 S: 11	H: 3 LOB: 1 BB: 0 P: 16	R: 0 E: 0 K: 0 S: 5	H: 0 LOB: 0 BB: 0 P: 9	R: 0 E: 0 K: 2 S: 14	H: 0 LOB: 0 BB: 0 P: 17	R: 0 E: 0 K: 0 S: 13	H: 2 LOB: 2 BB: 0 P: 17	1B: 6 2B: 5 3B: 0 HR: 0	SF: 0 SAC: 0 DP: 1 HBP: 0	WP: 0 PB: 0 SB: 0 CS: 0	PA: 35
PITCHER	IP	WLS	BF	H	R	ER	SO	BB	IBB	HBP	BLK	WP	HR	S	P	ERA	WHIP					
Mark Redman, L ERA: 3.22 LaTroy Hawkins, R ERA: 4.42	7.0	W	27	8	1	1	6	0	0	0	0	0	0	62	89	1.29	1.143					
	2.0		8	2	0	0	2	0	0	0	0	0	0	27	34	0.00	1.000					

Detroit Tigers @ Minnesota Twins
Hubert H. Humphrey Metrodome, Minneapolis, MN
Sat May 06 2000, 7:05 PM EDT
Att: 14,013 - Dome - 72 F

AB 35
R 1
H 10
RBI 1
BB 0
SO 8
LOB 12



Batter	1	2	3	4	5	6	7	8	9	AB	R	H	RBI	BB	SO	LOB	BOTTOM				
Cristian Guzman, S OBP: 0.351, SLG: 0.471	G6-3									3	1	0	0	1	0	3					
Denny Hocking, S OBP: 0.338, SLG: 0.467	G4-3									3	1	1	0	1	0	2					
Matt Lawton, L OBP: 0.454, SLG: 0.550										4	1	2	2	0	0	1					
Ron Coomer, R OBP: 0.333, SLG: 0.476	L4									4	0	0	0	0	0	3					
Butch Huskey, R OBP: 0.326, SLG: 0.358										4	2	3	1	0	0	0					
Matthew LeCroy, R OBP: 0.254, SLG: 0.361	K									4	0	0	0	0	2	3					
Tori Hunter, R OBP: 0.282, SLG: 0.375										3	1	1	0	1	0	0					
Jason Maxwell, R OBP: 0.324, SLG: 0.412										4	0	1	1	0	1	2					
Jay Canizaro, R OBP: 0.250, SLG: 0.286 Jacque Jones, L OBP: 0.367, SLG: 0.581										2	0	0	0	1	0	2					
										1	0	0	0	0	0	0					
Inning Stats	R: 0 E: 0 K: 0 S: 10	H: 1 LOB: 1 BB: 0 P: 11	R: 1 E: 0 K: 1 S: 13	H: 1 LOB: 2 BB: 2 P: 23	R: 0 E: 0 K: 0 S: 5	H: 1 LOB: 0 BB: 0 P: 8	R: 2 E: 1 K: 1 S: 17	H: 3 LOB: 2 BB: 0 P: 24	R: 0 E: 0 K: 0 S: 5	H: 0 LOB: 0 BB: 0 P: 9	R: 0 E: 0 K: 1 S: 6	H: 0 LOB: 0 BB: 0 P: 9	R: 3 E: 0 K: 0 S: 11	H: 2 LOB: 1 BB: 2 P: 21	R: 0 E: 0 K: 0 S: 7	H: 0 LOB: 0 BB: 0 P: 11	1B: 7 2B: 1 3B: 0 HR: 0	SF: 0 SAC: 0 DP: 0 HBP: 0	WP: 1 PB: 0 SB: 1 CS: 1	PA: 36	
PITCHER	IP	WLS	BF	H	R	ER	SO	BB	IBB	HBP	BLK	WP	HR	S	P	ERA	WHIP				
C.J. Nitkowski, L ERA: 7.57 Willie Blair, R ERA: 4.26	6.1	L	30	7	6	5	3	4	0	0	0	0	0	61	97	7.11	1.737				
	1.2		6	1	0	0	0	0	0	0	0	0	0	13	19	0.00	0.600				

Detroit Tigers @ Minnesota Twins
Hubert H. Humphrey Metrodome, Minneapolis, MN
Sat May 06 2000, 7:05 PM EDT
Att: 14,013 - Dome - 72 F

AB 32
R 6
H 8
RBI 4
BB 4
SO 3
LOB 16



Batter	1	2	3	4	5	6	7	8	9	AB	R	H	RBI	BB	SO	LOB	TOP			
Luis Polonia, L (1,9) OBP: 0.330, SLG: 0.395	2-2 G6-4-3 1B		0-0 L8		1-0 F7			1-0 G4-3		4	0	1	0	0	0	2	Detroit Tigers @ Minnesota Twins Hubert H. Humphrey Metrodome, Minneapolis, MN Sun May 07 2000, 2:05 PM EDT Att: 8,333 - Dome - 72 F livebaseballscorecards.com			
Brad Ausmus, R (1,2) OBP: 0.380, SLG: 0.382	3-2 G6-4-3 1-2		4-1 WP BB		0-0 FC5-4 1-2			0-1 G6-3		3	0	0	0	1	0	2				
Juan Encarnacion, R (1,8) OBP: 0.370, SLG: 0.590	2-3 K		4-2 BB		0-1 L8			1-0 3B		3	0	1	0	1	1	0				
Juan Gonzalez, R (1,10) OBP: 0.272, SLG: 0.423		1-1 F8	1-1 F7		2-1 F8			1-0 F8		4	0	0	0	0	0	4				
Bobby Higginson, L (1,7) OBP: 0.336, SLG: 0.427	1-2 F9			1-2 G4-3				2-0 F1		4	0	0	0	0	0	1				
Dean Palmer, R (1,5) OBP: 0.348, SLG: 0.486	1-1 1B			1-3 K			2-1 L6	0-0 F7		4	0	1	0	0	1	1				
Damon Easley, R (1,4) OBP: 0.277, SLG: 0.218	0-3 K			2-3 K						3	0	0	0	0	3	1				
Tony Clark, S (1,3) OBP: 0.250, SLG: 0.297			2-0 G6-3		1-1 P6			1-2 F8		3	0	0	0	0	0	0				
Deivi Cruz, R (1,6) OBP: 0.295, SLG: 0.398			3-1 WP BB 1B		2-1 FC5-4 1B			2-2 G6-3		3	0	2	0	0	0	0				
Inning Stats	R: 0 E: 0 K: 1 S: 11	H: 1 LOB: 0 BB: 0 P: 18	R: 0 E: 0 K: 1 S: 10	H: 1 LOB: 1 BB: 0 P: 13	R: 0 E: 0 K: 0 S: 9	H: 0 LOB: 0 BB: 0 P: 13	R: 0 E: 0 K: 2 S: 9	H: 1 LOB: 1 BB: 0 P: 10	R: 0 E: 0 K: 0 S: 7	H: 0 LOB: 0 BB: 0 P: 12	R: 0 E: 0 K: 1 S: 8	H: 0 LOB: 0 BB: 0 P: 13	R: 0 E: 0 K: 0 S: 6	H: 0 LOB: 0 BB: 0 P: 9	R: 0 E: 0 K: 0 S: 4	H: 1 LOB: 1 BB: 0 P: 8	1B: 4 2B: 0 3B: 1 HR: 0	SF: 0 SAC: 0 DP: 1 HBP: 0	WP: 1 PB: 0 SB: 0 CS: 0	PA: 33
PITCHER Joe Mays, R (1,1) ERA: 5.88	IP: 9.0 WLS: W BF: 33 H: 5 R: 0 ER: 0 SO: 5 BB: 2 IBB: 0 HBP: 0 BLK: 0 WP: 1 HR: 0 S: 70 P: 119 ERA: 0.00 WHIP: 0.778															PITCHER				

Batter	1	2	3	4	5	6	7	8	9	AB	R	H	RBI	BB	SO	LOB	BOTTOM	
Cristian Guzman, S (1,6) OBP: 0.360, SLG: 0.484	4-0 1B SF9 BB	4-0 G1-3 BB		3-1 1B 3B		1-2 F9		1-2 G4-3		3	2	1	0	2	0	3	Detroit Tigers @ Minnesota Twins Hubert H. Humphrey Metrodome, Minneapolis, MN Sun May 07 2000, 2:05 PM EDT Att: 8,333 - Dome - 72 F livebaseballscorecards.com	
Jay Canizaro, R (1,4) OBP: 0.398, SLG: 0.273	0-1 HBP 1B	4-1 G1-3 BB		0-0 G6-3		3-2 L7		3-3 K		4	1	1	0	1	1	4		
Matt Lawton, L (1,9) OBP: 0.448, SLG: 0.540	0-0 F7	0-2 G1-3		0-0 G6-4-3 1B		0-0 F7				4	0	1	1	0	0	6		
Ron Coomer, R (1,3) OBP: 0.322, SLG: 0.463	0-1 SF9	0-0 G6-3		3-1 G6-4-3 1-2			3-1 P3			3	0	0	1	0	0	3		
Corey Koskie, L (1,5) OBP: 0.342, SLG: 0.410	4-2 1B HBP BB		2-2 G6-3		1-0 G4-3		2-2 G5-3			3	1	0	0	1	0	0		
Butch Huskey, R (1,10) OBP: 0.344, SLG: 0.354	1-0 1B HBP		4-0 FC6-4 BB BB		1-3 K		4-2 BB			1	0	0	0	2	1	0		
Jacque Jones, L (1,7) OBP: 0.372, SLG: 0.573	0-0 1B		4-0 FC6-4 BB		0-0 G5-3		2-2 G4-3			3	0	1	2	1	0	1		
Marcus Jensen, S (1,2) OBP: 0.245, SLG: 0.380	0-1 G4-3		0-3 K		4-2 1B BB			0-1 G4-3 1B		3	0	1	0	1	1	4		
Tori Hunter, R (1,8) OBP: 0.280, SLG: 0.370		2-1 F9	1-2 FC6-4		1-2 1B			2-3 K		4	0	1	0	0	1	3		
Inning Stats	R: 3 E: 0 K: 0 S: 10	H: 2 LOB: 2 BB: 2 P: 19	R: 0 E: 0 K: 0 S: 8	H: 0 LOB: 2 BB: 2 P: 17	R: 0 E: 0 K: 1 S: 9	H: 0 LOB: 2 BB: 0 P: 20	R: 1 E: 0 K: 0 S: 5	H: 2 LOB: 0 BB: 0 P: 9	R: 0 E: 0 K: 0 S: 12	H: 1 LOB: 1 BB: 1 P: 21	R: 0 E: 0 K: 0 S: 11	H: 0 LOB: 1 BB: 1 P: 22	R: 0 E: 0 K: 2 S: 14	H: 1 LOB: 1 BB: 0 P: 20	1B: 5 2B: 0 3B: 1 HR: 0	SF: 1 SAC: 0 DP: 1 HBP: 1	WP: 1 PB: 0 SB: 0 CS: 0	PA: 38
PITCHER Mark Johnson, R (1,1) ERA: 6.2 Willie Blair, R (4,1) ERA: 3.18 Matt Anderson, R (8,1) ERA: 4.3	IP: 3.1 WLS: L BF: 21 H: 4 R: 4 ER: 4 SO: 1 BB: 6 IBB: 0 HBP: 1 BLK: 0 WP: 1 HR: 0 S: 31 P: 63 ERA: 10.80 WHIP: 3.000															PITCHER		

Batter	1	2	3	4	5	6	7	8	9	10	AB	R	H	RBI	BB	SO	LOB	TOP			
Roberto Alomar, S OBP: 0.316, SLG: 0.415 (1, 4)	L6	G4-3			HR		G3-1			K	5	1	1	1	0	1	1	Cleveland Indians @ Minnesota Twins Hubert H. Humphrey Metrodome, Minneapolis, MN Mon May 08 2000, 8:05 PM EDT Att: 7,309 - Dome - 72 F livebaseballscorecards.com			
Omar Vizquel, S OBP: 0.356, SLG: 0.381 (1, 6)	E6		G4-3		1B		K			1B	5	1	2	0	0	1	0				
David Justice, L OBP: 0.367, SLG: 0.475 (1, 7)	F7		G5-4-3		1B		G4-3			K	5	0	1	0	0	2	3				
Manny Ramirez, R OBP: 0.375, SLG: 0.534 (1, 9)	BB		G5-4-3		K		BB			1B	4	0	2	1	1	1	2				
Jim Thome, L OBP: 0.326, SLG: 0.526 (1, 10)	P6				1B		BB			K	4	0	1	0	1	2	4				
Richie Sexson, R OBP: 0.333, SLG: 0.340 (1, 3)			K		K		G1-6-3				4	0	0	0	0	3	3				
Travis Fryman, R OBP: 0.361, SLG: 0.458 (1, 5)		G5-3			1B		K			K	4	0	1	0	0	2	0				
Sandy Alomar Jr., R OBP: 0.378, SLG: 0.364 (1, 2)					F9		F8			K	4	1	1	0	0	1	2				
Jolbert Cabrera, R OBP: 0.226, SLG: 0.241 (1, 8)					G6-3		K			G6-3	4	0	1	1	0	1	2				
Inning Stats	R: 0 E: 1 K: 0 S: 8	H: 0 LOB: 2 BB: 1 P: 14	R: 1 E: 0 K: 13 S: 13	H: 2 LOB: 1 BB: 0 P: 19	R: 0 E: 0 K: 1 S: 9	H: 1 LOB: 0 BB: 0 P: 13	R: 0 E: 0 K: 1 S: 10	H: 2 LOB: 2 BB: 0 P: 17	R: 1 E: 0 K: 2 S: 16	H: 2 LOB: 1 BB: 0 P: 25	R: 0 E: 0 K: 2 S: 7	H: 0 LOB: 0 BB: 0 P: 10	R: 0 E: 0 K: 1 S: 11	H: 1 LOB: 1 BB: 1 P: 21	R: 0 E: 0 K: 2 S: 7	H: 0 LOB: 0 BB: 0 P: 10	R: 1 E: 0 K: 3 S: 15		H: 2 LOB: 1 BB: 0 P: 24	1B: 7 2B: 2 3B: 0 HR: 1	SF: 0 SAC: 0 DP: 2 HBP: 0
PITCHER	IP	WLS	BF	H	R	ER	SO	BB	IBB	HBP	BLK	WP	HR	S	P	ERA	WHIP				
Brad Radke, R ERA: 4.42 (1, 1)	8.0		33	8	2	2	9	2	0	0	0	0	1	83	130	2.25	1.250				
Bob Wells, R ERA: 4.82 (9, 1)	1.2	L	7	2	1	1	4	0	0	0	0	0	0	18	29	5.40	1.200				
Eddie Guardado, L ERA: 6.55 (10, 1)	0.1		1	0	0	0	1	0	0	0	0	0	0	4	5	0.00	0.000				

Batter	1	2	3	4	5	6	7	8	9	10	AB	R	H	RBI	BB	SO	LOB	BOTTOM			
Cristian Guzman, S OBP: 0.375, SLG: 0.488 (1, 6)	G1-3		E S			1B		BB			3	1	2	0	2	0	0	Cleveland Indians @ Minnesota Twins Hubert H. Humphrey Metrodome, Minneapolis, MN Mon May 08 2000, 8:05 PM EDT Att: 7,309 - Dome - 72 F livebaseballscorecards.com			
Jay Canizaro, R OBP: 0.250, SLG: 0.214 (1, 4)	K		K			B3		1B			3	0	0	0	0	2	3				
Corey Koskie, L OBP: 0.345, SLG: 0.406 (9, 5)								BB		K	1	1	0	0	1	1	2				
Matt Lawton, L OBP: 0.447, SLG: 0.535 (1, 9)	S					P6		1B		F8	5	0	2	1	0	1	2				
Ron Coomer, R OBP: 0.317, SLG: 0.451 (1, 3)	G6-3					F8		P4		G3	5	0	1	0	0	0	5				
Butch Huskey, R OBP: 0.333, SLG: 0.341 (1, 10)		F9				G4-3		K		G3	3	0	0	0	0	1	0				
David Ortiz, L OBP: 0.361, SLG: 0.346 (8, PH)								S		K	2	0	1	1	0	0	1				
Matthew LeCroy, R OBP: 0.243, SLG: 0.344 (1, 2)								1B			3	0	0	0	0	3	0				
Marcus Jensen, S OBP: 0.255, SLG: 0.373 (8, PH)								K		BB	1	0	0	0	1	1	2				
Jacque Jones, L OBP: 0.374, SLG: 0.564 (1, 7)			G4-3			K2-3		1B		G1-3	5	0	2	0	0	2	2				
Jason Maxwell, R OBP: 0.308, SLG: 0.389 (1, 5)						G5-3		G4-3		G1-3	2	0	0	0	0	1	0				
Denny Hocking, S OBP: 0.329, SLG: 0.452 (6, 5)											2	0	0	0	0	0	2				
Tori Hunter, R OBP: 0.284, SLG: 0.373 (1, 8)								G4-3		F7	2	0	1	0	0	1	0				
Midre Cummings, L OBP: 0.333, SLG: 0.378 (8, PH)											2	0	0	0	0	0	1				
Inning Stats	R: 0 E: 0 K: 1 S: 11	H: 1 LOB: 1 BB: 0 P: 14	R: 0 E: 0 K: 1 S: 8	H: 0 LOB: 0 BB: 0 P: 9	R: 0 E: 0 K: 3 S: 11	H: 1 LOB: 1 BB: 0 P: 19	R: 0 E: 0 K: 1 S: 9	H: 0 LOB: 0 BB: 0 P: 12	R: 0 E: 0 K: 2 S: 10	H: 0 LOB: 2 BB: 0 P: 16	R: 0 E: 0 K: 2 S: 12	H: 1 LOB: 1 BB: 0 P: 16	R: 2 E: 0 K: 1 S: 15	H: 2 LOB: 2 BB: 2 P: 29	R: 0 E: 0 K: 1 S: 11	H: 1 LOB: 2 BB: 1 P: 21	R: 0 E: 0 K: 1 S: 11	H: 1 LOB: 2 BB: 1 P: 24	1B: 9 2B: 0 3B: 0 HR: 0	SF: 0 SAC: 0 DP: 0 HBP: 0	WP: 0 PA: 43 PB: 0 SB: 3 CS: 0
PITCHER	IP	WLS	BF	H	R	ER	SO	BB	IBB	HBP	BLK	WP	HR	S	P	ERA	WHIP				
Dave Burba, R ERA: 4.84 (1, 1)	7.1		30	6	2	2	10	2	0	0	0	0	0	82	123	2.46	1.091				
Sean DePaula, R ERA: 5.19 (8, 1)	1.1	B	7	2	0	0	1	1	0	0	0	0	0	12	22	0.00	2.250				
Ricardo Rincon, L ERA: (9, 1)	0.1	W	1	0	0	0	1	0	0	0	0	0	0	4	5	0.00	0.000				
Steve Karsay, R ERA: 1.84 (10, 1)	1.0	S	5	1	0	0	1	1	0	0	0	0	0	11	24	0.00	2.000				



Batter	1	2	3	4	5	6	7	8	9	AB	R	H	RBI	BB	SO	LOB	TOP				
Enrique Wilson, S OBP: 0.406, SLG: 0.484 (1, 4)	G4-3	1-2 2-H 1B		F8		F9		1-1 BB 1B		5	0	2	0	0	0	1					
Omar Vizquel, S OBP: 0.338, SLG: 0.376 (1, 6)	P3		HR	G4-3		G6-3		1-2 BB 1B		4	1	1	0	1	0	1					
Richie Sexson, R OBP: 0.327, SLG: 0.363 (1, 3)	P3		1-H HR	K		G5-3		1-3 BB		5	1	1	2	0	2	4					
Manny Ramirez, R OBP: 0.390, SLG: 0.582 (1, 9)		2-2 1B 2B	HR			F9		BB BB		4	2	3	1	1	0	0					
Jim Thome, L OBP: 0.339, SLG: 0.514 (1, 10)	1B BB	G4-3		K		1-2 BB		F8		3	1	0	0	2	1	1					
Travis Fryman, R OBP: 0.383, SLG: 0.455 (1, 5)	K	WP 1B				G6-3		G5-3		5	0	2	0	0	1	5					
Alex Ramirez, R OBP: 0.279, SLG: 0.294 (9, PH)	1B					F9				4	0	1	1	0	1	2					
David Justice, L OBP: 0.387, SLG: 0.475 (9, PH)	1B									0	0	0	0	0	0	0					
Sandy Alomar Jr., R OBP: 0.368, SLG: 0.353 (9, PH)	1-3 2-H 1B									1	0	0	0	0	0	1					
Einar Diaz, R OBP: 0.363, SLG: 0.442 (1, 2)	K			F8		F8		G6-3		4	0	0	0	0	1	3					
Jolbert Cabrera, R OBP: 0.286, SLG: 0.303 (1, 8)	1-2 3-H 1B			G4-3 S 1B		F7		BB 1B 1B		4	0	3	1	0	0	0					
Inning Stats	R: 0 E: 0 K: 0 S: 9	H: 0 LOB: 0 BB: 0 P: 17	R: 2 E: 0 K: 2 S: 19	H: 4 LOB: 2 BB: 1 P: 30	R: 3 E: 0 K: 0 S: 14	H: 4 LOB: 1 BB: 0 P: 22	R: 0 E: 0 K: 1 S: 12	H: 1 LOB: 1 BB: 0 P: 16	R: 0 E: 0 K: 1 S: 9	H: 0 LOB: 0 BB: 0 P: 12	R: 0 E: 0 K: 0 S: 7	H: 0 LOB: 0 BB: 0 P: 13	R: 0 E: 0 K: 0 S: 12	H: 0 LOB: 2 BB: 2 P: 23	R: 0 E: 0 K: 2 S: 16	H: 2 LOB: 3 BB: 1 P: 26	R: 0 E: 0 K: 0 S: 10	H: 1 LOB: 1 BB: 0 P: 14	1B: 9 2B: 2 3B: 0 HR: 2	SF: 0 SAC: 0 DP: 0 HBP: 0	WP: 1 PA: 43 PB: 0 CS: 0
PITCHER	IP	WLS	BF	H	R	ER	SO	BB	IBB	HBP	BLK	WP	HR	S	P	ERA	WHIP				
Eric Milton, L ERA: 5.84 (1, 1)	3.0		17	8	5	5	2	1	0	0	0	1	2	42	69	15.00	3.000				
LaTroy Hawkins, R ERA: 3.99 (4, 1)	3.2	W	15	2	0	0	2	2	0	0	0	0	0	36	59	0.00	1.091				
Bob Wells, R ERA: 4.58 (7, 1)	1.0	H	5	2	0	0	1	0	0	0	0	0	0	14	20	0.00	2.000				
Eddie Guardado, L ERA: 6.55 (8, 1)	0.0		1	0	0	0	0	1	0	0	0	0	0	3	7	∞	∞				
Hector Carrasco, R ERA: 2.21 (8, 1)	1.0	H	4	1	0	0	1	0	0	0	0	0	0	10	15	0.00	1.000				
PITCHER	IP	WLS	BF	H	R	ER	SO	BB	IBB	HBP	BLK	WP	HR	S	P	ERA	WHIP				
Travis Miller, L ERA: 7.59 (9, 1)	0.1	S	1	0	0	0	0	0	0	0	0	0	0	3	3	0.00	0.000				

Cleveland Indians @ Minnesota Twins
Hubert H. Humphrey Metrodome, Minneapolis, MN
Tue May 09 2000, 8:05 PM EDT
Att. 7,777 - Dome - 72 F

AB 39
R 5
H 13
RBI 5
BB 4
SO 6
LOB 18



Batter	1	2	3	4	5	6	7	8	9	AB	R	H	RBI	BB	SO	LOB	BOTTOM				
Cristian Guzman, S OBP: 0.365, SLG: 0.473 (1, 6)	L5			L3	E9 1B SF8		F9			4	1	0	0	0	0	2					
Jay Canizaro, R OBP: 0.250, SLG: 0.222 (1, 4)	G5-3			K	1B		G5-3			4	0	1	2	0	1	0					
Matt Lawton, L OBP: 0.435, SLG: 0.523 (1, 7) (9, 9)	G6-3			F7	SF8		F8			3	0	0	1	0	0	0					
Ron Coomer, R OBP: 0.331, SLG: 0.496 (1, 3)		G5-3			HR			2B		4	1	3	1	0	0	0					
Butch Huskey, R OBP: 0.333, SLG: 0.333 (8, PH)		K2-3			BB BB			K		2	1	0	0	1	2	2					
Jacque Jones, L OBP: 0.370, SLG: 0.558 (9, 7)					K					1	0	0	0	0	1	1					
Midre Cummings, L OBP: 0.326, SLG: 0.366 (1, 10)		G4-3			BB BB E 1B		G4-3			4	1	1	0	0	1	1					
Matthew LeCroy, R OBP: 0.244, SLG: 0.353 (1, 2)				K	K			F8		4	0	1	0	0	2	3					
Tori Hunter, R OBP: 0.286, SLG: 0.365 (1, 8)				G4-3	E 1B BB		K			2	1	0	0	1	1	1					
Denny Hocking, S OBP: 0.329, SLG: 0.438 (1, 5)				G5-3	1-2 2-3 3-H 1B BB		K			2	1	0	1	1	1	1					
Inning Stats	R: 0 E: 0 K: 0 S: 5	H: 0 LOB: 0 BB: 0 P: 7	R: 0 E: 0 K: 1 S: 8	H: 0 LOB: 0 BB: 0 P: 12	R: 0 E: 0 K: 1 S: 6	H: 0 LOB: 0 BB: 0 P: 9	R: 0 E: 0 K: 1 S: 11	H: 0 LOB: 0 BB: 0 P: 15	R: 0 E: 0 K: 2 S: 12	H: 1 LOB: 1 BB: 0 P: 17	R: 0 E: 0 K: 0 S: 7	H: 0 LOB: 0 BB: 0 P: 13	R: 0 E: 0 K: 2 S: 14	H: 1 LOB: 1 BB: 0 P: 19	R: 0 E: 0 K: 2 S: 10	H: 1 LOB: 1 BB: 0 P: 14	1B: 3 2B: 2 3B: 0 HR: 1	SF: 1 SAC: 0 DP: 0 HBP: 0	WP: 0 PA: 34 PB: 0 CS: 0		
PITCHER	IP	WLS	BF	H	R	ER	SO	BB	IBB	HBP	BLK	WP	HR	S	P	ERA	WHIP				
Chuck Finley, L ERA: 3.99 (1, 1)	7.0	L	30	5	6	4	7	3	0	0	0	0	1	68	113	5.14	1.143				
Scott Kamieniecki, R ERA: 2.57 (8, 1)	1.0		4	1	0	0	2	0	0	0	0	0	0	14	19	0.00	1.000				
PITCHER	IP	WLS	BF	H	R	ER	SO	BB	IBB	HBP	BLK	WP	HR	S	P	ERA	WHIP				

Cleveland Indians @ Minnesota Twins
Hubert H. Humphrey Metrodome, Minneapolis, MN
Tue May 09 2000, 8:05 PM EDT
Att. 7,777 - Dome - 72 F

AB 30
R 6
H 6
RBI 5
BB 3
SO 9
LOB 11



Batter	1	2	3	4	5	6	7	8	9	AB	R	H	RBI	BB	SO	LOB	TOP										
Roberto Alomar, S OBP: 0.319, SLG: 0.415 (1, 4)	1-2 G6-3		2-0 G3-6-3		2-0 1B		2-1 1B	0-2 CS	1-2 F7	5	1	2	0	0	0	1											
Enrique Wilson, S OBP: 0.405, SLG: 0.472 (1, 6)	3-1 F7			0-1 G5-3	2-1 1B		1-3 1B	1-2 1B	0-0 G4-3	5	1	2	2	0	0	0											
David Justice, L OBP: 0.379, SLG: 0.491 (1, 10)	3-2 G3-1			2-0 F7	3-1 G3-1		3-3 K		0-1 HR	5	1	1	1	0	1	4											
Manny Ramirez, R OBP: 0.384, SLG: 0.567 (1, 9)		2-3 K		2-2 P3		2-2 G6-3	2-2 1B		1-2 F8	5	0	1	2	0	1	0											
Jim Thome, L OBP: 0.351, SLG: 0.558 (1, 3)		1-1 HR			0-0 2B		0-0 L7			4	2	3	1	0	0	0											
Richie Sexson, R OBP: 0.325, SLG: 0.368 (1, 7)		0-3 K			0-0 PB G6-3 2B		0-1 G6-3	2-1 P4		4	1	1	1	0	1	2											
Travis Fryman, R OBP: 0.359, SLG: 0.474 (1, 5)		2-1 G4-3			3-0 G6-3		1-0 HR	1-3 K		4	1	1	2	0	1	0											
Sandy Alomar Jr., R OBP: 0.333, SLG: 0.316 (1, 2)			1-1 E5 FC3-6		0-0 G6-3		2-0 F5	1-1 P4		4	0	0	0	0	0	0											
Jolbert Cabrera, R OBP: 0.333, SLG: 0.351 (1, 8)			0-2 FC3-6		2-2 1B		0-0 1B	0-1 CS		4	2	3	0	0	0	1											
Inning Stats	R: 0 E: 0 K: 0 S: 9	H: 0 LOB: 0 BB: 0 P: 16	R: 1 E: 0 K: 2 S: 10	H: 1 LOB: 0 BB: 0 P: 15	R: 0 E: 1 K: 0 S: 6	H: 0 LOB: 0 BB: 0 P: 9	R: 0 E: 0 K: 0 S: 6	H: 0 LOB: 0 BB: 0 P: 10	R: 3 E: 0 K: 0 S: 16	H: 5 LOB: 2 BB: 0 P: 28	R: 0 E: 0 K: 0 S: 6	H: 0 LOB: 0 BB: 0 P: 8	R: 4 E: 0 K: 1 S: 16	H: 6 LOB: 2 BB: 0 P: 29	R: 0 E: 0 K: 1 S: 9	H: 1 LOB: 0 BB: 0 P: 11	R: 1 E: 0 K: 0 S: 11	H: 1 LOB: 0 BB: 0 P: 13	1B: 9 2B: 2 3B: 0 HR: 3	SF: 0 SAC: 0 DP: 1 HBP: 0	WP: 0 PB: 1 SB: 2 CS: 1	PA: 41					
PITCHER	IP	WLS	BF	H	R	ER	SO	BB	IBB	HBP	BLK	WP	HR	S	P	ERA	WHIP										
Sean Bergman, R ERA: 7.3 (1, 1)	6.1		29	10	8	8	2	0	0	0	0	0	2	60	99	11.37	1.579										
Hector Carrasco, R ERA: 2.18 (7, 1)	0.1		2	1	0	0	1	0	0	0	0	0	0	6	11	0.00	3.000										
Travis Miller, L ERA: 7.36 (7, 1)	0.1		2	1	0	0	0	0	0	0	0	0	0	3	5	0.00	3.000										
Bob Wells, R ERA: 4.35 (8, 1)	1.0		3	1	0	0	1	0	0	0	0	0	0	9	11	0.00	1.000										
Eddie Guardado, L ERA: 6.75 (9, 1)	1.0	W	4	1	1	1	0	0	0	0	0	0	1	11	13	9.00	1.000										

Cleveland Indians @ Minnesota Twins
Hubert H. Humphrey Metrodome, Minneapolis, MN
Wed May 10 2000, 8:05 PM EDT
Att. 9,505 - Dome - 72 F

AB 40
R 9
H 14
RBI 9
BB 0
SO 4
LOB 8



Batter	1	2	3	4	5	6	7	8	9	AB	R	H	RBI	BB	SO	LOB	BOTTOM										
Cristian Guzman, S OBP: 0.359, SLG: 0.463 (1, 6)	1-0 F8		2-1 G3-1				0-2 G6-3	1-0 S		5	0	1	1	0	1	2											
Denny Hocking, S OBP: 0.321, SLG: 0.412 (1, 4)	2-1 G3-1			1-3 K	1-3 K		4-0 S	2-1 S		5	1	0	0	1	2	1											
Matt Lawton, L OBP: 0.440, SLG: 0.540 (1, 9)	3-0 G6-3			2-2 G1-3 1B		0-0 G3	1-1 S		0-0 G3	5	3	3	1	0	0	0											
Ron Coomer, R OBP: 0.326, SLG: 0.484 (8, 5)		2-3 K		0-0 G1-3		2-2 L3	3-1 G5-3		1-0 1B	5	0	1	2	0	1	2											
Jay Canizaro, R OBP: 0.250, SLG: 0.222 (9, PR)				2-3 BB		1-2 2H	4-0 S	1-1 1B		0	1	0	0	0	0	0											
Corey Koskie, L OBP: 0.345, SLG: 0.398 (7, PH)		2-2 G3-1		4-2 BB		3-3 K	4-0 1B		1-1 HR	2	0	0	0	1	1	0											
Butch Huskey, R OBP: 0.337, SLG: 0.330 (8, 3)				0-1 BB			0-0 1B		2H HR	1	0	0	0	1	0	1											
David Ortiz, L OBP: 0.375, SLG: 0.364 (1, 10)		1-3 K		0-1 BB			0-0 1B		0-0 F9	3	1	2	1	0	1	0											
Matthew LeCroy, R OBP: 0.244, SLG: 0.353 (7, PH)				1-2 2H			0-0 1B			0	0	0	0	0	0	0											
Midre Cummings, L OBP: 0.356, SLG: 0.465 (7, PH)				1-2 2H			0-0 1B			2	1	2	3	0	0	0											
Marcus Jensen, S OBP: 0.271, SLG: 0.426 (1, 2)			0-0 G3		1-2 2H		0-0 HR		2-0 HR	3	1	1	2	1	0	2											
Jacque Jones, L OBP: 0.365, SLG: 0.556 (1, 7)			0-2 G1-3		1-1 F8		0-0 1B		0-1 G3	4	1	1	0	0	0	3											
Torii Hunter, R OBP: 0.293, SLG: 0.370 (1, 8)			1-2 1B			1-0 G1-3		1-2 G6-3	2-2 F8	4	1	2	0	0	0	0											
Inning Stats	R: 0 E: 0 K: 0 S: 4	H: 0 LOB: 0 BB: 0 P: 10	R: 0 E: 0 K: 2 S: 9	H: 0 LOB: 0 BB: 0 P: 14	R: 0 E: 0 K: 0 S: 12	H: 1 LOB: 1 BB: 0 P: 13	R: 1 E: 0 K: 1 S: 19	H: 2 LOB: 2 BB: 2 P: 31	R: 0 E: 0 K: 2 S: 7	H: 0 LOB: 0 BB: 0 P: 9	R: 0 E: 0 K: 1 S: 8	H: 0 LOB: 0 BB: 0 P: 13	R: 6 E: 0 K: 0 S: 19	H: 6 LOB: 2 BB: 2 P: 34	R: 0 E: 1 K: 0 S: 7	H: 1 LOB: 1 BB: 0 P: 12	R: 3 E: 0 K: 0 S: 6	H: 3 LOB: 1 BB: 0 P: 10	1B: 8 2B: 3 3B: 0 HR: 2	SF: 0 SAC: 0 DP: 0 HBP: 0	WP: 0 PB: 0 SB: 3 CS: 0	PA: 43					
PITCHER	IP	WLS	BF	H	R	ER	SO	BB	IBB	HBP	BLK	WP	HR	S	P	ERA	WHIP										
Charles Nagy, R ERA: 7.19 (1, 1)	6.0		27	7	5	5	6	2	0	0	0	0	1	65	97	7.50	1.500										
Tom Martin, L ERA: 4.5 (7, 1)	0.1		3	1	0	0	0	1	0	0	0	0	0	5	10	0.00	6.000										
Sean DePaula, R ERA: 5.0 (7, 1)	0.1	H	1	0	1	1	0	0	0	0	0	0	0	3	5	27.00	0.000										
Ricardo Rincon, L ERA: (7, 1)	0.0		1	0	0	0	0	0	1	0	0	0	0	0	4	∞	∞										
Paul Shuey, R ERA: 2.65 (7, 1)	1.1	H	6	2	1	1	0	0	0	0	0	0	0	12	20	6.75	1.500										

Cleveland Indians @ Minnesota Twins
Hubert H. Humphrey Metrodome, Minneapolis, MN
Wed May 10 2000, 8:05 PM EDT
Att. 9,505 - Dome - 72 F

AB 39
R 10
H 13
RBI 10
BB 4
SO 6
LOB 11



Batter	1	2	3	4	5	6	7	8	9	AB	R	H	RBI	BB	SO	LOB	TOP										
Cristian Guzman, S (1, 6) OBP: 0.364, SLG: 0.458	L3-6 BLK 1B		WP 1B 1B		G6-4-3 1-2			K		4	1	2	0	0	1	1											
Jay Canizaro, R (1, 4) OBP: 0.296, SLG: 0.269	K		WP 1B 1B			G5-3			F9	4	1	1	0	0	1	1											
Matt Lawton, L (1, 9) OBP: 0.435, SLG: 0.531	L3-6 1-3		1H 2H 1B			G4-3			CS 1B BB	3	0	1	2	1	0	1											
Ron Coomer, R (1, 3)		G6-3	G4-3			G4-3			1-2 1B	4	0	1	0	0	0	1											
Butch Huskey, R (1, 10) OBP: 0.324, SLG: 0.316		G4-3						CS 1B		3	0	1	0	0	1	0											
David Ortiz, L (9, PH) OBP: 0.385, SLG: 0.375										0	0	0	0	0	0	0											
Denny Hocking, S (9, PH) OBP: 0.313, SLG: 0.400										1	0	0	0	0	1	2											
Corey Koskie, L (1, 5) OBP: 0.363, SLG: 0.418		K				G6-3		F9		3	0	0	0	0	1	1											
Matthew LeCroy, R (1, 2) OBP: 0.299, SLG: 0.384						F3				3	1	1	1	0	1	1											
Jacque Jones, L (1, 7) OBP: 0.375, SLG: 0.547			L7			G4-3		G3		3	0	0	0	0	0	0											
Tori Hunter, R (1, 8) OBP: 0.287, SLG: 0.360			K					G6-3		3	0	1	0	0	1	0											
Inning Stats	R: 0 E: 0 K: 1 S: 9	H: 1 LOB: 0 BB: 0 P: 13	R: 0 E: 0 K: 1 S: 12	H: 0 LOB: 0 BB: 0 P: 17	R: 3 E: 0 K: 1 S: 12	H: 4 LOB: 1 BB: 0 P: 17	R: 0 E: 0 K: 1 S: 7	H: 0 LOB: 0 BB: 0 P: 11	R: 0 E: 0 K: 0 S: 5	H: 1 LOB: 0 BB: 0 P: 9	R: 0 E: 0 K: 0 S: 4	H: 0 LOB: 0 BB: 0 P: 6	R: 0 E: 0 K: 1 S: 8	H: 1 LOB: 1 BB: 0 P: 11	R: 0 E: 0 K: 1 S: 7	H: 0 LOB: 0 BB: 0 P: 9	R: 0 E: 0 K: 1 S: 10	H: 1 LOB: 2 BB: 1 P: 20	1B: 7 2B: 3 3B: 0 HR: 1	SF: 0 SAC: 0 DP: 4 HBP: 0	WP: 1 PB: 0 CS: 2	PA: 32					
PITCHER	IP	WLS	BF	H	R	ER	SO	BB	IBB	HBP	BLK	WP	HR	S	P	ERA	WHIP										
Mike Siroka, L (1, 1) ERA: 5.5	8.1		30	7	3	3	6	1	0	0	1	1	1	67	101	3.24	0.960										
41 Bill Simas, R (9, 1) ERA: 3.18	0.0	1	1	0	0	0	0	0	0	0	0	0	0	4	6	∞	∞										
Kelly Wunsch, L (9, 1) ERA: 3.24	0.2	W	1	0	0	0	1	0	0	0	0	0	0	3	6	0.00	0.000										

Minnesota Twins @ Chicago White Sox
Comiskey Park, Chicago, IL
Sat May 13 2000, 7:05 PM EDT
Att: 22,545 - Cloudy - 55 F

AB 31
R 3
H 8
RBI 3
BB 1
SO 7
LOB 8



Batter	1	2	3	4	5	6	7	8	9	AB	R	H	RBI	BB	SO	LOB	BOTTOM										
Ray Durham, S (1, 4) OBP: 0.337, SLG: 0.479	F8		K				G3			4	0	1	0	0	1	1											
Jose Valentin, S (1, 6) OBP: 0.340, SLG: 0.511	L5		F2				F7			4	0	0	0	0	0	4											
Frank Thomas, R (1, 10) OBP: 0.456, SLG: 0.578	1B					P4				4	0	1	0	0	1	0											
Magglio Ordonez, R (1, 9) OBP: 0.360, SLG: 0.537	K					F8			L4	4	1	1	1	0	1	1											
14 Paul Konerko, R (1, 3) OBP: 0.361, SLG: 0.535						F7				4	0	0	0	0	2	0											
Chris Singleton, L (1, 8) OBP: 0.338, SLG: 0.465									G4-3	3	0	1	0	1	0	0											
Carlos Lee, R (1, 7) OBP: 0.385, SLG: 0.553										3	2	3	1	1	0	0											
Herbert Perry, R (1, 5) OBP: 0.264, SLG: 0.286										3	0	0	0	0	2	4											
Greg Norton, S (9, PH) OBP: 0.385, SLG: 0.488										1	0	0	0	0	1	1											
Josh Paul, R (1, 2) OBP: 0.356, SLG: 0.453										2	0	0	0	1	2	2											
Jeff Abbott, R (9, PH) OBP: 0.283, SLG: 0.321										1	1	1	2	0	0	0											
Inning Stats	R: 0 E: 0 K: 1 S: 7	H: 1 LOB: 1 BB: 0 P: 11	R: 0 E: 0 K: 2 S: 11	H: 2 LOB: 2 BB: 0 P: 17	R: 0 E: 0 K: 2 S: 11	H: 0 LOB: 0 BB: 0 P: 14	R: 0 E: 0 K: 0 S: 6	H: 0 LOB: 0 BB: 0 P: 8	R: 0 E: 0 K: 2 S: 12	H: 1 LOB: 3 BB: 2 P: 24	R: 1 E: 0 K: 0 S: 12	H: 1 LOB: 0 BB: 0 P: 16	R: 1 E: 0 K: 0 S: 6	H: 1 LOB: 1 BB: 1 P: 13	R: 0 E: 0 K: 2 S: 12	H: 0 LOB: 0 BB: 0 P: 18	R: 2 E: 0 K: 1 S: 8	H: 2 LOB: 2 BB: 0 P: 13	1B: 5 2B: 1 3B: 0 HR: 3	SF: 0 SAC: 0 DP: 1 HBP: 0	WP: 0 PB: 0 CS: 1	PA: 36					
PITCHER	IP	WLS	BF	H	R	ER	SO	BB	IBB	HBP	BLK	WP	HR	S	P	ERA	WHIP										
Mark Redman, L (1, 1) ERA: 3.14	6.1		27	6	2	2	7	3	0	0	0	0	0	14	23	0.00	0.000										
LaTroy Hawkins, R (7, 1) ERA: 3.42	1.2	H	5	0	0	0	2	0	0	0	0	0	0	2	3	0.00	0.000										
Eddie Guardado, L (9, 1) ERA: 6.57	0.1	H	1	0	0	0	0	0	0	0	0	0	0	2	3	0.00	0.000										
Bob Wells, R (9, 1) ERA: 5.14	0.1	L	3	2	2	2	1	0	0	0	0	0	1	6	10	54.00	6.000										

Minnesota Twins @ Chicago White Sox
Comiskey Park, Chicago, IL
Sat May 13 2000, 7:05 PM EDT
Att: 22,545 - Cloudy - 55 F

AB 33
R 4
H 8
RBI 4
BB 3
SO 10
LOB 13



Batter	1	2	3	4	5	6	7	8	9	AB	R	H	RBI	BB	SO	LOB	TOP					
Cristian Guzman, S OBP: 0.353, SLG: 0.443 (1, 6)	F7		F7		G5-3			K		4	0	0	0	0	1	2						
Denny Hocking, S OBP: 0.307, SLG: 0.377 (1, 7)	G3-1			G4-3		G5-3		F9		4	0	0	0	0	0	1						
Matt Lawton, L OBP: 0.434, SLG: 0.520 Midre Cummings, L OBP: 0.354, SLG: 0.478 (1, 9) (6, 9)	G3			FC1-6 BB		G5-3			K	2	0	0	0	1	0	0						
Butch Huskey, R OBP: 0.313, SLG: 0.303 (1, 10)		F9		FC1-6 BB		G6-3			K	4	0	0	0	0	1	1						
David Ortiz, L OBP: 0.356, SLG: 0.333 (1, 3)	G3			1-2 BB			G3		L5	3	0	0	0	1	0	0						
Corey Koskie, L OBP: 0.351, SLG: 0.402 (1, 5)		1-2 1B		G1			G3-1			3	0	1	0	0	0	2						
Matthew LeCroy, R OBP: 0.261, SLG: 0.382 (1, 2)		G4-3			1B		G4-3			3	0	1	0	0	0	1						
Jacque Jones, L OBP: 0.367, SLG: 0.526 (1, 8)			K				K			3	0	0	0	0	3	1						
Jay Canizaro, R OBP: 0.294, SLG: 0.290 (1, 4)			L4				F9			2	0	0	0	1	0	1						
Inning Stats	R: 0 E: 0 K: 0 S: 8	H: 0 LOB: 0 BB: 0 P: 13	R: 0 E: 0 K: 0 S: 10	H: 1 LOB: 1 BB: 0 P: 14	R: 0 E: 0 K: 1 S: 10	H: 0 LOB: 0 BB: 2 P: 14	R: 0 E: 0 K: 0 S: 9	H: 0 LOB: 2 BB: 2 P: 22	R: 0 E: 0 K: 1 S: 12	H: 1 LOB: 1 BB: 0 P: 18	R: 0 E: 0 K: 0 S: 7	H: 0 LOB: 0 BB: 0 P: 10	R: 0 E: 0 K: 0 S: 8	H: 0 LOB: 0 BB: 0 P: 13	R: 0 E: 0 K: 2 S: 9	H: 0 LOB: 0 BB: 1 P: 16	R: 0 E: 0 K: 2 S: 11	H: 0 LOB: 0 BB: 0 P: 14	1B: 2 2B: 0 3B: 0 HR: 0	SF: 0 SAC: 0 DP: 0 HBP: 0	WP: 0 PB: 0 CS: 0	PA: 32
PITCHER	IP	WLS	BF	H	R	ER	SO	BB	IBB	HBP	BLK	WP	HR	S	P	ERA	WHIP					
Aaron Sele, R ERA: 3.98 (1, 1)	7.0	W	25	2	0	0	2	2	0	0	0	0	0	64	104	0.00	0.571					
Kazuhito Sasaki, R ERA: 6.75 (8, 1)	1.0		4	0	0	0	2	1	0	0	0	0	0	9	16	0.00	1.000					
Jose Paniagua, R ERA: 5.59 (9, 1)	1.0		3	0	0	0	2	0	0	0	0	0	0	11	14	0.00	0.000					

Minnesota Twins @ Seattle Mariners
Safeco Field, Seattle, WA
Mon May 15 2000, 7:05 PM PDT
Att: 30,289 - Cloudy - 74 F

AB 29
R 0
H 2
RBI 0
BB 3
SO 6
LOB 9



Batter	1	2	3	4	5	6	7	8	9	AB	R	H	RBI	BB	SO	LOB	BOTTOM				
Mike Cameron, R OBP: 0.351, SLG: 0.471 (1, 8)	E5 1B	P6	4-2 BB		G1-2-3 HR 1B	3B		K		5	3	2	0	1	1	1					
David Bell, R OBP: 0.302, SLG: 0.422 (1, 5)	HR 2H 1B	K	SF8		G1-2-3 HR BB	3B		L9		4	2	2	3	1	1	1					
Alex Rodriguez, R OBP: 0.479, SLG: 0.727 Carlos Guillen, S OBP: 0.267, SLG: 0.173 (1, 6) (6, 6)	HR		HR 1B		G1-2-3 HR 3H	K				3	2	2	2	1	0	3					
Edgar Martinez, R OBP: 0.420, SLG: 0.658 (1, 10)	F8		HR BB		HR		WP 2B 1B			5	3	3	5	0	0	3					
John Olerud, L OBP: 0.436, SLG: 0.481 John Mabry, L OBP: 0.300, SLG: 0.333 (1, 3) (6, 3)	G6-3		SH1-3 1B 2B		G1-3 BB		K			3	1	1	0	1	0	0					
Jay Buhner, R OBP: 0.384, SLG: 0.579 Raul Ibanez, L OBP: 0.333, SLG: 0.365 (1, 9) (8, 9)	F9		1B SH1-3 BB		BB		F8			3	1	1	0	2	0	1					
Stan Javier, S OBP: 0.398, SLG: 0.444 (1, 7)		G4-3 2B	SH1-3		F7		F8			4	1	2	1	0	0	3					
Dan Wilson, R OBP: 0.295, SLG: 0.341 (1, 2)	G4-3		BB SF8 1B		G6-3		F8			5	1	1	1	0	0	3					
Mark McLemore, S OBP: 0.346, SLG: 0.292 (1, 4)			SF8 BB 1B		G6-3		G6-3			4	0	2	2	1	0	0					
Inning Stats	R: 3 E: 2 K: 0 S: 19	H: 2 LOB: 0 BB: 0 P: 30	R: 1 E: 0 K: 1 S: 11	H: 2 LOB: 1 BB: 0 P: 13	R: 5 E: 0 K: 0 S: 24	H: 5 LOB: 3 BB: 3 P: 45	R: 0 E: 0 K: 0 S: 6	H: 1 LOB: 1 BB: 0 P: 8	R: 3 E: 0 K: 1 S: 24	H: 2 LOB: 2 BB: 4 P: 47	R: 1 E: 0 K: 0 S: 14	H: 2 LOB: 1 BB: 0 P: 22	R: 1 E: 0 K: 1 S: 13	H: 2 LOB: 1 BB: 0 P: 22	R: 0 E: 0 K: 1 S: 5	H: 0 LOB: 0 BB: 0 P: 6	1B: 6 2B: 5 3B: 2 HR: 3	SF: 1 SAC: 1 DP: 1 HBP: 0	WP: 1 PB: 0 CS: 0	PA: 47	
PITCHER	IP	WLS	BF	H	R	ER	SO	BB	IBB	HBP	BLK	WP	HR	S	P	ERA	WHIP				
Eric Milton, L ERA: 6.97 (1, 1)	2.1	L	17	8	9	8	1	1	0	0	0	0	0	45	68	30.86	3.857				
Hector Carrasco, R ERA: 2.31 (3, 1)	0.2		5	1	0	0	0	2	0	0	0	0	0	9	20	0.00	4.500				
Johan Santana, L ERA: 9.41 (4, 1)	5.0		25	7	5	5	3	4	0	0	0	1	1	62	105	9.00	2.200				

Minnesota Twins @ Seattle Mariners
Safeco Field, Seattle, WA
Mon May 15 2000, 7:05 PM PDT
Att: 30,289 - Cloudy - 74 F

AB 38
R 14
H 16
RBI 14
BB 7
SO 4
LOB 17



Batter	1	2	3	4	5	6	7	8	9	AB	R	H	RBI	BB	SO	LOB	TOP										
Cristian Guzman, S (1, 6) OBP: 0.355, SLG: 0.438	1-0 P4		4-1 2B SF7 BB		2-2 G4-3		2-2 1B		1-1 G4-3	4	1	1	0	1	0	0	Minnesota Twins @ Seattle Mariners Safeco Field, Seattle, WA Tue May 16 2000, 7:05 PM PDT Att: 25,672 - Cloudy - 72 F										
Jay Canzaro, R (1, 4) OBP: 0.297, SLG: 0.324	3-3 K		0-0		1-3 K		2-2 1B		4-0 1B BB	3	0	1	0	0	2	0											
Midre Cummings, L (7, PH) OBP: 0.354, SLG: 0.478			1-3 2B				1-3 1B			0	0	0	0	0	0	0											
Denny Hocking, S (7, PH) OBP: 0.322, SLG: 0.385							3-H 0-0			1	1	1	1	1	0	0											
Matt Lawton, L (1, 9) OBP: 0.433, SLG: 0.513	4-2 1B BB		1-1 SF7			1-1 F9			4-2 1B BB	2	0	0	1	2	0	2											
Ron Coomer, R (1, 3) OBP: 0.333, SLG: 0.489	3-2 1B		3-H 1-0 F4			2-3 K		2-0 HR	0-1 1B	5	1	3	2	0	1	1											
Corey Koskie, L (1, 5) OBP: 0.338, SLG: 0.385	2-1 F8		2-0 P6			3-3 K		0-3 K	0-2 G4-3	5	0	0	0	0	2	5											
Butch Huskey, R (1, 10) OBP: 0.311, SLG: 0.311		1-3 K		1-3 K			1-1 2B	2-2 G5-3		4	1	1	0	0	2	0											
Jacque Jones, L (1, 7) OBP: 0.371, SLG: 0.534		1-0 F7		0-1 F7			0-1 1B 2B	3-1 1B		4	1	2	1	0	0	0											
Marcus Jensen, S (1, 2) OBP: 0.284, SLG: 0.417		2-2 2B		2-3 K			1-0 F8	2-1 F7		4	0	1	0	0	1	2											
Tori Hunter, R (1, 8) OBP: 0.273, SLG: 0.342		1-3 K			1-2 P6		1-0 G6-3		1-2 G6-3	3	0	0	0	0	1	2											
David Ortiz, L (9, PH) OBP: 0.351, SLG: 0.328										1	0	0	0	0	0	0											
Inning Stats	R: 0 E: 0 K: 1 S: 14	H: 1 LOB: 2 BB: 1 P: 27	R: 0 E: 0 K: 2 S: 10	H: 1 LOB: 1 BB: 0 P: 15	R: 1 E: 0 K: 0 S: 6	H: 1 LOB: 1 BB: 1 P: 14	R: 0 E: 0 K: 2 S: 8	H: 0 LOB: 0 BB: 0 P: 11	R: 0 E: 0 K: 1 S: 9	H: 0 LOB: 0 BB: 0 P: 13	R: 0 E: 0 K: 2 S: 9	H: 0 LOB: 0 BB: 0 P: 15	R: 2 E: 0 K: 0 S: 14	H: 4 LOB: 2 BB: 0 P: 21	R: 1 E: 0 K: 1 S: 11	H: 2 LOB: 1 BB: 0 P: 20	R: 1 E: 0 K: 0 S: 13	H: 1 LOB: 2 BB: 2 P: 23	1B: 5 2B: 4 3B: 0 HR: 1	SF: 1 SAC: 0 DP: 0 HBP: 0	WP: 0 SB: 0 CS: 0	PA: 41					
PITCHER	IP	WLS	BF	H	R	ER	SO	BB	IBB	HBP	BLK	WP	HR	S	P	ERA	WHIP										
Gil Meche, R (1, 1) ERA: 4.34	6.2	W	28	6	3	3	8	2	0	0	0	0	0	66	110	4.05	1.200										
Arthur Rhodes, L (7, 1) ERA: 3.39	0.1		2	1	0	0	0	0	0	0	0	0	0	4	6	0.00	3.000										
Jose Paniagua, R (8, 1) ERA: 5.75	1.0		5	2	1	1	1	0	0	0	0	0	1	11	20	9.00	2.000										
Jose Mesa, R (9, 1) ERA: 4.5	1.0		6	1	1	1	0	2	0	0	0	0	0	13	23	9.00	3.000										

Batter	1	2	3	4	5	6	7	8	9	AB	R	H	RBI	BB	SO	LOB	BOTTOM										
Mark McLemore, S (1, 4) OBP: 0.346, SLG: 0.288	3-0 F7	2-0 G1-3		4-0 2B 1B IBB	2-2 1B			3-2 G6-3		2	1	0	0	1	0	0	Minnesota Twins @ Seattle Mariners Safeco Field, Seattle, WA Tue May 16 2000, 7:05 PM PDT Att: 25,672 - Cloudy - 72 F										
Carlos Guillen, S (5, 5) OBP: 0.274, SLG: 0.185				1-2 1B				1-2 K		2	0	1	0	0	0	1											
David Bell, R (1, 5) OBP: 0.305, SLG: 0.430	0-0 F9		0-1 1B BB	1-2 1B 2B	3-2 G5-3			1-3 K		5	2	2	2	0	1	2											
Alex Rodriguez, R (1, 6) OBP: 0.483, SLG: 0.721	3-2 2B 1B		2-3 K	0-0 BB BB 1B		1-1 L9		4-0 1B IBB		4	1	2	2	1	1	1											
John Olerud, L (1, 3) OBP: 0.446, SLG: 0.477	4-1 2B BB		4-1 1B BB	4-2 BB BB BB		4-0 G1-6-3 BB		3-2 G6-3		1	1	0	0	4	0	2											
Edgar Martinez, R (1, 10) OBP: 0.422, SLG: 0.661	0-1 HR 2B		0-0 1B	3-3 K		1-2 G1-6-3				4	1	2	3	0	1	3											
Jay Buhner, R (1, 9) OBP: 0.388, SLG: 0.602	0-2 HR		1-2 F9	4-1 BB		0-3 K				3	1	1	2	1	1	1											
Raul Ibanez, L (1, 7) OBP: 0.328, SLG: 0.345	3-2 P6			1-2 K		1-2 L8				3	1	0	0	1	1	3											
Dan Wilson, R (1, 2) OBP: 0.286, SLG: 0.330		0-1 G5-3		0-0 SH1-3	0-2 L6					3	0	0	0	0	0	0											
Mike Cameron, R (1, 8) OBP: 0.355, SLG: 0.467		1-1 G5-3		3-1 2B 1B	1-0 F9			4-2 WP BB		3	1	1	0	1	0	0											
Inning Stats	R: 4 E: 0 K: 0 S: 15	H: 3 LOB: 0 BB: 1 P: 28	R: 0 E: 0 K: 0 S: 5	H: 0 LOB: 0 BB: 0 P: 8	R: 1 E: 0 K: 1 S: 10	H: 2 LOB: 1 BB: 1 P: 17	R: 4 E: 0 K: 2 S: 17	H: 3 LOB: 3 BB: 4 P: 42	R: 0 E: 0 K: 0 S: 11	H: 1 LOB: 1 BB: 0 P: 17	R: 0 E: 0 K: 0 S: 5	H: 0 LOB: 0 BB: 1 P: 11	R: 0 E: 0 K: 1 S: 8	H: 0 LOB: 0 BB: 0 P: 11	R: 0 E: 0 K: 1 S: 18	H: 0 LOB: 2 BB: 2 P: 33	1B: 6 2B: 2 3B: 0 HR: 1	SF: 0 SAC: 1 DP: 1 HBP: 0	WP: 1 SB: 1 CS: 0	PA: 40							
PITCHER	IP	WLS	BF	H	R	ER	SO	BB	IBB	HBP	BLK	WP	HR	S	P	ERA	WHIP										
Sean Bergman, R (1, 1) ERA: 8.59	3.1	L	22	8	9	9	1	4	1	0	0	0	0	18	33	0.00	1.200										
Travis Miller, L (4, 1) ERA: 5.52	1.2		7	1	0	0	2	1	0	0	0	0	0	5	11	0.00	1.000										
Bob Wells, R (6, 1) ERA: 4.91	1.0		3	0	0	0	0	1	0	0	0	0	0	8	11	0.00	0.000										
Hector Carrasco, R (7, 1) ERA: 2.22	1.0		3	0	0	0	1	0	0	0	0	0	0	8	11	0.00	0.000										
Eddie Guardado, L (8, 1) ERA: 6.09	1.0		5	0	0	0	1	1	1	0	0	1	0	18	33	0.00	1.000										

AB	36
R	5
H	10
RBI	5
BB	4
SO	9
LOB	12



Batter	1	2	3	4	5	6	7	8	9	AB	R	H	RBI	BB	SO	LOB	TOP	
Cristian Guzman, S OBP: 0.347, SLG: 0.427 (1, 6)	G5-3		P6			F7			FC6-4 BLK	4	0	0	0	0	0	1		
Jay Canizaro, R OBP: 0.288, SLG: 0.289 (1, 4)	F9				F8		K		K	4	0	0	0	0	2	1		
Matt Lawton, L OBP: 0.432, SLG: 0.510 (1, 9)	L6			F7			G6-4-3 1B			3	0	1	0	0	0	0		
Ron Coomer, R OBP: 0.327, SLG: 0.479 (1, 3)		G4-3		P4			G6-4-3			3	0	0	0	0	0	1		
Butch Huskey, R OBP: 0.320, SLG: 0.321 (1, 10)					G6-4-3 1B			P4		3	0	2	0	0	0	0		
Matthew LeCroy, R OBP: 0.253, SLG: 0.367 (1, 2)		F7			F9			L8		3	0	0	0	0	0	2		
Tori Hunter, R OBP: 0.267, SLG: 0.333 (1, 8)		G4-3			G6-4-3			F9		3	0	0	0	0	0	2		
Jacque Jones, L OBP: 0.362, SLG: 0.521 (1, 7)			F7			G4-3			G4-3	3	0	0	0	0	0	0		
Denny Hocking, S OBP: 0.323, SLG: 0.383 (1, 5)			G6-3			F9				3	0	1	0	0	0	0		
Inning Stats	R: 0 H: 0 E: 0 K: 0 S: 5	H: 0 LOB: 0 BB: 0 P: 6	R: 0 H: 1 E: 0 K: 0 S: 9	LOB: 1 BB: 0 P: 15	R: 0 H: 0 E: 0 K: 0 S: 4	LOB: 0 BB: 0 P: 6	R: 0 H: 0 E: 0 K: 0 S: 6	LOB: 0 BB: 0 P: 9	R: 0 H: 1 E: 0 K: 0 S: 6	LOB: 0 BB: 0 P: 10	R: 0 H: 0 E: 0 K: 0 S: 5	LOB: 0 BB: 0 P: 9	R: 0 H: 1 E: 0 K: 1 S: 9	LOB: 1 BB: 0 P: 12	1B: 4 2B: 0 3B: 0 HR: 0	SF: 0 SAC: 0 DP: 2 HBP: 0	WP: 0 PB: 0 CS: 0	PA: 29
PITCHER John Halama, L ERA: 4.06 (1, 1)	IP: 9.0 WLS: W BF: 29 H: 4 R: 0 ER: 0 SO: 2 BB: 0 IBB: 0 HBP: 0 BLK: 1 WP: 0 HR: 0 S: 57 P: 87 ERA: 0.00 WHIP: 0.444																	

Minnesota Twins @ Seattle Mariners
Safeco Field, Seattle, WA
Wed May 17 2000, 7:05 PM PDT
Att: 25,583 - Overcast - 61 F


AB 29
R 0
H 4
RBI 0
BB 0
SO 2
LOB 7



Batter	1	2	3	4	5	6	7	8	9	AB	R	H	RBI	BB	SO	LOB	BOTTOM	
Mike Cameron, R OBP: 0.352, SLG: 0.460 (1, 8)	K		BB E 1B		F9		K			4	1	1	0	0	2	0		
David Bell, R OBP: 0.304, SLG: 0.424 (1, 4)	BB 1B		F7		G5-3		L1			4	1	1	0	0	0	1		
Alex Rodriguez, R OBP: 0.489, SLG: 0.717 (1, 6)	BB 1B		BB 2B		1B			K		2	1	1	0	2	1	0		
John Olerud, L OBP: 0.448, SLG: 0.485 (1, 3)	1B		BB 2B		G1			K		4	0	2	2	0	1	1		
Edgar Martinez, R OBP: 0.417, SLG: 0.672 (1, 10)	P4		K			HR		F8		4	1	1	1	0	1	3		
Jay Buhner, R OBP: 0.378, SLG: 0.584 (1, 9)	F2		G5-3			K				3	0	0	0	0	1	3		
Raul Ibanez, L OBP: 0.328, SLG: 0.345 (9, 9)										0	0	0	0	0	0	0		
Stan Javier, S OBP: 0.389, SLG: 0.432 (1, 7)		G4-3			K		G4-3			3	0	0	0	0	1	0		
Tom Lampkin, L OBP: 0.295, SLG: 0.500 (1, 2)		K			F9		G4-3			3	0	0	0	0	1	0		
Carlos Guillen, S OBP: 0.262, SLG: 0.175 (1, 5)		F8			F8		G6-3			3	0	0	0	0	0	0		
Inning Stats	R: 1 H: 2 E: 0 K: 1 S: 15	H: 2 LOB: 2 BB: 1 P: 24	R: 0 H: 0 E: 0 K: 1 S: 14	LOB: 0 BB: 0 P: 20	R: 2 H: 2 E: 1 K: 1 S: 17	LOB: 1 BB: 1 P: 28	R: 0 H: 0 E: 0 K: 1 S: 8	LOB: 0 BB: 0 P: 11	R: 0 H: 1 E: 0 K: 1 S: 9	LOB: 0 BB: 0 P: 12	R: 0 H: 0 E: 0 K: 2 S: 9	LOB: 0 BB: 0 P: 15	R: 0 H: 0 E: 0 K: 2 S: 9	LOB: 0 BB: 0 P: 12	1B: 4 2B: 1 3B: 0 HR: 1	SF: 0 SAC: 0 DP: 0 HBP: 0	WP: 0 PB: 0 CS: 0	PA: 32
PITCHER Joe Mays, R ERA: 5.14 (1, 1)	IP: 7.0 WLS: L BF: 29 H: 6 R: 4 ER: 3 SO: 6 BB: 2 IBB: 0 HBP: 0 BLK: 0 WP: 0 HR: 1 S: 81 P: 121 ERA: 3.86 WHIP: 1.143																	
LaTroy Hawkins, R ERA: 3.28 (8, 1)	IP: 1.0 WLS: 3 BF: 0 H: 0 R: 0 ER: 0 SO: 2 BB: 0 IBB: 0 HBP: 0 BLK: 0 WP: 0 HR: 0 S: 9 P: 12 ERA: 0.00 WHIP: 0.000																	

Minnesota Twins @ Seattle Mariners
Safeco Field, Seattle, WA
Wed May 17 2000, 7:05 PM PDT
Att: 25,583 - Overcast - 61 F

AB 30
R 4
H 6
RBI 3
BB 2
SO 8
LOB 8



Batter	1	2	3	4	5	6	7	8	9	AB	R	H	RBI	BB	SO	LOB	TOP											
Jacque Jones, L (1, 7) OBP: 0.376, SLG: 0.528										6	3	4	2	0	0	2												
Denny Hocking, S (1, 6) OBP: 0.354, SLG: 0.471										6	2	5	3	0	1	1												
Matt Lawton, L (1, 9) OBP: 0.426, SLG: 0.500										5	0	1	1	0	1	7												
Ron Coomer, R (1, 3) OBP: 0.335, SLG: 0.476										3	0	1	0	2	0	2												
David Ortiz, L (1, 10) OBP: 0.338, SLG: 0.313										3	1	0	0	0	1	3												
Butch Huskey, R (6, PH) OBP: 0.315, SLG: 0.315										2	0	0	1	0	0	2												
Matthew LeCroy, R (1, 2) OBP: 0.250, SLG: 0.357										5	0	1	0	0	0	5												
Corey Koskie, L (1, 5) OBP: 0.340, SLG: 0.394										5	1	2	1	0	1	0												
Tori Hunter, R (1, 8) OBP: 0.265, SLG: 0.328										5	1	1	0	0	1	3												
Jay Canizaro, R (1, 4) OBP: 0.304, SLG: 0.326										5	2	3	0	0	0	1												
Inning Stats	R: 3 H: 4 E: 2 K: 1 S: 21	H: 4 LOB: 2 BB: 0 P: 30	R: 1 H: 2 E: 1 K: 1 S: 13	H: 3 LOB: 3 BB: 1 P: 22	R: 1 H: 3 E: 0 K: 0 S: 11	H: 3 LOB: 2 BB: 0 P: 17	R: 0 H: 1 E: 0 K: 1 S: 8	H: 1 LOB: 0 BB: 0 P: 9	R: 0 H: 0 E: 0 K: 0 S: 6	H: 0 LOB: 0 BB: 0 P: 9	R: 1 H: 2 E: 0 K: 0 S: 10	H: 2 LOB: 2 BB: 1 P: 21	R: 4 H: 5 E: 1 K: 1 S: 14	H: 5 LOB: 0 BB: 0 P: 20	R: 0 H: 0 E: 0 K: 0 S: 4	H: 0 LOB: 0 BB: 0 P: 8	R: 0 H: 1 E: 0 K: 1 S: 10	H: 1 LOB: 1 BB: 0 P: 17	1B: 14 2B: 3 3B: 0 HR: 1	SF: 0 SAC: 0 DP: 1 HBP: 0	WP: 0 PB: 0 SB: 0 CS: 0	PA: 47						
PITCHER	IP	WLS	BF	H	R	ER	SO	BB	IBB	HBP	BLK	WP	HR	S	P	ERA	WHIP											
Kevin Appier, R (1, 1) ERA: 4.31	3.0		21	9	5	2	2	0	1	0	0	0	0	45	69	6.00	3.000											
Luis Vizcaino, R (4, 1) ERA: 5.0	2.0	L	8	3	1	1	1	0	0	0	0	0	0	19	25	4.50	1.500											
Mike Magnante, L (6, 1) ERA: 5.14	1.1		7	2	2	2	1	0	0	0	0	0	0	11	23	13.50	1.500											
Rich Sauvour, L (7, 1) ERA: 4.91	2.2		11	4	2	2	1	0	0	0	0	0	1	22	36	6.75	1.500											
Batter	1	2	3	4	5	6	7	8	9	AB	R	H	RBI	BB	SO	LOB	BOTTOM											
Terrence Long, L (1, 8) OBP: 0.330, SLG: 0.517										4	1	1	1	0	0	0												
Randy Velarde, R (1, 4) OBP: 0.420, SLG: 0.548										4	1	1	2	0	0	0												
Jason Giambi, L (1, 3) OBP: 0.442, SLG: 0.693										4	0	1	0	0	1	0												
Olmedo Saenz, R (1, 10) OBP: 0.412, SLG: 0.506										4	1	2	0	0	0	0												
Ben Grieve, L (1, 7) OBP: 0.381, SLG: 0.522										4	0	0	0	0	1	3												
Miguel Tejada, R (1, 6) OBP: 0.331, SLG: 0.421										3	1	1	2	0	0	0												
Matt Stairs, L (8, PH) OBP: 0.344, SLG: 0.381										1	0	0	0	0	0	2												
Jeremy Giambi, L (1, 9) OBP: 0.337, SLG: 0.463										4	1	1	0	0	1	2												
Eric Chavez, L (1, 5) OBP: 0.340, SLG: 0.409										3	0	0	0	0	1	1												
Sal Fasano, R (1, 2) OBP: 0.275, SLG: 0.186										2	0	0	0	0	0	1												
Ramon Hernandez, R (8, PH) OBP: 0.306, SLG: 0.425										1	0	0	0	0	0	0												
Inning Stats	R: 0 H: 0 E: 0 K: 0 S: 7	H: 0 LOB: 0 BB: 0 P: 12	R: 0 H: 0 E: 0 K: 0 S: 6	H: 0 LOB: 0 BB: 0 P: 8	R: 3 H: 3 E: 0 K: 1 S: 17	H: 3 LOB: 0 BB: 0 P: 25	R: 2 H: 2 E: 0 K: 2 S: 14	H: 2 LOB: 0 BB: 0 P: 22	R: 0 H: 0 E: 0 K: 0 S: 7	H: 0 LOB: 0 BB: 0 P: 12	R: 0 H: 0 E: 0 K: 0 S: 6	H: 0 LOB: 0 BB: 0 P: 8	R: 0 H: 0 E: 0 K: 1 S: 7	H: 0 LOB: 0 BB: 0 P: 10	R: 0 H: 0 E: 0 K: 0 S: 8	H: 0 LOB: 0 BB: 0 P: 12	R: 0 H: 2 E: 0 K: 0 S: 8	H: 2 LOB: 2 BB: 0 P: 13	1B: 4 2B: 1 3B: 0 HR: 2	SF: 0 SAC: 0 DP: 0 HBP: 0	WP: 0 PB: 0 SB: 0 CS: 0	PA: 34						
PITCHER	IP	WLS	BF	H	R	ER	SO	BB	IBB	HBP	BLK	WP	HR	S	P	ERA	WHIP											
Mark Redman, L (1, 1) ERA: 3.89	6.0	W	23	5	5	5	3	0	0	0	0	0	0	2	57	87	7.50	0.833										
Travis Miller, L (7, 1) ERA: 4.75	2.1		9	2	0	0	1	0	0	0	0	0	0	21	32	0.00	0.857											
Bob Wells, R (8, 1) ERA: 4.76	0.2		2	0	0	0	0	0	0	0	0	0	0	2	3	0.00	0.000											

Minnesota Twins @ Oakland Athletics
 Network Associates Coliseum, Oakland, CA
 Thu May 18, 2000, 10:05 PM EDT
 Att: 8,746 - Sunny - 64 F


AB	45
R	10
H	18
RBI	8
BB	2
SO	5
LOB	26




Minnesota Twins @ Oakland Athletics
 Network Associates Coliseum, Oakland, CA
 Thu May 18, 2000, 10:05 PM EDT
 Att: 8,746 - Sunny - 64 F

AB	34
R	5
H	7
RBI	5
BB	0
SO	4
LOB	9



Batter	1	2	3	4	5	6	7	8	9	AB	R	H	RBI	BB	SO	LOB	TOP			
Jacque Jones, L OBP: 0.377, SLG: 0.542	0-0 HR		0-1 G4-3		0-0 G3	2-1 F8			4-2 1B BB	4	1	1	1	1	0	0	Minnesota Twins @ Oakland Athletics Network Associates Coliseum, Oakland, CA Fri May 19 2000, 10:05 PM EDT Att: 11,422 - Sunny - 69 F livebaseballscorecards.com AB 34 R 3 H 9 RBI 3 BB 6 SO 4 LOB 19 			
Denny Hocking, S OBP: 0.356, SLG: 0.462	2-2 G4-3		2-3 K		4-1 WP 2B BB		0-0 FC4-6 1B	1-3 K	4	1	1	0	1	2	1					
Matt Lawton, L OBP: 0.430, SLG: 0.500	4-0 FC6-4 BB		0-2 1B		0-0 G6-3		1-0 FC4-6 G6-4-3	0-1 1B	4	0	2	0	1	0	2					
Ron Coomer, R OBP: 0.337, SLG: 0.477	4-2 FC6-4 BB		0-0 G5-3		3-2 1B 2B		0-0 G6-4-3	3-3 K	4	0	1	1	1	1	4					
Corey Koskie, L OBP: 0.345, SLG: 0.388	1-0 F7			4-2 G1-3 2B BB	4-0 1B IBB		1-1 G3		2	1	0	0	2	0	2					
Brian Buchanan, R OBP: 0.250, SLG: 0.250	2-2 FC6-4		0-0 F9		0-1 F9		0-1 F9		4	0	1	0	0	0	3					
Midre Cummings, L OBP: 0.365, SLG: 0.480		0-0 G6-4-3 1B		2-2 G1-3	0-0 G3		2-2 1B		4	0	2	0	0	0	4					
Matthew LeCroy, R OBP: 0.250, SLG: 0.364		1-0 G6-4-3		2-2 K		2-3 K		1-1 F9	4	0	1	1	0	1	2					
Jay Canizaro, R OBP: 0.280, SLG: 0.298		1-0 F2		1-1 G5-3		1-0 F2		2-2 F2	4	0	0	0	0	0	1					
Inning Stats	R: 1 E: 0 K: 0 S: 10	H: 1 LOB: 2 BB: 2 P: 23	R: 0 E: 0 K: 0 S: 3	H: 1 LOB: 0 BB: 0 P: 5	R: 0 E: 0 K: 1 S: 10	H: 1 LOB: 1 BB: 0 P: 12	R: 1 E: 0 K: 0 S: 11	H: 1 LOB: 1 BB: 2 P: 20	R: 0 E: 0 K: 1 S: 6	H: 0 LOB: 0 BB: 0 P: 11	R: 0 E: 0 K: 0 S: 3	H: 1 LOB: 0 BB: 0 P: 4	R: 0 E: 0 K: 0 S: 11	H: 1 LOB: 1 BB: 0 P: 15	R: 0 E: 0 K: 2 S: 16	H: 1 LOB: 2 BB: 1 P: 26	1B: 6 2B: 2 3B: 0 HR: 1	SF: 0 SAC: 0 DP: 2 HBP: 0	WP: 1 PB: 0 SB: 0 CS: 0	PA: 40
PITCHER	IP WLS BF H R ER SO BB IBB HBP BLK WP HR S P ERA WHIP	8.0 L 35 8 3 3 2 4 1 0 0 1 1 63 110 3.38 1.500	1.0 5 1 0 0 2 1 0 0 0 0 0 16 26 0.00 2.000	PITCHER																
Gil Heredia, R ERA: 2.64																				
T.J. Mathews, R ERA: 6.3																				

Batter	1	2	3	4	5	6	7	8	9	AB	R	H	RBI	BB	SO	LOB	BOTTOM					
Terrence Long, L OBP: 0.327, SLG: 0.538	1-0 L7		0-0 HR		1-0 G1-3			1-0 F7		4	1	1	2	0	0	1	Minnesota Twins @ Oakland Athletics Network Associates Coliseum, Oakland, CA Fri May 19 2000, 10:05 PM EDT Att: 11,422 - Sunny - 69 F livebaseballscorecards.com AB 30 R 2 H 3 RBI 2 BB 3 SO 5 LOB 9 					
Randy Velarde, R OBP: 0.407, SLG: 0.511	4-2 BB		3-1 G5-3		0-3 K		0-3 K		3	0	0	0	1	2	1							
Jason Giambi, L OBP: 0.438, SLG: 0.678	0-0 P6		4-1 BB		1-2 P6		2-0 F8		3	0	0	0	1	0	2							
Matt Stairs, L OBP: 0.335, SLG: 0.370	2-0 F9		0-0 G3		0-3 K		3-2 P6		4	0	0	0	0	1	2							
Ben Grieve, L OBP: 0.378, SLG: 0.515		1-3 K		1-2 1B		1-0 G3-1		2-0 F9	4	0	1	0	0	1	0							
Jeremy Giambi, L OBP: 0.323, SLG: 0.440		1-3 K		1-0 F9		0-2 G4-3		2-2 G4-3	4	0	0	0	0	1	1							
Miguel Tejada, R OBP: 0.326, SLG: 0.413		1-1 L7		0-1 F3			0-0 F9		3	0	0	0	0	0	1							
3 Eric Chavez, L OBP: 0.333, SLG: 0.400			1-0 F9		0-2 G3		0-1 G4-3		3	0	0	0	0	0	1							
Ramon Hernandez, R OBP: 0.315, SLG: 0.426			0-2 HR		4-1 G1-3 BB		1-1 G6-3		2	1	1	0	1	0	0							
Inning Stats	R: 0 E: 0 K: 0 S: 6	H: 0 LOB: 1 BB: 1 P: 13	R: 0 E: 0 K: 2 S: 8	H: 0 LOB: 0 BB: 0 P: 11	R: 2 E: 0 K: 0 S: 9	H: 2 LOB: 1 BB: 1 P: 17	R: 0 E: 0 K: 0 S: 9	H: 1 LOB: 1 BB: 0 P: 11	R: 0 E: 0 K: 1 S: 8	H: 0 LOB: 0 BB: 1 P: 14	R: 0 E: 0 K: 1 S: 7	H: 0 LOB: 0 BB: 0 P: 8	R: 0 E: 0 K: 0 S: 5	H: 0 LOB: 0 BB: 0 P: 6	R: 0 E: 0 K: 1 S: 5	H: 0 LOB: 0 BB: 0 P: 8	R: 0 E: 0 K: 0 S: 7	H: 0 LOB: 0 BB: 0 P: 14	1B: 2 2B: 0 3B: 0 HR: 1	SF: 0 SAC: 0 DP: 0 HBP: 0	WP: 0 PB: 0 SB: 0 CS: 0	PA: 33
PITCHER	IP WLS BF H R ER SO BB IBB HBP BLK WP HR S P ERA WHIP	9.0 W 33 3 2 2 5 3 0 0 0 0 1 64 102 2.00 0.667	PITCHER																			
Brad Radke, R ERA: 4.22																						

Batter	1	2	3	4	5	6	7	8	9	AB	R	H	RBI	BB	SO	LOB	TOP
Cristian Guzman, S OBP: 0.337, SLG: 0.414	1-3 K	1-3 K		3-2 G6-3		0-1 G6-3			2-2 G4-6-3	5	0	0	0	0	2	2	
Denny Hocking, S OBP: 0.385, SLG: 0.489	0-0 CS 1B	3-0 FC6-4 1B		4-1 BB			4-2 BB G4-3		2-1 2B	3	0	3	1	2	0	0	
Matt Lawton, L OBP: 0.429, SLG: 0.494	3-2 FC4-6 1B	0-2 FC6-4		2-3 K			3-2 G4-3		4-0 IBB	4	0	1	0	1	1	3	
Ron Coomer, R OBP: 0.333, SLG: 0.464	4-1 FC4-6 BB		0-0 L9		1-0 L6		1-3 K		2-0 F8	4	0	0	0	1	1	3	
Butch Huskey, R OBP: 0.305, SLG: 0.304	1-0 FC4-6		1-1 F9		0-1 L7		0-2 P6			4	0	0	0	0	0	3	
Brian Buchanan, R OBP: 0.500, SLG: 0.500		0-0 2B	1-0 BB		0-0 1B			0-3 K		4	1	3	0	0	1	0	
Matthew LeCroy, R OBP: 0.260, SLG: 0.374		1-1 E 2B	4-2 BB		0-0 P4			0-0 L9		3	1	1	1	1	0	1	
Torii Hunter, R OBP: 0.257, SLG: 0.318		0-1 F9	2-2 L7		0-0 F7			1-2 F9		4	0	0	0	0	0	3	
Jay Canizaro, R OBP: 0.278, SLG: 0.294		1-0 E1 1B		1-0 F9		1-1 L9		2-2 G4-6-3 1B		4	1	1	0	0	0	0	
Inning Stats	R: 0 H: 2 E: 0 K: 1 S: 10	H: 3 R: 3 ER: 1 SO: 13	H: 1 R: 0 ER: 0 SO: 9	H: 1 R: 0 ER: 0 SO: 9	H: 0 R: 0 ER: 0 SO: 5	H: 1 R: 0 ER: 0 SO: 5	H: 0 R: 0 ER: 0 SO: 5	H: 0 R: 0 ER: 0 SO: 15	H: 0 R: 0 ER: 0 SO: 7	H: 2 R: 2 ER: 0 SO: 21	1B: 7 2B: 2 3B: 0 HR: 0	SF: 0 SAC: 0 DP: 1 HBP: 0	WP: 0 PB: 0 SB: 1 CS: 1	PA: 40			
PITCHER	IP	WLS	BF	H	R	ER	SO	BB	IBB	HBP	BLK	WP	HR	S	P	ERA	WHIP
Mark Mulder, L ERA: 3.83	(1, 1)	7.0	L	32	7	3	1	4	4	0	0	0	0	66	109	1.29	1.571
Jeff Tam, R ERA: 2.4	(8, 1)	2.0		8	2	0	0	1	0	1	0	0	0	16	29	0.00	1.000

Minnesota Twins @ Oakland Athletics
Network Associates Coliseum, Oakland, CA
Sat May 20 2000, 4:05 PM EDT
Att. 17,546 - Sunny - 73 F

AB 35
R 3
H 9
RBI 2
BB 5
SO 5
LOB 15

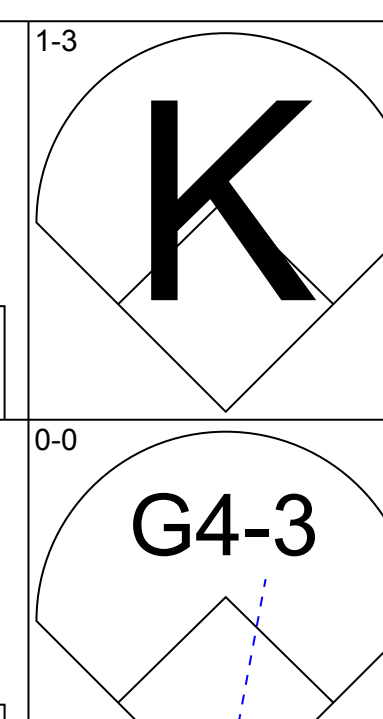
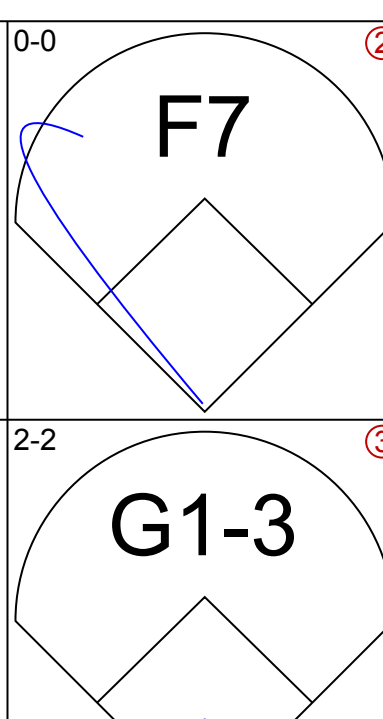
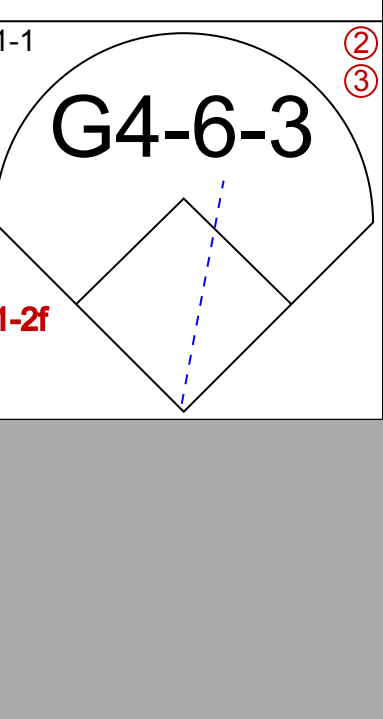
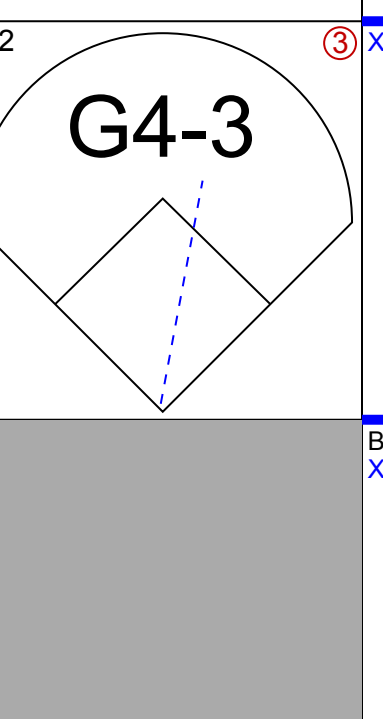
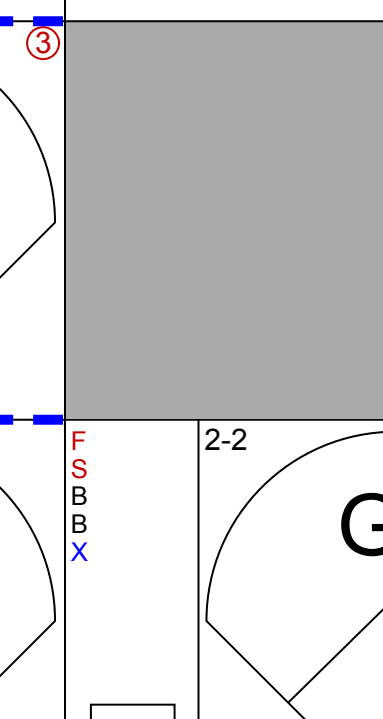
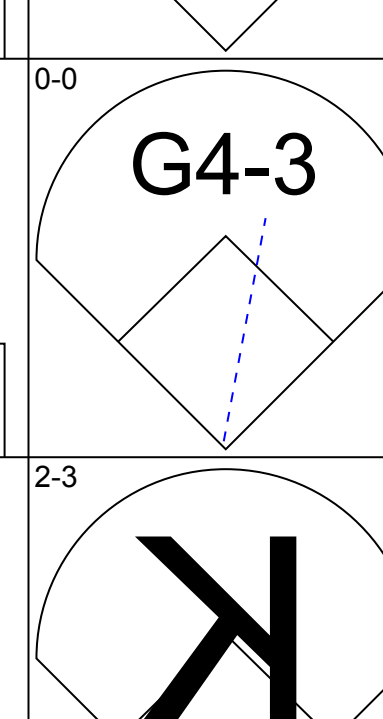
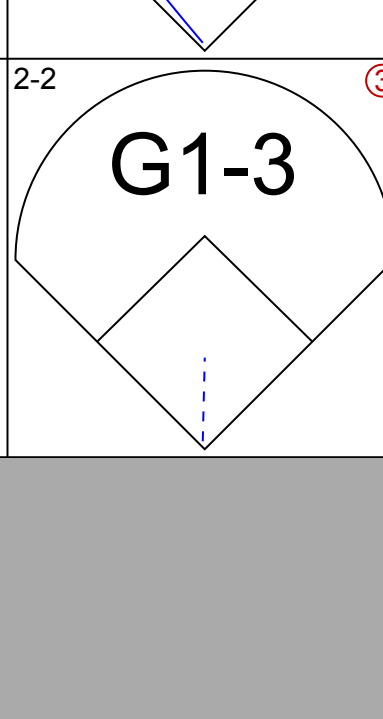
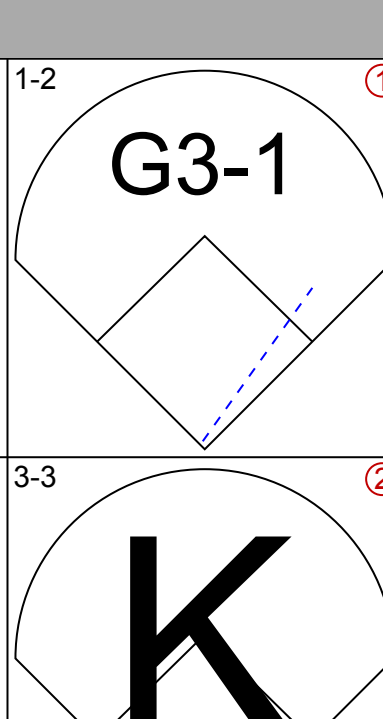
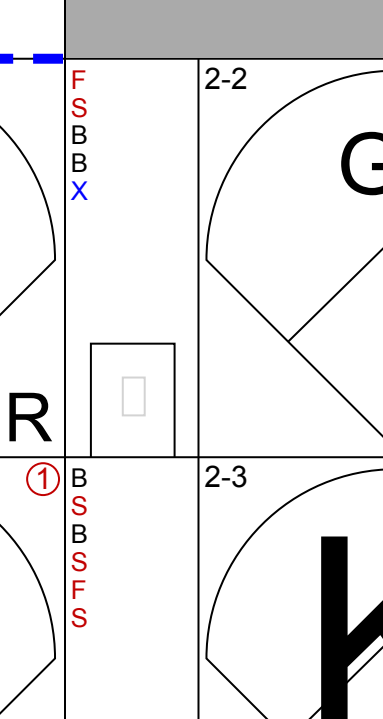
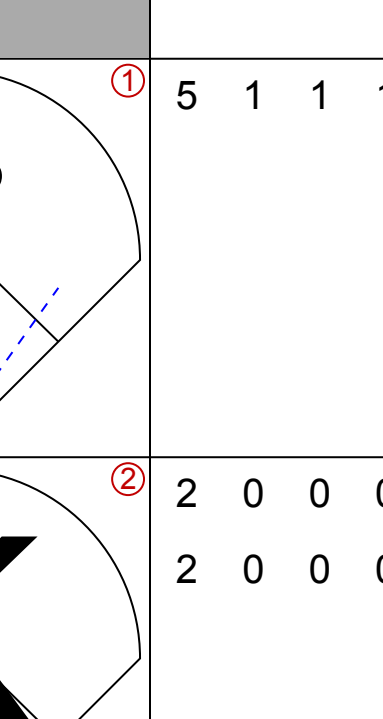
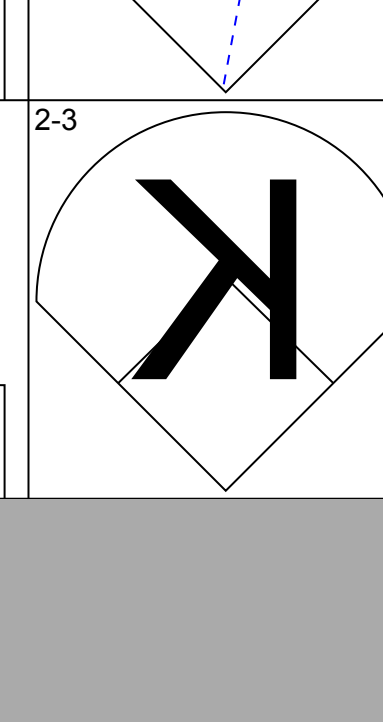
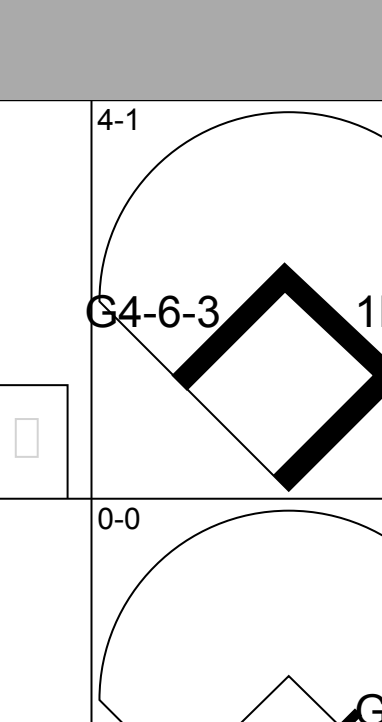
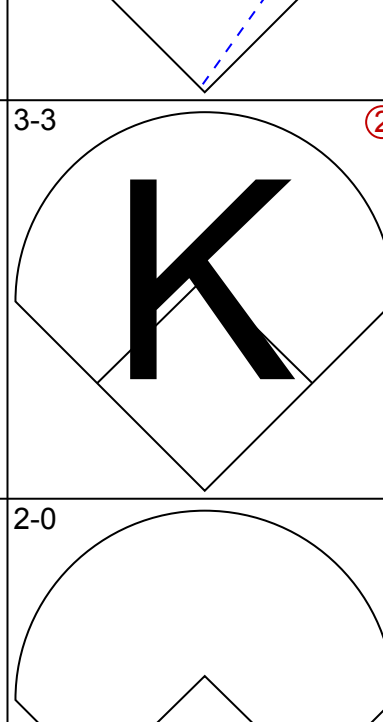
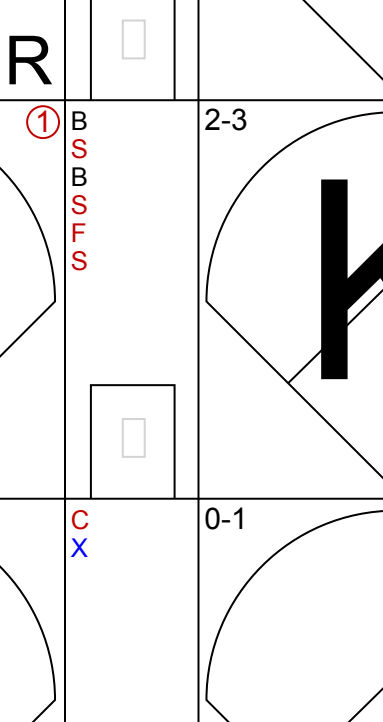
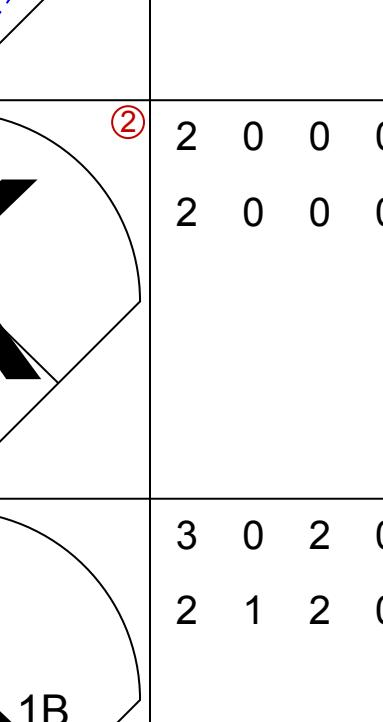
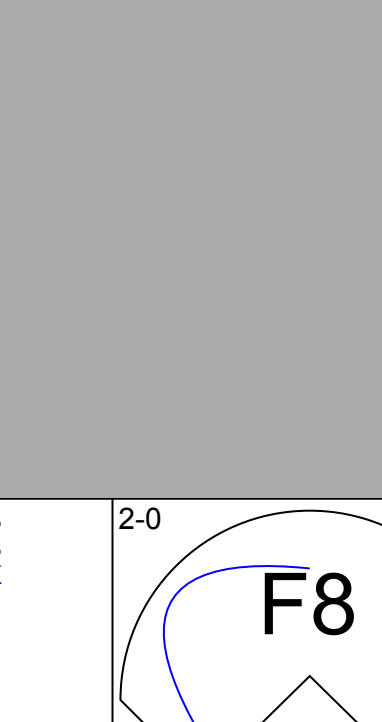
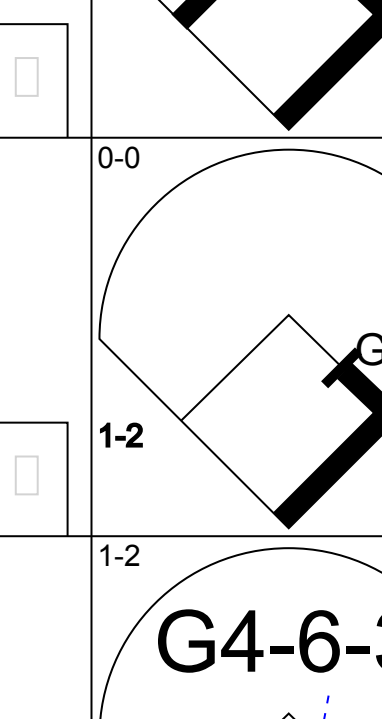
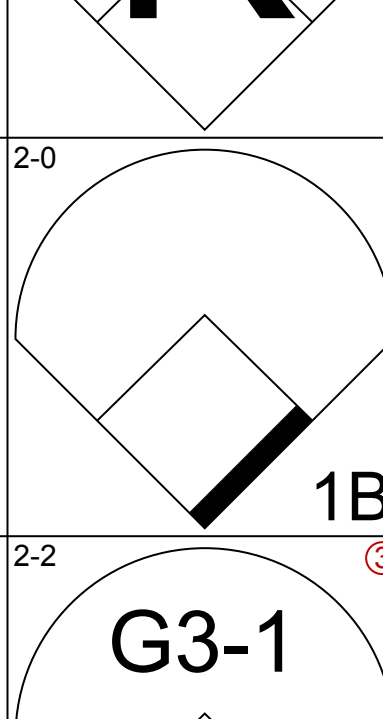
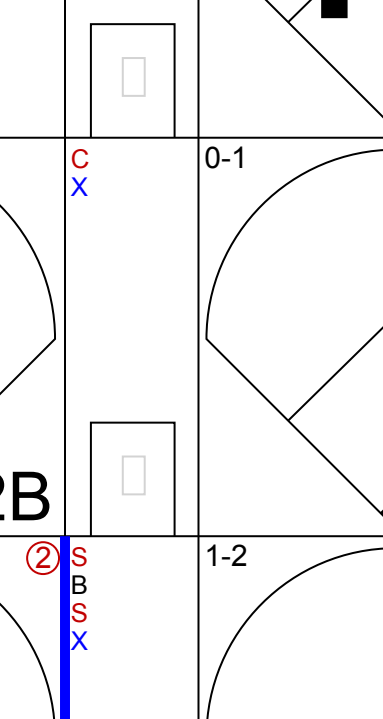
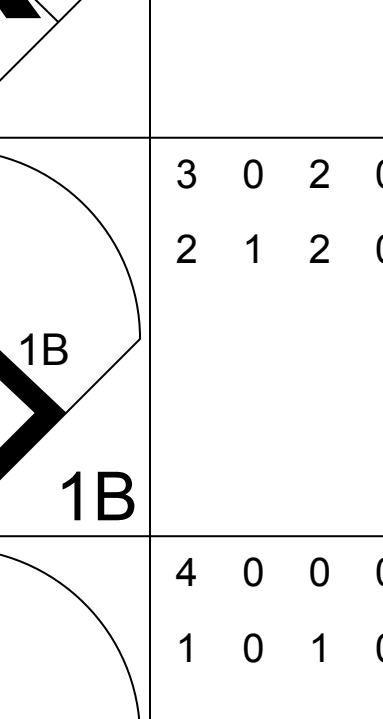
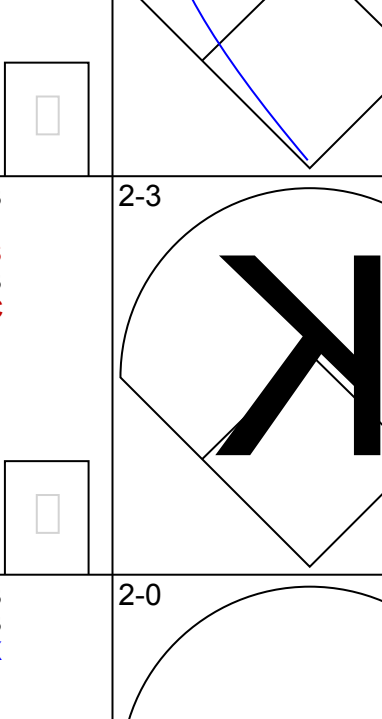
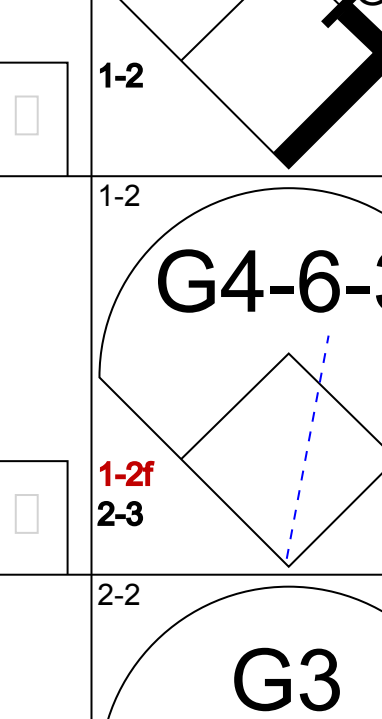
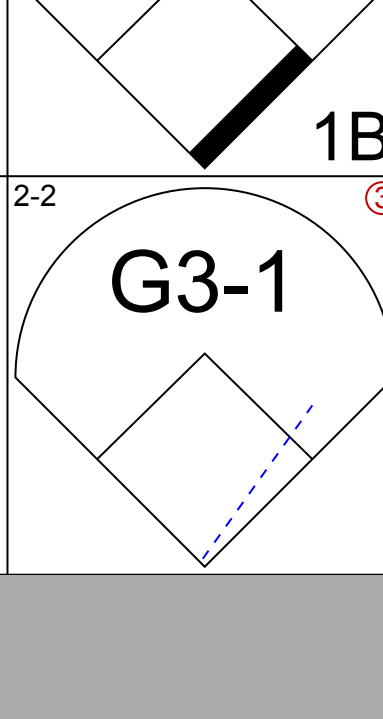
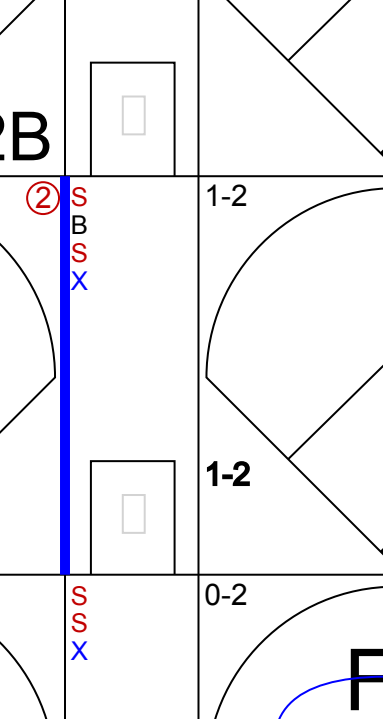
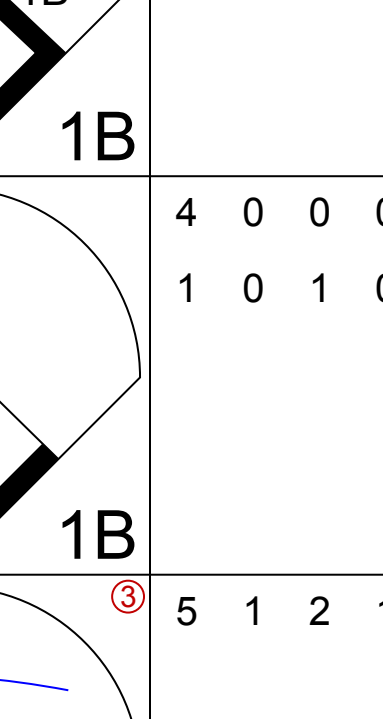
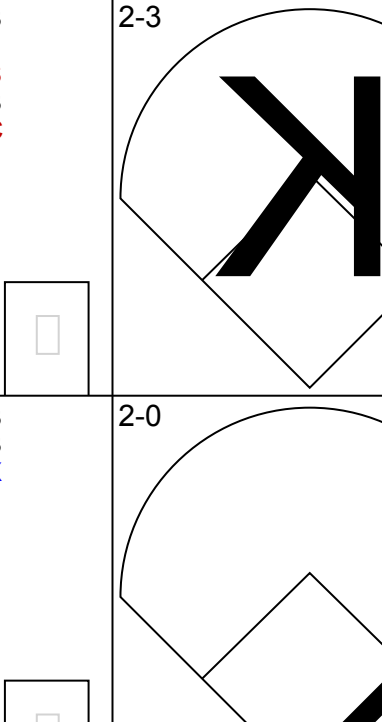
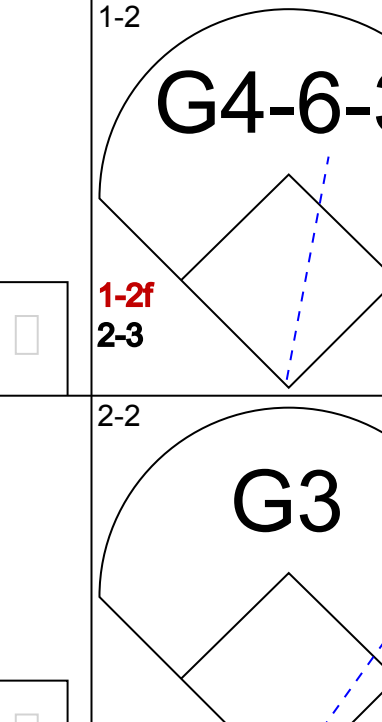
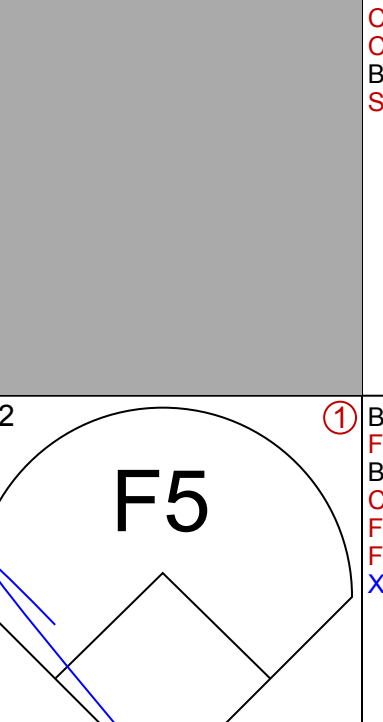
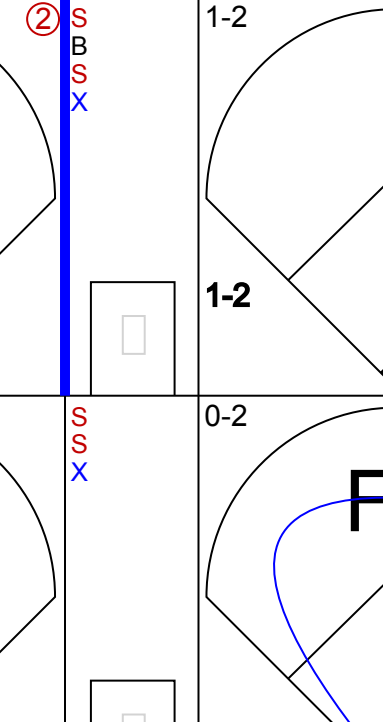
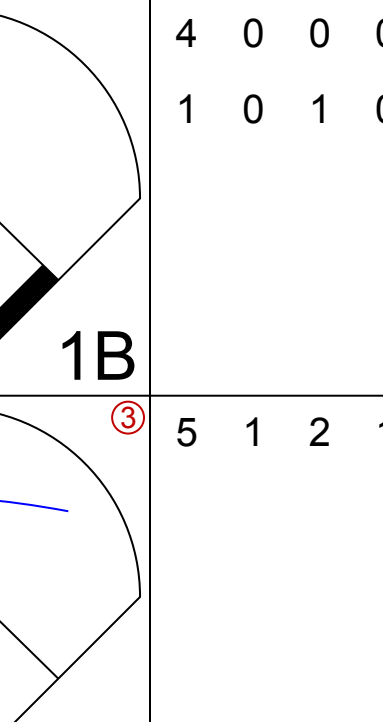
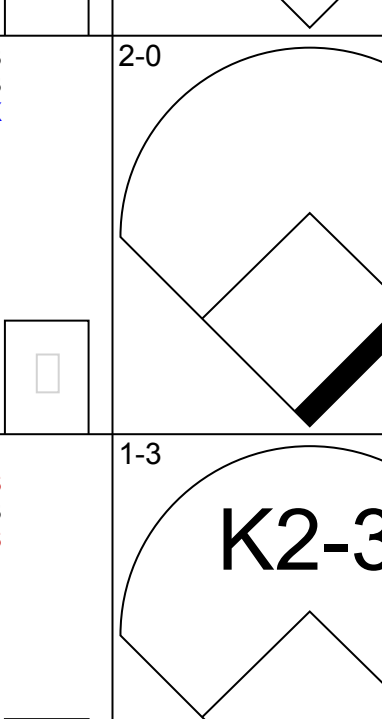
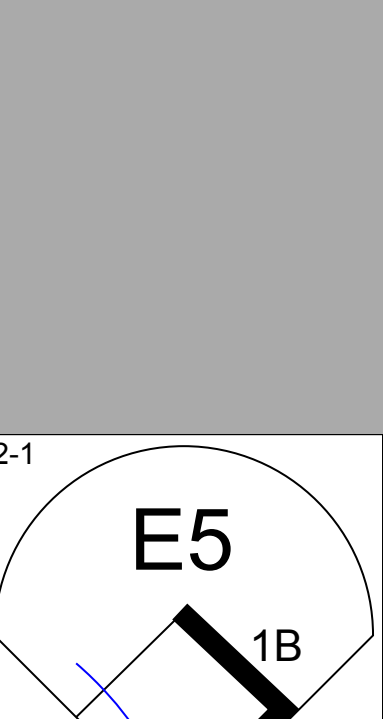
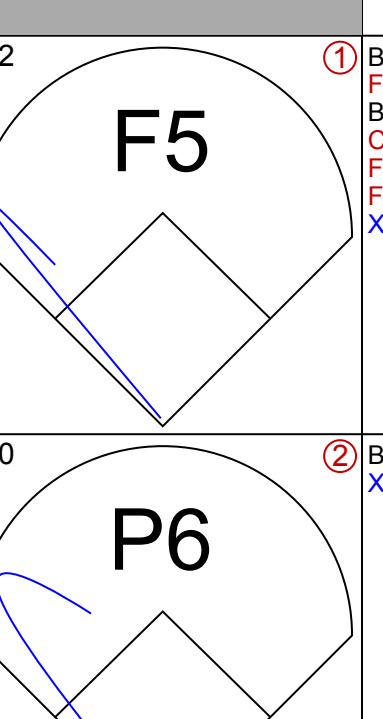
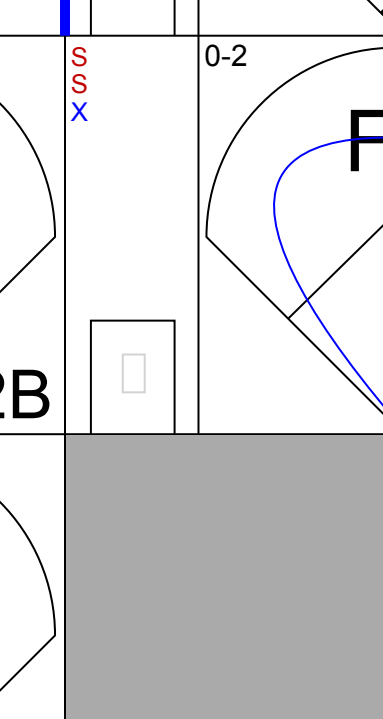

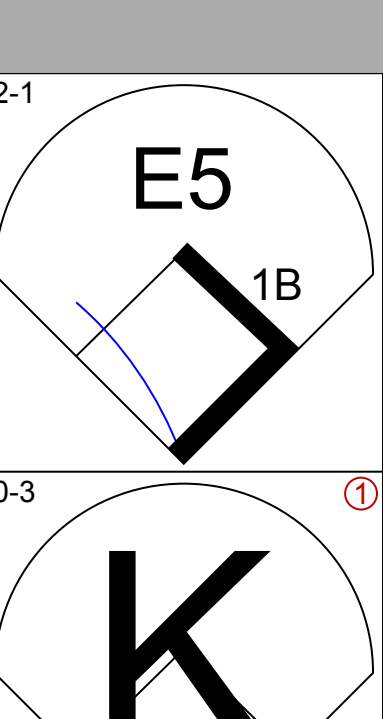
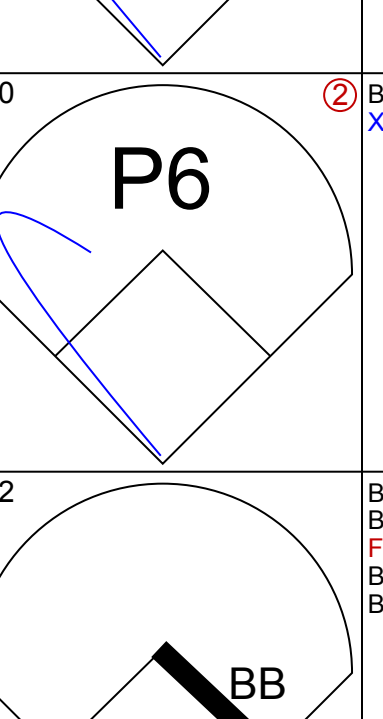
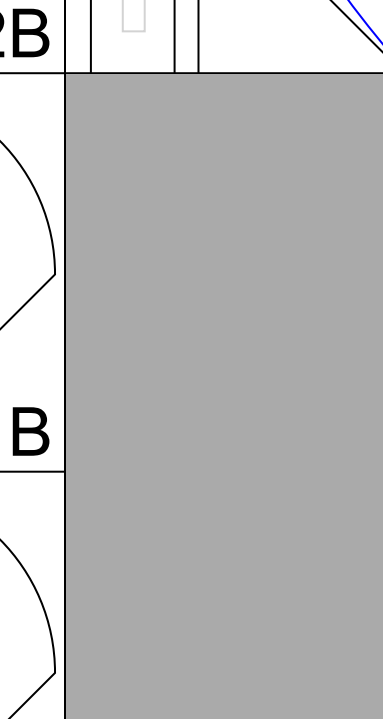
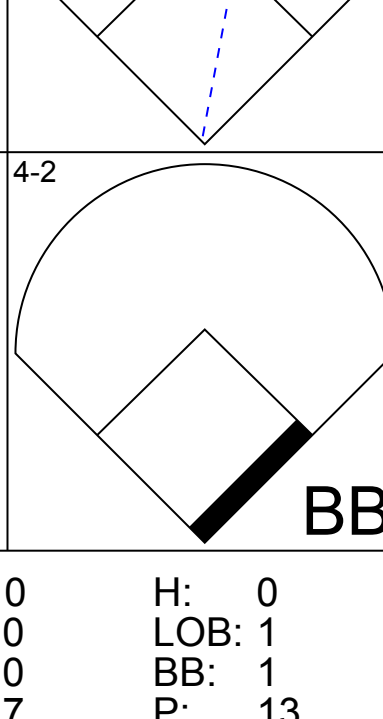
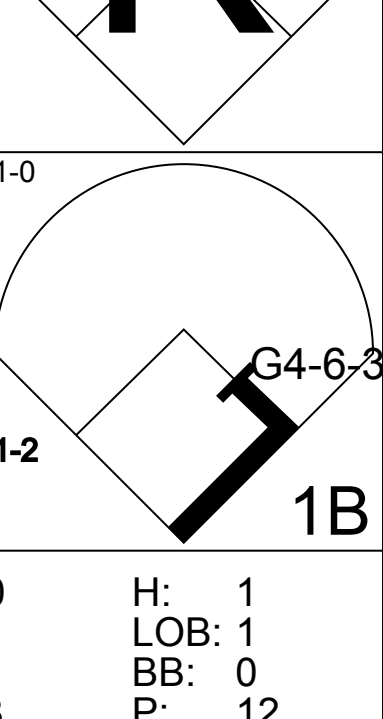
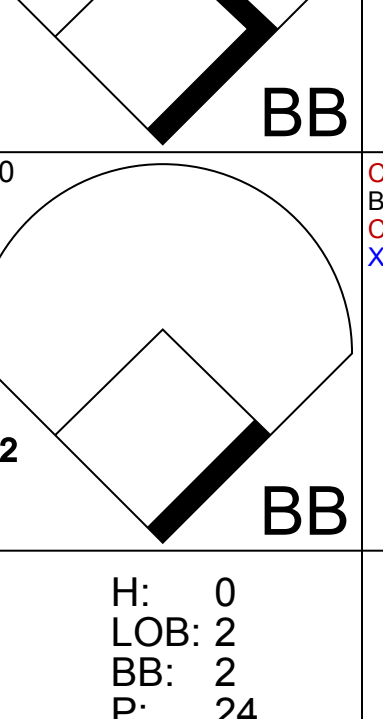
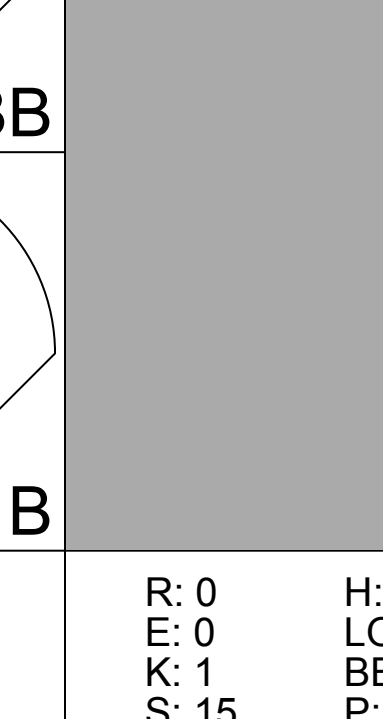


Batter	1	2	3	4	5	6	7	8	9	AB	R	H	RBI	BB	SO	LOB	BOTTOM
Terrence Long, L OBP: 0.315, SLG: 0.515	2-2 L7		1-3 K			1-0 FC4-6			1-1 F8	4	0	0	0	0	1	2	
Randy Velarde, R OBP: 0.379, SLG: 0.469	3-2 F3		3-2 G6-3			1-1 G5-4-3			1-0 F7	4	0	0	0	0	0	2	
Jason Giambi, L OBP: 0.439, SLG: 0.673	2-2 1B			3-3 K			3-2 BB G6-4-3		1-0 F9	4	0	2	0	0	1	0	
Olmedo Saenz, R OBP: 0.400, SLG: 0.489	0-0 G6-3			1-2 P1			0-1 F8			3	0	0	0	0	0	2	
Ben Grieve, L OBP: 0.372, SLG: 0.506			2-3 K		2-0 F8			0-1 G6-4-3		3	0	0	0	0	1	1	
Matt Stairs, L OBP: 0.335, SLG: 0.364			1-3 K		4-1 BB G6-4-3			1-2 F8		2	0	0	0	1	1	0	
Miguel Tejada, R OBP: 0.321, SLG: 0.406			0-3 K		0-0 G6-4-3			0-0 G6-3		3	0	0	0	0	1	1	
Jeremy Giambi, L OBP: 0.323, SLG: 0.430				4-2 BB		3-3 K		2-2 E4		2	0	0	0	1	1	0	
Ramon Hernandez, R OBP: 0.315, SLG: 0.423			1-3 K			2-2 FC4-6 1B		2-2 F8		3	0	1	0	0	1	2	
Inning Stats	R: 0 H: 1 E: 0 K: 0 S: 14	H: 0 R: 0 ER: 0 SO: 10	H: 0 R: 0 ER: 0 SO: 12	H: 0 R: 0 ER: 0 SO: 8	H: 0 R: 0 ER: 0 SO: 5	H: 0 R: 0 ER: 0 SO: 5	H: 1 R: 0 ER: 0 SO: 7	H: 1 R: 0 ER: 0 SO: 7	H: 0 R: 0 ER: 0 SO: 12	H: 0 R: 0 ER: 0 SO: 4	1B: 3 2B: 0 3B: 0 HR: 0	SF: 0 SAC: 0 DP: 3 HBP: 0	WP: 0 PB: 0 SB: 0 CS: 0	PA: 30			
PITCHER	IP	WLS	BF	H	R	ER	SO	BB	IBB	HBP	BLK	WP	HR	S	P	ERA	WHIP
Eric Milton, L ERA: 6.03	(1, 1)	8.0		27	3	0	0	7	2	0	0	0	0	75	119	0.00	0.625
Eddie Guardado, L ERA: 5.65	(9, 1)	1.0	S	3	0	0	0	0	0	0	0	0	0	4	7	0.00	0.000

Minnesota Twins @ Oakland Athletics
Network Associates Coliseum, Oakland, CA
Sat May 20 2000, 4:05 PM EDT
Att. 17,546 - Sunny - 73 F

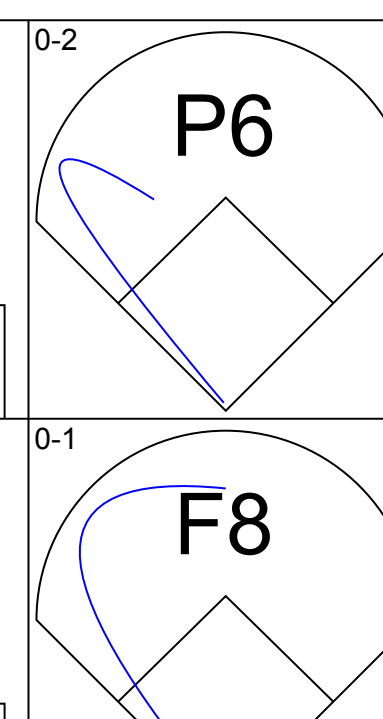

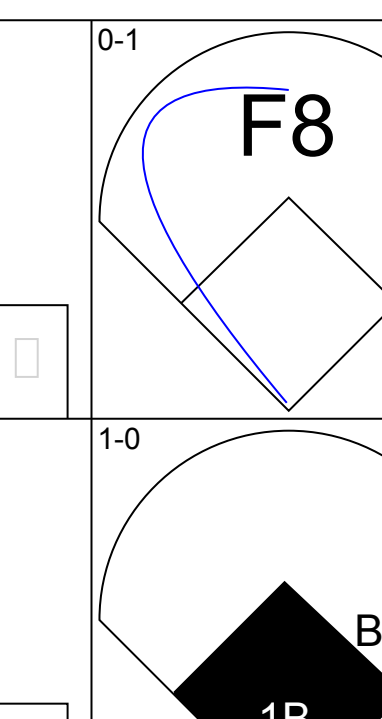
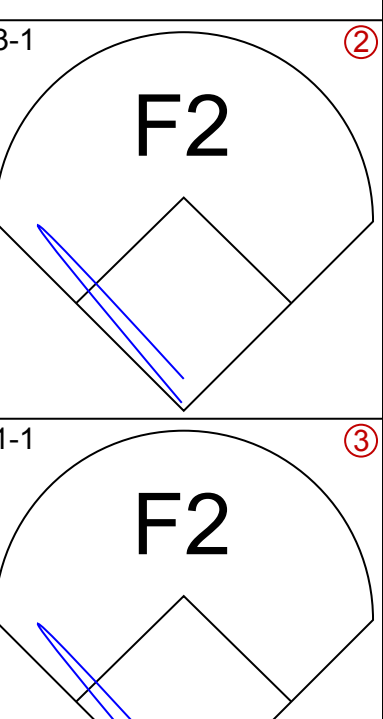
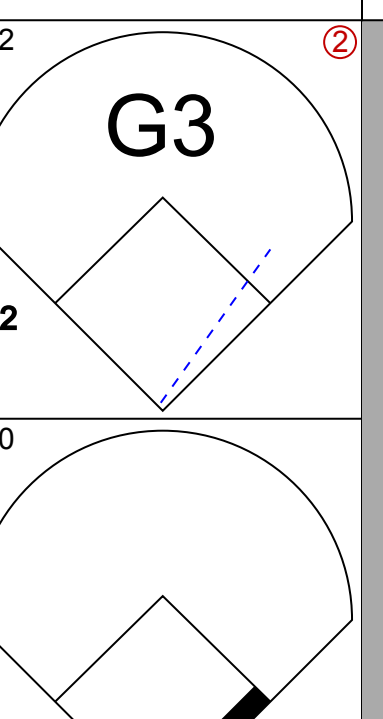
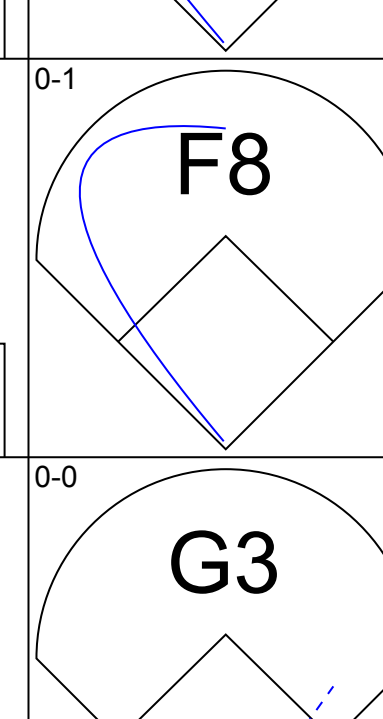

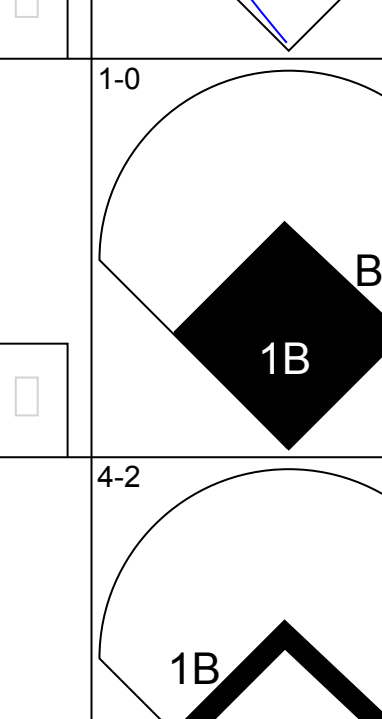
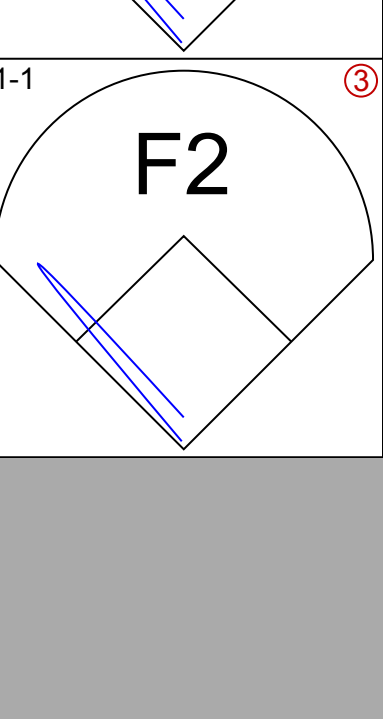

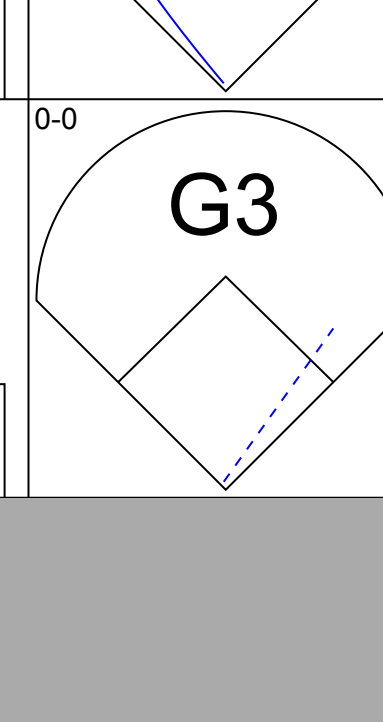

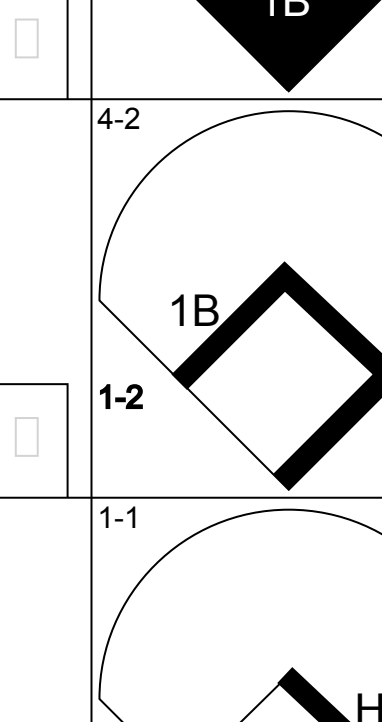
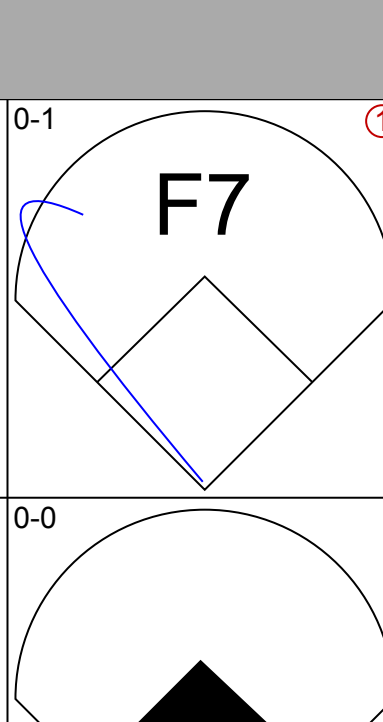
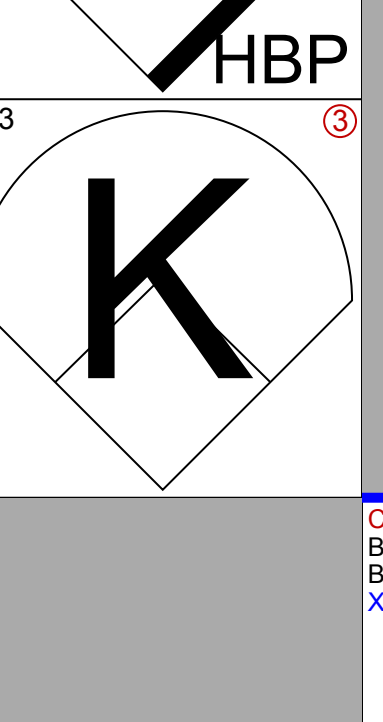
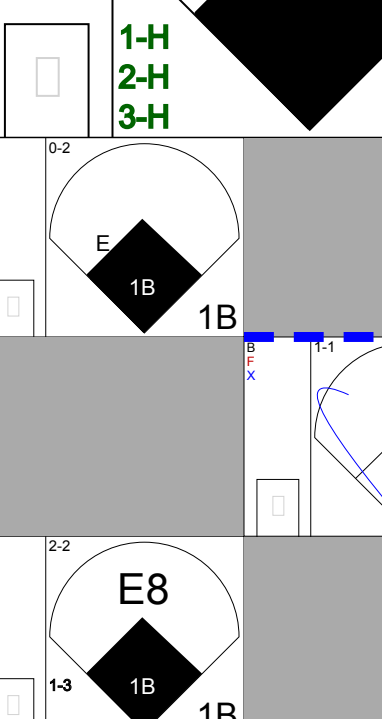
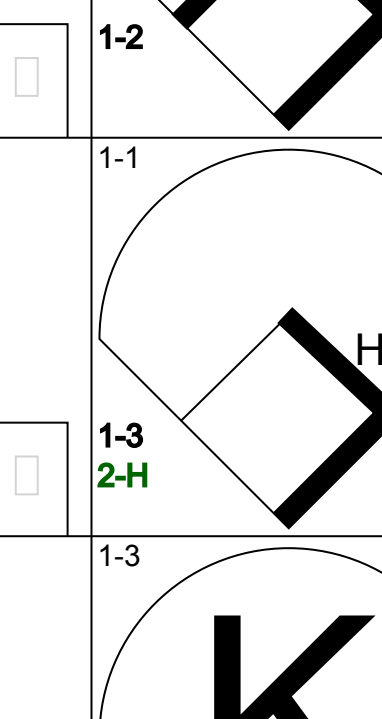
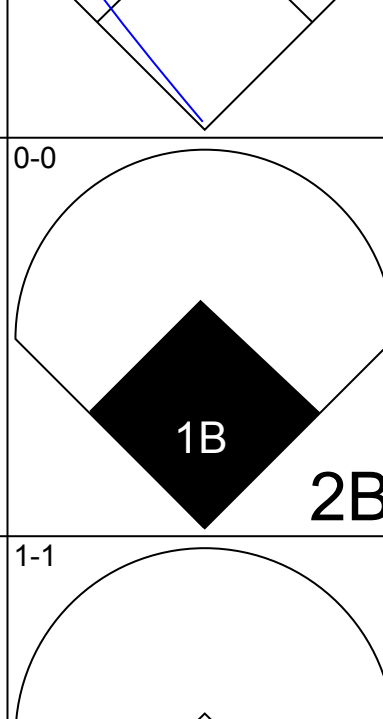
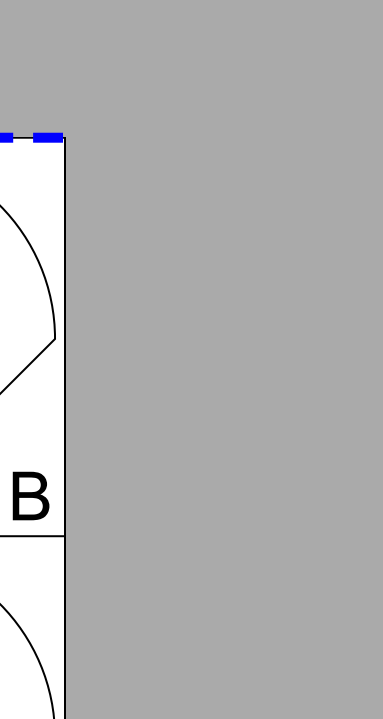


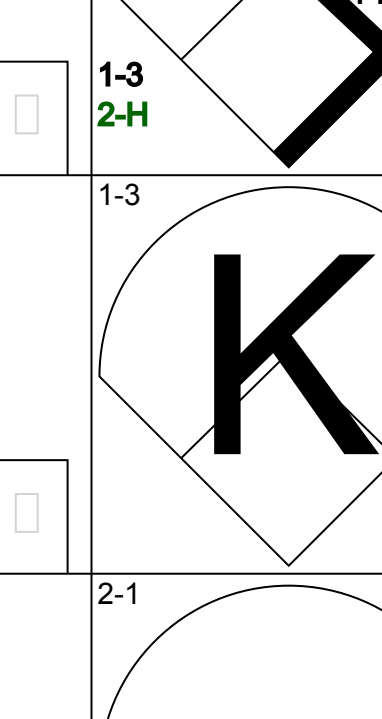
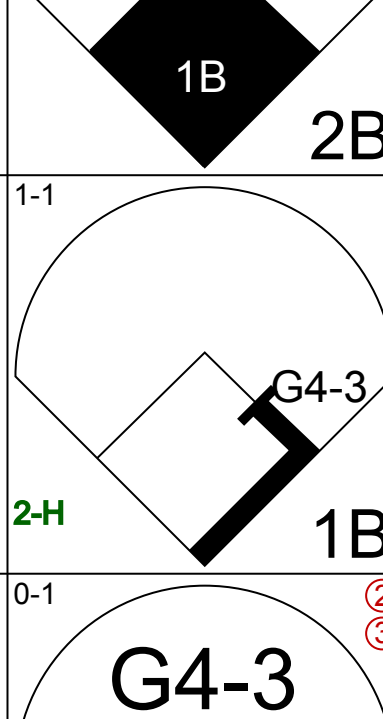

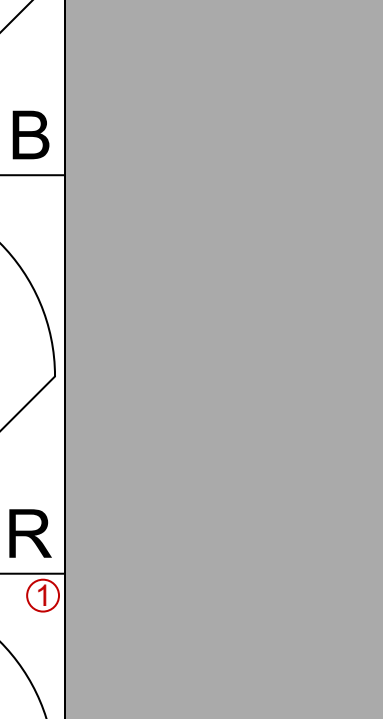
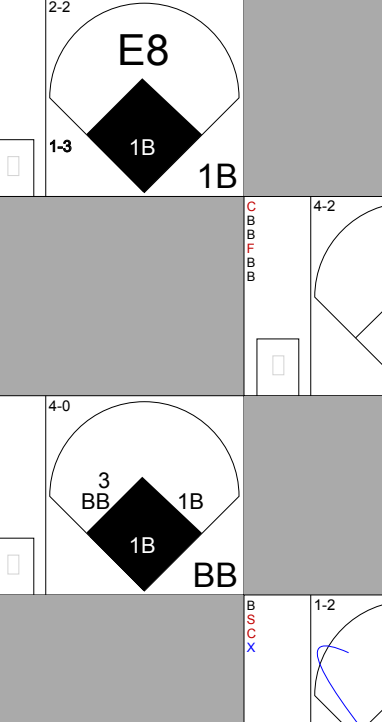
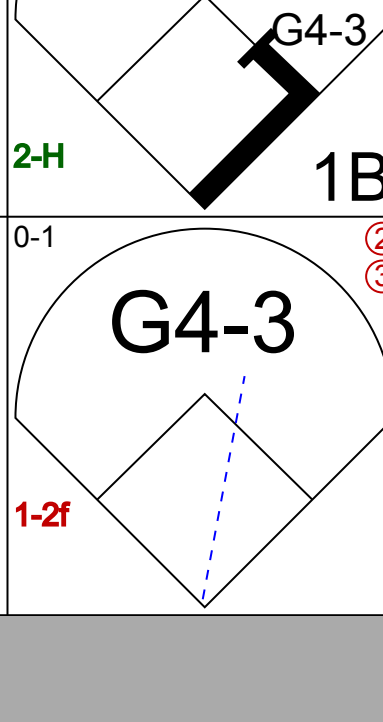
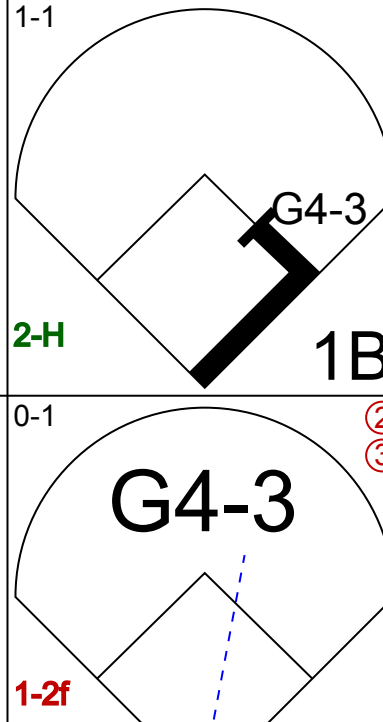

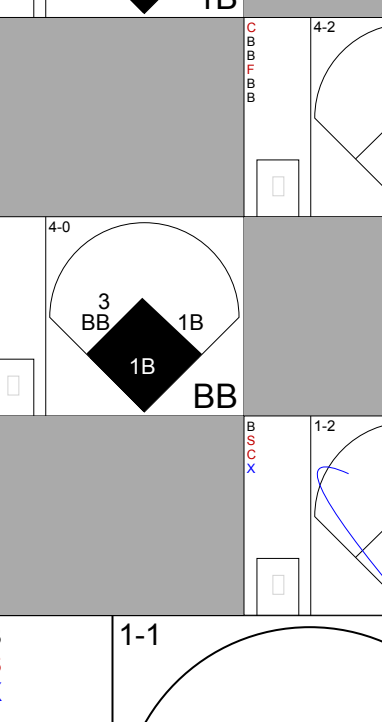

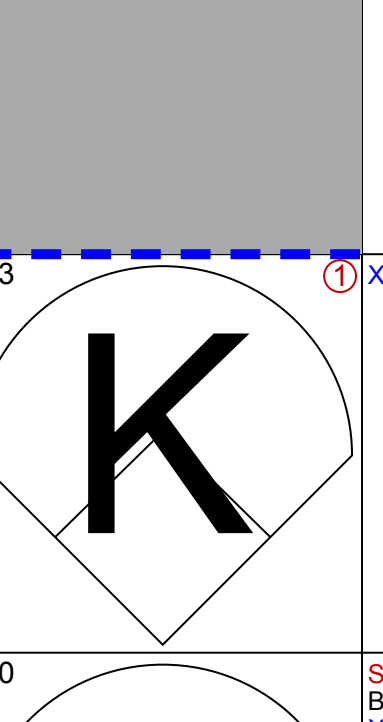

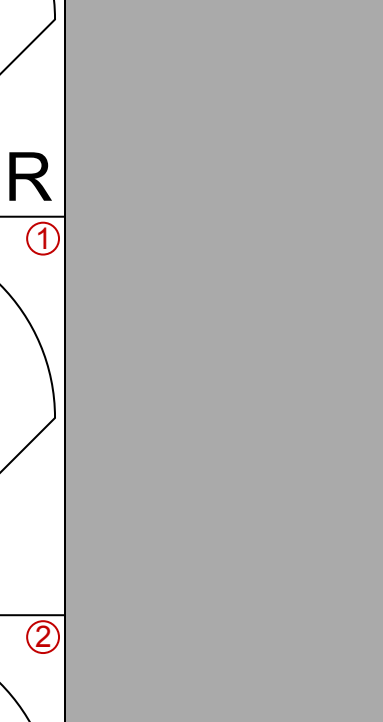
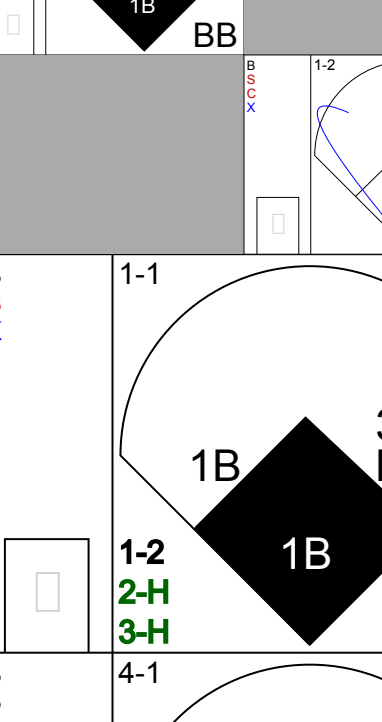
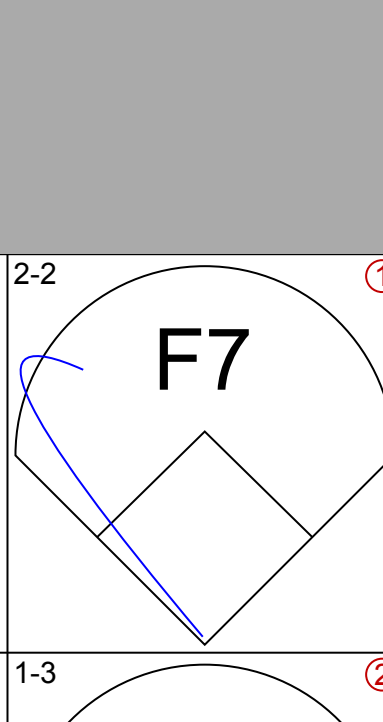
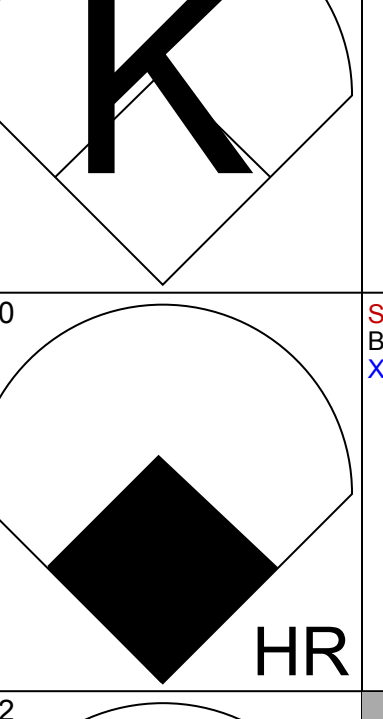
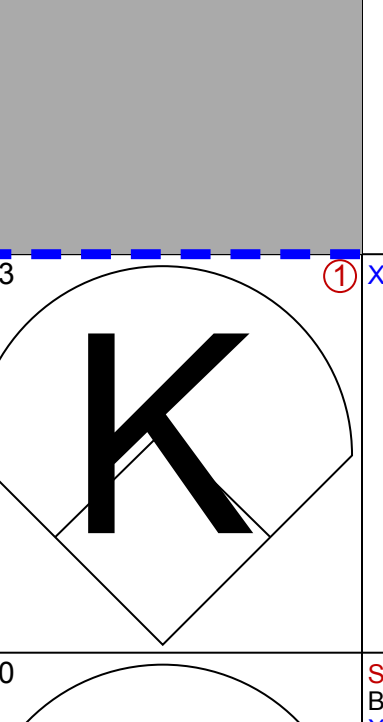
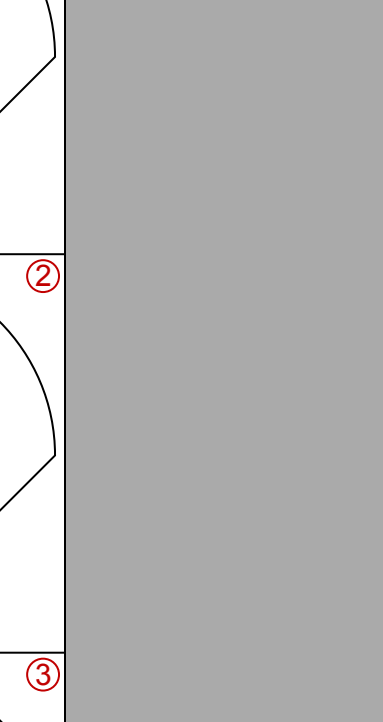
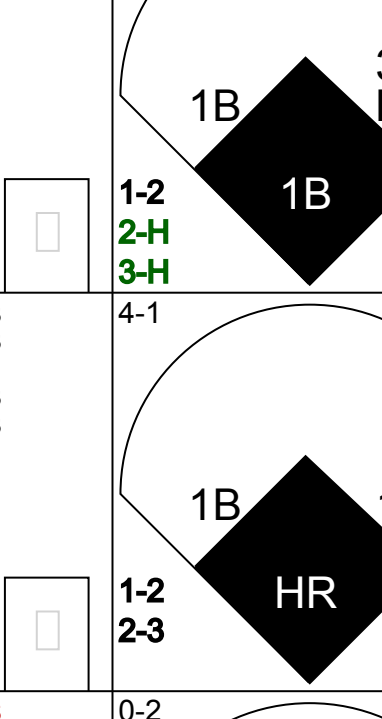
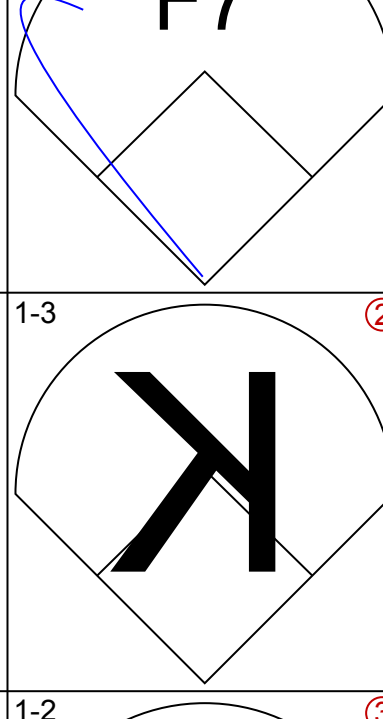
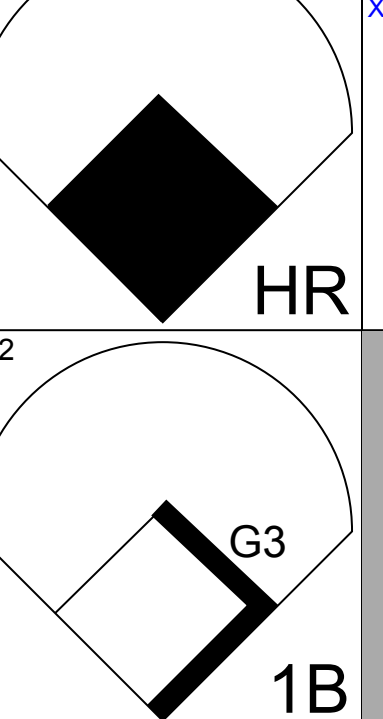
AB 28
R 0
H 3
RBI 0
BB 2
SO 7
LOB 10



Batter	1	2	3	4	5	6	7	8	9	AB	R	H	RBI	BB	SO	LOB	TOP																					
Jacque Jones, L OBP: 0.364, SLG: 0.522										5	0	0	0	0	1	7	Minnesota Twins @ Oakland Athletics Network Associates Coliseum, Oakland, CA Sun May 21 2000, 4:05 PM EDT Att: 34,065 - Sunny - 89 F																					
Cristian Guzman, S OBP: 0.333, SLG: 0.425										5	1	1	1	0	0	1																						
Matt Lawton, L OBP: 0.428, SLG: 0.488 Tori Hunter, R OBP: 0.254, SLG: 0.313										2	0	0	0	1	2	0																						
Ron Coomer, R OBP: 0.339, SLG: 0.468 Butch Huskey, R OBP: 0.315, SLG: 0.325										3	0	2	0	0	0	0																						
Corey Koskie, L OBP: 0.336, SLG: 0.376 Midre Cummings, L OBP: 0.377, SLG: 0.490										4	0	0	0	0	2	4																						
David Ortiz, L OBP: 0.341, SLG: 0.333										5	1	2	1	0	0	3																						
Brian Buchanan, R OBP: 0.417, SLG: 0.417										4	1	1	1	0	1	1																						
Marcus Jensen, S OBP: 0.296, SLG: 0.403										2	0	0	0	2	1	1																						
Jay Canizaro, R OBP: 0.328, SLG: 0.321										2	0	2	1	2	0	0																						
Inning Stats	R: 0 E: 0 K: 2 S: 8	H: 0 LOB: 0 BB: 0 P: 11	R: 0 E: 0 K: 2 S: 8	H: 1 LOB: 1 BB: 0 P: 15	R: 0 E: 0 K: 0 S: 7	H: 0 LOB: 1 BB: 1 P: 13	R: 0 E: 0 K: 0 S: 9	H: 1 LOB: 1 BB: 1 P: 16	R: 0 E: 0 K: 1 S: 8	H: 1 LOB: 1 BB: 0 P: 12	R: 0 E: 0 K: 0 S: 11	H: 1 LOB: 1 BB: 0 P: 19	R: 0 E: 0 K: 0 S: 9	H: 0 LOB: 2 BB: 2 P: 24	R: 4 E: 0 K: 1 S: 19	H: 5 LOB: 2 BB: 1 P: 30		R: 0 E: 0 K: 1 S: 15	H: 2 LOB: 2 BB: 0 P: 20	1B: 8 2B: 2 3B: 0 HR: 1	SF: 0 SAC: 0 DP: 2 HBP: 0	WP: 0 PB: 0 SB: 0 CS: 0	PA: 42															
PITCHER	IP	WLS	BF	H	R	ER	SO	BB	IBB	HBP	BLK	WP	HR	S	P	ERA	WHIP	PITCHER				IP	WLS	BF	H	R	ER	SO	BB	IBB	HBP	BLK	WP	HR	S	P	ERA	WHIP
Tim Hudson, R ERA: 5.01	(1, 1)	7.0	W	28	4	0	0	6	4	0	0	0	0	0	60	110	0.00	1.143																				
Doug Jones, R ERA: 7.52	(8, 1)	0.2		8	5	4	4	1	1	0	0	0	0	1	18	29	54.00	9.000																				
Jason Iiringhausen, R ERA: 4.12	(8, 1)	1.1		6	2	0	0	1	0	0	0	0	0	0	16	21	0.00	1.500																				

AB	37
R	4
H	11
RBI	4
BB	5
SO	8
LOB	17



Batter	1	2	3	4	5	6	7	8	9	AB	R	H	RBI	BB	SO	LOB	BOTTOM																					
Terrence Long, L OBP: 0.310, SLG: 0.500										5	1	1	1	0	0	2	Minnesota Twins @ Oakland Athletics Network Associates Coliseum, Oakland, CA Sun May 21 2000, 4:05 PM EDT Att: 34,065 - Sunny - 89 F																					
Randy Velarde, R OBP: 0.371, SLG: 0.453 Jorge Velandia, R OBP: 0.160, SLG: 0.167										4	1	1	0	0	1	4																						
Jason Giambi, L OBP: 0.440, SLG: 0.687 Olmedo Saenz, R OBP: 0.396, SLG: 0.483										3	1	1	4	1	0	0																						
Ben Grieve, L OBP: 0.383, SLG: 0.520										5	3	4	1	0	0	0																						
Matt Stairs, L OBP: 0.341, SLG: 0.366 Ryan Christenson, R OBP: 0.397, SLG: 0.346										2	1	1	0	1	1	2																						
Jeremy Giambi, L OBP: 0.327, SLG: 0.416										2	1	2	3	0	0	0																						
Miguel Tejada, R OBP: 0.318, SLG: 0.490										5	1	1	2	0	1	3																						
3 Eric Chavez, L OBP: 0.335, SLG: 0.417										4	2	1	1	1	1	0																						
Ramon Hernandez, R OBP: 0.328, SLG: 0.435										4	1	3	1	0	0	0																						
Inning Stats	R: 8 E: 0 K: 0 S: 6	H: 6 LOB: 1 BB: 3 P: 54	R: 0 E: 0 K: 1 S: 9	H: 0 LOB: 0 BB: 0 P: 13	R: 1 E: 0 K: 1 S: 12	H: 2 LOB: 3 BB: 1 P: 21	R: 0 E: 0 K: 0 S: 7	H: 1 LOB: 1 BB: 0 P: 13	R: 1 E: 0 K: 0 S: 7	H: 2 LOB: 0 BB: 0 P: 8	R: 1 E: 0 K: 2 S: 15	H: 2 LOB: 2 BB: 0 P: 23	R: 2 E: 0 K: 0 S: 10	H: 2 LOB: 0 BB: 0 P: 14	1B: 11 2B: 1 3B: 0 HR: 3	SF: 0 SAC: 0 DP: 1 HBP: 2		WP: 0 PB: 0 SB: 0 CS: 0	PA: 44																			
PITCHER	IP	WLS	BF	H	R	ER	SO	BB	IBB	HBP	BLK	WP	HR	S	P	ERA	WHIP	PITCHER				IP	WLS	BF	H	R	ER	SO	BB	IBB	HBP	BLK	WP	HR	S	P	ERA	WHIP
Sean Bergman, R ERA: 9.93	(1, 1)	1.1	L	12	6	8	8	1	0	0	0	0	0	0	30	47	54.00	6.000																				
Johan Santana, L ERA: 8.44	(2, 1)	4.2		21	5	2	2	2	2	0	1	0	0	0	42	68	3.86	1.500																				
Hector Carrasco, R ERA: 2.49	(7, 1)	1.0		6	2	1	1	2	0	0	1	0	0	1	15	23	9.00	2.000																				
LaTroy Hawkins, R ERA: 3.86	(8, 1)	1.0		5	2	2	2	0	0	0	0	0	0	0	10	14	18.00	2.000																				

AB	38
R	13
H	15
RBI	13
BB	4
SO	5
LOB	15



Batter	1	2	3	4	5	6	7	8	9	AB	R	H	RBI	BB	SO	LOB	TOP					
Darin Erstad, L (1, 7) OBP: 0.443, SLG: 0.556										4	2	2	1	1	1	4	Anaheim Angels @ Minnesota Twins Hubert H. Humphrey Metrodome, Minneapolis, MN Tue May 23 2000, 8:05 PM EDT Alt. 9,032 - Dome - 72 F					
Adam Kennedy, L (1, 4) OBP: 0.322, SLG: 0.417										5	2	1	0	0	1	3						
Mo Vaughn, L (1, 3) OBP: 0.391, SLG: 0.650										4	1	1	1	1	0	3						
Tim Salmon, R (1, 9) OBP: 0.383, SLG: 0.510										4	1	2	2	1	1	1						
16 Garret Anderson, L (1, 8) OBP: 0.258, SLG: 0.470										5	1	2	1	0	1	2						
Troy Glaus, R (1, 5) OBP: 0.338, SLG: 0.688										4	0	0	0	1	2	5						
Scott Spiezio, S (1, 10) OBP: 0.383, SLG: 0.487										4	0	1	1	1	1	3						
Bengie Molina, R (1, 2) OBP: 0.341, SLG: 0.426										4	0	2	1	1	0	1						
Benji Gil, R (1, 6) OBP: 0.310, SLG: 0.314										4	0	1	0	0	1	4						
Inning Stats	R: 4 E: 0 K: 0 S: 17	H: 4 LOB: 3 BB: 3 P: 37	R: 1 E: 0 K: 0 S: 6	H: 1 LOB: 0 BB: 0 P: 8	R: 0 E: 0 K: 2 S: 11	H: 1 LOB: 1 BB: 0 P: 15	R: 2 E: 0 K: 2 S: 15	H: 2 LOB: 2 BB: 1 P: 28	R: 0 E: 0 K: 1 S: 9	H: 1 LOB: 1 BB: 0 P: 19	R: 0 E: 0 K: 1 S: 7	H: 1 LOB: 1 BB: 0 P: 9	R: 0 E: 0 K: 2 S: 9	H: 0 LOB: 1 BB: 1 P: 13	R: 0 E: 0 K: 0 S: 6	H: 1 LOB: 0 BB: 0 P: 8		1B: 7 2B: 3 3B: 0 HR: 2	SF: 0 SAC: 1 DP: 1 HBP: 0	WP: 3 PB: 0 CS: 1	PA: 45	
PITCHER	IP WLS BF H R ER SO BB IBB HBP BLK WP HR S P ERA WHIP																					
Joe Mays, R (1, 1) ERA: 5.95	3.0 L 20 7 7 7 3 3 0 0 0 0 1 2 39 70 21.00 3.333																					
Travis Miller, L (4, 1) ERA: 4.25	2.0 10 2 0 0 1 2 0 0 0 0 0 0 19 37 0.00 2.000																					
Hector Carrasco, R (6, 1) ERA: 2.36	1.1 6 2 0 0 1 0 0 0 0 0 2 0 10 18 0.00 1.500																					
Eddie Guardado, L (7, 1) ERA: 5.06	1.2 6 0 0 0 3 1 0 0 0 0 0 0 14 19 0.00 0.600																					
Bob Weils, R (9, 1) ERA: 4.55	1.0 3 1 0 0 0 0 0 0 0 0 0 0 6 8 0.00 1.000																					
Batter	1	2	3	4	5	6	7	8	9	AB	R	H	RBI	BB	SO	LOB	BOTTOM					
Jacque Jones, L (1, 7) OBP: 0.363, SLG: 0.525										3	0	1	0	0	1	1	Anaheim Angels @ Minnesota Twins Hubert H. Humphrey Metrodome, Minneapolis, MN Tue May 23 2000, 8:05 PM EDT Alt. 9,032 - Dome - 72 F					
Tori Hunter, R (7, PH) OBP: 0.252, SLG: 0.311										1	0	0	0	0	1	0						
Cristian Guzman, S (1, 6) OBP: 0.332, SLG: 0.418										3	0	0	0	1	0	2						
Matt Lawton, L (1, 8) OBP: 0.424, SLG: 0.480										3	0	0	0	1	0	2						
Ron Coomer, R (1, 5) OBP: 0.343, SLG: 0.475										4	1	2	0	0	0	1						
Midre Cummings, L (1, 10) OBP: 0.386, SLG: 0.481										3	2	1	0	1	0	2						
Brian Buchanan, R (1, 9) OBP: 0.375, SLG: 0.563										4	1	1	2	0	1	4						
David Ortiz, L (1, 3) OBP: 0.337, SLG: 0.342										4	0	1	2	0	1	0						
Matthew LeCroy, R (1, 2) OBP: 0.252, SLG: 0.362										3	0	0	0	0	1	1						
Corey Koskie, L (9, PH) OBP: 0.333, SLG: 0.373										1	0	0	0	0	1	0						
Jay Canizaro, R (1, 4) OBP: 0.323, SLG: 0.316										4	0	1	0	0	0	0						
Inning Stats	R: 0 E: 0 K: 0 S: 4	H: 1 LOB: 1 BB: 0 P: 8	R: 0 E: 0 K: 2 S: 8	H: 0 LOB: 0 BB: 0 P: 13	R: 0 E: 0 K: 0 S: 6	H: 1 LOB: 1 BB: 0 P: 8	R: 2 E: 0 K: 1 S: 12	H: 2 LOB: 1 BB: 1 P: 20	R: 0 E: 0 K: 1 S: 7	H: 0 LOB: 1 BB: 1 P: 16	R: 2 E: 0 K: 0 S: 13	H: 1 LOB: 0 BB: 1 P: 24	R: 0 E: 0 K: 1 S: 6	H: 0 LOB: 0 BB: 0 P: 9	R: 0 E: 0 K: 0 S: 5	H: 2 LOB: 1 BB: 0 P: 7	R: 0 E: 0 K: 1 S: 9	H: 0 LOB: 0 BB: 0 P: 16	1B: 3 2B: 3 3B: 0 HR: 1	SF: 0 SAC: 0 DP: 1 HBP: 0	WP: 0 PB: 0 CS: 0	PA: 36
PITCHER	IP WLS BF H R ER SO BB IBB HBP BLK WP HR S P ERA WHIP																					
Brian Cooper, R (1, 1) ERA: 6.0	6.0 W 26 5 4 4 4 4 3 0 0 0 0 0 0 7 11 6.00 1.333																					
Mike Holtz, L (7, 1) ERA: 2.84	1.1 H 4 0 0 0 1 0 0 0 0 0 0 0 7 11 0.00 0.000																					
Shigetoshi Hasegawa, R (8, 1) ERA: 0.08	0.2 3 2 0 0 0 0 0 0 0 0 0 0 4 5 0.00 3.000																					
Troy Percival, R (9, 1) ERA: 2.55	1.0 S 3 0 0 0 1 0 0 0 0 0 0 0 9 16 0.00 0.000																					



Batter	1	2	3	4	5	6	7	8	9	10	AB	R	H	RBI	BB	SO	LOB	TOP				
Darin Erstad, L OBP: 0.445, SLG: 0.554 (1, 7)	F7		G3		1B		1B		SH5-3	F2	6	2	3	0	0	0	1					
Adam Kennedy, L OBP: 0.321, SLG: 0.413 (1, 4)	K		F9		G5-3		K		SH5-3		4	0	1	1	0	2	1					
Mo Vaughn, L OBP: 0.408, SLG: 0.670 (1, 3)	1B		2B		1B		FC6-4		1B		5	1	5	2	0	0	0					
Tim Salmon, R OBP: 0.379, SLG: 0.500 (1, 10)	1B		F3		G5-3		FC6-4		F8		5	0	1	1	0	0	6					
16 Garret Anderson, L OBP: 0.258, SLG: 0.479 (1, 8)			K		G3		HR		F8		5	1	1	1	0	2	2					
Troy Glaus, R OBP: 0.442, SLG: 0.703 (1, 5)	1B		F9		F9		K		HR		5	1	3	1	0	1	0					
Edgard Clemente, R OBP: 0.229, SLG: 0.235 Orlando Palmeiro, L OBP: 0.458, SLG: 0.395 (10, PH) (10, 9)	K		G5-3		K		K		L6		3	0	0	0	0	2	1					
Bengie Molina, R OBP: 0.359, SLG: 0.442 (1, 2)	1B		1B		1B		1B		1B		5	1	4	0	0	1	1					
Benji Gil, R OBP: 0.298, SLG: 0.299 (1, 6)	K		F8		F9		K		K		5	0	0	0	0	3	6					
Inning Stats	R: 1 E: 0 K: 1 S: 11	H: 2 LOB: 1 BB: 0 P: 19	R: 0 E: 0 K: 3 S: 16	H: 2 LOB: 2 BB: 0 P: 24	R: 0 E: 0 K: 0 S: 12	H: 1 LOB: 1 BB: 0 P: 17	R: 0 E: 0 K: 0 S: 6	H: 0 LOB: 0 BB: 0 P: 9	R: 1 E: 0 K: 0 S: 10	H: 4 LOB: 2 BB: 0 P: 17	R: 1 E: 0 K: 2 S: 13	H: 2 LOB: 1 BB: 0 P: 20	R: 0 E: 0 K: 2 S: 9	H: 1 LOB: 1 BB: 0 P: 10	R: 1 E: 0 K: 0 S: 14	H: 2 LOB: 1 BB: 0 P: 21	R: 1 E: 0 K: 1 S: 14	H: 2 LOB: 1 BB: 0 P: 19	1B: 14 2B: 2 3B: 0 HR: 2	SF: 0 SAC: 2 DP: 1 HBP: 0	WP: 1 PB: 0 SB: 1 CS: 0	PA: 46
PITCHER	IP	WLS	BF	H	R	ER	SO	BB	IBB	HBP	BLK	WP	HR	S	P	ERA	WHIP					
Mark Redman, L ERA: 3.98 (1, 1)	6.0		27	11	3	3	6	0	0	0	0	0	0	68	103	4.50	1.833					
LaTroy Hawkins, R ERA: 3.9 (7, 1)	2.0		9	3	1	1	4	0	0	0	0	1	0	22	30	4.50	1.500					
Eddie Guardado, L ERA: 5.51 (9, 1)	0.1		3	2	1	1	0	0	0	0	0	0	0	9	12	27.00	6.000					
Bob Wells, R ERA: 4.62 (9, 1)	1.2	L	7	2	1	1	1	0	0	0	0	0	1	19	28	5.40	1.200					
Bob Wells, R ERA: 4.62 (10, 1)	1.2	L	7	2	1	1	1	0	0	0	0	0	1	19	28	5.40	1.200					

Anaheim Angels @ Minnesota Twins
Hubert H. Humphrey Metrodome, Minneapolis, MN
Wed May 24 2000, 8:05 PM EDT
Att: 8,633 - Dome - 72 F

AB	44
R	6
H	18
RBI	6
BB	0
SO	11
LOB	18



Batter	1	2	3	4	5	6	7	8	9	10	AB	R	H	RBI	BB	SO	LOB	BOTTOM				
Jay Canizaro, R OBP: 0.328, SLG: 0.355 (1, 4)	3B	F9			P6			G4-3	2B		5	1	2	2	0	0	0					
Cristian Guzman, S OBP: 0.323, SLG: 0.406 (1, 6)	E6	G5-3			G3			G6-3		G1-3	5	1	0	0	0	0	1					
Matt Lawton, L OBP: 0.429, SLG: 0.492 (1, 7)	1B		G6-3			F9				G6-3	4	1	2	2	1	0	0					
Ron Coomer, R OBP: 0.344, SLG: 0.476 (10, 3)	1B		G6-3			F7		F8		2B	4	0	1	0	1	0	2					
Butch Huskey, R OBP: 0.316, SLG: 0.325 Midre Cummings, L OBP: 0.373, SLG: 0.464 (9, PH) (10, 9)	1B		K			F9		F9	E6	G1-3	3	0	1	1	0	1	1					
Brian Buchanan, R OBP: 0.316, SLG: 0.474 Jacque Jones, L OBP: 0.361, SLG: 0.521 (9, PH) (10, 8)	K				F9		G6-3		K		1	0	0	0	0	1	1					
Matthew LeCroy, R OBP: 0.264, SLG: 0.365 David Ortiz, L OBP: 0.345, SLG: 0.342 Denny Hocking, S OBP: 0.385, SLG: 0.489 Bob Wells, R (10, 1)	K				G1-6-3			G4-3	2B	BB	2	0	1	0	1	0	0					
Marcus Jensen, S OBP: 0.280, SLG: 0.379 (10, 2)	K				G1-6-3			P4	K		4	0	0	0	0	2	6					
Tori Hunter, R OBP: 0.247, SLG: 0.304 Corey Koskie, L OBP: 0.338, SLG: 0.373 (10, 5)		F3			G6-3			G4-3	2B	BB	3	0	0	0	0	1	0					
Inning Stats	R: 3 E: 1 K: 3 S: 19	H: 3 LOB: 2 BB: 1 P: 32	R: 0 E: 0 K: 0 S: 6	H: 0 LOB: 0 BB: 0 P: 10	R: 0 E: 0 K: 1 S: 9	H: 0 LOB: 0 BB: 0 P: 15	R: 0 E: 0 K: 0 S: 4	H: 1 LOB: 0 BB: 0 P: 8	R: 0 E: 0 K: 0 S: 4	H: 0 LOB: 0 BB: 1 P: 8	R: 0 E: 0 K: 0 S: 8	H: 0 LOB: 1 BB: 1 P: 16	R: 0 E: 0 K: 0 S: 8	H: 0 LOB: 1 BB: 1 P: 16	R: 2 E: 1 K: 2 S: 15	H: 1 LOB: 3 BB: 2 P: 29	R: 0 E: 0 K: 0 S: 8	H: 1 LOB: 1 BB: 0 P: 12	1B: 3 2B: 3 3B: 1 HR: 0	SF: 0 SAC: 0 DP: 2 HBP: 0	WP: 0 PB: 0 SB: 1 CS: 0	PA: 41
PITCHER	IP	WLS	BF	H	R	ER	SO	BB	IBB	HBP	BLK	WP	HR	S	P	ERA	WHIP					
Jarrod Washburn, L ERA: 4.66 (1, 1)	7.0		27	5	3	2	4	2	0	0	0	0	0	56	95	2.57	1.000					
Shigetoshi Hasegawa, R ERA: 5.85 (8, 1)	1.0	H	4	0	0	0	0	1	0	0	0	0	0	8	16	0.00	1.000					
Troy Percival, R ERA: 2.9 (9, 1)	1.0	W	6	1	2	0	2	2	0	0	0	0	0	15	29	0.00	3.000					
Al Levine, R ERA: 3.6 (10, 1)	1.0	S	4	1	0	0	0	0	0	0	0	0	0	8	12	0.00	1.000					

Anaheim Angels @ Minnesota Twins
Hubert H. Humphrey Metrodome, Minneapolis, MN
Wed May 24 2000, 8:05 PM EDT
Att: 8,633 - Dome - 72 F

AB	36
R	5
H	7
RBI	5
BB	5
SO	6
LOB	18



Batter	1	2	3	4	5	6	7	8	9	AB	R	H	RBI	BB	SO	LOB	TOP				
Darin Erstad, L (1, 8) OBP: 0.441, SLG: 0.548	G4-3		P6			K		E		4	1	1	0	0	1	0	Anaheim Angels @ Minnesota Twins Hubert H. Humphrey Metrodome, Minneapolis, MN Thu May 25 2000, 1:05 PM EDT Att: 13,552 - Dome - 72 F				
Orlando Palmeiro, L (1, 7) OBP: 0.442, SLG: 0.381	G3			G6-3		F8		E7		4	0	1	0	0	0						
Mo Vaughn, L (1, 3) OBP: 0.403, SLG: 0.677	HR			K		K		F7		4	1	1	1	0	2	1					
Tim Salmon, R (1, 9) OBP: 0.386, SLG: 0.503	1B				BB				BB	3	1	2	0	1	1	0					
16 Garret Anderson, L (1, 10) OBP: 0.256, SLG: 0.474				F8				K		4	0	1	0	0	2	2					
Troy Glaus, R (1, 5) OBP: 0.443, SLG: 0.696	G5-3					K		BB		3	0	1	0	1	1	0					
Matt Walbeck, S (1, 2) OBP: 0.200, SLG: 0.345	G4-1					G6-3		BB		4	0	1	1	0	0	1					
Keith Luuloa, R (1, 4) OBP: 0.143, SLG: 0.143				F9				G5-3	FC1-2	4	0	1	0	0	0	2					
Benji Gil, R (1, 6) OBP: 0.288, SLG: 0.288				G5-3		K		G5-3	G2-3	4	0	0	0	0	1	3					
Inning Stats	R: 1 E: 0 K: 0 S: 10	H: 2 LOB: 1 BB: 0 P: 12	R: 0 E: 0 K: 1 S: 8	H: 0 LOB: 0 BB: 0 P: 11	R: 0 E: 0 K: 1 S: 10	H: 0 LOB: 0 BB: 0 P: 15	R: 0 E: 0 K: 1 S: 10	H: 0 LOB: 1 BB: 1 P: 20	R: 0 E: 0 K: 2 S: 11	H: 1 LOB: 1 BB: 0 P: 19	R: 0 E: 0 K: 1 S: 8	H: 2 LOB: 1 BB: 0 P: 13	R: 1 E: 1 K: 0 S: 12	H: 2 LOB: 1 BB: 1 P: 18	R: 1 E: 0 K: 1 S: 12	H: 2 LOB: 2 BB: 1 P: 20	1B: 7 2B: 1 3B: 0 HR: 1	SF: 0 SAC: 0 DP: 0 HBP: 0	WP: 0 PB: 0 CS: 0	PA: 36	
PITCHER	IP	WLS	BF	H	R	ER	SO	BB	IBB	HBP	BLK	WP	HR	S	P	ERA	WHIP				
Brad Radke, R (1, 1) ERA: 3.91	8.0	L	30	7	2	1	7	1	0	0	0	0	1	77	120	1.12	1.000				
Hector Carrasco, R (9, 1) ERA: 2.6	1.0		6	2	1	1	1	1	0	0	0	0	0	12	20	9.00	3.000				


Batter	1	2	3	4	5	6	7	8	9	AB	R	H	RBI	BB	SO	LOB	BOTTOM				
Jay Canizaro, R (1, 4) OBP: 0.329, SLG: 0.354	G6-3		G5-3			L3-6		F8		3	0	1	0	0	0	0	Anaheim Angels @ Minnesota Twins Hubert H. Humphrey Metrodome, Minneapolis, MN Thu May 25 2000, 1:05 PM EDT Att: 13,552 - Dome - 72 F				
Midre Cummings, L (8, PH) OBP: 0.367, SLG: 0.456						1B				1	0	0	0	0	0	2					
Cristian Guzman, S (1, 6) OBP: 0.317, SLG: 0.397	G1-3			G4-3		K		FC6-4		4	0	0	0	0	1	3					
Matt Lawton, L (1, 10) OBP: 0.430, SLG: 0.492	FC5-4			G3-1		L3-6				4	0	2	0	0	0	1					
Ron Coomer, R (1, 5) OBP: 0.337, SLG: 0.464	FC5-4			G5-3						4	0	0	0	0	0	2					
Butch Huskey, R (1, 3) OBP: 0.324, SLG: 0.336				P2						2	1	1	0	1	0	0					
David Ortiz, L (9, PH) OBP: 0.352, SLG: 0.342						1B				0	0	0	0	1	0	0					
Brian Buchanan, R (1, 9) OBP: 0.348, SLG: 0.478						FC5	G3			4	0	2	0	0	1	3					
Jacque Jones, L (1, 7) OBP: 0.351, SLG: 0.507				G6-3		G3		E5		4	0	0	0	0	0	5					
Marcus Jensen, S (1, 2) OBP: 0.269, SLG: 0.362				G4-3		FC5				3	0	0	1	0	1	2					
Torii Hunter, R (1, 8) OBP: 0.243, SLG: 0.300										2	0	0	0	0	0	2					
Denny Hocking, S (8, PH) OBP: 0.391, SLG: 0.495				G3		G5-4-3				1	0	1	0	0	0	0					
Inning Stats	R: 0 E: 0 K: 0 S: 9	H: 1 LOB: 1 BB: 0 P: 14	R: 0 E: 0 K: 0 S: 7	H: 1 LOB: 0 BB: 0 P: 13	R: 0 E: 0 K: 0 S: 5	H: 0 LOB: 0 BB: 0 P: 10	R: 0 E: 0 K: 0 S: 5	H: 0 LOB: 0 BB: 0 P: 10	R: 1 E: 0 K: 1 S: 6	H: 2 LOB: 1 BB: 0 P: 18	R: 0 E: 0 K: 1 S: 8	H: 0 LOB: 0 BB: 1 P: 14	R: 0 E: 1 K: 1 S: 16	H: 1 LOB: 2 BB: 0 P: 22	R: 0 E: 0 K: 1 S: 11	H: 1 LOB: 2 BB: 1 P: 22	1B: 6 2B: 2 3B: 0 HR: 0	SF: 0 SAC: 0 DP: 4 HBP: 0	WP: 0 PB: 0 CS: 0	PA: 34	
PITCHER	IP	WLS	BF	H	R	ER	SO	BB	IBB	HBP	BLK	WP	HR	S	P	ERA	WHIP				
Scott Schoeneweis, L (1, 1) ERA: 5.0	7.1	W	27	6	1	1	2	1	0	0	0	0	0	65	100	1.23	0.955				
Al Levine, R (8, 1) ERA: 3.53	0.2	H	2	0	0	0	0	0	0	0	0	0	0	6	7	0.00	0.000				
Troy Percival, R (9, 1) ERA: 2.37	1.0	S	5	1	0	0	1	1	0	0	0	0	0	11	22	0.00	2.000				


AB 34
R 3
H 9
RBI 2
BB 2
SO 8
LOB 9



AB 32
R 1
H 7
RBI 1
BB 2
SO 3
LOB 20



Batter	1	2	3	4	5	6	7	8	9	AB	R	H	RBI	BB	SO	LOB	TOP			
Luis Altea, S OBP: 0.387, SLG: 0.402 Scott Sheldon, R OBP: 0.348, SLG: 0.250	F8	P4			K			2B		4	0	1	0	0	1	0	Texas Rangers @ Minnesota Twins Hubert H. Humphrey Metrodome, Minneapolis, MN Fri May 26 2000, 8:05 PM EDT Att: 10,069 - Dome - 72 F			
Chad Curtis, R OBP: 0.479, SLG: 0.479 Bill Haselman, R OBP: 0.391, SLG: 0.400	G3-1			K		F8		K		4	0	1	0	0	2	1				
Ivan Rodriguez, R OBP: 0.494, SLG: 0.738 Frank Catalanotto, L OBP: 0.636, SLG: 0.778 Jason McDonald, S OBP: 0.363, SLG: 0.356		BB		K		F8				2	0	0	0	1	1	1				
Rafael Palmeiro, L OBP: 0.387, SLG: 0.565		BB		K		F5		BB		3	0	0	0	1	1	3				
David Segui, S OBP: 0.397, SLG: 0.500	K			G5-3		P4			F8	4	0	0	0	0	1	3				
Ruben Mateo, R OBP: 0.345, SLG: 0.445		P4		F3		F5			FC5-4	4	0	1	0	0	0	0				
Mike Lamb, L OBP: 0.369, SLG: 0.495		E		P4		F8			FC5-4	3	1	0	0	1	0	1				
Royce Clayton, R OBP: 0.289, SLG: 0.422		K				F3				4	0	1	0	0	1	1				
Scarborough Green, S OBP: 0.222, SLG: 0.235		E2				G4-3				4	1	1	1	0	2	2				
		S				G6-3			K	4	1	1	1	0	2	2				
									K											
Inning Stats	R: 0 E: 0 K: 1 S: 10	H: 0 LOB: 2 BB: 2 P: 22	R: 2 E: 1 K: 1 S: 14	H: 1 LOB: 0 BB: 1 P: 26	R: 0 E: 0 K: 3 S: 11	H: 0 LOB: 0 BB: 0 P: 16	R: 0 E: 0 K: 0 S: 4	H: 0 LOB: 0 BB: 0 P: 7	R: 0 E: 0 K: 1 S: 13	H: 1 LOB: 1 BB: 0 P: 11	R: 0 E: 0 K: 0 S: 6	H: 0 LOB: 0 BB: 0 P: 9	R: 0 E: 0 K: 2 S: 10	H: 1 LOB: 2 BB: 1 P: 19	R: 0 E: 0 K: 1 S: 16	H: 2 LOB: 2 BB: 0 P: 21		1B: 2 2B: 3 3B: 0 HR: 0	SF: 0 SAC: 0 DP: 0 HBP: 0	WP: 0 PB: 0 SB: 1 CS: 0
PITCHER	IP WLS BF H R ER SO BB IBB HBP BLK WP HR S P ERA WHIP																			
Eric Milton, L ERA: 5.54	(1, 1) 7.0 W 26 2 2 1 6 3 0 0 0 0 0 64 109 1.29 0.714																			
LaTroy Hawkins, R ERA: 3.64	(8, 1) 2.0 10 3 0 0 3 1 0 0 0 0 0 26 40 0.00 2.000																			

Batter	1	2	3	4	5	6	7	8	9	AB	R	H	RBI	BB	SO	LOB	BOTTOM			
Denny Hocking, S OBP: 0.400, SLG: 0.495	K			FC6-5						4	0	2	2	1	1	1	Texas Rangers @ Minnesota Twins Hubert H. Humphrey Metrodome, Minneapolis, MN Fri May 26 2000, 8:05 PM EDT Att: 10,069 - Dome - 72 F			
Cristian Guzman, S OBP: 0.318, SLG: 0.402		F3		CS		K		FC6-4		5	0	2	0	0	1	4				
Matt Lawton, L OBP: 0.429, SLG: 0.484				F7		G1-3				3	1	0	0	1	0	2				
Ron Coomer, R OBP: 0.344, SLG: 0.474		G4-6-3		G5-3						5	1	3	0	0	0	2				
Butch Huskey, R OBP: 0.333, SLG: 0.361				FC6-4		F7				3	2	1	1	2	0	2				
Brian Buchanan, R OBP: 0.308, SLG: 0.423 Jacque Jones, L OBP: 0.353, SLG: 0.507		FC6-4		P4				K		3	1	0	0	0	1	1				
Matthew LeCroy, R OBP: 0.278, SLG: 0.370		F9				F9				4	2	2	1	1	0	1				
Jason Maxwell, R OBP: 0.349, SLG: 0.462 Corey Koskie, L OBP: 0.336, SLG: 0.370										3	1	3	1	0	0	0				
Jay Canizaro, R OBP: 0.338, SLG: 0.391										4	1	2	4	0	0	2				
																				
Inning Stats	R: 0 E: 0 K: 1 S: 10	H: 1 LOB: 1 BB: 0 P: 17	R: 3 E: 0 K: 0 S: 14	H: 3 LOB: 1 BB: 1 P: 21	R: 1 E: 0 K: 0 S: 6	H: 1 LOB: 0 BB: 0 P: 10	R: 1 E: 0 K: 0 S: 11	H: 2 LOB: 0 BB: 0 P: 15	R: 0 E: 0 K: 1 S: 11	H: 1 LOB: 1 BB: 0 P: 18	R: 0 E: 0 K: 1 S: 17	H: 2 LOB: 3 BB: 1 P: 26	R: 5 E: 0 K: 0 S: 29	H: 5 LOB: 2 BB: 2 P: 52	R: 0 E: 0 K: 1 S: 18	H: 1 LOB: 2 BB: 1 P: 28		1B: 10 2B: 5 3B: 0 HR: 1	SF: 1 SAC: 0 DP: 1 HBP: 1	WP: 1 PB: 0 SB: 0 CS: 1
PITCHER	IP WLS BF H R ER SO BB IBB HBP BLK WP HR S P ERA WHIP																			
Darren Oliver, L ERA: 5.8	(1, 1) 4.0 L 19 7 5 5 1 0 1 0 0 0 0 0 41 63 11.25 2.000																			
40 Matt Perisho, L ERA: 9.0	(5, 1) 2.0 10 3 0 0 2 1 0 0 0 0 0 28 44 0.00 2.000																			
Dan Kolb, R ERA: 07.5	(7, 1) 0.2 9 5 5 5 0 2 0 0 0 0 0 26 47 67.50 10.500																			
Francisco Cordero, R ERA: 1.8	(7, 1) 1.1 6 1 0 0 1 1 0 0 0 0 1 0 21 33 0.00 1.500																			

Batter	1	2	3	4	5	6	7	8	9	AB	R	H	RBI	BB	SO	LOB	TOP										
Luis Altea, S OBP: 0.373, SLG: 0.391	1-1 P6	0-0 L1		2-2 L9			0-1 F7		1-3 K	5	0	0	0	0	1	1	Texas Rangers @ Minnesota Twins Hubert H. Humphrey Metrodome, Minneapolis, MN Sat May 27 2000, 7:05 PM EDT Att: 13,923 - Dome - 72 F livebaseballscorecards.com										
Chad Curtis, R OBP: 0.355, SLG: 0.487 29 Rusty Greer, L OBP: 0.424, SLG: 0.538	1-0 E3 WP BB	3-2 G5-3		0-0 3B			0-0 G5-3		1-2 2B	4	1	1	0	0	0	1											
Ivan Rodriguez, R OBP: 0.409, SLG: 0.738	4-2 BB BB BB		1-0 F8 2B 1B	0-1 G6-3			0-1 2B		1-2 F9	4	2	2	0	1	0	2											
Rafael Palmeiro, L OBP: 0.387, SLG: 0.555	4-0 BB BB		0-0 F8		0-1 F9		4-1 2B BB		1-0 F8	3	0	0	0	2	0	2											
David Segui, S OBP: 0.304, SLG: 0.514	4-2 BB		1-1 HR 2B		2-1 G1-3		2-0 BB			3	1	2	3	1	0	0											
Ruben Mateo, R OBP: 0.343, SLG: 0.457	1-3 K		1-0 HR		1-0 F8		2-0 P4			4	1	1	2	0	1	5											
Mike Lamb, L OBP: 0.357, SLG: 0.476	0-0 F7		0-0 L7			1-0 F9		2-2 G4-3		4	0	0	0	0	0	3											
Royce Clayton, R OBP: 0.288, SLG: 0.429		1-2 3B	1-0 G6-3			2-0 G4-3		1-2 G6-3		4	0	1	0	0	0	0											
Jason McDonald, S OBP: 0.347, SLG: 0.338		1-1 F8		1-3 K		2-3 K		2-2 F9		4	0	0	0	0	2	1											
Inning Stats	R: 1 E: 1 K: 1 S: 11	H: 0 LOB: 3 BB: 3 P: 26	R: 0 E: 0 K: 0 S: 9	H: 1 LOB: 1 BB: 0 P: 14	R: 3 E: 0 K: 0 S: 7	H: 3 LOB: 0 BB: 0 P: 11	R: 0 E: 0 K: 1 S: 9	H: 1 LOB: 0 BB: 0 P: 12	R: 0 E: 0 K: 0 S: 5	H: 0 LOB: 0 BB: 0 P: 8	R: 0 E: 0 K: 1 S: 6	H: 0 LOB: 0 BB: 0 P: 11	R: 1 E: 0 K: 0 S: 8	H: 2 LOB: 2 BB: 1 P: 16	R: 0 E: 0 K: 0 S: 10	H: 0 LOB: 0 BB: 0 P: 15	R: 0 E: 0 K: 1 S: 10	H: 1 LOB: 1 BB: 0 P: 14	1B: 1 2B: 4 3B: 2 HR: 1	SF: 0 SAC: 0 DP: 0 HBP: 0	WP: 2 PB: 0 SB: 0 CS: 0	PA: 40					
PITCHER	IP WLS BF H R ER SO BB IBB HBP BLK WP HR S P ERA WHIP	6.2 W 31 6 5 4 3 4 0 0 0 1 1 53 92 5.40 1.500	1.1 H 5 1 0 0 0 0 0 0 0 0 0 12 21 0.00 0.750	1.0 4 1 0 0 0 1 0 0 0 0 0 0 10 14 0.00 1.000	PITCHER										IP WLS BF H R ER SO BB IBB HBP BLK WP HR S P ERA WHIP												
Joe Mays, R ERA: 5.89											6.2	W	31	6	5	4	3	4	0	0	0	1	1	53	92	5.40	1.500
Travis Miller, L ERA: 3.95											1.1	H	5	1	0	0	0	0	0	0	0	0	0	12	21	0.00	0.750
Bob Wells, R ERA: 4.44											1.0	4	1	0	0	0	1	0	0	0	0	0	10	14	0.00	1.000	

Batter	1	2	3	4	5	6	7	8	9	AB	R	H	RBI	BB	SO	LOB	BOTTOM									
Jacque Jones, L OBP: 0.342, SLG: 0.490	0-1 G2-3		0-0 G6-3	1-1 F9		1-3 K		0-3 K		5	0	0	0	0	2	2	Texas Rangers @ Minnesota Twins Hubert H. Humphrey Metrodome, Minneapolis, MN Sat May 27 2000, 7:05 PM EDT Att: 13,923 - Dome - 72 F livebaseballscorecards.com									
Cristian Guzman, S OBP: 0.321, SLG: 0.415	2-1 G3		4-1 BB	0-0 G3		2-1 G5-3		1-2 HR		4	1	1	2	1	0	1										
Matt Lawton, L OBP: 0.429, SLG: 0.484	2-0 G4-3		2-1 G5-3		0-1 G4-3 2B		2-1 1B SF9 HBP		2-2 G3	4	2	1	0	0	0	1										
Ron Coomer, R OBP: 0.345, SLG: 0.472		2-1 P6		1-2 BB 3B 1B		1-2 G4-3		0-1 G6-3		5	1	2	0	0	0	1										
Midre Cummings, L OBP: 0.397, SLG: 0.517 Denny Hocking, S OBP: 0.397, SLG: 0.495		0-0 HR		4-2 BB 3B BB		4-0 2B IBB		2-2 SF9		1	3	1	1	2	0	0										
Butch Huskey, R OBP: 0.338, SLG: 0.368		3-2 P4		4-1 BB 3B BB		2-1 2B		1-2 3B 3H		3	1	1	2	1	1	1										
Corey Koskie, L OBP: 0.346, SLG: 0.391				1-2 3B 1B		1-0 F7		4-0 FC5-4 IBB		3	1	2	3	1	0	1										
Matthew LeCroy, R OBP: 0.277, SLG: 0.365		1-1 F2		1-0 1B		2-2 F7		0-1 FC5-4		4	0	1	1	0	0	4										
Jay Canizaro, R OBP: 0.333, SLG: 0.384			1-0 G6-3	3-1 F7		2-1 G5-3		2-2 HR 1B		4	1	1	0	0	0	1										
Inning Stats	R: 0 E: 0 K: 0 S: 5	H: 0 LOB: 0 BB: 0 P: 9	R: 1 E: 0 K: 0 S: 9	H: 2 LOB: 1 BB: 0 P: 15	R: 0 E: 0 K: 0 S: 5	H: 0 LOB: 1 BB: 1 P: 12	R: 4 E: 0 K: 0 S: 16	H: 3 LOB: 1 BB: 2 P: 30	R: 2 E: 0 K: 0 S: 12	H: 2 LOB: 1 BB: 1 P: 24	R: 0 E: 0 K: 1 S: 8	H: 0 LOB: 0 BB: 0 P: 13	R: 1 E: 0 K: 0 S: 14	H: 1 LOB: 2 BB: 1 P: 25	R: 2 E: 0 K: 1 S: 14	H: 2 LOB: 0 BB: 0 P: 19	1B: 5 2B: 2 3B: 1 HR: 2	SF: 1 SAC: 0 DP: 0 HBP: 1	WP: 0 PB: 0 SB: 0 CS: 0	PA: 40						
PITCHER	IP WLS BF H R ER SO BB IBB HBP BLK WP HR S P ERA WHIP	4.1 L 24 7 7 7 0 3 1 0 0 0 0 5 10 0.00 0.000	0.2 2 0 0 0 0 0 0 0 0 0 0 0 5 10 0.00 0.000	1.1 6 1 1 1 1 0 0 1 0 0 0 1 15 25 6.75 0.750	1.2 8 2 2 2 2 0 0 1 0 0 0 1 21 32 10.80 1.200	PITCHER										IP WLS BF H R ER SO BB IBB HBP BLK WP HR S P ERA WHIP										
Mark Clark, R ERA: 8.13											4.1	L	24	7	7	7	0	3	1	0	0	0	5	10	0.00	0.000
Francisco Cordero, R ERA: 1.75											0.2	2	0	0	0	0	0	0	0	0	0	0	5	10	0.00	0.000
Mike Venafro, L ERA: 3.71											1.1	6	1	1	1	1	0	0	1	0	0	15	25	6.75	0.750	
59 Jeff Zimmerman, R ERA: 6.33											1.2	8	2	2	2	2	0	0	1	0	0	1	21	32	10.80	1.200

Batter	1	2	3	4	5	6	7	8	9	AB	R	H	RBI	BB	SO	LOB	TOP				
Luis Alcega, S OBP: 0.381, SLG: 0.416 (1, 4)										4	1	3	0	0	0	0	Texas Rangers @ Minnesota Twins Hubert H. Humphrey Metrodome, Minneapolis, MN Sun May 28 2000, 2:05 PM EDT Att: 10,033 - Dome - 72 F livebaseballscores.com				
Chad Curtis, R OBP: 0.349, SLG: 0.477 (1, 9) Frank Catalanotto, L OBP: 0.622, SLG: 0.75 (8, PH) Scarborough Green, S OBP: 0.222, SLG: 0.235 (8, 9)										3	0	0	1	0	0	1					
29 Rusty Greer, L OBP: 0.378, SLG: 0.467 (1, 7)										4	0	0	0	0	1	1					
Rafael Palmeiro, L OBP: 0.384, SLG: 0.545 (1, 10)										3	0	0	0	1	1	0					
David Segui, S OBP: 0.306, SLG: 0.530 (1, 3)										4	1	2	1	0	1	2					
Ruben Mateo, R OBP: 0.346, SLG: 0.458 (1, 8)										4	1	2	0	0	0	0					
Mike Lamb, L OBP: 0.353, SLG: 0.467 (1, 5)										4	0	1	1	0	0	2					
Royce Clayton, R OBP: 0.284, SLG: 0.422 (1, 6) Jason McDonald, S OBP: 0.344, SLG: 0.333 (9, PH)										3	0	0	0	0	3	3					
Bill Haselman, R OBP: 0.346, SLG: 0.348 (1, 2)										3	0	0	0	0	1	3					
Inning Stats	R: 1 E: 0 K: 0 S: 8	H: 1 LOB: 0 BB: 0 P: 13	R: 1 E: 0 K: 2 S: 15	H: 2 LOB: 1 BB: 0 P: 24	R: 0 E: 0 K: 0 S: 4	H: 1 LOB: 0 BB: 0 P: 7	R: 1 E: 0 K: 1 S: 7	H: 1 LOB: 0 BB: 0 P: 9	R: 0 E: 0 K: 1 S: 8	H: 0 LOB: 0 BB: 0 P: 10	R: 0 E: 0 K: 1 S: 13	H: 2 LOB: 2 BB: 0 P: 19	R: 0 E: 0 K: 2 S: 12	H: 1 LOB: 2 BB: 1 P: 24	R: 0 E: 0 K: 1 S: 10	H: 0 LOB: 0 BB: 0 P: 13		1B: 5 2B: 1 3B: 1 HR: 1	SF: 0 SAC: 0 DP: 1 HBP: 0	WP: 0 PB: 0 SB: 2 CS: 0	PA: 35
PITCHER	IP WLS BF H R ER SO BB IBB HBP BLK WP HR S P ERA WHIP	IP WLS BF H R ER SO BB IBB HBP BLK WP HR S P ERA WHIP	IP WLS BF H R ER SO BB IBB HBP BLK WP HR S P ERA WHIP	IP WLS BF H R ER SO BB IBB HBP BLK WP HR S P ERA WHIP	IP WLS BF H R ER SO BB IBB HBP BLK WP HR S P ERA WHIP	IP WLS BF H R ER SO BB IBB HBP BLK WP HR S P ERA WHIP	IP WLS BF H R ER SO BB IBB HBP BLK WP HR S P ERA WHIP	IP WLS BF H R ER SO BB IBB HBP BLK WP HR S P ERA WHIP	IP WLS BF H R ER SO BB IBB HBP BLK WP HR S P ERA WHIP	IP WLS BF H R ER SO BB IBB HBP BLK WP HR S P ERA WHIP	IP WLS BF H R ER SO BB IBB HBP BLK WP HR S P ERA WHIP	IP WLS BF H R ER SO BB IBB HBP BLK WP HR S P ERA WHIP	IP WLS BF H R ER SO BB IBB HBP BLK WP HR S P ERA WHIP	IP WLS BF H R ER SO BB IBB HBP BLK WP HR S P ERA WHIP	IP WLS BF H R ER SO BB IBB HBP BLK WP HR S P ERA WHIP	IP WLS BF H R ER SO BB IBB HBP BLK WP HR S P ERA WHIP	IP WLS BF H R ER SO BB IBB HBP BLK WP HR S P ERA WHIP	IP WLS BF H R ER SO BB IBB HBP BLK WP HR S P ERA WHIP	IP WLS BF H R ER SO BB IBB HBP BLK WP HR S P ERA WHIP	IP WLS BF H R ER SO BB IBB HBP BLK WP HR S P ERA WHIP	IP WLS BF H R ER SO BB IBB HBP BLK WP HR S P ERA WHIP
Sean Bergman, R ERA: 9.11 (1, 1)	7.0 W 27	7 3 3 6	0 0 0 0	0 0 0 0	0 0 0 0	0 0 0 0	0 0 0 0	0 0 0 0	0 0 0 0	0 0 0 0	0 0 0 0	0 0 0 0	0 0 0 0	0 0 0 0	0 0 0 0	0 0 0 0	3.86 1.000	3.000			
Hector Carrasco, R ERA: 2.57 (8, 1)	0.1 H 2	1 0 0 1	0 0 0 1	0 0 0 0	0 0 0 0	0 0 0 0	0 0 0 0	0 0 0 0	0 0 0 0	0 0 0 0	0 0 0 0	0 0 0 0	0 0 0 0	0 0 0 0	0 0 0 0	0 0 0 0	0.00 3.000	1.500			
Eddie Guardado, L ERA: 5.29 (8, 1)	0.2 H 3	0 0 0 1	0 0 0 1	0 0 0 0	0 0 0 0	0 0 0 0	0 0 0 0	0 0 0 0	0 0 0 0	0 0 0 0	0 0 0 0	0 0 0 0	0 0 0 0	0 0 0 0	0 0 0 0	0 0 0 0	0.00 1.500	0.000			
LaTroy Hawkins, R ERA: 3.52 (9, 1)	1.0 S 3	0 0 0 1	0 0 0 1	0 0 0 0	0 0 0 0	0 0 0 0	0 0 0 0	0 0 0 0	0 0 0 0	0 0 0 0	0 0 0 0	0 0 0 0	0 0 0 0	0 0 0 0	0 0 0 0	0 0 0 0	0.00 0.000	0.000			

Batter	1	2	3	4	5	6	7	8	9	AB	R	H	RBI	BB	SO	LOB	BOTTOM				
Jacque Jones, L OBP: 0.340, SLG: 0.503 (1, 8)										4	1	1	1	0	1	2	Texas Rangers @ Minnesota Twins Hubert H. Humphrey Metrodome, Minneapolis, MN Sun May 28 2000, 2:05 PM EDT Att: 10,033 - Dome - 72 F livebaseballscores.com				
Cristian Guzman, S OBP: 0.324, SLG: 0.417 (1, 6)										4	1	2	0	0	1	0					
Matt Lawton, L OBP: 0.434, SLG: 0.487 (1, 7)										3	2	2	0	1	0	0					
Ron Coomer, R OBP: 0.343, SLG: 0.464 (1, 3)										3	0	0	1	1	0	2					
Butch Huskey, R OBP: 0.333, SLG: 0.362 (1, 10) Midre Cummings, L OBP: 0.385, SLG: 0.500 (6, PH)										2	0	0	0	0	1	2					
Corey Koskie, L OBP: 0.350, SLG: 0.390 (1, 5)										3	0	1	2	1	1	3					
Brian Buchanan, R OBP: 0.310, SLG: 0.448 (1, 9)										3	0	1	0	0	0	1					
Marcus Jensen, S OBP: 0.259, SLG: 0.347 (1, 2)										3	0	0	0	0	1	2					
Denny Hocking, S OBP: 0.387, SLG: 0.480 (1, 4)										3	0	0	0	0	1	2					
Inning Stats	R: 2 E: 0 K: 1 S: 15	H: 2 LOB: 0 BB: 0 P: 23	R: 0 E: 0 K: 2 S: 14	H: 1 LOB: 2 BB: 1 P: 26	R: 2 E: 0 K: 1 S: 9	H: 2 LOB: 1 BB: 1 P: 16	R: 0 E: 0 K: 0 S: 9	H: 0 LOB: 0 BB: 0 P: 14	R: 0 E: 0 K: 0 S: 6	H: 0 LOB: 0 BB: 0 P: 10	R: 0 E: 0 K: 1 S: 11	H: 0 LOB: 0 BB: 0 P: 18	R: 0 E: 0 K: 1 S: 6	H: 0 LOB: 0 BB: 0 P: 10	R: 0 E: 0 K: 0 S: 11	H: 2 LOB: 2 BB: 1 P: 20		1B: 5 2B: 1 3B: 0 HR: 1	SF: 0 SAC: 0 DP: 1 HBP: 0	WP: 0 PB: 0 SB: 2 CS: 0	PA: 33
PITCHER	IP WLS BF H R ER SO BB IBB HBP BLK WP HR S P ERA WHIP	IP WLS BF H R ER SO BB IBB HBP BLK WP HR S P ERA WHIP	IP WLS BF H R ER SO BB IBB HBP BLK WP HR S P ERA WHIP	IP WLS BF H R ER SO BB IBB HBP BLK WP HR S P ERA WHIP	IP WLS BF H R ER SO BB IBB HBP BLK WP HR S P ERA WHIP	IP WLS BF H R ER SO BB IBB HBP BLK WP HR S P ERA WHIP	IP WLS BF H R ER SO BB IBB HBP BLK WP HR S P ERA WHIP	IP WLS BF H R ER SO BB IBB HBP BLK WP HR S P ERA WHIP	IP WLS BF H R ER SO BB IBB HBP BLK WP HR S P ERA WHIP	IP WLS BF H R ER SO BB IBB HBP BLK WP HR S P ERA WHIP	IP WLS BF H R ER SO BB IBB HBP BLK WP HR S P ERA WHIP	IP WLS BF H R ER SO BB IBB HBP BLK WP HR S P ERA WHIP	IP WLS BF H R ER SO BB IBB HBP BLK WP HR S P ERA WHIP	IP WLS BF H R ER SO BB IBB HBP BLK WP HR S P ERA WHIP	IP WLS BF H R ER SO BB IBB HBP BLK WP HR S P ERA WHIP	IP WLS BF H R ER SO BB IBB HBP BLK WP HR S P ERA WHIP	IP WLS BF H R ER SO BB IBB HBP BLK WP HR S P ERA WHIP	IP WLS BF H R ER SO BB IBB HBP BLK WP HR S P ERA WHIP	IP WLS BF H R ER SO BB IBB HBP BLK WP HR S P ERA WHIP	IP WLS BF H R ER SO BB IBB HBP BLK WP HR S P ERA WHIP	IP WLS BF H R ER SO BB IBB HBP BLK WP HR S P ERA WHIP
Rick Helling, R ERA: 3.28 (1, 1)	7.0 L	29	6 4 3 6	4 3 0 0	1 0 0 0	0 0 0 0	0 0 0 0	0 0 0 0	0 0 0 0	0 0 0 0	0 0 0 0	0 0 0 0	0 0 0 0	0 0 0 0	0 0 0 0	0 0 0 0	3.86 1.143	2.000			
Mike Venafro, L ERA: 3.5 (8, 1)	1.0 4	1	0 0 0 0	0 0 0 0	0 0 0 0	0 0 0 0	0 0 0 0	0 0 0 0	0 0 0 0	0 0 0 0	0 0 0 0	0 0 0 0	0 0 0 0	0 0 0 0	0 0 0 0	0 0 0 0	0.00 2.000	0.000			

Batter	1	2	3	4	5	6	7	8	9	AB	R	H	RBI	BB	SO	LOB	TOP					
Jay Canizaro, R OBP: 0.329, SLG: 0.377										4	0	1	0	0	1	1	Minnesota Twins @ Toronto Blue Jays SkyDome, Toronto, ON Wed May 31 2000, 7:05 PM EDT Att: 17,305 - Cloudy - 68 F					
Cristian Guzman, S OBP: 0.338, SLG: 0.455										4	1	1	1	0	0	2						
Matt Lawton, L OBP: 0.430, SLG: 0.480										4	0	1	0	0	0	0						
Ron Coomer, R OBP: 0.338, SLG: 0.453										4	1	1	0	0	0	1						
Butch Huskey, R OBP: 0.346, SLG: 0.366										4	0	2	0	0	0	0						
Brian Buchanan, R OBP: 0.297, SLG: 0.389										3	0	1	0	0	1	2						
Jacque Jones, L OBP: 0.339, SLG: 0.497										1	0	0	0	0	0	2						
Matthew LeCroy, R OBP: 0.262, SLG: 0.342										3	0	0	0	0	3	3						
David Ortiz, L OBP: 0.348, SLG: 0.338										1	0	0	0	0	1	2						
Jason Maxwell, R OBP: 0.326, SLG: 0.429										3	0	0	0	0	3	0						
Midge Cummings, L OBP: 0.394, SLG: 0.599										1	0	1	1	0	0	0						
Denny Hocking, S OBP: 0.378, SLG: 0.464										4	0	1	0	0	1	2						
Inning Stats	R: 0 E: 0 K: 1 S: 6	H: 0 LOB: 0 BB: 0 P: 8	R: 0 E: 0 K: 1 S: 7	H: 1 LOB: 1 BB: 0 P: 12	R: 0 E: 0 K: 1 S: 9	H: 1 LOB: 1 BB: 0 P: 12	R: 0 E: 0 K: 2 S: 10	H: 2 LOB: 2 BB: 0 P: 16	R: 0 E: 0 K: 1 S: 9	H: 1 LOB: 1 BB: 0 P: 10	R: 0 E: 0 K: 0 S: 7	H: 0 LOB: 0 BB: 0 P: 9	R: 0 E: 0 K: 2 S: 8	H: 0 LOB: 0 BB: 0 P: 10	R: 1 E: 0 K: 1 S: 7	H: 1 LOB: 0 BB: 0 P: 8	R: 1 E: 0 K: 1 S: 17	H: 3 LOB: 2 BB: 0 P: 21	1B: 8 2B: 0 3B: 0 HR: 1	SF: 0 SAC: 0 DP: 0 HBP: 0	WP: 1 PB: 0 SB: 0 CS: 0	PA: 36
PITCHER	IP WLS BF H R ER SO BB IBB HBP BLK WP HR S P ERA WHIP																					
David Wells, L ERA: 3.49	(1, 1) 8.0 W 32 8 2 2 9 0 0 0 0 0 1 1 71 95 2.25 1.000																					
Billy Koch, R ERA: 3.71	(9, 1) 1.0 S 4 1 0 0 1 0 0 0 0 0 0 0 9 11 0.00 1.000																					

AB	36
R	2
H	9
RBI	2
BB	0
SO	10
LOB	15



Batter	1	2	3	4	5	6	7	8	9	AB	R	H	RBI	BB	SO	LOB	BOTTOM			
Shannon Stewart, R OBP: 0.388, SLG: 0.579										4	1	2	0	0	1	0	Minnesota Twins @ Toronto Blue Jays SkyDome, Toronto, ON Wed May 31 2000, 7:05 PM EDT Att: 17,305 - Cloudy - 68 F			
Craig Grebeck, R OBP: 0.375, SLG: 0.493										4	0	0	0	0	0	2				
Raul Mondesi, R OBP: 0.322, SLG: 0.493										4	0	0	0	0	0	2				
Carlos Delgado, L OBP: 0.435, SLG: 0.680										3	1	2	2	0	1	0				
Brad Fullmer, L OBP: 0.379, SLG: 0.528										3	0	0	0	0	1	1				
José Cruz Jr., S OBP: 0.336, SLG: 0.486										3	0	0	0	0	0	1				
Darrin Fletcher, L OBP: 0.367, SLG: 0.596										3	1	1	0	0	0	0				
Alex Gonzalez, R OBP: 0.302, SLG: 0.339										2	0	0	0	0	0	0				
Chris Woodward, R OBP: 0.500, SLG: 1.143										3	1	1	2	0	0	0				
Inning Stats	R: 2 E: 0 K: 0 S: 16	H: 2 LOB: 0 BB: 0 P: 24	R: 0 E: 0 K: 0 S: 6	H: 0 LOB: 0 BB: 0 P: 7	R: 0 E: 0 K: 0 S: 7	H: 0 LOB: 0 BB: 0 P: 9	R: 0 E: 0 K: 1 S: 10	H: 1 LOB: 1 BB: 0 P: 15	R: 0 E: 0 K: 0 S: 7	H: 0 LOB: 0 BB: 0 P: 10	R: 0 E: 0 K: 1 S: 7	H: 0 LOB: 0 BB: 0 P: 8	R: 0 E: 0 K: 1 S: 9	H: 0 LOB: 0 BB: 0 P: 15	R: 2 E: 0 K: 0 S: 10	H: 3 LOB: 1 BB: 0 P: 12		1B: 3 2B: 1 3B: 0 HR: 2	SF: 0 SAC: 1 DP: 0 HBP: 0	WP: 0 PB: 1 SB: 1 CS: 0
PITCHER	IP WLS BF H R ER SO BB IBB HBP BLK WP HR S P ERA WHIP																			
Brad Radke, R ERA: 3.96	(1, 1) 8.0 L 30 6 4 4 3 0 0 0 0 0 0 2 72 100 4.50 0.750																			

AB	29
R	4
H	6
RBI	4
BB	0
SO	3
LOB	6



Batter	1	2	3	4	5	6	7	8	9	AB	R	H	RBI	BB	SO	LOB	TOP								
Jacque Jones, L (1, 8) OBP: 0.349, SLG: 0.521	L3		1-H 3B			E 1B		G4-3 1B 2B		4	2	3	1	0	0	0	Minnesota Twins @ Toronto Blue Jays SkyDome, Toronto, ON Thu Jun 01 2000, 12:35 PM EDT Att: 30,444 - Cloudy - 62 F								
Cristian Guzman, S (1, 6) OBP: 0.336, SLG: 0.455	B5-3					E9 G4-3 2B		G5-3		4	1	1	1	0	1	2									
Matt Lawton, L (1, 7) OBP: 0.427, SLG: 0.473	K					G4-3		G4-3		3	0	0	1	1	1	1									
Ron Coomer, R (1, 10) OBP: 0.341, SLG: 0.469		G4-3				3-H 2-0				4	1	2	2	0	0	1									
Midre Cummings, L (1, 9) OBP: 0.371, SLG: 0.477	G3					HR		G1-3		4	0	0	0	0	0	2									
Butch Huskey, R (1, 3) OBP: 0.338, SLG: 0.355	F2									4	0	0	0	0	2	1									
Corey Koskie, L (1, 5) OBP: 0.361, SLG: 0.388										3	0	0	0	1	0	0									
Marcus Jensen, S (1, 2) OBP: 0.271, SLG: 0.338										2	1	0	0	2	1	0									
Jay Canizaro, R (1, 4) OBP: 0.318, SLG: 0.363										3	0	0	0	0	1	3									
Inning Stats	R: 0 H: 0 E: 0 K: 1 S: 11	H: 0 LOB: 0 BB: 0 P: 17	R: 0 H: 0 E: 0 K: 0 S: 10	H: 0 LOB: 0 BB: 0 P: 14	R: 1 H: 1 E: 0 K: 2 S: 16	H: 1 LOB: 1 BB: 2 P: 30	R: 0 H: 0 E: 0 K: 0 S: 11	H: 0 LOB: 1 BB: 1 P: 21	R: 0 H: 0 E: 0 K: 0 S: 4	H: 0 LOB: 0 BB: 1 P: 10	R: 3 H: 3 E: 1 K: 1 S: 17	H: 3 LOB: 0 BB: 0 P: 25	R: 0 H: 0 E: 0 K: 0 S: 9	H: 0 LOB: 0 BB: 0 P: 12	R: 1 H: 2 E: 0 K: 2 S: 13	H: 2 LOB: 1 BB: 0 P: 16	R: 0 H: 0 E: 0 K: 2 S: 9	H: 0 LOB: 0 BB: 0 P: 13	1B: 2 2B: 3 3B: 1 HR: 1	SF: 0 SAC: 0 DP: 1 HBP: 0	WP: 0 PB: 0 SB: 1 CS: 0	PA: 35			
PITCHER	IP	WLS	BF	H	R	ER	SO	BB	IBB	HBP	BLK	WP	HR	S	P	ERA	WHIP								
Frank Castillo, R (1, 1) ERA: 4.82	5.0	L	20	3	3	3	3	4	0	0	0	0	0	57	100	5.40	1.400								
Clayton Andrews, L (6, 1) ERA: 7.92	2.2		10	2	2	2	1	0	0	0	0	0	1	25	34	6.75	0.750								
Darwin Cubillan, R (8, 1) ERA:	1.1		5	1	0	0	2	0	0	0	0	0	0	18	24	0.00	0.750								

AB	31
R	5
H	6
RBI	5
BB	4
SO	6
LOB	10



Batter	1	2	3	4	5	6	7	8	9	AB	R	H	RBI	BB	SO	LOB	BOTTOM									
Shannon Stewart, R (1, 7) OBP: 0.383, SLG: 0.568			K			G4-3		FC1-6 1-2F		4	0	1	0	0	1	1	Minnesota Twins @ Toronto Blue Jays SkyDome, Toronto, ON Thu Jun 01 2000, 12:35 PM EDT Att: 30,444 - Cloudy - 62 F									
Craig Grebeck, R (1, 4) OBP: 0.357, SLG: 0.468	K					G6-3		K		4	0	0	0	0	2	2										
Raul Mondesi, R (1, 9) OBP: 0.317, SLG: 0.484	K					F9		P6		4	0	0	0	0	1	1										
Carlos Delgado, L (1, 3) OBP: 0.436, SLG: 0.692	K									4	1	2	1	0	1	1										
Marty Cordova, R (1, 10) OBP: 0.336, SLG: 0.379		P4				G6-3		F7		4	0	1	0	0	0	1										
José Cruz Jr., S (1, 8) OBP: 0.335, SLG: 0.491		P6								4	0	1	0	0	2	1										
Alex Gonzalez, R (1, 6) OBP: 0.298, SLG: 0.333		F9								3	0	0	0	0	1	1										
Chris Woodward, R (1, 5) OBP: 0.364, SLG: 0.800										3	0	0	0	0	2	1										
Alberto Castillo, R (1, 2) OBP: 0.258, SLG: 0.281										3	0	1	0	0	0	1										
Inning Stats	R: 0 H: 1 E: 0 K: 3 S: 16	H: 0 LOB: 1 BB: 0 P: 24	R: 0 H: 0 E: 0 K: 0 S: 8	H: 0 LOB: 0 BB: 0 P: 12	R: 0 H: 0 E: 0 K: 2 S: 13	H: 0 LOB: 0 BB: 0 P: 20	R: 0 H: 1 E: 0 K: 0 S: 8	H: 1 LOB: 1 BB: 0 P: 11	R: 0 H: 0 E: 0 K: 1 S: 7	H: 0 LOB: 0 BB: 0 P: 10	R: 1 H: 1 E: 0 K: 1 S: 9	H: 1 LOB: 0 BB: 0 P: 12	R: 0 H: 1 E: 0 K: 1 S: 11	H: 1 LOB: 1 BB: 0 P: 14	R: 0 H: 1 E: 0 K: 1 S: 8	H: 1 LOB: 1 BB: 0 P: 13	1B: 4 2B: 0 3B: 1 HR: 1	SF: 0 SAC: 0 DP: 0 HBP: 0	WP: 0 PB: 0 SB: 0 CS: 0	PA: 33						
PITCHER	IP	WLS	BF	H	R	ER	SO	BB	IBB	HBP	BLK	WP	HR	S	P	ERA	WHIP									
Eric Milton, L (1, 1) ERA: 5.06	8.0	W	29	5	1	1	9	0	0	0	0	0	0	1	79	114	1.12	0.625								
Bob Wells, R (9, 1) ERA: 4.39	0.1		1	0	0	0	0	0	0	0	0	0	0	1	2	0.00	0.000									
Eddie Guardado, L (9, 1) ERA: 5.09	0.2		3	1	0	0	1	0	0	0	0	0	0	7	11	0.00	1.500									

AB	33
R	1
H	6
RBI	1
BB	0
SO	10
LOB	10



Batter	1	2	3	4	5	6	7	8	9	AB	R	H	RBI	BB	SO	LOB	TOP								
Jay Canizaro, R (1,4) OBP: 0.304, SLG: 0.379	1-2 P4		0-0 HR	1-0 P4			0-2 G5-3			4	1	1	1	0	0	1									
Cristian Guzman, S (1,6) OBP: 0.328, SLG: 0.438	0-1 P4		2-2 G3		4-1 L9-3 BB			1-0 P4		3	0	0	0	1	0	0									
Matt Lawton, L (1,7) OBP: 0.426, SLG: 0.478	0-0 G1-3		1-0 E6		3-2 L9-3			1-1 G3-1		4	0	1	0	0	0	1									
Butch Huskey, R (1,3) OBP: 0.341, SLG: 0.350		4-2 2B BB			3-1 F8			2-3 K		2	1	0	0	2	1	0									
Brian Buchanan, R (1,9) OBP: 0.289, SLG: 0.372		0-0 G3 1-H G4-3 2B		1-3 K			3-1 P5		0-0 G4-3	4	1	1	1	0	1	2									
Jacque Jones, L (1,8) OBP: 0.344, SLG: 0.523		0-0 G3		1-3 K			1-0 G4-3		1-0 G3	3	0	0	0	0	1	3									
Matthew LeCroy, R (9, PH) OBP: 0.269, SLG: 0.342		2-3								1	0	0	0	0	0	0									
Marcus Jensen, S (1,2) OBP: 0.278, SLG: 0.325		4-1 G4-3 BB			2-1 F8				0-1 G5-3	3	0	0	0	1	0	0									
Jason Maxwell, R (1,5) OBP: 0.306, SLG: 0.400		0-1 G4-3			3-1 F8				1-0 G6-3	3	0	0	1	0	0	1									
Sean Bergman, R (1,1) OBP: 0.500, SLG: 1.000		1-3 K			0-1				2-3 K	2	0	1	0	0	1	1									
Johan Santana, L (5,1)										0	0	0	0	0	0	0									
Ron Coomer, R (7, PH) OBP: 0.338, SLG: 0.460										1	0	0	0	0	1	0									
Travis Miller, R (7,1)										0	0	0	0	0	0	0									
Eddie Guardado, R (8,1)										0	0	0	0	0	0	0									
Inning Stats	R: 0 E: 0 K: 0 S: 6	H: 0 LOB: 0 BB: 0 P: 7	R: 2 E: 0 K: 1 S: 11	H: 1 LOB: 1 BB: 2 P: 20	R: 1 E: 1 K: 2 S: 14	H: 2 LOB: 2 BB: 1 P: 23	R: 0 E: 0 K: 0 S: 7	H: 1 LOB: 0 BB: 0 P: 13	R: 0 E: 0 K: 0 S: 8	H: 0 LOB: 0 BB: 1 P: 18	R: 0 E: 0 K: 0 S: 6	H: 0 LOB: 0 BB: 0 P: 12	R: 0 E: 0 K: 1 S: 7	H: 0 LOB: 0 BB: 0 P: 10	R: 0 E: 0 K: 1 S: 6	H: 0 LOB: 0 BB: 0 P: 10	R: 0 E: 0 K: 0 S: 4	H: 0 LOB: 0 BB: 0 P: 5	1B: 1 2B: 3 3B: 0 HR: 1	SF: 0 SAC: 0 DP: 1 HBP: 0	WP: 0 PB: 0 SB: 0 CS: 0	PA: 34			
PITCHER	IP	WLS	BF	H	R	ER	SO	BB	IBB	HBP	BLK	WP	HR	S	P	ERA	WHIP								
Denny Neagle, L (1,1) ERA: 3.43	7.0	W	28	4	3	3	4	4	0	0	0	0	1	59	103	3.86	1.143								
Dennys Reyes, L (8,1) ERA: 5.14	2.0		6	0	0	0	1	0	0	0	0	0	0	10	15	0.00	0.000								

Minnesota Twins @ Cincinnati Reds
Cinergy Field, Cincinnati, OH
Sat Jun 03 2000, 7:05 PM EDT
Att: 45,617 - Sunny - 77 F

AB	30
R	3
H	4
RBI	3
BB	4
SO	5
LOB	9



Batter	1	2	3	4	5	6	7	8	9	AB	R	H	RBI	BB	SO	LOB	BOTTOM								
Pokey Reese, R (1,4) OBP: 0.370, SLG: 0.417	1-1 HR 1B		1-0 G1-3	1-1 1B		4-2 3B BB		2-3 K		4	2	2	2	1	1	0									
Barry Larkin, R (1,6) OBP: 0.407, SLG: 0.516	0-1 HR		1-2 G6-3	0-0 F9		1-2 1B BB		1-3 K		4	1	2	3	0	0	2									
Juan Castro, R (8,6) OBP: 0.244, SLG: 0.386	1-1 HR									1	0	0	0	0	1	0									
Ken Griffey Jr., L (1,8) OBP: 0.379, SLG: 0.478	4-2 BB		3-1 G1-3		0-0 HR			3-3 K		4	1	1	1	1	1	1									
Dante Bichette, R (1,9) OBP: 0.336, SLG: 0.453	0-0 F7			0-1 G6-3	0-0 HR			4-2 1B BB		3	2	1	1	1	0	1									
Michael Tucker, L (1,7) OBP: 0.453, SLG: 0.703	1-0 F8			4-2 FC6-4 1B BB	3-2 G3-1			1-1 1B HBP		2	1	0	0	1	0	1									
Sean Casey, L (1,3) OBP: 0.325, SLG: 0.312	0-3 K			4-2 FC6-4 1B BB	2-3 K			1-2 K		3	0	0	0	1	3	3									
Aaron Boone, R (1,5) OBP: 0.359, SLG: 0.487		0-0 G5-3		1-2 FC6-4 1B BB	3-3 K			0-1 FC4-6 1B		4	1	1	1	0	1	2									
Eddie Taubensee, L (1,2) OBP: 0.358, SLG: 0.416		1-1 G3		4-1 1B BB				0-0 F8	2-2 P4	3	1	0	0	1	0	2									
Denny Neagle, L (1,1) OBP: 0.269, SLG: 0.250		1-2 G4-3		0-0 1B BB				2-1 G6-3	0-0 FC4-6	3	0	1	1	0	0	0									
Chris Stynes, R (7, PH) OBP: 0.432, SLG: 0.513				1-2 1B						1	0	0	0	0	0	2									
Dennys Reyes, R (8,1) ERA: 4.82				1-2 1B						0	0	0	0	0	0	0									
Inning Stats	R: 2 E: 0 K: 1 S: 13	H: 2 LOB: 1 BB: 1 P: 19	R: 0 E: 0 K: 0 S: 6	H: 0 LOB: 0 BB: 0 P: 8	R: 0 E: 0 K: 0 S: 6	H: 0 LOB: 0 BB: 0 P: 11	R: 3 E: 0 K: 0 S: 15	H: 2 LOB: 2 BB: 3 P: 29	R: 2 E: 0 K: 2 S: 11	H: 2 LOB: 0 BB: 0 P: 19	R: 1 E: 0 K: 0 S: 10	H: 1 LOB: 1 BB: 1 P: 17	R: 1 E: 0 K: 1 S: 16	H: 1 LOB: 2 BB: 1 P: 24	R: 0 E: 0 K: 3 S: 9	H: 0 LOB: 0 BB: 0 P: 15	1B: 4 2B: 0 3B: 1 HR: 3	SF: 0 SAC: 0 DP: 0 HBP: 1	WP: 0 PB: 0 SB: 1 CS: 0	PA: 39					
PITCHER	IP	WLS	BF	H	R	ER	SO	BB	IBB	HBP	BLK	WP	HR	S	P	ERA	WHIP								
Sean Bergman, R (1,1) ERA: 9.59	4.0	L	22	6	7	7	1	4	0	0	0	0	0	19	34	4.50	1.000								
Johan Santana, L (5,1) ERA: 8.16	2.0		8	1	1	1	2	1	0	0	0	0	0	16	24	9.00	2.000								
Travis Miller, L (7,1) ERA: 4.03	1.0		6	1	1	1	1	1	0	1	0	0	0	9	15	0.00	0.000								
Eddie Guardado, L (8,1) ERA: 4.82	1.0		3	0	0	0	3	0	0	0	0	0	0	9	15	0.00	0.000								

Minnesota Twins @ Cincinnati Reds
Cinergy Field, Cincinnati, OH
Sat Jun 03 2000, 7:05 PM EDT
Att: 45,617 - Sunny - 77 F

AB	32
R	9
H	8
RBI	9
BB	6
SO	7
LOB	14



Batter	1	2	3	4	5	6	7	8	9	10	AB	R	H	RBI	BB	SO	LOB	TOP									
Denny Hocking, S OBP: 0.376, SLG: 0.461 (1.4) (8.5)	F8		G4-3															4	1	1	0	1	1	0			
Cristian Guzman, S OBP: 0.321, SLG: 0.428 (1.6)	B3		F7															5	0	0	0	0	2	2			
Matt Lawton, L OBP: 0.425, SLG: 0.479 (1.7)	1B																	4	0	1	0	1	0	1			
Ron Coomer, R OBP: 0.345, SLG: 0.463 (1.3)	BB																	3	1	2	1	1	0	1			
Corey Koskie, L OBP: 0.381, SLG: 0.381 LaTroy Hawkins, R (8.1)	F7																	4	0	1	0	0	0	3			
Brian Buchanan, R OBP: 0.288, SLG: 0.362 (1.9)																		4	0	1	0	0	1	2			
Jacque Jones, L OBP: 0.353, SLG: 0.534 (1.8)	G6-3																	4	0	3	1	0	0	1			
Matthew LeCroy, R OBP: 0.271, SLG: 0.336 Midre Cummings, L OBP: 0.375, SLG: 0.478 Marcus Jensen, S OBP: 0.278, SLG: 0.325 (9.2)	G6-3																	2	0	0	0	1	0	0			
Mark Redman, L (1.1)																		2	0	0	0	0	1	3			
David Ortiz, L OBP: 0.341, SLG: 0.329 Bob Wells, R (7.1)	G6-3																	1	0	0	0	0	1	0			
Eddie Guardado, R (8.1)																		0	0	0	0	0	0	0			
Jay Canizaro, R OBP: 0.301, SLG: 0.375 (8.4)																		1	0	0	0	0	1	1			
Inning Stats	R: 0 E: 0 K: 0 S: 6	H: 1 LOB: 2 P: 15	R: 0 E: 0 K: 0 S: 7	H: 1 LOB: 0 P: 10	R: 0 E: 0 K: 0 S: 7	H: 0 LOB: 0 P: 12	R: 1 E: 0 K: 1 S: 13	H: 2 LOB: 3 P: 26	R: 1 E: 0 K: 1 S: 10	H: 2 LOB: 1 P: 15	R: 0 E: 0 K: 2 S: 8	H: 0 LOB: 0 P: 13	R: 0 E: 0 K: 0 S: 7	H: 1 LOB: 1 P: 8	R: 0 E: 0 K: 1 S: 10	H: 1 LOB: 0 P: 14	R: 0 E: 0 K: 1 S: 7	H: 0 LOB: 1 P: 15	1B: 6 2B: 3 3B: 0 HR: 0	SF: 0 SAC: 0 DP: 1 HBP: 0	WP: 0 PB: 0 SB: 1 CS: 1	PA: 39					
PITCHER	IP	WLS	BF	H	R	ER	SO	BB	IBB	HBP	BLK	WP	HR	S	P	ERA	WHIP										
Oswaldo Fernandez, R ERA: 2.76 (1.1)	3.0		11	2	0	0	0	1	0	0	0	0	0	20	37	0.00	1.000										
Elmer Dessens, R ERA: 3.98 (4.1)	2.0		11	4	2	2	2	1	1	0	0	0	0	23	41	9.00	2.500										
Scott Sullivan, R ERA: 4.37 (6.1)	2.0		6	1	0	0	3	0	0	0	0	0	0	15	24	0.00	0.500										
Scott Williamson, R ERA: 2.33 (8.1)	2.0		8	2	0	0	1	0	0	0	0	0	0	17	22	0.00	1.000										
Danny Graves, R ERA: 1.82 (10.1)	1.0	W	3	0	0	0	1	1	0	0	0	0	0	7	15	0.00	1.000										

Minnesota Twins @ Cincinnati Reds
Cinergy Field, Cincinnati, OH
Sun Jun 04 2000, 1:15 PM EDT
Att. 40,169 - Sunny - 75 F

AB 35
R 2
H 9
RBI 2
BB 4
SO 7
LOB 15



Batter	1	2	3	4	5	6	7	8	9	10	AB	R	H	RBI	BB	SO	LOB	BOTTOM									
Pokey Reese, R OBP: 0.367, SLG: 0.412 (1.4)	K		G4-3															5	0	1	1	0	2	0			
Barry Larkin, R OBP: 0.409, SLG: 0.515 (1.6)	1B																	4	0	2	0	0	1	0			
Ken Griffey Jr., L OBP: 0.377, SLG: 0.474 (1.8)	K																	4	1	1	0	0	3	2			
Dante Bichette, R OBP: 0.340, SLG: 0.469 (1.9)	K																	4	1	2	2	0	1	2			
Dmitri Young, S OBP: 0.314, SLG: 0.404 (1.3)																		4	0	1	0	0	1	1			
Chris Stynes, R OBP: 0.428, SLG: 0.500 Michael Tucker, L OBP: 0.448, SLG: 0.693 (9. PH) (10.7)																		3	0	1	0	0	2	1			
Aaron Boone, R OBP: 0.353, SLG: 0.477 Danny Graves, R OBP: 0.500, SLG: 2.000 (10.1)																		4	0	0	0	0	3	1			
Benito Santiago, R OBP: 0.342, SLG: 0.451 (1.2)																		4	0	0	0	0	0	1			
Oswaldo Fernandez, R OBP: 0.100, SLG: 0.100 (4.1)																		1	0	0	0	0	0	0			
D.T. Cromer, L OBP: 0.202, SLG: 0.682 Scott Sullivan, R OBP: 0.290, SLG: 0.250 Hal Morris, L OBP: 0.246, SLG: 0.300 Scott Williamson, R OBP: 0.291, SLG: 0.422 (10.5)	L4																	1	0	0	0	0	0	0			
Inning Stats	R: 0 E: 0 K: 3 S: 14	H: 1 LOB: 1 P: 22	R: 0 E: 0 K: 3 S: 9	H: 0 LOB: 0 P: 14	R: 0 E: 0 K: 0 S: 8	H: 0 LOB: 0 P: 9	R: 0 E: 0 K: 1 S: 7	H: 1 LOB: 1 P: 11	R: 0 E: 0 K: 0 S: 12	H: 1 LOB: 1 P: 19	R: 2 E: 0 K: 2 S: 15	H: 3 LOB: 1 P: 21	R: 0 E: 0 K: 2 S: 8	H: 0 LOB: 0 P: 13	R: 0 E: 0 K: 1 S: 12	H: 1 LOB: 1 P: 17	R: 0 E: 0 K: 1 S: 12	H: 0 LOB: 0 P: 15	R: 1 E: 0 K: 0 S: 8	H: 2 LOB: 1 P: 11	1B: 7 2B: 1 3B: 0 HR: 1	SF: 0 SAC: 0 DP: 0 HBP: 0	WP: 1 PB: 0 SB: 0 CS: 0	PA: 37			
PITCHER	IP	WLS	BF	H	R	ER	SO	BB	IBB	HBP	BLK	WP	HR	S	P	ERA	WHIP										
Mark Redman, L ERA: 3.52 (1.1)	6.0		24	6	2	2	9	0	0	0	0	1	1	65	96	3.00	1.000										
Bob Wells, R ERA: 4.00 (7.1)	1.1		5	1	0	0	3	0	0	0	0	0	0	13	20	0.00	0.750										
Eddie Guardado, L ERA: 4.74 (8.1)	0.1		1	0	0	0	1	0	0	0	0	0	0	3	5	0.00	0.000										
LaTroy Hawkins, R ERA: 3.55 (8.1)	1.2	L	7	2	1	1	1	0	0	0	0	0	0	24	31	5.40	1.200										

Minnesota Twins @ Cincinnati Reds
Cinergy Field, Cincinnati, OH
Sun Jun 04 2000, 1:15 PM EDT
Att. 40,169 - Sunny - 75 F

AB 37
R 3
H 9
RBI 3
BB 0
SO 14
LOB 9



Batter	1	2	3	4	5	6	7	8	9	AB	R	H	RBI	BB	SO	LOB	TOP								
Jay Canizaro, R (1,4) OBP: 0.299, SLG: 0.370	F7		L8				G4-3			4	0	1	0	0	0	1	Minnesota Twins @ Houston Astros Enron Field, Houston, TX Mon Jun 05 2000, 8:05 PM EDT Att: 35,577 - Dome - 72 F								
Cristian Guzman, S (1,6) OBP: 0.320, SLG: 0.425	G5-3		F5					K		4	0	1	0	0	1	0									
Matt Lawton, L (1,7) OBP: 0.422, SLG: 0.475	F8							G4-3		4	0	1	0	0	1	2									
Ron Coomer, R (1,3) OBP: 0.344, SLG: 0.463		1B G4-3 2B	K					K		4	1	1	0	0	3	1									
Corey Koskie, L (1,5) OBP: 0.361, SLG: 0.386 Denny Hocking, S (9,PH) OBP: 0.381, SLG: 0.461		G4-3 1B		G6-3				F8 WP BB		3	0	2	0	0	0	0									
Butch Huskey, R (1,9) OBP: 0.339, SLG: 0.343		G4-3		G4-3 BB			G6-4-3	F8		3	0	0	1	1	0	3									
Jacque Jones, L (1,8) OBP: 0.353, SLG: 0.536 Jason Maxwell, R (9,PH) OBP: 0.300, SLG: 0.391		F8		G4-6-3				K		3	0	1	0	0	0	2									
Matthew LeCroy, R (1,2) OBP: 0.277, SLG: 0.361								F8		1	0	0	0	0	1	1									
Brad Radke, R (1,1) David Ortiz, L (7,PH) OBP: 0.337, SLG: 0.325 Travis Miller, R (7,1) Hector Carrasco, R (8,1)								F3		3	1	1	1	1	0	2									
								K		2	0	0	0	0	2	2									
										1	0	0	0	0	1	1									
										0	0	0	0	0	0	0									
										0	0	0	0	0	0	0									
Inning Stats	R: 0 E: 0 K: 0 S: 6	H: 0 LOB: 0 BB: 0 P: 9	R: 1 E: 0 K: 1 S: 12	H: 2 LOB: 2 BB: 1 P: 24	R: 0 E: 0 K: 1 S: 13	H: 1 LOB: 1 BB: 0 P: 18	R: 0 E: 0 K: 0 S: 6	H: 0 LOB: 0 BB: 1 P: 10	R: 1 E: 0 K: 2 S: 10	H: 3 LOB: 2 BB: 0 P: 15	R: 0 E: 0 K: 1 S: 6	H: 1 LOB: 1 BB: 0 P: 7	R: 0 E: 0 K: 1 S: 11	H: 1 LOB: 1 BB: 0 P: 18	R: 0 E: 0 K: 2 S: 7	H: 0 LOB: 0 BB: 0 P: 8	R: 0 E: 0 K: 1 S: 14	H: 0 LOB: 1 BB: 1 P: 22	1B: 5 2B: 3 3B: 0 HR: 1	SF: 0 SAC: 0 DP: 3 HBP: 0	WP: 1 PB: 0 SB: 0 CS: 1	PA: 35			
PITCHER	IP	WLS	BF	H	R	ER	SO	BB	IBB	HBP	BLK	WP	HR	S	P	ERA	WHIP								
Scott Elarton, R (1,1) ERA: 6.52	7.0	W	28	8	2	2	6	2	0	0	0	0	1	64	101	2.57	1.429								
Jay Powell, R (8,1) ERA: 3.54	1.0	H	3	0	0	0	2	0	0	0	0	0	0	7	8	0.00	0.000								
Billy Wagner, L (9,1) ERA: 5.47	1.0		4	0	0	0	1	1	0	0	0	1	0	14	22	0.00	1.000								

Batter	1	2	3	4	5	6	7	8	9	AB	R	H	RBI	BB	SO	LOB	BOTTOM								
Bill Spiers, L (1,6) OBP: 0.363, SLG: 0.386	F3		G1-6-3				G4-3	G4-3		5	0	0	0	0	0	4	Minnesota Twins @ Houston Astros Enron Field, Houston, TX Mon Jun 05 2000, 8:05 PM EDT Att: 35,577 - Dome - 72 F								
Craig Biggio, R (1,4) OBP: 0.398, SLG: 0.345	E1 G6-3		F9					E6 1B 5 WP SF9		4	2	1	0	0	0	0									
5 Jeff Bagwell, R (1,3) OBP: 0.406, SLG: 0.560	G6-3							SF9 1B 2B BB		3	2	1	2	1	1	1									
Ken Caminiti, S (1,5) OBP: 0.444, SLG: 0.626 Tim Bogar, R (9,6) OBP: 0.230, SLG: 0.257			F9					SF9 1B 2B 1B		4	1	2	0	0	1	1									
Richard Hidalgo, R (1,8) OBP: 0.397, SLG: 0.648								SF9		0	0	0	0	0	0	0									
17 Lance Berkman, S (1,9) OBP: 0.354, SLG: 0.569								SF9		3	0	1	1	0	0	1									
Daryle Ward, L (1,7) OBP: 0.291, SLG: 0.545 Jay Powell, R (8,1) Julio Lugo, R (8,PH) OBP: 0.406, SLG: 0.346 Billy Wagner, L (9,1)								SF9		4	2	2	2	0	0	1									
Mitch Meluskey, S (1,2) OBP: 0.392, SLG: 0.552								2B		3	1	1	2	0	0	1									
Scott Elarton, R (1,1) OBP: 0.333, SLG: 0.286 Matt Mieske, R (7,PH) OBP: 0.280, SLG: 0.304 Glen Barker, S (8,9)								2B		0	0	0	0	0	0	0									
								2B		1	0	1	1	0	0	0									
								2B		0	0	0	0	0	0	0									
Inning Stats	R: 0 E: 1 K: 0 S: 11	H: 0 LOB: 1 BB: 0 P: 18	R: 0 E: 0 K: 1 S: 16	H: 1 LOB: 1 BB: 0 P: 20	R: 0 E: 0 K: 0 S: 6	H: 1 LOB: 0 BB: 0 P: 10	R: 0 E: 0 K: 1 S: 6	H: 1 LOB: 0 BB: 0 P: 11	R: 2 E: 0 K: 0 S: 11	H: 2 LOB: 0 BB: 0 P: 19	R: 2 E: 0 K: 1 S: 17	H: 2 LOB: 0 BB: 0 P: 24	R: 0 E: 0 K: 0 S: 7	H: 1 LOB: 1 BB: 0 P: 9	R: 4 E: 1 K: 0 S: 15	H: 3 LOB: 2 BB: 1 P: 23	1B: 5 2B: 4 3B: 0 HR: 2	SF: 1 SAC: 0 DP: 2 HBP: 1	WP: 1 PB: 0 SB: 0 CS: 0	PA: 37					
PITCHER	IP	WLS	BF	H	R	ER	SO	BB	IBB	HBP	BLK	WP	HR	S	P	ERA	WHIP								
Brad Radke, R (1,1) ERA: 4.09	6.0	L	24	7	4	4	3	0	0	0	0	0	2	67	102	6.00	1.167								
Travis Miller, L (7,1) ERA: 3.95	1.0		4	1	0	0	0	0	0	0	0	0	0	7	9	0.00	1.000								
Hector Carrasco, R (8,1) ERA: 3.41	1.0		9	3	4	3	0	1	0	1	0	1	0	15	23	27.00	4.000								

AB	32
R	2
H	8
RBI	2
BB	3
SO	9
LOB	15



Batter	1	2	3	4	5	6	7	8	9	AB	R	H	RBI	BB	SO	LOB	TOP		
Denny Hocking, S (1,4) OBP: 0.372, SLG: 0.449	G3-1		G4-3			G4-3		SH1-3		3	0	0	0	0	0	0	Minnesota Twins @ Houston Astros Enron Field, Houston, TX Tue Jun 06 2000, 8:05 PM EDT Att: 35,075 - Sunny - 85 F		
Cristian Guzman, S (1,6) OBP: 0.315, SLG: 0.417	P6			F7		F7		FC6-5-4 2B		4	1	0	1	0	0	1			
Matt Lawton, L (1,7) OBP: 0.427, SLG: 0.482					1B	G4-3			1B 2B	3	1	2	1	1	0	0			
David Ortiz, L (1,3) OBP: 0.344, SLG: 0.345	G3			F9					1B	4	0	2	1	0	0	2			
Brian Buchanan, R (1,9) OBP: 0.264, SLG: 0.333		K		K			G5-3	G6-3		4	0	0	0	0	2	3			
Corey Koskie, L (1,5) OBP: 0.353, SLG: 0.377	K				G3-1		K		G3-1	4	0	0	0	0	2	1			
Matthew LeCroy, R (1,2) OBP: 0.277, SLG: 0.352	K						F8		F5	3	0	0	0	1	1	1			
Jacque Jones, L (1,8) OBP: 0.351, SLG: 0.530			L6		F7			SH1-3 1B FC6-5-4 1B	K	4	1	1	0	0	1	1			
Eric Milton, L (1,1) Jay Canizaro, R (3,PH) Johan Santana, L (3,1) Midge Cummings, L (8,PH) Bob Wells, R (8,1) Eddie Guardado, R (9,1)			G6-3			G4-3				0	0	0	0	0	0	0			
Inning Stats	R: 0 E: 0 K: 0 S: 13	H: 0 LOB: 1 BB: 1 P: 22	R: 0 E: 0 K: 3 S: 9	H: 0 LOB: 0 BB: 0 P: 15	R: 0 E: 0 K: 0 S: 10	H: 0 LOB: 0 BB: 0 P: 12	R: 0 E: 0 K: 1 S: 10	H: 1 LOB: 1 BB: 0 P: 13	R: 0 E: 0 K: 0 S: 8	H: 0 LOB: 0 BB: 0 P: 12	R: 0 E: 0 K: 1 S: 9	H: 1 LOB: 1 BB: 0 P: 15	R: 3 E: 0 K: 0 S: 16	H: 4 LOB: 1 BB: 0 P: 25	R: 0 E: 0 K: 1 S: 7	H: 0 LOB: 0 BB: 0 P: 9	1B: 4 2B: 2 3B: 0 HR: 0	SF: 0 SAC: 1 DP: 0 HBP: 0	WP: 0 PA: 35 PB: 0 SB: 0 CS: 0
PITCHER	IP WLS BF H R ER SO BB IBB HBP BLK WP HR S P ERA WHIP																		
Jose Lima, R (1,1) ERA: 7.47	7.1 L 28 4 2 2 5 2 0 0 0 0 0 0 73 111 2.46 0.818																		
Yorkis Perez, L (8,1) ERA: 6.43	0.1 B 3 2 1 1 0 0 0 0 0 0 0 0 8 14 27.00 6.000																		
Marc Valdes, R (8,1) ERA: 1.59	1.1 4 0 0 0 1 0 0 0 0 0 0 0 9 11 0.00 0.000																		

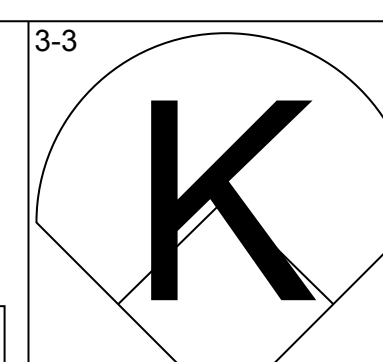
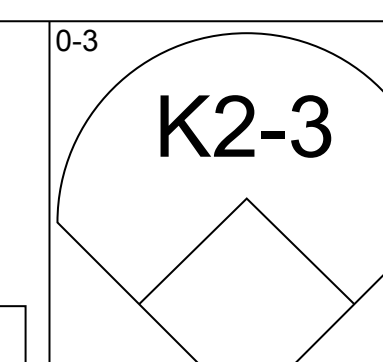
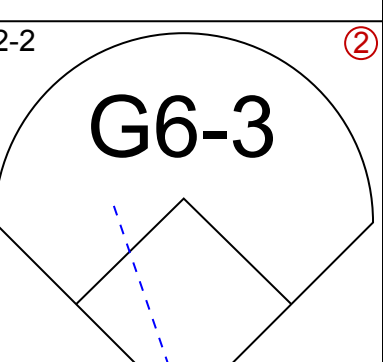
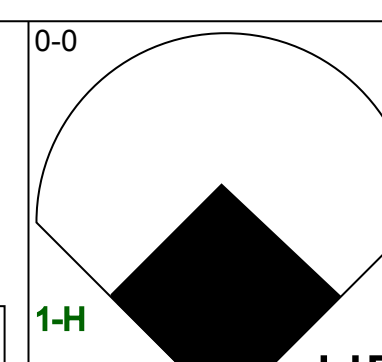
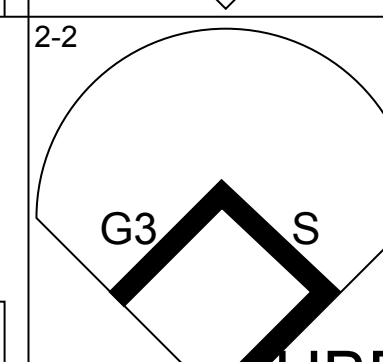
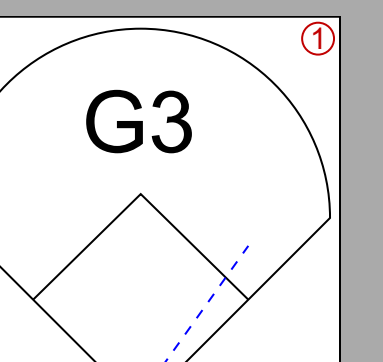
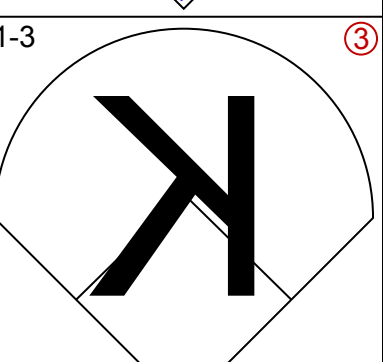
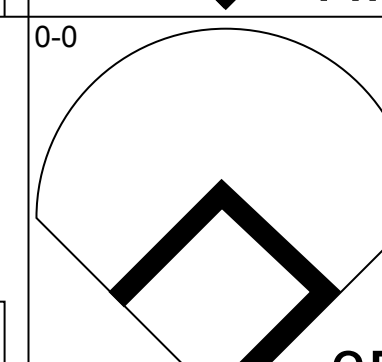
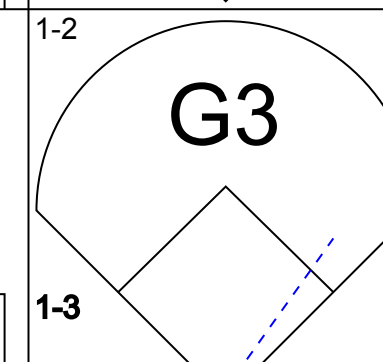
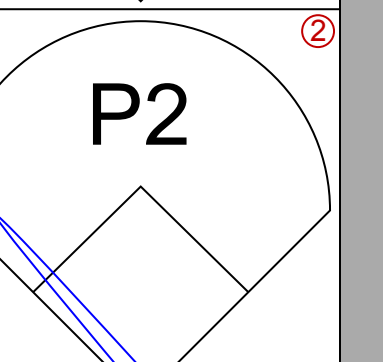
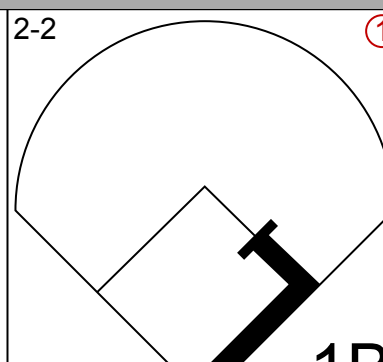
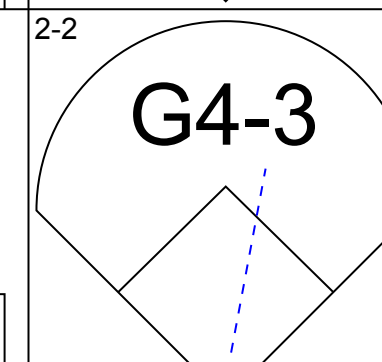
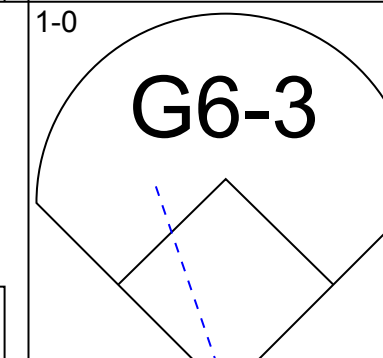

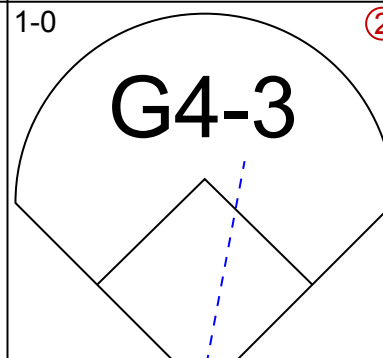
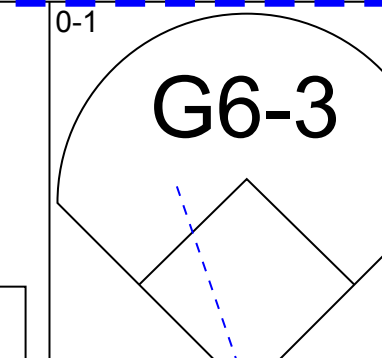
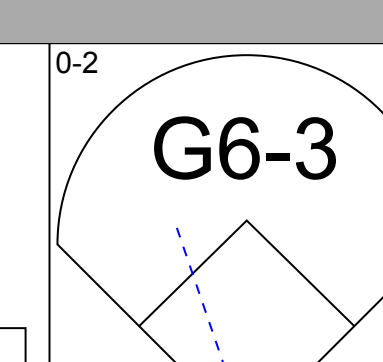
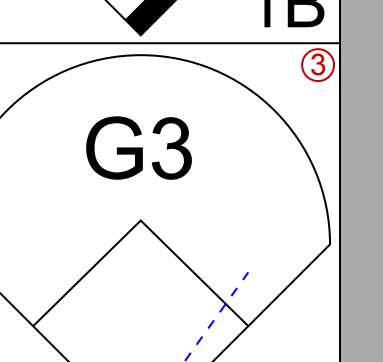
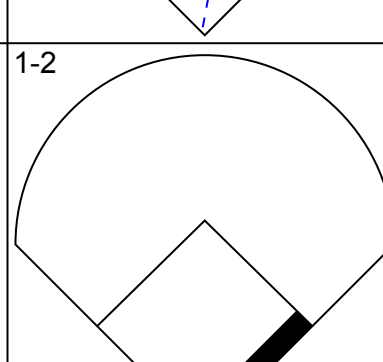
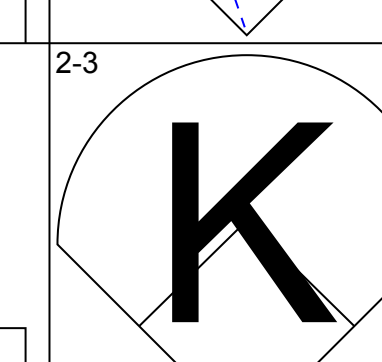
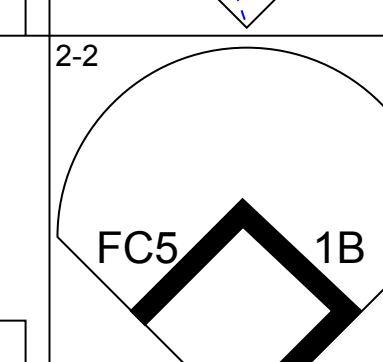
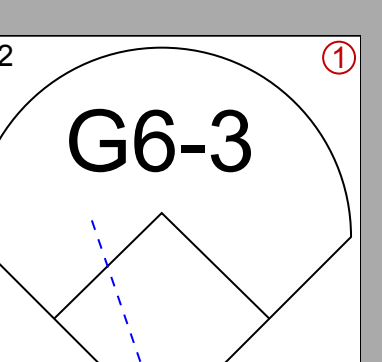
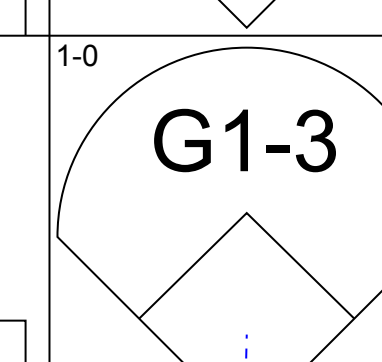
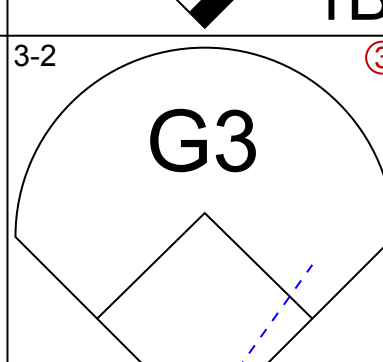
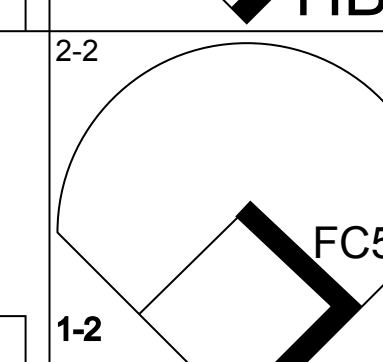
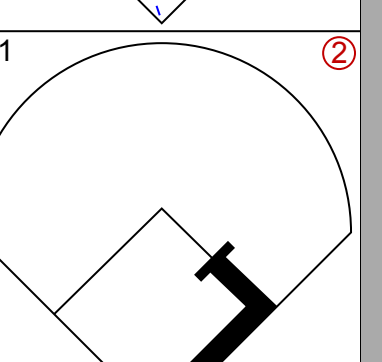
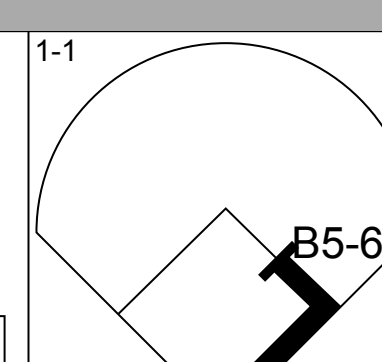
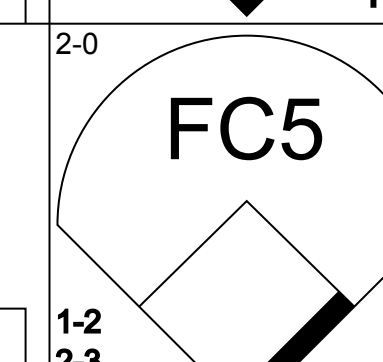
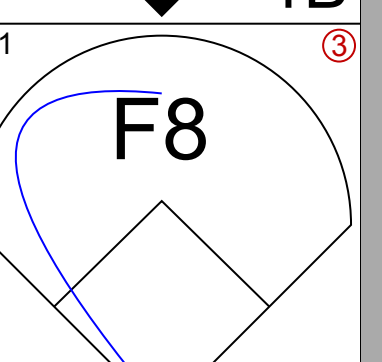
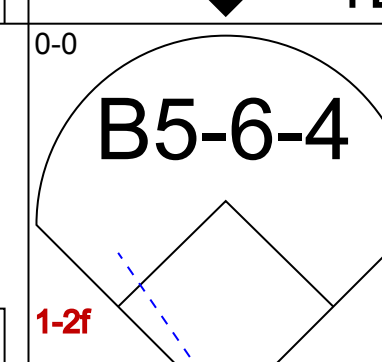
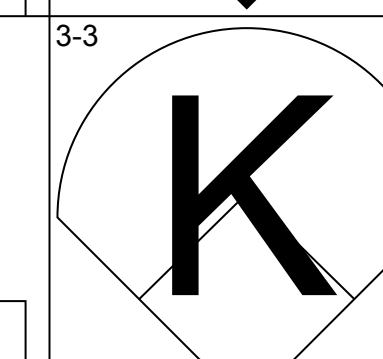
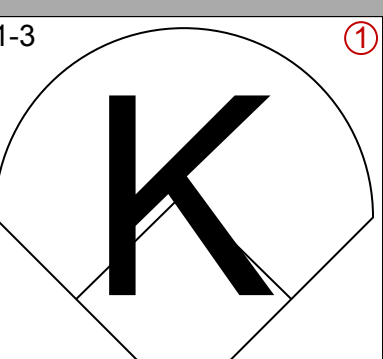
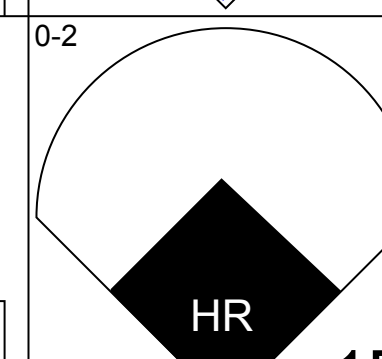
AB	32
R	3
H	6
RBI	3
BB	2
SO	6
LOB	10



Batter	1	2	3	4	5	6	7	8	9	AB	R	H	RBI	BB	SO	LOB	BOTTOM				
Craig Biggio, R (1,4) OBP: 0.304, SLG: 0.346	SH5-3 1B		2B BB		F8					2	1	1	0	2	0	0	Minnesota Twins @ Houston Astros Enron Field, Houston, TX Tue Jun 06 2000, 8:05 PM EDT Att: 35,075 - Sunny - 85 F				
Julio Lugo, R (1,9) OBP: 0.371, SLG: 0.310	SH5-3		F8		F7					3	0	0	0	0	2						
5 Jeff Bagwell, R (1,3) OBP: 0.304, SLG: 0.554	L5		F8			1B 1B		P3		4	0	1	0	0	2						
Ken Caminiti, S (1,5) OBP: 0.441, SLG: 0.624	F2					K		F7		4	0	1	1	0	1	2					
Moises Alou, R (1,7) OBP: 0.402, SLG: 0.598		F9 2B	F8			F8		F8		4	0	1	0	0	2						
Richard Hidalgo, R (1,8) OBP: 0.396, SLG: 0.645		F9		F8			1B			4	0	2	0	0	0	1					
Tony Eusebio, R (1,2) OBP: 0.340, SLG: 0.284							G5-3		F9	3	0	0	0	0	2	3					
Mitch Meluskey, S (9,PH) OBP: 0.389, SLG: 0.548		K								1	0	0	0	0	0	1					
Tim Bogar, R (1,6) OBP: 0.232, SLG: 0.252										2	0	0	0	1	0	0					
Matt Mieske, R (9,PH) OBP: 0.255, SLG: 0.298					G3			F7		1	0	0	0	0	1	1					
Jose Lima, R (1,1) OBP: 0.087, SLG: 0.087										3	0	0	0	0	2	2					
Yorkis Perez, L (8,1) ERA: 3.94		K								0	0	0	0	0	0	0					
Marc Valdes, R (8,1) ERA: 3.94										0	0	0	0	0	0	0					
17 Lance Berkman, S (9,PH) OBP: 0.350, SLG: 0.562										1	0	0	0	0	1	1					
Inning Stats	R: 0 E: 0 K: 0 S: 7	H: 1 LOB: 2 BB: 1 P: 11	R: 0 E: 0 K: 2 S: 12	H: 1 LOB: 1 BB: 1 P: 19	R: 1 E: 0 K: 0 S: 9	H: 1 LOB: 1 BB: 1 P: 17	R: 0 E: 0 K: 1 S: 8	H: 0 LOB: 0 BB: 0 P: 12	R: 0 E: 0 K: 1 S: 7	H: 0 LOB: 0 BB: 0 P: 11	R: 0 E: 0 K: 1 S: 14	H: 2 LOB: 2 BB: 0 P: 18	R: 0 E: 0 K: 0 S: 8	H: 0 LOB: 1 BB: 1 P: 13	R: 0 E: 0 K: 0 S: 6	H: 0 LOB: 0 BB: 0 P: 9	R: 0 E: 0 K: 2 S: 10	H: 1 LOB: 1 BB: 0 P: 13	1B: 4 2B: 2 3B: 0 HR: 0	SF: 0 SAC: 1 DP: 0 HBP: 0	WP: 0 PA: 36 PB: 0 SB: 0 CS: 0
PITCHER	IP WLS BF H R ER SO BB IBB HBP BLK WP HR S P ERA WHIP																				
Eric Milton, L (1,1) ERA: 4.93	2.0 W 20 3 1 1 3 2 0 0 0 0 0 0 46 71 1.80 1.000																				
Johan Santana, L (3,1) ERA: 7.22	5.0 W 20 3 1 1 3 2 0 0 0 0 0 0 46 71 1.80 1.000																				
Bob Wells, R (8,1) ERA: 3.94	1.0 H 3 0 0 0 0 0 0 0 0 0 0 0 6 9 0.00 0.000																				
Eddie Guardado, L (9,1) ERA: 4.5	1.0 S 4 1 0 0 2 0 0 0 0 0 0 0 10 13 0.00 1.000																				

AB	32
R	1
H	6
RBI	1
BB	3
SO	7
LOB	17

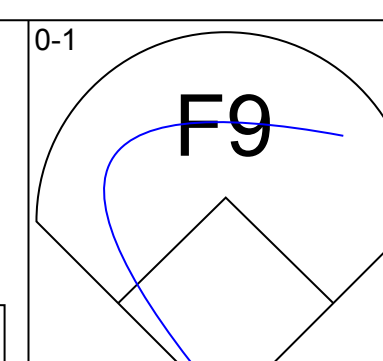
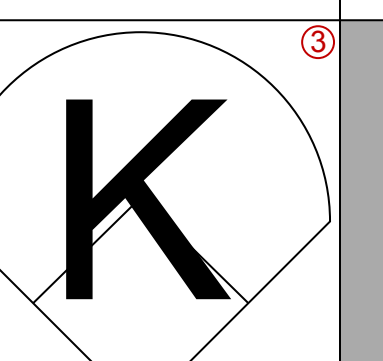
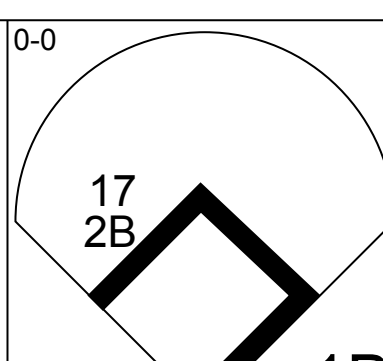
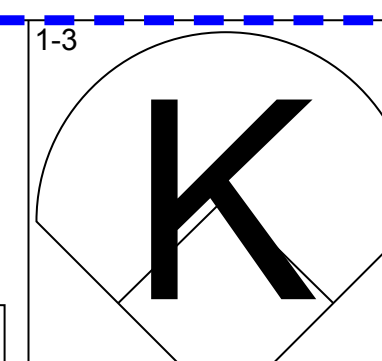
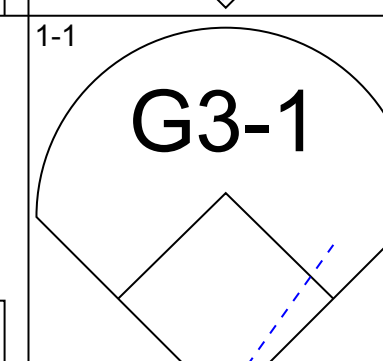
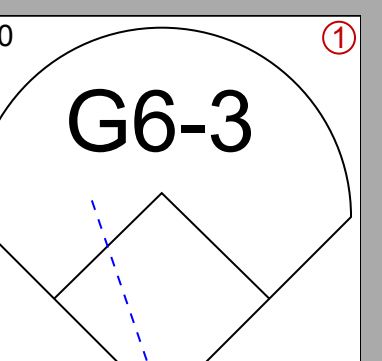
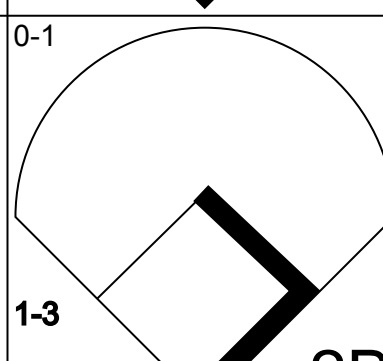
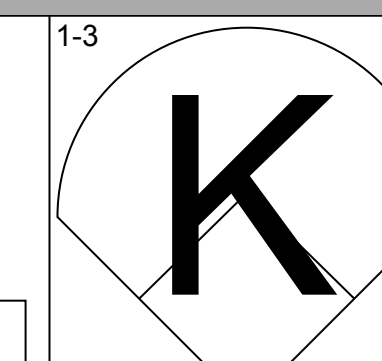
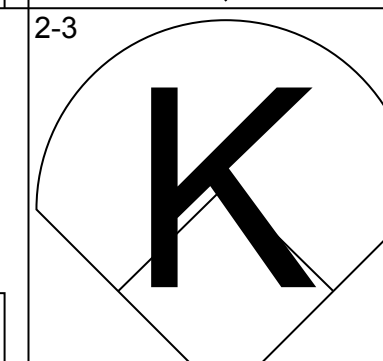
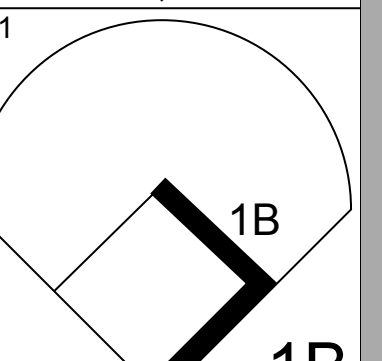
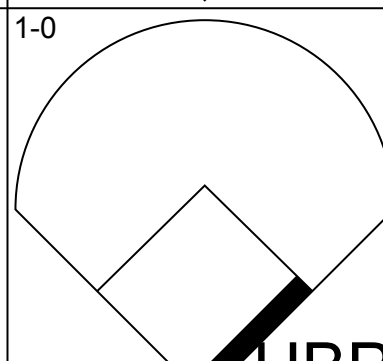
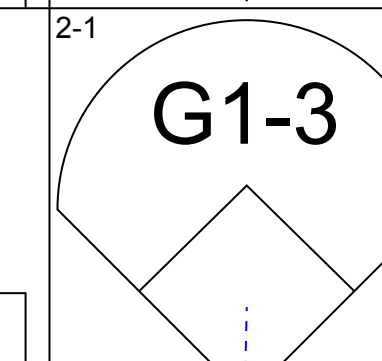
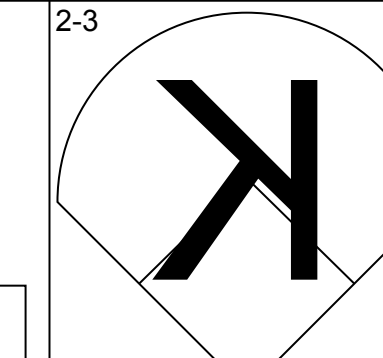
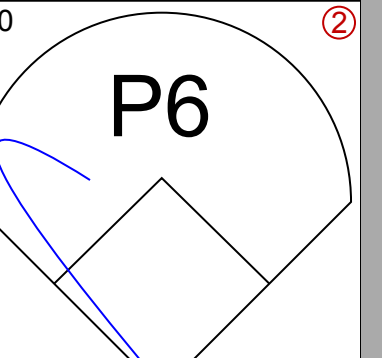
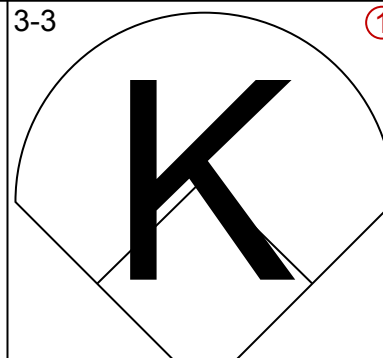
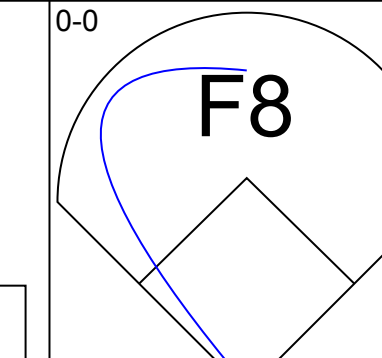
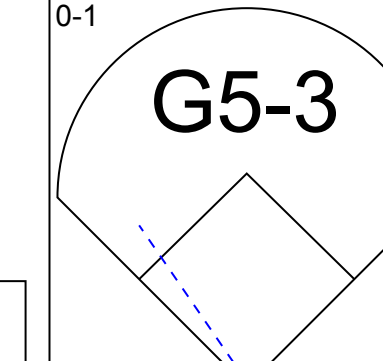
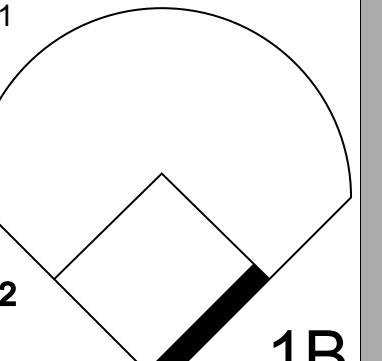
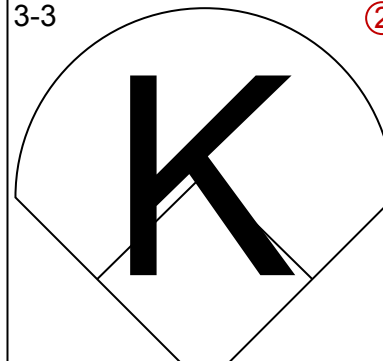
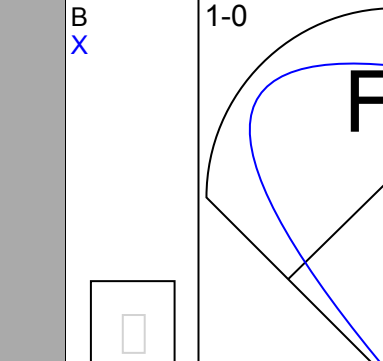
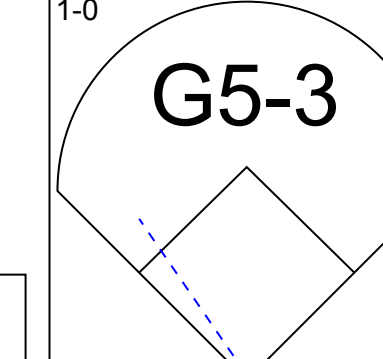
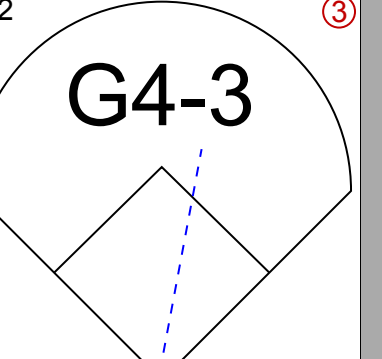
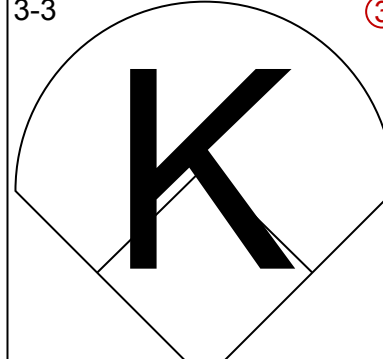
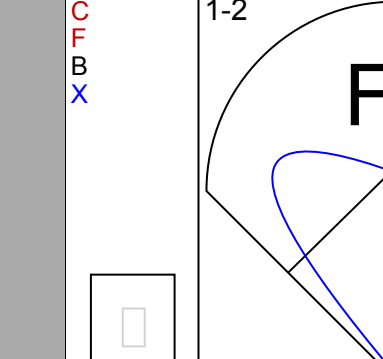
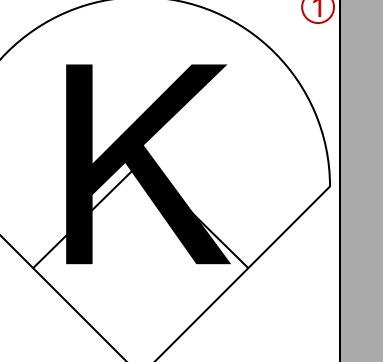
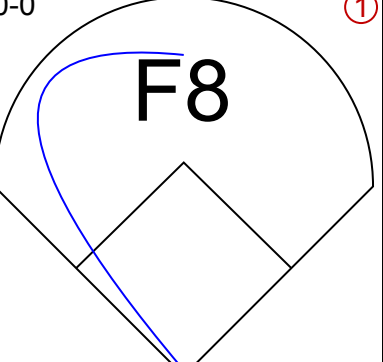
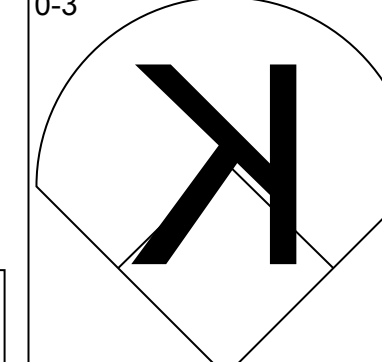
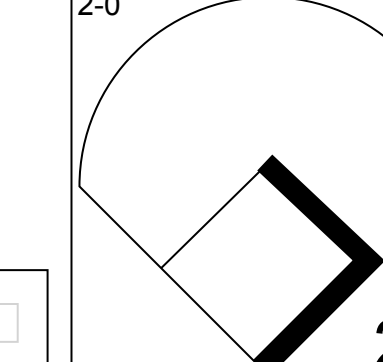
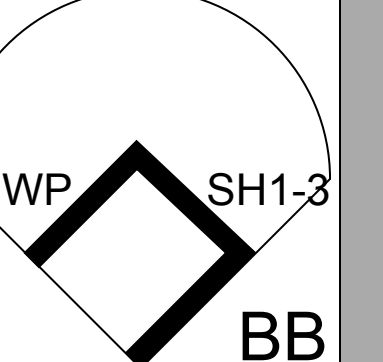
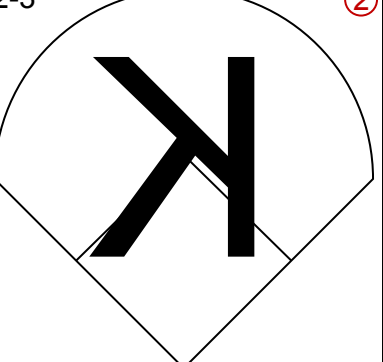
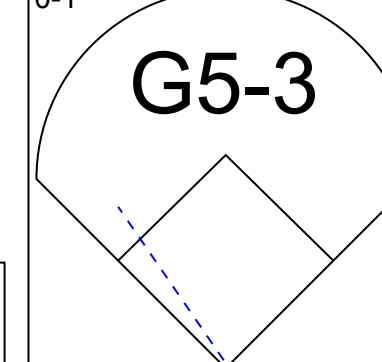
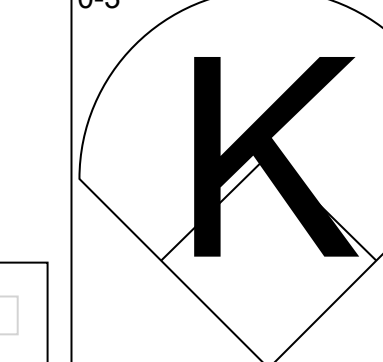
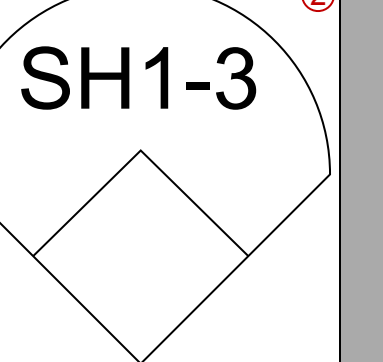
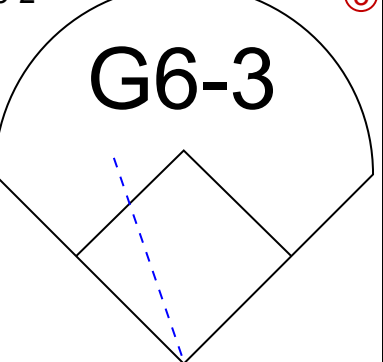
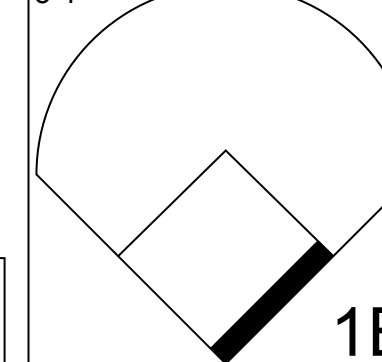


Batter	1	2	3	4	5	6	7	8	9	AB	R	H	RBI	BB	SO	LOB	TOP			
Jay Canizaro, R (1,4) OBP: 0.301, SLG: 0.392																	4 1 1 2 1 2 3			
Cristian Guzman, S (1,6) OBP: 0.316, SLG: 0.423																	4 0 1 0 0 1 2			
Matt Lawton, L (1,7) OBP: 0.425, SLG: 0.478																	4 0 1 0 0 0 2			
Ron Coomer, R (1,5) OBP: 0.342, SLG: 0.459																	4 0 1 0 0 0 1			
David Ortiz, L (1,3) OBP: 0.340, SLG: 0.341																	4 0 1 0 0 1 1			
Butch Huskey, R (1,9) OBP: 0.337, SLG: 0.336																	3 0 0 0 0 0 1			
Denny Hocking, S (8,9) OBP: 0.372, SLG: 0.449																	0 0 0 0 0 0 0			
Jacque Jones, L (1,8) OBP: 0.359, SLG: 0.535																	4 0 3 0 0 0 0			
Matthew LeCroy, R (1,2) OBP: 0.269, SLG: 0.341																	4 0 0 0 0 0 3			
Joe Mays, S (1,1) OBP: 0.250, SLG: 0.250																	2 0 0 0 0 2 3			
Corey Koskie, L (7,PH) OBP: 0.357, SLG: 0.380																	1 1 1 0 0 0 0			
Travis Miller, R (7,1) LaTroy Hawkins, R (7,1) Eddie Guardado, R (9,1)																	0 0 0 0 0 0 0 1 0 0 0 0 1 1 0 0 0 0 0 0 0			
Inning Stats	R: 0 E: 0 K: 1 S: 10	H: 0 LOB: 1 BB: 0 P: 17	R: 0 E: 0 K: 2 S: 16	H: 1 LOB: 3 BB: 0 P: 25	R: 0 E: 0 K: 0 S: 11	H: 1 LOB: 1 BB: 0 P: 16	R: 0 E: 0 K: 0 S: 7	H: 1 LOB: 0 BB: 0 P: 10	R: 0 E: 0 K: 0 S: 14	H: 2 LOB: 1 BB: 0 P: 18	R: 2 E: 0 K: 0 S: 12	H: 4 LOB: 1 BB: 0 P: 15	R: 0 E: 0 K: 1 S: 6	H: 0 LOB: 0 BB: 0 P: 9	R: 0 E: 1 K: 1 S: 9	H: 0 LOB: 2 BB: 1 P: 15	1B: 7 2B: 0 3B: 1 HR: 1	SF: 0 SAC: 0 DP: 1 HBP: 2	WP: 0 PB: 0 SB: 1 CS: 0	PA: 38
PITCHER	IP WLS BF H R ER SO BB IBB HBP BLK WP HR S P ERA WHIP																			
Shane Reynolds, R (1,1) ERA: 3.49	7.0 L 30 9 2 2 5 0 0 2 0 0 1 81 119 2.57 1.286																			
Doug Henry, R (8,1) ERA: 4.83	2.0 8 0 0 0 2 1 0 0 0 0 0 15 24 0.00 0.500																			

Minnesota Twins @ Houston Astros
Enron Field, Houston, TX
Wed Jun 07 2000, 8:05 PM EDT
Att: 35,743 - Sunny - 83 F

AB	35
R	2
H	9
RBI	2
BB	1
SO	7
LOB	17





Batter	1	2	3	4	5	6	7	8	9	AB	R	H	RBI	BB	SO	LOB	BOTTOM					
Craig Biggio, R (1,4) OBP: 0.302, SLG: 0.344																	4 0 1 0 0 2 2					
17 Lance Berkman, S (1,9) OBP: 0.345, SLG: 0.558																	4 0 1 0 0 1 0					
5 Jeff Bagwell, R (1,3) OBP: 0.305, SLG: 0.551																	3 0 1 0 0 1 0					
Ken Caminiti, S (1,5) OBP: 0.433, SLG: 0.610																	4 0 0 0 0 2 4					
Moises Alou, R (1,7) OBP: 0.396, SLG: 0.583																	4 0 1 0 0 1 3					
Richard Hidalgo, R (1,8) OBP: 0.392, SLG: 0.632																	4 0 0 0 0 1 5					
Mitch Meluskey, S (1,2) OBP: 0.386, SLG: 0.546																	4 0 1 0 0 2 0					
Tim Bogar, R (1,6) OBP: 0.234, SLG: 0.248																	2 0 0 0 1 1 0					
Daryle Ward, L (9,PH) OBP: 0.289, SLG: 0.541																	1 0 0 0 0 1 1					
Shane Reynolds, R (1,1) OBP: 0.250, SLG: 0.333																	1 0 0 0 0 0 0					
Julio Lugo, R (7,PH) OBP: 0.389, SLG: 0.333																	1 0 1 0 0 0 0					
Doug Henry, R (8,1) ERA: 4.43																	0 0 0 0 0 0 0					
Inning Stats	R: 0 E: 0 K: 1 S: 8	H: 0 LOB: 0 BB: 0 P: 11	R: 0 E: 0 K: 1 S: 6	H: 0 LOB: 0 BB: 0 P: 9	R: 0 E: 0 K: 2 S: 11	H: 0 LOB: 1 BB: 1 P: 22	R: 0 E: 0 K: 0 S: 9	H: 2 LOB: 0 BB: 0 P: 13	R: 0 E: 0 K: 1 S: 8	H: 0 LOB: 0 BB: 0 P: 13	R: 0 E: 0 K: 3 S: 15	H: 2 LOB: 3 BB: 0 P: 25	R: 0 E: 0 K: 2 S: 10	H: 1 LOB: 1 BB: 0 P: 14	R: 0 E: 0 K: 1 S: 6	H: 0 LOB: 0 BB: 0 P: 9	R: 0 E: 0 K: 1 S: 8	H: 1 LOB: 1 BB: 0 P: 12	1B: 4 2B: 2 3B: 0 HR: 0	SF: 0 SAC: 1 DP: 0 HBP: 1	WP: 1 PB: 0 SB: 0 CS: 0	PA: 35
PITCHER	IP WLS BF H R ER SO BB IBB HBP BLK WP HR S P ERA WHIP																					
Joe Mays, R (1,1) ERA: 5.4	6.0 W 24 4 0 0 0 1 0 0 0 0 0 7 10 0.00 0.833																					
Travis Miller, L (7,1) ERA: 3.75	0.2 H 3 1 0 0 1 0 0 0 0 0 0 7 10 0.00 1.500																					
LaTroy Hawkins, R (7,1) ERA: 3.34	2.0 H 7 1 0 0 2 0 0 0 0 0 0 14 22 0.00 0.500																					
Eddie Guardado, L (9,1) ERA: 4.43	0.1 S 1 0 0 0 1 0 0 0 0 0 0 3 3 0.00 0.000																					

Minnesota Twins @ Houston Astros
Enron Field, Houston, TX
Wed Jun 07 2000, 8:05 PM EDT
Att: 35,743 - Sunny - 83 F

AB	32
R	0
H	6
RBI	0
BB	1
SO	12
LOB	15



Batter	1	2	3	4	5	6	7	8	9	AB	R	H	RBI	BB	SO	LOB	TOP										
Ronnie Belliard, R OBP: 0.389, SLG: 0.424	G6-3	FC5 1B		K					2B	4	1	2	0	1	1	1	Milwaukee Brewers @ Minnesota Twins Hubert H. Humphrey Metrodome, Minneapolis, MN Fri Jun 09 2000, 8:05 PM EDT Att: 20,258 - Dome - 72 F AB 36 R 6 H 10 RBI 5 BB 5 SO 12 LOB 15 										
Marquis Crissom, R OBP: 0.283, SLG: 0.313	1B	FC5			F8	K			K	5	0	1	0	0	2	5											
Jeromy Burnitz, L OBP: 0.360, SLG: 0.462	P6		F2		G4-3				K	5	0	1	1	0	1	1											
Geoff Jenkins, L OBP: 0.329, SLG: 0.600	K		G3-1		K				K	5	0	0	0	0	4	2											
Charlie Hayes, R OBP: 0.415, SLG: 0.485		HR BB	WP 1B			E BB 1B			K	4	3	3	0	1	1	1											
Mark Sweeney, L OBP: 0.333, SLG: 0.333	K	K	1B			E3 BB G4-6-3	G4-3			4	1	1	1	0	1	3											
José Hernández, R OBP: 0.289, SLG: 0.375		HR			K	G4-6-3 BB 1B			K	3	1	1	2	1	2	0											
Tyler Houston, L OBP: 0.297, SLG: 0.358	G6-3		G4-3			G4-6-3 BB	G3-1			3	0	0	1	1	0	0											
Santiago Perez, S OBP: 0.308, SLG: 0.250						G4-6-3			F8	1	0	1	0	1	0	0											
Sean Berry, R OBP: 0.234, SLG: 0.279	FC5 1B	1B		S BB		1-2 2-3 3-H				2	0	0	0	0	0	2											
Inning Stats	R: 0 E: 0 K: 1 S: 8	H: 1 LOB: 1 BB: 0 P: 12	R: 2 E: 1 K: 1 S: 14	H: 3 LOB: 2 BB: 1 P: 24	R: 1 E: 0 K: 0 S: 10	H: 2 LOB: 1 BB: 0 P: 15	R: 0 E: 0 K: 2 S: 12	H: 0 LOB: 0 BB: 1 P: 22	R: 0 E: 0 K: 1 S: 5	H: 0 LOB: 0 BB: 0 P: 9	R: 2 E: 1 K: 1 S: 13	H: 1 LOB: 2 BB: 3 P: 29	R: 0 E: 0 K: 2 S: 14	H: 1 LOB: 1 BB: 0 P: 22	R: 0 E: 0 K: 1 S: 8	H: 0 LOB: 0 BB: 0 P: 11	R: 1 E: 0 K: 3 S: 18	H: 2 LOB: 1 BB: 0 P: 25	1B: 6 2B: 3 3B: 0 HR: 1	SF: 0 SAC: 0 DP: 1 HBP: 0	WP: 1 PB: 0 SB: 1 CS: 0	PA: 41					
PITCHER	IP	WLS	BF	H	R	ER	SO	BB	IBB	HBP	BLK	WP	HR	S	P	ERA	WHIP										
Sean Bergman, R ERA: 9.39	5.0	W	25	7	5	4	5	3	0	0	0	1	1	57	98	7.20	2.000										
Travis Miller, L ERA: 3.65	0.2	H	3	0	0	0	0	2	0	0	0	0	0	2	10	0.00	3.000										
Bob Wells, R ERA: 3.9	2.2	H	10	2	1	1	5	0	0	0	0	0	0	35	51	3.38	0.750										
Eddie Guardado, L ERA: 4.29	0.2		3	1	0	0	2	0	0	0	0	0	0	8	10	0.00	1.500										

Batter	1	2	3	4	5	6	7	8	9	AB	R	H	RBI	BB	SO	LOB	BOTTOM										
Jacque Jones, L OBP: 0.355, SLG: 0.524	K	E4 1B G6-3		G4-6-3	3B BB		K			4	1	0	1	1	2	3	Milwaukee Brewers @ Minnesota Twins Hubert H. Humphrey Metrodome, Minneapolis, MN Fri Jun 09 2000, 8:05 PM EDT Att: 20,258 - Dome - 72 F AB 34 R 9 H 10 RBI 8 BB 10 SO 7 LOB 23 										
Cristian Guzman, S OBP: 0.318, SLG: 0.431	K	G6-3		1B	3B		K2-3			5	0	2	4	0	2	2											
Matt Lawton, L OBP: 0.428, SLG: 0.478	BB S BB	1B		1B	F7				K	4	0	2	0	1	1	1											
Ron Coomer, R OBP: 0.343, SLG: 0.455	BB	F8		G6-3		F7			G3-1 BB 2B 1B	4	1	1	0	1	0	4											
David Ortiz, L OBP: 0.362, SLG: 0.378	FC6-4 BB		G4-3		HR	BB			G3-1 2B BB	2	2	1	1	3	0	0											
Brian Buchanan, R OBP: 0.246, SLG: 0.309	FC6-4			E6	G6-3	F7			G3-1	4	0	0	0	0	0	4											
Midre Cummings, L OBP: 0.378, SLG: 0.478										1	0	0	0	0	0	2											
Denny Hocking, S OBP: 0.372, SLG: 0.449				G6-4-3						0	0	0	0	0	0	0											
Corey Koskie, L OBP: 0.363, SLG: 0.389		G6-3 BLK E BB	G6-4-3		BB BB 3B 1B		K		2B	4	2	2	2	1	1	2											
Marcus Jensen, S OBP: 0.295, SLG: 0.325		G6-3		1B WP G4-6-3 1B	BB BB 3B BB					3	2	1	0	2	1	2											
Jay Canizaro, R OBP: 0.308, SLG: 0.390				1B G4-6-3 1B		F9			F8	3	1	1	0	1	0	3											
Inning Stats	R: 0 E: 0 K: 2 S: 12	H: 0 LOB: 3 BB: 3 P: 28	R: 2 E: 1 K: 0 S: 16	H: 1 LOB: 2 BB: 2 P: 31	R: 0 E: 1 K: 0 S: 4	H: 0 LOB: 0 BB: 0 P: 8	R: 1 E: 0 K: 0 S: 16	H: 4 LOB: 2 BB: 0 P: 23	R: 4 E: 0 K: 0 S: 16	H: 3 LOB: 1 BB: 2 P: 28	R: 0 E: 0 K: 1 S: 10	H: 0 LOB: 1 BB: 1 P: 16	R: 0 E: 0 K: 2 S: 10	H: 0 LOB: 1 BB: 1 P: 18	R: 2 E: 0 K: 2 S: 11	H: 2 LOB: 1 BB: 1 P: 21	1B: 7 2B: 1 3B: 1 HR: 1	SF: 0 SAC: 0 DP: 2 HBP: 0	WP: 2 PB: 0 SB: 2 CS: 0	PA: 44							
PITCHER	IP	WLS	BF	H	R	ER	SO	BB	IBB	HBP	BLK	WP	HR	S	P	ERA	WHIP										
James Wright, R ERA: 4.98	4.1	L	25	7	5	4	2	5	0	0	1	1	1	52	95	8.31	2.769										
Steve Woodard, R ERA: 5.17	2.0		11	1	2	2	1	4	0	0	0	0	0	26	49	9.00	2.500										
Valerio De Los Santos, L ERA: 5.63	0.2		2	0	0	0	2	0	0	0	0	1	0	6	8	0.00	0.000										
Bob Wickman, R ERA: 1.32	1.0		6	2	2	2	2	1	0	0	0	0	0	11	21	18.00	3.000										

Batter	1	2	3	4	5	6	7	8	9	AB	R	H	RBI	BB	SO	LOB	TOP					
Ronnie Belliard, R OBP: 0.393, SLG: 0.430 (1, 4)	G3-1		BB 1B		F8 2B	CS			WP SH1-4 1B BB	4	1	2	0	1	1	0						
James Mouton, R OBP: 0.294, SLG: 0.264 (1, 9)	K		F9		F8		F5		SH1-4	4	0	0	0	0	1	2						
Jeromy Burnitz, L OBP: 0.364, SLG: 0.460 (1, 10)	F7			BB					2B FC6-2 1B	3	0	1	1	2	1	0						
Charlie Hayes, R OBP: 0.414, SLG: 0.496 (1, 3)		1B 2B	F8		F8			F8	FC6-2 1B 2B	5	0	2	0	0	0	4						
Marquis Grissom, R OBP: 0.289, SLG: 0.332 (1, 8)	G6-3			HR		2B 1B		1B S 1B	FC6-2	5	3	3	1	0	0	3						
José Hernández, R OBP: 0.291, SLG: 0.380 (6, 5)	K		K		K	1B 2B		1B	K	5	1	2	0	0	3	3						
Geoff Jenkins, L OBP: 0.333, SLG: 0.597 (1, 7)		1B	K		K	FC6 G5-3 1B		K		4	0	2	2	0	2	2						
Sean Berry, R OBP: 0.220, SLG: 0.261 Santiago Perez, S OBP: 0.357, SLG: 0.308 (6, 6)	K		G6-3		G5-3					3	0	0	0	0	1	3						
Raul Casanova, S OBP: 0.235, SLG: 0.217 (1, 2)			G6-3		K2-3	FC6 CS		G1-4-3		4	0	0	0	0	1	3						
Inning Stats	R: 0 E: 0 K: 1 S: 7	H: 0 LOB: 0 BB: 0 P: 10	R: 0 E: 0 K: 2 S: 16	H: 2 LOB: 2 BB: 0 P: 25	R: 0 E: 0 K: 0 S: 8	H: 1 LOB: 2 BB: 1 P: 16	R: 1 E: 0 K: 2 S: 8	H: 1 LOB: 0 BB: 0 P: 11	R: 0 E: 0 K: 1 S: 11	H: 1 LOB: 2 BB: 1 P: 17	R: 2 E: 0 K: 0 S: 10	H: 3 LOB: 0 BB: 0 P: 16	R: 0 E: 0 K: 2 S: 8	H: 0 LOB: 0 BB: 0 P: 13	R: 1 E: 0 K: 1 S: 16	H: 3 LOB: 2 BB: 1 P: 20	R: 1 E: 0 K: 1 S: 18	H: 2 LOB: 2 BB: 1 P: 25	1B: 8 2B: 4 3B: 0 HR: 1	SF: 0 SAC: 1 DP: 0 HBP: 0	WP: 1 PB: 0 SB: 1 CS: 1	PA: 43
PITCHER	IP	WLS	BF	H	R	ER	SO	BB	IBB	HBP	BLK	WP	HR	S	P	ERA	WHIP					
Mark Redman, L ERA: 3.56 (1, 1)	7.0	L	30	8	3	3	8	2	0	0	0	0	1	68	108	3.86	1.429					
Hector Carrasco, R ERA: 3.82 (8, 1)	1.1		9	4	2	2	1	1	0	0	0	1	0	26	35	13.50	3.750					
LaTroy Hawkins, R ERA: 3.28 (9, 1)	0.2		3	1	0	0	1	0	0	0	0	0	0	8	10	0.00	1.500					

Milwaukee Brewers @ Minnesota Twins
Hubert H. Humphrey Metrodome, Minneapolis, MN

AB 38
R 5
H 13
RBI 5
BB 3
SO 10
LOB 20



Sat Jun 10 2000, 7:05 PM EDT
Att: 17,023 - Dome - 72 F

Batter	1	2	3	4	5	6	7	8	9	AB	R	H	RBI	BB	SO	LOB	BOTTOM					
Jacque Jones, L OBP: 0.355, SLG: 0.521 Jason Maxwell, R OBP: 0.294, SLG: 0.383 (8, PH) (9, 4)	G3		F7			B1-3 1B		P4		3	1	1	0	0	0	1						
Cristian Guzman, S OBP: 0.317, SLG: 0.441 (1, 6)	G4-3			G1-3		B1-3		HR		4	1	1	1	0	0	1						
Matt Lawton, L OBP: 0.429, SLG: 0.483 (1, 7)	G5-3			S 2B				F7		4	0	2	1	0	0	0						
Ron Coomer, R OBP: 0.338, SLG: 0.447 (1, 10)		F8		P4		K		F9		4	0	0	0	0	1	2						
David Ortiz, L OBP: 0.349, SLG: 0.362 (1, 3)		F8		P6		G1-3		G6-3		4	0	0	0	0	0	2						
Butch Huskey, R OBP: 0.335, SLG: 0.333 (1, 9)		G5-3			FC6-4 1B		B2	P4		4	0	1	0	0	0	0						
Corey Koskie, L OBP: 0.361, SLG: 0.386 (1, 5)			G6-3 1B		F8		G4-3	K		4	0	1	0	0	1	1						
Matthew LeCroy, R OBP: 0.270, SLG: 0.364 (1, 2)			G6-3		FC6-4 FC4-6		HR			3	1	1	1	0	0	2						
Jay Canizaro, R OBP: 0.303, SLG: 0.382 Denny Hocking, S OBP: 0.370, SLG: 0.445 (7, PH) (9, 8)			F8		FC4-6		G3-1			2	0	0	0	0	0	2						
Inning Stats	R: 0 E: 0 K: 0 S: 5	H: 0 LOB: 0 BB: 0 P: 9	R: 0 E: 0 K: 0 S: 7	H: 0 LOB: 0 BB: 0 P: 16	R: 0 E: 0 K: 0 S: 9	H: 1 LOB: 1 BB: 0 P: 18	R: 0 E: 0 K: 0 S: 8	H: 1 LOB: 1 BB: 0 P: 14	R: 0 E: 0 K: 1 S: 10	H: 1 LOB: 1 BB: 0 P: 12	R: 1 E: 0 K: 0 S: 9	H: 1 LOB: 0 BB: 0 P: 14	R: 1 E: 0 K: 0 S: 6	H: 1 LOB: 0 BB: 0 P: 9	R: 0 E: 0 K: 1 S: 8	H: 0 LOB: 0 BB: 0 P: 13	1B: 4 2B: 1 3B: 0 HR: 2	SF: 0 SAC: 0 DP: 0 HBP: 0	WP: 0 PB: 0 SB: 1 CS: 0	PA: 34		
PITCHER	IP	WLS	BF	H	R	ER	SO	BB	IBB	HBP	BLK	WP	HR	S	P	ERA	WHIP					
Jimmy Haynes, R ERA: 4.35 (1, 1)	7.0	W	27	6	2	2	1	0	0	0	0	0	1	55	91	2.57	0.857					
Valerio De Los Santos, L ERA: 5.77 (8, 1)	0.2	H	3	1	1	1	0	0	0	0	0	0	1	5	7	13.50	1.500					
Curt Leskanic, R ERA: 4.08 (8, 1)	0.1	H	1	0	0	0	0	0	0	0	0	0	0	1	2	0.00	0.000					
Bob Wickman, R ERA: 1.27 (9, 1)	1.0	S	3	0	0	0	1	0	0	0	0	0	0	8	13	0.00	0.000					

Milwaukee Brewers @ Minnesota Twins
Hubert H. Humphrey Metrodome, Minneapolis, MN

AB 34
R 3
H 7
RBI 3
BB 0
SO 2
LOB 11



Sat Jun 10 2000, 7:05 PM EDT
Att: 17,023 - Dome - 72 F

Batter	1	2	3	4	5	6	7	8	9	AB	R	H	RBI	BB	SO	LOB	TOP			
Ronnie Belliard, R OBP: 0.389, SLG: 0.425										5	1	1	0	0	1	4	Milwaukee Brewers @ Minnesota Twins Hubert H. Humphrey Metrodome, Minneapolis, MN Sun Jun 11 2000, 2:05 PM EDT Att: 11,715 - Dome - 72 F			
Marquis Grissom, R OBP: 0.295, SLG: 0.347										4	3	2	2	1	0	1				
Jeremy Burnitz, L OBP: 0.357, SLG: 0.450										5	0	0	0	0	0	5				
Geoff Jenkins, L OBP: 0.342, SLG: 0.604										5	1	3	2	0	0	0				
Charlie Hayes, R OBP: 0.420, SLG: 0.493										3	0	1	0	2	0	2				
Mark Sweeney, L OBP: 0.379, SLG: 0.360										4	0	2	1	1	2	3				
José Hernández, R OBP: 0.289, SLG: 0.376										5	0	1	0	0	2	8				
Raul Casanova, S OBP: 0.255, SLG: 0.240										4	0	2	0	0	0	0				
Santiago Perez, S OBP: 0.333, SLG: 0.353										4	0	1	0	0	0	3				
Inning Stats	R: 2 E: 0 K: 1 S: 12	H: 3 LOB: 1 BB: 0 P: 18	R: 0 E: 0 K: 0 S: 12	H: 2 LOB: 3 BB: 1 P: 19	R: 0 E: 0 K: 1 S: 10	H: 2 LOB: 2 BB: 0 P: 16	R: 0 E: 0 K: 0 S: 7	H: 0 LOB: 0 BB: 0 P: 9	R: 2 E: 0 K: 0 S: 16	H: 2 LOB: 1 BB: 1 P: 28	R: 1 E: 1 K: 0 S: 16	H: 1 LOB: 2 BB: 1 P: 24	R: 0 E: 0 K: 2 S: 14	H: 1 LOB: 2 BB: 1 P: 23	R: 0 E: 0 K: 2 S: 12	H: 1 LOB: 2 BB: 1 P: 23	1B: 10 2B: 4 3B: 0 HR: 1	SF: 0 SAC: 0 DP: 3 HBP: 0	WP: 0 PB: 0 SB: 4 CS: 2	PA: 43
PITCHER	IP WLS BF H R ER SO BB IBB HBP BLK WP HR S P ERA WHIP																			
Brad Radke, R ERA: 4.21	6.0 L 29 10 5 4 3 2 0 0 0 0 0 1 72 114 6.00 2.000																			
Eddie Guardado, L ERA: 4.15	0.2 4 1 0 0 0 1 0 0 0 0 0 0 10 15 0.00 3.000																			
LaTroy Hawkins, R ERA: 3.16	1.1 5 1 0 0 0 0 0 0 0 0 0 0 15 25 0.00 0.750																			
Travis Miller, L ERA: 3.55	0.2 4 1 0 0 1 1 0 0 0 0 0 0 9 17 0.00 3.000																			
Bob Wells, R ERA: 3.66	0.1 1 0 0 0 1 0 0 0 0 0 0 0 3 6 0.00 0.000																			

Batter	1	2	3	4	5	6	7	8	9	AB	R	H	RBI	BB	SO	LOB	BOTTOM			
Jacque Jones, L OBP: 0.351, SLG: 0.513										5	0	1	0	0	1	2	Milwaukee Brewers @ Minnesota Twins Hubert H. Humphrey Metrodome, Minneapolis, MN Sun Jun 11 2000, 2:05 PM EDT Att: 11,715 - Dome - 72 F			
Cristian Guzman, S OBP: 0.318, SLG: 0.438										4	1	1	0	1	1	2				
Matt Lawton, L OBP: 0.439, SLG: 0.496										2	0	2	1	3	0	0				
Ron Coomer, R OBP: 0.335, SLG: 0.441										5	0	1	0	0	0	7				
David Ortiz, L OBP: 0.342, SLG: 0.354										5	0	1	0	0	0	3				
Brian Buchanan, R OBP: 0.246, SLG: 0.309										0	0	0	0	0	0	0				
Midre Cummings, L OBP: 0.392, SLG: 0.493										4	1	2	0	1	0	0				
Matthew LeCroy, R OBP: 0.268, SLG: 0.353										4	0	0	0	0	1	5				
Corey Koskie, L OBP: 0.359, SLG: 0.379										3	0	0	0	1	0	3				
Denny Hocking, S OBP: 0.373, SLG: 0.455										4	1	2	1	0	1	2				
Inning Stats	R: 1 E: 0 K: 0 S: 12	H: 1 LOB: 1 BB: 1 P: 21	R: 0 E: 0 K: 1 S: 7	H: 0 LOB: 0 BB: 0 P: 13	R: 0 E: 0 K: 1 S: 12	H: 1 LOB: 2 BB: 1 P: 19	R: 2 E: 1 K: 1 S: 18	H: 4 LOB: 3 BB: 1 P: 33	R: 0 E: 0 K: 1 S: 8	H: 1 LOB: 2 BB: 1 P: 17	R: 0 E: 0 K: 0 S: 6	H: 0 LOB: 0 BB: 0 P: 11	R: 0 E: 0 K: 0 S: 6	H: 0 LOB: 1 BB: 1 P: 12	R: 0 E: 0 K: 0 S: 8	H: 2 LOB: 2 BB: 1 P: 16	1B: 7 2B: 2 3B: 1 HR: 0	SF: 0 SAC: 0 DP: 1 HBP: 1	WP: 0 PB: 0 SB: 0 CS: 0	PA: 43
PITCHER	IP WLS BF H R ER SO BB IBB HBP BLK WP HR S P ERA WHIP																			
John Snyder, R ERA: 8.06	5.2 W 30 8 3 3 4 2 2 1 0 0 0 0 65 114 4.76 1.765																			
David Weathers, R ERA: 3.13	1.1 H 4 0 0 0 0 0 0 0 0 0 0 0 8 15 0.00 0.000																			
Curt Leskanic, R ERA: 3.94	1.0 H 4 0 0 0 0 1 0 0 0 0 0 0 6 12 0.00 1.000																			
Bob Wickman, R ERA: 1.23	1.0 S 5 2 0 0 0 1 0 0 0 0 0 0 8 16 0.00 3.000																			

AB 39
R 5
H 13
RBI 5
BB 4
SO 5
LOB 26

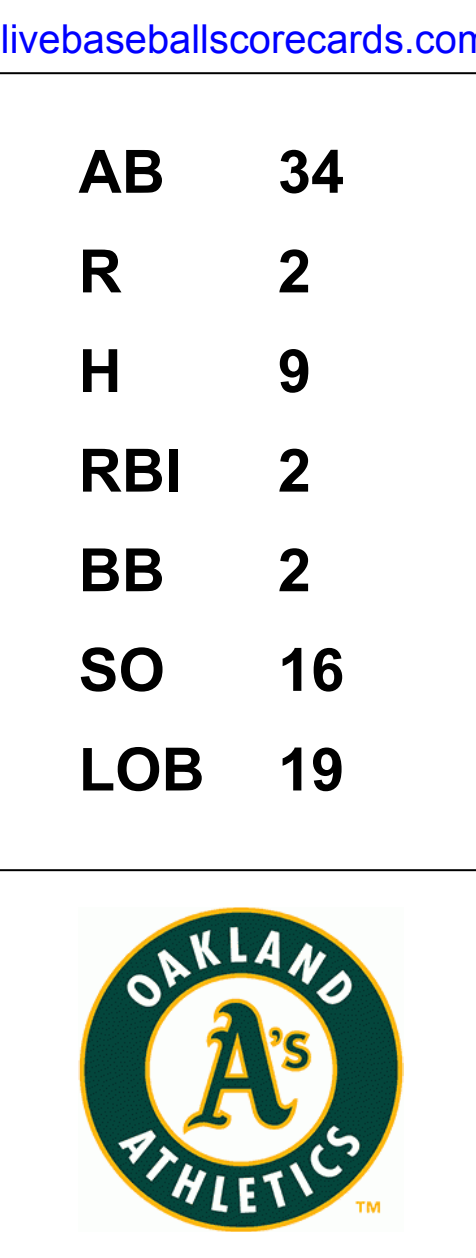


AB 36
R 3
H 10
RBI 2
BB 6
SO 4
LOB 24



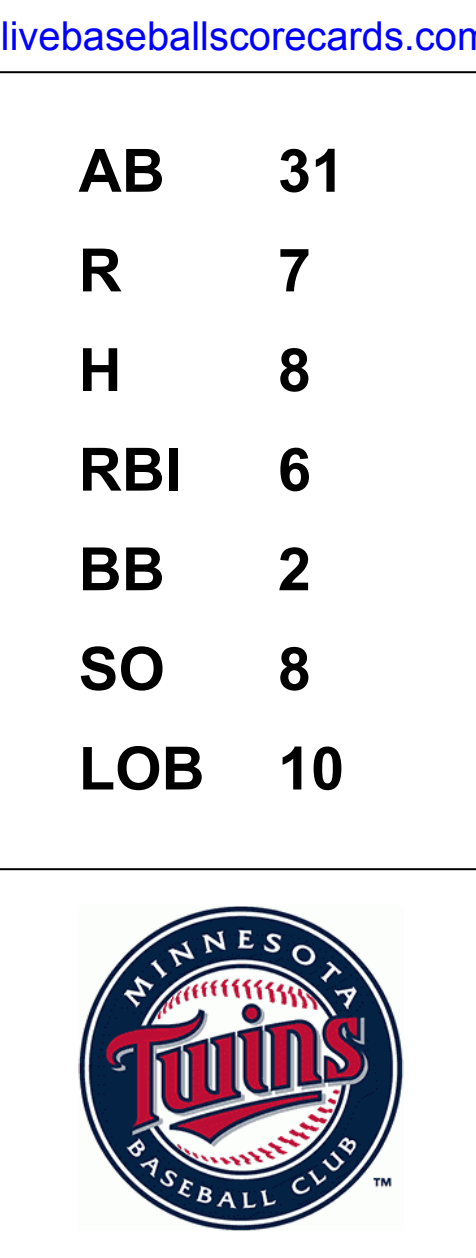
Batter	1	2	3	4	5	6	7	8	9	AB	R	H	RBI	BB	SO	LOB	TOP							
Terrence Long, L (1, 8) OBP: 0.319, SLG: 0.447	0-0 B1-3	1-0 G4-3			0-1 L6-3 1B			2-2 1B DI 1B		4	0	2	0	0	0	0								
Miguel Tejada, R (1, 6) OBP: 0.394, SLG: 0.409	1-1 2B		2-2 2B 1B		0-3 K			2-3 K 1-2		4	0	2	0	0	2	2								
Jason Giambi, L (1, 3) OBP: 0.445, SLG: 0.629	4-2 BB		1-0 1-3 2B		0-1 L6-3 1-2			1-2 1B 2-3		3	0	2	0	1	0	1								
John Jaha, R (1, 10) OBP: 0.424, SLG: 0.191	2-3 K		1-3 K			2-2 G6-3 1B		1-3 K		4	0	1	0	0	3	6								
Matt Stairs, L (1, 9) OBP: 0.325, SLG: 0.394	3-3 K		3-3 K			2-1 G6-3 1-2		1-3 K		4	0	0	0	0	3	7								
Olmedo Saenz, R (1, 5) OBP: 0.390, SLG: 0.528		3-2 HR 1B	1-2 L8			1-1 P4			0-3 K	4	1	1	0	0	1	2								
Ben Grieve, L (1, 7) OBP: 0.351, SLG: 0.466	0-0 HR 1-H			3-3 K			3-2 F8		1-3 K	4	1	1	2	0	2	0	AB 34 R 2 H 9 RBI 2 BB 2 SO 16 LOB 19							
Ramon Hernandez, R (1, 2) OBP: 0.322, SLG: 0.374	2-3 K		1-3 K				3-2 G6-3		4-2 BB	3	0	0	0	1	2	0								
Frank Menechino, R (1, 4) OBP: 0.345, SLG: 0.454	3-3 K		1-3 K				1-3 K		0-0 F9	4	0	0	0	0	3	1								
Inning Stats	R: 0 E: 0 K: 2 S: 13	H: 1 LOB: 2 BB: 1 P: 23	R: 2 E: 0 K: 2 S: 14	H: 2 LOB: 0 BB: 0 P: 23	R: 0 E: 0 K: 2 S: 16	H: 2 LOB: 2 BB: 0 P: 24	R: 0 E: 0 K: 3 S: 10	H: 0 LOB: 0 BB: 0 P: 15	R: 0 E: 0 K: 1 S: 7	H: 1 LOB: 0 BB: 0 P: 7	R: 0 E: 0 K: 0 S: 7	H: 1 LOB: 0 BB: 0 P: 12	R: 0 E: 0 K: 1 S: 10	H: 0 LOB: 0 BB: 0 P: 17	R: 0 E: 0 K: 3 S: 20	H: 2 LOB: 2 BB: 0 P: 27	R: 0 E: 0 K: 2 S: 9	H: 0 LOB: 1 BB: 1 P: 14	1B: 6 2B: 3 3B: 0 HR: 1	SF: 0 SAC: 0 DP: 2 HBP: 0	WP: 0 PB: 0 SB: 0 CS: 0	PA: 36		
PITCHER	IP WLS BF H R ER SO BB IBB HBP BLK WP HR S P ERA WHIP	7.0 W 27 7 2 2 11 1 0 0 0 0 1 77 121 2.57 1.143	2.0 9 2 0 0 5 1 0 0 0 0 0 29 41 0.00 1.500																					

Oakland Athletics @ Minnesota Twins
Hubert H. Humphrey Metrodome, Minneapolis, MN
Mon Jun 12 2000, 8:05 PM EDT
Att: 8,486 - Dome - 72 F



Batter	1	2	3	4	5	6	7	8	9	AB	R	H	RBI	BB	SO	LOB	BOTTOM						
Denny Hocking, S (1, 4) OBP: 0.372, SLG: 0.452	1-3 K		1-3 K	1-1 SH1-3			1-1 1B			3	0	1	1	0	2	1							
Cristian Guzman, S (1, 6) OBP: 0.314, SLG: 0.430	1-1 G4-3		2-2 E6 E S	3-H G4-3			1-1 F8			4	0	0	0	0	0	1							
Matt Lawton, L (1, 7) OBP: 0.437, SLG: 0.492	1-0 G4-3		3-H K	1-3 K	2-1 F9-3 1B		0-0 G1-3			4	0	1	0	0	1	2							
Ron Coomer, R (1, 3) OBP: 0.329, SLG: 0.434		0-3 K		1-1 G4-3	1-0 P6			1-1 P6		4	0	0	0	0	1	1							
David Ortiz, L (1, 10) OBP: 0.347, SLG: 0.359	1-1 G1-4-3		3-0 HR 1B	1-1 F9-3 1-2				2-0 1B 1B		4	1	2	0	0	0	1							
Butch Huskey, R (1, 9) OBP: 0.333, SLG: 0.351	2-3 K		2-1 HR 1B	1-1 HR		1-2 G6-3		3-3 K		4	1	1	2	0	2	1							
Corey Koskie, L (1, 5) OBP: 0.366, SLG: 0.381			4-2 2B G6-3	4-2 HBP 3B BB			3-3 K	3-2 1B		2	2	1	0	2	1	0	AB 31 R 7 H 8 RBI 6 BB 2 SO 8 LOB 10						
Matthew LeCroy, R (1, 2) OBP: 0.274, SLG: 0.360			3-2 PB E	1-0 3B HBP			1-0 F9	1-3 K		3	2	1	0	0	1	2							
Jacque Jones, L (1, 8) OBP: 0.351, SLG: 0.520			0-0 G6-3	0-0 SH1-3 3B				G4-3		3	1	1	3	0	0	1							
Inning Stats	R: 0 E: 0 K: 1 S: 6	H: 0 LOB: 0 BB: 0 P: 9	R: 0 E: 0 K: 2 S: 8	H: 0 LOB: 0 BB: 0 P: 11	R: 2 E: 1 K: 2 S: 18	H: 1 LOB: 1 BB: 1 P: 28	R: 5 E: 0 K: 0 S: 13	H: 3 LOB: 0 BB: 1 P: 26	R: 0 E: 0 K: 1 S: 9	H: 0 LOB: 0 BB: 0 P: 14	R: 0 E: 0 K: 0 S: 6	H: 1 LOB: 1 BB: 0 P: 10	R: 0 E: 0 K: 2 S: 14	H: 2 LOB: 2 BB: 0 P: 24	R: 0 E: 0 K: 1 S: 9	H: 0 LOB: 1 BB: 1 P: 14	1B: 5 2B: 2 3B: 1 HR: 1	SF: 0 SAC: 1 DP: 1 HBP: 1	WP: 0 PB: 1 SB: 1 CS: 0	PA: 35			
PITCHER	IP WLS BF H R ER SO BB IBB HBP BLK WP HR S P ERA WHIP	4.0 L 20 4 7 6 5 4 7 6 5 0 0 17 29 0.00 0.857	2.1 8 2 0 0 1 0 0 0 0 0 0 3 4 0.00 0.000	0.2 2 0 0 0 0 0 0 0 0 0 0 3 4 0.00 0.000	1.0 5 2 0 0 2 0 0 0 0 0 0 14 24 0.00 2.000																		

Oakland Athletics @ Minnesota Twins
Hubert H. Humphrey Metrodome, Minneapolis, MN
Mon Jun 12 2000, 8:05 PM EDT
Att: 8,486 - Dome - 72 F



Batter	1	2	3	4	5	6	7	8	9	AB	R	H	RBI	BB	SO	LOB	TOP					
Terrence Long, L (1, 8) OBP: 0.322, SLG: 0.444										5	1	2	0	0	1	2						
Randy Velarde, R (1, 4) OBP: 0.385, SLG: 0.438										5	2	2	0	0	2	2						
Jason Giambi, L (1, 3) OBP: 0.461, SLG: 0.651										4	2	4	4	1	0	0						
Ben Grievs, L (1, 7) OBP: 0.347, SLG: 0.470										4	1	2	1	0	0	3						
Ryan Christenson, R (8, 7) OBP: 0.384, SLG: 0.317										0	1	0	0	1	0	0						
John Jaha, R (1, 10) OBP: 0.395, SLG: 0.179										5	0	0	0	0	2	7						
Matt Stairs, L (1, 9) OBP: 0.336, SLG: 0.417										5	2	4	3	0	1	1						
Miguel Tejada, R (1, 6) OBP: 0.311, SLG: 0.414										4	0	1	0	1	0	2						
3 Eric Chavez, L (1, 5) OBP: 0.353, SLG: 0.465										4	0	1	1	0	1	3						
Ramon Hernandez, R (1, 2) OBP: 0.323, SLG: 0.372										4	0	0	0	0	0	2						
Inning Stats	R: 0 E: 0 K: 1 S: 10	H: 1 LOB: 2 BB: 1 P: 15	R: 1 E: 0 K: 0 S: 8	H: 1 LOB: 0 BB: 0 P: 12	R: 3 E: 0 K: 1 S: 14	H: 4 LOB: 1 BB: 0 P: 21	R: 0 E: 0 K: 0 S: 6	H: 1 LOB: 0 BB: 0 P: 9	R: 0 E: 0 K: 1 S: 14	H: 2 LOB: 1 BB: 0 P: 21	R: 1 E: 0 K: 0 S: 12	H: 2 LOB: 1 BB: 0 P: 18	R: 1 E: 0 K: 2 S: 19	H: 2 LOB: 1 BB: 0 P: 28	R: 0 E: 0 K: 0 S: 9	H: 0 LOB: 0 BB: 0 P: 15	R: 3 E: 0 K: 2 S: 15	H: 3 LOB: 2 BB: 2 P: 29	1B: 10 2B: 3 3B: 0 HR: 3	SF: 1 SAC: 0 DP: 2 HBP: 0	WP: 1 PB: 1 CS: 0	PA: 44
PITCHER	IP WLS BF H R ER SO BB IBB HBP BLK WP HR S P ERA WHIP																					
Sean Bergman, R (1, 1) ERA: 9.22	6.0 L 28 11 5 5 3 1 0 0 0 0 3 64 96 7.50 2.000																					
Johan Santana, L (7, 1) ERA: 7.36	3.0 16 5 4 3 4 2 0 0 0 1 0 43 72 9.00 2.333																					

Oakland Athletics @ Minnesota Twins
Hubert H. Humphrey Metrodome, Minneapolis, MN
Wed Jun 14 2000, 8:05 PM EDT
Att. 8,911 - Dome - 72 F

AB 40
R 9
H 16
RBI 9
BB 3
SO 7
LOB 22



Batter	1	2	3	4	5	6	7	8	9	AB	R	H	RBI	BB	SO	LOB	BOTTOM					
Denny Hocking, S (1, 9) OBP: 0.361, SLG: 0.437										4	1	0	0	1	1	0						
Cristian Guzman, S (1, 6) OBP: 0.314, SLG: 0.436										5	0	1	1	0	1	0						
Matt Lawton, L (1, 7) OBP: 0.432, SLG: 0.488										5	0	1	0	0	1	1						
Ron Coomer, R (1, 3) OBP: 0.329, SLG: 0.429										4	0	0	0	0	0	1						
David Ortiz, L (1, 10) OBP: 0.352, SLG: 0.393										4	2	2	1	0	0	1						
Jay Canizaro, R (1, 4) OBP: 0.316, SLG: 0.394										4	0	1	0	0	1	1						
Corey Koskie, L (1, 5) OBP: 0.372, SLG: 0.383										3	1	1	1	1	1	0						
Marcus Jensen, S (1, 2) OBP: 0.313, SLG: 0.341										2	1	1	0	2	0	0						
Jacque Jones, L (1, 8) OBP: 0.352, SLG: 0.533										4	1	1	3	0	2	4						
Inning Stats	R: 0 E: 0 K: 1 S: 5	H: 0 LOB: 0 BB: 0 P: 7	R: 0 E: 0 K: 1 S: 11	H: 1 LOB: 3 BB: 2 P: 27	R: 0 E: 0 K: 0 S: 6	H: 0 LOB: 0 BB: 0 P: 8	R: 1 E: 0 K: 0 S: 9	H: 1 LOB: 0 BB: 0 P: 16	R: 0 E: 0 K: 1 S: 7	H: 0 LOB: 0 BB: 0 P: 10	R: 0 E: 0 K: 0 S: 8	H: 1 LOB: 1 BB: 0 P: 12	R: 0 E: 0 K: 3 S: 11	H: 0 LOB: 1 BB: 1 P: 17	R: 0 E: 0 K: 1 S: 11	H: 0 LOB: 0 BB: 0 P: 17	R: 5 E: 0 K: 0 S: 22	H: 5 LOB: 1 BB: 1 P: 42	1B: 4 2B: 1 3B: 1 HR: 2	SF: 0 SAC: 0 DP: 0 HBP: 0	WP: 0 PB: 1 CS: 0	PA: 39
PITCHER	IP WLS BF H R ER SO BB IBB HBP BLK WP HR S P ERA WHIP																					
Tim Hudson, R (1, 1) ERA: 4.1	8.0 W 30 3 1 1 7 3 0 0 0 0 1 68 114 1.12 0.750																					
T.J. Mathews, R (9, 1) ERA: 6.53	0.2 7 4 5 5 0 1 0 0 0 0 0 1 17 34 67.50 7.500																					
Doug Jones, R (9, 1) ERA: 5.59	0.1 2 1 0 0 0 0 0 0 0 0 0 0 5 8 0.00 3.000																					

Oakland Athletics @ Minnesota Twins
Hubert H. Humphrey Metrodome, Minneapolis, MN
Wed Jun 14 2000, 8:05 PM EDT
Att. 8,911 - Dome - 72 F

AB 35
R 6
H 8
RBI 6
BB 4
SO 7
LOB 8



Batter	1	2	3	4	5	6	7	8	9	AB	R	H	RBI	BB	SO	LOB	TOP										
Rickey Henderson, R OBP: 0.386, SLG: 0.524 Charles Gibson, R OBP: 0.440, SLG: 0.533	2-2 1B FC5-4	2-2 HR	4-1 1B BB		0-0 1B		1-2 G6-3		0-2 HR	4	3	3	1	1	0	0											
Mike Cameron, R OBP: 0.390, SLG: 0.510	1-0 FC5-4	3-2 HR	2-2		2-1 1B WP		4-1		2-3 K	5	2	4	5	1	1	1											
Alex Rodriguez, R OBP: 0.451, SLG: 0.638	0-2 FC5-4	1-2 F9	1-0 P4		1-1 1B 2H		1-3 K		2-1 HR	6	1	3	3	0	1	4											
Edgar Martinez, R OBP: 0.439, SLG: 0.710	1-0 FC5-4	4-2 2B	1-3 K		1-0 G6-3				2-2 2B HR	5	1	2	1	1	1	6											
John Olerud, L OBP: 0.422, SLG: 0.439	2-1 G4-6-3	1-2			2-3 K		3-1 1B		0-3 K	6	1	3	2	0	2	3											
Jay Buhner, R OBP: 0.384, SLG: 0.519 Raul Ibanez, L OBP: 0.313, SLG: 0.324					2-3 K		2-3 K		4-1 BB	2	1	0	0	3	2	1											
David Bell, R OBP: 0.276, SLG: 0.322					2-3 K		2-3 K		3-2 F9	5	0	0	0	0	2	7											
Joe Oliver, R OBP: 0.375, SLG: 0.571		4-2 1B HR	1-2 2B		2-0 F9		0-2 F9		0-2 P6	4	1	1	0	1	0	3											
Mark McLemore, S OBP: 0.350, SLG: 0.293		0-1 HR	0-2 P4		1-0 G6-3		3-2 G6-3		3-1 G6-3	5	1	1	0	0	0	1											
Inning Stats	R: 1 E: 0 K: 0 S: 10	H: 3 LOB: 1 BB: 0 P: 16	R: 5 E: 0 K: 0 S: 29	H: 4 LOB: 3 BB: 4 P: 53	R: 0 E: 0 K: 1 S: 15	H: 2 LOB: 3 BB: 1 P: 24	R: 0 E: 0 K: 3 S: 9	H: 0 LOB: 0 BB: 0 P: 15	R: 2 E: 0 K: 0 S: 8	H: 3 LOB: 1 BB: 0 P: 15	R: 0 E: 0 K: 2 S: 13	H: 1 LOB: 1 BB: 1 P: 20	R: 0 E: 0 K: 1 S: 10	H: 0 LOB: 1 BB: 1 P: 19	R: 0 E: 0 K: 1 S: 14	H: 1 LOB: 2 BB: 1 P: 23	R: 4 E: 0 K: 1 S: 20	H: 4 LOB: 0 BB: 0 P: 30	1B: 12 2B: 3 3B: 0 HR: 3	SF: 0 SAC: 0 DP: 1 HBP: 0	WP: 2 PB: 0 SB: 2 CS: 0	PA: 51					
PITCHER	IP	WLS	BF	H	R	ER	SO	BB	IBB	HBP	BLK	WP	HR	S	P	ERA	WHIP										
Mark Redman, L ERA: 4.29	2.1	L	19	8	6	6	0	5	0	0	0	1	1	47	82	23.14	5.571										
Bob Wells, R ERA: 3.67	1.2		6	1	0	0	4	0	0	0	0	0	0	16	26	0.00	0.600										
Hector Carrasco, R ERA: 3.89	2.0		10	4	2	2	2	0	0	0	0	1	0	21	35	9.00	2.000										
Travis Miller, L ERA: 3.18	1.0		4	0	0	0	1	1	0	0	0	0	0	10	19	0.00	1.000										
Eddie Guardado, L ERA: 3.97	1.0		5	1	0	0	1	1	0	0	0	0	0	14	23	0.00	2.000										
PITCHER	IP	WLS	BF	H	R	ER	SO	BB	IBB	HBP	BLK	WP	HR	S	P	ERA	WHIP										
LaTroy Hawkins, R ERA: 4.15	1.0		7	4	4	4	1	0	0	0	0	0	0	2	30	36.00	4.000										

Batter	1	2	3	4	5	6	7	8	9	AB	R	H	RBI	BB	SO	LOB	BOTTOM										
Denny Hocking, S OBP: 0.361, SLG: 0.442 Jason Maxwell, R OBP: 0.298, SLG: 0.353	2-1 1B SF8		0-0 G4-3		3-3 K		4-1 BB		1-3 K	3	1	1	0	0	1	0											
Cristian Guzman, S OBP: 0.316, SLG: 0.435	1-1 G4-6-3		1-2 G6-3		1-1 G4-6-3		0-0 L3		3-3 K	5	0	2	0	0	1	2											
Matt Lawton, L OBP: 0.376, SLG: 0.484 Midre Cummings, L OBP: 0.383, SLG: 0.480	2-2 SF8		3-3 K		2-1 G4-6-3		1-0 G4-3			2	0	0	1	0	1	1											
Ron Coomer, R OBP: 0.328, SLG: 0.426	2-0 G4-6-3				1-2 G6-3		1-1 L8		1-1 2B G6-3	4	1	1	0	0	0	1											
David Ortiz, L OBP: 0.365, SLG: 0.404					1-1 G1-3		4-2 1B 2B		2-2 2B 2B	2	2	1	0	2	0	0											
Butch Huskey, R OBP: 0.339, SLG: 0.350					4-1 BB		2-2 2B		2-0 G6-3	3	1	1	1	1	0	2											
Corey Koskie, L ERA: 4.47 Jay Canizaro, R OBP: 0.322, SLG: 0.409					1-1 G3		0-1 F9		1-0 2B	2	0	1	2	1	0	1											
Matthew LeCroy, R OBP: 0.261, SLG: 0.340							0-0 G4-3		2-3 F9	4	0	0	0	0	1	4											
Jacque Jones, L OBP: 0.345, SLG: 0.523					1-2 F7		0-2 G1-3		0-0 G3-1	4	0	0	0	0	0	3											
Inning Stats	R: 1 E: 0 K: 0 S: 8	H: 2 LOB: 0 BB: 0 P: 15	R: 0 E: 0 K: 1 S: 10	H: 0 LOB: 2 BB: 2 P: 20	R: 0 E: 0 K: 1 S: 8	H: 0 LOB: 1 BB: 1 P: 15	R: 0 E: 0 K: 0 S: 7	H: 1 LOB: 0 BB: 0 P: 10	R: 2 E: 0 K: 0 S: 13	H: 2 LOB: 2 BB: 2 P: 23	R: 2 E: 0 K: 0 S: 11	H: 3 LOB: 1 BB: 0 P: 18	R: 0 E: 0 K: 2 S: 9	H: 0 LOB: 0 BB: 0 P: 13	1B: 4 2B: 4 3B: 0 HR: 0	SF: 1 SAC: 0 DP: 2 HBP: 0	WP: 0 PB: 0 SB: 0 CS: 0	PA: 38									
PITCHER	IP	WLS	BF	H	R	ER	SO	BB	IBB	HBP	BLK	WP	HR	S	P	ERA	WHIP										
Paul Abbott, R ERA: 4.47 37 Robert Ramsey, L ERA: 3.1	4.0		16	2	1	2	3	0	0	0	0	0	0	24	38	6.75	1.500										
Frankie Rodriguez, R ERA: 5.46	1.0		6	2	2	2	0	1	0	0	0	0	0	11	21	18.00	3.000										
Arthur Rhodes, L ERA: 3.04	0.1		2	1	0	0	0	0	0	0	0	0	0	2	3	0.00	3.000										
Jose Paniagua, R ERA: 4.54	1.0		3	0	0	0	2	0	0	0	0	0	0	9	13	0.00	0.000										

Seattle Mariners @ Minnesota Twins
 Hubert H. Humphrey Metrodome, Minneapolis, MN
 Thu Jun 15 2000, 8:05 PM EDT
 Att. 9,145 - Dome - 72 F

AB 44
 R 12
 H 18
 RBI 12
 BB 7
 SO 9
 LOB 26



Seattle Mariners @ Minnesota Twins
 Hubert H. Humphrey Metrodome, Minneapolis, MN
 Thu Jun 15 2000, 8:05 PM EDT
 Att. 9,145 - Dome - 72 F

AB 32
 R 5
 H 8
 RBI 5
 SO 5
 LOB 14



Batter	1	2	3	4	5	6	7	8	9	AB	R	H	RBI	BB	SO	LOB	TOP			
Rickey Henderson, R OBP: 0.379, SLG: 0.316 Raul Ibanez, L OBP: 0.313, SLG: 0.324	G1-3		F7		G1-4-3		G5-3			4	0	0	0	0	0	0				
Mark McLemore, S OBP: 0.348, SLG: 0.292	K		CS		G3-1			K		4	0	1	0	0	2	0				
Alex Rodriguez, R OBP: 0.452, SLG: 0.633 Charles Gipson, R OBP: 0.400, SLG: 0.333	K		BB		BB			G6-3		2	0	0	0	2	1	0				
Edgar Martinez, R OBP: 0.440, SLG: 0.710		G4-3	BB		BB		P6	K		3	1	1	0	1	1	1				
John Olerud, L OBP: 0.416, SLG: 0.431	G4-3		F8				G6-3		K	4	0	0	0	0	1	3				
Jay Buhner, R OBP: 0.376, SLG: 0.506	G6-3				E4		G5-3		F7	4	0	0	0	0	0	1				
Mike Cameron, R OBP: 0.388, SLG: 0.505	S		BB		K		K		K	4	0	1	1	0	3	1				
John Mabry, L OBP: 0.303, SLG: 0.317	G6-3				K				G3-1	3	0	0	0	0	1	2				
Tom Lampkin, L OBP: 0.309, SLG: 0.500					G6-3				L5	3	1	1	1	0	0	1				
Inning Stats	R: 0 H: 0 E: 0 K: 2 S: 9	H: 0 LOB: 0 BB: 0 P: 13	R: 1 H: 2 E: 0 K: 0 S: 10	H: 2 LOB: 1 BB: 0 P: 18	R: 1 H: 2 E: 0 K: 0 S: 14	H: 2 LOB: 2 BB: 2 P: 29	R: 0 H: 0 E: 0 K: 2 S: 11	H: 0 LOB: 1 BB: 0 P: 18	R: 0 H: 0 E: 0 K: 0 S: 7	H: 0 LOB: 1 BB: 1 P: 14	R: 0 H: 0 E: 0 K: 0 S: 9	H: 0 LOB: 0 BB: 0 P: 13	R: 0 H: 0 E: 0 K: 2 S: 9	H: 0 LOB: 0 BB: 0 P: 11	R: 0 H: 0 E: 0 K: 2 S: 9	H: 0 LOB: 0 BB: 0 P: 13	1B: 2 2B: 1 3B: 0 HR: 1	SF: 0 SAC: 0 DP: 0 HBP: 0	WP: 0 PB: 0 SB: 2 CS: 1	PA: 34
PITCHER	IP	WLS	BF	H	R	ER	SO	BB	IBB	HBP	BLK	WP	HR	S	P	ERA	WHIP			
Brad Radke, R ERA: 4.06	8.0	W	31	4	2	2	7	3	0	0	0	0	1	75	124	2.25	0.875			
Bob Wells, R ERA: 3.57	1.0		3	0	0	0	2	0	0	0	0	0	0	9	13	0.00	0.000			

Seattle Mariners @ Minnesota Twins
Hubert H. Humphrey Metrodome, Minneapolis, MN

AB 31
R 2
H 4
RBI 2
BB 3
SO 9
LOB 9



Fri Jun 16 2000, 8:05 PM EDT
Att. 9,636 - Dome - 72 F

Batter	1	2	3	4	5	6	7	8	9	AB	R	H	RBI	BB	SO	LOB	BOTTOM			
Denny Hocking, S OBP: 0.352, SLG: 0.430	L8		SH5-3		K		F9		F8	4	0	0	0	0	1	2				
Cristian Guzman, S OBP: 0.324, SLG: 0.450	CS		FC6-4		BB		BB		G3	5	2	4	3	0	0	0				
Matt Lawton, L OBP: 0.437, SLG: 0.486	BB		FC6-4		BB		BB		FC6-4	1	1	1	0	4	0	0				
Ron Coomer, R OBP: 0.330, SLG: 0.430	CS		FC6-4		BB		BB		FC6-4	5	0	2	3	0	0	3				
David Ortiz, L OBP: 0.362, SLG: 0.398			K		F7		F8			4	0	1	0	0	1	5				
Midre Cummings, L OBP: 0.385, SLG: 0.456	F8				K		G5-3		G3	4	0	0	0	0	1	2				
Corey Koskie, L OBP: 0.379, SLG: 0.389	BB				E		G3		G3	3	1	1	0	1	0	0				
Marcus Jensen, S OBP: 0.330, SLG: 0.345	BB				BB		G4-3			2	1	1	0	2	0	0				
Jacque Jones, L OBP: 0.348, SLG: 0.523	BB		SH5-3		BB		G1-3		G4-3	4	2	2	1	0	0	1				
Inning Stats	R: 0 H: 1 E: 0 K: 0 S: 8	H: 2 LOB: 1 BB: 1 P: 17	R: 0 H: 2 E: 0 K: 0 S: 12	H: 2 LOB: 2 BB: 1 P: 19	R: 1 H: 3 E: 0 K: 1 S: 11	H: 3 LOB: 2 BB: 0 P: 15	R: 4 H: 4 E: 0 K: 2 S: 17	H: 4 LOB: 2 BB: 2 P: 36	R: 0 H: 0 E: 0 K: 0 S: 9	H: 0 LOB: 1 BB: 1 P: 18	R: 2 H: 2 E: 0 K: 0 S: 11	H: 2 LOB: 1 BB: 1 P: 21	R: 0 H: 0 E: 0 K: 0 S: 5	H: 0 LOB: 0 BB: 0 P: 6	R: 0 H: 0 E: 0 K: 0 S: 9	H: 0 LOB: 1 BB: 1 P: 17	1B: 10 2B: 1 3B: 1 HR: 0	SF: 0 SAC: 1 DP: 0 HBP: 0	WP: 0 PB: 0 SB: 1 CS: 2	PA: 41
PITCHER	IP	WLS	BF	H	R	ER	SO	BB	IBB	HBP	BLK	WP	HR	S	P	ERA	WHIP			
Aaron Sele, R ERA: 4.16	4.0	L	23	10	5	5	3	3	1	0	0	0	0	48	87	11.25	3.250			
Frankie Rodriguez, R ERA: 5.35	4.0		17	2	2	2	0	3	0	0	0	0	0	34	62	4.50	1.250			

Seattle Mariners @ Minnesota Twins
Hubert H. Humphrey Metrodome, Minneapolis, MN

AB 32
R 7
H 12
RBI 7
BB 7
SO 3
LOB 13



Fri Jun 16 2000, 8:05 PM EDT
Att. 9,636 - Dome - 72 F

Batter	1	2	3	4	5	6	7	8	9	AB	R	H	RBI	BB	SO	LOB	TOP								
Stan Javier, S OBP: 0.364, SLG: 0.407 (1, 7)	3-1 G4-3	2-2 G3		0-0 1B		0-0 G3		0-0 F7	1-3 K	6	0	1	0	0	1	3									
Mike Cameron, R OBP: 0.385, SLG: 0.498 (1, 8)	0-1 F8		0-0 F9	2-2 L8		1-2 G6-3		4-2 HR		4	1	0	0	1	0	1									
Alex Rodriguez, R OBP: 0.457, SLG: 0.650 (1, 6)	2-1 F4		1-2 BB			1-2 BB		2-1 HR		5	4	4	2	0	0	0									
Edgar Martinez, R OBP: 0.455, SLG: 0.730 John Mabry, L OBP: 0.375, SLG: 0.317 (8, PR)		4-2 2B	4-2 HR		4-1 1B	0-0 HR		4-0 G4-3	WP	1	3	1	2	4	0	0									
John Olerud, L OBP: 0.426, SLG: 0.466 (1, 3)	1-0 BB	1-0 BB	3-1 HR		1-0 1B	0-1 HR		2-1 G4-3		5	1	4	4	0	0	1									
Raul Ibanez, L OBP: 0.326, SLG: 0.342 Jay Buhner, R OBP: 0.382, SLG: 0.509 Charles Gipson, R OBP: 0.375, SLG: 0.364 (5, PR)	4-0 BB	4-0 BB	1-3 K		3-2 1B	1-3 K		1-0 F8		1	0	0	0	1	1	0									
Tom Lampkin, L OBP: 0.304, SLG: 0.522 (1, 2)	3-1 SF8		1-1 G5-3		1-3 K		0-0 P6		2-0 HR	4	1	1	2	0	1	3									
David Bell, R OBP: 0.273, SLG: 0.316 (1, 5)	2-3 K			2-0 G6-3		2-3 K		3-2 F9	1-1 P6	5	0	0	0	0	2	5									
Mark McLemore, S OBP: 0.350, SLG: 0.284 (1, 4)	4-2 BB		3-2 G3		2-2 L4		1-0 F9		0-3 K	4	0	0	0	1	1	3									
Inning Stats	R: 0 E: 0 K: 0 S: 6	H: 0 LOB: 0 BB: 0 P: 11	R: 1 E: 0 K: 1 S: 17	H: 1 LOB: 3 BB: 3 P: 37	R: 3 E: 0 K: 1 S: 14	H: 2 LOB: 0 BB: 1 P: 24	R: 0 E: 0 K: 0 S: 9	H: 1 LOB: 1 BB: 0 P: 16	R: 1 E: 0 K: 2 S: 24	H: 3 LOB: 3 BB: 1 P: 38	R: 2 E: 0 K: 1 S: 11	H: 3 LOB: 1 BB: 0 P: 13	R: 0 E: 0 K: 0 S: 9	H: 0 LOB: 0 BB: 0 P: 13	R: 2 E: 0 K: 0 S: 9	H: 1 LOB: 2 BB: 2 P: 22	R: 1 E: 0 K: 2 S: 9	H: 1 LOB: 0 BB: 0 P: 13	1B: 7 2B: 1 3B: 0 HR: 4	SF: 1 SAC: 0 DP: 0 HBP: 0	WP: 1 PB: 0 SB: 0 CS: 0	PA: 46			
PITCHER	IP	WLS	BF	H	R	ER	SO	BB	IBB	HBP	BLK	WP	HR	S	P	ERA	WHIP								
Joe Mays, R ERA: 5.72 Travis Miller, L ERA: 3.25 Bob Wells, R ERA: 3.93 Eddie Guardado, L ERA: 3.75 Hector Carrasco, R ERA: 4.23	2.1	L	14	3	4	4	1	4	0	0	0	0	1	31	64	15.43	3.000								
PITCHER	IP	WLS	BF	H	R	ER	SO	BB	IBB	HBP	BLK	WP	HR	S	P	ERA	WHIP								
Johan Santana, L ERA: 7.22	1.0		4	1	1	1	2	0	0	0	0	0	1	9	13	9.00	1.000								

Seattle Mariners @ Minnesota Twins
Hubert H. Humphrey Metrodome, Minneapolis, MN
Sun Jun 18 2000, 2:05 PM EDT
Att: 11,435 - Dome - 72 F

AB 38
R 10
H 12
RBI 10
BB 7
SO 7
LOB 19



Batter	1	2	3	4	5	6	7	8	9	AB	R	H	RBI	BB	SO	LOB	BOTTOM									
Jacque Jones, L OBP: 0.346, SLG: 0.529 (1, 8)	3-2 G5-3		0-1 G3-1		0-0 F8			2-2 HR		4	1	1	1	0	0	2										
Cristian Guzman, S OBP: 0.322, SLG: 0.448 (1, 6)	2-0 G4-3			2-1 G4-3		0-3 K		1-0 F8	G4-3	4	1	1	0	0	1	0										
Matt Lawton, L OBP: 0.442, SLG: 0.484 (1, 7)	4-0 FC6-4			0-0 1B		4-1 G5-4-3		4-0 G4-3		1	0	1	0	3	0	0										
Ron Coomer, R OBP: 0.327, SLG: 0.422 (1, 3)	0-1 FC6-4			2-0 L6		0-0 G5-4-3		0-0 F8		4	0	0	0	0	0	5										
David Ortiz, L OBP: 0.353, SLG: 0.403 Jason Maxwell, R OBP: 0.295, SLG: 0.345 Midre Cummings, L OBP: 0.360, SLG: 0.450 (7, PH)			3-3 K		3-3 K		2-1 F9	1-0 G4-3		2	0	0	0	0	2	1										
Butch Huskey, R OBP: 0.335, SLG: 0.363 (1, 9)			3-3 K		1-1 G5-3		1-1 FC6-4	WP	2-3 K	4	0	1	0	0	2	1										
Corey Koskie, L OBP: 0.361, SLG: 0.388 (1, 5)	1-0 F7			1-0 1B		1-2 1B		4-1 FC6-4	BB	3	0	1	0	1	0	0										
Marcus Jensen, S OBP: 0.327, SLG: 0.341 (1, 2)			2-2 G3		1-0 1B		0-1 FC6-4		2-3 K	4	0	1	0	0	1	2										
Jay Canizaro, R OBP: 0.302, SLG: 0.381 (1, 4)			0-1 G6-3		1-2 F7		2-3 K		3-3 K	4	0	0	0	0	2	4										
Inning Stats	R: 0 E: 0 K: 0 S: 9	H: 0 LOB: 1 BB: 1 P: 18	R: 0 E: 0 K: 2 S: 8	H: 0 LOB: 0 BB: 0 P: 15	R: 0 E: 0 K: 0 S: 8	H: 0 LOB: 0 BB: 0 P: 10	R: 0 E: 0 K: 1 S: 8	H: 1 LOB: 1 BB: 0 P: 15	R: 0 E: 0 K: 0 S: 6	H: 2 LOB: 2 BB: 1 P: 10	R: 0 E: 0 K: 1 S: 11	H: 1 LOB: 2 BB: 1 P: 20	R: 2 E: 0 K: 1 S: 12	H: 2 LOB: 1 BB: 1 P: 22	R: 0 E: 0 K: 2 S: 8	H: 0 LOB: 0 BB: 0 P: 15	1B: 4 2B: 1 3B: 0 HR: 1	SF: 0 SAC: 0 DP: 1 HBP: 0	WP: 1 PB: 0 SB: 0 CS: 0	PA: 36						
PITCHER	IP	WLS	BF	H	R	ER	SO	BB	IBB	HBP	BLK	WP	HR	S	P	ERA	WHIP									
Gil Meche, R ERA: 3.54 Arthur Rhodes, L ERA: 2.93 Jose Mesa, R ERA: 6.55 Kazuhiro Sasaki, R ERA: 4.74	6.0	W	22	3	0	0	4	2	0	0	0	0	1	0	11	20	0.00	2.000								
PITCHER	IP	WLS	BF	H	R	ER	SO	BB	IBB	HBP	BLK	WP	HR	S	P	ERA	WHIP									
	1.0		6	2	2	2	1	1	0	0	0	0	1	12	22	18.00	3.000									
	1.0		3	0	0	0	2	0	0	0	0	0	0	8	15	0.00	0.000									

Seattle Mariners @ Minnesota Twins
Hubert H. Humphrey Metrodome, Minneapolis, MN
Sun Jun 18 2000, 2:05 PM EDT
Att: 11,435 - Dome - 72 F

AB 32
R 2
H 6
RBI 2
BB 4
SO 8
LOB 16



Batter	1	2	3	4	5	6	7	8	9	AB	R	H	RBI	BB	SO	LOB	TOP								
Jacque Jones, L (1, 8) OBP: 0.339, SLG: 0.515										5	0	1	0	0	1	3									
Cristian Guzman, S (1, 6) OBP: 0.318, SLG: 0.448										5	1	2	0	0	0	1									
Matt Lawton, L (1, 7) OBP: 0.439, SLG: 0.475										4	2	1	1	1	1	2									
David Ortiz, L (1, 10) OBP: 0.345, SLG: 0.406										5	0	1	1	0	2	3									
Butch Huskey, R (1, 3) OBP: 0.335, SLG: 0.379										5	0	2	1	0	0	2									
Midre Cummings, L (1, 9) OBP: 0.356, SLG: 0.452										4	1	1	0	0	0	3									
Jay Canizaro, R (1, 4) OBP: 0.306, SLG: 0.376										4	0	2	0	0	0	0									
Corey Koskie, L (1, 5) OBP: 0.389, SLG: 0.410										3	1	2	2	1	1	2									
Marcus Jensen, S (1, 2) OBP: 0.318, SLG: 0.330										3	0	0	0	0	1	3									
Ron Coomer, R (8, PH) OBP: 0.326, SLG: 0.420										1	0	0	0	0	0	2									
Chad Moeller, R (8, 2)										0	0	0	0	0	0	0									
Inning Stats	R: 0 E: 0 K: 1 S: 9	H: 1 LOB: 1 BB: 0 P: 17	R: 1 E: 0 K: 2 S: 18	H: 3 LOB: 2 BB: 0 P: 22	R: 1 E: 0 K: 0 S: 16	H: 1 LOB: 1 BB: 1 P: 27	R: 0 E: 0 K: 0 S: 7	H: 0 LOB: 1 BB: 0 P: 11	R: 1 E: 1 K: 0 S: 8	H: 2 LOB: 1 BB: 0 P: 12	R: 1 E: 0 K: 1 S: 10	H: 1 LOB: 0 BB: 0 P: 18	R: 0 E: 0 K: 1 S: 7	H: 0 LOB: 0 BB: 0 P: 9	R: 0 E: 0 K: 1 S: 10	H: 2 LOB: 2 BB: 0 P: 13	R: 1 E: 0 K: 1 S: 14	H: 2 LOB: 1 BB: 0 P: 21	1B: 6 2B: 4 3B: 1 HR: 1	SF: 0 SAC: 0 DP: 0 HBP: 0	WP: 0 PB: 0 SB: 0 CS: 0	PA: 41			
PITCHER	IP	WLS	BF	H	R	ER	SO	BB	IBB	HBP	BLK	WP	HR	S	P	ERA	WHIP								
Esteban Loaiza, R (1, 1) ERA: 5.66	6.0	W	28	8	4	3	3	2	0	0	0	0	1	68	107	4.50	1.667								
Mike Venfro, L (7, 1) ERA: 5.32	1.2	H	7	2	0	0	2	0	0	0	0	0	0	16	21	0.00	1.200								
59 Jeff Zimmerman, R (8, 1) ERA: 6.83	0.1	H	1	0	0	0	0	0	0	0	0	0	0	1	1	0.00	0.000								
John Wetteland, R (9, 1) ERA: 4.25	1.0	S	5	2	1	1	1	0	0	0	0	0	0	14	21	9.00	2.000								

Minnesota Twins @ Texas Rangers
The Ballpark at Arlington, Arlington, TX
Wed Jun 21 2000, 8:35 PM EDT
Att: 28,135 - Overcast - 67 F

AB 39
R 5
H 12
RBI 5
BB 2
SO 6
LOB 21



Batter	1	2	3	4	5	6	7	8	9	AB	R	H	RBI	BB	SO	LOB	BOTTOM								
Luis Altea, S (1, 4) OBP: 0.401, SLG: 0.447										5	0	1	0	0	1	2									
29 Rusty Greer, L (1, 7) OBP: 0.331, SLG: 0.370										4	0	2	1	1	0	2									
Ivan Rodriguez, R (1, 2) OBP: 0.398, SLG: 0.709										5	0	1	1	0	1	2									
Rafael Palmeiro, L (1, 3) OBP: 0.396, SLG: 0.542										3	1	0	0	1	1	3									
David Segui, S (1, 10) OBP: 0.403, SLG: 0.531										4	3	3	0	0	1	0									
Dave Martinez, L (1, 9) OBP: 0.289, SLG: 0.333										3	0	1	2	0	1	2									
Chad Curtis, R (7, PH) OBP: 0.314, SLG: 0.431										0	0	0	0	1	0	0									
Scarborough Green, S (7, PH) OBP: 0.281, SLG: 0.267										0	0	0	0	0	0	0									
Mike Lamb, L (1, 5) OBP: 0.349, SLG: 0.438										4	0	1	1	0	1	2									
Gabe Kapler, R (1, 8) OBP: 0.303, SLG: 0.391										3	2	0	0	1	0	0									
Royce Clayton, R (1, 6) OBP: 0.292, SLG: 0.411										3	1	2	1	0	0	2									
Inning Stats	R: 0 E: 0 K: 0 S: 9	H: 0 LOB: 0 BB: 0 P: 14	R: 1 E: 0 K: 1 S: 14	H: 2 LOB: 1 BB: 1 P: 26	R: 0 E: 0 K: 1 S: 10	H: 1 LOB: 0 BB: 0 P: 15	R: 2 E: 1 K: 0 S: 14	H: 3 LOB: 2 BB: 0 P: 20	R: 2 E: 0 K: 1 S: 16	H: 2 LOB: 0 BB: 1 P: 22	R: 1 E: 2 K: 1 S: 14	H: 1 LOB: 2 BB: 1 P: 23	R: 0 E: 0 K: 2 S: 6	H: 0 LOB: 1 BB: 1 P: 12	R: 1 E: 0 K: 1 S: 13	H: 2 LOB: 1 BB: 0 P: 20	1B: 6 2B: 5 3B: 0 HR: 0	SF: 0 SAC: 1 DP: 0 HBP: 0	WP: 0 PB: 0 SB: 0 CS: 1	PA: 39					
PITCHER	IP	WLS	BF	H	R	ER	SO	BB	IBB	HBP	BLK	WP	HR	S	P	ERA	WHIP								
Brad Radke, R (1, 1) ERA: 4.12	5.0	L	25	8	4	3	2	2	0	0	0	0	0	63	97	5.40	2.000								
Bob Wells, R (6, 1) ERA: 3.99	0.2		5	1	1	0	0	1	0	0	0	0	0	8	15	0.00	3.000								
Travis Miller, L (6, 1) ERA: 3.13	1.1		4	0	0	0	3	1	0	0	0	0	0	12	20	0.00	0.750								
Hector Carrasco, R (8, 1) ERA: 4.42	0.1		2	1	1	1	0	0	0	0	0	0	0	5	8	27.00	3.000								
Eddie Guardado, L (8, 1) ERA: 3.65	0.2		3	1	0	0	1	0	0	0	0	0	0	8	12	0.00	1.500								

Minnesota Twins @ Texas Rangers
The Ballpark at Arlington, Arlington, TX
Wed Jun 21 2000, 8:35 PM EDT
Att: 28,135 - Overcast - 67 F

AB 34
R 7
H 11
RBI 6
BB 4
SO 6
LOB 15



Batter	1	2	3	4	5	6	7	8	9	AB	R	H	RBI	BB	SO	LOB	TOP			
Jay Canizaro, R OBP: 0.309, SLG: 0.367 (1, 4)	L8		FC4-6 FC5-2				G5-3			3	0	0	0	2	0	3	Minnesota Twins @ Texas Rangers The Ballpark at Arlington, Arlington, TX Thu Jun 22 2000, 8:35 PM EDT Att: 31,320 - Sunny - 89 F			
Cristian Guzman, S OBP: 0.314, SLG: 0.440 (1, 6)	F8		FC5-2				G5-3		G4-3	5	0	0	0	0	1	6				
Matt Lawton, L OBP: 0.437, SLG: 0.472 (1, 7)	F7		F9						G4-3	4	1	1	0	0	0	2				
Ron Coomer, R OBP: 0.325, SLG: 0.429 (1, 3)									G4-3	4	1	1	1	0	0	1				
Butch Huskey, R OBP: 0.333, SLG: 0.381 (1, 9)	L7								G4-3	4	1	1	0	0	0	1				
Corey Kocik, L OBP: 0.387, SLG: 0.407 (1, 10)	G4-3								F8	4	0	1	1	0	1	2				
Jason Maxwell, R OBP: 0.281, SLG: 0.328 (9, PH)									BB	3	0	0	0	0	1	2				
Denny Hocking, S OBP: 0.359, SLG: 0.428 (9, 5)									G4-3	0	0	0	0	1	0	0				
Chad Moeller, R OBP: 0.143, SLG: 0.143 (1, 2)									G4-3	4	0	1	0	0	1	1				
Jacque Jones, L OBP: 0.346, SLG: 0.515 (1, 8)									BB	2	0	1	0	2	1	0				
Inning Stats	R: 0 E: 0 K: 0 S: 8	H: 0 LOB: 0 BB: 0 P: 11	R: 1 E: 0 K: 1 S: 12	H: 1 LOB: 0 BB: 0 P: 18	R: 0 E: 0 K: 0 S: 9	H: 2 LOB: 2 BB: 0 P: 13	R: 0 E: 1 K: 1 S: 10	H: 0 LOB: 1 BB: 0 P: 14	R: 0 E: 0 K: 1 S: 10	H: 2 LOB: 1 BB: 1 P: 19	R: 0 E: 0 K: 1 S: 8	H: 0 LOB: 0 BB: 1 P: 16	R: 0 E: 0 K: 1 S: 7	H: 0 LOB: 0 BB: 0 P: 7	R: 1 E: 0 K: 0 S: 12	H: 1 LOB: 3 BB: 3 P: 27	1B: 4 2B: 1 3B: 0 HR: 1	SF: 0 SAC: 0 DP: 0 HBP: 0	WP: 0 PB: 0 SB: 0 CS: 1	PA: 38
PITCHER	IP	WLS	BF	H	R	ER	SO	BB	IBB	HBP	BLK	WP	HR	S	P	ERA	WHIP			
40 Matt Perisho, L ERA: 4.86 (1, 1)	7.0		28	5	2	2	4	2	0	0	0	0	1	67	109	2.57	1.000			
Tim Crabtree, R ERA: 5.54 (8, 1)	1.2	L	9	1	1	1	1	2	1	0	0	0	0	17	31	5.40	1.800			
Mike Venafro, L ERA: 5.25 (9, 1)	0.1		1	0	0	0	0	0	0	0	0	0	0	2	3	0.00	0.000			

AB	33
R	3
H	6
RBI	2
BB	5
SO	5
LOB	18



Batter	1	2	3	4	5	6	7	8	9	AB	R	H	RBI	BB	SO	LOB	BOTTOM			
Frank Catalanotto, L OBP: 0.493, SLG: 0.594 (1, 4)	G4-3									4	1	1	0	0	0	0	Minnesota Twins @ Texas Rangers The Ballpark at Arlington, Arlington, TX Thu Jun 22 2000, 8:35 PM EDT Att: 31,320 - Sunny - 89 F			
29 Rusty Greer, L OBP: 0.341, SLG: 0.381 (1, 7)										5	0	3	0	0	1	1				
Ivan Rodriguez, R OBP: 0.398, SLG: 0.713 (1, 2)										4	1	1	1	1	1	4				
Rafael Palmeiro, L OBP: 0.392, SLG: 0.535 (1, 3)										5	0	1	1	0	0	5				
David Segui, S OBP: 0.401, SLG: 0.525 Scarborough Green, S OBP: 0.281, SLG: 0.267 (8, PR)										3	0	0	0	1	0	1				
Dave Martinez, L OBP: 0.290, SLG: 0.333 Chad Curtis, R OBP: 0.313, SLG: 0.429 (8, PH)										3	0	1	0	0	1	0				
Mike Lamb, L OBP: 0.352, SLG: 0.439 (1, 5)										4	0	2	0	0	1	1				
Gabe Kapler, R OBP: 0.302, SLG: 0.382 (1, 8)										3	0	0	0	1	0	4				
Royce Clayton, R OBP: 0.288, SLG: 0.406 Luis Alicea, S OBP: 0.404, SLG: 0.447 (9, PH)										3	0	0	0	0	0	3				
Inning Stats	R: 0 E: 0 K: 0 S: 7	H: 1 LOB: 1 BB: 0 P: 9	R: 0 E: 0 K: 0 S: 9	H: 2 LOB: 2 BB: 0 P: 14	R: 1 E: 0 K: 2 S: 13	H: 2 LOB: 1 BB: 0 P: 18	R: 0 E: 0 K: 1 S: 7	H: 0 LOB: 1 BB: 1 P: 13	R: 1 E: 0 K: 0 S: 9	H: 1 LOB: 0 BB: 0 P: 14	R: 0 E: 0 K: 1 S: 11	H: 1 LOB: 2 BB: 1 P: 17	R: 0 E: 0 K: 1 S: 9	H: 0 LOB: 1 BB: 1 P: 16	R: 0 E: 0 K: 0 S: 11	H: 1 LOB: 2 BB: 1 P: 17		1B: 8 2B: 0 3B: 0 HR: 1	SF: 0 SAC: 1 DP: 0 HBP: 0	WP: 0 PB: 0 SB: 1 CS: 0
PITCHER	IP	WLS	BF	H	R	ER	SO	BB	IBB	HBP	BLK	WP	HR	S	P	ERA	WHIP			
Joe Mays, R ERA: 5.48 (1, 1)	7.0		31	8	2	2	4	2	0	0	0	0	0	8	14	0.00	1.500			
Travis Miller, L ERA: 3.09 (8, 1)	0.2		3	0	0	0	1	1	0	0	0	0	0	8	14	0.00	1.500			
LaTroy Hawkins, R ERA: 3.95 (8, 1)	0.1	W	2	0	0	0	0	1	0	0	0	0	0	4	9	0.00	3.000			
Eddie Guardado, L ERA: 3.6 (9, 1)	0.1	H	2	1	0	0	0	0	0	0	0	0	0	5	7	0.00	3.000			
Bob Weir, R ERA: 3.79 (9, 1)	0.2	S	2	0	0	0	0	0	0	0	0	0	0	3	3	0.00	0.000			

AB	35
R	2
H	9
RBI	2
BB	4
SO	5
LOB	20



Batter	1	2	3	4	5	6	7	8	9	AB	R	H	RBI	BB	SO	LOB	TOP										
Jay Canizaro, R OBP: 0.306, SLG: 0.368 (1, 4)	G1-3				G1-3		G5-3		P4	5	0	1	0	0	0	0											
Cristian Guzman, S OBP: 0.310, SLG: 0.434 (1, 6)	F7	L8			K		E4			4	0	0	0	0	1	2											
Matt Lawton, L OBP: 0.437, SLG: 0.476 (1, 7)	G4-3		G3							4	0	2	0	0	0	0											
Ron Coomer, R OBP: 0.327, SLG: 0.428 (1, 3)		HR	L4				F7			3	1	1	0	1	0	2											
David Ortiz, L OBP: 0.349, SLG: 0.427 (1, 10)		HR	FC6-4		K			L7		3	1	1	2	1	1	2											
Butch Huskey, R OBP: 0.327, SLG: 0.373 (1, 9)		K	FC6-4					F8		4	0	0	0	0	2	1											
Corey Koskie, L OBP: 0.385, SLG: 0.409 (1, 5)		F8			G5-3		F9		G5-3	4	1	1	0	0	0	0											
Chad Moeller, R OBP: 0.182, SLG: 0.182 (1, 2)		F8			L4		K			4	0	1	0	0	1	1											
Jacque Jones, L OBP: 0.344, SLG: 0.510 (1, 8)		2B			K		P4		G4-3	4	0	1	0	0	1	1											
Inning Stats	R: 0 E: 0 K: 0 S: 8	H: 0 LOB: 0 BB: 0 P: 10	R: 3 E: 0 K: 1 S: 15	H: 5 LOB: 0 BB: 0 P: 23	R: 0 E: 0 K: 1 S: 9	H: 0 LOB: 1 BB: 1 P: 16	R: 0 E: 0 K: 1 S: 6	H: 0 LOB: 0 BB: 0 P: 9	R: 0 E: 0 K: 2 S: 14	H: 0 LOB: 0 BB: 0 P: 9	R: 0 E: 1 K: 0 S: 10	H: 1 LOB: 2 BB: 0 P: 16	R: 0 E: 0 K: 0 S: 5	H: 0 LOB: 0 BB: 0 P: 9	R: 0 E: 0 K: 0 S: 8	H: 1 LOB: 0 BB: 0 P: 13	1B: 4 2B: 3 3B: 0 HR: 1	SF: 0 SAC: 0 DP: 1 HBP: 0	WP: 1 PB: 0 SB: 0 CS: 0	PA: 37							
PITCHER	IP	WLS	BF	H	R	ER	SO	BB	IBB	HBP	BLK	WP	HR	S	P	ERA	WHIP										
Seth Etherton, R ERA: 4.98 (1, 1)	6.2	W	29	6	3	3	6	2	0	0	0	1	1	66	106	4.05	1.200										
Mike Holtz, L ERA: 5.11 (7, 1)	0.0		1	1	0	0	0	0	0	0	0	0	0	2	4	∞	∞										
Al Levine, R ERA: 3.4 (7, 1)	2.1	S	7	1	0	0	0	0	0	0	0	0	0	14	23	0.00	0.429										

Minnesota Twins @ Anaheim Angels
Edison International Field, Anaheim, CA
Fri Jun 23 2000, 10:05 PM EDT
Att: 30,254 - Cloudy - 72 F

livebaseballscores.com

AB 35
R 3
H 8
RBI 2
BB 2
SO 6
LOB 9



Batter	1	2	3	4	5	6	7	8	9	AB	R	H	RBI	BB	SO	LOB	BOTTOM										
Darin Erstad, L OBP: 0.430, SLG: 0.571 (1, 7)	G3	1B		1B	G3		E4			5	1	3	0	0	0	1											
Orlando Palmeiro, L OBP: 0.422, SLG: 0.414 (1, 10)	F7			16	G4-3		P6			5	0	2	0	0	1	3											
Mo Vaughn, L OBP: 0.373, SLG: 0.561 Scott Spiezo, S OBP: 0.348, SLG: 0.424 (1, 3) (9, 3)		F8		G3		K	E4			4	0	0	1	1	1	5											
Tim Salmon, R OBP: 0.403, SLG: 0.537 Edgard Clemente, R OBP: 0.191, SLG: 0.196 (1, 9) (9, 9)		F8		16	G4-3		G5-3		F8	4	1	1	1	1	0	1											
16 Garret Anderson, L OBP: 0.255, SLG: 0.472 (1, 8)		L9		G1	G4-3		K		F7	5	0	0	0	0	1	2											
Troy Glaus, R OBP: 0.426, SLG: 0.655 (1, 5)		E6		1-2	2-3				G6-3	4	3	2	2	1	0	0											
Bengie Molina, R OBP: 0.349, SLG: 0.465 (1, 2)		3B		G6-3	G3				HR	3	2	1	1	1	0	3											
Adam Kennedy, L OBP: 0.336, SLG: 0.428 (1, 4)		SF9					F7		G2-3	3	1	1	2	1	0	0											
Benji Gil, R OBP: 0.278, SLG: 0.298 (1, 6)		SF9		F9			G3		E	2	0	1	1	1	0	1											
Inning Stats	R: 0 E: 0 K: 0 S: 11	H: 0 LOB: 1 BB: 1 P: 16	R: 3 E: 1 K: 0 S: 12	H: 3 LOB: 2 BB: 1 P: 19	R: 2 E: 0 K: 0 S: 9	H: 2 LOB: 1 BB: 1 P: 16	R: 1 E: 0 K: 0 S: 15	H: 2 LOB: 3 BB: 2 P: 28	R: 0 E: 0 K: 1 S: 8	H: 1 LOB: 1 BB: 0 P: 11	R: 0 E: 0 K: 2 S: 8	H: 0 LOB: 0 BB: 0 P: 12	R: 2 E: 1 K: 0 S: 11	H: 3 LOB: 2 BB: 1 P: 20	R: 0 E: 0 K: 0 S: 4	H: 0 LOB: 0 BB: 0 P: 6	1B: 5 2B: 1 3B: 1 HR: 4	SF: 1 SAC: 0 DP: 0 HBP: 0	WP: 0 PB: 0 SB: 0 CS: 0	PA: 42							
PITCHER	IP	WLS	BF	H	R	ER	SO	BB	IBB	HBP	BLK	WP	HR	S	P	ERA	WHIP										
54 Jason Ryan, R ERA: 9.0 (1, 1)	3.0	L	18	5	3	3	0	3	0	0	1	0	2	37	64	8.10	2.400										
Johan Santana, L ERA: 7.29 (4, 1)	3.1		18	5	3	3	3	0	0	0	0	0	0	9	13	0.00	0.600										
Hector Carrasco, R ERA: 4.24 (7, 1)	1.2		6	1	0	0	0	0	0	0	0	0	0	9	13	0.00	0.600										

Minnesota Twins @ Anaheim Angels
Edison International Field, Anaheim, CA
Fri Jun 23 2000, 10:05 PM EDT
Att: 30,254 - Cloudy - 72 F

livebaseballscores.com

AB 35
R 8
H 11
RBI 8
BB 6
SO 3
LOB 16



Batter	1	2	3	4	5	6	7	8	9	AB	R	H	RBI	BB	SO	LOB	TOP										
Jacque Jones, L (1, 8) OBP: 0.349, SLG: 0.525	G4-3	K		HR		SH1-4		FC4-6 1B	1-3 2H 1B	5	1	3	3	0	1	2											
Cristian Guzman, S (1, 6) OBP: 0.307, SLG: 0.428	K	F5		1B		G6-3		FC4-6 G4-6-3	F8	6	0	1	0	0	1	7											
Matt Lawton, L (1, 7) OBP: 0.434, SLG: 0.469	CS BB		L4	G4-3		K		G4-6-3		4	0	0	0	1	1	4											
Ron Coomer, R (1, 3) OBP: 0.325, SLG: 0.427	CS	K	F3		L9		G5-3		G4-3 1B 2B	5	1	1	0	0	1	0											
David Ortiz, L (1, 10) OBP: 0.357, SLG: 0.433		1B 2B BB	FC6-4 BB		K		2B 2B		G4-3	3	2	1	0	2	1	1											
Corey Koskie, L (1, 5) OBP: 0.389, SLG: 0.428		2B 1B	FC6-4		HR		K		1B FC6-4 1B	5	3	3	2	0	1	2											
Denny Hocking, S (1, 9) OBP: 0.366, SLG: 0.436		2B		G5-3	F7		2B IBB		FC6-4 1B	4	2	2	1	1	0	0											
Marcus Jensen, S (1, 2) OBP: 0.339, SLG: 0.362		1B 2B		HR BB		SH1-4 1B BB		2B	FC6-4 1B	3	2	2	5	2	0	1											
Jay Canizaro, R (1, 4) OBP: 0.315, SLG: 0.377			F9			SH1-4 1B		G6-3	1B	5	0	3	0	0	0	2											
Inning Stats	R: 0 E: 0 K: 1 S: 6	H: 0 LOB: 0 BB: 1 P: 11	R: 3 E: 0 K: 2 S: 17	H: 4 LOB: 2 BB: 1 P: 26	R: 0 E: 0 K: 0 S: 8	H: 0 LOB: 1 BB: 1 P: 14	R: 2 E: 0 K: 0 S: 18	H: 2 LOB: 1 BB: 1 P: 27	R: 1 E: 0 K: 1 S: 8	H: 1 LOB: 0 BB: 0 P: 13	R: 0 E: 0 K: 1 S: 15	H: 1 LOB: 2 BB: 1 P: 24	R: 2 E: 0 K: 1 S: 10	H: 2 LOB: 1 BB: 1 P: 20	R: 0 E: 0 K: 0 S: 4	H: 1 LOB: 0 BB: 0 P: 5	R: 3 E: 0 K: 0 S: 17	H: 5 LOB: 2 BB: 0 P: 23	1B: 9 2B: 5 3B: 0 HR: 2	SF: 0 SAC: 1 DP: 1 HBP: 0	WP: 0 PB: 0 SB: 0 CS: 1	PA: 48					
PITCHER	IP	WLS	BF	H	R	ER	SO	BB	IBB	HBP	BLK	WP	HR	S	P	ERA	WHIP										
Kent Boltenfield, R (1, 1) ERA: 5.55	5.0	L	25	7	6	6	4	4	0	0	0	0	2	57	91	10.80	2.200										
Mike Holtz, L (6, 1) ERA: 5.79	1.2		4	2	2	2	1	1	1	0	0	0	0	23	41	10.80	2.400										
Mike Fyhrle, R (7, 1) ERA: 2.25	1.1		4	1	0	0	0	0	0	0	0	0	0	6	8	0.00	0.750										
Shigetoshi Hasegawa, R (9, 1) ERA: 5.83	0.2		7	5	3	3	0	0	0	0	0	0	0	15	21	40.50	7.500										
Derrick Tumbow, R (9, 1) ERA: 3.52	0.1		1	0	0	0	0	0	0	0	0	0	0	2	2	0.00	0.000										

Minnesota Twins @ Anaheim Angels
Edison International Field, Anaheim, CA
Sat Jun 24 2000, 10:05 PM EDT
Att: 28,917 - Sunny - 75 F

AB 40
R 11
H 16
RBI 11
BB 6
SO 6
LOB 19



Batter	1	2	3	4	5	6	7	8	9	AB	R	H	RBI	BB	SO	LOB	BOTTOM										
Darin Erstad, L (1, 7) OBP: 0.427, SLG: 0.565	K	K			1B		G2-3		G4-3	5	0	1	1	0	2	1											
Benji Gil, R (1, 6) OBP: 0.292, SLG: 0.321	CS 2B		16 1B 2B		L4		1B		BB	4	1	3	0	1	0	1											
Mo Vaughn, L (1, 3) OBP: 0.370, SLG: 0.554		BB	L4		L8		G3		F9	4	0	0	0	1	0	5											
Tim Salmon, R (1, 9) OBP: 0.397, SLG: 0.529	K		G6-3		K				K	4	0	0	0	0	3	4											
16 Garret Anderson, L (1, 8) OBP: 0.258, SLG: 0.483		HR	FC5 1B		F8		G4-3		G4-3	4	1	2	2	0	0	0											
Troy Glaus, R (1, 10) OBP: 0.429, SLG: 0.667		HR	FC5				1B		G5-3	3	1	2	1	0	0	1											
Edgard Clemente, R (8, FH) OBP: 0.188, SLG: 0.191		HR								1	0	0	0	0	0	0											
Scott Spiezio, S (1, 5) OBP: 0.351, SLG: 0.444		HR			K		K		2B G4-3 1B	4	2	2	1	0	2	1											
Adam Kennedy, L (1, 4) OBP: 0.331, SLG: 0.422		P1			F7		F9		L4	4	0	0	0	0	0	2											
Matt Walbeck, S (1, 2) OBP: 0.224, SLG: 0.338		G6-3			F8		F9		G4-3 2B	4	0	1	0	0	0	0											
Inning Stats	R: 0 E: 0 K: 2 S: 12	H: 1 LOB: 2 BB: 1 P: 23	R: 3 E: 0 K: 1 S: 13	H: 3 LOB: 0 BB: 0 P: 18	R: 1 E: 0 K: 0 S: 9	H: 2 LOB: 0 BB: 0 P: 12	R: 0 E: 0 K: 1 S: 5	H: 0 LOB: 0 BB: 0 P: 6	R: 0 E: 0 K: 1 S: 10	H: 1 LOB: 1 BB: 0 P: 13	R: 0 E: 0 K: 0 S: 9	H: 1 LOB: 1 BB: 0 P: 14	R: 0 E: 0 K: 1 S: 7	H: 0 LOB: 0 BB: 0 P: 10	R: 1 E: 0 K: 0 S: 14	H: 2 LOB: 2 BB: 1 P: 25	1B: 5 2B: 4 3B: 0 HR: 3	SF: 0 SAC: 0 DP: 1 HBP: 0	WP: 0 PB: 0 SB: 0 CS: 1	PA: 39							
PITCHER	IP	WLS	BF	H	R	ER	SO	BB	IBB	HBP	BLK	WP	HR	S	P	ERA	WHIP										
Eric Milton, L (1, 1) ERA: 5.06	7.0	W	30	9	4	4	6	1	0	0	0	0	0	20	34	5.40	1.800										
LaTroy Hawkins, R (8, 1) ERA: 4.01	1.2		8	2	1	1	1	1	0	0	0	0	0	1	1	0.00	0.000										
Eddie Guardado, L (9, 1) ERA: 3.55	0.1		1	0	0	0	0	0	0	0	0	0	0	1	1	0.00	0.000										

Minnesota Twins @ Anaheim Angels
Edison International Field, Anaheim, CA
Sat Jun 24 2000, 10:05 PM EDT
Att: 28,917 - Sunny - 75 F

AB 37
R 5
H 11
RBI 5
BB 2
SO 7
LOB 15



Batter	1	2	3	4	5	6	7	8	9	AB	R	H	RBI	BB	SO	LOB	TOP					
Jay Canizaro, R OBP: 0.333, SLG: 0.400 (1, 4)	4-2 BB 1B BB	4-2 WP 2B BB	0-2 G3 2B			3-1 CS		0-0 G5-3		3	1	1	1	2	0	0						
Denny Hocking, S OBP: 0.397, SLG: 0.429 (1, 9)	0-1 BB 1B	3-2 F5	0-0 G3			1-0 G3		2-3 K		5	0	1	0	0	1	3						
Matt Lawton, L OBP: 0.434, SLG: 0.473 (1, 7)	4-2 G4-6-3 BB	4-0 2B IBB	1-0 G4-3			0-0 G6-3			2-3 K	3	0	0	0	2	1	1						
Ron Coomer, R OBP: 0.332, SLG: 0.446 (1, 3)	1-3 K	0-0				0-0 L4			1-0 G6-3	5	0	2	2	0	1	3						
David Ortiz, L OBP: 0.360, SLG: 0.418 (1, 10)	2-2 G4-6-3					3-3 K			1-3 K	5	1	1	0	0	3	5						
Corey Koskie, L OBP: 0.387, SLG: 0.426 (1, 5)						1-0 F8				3	1	1	0	1	0	2						
Marcus Jensen, S OBP: 0.345, SLG: 0.378 (1, 2)																						
Jacque Jones, L OBP: 0.343, SLG: 0.524 (1, 8)																						
Cristian Guzman, S OBP: 0.311, SLG: 0.431 (1, 6)																						
Inning Stats	R: 0 E: 0 K: 1 S: 14	H: 1 LOB: 2 BB: 2 P: 25	R: 5 E: 0 K: 1 S: 19	H: 5 LOB: 3 BB: 3 P: 37	R: 1 E: 0 K: 1 S: 11	H: 2 LOB: 1 BB: 0 P: 13	R: 0 E: 0 K: 1 S: 8	H: 0 LOB: 0 BB: 0 P: 12	R: 0 E: 0 K: 0 S: 5	H: 2 LOB: 0 BB: 0 P: 14	R: 0 E: 0 K: 0 S: 5	H: 0 LOB: 0 BB: 0 P: 9	R: 1 E: 1 K: 0 S: 10	H: 2 LOB: 1 BB: 0 P: 12	R: 0 E: 0 K: 1 S: 8	H: 0 LOB: 0 BB: 0 P: 11	R: 0 E: 0 K: 2 S: 8	H: 0 LOB: 0 BB: 0 P: 12	1B: 7 2B: 4 3B: 0 HR: 1	SF: 0 SAC: 0 DP: 2 HBP: 0	WP: 1 PB: 0 SB: 0 CS: 1	PA: 42
PITCHER	IP WLS BF H R ER SO BB IBB HBP BLK WP HR S P ERA WHIP																					
James Baldwin, R ERA: 3.88 (1, 1)	6.0 L 31 11 7 6 4 3 2 0 0 0 1 1 66 111 9.00 2.333																					
Jesus Pena, L ERA: 3.77 (7, 1)	1.0 4 1 0 0 0 0 0 0 0 0 0 0 9 11 0.00 1.000																					
41 Bill Simas, R ERA: 2.87 (8, 1)	1.0 3 0 0 0 1 0 0 0 0 0 0 0 8 11 0.00 0.000																					
Kevin Beirne, R ERA: 6.48 (9, 1)	1.0 3 0 0 0 2 0 0 0 0 0 0 0 8 12 0.00 0.000																					

Minnesota Twins @ Chicago White Sox
Comiskey Park, Chicago, IL
Tue Jun 27 2000, 8:05 PM EDT
Att: 20,283 - Sunny - 76 F

AB 36
R 7
H 12
RBI 6
BB 5
SO 7
LOB 20



Batter	1	2	3	4	5	6	7	8	9	AB	R	H	RBI	BB	SO	LOB	BOTTOM					
Ray Durham, S OBP: 0.345, SLG: 0.484 (1, 4)	3-2 SH1-3 WP 2B		2-0 F7 1B SF6 1B			0-1			4-2 BB	3	2	3	0	2	0	0						
Jose Valentin, S OBP: 0.334, SLG: 0.495 (1, 6)	0-0 SH1-3		0-1 14 WP F7 1B			0-0 P6		2-2 G1-3	0-1 P4	4	0	1	0	0	0	5						
Frank Thomas, R OBP: 0.429, SLG: 0.587 (1, 10)	3-2 G5-3		2-0 F7			0-2 F8			2-2 F9	4	0	0	1	1	0	3						
Magglio Ordonez, R OBP: 0.397, SLG: 0.586 (1, 9)	3-2		1-2 SF6			2-2 F7			0-0 14 WP 14 G4-3 2B	4	1	2	1	0	0	4						
14 Paul Konerko, R OBP: 0.364, SLG: 0.504 (1, 3)	3-2 L7		3-3 K			1-1 F7		2-1 G4-3		4	0	0	1	0	1	2						
Jeff Abbott, R OBP: 0.350, SLG: 0.414 (1, 8)		0-1		4-1		2-0 G5-3		2-2 G4-3		3	0	1	0	1	0	0						
Carlos Lee, R OBP: 0.339, SLG: 0.521 (1, 7)		2-0 G6-3		0-1 F9		0-1			0-3 K	4	0	1	0	0	1	2						
Herbert Perry, R OBP: 0.362, SLG: 0.452 (1, 5)		1-2 G5-3		2-2 F7		0-0 F7			1-0 BB BB 1B	4	1	1	0	0	0	3						
Mark Johnson, L OBP: 0.315, SLG: 0.331 (1, 2)		0-0 P6		0-1 F7				3-3 K	4-0 BB BB 1B	3	0	0	0	1	1	2						
Inning Stats	R: 1 E: 0 K: 0 S: 14	H: 2 LOB: 1 BB: 0 P: 26	R: 0 E: 0 K: 0 S: 8	H: 1 LOB: 0 BB: 0 P: 11	R: 1 E: 0 K: 1 S: 10	H: 2 LOB: 1 BB: 0 P: 18	R: 0 E: 0 K: 0 S: 8	H: 0 LOB: 1 BB: 1 P: 14	R: 0 E: 0 K: 0 S: 11	H: 1 LOB: 0 BB: 0 P: 13	R: 0 E: 0 K: 0 S: 6	H: 1 LOB: 1 BB: 0 P: 9	R: 0 E: 0 K: 1 S: 10	H: 0 LOB: 0 BB: 1 P: 19	R: 1 E: 0 K: 0 S: 10	H: 1 LOB: 0 BB: 0 P: 16	R: 1 E: 0 K: 1 S: 22	H: 1 LOB: 3 BB: 3 P: 38	1B: 5 2B: 4 3B: 0 HR: 0	SF: 1 SAC: 1 DP: 0 HBP: 0	WP: 3 PB: 0 SB: 0 CS: 1	PA: 40
PITCHER	IP WLS BF H R ER SO BB IBB HBP BLK WP HR S P ERA WHIP																					
Joe Mays, R ERA: 5.35 (1, 1)	7.1 W 31 8 3 3 2 2 0 0 0 0 1 0 72 117 3.68 1.364																					
LaTroy Hawkins, R ERA: 4.12 (8, 1)	1.0 6 1 1 1 1 2 0 0 0 0 1 0 14 27 9.00 3.000																					
Eddie Guardado, L ERA: 3.26 (9, 1)	0.1 H 1 0 0 0 0 0 0 0 0 0 0 0 2 2 0.00 0.000																					
Bob Wells, R ERA: 3.86 (9, 1)	0.1 S 2 0 0 0 0 1 0 0 0 0 0 0 11 18 0.00 3.000																					

Minnesota Twins @ Chicago White Sox
Comiskey Park, Chicago, IL
Tue Jun 27 2000, 8:05 PM EDT
Att: 20,283 - Sunny - 76 F

AB 33
R 4
H 9
RBI 3
BB 5
SO 3
LOB 21



Batter	1	2	3	4	5	6	7	8	9	AB	R	H	RBI	BB	SO	LOB	TOP										
Jay Canizaro, R OBP: 0.325, SLG: 0.390	G6-3		F9		K		K			4	0	0	0	0	2	1	Minnesota Twins @ Chicago White Sox Comiskey Park, Chicago, IL Wed Jun 28 2000, 8:05 PM EDT Att: 17,541 - Cloudy - 71 F										
Midre Cummings, L OBP: 0.347, SLG: 0.446	G4-3			1B		F8	G3-1			4	1	1	0	0	0	0											
Matt Lawton, L OBP: 0.438, SLG: 0.474	1B			1B				K		2	2	1	0	2	1	0											
Ron Coomer, R OBP: 0.338, SLG: 0.448	1B			G4-6-3		SF8		G6-3		3	0	2	1	0	0	0											
Corey Koskie, L OBP: 0.389, SLG: 0.422	G4-3		G4-6-3							2	0	0	0	2	0	1											
Butch Huskey, R OBP: 0.320, SLG: 0.369	K		F9			SF8		G1-3		3	0	0	1	0	1	1											
Jacque Jones, L OBP: 0.341, SLG: 0.520	K									2	0	0	0	0	2	0											
Denny Hocking, S OBP: 0.368, SLG: 0.427	K									1	0	0	0	1	1	0											
Chad Moeller, R OBP: 0.333, SLG: 0.273			G4-3		G6-3	FC6		K		3	0	0	0	0	0	3											
Marcus Jensen, S OBP: 0.342, SLG: 0.374										1	0	0	0	0	1	0											
Cristian Guzman, S OBP: 0.310, SLG: 0.427			K					G6-3		3	0	0	0	1	2	0											
Inning Stats	R: 0 E: 0 K: 0 S: 10	H: 1 LOB: 2 BB: 1 P: 18	R: 0 E: 0 K: 2 S: 9	H: 0 LOB: 0 BB: 0 P: 12	R: 0 E: 0 K: 1 S: 8	H: 0 LOB: 0 BB: 0 P: 14	R: 2 E: 0 K: 0 S: 12	H: 3 LOB: 0 BB: 0 P: 18	R: 0 E: 0 K: 2 S: 15	H: 0 LOB: 1 BB: 3 P: 35	R: 0 E: 0 K: 2 S: 9	H: 0 LOB: 0 BB: 0 P: 14	R: 0 E: 0 K: 1 S: 9	H: 0 LOB: 1 BB: 1 P: 17	R: 0 E: 0 K: 2 S: 7	H: 0 LOB: 0 BB: 0 P: 10	1B: 4 2B: 0 3B: 0 HR: 0	SF: 1 SAC: 0 DP: 1 HBP: 1	WP: 0 PB: 0 SB: 1 CS: 0	PA: 36							
PITCHER	IP	WLS	BF	H	R	ER	SO	BB	IBB	HBP	BLK	WP	HR	S	P	ERA	WHIP										
21 Cal Eldred, R ERA: 3.91	5.1	W	23	4	3	3	5	4	0	1	0	0	0	58	102	5.06	1.500										
41 Bill Simas, R ERA: 2.94	0.1	H	1	0	0	0	0	0	0	0	0	0	0	3	5	0.00	0.000										
Kelly Wunsch, L ERA: 2.64	2.0	H	8	0	0	0	3	2	0	0	0	0	0	18	35	0.00	1.000										
Bob Howry, R ERA: 3.78	1.1		4	0	0	0	2	0	0	0	0	0	0	10	14	0.00	0.000										

Batter	1	2	3	4	5	6	7	8	9	AB	R	H	RBI	BB	SO	LOB	BOTTOM											
Ray Durham, S OBP: 0.349, SLG: 0.485	1B	G5-3		1B				K		5	1	3	1	0	1	1	Minnesota Twins @ Chicago White Sox Comiskey Park, Chicago, IL Wed Jun 28 2000, 8:05 PM EDT Att: 17,541 - Cloudy - 71 F											
Jose Valentin, S OBP: 0.332, SLG: 0.490	1B	G4-3		F9		F5		G4-3		5	1	1	0	0	0	3												
Frank Thomas, R OBP: 0.430, SLG: 0.608	1B			HR		P4		F8		4	2	2	4	0	0	1												
Magglio Ordonez, R OBP: 0.404, SLG: 0.603	1B			HR		G4-3		1B		4	2	4	1	0	0	0												
14 Paul Konerko, R OBP: 0.362, SLG: 0.500	K			K		F5		1B		4	0	1	0	0	2	2												
Chris Singleton, L OBP: 0.303, SLG: 0.403	K		G3		G4-3		E1			4	0	1	1	0	1	2												
Carlos Lee, R OBP: 0.338, SLG: 0.517		G5-3		1B		L1		K		4	0	1	0	0	1	3												
Greg Norton, S OBP: 0.343, SLG: 0.406		G3				F7		K		3	1	0	0	1	1	3												
Brook Fordyce, R OBP: 0.254, SLG: 0.333				G5-3				K		4	0	1	0	0	2	0												
Inning Stats	R: 3 E: 0 K: 2 S: 14	H: 4 LOB: 0 BB: 0 P: 21	R: 1 E: 0 K: 0 S: 13	H: 1 LOB: 1 BB: 1 P: 22	R: 2 E: 0 K: 1 S: 12	H: 3 LOB: 0 BB: 0 P: 19	R: 0 E: 0 K: 0 S: 9	H: 1 LOB: 1 BB: 0 P: 14	R: 0 E: 0 K: 1 S: 10	H: 1 LOB: 1 BB: 0 P: 16	R: 1 E: 1 K: 2 S: 16	H: 3 LOB: 2 BB: 0 P: 21	R: 0 E: 0 K: 2 S: 8	H: 0 LOB: 0 BB: 0 P: 13	1B: 10 2B: 1 3B: 0 HR: 3	SF: 0 SAC: 0 DP: 0 HBP: 0		WP: 0 PB: 0 SB: 0 CS: 1	PA: 38									
PITCHER	IP	WLS	BF	H	R	ER	SO	BB	IBB	HBP	BLK	WP	HR	S	P	ERA	WHIP											
Mike Lincoln, R ERA: 11.57	3.0	L	17	8	6	6	3	1	0	0	0	0	0	0	0	0	18.00	3.000										
54 Jason Ryan, R ERA: 5.14	4.0		18	6	1	1	3	0	0	0	0	0	0	41	60	2.25	1.500											
Hector Carrasco, R ERA: 4.97	1.0		3	0	0	0	2	0	0	0	0	0	0	8	13	0.00	0.000											

Batter	1	2	3	4	5	6	7	8	9	AB	R	H	RBI	BB	SO	LOB	TOP			
Jay Canizaro, R OBP: 0.339, SLG: 0.421	1-1 F7 E WP 1B	0-1 1B 1-2 1B		1-2 HR	3-1 G4-3			0-1 F7 WP 1B 1B		5	3	4	1	0	0	0	Minnesota Twins @ Chicago White Sox Comiskey Park, Chicago, IL Thu Jun 29 2000, 2:05 PM EDT Att: 21,239 - Sunny - 77 F			
Midre Cummings, L OBP: 0.350, SLG: 0.443	0-0 E3 BB SF8 1-2	2-0 F5		1-1 G3-1 PB 2B 1B		1-1 G4-6-3 1B 1B		3-1 F7 1-3 1-3		5	2	2	0	0	0	4				
Matt Lawton, L OBP: 0.438, SLG: 0.472	3-2 F7 2-3	0-3 K		3-1 G3-1 1-3		0-1 G4-6-3 1-2 1B		0-0 HR 1B		5	1	2	1	0	1	5				
Ron Coomer, R OBP: 0.342, SLG: 0.452	4-0 BB 2B 1-2 3-H	3-2 1B		2-2 1B 2B		1-1 G4-6-3 1-2 2-3		3-H K		4	1	2	2	1	1	3				
Corey Koskie, L OBP: 0.397, SLG: 0.439	4-0 2B BB 1-2 2-3	2-3 K		3-2 1B		4-2 BB		3-1 HR		3	2	2	2	2	1	2				
David Ortiz, L OBP: 0.348, SLG: 0.407	3-2 SF8		0-0 E3 G4-6-3 1B	2-3 K		2-2 F8		2-3 K		4	0	0	1	0	2	4				
Marcus Jensen, S OBP: 0.344, SLG: 0.385	1-2 2B		1-1 G4-6-3 1B	3-3 K		2-2 F8		0-3 K		5	0	2	2	0	2	2				
Jacque Jones, L OBP: 0.335, SLG: 0.510	1-2 G3		0-2 G4-6-3 1-2 2-3		1-0 L8		0-2 G6-3	0-1 G1-3		5	0	0	0	0	0	3				
Cristian Guzman, S OBP: 0.309, SLG: 0.423		1-2 1B 1B	0-1 G6-3		1-0 G6-3		2-3 K	0-2 G6-3		5	1	1	0	0	1	1				
Inning Stats	R: 4 E: 1 K: 0 S: 18	H: 2 LOB: 1 BB: 2 P: 35	R: 1 E: 0 K: 2 S: 18	H: 3 LOB: 2 BB: 0 P: 26	R: 0 E: 1 K: 0 S: 8	H: 1 LOB: 1 BB: 0 P: 9	R: 2 E: 0 K: 2 S: 21	H: 4 LOB: 2 BB: 0 P: 36	R: 0 E: 0 K: 0 S: 14	H: 2 LOB: 2 BB: 1 P: 22	R: 0 E: 0 K: 1 S: 11	H: 0 LOB: 0 BB: 0 P: 15	R: 3 E: 0 K: 2 S: 14	H: 3 LOB: 0 BB: 0 P: 23	R: 0 E: 0 K: 1 S: 8	H: 0 LOB: 0 BB: 0 P: 8	1B: 11 2B: 2 3B: 0 HR: 2	SF: 1 SAC: 0 DP: 2 HBP: 0	WP: 2 PB: 1 SB: 0 CS: 0	PA: 45
PITCHER	IP WLS BF H R ER SO BB IBB HBP BLK WP HR S P ERA WHIP											IP WLS BF H R ER SO BB IBB HBP BLK WP HR S P ERA WHIP								
Kip Wells, R ERA: 6.03	3.0 L 18 6 5 2 2 2 0 0 0 0 0 0 44 70 6.00 2.667																			
Sean Lowe, R ERA: 6.34	2.2 6 2 2 2 1 0 0 0 0 0 1 36 62 6.75 2.625																			
Jesus Pena, L ERA: 3.45	1.1 4 0 0 0 1 0 0 0 0 0 0 14 20 0.00 0.000																			
Keith Foulke, R ERA: 3.45	1.0 6 3 3 3 2 0 0 0 0 1 1 14 23 27.00 3.000																			
Kevin Beirne, R ERA: 6.11	1.0 3 0 0 0 1 0 0 0 0 0 0 8 8 0.00 0.000																			
Batter	1	2	3	4	5	6	7	8	9	AB	R	H	RBI	BB	SO	LOB	BOTTOM			
Ray Durham, S OBP: 0.347, SLG: 0.482	1-3 K	3-3 K			1-0 F8		2-2 G1-3			2	0	0	0	0	2	2	Minnesota Twins @ Chicago White Sox Comiskey Park, Chicago, IL Thu Jun 29 2000, 2:05 PM EDT Att: 21,239 - Sunny - 77 F			
Jose Valentin, S OBP: 0.330, SLG: 0.486										2	0	0	0	0	0	0				
Tony Graffanino, R OBP: 0.406, SLG: 0.431	1-3 K		0-2 G5-3		1-2 P4			0-1 F8		4	0	0	0	0	1	0				
Frank Thomas, R OBP: 0.431, SLG: 0.606	0-2 FC6-4 1B		3-2 P6			3-2 14 BB 1B		1-2 F7		4	0	2	0	0	0	0				
Magglio Ordonez, R OBP: 0.402, SLG: 0.598	0-2 FC6-4 1-2		1-2 1B			1-2 F7		0-0 P9		4	0	1	0	0	0	2				
14 Paul Konerko, R OBP: 0.364, SLG: 0.498		1-0 F8	1-2 G5-3			4-2 BB		3-1 F7 BB 1B		3	0	1	0	1	0	1				
Jeff Abbott, R OBP: 0.346, SLG: 0.404		0-0 F9		0-1 P6		2-2 F9		4-1 BB		3	0	0	0	1	0	2				
Carlos Lee, R OBP: 0.337, SLG: 0.511		4-1 1B BB		0-3 K		1-2 P6		0-3 K		3	1	0	0	1	2	4				
Herbert Perry, R OBP: 0.359, SLG: 0.446		1-0 1B 1B		3-3 K			0-3 K	0-1 F7		4	0	1	0	0	2	2				
Mark Johnson, L OBP: 0.313, SLG: 0.328		0-1 1B			3-2 F9		0-0 F8	2-3 K		4	0	1	1	0	1	2				
Inning Stats	R: 0 E: 0 K: 2 S: 12	H: 1 LOB: 1 BB: 0 P: 14	R: 1 E: 0 K: 1 S: 9	H: 2 LOB: 2 BB: 1 P: 18	R: 0 E: 0 K: 0 S: 15	H: 1 LOB: 1 BB: 0 P: 20	R: 0 E: 0 K: 2 S: 8	H: 0 LOB: 0 BB: 0 P: 11	R: 0 E: 0 K: 0 S: 8	H: 0 LOB: 0 BB: 0 P: 13	R: 0 E: 0 K: 1 S: 7	H: 0 LOB: 0 BB: 0 P: 9	R: 0 E: 0 K: 0 S: 6	H: 0 LOB: 0 BB: 0 P: 7	R: 0 E: 0 K: 2 S: 11	H: 1 LOB: 2 BB: 1 P: 20	1B: 6 2B: 0 3B: 0 HR: 0	SF: 0 SAC: 0 DP: 0 HBP: 0	WP: 0 PB: 0 SB: 0 CS: 0	PA: 36
PITCHER	IP WLS BF H R ER SO BB IBB HBP BLK WP HR S P ERA WHIP											IP WLS BF H R ER SO BB IBB HBP BLK WP HR S P ERA WHIP								
Eric Milton, L ERA: 4.81	7.0 W 28 5 1 1 6 2 0 0 0 0 0 0 79 116 1.29 1.000																			
Bob Wells, R ERA: 3.57	1.0 3 0 0 0 0 0 0 0 0 0 0 6 7 0.00 0.000																			
Travis Miller, L ERA: 2.75	1.0 5 1 0 0 2 1 0 0 0 0 0 11 20 0.00 2.000																			
Minnesota Twins											AB	R	H	RBI	BB	SO	LOB			

Batter	1	2	3	4	5	6	7	8	9	AB	R	H	RBI	BB	SO	LOB	TOP											
Jay Canizaro, R OBP: 0.335, SLG: 0.415	1-2 G6-3	3-1 F7		2-2 L6		3-3 K		1-1 1B		5	0	1	0	0	1	2												
Midre Cummings, L OBP: 0.381, SLG: 0.480	2-2 HR		2-0 G4-3		2-1 HR	2-2 G6-3		2-1 1B		5	2	3	1	0	0	0												
Matt Lawton, L OBP: 0.443, SLG: 0.500	2-2 HR		2-1 G4-3		4-1 1B		1-0 HR	2-3 K		4	3	3	3	1	1	2												
Ron Coomer, R OBP: 0.343, SLG: 0.451	3-2 1B		1-1 G4-3		2-1 1B	0-2 G1-3		2-3 K		5	1	2	0	0	1	1												
Corey Koskie, L OBP: 0.401, SLG: 0.442	1-2 1B		0-0 B1-3		2-1 1B	1-0 G5-3		0-0 P5		5	0	3	1	0	0	1												
David Ortiz, L OBP: 0.351, SLG: 0.403	2-2 F7			2-2 E	2-1 G6-4-3	1-2 G5-3		4-0 BB		4	1	1	0	1	0	5												
Chad Moeller, R OBP: 0.345, SLG: 0.296	3-2 G3			0-0 E9	3-2 1B	1-0 F8		0-3 K		5	0	2	1	0	1	4												
Jacque Jones, L OBP: 0.330, SLG: 0.502		3-2 G4-3		1-0 G2-3	0-2 G4-3			3-1 G3-1		4	0	0	0	0	0	2												
Cristian Guzman, S OBP: 0.308, SLG: 0.421		0-1 F8		0-1 F2		1-1 CS		0-0 G4-1		4	0	1	0	0	0	1												
Inning Stats	R: 2 H: 4 E: 0 K: 0 S: 23	H: 4 LOB: 2 BB: 0 P: 37	R: 0 H: 0 E: 0 K: 0 S: 9	H: 0 LOB: 0 BB: 0 P: 15	R: 0 H: 1 E: 0 K: 0 S: 6	H: 1 LOB: 1 BB: 0 P: 11	R: 1 H: 2 E: 1 K: 0 S: 10	H: 2 LOB: 1 BB: 0 P: 15	R: 3 H: 4 E: 0 K: 1 S: 17	H: 4 LOB: 1 BB: 1 P: 32	R: 0 H: 1 E: 0 K: 1 S: 8	H: 1 LOB: 0 BB: 0 P: 14	R: 1 H: 2 E: 0 K: 0 S: 9	H: 2 LOB: 1 BB: 0 P: 13	R: 0 H: 2 E: 0 K: 1 S: 10	H: 2 LOB: 2 BB: 0 P: 18	R: 0 H: 0 E: 0 K: 2 S: 8	H: 0 LOB: 1 BB: 1 P: 14	1B: 12 2B: 1 3B: 0 HR: 3	SF: 0 SAC: 0 DP: 1 HBP: 0	WP: 0 PB: 0 SB: 0 CS: 1	PA: 43						
PITCHER	IP	WLS	BF	H	R	ER	SO	BB	IBB	HBP	BLK	WP	HR	S	P	ERA	WHIP											
Jim Brower, R ERA: 4.89	(1, 1)	4.0	L	23	10	6	5	0	1	0	0	0	0	2	55	95	11.25	2.750										
Brian Williams, R ERA: 7.23	(5, 1)	3.2	15	6	1	1	1	0	0	0	0	0	1	34	55	2.46	1.636											
Justin Speier, R ERA: 1.57	(8, 1)	0.1	1	0	0	0	1	0	0	0	0	0	0	3	5	0.00	0.000											
Steve Karsay, R ERA: 2.7	(9, 1)	1.0	4	0	0	0	2	1	0	0	0	0	0	8	14	0.00	1.000											

Minnesota Twins @ Cleveland Indians
Jacobs Field, Cleveland, OH
Fri Jun 30 2000, 7:05 PM EDT
Att: 43,124 - Sunny - 74 F

AB 41
R 7
H 16
RBI 6
BB 2
SO 4
LOB 18



Batter	1	2	3	4	5	6	7	8	9	AB	R	H	RBI	BB	SO	LOB	BOTTOM										
Kenny Lofton, L OBP: 0.328, SLG: 0.379	2-1 F9		1-2 G4-3		2-3 K		3-3 K		2-3 K	5	0	0	0	0	3	2											
Omar Vizquel, S OBP: 0.344, SLG: 0.348	1-2 G4-6-3		2-0 G5-3		4-0 BB		3-2 F8		1-2 G6-3	4	0	1	0	1	0	1											
Roberto Alomar, S OBP: 0.345, SLG: 0.435	2-2 G4-6-3			2-1 BB	1-2 F8		4-1 BB			3	0	1	0	1	0	3											
Jim Thome, L OBP: 0.368, SLG: 0.585		1-2 F9		2-2 F8	2-3 K		1-1 G4-3			4	0	0	0	0	1	5											
Travis Fryman, R OBP: 0.406, SLG: 0.546		4-2 2B		2-3 K		0-1 G3		2-1 G5-3		3	1	0	0	1	1	1											
Richie Sexson, R OBP: 0.313, SLG: 0.457		3-1 2B		4-2 BB	1-2 BB		1-0 G5-3		1-1 F9	3	0	1	1	1	0	0											
Ricky Ledee, L OBP: 0.335, SLG: 0.418		3-2 F8		4-2 BB	1-2 BB		2-2 1B		0-0 F7	3	0	1	0	1	0	1											
Alex Ramirez, R OBP: 0.304, SLG: 0.466		2-0 G1-3		2-0 G5-3		1-1 F9			0-0 HR	4	1	1	1	0	0	5											
Sandy Alomar Jr., R OBP: 0.370, SLG: 0.461			3-2 F3		2-2 BB		1-0 BB		3-3 K	4	0	2	0	0	1	0											
Inning Stats	R: 0 H: 1 E: 0 K: 0 S: 11	H: 1 LOB: 0 BB: 0 P: 16	R: 1 H: 1 E: 0 K: 0 S: 16	H: 1 LOB: 1 BB: 1 P: 29	R: 0 H: 0 E: 0 K: 0 S: 10	H: 0 LOB: 0 BB: 0 P: 16	R: 0 H: 1 E: 0 K: 1 S: 15	H: 1 LOB: 3 BB: 2 P: 31	R: 0 H: 1 E: 0 K: 2 S: 13	H: 1 LOB: 2 BB: 1 P: 24	R: 0 H: 1 E: 0 K: 0 S: 8	H: 1 LOB: 1 BB: 0 P: 12	R: 0 H: 1 E: 0 K: 1 S: 10	H: 1 LOB: 2 BB: 1 P: 22	R: 0 H: 0 E: 0 K: 0 S: 5	H: 0 LOB: 0 BB: 0 P: 8	R: 1 H: 1 E: 0 K: 2 S: 11	H: 1 LOB: 0 BB: 0 P: 17	1B: 5 2B: 1 3B: 0 HR: 1	SF: 0 SAC: 0 DP: 1 HBP: 0	WP: 1 PB: 0 SB: 0 CS: 0	PA: 38					
PITCHER	IP	WLS	BF	H	R	ER	SO	BB	IBB	HBP	BLK	WP	HR	S	P	ERA	WHIP										
Mark Redman, L ERA: 4.56	(1, 1)	5.0	W	22	4	1	3	4	0	0	0	0	0	65	116	1.80	1.600										
LaTroy Hawkins, R ERA: 3.97	(6, 1)	4.0	S	16	3	1	1	3	1	0	0	0	1	34	59	2.25	1.000										

Minnesota Twins @ Cleveland Indians
Jacobs Field, Cleveland, OH
Fri Jun 30 2000, 7:05 PM EDT
Att: 43,124 - Sunny - 74 F

AB 33
R 2
H 7
RBI 2
BB 5
SO 6
LOB 18



Batter	1	2	3	4	5	6	7	8	9	AB	R	H	RBI	BB	SO	LOB	TOP							
Jay Canizaro, R OBP: 0.330, SLG: 0.410			G5-3				G5-3			4	1	1	0	0	1	2								
Denny Hocking, S OBP: 0.362, SLG: 0.418	G6-3			K		K		G4-3		4	0	0	0	0	2	1								
Midre Cummings, L OBP: 0.350, SLG: 0.455	G4-3			K				F7		4	0	1	1	0	1	0								
Ron Coomer, R OBP: 0.343, SLG: 0.456		G4-3		G4-3		F9		G5-3		4	0	0	0	0	0	1								
Butch Huskey, R OBP: 0.315, SLG: 0.361		K			P4			F9		4	0	1	0	0	1	0								
Matt Lawton, L OBP: 0.434, SLG: 0.488	G4-3			K		G5-3		F8		4	0	0	0	0	1	2								
Chad Moeller, R OBP: 0.333, SLG: 0.290			F8					F8		4	0	1	0	0	0	0								
Jason Maxwell, R OBP: 0.316, SLG: 0.338			G4-3							2	0	2	0	1	0	0								
Cristian Guzman, S OBP: 0.310, SLG: 0.420			G4-3		L4		P4			3	0	0	0	0	0	4								
Inning Stats	R: 0 H: 0 E: 0 K: 1 S: 8	H: 0 LOB: 0 BB: 0 P: 12	R: 0 H: 0 E: 0 K: 1 S: 7	H: 0 LOB: 0 BB: 0 P: 11	R: 0 H: 1 E: 0 K: 0 S: 9	H: 1 LOB: 1 BB: 0 P: 17	R: 0 H: 0 E: 0 K: 2 S: 9	H: 0 LOB: 0 BB: 0 P: 12	R: 0 H: 1 E: 0 K: 1 S: 10	H: 1 LOB: 2 BB: 1 P: 18	R: 1 H: 3 E: 0 K: 0 S: 12	H: 3 LOB: 1 BB: 0 P: 18	R: 0 H: 1 E: 0 K: 0 S: 6	H: 1 LOB: 1 BB: 0 P: 8	R: 0 H: 0 E: 0 K: 0 S: 8	H: 0 LOB: 0 BB: 0 P: 11	R: 0 H: 0 E: 0 K: 0 S: 8	H: 0 LOB: 0 BB: 0 P: 13	1B: 5 2B: 1 3B: 0 HR: 0	SF: 0 SAC: 0 DP: 0 HBP: 0	WP: 0 PB: 0 SB: 0 CS: 0	PA: 34		
PITCHER	IP	WLS	BF	H	R	ER	SO	BB	IBB	HBP	BLK	WP	HR	S	P	ERA	WHIP							
Chuck Finley, L ERA: 3.82	(1, 1)	7.0	W	28	6	1	6	1	0	0	0	0	0	61	96	1.29	1.000							
Justin Speier, R ERA: 1.44	(8, 1)	2.0		6	0	0	0	0	0	0	0	0	0	16	24	0.00	0.000							

Minnesota Twins @ Cleveland Indians
 Jacobs Field, Cleveland, OH
 Sun Jul 02 2000, 1:05 PM EDT
 Att: 43,181 - Cloudy - 82 F

AB	33
R	1
H	6
RBI	1
BB	1
SO	6
LOB	10



Batter	1	2	3	4	5	6	7	8	9	AB	R	H	RBI	BB	SO	LOB	BOTTOM							
Roberto Alomar, S OBP: 0.343, SLG: 0.429		G1-6-3		F8		L4				5	1	2	0	0	0	3								
Omar Vizquel, S OBP: 0.348, SLG: 0.356		E4		L7				F8		4	1	2	2	0	0	0								
Jolbert Cabrera, R OBP: 0.271, SLG: 0.280										1	0	0	0	0	0	1								
Ricky Ledee, L OBP: 0.335, SLG: 0.429			G3			F8				4	1	1	1	0	0	1								
Jim Thome, L OBP: 0.367, SLG: 0.576	SF9				G3-1			G6-3		2	1	1	1	1	0	0								
Richie Sexson, R OBP: 0.314, SLG: 0.451						G5-4-3		G6-3		2	1	1	0	2	0	1								
Enrique Wilson, S OBP: 0.379, SLG: 0.486					G5-4-3		K			4	0	2	2	0	1	2								
Russell Branyan, L OBP: 0.354, SLG: 0.623	F8							F8		2	1	0	0	1	0	4								
Alex Ramirez, R OBP: 0.301, SLG: 0.461			P6			SH3-4				1	0	0	0	0	0	1								
Kenny Lofton, L OBP: 0.333, SLG: 0.385	F7							G3-1		3	1	1	1	1	0	2								
Einar Diaz, R OBP: 0.327, SLG: 0.399			G4-3			SH3-4		K		3	0	1	0	0	1	2								
Inning Stats	R: 3 H: 5 E: 0 K: 0 S: 20	H: 5 LOB: 2 BB: 0 P: 29	R: 0 H: 1 E: 1 K: 0 S: 7	H: 1 LOB: 1 BB: 0 P: 13	R: 2 H: 2 E: 0 K: 0 S: 9	H: 2 LOB: 2 BB: 2 P: 21	R: 0 H: 0 E: 0 K: 0 S: 8	H: 0 LOB: 0 BB: 0 P: 10	R: 0 H: 0 E: 0 K: 0 S: 4	H: 0 LOB: 0 BB: 1 P: 10	R: 2 H: 1 E: 0 K: 0 S: 9	H: 1 LOB: 1 BB: 2 P: 23	R: 0 H: 1 E: 0 K: 1 S: 12	H: 1 LOB: 1 BB: 0 P: 18	R: 0 H: 1 E: 0 K: 1 S: 10	H: 1 LOB: 1 BB: 0 P: 14	1B: 11 2B: 0 3B: 0 HR: 0	SF: 1 SAC: 1 DP: 2 HBP: 0	WP: 0 PB: 0 SB: 0 CS: 0	PA: 38				
PITCHER	IP	WLS	BF	H	R	ER	SO	BB	IBB	HBP	BLK	WP	HR	S	P	ERA	WHIP							
Joe Mays, R ERA: 5.63	(1, 1)	3.0	L	18	8	5	0	2	0	0	0	0	0	16	34	7.71	1.286							
Johan Santana, L ERA: 7.31	(4, 1)	2.1		9	0	2	1	3	0	0	0	0	0	17	27	0.00	1.200							
Travis Miller, L ERA: 2.63	(6, 1)	1.2		7	2	0	0	0	0	0	0	0	0	10	14	0.00	1.000							
Hector Carrasco, R ERA: 4.85	(8, 1)	1.0		4	1	0	0	0	0	0	0	0	0	10	14	0.00	1.000							

Minnesota Twins @ Cleveland Indians
 Jacobs Field, Cleveland, OH
 Sun Jul 02 2000, 1:05 PM EDT
 Att: 43,181 - Cloudy - 82 F

AB	31
R	7
H	11
RBI	7
BB	5
SO	2
LOB	17



Batter	1	2	3	4	5	6	7	8	9	AB	R	H	RBI	BB	SO	LOB	TOP										
Jose Offerman, S OBP: 0.338, SLG: 0.332 (1, 4)										6	1	2	0	0	0	2	Boston Red Sox @ Minnesota Twins Hubert H. Humphrey Metrodome, Minneapolis, MN Mon Jul 03 2000, 8:05 PM EDT Att: 13,128 - Dome - 72 F livebaseballscorecards.com										
Jeff Fyfe, R OBP: 0.374, SLG: 0.335 (1, 9)										5	1	2	0	1	2	2											
Morgan Burkhardt, S OBP: 0.531, SLG: 0.560 (1, 10)										4	1	2	3	1	1	3											
Brian Daubach, L OBP: 0.352, SLG: 0.500 (1, 3)										4	1	1	0	1	2	4											
Carl Everett, S OBP: 0.396, SLG: 0.659 (1, 8)										4	3	2	1	1	1	1											
Troy O'Leary, L OBP: 0.292, SLG: 0.360 (1, 7)										5	1	3	3	0	0	1											
Ed Sprague, R OBP: 0.326, SLG: 0.570 (1, 5)										4	1	0	0	1	1	4											
Jason Varitek, S OBP: 0.390, SLG: 0.434 (1, 2)										4	2	2	3	1	1	1											
Manny Alexander, R OBP: 0.240, SLG: 0.302 (1, 6)										4	0	1	1	1	3	1											
Inning Stats	R: 0 E: 0 K: 1 S: 10	H: 2 LOB: 1 BB: 0 P: 15	R: 1 E: 0 K: 1 S: 12	H: 2 LOB: 1 BB: 1 P: 21	R: 0 E: 0 K: 0 S: 7	H: 1 LOB: 1 BB: 0 P: 13	R: 9 E: 0 K: 0 S: 27	H: 6 LOB: 1 BB: 4 P: 53	R: 0 E: 0 K: 2 S: 13	H: 0 LOB: 0 BB: 0 P: 7	R: 1 E: 0 K: 2 S: 14	H: 1 LOB: 1 BB: 1 P: 25	R: 0 E: 0 K: 0 S: 10	H: 1 LOB: 1 BB: 0 P: 17	R: 0 E: 0 K: 3 S: 10	H: 1 LOB: 1 BB: 0 P: 17	1B: 8 2B: 2 3B: 1 HR: 4	SF: 0 SAC: 0 DP: 2 HBP: 0	WP: 3 PB: 0 CS: 0	PA: 47							
PITCHER	IP	WLS	BF	H	R	ER	SO	BB	IBB	HBP	BLK	WP	HR	S	P	ERA	WHIP										
Mike Lincoln, R ERA: 13.5	3.0	L	18	8	6	6	2	3	0	0	0	0	3	39	70	18.00	3.667										
54 Jason Ryan, R ERA: 9.92	0.1		5	2	2	2	0	2	0	0	0	1	1	11	24	54.00	12.000										
Hector Carrasco, R ERA: 4.76	2.2		12	2	3	3	4	2	0	0	0	2	0	27	42	10.12	1.500										
Travis Miller, L ERA: 2.5	2.0		8	2	0	0	2	0	0	0	0	0	0	23	37	0.00	1.000										
Johan Santana, L ERA: 7.15	1.0		4	1	0	0	3	0	0	0	0	0	0	10	17	0.00	1.000										
Batter	1	2	3	4	5	6	7	8	9	AB	R	H	RBI	BB	SO	LOB	BOTTOM										
Jay Canizaro, R OBP: 0.337, SLG: 0.421 (1, 4)										5	2	3	0	0	0	0	Boston Red Sox @ Minnesota Twins Hubert H. Humphrey Metrodome, Minneapolis, MN Mon Jul 03 2000, 8:05 PM EDT Att: 13,128 - Dome - 72 F livebaseballscorecards.com										
Jason Maxwell, R OBP: 0.312, SLG: 0.333 (8, 4)										4	1	1	0	1	0	3											
Cristian Guzman, S OBP: 0.312, SLG: 0.417 (1, 6)										3	2	1	1	1	0	2											
Matt Lawton, L OBP: 0.437, SLG: 0.490 (1, 7)										5	1	2	2	0	0	4											
Ron Coomer, R OBP: 0.343, SLG: 0.458 (1, 3)										3	2	3	1	2	0	0											
Corey Koskie, L OBP: 0.412, SLG: 0.455 (1, 5)										5	0	2	1	0	0	6											
Denny Hocking, S OBP: 0.383, SLG: 0.423 (1, 9)										0	0	0	3	1	0	0											
David Ortiz, L OBP: 0.348, SLG: 0.490 ERA: 0.01 Butch Huskey, R OBP: 0.314, SLG: 0.359 Midre Cummings, L OBP: 0.347, SLG: 0.450 (8, PH)										1	0	0	0	0	0	1											
Chad Moeller, R OBP: 0.297, SLG: 0.257 Marcus Jensen, S OBP: 0.333, SLG: 0.370 (9, PH)										1	0	0	0	0	0	0											
Jacque Jones, L OBP: 0.325, SLG: 0.498 (1, 8)										5	0	1	0	0	1	1											
Inning Stats	R: 2 E: 0 K: 0 S: 15	H: 2 LOB: 3 BB: 3 P: 33	R: 0 E: 0 K: 0 S: 11	H: 2 LOB: 2 BB: 0 P: 12	R: 1 E: 0 K: 0 S: 7	H: 1 LOB: 1 BB: 1 P: 15	R: 4 E: 0 K: 1 S: 19	H: 5 LOB: 1 BB: 0 P: 29	R: 0 E: 0 K: 0 S: 11	H: 0 LOB: 2 BB: 1 P: 20	R: 0 E: 0 K: 1 S: 9	H: 1 LOB: 1 BB: 0 P: 17	R: 0 E: 0 K: 1 S: 6	H: 0 LOB: 0 BB: 0 P: 6	R: 1 E: 0 K: 0 S: 12	H: 2 LOB: 1 BB: 0 P: 20	R: 0 E: 0 K: 1 S: 7	H: 0 LOB: 0 BB: 0 P: 10	1B: 8 2B: 5 3B: 0 HR: 0	SF: 2 SAC: 0 DP: 0 HBP: 1	WP: 0 PB: 0 CS: 0	PA: 46					
PITCHER	IP	WLS	BF	H	R	ER	SO	BB	IBB	HBP	BLK	WP	HR	S	P	ERA	WHIP										
Ramon Martinez, R ERA: 0.01	3.0		21	8	6	6	0	4	0	0	0	0	0	39	70	18.00	4.000										
Hipolito Pichardo, R ERA: 3.46	2.0	W	10	2	1	1	1	1	0	1	0	0	0	24	39	4.50	1.500										
Rheal Cormier, L ERA: 0.95	2.2	H	11	3	1	1	2	0	0	0	0	0	0	25	41	3.38	1.125										
Derek Lowe, R ERA: 2.61	1.1	S	4	0	0	0	1	0	0	0	0	0	0	9	12	0.00	0.000										

Batter	1	2	3	4	5	6	7	8	9	AB	R	H	RBI	BB	SO	LOB	TOP								
Jose Offerman, S (1.4) OBP: 0.338, SLG: 0.348	1-1 2B	1-2 F9	2-2 G4-3		2-2 F7		0-2 F7		0-0 HR	6	2	2	1	0	0	1									
Ed Sprague, R (1.10) OBP: 0.313, SLG: 0.545	1-3 K	0-1 F2		2-2 G5-3	2-3 K		1-2 L6	3-2 P3		6	0	0	0	0	2	1									
Carl Everett, S (1.8) Brian Daubach, L (8.9) OBP: 0.352, SLG: 0.500	1-0 F7	4-2 BB		2-2 2B	1-0 1B		3-2 1B	3B		4	2	3	0	1	0	1									
Nomar Garciaparra, R (1.6) OBP: 0.443, SLG: 0.598	1-1 2H	1-0 G4-3		2-0 2B	1-0 F9		0-0 G4-3			5	1	2	1	0	0	3									
Morgan Burkhardt, S (1.3) OBP: 0.541, SLG: 0.586	1-0 F9		0-2 1B	1-1 2B	HR	2B	2-3 K	4-2 1B	BB	4	2	2	2	1	1	1									
Troy O'Leary, L (1.7) OBP: 0.295, SLG: 0.379		0-1 2B	3-3 K	1-2 HR	2B		3-2 F7	2-1 1B	1-2 3-H	5	2	3	3	0	1	1									
Jason Varitek, S (1.2) OBP: 0.390, SLG: 0.438		1-2 1B	1-2 2B	1-2 G4-3		1-2 G5-3	1-2 F7	1-1 1B		5	2	2	1	0	0	2									
Bernard Gilkey, R (1.9) Jeff Frye, R (8.8) OBP: 0.212, SLG: 0.286 OBP: 0.372, SLG: 0.333		0-1 HR	0-0 F9	0-1 HR			1-1 G6-3		0-1 P4	4	2	3	4	0	0	0									
Manny Alexander, R (1.5) OBP: 0.238, SLG: 0.327	1-1 HR	2-1 HR	3-2 F9	1-3 K			1-1 P3	1-1 F5		5	1	1	2	0	1	1									
Inning Stats	R: 1 E: 0 K: 1 S: 9	H: 2 LOB: 1 BB: 0 P: 14	R: 4 E: 0 K: 0 S: 19	H: 4 LOB: 1 BB: 1 P: 28	R: 2 E: 0 K: 1 S: 20	H: 3 LOB: 1 BB: 0 P: 29	R: 5 E: 0 K: 1 S: 23	H: 5 LOB: 0 BB: 0 P: 33	R: 0 E: 0 K: 1 S: 9	H: 1 LOB: 1 BB: 0 P: 15	R: 0 E: 0 K: 0 S: 9	H: 0 LOB: 0 BB: 0 P: 15	R: 0 E: 0 K: 0 S: 7	H: 0 LOB: 0 BB: 0 P: 9	R: 1 E: 0 K: 0 S: 14	H: 2 LOB: 2 BB: 1 P: 25	R: 1 E: 0 K: 0 S: 12	H: 1 LOB: 0 BB: 0 P: 16	1B: 7 2B: 6 3B: 1 HR: 4	SF: 0 SAC: 0 DP: 0 HBP: 0	WP: 0 PB: 0 SB: 0 CS: 0	PA: 47			
PITCHER	IP	WLS	BF	H	R	ER	SO	BB	IBB	HBP	BLK	WP	HR	S	P	ERA	WHIP								
Eric Milton, L (1.1) ERA: 5.26	3.0	L	19	9	7	7	2	1	0	0	0	0	1	48	71	21.00	3.333								
54 Jason Ryan, R (4.1) ERA: 14.04	1.0		8	5	5	5	1	0	0	0	0	0	2	23	33	45.00	5.000								
Johan Santana, L (5.1) ERA: 6.85	2.0		7	1	0	0	2	0	0	0	0	0	0	18	30	0.00	0.500								
LaTroy Hawkins, R (7.1) ERA: 3.88	1.0		3	0	0	0	0	0	0	0	0	0	0	7	9	0.00	0.000								
Bob Wells, R (8.1) ERA: 3.67	1.0		6	2	1	1	0	1	0	0	0	0	0	14	25	9.00	3.000								
PITCHER	IP	WLS	BF	H	R	ER	SO	BB	IBB	HBP	BLK	WP	HR	S	P	ERA	WHIP								
Eddie Guardado, L (9.1) ERA: 3.55	1.0		4	1	1	1	0	0	0	0	0	0	0	12	16	9.00	1.000								

Batter	1	2	3	4	5	6	7	8	9	AB	R	H	RBI	BB	SO	LOB	BOTTOM								
Cristian Guzman, S (1.6) OBP: 0.316, SLG: 0.422	4-1 G4-3		1-2 G6-3	0-1 G4-3			0-0 G4-3	0-0 1B		4	1	2	0	1	0	1									
Denny Hocking, S (1.4) OBP: 0.359, SLG: 0.422	3-2 G4-3		1-3 K		3-1 G5-3		2-2 1B	1-0 F7		5	0	1	0	0	1	5									
Matt Lawton, L (1.7) Midre Cummings, L (7.7) OBP: 0.485 OBP: 0.350, SLG: 0.451	0-2 G4-3		1-2 G6-3		1-1 E3		1-2 1B	0-0 F7		3	0	0	1	0	0	1									
Ron Coomer, R (1.3) Jason Maxwell, R (7.4) OBP: 0.340, SLG: 0.454 OBP: 0.304, SLG: 0.324	1-2 E5		0-0 P6		0-0 P6		1-3 K	1-1 G5-3		3	0	0	0	0	0	2									
Corey Koskie, L (1.5) OBP: 0.412, SLG: 0.456	0-0 FC4-6			4-1 PB	1-2 G4-3			2-0 G3	0-0 2B	4	1	1	0	1	0	2									
Butch Huskey, R (1.9) OBP: 0.307, SLG: 0.351		0-2 P4		0-2 L7		0-1 F8		0-1 G5-3	0-2 G6-3	5	0	0	0	0	0	2									
David Ortiz, L (1.10) OBP: 0.357, SLG: 0.418		4-2 PB		3-2 G4-3		3-2 F5		3-1 1B		3	2	2	1	1	0	0									
Marcus Jensen, S (1.2) OBP: 0.331, SLG: 0.366		2-3 K		0-2 G4-3		2-3 K		3-2 1B	1B	4	0	1	1	0	2	2									
Jacque Jones, L (1.8) OBP: 0.328, SLG: 0.502		2-2 G4-3		0-0 2B		0-1 G4-3		2-0 1B	1-2 1B	4	0	2	1	0	0	1									
Inning Stats	R: 1 E: 1 K: 0 S: 13	H: 0 LOB: 1 BB: 1 P: 20	R: 0 E: 0 K: 1 S: 11	H: 0 LOB: 1 BB: 1 P: 19	R: 0 E: 0 K: 1 S: 12	H: 1 LOB: 1 BB: 0 P: 15	R: 2 E: 0 K: 0 S: 14	H: 2 LOB: 1 BB: 1 P: 21	R: 0 E: 1 K: 0 S: 9	H: 0 LOB: 1 BB: 0 P: 14	R: 0 E: 0 K: 1 S: 8	H: 0 LOB: 0 BB: 0 P: 13	R: 0 E: 0 K: 1 S: 13	H: 2 LOB: 2 BB: 0 P: 17	R: 1 E: 0 K: 0 S: 11	H: 4 LOB: 3 BB: 0 P: 22	R: 0 E: 0 K: 0 S: 7	H: 1 LOB: 1 BB: 0 P: 8	1B: 4 2B: 6 3B: 0 HR: 0	SF: 0 SAC: 0 DP: 0 HBP: 0	WP: 0 PB: 2 SB: 1 CS: 0	PA: 42			
PITCHER	IP	WLS	BF	H	R	ER	SO	BB	IBB	HBP	BLK	WP	HR	S	P	ERA	WHIP								
49 Tim Wakefield, R (1.1) ERA: 5.21	6.0	W	26	3	3	3	3	3	0	0	0	0	0	67	102	4.50	1.000								
Bryce Florie, R (7.1) ERA: 5.14	3.0	S	16	7	1	1	1	0	0	0	0	0	0	31	47	3.00	2.333								
PITCHER	IP	WLS	BF	H	R	ER	SO	BB	IBB	HBP	BLK	WP	HR	S	P	ERA	WHIP								

Boston Red Sox @ Minnesota Twins
 Hubert H. Humphrey Metrodome, Minneapolis, MN
 Tue Jul 04 2000, 7:05 PM EDT
 Att: 9,209 - Dome - 72 F


AB 45
 R 14
 H 18
 RBI 14
 BB 2
 SO 5
 LOB 11




Boston Red Sox @ Minnesota Twins
 Hubert H. Humphrey Metrodome, Minneapolis, MN
 Tue Jul 04 2000, 7:05 PM EDT
 Att: 9,209 - Dome - 72 F

AB 39
 R 4
 H 10
 RBI 4
 BB 3
 SO 4
 LOB 18



Batter	1	2	3	4	5	6	7	8	9	AB	R	H	RBI	BB	SO	LOB	TOP					
Jose Offerman, S OBP: 0.338, SLG: 0.345 (1, 3)	G6-3 1B		HR 1B			G6-3 1B	K 2		F7 3	5	1	1	0	1	1	1	Boston Red Sox @ Minnesota Twins Hubert H. Humphrey Metrodome, Minneapolis, MN Wed Jul 05 2000, 8:05 PM EDT Alt: 8,488 - Dome - 72 F AB 38 R 11 H 12 RBI 11 BB 6 SO 7 LOB 19 					
Jeff Eves, R OBP: 0.373, SLG: 0.351 (1, 4)	G6-3 1B		HR 1B			G6-3 1B	K 3			5	2	2	2	0	1	2						
Carl Everett, S OBP: 0.406, SLG: 0.668 (1, 8)	G6-3 1B		2B BB			F7 2B			G3 2B	3	2	1	0	2	0	0						
Nomar Garciaparra, R OBP: 0.446, SLG: 0.605 (1, 6)	G6-3 1B		1B 2B			G6-3 1B				4	1	2	1	1	0	2						
Morgan Burkhardt, S OBP: 0.548, SLG: 0.563 (1, 10)	1B		1B HR			1B HR			K 2	3	1	1	2	1	2	3						
Troy O'Leary, L OBP: 0.300, SLG: 0.377 (1, 7)	F7 3		K BB			F7 3			1B 2B	4	1	1	0	0	1	4						
Bernard Gilkey, R OBP: 0.222, SLG: 0.284 (1, 9)			K BB			F8 1			1B 2B	4	1	1	0	1	1	4						
Ed Sprague, R OBP: 0.316, SLG: 0.547 (1, 5)	K 1B		HR 1B			G6-3 2B			G6-3 1	5	1	2	3	0	1	1						
Scott Hatteberg, L OBP: 0.315, SLG: 0.439 (1, 2)	G4-6-3 1-2		HR			G3-1 3			G3 2	5	1	1	3	0	0	2						
Inning Stats	R: 2 E: 0 K: 0 S: 13	H: 2 LOB: 1 BB: 1 P: 23	R: 0 E: 0 K: 1 S: 6	H: 0 LOB: 0 BB: 1 P: 14	R: 7 E: 0 K: 2 S: 31	H: 5 LOB: 1 BB: 3 P: 53	R: 0 E: 0 K: 0 S: 8	H: 0 LOB: 1 BB: 0 P: 11	R: 0 E: 0 K: 1 S: 5	H: 0 LOB: 0 BB: 0 P: 10	R: 0 E: 0 K: 1 S: 10	H: 1 LOB: 2 BB: 1 P: 18	R: 2 E: 0 K: 2 S: 14	H: 3 LOB: 1 BB: 0 P: 19	R: 0 E: 0 K: 1 S: 13	H: 1 LOB: 2 BB: 0 P: 18	R: 0 E: 0 K: 0 S: 4	H: 0 LOB: 0 BB: 0 P: 7	1B: 6 2B: 4 3B: 0 HR: 2	SF: 0 SAC: 0 DP: 1 HBP: 2	WP: 1 PB: 1 SB: 0 CS: 0	PA: 46
PITCHER	IP WLS BF H R ER SO BB IBB HBP BLK WP HR S P ERA WHIP	IP WLS BF H R ER SO BB IBB HBP BLK WP HR S P ERA WHIP															IP WLS BF H R ER SO BB IBB HBP BLK WP HR S P ERA WHIP					
Mark Redman, L ERA: 5.13 (1, 1)	2.0 L 13 5 6 6 1 3 0 0 0 0 1 30 54 27.00 4.000	3.0 14 2 3 3 2 2 0 1 0 0 1 1 33 57 9.00 1.333	2.0 11 4 2 2 2 0 1 0 0 0 0 1 24 37 9.00 2.000	2.0 8 1 0 0 1 0 0 1 0 0 0 0 17 25 0.00 0.500																		

Batter	1	2	3	4	5	6	7	8	9	AB	R	H	RBI	BB	SO	LOB	BOTTOM			
Cristian Guzman, S OBP: 0.314, SLG: 0.421 (1, 6)	1B 2B		K			F7 3			G3 2	5	1	1	0	0	1	2	Boston Red Sox @ Minnesota Twins Hubert H. Humphrey Metrodome, Minneapolis, MN Wed Jul 05 2000, 8:05 PM EDT Alt: 8,488 - Dome - 72 F AB 37 R 8 H 10 RBI 8 BB 3 SO 8 LOB 16 			
Denny Hocking, S OBP: 0.360, SLG: 0.418 (1, 8) (5, 9)	1B BB		F7 2			K 1			F8 3	4	1	1	0	1	1	2				
Matt Lawton, L OBP: 0.433, SLG: 0.487 (1, 7)	1B		1B 2B			G1-3 2			G6-3 1	5	0	2	3	0	1	1				
Ron Coomer, R OBP: 0.338, SLG: 0.450 (1, 3)	1B		G5-3 3			F9 3			F9 2	5	0	1	1	0	1	2				
Butch Huskey, R OBP: 0.306, SLG: 0.353 (1, 10)	K 1		F7 1			2B			K 3	4	0	1	0	0	2	2				
Corey Koskie, L OBP: 0.409, SLG: 0.450 (1, 5)	K 2		G4-3 2			P6 1			1B HR BB	3	1	0	0	1	1	3				
Chad Moeller, R OBP: 0.293, SLG: 0.256 (1, 2)	F9 3		F9 3			G5-3 2			HR 1B	4	1	1	0	0	0	3				
Jay Canizaro, R OBP: 0.337, SLG: 0.420 David Ortiz, L OBP: 0.361, SLG: 0.442 (9, PH)			BB 2B 1B			K			G5-3 3	3	1	1	0	0	1	1				
Jason Maxwell, R OBP: 0.313, SLG: 0.324 Jacque Jones, L OBP: 0.328, SLG: 0.511 (4, PH) (5, 8)			BB 2B 1B			P6 2			G1-3 1	0	1	0	0	1	0	0				
Inning Stats	R: 2 E: 0 K: 2 S: 12	H: 3 LOB: 2 BB: 1 P: 22	R: 2 E: 0 K: 1 S: 18	H: 2 LOB: 1 BB: 1 P: 29	R: 0 E: 0 K: 0 S: 6	H: 0 LOB: 0 BB: 0 P: 9	R: 0 E: 0 K: 1 S: 8	H: 0 LOB: 0 BB: 0 P: 17	R: 0 E: 0 K: 0 S: 6	H: 0 LOB: 0 BB: 0 P: 14	R: 0 E: 0 K: 0 S: 7	H: 1 LOB: 1 BB: 0 P: 11	R: 0 E: 0 K: 0 S: 6	H: 0 LOB: 0 BB: 0 P: 10	R: 4 E: 0 K: 2 S: 25	H: 4 LOB: 1 BB: 1 P: 40	1B: 5 2B: 3 3B: 0 HR: 2	SF: 0 SAC: 0 DP: 0 HBP: 0	WP: 0 PB: 0 SB: 0 CS: 0	PA: 40
PITCHER	IP WLS BF H R ER SO BB IBB HBP BLK WP HR S P ERA WHIP	IP WLS BF H R ER SO BB IBB HBP BLK WP HR S P ERA WHIP															IP WLS BF H R ER SO BB IBB HBP BLK WP HR S P ERA WHIP			
Jeff Fassero, L ERA: 4.76 (1, 1)	1.2 W 14 1 0 0 2 0 0 0 0 0 0 32 58 0.00 0.231	2.0 9 2 3 3 1 1 0 0 0 0 0 1 22 36 13.50 1.500	2.0 S 4 1 0 0 2 0 0 0 0 0 0 14 19 0.00 1.000																	
John Waddell, R ERA: 5.29 (2, 1)	4.1 W 14 1 0 0 2 0 0 0 0 0 0 32 58 0.00 0.231	2.0 9 2 3 3 1 1 0 0 0 0 0 1 22 36 13.50 1.500	2.0 S 4 1 0 0 2 0 0 0 0 0 0 14 19 0.00 1.000																	
Rich Garces, R ERA: 2.86 (7, 1)	2.0 9 2 3 3 1 1 0 0 0 0 0 1 22 36 13.50 1.500	2.0 S 4 1 0 0 2 0 0 0 0 0 0 14 19 0.00 1.000																		
Tim Young, L ERA: 2.7 (9, 1)	0.0 1 1 1 1 0 0 0 0 0 0 0 1 2 2 ∞ ∞	2.0 S 4 1 0 0 2 0 0 0 0 0 0 14 19 0.00 1.000																		
Derek Lowe, R ERA: 2.55 (9, 1)	1.0 S 4 1 0 0 2 0 0 0 0 0 0 14 19 0.00 1.000																			

Batter	1	2	3	4	5	6	7	8	9	AB	R	H	RBI	BB	SO	LOB	TOP			
Cristian Guzman, S OBP: 0.322, SLG: 0.425 (1, 6)	G5-4-3 BB BB		E6 1B	SF8 1B		G4-3 1B		G6-3 1B		4	1	1	0	1	0	1	Minnesota Twins @ Pittsburgh Pirates Three Rivers Stadium, Pittsburgh, PA Fri Jul 07 2000, 7:05 PM EDT Att: 22,134 - Sunny - 82 F			
Denny Hocking, S OBP: 0.354, SLG: 0.420 (1, 4)	G5-4-3 BB BB		K 1B	SF8 1B				K 1B		3	0	1	1	1	2	2				
Matt Lawton, L OBP: 0.427, SLG: 0.477 (1, 7)	G5-4-3 1-2 2-3		E 3B 1B			G4-3 1B			F8 1-1	4	1	1	2	1	0	3				
Ron Coomer, R OBP: 0.329, SLG: 0.438 (1, 3)	K 1-2 2-3		E3 3B 1B	G3 1B			G2-3 1B			5	1	0	0	0	2	4				
Corey Koskie, L OBP: 0.410, SLG: 0.460 (1, 5)		F8 1-1						G3 1B		5	1	2	2	0	1	0				
Chad Allen, R OBP: 0.500, SLG: 0.750 (1, 9)		G3 1-1				F9 1-1				4	0	2	1	0	0	1				
Jacque Jones, L OBP: 0.326, SLG: 0.502 (1, 8)			K 1-1	F8 1-1						3	0	0	0	1	2	2				
Marcus Jensen, S OBP: 0.336, SLG: 0.365 (1, 2)			K 1-1		1B SH1-4 SF8 BB					3	1	1	0	1	1	1				
Joe Mays, S OBP: 0.400, SLG: 0.600 (5, PH) Jay Castellano, R OBP: 0.335, SLG: 0.427 (5, 1) Travis Miller, R (5, 1) Bob Wells, R (5, 1) Jason Maxwell, R OBP: 0.309, SLG: 0.319 (5, 1) Hector Carrasco, R (5, 1)			E 1B 2B		1-1 SH1-4					1	1	1	0	0	0	0				
Inning Stats	R: 0 E: 0 K: 1 S: 8	H: 0 LOB: 1 BB: 2 P: 19	R: 0 E: 0 K: 1 S: 7	H: 0 LOB: 0 BB: 0 P: 12	R: 5 E: 2 K: 2 S: 21	H: 4 LOB: 1 BB: 0 P: 29	R: 1 E: 0 K: 0 S: 6	H: 1 LOB: 2 BB: 2 P: 17	R: 0 E: 0 K: 1 S: 10	H: 1 LOB: 1 BB: 0 P: 16	R: 0 E: 0 K: 0 S: 9	H: 2 LOB: 2 BB: 1 P: 14	R: 0 E: 0 K: 2 S: 11	H: 0 LOB: 0 BB: 0 P: 17	R: 0 E: 0 K: 2 S: 9	H: 0 LOB: 0 BB: 0 P: 12		1B: 6 2B: 2 3B: 1 HR: 0	SF: 1 SAC: 1 DP: 1 HBP: 0	WP: 0 PB: 0 SB: 1 CS: 0
PITCHER	IP WLS BF H R ER SO BB IBB HBP BLK WP HR S P ERA WHIP																			
Todd Ritchie, R ERA: 4.42	(1, 1) 6.0 30 7 6 1 6 4 0 0 0 0 0 0 60 102 1.50 1.833																			
Marc Williams, R ERA: 4.82	(7, 1) 0.2 4 1 1 0 0 0 1 0 0 0 0 0 0 7 11 0.00 3.000																			
Scott Sauerbeck, L ERA: 3.76	(7, 1) 0.1 1 1 0 0 0 0 0 0 0 0 0 0 2 3 0.00 3.000																			
Jason Christiansen, L ERA: 3.18	(8, 1) 1.0 W 3 0 0 0 2 0 0 0 0 0 0 0 11 17 0.00 0.000																			
Mike Williams, R ERA: 2.15	(9, 1) 1.0 S 3 0 0 0 2 0 0 0 0 0 0 0 9 12 0.00 0.000																			

Batter	1	2	3	4	5	6	7	8	9	AB	R	H	RBI	BB	SO	LOB	BOTTOM			
Warren Morris, L OBP: 0.341, SLG: 0.333 (1, 4)	G3 1-1	G4-3 1-1				G6-3 2-1				5	0	2	0	0	0	2	Minnesota Twins @ Pittsburgh Pirates Three Rivers Stadium, Pittsburgh, PA Fri Jul 07 2000, 7:05 PM EDT Att: 22,134 - Sunny - 82 F			
18 Jason Kendall, R OBP: 0.430, SLG: 0.471 (1, 2)	K 1-3		G5-3 1-1	G6-3 2-2		1B 1B 2B 1B	P4 1B			5	1	1	0	0	1	2				
Wil Cordero, R OBP: 0.340, SLG: 0.512 (1, 7)			BB 3B 1B BB			1B 1B 2B 1B	HBP			2	2	2	0	2	0	0				
Brian Giles, L OBP: 0.424, SLG: 0.614 (1, 8)	G3 2-0		F8 2-1	G4-3 2-2		2B 1-2 2-3 1B	F7 0-2			5	0	1	0	0	0	6				
Kevin Young, R OBP: 0.310, SLG: 0.429 (1, 3)		K 2-3						G4-3 2-2		4	1	1	0	1	2	3				
John Vander Wal, L OBP: 0.385, SLG: 0.541 (1, 9)		FC5 1B BB								3	2	2	3	2	1	1				
Aramis Ramirez, R OBP: 0.272, SLG: 0.359 (1, 5)						F7 2-1	F7 2-2			5	1	2	3	0	1	3				
Pat Meares, R OBP: 0.295, SLG: 0.383 (1, 6)										4	1	1	1	1	0	3				
Mike Williams, R (9, 1)		FC5 1B 1-2 2-3								0	0	0	0	0	0	0				
Todd Ritchie, R OBP: 0.265, SLG: 0.200 (7, 1) Marc Williams, R ERA: 3.21 (7, 1) Scott Sauerbeck, R (7, 1) Tike Redman, L OBP: 0.385, SLG: 0.417 (7, PH) Jason Christiansen, R (8, 1) Mike Benjamin, R OBP: 0.322, SLG: 0.417 (8, 6)										3	0	1	1	0	2	2				
Inning Stats	R: 0 E: 0 K: 1 S: 8	H: 1 LOB: 1 BB: 0 P: 14	R: 1 E: 0 K: 1 S: 12	H: 2 LOB: 2 BB: 1 P: 21	R: 3 E: 0 K: 0 S: 15	H: 2 LOB: 1 BB: 2 P: 29	R: 0 E: 0 K: 1 S: 13	H: 1 LOB: 2 BB: 1 P: 25	R: 0 E: 0 K: 2 S: 12	H: 0 LOB: 2 BB: 2 P: 26	R: 2 E: 0 K: 1 S: 14	H: 4 LOB: 0 BB: 0 P: 20	R: 1 E: 0 K: 1 S: 13	H: 2 LOB: 2 BB: 0 P: 18	R: 1 E: 0 K: 1 S: 14	H: 1 LOB: 0 BB: 0 P: 24	1B: 6 2B: 4 3B: 1 HR: 2	SF: 0 SAC: 0 DP: 0 HBP: 1	WP: 0 PB: 0 SB: 1 CS: 0	PA: 44
PITCHER	IP WLS BF H R ER SO BB IBB HBP BLK WP HR S P ERA WHIP																			
Joe Mays, R ERA: 5.7	(1, 1) 5.0 27 6 4 4 5 6 0 0 0 0 0 0 60 115 7.20 2.400																			
Travis Miller, L ERA: 3.21	(6, 1) 0.1 H 4 3 2 2 0 0 0 0 0 0 0 9 13 54.00 9.000																			
Bob Wells, R ERA: 3.65	(6, 1) 1.2 L 9 3 1 1 2 0 0 0 1 0 0 1 18 25 5.40 1.800																			
Hector Carrasco, R ERA: 4.86	(8, 1) 1.0 4 1 1 1 1 0 0 0 0 0 0 1 14 24 9.00 1.000																			

AB	34
R	6
H	9
RBI	6
BB	5
SO	10
LOB	14



AB	37
R	8
H	13
RBI	8
BB	6
SO	8
LOB	22



Batter	1	2	3	4	5	6	7	8	9	AB	R	H	RBI	BB	SO	LOB	TOP			
Jacque Jones, L (1.8) OBP: 0.325, SLG: 0.498										4	0	1	0	0	1	0	Minnesota Twins @ Pittsburgh Pirates Three Rivers Stadium, Pittsburgh, PA Sat Jul 08 2000, 7:05 PM EDT Att: 33,814 - Sunny - 78 F			
Cristian Guzman, S (1.6) OBP: 0.321, SLG: 0.421										3	0	0	0	1	1	1				
Matt Lawton, L (1.7) OBP: 0.425, SLG: 0.477										4	0	1	0	0	0	2				
David Ortiz, L (1.3) OBP: 0.368, SLG: 0.469 Jay Canizaro, R (9, PH) OBP: 0.326, SLG: 0.427										2	0	1	0	1	0	0				
Corey Koskie, L (1.5) OBP: 0.410, SLG: 0.470 Jason Maxwell, R (9, PH) OBP: 0.317, SLG: 0.329										3	1	1	1	0	0	2				
Chad Allen, R (1.9) OBP: 0.429, SLG: 0.500 LaTroy Hawkins, R (7.1)										2	0	0	0	0	0	1				
Ron Coomer, R (9, PH) OBP: 0.329, SLG: 0.437										1	0	0	0	0	0	3				
Marcus Jensen, S (1.2) OBP: 0.329, SLG: 0.356										3	0	0	0	0	0	3				
Denny Hocking, S (1.4) OBP: 0.359, SLG: 0.414										3	0	0	0	0	2	0				
Eric Milton, L (1.1) Midre Cummings, L (7.9) OBP: 0.349, SLG: 0.445										2	0	0	0	0	0	0				
Inning Stats	R: 0 E: 0 K: 0 S: 5	H: 1 LOB: 0 BB: 0 P: 5	R: 0 E: 0 K: 0 S: 7	H: 0 LOB: 1 BB: 1 P: 16	R: 0 E: 0 K: 1 S: 6	H: 0 LOB: 0 BB: 0 P: 9	R: 0 E: 0 K: 1 S: 8	H: 0 LOB: 0 BB: 0 P: 13	R: 1 E: 0 K: 0 S: 12	H: 1 LOB: 0 BB: 0 P: 18	R: 0 E: 0 K: 1 S: 7	H: 0 LOB: 1 BB: 1 P: 16	R: 0 E: 0 K: 0 S: 14	H: 1 LOB: 1 BB: 0 P: 14	R: 0 E: 0 K: 2 S: 11	H: 2 LOB: 2 BB: 1 P: 18	1B: 2 2B: 2 3B: 0 HR: 1	SF: 0 SAC: 0 DP: 3 HBP: 1	WP: 0 PB: 0 SB: 0 CS: 0	PA: 33
PITCHER	IP WLS BF H R ER SO BB IBB HBP BLK WP HR S P ERA WHIP																			
Kris Benson, R (1.1) ERA: 3.05	8.1 W 30 4 1 1 5 2 0 1 0 0 0 1 69 114 1.08 0.720																			
Jason Christiansen, L (9.1) ERA: 3.18	0.0 1 0 0 0 0 1 0 0 0 0 0 0 0 3 7 = =																			
Mike Williams, R (9.1) ERA: 2.15	0.2 S 2 1 0 0 0 0 0 0 0 0 0 0 0 5 7 0.00 1.500																			

AB	29
R	1
H	5
RBI	1
BB	3
SO	5
LOB	12



Batter	1	2	3	4	5	6	7	8	9	AB	R	H	RBI	BB	SO	LOB	BOTTOM			
Mike Benjamin, R (1.4) OBP: 0.321, SLG: 0.408										3	1	0	0	0	0	1	Minnesota Twins @ Pittsburgh Pirates Three Rivers Stadium, Pittsburgh, PA Sat Jul 08 2000, 7:05 PM EDT Att: 33,814 - Sunny - 78 F			
18 Jason Kendall, R (1.2) OBP: 0.426, SLG: 0.468										4	0	1	0	0	1	1				
Wil Cordero, R (1.7) OBP: 0.342, SLG: 0.519										4	1	2	0	0	0	2				
Brian Giles, L (1.8) OBP: 0.422, SLG: 0.610										4	0	1	1	0	0	1				
Kevin Young, R (1.3) OBP: 0.312, SLG: 0.438										3	1	1	1	1	0	2				
Aramis Ramirez, R (1.5) OBP: 0.264, SLG: 0.347										4	0	0	0	0	0	3				
Chad Hermansen, R (1.9) OBP: 0.231, SLG: 0.299										3	0	1	0	0	1	1				
Pat Meares, R (1.6) OBP: 0.295, SLG: 0.386										3	0	1	0	0	0	3				
Kris Benson, R (1.1) OBP: 0.244, SLG: 0.167 Jason Christiansen, R (9.1) Mike Williams, R (9.1)										3	1	1	0	0	0	1				
Inning Stats	R: 0 E: 0 K: 1 S: 10	H: 0 LOB: 0 BB: 0 P: 14	R: 1 E: 0 K: 0 S: 15	H: 1 LOB: 0 BB: 0 P: 20	R: 0 E: 0 K: 0 S: 9	H: 1 LOB: 1 BB: 0 P: 13	R: 1 E: 0 K: 0 S: 13	H: 3 LOB: 2 BB: 0 P: 25	R: 2 E: 0 K: 0 S: 8	H: 2 LOB: 0 BB: 0 P: 12	R: 0 E: 0 K: 1 S: 10	H: 0 LOB: 1 BB: 1 P: 17	R: 0 E: 0 K: 0 S: 6	H: 0 LOB: 0 BB: 0 P: 9	R: 0 E: 0 K: 0 S: 6	H: 1 LOB: 1 BB: 0 P: 11		1B: 4 2B: 3 3B: 0 HR: 1	SF: 0 SAC: 0 DP: 1 HBP: 1	WP: 0 PB: 1 SB: 0 CS: 0
PITCHER	IP WLS BF H R ER SO BB IBB HBP BLK WP HR S P ERA WHIP																			
Eric Milton, L (1.1) ERA: 5.22	6.0 L 26 7 4 3 2 0 0 0 0 0 0 0 1 65 101 4.50 1.333																			
LaTroy Hawkins, R (7.1) ERA: 4.02	2.0 7 1 0 0 0 0 0 0 0 0 0 0 0 12 20 0.00 0.500																			



Batter	1	2	3	4	5	6	7	8	9	AB	R	H	RBI	BB	SO	LOB	TOP										
Eric Young Sr. R OBP: 0.383, SLG: 0.439 (1.4)	P4		F8	G5-4-3				G6-3		5	1	1	0	0	0	2	Chicago Cubs @ Minnesota Twins Hubert H. Humphrey Metrodome, Minneapolis, MN Fri Jul 14, 2000, 8:05 PM EDT Att: 21,429 - Dome - 72 F livebaseballscorecards.com										
Joe Girardi R OBP: 0.373, SLG: 0.410 (1.2)	G4-3		F8					K		4	0	1	1	1	1	0											
Mark Grace L OBP: 0.398, SLG: 0.433 (1.3)	F6			L5				G6-3		5	1	2	2	0	0	2											
Sammy Sosa R OBP: 0.390, SLG: 0.578 (1.9)									K	5	1	2	1	0	1	2											
Glenallen Hill R OBP: 0.290, SLG: 0.497 (1.10)										5	1	3	2	0	0	2											
Ricky Gutierrez R OBP: 0.384, SLG: 0.413 (1.6)										4	0	1	0	1	0	1											
Jose Nieves R OBP: 0.273, SLG: 0.437 (1.5)										5	1	1	0	0	2	6											
Damon Buford R OBP: 0.343, SLG: 0.432 (1.8)										4	1	1	0	0	2	2											
Gary Matthews S OBP: 0.300, SLG: 0.353 (1.7)										3	0	0	0	0	0	4											
Inning Stats	R: 0 E: 0 K: 0 S: 6	H: 0 LOB: 0 BB: 0 P: 9	R: 2 E: 0 K: 1 S: 15	H: 3 LOB: 1 BB: 0 P: 21	R: 1 E: 0 K: 1 S: 10	H: 3 LOB: 3 BB: 1 P: 17	R: 0 E: 1 K: 0 S: 8	H: 0 LOB: 2 BB: 1 P: 16	R: 0 E: 0 K: 0 S: 6	H: 0 LOB: 0 BB: 0 P: 11	R: 3 E: 0 K: 0 S: 19	H: 5 LOB: 2 BB: 0 P: 25	R: 0 E: 1 K: 2 S: 11	H: 0 LOB: 1 BB: 0 P: 12	R: 0 E: 0 K: 1 S: 7	H: 0 LOB: 0 BB: 0 P: 10	R: 0 E: 0 K: 1 S: 11	H: 1 LOB: 1 BB: 0 P: 20	1B: 9 2B: 1 3B: 0 HR: 2	SF: 0 SAC: 0 DP: 1 HBP: 1	WP: 1 PB: 0 CS: 0	PA: 43					
PITCHER	IP	WLS	BF	H	R	ER	SO	BB	IBB	HBP	BLK	WP	HR	S	P	ERA	WHIP										
Eric Milton, L (1.1)	5.1	L	28	9	6	6	2	2	0	0	0	1	2	56	88	10.12	2.062										
Bob Wells, R (6.1)	0.2		4	2	0	0	0	0	0	0	0	0	0	8	11	0.00	3.000										
Mike Lincoln, R (7.1)	1.0		4	0	0	0	2	0	0	0	0	0	0	11	12	0.00	0.000										
Johan Santana, L (8.1)	1.0		3	0	0	0	1	0	0	0	0	0	0	7	10	0.00	0.000										
54 Jason Ryan, R (9.1)	1.0		4	1	0	0	1	0	0	0	0	0	0	11	20	0.00	1.000										

Batter	1	2	3	4	5	6	7	8	9	AB	R	H	RBI	BB	SO	LOB	BOTTOM										
Cristian Guzman S OBP: 0.319, SLG: 0.415 (1.6)			K					G6-3		5	1	2	0	0	1	1	Chicago Cubs @ Minnesota Twins Hubert H. Humphrey Metrodome, Minneapolis, MN Fri Jul 14, 2000, 8:05 PM EDT Att: 21,429 - Dome - 72 F livebaseballscorecards.com										
Jay Canizaro R OBP: 0.336, SLG: 0.434 (1.4)			G4-3							4	1	2	2	0	0	1											
Matt Lawton L OBP: 0.433, SLG: 0.479 (1.7)										3	0	1	0	0	1	0											
Ron Coomer R OBP: 0.330, SLG: 0.439 (1.3)										4	0	1	0	0	0	4											
David Ortiz L OBP: 0.369, SLG: 0.450 (1.10)										3	0	0	0	1	1	1											
Corey Koskie L OBP: 0.407, SLG: 0.475 (1.5)										4	0	1	0	0	2	2											
Chad Allen R OBP: 0.357, SLG: 0.333 (1.9)										2	0	0	0	1	1	1											
Denny Hocking S OBP: 0.360, SLG: 0.415 (9. PH)										1	0	1	0	0	0	0											
Jacque Jones L OBP: 0.314, SLG: 0.490 (1.8)										4	0	0	0	0	2	4											
Marcus Jensen S OBP: 0.322, SLG: 0.341 (1.2)										4	0	0	0	0	0	3											
Inning Stats	R: 0 E: 0 K: 0 S: 6	H: 1 LOB: 1 BB: 0 P: 11	R: 0 E: 0 K: 1 S: 8	H: 0 LOB: 1 BB: 1 P: 18	R: 0 E: 0 K: 1 S: 8	H: 0 LOB: 0 BB: 0 P: 10	R: 0 E: 0 K: 0 S: 6	H: 0 LOB: 0 BB: 0 P: 10	R: 0 E: 0 K: 2 S: 8	H: 0 LOB: 0 BB: 0 P: 14	R: 0 E: 0 K: 0 S: 15	H: 2 LOB: 2 BB: 0 P: 24	R: 0 E: 0 K: 1 S: 10	H: 1 LOB: 2 BB: 1 P: 17	R: 2 E: 0 K: 3 S: 17	H: 3 LOB: 1 BB: 0 P: 23	R: 0 E: 0 K: 0 S: 9	H: 1 LOB: 1 BB: 0 P: 11	1B: 7 2B: 0 3B: 0 HR: 1	SF: 0 SAC: 0 DP: 1 HBP: 1	WP: 0 PB: 0 CS: 0	PA: 37					
PITCHER	IP	WLS	BF	H	R	ER	SO	BB	IBB	HBP	BLK	WP	HR	S	P	ERA	WHIP										
Jon Lieber, R (1.1)	7.0	W	27	4	0	0	5	2	0	1	0	0	0	61	104	0.00	0.857										
Tim Worrell, R (8.1)	0.1		4	3	2	2	1	0	0	0	0	0	1	11	16	54.00	9.000										
Felix Heredia, L (8.1)	0.2		2	0	0	0	2	0	0	0	0	0	0	6	7	0.00	0.000										
Todd Van Poppel, R (9.1)	1.0		4	1	0	0	0	0	0	0	0	0	0	9	11	0.00	1.000										



Batter	1	2	3	4	5	6	7	8	9	AB	R	H	RBI	BB	SO	LOB	TOP								
Eric Young Sr. R (1.4) OBP: 0.384, SLG: 0.441 Jeff Huson, L (6.4) OBP: 0.262, SLG: 0.273	F8		F8	BB 2B BB		1-H 2B		G5-3		3	1	1	1	1	0	0									
Ricky Gutierrez R (1.6) OBP: 0.365, SLG: 0.410	G6-3		1B 2B 1B	2B BB				G6-3		4	1	1	0	1	1	1									
Mark Grace, L (1.3) OBP: 0.398, SLG: 0.436	F8		1B 2B 1B	1-3 2-H 2B				F8		5	1	2	1	0	0	1									
Sammy Sosa, R (1.9) OBP: 0.392, SLG: 0.586		HR	2B 1B	G5-3					4-2 BB BB	4	1	2	1	1	1	3									
Henry Rodriguez, L (1.7) OBP: 0.321, SLG: 0.561 Gary Matthews, S (7.7) OBP: 0.286, SLG: 0.333	1B 3B		1-3 2-H 3-H 2B		G4-3		4-2 2B BB		0-3 BB BB	3	2	2	2	1	0	0									
Glenallen Hill, R (1.10) OBP: 0.288, SLG: 0.487	G5-3		G6-3		G3-6-3 1B		0-1 F9		0-3 BB BB	5	0	1	0	0	1	5									
Jeff Reed, L (1.2) OBP: 0.359, SLG: 0.362	K		G5-3		G3-6-3 1-2		0-0 1-H 2B		4-1 1-2 BB	4	0	1	1	1	1	4									
Willie Greene, L (1.5) OBP: 0.326, SLG: 0.426	1B			G4-3		0-0 1B 3B		3-3 K	1-0 G1-6-3	5	1	2	1	0	1	3									
Brant Brown, L (1.8) OBP: 0.232, SLG: 0.359	G3			K		0-0 2B 1B		F8		4	1	1	1	0	1	2									
Inning Stats	R: 0 E: 0 K: 0 S: 4	H: 0 LOB: 0 BB: 0 P: 7	R: 2 E: 0 K: 1 S: 15	H: 3 LOB: 1 BB: 0 P: 19	R: 2 E: 0 K: 0 S: 13	H: 4 LOB: 2 BB: 0 P: 19	R: 1 E: 0 K: 1 S: 12	H: 1 LOB: 2 BB: 2 P: 26	R: 0 E: 0 K: 0 S: 8	H: 1 LOB: 0 BB: 0 P: 12	R: 2 E: 0 K: 2 S: 14	H: 3 LOB: 1 BB: 0 P: 19	R: 1 E: 0 K: 1 S: 9	H: 1 LOB: 1 BB: 1 P: 16	R: 0 E: 0 K: 0 S: 5	H: 0 LOB: 0 BB: 0 P: 11	R: 0 E: 0 K: 2 S: 11	H: 0 LOB: 2 BB: 2 P: 20	1B: 6 2B: 4 3B: 2 HR: 1	SF: 0 SAC: 0 DP: 1 HBP: 0	WP: 0 PB: 0 SB: 0 CS: 0	PA: 44			
PITCHER	IP	WLS	BF	H	R	ER	SO	BB	IBB	HBP	BLK	WP	HR	S	P	ERA	WHIP								
Joe Mays, R (1.1) ERA: 6.01	5.0	L	28	12	7	7	2	2	0	0	0	0	1	56	90	12.60	2.800								
Hector Carrasco, R (6.1) ERA: 4.59	1.0		3	0	0	0	2	0	0	0	0	0	0	10	12	0.00	0.000								
Johan Santana, L (7.1) ERA: 6.49	3.0		13	1	1	1	3	3	0	0	0	0	0	25	47	3.00	1.333								

Chicago Cubs @ Minnesota Twins
Hubert H. Humphrey Metrodome, Minneapolis, MN
Sat Jul 15 2000, 7:05 PM EDT
Att: 36,688 - Dome - 72 F

AB	39
R	8
H	13
RBI	8
BB	5
SO	7
LOB	20

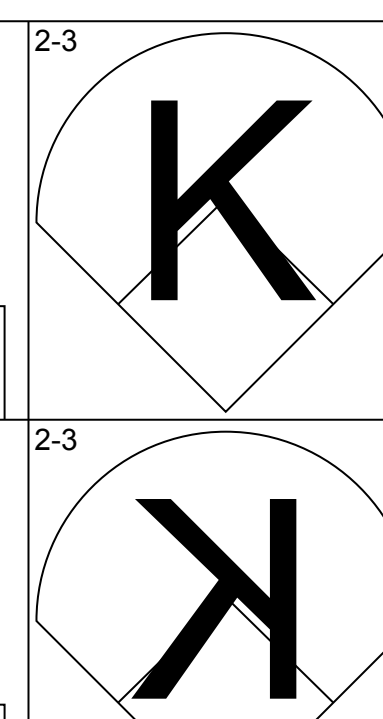
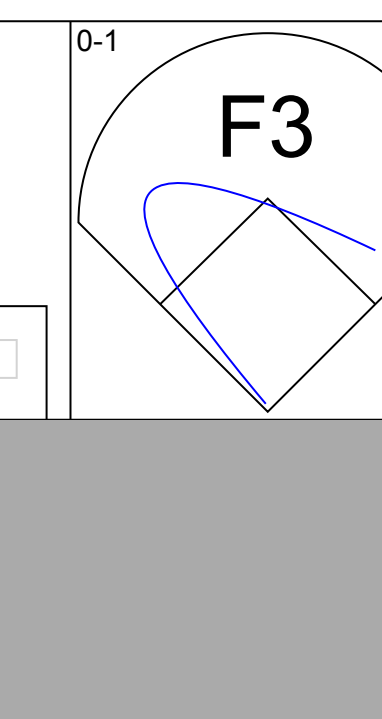
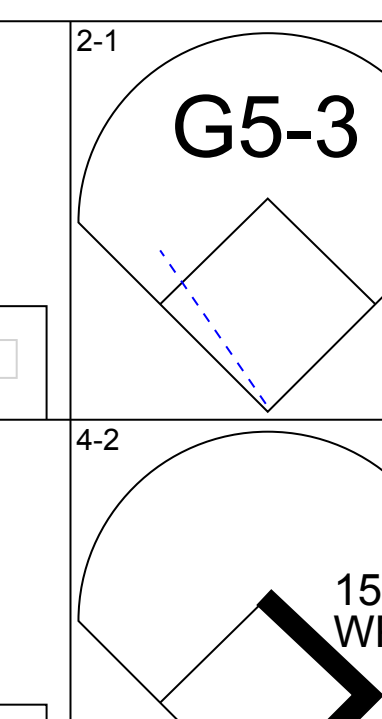
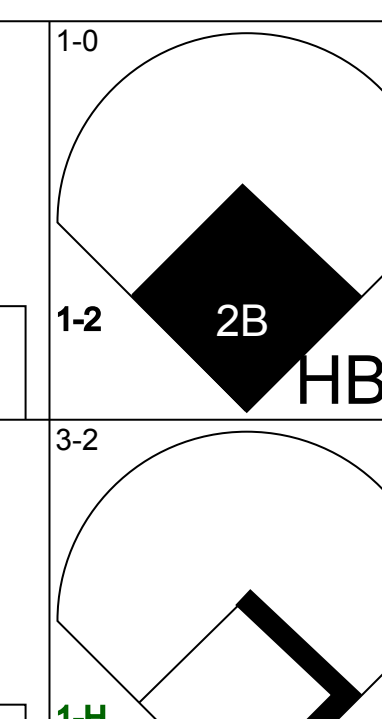
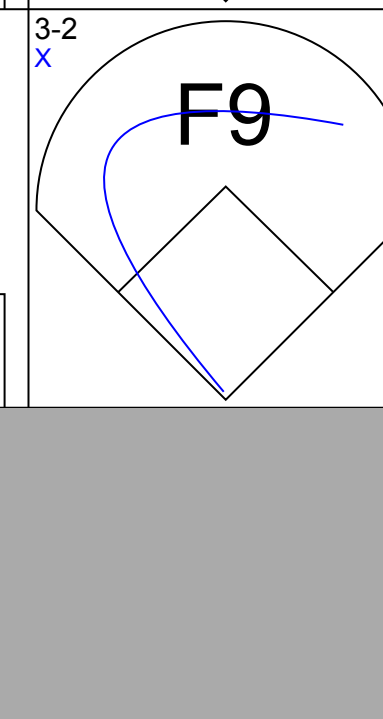
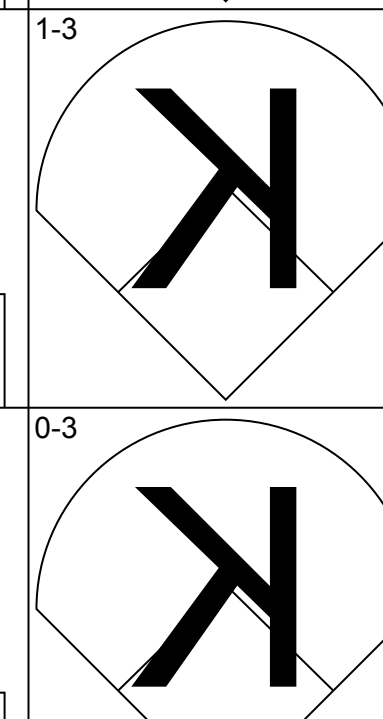
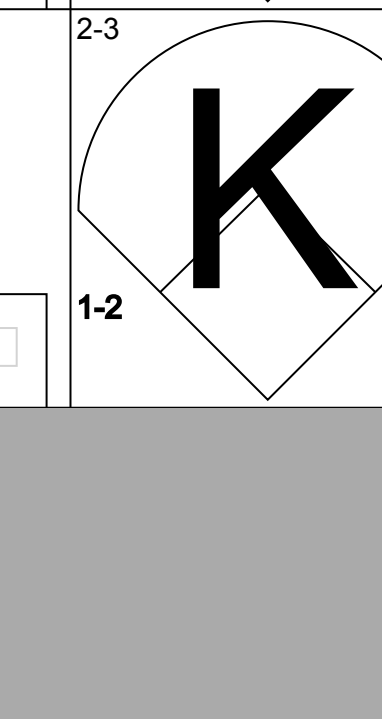
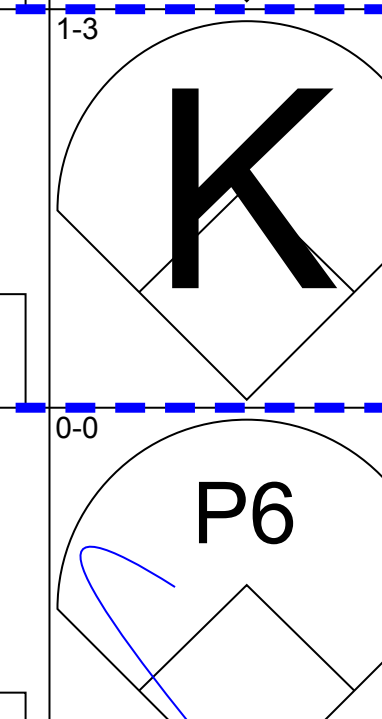



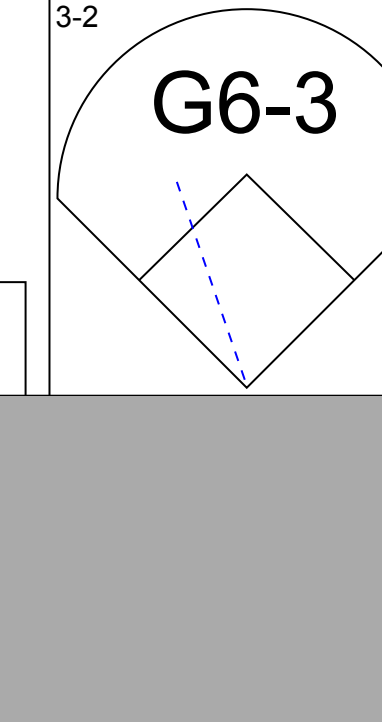
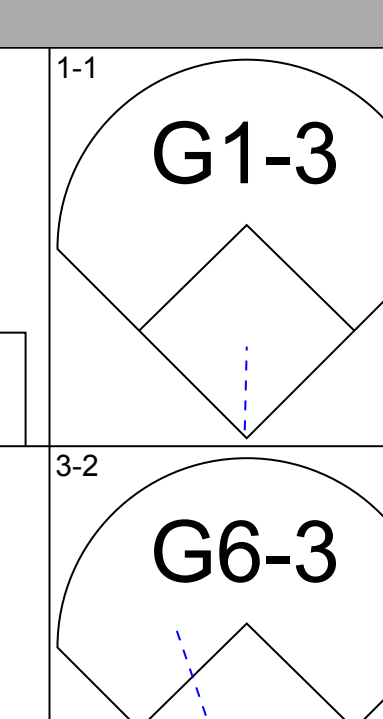

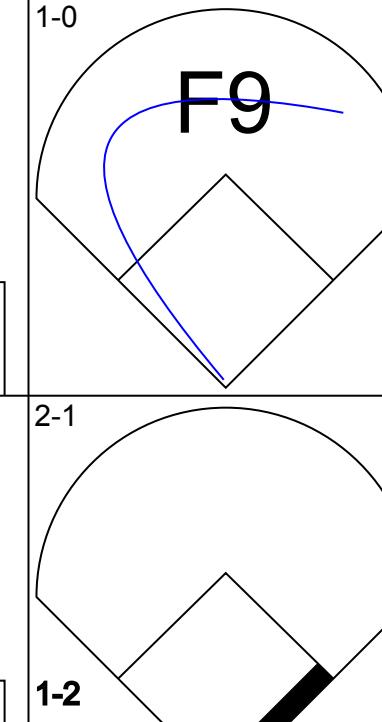
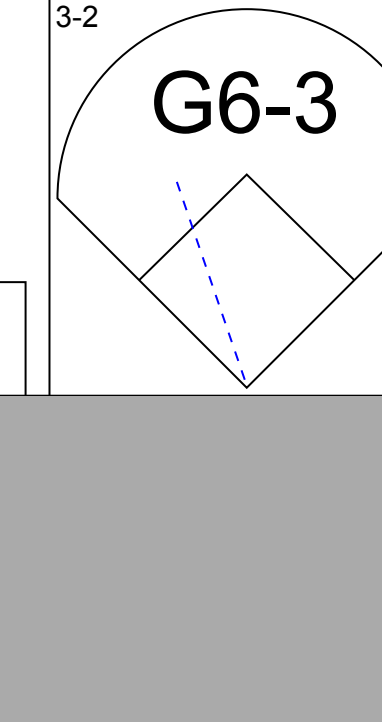


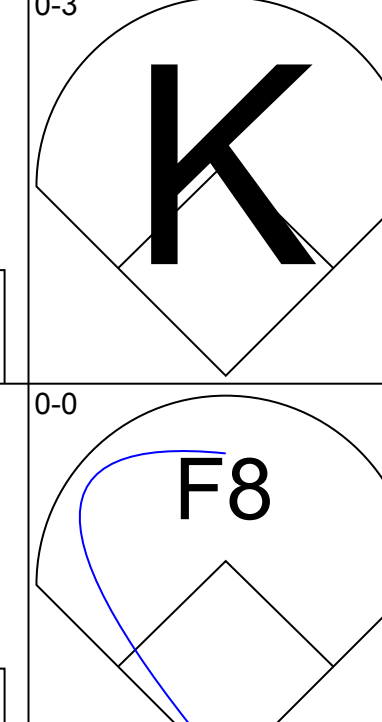


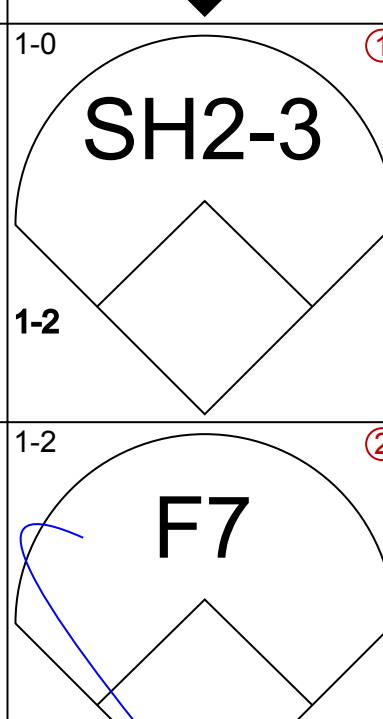
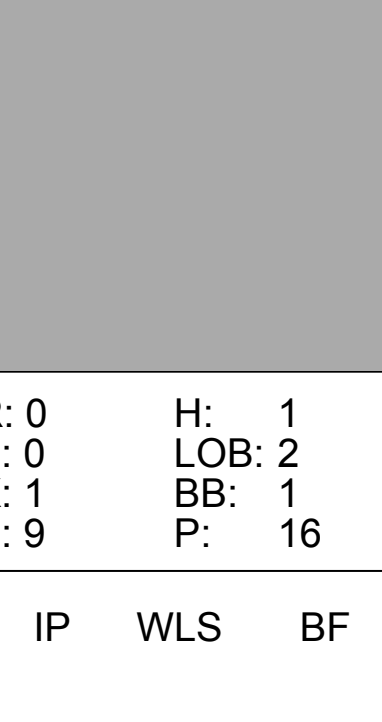
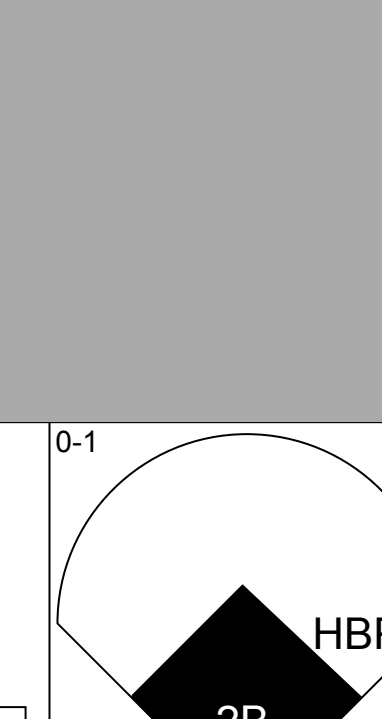
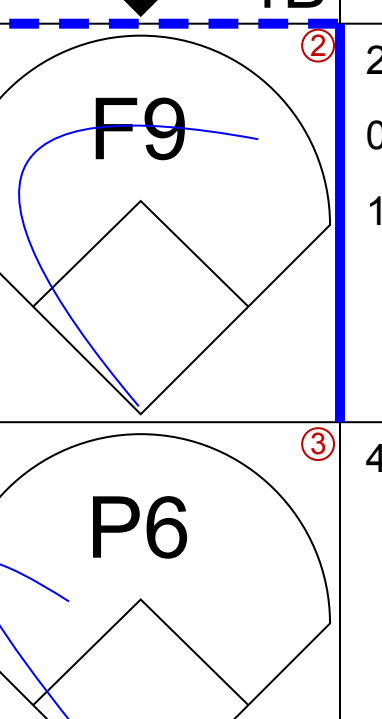
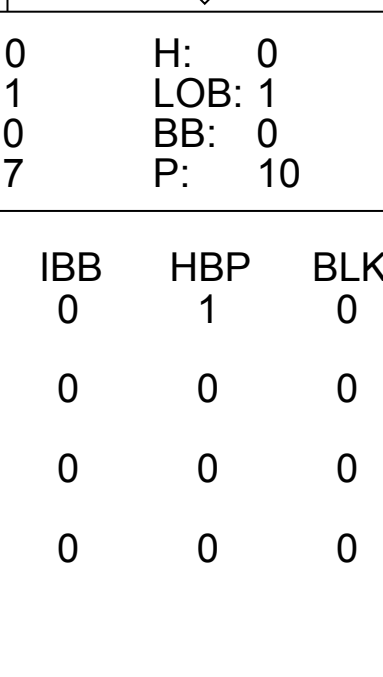
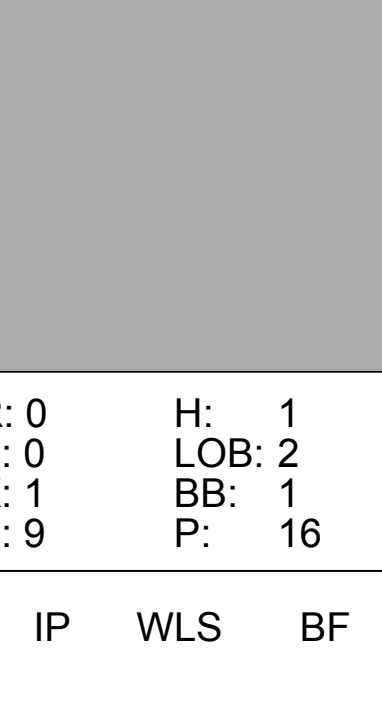
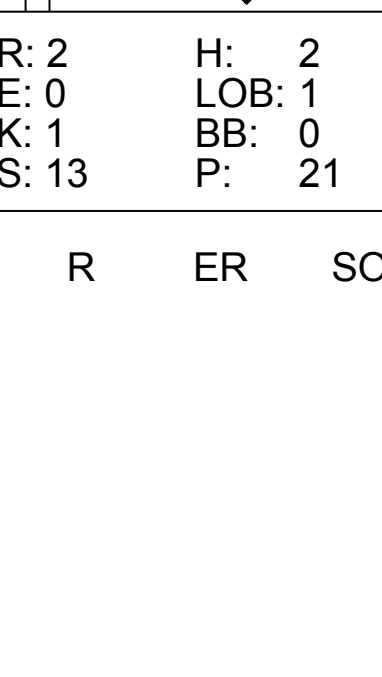
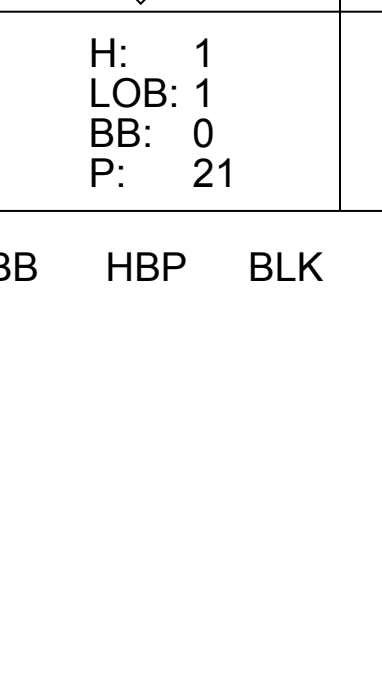
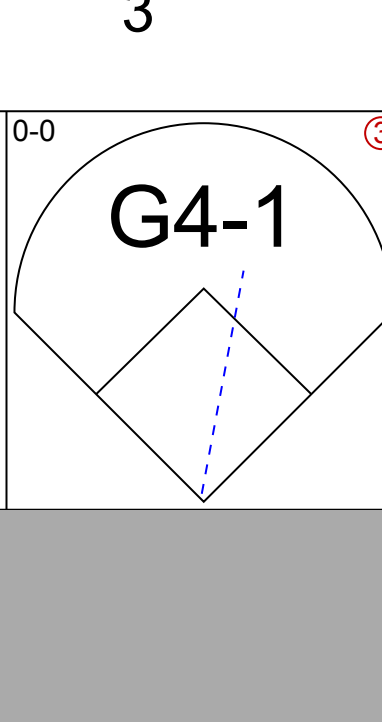




Batter	1	2	3	4	5	6	7	8	9	AB	R	H	RBI	BB	SO	LOB	BOTTOM								
Denny Hocking, S (1.6) OBP: 0.361, SLG: 0.414	1B 1B				G5-3				3-2 1-2 1B	5	1	2	0	0	2	2									
Jay Canizaro, R (1.4) OBP: 0.338, SLG: 0.438	1B				F9			1-1 HR 2B	0-3 K	5	1	2	0	0	2	4									
Matt Lawton, L (1.7) OBP: 0.438, SLG: 0.493	S 1B			G5-4-3 1B		3-2 2B 1B		1-0 2-H HR	0-1 P4	5	2	4	3	0	0	2									
Ron Coomer, R (1.3) OBP: 0.330, SLG: 0.441 David Ortiz, L (6, PH) OBP: 0.398, SLG: 0.447 (9.3)	G5-3		F8			G4-3 1-H 2B		3-2 F7		3	0	1	1	0	0	3									
Corey Koskie, L (1.5) OBP: 0.403, SLG: 0.470 Jason Maxwell, R (8.5) OBP: 0.313, SLG: 0.324	K		G5-4-3			1-3 K		1-2 F8		3	0	0	0	0	2	4									
Midre Cummings, L (1.10) OBP: 0.358, SLG: 0.452	K					2-2 G4-3		0-0 FC5-4 1B		4	0	1	0	0	2	3									
Chad Allen, R (1.9) OBP: 0.389, SLG: 0.438		FC4 2B				2-3 K		0-0 FC5-4 1-2		4	0	2	0	0	1	2									
Jacque Jones, L (1.8) OBP: 0.314, SLG: 0.487		FC4 S			L6			1-2 1B		4	0	1	0	0	0	2									
Chad Moeller, R (1.2) OBP: 0.271, SLG: 0.222 Cristian Guzman, S (8, PH) OBP: 0.318, SLG: 0.413	K				F8			0-2 G5-3		3	0	0	0	0	1	2									
Inning Stats	R: 1 E: 0 K: 2 S: 12	H: 3 LOB: 2 BB: 0 P: 20	R: 0 E: 0 K: 3 S: 14	H: 1 LOB: 2 BB: 0 P: 21	R: 0 E: 0 K: 0 S: 6	H: 1 LOB: 0 BB: 0 P: 7	R: 0 E: 0 K: 1 S: 7	H: 1 LOB: 0 BB: 0 P: 9	R: 0 E: 0 K: 0 S: 3	H: 0 LOB: 0 BB: 0 P: 6	R: 1 E: 0 K: 2 S: 15	H: 2 LOB: 1 BB: 0 P: 26	R: 0 E: 0 K: 1 S: 10	H: 1 LOB: 0 BB: 0 P: 12	R: 2 E: 0 K: 0 S: 12	H: 3 LOB: 1 BB: 0 P: 18	R: 0 E: 1 K: 1 S: 12	H: 1 LOB: 2 BB: 0 P: 15	1B: 9 2B: 3 3B: 0 HR: 1	SF: 0 SAC: 0 DP: 1 HBP: 0	WP: 0 PB: 0 SB: 2 CS: 1	PA: 39			
PITCHER	IP	WLS	BF	H	R	ER	SO	BB	IBB	HBP	BLK	WP	HR	S	P	ERA	WHIP								
Kevin Tapani, R (1.1) ERA: 4.73	8.0	W	34	12	4	4	9	0	0	0	0	0	0	79	119	4.50	1.500								
Tim Worrell, R (9.1) ERA: 3.16	1.0		5	1	0	0	1	0	0	0	0	0	0	12	15	0.00	1.000								

Chicago Cubs @ Minnesota Twins
Hubert H. Humphrey Metrodome, Minneapolis, MN
Sat Jul 15 2000, 7:05 PM EDT
Att: 36,688 - Dome - 72 F

AB	39
R	4
H	13
RBI	4
BB	0
SO	10
LOB	25



Batter	1	2	3	4	5	6	7	8	9	AB	R	H	RBI	BB	SO	LOB	TOP					
Shawon Dunston, R OBP: 0.292, SLG: 0.527											3	1	0	0	0	1	1					
Edgar Renteria, R OBP: 0.326, SLG: 0.418											3	0	1	2	1	1	0					
15 Jim Edmonds, L OBP: 0.443, SLG: 0.639											4	0	0	0	0	3	2					
Fernando Tatis, R OBP: 0.486, SLG: 0.765											3	0	0	0	1	1						
Eric Davis, R OBP: 0.418, SLG: 0.503											4	0	1	0	0	0	2					
Craig Paquette, R OBP: 0.310, SLG: 0.446											4	0	1	0	0	2	1					
Eduardo Perez, R OBP: 0.500, SLG: 0.750											4	0	2	0	0	1	2					
Mike Matheny, R OBP: 0.308, SLG: 0.343											2	0	0	0	0	0	4					
Thomas Howard, S OBP: 0.219, SLG: 0.374											0	0	0	0	0	0	0					
Keith McDonald, R OBP: 0.556, SLG: 1.714											1	0	0	0	0	0	1					
Piacleo Polanco, R OBP: 0.330, SLG: 0.407											4	1	1	0	0	0	2					
Inning Stats	R: 0 E: 0 K: 2 S: 13	H: 0 LOB: 0 BB: 0 P: 20	R: 0 E: 0 K: 0 S: 11	H: 0 LOB: 0 BB: 0 P: 17	R: 0 E: 1 K: 0 S: 7	H: 0 LOB: 1 BB: 0 P: 10	R: 0 E: 0 K: 2 S: 8	H: 0 LOB: 0 BB: 0 P: 11	R: 0 E: 0 K: 1 S: 8	H: 2 LOB: 1 BB: 0 P: 12	R: 0 E: 0 K: 1 S: 12	H: 0 LOB: 1 BB: 1 P: 22	R: 0 E: 0 K: 1 S: 9	H: 1 LOB: 2 BB: 1 P: 16	R: 2 E: 0 K: 1 S: 13	H: 2 LOB: 1 BB: 0 P: 21	R: 0 E: 0 K: 1 S: 15	H: 1 LOB: 1 BB: 0 P: 21	1B: 5 2B: 1 3B: 0 HR: 0	SF: 0 SAC: 1 DP: 1 HBP: 1	WP: 1 PB: 0 SB: 0 CS: 0	PA: 36
PITCHER	IP	WLS	BF	H	R	ER	SO	BB	IBB	HBP	BLK	WP	HR	S	P	ERA	WHIP					
Mark Redman, L ERA: 4.65	(1, 1)	7.0	W	29	5	2	2	7	2	0	1	0	0	0	0	2.57	1.000					
Travis Miller, L ERA: 3.16	(8, 1)	0.1	H	1	0	0	0	1	0	0	0	0	0	4	5	0.00	0.000					
Bob Wells, R ERA: 3.59	(8, 1)	1.0	H	4	1	0	0	1	0	0	0	0	0	11	17	0.00	1.000					
Eddie Guardado, L ERA: 3.25	(9, 1)	0.2	S	2	0	0	0	0	0	0	0	0	0	8	11	0.00	0.000					

St. Louis Cardinals @ Minnesota Twins
Hubert H. Humphrey Metrodome, Minneapolis, MN

AB 32
R 2
H 6
RBI 2
BB 2
SO 9
LOB 16



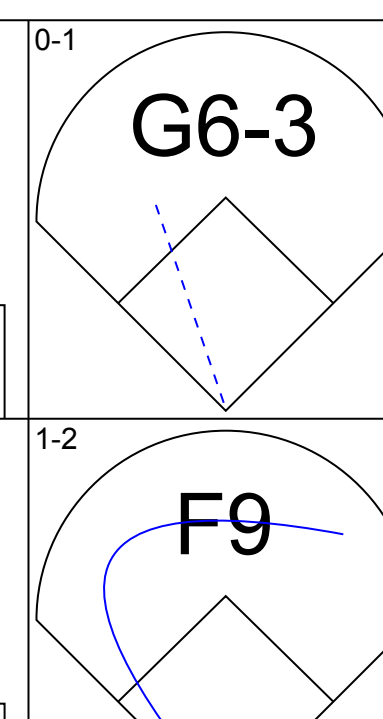
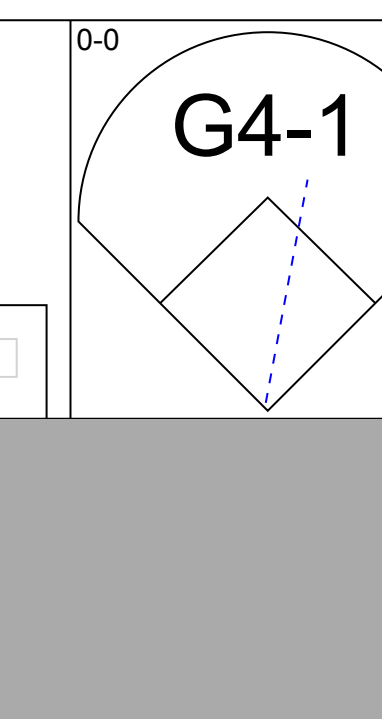
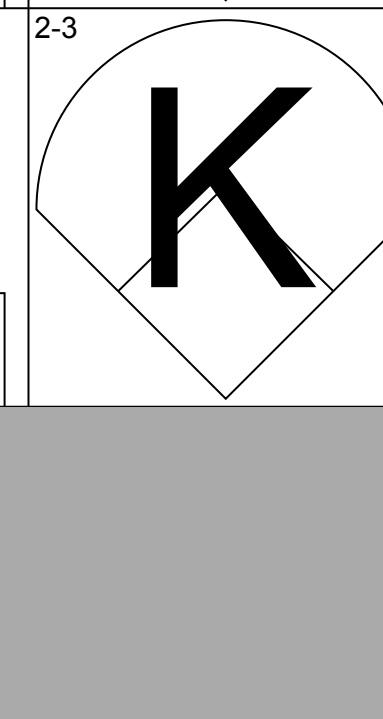
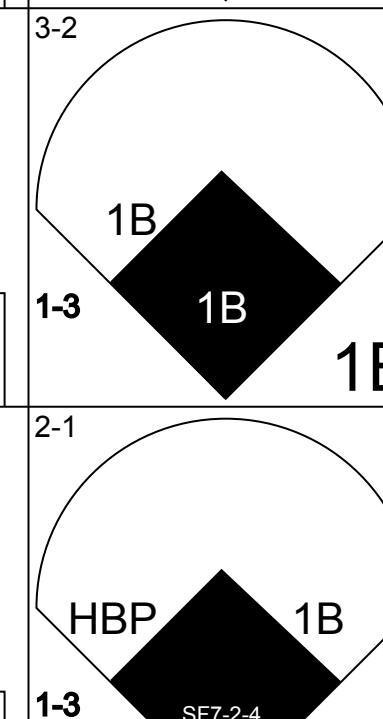
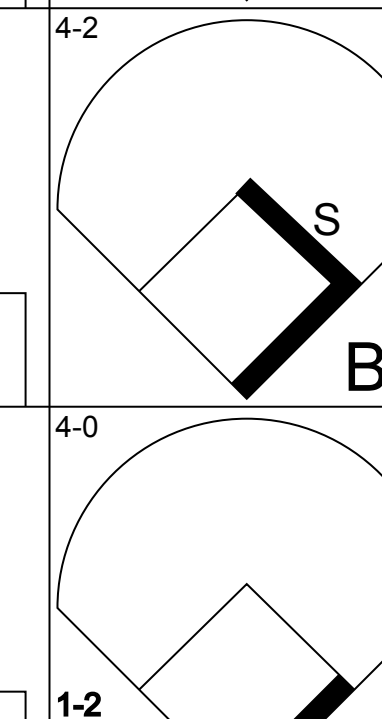
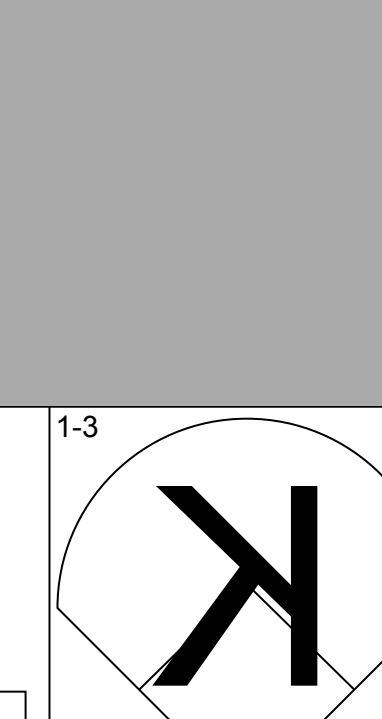

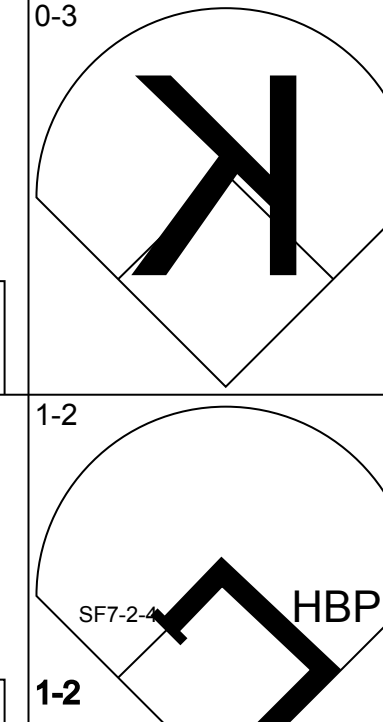
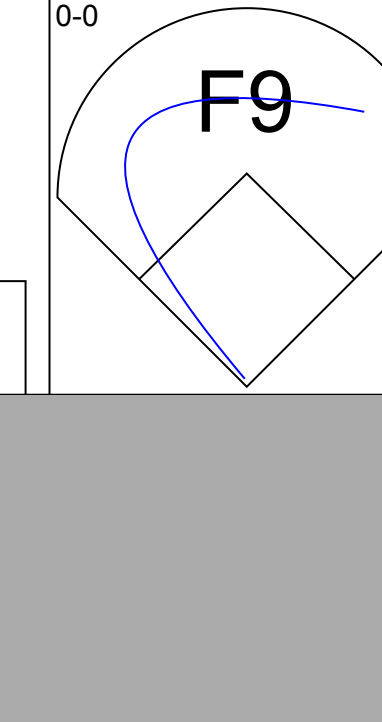
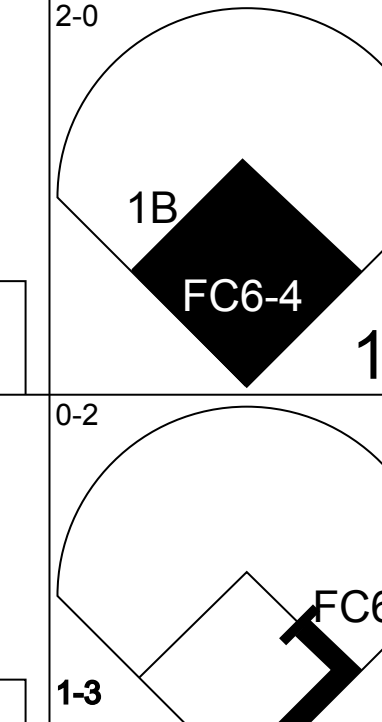
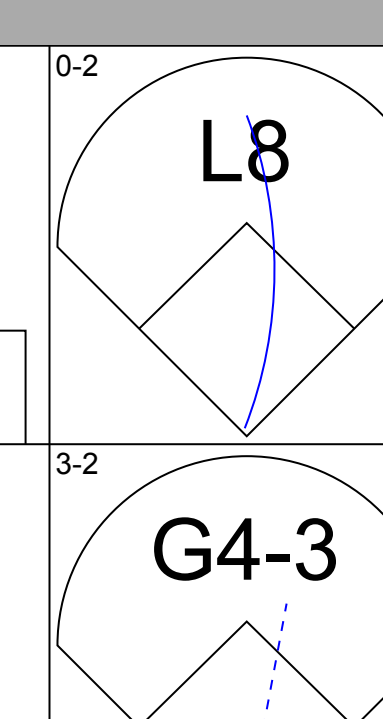
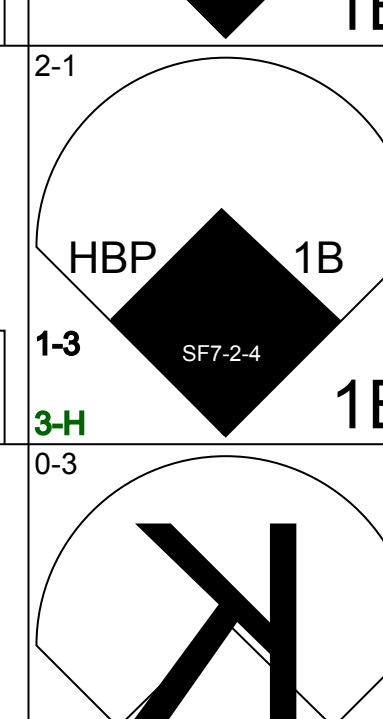
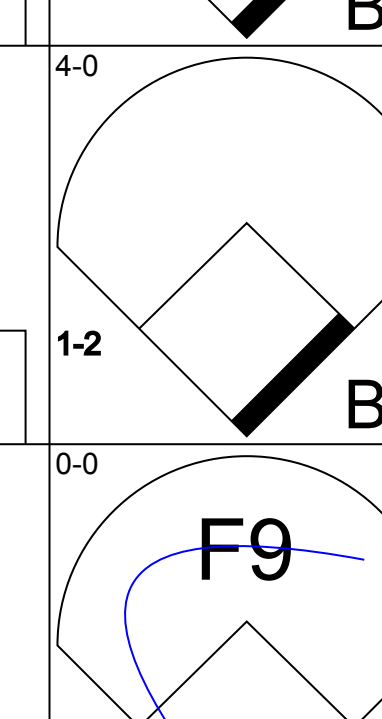
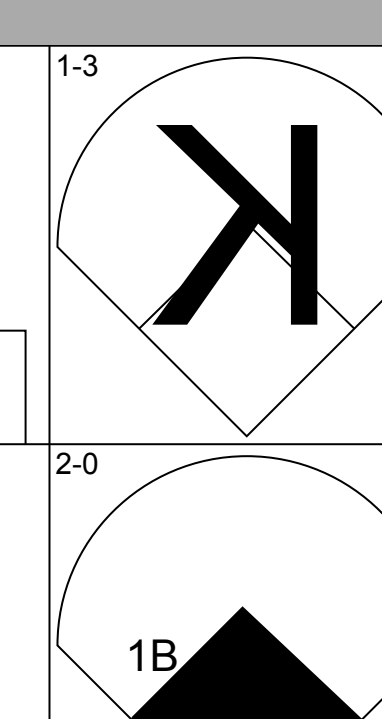
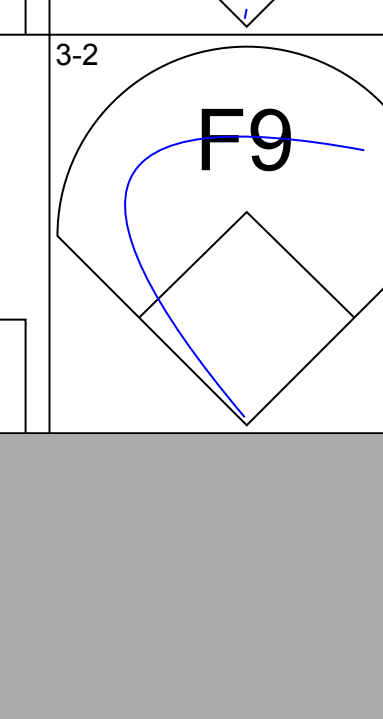
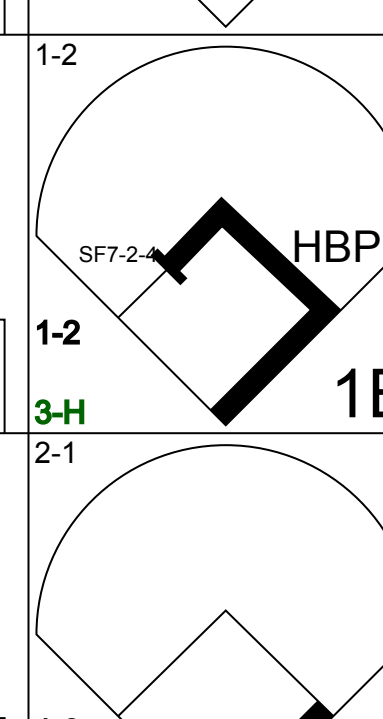

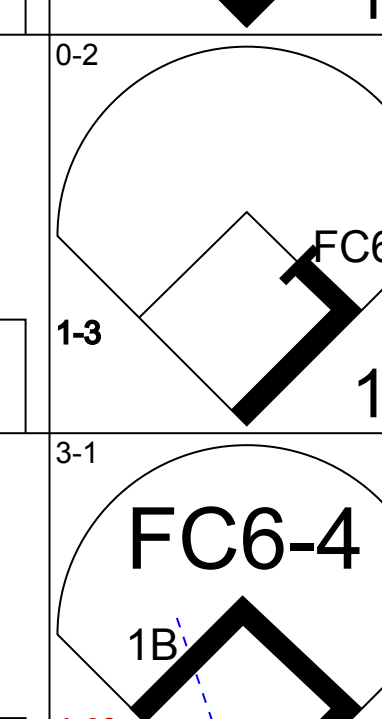

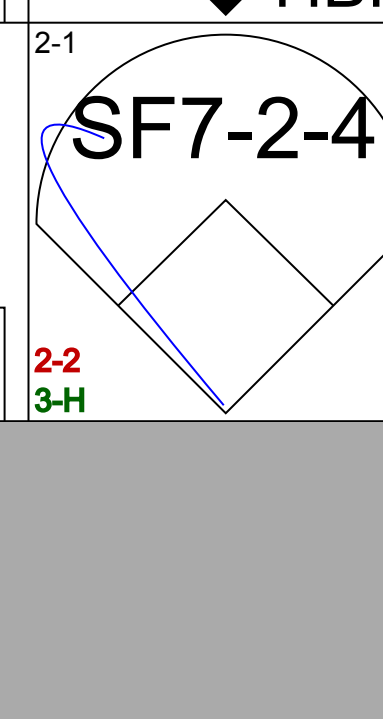
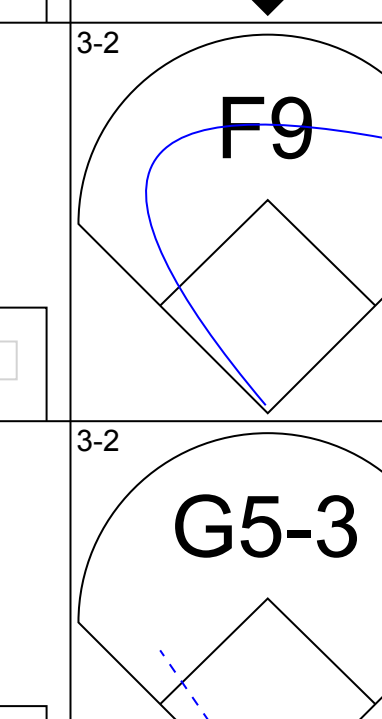
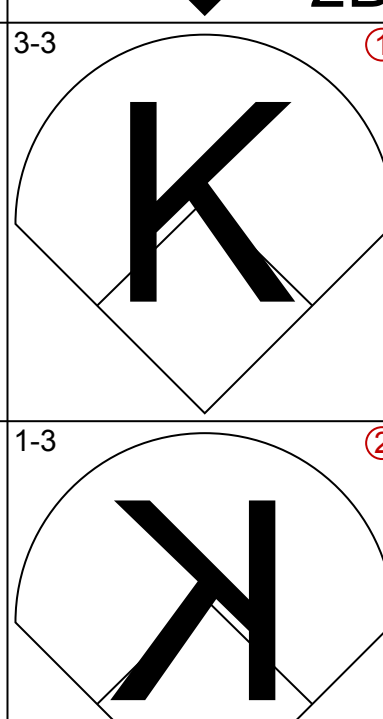
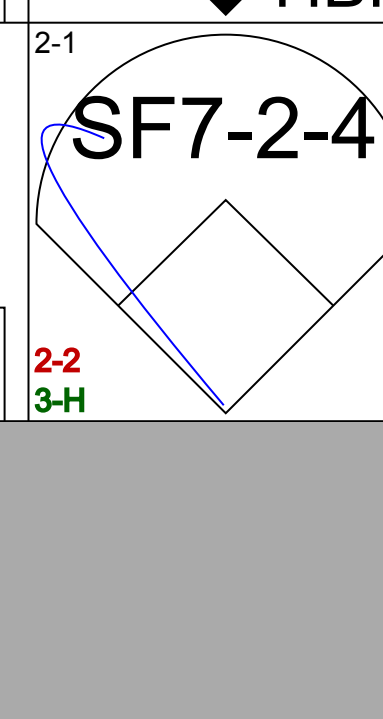
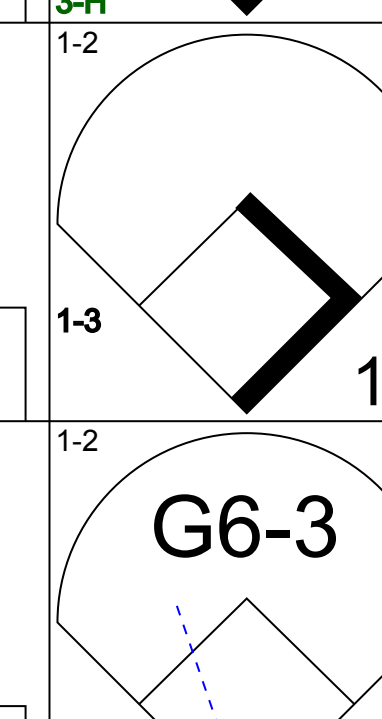
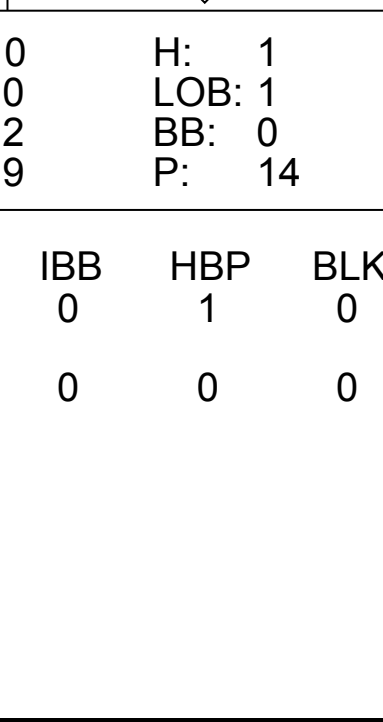
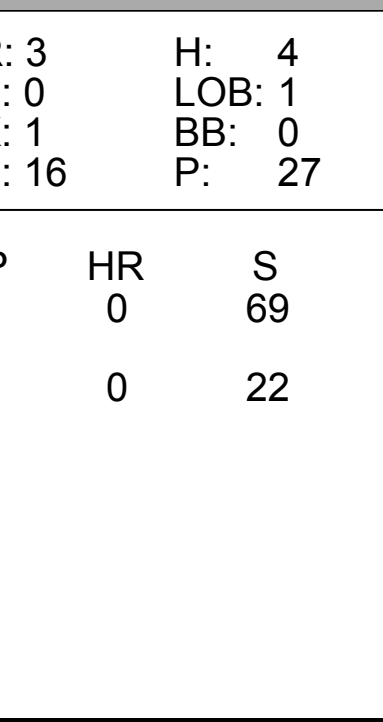
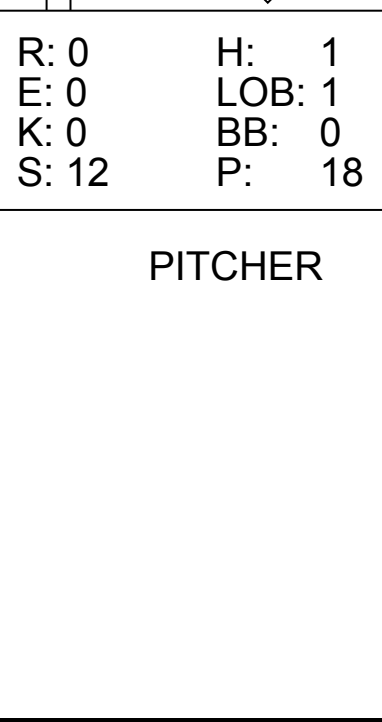
WP: 1 PA: 36
PB: 0
SB: 0
CS: 0

St. Louis Cardinals @ Minnesota Twins
Hubert H. Humphrey Metrodome, Minneapolis, MN

AB 31
R 5
H 10
RBI 5
BB 2
SO 6
LOB 12



WP: 0 PA: 36
PB: 0
SB: 1
CS: 0

Batter	1	2	3	4	5	6	7	8	9	AB	R	H	RBI	BB	SO	LOB	BOTTOM						
Cristian Guzman, S OBP: 0.317, SLG: 0.417											4	1	1	0	0	1	1						
Denny Hocking, S OBP: 0.359, SLG: 0.413											3	1	1	1	0	0	0						
Matt Lawton, L OBP: 0.439, SLG: 0.491											3	1	1	0	1	1	0						
David Ortiz, L OBP: 0.370, SLG: 0.445											3	1	1	1	1	1	0						
Chad Allen, R OBP: 0.364, SLG: 0.400											4	1	1	0	0	1	4						
Jay Canizaro, R OBP: 0.341, SLG: 0.440											4	0	2	1	0	0	0						
Midre Cummings, L OBP: 0.370, SLG: 0.465											3	0	2	1	0	0	1						
Jason Maxwell, R OBP: 0.310, SLG: 0.325											3	0	1	1	0	1	2						
Chad Moeller, R OBP: 0.250, SLG: 0.204											4	0	0	0	0	1	4						
Inning Stats	R: 0 E: 0 K: 1 S: 8	H: 0 LOB: 0 BB: 0 P: 11	R: 0 E: 0 K: 0 S: 13	H: 0 LOB: 0 BB: 0 P: 19	R: 0 E: 0 K: 2 S: 9	H: 1 LOB: 1 BB: 0 P: 14	R: 3 E: 0 K: 1 S: 16	H: 4 LOB: 1 BB: 0 P: 27	R: 1 E: 0 K: 0 S: 11	H: 1 LOB: 2 BB: 2 P: 21	R: 0 E: 0 K: 0 S: 12	H: 1 LOB: 1 BB: 0 P: 18	R: 0 E: 0 K: 1 S: 6	H: 0 LOB: 0 BB: 0 P: 9	R: 1 E: 0 K: 0 S: 16	H: 3 LOB: 2 BB: 0 P: 24	R: 0 E: 0 K: 1 S: 16	H: 1 LOB: 1 BB: 0 P: 21	1B: 8 2B: 2 3B: 1 HR: 0	SF: 2 SAC: 0 DP: 1 HBP: 1	WP: 0 PB: 0 SB: 1 CS: 0	PA: 36	
PITCHER	IP	WLS	BF	H	R	ER	SO	BB	IBB	HBP	BLK	WP	HR	S	P	ERA	WHIP						
Rick Ankiel, L ERA: 3.88	(1, 1)	6.0	L	27	7	4	4	4	2	0	0	0	0	0	69	110	6.00	1.500					
Matt Morris, R ERA: 3.27	(7, 1)	2.0	9	3	1	1	2	0	0	0	0	0	0	22	33	4.50	1.500						

St. Louis Cardinals @ Minnesota Twins
Hubert H. Humphrey Metrodome, Minneapolis, MN

Sun Jul 16 2000, 2:05 PM EDT
Att: 30,116 - Dome - 72 F

Batter	1	2	3	4	5	6	7	8	9	AB	R	H	RBI	BB	SO	LOB	TOP										
Fernando Vina, L (1,4) OBP: 0.386, SLG: 0.405	F9	L9		G3-1		K		K		5	0	0	0	0	2	2	St. Louis Cardinals @ Minnesota Twins Hubert H. Humphrey Metrodome, Minneapolis, MN Mon Jul 17 2000, 8:05 PM EDT Att: 20,171 - Dome - 72 F livebaseballscorecards.com										
Edgar Renteria, R (1,6) OBP: 0.334, SLG: 0.420	HBP 15 1B	FC4			HR 1B			15 HR BB		3	2	2	0	2	0	1											
15 Jim Edmonds, L (1,8) OBP: 0.445, SLG: 0.652 Shawon Dunston, R (9,8) OBP: 0.292, SLG: 0.527	HBP 1-2 1B			1B 2B	F8			HR		5	2	3	3	0	1	2											
Fernando Tatis, R (1,10) OBP: 0.490, SLG: 0.790	HBP 1-2 2-3 HBP			P3	HR			FC5 2B		4	1	2	2	0	0	1											
Thomas Howard, S (1,9) OBP: 0.238, SLG: 0.389 Craig Paquette, R (8,9) OBP: 0.310, SLG: 0.446	K			WP 1B	BB 1B			FC5		4	0	2	1	1	1	4											
Eduardo Perez, R (1,3) OBP: 0.474, SLG: 0.647	K			F7	FC5 1B			G6-3 2B		5	1	2	0	0	1	5											
Chris Richard, L (1,7) OBP: 0.400, SLG: 1.000				K	FC5 BB			G1-3 1B		4	1	1	1	1	1	3											
Mike Matheny, R (1,2) OBP: 0.302, SLG: 0.336	G1-3			G4-3	F9			G6-3		5	0	0	1	0	0	3											
Piacedo Polanco, R (1,5) OBP: 0.332, SLG: 0.403				G6-3	FC5			G3		4	1	1	0	1	0	3											
Inning Stats	R: 0 E: 0 K: 2 S: 13	H: 1 LOB: 3 BB: 1 P: 28	R: 1 E: 0 K: 0 S: 7	H: 1 LOB: 1 BB: 1 P: 14	R: 1 E: 0 K: 1 S: 11	H: 2 LOB: 1 BB: 0 P: 21	R: 0 E: 0 K: 0 S: 5	H: 0 LOB: 0 BB: 0 P: 7	R: 2 E: 0 K: 0 S: 15	H: 3 LOB: 3 BB: 2 P: 29	R: 0 E: 0 K: 2 S: 8	H: 1 LOB: 1 BB: 0 P: 16	R: 0 E: 0 K: 0 S: 5	H: 1 LOB: 1 BB: 0 P: 9	R: 3 E: 0 K: 1 S: 13	H: 3 LOB: 1 BB: 1 P: 19	R: 1 E: 1 K: 0 S: 6	H: 1 LOB: 0 BB: 0 P: 8	1B: 7 2B: 4 3B: 0 HR: 3	SF: 0 SAC: 0 DP: 1 HBP: 1	WP: 1 PB: 0 SB: 0 CS: 0	PA: 45					
PITCHER	IP	WLS	BF	H	R	ER	SO	BB	IBB	HBP	BLK	WP	HR	S	P	ERA	WHIP										
Mike Lincoln, R (1,1) ERA: 9.87	4.1	L	25	7	4	4	3	4	0	1	0	1	2	48	96	8.31	2.538										
Hector Carrasco, R (5,1) ERA: 4.44	2.2		9	2	0	0	2	0	0	0	0	0	0	16	28	0.00	0.750										
54 Jason Ryan, R (8,1) ERA: 13.03	0.1	2	1	1	1	1	0	0	0	0	0	0	0	3	3	27.00	3.000										
Travis Miller, L (8,1) ERA: 3.53	0.2	5	2	2	2	2	1	1	0	0	0	0	1	10	16	27.00	4.500										
LaTroy Hawkins, R (9,1) ERA: 3.89	1.0	4	1	1	0	0	0	0	0	0	0	0	0	6	8	0.00	1.000										

Batter	1	2	3	4	5	6	7	8	9	AB	R	H	RBI	BB	SO	LOB	BOTTOM										
Cristian Guzman, S (1,6) OBP: 0.317, SLG: 0.415	K			G5-3 BB G4-3 1B	G6-3		SH1-3		F7	4	1	1	0	0	1	0	St. Louis Cardinals @ Minnesota Twins Hubert H. Humphrey Metrodome, Minneapolis, MN Mon Jul 17 2000, 8:05 PM EDT Att: 20,171 - Dome - 72 F livebaseballscorecards.com										
Jay Canizaro, R (1,4) OBP: 0.355, SLG: 0.452	FC5 2B			G4-3 G5-3 BB	G6-3 1B		G4-3-6 BB		1B WP 1B	3	0	3	0	2	0	0											
Matt Lawton, L (1,7) OBP: 0.438, SLG: 0.489	FC5 BB			G5-3	G6-3		G4-3-6		1B	4	0	1	0	1	0	5											
David Ortiz, L (1,3) OBP: 0.362, SLG: 0.433	F8			G4-3	G6-3				G3-1	5	0	0	1	0	0	6											
Corey Koskie, L (1,5) OBP: 0.401, SLG: 0.466	FC5			F8			G3-1		1B	4	0	1	0	0	0	3											
Midre Cummings, L (1,10) OBP: 0.359, SLG: 0.451				F8			G6-3		K	4	0	0	0	0	2	1											
Chad Allen, R (1,9) OBP: 0.346, SLG: 0.375				K			K		K	4	0	1	0	0	3	1											
Jacque Jones, L (1,8) OBP: 0.322, SLG: 0.502							SH1-3 1B G4-3-6 1B		HR	3	2	3	1	1	0	0											
Marcus Jensen, S (1,2) OBP: 0.321, SLG: 0.338				K			SH1-3 1B		F7	4	0	1	0	0	1	2											
Inning Stats	R: 0 E: 0 K: 1 S: 10	H: 1 LOB: 2 BB: 1 P: 20	R: 0 E: 0 K: 1 S: 15	H: 1 LOB: 1 BB: 1 P: 22	R: 1 E: 0 K: 0 S: 8	H: 1 LOB: 1 BB: 1 P: 17	R: 0 E: 0 K: 2 S: 12	H: 1 LOB: 1 BB: 0 P: 17	R: 0 E: 0 K: 1 S: 10	H: 0 LOB: 0 BB: 0 P: 11	R: 1 E: 0 K: 0 S: 9	H: 2 LOB: 1 BB: 1 P: 15	R: 0 E: 0 K: 2 S: 10	H: 1 LOB: 1 BB: 0 P: 15	R: 1 E: 0 K: 0 S: 12	H: 3 LOB: 2 BB: 0 P: 17	1B: 9 2B: 1 3B: 0 HR: 1	SF: 0 SAC: 1 DP: 1 HBP: 0	WP: 1 PB: 0 SB: 0 CS: 1	PA: 40							
PITCHER	IP	WLS	BF	H	R	ER	SO	BB	IBB	HBP	BLK	WP	HR	S	P	ERA	WHIP										
Pat Hentgen, R (1,1) ERA: 5.04	6.0	W	27	7	2	2	5	3	0	0	0	0	0	67	109	3.00	1.667										
Heathcliff Slocumb, R (7,1) ERA: 5.16	2.0	H	7	1	0	0	2	1	0	0	0	0	0	14	23	0.00	1.000										
Alan Benes, R (9,1) ERA: 5.45	0.2	5	3	1	1	1	0	0	0	0	0	1	1	10	15	13.50	4.500										
Dave Veres, R (9,1) ERA: 2.96	0.1	1	0	0	0	0	0	0	0	0	0	0	0	2	2	0.00	0.000										



Batter	1	2	3	4	5	6	7	8	9	AB	R	H	RBI	BB	SO	LOB	TOP										
Fernando Vina, L (1, 4) OBP: 0.393, SLG: 0.411	0-2 G5-4-3 1B		0-1 15 WP 1B		1-0 1-3 1B			2-0 HBP		3	0	3	0	0	0	0	St. Louis Cardinals @ Minnesota Twins Hubert H. Humphrey Metrodome, Minneapolis, MN Tue Jul 18 2000, 8:05 PM EDT Att: 18,115 - Dome - 72 F										
Craig Paquette, R (1, 5) OBP: 0.312, SLG: 0.449	0-2 15 G5-4-3 1B		0-0 15 WP 1B		0-0 SF9-3-6			1-3 K		3	0	2	2	0	1	1											
15 Jim Edmonds, L (1, 8) OBP: 0.443, SLG: 0.645	3-1 G5-4-3		3-2 F2		4-2 G6-3 BB			0-1 G4-3		3	0	0	0	1	0	5											
Fernando Tatis, R (1, 10) OBP: 0.477, SLG: 0.764	1-3 K		2-1 G5-3		1-1 F4			1-0 G6-3		4	0	0	0	0	1	4											
Eric Davis, R (1, 9) OBP: 0.414, SLG: 0.497		0-3 K		1-3 K				0-1 G6-3		2	0	0	0	0	2	0											
Shawon Dunston, R (4, 7) OBP: 0.295, SLG: 0.527								1-2 G6-3		2	0	1	0	0	0	1											
Thomas Howard, S (1, 7) OBP: 0.229, SLG: 0.374		3-2 G6-3		1-3 K				0-0 G6-3		4	0	0	0	0	1	1											
Eduardo Perez, R (1, 3) OBP: 0.455, SLG: 0.600		3-2 P3		3-3 K				1-0 G1-6-3 1B		3	0	1	0	0	1	0											
Mike Matheny, R (1, 2) OBP: 0.299, SLG: 0.332			1-1 L6		2-2 F9			0-0 G1-6-3		3	0	0	0	0	0	1											
Placido Polanco, R (1, 6) OBP: 0.337, SLG: 0.408			0-1 1B		1-2 1B			0-1 G6-3		3	2	2	0	0	0	0											
Inning Stats	R: 0 E: 0 K: 1 S: 11	H: 2 LOB: 1 BB: 0 P: 15	R: 0 E: 0 K: 1 S: 14	H: 0 LOB: 0 BB: 0 P: 20	R: 1 E: 0 K: 0 S: 12	H: 3 LOB: 2 BB: 0 P: 18	R: 0 E: 0 K: 3 S: 11	H: 0 LOB: 0 BB: 0 P: 16	R: 1 E: 0 K: 0 S: 10	H: 2 LOB: 0 BB: 0 P: 14	R: 0 E: 0 K: 0 S: 6	H: 0 LOB: 0 BB: 1 P: 11	R: 0 E: 0 K: 0 S: 3	H: 1 LOB: 0 BB: 0 P: 4	R: 0 E: 0 K: 1 S: 8	H: 0 LOB: 1 BB: 0 P: 11	R: 0 E: 0 K: 0 S: 5	H: 1 LOB: 0 BB: 0 P: 10	1B: 9 2B: 2 3B: 0 HR: 0	SF: 1 SAC: 0 DP: 5 HBP: 1	WP: 1 PB: 0 SB: 0 CS: 0	PA: 33					
PITCHER	IP	WLS	BF	H	R	ER	SO	BB	IBB	HBP	BLK	WP	HR	S	P	ERA	WHIP										
Brad Radke, R (1, 1) ERA: 4.06	8.0	W	30	8	2	2	6	1	0	1	0	1	0	75	109	2.25	1.125										
LaTroy Hawkins, R (9, 1) ERA: 3.81	1.0	S	3	1	0	0	0	0	0	0	0	0	0	5	10	0.00	1.000										

AB	30
R	2
H	9
RBI	2
BB	1
SO	6
LOB	13



Batter	1	2	3	4	5	6	7	8	9	AB	R	H	RBI	BB	SO	LOB	BOTTOM										
Cristian Guzman, S (1, 6) OBP: 0.319, SLG: 0.419	0-3 K		1-0 F8		1-1 E5 G4-3 1B			0-1 1B		4	2	2	0	0	1	0	St. Louis Cardinals @ Minnesota Twins Hubert H. Humphrey Metrodome, Minneapolis, MN Tue Jul 18 2000, 8:05 PM EDT Att: 18,115 - Dome - 72 F										
Jay Canizaro, R (1, 4) OBP: 0.353, SLG: 0.446	3-2 F9		0-0 F4		3-2 G4-3			4-0 1B BB		3	0	0	1	1	0	0											
Matt Lawton, L (1, 7) OBP: 0.441, SLG: 0.490	0-1 F8		4-1 G5-4-3 BB		0-0 G4-3			0-1 CS 1B		3	0	2	1	1	0	0											
Ron Coomer, R (1, 3) OBP: 0.326, SLG: 0.435		0-0 F9		2-0 G5-4-3		3-2 F9		1-0 G6-3		4	0	0	0	0	0	4											
David Ortiz, L (1, 10) OBP: 0.366, SLG: 0.442		1-0 BB 1B		1-0 F7		1-0 L3 2B				3	0	2	0	0	0	0											
Corey Koskie, L (1, 5) OBP: 0.406, SLG: 0.466		4-1 BB 1B		4-1 G4-6-3 BB		4-0 L3 BB		1-3 2-H 1B		0	0	0	0	3	0	0											
Jacque Jones, L (1, 8) OBP: 0.319, SLG: 0.497		1-3 K		1-2 G4-6-3		3-1 L3		1-2 2-3		3	0	0	0	0	1	5											
Denny Hocking, S (1, 9) OBP: 0.355, SLG: 0.407		0-0 G4-3		2-3 K		0-1 F7				3	0	0	0	0	1	2											
Chad Moeller, R (1, 2) OBP: 0.259, SLG: 0.216			0-3 K		3-2 1B			3-1 G4-3		2	1	1	0	0	1	0											
Midre Cummings, L (8, PH) OBP: 0.357, SLG: 0.448										1	0	0	0	0	0	0											
Marcus Jensen, S (9, 2) OBP: 0.321, SLG: 0.338										0	0	0	0	0	0	0											
Inning Stats	R: 0 E: 0 K: 1 S: 9	H: 0 LOB: 0 BB: 0 P: 12	R: 0 E: 0 K: 1 S: 7	H: 1 LOB: 2 BB: 1 P: 13	R: 0 E: 0 K: 1 S: 5	H: 0 LOB: 0 BB: 0 P: 6	R: 0 E: 0 K: 0 S: 3	H: 0 LOB: 0 BB: 1 P: 10	R: 0 E: 0 K: 1 S: 7	H: 0 LOB: 0 BB: 1 P: 14	R: 2 E: 1 K: 0 S: 13	H: 3 LOB: 0 BB: 0 P: 23	R: 0 E: 0 K: 0 S: 3	H: 1 LOB: 0 BB: 1 P: 11	R: 1 E: 0 K: 0 S: 9	H: 2 LOB: 2 BB: 1 P: 17	R: 0 E: 0 K: 0 S: 5	H: 0 LOB: 0 BB: 0 P: 10	1B: 5 2B: 3 3B: 0 HR: 0	SF: 0 SAC: 0 DP: 3 HBP: 0	WP: 0 PB: 0 SB: 0 CS: 1	PA: 31					
PITCHER	IP	WLS	BF	H	R	ER	SO	BB	IBB	HBP	BLK	WP	HR	S	P	ERA	WHIP										
Andy Benes, R (1, 1) ERA: 4.22	8.0	L	31	7	3	2	4	5	0	0	0	0	0	56	106	2.25	1.500										

AB	26
R	3
H	7
RBI	2
BB	5
SO	4
LOB	11



Batter	1	2	3	4	5	6	7	8	9	AB	R	H	RBI	BB	SO	LOB	TOP					
Ray Durham, S OBP: 0.365, SLG: 0.487	0-1 1B 1B 2B	2-2 P6		1-0 F8			3-3 K			4	1	1	0	0	1	2						
Tony Graffanino, R OBP: 0.407, SLG: 0.473	0-1 1B 2-3 1B	0-0 G5-4-3 1B			2-2 F3		0-0 F8			4	1	2	0	0	0	1						
Frank Thomas, R OBP: 0.448, SLG: 0.663	1-0 14 1B 1-2 3-H 1B	2-2 G5-4-3 1-2			1-1 E6 G5-3		3-2 P6			4	0	1	1	0	0	2						
Magglio Ordonez, R OBP: 0.407, SLG: 0.614	0-0 14 1B 1-2 2-H 1B			2-0 F8		2-2 G5-3 1-2		1-1 L8		4	0	1	1	0	0	1						
14 Paul Konerko, R OBP: 0.365, SLG: 0.488	1-2 1-2 2-3 1B			1-2 F7		1-0 G6-3		0-1 F9		4	0	1	0	0	0	1						
Jeff Abbott, R OBP: 0.336, SLG: 0.381	3-1 P6			3-2 F7			0-2 G4-3		3-1 F9	3	0	0	0	0	0	3						
Chris Singleton, L OBP: 0.308, SLG: 0.398										1	0	0	0	0	0	0						
Carlos Lee, R OBP: 0.336, SLG: 0.530	3-3 K			1-3 K			1-3 K		1-2 F8	4	0	0	0	0	3	3	AB 36					
Herbert Perry, R OBP: 0.373, SLG: 0.480	1-1 G5-3			3-3 K			2-2 G5-3		1-0 G4-3	4	0	0	0	0	1	3	R 3					
Brook Fordyce, R OBP: 0.269, SLG: 0.396		0-1 HR		2-2 1B			0-1 1B		0-0 F7	4	1	3	1	0	0	0	H 9					
Inning Stats	R: 2 E: 0 K: 1 S: 17	H: 5 LOB: 3 BB: 0 P: 26	R: 1 E: 0 K: 0 S: 10	H: 2 LOB: 0 BB: 0 P: 14	R: 0 E: 0 K: 0 S: 12	H: 0 LOB: 0 BB: 0 P: 18	R: 0 E: 0 K: 2 S: 13	H: 1 LOB: 1 BB: 0 P: 20	R: 0 E: 1 K: 0 S: 9	H: 0 LOB: 0 BB: 0 P: 15	R: 0 E: 0 K: 1 S: 11	H: 0 LOB: 0 BB: 0 P: 14	R: 0 E: 0 K: 1 S: 10	H: 1 LOB: 1 BB: 0 P: 16	R: 0 E: 0 K: 0 S: 6	H: 0 LOB: 0 BB: 0 P: 10	R: 0 E: 0 K: 0 S: 5	H: 0 LOB: 0 BB: 0 P: 7	1B: 7 2B: 1 3B: 0 HR: 1	SF: 0 SAC: 0 DP: 1 HBP: 0	WP: 0 PB: 0 SB: 0 CS: 0	PA: 36
PITCHER	IP WLS BF H R ER SO BB IBB HBP BLK WP HR S P ERA WHIP	7.0 L 30 9 3 3 5 0 0 0 0 0 1 82 123 3.86 1.286	2.0 6 0 0 0 0 0 0 0 0 0 0 0 11 17 0.00 0.000	PITCHER																		
Eric Milton, L ERA: 5.36																						
Bob Wells, R ERA: 3.44																						

Chicago White Sox @ Minnesota Twins
Hubert H. Humphrey Metrodome, Minneapolis, MN
Wed Jul 19 2000, 8:05 PM EDT
Att: 12,494 - Dome - 72 F

AB 36
R 3
H 9
RBI 3
BB 0
SO 5
LOB 16



Batter	1	2	3	4	5	6	7	8	9	AB	R	H	RBI	BB	SO	LOB	BOTTOM					
Cristian Guzman, S OBP: 0.317, SLG: 0.421	1-2 G5-3		0-0 G3 3B		1-2 G5-3		1-0 G6-3		1-2 F8	5	1	1	0	0	0	0						
Denny Hocking, S OBP: 0.347, SLG: 0.397	1-2 G6-3		2-2 L3		2-1 G5-3		2-3 K		1-1 F8	5	0	0	0	0	1	1						
Matt Lawton, L OBP: 0.436, SLG: 0.483	0-1 F7		1-0 G3			3-1 L8	0-0 F9		0-0 G4-3	5	0	0	1	0	0	0						
Ron Coomer, R OBP: 0.328, SLG: 0.439		1-0 G4-3	1-1 G6-3			0-0 1B HBP 2B		1-0 BB 1B		4	1	2	0	0	0	0						
David Ortiz, L OBP: 0.377, SLG: 0.459		0-2 E 1B		0-0 1B 2B		1-1 HBP BB 1B		2-2 BB 1B		4	0	4	0	0	0	0						
Jay Canizaro, R OBP: 0.353, SLG: 0.446		2-2 E4		1-2 K 1B		1-3 K		0-3 K		0	0	0	0	0	0	0						
Corey Koskie, L OBP: 0.404, SLG: 0.463		1-2 E		2-3 K 1B						4	0	1	0	0	2	5						
Chad Allen, R OBP: 0.346, SLG: 0.346		2-0 F8		2-3 K		4-1 HBP BB		0-3 K		2	0	0	0	1	1	4	AB 36					
Jacque Jones, L OBP: 0.318, SLG: 0.495				1-2 K		1-2 HBP BB				1	0	0	0	0	1	2	R 2					
Jason Maxwell, R OBP: 0.311, SLG: 0.316		2-2 E6		0-3 K		2-1 K		4-0 K		2	0	0	1	0	1	3	H 8					
Midre Cummings, L OBP: 0.361, SLG: 0.448		1-2 2-3 K				1-2 2-3 HBP		1-2 2-3 BB		0	0	0	0	1	0	0	RBI 2					
Chad Moeller, R OBP: 0.246, SLG: 0.204		1-3 K				3-2 F3		1-1 G1-3		3	0	0	0	0	1	6	BB 2					
Marcus Jensen, S OBP: 0.318, SLG: 0.336										1	0	0	0	0	0	3	SO 7					
Inning Stats	R: 0 E: 0 K: 0 S: 8	H: 0 LOB: 0 BB: 0 P: 10	R: 0 E: 2 K: 1 S: 15	H: 1 LOB: 3 BB: 0 P: 23	R: 1 E: 0 K: 0 S: 7	H: 1 LOB: 0 BB: 0 P: 11	R: 0 E: 0 K: 2 S: 10	H: 2 LOB: 1 BB: 0 P: 13	R: 0 E: 0 K: 0 S: 8	H: 0 LOB: 0 BB: 0 P: 14	R: 1 E: 0 K: 1 S: 12	H: 2 LOB: 3 BB: 1 P: 24	R: 0 E: 0 K: 1 S: 5	H: 0 LOB: 0 BB: 0 P: 8	R: 0 E: 0 K: 2 S: 14	H: 2 LOB: 3 BB: 1 P: 22	R: 0 E: 0 K: 0 S: 6	H: 0 LOB: 0 BB: 0 P: 8	1B: 5 2B: 2 3B: 1 HR: 0	SF: 0 SAC: 0 DP: 0 HBP: 1	WP: 0 PB: 0 SB: 0 CS: 0	PA: 39
PITCHER	IP WLS BF H R ER SO BB IBB HBP BLK WP HR S P ERA WHIP	7.0 W 30 6 2 2 5 1 0 1 0 0 0 9 65 103 2.57 1.000	0.1 H 3 2 0 0 1 0 0 0 0 0 0 9 12 0.00 6.000	1.2 S 6 0 0 0 1 1 0 0 0 0 0 11 18 0.00 0.600	PITCHER																	
56 Mark Buehrle, L ERA: 3.38																						
41 Bill Simas, R ERA: 3.29																						
Keith Foulke, R ERA: 3.59																						

Chicago White Sox @ Minnesota Twins
Hubert H. Humphrey Metrodome, Minneapolis, MN
Wed Jul 19 2000, 8:05 PM EDT
Att: 12,494 - Dome - 72 F

AB 36
R 2
H 8
RBI 2
BB 2
SO 7
LOB 24



Batter	1	2	3	4	5	6	7	8	9	AB	R	H	RBI	BB	SO	LOB	TOP																			
Ray Durham, S OBP: 0.362, SLG: 0.482	F8		K			K		G4-3		4	0	0	0	0	2	0	Chicago White Sox @ Minnesota Twins Hubert H. Humphrey Metrodome, Minneapolis, MN Thu Jul 20 2000, 1:05 PM EDT Att: 18,676 - Dome - 72 F																			
Jose Valentin, S OBP: 0.333, SLG: 0.487	K		K			BB 1B		HR		4	1	2	1	0	2	0																				
Frank Thomas, R OBP: 0.449, SLG: 0.659	F8					14 BB		G5-3		2	0	0	0	2	0	0																				
14 Paul Konerko, R OBP: 0.369, SLG: 0.491						G5-4-3		G5-3		4	0	3	0	0	0	2																				
Chris Singleton, L OBP: 0.310, SLG: 0.398						F9-5-4-3		F7		3	0	1	0	1	0	3																				
Carlos Lee, R OBP: 0.332, SLG: 0.524						G1-3		G5-3		4	0	0	0	0	0	5																				
Greg Norton, S OBP: 0.335, SLG: 0.391								G6-3		3	0	0	0	1	1	2																				
Jeff Abbott, R OBP: 0.329, SLG: 0.372								F8		3	0	0	0	0	0	3																				
Mark Johnson, L OBP: 0.309, SLG: 0.335								F7		3	0	0	0	0	1	0																				
Inning Stats	R: 0 H: 0 E: 0 K: 1 S: 7	H: 0 LOB: 0 BB: 0 P: 10	R: 0 H: 2 E: 0 K: 0 S: 9	H: 2 LOB: 2 BB: 1 P: 14	R: 0 H: 0 E: 0 K: 2 S: 12	H: 0 LOB: 0 BB: 0 P: 17	R: 0 H: 1 E: 0 K: 0 S: 10	H: 1 LOB: 1 BB: 1 P: 16	R: 0 H: 0 E: 0 K: 1 S: 9	H: 0 LOB: 0 BB: 0 P: 11	R: 0 H: 1 E: 0 K: 2 S: 11	H: 0 LOB: 1 BB: 1 P: 20	R: 1 H: 1 E: 0 K: 0 S: 10	H: 1 LOB: 0 BB: 0 P: 12	R: 0 H: 1 E: 0 K: 0 S: 13	H: 1 LOB: 1 BB: 0 P: 16	1B: 5 2B: 1 3B: 0 HR: 1	SF: 0 SAC: 0 DP: 3 HBP: 0	WP: 0 PA: 34 PB: 0 SB: 0 CS: 0																	
PITCHER	IP	WLS	BF	H	R	ER	SO	BB	IBB	HBP	BLK	WP	HR	S	P	ERA	WHIP	PITCHER		IP	WLS	BF	H	R	ER	SO	BB	IBB	HBP	BLK	WP	HR	S	P	ERA	WHIP
Joe Mays, R ERA: 5.68	8.0	W	30	5	1	1	6	4	0	0	0	0	1	75	113	1.12	1.125			1.0	4	1	0	0	0	0	0	0	0	0	0	0	13	16	0.00	1.000
LaTroy Hawkins, R ERA: 3.75																																				

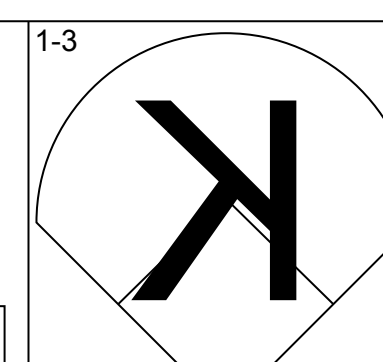
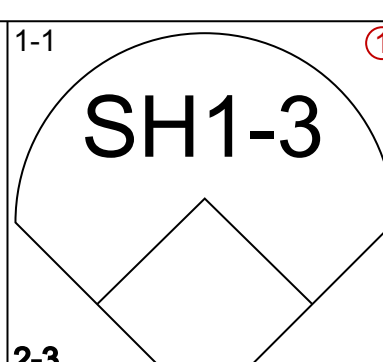
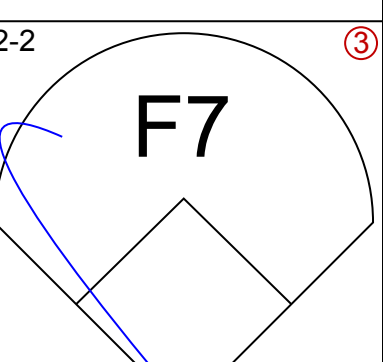
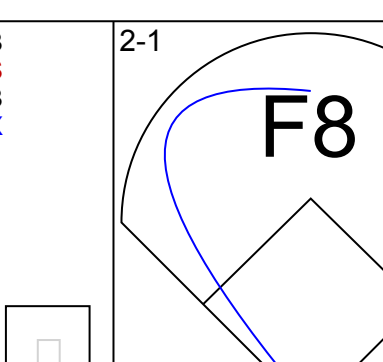
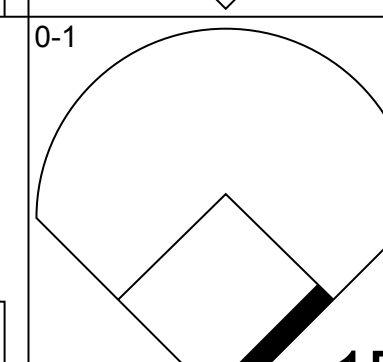
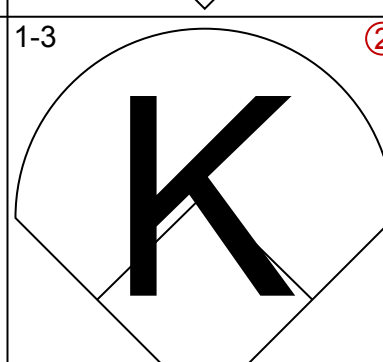
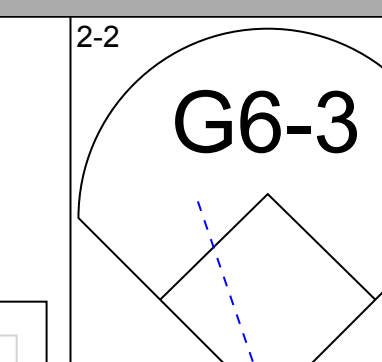
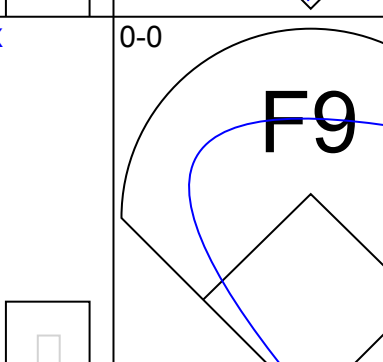
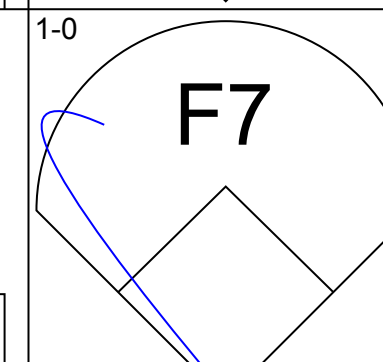
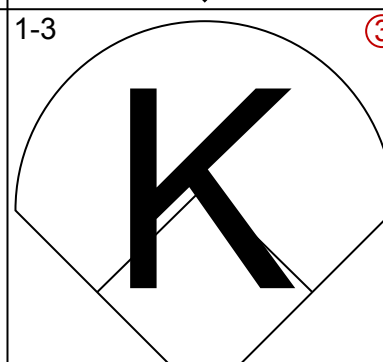
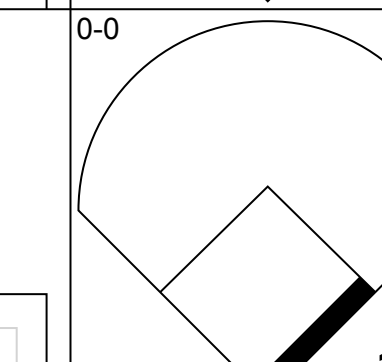
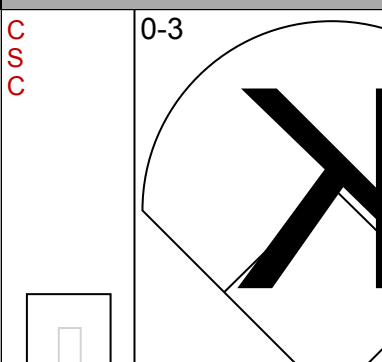
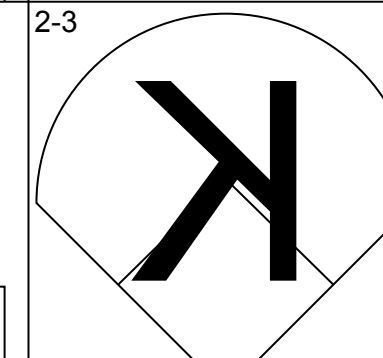
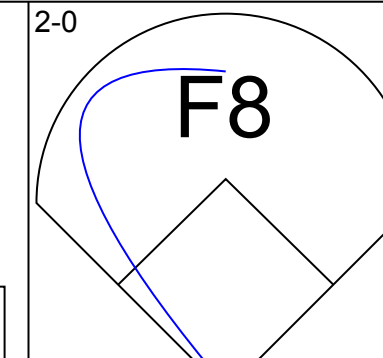
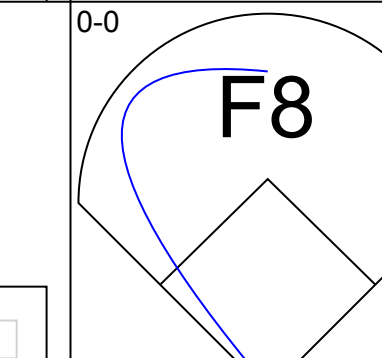
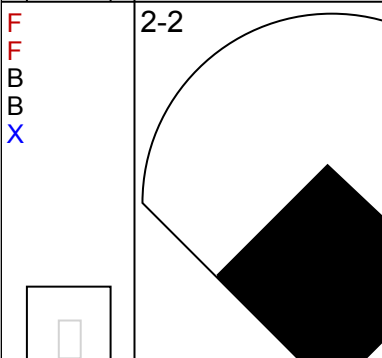
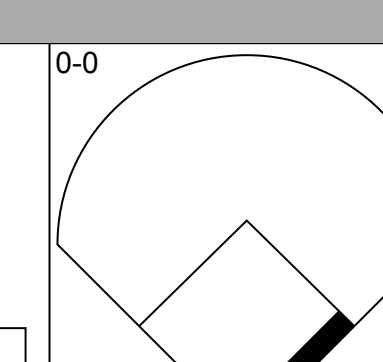
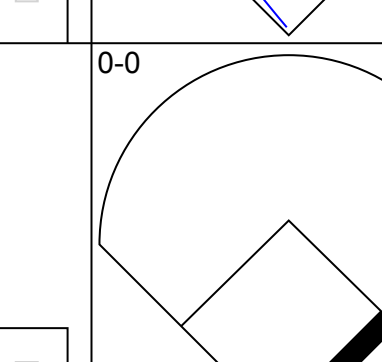
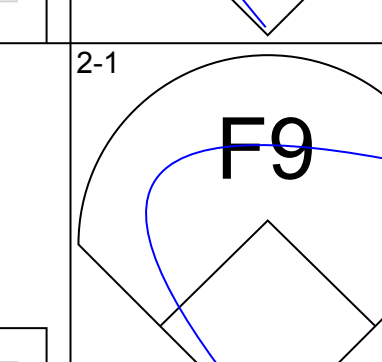
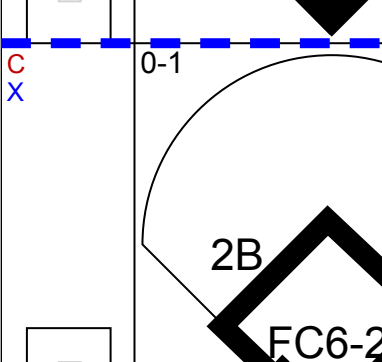

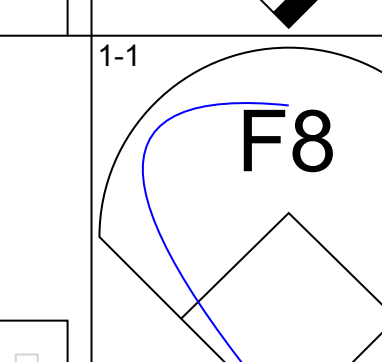
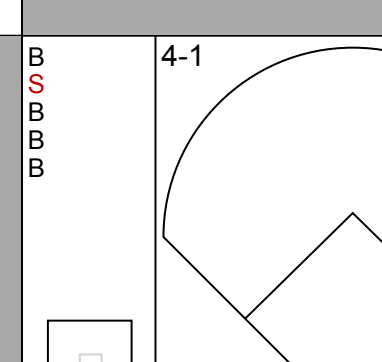
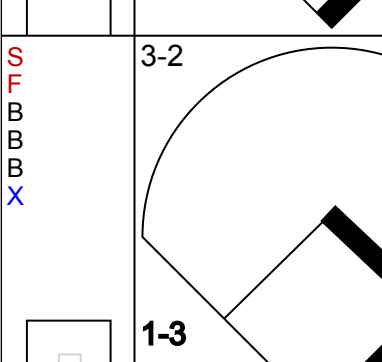

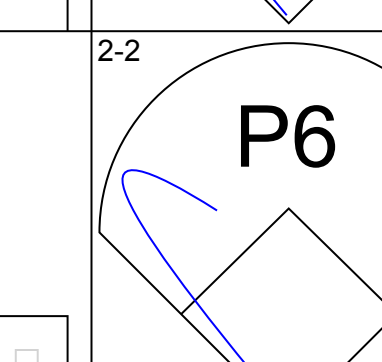
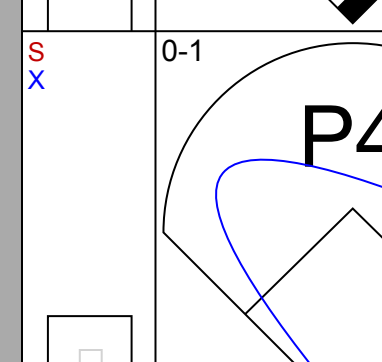
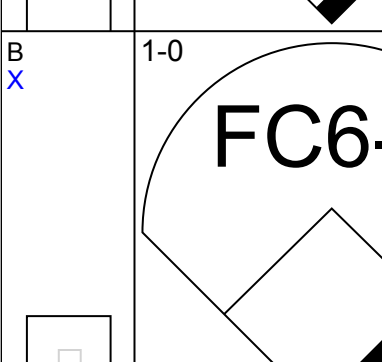

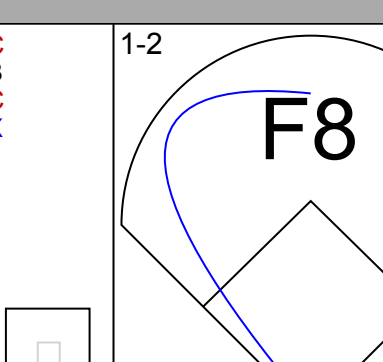
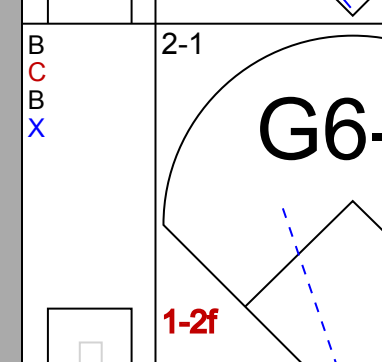
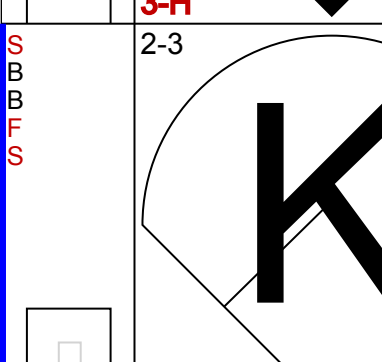
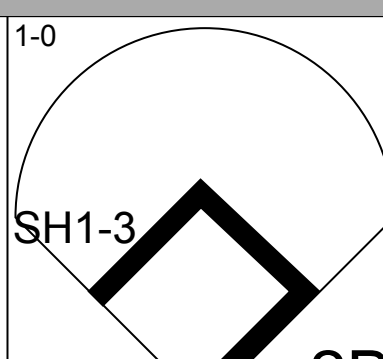
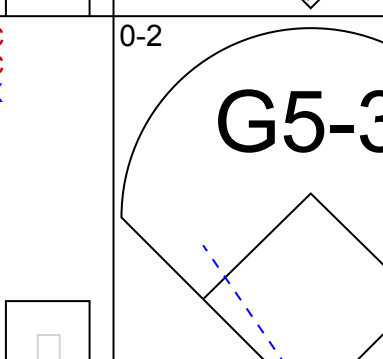
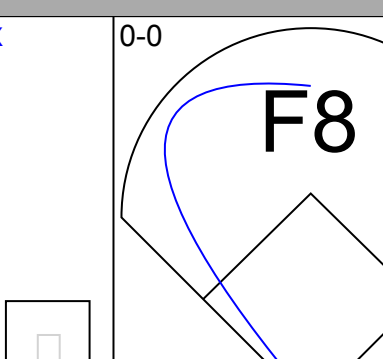
AB 30
R 1
H 6
RBI 1
BB 4
SO 6
LOB 15



Batter	1	2	3	4	5	6	7	8	9	AB	R	H	RBI	BB	SO	LOB	BOTTOM																			
Cristian Guzman, S OBP: 0.316, SLG: 0.427	G4-3		F9			G5-3		HR		4	1	1	1	0	0	0	Chicago White Sox @ Minnesota Twins Hubert H. Humphrey Metrodome, Minneapolis, MN Thu Jul 20 2000, 1:05 PM EDT Att: 18,676 - Dome - 72 F																			
Denny Hocking, S OBP: 0.346, SLG: 0.394	P4		G6-3			E9 1B		F8		4	0	1	0	0	0	0																				
Matt Lawton, L OBP: 0.434, SLG: 0.481	K		K			G5-3		CS 1B		4	0	1	0	0	2	1																				
Ron Coomer, R OBP: 0.324, SLG: 0.434			G6-3			L5		F8		4	0	0	0	0	0	1																				
David Ortiz, L OBP: 0.388, SLG: 0.468			1B 1B			FC1-6 1B		FC6-4 1B		3	2	3	0	1	0	0																				
Corey Koskie, L OBP: 0.402, SLG: 0.464			K			FC1-6 1B		FC6-4 1B		4	2	1	0	0	1	3																				
Chad Allen, R OBP: 0.394, SLG: 0.490			1B 1B			2H 1B 1B		P4		4	0	3	3	0	0	1																				
Jacque Jones, L OBP: 0.320, SLG: 0.495			1B			2H 1B		K		4	0	2	1	0	1	1																				
Chad Moeller, R OBP: 0.233, SLG: 0.193			B1-3			G3		G6-3		3	0	0	0	0	0	2																				
Inning Stats	R: 0 H: 0 E: 0 K: 1 S: 7	H: 0 LOB: 0 BB: 0 P: 12	R: 1 H: 3 E: 0 K: 1 S: 11	H: 3 LOB: 2 BB: 0 P: 22	R: 0 H: 0 E: 0 K: 1 S: 7	H: 0 LOB: 0 BB: 0 P: 12	R: 1 H: 3 E: 1 K: 0 S: 12	H: 3 LOB: 2 BB: 0 P: 20	R: 0 H: 1 E: 0 K: 0 S: 10	H: 1 LOB: 1 BB: 0 P: 17	R: 1 H: 1 E: 0 K: 1 S: 8	H: 1 LOB: 0 BB: 0 P: 12	R: 2 H: 3 E: 0 K: 0 S: 14	H: 3 LOB: 1 BB: 1 P: 28	R: 0 H: 1 E: 0 K: 0 S: 13	H: 1 LOB: 1 BB: 0 P: 16	1B: 10 2B: 1 3B: 0 HR: 1	SF: 0 SAC: 0 DP: 0 HBP: 0	WP: 0 PA: 35 PB: 0 SB: 0 CS: 1																	
PITCHER	IP	WLS	BF	H	R	ER	SO	BB	IBB	HBP	BLK	WP	HR	S	P	ERA	WHIP	PITCHER		IP	WLS	BF	H	R	ER	SO	BB	IBB	HBP	BLK	WP	HR	S	P	ERA	WHIP
Jim Parque, L ERA: 3.88	7.0	L	30	10	4	4	4	0	0	0	0	0	1	65	113	5.14	1.429			1.0	5	2	1	1	0	1	0	0	0	0	0	11	22	9.00	3.000	
Sean Lowe, R ERA: 6.63																																				

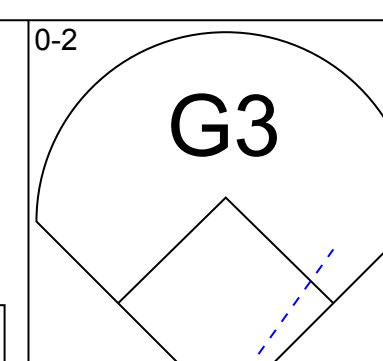
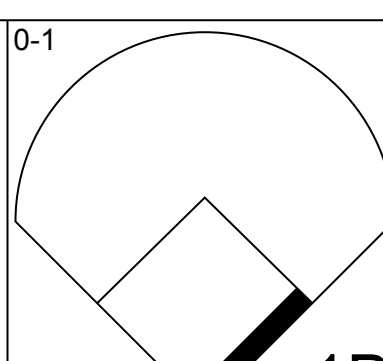
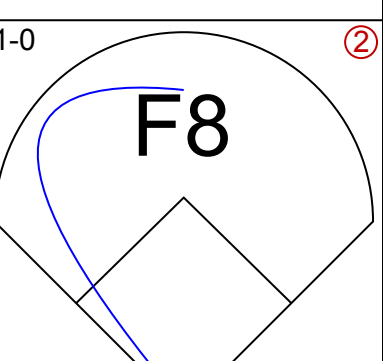
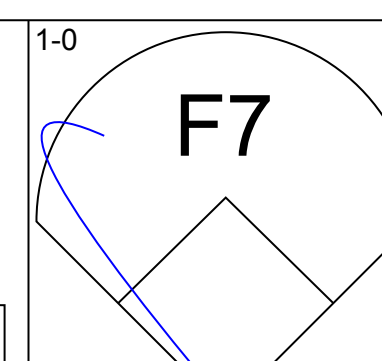
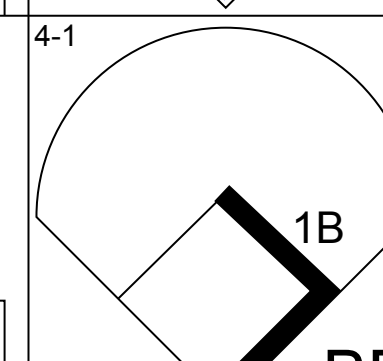
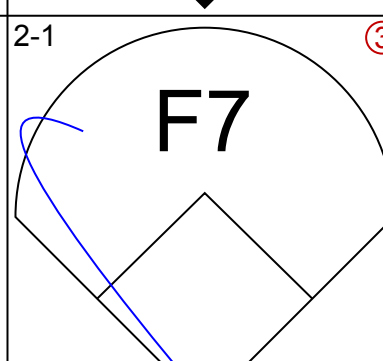
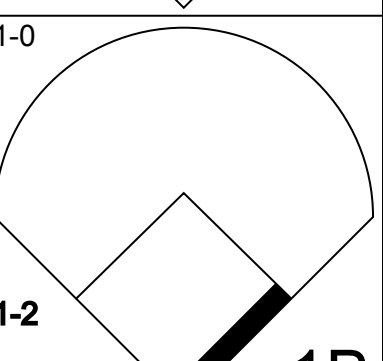
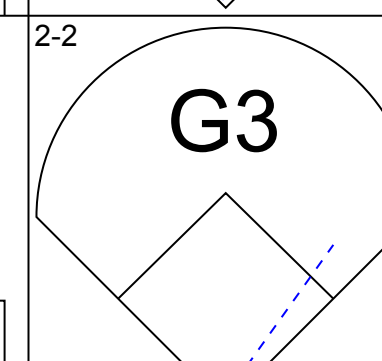
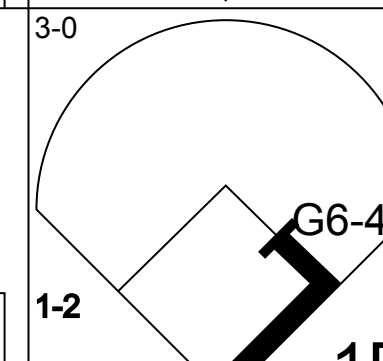
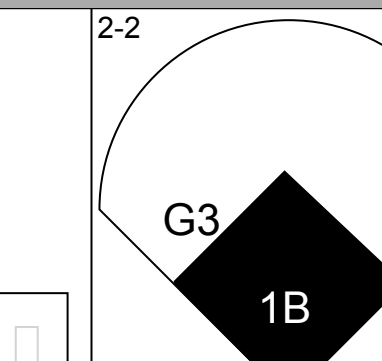
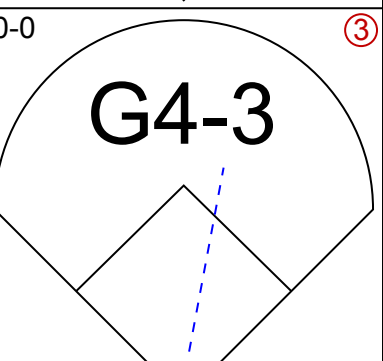
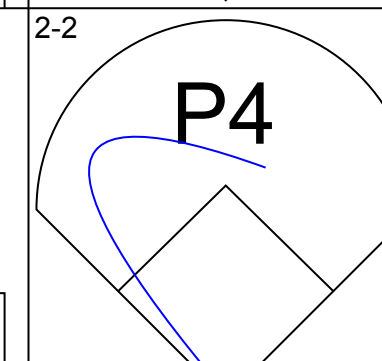
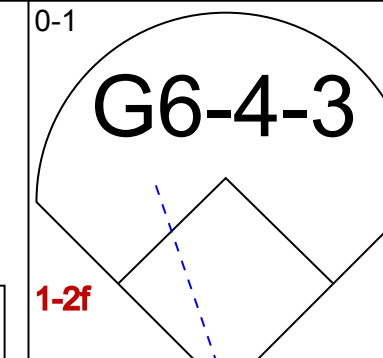
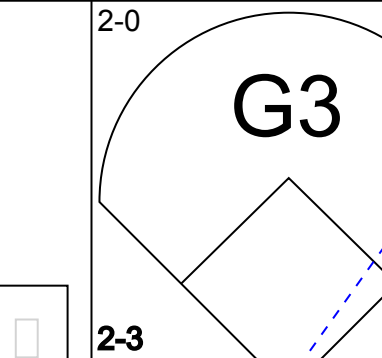
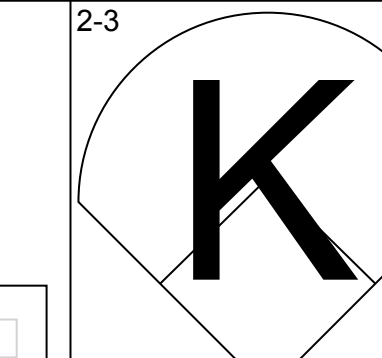
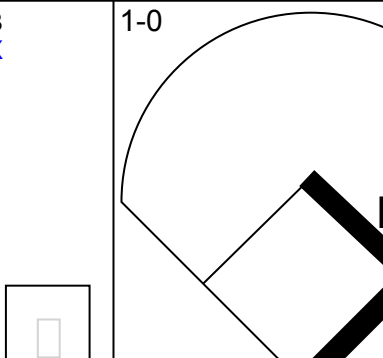
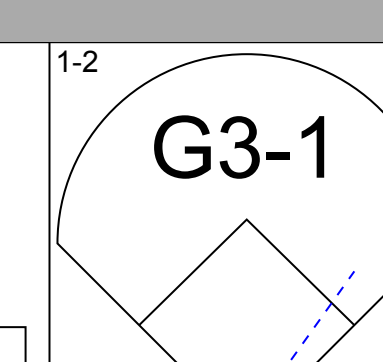
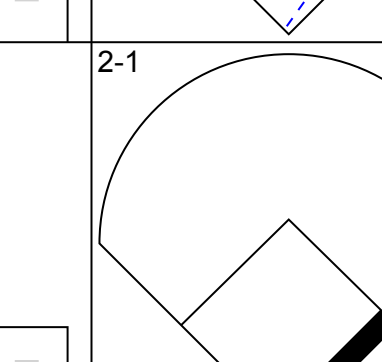
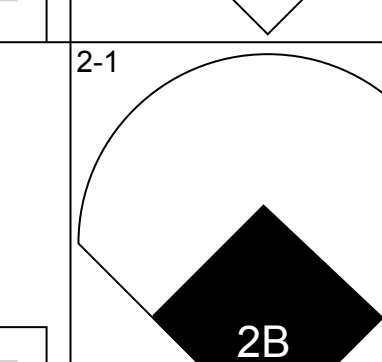
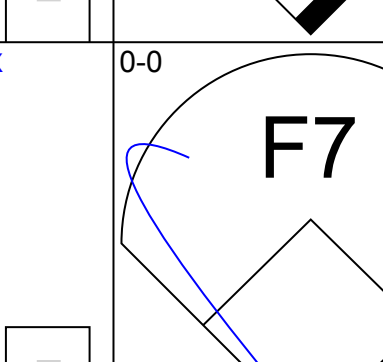
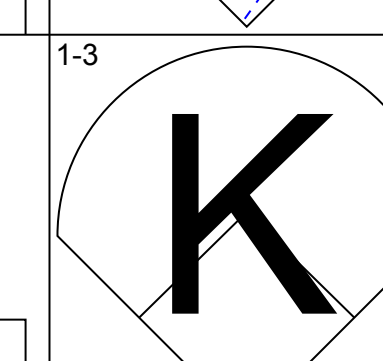
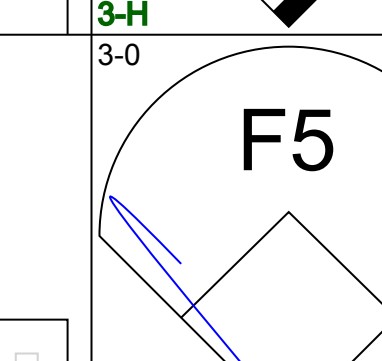
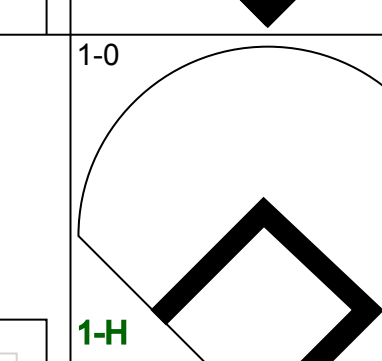
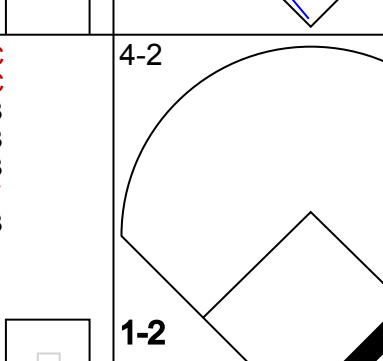
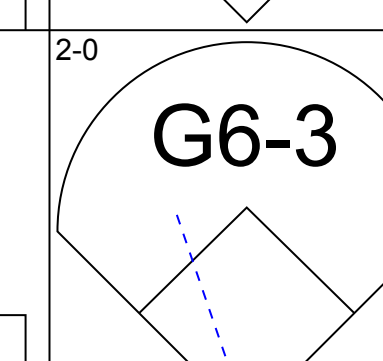
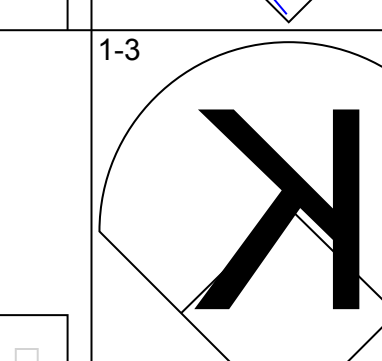
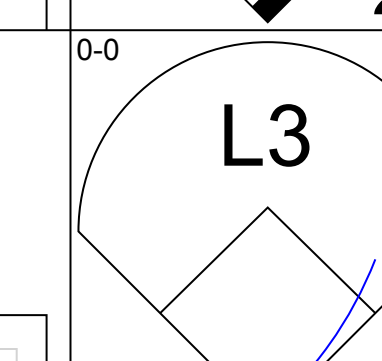
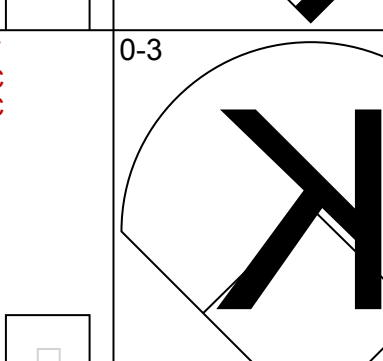
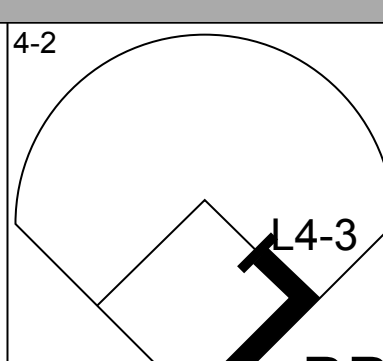
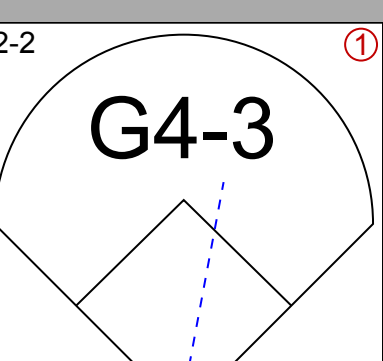
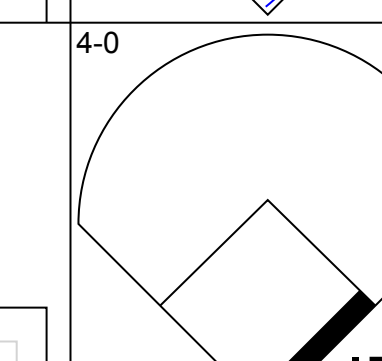
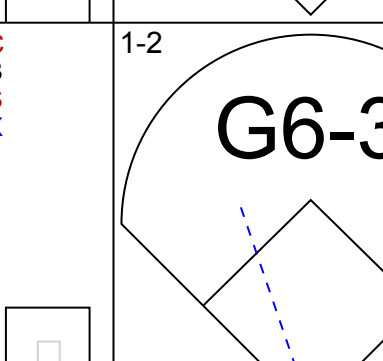
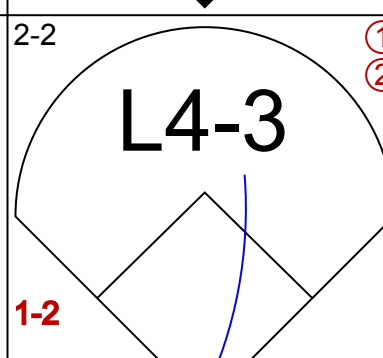
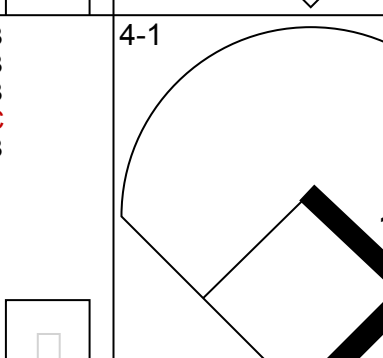
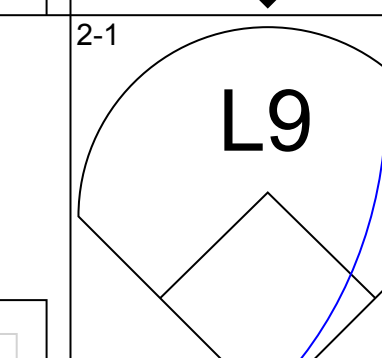
AB 34
R 5
H 12
RBI 5
BB 1
SO 4
LOB 9



Batter	1	2	3	4	5	6	7	8	9	AB	R	H	RBI	BB	SO	LOB	TOP			
Kenny Lofton, L OBP: 0.364, SLG: 0.414 (1, 8)	1-3 		1-1 SH1-3 		2-2 F7 			2-1 F8 		3	0	0	0	0	1	0	Cleveland Indians @ Minnesota Twins Hubert H. Humphrey Metrodome, Minneapolis, MN Fri Jul 21 2000, 8:05 PM EDT Att: 19,231 - Dome - 72 F			
Omar Vizquel, S OBP: 0.353, SLG: 0.350 (1, 6)	0-1 		1-3 K 			2-2 G6-3 		0-0 F9 		4	0	1	0	0	1	1				
Jim Thome, L OBP: 0.394, SLG: 0.600 (1, 3)	1-0 F7 		1-3 K 			0-0 1B 			0-3 K 	4	0	1	0	0	2	2				
Manny Ramirez, R OBP: 0.426, SLG: 0.671 (1, 10)	2-3 K 			2-0 F8 		0-0 F8 			2-2 HR 	4	1	1	1	0	1	2				
Travis Fryman, R OBP: 0.409, SLG: 0.534 (1, 5)		0-0 1B 		0-0 1B 		2-1 F9 			0-1 2B FC6-2 1B 	4	0	3	0	0	0	1				
Richie Sexson, R OBP: 0.309, SLG: 0.446 (1, 7)	0-3 K 			1-1 F8 			4-1 G6-3 BB 		3-2 2B 	3	0	1	0	1	1	2				
Alex Ramirez, R OBP: 0.316, SLG: 0.486 (1, 9)	1-2 P6 			2-2 P6 			0-1 P4 		1-0 FC6-2 	4	0	0	0	0	0	5				
Einar Diaz, R OBP: 0.312, SLG: 0.377 Russell Branyan, L OBP: 0.357, SLG: 0.648 (9, PH)	0-0 F9 				1-2 F8 		2-1 G6-3 		3-H 2-3 K 	3	0	0	0	0	0	2				
Jolbert Cabrera, R OBP: 0.277, SLG: 0.289 (1, 4)			1-0 SH1-3 2B 		0-2 G5-3 			0-0 F8 		3	0	1	0	0	0	0				
Inning Stats	R: 0 E: 0 K: 2 S: 11	H: 1 LOB: 1 BB: 0 P: 15	R: 0 E: 0 K: 1 S: 8	H: 1 LOB: 1 BB: 0 P: 9	R: 0 E: 0 K: 2 S: 9	H: 1 LOB: 1 BB: 0 P: 13	R: 0 E: 0 K: 0 S: 7	H: 1 LOB: 1 BB: 0 P: 12	R: 0 E: 0 K: 0 S: 9	H: 0 LOB: 0 BB: 0 P: 12	R: 0 E: 0 K: 0 S: 5	H: 0 LOB: 0 BB: 1 P: 11	R: 0 E: 0 K: 0 S: 4	H: 0 LOB: 0 BB: 0 P: 6	R: 1 E: 0 K: 2 S: 15	H: 3 LOB: 2 BB: 0 P: 23		1B: 5 2B: 2 3B: 0 HR: 1	SF: 0 SAC: 1 DP: 1 HBP: 0	WP: 0 PB: 0 SB: 0 CS: 0
PITCHER	IP	WLS	BF	H	R	ER	SO	BB	IBB	HBP	BLK	WP	HR	S	P	ERA	WHIP			
Mark Redman, L ERA: 4.35	8.1	W	31	6	1	1	6	1	0	0	0	0	1	67	98	1.08	0.840			
LaTroy Hawkins, R ERA: 3.7	0.2	S	4	2	0	0	1	0	0	0	0	0	0	9	15	0.00	3.000			

AB	33
R	1
H	8
RBI	1
BB	1
SO	7
LOB	17



Batter	1	2	3	4	5	6	7	8	9	AB	R	H	RBI	BB	SO	LOB	BOTTOM			
Cristian Guzman, S OBP: 0.316, SLG: 0.426 (1, 6)	0-2 G3 		0-1 1B 		1-0 F8 			1-0 F7 		4	0	1	0	0	0	1	Cleveland Indians @ Minnesota Twins Hubert H. Humphrey Metrodome, Minneapolis, MN Fri Jul 21 2000, 8:05 PM EDT Att: 19,231 - Dome - 72 F			
Denny Hocking, S OBP: 0.348, SLG: 0.394 (1, 4)	4-1 1B BB 		2-1 F7 		1-0 1B 		2-2 G3 			3	0	1	0	1	0	1				
Matt Lawton, L OBP: 0.435, SLG: 0.484 (1, 7)	3-0 G6-4-3 1B 			2-2 G3 1B 2B 		0-0 G4-3 		2-2 P4 		4	1	2	0	0	0	2				
Ron Coomer, R OBP: 0.324, SLG: 0.432 (1, 3)	0-1 G6-4-3 			2-0 G3 			2-3 K 		1-0 BB 1B 	4	0	1	0	0	1	3				
David Ortiz, L OBP: 0.390, SLG: 0.469 (1, 10)		1-2 G3-1 		2-1 1B 		2-1 2B 1B 		0-0 F7 		4	1	2	1	0	0	1				
Corey Koskie, L OBP: 0.404, SLG: 0.466 (1, 5)		1-3 K 		3-H F5 		3-0 1B 		4-2 1-2 BB 		3	0	1	1	1	1	1				
Chad Allen, R OBP: 0.351, SLG: 0.353 (1, 9)		2-0 G6-3 		1-3 K 			0-0 L3 		0-3 K 	4	0	0	0	0	2	4				
Jacque Jones, L OBP: 0.322, SLG: 0.492 (1, 8)			4-2 L4-3 BB 		2-2 G4-3 		4-0 IBB 		1-2 G6-3 	2	0	0	0	2	0	2				
Chad Moeller, R OBP: 0.238, SLG: 0.186 (1, 2)			2-2 L4-3 		4-1 1B BB 		2-1 L9 			2	0	0	0	1	0	3				
Inning Stats	R: 0 E: 0 K: 0 S: 7	H: 1 LOB: 1 BB: 1 P: 14	R: 0 E: 0 K: 1 S: 7	H: 0 LOB: 0 BB: 0 P: 11	R: 0 E: 0 K: 0 S: 10	H: 1 LOB: 1 BB: 1 P: 18	R: 1 E: 0 K: 1 S: 10	H: 2 LOB: 1 BB: 0 P: 20	R: 0 E: 0 K: 0 S: 7	H: 1 LOB: 2 BB: 1 P: 15	R: 1 E: 0 K: 1 S: 9	H: 2 LOB: 2 BB: 1 P: 20	R: 0 E: 0 K: 0 S: 8	H: 0 LOB: 0 BB: 0 P: 13	R: 0 E: 0 K: 1 S: 11	H: 1 LOB: 2 BB: 1 P: 17		1B: 6 2B: 3 3B: 0 HR: 0	SF: 0 SAC: 0 DP: 2 HBP: 0	WP: 0 PB: 0 SB: 0 CS: 0
PITCHER	IP	WLS	BF	H	R	ER	SO	BB	IBB	HBP	BLK	WP	HR	S	P	ERA	WHIP			
Bartolo Colon, R ERA: 4.11	8.0	L	35	8	2	2	4	4	1	0	0	0	0	69	128	2.25	1.500			

AB	30
R	2
H	8
RBI	2
BB	5
SO	4
LOB	18



Batter	1	2	3	4	5	6	7	8	9	AB	R	H	RBI	BB	SO	LOB	TOP										
Kenny Lofton, L OBP: 0.364, SLG: 0.409	G6-3		F8			G4-3		F7		3	0	0	0	2	0	2	Cleveland Indians @ Minnesota Twins Hubert H. Humphrey Metrodome, Minneapolis, MN Sat Jul 22 2000, 7:05 PM EDT Att: 14,108 - Dome - 72 F										
Omar Vizquel, S OBP: 0.356, SLG: 0.391	HR		G6-3	K		G4-3		1B		4	1	2	0	1	1	3											
Jim Thome, L OBP: 0.392, SLG: 0.593	F7		G6-3	K				K		4	0	0	0	0	2	7											
Manny Ramirez, R OBP: 0.429, SLG: 0.680	HR			1B	1B			F8		3	2	1	2	2	1	5											
Travis Fryman, R OBP: 0.406, SLG: 0.529	F7			1B					G1-3	5	1	1	0	0	1	1											
Russell Branyan, L OBP: 0.358, SLG: 0.637		G6-4-3		1B					K	5	1	2	0	0	2	1											
Sandy Alomar Jr., R OBP: 0.354, SLG: 0.444		G6-4-3		1B					K	4	0	1	0	1	1	3											
Richie Sexson, R OBP: 0.311, SLG: 0.456		G6-4-3		1B					L3	4	0	1	0	1	1	3											
Jolbert Cabrera, R OBP: 0.286, SLG: 0.290	G6-3			HR						4	1	2	4	0	0	4											
Inning Stats	R: 2 E: 0 K: 0 S: 8	H: 1 LOB: 0 BB: 1 P: 19	R: 0 E: 0 K: 0 S: 14	H: 1 LOB: 1 BB: 1 P: 22	R: 0 E: 0 K: 0 S: 9	H: 1 LOB: 0 BB: 0 P: 15	R: 4 E: 0 K: 3 S: 15	H: 3 LOB: 2 BB: 3 P: 34	R: 0 E: 0 K: 1 S: 6	H: 0 LOB: 2 BB: 1 P: 11	R: 0 E: 0 K: 2 S: 8	H: 0 LOB: 0 BB: 0 P: 11	R: 0 E: 0 K: 1 S: 12	H: 3 LOB: 3 BB: 0 P: 18	R: 0 E: 0 K: 1 S: 10	H: 0 LOB: 0 BB: 0 P: 12	1B: 7 2B: 1 3B: 0 HR: 2	SF: 0 SAC: 0 DP: 2 HBP: 1	WP: 0 PB: 0 SB: 0 CS: 0	PA: 43							
PITCHER	IP	WLS	BF	H	R	ER	SO	BB	IBB	HBP	BLK	WP	HR	S	P	ERA	WHIP										
Mike Lincoln, R ERA: 10.89	3.1		17	6	6	6	1	3	0	0	0	0	2	38	70	16.20	2.700										
Johan Santana, L ERA: 6.2	2.1	W	13	1	0	0	2	4	0	1	0	0	0	19	41	0.00	2.143										
Hector Carrasco, R ERA: 4.33	1.1	H	6	2	0	0	3	0	0	0	0	0	0	15	23	0.00	1.500										
Eddie Guardado, L ERA: 3.19	0.2	H	3	1	0	0	1	0	0	0	0	0	0	7	11	0.00	1.500										
Bob Wells, R ERA: 3.55	1.1	S	4	0	0	0	1	0	0	0	0	0	0	11	13	0.00	0.000										
Batter	1	2	3	4	5	6	7	8	9	AB	R	H	RBI	BB	SO	LOB	BOTTOM										
Cristian Guzman, S OBP: 0.314, SLG: 0.422	F7		SF8-3-6			FC3-6		FC5-4		3	0	0	1	1	1	4	Cleveland Indians @ Minnesota Twins Hubert H. Humphrey Metrodome, Minneapolis, MN Sat Jul 22 2000, 7:05 PM EDT Att: 14,108 - Dome - 72 F										
Denny Hocking, S OBP: 0.348, SLG: 0.394	1B					FC3-6		L9		5	2	2	0	0	0	3											
Matt Lawton, L OBP: 0.432, SLG: 0.480	2B					G4-3		E6		5	1	1	0	0	1	2											
Ron Coomer, R OBP: 0.330, SLG: 0.443	1B					2B		G4-3		5	2	4	2	0	0	0											
David Ortiz, L OBP: 0.395, SLG: 0.477	1B					BLK		K		5	2	3	1	0	2	0											
Corey Koskie, L OBP: 0.408, SLG: 0.472	1B					1B		G6-4-3		3	1	2	1	1	0	2											
Chad Allen, R OBP: 0.366, SLG: 0.378	SF9		FC6-4			G6-4-3				3	1	2	2	0	0	1											
Jacque Jones, L OBP: 0.327, SLG: 0.495	BB		FC6-4			FC3-6		G3		4	1	3	1	0	0	0											
Marcus Jensen, S OBP: 0.323, SLG: 0.336	BB		FC6-4			K		FC5-4		3	0	1	0	1	1	3											
Inning Stats	R: 4 E: 0 K: 1 S: 21	H: 5 LOB: 3 BB: 2 P: 34	R: 0 E: 0 K: 1 S: 13	H: 3 LOB: 2 BB: 0 P: 25	R: 1 E: 0 K: 0 S: 10	H: 2 LOB: 0 BB: 0 P: 17	R: 3 E: 0 K: 0 S: 11	H: 4 LOB: 1 BB: 0 P: 16	R: 2 E: 0 K: 1 S: 13	H: 2 LOB: 2 BB: 1 P: 22	R: 0 E: 0 K: 1 S: 7	H: 1 LOB: 0 BB: 0 P: 10	R: 0 E: 0 K: 0 S: 11	H: 1 LOB: 1 BB: 0 P: 15	R: 0 E: 0 K: 1 S: 14	H: 0 LOB: 0 BB: 0 P: 20	1B: 14 2B: 6 3B: 0 HR: 0	SF: 2 SAC: 0 DP: 3 HBP: 0	WP: 0 PB: 0 SB: 2 CS: 1	PA: 41							
PITCHER	IP	WLS	BF	H	R	ER	SO	BB	IBB	HBP	BLK	WP	HR	S	P	ERA	WHIP										
Tim Drew, R ERA: 10.0	3.0		19	10	5	5	2	2	0	0	0	0	0	44	76	15.00	4.000										
Kane Davis, R ERA: 14.73	1.2	L	10	5	5	3	1	1	0	0	1	0	0	19	30	16.20	3.600										
Cameron Cairncross, L ERA:	2.1		9	3	0	0	1	0	0	0	0	0	0	23	33	0.00	1.286										
Jaime Navaro, R ERA: 10.8	1.0		3	0	0	0	1	0	0	0	0	0	0	14	20	0.00	0.000										

Batter	1	2	3	4	5	6	7	8	9	AB	R	H	RBI	BB	SO	LOB	TOP					
Kenny Lofton, L OBP: 0.360, SLG: 0.404 (1, 8)	G5-3		K		G6-3		SH5-3		K	4	0	0	0	0	2	1	Cleveland Indians @ Minnesota Twins Hubert H. Humphrey Metrodome, Minneapolis, MN Sun Jul 23 2000, 2:05 PM EDT Att: 13,623 - Dome - 72 F livebaseballscorecards.com					
Omar Vizquel, S OBP: 0.391, SLG: 0.403 (1, 6)	P6		1B		1B		1B		HR	4	2	3	2	1	0	0						
Jim Thome, L OBP: 0.395, SLG: 0.590 (1, 3)	1B		G4-3		BB		1B		K	3	1	1	0	2	1	1						
Manny Ramirez, R OBP: 0.430, SLG: 0.682 (1, 10)	K				K		1B			4	1	2	2	0	2	3						
Travis Fryman, R OBP: 0.407, SLG: 0.539 (1, 5)							P4		SF9-2-5	3	1	2	3	0	0	0						
Ricky Ledee, L OBP: 0.325, SLG: 0.412 (1, 9)	G1-6-3		K		1B		2B		L6	4	1	1	0	0	1	1						
Richie Sexson, R OBP: 0.311, SLG: 0.453 (1, 7)	F9		K		1B		K		K	4	0	1	1	0	2	0						
Einar Diaz, R OBP: 0.310, SLG: 0.387 (1, 2)			1B		P6		G5-4-3		F3	4	1	1	0	0	0	1						
Jolbert Cabrera, R OBP: 0.284, SLG: 0.288 (1, 4)			K		F7		SH5-3		F5	4	1	1	0	0	1	1						
Inning Stats	R: 0 E: 0 K: 1 S: 11	H: 1 LOB: 1 BB: 0 P: 16	R: 0 E: 0 K: 0 S: 4	H: 1 LOB: 0 BB: 5	R: 1 E: 0 K: 2 S: 14	H: 2 LOB: 1 BB: 0 P: 24	R: 2 E: 0 K: 2 S: 17	H: 2 LOB: 0 BB: 0 P: 24	R: 0 E: 0 K: 1 S: 13	H: 1 LOB: 2 BB: 1 P: 24	R: 1 E: 0 K: 0 S: 10	H: 2 LOB: 0 BB: 0 P: 14	R: 3 E: 0 K: 0 S: 12	H: 2 LOB: 2 BB: 2 P: 24	R: 0 E: 0 K: 1 S: 10	H: 0 LOB: 0 BB: 0 P: 18	R: 1 E: 0 K: 2 S: 9	H: 1 LOB: 0 BB: 0 P: 14	1B: 7 2B: 3 3B: 1 HR: 2	SF: 1 SAC: 1 DP: 3 HBP: 0	WP: 1 PB: 0 SB: 0 CS: 0	PA: 39
PITCHER	IP	WLS	BF	H	R	ER	SO	BB	IBB	HBP	BLK	WP	HR	S	P	ERA	WHIP					
Brad Radke, R ERA: 4.14 (1, 1)	6.0	L	26	9	4	4	6	1	0	0	0	0	1	69	107	6.00	1.667					
Travis Miller, L ERA: 4.12 (7, 1)	0.1		4	1	3	3	0	2	0	0	0	0	0	7	15	81.00	9.000					
Hector Carrasco, R ERA: 4.27 (7, 1)	0.2		2	1	0	0	0	0	0	0	0	1	0	5	9	0.00	1.500					
54 Jason Ryan, R ERA: 11.57 (8, 1)	2.0		7	1	1	1	3	0	0	0	0	0	1	19	32	4.50	0.500					

Batter	1	2	3	4	5	6	7	8	9	AB	R	H	RBI	BB	SO	LOB	BOTTOM					
Cristian Guzman, S OBP: 0.315, SLG: 0.422 (1, 6)	K		K2-3		1B		K		G6-3	5	0	2	0	0	3	0	Cleveland Indians @ Minnesota Twins Hubert H. Humphrey Metrodome, Minneapolis, MN Sun Jul 23 2000, 2:05 PM EDT Att: 13,623 - Dome - 72 F livebaseballscorecards.com					
Jay Canizaro, R OBP: 0.346, SLG: 0.436 (1, 4)	G6-3		K		G5-3		P6		G6-3	5	0	0	0	0	1	3						
Matt Lawton, L OBP: 0.435, SLG: 0.480 (1, 7)	HR		1B				F8		HR	2	1	1	0	1	0	0						
Ron Coomer, R OBP: 0.332, SLG: 0.452 (1, 3)	HR		F3				G6-3			4	2	2	2	0	0	2						
David Ortiz, L OBP: 0.392, SLG: 0.473 (1, 10)	F8				F9		1B		F9	4	0	1	0	0	0	0						
Corey Koskie, L OBP: 0.409, SLG: 0.468 (1, 5)			G4-3-6		F8		1B		K	2	0	0	0	2	1	0						
Chad Allen, R OBP: 0.372, SLG: 0.368 (1, 9)			G4-3-6				1B			1	0	0	0	1	1	0						
Midre Cummings, L OBP: 0.363, SLG: 0.444 (6, PH) (7, 9)			G4-3-6		K		BB		F7	1	0	0	1	1	0	0						
Jacque Jones, L OBP: 0.326, SLG: 0.492 (1, 8)			G4-3-6							2	0	0	0	0	1	2						
Denny Hocking, S OBP: 0.346, SLG: 0.350 (6, PH) (7, 8)			1-2							2	0	0	0	0	2	3						
Chad Moeller, R OBP: 0.231, SLG: 0.180 (1, 2)										2	0	0	0	0	2	1						
Marcus Jensen, S OBP: 0.325, SLG: 0.338 (6, PH) (7, 2)			K				P6		1B	2	0	1	0	0	0	3						
Inning Stats	R: 2 E: 0 K: 1 S: 11	H: 1 LOB: 0 BB: 1 P: 20	R: 0 E: 0 K: 1 S: 7	H: 0 LOB: 2 BB: 2 P: 16	R: 0 E: 0 K: 2 S: 8	H: 1 LOB: 0 BB: 0 P: 12	R: 0 E: 0 K: 1 S: 7	H: 0 LOB: 0 BB: 0 P: 9	R: 0 E: 0 K: 2 S: 11	H: 1 LOB: 1 BB: 0 P: 13	R: 1 E: 0 K: 1 S: 16	H: 2 LOB: 3 BB: 2 P: 33	R: 0 E: 0 K: 1 S: 8	H: 0 LOB: 1 BB: 0 P: 14	R: 0 E: 0 K: 1 S: 9	H: 0 LOB: 0 BB: 0 P: 13	R: 0 E: 0 K: 1 S: 9	H: 2 LOB: 1 BB: 0 P: 16	1B: 6 2B: 0 3B: 0 HR: 1	SF: 0 SAC: 0 DP: 2 HBP: 1	WP: 1 PB: 0 SB: 2 CS: 0	PA: 38
PITCHER	IP	WLS	BF	H	R	ER	SO	BB	IBB	HBP	BLK	WP	HR	S	P	ERA	WHIP					
Dave Burba, R ERA: 5.18 (1, 1)	5.1	W	25	5	3	3	7	5	0	0	0	0	0	3	6	0.00	0.000					
Cameron Cairncross, L ERA: (6, 1)	0.1	H	1	0	0	0	1	0	0	0	0	0	0	3	6	0.00	0.000					
Justin Speier, R ERA: 2.76 (6, 1)	2.1	H	8	0	0	0	2	0	0	1	0	1	0	20	32	0.00	0.000					
Steve Karsay, R ERA: 3.22 (9, 1)	1.0		4	2	0	0	1	0	0	0	0	0	0	9	16	0.00	2.000					



Batter	1	2	3	4	5	6	7	8	9	AB	R	H	RBI	BB	SO	LOB	TOP					
Cristian Guzman, S OBP: 0.316, SLG: 0.422 (1, 6)	G3		G4-3	G4-3		G4-3			FC4-6	5	0	2	0	0	0	2						
Denny Hocking, S OBP: 0.347, SLG: 0.390 (1, 4)	1B		G1-3	G4-3		G1-3			FC4-6	5	1	2	0	0	0	1						
Matt Lawton, L OBP: 0.432, SLG: 0.476 (1, 9)	F8		G1-3	G4-3		G4-3			K	5	0	1	0	0	1	3						
Ron Coomer, R OBP: 0.336, SLG: 0.464 (1, 3)	F9		HR							4	1	3	2	0	0	1						
David Ortiz, L OBP: 0.390, SLG: 0.468 (1, 10)		WP	G4-3							4	1	1	0	0	1	2						
Corey Koskie, L OBP: 0.407, SLG: 0.469 (1, 5)										4	0	1	1	0	2	2						
Chad Allen, R OBP: 0.362, SLG: 0.357 (1, 7)										4	0	1	0	0	0	1						
Jacque Jones, L OBP: 0.328, SLG: 0.492 (1, 8)										4	1	2	0	0	2	1						
Chad Moeller, R OBP: 0.232, SLG: 0.200 (1, 2)										4	0	1	1	0	0	3						
Inning Stats	R: 0 E: 0 K: 0 S: 10	H: 1 LOB: 1 BB: 0 P: 16	R: 1 E: 0 K: 1 S: 15	H: 2 LOB: 1 BB: 0 P: 25	R: 2 E: 0 K: 0 S: 12	H: 3 LOB: 0 BB: 0 P: 17	R: 1 E: 0 K: 1 S: 11	H: 2 LOB: 1 BB: 0 P: 14	R: 0 E: 1 K: 1 S: 11	H: 1 LOB: 2 BB: 0 P: 19	R: 0 E: 0 K: 1 S: 9	H: 2 LOB: 1 BB: 0 P: 15	R: 0 E: 0 K: 1 S: 7	H: 2 LOB: 1 BB: 0 P: 12	R: 0 E: 0 K: 1 S: 7	H: 0 LOB: 0 BB: 0 P: 11	R: 0 E: 1 K: 1 S: 11	H: 1 LOB: 1 BB: 0 P: 14	1B: 11 2B: 2 3B: 0 HR: 1	SF: 0 SAC: 0 DP: 1 HBP: 0	WP: 1 PB: 0 SB: 0 CS: 1	PA: 39
PITCHER	IP	WLS	BF	H	R	ER	SO	BB	IBB	HBP	BLK	WP	HR	S	P	ERA	WHIP					
Tomo Ohka, R ERA: 5.68 (1, 1)	5.0	L	26	11	4	4	3	0	0	0	0	1	1	62	97	7.20	2.200					
Bryce Florie, R ERA: 4.56 (6, 1)	3.0		9	2	0	0	2	0	0	0	0	0	0	20	32	0.00	0.667					
Rod Beck, R ERA: 1.29 (9, 1)	1.0		4	1	0	0	1	0	0	0	0	0	0	11	14	0.00	1.000					

Minnesota Twins @ Boston Red Sox
Fenway Park, Boston, MA
Mon Jul 24 2000, 7:05 PM EDT
Att: 33,469 - Cloudy - 73 F

AB	39
R	4
H	14
RBI	4
BB	0
SO	6
LOB	16



Batter	1	2	3	4	5	6	7	8	9	AB	R	H	RBI	BB	SO	LOB	BOTTOM					
Jose Offerman, S OBP: 0.334, SLG: 0.340 (1, 3)	F8		G6-3							3	0	0	0	1	1	2						
Jeff Eves, R OBP: 0.366, SLG: 0.353 (1, 4)	F5									4	0	1	0	0	1	2						
Bernard Gilkey, R OBP: 0.221, SLG: 0.257 (1, 9)	L4									4	0	0	0	0	1	2						
Nomar Garciaparra, R OBP: 0.447, SLG: 0.641 (1, 6)										4	1	1	0	0	1	2						
Troy O'Leary, L OBP: 0.325, SLG: 0.414 (1, 7)										4	0	0	0	0	2	2						
Izzy Alcantara, R OBP: 0.414, SLG: 0.630 (1, 10)										4	1	1	2	0	1	0						
Sean Berry, R OBP: 0.204, SLG: 0.240 (1, 5)										4	0	0	0	0	2	0						
Scott Hatteberg, L OBP: 0.346, SLG: 0.483 (1, 2)										3	0	1	0	0	0	0						
Darren Lewis, R OBP: 0.311, SLG: 0.314 (1, 8)										3	0	2	0	0	0	1						
Inning Stats	R: 0 E: 0 K: 0 S: 6	H: 0 LOB: 0 BB: 0 P: 10	R: 0 E: 0 K: 2 S: 8	H: 0 LOB: 0 BB: 0 P: 9	R: 0 E: 0 K: 1 S: 13	H: 1 LOB: 1 BB: 0 P: 22	R: 0 E: 0 K: 2 S: 11	H: 1 LOB: 1 BB: 0 P: 16	R: 0 E: 0 K: 1 S: 6	H: 0 LOB: 1 BB: 1 P: 22	R: 0 E: 0 K: 0 S: 6	H: 0 LOB: 0 BB: 0 P: 11	R: 0 E: 0 K: 2 S: 11	H: 1 LOB: 1 BB: 0 P: 13	R: 2 E: 0 K: 1 S: 16	H: 2 LOB: 0 BB: 0 P: 21	1B: 3 2B: 2 3B: 0 HR: 1	SF: 0 SAC: 0 DP: 0 HBP: 0	WP: 0 PB: 0 SB: 0 CS: 0	PA: 34		
PITCHER	IP	WLS	BF	H	R	ER	SO	BB	IBB	HBP	BLK	WP	HR	S	P	ERA	WHIP					
Eric Milton, L ERA: 5.03 (1, 1)	8.0	W	29	4	0	0	8	1	0	0	0	0	0	74	111	0.00	0.625					
Bob Wells, R ERA: 3.51 (9, 1)	0.1		2	1	1	1	0	0	0	0	0	0	0	5	7	27.00	3.000					
Eddie Guardado, L ERA: 3.38 (9, 1)	0.2		3	1	1	1	1	0	0	0	0	0	1	11	14	13.50	1.500					

Minnesota Twins @ Boston Red Sox
Fenway Park, Boston, MA
Mon Jul 24 2000, 7:05 PM EDT
Att: 33,469 - Cloudy - 73 F

AB	33
R	2
H	6
RBI	2
BB	1
SO	9
LOB	11



Batter	1	2	3	4	5	6	7	8	9	AB	R	H	RBI	BB	SO	LOB	TOP				
Cristian Guzman, S OBP: 0.315, SLG: 0.418	G3-1	G4-3			K		G3-6-3		FC6-4	4	0	0	0	1	1	1					
Jay Canizaro, R OBP: 0.343, SLG: 0.435	BB	P4			F2		G3-6-3		P4	5	1	1	0	0	0	2					
Matt Lawton, L OBP: 0.435, SLG: 0.480	BB	BB			G3			G3-1	BB	3	2	2	0	1	0	0					
Ron Coomer, R OBP: 0.335, SLG: 0.460	BB	BB			P3		L5	G3-1		3	1	0	0	1	0	2					
David Ortiz, L OBP: 0.396, SLG: 0.476	BB	BB			G4-6-3		G6-3			3	0	2	2	1	0	1					
Corey Koskie, L OBP: 0.408, SLG: 0.467	BB	BB			K		G6-3	BB		3	0	1	2	1	2	1					
Chad Allen, R OBP: 0.353, SLG: 0.348	K	K			G4-1		G6-3	F9		4	0	1	0	0	1	5					
Jacque Jones, L OBP: 0.327, SLG: 0.490	G3-1	G3-1			G4-1		K	FC6-4		4	0	1	0	0	1	5					
Chad Moeller, R OBP: 0.219, SLG: 0.188		L6			K		G6-3	K		4	0	0	0	0	2	2					
Inning Stats	R: 3 H: 2 E: 0 K: 1 S: 20	H: 2 R: 3 ER: 3 LOB: 3 P: 37	R: 0 H: 0 E: 0 K: 0 S: 7	H: 0 R: 3 ER: 1 LOB: 1 P: 11	R: 0 H: 1 E: 0 K: 2 S: 11	H: 1 R: 0 ER: 0 LOB: 1 P: 18	R: 0 H: 0 E: 0 K: 1 S: 11	H: 0 R: 0 ER: 0 LOB: 1 P: 16	R: 0 H: 1 E: 0 K: 2 S: 8	H: 0 R: 0 ER: 0 LOB: 0 P: 17	R: 0 H: 0 E: 0 K: 0 S: 4	H: 0 R: 0 ER: 0 LOB: 0 P: 9	R: 1 H: 2 E: 0 K: 1 S: 13	H: 1 R: 0 ER: 0 LOB: 1 P: 21	R: 0 H: 1 E: 0 K: 1 S: 6	H: 1 R: 0 ER: 0 LOB: 0 P: 8	1B: 5 2B: 3 3B: 0 HR: 0	SF: 0 SAC: 0 DP: 2 HBP: 0	WP: 0 PB: 0 SB: 0 CS: 0	PA: 38	
PITCHER	IP	WLS	BF	H	R	ER	SO	BB	IBB	HBP	BLK	WP	HR	S	P	ERA	WHIP				
Ramon Martinez, R ERA: 5.75	5.1	L	24	5	3	3	4	3	1	0	0	0	0	60	102	5.06	1.500				
Hipolito Pichardo, R ERA: 2.95	2.0		8	2	1	1	1	1	0	0	0	0	0	15	27	4.50	1.500				
Rheal Cormier, L ERA: 3.8	1.2		6	1	0	0	2	0	0	0	0	0	0	13	19	0.00	0.600				

Minnesota Twins @ Boston Red Sox
Fenway Park, Boston, MA
Tue Jul 25 2000, 7:05 PM EDT
Att: 33,668 - Cloudy - 69 F


AB 33
R 4
H 8
RBI 4
BB 5
SO 7
LOB 19





Batter	1	2	3	4	5	6	7	8	9	AB	R	H	RBI	BB	SO	LOB	BOTTOM				
Jose Offerman, S OBP: 0.336, SLG: 0.340	G6-3		BB		F7			G4-6-3		3	0	1	0	1	0	1					
Jeff Eves, R OBP: 0.364, SLG: 0.356	G6-3		F9			WP		F9		4	1	1	0	0	0	3					
Trot Nixon, L OBP: 0.371, SLG: 0.504	K				G1-3		G5-3	G4-6-3		4	0	0	0	0	1	2					
Nomar Garciaparra, R OBP: 0.447, SLG: 0.639		G6-3			K		K	G6-4-3		4	0	2	0	0	2	1					
Troy O'Leary, L OBP: 0.324, SLG: 0.412	G6-3				K		FC6	G6-4-3		4	0	1	1	0	1	2					
Brian Daubach, L OBP: 0.383, SLG: 0.506		P6				1B		F8		3	1	1	0	0	0	1					
Izzy Alcantara, R OBP: 0.400, SLG: 0.607					G4-3		FC6	F8		1	0	0	0	0	0	0					
Ed Sprague, R OBP: 0.307, SLG: 0.492			F8		G4-3			P3		3	0	1	0	0	0	0					
Jason Varitek, S OBP: 0.368, SLG: 0.427					G4-3			K		3	0	1	1	0	1	1					
Darren Lewis, R OBP: 0.306, SLG: 0.308					G6-3			K		3	0	0	0	0	2	2					
Inning Stats	R: 0 H: 0 E: 0 K: 1 S: 8	H: 0 R: 2 ER: 2 LOB: 0 P: 14	R: 0 H: 1 E: 0 K: 0 S: 6	H: 1 R: 2 ER: 0 LOB: 0 P: 10	R: 0 H: 1 E: 0 K: 0 S: 10	H: 1 R: 0 ER: 0 LOB: 2 P: 18	R: 0 H: 0 E: 0 K: 2 S: 9	H: 0 R: 0 ER: 0 LOB: 0 P: 12	R: 1 H: 2 E: 0 K: 1 S: 12	H: 2 R: 0 ER: 0 LOB: 1 P: 18	R: 1 H: 2 E: 0 K: 1 S: 13	H: 0 R: 0 ER: 0 LOB: 0 P: 10	R: 0 H: 1 E: 0 K: 0 S: 7	H: 1 R: 0 ER: 0 LOB: 0 P: 12	R: 0 H: 1 E: 0 K: 0 S: 6	H: 1 R: 0 ER: 0 LOB: 0 P: 8	1B: 7 2B: 1 3B: 0 HR: 0	SF: 0 SAC: 0 DP: 3 HBP: 0	WP: 1 PB: 0 SB: 0 CS: 0	PA: 33	
PITCHER	IP	WLS	BF	H	R	ER	SO	BB	IBB	HBP	BLK	WP	HR	S	P	ERA	WHIP				
Joe Mays, R ERA: 5.51	7.0		28	7	2	2	7	1	0	0	0	0	0	68	106	2.57	1.143				
Hector Carrasco, R ERA: 4.19	1.0	H	3	1	0	0	0	0	0	0	0	0	0	8	12	0.00	1.000				
Eddie Guardado, L ERA: 3.29	1.0	S	2	0	0	0	0	0	0	0	0	0	0	3	4	0.00	0.000				

Minnesota Twins @ Boston Red Sox
Fenway Park, Boston, MA
Tue Jul 25 2000, 7:05 PM EDT
Att: 33,668 - Cloudy - 69 F

AB 32
R 2
H 8
RBI 2
BB 1
SO 7
LOB 13



Batter	1	2	3	4	5	6	7	8	9	AB R H RBI BB SO LOB	TOP																								
											<p style="text-align: center;">Minnesota Twins @ Boston Red Sox Fenway Park, Boston, MA Wed Jul 26 2000, 1:05 PM EDT</p> <p style="text-align: right;">livebaseballscorecards.com</p> <p>AB 0 R 0 H 0 RBI 0 BB 0 SO 0 LOB 0</p> 																								
Inning Stats										1B: 0 SF: 0 WP: 0 PA: 0 2B: 0 SAC: 0 FB: 0 3B: 0 DP: 0 SB: 0 HR: 0 HBP: 0 CS: 0																									
PITCHER	IP	WLS	BF	H	R	ER	SO	BB	IBB	HBP	BLK	WP	HR	S	P	ERA	WHIP	PITCHER	IP	WLS	BF	H	R	ER	SO	BB	IBB	HBP	BLK	WP	HR	S	P	ERA	WHIP

Batter	1	2	3	4	5	6	7	8	9	AB R H RBI BB SO LOB	BOTTOM																								
											<p style="text-align: center;">Minnesota Twins @ Boston Red Sox Fenway Park, Boston, MA Wed Jul 26 2000, 1:05 PM EDT</p> <p style="text-align: right;">livebaseballscorecards.com</p> <p>AB 0 R 0 H 0 RBI 0 BB 0 SO 0 LOB 0</p> 																								
Inning Stats										1B: 0 SF: 0 WP: 0 PA: 0 2B: 0 SAC: 0 FB: 0 3B: 0 DP: 0 SB: 0 HR: 0 HBP: 0 CS: 0																									
PITCHER	IP	WLS	BF	H	R	ER	SO	BB	IBB	HBP	BLK	WP	HR	S	P	ERA	WHIP	PITCHER	IP	WLS	BF	H	R	ER	SO	BB	IBB	HBP	BLK	WP	HR	S	P	ERA	WHIP

Batter	1	2	3	4	5	6	7	8	9	AB	R	H	RBI	BB	SO	LOB	TOP					
Chuck Knoblauch, R (1, 10) OBP: 0.348, SLG: 0.401	G1-6-3	FC4-6		K		FC4-6		F8		6	0	2	1	0	1	4	New York Yankees @ Minnesota Twins Hubert H. Humphrey Metrodome, Minneapolis, MN Fri Jul 28 2000, 8:05 PM EDT Att: 16,823 - Dome - 72 F					
2 Derek Jeter, R (1, 6) OBP: 0.383, SLG: 0.482	G4-3		G6-3		K	FC4-6		K	K	6	0	0	0	0	3	3						
Paul O'Neill, L (1, 9) OBP: 0.360, SLG: 0.462			F9		F7		G3		2B 20 1B	5	1	2	0	0	0	0						
Bernie Williams, S (1, 8) OBP: 0.399, SLG: 0.601	F8				WP BB		G3-1		F8	4	0	1	0	1	0	2						
David Justice, L (1, 7) OBP: 0.382, SLG: 0.599		F8	F8		G6-3		2B 1B		2B 20 1B HR	5	2	2	0	0	0	2						
Tino Martinez, L (1, 3) OBP: 0.328, SLG: 0.418										4	1	3	1	1	1	0						
Wilson Delgado, S (9, PR) OBP: 0.314, SLG: 0.333		K2-3			20 E FC4-2				20 1B HR	0	1	0	0	0	0	0						
20 Jorge Posada, S (1, 2) OBP: 0.435, SLG: 0.528					FC4-2				HR	4	3	4	3	1	0	0						
Scott Brosius, R (1, 5) OBP: 0.313, SLG: 0.389										2	0	1	0	0	1	2						
Clay Bellinger, R (4, 5) OBP: 0.294, SLG: 0.424										2	0	0	0	0	1	3						
Glenallen Hill, R (9, PH) OBP: 0.302, SLG: 0.514		FC4-6			K			G6-3		1	1	1	4	0	0	0						
Chris Turner, R (9, 2) OBP: 0.416, SLG: 0.480		1B							HR	0	0	0	0	0	0	0						
Jose Vizcaino, S (1, 4) OBP: 0.311, SLG: 0.312					FC4-2			G4-3	F7	5	0	1	0	0	0	4						
Inning Stats	R: 0 E: 0 K: 0 S: 8	H: 1 LOB: 1 BB: 0 P: 14	R: 1 E: 0 K: 1 S: 13	H: 3 LOB: 2 BB: 0 P: 19	R: 0 E: 0 K: 0 S: 7	H: 1 LOB: 1 BB: 0 P: 11	R: 0 E: 0 K: 2 S: 15	H: 2 LOB: 1 BB: 0 P: 20	R: 0 E: 0 K: 1 S: 11	H: 0 LOB: 1 BB: 1 P: 17	R: 2 E: 1 K: 1 S: 13	H: 3 LOB: 1 BB: 0 P: 19	R: 1 E: 0 K: 0 S: 10	H: 2 LOB: 2 BB: 1 P: 18	R: 0 E: 0 K: 1 S: 7	H: 0 LOB: 0 BB: 0 P: 12	R: 5 E: 0 K: 1 S: 19	H: 5 LOB: 2 BB: 1 P: 35	1B: 8 2B: 7 3B: 0 HR: 2	SF: 0 SAC: 0 DP: 0 HBP: 0	WP: 1 PB: 1 SB: 0 CS: 0	PA: 47
PITCHER	IP WLS BF H R ER SO BB IBB HBP BLK WP HR S P ERA WHIP	IP WLS BF H R ER SO BB IBB HBP BLK WP HR S P ERA WHIP	PITCHER Brad Radke, R (1, 1) ERA: 4.18 Hector Carrasco, R (8, 1) ERA: 4.12 Travis Miller, L (9, 1) ERA: 4.33 LaTroy Hawkins, R (9, 1) ERA: 3.62 Eddie Guardado, L (9, 1) ERA: 3.76 Bob Wells, R (9, 1) ERA: 3.67																			

AB	44
R	9
H	17
RBI	9
BB	3
SO	7
LOB	20



Batter	1	2	3	4	5	6	7	8	9	AB	R	H	RBI	BB	SO	LOB	BOTTOM					
Denny Hocking, S (1, 8) OBP: 0.361, SLG: 0.407	F9			WP 2B 1B	FC6-4				F7	4	2	1	0	1	0	2	New York Yankees @ Minnesota Twins Hubert H. Humphrey Metrodome, Minneapolis, MN Fri Jul 28 2000, 8:05 PM EDT Att: 16,823 - Dome - 72 F					
Cristian Guzman, S (1, 6) OBP: 0.317, SLG: 0.422	K			G1-3 G4-3		G6-3		K	G6-3	5	1	1	1	0	2	3						
Matt Lawton, L (1, 7) OBP: 0.433, SLG: 0.477	P5			G4-3 G1-3				K		3	0	0	0	1	2	2						
Ron Coomer, R (1, 3) OBP: 0.335, SLG: 0.454		F7		G1-3		G5-3			1B 1B BB	3	1	0	0	1	0	2						
David Ortiz, L (1, 10) OBP: 0.394, SLG: 0.465		G3-1		G4-3			F9	1B	1B	4	0	1	3	0	0	1						
Jay Canizaro, R (1, 4) OBP: 0.336, SLG: 0.424		F9		P6			K		1B	4	0	1	1	0	1	1						
Chad Allen, R (1, 9) OBP: 0.367, SLG: 0.360					G4-3					4	0	1	0	0	2	2						
Marcus Jensen, S (9, 2) OBP: 0.325, SLG: 0.338										0	0	0	0	0	0	0						
Jason Maxwell, R (1, 5) OBP: 0.312, SLG: 0.309										2	0	0	0	1	1	1						
Corey Koskie, L (9, PH) OBP: 0.408, SLG: 0.466										0	0	0	0	1	0	0						
Chad Moeller, R (1, 2) OBP: 0.228, SLG: 0.189										2	0	0	0	0	1	1						
Midre Cummings, L (8, PH) OBP: 0.367, SLG: 0.444										0	1	0	0	1	0	0						
Jacque Jones, L (9, 8) OBP: 0.325, SLG: 0.485										1	0	0	0	0	0	1						
Inning Stats	R: 0 E: 0 K: 1 S: 8	H: 0 LOB: 0 BB: 0 P: 13	R: 0 E: 0 K: 0 S: 5	H: 0 LOB: 0 BB: 0 P: 7	R: 0 E: 0 K: 1 S: 5	H: 0 LOB: 0 BB: 0 P: 10	R: 2 E: 0 K: 0 S: 19	H: 2 LOB: 1 BB: 1 P: 30	R: 0 E: 0 K: 2 S: 9	H: 0 LOB: 1 BB: 1 P: 17	R: 0 E: 0 K: 1 S: 7	H: 0 LOB: 0 BB: 0 P: 11	R: 0 E: 0 K: 1 S: 11	H: 1 LOB: 1 BB: 0 P: 19	R: 3 E: 0 K: 3 S: 20	H: 2 LOB: 2 BB: 3 P: 33	R: 0 E: 0 K: 0 S: 6	H: 0 LOB: 1 BB: 1 P: 11	1B: 3 2B: 2 3B: 0 HR: 0	SF: 0 SAC: 0 DP: 0 HBP: 0	WP: 1 PB: 1 SB: 0 CS: 0	PA: 38
PITCHER	IP WLS BF H R ER SO BB IBB HBP BLK WP HR S P ERA WHIP	IP WLS BF H R ER SO BB IBB HBP BLK WP HR S P ERA WHIP	PITCHER Denny Neagle, L (1, 1) ERA: 3.3 Mike Stanton, L (8, 1) ERA: 2.51 Jeff Nelson, R (8, 1) ERA: 2.21 42 Mariano Rivera, R (8, 1) ERA: 2.98																			

AB	32
R	5
H	5
RBI	5
BB	6
SO	9
LOB	16



Batter	1	2	3	4	5	6	7	8	9	AB	R	H	RBI	BB	SO	LOB	TOP										
Jose Vizcaino, S OBP: 0.309, SLG: 0.311	1-3 K			1-2 G6-3		0-0 2 1B SF8 1B		0-3 K		4	1	1	0	0	2	0	New York Yankees @ Minnesota Twins Hubert H. Humphrey Metrodome, Minneapolis, MN Sat Jul 29 2000, 7:05 PM EDT Att: 31,426 - Dome - 72 F livebaseballscorecards.com										
2 Derek Jeter, R OBP: 0.394, SLG: 0.481	1-1 G6-3			4-2 WP BB		1-1 FC5-4 1B		2-1 L9		3	0	1	1	1	0	0											
Paul O'Neill, L OBP: 0.357, SLG: 0.459	2-3 K			1-3 K		1-1 SF8		3-2 G4-3		3	0	0	1	0	2	1											
Bernie Williams, S OBP: 0.395, SLG: 0.595		1-3 K		3-0 L8		3-H 2-0 FC5-4		0-3 K		4	0	0	0	0	2	2											
Glenallen Hill, R OBP: 0.297, SLG: 0.505		2-3 K			0-0 G3			0-0 F3		3	0	0	0	0	1	0											
Tino Martinez, L OBP: 0.326, SLG: 0.414		0-1 L8			2-2 G6-3			1-2 P4		3	0	0	0	0	0	0											
20 Jorge Posada, S OBP: 0.431, SLG: 0.523			1-3 K		2-1 G5-3			2-3 K		3	0	0	0	0	2	0											
Ryan Thompson, R OBP: 0.314, SLG: 0.433			1-3 K		4-2 2 1B BB			0-1 P4		2	1	0	0	1	1	0											
Clay Bellinger, R OBP: 0.286, SLG: 0.411			0-3 K		0-0 G2			0-2 G5-3		3	0	0	0	0	1	1											
Inning Stats	R: 0 E: 0 K: 2 S: 8	H: 0 LOB: 0 BB: 0 P: 12	R: 0 E: 0 K: 2 S: 8	H: 0 LOB: 0 BB: 0 P: 11	R: 0 E: 0 K: 3 S: 9	H: 0 LOB: 1 BB: 0 P: 11	R: 0 E: 0 K: 1 S: 12	H: 0 LOB: 1 BB: 1 P: 21	R: 0 E: 0 K: 0 S: 6	H: 0 LOB: 0 BB: 0 P: 10	R: 2 E: 0 K: 0 S: 12	H: 2 LOB: 1 BB: 1 P: 20	R: 0 E: 0 K: 1 S: 9	H: 0 LOB: 0 BB: 0 P: 12	R: 0 E: 0 K: 1 S: 9	H: 0 LOB: 0 BB: 0 P: 9	R: 0 E: 0 K: 1 S: 12	H: 0 LOB: 0 BB: 0 P: 17	1B: 2 2B: 0 3B: 0 HR: 0	SF: 1 SAC: 0 DP: 0 HBP: 0	WP: 1 PB: 0 CS: 0	PA: 31					
PITCHER	IP	WLS	BF	H	R	ER	SO	BB	IBB	HBP	BLK	WP	HR	S	P	ERA	WHIP										
Eric Milton, L ERA: 4.87	(1, 1)	8.0	W	28	2	2	2	10	2	0	0	0	0	73	106	2.25	0.500										
LaTroy Hawkins, R ERA: 3.96	(9, 1)	1.0		3	0	0	0	1	0	0	0	0	0	12	17	0.00	0.000										

Batter	1	2	3	4	5	6	7	8	9	AB	R	H	RBI	BB	SO	LOB	BOTTOM										
Jay Canizaro, R OBP: 0.333, SLG: 0.424	1-2 G6-3		0-1 P6		1-1 G5-3		3-2 F9	0-2 BB BB 2B		5	1	1	0	0	0	1	New York Yankees @ Minnesota Twins Hubert H. Humphrey Metrodome, Minneapolis, MN Sat Jul 29 2000, 7:05 PM EDT Att: 31,426 - Dome - 72 F livebaseballscorecards.com										
Cristian Guzman, S OBP: 0.320, SLG: 0.421	1-0 F8		4-0 S BB		3-2 1B		0-0 G4-3	4-0 BB BB BB		3	0	1	0	2	0	1											
Matt Lawton, L OBP: 0.433, SLG: 0.474	0-0 G4-1		1-2 F7		2-0 P5			0-2 1B BB		4	1	1	0	1	0	2											
Ron Coomer, R OBP: 0.336, SLG: 0.452		1-1 G5-3	0-0 F9		0-2 E5 G3-1 1B			0-2 F8 BB BB		4	0	1	1	1	0	2											
David Ortiz, L OBP: 0.395, SLG: 0.468 Jason Maxwell, R OBP: 0.309, SLG: 0.305		4-2 BB BB BB		1-0 F8		0-0 G3-1		0-2 1B BB BB		3	0	1	0	1	0	1											
Corey Koskie, L OBP: 0.407, SLG: 0.463 Denny Hocking, S OBP: 0.363, SLG: 0.407		4-2 BB BB		1-2 G4-3		3-3 K		4-2 1B IHR BB		2	0	0	0	1	1	1											
Tori Hunter, R OBP: 0.245, SLG: 0.296 Midre Cummings, L OBP: 0.365, SLG: 0.441 LaTroy Hawkins, R		2-3 K		4-2 E S BB		1-0 G6-3		1-3 K		2	0	0	0	1	1	3											
Jacque Jones, L OBP: 0.327, SLG: 0.484		4-2 BB		2-3 K			0-0 G4-3	0-0 IHR 1B		3	1	1	2	1	1	1											
Chad Moeller, R OBP: 0.241, SLG: 0.244		1-2 2-3 BB		1-3 K		0-1 F9		1-3 2-H 3-H 3-1 IHR		4	1	2	3	0	1	3											
Inning Stats	R: 0 E: 0 K: 0 S: 5	H: 0 LOB: 0 BB: 0 P: 7	R: 0 E: 0 K: 2 S: 19	H: 0 LOB: 3 BB: 3 P: 35	R: 0 E: 0 K: 0 S: 6	H: 0 LOB: 1 BB: 1 P: 11	R: 0 E: 0 K: 1 S: 9	H: 0 LOB: 1 BB: 1 P: 17	R: 0 E: 0 K: 0 S: 11	H: 1 LOB: 0 BB: 0 P: 15	R: 0 E: 1 K: 1 S: 9	H: 1 LOB: 1 BB: 0 P: 13	R: 0 E: 0 K: 0 S: 8	H: 1 LOB: 1 BB: 0 P: 11	R: 6 E: 0 K: 1 S: 22	H: 5 LOB: 3 BB: 4 P: 44	1B: 5 2B: 2 3B: 0 HR: 1	SF: 0 SAC: 0 DP: 0 HBP: 0	WP: 0 PB: 0 CS: 0	PA: 41							
PITCHER	IP	WLS	BF	H	R	ER	SO	BB	IBB	HBP	BLK	WP	HR	S	P	ERA	WHIP										
Roger Clemens, R ERA: 3.78	(1, 1)	7.0		29	3	0	0	4	0	0	0	0	0	67	109	0.00	1.143										
Mike Stanton, L ERA: 2.99	(8, 1)	0.1	H	3	2	2	2	0	0	0	0	0	0	6	8	54.00	6.000										
Ramiro Mendoza, R ERA: 4.25	(8, 1)	0.1	L	5	3	3	3	1	1	0	0	0	0	11	19	81.00	12.000										
Jeff Nelson, R ERA: 2.21	(8, 1)	0.0		1	0	0	0	0	1	0	0	0	0	4	4	∞	∞										
Randy Choate, L ERA: 1.5	(8, 1)	0.0		2	0	1	1	0	2	0	0	0	0	4	12	∞	∞										
PITCHER	IP	WLS	BF	H	R	ER	SO	BB	IBB	HBP	BLK	WP	HR	S	P	ERA	WHIP										
Jason Grimsley, R ERA: 4.88	(8, 1)	0.1		1	0	0	0	0	0	0	0	0	0	1	1	0.00	0.000										

AB	28
R	2
H	2
RBI	2
BB	2
SO	11
LOB	4



AB	32
R	6
H	8
RBI	6
BB	9
SO	5
LOB	21



Batter	1	2	3	4	5	6	7	8	9	AB	R	H	RBI	BB	SO	LOB	TOP					
Chuck Knoblauch, R (1, 10) OBP: 0.354, SLG: 0.404	4-2 FC6-4 2B BB	1-0 1B		4-0 1B 1-2 BB		2-1 1B 1-2 WP 1B		0-3 K		3	2	2	0	2	1	0	New York Yankees @ Minnesota Twins Hubert H. Humphrey Metrodome, Minneapolis, MN Sun Jul 30 2000, 2:05 PM EDT Att: 19,041 - Dome - 72 F livebaseballscorecards.com					
2 Derek Jeter, R (1, 6) OBP: 0.392, SLG: 0.477	1-1 FC6-4 1B	1-3 K		0-1 F9		0-0 F7		0-2 G6-3		5	0	1	0	0	1	5						
Paul O'Neill, L (1, 9) OBP: 0.359, SLG: 0.460	2-1 FC6-4 BB 1B 1-2 2B	3-2 G3		2-0 FC5-4 1B 1-3 2-H		0-1 WP 1B 1-3 2-H			2-2 G6-4-3 1B	5	1	3	3	0	0	2						
Bernie Williams, S (1, 8) OBP: 0.396, SLG: 0.591	1-0 BB 1-2 2B 1B		3-0 L9	3-1 FC5-4 1-2 1B		4-2 BB 1-2 BB			2-2 G6-4-3 1-2 1B	4	1	1	0	1	0	3						
David Justice, L (1, 7) OBP: 0.388, SLG: 0.601 Ryan Thompson, R (9, PR) OBP: 0.314, SLG: 0.433	4-2 2B 1-2 2-3 BB		1-2 1B		1-0 20 G4-6-3 1B				1-1 1B	4	1	3	0	1	1	2						
Tino Martinez, L (1, 3) OBP: 0.324, SLG: 0.414	2-2 20 G4-3 1-H 2-H 3-H 2B		3-1 F8		3-0 F8		2-1 F7		2-2 P4	5	0	1	3	0	0	3						
20 Jorge Posada, S (1, 2) OBP: 0.427, SLG: 0.516	2-1 G4-3		0-3 K		0-1 G4-6-3 1-2 1B		1-3 K			4	0	0	0	0	2	3						
Jose Vizcaino, S (1, 4) OBP: 0.308, SLG: 0.306	1-1 G4-3		0-0 F8		4-1 1B BB		1-0 G5-3			3	1	0	0	1	0	1						
Clay Bellinger, R (1, 5) OBP: 0.284, SLG: 0.404		2-2 G5-3		2-0 BB 1B		0-0 F9		2-3 K		4	1	1	0	0	1	1						
Inning Stats	R: 4 E: 0 K: 0 S: 18	H: 3 LOB: 1 BB: 2 P: 35	R: 0 E: 0 K: 1 S: 12	H: 1 LOB: 1 BB: 0 P: 19	R: 0 E: 0 K: 1 S: 9	H: 1 LOB: 1 BB: 1 P: 16	R: 1 E: 0 K: 0 S: 7	H: 2 LOB: 2 BB: 1 P: 18	R: 0 E: 0 K: 0 S: 4	H: 1 LOB: 0 BB: 0 P: 8	R: 2 E: 0 K: 1 S: 14	H: 2 LOB: 2 BB: 2 P: 27	R: 0 E: 0 K: 1 S: 6	H: 0 LOB: 0 BB: 0 P: 10	R: 0 E: 0 K: 2 S: 9	H: 0 LOB: 0 BB: 0 P: 11		R: 0 E: 0 K: 0 S: 13	H: 2 LOB: 1 BB: 0 P: 20	1B: 11 2B: 1 3B: 0 HR: 0	SF: 0 SAC: 0 DP: 2 HBP: 0	WP: 1 PB: 0 SB: 0 CS: 0
PITCHER	IP WLS BF H R ER SO BB IBB HBP BLK WP HR S P ERA WHIP	3.0 L 16 5 4 4 2 2 0 0 0 0 0 0 39 70 12.00 2.3333	4.1 L 15 5 3 3 0 3 0 0 0 1 0 20 45 10.12 3.000	1.1 L 4 0 0 0 2 0 0 0 0 0 0 11 18 0.00 0.000	2.0 L 7 2 0 0 2 0 0 0 0 0 0 22 31 0.00 1.000	PITCHER										IP WLS BF H R ER SO BB IBB HBP BLK WP HR S P ERA WHIP	3.0 L 16 5 4 4 2 2 0 0 0 0 0 0 39 70 12.00 2.3333	4.1 L 15 5 3 3 0 3 0 0 0 1 0 20 45 10.12 3.000	1.1 L 4 0 0 0 2 0 0 0 0 0 0 11 18 0.00 0.000	2.0 L 7 2 0 0 2 0 0 0 0 0 0 22 31 0.00 1.000		

Batter	1	2	3	4	5	6	7	8	9	AB	R	H	RBI	BB	SO	LOB	BOTTOM					
Denny Hocking, S (1, 7) OBP: 0.364, SLG: 0.404	4-1 BB		1-3 K		3-1 F8		1-1 G4-3		0-1 G3 G3 1B	4	0	1	0	1	1	4	New York Yankees @ Minnesota Twins Hubert H. Humphrey Metrodome, Minneapolis, MN Sun Jul 30 2000, 2:05 PM EDT Att: 19,041 - Dome - 72 F livebaseballscorecards.com					
Cristian Guzman, S (1, 6) OBP: 0.317, SLG: 0.416	1-3 K		0-3 K		0-3 K2-3		0-3 K		1-2 G3 1-2 2-3	5	0	0	0	0	4	7						
Matt Lawton, L (1, 9) OBP: 0.430, SLG: 0.470	3-2 F7		0-1 G3		0-0 F9		4-2 BB BB		0-1 G3 2-3 3-H	4	0	0	1	1	0	4						
Ron Coomer, R (1, 3) OBP: 0.337, SLG: 0.449	1-1 G6-3		1-2 G6-3		2-1 G6-3 1B		4-2 BB BB		0-0 F9	4	1	1	0	1	0	2						
David Ortiz, L (1, 10) OBP: 0.397, SLG: 0.466		4-2 L4-3 BB		3-2 G4-3		0-2 E9 1B 1B		1-0 F7		3	1	1	0	1	0	3						
Torii Hunter, R (1, 8) OBP: 0.239, SLG: 0.288		1-0 L4-3 1-2 1B		0-3 K		0-1 G6-3		2-3 K		4	0	0	1	0	2	2						
Jay Canizaro, R (1, 4) OBP: 0.332, SLG: 0.421		1-1 G5-3			2-2 G5-3		3-H 0-0 1B		1-3 K	4	0	1	1	0	1	0						
Jason Maxwell, R (1, 5) OBP: 0.316, SLG: 0.337			2-1 2B		2-1 1B 2B		0-0 P3		2-2 F9	4	1	2	0	0	0	1						
Chad Moeller, R (1, 2) OBP: 0.276, SLG: 0.284			4-0 BB		1-2 2H 1B		0-0 G4-3 2B		2-2 G3 1B G3	3	1	3	1	1	0	0						
Inning Stats	R: 0 E: 0 K: 1 S: 11	H: 0 LOB: 1 BB: 1 P: 20	R: 0 E: 0 K: 0 S: 5	H: 0 LOB: 1 BB: 1 P: 11	R: 0 E: 0 K: 2 S: 11	H: 1 LOB: 2 BB: 1 P: 18	R: 0 E: 0 K: 1 S: 10	H: 0 LOB: 0 BB: 0 P: 14	R: 1 E: 0 K: 0 S: 13	H: 2 LOB: 1 BB: 0 P: 21	R: 2 E: 1 K: 0 S: 11	H: 3 LOB: 1 BB: 0 P: 13	R: 0 E: 0 K: 1 S: 14	H: 1 LOB: 3 BB: 2 P: 24	R: 0 E: 0 K: 2 S: 10	H: 0 LOB: 0 BB: 0 P: 15		R: 1 E: 0 K: 0 S: 11	H: 2 LOB: 1 BB: 0 P: 14	1B: 6 2B: 4 3B: 0 HR: 0	SF: 0 SAC: 0 DP: 1 HBP: 0	WP: 0 PB: 0 SB: 0 CS: 0
PITCHER	IP WLS BF H R ER SO BB IBB HBP BLK WP HR S P ERA WHIP	6.2 W 30 7 3 2 6 4 0 0 0 0 0 4 8 2.70 1.650	7.1 L 1 0 0 0 0 1 0 0 0 0 0 4 8 ∞ ∞	1.1 L 4 0 0 0 2 0 0 0 0 0 0 11 17 0.00 0.000	1.0 L 5 2 1 1 0 0 0 0 0 0 0 11 14 9.00 2.000	PITCHER										IP WLS BF H R ER SO BB IBB HBP BLK WP HR S P ERA WHIP	6.2 W 30 7 3 2 6 4 0 0 0 0 0 4 8 2.70 1.650	7.1 L 1 0 0 0 0 1 0 0 0 0 0 4 8 ∞ ∞	1.1 L 4 0 0 0 2 0 0 0 0 0 0 11 17 0.00 0.000	1.0 L 5 2 1 1 0 0 0 0 0 0 0 11 14 9.00 2.000		

Batter	1	2	3	4	5	6	7	8	9	AB	R	H	RBI	BB	SO	LOB	TOP
Jay Canizaro, R (1, 4) OBP: 0.330, SLG: 0.420	G3		K			P3		L8	F5	5	1	1	0	0	1	2	Minnesota Twins @ Baltimore Orioles Oriole Park at Camden Yards, Baltimore, MD Mon Jul 31 2000, 7:35 PM EDT Att: 32,661 - Cloudy - 86 F
Cristian Guzman, S (1, 6) OBP: 0.315, SLG: 0.412	G4-3			K		L8		L8	G4-3	4	0	0	0	1	1	2	
Matt Lawton, L (1, 9) OBP: 0.429, SLG: 0.468 Midre Cummings, L (4, PH) OBP: 0.358, SLG: 0.432	G4-3			L6		K		L8		1	0	0	0	0	0	0	
Ron Coomer, R (1, 3) OBP: 0.338, SLG: 0.458		HR		F9				F8	G4-6-3	4	1	2	2	0	0	0	
David Ortiz, L (1, 10) OBP: 0.402, SLG: 0.476		G4-6-3				G1-3		G4-6-3	G4-6-3	4	2	3	0	0	0	2	
Corey Koskie, L (1, 5) OBP: 0.410, SLG: 0.465 Denny Hocking, S (9, PH) OBP: 0.366, SLG: 0.407	G4-6-3					G3				3	0	2	1	0	0	1	
Tori Hunter, R (1, 8) OBP: 0.233, SLG: 0.280						G3				1	1	1	0	0	0	0	
Jacque Jones, L (1, 7) OBP: 0.329, SLG: 0.481			K			G3				2	0	0	1	2	1	1	
Chad Moeller, R (1, 2) OBP: 0.264, SLG: 0.271			F3			B1-3				4	0	0	0	0	1	5	
Inning Stats	R: 0 H: 0 E: 0 K: 0 S: 8	H: 2 R: 0 ER: 0 LOB: 0 BB: 0 P: 10	H: 2 R: 1 ER: 0 LOB: 0 BB: 0 P: 15	H: 0 R: 0 ER: 0 LOB: 0 BB: 0 P: 13	H: 0 R: 0 ER: 0 LOB: 0 BB: 0 P: 9	H: 2 R: 1 ER: 0 LOB: 1 BB: 0 P: 15	H: 0 R: 0 ER: 0 LOB: 0 BB: 0 P: 11	H: 2 R: 1 ER: 0 LOB: 2 BB: 1 P: 21	H: 2 R: 1 ER: 1 LOB: 2 BB: 1 P: 23	1B: 6 2B: 2 3B: 0 HR: 1	SF: 0 SAC: 0 DP: 2 HBP: 0	WP: 1 PB: 0 SB: 1 CS: 0	PA: 38				
PITCHER	IP WLS BF H R ER SO BB IBB HBP BLK WP HR S P ERA WHIP																
Sidney Ponson, R (1, 1) ERA: 5.42	7.0 W 29 7 4 4 4 2 0 0 0 0 1 70 102 5.14 1.286																
Buddy Groom, L (8, 1) ERA: 4.05	1.0 H 4 2 1 0 0 0 0 0 0 0 0 9 12 0.00 2.000																
Mike Trombley, R (9, 1) ERA: 4.32	1.0 S 5 0 0 0 1 1 0 0 0 0 1 0 10 21 0.00 1.000																

AB	35
R	5
H	9
RBI	5
BB	3
SO	5
LOB	18



Batter	1	2	3	4	5	6	7	8	9	AB	R	H	RBI	BB	SO	LOB	BOTTOM
Brady Anderson, L (1, 7) OBP: 0.350, SLG: 0.407	G3-1		G3-1			G1-3		K		4	0	0	0	0	1	1	Minnesota Twins @ Baltimore Orioles Oriole Park at Camden Yards, Baltimore, MD Mon Jul 31 2000, 7:35 PM EDT Att: 32,661 - Cloudy - 86 F
6 Melvin Mora, R (1, 6) OBP: 0.320, SLG: 0.423	G5-3					E6		E6		3	2	1	0	1	0	1	
Delino DeShields, L (1, 4) OBP: 0.359, SLG: 0.434						K		SF8		3	2	2	1	0	1	1	
Albert Belle, R (1, 9) OBP: 0.361, SLG: 0.511	HR					K		P6		4	1	2	2	0	0	3	
Jeff Conine, R (1, 10) OBP: 0.351, SLG: 0.456 Carlos Casimiro, R (3, PH) OBP: 0.333, SLG: 0.667	HR									0	0	0	0	1	0	0	
Chris Richard, L (1, 3) OBP: 0.227, SLG: 0.300						K		G3		3	0	1	2	0	1	1	
Brook Fordyce, R (1, 2) OBP: 0.310, SLG: 0.451										4	0	0	0	0	1	1	
Ryan Minor, R (1, 5) OBP: 0.242, SLG: 0.194										3	0	1	0	0	0	0	
Luis Matos, R (1, 8) OBP: 0.309, SLG: 0.375										3	1	1	0	0	1	1	
Inning Stats	R: 2 H: 2 E: 0 K: 1 S: 13	H: 2 R: 0 ER: 0 LOB: 1 BB: 1 P: 22	H: 0 R: 0 ER: 0 LOB: 0 BB: 0 P: 13	H: 3 R: 2 ER: 0 LOB: 1 BB: 0 P: 31	H: 1 R: 0 ER: 0 LOB: 0 BB: 0 P: 6	H: 1 R: 1 ER: 1 LOB: 1 BB: 1 P: 24	H: 0 R: 0 ER: 0 LOB: 0 BB: 0 P: 9	H: 1 R: 1 ER: 1 LOB: 1 BB: 0 P: 18	H: 1 R: 0 ER: 0 LOB: 0 BB: 0 P: 12	1B: 6 2B: 2 3B: 0 HR: 1	SF: 1 SAC: 0 DP: 1 HBP: 0	WP: 1 PB: 0 SB: 2 CS: 1	PA: 34				
PITCHER	IP WLS BF H R ER SO BB IBB HBP BLK WP HR S P ERA WHIP																
J.C. Romero, L (1, 1) ERA: 9.64	4.2 L 21 6 5 5 4 2 0 0 0 0 1 50 29 9.64 1.714																
Hector Carrasco, R (5, 1) ERA: 3.99	1.2 8 2 1 0 3 0 0 0 0 0 1 0 19 29 0.00 1.200																
Travis Miller, L (7, 1) ERA: 4.17	0.1 1 0 0 0 0 0 0 0 0 0 0 0 1 1 0.00 0.000																
54 Jason Ryan, R (7, 1) ERA: 9.0	1.1 4 1 0 0 0 0 0 0 0 0 0 0 10 16 0.00 0.750																



Batter	1	2	3	4	5	6	7	8	9	AB	R	H	RBI	BB	SO	LOB	TOP			
Jay Canizaro, R OBP: 0.325, SLG: 0.414	G1-3			K		G1-3			K	4	0	0	0	0	2	0	Minnesota Twins @ Baltimore Orioles Oriole Park at Camden Yards, Baltimore, MD Tue Aug 01 2000, 7:35 PM EDT Att: 35,107 - Overcast - 80 F			
Denny Hocking, S OBP: 0.361, SLG: 0.400	K2-3			K		F7			G5-3	4	0	0	0	0	2	0				
Midre Cummings, L OBP: 0.355, SLG: 0.423	G3-1					G3-1			E3	3	0	0	0	1	0	0				
Ron Coomer, R OBP: 0.337, SLG: 0.456		G6-3							E4	4	0	1	0	0	1	2				
David Ortiz, L OBP: 0.400, SLG: 0.469		K				K			K	3	0	0	0	1	3	2				
Corey Koskie, L OBP: 0.406, SLG: 0.460		K				K				3	0	0	0	0	2	2				
Tori Hunter, R OBP: 0.228, SLG: 0.275				L6		K			F9	3	0	0	0	0	1	0				
Jacque Jones, L OBP: 0.326, SLG: 0.477				G1					G6-3	3	0	0	0	0	1	0				
Chad Moeller, R OBP: 0.255, SLG: 0.261				K		K			K	3	0	0	0	0	3	0				
Inning Stats	R: 0 H: 0 E: 0 K: 1 S: 11	H: 0 LOB: 0 BB: 0 P: 15	R: 0 H: 0 E: 0 K: 2 S: 8	H: 0 LOB: 0 BB: 0 P: 11	R: 0 H: 0 E: 0 K: 1 S: 7	H: 0 LOB: 0 BB: 0 P: 12	R: 0 H: 0 E: 0 K: 3 S: 12	H: 0 LOB: 1 BB: 0 P: 21	R: 0 H: 0 E: 0 K: 3 S: 10	H: 0 LOB: 0 BB: 0 P: 15	R: 0 H: 1 E: 0 K: 0 S: 8	H: 1 LOB: 2 BB: 1 P: 15	R: 0 H: 0 E: 0 K: 1 S: 8	H: 0 LOB: 0 BB: 0 P: 8	R: 0 H: 0 E: 2 K: 2 S: 14	H: 0 LOB: 2 BB: 0 P: 20	1B: 1 2B: 0 3B: 0 HR: 0	SF: 0 SAC: 0 DP: 0 HBP: 0	WP: 0 PB: 0 SB: 0 CS: 0	PA: 32
PITCHER 35 Mike Mussina, R ERA: 3.65	IP: 9.0 WLS: W BF: 32 H: 1 R: 0 ER: 0 SO: 15 BB: 2 IBB: 0 HBP: 0 BLK: 0 WP: 0 HR: 0 S: 85 P: 125 ERA: 0.00 WHIP: 0.333															PITCHER				

Batter	1	2	3	4	5	6	7	8	9	AB	R	H	RBI	BB	SO	LOB	BOTTOM	
Brady Anderson, L OBP: 0.353, SLG: 0.405	G5-3	F5							K	2	2	0	0	3	1	2	Minnesota Twins @ Baltimore Orioles Oriole Park at Camden Yards, Baltimore, MD Tue Aug 01 2000, 7:35 PM EDT Att: 35,107 - Overcast - 80 F	
6 Melvin Mora, R OBP: 0.329, SLG: 0.429	G5-3	CS	P3							4	2	3	0	1	0	0		
Delino DeShields, L OBP: 0.361, SLG: 0.439	F9		G6-3							5	2	3	1	0	0	4		
Albert Belle, R OBP: 0.364, SLG: 0.521	G5-3		G6-3							4	1	2	5	1	0	1		
Carlos Casimiro, R OBP: 0.125, SLG: 0.250	G5-3		G4-3							5	0	0	1	0	1	4		
Chris Richard, L OBP: 0.231, SLG: 0.292	K									4	0	1	0	0	2	2		
Brook Fordyce, R OBP: 0.315, SLG: 0.496										4	2	2	2	0	1	1		
Ryan Minor, R OBP: 0.216, SLG: 0.171		G1-3								4	0	0	0	0	0	0		
Luis Matos, R OBP: 0.322, SLG: 0.385										4	1	2	0	0	0	0		
Inning Stats	R: 1 H: 0 E: 0 K: 1 S: 17	H: 2 LOB: 0 BB: 0 P: 14	R: 0 H: 1 E: 0 K: 0 S: 10	H: 1 LOB: 1 BB: 0 P: 14	R: 1 H: 1 E: 0 K: 0 S: 6	H: 1 LOB: 0 BB: 0 P: 13	R: 4 H: 3 E: 0 K: 2 S: 17	H: 3 LOB: 0 BB: 1 P: 26	R: 0 H: 1 E: 1 K: 0 S: 10	H: 1 LOB: 2 BB: 1 P: 19	R: 0 H: 1 E: 0 K: 1 S: 10	H: 1 LOB: 1 BB: 0 P: 13	R: 3 H: 4 E: 1 K: 1 S: 13	H: 4 LOB: 1 BB: 0 P: 20	1B: 8 2B: 2 3B: 0 HR: 3	SF: 0 SAC: 0 DP: 0 HBP: 0	WP: 0 PB: 0 SB: 0 CS: 1	PA: 42
PITCHER Mark Redman, L ERA: 4.77 Bob Wells, R ERA: 3.6 LaTroy Hawkins, R ERA: 3.5 Eddie Guardado, L ERA: 3.66 Johan Santana, L ERA: 6.59	IP: 4.0 WLS: L BF: 22 H: 7 R: 7 ER: 7 SO: 1 BB: 4 IBB: 0 HBP: 0 BLK: 0 WP: 0 HR: 3 S: 53 P: 94 ERA: 15.75 WHIP: 2.750															PITCHER		



Batter	1	2	3	4	5	6	7	8	9	AB	R	H	RBI	BB	SO	LOB	TOP										
Cristian Guzman, S OBP: 0.318, SLG: 0.415	4-2 1B BB	3-2 1B 2B		2-3 K			2-1 1B 1B	0-0 F5	0-1 P6	5	3	2	1	1	1	3											
Jay Canizaro, R OBP: 0.330, SLG: 0.417	1-1 P4	2-0 2H 1B		1-0 1B			0-0 BB 1B	2-2 F9		5	1	3	2	0	0	3											
Midre Cummings, L OBP: 0.352, SLG: 0.418	1-2 1B	3-2 G5-3			1-2 G4-3	2-0 BB 1B		1-2 G5-3 1B		4	2	1	1	0	0	2											
Denny Hocking, S OBP: 0.363, SLG: 0.402	1-3 1B					1-2 BB 1B				1	0	1	0	0	0	0											
Ron Coomer, R OBP: 0.338, SLG: 0.452	4-2 1B BB	1-0 P3			2-0 P4	4-1 2B BB		0-0 G5-3		3	1	0	0	2	0	2											
David Ortiz, L OBP: 0.400, SLG: 0.472	0-1 G3 1B		0-0 G2-3		2-0 F5	2-1 2B		2-3 K		5	1	2	4	0	1	1											
Corey Koskie, L OBP: 0.401, SLG: 0.453	1-2 G3		2-3 K			1-3 2H 3H G3		2-3 K		5	0	0	1	0	2	4											
Tori Hunter, R OBP: 0.246, SLG: 0.291	2-2 1B		0-1 1B			0-1 G6-3 1B	0-2 L7		0-0 CS G4-3 1B	5	1	4	1	0	0	0											
Jacque Jones, L OBP: 0.324, SLG: 0.476	3-1 F7		0-0 G3			0-2 G6-3	0-0 2B		1-2 G4-3	5	0	1	0	0	0	4											
Danny Ardoin, R			0-3 K		2-2 F9	4-2 1B BB	4-2 BB		4-2 2-3 BB	2	1	0	0	3	1	0											
Inning Stats	R: 4 E: 1 K: 0 S: 18	H: 2 LOB: 1 BB: 2 P: 33	R: 1 E: 0 K: 1 S: 12	H: 2 LOB: 1 BB: 0 P: 21	R: 0 E: 0 K: 1 S: 7	H: 1 LOB: 1 BB: 0 P: 9	R: 0 E: 0 K: 1 S: 7	H: 1 LOB: 0 BB: 0 P: 10	R: 0 E: 0 K: 0 S: 5	H: 0 LOB: 0 BB: 0 P: 10	R: 5 E: 0 K: 0 S: 21	H: 5 LOB: 2 BB: 2 P: 38	R: 0 E: 0 K: 0 S: 13	H: 1 LOB: 2 BB: 1 P: 19	R: 0 E: 0 K: 2 S: 10	H: 1 LOB: 1 BB: 0 P: 15	R: 0 E: 0 K: 0 S: 8	H: 1 LOB: 1 BB: 1 P: 13	1B: 11 2B: 3 3B: 0 HR: 0	SF: 0 SAC: 0 DP: 0 HBP: 0	WP: 0 PB: 0 SB: 1 CS: 1	PA: 46					
PITCHER	IP	WLS	BF	H	R	ER	SO	BB	IBB	HBP	BLK	WP	HR	S	P	ERA	WHIP										
Pat Rapp, R ERA: 6.27	5.2	L	29	9	9	6	3	3	0	0	0	0	0	65	108	9.53	2.118										
Chuck McLeroy, L ERA: 6.89	0.1		4	2	1	1	0	1	0	0	0	0	0	5	15	27.00	9.000										
Ryan Kohlmeier, R ERA: 7.52	1.0		5	1	0	0	0	1	0	0	0	0	0	13	19	0.00	2.000										
B.J. Ryan, L ERA: 7.52	1.0		4	1	0	0	2	0	0	0	0	0	0	10	15	0.00	1.000										
Jason Johnson, R ERA: 6.75	1.0		4	1	0	0	0	1	0	0	0	0	0	8	13	0.00	2.000										
Batter	1	2	3	4	5	6	7	8	9	AB	R	H	RBI	BB	SO	LOB	BOTTOM										
Brady Anderson, L OBP: 0.356, SLG: 0.410	1-1 3B 1B	0-0 BB 1B		1-3 K				2-1 F7		5	2	3	0	0	1	0											
6 Melvin Mora, R OBP: 0.342, SLG: 0.440	4-1 3B BB	4-1 BB BB		2-2 2B 1B			1-1 BB 1B	2-2 2B 2B		3	1	3	2	2	0	0											
Delino DeShields, L OBP: 0.366, SLG: 0.450	0-0 1H 2H G4-3 3B	4-1 1-2 2-3 BB		0-1 1-3 2B			4-1 1-2 BB	4-1 2H 3H K		3	1	2	2	2	1	1											
Albert Belle, R OBP: 0.360, SLG: 0.514	1-2 G4-3	1-0 F2		0-0 F9			2-1 F8	1-0 P4		5	0	0	1	0	0	8											
13 Ivanon Coffie, L OBP: 0.308, SLG: 0.242	1-3 K		0-0 L8		0-1 F7		0-0 G3		2-1 G4-6-3 1B	5	0	1	0	0	1	0											
Greg Myers, L OBP: 0.280, SLG: 0.312	4-1 FC6-4 BB		0-2 G3-1 1B		2-1 L7		2-2 G3		2-1 F7	4	1	1	0	1	0	1											
Trenidad Hubbard, R OBP: 0.286, SLG: 0.291	0-0 FC6-4		1-0 G3-1		2-2 3B		1-0 F2		0-1 G4-6-3	5	0	1	0	0	0	3											
Chris Richard, L OBP: 0.233, SLG: 0.286		1-1 G3-1	1-2 CS 1B		1-2 G1-3		2-2 F8			4	0	1	1	0	0	1											
Luis Matos, R OBP: 0.317, SLG: 0.364		2-2 G6-3	0-1 CS	0-3 K		2-2 P4		4-2 2B 6 2B BB		3	1	0	0	1	1	0											
Inning Stats	R: 3 E: 0 K: 1 S: 13	H: 2 LOB: 1 BB: 2 P: 24	R: 0 E: 0 K: 0 S: 9	H: 1 LOB: 3 BB: 2 P: 21	R: 1 E: 0 K: 0 S: 10	H: 2 LOB: 0 BB: 0 P: 12	R: 0 E: 0 K: 2 S: 13	H: 2 LOB: 2 BB: 0 P: 16	R: 0 E: 0 K: 0 S: 9	H: 1 LOB: 1 BB: 1 P: 18	R: 0 E: 0 K: 0 S: 5	H: 0 LOB: 0 BB: 0 P: 8	R: 2 E: 0 K: 1 S: 19	H: 2 LOB: 1 BB: 1 P: 31	R: 0 E: 0 K: 0 S: 6	H: 1 LOB: 0 BB: 0 P: 10	1B: 7 2B: 3 3B: 2 HR: 0	SF: 0 SAC: 0 DP: 1 HBP: 0	WP: 0 PB: 0 SB: 0 CS: 1	PA: 44							
PITCHER	IP	WLS	BF	H	R	ER	SO	BB	IBB	HBP	BLK	WP	HR	S	P	ERA	WHIP										
Brad Radke, R ERA: 4.27	5.0		26	8	4	4	3	4	0	0	0	0	0	9	18	0.00	2.400										
Hector Carrasco, R ERA: 3.92	1.0		5	1	0	0	0	1	0	0	0	0	0	5	8	0.00	0.000										
Eddie Guardado, L ERA: 3.57	1.0		3	0	0	0	0	0	0	0	0	0	0	5	8	0.00	0.000										
Bob Wells, R ERA: 3.9	0.1		4	2	2	2	0	1	0	0	0	0	0	15	25	54.00	9.000										
LaTroy Hawkins, R ERA: 3.41	1.2		5	1	0	0	1	0	0	0	0	0	0	10	16	0.00	0.600										

Minnesota Twins @ Baltimore Orioles
 Oriole Park at Camden Yards, Baltimore, MD
 Wed Aug 02 2000, 3:05 PM EDT
 Att: 37,538 - Cloudy - 90 F

AB 40
 R 10
 H 14
 RBI 10
 BB 6
 SO 5
 LOB 19



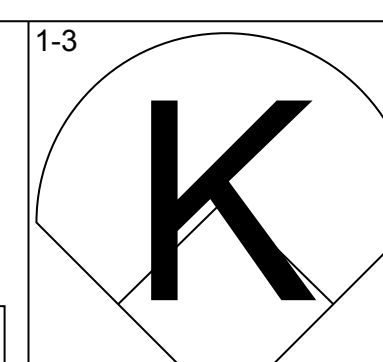
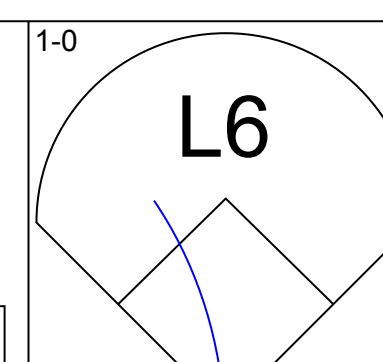
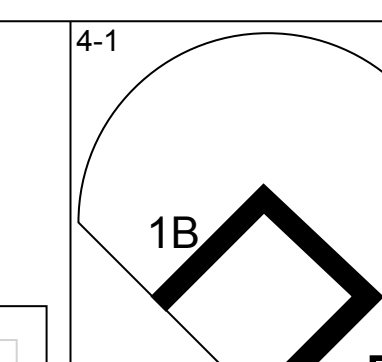
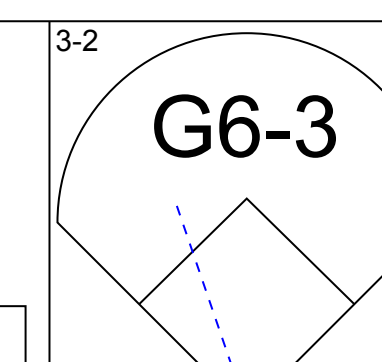
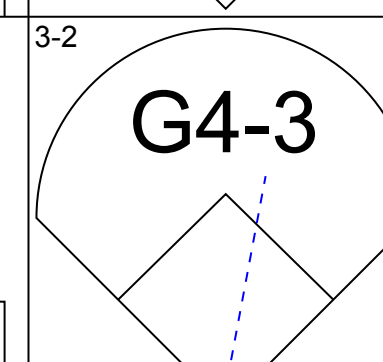
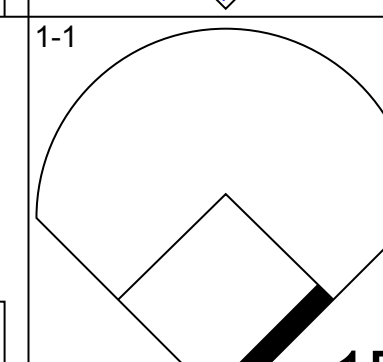
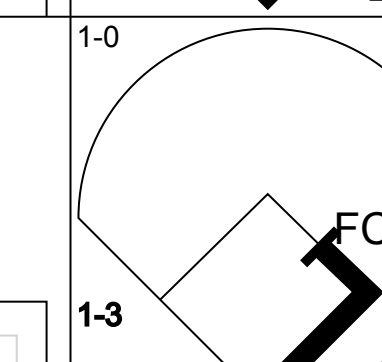
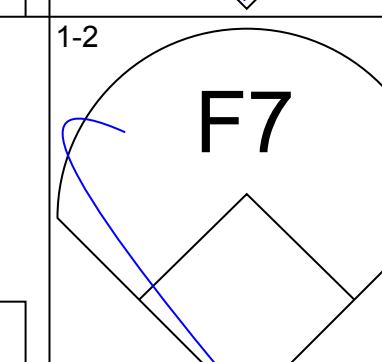
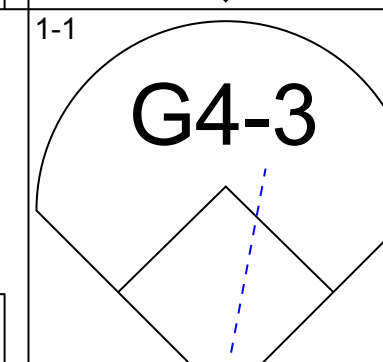
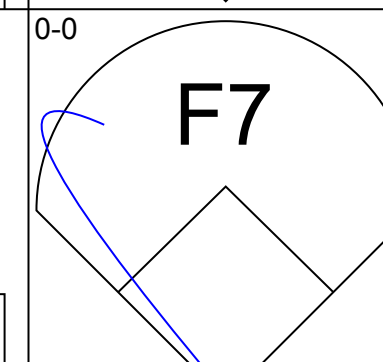
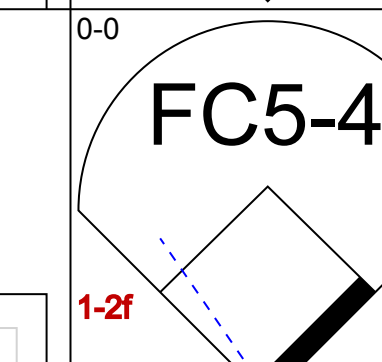
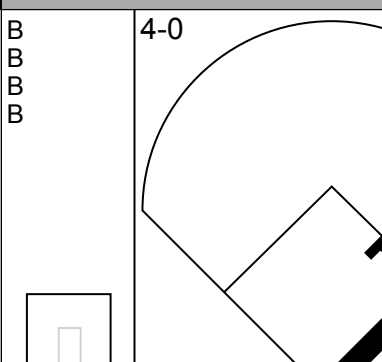
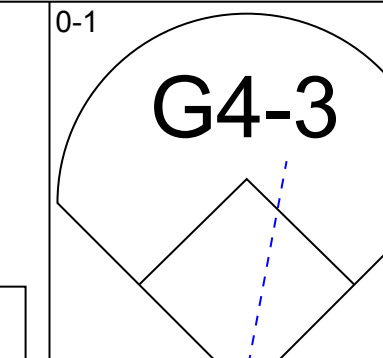
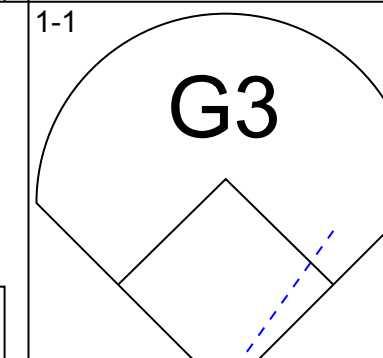
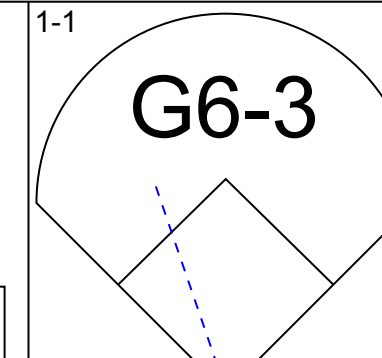
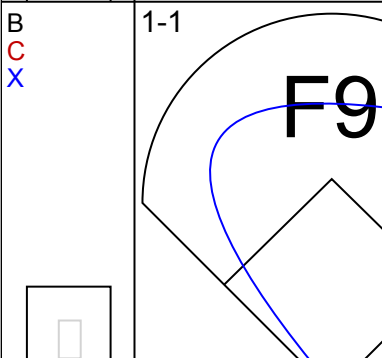
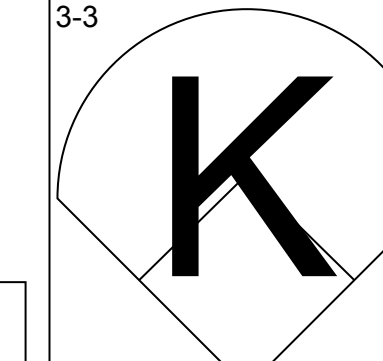
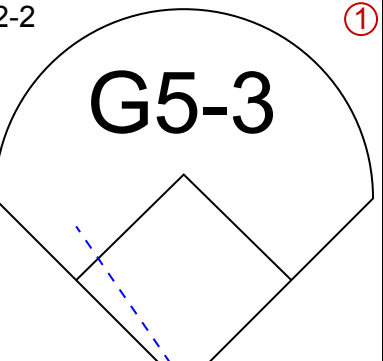
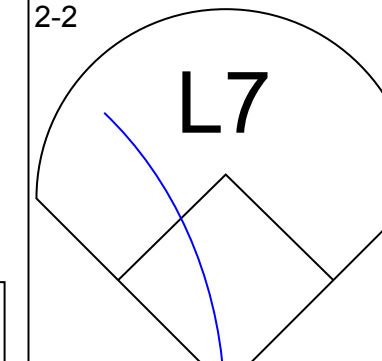
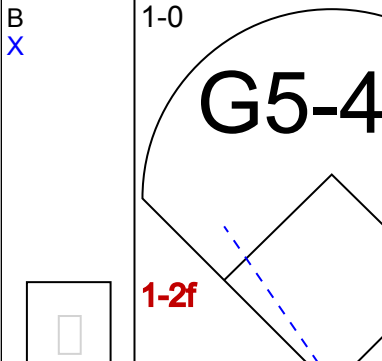
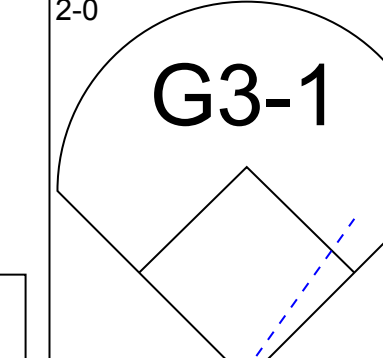
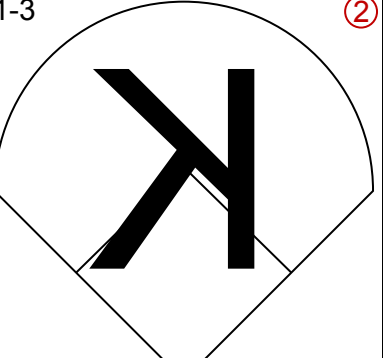
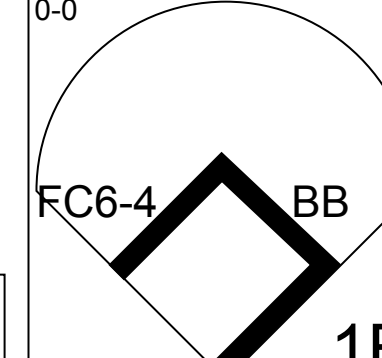
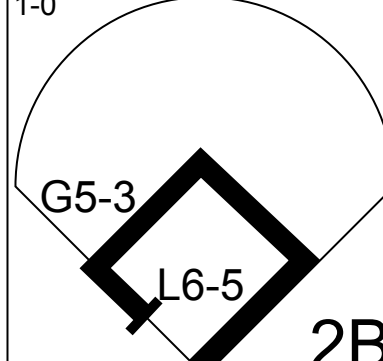
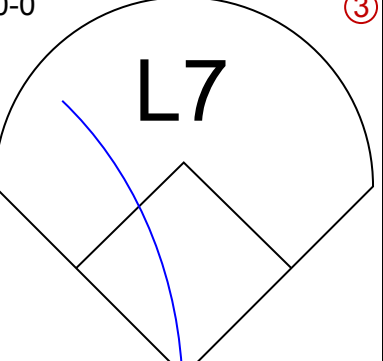
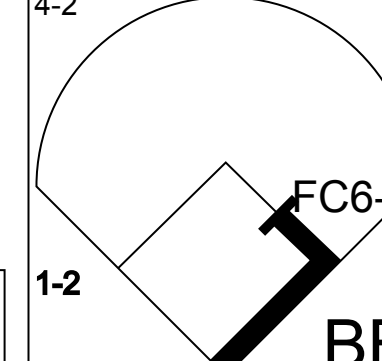
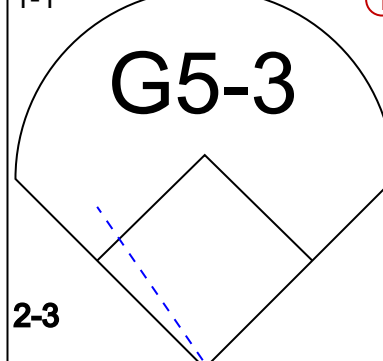
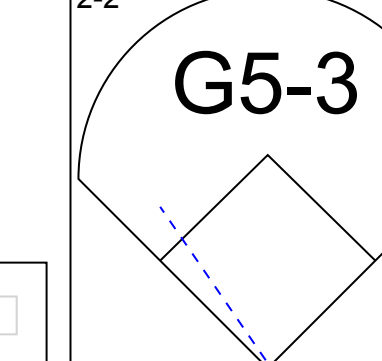
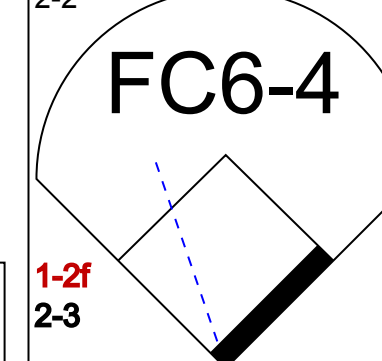
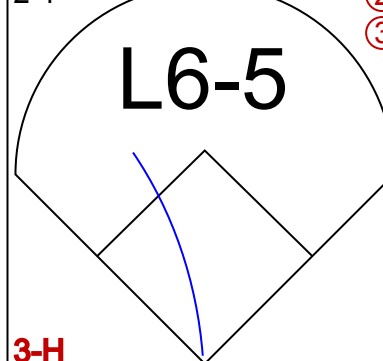
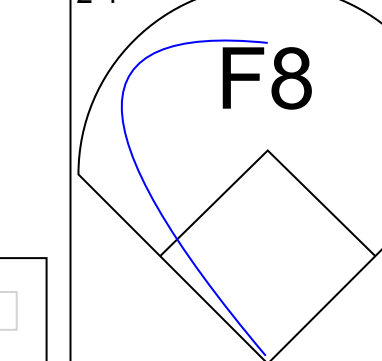
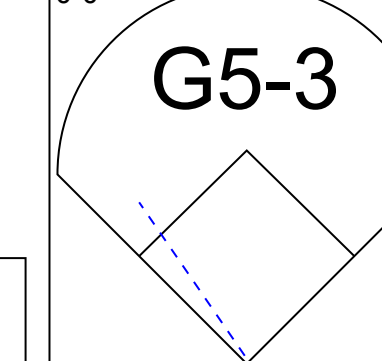
Minnesota Twins @ Baltimore Orioles
 Oriole Park at Camden Yards, Baltimore, MD
 Wed Aug 02 2000, 3:05 PM EDT
 Att: 37,538 - Cloudy - 90 F

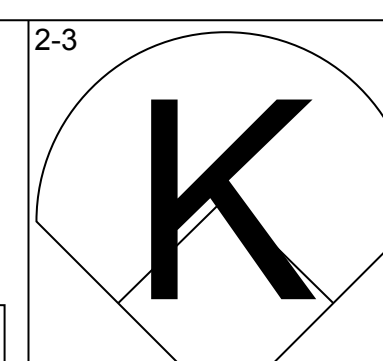
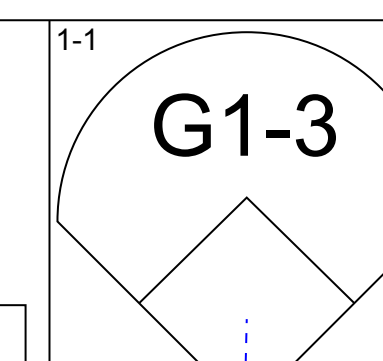
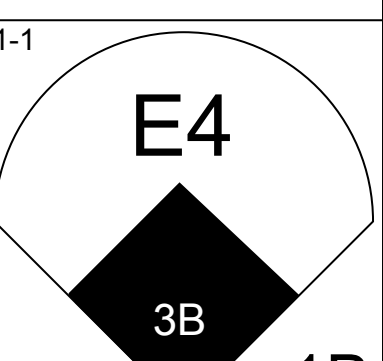
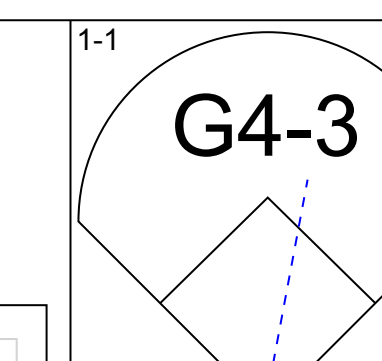
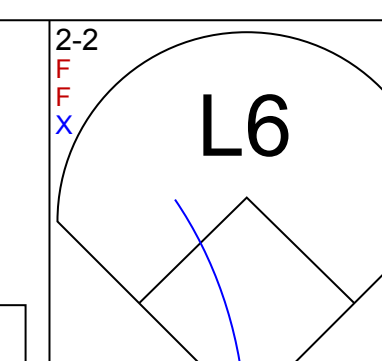
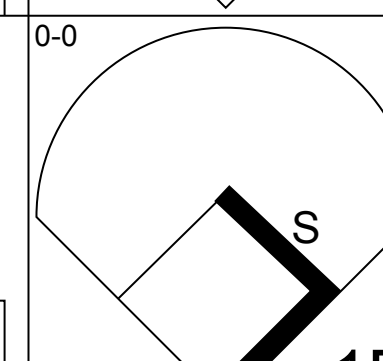
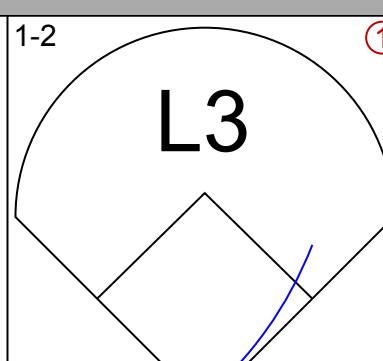
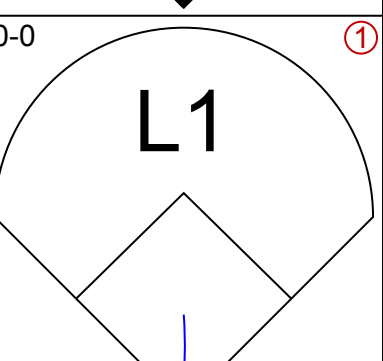
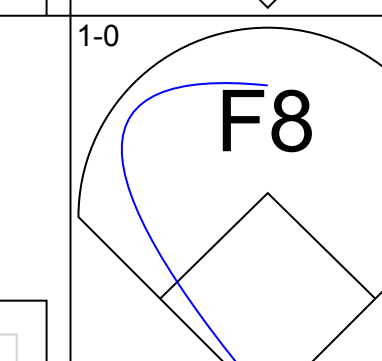
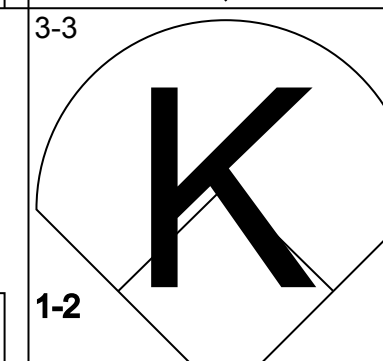
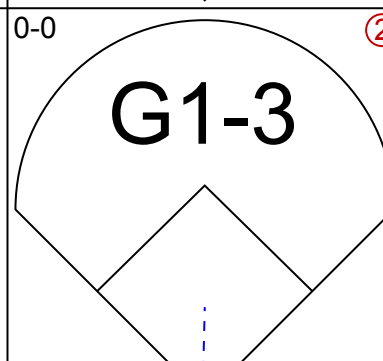
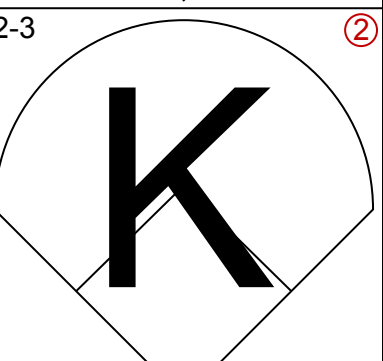
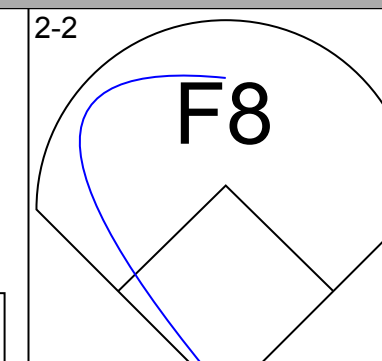
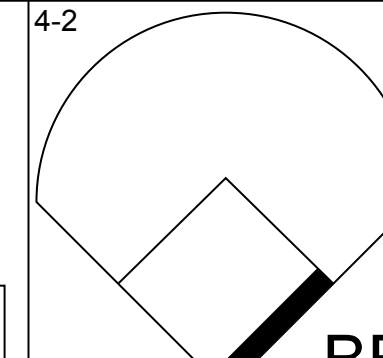
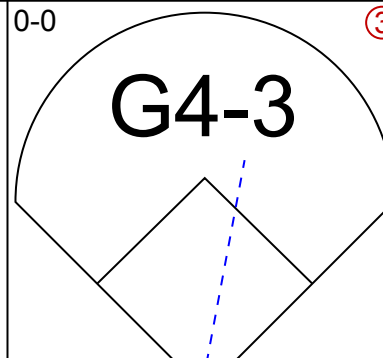
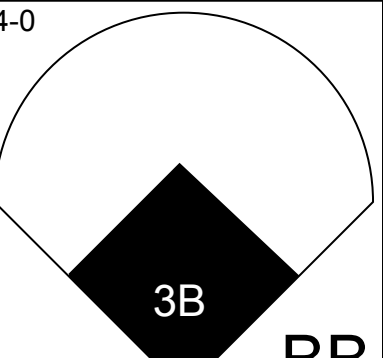
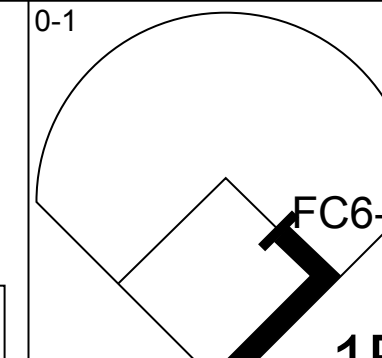
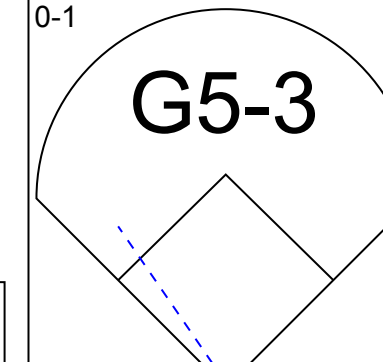
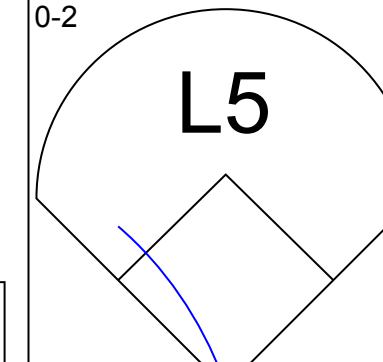
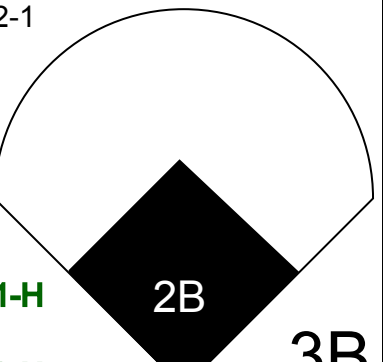
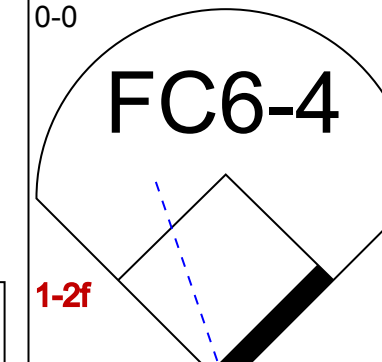
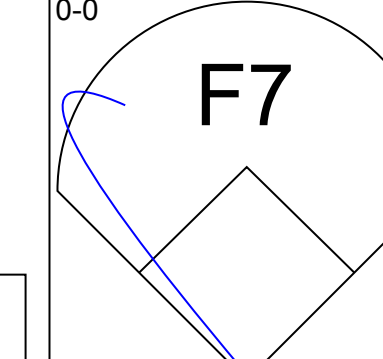
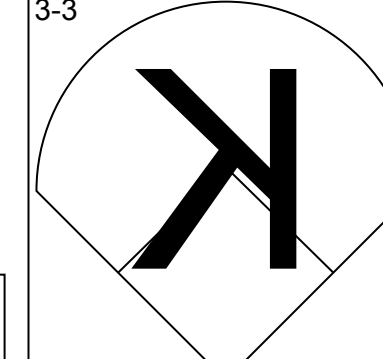
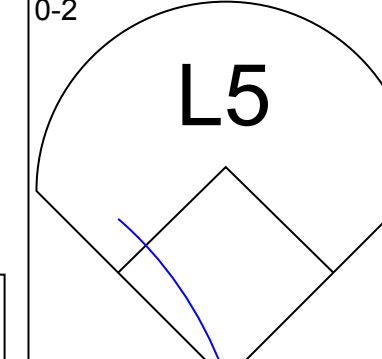
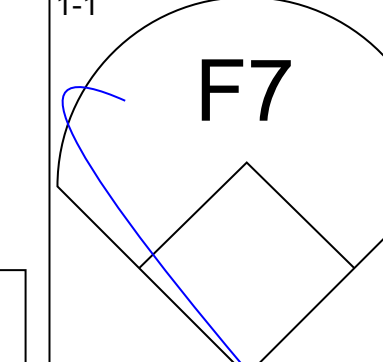
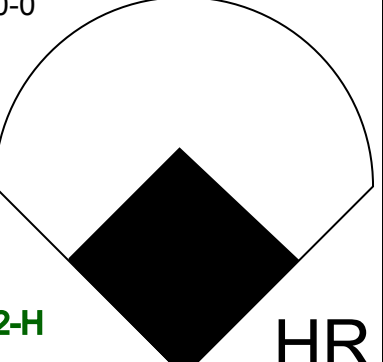
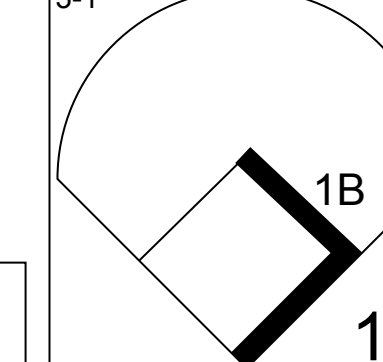
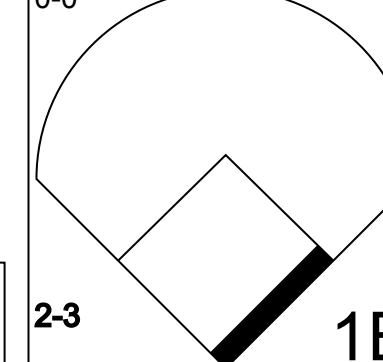
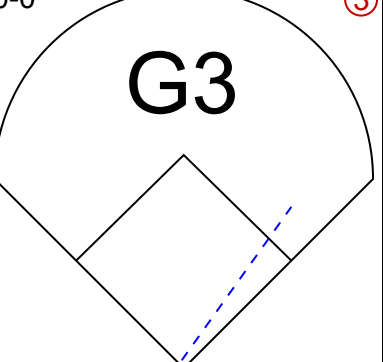
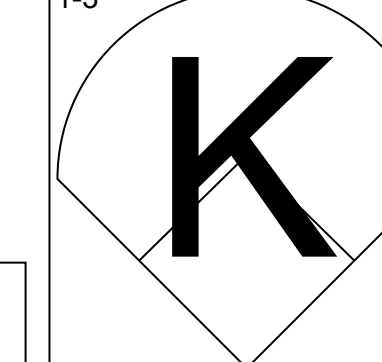
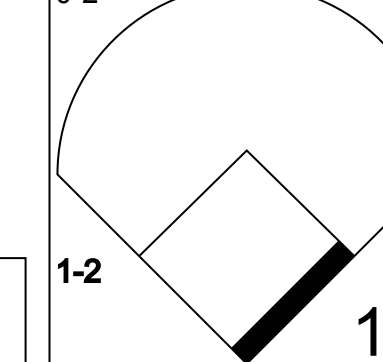
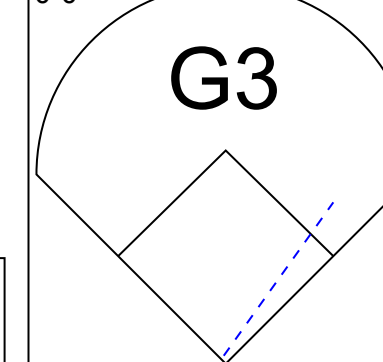

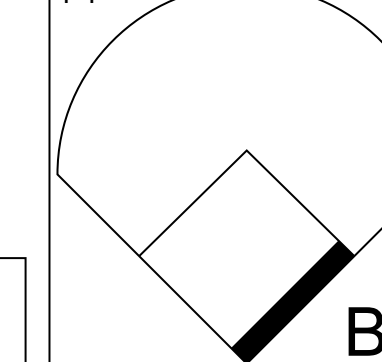
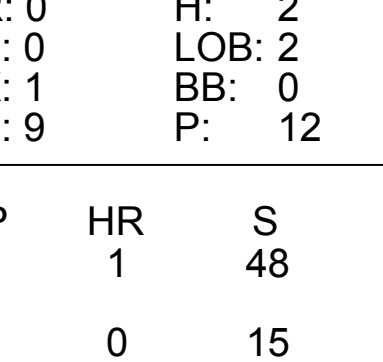

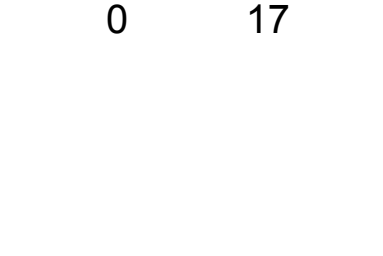

AB 37
 R 6
 H 12
 RBI 6
 BB 6
 SO 4
 LOB 14




Batter	1	2	3	4	5	6	7	8	9	AB	R	H	RBI	BB	SO	LOB	TOP										
Cristian Guzman, S OBP: 0.316, SLG: 0.412										5	0	1	0	0	2	4	Minnesota Twins @ Detroit Tigers Comerica Park, Detroit, MI Fri Aug 04 2000, 7:05 PM EDT Att: 39,745 - Cloudy - 75 F										
Jay Canizaro, R OBP: 0.327, SLG: 0.413										5	0	1	0	0	1	2											
Midre Cummings, L OBP: 0.352, SLG: 0.423 Denny Hocking, S OBP: 0.360, SLG: 0.399										3	1	1	0	0	0	2											
Ron Coomer, R OBP: 0.336, SLG: 0.449										5	0	1	0	0	0	1											
David Ortiz, L OBP: 0.401, SLG: 0.477										2	1	1	1	1	0	0											
Corey Koskie, L OBP: 0.399, SLG: 0.450										4	0	1	0	0	1	3											
Tori Hunter, R OBP: 0.251, SLG: 0.298										3	1	1	0	1	1	2											
Jacque Jones, L OBP: 0.324, SLG: 0.474										4	0	1	0	0	1	3											
Chad Moeller, R OBP: 0.258, SLG: 0.264 Matt Lawton, L OBP: 0.431, SLG: 0.470 Danny Ardoin, R OBP: 0.282, SLG: 0.382										3	0	1	0	0	0	0											
										1	0	1	2	0	0	0											
										0	0	0	0	0	0	0											
Inning Stats	R: 0 E: 1 K: 1 S: 9	H: 0 LOB: 1 BB: 0 P: 16	R: 0 E: 0 K: 1 S: 11	H: 0 LOB: 1 BB: 1 P: 21	R: 0 E: 0 K: 0 S: 6	H: 0 LOB: 0 BB: 0 P: 7	R: 1 E: 0 K: 1 S: 10	H: 2 LOB: 1 BB: 0 P: 13	R: 0 E: 0 K: 0 S: 12	H: 2 LOB: 2 BB: 0 P: 18	R: 0 E: 0 K: 1 S: 10	H: 2 LOB: 2 BB: 0 P: 15	R: 2 E: 1 K: 1 S: 16	H: 2 LOB: 2 BB: 1 P: 32	R: 0 E: 0 K: 0 S: 7	H: 0 LOB: 0 BB: 0 P: 14	1B: 7 2B: 3 3B: 0 HR: 0	SF: 1 SAC: 0 DP: 0 HBP: 0	WP: 0 PB: 0 SB: 1 CS: 0	PA: 40							
PITCHER	IP	WLS	BF	H	R	ER	SO	BB	IBB	HBP	BLK	WP	HR	S	P	ERA	WHIP										
Willie Blair, R ERA: 4.74	(1, 1)	6.2	29	8	1	1	5	1	0	0	0	0	0	62	94	1.35	1.350										
C.J. Nitkowski, L ERA: 5.57	(7, 1)	1.0	L	6	1	2	0	2	0	1	0	0	0	13	25	0.00	1.000										
Nelson Cruz, R ERA: 1.93	(8, 1)	0.1		2	1	0	0	0	0	0	0	0	0	6	11	0.00	3.000										
Matt Anderson, R ERA: 3.96	(9, 1)	1.0		3	0	0	0	0	0	0	0	0	0	7	14	0.00	0.000										

Batter	1	2	3	4	5	6	7	8	9	AB	R	H	RBI	BB	SO	LOB	BOTTOM										
Damon Easley, R OBP: 0.333, SLG: 0.380										4	0	1	0	0	1	3	Minnesota Twins @ Detroit Tigers Comerica Park, Detroit, MI Fri Aug 04 2000, 7:05 PM EDT Att: 39,745 - Cloudy - 75 F										
Brad Ausmus, R OBP: 0.345, SLG: 0.357										4	0	0	0	0	0	4											
Bobby Higginson, L OBP: 0.367, SLG: 0.553										4	0	0	0	0	0	1											
Juan Gonzalez, R OBP: 0.333, SLG: 0.533										4	0	0	0	0	1	1											
Dean Palmer, R OBP: 0.349, SLG: 0.494										4	1	1	0	0	1	0											
Wendell Magee, R OBP: 0.330, SLG: 0.471										3	0	1	0	0	0	0											
Juan Encarnacion, R OBP: 0.333, SLG: 0.426										2	0	0	1	0	0	0											
Deivi Cruz, R OBP: 0.311, SLG: 0.427										3	0	1	0	0	0	0											
Shane Halter, R OBP: 0.297, SLG: 0.349										2	0	0	0	1	1	0											
										0	0	0	0	1	1	0											
Inning Stats	R: 0 E: 0 K: 1 S: 8	H: 0 LOB: 0 BB: 0 P: 13	R: 0 E: 0 K: 0 S: 4	H: 0 LOB: 0 BB: 0 P: 8	R: 0 E: 0 K: 0 S: 9	H: 0 LOB: 0 BB: 0 P: 14	R: 0 E: 0 K: 1 S: 8	H: 1 LOB: 1 BB: 0 P: 12	R: 1 E: 0 K: 0 S: 13	H: 3 LOB: 3 BB: 1 P: 24	R: 0 E: 0 K: 1 S: 9	H: 0 LOB: 0 BB: 0 P: 15	R: 0 E: 0 K: 0 S: 6	H: 0 LOB: 0 BB: 0 P: 8	R: 0 E: 0 K: 1 S: 8	H: 0 LOB: 0 BB: 0 P: 11	R: 0 E: 0 K: 0 S: 7	H: 0 LOB: 0 BB: 0 P: 8	1B: 4 2B: 0 3B: 0 HR: 0	SF: 1 SAC: 0 DP: 0 HBP: 0	WP: 0 PB: 0 SB: 0 CS: 0	PA: 32					
PITCHER	IP	WLS	BF	H	R	ER	SO	BB	IBB	HBP	BLK	WP	HR	S	P	ERA	WHIP										
Eric Milton, L ERA: 4.7	(1, 1)	7.0	W	26	4	1	1	3	1	0	0	0	0	57	94	1.29	0.714										
Bob Wells, R ERA: 3.77	(8, 1)	2.0	S	6	0	0	0	1	0	0	0	0	0	15	19	0.00	0.000										


Batter	1	2	3	4	5	6	7	8	9	AB	R	H	RBI	BB	SO	LOB	TOP			
Cristian Guzman, S (1, 6) OBP: 0.314, SLG: 0.412										3	0	0	0	1	1	0	Minnesota Twins @ Tampa Bay Devil Rays Tropicana Field, St. Petersburg, FL Tue Aug 08 2000, 7:15 PM EDT Att: 13,155 - Dome - 72 F			
Denny Hocking, S (1, 4) OBP: 0.397, SLG: 0.415										4	0	2	0	0	0	0				
Matt Lawton, L (1, 9) OBP: 0.428, SLG: 0.465										3	0	0	0	1	0	3				
Ron Coomer, R (1, 3)										4	0	0	0	0	0	2				
David Ortiz, L (1, 10) OBP: 0.395, SLG: 0.460										4	0	0	0	0	1	1				
Corey Koskie, L (1, 5) OBP: 0.404, SLG: 0.463										3	0	1	0	0	1	0				
Tori Hunter, R (1, 8) OBP: 0.274, SLG: 0.318										2	0	1	0	1	0	0				
Jacque Jones, L (1, 7) OBP: 0.315, SLG: 0.464										3	0	0	0	0	0	3				
Danny Ardoin, R (1, 2)										3	0	0	0	0	0	1				
Inning Stats	R: 0 E: 0 K: 1 S: 8	H: 0 LOB: 0 BB: 0 P: 13	R: 0 E: 0 K: 1 S: 6	H: 0 LOB: 0 BB: 0 P: 11	R: 0 E: 0 K: 0 S: 5	H: 1 LOB: 0 BB: 0 P: 9	R: 0 E: 0 K: 0 S: 6	H: 1 LOB: 1 BB: 0 P: 9	R: 0 E: 0 K: 0 S: 9	H: 0 LOB: 0 BB: 1 P: 11	R: 0 E: 0 K: 0 S: 12	H: 1 LOB: 2 BB: 1 P: 21	R: 0 E: 0 K: 0 S: 7	H: 0 LOB: 0 BB: 0 P: 11	R: 0 E: 0 K: 0 S: 3	H: 0 LOB: 0 BB: 1 P: 9	1B: 3 2B: 2 3B: 0 HR: 0	SF: 0 SAC: 0 DP: 2 HBP: 0	WP: 0 PB: 0 CS: 0	PA: 32
PITCHER Albie Lopez, R (1, 1) ERA: 3.55	IP: 9.0 WLS: W BF: 32 H: 4 R: 0 ER: 0 SO: 3 BB: 3 IBB: 0 HBP: 0 BLK: 0 WP: 0 HR: 0 S: 64 P: 112 ERA: 0.00 WHIP: 0.778															PITCHER				

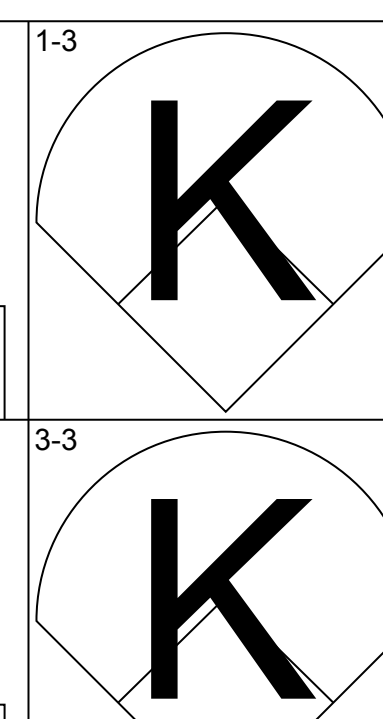
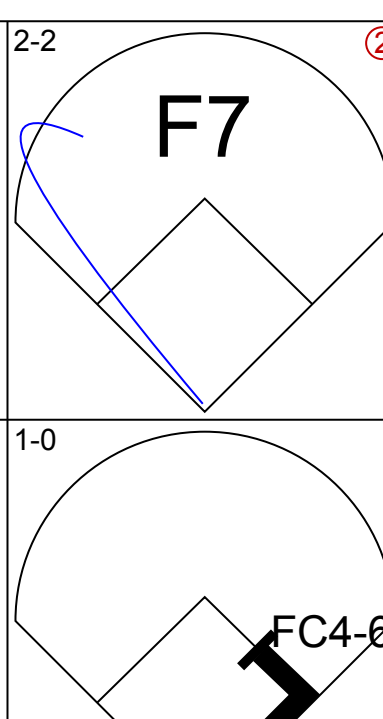
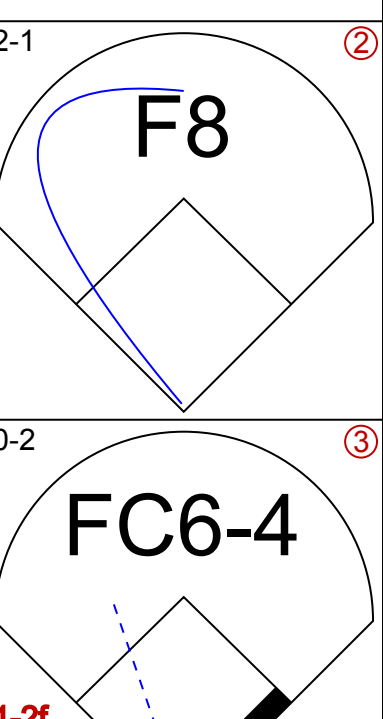
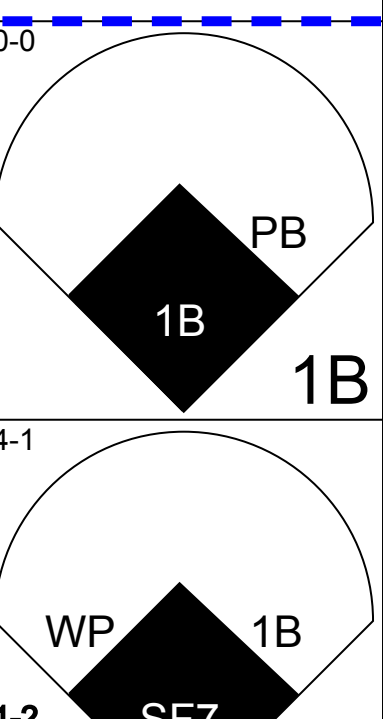
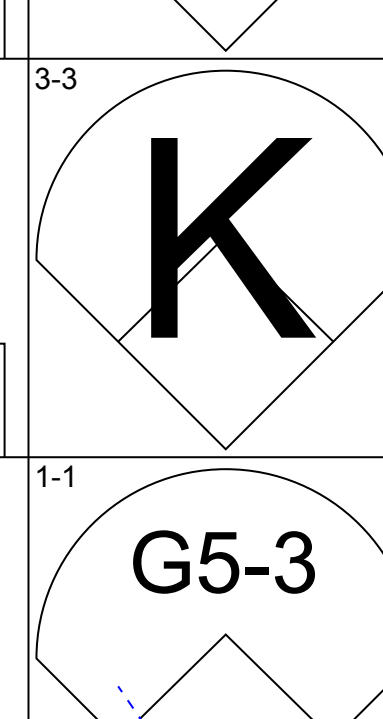
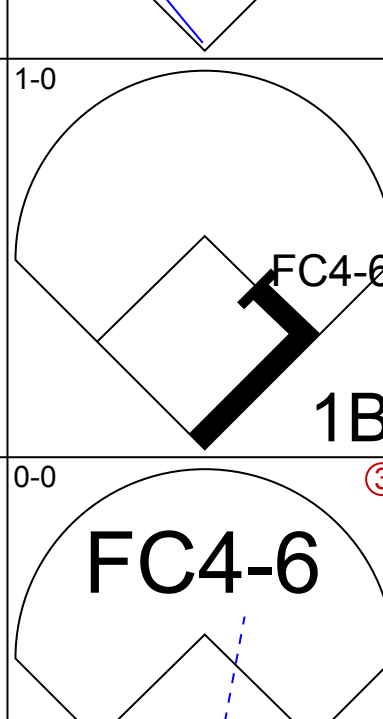
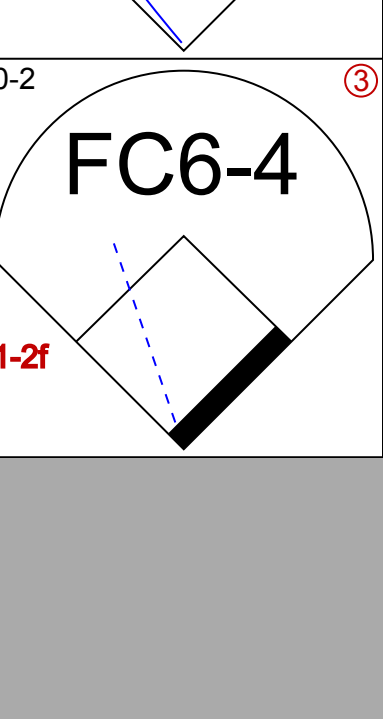
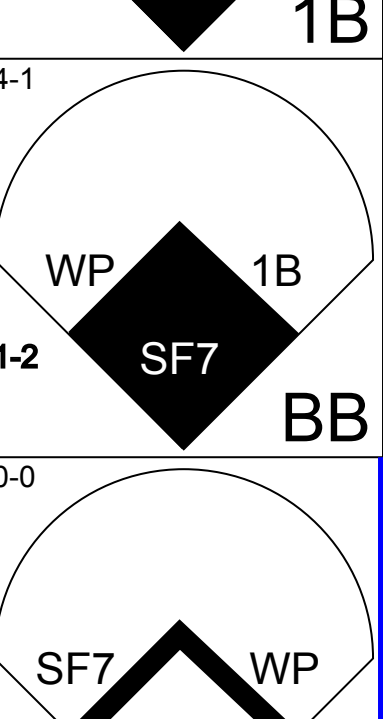
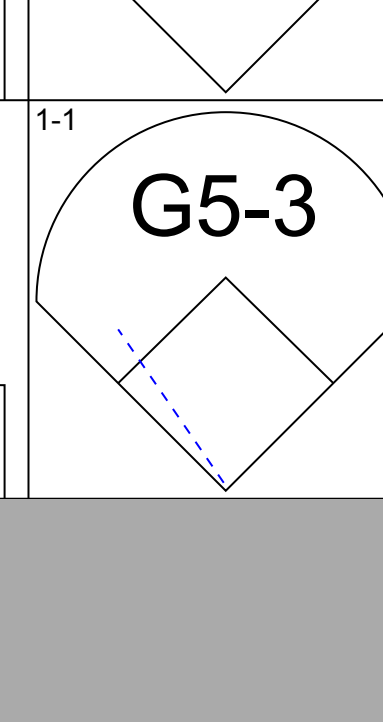
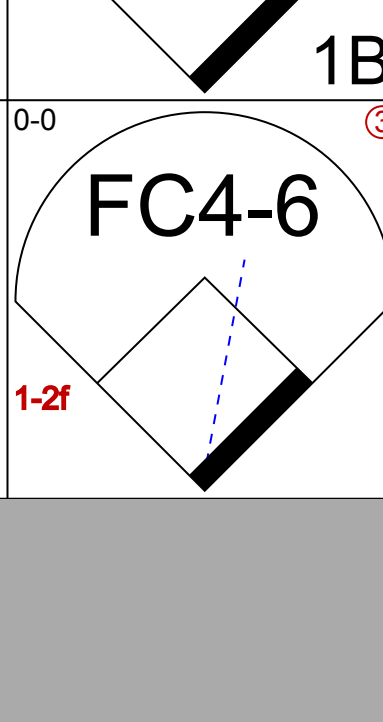
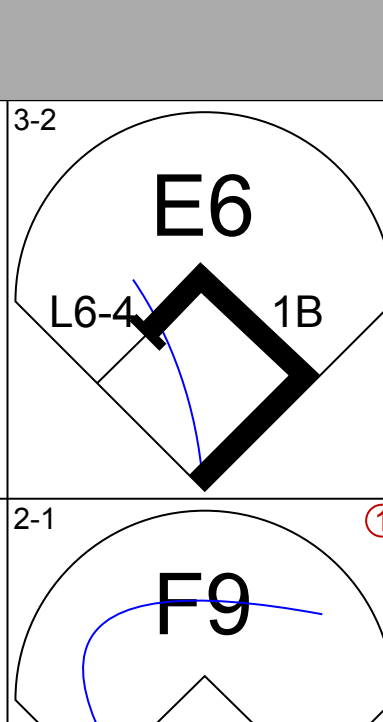
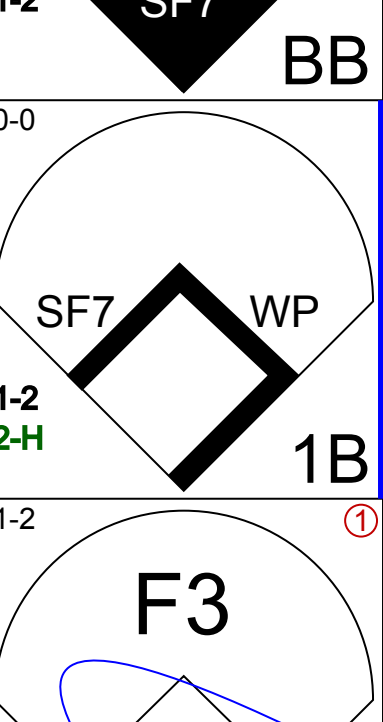
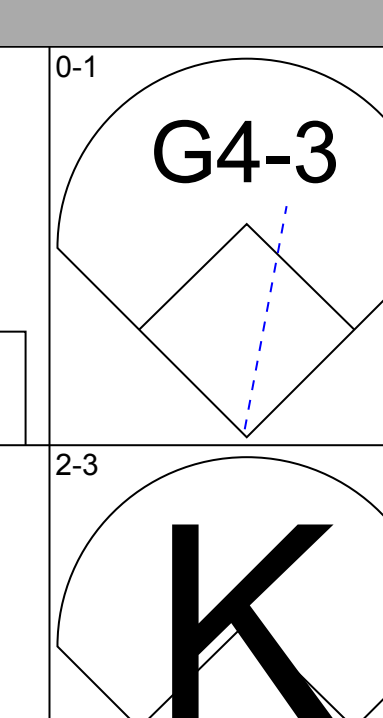
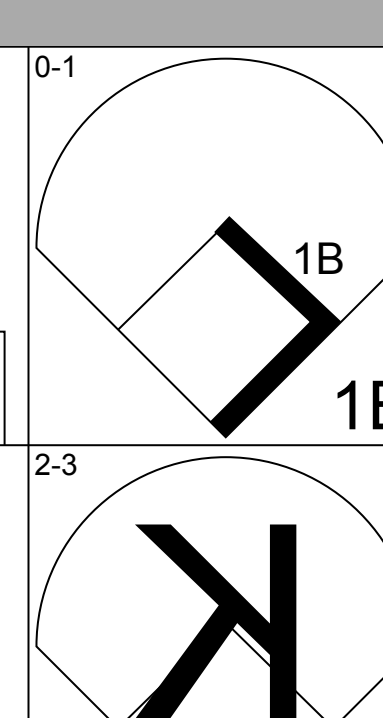
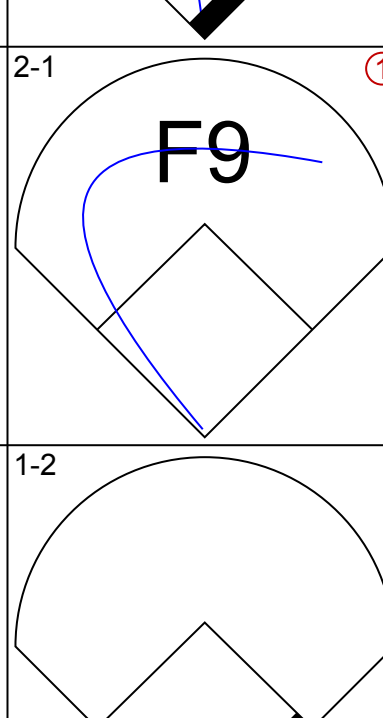
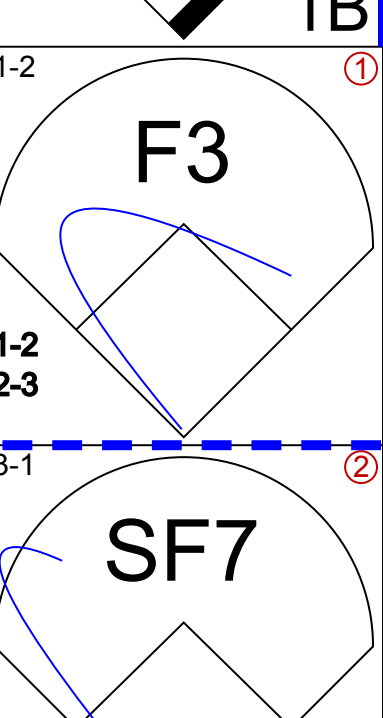

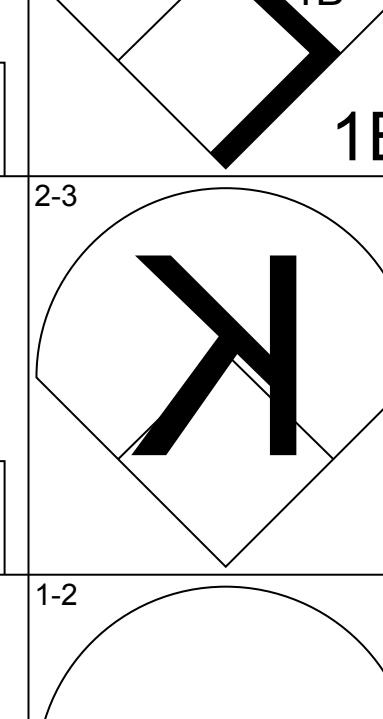
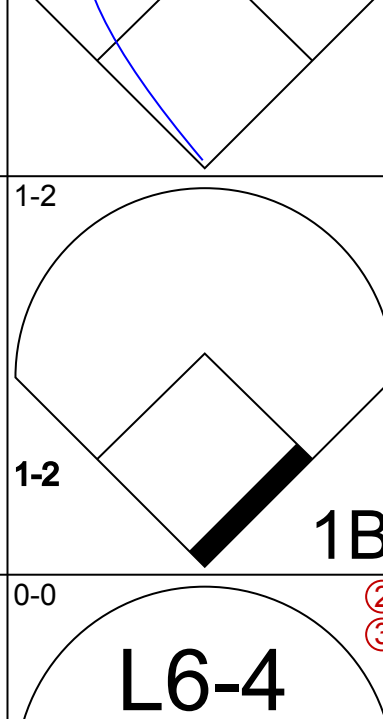
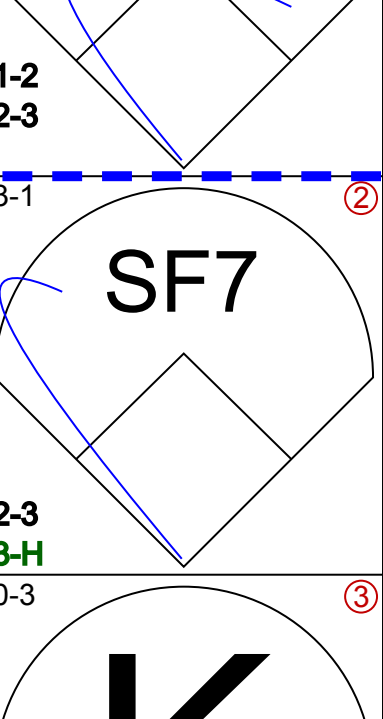

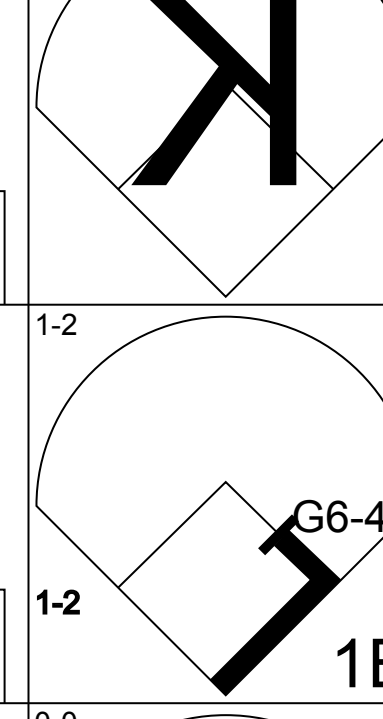
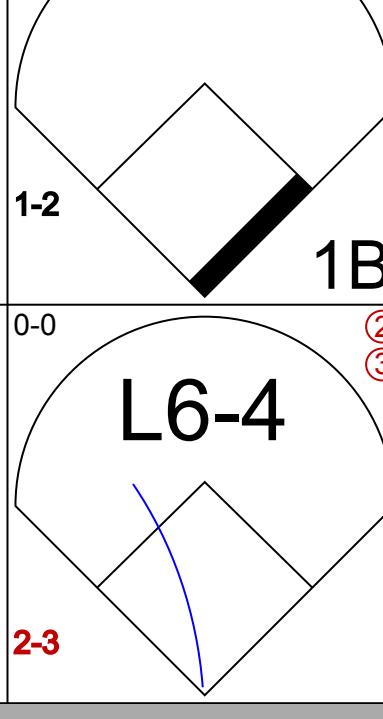
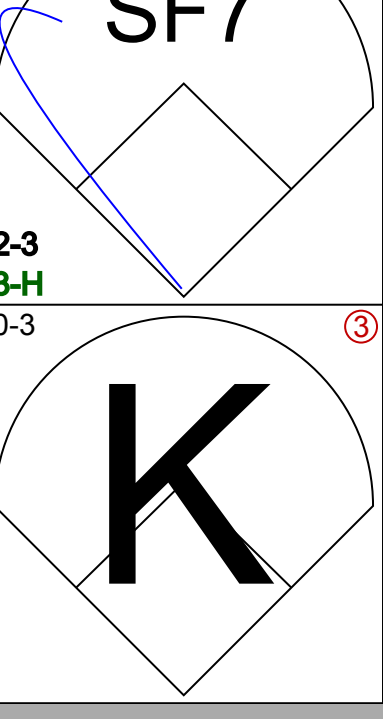
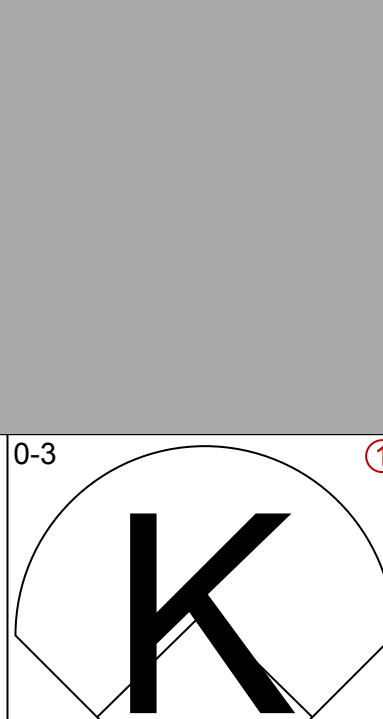
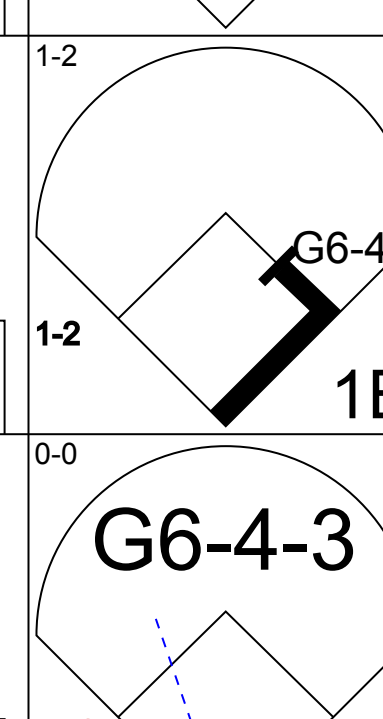
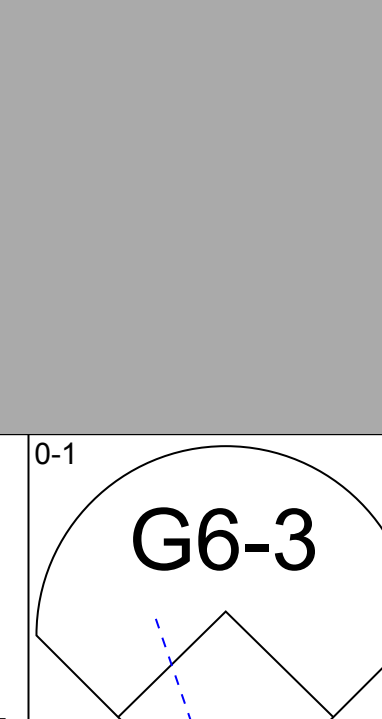
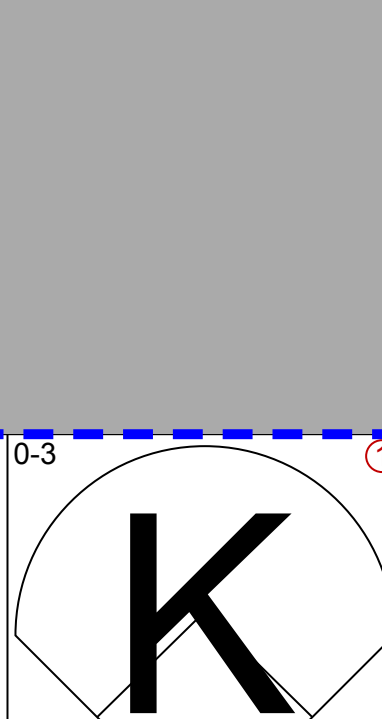
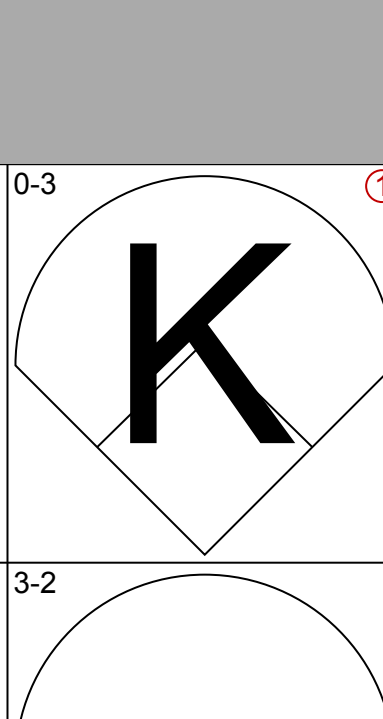

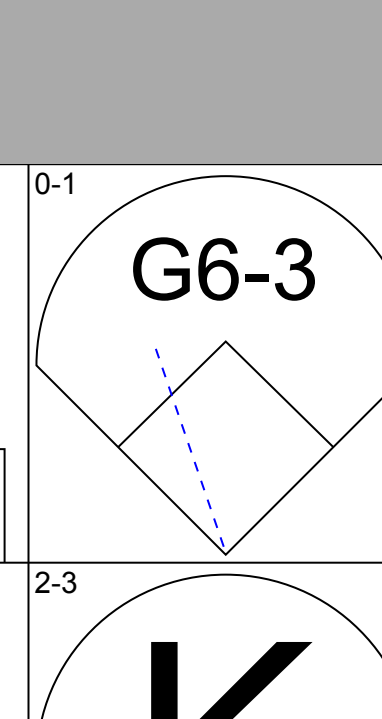
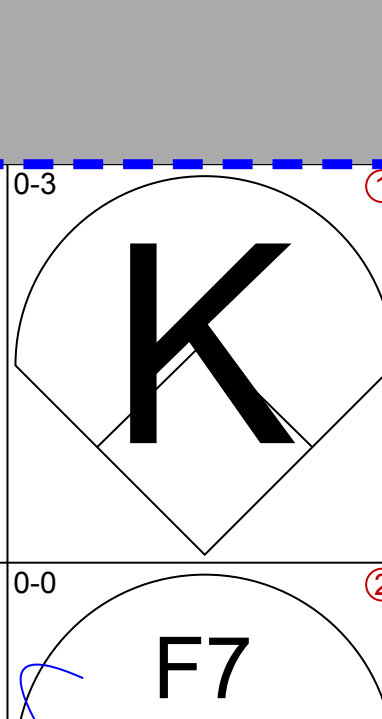
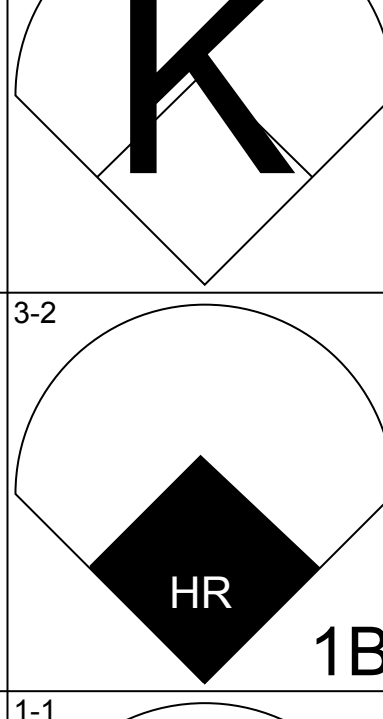
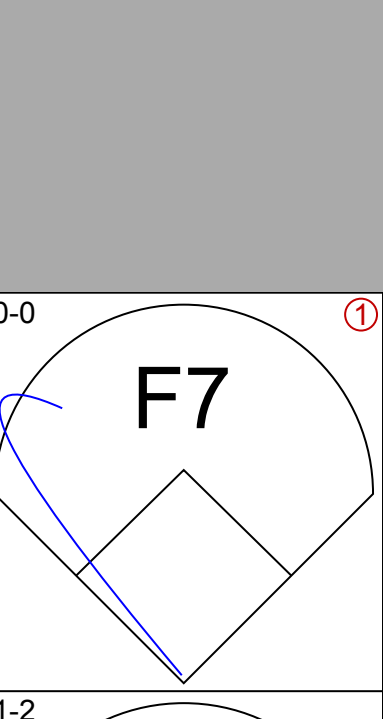
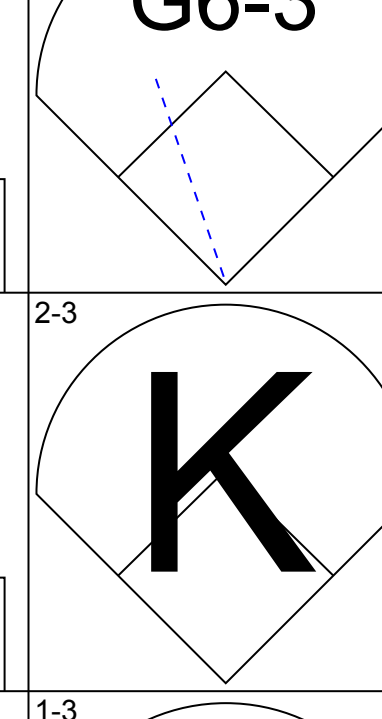
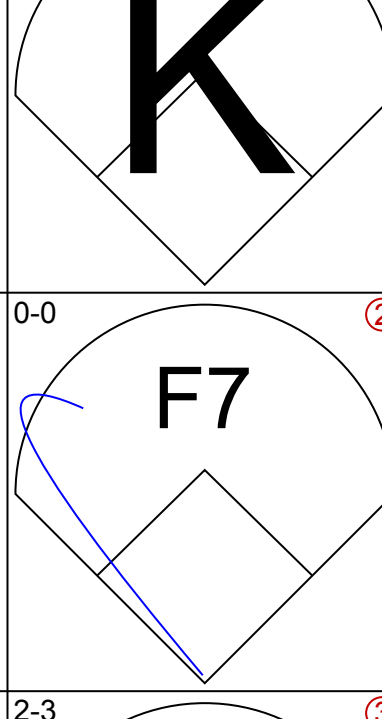
Batter	1	2	3	4	5	6	7	8	9	AB	R	H	RBI	BB	SO	LOB	BOTTOM			
Gerald Williams, R (1, 8) OBP: 0.323, SLG: 0.458										5	1	1	0	0	1	3	Minnesota Twins @ Tampa Bay Devil Rays Tropicana Field, St. Petersburg, FL Tue Aug 08 2000, 7:15 PM EDT Att: 13,155 - Dome - 72 F			
Russ Johnson, R (1, 4) OBP: 0.315, SLG: 0.298										4	0	1	0	0	0	1				
Greg Vaughn, R (1, 10) OBP: 0.391, SLG: 0.559										4	0	0	0	0	2	2				
Fred McGriff, L (1, 3) OBP: 0.359, SLG: 0.452										2	1	1	0	2	0	0				
Jose Guillen, R (1, 9) OBP: 0.341, SLG: 0.476										4	1	1	2	0	0	3				
Steve Cox, L (1, 7) OBP: 0.395, SLG: 0.446										3	1	1	1	0	1	0				
Jason Tyner, L (7, 7) OBP: 0.212, SLG: 0.229										1	0	0	0	0	0	1				
John Flaherty, R (1, 2) OBP: 0.324, SLG: 0.398										4	1	2	2	0	0	0				
Aubrey Huff, L (1, 5) OBP: 0.350, SLG: 0.474										3	0	2	0	0	0	0				
Miguel Cairo, R (8, 4) OBP: 0.315, SLG: 0.329										1	0	0	0	0	1	0				
Felix Martinez, S (1, 6) OBP: 0.327, SLG: 0.295										3	0	1	0	1	0	2				
Inning Stats	R: 0 E: 0 K: 2 S: 12	H: 1 LOB: 2 BB: 1 P: 21	R: 0 E: 0 K: 0 S: 10	H: 2 LOB: 2 BB: 0 P: 15	R: 0 E: 0 K: 0 S: 5	H: 0 LOB: 0 BB: 0 P: 6	R: 0 E: 0 K: 1 S: 9	H: 2 LOB: 2 BB: 0 P: 12	R: 5 E: 1 K: 1 S: 12	H: 4 LOB: 0 BB: 1 P: 22	R: 0 E: 0 K: 0 S: 6	H: 0 LOB: 0 BB: 0 P: 9	R: 0 E: 0 K: 0 S: 9	H: 1 LOB: 1 BB: 0 P: 11	R: 0 E: 0 K: 1 S: 17	H: 0 LOB: 1 BB: 1 P: 25	1B: 6 2B: 2 3B: 1 HR: 1	SF: 0 SAC: 0 DP: 0 HBP: 0	WP: 0 PB: 0 CS: 0	PA: 37
PITCHER Brad Radke, R (1, 1) ERA: 4.41	IP: 5.0 WLS: L BF: 26 H: 9 R: 5 ER: 5 SO: 4 BB: 2 IBB: 0 HBP: 0 BLK: 0 WP: 0 HR: 1 S: 48 P: 76 ERA: 9.00 WHIP: 2.200															PITCHER				
Travis Miller, L (6, 1) ERA: 3.99	IP: 2.0 WLS: 7 BF: 1 H: 0 R: 0 ER: 0 SO: 0 BB: 0 IBB: 0 HBP: 0 BLK: 0 WP: 0 HR: 0 S: 15 P: 20 ERA: 0.00 WHIP: 0.500																			
54 Jason Ryan, R (8, 1) ERA: 8.66	IP: 1.0 WLS: 4 BF: 0 H: 0 R: 0 ER: 0 SO: 1 BB: 1 IBB: 0 HBP: 0 BLK: 0 WP: 0 HR: 0 S: 17 P: 25 ERA: 0.00 WHIP: 1.000																			

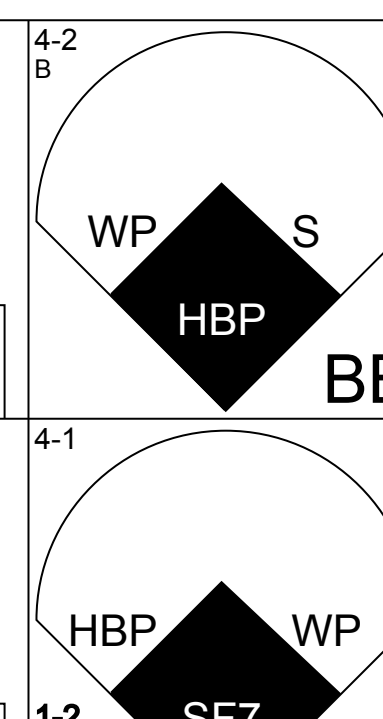
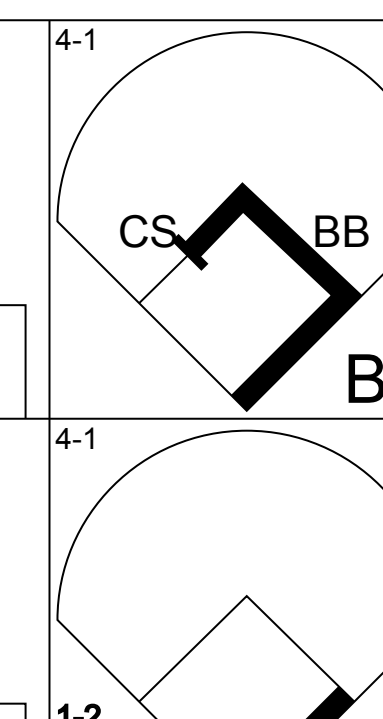
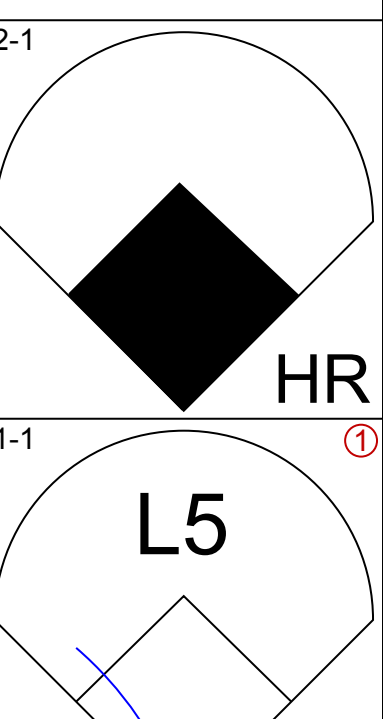
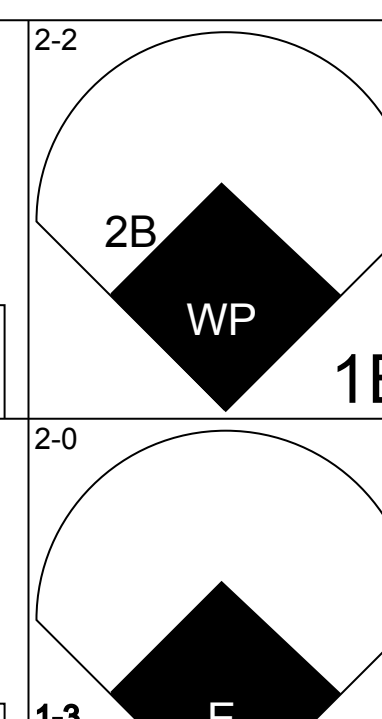

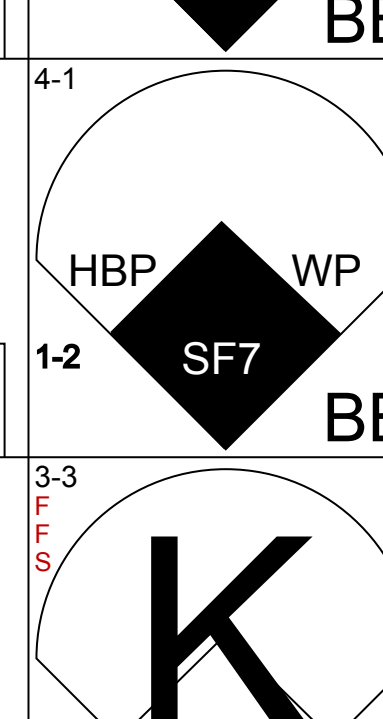
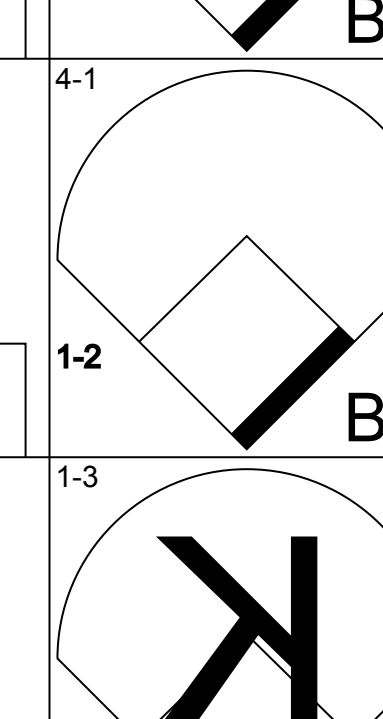
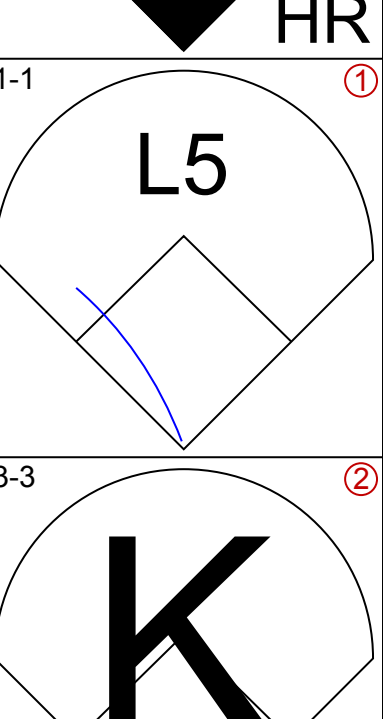
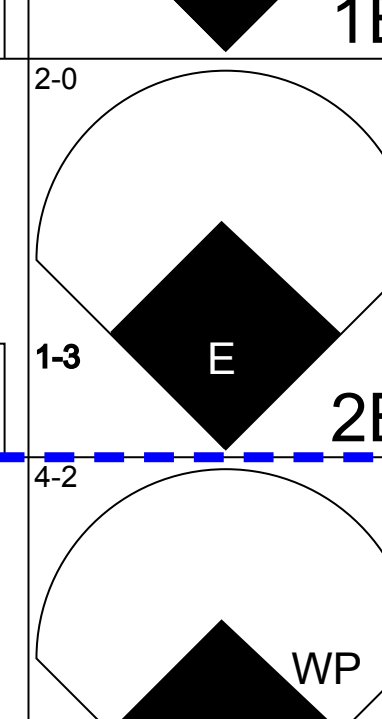
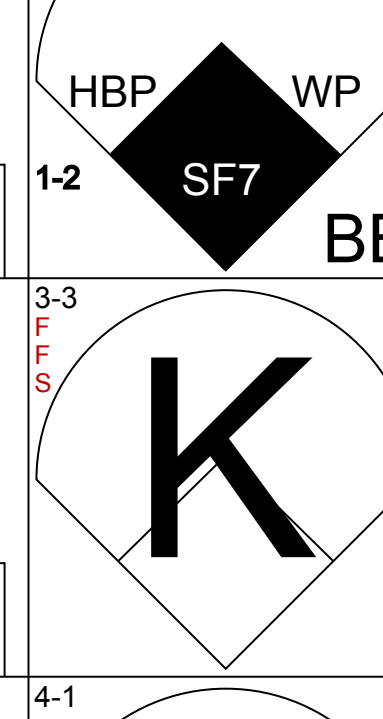
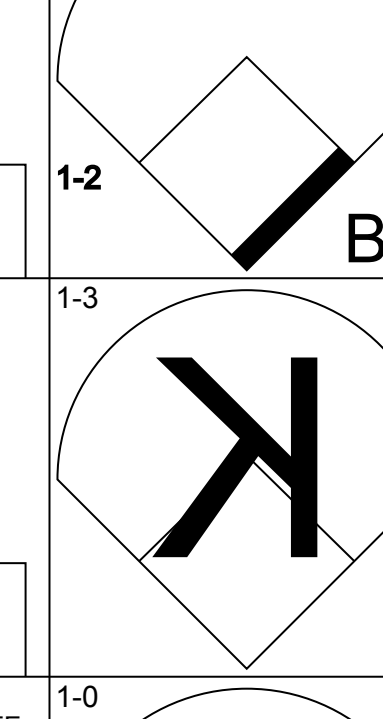
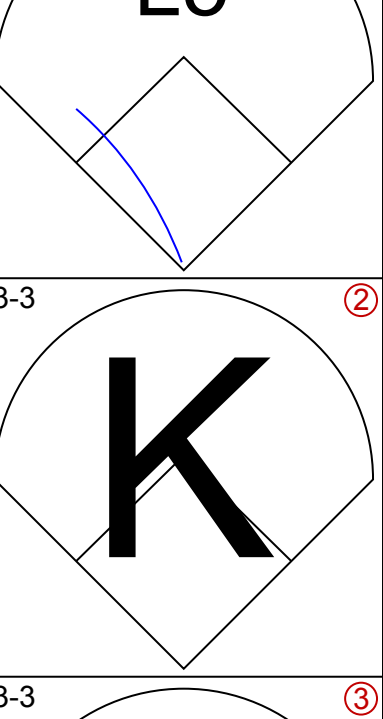
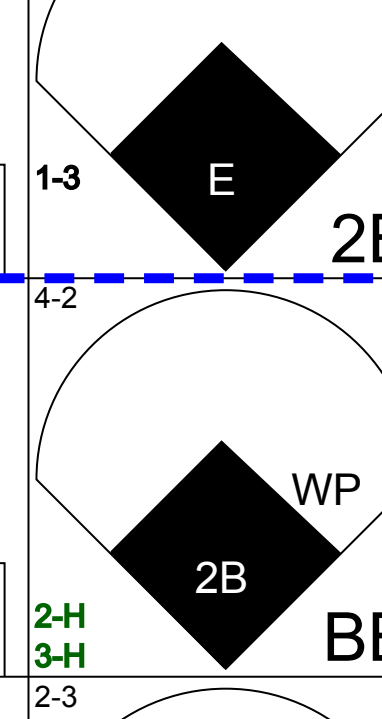
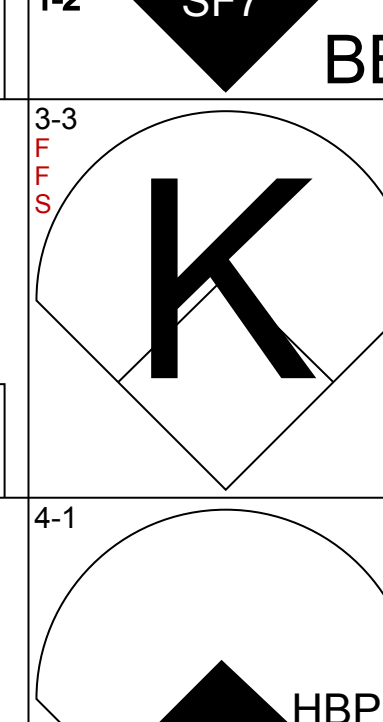
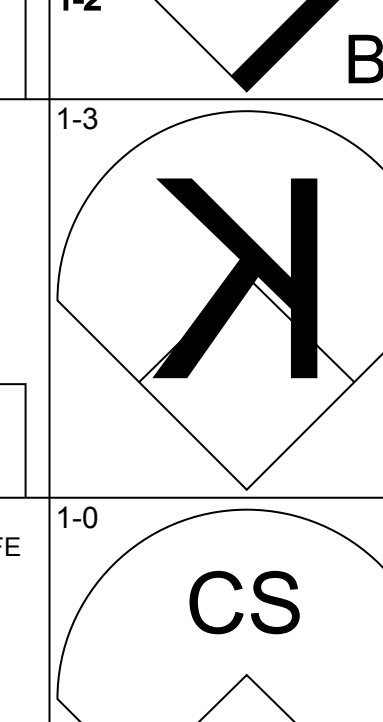
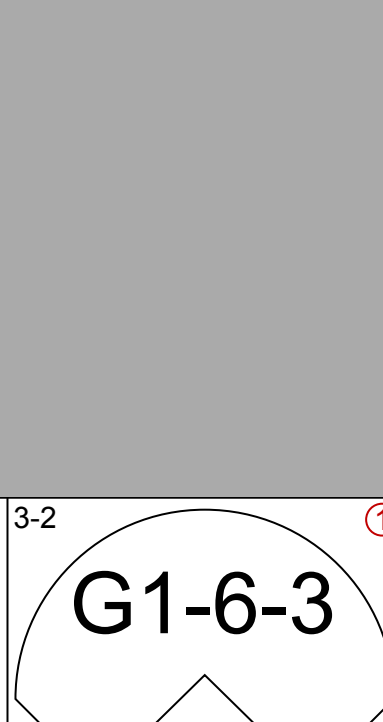
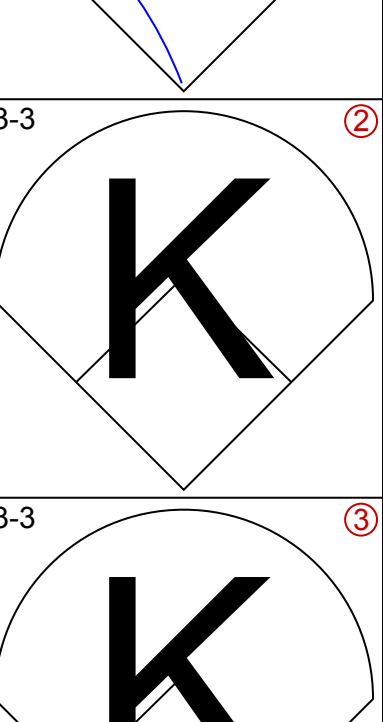
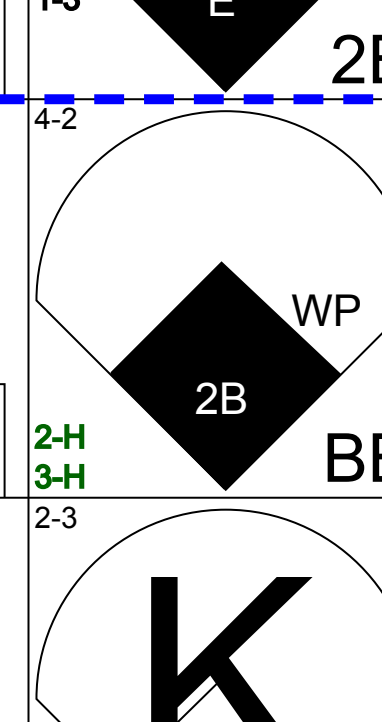
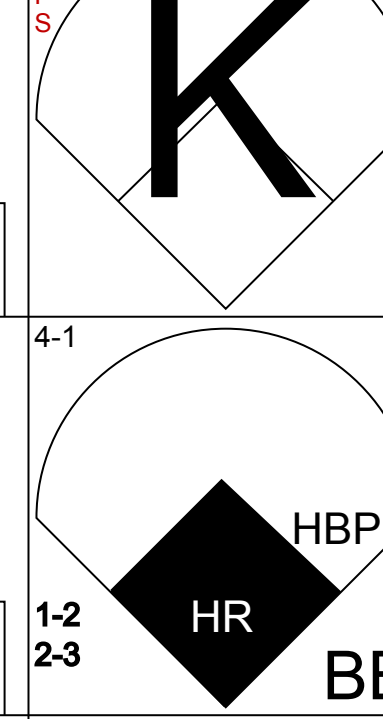
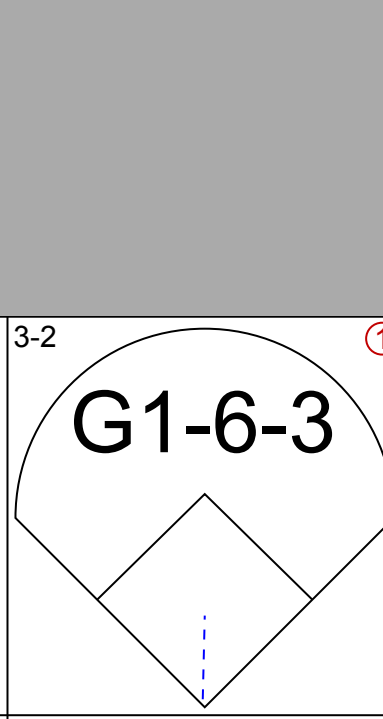

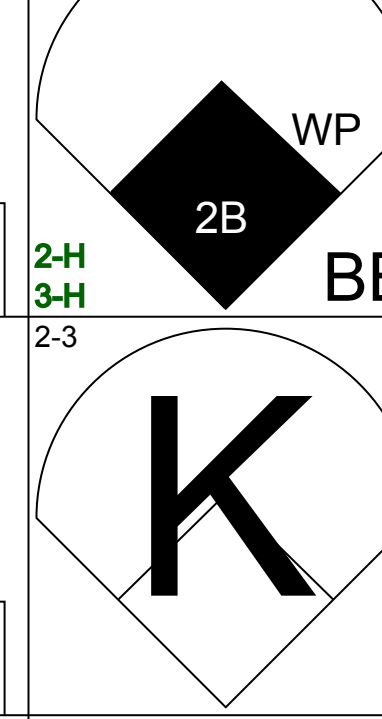
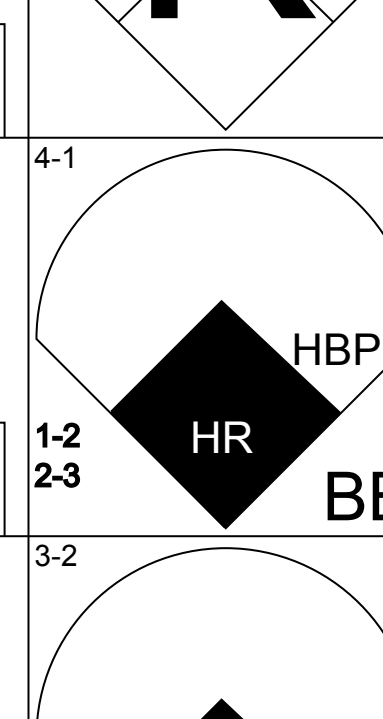
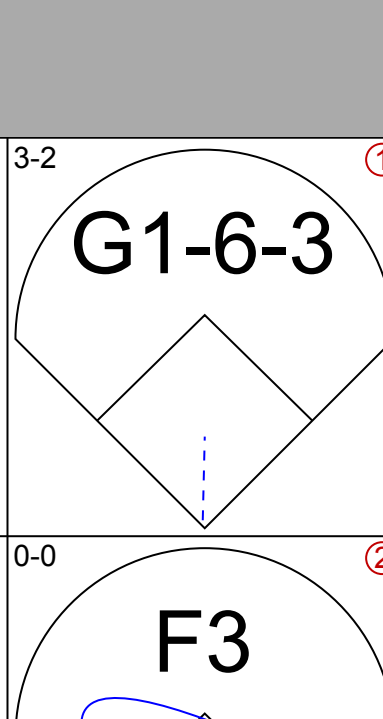

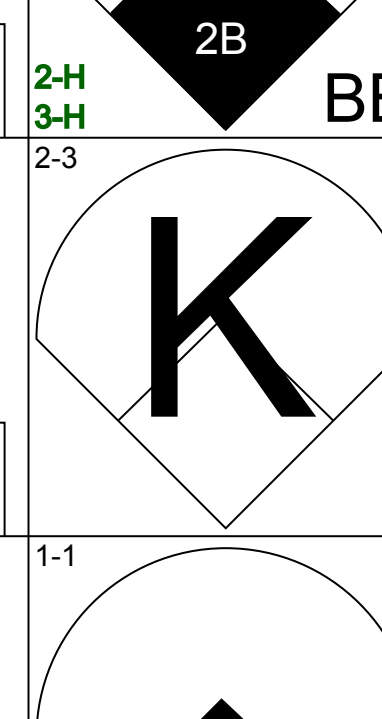
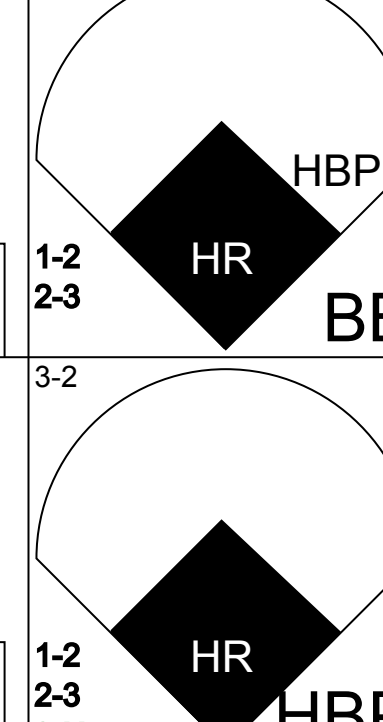

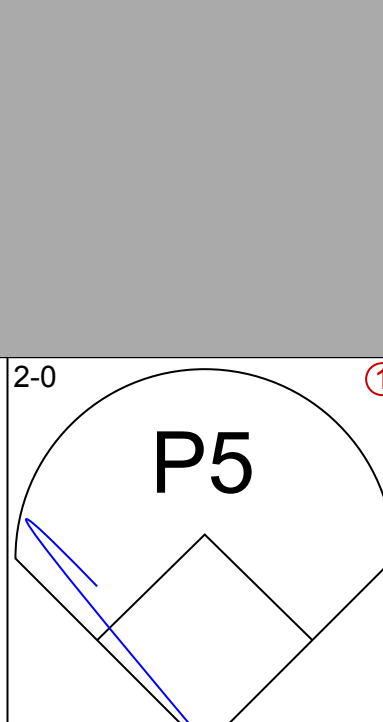
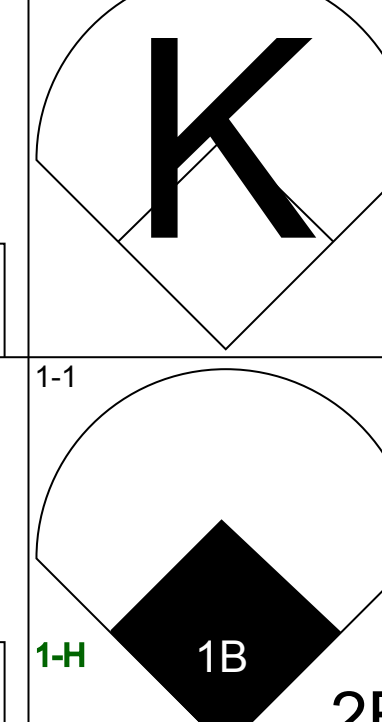
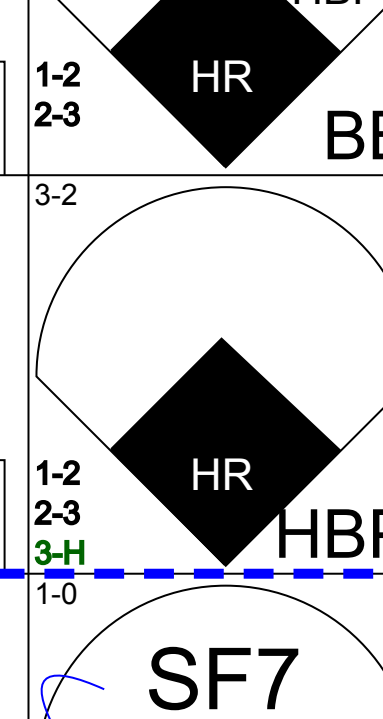

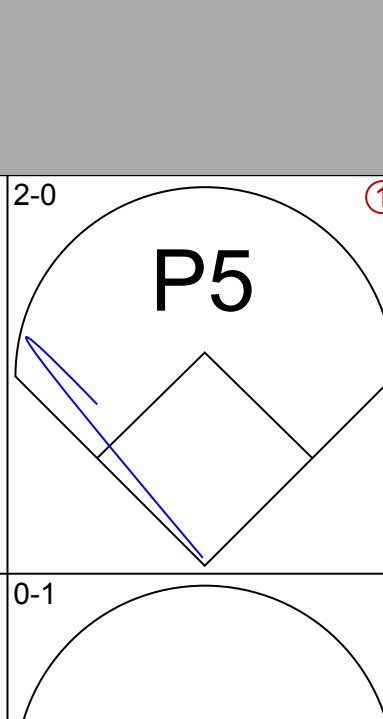



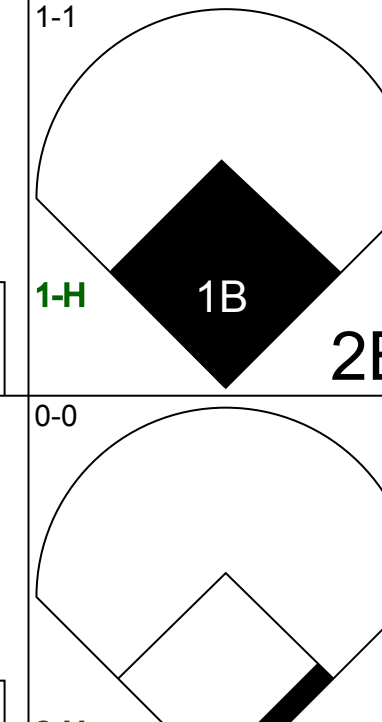

AB 29
R 0
H 4
RBI 0
BB 3
SO 3
LOB 10



AB 34
R 5
H 10
RBI 5
BB 3
SO 5
LOB 12



Batter	1	2	3	4	5	6	7	8	9	AB	R	H	RBI	BB	SO	LOB	TOP			
Cristian Guzman, S OBP: 0.313, SLG: 0.415 (1, 6)										4	1	1	0	0	1	1	Minnesota Twins @ Tampa Bay Devil Rays Tropicana Field, St. Petersburg, FL Thu Aug 10 2000, 12:15 PM EDT Att: 14,935 - Dome - 72 F livebaseballscorecards.com			
Denny Hocking, S OBP: 0.359, SLG: 0.414 (1, 4) (8, 9)										3	1	1	0	1	1	1				
Matt Lawton, L OBP: 0.431, SLG: 0.463 Jason Maxwell, R OBP: 0.316, SLG: 0.337 (6, PR) (8, 4)										4	0	1	1	0	0	1				
Ron Coomer, R OBP: 0.335, SLG: 0.440 (1, 3)										4	0	1	0	0	0	3				
David Ortiz, L OBP: 0.390, SLG: 0.457 (1, 10)										3	0	1	1	0	2	1				
Corey Koskie, L OBP: 0.399, SLG: 0.455 (1, 5)										4	0	1	0	0	1	4				
Tori Hunter, R OBP: 0.272, SLG: 0.313 (1, 8)										4	0	0	0	0	2	2				
Jacque Jones, L OBP: 0.318, SLG: 0.463 (1, 7)										4	1	1	0	0	1	0				
Danny Ardoin, R OBP: 0.375, SLG: 0.417 (1, 2)										4	1	2	2	0	2	0				
Inning Stats	R: 0 E: 0 K: 2 S: 8	H: 0 LOB: 0 BB: 0 P: 13	R: 0 E: 0 K: 1 S: 8	H: 0 LOB: 0 BB: 0 P: 13	R: 2 E: 0 K: 1 S: 14	H: 3 LOB: 1 BB: 0 P: 21	R: 0 E: 0 K: 1 S: 9	H: 2 LOB: 1 BB: 0 P: 12	R: 0 E: 1 K: 0 S: 10	H: 1 LOB: 1 BB: 0 P: 16	R: 0 E: 0 K: 2 S: 8	H: 0 LOB: 0 BB: 0 P: 11	R: 2 E: 0 K: 1 S: 11	H: 2 LOB: 2 BB: 1 P: 19	R: 0 E: 0 K: 2 S: 8	H: 0 LOB: 0 BB: 0 P: 10		1B: 8 2B: 1 3B: 0 HR: 1	SF: 1 SAC: 0 DP: 2 HBP: 0	WP: 1 PA: 36 CS: 0
PITCHER	IP	WLS	BF	H	R	ER	SO	BB	IBB	HBP	BLK	WP	HR	S	P	ERA	WHIP			
Tanyon Sturtze, R ERA: 5.81 Cory Lidle, R ERA: 6.46 Doug Creek, L ERA: 3.29 Billy Taylor, R ERA: 4.7	(1, 1) (8, 1) (8, 1) (9, 1)	7.0 0.1 0.2 1.0	W 4 2 3	27 2 0 0	7 2 0 0	2 2 0 0	7 2 1 2	0 1 0 0	0 0 0 0	0 0 0 0	0 0 0 0	0 1 0 0	1 0 5 8	6 11 8 10	98 8 8 10	2.57 54.00 0.00 0.00	1.000 9.000 0.000 0.000			

Batter	1	2	3	4	5	6	7	8	9	AB	R	H	RBI	BB	SO	LOB	BOTTOM			
Gerald Williams, R OBP: 0.327, SLG: 0.463 (1, 8)										3	3	2	1	2	1	0	Minnesota Twins @ Tampa Bay Devil Rays Tropicana Field, St. Petersburg, FL Thu Aug 10 2000, 12:15 PM EDT Att: 14,935 - Dome - 72 F livebaseballscorecards.com			
Miguel Cairo, R OBP: 0.322, SLG: 0.335 (1, 4)										2	2	1	0	2	0	0				
Greg Vaughn, R OBP: 0.387, SLG: 0.558 (1, 10)										3	1	0	0	1	3	4				
Fred McGriff, L OBP: 0.363, SLG: 0.459 (1, 3)										3	1	0	0	1	2	1				
Jose Guillen, R OBP: 0.340, SLG: 0.477 (1, 9)										3	2	1	2	0	0	0				
Steve Cox, L OBP: 0.388, SLG: 0.439 Jason Tyner, L OBP: 0.241, SLG: 0.260 (6, PR) (7, 7)										2	0	1	1	0	1	0				
Aubrey Huff, L OBP: 0.391, SLG: 0.636 Russ Johnson, R OBP: 0.310, SLG: 0.293 (6, PH) (7, 5)										2	1	1	3	0	1	0				
Mike DiFelice, R OBP: 0.287, SLG: 0.388 (1, 2)										4	0	0	0	0	1	1				
Felix Martinez, S OBP: 0.322, SLG: 0.286 (1, 6)										4	0	0	0	0	0	0				
Inning Stats	R: 5 E: 0 K: 1 S: 23	H: 1 LOB: 0 BB: 3 P: 43	R: 0 E: 0 K: 1 S: 10	H: 0 LOB: 2 BB: 2 P: 22	R: 0 E: 0 K: 1 S: 7	H: 0 LOB: 0 BB: 0 P: 11	R: 0 E: 0 K: 1 S: 6	H: 0 LOB: 0 BB: 0 P: 7	R: 1 E: 0 K: 2 S: 10	H: 1 LOB: 0 BB: 0 P: 19	R: 0 E: 0 K: 2 S: 9	H: 1 LOB: 0 BB: 0 P: 12	R: 4 E: 0 K: 1 S: 15	H: 4 LOB: 1 BB: 1 P: 26	R: 0 E: 0 K: 1 S: 15	H: 0 LOB: 0 BB: 0 P: 19		1B: 3 2B: 2 3B: 0 HR: 2	SF: 1 SAC: 0 DP: 0 HBP: 1	WP: 3 PA: 38 CS: 1
PITCHER	IP	WLS	BF	H	R	ER	SO	BB	IBB	HBP	BLK	WP	HR	S	P	ERA	WHIP			
Joe Mays, R ERA: 5.94 54 Jason Ryan, R ERA: 8.94 Johan Santana, L ERA: 6.46 Hector Carrasco, R ERA: 4.1 Eddie Guardado, L ERA: 3.38	(1, 1) (1, 1) (2, 1) (7, 1) (8, 1)	0.1 0.2 5.1 0.2 1.0	L 3 21 5 3	5 1 4 2 0	5 1 3 2 0	4 1 3 2 0	4 0 7 1 1	0 0 2 1 0	0 0 0 0 0	0 0 0 0 0	0 0 0 0 0	0 1 1 0 0	4 6 48 9 15	3 6 81 16 19	37 6 81 16 19	108.00 13.50 5.06 27.00 0.00	9.000 1.500 1.125 4.500 0.000			

Batter	1	2	3	4	5	6	7	8	9	AB	R	H	RBI	BB	SO	LOB	TOP										
Shannon Stewart, R OBP: 0.383, SLG: 0.566 (1, 7)	1-2 E S 1B		2-1 HR		1-1 G4-3 1-3		0-3 K		2-3 K	5	1	2	1	0	2	2	Toronto Blue Jays @ Minnesota Twins Hubert H. Humphrey Metrodome, Minneapolis, MN Fri Aug 11 2000, 8:05 PM EDT Att: 13,360 - Dome - 72 F AB 33 R 4 H 8 RBI 4 BB 5 SO 10 LOB 20										
Alex Gonzalez, R OBP: 0.318, SLG: 0.410 (1, 6)	1-3 K		3-2 BB 1B		3-3 K		4-0 1B 1-2 BB		1-2 F8	4	0	1	0	1	2	2											
Brad Fullmer, L OBP: 0.357, SLG: 0.568 (1, 10)	0-3 K 1-3		1-2 P5		1-2 1B 3-H 0-2		0-3 K			4	0	1	1	0	2	4											
Carlos Delgado, L OBP: 0.483, SLG: 0.710 (1, 3)	2-3 K		4-2 G4-3 1-2 BB		G3		0-0 FC6-4 1-3 2-H 1B			3	0	1	1	1	1	2											
Tony Batista, R OBP: 0.324, SLG: 0.569 (1, 5)		1-0 P4	2-1 G4-3 1-2			0-2 G6-3		3-1 FC6-4 1-2		4	0	0	0	0	0	4											
Jose Cruz Jr., S OBP: 0.325, SLG: 0.460 (1, 8)		1-1 HR		4-1 CS BB		2-0 1B		3-1 G4-3		3	1	2	1	1	0	0											
Marty Cordova, R OBP: 0.318, SLG: 0.342 (1, 9)		4-1 BB		0-1 F8		0-0 F8		1-0 F9		3	0	0	0	1	0	2											
Darrin Fletcher, L OBP: 0.346, SLG: 0.505 (1, 2)	0-3 K		2-3 K 1-2		G4-3		0-0 G4-3		1-3 K	4	0	0	0	0	3	3											
Craig Grebeck, R OBP: 0.338, SLG: 0.394 (1, 4)	2-2 G6-3			4-2 G4-3 1B BB		2-1 BB 1B		0-2 F8		3	2	1	0	1	0	1											
Inning Stats	R: 0 H: 1 E: 0 K: 3 S: 15	H: 1 LOB: 1 BB: 0 P: 19	R: 1 H: 1 E: 0 K: 1 S: 10	H: 1 LOB: 1 BB: 1 P: 18	R: 1 H: 2 E: 0 K: 0 S: 13	H: 1 LOB: 0 BB: 1 P: 25	R: 0 H: 0 E: 0 K: 1 S: 6	H: 0 LOB: 0 BB: 1 P: 12	R: 1 H: 1 E: 0 K: 1 S: 14	H: 1 LOB: 1 BB: 1 P: 23	R: 0 H: 1 E: 0 K: 0 S: 6	H: 1 LOB: 1 BB: 0 P: 8	R: 1 H: 2 E: 0 K: 2 S: 11	H: 2 LOB: 2 BB: 1 P: 20	R: 0 H: 0 E: 0 K: 1 S: 7	H: 0 LOB: 0 BB: 0 P: 12	R: 0 H: 0 E: 0 K: 1 S: 10	H: 0 LOB: 0 BB: 0 P: 13	1B: 6 2B: 0 3B: 0 HR: 2	SF: 0 SAC: 0 DP: 1 HBP: 0	WP: 0 PB: 1 SB: 1 CS: 1	PA: 38					
PITCHER	IP	WLS	BF	H	R	ER	SO	BB	IBB	HBP	BLK	WP	HR	S	P	ERA	WHIP										
J.C. Romero, L ERA: 4.6 (1, 1)	5.0	W	22	5	3	2	6	4	0	0	0	0	2	58	97	3.60	1.800										
Hector Carrasco, R ERA: 4.04 (6, 1)	3.0		13	3	1	1	3	1	0	0	0	0	0	24	40	3.00	1.333										
Bob Wells, R ERA: 3.73 (9, 1)	1.0		3	0	0	0	1	0	0	0	0	0	0	10	13	0.00	0.000										

Batter	1	2	3	4	5	6	7	8	9	AB	R	H	RBI	BB	SO	LOB	BOTTOM										
Cristian Guzman, S OBP: 0.314, SLG: 0.421 (1, 6)	1-0 FC1-2 3B		3-2 F7			0-0 1B 2B		2-1 G6-3		5	1	2	0	0	0	0	Toronto Blue Jays @ Minnesota Twins Hubert H. Humphrey Metrodome, Minneapolis, MN Fri Aug 11 2000, 8:05 PM EDT Att: 13,360 - Dome - 72 F AB 36 R 9 H 13 RBI 9 BB 3 SO 5 LOB 11										
Denny Hocking, S OBP: 0.369, SLG: 0.414 (1, 4) (9, 9)	0-2 FC1-2 HR		3-3 K		0-2 2B 1B		1-2 2B 1B		2-2 G5-3	5	3	2	0	0	1	1											
Matt Lawton, L OBP: 0.432, SLG: 0.477 Jason Maxwell, R OBP: 0.316, SLG: 0.337 (1, 9) (9, 4)	1-2 1-H HR		0-0 F8		2-1 G4-3 1-H 3-H 2B		1-1 1-H 2B		3-2 G3-1	5	3	3	5	0	0	0											
Ron Coomer, R OBP: 0.336, SLG: 0.439 (1, 3)	4-0 BB BB		2-0 L9		1-0 G4-3		2-1 1B			3	0	1	1	1	0	1											
David Ortiz, L OBP: 0.388, SLG: 0.454 (1, 10)	1-3 K		2-3 K		3-2 G3		2-2 G6-3 1B			4	0	1	0	0	2	2											
Corey Koskie, L OBP: 0.401, SLG: 0.452 (1, 5)	4-1 1-2 BB			2-1 L9		4-2 1B BB		1-1 G6-3		2	1	0	0	2	0	2											
Tori Hunter, R OBP: 0.271, SLG: 0.312 (1, 8)	3-3 K			0-0 G5-3		3-2 1B 1B		3-3 K		4	0	1	1	0	2	2											
Jacque Jones, L OBP: 0.322, SLG: 0.474 (1, 7)		0-0 HR		0-1 S 1B		2-1 1B		0-0 F8		4	1	3	2	0	0	0											
Danny Ardoin, R OBP: 0.300, SLG: 0.313 (1, 2)	3-2 F9			3-2 F9		1-2 G6-3		2-2 G1-3		4	0	0	0	0	0	3											
Inning Stats	R: 2 H: 2 E: 0 K: 2 S: 16	H: 2 LOB: 2 BB: 2 P: 30	R: 1 H: 1 E: 0 K: 1 S: 18	H: 1 LOB: 0 BB: 0 P: 27	R: 0 H: 0 E: 0 K: 1 S: 5	H: 0 LOB: 0 BB: 0 P: 9	R: 0 H: 1 E: 0 K: 0 S: 9	H: 1 LOB: 1 BB: 0 P: 14	R: 4 H: 5 E: 0 K: 0 S: 22	H: 5 LOB: 2 BB: 1 P: 39	R: 2 H: 4 E: 0 K: 0 S: 15	H: 4 LOB: 1 BB: 0 P: 24	R: 0 H: 0 E: 0 K: 1 S: 8	H: 0 LOB: 0 BB: 0 P: 13	R: 0 H: 0 E: 0 K: 0 S: 8	H: 0 LOB: 0 BB: 0 P: 15	1B: 7 2B: 3 3B: 1 HR: 2	SF: 0 SAC: 0 DP: 1 HBP: 0	WP: 0 PB: 0 SB: 1 CS: 0	PA: 39							
PITCHER	IP	WLS	BF	H	R	ER	SO	BB	IBB	HBP	BLK	WP	HR	S	P	ERA	WHIP										
Kelvim Escobar, R ERA: 5.42 (5, 1)	0.1	L	4	2	1	1	0	1	0	0	0	0	0	11	23	27.00	9.000										
Lance Painter, L ERA: 4.29 (5, 1)	1.1		7	4	2	2	0	0	0	0	0	0	0	18	29	13.50	3.000										
Paul Quantrill, R ERA: 4.32 (7, 1)	2.0		6	0	0	0	1	0	0	0	0	0	0	16	28	0.00	0.000										



Batter	1	2	3	4	5	6	7	8	9	AB	R	H	RBI	BB	SO	LOB	TOP				
Shannon Stewart, R OBP: 0.385, SLG: 0.565	L5	F8			G6-3 1B		1-2 1B		4-0 DI 1B BB	4	1	2	1	1	0	3					
Alex Gonzalez, R OBP: 0.316, SLG: 0.407	F8		K		G6-3		P6		1-2 DI 1B	5	0	1	1	0	1	2					
José Cruz Jr., S OBP: 0.322, SLG: 0.455	F8		F8		G5-3		F8		2-3 K	5	0	0	0	0	1	3					
Carlos Delgado, L OBP: 0.483, SLG: 0.706		1B 1B BB	G6-3		F8		G4-6-3 1B BB			2	1	0	0	2	0	0					
Tony Batista, R OBP: 0.326, SLG: 0.569	F7				E8 1B		G4-3 1B		1-0 G4-6-3 1B	4	0	2	0	0	0	1					
Todd Greene, R OBP: 0.310, SLG: 0.450	1B 1B 1B				G6-3		G4-3		0-2 G4-6-3	3	0	1	0	0	0	2					
Brad Fullmer, L OBP: 0.356, SLG: 0.566	1B 1B 1B				G6-3		G4-3		1-2 2-3	1	0	0	0	0	0	2					
Dave Martinez, L OBP: 0.331, SLG: 0.361	1B 1B 1B				K		L9		3-3 K	4	0	1	0	0	2	3					
Craig Grebeck, R OBP: 0.346, SLG: 0.406	1B 1B 1B				1B		1B 2B		2-3 K	4	1	3	1	0	1	0					
Alberto Castillo, R OBP: 0.283, SLG: 0.279	K				G3		K		2-3 K	3	0	0	0	0	2	4					
Darin Fletcher, L OBP: 0.345, SLG: 0.504										1	0	0	0	0	1	0					
Inning Stats	R: 0 E: 0 K: 0 S: 8	H: 0 LOB: 0 BB: 0 P: 13	R: 1 E: 0 K: 1 S: 14	H: 3 LOB: 3 BB: 1 P: 25	R: 0 E: 0 K: 1 S: 9	H: 0 LOB: 0 BB: 0 P: 15	R: 0 E: 1 K: 1 S: 9	H: 1 LOB: 2 BB: 0 P: 12	R: 0 E: 0 K: 0 S: 10	H: 1 LOB: 1 BB: 0 P: 18	R: 1 E: 0 K: 1 S: 11	H: 2 LOB: 1 BB: 0 P: 15	R: 0 E: 0 K: 1 S: 9	H: 1 LOB: 1 BB: 1 P: 17	R: 1 E: 0 K: 3 S: 12	H: 1 LOB: 1 BB: 1 P: 23	1B: 9 2B: 1 3B: 0 HR: 0	SF: 0 SAC: 0 DP: 1 HBP: 0	WP: 0 PB: 0 SB: 0 CS: 0	PA: 39	
PITCHER	IP	WLS	BF	H	R	ER	SO	BB	IBB	HBP	BLK	WP	HR	S	P	ERA	WHIP				
Mark Redman, L ERA: 4.43	6.0	W	25	6	1	1	3	1	0	0	0	0	0	57	95	1.50	1.167				
Joe Mays, R ERA: 5.96	1.0		5	2	1	1	1	0	0	0	0	0	0	11	15	9.00	2.000				
Travis Miller, L ERA: 3.99	0.0		1	0	0	0	0	1	0	0	0	0	0	1	5	∞	∞				
LaTroy Hawkins, R ERA: 3.49	2.0	S	8	2	1	1	4	1	0	0	0	0	0	20	35	4.50	1.500				

Toronto Blue Jays @ Minnesota Twins
Hubert H. Humphrey Metrodome, Minneapolis, MN

AB 36
R 3
H 10
RBI 3
BB 3
SO 8
LOB 20



WP: 0 PA: 39
PB: 0
SB: 0
CS: 0

Sat Aug 12 2000, 7:05 PM EDT
Att: 30,161 - Dome - 72 F

Batter	1	2	3	4	5	6	7	8	9	AB	R	H	RBI	BB	SO	LOB	BOTTOM				
Cristian Guzman, S OBP: 0.314, SLG: 0.421	K	BB 1B	1-3 1B			K		FC6-4 G4-3 E		5	1	2	0	0	2	1					
Jay Canizaro, R OBP: 0.328, SLG: 0.404	E6 2B	1-2 BB 1B			K		P4	G4-3		5	1	1	1	0	1	1					
Matt Lawton, L OBP: 0.336, SLG: 0.481	FC1-5 1H	1-2 2-3 BB			FC5-4 1B		G6-3	E BB		3	0	2	1	2	0	0					
Denny Hocking, S OBP: 0.369, SLG: 0.414	FC1-5 1B	1-2 2-3 BB			FC5-4 1B		G6-3	E BB		0	0	0	0	0	0	0					
Ron Coomer, R OBP: 0.335, SLG: 0.437	FC1-5 1B	1-2 2-3 BB			FC5-4 1B		G5-3	E7 1B		5	1	1	1	0	1	5					
David Ortiz, L OBP: 0.392, SLG: 0.461	1B				F7		1B	G3-1		5	1	3	1	0	0	4					
Corey Koskie, L OBP: 0.402, SLG: 0.451	G4-3				G4-3		G4-6-3 1B BB	1B		3	0	1	0	1	0	2					
Tori Hunter, R OBP: 0.281, SLG: 0.337		FC4-6 1B	3H HR		G4-3		G4-6-3 1B	K		4	1	3	2	0	1	2					
Jacque Jones, L OBP: 0.319, SLG: 0.469	FC4-6 1B	G3			G4-6-3		G1-3			4	1	0	0	0	0	5					
Chad Moeller, R OBP: 0.259, SLG: 0.275	F9				1B		FC6-4 BB			0	0	0	0	0	0	0					
Danny Ardoin, R OBP: 0.333, SLG: 0.278										2	0	0	0	2	1	2					
Inning Stats	R: 2 E: 1 K: 1 S: 16	H: 2 LOB: 1 BB: 0 P: 25	R: 1 E: 0 K: 1 S: 13	H: 3 LOB: 3 BB: 1 P: 22	R: 2 E: 0 K: 0 S: 16	H: 3 LOB: 2 BB: 1 P: 23	R: 0 E: 0 K: 1 S: 10	H: 1 LOB: 1 BB: 0 P: 11	R: 0 E: 0 K: 1 S: 12	H: 1 LOB: 1 BB: 1 P: 20	R: 0 E: 0 K: 1 S: 9	H: 0 LOB: 0 BB: 0 P: 13	R: 0 E: 0 K: 1 S: 12	H: 2 LOB: 2 BB: 0 P: 15	R: 1 E: 2 K: 0 S: 11	H: 1 LOB: 3 BB: 2 P: 23	1B: 10 2B: 2 3B: 0 HR: 1	SF: 0 SAC: 0 DP: 1 HBP: 0	WP: 0 PB: 0 SB: 0 CS: 0	PA: 41	
PITCHER	IP	WLS	BF	H	R	ER	SO	BB	IBB	HBP	BLK	WP	HR	S	P	ERA	WHIP				
Esteban Loaiza, R ERA: 5.26	6.0	L	30	10	5	3	5	3	0	0	0	0	0	76	114	4.50	2.167				
Mark Guthrie, L ERA: 4.47	1.0		5	2	0	0	1	0	0	0	0	0	0	12	15	0.00	2.000				
John Frascatore, R ERA: 5.82	1.0		6	1	1	1	0	2	0	0	0	0	0	11	23	9.00	3.000				

Toronto Blue Jays @ Minnesota Twins
Hubert H. Humphrey Metrodome, Minneapolis, MN

AB 36
R 6
H 13
RBI 6
BB 5
SO 6
LOB 22



WP: 0 PA: 41
PB: 0
SB: 0
CS: 0

Sat Aug 12 2000, 7:05 PM EDT
Att: 30,161 - Dome - 72 F

Batter	1	2	3	4	5	6	7	8	9	AB	R	H	RBI	BB	SO	LOB	TOP										
Shannon Stewart, R (1.7) OBP: 0.382, SLG: 0.562	F7	FC5-2 HR	G5-3		1B		F8		K	6	2	1	1	0	1	4	Toronto Blue Jays @ Minnesota Twins Hubert H. Humphrey Metrodome, Minneapolis, MN Sun Aug 13 2000, 2:05 PM EDT Att: 25,656 - Dome - 72 F livebaseballscorecards.com										
Alex Gonzalez, R (1.6) OBP: 0.319, SLG: 0.417	1B G4-3	HR		G5-3	1B		K		G5-3	6	2	3	5	0	1	0											
Dave Martinez, L (1.9) OBP: 0.335, SLG: 0.365	G4-3	CS		WP	1B				K	5	0	3	0	0	1	1											
Carlos Delgado, L (1.3) OBP: 0.482, SLG: 0.709	G4-3	CS	F9	K					HR	4	2	1	2	1	1	2											
Brad Fullmer, L (1.10) OBP: 0.356, SLG: 0.575	G4-3		2B	F7					K	5	2	2	2	0	1	2											
Tony Batista, R (1.5) OBP: 0.331, SLG: 0.573		1B 2B	1B G3		1B 2B				P5	5	3	4	1	0	0	0											
Darrin Fletcher, L (1.2) OBP: 0.349, SLG: 0.505		2B FC5-2	G3 1B		K	L3			FC6-4 1B	5	0	3	0	0	1	2											
José Cruz Jr., S (1.8) OBP: 0.324, SLG: 0.459		FC5-2 HR	G3 1B		2B 1B	F5			FC6-4	5	2	3	1	0	0	2											
Mickey Morandini, L (1.4) OBP: 0.322, SLG: 0.312	P6		G3		K		K2-3		K	5	0	0	1	0	3	6											
Inning Stats	R: 1 E: 0 K: 0 S: 11	H: 2 LOB: 1 BB: 0 P: 18	R: 4 E: 0 K: 0 S: 15	H: 5 LOB: 0 BB: 0 P: 17	R: 2 E: 0 K: 0 S: 15	H: 4 LOB: 2 BB: 0 P: 21	R: 0 E: 0 K: 1 S: 10	H: 1 LOB: 1 BB: 0 P: 13	R: 3 E: 0 K: 2 S: 17	H: 4 LOB: 1 BB: 0 P: 22	R: 1 E: 0 K: 1 S: 10	H: 2 LOB: 0 BB: 0 P: 13	R: 0 E: 0 K: 2 S: 9	H: 0 LOB: 0 BB: 0 P: 13	R: 2 E: 0 K: 1 S: 13	H: 2 LOB: 1 BB: 1 P: 18	R: 0 E: 0 K: 2 S: 8	H: 0 LOB: 0 BB: 0 P: 10	1B: 13 2B: 4 HR: 3	SF: 0 SAC: 0 DP: 0 HBP: 0	WP: 1 PB: 0 CS: 1	PA: 48					
PITCHER	IP	WLS	BF	H	R	ER	SO	BB	IBB	HBP	BLK	WP	HR	S	P	ERA	WHIP										
Brad Radke, R (1.1) ERA: 4.72	2.1	L	16	10	7	7	0	0	0	0	0	0	1	35	46	27.00	4.286										
Travis Miller, L (3.1) ERA: 4.32	2.2		14	6	3	3	0	0	0	0	0	1	0	33	45	10.12	2.250										
54 Jason Ryan, R (6.1) ERA: 8.41	2.0		8	2	1	1	3	0	0	0	0	0	1	19	26	4.50	1.000										
Eddie Guardado, L (8.1) ERA: 3.71	1.0		6	2	2	2	1	1	0	0	0	0	1	13	18	18.00	3.000										
Joe Mays, R (9.1) ERA: 5.92	1.0		3	0	0	0	2	0	0	0	0	0	0	8	10	0.00	0.000										

Batter	1	2	3	4	5	6	7	8	9	AB	R	H	RBI	BB	SO	LOB	BOTTOM										
Cristian Guzman, S (1.6) OBP: 0.315, SLG: 0.420	K		E1			F7		K		3	0	1	0	0	1	0	Toronto Blue Jays @ Minnesota Twins Hubert H. Humphrey Metrodome, Minneapolis, MN Sun Aug 13 2000, 2:05 PM EDT Att: 25,656 - Dome - 72 F livebaseballscorecards.com										
Jason Maxwell, R (7.4) OBP: 0.313, SLG: 0.333			1B							1	0	0	0	0	1	0											
Denny Hocking, S (1.4) OBP: 0.371, SLG: 0.415	F8		G4-3			1B				4	0	2	0	0	0	1											
Midre Cummings, L (1.9) OBP: 0.322, SLG: 0.383	G1-3			K		K		F7		4	0	0	0	0	2	2											
Ron Coomer, R (1.3) OBP: 0.333, SLG: 0.434		F9		K		F9		G4-3		3	0	0	0	0	1	1											
Jay Canizaro, R (8.4) OBP: 0.327, SLG: 0.402										1	0	0	0	0	0	1											
David Ortiz, L (1.10) OBP: 0.390, SLG: 0.461		G3		K		G4-3 1B		K		4	1	1	0	0	2	0											
Corey Koskie, L (1.5) OBP: 0.403, SLG: 0.453		FC5-4 BB			F8	G4-3		2B		3	1	1	0	1	0	1											
Tori Hunter, R (1.8) OBP: 0.290, SLG: 0.366		FC5-4			HR	G4-3 1B		2B		4	1	3	3	0	0	1											
Jacque Jones, L (1.7) OBP: 0.316, SLG: 0.464			G4-3		K		G4-3		K	4	0	0	0	0	2	2											
Danny Ardoin, R (1.2) OBP: 0.308, SLG: 0.250			K		F8		K		G6-3	2	0	0	0	0	1	0											
A.J. Pierzynski, L (7.2) ERA: 2.49					F8		K			2	0	0	0	0	1	2											
Inning Stats	R: 0 E: 0 K: 1 S: 9	H: 0 LOB: 0 BB: 0 P: 11	R: 0 E: 0 K: 0 S: 8	H: 0 LOB: 1 BB: 1 P: 18	R: 0 E: 1 K: 1 S: 8	H: 1 LOB: 1 BB: 0 P: 15	R: 0 E: 0 K: 3 S: 12	H: 0 LOB: 0 BB: 0 P: 15	R: 1 E: 0 K: 1 S: 6	H: 1 LOB: 0 BB: 0 P: 10	R: 0 E: 0 K: 1 S: 9	H: 1 LOB: 1 BB: 0 P: 12	R: 1 E: 0 K: 1 S: 12	H: 2 LOB: 1 BB: 0 P: 16	R: 0 E: 0 K: 1 S: 11	H: 1 LOB: 0 BB: 0 P: 15	R: 1 E: 0 K: 2 S: 14	H: 2 LOB: 1 BB: 0 P: 18	1B: 4 2B: 3 HR: 1	SF: 0 SAC: 0 DP: 0 HBP: 0	WP: 0 PB: 0 CS: 0	PA: 36					
PITCHER	IP	WLS	BF	H	R	ER	SO	BB	IBB	HBP	BLK	WP	HR	S	P	ERA	WHIP										
Frank Castillo, R (1.1) ERA: 3.86	1.2		5	0	0	0	1	1	0	0	0	0	1	50	76	3.38	1.125										
Chris Carpenter, R (2.1) ERA: 6.64	5.1	W	22	5	2	2	7	1	0	0	0	0	1	50	76	3.38	1.125										
Paul Quantrill, R (8.1) ERA: 4.26	1.0		4	1	0	0	1	0	0	0	0	0	0	11	15	0.00	1.000										
Billy Koch, R (9.1) ERA: 2.49	1.0		5	2	1	1	2	0	0	0	0	0	0	14	18	9.00	2.000										

AB 46
R 13
H 20
RBI 13
BB 1
SO 9
LOB 19



AB 35
R 3
H 8
RBI 3
SO 11
LOB 11



Batter	1	2	3	4	5	6	7	8	9	AB	R	H	RBI	BB	SO	LOB	TOP									
Johnny Damon, L OBP: 0.386, SLG: 0.474 (1, 8)	2-2 P6		0-2 G5-3		1-1 G6-3			1-2 2B 29 G6-3 1B		4	1	1	0	0	0	2										
Rey Sanchez, R OBP: 0.292, SLG: 0.306 (1, 6)	0-1 G6-3		4-2 BB			0-0 G5-3		2-1 1B 2B		3	0	1	0	1	0	0										
29 Mike Sweeney, R OBP: 0.403, SLG: 0.522 (1, 10)	2-0 P4		0-0 P3			1-1 HR		0-2 G5-3		4	1	1	2	0	0	3										
Jermaine Dye, R OBP: 0.384, SLG: 0.584 (1, 9)		3-3 K		2-2 G6-3		0-1 F9		0-3 K		4	0	0	0	0	2	1										
Joe Randa, R OBP: 0.354, SLG: 0.448 (1, 5)		1-3 K		0-0 F3		1-1 F9		0-0 L9		4	0	0	0	0	1	1										
Mark Quinn, R OBP: 0.357, SLG: 0.528 (1, 7)		0-1 2B		1-0 HBP			2-2 1B		0-3 K	3	0	2	0	0	1	0										
Dave McCarty, R OBP: 0.309, SLG: 0.471 (1, 3)		3-3 K		0-1 F9			0-0 F9		3-3 K	4	0	0	0	0	2	3										
Héctor Ortiz, R OBP: 0.475, SLG: 0.455 (9, PH)			4-0 SH5-3 BB		4-2 G6-3 BB		1-0 F9		1-2 G4-3	1	0	0	0	2	0	1										
Wilson Delgado, S OBP: 0.339, SLG: 0.360 (9, PH)										1	0	0	0	0	0	0										
Jeff Reboulet, R OBP: 0.335, SLG: 0.289 (1, 4)			0-1 SH5-3		1-1 P4		1-1 F3			2	0	0	0	0	0	2										
Inning Stats	R: 0 E: 0 K: 0 S: 6	H: 0 LOB: 0 BB: 0 P: 10	R: 0 E: 0 K: 3 S: 14	H: 1 LOB: 1 BB: 0 P: 21	R: 0 E: 0 K: 0 S: 9	H: 0 LOB: 2 BB: 2 P: 17	R: 0 E: 0 K: 0 S: 6	H: 0 LOB: 1 BB: 0 P: 9	R: 0 E: 0 K: 0 S: 8	H: 0 LOB: 0 BB: 1 P: 14	R: 1 E: 0 K: 0 S: 7	H: 1 LOB: 1 BB: 0 P: 9	R: 0 E: 0 K: 0 S: 7	H: 1 LOB: 1 BB: 0 P: 11	R: 1 E: 0 K: 1 S: 12	H: 2 LOB: 1 BB: 0 P: 15	R: 0 E: 0 K: 2 S: 10	H: 0 LOB: 0 BB: 0 P: 14	1B: 2 2B: 2 3B: 0 HR: 1	SF: 0 SAC: 1 DP: 1 HBP: 1	WP: 0 PB: 0 SB: 0 CS: 0	PA: 35				
PITCHER	IP	WLS	BF	H	R	ER	SO	BB	IBB	HBP	BLK	WP	HR	S	P	ERA	WHIP									
Eric Milton, L ERA: 4.57 Bob Wells, R ERA: 3.61	(1, 1)	7.0	W	29	5	2	2	3	3	0	1	0	0	1	62	99	2.57	1.143								
(8, 1)	2.0	S	6	0	0	0	3	0	0	0	0	0	0	17	21	0.00	0.000									

Kansas City Royals @ Minnesota Twins
Hubert H. Humphrey Metrodome, Minneapolis, MN

AB 30
R 2
H 5
RBI 2
BB 3
SO 6
LOB 13



WP: 0 PA: 35
PB: 0
SB: 0
CS: 0

Tue Aug 15 2000, 8:05 PM EDT
Alt. 9,743 - Dome - 72 F

Batter	1	2	3	4	5	6	7	8	9	AB	R	H	RBI	BB	SO	LOB	BOTTOM									
Denny Hocking, S OBP: 0.379, SLG: 0.425 (1, 4)	3-1 FC6-5 2B			4-0 FC6 BB			0-0 G4-6-3 1B			3	0	3	0	1	0	0										
Cristian Guzman, S OBP: 0.314, SLG: 0.419 (1, 6)	1-0 FC6-5 1B		2-2 F5		2-1 FC6		1-1 G4-6-3 1B			4	1	1	0	0	0	4										
Matt Lawton, L OBP: 0.437, SLG: 0.478 (1, 9)	4-2 FC4-6 1B BB		4-0 G3 WP SF7 BB		0-0 G4-3		2-2 G4-6-3 1B			2	1	0	0	2	0	2										
Ron Coomer, R OBP: 0.332, SLG: 0.432 (1, 3)	1-0 FC4-6 1B		2-1 G3		1-1 G4-3		1-1 G5-3			4	0	1	1	0	0	2										
David Ortiz, L OBP: 0.385, SLG: 0.456 (1, 10)	1-1 F9		3-2 SF7		0-2 F1			1-0 G4-3		3	0	0	1	0	0	2										
Corey Koskie, L OBP: 0.403, SLG: 0.456 (1, 5)	0-0 FC4-6 1B		1-0 F9			1-1 1B 2B		1-0 HR 1B		4	2	2	0	0	0	2										
Tori Hunter, R OBP: 0.294, SLG: 0.384 (1, 8)		1-2 G6-3		1-2 G5-3		1-0 1B		0-1 HR 1B		4	1	2	3	0	0	0										
Jacque Jones, L OBP: 0.315, SLG: 0.470 (1, 7)		3-2 HR		2-1 G4-3		1-3 K2-3		2-2 G4-3		4	1	1	1	0	1	0										
A.J. Pierzynski, L OBP: 0.167, SLG: 0.167 (1, 2)		1-1 F7		0-2 FC6 BB 1B		3-2 G4-3		0-0 F9		4	0	1	0	0	0	0										
Inning Stats	R: 1 E: 0 K: 0 S: 10	H: 2 LOB: 2 BB: 1 P: 20	R: 1 E: 0 K: 0 S: 13	H: 2 LOB: 1 BB: 0 P: 22	R: 1 E: 0 K: 0 S: 7	H: 0 LOB: 0 BB: 1 P: 17	R: 0 E: 0 K: 0 S: 10	H: 1 LOB: 2 BB: 1 P: 19	R: 0 E: 0 K: 1 S: 12	H: 2 LOB: 0 BB: 0 P: 18	R: 0 E: 0 K: 0 S: 8	H: 2 LOB: 1 BB: 0 P: 12	R: 2 E: 0 K: 0 S: 8	H: 2 LOB: 0 BB: 0 P: 12	R: 7 2B: 2 3B: 0 HR: 2	SF: 1 SAC: 0 DP: 1 HBP: 0	WP: 2 PB: 0 SB: 0 CS: 0	PA: 36								
PITCHER	IP	WLS	BF	H	R	ER	SO	BB	IBB	HBP	BLK	WP	HR	S	P	ERA	WHIP									
Jeff Suppan, R ERA: 5.41 Jerry Sradlin, R ERA: 5.32	(1, 1)	7.0	L	31	9	4	4	1	3	0	0	0	0	1	66	115	5.14	1.714								
(8, 1)	1.0		5	2	2	2	0	0	0	0	0	0	1	8	12	18.00	2.000									

Kansas City Royals @ Minnesota Twins
Hubert H. Humphrey Metrodome, Minneapolis, MN

AB 32
R 6
H 11
RBI 6
BB 3
SO 1
LOB 12



WP: 2 PA: 36
PB: 0
SB: 0
CS: 0

Tue Aug 15 2000, 8:05 PM EDT
Alt. 9,743 - Dome - 72 F

Batter	1	2	3	4	5	6	7	8	9	AB	R	H	RBI	BB	SO	LOB	TOP										
Johnny Damon, L (1, 8) <small>OBP: 0.386, SLG: 0.473</small> Todd Dunwoody, L (8, 8) <small>OBP: 0.278, SLG: 0.321</small>	G6-3		1B 29 E	FC5-4 1B		F7		F7		5	1	2	0	0	0	0											
Rey Sanchez, R (1, 6) <small>OBP: 0.297, SLG: 0.314</small> Luis Ordez, R (8, PH) <small>OBP: 0.239, SLG: 0.214</small>	L4-6 2B		29 F G5-3 1B	FC5-4 1B 1-2		BB 1B		K		4	1	3	1	0	0	1											
29 Mike Sweeney, R (1, 10) <small>OBP: 0.403, SLG: 0.520</small>	BB		E3 G5-3 1B 1-3 3-H	1B		P6		E4		4	1	1	1	1	0	2											
Jemaine Dye, R (1, 9) <small>OBP: 0.384, SLG: 0.580</small>	L4-6 2-3		G5-3 1B	BB		P4		L4		3	1	0	0	2	0	3											
Joe Randa, R (1, 5) <small>OBP: 0.352, SLG: 0.445</small>		G4-3	G5-3			2B 1B		F5		5	1	1	1	0	1	4											
Mark Quinn, R (1, 7) <small>OBP: 0.358, SLG: 0.535</small>	K		K			F8				5	1	2	1	0	2	3											
Dave McCarty, R (1, 3) <small>OBP: 0.321, SLG: 0.497</small>	HR		1B			1B		G5-4-3 1B 1-2		4	2	3	3	1	0	1											
Héctor Ortiz, R (1, 2) <small>OBP: 0.489, SLG: 0.500</small>	2B		1B			F8		FC5-4 1B		5	0	3	2	0	1	1											
Jeff Reboulet, R (1, 4) <small>OBP: 0.333, SLG: 0.288</small> Wilson Delgado, S (9, PH) <small>OBP: 0.333, SLG: 0.353</small>	G5-3		1B FC5-4 1B			L6		FC5-4 1B 1-2		4	1	1	0	0	0	3											
Inning Stats	R: 0 E: 0 K: 0 S: 8	H: 1 LOB: 1 BB: 1 P: 15	R: 1 E: 0 K: 1 S: 13	H: 2 LOB: 1 BB: 0 P: 20	R: 4 E: 1 K: 1 S: 15	H: 3 LOB: 1 BB: 1 P: 27	R: 1 E: 0 K: 0 S: 7	H: 3 LOB: 2 BB: 0 P: 14	R: 2 E: 0 K: 0 S: 10	H: 3 LOB: 1 BB: 0 P: 15	R: 0 E: 0 K: 0 S: 10	H: 2 LOB: 1 BB: 0 P: 15	R: 0 E: 1 K: 1 S: 9	H: 0 LOB: 1 BB: 0 P: 17	R: 1 E: 0 K: 2 S: 11	H: 1 LOB: 1 BB: 1 P: 21	1B: 11 2B: 4 3B: 0 HR: 2	SF: 0 SAC: 0 DP: 2 HBP: 0	WP: 0 PB: 0 SB: 1 CS: 0	PA: 45							
PITCHER	IP	WLS	BF	H	R	ER	SO	BB	IBB	HBP	BLK	WP	HR	S	P	ERA	WHIP										
J.C. Romero, L (1, 1) <small>ERA: 5.03</small>	4.0	L	21	9	6	3	2	2	0	0	0	0	1	43	76	6.75	2.750										
Johan Santana, L (5, 1) <small>ERA: 6.44</small>	3.0	15	6	2	2	0	1	0	0	0	0	0	0	30	48	6.00	2.333										
Travis Miller, L (8, 1) <small>ERA: 4.24</small>	1.0	4	0	0	0	1	0	0	0	0	0	0	0	9	17	0.00	0.000										
Hector Carrasco, R (9, 1) <small>ERA: 4.12</small>	1.0	5	1	1	1	2	1	0	0	0	0	0	1	11	21	9.00	2.000										

Kansas City Royals @ Minnesota Twins
 Hubert H. Humphrey Metrodome, Minneapolis, MN
 Wed Aug 16 2000, 8:05 PM EDT
 Att: 9,617 - Dome - 72 F

AB 41
 R 9
 H 16
 RBI 9
 BB 4
 SO 5
 LOB 19



Batter	1	2	3	4	5	6	7	8	9	AB	R	H	RBI	BB	SO	LOB	BOTTOM										
Denny Hocking, S (1, 4) <small>OBP: 0.377, SLG: 0.423</small>	G5-3		G3-1			K		FC4-6 BB 1B		4	1	1	0	0	1	1											
Cristian Guzman, S (1, 6) <small>OBP: 0.317, SLG: 0.425</small>	G1-3		1B			2H 3B		FC4-6 BB		3	0	2	1	1	0	0											
Matt Lawton, L (1, 9) <small>OBP: 0.436, SLG: 0.476</small> Midre Cummings, L (7, 9) <small>OBP: 0.320, SLG: 0.381</small>	BB		G6-3			G3-1		FC4-6 1B G4-3		2	0	0	0	1	0	2											
Ron Coomer, R (1, 3) <small>OBP: 0.330, SLG: 0.429</small> Jason Maxwell, R (7, 4) <small>OBP: 0.320, SLG: 0.341</small>	F9					F8		G5-3		3	0	0	0	0	0	1											
David Ortiz, L (1, 10) <small>OBP: 0.380, SLG: 0.450</small>		G6-3				G1-3		K		4	0	0	1	0	1	1											
Corey Koskie, L (1, 5) <small>OBP: 0.402, SLG: 0.452</small>		G3				FC6-4 BB		L3		3	0	0	0	1	0	1											
Tori Hunter, R (1, 8) <small>OBP: 0.298, SLG: 0.386</small>		1B				FC6-4 1-2		G6-3		4	0	2	0	0	0	1											
Jacque Jones, L (1, 7) <small>OBP: 0.314, SLG: 0.468</small>	L4					G4-3 3B 1B		K		4	1	1	0	0	1	2											
A.J. Pierzynski, L (1, 2) <small>OBP: 0.100, SLG: 0.100</small>			L4			G4-3		K		4	0	0	0	0	2	1											
Inning Stats	R: 0 E: 0 K: 0 S: 10	H: 0 LOB: 1 BB: 1 P: 17	R: 0 E: 0 K: 0 S: 7	H: 1 LOB: 0 BB: 0 P: 8	R: 0 E: 0 K: 0 S: 6	H: 0 LOB: 1 BB: 1 P: 11	R: 1 E: 0 K: 1 S: 7	H: 2 LOB: 0 BB: 0 P: 9	R: 0 E: 0 K: 1 S: 8	H: 0 LOB: 0 BB: 0 P: 12	R: 0 E: 0 K: 2 S: 10	H: 0 LOB: 0 BB: 0 P: 14	R: 2 E: 0 K: 0 S: 10	H: 2 LOB: 1 BB: 1 P: 18	R: 0 E: 0 K: 1 S: 8	H: 1 LOB: 0 BB: 0 P: 11	1B: 6 2B: 0 3B: 1 HR: 0	SF: 0 SAC: 0 DP: 1 HBP: 0	WP: 0 PB: 0 SB: 0 CS: 0	PA: 36							
PITCHER	IP	WLS	BF	H	R	ER	SO	BB	IBB	HBP	BLK	WP	HR	S	P	ERA	WHIP										
Brian Meadows, R (1, 1) <small>ERA: 5.35</small>	8.0	W	33	6	3	3	4	3	0	0	0	0	0	64	97	3.38	1.125										
51 Kris Wilson, R (9, 1) <small>ERA:</small>	1.0	3	1	0	0	1	0	0	0	0	0	0	0	8	11	0.00	1.000										

Kansas City Royals @ Minnesota Twins
 Hubert H. Humphrey Metrodome, Minneapolis, MN
 Wed Aug 16 2000, 8:05 PM EDT
 Att: 9,617 - Dome - 72 F

AB 33
 R 3
 H 7
 RBI 3
 BB 3
 SO 5
 LOB 12



Batter	1	2	3	4	5	6	7	8	9	AB	R	H	RBI	BB	SO	LOB	TOP								
Johnny Damon, L (1, 8) OBP: 0.388, SLG: 0.477	1-0 1B		1-2 G5-4-3		3-2 29 2B		1-1 G3 29 HR	1-2 FC5 1B 29 SF9		5	3	3	0	0	0	2	<p>Kansas City Royals @ Minnesota Twins</p> <p>Hubert H. Humphrey Metrodome, Minneapolis, MN</p> <p>Thu Aug 17 2000, 1:05 PM EDT Att: 16,376 - Dome - 72 F</p> <p>livebaseballscores.com</p>								
Rey Sanchez, R (1, 6) OBP: 0.296, SLG: 0.312	2-3 K			2-1 F8	0-3 K		1-0 G3	3-2 1B		5	0	1	1	0	2	3									
29 Mike Sweeney, R (1, 10) OBP: 0.403, SLG: 0.528	0-1 F3			3-3 K	0-1 1-H 2B		1-0 HR	0-1 SF9		4	1	2	4	0	1	1									
Jermaine Dye, R (1, 9) OBP: 0.386, SLG: 0.580	1-0 G6-3			1-2 BB 2B	3-2 F9		3-H 1B	1-0 1B		5	1	3	0	0	0	2									
Mark Quinn, R (1, 7) OBP: 0.358, SLG: 0.532		1-0 G5-3		4-2 2B	1-1 L5		0-0 1B	2-2 G6-3		4	1	1	0	1	0	3									
Dave McCarty, R (1, 3) OBP: 0.318, SLG: 0.495		1-3 K		2-0 1-H 2-H 2B		0-0 G6-3	2-3 K		2-3 K	5	1	1	2	0	3	2									
Gregg Zaun, S (1, 2) OBP: 0.352, SLG: 0.359		4-1 CS BB		3-2 2B	2-2 1B		2-3 K	2-2 G4-3	0-1 G4-3	4	0	1	1	1	1	2									
Jeff Reboulet, R (1, 5) OBP: 0.335, SLG: 0.297		2-2 CS	1-3 K	1-2 1B	1-3 2B		0-1 1B	2-2 L3	1-3 K2-3	5	0	2	0	0	2	0									
Wilson Delgado, S (1, 4) OBP: 0.344, SLG: 0.352			4-1 G5-4-3 BB	1-2 G6-3			3-3 K	2-2 E 1B		3	1	1	0	1	1	3									
Inning Stats	R: 0 E: 0 K: 1 S: 8	H: 1 LOB: 1 BB: 0 P: 12	R: 0 E: 0 K: 1 S: 7	H: 0 LOB: 0 BB: 1 P: 15	R: 0 E: 0 K: 1 S: 8	H: 0 LOB: 0 BB: 1 P: 14	R: 3 E: 0 K: 1 S: 21	H: 4 LOB: 2 BB: 1 P: 38	R: 1 E: 0 K: 1 S: 14	H: 2 LOB: 1 BB: 0 P: 21	R: 0 E: 0 K: 2 S: 9	H: 1 LOB: 1 BB: 0 P: 14	R: 2 E: 0 K: 1 S: 16	H: 4 LOB: 2 BB: 0 P: 24	R: 2 E: 1 K: 0 S: 24	H: 3 LOB: 2 BB: 0 P: 35	R: 0 E: 0 K: 2 S: 8	H: 0 LOB: 0 BB: 0 P: 11	1B: 10 2B: 4 3B: 0 HR: 1	SF: 1 SAC: 0 DP: 1 HBP: 0	WP: 0 PB: 0 SB: 0 CS: 1	PA: 45			
PITCHER	IP	WLS	BF	H	R	ER	SO	BB	IBB	HBP	BLK	WP	HR	S	P	ERA	WHIP								
Mark Redman, L (1, 1) ERA: 4.58	4.1	L	21	7	4	4	5	3	0	0	0	0	0	53	91	8.31	2.308								
Joe Mays, R (5, 1) ERA: 5.94	2.2		13	5	2	2	3	0	0	0	0	0	1	30	47	6.75	1.875								
Travis Miller, L (8, 1) ERA: 4.21	0.1		3	1	2	0	0	0	0	0	0	0	0	10	15	0.00	3.000								
LaTroy Hawkins, R (8, 1) ERA: 3.46	0.2		4	2	0	0	0	0	0	0	0	0	0	14	20	0.00	3.000								
Hector Carrasco, R (9, 1) ERA: 4.09	1.0		3	0	0	0	2	0	0	0	0	0	0	8	11	0.00	0.000								

Batter	1	2	3	4	5	6	7	8	9	AB	R	H	RBI	BB	SO	LOB	BOTTOM								
Cristian Guzman, S (1, 6) OBP: 0.318, SLG: 0.423	4-0 BB		0-0 L7		1-2 G4-3			1-1 FC3-6 E SF9 1B	0-2 L6	4	1	1	0	1	0	2	<p>Kansas City Royals @ Minnesota Twins</p> <p>Hubert H. Humphrey Metrodome, Minneapolis, MN</p> <p>Thu Aug 17 2000, 1:05 PM EDT Att: 16,376 - Dome - 72 F</p> <p>livebaseballscores.com</p>								
Jay Canizaro, R (1, 4) OBP: 0.326, SLG: 0.400	1-1 G3-6-3			0-0 G6-3		0-1 G4-6-3 1B	2-1 E6 FC3-6			4	0	1	0	0	0	3									
Matt Lawton, L (1, 9) OBP: 0.434, SLG: 0.476	0-0 G6-3			3-2 1B WP	2B	3-2 G4-6-3	3-2 FC3-6 1B			4	1	1	1	0	0	3									
Ron Coomer, R (1, 3) OBP: 0.329, SLG: 0.428		3-2 G4-3		1-0 1B WP	1B	1-1 G4-3	0-2 SF9			3	0	1	1	0	0	0									
David Ortiz, L (1, 10) OBP: 0.382, SLG: 0.461		1-1 G3-1		2-3 K	1-2 3-H 1B		3-2 HR	0-0 1B		4	1	2	1	0	1	1									
Corey Koskie, L (1, 5) OBP: 0.403, SLG: 0.451		0-0 G4-3		1-2 3-H 1B	2-1 1B		4-0 G4-6-3 BB	2-2 F8		3	0	1	0	1	0	2									
Tori Hunter, R (1, 8) OBP: 0.292, SLG: 0.379			0-1 G4-3	2-0 P4			1-3 K		2-3 K	4	0	0	0	0	2	3									
Jacque Jones, L (1, 7) OBP: 0.314, SLG: 0.468			2-2 G6-3		2-1 G6-3		0-0 G4-6-3		2-3 K	4	0	1	0	0	1	1									
Danny Ardoin, R (1, 2) OBP: 0.310, SLG: 0.227			0-1 G6-3		3-2 G5-3			4-0 E 1B FC3-6 BB	2-2 1B	2	1	0	0	1	0	1									
Denny Hocking, S (9, PH) OBP: 0.379, SLG: 0.425			2-3 G6-3							1	0	1	0	0	0	0									
Inning Stats	R: 0 E: 0 K: 0 S: 3	H: 0 LOB: 0 BB: 1 P: 8	R: 0 E: 0 K: 0 S: 8	H: 0 LOB: 0 BB: 0 P: 12	R: 0 E: 0 K: 0 S: 8	H: 1 LOB: 1 BB: 0 P: 10	R: 1 E: 0 K: 1 S: 14	H: 3 LOB: 2 BB: 0 P: 24	R: 0 E: 0 K: 0 S: 9	H: 0 LOB: 0 BB: 0 P: 15	R: 0 E: 0 K: 0 S: 7	H: 1 LOB: 0 BB: 0 P: 11	R: 1 E: 0 K: 1 S: 7	H: 1 LOB: 1 BB: 1 P: 15	R: 2 E: 1 K: 0 S: 15	H: 2 LOB: 2 BB: 1 P: 27	R: 0 E: 0 K: 2 S: 12	H: 1 LOB: 1 BB: 0 P: 18	1B: 6 2B: 2 3B: 0 HR: 1	SF: 1 SAC: 0 DP: 3 HBP: 0	WP: 1 PB: 0 SB: 0 CS: 0	PA: 37			
PITCHER	IP	WLS	BF	H	R	ER	SO	BB	IBB	HBP	BLK	WP	HR	S	P	ERA	WHIP								
Dan Reichert, R (1, 1) ERA: 3.96	7.0	W	28	7	4	3	2	3	0	0	0	0	0	58	102	3.86	1.429								
51 Kris Wilson, R (8, 1) ERA: 4.8	1.0		5	1	0	0	0	0	0	0	0	0	0	13	20	0.00	1.000								
Ricky Bottalico, R (9, 1) ERA: 4.8	0.1		1	0	0	0	1	0	0	0	0	0	0	3	5	0.00	0.000								
Andy Larkin, R (9, 1) ERA: 3.86	0.2		3	1	0	0	1	0	0	0	0	0	0	9	13	0.00	1.500								

AB	40
R	8
H	15
RBI	8
BB	3
SO	10
LOB	18

AB	33
R	4
H	9
RBI	3
BB	3
SO	4
LOB	16



Batter	1	2	3	4	5	6	7	8	9	AB	R	H	RBI	BB	SO	LOB	TOP		
Denny Hocking, S (1, 3) OBP: 0.383, SLG: 0.426	2-2 FC6-4 1B		1-2 F9		4-2 BB			0-2 F9	2-0 FC6-4 1B	4	0	2	0	1	0	1	Minnesota Twins @ Toronto Blue Jays SkyDome, Toronto, ON Fri Aug 18 2000, 7:05 PM EDT Att: 23,074 - Dome - 72 F		
Cristian Guzman, S (1, 6) OBP: 0.315, SLG: 0.419	1-0 FC6-4 S 1-2f		1-0 F8		0-0 G1-3			1-1 G3	0-0 FC6-4 1-2f	5	0	0	0	0	0	6			
Matt Lawton, L (1, 9) OBP: 0.433, SLG: 0.477	3-3 K 1-2			0-0 G6-3		1-1 F9		3-2 K 2B		4	0	1	0	0	1	1			
David Ortiz, L (1, 10) OBP: 0.380, SLG: 0.458	3-3 K			2-2 FC3-6 1B		0-1 G3		2-2 F8		4	0	1	0	0	1	2			
Corey Koskie, L (1, 5) OBP: 0.401, SLG: 0.447		2-3 K		0-2 FC3-6 1-2f		4-2 BB		1-1 F8		3	0	0	0	1	1	1			
Tori Hunter, R (1, 8) OBP: 0.287, SLG: 0.371		3-2 L6		0-1 F5		2-1 F9		1-1 F3		4	0	0	0	0	0	2			
Midre Cummings, L (1, 7) OBP: 0.319, SLG: 0.395		2-3 K			3-3 K		0-1 G4-3	3-2 K HR		4	1	1	1	0	2	0			
Jay Canizaro, R (1, 4) OBP: 0.326, SLG: 0.399			1-1 F9 G6-3 1B		1-1 G6-3		0-0 F9	0-0 K DI E 1B		3	0	1	0	0	0	0			
Jacque Jones, L (9, PH) OBP: 0.315, SLG: 0.469										1	1	1	0	0	0	0			
A.J. Pierzynski, L (1, 2) OBP: 0.154, SLG: 0.083			0-1 G6-3		4-2 BB		3-3 K	2-2 E6 1B 1-H 1B		2	0	0	0	1	1	1			
Ron Coomer, R (9, PH) OBP: 0.331, SLG: 0.430										1	0	1	0	0	0	0			
Jason Maxwell, R (9, PR) OBP: 0.320, SLG: 0.341										0	0	0	0	0	0	0			
Inning Stats	R: 0 E: 0 K: 2 S: 10	H: 1 LOB: 1 BB: 0 P: 19	R: 0 E: 0 K: 2 S: 10	H: 0 LOB: 0 BB: 0 P: 17	R: 0 E: 0 K: 0 S: 9	H: 1 LOB: 1 BB: 0 P: 12	R: 0 E: 0 K: 0 S: 10	H: 1 LOB: 1 BB: 0 P: 12	R: 0 E: 0 K: 1 S: 11	H: 0 LOB: 2 BB: 1 P: 18	R: 0 E: 0 K: 1 S: 6	H: 0 LOB: 0 BB: 0 P: 9	R: 0 E: 0 K: 0 S: 14	H: 1 LOB: 1 BB: 0 P: 20	R: 2 E: 1 K: 0 S: 16	H: 4 LOB: 2 BB: 0 P: 25	1B: 6 2B: 1 3B: 0 HR: 1	SF: 0 SAC: 0 DP: 0 HBP: 0	WP: 0 PA: 38 PB: 0 SB: 1 CS: 0
PITCHER	IP WLS BF H R ER SO BB IBB HBP BLK WP HR S P ERA WHIP	7.2 W 30 4 0 0 6 3 0 0 0 0 0 76 123 0.00 0.913	1.1 S 8 4 2 2 0 0 0 0 0 0 1 22 33 13.50 3.000																

AB	35
R	2
H	8
RBI	1
BB	3
SO	6
LOB	14



Batter	1	2	3	4	5	6	7	8	9	AB	R	H	RBI	BB	SO	LOB	BOTTOM	
Shannon Stewart, R (1, 7) OBP: 0.381, SLG: 0.559	4-2 G6-3 BB		4-2 S BB		3-2 G6-3 1-2f			3-2 G6-3		2	0	0	0	2	0	2	Minnesota Twins @ Toronto Blue Jays SkyDome, Toronto, ON Fri Aug 18 2000, 7:05 PM EDT Att: 23,074 - Dome - 72 F	
Alex Gonzalez, R (1, 6) OBP: 0.318, SLG: 0.411	0-1 G6-3 1-2f		1-0 F8			1-2 G5-3		1-2 2B SF8 1B		4	1	1	0	0	0	2		
Dave Martinez, L (1, 9) OBP: 0.340, SLG: 0.370	2-1 K HR 1B		2-0 F8 1-2			1-3 K2-3		1-1 1B 1-3 2B		4	1	2	0	0	1	1		
Carlos Delgado, L (1, 3) OBP: 0.485, SLG: 0.720	0-0 1-H HR			4-1 G3-6-3 BB		1-0 2B		4-0 1B IBB		2	1	2	2	2	0	0		
Brad Fullmer, L (1, 10) OBP: 0.352, SLG: 0.567	3-2 F8			3-1 G3-6-3 1-2f		1-0 G4-3		1-1 SF8		3	0	0	1	0	0	2		
Tony Batista, R (1, 5) OBP: 0.335, SLG: 0.579		2-1 F8		1-1 F7			4-2 BB	0-2 1-2 2-3 1B		3	0	1	0	1	0	0		
Darrin Fletcher, L (1, 2) OBP: 0.343, SLG: 0.497		0-0 G4-3			1-1 1B 2B		3-2 F3	0-1 F8		4	0	1	0	0	0	4		
José Cruz Jr., S (1, 8) OBP: 0.327, SLG: 0.461		0-1 F9			2-1 G6-3 1B		1-3 K			3	0	1	0	0	1	1		
Mickey Morandini, L (1, 4) OBP: 0.321, SLG: 0.312			3-3 K		1-1 L3		1-0 F7			3	0	0	0	0	1	3		
Inning Stats	R: 2 E: 0 K: 0 S: 12	H: 2 LOB: 1 BB: 1 P: 21	R: 0 E: 0 K: 0 S: 5	H: 0 LOB: 0 BB: 0 P: 7	R: 0 E: 0 K: 1 S: 9	H: 0 LOB: 1 BB: 1 P: 18	R: 0 E: 0 K: 0 S: 5	H: 0 LOB: 0 BB: 1 P: 13	R: 0 E: 0 K: 1 S: 8	H: 1 LOB: 1 BB: 0 P: 12	R: 0 E: 0 K: 1 S: 12	H: 0 LOB: 1 BB: 1 P: 21	R: 1 E: 0 K: 0 S: 20	H: 3 LOB: 3 BB: 1 P: 30	1B: 4 2B: 3 3B: 0 HR: 1	SF: 1 SAC: 0 DP: 3 HBP: 0		WP: 0 PA: 34 PB: 0 SB: 1 CS: 0
PITCHER	IP WLS BF H R ER SO BB IBB HBP BLK WP HR S P ERA WHIP	6.1 L 25 5 2 2 2 4 0 0 0 0 0 55 101 2.84 1.421	0.2 2 0 0 0 1 0 0 0 0 0 0 0 5 7 0.00 0.000	1.0 7 3 1 1 0 0 1 0 0 0 0 0 20 30 9.00 3.000														

AB	28
R	3
H	8
RBI	3
BB	5
SO	3
LOB	15



Batter	1	2	3	4	5	6	7	8	9	AB	R	H	RBI	BB	SO	LOB	TOP										
Denny Hocking, S OBP: 0.380, SLG: 0.420	G6-3		G4-3		L6				F7	4	1	0	0	1	0	1	Minnesota Twins @ Toronto Blue Jays SkyDome, Toronto, ON Sat Aug 19 2000, 4:05 PM EDT Att: 25,171 - Cloudy - 70 F										
Cristian Guzman, S OBP: 0.316, SLG: 0.421	K		K		G4-3					5	2	2	2	0	2	1											
Matt Lawton, L OBP: 0.433, SLG: 0.478	BB		F8							5	0	2	1	0	1	1											
Ron Coomer, R OBP: 0.331, SLG: 0.432	BB				K					4	1	1	1	1	2	1											
David Ortiz, L OBP: 0.389, SLG: 0.460										1	0	1	0	4	0	0											
Jason Maxwell, R OBP: 0.320, SLG: 0.341										0	0	0	0	0	0	0											
Corey Koskie, L OBP: 0.401, SLG: 0.445										4	0	1	1	1	1	5											
Tori Hunter, R OBP: 0.285, SLG: 0.364										4	1	0	0	1	1	5											
Jacque Jones, L OBP: 0.315, SLG: 0.470										4	0	1	0	0	1	3											
A.J. Pierzynski, L OBP: 0.133, SLG: 0.071										2	0	0	0	0	0	1											
Jay Canizaro, R OBP: 0.325, SLG: 0.398										1	0	0	0	0	1	1											
Danny Ardoin, R OBP: 0.300, SLG: 0.217										1	0	0	0	0	1	2											
Inning Stats	R: 0 H: 1 E: 0 K: 1 S: 14	H: 1 LOB: 3 BB: 2 P: 31	R: 0 H: 0 E: 0 K: 1 S: 8	H: 0 LOB: 0 BB: 0 P: 13	R: 0 H: 0 E: 0 K: 1 S: 9	H: 0 LOB: 1 BB: 0 P: 12	R: 0 H: 0 E: 0 K: 3 S: 10	H: 0 LOB: 1 BB: 1 P: 17	R: 0 H: 1 E: 0 K: 0 S: 8	H: 1 LOB: 1 BB: 0 P: 13	R: 3 H: 2 E: 0 K: 2 S: 18	H: 2 LOB: 1 BB: 2 P: 26	R: 0 H: 0 E: 0 K: 1 S: 8	H: 0 LOB: 2 BB: 2 P: 20	R: 2 H: 3 E: 0 K: 1 S: 16	H: 3 LOB: 2 BB: 1 P: 27	1B: 4 2B: 3 3B: 1 HR: 0	SF: 0 SAC: 0 DP: 0 HBP: 0	WP: 0 PB: 0 SB: 1 CS: 0	PA: 43							
PITCHER	IP	WLS	BF	H	R	ER	SO	BB	IBB	HBP	BLK	WP	HR	S	P	ERA	WHIP										
Joey Hamilton, R ERA: 4.73	(1, 1)	6.0	24	3	0	0	6	3	0	0	0	0	0	60	102	0.00	1.000										
Mark Guthrie, L ERA: 5.75	(7, 1)	0.2	6	2	3	3	1	2	0	0	0	0	0	15	23	40.50	6.000										
John Frascatore, R ERA: 5.45	(7, 1)	0.1	1	0	0	0	1	0	0	0	0	0	0	3	3	0.00	0.000										
Pedro Borbon, L ERA: 4.33	(8, 1)	0.0	2	0	0	0	0	2	0	0	0	0	0	8	∞	∞	∞										
Paul Quantrill, R ERA: 4.24	(8, 1)	1.2	8	2	2	2	2	1	0	0	0	0	0	19	29	10.80	1.800										
Lance Painter, L ERA: 4.24	(9, 1)	0.1	2	1	0	0	0	0	0	0	0	0	0	5	10	0.00	3.000										
Batter	1	2	3	4	5	6	7	8	9	AB	R	H	RBI	BB	SO	LOB	BOTTOM										
Shannon Stewart, R OBP: 0.382, SLG: 0.561	SH5-3		F9		L8					4	1	2	0	0	0	2	Minnesota Twins @ Toronto Blue Jays SkyDome, Toronto, ON Sat Aug 19 2000, 4:05 PM EDT Att: 25,171 - Cloudy - 70 F										
Alex Gonzalez, R OBP: 0.315, SLG: 0.407	SH5-3		K							3	0	0	0	0	3	1											
Dave Martinez, L OBP: 0.339, SLG: 0.368										4	0	1	1	0	1	1											
Carlos Delgado, L OBP: 0.484, SLG: 0.715										3	0	0	0	1	0	2											
Brad Fullmer, L OBP: 0.351, SLG: 0.566										4	0	1	0	0	0	1											
Tony Batista, R OBP: 0.334, SLG: 0.577										4	0	1	0	0	0	0											
Darrin Fletcher, L OBP: 0.342, SLG: 0.493										4	0	1	0	0	0	1											
José Cruz Jr., S OBP: 0.327, SLG: 0.461										3	0	1	0	0	1	2											
Mickey Morandini, L OBP: 0.321, SLG: 0.312										3	0	1	0	0	1	1											
Inning Stats	R: 1 H: 2 E: 0 K: 0 S: 10	H: 2 LOB: 1 BB: 0 P: 15	R: 0 H: 1 E: 0 K: 0 S: 5	H: 1 LOB: 0 BB: 0 P: 8	R: 0 H: 0 E: 0 K: 2 S: 11	H: 0 LOB: 0 BB: 0 P: 16	R: 0 H: 0 E: 0 K: 0 S: 5	H: 0 LOB: 0 BB: 0 P: 7	R: 0 H: 2 E: 0 K: 1 S: 13	H: 2 LOB: 2 BB: 0 P: 20	R: 0 H: 1 E: 0 K: 1 S: 18	H: 1 LOB: 1 BB: 1 P: 27	R: 0 H: 1 E: 0 K: 2 S: 14	H: 1 LOB: 1 BB: 0 P: 21	R: 0 H: 0 E: 0 K: 0 S: 6	H: 0 LOB: 0 BB: 0 P: 8	1B: 6 2B: 2 3B: 0 HR: 0	SF: 0 SAC: 1 DP: 0 HBP: 0	WP: 0 PB: 0 SB: 1 CS: 1	PA: 35							
PITCHER	IP	WLS	BF	H	R	ER	SO	BB	IBB	HBP	BLK	WP	HR	S	P	ERA	WHIP										
Brad Radke, R ERA: 4.58	(1, 1)	7.0	27	7	1	1	4	1	0	0	0	0	0	70	103	1.29	1.143										
LaTroy Hawkins, R ERA: 3.44	(8, 1)	0.1	2	1	0	0	1	0	0	0	0	0	0	8	14	0.00	3.000										
Eddie Guardado, L ERA: 3.69	(8, 1)	1.2	5	0	0	0	1	0	0	0	0	0	0	12	15	0.00	0.000										

Batter	1	2	3	4	5	6	7	8	9	AB	R	H	RBI	BB	SO	LOB	TOP			
Cristian Guzman, S OBP: 0.315, SLG: 0.421 (1, 6)										4	1	1	0	0	0	1	Minnesota Twins @ Toronto Blue Jays SkyDome, Toronto, ON Sun Aug 20 2000, 1:05 PM EDT Att: 32,627 - Sunny - 63 F			
Denny Hocking, S OBP: 0.377, SLG: 0.416 (1, 4)										3	0	0	0	0	1	0				
Matt Lawton, L OBP: 0.433, SLG: 0.480 (1, 9)										4	2	2	1	0	0	0				
Ron Coomer, R OBP: 0.333, SLG: 0.433 (1, 3)										4	0	2	0	0	0	1				
David Ortiz, L OBP: 0.388, SLG: 0.457 (1, 10)										4	0	1	1	0	2	2				
Corey Koskie, L OBP: 0.400, SLG: 0.443 (1, 5)										4	0	1	0	0	1	2				
Tori Hunter, R OBP: 0.289, SLG: 0.367 (1, 8)										4	0	2	0	0	0	4				
Jacque Jones, L OBP: 0.312, SLG: 0.465 (1, 7)										4	0	0	0	0	1	6				
Danny Ardoin, R OBP: 0.265, SLG: 0.185 (1, 2)										4	0	0	0	0	2	2				
Inning Stats	R: 2 E: 1 K: 1 S: 14	H: 4 LOB: 3 BB: 0 P: 22	R: 0 E: 0 K: 1 S: 9	H: 0 LOB: 0 BB: 0 P: 11	R: 1 E: 1 K: 0 S: 8	H: 1 LOB: 0 BB: 0 P: 10	R: 0 E: 0 K: 0 S: 6	H: 1 LOB: 0 BB: 0 P: 7	R: 0 E: 0 K: 2 S: 9	H: 0 LOB: 0 BB: 0 P: 12	R: 0 E: 0 K: 0 S: 7	H: 1 LOB: 0 BB: 0 P: 11	R: 0 E: 0 K: 2 S: 11	H: 1 LOB: 1 BB: 0 P: 20	R: 0 E: 0 K: 1 S: 9	H: 1 LOB: 1 BB: 0 P: 10	1B: 7 2B: 2 3B: 0 HR: 0	SF: 0 SAC: 1 DP: 2 HBP: 0	WP: 0 PB: 0 SB: 0 CS: 0	PA: 36
PITCHER David Wells, L ERA: 4.23 (1, 1)	IP: 9.0 WLS: W BF: 36 H: 9 R: 3 ER: 2 SO: 7 BB: 0 IBB: 0 HBP: 0 BLK: 0 WP: 0 HR: 0 S: 79 P: 112 ERA: 2.00 WHIP: 1.000															PITCHER				

Batter	1	2	3	4	5	6	7	8	9	AB	R	H	RBI	BB	SO	LOB	BOTTOM			
Shannon Stewart, R OBP: 0.385, SLG: 0.564 (1, 7)										5	1	3	2	0	0	1	Minnesota Twins @ Toronto Blue Jays SkyDome, Toronto, ON Sun Aug 20 2000, 1:05 PM EDT Att: 32,627 - Sunny - 63 F			
Alex Gonzalez, R OBP: 0.317, SLG: 0.407 (1, 6)										3	0	1	1	0	1	1				
José Cruz Jr., S OBP: 0.326, SLG: 0.458 (1, 8)										5	0	1	1	0	0	5				
Carlos Delgado, L OBP: 0.482, SLG: 0.713 (1, 3)										4	0	1	0	0	1	2				
Tony Batista, R OBP: 0.333, SLG: 0.573 (1, 5)										3	0	0	0	1	2	1				
Dave Martinez, L OBP: 0.338, SLG: 0.370 (1, 9)										4	0	1	0	0	1	2				
Todd Greene, R OBP: 0.320, SLG: 0.489 (1, 10)										3	2	2	1	1	0	2				
Craig Grebeck, R OBP: 0.345, SLG: 0.405 (1, 4)										3	2	1	0	1	0	3				
Alberto Castillo, R OBP: 0.282, SLG: 0.274 (1, 2)										3	1	0	0	1	1	4				
Inning Stats	R: 0 E: 0 K: 2 S: 18	H: 1 LOB: 1 BB: 0 P: 27	R: 0 E: 0 K: 1 S: 10	H: 1 LOB: 2 BB: 1 P: 18	R: 0 E: 0 K: 0 S: 4	H: 0 LOB: 0 BB: 0 P: 7	R: 0 E: 0 K: 2 S: 8	H: 0 LOB: 0 BB: 0 P: 11	R: 1 E: 0 K: 1 S: 10	H: 3 LOB: 2 BB: 0 P: 13	R: 0 E: 0 K: 0 S: 9	H: 1 LOB: 1 BB: 1 P: 19	R: 3 E: 0 K: 0 S: 8	H: 2 LOB: 1 BB: 2 P: 21	R: 2 E: 1 K: 0 S: 13	H: 2 LOB: 2 BB: 0 P: 21	1B: 6 2B: 3 3B: 0 HR: 1	SF: 0 SAC: 1 DP: 1 HBP: 1	WP: 0 PB: 1 SB: 0 CS: 0	PA: 39
PITCHER Eric Milton, L ERA: 4.57 (1, 1)	IP: 6.0 WLS: L BF: 27 H: 6 R: 3 ER: 3 SO: 6 BB: 4 IBB: 0 HBP: 0 BLK: 0 WP: 0 HR: 0 S: 61 P: 105 ERA: 4.50 WHIP: 1.667															PITCHER				
Hector Carrasco, R ERA: 4.13 (7, 1)	IP: 1.0 WLS: L BF: 5 H: 2 R: 1 ER: 1 SO: 0 BB: 0 IBB: 0 HBP: 0 BLK: 0 WP: 0 HR: 0 S: 6 P: 11 ERA: 9.00 WHIP: 2.000																			
Bob Wells, R ERA: 3.66 (8, 1)	IP: 1.0 WLS: L BF: 7 H: 2 R: 2 ER: 1 SO: 0 BB: 0 IBB: 0 HBP: 1 BLK: 0 WP: 0 HR: 1 S: 13 P: 21 ERA: 9.00 WHIP: 2.000																			

Batter	1	2	3	4	5	6	7	8	9	AB	R	H	RBI	BB	SO	LOB	TOP		
Gerald Williams, R OBP: 0.323, SLG: 0.461	3-3 K		1-1 B1-3		1-3 K		1-1 L6			4	0	0	0	0	2	1			
Russ Johnson, R OBP: 0.324, SLG: 0.313	3-1 G6-3		0-2 G6-3			1-1 G6-3		4-0 BB		3	0	0	0	1	0	0			
Greg Vaughn, R OBP: 0.387, SLG: 0.525	2-3 K			1-0 E4 HR		4-0 G4-3 BB		0-0 F8		3	1	0	0	1	1	1			
Fred McGriff, L OBP: 0.366, SLG: 0.452		1-1 G3		0-0 HR		3-1 G4-3		3-2 F7		4	1	1	2	0	0	2			
Bobby Smith, R OBP: 0.351, SLG: 0.538		1-1 HR		1-3 K		4-2 BB		1-0 F9		3	1	1	1	1	1	1			
John Flaherty, R OBP: 0.304, SLG: 0.379		1-0 G6-3		0-0 F7		1-2 G1-3		1-2 WP 1B		4	0	1	0	0	0	2			
Jose Guillen, R OBP: 0.336, SLG: 0.453		2-2 1B		0-0 G4-3		1-1 G1-3 SH5-3 1B		1-2 F7		4	0	2	0	0	0	1			
Jason Tyner, L OBP: 0.258, SLG: 0.271		1-3 K			1-2 G1-3		0-0 SH5-3		0-3 K	3	0	0	0	0	2	2			
Felix Martinez, S OBP: 0.317, SLG: 0.294			0-1 G5-3		1-3 K		2-1 G1-3		0-1 P6	4	0	0	0	0	1	2			
Inning Stats	R: 0 H: 0 E: 0 K: 2 S: 9	H: 0 LOB: 0 BB: 0 P: 17	R: 1 H: 2 E: 0 K: 1 S: 11	LOB: 1 BB: 0 P: 17	R: 0 H: 0 E: 0 K: 0 S: 7	H: 0 LOB: 0 BB: 0 P: 8	R: 2 H: 1 E: 1 K: 1 S: 7	H: 1 LOB: 0 BB: 0 P: 9	R: 0 H: 0 E: 0 K: 2 S: 9	H: 0 LOB: 0 BB: 0 P: 12	R: 0 H: 1 E: 0 K: 0 S: 7	H: 1 LOB: 1 BB: 0 P: 11	R: 0 H: 0 E: 0 K: 0 S: 6	H: 0 LOB: 1 BB: 1 P: 14	R: 0 H: 1 E: 0 K: 1 S: 12	H: 1 LOB: 1 BB: 0 P: 14	1B: 3 2B: 0 3B: 0 HR: 2	SF: 0 SAC: 1 DP: 0 HBP: 0	WP: 1 PA: 36 CS: 0
PITCHER	IP	WLS	BF	H	R	ER	SO	BB	IBB	HBP	BLK	WP	HR	S	P	ERA	WHIP		
J.C. Romero, L ERA: 4.33	(1, 1)	7.1	L 30	4	3	2	6	3	0	0	0	0	2	60	101	2.46	0.955		
Travis Miller, L ERA: 4.08	(8, 1)	1.2	6	1	0	0	1	0	0	0	0	1	0	17	23	0.00	0.600		

Tampa Bay Devil Rays @ Minnesota Twins
Hubert H. Humphrey Metrodome, Minneapolis, MN
Tue Aug 22 2000, 8:05 PM EDT
Att. 7,793 - Dome - 72 F

AB 32
R 3
H 5
RBI 3
BB 3
SO 7
LOB 12



Batter	1	2	3	4	5	6	7	8	9	AB	R	H	RBI	BB	SO	LOB	BOTTOM				
Jacque Jones, L OBP: 0.309, SLG: 0.461	1-1 F8		2-3 K		1-2 F8			0-1 G4-6-3		4	0	0	0	0	1	2					
Cristian Guzman, S OBP: 0.315, SLG: 0.420	0-0 G4-3 S 1B		2-2 L6			1-3 K		1-0 G6-3		4	0	1	0	0	1	0					
Matt Lawton, L OBP: 0.432, SLG: 0.485	2-0 G4-3			1-1 G6-3		0-0 G4-3		3-2 HR		4	1	1	1	0	0	1					
Ron Coomer, R OBP: 0.330, SLG: 0.429	2-3 K			1-0 G5-3		0-1 F9		1-2 G3		4	0	0	0	0	1	1					
David Ortiz, L OBP: 0.392, SLG: 0.473		1-1 2B		3-1 HR		4-2 BB		1-2 G4-3		3	1	2	1	1	0	0					
Corey Koskie, L OBP: 0.396, SLG: 0.438		1-0 F8		2-3 K		0-0 F7		1-3 K		4	0	0	0	0	2	2					
Tori Hunter, R OBP: 0.285, SLG: 0.362	1-1 P4				1-3 K		3-3 K			3	0	0	0	0	2	2					
Jay Canizaro, R OBP: 0.325, SLG: 0.401	3-3 K				1-0 2B		1-1 F9			3	0	1	0	0	1	2					
A.J. Pierzynski, L OBP: 0.118, SLG: 0.063			2-2 G4-3		3-3 2B			4-2 BB		2	0	0	0	0	1	1					
Denny Hocking, S OBP: 0.378, SLG: 0.416										0	0	0	0	1	0	0					
Danny Ardoin, R OBP: 0.265, SLG: 0.185										0	0	0	0	0	0	0					
Inning Stats	R: 0 H: 1 E: 0 K: 1 S: 7	H: 1 LOB: 1 BB: 0 P: 12	R: 0 H: 1 E: 0 K: 1 S: 9	LOB: 0 BB: 0 P: 15	R: 0 H: 0 E: 0 K: 1 S: 14	H: 0 LOB: 0 BB: 0 P: 20	R: 1 H: 1 E: 0 K: 1 S: 8	H: 1 LOB: 0 BB: 0 P: 15	R: 0 H: 1 E: 0 K: 2 S: 12	H: 1 LOB: 1 BB: 0 P: 18	R: 0 H: 0 E: 0 K: 1 S: 6	H: 0 LOB: 0 BB: 0 P: 7	R: 0 H: 0 E: 0 K: 1 S: 8	H: 0 LOB: 1 BB: 1 P: 16	R: 0 H: 0 E: 0 K: 0 S: 5	H: 0 LOB: 1 BB: 1 P: 10	R: 1 H: 1 E: 0 K: 1 S: 16	H: 1 LOB: 0 BB: 0 P: 22	1B: 1 2B: 2 3B: 0 HR: 2	SF: 0 SAC: 0 DP: 1 HBP: 0	WP: 0 PA: 33 CS: 0
PITCHER	IP	WLS	BF	H	R	ER	SO	BB	IBB	HBP	BLK	WP	HR	S	P	ERA	WHIP				
Ryan Rupe, R ERA: 6.88	(1, 1)	7.0	W 27	4	1	1	8	2	0	0	0	0	1	66	109	1.29	0.857				
Billy Taylor, R ERA: 6.94	(8, 1)	1.0	H 2	0	0	0	0	0	0	0	0	0	0	3	4	0.00	0.000				
Roberto Hernandez, R ERA: 3.2	(9, 1)	1.0	S 4	1	1	1	1	0	0	0	0	0	1	16	22	9.00	1.000				

Tampa Bay Devil Rays @ Minnesota Twins
Hubert H. Humphrey Metrodome, Minneapolis, MN
Tue Aug 22 2000, 8:05 PM EDT
Att. 7,793 - Dome - 72 F

AB 31
R 2
H 5
RBI 2
BB 2
SO 9
LOB 11



Batter	1	2	3	4	5	6	7	8	9	AB	R	H	RBI	BB	SO	LOB	TOP								
Gerald Williams, R OBP: 0.323, SLG: 0.459	0-0 L8-3 1B		0-1 G5-3			2-2 G5-3		1-1 G6-3		4	0	1	0	0	0	1									
Russ Johnson, R OBP: 0.323, SLG: 0.311	2-3 K		2-3 K			2-1 BB 1B		1-1 G4-3		4	1	1	0	0	2	2									
Greg Vaughn, R OBP: 0.386, SLG: 0.521	1-2 L8-3			1-1 G5-3		4-2 1B BB			0-3 K	3	0	0	0	1	1	1									
Fred McGriff, L OBP: 0.365, SLG: 0.450		3-3 K		2-0 F7		0-0 BB			1-1 F7	4	0	1	1	0	1	0									
Bobby Smith, R OBP: 0.337, SLG: 0.516	0-0 G4-3			2-3 K		0-1 G5-3			1-2 G5-3	4	0	0	0	0	1	2									
Jose Guillen, R OBP: 0.336, SLG: 0.463		0-0 HR			1-0 F7				0-3 K	3	1	1	1	0	1	0									
Mike DiFelice, R OBP: 0.279, SLG: 0.386		1-2 G4-3			2-0 P4				1-1 G5-3	3	0	0	0	0	0	0									
Jason Tyner, L OBP: 0.246, SLG: 0.258			0-0 B3		0-1 F8				1-0 F7	3	0	0	0	0	0	0									
Felix Martinez, S OBP: 0.319, SLG: 0.295			2-1 WP G5-3 1B			1-0 P4			0-0 F3	2	0	1	0	0	0	0									
Miguel Cairo, R OBP: 0.328, SLG: 0.345										1	0	0	0	0	0	0									
Inning Stats	R: 0 E: 0 K: 1 S: 8	H: 1 LOB: 0 BB: 0 P: 11	R: 1 E: 0 K: 1 S: 10	H: 1 LOB: 0 BB: 0 P: 14	R: 0 E: 0 K: 1 S: 10	H: 1 LOB: 1 BB: 0 P: 14	R: 0 E: 0 K: 1 S: 8	H: 0 LOB: 0 BB: 0 P: 13	R: 0 E: 0 K: 0 S: 4	H: 0 LOB: 0 BB: 0 P: 7	R: 1 E: 0 K: 0 S: 14	H: 2 LOB: 2 BB: 1 P: 23	R: 0 E: 0 K: 1 S: 6	H: 0 LOB: 0 BB: 0 P: 8	R: 0 E: 0 K: 0 S: 5	H: 0 LOB: 0 BB: 0 P: 7	R: 0 E: 0 K: 1 S: 8	H: 0 LOB: 0 BB: 0 P: 10	1B: 4 2B: 1 3B: 0 HR: 1	SF: 0 SAC: 0 DP: 1 HBP: 0	WP: 1 PB: 0 CS: 0	PA: 32			
PITCHER	IP WLS BF H R ER SO BB IBB HBP BLK WP HR S P ERA WHIP	7.0 W 26 5 2 2 5 1 0 0 0 1 1 60 90 2.57 0.857	2.0 S 6 0 0 0 1 0 0 0 0 0 0 13 17 0.00 0.000																						

Tampa Bay Devil Rays @ Minnesota Twins
Hubert H. Humphrey Metrodome, Minneapolis, MN
Wed Aug 23 2000, 8:05 PM EDT
Att. 7,278 - Dome - 72 F

AB 31
R 2
H 5
RBI 2
BB 1
SO 6
LOB 6



Batter	1	2	3	4	5	6	7	8	9	AB	R	H	RBI	BB	SO	LOB	BOTTOM							
Cristian Guzman, S OBP: 0.318, SLG: 0.426	1-1 G4-3		0-2 1B			3-2 G3-1	1-1 3B	0-0 1B 1B		5	0	3	2	0	0	0								
Jay Canizaro, R OBP: 0.323, SLG: 0.397	1-1 F9		1-0 G1-3			3-2 G5-3	0-0 G5-3	3-2 1B 1B		5	0	1	1	0	0	2								
Matt Lawton, L OBP: 0.432, SLG: 0.483	1-1 G5-3			2-1 L8		4-1 FC6-4 BB		1-1 BB G1-3		4	1	1	0	1	0	2								
Ron Coomer, R OBP: 0.331, SLG: 0.429		2-2 F8		1-2 1B		1-1 FC6-4		4-2 SH1-4 1B BB		3	1	1	0	1	0	1								
David Ortiz, L OBP: 0.396, SLG: 0.477		3-2 G1-3 1B		1-1 F8			3-2 1B 1B G3	1-2 SH1-4 1B		4	1	3	1	0	0	0								
Jason Maxwell, R OBP: 0.320, SLG: 0.341								1-2 SH1-4 1B		0	1	0	0	0	0	0								
Corey Koskie, L OBP: 0.398, SLG: 0.443		0-0 G1-3			0-1 2B		0-1 G3 1B	0-0 SH1-4		3	1	2	0	0	0	1								
Tori Hunter, R OBP: 0.289, SLG: 0.362		0-1 G6-3			0-0 G5-3		1-2 3B 1B	1-2 2B 1B		3	2	1	0	1	0	2								
Jacque Jones, L OBP: 0.307, SLG: 0.457			0-3 K			2-3 K		2-3 K		3	0	0	0	0	3	4								
Denny Hocking, S OBP: 0.377, SLG: 0.414										1	0	0	0	0	1	3								
A.J. Pierzynski, L OBP: 0.105, SLG: 0.056			0-1 G4-3			0-1 G4-3		0-2 1B 2B		2	0	0	0	0	0	1								
Midre Cummings, L OBP: 0.317, SLG: 0.393										1	0	0	1	0	0	2								
Danny Ardoin, R OBP: 0.286, SLG: 0.250								1-1 1B 2B		1	1	1	3	0	0	0								
Inning Stats	R: 0 E: 0 K: 0 S: 6	H: 0 LOB: 0 BB: 0 P: 9	R: 0 E: 0 K: 0 S: 9	H: 1 LOB: 1 BB: 0 P: 14	R: 0 E: 0 K: 1 S: 10	H: 1 LOB: 1 BB: 0 P: 10	R: 0 E: 0 K: 0 S: 8	H: 1 LOB: 0 BB: 0 P: 12	R: 0 E: 0 K: 1 S: 8	H: 1 LOB: 1 BB: 0 P: 10	R: 0 E: 0 K: 0 S: 11	H: 0 LOB: 1 BB: 1 P: 22	R: 3 E: 0 K: 1 S: 17	H: 4 LOB: 1 BB: 0 P: 23	R: 5 E: 0 K: 1 S: 27	H: 5 LOB: 2 BB: 2 P: 46	1B: 10 2B: 2 3B: 1 HR: 0	SF: 0 SAC: 1 DP: 0 HBP: 0	WP: 0 PB: 0 CS: 0	PA: 39				
PITCHER	IP WLS BF H R ER SO BB IBB HBP BLK WP HR S P ERA WHIP	6.2 L 28 8 3 3 3 1 0 0 0 0 0 14 22 81.00 9.000	0.1 4 2 3 3 0 1 0 0 0 0 0 0 9 15 13.50 3.000	0.2 5 2 1 1 1 0 1 0 0 0 0 0 5 10 27.00 3.000																				

Tampa Bay Devil Rays @ Minnesota Twins
Hubert H. Humphrey Metrodome, Minneapolis, MN
Wed Aug 23 2000, 8:05 PM EDT
Att. 7,278 - Dome - 72 F

AB 35
R 8
H 13
RBI 8
BB 3
SO 4
LOB 18



Batter	1	2	3	4	5	6	7	8	9	AB	R	H	RBI	BB	SO	LOB	TOP					
Billy McMillon, L OBP: 0.458, SLG: 0.619										4	1	2	0	0	1	2						
Juan Encarnacion, R OBP: 0.331, SLG: 0.440										4	0	1	1	0	2	3						
Bobby Higginson, L Rich Becker, L OBP: 0.396, SLG: 0.398										4	1	1	1	0	1	2						
Juan Gonzalez, R OBP: 0.347, SLG: 0.534										4	0	1	1	0	0	2						
Dean Palmer, R OBP: 0.341, SLG: 0.491										3	0	0	0	1	1	1						
Damion Easley, R OBP: 0.359, SLG: 0.416										4	0	0	0	0	3	2						
Deivi Cruz, R OBP: 0.312, SLG: 0.434										4	0	0	0	0	0	0						
Brad Ausmus, R OBP: 0.353, SLG: 0.359										4	0	2	0	0	2	0						
Jose Macias, S OBP: 0.338, SLG: 0.367										4	1	0	0	0	2	2						
Inning Stats	R: 1 H: 2 E: 0 K: 0 S: 13	L: 2 W: 1 LOB: 1 BB: 0 P: 18	R: 0 H: 0 E: 0 K: 2 S: 8	L: 0 W: 0 LOB: 0 BB: 0 P: 13	R: 2 H: 2 E: 1 K: 3 S: 26	L: 2 W: 2 LOB: 2 BB: 1 P: 42	R: 0 H: 0 E: 0 K: 1 S: 8	L: 0 W: 0 LOB: 1 BB: 0 P: 10	R: 0 H: 1 E: 0 K: 1 S: 9	L: 1 W: 1 LOB: 1 BB: 0 P: 15	R: 0 H: 0 E: 0 K: 2 S: 7	L: 0 W: 0 LOB: 0 BB: 0 P: 10	R: 0 H: 1 E: 0 K: 1 S: 12	L: 1 W: 1 LOB: 1 BB: 0 P: 14	R: 0 H: 0 E: 0 K: 1 S: 12	L: 0 W: 0 LOB: 0 BB: 0 P: 17	R: 0 H: 1 E: 0 K: 1 S: 7	L: 1 W: 1 LOB: 1 BB: 0 P: 9	1B: 4 2B: 3 3B: 0 HR: 0	SF: 0 SAC: 0 DP: 0 HBP: 0	WP: 0 PB: 0 SB: 2 CS: 0	PA: 36
PITCHER	IP	WLS	BF	H	R	ER	SO	BB	IBB	HBP	BLK	WP	HR	S	P	ERA	WHIP					
Brad Radke, R ERA: 4.48	(1, 1)	6.0	W	26	6	3	1	9	1	0	0	0	0	74	111	1.50	1.167					
Bob Wells, R ERA: 3.49	(7, 1)	3.0	S	10	1	0	0	3	0	0	0	0	0	28	37	0.00	0.333					

Detroit Tigers @ Minnesota Twins
Hubert H. Humphrey Metrodome, Minneapolis, MN
Fri Aug 25 2000, 8:05 PM EDT
Att. 8,734 - Dome - 72 F

AB 35
R 3
H 7
RBI 3
BB 1
SO 12
LOB 14



Batter	1	2	3	4	5	6	7	8	9	AB	R	H	RBI	BB	SO	LOB	BOTTOM				
Cristian Guzman, S OBP: 0.315, SLG: 0.422										4	0	0	0	0	2	5					
Denny Hocking, S OBP: 0.376, SLG: 0.413										1	0	0	0	0	0	1					
Jay Canizaro, R OBP: 0.328, SLG: 0.410										3	2	2	5	1	0	0					
Matt Lawton, L OBP: 0.430, SLG: 0.480										3	0	0	0	1	0	3					
Ron Coomer, R OBP: 0.333, SLG: 0.436										4	1	2	3	0	1	1					
David Ortiz, L OBP: 0.392, SLG: 0.470										4	0	0	0	0	1	1					
Corey Koskie, L OBP: 0.397, SLG: 0.441										4	0	1	0	0	0	1					
Tori Hunter, R OBP: 0.288, SLG: 0.360										4	1	1	0	0	3	2					
Jacque Jones, L OBP: 0.305, SLG: 0.454										3	1	0	0	0	0	1					
A.J. Pierzynski, L OBP: 0.261, SLG: 0.227										4	3	4	0	0	0	0					
Inning Stats	R: 0 H: 0 E: 0 K: 0 S: 8	L: 0 W: 1 LOB: 1 BB: 1 P: 14	R: 0 H: 1 E: 0 K: 1 S: 8	L: 1 W: 0 LOB: 0 BB: 0 P: 12	R: 3 H: 2 E: 0 K: 0 S: 10	L: 2 W: 0 LOB: 0 BB: 1 P: 15	R: 4 H: 3 E: 1 K: 1 S: 23	L: 3 W: 3 LOB: 0 BB: 0 P: 35	R: 0 H: 1 E: 0 K: 1 S: 10	L: 1 W: 1 LOB: 1 BB: 0 P: 18	R: 1 H: 2 E: 0 K: 1 S: 10	L: 2 W: 2 LOB: 1 BB: 0 P: 13	R: 0 H: 0 E: 0 K: 2 S: 8	L: 0 W: 0 LOB: 0 BB: 0 P: 9	R: 0 H: 1 E: 0 K: 1 S: 12	L: 1 W: 1 LOB: 1 BB: 0 P: 16	1B: 8 2B: 0 3B: 0 HR: 2	SF: 0 SAC: 0 DP: 0 HBP: 0	WP: 0 PB: 0 SB: 1 CS: 0	PA: 37	
PITCHER	IP	WLS	BF	H	R	ER	SO	BB	IBB	HBP	BLK	WP	HR	S	P	ERA	WHIP				
Willie Blair, R ERA: 5.18	(1, 1)	5.2	L	29	9	8	7	4	2	0	0	0	0	2	68	11.12	1.941				
Matt Anderson, R ERA: 4.02	(6, 1)	2.1		8	1	0	0	3	0	0	0	0	0	21	26	0.00	0.429				

Detroit Tigers @ Minnesota Twins
Hubert H. Humphrey Metrodome, Minneapolis, MN
Fri Aug 25 2000, 8:05 PM EDT
Att. 8,734 - Dome - 72 F

AB 34
R 8
H 10
RBI 8
BB 2
SO 7
LOB 15



Batter	1	2	3	4	5	6	7	8	9	AB	R	H	RBI	BB	SO	LOB	TOP								
Damon Easley, R (1, 4) OBP: 0.360, SLG: 0.427	1-3 K		2-2 1-H HR		0-1 2B	1-1 F9			0-0 L9	5	1	2	2	0	1	1									
Juan Encarnacion, R (1, 8) OBP: 0.328, SLG: 0.435	2-0 G6-3		0-0 G3		0-3 K		1-0 F9		0-2 G6-3	5	0	0	0	0	1	1									
Bobby Higginson, L (1, 7) OBP: 0.374, SLG: 0.544	2-2 F8		2-1 P6			4-2 E BB	2-2 1B 3B		0-2 F8	4	2	1	0	1	0	0									
Juan Gonzalez, R (1, 10) OBP: 0.351, SLG: 0.536		1-1 1B		2-0 1B		1-0 P4	0-2 G6-4-3 1B			4	0	3	1	0	0	1									
Dean Palmer, R (1, 3) OBP: 0.340, SLG: 0.489		1-2 1B		2-3 1B		0-1 E5	3-H G6-4-3			4	1	1	0	0	1	3									
Dusty Allen, R (9, 3) OBP: 0.167, SLG: 0.125						1-3 HR	1-2 G6-4-3			0	0	0	0	0	0	0									
Wendell Magee, R (1, 9) OBP: 0.327, SLG: 0.443	0-0 F8		2-2 P4			1-1 E5		0-0 F7		3	1	0	1	0	0	3									
Rich Becker, L (8, PH) OBP: 0.395, SLG: 0.397						1-2 HR				1	0	0	0	0	0	0									
Deivi Cruz, R (1, 6) OBP: 0.311, SLG: 0.439	3-1 F8		1-2 G5-3			3-H 1-0 HR		2-3 K		4	1	1	3	0	1	2									
Brad Ausmus, R (1, 2) OBP: 0.354, SLG: 0.360			0-0 HR 1B		1-3 K	0-1 FC5-4 1B		2-3 K		4	1	2	0	0	2	0									
Shane Halter, R (1, 5) OBP: 0.286, SLG: 0.351			0-0 F9		2-3 K	2-1 FC5-4		1-1 HR		4	1	1	1	0	1	2									
Inning Stats	R: 0 H: 0 E: 0 K: 1 S: 9	H: 0 LOB: 0 BB: 0 P: 14	R: 0 H: 2 E: 0 K: 0 S: 8	LOB: 1 BB: 0 P: 13	R: 2 H: 2 E: 0 K: 0 S: 11	LOB: 0 BB: 0 P: 15	R: 0 H: 1 E: 0 K: 1 S: 11	LOB: 1 BB: 0 P: 18	R: 0 H: 1 E: 0 K: 3 S: 12	LOB: 1 BB: 0 P: 15	R: 4 H: 2 E: 2 K: 0 S: 16	H: 2 LOB: 1 BB: 1 P: 26	R: 1 H: 2 E: 0 K: 0 S: 9	H: 2 LOB: 0 BB: 0 P: 12	R: 0 H: 0 E: 0 K: 2 S: 8	LOB: 0 BB: 0 P: 12	R: 1 H: 1 E: 0 K: 0 S: 9	LOB: 0 BB: 0 P: 10	1B: 6 2B: 1 3B: 1 HR: 3	SF: 0 SAC: 0 DP: 1 HBP: 0	WP: 0 PB: 0 SB: 0 CS: 0	PA: 39			
PITCHER	IP	WLS	BF	H	R	ER	SO	BB	IBB	HBP	BLK	WP	HR	S	P	ERA	WHIP								
Eric Milton, L (1, 1) ERA: 4.52	6.0	L	28	8	6	2	5	1	0	0	0	0	2	67	101	3.00	1.500								
Jack Cressend, R (7, 1) ERA: 9.0	1.0		4	2	1	1	0	0	0	0	0	0	0	9	12	9.00	2.000								
Hector Carrasco, R (8, 1) ERA: 4.07	1.0		3	0	0	0	2	0	0	0	0	0	0	8	12	0.00	0.000								
Eddie Guardado, L (9, 1) ERA: 3.8	1.0		4	1	1	1	0	0	0	0	0	0	1	9	10	9.00	1.000								

Detroit Tigers @ Minnesota Twins
Hubert H. Humphrey Metrodome, Minneapolis, MN
Sat Aug 26 2000, 7:05 PM EDT
Att: 12,048 - Dome - 72 F

AB 38
R 8
H 11
RBI 8
BB 1
SO 7
LOB 13



Batter	1	2	3	4	5	6	7	8	9	AB	R	H	RBI	BB	SO	LOB	BOTTOM								
Cristian Guzman, S (1, 6) OBP: 0.313, SLG: 0.419	0-3 K		1-1 F7	1-2 F7			3-1 G4-3			4	0	0	0	0	1	2									
Jay Canizaro, R (1, 4) OBP: 0.327, SLG: 0.408	2-3 K		0-0 BB WP 2-H 1B		3-2 L5		0-0 G5-3			4	0	1	1	0	1	0									
Matt Lawton, L (1, 9) OBP: 0.429, SLG: 0.477	1-3 K		4-1 BB 1-2 BB		1-3 K		0-0 G1-3			3	0	0	0	1	2	0									
Ron Coomer, R (1, 3) OBP: 0.334, SLG: 0.435		0-0 G4-3	4-1 BB 1-2 2-3 BB		1-0 F7		3-1 G4-6-3 1B			3	0	1	0	1	0	0									
David Ortiz, L (1, 10) OBP: 0.387, SLG: 0.464		2-3 K	0-0 G3-1			2-1 F7	0-2 G4-6-3			4	0	0	0	0	1	4									
Corey Koskie, L (1, 5) OBP: 0.396, SLG: 0.438		4-2 FC6-4 BB		2-3 K		0-0 P6		2-3 K		2	0	0	0	1	1	0									
Denny Hocking, S (9, PH) OBP: 0.375, SLG: 0.412										1	0	0	0	0	1	0									
Tori Hunter, R (1, 8) OBP: 0.287, SLG: 0.355		1-1 FC6-4		0-1 G4-3		4-2 BB		1-0 F8		3	0	0	0	1	0	1									
Jacque Jones, L (1, 7) OBP: 0.305, SLG: 0.453			0-0 G6-3		0-0 3B 1B		2-0 G4-1		0-3 K	3	1	1	0	0	0	1									
Jason Maxwell, R (9, PH) OBP: 0.317, SLG: 0.337										1	0	0	0	0	1	0									
A.J. Pierzynski, L (1, 2) OBP: 0.308, SLG: 0.400			2-0 1B 2B	3-2 3B 1B			0-1 G3			3	1	2	1	0	0	0									
Inning Stats	R: 0 H: 0 E: 0 K: 3 S: 10	H: 0 LOB: 0 BB: 0 P: 13	R: 0 H: 0 E: 0 K: 1 S: 8	LOB: 1 BB: 1 P: 15	R: 1 H: 2 E: 0 K: 0 S: 8	LOB: 3 BB: 2 P: 19	R: 1 H: 2 E: 0 K: 1 S: 13	LOB: 1 BB: 0 P: 19	R: 0 H: 0 E: 0 K: 1 S: 7	LOB: 0 BB: 0 P: 12	R: 0 H: 0 E: 0 K: 0 S: 8	H: 0 LOB: 0 BB: 1 P: 16	R: 0 H: 0 E: 0 K: 0 S: 5	H: 0 LOB: 0 BB: 0 P: 8	R: 0 H: 1 E: 0 K: 0 S: 6	LOB: 0 BB: 0 P: 9	R: 0 H: 0 E: 0 K: 2 S: 8	LOB: 0 BB: 0 P: 11	1B: 3 2B: 1 3B: 1 HR: 0	SF: 0 SAC: 0 DP: 1 HBP: 0	WP: 1 PB: 0 SB: 0 CS: 0	PA: 35			
PITCHER	IP	WLS	BF	H	R	ER	SO	BB	IBB	HBP	BLK	WP	HR	S	P	ERA	WHIP								
Steve Sparks, R (1, 1) ERA: 3.49	7.1	W	31	5	2	2	6	4	0	0	0	1	0	62	108	2.46	1.227								
C.J. Nitkowski, L (8, 1) ERA: 5.15	1.2		4	0	0	0	2	0	0	0	0	0	0	11	14	0.00	0.000								

Detroit Tigers @ Minnesota Twins
Hubert H. Humphrey Metrodome, Minneapolis, MN
Sat Aug 26 2000, 7:05 PM EDT
Att: 12,048 - Dome - 72 F

AB 31
R 2
H 5
RBI 2
BB 4
SO 8
LOB 8



Batter	1	2	3	4	5	6	7	8	9	AB	R	H	RBI	BB	SO	LOB	TOP										
Jay Canizaro, R (1,4) OBP: 0.326, SLG: 0.404 Midre Cummings, L (8,PH) OBP: 0.326, SLG: 0.397 A.J. Pierzynski, L (8,2) OBP: 0.333, SLG: 0.400										3	0	0	0	0	1	1	Minnesota Twins @ Kansas City Royals Kauffman Stadium, Kansas City, MO Tue Aug 29 2000, 7:05 PM CDT Att: 11,931 - Sunny - 98 F livebaseballscorecards.com										
Cristian Guzman, S (1,6) OBP: 0.314, SLG: 0.416										3	0	0	0	1	0												
Matt Lawton, L (1,9) OBP: 0.428, SLG: 0.490										4	1	1	1	0	0	1											
Ron Coomer, R (1,3) OBP: 0.334, SLG: 0.436									4	0	0	0	0	0	1												
David Ortiz, L (1,10) OBP: 0.383, SLG: 0.454									4	0	0	0	0	2	1												
Corey Koskie, L (1,5) OBP: 0.398, SLG: 0.446										3	2	2	1	0	0	0											
Tori Hunter, R (1,8) OBP: 0.286, SLG: 0.349										2	0	1	1	1	0	0											
Jacque Jones, L (1,7) OBP: 0.305, SLG: 0.452										3	0	1	0	0	0	1											
Danny Ardoin, R (1,2) OBP: 0.300, SLG: 0.250 Denny Hocking, S (8,PH) OBP: 0.371, SLG: 0.405									2	0	0	0	0	0	1	1											
Inning Stats	R: 0 E: 0 K: 1 S: 9	H: 0 LOB: 0 BB: 0 P: 18	R: 1 E: 0 K: 0 S: 10	H: 2 LOB: 1 BB: 0 P: 15	R: 0 E: 0 K: 0 S: 7	H: 1 LOB: 0 BB: 0 P: 12	R: 0 E: 0 K: 1 S: 13	H: 0 LOB: 1 BB: 0 P: 21	R: 0 E: 0 K: 0 S: 7	H: 0 LOB: 0 BB: 0 P: 13	R: 2 E: 0 K: 0 S: 10	H: 2 LOB: 1 BB: 1 P: 23	R: 0 E: 0 K: 1 S: 9	H: 0 LOB: 0 BB: 0 P: 15	R: 0 E: 0 K: 1 S: 8	H: 0 LOB: 0 BB: 0 P: 11	1B: 3 2B: 0 3B: 0 HR: 2	SF: 0 SAC: 0 DP: 0 HBP: 0	WP: 0 PB: 0 SB: 2 CS: 1	PA: 33							
PITCHER	IP	WLS	BF	H	R	ER	SO	BB	IBB	HBP	BLK	WP	HR	S	P	ERA	WHIP										
Blake Stein, R (1,1) ERA: 5.8	6.2	W	25	5	3	3	2	2	0	0	0	0	2	57	104	4.05	1.050										
51 Kris Wilson, R (7,1) ERA: 2.53	2.1		7	0	0	0	2	0	0	0	0	0	0	20	31	0.00	0.000										

Batter	1	2	3	4	5	6	7	8	9	AB	R	H	RBI	BB	SO	LOB	BOTTOM										
Johnny Damon, L (1,8) OBP: 0.385, SLG: 0.492										4	0	1	0	0	0	1	Minnesota Twins @ Kansas City Royals Kauffman Stadium, Kansas City, MO Tue Aug 29 2000, 7:05 PM CDT Att: 11,931 - Sunny - 98 F livebaseballscorecards.com										
Ray Sanchez, R (1,6) OBP: 0.310, SLG: 0.320 Luis Ordez, R (6,PH) OBP: 0.234, SLG: 0.209										1	2	1	0	1	0	0											
29 Mike Sweeney, R (1,10) OBP: 0.409, SLG: 0.530										3	2	1	2	1	1	3											
Jermaine Dye, R (1,9) OBP: 0.386, SLG: 0.580										4	1	1	2	0	0	2											
Mark Quinn, R (1,7) OBP: 0.348, SLG: 0.500										4	0	2	1	0	1	1											
Joe Randa, R (1,5) OBP: 0.342, SLG: 0.432										4	0	1	1	0	0	2											
Dave McCarty, R (1,3) OBP: 0.312, SLG: 0.486										4	0	0	0	0	1	2											
Héctor Ortiz, R (1,2) OBP: 0.483, SLG: 0.471										3	1	2	0	1	1	0											
Wilson Delgado, S (1,4) OBP: 0.318, SLG: 0.313										4	1	1	0	0	2	2											
Inning Stats	R: 0 E: 0 K: 1 S: 7	H: 0 LOB: 1 BB: 1 P: 13	R: 0 E: 0 K: 0 S: 10	H: 0 LOB: 0 BB: 0 P: 16	R: 4 E: 1 K: 0 S: 13	H: 3 LOB: 1 BB: 1 P: 25	R: 0 E: 0 K: 2 S: 12	H: 1 LOB: 0 BB: 0 P: 19	R: 3 E: 0 K: 1 S: 17	H: 3 LOB: 0 BB: 1 P: 30	R: 0 E: 0 K: 0 S: 12	H: 2 LOB: 2 BB: 0 P: 15	R: 0 E: 0 K: 0 S: 6	H: 1 LOB: 1 BB: 0 P: 12	R: 0 E: 0 K: 2 S: 10	H: 0 LOB: 0 BB: 0 P: 11	1B: 7 2B: 3 3B: 0 HR: 0	SF: 0 SAC: 1 DP: 1 HBP: 1	WP: 0 PB: 0 SB: 0 CS: 0	PA: 37							
PITCHER	IP	WLS	BF	H	R	ER	SO	BB	IBB	HBP	BLK	WP	HR	S	P	ERA	WHIP										
J.C. Romero, L (1,1) ERA: 5.52	4.0	L	21	5	6	6	3	3	0	0	0	0	0	22	32	4.50	2.000										
Jack Cressend, R (5,1) ERA: 4.5	2.0		9	4	1	1	1	0	0	0	1	0	0	16	23	0.00	0.500										
Travis Miller, L (7,1) ERA: 3.93	2.0		7	1	0	0	2	0	0	0	0	0	0	16	23	0.00	0.500										

Batter	1	2	3	4	5	6	7	8	9	AB	R	H	RBI	BB	SO	LOB	TOP										
Cristian Guzman, S OBP: 0.317, SLG: 0.418 (1, 6)	G4-3 1B		G6-3				F7		HR 1B	5	1	3	0	0	0	1	Minnesota Twins @ Kansas City Royals Kauffman Stadium, Kansas City, MO Wed Aug 30 2000, 1:05 PM CDT Att: 13,273 - Sunny - 98 F										
Denny Hocking, S OBP: 0.369, SLG: 0.411 (1, 4) (6, 3)	K		G3-1				G4-3		HR 1B	5	1	1	3	0	2	3											
Matt Lawton, L OBP: 0.426, SLG: 0.487 Midre Cummings, L OBP: 0.328, SLG: 0.398 (1, 9) (6, 9)	G4-3		G6-3				F7		G6-3 1B	3	0	0	0	0	0	1											
Ron Coomer, R OBP: 0.336, SLG: 0.440 Jason Maxwell, R OBP: 0.317, SLG: 0.348 Jay Canizaro, R OBP: 0.328, SLG: 0.406 (1, 3) (6, 4) (9, FH)	G6-3						1B 2B		WP 1B G6-3 1B	3	1	2	0	0	0	1											
David Ortiz, L OBP: 0.381, SLG: 0.450 (1, 10)		G4-3					2B 1B		F8 G6-3	5	1	1	0	0	1	4											
Torii Hunter, R OBP: 0.288, SLG: 0.354 (1, 8)	F8		G6-3				2B 1B		G5-3	5	1	2	3	0	0	2											
Corey Koskie, L OBP: 0.399, SLG: 0.449 (1, 5)	FC3 1B						F8		2B 1B	4	0	2	1	0	1	1											
Jacque Jones, L OBP: 0.307, SLG: 0.455 (1, 7)	FC3						G3-6 1B		G3-1	4	0	2	0	0	0	2											
A.J. Pierzynski, L OBP: 0.300, SLG: 0.357 Chad Moeller, R OBP: 0.266, SLG: 0.282 (1, 2) (8, 2)	K		G3-6-1				G6-3		HR 1B	3	0	0	0	0	1	4											
Inning Stats	R: 0 E: 0 K: 1 S: 12	H: 1 LOB: 1 BB: 0 P: 18	R: 0 E: 0 K: 1 S: 12	H: 1 LOB: 2 BB: 0 P: 16	R: 0 E: 0 K: 0 S: 4	H: 0 LOB: 0 BB: 0 P: 7	R: 0 E: 0 K: 2 S: 13	H: 1 LOB: 1 BB: 0 P: 18	R: 0 E: 0 K: 1 S: 11	H: 2 LOB: 1 BB: 0 P: 15	R: 2 E: 0 K: 0 S: 7	H: 3 LOB: 0 BB: 0 P: 13	R: 0 E: 0 K: 0 S: 9	H: 1 LOB: 1 BB: 0 P: 12	R: 2 E: 0 K: 0 S: 9	H: 3 LOB: 1 BB: 0 P: 17		R: 3 E: 0 K: 0 S: 18	H: 5 LOB: 1 BB: 0 P: 25	1B: 11 2B: 5 3B: 0 HR: 1	SF: 0 SAC: 0 DP: 2 HBP: 0	WP: 1 PB: 0 SB: 1 CS: 1	PA: 42				
PITCHER	IP	WLS	BF	H	R	ER	SO	BB	IBB	HBP	BLK	WP	HR	S	P	ERA	WHIP										
Mac Suzuki, R ERA: 3.94 (1, 1)	7.0	W	29	9	2	2	5	0	0	0	0	0	0	68	99	2.57	1.286										
Andy Larkin, R ERA: 5.64 (8, 1)	1.0		6	3	2	2	0	0	0	0	0	1	0	9	17	18.00	3.000										
Jerry Spradlin, R ERA: 5.52 (9, 1)	0.0		3	3	3	3	0	0	0	0	0	0	1	11	13	∞	∞										
Ricky Bottalico, R ERA: 4.62 (9, 1)	1.0	S	4	2	0	0	0	0	0	0	0	0	0	7	12	0.00	2.000										
Batter	1	2	3	4	5	6	7	8	9	AB	R	H	RBI	BB	SO	LOB	BOTTOM										
Johnny Damon, L OBP: 0.384, SLG: 0.491 (1, 8)	L4 2B	F8	G6-4-3				K		L9	5	0	1	0	0	1	6	Minnesota Twins @ Kansas City Royals Kauffman Stadium, Kansas City, MO Wed Aug 30 2000, 1:05 PM CDT Att: 13,273 - Sunny - 98 F										
Wilson Delgado, S OBP: 0.312, SLG: 0.306 (1, 6)	K						F9		G3	5	1	1	0	0	1	1											
29 Mike Sweeney, R OBP: 0.408, SLG: 0.530 (1, 10)	L4						G4-3		P6	4	0	1	3	0	0	1											
Jermaine Dye, R OBP: 0.389, SLG: 0.581 (1, 9)									FC4-6 1B	4	1	3	0	0	0	1											
Mark Quinn, R OBP: 0.350, SLG: 0.510 (1, 7)							F7		FC4-6	4	2	2	1	0	0	2											
Joe Randa, R OBP: 0.343, SLG: 0.437 (1, 5)									P4	4	2	2	1	0	1	0											
Dave McCarty, R OBP: 0.319, SLG: 0.491 (1, 3)									G1-3	4	1	3	2	0	0	0											
Gregg Zaun, S OBP: 0.358, SLG: 0.369 (1, 2)									F8	4	0	0	0	0	1	4											
Luis Ordez, R OBP: 0.245, SLG: 0.213 (1, 4)									F9	3	1	1	1	1	0	1											
Inning Stats	R: 0 E: 0 K: 1 S: 11	H: 1 LOB: 0 BB: 0 P: 14	R: 6 E: 0 K: 1 S: 25	H: 6 LOB: 1 BB: 0 P: 38	R: 2 E: 0 K: 0 S: 15	H: 4 LOB: 1 BB: 0 P: 19	R: 0 E: 0 K: 0 S: 8	H: 1 LOB: 1 BB: 0 P: 11	R: 0 E: 0 K: 1 S: 12	H: 1 LOB: 1 BB: 1 P: 23	R: 0 E: 0 K: 0 S: 12	H: 1 LOB: 0 BB: 0 P: 18	R: 0 E: 0 K: 1 S: 9	H: 0 LOB: 0 BB: 0 P: 14	R: 0 E: 0 K: 0 S: 3	H: 0 LOB: 0 BB: 0 P: 5		1B: 9 2B: 4 3B: 1 HR: 1	SF: 0 SAC: 0 DP: 2 HBP: 0	WP: 0 PB: 0 SB: 0 CS: 0	PA: 38						
PITCHER	IP	WLS	BF	H	R	ER	SO	BB	IBB	HBP	BLK	WP	HR	S	P	ERA	WHIP										
Mark Redman, L ERA: 4.78 (1, 1)	2.0	L	13	7	6	6	2	0	0	0	0	0	0	36	52	27.00	3.500										
Johan Santana, L ERA: 6.52 (3, 1)	2.0		10	5	2	2	0	0	0	0	0	0	1	23	30	9.00	2.500										
Hector Carrasco, R ERA: 3.95 (5, 1)	1.0		5	1	0	0	1	1	0	0	0	0	0	12	23	0.00	2.000										
Bob Wells, R ERA: 3.41 (6, 1)	1.0		4	1	0	0	0	0	0	0	0	0	0	12	18	0.00	1.000										
LaTroy Hawkins, R ERA: 3.48 (7, 1)	1.0		3	0	0	0	1	0	0	0	0	0	0	9	14	0.00	0.000										
PITCHER	IP	WLS	BF	H	R	ER	SO	BB	IBB	HBP	BLK	WP	HR	S	P	ERA	WHIP										
Eddie Guardado, L ERA: 3.72 (8, 1)	1.0		3	0	0	0	0	0	0	0	0	0	0	3	5	0.00	0.000										

AB	42
R	7
H	17
RBI	7
BB	0
SO	5
LOB	19



AB	37
R	8
H	14
RBI	8
BB	1
SO	4
LOB	16



Batter	1	2	3	4	5	6	7	8	9	AB	R	H	RBI	BB	SO	LOB	TOP					
Denny Hocking, S (1, 4) OBP: 0.365, SLG: 0.406	K		G6-3			F9		B5-3		4	0	0	0	0	1	0						
Cristian Guzman, S (1, 6) OBP: 0.315, SLG: 0.414	E3			K		K		G3-1		4	0	0	0	0	2	0						
Matt Lawton, L (1, 9) OBP: 0.425, SLG: 0.485				K		L3			K	4	0	1	0	0	2	0						
Ron Coomer, R (1, 3) OBP: 0.333, SLG: 0.436	K			G5-3			F8		G5-3	4	0	0	0	0	1	1						
David Ortiz, L (1, 10) OBP: 0.385, SLG: 0.466 Jason Maxwell, R (9, PR) OBP: 0.317, SLG: 0.348		F8				2B				4	2	3	1	0	0	0						
Corey Koskie, L (1, 5) OBP: 0.398, SLG: 0.450	F8				F8					4	0	1	0	0	0	2						
Tori Hunter, R (1, 8) OBP: 0.285, SLG: 0.350	F8				F8		P4			3	0	0	0	0	0	2						
Jacque Jones, L (1, 7) OBP: 0.307, SLG: 0.457			F8				K			3	0	1	1	0	1	1						
A.J. Pierzynski, L (1, 2) OBP: 0.281, SLG: 0.333 Jay Canizaro, R (8, PH) OBP: 0.327, SLG: 0.405 Chad Moeller, R (8, 2) OBP: 0.266, SLG: 0.282			F5			F8			P5	2	0	0	0	0	0	1						
										1	0	0	0	0	0	0						
										0	0	0	0	0	0	0						
Inning Stats	R: 0 E: 1 K: 2 S: 10	H: 1 LOB: 1 BB: 0 P: 13	R: 0 E: 0 K: 0 S: 5	H: 0 LOB: 0 BB: 0 P: 7	R: 0 E: 0 K: 0 S: 9	H: 0 LOB: 0 BB: 0 P: 13	R: 0 E: 0 K: 2 S: 17	H: 0 LOB: 0 BB: 0 P: 21	R: 1 E: 0 K: 0 S: 6	H: 2 LOB: 1 BB: 0 P: 11	R: 0 E: 0 K: 1 S: 6	H: 0 LOB: 0 BB: 0 P: 9	R: 1 E: 0 K: 1 S: 13	H: 2 LOB: 1 BB: 0 P: 17	R: 0 E: 0 K: 0 S: 5	H: 0 LOB: 0 BB: 0 P: 6	R: 0 E: 0 K: 1 S: 11	H: 1 LOB: 2 BB: 0 P: 15	1B: 2 2B: 3 3B: 0 HR: 1	SF: 0 SAC: 0 DP: 0 HBP: 0	WP: 0 PB: 0 CS: 1	PA: 33
PITCHER	IP	WLS	BF	H	R	ER	SO	BB	IBB	HBP	BLK	WP	HR	S	P	ERA	WHIP					
Orlando Hernandez, R (1, 1) ERA: 4.81	8.0	W	29	5	2	2	6	0	0	0	0	0	1	71	97	2.25	0.625					
42 Mariano Rivera, R (9, 1) ERA: 2.87	1.0	S	4	1	0	0	1	0	0	0	0	0	0	11	15	0.00	1.000					

Minnesota Twins @ New York Yankees
 Yankee Stadium, Bronx, NY
 Fri Sep 01 2000, 7:05 PM EDT
 Att: 38,294 - Cloudy - 80 F

livebaseballscores.com

AB 33
 R 2
 H 6
 RBI 2
 BB 0
 SO 7
 LOB 7



Batter	1	2	3	4	5	6	7	8	9	AB	R	H	RBI	BB	SO	LOB	BOTTOM					
2 Derek Jeter, R (1, 6) OBP: 0.398, SLG: 0.466	HR	G1-3				G5-3		F9		4	1	1	0	1	0	1						
20 Jorge Posada, S (1, 2) OBP: 0.432, SLG: 0.542	K		G3	L6		WP		F9		5	0	2	0	0	1	4						
Paul O'Neill, L (1, 9) OBP: 0.343, SLG: 0.442 Clay Bellinger, R (8, 7) OBP: 0.322, SLG: 0.440	HR		L9	P6		G4-3				4	1	1	2	0	0	5						
										0	0	0	0	0	0	0						
Bernie Williams, S (1, 8) OBP: 0.395, SLG: 0.580	G4-3		G3							3	1	1	1	1	0	1						
David Justice, L (1, 7) OBP: 0.379, SLG: 0.589			G4-3							4	0	1	0	0	0	2						
Ryan Thompson, R (9, 9) OBP: 0.324, SLG: 0.419					G3-1		F7			0	0	0	0	0	0	0						
Tino Martinez, L (1, 3) OBP: 0.343, SLG: 0.435	P6					G6-3		E5		4	1	1	1	0	0	2						
Jose Canseco, R (1, 10) OBP: 0.389, SLG: 0.468			K			F7				3	0	0	0	1	2	2						
Luis Sojo, R (1, 5) OBP: 0.335, SLG: 0.447										4	0	2	0	0	0	3						
Jose Vizcaino, S (1, 4) OBP: 0.300, SLG: 0.285	F8									4	0	1	0	0	0	1						
Inning Stats	R: 2 E: 0 K: 1 S: 15	H: 3 LOB: 1 BB: 0 P: 27	R: 0 E: 0 K: 1 S: 12	H: 1 LOB: 1 BB: 0 P: 21	R: 0 E: 0 K: 0 S: 6	H: 1 LOB: 1 BB: 0 P: 12	R: 1 E: 0 K: 0 S: 12	H: 3 LOB: 3 BB: 1 P: 18	R: 1 E: 0 K: 0 S: 13	H: 1 LOB: 1 BB: 1 P: 19	R: 0 E: 0 K: 0 S: 8	H: 1 LOB: 0 BB: 0 P: 13	R: 0 E: 1 K: 1 S: 18	H: 0 LOB: 2 BB: 1 P: 30	R: 0 E: 0 K: 0 S: 3	H: 0 LOB: 0 BB: 0 P: 6	1B: 5 2B: 2 3B: 0 HR: 3	SF: 0 SAC: 0 DP: 0 HBP: 0	WP: 1 PB: 0 CS: 0	PA: 38		
PITCHER	IP	WLS	BF	H	R	ER	SO	BB	IBB	HBP	BLK	WP	HR	S	P	ERA	WHIP					
Brad Radke, R (1, 1) ERA: 4.53	6.0	L	31	10	4	4	2	3	0	0	0	0	0	4	9	6.00	2.167					
Travis Miller, L (7, 1) ERA: 3.5	0.1		2	0	0	0	0	0	0	0	0	0	0	4	9	0.00	0.000					
Bob Wells, R (7, 1) ERA: 3.33	1.2		5	0	0	0	1	0	0	0	0	0	0	10	16	0.00	0.000					

Minnesota Twins @ New York Yankees
 Yankee Stadium, Bronx, NY
 Fri Sep 01 2000, 7:05 PM EDT
 Att: 38,294 - Cloudy - 80 F

livebaseballscores.com

AB 35
 R 4
 H 10
 RBI 4
 BB 3
 SO 3
 LOB 21



Batter	1	2	3	4	5	6	7	8	9	10	AB	R	H	RBI	BB	SO	LOB									
Jay Canizaro, R OBP: 0.327, SLG: 0.412 Chad Moeller, R OBP: 0.277, SLG: 0.286	L9			G4-3 1B		K		K		F9	5	0	1	0	0	2	2									
Cristian Guzman, S OBP: 0.310, SLG: 0.408	F7			F7		G6-3		G3-1			4	0	0	0	0	0	1									
Matt Lawton, L OBP: 0.420, SLG: 0.481	G4-3			G4-3		G1-3		G6-3		G6-3	4	0	0	0	0	0	1									
Ron Coomer, R OBP: 0.332, SLG: 0.439		F9		K						F8	4	1	1	1	0	1	1									
David Ortiz, L OBP: 0.394, SLG: 0.467		K				G3				F9	4	0	1	0	0	1	0									
Corey Koskie, L OBP: 0.355, SLG: 0.446		K		G4-6-3 1B		F7		K		K	4	0	0	0	0	2	1									
Torii Hunter, R OBP: 0.288, SLG: 0.345				F8		E5		K			3	1	0	0	1	1	0									
Jacque Jones, L OBP: 0.309, SLG: 0.455				K		BB		G3		BB	2	0	0	0	2	1	0									
A.J. Pierzynski, L OBP: 0.257, SLG: 0.303 Denny Hocking, S OBP: 0.366, SLG: 0.408				F8		K		G4-3		1B	3	0	0	0	0	1	2									
Inning Stats	R: 0 E: 0 K: 0 S: 9	H: 0 LOB: 0 BB: 0 P: 15	R: 0 E: 0 K: 2 S: 8	H: 0 LOB: 0 BB: 0 P: 12	R: 0 E: 0 K: 1 S: 10	H: 0 LOB: 0 BB: 0 P: 15	R: 0 E: 0 K: 1 S: 7	H: 1 LOB: 1 BB: 0 P: 9	R: 0 E: 0 K: 1 S: 10	H: 1 LOB: 2 BB: 1 P: 19	R: 0 E: 0 K: 1 S: 8	H: 0 LOB: 0 BB: 0 P: 12	R: 1 E: 0 K: 1 S: 11	H: 1 LOB: 0 BB: 0 P: 17	R: 0 E: 0 K: 1 S: 8	H: 0 LOB: 0 BB: 0 P: 11	R: 0 E: 0 K: 0 S: 8	H: 0 LOB: 0 BB: 0 P: 11	R: 1 E: 0 K: 1 S: 11	H: 1 LOB: 2 BB: 2 P: 22	1B: 3 2B: 0 3B: 0 HR: 1	SF: 0 SAC: 0 DP: 1 HBP: 0	WP: 0 PB: 0 SB: 1 CS: 0	PA: 37		
PITCHER	IP	WLS	BF	H	R	ER	SO	BB	IBB	HBP	BLK	WP	HR	S	P	ERA	WHIP									
Roger Clemens, R ERA: 3.53 42 Mariano Rivera, R ERA: 2.92	8.0		28	3	1	1	8	1	0	0	0	0	0	1	71	110	1.12	0.500								
	2.0	L	9	1	1	1	1	1	1	0	0	0	0	0	19	33	4.50	1.000								


TOP

Minnesota Twins @ New York Yankees
Yankee Stadium, Bronx, NY

Sun Sep 03 2000, 1:05 PM EDT
Att. 42,365 - Cloudy - 81 F

livebaseballscores.com

AB	34
R	2
H	4
RBI	2
BB	3
SO	9
LOB	8



Batter	1	2	3	4	5	6	7	8	9	10	AB	R	H	RBI	BB	SO	LOB									
2 Derek Jeter, R OBP: 0.402, SLG: 0.466	K		1B BB		G5-3			F8		20 1B	4	0	1	0	1	1	0									
20 Jorge Posada, S OBP: 0.433, SLG: 0.546	G4-6-3 BB		F8		P6			K		1B	4	0	1	0	1	1	1									
Paul O'Neill, L OBP: 0.349, SLG: 0.453 Clay Bellinger, R OBP: 0.320, SLG: 0.437	G4-6-3		BB		BB			G1 BB		BB	2	0	1	0	2	0	1									
Jose Canseco, R OBP: 0.386, SLG: 0.462			1B					BB		BB	1	0	0	0	0	1	2									
Bernie Williams, S OBP: 0.397, SLG: 0.576		F8			BB			G1		F8	3	0	0	0	2	0	3									
David Justice, L OBP: 0.376, SLG: 0.584		F8		G4-3		K		K		K	4	0	0	0	0	2	6									
Tino Martinez, L OBP: 0.343, SLG: 0.440					G3			F8			4	1	2	1	0	0	1									
Glennallen Hill, R OBP: 0.348, SLG: 0.605		HR			K					F3	3	0	0	0	1	1	1									
Scott Brosius, R OBP: 0.306, SLG: 0.377		BB			F3			F9		K	4	0	0	0	0	2	2									
Jose Vizcaino, S OBP: 0.295, SLG: 0.280			F7		G1-3			G3-1		F8	4	0	0	0	0	0	0									
Inning Stats	R: 0 E: 0 K: 1 S: 7	H: 0 LOB: 0 BB: 1 P: 15	R: 1 E: 0 K: 1 S: 10	H: 1 LOB: 1 BB: 1 P: 18	R: 0 E: 0 K: 0 S: 15	H: 1 LOB: 3 BB: 2 P: 29	R: 0 E: 0 K: 1 S: 7	H: 0 LOB: 0 BB: 0 P: 12	R: 0 E: 0 K: 0 S: 6	H: 0 LOB: 0 BB: 1 P: 9	R: 0 E: 0 K: 1 S: 11	H: 0 LOB: 1 BB: 1 P: 22	R: 0 E: 0 K: 2 S: 7	H: 0 LOB: 0 BB: 0 P: 9	R: 0 E: 0 K: 2 S: 18	H: 0 LOB: 2 BB: 2 P: 29	R: 0 E: 0 K: 1 S: 9	H: 1 LOB: 1 BB: 0 P: 13	R: 0 E: 0 K: 1 S: 11	H: 2 LOB: 2 BB: 0 P: 16	1B: 4 2B: 1 3B: 0 HR: 1	SF: 0 SAC: 0 DP: 2 HBP: 0	WP: 0 PB: 0 SB: 0 CS: 1	PA: 40		
PITCHER	IP	WLS	BF	H	R	ER	SO	BB	IBB	HBP	BLK	WP	HR	S	P	ERA	WHIP									
Matt Kinney, R ERA: 2.95 Bob Wells, R ERA: 3.20 Eddie Guardado, L ERA: 3.55 LaTroy Hawkins, R ERA: 3.41	6.0		24	2	1	1	4	5	0	0	0	0	0	1	56	150	1.50	1.167								
	1.0		3	0	0	0	0	0	0	0	0	0	0	0	7	9	0.00	0.000								
	2.1	W	9	1	0	0	3	2	0	0	0	0	0	0	29	45	0.00	1.286								
	0.2	S	4	2	0	0	1	0	0	0	0	0	0	0	9	13	0.00	3.000								


BOTTOM

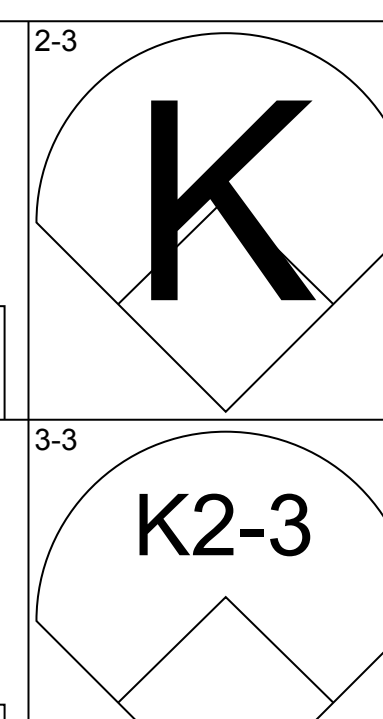
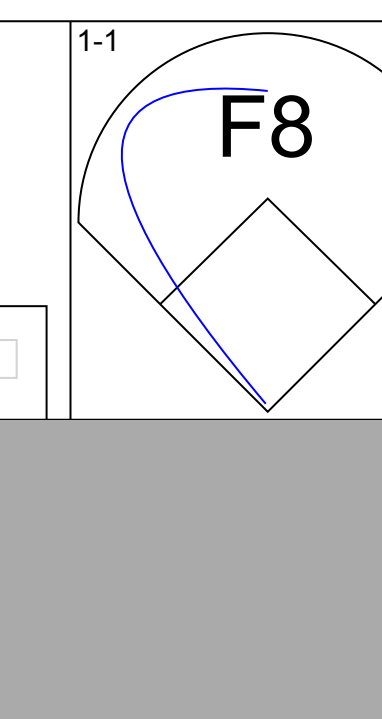
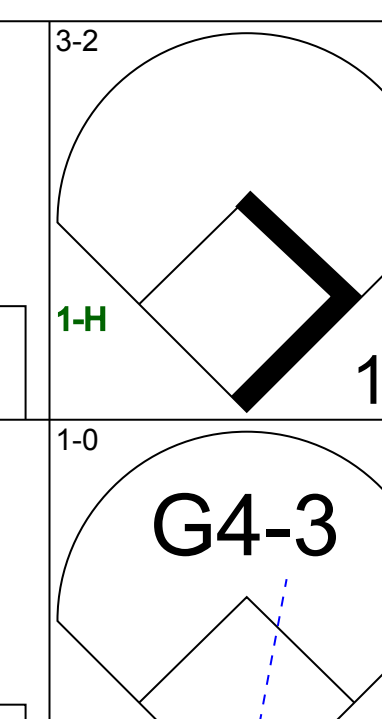
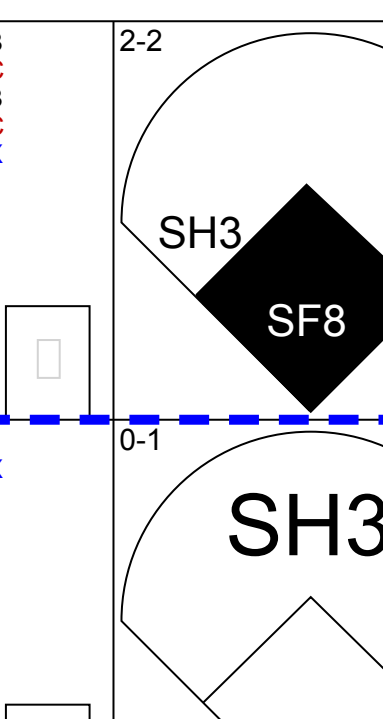
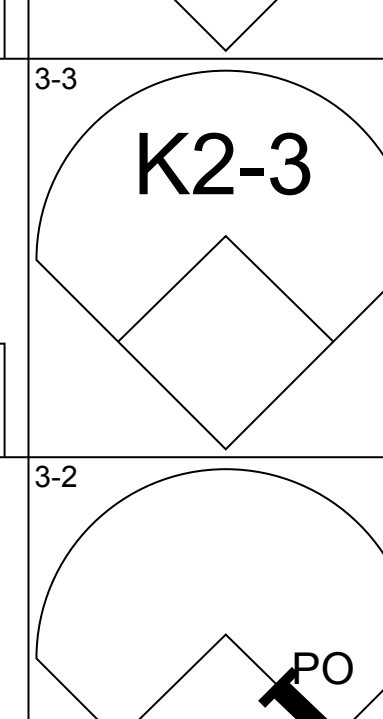
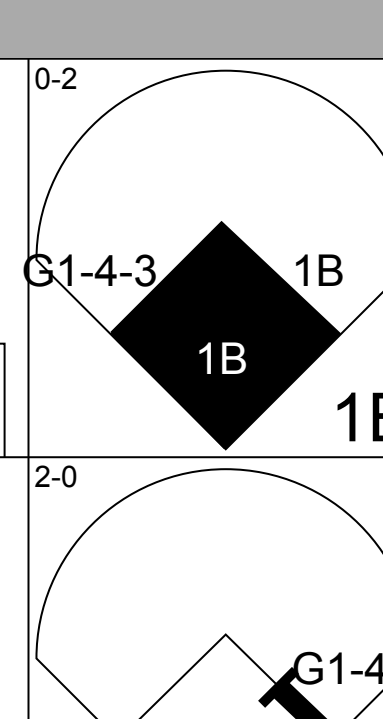
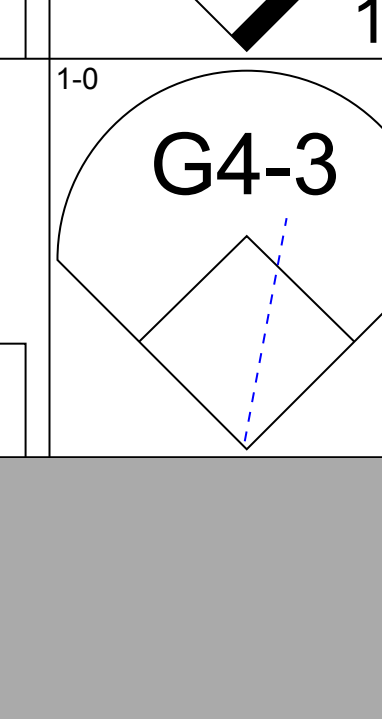
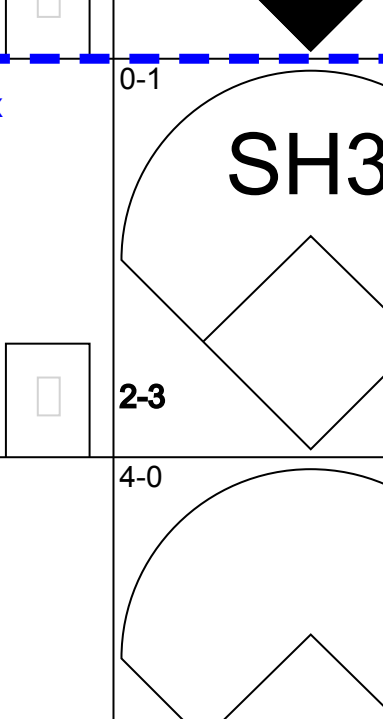
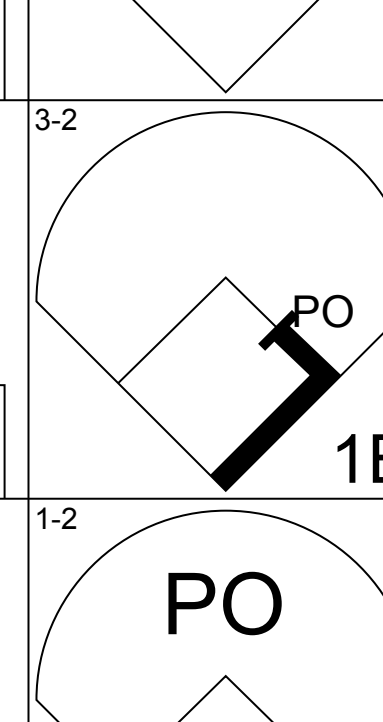
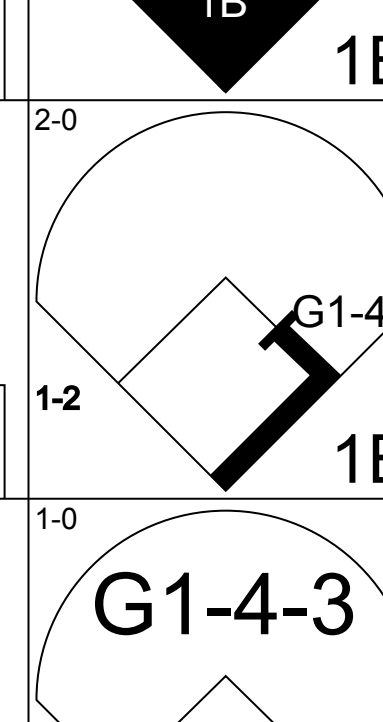
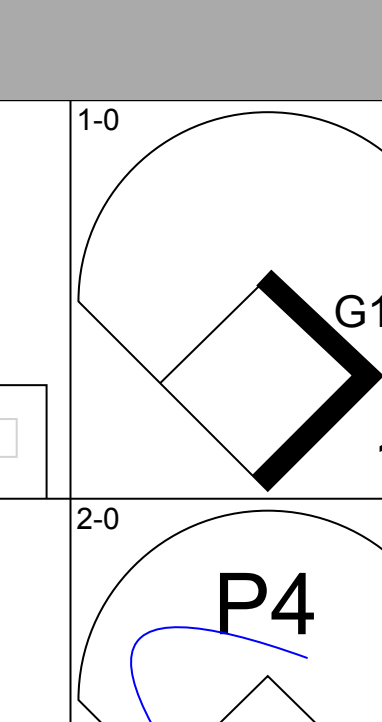
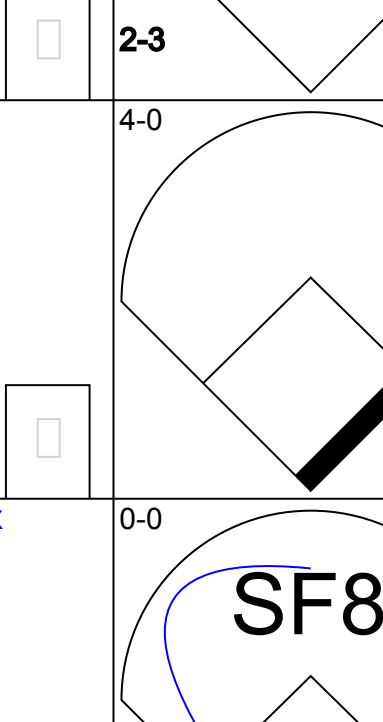
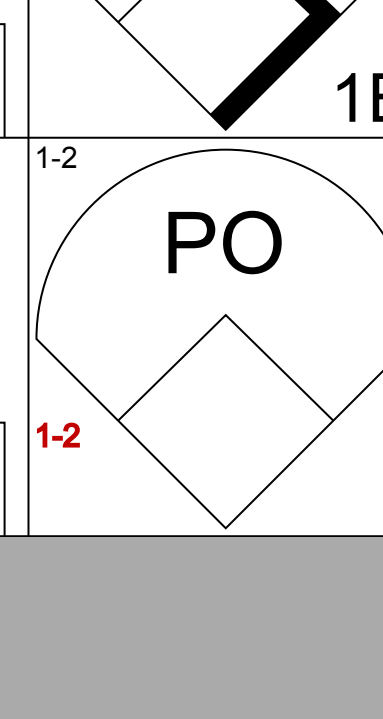
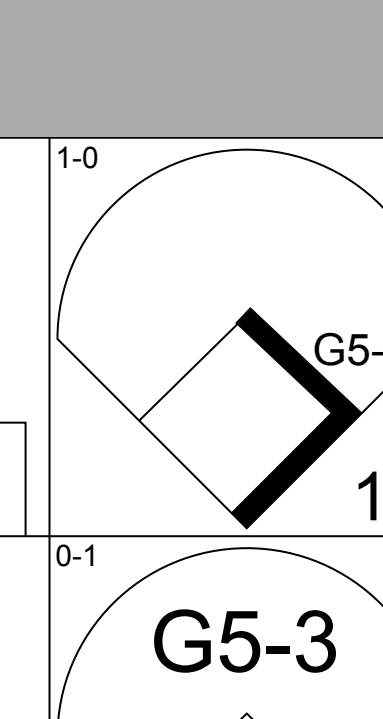
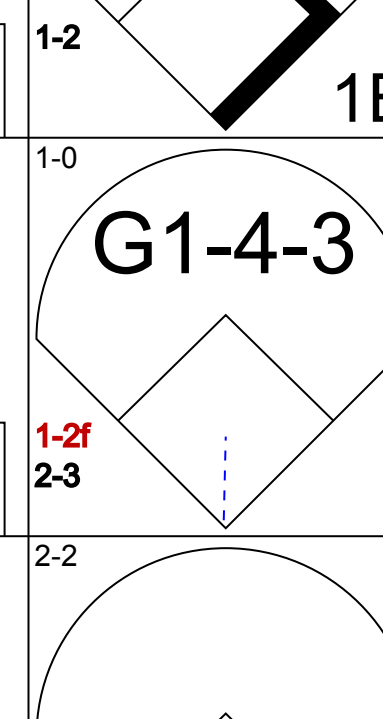
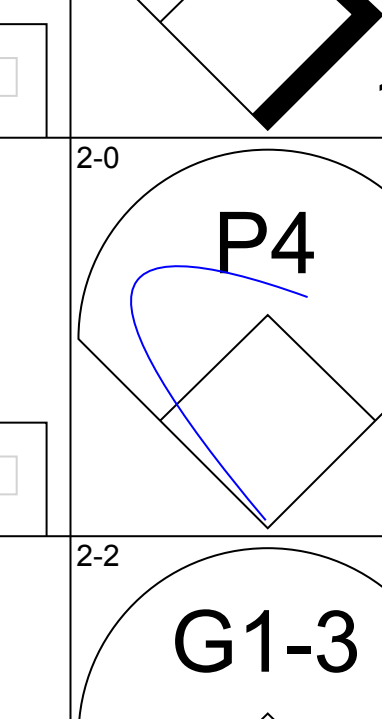
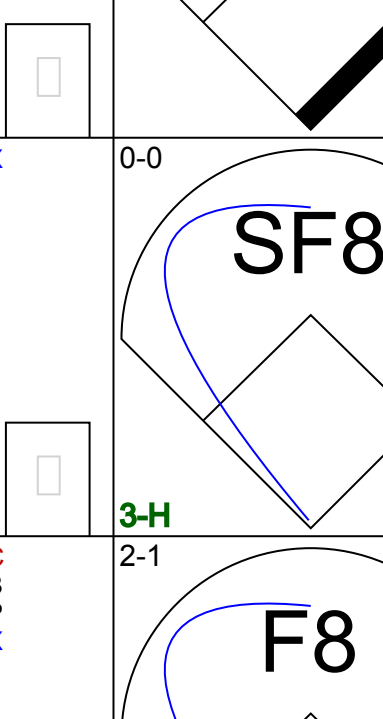
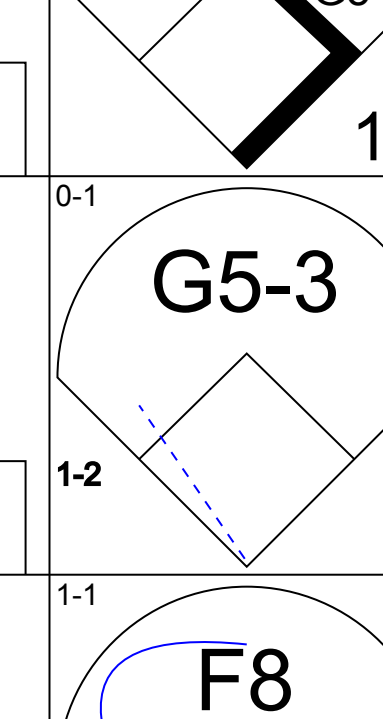
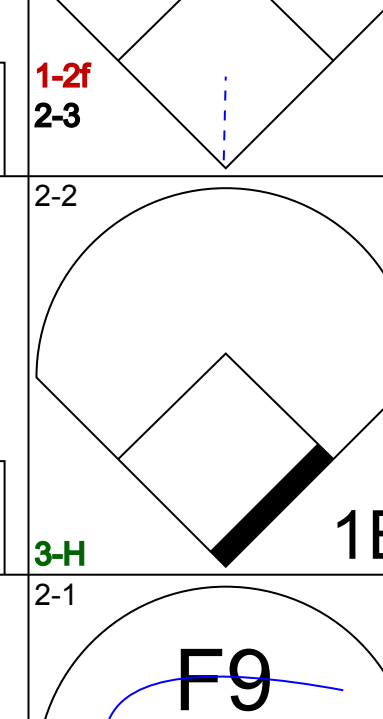
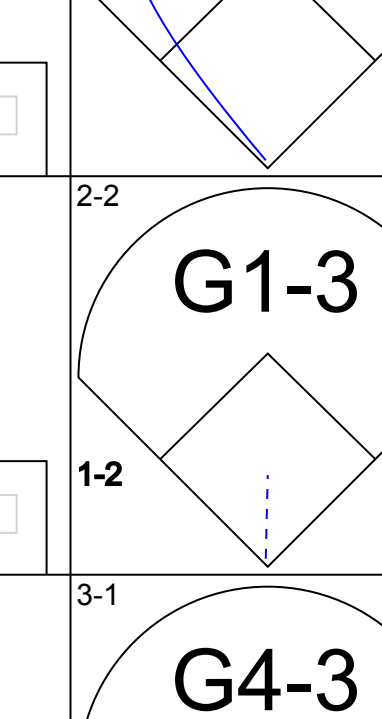
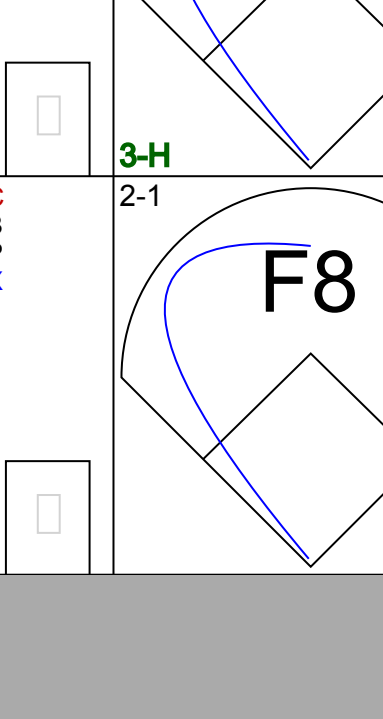
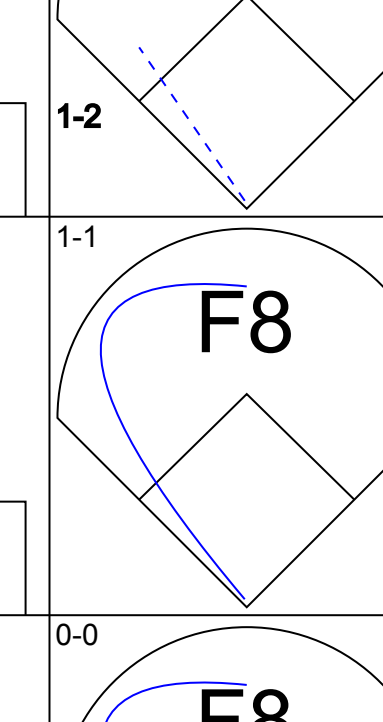
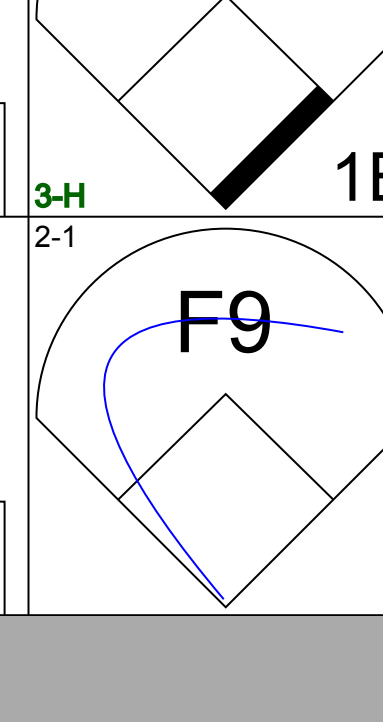
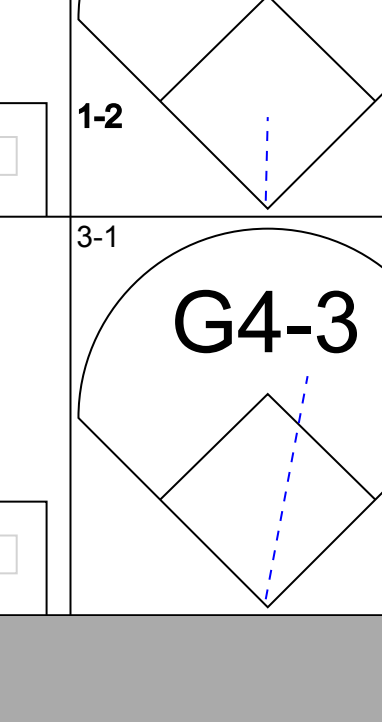
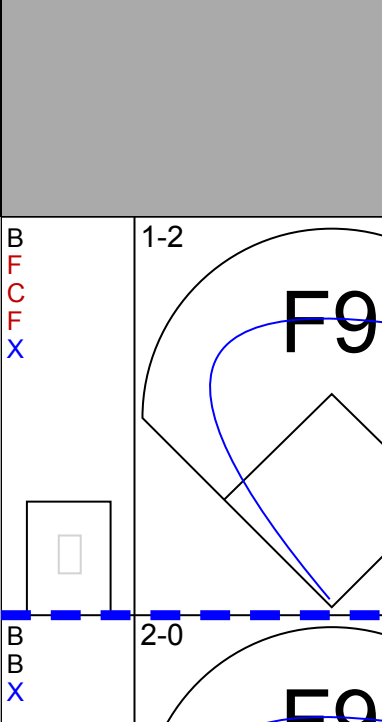
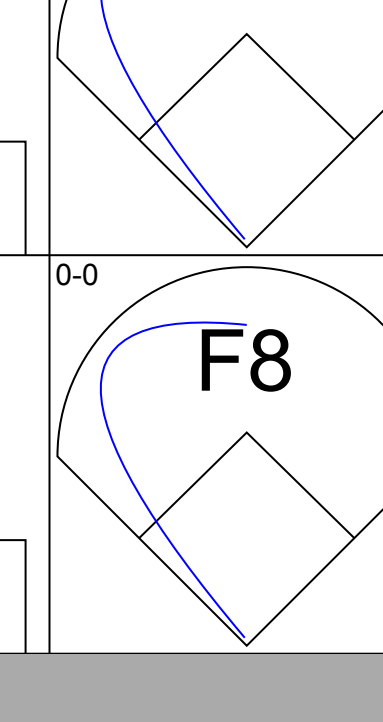
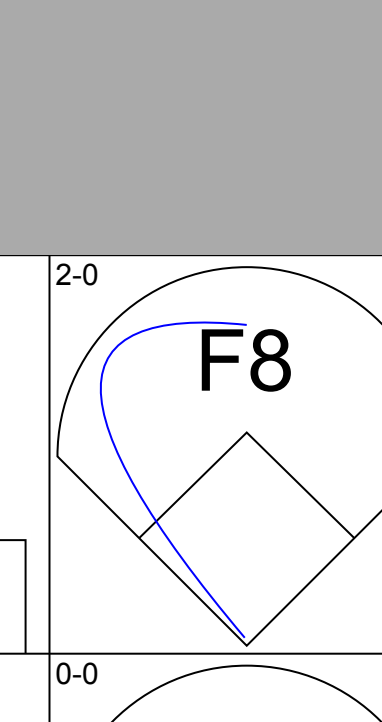
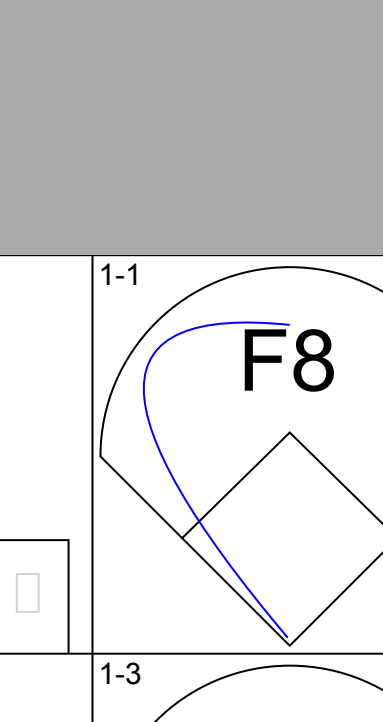
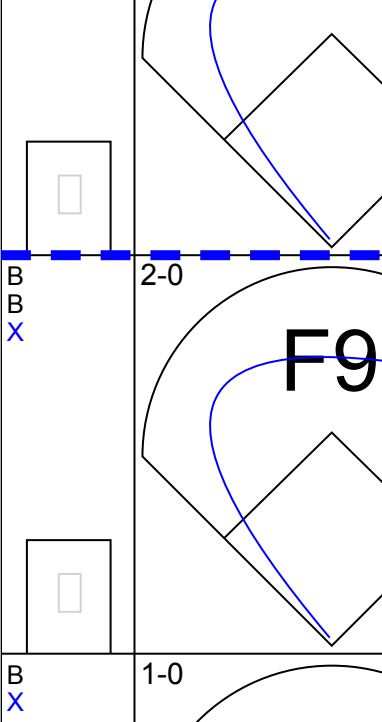

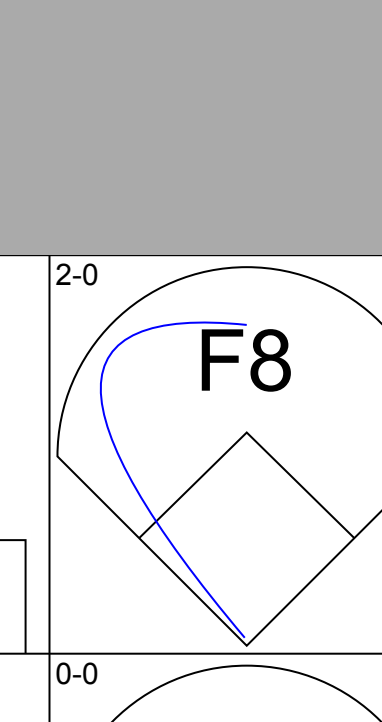
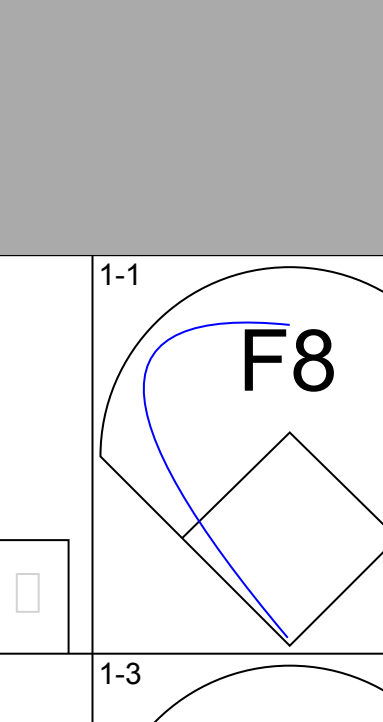
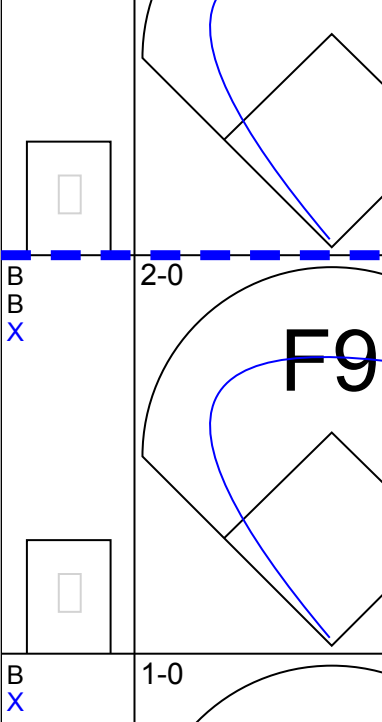
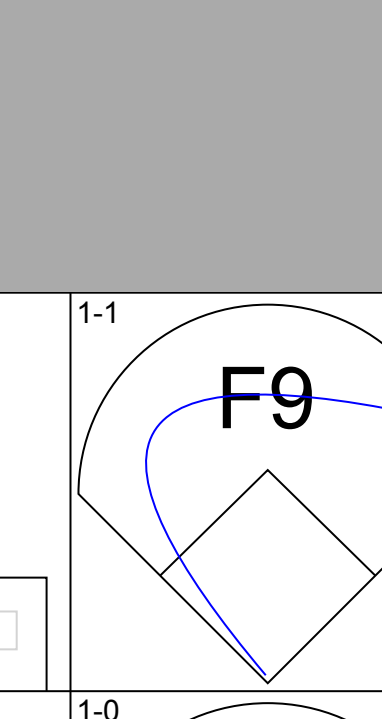
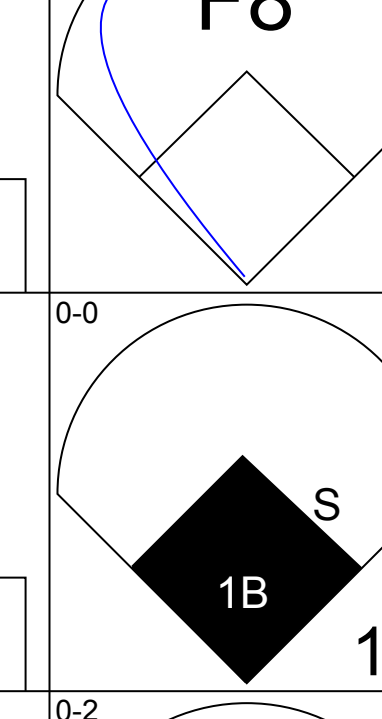
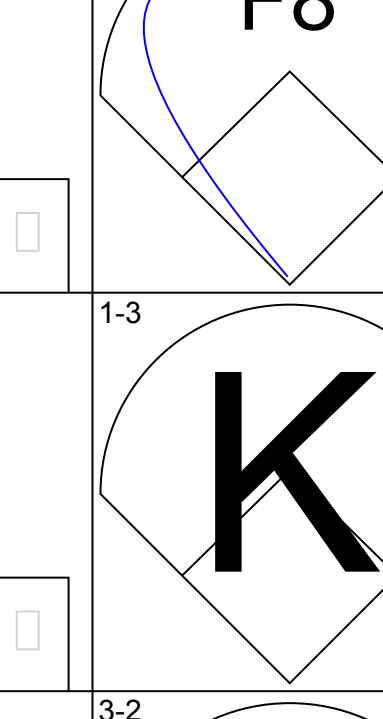
Minnesota Twins @ New York Yankees
Yankee Stadium, Bronx, NY

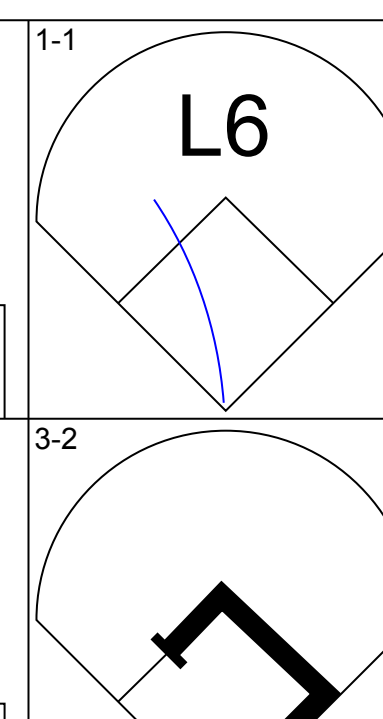
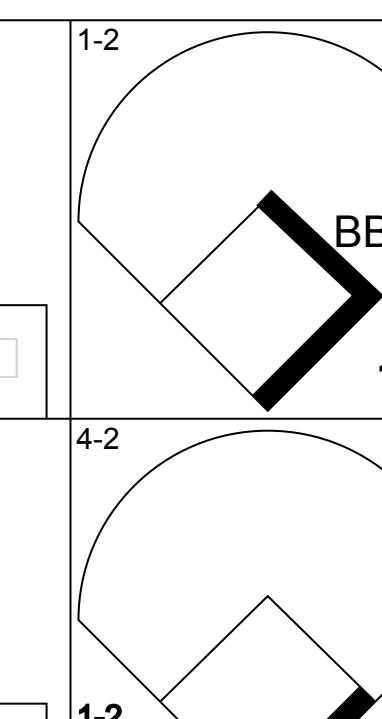
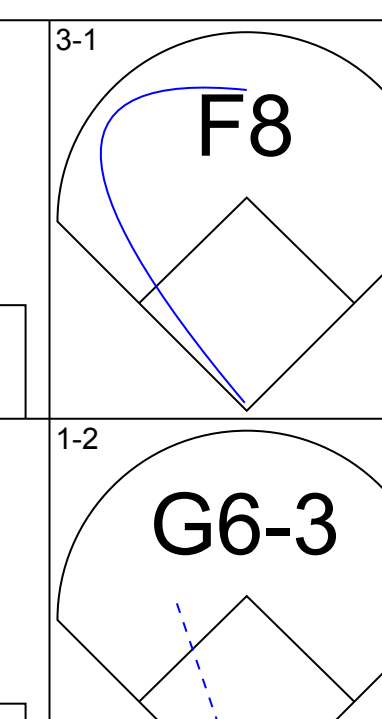
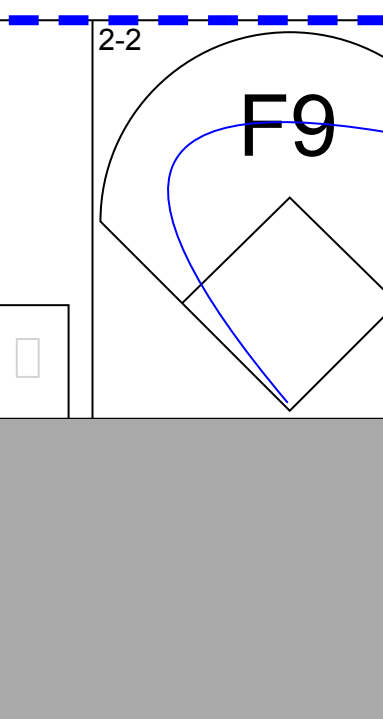
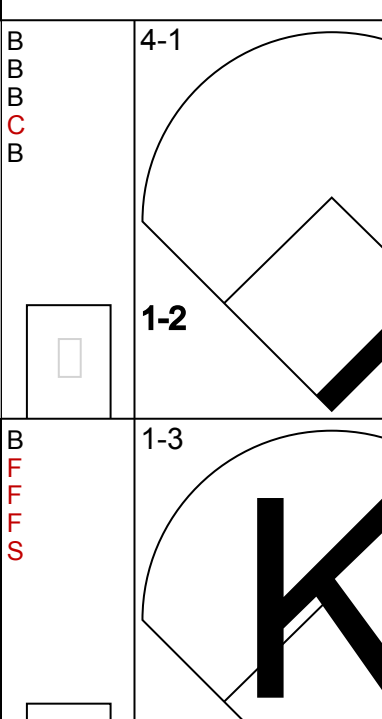
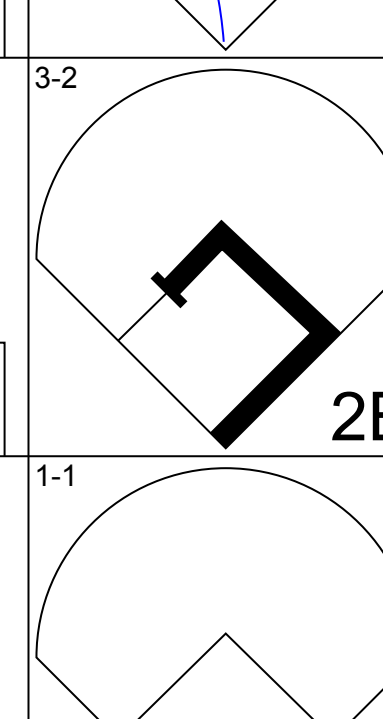
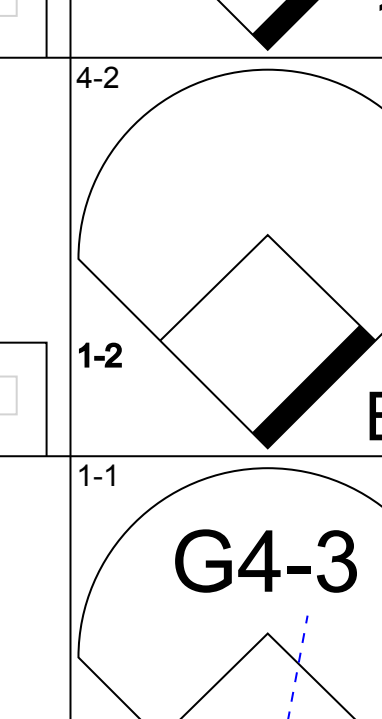
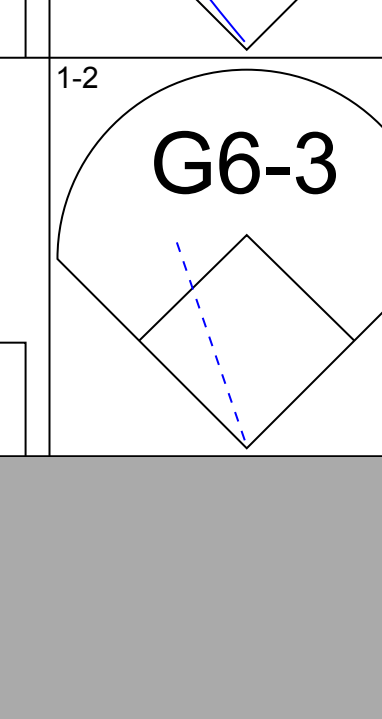
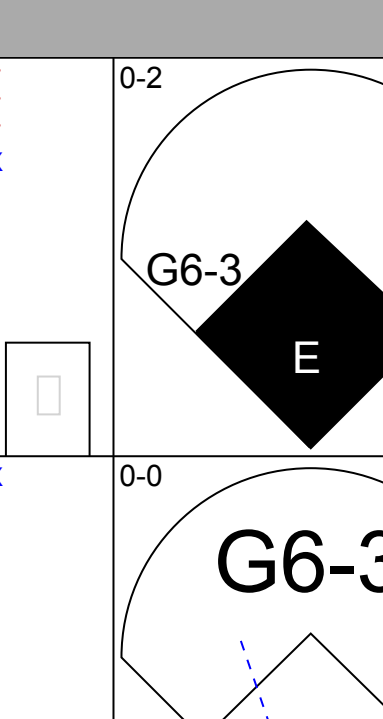
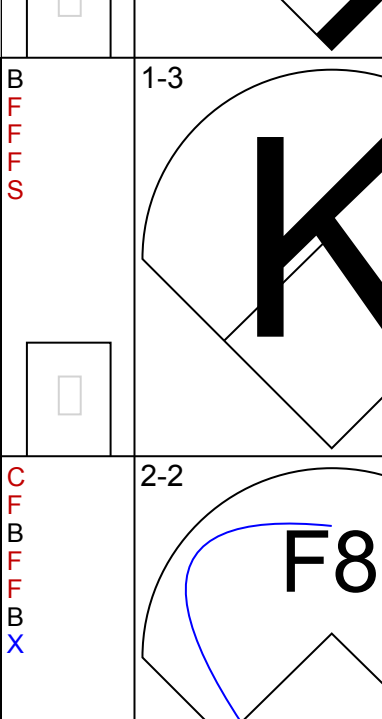
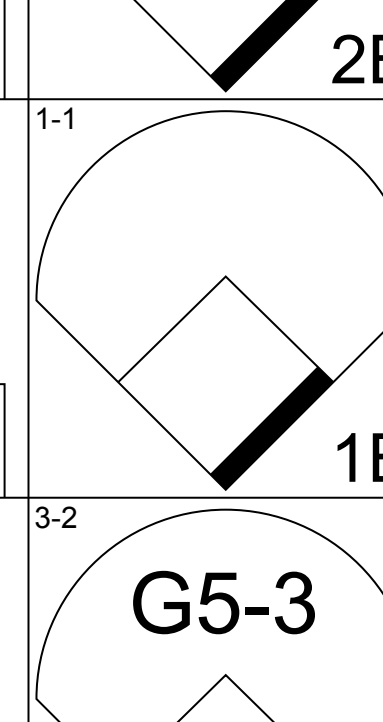
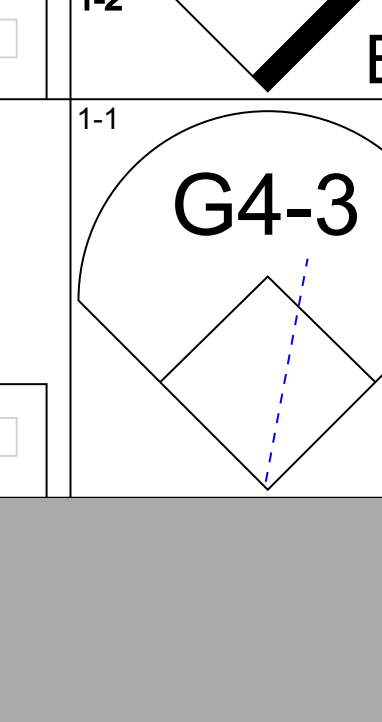
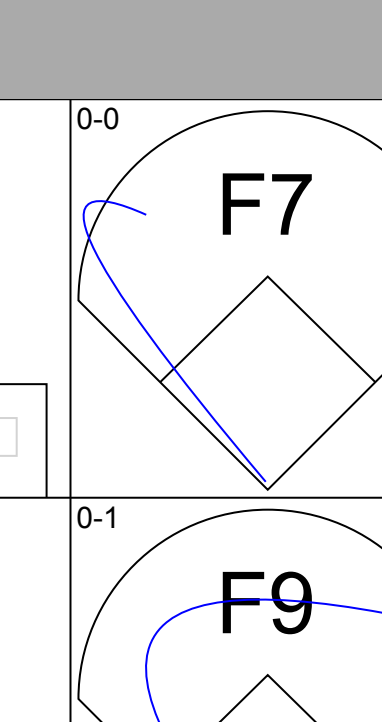
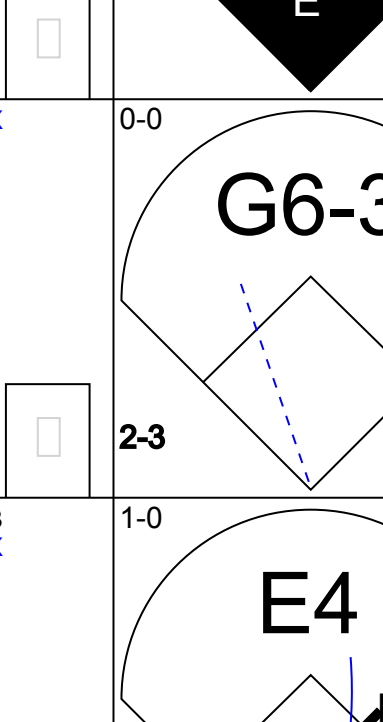
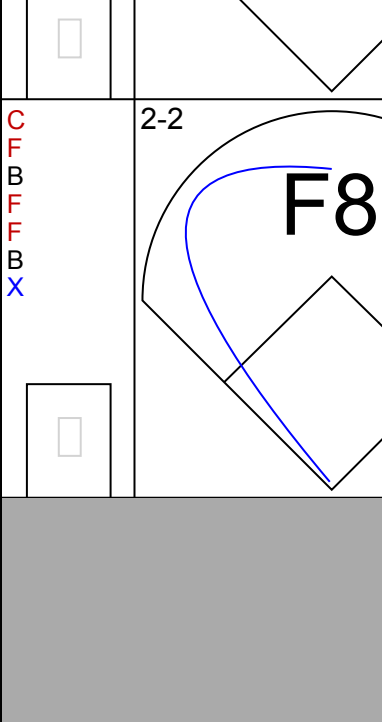
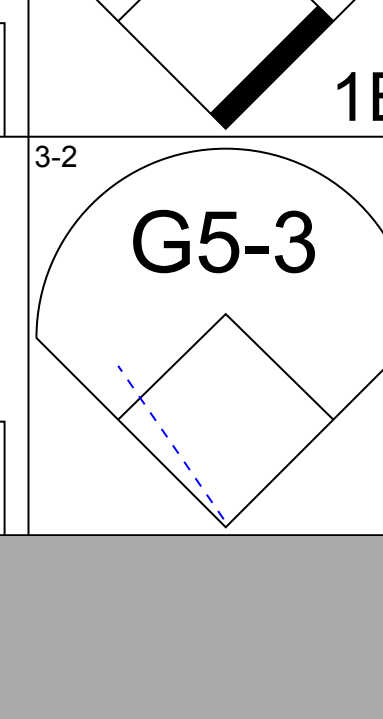
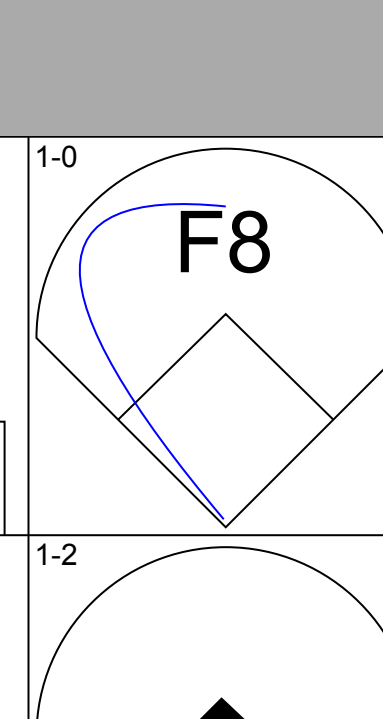
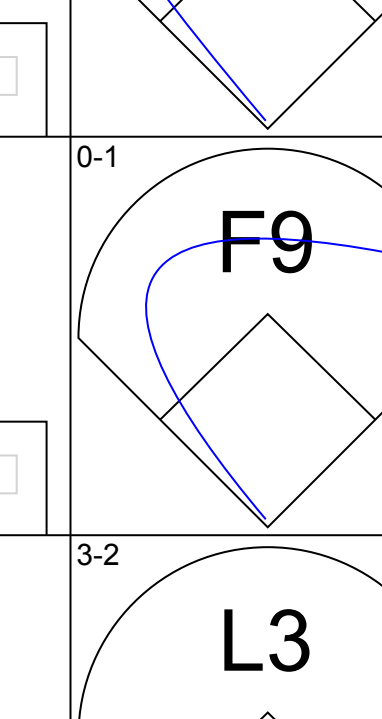
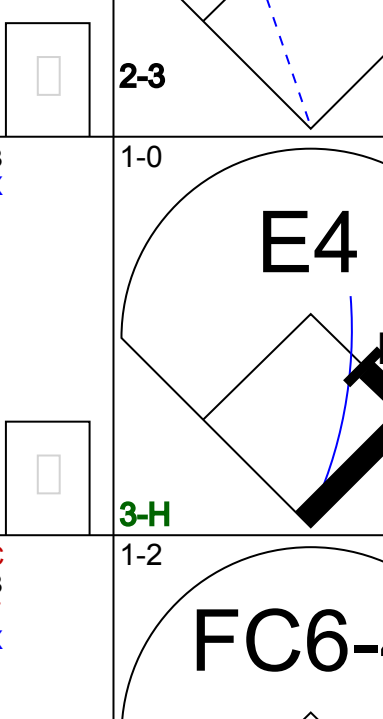

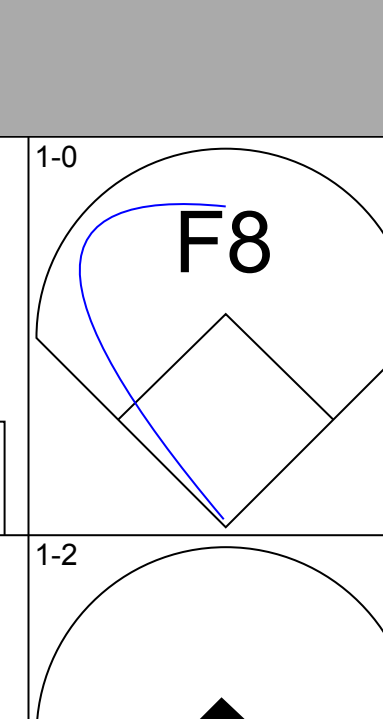
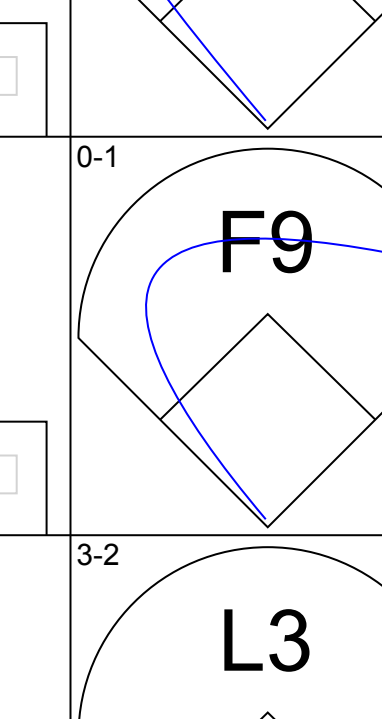
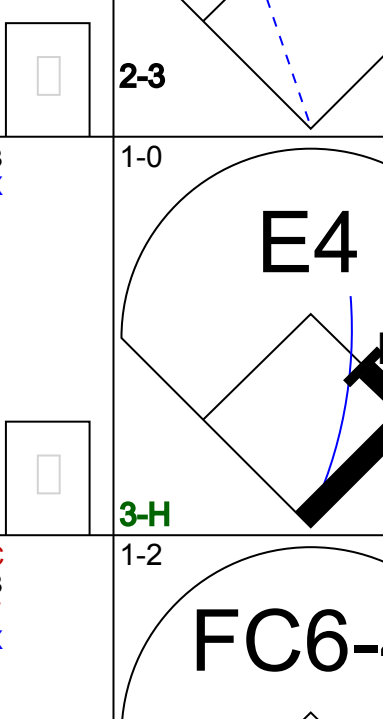
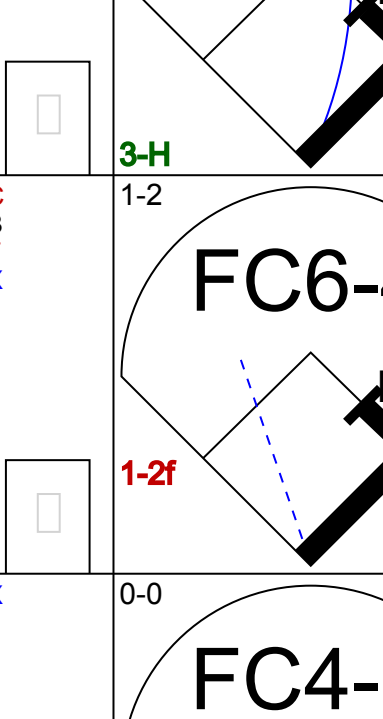
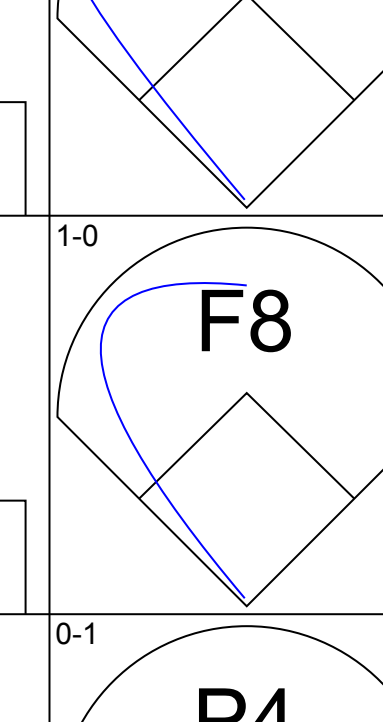
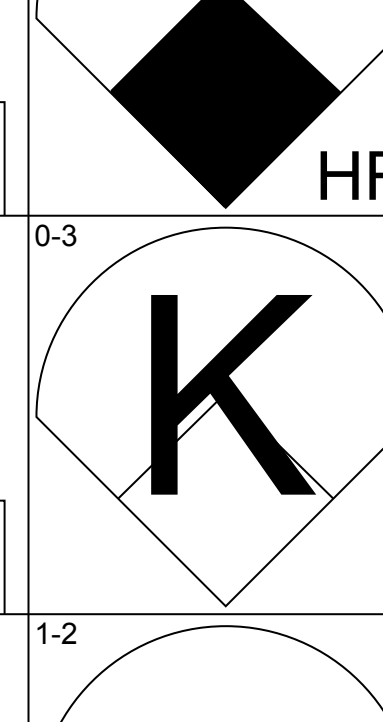
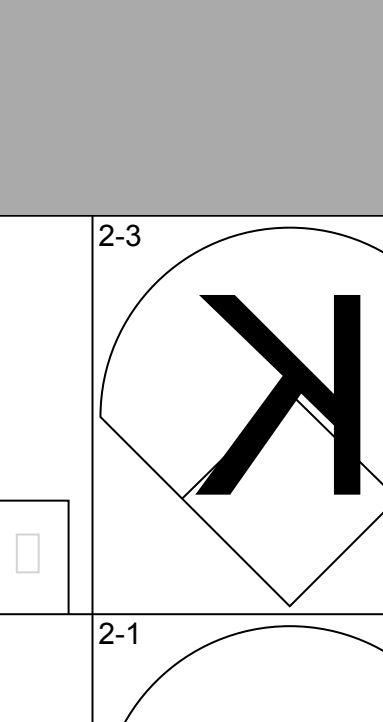
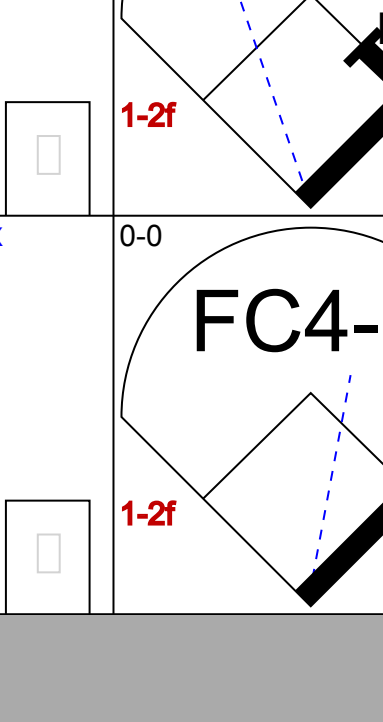
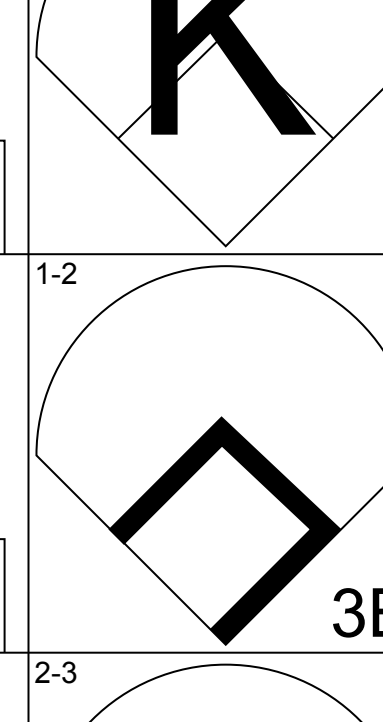
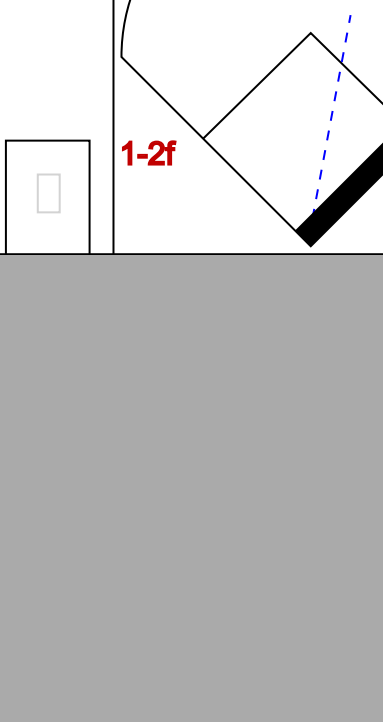
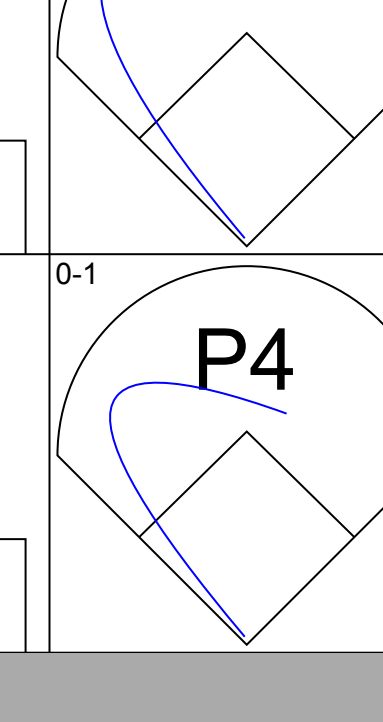
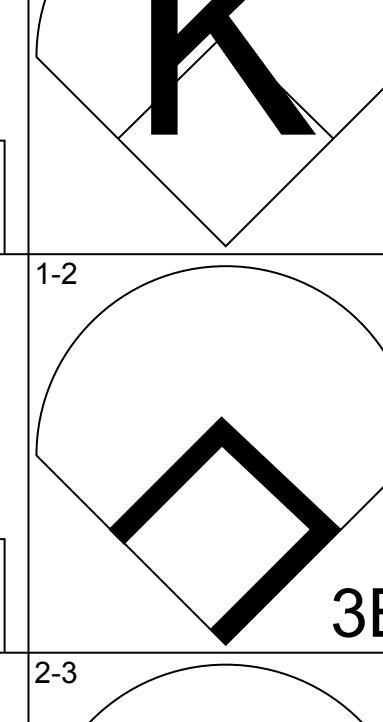
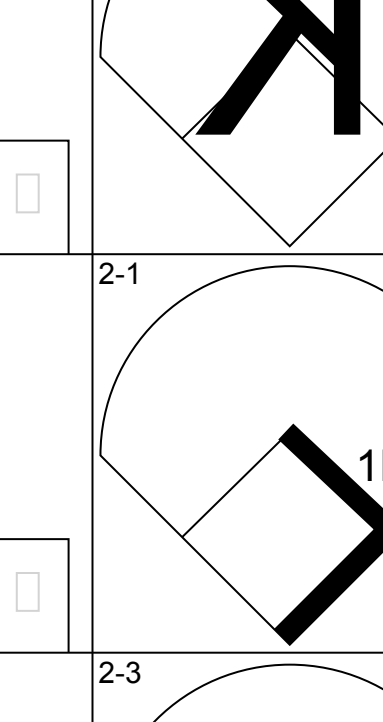
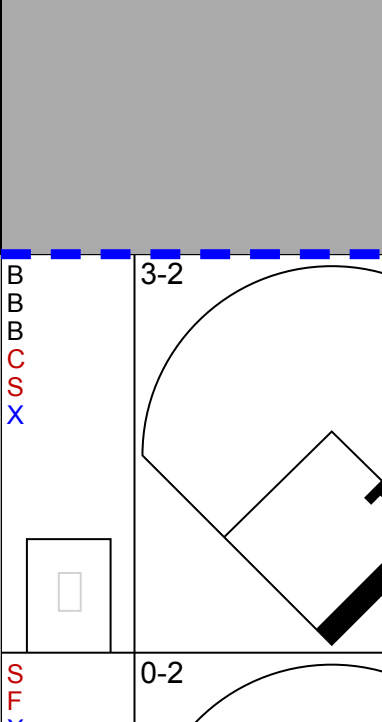
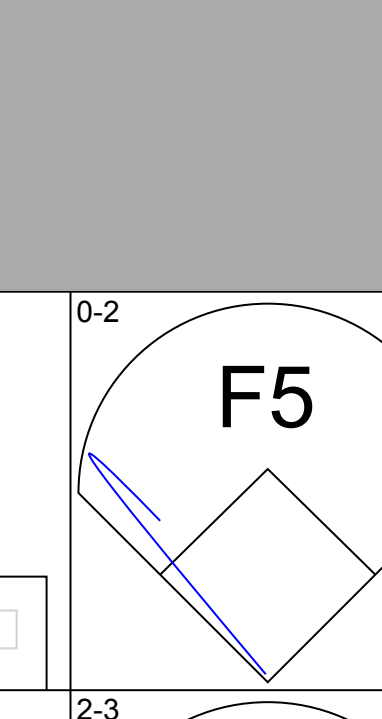
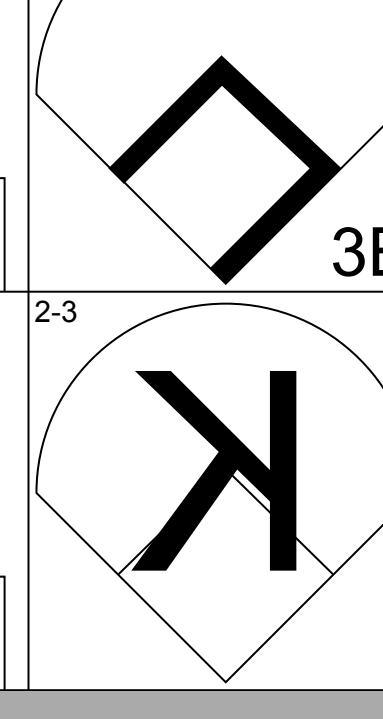
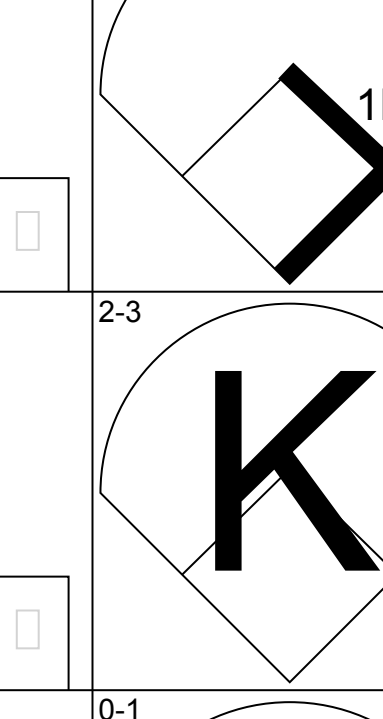
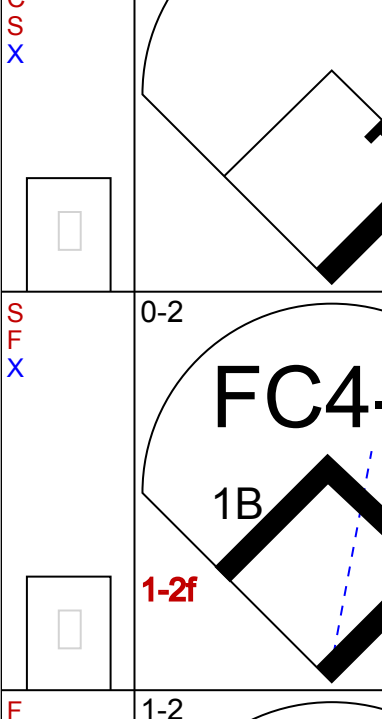
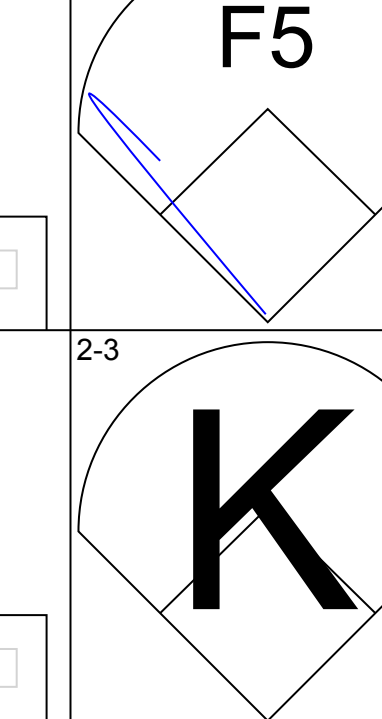
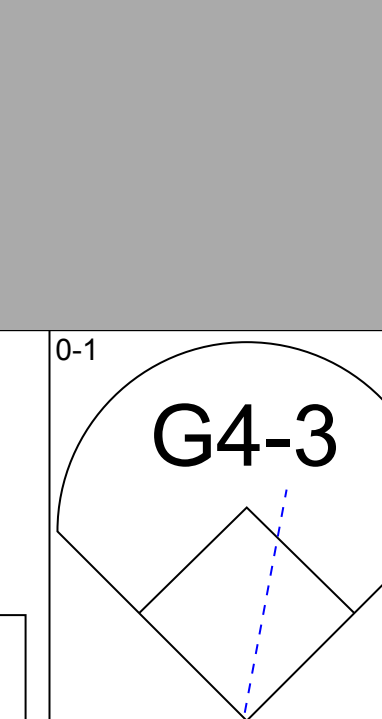
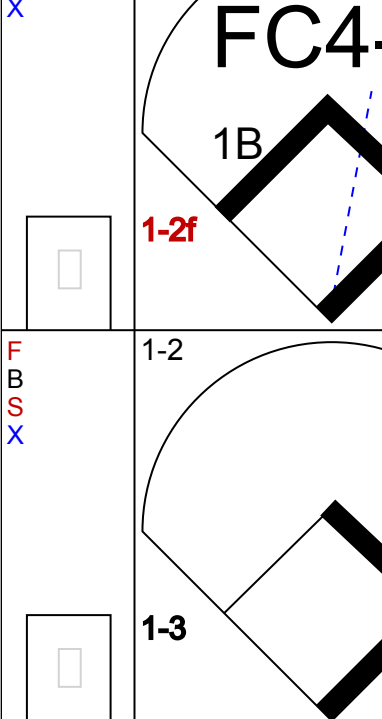
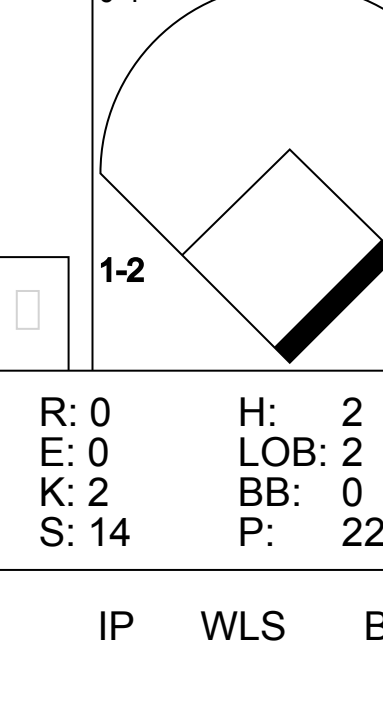
Sun Sep 03 2000, 1:05 PM EDT
Att. 42,365 - Cloudy - 81 F

livebaseballscores.com

AB	33
R	1
H	5
RBI	1
BB	7
SO	8
LOB	17



Batter	1	2	3	4	5	6	7	8	9	AB	R	H	RBI	BB	SO	LOB	TOP					
Brady Anderson, L (1, 9) OBP: 0.358, SLG: 0.410										4	1	2	1	0	1	0	Baltimore Orioles @ Minnesota Twins Hubert H. Humphrey Metrodome, Minneapolis, MN Mon Sep 04 2000, 2:05 PM EDT Att: 8,373 - Dome - 72 F					
Jerry Hairston, R (1, 4) OBP: 0.361, SLG: 0.435										3	1	1	0	0	1	1						
Delino DeShields, L (1, 7) Trenidad Hubbard, R (9, 7) OBP: 0.379, SLG: 0.449 OBP: 0.280, SLG: 0.284										3	0	3	0	1	0	0						
Jeff Conine, R (1, 5) OBP: 0.340, SLG: 0.438										3	0	1	1	0	0	3						
Cal Ripken Jr., R (1, 10) OBP: 0.292, SLG: 0.449										4	0	1	1	0	0	3						
Brook Fordyce, R (1, 2) OBP: 0.324, SLG: 0.511										4	0	0	0	0	0	3						
Chris Richard, L (1, 3) OBP: 0.318, SLG: 0.522										4	0	0	0	0	0	1						
Mark Lewis, R (1, 6) OBP: 0.310, SLG: 0.390										4	1	1	0	0	1	0						
Gene Kingsale, S (1, 8) OBP: 0.111, SLG: 0.222										3	0	0	0	0	0	1						
Inning Stats	R: 0 H: 1 E: 0 K: 2 S: 13	H: 1 R: 0 ER: 0 LOB: 0 BB: 0 P: 22	R: 0 H: 1 E: 0 K: 0 S: 6	H: 1 R: 0 ER: 0 LOB: 1 BB: 0 P: 8	R: 0 H: 0 E: 0 K: 0 S: 5	H: 0 R: 0 ER: 0 LOB: 0 BB: 0 P: 8	R: 1 H: 3 E: 0 K: 0 S: 11	H: 3 R: 0 ER: 0 LOB: 1 BB: 0 P: 18	R: 1 H: 2 E: 0 K: 0 S: 9	H: 2 R: 0 ER: 0 LOB: 1 BB: 0 P: 15	R: 0 H: 1 E: 0 K: 0 S: 9	H: 1 R: 0 ER: 0 LOB: 0 BB: 0 P: 17	R: 0 H: 0 E: 0 K: 1 S: 9	H: 0 R: 0 ER: 0 LOB: 0 BB: 0 P: 14	R: 1 H: 1 E: 0 K: 0 S: 9	H: 1 R: 0 ER: 0 LOB: 1 BB: 1 P: 16	R: 0 H: 0 E: 0 K: 0 S: 6	H: 0 R: 0 ER: 0 LOB: 0 BB: 0 P: 10	1B: 8 2B: 1 3B: 0 HR: 0	SF: 1 SAC: 1 DP: 1 HBP: 0	WP: 0 PB: 0 SB: 1 CS: 0	PA: 36
PITCHER	IP WLS BF H R ER SO BB IBB HBP BLK WP HR S P ERA WHIP																					
Mark Redman, L (1, 1) ERA: 4.67	7.0 L 27 8 2 2 3 0 0 0 0 0 0 0 0 102 2.57 1.143																					
Bob Wells, R (8, 1) ERA: 3.95	1.0 5 1 1 1 0 0 1 0 0 0 0 0 9 16 9.00 1.000																					
Jack Cressend, R (9, 1) ERA: 4.26	1.0 3 0 0 0 0 0 0 0 0 0 0 0 6 10 0.00 0.000																					

Batter	1	2	3	4	5	6	7	8	9	AB	R	H	RBI	BB	SO	LOB	BOTTOM			
Denny Hocking, S (1, 4) OBP: 0.367, SLG: 0.406										4	0	1	0	1	0	2	Baltimore Orioles @ Minnesota Twins Hubert H. Humphrey Metrodome, Minneapolis, MN Mon Sep 04 2000, 2:05 PM EDT Att: 8,373 - Dome - 72 F			
Cristian Guzman, S (1, 6) OBP: 0.313, SLG: 0.413										4	1	2	0	1	1	3				
Matt Lawton, L (1, 9) OBP: 0.419, SLG: 0.478										5	0	1	0	0	0	6				
Ron Coomer, R (1, 3) OBP: 0.330, SLG: 0.436										4	0	0	1	0	0	1				
David Ortiz, L (1, 10) OBP: 0.383, SLG: 0.473										4	1	1	1	0	0	1				
Jason Maxwell, R (8, PR) OBP: 0.317, SLG: 0.348										0	0	0	0	0	0	0				
Corey Koskie, L (1, 5) OBP: 0.393, SLG: 0.442										3	0	0	0	0	2	0				
Jay Canizaro, R (8, PH) OBP: 0.326, SLG: 0.411										1	0	0	0	0	0	1				
Tori Hunter, R (1, 8) OBP: 0.295, SLG: 0.359										4	0	3	0	0	0	0				
Jacque Jones, L (1, 7) OBP: 0.306, SLG: 0.450										4	0	0	0	0	2	3				
A.J. Pierzynski, L (1, 2) OBP: 0.282, SLG: 0.324										4	0	2	0	0	1	0				
Brian Buchanan, R (8, PR) OBP: 0.234, SLG: 0.295										0	0	0	0	0	0	0				
Inning Stats	R: 0 H: 2 E: 0 K: 0 S: 12	H: 0 R: 0 ER: 0 LOB: 0 BB: 0 P: 9	R: 0 H: 1 E: 0 K: 1 S: 17	H: 1 R: 0 ER: 0 LOB: 1 BB: 1 P: 25	R: 1 H: 2 E: 0 K: 2 S: 15	H: 2 R: 0 ER: 0 LOB: 1 BB: 0 P: 20	R: 0 H: 0 E: 0 K: 0 S: 7	H: 0 R: 0 ER: 0 LOB: 0 BB: 0 P: 11	R: 0 H: 0 E: 0 K: 0 S: 9	H: 0 R: 0 ER: 0 LOB: 0 BB: 0 P: 12	R: 0 H: 2 E: 0 K: 2 S: 14	H: 2 R: 0 ER: 0 LOB: 2 BB: 0 P: 22	R: 1 H: 1 E: 1 K: 0 S: 10	H: 1 R: 0 ER: 0 LOB: 1 BB: 1 P: 12	R: 0 H: 2 E: 0 K: 1 S: 19	H: 2 R: 0 ER: 0 LOB: 3 BB: 1 P: 30	1B: 6 2B: 2 3B: 1 HR: 1	SF: 0 SAC: 0 DP: 0 HBP: 0	WP: 0 PB: 0 SB: 0 CS: 0	PA: 39
PITCHER	IP WLS BF H R ER SO BB IBB HBP BLK WP HR S P ERA WHIP																			
Jose Mercedes, R (1, 1) ERA: 4.11	6.2 W 27 7 1 1 1 0 0 0 0 0 0 0 13 17 6.75 0.750																			
Buddy Groom, L (7, 1) ERA: 3.79	1.1 H 6 1 1 1 0 0 0 0 0 0 0 0 13 17 6.75 0.750																			
Ryan Kohlmeier, R (9, 1) ERA: 2.04	1.0 S 6 2 0 0 1 1 0 0 0 0 0 0 19 30 0.00 3.000																			



Batter	1	2	3	4	5	6	7	8	9	AB	R	H	RBI	BB	SO	LOB	TOP			
Brady Anderson, L OBP: 0.359, SLG: 0.408	1-1 FC4-6 1B	3-3 K	4-1 BB			3-2 P6		3-1 F9		4	0	1	0	1	1	2	Baltimore Orioles @ Minnesota Twins Hubert H. Humphrey Metrodome, Minneapolis, MN Tue Sep 05 2000, 8:05 PM EDT Att: 6,285 - Dome - 72 F livebaseballscorecards.com			
Jerry Hairston, R OBP: 0.363, SLG: 0.427	0-2 FC4-6 2B	0-2 1B	0-1 F7			0-0 G1-3		4-0 BB		4	1	1	0	1	0	3				
Delino DeShields, L OBP: 0.374, SLG: 0.449	3-1 2B	2-3 K		1-2 G6-3		3-2 F8		2-2 F8		4	1	1	1	0	1	1				
Trenidad Hubbard, R OBP: 0.278, SLG: 0.281	1-H 2B									1	0	0	0	0	0	2				
Jeff Conine, R OBP: 0.340, SLG: 0.437	4-2 2B 1B		0-1 G4-3	1-1 G1-3			1-2 G4-3 G5-3 1B		0-0 G5-3	4	1	1	0	1	0	0				
Cal Ripken Jr., R OBP: 0.298, SLG: 0.452	1-0 1B 2B		4-2 2B E	4-2 BB			0-1 G5-3		1-0 F8	3	1	1	1	2	0	1				
Brook Fordyce, R OBP: 0.325, SLG: 0.513	3-2 FC5 1B		0-0 E SF9 2B	1-2 BB			0-0 G4-3		1-1 G4-3	5	1	2	1	0	0	2				
Chris Richard, L OBP: 0.310, SLG: 0.507	2-3 3-H L8		1-0 E4 SF9 1B		0-1 G1-3		1-0 G4-3			4	1	0	1	0	0	4				
Mark Lewis, R OBP: 0.309, SLG: 0.385	3-1 FC5		2-3 3-H SF9	4-0 G6-3 BB				2-3 K		2	0	0	1	1	1	2				
Gene Kingsale, S OBP: 0.308, SLG: 0.385		1-2 CS 1B	0-0 BB 1B	2-2 G6-3			2-1 BB 1B			4	0	3	1	0	0	1				
Inning Stats	R: 3 E: 0 K: 0 S: 20	H: 4 LOB: 2 BB: 1 P: 36	R: 0 E: 0 K: 2 S: 16	H: 2 LOB: 1 BB: 0 P: 22	R: 3 E: 1 K: 0 S: 11	H: 2 LOB: 2 BB: 2 P: 20	R: 0 E: 0 K: 0 S: 15	H: 0 LOB: 1 BB: 1 P: 22	R: 0 E: 0 K: 0 S: 6	H: 0 LOB: 0 BB: 1 P: 12	R: 0 E: 0 K: 0 S: 8	H: 0 LOB: 0 BB: 0 P: 14	R: 0 E: 0 K: 1 S: 10	H: 1 LOB: 2 BB: 1 P: 23	R: 0 E: 0 K: 0 S: 4	H: 0 LOB: 0 BB: 0 P: 6	1B: 7 2B: 3 3B: 0 HR: 0	SF: 1 SAC: 0 DP: 1 HBP: 0	WP: 0 PB: 0 SB: 0 CS: 1	PA: 42
PITCHER	IP WLS BF H R ER SO BB IBB HBP BLK WP HR S P ERA WHIP	IP WLS BF H R ER SO BB IBB HBP BLK WP HR S P ERA WHIP																		
J.C. Romero, L ERA: 6.42	(1, 1) 2.2 L 19 8 6 5 2 3 0 0 0 0 0 0 45 76 16.88 4.125																			
Johan Santana, R ERA: 6.21	(3, 1) 3.1 12 1 0 0 0 2 0 0 0 0 0 0 34 54 0.00 0.900																			
Hector Carrasco, R ERA: 3.95	(7, 1) 1.2 7 1 0 0 1 1 0 0 0 0 0 0 11 23 0.00 1.200																			
LaTroy Hawkins, R ERA: 3.35	(8, 1) 1.1 4 0 0 0 0 0 0 0 0 0 0 0 7 11 0.00 0.000																			

Batter	1	2	3	4	5	6	7	8	9	AB	R	H	RBI	BB	SO	LOB	BOTTOM					
Cristian Guzman, S OBP: 0.312, SLG: 0.411	1-2 G5-3		0-0 FC6-4 E S 2B	1-0 1B		2-3 K		2-1 G6-3		5	1	1	2	0	1	2	Baltimore Orioles @ Minnesota Twins Hubert H. Humphrey Metrodome, Minneapolis, MN Tue Sep 05 2000, 8:05 PM EDT Att: 6,285 - Dome - 72 F livebaseballscorecards.com					
Matt Lawton, L OBP: 0.420, SLG: 0.483	1-1 F7		3-1 1B FC3-6 2B	2-0 FC4-6 1B			2-1 F7		1-1 2B	5	2	3	1	0	0	0						
Ron Coomer, R OBP: 0.328, SLG: 0.433	2-2 G5-3		1-0 FC3-6 1B	2-2 FC4-6			2-2 G1-3		0-0 F8	5	0	1	0	0	0	3						
David Ortiz, L OBP: 0.383, SLG: 0.478		1-1 G4-3	1-1 FC3-6 FC6 HBP		2-3 K		2-1 BB 2B		0-1 1B	5	0	2	2	0	1	1						
Jay Canizaro, R OBP: 0.326, SLG: 0.411			1-2 3-H 2B						2-H 2B	0	0	0	0	0	0	0						
Brian Buchanan, R OBP: 0.258, SLG: 0.306		1-1 CS 1B	1-1 FC6 HBP		2-2 F7		4-1 BB 2B		3-1 1B	1	0	1	0	0	0	0						
Jacque Jones, L OBP: 0.300, SLG: 0.449			1-2 FC6 HBP		1-3 K		4-2 BB		2-3 1B	1	0	0	0	0	0	0						
Denny Hocking, S OBP: 0.370, SLG: 0.408			1-2 1B		1-3 K		1-2 2-3 BB		4-1 BB	1	0	1	0	1	0	0						
Corey Koskie, L OBP: 0.395, SLG: 0.441		2-1 1B	1-1 FC6		1-3 K		4-2 BB		4-1 BB	3	0	1	0	2	1	2						
Tori Hunter, R OBP: 0.293, SLG: 0.360	0-1 G5-3		3-2 G4-3 1B 2B			1-3 K		1-3 K		0-1 F9	5	1	1	0	0	2	6					
A.J. Pierzynski, L OBP: 0.286, SLG: 0.350			1-1 1B FC6-4 2B	2-2 G4-3		0-0 F8		3-3 K		3	1	1	0	0	0	1						
Chad Moeller, R OBP: 0.274, SLG: 0.283			2-3 1B							1	0	0	0	0	1	0						
Jason Maxwell, R OBP: 0.324, SLG: 0.365			1-1 FC6-4 1B	2-3 K				3-2 G4-3		4	0	2	0	0	1	1						
Inning Stats	R: 0 E: 0 K: 0 S: 9	H: 0 LOB: 0 BB: 0 P: 13	R: 0 E: 0 K: 0 S: 8	H: 2 LOB: 1 BB: 0 P: 12	R: 3 E: 0 K: 0 S: 13	H: 4 LOB: 2 BB: 0 P: 22	R: 1 E: 0 K: 1 S: 17	H: 3 LOB: 0 BB: 0 P: 29	R: 0 E: 0 K: 2 S: 10	H: 0 LOB: 0 BB: 0 P: 15	R: 0 E: 0 K: 2 S: 14	H: 1 LOB: 1 BB: 0 P: 18	R: 0 E: 0 K: 1 S: 15	H: 1 LOB: 3 BB: 2 P: 30	R: 0 E: 0 K: 1 S: 8	H: 0 LOB: 0 BB: 0 P: 16	R: 1 E: 0 K: 0 S: 10	H: 3 LOB: 2 BB: 1 P: 18	1B: 7 2B: 7 3B: 0 HR: 0	SF: 0 SAC: 0 DP: 0 HBP: 1	WP: 0 PB: 0 SB: 1 CS: 1	PA: 43
PITCHER	IP WLS BF H R ER SO BB IBB HBP BLK WP HR S P ERA WHIP	IP WLS BF H R ER SO BB IBB HBP BLK WP HR S P ERA WHIP																				
35 Mike Mussina, R ERA: 3.91	(1, 1) 6.0 W 28 10 4 4 4 0 2 0 0 0 0 0 12 26 0.00 4.500																					
Chuck McElroy, L ERA: 5.99	(7, 1) 0.2 H 5 1 0 0 0 2 0 0 0 0 0 0 3 4 0.00 0.000																					
Mike Trombley, R ERA: 4.63	(7, 1) 0.1 H 1 0 0 0 1 0 0 0 0 0 0 0 3 4 0.00 0.000																					
Buddy Groom, L ERA: 3.71	(8, 1) 1.0 H 3 0 0 0 1 0 0 0 0 0 0 8 16 0.00 0.000																					
Ryan Kohlmeier, R ERA: 2.41	(9, 1) 1.0 S 6 3 1 1 0 1 0 0 0 0 0 0 10 18 9.00 4.000																					

AB 35
R 6
H 10
RBI 6
BB 6
SO 3
LOB 18




AB 39
R 5
H 14
RBI 5
BB 3
SO 7
LOB 16




Batter	1	2	3	4	5	6	7	8	9	AB	R	H	RBI	BB	SO	LOB	TOP					
Brady Anderson, L (1, 9) OBP: 0.356, SLG: 0.404	G5-3		G3			F7		G4-3		4	0	0	0	0	0	0	Baltimore Orioles @ Minnesota Twins Hubert H. Humphrey Metrodome, Minneapolis, MN Wed Sep 06 2000, 1:05 PM EDT Att. 5,753 - Dome - 72 F					
Jerry Hairston, R (1, 4) OBP: 0.377, SLG: 0.435	1B		G5-3			2B SF8 1B		BB		3	1	2	0	1	0	0						
Delino DeShields, L (1, 7) OBP: 0.373, SLG: 0.450	F7			G6-3		SF8 2B		K		4	0	1	0	0	1	2						
Jeff Conine, R (1, 5) OBP: 0.337, SLG: 0.433	F7			G6-3		SF8		K		3	0	0	1	0	1	2						
Karim Garcia, L (1, 10) OBP: 0.143, SLG: 0.143		G3-1		G1-3		K			K	4	0	0	0	0	2	1						
Chris Richard, L (1, 3) OBP: 0.309, SLG: 0.497		HBP				F8		G4-3		3	0	0	0	0	0	0						
13 Ivanon Coffie, L (1, 6) OBP: 0.270, SLG: 0.304		F9				G6-3		1B		4	0	2	0	0	0	1						
13 Willie Morales, R (1, 2) OBP: 0.273, SLG: 0.364 Brook Fordyce, R (9, PH) OBP: 0.324, SLG: 0.511		F9				2B		F9		3	0	1	0	0	0	2						
Gene Kingsale, S (1, 8) OBP: 0.250, SLG: 0.313			K			G4-3		K		3	0	0	0	0	2	2						
Inning Stats	R: 0 E: 0 K: 0 S: 9	H: 1 LOB: 1 BB: 0 P: 16	R: 0 E: 0 K: 0 S: 8	H: 0 LOB: 1 BB: 0 P: 10	R: 0 E: 0 K: 1 S: 6	H: 0 LOB: 0 BB: 0 P: 9	R: 0 E: 0 K: 0 S: 5	H: 0 LOB: 0 BB: 0 P: 6	R: 0 E: 0 K: 0 S: 13	H: 1 LOB: 1 BB: 0 P: 15	R: 1 E: 0 K: 1 S: 16	H: 2 LOB: 1 BB: 0 P: 26	R: 0 E: 0 K: 1 S: 7	H: 1 LOB: 1 BB: 0 P: 9	R: 0 E: 0 K: 2 S: 10	H: 0 LOB: 1 BB: 1 P: 16	R: 0 E: 0 K: 1 S: 9	H: 1 LOB: 1 BB: 0 P: 11	1B: 4 2B: 2 3B: 0 HR: 0	SF: 1 SAC: 0 DP: 0 HBP: 1	WP: 0 PB: 0 SB: 0 CS: 0	PA: 35
PITCHER Brad Radke, R (1, 1) ERA: 4.37	IP: 9.0 WLS: W BF: 35 H: 6 R: 1 ER: 1 SO: 6 BB: 1 IBB: 0 HBP: 1 BLK: 0 WP: 0 HR: 0 S: 83 P: 118 ERA: 1.00 WHIP: 0.778															PITCHER						

Batter	1	2	3	4	5	6	7	8	9	AB	R	H	RBI	BB	SO	LOB	BOTTOM			
Jay Canizaro, R (1, 4) OBP: 0.326, SLG: 0.409 Denny Hocking, S (8, 4) OBP: 0.370, SLG: 0.408	FC1-6 1B		G5-3		K		K			4	0	1	0	0	2	3	Baltimore Orioles @ Minnesota Twins Hubert H. Humphrey Metrodome, Minneapolis, MN Wed Sep 06 2000, 1:05 PM EDT Att. 5,753 - Dome - 72 F			
Cristian Guzman, S (1, 6) OBP: 0.312, SLG: 0.411	FC1-6 CS		G3			F8		1B 2B		4	1	1	0	0	0	1				
Matt Lawton, L (1, 9) OBP: 0.417, SLG: 0.480	L6		F7			K		K		4	0	0	0	0	2	2				
Ron Coomer, R (1, 3) OBP: 0.330, SLG: 0.436		E 1B 2B		K		K		K		4	1	2	1	0	2	0				
David Ortiz, L (1, 10) OBP: 0.379, SLG: 0.472		E4 1B		K				G6-3		4	0	0	0	0	1	2				
Corey Koskie, L (1, 5) OBP: 0.394, SLG: 0.438		2-3	K		K			G1-3		3	1	0	0	1	3	3				
Tori Hunter, R (1, 8) OBP: 0.297, SLG: 0.364		K						1B 2B		3	1	2	0	0	1	2				
Jacque Jones, L (1, 7) OBP: 0.308, SLG: 0.451		1B						G4-3		3	0	2	2	0	0	1				
Chad Moeller, R (1, 2) OBP: 0.276, SLG: 0.284		1B						F7		3	0	1	1	0	1	4				
Inning Stats	R: 0 E: 0 K: 0 S: 8	H: 1 LOB: 0 BB: 0 P: 11	R: 1 E: 1 K: 3 S: 14	H: 2 LOB: 2 BB: 0 P: 22	R: 0 E: 0 K: 0 S: 5	H: 0 LOB: 0 BB: 0 P: 8	R: 0 E: 0 K: 3 S: 10	H: 0 LOB: 0 BB: 0 P: 11	R: 0 E: 0 K: 1 S: 9	H: 2 LOB: 2 BB: 0 P: 13	R: 0 E: 0 K: 2 S: 9	H: 0 LOB: 0 BB: 0 P: 12	R: 2 E: 0 K: 1 S: 14	H: 2 LOB: 1 BB: 1 P: 24	R: 1 E: 0 K: 2 S: 13	H: 2 LOB: 1 BB: 0 P: 19	1B: 7 2B: 3 3B: 0 HR: 0	SF: 0 SAC: 0 DP: 1 HBP: 0	WP: 0 PB: 0 SB: 0 CS: 2	PA: 33
PITCHER Sidney Ponson, R (1, 1) ERA: 5.26 B.J. Ryan, L (8, 1) ERA: 6.89	IP: 7.2 WLS: L BF: 32 H: 9 R: 4 ER: 3 SO: 11 BB: 1 IBB: 0 HBP: 0 BLK: 0 WP: 0 HR: 0 S: 78 P: 113 ERA: 3.52 WHIP: 1.304															PITCHER				



Batter	1	2	3	4	5	6	7	8	9	AB	R	H	RBI	BB	SO	LOB	TOP											
Denny Hocking, S OBP: 0.374, SLG: 0.412	G4-3		1B S 1B	2B 2H		F7		BB		4	0	2	1	1	0	0	Minnesota Twins @ Seattle Mariners Safeco Field, Seattle, WA Fri Sep 08 2000, 7:05 PM PDT Att: 32,081 - Dome - 72 F											
Cristian Guzman, S OBP: 0.305, SLG: 0.406	G4-3		K	G4-3		G4-3		F8		5	0	0	0	0	1	3												
Matt Lawton, L OBP: 0.416, SLG: 0.476	K		1B					G4-3	P6	4	0	1	0	1	1	1												
Ron Coomer, R OBP: 0.326, SLG: 0.432		F4	F7						G4-3	5	0	1	0	0	0	3												
David Ortiz, L OBP: 0.381, SLG: 0.480		1B BB		1B 2B					G3-1	3	1	1	0	2	1	1												
Corey Koskie, L OBP: 0.393, SLG: 0.443	P3		K						K	5	0	1	0	0	2	3												
Tori Hunter, R OBP: 0.299, SLG: 0.371			2B 1B						P3	4	1	2	1	0	0	5												
Jacque Jones, L OBP: 0.308, SLG: 0.452	P6		2B 1B						K	4	1	1	1	0	2	5												
A.J. Pierzynski, L OBP: 0.298, SLG: 0.444			G3	F9					G4-3	4	1	1	1	0	0	1												
Inning Stats	R: 0 E: 0 K: 1 S: 7	H: 0 LOB: 0 BB: 0 P: 12	R: 0 E: 0 K: 0 S: 10	H: 1 LOB: 2 BB: 1 P: 18	R: 0 E: 0 K: 1 S: 12	H: 2 LOB: 2 BB: 0 P: 18	R: 3 E: 0 K: 1 S: 17	H: 4 LOB: 1 BB: 0 P: 26	R: 0 E: 0 K: 1 S: 10	H: 0 LOB: 0 BB: 1 P: 18	R: 1 E: 0 K: 1 S: 11	H: 1 LOB: 0 BB: 0 P: 16	R: 0 E: 0 K: 1 S: 11	H: 2 LOB: 3 BB: 1 P: 20	R: 0 E: 0 K: 0 S: 5	H: 0 LOB: 1 BB: 1 P: 11		R: 0 E: 0 K: 1 S: 6	H: 0 LOB: 0 BB: 0 P: 10	1B: 5 2B: 4 HR: 1	SF: 0 SAC: 0 DP: 0 HBP: 0	WP: 0 PB: 0 CS: 1	PA: 42					
PITCHER	IP	WLS	BF	H	R	ER	SO	BB	IBB	HBP	BLK	WP	HR	S	P	ERA	WHIP											
Paul Abbott, R ERA: 4.08	(1, 1)	6.0	L	29	8	4	4	5	2	0	0	0	0	1	67	108	6.00	1.667										
37 Robert Ramsay, L ERA: 3.77	(7, 1)	0.1		4	2	0	0	0	1	0	0	0	0	0	6	11	0.00	9.000										
Jose Mesa, R ERA: 5.06	(7, 1)	2.2		9	0	0	0	2	1	0	0	0	0	0	16	30	0.00	0.375										

Batter	1	2	3	4	5	6	7	8	9	AB	R	H	RBI	BB	SO	LOB	BOTTOM											
Stan Javier, S OBP: 0.347, SLG: 0.391	G3-1		G6-3							4	1	0	0	0	0	1	Minnesota Twins @ Seattle Mariners Safeco Field, Seattle, WA Fri Sep 08 2000, 7:05 PM PDT Att: 32,081 - Dome - 72 F											
Al Martin, L OBP: 0.340, SLG: 0.466	HR		S BB							3	1	1	1	1	0	1												
Alex Rodriguez, R OBP: 0.433, SLG: 0.615	F9		F7							4	0	1	1	0	0	1												
Edgar Martinez, R OBP: 0.416, SLG: 0.593	1B		F8							4	0	1	0	0	1	2												
John Olerud, L OBP: 0.398, SLG: 0.439	G3									4	0	1	0	0	0	1												
Carlos Guillen, S OBP: 0.322, SLG: 0.376		G4-3								3	0	0	0	0	0	1												
Raul Ibanez, L OBP: 0.286, SLG: 0.310										1	0	0	0	0	0	0												
Mike Cameron, R OBP: 0.351, SLG: 0.435		F7								4	0	1	0	0	0	0												
Joe Oliver, R OBP: 0.301, SLG: 0.473										2	0	0	0	1	1	1												
Mark McLemore, S OBP: 0.352, SLG: 0.310										3	0	1	0	0	0	1												
Inning Stats	R: 1 E: 0 K: 0 S: 13	H: 2 LOB: 1 BB: 0 P: 20	R: 0 E: 0 K: 0 S: 13	H: 0 LOB: 1 BB: 1 P: 23	R: 0 E: 0 K: 0 S: 9	H: 0 LOB: 1 BB: 1 P: 19	R: 0 E: 0 K: 0 S: 8	H: 1 LOB: 1 BB: 0 P: 13	R: 1 E: 0 K: 0 S: 9	H: 2 LOB: 0 BB: 0 P: 17	R: 0 E: 0 K: 0 S: 4	H: 1 LOB: 0 BB: 0 P: 6	R: 0 E: 0 K: 1 S: 7	H: 0 LOB: 0 BB: 0 P: 12	R: 0 E: 0 K: 1 S: 7	H: 0 LOB: 0 BB: 0 P: 9		R: 0 E: 0 K: 0 S: 7	H: 0 LOB: 0 BB: 0 P: 11	1B: 4 2B: 1 3B: 0 HR: 1	SF: 0 SAC: 0 DP: 1 HBP: 0	WP: 0 PB: 0 CS: 0	PA: 34					
PITCHER	IP	WLS	BF	H	R	ER	SO	BB	IBB	HBP	BLK	WP	HR	S	P	ERA	WHIP											
Matt Kinney, R ERA: 2.96	(1, 1)	6.0	W	25	6	2	2	0	2	0	0	0	0	0	56	98	3.00	1.333										
Bob Wells, R ERA: 3.27	(7, 1)	2.0	H	6	0	0	0	2	0	0	0	0	0	14	21	0.00	0.000											
LaTroy Hawkins, R ERA: 3.3	(9, 1)	1.0	S	3	0	0	0	0	0	0	0	0	0	7	11	0.00	0.000											

Batter	1	2	3	4	5	6	7	8	9	AB	R	H	RBI	BB	SO	LOB	TOP				
Cristian Guzman, S OBP: 0.308, SLG: 0.405	G5-3		G4-3 1B		FC6-4			L8		4	0	1	0	0	0	1					
Denny Hocking, S OBP: 0.372, SLG: 0.410	G6-3		G4-3			K				4	0	1	0	0	1	1					
Matt Lawton, L OBP: 0.413, SLG: 0.472	P4		F8			G4-3		F8		4	0	0	0	0	0	2					
Ron Coomer, R OBP: 0.325, SLG: 0.432		G3-1 2B		G1-3		F8			K	4	1	1	0	0	1	0					
David Ortiz, L OBP: 0.380, SLG: 0.480		G3-1		G3-1				G3-1 2B	G4-3	4	1	1	0	0	0	1					
Torii Hunter, R OBP: 0.298, SLG: 0.373		L5-4 2B		K				G3-1	F3	4	0	1	1	0	1	1					
Corey Koskie, L OBP: 0.392, SLG: 0.441					F9			G3		2	0	0	1	0	0	0					
Jason Maxwell, R OBP: 0.315, SLG: 0.354		L5-4			G1-3			G6-3		3	0	0	0	0	0	2					
Chad Moeller, R OBP: 0.270, SLG: 0.272			F8						K	2	0	0	0	1	1	0					
Inning Stats	R: 0 E: 0 K: 0 S: 5	H: 0 LOB: 0 BB: 0 P: 7	R: 1 E: 0 K: 0 S: 6	H: 2 LOB: 1 BB: 0 P: 13	R: 0 E: 0 K: 0 S: 8	H: 1 LOB: 1 BB: 0 P: 11	R: 0 E: 0 K: 1 S: 7	H: 0 LOB: 0 BB: 0 P: 10	R: 0 E: 0 K: 0 S: 7	H: 0 LOB: 0 BB: 0 P: 10	R: 1 E: 0 K: 0 S: 7	H: 1 LOB: 0 BB: 0 P: 9	R: 0 E: 0 K: 1 S: 17	H: 1 LOB: 1 BB: 0 P: 25	R: 0 E: 0 K: 1 S: 7	H: 0 LOB: 0 BB: 0 P: 10	1B: 2 2B: 4 3B: 0 HR: 0	SF: 0 SAC: 0 DP: 1 HBP: 1	WP: 0 PB: 0 SB: 0 CS: 0	PA: 33	
PITCHER	IP	WLS	BF	H	R	ER	SO	BB	IBB	HBP	BLK	WP	HR	S	P	ERA	WHIP				
Jamie Moyer, L ERA: 5.48	7.0	W	26	4	2	2	2	1	0	1	0	0	0	47	72	2.57	0.714				
Arthur Rhodes, L ERA: 4.2	1.0		4	1	0	0	1	0	0	0	0	0	0	17	25	0.00	1.000				
Jose Paniagua, R ERA: 3.53	1.0		3	0	0	0	1	0	0	0	0	0	0	7	10	0.00	0.000				

Minnesota Twins @ Seattle Mariners
Safeco Field, Seattle, WA
Sat Sep 09 2000, 6:05 PM PDT
Att: 43,249 - Dome - 72 F

AB	31
R	2
H	5
RBI	2
BB	1
SO	4
LOB	8



Batter	1	2	3	4	5	6	7	8	9	AB	R	H	RBI	BB	SO	LOB	BOTTOM				
Rickey Henderson, R OBP: 0.374, SLG: 0.312	K									3	1	1	0	1	1	0					
Raul Ibanez, L OBP: 0.286, SLG: 0.310								F7		0	0	0	0	0	0	0					
Mike Cameron, R OBP: 0.353, SLG: 0.435										2	2	1	0	1	0	1					
Alex Rodriguez, R OBP: 0.435, SLG: 0.626										3	3	3	4	0	0	0					
Edgar Martinez, R OBP: 0.417, SLG: 0.591										3	0	1	1	1	0	0					
John Olerud, L OBP: 0.397, SLG: 0.440										4	0	1	2	0	1	1					
Jay Buhner, R OBP: 0.376, SLG: 0.535										3	0	0	0	1	2	2					
Charles Gipson, R OBP: 0.357, SLG: 0.320										0	0	0	0	0	0	0					
David Bell, R OBP: 0.304, SLG: 0.345										4	0	2	0	0	0	4					
Dan Wilson, R OBP: 0.291, SLG: 0.326										4	0	1	0	0	1	2					
Mark McLemore, S OBP: 0.351, SLG: 0.308										3	1	0	0	1	0	2					
Inning Stats	R: 2 E: 0 K: 2 S: 22	H: 3 LOB: 2 BB: 1 P: 38	R: 0 E: 0 K: 0 S: 10	H: 0 LOB: 1 BB: 1 P: 21	R: 1 E: 0 K: 0 S: 8	H: 1 LOB: 0 BB: 0 P: 15	R: 0 E: 0 K: 1 S: 6	H: 1 LOB: 0 BB: 0 P: 11	R: 1 E: 0 K: 0 S: 4	H: 1 LOB: 0 BB: 0 P: 4	R: 0 E: 0 K: 1 S: 8	H: 1 LOB: 1 BB: 0 P: 11	R: 3 E: 0 K: 1 S: 14	H: 2 LOB: 2 BB: 3 P: 35	R: 0 E: 0 K: 0 S: 8	H: 1 LOB: 0 BB: 0 P: 12	1B: 5 2B: 4 3B: 0 HR: 1	SF: 1 SAC: 2 DP: 2 HBP: 0	WP: 0 PB: 0 SB: 0 CS: 0	PA: 37	
PITCHER	IP	WLS	BF	H	R	ER	SO	BB	IBB	HBP	BLK	WP	HR	S	P	ERA	WHIP				
Mark Redman, L ERA: 4.76	5.0	L	22	6	4	4	3	2	0	0	0	0	0	50	89	7.20	1.600				
Hector Carrasco, R ERA: 4.25	1.1		9	2	3	3	1	3	0	0	0	0	0	17	36	20.25	3.750				
Eddie Guardado, L ERA: 3.61	0.2		3	1	0	0	1	0	0	0	0	0	0	5	10	0.00	1.500				
Jack Cressend, R ERA: 5.0	1.0		3	1	0	0	0	0	0	0	0	0	0	8	12	0.00	1.000				

Minnesota Twins @ Seattle Mariners
Safeco Field, Seattle, WA
Sat Sep 09 2000, 6:05 PM PDT
Att: 43,249 - Dome - 72 F

AB	29
R	7
H	10
RBI	7
BB	5
SO	5
LOB	12



Batter	1	2	3	4	5	6	7	8	9	AB	R	H	RBI	BB	SO	LOB	TOP					
Jay Canizaro, R (1, 4) OBP: 0.326, SLG: 0.405	2-1 SH1-3 1B		2-0 F8			2-3 K		2-3 K		4	0	1	0	0	2	4						
Cristian Guzman, S (1, 6) OBP: 0.307, SLG: 0.403	2-1 SH1-3		0-3 K			0-0 F8		1-1 F8	1-1 F8	3	0	0	0	0	1	1						
Matt Lawton, L (1, 10) OBP: 0.410, SLG: 0.468	3-3 K		1-3 K			1-1 F8		3-2 L7		4	0	0	0	0	2	2						
David Ortiz, L (1, 3) OBP: 0.378, SLG: 0.476	4-2 BB			2-3 K		3-2 F7		1-0 L9		3	0	0	0	1	1	0						
Brian Buchanan, R (1, 9) OBP: 0.250, SLG: 0.294	0-0 G5-3			3-2 G1-3		1-2 1B FC3-6			0-3 K	4	1	1	0	0	1	2						
Corey Koskie, L (1, 5) OBP: 0.391, SLG: 0.439		2-3 K		0-0 F7		0-0 1B FC3-6		1-3 1B	2-0 F7	4	0	1	0	0	1	0						
Denny Hocking, S (1, 8) OBP: 0.371, SLG: 0.408	1-1 B1-3			2-0 L9		1-1 FC3-6 1B			1-2 1B	4	0	1	1	0	0	1						
Jacque Jones, L (1, 7) OBP: 0.306, SLG: 0.449	2-3 K			1-3 K		1-2 K		2-3 K	2-3 K	3	0	0	0	0	3	1						
Jason Maxwell, R (9, PH) OBP: 0.313, SLG: 0.350										1	0	0	0	0	1	1						
A.J. Pierzynski, L (1, 2) OBP: 0.340, SLG: 0.500				1-2 1B		1-1 2B		0-0 1B		3	0	3	0	0	0	0						
Inning Stats	R: 0 E: 0 K: 1 S: 10	H: 1 LOB: 2 BB: 1 P: 21	R: 0 E: 0 K: 2 S: 10	H: 0 LOB: 0 BB: 0 P: 15	R: 0 E: 0 K: 2 S: 10	H: 1 LOB: 1 BB: 0 P: 14	R: 0 E: 0 K: 1 S: 7	H: 0 LOB: 0 BB: 0 P: 12	R: 0 E: 0 K: 2 S: 9	H: 1 LOB: 0 BB: 0 P: 15	R: 0 E: 0 K: 0 S: 7	H: 0 LOB: 0 BB: 0 P: 11	R: 1 E: 0 K: 2 S: 15	H: 3 LOB: 2 BB: 0 P: 21	R: 0 E: 0 K: 2 S: 8	H: 0 LOB: 1 BB: 0 P: 13	R: 0 E: 0 K: 2 S: 12	H: 1 LOB: 1 BB: 0 P: 17	1B: 6 2B: 1 3B: 0 HR: 0	SF: 0 SAC: 1 DP: 0 HBP: 0	WP: 0 PB: 0 SB: 1 CS: 0	PA: 35
PITCHER	IP WLS BF H R ER SO BB IBB HBP BLK WP HR S P ERA WHIP	IP WLS BF H R ER SO BB IBB HBP BLK WP HR S P ERA WHIP																				
Aaron Sele, R (1, 1) ERA: 4.79	7.0 W 28 6 1 1 10 1 0 0 0 0 0 68 109 1.29 1.000	2.0 7 1 0 0 2 0 0 0 0 0 0 0 20 30 0.00 0.500																				

Minnesota Twins @ Seattle Mariners
Safeco Field, Seattle, WA
Sun Sep 10 2000, 1:35 PM PDT
Att: 39,844 - Dome - 72 F


AB 33
R 1
H 7
RBI 1
BB 1
SO 12
LOB 12



Batter	1	2	3	4	5	6	7	8	9	AB	R	H	RBI	BB	SO	LOB	BOTTOM			
Rickey Henderson, R (1, 7) OBP: 0.377, SLG: 0.314	3-2 G6-3		4-2 WP 1B HR	2-2 G1-3		1-0 2H 3H 1B		3-2 1B		4	1	2	2	1	0	0				
Raul Ibanez, L (9, 7) OBP: 0.286, SLG: 0.310										0	0	0	0	0	0	0				
Mike Cameron, R (1, 8) OBP: 0.351, SLG: 0.433	1-3 K		1-0 WP HR 1B		2-3 K	2-3 K		0-1 P4		5	1	1	0	0	3	2				
Alex Rodriguez, R (1, 6) OBP: 0.434, SLG: 0.629	1-0 G5-3		3-1 1H 2H HR		3-3 K		0-2 G5-3			4	1	1	3	0	1	0				
Edgar Martinez, R (1, 10) OBP: 0.417, SLG: 0.589		1-2 F9	4-1 BB HR BB		4-0 BB		2-2 G3-1			2	1	0	0	2	0	0				
John Olerud, L (1, 3) OBP: 0.397, SLG: 0.438	0-1 G4-3		4-0 HR BB		3-2 G6-3		4-2 1B BB			2	1	0	0	1	0	1				
Brian Leshar, R (7, PH) OBP: 1.000, SLG: 2.500			1-2 HR BB							0	0	0	0	1	0	0				
Jay Buhner, R (1, 9) OBP: 0.378, SLG: 0.544	4-1 BB		1-0 1H 2H HR		0-3 K		1-2 1B			2	1	1	3	1	1	0				
Charles Gipson, R (7, 9) OBP: 0.379, SLG: 0.346										1	0	1	0	0	0	0				
David Bell, R (1, 5) OBP: 0.302, SLG: 0.342	2-0 G1-3		1-2 P4		0-0 G1-6-3		2-3 K			4	0	0	0	0	1	3				
Dan Wilson, R (1, 2) OBP: 0.291, SLG: 0.325			1-3 K	1-1 F8		1-1 1B 1B		0-1 F8		4	1	1	0	0	1	0				
Mark McLemore, S (1, 4) OBP: 0.350, SLG: 0.307			2-1 G4-3	0-3 K		1-2 1B 1B		1-2 G5-3		4	1	1	0	0	1	0				
Inning Stats	R: 0 E: 0 K: 1 S: 7	H: 0 LOB: 0 BB: 0 P: 12	R: 0 E: 0 K: 0 S: 7	H: 0 LOB: 1 BB: 1 P: 14	R: 6 E: 0 K: 1 S: 17	H: 3 LOB: 0 BB: 3 P: 38	R: 0 E: 0 K: 1 S: 8	H: 0 LOB: 0 BB: 0 P: 11	R: 0 E: 0 K: 2 S: 9	H: 0 LOB: 1 BB: 1 P: 21	R: 2 E: 0 K: 2 S: 14	H: 3 LOB: 1 BB: 0 P: 20	R: 0 E: 0 K: 1 S: 17	H: 1 LOB: 2 BB: 1 P: 26	R: 0 E: 0 K: 0 S: 11	H: 1 LOB: 1 BB: 0 P: 15	1B: 6 2B: 0 3B: 0 HR: 2	SF: 0 SAC: 0 DP: 0 HBP: 0	WP: 1 PB: 0 SB: 0 CS: 0	PA: 38
PITCHER	IP WLS BF H R ER SO BB IBB HBP BLK WP HR S P ERA WHIP	IP WLS BF H R ER SO BB IBB HBP BLK WP HR S P ERA WHIP																		
J.C. Romero, L (1, 1) ERA: 7.36	3.0 L 16 3 6 6 2 4 0 0 0 0 0 48 78 4.50 1.500	4.0 18 4 2 2 6 2 0 0 0 0 0 0 11 15 0.00 1.000																		

Minnesota Twins @ Seattle Mariners
Safeco Field, Seattle, WA
Sun Sep 10 2000, 1:35 PM PDT
Att: 39,844 - Dome - 72 F

AB 32
R 8
H 8
RBI 8
BB 6
SO 8
LOB 6



Batter	1	2	3	4	5	6	7	8	9	AB	R	H	RBI	BB	SO	LOB	TOP								
Cristian Guzman, S (1, 6) OBP: 0.305, SLG: 0.400	0-3 K		2-2 L5		0-0 L5			2-1 G5-3		4	0	0	0	0	1	0									
Jason Maxwell, R (1, 4) OBP: 0.302, SLG: 0.337	0-1 G1-3		1-2 F9		2-1 G6-3			3-2 G5-3		4	0	0	0	0	0	0									
Ron Coomer, R (1, 3) OBP: 0.325, SLG: 0.431	1-0 G6-3		1-1 F7		0-1 F3			1-2 1B		4	0	1	0	0	0	0									
David Ortiz, L (1, 10) OBP: 0.377, SLG: 0.476		0-0 1B 2B		2-1 G6-3		0-1 L1		2-2 F8		4	1	1	0	0	0	1									
Brian Buchanan, R (1, 9) OBP: 0.250, SLG: 0.282		4-1 1B BB		2-2 G6-3		0-3 K			1-3 K	3	0	0	0	1	2	0									
Corey Koskie, L (1, 5) OBP: 0.392, SLG: 0.441		1-3 K		4-2 3B BB		2-3 K			2-1 1B 2B	3	2	1	0	1	2	2									
Denny Hocking, S (1, 8) OBP: 0.375, SLG: 0.418		2-2 1B		1-0 1-H 3B			2-1 L9		1-2 DI 1B	4	0	3	3	0	0	0									
Jacque Jones, L (1, 7) OBP: 0.306, SLG: 0.446	0-0 G3		4-2 BB			1-2 G6-3			0-0 F7	3	0	0	0	1	0	3									
Chad Moeller, R (1, 2) OBP: 0.264, SLG: 0.265		2-3 K		0-0 G1-3			1-0 G4-3		1-2 G4-3	3	0	0	0	0	1	4									
Matt Lawton, L (9, PH) OBP: 0.410, SLG: 0.467										1	0	0	0	0	0	1									
Inning Stats	R: 0 E: 0 K: 1 S: 6	H: 0 LOB: 0 BB: 0 P: 7	R: 1 E: 0 K: 2 S: 13	H: 2 LOB: 2 BB: 1 P: 22	R: 0 E: 0 K: 0 S: 9	H: 0 LOB: 0 BB: 0 P: 13	R: 1 E: 0 K: 0 S: 13	H: 1 LOB: 2 BB: 2 P: 26	R: 0 E: 0 K: 2 S: 5	H: 0 LOB: 0 BB: 0 P: 7	R: 0 E: 0 K: 2 S: 8	H: 0 LOB: 0 BB: 0 P: 10	R: 0 E: 0 K: 0 S: 7	H: 0 LOB: 0 BB: 0 P: 11	R: 0 E: 0 K: 0 S: 13	H: 1 LOB: 1 BB: 0 P: 21	R: 1 E: 0 K: 1 S: 12	H: 2 LOB: 1 BB: 0 P: 17	1B: 3 2B: 2 3B: 1 HR: 0	SF: 0 SAC: 0 DP: 0 HBP: 0	WP: 0 PB: 0 SB: 0 CS: 0	PA: 36			
PITCHER	IP	WLS	BF	H	R	ER	SO	BB	IBB	HBP	BLK	WP	HR	S	P	ERA	WHIP								
Mark Mulder, L (1, 1) ERA: 5.44	7.0	W	27	3	2	2	5	3	0	0	0	0	0	61	96	2.57	0.857								
Jim Meder, R (8, 1) ERA: 3.31	1.2	H	8	3	1	1	1	0	0	0	0	0	0	22	34	5.40	1.800								
Jason Iiringhausen, R (9, 1) ERA: 4.05	0.1	S	1	0	0	0	0	0	0	0	0	0	0	3	4	0.00	0.000								

Minnesota Twins @ Oakland Athletics
Network Associates Coliseum, Oakland, CA
Tue Sep 12 2000, 10:05 PM EDT
Att: 10,440 - Overcast - 67 F

AB 33
R 3
H 6
RBI 3
BB 3
SO 6
LOB 11



Batter	1	2	3	4	5	6	7	8	9	AB	R	H	RBI	BB	SO	LOB	BOTTOM									
Terrence Long, L (1, 8) OBP: 0.343, SLG: 0.475	0-2 F8	1-1 1B		0-0 G4-3			2-2 G4-3			4	0	1	0	0	0	0										
Mark Bellhorn, S (1, 4) OBP: 0.500, SLG: 0.500	3-2 BB	2-3 K		2-3 K			2-0 HR 1B			4	1	2	0	0	2	2										
Randy Velarde, R (8, 4) OBP: 0.356, SLG: 0.404										0	0	0	0	0	0	0										
Jason Giambi, L (1, 3) OBP: 0.469, SLG: 0.633	4-0 BB	1-2 BB		0-2 HR		1-0 BB 1B	2-1 1-H HR			3	2	3	3	1	0	0										
Matt Stairs, L (1, 9) OBP: 0.321, SLG: 0.415	1-1 F7		0-0 FC6-4 1B		1-3 K		0-1 F9			4	0	1	0	0	1	3										
Mike Stanley, R (1, 10) OBP: 0.343, SLG: 0.424	0-1 F9		3-1 F7		4-2 G4-6-3 BB		0-0 G5-3			3	0	0	0	1	0	3										
Ben Grievs, L (1, 7) OBP: 0.353, SLG: 0.495		1-0 G4-3	0-1 FC6-4		0-1 G4-6-3			2-2 L4		4	0	0	0	0	0	3										
Ryan Christenson, R (9, 7) OBP: 0.352, SLG: 0.389			1-2 1B		1-2 1B					0	0	0	0	0	0	0										
Miguel Tejada, R (1, 6) OBP: 0.333, SLG: 0.461		0-0 3 G3 1B	1-0 P6			0-2 P4		3-2 F9		4	1	1	0	0	0	1										
3 Eric Chavez, L (1, 5) OBP: 0.352, SLG: 0.494	0-1 G3			1-1 HR		0-0 G3-1		3-2 G4-3		4	1	1	1	0	0	1										
Ramon Hernandez, R (1, 2) OBP: 0.302, SLG: 0.390		2-2 1B 1B		1-1 F2			3-2 G5-3			3	0	1	1	0	0	0										
Inning Stats	R: 0 E: 0 K: 0 S: 14	H: 1 LOB: 2 BB: 1 P: 22	R: 1 E: 0 K: 1 S: 14	H: 3 LOB: 3 BB: 0 P: 20	R: 1 E: 0 K: 0 S: 9	H: 2 LOB: 1 BB: 0 P: 13	R: 1 E: 0 K: 1 S: 8	H: 1 LOB: 0 BB: 0 P: 12	R: 0 E: 0 K: 0 S: 9	H: 0 LOB: 0 BB: 0 P: 15	R: 0 E: 0 K: 0 S: 7	H: 0 LOB: 0 BB: 0 P: 10	R: 2 E: 0 K: 0 S: 11	H: 2 LOB: 0 BB: 0 P: 17	R: 0 E: 0 K: 0 S: 9	H: 0 LOB: 0 BB: 0 P: 17	1B: 7 2B: 0 3B: 0 HR: 3	SF: 0 SAC: 0 DP: 1 HBP: 0	WP: 0 PB: 0 SB: 1 CS: 0	PA: 35						
PITCHER	IP	WLS	BF	H	R	ER	SO	BB	IBB	HBP	BLK	WP	HR	S	P	ERA	WHIP									
Brad Radke, R (1, 1) ERA: 4.44	7.0	L	32	10	5	5	3	2	0	0	0	0	0	3	72	109	6.43	1.714								
Travis Miller, L (8, 1) ERA: 4.1	1.0		3	0	0	0	0	0	0	0	0	0	0	9	17	0.00	0.000									

Minnesota Twins @ Oakland Athletics
Network Associates Coliseum, Oakland, CA
Tue Sep 12 2000, 10:05 PM EDT
Att: 10,440 - Overcast - 67 F

AB 33
R 5
H 10
RBI 5
BB 2
SO 3
LOB 13



Batter	1	2	3	4	5	6	7	8	9	AB	R	H	RBI	BB	SO	LOB	TOP					
Darin Erstad, L OBP: 0.406, SLG: 0.542 Orlando Palmeiro, L OBP: 0.392, SLG: 0.393										4	2	2	2	1	1	2	Anaheim Angels @ Minnesota Twins Hubert H. Humphrey Metrodome, Minneapolis, MN Fri Sep 15 2000, 8:05 PM EDT Att: 10,129 - Dome - 72 F					
Scott Spiezio, S OBP: 0.336, SLG: 0.458										5	3	2	1	1	1	3						
Mo Vaughn, L OBP: 0.514 Ron Gant, R OBP: 0.325, SLG: 0.486										5	2	2	1	0	1	4						
Tim Salmon, R OBP: 0.399, SLG: 0.553 Shawn Wooten, R OBP: 0.429, SLG: 0.571										4	3	3	2	0	0	0						
16 Garret Anderson, L OBP: 0.301, SLG: 0.507										6	3	3	3	0	1	2						
Troy Claus, R OBP: 0.406, SLG: 0.598										6	0	2	0	0	2	6						
Bengie Molina, R OBP: 0.325, SLG: 0.416										6	1	3	4	0	0	4						
Adam Kennedy, L OBP: 0.303, SLG: 0.410 8 Justin Baughman, R OBP: 0.276, SLG: 0.353										5	1	1	1	0	0	3						
Benji Gil, R OBP: 0.319, SLG: 0.359										4	0	1	0	1	2	0						
Inning Stats	R: 5 E: 1 K: 0 S: 16	H: 5 LOB: 2 BB: 2 P: 34	R: 3 E: 0 K: 2 S: 21	H: 3 LOB: 1 BB: 1 P: 33	R: 0 E: 0 K: 3 S: 10	H: 0 LOB: 0 BB: 0 P: 14	R: 0 E: 0 K: 0 S: 6	H: 0 LOB: 0 BB: 0 P: 10	R: 0 E: 0 K: 0 S: 6	H: 1 LOB: 0 BB: 0 P: 8	R: 7 E: 1 K: 1 S: 26	H: 9 LOB: 3 BB: 0 P: 34	R: 1 E: 0 K: 1 S: 9	H: 2 LOB: 1 BB: 0 P: 16	R: 0 E: 0 K: 0 S: 9	H: 0 LOB: 1 BB: 1 P: 17		R: 0 E: 0 K: 1 S: 8	H: 1 LOB: 1 BB: 0 P: 12	1B: 15 2B: 5 3B: 0 HR: 1	SF: 0 SAC: 0 DP: 1 HBP: 0	WP: 2 PB: 0 SB: 0 CS: 0
PITCHER	IP WLS BF H R ER SO BB IBB HBP BLK WP HR S P ERA WHIP																					
Matt Kinney, R ERA: 5.26	(1, 1) 1.1 L 14 7 7 1 3 0 0 0 0 1 1 29 56 47.25 7.500																					
J.C. Romero, L ERA: 7.75	(2, 1) 4.0 18 7 5 5 5 0 0 0 0 0 0 42 59 11.25 1.750																					
52 Danny Mota, R ERA: 10.13	(6, 1) 2.2 16 6 3 3 1 1 0 0 0 1 0 32 51 10.12 2.625																					
Travis Miller, L ERA: 4.03	(9, 1) 1.0 4 1 0 0 1 0 0 0 0 0 0 8 12 0.00 1.000																					


Batter	1	2	3	4	5	6	7	8	9	AB	R	H	RBI	BB	SO	LOB	BOTTOM					
Denny Hocking, S OBP: 0.381, SLG: 0.426 Jason Maxwell, R OBP: 0.299, SLG: 0.333										4	0	2	0	0	0	0	Anaheim Angels @ Minnesota Twins Hubert H. Humphrey Metrodome, Minneapolis, MN Fri Sep 15 2000, 8:05 PM EDT Att: 10,129 - Dome - 72 F					
Cristian Guzman, S OBP: 0.301, SLG: 0.397										5	0	0	0	0	1	4						
Matt Lawton, L OBP: 0.408, SLG: 0.463										4	0	0	0	1	1	2						
David Ortiz, L OBP: 0.380, SLG: 0.477										4	1	1	0	1	1	4						
Brian Buchanan, R OBP: 0.247, SLG: 0.289										5	1	1	0	0	2	4						
Corey Koskie, L OBP: 0.400, SLG: 0.455										4	1	3	2	1	0	0						
Jay Canizaro, R OBP: 0.322, SLG: 0.490										5	1	0	0	0	0	6						
Jacque Jones, L OBP: 0.310, SLG: 0.461										4	1	2	2	0	1	1						
A.J. Pierzynski, L OBP: 0.322, SLG: 0.456										4	0	0	1	0	0	2						
Inning Stats	R: 0 E: 0 K: 0 S: 8	H: 0 LOB: 0 BB: 0 P: 14	R: 2 E: 0 K: 1 S: 16	H: 2 LOB: 1 BB: 1 P: 28	R: 0 E: 0 K: 2 S: 12	H: 0 LOB: 2 BB: 0 P: 20	R: 0 E: 0 K: 0 S: 8	H: 1 LOB: 1 BB: 0 P: 11	R: 0 E: 0 K: 0 S: 6	H: 1 LOB: 1 BB: 0 P: 12	R: 3 E: 1 K: 1 S: 20	H: 3 LOB: 1 BB: 0 P: 30	R: 0 E: 0 K: 1 S: 9	H: 1 LOB: 2 BB: 1 P: 15	R: 0 E: 1 K: 0 S: 5	H: 0 LOB: 1 BB: 0 P: 7		R: 0 E: 0 K: 1 S: 10	H: 1 LOB: 2 BB: 1 P: 23	1B: 4 2B: 3 3B: 2 HR: 0	SF: 0 SAC: 0 DP: 0 HBP: 0	WP: 1 PB: 0 SB: 0 CS: 0
PITCHER	IP WLS BF H R ER SO BB IBB HBP BLK WP HR S P ERA WHIP																					
Al Levine, R ERA: 3.43	(1, 1) 4.0 W 4 1 0 0 0 0 0 0 0 0 0 6 12 0.00 1.000																					
Scott Karl, L ERA: 7.95	(6, 1) 1.0 7 3 3 1 1 0 0 0 0 0 0 20 30 9.00 3.000																					
Juan Alvarez, L ERA: 5.4	(7, 1) 1.0 5 1 0 0 1 1 0 0 0 0 0 9 15 0.00 2.000																					
Bryan Ward, L ERA: 3.27	(8, 1) 1.0 4 0 0 0 0 0 0 0 0 0 1 0 5 7 0.00 0.000																					
PITCHER	IP WLS BF H R ER SO BB IBB HBP BLK WP HR S P ERA WHIP																					
Derrick Turnbow, R ERA: 4.09	(9, 1) 1.0 5 1 0 0 1 1 0 0 0 0 0 0 0 0 0.00 2.000																					


AB	48
R	16
H	21
RBI	14
BB	4
SO	8
LOB	25



AB	40
R	5
H	9
RBI	5
BB	3
SO	6
LOB	24



Batter	1	2	3	4	5	6	7	8	9	AB	R	H	RBI	BB	SO	LOB	TOP					
Darin Erstad, L (1, 8) OBP: 0.406, SLG: 0.540	P4		G3			HR 1B	G6-3		FC6-4 1B	5	1	2	0	0	0	1	Anaheim Angels @ Minnesota Twins Hubert H. Humphrey Metrodome, Minneapolis, MN Sat Sep 16 2000, 7:05 PM EDT Att: 10,078 - Dome - 72 F livebaseballscorecards.com AB 36 R 7 H 13 RBI 7 BB 3 SO 4 LOB 16 					
Troy Glaus, R (1, 5) OBP: 0.408, SLG: 0.596	L5-3 1B		K			HR BB		16 1B WP BB	FC6-4 1B 1-2	3	2	1	0	2	1	1						
Tim Salmon, R (1, 10) OBP: 0.399, SLG: 0.551	L5-3						K			5	0	2	0	0	2	4						
Mo Vaughn, L (1, 3) OBP: 0.372, SLG: 0.517		K								5	1	1	3	0	1	4						
Ron Gant, R (1, 7) OBP: 0.327, SLG: 0.485		16 1B 1B								3	2	1	0	1	0	0						
16 Garret Anderson, L (1, 9) OBP: 0.304, SLG: 0.508										4	1	3	0	0	0	0						
Bengie Molina, R (1, 2) OBP: 0.324, SLG: 0.420										4	0	3	3	0	0	0						
Adam Kennedy, L (1, 4) OBP: 0.301, SLG: 0.407										4	0	0	0	0	0	6						
Benji Gil, R (1, 6) OBP: 0.317, SLG: 0.356										2	0	0	0	0	0	0						
Scott Spiezo, S (7, PH) OBP: 0.335, SLG: 0.458										0	0	0	1	0	0	0						
Kevin Stocker, S (7, 6) OBP: 0.346, SLG: 0.332										1	0	0	0	0	0	0						
Inning Stats	R: 0 E: 0 K: 0 S: 7	H: 1 LOB: 0 BB: 0 P: 10	R: 1 E: 0 K: 1 S: 12	H: 3 LOB: 1 BB: 0 P: 20	R: 0 E: 0 K: 1 S: 7	H: 0 LOB: 0 BB: 0 P: 10	R: 0 E: 0 K: 0 S: 9	H: 1 LOB: 0 BB: 0 P: 16	R: 0 E: 0 K: 0 S: 4	H: 0 LOB: 0 BB: 0 P: 6	R: 3 E: 0 K: 1 S: 15	H: 2 LOB: 1 BB: 1 P: 29	R: 1 E: 0 K: 0 S: 8	H: 2 LOB: 1 BB: 0 P: 11	R: 2 E: 0 K: 1 S: 23	H: 2 LOB: 2 BB: 2 P: 35	R: 0 E: 0 K: 0 S: 12	H: 2 LOB: 2 BB: 0 P: 19	1B: 12 2B: 1 3B: 0 HR: 1	SF: 1 SAC: 0 DP: 3 HBP: 0	WP: 1 PB: 0 SB: 0 CS: 0	PA: 40
PITCHER	IP WLS BF H R ER SO BB IBB HBP BLK WP HR S P ERA WHIP	5.1 2 8 3 2 3 2 1 0 0 0 0 0 1 17 27 5.06 1.312	6.1 1.2 8 3 0 2 1 1 0 0 0 0 0 1 17 27 10.80 1.800	8.1 0.2 H 3 0 1 1 1 0 0 0 0 0 0 1 17 19 13.50 1.500	8.1 0.0 L 1 0 0 0 0 1 0 0 0 0 1 0 2 6 ∞ ∞	8.1 0.2 B 5 3 1 1 0 0 0 0 0 0 0 0 14 17 13.50 4.500	9.1 0.2 E 3 1 0 0 0 0 0 0 0 0 0 0 7 12 0.00 1.500															

Batter	1	2	3	4	5	6	7	8	9	AB	R	H	RBI	BB	SO	LOB	BOTTOM					
Denny Hocking, S (1, 6) OBP: 0.376, SLG: 0.421	L4		SF9	P4		E6		G4-3		4	0	0	1	0	0	2	Anaheim Angels @ Minnesota Twins Hubert H. Humphrey Metrodome, Minneapolis, MN Sat Sep 16 2000, 7:05 PM EDT Att: 10,078 - Dome - 72 F livebaseballscorecards.com AB 33 R 6 H 8 RBI 6 BB 3 SO 9 LOB 17 					
Luis Rivas, R (1, 4) OBP: 0.250, SLG: 0.250			3-H P4	G5-3						4	0	1	0	0	1	3						
Cristian Guzman, S (9, PH) OBP: 0.301, SLG: 0.396	L5-3 1B		P4							1	0	0	0	0	1	0						
Matt Lawton, L (1, 9) OBP: 0.408, SLG: 0.461	L5-3									2	1	0	0	0	1	1						
Torii Hunter, R (7, 8) OBP: 0.300, SLG: 0.374			K							2	1	1	0	0	1	0						
Ron Coomer, R (1, 3) OBP: 0.321, SLG: 0.424		G4-3								4	1	0	0	0	0	2						
David Ortiz, L (1, 10) OBP: 0.383, SLG: 0.478										3	1	2	0	1	1	2						
Corey Koskie, L (1, 5) OBP: 0.401, SLG: 0.456										3	1	2	3	0	0	1						
John Barnes, R (1, 8) OBP: 0.500, SLG: 0.333										3	0	1	1	1	1	3						
Jacque Jones, L (1, 7) OBP: 0.308, SLG: 0.457										4	0	0	1	0	1	3						
Chad Moeller, R (1, 2) OBP: 0.273, SLG: 0.286										2	1	1	0	1	1	0						
Jay Canizaro, R (8, PH) OBP: 0.321, SLG: 0.399										1	0	0	0	0	1	0						
A.J. Pierzynski, L (9, 2) OBP: 0.322, SLG: 0.456										0	0	0	0	0	0	0						
Inning Stats	R: 0 E: 0 K: 0 S: 6	H: 1 LOB: 0 BB: 0 P: 9	R: 0 E: 0 K: 1 S: 9	H: 0 LOB: 2 BB: 2 P: 23	R: 1 E: 0 K: 1 S: 8	H: 1 LOB: 0 BB: 0 P: 15	R: 3 E: 0 K: 0 S: 17	H: 3 LOB: 2 BB: 1 P: 30	R: 1 E: 0 K: 0 S: 11	H: 2 LOB: 1 BB: 0 P: 17	R: 0 E: 1 K: 2 S: 11	H: 0 LOB: 1 BB: 0 P: 19	R: 1 E: 1 K: 2 S: 17	H: 1 LOB: 1 BB: 0 P: 24	R: 0 E: 0 K: 1 S: 6	H: 0 LOB: 0 BB: 0 P: 11	R: 0 E: 0 K: 2 S: 8	H: 0 LOB: 0 BB: 0 P: 11	1B: 7 2B: 1 3B: 1 HR: 0	SF: 2 SAC: 0 DP: 2 HBP: 2	WP: 0 PB: 0 SB: 1 CS: 0	PA: 40
PITCHER	IP WLS BF H R ER SO BB IBB HBP BLK WP HR S P ERA WHIP	4.1 2 7 1 1 0 2 0 0 0 0 0 0 5 7 0.00 0.600	5.1 1.2 7 1 1 0 2 0 0 0 0 0 0 5 7 0.00 0.000	7.1 1.1 W 4 0 0 0 2 0 0 0 0 0 0 9 15 0.00 0.000	9.1 1.0 S 3 0 0 0 2 0 0 0 0 0 0 8 11 0.00 0.000	9.1 0.2 E 3 1 0 0 0 0 0 0 0 0 0 7 12 0.00 1.500																

Batter	1	2	3	4	5	6	7	8	9	AB	R	H	RBI	BB	SO	LOB	TOP					
Darin Erstad, L OBP: 0.406, SLG: 0.539	F7		F7			FC4 1B		SH1-4 BB		3	0	1	0	1	0	0	Anaheim Angels @ Minnesota Twins Hubert H. Humphrey Metrodome, Minneapolis, MN Sun Sep 17 2000, 2:05 PM EDT Att. 7,231 - Dome - 72 F					
Orlando Palmeiro, L OBP: 0.397, SLG: 0.367	P5		F9			FC4 1B 1-2		SH1-4		3	0	0	0	0	0	1						
Mo Vaughn, L OBP: 0.372, SLG: 0.519			F8					F7		4	0	2	0	0	0	1						
Tim Salmon, R OBP: 0.398, SLG: 0.551	F7					P3		G5-3		4	0	1	0	0	0	4						
16 Garret Anderson, L OBP: 0.304, SLG: 0.507						F8-5				4	0	1	0	0	1	3						
Troy Glaus, R OBP: 0.408, SLG: 0.597						G6-3				4	0	2	0	0	1	0						
Bengie Molina, R OBP: 0.325, SLG: 0.421						L5				1	0	1	0	0	0	0						
Matt Walbeck, S OBP: 0.243, SLG: 0.368								K		2	0	0	0	0	1	1						
Scott Spiezio, S OBP: 0.334, SLG: 0.457										1	0	0	0	0	0	0						
Adam Kennedy, L OBP: 0.299, SLG: 0.405										3	0	0	0	0	1	4						
Kevin Stocker, S OBP: 0.343, SLG: 0.329										3	0	0	0	0	0	4						
Inning Stats	R: 0 E: 0 K: 0 S: 9	H: 1 LOB: 1 BB: 0 P: 13	R: 0 E: 0 K: 1 S: 9	H: 3 LOB: 2 BB: 0 P: 11	R: 0 E: 0 K: 0 S: 6	H: 0 LOB: 0 BB: 0 P: 8	R: 0 E: 0 K: 0 S: 7	H: 1 LOB: 0 BB: 0 P: 10	R: 0 E: 0 K: 0 S: 7	H: 0 LOB: 0 BB: 0 P: 10	R: 0 E: 0 K: 0 S: 10	H: 2 LOB: 2 BB: 0 P: 15	R: 0 E: 0 K: 1 S: 9	H: 1 LOB: 1 BB: 0 P: 14	R: 0 E: 0 K: 2 S: 10	H: 0 LOB: 1 BB: 1 P: 17	R: 0 E: 0 K: 2 S: 7	H: 0 LOB: 0 BB: 0 P: 12	1B: 5 2B: 5 3B: 0 HR: 0	SF: 0 SAC: 1 DP: 2 HBP: 0	WP: 0 PB: 0 SB: 0 CS: 0	PA: 34
PITCHER Brad Radke, R ERA: 4.26	IP: 9.0 WLS: W BF: 34 H: 8 R: 0 ER: 0 SO: 4 BB: 1 IBB: 0 HBP: 0 BLK: 0 WP: 0 HR: 0 S: 74 P: 110 ERA: 0.00 WHIP: 1.000															PITCHER						

Batter	1	2	3	4	5	6	7	8	9	AB	R	H	RBI	BB	SO	LOB	BOTTOM			
Cristian Guzman, S OBP: 0.301, SLG: 0.395										4	1	1	0	0	1	2	Anaheim Angels @ Minnesota Twins Hubert H. Humphrey Metrodome, Minneapolis, MN Sun Sep 17 2000, 2:05 PM EDT Att. 7,231 - Dome - 72 F			
Luis Rivas, R OBP: 0.250, SLG: 0.500										4	0	1	1	0	0	0				
Corey Koskie, L OBP: 0.400, SLG: 0.454										4	0	1	0	0	1	1				
Ron Coomer, R OBP: 0.320, SLG: 0.422										4	0	1	0	0	0	3				
David Ortiz, L OBP: 0.381, SLG: 0.475										3	0	0	0	0	1	2				
Torii Hunter, R OBP: 0.297, SLG: 0.370										3	0	0	0	0	2	0				
Jacque Jones, L OBP: 0.308, SLG: 0.458										3	0	1	0	0	1	0				
John Barnes, R OBP: 0.286, SLG: 0.167										3	0	0	0	0	0	1				
A.J. Pierzynski, L OBP: 0.323, SLG: 0.441										2	0	0	0	1	0	0				
Inning Stats	R: 1 E: 0 K: 1 S: 11	H: 2 LOB: 1 BB: 0 P: 18	R: 0 E: 0 K: 0 S: 12	H: 1 LOB: 1 BB: 1 P: 17	R: 0 E: 0 K: 1 S: 8	H: 1 LOB: 1 BB: 0 P: 15	R: 0 E: 0 K: 2 S: 12	H: 0 LOB: 0 BB: 0 P: 16	R: 0 E: 0 K: 0 S: 12	H: 1 LOB: 2 BB: 0 P: 17	R: 0 E: 0 K: 1 S: 9	H: 0 LOB: 0 BB: 0 P: 12	R: 0 E: 0 K: 1 S: 9	H: 0 LOB: 0 BB: 0 P: 11	R: 0 E: 0 K: 0 S: 6	H: 0 LOB: 0 BB: 0 P: 9		1B: 3 2B: 1 3B: 1 HR: 0	SF: 0 SAC: 0 DP: 0 HBP: 0	WP: 0 PB: 0 SB: 0 CS: 0
PITCHER Tim Belcher, R ERA: 5.29	IP: 8.0 WLS: L BF: 31 H: 5 R: 1 ER: 1 SO: 6 BB: 1 IBB: 0 HBP: 0 BLK: 0 WP: 0 HR: 0 S: 79 P: 115 ERA: 1.12 WHIP: 0.750															PITCHER				

AB	32
R	0
H	8
RBI	0
BB	1
SO	4
LOB	18



AB	30
R	1
H	5
RBI	1
BB	1
SO	6
LOB	9



Batter	1	2	3	4	5	6	7	8	9	AB	R	H	RBI	BB	SO	LOB	TOP								
Luis Alcega, S OBP: 0.365, SLG: 0.408	1-2 G4-6-3 1B		3-2 1B		2-1 1B			1-2 BB 1B		4	1	4	0	0	0	0	Texas Rangers @ Minnesota Twins Hubert H. Humphrey Metrodome, Minneapolis, MN Mon Sep 18 2000, 8:05 PM EDT Att. 7,040 - Dome - 72 F								
Frank Catalanotto, L OBP: 0.362, SLG: 0.460	1-3 K		0-0 1B		2-2 F7			2-2 F7		4	0	1	0	0	1	3									
Rafael Palmeiro, L OBP: 0.399, SLG: 0.556	3-2 G4-6-3 1-2		1-2 1B			2-2 1B		1-0 F8		4	0	2	1	0	0	2									
Gabe Kapler, R OBP: 0.362, SLG: 0.481		0-1 1B		0-1 G6-3 3-H		2-2 1B		4-2 1B		3	0	2	0	1	0	2									
Ricky Ledee, L OBP: 0.322, SLG: 0.385		2-3 K		2-2 F9		0-3 K		0-2 F9		3	0	0	0	0	2	2									
Chad Curtis, R OBP: 0.343, SLG: 0.443										1	0	0	0	0	0	2									
Royce Clayton, R OBP: 0.296, SLG: 0.384		1-0 F9		0-0 G5-3		1-1 P4			2-1 F8	4	0	0	0	0	0	2									
Mike Lamb, L OBP: 0.328, SLG: 0.381		1-1 L6		3-1 F8			1-2 F9		2-1 1B	4	0	1	0	0	0	1									
Randy Knorr, R OBP: 0.273, SLG: 0.545			2-3 K		0-3 K		2-1 F7		1-3 K	2	0	0	0	0	2	0									
Pedro Valdes, L OBP: 0.273, SLG: 0.419										1	0	0	0	0	0	0									
B.J. Waszgis, R OBP: 0.263, SLG: 0.278										0	0	0	0	0	0	0									
29 Rusty Greer, L OBP: 0.378, SLG: 0.461										1	0	0	0	0	1	1									
Scarborough Green, S OBP: 0.273, SLG: 0.250			0-0 G4-3		1-1 F7		1-2 F5		3-2 G3	3	0	0	0	0	0	0									
Ruben Sierra, S OBP: 0.217, SLG: 0.182										1	0	0	0	0	0	1									
Inning Stats	R: 0 E: 0 K: 1 S: 10	H: 1 LOB: 0 BB: 0 P: 15	R: 0 E: 0 K: 1 S: 8	H: 1 LOB: 1 BB: 0 P: 12	R: 1 E: 0 K: 1 S: 15	H: 3 LOB: 2 BB: 0 P: 21	R: 0 E: 0 K: 0 S: 6	H: 0 LOB: 0 BB: 0 P: 11	R: 0 E: 0 K: 1 S: 10	H: 1 LOB: 1 BB: 0 P: 15	R: 0 E: 0 K: 0 S: 14	H: 2 LOB: 1 BB: 0 P: 19	R: 0 E: 0 K: 0 S: 9	H: 0 LOB: 0 BB: 0 P: 13	R: 0 E: 0 K: 0 S: 12	H: 1 LOB: 2 BB: 1 P: 20	R: 0 E: 0 K: 1 S: 13	H: 1 LOB: 1 BB: 0 P: 21	1B: 10 2B: 0 3B: 0 HR: 0	SF: 0 SAC: 0 DP: 1 HBP: 0	WP: 0 PB: 0 SB: 0 CS: 0	PA: 36			
PITCHER	IP	WLS	BF	H	R	ER	SO	BB	IBB	HBP	BLK	WP	HR	S	P	ERA	WHIP								
Joe Mays, R ERA: 5.78	(1, 1)	5.1	W	22	8	1	1	4	0	0	0	0	0	58	87	1.69	1.500								
Bob Wells, R ERA: 3.25	(6, 1)	2.1	H	9	1	0	0	1	1	0	0	0	0	23	36	0.00	0.857								
Eddie Guardado, L ERA: 3.58	(8, 1)	1.1	S	5	1	0	0	1	0	0	0	0	0	16	24	0.00	0.750								

AB	35
R	1
H	10
RBI	1
BB	1
SO	6
LOB	16



Batter	1	2	3	4	5	6	7	8	9	AB	R	H	RBI	BB	SO	LOB	BOTTOM								
Cristian Guzman, S OBP: 0.299, SLG: 0.392	1-3 K				1-1 F7		2-3 K			4	0	0	0	0	2	2	Texas Rangers @ Minnesota Twins Hubert H. Humphrey Metrodome, Minneapolis, MN Mon Sep 18 2000, 8:05 PM EDT Att. 7,040 - Dome - 72 F								
Luis Rivas, R OBP: 0.250, SLG: 0.417	0-0 F9		1-0 G6-3		1-1 S 1B		2-2 G4-3			4	0	1	0	0	0	0									
Matt Lawton, L OBP: 0.408, SLG: 0.462	2-2 2B		4-1 BB		2-2 F8		1-3 K			3	0	1	0	1	1	1									
David Ortiz, L OBP: 0.380, SLG: 0.472	2-2 F7		0-1 P5		1-1 P6			0-0 PB 1B		4	0	1	0	0	0	3									
Denny Hocking, S OBP: 0.376, SLG: 0.421										0	0	0	0	0	0	0									
Corey Koskie, L OBP: 0.400, SLG: 0.454		3-2 1B PB 1B		2-3 K		0-0 P4		4-1 1B		3	1	1	0	1	1	1									
Torii Hunter, R OBP: 0.299, SLG: 0.370		3-2 PB 1B		4-0 F8 1B CS BB		0-2 G6-3		0-3 K		3	2	1	0	1	1	2									
Jacque Jones, L OBP: 0.310, SLG: 0.461		1-0 1-H 3-H 2B		2-2 CS 1B		3-2 G6-3				3	0	2	1	0	0	0									
John Barnes, R OBP: 0.300, SLG: 0.125		3-2 G4-3		0-0 F8		4-2 CS BB				2	0	0	0	1	0	3									
A.J. Pierzynski, L OBP: 0.308, SLG: 0.419		1-3 K		1-1 F9		1-0 L9				3	0	0	0	0	1	3									
Inning Stats	R: 0 E: 0 K: 1 S: 13	H: 1 LOB: 1 BB: 0 P: 18	R: 2 E: 0 K: 1 S: 15	H: 3 LOB: 1 BB: 0 P: 28	R: 0 E: 0 K: 1 S: 8	H: 0 LOB: 1 BB: 1 P: 15	R: 1 E: 0 K: 0 S: 8	H: 1 LOB: 0 BB: 1 P: 15	R: 0 E: 0 K: 0 S: 9	H: 0 LOB: 0 BB: 0 P: 11	R: 0 E: 0 K: 1 S: 9	H: 0 LOB: 0 BB: 1 P: 16	R: 0 E: 0 K: 2 S: 12	H: 1 LOB: 2 BB: 1 P: 19	R: 0 E: 0 K: 0 S: 12	H: 1 LOB: 2 BB: 1 P: 19	1B: 5 2B: 2 3B: 0 HR: 0	SF: 0 SAC: 0 DP: 0 HBP: 0	WP: 0 PB: 2 SB: 1 CS: 3	PA: 33					
PITCHER	IP	WLS	BF	H	R	ER	SO	BB	IBB	HBP	BLK	WP	HR	S	P	ERA	WHIP								
Rick Helling, R ERA: 4.13	(1, 1)	7.0	L	28	6	3	2	4	3	0	0	0	0	70	117	2.57	1.286								
Mike Venafro, L ERA: 3.69	(8, 1)	1.0		5	1	0	0	2	1	0	0	0	0	12	19	0.00	2.000								



Batter	1	2	3	4	5	6	7	8	9	AB	R	H	RBI	BB	SO	LOB	TOP					
Ray Durham, S (1, 4) OBP: 0.359, SLG: 0.452	F7		1B		SF9 BB 1B	K		BB FC5-2 FC5 1B		5	2	3	0	0	1	1						
Jose Valentin, S (1, 6) OBP: 0.350, SLG: 0.500	K		G1-3		14 F 1B 2B BB	K		FC5-2 FC5 BB		4	1	0	0	1	2	4						
Frank Thomas, R (1, 10) OBP: 0.440, SLG: 0.641					14 F9 2B 1B	P4		FC5 BB		2	1	1	0	3	0	3						
Magglio Ordonez, R (1, 9) OBP: 0.374, SLG: 0.551	K				2B 1B	SF9		FC5		4	1	1	2	0	1	5						
Carlos Lee, R (1, 7) OBP: 0.343, SLG: 0.488			K		F8	14 E 2B 1B		G5-3		5	1	1	1	0	1	4						
14 Paul Konerko, R (1, 3) OBP: 0.396, SLG: 0.484			G6-3		F9	2B HBP		K		4	0	0	0	0	1	2						
Herbert Perry, R (1, 5) OBP: 0.347, SLG: 0.456			F9		2B	1B		G6-3		5	1	2	3	0	0	0						
Jeff Abbott, R (1, 8) OBP: 0.330, SLG: 0.379					G4-3	2-4 1B				3	0	1	2	0	0	2						
McKay Christensen, L (7, 8) OBP: 0.278, SLG: 0.133					G5-3	2B BB		K		1	1	0	0	1	1	0						
Charles Johnson, R (1, 2) OBP: 0.385, SLG: 0.584					K	2-4				3	1	2	1	1	1	0						
Josh Paul, R (9, 2) OBP: 0.324, SLG: 0.400					2-4	BB 1B SF9 BB		FC6-4 BB 1B		0	0	0	0	0	0	0						
Inning Stats	R: 0 E: 0 K: 2 S: 17	H: 0 LOB: 1 BB: 1 P: 29	R: 0 E: 0 K: 1 S: 9	H: 0 LOB: 0 BB: 0 P: 12	R: 0 E: 0 K: 1 S: 10	H: 1 LOB: 1 BB: 0 P: 13	R: 3 E: 0 K: 0 S: 15	H: 4 LOB: 1 BB: 0 P: 23	R: 4 E: 0 K: 0 S: 20	H: 3 LOB: 2 BB: 2 P: 33	R: 0 E: 0 K: 1 S: 10	H: 1 LOB: 2 BB: 1 P: 19	R: 0 E: 0 K: 1 S: 9	H: 0 LOB: 0 BB: 0 P: 10	R: 2 E: 0 K: 0 S: 11	H: 2 LOB: 2 BB: 2 P: 23	R: 0 E: 0 K: 1 S: 8	H: 0 LOB: 0 BB: 0 P: 11	1B: 8 2B: 3 3B: 0 HR: 0	SF: 1 SAC: 0 DP: 0 HBP: 1	WP: 0 PB: 0 SB: 0 CS: 0	PA: 44
PITCHER	IP WLS BF H R ER SO BB IBB HBP BLK WP HR S P ERA WHIP																					
Johan Santana, L (1, 1) ERA: 6.46	4.2 L 24 7 7 7 4 3 0 0 0 0 0 66 103 13.50 2.143																					
54 Jason Ryan, R (5, 1) ERA: 8.34	2.1 3 3 2 2 3 2 0 1 0 0 0 27 43 7.71 2.143																					
Travis Miller, L (8, 1) ERA: 4.19	0.1 3 1 0 0 0 1 0 0 0 0 0 5 11 0.00 6.000																					
52 Danny Mota, R (8, 1) ERA: 8.44	1.2 5 0 0 0 1 0 0 0 0 0 0 11 16 0.00 0.000																					

Chicago White Sox @ Minnesota Twins
Hubert H. Humphrey Metrodome, Minneapolis, MN
Thu Sep 21 2000, 8:05 PM EDT
Att: 6,688 - Dome - 72 F

AB 36
R 9
H 11
RBI 9
BB 6
SO 8
LOB 21



Batter	1	2	3	4	5	6	7	8	9	AB	R	H	RBI	BB	SO	LOB	BOTTOM			
Cristian Guzman, S (1, 6) OBP: 0.301, SLG: 0.395	G5-3		SH5-4 1B		G6-3		G6-3		G3	5	1	1	0	0	0	1				
Luis Rivas, R (1, 4) OBP: 0.357, SLG: 0.520	G1-3		SH5-4		1B		E5 BB		SF8	3	0	1	1	0	0	0				
Matt Lawton, L (1, 9) OBP: 0.411, SLG: 0.463	2B 1B		2B 1B		G3-6-3 1B		BB		G6-3	4	1	3	2	1	0	0				
Ron Coomer, R (1, 3) OBP: 0.318, SLG: 0.419	1B 2B		F8		G3-6-3		G4-3			4	0	1	0	0	0	5				
David Ortiz, L (1, 10) OBP: 0.375, SLG: 0.463			F7				K		G4-3 BB	3	0	1	1	1	1	1				
Torii Hunter, R (1, 8) OBP: 0.307, SLG: 0.372			P6		FC5-4 1B		FC6-4 1B		G4-3	4	0	2	0	0	0	1				
Corey Koskie, L (1, 5) OBP: 0.402, SLG: 0.452			F5				P6			3	0	1	0	0	0	1				
Casey Blake, R (6, PH) OBP: 0.571, SLG: 0.600									BB	0	0	0	0	1	0	0				
Chad Moeller, R (1, 2) OBP: 0.267, SLG: 0.280			G6-3		FC5-4		FC6-4		F7	4	0	0	0	0	0	4				
Jacque Jones, L (1, 7) OBP: 0.315, SLG: 0.469			SH5-4 1B		G1		P6		G3 SF8 2B	3	2	1	0	1	0	1				
Inning Stats	R: 1 E: 0 K: 0 S: 11	H: 3 LOB: 2 BB: 0 P: 19	R: 0 E: 0 K: 0 S: 7	H: 0 LOB: 0 BB: 0 P: 12	R: 2 E: 0 K: 0 S: 13	H: 2 LOB: 1 BB: 1 P: 24	R: 0 E: 0 K: 0 S: 7	H: 2 LOB: 1 BB: 0 P: 13	R: 0 E: 0 K: 1 S: 10	H: 1 LOB: 1 BB: 0 P: 13	R: 0 E: 1 K: 0 S: 10	H: 0 LOB: 2 BB: 1 P: 19	R: 0 E: 0 K: 0 S: 6	H: 0 LOB: 1 BB: 2 P: 18	R: 1 E: 0 K: 0 S: 7	H: 1 LOB: 0 BB: 0 P: 12	1B: 9 2B: 2 3B: 0 HR: 0	SF: 1 SAC: 1 DP: 3 HBP: 0	WP: 0 PB: 0 SB: 0 CS: 0	PA: 39
PITCHER	IP WLS BF H R ER SO BB IBB HBP BLK WP HR S P ERA WHIP																			
Mike Siroka, L (1, 1) ERA: 3.71	6.2 W 30 10 3 3 1 2 0 0 0 0 0 61 105 4.05 1.800																			
Chad Bradford, R (7, 1) ERA: 3.0	0.1 H 1 0 0 0 0 0 0 0 0 0 0 3 4 0.00 0.000																			
Kelly Wunsch, L (8, 1) ERA: 2.95	1.0 4 0 0 0 0 2 0 0 0 0 0 6 18 0.00 2.000																			
Matt Ginter, R (9, 1) ERA: 14.14	1.0 4 1 1 1 0 0 0 0 0 0 0 7 12 9.00 1.000																			

Chicago White Sox @ Minnesota Twins
Hubert H. Humphrey Metrodome, Minneapolis, MN
Thu Sep 21 2000, 8:05 PM EDT
Att: 6,688 - Dome - 72 F

AB 33
R 4
H 11
RBI 4
BB 4
SO 1
LOB 14



Batter	1	2	3	4	5	6	7	8	9	AB	R	H	RBI	BB	SO	LOB	TOP										
Ray Durham, S OBP: 0.358, SLG: 0.450 Tony Graffanino, R OBP: 0.371, SLG: 0.379	F5		E4 SH5-3 E	G3		G6-3			F8	2	1	0	0	0	0	0	2 1 0 0 0 0 0 3 0 0 0 0 0 1										
Jose Valentin, S OBP: 0.348, SLG: 0.496	K		SH5-3			F9		G1-3	G3	4	0	0	0	0	1	0	4 0 0 0 0 1 0										
Frank Thomas, R OBP: 0.439, SLG: 0.638	K		E7 1B 2H			G5-3		F8		4	0	1	0	0	1	0	4 0 1 0 0 1 0										
Magglio Ordonez, R OBP: 0.374, SLG: 0.550		14 1B 2B	G6-3			1B		F9		4	1	2	0	0	1	0	4 1 2 0 0 0 1										
Carlos Lee, R OBP: 0.342, SLG: 0.486 McKay Christensen, L OBP: 0.279, SLG: 0.133	P6					G3		G4-3		4	0	1	0	0	2	0	4 0 1 0 0 0 2 0 0 0 0 0 0 0										
14 Paul Konerko, R OBP: 0.398, SLG: 0.492	2B 1B		F9			HR 1B		HR		4	2	3	1	0	2	0	4 2 3 1 0 0 2										
Herbert Perry, R OBP: 0.349, SLG: 0.466				K		HR 1B		K		4	1	2	3	0	2	0	4 1 2 3 0 2 0										
Chris Singleton, L OBP: 0.300, SLG: 0.379	G3					G4-3		K		4	0	1	0	0	1	2	4 0 1 0 0 1 2										
Charles Johnson, R OBP: 0.382, SLG: 0.578	G1-3		F8			F8		G6-3		4	0	0	0	0	3	0	4 0 0 0 0 0 3										
Inning Stats	R: 0 E: 0 K: 2 S: 10	H: 0 LOB: 0 BB: 0 P: 16	R: 1 E: 0 K: 0 S: 19	H: 3 LOB: 2 BB: 0 P: 26	R: 1 E: 2 K: 0 S: 9	H: 2 LOB: 2 BB: 0 P: 9	R: 0 E: 0 K: 1 S: 11	H: 1 LOB: 1 BB: 0 P: 13	R: 0 E: 0 K: 0 S: 9	H: 1 LOB: 1 BB: 0 P: 12	R: 2 E: 0 K: 0 S: 10	H: 2 LOB: 0 BB: 0 P: 13	R: 0 E: 0 K: 0 S: 8	H: 0 LOB: 0 BB: 0 P: 14	R: 1 E: 0 K: 2 S: 10	H: 1 LOB: 0 BB: 0 P: 15	R: 0 E: 0 K: 0 S: 6	H: 0 LOB: 0 BB: 0 P: 7	1B: 7 2B: 1 3B: 0 HR: 2	SF: 0 SAC: 1 DP: 0 HBP: 0	WP: 0 PB: 0 SB: 0 CS: 0	PA: 38					
PITCHER	IP	WLS	BF	H	R	ER	SO	BB	IBB	HBP	BLK	WP	HR	S	P	ERA	WHIP										
Brad Radke, R ERA: 4.24 Bob Wells, R ERA: 3.29	7.0		31	9	4	3	3	0	0	0	0	0	1	76	103	3.86	1.286										

Chicago White Sox @ Minnesota Twins
Hubert H. Humphrey Metrodome, Minneapolis, MN

AB 37
R 5
H 10
RBI 4
BB 0
SO 5
LOB 11



WP: 0 PA: 38
PB: 0
SB: 0
CS: 0

Batter	1	2	3	4	5	6	7	8	9	AB	R	H	RBI	BB	SO	LOB	BOTTOM										
Cristian Guzman, S OBP: 0.298, SLG: 0.392	F8			E4		G2-3		FC6-4		5	0	0	0	0	4	0	5 0 0 0 0 0 4										
Luis Rivas, R OBP: 0.333, SLG: 0.467	G6-3			G6-3			K	FC4		5	0	1	0	0	1	4	5 0 1 0 0 1 4										
Matt Lawton, L OBP: 0.410, SLG: 0.467				FC4-6		F8		HR		4	1	1	1	1	0	1	4 1 1 1 1 0 1										
Ron Coomer, R OBP: 0.319, SLG: 0.418	G6-3			G4-6-3			2B 1B			4	0	1	0	1	1	2	4 0 1 0 1 1 2										
David Ortiz, L OBP: 0.375, SLG: 0.464				K		FC4-6		L3		5	0	2	0	0	1	1	5 0 2 0 0 1 1										
Corey Koskie, L OBP: 0.401, SLG: 0.450	F5			G4-3			P5			4	0	1	0	0	3	0	4 0 1 0 0 0 3										
Tori Hunter, R OBP: 0.310, SLG: 0.377						FC5-4		G4-3		4	2	2	0	0	4	0	4 2 2 0 0 0 4										
Jacque Jones, L OBP: 0.317, SLG: 0.468						K		F7		3	1	1	1	1	1	0	3 1 1 1 1 1 0										
A.J. Pierzynski, L OBP: 0.333, SLG: 0.449 Brian Buchanan, R OBP: 0.276, SLG: 0.295 Chad Moeller, R OBP: 0.267, SLG: 0.280 Denny Hocking, S OBP: 0.378, SLG: 0.422 Matthew LeCroy, R OBP: 0.254, SLG: 0.336						G6-3		FC6-4		2	0	2	2	0	0	0	2 0 2 2 0 0 0 1 0 0 0 0 0 0 0 0 0 0 0 0 0 1 0 1 0 0 0 0 0 0 0 0 0 0 0										
Inning Stats	R: 0 E: 0 K: 0 S: 12	H: 0 LOB: 1 BB: 1 P: 22	R: 2 E: 0 K: 0 S: 8	H: 4 LOB: 1 BB: 0 P: 16	R: 0 E: 0 K: 0 S: 3	H: 1 LOB: 0 BB: 0 P: 3	R: 1 E: 1 K: 1 S: 20	H: 2 LOB: 3 BB: 1 P: 28	R: 0 E: 0 K: 0 S: 8	H: 1 LOB: 2 BB: 1 P: 15	R: 0 E: 0 K: 1 S: 5	H: 0 LOB: 0 BB: 0 P: 7	R: 1 E: 0 K: 0 S: 13	H: 3 LOB: 2 BB: 0 P: 21	R: 0 E: 0 K: 0 S: 9	H: 1 LOB: 1 BB: 0 P: 12	R: 0 E: 0 K: 1 S: 7	H: 0 LOB: 0 BB: 0 P: 10	1B: 9 2B: 2 3B: 0 HR: 1	SF: 0 SAC: 0 DP: 1 HBP: 0	WP: 0 PB: 0 SB: 0 CS: 0	PA: 41					
PITCHER	IP	WLS	BF	H	R	ER	SO	BB	IBB	HBP	BLK	WP	HR	S	P	ERA	WHIP										
Kip Wells, R ERA: 6.25 56 Mark Buehrle, L ERA: 3.94 Lorenzo Barcelo, R ERA: 3.03 Keith Foulke, R ERA: 3.08	5.0	B	8	3	1	1	2	0	0	0	0	0	1	17	27	5.40	1.800										
	1.1	W	5	1	0	0	0	0	0	0	0	0	0	10	13	0.00	0.750										
	1.0	S	3	0	0	0	1	0	0	0	0	0	0	7	10	0.00	0.000										

Chicago White Sox @ Minnesota Twins
Hubert H. Humphrey Metrodome, Minneapolis, MN

AB 38
R 4
H 12
RBI 4
BB 3
SO 4
LOB 19



WP: 0 PA: 41
PB: 0
SB: 0
CS: 0

Batter	1	2	3	4	5	6	7	8	9	AB	R	H	RBI	BB	SO	LOB	TOP					
Tony Graffanino, R OBP: 0.372, SLG: 0.376 (1, 4)										4	1	1	1	1	0	1	Chicago White Sox @ Minnesota Twins Hubert H. Humphrey Metrodome, Minneapolis, MN Sat Sep 23 2000, 7:05 PM EDT Att: 20,263 - Dome - 72 F livebaseballscorecards.com					
Jose Valentin, S OBP: 0.350, SLG: 0.497 (1, 6)										3	1	1	1	2	1	1						
Frank Thomas, R OBP: 0.435, SLG: 0.633 (1, 10)										5	0	0	0	0	0	5						
Magglio Ordonez, R OBP: 0.375, SLG: 0.549 (1, 9)										3	0	1	1	1	1	2						
Carlos Lee, R OBP: 0.342, SLG: 0.485 (1, 7)										4	1	1	0	0	0	3						
14 Paul Konerko, R OBP: 0.396, SLG: 0.488 (1, 3)										4	0	0	0	0	1	4						
Herbert Perry, R OBP: 0.348, SLG: 0.464 (1, 5)										4	0	1	1	0	1	0						
Jeff Abbott, R OBP: 0.339, SLG: 0.391 (1, 8)										4	1	2	0	0	1	1						
McKay Christensen, L OBP: 0.278, SLG: 0.133 (8, 8)										0	0	0	0	0	0	0						
Charles Johnson, R OBP: 0.381, SLG: 0.582 (1, 2)										4	1	1	1	0	1	2						
Inning Stats	R: 0 E: 0 K: 1 S: 10	H: 0 LOB: 1 BB: 2 P: 22	R: 0 E: 0 K: 0 S: 5	H: 0 LOB: 0 BB: 0 P: 7	R: 1 E: 0 K: 1 S: 10	H: 2 LOB: 1 BB: 0 P: 17	R: 1 E: 0 K: 2 S: 13	H: 2 LOB: 1 BB: 0 P: 16	R: 3 E: 1 K: 0 S: 19	H: 3 LOB: 1 BB: 0 P: 29	R: 0 E: 0 K: 0 S: 9	H: 1 LOB: 1 BB: 0 P: 11	R: 0 E: 1 K: 0 S: 9	H: 0 LOB: 2 BB: 2 P: 18	R: 0 E: 0 K: 1 S: 8	H: 0 LOB: 0 BB: 0 P: 11	R: 0 E: 0 K: 1 S: 11	H: 0 LOB: 0 BB: 0 P: 16	1B: 4 2B: 3 3B: 0 HR: 1	SF: 0 SAC: 0 DP: 0 HBP: 0	WP: 0 PB: 0 SB: 2 CS: 1	PA: 39
PITCHER	IP WLS BF H R ER SO BB IBB HBP BLK WP HR S P ERA WHIP	IP WLS BF H R ER SO BB IBB HBP BLK WP HR S P ERA WHIP																				
Eric Milton, L ERA: 4.97 (1, 1)	6.0	L	28	8	5	3	4	2	0	0	0	0	0	0	1	66	102	4.50	1.667			
LaTroy Hawkins, R ERA: 3.47 (7, 1)	3.0		11	0	0	0	2	2	0	0	0	0	0	0	0	28	45	0.00	0.667			

Batter	1	2	3	4	5	6	7	8	9	AB	R	H	RBI	BB	SO	LOB	BOTTOM					
Luis Rivas, R OBP: 0.324, SLG: 0.441 (1, 4) (9, 6)										4	0	1	0	0	1	1	Chicago White Sox @ Minnesota Twins Hubert H. Humphrey Metrodome, Minneapolis, MN Sat Sep 23 2000, 7:05 PM EDT Att: 20,263 - Dome - 72 F livebaseballscorecards.com					
Cristian Guzman, S OBP: 0.298, SLG: 0.391 (1, 6)										2	1	0	0	0	0	0						
Jason Maxwell, R OBP: 0.297, SLG: 0.330 (7, 6)										0	0	0	0	0	0	0						
Jay Canizaro, R OBP: 0.320, SLG: 0.396 (8, PH) (9, 4)										1	0	0	0	0	0	0						
Matt Lawton, L OBP: 0.408, SLG: 0.464 (1, 10)										4	0	0	0	0	0	2						
David Ortiz, L OBP: 0.376, SLG: 0.465 (1, 3)										4	0	2	1	0	0	0						
Brian Buchanan, R OBP: 0.276, SLG: 0.295 (9, PR)										0	0	0	0	0	0	0						
John Barnes, R OBP: 0.409, SLG: 0.421 (1, 9)										3	1	1	0	0	1	2						
Denny Hocking, S OBP: 0.377, SLG: 0.420 (9, PH)										1	0	0	0	0	1	1						
Corey Koskie, L OBP: 0.398, SLG: 0.446 (1, 5)										4	0	0	0	0	1	2						
Tori Hunter, R OBP: 0.310, SLG: 0.387 (1, 8)										3	1	1	2	0	0	0						
Jacque Jones, L OBP: 0.319, SLG: 0.470 (1, 7)										3	0	2	0	0	0	0						
Matthew LeCroy, R OBP: 0.256, SLG: 0.335 (1, 2)										3	0	1	0	0	0	3						
Inning Stats	R: 0 E: 0 K: 0 S: 7	H: 0 LOB: 0 BB: 0 P: 10	R: 0 E: 0 K: 1 S: 6	H: 0 LOB: 0 BB: 0 P: 10	R: 0 E: 0 K: 0 S: 8	H: 1 LOB: 0 BB: 0 P: 11	R: 1 E: 0 K: 0 S: 15	H: 2 LOB: 1 BB: 0 P: 26	R: 1 E: 0 K: 0 S: 10	H: 2 LOB: 1 BB: 0 P: 17	R: 0 E: 0 K: 0 S: 11	H: 0 LOB: 0 BB: 0 P: 16	R: 1 E: 1 K: 0 S: 9	H: 2 LOB: 1 BB: 0 P: 16	R: 0 E: 0 K: 1 S: 7	H: 0 LOB: 0 BB: 0 P: 8	R: 0 E: 0 K: 2 S: 9	H: 1 LOB: 1 BB: 0 P: 14	1B: 6 2B: 4 3B: 0 HR: 1	SF: 0 SAC: 0 DP: 4 HBP: 1	WP: 0 PB: 0 SB: 0 CS: 1	PA: 33
PITCHER	IP WLS BF H R ER SO BB IBB HBP BLK WP HR S P ERA WHIP	IP WLS BF H R ER SO BB IBB HBP BLK WP HR S P ERA WHIP																				
Jim Parque, L ERA: 4.21 (1, 1)	6.1	W	26	7	3	3	1	0	0	0	0	0	0	0	0	65	103	4.26	1.105			
Chad Bradford, R ERA: 2.45 (7, 1)	1.1	H	3	0	0	0	1	0	0	0	0	0	0	0	6	9	0.00	0.000				
Kelly Wunsch, L ERA: 2.93 (8, 1)	0.1	H	1	0	0	0	0	0	0	0	0	0	0	2	2	0.00	0.000					
Keith Foulke, R ERA: 3.05 (9, 1)	1.0	S	3	1	0	0	2	0	0	0	0	0	0	9	14	0.00	1.000					

Batter	1	2	3	4	5	6	7	8	9	AB	R	H	RBI	BB	SO	LOB	TOP								
Denny Hocking, S OBP: 0.380, SLG: 0.427	G4-3 BB		F8		F7			BB 1B		4	1	2	0	1	0	2	Minnesota Twins @ Cleveland Indians Jacobs Field, Cleveland, OH Mon Sep 25 2000, 7:05 PM EDT Att: 42,853 - Cloudy - 53 F								
Luis Rivas, R OBP: 0.302, SLG: 0.400	G4-3			G5-3		F9		BB 1B	G5-3	5	1	1	0	0	0	2									
Matt Lawton, L OBP: 0.409, SLG: 0.471	G4-3			G3-1		1B PB 1B		K		4	0	1	0	1	1	3									
David Ortiz, L OBP: 0.371, SLG: 0.456	G4-3			L9		K		F8	G3	5	0	0	0	0	1	6									
Corey Koskie, L OBP: 0.397, SLG: 0.444		F8			L8			1B BB		3	1	1	0	1	0	0									
Tori Hunter, R OBP: 0.313, SLG: 0.395		G5-3			1B SF9 1B		K	1B		4	1	2	2	0	1	2									
Jacque Jones, L OBP: 0.318, SLG: 0.467		K			1B			F7		4	0	2	1	0	1	0									
A.J. Pierzynski, L OBP: 0.325, SLG: 0.474			G6-3		SF9		G3	K		3	0	0	1	0	1	2									
Cristian Guzman, S OBP: 0.298, SLG: 0.390			G4-3				G3-1		G6-3	4	0	1	0	0	0	0									
Inning Stats	R: 0 E: 0 K: 0 S: 7	H: 0 LOB: 1 BB: 1 P: 14	R: 0 E: 0 K: 1 S: 8	H: 0 LOB: 0 BB: 0 P: 12	R: 0 E: 0 K: 0 S: 6	H: 0 LOB: 0 BB: 0 P: 8	R: 0 E: 0 K: 0 S: 9	H: 0 LOB: 0 BB: 0 P: 14	R: 1 E: 0 K: 0 S: 13	H: 3 LOB: 2 BB: 0 P: 15	R: 0 E: 0 K: 2 S: 15	H: 2 LOB: 2 BB: 0 P: 19	R: 0 E: 0 K: 0 S: 7	H: 0 LOB: 0 BB: 0 P: 9	R: 3 E: 0 K: 2 S: 27	H: 4 LOB: 2 BB: 1 P: 38	R: 0 E: 0 K: 0 S: 6	H: 1 LOB: 2 BB: 1 P: 11	1B: 9 2B: 0 3B: 1 HR: 0	SF: 1 SAC: 0 DP: 0 HBP: 0	WP: 0 PB: 1 SB: 0 CS: 0	PA: 40			
PITCHER	IP	WLS	BF	H	R	ER	SO	BB	IBB	HBP	BLK	WP	HR	S	P	ERA	WHIP								
Steve Woodard, R ERA: 5.89	5.1		21	4	1	1	1	1	0	0	0	0	0	46	67	1.69	0.938								
Ricardo Rincon, L ERA: 2.04	0.1	H	2	1	0	0	1	0	0	0	0	0	0	7	10	0.00	3.000								
Steve Reed, R ERA: 4.53	0.1	H	1	0	0	0	1	0	0	0	0	0	0	5	5	0.00	0.000								
Paul Shuey, R ERA: 3.47	1.2	L	8	2	3	3	1	1	0	0	0	0	0	21	31	16.20	1.800								
Bob Wickman, R ERA: 3.09	1.1	B	8	3	0	0	1	0	1	0	0	0	0	19	27	0.00	2.250								

AB	36
R	4
H	10
RBI	4
BB	3
SO	5
LOB	17



Batter	1	2	3	4	5	6	7	8	9	AB	R	H	RBI	BB	SO	LOB	BOTTOM								
Kenny Lofton, L OBP: 0.370, SLG: 0.420	F HR BB		F7	F8			G6-3		G4-3	4	1	0	0	1	0	2	Minnesota Twins @ Cleveland Indians Jacobs Field, Cleveland, OH Mon Sep 25 2000, 7:05 PM EDT Att: 42,853 - Cloudy - 53 F								
Omar Vizquel, S OBP: 0.382, SLG: 0.379	F8		2B SF8 1B				G4-3		L5	5	1	2	0	0	0	2									
Roberto Alomar, S OBP: 0.371, SLG: 0.468	G1-3		SF8 2B		F5					4	0	2	0	0	0	2									
Manny Ramirez, R OBP: 0.462, SLG: 0.684					L6				K	3	1	1	2	1	1	2									
David Segui, S OBP: 0.386, SLG: 0.506			SF8		G4-3				CS 1B	3	0	1	1	0	1	1									
Dave Roberts, L OBP: 0.333, SLG: 0.200	K									0	0	0	0	0	0	0									
Chan Perry, R OBP: 0.091, SLG: 0.091										0	0	0	0	0	0	0									
Jim Thome, L OBP: 0.397, SLG: 0.516			K		K					4	0	1	0	0	2	3									
Travis Fryman, R OBP: 0.396, SLG: 0.519		F8			G4-3				F8	4	0	0	0	0	1	1									
Russell Branyan, L OBP: 0.325, SLG: 0.549										3	0	3	0	0	0	0									
Jolbert Cabrera, R OBP: 0.299, SLG: 0.311									G4-3 SH3-4	0	0	0	0	0	0	0									
Bill Selby, L OBP: 0.273, SLG: 0.262					FC5-4 1B					1	0	1	0	0	0	0									
Sandy Alomar Jr., R OBP: 0.328, SLG: 0.405		L9			FC5-4				SH3-4	3	0	0	0	0	0	3									
Inning Stats	R: 2 E: 1 K: 1 S: 12	H: 1 LOB: 0 BB: 1 P: 24	R: 0 E: 0 K: 1 S: 9	H: 1 LOB: 0 BB: 0 P: 12	R: 1 E: 0 K: 1 S: 10	H: 2 LOB: 2 BB: 1 P: 15	R: 0 E: 0 K: 0 S: 11	H: 1 LOB: 1 BB: 0 P: 18	R: 0 E: 0 K: 1 S: 12	H: 2 LOB: 1 BB: 0 P: 20	R: 0 E: 0 K: 1 S: 9	H: 1 LOB: 1 BB: 0 P: 12	R: 0 E: 0 K: 0 S: 7	H: 1 LOB: 1 BB: 0 P: 14	R: 0 E: 0 K: 0 S: 10	H: 1 LOB: 1 BB: 0 P: 13	1B: 8 2B: 1 3B: 1 HR: 1	SF: 1 SAC: 1 DP: 0 HBP: 0	WP: 0 PB: 0 SB: 0 CS: 1	PA: 38					
PITCHER	IP	WLS	BF	H	R	ER	SO	BB	IBB	HBP	BLK	WP	HR	S	P	ERA	WHIP								
Matt Kinney, R ERA: 5.45	5.0		23	6	3	3	3	1	1	0	0	0	0	21	31	0.00	1.500								
Travis Miller, L ERA: 4.06	2.0	W	8	3	0	0	2	0	0	0	0	0	0	7	14	0.00	1.000								
Bob Wells, R ERA: 3.18	1.0	H	3	1	0	0	0	0	0	0	0	0	0	7	14	0.00	1.000								
LaTroy Hawkins, R ERA: 3.43	1.0	S	4	1	0	0	0	0	0	0	0	0	0	10	13	0.00	1.000								



Batter	1	2	3	4	5	6	7	8	9	AB	R	H	RBI	BB	SO	LOB	TOP										
Jay Canizaro, R OBP: 0.318, SLG: 0.396 (1, 10)	F7		G6-4-3 1B		F8		G4-3			4	0	1	0	0	0	0	Minnesota Twins @ Cleveland Indians Jacobs Field, Cleveland, OH Tue Sep 26 2000, 7:05 PM EDT Att: 42,773 - Sunny - 57 F										
Luis Rivas, R OBP: 0.283, SLG: 0.372 Matt Lawton, L OBP: 0.409, SLG: 0.470 (8, PH) (8, 9)	G6-3		G6-4-3 1-2f		G4-3			K		3	0	0	0	0	0	1											
John Barnes, R OBP: 0.414, SLG: 0.400 Jacque Jones, L OBP: 0.319, SLG: 0.470 (8, PH) (8, 7)	BB 1B		1B		L4			2B		3	0	2	0	0	0	0											
Brian Buchanan, R OBP: 0.289, SLG: 0.300 Denny Hocking, S OBP: 0.379, SLG: 0.425 (8, PH) (8, 4)	BB 1B		K		E4 HR 1B			K		2	1	1	0	1	1	1											
Matthew LeCroy, R OBP: 0.251, SLG: 0.329 David Ortiz, L OBP: 0.370, SLG: 0.455 (8, 3)	G4-3				F9		G1-4-3		F7		3	0	0	0	0	3											
Torii Hunter, R OBP: 0.315, SLG: 0.406 (1, 8)		F9			K						4	1	2	2	0	1											
Casey Blake, R OBP: 0.600, SLG: 0.714 Cristian Guzman, S OBP: 0.298, SLG: 0.389 (8, PH)		BB				HR 2H			G4-3-6 1B		2	0	1	0	1	1											
Jason Maxwell, R OBP: 0.289, SLG: 0.321 Corey Koskie, L OBP: 0.370, SLG: 0.443 (8, PH)	L9		2B						G4-3-6 1-2f		1	0	0	0	0	1											
Chad Moeller, R OBP: 0.261, SLG: 0.273 (1, 2)	F8						G5-3		L8		3	0	0	0	0	1											
					G4-3						3	0	0	0	0	1											
Inning Stats	R: 0 E: 0 K: 0 S: 15	H: 1 LOB: 2 BB: 1 P: 25	R: 0 E: 0 K: 0 S: 8	H: 0 LOB: 1 BB: 1 P: 16	R: 0 E: 0 K: 1 S: 10	H: 2 LOB: 1 BB: 0 P: 16	R: 0 E: 0 K: 2 S: 10	H: 1 LOB: 1 BB: 0 P: 17	R: 0 E: 0 K: 0 S: 6	H: 0 LOB: 0 BB: 0 P: 9	R: 2 E: 1 K: 1 S: 12	H: 2 LOB: 0 BB: 0 P: 20	R: 0 E: 0 K: 1 S: 8	H: 0 LOB: 0 BB: 0 P: 12	R: 0 E: 0 K: 2 S: 12	H: 1 LOB: 1 BB: 0 P: 18	R: 0 E: 0 K: 0 S: 4	H: 1 LOB: 0 BB: 0 P: 6	1B: 5 2B: 2 3B: 0 HR: 1	SF: 0 SAC: 0 DP: 2 HBP: 0	WP: 0 PB: 0 SB: 0 CS: 0	PA: 35					
PITCHER	IP	WLS	BF	H	R	ER	SO	BB	IBB	HBP	BLK	WP	HR	S	P	ERA	WHIP										
Chuck Finley, L ERA: 4.2 (1, 1)	7.0	W	28	6	2	2	5	2	0	0	0	0	1	69	115	2.57	1.143										
Paul Shuey, R ERA: 3.41 (8, 1)	1.0	H	4	1	0	0	2	0	0	0	0	0	0	12	18	0.00	1.000										
Bob Wickman, R ERA: 3.04 (9, 1)	1.0	S	3	1	0	0	0	0	0	0	0	0	0	4	6	0.00	1.000										

Batter	1	2	3	4	5	6	7	8	9	AB	R	H	RBI	BB	SO	LOB	BOTTOM										
Kenny Lofton, L OBP: 0.371, SLG: 0.419 (1, 8)	G4-6-3 BB		2B 1B		G3					3	1	1	0	1	1	0	Minnesota Twins @ Cleveland Indians Jacobs Field, Cleveland, OH Tue Sep 26 2000, 7:05 PM EDT Att: 42,773 - Sunny - 57 F										
Omar Vizquel, S OBP: 0.383, SLG: 0.382 (1, 6)	G4-6-3 1-2f		1B 2B			BB S 1B	F8			4	2	2	1	0	0	1											
Roberto Alomar, S OBP: 0.371, SLG: 0.469 (1, 4)	G5-3		FC6-4 2H 1B					FC6-4 1B		4	0	2	1	0	1	1											
Manny Ramirez, R OBP: 0.458, SLG: 0.678 (1, 9)		K	FC6-4 1-2f					FC6-4 1B		4	0	0	0	0	2	3											
David Segui, S OBP: 0.386, SLG: 0.505 (1, 3)		WP 1B			G6-3			F7		3	0	1	0	1	0	0											
Travis Fryman, R OBP: 0.395, SLG: 0.516 (1, 5)		K			G5-3			G6-3		3	0	0	0	1	1	1											
Jim Thome, L OBP: 0.396, SLG: 0.514 (1, 10)			K					K		4	0	1	1	0	3	1											
Sandy Alomar Jr., R OBP: 0.325, SLG: 0.401 (1, 2)			L8					G6-3		3	0	0	0	0	0	3											
Jolbert Cabrera, R OBP: 0.299, SLG: 0.329 (1, 7)			G2-3					G6-3		3	1	1	1	0	0	0											
								HR																			
Inning Stats	R: 0 E: 0 K: 0 S: 5	H: 0 LOB: 0 BB: 1 P: 9	R: 0 E: 0 K: 3 S: 12	H: 1 LOB: 0 BB: 0 P: 18	R: 2 E: 0 K: 0 S: 13	H: 3 LOB: 1 BB: 0 P: 23	R: 0 E: 0 K: 1 S: 10	H: 0 LOB: 0 BB: 0 P: 14	R: 0 E: 0 K: 0 S: 13	H: 0 LOB: 0 BB: 0 P: 21	R: 1 E: 0 K: 2 S: 14	H: 2 LOB: 3 BB: 2 P: 26	R: 1 E: 0 K: 1 S: 14	H: 2 LOB: 1 BB: 0 P: 20	R: 0 E: 0 K: 1 S: 9	H: 0 LOB: 0 BB: 0 P: 12	1B: 6 2B: 1 3B: 0 HR: 1	SF: 0 SAC: 0 DP: 1 HBP: 0	WP: 1 PB: 0 SB: 1 CS: 0	PA: 34							
PITCHER	IP	WLS	BF	H	R	ER	SO	BB	IBB	HBP	BLK	WP	HR	S	P	ERA	WHIP										
J.C. Romero, L ERA: 6.54 (1, 1)	6.0	L	26	6	3	3	6	3	0	0	0	0	0	67	111	4.50	1.500										
Eddie Guardado, L ERA: 3.79 (7, 1)	0.2		4	2	1	1	1	0	0	0	0	0	1	12	18	13.50	3.000										
Jack Cressend, R ERA: 4.05 (7, 1)	1.1		4	0	0	0	1	0	0	0	0	0	0	11	14	0.00	0.000										

AB	33
R	2
H	8
RBI	2
BB	2
SO	7
LOB	11



AB	31
R	4
H	8
RBI	4
BB	3
SO	8
LOB	10



Batter	1	2	3	4	5	6	7	8	9	AB	R	H	RBI	BB	SO	LOB	TOP				
Denny Hocking, S OBP: 0.376, SLG: 0.421 Matthew LeCroy, R OBP: 0.250, SLG: 0.327	F7		F7		F8	K			G1-3	4	0	0	0	0	1	5					
Luis Rivas, R OBP: 0.275, SLG: 0.375	F8		F8		L6				F8	5	0	1	0	0	0	2					
Matt Lawton, L OBP: 0.408, SLG: 0.467			F7		P4				P5	3	0	0	0	1	0	3					
David Ortiz, L OBP: 0.367, SLG: 0.450	F8				F7				K	4	0	0	0	0	2	2					
Corey Koskie, L OBP: 0.397, SLG: 0.442			G4-3		FC1-6 BB	BB 1B			K	3	1	1	0	1	1	1					
Torii Hunter, R OBP: 0.315, SLG: 0.404			G1-3		FC1-6 1B	1B			G6-3	4	1	1	0	0	0	1					
Jacque Jones, L OBP: 0.319, SLG: 0.468			P6		1B	1B			F9	4	0	1	0	0	0	2					
A.J. Pierzynski, L OBP: 0.345, SLG: 0.474					F8 1B HBP	1B			G4-3	2	0	1	1	1	0	0					
Cristian Guzman, S OBP: 0.299, SLG: 0.390					1B	G4-3			G4-3	4	0	2	1	0	0	2					
Inning Stats	R: 0 E: 0 K: 0 S: 10	H: 0 LOB: 1 BB: 1 P: 20	R: 0 E: 0 K: 0 S: 8	H: 0 LOB: 0 BB: 0 P: 12	R: 0 E: 0 K: 0 S: 17	H: 1 LOB: 2 BB: 0 P: 19	R: 1 E: 0 K: 0 S: 15	H: 2 LOB: 2 BB: 1 P: 25	R: 0 E: 0 K: 2 S: 16	H: 3 LOB: 3 BB: 1 P: 30	R: 0 E: 0 K: 2 S: 11	H: 1 LOB: 1 BB: 0 P: 18	R: 0 E: 0 K: 0 S: 5	H: 0 LOB: 0 BB: 0 P: 8	R: 0 E: 0 K: 0 S: 6	H: 0 LOB: 0 BB: 0 P: 7	1B: 6 2B: 1 3B: 0 HR: 0	SF: 0 SAC: 0 DP: 0 HBP: 1	WP: 0 PB: 0 SB: 0 CS: 0	PA: 38	
PITCHER	IP	WLS	BF	H	R	ER	SO	BB	IBB	HBP	BLK	WP	HR	S	P	ERA	WHIP				
Jason Bere, R ERA: 5.47	(1, 1)	5.2	W	26	5	2	2	1	3	0	0	0	0	68	110	3.18	1.412				
Ricardo Rincon, L ERA: 1.99	(6, 1)	1.1		6	2	0	0	3	0	0	0	0	0	16	26	0.00	1.500				
Steve Karsay, R ERA: 3.82	(8, 1)	2.0		6	0	0	0	0	0	0	0	0	0	11	15	0.00	0.000				

Minnesota Twins @ Cleveland Indians
Jacobs Field, Cleveland, OH
Wed Sep 27 2000, 7:05 PM EDT
Att: 42,864 - Sunny - 67 F

AB 34
R 2
H 7
RBI 2
BB 3
SO 4
LOB 18



Batter	1	2	3	4	5	6	7	8	9	AB	R	H	RBI	BB	SO	LOB	BOTTOM				
Kenny Lofton, L OBP: 0.371, SLG: 0.419	G3-1 HR 1B		G4-3	1B 1B		F8		G4-3		5	2	2	1	0	0	1					
Omar Vizquel, S OBP: 0.382, SLG: 0.381	F7		G4-3	1B 1B		G6-3				4	0	1	1	0	0	1					
Roberto Alomar, S OBP: 0.372, SLG: 0.469	G3-1		K	1B				WP 1B		4	0	2	1	0	1	1					
Manny Ramirez, R OBP: 0.458, SLG: 0.683	HR			1B				K		4	2	2	2	0	1	3					
Jim Thome, L OBP: 0.395, SLG: 0.517	P5			K				K		4	1	1	1	0	2	2					
Travis Fryman, R OBP: 0.397, SLG: 0.519			FC6-4 1B	1B 2B		G4-6-3 BB		F9		3	1	2	0	1	0	1					
Bill Selby, L OBP: 0.271, SLG: 0.261	F5			1B 1B		G4-6-3		F8		4	1	1	2	0	0	2					
Russell Branyan, L OBP: 0.324, SLG: 0.548 Jolbert Cabrera, R OBP: 0.299, SLG: 0.329	P6			K		G4-3				4	0	1	0	0	1	2					
Sandy Alomar Jr., R OBP: 0.324, SLG: 0.399	FC6-4			1B 1B		G1-3		P4		4	1	1	0	0	0	2					
Inning Stats	R: 2 E: 0 K: 0 S: 14	H: 2 LOB: 0 BB: 0 P: 18	R: 0 E: 0 K: 0 S: 12	H: 1 LOB: 1 BB: 0 P: 12	R: 0 E: 0 K: 1 S: 7	H: 0 LOB: 0 BB: 0 P: 8	R: 5 E: 0 K: 2 S: 21	H: 7 LOB: 2 BB: 0 P: 29	R: 1 E: 0 K: 0 S: 6	H: 1 LOB: 0 BB: 1 P: 14	R: 0 E: 0 K: 0 S: 9	H: 0 LOB: 0 BB: 0 P: 12	R: 0 E: 0 K: 2 S: 12	H: 1 LOB: 1 BB: 0 P: 18	R: 0 E: 0 K: 0 S: 11	H: 1 LOB: 1 BB: 0 P: 16	1B: 9 2B: 2 3B: 0 HR: 2	SF: 0 SAC: 0 DP: 1 HBP: 0	WP: 1 PB: 0 SB: 0 CS: 0	PA: 37	
PITCHER	IP	WLS	BF	H	R	ER	SO	BB	IBB	HBP	BLK	WP	HR	S	P	ERA	WHIP				
Brad Radke, R ERA: 4.45	(1, 1)	4.0	L	22	10	7	7	3	0	0	0	0	0	54	67	15.75	2.500				
Johan Santana, L ERA: 6.49	(5, 1)	1.0		4	1	1	1	0	1	0	0	0	1	6	14	9.00	2.000				
54 Jason Ryan, R ERA: 7.36	(6, 1)	3.0		11	2	0	0	2	0	0	0	1	0	32	46	0.00	0.667				

Minnesota Twins @ Cleveland Indians
Jacobs Field, Cleveland, OH
Wed Sep 27 2000, 7:05 PM EDT
Att: 42,864 - Sunny - 67 F

AB 36
R 8
H 13
RBI 8
BB 1
SO 5
LOB 15



Batter	1	2	3	4	5	6	7	8	9	AB	R	H	RBI	BB	SO	LOB	TOP			
Denny Hocking, S OBP: 0.370, SLG: 0.413	G6-3			K		K		K		4	0	0	0	0	3	5				
Cristian Guzman, S OBP: 0.297, SLG: 0.387	F7			G4-3		K		P6		4	0	0	0	0	1	5				
Matt Lawton, L OBP: 0.407, SLG: 0.463	L7			G3-1						4	0	0	0	0	0	0				
Corey Koskie, L OBP: 0.398, SLG: 0.439										4	0	1	0	0	1	0				
Doug Mientkiewicz, L OBP: 0.500, SLG: 0.500										4	0	2	0	0	0	1				
Luis Rivas, R OBP: 0.275, SLG: 0.375										0	0	0	0	0	0	0				
Torii Hunter, R OBP: 0.319, SLG: 0.408										4	0	2	0	0	0	1				
Jacque Jones, L OBP: 0.320, SLG: 0.466										3	0	0	0	1	0	3				
John Barnes, R OBP: 0.389, SLG: 0.375										3	0	2	0	0	1	1				
A.J. Pierzynski, L OBP: 0.352, SLG: 0.458										1	0	0	0	1	0	0				
Inning Stats	R: 0 H: 0 E: 0 K: 0 S: 10	H: 0 LOB: 0 BB: 0 P: 14	R: 0 H: 1 E: 0 K: 1 S: 8	LOB: 0 BB: 0 P: 15	R: 0 H: 0 E: 0 K: 1 S: 10	LOB: 0 BB: 1 P: 15	R: 0 H: 0 E: 0 K: 1 S: 10	LOB: 0 BB: 0 P: 14	R: 0 H: 1 E: 0 K: 2 S: 13	LOB: 2 BB: 1 P: 19	R: 0 H: 0 E: 0 K: 0 S: 4	LOB: 0 BB: 0 P: 8	R: 0 H: 2 E: 0 K: 1 S: 15	LOB: 3 BB: 0 P: 26	R: 0 H: 2 E: 0 K: 0 S: 13	LOB: 2 BB: 0 P: 20	1B: 7 2B: 0 3B: 0 HR: 0	SF: 0 SAC: 0 DP: 2 HBP: 1	WP: 0 PB: 0 SB: 0 CS: 1	PA: 34
PITCHER	IP	WLS	BF	H	R	ER	SO	BB	IBB	HBP	BLK	WP	HR	S	P	ERA	WHIP			
Jeff Weaver, R ERA: 4.32	8.2	W	32	6	0	0	6	2	0	1	0	0	0	80	126	0.00	0.923			
Todd Jones, R ERA: 3.71	0.1	S	2	1	0	0	0	0	0	0	0	0	0	6	10	0.00	3.000			

Minnesota Twins @ Detroit Tigers
Comerica Park, Detroit, MI
Fri Sep 29 2000, 7:05 PM EDT
Att: 28,604 - Sunny - 59 F

AB	31
R	0
H	7
RBI	0
BB	2
SO	6
LOB	16



Batter	1	2	3	4	5	6	7	8	9	AB	R	H	RBI	BB	SO	LOB	BOTTOM			
Rich Becker, L OBP: 0.387, SLG: 0.379	G6-3									4	0	1	0	0	0	0				
54 Rod Lindsey, R OBP: 0.297, SLG: 0.387										0	0	0	0	0	0	0				
Juan Encarnacion, R OBP: 0.330, SLG: 0.433										4	1	1	0	0	1	1				
Bobby Higginson, L OBP: 0.373, SLG: 0.534										3	0	1	0	0	0	0				
Dean Palmer, R OBP: 0.338, SLG: 0.475										2	0	0	1	0	0	0				
Billy McMillon, L OBP: 0.383, SLG: 0.462										3	0	1	0	0	1	1				
Deivi Cruz, R OBP: 0.316, SLG: 0.449										3	0	1	0	0	2	1				
Hal Morris, L OBP: 0.386, SLG: 0.388										3	0	2	0	0	1	1				
Damon Easley, R OBP: 0.351, SLG: 0.419										3	0	0	0	0	0	2				
Brad Ausmus, R OBP: 0.356, SLG: 0.364										3	0	0	0	0	0	1				
Inning Stats	R: 1 H: 2 E: 0 K: 1 S: 11	H: 2 LOB: 1 BB: 0 P: 18	R: 0 H: 2 E: 0 K: 0 S: 8	LOB: 0 BB: 0 P: 10	R: 0 H: 0 E: 0 K: 0 S: 3	LOB: 0 BB: 0 P: 7	R: 0 H: 0 E: 0 K: 0 S: 4	LOB: 0 BB: 0 P: 9	R: 0 H: 1 E: 0 K: 1 S: 9	LOB: 1 BB: 0 P: 14	R: 0 H: 0 E: 0 K: 0 S: 5	LOB: 0 BB: 0 P: 10	R: 0 H: 1 E: 0 K: 1 S: 10	LOB: 1 BB: 0 P: 15	R: 0 H: 1 E: 0 K: 1 S: 10	LOB: 2 BB: 0 P: 15	1B: 6 2B: 1 3B: 0 HR: 0	SF: 1 SAC: 0 DP: 1 HBP: 0	WP: 0 PB: 0 SB: 1 CS: 1	PA: 29
PITCHER	IP	WLS	BF	H	R	ER	SO	BB	IBB	HBP	BLK	WP	HR	S	P	ERA	WHIP			
Joe Mays, R ERA: 5.56	8.0	L	29	7	1	1	5	0	0	0	0	0	0	63	103	1.12	0.875			

Minnesota Twins @ Detroit Tigers
Comerica Park, Detroit, MI
Fri Sep 29 2000, 7:05 PM EDT
Att: 28,604 - Sunny - 59 F

AB	28
R	1
H	7
RBI	1
BB	0
SO	5
LOB	7



Batter	1	2	3	4	5	6	7	8	9	10	11	AB	R	H	RBI	BB	SO	LOB	TOP							
Luis Rivas, R OBP: 0.316, SLG: 0.415 (1, 4)	G1-3		2B 1B		SF9 1B 1B		G4-3 FC4 2B			G4-3		5	3	3	1	1	0	1								
Cristian Guzman, S OBP: 0.299, SLG: 0.388 (1, 6)	G6-3		2B 1B		1B 1B		G4-3			K		5	0	2	1	1	1	3								
Doug Mientkiewicz, L OBP: 0.400, SLG: 0.444 (1, 3)			L8		SF9		FC4			G4-3 1B		5	0	2	2	0	0	2								
Matthew LeCroy, R OBP: 0.250, SLG: 0.325 Matt Lawton, L OBP: 0.405, SLG: 0.462 (9, PH)	F7				G5-3		E3			G4-3		4	0	1	1	0	0	2								
Jacque Jones, L OBP: 0.316, SLG: 0.461 (1, 7)			G4-3		G1-3		K			P6		6	0	0	0	0	2	6								
Torii Hunter, R OBP: 0.314, SLG: 0.402 (1, 8)			G3-1		F9		G5-3			G4-3		5	0	0	0	0	0	3								
Casey Blake, R OBP: 0.333, SLG: 0.333 Denny Hocking, S OBP: 0.371, SLG: 0.413 (10, 5)			K		F8		K			F9		4	0	0	0	0	2	0								
John Barnes, R OBP: 0.415, SLG: 0.459 (1, 9)			K		1B 1B		1B 2B			WP 2B		5	1	3	0	0	1	1								
A.J. Pierzynski, L OBP: 0.364, SLG: 0.455 (1, 2)			F7		1B 1B SF9 1B		1B			K		5	1	2	0	0	1	2								
Inning Stats	R: 0 E: 0 K: 2 S: 10	H: 1 LOB: 1 BB: 0 P: 14	R: 0 E: 0 K: 1 S: 5	H: 0 LOB: 0 BB: 0 P: 8	R: 1 E: 0 K: 1 S: 16	H: 2 LOB: 1 BB: 0 P: 19	R: 0 E: 0 K: 0 S: 5	H: 0 LOB: 0 BB: 0 P: 7	R: 3 E: 0 K: 1 S: 14	H: 5 LOB: 2 BB: 0 P: 22	R: 0 E: 0 K: 2 S: 9	H: 1 LOB: 2 BB: 1 P: 11	R: 1 E: 1 K: 1 S: 17	H: 1 LOB: 2 BB: 0 P: 28	R: 0 E: 0 K: 2 S: 9	H: 1 LOB: 2 BB: 1 P: 18	R: 0 E: 0 K: 0 S: 7	H: 1 LOB: 1 BB: 1 P: 11	R: 0 E: 0 K: 0 S: 9	H: 0 LOB: 1 BB: 1 P: 18	R: 0 E: 0 K: 0 S: 8	H: 0 LOB: 1 BB: 1 P: 16	1B: 9 2B: 4 3B: 0 HR: 0	SF: 1 SAC: 0 DP: 0 HBP: 0	WP: 2 PB: 0 SB: 1 CS: 0	PA: 50
PITCHER	IP ERA WLS BF H R ER SO BB IBB HBP BLK WP HR S P ERA WHIP	Steve Sparks, R ERA: 4.07 Kevin Tolar, L ERA: 3.0 Willie Blair, R ERA: 4.88 Todd Jones, R ERA: 3.53	IP WLS BF H R ER SO BB IBB HBP BLK WP HR S P ERA WHIP	PITCHER	IP WLS BF H R ER SO BB IBB HBP BLK WP HR S P ERA WHIP	Steve Sparks, R ERA: 4.07 Kevin Tolar, L ERA: 3.0 Willie Blair, R ERA: 4.88 Todd Jones, R ERA: 3.53																				

Minnesota Twins @ Detroit Tigers
Comerica Park, Detroit, MI
Sat Sep 30 2000, 5:05 PM EDT
Att: 29,321 - Cloudy - 69 F

AB	46
R	5
H	13
RBI	5
BB	3
SO	7
LOB	22



Batter	1	2	3	4	5	6	7	8	9	10	11	AB	R	H	RBI	BB	SO	LOB	BOTTOM			
Rich Becker, L OBP: 0.384, SLG: 0.375 Jose Macias, S OBP: 0.328, SLG: 0.364 (7, PH)	K	FC4		K			P4	F3			SH F9-2 1B	3	0	0	0	0	2	3				
Hal Morris, L OBP: 0.388, SLG: 0.393 Wendell Magee, R OBP: 0.302, SLG: 0.429 (10, 8)					G1-6-3		G5-3			L6		3	1	1	0	1	0	0				
Bobby Higginson, L OBP: 0.374, SLG: 0.535 (1, 7)					F8		K			FC6-4 1B		5	0	2	0	1	2	2				
Dean Palmer, R OBP: 0.338, SLG: 0.473 (1, 5)	F7				F8					FC6-4 1B		6	0	2	1	0	1	3				
Billy McMillon, L OBP: 0.384, SLG: 0.467 Juan Encarnacion, R OBP: 0.330, SLG: 0.433 (11, 8)					SF8					L3		3	1	1	1	1	0	1				
Deivi Cruz, R OBP: 0.317, SLG: 0.448 (1, 6)					G1-3					F7		0	0	0	0	0	0	0				
Robert Fick, L OBP: 0.344, SLG: 0.379 (1, 10)					P6					F9		5	1	2	0	0	0	3				
Damion Easley, R OBP: 0.350, SLG: 0.417 54 Rod Lindsey, R (8, PR)					F8					G1-3		4	1	2	1	1	0	0				
Shane Halter, R OBP: 0.292, SLG: 0.352 (10, 3)					L6					F7		4	0	1	0	0	1	3				
Brad Ausmus, R OBP: 0.366, SLG: 0.366 (1, 2)					F9					G5-3		1	0	0	0	0	0	0				
Inning Stats	R: 0 E: 0 K: 2 S: 11	H: 0 LOB: 1 BB: 1 P: 19	R: 1 E: 0 K: 2 S: 15	H: 3 LOB: 2 BB: 0 P: 23	R: 1 E: 0 K: 0 S: 7	H: 2 LOB: 1 BB: 0 P: 14	R: 0 E: 0 K: 1 S: 9	H: 0 LOB: 1 BB: 1 P: 20	R: 0 E: 0 K: 1 S: 9	H: 0 LOB: 2 BB: 0 P: 13	R: 3 E: 1 K: 1 S: 18	H: 4 LOB: 2 BB: 0 P: 25	R: 0 E: 0 K: 0 S: 6	H: 1 LOB: 1 BB: 0 P: 9	R: 0 E: 0 K: 0 S: 11	H: 0 LOB: 0 BB: 0 P: 16	R: 1 E: 1 K: 0 S: 10	H: 2 LOB: 2 BB: 1 P: 16	1B: 9 2B: 5 3B: 0 HR: 0	SF: 1 SAC: 1 DP: 1 HBP: 0	WP: 0 PB: 0 SB: 0 CS: 0	PA: 49
PITCHER	IP ERA WLS BF H R ER SO BB IBB HBP BLK WP HR S P ERA WHIP	Matt Kinney, R ERA: 5.1 Travis Miller, L ERA: 3.99 Bob Wells, R ERA: 5.71 Eddie Guardado, L ERA: 3.71 LaTroy Hawkins, R ERA: 3.39	IP WLS BF H R ER SO BB IBB HBP BLK WP HR S P ERA WHIP	PITCHER	IP WLS BF H R ER SO BB IBB HBP BLK WP HR S P ERA WHIP	Matt Kinney, R ERA: 5.1 Travis Miller, L ERA: 3.99 Bob Wells, R ERA: 5.71 Eddie Guardado, L ERA: 3.71 LaTroy Hawkins, R ERA: 3.39																

Minnesota Twins @ Detroit Tigers
Comerica Park, Detroit, MI
Sat Sep 30 2000, 5:05 PM EDT
Att: 29,321 - Cloudy - 69 F

AB	43
R	6
H	13
RBI	5
BB	4
SO	8
LOB	22



