

Minnesota Twins - 2001

Batter	1	2	3	4	5	6	7	8	9	AB	R	H	RBI	BB	SO	LOB	TOP					
Cristian Guzman, S (1,6)										3	0	0	0	0	1	1						
Luis Rivas, R (1,4)										3	0	0	0	0	0	1						
Denny Hocking, S (8,PH)										0	0	0	1	0	0	0						
Matt Lawton, L (1,9)										3	0	0	0	1	1	0						
Corey Koskie, L (1,5)										3	0	0	0	1	0	0						
David Ortiz, L (1,10)										4	2	2	1	0	0	1						
Torii Hunter, R (1,8)										4	0	1	0	0	1	1						
Jacque Jones, L (1,7)										4	0	1	1	0	0	2						
Doug Mientkiewicz, L (1,3)										2	0	1	0	1	0	1						
A.J. Pierzynski, L (1,2)										3	1	1	0	0	1	3						
Inning Stats	R: 0 E: 0 K: 2 S: 9	H: 0 LOB: 0 BB: 0 P: 12	R: 1 E: 0 K: 0 S: 11	H: 2 LOB: 2 BB: 1 P: 22	R: 0 E: 0 K: 0 S: 7	H: 0 LOB: 0 BB: 1 P: 17	R: 1 E: 0 K: 0 S: 6	H: 1 LOB: 0 BB: 0 P: 7	R: 0 E: 0 K: 1 S: 7	H: 1 LOB: 1 BB: 0 P: 11	R: 0 E: 0 K: 0 S: 8	H: 0 LOB: 0 BB: 0 P: 11	R: 0 E: 0 K: 1 S: 9	H: 1 LOB: 0 BB: 0 P: 12	R: 1 E: 0 K: 0 S: 5	H: 1 LOB: 0 BB: 0 P: 8	R: 0 E: 0 K: 0 S: 9	H: 0 LOB: 1 BB: 1 P: 15	1B: 3 2B: 1 3B: 1 HR: 1	SF: 1 SAC: 1 DP: 0 HBP: 0	WP: 0 PB: 0 SB: 0 CS: 2	PA: 35
PITCHER Jeff Weaver, R (1,1) ERA: 3.0	IP: 9.0 WLS: L BF: 34	H: 6 R: 3 ER: 3 SO: 4	BB: 3 IBB: 0 HBP: 0 BLK: 0	WP: 0 HR: 1 S: 71 P: 115	ERA: 3.00 WHIP: 1.000											PITCHER IP: 9.0 WLS: L BF: 34	H: 6 R: 3 ER: 3 SO: 4	BB: 3 IBB: 0 HBP: 0 BLK: 0	WP: 0 HR: 1 S: 71 P: 115	ERA: 3.00 WHIP: 1.000		

Minnesota Twins @ Detroit Tigers
Comerica Park, Detroit, MI
Tue Apr 03 2001, 1:05 PM EDT
Att: 40,104 - Cloudy - 45 F

AB 29
R 3
H 6
RBI 3
BB 3
SO 4
LOB 10



Batter	1	2	3	4	5	6	7	8	9	AB	R	H	RBI	BB	SO	LOB	BOTTOM										
Roger Cedeño, S (1,9)										3	0	0	0	1	0	0											
Damion Easley, R (1,4)										4	1	2	0	0	1	1											
Bobby Higginson, L (1,7)										4	0	1	0	0	0	2											
Tony Clark, S (1,3)										3	0	1	1	1	0	2											
Ryan Jackson, L (9,PR)										0	1	0	0	0	0	0											
Billy McMillon, L (1,10)										4	0	1	1	0	1	2											
Jermaine Clark, L (9,PR)										0	0	0	0	0	0	0											
Deivi Cruz, R (1,6)										4	0	0	0	0	1	3											
Juan Encarnación, R (1,8)										3	0	2	0	1	0	0											
Shane Halter, R (1,5)										4	0	0	0	0	0	5											
15 Brandon Inge, R (1,2)										2	0	0	0	0	0	0											
Robert Fick, L (8,PH)										1	0	0	0	0	0	0											
Javier Cardona, R (9,2)										0	0	0	0	0	0	0											
Inning Stats	R: 0 E: 0 K: 1 S: 7	H: 0 LOB: 1 BB: 1 P: 11	R: 0 E: 0 K: 0 S: 10	H: 0 LOB: 0 BB: 0 P: 12	R: 0 E: 0 K: 0 S: 4	H: 0 LOB: 0 BB: 0 P: 5	R: 1 E: 0 K: 0 S: 9	H: 2 LOB: 1 BB: 0 P: 11	R: 0 E: 0 K: 0 S: 6	H: 1 LOB: 0 BB: 0 P: 8	R: 0 E: 0 K: 0 S: 6	H: 0 LOB: 0 BB: 0 P: 9	R: 0 E: 0 K: 1 S: 12	H: 2 LOB: 2 BB: 0 P: 13	R: 0 E: 0 K: 0 S: 8	H: 1 LOB: 1 BB: 0 P: 15	R: 1 E: 0 K: 1 S: 12	H: 1 LOB: 1 BB: 2 P: 23	1B: 6 2B: 2 3B: 0 HR: 0	SF: 0 SAC: 0 DP: 2 HBP: 0	WP: 1 PB: 0 SB: 1 CS: 0	PA: 35					
PITCHER Brad Radke, R (1,1) ERA: 1.13	IP: 8.0 WLS: W BF: 30	H: 6 R: 1 ER: 1 SO: 2	BB: 1 IBB: 0 HBP: 0 BLK: 0	WP: 0 HR: 0 S: 62 P: 84	ERA: 1.12 WHIP: 0.875											PITCHER IP: 8.0 WLS: W BF: 30	H: 6 R: 1 ER: 1 SO: 2	BB: 1 IBB: 0 HBP: 0 BLK: 0	WP: 0 HR: 0 S: 62 P: 84	ERA: 1.12 WHIP: 0.875							
LaTroy Hawkins, R (9,1)	0.1 H	4	1	1	1	1	2	0	0	0	0	1	0	9	19	27.00	9.000										
Bob Wells, R (9,1)	0.2 S	1	0	0	0	0	0	0	0	0	0	0	0	3	4	0.00	0.000										

Minnesota Twins @ Detroit Tigers
Comerica Park, Detroit, MI
Tue Apr 03 2001, 1:05 PM EDT
Att: 40,104 - Cloudy - 45 F

AB 32
R 2
H 7
RBI 2
BB 3
SO 3
LOB 15




Batter	1	2	3	4	5	6	7	8	9	10	AB	R	H	RBI	BB	SO	LOB			
Cristian Guzman, S OBP: 0.333, SLG: 0.500 (1, 6)	F5		G6-3					G1-3			5	1	2	0	1	0	0			
Luis Rivas, R OBP: 0.111, SLG: 0.111 (1, 4)	F3			F7	F7						6	1	1	0	0	0	5			
Matt Lawton, L OBP: 0.333, SLG: 0.143 (1, 9)	F5			G5-3	G4-3			G4-3			4	2	1	0	1	0	1			
Corey Koskie, L OBP: 0.333, SLG: 0.286 (1, 5)											4	2	2	1	0	0	0			
David Ortiz, L OBP: 0.625, SLG: 1.000 Chad Allen, R (9, PR)											3	1	2	0	1	1	0			
Torii Hunter, R OBP: 0.167, SLG: 0.167 Denny Hocking, S (6, PH) (6, 8)											2	0	0	1	0	0	3			
Jacque Jones, L OBP: 0.444, SLG: 0.625 (1, 7)											4	0	2	3	1	0	1			
Doug Mientkiewicz, L OBP: 0.375, SLG: 0.600 (1, 3)											3	0	0	1	1	0	1			
A.J. Pierzynski, L OBP: 0.125, SLG: 0.250 (1, 2)											5	0	0	0	0	0	4			
Inning Stats	R: 0 E: 0 K: 0 S: 6	H: 0 LOB: 0 BB: 0 P: 9	R: 0 E: 0 K: 0 S: 6	H: 0 LOB: 1 BB: 1 P: 13	R: 0 E: 0 K: 0 S: 6	H: 0 LOB: 0 BB: 0 P: 7	R: 3 E: 0 K: 0 S: 15	H: 4 LOB: 1 BB: 0 P: 23	R: 0 E: 0 K: 0 S: 5	H: 1 LOB: 1 BB: 0 P: 6	R: 0 E: 0 K: 2 S: 11	H: 0 LOB: 0 BB: 0 P: 16	R: 0 E: 0 K: 0 S: 9	H: 1 LOB: 0 BB: 0 P: 13	R: 1 E: 0 K: 0 S: 10	H: 2 LOB: 2 BB: 1 P: 15	R: 5 E: 1 K: 0 S: 16	H: 3 LOB: 3 BB: 4 P: 39	1B: 7 2B: 3 3B: 1 HR: 0	SF: 2 SAC: 0 DP: 0 HBP: 0

TOP

Minnesota Twins @ Detroit Tigers
Comerica Park, Detroit, MI
Thu Apr 05 2001, 1:05 PM EDT
Alt. 20:836 - Sunny - 53 F

AB	39
R	9
H	11
RBI	8
BB	6
SO	2
LOB	17




Batter	1	2	3	4	5	6	7	8	9	10	AB	R	H	RBI	BB	SO	LOB					
Roger Cedeno, S OBP: 0.222, SLG: 0.125 (1, 9)			B2								5	0	1	0	0	0	2					
Damion Easley, R OBP: 0.222, SLG: 0.222 (1, 4)	P5		G4-3								5	0	0	0	0	0	3					
Bobby Higginson, L OBP: 0.444, SLG: 0.675 (1, 7)											4	3	2	1	1	1	1					
Tony Clark, S OBP: 0.667, SLG: 0.675 (1, 3)											5	1	4	1	0	0	0					
Deivi Cruz, R OBP: 0.111, SLG: 0.222 (1, 6)											5	1	1	1	0	0	4					
Wendell Magee, R OBP: 0.667, SLG: 0.500 Billy McMillon, L (8, PH) OBP: 0.167, SLG: 0.167											2	0	1	0	1	0	1					
Juan Encarnacion, R OBP: 0.333, SLG: 0.250 (1, 8)											5	0	0	1	0	0	6					
Shane Halter, R OBP: 0.125, SLG: 0.250 Jermaine Clark, L (9, PR)											4	0	1	1	0	0	4					
Javier Cardona, R (10, 2)											0	0	0	0	0	0	0					
15 Brandon Inge, R Jose Macias, S (10, 5)											3	0	0	0	0	0	4					
Inning Stats	R: 0 E: 0 K: 1 S: 8	H: 1 LOB: 0 BB: 0 P: 13	R: 0 E: 0 K: 0 S: 12	H: 1 LOB: 2 BB: 1 P: 19	R: 0 E: 0 K: 0 S: 6	H: 0 LOB: 0 BB: 0 P: 9	R: 1 E: 1 K: 0 S: 13	H: 2 LOB: 3 BB: 1 P: 21	R: 0 E: 0 K: 0 S: 10	H: 0 LOB: 0 BB: 0 P: 18	R: 2 E: 0 K: 0 S: 11	H: 3 LOB: 1 BB: 0 P: 14	R: 1 E: 0 K: 0 S: 5	H: 1 LOB: 0 BB: 0 P: 8	R: 0 E: 0 K: 1 S: 8	H: 0 LOB: 0 BB: 0 P: 14	R: 0 E: 1 K: 0 S: 6	H: 0 LOB: 2 BB: 0 P: 8	R: 1 E: 0 K: 0 S: 15	H: 2 LOB: 1 BB: 0 P: 20	1B: 5 2B: 4 3B: 0 HR: 1	SF: 0 SAC: 1 DP: 0 HBP: 0

BOTTOM

Minnesota Twins @ Detroit Tigers
Comerica Park, Detroit, MI
Thu Apr 05 2001, 1:05 PM EDT
Alt. 20:836 - Sunny - 53 F

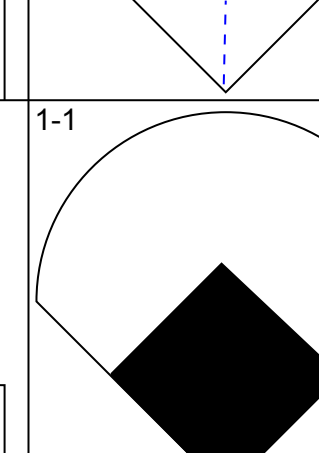

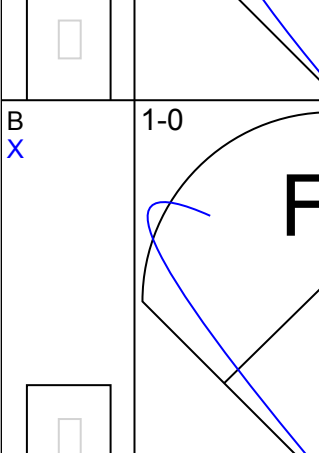
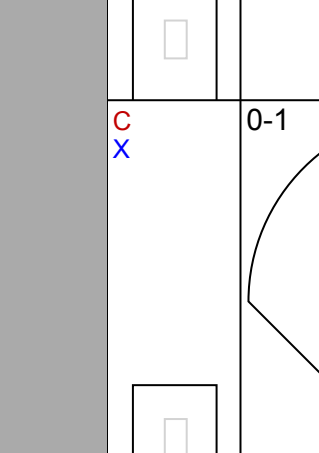
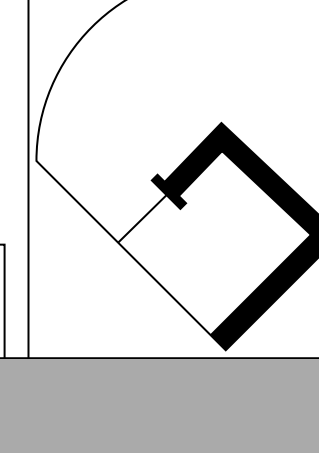
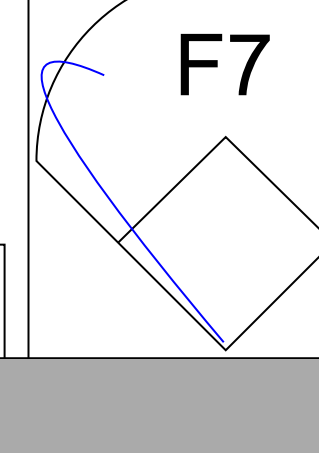
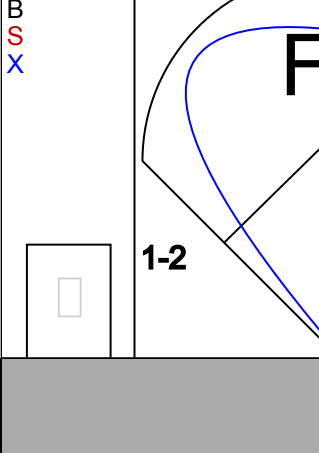








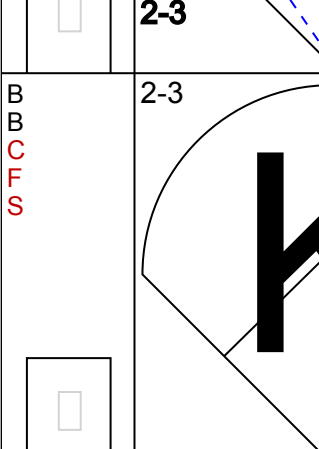


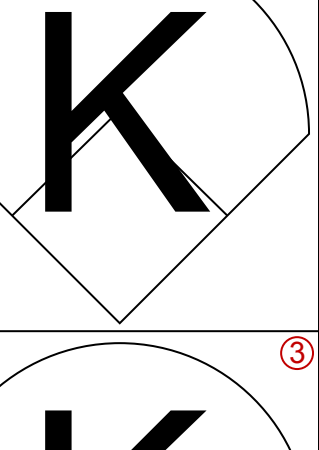
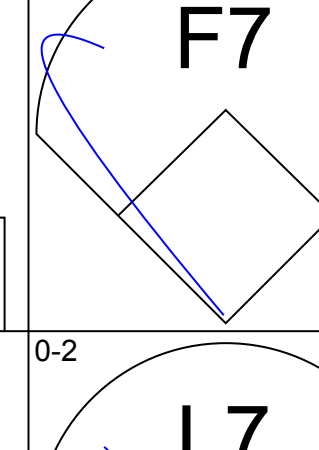

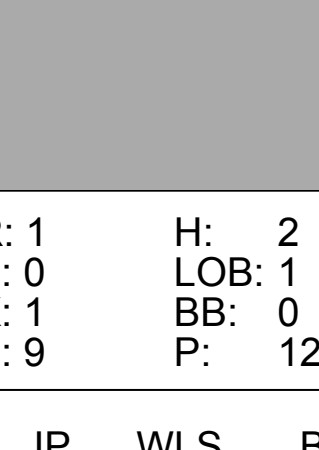
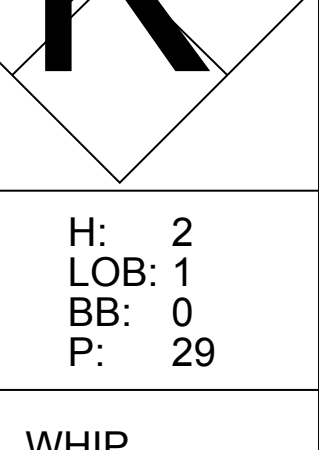
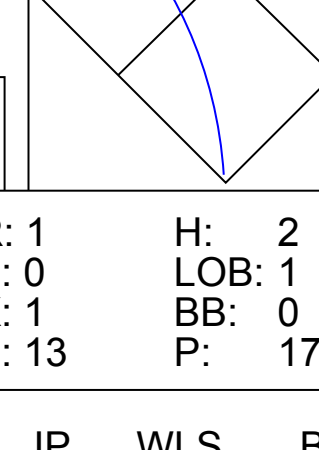
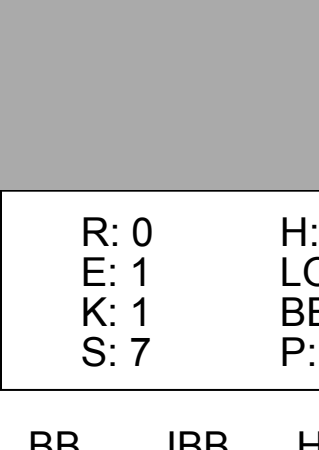

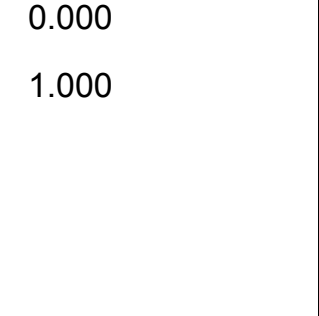




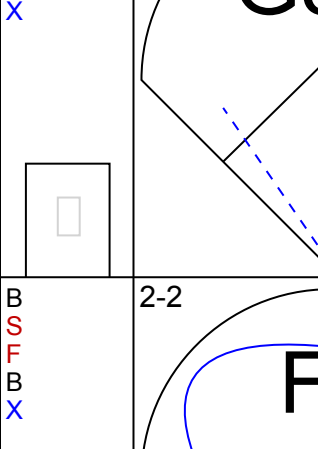


AB	40
R	5
H	10
RBI	5
BB	2
SO	2
LOB	26



PITCHER	IP	WLS	BF	H	R	ER	SO	BB	IBB	HBP	BLK	WP	HR	S	P	ERA	WHIP
Eric Milton, L ERA: 4.5 (1, 1)	6.0		27	7	3	3	1	2	0	0	0	0	0	60	94	4.50	1.500
Bob Wells, R ERA: 3.36 (7, 1)	2.0		8	1	1	1	1	0	0	0	0	0	1	15	24	4.50	0.500
Eddie Guardado, L ERA: 4.5 (9, 1)	2.0	W	8	2	1	1	0	0	0	0	0	0	0	19	26	4.50	1.000

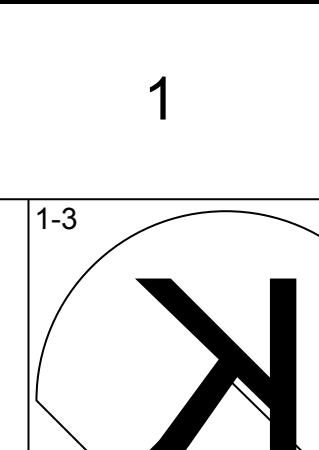
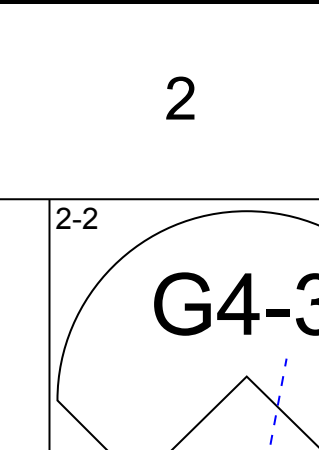
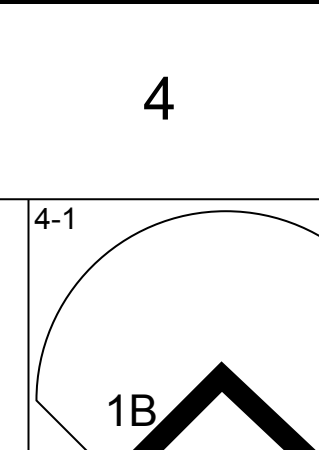
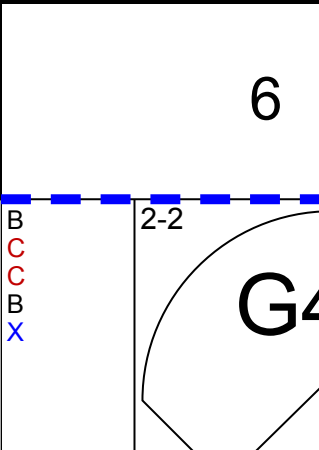
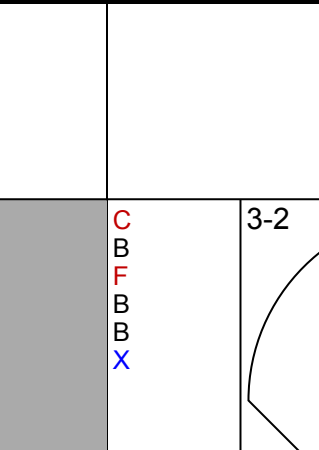
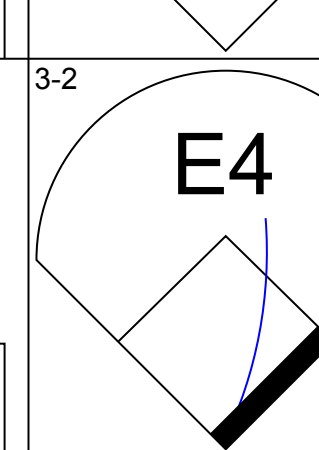
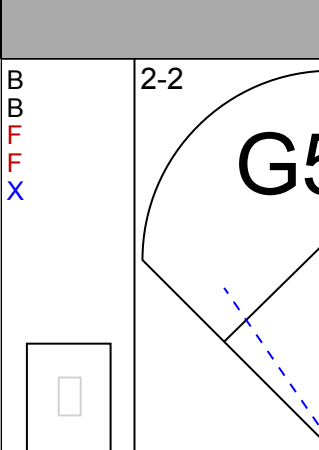

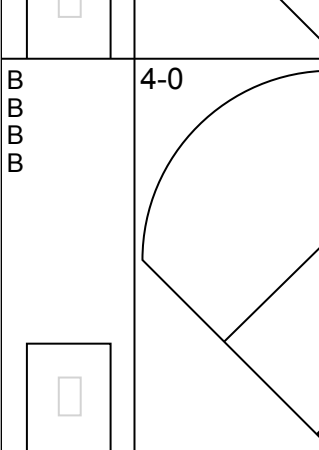
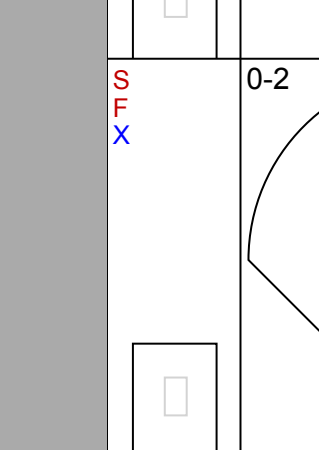
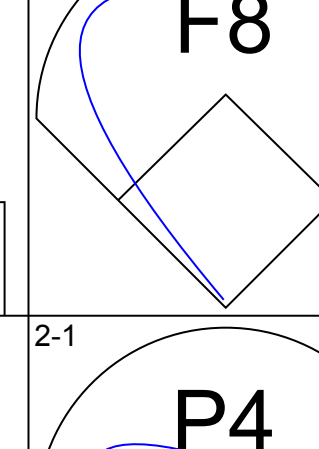
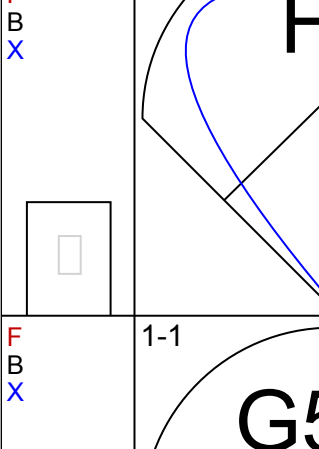
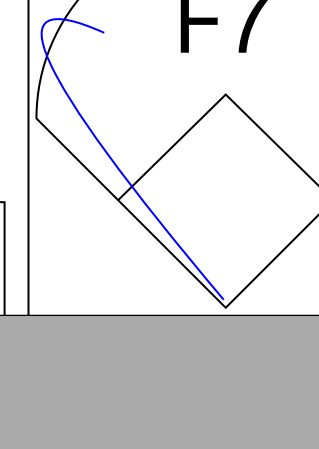
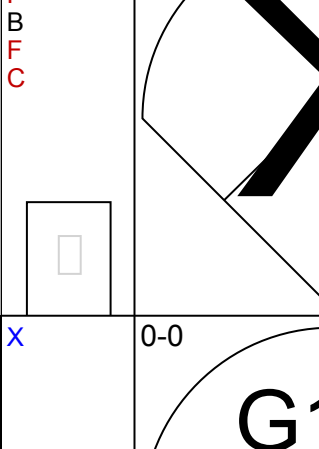
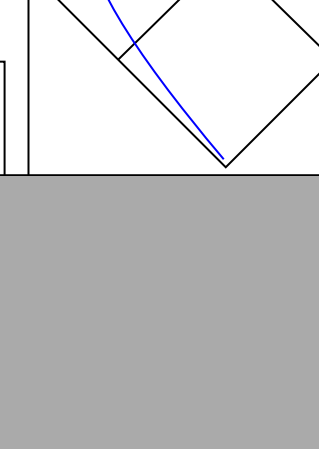
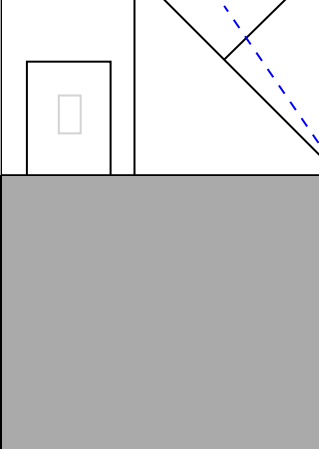
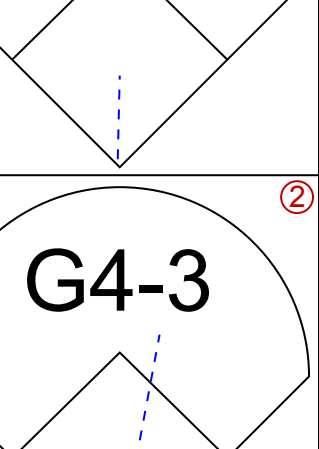
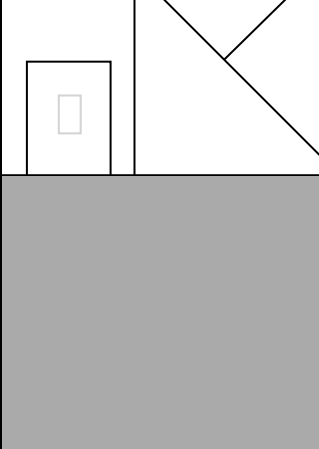
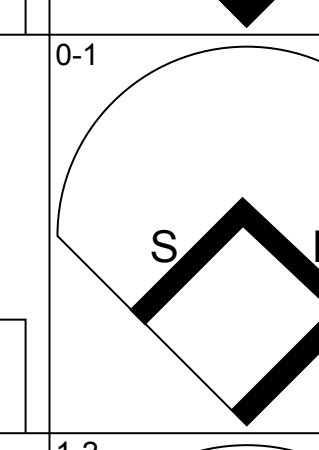
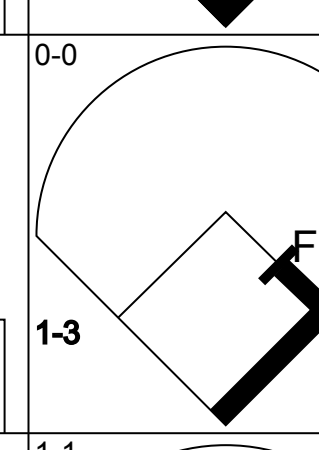
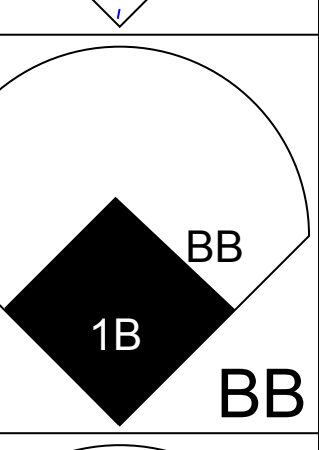
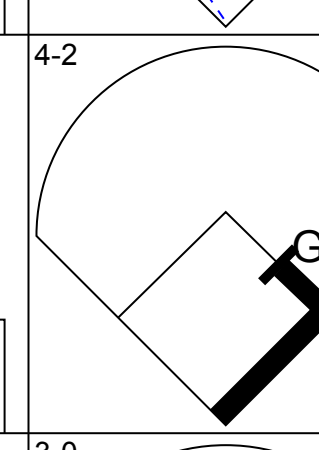

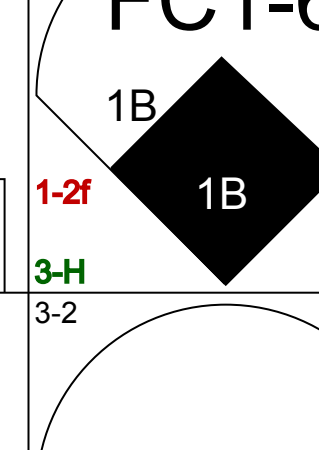
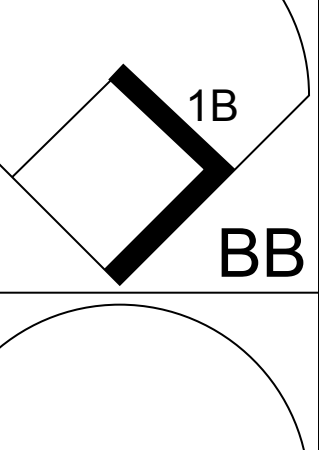

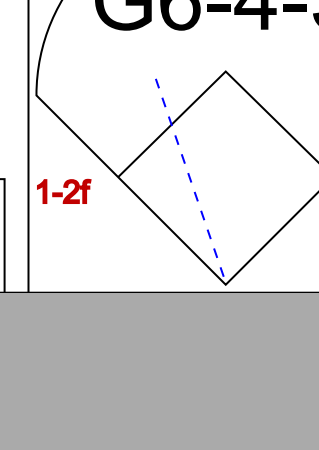

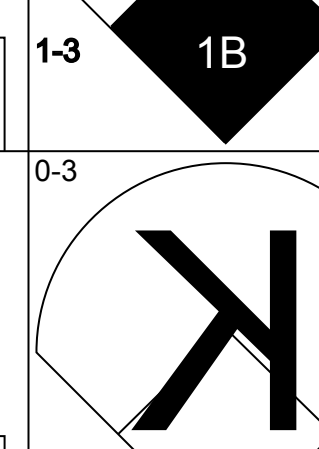
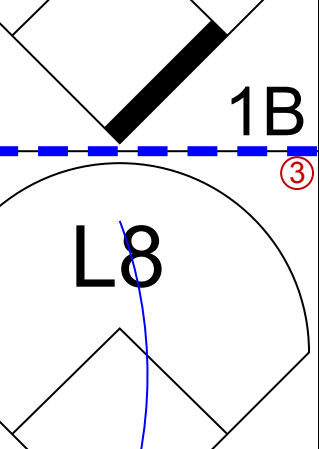

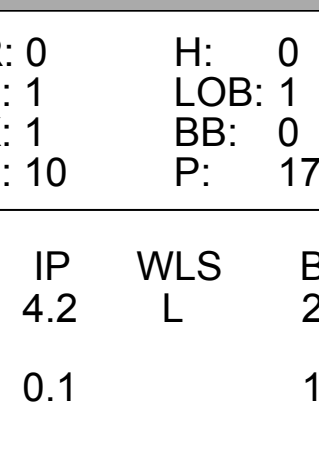
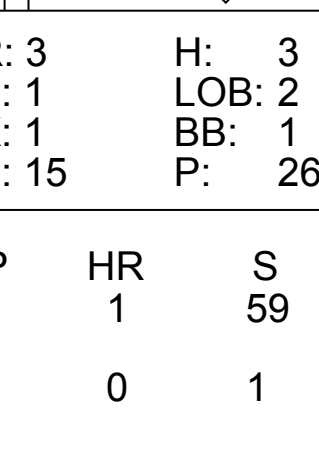
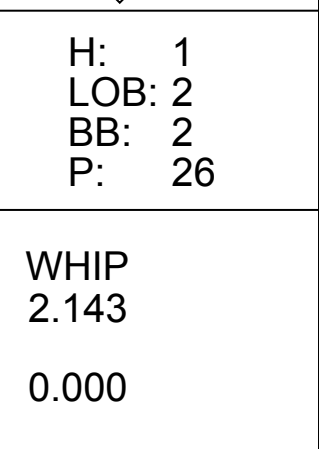
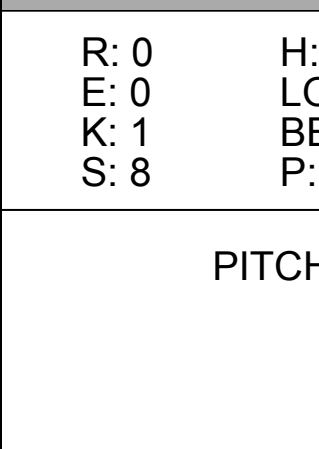
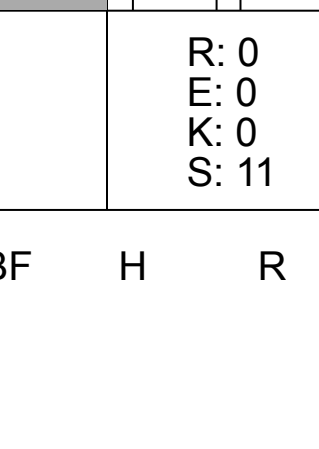

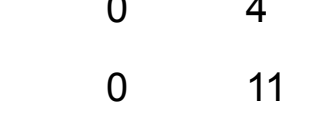


Batter	1	2	3	4	5	6	7	8	9	AB	R	H	RBI	BB	SO	LOB	TOP										
Cristian Guzman, S OBP: 0.286, SLG: 0.538 (1, 6)	G4-3		F8		2B	G4-3		G4-3	G4-3	5	1	1	0	0	0	0	Minnesota Twins @ Kansas City Royals Kauffman Stadium, Kansas City, MO Fri Apr 06 2001, 1:05 PM CDT Att: 40,150 - Cloudy - 73 F										
Denny Hocking, S OBP: 0.333, SLG: 0.571 (1, 8)	E7		F8		2B		G1-6-3	G4-3	G4-3	4	1	1	1	1	0	0											
Matt Lawton, L OBP: 0.357, SLG: 0.182 (1, 9)	G1-3			HR	2B		G1-6-3	G4-3	G4-3	4	2	1	0	1	0	2											
Corey Koskie, L OBP: 0.385, SLG: 0.636 (1, 5)	G4-3			HR	K					4	1	2	2	0	1	3											
David Ortiz, L OBP: 0.500, SLG: 0.727 (1, 10)		G4-6-3		F8	P6					4	0	1	0	0	1	3											
Jason Maxwell, R OBP: 0.500, SLG: 0.750 (1, 4)		F8		1B	2B					4	0	2	2	0	0	1											
Jacque Jones, L OBP: 0.385, SLG: 0.500 (1, 7)		G4-6-3		1B	G4-3					4	0	1	0	0	0	2											
Doug Mientkiewicz, L OBP: 0.333, SLG: 0.444 (1, 3)			K	F5		F9				4	0	1	0	0	1	2											
Tom Prince, R OBP: 0.250, SLG: 1.000 (1, 2)				P6		K				4	1	1	1	0	1	3											
Inning Stats	R: 0 E: 1 K: 0 S: 14	H: 0 LOB: 1 BB: 0 P: 15	R: 0 E: 0 K: 0 S: 9	H: 1 LOB: 0 BB: 0 P: 10	R: 1 E: 0 K: 1 S: 14	H: 1 LOB: 0 BB: 0 P: 19	R: 2 E: 0 K: 0 S: 12	H: 4 LOB: 2 BB: 0 P: 17	R: 3 E: 0 K: 1 S: 17	H: 3 LOB: 1 BB: 1 P: 29	R: 0 E: 0 K: 1 S: 5	H: 0 LOB: 0 BB: 0 P: 5	R: 0 E: 0 K: 1 S: 12	H: 1 LOB: 1 BB: 1 P: 20	R: 0 E: 0 K: 0 S: 7	H: 1 LOB: 0 BB: 0 P: 13	R: 0 E: 0 K: 0 S: 7	H: 0 LOB: 0 BB: 0 P: 12	1B: 6 2B: 2 3B: 1 HR: 2	SF: 0 SAC: 0 DP: 2 HBP: 0	WP: 0 PB: 0 CS: 0	PA: 39					
PITCHER	IP	WLS	BF	H	R	ER	SO	BB	IBB	HBP	BLK	WP	HR	S	P	ERA	WHIP										
Brian Meadows, R ERA: 11.25 (1, 1)	4.0	L	20	8	5	5	1	0	0	0	0	0	2	51	64	11.25	2.000										
55 Tony Cogan, L ERA: 10.9 (5, 1)	0.2		3	0	0	0	1	1	0	0	0	0	0	10	17	0.00	1.500										
Doug Henry, R ERA: (5, 1)	2.1		9	2	1	1	2	1	0	0	0	0	0	22	34	3.86	1.286										
Jose Santiago, R ERA: (8, 1)	2.0		7	1	0	0	0	0	0	0	0	0	0	14	25	0.00	0.500										

Batter	1	2	3	4	5	6	7	8	9	AB	R	H	RBI	BB	SO	LOB	BOTTOM											
Luis Alica, S (1, 4)	G4-3		FC4-6		K			K		4	0	0	0	0	2	2	Minnesota Twins @ Kansas City Royals Kauffman Stadium, Kansas City, MO Fri Apr 06 2001, 1:05 PM CDT Att: 40,150 - Cloudy - 73 F											
Carlos Beltrán, S OBP: 0.313, SLG: 0.313 (1, 8)	G6-3			K	1B			G4-3		4	0	1	0	0	1	0												
29 Mike Sweeney, R OBP: 0.125, SLG: 0.067 (1, 3)	K			F7	G6-3			F8		4	0	0	0	0	1	2												
Jermaine Dye, R OBP: 0.357, SLG: 0.643 (1, 9)		G4-3		1B		F8		F8		4	0	1	0	0	0	0												
Joe Randa, R (1, 5)		F8		L5		F7		F9		4	0	0	0	0	0	1												
Mark Quinn, R OBP: 0.200, SLG: 0.600 (1, 7)		G1-3			HR	G5-3		K		4	1	1	1	0	1	0												
Dee Brown, L OBP: 0.300, SLG: 0.500 (1, 10)			K		G3-1			F9		3	1	1	0	0	1	0												
Héctor Ortiz, R OBP: 0.222, SLG: 0.125 (1, 2)					G3-1			F9		2	0	0	0	1	0	1												
Rey Sanchez, R OBP: 0.250, SLG: 0.250 (1, 6)			F8		1B			G4-3		3	0	1	1	0	0	1												
Inning Stats	R: 0 E: 0 K: 1 S: 5	H: 0 LOB: 0 BB: 0 P: 9	R: 0 E: 0 K: 0 S: 9	H: 0 LOB: 0 BB: 0 P: 14	R: 0 E: 0 K: 1 S: 7	H: 0 LOB: 1 BB: 1 P: 17	R: 0 E: 0 K: 1 S: 7	H: 1 LOB: 0 BB: 0 P: 9	R: 2 E: 0 K: 1 S: 18	H: 4 LOB: 2 BB: 0 P: 26	R: 0 E: 0 K: 0 S: 7	H: 0 LOB: 0 BB: 0 P: 10	R: 0 E: 0 K: 0 S: 5	H: 0 LOB: 0 BB: 0 P: 5	R: 0 E: 0 K: 1 S: 5	H: 0 LOB: 0 BB: 0 P: 6	R: 0 E: 0 K: 1 S: 8	H: 0 LOB: 0 BB: 0 P: 13	1B: 3 2B: 1 3B: 0 HR: 1	SF: 0 SAC: 0 DP: 0 HBP: 0	WP: 0 PB: 0 CS: 0	PA: 33						
PITCHER	IP	WLS	BF	H	R	ER	SO	BB	IBB	HBP	BLK	WP	HR	S	P	ERA	WHIP											
Joe Mays, R ERA: 2.57 (1, 1)	7.0	W	27	5	2	2	4	1	0	0	0	0	0	13	19	0.00	0.000											
Hector Carrasco, R ERA: (8, 1)	2.0		6	0	0	0	2	0	0	0	0	0	0	0	0	0	0.00	0.000										

Batter	1	2	3	4	5	6	7	8	9	AB	R	H	RBI	BB	SO	LOB	TOP								
Cristian Guzman, S OBP: 0.278, SLG: 0.471 (1, 6)						 1B				4	0	1	0	0	1	0	Minnesota Twins @ Kansas City Royals Kauffman Stadium, Kansas City, MO Sat Apr 07 2001, 1:05 PM CDT Att: 16,687 - Sunny - 72 F								
Luis Rivas, R OBP: 0.077, SLG: 0.077 (1, 4)										4	0	0	0	0	0	1									
Matt Lawton, L OBP: 0.333, SLG: 0.400 (1, 9)										4	1	1	1	0	1	1									
Corey Koskie, L OBP: 0.353, SLG: 0.600 (1, 5)									 1B	4	0	1	0	0	0	1									
Jacque Jones, L OBP: 0.471, SLG: 0.750 (1, 7)					 1B				 1B	4	2	3	1	0	1	0									
Chad Allen, R OBP: 0.400, SLG: 0.750 (1, 10)										4	0	1	1	0	1	2									
Doug Mientkiewicz, L OBP: 0.313, SLG: 0.385 (1, 3)										4	0	1	0	0	2	2									
Denny Hocking, S OBP: 0.250, SLG: 0.400 (1, 8)										3	0	0	0	0	1	2									
A.J. Pierzynski, L OBP: 0.100, SLG: 0.200 (7, PH)										2	0	0	0	0	2	1									
David Ortiz, L OBP: 0.462, SLG: 0.667 (7, 2)										1	0	0	0	0	0	1									
Tom Prince, R OBP: 0.250, SLG: 1.000 (7, 2)										0	0	0	0	0	0	0									
Inning Stats	R: 1 E: 0 K: 1 S: 9	H: 2 LOB: 1 BB: 0 P: 12	R: 0 E: 0 K: 1 S: 6	H: 0 LOB: 0 BB: 0 P: 9	R: 0 E: 0 K: 1 S: 9	H: 0 LOB: 0 BB: 0 P: 14	R: 0 E: 0 K: 1 S: 6	H: 0 LOB: 0 BB: 0 P: 10	R: 1 E: 0 K: 3 S: 20	H: 2 LOB: 1 BB: 0 P: 29	R: 0 E: 0 K: 0 S: 8	H: 1 LOB: 1 BB: 0 P: 13	R: 1 E: 0 K: 1 S: 13	H: 2 LOB: 1 BB: 0 P: 17	R: 0 E: 0 K: 0 S: 7	H: 0 LOB: 0 BB: 0 P: 9	R: 0 E: 1 K: 1 S: 7	H: 1 LOB: 1 BB: 0 P: 10	1B: 4 2B: 1 3B: 1 HR: 2	SF: 0 SAC: 0 DP: 1 HBP: 0	WP: 0 PB: 0 SB: 1 CS: 1	PA: 34			
PITCHER	IP	WLS	BF	H	R	ER	SO	BB	IBB	HBP	BLK	WP	HR	S	P	ERA	WHIP								
Jeff Suppan, R ERA: 6.35 (1, 1)	6.1	W	25	7	3	3	8	0	0	0	0	0	2	66	101	4.26	1.105								
Jason Grimsley, R ERA: (7, 1)	1.2	H	5	0	0	0	0	0	0	0	0	0	0	12	14	0.00	0.000								
Roberto Hernandez, R ERA: (9, 1)	1.0	S	4	1	0	0	1	0	0	0	0	0	0	7	10	0.00	1.000								

AB	34
R	3
H	8
RBI	3
BB	0
SO	9
LOB	11



Batter	1	2	3	4	5	6	7	8	9	AB	R	H	RBI	BB	SO	LOB	BOTTOM								
Carlos Febles, R OBP: 0.167, SLG: 0.091 (1, 4)				 BB						4	0	0	0	1	1	3	Minnesota Twins @ Kansas City Royals Kauffman Stadium, Kansas City, MO Sat Apr 07 2001, 1:05 PM CDT Att: 16,687 - Sunny - 72 F								
Carlos Beltrán, S OBP: 0.333, SLG: 0.300 (1, 8)				 BB						4	0	1	2	1	0	1									
29 Mike Sweeney, R OBP: 0.100, SLG: 0.053 (1, 10)										4	0	0	0	0	1	4									
Jermaine Dye, R OBP: 0.278, SLG: 0.500 (1, 9)										4	0	0	0	0	0	2									
Joe Randa, R OBP: 0.100, SLG: 0.211 (1, 5)				 1B FC1-6						4	2	1	1	0	0	0									
Mark Quinn, R OBP: 0.386, SLG: 0.647 (1, 7)	 BB 1B			 1B BB	 BB		 BB			2	1	2	0	2	0	0									
Dave McCarty, R OBP: 0.375, SLG: 0.286 (1, 3)				 1B 1-2 BB	 BB		 1-2 BB			3	1	0	1	1	0	3									
Héctor Ortiz, R OBP: 0.385, SLG: 0.273 (1, 2)	 BB			 1B 1B	 1-2 2H					3	1	2	1	1	0	0									
Rey Sanchez, R OBP: 0.250, SLG: 0.250 (1, 6)							 S 1B			4	0	1	0	0	2	6									
Inning Stats	R: 0 E: 1 K: 1 S: 10	H: 0 LOB: 1 BB: 0 P: 17	R: 1 E: 0 K: 1 S: 15	H: 2 LOB: 1 BB: 1 P: 26	R: 0 E: 0 K: 0 S: 8	H: 0 LOB: 0 BB: 0 P: 13	R: 3 E: 1 K: 1 S: 15	H: 3 LOB: 2 BB: 1 P: 26	R: 1 E: 0 K: 0 S: 12	H: 1 LOB: 2 BB: 2 P: 26	R: 0 E: 0 K: 1 S: 8	H: 0 LOB: 1 BB: 1 P: 16	R: 0 E: 0 K: 0 S: 4	H: 0 LOB: 0 BB: 1 P: 11	R: 0 E: 0 K: 0 S: 11	H: 1 LOB: 1 BB: 0 P: 17		1B: 6 2B: 0 3B: 0 HR: 1	SF: 0 SAC: 0 DP: 1 HBP: 0	WP: 0 PB: 0 SB: 3 CS: 0	PA: 38				
PITCHER	IP	WLS	BF	H	R	ER	SO	BB	IBB	HBP	BLK	WP	HR	S	P	ERA	WHIP								
Mark Redman, L ERA: 3.86 (1, 1)	4.2	L	26	6	5	2	3	4	0	0	0	0	0	1	1	0.00	0.000								
Bob Wells, R ERA: 3.0 (5, 1)	0.1		1	0	0	0	0	0	0	0	0	0	0	1	1	0.00	0.000								
Johan Santana, L ERA: (6, 1)	1.0		4	0	0	0	1	1	0	0	0	0	0	8	16	0.00	1.000								
Travis Miller, L ERA: (7, 1)	1.0		3	0	0	0	0	1	0	0	0	0	0	4	11	0.00	1.000								
LaTroy Hawkins, R ERA: 6.75 (8, 1)	1.0		4	1	0	0	0	0	0	0	0	0	0	11	17	0.00	1.000								

AB	32
R	5
H	7
RBI	5
BB	6
SO	4
LOB	19



Batter	1	2	3	4	5	6	7	8	9	AB	R	H	RBI	BB	SO	LOB	TOP					
Cristian Guzman, S OBP: 0.304, SLG: 0.636 (1,6)	G4-3		B1-3														5 2 2 0 0 0 2					
Luis Rivas, R OBP: 0.167, SLG: 0.167 (1,4)	G3-4 1B																5 0 2 1 0 1 0					
Matt Lawton, L OBP: 0.348, SLG: 0.421 (1,10)	G3-4-1																4 0 1 0 1 1 1					
David Ortiz, L OBP: 0.389, SLG: 0.706 (1,3)	F9																5 1 1 1 0 1 5					
Brian Buchanan, R (1,9)																	4 0 0 0 0 2 2					
Jacque Jones, L OBP: 0.524, SLG: 0.789 (1,8)	G3																3 1 2 0 0 0 0					
Chad Allen, R OBP: 0.222, SLG: 0.375 (1,7)	G3																4 0 0 0 0 2 5					
Jason Maxwell, R OBP: 0.500, SLG: 0.571 (1,5)																	3 0 1 1 1 1 0					
Tom Prince, R OBP: 0.125, SLG: 0.500 (1,2)																	4 0 0 0 0 1 3					
Inning Stats	R: 0 E: 0 K: 0 S: 7	H: 1 LOB: 1 BB: 0 P: 10	R: 0 E: 0 K: 1 S: 7	H: 0 LOB: 0 BB: 0 P: 7	R: 0 E: 0 K: 0 S: 8	H: 0 LOB: 0 BB: 0 P: 12	R: 1 E: 0 K: 3 S: 13	H: 1 LOB: 0 BB: 0 P: 22	R: 0 E: 0 K: 1 S: 15	H: 1 LOB: 2 BB: 1 P: 23	R: 0 E: 0 K: 0 S: 5	H: 0 LOB: 0 BB: 0 P: 7	R: 1 E: 0 K: 2 S: 11	H: 2 LOB: 1 BB: 0 P: 17	R: 1 E: 0 K: 1 S: 16	H: 2 LOB: 3 BB: 1 P: 26	R: 1 E: 1 K: 1 S: 13	H: 2 LOB: 2 BB: 0 P: 21	1B: 4 2B: 2 3B: 2 HR: 1	SF: 0 SAC: 0 DP: 0 HBP: 1	WP: 0 PB: 0 SB: 0 CS: 0	PA: 40
PITCHER	IP	WLS	BF	H	R	ER	SO	BB	IBB	HBP	BLK	WP	HR	S	P	ERA	WHIP					
Mac Suzuki, R ERA: 1.8 (1,1)	5.0	W	19	3	1	1	5	1	0	0	0	0	1	50	74	1.80	0.800					
Doug Henry, R ERA: 1.89 (6,1)	2.0		8	2	1	1	2	0	0	0	0	0	0	16	24	4.50	1.000					
55 Tony Cogan, L ERA: 10.13 (8,1)	1.0		7	2	1	1	1	1	0	1	0	0	0	16	26	9.00	3.000					
51 Kris Wilson, R ERA: 1.59 (9,1)	1.0		6	2	1	0	1	0	0	0	0	0	0	13	21	0.00	2.000					

Minnesota Twins @ Kansas City Royals
Kauffman Stadium, Kansas City, MO

AB 37
R 4
H 9
RBI 3
BB 2
SO 9
LOB 18



WP: 0 PA: 40
PB: 0
SB: 0
CS: 0

Batter	1	2	3	4	5	6	7	8	9	AB	R	H	RBI	BB	SO	LOB	BOTTOM					
Carlos Febles, R OBP: 0.235, SLG: 0.133 (1,4)	2B 29 G6-3 1B		29 1B 1B BB	G6-3				G6-3									4 2 1 0 1 1 1					
Carlos Beltrán, S OBP: 0.423, SLG: 0.417 (1,8)	29 G5-3 2B		BB 29 1B 1B	K				29 WP 1B 1B									4 2 3 0 1 1 0					
Dee Brown, L OBP: 0.300, SLG: 0.500 (9,8)	1-3 2B		1-2 1B 1B	K				29 1B 1B									0 0 0 0 0 0 0					
29 Mike Sweeney, R OBP: 0.160, SLG: 0.125 (1,10)	G5-3		1-2 2-3 1B 1B	G4-3				1-1 HR 1B									5 2 2 3 0 0 2					
Jermaine Dye, R OBP: 0.348, SLG: 0.476 (1,9)	K		1-3 1B G4-3 BB	F9				1-2 2B BB									3 2 1 1 2 1 1					
Raul Ibanez, L OBP: 0.500, SLG: 0.333 (8,9)	K		1-3 3-H 1B 1B	F9				1-2 HR 1B									0 1 0 0 0 0 0					
Joe Randa, R OBP: 0.160, SLG: 0.217 (1,5)	G6-3		1-1 HR 1B	G4-3				1-1 L8									4 1 1 2 1 0 4					
Mark Quinn, R OBP: 0.417, SLG: 0.818 (1,7)	P4		1-3 2-H 3-H 1B	G4-3				1-1 HR									5 2 3 5 0 0 1					
Dave McCarty, R OBP: 0.385, SLG: 0.200 (1,3)	G6-4-3 BB		1-3 2-H 3-H 1B	K				1-1 HR									3 1 0 0 2 1 4					
A.J. Hinch, R OBP: 0.167, SLG: 0.667 (1,2)	G6-4-3		1-2 1B HR	K				1-1 HR									4 1 1 3 0 1 3					
Rey Sanchez, R OBP: 0.211, SLG: 0.211 (1,6)			1-2 1B HR	K				1-1 HR									3 0 0 0 0 0 0					
Luis Ordaz, R OBP: 0.500, SLG: 0.500 (8,6)			G4-3	F9				29 WP 29 1B 1B									1 1 1 0 0 0 0					
Inning Stats	R: 1 E: 0 K: 1 S: 13	H: 2 LOB: 1 BB: 0 P: 19	R: 0 E: 0 K: 0 S: 6	H: 0 LOB: 1 BB: 1 P: 14	R: 7 E: 0 K: 0 S: 19	H: 4 LOB: 0 BB: 3 P: 38	R: 0 E: 0 K: 1 S: 7	H: 0 LOB: 0 BB: 0 P: 12	R: 0 E: 0 K: 2 S: 16	H: 1 LOB: 2 BB: 1 P: 28	R: 0 E: 0 K: 1 S: 8	H: 0 LOB: 1 BB: 1 P: 15	R: 2 E: 0 K: 0 S: 12	H: 1 LOB: 0 BB: 1 P: 21	R: 5 E: 0 K: 0 S: 12	H: 5 LOB: 1 BB: 0 P: 18	1B: 9 2B: 2 3B: 0 HR: 2	SF: 0 SAC: 0 DP: 1 HBP: 0	WP: 2 PB: 0 SB: 0 CS: 0	PA: 43		
PITCHER	IP	WLS	BF	H	R	ER	SO	BB	IBB	HBP	BLK	WP	HR	S	P	ERA	WHIP					
J.C. Romero, L ERA: 23.63 (1,1)	2.2	L	16	5	7	7	1	4	0	0	0	0	1	27	48	3.86	1.286					
Hector Carrasco, R ERA: 2.08 (3,1)	2.1		10	2	1	1	3	1	0	0	0	0	0	8	15	0.00	1.000					
Johan Santana, L ERA: (6,1)	1.0		4	0	0	0	1	1	0	0	0	0	0	12	21	18.00	2.000					
Travis Miller, L ERA: 9.0 (7,1)	1.0		5	1	2	2	0	1	0	0	0	1	0	12	18	45.00	5.000					
Eddie Guardado, L ERA: 18.0 (8,1)	1.0		8	5	5	5	0	0	0	0	0	1	1	12	18	45.00	5.000					

Minnesota Twins @ Kansas City Royals
Kauffman Stadium, Kansas City, MO

AB 36
R 15
H 13
RBI 14
BB 7
SO 5
LOB 16



WP: 2 PA: 43
PB: 0
SB: 0
CS: 0

Sun Apr 08 2001, 1:05 PM CDT
Att: 15,028 - Cloudy - 79 F

Batter	1	2	3	4	5	6	7	8	9	AB	R	H	RBI	BB	SO	LOB	TOP				
Damon Easley, R OBP: 0.286, SLG: 0.464	F8		FC5-4 1B				K			5	0	2	1	0	1	1					
Robert Fick, L OBP: 0.500, SLG: 1.000	HR		1B			L8			K	5	1	3	1	0	1	1					
Bobby Higginson, L OBP: 0.444, SLG: 0.524	K		L4			G3 1B		FC1-6 1B	K	5	1	1	0	0	2	4					
Dean Palmer, R OBP: 0.250, SLG: 0.455	G6-3			K		G3 1B		K		4	0	1	0	0	2	1					
Billy McMillon, L OBP: 0.250, SLG: 0.455		K		G3-1		G3		HR		4	1	1	2	0	1	2					
Deivi Cruz, R OBP: 0.231, SLG: 0.462	G6-3			G5-3		F8		FC6-4 1B		4	0	1	0	0	0	2					
Juan Encarnacion, R OBP: 0.240, SLG: 0.292	P4				K			FC6-4 1B		4	1	1	0	0	1	1					
Shane Halter, R OBP: 0.208, SLG: 0.217			G6-3		G6-3		P3		2B	3	0	0	0	0	0	1					
Jose Macias, S OBP: 1.000, SLG: 2.000										1	1	1	0	0	0	0					
Javier Cardona, R OBP: 0.500, SLG: 0.500				FC5-4 1B	E7 1B		G4-3		L5	4	0	2	1	0	0	1					
Inning Stats	R: 1 H: 1 E: 0 K: 1 S: 12	L: 1 LOB: 0 BB: 0 P: 20	R: 0 H: 0 E: 0 K: 1 S: 8	L: 0 LOB: 0 BB: 0 P: 9	R: 0 H: 2 E: 0 K: 0 S: 7	L: 2 LOB: 2 BB: 0 P: 12	R: 0 H: 0 E: 0 K: 1 S: 7	L: 0 LOB: 0 BB: 0 P: 10	R: 0 H: 2 E: 1 K: 0 S: 10	L: 2 LOB: 2 BB: 0 P: 12	R: 0 H: 1 E: 0 K: 1 S: 9	L: 1 LOB: 0 BB: 0 P: 11	R: 2 H: 3 E: 0 K: 1 S: 17	L: 3 LOB: 1 BB: 0 P: 21	R: 1 H: 2 E: 0 K: 2 S: 15	L: 2 LOB: 1 BB: 0 P: 23	1B: 8 2B: 2 3B: 1 HR: 2	SF: 0 SAC: 0 DP: 0 HBP: 0	WP: 0 PB: 1 SB: 0 CS: 0	PA: 39	
PITCHER	IP	WLS	BF	H	R	ER	SO	BB	IBB	HBP	BLK	WP	HR	S	P	ERA	WHIP				
Brad Radke, R ERA: 2.35	(1, 1)	7.1	W	30	9	3	3	5	0	0	0	0	1	64	93	3.68	1.227				
Bob Wells, R ERA: 6.75	(8, 1)	1.0		7	4	2	2	1	0	0	0	0	1	21	30	18.00	4.000				
Eddie Guardado, L ERA: 14.73	(9, 1)	0.2		2	0	0	0	2	0	0	0	0	0	7	9	0.00	0.000				

Detroit Tigers @ Minnesota Twins
Hubert H. Humphrey Metrodome, Minneapolis, MN
Mon Apr 09 2001, 8:05 PM EDT
Att: 46,101 - Dome - 72 F

AB 39
R 5
H 13
RBI 5
BB 0
SO 8
LOB 14



Batter	1	2	3	4	5	6	7	8	9	AB	R	H	RBI	BB	SO	LOB	BOTTOM				
Cristian Guzman, S OBP: 0.357, SLG: 0.769	G4-3		E BB 2B	G3		HR		E 1B BB		4	3	2	3	1	0	0					
Luis Rivas, R OBP: 0.174, SLG: 0.217	G6-3		G4-3			E6		E5 BB 1B		5	1	1	0	0	0	2					
Matt Lawton, L OBP: 0.393, SLG: 0.381			BB E 1B BB			P3		1B 1B BB		2	2	0	0	3	1	1					
Brian Buchanan, R OBP: 0.294, SLG: 0.467	K					F9		1B 1B 1B		0	0	0	0	0	0	0					
Corey Koskie, L OBP: 0.318, SLG: 0.500		G6-3	E6 BB 1B		K					5	1	1	2	0	1	5					
David Ortiz, L OBP: 0.391, SLG: 0.619	L9		1B WP BB			P6		F7		4	1	1	2	1	0	0					
Denny Hocking, S OBP: 0.294, SLG: 0.467	G4-3		1-3 2-H 3-H			G4-3 2B		K		5	0	2	2	0	1	2					
Jacque Jones, L OBP: 0.480, SLG: 0.696					G4-3			G1-3		4	0	1	0	0	1	2					
Doug Mientkiewicz, L OBP: 0.350, SLG: 0.588			FC3-2-5 2B 1B		HR			L7		4	2	2	1	0	0	1					
A.J. Pierzynski, L OBP: 0.143, SLG: 0.214			FC3-2-5 2B	G3				F9		4	1	1	0	0	0	2					
Inning Stats	R: 0 H: 0 E: 0 K: 1 S: 9	L: 0 LOB: 0 BB: 0 P: 17	R: 0 H: 0 E: 0 K: 0 S: 7	L: 0 LOB: 0 BB: 0 P: 12	R: 6 H: 4 E: 1 K: 1 S: 28	L: 1 LOB: 1 BB: 2 P: 51	R: 1 H: 2 E: 0 K: 1 S: 11	L: 2 LOB: 1 BB: 1 P: 21	R: 0 H: 1 E: 0 K: 0 S: 11	L: 1 LOB: 1 BB: 0 P: 17	R: 1 H: 2 E: 1 K: 0 S: 11	L: 2 LOB: 1 BB: 0 P: 17	R: 0 H: 0 E: 0 K: 1 S: 7	L: 0 LOB: 0 BB: 0 P: 12	R: 3 H: 2 E: 1 K: 0 S: 20	L: 2 LOB: 2 BB: 2 P: 34	1B: 6 2B: 3 3B: 0 HR: 2	SF: 0 SAC: 0 DP: 0 HBP: 0	WP: 1 PB: 0 SB: 0 CS: 0	PA: 42	
PITCHER	IP	WLS	BF	H	R	ER	SO	BB	IBB	HBP	BLK	WP	HR	S	P	ERA	WHIP				
Steve Sparks, R ERA: 6.35	(1, 1)	5.2	L	30	9	8	4	3	3	0	0	0	0	75	132	6.35	2.118				
Victor Santos, R ERA:	(6, 1)	2.1		12	2	3	0	1	2	0	0	0	0	29	49	0.00	1.714				

Detroit Tigers @ Minnesota Twins
Hubert H. Humphrey Metrodome, Minneapolis, MN
Mon Apr 09 2001, 8:05 PM EDT
Att: 46,101 - Dome - 72 F


AB 37
R 11
H 11
RBI 10
BB 5
SO 4
LOB 15




Batter	1	2	3	4	5	6	7	8	9	AB	R	H	RBI	BB	SO	LOB	TOP				
Roger Cedeno, S (1, 9) OBP: 0.259, SLG: 0.167	1-1 G5-3		2-2 G3		0-2 L4		0-1 G6-3		4-1 BB BB BB	4	0	0	0	1	0	0	Detroit Tigers @ Minnesota Twins Hubert H. Humphrey Metrodome, Minneapolis, MN Tue Apr 10 2001, 8:05 PM EDT Att. 9,130 - Dome - 72 F livebaseballscorecards.com				
Damon Easley, R (1, 4) OBP: 0.303, SLG: 0.419	0-0 G5-3		4-2 HR		0-0 L9		2-1 E5 G4-3		4-0 BB BB	3	1	0	0	2	0	0					
Bobby Higginson, L (1, 7) OBP: 0.469, SLG: 0.640	2-2 1B		3-2 HR		3-1 F8		3-2 G4-3		4-2 BB BB	4	1	2	2	1	0	1					
Tony Clark, S (1, 3) OBP: 0.481, SLG: 0.750	2-1 1B		1-1 2B				0-1 G1-3		0-1 F7	5	0	2	0	0	1	4					
Dean Palmer, R (1, 10) OBP: 0.188, SLG: 0.333	2-2 G1-3		1-0 F5				0-3 K		1-2 G4-3	4	0	0	0	0	1	3					
Deivi Cruz, R (1, 6)		0-3 K		1-1 G5-3			0-0 BB HBP 1B		1-2 G6-3	4	0	1	0	0	1	0					
Juan Encarnacion, R (1, 8) OBP: 0.241, SLG: 0.259		3-3 K		3-1 F9			2-1 BB HBP		3-2 G3	3	0	0	0	0	1	0					
Shane Halter, R (1, 5) OBP: 0.250, SLG: 0.269		1-0 F8		3-2 2B			4-1 1-2 2-3 BB		0-3 K2-3	3	0	1	0	1	1	0					
15 Brandon Inge, R (1, 2) OBP: 0.263, SLG: 0.316			2-2 F3		0-1 G6-3		0-1 F8		3-1 F8	3	0	0	0	0	0	4					
Wendell Magee, R (9, PH) OBP: 0.571, SLG: 0.667										1	0	0	0	0	0	0					
Inning Stats	R: 0 E: 0 K: 0 S: 11	H: 2 LOB: 2 BB: 0 P: 18	R: 0 E: 0 K: 2 S: 8	H: 0 LOB: 0 BB: 0 P: 12	R: 2 E: 0 K: 0 S: 16	H: 2 LOB: 1 BB: 1 P: 29	R: 0 E: 0 K: 0 S: 14	H: 1 LOB: 1 BB: 0 P: 21	R: 0 E: 0 K: 1 S: 10	H: 1 LOB: 0 BB: 1 P: 16	R: 0 E: 1 K: 1 S: 11	H: 0 LOB: 1 BB: 0 P: 16	R: 0 E: 0 K: 0 S: 10	H: 0 LOB: 0 BB: 0 P: 15	R: 0 E: 0 K: 1 S: 10	H: 0 LOB: 3 BB: 3 P: 25	1B: 3 2B: 2 3B: 0 HR: 1	SF: 0 SAC: 0 DP: 0 HBP: 1	WP: 0 PB: 0 SB: 0 CS: 0	PA: 40	
PITCHER	IP WLS BF H R ER SO BB IBB HBP BLK WP HR S P ERA WHIP	6.0 W 27 6 2 2 3 2 0 1 0 0 1 65 105 3.00 1.333	2.0 7 0 0 0 1 0 0 0 0 0 0 21 31 0.00 0.000	1.0 6 0 0 0 1 3 0 0 0 0 0 10 25 0.00 3.000	PITCHER										IP WLS BF H R ER SO BB IBB HBP BLK WP HR S P ERA WHIP						
Eric Milton, L (1, 1) ERA: 3.75											6.0 W 27 6 2 2 3 2 0 1 0 0 1 65 105 3.00 1.333										
J.C. Romero, L (7, 1) ERA: 13.5											2.0 7 0 0 0 1 0 0 0 0 0 21 31 0.00 0.000										
LaTroy Hawkins, R (9, 1) ERA: 3.86											1.0 6 0 0 0 1 3 0 0 0 0 0 10 25 0.00 3.000										

Batter	1	2	3	4	5	6	7	8	9	AB	R	H	RBI	BB	SO	LOB	BOTTOM				
Cristian Guzman, S (1, 6) OBP: 0.375, SLG: 0.733	0-0 L6		2-0 SH1-3		0-0 G5-3		2-0 G4-3 1B		2-1 1B WP 1B	4	0	2	0	0	0	0	Detroit Tigers @ Minnesota Twins Hubert H. Humphrey Metrodome, Minneapolis, MN Tue Apr 10 2001, 8:05 PM EDT Att. 9,130 - Dome - 72 F livebaseballscorecards.com				
Luis Rivas, R (1, 4) OBP: 0.286, SLG: 0.321	3-2 E4 G4-3 2B		0-2 1B HR 1B		0-1 G4-3 HR 1B		3-1 G4-3 1B		3-1 1-3 1B	5	3	4	1	0	0	0					
Matt Lawton, L (1, 10) OBP: 0.364, SLG: 0.346	1-0 G4-3		2-1 HR 1B		0-1 G4-3		0-1 G4-3		0-0 F7	5	1	1	0	0	0	6					
David Ortiz, L (1, 3) OBP: 0.444, SLG: 0.792	0-1		2-2 HR 1B		4-2 HR BB		1-0 F8			3	2	2	4	1	0	2					
Doug Mientkiewicz, L (8, 3) OBP: 0.350, SLG: 0.588	2H 2B		1H 3H HR		HR BB		F8			0	0	0	0	0	0	0					
Brian Buchanan, R (1, 9) OBP: 0.125, SLG: 0.500	0-2 F3		3-0 F3		3-1 HR		0-3 K			4	1	1	3	0	1	1					
Corey Koskie, L (1, 5) OBP: 0.308, SLG: 0.458		1-3 K	2-1 G4-3		1-0 HBP 1B		2-2 G3-1			4	0	1	0	0	1	0					
Bobby Kielty, S (1, 8)		3-2 G4-3		2-0 G5-3		1-0 HBP		3-2 F7		3	0	0	0	0	0	0					
Jacque Jones, L (1, 7) OBP: 0.414, SLG: 0.593		1-1 G3		3-2 F7		2-3 K		0-1 G4-3		4	0	0	0	0	1	2					
Tom Prince, R (1, 2) OBP: 0.167, SLG: 0.417			1-2 SH1-3 1B		3-2 G5-3		0-0 G5-3		0-1 F2	4	1	1	0	0	0	0					
Inning Stats	R: 1 E: 1 K: 0 S: 11	H: 1 LOB: 1 BB: 0 P: 15	R: 0 E: 0 K: 1 S: 8	H: 0 LOB: 0 BB: 0 P: 13	R: 4 E: 0 K: 0 S: 15	H: 4 LOB: 0 BB: 0 P: 27	R: 0 E: 0 K: 0 S: 8	H: 0 LOB: 0 BB: 0 P: 16	R: 3 E: 0 K: 1 S: 13	H: 3 LOB: 2 BB: 1 P: 24	R: 0 E: 0 K: 1 S: 9	H: 0 LOB: 0 BB: 0 P: 14	R: 0 E: 0 K: 0 S: 9	H: 2 LOB: 2 BB: 0 P: 14	R: 0 E: 0 K: 1 S: 9	H: 2 LOB: 2 BB: 0 P: 14	1B: 9 2B: 1 3B: 0 HR: 2	SF: 0 SAC: 1 DP: 0 HBP: 1	WP: 1 PB: 0 SB: 0 CS: 0	PA: 39	
PITCHER	IP WLS BF H R ER SO BB IBB HBP BLK WP HR S P ERA WHIP	4.1 L 20 4 2 2 2 1 0 1 0 0 1 26 48 6.75 1.875	2.2 14 4 2 2 2 1 0 1 0 0 1 26 48 6.75 1.875	1.0 5 2 0 0 0 0 0 0 0 0 1 9 14 0.00 2.000	PITCHER										IP WLS BF H R ER SO BB IBB HBP BLK WP HR S P ERA WHIP						
Matt Perisho, L (1, 1) ERA: 11.57											4.1 L 20 4 2 2 2 1 0 1 0 0 1 26 48 6.75 1.875										
Heath Murray, L (5, 1) ERA: 6.75											2.2 14 4 2 2 2 1 0 1 0 0 1 26 48 6.75 1.875										
Matt Anderson, R (8, 1) ERA: 16.2											1.0 5 2 0 0 0 0 0 0 0 0 1 9 14 0.00 2.000										



Batter	1	2	3	4	5	6	7	8	9	AB	R	H	RBI	BB	SO	LOB	TOP										
Roger Cedeno, S (1, 8) OBP: 0.258, SLG: 0.179	P5		K			K			1B	4	0	1	0	0	2	0	Detroit Tigers @ Minnesota Twins Hubert H. Humphrey Metrodome, Minneapolis, MN Wed Apr 11 2001, 8:05 PM EDT Att: 11,149 - Dome - 72 F AB 31 R 1 H 6 RBI 1 BB 1 SO 5 LOB 11 										
Damon Easley, R (1, 4) OBP: 0.278, SLG: 0.382	G6-3		G5-3			G6-3			F8	3	0	0	0	0	0	0											
Javier Cardona, R (9, FH) OBP: 0.400, SLG: 0.400										1	0	0	0	0	0	1											
Bobby Higginson, L (1, 7) OBP: 0.317, SLG: 0.552	G1-6-3		F7			G3			P5	4	0	0	0	0	0	1											
Tony Clark, S (1, 3) OBP: 0.500, SLG: 0.741										3	0	2	0	0	0	0											
Robert Fick, L (8, 3) OBP: 0.571, SLG: 1.000										1	0	1	0	0	0	0											
Billy McMillon, L (1, 9) OBP: 0.188, SLG: 0.333										4	0	0	0	0	2	4											
Dean Palmer, R (1, 10) OBP: 0.211, SLG: 0.294										2	1	0	0	1	0	0											
Deivi Cruz, R (1, 6) OBP: 0.212, SLG: 0.394										3	0	0	0	0	0	2											
Jose Macias, S (1, 5) OBP: 0.750, SLG: 1.000										3	0	2	1	0	1	0											
15 Brandon Inge, R (1, 2) OBP: 0.227, SLG: 0.273										3	0	0	0	0	0	3											
Inning Stats	R: 0 E: 0 K: 0 S: 7	H: 0 LOB: 0 BB: 0 P: 11	R: 1 E: 0 K: 0 S: 11	H: 2 LOB: 2 BB: 1 P: 20	R: 0 E: 0 K: 1 S: 6	H: 0 LOB: 0 BB: 0 P: 7	R: 0 E: 0 K: 1 S: 7	H: 0 LOB: 0 BB: 0 P: 11	R: 0 E: 0 K: 0 S: 7	H: 1 LOB: 0 BB: 0 P: 10	R: 0 E: 0 K: 0 S: 6	H: 0 LOB: 0 BB: 0 P: 8	R: 0 E: 0 K: 0 S: 5	H: 1 LOB: 0 BB: 0 P: 6	R: 0 E: 0 K: 1 S: 8	H: 0 LOB: 2 BB: 0 P: 10	R: 0 E: 0 K: 1 S: 9	H: 2 LOB: 2 BB: 0 P: 10	1B: 6 2B: 0 3B: 0 HR: 0	SF: 0 SAC: 0 DP: 2 HBP: 0	WP: 0 PB: 0 SB: 0 CS: 0	PA: 32					
PITCHER	IP	WLS	BF	H	R	ER	SO	BB	IBB	HBP	BLK	WP	HR	S	P	ERA	WHIP										
Joe Mays, R (1, 1) ERA: 1.8	8.0	W	27	4	1	1	4	1	0	0	0	0	0	57	83	1.12	0.625										
LaTroy Hawkins, R (9, 1) ERA: 2.7	1.0		5	2	0	0	1	0	0	0	0	0	0	9	10	0.00	2.000										

Batter	1	2	3	4	5	6	7	8	9	AB	R	H	RBI	BB	SO	LOB	BOTTOM										
Cristian Guzman, S (1, 6) OBP: 0.421, SLG: 0.824	G4-3		K	HR						4	2	2	2	1	1	0	Detroit Tigers @ Minnesota Twins Hubert H. Humphrey Metrodome, Minneapolis, MN Wed Apr 11 2001, 8:05 PM EDT Att: 11,149 - Dome - 72 F AB 39 R 12 H 15 RBI 11 BB 10 SO 6 LOB 22 										
Luis Rivas, R (1, 4) OBP: 0.303, SLG: 0.424	G5-3		HR							5	1	2	1	0	1	4											
Jason Maxwell, R (8, FH) OBP: 0.556, SLG: 0.750										1	0	1	2	0	0	0											
Matt Lawton, L (1, 9) OBP: 0.436, SLG: 0.357	1B		BB							2	2	1	0	4	1	1											
Brian Buchanan, R (8, PR) OBP: 0.125, SLG: 0.500	BB		BB							0	0	0	0	0	0	0											
Corey Koskie, L (1, 5) OBP: 0.344, SLG: 0.448			BB							5	2	2	0	1	1	4											
David Ortiz, L (1, 10) OBP: 0.469, SLG: 0.786	1B		BB							4	1	2	3	1	0	3											
Chad Allen, R (8, FH) OBP: 0.200, SLG: 0.333	F9		BB							1	0	0	0	0	0	2											
Bobby Kielty, S (1, 8)			BB							4	0	0	0	1	1	4											
Jacque Jones, L (1, 7) OBP: 0.412, SLG: 0.548										4	1	1	0	1	1	0											
Doug Mientkiewicz, L (1, 3) OBP: 0.360, SLG: 0.591	G4-3		G3							5	1	2	2	0	0	3											
Tom Prince, R (1, 2) OBP: 0.294, SLG: 0.625			F8							4	2	2	1	1	0	1											
Inning Stats	R: 0 E: 0 K: 0 S: 10	H: 1 LOB: 2 BB: 1 P: 18	R: 0 E: 0 K: 1 S: 6	H: 0 LOB: 0 BB: 0 P: 10	R: 3 E: 0 K: 1 S: 18	H: 2 LOB: 3 BB: 4 P: 38	R: 2 E: 0 K: 2 S: 17	H: 3 LOB: 2 BB: 1 P: 28	R: 0 E: 0 K: 0 S: 11	H: 1 LOB: 2 BB: 1 P: 20	R: 0 E: 0 K: 0 S: 7	H: 0 LOB: 1 BB: 1 P: 15	R: 0 E: 0 K: 1 S: 9	H: 1 LOB: 2 BB: 0 P: 17	R: 7 E: 0 K: 1 S: 25	H: 7 LOB: 2 BB: 2 P: 45	1B: 8 2B: 4 3B: 0 HR: 3	SF: 0 SAC: 0 DP: 0 HBP: 1	WP: 0 PB: 1 SB: 2 CS: 0	PA: 50							
PITCHER	IP	WLS	BF	H	R	ER	SO	BB	IBB	HBP	BLK	WP	HR	S	P	ERA	WHIP										
Dave Milicki, R (1, 1) ERA: 9.0	5.0	L	30	7	5	5	4	7	0	0	0	0	0	15	27	0.00	0.500										
C.J. Nitkowski, L (6, 1) ERA: 6.75	2.0		8	1	0	0	1	0	0	1	0	0	0	19	31	189.00	21.000										
Matt Anderson, R (8, 1) ERA: 45.0	0.1		8	6	7	7	0	1	0	0	0	0	0	6	14	0.00	1.500										
Victor Santos, R (8, 1) ERA:	0.2		4	1	0	0	1	0	1	0	0	0	0	6	14	0.00	1.500										

Batter	1	2	3	4	5	6	7	8	9	AB	R	H	RBI	BB	SO	LOB	TOP									
Ray Durham, S OBP: 0.310, SLG: 0.537	G3			G6-3			G1-6-3			4	0	1	0	0	0	3	Chicago White Sox @ Minnesota Twins Hubert H. Humphrey Metrodome, Minneapolis, MN Sat Apr 14 2001, 7:05 PM EDT Att: 26,487 - Dome - 72 F									
Jose Valentin, S OBP: 0.438, SLG: 0.786	HR	G5-3						F9		4	1	1	0	0	1	1										
Frank Thomas, R OBP: 0.409, SLG: 0.606	HR			P6				G6-3		4	1	1	2	0	0	0										
Magglio Ordonez, R OBP: 0.256, SLG: 0.459	14 F8 2B			14 G5-4-3 1B				G4-3		4	1	2	0	0	0	0										
14 Paul Konerko, R OBP: 0.459, SLG: 0.771	F8			G5-4-3					2-1 BLK 1B	4	1	1	0	0	0	2										
Carlos Lee, R OBP: 0.439, SLG: 0.556									1-2 1B	4	0	2	2	0	1	0										
Chris Singleton, L OBP: 0.231, SLG: 0.308	K								L3 1B	4	0	1	0	0	2	2										
Sandy Alomar Jr., R OBP: 0.412, SLG: 0.484				G6-3						4	0	2	0	0	1	1										
Royce Clayton, R OBP: 0.194, SLG: 0.161									F9 1B	3	0	0	0	1	1	2										
Inning Stats	R: 3 E: 0 K: 1 S: 18	H: 4 LOB: 1 BB: 0 P: 24	R: 0 E: 0 K: 2 S: 13	H: 1 LOB: 1 BB: 0 P: 20	R: 0 E: 0 K: 0 S: 6	H: 1 LOB: 0 BB: 0 P: 8	R: 0 E: 0 K: 0 S: 12	H: 1 LOB: 2 BB: 1 P: 20	R: 0 E: 0 K: 1 S: 8	H: 0 LOB: 0 BB: 0 P: 10	R: 0 E: 0 K: 2 S: 9	H: 0 LOB: 0 BB: 0 P: 12	R: 0 E: 0 K: 0 S: 4	H: 1 LOB: 0 BB: 0 P: 5	R: 0 E: 0 K: 0 S: 8	H: 0 LOB: 0 BB: 0 P: 11		R: 1 E: 0 K: 0 S: 11	H: 3 LOB: 1 BB: 0 P: 18	1B: 7 2B: 4 3B: 0 HR: 1	SF: 0 SAC: 0 DP: 3 HBP: 0	WP: 0 PB: 0 SB: 0 CS: 0	PA: 36			
PITCHER	IP	WLS	BF	H	R	ER	SO	BB	IBB	HBP	BLK	WP	HR	S	P	ERA	WHIP									
Brad Radke, R ERA: 2.7	(1, 1)	8.0	W	31	8	3	3	6	1	0	0	0	0	1	78	110	3.38	1.125								
Hector Carrasco, R ERA: 3.35	(9, 1)	1.0		5	3	1	1	0	0	0	0	1	0	0	11	18	9.00	3.000								

Batter	1	2	3	4	5	6	7	8	9	AB	R	H	RBI	BB	SO	LOB	BOTTOM									
Cristian Guzman, S OBP: 0.396, SLG: 0.818	HR			P5			L9	G3		5	1	2	1	0	0	2	Chicago White Sox @ Minnesota Twins Hubert H. Humphrey Metrodome, Minneapolis, MN Sat Apr 14 2001, 7:05 PM EDT Att: 26,487 - Dome - 72 F									
Luis Rivas, R OBP: 0.286, SLG: 0.452	G4-6-3 3B			F9			G6-3			4	1	1	0	0	0	2										
Matt Lawton, L OBP: 0.447, SLG: 0.382	G4-6-3 BB			G3-1			G6-3		SH5-3 1B 2B	3	1	1	1	1	0	1										
Corey Koskie, L OBP: 0.325, SLG: 0.389	G4-6-3			F8			L7		SH5-3 2B 1B	4	1	1	0	0	0	2										
David Ortiz, L OBP: 0.462, SLG: 0.735	G6-3			HR			K		SH5-3 1-2 2-3 1B	3	1	1	0	0	1	0										
Bobby Kielty, S OBP: 0.353, SLG: 0.231				F3			S 1B BB		2B IBB	2	1	0	0	2	1	1										
Doug Mientkiewicz, L OBP: 0.424, SLG: 0.733	F7			HR			1-1 1B		1-1 2-H 2-H 3-H 2B	4	2	3	5	0	0	0										
Denny Hocking, S OBP: 0.286, SLG: 0.421	G5-3			G6-3 1B			K		2-3 2B	4	0	1	0	0	2	2										
A.J. Pierzynski, L OBP: 0.364, SLG: 0.500				F9 G3-1 1B			G1-3		2-H 2B	4	1	2	1	0	0	1										
Inning Stats	R: 2 E: 0 K: 0 S: 10	H: 2 LOB: 0 BB: 1 P: 21	R: 0 E: 0 K: 1 S: 10	H: 0 LOB: 0 BB: 0 P: 15	R: 1 E: 0 K: 0 S: 9	H: 2 LOB: 1 BB: 0 P: 15	R: 2 E: 0 K: 0 S: 15	H: 3 LOB: 1 BB: 0 P: 22	R: 0 E: 0 K: 2 S: 5	H: 1 LOB: 1 BB: 1 P: 10	R: 0 E: 0 K: 0 S: 6	H: 0 LOB: 0 BB: 0 P: 13	R: 4 E: 0 K: 1 S: 12	H: 4 LOB: 1 BB: 1 P: 24	1B: 7 2B: 2 3B: 1 HR: 2	SF: 0 SAC: 1 DP: 1 HBP: 0		WP: 0 PB: 0 SB: 1 CS: 0	PA: 37							
PITCHER	IP	WLS	BF	H	R	ER	SO	BB	IBB	HBP	BLK	WP	HR	S	P	ERA	WHIP									
David Wells, L ERA: 5.14	(1, 1)	7.0	L	29	8	5	3	2	0	0	0	0	0	2	67	116	6.43	1.429								
Kelly Wensch, L ERA: 7.2	(8, 1)	0.1		5	3	4	4	0	0	1	0	0	0	0	6	13	108.00	9.000								
Bob Howry, R ERA: 3.86	(8, 1)	0.2		3	1	0	0	1	0	0	0	0	0	6	11	0.00	1.500									

AB 35
R 4
H 11
RBI 4
BB 1
SO 6
LOB 11



AB 33
R 9
H 12
RBI 8
BB 3
SO 4
LOB 11




Batter	1	2	3	4	5	6	7	8	9	AB	R	H	RBI	BB	SO	LOB	TOP					
Ray Durham, S OBP: 0.277, SLG: 0.478 (1, 4)										5	0	0	0	0	2	1	Chicago White Sox @ Minnesota Twins Hubert H. Humphrey Metrodome, Minneapolis, MN Sun Apr 15 2001, 2:05 PM EDT Att. 9,141 - Dome - 72 F					
Jose Valentin, S OBP: 0.444, SLG: 0.781 (1, 6)										4	2	2	0	0	1	0						
Frank Thomas, R OBP: 0.417, SLG: 0.676 (1, 10)										4	1	2	2	0	2	1						
Magglio Ordonez, R OBP: 0.279, SLG: 0.488 (1, 9)										4	0	2	1	0	2	0						
14 Paul Konerko, R OBP: 0.439, SLG: 0.711 (1, 3)										3	0	0	0	1	0	2						
Carlos Lee, R OBP: 0.444, SLG: 0.575 (1, 7)										4	0	2	0	0	2	2						
Tony Graffanino, R OBP: 0.429, SLG: 0.833 (1, 5)										3	0	0	0	0	2	1						
Chris Singleton, L OBP: 0.214, SLG: 0.286 (7, PH)										2	0	0	0	0	1	1						
Herbert Perry, R OBP: 0.295, SLG: 0.417 (7, PH)										1	0	0	0	0	1	1						
Julio Ramirez, R OBP: 0.100, SLG: 0.100 (9, PH)										0	0	0	0	0	0	0						
Harold Baines, L OBP: 0.143, SLG: 0.143 (9, PH)										1	0	0	0	0	0	0						
Josh Paul, R OBP: 0.250, SLG: 0.250 (7, PH)										2	0	0	0	0	0	1						
Sandy Alomar Jr., R OBP: 0.417, SLG: 0.469 (7, 2)										1	0	0	0	1	0	1						
Inning Stats	R: 0 H: 0 E: 0 K: 3 S: 9	H: 0 LOB: 0 BB: 0 P: 14	R: 0 H: 0 E: 0 K: 2 S: 9	H: 0 LOB: 0 BB: 0 P: 11	R: 0 H: 0 E: 0 K: 2 S: 7	H: 0 LOB: 0 BB: 0 P: 9	R: 0 H: 2 E: 0 K: 1 S: 14	H: 2 LOB: 2 BB: 0 P: 22	R: 0 H: 1 E: 1 K: 0 S: 6	H: 1 LOB: 1 BB: 0 P: 9	R: 2 H: 2 E: 1 K: 1 S: 10	H: 2 LOB: 1 BB: 0 P: 15	R: 0 H: 1 E: 0 K: 2 S: 12	H: 1 LOB: 1 BB: 0 P: 17	R: 1 H: 2 E: 0 K: 2 S: 17	H: 2 LOB: 2 BB: 1 P: 26	R: 0 H: 0 E: 0 K: 1 S: 9	H: 0 LOB: 1 BB: 1 P: 18	1B: 4 2B: 3 3B: 0 HR: 1	SF: 0 SAC: 1 DP: 0 HBP: 0	WP: 0 PB: 0 SB: 0 CS: 0	PA: 37
PITCHER	IP WLS BF H R ER SO BB IBB HBP BLK WP HR S P ERA WHIP	7.0 W 27 6 2 2 10 0 0 0 0 0 1 67 97 2.57 0.857	1.0 H 6 2 1 1 2 1 0 0 0 0 0 17 26 9.00 3.000	1.0 S 4 0 0 0 1 1 0 0 0 0 0 9 18 0.00 1.000	PITCHER																	
Eric Milton, L ERA: 3.32 (1, 1)																						
Bob Wells, R ERA: 6.0 (8, 1)																						
LaTroy Hawkins, R ERA: 1.69 (9, 1)																						

AB	34
R	3
H	8
RBI	3
BB	2
SO	13
LOB	11



Batter	1	2	3	4	5	6	7	8	9	AB	R	H	RBI	BB	SO	LOB	BOTTOM			
Cristian Guzman, S OBP: 0.377, SLG: 0.776 (1, 6)										5	1	1	0	0	2	1	Chicago White Sox @ Minnesota Twins Hubert H. Humphrey Metrodome, Minneapolis, MN Sun Apr 15 2001, 2:05 PM EDT Att. 9,141 - Dome - 72 F			
Luis Rivas, R OBP: 0.277, SLG: 0.413 (1, 4)										4	1	0	0	1	2	0				
Corey Koskie, L OBP: 0.386, SLG: 0.475 (1, 5)										4	2	4	1	0	0	0				
David Ortiz, L OBP: 0.488, SLG: 0.784 (1, 10)										3	0	2	1	1	1	1				
Bobby Kielty, S OBP: 0.381, SLG: 0.267 (1, 8)										2	0	1	1	1	0	2				
Doug Mientkiewicz, L OBP: 0.378, SLG: 0.647 (1, 3)										4	0	0	0	0	2	8				
Chad Allen, R OBP: 0.231, SLG: 0.273 (7, PH)										2	0	0	1	1	0	4				
Matt Lawton, L OBP: 0.458, SLG: 0.382 (8, 9)										0	0	0	0	1	0	0				
Jacque Jones, L OBP: 0.357, SLG: 0.462 (8, 7)										4	0	0	0	0	1	9				
Tom Prince, R OBP: 0.286, SLG: 0.526 (1, 2)										3	0	0	0	1	0	0				
Inning Stats	R: 0 H: 1 E: 0 K: 2 S: 11	H: 1 LOB: 1 BB: 0 P: 17	R: 0 H: 1 E: 0 K: 0 S: 6	H: 1 LOB: 1 BB: 0 P: 7	R: 0 H: 0 E: 0 K: 0 S: 4	H: 0 LOB: 0 BB: 1 P: 11	R: 0 H: 1 E: 1 K: 1 S: 14	H: 1 LOB: 3 BB: 1 P: 23	R: 3 H: 3 E: 0 K: 0 S: 9	H: 3 LOB: 3 BB: 3 P: 27	R: 0 H: 0 E: 0 K: 1 S: 5	H: 0 LOB: 0 BB: 0 P: 6	R: 1 H: 2 E: 0 K: 2 S: 14	H: 2 LOB: 2 BB: 1 P: 24	R: 0 H: 0 E: 0 K: 2 S: 10	H: 0 LOB: 0 BB: 0 P: 14	1B: 4 2B: 4 3B: 0 HR: 0	SF: 1 SAC: 0 DP: 1 HBP: 0	WP: 0 PB: 0 SB: 2 CS: 0	PA: 38
PITCHER	IP WLS BF H R ER SO BB IBB HBP BLK WP HR S P ERA WHIP	6.0 L 31 8 4 4 4 4 1 0 0 0 0 9 15 0.00 1.000	1.0 4 0 0 0 2 1 0 0 0 0 0 0 10 14 0.00 0.000	PITCHER																
Jim Parque, L ERA: 8.22 (7, 1)																				
Gary Glover, R ERA: (8, 1)																				
Keith Foulke, R ERA: 1.29 (8, 1)																				

AB	31
R	4
H	8
RBI	4
BB	6
SO	8
LOB	25



Batter	1	2	3	4	5	6	7	8	9	AB	R	H	RBI	BB	SO	LOB	TOP
Rey Sanchez, R OBP: 0.217, SLG: 0.304	2-1 FC4-6 1B		0-0 G5-3				0-1 G1-3		0-1 F7	5	0	1	0	0	0	0	
Carlos Beltrán, S OBP: 0.328, SLG: 0.346	3-2 FC4-6 G5-3 HR		4-2 HR				2-2 G3-1		4-1 29 1B BB	2	3	0	0	2	0	1	
Mark Quinn, R OBP: 0.426, SLG: 0.804	1-2 G5-3		1-0 HR				3-1 G5-3		0-2 F7	4	1	1	2	0	0	2	
Jemaine Dye, R OBP: 0.308, SLG: 0.489	0-0 HR		4-2 BB				0-0 G6-3		2-3 K	3	1	1	2	1	1	1	
29 Mike Sweeney, R OBP: 0.375, SLG: 0.346	0-1 G5-3		2-2 P6				0-1 G6-3		0-2 S 1B 1B	4	0	1	0	0	0	1	
Dee Brown, L OBP: 0.174, SLG: 0.227									1-2 1B	0	0	0	0	0	0	0	
Joe Randa, R OBP: 0.241, SLG: 0.260		1-2 G5-3	1-0 G4-3				2-1 1B		2-2 1B	4	0	2	1	0	0	1	
Raul Ibanez, L OBP: 0.286, SLG: 0.286		2-2 G6-3 1B		2-1 P6			1-1 G3-4-3		1-3 K	3	0	1	0	0	0	1	
Dave McCarty, R OBP: 0.385, SLG: 0.200									2-3	1	0	0	0	0	1	2	
Héctor Ortiz, R OBP: 0.367, SLG: 0.393		1-0 G6-3		2-1 L6					1-3 K	4	0	0	0	0	1	1	
Carlos Febles, R OBP: 0.275, SLG: 0.324		0-3 K		1-1 G5-3					3-2 F9	4	0	0	0	0	2	1	
Inning Stats	R: 2 H: 2 E: 0 K: 0 S: 11	H: 2 R: 0 ER: 0 LOB: 0 BB: 0 P: 17	H: 1 R: 0 ER: 0 LOB: 1 BB: 0 P: 15	H: 1 R: 2 ER: 0 LOB: 0 BB: 2 P: 23	H: 0 R: 0 ER: 0 LOB: 0 BB: 0 P: 11	H: 0 R: 0 ER: 0 LOB: 0 BB: 0 P: 14	H: 1 R: 0 ER: 0 LOB: 1 BB: 0 P: 10	H: 0 R: 0 ER: 0 LOB: 0 BB: 0 P: 14	H: 2 R: 1 ER: 0 LOB: 2 BB: 1 P: 27	H: 0 R: 0 ER: 0 LOB: 0 BB: 0 P: 15	1B: 5 2B: 0 3B: 0 HR: 2	SF: 0 SAC: 0 DP: 0 HBP: 0	WP: 0 PA: 37 PB: 0 SB: 1 CS: 0				
PITCHER	IP WLS BF H R ER SO BB IBB HBP BLK WP HR S P ERA WHIP																
Joe Mays, R ERA: 2.86	7.0 L 28 5 4 4 2 2 0 0 0 0 0 2 64 104 5.14 1.000																
Hector Carrasco, R ERA: 4.5	0.2 5 2 1 1 1 1 0 0 0 0 0 0 15 23 13.50 4.500																
Eddie Guardado, L ERA: 10.8	1.1 4 0 0 0 2 0 0 0 0 0 0 0 14 19 0.00 0.000																

Kansas City Royals @ Minnesota Twins
Hubert H. Humphrey Metrodome, Minneapolis, MN

Mon Apr 16 2001, 8:05 PM EDT
Att: 10,297 - Dome - 72 F

AB 34
R 5
H 7
RBI 5
BB 3
SO 5
LOB 11



Batter	1	2	3	4	5	6	7	8	9	AB	R	H	RBI	BB	SO	LOB	BOTTOM
Cristian Guzman, S OBP: 0.397, SLG: 0.796	0-1 G6-3		0-0 FC4-6 G5-4-3				1-2 1B		3-2 L3-6 2B	5	0	3	0	0	0	1	
Luis Rivas, R OBP: 0.280, SLG: 0.388	2-1 G6-3		2-1 G5-4-3				1-3 K		0-0 L3-6	3	0	0	0	0	1	2	
Denny Hocking, S OBP: 0.261, SLG: 0.381									2-3 K	2	0	0	0	0	1	5	
Matt Lawton, L OBP: 0.462, SLG: 0.378	3-2 E4 1B			3-1 G3-1			0-1 G4-3		4-1 BB	3	0	1	0	1	0	1	
Corey Koskie, L OBP: 0.375, SLG: 0.442	0-0 L8			4-2 BB 1B			3-2 F5		2-2 P4	3	1	0	0	1	0	4	
David Ortiz, L OBP: 0.468, SLG: 0.725				4-1 1B BB			0-3 K		0-0 G6-3	3	0	0	0	1	2	0	
Bobby Kielty, S OBP: 0.360, SLG: 0.263				1-2 BB			0-0 1B		1-1 F7	4	0	1	1	0	0	0	
Jacque Jones, L OBP: 0.370, SLG: 0.512				3-2 G3					0-0 L8	4	1	2	0	0	0	1	
Doug Mientkiewicz, L OBP: 0.390, SLG: 0.711									0-0 G4-3 2B	4	1	2	1	0	0	2	
Tom Prince, R OBP: 0.333, SLG: 0.545									0-2 2B 1B	3	0	2	1	0	1	0	
Chad Allen, R OBP: 0.231, SLG: 0.273									2-3 K	0	0	0	0	0	0	0	
A.J. Pierzynski, L OBP: 0.348, SLG: 0.478									0-2 K	1	0	0	0	0	1	1	
Inning Stats	R: 0 H: 1 E: 1 K: 0 S: 9	H: 1 R: 0 ER: 0 LOB: 1 BB: 0 P: 14	H: 1 R: 0 ER: 0 LOB: 0 BB: 0 P: 10	H: 1 R: 0 ER: 0 LOB: 0 BB: 0 P: 8	H: 1 R: 1 ER: 0 LOB: 1 BB: 2 P: 25	H: 2 R: 1 ER: 0 LOB: 1 BB: 0 P: 15	H: 0 R: 0 ER: 0 LOB: 0 BB: 0 P: 15	H: 3 R: 1 ER: 0 LOB: 3 BB: 1 P: 27	H: 0 R: 0 ER: 0 LOB: 0 BB: 0 P: 5	H: 2 R: 0 ER: 0 LOB: 1 BB: 0 P: 18	1B: 6 2B: 5 3B: 0 HR: 1	SF: 0 SAC: 0 DP: 2 HBP: 0	WP: 0 PA: 38 PB: 0 SB: 0 CS: 0				
PITCHER	IP WLS BF H R ER SO BB IBB HBP BLK WP HR S P ERA WHIP																
Dan Reichert, R ERA: 3.93	6.1 W 27 8 3 3 4 2 0 0 0 0 0 0 4 5 - - -																
Jose Santiago, R ERA: 13.5	0.0 1 1 0 0 0 0 0 0 0 0 0 0 4 5 - - -																
55 Tony Cogan, L ERA: 4.5	0.2 H 3 0 0 0 1 1 0 0 0 0 0 0 7 15 0.00 1.500																
Jason Grimsley, R ERA: 15.19	1.0 H 3 0 0 0 0 0 0 0 0 0 0 0 4 5 0.00 0.000																
Roberto Hernandez, R ERA: 15.19	1.0 S 4 2 0 0 1 0 0 0 0 0 0 0 10 18 0.00 2.000																

Kansas City Royals @ Minnesota Twins
Hubert H. Humphrey Metrodome, Minneapolis, MN

Mon Apr 16 2001, 8:05 PM EDT
Att: 10,297 - Dome - 72 F

AB 35
R 3
H 11
RBI 3
BB 3
SO 6
LOB 17



Batter	1	2	3	4	5	6	7	8	9	AB	R	H	RBI	BB	SO	LOB	TOP								
Rey Sanchez, R OBP: 0.216, SLG: 0.280 (1, 6)	G3-1			F8	WP 1B 1-2 BB		L4		K	4	0	0	0	1	1	2									
Carlos Beltrán, S OBP: 0.323, SLG: 0.339 (1, 8)	F8			K	WP 1-2 2H 1B		G5-3			4	0	1	0	0	1	2									
Mark Quinn, R OBP: 0.431, SLG: 0.836 (1, 7)	P6			HR	K			E9 29 SF8 1B		4	2	2	1	0	1	2									
Jermaine Dye, R OBP: 0.286, SLG: 0.451 (1, 9)		K		G4-3		G6-3		F8		4	0	0	0	0	1	1									
29 Mike Sweeney, R OBP: 0.220, SLG: 0.333 (1, 10)		K			BB 2B BB	K		SF8		2	1	0	1	1	2	0									
Joe Randa, R OBP: 0.299, SLG: 0.264 (1, 5)	G3-1				BB 1-2 2B	K		1B		3	1	1	0	1	1	0									
Dave McCarty, R OBP: 0.400, SLG: 0.261 (1, 3)				G4-3	F9 1B 2B		SH5-4 E BB	F7		3	1	1	2	1	0	1									
Héctor Ortiz, R OBP: 0.324, SLG: 0.344 (1, 2)				K	F9		E2 SH5-4	F8		4	0	0	0	0	1	2									
Carlos Febles, R OBP: 0.279, SLG: 0.325 (1, 4)				G4-3	BB 1B 1B		SH5-4	G4-3		3	0	1	1	0	0	0									
Inning Stats	R: 0 E: 0 K: 0 S: 8	H: 0 LOB: 0 BB: 0 P: 14	R: 0 E: 0 K: 2 S: 9	H: 0 LOB: 0 BB: 0 P: 17	R: 0 E: 0 K: 1 S: 7	H: 0 LOB: 0 BB: 0 P: 9	R: 1 E: 0 K: 1 S: 8	H: 1 LOB: 0 BB: 0 P: 13	R: 3 E: 0 K: 1 S: 14	H: 3 LOB: 2 BB: 3 P: 31	R: 0 E: 0 K: 2 S: 9	H: 0 LOB: 0 BB: 0 P: 14	R: 0 E: 1 K: 0 S: 9	H: 0 LOB: 2 BB: 1 P: 18	R: 1 E: 0 K: 0 S: 10	H: 2 LOB: 1 BB: 0 P: 18	R: 0 E: 0 K: 1 S: 9	H: 0 LOB: 0 BB: 0 P: 13	1B: 4 2B: 1 HR: 1	SF: 1 SAC: 1 HBP: 0	WP: 1 PB: 0 SB: 0 CS: 0	PA: 37			
PITCHER	IP	WLS	BF	H	R	ER	SO	BB	IBB	HBP	BLK	WP	HR	S	P	ERA	WHIP								
J.C. Romero, L ERA: 11.0 (1, 1)	4.1		18	3	4	4	4	2	0	0	0	0	1	41	73	8.31	1.154								
Johan Santana, L ERA: (5, 1)	2.2		11	1	0	0	3	2	0	0	0	1	0	23	43	0.00	1.125								
Travis Miller, L ERA: 6.75 (8, 1)	0.2		4	2	1	0	0	0	0	0	0	0	0	8	14	0.00	3.000								
Bob Wells, R ERA: 4.91 (8, 1)	1.1	W	4	0	0	0	1	0	0	0	0	0	0	11	17	0.00	0.000								

Kansas City Royals @ Minnesota Twins
Hubert H. Humphrey Metrodome, Minneapolis, MN

AB 31
R 5
H 6
RBI 5
BB 4
SO 8
LOB 10



WP: 1 PA: 37
PB: 0
SB: 0
CS: 0

Tue Apr 17 2001, 8:05 PM EDT
Att: 10,623 - Dome - 72 F

Batter	1	2	3	4	5	6	7	8	9	AB	R	H	RBI	BB	SO	LOB	BOTTOM								
Cristian Guzman, S OBP: 0.387, SLG: 0.759 (1, 6)	F7		K		FC1-6 1-2 2-3		SH5-3		SH1-3 1B	4	1	1	0	0	1	2									
Luis Rivas, R OBP: 0.245, SLG: 0.373 Denny Hocking, S OBP: 0.292, SLG: 0.381 (7, PH) (8, 4)	F9		G4-3		SF9		1B BB		SH1-3	2	0	0	1	0	0	0									
Matt Lawton, L OBP: 0.456, SLG: 0.359 (1, 9)	G4-3			S 1B SF8 BB	G4-3		SF8		1B IBB	2	1	0	1	2	0	1									
Corey Koskie, L OBP: 0.415, SLG: 0.479 (1, 5)		1B S 1B		SF8 S 1B		G5-3		1B		5	0	4	3	0	0	0									
David Ortiz, L OBP: 0.451, SLG: 0.705 (1, 10)		F8		F7				K		4	0	1	0	0	1	5									
Bobby Kielty, S OBP: 0.345, SLG: 0.273 (1, 8)				SF8		P2		F7		3	0	1	1	0	0	1									
Jacque Jones, L OBP: 0.340, SLG: 0.468 (1, 7)		K		G3-1		F8		G4-3		4	0	0	0	0	1	4									
Doug Mientkiewicz, L OBP: 0.400, SLG: 0.714 (1, 3)		FC4-6 1-2			FC1-6 1B SF9 1B		SH5-3 SF8 2B		G3-1	4	2	2	0	0	0	2									
A.J. Pierzynski, L OBP: 0.407, SLG: 0.500 Chad Allen, R OBP: 0.231, SLG: 0.273 (9, PR)			G1-3		FC1-6 1B		SH5-3 1B HBP		SH1-3 1B 1B	3	1	2	0	0	0	0									
Inning Stats	R: 0 E: 0 K: 0 S: 6	H: 2 LOB: 2 BB: 0 P: 12	R: 0 E: 0 K: 1 S: 12	H: 2 LOB: 0 BB: 0 P: 20	R: 0 E: 0 K: 1 S: 8	H: 0 LOB: 0 BB: 0 P: 11	R: 1 E: 0 K: 0 S: 8	H: 1 LOB: 1 BB: 1 P: 15	R: 1 E: 0 K: 0 S: 9	H: 2 LOB: 1 BB: 0 P: 10	R: 0 E: 0 K: 0 S: 10	H: 1 LOB: 1 BB: 0 P: 13	R: 2 E: 0 K: 1 S: 15	H: 2 LOB: 2 BB: 1 P: 30	R: 0 E: 0 K: 0 S: 5	H: 0 LOB: 0 BB: 0 P: 9	R: 2 E: 0 K: 0 S: 7	H: 3 LOB: 2 BB: 1 P: 12	1B: 9 2B: 2 HR: 0	SF: 3 SAC: 2 HBP: 1	WP: 0 PB: 0 SB: 3 CS: 0	PA: 40			
PITCHER	IP	WLS	BF	H	R	ER	SO	BB	IBB	HBP	BLK	WP	HR	S	P	ERA	WHIP								
Brian Meadows, R ERA: 7.88 (1, 1)	6.0		27	7	4	4	2	1	0	0	0	0	0	6	14	6.00	1.333								
Doug Henry, R ERA: 4.15 (7, 1)	0.2	B	4	1	0	0	0	1	0	0	0	0	0	6	14	0.00	3.000								
Jose Santiago, R ERA: 10.5 (7, 1)	1.1		4	0	0	0	1	0	0	0	0	0	0	11	18	0.00	0.000								
Jason Grimsley, R ERA: 1.64 (9, 1)	0.1	L	5	3	2	2	0	0	1	0	0	0	0	7	12	54.00	9.000								

Kansas City Royals @ Minnesota Twins
Hubert H. Humphrey Metrodome, Minneapolis, MN

AB 31
R 6
H 11
RBI 6
BB 3
SO 3
LOB 15



WP: 0 PA: 40
PB: 0
SB: 3
CS: 0

Tue Apr 17 2001, 8:05 PM EDT
Att: 10,623 - Dome - 72 F

Batter	1	2	3	4	5	6	7	8	9	AB	R	H	RBI	BB	SO	LOB	TOP										
Rey Sanchez, R OBP: 0.218, SLG: 0.278 (1, 6)	1-2 1B 2B	0-0 SH5-3		0-2 F7		0-1 G6-3		0-0 G5-3		4	1	1	0	0	0	2	Kansas City Royals @ Minnesota Twins Hubert H. Humphrey Metrodome, Minneapolis, MN Wed Apr 18 2001, 1:05 PM EDT Att: 12,270 - Dome - 72 F livebaseballscorecards.com										
Carlos Beltrán, S OBP: 0.355, SLG: 0.367 (1, 8)	1-2 2B 1B	1-2 G6-3 1B			0-0 G5-3		0-0 G1-4-3 1B		4-1 FC4-6 BB	4	0	3	0	1	0	0											
Mark Quinn, R OBP: 0.429, SLG: 0.817 (1, 7)	0-0 1B 2B	1-2 G6-3			0-0 2B F9 1B		1-2 G1-4-3		1-1 FC4-6 FC6-4	5	1	2	1	0	0	4											
Jermaine Dye, R OBP: 0.311, SLG: 0.464 (1, 9)	3-2 2B 2B			2-2 2B G6-3		0-1 1B		1-0 F3		1-1 FC6-4 2B	5	0	3	1	0	2											
29 Mike Sweeney, R OBP: 0.219, SLG: 0.339 (1, 10)	0-2 1B			0-1 G6-3		2-0 F9		2-3 K		0-2 G3	5	0	1	0	0	1											
Joe Randa, R OBP: 0.242, SLG: 0.246 (1, 5)	0-0 FC5			1-0 F8		1-3 K		2-1 F9			4	0	0	0	0	1											
Dave McCarty, R OBP: 0.382, SLG: 0.370 (1, 3)	0-0 P4			0-0 G5-3		2-0 F9		0-1 HR			4	1	1	1	0	0											
Héctor Ortiz, R OBP: 0.316, SLG: 0.314 (1, 2)	1-0 G3			2-2 P6		2-3 K		4-2 BB			3	0	0	0	1	1											
Luis Alicea, S OBP: 0.143, SLG: 0.100 Carlos Febles, R OBP: 0.279, SLG: 0.325 (8, 4)		1-0 1B SH5-3 1B		1-0 G5-3		4-0 BB		2-2 F9			3	0	1	0	1	0											
Inning Stats	R: 2 E: 0 K: 0 S: 17	H: 5 LOB: 3 BB: 0 P: 23	R: 0 E: 0 K: 0 S: 8	H: 2 LOB: 1 BB: 0 P: 11	R: 0 E: 0 K: 0 S: 7	H: 1 LOB: 0 BB: 0 P: 10	R: 0 E: 0 K: 0 S: 11	H: 0 LOB: 0 BB: 0 P: 14	R: 0 E: 0 K: 1 S: 9	H: 2 LOB: 2 BB: 1 P: 12	R: 0 E: 0 K: 1 S: 9	H: 1 LOB: 1 BB: 0 P: 13	R: 1 E: 0 K: 0 S: 12	H: 1 LOB: 1 BB: 1 P: 20	R: 0 E: 0 K: 0 S: 8	H: 0 LOB: 1 BB: 1 P: 14		1B: 9 2B: 2 3B: 0 HR: 1	SF: 0 SAC: 1 DP: 1 HBP: 0	WP: 0 PB: 0 SB: 0 CS: 0	PA: 41						
PITCHER	IP	WLS	BF	H	R	ER	SO	BB	IBB	HBP	BLK	WP	HR	S	P	ERA	WHIP										
Mark Redman, L ERA: 3.86 (1, 1)	7.0		32	11	2	2	3	1	0	0	0	0	0	68	98	2.57	1.714										
Hector Carrasco, R ERA: 5.14 (8, 1)	1.0	W	5	1	1	1	0	1	0	0	0	0	1	12	20	9.00	2.000										
LaTroy Hawkins, R ERA: 1.42 (9, 1)	1.0	S	4	0	0	0	0	1	0	0	0	0	0	8	14	0.00	1.000										

Batter	1	2	3	4	5	6	7	8	9	AB	R	H	RBI	BB	SO	LOB	BOTTOM										
Chad Allen, R OBP: 0.353, SLG: 0.429 (1, 9)	0-2 G4-3 2B			1-1 G5-3		2-0 1B		4-2 BB		3	1	2	0	1	0	0	Kansas City Royals @ Minnesota Twins Hubert H. Humphrey Metrodome, Minneapolis, MN Wed Apr 18 2001, 1:05 PM EDT Att: 12,270 - Dome - 72 F livebaseballscorecards.com										
Denny Hocking, S OBP: 0.250, SLG: 0.320 (1, 6) (9, 4)	3-2 G4-3 2-3			0-0 F5		0-2 F8		2-1 F8		4	0	0	0	0	0	4											
Matt Lawton, L OBP: 0.459, SLG: 0.341 (1, 10)	1-1 G4-3 3-H			4-2 BB		2-1 F9		4-1 2B BB		2	1	0	1	2	0	1											
Corey Koskie, L OBP: 0.421, SLG: 0.490 (1, 5)	4-1 BB			1-1 P5		1-2 P5		0-0 1B 2B		3	1	1	1	1	0	1											
Doug Mientkiewicz, L OBP: 0.408, SLG: 0.689 (1, 3)	2-0 F9			4-2 G2-3 BB		2-3 K		3-1 2B 1B		3	1	1	1	1	1	1											
Bobby Kielty, S OBP: 0.333, SLG: 0.308 (1, 8)				0-1 G2-3		1-2 F8		0-0 G6-3 1B WP		4	1	1	1	0	1	1											
Jacque Jones, L OBP: 0.333, SLG: 0.440 (1, 7)				1-0 F7		0-0 F9		1-0 G6-3		3	0	0	0	1	0	2											
Jason Maxwell, R OBP: 0.417, SLG: 0.545 Cristian Guzman, S OBP: 0.391, SLG: 0.746 (8, PH) (9, 6)				0-1 FC5-4 BB		1-0 G1-3		3-3 K		1-3 K	3	0	0	0	0	1											
A.J. Pierzynski, L OBP: 0.387, SLG: 0.533 (1, 2)				0-3 K		0-0 F7		3-H G4-3		4	0	1	0	0	1	1											
Inning Stats	R: 1 E: 0 K: 0 S: 12	H: 1 LOB: 1 BB: 1 P: 22	R: 0 E: 0 K: 2 S: 10	H: 0 LOB: 1 BB: 1 P: 17	R: 0 E: 0 K: 0 S: 8	H: 0 LOB: 1 BB: 1 P: 14	R: 0 E: 0 K: 0 S: 6	H: 0 LOB: 1 BB: 1 P: 12	R: 0 E: 0 K: 1 S: 9	H: 1 LOB: 2 BB: 1 P: 13	R: 0 E: 0 K: 1 S: 16	H: 1 LOB: 2 BB: 1 P: 27	R: 4 E: 0 K: 1 S: 10	H: 3 LOB: 0 BB: 1 P: 20	R: 0 E: 0 K: 0 S: 8	H: 0 LOB: 0 BB: 1 P: 14		1B: 2 2B: 3 3B: 1 HR: 0	SF: 0 SAC: 0 DP: 0 HBP: 0	WP: 1 PB: 0 SB: 0 CS: 0	PA: 36						
PITCHER	IP	WLS	BF	H	R	ER	SO	BB	IBB	HBP	BLK	WP	HR	S	P	ERA	WHIP										
Jeff Suppan, R ERA: 4.13 (1, 1)	6.2		28	3	1	1	4	5	0	0	0	0	0	4	10	54.00	6.000										
Jason Grimsley, R ERA: 3.18 (7, 1)	0.1	H	3	1	2	2	0	1	0	0	0	0	0	4	10	54.00	6.000										
55 Tony Cogan, L ERA: 7.11 (8, 1)	0.1	L	3	2	1	1	0	0	0	0	0	0	0	4	8	27.00	6.000										
51 Kris Wilson, R ERA: 3.86 (8, 1)	0.2		2	0	1	1	1	0	0	0	0	1	0	4	6	13.50	0.000										

Batter	1	2	3	4	5	6	7	8	9	AB	R	H	RBI	BB	SO	LOB	TOP			
Cristian Guzman, S OBP: 0.373, SLG: 0.714 (1, 6)	G4-3		1B		G5-3		G5-3			4	0	1	0	0	0	0	Minnesota Twins @ Chicago White Sox Comiskey Park, Chicago, IL Fri Apr 20 2001, 8:05 PM EDT Att: 16,557 - Overcast - 77 F			
Luis Rivas, R OBP: 0.226, SLG: 0.345 (1, 4)	G1-3		K		K		G6-3			4	0	0	0	0	2	1				
Matt Lawton, L OBP: 0.462, SLG: 0.341 (1, 9)	K		G4-6-3 1B			HR BB		P4		3	1	1	0	1	1	0				
Corey Koskie, L OBP: 0.410, SLG: 0.527 (1, 5)		G6-3	G4-6-3			HR		K		4	1	1	2	0	1	2				
David Ortiz, L OBP: 0.473, SLG: 0.813 (1, 10)		HR			FC4-6 1B	SF8 3B		K		4	2	3	1	0	1	0				
Bobby Kielty, S OBP: 0.297, SLG: 0.276 (1, 8)	E6 G4-3 HBP				FC4-6 1-2	SF8		G4-3		3	0	0	1	0	0	1				
Doug Mientkiewicz, L OBP: 0.415, SLG: 0.667 (1, 3)		G4-3 HBP			P4	F7		G6-3 1B		3	0	1	0	0	0	1				
Jacque Jones, L OBP: 0.310, SLG: 0.407 (1, 7)	G4-3		G6-3		G4-3			G6-3		4	0	0	0	0	0	4				
A.J. Pierzynski, L OBP: 0.343, SLG: 0.471 (1, 2)	G6-3				K		G3		G3-1	4	0	0	0	0	1	3				
Inning Stats	R: 0 E: 0 K: 1 S: 7	H: 0 LOB: 0 BB: 0 P: 10	R: 1 E: 1 K: 0 S: 11	H: 1 LOB: 2 BB: 0 P: 16	R: 0 E: 0 K: 1 S: 9	H: 2 LOB: 1 BB: 0 P: 14	R: 0 E: 0 K: 0 S: 8	H: 1 LOB: 1 BB: 0 P: 10	R: 0 E: 0 K: 2 S: 9	H: 0 LOB: 0 BB: 1 P: 13	R: 0 E: 0 K: 0 S: 6	H: 0 LOB: 0 BB: 0 P: 9	R: 0 E: 0 K: 2 S: 10	H: 0 LOB: 0 BB: 0 P: 13	R: 0 E: 0 K: 0 S: 8	H: 1 LOB: 1 BB: 0 P: 12	1B: 4 2B: 0 3B: 1 HR: 2	SF: 1 SAC: 0 DP: 1 HBP: 1	WP: 0 PB: 0 SB: 0 CS: 0	PA: 36
PITCHER Jim Parque, L ERA: 6.66 (1, 1)	IP: 9.0 WLS: L BF: 36 H: 7 R: 4 ER: 4 SO: 6 BB: 1 IBB: 0 HBP: 1 BLK: 0 WP: 0 HR: 2 S: 77 P: 112 ERA: 4.00 WHIP: 0.889																			

AB	33
R	4
H	7
RBI	4
BB	1
SO	6
LOB	12



Batter	1	2	3	4	5	6	7	8	9	AB	R	H	RBI	BB	SO	LOB	BOTTOM			
Ray Durham, S OBP: 0.292, SLG: 0.426 (1, 4)	SH4-3 1B		K			K		FC4-6		4	1	1	0	0	2	1	Minnesota Twins @ Chicago White Sox Comiskey Park, Chicago, IL Fri Apr 20 2001, 8:05 PM EDT Att: 16,557 - Overcast - 77 F			
Jose Valentin, S OBP: 0.431, SLG: 0.733 (1, 6)	SH4-3		K			K		F9		3	0	0	0	0	2	0				
Frank Thomas, R OBP: 0.367, SLG: 0.551 (1, 10)	1B		P4			K		F8		4	0	1	1	0	1	0				
Magglio Ordonez, R OBP: 0.288, SLG: 0.456 (1, 9)	G5-4-3 1B				F3		F8		14 FC6-4 1B	4	0	2	0	0	0	0				
14 Paul Konerko, R OBP: 0.421, SLG: 0.615 (1, 3)	G5-4-3				P3		2B		FC6-4	4	0	1	0	0	0	3				
Carlos Lee, R OBP: 0.400, SLG: 0.472 (1, 7)		F7			CS BB		F9			2	0	0	0	1	0	1				
Chris Singleton, L OBP: 0.222, SLG: 0.278 (1, 8)	G4-3 1B				CS		F8		G3	3	0	1	0	0	0	1				
Tony Graffanino, R OBP: 0.462, SLG: 0.833 (1, 5)	G4-3					G6-3		FC4-6 2B		3	0	1	0	0	0	1				
Josh Paul, R OBP: 0.286, SLG: 0.357 (1, 2)	G5-3					G5-3		K		2	0	0	0	0	0	1				
Harold Baines, L OBP: 0.167, SLG: 0.167 (8, PH)										1	0	0	0	0	1	1				
Sandy Alomar Jr., R OBP: 0.386, SLG: 0.425 (9, 2)										0	0	0	0	0	0	0				
Inning Stats	R: 1 E: 0 K: 0 S: 9	H: 3 LOB: 1 BB: 0 P: 12	R: 0 E: 0 K: 0 S: 8	H: 1 LOB: 0 BB: 0 P: 10	R: 0 E: 0 K: 2 S: 12	H: 0 LOB: 0 BB: 0 P: 18	R: 0 E: 0 K: 0 S: 8	H: 0 LOB: 0 BB: 1 P: 14	R: 0 E: 0 K: 3 S: 9	H: 0 LOB: 0 BB: 0 P: 13	R: 0 E: 0 K: 0 S: 9	H: 1 LOB: 1 BB: 0 P: 10	R: 0 E: 0 K: 1 S: 6	H: 1 LOB: 0 BB: 0 P: 8	R: 0 E: 0 K: 0 S: 11	H: 1 LOB: 1 BB: 0 P: 19	1B: 5 2B: 3 3B: 0 HR: 0	SF: 0 SAC: 1 DP: 2 HBP: 0	WP: 0 PB: 0 SB: 0 CS: 1	PA: 33
PITCHER Brad Radke, R ERA: 2.23 (1, 1)	IP: 9.0 WLS: W BF: 32 H: 7 R: 1 ER: 1 SO: 6 BB: 1 IBB: 0 HBP: 0 BLK: 0 WP: 0 HR: 0 S: 80 P: 112 ERA: 1.00 WHIP: 0.889																			

AB	30
R	1
H	7
RBI	1
BB	1
SO	6
LOB	9




Batter	1	2	3	4	5	6	7	8	9	AB	R	H	RBI	BB	SO	LOB	TOP				
Cristian Guzman, S OBP: 0.357, SLG: 0.682 (1, 6)	F2		P6		F8			SH FC4-6		3	0	0	0	0	0	0					
Luis Rivas, R OBP: 0.217, SLG: 0.328 (1, 4)	K		F8		G4-3			FC4-6 FC4-6		3	0	0	0	0	1	0					
Denny Hocking, S OBP: 0.241, SLG: 0.308 (8, PH)										1	0	0	1	0	0	1					
Matt Lawton, L OBP: 0.464, SLG: 0.354 (1, 9)	PB 1B				HR 1B			F7		4	1	2	0	0	0	1					
Corey Koskie, L OBP: 0.400, SLG: 0.559 (1, 5)	F5				HR			FC4-6		4	1	1	2	0	0	2					
David Ortiz, L OBP: 0.441, SLG: 0.750 (1, 10)		G3-1			F7					4	0	0	0	0	1	0					
Jacque Jones, L OBP: 0.290, SLG: 0.379 (1, 7)	P6				B1-3					4	0	0	0	0	0	0					
Tori Hunter, R OBP: 0.300, SLG: 0.700 (1, 8)					1B 2B			F8		4	1	2	1	0	0	0					
Doug Mientkiewicz, L OBP: 0.411, SLG: 0.647 (1, 3)	F9				1B			F7		3	0	1	0	0	0	0					
A.J. Pierzynski, L OBP: 0.342, SLG: 0.486 (1, 2)			P4					G5-3 SH FC4-6 2B		3	1	1	0	0	0	0					
Inning Stats	R: 0 E: 0 K: 1 S: 10	H: 1 LOB: 1 BB: 0 P: 16	R: 1 E: 0 K: 0 S: 10	H: 1 LOB: 0 BB: 0 P: 14	R: 0 E: 0 K: 0 S: 5	H: 0 LOB: 0 BB: 0 P: 7	R: 2 E: 0 K: 0 S: 13	H: 4 LOB: 2 BB: 0 P: 18	R: 0 E: 0 K: 0 S: 8	H: 0 LOB: 0 BB: 0 P: 11	R: 0 E: 0 K: 0 S: 6	H: 0 LOB: 0 BB: 0 P: 10	R: 1 E: 1 K: 0 S: 8	H: 1 LOB: 1 BB: 0 P: 13	R: 0 E: 0 K: 1 S: 6	H: 0 LOB: 0 BB: 0 P: 9	1B: 3 2B: 2 3B: 0 HR: 2	SF: 0 SAC: 1 DP: 0 HBP: 0	WP: 0 PB: 1 SB: 0 CS: 0	PA: 34	
PITCHER	IP	WLS	BF	H	R	ER	SO	BB	IBB	HBP	BLK	WP	HR	S	P	ERA	WHIP				
James Baldwin, R ERA: 3.86 (1, 1)	7.0		26	6	3	3	1	0	0	0	0	0	2	57	84	3.86	0.857				
Gary Glover, R ERA: 2.0 (8, 1)	0.1	L	3	1	1	1	0	0	0	0	0	0	0	4	6	27.00	3.000				
Kelly Wunsch, L ERA: 8.59 (8, 1)	1.2		5	0	0	0	1	0	0	0	0	0	0	10	16	0.00	0.000				

Minnesota Twins @ Chicago White Sox
Comiskey Park, Chicago, IL
Sat Apr 21 2001, 2:05 PM EDT
Att: 19,096 - Cloudy - 78 F

livebaseballscores.com

AB 33
R 4
H 7
RBI 4
BB 0
SO 2
LOB 4



Batter	1	2	3	4	5	6	7	8	9	AB	R	H	RBI	BB	SO	LOB	BOTTOM				
Ray Durham, S OBP: 0.286, SLG: 0.409 (1, 4)	F8		F3 1B		G6-3			E6 1B		5	0	1	0	0	0	0					
Royce Clayton, R OBP: 0.170, SLG: 0.143 (1, 6)	L4				F9			F8		4	0	1	0	0	0	1					
Frank Thomas, R OBP: 0.359, SLG: 0.528 (1, 10)	P3		F3		E5			1B		4	0	1	0	0	0	2					
Magglio Ordonez, R OBP: 0.270, SLG: 0.426 (1, 9)		F9	F9		F8			G3		4	0	0	0	0	0	5					
14 Paul Konerko, R OBP: 0.426, SLG: 0.679 (1, 3)		G3 1B 2B			G5-3			HR		4	2	2	1	0	0	0					
Carlos Lee, R OBP: 0.375, SLG: 0.439 (1, 7)		G3			E6 2B			G4-3		4	1	0	0	0	0	1					
Herbert Perry, R OBP: 0.368, SLG: 0.571 (1, 5)					G6-3 1B 2B			F7		4	0	2	2	0	1	0					
Sandy Alomar Jr., R OBP: 0.354, SLG: 0.386 (1, 2)		G6-3			G6-3			G6-3		4	0	0	0	0	0	2					
Julio Ramirez, R OBP: 0.077, SLG: 0.077 (1, 8)								F7		3	0	0	0	0	1	1					
Harold Baines, L OBP: 0.154, SLG: 0.154 (8, PH)			K		F8					1	0	0	0	0	0	0					
Inning Stats	R: 0 E: 0 K: 0 S: 9	H: 0 LOB: 0 BB: 0 P: 14	R: 1 E: 0 K: 0 S: 9	H: 2 LOB: 1 BB: 0 P: 12	R: 0 E: 0 K: 1 S: 13	H: 2 LOB: 2 BB: 0 P: 17	R: 1 E: 1 K: 0 S: 11	H: 1 LOB: 1 BB: 0 P: 15	R: 0 E: 0 K: 0 S: 7	H: 0 LOB: 0 BB: 0 P: 14	R: 1 E: 1 K: 0 S: 8	H: 1 LOB: 2 BB: 0 P: 13	R: 0 E: 0 K: 1 S: 8	H: 0 LOB: 0 BB: 0 P: 10	R: 0 E: 0 K: 0 S: 7	H: 0 LOB: 0 BB: 0 P: 10	1B: 4 2B: 2 3B: 0 HR: 1	SF: 0 SAC: 0 DP: 0 HBP: 0	WP: 0 PB: 0 SB: 0 CS: 0	PA: 37	
PITCHER	IP	WLS	BF	H	R	ER	SO	BB	IBB	HBP	BLK	WP	HR	S	P	ERA	WHIP				
Eric Milton, L ERA: 3.12 (1, 1)	7.0		31	7	3	2	1	0	0	0	0	0	0	8	10	0.00	1.000				
Bob Wells, R ERA: 4.32 (8, 1)	1.0	H	3	0	0	0	1	0	0	0	0	0	0	8	10	0.00	0.000				
LaTroy Hawkins, R ERA: 1.23 (9, 1)	1.0	S	3	0	0	0	0	0	0	0	0	0	0	7	10	0.00	0.000				

Minnesota Twins @ Chicago White Sox
Comiskey Park, Chicago, IL
Sat Apr 21 2001, 2:05 PM EDT
Att: 19,096 - Cloudy - 78 F

livebaseballscores.com

AB 37
R 3
H 7
RBI 3
BB 0
SO 2
LOB 12



Batter	1	2	3	4	5	6	7	8	9	AB	R	H	RBI	BB	SO	LOB	TOP				
Cristian Guzman, S (1, 6) OBP: 0.378, SLG: 0.676 Jason Maxwell, R (7, 6) OBP: 0.417, SLG: 0.545	4-1 G3-1 G1-3 BB	1-2 G3			4-2 S 1B BB		0-0 S S 1B		2-2 SH1-4 HBP	2	1	1	0	2	0	1					
Luis Rivas, R (1, 4) OBP: 0.215, SLG: 0.317	0-0 G1-3		1-2 F8		1-1 1B		0-2 F9		1-1 SH1-4	5	0	1	1	0	0	3					
Matt Lawton, L (1, 9) OBP: 0.432, SLG: 0.321	1-2 G3-1		0-0 G1-3		2-3 K		1-3 K		0-1 G6-3	5	0	0	0	0	2	4					
Corey Koskie, L (1, 5) OBP: 0.406, SLG: 0.565	4-1 BB BB		2-2 F7		3-3 K		0-1 S		2-2 P3	4	1	1	0	1	1	2					
David Ortiz, L (1, 10) OBP: 0.476, SLG: 0.815	4-2 BB			2-2 2B 1B		4-0 IBB		0-0 HR 2B		2	2	2	2	2	0	0					
Jacque Jones, L (1, 7) OBP: 0.286, SLG: 0.371	1-2 G4-3		0-0 F7		2-2 G3			0-0 HR		4	0	1	0	0	0	6					
Tori Hunter, R (1, 8) OBP: 0.286, SLG: 0.538		4-2 G4-3 BB		0-3 K		2-2 F7		0-0 CS 1B		3	0	0	0	1	2	2					
Doug Mientkiewicz, L (1, 3) OBP: 0.400, SLG: 0.636		2-2 F8		3-2 1-H 2B		0-3 K		1-3 K		4	0	1	1	0	1	1					
Tom Prince, R (1, 2) OBP: 0.321, SLG: 0.480		1-0 G4-3		1-0 P6		3-2 G6-3		0-0 F9		3	0	0	0	0	0	2					
Inning Stats	R: 0 E: 0 K: 0 S: 16	H: 0 LOB: 3 BB: 3 P: 30	R: 0 E: 0 K: 0 S: 11	H: 0 LOB: 1 BB: 1 P: 18	R: 0 E: 0 K: 0 S: 7	H: 0 LOB: 0 BB: 0 P: 10	R: 1 E: 0 K: 1 S: 12	H: 2 LOB: 1 BB: 0 P: 18	R: 1 E: 0 K: 2 S: 17	H: 1 LOB: 2 BB: 2 P: 33	R: 0 E: 0 K: 1 S: 8	H: 1 LOB: 1 BB: 0 P: 9	R: 2 E: 0 K: 1 S: 8	H: 3 LOB: 0 BB: 0 P: 9	R: 0 E: 0 K: 0 S: 11	H: 0 LOB: 1 BB: 0 P: 16	1B: 4 2B: 2 HR: 1	SF: 0 SAC: 1 DP: 0	WP: 0 PB: 0 CS: 1	PA: 40	
PITCHER	IP	WLS	BF	H	R	ER	SO	BB	IBB	HBP	BLK	WP	HR	S	P	ERA	WHIP				
Rocky Biddle, R (1, 1) ERA: 2.0	5.0		24	3	2	2	3	5	1	0	0	0	0	63	109	3.60	1.600				
Bob Howry, R (6, 1) ERA: 3.86	2.0	W	7	1	0	0	2	0	0	0	0	0	0	19	25	0.00	0.500				
Keith Foulke, R (8, 1) ERA: 2.45	2.0	L	9	3	2	2	1	0	0	1	0	0	1	19	25	9.00	1.500				

Minnesota Twins @ Chicago White Sox
Comiskey Park, Chicago, IL
Sun Apr 22 2001, 2:05 PM EDT
Att: 19,730 - Overcast - 55 F

AB 32
R 4
H 7
RBI 4
BB 6
SO 6
LOB 21



Batter	1	2	3	4	5	6	7	8	9	AB	R	H	RBI	BB	SO	LOB	BOTTOM				
Ray Durham, S (1, 4) OBP: 0.293, SLG: 0.400	3-2 S 14 1B		2-2 F8		2-1 F8		4-2 S BB		2-3 K	4	1	1	0	1	1	1					
Jose Valentin, S (1, 8) OBP: 0.418, SLG: 0.688	2-3 K		4-1 BB		2-2 G3		0-0 F8			3	0	0	0	1	1	3					
Frank Thomas, R (1, 10) OBP: 0.353, SLG: 0.509	0-1 F8		1-3 K		1-0 1B		3-2 G6-3			4	0	1	0	0	1	4					
Magglio Ordonez, R (1, 9) OBP: 0.269, SLG: 0.406	4-2 14 1B BB		1-0 F7		3-2 G6-3			1-2 G6-3		3	0	0	0	1	0	2					
14 Paul Konerko, R (1, 3) OBP: 0.431, SLG: 0.661	1-2 1B			4-2 SH2-4 S 1B BB		0-1 G5-3		3-3 K		3	1	1	1	1	1	0					
Herbert Perry, R (1, 5) OBP: 0.357, SLG: 0.538	2-2 P4			2-0 SH2-4 1B		3-1 F9		2-2 F9		4	0	1	0	0	0	2					
Chris Singleton, L (1, 7) OBP: 0.205, SLG: 0.256		0-1 F8		0-0 SH2-4		3-1 P6			0-2 G3	3	0	0	0	0	0	0					
Sandy Alomar Jr., R (1, 2) OBP: 0.353, SLG: 0.391 Josh Paul, R (7, PR) OBP: 0.333, SLG: 0.357 (8, 2)		2-1 G4-3		2-0 SF8			3-2 F8 SH1-3 1B		4-2 K BB	2	0	1	1	0	0	0					
Royce Clayton, R (1, 6) OBP: 0.163, SLG: 0.136 Harold Baines, L (9, PH) OBP: 0.143, SLG: 0.143		1-0 P4		3-H 2-2 F9		0-1 SH1-3		2-3 K		2	0	0	0	0	0	1					
Inning Stats	R: 1 E: 0 K: 1 S: 16	H: 2 LOB: 2 BB: 1 P: 28	R: 0 E: 0 K: 0 S: 5	H: 0 LOB: 0 BB: 0 P: 8	R: 0 E: 0 K: 1 S: 9	H: 0 LOB: 1 BB: 1 P: 17	R: 1 E: 0 K: 0 S: 10	H: 1 LOB: 1 BB: 1 P: 20	R: 0 E: 0 K: 0 S: 6	H: 0 LOB: 0 BB: 0 P: 12	R: 0 E: 0 K: 0 S: 11	H: 1 LOB: 3 BB: 1 P: 21	R: 0 E: 0 K: 1 S: 10	H: 0 LOB: 0 BB: 0 P: 16	R: 0 E: 0 K: 2 S: 13	H: 0 LOB: 1 BB: 1 P: 21	1B: 5 2B: 0 3B: 0 HR: 0	SF: 1 SAC: 2 DP: 0 HBP: 0	WP: 0 PB: 0 CS: 0	PA: 37	
PITCHER	IP	WLS	BF	H	R	ER	SO	BB	IBB	HBP	BLK	WP	HR	S	P	ERA	WHIP				
Joe Mays, R (1, 1) ERA: 2.86	6.1		28	5	2	2	2	4	0	0	0	0	0	14	23	0.00	0.000				
Hector Carrasco, R (7, 1) ERA: 4.15	1.2	W	5	0	0	0	1	0	0	0	0	0	0	14	23	0.00	0.000				
LaTroy Hawkins, R (9, 1) ERA: 1.08	1.0	S	4	0	0	0	2	1	0	0	0	0	0	13	21	0.00	1.000				

Minnesota Twins @ Chicago White Sox
Comiskey Park, Chicago, IL
Sun Apr 22 2001, 2:05 PM EDT
Att: 19,730 - Overcast - 55 F

AB 29
R 2
H 5
RBI 2
BB 5
SO 5
LOB 14



Batter	1	2	3	4	5	6	7	8	9	AB	R	H	RBI	BB	SO	LOB	TOP					
Denny Hocking, S (1, 6) OBP: 0.206, SLG: 0.258	2-1 F8	2-2 F7		0-1 FC6-4			2-2 F8		1-3 K	5	0	0	0	0	1	2						
Luis Rivas, R (1, 4) OBP: 0.217, SLG: 0.358	3-2 HR	2-3 K			0-0 P4		0-2 P4			4	1	1	1	0	1	0						
Matt Lawton, L (1, 9) OBP: 0.449, SLG: 0.393	4-2 1B BB			0-1 G3			2-2 1B		3-1 HR	3	2	2	1	1	0	0						
Corey Koskie, L (1, 5) OBP: 0.397, SLG: 0.545	3-2 1B G5-3			2-2 G4-3			0-1 F9		0-3 K	4	1	1	0	0	1	1						
David Ortiz, L (1, 10) OBP: 0.463, SLG: 0.776	2-2 FC4-6 G5-3 1-3 2-H 1B			1-3 K			0-0 G3		2-2 F9	4	0	1	1	0	1	1						
Torii Hunter, R (1, 8) OBP: 0.276, SLG: 0.471	1-2 G5-3			2-2 F8			1-1 G3 S 1B		0-3 K	4	0	1	1	0	1	1						
Doug Mientkiewicz, L (1, 3) OBP: 0.400, SLG: 0.638	3-2 FC4-6 BB			2-2 1B 2B			3-3 K		0-0 G3-1	3	0	1	0	1	1	1						
Jacque Jones, L (1, 7) OBP: 0.286, SLG: 0.364	0-1 FC4-6			0-0 FC6-4 1B			0-1 G3		1-2 P4	4	0	1	0	0	0	3						
A.J. Pierzynski, L (1, 2) OBP: 0.310, SLG: 0.439		1-1 G6-3		1-3 K			2-0 G5-3		1-3 K	4	0	0	0	0	2	3						
Inning Stats	R: 3 E: 0 K: 0 S: 21	H: 3 LOB: 2 BB: 2 P: 40	R: 0 E: 0 K: 1 S: 10	H: 0 LOB: 0 BB: 0 P: 15	R: 0 E: 0 K: 1 S: 9	H: 0 LOB: 0 BB: 0 P: 12	R: 0 E: 0 K: 1 S: 13	H: 2 LOB: 2 BB: 0 P: 18	R: 0 E: 0 K: 1 S: 7	H: 1 LOB: 1 BB: 0 P: 9	R: 0 E: 0 K: 1 S: 8	H: 1 LOB: 1 BB: 0 P: 14	R: 1 E: 0 K: 1 S: 11	H: 1 LOB: 0 BB: 0 P: 16	R: 0 E: 0 K: 1 S: 7	H: 0 LOB: 0 BB: 0 P: 9	R: 0 E: 0 K: 2 S: 9	H: 0 LOB: 0 BB: 0 P: 12	1B: 5 2B: 1 3B: 0 HR: 2	SF: 0 SAC: 0 DP: 0 HBP: 0	WP: 0 PB: 0 SB: 1 CS: 0	PA: 37
PITCHER	IP WLS BF H R ER SO BB IBB HBP BLK WP HR S P ERA WHIP	IP WLS BF H R ER SO BB IBB HBP BLK WP HR S P ERA WHIP																				
63 Paxton Crawford, R (1, 1) ERA: 2.55	5.0 W 23 6 3 3 3 2 0 0 0 0 1 60 94 5.40 1.600	4.0 S 14 2 1 1 5 0 0 0 0 0 1 35 51 2.25 0.500																				
49 Tim Wakefield, R (6, 1) ERA: 1.6																						

Minnesota Twins @ Boston Red Sox
Fenway Park, Boston, MA
Tue Apr 24 2001, 7:05 PM EDT
Att: 32,557 - Cloudy - 75 F

AB	35
R	4
H	8
RBI	4
BB	2
SO	8
LOB	12



Batter	1	2	3	4	5	6	7	8	9	AB	R	H	RBI	BB	SO	LOB	BOTTOM			
Chris Stynes, R (1, 4) OBP: 0.357, SLG: 0.429	3-2 1B WP 1B	2-0 BB HR 1B		0-0 L5			1-0 2B 1B	1-0 G3		5	3	3	0	0	0	1				
Jose Offerman, S (1, 3) OBP: 0.410, SLG: 0.409	0-1 WP 1B	4-1 HR BB		0-1 G3-1			2-1 1B 2B	0-1 G5-3		4	1	2	0	1	0	1				
Carl Everett, S (1, 8) OBP: 0.402, SLG: 0.539	0-3 K	0-1 HR			3-2 G6-3		1-0 G5-3 1B	4-1 1B BB		4	1	2	5	1	1	2				
Manny Ramirez, R (1, 10) OBP: 0.506, SLG: 0.714	2-1 WP 1B	3-2 1B			2-2 F8		0-0 G5-3	0-1 1B		5	0	3	1	0	0	2				
Dante Bichette, R (1, 7) OBP: 0.333, SLG: 0.474	0-3 K	0-1 G5-3			3-2 HR		4-0 IBB	1-3 K		3	1	1	1	1	1	3				
Trot Nixon, L (7, PR) OBP: 0.333, SLG: 0.386	1-2 2-3 3-H									1	0	0	0	0	1	2				
Scott Hatteberg, L (1, 2) OBP: 0.250, SLG: 0.273	2-1 G3		1-0 G3		1-0 G4-3		2-1 F7			4	0	0	0	0	0	5				
Shea Hillenbrand, R (1, 5) OBP: 0.339, SLG: 0.462		0-2 G4-3	0-3 K			0-0 G3	0-0 L3			4	0	0	0	0	1	3				
Mike Lansing, R (1, 6) OBP: 0.278, SLG: 0.353		2-0 WP 1B HR 1B				1-0 G3-1		1-1 2B 2B		3	1	1	0	0	0	0				
Craig Grebeck, R (8, 6) OBP: 0.129, SLG: 0.103										1	1	1	0	0	0	0				
Darren Lewis, R (1, 9) OBP: 0.235, SLG: 0.424		0-1 F8			0-1 L5		0-3 K	0-0 G3 2-H 1B 2B		4	1	1	1	0	1	1				
Inning Stats	R: 1 E: 0 K: 2 S: 15	H: 3 LOB: 2 BB: 0 P: 22	R: 4 E: 0 K: 0 S: 18	H: 4 LOB: 1 BB: 1 P: 29	R: 0 E: 0 K: 1 S: 7	H: 0 LOB: 0 BB: 0 P: 8	R: 0 E: 0 K: 0 S: 5	H: 0 LOB: 0 BB: 0 P: 5	R: 1 E: 0 K: 0 S: 14	H: 1 LOB: 0 BB: 0 P: 23	R: 0 E: 0 K: 1 S: 5	H: 0 LOB: 0 BB: 0 P: 6	R: 1 E: 0 K: 0 S: 8	H: 3 LOB: 3 BB: 1 P: 18	R: 2 E: 0 K: 1 S: 12	H: 3 LOB: 2 BB: 1 P: 19	1B: 9 2B: 3 3B: 0 HR: 2	SF: 0 SAC: 0 DP: 0 HBP: 0	WP: 2 PB: 0 SB: 0 CS: 0	PA: 41
PITCHER	IP WLS BF H R ER SO BB IBB HBP BLK WP HR S P ERA WHIP	IP WLS BF H R ER SO BB IBB HBP BLK WP HR S P ERA WHIP																		
Mark Redman, L (1, 1) ERA: 5.75	1.2 L 13 4 2 2 2 1 0 0 0 0 1 31 49 3.86 0.857	4.2 19 4 2 2 2 0 1 0 0 0 0 3 5 0.00 0.000																		
J.C. Romero, L (2, 1) ERA: 8.56																				
Eddie Guardado, L (7, 1) ERA: 9.53																				
Travis Miller, L (8, 1) ERA: 9.82																				

Minnesota Twins @ Boston Red Sox
Fenway Park, Boston, MA
Tue Apr 24 2001, 7:05 PM EDT
Att: 32,557 - Cloudy - 75 F

AB	38
R	9
H	14
RBI	8
BB	3
SO	5
LOB	20



Batter	1	2	3	4	5	6	7	8	9	10	AB	R	H	RBI	BB	SO	LOB	TOP									
Matt Lawton, L OBP: 0.434, SLG: 0.377 (1, 9)															5	1	1	0	0	2	1						
Denny Hocking, S OBP: 0.184, SLG: 0.229 (1, 6)															4	0	0	0	0	2	1						
Corey Koskie, L OBP: 0.397, SLG: 0.522 (1, 5)																											
David Ortiz, L OBP: 0.431, SLG: 0.714 (1, 10)															5	0	0	0	0	4	3						
Doug Mientkewicz, L OBP: 0.496, SLG: 0.613 (1, 3)																											
Torii Hunter, R OBP: 0.391, SLG: 0.571 (1, 8)																											
Jacque Jones, L OBP: 0.293, SLG: 0.380 (1, 7)																											
A.J. Pierzynski, L OBP: 0.333, SLG: 0.500 (1, 2)																											
Luis Rivas, R OBP: 0.219, SLG: 0.352 (1, 4)																											
Inning Stats	R: 0 E: 0 K: 3 S: 9	H: 0 LOB: 1 BB: 1 P: 17	R: 1 E: 0 K: 2 S: 9	H: 1 LOB: 1 BB: 1 P: 17	R: 0 E: 0 K: 1 S: 6	H: 0 LOB: 0 BB: 0 P: 11	R: 0 E: 0 K: 1 S: 9	H: 1 LOB: 0 BB: 0 P: 14	R: 1 E: 1 K: 2 S: 15	H: 2 LOB: 1 BB: 0 P: 23	R: 0 E: 0 K: 1 S: 13	H: 2 LOB: 2 BB: 0 P: 20	R: 0 E: 0 K: 0 S: 5	H: 0 LOB: 0 BB: 0 P: 8	R: 0 E: 0 K: 1 S: 7	H: 0 LOB: 0 BB: 0 P: 13	R: 1 E: 0 K: 0 S: 11	H: 2 LOB: 1 BB: 0 P: 15	R: 3 E: 0 K: 0 S: 14	H: 2 LOB: 1 BB: 2 P: 26	1B: 6 2B: 4 3B: 0 HR: 0	SF: 0 SAC: 2 DP: 0 HBP: 0	WP: 1 PB: 0 SB: 1 CS: 1	PA: 44			
PITCHER	IP	WLS	BF	H	R	ER	SO	BB	IBB	HBP	BLK	WP	HR	S	P	ERA	WHIP										
Pedro Martinez, R ERA: 1.8 (1, 1)	7.0		28	6	2	2	10	2	0	0	0	1	0	66	110	2.57	1.143										
Rich Garces, R ERA: 0.84 (8, 1)	1.0	H	3	0	0	0	1	0	0	0	0	0	0	7	13	0.00	0.000										
Rod Beck, R ERA: 2.03 (9, 1)	1.1	L	8	3	3	3	0	0	1	0	0	0	0	19	29	20.25	2.250										
Pete Schourek, L ERA: 3.0 (10, 1)	0.1		2	0	0	0	0	1	0	0	0	0	0	4	9	0.00	3.000										
Rolando Arrojo, R ERA: (10, 1)	0.1		2	1	1	1	0	0	0	0	0	0	0	2	3	27.00	3.000										

Minnesota Twins @ Boston Red Sox
Fenway Park, Boston, MA
Wed Apr 25 2001, 7:05 PM EDT
Att: 33,177 - Cloudy - 54 F

AB	37
R	6
H	10
RBI	6
BB	4
SO	11
LOB	11



Batter	1	2	3	4	5	6	7	8	9	10	AB	R	H	RBI	BB	SO	LOB	BOTTOM									
Trot Nixon, L OBP: 0.338, SLG: 0.393 (1, 9)															4	1	1	0	0	1	2						
Jose Offerman, S OBP: 0.422, SLG: 0.449 (1, 4) (10, 3)															3	2	1	2	2	0	1						
Carl Everett, S OBP: 0.391, SLG: 0.531 (1, 8)															5	0	1	0	0	1	2						
Manny Ramirez, R OBP: 0.489, SLG: 0.695 (1, 10)															5	1	1	1	0	1	3						
Troy O'Leary, L OBP: 0.236, SLG: 0.269 (1, 7)															5	0	1	1	0	0	2						
Jason Varitek, S OBP: 0.348, SLG: 0.355 (1, 2)																											
Shea Hillenbrand, R OBP: 0.333, SLG: 0.463 (1, 5)																											
Brian Daubach, L OBP: 0.288, SLG: 0.657 (9, PH) Chris Stynes, R OBP: 0.333, SLG: 0.400 (10, 4)																											
Craig Grebeck, R OBP: 0.118, SLG: 0.094 (1, 6) Scott Halberg, L OBP: 0.240, SLG: 0.261 (9, PH) Mike Lansing, R OBP: 0.278, SLG: 0.353 (10, 6)																											
Inning Stats	R: 2 E: 0 K: 1 S: 10	H: 2 LOB: 0 BB: 0 P: 18	R: 0 E: 0 K: 0 S: 5	H: 2 LOB: 1 BB: 0 P: 7	R: 0 E: 0 K: 0 S: 11	H: 0 LOB: 1 BB: 0 P: 15	R: 0 E: 0 K: 0 S: 9	H: 0 LOB: 0 BB: 0 P: 12	R: 0 E: 0 K: 0 S: 11	H: 0 LOB: 0 BB: 0 P: 14	R: 1 E: 0 K: 1 S: 7	H: 2 LOB: 1 BB: 0 P: 9	R: 0 E: 0 K: 1 S: 10	H: 2 LOB: 2 BB: 0 P: 13	R: 0 E: 0 K: 1 S: 9	H: 0 LOB: 1 BB: 1 P: 17	R: 0 E: 0 K: 0 S: 10	H: 1 LOB: 1 BB: 0 P: 18	R: 1 E: 0 K: 0 S: 9	H: 1 LOB: 1 BB: 1 P: 17	1B: 4 2B: 6 3B: 0 HR: 1	SF: 0 SAC: 0 DP: 1 HBP: 1	WP: 0 PB: 0 SB: 1 CS: 0	PA: 41			
PITCHER	IP	WLS	BF	H	R	ER	SO	BB	IBB	HBP	BLK	WP	HR	S	P	ERA	WHIP										
Brad Radke, R ERA: 2.52 (1, 1)	7.0		28	8	3	3	2	1	0	0	0	0	1	63	88	3.86	1.143										
Eddie Guardado, L ERA: 7.71 (8, 1)	1.1		6	1	0	0	1	1	0	0	0	0	0	15	28	0.00	1.500										
Bob Wells, R ERA: 4.0 (9, 1)	0.2	W	2	0	0	0	0	0	0	0	0	0	0	4	7	0.00	0.000										
LaTroy Hawkins, R ERA: 1.93 (10, 1)	1.0	S	5	1	1	1	0	1	0	0	0	0	0	9	17	9.00	2.000										

Minnesota Twins @ Boston Red Sox
Fenway Park, Boston, MA
Wed Apr 25 2001, 7:05 PM EDT
Att: 33,177 - Cloudy - 54 F

AB	38
R	4
H	10
RBI	4
BB	2
SO	3
LOB	18



Batter	1	2	3	4	5	6	7	8	9	AB	R	H	RBI	BB	SO	LOB	TOP										
Matt Lawton, L (1, 9) OBP: 0.437, SLG: 0.365	4-1 F8 BB		2-2 P6			4-0 S BB		0-1 G4-3		2	0	0	0	2	0	1											
Jason Maxwell, R (1, 6) OBP: 0.375, SLG: 0.429	4-2 BB		2-3 K			0-0 F8		0-1 G6-3		3	0	0	0	1	1	2											
Corey Koskie, L (1, 5) OBP: 0.378, SLG: 0.493	0-3 K		1-1 F7			1-3 K		1-0 G4-3		4	0	0	0	0	2	4											
David Ortiz, L (1, 10) OBP: 0.421, SLG: 0.682	2-2 F8			0-0 G3-4-1		4-2 BB			2-2 G4-3	3	0	0	0	1	0	2											
Doug Mientkiewicz, L (1, 3) OBP: 0.397, SLG: 0.591	1-2 F8			1-2 F9		0-3 K2-3			3-2 G6-3 1B	4	0	1	0	0	1	4											
Tori Hunter, R (1, 8) OBP: 0.370, SLG: 0.520		2-1 G6-3		0-1 F9			0-0 S 1B		0-0 G6-3	4	0	1	0	0	0	1											
Jacque Jones, L (1, 7) Brian Buchanan, R (7, PH) OBP: 0.100, SLG: 0.400		0-3 K			1-3 K		1-3 K		0-3 K	2	0	0	0	0	2	0											
A.J. Pierzynski, L (1, 2) OBP: 0.313, SLG: 0.468		1-2 F7			1-2 F9		2-3 K			3	0	0	0	0	1	1											
Luis Rivas, R (1, 4) OBP: 0.224, SLG: 0.342			4-2 S BB		1-0 P4		0-0 F7			2	0	0	0	1	0	1											
Inning Stats	R: 0 E: 0 K: 1 S: 13	H: 0 LOB: 2 BB: 2 P: 24	R: 0 E: 0 K: 1 S: 9	H: 0 LOB: 0 BB: 0 P: 12	R: 0 E: 0 K: 1 S: 10	H: 0 LOB: 1 BB: 1 P: 19	R: 0 E: 0 K: 0 S: 6	H: 0 LOB: 0 BB: 0 P: 7	R: 0 E: 0 K: 1 S: 8	H: 0 LOB: 0 BB: 0 P: 11	R: 0 E: 0 K: 2 S: 9	H: 1 LOB: 1 BB: 2 P: 18	R: 0 E: 0 K: 0 S: 5	H: 0 LOB: 0 BB: 0 P: 6	R: 0 E: 0 K: 1 S: 19	H: 1 LOB: 1 BB: 0 P: 24	1B: 2 2B: 0 3B: 0 HR: 0	SF: 0 SAC: 0 DP: 0 HBP: 0	WP: 0 PB: 0 SB: 4 CS: 0	PA: 34							
PITCHER	IP	WLS	BF	H	R	ER	SO	BB	IBB	HBP	BLK	WP	HR	S	P	ERA	WHIP										
Hideo Nomo, R (1, 1) ERA: 2.4	7.0	W	27	1	0	0	8	5	0	0	0	0	0	63	102	0.00	0.857										
Derek Lowe, R (8, 1) ERA: 5.23	2.0	S	7	1	0	0	1	0	0	0	0	0	0	24	30	0.00	0.500										

Minnesota Twins @ Boston Red Sox
Fenway Park, Boston, MA
Thu Apr 26 2001, 7:05 PM EDT
Att: 32,222 - Sunny - 53 F

AB 29
R 0
H 2
RBI 0
BB 5
SO 9
LOB 18



Batter	1	2	3	4	5	6	7	8	9	AB	R	H	RBI	BB	SO	LOB	BOTTOM										
Chris Stynes, R (1, 4) OBP: 0.316, SLG: 0.421	3-1 2B	0-0 F2		2-2 G5-3			2-2 F8			4	0	1	0	0	0	4											
Jose Offerman, S (1, 3) OBP: 0.402, SLG: 0.425	1-0 P4		1-3 K		3-2 F9		2-2 F8			4	0	0	0	0	1	1											
Carl Everett, S (1, 8) OBP: 0.375, SLG: 0.506	0-0 F8		1-2 F9		0-3 K		0-1 G6-3			4	0	0	0	0	1	1											
Manny Ramirez, R (1, 10) OBP: 0.500, SLG: 0.690 Troy O'Leary, L (8, PR) OBP: 0.235, SLG: 0.269	2-1 F9		2-1 1B		4-0 BB			4-1 G5-3 WP 2B BB		2	0	1	0	2	0	1											
Dante Bichette, R (1, 7) Trot Nixon, L (9, 9) OBP: 0.338, SLG: 0.393		0-1 BB 1B	1-0 G5-3		0-3 K			1-2 G6-3		4	1	1	0	0	1	3											
Jason Varitek, S (1, 2) OBP: 0.370, SLG: 0.385		4-2 1B BB		1-2 1B		1-1 2B		1-1 G5-3		3	0	2	0	1	0	2											
Shea Hillenbrand, R (1, 5) OBP: 0.330, SLG: 0.465		1-0 F7		0-1 F9		2-0 P6		0-1 2B		4	0	1	1	0	0	4											
Mike Lansing, R (1, 6) OBP: 0.282, SLG: 0.351 Craig Grebeck, R (8, 6) OBP: 0.114, SLG: 0.091		1-2 1B		1-0 F7		0-0 G5-3		0-1 F8		3	0	1	1	0	0	2											
Darren Lewis, R (1, 9) OBP: 0.243, SLG: 0.417		1-0 F8		1-1 1B		0-1 G5-3				3	0	1	0	0	0	3											
Inning Stats	R: 0 E: 0 K: 0 S: 6	H: 1 LOB: 1 BB: 0 P: 12	R: 1 E: 0 K: 0 S: 12	H: 2 LOB: 2 BB: 1 P: 19	R: 0 E: 0 K: 1 S: 9	H: 1 LOB: 1 BB: 0 P: 14	R: 0 E: 0 K: 0 S: 12	H: 2 LOB: 2 BB: 0 P: 17	R: 0 E: 0 K: 2 S: 9	H: 0 LOB: 1 BB: 1 P: 16	R: 0 E: 0 K: 0 S: 6	H: 1 LOB: 1 BB: 0 P: 9	R: 0 E: 0 K: 0 S: 8	H: 0 LOB: 0 BB: 0 P: 12	R: 1 E: 0 K: 0 S: 10	H: 1 LOB: 2 BB: 1 P: 16	1B: 5 2B: 3 3B: 0 HR: 0	SF: 0 SAC: 0 DP: 0 HBP: 0	WP: 1 PB: 0 SB: 0 CS: 0	PA: 35							
PITCHER	IP	WLS	BF	H	R	ER	SO	BB	IBB	HBP	BLK	WP	HR	S	P	ERA	WHIP										
Eric Milton, L (1, 1) ERA: 2.73	7.0	L	30	7	1	1	3	2	0	0	0	0	0	62	99	1.29	1.286										
Hector Carrasco, R (8, 1) ERA: 4.66	1.0		5	1	1	1	0	1	0	0	0	1	0	10	16	9.00	2.000										

Minnesota Twins @ Boston Red Sox
Fenway Park, Boston, MA
Thu Apr 26 2001, 7:05 PM EDT
Att: 32,222 - Sunny - 53 F

AB 32
R 2
H 8
RBI 2
BB 3
SO 3
LOB 23



Batter	1	2	3	4	5	6	7	8	9	AB R H RBI BB SO LOB	TOP											
Brady Anderson, L (1, 9) OBP: 0.288, SLG: 0.233	L9		F8	F9			G4-3		F7	5 0 0 0 0 0 1	Baltimore Orioles @ Minnesota Twins Hubert H. Humphrey Metrodome, Minneapolis, MN Fri Apr 27 2001, 8:05 PM EDT Att: 24,369 - Dome - 72 F livebaseballscores.com											
Mike Bordick, R (1, 6) OBP: 0.327, SLG: 0.367	G6-3		F8			K		K		4 0 0 0 0 2 0												
Delino DeShields, L (1, 7) OBP: 0.374, SLG: 0.392				HR				K		4 2 2 2 0 1 0												
Jeff Conine, R (1, 3) OBP: 0.300, SLG: 0.314				HR			G6-3			3 0 2 0 1 0 0												
31 Jay Gibbons, L (1, 10) OBP: 0.356, SLG: 0.346				BB 31 HBP						3 0 0 0 0 1 2												
Chris Richard, L (1, 8) OBP: 0.338, SLG: 0.439							F7			3 0 0 0 1 1 0												
Cal Ripken Jr., R (1, 5) OBP: 0.206, SLG: 0.317							G4-3			3 0 0 0 1 1 0												
Cal Ripken Jr., R (1, 5) OBP: 0.206, SLG: 0.317							P3			4 1 2 1 0 0 3												
Mike Kinkade, R (1, 2) OBP: 0.361, SLG: 0.353										4 0 0 0 0 2 1												
Jerry Hairston, R (1, 4) OBP: 0.229, SLG: 0.250										3 0 0 0 1 0 1												
Inning Stats	R: 1 E: 0 K: 13 S: 24	H: 1 LOB: 1 BB: 1 P: 24	R: 0 E: 1 K: 7 S: 7	H: 1 LOB: 0 BB: 0 P: 13	R: 1 E: 0 K: 10 S: 10	H: 2 LOB: 3 BB: 1 P: 19	R: 0 E: 0 K: 1 S: 6	H: 0 LOB: 0 BB: 0 P: 8	R: 0 E: 0 K: 1 S: 6	H: 0 LOB: 0 BB: 0 P: 11	R: 0 E: 0 K: 0 S: 4	H: 0 LOB: 0 BB: 0 P: 9	R: 0 E: 0 K: 0 S: 8	H: 0 LOB: 0 BB: 0 P: 14	R: 0 E: 0 K: 2 S: 12	H: 1 LOB: 1 BB: 0 P: 17	R: 1 E: 0 K: 14 S: 14	H: 1 LOB: 1 BB: 1 P: 24	1B: 3 2B: 0 3B: 0 HR: 3	SF: 0 SAC: 0 DP: 0 HBP: 1	WP: 0 PB: 0 SB: 0 CS: 0	PA: 37
PITCHER	IP WLS BF H R ER SO BB IBB HBP BLK WP HR S P ERA WHIP											PITCHER	IP WLS BF H R ER SO BB IBB HBP BLK WP HR S P ERA WHIP									
Joe Mays, R (1, 1) ERA: 2.8	7.0 W 28 4 2 2 4 2 0 1 0 0 2 54 98 2.57 0.857																					
Bob Wells, R (8, 1) ERA: 4.22	1.2 8 2 1 1 3 1 0 0 0 0 1 23 37 5.40 1.800																					
LaTroy Hawkins, R (9, 1) ERA: 1.86	0.1 S 1 0 0 0 0 0 0 0 0 0 0 3 4 0.00 0.000																					

Batter	1	2	3	4	5	6	7	8	9	AB R H RBI BB SO LOB	BOTTOM									
Jacque Jones, L (1, 7) OBP: 0.284, SLG: 0.355										3 1 0 0 1 0 0	Baltimore Orioles @ Minnesota Twins Hubert H. Humphrey Metrodome, Minneapolis, MN Fri Apr 27 2001, 8:05 PM EDT Att: 24,369 - Dome - 72 F livebaseballscores.com									
Denny Hocking, S (1, 6) OBP: 0.238, SLG: 0.282										4 1 3 0 0 0 0										
Matt Lawton, L (1, 9) OBP: 0.451, SLG: 0.394										3 1 2 1 0 0 1										
Corey Koskie, L (1, 5) OBP: 0.372, SLG: 0.481										4 1 1 1 0 0 4										
David Ortiz, L (1, 10) OBP: 0.413, SLG: 0.657										4 0 1 0 0 1 2										
Torii Hunter, R (1, 8) OBP: 0.323, SLG: 0.448										4 0 0 0 0 2 4										
Doug Mientkiewicz, L (1, 3) OBP: 0.493, SLG: 0.671										4 2 2 4 0 1 2										
Tom Prince, R (1, 2) OBP: 0.290, SLG: 0.429										3 0 0 0 0 1 0										
Luis Rivas, R (1, 4) OBP: 0.215, SLG: 0.329										3 0 0 0 0 0 0										
Inning Stats	R: 5 E: 0 K: 1 S: 24	H: 4 LOB: 0 BB: 1 P: 34	R: 0 E: 0 K: 0 S: 7	H: 0 LOB: 0 BB: 0 P: 8	R: 0 E: 0 K: 1 S: 11	H: 2 LOB: 0 BB: 0 P: 15	R: 0 E: 0 K: 1 S: 7	H: 0 LOB: 0 BB: 0 P: 8	R: 0 E: 0 K: 1 S: 4	H: 1 LOB: 0 BB: 0 P: 9		R: 1 E: 0 K: 1 S: 8	H: 1 LOB: 0 BB: 0 P: 8	R: 0 E: 0 K: 0 S: 10	H: 1 LOB: 2 BB: 0 P: 15	R: 0 E: 0 K: 1 S: 6	H: 0 LOB: 0 BB: 0 P: 11	1B: 6 2B: 1 3B: 0 HR: 2	SF: 0 SAC: 0 DP: 1 HBP: 1	WP: 1 PB: 0 SB: 2 CS: 0
PITCHER	IP WLS BF H R ER SO BB IBB HBP BLK WP HR S P ERA WHIP											PITCHER	IP WLS BF H R ER SO BB IBB HBP BLK WP HR S P ERA WHIP							
Jose Mercedes, R (1, 1) ERA: 7.92	8.0 L 34 9 6 6 5 1 0 1 0 1 2 77 108 6.75 1.250																			



Batter	1	2	3	4	5	6	7	8	9	AB	R	H	RBI	BB	SO	LOB	TOP										
Brady Anderson, L (1, 9) OBP: 0.284, SLG: 0.256	1-2 S 2B		2-2 G1-3		1-0 1B		4-2 1B WP BB		2-3 K	4	0	2	0	1	1	2											
Mike Bordick, R (1, 6) OBP: 0.340, SLG: 0.372	0-1 G6-3		2-2 G6-3		0-0 G4-6-3 1B		2-2 1B		4-0 2B IBB	4	0	2	0	1	0	1											
Delino DeShields, L (1, 7) OBP: 0.363, SLG: 0.392	2-0 F7		2-2 G3		0-0 G4-6-3 1-2			2-3 K	0-1 2B	5	0	1	2	0	1	3											
Jeff Conine, R (1, 3) OBP: 0.333, SLG: 0.316	4-0 2-3 BB			0-1 G4-6-3 1B		4-2 WP BB		0-1 G5-3	0-1 F9	3	0	1	0	2	0	2											
Mike Kinkade, R (1, 10)	0-1 F9			1-3 K		1-1 F8		3-3 K		4	0	0	0	0	2	4											
Cal Ripken Jr., R (1, 5) OBP: 0.209, SLG: 0.313		1-1 G4-3		0-2 G4-6-3 1-2		1-0 G5-3			0-0 2B SH1-3	4	0	1	0	0	0	2											
Chris Richard, L (9, PR) OBP: 0.338, SLG: 0.439										0	1	0	0	0	0	0											
6 Melvin Mora, R (1, 8) OBP: 0.284, SLG: 0.269		3-2 1B			2-0 HR 1B		3-3 K		1-1 SH1-3 1B	3	1	2	0	0	1	1											
Brook Fordyce, R (1, 2) OBP: 0.230, SLG: 0.304	0-1 F2				0-0 1-H HR		1-1 F9		0-0 WP 2B 2B	4	2	2	3	0	0	1											
Jerry Hairston, R (1, 4) OBP: 0.230, SLG: 0.241	3-2 P3				1-3 K		3-2 G4-3		4-2 WP 2B BB	3	1	0	0	1	1	1											
Inning Stats	R: 0 E: 0 K: 0 S: 8	H: 1 LOB: 2 BB: 1 P: 15	R: 0 E: 0 K: 0 S: 12	H: 1 LOB: 1 BB: 0 P: 19	R: 0 E: 0 K: 0 S: 10	H: 0 LOB: 0 BB: 0 P: 16	R: 0 E: 0 K: 1 S: 8	H: 1 LOB: 0 BB: 0 P: 9	R: 2 E: 0 K: 1 S: 8	H: 4 LOB: 1 BB: 0 P: 12	R: 0 E: 0 K: 0 S: 6	H: 0 LOB: 1 BB: 1 P: 17	R: 0 E: 0 K: 0 S: 12	H: 1 LOB: 2 BB: 1 P: 22	R: 0 E: 0 K: 2 S: 8	H: 0 LOB: 0 BB: 0 P: 13	R: 3 E: 0 K: 1 S: 13	H: 3 LOB: 2 BB: 2 P: 25	1B: 7 2B: 3 3B: 0 HR: 1	SF: 0 SAC: 1 DP: 2 HBP: 0	WP: 3 PA: 40 PB: 0 SB: 1 CS: 0						
PITCHER	IP	WLS	BF	H	R	ER	SO	BB	IBB	HBP	BLK	WP	HR	S	P	ERA	WHIP										
Mark Redman, L (1, 1) ERA: 4.94	7.0	L	29	8	2	2	3	3	0	0	0	2	1	66	110	2.57	1.571										
Eddie Guardado, L (8, 1) ERA: 9.35	1.2		10	3	3	3	3	1	1	0	0	1	0	19	35	16.20	2.400										
Hector Carrasco, R (9, 1) ERA: 4.5	0.1		1	0	0	0	0	0	0	0	0	0	0	2	3	0.00	0.000										

Baltimore Orioles @ Minnesota Twins
Hubert H. Humphrey Metrodome, Minneapolis, MN

AB 34
R 5
H 11
RBI 5
BB 5
SO 6
LOB 17



WP: 3 PA: 40
PB: 0 SB: 1 CS: 0

Sat Apr 28 2001, 7:05 PM EDT
Att: 30,479 - Dome - 72 F

livebaseballscores.com

Batter	1	2	3	4	5	6	7	8	9	AB	R	H	RBI	BB	SO	LOB	BOTTOM										
Cristian Guzman, S (1, 6) OBP: 0.372, SLG: 0.653	2-0 1B		0-1 G6-4-3 1-2		0-0 F7			0-1 F8		4	0	1	0	0	0	2											
Chad Allen, R (1, 7) OBP: 0.350, SLG: 0.375	0-1 F9		4-2 BB		1-0 F9			1-2 1B		2	0	0	0	1	0	1											
Matt Lawton, L (8, PH) OBP: 0.457, SLG: 0.403										1	0	1	0	0	0	0											
Corey Koskie, L (1, 5) OBP: 0.367, SLG: 0.469	1-2 F8		1-0 F7		0-1 CS 1B			1-0 G6-3		4	0	1	0	0	0	3											
David Ortiz, L (1, 10) OBP: 0.393, SLG: 0.622	0-1 F8			1-2 G1-3		2-1 F8			0-0 G3	4	0	0	0	0	0	2											
Brian Buchanan, R (1, 9) OBP: 0.083, SLG: 0.333		0-0 L4		0-1 G6-3		0-1 CS	1-3 K		0-1 G1-3 2B 1B	2	0	0	0	0	0	0											
Jacque Jones, L (6, PH) OBP: 0.289, SLG: 0.359										2	1	1	0	0	1	0											
Torii Hunter, R (1, 8) OBP: 0.314, SLG: 0.424	0-2 G6-3			1-1 F7			0-1 1B FC8-2 1B		1-2 G1-3	4	0	1	0	0	0	1											
Doug Mientkiewicz, L (1, 3) OBP: 0.407, SLG: 0.676		0-2 F7			2-1 L8		1-2 1B		0-1 2B	4	0	2	1	0	0	0											
Tom Prince, R (1, 2) OBP: 0.314, SLG: 0.516			3-1 HR		4-1 S BB		0-0 FC8-2		3-2 F8	3	1	1	1	1	0	3											
Luis Rivas, R (1, 4) OBP: 0.222, SLG: 0.325				4-2 HR		3-2 F7				1	0	0	0	1	0	1											
Denny Hocking, S (8, PH) OBP: 0.233, SLG: 0.275									0-0 G4-3	1	0	0	0	0	0	0											
Inning Stats	R: 0 E: 0 K: 0 S: 8	H: 1 LOB: 0 BB: 0 P: 11	R: 0 E: 0 K: 0 S: 7	H: 0 LOB: 0 BB: 0 P: 7	R: 1 E: 0 K: 0 S: 10	H: 1 LOB: 1 BB: 2 P: 22	R: 0 E: 0 K: 0 S: 7	H: 0 LOB: 0 BB: 0 P: 9	R: 0 E: 0 K: 0 S: 6	H: 1 LOB: 1 BB: 0 P: 9	R: 0 E: 0 K: 1 S: 11	H: 2 LOB: 1 BB: 0 P: 13	R: 0 E: 0 K: 0 S: 7	H: 1 LOB: 1 BB: 0 P: 9	R: 1 E: 0 K: 0 S: 11	H: 2 LOB: 1 BB: 0 P: 15	1B: 6 2B: 2 3B: 0 HR: 1	SF: 0 SAC: 0 DP: 2 HBP: 0	WP: 0 PA: 36 PB: 0 SB: 1 CS: 1								
PITCHER	IP	WLS	BF	H	R	ER	SO	BB	IBB	HBP	BLK	WP	HR	S	P	ERA	WHIP										
Chuck McElroy, L (1, 1) ERA: 5.12	5.2	W	22	3	1	1	0	3	0	0	0	0	0	1	1	0.00	1.059										
Chad Paronto, R (6, 1) ERA: 5.69	0.1	H	0	0	0	0	0	0	0	0	0	0	0	1	1	0.00	0.000										
Buddy Groom, L (7, 1) ERA: 4.05	1.0	H	4	2	0	0	1	0	0	0	0	0	0	11	13	0.00	2.000										
Mike Trombley, R (8, 1) ERA: 2.25	2.0	S	9	3	1	1	0	0	0	0	0	0	0	18	24	4.50	1.500										

Baltimore Orioles @ Minnesota Twins
Hubert H. Humphrey Metrodome, Minneapolis, MN

AB 32
R 2
H 8
RBI 2
BB 3
SO 1
LOB 13



WP: 0 PA: 36
PB: 0 SB: 1 CS: 1

Sat Apr 28 2001, 7:05 PM EDT
Att: 30,479 - Dome - 72 F

livebaseballscores.com

Batter	1	2	3	4	5	6	7	8	9	AB	R	H	RBI	BB	SO	LOB	TOP								
Brady Anderson, L (1, 9) OBP: 0.274, SLG: 0.245	G3-1		E4		K			K		4	0	0	0	0	2	2	Baltimore Orioles @ Minnesota Twins Hubert H. Humphrey Metrodome, Minneapolis, MN Sun Apr 29 2001, 2:05 PM EDT Att: 23,011 - Dome - 72 F								
Mike Bordick, R (1, 6) OBP: 0.336, SLG: 0.361	L7		G5-3			G1-3	1B	F3		3	0	0	0	1	0	2									
Delino DeShields, L (1, 7) OBP: 0.370, SLG: 0.390			K2-3			G1-3	1B	K2-3		3	0	1	0	1	2	2									
Mike Kinkade, R (1, 5) OBP: 0.295, SLG: 0.286	K				K	G1-3			F9	4	0	0	0	0	2	3									
Cal Ripken Jr., R (1, 10) OBP: 0.197, SLG: 0.294		G6-3		F8		K		G5-3		4	0	0	0	0	1	2									
Chris Richard, L (1, 3) OBP: 0.346, SLG: 0.443	K					K				4	0	2	0	0	2	2									
6 Melvin Mora, R (1, 8) OBP: 0.282, SLG: 0.282		G5-3		CS		F8				4	0	1	0	0	0	0									
Brook Fordyce, R (1, 2) OBP: 0.215, SLG: 0.283			G4-3			G5-3		L9		4	0	0	0	0	0	2									
Jerry Hairston, R (1, 4) OBP: 0.244, SLG: 0.247			G5-3					F7		2	0	1	0	1	0	0									
Inning Stats	R: 0 E: 0 K: 1 S: 9	H: 0 LOB: 1 BB: 1 P: 18	R: 0 E: 0 K: 1 S: 8	H: 0 LOB: 0 BB: 0 P: 11	R: 0 E: 1 K: 1 S: 13	H: 0 LOB: 2 BB: 1 P: 20	R: 0 E: 0 K: 1 S: 7	H: 1 LOB: 0 BB: 0 P: 11	R: 0 E: 0 K: 1 S: 12	H: 1 LOB: 1 BB: 0 P: 17	R: 0 E: 0 K: 2 S: 15	H: 1 LOB: 2 BB: 1 P: 25	R: 0 E: 0 K: 0 S: 5	H: 0 LOB: 0 BB: 0 P: 7	R: 0 E: 0 K: 2 S: 8	H: 0 LOB: 0 BB: 0 P: 12	R: 0 E: 0 K: 0 S: 13	H: 2 LOB: 2 BB: 0 P: 19	1B: 4 2B: 1 3B: 0 HR: 0	SF: 0 SAC: 0 DP: 0 HBP: 0	WP: 0 PB: 0 SB: 0 CS: 1	PA: 36			
PITCHER	IP	WLS	BF	H	R	ER	SO	BB	IBB	HBP	BLK	WP	HR	S	P	ERA	WHIP								
J.C. Romero, L (1, 1) ERA: 5.95	6.0	W	24	3	0	0	7	3	0	0	0	0	0	64	102	0.00	1.000								
Hector Carrasco, R (7, 1) ERA: 4.09	1.0		3	0	0	0	0	0	0	0	0	0	0	5	7	0.00	0.000								
Travis Miller, L (8, 1) ERA: 7.71	1.0		3	0	0	0	2	0	0	0	0	0	0	8	12	0.00	0.000								
Bob Wells, R (9, 1) ERA: 3.97	0.2		4	2	0	0	0	0	0	0	0	0	0	11	15	0.00	3.000								
LaTroy Hawkins, R (9, 1) ERA: 1.6	0.1	S	1	0	0	0	0	0	0	0	0	0	0	2	4	0.00	0.000								

Batter	1	2	3	4	5	6	7	8	9	AB	R	H	RBI	BB	SO	LOB	BOTTOM								
Cristian Guzman, S (1, 6) OBP: 0.366, SLG: 0.658	F8			G4-3	L6		G5-3			4	1	1	0	0	0	0	Baltimore Orioles @ Minnesota Twins Hubert H. Humphrey Metrodome, Minneapolis, MN Sun Apr 29 2001, 2:05 PM EDT Att: 23,011 - Dome - 72 F								
Luis Rivas, R (1, 4) OBP: 0.235, SLG: 0.333			G4-6-3	G4-3	S	L3				4	1	2	1	0	0	0									
Matt Lawton, L (1, 9) OBP: 0.458, SLG: 0.400	G4-6-3			HR	1B			F3		3	1	1	0	1	0	1									
Corey Koskie, L (1, 5) OBP: 0.372, SLG: 0.506		K		HR	1B			P4		4	1	2	3	0	1	0									
David Ortiz, L (1, 10) OBP: 0.386, SLG: 0.603				E4	P6					4	0	1	0	0	1	2									
Chad Allen, R (8, PR) OBP: 0.350, SLG: 0.375								FC6-4	1B	0	0	0	0	0	0	0									
Torii Hunter, R (1, 8) OBP: 0.282, SLG: 0.378			G3		G5-3		G4-3		FC6-4	4	0	0	0	0	0	2									
Doug Mientkiewicz, L (1, 3) OBP: 0.417, SLG: 0.671				CS	1B		K			2	0	1	0	1	1	0									
Jacque Jones, L (1, 7) OBP: 0.279, SLG: 0.346				K	G4-3		K			3	0	0	0	0	2	3									
A.J. Pierzynski, L (1, 2) OBP: 0.294, SLG: 0.440			L4			G4-3		K		3	0	0	0	0	1	0									
Inning Stats	R: 0 E: 0 K: 0 S: 7	H: 1 LOB: 0 BB: 0 P: 10	R: 0 E: 0 K: 2 S: 12	H: 0 LOB: 0 BB: 0 P: 18	R: 0 E: 1 K: 1 S: 9	H: 1 LOB: 0 BB: 0 P: 16	R: 3 E: 1 K: 0 S: 19	H: 3 LOB: 2 BB: 1 P: 30	R: 1 E: 0 K: 0 S: 11	H: 2 LOB: 2 BB: 1 P: 23	R: 0 E: 0 K: 2 S: 12	H: 0 LOB: 0 BB: 0 P: 14	R: 0 E: 0 K: 1 S: 8	H: 0 LOB: 0 BB: 0 P: 10	R: 0 E: 0 K: 0 S: 9	H: 1 LOB: 1 BB: 0 P: 13	1B: 6 2B: 0 3B: 1 HR: 1	SF: 0 SAC: 0 DP: 1 HBP: 0	WP: 0 PB: 0 SB: 1 CS: 1	PA: 33					
PITCHER	IP	WLS	BF	H	R	ER	SO	BB	IBB	HBP	BLK	WP	HR	S	P	ERA	WHIP								
Pat Hentgen, R (1, 1) ERA: 3.32	5.0	L	23	7	4	4	3	1	0	0	0	0	0	58	97	0.00	1.600								
B.J. Ryan, L (6, 1) ERA: 3.55	3.0		10	1	0	0	3	0	0	0	0	0	0	29	37	0.00	0.333								



Batter	1	2	3	4	5	6	7	8	9	AB	R	H	RBI	BB	SO	LOB	TOP					
Chuck Knoblauch R (1, 7) OBP: 0.406, SLG: 0.439	4-2 G3 BB		0-0 FC5-4 2S 1-2		2-2 G5-3			2-2 G4-3		3	0	0	0	1	0	1	New York Yankees @ Minnesota Twins Hubert H. Humphrey Metrodome, Minneapolis, MN Mon Apr 30 2001, 8:05 PM EDT Att: 24,629 - Dome - 72 F livebaseballscorecards.com					
2 Derek Jeter R (1, 6) OBP: 0.355, SLG: 0.344	2-2 F9		3-3 K				1-0 G1-3	3-2 G5-3		4	0	0	0	0	1	2						
Paul O'Neill L (1, 9) OBP: 0.322, SLG: 0.523	0-1 G3 1-2		1-2 L5				0-0 G1-3		1-3 K	4	0	0	0	0	1	2						
Bernie Williams S (1, 8) OBP: 0.299, SLG: 0.345		3-2 20 HBP 1B			0-2 G5-3			2-1 G4-3	0-0 G4-3	4	0	1	0	0	0	0						
Tino Martinez L (1, 3) OBP: 0.345, SLG: 0.510 Donzell McDonald S (9, PR) OBP: 0.333, SLG: 0.333		1-3 K		1-2 HR			0-0 20 G4-6-3 1B		2-1 K	4	1	3	1	0	1	1						
20 Jorge Posada S (1, 2) OBP: 0.397, SLG: 0.570		1-1 HBP		0-0 L3			0-0 G4-6-3 1-2		1-3 K	3	0	0	0	0	1	2						
David Justice L (1, 10) OBP: 0.337, SLG: 0.435		2-1 F2		1-0 G4-3			3-2 1B			3	0	1	0	0	0	2						
Alfonso Soriano R (1, 4) OBP: 0.278, SLG: 0.396		1-2 G6-3		1-1 F9			3-2 G6-3			3	0	0	0	0	0	3						
Scott Brosius R (1, 5) OBP: 0.362, SLG: 0.449			2-2 FC5-4 1B		3-1 G6-3			0-0 G6-3		3	0	1	0	0	0	0						
Inning Stats	R: 0 E: 0 K: 0 S: 8	H: 0 LOB: 0 BB: 1 P: 14	R: 0 E: 0 K: 1 S: 12	H: 1 LOB: 2 BB: 0 P: 20	R: 0 E: 0 K: 1 S: 11	H: 1 LOB: 1 BB: 0 P: 17	R: 1 E: 0 K: 0 S: 8	H: 1 LOB: 0 BB: 0 P: 10	R: 0 E: 0 K: 0 S: 7	H: 0 LOB: 0 BB: 0 P: 13	R: 0 E: 0 K: 0 S: 4	H: 0 LOB: 0 BB: 0 P: 7	R: 0 E: 0 K: 0 S: 10	H: 2 LOB: 1 BB: 0 P: 16	R: 0 E: 0 K: 0 S: 7	H: 0 LOB: 0 BB: 0 P: 12	R: 0 E: 0 K: 2 S: 9	H: 1 LOB: 1 BB: 0 P: 13	1B: 5 2B: 0 3B: 0 HR: 1	SF: 0 SAC: 0 DP: 2 HBP: 1	WP: 0 PB: 0 CS: 1	PA: 33
PITCHER Brad Radke R (1, 1) ERA: 2.23	IP: 9.0 WLS: W BF: 33 H: 6 R: 1 ER: 1 SO: 4 BB: 1 IBB: 0 HBP: 1 BLK: 0 WP: 0 HR: 1 S: 76 P: 122 ERA: 1.00 WHIP: 0.778															PITCHER						

Batter	1	2	3	4	5	6	7	8	9	AB	R	H	RBI	BB	SO	LOB	BOTTOM					
Cristian Guzman S (1, 6) OBP: 0.349, SLG: 0.625	2-3 K		1-2 P4		1-2 F3			3-1 F8		4	0	0	0	0	1	1	New York Yankees @ Minnesota Twins Hubert H. Humphrey Metrodome, Minneapolis, MN Mon Apr 30 2001, 8:05 PM EDT Att: 24,629 - Dome - 72 F livebaseballscorecards.com					
Luis Rivas R (1, 4) OBP: 0.225, SLG: 0.318	2-3 K		0-0 F7			0-3 K		0-0 F9		4	0	0	0	0	2	0						
Matt Lawton L (1, 9) OBP: 0.444, SLG: 0.384	3-1 L3		2-3 K			2-2 G1-3				3	0	0	0	0	1	0						
Corey Koskie L (1, 5) OBP: 0.361, SLG: 0.489		1-1 F8		0-3 K		0-0 F7				3	0	0	0	0	1	0						
David Ortiz L (1, 10) OBP: 0.385, SLG: 0.605		2-1 1B 2B		3-2 G3			0-0 F5			3	1	1	0	0	0	0						
Torii Hunter R (1, 8) OBP: 0.282, SLG: 0.350		1-3 K		0-1 G4-3			0-3 K			3	0	0	0	0	2	1						
Doug Mientkiewicz L (1, 3) OBP: 0.425, SLG: 0.709		0-2 2H 1B			0-2 E5 G6-3 BLK		1-0 HR			3	1	2	2	0	0	0						
Tom Prince R (1, 2) OBP: 0.316, SLG: 0.485		4-0 BB			0-3 K		2-0 F7			2	0	0	0	1	1	1						
Jacque Jones L (1, 7) OBP: 0.270, SLG: 0.333		1-0 G3-1		3-2 G6-3			0-1 G3			3	0	0	0	0	0	3						
Inning Stats	R: 0 E: 0 K: 2 S: 11	H: 0 LOB: 0 BB: 0 P: 18	R: 1 E: 0 K: 1 S: 12	H: 2 LOB: 2 BB: 1 P: 21	R: 0 E: 0 K: 1 S: 10	H: 0 LOB: 0 BB: 0 P: 13	R: 0 E: 0 K: 1 S: 9	H: 0 LOB: 0 BB: 0 P: 12	R: 0 E: 1 K: 1 S: 12	H: 0 LOB: 1 BB: 0 P: 16	R: 0 E: 0 K: 1 S: 7	H: 0 LOB: 0 BB: 0 P: 9	R: 1 E: 0 K: 1 S: 6	H: 1 LOB: 0 BB: 0 P: 9	R: 0 E: 0 K: 0 S: 5	H: 0 LOB: 0 BB: 0 P: 8	R: 0 E: 0 K: 0 S: 5	H: 0 LOB: 0 BB: 0 P: 8	1B: 1 2B: 1 3B: 0 HR: 1	SF: 0 SAC: 0 DP: 0 HBP: 0	WP: 0 PB: 0 CS: 0	PA: 29
PITCHER Andy Pettite L (1, 1) ERA: 3.05	IP: 8.0 WLS: L BF: 29 H: 3 R: 2 ER: 2 SO: 8 BB: 1 IBB: 0 HBP: 0 BLK: 1 WP: 0 HR: 1 S: 72 P: 106 ERA: 2.25 WHIP: 0.500															PITCHER						

Batter	1	2	3	4	5	6	7	8	9	AB	R	H	RBI	BB	SO	LOB	TOP																					
Chuck Knoblauch, R OBP: 0.406, SLG: 0.432 (1, 7)	1-1 F9	4-2 1B BB			2-2 FC5-4 1B		3-2 F8	3-2 G6-3		4	0	1	0	1	0	1																						
Bernie Williams, S OBP: 0.306, SLG: 0.350 (1, 8)	2-2 G3	0-0 1B			0-2 FC5-4 20 FC5 2 BB 1-2		1-2 G3		3-2 1B 20 1B 1B	5	1	2	1	0	0	1																						
2 Derek Jeter, R OBP: 0.366, SLG: 0.343 (1, 6)	0-1 E6 1B	1-3 K			4-0 20 FC5 1-2 BB		4-2 20 1B BB		1-1 L5	3	1	1	0	2	1	3																						
Tino Martinez, L OBP: 0.357, SLG: 0.514 (1, 3)	1-2 20 BB 1B		1-2 F8		2-2 F3		0-1 20 1B		2-0 20 1B 1B	5	0	3	0	0	0	2																						
20 Jorge Posada, S OBP: 0.379, SLG: 0.566 (1, 2)	4-2 1B		0-3 K		0-1 FC5		0-2 1B		1-0 G4-6-3 1B	4	0	2	2	1	1	2																						
David Justice, L OBP: 0.330, SLG: 0.454 (1, 10)	3-2 F7		3-2 G6-3			1-1 HR		1-2 G3		0-1 G4-6-3 1B	5	1	1	1	0	0	7																					
Michael Coleman, R OBP: 0.235, SLG: 0.333 Clay Bellinger, R OBP: 0.059, SLG: 0.059 (7, 9)		1-2 G5-3		1-3 K		1-0 F9		1-3 K		3	0	0	0	0	1	0																						
Alfonso Soriano, R OBP: 0.304, SLG: 0.418 (1, 4)		1-2 S 1B 1B		2-1 F8 1B		1-0 G1-6-3 1B		1-0 E S 1B		4	1	4	0	0	0	0																						
Scott Brosius, R OBP: 0.349, SLG: 0.431 (1, 5)		1-2 P3		3-2 F8 1-2		0-0 G1-6-3 1-2		2-3 K		4	0	0	0	0	1	4																						
Inning Stats	R: 0 E: 1 K: 0 S: 17	H: 2 LOB: 3 BB: 1 P: 28	R: 1 E: 0 K: 1 S: 18	H: 2 LOB: 2 BB: 1 P: 26	R: 0 E: 0 K: 1 S: 12	H: 0 LOB: 0 BB: 0 P: 16	R: 0 E: 0 K: 1 S: 9	H: 1 LOB: 1 BB: 0 P: 15	R: 0 E: 0 K: 0 S: 12	H: 1 LOB: 2 BB: 1 P: 20	R: 1 E: 0 K: 0 S: 5	H: 2 LOB: 0 BB: 0 P: 8	R: 1 E: 0 K: 0 S: 20	H: 2 LOB: 2 BB: 1 P: 29	R: 0 E: 1 K: 2 S: 10	H: 1 LOB: 1 BB: 0 P: 17	R: 1 E: 0 K: 0 S: 11	H: 3 LOB: 1 BB: 0 P: 18	1B: 13 2B: 0 3B: 0 HR: 1	SF: 0 SAC: 0 DP: 2 HBP: 0	WP: 0 PB: 0 CS: 0	PA: 42																
PITCHER	IP	WLS	BF	H	R	ER	SO	BB	IBB	HBP	BLK	WP	HR	S	P	ERA	WHIP	PITCHER				IP	WLS	BF	H	R	ER	SO	BB	IBB	HBP	BLK	WP	HR	S	P	ERA	WHIP
Eric Milton, L ERA: 2.77 (1, 1)	6.0	L	27	8	2	2	3	3	0	0	0	0	1	73	113	3.00	1.833																					
Hector Carrasco, R ERA: 4.15 (7, 1)	2.0		10	3	1	1	2	1	0	0	0	0	0	30	46	4.50	2.000																					
Travis Miller, L ERA: 7.94 (9, 1)	1.0		5	3	1	1	0	0	0	0	0	0	0	11	18	9.00	3.000																					
Batter	1	2	3	4	5	6	7	8	9	AB	R	H	RBI	BB	SO	LOB	BOTTOM																					
Cristian Guzman, S OBP: 0.333, SLG: 0.595 (1, 6)	2-3 K		1-3 K			1-3 K			1-1 G4-3	4	0	0	0	0	3	0																						
Jason Maxwell, R OBP: 0.300, SLG: 0.333 (1, 5)	1-2 P5		2-3 K			0-1 G6-3			1-1 G5-3	4	0	0	0	0	1	0																						
Matt Lawton, L OBP: 0.431, SLG: 0.368 (1, 9)	1-0 L7			2-1 F7			1-1 G3-1			3	0	0	0	0	0	0																						
David Ortiz, L OBP: 0.372, SLG: 0.583 (1, 10)		2-3 K		0-3 K			0-0 G4-3			3	0	0	0	0	2	0																						
Brian Buchanan, R OBP: 0.133, SLG: 0.333 (1, 7)		0-2 FC5-4 1B 1B		1-0 G5-3			1-3 K			3	0	1	0	0	1	0																						
Doug Mientkiewicz, L OBP: 0.422, SLG: 0.695 (1, 3)		1-2 P5		3-2 G5-4-3 1B			1-3 K			3	0	1	0	0	1	1																						
Tori Hunter, R OBP: 0.267, SLG: 0.349 (1, 8)		1-0 FC5-4 1B		1-2 G5-4-3 1-2			0-3 K			3	0	1	0	0	1	1																						
Tom Prince, R OBP: 0.293, SLG: 0.444 (1, 2)		0-2 FC5-4		1-0 G1-3			2-3 K			3	0	0	0	0	1	2																						
Luis Rivas, R OBP: 0.220, SLG: 0.310 Denny Hocking, S OBP: 0.227, SLG: 0.268 (9, PH)			0-0 G5-3		1-0 G6-3			2-0 F7		2	0	0	0	0	0	0																						
Inning Stats	R: 0 E: 0 K: 1 S: 8	H: 0 LOB: 0 BB: 0 P: 12	R: 0 E: 0 K: 1 S: 14	H: 2 LOB: 2 BB: 0 P: 18	R: 0 E: 0 K: 2 S: 8	H: 0 LOB: 0 BB: 0 P: 11	R: 0 E: 0 K: 1 S: 6	H: 0 LOB: 0 BB: 0 P: 9	R: 0 E: 0 K: 0 S: 7	H: 1 LOB: 0 BB: 0 P: 12	R: 0 E: 0 K: 1 S: 6	H: 0 LOB: 0 BB: 0 P: 8	R: 0 E: 0 K: 1 S: 6	H: 0 LOB: 0 BB: 0 P: 8	R: 0 E: 0 K: 3 S: 9	H: 0 LOB: 0 BB: 0 P: 12	R: 0 E: 0 K: 0 S: 5	H: 0 LOB: 0 BB: 0 P: 9	1B: 3 2B: 0 3B: 0 HR: 0	SF: 0 SAC: 0 DP: 1 HBP: 0	WP: 0 PB: 0 CS: 0	PA: 29																
PITCHER	IP	WLS	BF	H	R	ER	SO	BB	IBB	HBP	BLK	WP	HR	S	P	ERA	WHIP	PITCHER				IP	WLS	BF	H	R	ER	SO	BB	IBB	HBP	BLK	WP	HR	S	P	ERA	WHIP
35 Mike Mussina, R ERA: 3.73 (1, 1)	9.0	W	29	3	0	0	10	0	0	0	0	0	0	69	99	0.00	0.333																					

New York Yankees @ Minnesota Twins
 Hubert H. Humphrey Metrodome, Minneapolis, MN
 Tue May 01 2001, 8:05 PM EDT
 Att: 24,505 - Dome - 72 F

AB 38
 R 4
 H 14
 RBI 4
 BB 4
 SO 5
 LOB 20



New York Yankees @ Minnesota Twins
 Hubert H. Humphrey Metrodome, Minneapolis, MN
 Tue May 01 2001, 8:05 PM EDT
 Att: 24,505 - Dome - 72 F

AB 29
 R 0
 H 3
 RBI 0
 BB 0
 SO 10
 LOB 4



WP: 0
 PB: 0
 CS: 0
 PA: 29

Batter	1	2	3	4	5	6	7	8	9	AB	R	H	RBI	BB	SO	LOB	TOP					
Chuck Knoblauch R (1, 7) OBP: 0.394, SLG: 0.418	G6-3		L1			F7		K		4	0	0	0	0	1	2						
2 Derek Jeter R (1, 6) OBP: 0.362, SLG: 0.333	G5-3				F8	1B BB			G3	3	0	0	0	1	0	0						
Paul O'Neill L (1, 9) OBP: 0.328, SLG: 0.522	G6-3			G4-3		1B			1B G4-3	4	1	2	1	0	0	0						
Bernie Williams S (1, 8) OBP: 0.303, SLG: 0.344		G4-3		G4-3		G1-3			1B G4-3 WP	4	0	1	0	0	0	2						
Tino Martinez L (1, 3) OBP: 0.353, SLG: 0.505					G3-1		K		G4-3	4	0	1	1	0	1	1						
20 Jorge Posada S (1, 2) OBP: 0.394, SLG: 0.540					L5		K		K	4	0	0	0	0	3	2						
David Justice L (1, 10) OBP: 0.321, SLG: 0.440				K		K			G4-3	3	0	0	0	0	2	0						
Alfonso Soriano R (1, 4) OBP: 0.304, SLG: 0.416				K		1B 2S		K		3	1	1	0	0	2	0						
Scott Brosius R (1, 5) OBP: 0.348, SLG: 0.429						F8		F6		3	0	1	0	0	0	1						
Inning Stats	R: 0 H: 0 E: 0 K: 0 S: 4	H: 0 LOB: 0 BB: 0 P: 7	R: 0 H: 1 E: 0 K: 1 S: 11	LOB: 1 BB: 0 P: 17	R: 0 H: 1 E: 0 K: 2 S: 13	LOB: 1 BB: 0 P: 17	R: 0 H: 0 E: 0 K: 1 S: 5	LOB: 0 BB: 0 P: 8	R: 0 H: 0 E: 0 K: 1 S: 8	LOB: 0 BB: 0 P: 13	R: 1 H: 2 E: 0 K: 0 S: 14	H: 2 LOB: 2 BB: 1 P: 21	R: 0 H: 0 E: 0 K: 2 S: 7	LOB: 0 BB: 0 P: 9	R: 0 H: 0 E: 0 K: 2 S: 9	LOB: 0 BB: 0 P: 12	R: 1 H: 2 E: 0 K: 1 S: 12	H: 2 LOB: 1 BB: 0 P: 16	1B: 6 2B: 1 3B: 0 HR: 0	SF: 0 SAC: 0 DP: 1 HBP: 0	WP: 1 PB: 0 CS: 1	PA: 33
PITCHER	IP	WLS	BF	H	R	ER	SO	BB	IBB	HBP	BLK	WP	HR	S	P	ERA	WHIP					
Joe Mays, R (1, 1) ERA: 2.61	6.0	W	22	4	1	1	4	1	0	0	0	0	0	55	83	1.50	0.833					
Eddie Guardado, L (7, 1) ERA: 8.39	1.0	H	3	0	0	0	2	0	0	0	0	0	0	7	9	0.00	0.000					
Bob Wells, R (8, 1) ERA: 3.65	1.0	H	3	0	0	0	2	0	0	0	0	0	0	9	12	0.00	0.000					
LaTroy Hawkins, R (9, 1) ERA: 2.45	1.0	S	5	2	1	1	1	0	0	0	0	1	0	12	16	9.00	2.000					

New York Yankees @ Minnesota Twins
Hubert H. Humphrey Metrodome, Minneapolis, MN
Wed May 02 2001, 8:05 PM EDT
Att: 36,825 - Dome - 72 F

AB 32
R 2
H 6
RBI 2
BB 1
SO 9
LOB 8



Batter	1	2	3	4	5	6	7	8	9	AB	R	H	RBI	BB	SO	LOB	BOTTOM					
Cristian Guzman S (1, 6) OBP: 0.319, SLG: 0.568	G5-3			G6-3		G4-3	F3			4	0	0	0	0	0	0						
Luis Rivas R (1, 4) OBP: 0.221, SLG: 0.308	G3			G5-3		1B HBP	K			4	1	1	0	0	1	0						
Matt Lawton L (1, 9) OBP: 0.443, SLG: 0.388	K			S 1B		HBP 1B			1B	4	1	3	0	0	1	0						
Corey Koskie L (1, 5) OBP: 0.347, SLG: 0.467		G4-3		G6-3		P6	G3			4	0	0	0	0	4							
David Ortiz L (1, 10) OBP: 0.367, SLG: 0.563		F8			G1-3	HBP 1B BB		F8		3	1	0	0	1	0	0						
Torii Hunter R (1, 8) OBP: 0.286, SLG: 0.413					HR	1B HBP		K		3	1	1	2	0	1	0						
Doug Mientkiewicz L (1, 3) OBP: 0.447, SLG: 0.709				CS 1B		BB 1B				4	0	4	2	0	0	0						
Jacque Jones L (1, 7) OBP: 0.264, SLG: 0.326				K		K				2	0	0	0	0	2	2						
Denny Hocking S (6, PH) ERA: 0.55				K		K		F8		1	0	0	0	1	0	1						
A.J. Pierzynski L (1, 2) OBP: 0.278, SLG: 0.415				F5		F5				3	0	0	0	0	1	5						
Inning Stats	R: 0 H: 0 E: 0 K: 1 S: 8	H: 0 LOB: 0 BB: 0 P: 11	R: 0 H: 0 E: 0 K: 0 S: 9	LOB: 0 BB: 0 P: 15	R: 0 H: 1 E: 0 K: 1 S: 8	LOB: 0 BB: 0 P: 11	R: 0 H: 1 E: 0 K: 0 S: 10	LOB: 1 BB: 0 P: 17	R: 1 H: 2 E: 0 K: 1 S: 11	H: 2 LOB: 1 BB: 0 P: 16	R: 3 H: 3 E: 0 K: 1 S: 21	H: 3 LOB: 3 BB: 2 P: 38	R: 0 H: 1 E: 0 K: 1 S: 12	LOB: 1 BB: 0 P: 16	R: 0 H: 1 E: 0 K: 1 S: 7	LOB: 1 BB: 0 P: 10	R: 0 H: 1 E: 0 K: 1 S: 12	H: 1 LOB: 1 BB: 0 P: 16	1B: 8 2B: 0 3B: 0 HR: 1	SF: 0 SAC: 0 DP: 0 HBP: 1	WP: 0 PB: 0 CS: 1	PA: 35
PITCHER	IP	WLS	BF	H	R	ER	SO	BB	IBB	HBP	BLK	WP	HR	S	P	ERA	WHIP					
Orlando Hernandez, R (1, 1) ERA: 5.48	5.2	L	24	4	4	4	3	1	0	1	0	0	0	59	95	6.35	1.235					
Mike Stanton, L (6, 1) ERA: 0.55	1.1		7	2	0	0	2	1	0	0	0	0	0	20	29	0.00	2.250					
Brian Boehringer, R (8, 1) ERA: 1.04	1.0		4	1	0	0	1	0	0	0	0	0	0	7	10	0.00	1.000					

New York Yankees @ Minnesota Twins
Hubert H. Humphrey Metrodome, Minneapolis, MN
Wed May 02 2001, 8:05 PM EDT
Att: 36,825 - Dome - 72 F

AB 32
R 4
H 9
RBI 4
BB 2
SO 6
LOB 12



Batter	1	2	3	4	5	6	7	8	9	AB	R	H	RBI	BB	SO	LOB	TOP				
Cristian Guzman, S (1, 6) OBP: 0.333, SLG: 0.565	F8		S 2B 1B		BB 1B	CS BB		K		4	1	2	0	1	1	2	Minnesota Twins @ Kansas City Royals Kauffman Stadium, Kansas City, MO Fri May 04 2001, 7:05 PM CDT Att: 16,075 - Cloudy - 77 F				
Luis Rivas, R (1, 4) OBP: 0.230, SLG: 0.316	K		1-H 2B		BB 2B	G5-3		G5-3		4	1	1	1	1	1	3					
Matt Lawton, L (1, 9) OBP: 0.441, SLG: 0.400	CS 1B		L7		HR 2B			K	G4-3	5	1	2	1	0	1	1					
Corey Koskie, L (1, 5) OBP: 0.340, SLG: 0.448	CS	G4-3		SH5-3 1B BB	K			K	K	4	1	0	0	1	3	1					
David Ortiz, L (1, 10) OBP: 0.386, SLG: 0.611 Brian Buchanan, R (7, PH) OBP: 0.176, SLG: 0.529		1B 1B		SH5-3 1B BB	HR			HR	K	3	1	3	2	0	0	0					
Tori Hunter, R (1, 8) OBP: 0.308, SLG: 0.429		G4-6-3 1B		SH5-3 1B BB	BB			G5-3		3	0	2	0	0	0	0					
Doug Mientkiewicz, L (1, 3) OBP: 0.459, SLG: 0.701		G4-6-3		1B IBB	BB			1B BB		1	0	0	0	3	0	2					
Tom Prince, R (1, 2) OBP: 0.289, SLG: 0.425			K	K	K			1B		4	0	1	0	0	3	5					
Jacque Jones, L (1, 7) OBP: 0.263, SLG: 0.322			K	1B		K		K		4	0	1	1	0	3	2					
Inning Stats	R: 0 E: 0 K: 1 S: 6	H: 1 LOB: 0 BB: 0 P: 12	R: 0 E: 0 K: 0 S: 8	H: 2 LOB: 1 BB: 0 P: 14	R: 1 E: 0 K: 2 S: 15	H: 2 LOB: 1 BB: 0 P: 24	R: 1 E: 0 K: 1 S: 11	H: 2 LOB: 2 BB: 2 P: 24	R: 3 E: 0 K: 2 S: 17	H: 4 LOB: 0 BB: 1 P: 19	R: 1 E: 0 K: 2 S: 14	H: 1 LOB: 0 BB: 0 P: 20	R: 0 E: 0 K: 2 S: 12	H: 1 LOB: 2 BB: 1 P: 21	R: 0 E: 0 K: 2 S: 9	H: 0 LOB: 0 BB: 0 P: 13		1B: 9 2B: 2 3B: 0 HR: 2	SF: 0 SAC: 1 DP: 1 HBP: 0	WP: 0 PB: 0 SB: 2 CS: 2	PA: 42
PITCHER	IP	WLS	BF	H	R	ER	SO	BB	IBB	HBP	BLK	WP	HR	S	P	ERA	WHIP				
Brian Meadows, R (1, 1) ERA: 8.01	4.2	L	24	11	5	5	5	2	1	0	0	0	1	53	98	9.64	2.786				
Doug Henry, R (5, 1) ERA: 5.23	2.1		9	1	1	1	4	2	0	0	0	0	1	29	48	3.86	1.286				
Blake Stein, R (8, 1) ERA: 7.71	2.0		8	1	0	0	4	1	0	0	0	0	0	21	34	0.00	1.000				

Batter	1	2	3	4	5	6	7	8	9	AB	R	H	RBI	BB	SO	LOB	BOTTOM				
Trenidad Hubbard, R (1, 8)	F9	G6-3		K		F8			G4-3	5	0	0	0	0	1	4	Minnesota Twins @ Kansas City Royals Kauffman Stadium, Kansas City, MO Fri May 04 2001, 7:05 PM CDT Att: 16,075 - Cloudy - 77 F				
Rey Sanchez, R (1, 6) OBP: 0.275, SLG: 0.323	FC5 2B		F8		G5-3		L9	29 BB 1B		5	0	2	0	0	0	0					
29 Mike Sweeney, R (1, 10) OBP: 0.362, SLG: 0.582	E FC5 BB		F7		K		HR	BB		3	1	1	1	2	1	0					
Jermaine Dye, R (1, 9) OBP: 0.319, SLG: 0.462	FC5 E3		2B BB		2B 1B		P3	K		4	1	1	0	1	1	4					
Joe Randa, R (1, 5) OBP: 0.260, SLG: 0.301	E3		2B		2B		F9	F9		5	0	2	1	0	0	4					
Dave McCarty, R (1, 3) OBP: 0.292, SLG: 0.250		G5-3	P6		L8			G3 BB		3	0	0	0	1	0	3					
Dee Brown, L (1, 7) OBP: 0.363, SLG: 0.411		1B G6-3 1B		G6-3 WP BB		K		G3		3	0	1	0	1	1	1					
Héctor Ortiz, R (1, 2) OBP: 0.295, SLG: 0.292		G6-3		F9		P3		K		4	0	0	0	0	1	3					
Luis Alicaia, S (1, 4) OBP: 0.227, SLG: 0.203				G6-3		1B		K		4	0	2	0	0	1	2					
Inning Stats	R: 0 E: 1 K: 0 S: 9	H: 1 LOB: 2 BB: 1 P: 19	R: 0 E: 0 K: 0 S: 9	H: 2 LOB: 0 BB: 0 P: 13	R: 0 E: 0 K: 1 S: 10	H: 0 LOB: 1 BB: 1 P: 21	R: 1 E: 0 K: 1 S: 13	H: 2 LOB: 1 BB: 0 P: 21	R: 0 E: 0 K: 1 S: 11	H: 1 LOB: 0 BB: 0 P: 16	R: 1 E: 0 K: 0 S: 7	H: 1 LOB: 0 BB: 0 P: 10	R: 0 E: 0 K: 2 S: 12	H: 0 LOB: 1 BB: 1 P: 20	R: 0 E: 0 K: 1 S: 11	H: 1 LOB: 2 BB: 1 P: 20		1B: 5 2B: 3 3B: 0 HR: 1	SF: 0 SAC: 0 DP: 0 HBP: 0	WP: 1 PB: 0 SB: 0 CS: 0	PA: 41
PITCHER	IP	WLS	BF	H	R	ER	SO	BB	IBB	HBP	BLK	WP	HR	S	P	ERA	WHIP				
Mark Redman, L (1, 1) ERA: 4.36	5.2	W	27	7	1	1	3	3	0	0	0	0	1	9	13	6.75	0.750				
Bob Wells, R (6, 1) ERA: 3.95	1.1		5	1	1	1	0	0	0	0	0	0	1	9	13	6.75	0.750				
Eddie Guardado, L (8, 1) ERA: 6.94	2.0		9	1	0	0	3	2	0	0	0	0	0	23	40	0.00	1.500				

AB	34
R	6
H	13
RBI	6
BB	6
SO	13
LOB	16



AB	36
R	2
H	9
RBI	2
BB	5
SO	6
LOB	21



Batter	1	2	3	4	5	6	7	8	9	10	11	12	AB	R	H	RBI	BB	SO	LOB								
Cristian Guzman, S OBP: 0.321, SLG: 0.535	G6-3	G3-1		F7		CS	L6		G4-3		K		7	0	1	0	0	1	5								
Chad Allen, R OBP: 0.333, SLG: 0.391	F8		G3-1 HR	G4-3		CS		K	G6-3		K		7	2	2	0	0	2	1								
Matt Lawton, L OBP: 0.449, SLG: 0.407	1B		F2	F3									6	2	3	0	1	0	1								
Corey Koskie, L OBP: 0.354, SLG: 0.456	FC3-6		G3-1				F7						7	1	4	0	0	0	3								
Doug Mientkiewicz, L OBP: 0.457, SLG: 0.677	FC3-6					G4-3							6	2	2	2	1	1	5								
Tori Hunter, R OBP: 0.310, SLG: 0.463		L9					F9						5	1	1	3	1	2	5								
Jacque Jones, L OBP: 0.267, SLG: 0.309													4	2	0	1	2	0	6								
A.J. Pierzynski, L OBP: 0.263, SLG: 0.414	FC1-6					G4-3							5	0	1	1	1	0	3								
Luis Rivas, R OBP: 0.245, SLG: 0.320						G5-3							5	0	2	2	0	0	1								
Inning Stats	R: 0 E: 0 K: 0 S: 9	H: 2 LOB: 2 BB: 0 P: 14	R: 0 E: 0 K: 0 S: 13	H: 0 LOB: 2 BB: 1 P: 20	R: 4 E: 0 K: 0 S: 12	H: 3 LOB: 1 BB: 2 P: 24	R: 0 E: 0 K: 0 S: 6	H: 0 LOB: 0 BB: 0 P: 10	R: 0 E: 0 K: 0 S: 7	H: 1 LOB: 0 BB: 0 P: 12	R: 4 E: 1 K: 1 S: 18	H: 4 LOB: 2 BB: 1 P: 32	R: 2 E: 0 K: 0 S: 14	H: 3 LOB: 2 BB: 1 P: 26	R: 0 E: 0 K: 0 S: 3	H: 0 LOB: 0 BB: 0 P: 5	R: 0 E: 0 K: 2 S: 12	H: 1 LOB: 2 BB: 1 P: 22	R: 0 E: 0 K: 2 S: 12	H: 1 LOB: 1 BB: 0 P: 17	R: 0 E: 0 K: 0 S: 4	H: 0 LOB: 0 BB: 0 P: 4	1B: 13 2B: 2 3B: 0 HR: 1	SF: 0 SAC: 0 DP: 0 HBP: 1	WP: 2 PB: 0 SB: 0 CS: 1	PA: 60	
PITCHER	IP	WLS	BF	H	R	ER	SO	BB	IBB	HBP	BLK	WP	HR	S	P	ERA	WHIP										
Jeff Suppan, R ERA: 4.92	(1.1)	6.0	30	9	6	5	0	3	0	1	0	0	0	13	24	0.00	2.000										
Jason Grimsley, R ERA: 2.79	(7.1)	1.0	7	2	2	0	1	0	1	0	0	0	0	13	24	0.00	2.000										
Jose Santiago, R ERA: 5.94	(8.1)	1.0	7	3	2	2	1	1	0	0	0	0	0	14	26	18.00	4.000										
Roberto Hernandez, R ERA: 7.36	(9.1)	2.0	8	1	0	0	2	1	0	0	0	0	0	15	27	0.00	1.000										
Cory Bailey, R ERA: 2.0	(11.1)	2.0	W	7	1	0	0	2	0	0	0	2	0	16	21	0.00	0.500										


TOP

Minnesota Twins @ Kansas City Royals
Kauffman Stadium, Kansas City, MO

Sat May 05 2001, 7:05 PM CDT
Att. 17,052 - Sunny - 64 F

livebaseballscorecards.com

AB 52
R 10
H 16
RBI 9
BB 6
SO 6
LOB 30



Batter	1	2	3	4	5	6	7	8	9	10	11	12	AB	R	H	RBI	BB	SO	LOB									
Trenidad Hubbard, R OBP: 0.200, SLG: 0.214	G6-3			F7					G6-3		G4-3		5	1	2	0	0	0	2									
A.J. Hinch, R OBP: 0.138, SLG: 0.214													1	0	0	0	0	0	0									
Ray Sanchez, R OBP: 0.271, SLG: 0.311	F9		G6-4-3		F3								4	1	0	0	1	0	1									
29 Mike Sweeney, R OBP: 0.353, SLG: 0.574	1B				G1-3								5	2	1	1	0	2	1									
Jermaine Dye, R OBP: 0.326, SLG: 0.464	FC6-4				F8								6	2	3	1	0	0	0									
Joe Randa, R OBP: 0.271, SLG: 0.308													4	1	2	2	1	0	0									
Dave McCarty, R OBP: 0.333, SLG: 0.295	FC6-4												4	3	2	2	2	1	3									
Dee Brown, L OBP: 0.372, SLG: 0.468													6	1	3	2	0	1	4									
Héctor Ortiz, R OBP: 0.296, SLG: 0.307													3	0	1	2	0	0	2									
Mark Quinn, R OBP: 0.331, SLG: 0.610													2	0	0	0	0	0	2									
Luis Alcega, S OBP: 0.225, SLG: 0.206													4	1	1	1	0	0	1									
Inning Stats	R: 1 E: 0 K: 0 S: 12	H: 3 LOB: 2 BB: 0 P: 18	R: 0 E: 0 K: 0 S: 6	H: 1 LOB: 0 BB: 0 P: 10	R: 0 E: 0 K: 1 S: 7	H: 1 LOB: 0 BB: 0 P: 8	R: 3 E: 0 K: 0 S: 12	H: 4 LOB: 1 BB: 0 P: 18	R: 0 E: 0 K: 0 S: 7	H: 0 LOB: 0 BB: 0 P: 11	R: 0 E: 0 K: 1 S: 10	H: 0 LOB: 1 BB: 1 P: 18	R: 3 E: 1 K: 0 S: 16	H: 2 LOB: 0 BB: 0 P: 22	R: 1 E: 0 K: 0 S: 7	H: 1 LOB: 1 BB: 1 P: 18	R: 2 E: 0 K: 0 S: 13	H: 2 LOB: 1 BB: 1 P: 21	R: 0 E: 0 K: 0 S: 5	H: 0 LOB: 0 BB: 0 P: 7	R: 0 E: 0 K: 0 S: 13	H: 0 LOB: 0 BB: 0 P: 17	R: 2 E: 0 K: 0 S: 6	H: 1 LOB: 0 BB: 1 P: 10	1B: 10 2B: 4 3B: 0 HR: 1	SF: 3 SAC: 1 DP: 2 HBP: 0	WP: 1 PB: 0 SB: 0 CS: 0	PA: 52
PITCHER	IP	WLS	BF	H	R	ER	SO	BB	IBB	HBP	BLK	WP	HR	S	P	ERA	WHIP											
J.C. Romero, L ERA: 5.96	(1.1)	6.0	26	9	4	4	2	1	0	0	0	0	0	18	31	6.00	1.667											
Hector Carrasco, R ERA: 5.79	(7.1)	1.0	8	3	4	3	0	1	0	0	0	0	0	5	9	27.00	4.000											
Bob Weils, R ERA: 3.69	(8.1)	1.0	H	3	0	0	0	0	0	0	0	0	0	5	9	0.00	0.000											
LaTroy Hawkins, R ERA: 3.75	(9.1)	1.0	B	6	2	2	2	1	0	0	0	0	0	13	21	18.00	3.000											
Travis Miller, L ERA: 7.88	(10.1)	2.1	L	9	1	2	2	0	1	0	0	0	1	24	34	7.71	0.857											


BOTTOM

Minnesota Twins @ Kansas City Royals
Kauffman Stadium, Kansas City, MO

Sat May 05 2001, 7:05 PM CDT
Att. 17,052 - Sunny - 64 F

livebaseballscorecards.com

AB 44
R 12
H 15
RBI 11
BB 4
SO 4
LOB 16



Batter	1	2	3	4	5	6	7	8	9	AB	R	H	RBI	BB	SO	LOB	TOP								
Cristian Guzman, S OBP: 0.327, SLG: 0.553 (1, 6)										4	2	2	0	0	0	0									
Luis Rivas, R OBP: 0.284, SLG: 0.365 (1, 4)										4	1	3	2	0	1	1									
Doug Mientkiewicz, L OBP: 0.469, SLG: 0.681 (1, 3)										1	0	1	1	2	0	0									
Matt Lawton, L OBP: 0.434, SLG: 0.389 (1, 10)										4	0	0	0	0	0	5									
Tori Hunter, R OBP: 0.290, SLG: 0.431 (1, 8)										4	0	0	0	0	0	2									
Jacque Jones, L OBP: 0.276, SLG: 0.327 (1, 7)										4	0	2	0	0	0	1									
Denny Hocking, S OBP: 0.240, SLG: 0.261 (1, 9)										4	0	1	0	0	1	2									
Jason Maxwell, R OBP: 0.250, SLG: 0.273 (1, 5)										4	0	0	0	0	2	2									
Tom Prince, R OBP: 0.271, SLG: 0.395 (1, 2)										3	1	0	0	0	0	1									
Inning Stats	R: 1 E: 0 K: 1 S: 7	H: 1 LOB: 0 BB: 0 P: 11	R: 0 E: 0 K: 0 S: 7	H: 0 LOB: 0 BB: 0 P: 10	R: 0 E: 0 K: 1 S: 8	H: 0 LOB: 0 BB: 0 P: 10	R: 0 E: 0 K: 0 S: 5	H: 2 LOB: 1 BB: 0 P: 10	R: 0 E: 0 K: 1 S: 13	H: 1 LOB: 1 BB: 0 P: 19	R: 1 E: 0 K: 0 S: 8	H: 1 LOB: 0 BB: 1 P: 17	R: 0 E: 0 K: 0 S: 3	H: 1 LOB: 0 BB: 0 P: 6	R: 2 E: 1 K: 1 S: 15	H: 2 LOB: 1 BB: 1 P: 23	R: 0 E: 1 K: 0 S: 12	H: 1 LOB: 1 BB: 0 P: 18	1B: 6 2B: 2 3B: 1 HR: 1	SF: 1 SAC: 0 DP: 4 HBP: 0	WP: 1 PB: 0 SB: 1 CS: 0	PA: 36			
PITCHER	IP	WLS	BF	H	R	ER	SO	BB	IBB	HBP	BLK	WP	HR	S	P	ERA	WHIP								
Chad Durbin, R ERA: 7.94 (1, 1)	7.1	L	29	8	4	3	4	1	0	0	0	0	1	62	97	3.68	1.227								
Jason Grimsley, R ERA: 2.57 (8, 1)	1.2		6	1	0	0	0	1	0	0	0	1	0	16	27	0.00	1.200								

Minnesota Twins @ Kansas City Royals
Kauffman Stadium, Kansas City, MO
Sun May 06 2001, 1:05 PM CDT
Att: 16,480 - Sunny - 71 F

AB 32
R 4
H 9
RBI 3
BB 2
SO 4
LOB 14



Batter	1	2	3	4	5	6	7	8	9	AB	R	H	RBI	BB	SO	LOB	BOTTOM								
Luis Altea, S OBP: 0.240, SLG: 0.211 (1, 4)										3	1	1	0	0	1	1									
Rey Sanchez, R OBP: 0.273, SLG: 0.314 (1, 6)										2	0	1	1	0	1	0									
29 Mike Sweeney, R OBP: 0.343, SLG: 0.555 (1, 10)										4	0	0	0	0	0	3									
Jermaine Dye, R OBP: 0.317, SLG: 0.451 (1, 9)										3	0	0	1	0	1	1									
Joe Randa, R OBP: 0.271, SLG: 0.306 (1, 5)										4	0	1	0	0	1	1									
Mark Quinn, R OBP: 0.326, SLG: 0.598 (1, 7)										4	0	1	0	0	0	0									
Dee Brown, L OBP: 0.367, SLG: 0.458 (1, 8)										4	0	1	0	0	1	2									
Dave McCarty, R OBP: 0.345, SLG: 0.298 (1, 3)										3	0	1	0	1	1	0									
A.J. Hinch, R OBP: 0.129, SLG: 0.200 (1, 2)										2	0	0	0	0	0	2									
Trendal Hubbard, R OBP: 0.273, SLG: 0.465 (8, PH)										1	1	1	0	0	0	0									
Héctor Ortiz, R OBP: 0.293, SLG: 0.303 (9, 2)										1	0	0	0	0	0	3									
Inning Stats	R: 0 E: 0 K: 0 S: 6	H: 1 LOB: 1 BB: 0 P: 10	R: 0 E: 0 K: 0 S: 9	H: 2 LOB: 2 BB: 0 P: 13	R: 0 E: 0 K: 1 S: 6	H: 0 LOB: 0 BB: 0 P: 8	R: 0 E: 0 K: 1 S: 6	H: 0 LOB: 0 BB: 0 P: 7	R: 0 E: 0 K: 0 S: 4	H: 0 LOB: 0 BB: 0 P: 7	R: 1 E: 0 K: 0 S: 7	H: 1 LOB: 1 BB: 0 P: 10	R: 0 E: 0 K: 1 S: 7	H: 0 LOB: 0 BB: 0 P: 11	R: 1 E: 0 K: 1 S: 8	H: 1 LOB: 0 BB: 0 P: 16	R: 0 E: 0 K: 2 S: 13	H: 2 LOB: 3 BB: 1 P: 20	1B: 6 2B: 0 3B: 1 HR: 0	SF: 2 SAC: 1 DP: 0 HBP: 1	WP: 0 PB: 0 SB: 0 CS: 0	PA: 36			
PITCHER	IP	WLS	BF	H	R	ER	SO	BB	IBB	HBP	BLK	WP	HR	S	P	ERA	WHIP								
Brad Radke, R ERA: 2.22 (1, 1)	8.1	W	33	7	2	2	5	0	0	1	0	0	0	58	89	2.16	0.840								
LaTroy Hawkins, R ERA: 3.55 (9, 1)	0.2	S	3	0	0	0	1	1	0	0	0	0	0	8	13	0.00	1.500								

Minnesota Twins @ Kansas City Royals
Kauffman Stadium, Kansas City, MO
Sun May 06 2001, 1:05 PM CDT
Att: 16,480 - Sunny - 71 F

AB 31
R 2
H 7
RBI 2
BB 1
SO 6
LOB 13



Batter	1	2	3	4	5	6	7	8	9	AB	R	H	RBI	BB	SO	LOB	TOP										
Cristian Guzman, S OBP: 0.339, SLG: 0.593 (1, 6)	0-0 P5		2-0 HR		1-2 BB	2-1 2B			0-0 G4-3	5	2	3	1	0	0	0	Minnesota Twins @ New York Yankees Yankee Stadium, Bronx, NY Tue May 08 2001, 7:05 PM EDT Att: 29,326 - Sunny - 62 F livebaseballscorecards.com										
Luis Rivas, R OBP: 0.270, SLG: 0.370 (1, 4)	2-2 L8		0-0 G4-3		4-1 BB	0-1 F9			1-0 G5-3	4	0	1	0	1	0	2											
Matt Lawton, L OBP: 0.433, SLG: 0.384 (1, 9)	1-1 1B		3-2 G4-3		2-3 K				4-2 BB	4	0	1	0	1	2	3											
Corey Koskie, L OBP: 0.347, SLG: 0.439 (1, 5)	3-2 F7		1-1 F2		4-2 BB				0-0 P5	4	0	0	0	1	0	3											
Doug Mientkiewicz, L OBP: 0.479, SLG: 0.688 (1, 3)		1-1 1B	0-0 F8		4-2 BB					2	0	1	1	1	0	1											
Torii Hunter, R OBP: 0.273, SLG: 0.403 (1, 8)	0-1 P6			0-1 P4		1-0 F7				4	0	0	0	0	1	5											
Jacque Jones, L OBP: 0.284, SLG: 0.333 (1, 7)		0-0 1B		2-2 F8		0-0 2B			0-2 G4-3	4	0	2	0	0	0	0											
Brian Buchanan, R OBP: 0.143, SLG: 0.429 (1, 10)		1-3 K		2-3 K		2-2 P4			0-0 G5-3	4	0	0	0	0	2	3											
A.J. Pierzynski, L OBP: 0.266, SLG: 0.387 (1, 2)		0-3 K				1-2 L9			1-3 K	4	0	0	0	0	2	3											
Inning Stats	R: 0 E: 0 K: 0 S: 11	H: 1 LOB: 1 BB: 0 P: 17	R: 0 E: 0 K: 2 S: 11	H: 2 LOB: 2 BB: 0 P: 13	R: 1 E: 0 K: 0 S: 8	H: 2 LOB: 1 BB: 0 P: 14	R: 0 E: 0 K: 1 S: 8	H: 0 LOB: 0 BB: 0 P: 12	R: 1 E: 0 K: 1 S: 19	H: 1 LOB: 3 BB: 3 P: 36	R: 0 E: 0 K: 0 S: 15	H: 2 LOB: 2 BB: 0 P: 19	R: 0 E: 0 K: 2 S: 11	H: 0 LOB: 1 BB: 0 P: 17	R: 0 E: 0 K: 1 S: 11	H: 0 LOB: 0 BB: 0 P: 12	R: 0 E: 0 K: 0 S: 5	H: 0 LOB: 1 BB: 1 P: 10	1B: 4 2B: 3 3B: 0 HR: 1	SF: 0 SAC: 0 DP: 0 HBP: 1	WP: 0 PB: 0 CS: 3	PA: 40					
PITCHER	IP	WLS	BF	H	R	ER	SO	BB	IBB	HBP	BLK	WP	HR	S	P	ERA	WHIP										
Orlando Hernandez, R ERA: 4.97 (1, 1)	6.0	L	29	8	2	2	4	3	0	0	0	0	1	72	111	3.00	1.833										
Randy Choate, L ERA: 2.61 (7, 1)	1.1		5	0	0	0	2	0	0	1	0	0	0	14	20	0.00	0.000										
Todd Williams, R ERA: 2.73 (8, 1)	1.1		4	0	0	0	1	0	0	0	0	0	0	10	12	0.00	0.000										
Mike Stanton, L ERA: 0.46 (9, 1)	0.1		2	0	0	0	0	1	0	0	0	0	0	3	7	0.00	3.000										

Batter	1	2	3	4	5	6	7	8	9	AB	R	H	RBI	BB	SO	LOB	BOTTOM										
Chuck Knoblauch, R OBP: 0.363, SLG: 0.382 (1, 7)	0-2 P4		1-0 F9		3-2 F8				0-1 P4	4	0	0	0	0	0	0	Minnesota Twins @ New York Yankees Yankee Stadium, Bronx, NY Tue May 08 2001, 7:05 PM EDT Att: 29,326 - Sunny - 62 F livebaseballscorecards.com										
Derek Jeter, R OBP: 0.388, SLG: 0.367 (1, 6)	4-1 BB		4-2 BB						0-3 K	2	0	1	0	2	1	0											
Paul O'Neill, L OBP: 0.331, SLG: 0.518 (1, 9)	0-0 F8		1-0 F9		1-3 K				0-1 1B	4	0	1	0	0	1	3											
Bernie Williams, S OBP: 0.303, SLG: 0.301 (1, 8)	1-1 F8		2-0 F8		1-0 G5-3				0-3 K	4	0	0	0	0	1	4											
Tino Martinez, L OBP: 0.350, SLG: 0.472 (1, 3)		1-0 F9		2-0 G4-3		0-2 L9			0-1 F5	4	0	0	0	0	0	2											
20 Jorge Posada, S OBP: 0.348, SLG: 0.500 (1, 2)		1-1 2B		1-1 F8					1-2 F7	4	0	1	0	0	0	1											
Michael Coleman, R OBP: 0.216, SLG: 0.306 (1, 10)		0-3 K		0-1 P4					1-3 K	3	0	0	0	0	2	1											
Alfonso Soriano, R OBP: 0.307, SLG: 0.419 (1, 4)		1-1 2B							0-1 F9	3	0	1	0	0	1	0											
Scott Brosius, R OBP: 0.351, SLG: 0.484 (1, 5)		1-3 K							0-2 G4-3	3	0	0	0	0	1	2											
Inning Stats	R: 0 E: 0 K: 0 S: 8	H: 0 LOB: 1 BB: 1 P: 13	R: 0 E: 0 K: 2 S: 14	H: 2 LOB: 2 BB: 0 P: 18	R: 0 E: 0 K: 0 S: 6	H: 0 LOB: 1 BB: 1 P: 14	R: 0 E: 0 K: 0 S: 5	H: 0 LOB: 0 BB: 0 P: 8	R: 0 E: 0 K: 1 S: 10	H: 1 LOB: 1 BB: 0 P: 12	R: 0 E: 0 K: 2 S: 7	H: 0 LOB: 0 BB: 0 P: 9	R: 0 E: 0 K: 1 S: 9	H: 0 LOB: 0 BB: 0 P: 9	R: 0 E: 0 K: 1 S: 10	H: 1 LOB: 0 BB: 0 P: 11	1B: 2 2B: 2 3B: 0 HR: 0	SF: 0 SAC: 0 DP: 0 HBP: 0	WP: 0 PB: 0 CS: 0	PA: 33							
PITCHER	IP	WLS	BF	H	R	ER	SO	BB	IBB	HBP	BLK	WP	HR	S	P	ERA	WHIP										
Eric Milton, L ERA: 2.25 (1, 1)	9.0	W	33	4	0	0	7	2	0	0	0	0	0	77	107	0.00	0.667										

Batter	1	2	3	4	5	6	7	8	9	AB	R	H	RBI	BB	SO	LOB	TOP					
Cristian Guzman, S (1, 6) OBP: 0.345, SLG: 0.589	1-2 G4-3		2-2 G3			1-0 FC1-6 1B		3-2 G4-6-3 1B		4	0	2	0	0	0	1						
Luis Rivas, R (1, 4) OBP: 0.281, SLG: 0.357	0-0 F9			0-1 L3		1-2 FC1-6 S		0-0 G4-6-3		4	0	0	0	0	0	2						
Matt Lawton, L (1, 9) OBP: 0.420, SLG: 0.369	2-2 F9			0-3 K		2-0 G1-3			0-1 G3	4	0	0	0	0	1	1						
Corey Koskie, L (1, 5)		1-1 G4-3		1-3 K			2-2 G4-3		4-2 L6 DI BB	3	0	0	0	1	1	0						
Doug Mientkiewicz, L (1, 3)	1-0 F9				1-2 FC5-4 1B		4-1 1B BB		1-0 L6	3	0	1	0	1	0	1						
Chad Allen, R (1, 10)	2-3 K				3-3 K		1-1 1-2 1B			3	0	1	0	0	2	1						
Jacque Jones, L (1, 7)			1-2 G3		0-3 K		1-3 K			3	0	0	0	0	2	3						
Tori Hunter, R (1, 8)			1-3 K		1-2 FC5-4		2-3 K			3	0	0	0	0	2	3						
Tom Prince, R (1, 2)				1-0 HBP		0-0 F8		2-2 F9		2	0	0	0	0	0	0						
Inning Stats	R: 0 E: 0 K: 0 S: 7	H: 0 LOB: 0 BB: 0 P: 10	R: 0 E: 0 K: 1 S: 6	H: 0 LOB: 0 BB: 0 P: 10	R: 0 E: 0 K: 1 S: 9	H: 0 LOB: 1 BB: 0 P: 14	R: 0 E: 0 K: 2 S: 8	H: 0 LOB: 0 BB: 0 P: 9	R: 0 E: 0 K: 2 S: 17	H: 1 LOB: 1 BB: 0 P: 22	R: 0 E: 0 K: 0 S: 6	H: 1 LOB: 1 BB: 0 P: 10	R: 0 E: 0 K: 2 S: 16	H: 1 LOB: 2 BB: 1 P: 26	R: 0 E: 0 K: 0 S: 9	H: 1 LOB: 0 BB: 1 P: 14	R: 0 E: 0 K: 0 S: 6	H: 0 LOB: 0 BB: 1 P: 11	1B: 4 2B: 1 3B: 0 HR: 0	SF: 0 SAC: 0 DP: 2 HBP: 1	WP: 0 PB: 0 SB: 1 CS: 0	PA: 32
PITCHER	IP	WLS	BF	H	R	ER	SO	BB	IBB	HBP	BLK	WP	HR	S	P	ERA	WHIP					
Roger Clemens, R (1, 1) ERA: 3.93	8.0	W	29	4	0	0	8	1	0	1	0	0	0	78	115	0.00	0.625					
42 Mariano Rivera, R (9, 1) ERA: 1.56	1.0	S	3	0	0	0	0	1	0	0	0	0	0	6	11	0.00	1.000					

Minnesota Twins @ New York Yankees
Yankee Stadium, Bronx, NY
Wed May 09 2001, 7:05 PM EDT
Att: 23,280 - Sunny - 74 F

AB 29
R 0
H 4
RBI 0
BB 2
SO 8
LOB 12



Batter	1	2	3	4	5	6	7	8	9	AB	R	H	RBI	BB	SO	LOB	BOTTOM				
Chuck Knoblauch, R (1, 7) OBP: 0.360, SLG: 0.399	2-2 G5-3		3-2 G5-3		2-2 F9		3-2 HR			4	1	1	1	0	0	2					
2 Derek Jeter, R (1, 6) OBP: 0.376, SLG: 0.355	3-2 E4		0-2 G6-3			0-0 F9	1-2 F7			4	0	0	0	0	0	1					
Paul O'Neill, L (1, 9) OBP: 0.342, SLG: 0.521	1-0 F7			4-1 BB		1-1 BB 1B		3-1 G6-4-3 1B		3	1	2	0	1	0	1					
Tino Martinez, L (1, 3) OBP: 0.354, SLG: 0.469	1-0 L6			1-1 F8		4-0 1B BB		1-0 G6-4-3 1B		3	0	1	0	1	0	2					
Bernie Williams, S (1, 8)		0-0 F8		1-1 F8		0-0 1B		1-0 G6-4-3		4	0	1	1	0	0	3					
David Justice, L (1, 10)		2-3 K		0-1 F8		1-3 2-H 1B		0-3 K		4	0	0	0	0	3	4					
20 Jorge Posada, S (1, 2) OBP: 0.339, SLG: 0.485		2-2 G1-3			3-2 F7	2-0 G3				3	0	0	0	0	0	2					
Alfonso Soriano, R (1, 4) OBP: 0.300, SLG: 0.409			2-3 K		2-2 G5-3		3-3 K			3	0	0	0	0	2	0					
Scott Brosius, R (1, 5) OBP: 0.358, SLG: 0.496			1-0 G5-3 1B		0-0 2B		1-3 K			3	0	2	0	0	1	0					
Inning Stats	R: 0 E: 1 K: 0 S: 9	H: 0 LOB: 1 BB: 0 P: 16	R: 0 E: 0 K: 1 S: 7	H: 0 LOB: 0 BB: 0 P: 11	R: 0 E: 0 K: 1 S: 11	H: 1 LOB: 1 BB: 0 P: 17	R: 0 E: 0 K: 0 S: 7	H: 0 LOB: 1 BB: 1 P: 13	R: 0 E: 0 K: 0 S: 11	H: 1 LOB: 1 BB: 0 P: 18	R: 1 E: 0 K: 1 S: 8	H: 2 LOB: 2 BB: 1 P: 16	R: 1 E: 0 K: 2 S: 16	H: 1 LOB: 0 BB: 0 P: 24	R: 0 E: 0 K: 1 S: 9	H: 2 LOB: 1 BB: 0 P: 14	1B: 5 2B: 1 3B: 0 HR: 1	SF: 0 SAC: 0 DP: 1 HBP: 0	WP: 0 PB: 0 SB: 0 CS: 0	PA: 33	
PITCHER	IP	WLS	BF	H	R	ER	SO	BB	IBB	HBP	BLK	WP	HR	S	P	ERA	WHIP				
Joe Mays, R (1, 1) ERA: 2.51	5.1	L	23	4	1	1	2	2	0	0	0	0	1	20	31	5.40	0.600				
Eddie Guardado, L (6, 1) ERA: 6.75	1.2		6	1	1	1	3	0	0	0	0	0	0	9	14	0.00	2.000				
Travis Miller, L (8, 1) ERA: 7.0	1.0		4	2	0	0	1	0	0	0	0	0	0	9	14	0.00	2.000				

Minnesota Twins @ New York Yankees
Yankee Stadium, Bronx, NY
Wed May 09 2001, 7:05 PM EDT
Att: 23,280 - Sunny - 74 F

AB 31
R 2
H 7
RBI 2
BB 2
SO 6
LOB 15




Batter	1	2	3	4	5	6	7	8	9	10	AB	R	H	RBI	BB	SO	LOB					
Cristian Guzman, S OBP: 0.341, SLG: 0.581 (1, 6)											5	0	2	0	0	2	1					
Luis Rivas, R OBP: 0.266, SLG: 0.368 (1, 4)											5	0	2	0	0	2	2					
Matt Lawton, L OBP: 0.404, SLG: 0.352 (1, 9)											5	0	0	1	0	0	4					
Corey Koskie, L OBP: 0.341, SLG: 0.416 (1, 5)											3	0	0	0	1	2	1					
Doug Mientkewicz, L OBP: 0.495, SLG: 0.656 (1, 3)											3	2	2	0	1	1	1					
Chad Allen, R OBP: 0.324, SLG: 0.433 Jacque Jones, L OBP: 0.277, SLG: 0.324 (1, 7) (10, 7)											4	0	1	1	0	1	3					
Torii Hunter, R OBP: 0.260, SLG: 0.377 (1, 8)											4	1	1	1	0	3	2					
Jason Maxwell, R OBP: 0.222, SLG: 0.240 Denny Hocking, S OBP: 0.235, SLG: 0.255 (1, 10) (10, PH)											3	0	0	0	0	2	2					
A.J. Pierzynski, L OBP: 0.294, SLG: 0.424 (1, 2)											4	2	3	1	0	0	0					
Inning Stats	R: 0 E: 0 K: 1 S: 6	H: 0 LOB: 0 BB: 0 P: 9	R: 1 E: 0 K: 3 S: 12	H: 2 LOB: 1 BB: 0 P: 16	R: 1 E: 0 K: 1 S: 12	H: 2 LOB: 1 BB: 0 P: 18	R: 2 E: 0 K: 1 S: 12	H: 3 LOB: 1 BB: 0 P: 20	R: 0 E: 0 K: 1 S: 5	H: 1 LOB: 0 BB: 0 P: 7	R: 0 E: 0 K: 1 S: 7	H: 0 LOB: 0 BB: 0 P: 15	R: 0 E: 0 K: 1 S: 6	H: 1 LOB: 0 BB: 0 P: 6	R: 0 E: 0 K: 3 S: 11	H: 0 LOB: 1 BB: 0 P: 16	R: 1 E: 0 K: 1 S: 13	H: 2 LOB: 1 BB: 0 P: 16	1B: 7 2B: 3 3B: 1 HR: 0	SF: 0 SAC: 0 DP: 3 HBP: 0	WP: 0 PB: 1 SB: 2 CS: 0	PA: 39
PITCHER	IP 8.1	WLS 9	BF 32	H 9	R 4	ER 4	SO 10	BB 2	IBB 0	HBP 0	BLK 0	WP 0	HR 0	S 74	P 114	ERA 4.32	WHIP 1.320					
42 Mariano Rivera, R ERA: 1.42 (9, 1)	1.2	L	7	2	1	0	3	0	0	0	0	0	0	19	22	0.00	1.200					

TOP

Minnesota Twins @ New York Yankees
Yankee Stadium, Bronx, NY
Thu May 10 2001, 7:05 PM EDT
Att: 29,100 - Cloudy - 81 F

AB	37
R	5
H	11
RBI	4
BB	2
SO	13
LOB	16




Batter	1	2	3	4	5	6	7	8	9	10	AB	R	H	RBI	BB	SO	LOB							
Chuck Knoblauch, R OBP: 0.351, SLG: 0.388 (1, 7)											4	0	0	0	0	0	0							
2 Derek Jeter, R OBP: 0.374, SLG: 0.375 (1, 6)											4	1	1	1	0	0	0							
Paul O'Neill, L OBP: 0.340, SLG: 0.510 (1, 9)											3	1	0	0	1	0	0							
Bernie Williams, S OBP: 0.299, SLG: 0.297 (1, 8)											4	1	1	0	0	1	0							
Tino Martinez, L OBP: 0.345, SLG: 0.507 (1, 3)											4	1	3	3	0	0	0							
20 Jorge Posada, S OBP: 0.328, SLG: 0.467 (1, 10)											4	0	0	0	0	1	2							
Alfonso Soriano, R OBP: 0.291, SLG: 0.397 (1, 4)											4	0	0	0	0	1	1							
Joe Oliver, R OBP: 0.333, SLG: 0.364 David Justice, L OBP: 0.286, SLG: 0.380 (1, 2) (10, PH)											3	0	0	0	0	1	0							
Scott Brosius, R OBP: 0.348, SLG: 0.481 (1, 5)											4	0	0	0	0	0	0							
Inning Stats	R: 0 E: 0 K: 0 S: 10	H: 0 LOB: 0 BB: 0 P: 16	R: 0 E: 0 K: 1 S: 7	H: 0 LOB: 0 BB: 0 P: 14	R: 0 E: 0 K: 0 S: 5	H: 0 LOB: 0 BB: 0 P: 7	R: 0 E: 0 K: 0 S: 8	H: 0 LOB: 0 BB: 0 P: 11	R: 0 E: 0 K: 1 S: 11	H: 1 LOB: 1 BB: 0 P: 17	R: 0 E: 0 K: 0 S: 13	H: 0 LOB: 0 BB: 0 P: 20	R: 4 E: 0 K: 1 S: 21	H: 3 LOB: 0 BB: 1 P: 35	R: 0 E: 0 K: 0 S: 9	H: 0 LOB: 0 BB: 0 P: 15	R: 0 E: 0 K: 1 S: 11	H: 1 LOB: 1 BB: 0 P: 15	R: 0 E: 0 K: 0 S: 8	H: 0 LOB: 0 BB: 0 P: 11	1B: 2 2B: 1 3B: 0 HR: 2	SF: 0 SAC: 0 DP: 0 HBP: 0	WP: 0 PB: 0 SB: 0 CS: 0	PA: 36
PITCHER	IP 6.0	WLS 8	BF 21	H 2	R 2	ER 2	SO 2	BB 1	IBB 0	HBP 0	BLK 0	WP 0	HR 1	S 58	P 95	ERA 3.00	WHIP 0.500							
Mark Redman, L ERA: 4.15 (7, 1)	2.0	B	8	2	2	2	1	0	0	0	0	0	0	1	26	40	9.00	1.000						
Eddie Guardado, L ERA: 6.28 (9, 1)	1.0	W	4	1	0	0	1	0	0	0	0	0	0	0	11	15	0.00	1.000						
LaTroy Hawkins, R ERA: 3.29 (10, 1)	1.0	S	3	0	0	0	0	0	0	0	0	0	0	0	8	11	0.00	0.000						

BOTTOM

Minnesota Twins @ New York Yankees
Yankee Stadium, Bronx, NY
Thu May 10 2001, 7:05 PM EDT
Att: 29,100 - Cloudy - 81 F

AB	35
R	4
H	5
RBI	4
BB	1
SO	4
LOB	3



Batter	1	2	3	4	5	6	7	8	9	10	11	AB	R	H	RBI	BB	SO	LOB	TOP									
Carlos Beltrán, S OBP: 0.348, SLG: 0.407	1-1 F8		1-1 F8			3-2 F7	0-0 G3			1-1 SF8		4	0	0	1	0	0	3										
Rey Sanchez, R OBP: 0.264, SLG: 0.301	0-1 G6-3		1-1 SF8			0-1 29 F9 29 WP 1B				0-2 P4		4	1	1	1	0	0	0										
29 Mike Sweeney, R OBP: 0.355, SLG: 0.548	0-2 E		3-H G6-3			3-0 F9	1-3			2-0 F7		4	0	1	0	1	0	1										
Jermaine Dye, R OBP: 0.319, SLG: 0.438	2 SAFE K		0-3 K			0-0 G3-1				1-1 F8-3		5	0	1	1	0	2	2										
Joe Randa, R OBP: 0.278, SLG: 0.336			3-2 SF8 3B			0-1 F7				3-H 2-2 3-1 L8		5	1	1	0	0	1	1										
Mark Quinn, R OBP: 0.315, SLG: 0.554			2-0 E3 CS			1-1 F9				0-0 L3		5	0	0	0	0	0	1										
Dave McCarty, R OBP: 0.349, SLG: 0.314			1-1 SF8			1-0 G5-3				1-2 1B		3	0	2	1	0	0	0										
Héctor Ortiz, R OBP: 0.271, SLG: 0.278			3-H 1-2 P4			0-0 P4				0-0 1B		4	0	1	0	0	0	2										
Luis Ordez, R OBP: 0.294, SLG: 0.300			1-2 F8 SF8 2B			0-2 L6				1-3 1B		3	1	1	0	0	1	2										
Luis Alicea, S OBP: 0.256, SLG: 0.282												1	1	1	0	0	0	0										
Inning Stats	R: 0 E: 1 K: 1 S: 10	H: 1 LOB: 1 BB: 0 P: 11	R: 1 E: 1 K: 0 S: 9	H: 1 LOB: 0 BB: 0 P: 16	R: 1 E: 0 K: 0 S: 11	H: 1 LOB: 0 BB: 0 P: 16	R: 0 E: 0 K: 0 S: 5	H: 0 LOB: 0 BB: 0 P: 6	R: 0 E: 0 K: 0 S: 6	H: 0 LOB: 0 BB: 0 P: 7	R: 1 E: 0 K: 0 S: 11	H: 2 LOB: 1 BB: 0 P: 22	R: 0 E: 0 K: 1 S: 9	H: 2 LOB: 2 BB: 0 P: 11	R: 0 E: 0 K: 0 S: 6	H: 0 LOB: 0 BB: 1 P: 12	R: 0 E: 1 K: 0 S: 7	H: 1 LOB: 1 BB: 0 P: 9	R: 1 E: 0 K: 0 S: 7	H: 1 LOB: 0 BB: 0 P: 10	R: 0 E: 0 K: 2 S: 7	H: 0 LOB: 0 BB: 0 P: 10	1B: 5 2B: 3 3B: 2 HR: 0	SF: 3 SAC: 0 DP: 1 HBP: 0	WP: 1 PB: 0 SB: 0 CS: 1	PA: 42		
PITCHER	J.C. Romero, L ERA: 5.57	IP: 6.2 WLS: 27 BF: 27	H: 7 R: 3 ER: 3 SO: 2	BB: 0 IBB: 0 HBP: 0 BLK: 0	WP: 1 HR: 0 S: 60 P: 88	ERA: 4.05 WHIP: 1.050	Hector Carrasco, R ERA: 5.28	IP: 7.1 WLS: 4 BF: 0	H: 0 R: 0 ER: 0 SO: 0	BB: 1 IBB: 0 HBP: 0 BLK: 0	WP: 0 HR: 0 S: 7 P: 13	ERA: 0.00 WHIP: 0.750	Bob Wells, R ERA: 4.34	IP: 9.1 WLS: 8 BF: 2	H: 2 R: 1 ER: 1 SO: 0	BB: 0 IBB: 0 HBP: 0 BLK: 0	WP: 0 HR: 0 S: 14 P: 19	ERA: 4.50 WHIP: 1.000	LaTroy Hawkins, R ERA: 3.07	IP: 11.1 WLS: 3 BF: 0	H: 0 R: 0 ER: 0 SO: 2	BB: 0 IBB: 0 HBP: 0 BLK: 0	WP: 0 HR: 0 S: 7 P: 10	ERA: 0.00 WHIP: 0.000				

Kansas City Royals @ Minnesota Twins
 Hubert H. Humphrey Metrodome, Minneapolis, MN
 Fri May 11 2001, 8:05 PM EDT
 Att. 19,141 - Dome - 72 F

AB	38
R	4
H	9
RBI	4
BB	1
SO	4
LOB	12

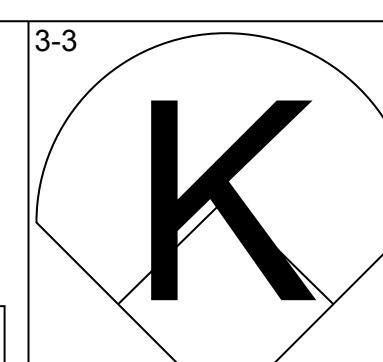
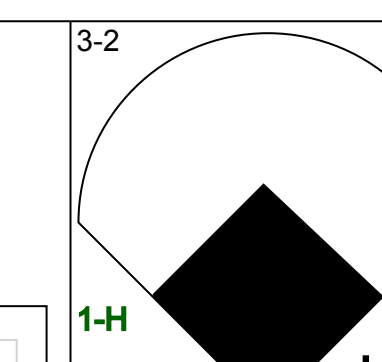
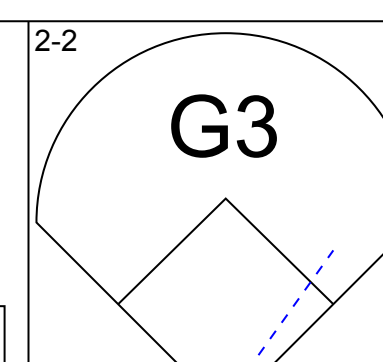
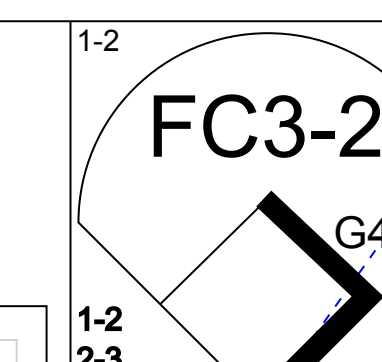
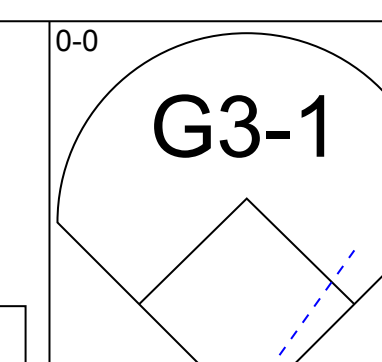
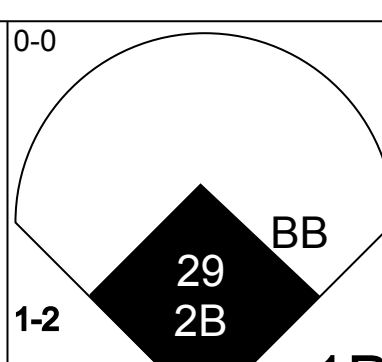
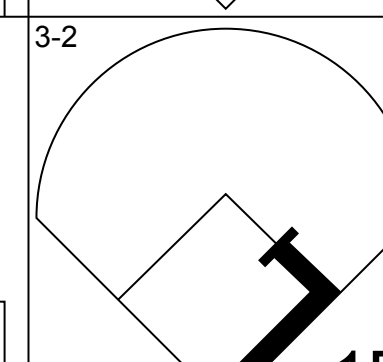
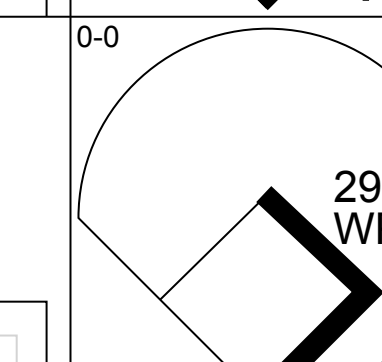
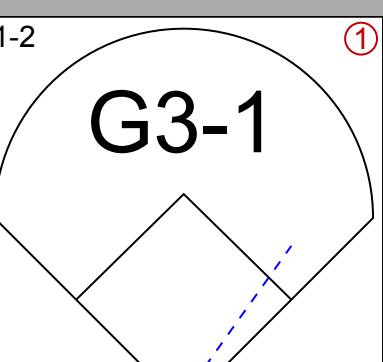
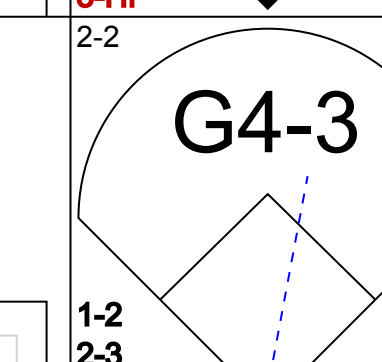
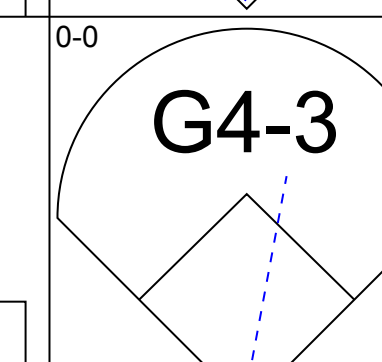
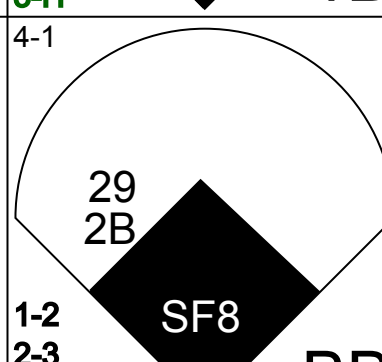
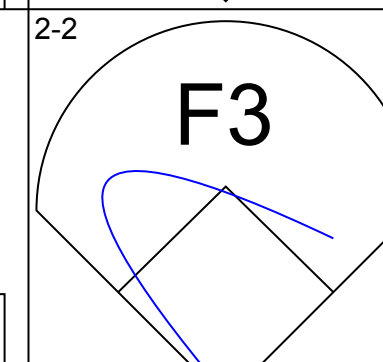
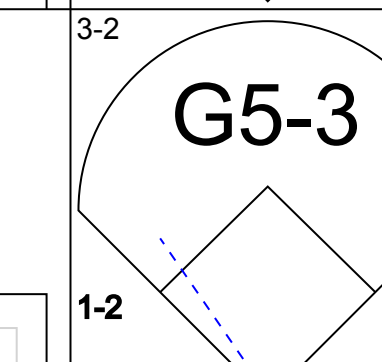
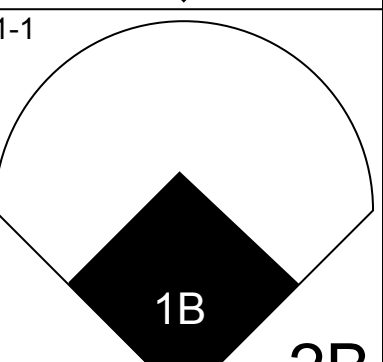
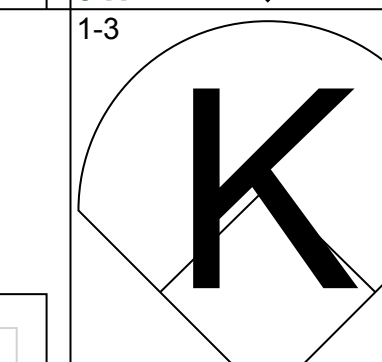
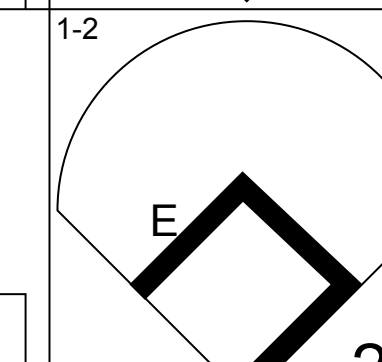
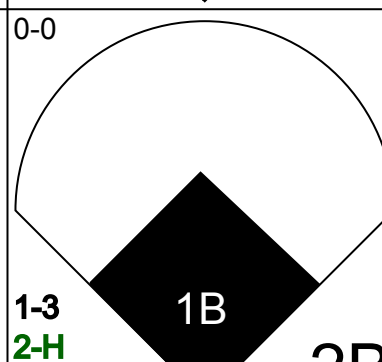
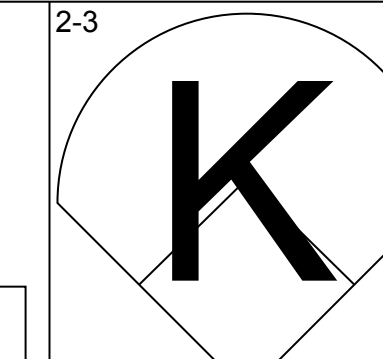
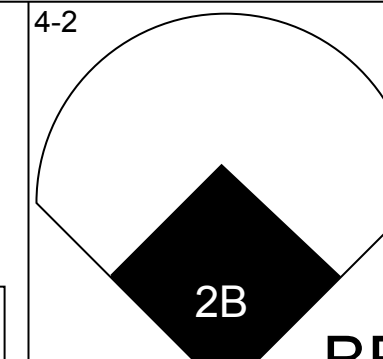
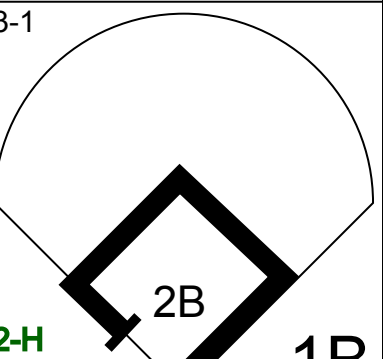
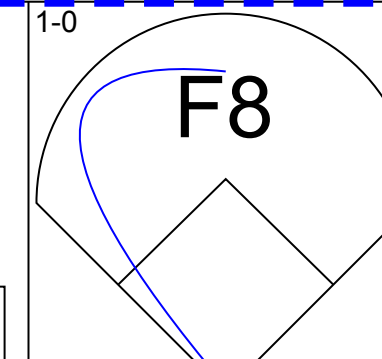
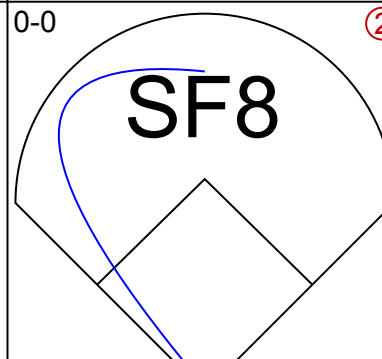


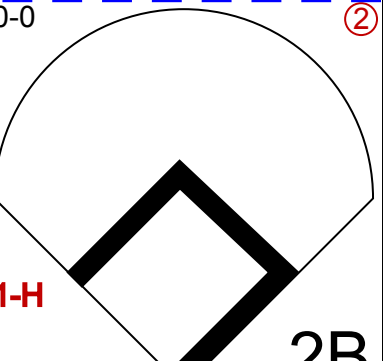
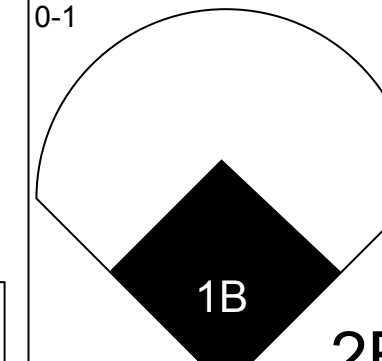
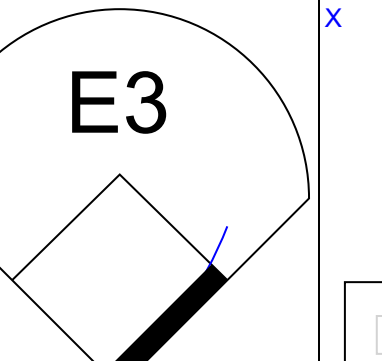
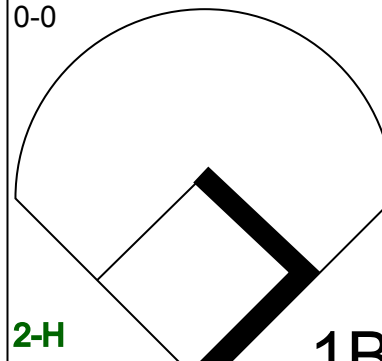


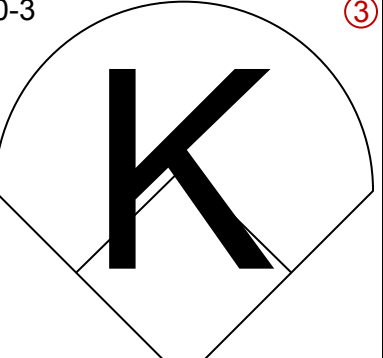
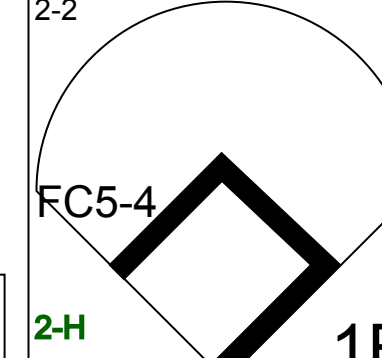
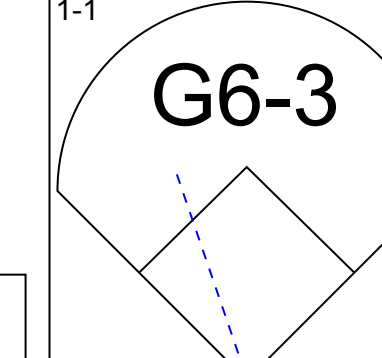
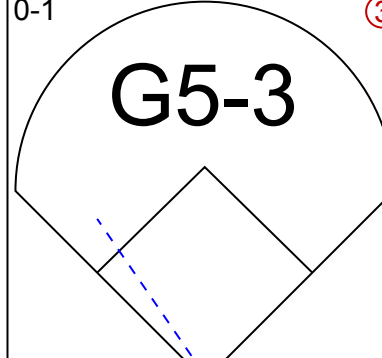

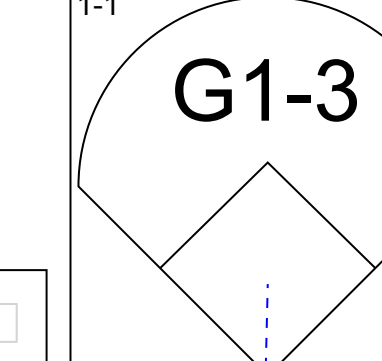
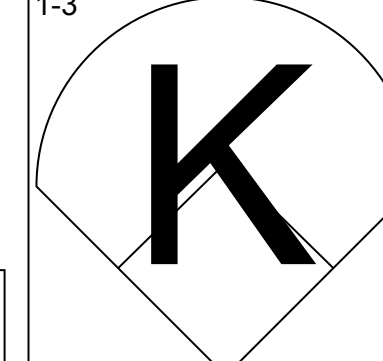
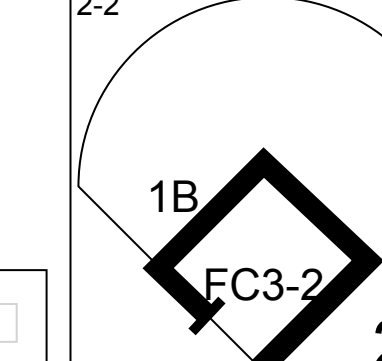
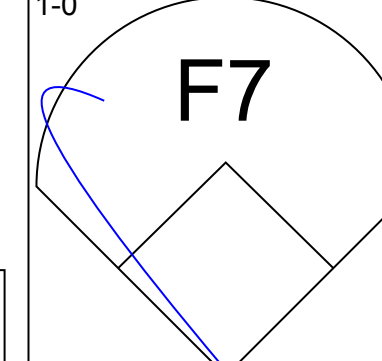
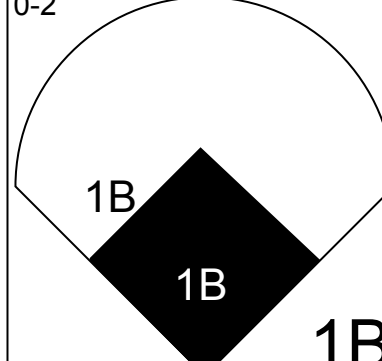
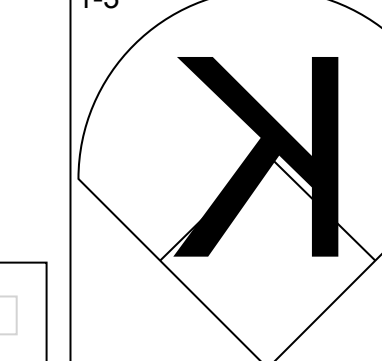
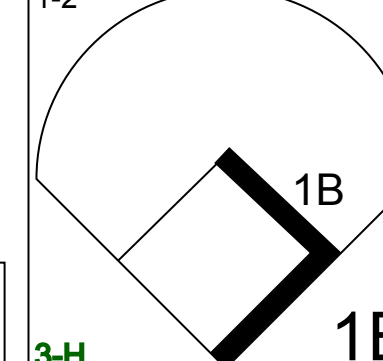
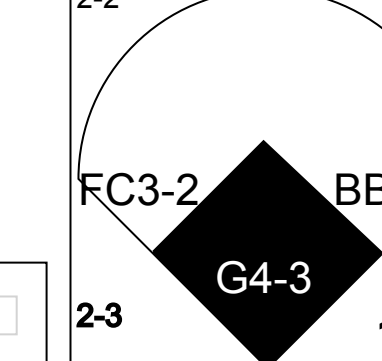
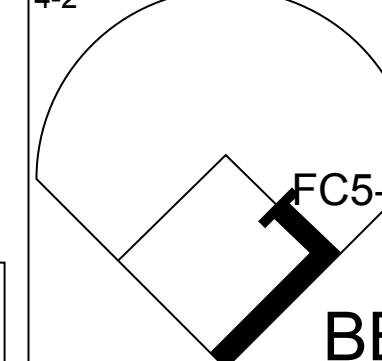
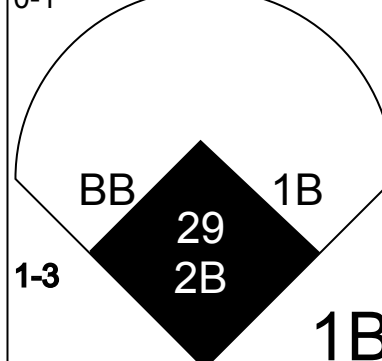
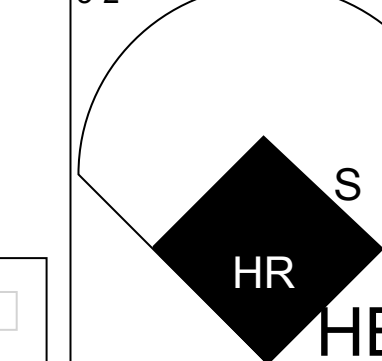
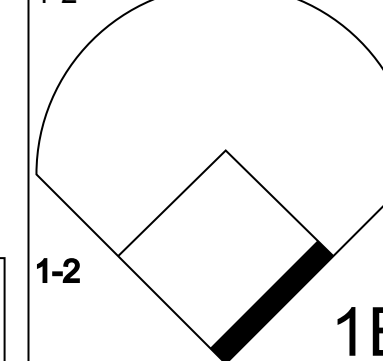
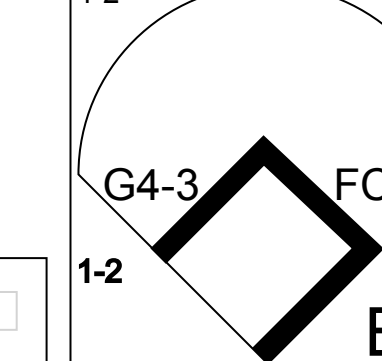
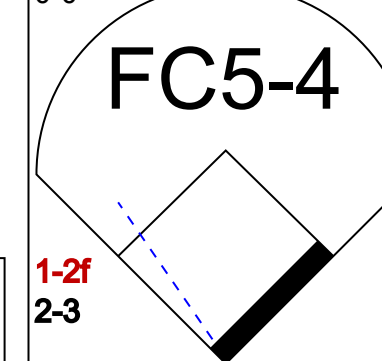
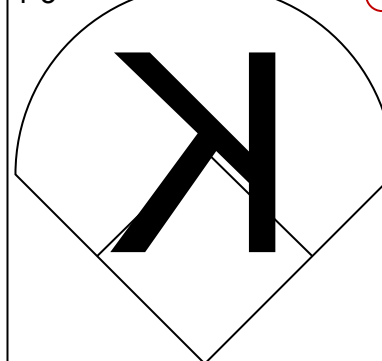


Batter	1	2	3	4	5	6	7	8	9	10	11	AB	R	H	RBI	BB	SO	LOB	BOTTOM															
Cristian Guzman, S OBP: 0.338, SLG: 0.569	1-3 K		0-1 G6-3			0-1 G4-3				3-3 K		6	1	1	0	0	2	5																
Luis Rivas, R OBP: 0.265, SLG: 0.393	3-3 K					1-1 G4-3 3B				4-2 K		5	1	3	1	1	2	0																
Matt Lawton, L OBP: 0.397, SLG: 0.372	0-0 G4-3					2-1 G4-3				0-1 P6		5	1	1	2	0	0	2																
Corey Koskie, L OBP: 0.336, SLG: 0.432						3-H 2-2 F8				0-0 F9		5	1	1	1	0	1	1																
Doug Mientkiewicz, L OBP: 0.494, SLG: 0.658						1-0 P5				3-0 G4-3		4	1	1	1	1	0	1																
Chad Allen, R OBP: 0.359, SLG: 0.441										2-1 P4		4	0	2	0	1	0	0																
Jacque Jones, L OBP: 0.291, SLG: 0.336										0-0 P4		4	0	2	0	1	0	0																
Torii Hunter, R OBP: 0.256, SLG: 0.378										3-2 FC3-6 1B		5	0	3	0	0	0	3																
A.J. Pierzynski, L OBP: 0.278, SLG: 0.400										2-2 FC3-6 1B		5	0	1	0	0	1	3																
Denny Hocking, S OBP: 0.231, SLG: 0.250										1-2 1B		4	0	0	0	0	0	5																
Inning Stats	R: 0 E: 0 K: 2 S: 9	H: 0 LOB: 0 BB: 0 P: 13	R: 0 E: 0 K: 1 S: 8	H: 0 LOB: 0 BB: 0 P: 13	R: 0 E: 0 K: 0 S: 10	H: 1 LOB: 1 BB: 0 P: 15	R: 1 E: 0 K: 0 S: 8	H: 1 LOB: 0 BB: 0 P: 14	R: 0 E: 0 K: 1 S: 11	H: 2 LOB: 2 BB: 0 P: 15	R: 0 E: 0 K: 0 S: 6	H: 2 LOB: 2 BB: 1 P: 13	R: 0 E: 0 K: 0 S: 14	H: 2 LOB: 2 BB: 0 P: 21	R: 2 E: 0 K: 0 S: 9	H: 4 LOB: 1 BB: 0 P: 13	R: 0 E: 0 K: 1 S: 8	H: 0 LOB: 0 BB: 0 P: 13	R: 1 E: 0 K: 1 S: 9	H: 1 LOB: 2 BB: 2 P: 22	R: 1 E: 0 K: 0 S: 10	H: 2 LOB: 1 BB: 0 P: 16	1B: 7 2B: 2 3B: 1 HR: 3	SF: 0 SAC: 0 DP: 1 HBP: 0	WP: 0 PB: 0 SB: 0 CS: 0	PA: 47								
PITCHER	Jeff Suppan, R ERA: 4.47	IP: 7.0 WLS: 2 BF: 29	H: 7 R: 2 ER: 2 SO: 4	BB: 1 IBB: 0 HBP: 0 BLK: 0	WP: 0 HR: 0 S: 68 P: 106	ERA: 2.57 WHIP: 1.143	55 Tony Cogan, L ERA: 4.16	IP: 8.1 WLS: 3 BF: 2	H: 1 R: 1 ER: 0 SO: 0	BB: 0 IBB: 0 HBP: 0 BLK: 0	WP: 0 HR: 0 S: 2 P: 4	ERA: 13.50 WHIP: 3.000	Cory Bailey, R ERA: 1.74	IP: 8.1 WLS: 5 BF: 1	H: 0 R: 0 ER: 0 SO: 1	BB: 0 IBB: 0 HBP: 0 BLK: 0	WP: 0 HR: 0 S: 11 P: 17	ERA: 0.00 WHIP: 0.750	Roberto Hernandez, R ERA: 7.56	IP: 10.1 WLS: 1 BF: 6	H: 1 R: 1 ER: 1 SO: 1	BB: 2 IBB: 0 HBP: 0 BLK: 0	WP: 0 HR: 0 S: 9 P: 22	ERA: 9.00 WHIP: 3.000	Jose Santiago, R ERA: 6.23	IP: 11.1 WLS: 4 BF: 2	H: 1 R: 1 ER: 1 SO: 0	BB: 0 IBB: 0 HBP: 0 BLK: 0	WP: 0 HR: 0 S: 10 P: 16	ERA: 13.50 WHIP: 3.000				

Kansas City Royals @ Minnesota Twins
 Hubert H. Humphrey Metrodome, Minneapolis, MN
 Fri May 11 2001, 8:05 PM EDT
 Att. 19,141 - Dome - 72 F

AB	44
R	5
H	13
RBI	5
BB	3
SO	6
LOB	20



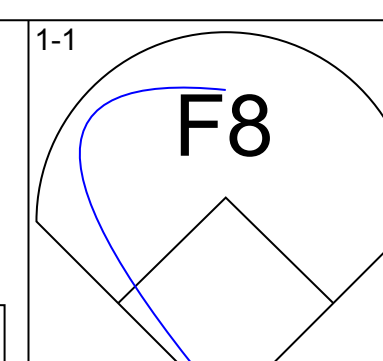
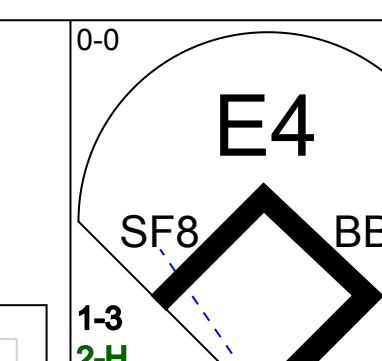
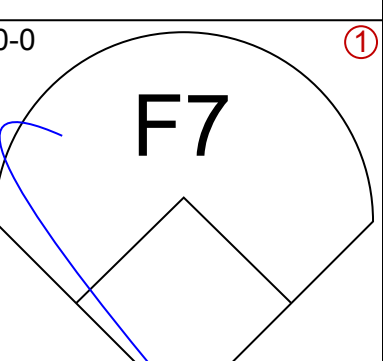
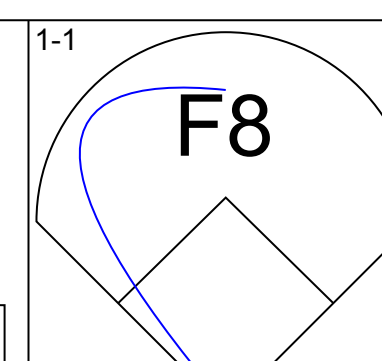
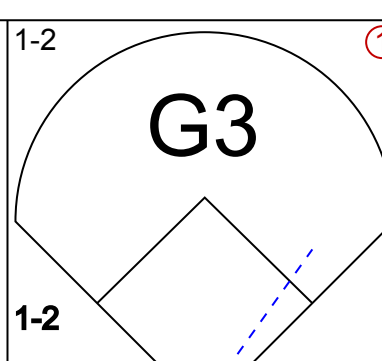
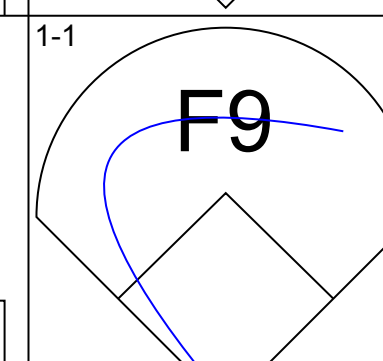
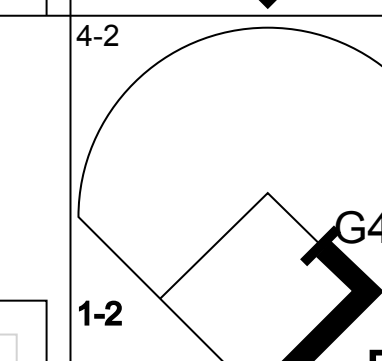
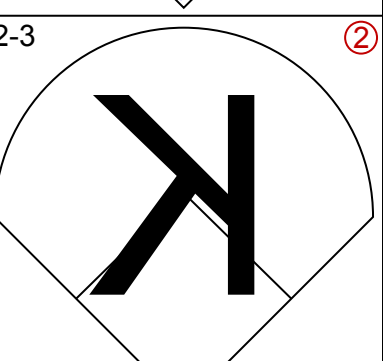
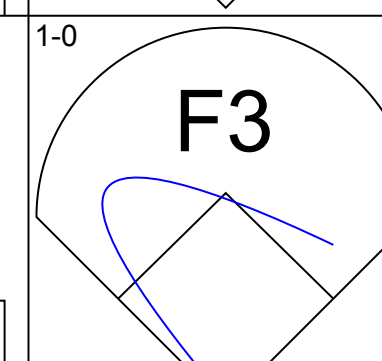
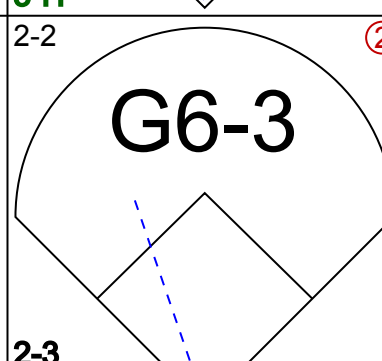
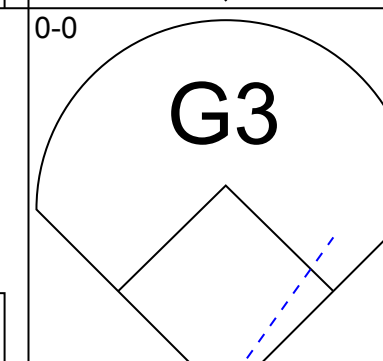
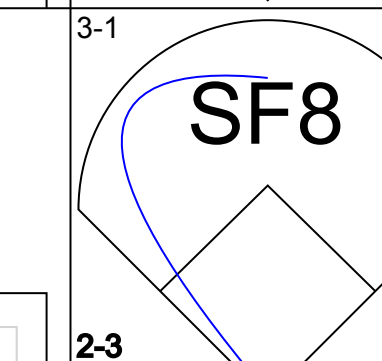
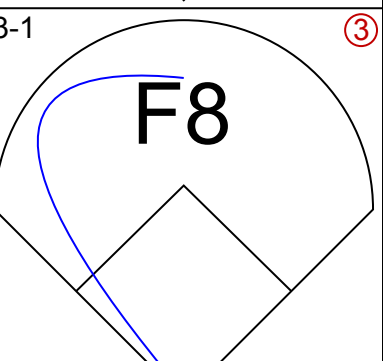
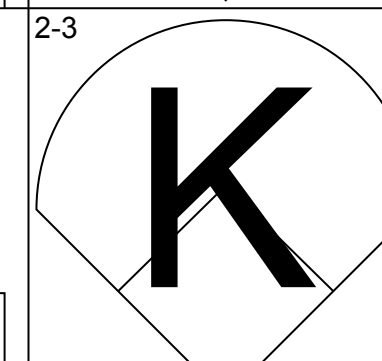
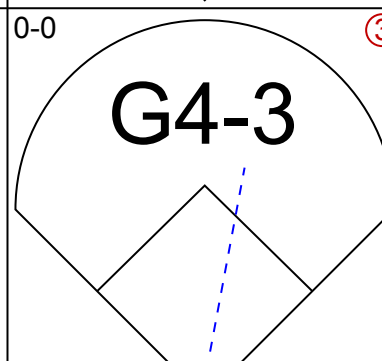
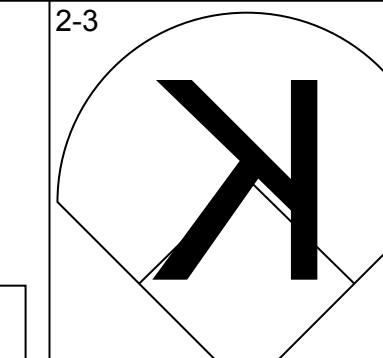
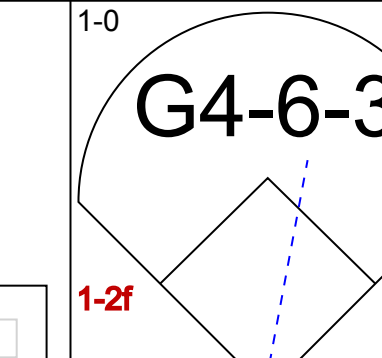
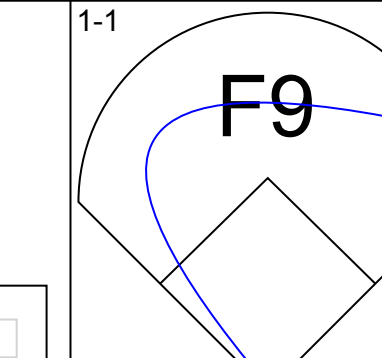
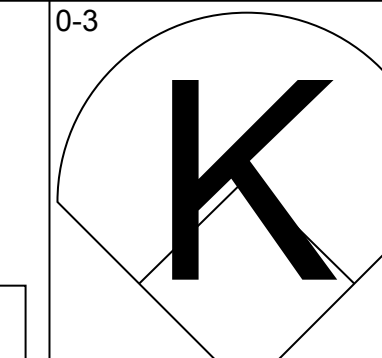
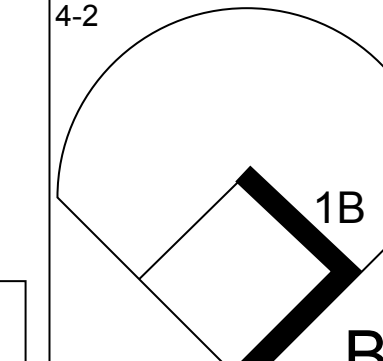
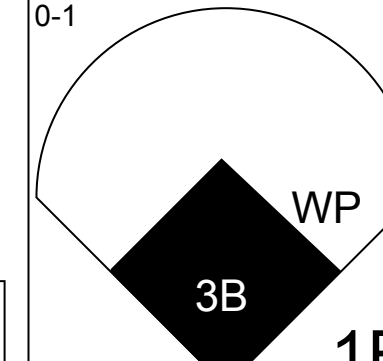
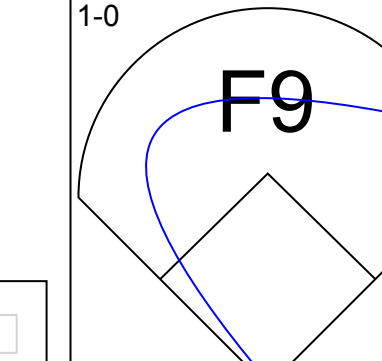
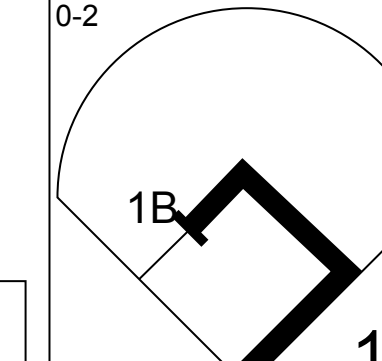
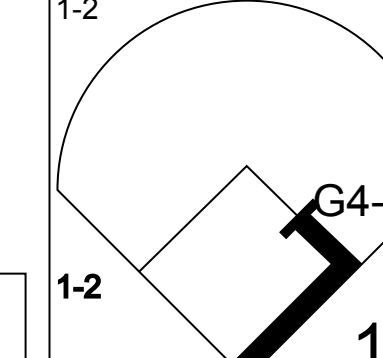
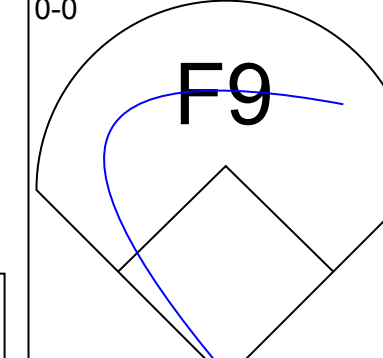
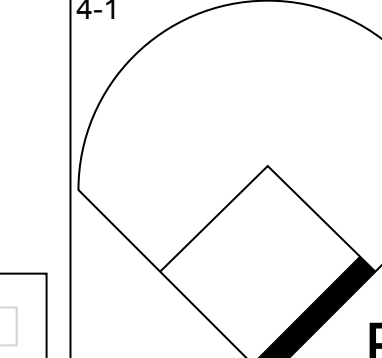
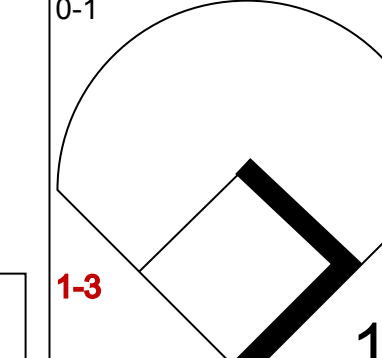
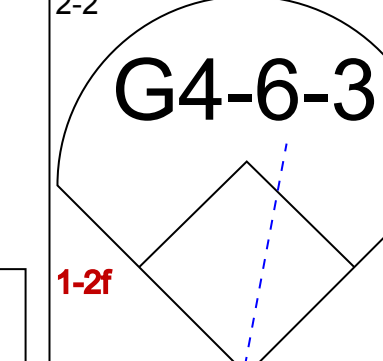
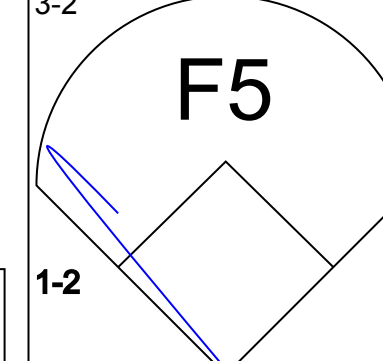
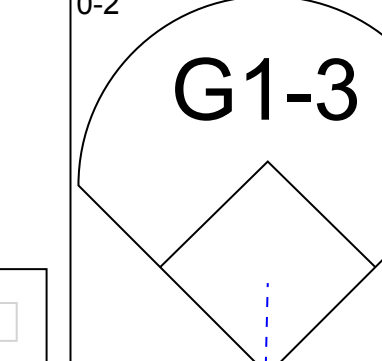
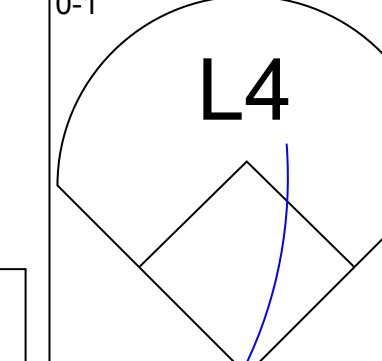
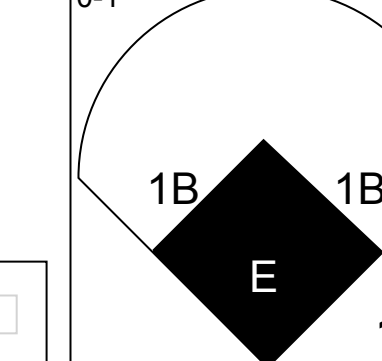
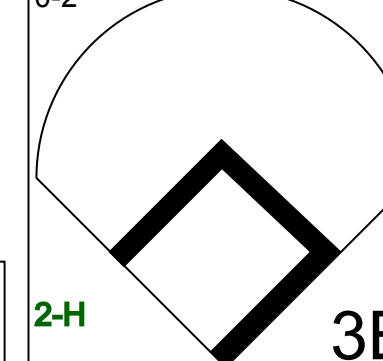
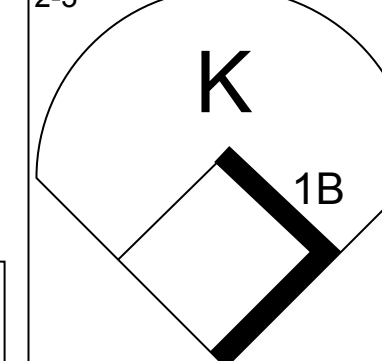
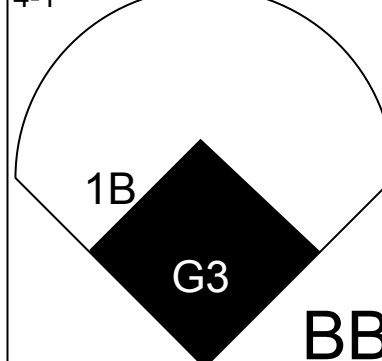
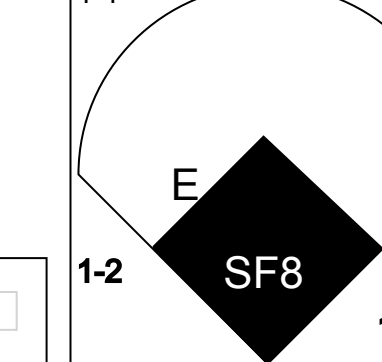
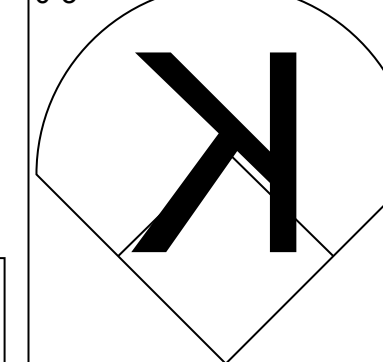
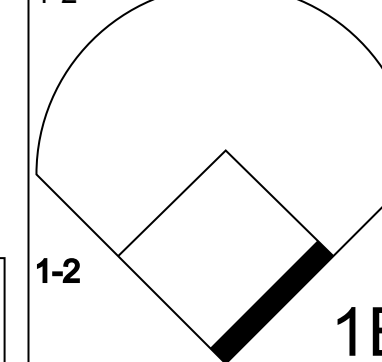
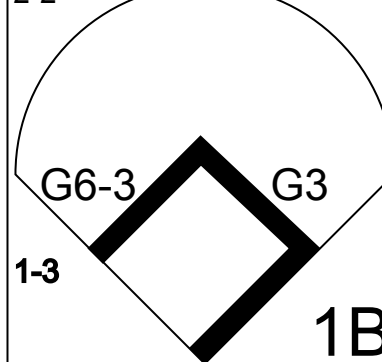
Batter	1	2	3	4	5	6	7	8	9	AB	R	H	RBI	BB	SO	LOB	TOP					
Carlos Beltrán, S OBP: 0.347, SLG: 0.426 (1, 8)										6	2	2	3	0	1	5						
Rey Sanchez, R OBP: 0.274, SLG: 0.305 (1, 6)										5	1	2	1	1	0	2						
Luis Ordaz, R OBP: 0.294, SLG: 0.300 (9, 6)										0	0	0	0	0	0	0						
29 Mike Sweeney, R OBP: 0.360, SLG: 0.567 (1, 3)										6	2	3	2	0	1	3						
Jermaine Dye, R OBP: 0.327, SLG: 0.436 (1, 9)										3	1	1	2	2	1	0						
Trenidad Hubbard, R OBP: 0.250, SLG: 0.417 (9, 9)										0	0	0	0	0	0	0						
Joe Randa, R OBP: 0.299, SLG: 0.378 (1, 5)										6	2	5	2	0	0	2						
Dee Brown, L OBP: 0.358, SLG: 0.426 (1, 7)										6	0	1	1	0	2	7						
Mark Quinn, R OBP: 0.318, SLG: 0.556 (1, 10)										5	1	2	0	0	1	2						
Luis Alicaia, S OBP: 0.287, SLG: 0.305 (1, 4)										4	2	3	1	1	1	0						
A.J. Hinch, R OBP: 0.194, SLG: 0.212 (1, 2)										3	1	1	0	1	1	4						
Inning Stats	R: 0 E: 0 K: 1 S: 13	H: 1 LOB: 0 BB: 0 P: 21	R: 0 E: 0 K: 2 S: 11	H: 1 LOB: 0 BB: 0 P: 18	R: 2 E: 0 K: 1 S: 15	H: 2 LOB: 1 BB: 0 P: 26	R: 2 E: 0 K: 1 S: 24	H: 3 LOB: 2 BB: 1 P: 34	R: 1 E: 0 K: 1 S: 11	H: 3 LOB: 1 BB: 0 P: 16	R: 1 E: 0 K: 0 S: 19	H: 2 LOB: 2 BB: 1 P: 31	R: 1 E: 0 K: 0 S: 10	H: 2 LOB: 2 BB: 1 P: 18	R: 0 E: 1 K: 0 S: 11	H: 1 LOB: 3 BB: 1 P: 17	R: 5 E: 0 K: 1 S: 17	H: 5 LOB: 1 BB: 1 P: 22	1B: 12 2B: 7 3B: 0 HR: 1	SF: 1 SAC: 0 DP: 0 HBP: 1	WP: 1 PB: 0 SB: 1 CS: 1	PA: 52
PITCHER	IP	WLS	BF	H	R	ER	SO	BB	IBB	HBP	BLK	WP	HR	S	P	ERA	WHIP					
Brad Radke, R ERA: 2.8 (1, 1)	4.1	L	22	9	5	5	5	1	0	1	0	1	1	70	111	10.38	2.308					
Hector Carrasco, R ERA: 5.29 (5, 1)	1.2		8	3	1	1	2	1	0	0	0	0	0	23	35	5.40	2.400					
Jack Cressend, R ERA: 5.4 (7, 1)	1.2		11	3	1	1	0	2	0	0	0	0	0	19	32	5.40	3.000					
Johan Santana, L ERA: 7.5 (8, 1)	1.1		10	5	5	5	1	1	0	0	0	0	0	19	25	33.75	4.500					

Kansas City Royals @ Minnesota Twins
Hubert H. Humphrey Metrodome, Minneapolis, MN

AB 44
R 12
H 20
RBI 12
BB 5
SO 8
LOB 25



Sat May 12 2001, 7:05 PM EDT
Att: 26,167 - Dome - 72 F

Batter	1	2	3	4	5	6	7	8	9	AB	R	H	RBI	BB	SO	LOB	BOTTOM				
Cristian Guzman, S OBP: 0.333, SLG: 0.555 (1, 6)										5	0	1	1	0	0	3					
Luis Rivas, R OBP: 0.281, SLG: 0.381 (1, 4)										4	0	0	0	1	1	3					
Matt Lawton, L OBP: 0.384, SLG: 0.359 (1, 9)										4	0	0	1	0	1	3					
Corey Koskie, L OBP: 0.326, SLG: 0.418 (1, 5)										4	0	0	0	0	2	2					
Doug Mientkiewicz, L OBP: 0.492, SLG: 0.697 (1, 3)										3	1	2	0	1	0	0					
Chad Allen, R OBP: 0.395, SLG: 0.459 (1, 10)										3	0	2	0	1	0	1					
Jacque Jones, L OBP: 0.281, SLG: 0.325 (1, 7)										4	0	0	0	0	0	5					
Tori Hunter, R OBP: 0.280, SLG: 0.416 (1, 8)										3	2	2	1	1	1	0					
Tom Prince, R OBP: 0.309, SLG: 0.408 (1, 2)										4	1	3	0	0	1	1					
Inning Stats	R: 0 E: 0 K: 0 S: 5	H: 0 LOB: 0 BB: 0 P: 7	R: 0 E: 0 K: 1 S: 13	H: 1 LOB: 1 BB: 1 P: 22	R: 2 E: 1 K: 0 S: 11	H: 3 LOB: 1 BB: 1 P: 20	R: 1 E: 0 K: 1 S: 12	H: 2 LOB: 1 BB: 0 P: 15	R: 0 E: 0 K: 0 S: 6	H: 0 LOB: 0 BB: 0 P: 11	R: 0 E: 0 K: 2 S: 12	H: 1 LOB: 2 BB: 0 P: 19	R: 0 E: 0 K: 1 S: 10	H: 2 LOB: 1 BB: 0 P: 10	R: 1 E: 0 K: 0 S: 11	H: 1 LOB: 1 BB: 1 P: 20	1B: 9 2B: 0 3B: 1 HR: 0	SF: 1 SAC: 0 DP: 2 HBP: 0	WP: 1 PB: 1 SB: 0 CS: 0	PA: 39	
PITCHER	IP	WLS	BF	H	R	ER	SO	BB	IBB	HBP	BLK	WP	HR	S	P	ERA	WHIP				
Chad Durbin, R ERA: 6.05 (1, 1)	8.0	W	34	9	3	3	6	3	0	0	0	1	0	76	117	3.38	1.500				
Doug Henry, R ERA: 6.52 (9, 1)	1.0		5	1	1	1	0	1	0	0	0	0	0	11	20	9.00	2.000				

Kansas City Royals @ Minnesota Twins
Hubert H. Humphrey Metrodome, Minneapolis, MN

AB 34
R 4
H 10
RBI 3
BB 4
SO 6
LOB 18



Sat May 12 2001, 7:05 PM EDT
Att: 26,167 - Dome - 72 F

Batter	1	2	3	4	5	6	7	8	9	AB	R	H	RBI	BB	SO	LOB	TOP										
Carlos Beltrán, S OBP: 0.342, SLG: 0.425			G6-3				F1			5	0	1	0	0	2	4	Kansas City Royals @ Minnesota Twins Hubert H. Humphrey Metrodome, Minneapolis, MN Sun May 13 2001, 2:05 PM EDT Att: 18,018 - Dome - 72 F livebaseballscorecards.com										
Rey Sanchez, R OBP: 0.279, SLG: 0.308	L4			G5-3					F8	5	1	2	0	0	0	1											
29 Mike Sweeney, R OBP: 0.358, SLG: 0.566	P6			F9			F7			4	1	1	0	0	0	3											
Jermaine Dye, R OBP: 0.325, SLG: 0.431		F9				F9				4	0	1	0	0	1	5											
Joe Randa, R OBP: 0.304, SLG: 0.388		G5-3		G5-3						4	0	2	2	0	0	1											
Mark Quinn, R OBP: 0.316, SLG: 0.547						F8		G6-4-3		4	1	1	0	0	1	2											
Dave McCarty, R OBP: 0.328, SLG: 0.291					F3	F8		G6-3		4	0	0	0	0	1	2											
Luis Alicaia, S OBP: 0.292, SLG: 0.301					P4				F8	1	0	0	0	1	0	1											
Luis Ordaz, R OBP: 0.306, SLG: 0.313										2	0	1	0	0	0	0											
A.J. Hinch, R OBP: 0.225, SLG: 0.270		G5-3								4	0	2	1	0	1	1											
Inning Stats	R: 0 E: 0 K: 1 S: 6	H: 0 LOB: 0 BB: 0 P: 9	R: 0 E: 0 K: 1 S: 12	H: 0 LOB: 0 BB: 0 P: 18	R: 0 E: 0 K: 1 S: 7	H: 0 LOB: 1 BB: 1 P: 14	R: 0 E: 0 K: 0 S: 10	H: 1 LOB: 1 BB: 0 P: 11	R: 1 E: 0 K: 1 S: 9	H: 2 LOB: 1 BB: 0 P: 11	R: 2 E: 0 K: 0 S: 9	H: 3 LOB: 1 BB: 0 P: 15	R: 0 E: 0 K: 1 S: 13	H: 3 LOB: 3 BB: 0 P: 17	R: 0 E: 0 K: 0 S: 5	H: 1 LOB: 0 BB: 0 P: 6	R: 0 E: 0 K: 1 S: 10	H: 1 LOB: 1 BB: 0 P: 10	1B: 7 2B: 4 3B: 0 HR: 0	SF: 0 SAC: 0 DP: 1 HBP: 0	WP: 0 PB: 0 SB: 0 CS: 0	PA: 38					
PITCHER	IP	WLS	BF	H	R	ER	SO	BB	IBB	HBP	BLK	WP	HR	S	P	ERA	WHIP										
Eric Milton, L ERA: 2.48	6.1	W	28	8	3	3	4	1	0	0	0	0	0	59	84	4.26	1.421										
Bob Wells, R ERA: 3.99	1.2	H	6	2	0	0	1	0	0	0	0	0	0	12	17	0.00	1.200										
Eddie Guardado, L ERA: 5.87	1.0		4	1	0	0	1	0	0	0	0	0	0	10	10	0.00	1.000										

Batter	1	2	3	4	5	6	7	8	9	AB	R	H	RBI	BB	SO	LOB	BOTTOM										
Luis Rivas, R OBP: 0.288, SLG: 0.408				G6-3						4	1	2	2	0	1	1	Kansas City Royals @ Minnesota Twins Hubert H. Humphrey Metrodome, Minneapolis, MN Sun May 13 2001, 2:05 PM EDT Att: 18,018 - Dome - 72 F livebaseballscorecards.com										
Denny Hocking, S OBP: 0.232, SLG: 0.250	FC4-6						G4-3			4	0	1	1	0	1	1											
Matt Lawton, L OBP: 0.380, SLG: 0.355		F9			F5					4	0	1	0	0	1	2											
Corey Koskie, L OBP: 0.324, SLG: 0.421	G4-3				G3-1					4	1	1	0	0	1	2											
Doug Mientkiewicz, L OBP: 0.485, SLG: 0.690			F8		F8		F7			4	1	1	0	0	0	2											
Chad Allen, R OBP: 0.404, SLG: 0.475			F8			F9				3	1	1	0	1	0	1											
Jacque Jones, L OBP: 0.288, SLG: 0.331			F8		G3-1		F5			4	1	2	2	0	0	1											
Tori Hunter, R OBP: 0.279, SLG: 0.407			G3				P4			4	1	1	1	0	1	2											
A.J. Pierzynski, L OBP: 0.276, SLG: 0.392		G3		G5-3			F9			4	1	1	1	0	0	2											
Inning Stats	R: 0 E: 0 K: 1 S: 11	H: 1 LOB: 1 BB: 0 P: 17	R: 4 E: 0 K: 1 S: 23	H: 4 LOB: 1 BB: 1 P: 36	R: 1 E: 0 K: 1 S: 11	H: 2 LOB: 1 BB: 0 P: 21	R: 0 E: 0 K: 1 S: 9	H: 0 LOB: 0 BB: 0 P: 13	R: 0 E: 0 K: 0 S: 7	H: 0 LOB: 0 BB: 0 P: 10	R: 0 E: 0 K: 0 S: 4	H: 0 LOB: 0 BB: 0 P: 7	R: 2 E: 0 K: 1 S: 14	H: 3 LOB: 1 BB: 0 P: 25	R: 0 E: 0 K: 0 S: 10	H: 1 LOB: 1 BB: 0 P: 16		1B: 7 2B: 3 3B: 0 HR: 1	SF: 0 SAC: 0 DP: 0 HBP: 0	WP: 0 PB: 0 SB: 0 CS: 0	PA: 36						
PITCHER	IP	WLS	BF	H	R	ER	SO	BB	IBB	HBP	BLK	WP	HR	S	P	ERA	WHIP										
Mac Suzuki, R ERA: 3.65	2.0	L	13	6	5	5	2	1	0	0	0	0	0	35	55	2.25	0.500										
Blake Stein, R ERA: 6.62	4.0		14	2	1	1	2	0	0	0	0	0	0	33	55	2.25	0.500										
Cory Bailey, R ERA: 2.38	1.0		5	2	1	1	1	0	0	0	0	0	1	11	19	9.00	2.000										
Doug Henry, R ERA: 6.2	1.0		4	1	0	0	0	0	0	0	0	0	0	10	16	0.00	1.000										

Batter	1	2	3	4	5	6	7	8	9	AB	R	H	RBI	BB	SO	LOB	TOP								
Carlos Beltrán, S OBP: 0.340, SLG: 0.420	P6		F8		G4-3 29 2B		F8			4	1	1	0	0	0	0	Kansas City Royals @ Minnesota Twins Hubert H. Humphrey Metrodome, Minneapolis, MN Mon May 14 2001, 8:05 PM EDT Att: 10,049 - Dome - 72 F livebaseballscorecards.com								
Rey Sanchez, R OBP: 0.278, SLG: 0.307	G4-3		F8		G4-3			G4-3		4	0	1	0	0	0	1									
29 Mike Sweeney, R OBP: 0.361, SLG: 0.577	1B 2B		K					K		4	0	2	1	0	2	1									
Jemaine Dye, R OBP: 0.329, SLG: 0.429								K		3	0	1	0	1	1	1									
Dee Brown, L OBP: 0.345, SLG: 0.410	P6		F8					K		4	0	0	0	0	2	4									
Mark Quinn, R OBP: 0.314, SLG: 0.539			F8		G6-3			G4-3		4	0	1	0	0	0	0									
Wilson Delgado, S (1, 5)			G6-3		K			K		3	0	0	0	1	2	1									
Luis Alicea, S OBP: 0.290, SLG: 0.291					F8			G4-3		3	0	0	0	1	1	1									
Héctor Ortiz, R OBP: 0.263, SLG: 0.269			G5-3					G4-3		3	0	0	0	0	0	1									
Inning Stats	R: 0 E: 0 K: 0 S: 15	H: 2 LOB: 2 BB: 0 P: 22	R: 0 E: 0 K: 0 S: 6	H: 0 LOB: 1 BB: 1 P: 10	R: 0 E: 0 K: 1 S: 11	H: 1 LOB: 2 BB: 1 P: 15	R: 0 E: 0 K: 1 S: 8	H: 0 LOB: 0 BB: 0 P: 13	R: 1 E: 0 K: 0 S: 11	H: 2 LOB: 1 BB: 0 P: 16	R: 0 E: 0 K: 2 S: 9	H: 1 LOB: 0 BB: 0 P: 13	R: 0 E: 0 K: 0 S: 6	H: 0 LOB: 0 BB: 0 P: 9	R: 0 E: 0 K: 2 S: 10	H: 0 LOB: 0 BB: 0 P: 15	R: 0 E: 0 K: 2 S: 11	H: 0 LOB: 1 BB: 1 P: 18	1B: 4 2B: 2 3B: 0 HR: 0	SF: 0 SAC: 0 DP: 0 HBP: 0	WP: 0 PB: 0 SB: 2 CS: 1	PA: 35			
PITCHER	IP	WLS	BF	H	R	ER	SO	BB	IBB	HBP	BLK	WP	HR	S	P	ERA	WHIP								
Joe Mays, R ERA: 2.3	8.0	W	31	6	1	1	6	2	0	0	0	0	0	76	113	1.12	1.000								
LaTroy Hawkins, R ERA: 2.87	1.0	S	4	0	0	0	2	1	0	0	0	0	0	11	18	0.00	1.000								

Batter	1	2	3	4	5	6	7	8	9	AB	R	H	RBI	BB	SO	LOB	BOTTOM								
Cristian Guzman, S OBP: 0.331, SLG: 0.545	G4-3		G1-6-3		G4-3					4	0	1	0	0	0	0	Kansas City Royals @ Minnesota Twins Hubert H. Humphrey Metrodome, Minneapolis, MN Mon May 14 2001, 8:05 PM EDT Att: 10,049 - Dome - 72 F livebaseballscorecards.com								
Luis Rivas, R OBP: 0.287, SLG: 0.398	K				G5-3			K		3	0	0	0	1	2	1									
Matt Lawton, L OBP: 0.383, SLG: 0.350	K							G3		2	1	0	0	2	1	1									
Corey Koskie, L OBP: 0.329, SLG: 0.431								G4-3		4	1	2	0	0	0	3									
Doug Mientkiewicz, L OBP: 0.486, SLG: 0.709								HR		4	1	2	1	0	0	1									
Chad Allen, R OBP: 0.373, SLG: 0.432								G6-3		4	0	0	1	0	0	2									
Jacque Jones, L OBP: 0.295, SLG: 0.339										3	0	1	0	1	0	3									
Tori Hunter, R OBP: 0.289, SLG: 0.405								G5-3		3	0	1	0	1	0	3									
A.J. Pierzynski, L OBP: 0.263, SLG: 0.372								G3		4	0	0	0	0	0	4									
Inning Stats	R: 0 E: 0 K: 2 S: 7	H: 0 LOB: 0 BB: 0 P: 8	R: 0 E: 0 K: 0 S: 4	H: 1 LOB: 1 BB: 0 P: 8	R: 0 E: 0 K: 0 S: 6	H: 1 LOB: 0 BB: 0 P: 8	R: 2 E: 1 K: 0 S: 17	H: 2 LOB: 2 BB: 1 P: 30	R: 0 E: 0 K: 0 S: 8	H: 0 LOB: 2 BB: 2 P: 19	R: 0 E: 0 K: 1 S: 6	H: 0 LOB: 2 BB: 2 P: 17	R: 0 E: 0 K: 1 S: 7	H: 1 LOB: 1 BB: 0 P: 10	R: 1 E: 0 K: 0 S: 11	H: 2 LOB: 1 BB: 0 P: 18	1B: 4 2B: 2 3B: 0 HR: 1	SF: 0 SAC: 0 DP: 1 HBP: 0	WP: 0 PB: 0 SB: 0 CS: 0	PA: 36					
PITCHER	IP	WLS	BF	H	R	ER	SO	BB	IBB	HBP	BLK	WP	HR	S	P	ERA	WHIP								
Dan Reichert, R ERA: 3.28	7.0	L	31	5	2	1	3	5	0	0	0	0	0	55	100	1.29	1.429								
Jason Grimsley, R ERA: 2.59	1.0		5	2	1	1	0	0	0	0	0	0	1	11	18	9.00	2.000								

Batter	1	2	3	4	5	6	7	8	9	AB	R	H	RBI	BB	SO	LOB	TOP				
John Valentin, R OBP: 0.353, SLG: 0.357 (1, 6)	G5-3		G4-3 1B 2B		G6-3			P6		4	1	1	0	0	0	1	Boston Red Sox @ Minnesota Twins Hubert H. Humphrey Metrodome, Minneapolis, MN Wed May 16 2001, 8:05 PM EDT Att: 22,006 - Dome - 72 F livebaseballscorecards.com				
Jose Offerman, S OBP: 0.395, SLG: 0.496 (1, 3)	2B E 1B		F9		F8			FC6-4 1B		4	1	2	0	0	0	1					
Carl Everett, S OBP: 0.372, SLG: 0.468 (1, 8)	E7 1H 1B 2B		G4-3		F8			K		4	1	1	0	0	1	2					
Manny Ramirez, R OBP: 0.500, SLG: 0.738 (1, 10)	2H 1B				K			FC6-4 1-2		4	0	2	2	0	1	1					
Dante Bichette, R OBP: 0.358, SLG: 0.403 (1, 9)	K		L9					G5-3		3	0	0	0	1	1	2					
Shea Hillenbrand, R OBP: 0.368, SLG: 0.465 Scott Hatteberg, L OBP: 0.244, SLG: 0.333 (9, PH)	F9				G4-3			F8		3	0	0	0	0	0	2					
Jason Varitek, S OBP: 0.368, SLG: 0.393 Trot Nixon, L OBP: 0.346, SLG: 0.446 (9, PR)			K		G3					4	0	1	0	0	2	0					
Lou Merloni, R OBP: 0.310, SLG: 0.385 Troy O'Leary, L OBP: 0.291, SLG: 0.390 (9, PH)	F7				L4			K		3	0	0	0	0	1	0					
Darren Lewis, R OBP: 0.233, SLG: 0.373 (1, 7)	B1-3							G4-3		3	0	1	0	0	0	0					
Inning Stats	R: 2 H: 3 E: 1 K: 1 S: 14	H: 3 LOB: 1 BB: 0 P: 22	R: 0 H: 0 E: 0 K: 1 S: 7	H: 0 LOB: 0 BB: 0 P: 11	R: 1 H: 2 E: 0 K: 0 S: 14	H: 2 LOB: 1 BB: 0 P: 23	R: 0 H: 0 E: 0 K: 0 S: 4	H: 0 LOB: 0 BB: 0 P: 7	R: 0 H: 1 E: 0 K: 2 S: 10	H: 0 LOB: 1 BB: 1 P: 10	R: 0 H: 0 E: 0 K: 1 S: 7	H: 0 LOB: 0 BB: 0 P: 9	R: 0 H: 1 E: 0 K: 1 S: 13	H: 1 LOB: 1 BB: 0 P: 21	R: 0 H: 1 E: 0 K: 1 S: 12	H: 1 LOB: 1 BB: 0 P: 15		1B: 6 2B: 2 3B: 0 HR: 0	SF: 0 SAC: 0 DP: 1 HBP: 0	WP: 0 PB: 0 SB: 0 CS: 0	PA: 35
PITCHER	IP	WLS	BF	H	R	ER	SO	BB	IBB	HBP	BLK	WP	HR	S	P	ERA	WHIP				
J.C. Romero, L ERA: 5.03 (1, 1)	7.0		27	6	3	2	5	1	0	0	0	0	0	63	102	2.57	1.000				
Eddie Guardado, L ERA: 5.53 (8, 1)	0.2		3	1	0	0	1	0	0	0	0	0	0	11	17	0.00	1.500				
Bob Wells, R ERA: 3.92 (9, 1)	0.1	W	1	0	0	0	0	0	0	0	0	0	0	2	4	0.00	0.000				
LaTroy Hawkins, R ERA: 2.7 (9, 1)	1.0	S	4	1	0	0	1	0	0	0	0	0	0	12	15	0.00	1.000				

Batter	1	2	3	4	5	6	7	8	9	AB	R	H	RBI	BB	SO	LOB	BOTTOM				
Cristian Guzman, S OBP: 0.345, SLG: 0.554 (1, 6)	G3-1		CS BB					K		3	0	1	2	1	1	0	Boston Red Sox @ Minnesota Twins Hubert H. Humphrey Metrodome, Minneapolis, MN Wed May 16 2001, 8:05 PM EDT Att: 22,006 - Dome - 72 F livebaseballscorecards.com				
Luis Rivas, R OBP: 0.270, SLG: 0.373 (1, 4)	G1-3		CS 1-2		G4-3		G1-3	G6-3		4	0	0	0	0	0	1					
Matt Lawton, L OBP: 0.387, SLG: 0.354 (1, 9)					K			L4		3	0	1	0	1	1	0					
Corey Koskie, L OBP: 0.325, SLG: 0.412 (1, 5)	F8				G6-3			K		4	0	0	0	0	1	2					
Doug Mientkiewicz, L OBP: 0.469, SLG: 0.675 (1, 3)			F9					K		3	0	0	0	0	1	0					
Chad Allen, R OBP: 0.345, SLG: 0.392 (1, 10)			K					K		3	0	0	0	0	2	0					
Jacque Jones, L OBP: 0.287, SLG: 0.323 (1, 7)			K					L7		2	1	0	0	1	1	0					
Tori Hunter, R OBP: 0.299, SLG: 0.418 (1, 8)			F9					K		3	1	1	0	0	1	0					
A.J. Pierzynski, L OBP: 0.268, SLG: 0.375 Brian Buchanan, R OBP: 0.182, SLG: 0.591 Tom Prince, R OBP: 0.293, SLG: 0.385 (9, 2)			G4-3							2	1	1	1	0	0	0					
Inning Stats	R: 0 H: 0 E: 0 K: 0 S: 7	H: 0 LOB: 1 BB: 1 P: 15	R: 0 H: 0 E: 0 K: 2 S: 8	H: 0 LOB: 0 BB: 0 P: 12	R: 0 H: 0 E: 0 K: 0 S: 5	H: 0 LOB: 1 BB: 1 P: 10	R: 0 H: 0 E: 0 K: 1 S: 9	H: 0 LOB: 0 BB: 0 P: 15	R: 3 H: 3 E: 0 K: 2 S: 16	H: 3 LOB: 1 BB: 1 P: 23	R: 0 H: 0 E: 0 K: 1 S: 8	H: 0 LOB: 0 BB: 0 P: 10	R: 0 H: 0 E: 0 K: 1 S: 5	H: 0 LOB: 1 BB: 0 P: 10	R: 1 H: 2 E: 0 K: 1 S: 11	H: 2 LOB: 1 BB: 0 P: 14		1B: 2 2B: 1 3B: 1 HR: 1	SF: 0 SAC: 0 DP: 0 HBP: 0	WP: 0 PB: 0 SB: 0 CS: 1	PA: 32
PITCHER	IP	WLS	BF	H	R	ER	SO	BB	IBB	HBP	BLK	WP	HR	S	P	ERA	WHIP				
49 Tim Wakefield, R ERA: 2.21 (1, 1)	6.0		23	3	3	3	6	3	0	0	0	0	0	53	85	4.50	1.000				
Hipolito Pichardo, R ERA: (7, 1)	1.0		3	0	0	0	1	0	0	0	0	0	0	5	10	0.00	0.000				
Pete Schourek, L ERA: 2.65 (8, 1)	1.0	L	5	2	1	1	1	0	0	0	0	0	1	11	14	9.00	2.000				



Batter	1	2	3	4	5	6	7	8	9	AB	R	H	RBI	BB	SO	LOB	TOP			
Trot Nixon, L OBP: 0.336, SLG: 0.431 (1, 9)	P4		G3		G3			F8		4	0	0	0	0	0	0				
Scott Hatteberg, L OBP: 0.224, SLG: 0.304 (1, 2)	G6-3		L7		G6-3			L4		4	0	0	0	0	0	0				
Carl Everett, S OBP: 0.369, SLG: 0.462 (1, 8)	F9		HR		G6-3			K		4	1	1	0	0	1	0				
Manny Ramirez, R OBP: 0.500, SLG: 0.758 (1, 10)		1B	HR		L1			K		4	2	2	2	0	1	0				
Troy O'Leary, L OBP: 0.261, SLG: 0.385 (1, 7)	1B		K		G6-3			K		4	0	1	1	0	2	0				
Shea Hillenbrand, R OBP: 0.307, SLG: 0.460 (1, 5)					G4-3			F9		4	0	1	0	0	0	0				
Brian Daubach, L OBP: 0.303, SLG: 0.536 (1, 3)	F7				F8			F7		3	0	0	0	0	0	2				
Lou Merloni, R OBP: 0.313, SLG: 0.379 (1, 6)	P6				K			1B		3	0	1	0	0	1	2				
Mike Lansing, R OBP: 0.242, SLG: 0.294 (1, 4)	K				G5-3			F8		3	0	0	0	0	1	3				
Inning Stats	R: 0 H: 0 E: 0 K: 0 S: 9	H: 0 LOB: 0 BB: 0 P: 13	R: 1 H: 3 E: 0 K: 1 S: 14	H: 3 LOB: 2 BB: 0 P: 19	R: 2 H: 2 E: 0 K: 1 S: 13	H: 2 LOB: 0 BB: 0 P: 17	R: 0 H: 0 E: 0 K: 1 S: 5	H: 0 LOB: 0 BB: 0 P: 8	R: 0 H: 0 E: 0 K: 0 S: 6	H: 0 LOB: 0 BB: 0 P: 9	R: 0 H: 1 E: 0 K: 0 S: 7	H: 1 LOB: 1 BB: 0 P: 11	R: 0 H: 0 E: 0 K: 1 S: 7	H: 0 LOB: 0 BB: 0 P: 10	R: 0 H: 0 E: 0 K: 2 S: 9	H: 0 LOB: 0 BB: 0 P: 11	1B: 4 2B: 1 3B: 0 HR: 1	SF: 0 SAC: 0 DP: 0 HBP: 0	WP: 0 PB: 0 SB: 0 CS: 0	PA: 33
PITCHER Brad Radke, R ERA: 2.83 (1, 1)	IP: 9.0 WLS: W BF: 33 H: 6 R: 3 ER: 3 SO: 6 BB: 0 IBB: 0 HBP: 0 BLK: 0 WP: 0 HR: 1 S: 76 P: 107 ERA: 3.00 WHIP: 0.667															PITCHER				

Boston Red Sox @ Minnesota Twins
 Hubert H. Humphrey Metrodome, Minneapolis, MN
 Thu May 17 2001, 1:05 PM EDT
 Att: 18,466 - Dome - 72 F

AB	33
R	3
H	6
RBI	3
BB	0
SO	6
LOB	7



Batter	1	2	3	4	5	6	7	8	9	AB	R	H	RBI	BB	SO	LOB	BOTTOM			
Cristian Guzman, S OBP: 0.346, SLG: 0.545 (1, 6)	F8		HBP		G3			L4		4	1	1	0	1	0	2				
Denny Hocking, S OBP: 0.287, SLG: 0.273 Jason Maxwell, R OBP: 0.241, SLG: 0.296 (1, 4) (6, 4)	F7		1B		HR			1B		2	1	1	0	0	0	0				
Matt Lawton, L OBP: 0.395, SLG: 0.361 (1, 9)			1B		HR			G3		3	1	2	1	1	0	1				
Corey Koskie, L OBP: 0.323, SLG: 0.429 (1, 5)	F9		K		HR			G4-3		4	1	1	3	0	1	3				
Doug Mientkiewicz, L OBP: 0.470, SLG: 0.693 (1, 3)					HR			G3		4	1	2	1	0	0	0				
Chad Allen, R OBP: 0.355, SLG: 0.377 (1, 10)	G6-3				F9			1B		2	0	0	0	2	0	1				
Jacque Jones, L OBP: 0.293, SLG: 0.323 (1, 7)	K				BB			F8		3	0	1	0	1	1	1				
Tori Hunter, R OBP: 0.287, SLG: 0.400 (1, 8)			G5-3		F9			K		4	0	0	0	0	2	5				
A.J. Pierzynski, L OBP: 0.256, SLG: 0.357 (1, 2)			G3		K			G3-1		4	0	0	0	0	1	2				
Inning Stats	R: 0 H: 0 E: 0 K: 0 S: 7	H: 0 LOB: 1 BB: 1 P: 17	R: 0 H: 0 E: 0 K: 1 S: 9	H: 0 LOB: 0 BB: 0 P: 15	R: 1 H: 1 E: 0 K: 1 S: 11	H: 1 LOB: 2 BB: 1 P: 23	R: 1 H: 1 E: 0 K: 1 S: 18	H: 1 LOB: 2 BB: 2 P: 33	R: 3 H: 4 E: 0 K: 1 S: 15	H: 4 LOB: 1 BB: 0 P: 22	R: 0 H: 1 E: 0 K: 0 S: 11	H: 1 LOB: 2 BB: 1 P: 16	R: 0 H: 1 E: 0 K: 1 S: 12	H: 1 LOB: 2 BB: 1 P: 22	R: 0 H: 1 E: 0 K: 0 S: 5	H: 1 LOB: 0 BB: 0 P: 6	1B: 6 2B: 2 3B: 0 HR: 2	SF: 0 SAC: 0 DP: 1 HBP: 1	WP: 0 PB: 0 SB: 2 CS: 0	PA: 38
PITCHER David Cone, R ERA: 6.0 Rolando Arrojo, R ERA: 4.37 Rich Garcés, R ERA: 2.61 Rod Beck, R ERA: 1.9 (1, 1) (4, 1) (7, 1) (8, 1)	IP: 3.0 WLS: L BF: 14 H: 5 R: 3 ER: 3 SO: 2 BB: 0 IBB: 0 HBP: 0 BLK: 0 WP: 0 HR: 1 S: 34 P: 50 ERA: 9.00 WHIP: 1.667															PITCHER				

Boston Red Sox @ Minnesota Twins
 Hubert H. Humphrey Metrodome, Minneapolis, MN
 Thu May 17 2001, 1:05 PM EDT
 Att: 18,466 - Dome - 72 F

AB	32
R	5
H	9
RBI	5
BB	5
SO	5
LOB	16



Batter	1	2	3	4	5	6	7	8	9	AB	R	H	RBI	BB	SO	LOB	TOP								
Cristian Guzman, S OBP: 0.338, SLG: 0.531 (1, 6)										4	0	0	0	0	1	1									
Luis Rivas, R OBP: 0.265, SLG: 0.377 (1, 4)										4	1	1	0	0	0	1									
Matt Lawton, L OBP: 0.392, SLG: 0.365 (1, 9)										4	0	1	0	0	0	1									
Corey Koskie, L OBP: 0.321, SLG: 0.424 (1, 5)										4	0	1	1	0	0	2									
Doug Mientkiewicz, L OBP: 0.464, SLG: 0.679 (1, 3)										4	0	1	0	0	0	1									
Brian Buchanan, R OBP: 0.192, SLG: 0.538 (1, 10)										4	0	1	0	0	1	1									
Jacque Jones, L OBP: 0.292, SLG: 0.343 (1, 7)										4	1	1	1	0	0	1									
Tori Hunter, R OBP: 0.288, SLG: 0.392 (1, 8)										2	0	0	0	0	0	1									
Tom Prince, R OBP: 0.295, SLG: 0.370 (1, 2)										2	0	0	0	0	0	1									
Inning Stats	R: 0 E: 0 K: 1 S: 8	H: 0 LOB: 0 BB: 0 P: 14	R: 0 E: 0 K: 0 S: 9	H: 1 LOB: 1 BB: 0 P: 12	R: 0 E: 0 K: 0 S: 5	H: 0 LOB: 0 BB: 0 P: 10	R: 0 E: 0 K: 0 S: 7	H: 0 LOB: 0 BB: 0 P: 12	R: 1 E: 0 K: 1 S: 15	H: 1 LOB: 1 BB: 0 P: 19	R: 1 E: 0 K: 0 S: 10	H: 2 LOB: 1 BB: 0 P: 16	R: 0 E: 1 K: 0 S: 7	H: 0 LOB: 0 BB: 0 P: 9	R: 0 E: 0 K: 0 S: 12	H: 1 LOB: 2 BB: 0 P: 17	R: 0 E: 0 K: 0 S: 7	H: 1 LOB: 0 BB: 0 P: 8	1B: 3 2B: 3 HR: 1	SF: 0 SAC: 0 DP: 2 HBP: 2	WP: 0 PB: 0 SB: 0 CS: 0	PA: 34			
PITCHER	IP	WLS	BF	H	R	ER	SO	BB	IBB	HBP	BLK	WP	HR	S	P	ERA	WHIP								
Jason Johnson, R ERA: 3.44 (1, 1)	7.2	W	30	5	2	2	2	0	0	2	0	0	1	72	108	2.35	0.652								
Buddy Groom, L ERA: 4.15 (8, 1)	1.1		4	1	0	0	0	0	0	0	0	0	0	8	9	0.00	0.750								

Minnesota Twins @ Baltimore Orioles
 Oriole Park at Camden Yards, Baltimore, MD
 Fri May 18 2001, 7:05 PM EDT
 Att: 38,558 - Cloudy - 64 F

AB 32
 R 2
 H 6
 RBI 2
 BB 0
 SO 2
 LOB 10



Batter	1	2	3	4	5	6	7	8	9	AB	R	H	RBI	BB	SO	LOB	BOTTOM								
Jerry Hairston, R OBP: 0.306, SLG: 0.345 (1, 4)										3	1	1	2	2	0	0									
Mike Bordick, R OBP: 0.328, SLG: 0.338 (1, 6)										3	1	0	0	0	1	2									
Chris Richard, L OBP: 0.367, SLG: 0.462 (1, 9)										3	1	1	0	0	0	1									
Jeff Conine, R OBP: 0.376, SLG: 0.481 (1, 3)										4	1	3	4	0	1	0									
David Segui, S OBP: 0.373, SLG: 0.371 (1, 10)										3	0	0	0	0	2	1									
6 Melvin Mora, R OBP: 0.328, SLG: 0.330 (1, 8)										3	0	1	0	1	2	3									
Cal Ripken Jr., R OBP: 0.236, SLG: 0.314 (1, 5)										4	1	1	0	0	0	5									
Mike Kinkade, R OBP: 0.304, SLG: 0.379 (1, 7)										4	2	2	1	0	1	0									
Brady Anderson, L OBP: 0.281, SLG: 0.253 (9, 7)										0	0	0	0	0	0	0									
Brook Fordyce, R OBP: 0.261, SLG: 0.276 (1, 2)										4	0	1	0	0	0	2									
Inning Stats	R: 0 E: 0 K: 0 S: 6	H: 0 LOB: 0 BB: 0 P: 12	R: 0 E: 0 K: 2 S: 7	H: 0 LOB: 1 BB: 1 P: 13	R: 5 E: 0 K: 1 S: 21	H: 3 LOB: 0 BB: 1 P: 36	R: 2 E: 0 K: 0 S: 14	H: 3 LOB: 1 BB: 0 P: 19	R: 0 E: 0 K: 1 S: 11	H: 2 LOB: 1 BB: 0 P: 21	R: 0 E: 0 K: 1 S: 13	H: 0 LOB: 1 BB: 1 P: 22	R: 0 E: 0 K: 1 S: 11	H: 2 LOB: 2 BB: 0 P: 15	R: 0 E: 0 K: 1 S: 8	H: 0 LOB: 0 BB: 0 P: 11	1B: 8 2B: 0 3B: 0 HR: 2	SF: 0 SAC: 0 DP: 1 HBP: 3	WP: 0 PB: 0 SB: 0 CS: 2	PA: 37					
PITCHER	IP	WLS	BF	H	R	ER	SO	BB	IBB	HBP	BLK	WP	HR	S	P	ERA	WHIP								
Eric Milton, L ERA: 3.43 (1, 1)	3.1	L	19	6	7	7	3	2	0	2	0	0	0	43	72	18.90	2.400								
Johan Santana, L ERA: 5.19 (4, 1)	2.2		13	4	0	0	2	1	0	1	0	0	0	36	59	0.00	1.875								
Jack Cressend, R ERA: 2.45 (7, 1)	2.0		5	0	0	0	2	0	0	0	0	0	0	12	18	0.00	0.000								

Minnesota Twins @ Baltimore Orioles
 Oriole Park at Camden Yards, Baltimore, MD
 Fri May 18 2001, 7:05 PM EDT
 Att: 38,558 - Cloudy - 64 F

AB 31
 R 7
 H 10
 RBI 7
 BB 3
 SO 7
 LOB 14



Batter	1	2	3	4	5	6	7	8	9	AB	R	H	RBI	BB	SO	LOB	TOP					
Cristian Guzman, S OBP: 0.346, SLG: 0.539 (1, 6)	G5-3		1B		1B		2B	F7		5	2	3	0	0	0	0	Minnesota Twins @ Baltimore Orioles Oriole Park at Camden Yards, Baltimore, MD Sat May 19 2001, 7:05 PM EDT Att: 40,041 - Cloudy - 79 F					
Denny Hocking, S OBP: 0.292, SLG: 0.317 (1, 10)	F8		G3-6-1		G5-3		G1-3	F7		5	1	3	2	0	0							
Matt Lawton, L OBP: 0.386, SLG: 0.355 (1, 9)	BB		K		G6-3		G1-3	L8		4	0	0	1	1	1	4						
Corey Koskie, L OBP: 0.317, SLG: 0.416 (1, 5)	K		G3-6-1		G5-3		1B	G3		5	1	1	1	0	1	4						
Doug Mientkiewicz, L OBP: 0.468, SLG: 0.674 (1, 3)		G3					1B	G4-3		4	1	2	0	1	0	0						
Tori Hunter, R OBP: 0.294, SLG: 0.422 (1, 8)	1B		FC6-4		G1-3		G5-3	HR		5	1	2	2	0	0	4						
Jacque Jones, L OBP: 0.289, SLG: 0.338 (1, 7)	F5		K				1B	K		5	0	1	0	0	3	2						
Luis Rivas, R OBP: 0.275, SLG: 0.376 (1, 4)			G5-3							3	0	1	1	1	0	1						
A.J. Pierzynski, L OBP: 0.256, SLG: 0.352 (1, 2)	K				1B		G1-3			4	1	1	0	0	2	4						
Inning Stats	R: 0 E: 0 K: 1 S: 8	H: 0 LOB: 1 BB: 1 P: 17	R: 0 E: 0 K: 1 S: 14	H: 1 LOB: 2 BB: 1 P: 26	R: 0 E: 0 K: 1 S: 8	H: 2 LOB: 1 BB: 0 P: 12	R: 0 E: 0 K: 1 S: 9	H: 1 LOB: 1 BB: 0 P: 13	R: 2 E: 0 K: 0 S: 15	H: 3 LOB: 2 BB: 1 P: 25	R: 0 E: 0 K: 2 S: 12	H: 0 LOB: 0 BB: 0 P: 19	R: 4 E: 0 K: 0 S: 23	H: 6 LOB: 2 BB: 0 P: 32	R: 0 E: 0 K: 0 S: 4	H: 0 LOB: 0 BB: 0 P: 5	R: 1 E: 0 K: 1 S: 15	H: 1 LOB: 0 BB: 0 P: 21	1B: 11 2B: 2 3B: 0 HR: 1	SF: 0 SAC: 0 DP: 1 HBP: 0	WP: 0 PB: 0 SB: 2 CS: 0	PA: 43
PITCHER	IP	WLS	BF	H	R	ER	SO	BB	IBB	HBP	BLK	WP	HR	S	P	ERA	WHIP					
Jose Mercedes, R ERA: 6.28 (1, 1)	5.0		24	7	2	2	4	2	1	0	0	0	0	54	93	3.60	1.800					
B.J. Ryan, L ERA: 4.29 (6, 1)	2.0	L	12	6	4	4	2	0	0	0	0	0	0	35	51	18.00	3.000					
Chad Paronto, R ERA: 4.8 (8, 1)	1.0		3	0	0	0	0	0	0	0	0	0	0	4	5	0.00	0.000					
Buddy Groom, L ERA: 4.5 (9, 1)	1.0		4	1	1	1	1	0	0	0	0	0	1	15	21	9.00	1.000					

Batter	1	2	3	4	5	6	7	8	9	AB	R	H	RBI	BB	SO	LOB	BOTTOM					
Brady Anderson, L OBP: 0.281, SLG: 0.253 (1, 9)	G4-3			K	G6-3			FC6-4		4	0	1	0	0	1	0	Minnesota Twins @ Baltimore Orioles Oriole Park at Camden Yards, Baltimore, MD Sat May 19 2001, 7:05 PM EDT Att: 40,041 - Cloudy - 79 F					
Mike Bordick, R OBP: 0.326, SLG: 0.354 (1, 6)	G5-3			HR			K	F3		4	1	1	1	0	1	1						
Delino DeShields, L OBP: 0.327, SLG: 0.326 (1, 10)	G5-3			F7			F7	FC6-4		4	1	0	0	0	0	1						
Jeff Conine, R OBP: 0.371, SLG: 0.471 (1, 5)	P6			G5-3			G5-3			4	0	1	1	0	0	0						
David Segui, S OBP: 0.367, SLG: 0.354 (1, 3)	G4-3				F8		1B	L7		3	0	0	0	1	0	1						
Chris Richard, L OBP: 0.364, SLG: 0.478 (1, 8)	G4-3				HR		F7			4	1	1	1	0	1	1						
31 Jay Gibbons, L OBP: 0.292, SLG: 0.300 (7, PH)				F8			G4-3			2	0	0	0	0	0	0						
6 Melvin Mora, R OBP: 0.323, SLG: 0.325 (8, 8)								F9		2	0	0	0	0	0	1						
Brook Fordyce, R OBP: 0.271, SLG: 0.280 (9, PH)				G4-3				F7		2	1	1	0	1	0	0						
Greg Myers, L OBP: 0.411, SLG: 0.635 (9, PH)					HR		BB			1	0	0	0	0	0	0						
Jerry Hairston, R OBP: 0.306, SLG: 0.366 (1, 4)				F9			1B	F7		3	1	1	2	0	0	2						
Inning Stats	R: 0 E: 0 K: 0 S: 6	H: 0 LOB: 0 BB: 0 P: 11	R: 0 E: 0 K: 0 S: 5	H: 0 LOB: 0 BB: 0 P: 7	R: 0 E: 0 K: 0 S: 7	H: 0 LOB: 0 BB: 0 P: 10	R: 1 E: 0 K: 1 S: 12	H: 1 LOB: 0 BB: 0 P: 19	R: 3 E: 0 K: 0 S: 15	H: 2 LOB: 1 BB: 1 P: 25	R: 0 E: 0 K: 1 S: 7	H: 0 LOB: 0 BB: 0 P: 9	R: 0 E: 0 K: 0 S: 9	H: 1 LOB: 2 BB: 1 P: 17	R: 1 E: 1 K: 0 S: 10	H: 2 LOB: 1 BB: 0 P: 16	R: 0 E: 0 K: 1 S: 10	H: 0 LOB: 0 BB: 0 P: 17	1B: 3 2B: 0 3B: 0 HR: 3	SF: 0 SAC: 0 DP: 0 HBP: 0	WP: 0 PB: 0 SB: 0 CS: 0	PA: 35
PITCHER	IP	WLS	BF	H	R	ER	SO	BB	IBB	HBP	BLK	WP	HR	S	P	ERA	WHIP					
Joe Mays, R ERA: 2.67 (1, 1)	6.0	W	22	3	4	4	2	1	0	0	0	0	0	16	29	0.00	1.800					
Eddie Guardado, L ERA: 5.09 (7, 1)	1.2	H	8	2	1	0	0	1	0	0	0	0	0	3	4	0.00	3.000					
Bob Wells, R ERA: 3.86 (8, 1)	0.1	H	2	1	0	0	0	0	0	0	0	0	0	3	4	0.00	3.000					
LaTroy Hawkins, R ERA: 2.55 (9, 1)	1.0	S	3	0	0	0	1	0	0	0	0	0	0	10	17	0.00	0.000					

AB	40
R	7
H	14
RBI	7
BB	3
SO	7
LOB	19



AB	33
R	5
H	6
RBI	5
BB	2
SO	3
LOB	7



Batter	1	2	3	4	5	6	7	8	9	AB	R	H	RBI	BB	SO	LOB	TOP										
Cristian Guzman, S (1, 6) OBP: 0.337, SLG: 0.526	F8		F8				G3-1			4	0	0	0	0	1	3											
Denny Hocking, S (1, 10) OBP: 0.275, SLG: 0.297	G3-1		G5-3				F7		L9	4	0	0	0	0	0	0											
Corey Koskie, L (1, 5) OBP: 0.310, SLG: 0.405	K		G5-3				F8		F8	4	0	0	0	0	1	0											
Doug Mientkiewicz, L (1, 3) OBP: 0.463, SLG: 0.662		G3-1					G4-3		K	4	0	1	0	0	1	0											
Tori Hunter, R (1, 8) OBP: 0.283, SLG: 0.406		L7							G5-3								G6-3										
Jacque Jones, L (1, 7) OBP: 0.294, SLG: 0.338		1B BB					F8		1B 1B	3	1	1	0	1	0	1											
Chad Allen, R (1, 9) OBP: 0.364, SLG: 0.386							F3		1B 1B	4	0	2	0	0	1	1											
A.J. Pierzynski, L (1, 2) OBP: 0.269, SLG: 0.363			K							3	0	2	1	0	1	2											
Jason Maxwell, R (1, 4) OBP: 0.258, SLG: 0.414										2	1	1	1	0	1	1											
Matt Lawton, L (7, PH) OBP: 0.390, SLG: 0.359										1	0	1	0	0	0	0											
Luis Rivas, R (7, 4) OBP: 0.275, SLG: 0.376										0	0	0	0	0	0	0											
Inning Stats	R: 0 E: 0 K: 1 S: 10	H: 0 LOB: 0 BB: 0 P: 17	R: 0 E: 0 K: 1 S: 20	H: 1 LOB: 2 BB: 1 P: 28	R: 1 E: 0 K: 0 S: 10	H: 1 LOB: 0 BB: 0 P: 14	R: 0 E: 0 K: 0 S: 12	H: 1 LOB: 1 BB: 0 P: 17	R: 0 E: 0 K: 2 S: 9	H: 1 LOB: 0 BB: 0 P: 15	R: 0 E: 0 K: 0 S: 8	H: 0 LOB: 0 BB: 0 P: 10	R: 1 E: 0 K: 0 S: 9	H: 4 LOB: 2 BB: 0 P: 14	R: 0 E: 0 K: 1 S: 8	H: 0 LOB: 0 BB: 0 P: 12	R: 0 E: 0 K: 1 S: 9	H: 0 LOB: 0 BB: 0 P: 15	1B: 7 2B: 0 3B: 0 HR: 1	SF: 0 SAC: 0 DP: 0 HBP: 0	WP: 0 PB: 0 SB: 0 CS: 1	PA: 34					
PITCHER	IP	WLS	BF	H	R	ER	SO	BB	IBB	HBP	BLK	WP	HR	S	P	ERA	WHIP										
Sidney Ponson, R (1, 1) ERA: 5.45	6.1		26	7	2	2	4	1	0	0	0	0	1	76	113	2.84	1.263										
Mike Trombley, R (7, 1) ERA: 1.95	2.2	W	8	1	0	0	2	0	0	0	0	0	0	19	29	0.00	0.375										

Minnesota Twins @ Baltimore Orioles
 Oriole Park at Camden Yards, Baltimore, MD
 Sun May 20 2001, 1:35 PM EDT
 Att: 41,959 - Overcast - 66 F

AB 33
 R 2
 H 8
 RBI 2
 BB 1
 SO 6
 LOB 9



Batter	1	2	3	4	5	6	7	8	9	AB	R	H	RBI	BB	SO	LOB	BOTTOM										
Jerry Hairston, R (1, 4) OBP: 0.299, SLG: 0.356	G5-3		P3				F7		G5-3	4	0	0	0	0	0	0											
Mike Bordick, R (1, 6) OBP: 0.324, SLG: 0.352	K						K		F7	4	1	1	0	0	2	0											
Chris Richard, L (1, 9) OBP: 0.361, SLG: 0.468	F5						G3		G4-3	3	0	0	0	1	0	1											
Jeff Conine, R (1, 3) OBP: 0.366, SLG: 0.472		P6					G4-3 6 WP		K	4	1	1	1	0	2	1											
David Segui, S (1, 10) OBP: 0.373, SLG: 0.343							G4-3			2	0	0	0	2	1	1											
Brady Anderson, L (9, PR) OBP: 0.281, SLG: 0.253										0	1	0	0	0	0	0											
6 Melvin Mora, R (1, 8) OBP: 0.328, SLG: 0.325		G6-3					K			3	0	1	0	0	1	1											
Cal Ripken Jr., R (1, 5) OBP: 0.238, SLG: 0.314		F7					1B		SH1-3	3	0	1	0	0	0	3											
Mike Kinkade, R (1, 7) OBP: 0.301, SLG: 0.362							F8		K	3	0	0	0	0	1	3											
Fernando Lunar, R (1, 2) OBP: 0.333, SLG: 0.350							F7			3	0	0	1	0	1	1											
Inning Stats	R: 0 E: 0 K: 1 S: 11	H: 0 LOB: 0 BB: 0 P: 18	R: 0 E: 0 K: 0 S: 11	H: 0 LOB: 1 BB: 1 P: 20	R: 0 E: 0 K: 0 S: 8	H: 0 LOB: 0 BB: 0 P: 11	R: 2 E: 0 K: 1 S: 20	H: 3 LOB: 2 BB: 0 P: 32	R: 0 E: 0 K: 2 S: 9	H: 0 LOB: 0 BB: 0 P: 15	R: 0 E: 0 K: 2 S: 10	H: 0 LOB: 0 BB: 0 P: 11	R: 0 E: 0 K: 1 S: 9	H: 1 LOB: 1 BB: 0 P: 14	R: 0 E: 0 K: 1 S: 10	H: 0 LOB: 1 BB: 1 P: 17	R: 0 E: 0 K: 0 S: 9	H: 0 LOB: 2 BB: 1 P: 17	1B: 3 2B: 1 3B: 0 HR: 0	SF: 1 SAC: 1 DP: 0 HBP: 2	WP: 1 PB: 0 SB: 0 CS: 0	PA: 36					
PITCHER	IP	WLS	BF	H	R	ER	SO	BB	IBB	HBP	BLK	WP	HR	S	P	ERA	WHIP										
Mark Redman, L (1, 1) ERA: 4.22	5.0		20	3	2	2	4	1	0	0	0	0	0	59	96	3.60	0.800										
Hector Carrasco, R (6, 1) ERA: 3.91	3.0		11	1	0	0	4	1	0	0	0	0	0	29	42	0.00	0.667										
Bob Wells, R (9, 1) ERA: 4.29	0.0	L	2	0	1	1	0	1	0	1	0	0	0	3	8	∞	∞										
Eddie Guardado, L (9, 1) ERA: 4.91	0.2		3	0	0	0	0	0	0	1	0	0	0	6	9	0.00	0.000										

Minnesota Twins @ Baltimore Orioles
 Oriole Park at Camden Yards, Baltimore, MD
 Sun May 20 2001, 1:35 PM EDT
 Att: 41,959 - Overcast - 66 F

AB 29
 R 3
 H 4
 RBI 2
 BB 3
 SO 8
 LOB 11



Batter	1	2	3	4	5	6	7	8	9	AB	R	H	RBI	BB	SO	LOB	TOP										
51 Ichiro Suzuki, L (1, 9) OBP: 0.396, SLG: 0.493	G1-3		K		FC4-6 1B			G5-3	SF7	5	1	1	1	0	1	1	Seattle Mariners @ Minnesota Twins Hubert H. Humphrey Metrodome, Minneapolis, MN Tue May 22 2001, 8:05 PM EDT Att: 29,005 - Dome - 72 F										
Mark McLemore, S (1, 5) OBP: 0.372, SLG: 0.455	G6-3		G6-3			F8		F3	K	6	1	1	0	0	1	2											
Edgar Martinez, R (1, 10) OBP: 0.440, SLG: 0.477				F3				L9		5	1	2	0	0	1	1											
John Olerud, L (1, 3) OBP: 0.441, SLG: 0.468	G6-3									5	2	3	2	0	1	1											
Bret Boone, R (1, 4) OBP: 0.349, SLG: 0.526		G6-3								4	2	2	1	0	0	1											
Mike Cameron, R (1, 8) OBP: 0.357, SLG: 0.514			K							4	2	2	3	1	2	1											
Stan Javier, S (1, 7) OBP: 0.381, SLG: 0.380										3	1	1	1	1	0	3											
Carlos Guillen, S (1, 6) OBP: 0.317, SLG: 0.297										4	1	1	2	1	0	3											
Dan Wilson, R (1, 2) OBP: 0.265, SLG: 0.272										3	0	1	0	0	0	0											
Al Martin, L (7, PH) OBP: 0.278, SLG: 0.256										0	0	0	0	0	0	0											
David Bell, R (7, PH) OBP: 0.231, SLG: 0.274										1	0	0	0	0	0	3											
Tom Lampkin, L (7, 2) OBP: 0.325, SLG: 0.426										1	0	1	1	0	0	0											
Inning Stats	R: 0 E: 0 K: 0 S: 10	H: 1 LOB: 1 BB: 0 P: 15	R: 0 E: 0 K: 1 S: 9	H: 1 LOB: 1 BB: 0 P: 14	R: 0 E: 0 K: 1 S: 6	H: 0 LOB: 0 BB: 0 P: 10	R: 3 E: 1 K: 0 S: 11	H: 2 LOB: 0 BB: 0 P: 23	R: 4 E: 0 K: 0 S: 18	H: 5 LOB: 2 BB: 1 P: 30	R: 0 E: 0 K: 1 S: 13	H: 1 LOB: 1 BB: 0 P: 18	R: 0 E: 0 K: 2 S: 14	H: 0 LOB: 3 BB: 2 P: 29	R: 0 E: 0 K: 0 S: 7	H: 0 LOB: 0 BB: 0 P: 13	R: 4 E: 0 K: 1 S: 22	H: 5 LOB: 1 BB: 0 P: 29	1B: 11 2B: 3 3B: 0 HR: 1	SF: 2 SAC: 0 DP: 0 HBP: 1	WP: 0 PB: 0 CS: 0	PA: 47					
PITCHER	IP	WLS	BF	H	R	ER	SO	BB	IBB	HBP	BLK	WP	HR	S	P	ERA	WHIP										
Brad Radke, R (1, 1) ERA: 3.39	4.1		23	9	7	6	2	0	0	0	0	0	1	49	81	12.46	2.077										
Bob Wells, R (5, 1) ERA: 3.95	2.1	W	11	1	0	0	3	2	0	1	0	0	0	29	49	0.00	1.286										
Hector Carrasco, R (7, 1) ERA: 3.91	0.0		1	0	0	0	0	1	0	0	0	0	0	1	5	∞	∞										
Eddie Guardado, L (7, 1) ERA: 5.49	1.1	H	6	2	2	2	0	0	0	0	0	0	0	18	27	13.50	1.500										
LaTroy Hawkins, R (9, 1) ERA: 3.39	1.0		6	3	2	2	1	0	0	0	0	0	0	13	19	18.00	3.000										
Batter	1	2	3	4	5	6	7	8	9	AB	R	H	RBI	BB	SO	LOB	BOTTOM										
Cristian Guzman, S (1, 6) OBP: 0.345, SLG: 0.540	G3									5	2	3	1	0	0	0	Seattle Mariners @ Minnesota Twins Hubert H. Humphrey Metrodome, Minneapolis, MN Tue May 22 2001, 8:05 PM EDT Att: 29,005 - Dome - 72 F										
Denny Hocking, S (1, 10) OBP: 0.284, SLG: 0.294	G4-3									4	2	1	0	1	0	1											
Doug Mientkiewicz, L (1, 3) OBP: 0.473, SLG: 0.661										5	2	4	4	0	0	0											
Matt Lawton, L (1, 9) OBP: 0.390, SLG: 0.363										4	1	1	1	1	0	2											
Corey Koskie, L (1, 5) OBP: 0.318, SLG: 0.414										4	1	2	2	1	0	0											
Torii Hunter, R (1, 8) OBP: 0.271, SLG: 0.387										5	0	0	1	0	2	5											
Jacque Jones, L (1, 7) OBP: 0.297, SLG: 0.340										5	1	2	1	0	1	2											
Luis Rivas, R (1, 4) OBP: 0.274, SLG: 0.371										2	1	0	1	1	0	1											
A.J. Pierzynski, L (1, 2) OBP: 0.278, SLG: 0.379										4	2	2	1	0	0	1											
Inning Stats	R: 0 E: 0 K: 0 S: 7	H: 1 LOB: 1 BB: 0 P: 12	R: 0 E: 0 K: 0 S: 7	H: 1 LOB: 1 BB: 0 P: 14	R: 8 E: 0 K: 1 S: 28	H: 8 LOB: 1 BB: 1 P: 43	R: 0 E: 0 K: 0 S: 10	H: 1 LOB: 1 BB: 0 P: 11	R: 0 E: 0 K: 1 S: 6	H: 0 LOB: 0 BB: 0 P: 9	R: 0 E: 0 K: 0 S: 13	H: 1 LOB: 1 BB: 0 P: 17	R: 0 E: 0 K: 1 S: 6	H: 0 LOB: 0 BB: 0 P: 9	R: 4 E: 0 K: 0 S: 9	H: 3 LOB: 2 BB: 3 P: 24		1B: 8 2B: 7 3B: 0 HR: 0	SF: 1 SAC: 0 DP: 0 HBP: 0	WP: 1 PB: 1 SB: 1 CS: 0	PA: 43						
PITCHER	IP	WLS	BF	H	R	ER	SO	BB	IBB	HBP	BLK	WP	HR	S	P	ERA	WHIP										
Paul Abbott, R (1, 1) ERA: 6.66	2.2	L	18	9	8	8	1	1	0	0	0	0	0	36	60	27.00	3.750										
Ryan Franklin, R (3, 1) ERA: 2.97	3.1		13	3	0	0	1	0	0	0	0	0	0	35	46	0.00	0.900										
Norm Charlton, L (7, 1) ERA: 3.93	1.1		7	1	3	3	1	2	0	0	0	0	0	9	21	20.25	2.250										
Jose Paniagua, R (8, 1) ERA: 3.47	0.2		5	2	1	1	0	0	1	0	0	0	0	6	12	13.50	3.000										

Batter	1	2	3	4	5	6	7	8	9	AB	R	H	RBI	BB	SO	LOB	TOP										
51 Ichiro Suzuki, L (1, 9) OBP: 0.396, SLG: 0.495	L8		F7		B1-3 2B		G4-3 1B		F7	5	1	2	0	0	0	2	Seattle Mariners @ Minnesota Twins Hubert H. Humphrey Metrodome, Minneapolis, MN Wed May 23, 2001, 1:05 PM EDT Att: 26,605 - Dome - 72 F livebaseballscorecards.com										
Stan Javier, S (1, 7) Charles Gipson, R (9, 7) OBP: 0.360, SLG: 0.355 OBP: 0.143, SLG: 0.077	K		G6-4-3		B1-3		G4-3		G5-3	5	0	0	0	0	1	4											
Edgar Martinez, R (1, 10) OBP: 0.434, SLG: 0.488	HR			L6		F8		F7	5	1	1	1	0	0	2												
Bret Boone, R (1, 4) OBP: 0.358, SLG: 0.529	F9			1B BB SF7 1B		1B BB		1B	3	2	2	1	1	0	0												
Mike Cameron, R (1, 8) OBP: 0.354, SLG: 0.503		F8		SF7 1B BB		F8		K	3	0	0	0	1	1	2												
Ed Sprague, R (1, 3) John Olerud, L (8, PH) OBP: 0.333, SLG: 0.333 OBP: 0.439, SLG: 0.465	K			SF7 1B		F9		F8	3	0	1	0	0	1	1												
David Bell, R (1, 5) OBP: 0.239, SLG: 0.307	F9			SF7		1B		HR	3	1	2	2	0	0	0												
Dan Wilson, R (1, 2) OBP: 0.275, SLG: 0.281			G6-4-3 1B	F9		1B		K	4	0	2	1	0	1	2												
Carlos Guillen, S (1, 6) OBP: 0.315, SLG: 0.295			G6-4-3 1B		L8		K		G4-3	4	0	1	0	0	1	2											
Inning Stats	R: 1 E: 0 K: 1 S: 10	H: 1 LOB: 0 BB: 0 P: 17	R: 0 E: 0 K: 1 S: 6	H: 0 LOB: 0 BB: 0 P: 10	R: 0 E: 0 K: 0 S: 7	H: 2 LOB: 1 BB: 0 P: 11	R: 1 E: 0 K: 0 S: 15	H: 2 LOB: 2 BB: 1 P: 30	R: 0 E: 0 K: 0 S: 6	H: 1 LOB: 1 BB: 0 P: 11	R: 1 E: 0 K: 1 S: 14	H: 2 LOB: 1 BB: 1 P: 20	R: 1 E: 0 K: 1 S: 8	H: 2 LOB: 1 BB: 0 P: 16	R: 1 E: 0 K: 1 S: 13	H: 1 LOB: 0 BB: 0 P: 21		R: 0 E: 0 K: 0 S: 9	H: 0 LOB: 0 BB: 0 P: 14	1B: 8 2B: 1 3B: 0 HR: 2	SF: 1 SAC: 0 DP: 1 HBP: 0	WP: 0 PB: 0 SB: 0 CS: 0	PA: 39				
PITCHER	IP	WLS	BF	H	R	ER	SO	BB	IBB	HBP	BLK	WP	HR	S	P	ERA	WHIP										
Eric Milton, L (1, 1) ERA: 3.62	7.0		32	10	4	4	4	2	0	0	0	0	1	66	115	5.14	1.714										
Hector Carrasco, R (8, 1) ERA: 4.13	1.0	L	4	1	1	1	1	0	0	0	0	0	1	13	21	9.00	1.000										
Travis Miller, L (9, 1) ERA: 7.36	1.0		3	0	0	0	0	0	0	0	0	0	0	9	14	0.00	0.000										

Batter	1	2	3	4	5	6	7	8	9	AB	R	H	RBI	BB	SO	LOB	BOTTOM										
Cristian Guzman, S (1, 6) OBP: 0.341, SLG: 0.530	G5-3		K		G6-3		1B		K	5	0	1	0	0	2	2	Seattle Mariners @ Minnesota Twins Hubert H. Humphrey Metrodome, Minneapolis, MN Wed May 23, 2001, 1:05 PM EDT Att: 26,605 - Dome - 72 F livebaseballscorecards.com										
Luis Rivas, R (1, 4) OBP: 0.266, SLG: 0.361	G6-3		P5			F8	SF9		F8	4	0	0	1	0	0	0											
Doug Mientkiewicz, L (1, 3) OBP: 0.459, SLG: 0.656	G1-3		G4-3			G4-3	F9		K	5	0	0	0	0	1	1											
Matt Lawton, L (1, 9) OBP: 0.392, SLG: 0.362		K		F5		2B 1B		BB BB	3	0	1	0	1	1	0												
Corey Koskie, L (1, 5) OBP: 0.328, SLG: 0.421		HR BB		G4-3		1B		BB BB	2	1	1	0	2	0	0												
Denny Hocking, S (1, 10) OBP: 0.295, SLG: 0.286		HR BB		F7		2B BB		K	2	1	0	0	2	1	2												
Tori Hunter, R (1, 8) OBP: 0.287, SLG: 0.421		HR				F7		BB	3	1	2	3	1	0	3												
Jacque Jones, L (1, 7) OBP: 0.302, SLG: 0.344	K					1B CS 1B		K	4	1	2	0	0	2	3												
Tom Prince, R (1, 2) A.J. Pierzynski, L (8, PH) OBP: 0.297, SLG: 0.357 OBP: 0.276, SLG: 0.375	G1-3					K		F8	2	0	0	0	0	1	1												
Inning Stats	R: 0 E: 0 K: 0 S: 6	H: 0 LOB: 0 BB: 0 P: 8	R: 3 E: 0 K: 2 S: 14	H: 1 LOB: 0 BB: 2 P: 24	R: 0 E: 0 K: 1 S: 7	H: 0 LOB: 0 BB: 0 P: 11	R: 0 E: 0 K: 0 S: 6	H: 0 LOB: 0 BB: 0 P: 11	R: 0 E: 0 K: 0 S: 5	H: 2 LOB: 1 BB: 0 P: 7	R: 0 E: 0 K: 0 S: 8	H: 2 LOB: 3 BB: 1 P: 16	R: 1 E: 0 K: 1 S: 14	H: 2 LOB: 1 BB: 0 P: 21	R: 0 E: 0 K: 2 S: 18	H: 0 LOB: 3 BB: 3 P: 34		R: 0 E: 0 K: 2 S: 8	H: 0 LOB: 0 BB: 0 P: 14	1B: 5 2B: 1 3B: 0 HR: 1	SF: 1 SAC: 0 DP: 1 HBP: 1	WP: 0 PB: 0 SB: 1 CS: 1	PA: 39				
PITCHER	IP	WLS	BF	H	R	ER	SO	BB	IBB	HBP	BLK	WP	HR	S	P	ERA	WHIP										
Freddy Garcia, R (1, 1) ERA: 4.26	6.2		29	7	4	4	4	3	0	1	0	0	0	15	26	0.00	3.000										
Arthur Rhodes, L (7, 1) ERA: 1.35	0.2	W	4	0	0	0	1	2	0	0	0	0	0	2	6	∞	∞										
Jeff Nelson, R (8, 1) ERA: 1.35	0.0		1	0	0	0	0	1	0	0	0	0	0	2	6	∞	∞										
Kazuhiro Sasaki, R (8, 1) ERA: 3.18	1.2	S	5	0	0	0	3	0	0	0	0	0	0	14	23	0.00	0.000										

Seattle Mariners @ Minnesota Twins
 Hubert H. Humphrey Metrodome, Minneapolis, MN
 Wed May 23, 2001, 1:05 PM EDT
 Att: 26,605 - Dome - 72 F

Seattle Mariners @ Minnesota Twins
 Hubert H. Humphrey Metrodome, Minneapolis, MN
 Wed May 23, 2001, 1:05 PM EDT
 Att: 26,605 - Dome - 72 F

AB	36
R	5
H	11
RBI	5
BB	2
SO	5
LOB	15



Batter	1	2	3	4	5	6	7	8	9	AB	R	H	RBI	BB	SO	LOB	TOP			
Johnny Damon, L OBP: 0.269, SLG: 0.296 (1, 7)										3	0	1	1	0	1	0	Oakland Athletics @ Minnesota Twins Hubert H. Humphrey Metrodome, Minneapolis, MN Fri May 25 2001, 8:05 PM EDT Att: 20,866 - Dome - 72 F			
Frank Menechino, R OBP: 0.368, SLG: 0.598 (1, 4)										4	1	1	0	0	2	1				
Jason Giambi, L OBP: 0.493, SLG: 0.631 (1, 10)										4	1	3	0	0	0	0				
Terrence Long, L OBP: 0.345, SLG: 0.432 (1, 8)										3	1	1	2	0	0	1				
Miguel Tejada, R OBP: 0.328, SLG: 0.477 (1, 6)										4	0	1	0	0	1	2				
Eric Chavez, L OBP: 0.344, SLG: 0.471 (1, 5)										4	0	2	1	0	1	1				
Adam Platt, R OBP: 0.341, SLG: 0.338 (1, 9)										3	0	0	0	1	1	3				
Robin Jennings, L OBP: 0.263, SLG: 0.294 (1, 3)										4	1	1	0	0	0	2				
Ramon Hernandez, R OBP: 0.296, SLG: 0.324 (1, 2)										3	0	0	0	0	0	2				
Inning Stats	R: 1 E: 0 K: 1 S: 11	H: 2 LOB: 1 BB: 0 P: 20	R: 0 E: 1 K: 0 S: 18	H: 1 LOB: 1 BB: 0 P: 26	R: 2 E: 0 K: 1 S: 15	H: 4 LOB: 2 BB: 0 P: 21	R: 1 E: 0 K: 1 S: 9	H: 1 LOB: 0 BB: 0 P: 15	R: 0 E: 0 K: 1 S: 9	H: 0 LOB: 1 BB: 1 P: 12	R: 0 E: 0 K: 0 S: 9	H: 1 LOB: 0 BB: 0 P: 14	R: 0 E: 0 K: 1 S: 8	H: 0 LOB: 0 BB: 0 P: 11	R: 0 E: 0 K: 1 S: 12	H: 0 LOB: 0 BB: 0 P: 19	1B: 6 2B: 4 3B: 0 HR: 0	SF: 2 SAC: 1 DP: 1 HBP: 0	WP: 1 PB: 0 CS: 0	PA: 36
PITCHER	IP WLS BF H R ER SO BB IBB HBP BLK WP HR S P ERA WHIP																			
Joe Mays, R ERA: 2.97 (1, 1)	6.0 L 27 9 4 4 4 1 0 0 0 0 0 0 0 105 6.00 1.667																			
Travis Miller, L ERA: 5.73 (7, 1)	3.0 9 1 0 0 2 0 0 0 0 0 0 0 0 29 44 0.00 0.333																			

AB	32
R	4
H	10
RBI	4
BB	1
SO	6
LOB	12



Batter	1	2	3	4	5	6	7	8	9	AB	R	H	RBI	BB	SO	LOB	BOTTOM					
Cristian Guzman, S OBP: 0.331, SLG: 0.515 (1, 6)										5	0	0	0	0	0	2	Oakland Athletics @ Minnesota Twins Hubert H. Humphrey Metrodome, Minneapolis, MN Fri May 25 2001, 8:05 PM EDT Att: 20,866 - Dome - 72 F					
Denny Hocking, S OBP: 0.305, SLG: 0.288 (1, 7)										3	1	1	0	1	0	2						
Doug Mientkiewicz, L OBP: 0.449, SLG: 0.641 (1, 3)										4	0	0	0	0	1	2						
Brian Buchanan, R OBP: 0.200, SLG: 0.500 (1, 10)										4	0	1	1	0	0	1						
Matt Lawton, L OBP: 0.395, SLG: 0.366 (1, 9)										4	0	2	0	0	1	0						
Torii Hunter, R OBP: 0.276, SLG: 0.407 (1, 8)										4	0	0	0	0	1	2						
Corey Koskie, L OBP: 0.331, SLG: 0.442 (1, 5)										4	1	2	1	0	1	0						
Luis Rivas, R OBP: 0.266, SLG: 0.358 (1, 4)										4	0	1	0	0	2	1						
Tom Prince, R OBP: 0.299, SLG: 0.373 (1, 2)										3	0	1	0	0	1	1						
Jacque Jones, L OBP: 0.307, SLG: 0.349 (9, PH)										1	0	1	0	0	0	0						
Inning Stats	R: 0 E: 0 K: 1 S: 10	H: 0 LOB: 1 BB: 1 P: 17	R: 0 E: 0 K: 1 S: 8	H: 1 LOB: 0 BB: 0 P: 13	R: 0 E: 0 K: 1 S: 10	H: 0 LOB: 0 BB: 0 P: 15	R: 0 E: 0 K: 0 S: 6	H: 1 LOB: 0 BB: 0 P: 10	R: 0 E: 0 K: 1 S: 9	H: 1 LOB: 1 BB: 0 P: 12	R: 1 E: 0 K: 0 S: 15	H: 3 LOB: 2 BB: 0 P: 28	R: 0 E: 0 K: 1 S: 12	H: 1 LOB: 0 BB: 0 P: 21	R: 0 E: 0 K: 1 S: 7	H: 0 LOB: 0 BB: 0 P: 11	R: 1 E: 0 K: 1 S: 16	H: 2 LOB: 1 BB: 0 P: 27	1B: 7 2B: 1 3B: 0 HR: 1	SF: 0 SAC: 0 DP: 0 HBP: 0	WP: 0 PB: 0 CS: 1	PA: 38
PITCHER	IP WLS BF H R ER SO BB IBB HBP BLK WP HR S P ERA WHIP																					
Mark Mulder, L ERA: 3.25 (1, 1)	6.2 W 28 7 1 1 5 1 0 0 0 0 0 0 0 68 112 1.35 1.200																					
Jim Mecir, R ERA: 2.86 (7, 1)	1.1 H 4 0 0 0 1 0 0 0 0 0 0 0 0 9 15 0.00 0.000																					
Jason Iiringhausen, R ERA: 9.48 (9, 1)	1.0 S 5 2 1 1 1 0 0 0 0 0 0 0 1 16 27 9.00 2.000																					

AB	36
R	2
H	9
RBI	2
BB	1
SO	7
LOB	11



Batter	1	2	3	4	5	6	7	8	9	10	AB	R	H	RBI	BB	SO	LOB	TOP									
Johnny Damon, L OBP: 0.268, SLG: 0.291 (1, 7)	G3		G3		G3-1		BB		P4		4	0	0	0	1	0	1										
Frank Menechino, R OBP: 0.369, SLG: 0.496 (1, 4)	G6-3		F8		2B		BB			WP 1B	3	1	0	0	2	1	1										
Jason Giambi, L OBP: 0.500, SLG: 0.640 (1, 3)	2B		BB		BB				G3	WP 1B	4	2	3	1	1	0	1										
Terrence Long, L OBP: 0.341, SLG: 0.432 (1, 8)	2B		BB		G3-1				F7	WP 1B	5	1	1	0	0	2	5										
Miguel Tejada, R OBP: 0.318, SLG: 0.345 (1, 6)	2B				P6				WP	WP	5	0	3	3	0	0	0										
Eric Chavez, L OBP: 0.335, SLG: 0.458 (1, 5)	G4-3				G1				F7	L7	5	0	0	0	0	0	3										
Adam Piatt, R OBP: 0.333, SLG: 0.329 (1, 9)			F8		L9				P4		5	0	1	0	0	1	2										
Omedo Saenz, R OBP: 0.318, SLG: 0.345 Robin Jennings, L OBP: 0.250, SLG: 0.278 (9, PH)			F9		G3-1				F7		3	1	1	0	0	0	1										
Ramon Hernandez, R OBP: 0.288, SLG: 0.315 (1, 2)			G4-3		L9				L7		4	0	0	0	0	1	1										
Inning Stats	R: 2 E: 0 K: 0 S: 15	H: 3 LOB: 1 BB: 0 P: 23	R: 0 E: 0 K: 0 S: 8	H: 0 LOB: 0 BB: 0 P: 13	R: 0 E: 0 K: 1 S: 8	H: 0 LOB: 1 BB: 1 P: 16	R: 0 E: 0 K: 0 S: 7	H: 0 LOB: 0 BB: 0 P: 10	R: 1 E: 0 K: 0 S: 13	H: 2 LOB: 2 BB: 1 P: 22	R: 0 E: 0 K: 1 S: 9	H: 1 LOB: 1 BB: 0 P: 12	R: 0 E: 0 K: 1 S: 7	H: 0 LOB: 1 BB: 1 P: 12	R: 0 E: 0 K: 0 S: 10	H: 1 LOB: 1 BB: 0 P: 15	R: 0 E: 0 K: 1 S: 6	H: 0 LOB: 0 BB: 0 P: 9	R: 2 E: 0 K: 2 S: 21	H: 2 LOB: 1 BB: 1 P: 34	1B: 4 2B: 5 3B: 0 HR: 0	SF: 0 SAC: 0 DP: 0 HBP: 0	WP: 3 PB: 0 SB: 0 CS: 0	PA: 43			
PITCHER	IP	WLS	BF	H	R	ER	SO	BB	IBB	HBP	BLK	WP	HR	S	P	ERA	WHIP										
J.C. Romero, L ERA: 4.93 (1, 1)	6.1		27	6	3	3	1	2	0	0	0	0	0	62	99	4.26	1.263										
Eddie Guardado, L ERA: 5.14 (7, 1)	1.1		6	1	0	0	1	1	0	0	0	0	0	13	20	0.00	1.500										
Bob Wells, R ERA: 4.38 (8, 1)	1.1	L	6	1	2	2	1	1	0	0	0	0	0	15	24	13.50	1.500										
LaTroy Hawkins, R ERA: 3.32 (10, 1)	0.1		2	1	0	0	1	0	0	0	0	2	0	5	10	0.00	3.000										
Jack Cressend, R ERA: 2.09 (10, 1)	0.2		2	0	0	0	1	0	0	0	0	1	0	9	13	0.00	0.000										

Oakland Athletics @ Minnesota Twins
Hubert H. Humphrey Metrodome, Minneapolis, MN
Sat May 26 2001, 3:05 PM EDT
Dome - 72 F

AB 39
R 5
H 9
RBI 4
BB 4
SO 5
LOB 15



Batter	1	2	3	4	5	6	7	8	9	10	AB	R	H	RBI	BB	SO	LOB	BOTTOM									
Chad Allen, R OBP: 0.380, SLG: 0.410 (1, 7) (9, 9)	E9		L8			L4	FC6			1B	4	2	2	0	1	0	0										
Denny Hocking, S OBP: 0.322, SLG: 0.289 (1, 3) (7, 8)	G4-3		G3-1			BB	FC6			1B	3	1	1	1	2	0	0										
Matt Lawton, L OBP: 0.395, SLG: 0.373 (1, 10)	G4-3				F7		FC6			CS	5	0	2	2	0	0	2										
Brian Buchanan, R OBP: 0.212, SLG: 0.469 Jacque Jones, L OBP: 0.309, SLG: 0.351 (1, 9) (8, PH) (9, 7)	K				FC6-4		K			FC3-2	2	0	0	0	1	2	1										
Corey Koskie, L OBP: 0.328, SLG: 0.431 (1, 5)			G4-3		FC6-4					1B	4	0	0	0	1	1	4										
Toni Hunter, R OBP: 0.273, SLG: 0.400 Doug Mientkiewicz, L OBP: 0.444, SLG: 0.632 (1, 8) (6, PH) (7, 3)	F3				K		F7			P5-3	2	0	0	0	0	1	1										
Jason Maxwell, R OBP: 0.265, SLG: 0.387 Cristian Guzman, S OBP: 0.330, SLG: 0.512 (1, 6) (9, PH) (10, 6)					F9					G6-3	1	0	0	0	0	1	0										
A.J. Pierzynski, L OBP: 0.284, SLG: 0.380 (1, 2)			K2-6-3		L7					1B	4	1	2	0	0	1	1										
Luis Rivas, R OBP: 0.260, SLG: 0.350 (1, 4)			K		F8					K	4	0	0	0	0	2	2										
Inning Stats	R: 1 E: 1 K: 1 S: 7	H: 1 LOB: 0 BB: 0 P: 11	R: 0 E: 0 K: 1 S: 10	H: 0 LOB: 1 BB: 1 P: 16	R: 0 E: 0 K: 1 S: 9	H: 0 LOB: 0 BB: 0 P: 11	R: 0 E: 0 K: 0 S: 7	H: 1 LOB: 2 BB: 2 P: 21	R: 1 E: 0 K: 1 S: 13	H: 2 LOB: 2 BB: 1 P: 23	R: 0 E: 0 K: 0 S: 5	H: 1 LOB: 0 BB: 0 P: 10	R: 0 E: 0 K: 1 S: 7	H: 1 LOB: 0 BB: 0 P: 13	R: 1 E: 0 K: 1 S: 12	H: 2 LOB: 1 BB: 1 P: 22	1B: 6 2B: 3 3B: 0 HR: 0	SF: 0 SAC: 0 DP: 1 HBP: 0	WP: 1 PB: 0 SB: 0 CS: 2	PA: 41							
PITCHER	IP	WLS	BF	H	R	ER	SO	BB	IBB	HBP	BLK	WP	HR	S	P	ERA	WHIP										
Tim Hudson, R ERA: 4.29 (1, 1)	6.2		29	4	3	3	6	4	1	0	0	0	0	64	106	4.05	1.200										
Mike Magnante, L ERA: 3.45 (7, 1)	0.1		1	0	0	0	0	0	0	0	0	0	0	2	3	0.00	0.000										
Jim Mecir, R ERA: 2.07 (8, 1)	2.0	W	6	2	0	0	1	0	0	0	0	0	0	12	23	0.00	1.000										
Jason Isringhausen, R ERA: 3.92 (10, 1)	0.0		3	2	1	1	0	1	0	0	0	0	0	7	14												
Mark Guthrie, L ERA: 4.41 (10, 1)	1.0	S	2	0	0	0	1	0	0	0	0	0	0	5	8	0.00	0.000										

Oakland Athletics @ Minnesota Twins
Hubert H. Humphrey Metrodome, Minneapolis, MN
Sat May 26 2001, 3:05 PM EDT
Dome - 72 F

AB 35
R 4
H 8
RBI 3
BB 6
SO 8
LOB 16



Batter	1	2	3	4	5	6	7	8	9	10	AB	R	H	RBI	BB	SO	LOB	TOP		
Eric Byrnes, R OBP: 0.286, SLG: 0.167 Johnny Damon, L OBP: 0.288, SLG: 0.291 Ramon Hernandez, R OBP: 0.287, SLG: 0.313	G1-3	FC6-4		SF7		E		P6		G5-3	4	3	1	0	0	0	2			
Frank Menechino, R OBP: 0.387, SLG: 0.508							F9				3	1	2	0	3	0	1			
Jason Giambi, L OBP: 0.505, SLG: 0.636				E1						P4	4	0	2	2	2	0	4			
Terrence Long, L OBP: 0.338, SLG: 0.428	P3			SF7			F8				4	0	1	1	0	1	5			
Miguel Tejada, R OBP: 0.332, SLG: 0.484	F8	FC5					G6-3			F7	5	0	1	0	0	0	5			
3 Eric Chavez, L OBP: 0.332, SLG: 0.451				F9						F9	5	1	1	0	0	1	3			
Adam Platt, R OBP: 0.316, SLG: 0.310				G4-3			G4-3			F8	5	0	0	0	0	2	1			
Olmedo Saenz, R OBP: 0.321, SLG: 0.365 Mark Belhorn, S OBP: 0.304, SLG: 0.350				P4			F9				5	1	2	1	0	0	0			
Tom Wilson, R OBP: 0.286, SLG: 0.667 Robin Jennings, L OBP: 0.238, SLG: 0.263				L4			G6-3			F2	3	0	0	0	1	1	0			
Inning Stats	R: 0 E: 0 K: 0 S: 10	H: 0 LOB: 2 BB: 2 P: 26	R: 4 E: 0 K: 1 S: 21	H: 4 LOB: 2 BB: 2 P: 40	R: 0 E: 0 K: 1 S: 6	H: 0 LOB: 0 BB: 0 P: 11	R: 1 E: 1 K: 0 S: 15	H: 3 LOB: 3 BB: 0 P: 18	R: 0 E: 0 K: 0 S: 7	H: 0 LOB: 0 BB: 0 P: 9	R: 0 E: 0 K: 2 S: 9	H: 1 LOB: 2 BB: 1 P: 17	R: 0 E: 0 K: 0 S: 4	H: 0 LOB: 0 BB: 0 P: 7	R: 0 E: 0 K: 0 S: 12	H: 1 LOB: 2 BB: 1 P: 17	1B: 7 2B: 3 3B: 0 HR: 0	SF: 1 SAC: 0 DP: 0 HBP: 1	WP: 1 PA: 48	
PITCHER	IP WLS BF H R ER SO ERA WHIP	IP WLS BF H R ER SO ERA WHIP	IP WLS BF H R ER SO ERA WHIP	IP WLS BF H R ER SO ERA WHIP	IP WLS BF H R ER SO ERA WHIP	IP WLS BF H R ER SO ERA WHIP	IP WLS BF H R ER SO ERA WHIP	IP WLS BF H R ER SO ERA WHIP	IP WLS BF H R ER SO ERA WHIP	IP WLS BF H R ER SO ERA WHIP	IP WLS BF H R ER SO ERA WHIP	IP WLS BF H R ER SO ERA WHIP	IP WLS BF H R ER SO ERA WHIP	IP WLS BF H R ER SO ERA WHIP	IP WLS BF H R ER SO ERA WHIP	IP WLS BF H R ER SO ERA WHIP	IP WLS BF H R ER SO ERA WHIP	IP WLS BF H R ER SO ERA WHIP	IP WLS BF H R ER SO ERA WHIP	
Brad Thomas, L ERA: 21.6 Johan Santana, L ERA: 3.21 Hector Carrasco, R ERA: 3.81 Eddie Guardado, L ERA: 4.91	1.2 5.1 2.0 1.0	1.2 23 9 4	12 5 2 0	3 2 0 0	4 0 0 0	4 2 0 0	1 2 0 0	1 0 0 0	1 0 0 0	1 0 0 0	1 0 0 0	1 0 0 0	1 0 0 0	1 0 0 0	1 0 0 0	1 0 0 0	1 0 0 0	1 0 0 0	1 0 0 0	1 0 0 0

Oakland Athletics @ Minnesota Twins
Hubert H. Humphrey Metrodome, Minneapolis, MN
Sat May 26 2001, 7:35 PM EDT
Att. 38,047 - Dome - 72 F

AB 40
R 6
H 10
RBI 4
BB 6
SO 5
LOB 23



Batter	1	2	3	4	5	6	7	8	9	10	AB	R	H	RBI	BB	SO	LOB	BOTTOM		
Cristian Guzman, S OBP: 0.337, SLG: 0.517	FC4-6			G4-3			FC4				4	2	2	1	1	0	1			
Denny Hocking, S OBP: 0.326, SLG: 0.309	FC4-6	G3-1								K	5	0	2	1	0	1	4			
Doug Mientkiewicz, L OBP: 0.437, SLG: 0.619	FC4-6										5	1	1	1	0	1	3			
Corey Koskie, L OBP: 0.319, SLG: 0.419	E3			L6							5	0	0	0	0	0	3			
Matt Lawton, L OBP: 0.400, SLG: 0.387	E7										5	1	3	1	0	0	0			
Chad Allen, R OBP: 0.368, SLG: 0.394	F8			G5-3			F7				5	0	1	0	0	0	3			
Jacque Jones, L OBP: 0.310, SLG: 0.346 Brian Buchanan, R OBP: 0.206, SLG: 0.455				G4-3			G4-3				2	0	0	0	1	0	0			
Luis Rivas, R OBP: 0.264, SLG: 0.350											0	0	0	0	1	0	0			
Tori Hunter, R OBP: 0.283, SLG: 0.464											5	3	4	3	0	1	1			
Tom Prince, R OBP: 0.296, SLG: 0.365											4	0	1	0	0	0	1			
Inning Stats	R: 1 E: 2 K: 0 S: 13	H: 2 LOB: 2 BB: 0 P: 20	R: 0 E: 0 K: 1 S: 9	H: 1 LOB: 1 BB: 1 P: 15	R: 0 E: 0 K: 1 S: 10	H: 1 LOB: 1 BB: 0 P: 13	R: 0 E: 0 K: 0 S: 8	H: 0 LOB: 0 BB: 0 P: 10	R: 2 E: 0 K: 0 S: 16	H: 3 LOB: 1 BB: 0 P: 24	R: 0 E: 0 K: 0 S: 5	H: 0 LOB: 0 BB: 0 P: 7	R: 2 E: 0 K: 1 S: 19	H: 2 LOB: 1 BB: 1 P: 32	R: 1 E: 0 K: 0 S: 9	H: 3 LOB: 3 BB: 1 P: 15	1B: 9 2B: 3 3B: 0 HR: 2	SF: 0 SAC: 0 DP: 1 HBP: 0	WP: 0 PA: 44	
PITCHER	IP WLS BF H R ER SO ERA WHIP	IP WLS BF H R ER SO ERA WHIP	IP WLS BF H R ER SO ERA WHIP	IP WLS BF H R ER SO ERA WHIP	IP WLS BF H R ER SO ERA WHIP	IP WLS BF H R ER SO ERA WHIP	IP WLS BF H R ER SO ERA WHIP	IP WLS BF H R ER SO ERA WHIP	IP WLS BF H R ER SO ERA WHIP	IP WLS BF H R ER SO ERA WHIP	IP WLS BF H R ER SO ERA WHIP	IP WLS BF H R ER SO ERA WHIP	IP WLS BF H R ER SO ERA WHIP	IP WLS BF H R ER SO ERA WHIP	IP WLS BF H R ER SO ERA WHIP	IP WLS BF H R ER SO ERA WHIP	IP WLS BF H R ER SO ERA WHIP	IP WLS BF H R ER SO ERA WHIP	IP WLS BF H R ER SO ERA WHIP	
Gil Heredia, R ERA: 7.36 Mike Maignante, L ERA: 2.25 Jeff Tam, R ERA: 3.96 Mark Guthrie, L ERA: 5.29 Chad Bradford, R ERA: 2.7	6.1 1.1 0.2 0.2 0.0	4 H L L 2	0 0 1 3 0	0 0 1 2 0	0 0 0 0 0	0 0 0 0 0	0 0 0 0 0	0 0 0 0 0	0 0 0 0 0	0 0 0 0 0	0 0 0 0 0	0 0 0 0 0	0 0 0 0 0	0 0 0 0 0	0 0 0 0 0	0 0 0 0 0	0 0 0 0 0	0 0 0 0 0	0 0 0 0 0	0 0 0 0 0

Oakland Athletics @ Minnesota Twins
Hubert H. Humphrey Metrodome, Minneapolis, MN
Sat May 26 2001, 7:35 PM EDT
Att. 38,047 - Dome - 72 F

AB 41
R 7
H 14
RBI 7
BB 3
SO 3
LOB 16



Batter	1	2	3	4	5	6	7	8	9	AB	R	H	RBI	BB	SO	LOB	TOP				
Johnny Damon, L OBP: 0.275, SLG: 0.298 (1, 7)										5	0	3	0	0	0	0	Oakland Athletics @ Minnesota Twins Hubert H. Humphrey Metrodome, Minneapolis, MN Sun May 27 2001, 2:05 PM EDT Att: 29,276 - Dome - 72 F livebaseballscorecards.com				
Mark Bellhorn, S OBP: 0.286, SLG: 0.320 (1, 4)										5	1	1	0	0	2	5					
Jason Giambi, L OBP: 0.500, SLG: 0.633 (1, 10)										4	0	1	1	0	1	0					
Terrence Long, L OBP: 0.341, SLG: 0.429 (1, 8)										4	0	2	0	0	0	1					
Miguel Tejada, R OBP: 0.335, SLG: 0.481 (1, 6)										3	1	1	0	1	0	1					
3 Eric Chavez, L OBP: 0.330, SLG: 0.463 (1, 5)										4	1	1	2	0	0	4					
Olmedo Saenz, R OBP: 0.319, SLG: 0.370 (1, 3)										4	0	1	0	0	2	0					
Robin Jennings, L OBP: 0.280, SLG: 0.304 (1, 9)										4	0	2	0	0	1	1					
Ramon Hernandez, R OBP: 0.280, SLG: 0.305 (1, 2)										4	0	0	0	0	1	3					
Inning Stats	R: 0 E: 0 K: 0 S: 7	H: 1 LOB: 0 BB: 0 P: 10	R: 0 E: 0 K: 0 S: 7	H: 0 LOB: 0 BB: 0 P: 8	R: 0 E: 0 K: 2 S: 14	H: 2 LOB: 2 BB: 0 P: 16	R: 0 E: 0 K: 0 S: 9	H: 2 LOB: 1 BB: 0 P: 10	R: 0 E: 0 K: 1 S: 8	H: 0 LOB: 0 BB: 0 P: 8	R: 2 E: 0 K: 0 S: 15	H: 3 LOB: 1 BB: 0 P: 18	R: 1 E: 0 K: 0 S: 12	H: 2 LOB: 2 BB: 0 P: 21	R: 0 E: 0 K: 2 S: 14	H: 2 LOB: 2 BB: 0 P: 18	1B: 9 2B: 2 3B: 0 HR: 1	SF: 0 SAC: 0 DP: 1 HBP: 0	WP: 0 PB: 0 CS: 1	PA: 38	
PITCHER	IP	WLS	BF	H	R	ER	SO	BB	IBB	HBP	BLK	WP	HR	S	P	ERA	WHIP				
Brad Radke, R ERA: 3.42 (1, 1)	7.1		30	10	3	3	5	0	0	0	0	0	1	76	94	3.68	1.364				
Eddie Guardado, L ERA: 4.75 (8, 1)	0.2	W	3	0	0	0	0	0	1	0	0	0	0	5	10	0.00	0.000				
Bob Wells, R ERA: 4.21 (9, 1)	1.0		5	2	0	0	2	0	0	0	0	0	0	14	18	0.00	2.000				

Batter	1	2	3	4	5	6	7	8	9	AB	R	H	RBI	BB	SO	LOB	BOTTOM				
Cristian Guzman, S OBP: 0.333, SLG: 0.506 (1, 6)										4	0	0	0	1	2	2	Oakland Athletics @ Minnesota Twins Hubert H. Humphrey Metrodome, Minneapolis, MN Sun May 27 2001, 2:05 PM EDT Att: 29,276 - Dome - 72 F livebaseballscorecards.com				
Chad Allen, R OBP: 0.358, SLG: 0.371 (1, 10)										4	1	0	0	1	2	1					
Doug Mientkiewicz, L OBP: 0.436, SLG: 0.667 (1, 3)										3	2	0	0	1	1	2					
Brian Buchanan, R OBP: 0.211, SLG: 0.432 Jacque Jones, L OBP: 0.310, SLG: 0.346 (9, 7)										4	0	1	0	0	1	2					
Matt Lawton, L OBP: 0.402, SLG: 0.386 (1, 9)										0	0	0	0	0	0	0					
Torii Hunter, R OBP: 0.299, SLG: 0.481 (1, 8)										4	2	2	2	0	0	0					
Corey Koskie, L OBP: 0.333, SLG: 0.437 (1, 5)										2	2	2	1	1	0	0					
Luis Rivas, R OBP: 0.271, SLG: 0.361 (1, 4)										3	1	2	3	0	0	1					
A.J. Pierzynski, L OBP: 0.274, SLG: 0.365 (1, 2)										4	0	0	0	0	2	5					
Inning Stats	R: 1 E: 0 K: 1 S: 11	H: 2 LOB: 2 BB: 1 P: 20	R: 1 E: 0 K: 1 S: 13	H: 2 LOB: 0 BB: 0 P: 18	R: 0 E: 0 K: 2 S: 8	H: 0 LOB: 0 BB: 0 P: 13	R: 1 E: 0 K: 2 S: 11	H: 2 LOB: 1 BB: 0 P: 19	R: 0 E: 0 K: 0 S: 6	H: 0 LOB: 0 BB: 0 P: 9	R: 0 E: 0 K: 1 S: 8	H: 0 LOB: 0 BB: 0 P: 11	R: 0 E: 0 K: 1 S: 14	H: 0 LOB: 1 BB: 0 P: 21	R: 6 E: 1 K: 1 S: 23	H: 2 LOB: 2 BB: 4 P: 47	1B: 3 2B: 5 3B: 0 HR: 0	SF: 0 SAC: 1 DP: 0 HBP: 2	WP: 0 PB: 0 CS: 0	PA: 39	
PITCHER	IP	WLS	BF	H	R	ER	SO	BB	IBB	HBP	BLK	WP	HR	S	P	ERA	WHIP				
Barry Zito, L ERA: 5.06 (1, 1)	7.0	L	30	6	5	5	8	2	0	2	0	0	0	73	119	6.43	1.143				
Mike Magnante, L ERA: 2.75 (8, 1)	0.1		2	0	0	0	0	0	1	0	0	0	0	2	6	0.00	0.000				
Jeff Tam, R ERA: 4.32 (8, 1)	0.0		3	2	2	2	0	0	1	0	0	0	0	4	11	∞	∞				
Mark Guthrie, L ERA: 5.19 (8, 1)	0.1		1	0	0	0	1	0	0	0	0	0	0	4	6	0.00	0.000				
T.J. Mathews, R ERA: 6.11 (8, 1)	0.1		3	0	2	0	0	1	0	0	0	0	0	11	16	0.00	3.000				



Batter	1	2	3	4	5	6	7	8	9	10	11	AB	R	H	RBI	BB	SO	LOB	TOP								
Cristian Guzman, S OBP: 0.328, SLG: 0.495 (1, 6)	F5	L8			F7	K		K			E S 3B	6	1	1	0	0	2	5									
Denny Hocking, S OBP: 0.347, SLG: 0.341 (1, 10)	2B 1B		FC3-6 BB		2B BB		F8		G4-3		3-2 1H WP 3B	4	3	2	1	2	0	0									
Doug Mientkiewicz, L OBP: 0.433, SLG: 0.609 (1, 3)	2B		FC3-6 1B		2B		G4-3		G4-3		G4-3	6	0	2	2	0	0	1									
Corey Koskie, L OBP: 0.330, SLG: 0.430 (1, 5)	K		G4-3 1B		F9		G3		G3-1			5	0	1	0	0	1	2									
Matt Lawton, L OBP: 0.397, SLG: 0.380 (1, 9)	G6-3		G4-3		G4-3			G5-3 PB 1B		P5		5	1	1	0	0	0	4									
Torii Hunter, R OBP: 0.303, SLG: 0.474 (1, 8)		HBP 1B			F8	G4-3 FC6-2 BB		G5-3		G6-3		4	0	1	0	1	0	1									
Jacque Jones, L OBP: 0.324, SLG: 0.348 (1, 7)		HBP			F9	FC6-2 S BB		G3 BB 1B		K		2	1	1	1	2	1	0									
Luis Rivas, R OBP: 0.269, SLG: 0.353 (1, 4)	F8		F8		F9	G4-3		G3 BB			F7	4	0	0	0	1	0	5									
A.J. Pierzinski, L OBP: 0.361, SLG: 0.349 (1, 2)	F5				G3-1	FC6-2 S		G3			G6-3	5	0	0	0	0	0	7									
Inning Stats	R: 1 E: 0 K: 1 S: 11	H: 2 LOB: 1 BB: 0 P: 17	R: 0 E: 0 K: 0 S: 14	H: 1 LOB: 2 BB: 0 P: 21	R: 0 E: 0 K: 0 S: 11	H: 1 LOB: 1 BB: 1 P: 21	R: 0 E: 0 K: 0 S: 9	H: 0 LOB: 1 BB: 1 P: 16	R: 1 E: 0 K: 1 S: 12	H: 0 LOB: 0 BB: 0 P: 24	R: 0 E: 0 K: 0 S: 7	H: 0 LOB: 0 BB: 0 P: 11	R: 1 E: 0 K: 1 S: 13	H: 2 LOB: 2 BB: 1 P: 25	R: 0 E: 0 K: 0 S: 12	H: 0 LOB: 0 BB: 0 P: 15	R: 0 E: 0 K: 1 S: 7	H: 0 LOB: 0 BB: 0 P: 10	R: 2 E: 0 K: 0 S: 17	H: 2 LOB: 0 BB: 0 P: 29	1B: 6 2B: 2 3B: 1 HR: 0	SF: 0 SAC: 0 DP: 1 HBP: 1	WP: 1 PB: 1 SB: 4 CS: 0	PA: 48			
PITCHER	IP WLS BF H R ER SO BB IBB HBP BLK WP HR S P ERA WHIP	PITCHER										IP WLS BF H R ER SO BB IBB HBP BLK WP HR S P ERA WHIP															
Ramon Ortiz, R ERA: 4.64 (1, 1)	5.0	24	5	3	3	1	1	0	0	0	0	0	0	19	31	0.00	1.000										
47 Mark Lukasiewicz, L ERA: 5.4 (8, 1)	2.0	8	1	1	0	1	1	0	0	0	0	0	0	24	39	0.00	1.000										
Lou Pote, R ERA: 4.18 (8, 1)	2.0	8	1	0	0	1	1	0	0	0	0	0	0	24	39	0.00	1.000										
Troy Percival, R ERA: 0.47 (10, 1)	1.0	3	0	0	0	1	0	0	0	0	0	0	0	7	10	0.00	0.000										
Al Levine, R ERA: 2.73 (11, 1)	1.0	L	5	2	2	2	0	0	0	0	0	1	0	17	29	18.00	2.000										

Minnesota Twins @ Anaheim Angels
Edison International Field, Anaheim, CA
Tue May 29 2001, 10:05 PM EDT
Att: 14,975 - Sunny - 70 F

AB 41
R 6
H 9
RBI 4
BB 6
SO 4
LOB 25

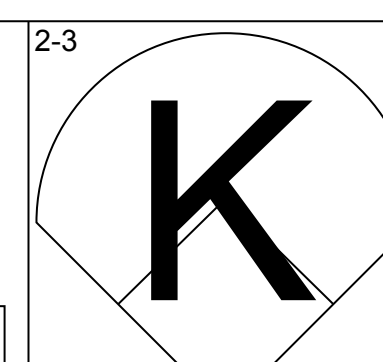
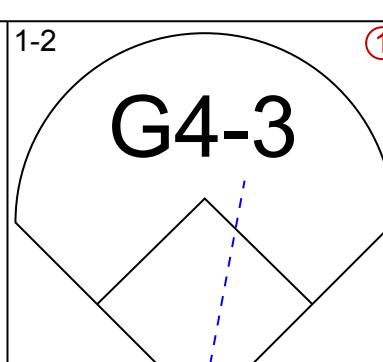
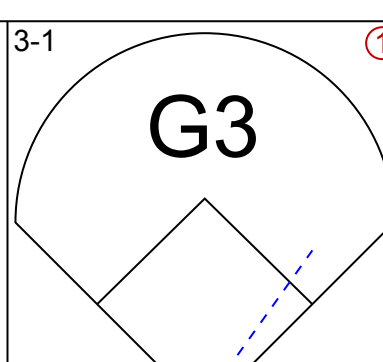
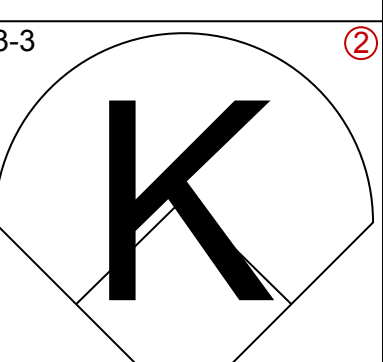
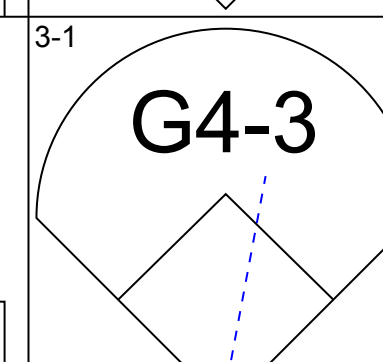
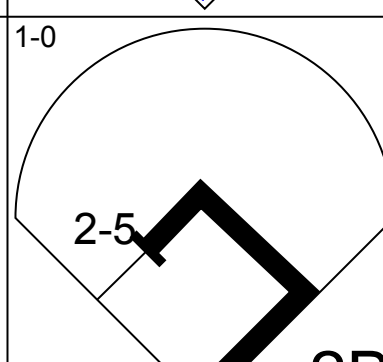
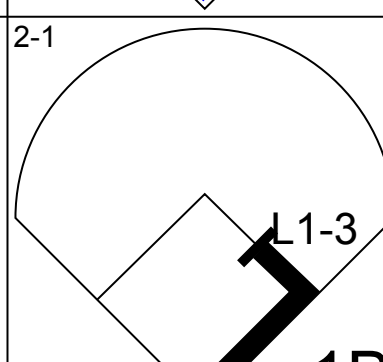
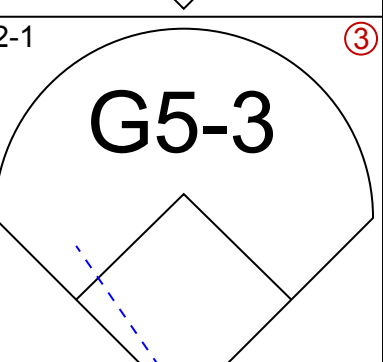
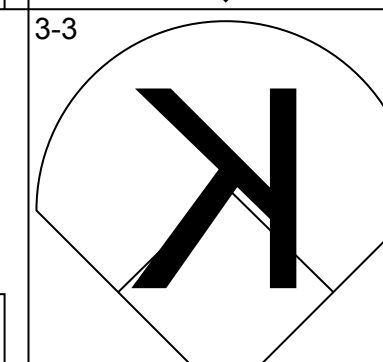
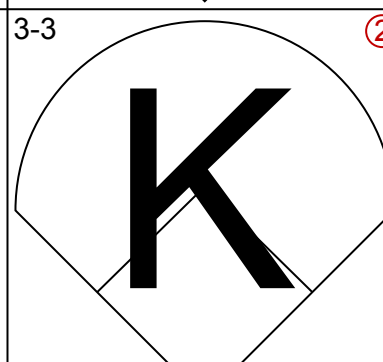
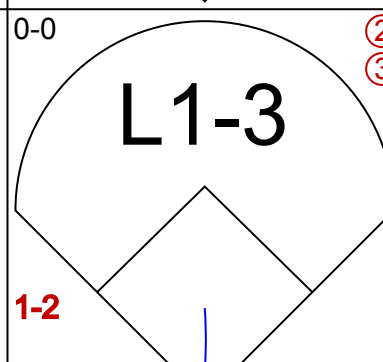
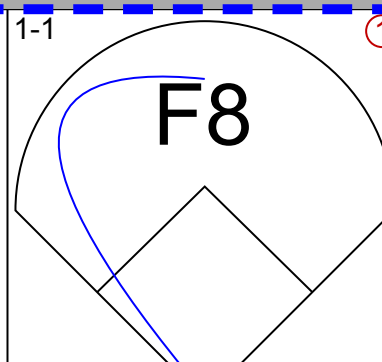
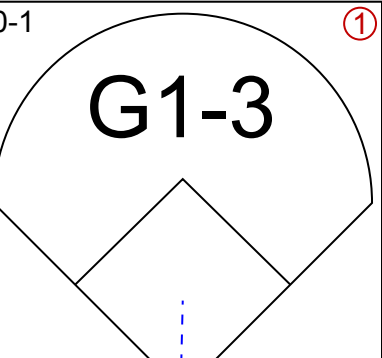
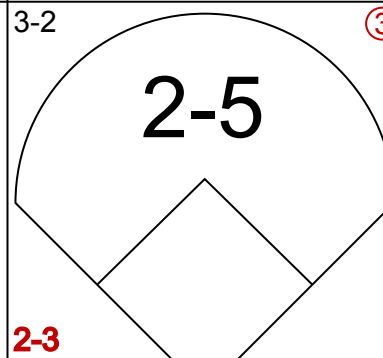
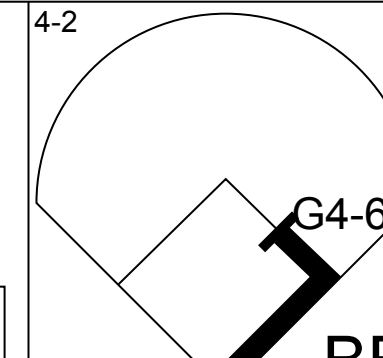
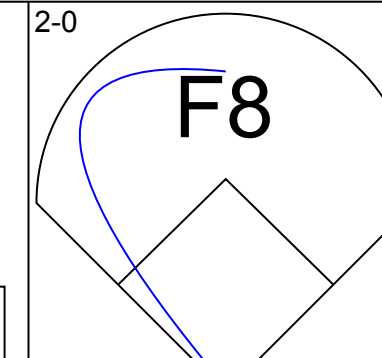
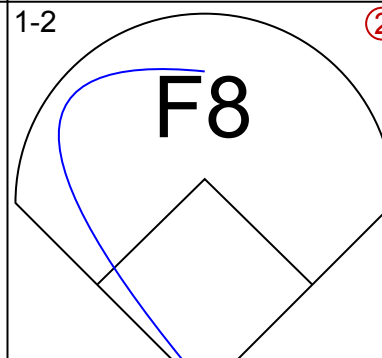
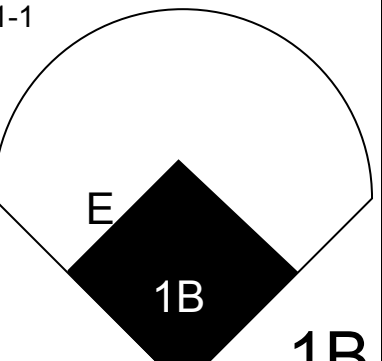
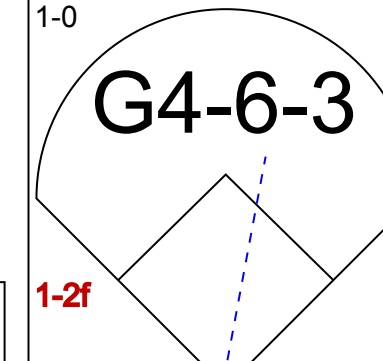
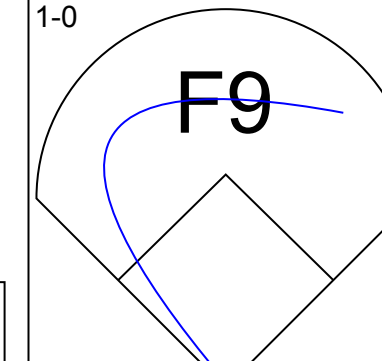
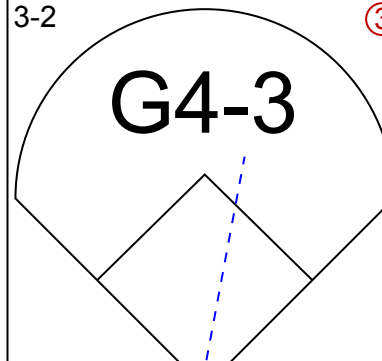
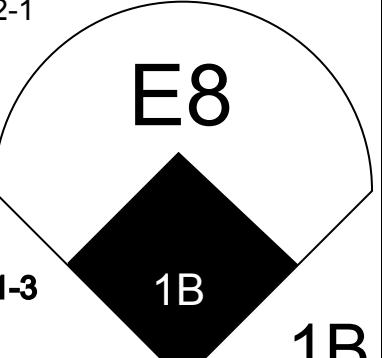
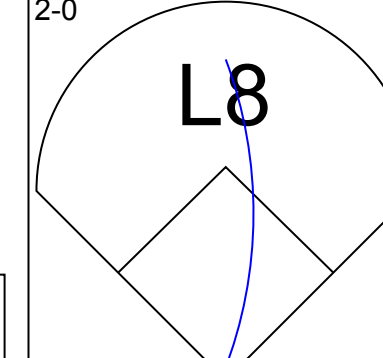
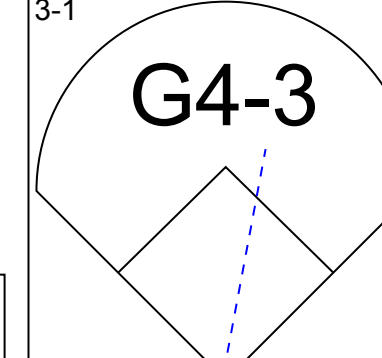
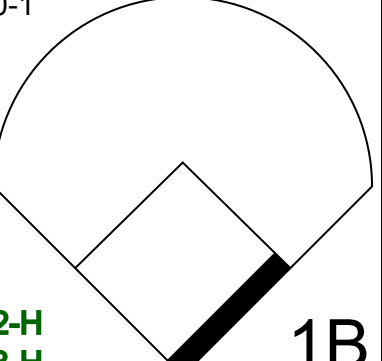
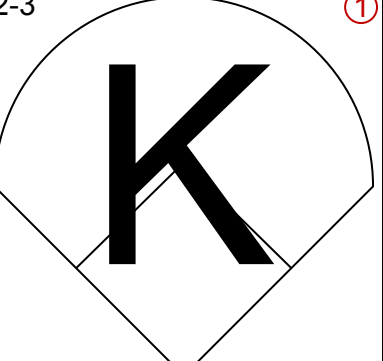
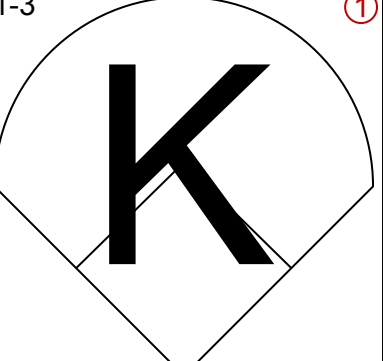
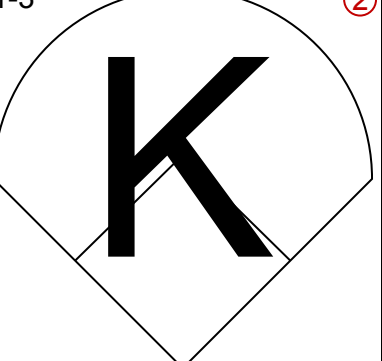
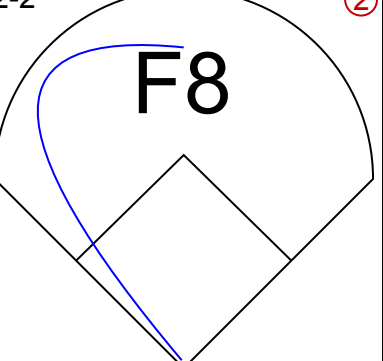
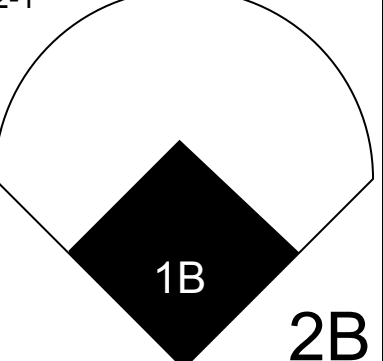
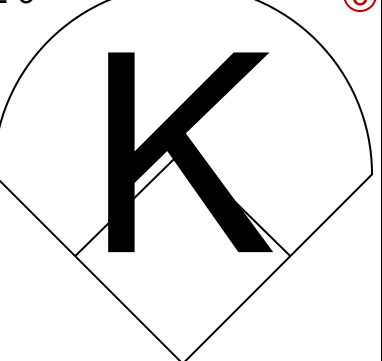
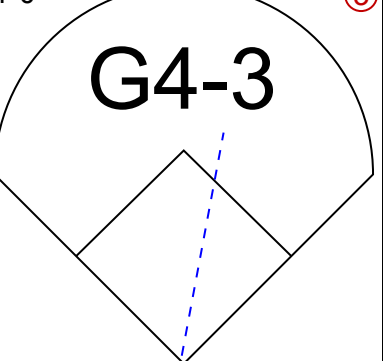
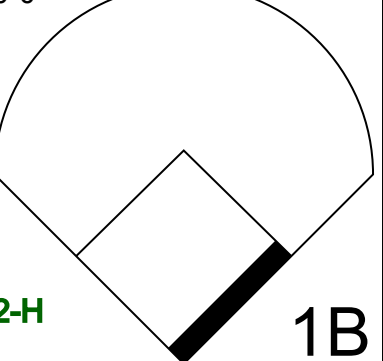


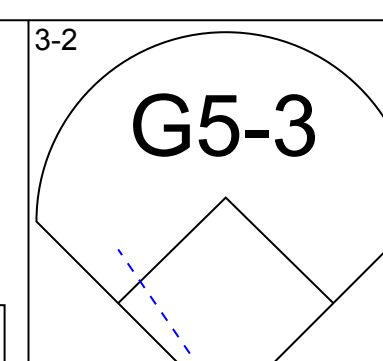
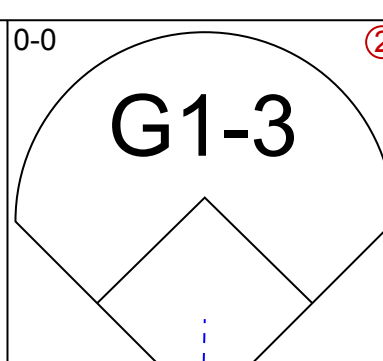
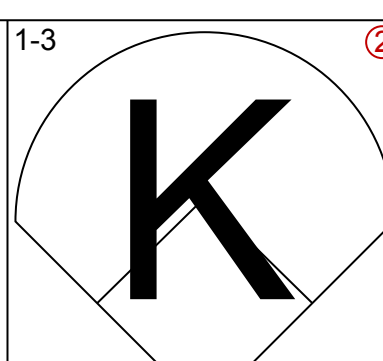
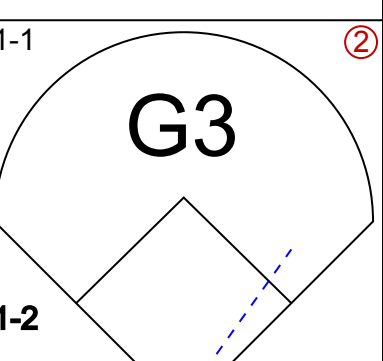
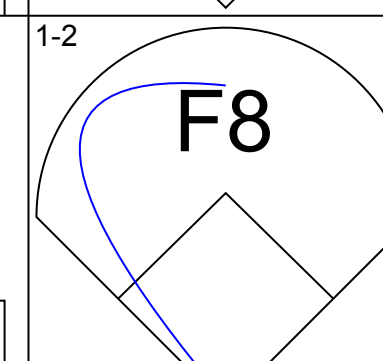
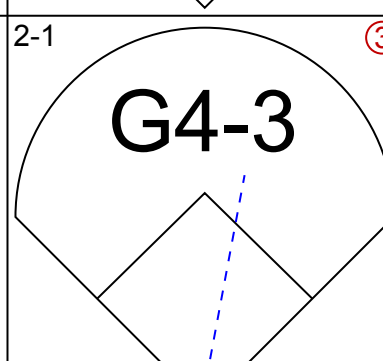
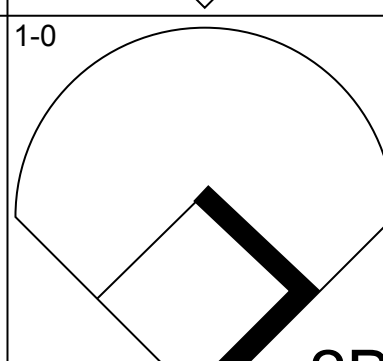
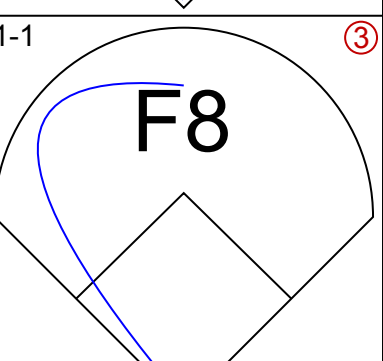
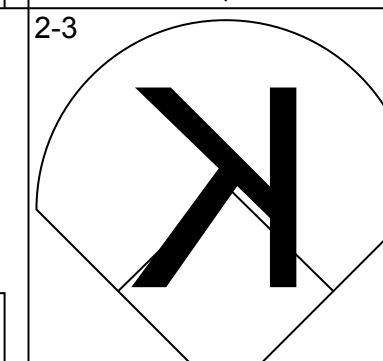
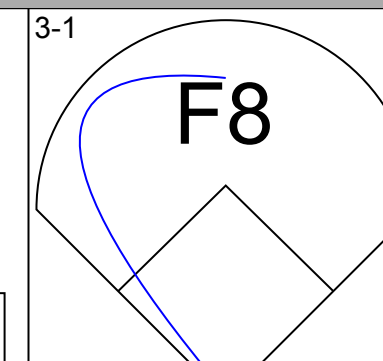
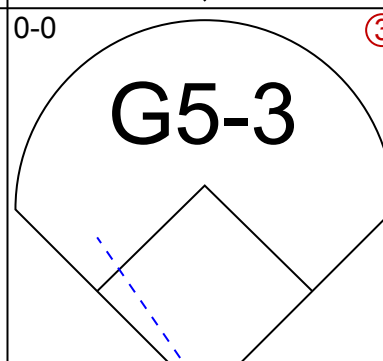
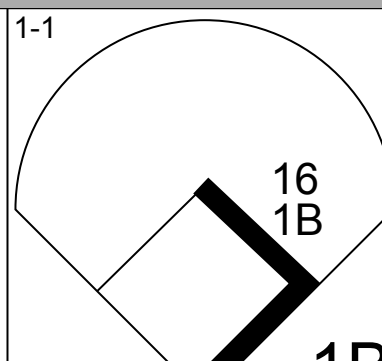
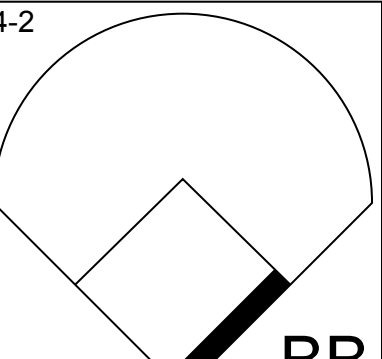
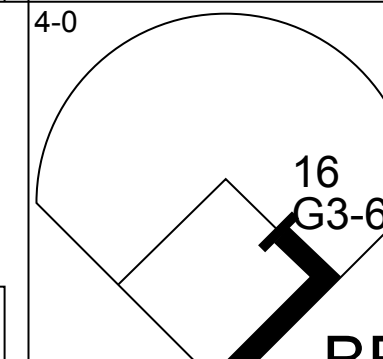
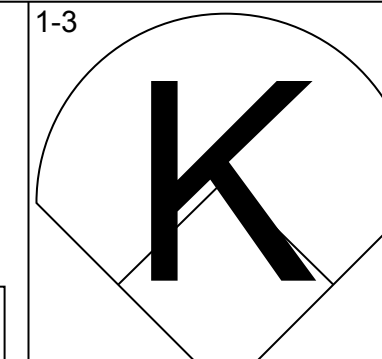
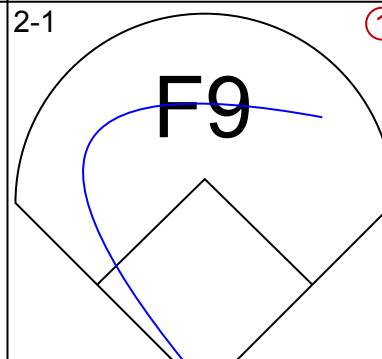
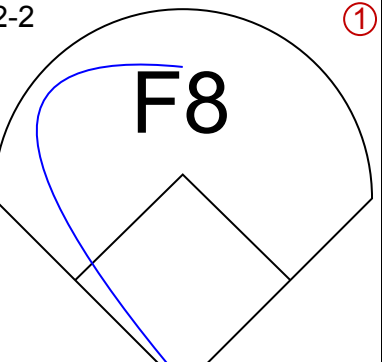
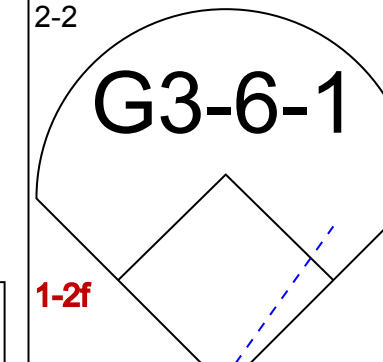
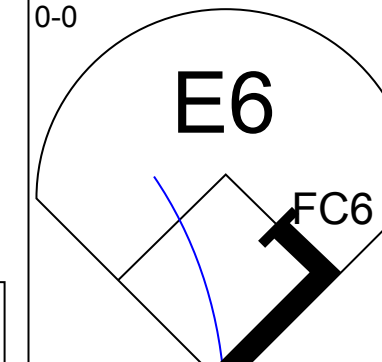
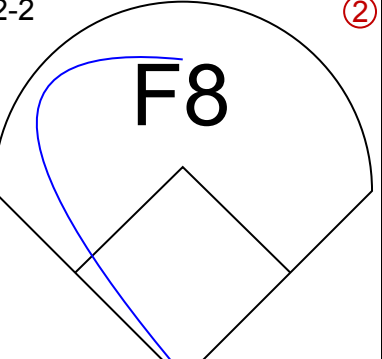
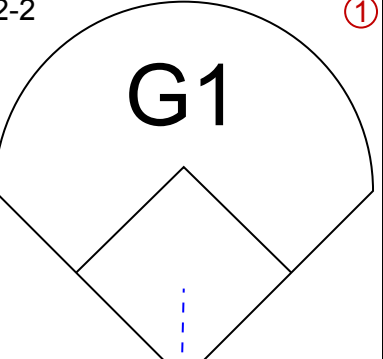
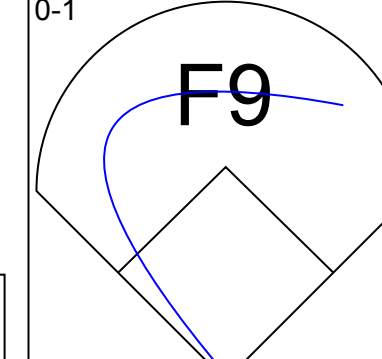
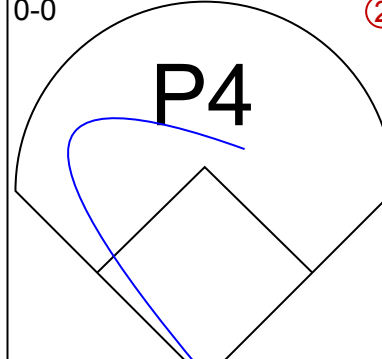
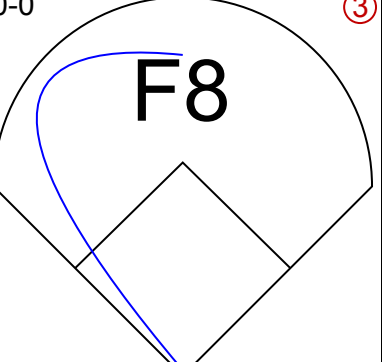
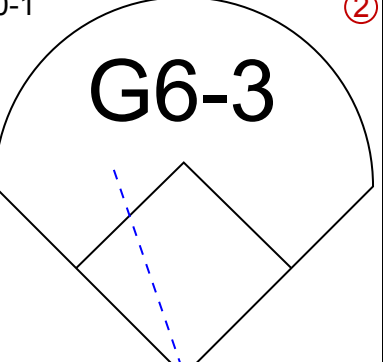
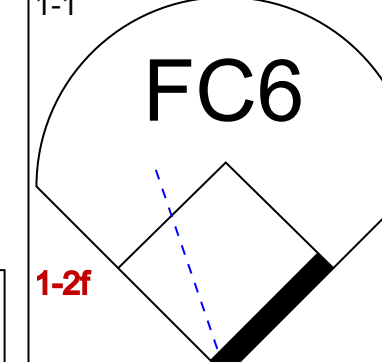
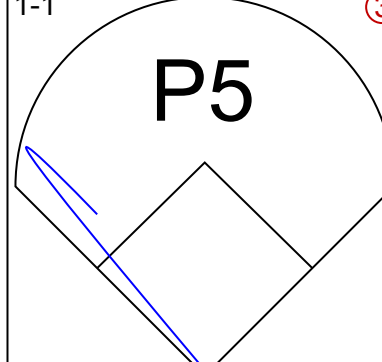
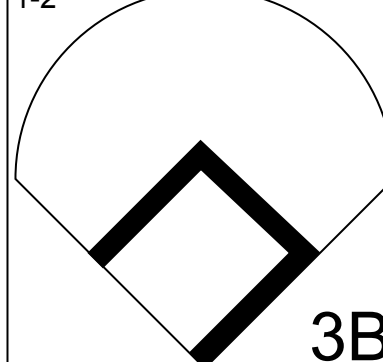
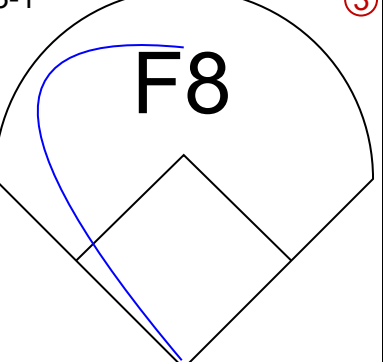
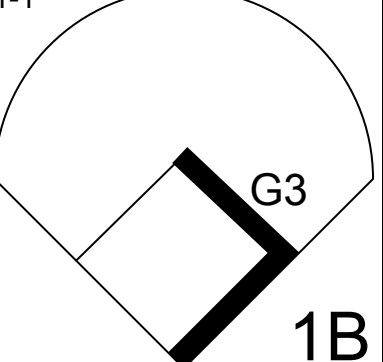

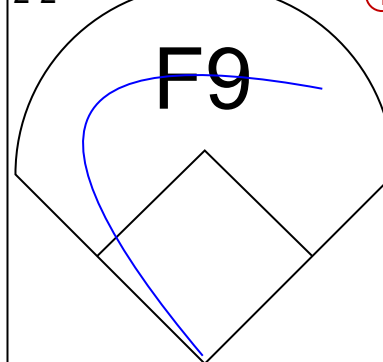
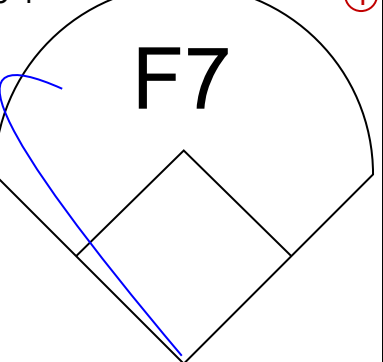
Batter	1	2	3	4	5	6	7	8	9	10	11	AB	R	H	RBI	BB	SO	LOB	BOTTOM								
David Eckstein, R OBP: 0.389, SLG: 0.358 (1, 6)	F9		SH1-3		F8		G4-3		1B 1B	G5-3		5	1	1	0	0	0	1									
Darin Erstad, L OBP: 0.323, SLG: 0.390 (1, 8)	F6		2B 1B		1B		G4-3		1B 16 BB FC3-2 1B		E4 1B 16 G4-3	6	2	3	1	0	0	0									
Troy Glaus, R OBP: 0.380, SLG: 0.585 (1, 5)	F9		2B		F5		BB		16 FC3-2 1B		16 G4-3 S 1B	4	0	2	1	2	0	1									
Scott Spiezio, S OBP: 0.296, SLG: 0.360 (1, 3)	F8		K		F8		K		16 FC3-2 1B		K	6	0	1	1	0	3	5									
16 Garret Anderson, L OBP: 0.294, SLG: 0.362 (1, 7)	F8		F7			1B 1B		F7	FC3-2		G4-3	6	0	1	1	0	0	5									
Tim Salmon, R OBP: 0.374, SLG: 0.375 (1, 9)	1B BB				2B		1B		F7	HR		4	1	3	1	2	0	3									
Glenallen Hill, R OBP: 0.138, SLG: 0.190 (1, 10)	1B				P4		F7		G5-3		K	6	0	1	0	0	2	5									
Shawn Wooten, R OBP: 0.355, SLG: 0.579 (1, 2)	P3				F9		F7		P4		G4-3 1B	3	0	0	0	0	0	5									
Wally Joyner, L OBP: 0.328, SLG: 0.405 (8, PH)							F7					0	0	0	0	0	0	0									
Jamie Burke, R OBP: 0.250, SLG: 0.250 (8, PH)							F7					1	0	0	0	0	0	0									
Adam Kennedy, L OBP: 0.365, SLG: 0.472 (10, 4)							F7					1	0	1	0	0	0	0									
Benji Gil, R OBP: 0.362, SLG: 0.522 (1, 4)			E6 SH1-3 1B		F8		F3		G4-3		G4-3	3	1	0	0	0	0	3									
Orlando Palmeiro, L OBP: 0.361, SLG: 0.381 (9, PH)												1	0	0	0	0	0	0									
Jorge Fabregas, L OBP: 0.158, SLG: 0.216 (10, 2)												1	0	0	0	0	0	1									
Inning Stats	R: 0 E: 0 K: 0 S: 9	H: 0 LOB: 0 BB: 0 P: 14	R: 0 E: 0 K: 0 S: 8	H: 1 LOB: 2 BB: 1 P: 13	R: 2 E: 1 K: 1 S: 20	H: 2 LOB: 1 BB: 0 P: 24	R: 0 E: 0 K: 0 S: 9	H: 1 LOB: 1 BB: 0 P: 11	R: 0 E: 0 K: 0 S: 8	H: 2 LOB: 2 BB: 0 P: 9	R: 0 E: 0 K: 1 S: 7	H: 0 LOB: 1 BB: 1 P: 18	R: 1 E: 0 K: 0 S: 9	H: 1 LOB: 0 BB: 0 P: 10	R: 1 E: 0 K: 0 S: 13	H: 3 LOB: 3 BB: 1 P: 26	R: 0 E: 0 K: 1 S: 10	H: 1 LOB: 1 BB: 0 P: 12	R: 1 E: 1 K: 2 S: 18	H: 1 LOB: 2 BB: 1 P: 30	1B: 10 2B: 2 3B: 0 HR: 1	SF: 0 SAC: 1 DP: 0 HBP: 0	WP: 0 PB: 0 SB: 1 CS: 0	PA: 52			
PITCHER	IP WLS BF H R ER SO BB IBB HBP BLK WP HR S P ERA WHIP	PITCHER										IP WLS BF H R ER SO BB IBB HBP BLK WP HR S P ERA WHIP															
Eric Milton, R ERA: 3.39 (1, 1)	7.0	31	7	1	2	0	2	0	0	0	0	0	0	70	99	1.29	1.286										
Bob Wells, R ERA: 4.44 (8, 1)	0.2	H	3	1	1	0	0	0	0	0	0	0	0	7	8	13.50	1.500										
Eddie Guardado, L ERA: 4.7 (8, 1)	0.1	H	1	0	0	0	0	0	0	0	0	0	0	2	2	0.00	0.000										
LaTroy Hawkins, R ERA: 3.6 (9, 1)	1.0	B	7	3	1	1	0	1	0	0	0	0	0	13	26	9.00	4.000										
Jack Cressend, R ERA: 1.69 (10, 1)	1.0	W	4	1	0	0	1	0	0	0	0	0	0	10	12	0.00	1.000										

Minnesota Twins @ Anaheim Angels
Edison International Field, Anaheim, CA
Tue May 29 2001, 10:05 PM EDT
Att: 14,975 - Sunny - 70 F

AB 47
R 5
H 13
RBI 5
BB 4
SO 5
LOB 29



Batter	1	2	3	4	5	6	7	8	9	AB	R	H	RBI	BB	SO	LOB	TOP					
Cristian Guzman, S (1, 6) OBP: 0.322, SLG: 0.484										4	0	0	0	0	2	1	Minnesota Twins @ Anaheim Angels Edison International Field, Anaheim, CA Wed May 30 2001, 10:05 PM EDT Att: 14,913 - Sunny - 70 F livebaseballscorecards.com					
Denny Hocking, S (1, 10) OBP: 0.353, SLG: 0.360										4	0	2	0	0	0	1						
Doug Mientkiewicz, L (1, 3) OBP: 0.424, SLG: 0.595										4	0	0	0	0	2	2						
Corey Koskie, L (1, 5) OBP: 0.328, SLG: 0.423										3	0	0	0	1	0	0						
Matt Lawton, L (1, 9) OBP: 0.394, SLG: 0.377										4	1	1	0	0	0	1						
Torii Hunter, R (1, 8) OBP: 0.303, SLG: 0.471										3	1	1	0	0	0	0						
Jacque Jones, L (1, 7) OBP: 0.324, SLG: 0.348										3	0	1	2	0	2	0						
Luis Rivas, R (1, 4) OBP: 0.270, SLG: 0.358										3	1	1	0	0	1	1						
A.J. Pierzynski, L (1, 2) OBP: 0.263, SLG: 0.348										3	0	1	1	0	1	1						
Inning Stats	R: 0 E: 0 K: 2 S: 8	H: 0 LOB: 0 BB: 0 P: 16	R: 2 E: 1 K: 2 S: 16	H: 3 LOB: 1 BB: 0 P: 21	R: 0 E: 0 K: 1 S: 9	H: 1 LOB: 1 BB: 0 P: 17	R: 0 E: 0 K: 0 S: 5	H: 0 LOB: 0 BB: 1 P: 12	R: 0 E: 0 K: 1 S: 7	H: 0 LOB: 0 BB: 0 P: 12	R: 0 E: 0 K: 0 S: 5	H: 1 LOB: 0 BB: 0 P: 10	R: 0 E: 0 K: 0 S: 4	H: 0 LOB: 0 BB: 0 P: 10	R: 1 E: 0 K: 2 S: 11	H: 2 LOB: 1 BB: 0 P: 19	R: 0 E: 0 K: 0 S: 10	H: 0 LOB: 0 BB: 0 P: 15	1B: 5 2B: 3 HR: 0	SF: 0 SAC: 0 DP: 2 HBP: 0	WP: 0 PB: 0 SB: 0 CS: 0	PA: 32
PITCHER	IP	WLS	BF	H	R	ER	SO	BB	IBB	HBP	BLK	WP	HR	S	P	ERA	WHIP					
Pat Rapp, R (1, 1) ERA: 4.85	7.0	L	25	5	2	1	6	1	0	0	0	0	0	54	98	1.29	0.857					
Mike Holtz, L (8, 1) ERA: 5.84	1.0		5	2	1	1	2	0	0	0	0	0	0	11	19	9.00	2.000					
62 Scot Shields, R (9, 1) ERA:	1.0		3	0	0	0	0	0	0	0	0	0	0	10	15	0.00	0.000					

Batter	1	2	3	4	5	6	7	8	9	AB	R	H	RBI	BB	SO	LOB	BOTTOM					
David Eckstein, R (1, 6) OBP: 0.381, SLG: 0.349										4	0	0	0	0	1	2	Minnesota Twins @ Anaheim Angels Edison International Field, Anaheim, CA Wed May 30 2001, 10:05 PM EDT Att: 14,913 - Sunny - 70 F livebaseballscorecards.com					
Darin Erstad, L (1, 8) OBP: 0.321, SLG: 0.392										4	0	1	0	0	0	2						
Troy Glaus, R (1, 5) OBP: 0.378, SLG: 0.578										4	0	1	0	0	1	1						
Tim Salmon, R (1, 9) OBP: 0.377, SLG: 0.370										2	0	0	0	2	1	1						
16 Garret Anderson, L (1, 7) OBP: 0.293, SLG: 0.360										4	0	1	0	0	0	2						
Wally Joyner, L (1, 3) OBP: 0.319, SLG: 0.392										4	0	0	0	0	0	4						
Glenallen Hill, R (1, 10) OBP: 0.131, SLG: 0.180										3	0	0	0	0	0	2						
Scott Spiezio, S (9, PH) OBP: 0.294, SLG: 0.357										1	0	0	0	0	0	2						
Jorge Fabregas, L (1, 2) OBP: 0.195, SLG: 0.300										3	0	2	0	0	0	0						
Adam Kennedy, L (1, 4) OBP: 0.357, SLG: 0.460										3	0	0	0	0	0	2						
Inning Stats	R: 0 E: 0 K: 1 S: 10	H: 0 LOB: 0 BB: 0 P: 16	R: 0 E: 0 K: 0 S: 10	H: 0 LOB: 1 BB: 1 P: 18	R: 0 E: 0 K: 0 S: 9	H: 1 LOB: 1 BB: 0 P: 13	R: 0 E: 0 K: 0 S: 5	H: 0 LOB: 0 BB: 1 P: 14	R: 0 E: 0 K: 1 S: 7	H: 0 LOB: 0 BB: 0 P: 12	R: 0 E: 0 K: 1 S: 9	H: 1 LOB: 1 BB: 0 P: 13	R: 0 E: 1 K: 1 S: 8	H: 0 LOB: 1 BB: 0 P: 10	R: 0 E: 0 K: 0 S: 8	H: 1 LOB: 1 BB: 0 P: 14	R: 0 E: 0 K: 0 S: 8	H: 2 LOB: 2 BB: 0 P: 12	1B: 3 2B: 1 HR: 0	SF: 0 SAC: 0 DP: 1 HBP: 0	WP: 0 PB: 0 SB: 0 CS: 0	PA: 34
PITCHER	IP	WLS	BF	H	R	ER	SO	BB	IBB	HBP	BLK	WP	HR	S	P	ERA	WHIP					
Joe Mays, R (1, 1) ERA: 2.62	9.0	W	34	5	0	0	3	2	0	0	0	0	0	74	122	0.00	0.778					

Batter	1	2	3	4	5	6	7	8	9	10	11	12	AB	R	H	RBI	BB	SO	LOB	TOP							
Denny Hocking, S (1.6) OBP: 0.352, SLG: 0.379 (6.4)	G6-3								G6-3	K		CS	6	0	2	0	0	2	3								
Luis Rivas, R (1.4) OBP: 0.266, SLG: 0.352 Cristian Guzman, S (6.6) OBP: 0.352, SLG: 0.487	K		P3						F7		G4-3		3	0	0	0	0	2	3								
Doug Mientkiewicz, L (1.3) OBP: 0.422, SLG: 0.587	F8								G3		G3		6	1	2	0	0	0	1								
Brian Buchanan, R (1.10) OBP: 0.214, SLG: 0.439 Jacque Jones, L (9. PH) OBP: 0.326, SLG: 0.350		K								K			4	0	1	0	0	3	1								
Matt Lawton, L (1.9) OBP: 0.402, SLG: 0.380													4	0	2	0	2	0	2								
Tori Hunter, R (1.8) OBP: 0.305, SLG: 0.479													6	2	2	1	0	1	5								
Chad Allen, R (1.7) OBP: 0.368, SLG: 0.421													6	1	3	3	0	0	2								
Jason Maxwell, R (1.5) OBP: 0.263, SLG: 0.353 Corey Koskie, L (10. PH) OBP: 0.330, SLG: 0.421 (10.5)													3	0	0	0	1	1	1								
Tom Prince, R (1.2) OBP: 0.290, SLG: 0.343													4	0	0	0	1	2	2								
Inning Stats	R: 0 E: 0 K: 1	H: 0 LOB: 0 BB: 0 P: 13	R: 0 E: 0 K: 1	H: 1 LOB: 1 BB: 0 P: 13	R: 0 E: 0 K: 2	H: 1 LOB: 1 BB: 0 P: 22	R: 0 E: 0 K: 1	H: 1 LOB: 1 BB: 0 P: 13	R: 0 E: 0 K: 1	H: 1 LOB: 2 BB: 0 P: 18	R: 2 E: 0 K: 1	H: 3 LOB: 1 BB: 1 P: 21	R: 0 E: 0 K: 1	H: 1 LOB: 1 BB: 0 P: 13	R: 2 E: 0 K: 1	H: 3 LOB: 1 BB: 1 P: 25	R: 0 E: 0 K: 1	H: 1 LOB: 1 BB: 0 P: 20	R: 0 E: 0 K: 0	H: 1 LOB: 2 BB: 1 P: 23	R: 0 E: 0 K: 1	H: 1 LOB: 0 BB: 0 P: 9	1B: 7 2B: 6 3B: 0 HR: 1	SF: 0 SAC: 0 DP: 0 HBP: 1	WP: 1 PB: 0 SB: 0 CS: 1	PA: 55	
PITCHER	IP 6.2	WLS 0	BF 29	H 8	R 2	ER 2	SO 8	BB 0	IBB 0	HBP 0	BLK 0	WP 0	HR 0	S 73	P 109	ERA 2.70	WHIP 1.200										
Jarrod Washburn, L (1.1) ERA: 4.24	0.1	H	1	0	0	0	0	0	0	0	0	1	0	2	4	0.00	0.000										
Mike Holtz, L (7.1) ERA: 5.68	1.0	B	6	3	2	2	1	1	0	0	0	0	1	15	25	18.00	4.000										
Al Levine, R (8.1) ERA: 3.23	1.0	A	4	1	0	0	1	0	0	0	0	0	0	13	20	0.00	1.000										
Troy Percival, R (9.1) ERA: 0.44	3.0	W	14	2	0	0	2	3	1	0	0	0	0	23	51	0.00	1.667										
Ben Weber, R (10.1) ERA: 2.13																											

Minnesota Twins @ Anaheim Angels
Edison International Field, Anaheim, CA

Thu May 31 2001, 10:05 PM EDT
Att: 15,159 - Sunny - 68 F

AB 48
R 4
H 14
RBI 4
BB 5
SO 12
LOB 22



Batter	1	2	3	4	5	6	7	8	9	10	11	12	AB	R	H	RBI	BB	SO	LOB	BOTTOM							
David Eckstein, R (1.6) OBP: 0.375, SLG: 0.343	G1-3	G2		G5-3					K				6	0	1	0	0	2	2								
Darin Erstad, L (1.8) OBP: 0.330, SLG: 0.394 (9.3)													4	1	2	0	1	0	0								
Troy Glaus, R (1.5) OBP: 0.377, SLG: 0.584													5	1	1	2	1	3	3								
Tim Salmon, R (1.9) OBP: 0.376, SLG: 0.361													4	2	0	0	2	2	3								
16 Garret Anderson, L (1.7) OBP: 0.299, SLG: 0.369 (9.8)													6	1	3	0	0	0	0								
Benji Gil, R (1.3) OBP: 0.371, SLG: 0.533 Wally Joyner, L (7.3) OBP: 0.316, SLG: 0.389 Orlando Palmeiro, L (8. PH) OBP: 0.365, SLG: 0.375 (9.7)													2	0	1	1	1	0	0								
Glenallen Hill, R (1.10) OBP: 0.136, SLG: 0.182 Scott Spiezio, S (12. PH) OBP: 0.259, SLG: 0.362													5	0	1	0	0	0	4								
Shawn Wooten, R (1.2) OBP: 0.343, SLG: 0.548													5	0	1	1	0	0	4								
Adam Kennedy, L (1.4) OBP: 0.352, SLG: 0.446													4	0	0	0	1	1	2								
Inning Stats	R: 3 E: 0 K: 0	H: 3 LOB: 2 BB: 1 P: 36	R: 0 E: 0 K: 0	H: 1 LOB: 2 BB: 1 P: 22	R: 0 E: 0 K: 0	H: 0 LOB: 0 BB: 0 P: 10	R: 0 E: 0 K: 0	H: 0 LOB: 0 BB: 0 P: 10	R: 0 E: 0 K: 1	H: 1 LOB: 2 BB: 2 P: 11	R: 1 E: 0 K: 1	H: 2 LOB: 2 BB: 2 P: 27	R: 0 E: 0 K: 0	H: 0 LOB: 1 BB: 1 P: 17	R: 0 E: 0 K: 0	H: 0 LOB: 0 BB: 0 P: 15	R: 0 E: 0 K: 1	H: 2 LOB: 2 BB: 2 P: 18	R: 1 E: 0 K: 0	H: 2 LOB: 3 BB: 2 P: 13	1B: 8 2B: 2 3B: 0 HR: 1	SF: 0 SAC: 0 DP: 1 HBP: 1	WP: 1 PB: 0 SB: 0 CS: 0	PA: 52			
PITCHER	IP 5.0	WLS 7	BF 24	H 5	R 4	ER 4	SO 1	BB 3	IBB 0	HBP 1	BLK 0	WP 1	HR 1	S 61	P 102	ERA 7.20	WHIP 1.600										
Brad Thomas, L (1.1) ERA: 10.8	2.0	7	1	0	0	2	1	0	0	0	0	0	0	13	23	0.00	1.000										
Jack Cressend, R (8.1) ERA: 1.23	1.0	5	1	0	0	1	0	0	0	0	0	0	0	12	19	0.00	1.000										
Travis Miller, L (8.1) ERA: 5.17	2.2	10	1	0	0	3	1	0	0	0	0	0	0	28	45	0.00	0.750										
Bob Wells, R (9.1) ERA: 4.03	0.1	L	6	3	1	1	1	1	1	0	0	0	0	9	18	27.00	12.000										
Hector Carrasco, R (11.1) ERA: 4.05																											

Minnesota Twins @ Anaheim Angels
Edison International Field, Anaheim, CA

Thu May 31 2001, 10:05 PM EDT
Att: 15,159 - Sunny - 68 F

AB 44
R 5
H 11
RBI 5
BB 7
SO 8
LOB 18



Batter	1	2	3	4	5	6	7	8	9	AB	R	H	RBI	BB	SO	LOB	TOP					
Cristian Guzman, S OBP: 0.322, SLG: 0.480 (1, 6)										5	2	1	0	1	1	5						
Denny Hocking, S OBP: 0.354, SLG: 0.374 (1, 4)										4	2	1	0	1	1	1						
Doug Mientkiewicz, L OBP: 0.426, SLG: 0.582 (1, 3)										3	1	1	2	2	0	0						
Tori Hunter, R OBP: 0.314, SLG: 0.483 (1, 8)										5	1	3	2	0	1	2						
Corey Koskie, L OBP: 0.332, SLG: 0.417 (1, 5)										4	1	1	1	1	1	3						
Chad Allen, R OBP: 0.359, SLG: 0.400 (1, 9)										4	1	0	0	1	2	3						
Jacque Jones, L OBP: 0.328, SLG: 0.347 (1, 7)										4	1	1	1	1	1	2						
Brian Buchanan, R OBP: 0.234, SLG: 0.422 (1, 10)										4	1	1	2	1	0	3						
A.J. Pierzynski, L OBP: 0.277, SLG: 0.371 (1, 2)										4	0	3	2	0	0	1						
Inning Stats	R: 5 E: 0 K: 1 S: 17	H: 5 LOB: 2 BB: 2 P: 31	R: 0 E: 0 K: 0 S: 9	H: 1 LOB: 1 BB: 0 P: 16	R: 0 E: 0 K: 0 S: 4	H: 0 LOB: 0 BB: 0 P: 6	R: 0 E: 0 K: 2 S: 20	H: 1 LOB: 2 BB: 1 P: 28	R: 5 E: 0 K: 1 S: 14	H: 3 LOB: 2 BB: 4 P: 37	R: 0 E: 0 K: 1 S: 7	H: 0 LOB: 1 BB: 1 P: 13	R: 0 E: 0 K: 1 S: 8	H: 0 LOB: 0 BB: 0 P: 10	R: 0 E: 0 K: 1 S: 6	H: 0 LOB: 0 BB: 0 P: 9	R: 0 E: 0 K: 0 S: 8	H: 2 LOB: 1 BB: 0 P: 10	1B: 11 2B: 1 3B: 0 HR: 0	SF: 1 SAC: 0 DP: 1 HBP: 0	WP: 0 PB: 0 CS: 0	PA: 46
PITCHER	IP	WLS	BF	H	R	ER	SO	BB	IBB	HBP	BLK	WP	HR	S	P	ERA	WHIP					
Ryan Glynn, R ERA: 7.12 (1, 1)	0.2	L	9	5	5	5	1	2	0	0	0	0	0	14	28	67.50	10.500					
Mike Judd, R ERA: 4.44 (1, 1)	3.1		13	2	0	0	2	1	0	0	0	0	0	36	53	0.00	0.900					
Pat Mahomes, R ERA: 6.75 (5, 1)	0.2		7	1	5	5	0	4	0	0	0	0	0	9	29	67.50	7.500					
Mike Venafro, L ERA: 3.12 (5, 1)	2.1		10	2	0	0	3	1	0	0	0	0	0	20	31	0.00	1.286					
Juan Moreno, L ERA: 1.59 (8, 1)	1.0		3	0	0	0	1	0	0	0	0	0	0	6	9	0.00	0.000					
PITCHER	IP	WLS	BF	H	R	ER	SO	BB	IBB	HBP	BLK	WP	HR	S	P	ERA	WHIP					
59 Jeff Zimmerman, R ERA: 3.24 (9, 1)	1.0		4	2	0	0	0	0	0	0	0	0	0	8	10	0.00	2.000					

Minnesota Twins @ Texas Rangers
The Ballpark at Arlington, Arlington, TX
Fri Jun 01 2001, 8:35 PM EDT
Att: 37,617 - Cloudy - 73 F

AB 37
R 10
H 12
RBI 10
BB 8
SO 7
LOB 20



Batter	1	2	3	4	5	6	7	8	9	AB	R	H	RBI	BB	SO	LOB	BOTTOM					
29 Rusty Greer, L OBP: 0.361, SLG: 0.478 (1, 7)										5	1	1	1	0	1	1						
Ivan Rodriguez, R OBP: 0.335, SLG: 0.500 (1, 2)										4	1	2	2	0	0	0						
Alex Rodriguez, R OBP: 0.412, SLG: 0.660 (1, 6)										4	1	2	1	0	0	1						
Rafael Palmeiro, L OBP: 0.351, SLG: 0.500 (1, 3)										4	0	0	0	0	1	1						
Gabe Kapler, R OBP: 0.420, SLG: 0.575 (1, 8)										4	0	0	0	0	1	0						
Andres Galaraga, R OBP: 0.306, SLG: 0.417 (1, 10)										3	1	1	0	1	0	0						
Ken Caminiti, S OBP: 0.304, SLG: 0.423 (1, 5)										3	0	0	0	1	0	1						
Cliff Brumbaugh, R (1, 9)										1	1	0	0	1	1	1						
Ruben Sierra, S OBP: 0.348, SLG: 0.636 (7, PH) (8, 9)										2	1	1	1	0	0	2						
10 Michael Young, R OBP: 0.217, SLG: 0.238 (9, PH)										2	1	0	0	1	1	1						
Frank Catalanotto, L OBP: 0.349, SLG: 0.545 (9, PH)										0	0	0	0	0	0	0						
Scott Sheldon, R OBP: 0.310, SLG: 0.393 (9, PH)										0	0	0	1	0	0	0						
Inning Stats	R: 2 E: 0 K: 1 S: 13	H: 2 LOB: 0 BB: 0 P: 18	R: 0 E: 0 K: 1 S: 11	H: 1 LOB: 0 BB: 0 P: 14	R: 0 E: 0 K: 2 S: 10	H: 1 LOB: 0 BB: 0 P: 19	R: 0 E: 0 K: 0 S: 4	H: 0 LOB: 0 BB: 0 P: 6	R: 3 E: 0 K: 0 S: 7	H: 2 LOB: 0 BB: 2 P: 17	R: 0 E: 0 K: 0 S: 6	H: 0 LOB: 0 BB: 0 P: 9	R: 1 E: 0 K: 1 S: 11	H: 1 LOB: 0 BB: 0 P: 16	R: 0 E: 0 K: 0 S: 8	H: 0 LOB: 0 BB: 0 P: 11	R: 0 E: 0 K: 0 S: 13	H: 0 LOB: 1 BB: 2 P: 27	1B: 4 2B: 0 3B: 0 HR: 3	SF: 1 SAC: 0 DP: 1 HBP: 0	WP: 1 PB: 0 CS: 0	PA: 37
PITCHER	IP	WLS	BF	H	R	ER	SO	BB	IBB	HBP	BLK	WP	HR	S	P	ERA	WHIP					
Johan Santana, L ERA: 5.0 (1, 1)	4.0	W	13	1	2	2	1	1	0	0	0	0	1	29	45	4.50	0.500					
Jack Cressend, R ERA: 2.39 (5, 1)	0.1		2	0	0	0	0	1	0	0	0	0	0	6	13	0.00	3.000					
LaTroy Hawkins, R ERA: 3.54 (9, 1)	0.2	S	2	0	0	0	0	0	0	0	0	0	0	5	8	0.00	0.000					
Eddie Guardado, L ERA: 4.56 (9, 1)																						

Minnesota Twins @ Texas Rangers
The Ballpark at Arlington, Arlington, TX
Fri Jun 01 2001, 8:35 PM EDT
Att: 37,617 - Cloudy - 73 F

AB 32
R 7
H 7
RBI 6
BB 4
SO 5
LOB 8



Batter	1	2	3	4	5	6	7	8	9	10	AB	R	H	RBI	BB	SO	LOB						
Cristian Guzman, S OBP: 0.324, SLG: 0.480	K		1B 2B	BB			F9		K		4	0	1	0	1	2	1						
Denny Hocking, S OBP: 0.356, SLG: 0.375	1B		HBP 1B	F7			K		L4		5	0	2	0	0	1	3						
Doug Mientkiewicz, L OBP: 0.425, SLG: 0.575	G6-4-3 1B		G4-6-3 HBP		G4-3		K		F8		4	0	1	0	0	1	0						
Tori Hunter, R OBP: 0.304, SLG: 0.467	G6-4-3		L6		F8		K		G6-3		5	0	0	0	0	1	5						
Matt Lawton, L OBP: 0.324, SLG: 0.372		E5 G4-3 SF8	G4-6-3		K		K		K		4	1	0	0	0	2	3						
Chad Allen, R OBP: 0.365, SLG: 0.429	G4-3		G4-3 FC3-2 2B		F9 2B		G6-3				4	0	2	0	0	0	1						
Corey Koskie, L OBP: 0.326, SLG: 0.411	SF8		G4-3		K		K		G4-3		3	0	0	1	0	1	2						
Brian Buchanan, R OBP: 0.255, SLG: 0.479	HR		BB FC3-2 BB		F9		K		K		3	1	1	1	1	1	1						
A.J. Pierzynski, L OBP: 0.276, SLG: 0.375	K		FC3-2 BB		G3						4	0	1	0	0	1	3						
Inning Stats	R: 0 E: 0 K: 1 S: 9	H: 2 LOB: 1 BB: 0 P: 12	R: 2 E: 1 K: 12 S: 20	H: 1 LOB: 0 BB: 0 P: 7	R: 0 E: 0 K: 0 S: 5	H: 2 LOB: 2 BB: 2 P: 7	R: 0 E: 0 K: 1 S: 6	H: 0 LOB: 0 BB: 0 P: 12	R: 0 E: 0 K: 1 S: 10	H: 1 LOB: 1 BB: 0 P: 14	R: 0 E: 0 K: 2 S: 7	H: 0 LOB: 0 BB: 0 P: 10	R: 0 E: 0 K: 2 S: 11	H: 0 LOB: 0 BB: 0 P: 14	R: 0 E: 0 K: 2 S: 10	H: 1 LOB: 1 BB: 0 P: 18	R: 0 E: 0 K: 0 S: 10	H: 0 LOB: 0 BB: 0 P: 14	1B: 3 2B: 4 3B: 0 HR: 1	SF: 1 SAC: 0 DP: 2 HBP: 1	WP: 0 PB: 0 SB: 0 CS: 0	PA: 40	
PITCHER	IP	WLS	BF	H	R	ER	SO	BB	IBB	HBP	BLK	WP	HR	S	P	ERA	WHIP						
Kenny Rogers, L ERA: 5.28	(1, 1)	6.0	27	7	2	0	4	2	0	0	0	0	0	1	51	86	0.00	1.500					
Juan Moreno, L ERA: 1.13	(7, 1)	2.1	7	0	0	0	4	0	0	0	0	0	0	0	21	29	0.00	0.000					
59 Jeff Zimmerman, R ERA: 3.04	(9, 1)	1.2	6	1	0	0	2	0	0	0	0	0	0	0	17	27	0.00	0.600					

TOP

Minnesota Twins @ Texas Rangers
The Ballpark at Arlington, Arlington, TX

Sat Jun 02 2001, 8:35 PM EDT
Alt. 46.098 - Sunny - 94 F

livebaseballscores.com

AB 36
R 2
H 8
RBI 2
BB 2
SO 10
LOB 19



Batter	1	2	3	4	5	6	7	8	9	10	AB	R	H	RBI	BB	SO	LOB						
29 Rusty Greer, L OBP: 0.354, SLG: 0.467	G4-3		G5-3		P6		L3-6		F5		5	0	0	0	0	0	4						
Ivan Rodriguez, R OBP: 0.337, SLG: 0.516	HR		F9		G5-3		G5-3		G6-3		5	1	2	1	0	0	0						
Alex Rodriguez, R OBP: 0.419, SLG: 0.662	1B		G6-3		G6-3 1B		G6-3 1B		BB 1B		4	1	3	0	1	0	0						
Rafael Palmeiro, L OBP: 0.352, SLG: 0.492	F5		F8		F8		F8		BB 1B		3	0	0	0	2	0	3						
Gabe Kapler, R OBP: 0.405, SLG: 0.552	F8		G4-3		F3		F3		F7		5	0	0	0	0	0	7						
Frank Catalanotto, L OBP: 0.348, SLG: 0.535	F7		F7		SH1-3 10 SF8 BB		P6		G6-3		2	1	0	0	1	0	2						
Ken Caminiti, S OBP: 0.307, SLG: 0.420									1B		1	0	0	0	1	0	2						
Ruben Sierra, S OBP: 0.393, SLG: 0.615	F8		SH1-3 BB		SH1-3 BB		P3 29 L3-6 10 1B		1B		4	0	2	1	1	0	0						
Scott Sheldon, R OBP: 0.313, SLG: 0.419	K		SH1-3		SH1-3		F9		2B		3	0	1	0	0	1	1						
10 Michael Young, R OBP: 0.222, SLG: 0.250	G4-3		G4-3		SF8				K		3	0	1	1	0	1	1						
Inning Stats	R: 1 E: 0 K: 0 S: 10	H: 2 LOB: 1 BB: 0 P: 13	R: 0 E: 0 K: 1 S: 9	H: 0 LOB: 0 BB: 0 P: 13	R: 0 E: 0 K: 0 S: 5	H: 0 LOB: 0 BB: 0 P: 6	R: 0 E: 0 K: 0 S: 5	H: 0 LOB: 0 BB: 0 P: 8	R: 1 E: 0 K: 0 S: 9	H: 1 LOB: 1 BB: 2 P: 18	R: 0 E: 0 K: 0 S: 13	H: 2 LOB: 1 BB: 1 P: 14	R: 0 E: 0 K: 0 S: 7	H: 1 LOB: 2 BB: 1 P: 14	R: 0 E: 0 K: 1 S: 8	H: 1 LOB: 1 BB: 0 P: 9	R: 1 E: 0 K: 0 S: 9	H: 2 LOB: 3 BB: 2 P: 20	1B: 7 2B: 2 3B: 0 HR: 1	SF: 1 SAC: 1 DP: 1 HBP: 0	WP: 0 PB: 0 SB: 0 CS: 0	PA: 43	
PITCHER	IP	WLS	BF	H	R	ER	SO	BB	IBB	HBP	BLK	WP	HR	S	P	ERA	WHIP						
Brad Radke, R ERA: 3.35	(1, 1)	7.0	28	5	2	2	1	3	0	0	0	0	0	1	61	92	2.57	1.143					
Hector Carrasco, R ERA: 4.85	(8, 1)	0.0	2	1	0	0	0	1	0	0	0	0	0	0	2	7	∞	∞					
Travis Miller, L ERA: 4.58	(8, 1)	2.0	7	1	0	0	1	0	0	0	0	0	0	0	13	16	0.00	0.500					
LaTroy Hawkins, R ERA: 3.86	(10, 1)	0.2	6	2	1	1	0	2	0	0	0	0	0	0	9	20	13.50	6.000					


BOTTOM

Minnesota Twins @ Texas Rangers
The Ballpark at Arlington, Arlington, TX

Sat Jun 02 2001, 8:35 PM EDT
Alt. 46.098 - Sunny - 94 F

livebaseballscores.com

AB 35
R 3
H 9
RBI 3
BB 6
SO 2
LOB 20



Batter	1	2	3	4	5	6	7	8	9	AB	R	H	RBI	BB	SO	LOB	TOP				
Jacque Jones, L OBP: 0.324, SLG: 0.343	1-0 FC4-6 1B	1-3 K		2-3 K		0-3 K		2-2 G3-1		5	0	1	0	0	3	2					
Cristian Guzman, S OBP: 0.330, SLG: 0.488	0-2 FC4-6 1-2f	1-0 1-3 2-H 1B		2-1 G3		0-1 CS 1B			1-0 G6-3 1B 2B	5	1	3	1	0	0	1					
Doug Mientkiewicz, L OBP: 0.420, SLG: 0.571	2-0 P6	0-0 F8		1-0 WP 2B		2-2 F8 1-2			1-1 G6-3 2-3	5	0	1	0	0	0	5					
Corey Koskie, L OBP: 0.323, SLG: 0.402	0-0 G4-3		0-0 F9	4-0 WP BB			1-3 K		2-3 K	4	0	0	0	1	2	2					
Tori Hunter, R OBP: 0.307, SLG: 0.481		1-1 G6-3	0-1 G5-3	2-2 F8 1-2 2-3			2-0 HR		4-1 1B BB	4	1	1	1	1	0	2					
Matt Lawton, L OBP: 0.404, SLG: 0.388		3-2 2B 1B	1-2 2B		2-0 F9		1-2 G4-6-3 1B		1-0 1-3 3-H 1B	5	2	4	1	0	0	0					
Chad Allen, R OBP: 0.378, SLG: 0.447		0-1 1B 2B	4-1 2B BB		0-0 P6		1-1 G4-6-3 1-2f		0-3 K	1	1	1	0	1	0	0					
Denny Hocking, S OBP: 0.347, SLG: 0.364		1-3 1B 2B								3	0	0	0	0	1	3					
Jason Maxwell, R OBP: 0.310, SLG: 0.421		1-1 1B 1B	0-0 1-3 2-H 2B		2-2 WP 1B			2-1 G5-3		4	1	3	2	0	0	0					
Tom Prince, R OBP: 0.296, SLG: 0.338		0-0 1-2 3-H 1B	3-2 F2		3-3 K			0-1 G6-3		4	0	1	1	0	1	3					
Inning Stats	R: 0 E: 0 K: 0 S: 6	H: 1 LOB: 1 BB: 0 P: 9	R: 3 E: 0 K: 1 S: 15	H: 5 LOB: 2 BB: 0 P: 22	R: 1 E: 0 K: 0 S: 12	H: 2 LOB: 2 BB: 1 P: 20	R: 0 E: 0 K: 1 S: 10	H: 1 LOB: 2 BB: 1 P: 21	R: 0 E: 0 K: 1 S: 8	H: 1 LOB: 0 BB: 0 P: 10	R: 1 E: 0 K: 1 S: 10	H: 2 LOB: 0 BB: 0 P: 15	R: 0 E: 0 K: 0 S: 8	H: 0 LOB: 0 BB: 0 P: 12	R: 1 E: 0 K: 2 S: 12	H: 2 LOB: 2 BB: 1 P: 21	1B: 9 2B: 5 3B: 0 HR: 1	SF: 0 SAC: 0 DP: 1 HBP: 0	WP: 2 PB: 0 SB: 0 CS: 1	PA: 43	
PITCHER	IP	WLS	BF	H	R	ER	SO	BB	IBB	HBP	BLK	WP	HR	S	P	ERA	WHIP				
Rick Helling, R ERA: 6.09	7.0	L	34	13	5	3	5	2	0	0	0	2	1	69	112	3.86	2.143				
Tim Crabtree, R ERA: 6.49	1.0		4	1	1	1	0	0	0	0	0	0	0	9	14	9.00	1.000				
Mike Venafro, L ERA: 3.0	0.2		2	0	0	0	1	0	0	0	0	0	0	6	9	0.00	0.000				
Mark Petkovsek, R ERA: 6.28	0.1		3	1	0	0	1	1	0	0	0	0	0	5	10	0.00	6.000				

Minnesota Twins @ Texas Rangers
The Ballpark at Arlington, Arlington, TX
Sun Jun 03 2001, 3:05 PM EDT
Att: 29,649 - Sunny - 88 F

AB 40
R 6
H 15
RBI 6
BB 3
SO 7
LOB 18



Batter	1	2	3	4	5	6	7	8	9	AB	R	H	RBI	BB	SO	LOB	BOTTOM					
29 Rusty Greer, L OBP: 0.348, SLG: 0.458	0-2 F7		1-0 F3		0-1 F9			2-2 F7		4	0	0	0	0	0	0						
10 Michael Young, R OBP: 0.500, SLG: 0.222	1-0 F8		1-1 G4-3		0-1 F7			3-1 F7		3	0	0	0	0	0	0						
Frank Catalanotto, L OBP: 0.345, SLG: 0.529										1	0	0	0	0	0	0						
Alex Rodriguez, R OBP: 0.421, SLG: 0.659	1-2 2B 1B		2-2 HR 1B		2-0 G6-3			2-1 F8		4	2	2	0	0	0	0						
Gabe Kapler, R OBP: 0.408, SLG: 0.581	1-1 1-H 2B		3-2 1-H HR			1-2 G4-3			1-1 E6 FC4-6 HBP	4	1	2	3	0	0	0						
Andres Galarraga, R OBP: 0.305, SLG: 0.411	2-3 K		1-3 K			3-3 K			1-2 FC4-6 HBP	3	0	0	0	0	3	1						
Ken Caminiti, S OBP: 0.305, SLG: 0.415		2-2 1B		2-1 L8		1-3 K2-3			0-3 K	4	0	1	0	0	2	2						
Ruben Sierra, S OBP: 0.375, SLG: 0.600	1-0 F3			3-2 G3 2B			2-2 F8		3-2 FC4-6	4	0	1	0	0	0	3						
Cliff Brumbaugh, R OBP: 0.350, SLG: 0.490	0-3 K			1-2 G3			3-2 F8		3-3 K	3	0	0	0	0	1	2						
Rafael Palmeiro, L OBP: 0.350, SLG: 0.490				2-3 K						1	0	0	0	0	1	2						
Doug Mirabeli, R OBP: 0.254, SLG: 0.265				2-3 K			1-2 G6-3			3	0	0	0	0	2	2						
Inning Stats	R: 1 E: 0 K: 1 S: 13	H: 2 LOB: 1 BB: 0 P: 18	R: 0 E: 0 K: 2 S: 10	H: 1 LOB: 0 BB: 0 P: 14	R: 2 E: 0 K: 1 S: 13	H: 2 LOB: 0 BB: 0 P: 21	R: 0 E: 0 K: 1 S: 12	H: 1 LOB: 1 BB: 0 P: 20	R: 0 E: 0 K: 2 S: 5	H: 0 LOB: 0 BB: 0 P: 7	R: 0 E: 0 K: 2 S: 12	H: 0 LOB: 0 BB: 0 P: 17	R: 0 E: 0 K: 0 S: 9	H: 0 LOB: 0 BB: 0 P: 15	R: 0 E: 0 K: 0 S: 7	H: 0 LOB: 0 BB: 0 P: 14	R: 0 E: 1 K: 2 S: 16	H: 0 LOB: 2 BB: 0 P: 24	1B: 3 2B: 2 3B: 0 HR: 1	SF: 0 SAC: 0 DP: 0 HBP: 1	WP: 0 PB: 0 SB: 0 CS: 0	PA: 35
PITCHER	IP	WLS	BF	H	R	ER	SO	BB	IBB	HBP	BLK	WP	HR	S	P	ERA	WHIP					
Eric Milton, L ERA: 3.43	7.0	W	27	6	3	3	7	0	0	0	0	0	0	74	112	3.86	0.857					
Bob Wells, R ERA: 3.52	1.2	H	7	0	0	0	1	0	0	1	0	0	0	20	32	0.00	0.000					
Eddie Guardado, L ERA: 4.5	0.1	S	1	0	0	0	1	0	0	0	0	0	0	3	6	0.00	0.000					


Minnesota Twins @ Texas Rangers
The Ballpark at Arlington, Arlington, TX
Sun Jun 03 2001, 3:05 PM EDT
Att: 29,649 - Sunny - 88 F


AB 34
R 3
H 6
RBI 3
BB 0
SO 9
LOB 12




Batter	1	2	3	4	5	6	7	8	9	AB	R	H	RBI	BB	SO	LOB	TOP				
Jolbert Cabrera, R OBP: 0.377, SLG: 0.404 (1, 8)	F9		G4-3			G6-4-3		K		5	1	1	0	0	1	4	Cleveland Indians @ Minnesota Twins Hubert H. Humphrey Metrodome, Minneapolis, MN Tue Jun 05 2001, 8:05 PM EDT Att: 22,022 - Dome - 72 F livebaseballscorecards.com				
Ellis Burks, R OBP: 0.366, SLG: 0.615 (1, 10)	K					G5-3		G5-3		4	1	1	1	1	1	2					
Roberto Alomar, S OBP: 0.403, SLG: 0.495 (1, 4)										3	1	1	1	2	1	1					
Juan Gonzalez, R OBP: 0.395, SLG: 0.645 (1, 9)	K		G6-3							5	0	2	1	0	2	3					
Wil Cordero, R OBP: 0.406, SLG: 0.468 Kenny Lofton, L OBP: 0.343, SLG: 0.306 (7, 8)					G6-3	G6-3				4	0	1	0	0	1	2					
Jim Thome, L OBP: 0.415, SLG: 0.612 (1, 3)										0	0	0	0	1	0	0					
Travis Fryman, R OBP: 0.407, SLG: 0.273 (1, 5)										5	1	2	1	0	3	4					
Einar Diaz, R OBP: 0.370, SLG: 0.466 (1, 2)										2	0	1	0	3	0	1					
Omar Vizquel, S OBP: 0.340, SLG: 0.328 (1, 6)										5	0	1	1	0	0	7					
Inning Stats	R: 0 E: 0 K: 2 S: 11	H: 0 LOB: 1 BB: 1 P: 20	R: 0 E: 0 K: 1 S: 11	H: 1 LOB: 1 BB: 0 P: 19	R: 1 E: 0 K: 1 S: 13	H: 2 LOB: 1 BB: 0 P: 18	R: 1 E: 0 K: 0 S: 9	H: 2 LOB: 1 BB: 0 P: 14	R: 3 E: 0 K: 0 S: 16	H: 4 LOB: 2 BB: 2 P: 32	R: 0 E: 0 K: 3 S: 12	H: 0 LOB: 1 BB: 1 P: 20	R: 0 E: 0 K: 1 S: 11	H: 1 LOB: 3 BB: 2 P: 21	R: 0 E: 0 K: 1 S: 12	H: 1 LOB: 3 BB: 2 P: 23	1B: 7 2B: 3 3B: 1 HR: 0	SF: 0 SAC: 0 DP: 1 HBP: 0	WP: 0 PB: 0 SB: 1 CS: 0	PA: 44	
PITCHER	IP	WLS	BF	H	R	ER	SO	BB	IBB	HBP	BLK	WP	HR	S	P	ERA	WHIP				
J.C. Romero, L ERA: 5.36 (1, 1)	4.2	L	24	9	5	5	4	2	0	0	0	0	0	57	95	9.64	2.357				
Hector Carrasco, R ERA: 3.72 (5, 1)	2.1		9	0	0	0	3	3	0	0	0	0	0	18	37	0.00	1.286				
Johan Santana, L ERA: 4.5 (8, 1)	2.0		11	2	0	0	2	3	0	0	0	0	0	23	44	0.00	2.500				

Batter	1	2	3	4	5	6	7	8	9	AB	R	H	RBI	BB	SO	LOB	BOTTOM					
Jacque Jones, L OBP: 0.323, SLG: 0.352 (1, 7)	G1-3		L8					K		4	0	1	0	0	1	3	Cleveland Indians @ Minnesota Twins Hubert H. Humphrey Metrodome, Minneapolis, MN Tue Jun 05 2001, 8:05 PM EDT Att: 22,022 - Dome - 72 F livebaseballscorecards.com					
Cristian Guzman, S OBP: 0.338, SLG: 0.486 (1, 6)	G1-3							G3		3	0	0	0	1	1	2						
Doug Mientkiewicz, L OBP: 0.412, SLG: 0.556 (1, 3)	P3									4	0	0	0	0	2	3						
Matt Lawton, L OBP: 0.401, SLG: 0.393 (1, 9)	G1-3									3	0	0	0	1	0	2						
Tori Hunter, R OBP: 0.303, SLG: 0.473 (1, 8)	F7									4	0	1	0	0	1	3						
Corey Koskie, L OBP: 0.332, SLG: 0.400 (1, 5)										4	0	1	0	0	1	1						
Quinton McCracken, S OBP: 0.500, SLG: 0.500 (1, 10)										4	0	2	0	0	1	1						
A.J. Pierzynski, L OBP: 0.285, SLG: 0.373 (1, 2)	F9									2	0	0	0	1	0	2						
Luis Rivas, R OBP: 0.275, SLG: 0.355 (1, 4)										2	0	1	0	1	0	1						
Inning Stats	R: 0 E: 0 K: 0 S: 12	H: 1 LOB: 2 BB: 1 P: 23	R: 0 E: 0 K: 1 S: 10	H: 1 LOB: 0 BB: 0 P: 18	R: 0 E: 0 K: 1 S: 6	H: 0 LOB: 1 BB: 1 P: 11	R: 0 E: 0 K: 1 S: 13	H: 1 LOB: 1 BB: 0 P: 20	R: 0 E: 0 K: 1 S: 7	H: 0 LOB: 1 BB: 1 P: 16	R: 0 E: 0 K: 0 S: 8	H: 0 LOB: 1 BB: 1 P: 17	R: 0 E: 0 K: 0 S: 5	H: 1 LOB: 0 BB: 0 P: 8	R: 0 E: 0 K: 2 S: 13	H: 1 LOB: 1 BB: 0 P: 18	R: 0 E: 0 K: 1 S: 12	H: 1 LOB: 1 BB: 0 P: 16	1B: 4 2B: 3 3B: 0 HR: 0	SF: 0 SAC: 0 DP: 2 HBP: 0	WP: 0 PB: 0 SB: 0 CS: 2	PA: 35
PITCHER	IP	WLS	BF	H	R	ER	SO	BB	IBB	HBP	BLK	WP	HR	S	P	ERA	WHIP					
Jaret Wright, R ERA: 2.81 (1, 1)	6.0	W	23	3	0	0	4	4	0	0	0	0	0	5	105	0.00	1.167					
Rich Rodriguez, L ERA: 3.35 (7, 1)	1.0		3	1	0	0	0	0	0	0	0	0	0	5	8	0.00	1.000					
Steve Karsay, R ERA: 1.08 (8, 1)	1.0		4	1	0	0	2	0	0	0	0	0	0	13	18	0.00	1.000					
Ricardo Rincon, L ERA: 3.77 (9, 1)	1.0		4	1	0	0	1	0	0	0	0	0	0	12	16	0.00	1.000					



Batter	1	2	3	4	5	6	7	8	9	AB	R	H	RBI	BB	SO	LOB	TOP				
Kenny Lofton, L OBP: 0.338, SLG: 0.302 (1, 8)	L7		G3		G6-3		G3		HBP 3B 1B	5	1	1	0	0	0	1	Cleveland Indians @ Minnesota Twins Hubert H. Humphrey Metrodome, Minneapolis, MN Wed Jun 06 2001, 7:05 PM EDT Att: 24,031 - Dome - 72 F AB 33 R 5 H 8 RBI 5 BB 4 SO 3 LOB 12 				
Ellis Burks, R OBP: 0.373, SLG: 0.610 (1, 10)	K		FC6-4 1B		BB		F8		HBP 3B	3	1	1	1	1	1	0					
Roberto Alomar, S OBP: 0.402, SLG: 0.502 (1, 4)	K		FC6-4 1-2		G1-3				SH1-3 1B	5	0	2	3	0	1	2					
Juan Gonzalez, R OBP: 0.390, SLG: 0.636 (1, 9)																					
Jolbert Cabrera, R OBP: 0.374, SLG: 0.400 (6, 9)									K2-3	3	0	0	0	0	0	0					
Wil Cordero, R OBP: 0.402, SLG: 0.461 (1, 3)																					
Marty Cordova, R OBP: 0.377, SLG: 0.575 (1, 7)																					
Travis Fryman, R OBP: 0.526, SLG: 0.308 (1, 5)																					
Einar Diaz, R OBP: 0.373, SLG: 0.471 (1, 2)																					
Omar Vizquel, S OBP: 0.336, SLG: 0.324 (1, 6)																					
Inning Stats	R: 0 E: 0 K: 2 S: 12	H: 0 LOB: 0 BB: 0 P: 17	R: 0 E: 0 K: 0 S: 8	H: 0 LOB: 0 BB: 0 P: 13	R: 2 E: 0 K: 0 S: 12	H: 3 LOB: 1 BB: 0 P: 18	R: 0 E: 0 K: 0 S: 9	H: 1 LOB: 2 BB: 1 P: 19	R: 0 E: 0 K: 0 S: 7	H: 0 LOB: 1 BB: 1 P: 15	R: 0 E: 0 K: 0 S: 14	H: 0 LOB: 0 BB: 0 P: 16	R: 0 E: 0 K: 0 S: 9	H: 1 LOB: 1 BB: 0 P: 11	R: 3 E: 0 K: 1 S: 16	H: 2 LOB: 1 BB: 1 P: 29	1B: 5 2B: 2 3B: 1 HR: 0	SF: 0 SAC: 2 DP: 0 HBP: 1	WP: 0 PB: 0 SB: 0 CS: 0	PA: 40	
PITCHER	IP	WLS	BF	H	R	ER	SO	BB	IBB	HBP	BLK	WP	HR	S	P	ERA	WHIP				
Brad Thomas, L ERA: 7.11 (1, 1)	6.0		26	5	2	2	2	3	0	0	0	0	0	55	96	3.00	1.333				
Jack Cressend, R ERA: 3.21 (7, 1)	2.1	L	9	1	1	1	0	1	0	0	0	0	0	27	37	3.86	0.857				
Travis Miller, L ERA: 5.4 (9, 1)	0.1		2	1	0	0	0	0	0	0	0	0	0	4	6	0.00	3.000				
Bob Wells, R ERA: 4.31 (9, 1)	0.1		3	1	2	2	1	0	0	1	0	0	0	8	13	54.00	3.000				

Batter	1	2	3	4	5	6	7	8	9	AB	R	H	RBI	BB	SO	LOB	BOTTOM					
Quinton McCracken, S OBP: 0.375, SLG: 0.286 (1, 7)	L9-3 BB		F7	K			G3			3	0	0	0	1	1	2	Cleveland Indians @ Minnesota Twins Hubert H. Humphrey Metrodome, Minneapolis, MN Wed Jun 06 2001, 7:05 PM EDT Att: 24,031 - Dome - 72 F AB 30 R 2 H 5 RBI 2 BB 5 SO 9 LOB 11 					
Cristian Guzman, S OBP: 0.332, SLG: 0.477 (1, 6)	L9-3 1-2		G5-3		F9		K			4	0	0	0	0	1	1						
Doug Mientkiewicz, L OBP: 0.405, SLG: 0.547 (1, 3)	G4-3		F7		K		K			4	0	0	0	0	2	0						
Torii Hunter, R OBP: 0.307, SLG: 0.485 (1, 8)			G5-3		2B		2B			4	1	2	0	0	1	0						
Matt Lawton, L OBP: 0.394, SLG: 0.385 (1, 9)			G4-3		K		F7			4	0	0	0	0	1	2						
Brian Buchanan, R OBP: 0.288, SLG: 0.472 (1, 10)										1	0	0	0	1	1	1						
Jacque Jones, L OBP: 0.322, SLG: 0.350 (8, PH)			1B HBP		K		L5 BB			1	0	0	0	0	1	0						
Jason Maxwell, R OBP: 0.326, SLG: 0.436 (1, 5)										1	0	1	0	0	0	0						
Corey Koskie, L OBP: 0.332, SLG: 0.404 (3, 5)							L5			3	1	1	1	0	1	1						
Luis Rivas, R OBP: 0.284, SLG: 0.353 (1, 4)										1	0	0	0	3	0	0						
Tom Prince, R OBP: 0.298, SLG: 0.351 (1, 2)										3	0	1	1	0	0	4						
Denny Hocking, S OBP: 0.341, SLG: 0.358 (9, PH)										1	0	0	0	0	0	0						
Inning Stats	R: 0 E: 0 K: 0 S: 6	H: 0 LOB: 1 BB: 1 P: 14	R: 0 E: 0 K: 0 S: 15	H: 1 LOB: 3 BB: 1 P: 27	R: 0 E: 0 K: 3 S: 8	H: 0 LOB: 0 BB: 0 P: 13	R: 2 E: 0 K: 3 S: 16	H: 3 LOB: 2 BB: 1 P: 28	R: 0 E: 0 K: 1 S: 10	H: 1 LOB: 1 BB: 0 P: 16	R: 0 E: 0 K: 2 S: 9	H: 0 LOB: 0 BB: 0 P: 10	R: 0 E: 0 K: 2 S: 10	H: 0 LOB: 0 BB: 0 P: 13	R: 0 E: 0 K: 1 S: 10	H: 0 LOB: 0 BB: 0 P: 15		1B: 1 2B: 5 3B: 0 HR: 0	SF: 0 SAC: 0 DP: 1 HBP: 1	WP: 0 PB: 0 SB: 1 CS: 0	PA: 36	
PITCHER	IP	WLS	BF	H	R	ER	SO	BB	IBB	HBP	BLK	WP	HR	S	P	ERA		WHIP				
CC Sabathia, L ERA: 5.14 (1, 1)	5.2		26	5	2	2	4	5	0	1	0	0	0	59	113	3.18		1.765				
Steve Reed, R ERA: 3.97 (6, 1)	0.1		1	0	0	0	0	0	0	0	0	0	0	3	4	0.00		0.000				
Paul Shuey, R ERA: 2.27 (7, 1)	2.0	W	6	0	0	0	4	0	0	0	0	0	0	19	23	0.00	0.000					
Bob Wickman, R ERA: 2.49 (9, 1)	1.0	S	3	0	0	0	1	0	0	0	0	0	0	10	15	0.00	0.000					

Batter	1	2	3	4	5	6	7	8	9	AB	R	H	RBI	BB	SO	LOB	TOP								
Kenny Lofton, L OBP: 0.340, SLG: 0.295 (1, 8)	F8			2B BB		G3	F9		WP BB	3	0	0	0	2	0	0	Cleveland Indians @ Minnesota Twins Hubert H. Humphrey Metrodome, Minneapolis, MN Thu Jun 07 2001, 8:05 PM EDT Att: 24,671 - Dome - 72 F livebaseballscorecards.com								
Omar Vizquel, S OBP: 0.342, SLG: 0.327 (1, 6)	F6		F8			BB 1B	1B		BB	4	2	2	0	1	0	1									
Roberto Alomar, S OBP: 0.407, SLG: 0.519 (1, 4)	G1-3			1-1 2B		BB 1B	E4		G3-1	5	2	3	1	0	0	2									
Jim Thome, L OBP: 0.408, SLG: 0.598 (1, 3)		G4-3		2-3 K		1B K	K			4	0	0	0	0	3	4									
Ellis Burks, R OBP: 0.371, SLG: 0.600 (1, 10)		K		1-1 G6-3		1B BB			F9	3	1	0	0	1	1	2									
Travis Fryman, R OBP: 0.522, SLG: 0.353 (1, 5)		K			0-0 FC6-4 1B	1B			K	4	1	2	2	0	2	0									
Marty Cordova, R OBP: 0.374, SLG: 0.579 (9, 7)			G4-3		0-3 K	1B			K	4	0	1	2	0	2	1									
Russell Branyan, L OBP: 0.326, SLG: 0.536 Jolbert Cabrera, R OBP: 0.374, SLG: 0.400 (9, 9)			F9		1-3 K	3B			K	4	0	0	0	0	3	2									
Einar Diaz, R OBP: 0.364, SLG: 0.457 (1, 2)			F7		0-0 FC6-4 1-2				P6	4	0	0	0	0	0	1									
Inning Stats	R: 0 E: 0 K: 0 S: 6	H: 0 LOB: 0 BB: 0 P: 10	R: 0 E: 0 K: 2 S: 8	H: 0 LOB: 0 BB: 0 P: 11	R: 0 E: 0 K: 0 S: 8	H: 0 LOB: 0 BB: 0 P: 8	R: 0 E: 0 K: 1 S: 11	H: 1 LOB: 2 BB: 1 P: 21	R: 0 E: 0 K: 2 S: 8	H: 1 LOB: 1 BB: 0 P: 9	R: 4 E: 0 K: 2 S: 20	H: 4 LOB: 1 BB: 1 P: 32	R: 2 E: 1 K: 1 S: 19	H: 2 LOB: 0 BB: 0 P: 27	R: 0 E: 0 K: 2 S: 7	H: 0 LOB: 0 BB: 0 P: 14		R: 0 E: 0 K: 1 S: 7	H: 0 LOB: 2 BB: 2 P: 15	1B: 5 2B: 1 3B: 2 HR: 0	SF: 0 SAC: 0 DP: 0 HBP: 0	WP: 1 PB: 0 SB: 0 CS: 0	PA: 39		
PITCHER	IP	WLS	BF	H	R	ER	SO	BB	IBB	HBP	BLK	WP	HR	S	P	ERA	WHIP								
Brad Radke, R ERA: 3.59 (1, 1)	6.2	L	30	8	6	5	7	2	0	0	0	0	0	77	115	6.75	1.500								
Travis Miller, L ERA: 5.3 (7, 1)	0.1		1	0	0	0	1	0	0	0	0	0	0	3	3	0.00	0.000								
Juan Rincon, R ERA: (8, 1)	1.0		3	0	0	0	2	0	0	0	0	0	0	7	14	0.00	0.000								
LaTroy Hawkins, R ERA: 3.88 (9, 1)	1.0		5	0	0	0	1	2	0	0	0	1	0	7	15	0.00	2.000								

Batter	1	2	3	4	5	6	7	8	9	AB	R	H	RBI	BB	SO	LOB	BOTTOM								
Quinton McCracken, S OBP: 0.583, SLG: 0.778 (1, 10)	G4-3 3B		FC6-4 BB		2B		BB			2	1	2	0	2	0	0	Cleveland Indians @ Minnesota Twins Hubert H. Humphrey Metrodome, Minneapolis, MN Thu Jun 07 2001, 8:05 PM EDT Att: 24,671 - Dome - 72 F livebaseballscorecards.com								
Cristian Guzman, S OBP: 0.326, SLG: 0.469 (1, 6)	G4-3		FC6-4 1B 1-2		F8		F8			4	1	0	1	0	0	3									
Corey Koskie, L OBP: 0.331, SLG: 0.401 (1, 5)	3H K		2-1 1B		1-1 P4				G3-1	4	0	1	0	0	1	1									
Matt Lawton, L OBP: 0.396, SLG: 0.387 (1, 9)	G3-1		0-0 1B		1-2 3H 1B		S 1B		K	4	0	2	1	0	1	0									
Doug Mientkiewicz, L OBP: 0.398, SLG: 0.536 (1, 3)		P6	1-3 K				K		G4-1	4	0	0	0	0	2	3									
Torii Hunter, R OBP: 0.306, SLG: 0.480 (1, 8)		K		1-3 K		L6			G6-4-3 1B	4	0	1	0	0	2	1									
Jacque Jones, L OBP: 0.320, SLG: 0.348 (1, 7)		1B		2-1 F8		3-3 K			G6-4-3 1-2	4	0	1	0	0	1	2									
Luis Rivas, R OBP: 0.280, SLG: 0.348 Denny Hocking, S OBP: 0.339, SLG: 0.355 (9, PH)		K		0-1 G6-3					K	3	0	0	0	0	1	1									
A.J. Pierzynski, L OBP: 0.278, SLG: 0.364 (1, 2)			0-1 F8		3-3 K		F7			3	0	0	0	0	1	0									
Inning Stats	R: 1 E: 0 K: 1 S: 9	H: 1 LOB: 0 BB: 0 P: 14	R: 0 E: 0 K: 2 S: 9	H: 1 LOB: 0 BB: 0 P: 11	R: 1 E: 0 K: 1 S: 14	H: 2 LOB: 2 BB: 1 P: 21	R: 0 E: 0 K: 1 S: 7	H: 0 LOB: 0 BB: 0 P: 10	R: 0 E: 0 K: 2 S: 11	H: 1 LOB: 1 BB: 0 P: 17	R: 0 E: 0 K: 0 S: 7	H: 0 LOB: 1 BB: 1 P: 14	R: 0 E: 0 K: 1 S: 6	H: 0 LOB: 0 BB: 0 P: 9	R: 0 E: 0 K: 1 S: 10	H: 1 LOB: 0 BB: 0 P: 14		1B: 5 2B: 1 3B: 1 HR: 0	SF: 0 SAC: 0 DP: 1 HBP: 0	WP: 0 PB: 0 SB: 1 CS: 0	PA: 35				
PITCHER	IP	WLS	BF	H	R	ER	SO	BB	IBB	HBP	BLK	WP	HR	S	P	ERA	WHIP								
Bartolo Colon, R ERA: 4.33 (1, 1)	6.0	W	25	6	2	2	8	1	0	0	0	0	0	60	89	3.00	1.167								
Steve Karsay, R ERA: 1.02 (7, 1)	2.0		7	0	0	0	1	1	0	0	0	0	0	13	23	0.00	0.500								
Bob Wickman, R ERA: 2.39 (9, 1)	1.0		3	1	0	0	1	0	0	0	0	0	0	10	14	0.00	1.000								



Batter	1	2	3	4	5	6	7	8	9	AB	R	H	RBI	BB	SO	LOB	TOP										
18 Jason Kendall, R OBP: 0.343, SLG: 0.369	0-2 G6-3	3-1 G5-3		1-0 F8		0-1 L9			1-1 G6-3	5	0	0	0	0	0	2											
Pat Meares, R OBP: 0.270, SLG: 0.335	2-1 G5-3		0-3 K2-3	2-2 E7		0-3 K			3-3 K	4	1	1	0	0	2	0											
Rob Mackowiak, L OBP: 0.294, SLG: 0.419				1-H 2B	1B					1	0	0	0	0	1	0											
Brian Giles, L OBP: 0.388, SLG: 0.567	4-2 1B		0-0	3-1 1B	2B				1-1 1B	4	2	3	2	1	0	0											
Aramis Ramirez, R OBP: 0.338, SLG: 0.495	1-2 BB		1-3 K	0-1 1B	2B				0-1 F9	5	0	2	1	0	2	1											
Adam Hyzdu, R OBP: 0.333, SLG: 1.000	1-2 1B		1-3 K	2-H 1B	1B					4	1	1	1	0	1	3											
Kevin Young, R OBP: 0.291, SLG: 0.385	0-2 F3		1-0 HR	0-0 F7	1B					4	1	1	1	0	1	3											
Craig Wilson, R OBP: 0.405, SLG: 0.613	4-2 1B	4-2 WP	4-2 BB	0-6 G5-3						2	1	0	0	2	1	0											
Enrique Wilson, S OBP: 0.203, SLG: 0.233	1-1 WP	1-3 1B	1-3 K	0-0 G5-3					1-3 K	4	0	2	0	0	2	1											
Emil Brown, R OBP: 0.314, SLG: 0.364	1-3 1B	2-3 K	1-3 K	0-0 G5-3					2-0 G4-3	4	0	0	0	0	2	2											
Andy Barket, L OBP: 0.308, SLG: 0.261	1-2 3-H	0-0 F8	4-2 1B	1-2 P7					1-1 L8	2	1	0	0	1	0	2											
Inning Stats	R: 0 H: 1 E: 0 K: 0 S: 18	L: 1 LOB: 2 BB: 1 P: 25	R: 1 H: 1 E: 0 K: 1 S: 10	L: 1 LOB: 1 BB: 1 P: 20	R: 2 H: 2 E: 0 K: 3 S: 17	L: 2 LOB: 1 BB: 1 P: 24	R: 3 H: 3 E: 1 K: 1 S: 17	L: 3 LOB: 1 BB: 1 P: 28	R: 0 H: 1 E: 0 K: 0 S: 6	L: 1 LOB: 0 BB: 0 P: 7	R: 0 H: 0 E: 0 K: 3 S: 9	L: 0 LOB: 0 BB: 0 P: 10	R: 0 H: 0 E: 0 K: 1 S: 6	L: 0 LOB: 0 BB: 0 P: 10	R: 0 H: 1 E: 0 K: 1 S: 10	L: 1 LOB: 1 BB: 0 P: 15	1B: 6 2B: 1 3B: 0 HR: 2	SF: 0 SAC: 0 DP: 0 HBP: 0	WP: 1 PB: 0 SB: 0 CS: 0	PA: 40							
PITCHER	IP	WLS	BF	H	R	ER	SO	BB	IBB	HBP	BLK	WP	HR	S	P	ERA	WHIP										
Eric Milton, L ERA: 3.92	4.0		23	7	6	6	5	4	0	0	0	1	2	62	97	13.50	2.750										
Hector Carrasco, R ERA: 3.27	4.0	W	13	1	0	0	5	0	0	0	0	0	0	27	34	0.00	0.250										
LaTroy Hawkins, R ERA: 3.52	1.0	S	4	1	0	0	1	0	0	0	0	0	0	10	15	0.00	1.000										

Pittsburgh Pirates @ Minnesota Twins
Hubert H. Humphrey Metrodome, Minneapolis, MN

AB 36
R 6
H 9
RBI 4
BB 4
SO 11
LOB 11



WP: 1 PA: 40
PB: 0 SB: 0 CS: 0

Batter	1	2	3	4	5	6	7	8	9	AB	R	H	RBI	BB	SO	LOB	BOTTOM										
Quinton McCracken, S OBP: 0.438, SLG: 0.538	2-1 G3		3-2 G1-3		1-2 F7	0-1 F9				4	0	0	0	0	0	1											
Cristian Guzman, S OBP: 0.337, SLG: 0.478	3-1 S		0-0		2-2 E3		0-1 FC1-4			4	2	4	0	0	0	0											
Doug Mientkiewicz, L OBP: 0.386, SLG: 0.529	3-3 K		2-2 F8		4-2 G3		3-2 FC1-4			3	1	0	0	1	1	3											
Corey Koskie, L OBP: 0.329, SLG: 0.398	0-0 E7			3-2 G3	0-0 G3		3-2 P6			4	0	1	2	0	0	3											
Matt Lawton, L OBP: 0.402, SLG: 0.393	3-2 G3			3-2 HR	4-0 HR		4-0 BB			2	2	1	0	2	0	1											
Torii Hunter, R OBP: 0.305, SLG: 0.492		1-2 F8		3-1 L5	1-0 HR		0-0 L9			4	1	1	4	0	0	3											
Jacque Jones, L OBP: 0.319, SLG: 0.361		2-0 G4-3		0-0 HR	1-1 G6-3		1-1 G3			4	1	1	2	0	0	0											
Luis Rivas, R OBP: 0.275, SLG: 0.340		0-0 G5-3		1-0 G1-3		0-2 F7		1-0 F8		4	0	0	0	0	0	0											
A.J. Pierzynski, L OBP: 0.277, SLG: 0.356			2-2 G6-3		4-1 E		1-0 G4-3		3-1 F7	3	1	0	0	1	0	0											
Inning Stats	R: 1 H: 2 E: 1 K: 1 S: 14	L: 2 LOB: 0 BB: 0 P: 25	R: 0 H: 0 E: 0 K: 0 S: 5	L: 0 LOB: 0 BB: 0 P: 8	R: 0 H: 1 E: 0 K: 0 S: 13	L: 1 LOB: 0 BB: 0 P: 20	R: 2 H: 2 E: 0 K: 0 S: 12	L: 2 LOB: 0 BB: 0 P: 22	R: 5 H: 2 E: 1 K: 0 S: 16	L: 2 LOB: 3 BB: 3 P: 32	R: 0 H: 0 E: 0 K: 0 S: 6	L: 0 LOB: 0 BB: 0 P: 7	R: 0 H: 1 E: 0 K: 0 S: 10	L: 1 LOB: 2 BB: 1 P: 20	R: 0 H: 0 E: 0 K: 0 S: 5	L: 0 LOB: 0 BB: 0 P: 10	1B: 5 2B: 1 3B: 0 HR: 2	SF: 0 SAC: 0 DP: 0 HBP: 0	WP: 0 PB: 0 SB: 1 CS: 0	PA: 36							
PITCHER	IP	WLS	BF	H	R	ER	SO	BB	IBB	HBP	BLK	WP	HR	S	P	ERA	WHIP										
Omar Olivares, R ERA: 7.21	4.2	L	24	7	8	8	1	2	1	0	0	0	0	58	104	15.43	1.929										
Terry Mulholland, L ERA: 3.72	2.1		9	1	0	0	0	1	0	0	0	0	0	18	30	0.00	0.857										
Scott Sauerbeck, L ERA: 6.86	1.0		3	0	0	0	0	0	0	0	0	0	0	5	10	0.00	0.000										

Pittsburgh Pirates @ Minnesota Twins
Hubert H. Humphrey Metrodome, Minneapolis, MN

AB 32
R 8
H 8
RBI 8
BB 4
SO 1
LOB 11



WP: 0 PA: 36
PB: 0 SB: 1 CS: 0

Batter	1	2	3	4	5	6	7	8	9	AB	R	H	RBI	BB	SO	LOB	TOP										
18 Jason Kendall, R OBP: 0.336, SLG: 0.361	1-1 G5-3		1-2 FC5-4			0-3 K	0-0 G6-3		0-2 F8	5	0	0	0	0	1	6											
Abraham Nunez, S OBP: 0.286, SLG: 0.326	2-2 L5			3-2 G6-3	2-1 G6-3		3-3 K			4	0	0	0	0	1	2											
Brian Giles, L OBP: 0.382, SLG: 0.557	1-0 F8			1-0 F8		0-0 G4-3		0-1 F7		4	0	0	0	0	0	0											
Aramis Ramirez, R OBP: 0.336, SLG: 0.491		2-2 F9		2-1 1B		3-2 F8		3-2 G6-3		4	0	1	0	0	0	0											
John Vander Wal, L OBP: 0.398, SLG: 0.560	1-2 G3-1			1-1 1B		4-0 1B WP		3-3 K		3	0	1	0	1	1	0											
Rob Mackowiak, L OBP: 0.316, SLG: 0.412	1-2 F7			1-1 L4		2-1 FC1-6		1-2 1B		3	1	1	0	0	0	2											
Kevin Young, R OBP: 0.290, SLG: 0.377			1-1 F8		4-2 1B	0-1 FC1-6		1-0 F7		3	0	0	0	1	0	3											
Andy Barkett, L OBP: 0.367, SLG: 0.444			2-1 P4		0-0 1B		3-2 HR		3-1 G1-3	4	1	3	1	0	0	0											
Emil Brown, R OBP: 0.314, SLG: 0.364					1-3 1B				1-3 1B	0	0	0	0	0	0	0											
Keith Osik, R OBP: 0.324, SLG: 0.452			2-2 18 FC5-4		0-1 P4		3-1 18 G6-3		1-2 G1-3	3	0	2	0	0	0	2											
Craig Wilson, R OBP: 0.395, SLG: 0.594									1-3 3H	1	0	0	1	0	0	1											
Inning Stats	R: 0 E: 0 K: 0 S: 6	H: 0 LOB: 0 BB: 0 P: 10	R: 0 E: 0 K: 0 S: 10	H: 0 LOB: 0 BB: 0 P: 14	R: 0 E: 0 K: 0 S: 12	H: 1 LOB: 1 BB: 0 P: 18	R: 0 E: 0 K: 0 S: 10	H: 2 LOB: 2 BB: 0 P: 18	R: 0 E: 0 K: 1 S: 12	H: 1 LOB: 2 BB: 1 P: 18	R: 1 E: 0 K: 1 S: 9	H: 2 LOB: 0 BB: 0 P: 18	R: 0 E: 0 K: 1 S: 9	H: 0 LOB: 0 BB: 0 P: 15	R: 1 E: 0 K: 0 S: 12	H: 1 LOB: 2 BB: 0 P: 18	1B: 7 2B: 0 3B: 0 HR: 1	SF: 0 SAC: 0 DP: 1 HBP: 1	WP: 1 PB: 0 SB: 1 CS: 0	PA: 37							
PITCHER	IP	WLS	BF	H	R	ER	SO	BB	IBB	HBP	BLK	WP	HR	S	P	ERA	WHIP										
Joe Mays, R ERA: 2.87	6.0	W	27	7	1	1	1	2	0	0	0	1	1	63	106	1.50	1.500										
Travis Miller, L ERA: 4.73	2.0	H	5	0	0	0	2	0	0	0	0	0	0	13	22	0.00	0.000										
LaTroy Hawkins, R ERA: 3.75	1.0	S	5	1	1	1	0	0	0	1	0	0	0	12	18	9.00	1.000										

Pittsburgh Pirates @ Minnesota Twins
Hubert H. Humphrey Metrodome, Minneapolis, MN

AB 34
R 2
H 8
RBI 2
BB 2
SO 3
LOB 16



Sat Jun 09 2001, 7:05 PM EDT
Att: 26,685 - Dome - 72 F


Batter	1	2	3	4	5	6	7	8	9	AB	R	H	RBI	BB	SO	LOB	BOTTOM										
Quinton McCracken, S OBP: 0.450, SLG: 0.500	1-1 F9		0-1 G6-3		2-2 FC4-6		4-1 G5-3			3	1	1	0	1	0	0											
Cristian Guzman, S OBP: 0.340, SLG: 0.487	1-1 S		2-2 1B		1-0 FC4-6		0-2 G5-3		1-2 G4	4	1	2	0	0	0	2											
Matt Lawton, L OBP: 0.403, SLG: 0.395	2-2 P3		0-0 2B		0-0 G4		1-0 S		1-0 1B	4	0	2	2	0	0	2											
Brian Buchanan, R OBP: 0.317, SLG: 0.500	4-2 1B		3-1 1B		3-1 1B		2-3 K2-3		1-2 1B	3	1	2	0	1	1	1											
Tori Hunter, R OBP: 0.304, SLG: 0.486	1-2 BB		1-3 2B		1-3 2B		1-2 1B		1-2 1B	4	0	1	0	0	1	5											
Denny Hocking, S OBP: 0.336, SLG: 0.351	0-0 G4-3		0-1 G6-3		1-3 K		0-1 1B		0-1 1B	4	0	1	0	0	1	5											
Denny Hocking, S OBP: 0.336, SLG: 0.351		1-2 G5-3		1-2 S		2-2 G1-3		0-0 F9		4	0	1	0	0	0	2											
Casey Blake, R OBP: 0.500, SLG: 0.500		2-3 K		0-2 S		2-1 1B		1-2 F8		4	0	2	1	0	1	1											
Luis Rivas, R OBP: 0.270, SLG: 0.333		0-2 G6-3		0-3 K		0-0 F8		2-3 K		4	0	0	0	0	2	4											
Tom Prince, R OBP: 0.287, SLG: 0.338			2-1 G6-3		0-0 L6-5		0-0 G5-3			3	0	0	0	0	0	2											
Inning Stats	R: 0 E: 0 K: 0 S: 12	H: 1 LOB: 2 BB: 1 P: 20	R: 0 E: 0 K: 1 S: 9	H: 0 LOB: 0 BB: 0 P: 12	R: 1 E: 0 K: 0 S: 11	H: 3 LOB: 1 BB: 0 P: 16	R: 0 E: 0 K: 1 S: 11	H: 2 LOB: 1 BB: 0 P: 12	R: 0 E: 0 K: 0 S: 5	H: 1 LOB: 1 BB: 0 P: 8	R: 1 E: 0 K: 1 S: 13	H: 2 LOB: 1 BB: 0 P: 21	R: 1 E: 0 K: 1 S: 9	H: 1 LOB: 1 BB: 1 P: 16	R: 0 E: 0 K: 1 S: 10	H: 1 LOB: 1 BB: 0 P: 12	1B: 9 2B: 2 3B: 1 HR: 0	SF: 0 SAC: 0 DP: 1 HBP: 0	WP: 0 PB: 0 SB: 5 CS: 0	PA: 35							
PITCHER	IP	WLS	BF	H	R	ER	SO	BB	IBB	HBP	BLK	WP	HR	S	P	ERA	WHIP										
Jimmy Anderson, L ERA: 4.35	7.0	L	31	10	3	3	4	2	0	0	0	0	0	70	105	3.86	1.714										
Josias Manzanillo, R ERA: 4.59	1.0		4	1	0	0	1	0	0	0	0	0	0	10	12	0.00	1.000										


Pittsburgh Pirates @ Minnesota Twins
Hubert H. Humphrey Metrodome, Minneapolis, MN

AB 33
R 3
H 11
RBI 3
BB 2
SO 5
LOB 19



Sat Jun 09 2001, 7:05 PM EDT
Att: 26,685 - Dome - 72 F

Batter	1	2	3	4	5	6	7	8	9	AB	R	H	RBI	BB	SO	LOB	TOP				
Abraham Nunez, S OBP: 0.288, SLG: 0.320	G1-3		G6-3				E6	FC6-4	FC6-4	5	1	2	1	0	2		Pittsburgh Pirates @ Minnesota Twins Hubert H. Humphrey Metrodome, Minneapolis, MN Sun Jun 10 2001, 2:05 PM EDT Att: 24,400 - Dome - 72 F AB 39 R 11 H 11 RBI 10 BB 7 SO 7 LOB 17 				
18 Jason Kendall, R OBP: 0.333, SLG: 0.358	G5-3		G5-3		G1-3		P4			5	1	1	1	0	0	2					
Brian Giles, L OBP: 0.386, SLG: 0.580	HR					G4-3				5	2	3	3	0	1	0					
Kevin Young, R OBP: 0.298, SLG: 0.373	HR				HR	F8				2	2	0	0	3	1	0					
Aramis Ramirez, R OBP: 0.337, SLG: 0.493		F9								5	0	2	0	0	1	3					
Adam Hyzdu, R OBP: 0.333, SLG: 1.111	G1-3									3	1	1	2	0	0	1					
John Vander Wal, L OBP: 0.399, SLG: 0.559					HR			FC3-6	FC1-6	2	1	1	1	0	0	2					
Craig Wilson, R OBP: 0.375, SLG: 0.571										3	0	1	0	0	0	2					
Andy Barkett, L OBP: 0.375, SLG: 0.429					K2-3					1	1	0	0	1	0	1					
Pat Meares, R OBP: 0.266, SLG: 0.338										5	1	1	0	0	1	5					
Keith Osik, R OBP: 0.300, SLG: 0.412										3	0	0	0	0	1	1					
Rob Mackowiak, L OBP: 0.316, SLG: 0.412										0	0	0	0	0	0	0					
Emil Brown, R OBP: 0.325, SLG: 0.364										0	1	0	1	2	0	0					
Inning Stats	R: 1 E: 0 K: 1 S: 11	H: 1 LOB: 0 BB: 0 P: 22	R: 0 E: 0 K: 1 S: 12	H: 1 LOB: 1 BB: 0 P: 13	R: 0 E: 0 K: 0 S: 5	H: 0 LOB: 0 BB: 0 P: 6	R: 2 E: 0 K: 3 S: 12	H: 1 LOB: 0 BB: 1 P: 19	R: 0 E: 0 K: 0 S: 8	H: 0 LOB: 1 BB: 1 P: 16	R: 1 E: 1 K: 1 S: 11	H: 1 LOB: 1 BB: 0 P: 16	R: 7 E: 0 K: 0 S: 26	H: 5 LOB: 2 BB: 4 P: 47	R: 0 E: 0 K: 0 S: 8	H: 1 LOB: 2 BB: 1 P: 12	1B: 6 2B: 2 3B: 1 HR: 2	SF: 0 SAC: 0 DP: 0 HBP: 0	WP: 0 PB: 0 SB: 2 CS: 0	PA: 46	
PITCHER	IP	WLS	BF	H	R	ER	SO	BB	IBB	HBP	BLK	WP	HR	S	P	ERA	WHIP				
J.C. Romero, L ERA: 5.21	6.2		28	5	4	3	7	2	0	0	0	0	2	64	98	4.05	1.050				
Juan Rincon, R ERA: 20.25	0.1	4	2	3	3	0	1	0	0	0	0	0	0	8	14	81.00	9.000				
Bob Wells, R ERA: 4.5	0.2	H	3	0	0	0	1	0	0	0	0	0	0	4	9	0.00	1.500				
Travis Miller, L ERA: 5.23	0.0	L	1	0	0	0	1	0	0	0	0	0	0	1	5	∞	∞				
Jack Cressend, R ERA: 4.4	0.1	B	5	3	4	4	0	1	0	0	0	0	0	15	23	108.00	12.000				
Johan Santana, L ERA: 4.29	1.0		5	1	0	0	0	1	0	0	0	0	0	8	12	0.00	2.000				

Batter	1	2	3	4	5	6	7	8	9	AB	R	H	RBI	BB	SO	LOB	BOTTOM					
Quinton McCracken, S OBP: 0.400, SLG: 0.476	F8		G6-3					G3		5	1	1	1	0	1	1	Pittsburgh Pirates @ Minnesota Twins Hubert H. Humphrey Metrodome, Minneapolis, MN Sun Jun 10 2001, 2:05 PM EDT Att: 24,400 - Dome - 72 F AB 39 R 8 H 12 RBI 8 BB 2 SO 8 LOB 15 					
Cristian Guzman, S OBP: 0.337, SLG: 0.494			G4-3				F7	G3		5	1	1	1	0	0	2						
Doug Mientkiewicz, L OBP: 0.389, SLG: 0.516	F2		G4-3					G1-3		5	0	0	0	0	1	2						
Corey Koskie, L OBP: 0.335, SLG: 0.397	HR					G4-3				3	2	1	0	1	1	0						
Matt Lawton, L OBP: 0.407, SLG: 0.416						G3				4	2	2	2	1	1	0						
Torii Hunter, R OBP: 0.306, SLG: 0.489										5	1	2	2	0	2	2						
Jacque Jones, L OBP: 0.322, SLG: 0.364										4	0	2	2	0	1	2						
Luis Rivas, R OBP: 0.269, SLG: 0.332										4	0	1	0	0	0	4						
A.J. Pierzynski, L OBP: 0.284, SLG: 0.368										4	1	2	0	0	1	2						
Inning Stats	R: 3 E: 0 K: 0 S: 27	H: 4 LOB: 2 BB: 1 P: 43	R: 5 E: 0 K: 1 S: 17	H: 5 LOB: 1 BB: 1 P: 29	R: 0 E: 0 K: 0 S: 8	H: 0 LOB: 0 BB: 0 P: 10	R: 0 E: 0 K: 0 S: 5	H: 0 LOB: 0 BB: 0 P: 8	R: 0 E: 0 K: 2 S: 9	H: 0 LOB: 0 BB: 0 P: 16	R: 0 E: 0 K: 2 S: 15	H: 2 LOB: 2 BB: 0 P: 20	R: 0 E: 0 K: 0 S: 7	H: 1 LOB: 1 BB: 0 P: 7	R: 0 E: 0 K: 3 S: 9	H: 0 LOB: 0 BB: 0 P: 14		1B: 6 2B: 4 3B: 0 HR: 2	SF: 0 SAC: 0 DP: 0 HBP: 1	WP: 1 PB: 0 SB: 0 CS: 0	PA: 42	
PITCHER	IP	WLS	BF	H	R	ER	SO	BB	IBB	HBP	BLK	WP	HR	S	P	ERA		WHIP				
Jason Schmidt, R ERA: 6.16	1.2		15	7	8	8	0	2	0	1	0	0	0	35	63	43.20		5.400				
Dave Williams, L ERA: 1.42	4.1	15	2	0	0	3	0	0	0	0	0	0	0	35	56	0.00		0.462				
Scott Sauerbeck, L ERA: 6.56	1.0	W	5	2	0	0	2	0	0	0	0	0	0	15	20	0.00	2.000					
Mike Williams, R ERA: 2.81	2.0	S	7	1	0	0	3	0	0	0	0	0	0	16	21	0.00	0.500					

Batter	1	2	3	4	5	6	7	8	9	AB	R	H	RBI	BB	SO	LOB	TOP					
Craig Biggio, R OBP: 0.387, SLG: 0.455 (1,4)										4	0	1	0	0	0	0						
Jose Vizcaino, S OBP: 0.325, SLG: 0.305 (1,6)										4	0	1	0	0	0	1						
5 Jeff Bagwell, R OBP: 0.403, SLG: 0.527 (1,3)										4	0	2	0	0	0	1						
17 Lance Berkman, S OBP: 0.449, SLG: 0.619 (1,7)										4	0	0	0	0	1	3						
Moises Alou, R OBP: 0.400, SLG: 0.579 (1,9)										3	0	0	0	0	1	2						
Richard Hidalgo, R OBP: 0.384, SLG: 0.515 (1,8)										3	0	0	0	0	2	0						
Daryle Ward, L OBP: 0.330, SLG: 0.485 (1,10)										3	0	0	0	0	0	0						
Vinny Castilla, R OBP: 0.271, SLG: 0.401 (1,5)										3	0	0	0	0	1	0						
Brad Ausmus, R OBP: 0.269, SLG: 0.289 (1,2)										3	0	0	0	0	2	0						
Inning Stats	R: 0 E: 0 K: 1 S: 9	H: 2 LOB: 2 BB: 0 P: 11	R: 0 E: 0 K: 1 S: 7	H: 0 LOB: 0 BB: 0 P: 9	R: 0 E: 0 K: 1 S: 10	H: 1 LOB: 1 BB: 0 P: 14	R: 0 E: 0 K: 2 S: 9	H: 0 LOB: 0 BB: 0 P: 13	R: 0 E: 0 K: 0 S: 5	H: 0 LOB: 0 BB: 0 P: 6	R: 0 E: 0 K: 0 S: 10	H: 1 LOB: 1 BB: 0 P: 15	R: 0 E: 0 K: 1 S: 7	H: 0 LOB: 0 BB: 0 P: 7	R: 0 E: 0 K: 1 S: 7	H: 0 LOB: 0 BB: 0 P: 10	R: 0 E: 0 K: 0 S: 4	H: 0 LOB: 0 BB: 0 P: 5	1B: 3 2B: 1 3B: 0 HR: 0	SF: 0 SAC: 0 DP: 0 HBP: 0	WP: 0 PB: 0 SB: 0 CS: 0	PA: 31
PITCHER Brad Radke, R ERA: 3.28 (1,1)	IP: 9.0 WLS: W BF: 31 H: 4 R: 0 ER: 0 SO: 7 BB: 0 IBB: 0 HBP: 0 BLK: 0 WP: 0 HR: 0 S: 68 P: 90 ERA: 0.00 WHIP: 0.444															PITCHER						

Houston Astros @ Minnesota Twins
Hubert H. Humphrey Metrodome, Minneapolis, MN
Tue Jun 12 2001, 8:05 PM EDT
Att: 12,280 - Dome - 72 F

AB 31
R 0
H 4
RBI 0
BB 0
SO 7
LOB 7



Batter	1	2	3	4	5	6	7	8	9	AB	R	H	RBI	BB	SO	LOB	BOTTOM										
Quinton McCracken, S OBP: 0.357, SLG: 0.417 (1,10)										3	0	0	0	0	2	1											
Cristian Guzman, S OBP: 0.344, SLG: 0.508 (1,6)										3	1	2	2	1	1	0											
Matt Lawton, L OBP: 0.405, SLG: 0.413 (1,9)										4	1	1	1	0	1	1											
Corey Koskie, L OBP: 0.337, SLG: 0.394 (1,5)										2	1	0	0	1	2	0											
Denny Hocking, S OBP: 0.336, SLG: 0.351 (8,5)										0	0	0	0	0	0	0											
Doug Mientkiewicz, L OBP: 0.390, SLG: 0.528 (1,3)										3	1	1	3	1	1	3											
Torii Hunter, R OBP: 0.305, SLG: 0.500 (1,8)										4	1	1	1	0	1	4											
Jacque Jones, L OBP: 0.321, SLG: 0.359 (1,7)										3	0	0	0	1	0	0											
Luis Rivas, R OBP: 0.269, SLG: 0.330 (1,4)										4	1	1	0	0	0	1											
A.J. Pierzynski, L OBP: 0.290, SLG: 0.371 (1,2)										4	1	2	0	0	0	0											
Inning Stats	R: 0 E: 0 K: 2 S: 11	H: 0 LOB: 0 BB: 0 P: 16	R: 1 E: 0 K: 1 S: 9	H: 1 LOB: 0 BB: 0 P: 12	R: 2 E: 0 K: 2 S: 24	H: 4 LOB: 3 BB: 1 P: 36	R: 0 E: 0 K: 1 S: 9	H: 1 LOB: 1 BB: 0 P: 15	R: 1 E: 0 K: 2 S: 12	H: 1 LOB: 1 BB: 1 P: 21	R: 0 E: 0 K: 0 S: 4	H: 0 LOB: 0 BB: 1 P: 10	R: 3 E: 0 K: 0 S: 10	H: 1 LOB: 0 BB: 0 P: 19	R: 0 E: 0 K: 0 S: 7	H: 0 LOB: 0 BB: 0 P: 8	1B: 5 2B: 1 3B: 0 HR: 3	SF: 0 SAC: 1 DP: 1 HBP: 1	WP: 0 PB: 0 SB: 0 CS: 0	PA: 36							
PITCHER Scott Elarton, R ERA: 6.53 (1,1)	IP: 6.1 WLS: L BF: 29 H: 7 R: 5 ER: 5 SO: 8 BB: 4 IBB: 0 HBP: 0 BLK: 0 WP: 0 HR: 2 S: 72 P: 117 ERA: 7.11 WHIP: 1.737															PITCHER											
Neelson Cruz, R ERA: 4.75 (7,1)	0.2	4	1	2	2	0	0	0	1	7	12	27.00	1.500														
Joe Slusarski, R ERA: 10.22 (8,1)	1.0	3	0	0	0	0	0	0	0	7	8	0.00	0.000														

Houston Astros @ Minnesota Twins
Hubert H. Humphrey Metrodome, Minneapolis, MN
Tue Jun 12 2001, 8:05 PM EDT
Att: 12,280 - Dome - 72 F

AB 30
R 7
H 8
RBI 7
BB 4
SO 8
LOB 10



Batter	1	2	3	4	5	6	7	8	9	AB	R	H	RBI	BB	SO	LOB	TOP					
Craig Biggio, R OBP: 0.385, SLG: 0.451 (1, 4)	P6		SH5-4 1B		F9			F8		4	0	1	0	0	0	1						
Julio Lugo, R OBP: 0.305, SLG: 0.414 (1, 7)	E5		SH5-4			G6-3		F9		2	0	0	0	0	0	0						
17 Lance Berkman, S OBP: 0.447, SLG: 0.616 (8, PH)										1	0	0	0	0	0	1						
5 Jeff Bagwell, R OBP: 0.401, SLG: 0.535 (1, 3)	G5-3		L4			K				4	1	1	1	0	1	3						
Richard Hidalgo, R OBP: 0.358, SLG: 0.505 (1, 8)	F7		F3			K				4	0	0	0	0	1	3						
Moises Alou, R OBP: 0.397, SLG: 0.578 (1, 9)					G5-3			P4		4	0	1	0	0	0	0						
Charlie Hayes, R OBP: 0.244, SLG: 0.194 (1, 10)					F3	G6-3 1B		F2		4	0	1	0	0	0	1						
Vinny Castilla, R OBP: 0.267, SLG: 0.395 (1, 5)					G5-3	G6-3		G6-3		3	0	0	0	0	0	2						
Jose Vizcaino, S OBP: 0.315, SLG: 0.294 (1, 6)					G6-3			P3		3	0	0	0	0	0	1						
Tony Eusebio, R OBP: 0.299, SLG: 0.419 (1, 2)					SH5-4 1B	K				3	0	2	0	0	1	0						
Inning Stats	R: 0 E: 1 K: 0 S: 8	H: 0 LOB: 1 BB: 0 P: 14	R: 0 E: 0 K: 0 S: 9	H: 1 LOB: 1 BB: 0 P: 13	R: 0 E: 0 K: 0 S: 12	H: 2 LOB: 2 BB: 0 P: 13	R: 0 E: 0 K: 0 S: 7	H: 1 LOB: 0 BB: 0 P: 10	R: 0 E: 0 K: 1 S: 9	H: 0 LOB: 0 BB: 0 P: 11	R: 0 E: 0 K: 2 S: 12	H: 0 LOB: 0 BB: 0 P: 16	R: 0 E: 0 K: 0 S: 11	H: 0 LOB: 0 BB: 0 P: 16	R: 0 E: 0 K: 0 S: 8	H: 1 LOB: 0 BB: 0 P: 12	R: 1 E: 0 K: 0 S: 9	H: 1 LOB: 0 BB: 0 P: 11	1B: 3 2B: 2 3B: 0 HR: 1	SF: 0 SAC: 1 DP: 1 HBP: 0	WP: 0 PB: 0 SB: 0 CS: 0	PA: 33
PITCHER Eric Milton, L ERA: 3.63 (1, 1)	IP: 9.0 WLS: W BF: 33 H: 6 R: 1 ER: 1 SO: 3 BB: 0 IBB: 0 HBP: 0 BLK: 0 WP: 0 HR: 1 S: 85 P: 116 ERA: 1.00 WHIP: 0.667															PITCHER						

Houston Astros @ Minnesota Twins
Hubert H. Humphrey Metrodome, Minneapolis, MN
Wed Jun 13 2001, 8:05 PM EDT
Att: 13,545 - Dome - 72 F

AB 32
R 1
H 6
RBI 1
BB 0
SO 3
LOB 12



Batter	1	2	3	4	5	6	7	8	9	AB	R	H	RBI	BB	SO	LOB	BOTTOM					
Quinton McCracken, S OBP: 0.375, SLG: 0.429 (1, 10)	K		P5			SH1-3 2B 1B				4	1	2	0	0	1	1						
Cristian Guzman, S OBP: 0.344, SLG: 0.506 (1, 6)	G6-4-3 1B				B5-3	SH1-3		K		3	0	1	0	0	1	1						
Matt Lawton, L OBP: 0.402, SLG: 0.410 (1, 9)	G6-4-3				G4-3	FC1-5-2 2B		FC6 1B		4	1	1	0	0	0	3						
Corey Koskie, L OBP: 0.336, SLG: 0.395 (1, 5)					P4			FC6		4	0	1	2	0	0	2						
Doug Mientkiewicz, L OBP: 0.389, SLG: 0.523 (1, 3)					G6-4-3 BB	G3-1		G6-3		2	0	0	0	1	0	1						
Torii Hunter, R OBP: 0.300, SLG: 0.492 (1, 8)	G6-4-3				G6-3			L5		3	0	0	0	0	0	1						
Jacque Jones, L OBP: 0.317, SLG: 0.353 (1, 7)					G4-3	G3		F9		3	0	0	0	0	0	0						
Luis Rivas, R OBP: 0.274, SLG: 0.345 (1, 4)								G5-3		3	1	2	0	0	0	0						
A.J. Pierzynski, L OBP: 0.291, SLG: 0.371 (1, 2)					K	SH1-3 1B FC1-2 1B		G3-1		3	0	1	1	0	1	1						
Inning Stats	R: 0 E: 0 K: 1 S: 10	H: 1 LOB: 0 BB: 0 P: 13	R: 0 E: 0 K: 0 S: 5	H: 0 LOB: 0 BB: 1 P: 12	R: 0 E: 0 K: 1 S: 10	H: 1 LOB: 1 BB: 0 P: 11	R: 0 E: 0 K: 0 S: 4	H: 0 LOB: 0 BB: 0 P: 6	R: 0 E: 0 K: 0 S: 6	H: 0 LOB: 0 BB: 0 P: 8	R: 3 E: 0 K: 0 S: 16	H: 4 LOB: 1 BB: 0 P: 18	R: 0 E: 0 K: 0 S: 6	H: 0 LOB: 0 BB: 0 P: 9	R: 0 E: 0 K: 1 S: 15	H: 2 LOB: 2 BB: 0 P: 18	R: 0 E: 0 K: 0 S: 9	H: 0 LOB: 0 BB: 0 P: 11	1B: 6 2B: 1 3B: 1 HR: 0	SF: 0 SAC: 1 DP: 2 HBP: 0	WP: 0 PB: 0 SB: 1 CS: 0	PA: 31
PITCHER Shane Reynolds, R ERA: 4.94 (1, 1)	IP: 8.0 WLS: L BF: 31 H: 8 R: 3 ER: 3 SO: 3 BB: 1 IBB: 0 HBP: 0 BLK: 0 WP: 0 HR: 0 S: 72 P: 95 ERA: 3.38 WHIP: 1.125															PITCHER						

Houston Astros @ Minnesota Twins
Hubert H. Humphrey Metrodome, Minneapolis, MN
Wed Jun 13 2001, 8:05 PM EDT
Att: 13,545 - Dome - 72 F

AB 29
R 3
H 8
RBI 3
BB 1
SO 3
LOB 10



Batter	1	2	3	4	5	6	7	8	9	AB	R	H	RBI	BB	SO	LOB	TOP										
Craig Biggio, R OBP: 0.385, SLG: 0.452 (1, 4)	G6-3		G6-4-3			SH1-3 FC5-2 2B	4-1 17 HR BB		K	4	1	1	0	1	1	1	Houston Astros @ Minnesota Twins Hubert H. Humphrey Metrodome, Minneapolis, MN Thu Jun 14 2001, 8:05 PM EDT Att: 15,601 - Dome - 72 F livebaseballscorecards.com										
Jose Vizcaino, S OBP: 0.323, SLG: 0.303 (1, 6)	L6			G1		SH1-3	0-0 17 HR 1B		17 1B 5 BB 1B	4	1	2	0	0	0	0											
5 Jeff Bagwell, R OBP: 0.301, SLG: 0.534 (1, 3)				F8		FC5-2 17 HR	3-3 K		17 1B BB	4	1	1	0	1	1	4											
17 Lance Berkman, S OBP: 0.454, SLG: 0.647 (8, 7)	G3			CS 1B		HR	0-0 HR		G6-4-3 1B	5	2	4	6	0	0	1											
Moises Alou, R OBP: 0.397, SLG: 0.578 (1, 9)		FC5-4 1B		CS 1B	F7	0-0 1B 2B	0-0 K		G6-4-3	5	1	2	0	0	1	3											
Danyle Ward, L OBP: 0.327, SLG: 0.475 (1, 10)	FC5-4 G6-3					K	0-0 FC5-4 1B		G6-3	4	0	1	1	0	1	1											
Vinny Castilla, R OBP: 0.271, SLG: 0.413 (1, 5)	G6-3					HR	1-0 FC5-4		FC3-6 1B	4	1	2	1	0	0	2											
Orlando Merced, S OBP: 0.358, SLG: 0.565 Glen Barker, S OBP: 0.260, SLG: 0.105 (8, 8)			G6-4-3 1B			2B	3-2 1B SH5-3 1B		FC3-6	4	1	3	0	0	0	1											
Brad Ausmus, R OBP: 0.265, SLG: 0.284 (1, 2)			F9			G6-3	0-0 SH5-3		K	3	0	0	0	0	1	3											
Inning Stats	R: 0 E: 0 K: 0 S: 6	H: 1 LOB: 1 BB: 0 P: 9	R: 0 E: 0 K: 0 S: 5	H: 1 LOB: 0 BB: 0 P: 6	R: 0 E: 0 K: 0 S: 4	H: 1 LOB: 0 BB: 0 P: 4	R: 0 E: 0 K: 0 S: 9	H: 1 LOB: 0 BB: 0 P: 11	R: 1 E: 0 K: 1 S: 9	H: 2 LOB: 1 BB: 0 P: 14	R: 3 E: 0 K: 0 S: 15	H: 4 LOB: 1 BB: 0 P: 23	R: 4 E: 0 K: 2 S: 14	H: 3 LOB: 0 BB: 1 P: 25	R: 0 E: 0 K: 1 S: 8	H: 1 LOB: 1 BB: 0 P: 10		R: 0 E: 0 K: 1 S: 10	H: 2 LOB: 2 BB: 1 P: 19	1B: 9 2B: 4 3B: 0 HR: 3	SF: 0 SAC: 2 DP: 3 HBP: 0	WP: 0 PB: 0 SB: 0 CS: 1	PA: 42				
PITCHER	IP	WLS	BF	H	R	ER	SO	BB	IBB	HBP	BLK	WP	HR	S	P	ERA	WHIP										
Joe Mays, R ERA: 3.07 (1, 1)	6.0	L	25	10	4	4	1	0	0	0	0	0	2	48	67	6.00	1.667										
Hector Carrasco, R ERA: 4.24 (7, 1)	1.0		7	3	4	4	2	1	0	0	0	0	1	14	25	36.00	4.000										
Jack Cressend, R ERA: 4.11 (8, 1)	1.0		4	1	0	0	1	0	0	0	0	0	0	8	10	0.00	1.000										
Juan Rincon, R ERA: 11.57 (9, 1)	1.0		5	2	0	0	1	1	0	0	0	0	0	10	19	0.00	3.000										

Batter	1	2	3	4	5	6	7	8	9	AB	R	H	RBI	BB	SO	LOB	BOTTOM										
Quinton McCracken, S OBP: 0.333, SLG: 0.375 (1, 10)	K		L8			F7			FC6	4	0	0	0	0	1	4	Houston Astros @ Minnesota Twins Hubert H. Humphrey Metrodome, Minneapolis, MN Thu Jun 14 2001, 8:05 PM EDT Att: 15,601 - Dome - 72 F livebaseballscorecards.com										
Cristian Guzman, S OBP: 0.342, SLG: 0.502 (1, 6)	K			K		1B SF8 1B			F7	4	1	1	0	0	2	2											
Matt Lawton, L OBP: 0.400, SLG: 0.407 (1, 9)	G4-3			G6-3		CS 1B			G3	4	0	1	0	0	0	0											
Corey Koskie, L OBP: 0.331, SLG: 0.390 (1, 5)		G4-3		G4-3		SF8			F7	3	0	0	1	0	0	0											
Doug Mientkiewicz, L OBP: 0.391, SLG: 0.527 (1, 3)	L6			1B SF9-6 2B		FC6-4 1B			K	4	1	2	0	0	1	0											
Torii Hunter, R OBP: 0.300, SLG: 0.485 (1, 8)	K			SF9-6 1B HBP		FC6-4			K	3	1	0	0	0	2	1											
Jacque Jones, L OBP: 0.315, SLG: 0.351 (1, 7)			G6-3			SF9-6 1B			L6	4	0	1	0	0	0	0											
Luis Rivas, R OBP: 0.274, SLG: 0.344 (1, 4)		G4-3				SF9-6			G5-3	3	0	1	1	0	0	0											
A.J. Pierzynski, L OBP: 0.305, SLG: 0.384 (1, 2)						1B				3	0	3	1	0	0	0											
Inning Stats	R: 0 E: 0 K: 2 S: 10	H: 0 LOB: 0 BB: 0 P: 13	R: 0 E: 0 K: 1 S: 7	H: 0 LOB: 0 BB: 0 P: 10	R: 0 E: 0 K: 0 S: 8	H: 1 LOB: 1 BB: 0 P: 10	R: 0 E: 0 K: 1 S: 9	H: 0 LOB: 0 BB: 0 P: 14	R: 2 E: 0 K: 0 S: 12	H: 3 LOB: 1 BB: 0 P: 18	R: 1 E: 0 K: 0 S: 11	H: 3 LOB: 1 BB: 0 P: 18	R: 0 E: 0 K: 0 S: 12	H: 2 LOB: 2 BB: 0 P: 18	R: 0 E: 0 K: 1 S: 6	H: 0 LOB: 0 BB: 0 P: 11		R: 0 E: 0 K: 1 S: 7	H: 0 LOB: 0 BB: 0 P: 10	1B: 8 2B: 2 3B: 0 HR: 0	SF: 2 SAC: 0 DP: 1 HBP: 1	WP: 0 PB: 0 SB: 0 CS: 1	PA: 35				
PITCHER	IP	WLS	BF	H	R	ER	SO	BB	IBB	HBP	BLK	WP	HR	S	P	ERA	WHIP										
44 Roy Oswalt, R ERA: 3.19 (1, 1)	6.0	W	24	7	3	3	4	0	0	0	0	0	0	12	18	0.00	2.000										
Jay Powell, R ERA: 3.78 (7, 1)	1.0		5	2	0	0	0	0	0	0	0	0	0	12	18	0.00	2.000										
Octavio Dotel, R ERA: 3.91 (8, 1)	1.2		5	0	0	0	2	0	0	0	0	0	0	12	19	0.00	0.000										
Michael Jackson, R ERA: 3.18 (9, 1)	0.1		1	0	0	0	0	0	0	0	0	0	0	1	2	0.00	0.000										

Batter	1	2	3	4	5	6	7	8	9	AB	R	H	RBI	BB	SO	LOB	TOP										
Jacque Jones, L (1, 7) <small>OBP: 0.316, SLG: 0.351</small> Denny Hocking, S (8, PH) <small>OBP: 0.333, SLG: 0.348</small> (8, 6)	G4-3			G4-3	1B			G4-6-3		3	0	1	1	0	0	0											
Cristian Guzman, S (1, 6) <small>OBP: 0.345, SLG: 0.506</small> Johan Santana, L (8, 1)	G1-6-3 1B			G3 1B 2B	G4-3			K		4	1	2	0	0	1	1											
Matt Lawton, L (1, 9) <small>OBP: 0.398, SLG: 0.404</small>	G1-6-3 1-2			G3				G5-4-3 1B		4	0	1	0	0	0	2											
Corey Koskie, L (1, 5) <small>OBP: 0.337, SLG: 0.398</small>				G3-6-3 1B	1B HBP			G5-4-3 1-2		3	1	2	0	0	0	1											
Doug Mientkiewicz, L (1, 3) <small>OBP: 0.388, SLG: 0.522</small>	G3-6-3 1-2			G3	1B			G3		4	0	1	1	0	0	2											
Torii Hunter, R (1, 8) <small>OBP: 0.294, SLG: 0.475</small>	G5-3			1-3 3-H 0-1 P4				L7		4	0	0	0	0	1	2											
Luis Rivas, R (1, 4) <small>OBP: 0.270, SLG: 0.340</small>				G5-3				K		3	0	0	0	0	2	0											
Tom Prince, R (1, 2) <small>OBP: 0.278, SLG: 0.325</small>				G4-3				G5-3		3	0	0	0	0	0	0											
J.C. Romero, S (1, 1) <small>OBP: 0.500, SLG: 1.000</small> Jack Cressend, R (6, 1) <small>OBP: 0.351, SLG: 0.394</small> Quinton McCracken, S (8, PH) <small>OBP: 0.351, SLG: 0.394</small> (8, 7)	G4-3			G4-3	1B 2B			G4-6-3 1B		2	1	1	0	0	0	0											
Inning Stats	R: 0 E: 0 K: 0 S: 3	H: 1 LOB: 0 BB: 0 P: 6	R: 0 E: 0 K: 0 S: 3	H: 1 LOB: 0 BB: 0 P: 5	R: 0 E: 0 K: 0 S: 5	H: 0 LOB: 0 BB: 0 P: 8	R: 1 E: 0 K: 0 S: 13	H: 2 LOB: 2 BB: 0 P: 22	R: 1 E: 0 K: 1 S: 11	H: 2 LOB: 1 BB: 0 P: 17	R: 0 E: 0 K: 0 S: 5	H: 1 LOB: 0 BB: 0 P: 10	R: 0 E: 0 K: 1 S: 8	H: 0 LOB: 0 BB: 0 P: 13	R: 0 E: 0 K: 1 S: 10	H: 1 LOB: 0 BB: 0 P: 16	R: 1 E: 0 K: 1 S: 8	H: 1 LOB: 0 BB: 0 P: 12	1B: 6 2B: 3 3B: 0 HR: 0	SF: 0 SAC: 0 DP: 4 HBP: 1	WP: 0 PB: 1 SB: 0 CS: 0	PA: 33					
PITCHER	IP	WLS	BF	H	R	ER	SO	BB	IBB	HBP	BLK	WP	HR	S	P	ERA	WHIP										
Julian Tavarez, R (1, 1) <small>ERA: 3.39</small> Jeff Fassero, L (8, 1) <small>ERA: 2.51</small> Tom Gordon, R (9, 1) <small>ERA: 3.31</small>	7.0	W	27	8	2	2	2	0	0	1	0	0	0	51	87	2.57	1.143										

Minnesota Twins @ Chicago Cubs
 Wrigley Field, Chicago, IL
 Fri Jun 15 2001, 2:20 PM CDT
 Att: 39,637 - Overcast - 75 F

AB	32
R	3
H	9
RBI	2
BB	0
SO	4
LOB	9



Batter	1	2	3	4	5	6	7	8	9	AB	R	H	RBI	BB	SO	LOB	BOTTOM										
Eric Young Sr., R (1, 4) <small>OBP: 0.314, SLG: 0.387</small>	SH1-3 HBP			HR	1B			G4-3		3	1	2	2	0	0	0											
Miguel Cairo, R (1, 5) <small>OBP: 0.379, SLG: 0.354</small>	SH1-3 1-2			K	F9			P6		3	0	0	0	0	1	1											
Sammy Sosa, R (1, 9) <small>OBP: 0.423, SLG: 0.605</small>	FC9-4-2 2-3			BB	HR BB			K		2	1	0	0	2	1	1											
Ron Coomer, R (1, 3) <small>OBP: 0.341, SLG: 0.369</small>				G5-3	F8			K		4	1	1	2	0	1	1											
Rondell White, R (1, 7) <small>OBP: 0.359, SLG: 0.529</small> Tom Gordon, R (9, 1)	G5-3			FC5 1B	1B			L6		3	0	1	0	1	0	0											
Ricky Gutierrez, R (1, 6) <small>OBP: 0.350, SLG: 0.412</small>	HR			F9	G1-3			F8		4	1	1	1	0	0	2											
Gary Matthews, S (1, 8) <small>OBP: 0.349, SLG: 0.378</small>	P5			FC5 1B				P4		3	0	1	0	0	0	0											
Joe Girardi, R (1, 2) <small>OBP: 0.268, SLG: 0.258</small>				SH5-4 HR	K			G6-3		3	1	1	0	0	1	2											
Julian Tavarez, L (1, 1) <small>OBP: 0.158, SLG: 0.111</small> Jeff Fassero, L (8, 1) <small>ERA: 3.63</small> Todd Dunwoody, L (9, 7) <small>OBP: 0.258, SLG: 0.300</small>	SH5-4			SH5-4	FC5			K		2	0	0	0	0	1	2											
Inning Stats	R: 0 E: 0 K: 0 S: 6	H: 0 LOB: 0 BB: 0 P: 12	R: 1 E: 0 K: 0 S: 6	H: 1 LOB: 0 BB: 0 P: 11	R: 2 E: 0 K: 1 S: 8	H: 2 LOB: 1 BB: 1 P: 13	R: 0 E: 0 K: 1 S: 13	H: 2 LOB: 2 BB: 0 P: 20	R: 2 E: 0 K: 0 S: 12	H: 2 LOB: 1 BB: 2 P: 26	R: 0 E: 0 K: 1 S: 10	H: 0 LOB: 0 BB: 0 P: 19	R: 0 E: 0 K: 1 S: 9	H: 0 LOB: 0 BB: 0 P: 12	R: 0 E: 0 K: 1 S: 11	H: 0 LOB: 0 BB: 0 P: 17	R: 0 E: 0 K: 1 S: 11	H: 0 LOB: 0 BB: 0 P: 17	1B: 3 2B: 2 3B: 0 HR: 3	SF: 0 SAC: 2 DP: 1 HBP: 1	WP: 0 PB: 0 SB: 0 CS: 1	PA: 33					
PITCHER	IP	WLS	BF	H	R	ER	SO	BB	IBB	HBP	BLK	WP	HR	S	P	ERA	WHIP										
J.C. Romero, L (1, 1) <small>ERA: 5.52</small> Jack Cressend, R (6, 1) <small>ERA: 3.63</small> Johan Santana, L (8, 1) <small>ERA: 4.09</small>	5.0	L	24	7	5	5	2	3	0	0	0	0	0	19	31	0.00	0.000										

Minnesota Twins @ Chicago Cubs
 Wrigley Field, Chicago, IL
 Fri Jun 15 2001, 2:20 PM CDT
 Att: 39,637 - Overcast - 75 F

AB	27
R	5
H	7
RBI	5
BB	3
SO	5
LOB	9



Batter	1	2	3	4	5	6	7	8	9	AB	R	H	RBI	BB	SO	LOB	TOP										
Jacque Jones, L (1.7) OBP: 0.319, SLG: 0.368	G3-1		G6-4-3			2B 1B	1-H HR			4	2	2	2	0	0	1											
Cristian Guzman, S (1.6) OBP: 0.343, SLG: 0.506	K			G4-3		1B	K			4	1	1	0	0	2	0											
Matt Lawton, L (1.9) OBP: 0.403, SLG: 0.415	G4-3			2B		1B		F9 G4-3 1B		4	0	3	2	0	0	0											
Corey Koskie, L (1.5) OBP: 0.337, SLG: 0.402		G3-1 2B			P4		K	G4-3		3	0	1	0	0	1	2											
Casey Blake, R (6.5) OBP: 0.400, SLG: 0.400									1-2 1	1	0	0	0	0	0	1											
Doug Mientkiewicz, L (1.3) OBP: 0.388, SLG: 0.519		G3-1		L7		1B		F9		3	0	1	0	0	0	2											
Denny Hocking, S (6.3) OBP: 0.331, SLG: 0.345									2-3 1	1	0	0	0	0	0	1											
Tori Hunter, R (1.8) OBP: 0.290, SLG: 0.468		G5-3			K		K		2-2 1	3	0	0	0	0	2	3											
Bob Wells, R (6.1)										0	0	0	0	0	0	0											
Travis Miller, R (7.1)										0	0	0	0	0	0	0											
Brian Buchanan, R (8. PH) OBP: 0.313, SLG: 0.491										1	0	0	0	0	0	1											
LaTroy Hawkins, R (8.1)										0	0	0	0	0	0	0											
Luis Rivas, R (1.4) OBP: 0.270, SLG: 0.338		K			G4-3		HR 1B		G1-3	4	1	1	0	0	1	1											
Tom Prince, R (1.2) OBP: 0.266, SLG: 0.310			L7		L8		F8		K	4	0	0	0	0	1	1											
Brad Thomas, L (1.1)										0	0	0	0	0	0	0											
Juan Rincon, R (1.1) OBP: 1.000, SLG: 1.000										1	0	1	0	0	0	0											
Hector Carrasco, R (5.1)										0	0	0	0	0	0	0											
Quinton McCracken, S (6. PH) OBP: 0.325, SLG: 0.361				G6-4-3 1B		L4	K		G6-3	3	0	0	0	0	1	1											
Inning Stats	R: 0 E: 0 K: 1 S: 9	H: 0 LOB: 0 BB: 0 P: 14	R: 0 E: 0 K: 1 S: 8	H: 1 LOB: 1 BB: 0 P: 10	R: 0 E: 0 K: 0 S: 8	H: 1 LOB: 0 BB: 0 P: 14	R: 0 E: 0 K: 0 S: 10	H: 1 LOB: 1 BB: 0 P: 13	R: 0 E: 0 K: 1 S: 8	H: 0 LOB: 0 BB: 0 P: 14	R: 2 E: 0 K: 2 S: 18	H: 4 LOB: 2 BB: 0 P: 28	R: 2 E: 0 K: 2 S: 12	H: 2 LOB: 0 BB: 0 P: 17	R: 0 E: 0 K: 0 S: 16	H: 1 LOB: 1 BB: 0 P: 23	R: 0 E: 0 K: 1 S: 9	H: 0 LOB: 0 BB: 0 P: 14	1B: 6 2B: 3 3B: 0 HR: 1	SF: 0 SAC: 0 DP: 1 HBP: 0	WP: 0 PB: 0 SB: 0 CS: 0	PA: 36					
PITCHER	IP	WLS	BF	H	R	ER	SO	BB	IBB	HBP	BLK	WP	HR	S	P	ERA	WHIP										
Jon Lieber, R (1.1) ERA: 3.32	7.0	W	29	9	4	4	7	0	0	0	0	0	1	73	110	5.14	1.286										
Todd Van Poppel, R (8.1) ERA: 4.09	1.0		4	1	0	0	0	0	0	0	0	0	0	16	23	0.00	1.000										
Kyle Farnsworth, R (9.1) ERA: 2.76	1.0		3	0	0	0	1	0	0	0	0	0	0	9	14	0.00	0.000										

Minnesota Twins @ Chicago Cubs
Wrigley Field, Chicago, IL
Sat Jun 16 2001, 3:05 PM CDT
Att: 40,604 - Sunny - 80 F

AB	36
R	4
H	10
RBI	4
BB	0
SO	8
LOB	14



Batter	1	2	3	4	5	6	7	8	9	AB	R	H	RBI	BB	SO	LOB	BOTTOM										
Eric Young Sr., R (1.4) OBP: 0.322, SLG: 0.402	HR	F9		G3-6 BB	1B 1B		G6-3 BB			3	2	2	1	2	0	1											
Miguel Cairo, R (1.5) OBP: 0.397, SLG: 0.353	HR BB	FC6-4 BB		G3-6 1-2	1B 1B		G6-3 1-2 2-3			3	1	1	0	2	0	3											
Sammy Sosa, R (1.9) OBP: 0.426, SLG: 0.634	1-H HR	FC6-4		HR	1-2 2-H 1B		SF9 3-H			4	2	3	5	0	0	2											
Ron Coomer, R (1.3) OBP: 0.344, SLG: 0.365										4	0	1	0	1	2	2											
Todd Van Poppel, R (8.1) OBP: 0.290, SLG: 0.290										0	0	0	0	0	0	0											
Kyle Farnsworth, R (9.1)										0	0	0	0	0	0	0											
Rondell White, R (1.7) OBP: 0.357, SLG: 0.524	G3-6 1-2									4	1	1	0	0	2	1											
Todd Dunwoody, L (7.7) OBP: 0.290, SLG: 0.290				E 2B 1B			K			1	0	0	0	0	1	2											
Ricky Gutierrez, R (1.6) OBP: 0.356, SLG: 0.438										5	2	3	1	0	1	1											
Gary Matthews, S (1.8) OBP: 0.345, SLG: 0.372	F7									5	1	1	1	0	0	3											
Joe Girardi, R (1.2) OBP: 0.284, SLG: 0.312										4	1	2	3	1	1	1											
Jon Lieber, L (1.1) OBP: 0.188, SLG: 0.167										2	0	0	0	0	1	2											
15 Julio Zuleta, R (7. PH) OBP: 0.295, SLG: 0.430										1	1	1	0	0	0	0											
Inning Stats	R: 4 E: 0 K: 0 S: 14	H: 4 LOB: 0 BB: 1 P: 30	R: 0 E: 0 K: 0 S: 11	H: 0 LOB: 2 BB: 2 P: 23	R: 1 E: 1 K: 1 S: 15	H: 2 LOB: 2 BB: 0 P: 24	R: 1 E: 0 K: 0 S: 8	H: 1 LOB: 0 BB: 1 P: 16	R: 4 E: 0 K: 3 S: 21	H: 6 LOB: 2 BB: 0 P: 31	R: 0 E: 0 K: 2 S: 11	H: 1 LOB: 1 BB: 0 P: 17	R: 1 E: 0 K: 1 S: 11	H: 1 LOB: 2 BB: 2 P: 21	R: 0 E: 0 K: 1 S: 6	H: 0 LOB: 0 BB: 0 P: 10	1B: 7 2B: 3 3B: 0 HR: 5	SF: 1 SAC: 1 DP: 2 HBP: 0	WP: 0 PB: 0 SB: 0 CS: 0	PA: 44							
PITCHER	IP	WLS	BF	H	R	ER	SO	BB	IBB	HBP	BLK	WP	HR	S	P	ERA	WHIP										
Brad Thomas, L (1.1) ERA: 9.45	0.2	L	6	4	4	4	0	1	0	0	0	0	0	3	11	54.00	7.500										
Juan Rincon, R (1.1) ERA: 6.35	3.1		16	3	2	1	1	3	0	0	0	0	1	37	68	2.70	1.800										
Hector Carrasco, R (5.1) ERA: 5.14	1.0		9	6	4	4	3	0	0	0	0	0	1	21	31	36.00	6.000										
Bob Wells, R (6.1) ERA: 4.36	1.0		4	1	0	0	2	0	0	0	0	0	0	11	17	0.00	1.000										
Travis Miller, L (7.1) ERA: 5.4	1.0		6	1	1	1	1	2	0	0	0	0	0	11	21	9.00	3.000										
PITCHER	IP	WLS	BF	H	R	ER	SO	BB	IBB	HBP	BLK	WP	HR	S	P	ERA	WHIP										
LaTroy Hawkins, R (8.1) ERA: 3.6	1.0		3	0	0	0	1	0	0	0	0	0	0	6	10	0.00	0.000										

Minnesota Twins @ Chicago Cubs
Wrigley Field, Chicago, IL
Sat Jun 16 2001, 3:05 PM CDT
Att: 40,604 - Sunny - 80 F

AB	36
R	11
H	15
RBI	11
BB	6
SO	8
LOB	18



Batter	1	2	3	4	5	6	7	8	9	10	11	12	AB	R	H	RBI	BB	SO	LOB	TOP						
Jacque Jones, L (1.7) OBP: 0.314, SLG: 0.355	4-2 CS BB		0-0 L7	0-1 P6		2-3 K			4-2 1B BB	0-3 K		2-1 G1-3	5	1	0	0	2	2	3							
Cristian Guzman, S (1.6) OBP: 0.346, SLG: 0.500	3-3 K		1-0 2B		1-0 1B E	3-3 K			2-1 1B E	1-1 G4-3		0-3 K	7	3	3	0	0	3	3							
Matt Lawton, L (1.9) OBP: 0.398, SLG: 0.406	0-3 K		2-1 F3		0-1 F9		4-0 G1-6-3 BB		2-1 E			1-2 G6-3	6	0	1	1	1	2	5							
Corey Koskie, L (1.5) OBP: 0.347, SLG: 0.414		0-0 FC5-4 BB	2-2 2B		3-2 E		0-0 G1-6-3		1-0 E5		1-3 K		6	1	4	2	0	1	1							
Doug Mientkiewicz, L (1.3) OBP: 0.388, SLG: 0.513		4-1 FC5-4 BB	1-3 K		2-1 E3		2-0 1B		1-3 K		0-0 G6-3		5	0	1	0	1	2	3							
Tori Hunter, R (1.8) OBP: 0.260, SLG: 0.472	2-1 FC5-4 2B			2-3 K		0-1 F8			4-0 BB			0-1 1B 2B	5	1	1	0	1	1	3							
Brian Buchanan, R (1.10) OBP: 0.347, SLG: 0.578	1-2 2B			3-2 HR		0-1 2B			2-2 G6-3		0-0 F9		6	2	4	1	0	0	3							
A.J. Pierzynski, L (1.2) OBP: 0.311, SLG: 0.406	1-1 G2-3			3-2 HR		0-0 G4-3			0-1 1B		0-3 K		6	1	3	3	0	1	7							
Luis Rivas, R (1.4) Denny Hocking, S (12, PH) OBP: 0.336, SLG: 0.339			1-2 1B 2B		0-0 F8		2-1 G5-3		2-1 L8		1-1 G4-3		5	1	1	0	0	0	1							
Inning Stats	R: 0 E: 0 K: 2 S: 9	H: 0 LOB: 0 BB: 1 P: 16	R: 0 E: 0 K: 0 S: 9	H: 2 LOB: 2 BB: 1 P: 17	R: 2 E: 0 K: 1 S: 13	H: 3 LOB: 1 BB: 0 P: 20	R: 2 E: 0 K: 1 S: 14	H: 2 LOB: 0 BB: 0 P: 22	R: 2 E: 1 K: 0 S: 14	H: 3 LOB: 2 BB: 0 P: 21	R: 0 E: 0 K: 2 S: 8	H: 1 LOB: 1 BB: 1 P: 8	R: 0 E: 0 K: 0 S: 9	H: 1 LOB: 1 BB: 0 P: 13	R: 2 E: 1 K: 2 S: 16	H: 3 LOB: 3 BB: 2 P: 30	R: 0 E: 0 K: 1 S: 7	H: 0 LOB: 0 BB: 0 P: 9	R: 0 E: 0 K: 2 S: 7	H: 0 LOB: 0 BB: 0 P: 9	R: 2 E: 1 K: 1 S: 15	H: 3 LOB: 2 BB: 0 P: 18	1B: 12 2B: 5 3B: 0 HR: 2	SF: 0 SAC: 1 DP: 2 HBP: 0	WP: 0 PB: 0 SB: 1 CS: 1	PA: 57
PITCHER	IP WLS BF H R ER SO BB IBB HBP BLK WP HR S P ERA WHIP	PITCHER Rich Rodriguez, L (9, 1) ERA: 4.32 Steve Karsay, R (10, 1) ERA: 1.31 Charles Nagy, R (12, 1) ERA: 5.89												IP WLS BF H R ER SO BB IBB HBP BLK WP HR S P ERA WHIP												

Minnesota Twins @ Cleveland Indians
 Jacobs Field, Cleveland, OH
 Tue Jun 19 2001, 7:05 PM EDT
 Alt. 39,190 - Cloudy - 85 F

AB 51
 R 10
 H 18
 RBI 7
 BB 5
 SO 12
 LOB 29



Batter	1	2	3	4	5	6	7	8	9	10	11	12	AB	R	H	RBI	BB	SO	LOB	BOTTOM								
Omar Vizquel, S (1.6) OBP: 0.346, SLG: 0.329	3-2 SH5-3 1B		2-2 G5-3			2-1 F9	2-2 L3	4-2 BB		2-2 F9		0-0 B5-3	6	0	1	0	1	0	0									
Ellis Burks, R (1.10) OBP: 0.368, SLG: 0.626	0-1 SH5-3 1B		1-2 F5			1-0 HR		1-2 L8		1-2 2B		0-1 HR	7	3	5	3	0	0	2									
Roberto Alomar, S (1.4) OBP: 0.401, SLG: 0.498	0-0 SH5-3		2-0 G6-3			1-2 G3		2-3 K	3-2 BB 1B	1-0 F8		0-1 P4	6	1	1	0	0	1	1									
Juan Gonzalez, R (1.9) OBP: 0.382, SLG: 0.606	1-1 G5-3				0-1 F7		1-2 1B		1-2 WP 2B	1-3 K	2-2 HBP	1-1 G6-3	6	1	2	0	0	1	3									
Travis Fryman, R (1.5) OBP: 0.475, SLG: 0.396	4-2 BB				2-1 F8		1-2 FC6-4 1B		2-0 G5-3	2-0 BB 1B	1-2 F9		5	0	2	0	1	0	3									
Marty Cordova, R (1.7) OBP: 0.372, SLG: 0.555	0-2 F9				2-2 P6		0-0 FC6-4		3-1 1B 2B	4-1 BB BB		0-1 1B	5	1	2	1	1	0	5									
Jim Thome, L (1.3) OBP: 0.399, SLG: 0.633		1-3 K			4-0 G4-6-3 BB		1-2 HR		1-1 HR 1B	1-3 K		1-3 K	5	2	2	2	1	3	4									
Jolbert Cabrera, R (1.8) OBP: 0.344, SLG: 0.359		3-3 K			2-2 F2		0-0 F9		1-1 HR	4-0 FC6-4 BB	2-1 P6		3	0	0	0	0	1	1									
Kenny Lofton, L (8, PH) OBP: 0.326, SLG: 0.300					0-2 G4-6-3		0-1 G6-3		0-1 G6-3	1-2 2-3 3-H BB			2	1	1	3	1	0	1									
Einar Diaz, R (1.2) OBP: 0.360, SLG: 0.428		0-2 F7				0-2 G4-6-3			0-1 G6-3	0-1 BB HBP		2-2 F7	5	0	0	0	0	0	5									
Inning Stats	R: 0 E: 0 K: 0 S: 14	H: 2 LOB: 3 BB: 1 P: 22	R: 0 E: 0 K: 2 S: 10	H: 0 LOB: 0 BB: 0 P: 14	R: 0 E: 0 K: 0 S: 10	H: 0 LOB: 0 BB: 0 P: 12	R: 0 E: 0 K: 0 S: 8	H: 0 LOB: 0 BB: 0 P: 12	R: 0 E: 0 K: 0 S: 6	H: 0 LOB: 0 BB: 1 P: 12	R: 1 E: 0 K: 0 S: 15	H: 3 LOB: 2 BB: 0 P: 21	R: 1 E: 0 K: 0 S: 9	H: 1 LOB: 0 BB: 0 P: 12	R: 5 E: 0 K: 1 S: 22	H: 5 LOB: 2 BB: 1 P: 39	R: 1 E: 0 K: 2 S: 13	H: 2 LOB: 3 BB: 2 P: 30	R: 0 E: 0 K: 0 S: 13	H: 1 LOB: 2 BB: 0 P: 20	R: 0 E: 0 K: 1 S: 13	H: 1 LOB: 1 BB: 0 P: 18	R: 1 E: 0 K: 0 S: 7	H: 1 LOB: 0 BB: 0 P: 8	1B: 8 2B: 3 3B: 0 HR: 5	SF: 0 SAC: 1 DP: 1 HBP: 2	WP: 1 PB: 0 SB: 0 CS: 0	PA: 58
PITCHER	IP WLS BF H R ER SO BB IBB HBP BLK WP HR S P ERA WHIP	PITCHER Eric Milton, L (1, 1) ERA: 3.73 Hector Carrasco, R (8, 1) ERA: 5.86 Jack Cressend, R (8, 1) ERA: 3.44 LaTroy Hawkins, R (9, 1) ERA: 3.81 Bob Wells, R (10, 1) ERA: 4.38												IP WLS BF H R ER SO BB IBB HBP BLK WP HR S P ERA WHIP														

Minnesota Twins @ Cleveland Indians
 Jacobs Field, Cleveland, OH
 Tue Jun 19 2001, 7:05 PM EDT
 Alt. 39,190 - Cloudy - 85 F

AB 50
 R 9
 H 16
 RBI 9
 BB 5
 SO 6
 LOB 25



Batter	1	2	3	4	5	6	7	8	9	AB	R	H	RBI	BB	SO	LOB	TOP										
Casey Blake, R (1.10) OBP: 0.222, SLG: 0.222	F3		K		G1-3	K			G3-1	3	0	0	0	0	1	1	Minnesota Twins @ Cleveland Indians Jacobs Field, Cleveland, OH Wed Jun 20 2001, 7:05 PM EDT Att: 40,213 - Cloudy - 71 F										
Jacque Jones, L (6, PH) OBP: 0.314, SLG: 0.355										0	0	0	0	0	0	0											
Denny Hocking, S (6, PH) OBP: 0.331, SLG: 0.333										2	0	0	0	0	1	3											
Cristian Guzman, S (1.6) OBP: 0.354, SLG: 0.504	G6-3		CS 1B		BB				DI 1B	4	0	3	0	0	0	0											
Matt Lawton, L (1.9) OBP: 0.398, SLG: 0.403	G4-3		1B		BB				1B	4	0	1	0	1	1	2											
Brian Buchanan, R (1.7) OBP: 0.325, SLG: 0.536		F9	K		K				F3	5	0	0	0	0	2	7											
Doug Mientkiewicz, L (1.3) OBP: 0.386, SLG: 0.512		2B			K				F9	4	1	1	0	0	1	1											
Torii Hunter, R (1.8) OBP: 0.289, SLG: 0.465		2B			F5				G1-3	3	1	0	0	1	0	0											
Corey Koskie, L (1.5) OBP: 0.345, SLG: 0.411		BB			F7				G5-3	4	0	1	0	0	0	2											
Tom Prince, R (1.2) OBP: 0.286, SLG: 0.326					F7				E3	2	0	1	2	2	0	1											
Luis Rivas, R (1.4) OBP: 0.268, SLG: 0.333									FC6-4	3	0	1	0	0	1	2											
A.J. Pierzynski, L (8, PH) OBP: 0.309, SLG: 0.404									1B	1	0	0	0	0	1	1											
Eddie Guardado, R (8.1)									1B	0	0	0	0	0	0	0											
Jack Cressend, R (8.1)									K	0	0	0	0	0	0	0											
Inning Stats	R: 0 E: 0 K: 1 S: 5	H: 0 LOB: 0 BB: 0 P: 7	R: 2 E: 0 K: 1 S: 19	H: 2 LOB: 1 BB: 1 P: 33	R: 0 E: 0 K: 2 S: 10	H: 2 LOB: 2 BB: 0 P: 17	R: 0 E: 0 K: 1 S: 7	H: 0 LOB: 0 BB: 0 P: 11	R: 0 E: 0 K: 1 S: 9	H: 2 LOB: 3 BB: 2 P: 21	R: 0 E: 0 K: 0 S: 4	H: 1 LOB: 1 BB: 0 P: 6	R: 0 E: 1 K: 1 S: 13	H: 0 LOB: 1 BB: 0 P: 16	R: 0 E: 0 K: 1 S: 9	H: 1 LOB: 1 BB: 0 P: 15	1B: 6 2B: 3 3B: 0 HR: 0	SF: 0 SAC: 0 DP: 1 HBP: 1	WP: 0 PB: 0 SB: 0 CS: 1	PA: 40							
PITCHER	IP	WLS	BF	H	R	ER	SO	BB	IBB	HBP	BLK	WP	HR	S	P	ERA	WHIP										
Chuck Finley, L (1.1) ERA: 5.94	4.2		21	4	2	2	4	3	0	1	0	0	0	47	86	3.86	1.500										
37 Jake Westbrook, R (6.1) ERA: 3.14	1.0	W	6	2	0	0	1	1	0	0	0	0	0	8	13	0.00	3.000										
Ricardo Rincon, L (6.1) ERA: 3.32	0.2	H	3	1	0	0	1	0	0	0	0	0	0	5	9	0.00	1.500										
Steve Reed, R (7.1) ERA: 3.62	0.1	H	1	0	0	0	0	0	0	0	0	0	0	1	2	0.00	0.000										
Rich Rodriguez, L (7.1) ERA: 4.24	0.1	H	1	0	0	0	0	0	0	0	0	0	0	1	1	0.00	0.000										

AB	35
R	2
H	8
RBI	2
BB	4
SO	8
LOB	20



Batter	1	2	3	4	5	6	7	8	9	AB	R	H	RBI	BB	SO	LOB	BOTTOM										
Kenny Lofton, L (1.8) OBP: 0.327, SLG: 0.299	F9	F7			E5	F9				4	1	1	0	0	0	2	Minnesota Twins @ Cleveland Indians Jacobs Field, Cleveland, OH Wed Jun 20 2001, 7:05 PM EDT Att: 40,213 - Cloudy - 71 F										
Omar Vizquel, S (1.6) OBP: 0.350, SLG: 0.329	1B	BB		L7	G5-3				G6-3	3	0	1	0	1	0	2											
Roberto Alomar, S (1.4) OBP: 0.404, SLG: 0.496									SH1-3	1	0	0	0	2	0	1											
Juan Gonzalez, R (1.9) OBP: 0.384, SLG: 0.604									SH1-3	4	1	2	1	0	0	2											
Ellis Burks, R (1.10) OBP: 0.366, SLG: 0.632									G6-3	4	1	1	2	0	1	4											
Jim Thome, L (1.3) OBP: 0.397, SLG: 0.626									G6-3	4	0	1	0	0	1	3											
Travis Fryman, R (1.5) OBP: 0.476, SLG: 0.392									K	3	0	1	0	1	1	1											
Marty Cordova, R (1.7) OBP: 0.369, SLG: 0.548									G6-4-3	4	0	1	0	0	2	3											
Jolbert Cabrera, R (9.7) OBP: 0.344, SLG: 0.359									G6-4-3	0	0	0	0	0	0	0											
Einar Diaz, R (1.2) OBP: 0.359, SLG: 0.426									K	3	1	1	0	0	0	2											
Inning Stats	R: 0 E: 0 K: 1 S: 11	H: 1 LOB: 3 BB: 2 P: 26	R: 0 E: 0 K: 1 S: 6	H: 1 LOB: 0 BB: 0 P: 11	R: 0 E: 0 K: 0 S: 4	H: 0 LOB: 0 BB: 1 P: 11	R: 0 E: 0 K: 1 S: 10	H: 1 LOB: 1 BB: 0 P: 17	R: 4 E: 0 K: 0 S: 17	H: 4 LOB: 0 BB: 0 P: 24	R: 0 E: 0 K: 1 S: 9	H: 1 LOB: 1 BB: 0 P: 12	R: 0 E: 0 K: 1 S: 8	H: 1 LOB: 1 BB: 0 P: 11	R: 0 E: 0 K: 1 S: 9	H: 0 LOB: 0 BB: 1 P: 16	1B: 8 2B: 0 3B: 0 HR: 1	SF: 0 SAC: 1 DP: 2 HBP: 0	WP: 1 PB: 0 SB: 0 CS: 0	PA: 35							
PITCHER	IP	WLS	BF	H	R	ER	SO	BB	IBB	HBP	BLK	WP	HR	S	P	ERA	WHIP										
Joe Mays, R (1.1) ERA: 3.22	7.0	L	32	9	4	4	4	3	0	0	0	0	0	65	112	5.14	1.714										
Eddie Guardado, L (8.1) ERA: 4.79	0.1		1	0	0	0	1	0	0	0	0	0	0	3	6	0.00	0.000										
Jack Cressend, R (8.1) ERA: 3.32	0.2		2	0	0	0	0	1	0	0	0	0	0	6	10	0.00	1.500										

AB	30
R	4
H	9
RBI	3
BB	4
SO	5
LOB	20



Batter	1	2	3	4	5	6	7	8	9	AB	R	H	RBI	BB	SO	LOB	TOP	
Jacque Jones, L (1, 7) OBP: 0.310, SLG: 0.350 Luis Rivas, R (7, FH) OBP: 0.271, SLG: 0.336		G4-3		G4-3						3	0	0	0	0	1	0		
Cristian Guzman, S (1, 6)	G4-3				G4-3					4	0	1	0	0	0	1		
Matt Lawton, L (1, 9) OBP: 0.393, SLG: 0.397	G3	G4-3			E4 2B		F8			4	1	0	0	0	0	2		
Brian Buchanan, R (1, 10) OBP: 0.325, SLG: 0.528				L5						4	1	1	0	0	1	2		
Doug Mientkiewicz, L (1, 3) OBP: 0.389, SLG: 0.518	G4-3		G4-6-3 1B							3	0	2	1	0	0	1		
Torii Hunter, R (1, 8) OBP: 0.294, SLG: 0.482				G4-6-3 1B		G6-3				3	1	2	2	0	0	1		
Corey Koskie, L (1, 5) OBP: 0.345, SLG: 0.407			G4-6-3			G1-3				2	1	0	0	1	0	2		
Denny Hocking, S (1, 4) OBP: 0.331, SLG: 0.333				G3-1						3	1	1	0	0	1	0		
A.J. Pierzynski, L (1, 2) OBP: 0.309, SLG: 0.421				G3-1		G4-3				3	1	1	3	0	0	0		
Inning Stats	R: 0 E: 0 K: 1 S: 7	H: 0 LOB: 0 BB: 0 P: 9	R: 5 E: 0 K: 0 S: 16	H: 5 LOB: 1 BB: 1 P: 26	R: 0 E: 0 K: 0 S: 13	H: 2 LOB: 1 BB: 0 P: 17	R: 0 E: 0 K: 0 S: 7	H: 0 LOB: 0 BB: 0 P: 10	R: 1 E: 1 K: 1 S: 12	H: 1 LOB: 1 BB: 0 P: 20	R: 0 E: 0 K: 1 S: 6	H: 0 LOB: 0 BB: 0 P: 13	R: 0 E: 0 K: 1 S: 10	H: 1 LOB: 1 BB: 0 P: 14				
PITCHER	IP	WLS	BF	H	R	ER	SO	BB	IBB	HBP	BLK	WP	HR	S	P	ERA	WHIP	
Jaret Wright, R (1, 1) ERA: 6.52	2.0		12	5	5	5	1	1	0	0	0	0	2	23	35	22.50	3.000	
Steve Woodard, R (3, 1) ERA: 2.14	3.0	W	12	3	1	0	1	0	0	0	0	0	0	32	47	0.00	1.000	
Ricardo Rincon, L (6, 1) ERA: 3.05	1.2	S	6	1	0	0	2	0	0	0	0	0	0	16	27	0.00	0.600	
Steve Reed, R (7, 1) ERA: 3.62	0.0		1	0	0	0	0	0	0	0	0	0	0	0	0	∞	∞	

Minnesota Twins @ Cleveland Indians
Jacobs Field, Cleveland, OH
Thu Jun 21 2001, 7:05 PM EDT
Att: 39,755 - Cloudy - 72 F

AB 30
R 6
H 9
RBI 6
BB 1
SO 4
LOB 9



WP: 0 PA: 31
PB: 0
SB: 1
CS: 0

Batter	1	2	3	4	5	6	7	8	9	AB	R	H	RBI	BB	SO	LOB	BOTTOM	
Kenny Lofton, L (1, 8) OBP: 0.332, SLG: 0.311		SH 1B E				L6				3	2	2	0	0	0	0		
Omar Vizquel, S (1, 6) OBP: 0.352, SLG: 0.332	FC4-6 2B HR	P4								4	2	2	1	0	0	3		
Roberto Alomar, S (1, 4) OBP: 0.409, SLG: 0.504										4	1	3	0	0	0	1		
Juan Gonzalez, R (1, 9) OBP: 0.383, SLG: 0.615		E6		SF8						2	1	1	5	0	0	1		
Ellis Burks, R (1, 10) OBP: 0.362, SLG: 0.624	P4	G1-6-3		G6-3						3	0	0	0	0	0	3		
Travis Fryman, R (1, 5) OBP: 0.455, SLG: 0.370	G4-3			F7		F8				3	0	0	0	0	0	0		
Jim Thome, L (1, 3) OBP: 0.400, SLG: 0.623				F8						1	1	0	0	2	0	0		
Marty Cordova, R (1, 7) OBP: 0.369, SLG: 0.561				G1-4-3		G5-4-3				3	1	1	2	0	0	1		
Einar Diaz, R (1, 2) OBP: 0.364, SLG: 0.441		SH E								3	1	2	0	0	1	0		
Inning Stats	R: 3 E: 0 K: 0 S: 11	H: 3 LOB: 1 BB: 1 P: 15	R: 4 E: 3 K: 0 S: 14	H: 3 LOB: 1 BB: 1 P: 23	R: 0 E: 0 K: 0 S: 11	H: 0 LOB: 0 BB: 0 P: 16	R: 2 E: 0 K: 0 S: 13	H: 4 LOB: 1 BB: 0 P: 15	R: 0 E: 0 K: 0 S: 6	H: 0 LOB: 0 BB: 1 P: 13	R: 0 E: 0 K: 1 S: 9	H: 1 LOB: 1 BB: 0 P: 13						
PITCHER	IP	WLS	BF	H	R	ER	SO	BB	IBB	HBP	BLK	WP	HR	S	P	ERA	WHIP	
J.C. Romero, L (1, 1) ERA: 6.29	1.0	L	10	5	7	6	0	1	0	0	0	0	0	19	31	54.00	6.000	
Johan Santana, L (2, 1) ERA: 4.0	5.0		20	6	2	2	1	1	0	0	0	0	0	45	64	3.60	1.400	

Minnesota Twins @ Cleveland Indians
Jacobs Field, Cleveland, OH
Thu Jun 21 2001, 7:05 PM EDT
Att: 39,755 - Cloudy - 72 F

AB 26
R 9
H 11
RBI 8
BB 2
SO 1
LOB 9



WP: 0 PA: 30
PB: 0
SB: 1
CS: 0

Batter	1	2	3	4	5	6	7	8	9	AB	R	H	RBI	BB	SO	LOB	TOP				
Matt Lawton, L OBP: 0.399, SLG: 0.418 (1, 9) X	0-0 HR	4-1 BB		2-2 FC6-4 1-3 2-H 2B		0-2 G6-3 1B		1-2 G6-3		4	1	3	2	1	0	0	Minnesota Twins @ Detroit Tigers Comerica Park, Detroit, MI Fri Jun 22 2001, 7:05 PM EDT Att: 28,282 - Cloudy - 71 F				
Cristian Guzman, S OBP: 0.354, SLG: 0.496 (1, 6) C F X	0-2 F7	1-0 F7		0-0 G5-3		4-0 G6-3 1B		0-2 1B		4	0	1	0	1	0	4					
Doug Mientkiewicz, L OBP: 0.389, SLG: 0.514 (1, 3) C X	0-1 G1-3 1B			2-2 F8	4-0 FC6-4 1B	2-2 G6-3 1-2 2-3		2-3 K		4	0	1	0	1	1	3					
Brian Buchanan, R OBP: 0.318, SLG: 0.506 (1, 10) S B X	1-2 G1-3			0-1 HBP 1B	1-0 FC6-4	0-1 L4			0-1 G6-3	5	0	1	1	0	0	4					
Corey Koskie, L OBP: 0.343, SLG: 0.401 (1, 5) C B X	2-3 K			1-0 HBP 1B	1-3 K				2-1 G3-1	4	0	0	0	0	2	3					
Torii Hunter, R OBP: 0.297, SLG: 0.480 (1, 8) C X		0-1 1B SF7 1B		1-1 F8		0-2 F8	3-1 G3 1B		1-2 F9	5	1	2	0	0	0	2					
Jacque Jones, L OBP: 0.309, SLG: 0.348 (1, 7) P C X		3-2 CS 1B		0-1 G3-1		3-3 K	0-1 G3			4	0	1	0	0	1	3					
Luis Rivas, R OBP: 0.279, SLG: 0.345 (1, 4) X	0-0 SF7			0-1 1B 2B 1B		0-1 1B	1-2 1B			3	1	3	1	0	0	0					
A.J. Pierzynski, L OBP: 0.314, SLG: 0.420 (1, 2) P C X	4-2 BB 1-2 BB			0-0 2B FC6-4 1B	2-2 L3			0-2 G4-3		3	1	1	0	1	0	1					
Inning Stats	R: 1 E: 0 K: 1 S: 12	H: 2 LOB: 1 BB: 0 P: 15	R: 1 E: 0 K: 0 S: 14	H: 2 LOB: 2 BB: 2 P: 25	R: 0 E: 0 K: 0 S: 9	H: 1 LOB: 2 BB: 0 P: 13	R: 2 E: 0 K: 1 S: 14	H: 3 LOB: 2 BB: 1 P: 22	R: 0 E: 0 K: 1 S: 14	H: 1 LOB: 1 BB: 1 P: 19	R: 0 E: 0 K: 0 S: 8	H: 2 LOB: 1 BB: 1 P: 14	R: 0 E: 0 K: 1 S: 9	H: 2 LOB: 0 BB: 0 P: 13	R: 0 E: 0 K: 0 S: 12	H: 0 LOB: 0 BB: 0 P: 10	1B: 11 2B: 1 3B: 0 HR: 1	SF: 1 SAC: 0 DP: 1 HBP: 1	WP: 0 PB: 0 SB: 2 CS: 1	PA: 42	
PITCHER	IP	WLS	BF	H	R	ER	SO	BB	IBB	HBP	BLK	WP	HR	S	P	ERA	WHIP				
Dave Milck, R ERA: 7.33 (1, 1)	3.0		19	8	4	4	1	2	0	1	0	0	1	44	64	12.00	3.333				
Heath Murray, L ERA: 4.79 (4, 1)	3.2		15	3	0	0	2	1	1	0	0	0	0	33	53	0.00	1.091				
Willie Blair, R ERA: 4.26 (7, 1)	0.1		1	1	0	0	0	0	0	0	0	0	0	3	4	0.00	3.000				
Todd Jones, R ERA: 4.73 (8, 1)	2.0	W	7	1	0	0	1	0	0	0	0	0	0	19	25	0.00	0.500				

Batter	1	2	3	4	5	6	7	8	9	AB	R	H	RBI	BB	SO	LOB	BOTTOM				
Roger Cedeno, S OBP: 0.332, SLG: 0.350 (1, 8) C X	0-1 G6-3		1-0 G6-3		1-2 B2-3		1-0 2B 1B	0-3 K		5	1	1	0	0	1	3	Minnesota Twins @ Detroit Tigers Comerica Park, Detroit, MI Fri Jun 22 2001, 7:05 PM EDT Att: 28,282 - Cloudy - 71 F				
Damion Easley, R OBP: 0.373, SLG: 0.455 (1, 4) C B X	2-1 G5-3		2-1 1B		1-1 G1-3		2-0 1-H 2B			4	0	2	1	0	0	0					
Bobby Higginson, L OBP: 0.309, SLG: 0.468 (1, 7) B C X	2-2 F7		1-0 1B		2-0 1B 2B		0-3 K			4	1	2	0	0	1	1					
Tony Clark, S OBP: 0.385, SLG: 0.516 (1, 3) B B X		2-0 F9 BB 1B	1-2 G6-3		3-2 1B		2-1 F8			4	0	2	1	0	0	3					
15 Brandon Inge, R OBP: 0.255, SLG: 0.280 (8, 2) C B X					2-H 1B					0	0	0	0	0	0	0					
Robert Fick, L OBP: 0.363, SLG: 0.592 (8, 3) C B X		2-3 K		1-1 HR 1B	1-3 K			2-0 HR		4	2	2	1	0	2	2					
Ryan Jackson, L OBP: 0.282, SLG: 0.351 (9, 3) C B X										0	0	0	0	0	0	0					
Dean Palmer, R OBP: 0.336, SLG: 0.471 (1, 10) C B X		4-2 BB		1-1 HR		1-1 F9		3-3 K		3	1	1	2	1	1	0					
Juan Encarnacion, R OBP: 0.317, SLG: 0.455 (1, 9) C B X		1-2 F9		0-3 K		2-3 K		2-1 FC4-6 1B		4	0	1	0	0	2	2					
Shane Halter, R OBP: 0.323, SLG: 0.380 (1, 6) C B X		1-0 G5-3		0-0 F9		0-3 K		1-1 FC4-6 1B		4	0	1	0	0	1	2					
Jarrod Patterson, L OBP: 0.333, SLG: 0.450 (1, 5) C B X			2-2 HBP		3-2 G3-1			0-2 FC4-6		2	0	0	0	0	0	0					
Wendell Magee, R OBP: 0.311, SLG: 0.500 (8, PH) C B X								1-2 2-3		1	0	0	0	0	0	2					
Jose Macias, S OBP: 0.321, SLG: 0.406 (9, 5) C B X										0	0	0	0	0	0	0					
Inning Stats	R: 0 E: 0 K: 0 S: 7	H: 0 LOB: 0 BB: 0 P: 11	R: 0 E: 0 K: 1 S: 12	H: 1 LOB: 1 BB: 1 P: 22	R: 0 E: 0 K: 0 S: 9	H: 2 LOB: 0 BB: 0 P: 16	R: 2 E: 0 K: 1 S: 12	H: 2 LOB: 1 BB: 0 P: 17	R: 1 E: 0 K: 2 S: 15	H: 2 LOB: 1 BB: 0 P: 23	R: 0 E: 0 K: 2 S: 8	H: 0 LOB: 0 BB: 0 P: 11	R: 1 E: 0 K: 1 S: 8	H: 2 LOB: 1 BB: 0 P: 13	R: 1 E: 0 K: 2 S: 18	H: 3 LOB: 2 BB: 0 P: 26	1B: 8 2B: 2 3B: 0 HR: 2	SF: 0 SAC: 0 DP: 1 HBP: 1	WP: 0 PB: 0 SB: 0 CS: 0	PA: 37	
PITCHER	IP	WLS	BF	H	R	ER	SO	BB	IBB	HBP	BLK	WP	HR	S	P	ERA	WHIP				
Kyle Lohse, R ERA: 5.68 (1, 1)	6.1		29	9	4	4	5	1	0	1	0	0	1	66	106	5.68	1.579				
Bob Weils, R ERA: 4.5 (7, 1)	1.0	L	5	2	1	1	2	0	0	0	0	0	1	11	20	9.00	2.000				
Eddie Guardado, L ERA: 4.67 (8, 1)	0.2		3	1	0	0	1	0	0	0	0	0	0	12	13	0.00	1.500				

AB 36
R 4
H 13
RBI 4
BB 4
SO 4
LOB 20



AB 35
R 5
H 12
RBI 5
BB 1
SO 8
LOB 15



Batter	1	2	3	4	5	6	7	8	9	AB	R	H	RBI	BB	SO	LOB	TOP								
Matt Lawton, L (1, 9) OBP: 0.403, SLG: 0.433	G3		HR				FC6-4 1B 1-2 3-H	1B		5	1	3	2	0	1	0	Minnesota Twins @ Detroit Tigers Comerica Park, Detroit, MI Sat Jun 23 2001, 5:05 PM EDT Att: 28,935 - Cloudy - 74 F								
Cristian Guzman, S (1, 6) OBP: 0.354, SLG: 0.495	F7		F7				FC6-4 1B 1-2 2-H	1B		5	0	2	2	0	0	0									
Doug Mientkiewicz, L (1, 3) OBP: 0.393, SLG: 0.523	1B		2B				FC6-4 BB 1-2 2-3	F7		5	1	3	0	0	0	4									
Cory Koskie, L (1, 10) OBP: 0.340, SLG: 0.394	F7		G4-3				G4-3 2B 2-3	BB		4	0	0	0	1	0	3									
Tori Hunter, R (1, 8) OBP: 0.299, SLG: 0.482							G4-3 2B 3-H	K		5	2	2	1	0	1	3									
Jacque Jones, L (1, 7) OBP: 0.311, SLG: 0.358							K	K		5	1	2	2	0	1	3									
Denny Hocking, S (1, 5) OBP: 0.326, SLG: 0.352							2B 2-H	K		5	1	1	1	0	1	2									
A.J. Pierzynski, L (1, 2) OBP: 0.322, SLG: 0.431							K	1B 2B		5	2	3	1	0	1	0									
Luis Rivas, R (1, 4) OBP: 0.278, SLG: 0.343							K	1B 2B		4	1	1	0	0	2	1									
Brian Buchanan, R (9, PH) OBP: 0.314, SLG: 0.500							K	1B 2B		1	0	0	0	0	0	1									
Inning Stats	R: 0 E: 0 K: 0 S: 9	H: 1 LOB: 1 BB: 0 P: 17	R: 1 E: 0 K: 1 S: 8	H: 1 LOB: 0 BB: 0 P: 10	R: 1 E: 0 K: 1 S: 15	H: 2 LOB: 1 BB: 0 P: 22	R: 0 E: 0 K: 0 S: 10	H: 0 LOB: 0 BB: 0 P: 17	R: 0 E: 0 K: 2 S: 9	H: 0 LOB: 1 BB: 0 P: 16	R: 2 E: 0 K: 1 S: 16	H: 3 LOB: 1 BB: 0 P: 25	R: 2 E: 0 K: 2 S: 18	H: 4 LOB: 3 BB: 1 P: 27	R: 1 E: 0 K: 0 S: 12	H: 3 LOB: 2 BB: 0 P: 20	R: 2 E: 0 K: 0 S: 13	H: 3 LOB: 1 BB: 0 P: 18	1B: 9 2B: 6 3B: 0 HR: 2	SF: 0 SAC: 0 DP: 0 HBP: 0	WP: 0 PB: 0 SB: 1 CS: 0	PA: 45			
PITCHER	IP	WLS	BF	H	R	ER	SO	BB	IBB	HBP	BLK	WP	HR	S	P	ERA	WHIP								
Jeff Weaver, R (1, 1) ERA: 3.96	6.0		27	9	6	6	5	0	0	0	0	0	2	70	110	9.00	1.500								
C.J. Nitkowski, L (7, 1) ERA: 3.42	0.1	B	4	2	0	0	0	1	0	0	0	0	0	3	8	0.00	9.000								
Danny Patterson, R (7, 1) ERA: 2.12	1.1	W	7	3	1	1	2	0	0	0	0	0	0	20	29	6.75	2.250								
Matt Anderson, R (8, 1) ERA: 5.34	0.1	H	1	0	0	0	0	0	0	0	0	0	0	4	7	0.00	0.000								
Todd Jones, R (9, 1) ERA: 5.13	1.0	S	6	3	2	2	0	0	0	0	0	0	0	13	18	18.00	3.000								

Batter	1	2	3	4	5	6	7	8	9	AB	R	H	RBI	BB	SO	LOB	BOTTOM								
Roger Cedeno, S (1, 8) OBP: 0.330, SLG: 0.347	G5-3		G6-3				P6	SH1-3 1B	F8	5	1	1	0	0	0	1	Minnesota Twins @ Detroit Tigers Comerica Park, Detroit, MI Sat Jun 23 2001, 5:05 PM EDT Att: 28,935 - Cloudy - 74 F								
Jose Macias, S (1, 4) OBP: 0.324, SLG: 0.412	P3		B1-3				2H 1B	SH1-3	2B	4	0	2	1	0	0	0									
Bobby Higginson, L (1, 7) OBP: 0.413, SLG: 0.468	F8						F7	1B FC3-2	2B	4	1	2	1	1	0	0									
Tony Clark, S (1, 3) OBP: 0.387, SLG: 0.516							K	FC3-2 1B	K	4	1	2	0	0	2	1									
15 Brandon Inge, R (8, 2) OBP: 0.254, SLG: 0.278							K	FC3-2 1B	K	1	0	0	0	0	1	2									
Robert Fick, L (1, 2) OBP: 0.366, SLG: 0.590							F8	FC3-2 1B	BB	4	2	2	0	0	0	1									
Dean Palmer, R (1, 10) OBP: 0.338, SLG: 0.464							F8	FC3-2 1B	2B	3	1	0	0	1	1	3									
Juan Encarnacion, R (1, 9) OBP: 0.320, SLG: 0.460							K	FC3-2 1B	2B	4	1	2	3	0	0	4									
Shane Halter, R (1, 6) OBP: 0.336, SLG: 0.408							K	L4	2B	4	1	3	3	0	0	1									
Jarrod Patterson, L (1, 5) OBP: 0.360, SLG: 0.625							K	L4	L4	4	2	2	2	0	0	2									
Inning Stats	R: 0 E: 0 K: 0 S: 8	H: 0 LOB: 0 BB: 0 P: 12	R: 0 E: 1 K: 0 S: 9	H: 1 LOB: 1 BB: 0 P: 12	R: 1 E: 0 K: 0 S: 9	H: 2 LOB: 0 BB: 0 P: 15	R: 0 E: 0 K: 1 S: 6	H: 0 LOB: 0 BB: 0 P: 8	R: 3 E: 0 K: 1 S: 17	H: 4 LOB: 1 BB: 0 P: 22	R: 2 E: 0 K: 0 S: 12	H: 4 LOB: 2 BB: 0 P: 17	R: 4 E: 0 K: 1 S: 14	H: 4 LOB: 1 BB: 1 P: 22	R: 0 E: 0 K: 1 S: 14	H: 1 LOB: 2 BB: 1 P: 19	1B: 11 2B: 4 3B: 1 HR: 1	SF: 0 SAC: 1 DP: 1 HBP: 0	WP: 0 PB: 0 SB: 0 CS: 1	PA: 40					
PITCHER	IP	WLS	BF	H	R	ER	SO	BB	IBB	HBP	BLK	WP	HR	S	P	ERA	WHIP								
Brad Radke, R (1, 1) ERA: 3.72	5.2		26	11	6	6	2	0	0	0	0	0	1	60	85	9.53	1.941								
Hector Carrasco, R (6, 1) ERA: 6.69	1.0	L	7	3	4	4	1	1	0	0	0	0	0	13	20	36.00	4.000								
Jack Cressend, R (7, 1) ERA: 3.26	0.1		2	1	0	0	0	0	0	0	0	0	0	2	3	0.00	3.000								
Travis Miller, L (8, 1) ERA: 5.09	1.0		5	1	0	0	1	1	0	0	0	0	0	14	19	0.00	2.000								



Batter	1	2	3	4	5	6	7	8	9	AB	R	H	RBI	BB	SO	LOB	TOP											
Matt Lawton, L OBP: 0.406, SLG: 0.435	1-2 S 2B 1B		4-1 1B HR BB	0-0 G4-3			2-1 G6-3 1-H 2B		2-1 F7	4	2	2	1	1	0	1												
Cristian Guzman, S OBP: 0.353, SLG: 0.502	0-1 F8		1-2 HR 1B		0-0 L8		1-0 G6-3		1-2 F8	5	1	1	0	0	0	2												
Doug Mientkiewicz, L OBP: 0.389, SLG: 0.523	3-2 F9		1-3 K		1-3 K		2-1 G3			4	0	0	0	0	2	4												
Corey Koskie, L OBP: 0.346, SLG: 0.413	3-2 1-H 2B		0-1 1-H 2-H HR		4-0 S BB		2-1 G6-3			3	1	2	4	1	0	1												
Brian Buchanan, R OBP: 0.311, SLG: 0.481	1-0 F8		1-1 G1-4-3		2-2 P3			4-2 PB SH1-3 1B BB		3	1	0	0	1	0	2												
Jacque Jones, L OBP: 0.305, SLG: 0.347		1-0 G3	0-3 K		0-0 G3			0-0 SH1-3		3	0	0	0	0	1	0												
Tori Hunter, R OBP: 0.292, SLG: 0.468		1-2 G6-3		1-2 G5-3		1-2 P4		2-1 G6-3 2-H 1B		4	0	1	1	0	0	0												
A.J. Pierzynski, L OBP: 0.322, SLG: 0.426		1-0 1B		2-0 G6-3		2-2 G1-3		0-2 G6-3 1-2		4	0	1	0	0	0	1												
Luis Rivas, R OBP: 0.284, SLG: 0.344		2-3 K		3-2 1B			1-0 S 2B 1B		2-1 G1-3	4	1	2	0	0	1	1												
Inning Stats	R: 1 E: 0 K: 0 S: 13	H: 2 LOB: 1 BB: 0 P: 20	R: 0 E: 0 K: 1 S: 9	H: 1 LOB: 1 BB: 0 P: 14	R: 3 E: 0 K: 2 S: 13	H: 2 LOB: 0 BB: 1 P: 19	R: 0 E: 0 K: 0 S: 8	H: 1 LOB: 1 BB: 0 P: 14	R: 0 E: 0 K: 0 S: 7	H: 0 LOB: 1 BB: 1 P: 14	R: 0 E: 0 K: 0 S: 7	H: 0 LOB: 0 BB: 0 P: 10	R: 1 E: 0 K: 0 S: 8	H: 2 LOB: 1 BB: 0 P: 16	R: 1 E: 0 K: 0 S: 9	H: 1 LOB: 0 BB: 1 P: 15	R: 0 E: 0 K: 0 S: 7	H: 0 LOB: 0 BB: 0 P: 12	1B: 6 2B: 2 3B: 0 HR: 1	SF: 0 SAC: 1 DP: 1 HBP: 0	WP: 0 PB: 1 SB: 3 CS: 0	PA: 38						
PITCHER	IP	WLS	BF	H	R	ER	SO	BB	IBB	HBP	BLK	WP	HR	S	P	ERA	WHIP											
Chris Holt, R ERA: 5.61	(1, 1)	6.0	L	28	8	5	5	4	2	0	0	0	0	1	60	97	7.50	1.667										
C.J. Nitkowski, L ERA: 3.58	(7, 1)	1.1		5	0	1	1	0	1	0	0	0	0	0	8	17	6.75	0.750										
Danny Patterson, R ERA: 2.02	(8, 1)	1.2		5	1	0	0	0	0	0	0	0	0	0	13	20	0.00	0.600										

Minnesota Twins @ Detroit Tigers
Comerica Park, Detroit, MI
Mon Jun 25 2001, 1:05 PM EDT
Att: 22,302 - Cloudy - 80 F

AB 34
R 6
H 9
RBI 6
BB 3
SO 4
LOB 12



Batter	1	2	3	4	5	6	7	8	9	AB	R	H	RBI	BB	SO	LOB	BOTTOM											
Roger Cedeno, S OBP: 0.326, SLG: 0.341	1-0 G6-3			1-2 F8		3-2 2B 1B	1-2 G3		2-2 SF7	4	0	1	1	0	0	2												
Damion Easley, R OBP: 0.388, SLG: 0.451	1-0 G5-3			2-2 F7		0-2 F7		1-1 G1-4-3 BB 1B	3-1 F8	5	0	1	0	0	0	4												
Bobby Higginson, L OBP: 0.315, SLG: 0.474	2-2 F8			1-1 P5		1-1 2-H 2B		4-2 G1-4-6-3 BB		3	0	1	1	1	0	0												
Tony Clark, S OBP: 0.385, SLG: 0.520		0-0 F7			2-2 2B 3B	0-0 P6		0-0 G1-4-6-3 1-2 2-3		4	1	1	0	0	0	4												
Robert Fick, L OBP: 0.361, SLG: 0.598		0-1 F9			2-0 3-H 2B	2-1 P5		0-1 F9		4	0	1	1	0	0	3												
Dean Palmer, R OBP: 0.330, SLG: 0.455		2-0 P6			1-1 P6		3-2 F8		1-2 F7	4	0	0	0	0	0	1												
Juan Encarnacion, R OBP: 0.329, SLG: 0.476			2-0 F9		0-2 L7		2-0 1B 1B		1-1 BB 1B SF7 HBP	3	1	1	0	0	0	1												
Shane Halter, R OBP: 0.345, SLG: 0.436			1-3 K		0-1 G6-3		1-1 1B 1B		0-1 BB 1B	4	0	2	0	0	1	1												
Jarrod Patterson, L OBP: 0.281, SLG: 0.484			1-1 F8			1-2 E4 1B 2B		2-3 K		3	1	0	0	0	1	2												
Randall Simon, L OBP: 0.333, SLG: 0.200									1-2 BB	0	0	0	0	1	0	0												
Inning Stats	R: 0 E: 0 K: 0 S: 8	H: 0 LOB: 0 BB: 0 P: 12	R: 0 E: 0 K: 0 S: 4	H: 0 LOB: 0 BB: 0 P: 6	R: 0 E: 0 K: 1 S: 6	H: 0 LOB: 0 BB: 0 P: 10	R: 0 E: 0 K: 0 S: 8	H: 0 LOB: 0 BB: 0 P: 12	R: 1 E: 1 K: 0 S: 15	H: 2 LOB: 1 BB: 0 P: 22	R: 0 E: 0 K: 1 S: 13	H: 2 LOB: 2 BB: 0 P: 22	R: 0 E: 0 K: 0 S: 7	H: 1 LOB: 1 BB: 1 P: 12	R: 1 E: 0 K: 0 S: 10	H: 1 LOB: 2 BB: 1 P: 19	1B: 5 2B: 2 3B: 1 HR: 0	SF: 1 SAC: 0 DP: 1 HBP: 1	WP: 0 PB: 0 SB: 0 CS: 0	PA: 38								
PITCHER	IP	WLS	BF	H	R	ER	SO	BB	IBB	HBP	BLK	WP	HR	S	P	ERA	WHIP											
Joe Mays, R ERA: 3.09	(1, 1)	7.0	W	28	6	2	1	2	0	0	0	0	0	65	100	1.29	0.857											
Bob Weils, R ERA: 4.58	(8, 1)	1.1		7	2	1	1	0	1	0	1	0	0	0	13	20	6.75	2.250										
LaTroy Hawkins, R ERA: 3.58	(9, 1)	0.2	S	3	0	0	0	0	1	0	0	0	0	4	11	0.00	1.500											

Minnesota Twins @ Detroit Tigers
Comerica Park, Detroit, MI
Mon Jun 25 2001, 1:05 PM EDT
Att: 22,302 - Cloudy - 80 F


AB 34
R 3
H 8
RBI 3
BB 2
SO 2
LOB 18




Batter	1	2	3	4	5	6	7	8	9	AB	R	H	RBI	BB	SO	LOB	TOP									
Jose Valentin, S OBP: 0.341, SLG: 0.559 (1, 6)	F8		K			SF8		K		3	0	1	0	2	2		Chicago White Sox @ Minnesota Twins Hubert H. Humphrey Metrodome, Minneapolis, MN Wed Jun 27 2001, 7:05 PM EDT Att: 19,576 - Dome - 72 F livebaseballscorecards.com									
Chris Singleton, L OBP: 0.310, SLG: 0.383 Tony Graffanino, R OBP: 0.340, SLG: 0.373 (8, 6)	K			F9		K		F8		3	0	0	0	2	0											
Ray Durham, S OBP: 0.329, SLG: 0.444 (1, 4)	F7			K		G4-3			F8	4	0	0	0	1	0											
Magglio Ordonez, R OBP: 0.378, SLG: 0.549 (1, 9)		G5-3		F7			F9		K	4	0	0	0	1	0											
Carlos Lee, R OBP: 0.349, SLG: 0.547 (1, 7)					E5		F8		G4-3	4	0	1	0	0	0											
Jose Canseco, R OBP: 0.299, SLG: 0.462 (1, 10)		P1			K					3	0	0	0	0	2	2										
14 Paul Konerko, R OBP: 0.355, SLG: 0.508 (1, 3)		G3-1			F8			2B		3	0	1	0	0	0	2										
Herbert Perry, R OBP: 0.331, SLG: 0.434 (1, 5)				G5-4-3		L4				3	0	2	0	0	0	1										
Sandy Alomar Jr., R OBP: 0.295, SLG: 0.333 (1, 2)				G5-4-3				G5-3		3	1	1	0	0	0	3										
						SF8																				
Inning Stats	R: 0 E: 0 K: 1 S: 7	H: 0 LOB: 0 BB: 0 P: 11	R: 0 E: 0 K: 0 S: 8	H: 1 LOB: 1 BB: 0 P: 12	R: 0 E: 0 K: 1 S: 7	H: 1 LOB: 0 BB: 0 P: 12	R: 0 E: 0 K: 1 S: 8	H: 0 LOB: 0 BB: 0 P: 14	R: 0 E: 1 K: 1 S: 10	H: 0 LOB: 1 BB: 0 P: 16	R: 1 E: 0 K: 1 S: 8	H: 1 LOB: 0 BB: 0 P: 11	R: 0 E: 0 K: 1 S: 5	H: 0 LOB: 0 BB: 0 P: 9	R: 0 E: 0 K: 1 S: 12	H: 2 LOB: 2 BB: 0 P: 17	R: 0 E: 0 K: 1 S: 11	H: 0 LOB: 0 BB: 0 P: 16	1B: 2 2B: 2 3B: 1 HR: 0	SF: 1 SAC: 0 DP: 1 HBP: 0	WP: 0 PB: 0 SB: 0 CS: 0	PA: 32				
PITCHER	IP	WLS	BF	H	R	ER	SO	BB	IBB	HBP	BLK	WP	HR	S	P	ERA	WHIP									
Kyle Lohse, R ERA: 3.38 Bob Wells, R ERA: 4.54 Eddie Guardado, L ERA: 4.3 LaTroy Hawkins, R ERA: 3.45	(1, 1)	7.0	W	24	3	1	1	6	0	0	0	0	0	0	53	85	1.29	0.429								
	(8, 1)	0.1	H	3	2	0	0	0	0	0	0	0	0	6	9	0.00	6.000									
	(8, 1)	0.2	H	2	0	0	0	1	0	0	0	0	0	6	8	0.00	0.000									
	(9, 1)	1.0	S	3	0	0	0	1	0	0	0	0	0	11	16	0.00	0.000									

Batter	1	2	3	4	5	6	7	8	9	AB	R	H	RBI	BB	SO	LOB	BOTTOM								
Denny Hocking, S OBP: 0.344, SLG: 0.394 (1, 3)	S	FC1-6		G4-6-3		CS				4	0	1	0	0	1	3	Chicago White Sox @ Minnesota Twins Hubert H. Humphrey Metrodome, Minneapolis, MN Wed Jun 27 2001, 7:05 PM EDT Att: 19,576 - Dome - 72 F livebaseballscorecards.com								
Cristian Guzman, S OBP: 0.346, SLG: 0.490 (1, 6)	K	F8		F5				G3		4	0	0	0	0	1	3									
Matt Lawton, L OBP: 0.410, SLG: 0.433 (1, 9)				G3						2	0	0	0	2	1	0									
Corey Koskie, L OBP: 0.345, SLG: 0.408 (1, 5)	K			E7				G2		4	1	1	0	0	2	3									
Brian Buchanan, R OBP: 0.316, SLG: 0.477 (1, 10)	K			SF8						3	0	2	1	0	1	2									
Jacque Jones, L OBP: 0.303, SLG: 0.356 (1, 7)								G4-6-3		4	1	1	1	0	0	3									
Tori Hunter, R OBP: 0.287, SLG: 0.457 (1, 8)		E6				L4		G6-3		4	2	1	0	0	0	1									
A.J. Pierzynski, L OBP: 0.332, SLG: 0.434 (1, 2)		G4-3				F8				3	0	1	0	0	0	1									
Luis Rivas, R OBP: 0.293, SLG: 0.347 (1, 4)										2	0	2	1	1	0	0									
Inning Stats	R: 0 E: 0 K: 3 S: 13	H: 1 LOB: 2 BB: 1 P: 26	R: 2 E: 1 K: 0 S: 14	H: 2 LOB: 1 BB: 0 P: 17	R: 1 E: 1 K: 0 S: 11	H: 1 LOB: 0 BB: 0 P: 14	R: 1 E: 0 K: 0 S: 9	H: 3 LOB: 1 BB: 0 P: 15	R: 0 E: 0 K: 0 S: 6	H: 0 LOB: 0 BB: 1 P: 11	R: 0 E: 0 K: 2 S: 8	H: 0 LOB: 0 BB: 0 P: 15	R: 0 E: 0 K: 0 S: 7	H: 1 LOB: 1 BB: 0 P: 9	R: 0 E: 0 K: 0 S: 1	H: 0 LOB: 0 BB: 0 P: 9	1B: 8 2B: 0 3B: 0 HR: 1	SF: 1 SAC: 0 DP: 2 HBP: 0	WP: 0 PB: 0 SB: 1 CS: 1	PA: 35					
PITCHER	IP	WLS	BF	H	R	ER	SO	BB	IBB	HBP	BLK	WP	HR	S	P	ERA	WHIP								
Kip Wells, R ERA: 2.48 Jon Garland, R ERA: 4.34	(1, 1)	5.0	L	24	1	0	0	2	1	0	0	0	0	21	35	0.00	0.667								
	(6, 1)	3.0		10	1	0	0	2	1	0	0	0	0	21	35	0.00	0.667								



Batter	1	2	3	4	5	6	7	8	9	AB	R	H	RBI	BB	SO	LOB	TOP											
Jose Valentin, S OBP: 0.335, SLG: 0.549	G4-3	P6			P4		K			4	0	0	0	0	1	1	Chicago White Sox @ Minnesota Twins Hubert H. Humphrey Metrodome, Minneapolis, MN Thu Jun 28 2001, 1:05 PM EDT Att: 24,013 - Dome - 72 F											
Chris Singleton, L OBP: 0.314, SLG: 0.383	F8				P5			G6-3 BB	3	0	1	1	1	0	0													
Ray Durham, S OBP: 0.331, SLG: 0.448	1B	K			1B			G6-3	4	1	2	0	0	1	2													
Magglio Ordonez, R OBP: 0.380, SLG: 0.551	14 CS 1B				G4-3				4	0	2	1	0	0	1													
14 Paul Konerko, R OBP: 0.354, SLG: 0.504	CS	E4 HR			F8			G5-3	4	1	1	0	0	0	1													
Jeff Liefer, L OBP: 0.286, SLG: 0.487					K				4	1	1	2	0	2	0													
Herbert Perry, R OBP: 0.324, SLG: 0.423		E5 SH3-4 3B			F9			G6-3	4	1	0	0	0	0	0													
Royce Clayton, R OBP: 0.215, SLG: 0.274		SH3-4			G6-3			G6-3	3	1	1	1	0	0	0													
Mark Johnson, L OBP: 0.214, SLG: 0.357					L4			P3	4	1	1	1	0	0	0													
Inning Stats	R: 1 E: 0 K: 0 S: 10	H: 2 LOB: 0 BB: 0 P: 19	R: 4 E: 2 K: 1 S: 17	H: 4 LOB: 1 BB: 0 P: 24	R: 0 E: 0 K: 1 S: 7	H: 0 LOB: 0 BB: 0 P: 9	R: 0 E: 0 K: 0 S: 6	H: 0 LOB: 0 BB: 0 P: 12	R: 0 E: 0 K: 0 S: 14	H: 1 LOB: 1 BB: 0 P: 20	R: 0 E: 0 K: 0 S: 4	H: 0 LOB: 0 BB: 0 P: 6	R: 0 E: 0 K: 0 S: 10	H: 0 LOB: 0 BB: 0 P: 14	R: 0 E: 0 K: 0 S: 6		H: 1 LOB: 1 BB: 1 P: 16	R: 1 E: 0 K: 1 S: 9	H: 1 LOB: 0 BB: 0 P: 12	1B: 4 2B: 2 3B: 1 HR: 2	SF: 0 SAC: 1 DP: 1 HBP: 0	WP: 0 PB: 0 SB: 0 CS: 1	PA: 37					
PITCHER	IP	WLS	BF	H	R	ER	SO	BB	IBB	HBP	BLK	WP	HR	S	P	ERA	WHIP											
Brad Radke, R ERA: 3.73	(1, 1)	7.0	L	28	7	5	3	3	0	0	0	0	0	1	68	104	3.86	1.000										
J.C. Romero, L ERA: 6.23	(8, 1)	2.0		8	2	1	1	1	1	0	0	0	0	1	15	28	4.50	1.500										

Batter	1	2	3	4	5	6	7	8	9	AB	R	H	RBI	BB	SO	LOB	BOTTOM											
Denny Hocking, S OBP: 0.335, SLG: 0.383	F8		G3			K		G5-3		4	0	0	0	0	1	2	Chicago White Sox @ Minnesota Twins Hubert H. Humphrey Metrodome, Minneapolis, MN Thu Jun 28 2001, 1:05 PM EDT Att: 24,013 - Dome - 72 F											
Cristian Guzman, S OBP: 0.345, SLG: 0.487	G6-3				G4-3			G6-3		4	0	1	1	0	0	0												
Matt Lawton, L OBP: 0.408, SLG: 0.428	F9				P6			1B		3	1	0	0	1	0	1												
Brian Buchanan, R OBP: 0.316, SLG: 0.477		P6								0	0	0	0	0	0	0												
Corey Koskie, L OBP: 0.347, SLG: 0.411					P4					3	1	1	0	1	0	0												
Tori Hunter, R OBP: 0.290, SLG: 0.462						F9		F9		4	0	2	1	0	0	2												
Casey Blake, R OBP: 0.182, SLG: 0.182										2	0	0	0	0	1	1												
Jacque Jones, L OBP: 0.305, SLG: 0.357		FC5-4-5-3-4			K			K		2	0	1	0	0	1	1												
Luis Rivas, R OBP: 0.296, SLG: 0.344						L4				2	0	0	0	1	1	3												
Quinton McCracken, S OBP: 0.333, SLG: 0.415			FC6-5							4	1	1	0	0	0	4												
Tom Prince, R OBP: 0.286, SLG: 0.315										2	0	0	0	0	2	1												
A.J. Pierzynski, L OBP: 0.330, SLG: 0.432						K		K		1	0	0	0	0	1	1												
Inning Stats	R: 0 E: 0 K: 0 S: 6	H: 0 LOB: 0 BB: 0 P: 8	R: 0 E: 0 K: 0 S: 7	H: 1 LOB: 0 BB: 0 P: 13	R: 0 E: 0 K: 1 S: 11	H: 0 LOB: 1 BB: 1 P: 20	R: 0 E: 0 K: 0 S: 6	H: 0 LOB: 0 BB: 0 P: 9	R: 0 E: 0 K: 2 S: 10	H: 0 LOB: 0 BB: 0 P: 14	R: 1 E: 0 K: 1 S: 11	H: 0 LOB: 1 BB: 2 P: 24	R: 1 E: 0 K: 1 S: 13	H: 2 LOB: 1 BB: 0 P: 19	R: 1 E: 0 K: 1 S: 14	H: 3 LOB: 1 BB: 0 P: 18		1B: 3 2B: 3 3B: 1 HR: 0	SF: 0 SAC: 0 DP: 2 HBP: 1	WP: 1 PB: 0 SB: 2 CS: 0	PA: 35							
PITCHER	IP	WLS	BF	H	R	ER	SO	BB	IBB	HBP	BLK	WP	HR	S	P	ERA	WHIP											
David Wells, L ERA: 4.47	(1, 1)	2.0		6	0	1	1	4	3	0	1	0	0	0	40	69	2.25	0.750										
Sean Lowe, R ERA: 2.31	(3, 1)	4.0	W	16	0	1	1	4	3	0	1	0	0	0	14	14	0.00	0.000										
Gary Glover, R ERA: 7.36	(7, 1)	1.0		3	0	0	0	1	0	0	0	0	0	9	14	9.00	2.000											
Bob Howry, R ERA: 3.41	(8, 1)	1.0		5	2	1	1	1	0	0	0	0	0	13	19	9.00	2.000											
Keith Foulke, R ERA: 2.83	(9, 1)	1.0		5	3	1	1	1	0	0	0	0	0	14	18	9.00	3.000											

Batter	1	2	3	4	5	6	7	8	9	AB	R	H	RBI	BB	SO	LOB	TOP										
Jose Macias, S OBP: 0.324, SLG: 0.413	E4 F2-3		BB 1B		2B 2B	G6-3		K		5	1	2	0	0	1	2											
Damion Easley, R OBP: 0.389, SLG: 0.444	F2-3		BB		P6		G6-3		F8	4	0	0	0	1	0	2											
Bobby Higginson, L OBP: 0.412, SLG: 0.489	K		F8		2B 2B		G1-3			4	1	1	1	0	1	2											
Tony Clark, S OBP: 0.383, SLG: 0.515		G3-1 1B	G6-3		2B 2B		K			4	0	2	1	0	1	2											
Robert Fick, L OBP: 0.359, SLG: 0.578	F7			FC4-6 1B	K					3	0	1	0	1	1	2											
Dean Palmer, R OBP: 0.318, SLG: 0.432	G3-1			P4		WP S BB		F3		3	0	0	0	1	0	3											
Juan Encarnacion, R OBP: 0.321, SLG: 0.457		BB		FC4-6 FC5-4		F3		L9		3	0	0	0	1	0	3											
Shane Halter, R OBP: 0.350, SLG: 0.476	F3			FC5-4		WP		G1-3		4	0	1	0	0	0	4											
Wendell Magee, R OBP: 0.327, SLG: 0.432			G6-3		G6-3		F8		G6-3	3	0	0	0	0	0	2											
Randall Simon, L OBP: 0.389, SLG: 0.267										1	0	0	0	0	0	0											
Inning Stats	R: 0 E: 1 K: 1 S: 8	H: 0 LOB: 0 BB: 0 P: 12	R: 0 E: 0 K: 0 S: 12	H: 1 LOB: 2 BB: 1 P: 20	R: 0 E: 0 K: 0 S: 9	H: 1 LOB: 2 BB: 1 P: 16	R: 0 E: 0 K: 0 S: 9	H: 1 LOB: 1 BB: 0 P: 11	R: 2 E: 0 K: 1 S: 17	H: 3 LOB: 1 BB: 0 P: 24	R: 0 E: 0 K: 0 S: 14	H: 1 LOB: 2 BB: 1 P: 24	R: 0 E: 0 K: 1 S: 7	H: 0 LOB: 0 BB: 0 P: 10	R: 0 E: 0 K: 0 S: 6	H: 0 LOB: 1 BB: 1 P: 15	R: 0 E: 0 K: 1 S: 6	H: 0 LOB: 0 BB: 0 P: 7	1B: 4 2B: 4 3B: 0 HR: 0	SF: 0 SAC: 0 DP: 1 HBP: 0	WP: 1 PB: 0 SB: 1 CS: 0	PA: 38					
PITCHER	IP	WLS	BF	H	R	ER	SO	BB	IBB	HBP	BLK	WP	HR	S	P	ERA	WHIP										
Eric Milton, L ERA: 3.88	(1, 1)	7.0	31	7	2	2	3	3	0	0	0	1	0	76	117	2.57	1.429										
Bob Wells, R ERA: 4.43	(8, 1)	1.0	W	4	0	0	0	1	0	0	0	0	0	6	15	0.00	1.000										
LaTroy Hawkins, R ERA: 3.34	(9, 1)	1.0	S	3	0	0	0	1	0	0	0	0	0	6	7	0.00	0.000										

Detroit Tigers @ Minnesota Twins
Hubert H. Humphrey Metrodome, Minneapolis, MN

AB 34
R 2
H 7
RBI 2
BB 4
SO 4
LOB 22



WP: 1 PA: 38
PB: 0
SB: 1
CS: 0

Batter	1	2	3	4	5	6	7	8	9	AB	R	H	RBI	BB	SO	LOB	BOTTOM										
Denny Hocking, S OBP: 0.333, SLG: 0.379	K		K		1B		K			4	0	1	0	0	3	1											
Cristian Guzman, S OBP: 0.347, SLG: 0.494	S 1B		F7		F8		3B			4	0	2	1	0	0	1											
Doug Mientkiewicz, L OBP: 0.383, SLG: 0.511	K		F8		G6-3		G4-3			4	0	0	0	0	1	3											
Matt Lawton, L OBP: 0.409, SLG: 0.433	K			FC1-5 1B	1B	G6-3 G4-3		K		4	1	2	0	0	2	1											
Chad Allen, R OBP: 0.392, SLG: 0.494		G4-3 1B		K FC1-5	1B	G6-3		HR		4	1	3	1	0	0	1											
A.J. Pierzynski, L OBP: 0.323, SLG: 0.422		F8		FC1-5 PB		G4-3		G5-3		4	0	0	1	0	0	3											
Tori Hunter, R OBP: 0.289, SLG: 0.458		G4-3 1B		K		G6-3		K		4	0	1	0	0	2	2											
Jacque Jones, L OBP: 0.305, SLG: 0.357		G4-3		B2-3				CS 1B		3	0	1	0	0	0	4											
Luis Rivas, R OBP: 0.296, SLG: 0.344		K			G4-3		E 3B	1B		3	1	1	0	0	1	2											
Inning Stats	R: 0 E: 0 K: 3 S: 14	H: 1 LOB: 1 BB: 0 P: 21	R: 0 E: 0 K: 1 S: 9	H: 2 LOB: 2 BB: 0 P: 14	R: 0 E: 0 K: 1 S: 7	H: 0 LOB: 0 BB: 0 P: 8	R: 0 E: 0 K: 1 S: 9	H: 2 LOB: 2 BB: 0 P: 12	R: 0 E: 0 K: 0 S: 8	H: 1 LOB: 1 BB: 0 P: 10	R: 1 E: 0 K: 0 S: 13	H: 1 LOB: 0 BB: 0 P: 18	R: 1 E: 1 K: 1 S: 10	H: 3 LOB: 1 BB: 0 P: 14	R: 1 E: 0 K: 2 S: 13	H: 1 LOB: 0 BB: 0 P: 20	1B: 8 2B: 1 3B: 1 HR: 1	SF: 0 SAC: 0 DP: 0 HBP: 0	WP: 0 PB: 1 SB: 1 CS: 1	PA: 34							
PITCHER	IP	WLS	BF	H	R	ER	SO	BB	IBB	HBP	BLK	WP	HR	S	P	ERA	WHIP										
Steve Sparks, R ERA: 3.97	(1, 1)	7.0	30	10	2	2	7	0	0	0	0	0	1	70	97	2.57	1.429										
Heath Murray, L ERA: 5.14	(8, 1)	1.0	L	4	1	1	2	0	0	0	0	0	1	13	20	9.00	1.000										

Detroit Tigers @ Minnesota Twins
Hubert H. Humphrey Metrodome, Minneapolis, MN

AB 34
R 3
H 11
RBI 3
BB 0
SO 9
LOB 18



WP: 0 PA: 34
PB: 1
SB: 1
CS: 1

Batter	1	2	3	4	5	6	7	8	9	AB	R	H	RBI	BB	SO	LOB	TOP										
Roger Cedeno, S OBP: 0.326, SLG: 0.345 Ryan Jackson, L OBP: 0.277, SLG: 0.380	1-2 SF7 3B		2-3 K			0-1 F7		2-1 HR		3	1	1	0	0	1	0											
Damion Easley, R OBP: 0.387, SLG: 0.441	0-0 F3		0-0 G6-3			2-1 WP 1B		0-2 G6-3		4	0	1	0	0	0	1											
Bobby Higginson, L OBP: 0.306, SLG: 0.483	2-1 SF7		3-1 F5			2-1 F8			3-3 K	3	0	0	1	0	1	1											
Tony Clark, S OBP: 0.377, SLG: 0.506	1-3 K			1-0 F9		2-3 K			0-3 K	4	0	0	0	0	3	1											
Robert Fick, L OBP: 0.357, SLG: 0.568		3-1 G3-1		4-1 G6-4-3 BB			1-1 G3		1-0 F8	3	0	0	0	1	0	0											
Juan Encarnacion, R OBP: 0.318, SLG: 0.452	0-0 L7		2-2 G6-4-3				0-0 G6-3			3	0	0	0	0	0	1											
Randall Simon, L OBP: 0.381, SLG: 0.278	1-0 BB 1B			1-3 K			0-1 L8			3	0	1	0	0	1	0											
Shane Halter, R OBP: 0.350, SLG: 0.470	4-2 1-2 BB			2-1 F8			3-2 F2			2	0	0	0	1	0	0											
Jose Macias, S OBP: 0.320, SLG: 0.408	0-0 F7			1-0 F8			1-1 F7			3	0	0	0	0	0	2											
Inning Stats	R: 1 E: 0 K: 1 S: 9	H: 1 LOB: 0 BB: 0 P: 13	R: 0 E: 0 K: 0 S: 9	H: 1 LOB: 2 BB: 1 P: 17	R: 0 E: 0 K: 1 S: 6	H: 0 LOB: 0 BB: 0 P: 11	R: 0 E: 0 K: 0 S: 6	H: 0 LOB: 0 BB: 0 P: 13	R: 0 E: 0 K: 1 S: 6	H: 1 LOB: 1 BB: 0 P: 15	R: 0 E: 0 K: 0 S: 5	H: 0 LOB: 0 BB: 0 P: 6	R: 1 E: 0 K: 2 S: 11	H: 1 LOB: 0 BB: 0 P: 17	R: 0 E: 0 K: 2 S: 8	H: 0 LOB: 0 BB: 0 P: 12	1B: 2 2B: 0 3B: 1 HR: 1	SF: 1 SAC: 0 DP: 1 HBP: 0	WP: 1 PB: 0 SB: 0 CS: 0	PA: 32							
PITCHER	IP	WLS	BF	H	R	ER	SO	BB	IBB	HBP	BLK	WP	HR	S	P	ERA	WHIP										
Joe Mays, R ERA: 3.03	8.0	W	29	4	2	2	4	2	0	0	0	1	1	61	102	2.25	0.750										
Eddie Guardado, L ERA: 4.15	1.0	S	3	0	0	0	2	0	0	0	0	0	0	8	12	0.00	0.000										

Detroit Tigers @ Minnesota Twins
Hubert H. Humphrey Metrodome, Minneapolis, MN

AB 29
R 2
H 4
RBI 2
BB 2
SO 6
LOB 6



WP: 1 PA: 32
PB: 0
SB: 0
CS: 0

Sat Jun 30 2001, 7:05 PM EDT
Att: 34,460 - Dome - 72 F

livebaseballscores.com

Batter	1	2	3	4	5	6	7	8	9	AB	R	H	RBI	BB	SO	LOB	BOTTOM										
Matt Lawton, L OBP: 0.404, SLG: 0.427	2-2 G6-3		0-1 G5-3			2-1 F7		2-0 L7		4	0	0	0	0	0	1											
Cristian Guzman, S OBP: 0.345, SLG: 0.494	0-1 G5-3		0-0 G4-3		1-1 G3 CS 2B		0-0 F9			4	0	1	0	0	0	0											
Doug Mientkiewicz, L OBP: 0.385, SLG: 0.511	2-2 BB 1B		1-1 2B 1B		2-2 G3		1-0 CS		1-0 G6-3	4	2	2	0	0	0	1											
Corey Koskie, L OBP: 0.349, SLG: 0.414	4-2 1-2 BB		3-2 S 2B		2-2 G4-3		2-2 G4-3		3-3 K	3	0	1	1	1	1	0											
Chad Allen, R OBP: 0.390, SLG: 0.489	1-0 1-2 2H 1B		3-0 G4-3		2-0 P4		2-0 P4			3	0	1	1	0	0	1											
Jacque Jones, L OBP: 0.302, SLG: 0.353	1-3 K		3-1 G4-3		1-3 K					3	0	0	0	0	2	3											
Tori Hunter, R OBP: 0.286, SLG: 0.453		1-1 G5-3		1-2 F8			0-1 G5-3			3	0	0	0	0	0	0											
A.J. Pierzynski, L OBP: 0.323, SLG: 0.426		3-1 WP G5-3 2B		1-1 F7			0-2 L9			3	1	1	0	0	0	0											
Luis Rivas, R OBP: 0.296, SLG: 0.344		2-2 G5-3		2-2 G5-3			2-2 1B			3	0	1	1	0	0	0											
Inning Stats	R: 1 E: 0 K: 1 S: 16	H: 2 LOB: 2 BB: 1 P: 26	R: 1 E: 0 K: 0 S: 9	H: 1 LOB: 0 BB: 0 P: 15	R: 1 E: 0 K: 0 S: 9	H: 2 LOB: 1 BB: 0 P: 19	R: 0 E: 0 K: 0 S: 8	H: 0 LOB: 0 BB: 0 P: 12	R: 0 E: 0 K: 1 S: 8	H: 1 LOB: 1 BB: 0 P: 13	R: 0 E: 0 K: 0 S: 10	H: 1 LOB: 1 BB: 0 P: 14	R: 0 E: 0 K: 1 S: 5	H: 0 LOB: 0 BB: 0 P: 9	1B: 4 2B: 3 3B: 0 HR: 0	SF: 0 SAC: 0 DP: 0 HBP: 0	WP: 1 PB: 0 SB: 1 CS: 1	PA: 32									
PITCHER	IP	WLS	BF	H	R	ER	SO	BB	IBB	HBP	BLK	WP	HR	S	P	ERA	WHIP										
Chris Holt, R ERA: 5.49	7.0	L	28	7	3	3	2	1	0	0	0	0	0	68	113	3.86	1.143										
C.J. Nitkowski, L ERA: 3.19	1.0		3	0	0	0	1	0	0	0	0	0	0	5	9	0.00	0.000										

Detroit Tigers @ Minnesota Twins
Hubert H. Humphrey Metrodome, Minneapolis, MN

AB 30
R 3
H 7
RBI 3
BB 1
SO 3
LOB 6



WP: 1 PA: 32
PB: 0
SB: 1
CS: 1

Sat Jun 30 2001, 7:05 PM EDT
Att: 34,460 - Dome - 72 F

livebaseballscores.com

Batter	1	2	3	4	5	6	7	8	9	AB	R	H	RBI	BB	SO	LOB	TOP				
Jose Macias, S OBP: 0.319, SLG: 0.406 (1, 5)	F9			G6-3	G6-3			G6-3		4	0	1	0	0	0	2	Detroit Tigers @ Minnesota Twins Hubert H. Humphrey Metrodome, Minneapolis, MN Sun Jul 01 2001, 2:05 PM EDT Att: 21,031 - Dome - 72 F livebaseballscorecards.com				
Damion Easley, R OBP: 0.382, SLG: 0.434 (1, 4)	L8			G6-3		G1-3		G6-3		4	0	0	0	0	0	1					
Bobby Higginson, L OBP: 0.300, SLG: 0.474 (1, 7)	F7			K		F9		F9		4	0	0	0	0	1	0					
Tony Clark, S OBP: 0.379, SLG: 0.518 (1, 3)		G3			1B BB				K	4	2	2	1	0	1	0					
Juan Encarnacion, R OBP: 0.313, SLG: 0.445 (1, 9) (7, 8)		G6-3			K			F9		4	0	0	0	0	1	1					
Dean Palmer, R OBP: 0.317, SLG: 0.426 (1, 10)		G5-3			1B BB			G5-3		3	1	0	0	1	1	0					
Shane Halter, R OBP: 0.361, SLG: 0.480 (1, 6)				G6-4-3	1B					3	0	3	0	0	0	0					
Wendell Magee, R OBP: 0.330, SLG: 0.433 (7, PH) Ryan Jackson, L OBP: 0.274, SLG: 0.375 (7, 9)				G6-4-3				P5		2	0	1	2	0	0	1					
Javier Cardona, R OBP: 0.267, SLG: 0.300 Robert Fick, L OBP: 0.355, SLG: 0.565 (7, 2)				F9		F9		G6-3		2	0	0	0	0	0	2					
Inning Stats	R: 0 E: 0 K: 0 S: 5	H: 0 LOB: 0 BB: 0 P: 10	R: 0 E: 0 K: 0 S: 8	H: 0 LOB: 0 BB: 0 P: 14	R: 0 E: 0 K: 0 S: 6	H: 1 LOB: 0 BB: 0 P: 12	R: 0 E: 0 K: 1 S: 10	H: 0 LOB: 0 BB: 0 P: 15	R: 2 E: 0 K: 0 S: 17	H: 3 LOB: 2 BB: 1 P: 27	R: 1 E: 0 K: 0 S: 9	H: 1 LOB: 1 BB: 0 P: 13	R: 0 E: 0 K: 0 S: 8	H: 1 LOB: 0 BB: 0 P: 14	R: 0 E: 0 K: 2 S: 12	H: 0 LOB: 0 BB: 0 P: 18		1B: 6 2B: 0 3B: 0 HR: 1	SF: 0 SAC: 0 DP: 2 HBP: 0	WP: 0 PB: 0 SB: 0 CS: 0	PA: 33
PITCHER	IP	WLS	BF	H	R	ER	SO	BB	IBB	HBP	BLK	WP	HR	S	P	ERA	WHIP				
Johan Santana, L ERA: 4.34 Jack Cressend, R ERA: 3.89 Travis Miller, L ERA: 4.5 Bob Wells, R ERA: 4.32	(1, 1) (6, 1) (8, 1) (9, 1)	5.0 2.0 1.0 1.0	W 8 3 3	19 2 1 0	4 1 0 0	2 1 0 0	2 0 0 2	2 0 0 0	1 0 0 0	0 0 0 0	0 0 0 0	0 0 0 0	0 1 0 0	46 17 8 12	78 27 22 18	3.60 4.50 0.00 0.00	1.000 1.000 1.000 0.000				

Batter	1	2	3	4	5	6	7	8	9	AB	R	H	RBI	BB	SO	LOB	BOTTOM				
Matt Lawton, L OBP: 0.407, SLG: 0.424 (1, 9)	G4-3			BB		P6				2	2	0	0	3	0	0	Detroit Tigers @ Minnesota Twins Hubert H. Humphrey Metrodome, Minneapolis, MN Sun Jul 01 2001, 2:05 PM EDT Att: 21,031 - Dome - 72 F livebaseballscorecards.com				
Cristian Guzman, S OBP: 0.346, SLG: 0.498 (1, 6)	HR			K				G4-3		5	2	2	0	0	1	3					
Doug Mientkiewicz, L OBP: 0.386, SLG: 0.511 (1, 3)	K			FC4-6		L1				4	0	2	1	0	1	2					
Corey Koskie, L OBP: 0.351, SLG: 0.424 (1, 5)	HR			FC4-6		G3				3	1	1	3	1	0	2					
Chad Allen, R OBP: 0.385, SLG: 0.474 (1, 10)	1B			FC5-4						3	1	0	1	1	2	3					
Torii Hunter, R OBP: 0.286, SLG: 0.450 (1, 8)	1B			K						4	0	1	0	0	2	2					
Quinton McCracken, S OBP: 0.327, SLG: 0.400 (1, 7)	1B			G4-3		F9				4	0	1	1	0	1	0					
Luis Rivas, R OBP: 0.299, SLG: 0.348 (1, 4)				G5-3				K2-3		3	1	1	0	1	1	0					
Tom Prince, R OBP: 0.284, SLG: 0.344 (1, 2)	B5			HR		G6-3		F3		4	1	1	1	0	0	2					
Inning Stats	R: 3 E: 0 K: 1 S: 16	H: 4 LOB: 2 BB: 1 P: 25	R: 3 E: 1 K: 1 S: 16	H: 2 LOB: 1 BB: 1 P: 25	R: 0 E: 0 K: 0 S: 4	H: 0 LOB: 0 BB: 0 P: 5	R: 2 E: 0 K: 2 S: 15	H: 2 LOB: 2 BB: 2 P: 27	R: 0 E: 0 K: 0 S: 8	H: 0 LOB: 0 BB: 1 P: 14	R: 0 E: 0 K: 0 S: 6	H: 1 LOB: 1 BB: 0 P: 9	R: 0 E: 0 K: 3 S: 9	H: 0 LOB: 0 BB: 0 P: 16	R: 0 E: 0 K: 1 S: 10	H: 0 LOB: 1 BB: 1 P: 16		1B: 5 2B: 1 3B: 1 HR: 2	SF: 0 SAC: 0 DP: 0 HBP: 0	WP: 0 PB: 0 SB: 1 CS: 1	PA: 38
PITCHER	IP	WLS	BF	H	R	ER	SO	BB	IBB	HBP	BLK	WP	HR	S	P	ERA	WHIP				
Willie Blair, R ERA: 12.0 Heath Murray, L ERA: 4.65 Todd Jones, R ERA: 5.45 Matt Anderson, R ERA: 5.88	(1, 1) (4, 1) (7, 1) (8, 1)	3.0 3.0 1.0 1.0	L 12 3 4	19 2 0 0	7 0 0 0	6 0 0 0	2 2 3 1	0 0 0 1	3 0 0 0	0 0 0 0	0 0 0 0	0 0 0 0	0 0 0 0	26 9 10 10	43 16 16 16	0.00 0.00 0.00 0.00	1.333 0.000 1.000 1.000				

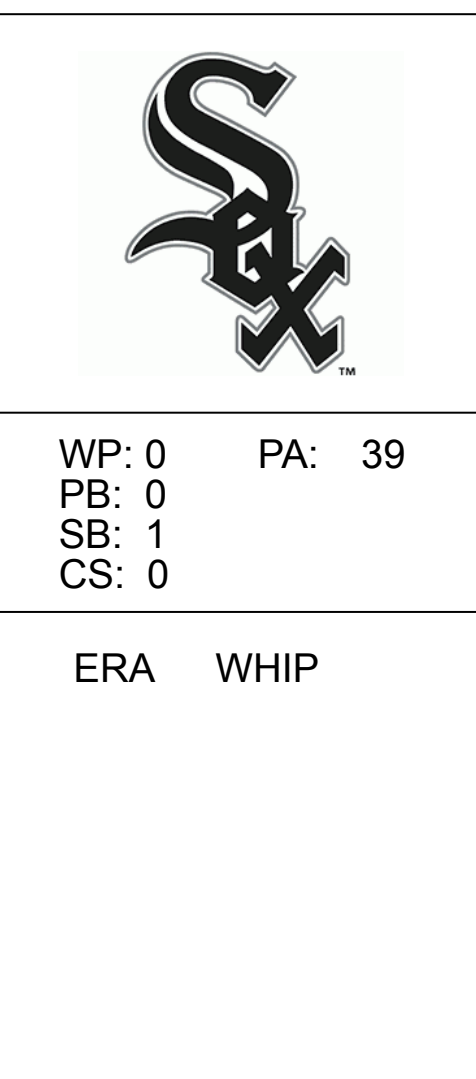


Batter	1	2	3	4	5	6	7	8	9	AB	R	H	RBI	BB	SO	LOB	TOP										
Matt Lawton, L OBP: 0.414, SLG: 0.447	1-2 G6-3 SH1-3 1B		0-1 HR		0-0 G4-3		1-2 HR			4	2	3	3	0	0	1	Minnesota Twins @ Chicago White Sox Comiskey Park, Chicago, IL Tue Jul 03 2001, 8:05 PM EDT Att: 17,964 - Sunny - 75 F										
Cristian Guzman, S OBP: 0.341, SLG: 0.495	2-2 SH1-3		0-0 F8		0-0 G1-3		1-1 G1-4-3			3	0	0	0	0	0	1											
Doug Mientkiewicz, L OBP: 0.382, SLG: 0.502	0-1 G6-3			2-2 G6-4-3 1B 2B		1-2 F8		2-1 F9		4	1	1	0	0	0	1											
Corey Koskie, L OBP: 0.354, SLG: 0.444	1-0 G4-3			1-0 G6-4-3 1B		2-2 F7		1-3 K		4	0	1	0	0	1	1											
Chad Allen, R OBP: 0.364, SLG: 0.452		0-1 G6-3		0-1 G6-4-3 1B		2-1 G5-3		1-0 G4-3		4	0	0	0	0	0	2											
A.J. Pierzynski, L OBP: 0.325, SLG: 0.429		0-1 F5		1-2 2B			0-2 G3 G6-3 2B 1B		0-0 P5	4	1	2	1	0	0	0											
Tori Hunter, R OBP: 0.281, SLG: 0.438		2-2 G4-3		1-1 G5-3			0-0 G6-3 1B		1-3 K	4	0	0	0	0	1	2											
Jacque Jones, L OBP: 0.304, SLG: 0.369			0-0 G4-6-3 1B		0-0 G4-3 2B		3-2 G3		2-3 K	4	0	2	0	0	1	1											
Luis Rivas, R OBP: 0.302, SLG: 0.351			1-0 G4-6-3		0-1 G5-3		1-2 HR 2B			3	1	1	1	0	0	2											
Inning Stats	R: 0 E: 0 K: 0 S: 9	H: 1 LOB: 1 BB: 0 P: 13	R: 0 E: 0 K: 0 S: 8	H: 0 LOB: 0 BB: 0 P: 10	R: 1 E: 0 K: 0 S: 5	H: 2 LOB: 0 BB: 0 P: 6	R: 1 E: 0 K: 0 S: 12	H: 3 LOB: 1 BB: 0 P: 17	R: 0 E: 0 K: 0 S: 5	H: 1 LOB: 1 BB: 0 P: 5	R: 0 E: 0 K: 0 S: 8	H: 0 LOB: 0 BB: 0 P: 13	R: 3 E: 0 K: 0 S: 17	H: 3 LOB: 0 BB: 0 P: 23	R: 0 E: 0 K: 1 S: 6	H: 0 LOB: 0 BB: 0 P: 10	R: 0 E: 0 K: 2 S: 7	H: 0 LOB: 0 BB: 0 P: 10	1B: 5 2B: 3 3B: 0 HR: 2	SF: 0 SAC: 1 DP: 2 HBP: 0	WP: 0 PB: 0 SB: 0 CS: 0	PA: 35					
PITCHER	IP	WLS	BF	H	R	ER	SO	BB	IBB	HBP	BLK	WP	HR	S	P	ERA	WHIP										
Sean Lowe, R ERA: 2.76	(1, 1)	6.2	L	27	9	4	4	0	0	0	0	0	1	57	78	5.40	1.350										
Bob Howry, R ERA: 3.49	(7, 1)	2.1		8	1	1	1	3	0	0	0	0	1	20	29	3.86	0.429										

Batter	1	2	3	4	5	6	7	8	9	AB	R	H	RBI	BB	SO	LOB	BOTTOM										
Ray Durham, S OBP: 0.321, SLG: 0.432	1-2 F2				2-1 G1-3 1B		1-0 SH1-3 1B		0-2 G6-3	5	0	2	0	0	0	1	Minnesota Twins @ Chicago White Sox Comiskey Park, Chicago, IL Tue Jul 03 2001, 8:05 PM EDT Att: 17,964 - Sunny - 75 F										
Jose Valentin, S OBP: 0.343, SLG: 0.554	2-2 G4-3		1-2 14 PO 1B		3-3 K		0-2 SH1-3		0-0 G3	4	0	1	0	0	1	2											
Carlos Lee, R OBP: 0.338, SLG: 0.522	1-0 2B 1B		1-3 K		1-0 G1-3		0-0 FC8-2			4	0	1	0	0	1	4											
Magglio Ordonez, R OBP: 0.384, SLG: 0.555	0-0 2B		1-2 F8		1-2 P2			0-0 P3		4	0	1	0	0	0	2											
14 Paul Konerko, R OBP: 0.348, SLG: 0.500	1-1 F8		0-0 PO		0-0 G1-3		1-2 F8		0-1 F9	4	0	0	0	0	0	2											
Jeff Liefer, L OBP: 0.303, SLG: 0.556		0-0 2B 2B		0-2 HR		0-1 G4-3		2-0 1B		4	2	3	1	0	0	0											
Herbert Perry, R OBP: 0.323, SLG: 0.433		0-1 SH1-3 G5-3 2B		2-3 K		2-2 1B		1-2 F3		4	1	2	1	0	1	1											
Sandy Alomar Jr., R OBP: 0.289, SLG: 0.324		0-1 SH1-3		0-1 1B		0-0 G4-3			0-2 G5-3	3	0	1	0	0	0	1											
Royce Clayton, R OBP: 0.234, SLG: 0.278		1-1 G5-3		0-0 F7			1-2 SH1-3 FC8-2 1B			3	0	1	1	1	0	1											
Inning Stats	R: 0 E: 0 K: 0 S: 10	H: 2 LOB: 2 BB: 0 P: 15	R: 2 E: 0 K: 0 S: 12	H: 2 LOB: 0 BB: 0 P: 16	R: 0 E: 0 K: 1 S: 10	H: 1 LOB: 0 BB: 0 P: 13	R: 1 E: 0 K: 1 S: 10	H: 2 LOB: 1 BB: 0 P: 12	R: 0 E: 0 K: 0 S: 9	H: 1 LOB: 1 BB: 0 P: 12	R: 0 E: 0 K: 0 S: 8	H: 1 LOB: 1 BB: 0 P: 10	R: 0 E: 0 K: 0 S: 7	H: 1 LOB: 1 BB: 0 P: 10	R: 0 E: 0 K: 0 S: 9	H: 0 LOB: 1 BB: 1 P: 13	1B: 8 2B: 4 3B: 0 HR: 1	SF: 0 SAC: 2 DP: 1 HBP: 0	WP: 0 PB: 0 SB: 1 CS: 0	PA: 39							
PITCHER	IP	WLS	BF	H	R	ER	SO	BB	IBB	HBP	BLK	WP	HR	S	P	ERA	WHIP										
Brad Radke, R ERA: 3.76	(1, 1)	6.1	W	29	11	3	3	3	0	0	0	0	0	8	11	0.00	0.600										
Bob Weils, R ERA: 4.3	(7, 1)	1.2	H	5	1	0	0	0	0	0	0	0	0	8	11	0.00	1.000										
LaTroy Hawkins, R ERA: 3.13	(9, 1)	1.0	S	4	0	0	0	0	1	0	0	0	0	9	13	0.00	1.000										

AB	34
R	5
H	10
RBI	5
BB	0
SO	3
LOB	11

AB	35
R	3
H	12
RBI	3
BB	1
SO	3
LOB	14




Batter	1	2	3	4	5	6	7	8	9	AB	R	H	RBI	BB	SO	LOB	TOP								
Denny Hocking, S OBP: 0.325, SLG: 0.369 (1, 5)	G5-3		P6			G5-3	FC6-4			4	0	0	0	0	0	2	Minnesota Twins @ Chicago White Sox Comiskey Park, Chicago, IL Wed Jul 04 2001, 7:05 PM EDT Att: 22,934 - Sunny - 77 F								
Cristian Guzman, S OBP: 0.340, SLG: 0.495 (1, 6)	F7			K		2B		G4-3		4	1	1	1	0	1	0									
Doug Mientkiewicz, L OBP: 0.380, SLG: 0.498 (1, 3)	L8			K		K		2B	1B	4	0	1	0	0	2	1									
Matt Lawton, L OBP: 0.417, SLG: 0.458 (1, 9)		G4-3		E				1B	2B	4	1	3	1	0	0	0									
Chad Allen, R OBP: 0.377, SLG: 0.453 (1, 7)		FC6-4		SAFE				2B	1B	2	0	1	1	2	1	1									
Corey Koskie, L OBP: 0.350, SLG: 0.438 (1, 10)	P4					G4-3				4	0	0	0	0	1	3									
Tori Hunter, R OBP: 0.281, SLG: 0.435 (1, 8)	FC6-4					F9	SH5-3	1B	F7	4	0	1	0	0	0	1									
Luis Rivas, R OBP: 0.306, SLG: 0.352 (1, 4)			G5-3			P6	SH5-3		BB	2	0	1	0	1	0	0									
Tom Prince, R OBP: 0.292, SLG: 0.350 (1, 2)		SAFE	G5-3			G5-3	FC6-4	1B	P4	4	1	2	0	0	0	2									
Inning Stats	R: 0 E: 0 K: 0 S: 10	H: 0 LOB: 0 BB: 0 P: 15	R: 0 E: 0 K: 0 S: 10	H: 0 LOB: 1 BB: 1 P: 18	R: 0 E: 0 K: 0 S: 7	H: 1 LOB: 0 BB: 0 P: 12	R: 0 E: 1 K: 3 S: 10	H: 1 LOB: 1 BB: 0 P: 17	R: 0 E: 0 K: 1 S: 6	H: 0 LOB: 0 BB: 0 P: 7	R: 2 E: 0 K: 1 S: 21	H: 3 LOB: 2 BB: 1 P: 35	R: 0 E: 0 K: 0 S: 9	H: 2 LOB: 1 BB: 0 P: 14	R: 1 E: 0 K: 0 S: 12	H: 3 LOB: 1 BB: 0 P: 22		R: 0 E: 0 K: 0 S: 7	H: 0 LOB: 1 BB: 1 P: 13	1B: 7 2B: 3 3B: 0 HR: 0	SF: 0 SAC: 1 DP: 0 HBP: 0	WP: 0 PB: 1 CS: 1	PA: 36		
PITCHER	IP	WLS	BF	H	R	ER	SO	BB	IBB	HBP	BLK	WP	HR	S	P	ERA	WHIP								
56 Mark Buehrle, L ERA: 3.29 (1, 1)	6.2		27	7	2	2	5	2	0	0	0	0	0	72	117	2.70	1.350								
Gary Glover, R ERA: 6.84 (7, 1)	1.1		5	3	1	1	0	0	0	0	0	0	0	13	23	6.75	2.250								
Keith Foulke, R ERA: 2.7 (9, 1)	1.0	W	4	0	0	0	0	1	0	0	0	0	0	7	13	0.00	1.000								

AB	32
R	3
H	10
RBI	3
BB	3
SO	5
LOB	10



Batter	1	2	3	4	5	6	7	8	9	AB	R	H	RBI	BB	SO	LOB	BOTTOM								
Ray Durham, S OBP: 0.321, SLG: 0.428 (1, 4)	F9		P4				K			3	0	0	0	1	1	1	Minnesota Twins @ Chicago White Sox Comiskey Park, Chicago, IL Wed Jul 04 2001, 7:05 PM EDT Att: 22,934 - Sunny - 77 F								
Jose Valentin, S OBP: 0.341, SLG: 0.547 (1, 8)	G5-3		1B			F8		K		3	0	0	0	1	1	1									
Carlos Lee, R OBP: 0.340, SLG: 0.533 (1, 7)	G5-3					F8		HR		4	1	2	1	0	0	0									
Magglio Ordonez, R OBP: 0.383, SLG: 0.551 (1, 9)		14	F3			G6-3		P6		4	0	1	0	0	0	2									
Jose Canseco, R OBP: 0.273, SLG: 0.439 (1, 10)		F8				K		G3		4	1	1	1	0	1	1									
14 Paul Konerko, R OBP: 0.350, SLG: 0.500 Chris Singleton, L (9, FR) OBP: 0.305, SLG: 0.368 (1, 3)						G6-3		F8		4	0	2	0	0	0	0									
Herbert Perry, R OBP: 0.321, SLG: 0.429 (1, 5)						F7		G3		4	1	1	1	0	0	2									
Sandy Alomar Jr., R OBP: 0.293, SLG: 0.333 (1, 2)						K				4	0	2	1	0	1	2									
Royce Clayton, R OBP: 0.231, SLG: 0.274 (1, 6)						F8		K		3	0	0	0	0	2	1									
Inning Stats	R: 0 E: 0 K: 0 S: 6	H: 0 LOB: 0 BB: 0 P: 10	R: 0 E: 0 K: 1 S: 14	H: 2 LOB: 2 BB: 0 P: 23	R: 0 E: 0 K: 1 S: 11	H: 1 LOB: 2 BB: 1 P: 20	R: 0 E: 0 K: 1 S: 8	H: 0 LOB: 0 BB: 0 P: 13	R: 0 E: 0 K: 0 S: 7	H: 0 LOB: 1 BB: 1 P: 15	R: 1 E: 0 K: 0 S: 5	H: 1 LOB: 0 BB: 0 P: 11	R: 0 E: 0 K: 2 S: 11	H: 1 LOB: 1 BB: 0 P: 15	R: 1 E: 0 K: 1 S: 10	H: 1 LOB: 0 BB: 0 P: 16		R: 2 E: 0 K: 0 S: 7	H: 3 LOB: 2 BB: 0 P: 9	1B: 6 2B: 1 3B: 0 HR: 2	SF: 0 SAC: 0 DP: 0 HBP: 0	WP: 0 PB: 1 CS: 0	PA: 35		
PITCHER	IP	WLS	BF	H	R	ER	SO	BB	IBB	HBP	BLK	WP	HR	S	P	ERA	WHIP								
Eric Milton, L ERA: 3.73 (1, 1)	7.0		28	5	1	1	5	2	0	0	0	0	0	62	107	1.29	1.000								
Bob Wells, R ERA: 4.4 (8, 1)	1.0	H	4	1	1	1	1	0	0	0	0	0	1	10	16	9.00	1.000								
LaTroy Hawkins, R ERA: 3.69 (9, 1)	0.0	L	3	3	2	2	0	0	0	0	0	0	0	7	9	∞	∞								

AB	33
R	4
H	9
RBI	4
BB	2
SO	6
LOB	10



Batter	1	2	3	4	5	6	7	8	9	AB	R	H	RBI	BB	SO	LOB	TOP										
Matt Lawton, L OBP: 0.423, SLG: 0.469 Quinton McCracken, S OBP: 0.350, SLG: 0.391	F9		2B	1B		2B	BB		F7	4	2	3	2	1	0	0											
Cristian Guzman, S OBP: 0.344, SLG: 0.499	G4-3		2B	2B		HBP	L3			4	2	2	2	0	0	2											
Doug Mientkiewicz, L OBP: 0.390, SLG: 0.498 Denny Hocking, S OBP: 0.325, SLG: 0.369	K		K	HR		P4		G4-3		4	2	1	0	1	2	4											
Corey Koskie, L OBP: 0.353, SLG: 0.462 Casey Blake, R OBP: 0.182, SLG: 0.182		SF9	2B	HR		K		G4-3		5	2	3	5	0	1	3											
Chad Allen, R OBP: 0.370, SLG: 0.445	SF9	G6-3	G6-3	FC4-6		K		G3		4	0	1	1	0	1	4											
A.J. Pierzynski, L OBP: 0.327, SLG: 0.433	K			FC4-6		K				5	0	2	1	0	2	1											
Tori Hunter, R OBP: 0.276, SLG: 0.428	F8		FC6	G3-1		K		G5-3		5	1	0	0	0	2	2											
Jacque Jones, L OBP: 0.306, SLG: 0.373		G3-1	G3-1	G6-3		1B		F8		5	1	2	0	0	0	1											
Luis Rivas, R OBP: 0.311, SLG: 0.354	1B	1B	2B	BB		WP		G6-3		4	2	2	1	1	0	1											
Inning Stats	R: 0 H: 0 E: 0 K: 1 S: 9	H: 0 LOB: 0 BB: 0 P: 15	R: 1 H: 1 E: 0 K: 1 S: 10	LOB: 1 BB: 0 P: 16	R: 3 H: 4 E: 0 K: 1 S: 18	H: 4 LOB: 1 BB: 2 P: 29	R: 6 H: 5 E: 0 K: 0 S: 16	H: 5 LOB: 1 BB: 2 P: 30	R: 0 H: 1 E: 0 K: 1 S: 6	H: 1 LOB: 2 BB: 0 P: 9	R: 0 H: 1 E: 0 K: 2 S: 17	H: 1 LOB: 2 BB: 0 P: 25	R: 1 H: 2 E: 0 K: 1 S: 15	H: 2 LOB: 2 BB: 1 P: 27	R: 1 H: 2 E: 0 K: 1 S: 14	H: 2 LOB: 1 BB: 0 P: 24	R: 0 H: 0 E: 0 K: 0 S: 9	H: 0 LOB: 0 BB: 0 P: 13	1B: 7 2B: 7 3B: 1 HR: 1	SF: 1 SAC: 0 DP: 1 HBP: 1	WP: 1 PB: 0 SB: 0 CS: 0	PA: 46					
PITCHER	IP	WLS	BF	H	R	ER	SO	BB	IBB	HBP	BLK	WP	HR	S	P	ERA	WHIP										
James Baldwin, R ERA: 4.7	3.2	L	20	8	8	8	3	1	0	0	0	0	0	48	80	19.64	2.455										
Ken Vining, L ERA: 17.55	0.1		4	2	2	2	0	1	0	0	0	0	1	5	10	54.00	9.000										
Matt Ginter, R ERA: 9.45	2.2		12	4	1	1	4	0	0	1	0	0	0	37	56	3.38	1.500										
Alan Embree, L ERA: 10.96	1.1		7	2	1	1	1	1	0	0	0	1	0	15	29	6.75	2.250										
Jon Garland, R ERA: 4.04	1.0		3	0	0	0	0	0	0	0	0	0	0	9	13	0.00	0.000										

Minnesota Twins @ Chicago White Sox
Comiskey Park, Chicago, IL
Thu Jul 05 2001, 8:05 PM EDT
Att: 20,564 - Sunny - 62 F

AB 41
R 12
H 16
RBI 12
BB 3
SO 8
LOB 18



Batter	1	2	3	4	5	6	7	8	9	AB	R	H	RBI	BB	SO	LOB	BOTTOM										
Ray Durham, S OBP: 0.323, SLG: 0.438	HR		G1		F7		1B			4	1	2	1	0	0	1											
Jose Valentin, S OBP: 0.340, SLG: 0.540	F6		K		BB		F7			3	0	0	0	1	1	1											
Carlos Lee, R OBP: 0.336, SLG: 0.525	F8		G6-3		F3			G5-3		4	0	0	0	0	0	2											
Magglio Ordonez, R OBP: 0.379, SLG: 0.545 Tony Graffanino, R OBP: 0.347, SLG: 0.393	G6-3		G6-3		P4		G4-3			3	0	0	0	0	0	0											
Jeff Liefer, L OBP: 0.294, SLG: 0.538		G1-3	G5-3		F7		G4-3			4	0	0	0	0	0	1											
Jose Canseco, R OBP: 0.313, SLG: 0.455		BB	1B		BB		1B		F9	3	1	2	0	1	0	1											
Herbert Perry, R OBP: 0.320, SLG: 0.422		1B	BB		G6-3		F8		G6-3	3	0	0	0	1	0	2											
Chris Singleton, L OBP: 0.304, SLG: 0.365		BB	G1-6-3		F8		F7		G4-3	4	0	1	1	0	0	0											
Mark Johnson, L OBP: 0.318, SLG: 0.381		G1-6-3			BB		F8		G1-3	4	0	1	0	0	0	2											
Inning Stats	R: 1 H: 1 E: 0 K: 0 S: 12	H: 2 LOB: 1 BB: 1 P: 22	R: 0 H: 0 E: 0 K: 1 S: 7	LOB: 0 BB: 0 P: 10	R: 0 H: 0 E: 0 K: 0 S: 6	H: 0 LOB: 1 BB: 1 P: 12	R: 0 H: 1 E: 0 K: 0 S: 8	H: 1 LOB: 2 BB: 1 P: 17	R: 0 H: 1 E: 0 K: 0 S: 7	H: 1 LOB: 1 BB: 0 P: 10	R: 0 H: 1 E: 0 K: 0 S: 8	H: 1 LOB: 1 BB: 0 P: 13	R: 0 H: 1 E: 0 K: 0 S: 12	H: 1 LOB: 1 BB: 0 P: 16	R: 0 H: 0 E: 0 K: 0 S: 8	H: 0 LOB: 0 BB: 0 P: 11	1B: 5 2B: 1 3B: 0 HR: 1	SF: 0 SAC: 0 DP: 1 HBP: 0	WP: 0 PB: 0 SB: 0 CS: 0	PA: 36							
PITCHER	IP	WLS	BF	H	R	ER	SO	BB	IBB	HBP	BLK	WP	HR	S	P	ERA	WHIP										
Joe Mays, R ERA: 3.02	6.2	W	28	6	2	2	1	3	0	0	0	0	0	61	99	2.70	1.350										
Travis Miller, L ERA: 4.29	1.1		5	1	0	0	0	0	0	0	0	0	0	13	17	0.00	0.750										
Jack Cressend, R ERA: 3.7	1.0		3	0	0	0	0	0	0	0	0	0	0	8	11	0.00	0.000										

Minnesota Twins @ Chicago White Sox
Comiskey Park, Chicago, IL
Thu Jul 05 2001, 8:05 PM EDT
Att: 20,564 - Sunny - 62 F

AB 33
R 2
H 7
RBI 2
BB 3
SO 1
LOB 10



Batter	1	2	3	4	5	6	7	8	9	AB	R	H	RBI	BB	SO	LOB	TOP											
Brady Clark, R (1, 8) OBP: 0.438, SLG: 0.650										3	0	1	0	1	0	1	Cincinnati Reds @ Minnesota Twins Hubert H. Humphrey Metrodome, Minneapolis, MN Fri Jul 06 2001, 8:05 PM EDT Att: 35,034 - Dome - 72 F											
Bill Selby, L (9, PH) OBP: 0.287, SLG: 0.432										1	0	0	0	0	0													
Alex Ochoa, R (1, 9) OBP: 0.345, SLG: 0.446										3	0	0	0	1	1													
Ken Griffey Jr., L (1, 10) OBP: 0.351, SLG: 0.432										3	1	0	0	0	1													
Dmitri Young, S (1, 7) OBP: 0.363, SLG: 0.478										4	2	3	1	0	0													
Sean Casey, L (1, 3) OBP: 0.389, SLG: 0.508										4	1	2	1	0	1													
Aaron Boone, R (1, 5) OBP: 0.347, SLG: 0.484										3	0	1	1	1	0													
Jason LaRue, R (1, 2) OBP: 0.295, SLG: 0.392										3	0	0	1	0	0													
Wilton Guerrero, S (1, 4) OBP: 0.154, SLG: 0.154										4	0	1	0	0	0													
Pokey Reese, R (1, 6) OBP: 0.290, SLG: 0.343										3	0	0	0	0	1													
Michael Tucker, L (9, PH) OBP: 0.318, SLG: 0.411										1	0	0	0	0	0													
Inning Stats	R: 0 E: 0 K: 1 S: 18	H: 1 LOB: 2 BB: 1 P: 24	R: 0 E: 0 K: 0 S: 5	H: 0 LOB: 0 BB: 0 P: 6	R: 0 E: 0 K: 0 S: 6	H: 1 LOB: 0 BB: 0 P: 9	R: 1 E: 0 K: 0 S: 12	H: 2 LOB: 1 BB: 0 P: 15	R: 0 E: 0 K: 0 S: 5	H: 1 LOB: 0 BB: 0 P: 9	R: 3 E: 0 K: 0 S: 11	H: 3 LOB: 1 BB: 0 P: 19	R: 0 E: 0 K: 1 S: 8	H: 0 LOB: 1 BB: 1 P: 16	R: 0 E: 0 K: 1 S: 8	H: 0 LOB: 1 BB: 1 P: 15	R: 0 E: 0 K: 0 S: 9	H: 0 LOB: 0 BB: 0 P: 11	1B: 5 2B: 2 3B: 0 HR: 1	SF: 1 SAC: 0 DP: 2 HBP: 1	WP: 0 PB: 0 CS: 0	PA: 37						
PITCHER	IP	WLS	BF	H	R	ER	SO	BB	IBB	HBP	BLK	WP	HR	S	P	ERA	WHIP											
Johan Santana, L (1, 1) ERA: 4.64	5.1		24	8	4	4	1	1	0	1	0	0	0	1	54	76	6.75	1.688										
Hector Carrasco, R (6, 1) ERA: 6.23	1.1	W	5	0	0	0	2	1	0	0	0	0	0	0	10	19	0.00	0.750										
Eddie Guardado, L (7, 1) ERA: 3.82	1.1	S	5	0	0	0	1	1	0	0	0	0	0	9	18	0.00	0.750											
LaTroy Hawkins, R (9, 1) ERA: 3.58	1.0		3	0	0	0	0	0	0	0	0	0	0	9	11	0.00	0.000											

AB	32
R	4
H	8
RBI	4
BB	3
SO	4
LOB	12



Batter	1	2	3	4	5	6	7	8	9	AB	R	H	RBI	BB	SO	LOB	BOTTOM										
Matt Lawton, L (1, 9) OBP: 0.422, SLG: 0.481										5	2	2	1	0	1	1	Cincinnati Reds @ Minnesota Twins Hubert H. Humphrey Metrodome, Minneapolis, MN Fri Jul 06 2001, 8:05 PM EDT Att: 35,034 - Dome - 72 F										
Cristian Guzman, S (1, 6) OBP: 0.343, SLG: 0.501										4	0	1	0	0	1												
Doug Mientkiewicz, L (1, 3) OBP: 0.382, SLG: 0.593										3	0	2	1	0	0												
Corey Koskie, L (1, 5) OBP: 0.358, SLG: 0.460										1	1	0	0	2	1												
Chad Allen, R (1, 10) OBP: 0.374, SLG: 0.442										3	0	1	0	1	0												
A.J. Pierzynski, L (1, 2) OBP: 0.330, SLG: 0.440										4	1	2	0	0	4												
Tori Hunter, R (1, 8) OBP: 0.279, SLG: 0.439										4	1	2	1	0	1												
Jacque Jones, L (1, 7) OBP: 0.308, SLG: 0.379										4	0	2	2	0	3												
Luis Rivas, R (1, 4) OBP: 0.308, SLG: 0.351										3	0	0	0	0	0												
Inning Stats	R: 0 E: 0 K: 1 S: 11	H: 1 LOB: 1 BB: 0 P: 15	R: 1 E: 0 K: 0 S: 13	H: 2 LOB: 0 BB: 0 P: 23	R: 1 E: 0 K: 0 S: 10	H: 1 LOB: 0 BB: 1 P: 17	R: 0 E: 0 K: 1 S: 11	H: 1 LOB: 1 BB: 1 P: 20	R: 0 E: 0 K: 0 S: 9	H: 1 LOB: 1 BB: 0 P: 12	R: 1 E: 0 K: 0 S: 9	H: 1 LOB: 1 BB: 0 P: 14	R: 1 E: 0 K: 2 S: 11	H: 3 LOB: 3 BB: 1 P: 17	R: 1 E: 0 K: 2 S: 11	H: 2 LOB: 1 BB: 0 P: 20	1B: 4 2B: 5 3B: 2 HR: 1	SF: 1 SAC: 2 DP: 0 HBP: 1	WP: 0 PB: 0 CS: 1	PA: 39							
PITCHER	IP	WLS	BF	H	R	ER	SO	BB	IBB	HBP	BLK	WP	HR	S	P	ERA	WHIP										
Chris Reitsma, R (1, 1) ERA: 4.2	6.1		27	7	3	3	2	2	0	1	0	0	0	64	103	4.26	1.421										
39 Justin Atchley, L (7, 1) ERA: 6.49	0.1	B	4	2	1	1	0	1	0	0	0	0	1	6	11	27.00	9.000										
Chris Nething, R (7, 1) ERA: 3.26	0.2	L	5	3	1	1	0	0	0	0	0	0	0	9	14	13.50	4.500										
Hector Mercado, L (8, 1) ERA: 3.82	0.2		2	0	0	0	2	0	0	0	0	0	0	6	10	0.00	0.000										

AB	31
R	5
H	12
RBI	5
BB	3
SO	4
LOB	16



Batter	1	2	3	4	5	6	7	8	9	AB	R	H	RBI	BB	SO	LOB	TOP								
Michael Tucker, L OBP: 0.316, SLG: 0.406										5	1	1	0	0	1	2									
Bill Selby, L OBP: 0.289, SLG: 0.429										3	0	1	0	0	0	2									
Juan Castro, R OBP: 0.237, SLG: 0.243										1	0	0	0	0	1	0									
Brady Clark, R OBP: 0.429, SLG: 0.634										1	0	0	0	0	0	0									
Ken Griffey Jr., L OBP: 0.353, SLG: 0.424										4	1	1	0	1	1	2									
Wilton Guerrero, S OBP: 0.154, SLG: 0.154										0	0	0	0	0	0	0									
Dmitri Young, S OBP: 0.367, SLG: 0.481										4	2	2	0	1	1	1									
Sean Casey, L OBP: 0.390, SLG: 0.510										3	0	1	2	0	0	1									
Aaron Boone, R OBP: 0.350, SLG: 0.488										4	1	2	2	0	1	1									
Ruben Rivera, R OBP: 0.321, SLG: 0.429										3	1	1	2	0	0	3									
Kelly Stinnett, R OBP: 0.335, SLG: 0.450										4	0	0	0	0	2	2									
Pokey Reese, R OBP: 0.289, SLG: 0.341										4	0	1	0	0	1	1									
Inning Stats	R: 2 E: 0 K: 0 S: 16	H: 2 LOB: 2 BB: 1 P: 26	R: 0 E: 0 K: 0 S: 11	H: 1 LOB: 1 BB: 0 P: 19	R: 2 E: 1 K: 2 S: 15	H: 2 LOB: 1 BB: 1 P: 24	R: 0 E: 0 K: 1 S: 9	H: 1 LOB: 0 BB: 0 P: 14	R: 0 E: 0 K: 0 S: 5	H: 0 LOB: 0 BB: 0 P: 7	R: 0 E: 0 K: 2 S: 7	H: 0 LOB: 1 BB: 0 P: 10	R: 0 E: 0 K: 1 S: 12	H: 1 LOB: 1 BB: 0 P: 16	R: 2 E: 0 K: 0 S: 7	H: 2 LOB: 0 BB: 0 P: 10	R: 0 E: 0 K: 1 S: 11	H: 1 LOB: 1 BB: 0 P: 17	1B: 6 2B: 4 3B: 0 HR: 1	SF: 0 SAC: 0 DP: 1 HBP: 2	WP: 0 PB: 0 SB: 1 CS: 1	PA: 40			
PITCHER	IP	WLS	BF	H	R	ER	SO	BB	IBB	HBP	BLK	WP	HR	S	P	ERA	WHIP								
Kyle Lohse, R ERA: 4.74	(1, 1)	6.0	28	6	4	4	5	2	0	2	0	0	0	63	100	6.00	1.333								
Eddie Guardado, L ERA: 3.71	(7, 1)	1.0	4	1	0	0	2	0	0	0	0	0	0	12	16	0.00	1.000								
Bob Wells, R ERA: 4.7	(8, 1)	1.0	5	2	2	2	0	0	0	0	0	0	1	7	10	18.00	2.000								
LaTroy Hawkins, R ERA: 3.48	(9, 1)	1.0	3	1	0	0	1	0	0	0	0	0	0	11	17	0.00	1.000								

Cincinnati Reds @ Minnesota Twins
Hubert H. Humphrey Metrodome, Minneapolis, MN

AB 36
R 6
H 10
RBI 6
BB 2
SO 8
LOB 15



WP: 0 PA: 40
PB: 0
SB: 1
CS: 1

Batter	1	2	3	4	5	6	7	8	9	AB	R	H	RBI	BB	SO	LOB	BOTTOM								
Luis Rivas, R OBP: 0.307, SLG: 0.349										4	1	1	0	0	1	2									
Cristian Guzman, S OBP: 0.344, SLG: 0.507										4	1	2	0	0	0	2									
Matt Lawton, L OBP: 0.420, SLG: 0.478										4	1	1	2	0	0	3									
Torii Hunter, R OBP: 0.282, SLG: 0.454										4	2	2	2	0	2	0									
Doug Mientkiewicz, L OBP: 0.380, SLG: 0.500										4	0	1	1	0	1	0									
Denny Hocking, S OBP: 0.329, SLG: 0.379										4	1	2	0	0	0	0									
Casey Blake, R OBP: 0.357, SLG: 0.333										1	1	1	0	2	0	0									
Jacque Jones, L OBP: 0.308, SLG: 0.379										0	0	0	0	0	0	0									
Tom Prince, R OBP: 0.293, SLG: 0.350										3	0	1	0	0	0	3									
A.J. Pierzynski, L OBP: 0.329, SLG: 0.440										0	0	0	1	0	0	0									
Quinton McCracken, S OBP: 0.315, SLG: 0.380										4	0	1	1	0	1	0									
Inning Stats	R: 0 E: 0 K: 0 S: 7	H: 1 LOB: 0 BB: 0 P: 10	R: 1 E: 0 K: 0 S: 13	H: 2 LOB: 1 BB: 1 P: 25	R: 4 E: 0 K: 1 S: 19	H: 4 LOB: 0 BB: 0 P: 31	R: 0 E: 0 K: 1 S: 11	H: 3 LOB: 2 BB: 0 P: 16	R: 0 E: 0 K: 0 S: 10	H: 0 LOB: 0 BB: 0 P: 13	R: 0 E: 0 K: 1 S: 8	H: 0 LOB: 0 BB: 0 P: 13	R: 1 E: 0 K: 1 S: 8	H: 1 LOB: 0 BB: 0 P: 9	1B: 6 2B: 5 3B: 0 HR: 1	SF: 1 SAC: 1 DP: 0 HBP: 0	WP: 0 PB: 0 SB: 0 CS: 0	PA: 36							
PITCHER	IP	WLS	BF	H	R	ER	SO	BB	IBB	HBP	BLK	WP	HR	S	P	ERA	WHIP								
59 Lance Davis, L ERA: 9.3	(1, 1)	3.0	17	9	6	6	1	1	0	0	0	0	0	44	72	18.00	3.333								
Jim Brower, R ERA: 3.62	(4, 1)	4.1	17	3	1	1	3	1	0	0	0	0	0	43	69	2.08	0.923								
Hector Mercado, L ERA: 3.73	(8, 1)	0.2	2	0	0	0	1	0	0	0	0	0	0	4	4	0.00	0.000								

Cincinnati Reds @ Minnesota Twins
Hubert H. Humphrey Metrodome, Minneapolis, MN

AB 32
R 7
H 12
RBI 7
BB 2
SO 5
LOB 10



WP: 0 PA: 36
PB: 0
SB: 0
CS: 0

Batter	1	2	3	4	5	6	7	8	9	AB	R	H	RBI	BB	SO	LOB	TOP					
Matt Lawton, L OBP: 0.423, SLG: 0.491 Quinton McCracken, S OBP: 0.269, SLG: 0.345	1-2 P4	2-2 L5		1-1 2B	2-1 F8		3-2 F7		0-0 G6-3	5	0	1	0	0	0	4						
Cristian Guzman, S OBP: 0.345, SLG: 0.504 Denny Hocking, S OBP: 0.327, SLG: 0.377	0-0 1B		1-2 G4-3	1-3 K		0-3 K 2B G1-3	0-2 G4-3			4	1	1	0	0	2	1						
Doug Mientkiewicz, L OBP: 0.379, SLG: 0.596 Casey Blake, R OBP: 0.357, SLG: 0.333	3-2 L3		2-2 HR		1-2 F7	2-1 G1-3	0-0 G4-3			5	1	1	1	0	0	3						
Corey Koskie, L OBP: 0.360, SLG: 0.487 Jason Maxwell, R OBP: 0.326, SLG: 0.436		1-2 CI HR 2B	1-1 HR		1-3 K	3-2 2B		2-1 HR		5	3	4	3	0	1	0						
Tori Hunter, R OBP: 0.293, SLG: 0.490		4-2 CI HR BB	1-0 HR		0-2 HR	1-1 F9		1-0 F8		4	3	2	2	1	0	1						
A.J. Pierzynski, L OBP: 0.335, SLG: 0.442	1-2 CI HR		1-1 F8		1-2 E 1B	0-0 G6-3		0-2 G5-3		4	2	1	0	0	0	1						
Jacque Jones, L OBP: 0.306, SLG: 0.395		2-2 HR	2-3 K		0-2 E5 1B 1B		1-1 HR	2-3 K		5	2	2	5	0	2	1						
Luis Rivas, R OBP: 0.305, SLG: 0.345	0-0 G6-3			2-1 P3	2-2 1B		0-2 E6 2B	2-2 G6-3		5	1	1	1	0	0	0						
Kyle Lohse, R OBP: 0.500, SLG: 0.750 Travis Miller, R OBP: 0.371, SLG: 0.439 Jack Cressend, R OBP: 0.357, SLG: 0.345	1-3 K			2-2 G1-3	0-0 1B		2-1 G4-3 1B	1-3 K		4	0	2	1	0	1	0						
Inning Stats	R: 0 E: 0 K: 0 S: 8	H: 1 LOB: 0 BB: 0 P: 12	R: 4 E: 1 K: 1 S: 22	H: 2 LOB: 0 BB: 1 P: 33	R: 3 E: 0 K: 1 S: 15	H: 3 LOB: 0 BB: 0 P: 23	R: 0 E: 0 K: 1 S: 11	H: 1 LOB: 1 BB: 0 P: 17	R: 2 E: 1 K: 1 S: 27	H: 4 LOB: 3 BB: 0 P: 34	R: 1 E: 0 K: 1 S: 11	H: 1 LOB: 1 BB: 0 P: 17	R: 2 E: 1 K: 0 S: 14	H: 2 LOB: 1 BB: 0 P: 20	R: 1 E: 0 K: 1 S: 9	H: 1 LOB: 0 BB: 0 P: 14	R: 0 E: 0 K: 1 S: 9	H: 0 LOB: 0 BB: 0 P: 12	1B: 4 2B: 5 3B: 0 HR: 7	SF: 0 SAC: 0 DP: 1 HBP: 0	WP: 0 PB: 0 CS: 0	PA: 46
PITCHER	IP	WLS	BF	H	R	ER	SO	BB	IBB	HBP	BLK	WP	HR	S	P	ERA	WHIP					
Jimmy Haynes, R ERA: 5.17	2.1	L	14	6	7	6	1	1	0	0	0	0	4	40	60	23.14	3.000					
Will Cummane, R ERA: 5.8	2.2		14	5	2	1	3	0	0	0	0	0	1	43	59	3.38	1.875					
Mike DeJean, R ERA: 1.89	1.0		5	1	1	0	1	0	0	0	0	0	0	11	17	0.00	1.000					
Chad Fox, R ERA: 1.8	1.0		6	2	2	1	0	0	0	0	0	0	1	14	20	9.00	2.000					
David Weathers, R ERA: 1.86	1.0		4	1	1	1	1	0	0	0	0	0	1	9	14	9.00	1.000					

Minnesota Twins @ Milwaukee Brewers
Miller Park, Milwaukee, WI
Thu Jul 12 2001, 7:05 PM CDT
Att: 30,920 - Sunny - 71 F

AB 44
R 13
H 15
RBI 13
BB 1
SO 7
LOB 12



Batter	1	2	3	4	5	6	7	8	9	AB	R	H	RBI	BB	SO	LOB	BOTTOM				
Alex Sanchez, L OBP: 0.277, SLG: 0.341	2-1 F7		4-1 BB			0-0 G3 1-H 3B		2-2 F7		3	1	1	1	1	0	0					
Ronnie Belliard, R OBP: 0.345, SLG: 0.401	1-1 G1-3		1-0 F8			2-3 K		0-0 WP HR 1B		4	1	1	0	0	1	2					
Geoff Jenkins, L OBP: 0.355, SLG: 0.490	3-3 K			1-2 P6		0-0 G3		3-2 1-H HR		4	1	1	3	0	1	0					
Richie Sexson, R OBP: 0.318, SLG: 0.484		0-0 F8		3-0 G6-3		0-2 HR		4-2 BB		3	1	1	1	1	0	0					
Jeremy Burnitz, L OBP: 0.362, SLG: 0.507		0-3 K		3-2 F9		0-0 P4		0-0 F8		4	0	0	0	0	1	1					
Tyler Houston, L OBP: 0.351, SLG: 0.495	1-1 1B				0-2 G4-3		0-1 P4		0-1 G3-1	4	0	1	0	0	0	0					
José Hernández, R OBP: 0.307, SLG: 0.492 David Weathers, R OBP: 0.356, SLG: 0.503		2-0 G1-3			1-2 G5-3		1-3 K		1-3 K	3	0	0	0	0	1	1					
Devon White, S OBP: 0.356, SLG: 0.503					1-0 G1		1-1 G3-1			4	0	1	0	0	0	0					
Raul Casanova, S OBP: 0.342, SLG: 0.536			0-1 L3						2-2 1B												
Jimmy Haynes, R ERA: 5.01 Will Cummane, R ERA: 4.23 Chad Fox, R ERA: 3.55	1.1			1-2 G1-3		4-1 3B BB		0-1 F3	0-0 F3	0	0	0	0	0	0	0					
Inning Stats	R: 0 E: 0 K: 1 S: 7	H: 0 LOB: 0 BB: 0 P: 13	R: 0 E: 0 K: 1 S: 7	H: 1 LOB: 1 BB: 0 P: 10	R: 0 E: 0 K: 0 S: 7	H: 0 LOB: 0 BB: 1 P: 13	R: 0 E: 0 K: 0 S: 7	H: 0 LOB: 0 BB: 0 P: 14	R: 0 E: 0 K: 1 S: 7	H: 0 LOB: 0 BB: 0 P: 9	R: 2 E: 0 K: 0 S: 13	H: 2 LOB: 1 BB: 1 P: 22	R: 0 E: 0 K: 1 S: 9	H: 1 LOB: 1 BB: 0 P: 12	R: 0 E: 0 K: 1 S: 9	H: 1 LOB: 0 BB: 0 P: 12	1B: 3 2B: 0 3B: 1 HR: 2	SF: 0 SAC: 0 DP: 0 HBP: 0	WP: 1 PB: 0 CS: 0	PA: 36	
PITCHER	IP	WLS	BF	H	R	ER	SO	BB	IBB	HBP	BLK	WP	HR	S	P	ERA	WHIP				
Kyle Lohse, R ERA: 5.01	7.2		31	5	5	5	4	3	0	0	0	0	2	65	106	5.87	1.043				
Travis Miller, L ERA: 4.23	0.1		1	0	0	0	0	0	0	0	0	0	0	1	1	0.00	0.000				
Jack Cressend, R ERA: 3.55	1.0		4	1	0	0	1	0	0	0	0	0	0	9	12	0.00	1.000				

Minnesota Twins @ Milwaukee Brewers
Miller Park, Milwaukee, WI
Thu Jul 12 2001, 7:05 PM CDT
Att: 30,920 - Sunny - 71 F

AB 33
R 5
H 6
RBI 5
BB 3
SO 5
LOB 5



Batter	1	2	3	4	5	6	7	8	9	AB	R	H	RBI	BB	SO	LOB	TOP										
Matt Lawton, L (1, 9) OBP: 0.418, SLG: 0.485	G4-3		G6-3	F7			L7			4	0	0	0	0	0	2	Minnesota Twins @ Milwaukee Brewers Miller Park, Milwaukee, WI Fri Jul 13, 2001, 7:05 PM CDT Att: 41,748 - Sunny - 77 F										
Denny Hocking, S (1, 6) OBP: 0.326, SLG: 0.369	G4-3 BB		F7	F8			K			3	0	0	0	1	1	2											
Doug Mientkiewicz, L (1, 3) OBP: 0.377, SLG: 0.502	G4-3		1B 1B BB		F7			P5		3	1	0	0	1	0	1											
Corey Koskie, L (1, 5) OBP: 0.359, SLG: 0.483	G1		1B 1-2 1B		F8			G6-3		4	0	1	0	0	0	1											
Tori Hunter, R (1, 8) OBP: 0.293, SLG: 0.486		F8	1-3 2-H 1B		F9			K		4	0	1	1	0	1	0											
A.J. Pierzynski, L (1, 2) OBP: 0.333, SLG: 0.452			G4-3			F7			F8	4	1	1	1	0	0	2											
Jacque Jones, L (1, 7) OBP: 0.308, SLG: 0.405		K		1B BB		G4-3			HR	3	1	1	1	1	1	0											
Luis Rivas, R (1, 4) OBP: 0.304, SLG: 0.344			F8			K2-3			K	4	0	1	0	0	2	1											
Brad Radke, R (1, 1) OBP: 0.500, SLG: 0.500			F9				L9		G6-3	2	0	1	0	0	0	1											
Quinton McCracken, S (7, PH) OBP: 0.293, SLG: 0.339										1	0	0	0	0	0	0											
Eddie Guardado, R (7, 1) OBP: 0.368, SLG: 0.435										1	0	0	0	0	0	0											
Inning Stats	R: 0 E: 0 K: 0 S: 11	H: 0 LOB: 1 BB: 1 P: 22	R: 1 E: 0 K: 1 S: 10	H: 2 LOB: 1 BB: 0 P: 13	R: 1 E: 0 K: 0 S: 14	H: 2 LOB: 2 BB: 1 P: 24	R: 0 E: 0 K: 0 S: 9	H: 1 LOB: 0 BB: 0 P: 22	R: 0 E: 0 K: 1 S: 6	H: 0 LOB: 0 BB: 0 P: 7	R: 0 E: 0 K: 1 S: 8	H: 0 LOB: 0 BB: 0 P: 14	R: 0 E: 0 K: 1 S: 9	H: 0 LOB: 0 BB: 0 P: 11	R: 1 E: 0 K: 1 S: 9	H: 1 LOB: 0 BB: 0 P: 12	1B: 4 2B: 0 3B: 0 HR: 2	SF: 0 SAC: 0 DP: 0 HBP: 0	WP: 0 PB: 0 SB: 0 CS: 0	PA: 36							
PITCHER	IP	WLS	BF	H	R	ER	SO	BB	IBB	HBP	BLK	WP	HR	S	P	ERA	WHIP										
Allen Levrault, R (1, 1) ERA: 5.05	5.0	W	23	5	2	2	1	3	0	0	0	0	1	49	92	3.60	1.600										
Mike DeJean, R (6, 1) ERA: 1.51	2.0	H	6	0	0	0	2	0	0	0	0	0	0	14	21	0.00	0.000										
Ray King, L (8, 1) ERA: 3.31	1.0	H	3	0	0	0	1	0	0	0	0	0	0	9	11	0.00	0.000										
Curt Leskanic, R (9, 1) ERA: 3.59	1.0		4	1	1	1	1	0	0	0	0	0	1	9	12	9.00	1.000										

livebaseballscorecards.com



AB 33
R 3
H 6
RBI 3
BB 3
SO 5
LOB 10

Batter	1	2	3	4	5	6	7	8	9	AB	R	H	RBI	BB	SO	LOB	BOTTOM											
Devon White, S (1, 8) OBP: 0.363, SLG: 0.513	WP 1B 2B		1B 1B				PO 1-2	K		4	1	3	0	0	1	0	Minnesota Twins @ Milwaukee Brewers Miller Park, Milwaukee, WI Fri Jul 13, 2001, 7:05 PM CDT Att: 41,748 - Sunny - 77 F											
Mark Loretta, R (1, 6) OBP: 0.333, SLG: 0.321	K		1B 1-2 1B				1-2 1B	HR 1B		4	1	3	0	0	1	1												
Geoff Jenkins, L (1, 7) OBP: 0.357, SLG: 0.502	HR 1B		P6				F7	HR		4	2	2	2	0	0	3												
Richie Sexson, R (1, 3) OBP: 0.320, SLG: 0.494	HR		G4-6-3 1B				K	K		4	1	2	3	0	2	0												
Jeromy Burnitz, L (1, 9) OBP: 0.357, SLG: 0.500	G3		G4-6-3				K	K		4	0	0	0	0	2	2												
Tyler Houston, L (1, 5) OBP: 0.347, SLG: 0.489		K			G4-3		K			3	0	0	0	0	2	0												
Ronnie Belliard, R (1, 4) OBP: 0.345, SLG: 0.411		HR			G6-3			P2		3	1	1	1	0	0	0												
Raul Casanova, S (1, 2) OBP: 0.342, SLG: 0.531		G5-3			G5-3			PO 1B		3	0	1	0	0	0	0												
Allen Levrault, R (1, 1) ERA: 5.05		G5-3						L7		1	0	0	0	0	0	0												
Luis Lopez, S (5, PH) OBP: 0.296, SLG: 0.294					G4-3					1	0	0	0	0	0	0												
Mike DeJean, R (6, 1) ERA: 1.51										0	0	0	0	0	0	0												
Angel Echevarria, R (7, PH) OBP: 0.297, SLG: 0.471										1	0	0	0	0	0	1												
Ray King, L (8, 1) ERA: 3.31										0	0	0	0	0	0	0												
Curt Leskanic, R (9, 1) ERA: 3.59										0	0	0	0	0	0	0												
Inning Stats	R: 2 E: 0 K: 1 S: 16	H: 3 LOB: 0 BB: 0 P: 22	R: 1 E: 0 K: 1 S: 8	H: 1 LOB: 0 BB: 0 P: 11	R: 1 E: 0 K: 0 S: 10	H: 3 LOB: 1 BB: 0 P: 13	R: 0 E: 0 K: 0 S: 6	H: 0 LOB: 0 BB: 0 P: 6	R: 0 E: 0 K: 0 S: 9	H: 2 LOB: 1 BB: 0 P: 12	R: 0 E: 0 K: 3 S: 9	H: 0 LOB: 0 BB: 0 P: 13	R: 0 E: 0 K: 0 S: 7	H: 1 LOB: 0 BB: 0 P: 9	R: 2 E: 0 K: 3 S: 13	H: 2 LOB: 0 BB: 0 P: 15	1B: 8 2B: 1 3B: 0 HR: 3	SF: 0 SAC: 0 DP: 1 HBP: 0	WP: 1 PB: 0 SB: 0 CS: 1	PA: 33								
PITCHER	IP	WLS	BF	H	R	ER	SO	BB	IBB	HBP	BLK	WP	HR	S	P	ERA	WHIP											
Brad Radke, R (1, 1) ERA: 3.68	6.0	L	24	9	4	4	5	0	0	0	0	0	1	20	24	9.00	1.500											
Eddie Guardado, L (7, 1) ERA: 4.0	2.0		8	3	2	2	3	0	0	0	0	0	0	1	20	24	9.00	1.500										

livebaseballscorecards.com



AB 32
R 6
H 12
RBI 6
BB 0
SO 8
LOB 7

Batter	1	2	3	4	5	6	7	8	9	AB	R	H	RBI	BB	SO	LOB	TOP										
Matt Lawton, L OBP: 0.418, SLG: 0.480 (1, 9)										3	0	0	0	2	1	3	Minnesota Twins @ Milwaukee Brewers Miller Park, Milwaukee, WI Sat Jul 14 2001, 6:05 PM CDT Att: 43,624 - Unknown - 80 F										
Denny Hocking, S OBP: 0.322, SLG: 0.360 (1, 6)										4	0	0	0	1	3	5											
Doug Mientkiewicz, L OBP: 0.379, SLG: 0.498 (1, 3)										4	1	1	0	1	1	3											
Cory Koskie, L OBP: 0.357, SLG: 0.489 (1, 5)										5	1	1	2	0	2	5											
Tori Hunter, R OBP: 0.289, SLG: 0.480 (1, 8)										4	0	0	0	0	1	0											
A.J. Pierzynski, L OBP: 0.332, SLG: 0.448 (1, 2)										4	0	1	0	0	1	0											
Jacque Jones, L OBP: 0.311, SLG: 0.404 (1, 7)										3	1	1	0	1	1	1											
Luis Rivas, R OBP: 0.310, SLG: 0.353 (1, 4)										4	1	3	0	0	0	0											
Eric Milton, L Chad Allen, R Bob Wells, R Travis Miller, R Quinton McCracken, S LaTroy Hawkins, R (1, 1) (7, PH) (7, 1) (8, 1) (8, 1) (9, PH) (9, 1)										2	1	0	0	0	1	1											
Inning Stats	R: 0 H: 0 E: 0 K: 3 S: 11	H: 0 LOB: 0 BB: 0 P: 15	R: 0 H: 0 E: 0 K: 2 S: 9	H: 0 LOB: 0 BB: 0 P: 14	R: 0 H: 0 E: 0 K: 1 S: 7	H: 0 LOB: 1 BB: 0 P: 9	R: 0 H: 0 E: 0 K: 0 S: 7	H: 0 LOB: 1 BB: 1 P: 17	R: 0 H: 1 E: 0 K: 1 S: 9	H: 1 LOB: 1 BB: 0 P: 16	R: 2 H: 1 E: 2 K: 0 S: 13	H: 1 LOB: 3 BB: 2 P: 20	R: 0 H: 1 E: 0 K: 0 S: 10	H: 1 LOB: 2 BB: 2 P: 22	R: 2 H: 2 E: 0 K: 2 S: 16	H: 2 LOB: 0 BB: 0 P: 23		R: 1 H: 2 E: 0 K: 3 S: 14	H: 2 LOB: 3 BB: 2 P: 32	1B: 5 2B: 2 3B: 0 HR: 1	SF: 0 SAC: 0 DP: 2 HBP: 0	WP: 1 PB: 0 SB: 0 CS: 1	PA: 40				
PITCHER	IP	WLS	BF	H	R	ER	SO	BB	IBB	HBP	BLK	WP	HR	S	P	ERA	WHIP										
Jamey Wright, R ERA: 3.06 (1, 1)	6.2		27	3	2	0	7	4	0	0	0	0	0	63	109	0.00	1.050										
Ray King, L ERA: 3.27 (7, 1)	0.1		1	0	0	0	0	0	0	0	0	0	0	3	4	0.00	0.000										
David Weathers, R ERA: 2.19 (8, 1)	1.0	L	5	2	2	2	2	0	0	0	0	0	1	16	23	18.00	2.000										
Chad Fox, R ERA: 2.0 (9, 1)	1.0		7	2	1	1	3	1	1	0	0	1	0	14	32	9.00	3.000										

AB	34
R	5
H	7
RBI	2
BB	6
SO	12
LOB	20



Batter	1	2	3	4	5	6	7	8	9	AB	R	H	RBI	BB	SO	LOB	BOTTOM										
Devon White, S OBP: 0.356, SLG: 0.503 (1, 8)										4	0	0	0	0	0	0	Minnesota Twins @ Milwaukee Brewers Miller Park, Milwaukee, WI Sat Jul 14 2001, 6:05 PM CDT Att: 43,624 - Unknown - 80 F										
Mark Loretta, R OBP: 0.332, SLG: 0.320 (1, 5)										4	0	1	0	0	1	0											
Geoff Jenkins, L OBP: 0.352, SLG: 0.494 (1, 7)										4	0	0	0	0	3	1											
Richie Sexson, R OBP: 0.319, SLG: 0.489 (1, 3)										3	0	0	0	1	2	0											
Angel Echevarria, R OBP: 0.299, SLG: 0.466 Alex Sanchez, L OBP: 0.271, SLG: 0.333 (1, 9) (7, PH) (8, 9)										3	0	1	0	0	1	2											
José Hernández, R OBP: 0.307, SLG: 0.490 (1, 6)										3	1	1	0	0	1	0											
Ronnie Belliard, R OBP: 0.348, SLG: 0.429 (1, 4)										3	1	2	3	0	0	0											
Henry Blanco, R OBP: 0.279, SLG: 0.318 (1, 2)										3	0	0	0	0	1	2											
Jamey Wright, R OBP: 0.300, SLG: 0.270 Ray King, L (1, 1) (7, 1)										2	0	0	0	0	1	0											
Raul Casanova, S OBP: 0.340, SLG: 0.528 David Weathers, R Chad Fox, R (7, PH) (8, 1) (9, 1)										1	0	0	0	0	1	2											
Inning Stats	R: 0 H: 1 E: 0 K: 2 S: 16	H: 0 LOB: 2 BB: 1 P: 25	R: 0 H: 0 E: 0 K: 2 S: 11	H: 0 LOB: 0 BB: 0 P: 16	R: 0 H: 0 E: 0 K: 0 S: 10	H: 0 LOB: 0 BB: 0 P: 13	R: 0 H: 0 E: 0 K: 2 S: 8	H: 0 LOB: 0 BB: 0 P: 9	R: 2 H: 2 E: 0 K: 1 S: 14	H: 2 LOB: 0 BB: 0 P: 18	R: 0 H: 0 E: 0 K: 1 S: 9	H: 0 LOB: 0 BB: 0 P: 10	R: 1 H: 2 E: 0 K: 1 S: 11	H: 2 LOB: 2 BB: 0 P: 15	R: 0 H: 0 E: 0 K: 2 S: 12	H: 0 LOB: 0 BB: 0 P: 16	R: 0 H: 0 E: 0 K: 1 S: 10	H: 0 LOB: 0 BB: 0 P: 11	1B: 3 2B: 1 3B: 0 HR: 1	SF: 0 SAC: 1 DP: 0 HBP: 0	WP: 0 PB: 0 SB: 0 CS: 0	PA: 33					
PITCHER	IP	WLS	BF	H	R	ER	SO	BB	IBB	HBP	BLK	WP	HR	S	P	ERA	WHIP										
Eric Milton, L ERA: 3.69 (1, 1)	6.0		22	3	2	2	8	1	0	0	0	0	0	68	91	3.00	0.667										
Bob Wells, R ERA: 4.79 (7, 1)	1.0	W	5	2	1	1	1	0	0	0	0	0	0	11	15	9.00	2.000										
Travis Miller, L ERA: 4.08 (8, 1)	1.0	H	3	0	0	0	2	0	0	0	0	0	0	12	16	0.00	0.000										
LaTroy Hawkins, R ERA: 3.38 (9, 1)	1.0	S	3	0	0	0	1	0	0	0	0	0	0	10	11	0.00	0.000										

AB	31
R	3
H	5
RBI	3
BB	1
SO	12
LOB	7



Batter	1	2	3	4	5	6	7	8	9	AB	R	H	RBI	BB	SO	LOB	TOP								
Matt Lawton, L OBP: 0.413, SLG: 0.473 (1, 9)	P5		F8		G3-1		K		G4-3	5	0	0	1	0	1	4	Minnesota Twins @ St. Louis Cardinals Busch Stadium, St. Louis, MO Sun Jul 15 2001, 1:10 PM CDT Att: 44,593 - Cloudy - 85 F								
Luis Rivas, R OBP: 0.306, SLG: 0.348 (1, 4)	F9		1B		G6-3			E9	K	4	0	0	0	1	1	2									
Doug Mientkiewicz, L OBP: 0.379, SLG: 0.497 (1, 3)	1B		1B		G4-3			F7		3	0	1	0	1	0	1									
Corey Koskie, L OBP: 0.356, SLG: 0.486 (1, 5)	1B		F7		K			K		4	0	1	0	0	2	3									
Tori Hunter, R OBP: 0.288, SLG: 0.475 (1, 8)	F8		G4-3		G5-3			HBP		3	0	0	0	0	0	2									
Jacque Jones, L OBP: 0.314, SLG: 0.407 (8, PH)		G6-3		F8				P4		3	0	2	0	0	0	0									
Denny Hocking, S OBP: 0.320, SLG: 0.358 (8, 7)		1B						1B		1	0	0	0	0	0	2									
Jason Maxwell, R OBP: 0.290, SLG: 0.333 (9, PH)		K		G6-3			G5-4-3	FC3-6		3	0	0	0	0	1	2									
Quinton McCracken, S OBP: 0.290, SLG: 0.333 (9, PH)								BB		0	0	0	0	1	0	0									
Tom Prince, R OBP: 0.303, SLG: 0.352 (9, PH)								1B		2	0	1	0	1	0	1									
A.J. Pierzynski, L OBP: 0.330, SLG: 0.446 (9, PH)								1B	FC3-6	1	1	0	0	0	0	1									
Joe Mays, S (1, 1)								1B	WP	1	0	0	0	0	1	0									
Hector Carrasco, R (5, 1)								1B	G4-3	0	0	0	0	0	0	0									
Brian Buchanan, R OBP: 0.323, SLG: 0.494 (7, PH)								1B		1	0	1	0	0	0	0									
Jack Cressend, R (7, 1)								1B		0	0	0	0	0	0	0									
Chad Allen, R OBP: 0.376, SLG: 0.440 (9, PH)								1B		1	0	1	0	0	0	0									
Inning Stats	R: 0 E: 0 K: 0 S: 10	H: 1 LOB: 2 BB: 1 P: 21	R: 0 E: 0 K: 1 S: 6	H: 1 LOB: 0 BB: 0 P: 10	R: 0 E: 0 K: 1 S: 14	H: 1 LOB: 2 BB: 1 P: 20	R: 0 E: 0 K: 0 S: 9	H: 0 LOB: 0 BB: 0 P: 13	R: 0 E: 0 K: 0 S: 10	H: 0 LOB: 1 BB: 1 P: 16	R: 0 E: 0 K: 1 S: 9	H: 0 LOB: 0 BB: 0 P: 13	R: 0 E: 0 K: 1 S: 11	H: 3 LOB: 2 BB: 0 P: 15	R: 0 E: 1 K: 1 S: 13	H: 0 LOB: 1 BB: 1 P: 24	R: 1 E: 0 K: 1 S: 13	H: 1 LOB: 1 BB: 1 P: 21	1B: 6 2B: 1 3B: 0 HR: 0	SF: 0 SAC: 1 DP: 2 HBP: 1	WP: 1 PB: 0 SB: 0 CS: 0	PA: 38			
PITCHER	IP	WLS	BF	H	R	ER	SO	BB	IBB	HBP	BLK	WP	HR	S	P	ERA	WHIP								
Dustin Hermanson, R ERA: 4.86 (1, 1)	7.0	W	29	6	0	0	4	3	0	0	0	0	0	72	113	0.00	1.286								
Steve Kline, L ERA: 2.34 (8, 1)	1.0		4	0	0	0	1	0	0	1	0	0	0	10	19	0.00	0.000								
Dave Veres, R ERA: 3.44 (9, 1)	0.1		3	1	1	1	0	1	0	0	0	1	0	8	14	27.00	6.000								
Jason Christiansen, L ERA: 5.17 (9, 1)	0.2		2	0	0	0	1	0	0	0	0	0	0	5	7	0.00	0.000								

Batter	1	2	3	4	5	6	7	8	9	AB	R	H	RBI	BB	SO	LOB	BOTTOM								
Fernando Vina, L OBP: 0.362, SLG: 0.427 (1, 4)	1B		F8		1B			P3		5	1	3	0	0	0	1	Minnesota Twins @ St. Louis Cardinals Busch Stadium, St. Louis, MO Sun Jul 15 2001, 1:10 PM CDT Att: 44,593 - Cloudy - 85 F								
Placido Polanco, R OBP: 0.368, SLG: 0.382 (1, 5)	BB		15		2B			P6		5	1	3	1	0	0	2									
15 Jim Edmonds, L OBP: 0.388, SLG: 0.513 (1, 8)	K		G5-4-3		SF7			G6-3		2	0	0	1	1	1	3									
Mark McGwire, R OBP: 0.317, SLG: 0.434 (1, 3)	BB		G5-4-3		2B			1B		2	1	1	0	2	0	2									
5 Albert Pujols, R OBP: 0.391, SLG: 0.597 (1, 9)	K		F8		1B			G5-4-3		4	1	2	1	0	1	3									
Ray Lankford, L OBP: 0.386, SLG: 0.533 (1, 7)	K		1B		1B			K		4	0	2	2	0	2	5									
Edgar Renteria, R OBP: 0.287, SLG: 0.325 (1, 6)		F7		1B	F9			G5-4-3		4	0	1	0	0	0	3									
Mike Matheny, R OBP: 0.312, SLG: 0.305 (1, 2)	G1-3		P4		G6-4-3			1B		4	0	1	0	0	0	3									
Dustin Hermanson, R OBP: 0.143, SLG: 0.147 (1, 1)		G4-3			1B			L9		3	1	1	0	0	1	0									
Steve Kline, S (8, 1)					1B					0	0	0	0	0	0	0									
Kerry Robinson, L OBP: 0.334, SLG: 0.354 (8, PH)					1B					1	0	0	0	0	0	1									
Dave Veres, R (9, 1)					1B					0	0	0	0	0	0	0									
Jason Christiansen, R (9, 1)					1B					0	0	0	0	0	0	0									
Inning Stats	R: 0 E: 0 K: 3 S: 14	H: 2 LOB: 3 BB: 1 P: 23	R: 0 E: 0 K: 0 S: 9	H: 0 LOB: 0 BB: 0 P: 11	R: 0 E: 0 K: 0 S: 5	H: 1 LOB: 1 BB: 1 P: 14	R: 0 E: 0 K: 0 S: 9	H: 1 LOB: 1 BB: 0 P: 15	R: 5 E: 0 K: 0 S: 19	H: 7 LOB: 1 BB: 0 P: 31	R: 0 E: 0 K: 1 S: 8	H: 1 LOB: 1 BB: 0 P: 12	R: 0 E: 0 K: 1 S: 9	H: 1 LOB: 1 BB: 1 P: 15	R: 0 E: 0 K: 0 S: 10	H: 1 LOB: 1 BB: 0 P: 14		1B: 11 2B: 3 3B: 0 HR: 0	SF: 1 SAC: 0 DP: 3 HBP: 0	WP: 0 PB: 0 SB: 0 CS: 0	PA: 38				
PITCHER	IP	WLS	BF	H	R	ER	SO	BB	IBB	HBP	BLK	WP	HR	S	P	ERA		WHIP							
Joe Mays, R ERA: 3.27 (1, 1)	4.1	L	23	5	3	5	3	2	0	0	0	0	0	48	83	0.00	1.800								
Hector Carrasco, R ERA: 5.99 (5, 1)	1.2		7	3	0	0	1	0	0	0	0	0	0	16	23	0.00	1.800								
Jack Cressend, R ERA: 3.29 (7, 1)	2.0		8	2	0	0	1	1	0	0	0	0	0	19	29	0.00	1.500								

Batter	1	2	3	4	5	6	7	8	9	AB	R	H	RBI	BB	SO	LOB	TOP										
Luis Rivas, R OBP: 0.309, SLG: 0.359 (1,4)	F7		G6-3	F9			HR		2B 1B	5	1	2	1	0	0	3	Minnesota Twins @ St. Louis Cardinals Busch Stadium, St. Louis, MO Mon Jul 16 2001, 7:10 PM CDT Att: 40,042 - Cloudy - 90 F										
Denny Hocking, S OBP: 0.314, SLG: 0.349 Doug Mientkiewicz, L OBP: 0.316, SLG: 0.502 (9,PH)	K		G5-3		F7		G5-3		2B	4	0	0	0	0	1	0											
Chad Allen, R OBP: 0.379, SLG: 0.488 (8,9)	E9		HR		G4-3			HR	G1-3	5	2	2	2	0	0	2											
Brian Buchanan, R OBP: 0.314, SLG: 0.478 Jacque Jones, L OBP: 0.316, SLG: 0.409 (8,PH) Corey Koskie, L OBP: 0.355, SLG: 0.484 (9,PH)	K		G2-3		K			S 1B	P6	3	0	0	0	0	2	1											
Tori Hunter, R OBP: 0.288, SLG: 0.471 (1,8)		E6 1B		FC3-2 HBP		G5-3		F3		3	0	0	0	0	0	1											
Casey Blake, R OBP: 0.444, SLG: 0.400 (1,3)		F8 1B		FC3-2 G3 1B		G6-3			IBB	3	0	2	0	1	0	0											
A.J. Pierzynski, L OBP: 0.325, SLG: 0.439 (1,2)		F8		G3		G3			K	4	0	0	0	0	1	6											
Jason Maxwell, R OBP: 0.320, SLG: 0.386 (1,5)				FC3-2 IBB			K	K		2	0	0	0	2	2	2											
Adam Johnson, R (1,1) Matt Lawton, L (7,PH) Travis Miller, R (7,1) Hector Carrasco, R (8,1) Quinton McCracken, S (9,PH) OBP: 0.286, SLG: 0.328		G5-4-3		FC3-2		F9			G6-3	2	0	0	0	0	0	6											
										1	0	0	0	0	0	0											
										0	0	0	0	0	0	0											
										0	0	0	0	0	0	0											
										1	0	0	0	0	0	0											
Inning Stats	R: 0 E: 1 K: 2 S: 12	H: 0 LOB: 1 BB: 0 P: 18	R: 0 E: 1 K: 0 S: 10	H: 1 LOB: 2 BB: 1 P: 19	R: 1 E: 0 K: 0 S: 8	H: 1 LOB: 0 BB: 0 P: 10	R: 0 E: 0 K: 0 S: 8	H: 1 LOB: 3 BB: 1 P: 19	R: 0 E: 0 K: 0 S: 9	H: 0 LOB: 0 BB: 0 P: 14	R: 0 E: 0 K: 0 S: 8	H: 0 LOB: 0 BB: 0 P: 11	R: 1 E: 0 K: 1 S: 11	H: 1 LOB: 0 BB: 0 P: 16	R: 1 E: 0 K: 2 S: 9	H: 2 LOB: 2 BB: 1 P: 18	R: 0 E: 0 K: 0 S: 10	H: 2 LOB: 2 BB: 0 P: 13	1B: 4 2B: 1 3B: 0 HR: 3	SF: 0 SAC: 0 DP: 1 HBP: 1	WP: 0 PB: 0 SB: 1 CS: 0	PA: 40					
PITCHER	IP	WLS	BF	H	R	ER	SO	BB	IBB	HBP	BLK	WP	HR	S	P	ERA	WHIP										
Bud Smith, L ERA: 3.07	7.0		29	4	2	2	4	0	2	1	0	0	2	66	107	2.57	0.571										
Gene Stechschulte, R ERA: 3.65	0.0	B	1	1	1	1	0	0	0	0	0	0	1	1	3	∞	∞										
Steve Kline, L ERA: 2.27	1.1	W	7	2	0	0	2	0	1	0	0	0	0	13	20	0.00	1.500										
Mike Timlin, R ERA: 3.51	0.1	H	2	1	0	0	0	0	0	0	0	0	0	4	7	0.00	3.000										
Jason Christiansen, L ERA: 5.98	0.1	S	1	0	0	0	0	0	0	0	0	0	0	1	1	0.00	0.000										
Batter	1	2	3	4	5	6	7	8	9	AB	R	H	RBI	BB	SO	LOB	BOTTOM										
Fernando Vina, L OBP: 0.363, SLG: 0.428 (1,4)	G6-3-5 1B		K		F9				1B	4	0	2	0	0	1	2	Minnesota Twins @ St. Louis Cardinals Busch Stadium, St. Louis, MO Mon Jul 16 2001, 7:10 PM CDT Att: 40,042 - Cloudy - 90 F										
Placido Polanco, R OBP: 0.366, SLG: 0.391 (1,5)	G6-3-5 1-3F		HR		FC4-6 1-2F		G1-6-3			4	1	1	2	0	0	3											
15 Jim Edmonds, L OBP: 0.390, SLG: 0.509 (1,8)	G6-3		BB		F7			F7 5 1B BB		2	1	0	0	2	0	1											
Mark McGwire, R OBP: 0.315, SLG: 0.429 (1,3)		1B	G5-3			K		F7		4	0	1	0	0	1	2											
5 Albert Pujols, R OBP: 0.392, SLG: 0.596 (1,9)	F9			G6-3		FC1-6 1B		2-5 1B 2H		4	0	2	1	0	0	1											
Ray Lankford, L OBP: 0.381, SLG: 0.524 (1,7)	K			F8		K		K		4	0	0	0	0	3	3											
Edgar Renteria, R OBP: 0.290, SLG: 0.340 (1,6)	F9			HR		FC1-6 1-2F			1B	4	1	2	1	0	0	2											
Eli Marrero, R OBP: 0.305, SLG: 0.444 (1,2)			HR 2B		F8		P6	2-5		3	1	1	0	0	0	0											
Bud Smith, L (1,1) Bobby Bonilla, S (7,PH) Gene Stechschulte, R (8,1) Steve Kline, L (8,1) Mike Timlin, R (9,1) Jason Christiansen, R (9,1)			K			FC4-6 1B		K		2	0	1	0	0	1	1											
										1	0	0	0	0	0	0											
										0	0	0	0	0	0	0											
										0	0	0	0	0	0	0											
										0	0	0	0	0	0	0											
Inning Stats	R: 0 E: 0 K: 0 S: 10	H: 1 LOB: 1 BB: 0 P: 13	R: 0 E: 0 K: 1 S: 9	H: 1 LOB: 0 BB: 0 P: 12	R: 2 E: 0 K: 2 S: 24	H: 2 LOB: 1 BB: 1 P: 35	R: 1 E: 0 K: 0 S: 10	H: 1 LOB: 0 BB: 0 P: 15	R: 0 E: 0 K: 0 S: 5	H: 1 LOB: 1 BB: 0 P: 8	R: 0 E: 0 K: 2 S: 8	H: 1 LOB: 1 BB: 0 P: 14	R: 0 E: 0 K: 1 S: 10	H: 1 LOB: 1 BB: 0 P: 12	R: 1 E: 0 K: 1 S: 18	H: 2 LOB: 2 BB: 1 P: 26	1B: 7 2B: 2 3B: 0 HR: 2	SF: 0 SAC: 0 DP: 1 HBP: 0	WP: 0 PB: 0 SB: 0 CS: 0	PA: 34							
PITCHER	IP	WLS	BF	H	R	ER	SO	BB	IBB	HBP	BLK	WP	HR	S	P	ERA	WHIP										
Adam Johnson, R ERA: 4.5	6.0		25	7	3	3	5	1	0	0	0	0	0	14	20	9.00	2.000										
Travis Miller, L ERA: 4.25	1.0	L	5	1	1	1	1	1	0	0	0	0	0	14	20	9.00	2.000										
Hector Carrasco, R ERA: 5.83	1.0		5	2	0	0	1	0	0	0	0	0	0	14	18	0.00	2.000										

Batter	1	2	3	4	5	6	7	8	9	AB	R	H	RBI	BB	SO	LOB	TOP										
Quinton McCracken, S OBP: 0.284, SLG: 0.323	F7		L9			G4-3		BB 1B		4	0	1	0	0	0	1	Minnesota Twins @ St. Louis Cardinals Busch Stadium, St. Louis, MO Tue Jul 17 2001, 7:10 PM CDT Att: 40,847 - Sunny - 93 F										
Denny Hocking, S OBP: 0.317, SLG: 0.349	K			2B 1B		K		BB BB		3	1	1	0	1	2	0											
Doug Mientkiewicz, L OBP: 0.385, SLG: 0.598	CS 1B			G3 1-H 2B				BB		4	0	3	1	0	0	3											
Corey Koskie, L OBP: 0.353, SLG: 0.483	CS 1-2			G3 2-3		K		SF8		3	0	1	1	0	1	2											
Chad Allen, R OBP: 0.375, SLG: 0.480 Bob Wells, R (8, 1)	K			K				K		4	0	1	0	0	3	4											
A.J. Pierzynski, L OBP: 0.324, SLG: 0.435	G4-6-3 1-2			G3		L8		G1-3 1B		4	0	1	0	0	0	3											
Luis Rivas, R OBP: 0.309, SLG: 0.357			G3 S 1B			F8		G1-3 1-2		4	0	1	0	0	0	2											
Jacque Jones, L OBP: 0.313, SLG: 0.405 Tori Hunter, R OBP: 0.297, SLG: 0.469	G3 1-3		G3		G6-3		G4-3	L7		3	0	0	0	0	0	2											
Kyle Lohse, R OBP: 0.400, SLG: 0.600 Casey Blake, R OBP: 0.427, SLG: 0.375 Travis Miller, R (5, 1) Jack Cressend, R (5, 1) Matt Lawton, L OBP: 0.412, SLG: 0.470 (8, 9)	K		K		G6-3			G4-3		1	0	0	0	0	1	1											
								BB 1B SF8 BB		1	0	0	0	0	1	1											
Inning Stats	R: 0 E: 0 K: 1 S: 10	H: 1 LOB: 0 BB: 0 P: 16	R: 0 E: 0 K: 1 S: 7	H: 1 LOB: 0 BB: 0 P: 8	R: 0 E: 0 K: 1 S: 9	H: 1 LOB: 1 BB: 0 P: 13	R: 1 E: 0 K: 1 S: 7	H: 2 LOB: 1 BB: 0 P: 12	R: 0 E: 0 K: 0 S: 7	H: 0 LOB: 0 BB: 0 P: 8	R: 0 E: 0 K: 2 S: 12	H: 1 LOB: 1 BB: 0 P: 17	R: 0 E: 0 K: 0 S: 7	H: 1 LOB: 1 BB: 0 P: 10	R: 1 E: 0 K: 1 S: 13	H: 1 LOB: 2 BB: 2 P: 23	R: 0 E: 0 K: 0 S: 7	H: 1 LOB: 1 BB: 0 P: 11	1B: 8 2B: 1 3B: 0 HR: 0	SF: 1 SAC: 0 DP: 1 HBP: 0	WP: 0 PB: 0 SB: 1 CS: 1	PA: 37					
PITCHER	IP	WLS	BF	H	R	ER	SO	BB	IBB	HBP	BLK	WP	HR	S	P	ERA	WHIP										
Darryl Kile, R ERA: 3.31	6.1	W	24	7	1	1	6	0	0	0	0	0	0	55	78	1.42	1.105										
Dave Veres, R ERA: 3.62	0.2	H	4	1	1	1	0	1	0	0	0	0	0	11	18	13.50	3.000										
Steve Kline, L ERA: 2.23	0.2	H	3	0	0	0	0	1	0	0	0	0	0	3	7	0.00	1.500										
Mike Timlin, R ERA: 3.46	0.2	H	3	1	0	0	1	0	0	0	0	0	0	5	6	0.00	1.500										
Jason Christiansen, L ERA: 4.86	0.2	S	2	0	0	0	0	0	0	0	0	0	0	5	9	0.00	0.000										

Batter	1	2	3	4	5	6	7	8	9	AB	R	H	RBI	BB	SO	LOB	BOTTOM										
Fernando Vina, L OBP: 0.364, SLG: 0.429	G1-6-3 1B		F8	HBP 15 1B		G5-3				4	1	2	1	0	0	0	Minnesota Twins @ St. Louis Cardinals Busch Stadium, St. Louis, MO Tue Jul 17 2001, 7:10 PM CDT Att: 40,847 - Sunny - 93 F										
Placido Polanco, R OBP: 0.365, SLG: 0.387	G1-6-3 1-2		G5-3	15 1B HBP		L5				3	0	0	0	0	0	1											
15 Jim Edmonds, L OBP: 0.394, SLG: 0.511	BB		WP 1B	1-3 2-H 1B		G3				3	1	2	1	1	0	0											
Craig Paquette, R OBP: 0.283, SLG: 0.417	L7		1-H 1B	G6-3		K				4	0	1	1	0	1	3											
5 Albert Pujols, R OBP: 0.396, SLG: 0.595 Mike Timlin, R (8, 1) Jason Christiansen, R (9, 1)	1B BB		BB	BB		G6-3				2	1	1	0	2	0	0											
Ray Lankford, L OBP: 0.399, SLG: 0.520	1-3 1B		K			G6-3				4	0	1	0	0	2	3											
Edgar Renteria, R OBP: 0.290, SLG: 0.336	G5-3			P4		B1-3				3	0	0	0	1	0	1											
Mike Matheny, R OBP: 0.315, SLG: 0.309	1B		SH1-3 1B	G6-3		F7				4	1	2	1	0	0	1											
Darryl Kile, R OBP: 0.213, SLG: 0.273 Dave Veres, R (7, 1) Steve Kline, S (8, 1) Kerry Robinson, L OBP: 0.324, SLG: 0.354 (8, 9)	G5-3		SH1-3 1B			K				2	0	0	0	0	1	1											
										0	0	0	0	0	0	0											
										0	0	0	0	0	0	0											
Inning Stats	R: 0 E: 0 K: 0 S: 6	H: 1 LOB: 1 BB: 1 P: 11	R: 1 E: 0 K: 0 S: 9	H: 2 LOB: 1 BB: 1 P: 18	R: 1 E: 0 K: 1 S: 13	H: 2 LOB: 2 BB: 1 P: 26	R: 2 E: 0 K: 0 S: 13	H: 3 LOB: 2 BB: 0 P: 22	R: 0 E: 0 K: 1 S: 10	H: 1 LOB: 1 BB: 1 P: 15	R: 0 E: 0 K: 1 S: 7	H: 0 LOB: 0 BB: 0 P: 8	R: 0 E: 0 K: 1 S: 10	H: 0 LOB: 0 BB: 0 P: 14	R: 0 E: 0 K: 0 S: 6	H: 0 LOB: 0 BB: 0 P: 7	1B: 9 2B: 0 3B: 0 HR: 0	SF: 0 SAC: 1 DP: 1 HBP: 1	WP: 1 PB: 0 SB: 0 CS: 0	PA: 35							
PITCHER	IP	WLS	BF	H	R	ER	SO	BB	IBB	HBP	BLK	WP	HR	S	P	ERA	WHIP										
Kyle Lohse, R ERA: 5.45	4.0	L	22	8	4	4	4	1	0	1	0	0	0	7	11	0.00	3.000										
Travis Miller, L ERA: 4.15	0.2		3	1	0	0	1	1	0	0	0	0	0	7	11	0.00	3.000										
Jack Cressend, R ERA: 3.03	2.1		7	0	0	0	2	0	0	0	0	0	0	20	26	0.00	0.000										
Bob Wells, R ERA: 4.69	1.0		3	0	0	0	0	0	0	0	0	0	0	6	7	0.00	0.000										



Batter	1	2	3	4	5	6	7	8	9	AB	R	H	RBI	BB	SO	LOB	TOP									
Johnny Damon, L OBP: 0.310, SLG: 0.367	1-2 HR 1B	0-0 F7			2-0 P3		0-2 G6-3		1-0 2B 1B	5	2	2	0	0	0	2										
Frank Mancino, R OBP: 0.384, SLG: 0.443	0-2 HR		2-3 K		3-2 F9			4-2 2B BB	1-0 2B 1B	4	3	2	3	1	1	0										
Jason Giambi, L OBP: 0.458, SLG: 0.628	1-2 F8		1-1 G4-3		1-3 K			2-1 2B 1B	3-1 2B	5	2	2	1	0	1	0										
Ron Gant, R OBP: 0.335, SLG: 0.455	1-3 K		1-3 K		1-2 P4			2-1 2B	3-2 2B	4	0	1	2	0	2	0										
Billy McMillon, L OBP: 0.291, SLG: 0.329								1-2 2B	3-1 2B	1	0	1	2	0	0	0										
Miguel Tejada, R OBP: 0.321, SLG: 0.473	1-1 HBP		0-0 G6-3		0-1 G6-3			0-3 K2-3	3-1 P6	4	0	0	0	0	1	2										
Olmedo Saenz, R OBP: 0.298, SLG: 0.359	1-3 K		2-2 G5-3		1-3 K			2-2 F8	1-2 G4-3	4	0	0	0	0	2	2										
3 Eric Chavez, L OBP: 0.300, SLG: 0.441										1	0	0	0	0	0	1										
Terrence Long, L OBP: 0.324, SLG: 0.401		0-2 1B		0-1 HR 1B			1-3 K	0-1 F7		4	1	2	0	0	1	1										
Jeremy Giambi, L OBP: 0.402, SLG: 0.460		1-3 K		2-2 HR 1B			0-3 K		4-2 1B BB	3	2	1	2	1	2	1										
Ramon Hernandez, R OBP: 0.317, SLG: 0.360		0-1 F5		0-0 F7			4-0 BB		0-1 L4	3	0	0	0	1	0	2										
Inning Stats	R: 2 E: 0 K: 2 S: 18	H: 2 LOB: 1 BB: 0 P: 23	R: 0 E: 0 K: 1 S: 9	H: 1 LOB: 1 BB: 0 P: 10	R: 0 E: 0 K: 2 S: 8	H: 0 LOB: 0 BB: 0 P: 12	R: 2 E: 0 K: 0 S: 12	H: 2 LOB: 0 BB: 0 P: 16	R: 0 E: 0 K: 1 S: 7	H: 0 LOB: 0 BB: 0 P: 13	R: 0 E: 0 K: 1 S: 8	H: 0 LOB: 1 BB: 1 P: 10	R: 0 E: 0 K: 2 S: 10	H: 0 LOB: 1 BB: 1 P: 15	R: 2 E: 0 K: 1 S: 16	H: 2 LOB: 1 BB: 1 P: 26	R: 4 E: 0 K: 0 S: 17	H: 4 LOB: 1 BB: 1 P: 33	1B: 6 2B: 3 3B: 0 HR: 2	SF: 0 SAC: 0 DP: 0 HBP: 1	WP: 0 PB: 0 SB: 0 CS: 0	PA: 42				
PITCHER	IP	WLS	BF	H	R	ER	SO	BB	IBB	HBP	BLK	WP	HR	S	P	ERA	WHIP									
Eric Milton, L ERA: 3.84	(1, 1)	7.0	W	29	5	5	5	9	2	0	1	0	0	2	74	105	6.43	1.000								
Eddie Guardado, L ERA: 4.25	(8, 1)	0.0		2	2	1	1	0	0	0	0	0	0	0	4	8	∞	∞								
Bob Wells, R ERA: 4.62	(8, 1)	0.2	H	2	0	0	0	1	0	0	0	0	0	0	8	10	0.00	0.000								
Travis Miller, L ERA: 4.94	(8, 1)	0.2	H	5	2	3	3	0	1	0	0	0	0	0	9	15	40.50	4.500								
Jack Cressend, R ERA: 3.34	(9, 1)	0.0		1	1	0	0	0	0	0	0	0	0	0	2	5	∞	∞								

Oakland Athletics @ Minnesota Twins
Hubert H. Humphrey Metrodome, Minneapolis, MN
Thu Jul 19 2001, 8:05 PM EDT
Att: 19,605 - Dome - 72 F

AB 38
R 10
H 11
RBI 10
BB 3
SO 10
LOB 11



Batter	1	2	3	4	5	6	7	8	9	AB	R	H	RBI	BB	SO	LOB	BOTTOM										
Matt Lawton, L OBP: 0.409, SLG: 0.464	1-0 F8	1-0 FC4-6		1-3 K	1-3 K		1-0 G3	2-0 F8		6	0	0	0	0	2	8											
Luis Rivas, R OBP: 0.312, SLG: 0.360	1-1 WP 1B		3-3 K		3-2 F9	0-0 F8	2-1 1B 1B	0-1 1B BB		6	2	3	2	0	1	0											
Doug Mientkiewicz, L OBP: 0.389, SLG: 0.597	2-3 K		0-2 2B		1-0 2B HBP	2-2 2B 1B	1-2 1B 1B	4-0 1B 1B BB		4	2	3	0	1	1	1											
Brian Buchanan, R OBP: 0.343, SLG: 0.505	4-2 BB		1-1 F9		0-0 2B 2B	0-1 2B 1B	0-0 1B 1B	1-2 1B 1B		5	2	4	4	1	0	1											
Corey Koskie, L OBP: 0.363, SLG: 0.491	2-3 K		1-2 G4-3		1-2 1B 2B	0-0 2B	1-3 K	1-2 1B		6	1	3	3	0	2	5											
Tori Hunter, R OBP: 0.284, SLG: 0.470		3-2 1B 1B		2-2 G1-3	1-3 K	0-0 G6-3	1-0 G4-3	0-3 K		6	0	1	0	0	2	7											
Denny Hocking, S OBP: 0.328, SLG: 0.349		1-3 K		3-1 1B SF8 1B	4-1 1B BB	4-0 FC4-6 IBB		4-1 PB FC5-2 BB		2	2	1	0	3	1	1											
Casey Blake, R OBP: 0.400, SLG: 0.364	0-3 K		0-3 K		1-2 E 1B	3-2 WP 1B	1-1 FC4-6	1-3 K		3	0	2	1	0	1	1											
Quinton McCracken, S OBP: 0.275, SLG: 0.313					1-3 1B	1-3 2H 1B	1-2 1B	1-3 1B		2	1	0	0	0	1	3											
Tom Prince, R OBP: 0.315, SLG: 0.385		2-2 FC4-6 1B		0-1 SF8	0-1 WP 1B		0-2 1B 3B	0-0 FC5-2 1B		4	2	3	2	0	0	2											
Inning Stats	R: 0 E: 0 K: 2 S: 14	H: 1 LOB: 2 BB: 1 P: 24	R: 0 E: 0 K: 2 S: 14	H: 2 LOB: 2 BB: 0 P: 21	R: 0 E: 0 K: 1 S: 14	H: 1 LOB: 1 BB: 0 P: 19	R: 1 E: 1 K: 1 S: 14	H: 2 LOB: 1 BB: 0 P: 21	R: 4 E: 0 K: 2 S: 22	H: 4 LOB: 2 BB: 1 P: 36	R: 2 E: 0 K: 0 S: 10	H: 3 LOB: 2 BB: 1 P: 17	R: 2 E: 0 K: 1 S: 14	H: 4 LOB: 2 BB: 0 P: 20	R: 3 E: 0 K: 2 S: 20	H: 3 LOB: 3 BB: 2 P: 33	1B: 15 2B: 4 3B: 1 HR: 0	SF: 1 SAC: 0 DP: 0 HBP: 1	WP: 2 PB: 1 SB: 1 CS: 0	PA: 51							
PITCHER	IP	WLS	BF	H	R	ER	SO	BB	IBB	HBP	BLK	WP	HR	S	P	ERA	WHIP										
Barry Zito, L ERA: 4.66	(1, 1)	4.2	L	26	9	5	5	7	2	0	1	0	0	1	0	15	23	13.50	3.000								
Luis Vizcaino, R ERA: 7.71	(5, 1)	1.1		9	4	2	2	1	0	1	0	0	0	0	14	20	18.00	4.000									
Jeff Tam, R ERA: 3.72	(7, 1)	1.0		7	4	2	2	1	0	0	0	0	0	0	20	33	0.00	5.000									
Erik Hiljus, R ERA: 1.86	(8, 1)	1.0		9	3	3	0	2	2	0	0	0	0	0	20	33	0.00	5.000									

Oakland Athletics @ Minnesota Twins
Hubert H. Humphrey Metrodome, Minneapolis, MN
Thu Jul 19 2001, 8:05 PM EDT
Att: 19,605 - Dome - 72 F

AB 44
R 12
H 20
RBI 12
BB 5
SO 11
LOB 29



Batter	1	2	3	4	5	6	7	8	9	AB	R	H	RBI	BB	SO	LOB	TOP										
51 Ichiro Suzuki, L (1, 10) OBP: 0.397, SLG: 0.445	F5		G3		FC5		K		G6-3	5	0	0	0	0	1	3	Seattle Mariners @ Minnesota Twins Hubert H. Humphrey Metrodome, Minneapolis, MN Fri Jul 20 2001, 8:05 PM EDT Att: 36,863 - Dome - 72 F livebaseballscorecards.com										
Mark McLemore, S (1, 9) OBP: 0.373, SLG: 0.386	G6-3		G3		L6		1B		FC6-4 BB	4	0	1	0	1	0	2											
Bret Boone, R (1, 4) OBP: 0.365, SLG: 0.574	G3			F8	L5		1B		FC6-4	5	0	1	0	0	4												
John Olerud, L (1, 3) OBP: 0.425, SLG: 0.485		HR		G4-3		G6-3	G4-3			4	1	1	0	0	2												
Mike Cameron, R (1, 8) OBP: 0.351, SLG: 0.524		HR		K		WP	S	F8		4	1	2	2	0	1	0											
Al Martin, L (1, 7) Charles Gipson, R (8, 7) OBP: 0.318, SLG: 0.376 OBP: 0.250, SLG: 0.188		G4-3			1B	K	K			4	1	1	0	0	2	1											
David Bell, R (1, 5) OBP: 0.311, SLG: 0.429		K			1B	1B	K			0	0	0	0	0	0	0											
Dan Wilson, R (1, 2) OBP: 0.316, SLG: 0.404		L7			51 FC5	1B	G1-3			3	1	1	0	1	1	0											
Carlos Guillen, S (1, 6) OBP: 0.328, SLG: 0.350			G5-3			51 FC5	1B		K	4	0	1	1	0	1	1											
Inning Stats	R: 0 E: 0 K: 0 S: 7	H: 0 LOB: 0 BB: 0 P: 8	R: 2 E: 0 K: 1 S: 16	H: 2 LOB: 0 BB: 0 P: 23	R: 0 E: 0 K: 0 S: 9	H: 0 LOB: 0 BB: 0 P: 14	R: 0 E: 0 K: 1 S: 6	H: 0 LOB: 0 BB: 0 P: 10	R: 2 E: 0 K: 0 S: 13	H: 4 LOB: 2 BB: 0 P: 19	R: 0 E: 0 K: 1 S: 12	H: 1 LOB: 2 BB: 1 P: 21	R: 0 E: 0 K: 1 S: 12	H: 2 LOB: 2 BB: 0 P: 16	R: 0 E: 0 K: 1 S: 7	H: 0 LOB: 0 BB: 0 P: 13		R: 0 E: 0 K: 1 S: 12	H: 1 LOB: 2 BB: 1 P: 21	1B: 8 2B: 0 3B: 1 HR: 1	SF: 0 SAC: 0 DP: 0 HBP: 0	WP: 1 PB: 0 SB: 1 CS: 0	PA: 39				
PITCHER	IP	WLS	BF	H	R	ER	SO	BB	IBB	HBP	BLK	WP	HR	S	P	ERA	WHIP										
Joe Mays, R (1, 1) ERA: 3.37	7.0	L	31	9	4	4	4	1	0	0	0	1	1	75	111	5.14	1.429										
Jack Cressend, R (8, 1) ERA: 3.19	1.1		5	1	0	0	2	0	0	0	0	0	0	12	20	0.00	0.750										
Travis Miller, L (9, 1) ERA: 4.83	0.2		3	0	0	0	0	1	0	0	0	0	0	7	14	0.00	1.500										

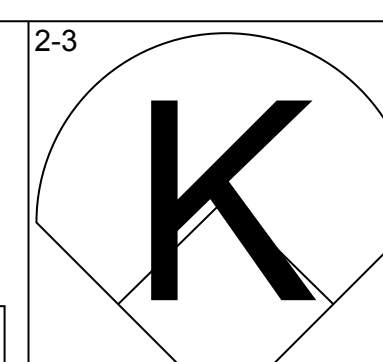
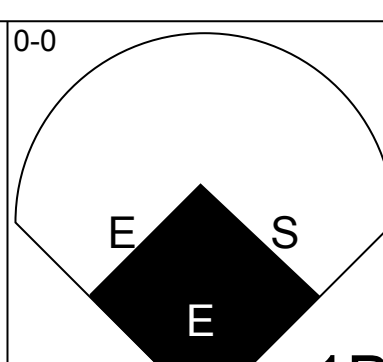
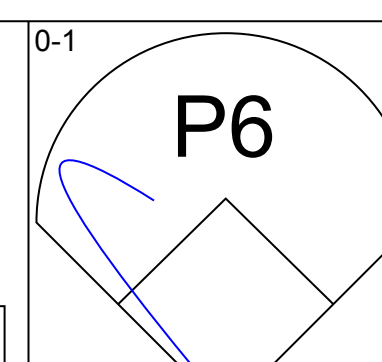
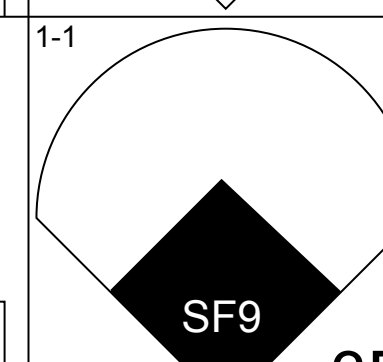
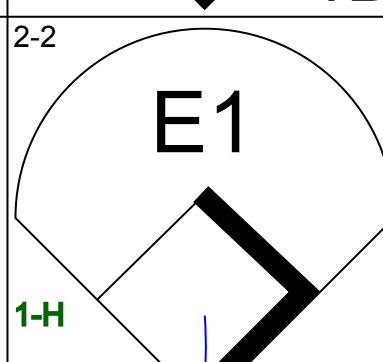
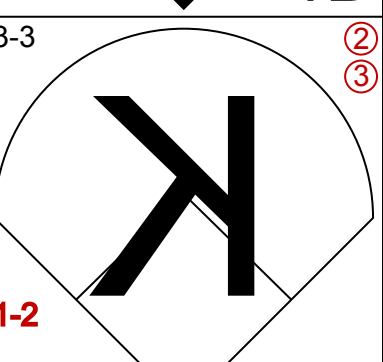
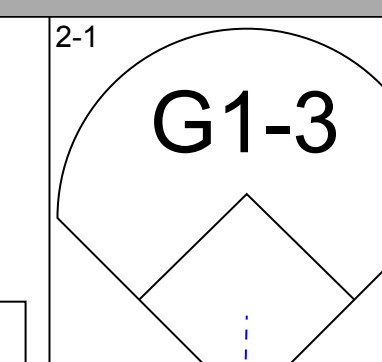
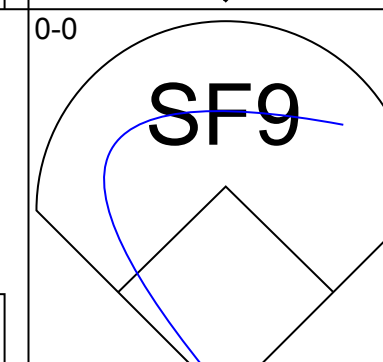
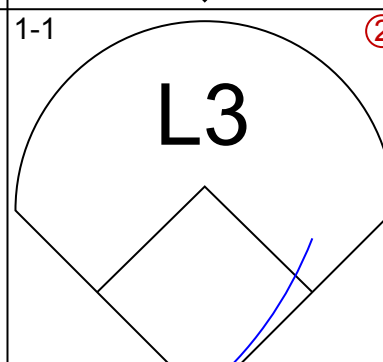
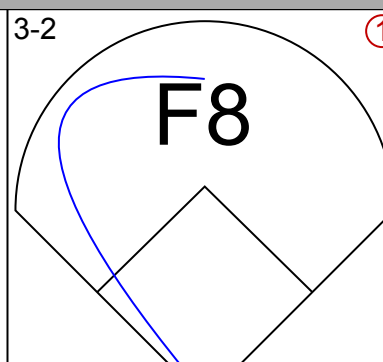
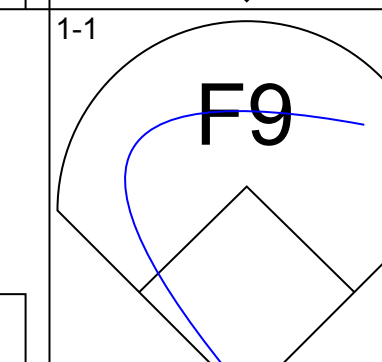
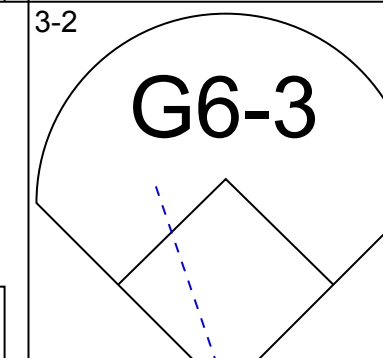
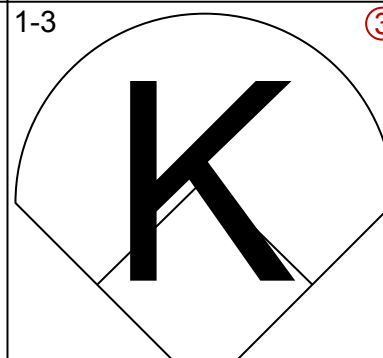
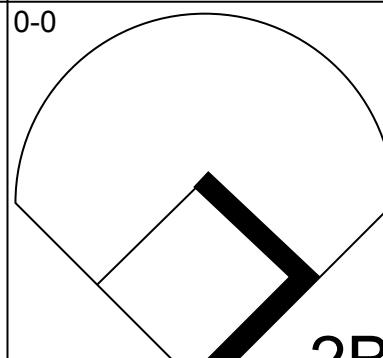
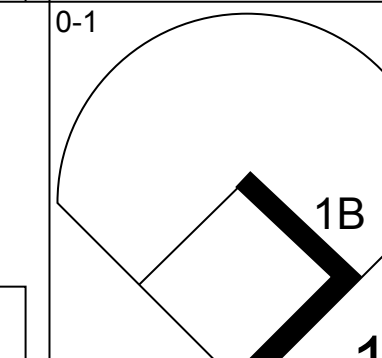
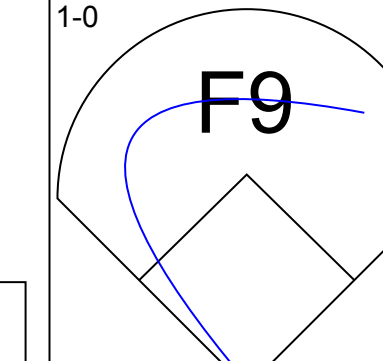
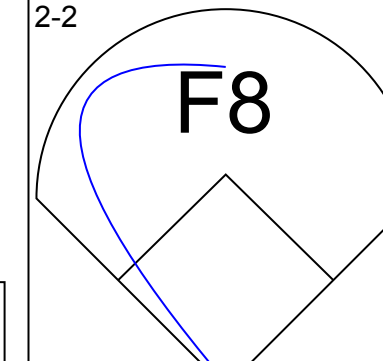
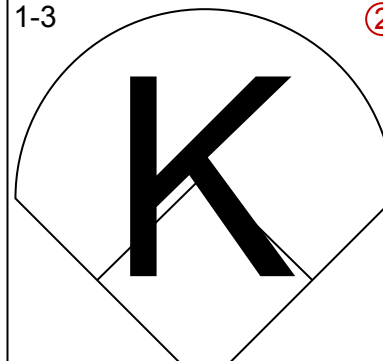
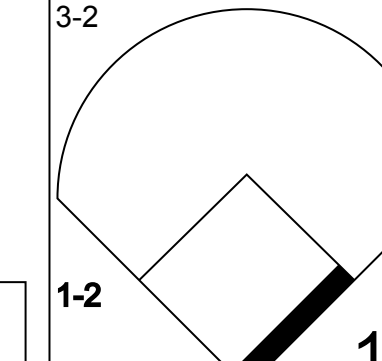
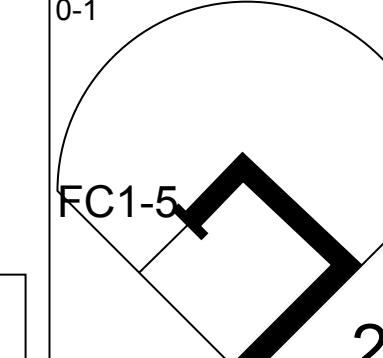
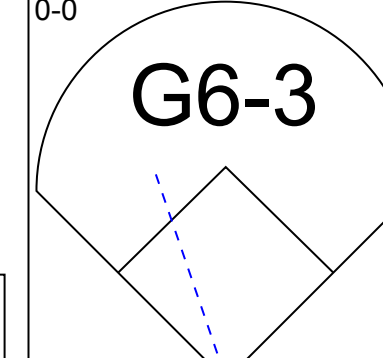
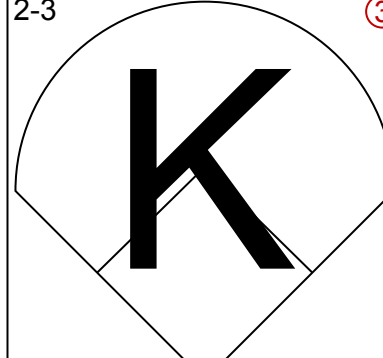
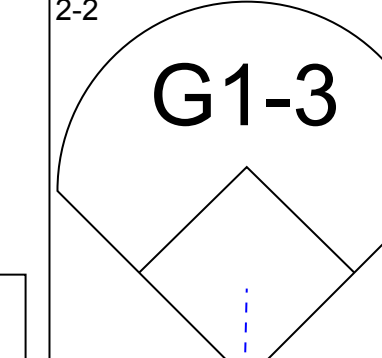
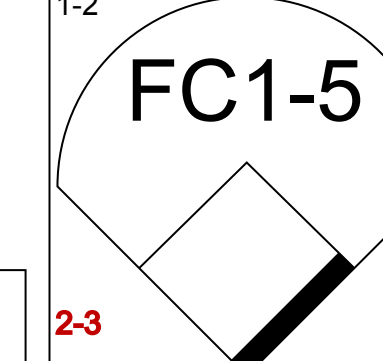
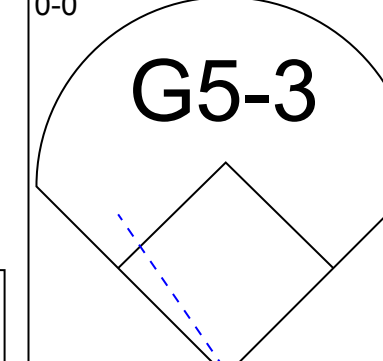
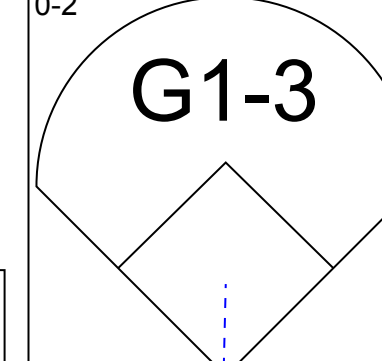
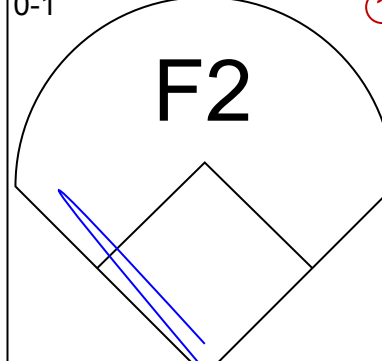
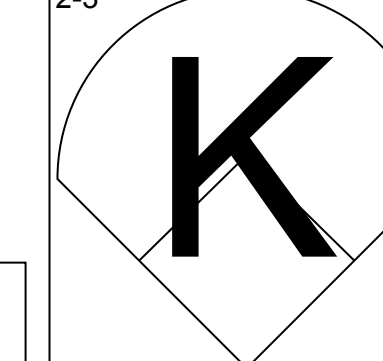
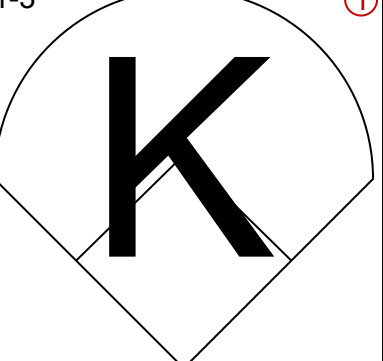
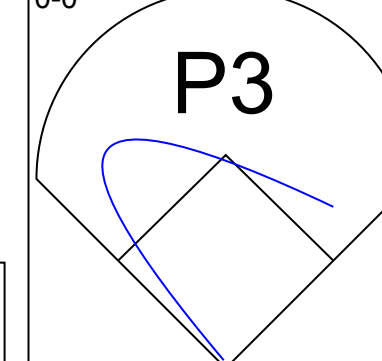
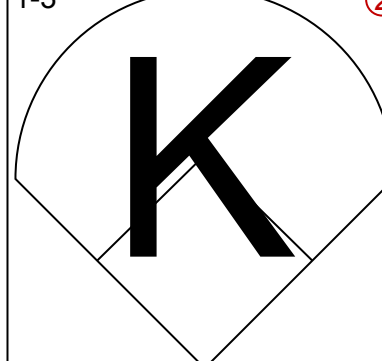
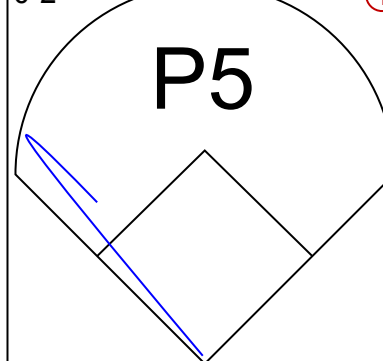
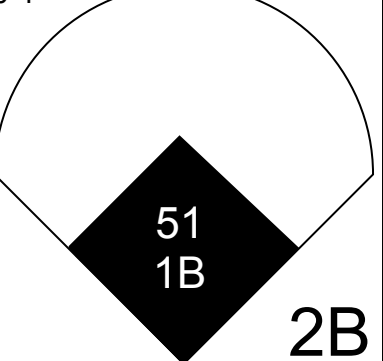
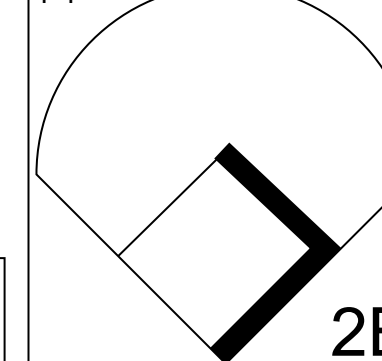

Batter	1	2	3	4	5	6	7	8	9	AB	R	H	RBI	BB	SO	LOB	BOTTOM										
Matt Lawton, L (1, 9) OBP: 0.405, SLG: 0.458	G4-3		G4-3			K		F8		4	0	0	0	0	1	0	Seattle Mariners @ Minnesota Twins Hubert H. Humphrey Metrodome, Minneapolis, MN Fri Jul 20 2001, 8:05 PM EDT Att: 36,863 - Dome - 72 F livebaseballscorecards.com										
Luis Rivas, R (1, 4) OBP: 0.305, SLG: 0.355	F3			K		F2		L3	4	0	0	0	0	1	0												
Doug Mientkiewicz, L (1, 3) OBP: 0.386, SLG: 0.597	P3			G3		G3-1		2B	4	0	1	0	0	0	0												
Brian Buchanan, R (1, 10) OBP: 0.348, SLG: 0.505		1B		G1		1B		K	4	0	2	0	0	1	1												
Corey Koskie, L (1, 5) OBP: 0.364, SLG: 0.494		1B			2B	F7		G4-3	4	0	2	0	0	0	2												
Chad Allen, R (1, 7) OBP: 0.358, SLG: 0.455		FC6-4-3-2		F8		K			3	0	0	0	0	1	4												
A.J. Pierzynski, L (1, 2) OBP: 0.319, SLG: 0.424		G4-3			BB	F7			2	0	0	0	1	0	2												
Tori Hunter, R (1, 8) OBP: 0.283, SLG: 0.467			K		K			F7	2	0	0	0	0	2	2												
Jacque Jones, L (8, PH) OBP: 0.311, SLG: 0.402									1	0	0	0	0	0	0												
Jason Maxwell, R (1, 6) OBP: 0.308, SLG: 0.370					P4	F7		K	2	0	0	0	0	0	2												
Denny Hocking, S (8, PH) OBP: 0.327, SLG: 0.347									1	0	0	0	0	1	0												
Inning Stats	R: 0 E: 0 K: 0 S: 8	H: 0 LOB: 0 BB: 0 P: 13	R: 0 E: 0 K: 0 S: 7	H: 2 LOB: 1 BB: 0 P: 13	R: 0 E: 0 K: 1 S: 10	H: 0 LOB: 0 BB: 0 P: 12	R: 0 E: 0 K: 1 S: 9	H: 0 LOB: 0 BB: 0 P: 10	R: 0 E: 0 K: 1 S: 16	H: 1 LOB: 2 BB: 1 P: 27	R: 0 E: 0 K: 1 S: 5	H: 0 LOB: 0 BB: 0 P: 10	R: 0 E: 0 K: 1 S: 12	H: 1 LOB: 1 BB: 0 P: 21	R: 0 E: 0 K: 1 S: 6	H: 0 LOB: 0 BB: 0 P: 8	R: 0 E: 0 K: 1 S: 12	H: 1 LOB: 1 BB: 0 P: 16	1B: 3 2B: 3 3B: 0 HR: 0	SF: 0 SAC: 0 DP: 1 HBP: 0	WP: 0 PB: 0 SB: 0 CS: 0	PA: 32					
PITCHER	IP	WLS	BF	H	R	ER	SO	BB	IBB	HBP	BLK	WP	HR	S	P	ERA	WHIP										
Aaron Sele, R (1, 1) ERA: 3.11	7.0	W	25	4	0	0	5	1	0	0	0	0	0	67	106	0.00	0.714										
Jeff Nelson, R (8, 1) ERA: 1.98	1.1		4	0	0	0	1	0	0	0	0	0	0	10	12	0.00	0.000										
Arthur Rhodes, L (9, 1) ERA: 1.79	0.2		3	1	0	0	1	0	0	0	0	0	0	8	12	0.00	1.500										

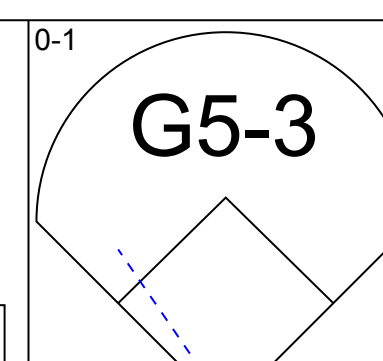
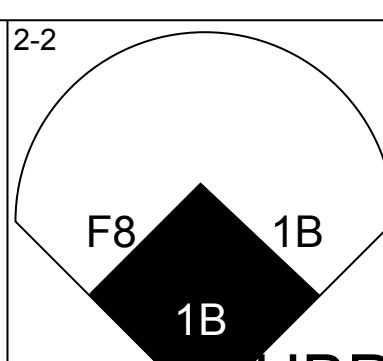
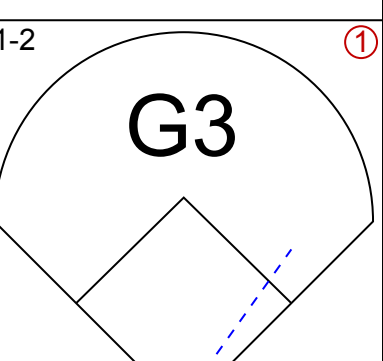
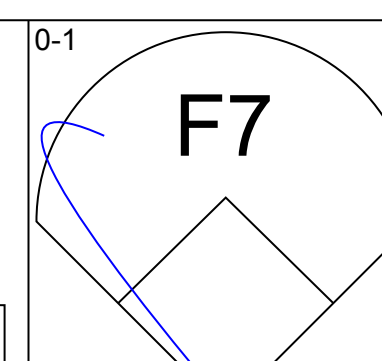
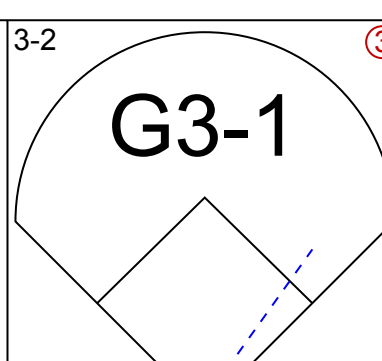
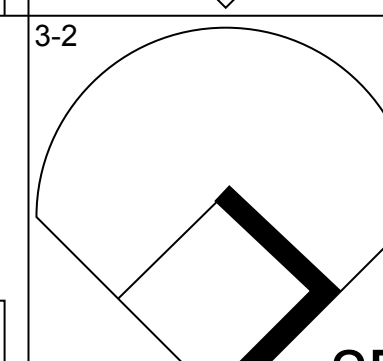
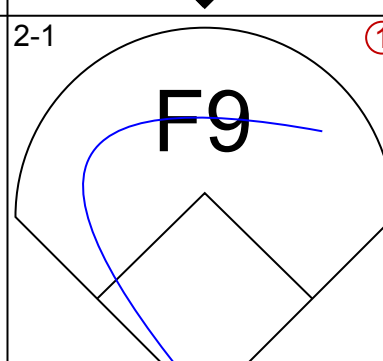
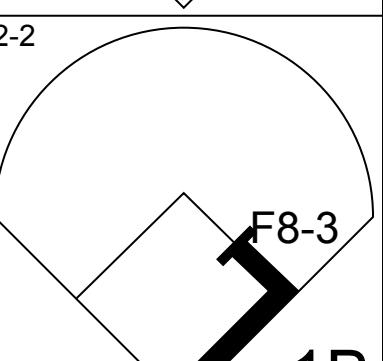
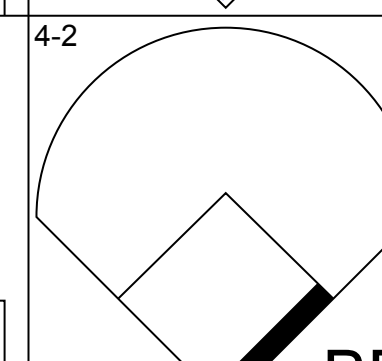
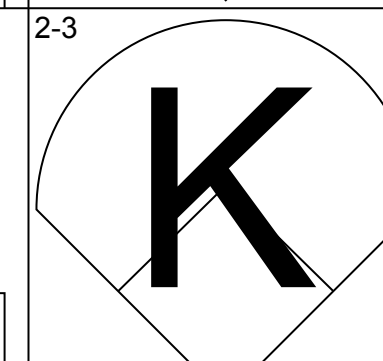
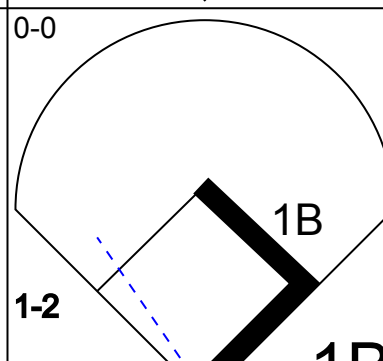
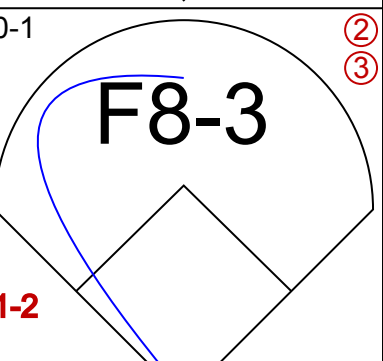
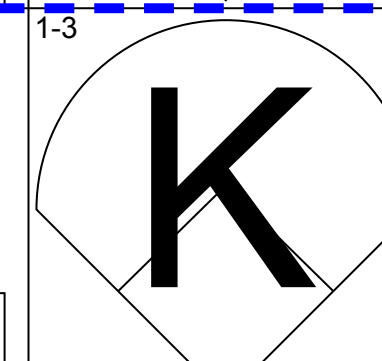
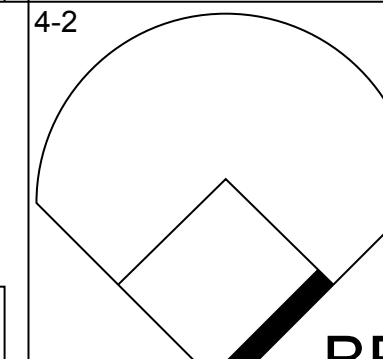
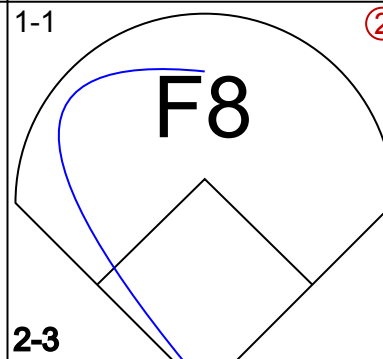
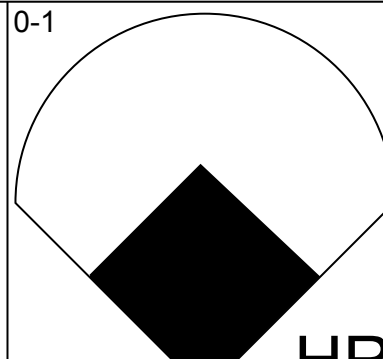
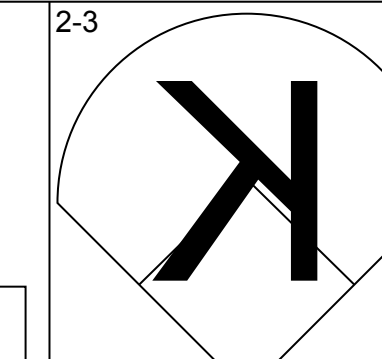
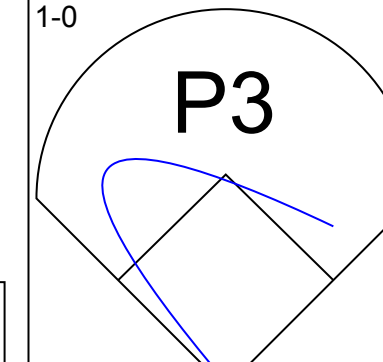
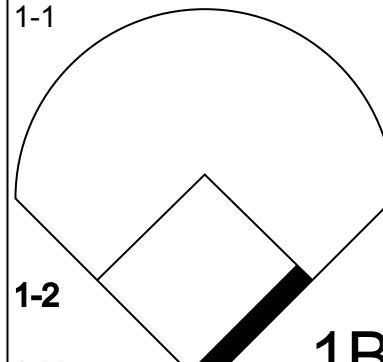
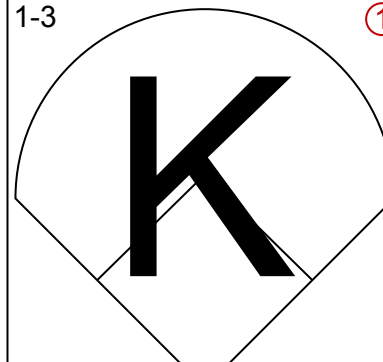
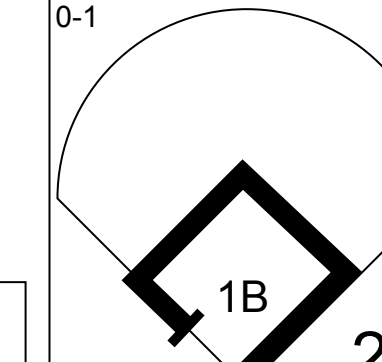
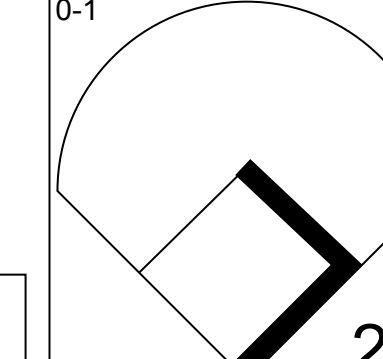
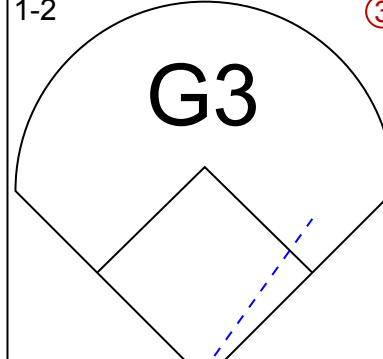
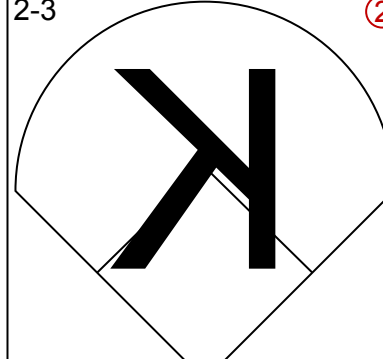
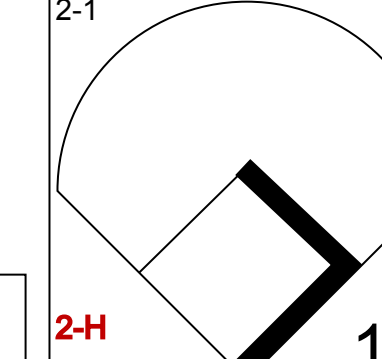
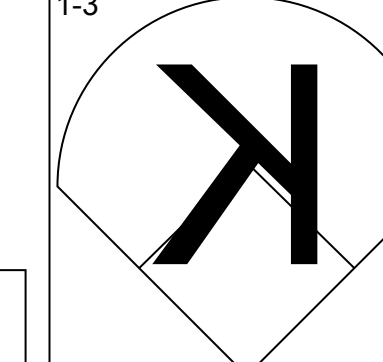
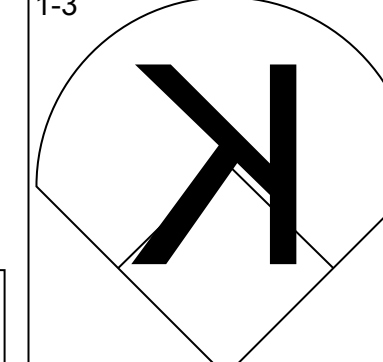
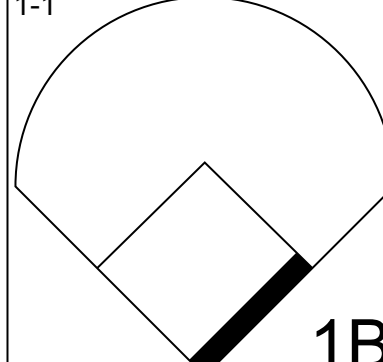
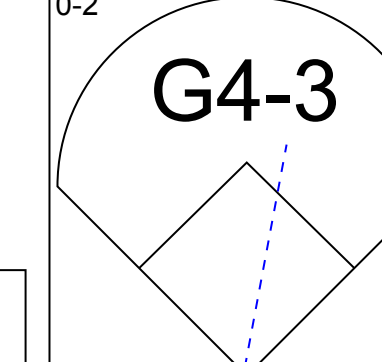
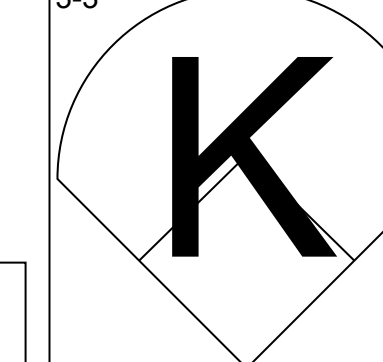
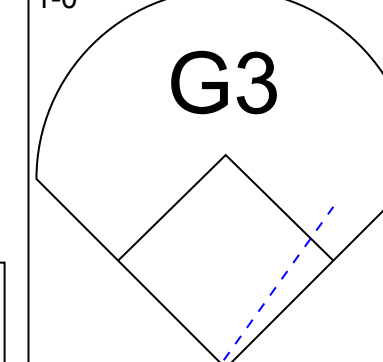
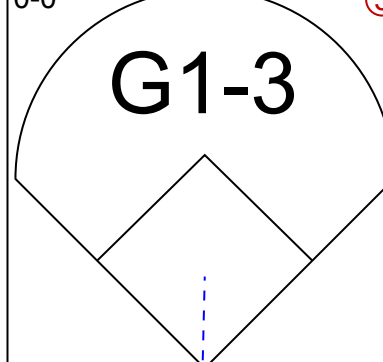
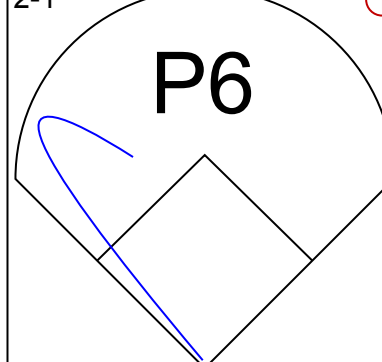
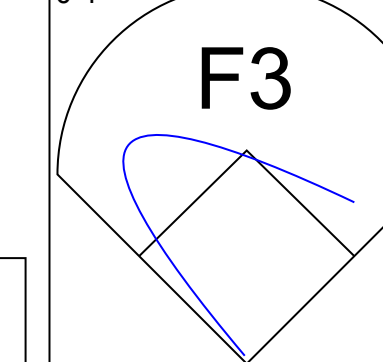
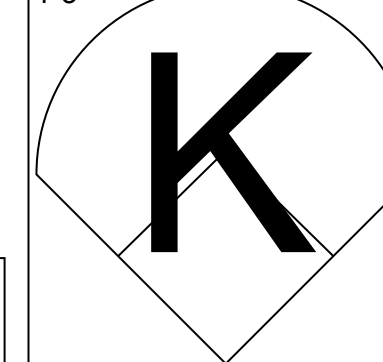
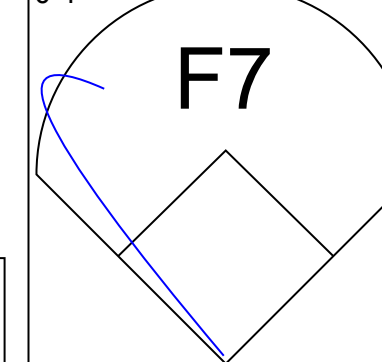
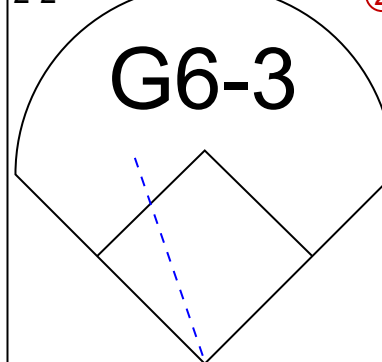
Batter	1	2	3	4	5	6	7	8	9	AB	R	H	RBI	BB	SO	LOB	TOP					
51 Ichiro Suzuki, L (1, 9) OBP: 0.356, SLG: 0.443	F7	G5-3		E9 1B			K			4	1	1	0	0	1	1	Seattle Mariners @ Minnesota Twins Hubert H. Humphrey Metrodome, Minneapolis, MN Sat Jul 21 2001, 1:05 PM EDT Att: 33,501 - Dome - 72 F livebaseballscorecards.com					
Mark McLemore, S (1, 4) OBP: 0.375, SLG: 0.388	S 1B	K		G6-4-3 1B			G4-3			4	1	2	1	0	1	1						
Bret Boone, R (1, 10) OBP: 0.361, SLG: 0.568	K	G4-3		G6-4-3 1B			G5-3			4	0	0	0	0	1	3						
John Olerud, L (1, 3) OBP: 0.424, SLG: 0.482	HBP HR 1B			F8			F7			4	1	1	1	0	0	0						
Mike Cameron, R (1, 8) OBP: 0.353, SLG: 0.521	HR HBP			S HBP			L5			2	1	0	0	0	1	0						
Al Martin, L (1, 7) Charles Gipson, R (8, PH) OBP: 0.243, SLG: 0.182	HR			K			K			3	1	1	3	0	2	1						
David Bell, R (1, 5) OBP: 0.310, SLG: 0.430	2B			P4			F7			4	0	1	0	0	0	1						
Tom Lampkin, L (1, 2) OBP: 0.308, SLG: 0.360	G4-3			F5			K			4	0	0	0	0	1	1						
Carlos Guillen, S (1, 6)				51 G5-3 BB			F8			2	1	0	0	2	1	0						
Inning Stats	R: 4 E: 0 K: 1 S: 21	H: 4 LOB: 1 BB: 0 P: 35	R: 0 E: 0 K: 1 S: 11	H: 0 LOB: 1 BB: 1 P: 21	R: 0 E: 0 K: 1 S: 12	H: 0 LOB: 1 BB: 0 P: 21	R: 2 E: 1 K: 0 S: 11	H: 2 LOB: 0 BB: 1 P: 19	R: 0 E: 0 K: 1 S: 5	H: 0 LOB: 0 BB: 0 P: 8	R: 0 E: 0 K: 2 S: 8	H: 0 LOB: 0 BB: 0 P: 12	R: 0 E: 0 K: 1 S: 8	H: 0 LOB: 0 BB: 0 P: 10	R: 0 E: 0 K: 1 S: 8	H: 0 LOB: 0 BB: 0 P: 10		1B: 4 2B: 1 3B: 0 HR: 1	SF: 0 SAC: 0 DP: 1 HBP: 2	WP: 0 PB: 0 CS: 0	PA: 36	
PITCHER	IP WLS BF H R ER SO BB IBB HBP BLK WP HR S P ERA WHIP	IP WLS BF H R ER SO BB IBB HBP BLK WP HR S P ERA WHIP	IP WLS BF H R ER SO BB IBB HBP BLK WP HR S P ERA WHIP	IP WLS BF H R ER SO BB IBB HBP BLK WP HR S P ERA WHIP	IP WLS BF H R ER SO BB IBB HBP BLK WP HR S P ERA WHIP	IP WLS BF H R ER SO BB IBB HBP BLK WP HR S P ERA WHIP	IP WLS BF H R ER SO BB IBB HBP BLK WP HR S P ERA WHIP	IP WLS BF H R ER SO BB IBB HBP BLK WP HR S P ERA WHIP	IP WLS BF H R ER SO BB IBB HBP BLK WP HR S P ERA WHIP	IP WLS BF H R ER SO BB IBB HBP BLK WP HR S P ERA WHIP	IP WLS BF H R ER SO BB IBB HBP BLK WP HR S P ERA WHIP	IP WLS BF H R ER SO BB IBB HBP BLK WP HR S P ERA WHIP	IP WLS BF H R ER SO BB IBB HBP BLK WP HR S P ERA WHIP	IP WLS BF H R ER SO BB IBB HBP BLK WP HR S P ERA WHIP	IP WLS BF H R ER SO BB IBB HBP BLK WP HR S P ERA WHIP	IP WLS BF H R ER SO BB IBB HBP BLK WP HR S P ERA WHIP	IP WLS BF H R ER SO BB IBB HBP BLK WP HR S P ERA WHIP	IP WLS BF H R ER SO BB IBB HBP BLK WP HR S P ERA WHIP	IP WLS BF H R ER SO BB IBB HBP BLK WP HR S P ERA WHIP	IP WLS BF H R ER SO BB IBB HBP BLK WP HR S P ERA WHIP	IP WLS BF H R ER SO BB IBB HBP BLK WP HR S P ERA WHIP	IP WLS BF H R ER SO BB IBB HBP BLK WP HR S P ERA WHIP
Adam Johnson, R (1, 1) ERA: 7.71	3.1 L	20 6	6 6	5 3	2 2	0 0	2 2	0 0	0 0	0 0	1 1	54 95	13.50 2.400									
Hector Carrasco, R (4, 1) ERA: 5.48	3.2 10	0 0	0 0	0 3	0 0	0 0	0 0	0 0	0 0	0 0	22 31	0.00 0.000										
Eddie Guardado, L (8, 1) ERA: 4.14	1.0 3	0 0	0 0	2 1	0 0	0 0	0 0	0 0	0 0	0 0	8 12	0.00 0.000										
Bob Wells, R (9, 1) ERA: 4.53	1.0 3	0 0	0 0	1 1	0 0	0 0	0 0	0 0	0 0	0 0	8 10	0.00 0.000										

Batter	1	2	3	4	5	6	7	8	9	AB	R	H	RBI	BB	SO	LOB	BOTTOM					
Matt Lawton, L (1, 9) OBP: 0.412, SLG: 0.464	CS BB	BB		HBP			G4-3 SH5-3 1B		2B	2	0	2	0	2	0	0	Seattle Mariners @ Minnesota Twins Hubert H. Humphrey Metrodome, Minneapolis, MN Sat Jul 21 2001, 1:05 PM EDT Att: 33,501 - Dome - 72 F livebaseballscorecards.com					
Denny Hocking, S (1, 6) OBP: 0.325, SLG: 0.341	G3-6-3 BB	F8		F8			SH5-3		G3	3	0	0	0	1	0	7						
Doug Mientkiewicz, L (1, 3) OBP: 0.385, SLG: 0.504	G3-6-3 1-2			F7			G4-3			4	0	1	1	0	0	2						
Corey Koskie, L (1, 5) OBP: 0.366, SLG: 0.491		F8 2B BB		G3-6-3 BB			L4-3			2	1	0	0	2	1	2						
David Ortiz, L (1, 10) OBP: 0.371, SLG: 0.585	F8			G3-6-3			G3-1			4	0	0	0	0	1	2						
Torii Hunter, R (1, 8) OBP: 0.279, SLG: 0.461	G6-3			F7			K			4	0	0	0	0	1	1						
A.J. Pierzynski, L (1, 2) OBP: 0.321, SLG: 0.430	E 2B	2B		HBP 1B			G3			4	1	2	1	0	0	0						
Luis Rivas, R (1, 4) OBP: 0.305, SLG: 0.351	E5 2B	2B		P4			K			4	0	0	0	0	1	2						
Jacque Jones, L (1, 7) OBP: 0.317, SLG: 0.410				HBP 1B			SH5-3 1B			4	1	3	1	0	0	0						
Inning Stats	R: 0 E: 0 K: 0 S: 3	H: 0 LOB: 2 BB: 2 P: 13	R: 2 E: 1 K: 0 S: 21	H: 2 LOB: 2 BB: 2 P: 37	R: 0 E: 0 K: 0 S: 7	H: 0 LOB: 1 BB: 1 P: 11	R: 0 E: 0 K: 0 S: 10	H: 2 LOB: 3 BB: 0 P: 14	R: 0 E: 0 K: 2 S: 6	H: 1 LOB: 0 BB: 0 P: 9	R: 0 E: 0 K: 2 S: 7	H: 0 LOB: 0 BB: 0 P: 9	R: 0 E: 0 K: 1 S: 7	H: 0 LOB: 0 BB: 0 P: 8	R: 0 E: 0 K: 1 S: 9	H: 1 LOB: 1 BB: 0 P: 12		1B: 5 2B: 4 3B: 0 HR: 0	SF: 0 SAC: 1 DP: 3 HBP: 1	WP: 0 PB: 0 CS: 1	PA: 38	
PITCHER	IP WLS BF H R ER SO BB IBB HBP BLK WP HR S P ERA WHIP	IP WLS BF H R ER SO BB IBB HBP BLK WP HR S P ERA WHIP	IP WLS BF H R ER SO BB IBB HBP BLK WP HR S P ERA WHIP	IP WLS BF H R ER SO BB IBB HBP BLK WP HR S P ERA WHIP	IP WLS BF H R ER SO BB IBB HBP BLK WP HR S P ERA WHIP	IP WLS BF H R ER SO BB IBB HBP BLK WP HR S P ERA WHIP	IP WLS BF H R ER SO BB IBB HBP BLK WP HR S P ERA WHIP	IP WLS BF H R ER SO BB IBB HBP BLK WP HR S P ERA WHIP	IP WLS BF H R ER SO BB IBB HBP BLK WP HR S P ERA WHIP	IP WLS BF H R ER SO BB IBB HBP BLK WP HR S P ERA WHIP	IP WLS BF H R ER SO BB IBB HBP BLK WP HR S P ERA WHIP	IP WLS BF H R ER SO BB IBB HBP BLK WP HR S P ERA WHIP	IP WLS BF H R ER SO BB IBB HBP BLK WP HR S P ERA WHIP	IP WLS BF H R ER SO BB IBB HBP BLK WP HR S P ERA WHIP	IP WLS BF H R ER SO BB IBB HBP BLK WP HR S P ERA WHIP	IP WLS BF H R ER SO BB IBB HBP BLK WP HR S P ERA WHIP	IP WLS BF H R ER SO BB IBB HBP BLK WP HR S P ERA WHIP	IP WLS BF H R ER SO BB IBB HBP BLK WP HR S P ERA WHIP	IP WLS BF H R ER SO BB IBB HBP BLK WP HR S P ERA WHIP	IP WLS BF H R ER SO BB IBB HBP BLK WP HR S P ERA WHIP	IP WLS BF H R ER SO BB IBB HBP BLK WP HR S P ERA WHIP	IP WLS BF H R ER SO BB IBB HBP BLK WP HR S P ERA WHIP
Joel Pineiro, R (1, 1) ERA: 0.79	2.0 W	11 5	2 1	1 2	4 1	0 0	0 1	0 0	0 0	0 0	0 0	33 47	2.08 1.385									
John Halama, L (3, 1) ERA: 5.53	4.1 H	18 3	1 0	1 2	1 0	0 0	0 0	0 0	0 0	0 0	0 0	8 12	0.00 0.000									
Arthur Rhodes, L (7, 1) ERA: 1.74	1.0 S	3 2	0 0	0 0	0 0	0 0	0 0	0 0	0 0	0 0	0 0	4 5	0.00 0.000									
Jose Paniagua, R (8, 1) ERA: 3.72	0.2 S	2 4	0 1	0 0	0 0	0 0	0 0	0 0	0 0	0 0	0 0	9 12	0.00 1.000									
Kazuhito Sasaki, R (9, 1) ERA: 2.72	1.0 S	4 1	0 0	0 0	0 0	0 0	0 0	0 0	0 0	0 0	0 0	9 12	0.00 1.000									

Batter	1	2	3	4	5	6	7	8	9	AB	R	H	RBI	BB	SO	LOB	TOP								
51 Ichiro Suzuki, L (1, 9) OBP: 0.399, SLG: 0.448	G4-3		1B			3B		E1		4	2	2	1	0	0	1	Seattle Mariners @ Minnesota Twins Hubert H. Humphrey Metrodome, Minneapolis, MN Sun Jul 22 2001, 2:05 PM EDT Att: 44,665 - Dome - 72 F livebaseballscorecards.com								
Mark McLemore, S (1, 6) OBP: 0.375, SLG: 0.401	K		1B			3B	SF7	SF9-3-6-3-6-3-4		3	1	2	4	0	1	0									
Bret Boone, R (1, 4) OBP: 0.362, SLG: 0.566	1B		F7			1B	K			5	0	2	1	0	1	2									
John Olerud, L (1, 3) OBP: 0.423, SLG: 0.481	L3		F8			1B	G4-3			5	0	2	0	0	0	2									
Mike Cameron, R (1, 8) OBP: 0.351, SLG: 0.514		G6-3				K				4	0	0	0	1	1	3									
Al Martin, L (1, 7) OBP: 0.328, SLG: 0.399										2	0	2	0	1	0	0									
Carlos Guillen, S (7, PH) OBP: 0.328, SLG: 0.345										2	0	0	0	0	0	2									
David Bell, R (1, 5) OBP: 0.309, SLG: 0.427										4	0	1	0	0	1	5									
Stan Javier, S (1, 10) OBP: 0.347, SLG: 0.324										3	2	1	0	1	1	2									
Dan Wilson, R (1, 2) OBP: 0.316, SLG: 0.403										3	1	1	0	0	0	1									
Inning Stats	R: 0 E: 0 K: 1 S: 11	H: 1 LOB: 1 BB: 0 P: 18	R: 0 E: 0 K: 0 S: 5	H: 1 LOB: 0 BB: 0 P: 6	R: 2 E: 0 K: 0 S: 17	H: 3 LOB: 1 BB: 0 P: 28	R: 0 E: 0 K: 1 S: 13	H: 2 LOB: 2 BB: 0 P: 13	R: 2 E: 0 K: 1 S: 15	H: 3 LOB: 3 BB: 1 P: 30	R: 1 E: 0 K: 0 S: 12	H: 1 LOB: 1 BB: 1 P: 20	R: 0 E: 0 K: 1 S: 11	H: 0 LOB: 1 BB: 1 P: 19	R: 1 E: 1 K: 0 S: 6	H: 1 LOB: 0 BB: 0 P: 7	R: 0 E: 0 K: 0 S: 12	H: 1 LOB: 1 BB: 0 P: 19	1B: 11 2B: 2 3B: 2 HR: 0	SF: 2 SAC: 1 DP: 3 HBP: 1	WP: 0 PB: 0 SB: 0 CS: 1	PA: 42			
PITCHER	IP	WLS	BF	H	R	ER	SO	BB	IBB	HBP	BLK	WP	HR	S	P	ERA	WHIP								
Kyle Lohse, R (1, 1) ERA: 5.75	4.1	L	22	10	4	4	2	0	0	1	0	0	0	56	84	8.31	2.308								
Grant Balfour, R (5, 1) ERA: 5.4	1.2		8	1	1	1	2	2	0	0	0	0	0	17	31	5.40	1.800								
Travis Miller, L (7, 1) ERA: 4.54	2.0		8	1	1	0	1	1	0	0	0	0	0	17	26	0.00	1.000								
LaTroy Hawkins, R (9, 1) ERA: 3.13	1.0		4	1	0	0	0	0	0	0	0	0	0	12	19	0.00	1.000								

Batter	1	2	3	4	5	6	7	8	9	AB	R	H	RBI	BB	SO	LOB	BOTTOM								
Matt Lawton, L (1, 9) OBP: 0.409, SLG: 0.459	G1-3		F5			G3-1		G4-3		4	0	0	0	0	0	0	Seattle Mariners @ Minnesota Twins Hubert H. Humphrey Metrodome, Minneapolis, MN Sun Jul 22 2001, 2:05 PM EDT Att: 44,665 - Dome - 72 F livebaseballscorecards.com								
Denny Hocking, S (1, 6) OBP: 0.319, SLG: 0.333	G4-3		G4-3			L4		K		4	0	0	0	0	1	0									
Doug Mientkiewicz, L (1, 3) OBP: 0.386, SLG: 0.593			P6			F9				3	1	1	0	1	0	0									
Corey Koskie, L (1, 5) OBP: 0.364, SLG: 0.491	G4-3					G4-3				4	1	1	0	0	1	1									
David Ortiz, L (1, 10) OBP: 0.385, SLG: 0.588										3	1	2	2	1	1	0									
Torii Hunter, R (1, 8) OBP: 0.279, SLG: 0.457										3	0	0	0	0	1	2									
A.J. Pierzynski, L (1, 2) OBP: 0.328, SLG: 0.433										3	0	2	1	0	0	1									
Luis Rivas, R (1, 4) OBP: 0.302, SLG: 0.347										4	0	0	0	0	0	5									
Jacque Jones, L (1, 7) OBP: 0.313, SLG: 0.405										4	0	0	0	0	0	4									
Inning Stats	R: 0 E: 0 K: 0 S: 5	H: 0 LOB: 1 BB: 1 P: 13	R: 0 E: 0 K: 0 S: 6	H: 0 LOB: 2 BB: 1 P: 14	R: 0 E: 0 K: 0 S: 8	H: 0 LOB: 0 BB: 0 P: 14	R: 0 E: 0 K: 1 S: 10	H: 1 LOB: 1 BB: 0 P: 16	R: 0 E: 0 K: 0 S: 7	H: 0 LOB: 0 BB: 0 P: 12	R: 0 E: 0 K: 0 S: 4	H: 0 LOB: 0 BB: 0 P: 6	R: 0 E: 0 K: 1 S: 8	H: 1 LOB: 1 BB: 0 P: 12	R: 0 E: 0 K: 1 S: 6	H: 0 LOB: 0 BB: 0 P: 8		R: 3 E: 0 K: 1 S: 16	H: 4 LOB: 1 BB: 0 P: 25	1B: 5 2B: 2 3B: 0 HR: 0	SF: 0 SAC: 0 DP: 1 HBP: 2	WP: 1 PB: 0 SB: 0 CS: 0	PA: 36		
PITCHER	IP	WLS	BF	H	R	ER	SO	BB	IBB	HBP	BLK	WP	HR	S	P	ERA	WHIP								
Paul Abbott, R (1, 1) ERA: 4.16	8.0	W	32	5	3	3	3	2	0	2	0	0	0	109	109	3.38	0.875								
Jeff Nelson, R (9, 1) ERA: 1.93	1.0		4	1	0	0	1	0	0	0	0	0	0	8	11	0.00	1.000								

Batter	1	2	3	4	5	6	7	8	9	AB	R	H	RBI	BB	SO	LOB	TOP					
51 Ichiro Suzuki, L (1, 9) OBP: 0.360, SLG: 0.449										4	1	2	1	0	1	1	Seattle Mariners @ Minnesota Twins Hubert H. Humphrey Metrodome, Minneapolis, MN Mon Jul 23 2001, 1:05 PM EDT Att: 31,220 - Dome - 72 F					
Mark McLemore, S (1, 8) OBP: 0.373, SLG: 0.407										4	1	1	1	0	1	1						
Bret Boone, R (1, 4) OBP: 0.358, SLG: 0.562										3	0	0	1	0	0	1						
John Olerud, L (1, 3) OBP: 0.424, SLG: 0.484										4	0	2	0	0	1	1						
Mike Cameron, R (1, 10) OBP: 0.350, SLG: 0.511										4	0	1	0	0	1	1						
Al Martin, L (1, 7) Charles Gipson, R (8, 8) OBP: 0.327, SLG: 0.401 OBP: 0.243, SLG: 0.182										4	0	1	0	0	1	3						
David Bell, R (1, 5) OBP: 0.306, SLG: 0.422										4	0	0	0	0	0	1						
Dan Wilson, R (1, 2) OBP: 0.311, SLG: 0.396										4	0	0	0	0	3	1						
Carlos Guillen, S (1, 6) OBP: 0.330, SLG: 0.353										4	1	2	0	0	1	0						
Inning Stats	R: 1 E: 0 K: 1 S: 9	H: 1 LOB: 0 BB: 0 P: 15	R: 0 E: 0 K: 1 S: 9	H: 1 LOB: 1 BB: 0 P: 13	R: 1 E: 1 K: 1 S: 12	H: 1 LOB: 1 BB: 0 P: 16	R: 0 E: 0 K: 0 S: 5	H: 0 LOB: 0 BB: 0 P: 7	R: 1 E: 0 K: 2 S: 12	H: 2 LOB: 0 BB: 0 P: 17	R: 0 E: 0 K: 2 S: 13	H: 1 LOB: 1 BB: 0 P: 19	R: 0 E: 0 K: 0 S: 8	H: 1 LOB: 0 BB: 0 P: 9	R: 0 E: 0 K: 0 S: 12	H: 2 LOB: 2 BB: 0 P: 20		R: 0 E: 0 K: 2 S: 8	H: 0 LOB: 0 BB: 0 P: 12	1B: 4 2B: 4 3B: 1 HR: 0	SF: 1 SAC: 0 DP: 0 HBP: 0	WP: 0 PB: 0 SB: 1 CS: 1
PITCHER	IP	WLS	BF	H	R	ER	SO	BB	IBB	HBP	BLK	WP	HR	S	P	ERA	WHIP					
Brad Radke, R (1, 1) ERA: 3.76	8.0	L	33	9	3	2	7	0	0	0	0	0	0	80	116	2.25	1.125					
Bob Weils, R (9, 1) ERA: 4.44	1.0		3	0	0	0	2	0	0	0	0	0	0	8	12	0.00	0.000					

Batter	1	2	3	4	5	6	7	8	9	AB	R	H	RBI	BB	SO	LOB	BOTTOM				
Matt Lawton, L (1, 9) OBP: 0.406, SLG: 0.454										4	1	0	0	0	0	0	Seattle Mariners @ Minnesota Twins Hubert H. Humphrey Metrodome, Minneapolis, MN Mon Jul 23 2001, 1:05 PM EDT Att: 31,220 - Dome - 72 F				
Denny Hocking, S (1, 6) OBP: 0.327, SLG: 0.344										3	0	2	0	1	0	1					
Doug Mientkiewicz, L (1, 3) OBP: 0.385, SLG: 0.590										4	0	1	0	0	2	3					
David Ortiz, L (1, 10) OBP: 0.389, SLG: 0.610										3	1	1	1	1	1	2					
Chad Allen, R (1, 7) OBP: 0.361, SLG: 0.463										4	0	2	1	0	1	2					
Corey Koskie, L (1, 5) OBP: 0.366, SLG: 0.494										4	0	2	0	0	1	2					
Tori Hunter, R (1, 8) OBP: 0.279, SLG: 0.455										4	0	1	0	0	2	2					
A.J. Pierzynski, L (1, 2) OBP: 0.323, SLG: 0.426										4	0	0	0	0	1	2					
Luis Rivas, R (1, 4) Arthur Rhodes, L (9, PH) Jacque Jones, L (9, PH) OBP: 0.299, SLG: 0.343 OBP: 0.312, SLG: 0.403										3	0	0	0	0	1	1					
Inning Stats	R: 0 E: 0 K: 1 S: 12	H: 1 LOB: 2 BB: 1 P: 22	R: 0 E: 0 K: 2 S: 11	H: 1 LOB: 0 BB: 0 P: 15	R: 1 E: 0 K: 0 S: 15	H: 2 LOB: 2 BB: 0 P: 22	R: 0 E: 0 K: 2 S: 8	H: 0 LOB: 0 BB: 0 P: 11	R: 1 E: 0 K: 2 S: 12	H: 2 LOB: 1 BB: 0 P: 16	R: 0 E: 0 K: 1 S: 9	H: 0 LOB: 1 BB: 1 P: 14	R: 0 E: 0 K: 1 S: 10	H: 2 LOB: 1 BB: 0 P: 14	R: 0 E: 0 K: 0 S: 11	H: 0 LOB: 0 BB: 0 P: 18		1B: 5 2B: 4 3B: 0 HR: 1	SF: 0 SAC: 0 DP: 1 HBP: 1	WP: 0 PB: 0 SB: 0 CS: 0	PA: 37
PITCHER	IP	WLS	BF	H	R	ER	SO	BB	IBB	HBP	BLK	WP	HR	S	P	ERA	WHIP				
Jamie Moyer, L (1, 1) ERA: 4.31	6.2	W	29	7	2	2	7	2	0	0	0	0	0	10	15	0.00	2.000				
Arthur Rhodes, L (7, 1) ERA: 1.7	1.0	H	4	2	0	0	2	0	0	0	0	0	0	14	21	0.00	0.000				
Kazuhiro Sasaki, R (8, 1) ERA: 2.64	1.1	S	4	0	0	0	0	0	0	0	0	0	0	14	21	0.00	0.000				



Batter	1	2	3	4	5	6	7	8	9	AB	R	H	RBI	BB	SO	LOB	TOP			
Luis Rivas, R OBP: 0.301, SLG: 0.350 (1, 4)										5	0	2	0	0	2	2	Minnesota Twins @ Oakland Athletics Network Associates Coliseum, Oakland, CA Tue Jul 24, 2001, 10:05 PM EDT Att: 13,407 - Sunny - 66 F			
Denny Hocking, S OBP: 0.324, SLG: 0.337 (1, 6)										4	0	0	0	1	1	4				
Doug Mientkiewicz, L OBP: 0.380, SLG: 0.500 (1, 3)										2	0	1	2	2	0	0				
Brian Buchanan, R OBP: 0.339, SLG: 0.490 Jacque Jones, L OBP: 0.311, SLG: 0.402 (6, PH) (6, 7)										3	0	0	0	0	2	7				
Matt Lawton, L OBP: 0.405, SLG: 0.453 (8, PH) (8, 9)										1	0	0	0	0	1	0				
Corey Koskie, L OBP: 0.369, SLG: 0.494 (1, 5)										4	2	2	0	1	1	0				
Chad Allen, R OBP: 0.363, SLG: 0.468 (6, 9) (8, 7)										5	1	2	1	0	1	2				
David Ortiz, L OBP: 0.407, SLG: 0.621 (1, 10)										3	2	2	1	2	1	1				
Tori Hunter, R OBP: 0.280, SLG: 0.457 (1, 8)										5	1	2	2	0	2	4				
A.J. Pierzynski, L OBP: 0.321, SLG: 0.419 (1, 2)										4	0	0	0	0	1	5				
Inning Stats	R: 0 E: 0 K: 2 S: 9	H: 0 LOB: 1 BB: 1 P: 17	R: 3 E: 0 K: 1 S: 16	H: 2 LOB: 2 BB: 2 P: 29	R: 3 E: 0 K: 3 S: 20	H: 6 LOB: 3 BB: 0 P: 27	R: 0 E: 0 K: 1 S: 10	H: 0 LOB: 1 BB: 1 P: 21	R: 0 E: 0 K: 2 S: 9	H: 0 LOB: 0 BB: 0 P: 13	R: 0 E: 0 K: 2 S: 8	H: 1 LOB: 1 BB: 0 P: 16	R: 0 E: 0 K: 0 S: 5	H: 1 LOB: 1 BB: 1 P: 12	R: 0 E: 0 K: 1 S: 12	H: 1 LOB: 2 BB: 1 P: 20	1B: 7 2B: 3 3B: 1 HR: 0	SF: 0 SAC: 0 DP: 1 HBP: 2	WP: 0 PB: 0 SB: 1 CS: 0	PA: 45
PITCHER	IP WLS BF H R ER SO BB IBB HBP BLK WP HR S P ERA WHIP																			
Barry Zito, L ERA: 5.07 Erik Hillius, R ERA: 1.23 Jim Mecir, R ERA: 3.8 Mark Guthrie, L ERA: 4.71 Jason Istringhausen, R ERA: 2.16	(1, 1) (3, 1) (8, 1) (8, 1) (9, 1)	2.0 5.0 0.1 0.2 1.0	WLS 16 4 1 5	BF 16 20 3 1 5	H 5 4 0 1	R 6 0 0 0	ER 6 0 0 0	SO 3 8 0 0	BB 3 1 0 0	IBB 0 0 0 0	HBP 2 0 0 0	BLK 0 0 0 0	WP 0 0 0 0	HR 0 53 4 1	S 31 76 10 2	P 56 100 10 2	ERA 27.00 0.00 0.00 0.00 0.00	WHIP 4.000 1.000 3.000 0.000 1.000		

Batter	1	2	3	4	5	6	7	8	9	AB	R	H	RBI	BB	SO	LOB	BOTTOM			
Frank Menechino, R OBP: 0.378, SLG: 0.426 (1, 4)										2	2	1	0	1	0	0	Minnesota Twins @ Oakland Athletics Network Associates Coliseum, Oakland, CA Tue Jul 24, 2001, 10:05 PM EDT Att: 13,407 - Sunny - 66 F			
Miguel Tejada, R OBP: 0.325, SLG: 0.480 (1, 6)										4	1	2	2	0	1	2				
Jason Giambi, L OBP: 0.468, SLG: 0.642 (1, 3)										3	1	2	3	2	1	2				
Olmedo Saenz, R OBP: 0.292, SLG: 0.351 (1, 10)										5	0	1	0	0	0	6				
Terrence Long, L OBP: 0.333, SLG: 0.422 (1, 8)										4	1	2	0	1	1	2				
Ron Gant, R OBP: 0.323, SLG: 0.450 (1, 7)										5	0	0	0	0	2	6				
Jeremy Giambi, L OBP: 0.397, SLG: 0.452 (1, 9)										4	0	0	0	0	2	1				
3 Eric Chavez, L OBP: 0.314, SLG: 0.485 (1, 5)										4	1	1	1	0	0	1				
Ramon Hernandez, R OBP: 0.318, SLG: 0.360 Johnny Damon, L OBP: 0.312, SLG: 0.364 Greg Myers, L OBP: 0.306, SLG: 0.413 (8, PR) (9, 2)										3	1	2	0	1	0	0				
Inning Stats	R: 0 E: 0 K: 0 S: 15	H: 1 LOB: 3 BB: 2 P: 27	R: 4 E: 1 K: 1 S: 24	H: 5 LOB: 2 BB: 1 P: 41	R: 0 E: 0 K: 1 S: 7	H: 0 LOB: 0 BB: 0 P: 10	R: 2 E: 0 K: 1 S: 14	H: 2 LOB: 0 BB: 0 P: 19	R: 0 E: 0 K: 2 S: 8	H: 0 LOB: 2 BB: 2 P: 12	R: 0 E: 0 K: 1 S: 10	H: 1 LOB: 1 BB: 0 P: 18	R: 0 E: 0 K: 1 S: 12	H: 1 LOB: 2 BB: 0 P: 19	R: 1 E: 1 K: 0 S: 4	H: 1 LOB: 1 BB: 0 P: 8		1B: 5 2B: 3 3B: 1 HR: 2	SF: 0 SAC: 2 DP: 0 HBP: 1	WP: 1 PB: 0 SB: 0 CS: 0
PITCHER	IP WLS BF H R ER SO BB IBB HBP BLK WP HR S P ERA WHIP																			
Eric Milton, L ERA: 4.12 Hector Carrasco, R ERA: 5.35 Eddie Guardado, L ERA: 4.03 Bob Wells, R ERA: 4.41 Travis Miller, L ERA: 4.46	(1, 1) (5, 1) (7, 1) (8, 1) (8, 1)	4.0 2.0 1.0 0.1 0.2	WLS 23 8 4 1 L	BF 23 8 4 3 3	H 6 0 1 1	R 6 0 0 1	ER 6 0 0 0	SO 3 3 0 0	BB 1 0 0 0	IBB 1 0 0 0	HBP 0 0 0 0	BLK 0 0 0 0	WP 1 0 0 0	HR 0 18 14 7 7	S 60 33 18 12 11	P 97 33 18 12 11	ERA 13.50 0.00 0.00 0.00 0.00	WHIP 2.750 0.500 1.000 3.000 1.500		
PITCHER	IP WLS BF H R ER SO BB IBB HBP BLK WP HR S P ERA WHIP																			
LaTroy Hawkins, R ERA: 3.13 (9, 1)	0.0	WLS 1	BF 1	H 0	R 0	ER 0	SO 0	BB 0	IBB 0	HBP 0	BLK 0	WP 0	HR 0	S 2	P 4	ERA 8	WHIP 8			

AB	37
R	6
H	11
RBI	6
BB	6
SO	12
LOB	27



Batter	1	2	3	4	5	6	7	8	9	AB	R	H	RBI	BB	SO	LOB	TOP
Luis Rivas, R OBP: 0.300, SLG: 0.349 (1, 4)	F9		G5-3		F9		G4-6-3 1B			4	0	1	0	0	0	1	
Denny Hocking, S OBP: 0.323, SLG: 0.351 (1, 6)	F9		HR		P6		G4-6-3 1-2†			4	1	1	1	0	0	2	
Doug Mientkiewicz, L OBP: 0.391, SLG: 0.590 (1, 3)	G4-3		K			1B G3 1B		1B		4	0	2	0	0	1	0	
Corey Koskie, L OBP: 0.368, SLG: 0.491 (1, 5)		G4-3	P4			G3		G3 1B		4	0	1	0	0	0	1	
David Ortiz, L OBP: 0.402, SLG: 0.607 (1, 10)		FC5 1B		G4-3		K		G3		4	0	1	0	0	1	2	
Matt Lawton, L OBP: 0.406, SLG: 0.452 (1, 9)		FC5 E 1B		F2		1B IBB		G4-3		3	1	1	0	1	0	1	
Tori Hunter, R OBP: 0.280, SLG: 0.454 (1, 8)		FC5 E 1-2 2-3†		G1-3		1B		F9		4	1	1	0	0	0	2	
Jacque Jones, L OBP: 0.313, SLG: 0.406 (1, 7)		E6 1-H 2-H				F8	G4-3			4	0	2	2	0	0	3	
Tom Prince, R OBP: 0.313, SLG: 0.381 (1, 2)		G1-3				E 1B	G5-3		F8	4	0	1	0	0	0	2	
Inning Stats	R: 0 H: 0 E: 0 LOB: 0 K: 0 BB: 0 S: 6	R: 2 H: 3 E: 1 LOB: 1 K: 0 BB: 0 S: 17	R: 1 H: 1 E: 0 LOB: 0 K: 1 BB: 0 S: 10	R: 0 H: 0 E: 0 LOB: 0 K: 0 BB: 0 S: 5	R: 0 H: 1 E: 1 LOB: 1 K: 0 BB: 0 S: 10	R: 0 H: 2 E: 0 LOB: 3 K: 1 BB: 1 S: 11	R: 0 H: 1 E: 0 LOB: 0 K: 0 BB: 0 S: 7	R: 0 H: 2 E: 0 LOB: 1 K: 0 BB: 0 S: 8	R: 0 H: 1 E: 0 LOB: 0 K: 0 BB: 0 S: 5	R: 0 H: 1 E: 0 LOB: 0 K: 0 BB: 0 S: 8	1B: 9 2B: 1 3B: 0 HR: 1	SF: 0 SAC: 0 DP: 1 HBP: 0	WP: 0 PB: 0 SB: 0 CS: 1	PA: 36			
PITCHER	IP WLS BF H R ER SO BB IBB HBP BLK WP HR S P ERA WHIP	IP WLS BF H R ER SO BB IBB HBP BLK WP HR S P ERA WHIP															
Cory Lidle, R ERA: 4.21 (1, 1)	7.0 L 29 8 3 3 2 0 1 0 0 0 1 66 101 3.86 1.143																
Mike Magnante, L ERA: 2.34 (8, 1)	2.0 7 3 0 0 0 0 0 0 0 0 0 0 13 20 0.00 1.500																

Minnesota Twins @ Oakland Athletics
Network Associates Coliseum, Oakland, CA
Wed Jul 25 2001, 10:05 PM EDT
Att: 31,426 - Sunny - 67°F

AB 35
R 3
H 11
RBI 3
BB 1
SO 2
LOB 14



Batter	1	2	3	4	5	6	7	8	9	AB	R	H	RBI	BB	SO	LOB	BOTTOM
Johnny Damon, L OBP: 0.314, SLG: 0.364 (1, 8)	P6			CS 1B			G4-3		G6-4-3 BB	3	0	1	0	1	0	0	
Frank Menechino, R OBP: 0.374, SLG: 0.421 (1, 4)	G5-3			F8			L5		G6-4-3 1-2†	4	0	0	0	0	0	2	
Jeremy Giambi, L OBP: 0.391, SLG: 0.443 (1, 10)	F9			G6-3			L1		F7	4	0	0	0	0	0	0	
Jason Giambi, L OBP: 0.467, SLG: 0.638 (1, 3)		F7			G6-3			WP 1B WP HBP		2	1	0	0	0	0	0	
Jermaine Dye, R OBP: 0.330, SLG: 0.414 (1, 9)		G5-3			F8			K		3	0	0	0	0	1	1	
Terrence Long, L OBP: 0.333, SLG: 0.422 (1, 7)		G4-3			F8			3 1B 2-H		3	0	1	1	0	0	0	
Miguel Tejada, R OBP: 0.327, SLG: 0.476 (1, 6)				G5-3			G6-3		F8	3	0	0	0	0	0	1	
3 Eric Chavez, L OBP: 0.317, SLG: 0.485 (1, 5)				G4-3			G6-4-3 BB			2	0	1	0	1	0	0	
Ramon Hernandez, R OBP: 0.315, SLG: 0.356 (1, 2)				G4-3			G6-4-3 1-2†		P6	3	0	0	0	0	0	3	
Inning Stats	R: 0 H: 0 E: 0 LOB: 0 K: 0 BB: 0 S: 11	R: 0 H: 0 E: 0 LOB: 0 K: 0 BB: 0 S: 8	R: 0 H: 0 E: 0 LOB: 0 K: 0 BB: 0 S: 7	R: 0 H: 1 E: 0 LOB: 0 K: 0 BB: 0 S: 6	R: 0 H: 0 E: 0 LOB: 0 K: 0 BB: 0 S: 8	R: 0 H: 0 E: 0 LOB: 1 K: 0 BB: 1 S: 4	R: 0 H: 0 E: 0 LOB: 0 K: 0 BB: 0 S: 4	R: 0 H: 0 E: 0 LOB: 2 K: 1 BB: 0 S: 12	R: 0 H: 0 E: 0 LOB: 0 K: 0 BB: 1 S: 5	R: 0 H: 0 E: 0 LOB: 0 K: 0 BB: 0 S: 5	1B: 3 2B: 0 3B: 0 HR: 0	SF: 0 SAC: 0 DP: 2 HBP: 1	WP: 2 PB: 0 SB: 0 CS: 1	PA: 30			
PITCHER	IP WLS BF H R ER SO BB IBB HBP BLK WP HR S P ERA WHIP	IP WLS BF H R ER SO BB IBB HBP BLK WP HR S P ERA WHIP															
Joe Mays, R ERA: 3.25 (1, 1)	7.2 W 25 2 1 1 1 1 0 1 0 0 0 4 5 0.00 3.000																
Eddie Guardado, L ERA: 3.99 (8, 1)	0.1 H 2 1 0 0 0 0 0 0 0 0 0 4 5 0.00 3.000																
LaTroy Hawkins, R ERA: 3.05 (9, 1)	1.0 S 3 0 0 0 0 0 1 0 0 0 0 5 10 0.00 1.000																

Minnesota Twins @ Oakland Athletics
Network Associates Coliseum, Oakland, CA
Wed Jul 25 2001, 10:05 PM EDT
Att: 31,426 - Sunny - 67°F

AB 27
R 1
H 3
RBI 1
BB 2
SO 1
LOB 7



Batter	1	2	3	4	5	6	7	8	9	AB	R	H	RBI	BB	SO	LOB	TOP																					
Luis Rivas, R OBP: 0.304, SLG: 0.353 (1, 4)										5	1	3	0	0	1	0																						
Denny Hocking, S OBP: 0.324, SLG: 0.348 Jason Maxwell, R OBP: 0.308, SLG: 0.370 (1, 6) (9, 6)										4	0	1	0	0	0	1																						
Doug Mientkiewicz, L OBP: 0.386, SLG: 0.494 (1, 3)										4	0	0	1	0	1	1																						
Corey Koskie, L OBP: 0.369, SLG: 0.500 (1, 5)										4	1	2	1	0	0	1																						
David Ortiz, L OBP: 0.389, SLG: 0.586 (1, 10)										4	0	0	0	0	1	2																						
Matt Lawton, L OBP: 0.405, SLG: 0.450 (1, 9)										4	1	1	0	0	1	0																						
Tori Hunter, R OBP: 0.285, SLG: 0.466 (1, 8)										4	2	3	1	0	0	0																						
Jacque Jones, L OBP: 0.315, SLG: 0.409 (1, 7)										3	0	1	0	1	0	2																						
Tom Prince, R OBP: 0.318, SLG: 0.436 (1, 2)										4	2	2	4	0	0	3																						
Inning Stats	R: 1 E: 0 K: 0 S: 13	H: 2 LOB: 1 BB: 0 P: 15	R: 0 E: 0 K: 0 S: 6	H: 1 LOB: 1 BB: 0 P: 10	R: 0 E: 0 K: 0 S: 8	H: 1 LOB: 0 BB: 0 P: 14	R: 4 E: 0 K: 0 S: 16	H: 5 LOB: 0 BB: 0 P: 27	R: 0 E: 0 K: 1 S: 10	H: 1 LOB: 1 BB: 0 P: 16	R: 0 E: 0 K: 1 S: 8	H: 0 LOB: 0 BB: 0 P: 14	R: 0 E: 0 K: 0 S: 12	H: 1 LOB: 2 BB: 1 P: 18	R: 0 E: 0 K: 1 S: 5	H: 0 LOB: 0 BB: 0 P: 10	1B: 8 2B: 1 3B: 0 HR: 4	SF: 1 SAC: 0 DP: 1 HBP: 1	WP: 2 PB: 0 SB: 2 CS: 1	PA: 40																		
PITCHER	IP	WLS	BF	H	R	ER	SO	BB	IBB	HBP	BLK	WP	HR	S	P	ERA	WHIP	PITCHER				IP	WLS	BF	H	R	ER	SO	BB	IBB	HBP	BLK	WP	HR	S	P	ERA	WHIP
Gil Heredia, R ERA: 5.84 (1, 1)	5.0	L	23	10	5	5	1	0	0	0	0	0	2	53	82	9.00	2.000																					
Mark Guttrine, L ERA: 4.53 (6, 1)	2.0		8	2	2	2	2	0	0	0	0	0	1	17	25	9.00	1.000																					
Luis Vizcaino, R ERA: 5.4 (8, 1)	1.0		5	1	0	0	2	1	0	0	0	1	0	12	18	0.00	2.000																					
Jeff Tam, R ERA: 3.38 (9, 1)	1.0		3	0	0	0	1	0	0	1	0	0	0	5	10	0.00	0.000																					

Minnesota Twins @ Oakland Athletics
Network Associates Coliseum, Oakland, CA
Thu Jul 26 2001, 3:35 PM EDT
Att: 20,891 - Sunny - 65 F

AB 36
R 7
H 13
RBI 7
BB 1
SO 4
LOB 10



Batter	1	2	3	4	5	6	7	8	9	AB	R	H	RBI	BB	SO	LOB	BOTTOM																					
Johnny Damon, L OBP: 0.317, SLG: 0.362 (1, 8)										2	0	0	0	2	0	1																						
Frank Menechino, R OBP: 0.375, SLG: 0.417 (1, 4)										3	1	0	0	1	1	3																						
Jeremy Giambi, L OBP: 0.395, SLG: 0.442 (1, 10)										3	0	1	1	2	1	2																						
Jason Giambi, L OBP: 0.462, SLG: 0.628 (1, 3)										5	0	0	0	0	0	7																						
Jermaine Dye, R OBP: 0.329, SLG: 0.414 (1, 9)										4	0	1	0	0	1	4																						
Terrence Long, L OBP: 0.334, SLG: 0.421 (1, 7)										3	1	1	0	1	2	1																						
Miguel Tejada, R OBP: 0.329, SLG: 0.481 (1, 6)										4	1	2	1	0	0	1																						
3 Eric Chavez, L OBP: 0.316, SLG: 0.481 (1, 5)										3	1	0	0	1	1	2																						
Ramon Hernandez, R OBP: 0.314, SLG: 0.354 (1, 2)										4	0	1	2	0	0	1																						
Inning Stats	R: 0 E: 0 K: 0 S: 13	H: 0 LOB: 2 BB: 2 P: 24	R: 0 E: 0 K: 1 S: 13	H: 0 LOB: 0 BB: 1 P: 22	R: 0 E: 0 K: 1 S: 8	H: 0 LOB: 0 BB: 0 P: 13	R: 0 E: 0 K: 1 S: 12	H: 1 LOB: 1 BB: 0 P: 21	R: 2 E: 0 K: 0 S: 22	H: 2 LOB: 2 BB: 2 P: 37	R: 1 E: 0 K: 2 S: 11	H: 2 LOB: 1 BB: 0 P: 19	R: 0 E: 0 K: 1 S: 14	H: 0 LOB: 0 BB: 0 P: 18	R: 1 E: 0 K: 0 S: 11	H: 1 LOB: 1 BB: 0 P: 19	1B: 4 2B: 1 3B: 1 HR: 0	SF: 0 SAC: 0 DP: 0 HBP: 2	WP: 0 PB: 0 SB: 2 CS: 2	PA: 41																		
PITCHER	IP	WLS	BF	H	R	ER	SO	BB	IBB	HBP	BLK	WP	HR	S	P	ERA	WHIP	PITCHER				IP	WLS	BF	H	R	ER	SO	BB	IBB	HBP	BLK	WP	HR	S	P	ERA	WHIP
Adam Johnson, R ERA: 6.28 (1, 1)	5.0	W	22	3	2	2	3	5	0	0	0	0	0	68	117	3.60	1.600																					
Hector Carrasco, R ERA: 5.33 (6, 1)	1.0		5	2	1	1	0	0	0	0	0	0	0	12	19	9.00	2.000																					
Eddie Guardado, L ERA: 3.79 (7, 1)	2.0		8	0	0	0	3	2	0	0	0	0	0	25	42	0.00	1.000																					
Bob Wells, R ERA: 4.5 (9, 1)	1.0		5	1	1	1	0	0	0	1	0	0	0	11	19	9.00	1.000																					

Minnesota Twins @ Oakland Athletics
Network Associates Coliseum, Oakland, CA
Thu Jul 26 2001, 3:35 PM EDT
Att: 20,891 - Sunny - 65 F

AB 31
R 4
H 6
RBI 4
BB 7
SO 6
LOB 22



Batter	1	2	3	4	5	6	7	8	9	AB	R	H	RBI	BB	SO	LOB	TOP										
Matt Lawton, L OBP: 0.400, SLG: 0.444	1-1 F2	0-1 G1-3			1-1 G6-3		1-1 G6-3		1-2 L8	5	0	0	0	0	0	3	Minnesota Twins @ Seattle Mariners Safeco Field, Seattle, WA Fri Jul 27, 2001, 7:05 PM PDT Att: 45,808 - Cloudy - 70 F										
Luis Rivas, R OBP: 0.301, SLG: 0.349	0-3 K		0-3 K			2-3 K		2-1 G6-3	4	0	0	0	0	0	3												
Doug Mientkiewicz, L OBP: 0.380, SLG: 0.497	2-0 L3		0-1 CS 1B			2-1 WP 1B		2-1 G1-3 1B	4	0	3	0	0	0	0												
Corey Koskie, L OBP: 0.368, SLG: 0.496		2-1 G4-3	1-2 F9			4-1 FC5-4 BB		0-2 G1-3	3	0	0	0	1	0	2												
David Ortiz, L OBP: 0.385, SLG: 0.570		4-2 3B BB		3-1 F7		2-1 F7		2-1 G4-3	3	1	0	0	1	0	3												
Torii Hunter, R OBP: 0.288, SLG: 0.471		2-2 1-H HR 3B		2-3 K		0-0 FC5-4		4-1 2B G6-3 BB	3	2	1	1	1	1	2												
A.J. Pierzynski, L OBP: 0.323, SLG: 0.436		0-2 3-H HR		2-2 G3-1			0-0 G4-3	0-0 2B	4	1	2	2	0	0	0												
Jason Maxwell, R OBP: 0.304, SLG: 0.347		0-2 F9			0-2 G6-3		4-1 S BB	1-1 G6-3	3	0	0	1	1	0	1												
Jacque Jones, L OBP: 0.315, SLG: 0.407		3-2 1B			0-0 B1-3		3-2 F8	3-H 2-3 K	4	0	1	0	0	1	2												
Inning Stats	R: 0 E: 0 K: 1 S: 6	H: 0 LOB: 0 BB: 0 P: 9	R: 3 E: 0 K: 0 S: 19	H: 3 LOB: 1 BB: 1 P: 30	R: 0 E: 0 K: 1 S: 8	H: 1 LOB: 0 BB: 0 P: 9	R: 0 E: 0 K: 1 S: 8	H: 0 LOB: 0 BB: 0 P: 15	R: 0 E: 0 K: 0 S: 6	H: 1 LOB: 2 BB: 1 P: 19	R: 0 E: 0 K: 0 S: 8	H: 0 LOB: 1 BB: 1 P: 16	R: 0 E: 0 K: 0 S: 9	H: 1 LOB: 1 BB: 1 P: 15	R: 1 E: 0 K: 1 S: 10	H: 1 LOB: 1 BB: 1 P: 18	1B: 4 2B: 1 3B: 1 HR: 1	SF: 0 SAC: 0 DP: 0 HBP: 0	WP: 1 PB: 0 CS: 1	PA: 37							
PITCHER	IP	WLS	BF	H	R	ER	SO	BB	IBB	HBP	BLK	WP	HR	S	P	ERA	WHIP										
Paul Abbott, R ERA: 4.18	6.0	W	24	5	3	3	4	2	0	0	0	1	1	56	89	4.50	1.167										
Norm Charlton, L ERA: 3.59	2.0		8	1	0	0	0	1	0	0	0	0	0	17	31	0.00	1.000										
Jose Paniagua, R ERA: 3.75	1.0		5	1	1	1	1	1	0	0	0	0	0	10	18	9.00	2.000										

Batter	1	2	3	4	5	6	7	8	9	AB	R	H	RBI	BB	SO	LOB	BOTTOM										
51 Ichiro Suzuki, L OBP: 0.397, SLG: 0.451	0-0 E6 SF8	0-2 F8		0-2 G6-3		1-0 G4-3		0-0 HR		5	2	1	1	0	0	1	Minnesota Twins @ Seattle Mariners Safeco Field, Seattle, WA Fri Jul 27, 2001, 7:05 PM PDT Att: 45,808 - Cloudy - 70 F										
Mark McLemore, S OBP: 0.374, SLG: 0.401	4-0 1B 1-3 1B BB		1-0 S 1B		1-0 HR 1B	3-2 G4-3		4-2 HR BB	3	3	2	0	2	0	0												
Bret Boone, R OBP: 0.358, SLG: 0.566	1-1 SF8		0-0 F9		0-1 F9		0-0 E5 G3 SF7 1B	0-1 1-H HR	4	2	2	3	0	0	2												
John Olerud, L OBP: 0.421, SLG: 0.492	3-H 3-2 WP 1B 1-3 1B		3-2 G6-3		2-1 1-H HR		0-2 G3	0-0 F7	5	1	2	2	0	0	2												
Mike Cameron, R OBP: 0.349, SLG: 0.506	2-2 WP 1-2 3-H 1B		0-3 K		0-0 F2		4-2 BB		3	0	1	1	1	1	1												
Al Martin, L OBP: 0.320, SLG: 0.385	0-0 F7			4-2 B S 1B BB	0-1 HR 1B		1-0 SF7		2	2	1	1	1	0	2												
Carlos Guillen, S OBP: 0.332, SLG: 0.360	3-3 K			0-2 1-H 1B	1-0 1-H HR		3-H 0-0 G6-3		0	0	0	0	0	0	0												
Stan Javier, S OBP: 0.358, SLG: 0.349	1-2 2-3			1-1 1B	1-1 F8				4	1	2	3	0	1	3												
David Bell, R OBP: 0.298, SLG: 0.409		1-0 F9		0-3 K	1-1 F8		1-0 F7		4	0	0	0	0	1	1												
Dan Wilson, R OBP: 0.307, SLG: 0.391		0-1 F9		2-3 K		0-2 G5-3		0-2 G6-3	4	0	0	0	0	1	1												
Inning Stats	R: 2 E: 1 K: 1 S: 14	H: 2 LOB: 2 BB: 1 P: 26	R: 0 E: 0 K: 0 S: 6	H: 0 LOB: 0 BB: 0 P: 7	R: 0 E: 0 K: 1 S: 9	H: 1 LOB: 1 BB: 0 P: 13	R: 1 E: 0 K: 2 S: 19	H: 1 LOB: 1 BB: 1 P: 25	R: 4 E: 0 K: 0 S: 11	H: 4 LOB: 0 BB: 0 P: 16	R: 0 E: 0 K: 0 S: 8	H: 0 LOB: 0 BB: 0 P: 12	R: 1 E: 1 K: 0 S: 8	H: 1 LOB: 1 BB: 1 P: 13	R: 3 E: 0 K: 0 S: 11	H: 2 LOB: 2 BB: 1 P: 16	1B: 7 2B: 0 3B: 0 HR: 4	SF: 2 SAC: 0 DP: 0 HBP: 0	WP: 1 PB: 0 CS: 0	PA: 40							
PITCHER	IP	WLS	BF	H	R	ER	SO	BB	IBB	HBP	BLK	WP	HR	S	P	ERA	WHIP										
Kyle Lohse, R ERA: 6.31	5.0	L	26	8	7	6	4	2	0	0	0	0	0	59	87	10.80	2.000										
Jack Cressend, R ERA: 3.0	2.0		8	1	1	0	0	1	0	0	0	0	0	16	25	0.00	1.000										
Grant Balfour, R ERA: 13.5	1.0		6	2	3	3	0	1	0	0	0	0	2	11	16	27.00	3.000										

AB	33
R	4
H	7
RBI	4
BB	4
SO	5
LOB	13



AB	34
R	11
H	11
RBI	11
BB	4
SO	4
LOB	13



Batter	1	2	3	4	5	6	7	8	9	AB	R	H	RBI	BB	SO	LOB	TOP				
Denny Hocking, S OBP: 0.319, SLG: 0.342	F9			F9		F8		F8		4	0	0	0	0	0	1					
Chad Allen, R OBP: 0.354, SLG: 0.455	K			G1-3			F8		K	4	0	0	0	0	2	0					
Doug Mientkiewicz, L OBP: 0.391, SLG: 0.497	F7			G3-1			1B 2B		1B	4	1	2	0	0	0	0					
Corey Koskie, L OBP: 0.367, SLG: 0.493		F8			F8		2B 1B		K	4	0	1	0	0	1	1					
Tori Hunter, R OBP: 0.293, SLG: 0.477		G3-6-3 1B			G4-6-3 1B		1-2 1B		F7	4	0	3	1	0	0	1					
David Ortiz, L OBP: 0.376, SLG: 0.556		G3-6-3 1-2f			G4-6-3 1-2f		1-3 2H 2B			3	0	0	0	0	1	4					
Brian Buchanan, R OBP: 0.331, SLG: 0.477				L6		F7		K		3	0	0	0	0	1	2					
Tom Prince, R OBP: 0.311, SLG: 0.425				K				K		3	0	0	0	0	3	0					
Jason Maxwell, R OBP: 0.305, SLG: 0.333				K				K		2	0	0	0	1	2	0					
Inning Stats	R: 0 H: 0 E: 0 K: 1 S: 7	H: 0 LOB: 0 BB: 0 P: 10	R: 0 H: 1 E: 0 K: 0 S: 11	LOB: 0 BB: 0 P: 18	R: 0 H: 0 E: 0 K: 2 S: 8	LOB: 0 BB: 0 P: 11	R: 0 H: 0 E: 0 K: 0 S: 5	LOB: 0 BB: 0 P: 9	R: 0 H: 1 E: 0 K: 1 S: 17	LOB: 0 BB: 1 P: 28	R: 1 H: 3 E: 0 K: 2 S: 14	LOB: 2 BB: 0 P: 22	R: 0 H: 0 E: 0 K: 2 S: 8	LOB: 0 BB: 0 P: 9	R: 0 H: 1 E: 0 K: 1 S: 11	LOB: 1 BB: 0 P: 18	1B: 5 2B: 1 3B: 0 HR: 0	SF: 0 SAC: 0 DP: 2 HBP: 0	WP: 0 PB: 0 CS: 0	PA: 32	
PITCHER	IP	WLS	BF	H	R	ER	SO	BB	IBB	HBP	BLK	WP	HR	S	P	ERA	WHIP				
Jamie Moyer, L ERA: 4.17	6.1	W	23	5	1	1	4	1	0	0	0	0	0	64	101	1.42	0.947				
Arthur Rhodes, L ERA: 1.5	1.2	H	5	0	0	0	4	0	0	0	0	0	0	15	19	0.00	0.000				
Jeff Nelson, R ERA: 1.84	1.0		4	1	0	0	2	0	0	0	0	0	0	11	18	0.00	1.000				

Minnesota Twins @ Seattle Mariners
Safeco Field, Seattle, WA
Sat Jul 28 2001, 1:05 PM PDT
Att: 45,681 - Overcast - 62 F

AB 31
R 1
H 6
RBI 1
BB 1
SO 10
LOB 9



Batter	1	2	3	4	5	6	7	8	9	AB	R	H	RBI	BB	SO	LOB	BOTTOM				
51 Ichiro Suzuki, L OBP: 0.360, SLG: 0.455	CS 1B		G6-3 2B	S 2B 1B		G3				4	1	3	2	0	0	1					
Mark McLemore, S OBP: 0.388, SLG: 0.394	K		G6-3	K		G4-3				4	0	0	0	0	2	5					
Bret Boone, R OBP: 0.359, SLG: 0.568	1B 1B		F8	2B			K			4	1	2	2	0	1	1					
John Olerud, L OBP: 0.422, SLG: 0.491	1B 1B		G4-3 FC6-4 BB	G4-3		L8				3	0	1	0	1	0	1					
Mike Cameron, R OBP: 0.348, SLG: 0.503	1B		FC6-4		F9		K			4	0	1	1	0	1	2					
Stan Javier, S OBP: 0.361, SLG: 0.359	F7			1B 51 1B 2B	G1-3			G4-3 1B		4	1	2	0	0	0	2					
Al Martin, L OBP: 0.319, SLG: 0.383		L7		HBP 51 1B 1B	G3			K		4	1	1	0	0	1	1					
David Bell, R OBP: 0.298, SLG: 0.405		K		51 1B 2B HBP		G6-3		G4-3		3	1	0	0	0	1	1					
Tom Lampkin, L OBP: 0.302, SLG: 0.359	F9			F8		51 G3 2B				3	0	1	0	0	0	3					
Inning Stats	R: 1 H: 4 E: 0 K: 1 S: 14	H: 4 LOB: 2 BB: 0 P: 23	R: 0 H: 0 E: 0 K: 1 S: 8	LOB: 0 BB: 0 P: 11	R: 0 H: 1 E: 0 K: 0 S: 12	LOB: 2 BB: 1 P: 23	R: 4 H: 4 E: 0 K: 1 S: 15	LOB: 1 BB: 0 P: 20	R: 0 H: 0 E: 0 K: 0 S: 8	LOB: 0 BB: 0 P: 11	R: 0 H: 1 E: 0 K: 0 S: 10	LOB: 1 BB: 0 P: 11	R: 0 H: 0 E: 0 K: 2 S: 7	LOB: 0 BB: 0 P: 10	R: 0 H: 1 E: 0 K: 1 S: 9	LOB: 1 BB: 0 P: 12	1B: 7 2B: 4 3B: 0 HR: 0	SF: 0 SAC: 0 DP: 0 HBP: 1	WP: 0 PB: 0 CS: 1	PA: 35	
PITCHER	IP	WLS	BF	H	R	ER	SO	BB	IBB	HBP	BLK	WP	HR	S	P	ERA	WHIP				
Brad Radke, R ERA: 3.9	6.0	L	29	10	5	5	3	1	0	1	0	0	0	67	99	7.50	1.833				
Hector Carrasco, R ERA: 5.13	2.0		6	1	0	0	3	0	0	0	0	0	0	16	22	0.00	0.500				

Minnesota Twins @ Seattle Mariners
Safeco Field, Seattle, WA
Sat Jul 28 2001, 1:05 PM PDT
Att: 45,681 - Overcast - 62 F

AB 33
R 5
H 11
RBI 5
BB 1
SO 6
LOB 17



Batter	1	2	3	4	5	6	7	8	9	AB	R	H	RBI	BB	SO	LOB	TOP					
Matt Lawton, L OBP: 0.396, SLG: 0.439	G3-1		G3-1		G1-3			F7		4	0	0	0	0	0	1	Minnesota Twins @ Seattle Mariners Safeco Field, Seattle, WA Sun Jul 29 2001, 1:35 PM PDT Att. 45,780 - Overcast - 63 F					
Denny Hocking, S OBP: 0.313, SLG: 0.335	F8			G4-3	K			G4-3		4	0	0	0	0	1	0						
Doug Mientkiewicz, L OBP: 0.380, SLG: 0.497	P6			2B		G4-3		F8		4	1	1	0	0	0	0						
Corey Koskie, L OBP: 0.368, SLG: 0.494		G6-3		2B		G5-3		G6-4-3	1B	3	1	1	1	1	0	0						
David Ortiz, L OBP: 0.372, SLG: 0.545	K			F7		G4-3		G6-4-3	1B	4	0	1	0	0	1	1						
Tori Hunter, R OBP: 0.292, SLG: 0.475	G6-3			E5				G6-4-3	1B	4	0	1	0	0	0	2						
A.J. Pierzynski, L OBP: 0.322, SLG: 0.431			F9					F8		3	0	0	0	1	0	2						
Luis Rivas, R OBP: 0.301, SLG: 0.351				G6-3				FC3-6		3	0	1	0	0	0	3						
Jacque Jones, L OBP: 0.312, SLG: 0.403			F8		F5			F8		3	0	0	0	0	0	2						
Inning Stats	R: 0 E: 0 K: 0 S: 4	H: 0 LOB: 0 BB: 0 P: 5	R: 0 E: 0 K: 1 S: 6	H: 0 LOB: 0 BB: 0 P: 8	R: 0 E: 0 K: 0 S: 8	H: 1 LOB: 1 BB: 0 P: 8	R: 2 E: 1 K: 0 S: 16	H: 2 LOB: 2 BB: 1 P: 32	R: 0 E: 0 K: 1 S: 6	H: 0 LOB: 0 BB: 0 P: 9	R: 0 E: 0 K: 0 S: 10	H: 0 LOB: 0 BB: 0 P: 18	R: 0 E: 0 K: 0 S: 4	H: 1 LOB: 1 BB: 0 P: 7	R: 0 E: 0 K: 0 S: 4	H: 0 LOB: 0 BB: 0 P: 8	R: 0 E: 0 K: 0 S: 11	H: 1 LOB: 1 BB: 1 P: 19	1B: 2 2B: 3 3B: 0 HR: 0	SF: 0 SAC: 0 DP: 1 HBP: 0	WP: 0 PB: 0 SB: 0 CS: 0	PA: 34
PITCHER Freddy Garcia, R ERA: 3.31	IP: 9.0 WLS: W BF: 34 H: 5 R: 2 ER: 1 SO: 2 BB: 2 IBB: 0 HBP: 0 BLK: 0 WP: 0 HR: 0 S: 69 P: 114 ERA: 1.00 WHIP: 0.778															PITCHER						

Batter	1	2	3	4	5	6	7	8	9	AB	R	H	RBI	BB	SO	LOB	BOTTOM			
51 Ichiro Suzuki, L OBP: 0.359, SLG: 0.454	G6-3	F7		F7		SH5-3		1B		4	1	1	0	0	0	4	Minnesota Twins @ Seattle Mariners Safeco Field, Seattle, WA Sun Jul 29 2001, 1:35 PM PDT Att. 45,780 - Overcast - 63 F			
Stan Javier, S OBP: 0.367, SLG: 0.366	K							1B		5	3	3	0	0	1	1				
Charles Gipson, R OBP: 0.243, SLG: 0.182								1B		0	0	0	0	0	0	0				
Bret Boone, R OBP: 0.364, SLG: 0.575	F7							1B		5	2	4	3	0	0	0				
John Olerud, L OBP: 0.422, SLG: 0.487								2B		3	2	0	0	2	0	5				
Mike Cameron, R OBP: 0.344, SLG: 0.497										4	0	0	1	0	1	6				
Ed Sprague, R OBP: 0.370, SLG: 0.500										4	0	3	4	1	0	1				
David Bell, R OBP: 0.296, SLG: 0.403										4	0	1	1	0	0	2				
Dan Wilson, R OBP: 0.302, SLG: 0.385										4	0	0	0	0	0	5				
Mark McLemore, S OBP: 0.377, SLG: 0.399										2	2	2	1	2	0	0				
Inning Stats	R: 0 E: 0 K: 1 S: 9	H: 0 LOB: 0 BB: 0 P: 11	R: 1 E: 0 K: 0 S: 14	H: 1 LOB: 3 BB: 3 P: 31	R: 1 E: 0 K: 0 S: 13	H: 2 LOB: 1 BB: 0 P: 16	R: 0 E: 0 K: 0 S: 9	H: 1 LOB: 1 BB: 0 P: 14	R: 3 E: 1 K: 1 S: 16	H: 3 LOB: 1 BB: 1 P: 23	R: 1 E: 0 K: 0 S: 11	H: 2 LOB: 1 BB: 0 P: 17	R: 0 E: 0 K: 0 S: 10	H: 1 LOB: 1 BB: 0 P: 15	R: 4 E: 0 K: 0 S: 16	H: 4 LOB: 1 BB: 1 P: 28	1B: 11 2B: 3 3B: 0 HR: 0	SF: 2 SAC: 1 DP: 0 HBP: 0	WP: 0 PB: 0 SB: 0 CS: 0	PA: 43
PITCHER Eric Milton, L ERA: 4.34	IP: 5.2 WLS: L BF: 30 H: 4 R: 0 ER: 6 SO: 2 BB: 4 IBB: 0 HBP: 0 BLK: 0 WP: 0 HR: 0 S: 68 P: 106 ERA: 9.53 WHIP: 2.294															PITCHER				
Eddie Guardado, L ERA: 3.75	0.1	1	0	0	0	0	0	0	0	4	6	0.00	0.000							
Bob Wells, R ERA: 4.42	1.0	4	1	0	0	0	0	0	0	10	15	0.00	1.000							
LaTroy Hawkins, R ERA: 3.99	0.0	4	3	4	4	0	1	0	0	10	21	∞	∞							
Travis Miller, L ERA: 4.33	1.0	4	1	0	0	0	0	0	0	6	7	0.00	1.000							

AB	32
R	2
H	5
RBI	1
BB	2
SO	2
LOB	11

AB	35
R	10
H	14
RBI	10
BB	5
SO	2
LOB	24



Batter	1	2	3	4	5	6	7	8	9	AB	R	H	RBI	BB	SO	LOB	TOP										
Jacque Jones, L (1, 7) OBP: 0.314, SLG: 0.402	F2		F7				F7			3	0	1	0	0	0	2	Minnesota Twins @ Toronto Blue Jays SkyDome, Toronto, ON Tue Jul 31 2001, 7:05 PM EDT Att: 23,849 - Sunny - 83 F										
Denny Hocking, S (1, 6) OBP: 0.312, SLG: 0.333	1B		G3				G6-4-3			4	0	1	0	0	0	2											
Doug Mientkiewicz, L (1, 3) OBP: 0.383, SLG: 0.511	1B		HR				G4-3			4	1	3	1	0	1	0											
Corey Koskie, L (1, 5) OBP: 0.369, SLG: 0.494	1B		1B				G4-3			4	0	2	0	0	1	1											
Tori Hunter, R (1, 8) OBP: 0.292, SLG: 0.472	1B		K				G5-3			4	0	1	0	0	1	2											
David Ortiz, L (1, 10) Jason Maxwell, R (9, PR) OBP: 0.376, SLG: 0.540 OBP: 0.305, SLG: 0.333	F8						F7			3	0	1	0	1	0	3											
Brian Buchanan, R (1, 9) Bobby Kielty, S (9, PH) OBP: 0.288, SLG: 0.267	K		FC6-4				F7			3	0	0	0	0	1	1											
A.J. Pierzynski, L (1, 2) OBP: 0.318, SLG: 0.424	B1-3		L4				F7			4	0	0	0	0	1	2											
Luis Rivas, R (1, 4) OBP: 0.301, SLG: 0.350	G6-3						G4-3			4	0	1	0	0	1	2											
Inning Stats	R: 0 E: 0 K: 0 S: 18	H: 4 LOB: 3 BB: 0 P: 21	R: 0 E: 0 K: 1 S: 6	H: 0 LOB: 0 BB: 0 P: 7	R: 1 E: 0 K: 1 S: 15	H: 2 LOB: 1 BB: 0 P: 20	R: 0 E: 0 K: 0 S: 11	H: 2 LOB: 2 BB: 0 P: 17	R: 0 E: 0 K: 0 S: 5	H: 1 LOB: 1 BB: 0 P: 6	R: 0 E: 0 K: 0 S: 9	H: 0 LOB: 0 BB: 0 P: 15	R: 0 E: 0 K: 0 S: 9	H: 1 LOB: 0 BB: 0 P: 11	R: 0 E: 0 K: 2 S: 9	H: 0 LOB: 0 BB: 0 P: 14		R: 0 E: 0 K: 3 S: 11	H: 0 LOB: 2 BB: 1 P: 20	1B: 8 2B: 1 3B: 0 HR: 1	SF: 0 SAC: 0 DP: 1 HBP: 1	WP: 0 PB: 0 SB: 2 CS: 1	PA: 36				
PITCHER	IP	WLS	BF	H	R	ER	SO	BB	IBB	HBP	BLK	WP	HR	S	P	ERA	WHIP										
Esteban Loaiza, R (1, 1) ERA: 5.22	7.0	W	29	10	1	1	2	0	0	0	0	0	1	73	97	1.29	1.429										
Dan Plesac, L (8, 1) ERA: 3.77	1.0	H	3	0	0	0	2	0	0	0	0	0	0	9	14	0.00	0.000										
Billy Koch, R (9, 1) ERA: 4.5	1.0	S	4	0	0	0	3	1	0	0	0	0	0	11	20	0.00	1.000										

Batter	1	2	3	4	5	6	7	8	9	AB	R	H	RBI	BB	SO	LOB	BOTTOM										
José Cruz Jr., S (1, 8) OBP: 0.339, SLG: 0.485	G3		2B				F5			4	0	1	1	0	1	2	Minnesota Twins @ Toronto Blue Jays SkyDome, Toronto, ON Tue Jul 31 2001, 7:05 PM EDT Att: 23,849 - Sunny - 83 F										
Alex Gonzalez, R (1, 6) OBP: 0.293, SLG: 0.392	G3-1		F8				L9			4	0	0	0	0	0	2											
Shannon Stewart, R (1, 7) OBP: 0.372, SLG: 0.460	1B		K				G4-6-3			4	1	3	0	0	1	1											
Carlos Delgado, L (1, 3) OBP: 0.397, SLG: 0.514	F7						G4-6-3			3	0	0	0	1	1	2											
Raul Mondesi, R (1, 9) OBP: 0.348, SLG: 0.468	K						K			4	0	1	1	0	2	1											
Brad Fullmer, L (1, 10) OBP: 0.314, SLG: 0.425	K						E9			4	1	1	0	0	1	0											
Luis Lopez, R (1, 5) Jeff Frye, R (8, 5) OBP: 0.301, SLG: 0.349 OBP: 0.286, SLG: 0.257	G5-3		G6-4-3				F7			3	0	0	0	0	0	2											
Darrin Fletcher, L (1, 2) OBP: 0.275, SLG: 0.343			FC6							2	0	2	0	1	0	0											
Cesar Izturis, S (1, 4) OBP: 0.261, SLG: 0.396			FC6				F8			3	1	0	0	0	1	3											
Inning Stats	R: 0 E: 0 K: 0 S: 10	H: 1 LOB: 1 BB: 0 P: 15	R: 0 E: 0 K: 2 S: 8	H: 0 LOB: 0 BB: 0 P: 10	R: 1 E: 0 K: 1 S: 14	H: 2 LOB: 1 BB: 0 P: 22	R: 0 E: 0 K: 1 S: 8	H: 2 LOB: 1 BB: 0 P: 12	R: 0 E: 0 K: 2 S: 12	H: 1 LOB: 1 BB: 0 P: 16	R: 0 E: 0 K: 1 S: 7	H: 1 LOB: 0 BB: 0 P: 12	R: 1 E: 1 K: 0 S: 8	H: 0 LOB: 1 BB: 1 P: 14	R: 1 E: 0 K: 0 S: 9	H: 1 LOB: 1 BB: 1 P: 16		1B: 7 2B: 1 3B: 0 HR: 0	SF: 0 SAC: 0 DP: 2 HBP: 0	WP: 0 PB: 0 SB: 1 CS: 0	PA: 33						
PITCHER	IP	WLS	BF	H	R	ER	SO	BB	IBB	HBP	BLK	WP	HR	S	P	ERA	WHIP										
Joe Mays, R (1, 1) ERA: 3.13	8.0	L	33	8	3	1	7	1	1	0	0	0	0	76	117	1.12	1.125										

AB	34
R	1
H	10
RBI	1
BB	1
SO	7
LOB	16



AB	31
R	3
H	8
RBI	2
BB	2
SO	7
LOB	13




Batter	1	2	3	4	5	6	7	8	9	AB	R	H	RBI	BB	SO	LOB	TOP																					
Jacque Jones, L OBP: 0.316, SLG: 0.404 (1, 7)										4	0	2	0	0	0	0	Minnesota Twins @ Toronto Blue Jays SkyDome, Toronto, ON Wed Aug 01 2001, 7:05 PM EDT Att: 26,069 - Sunny - 85 F																					
Denny Hocking, S OBP: 0.307, SLG: 0.327 (1, 6)										4	0	0	0	0	0	2																						
Doug Mientkiewicz, L OBP: 0.394, SLG: 0.511 (1, 3)										4	1	2	0	0	2	0																						
Corey Koskie, L OBP: 0.370, SLG: 0.493 (1, 5)										3	0	1	0	1	1	2																						
Chad Allen, R OBP: 0.351, SLG: 0.450 (1, 9)										4	0	1	0	0	0	5																						
David Ortiz, L OBP: 0.372, SLG: 0.539 (1, 10)										4	0	1	1	0	1	1																						
Tori Hunter, R OBP: 0.289, SLG: 0.468 (1, 8)										3	0	0	0	0	0	1																						
A.J. Pierzynski, L OBP: 0.314, SLG: 0.419 (1, 2)										3	0	0	0	0	0	0																						
Luis Rivas, R OBP: 0.298, SLG: 0.347 (1, 4)										3	0	0	0	0	0	0																						
Inning Stats	R: 0 E: 0 K: 0 S: 8	H: 2 LOB: 2 BB: 0 P: 10	R: 0 E: 0 K: 1 S: 5	H: 0 LOB: 0 BB: 0 P: 6	R: 0 E: 0 K: 0 S: 3	H: 0 LOB: 0 BB: 0 P: 5	R: 0 E: 0 K: 1 S: 10	H: 1 LOB: 0 BB: 0 P: 15	R: 0 E: 0 K: 0 S: 5	H: 0 LOB: 0 BB: 0 P: 5	R: 0 E: 0 K: 0 S: 7	H: 0 LOB: 0 BB: 0 P: 12	R: 1 E: 0 K: 0 S: 10	H: 2 LOB: 1 BB: 1 P: 20	R: 0 E: 0 K: 0 S: 8	H: 1 LOB: 1 BB: 0 P: 10	R: 0 E: 0 K: 2 S: 11	H: 1 LOB: 1 BB: 0 P: 19	1B: 6 2B: 1 3B: 0 HR: 0	SF: 0 SAC: 0 DP: 2 HBP: 0	WP: 0 PB: 0 SB: 0 CS: 0	PA: 33																
PITCHER	IP	WLS	BF	H	R	ER	SO	BB	IBB	HBP	BLK	WP	HR	S	P	ERA	WHIP	PITCHER				IP	WLS	BF	H	R	ER	SO	BB	IBB	HBP	BLK	WP	HR	S	P	ERA	WHIP
32 Roy Halladay, R ERA: 4.36 (1, 1)	8.0	W	29	6	1	1	2	1	0	0	0	0	0	56	83	1.12	0.875																					
Billy Koch, R ERA: 4.4 (9, 1)	1.0	S	4	1	0	0	2	0	0	0	0	0	0	11	19	0.00	1.000																					


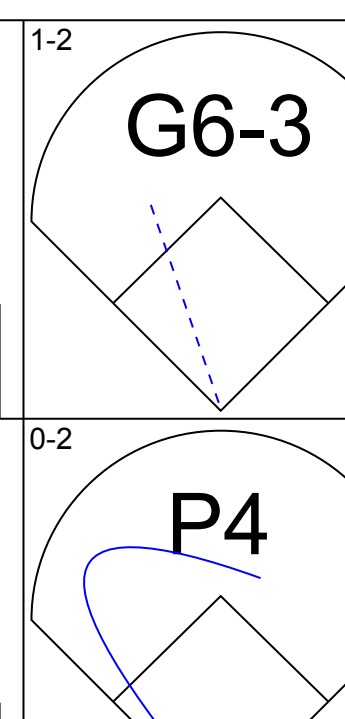
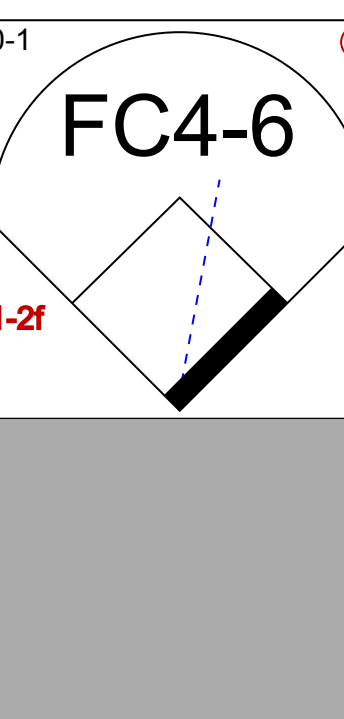
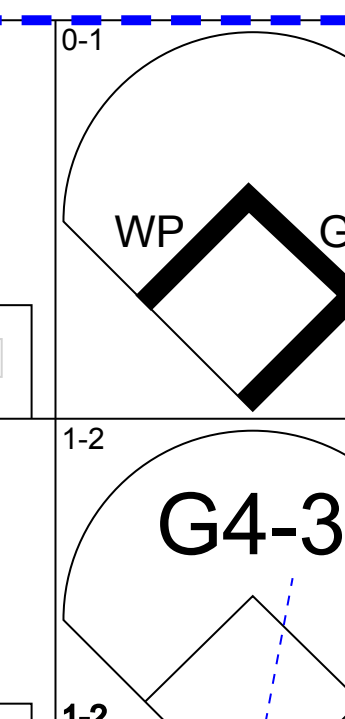
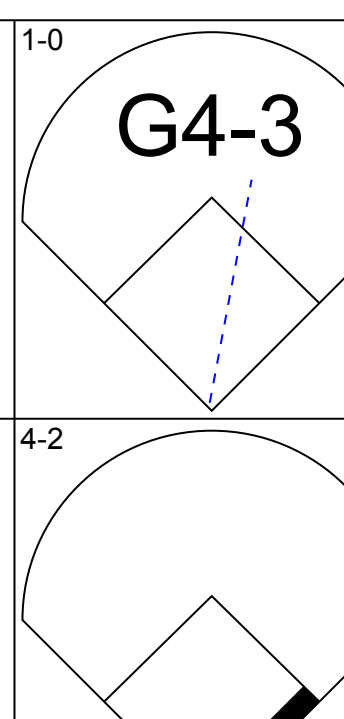
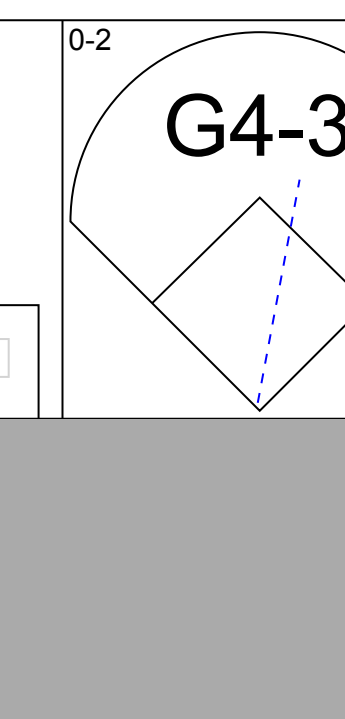
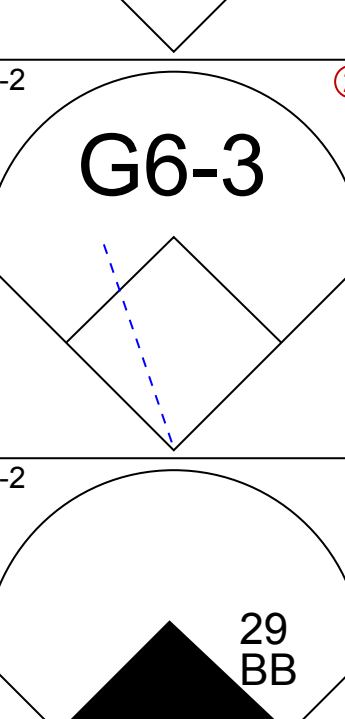
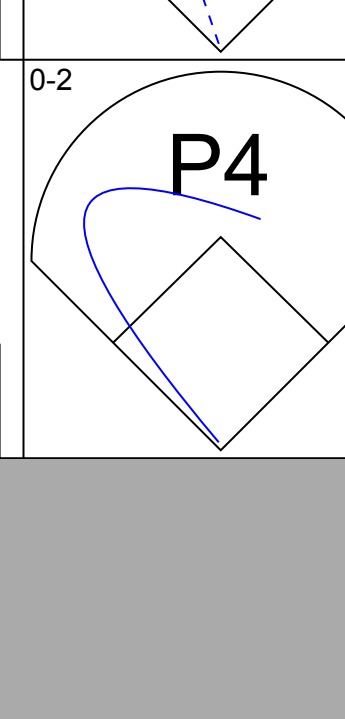
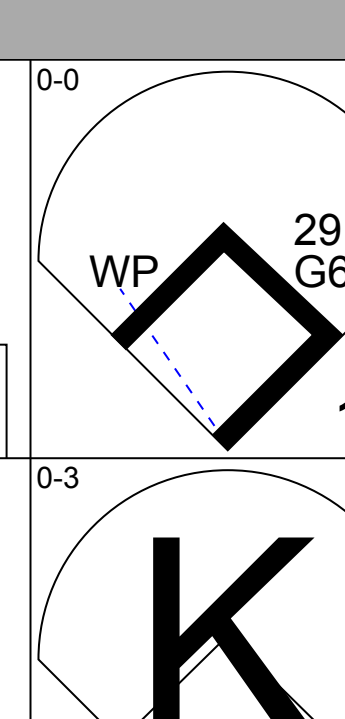
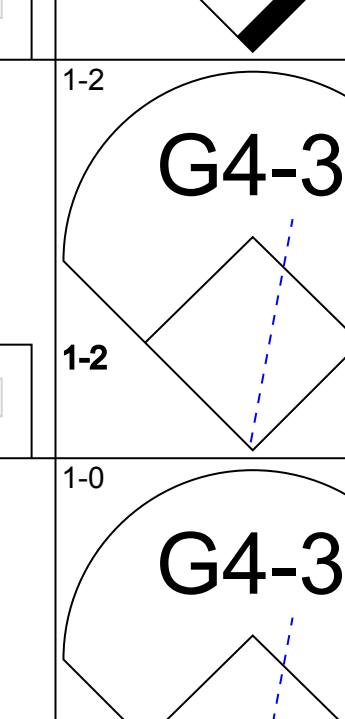
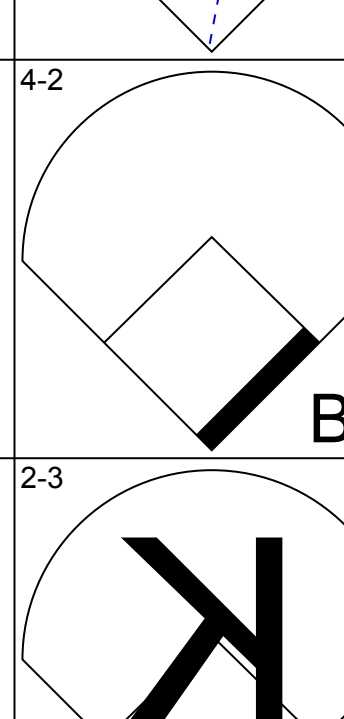

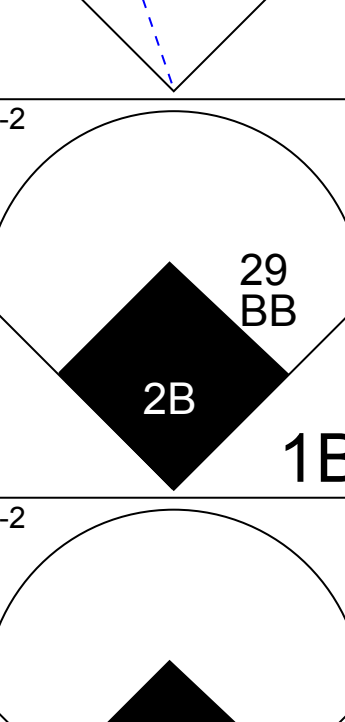
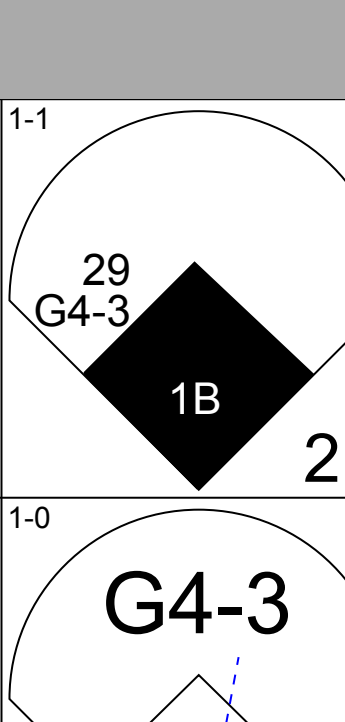
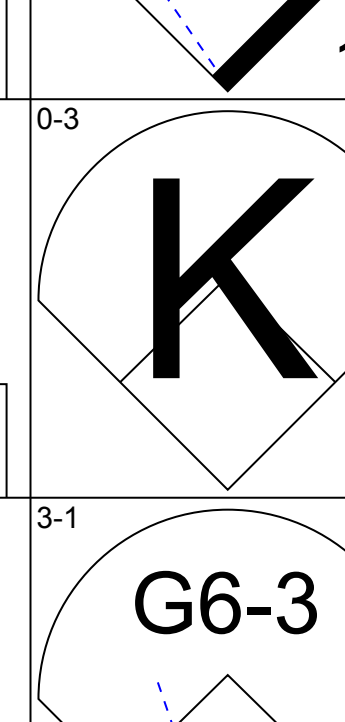
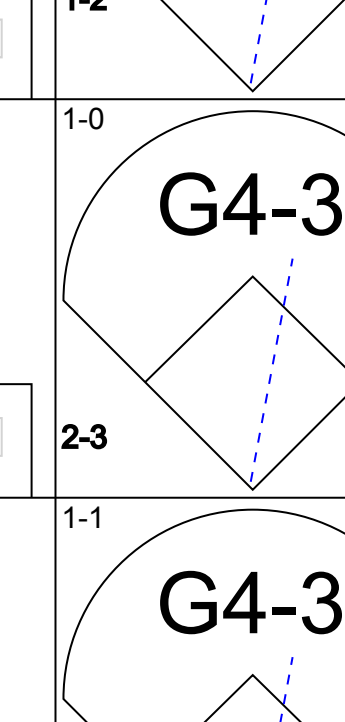
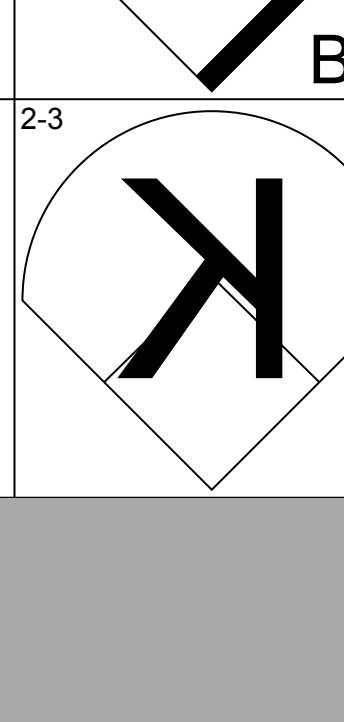
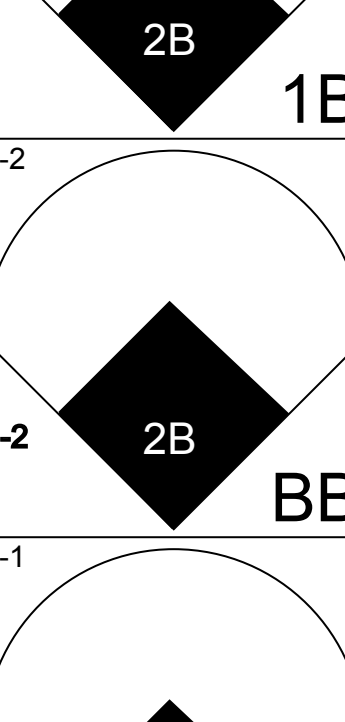
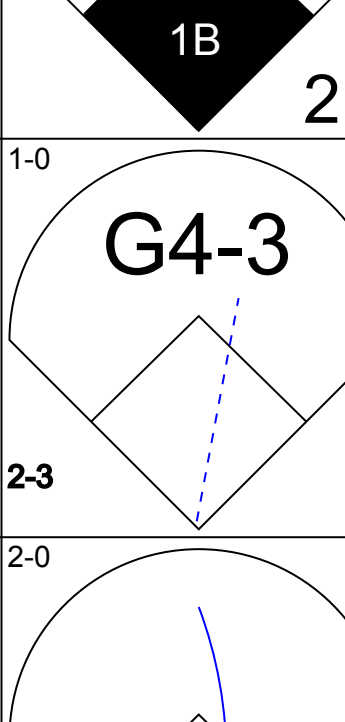
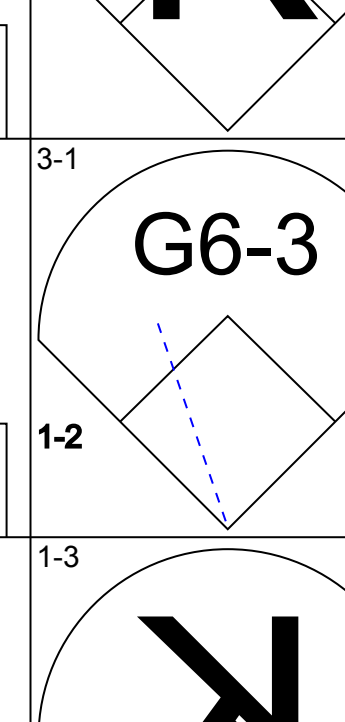
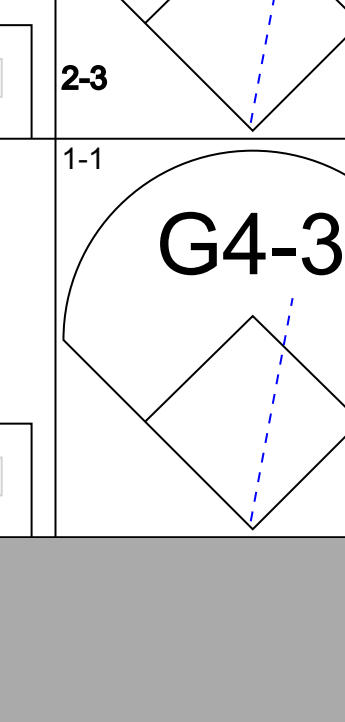

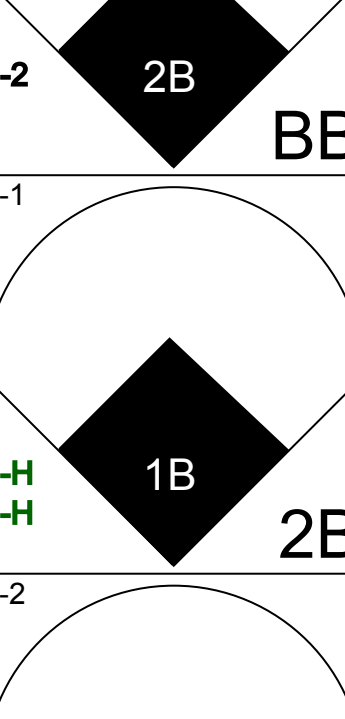
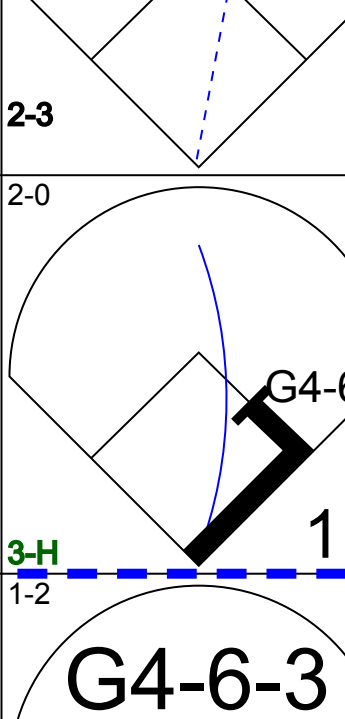

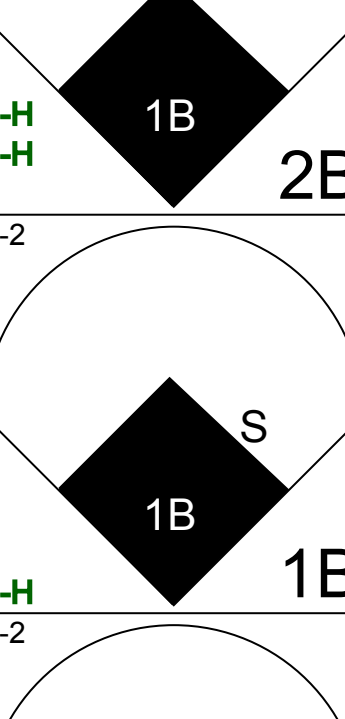
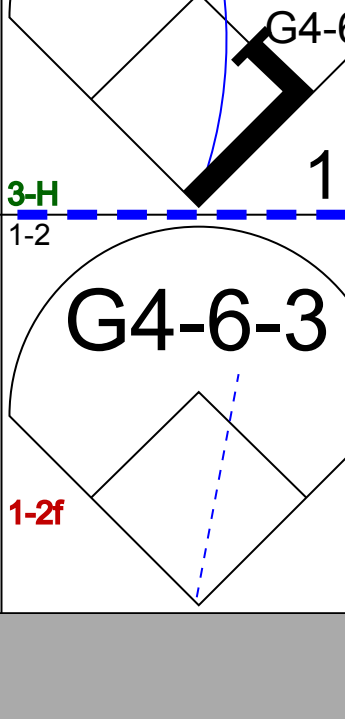

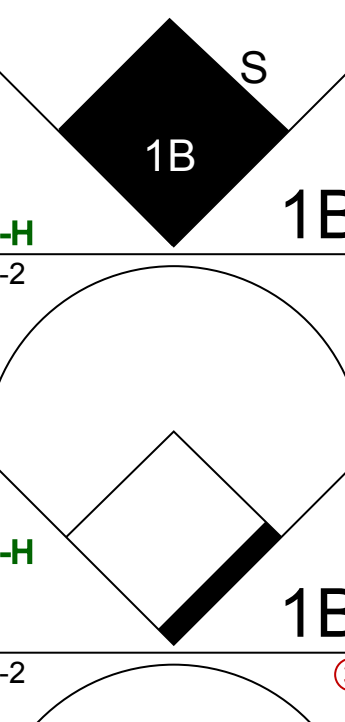
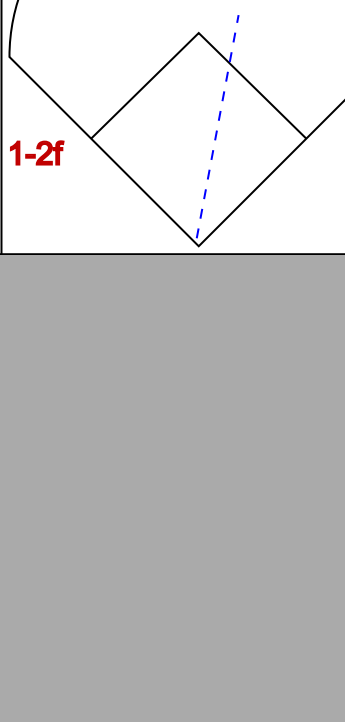

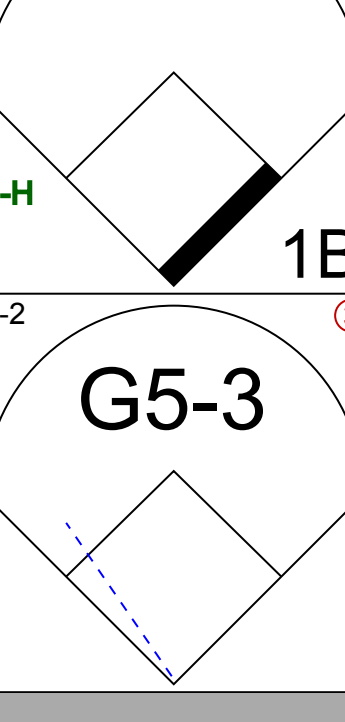

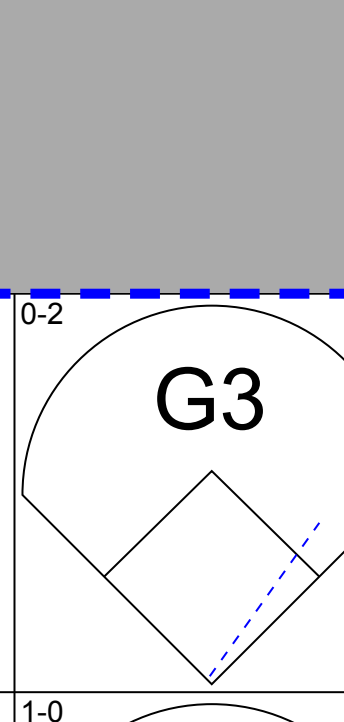
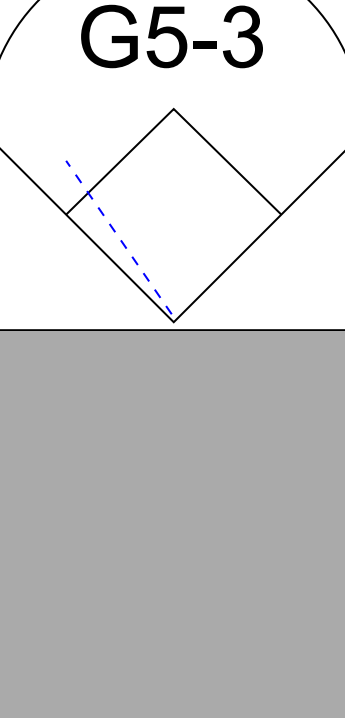
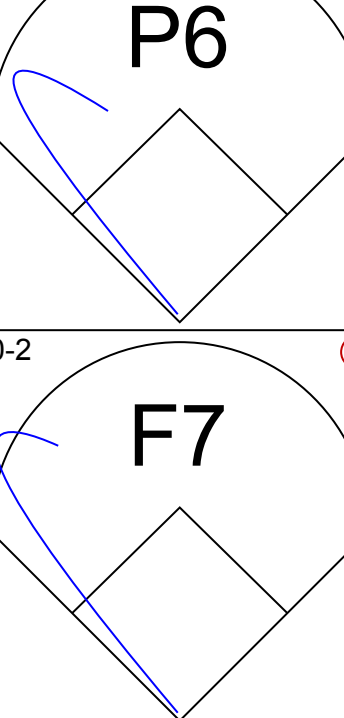
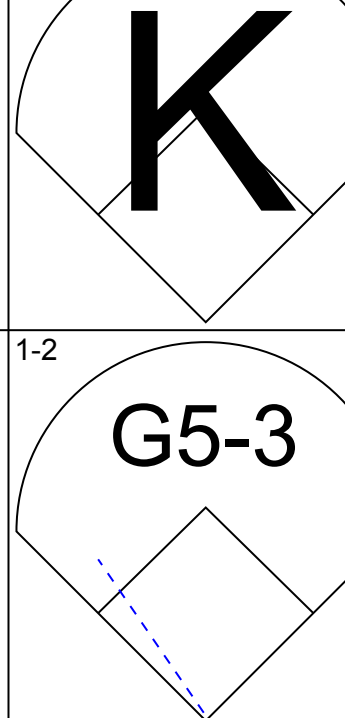

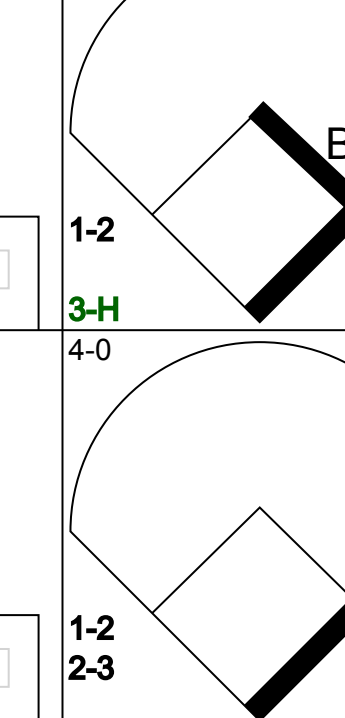
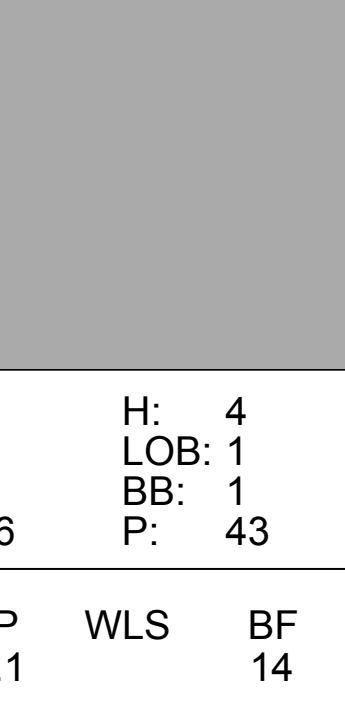
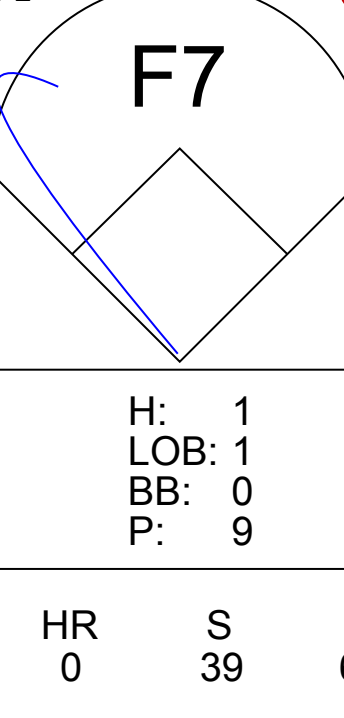
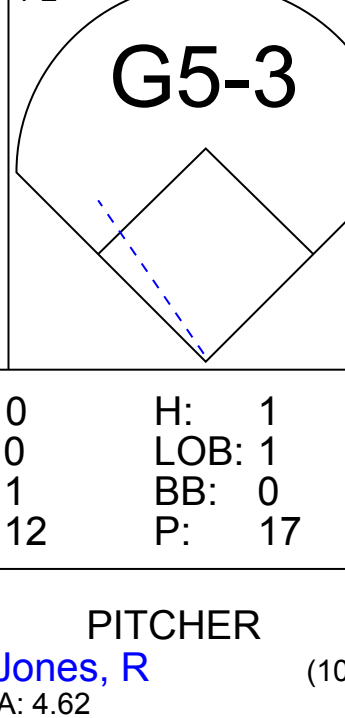
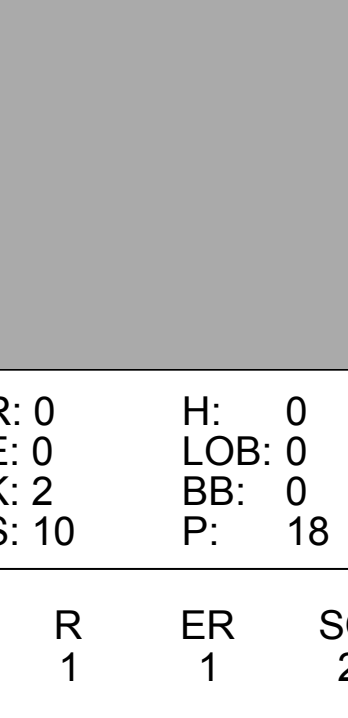
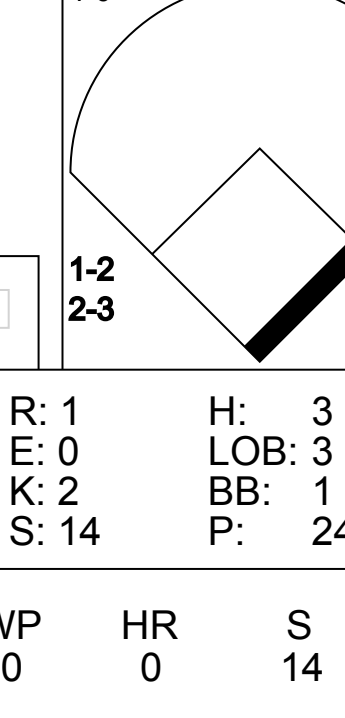
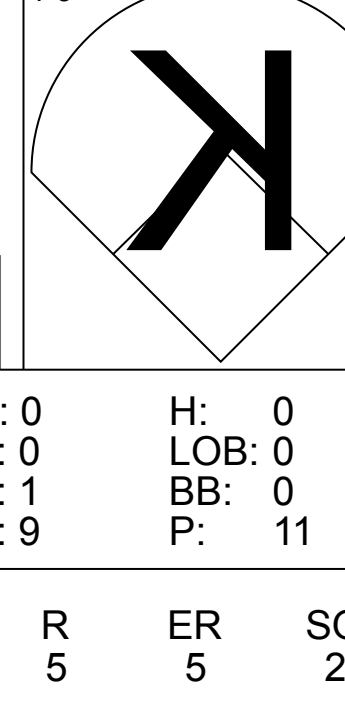
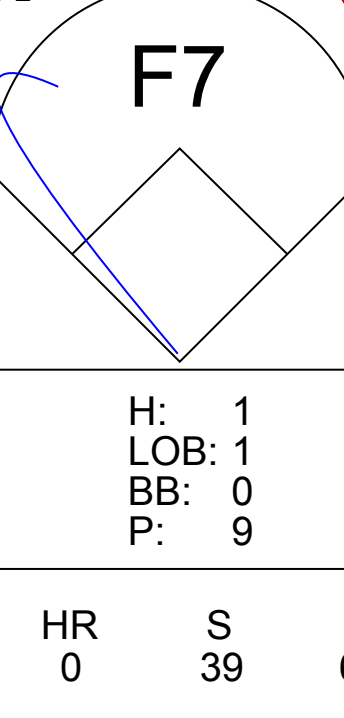
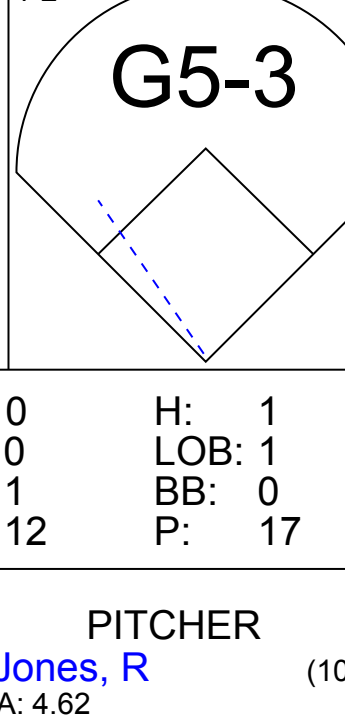
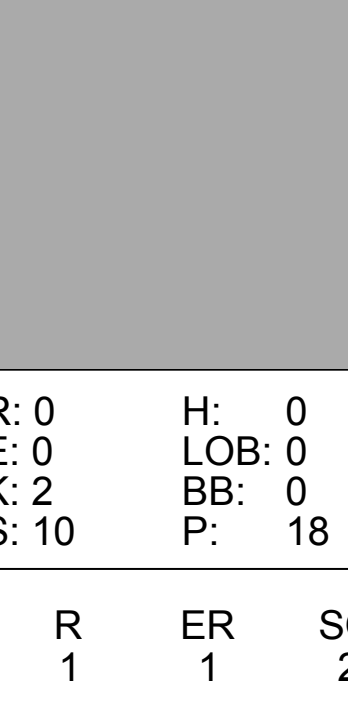
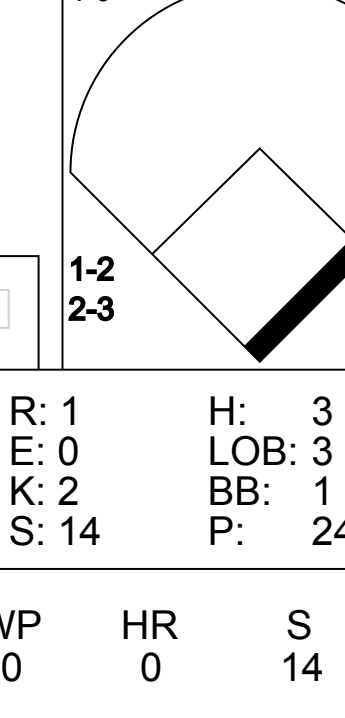
AB	32
R	1
H	7
RBI	1
BB	1
SO	4
LOB	11



Batter	1	2	3	4	5	6	7	8	9	AB	R	H	RBI	BB	SO	LOB	BOTTOM																					
José Cruz Jr., S OBP: 0.336, SLG: 0.479 (1, 8)										4	0	0	0	0	0	0	Minnesota Twins @ Toronto Blue Jays SkyDome, Toronto, ON Wed Aug 01 2001, 7:05 PM EDT Att: 26,069 - Sunny - 85 F																					
Alex Gonzalez, R OBP: 0.291, SLG: 0.388 (1, 6)										4	0	0	0	0	2	0																						
Shannon Stewart, R OBP: 0.371, SLG: 0.461 (1, 7)										4	1	1	0	0	0	0																						
Carlos Delgado, L OBP: 0.399, SLG: 0.522 (1, 3)										2	1	1	1	1	0	1																						
Raul Mondesi, R OBP: 0.346, SLG: 0.466 (1, 9)										2	0	0	1	0	1	1																						
Brad Fullmer, L OBP: 0.319, SLG: 0.441 (1, 10)										3	1	3	1	0	0	0																						
Luis Lopez, R OBP: 0.293, SLG: 0.339 Jeff Frye, R OBP: 0.286, SLG: 0.257 (8, 5)										3	0	0	0	0	0	2																						
Alberto Castillo, R OBP: 0.267, SLG: 0.280 (1, 2)										0	0	0	0	0	0	0																						
Homer Bush, R OBP: 0.393, SLG: 0.468 (1, 4)										3	0	0	0	0	0	0																						
Inning Stats	R: 0 E: 0 K: 0 S: 8	H: 0 LOB: 0 BB: 0 P: 12	R: 1 E: 0 K: 0 S: 8	H: 2 LOB: 1 BB: 0 P: 16	R: 0 E: 0 K: 0 S: 6	H: 0 LOB: 0 BB: 0 P: 8	R: 1 E: 0 K: 0 S: 12	H: 2 LOB: 1 BB: 0 P: 16	R: 0 E: 0 K: 2 S: 10	H: 0 LOB: 1 BB: 1 P: 15	R: 1 E: 0 K: 0 S: 7	H: 1 LOB: 0 BB: 0 P: 11	R: 0 E: 0 K: 1 S: 6	H: 0 LOB: 0 BB: 0 P: 9	R: 0 E: 0 K: 1 S: 6	H: 0 LOB: 0 BB: 0 P: 9	1B: 1 2B: 2 3B: 0 HR: 2	SF: 1 SAC: 0 DP: 0 HBP: 0	WP: 0 PB: 0 SB: 0 CS: 0	PA: 30																		
PITCHER	IP	WLS	BF	H	R	ER	SO	BB	IBB	HBP	BLK	WP	HR	S	P	ERA	WHIP	PITCHER				IP	WLS	BF	H	R	ER	SO	BB	IBB	HBP	BLK	WP	HR	S	P	ERA	WHIP
Kyle Lohse, R ERA: 5.98 (1, 1)	7.0	L	27	5	3	3	2	1	0	0	0	0	0	60	91	3.86	0.857																					
Todd Jones, R ERA: 4.53 (8, 1)	1.0		3	0	0	0	1	0	0	0	0	0	0	6	9	0.00	0.000																					

AB	28
R	3
H	5
RBI	3
BB	1
SO	3
LOB	5

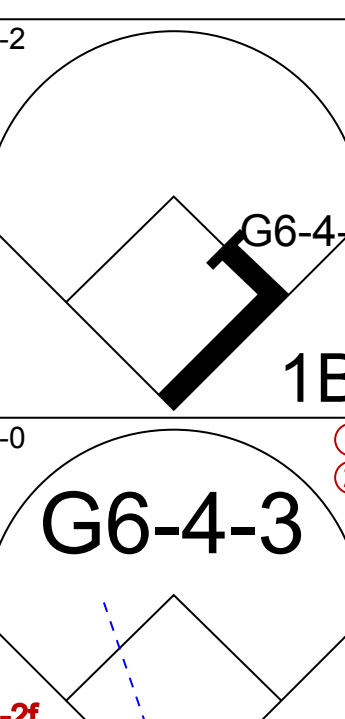
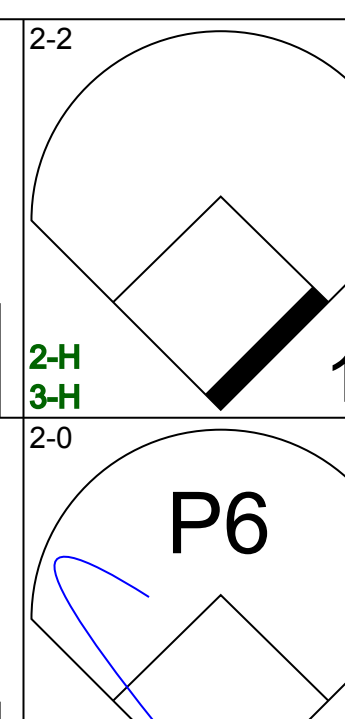
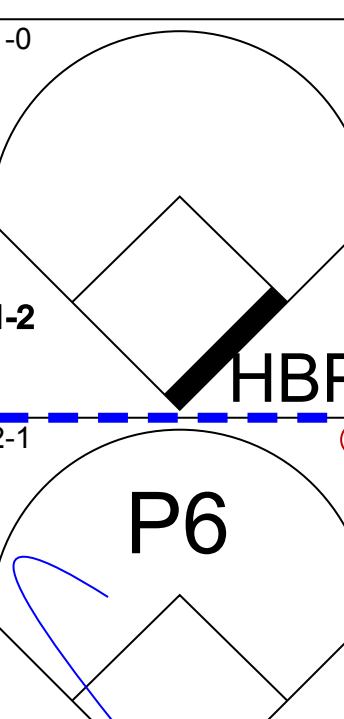


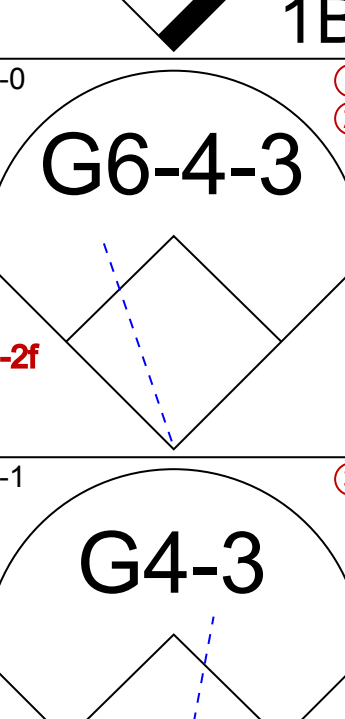
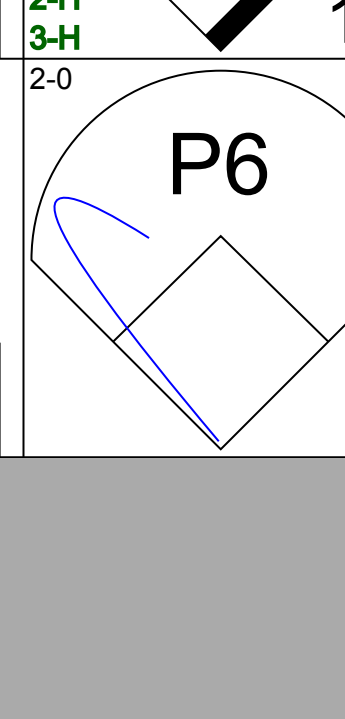
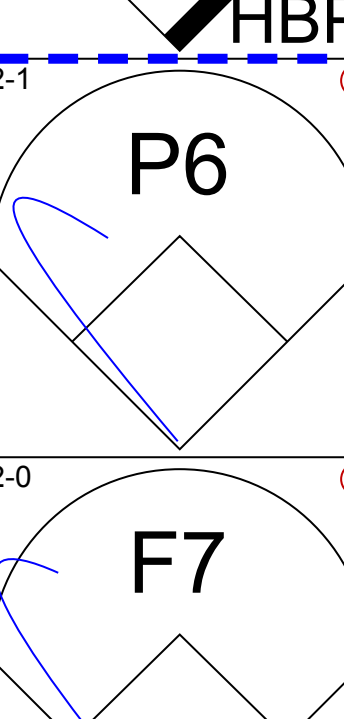
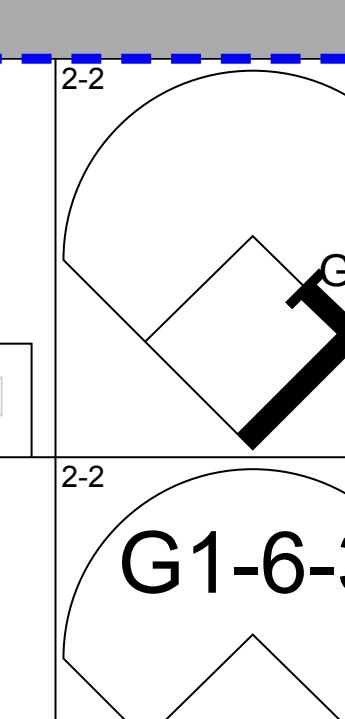
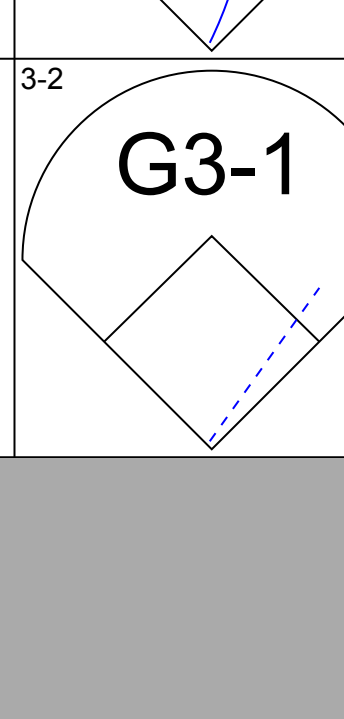
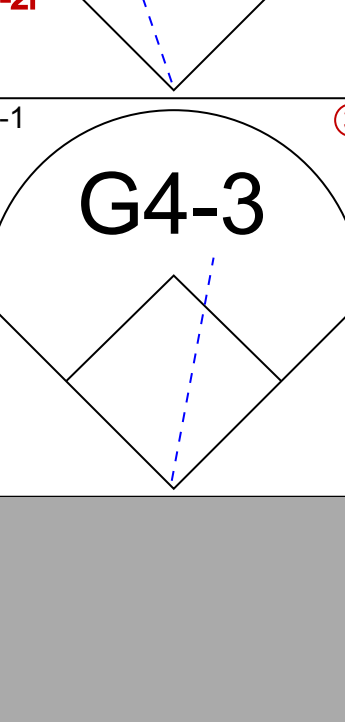
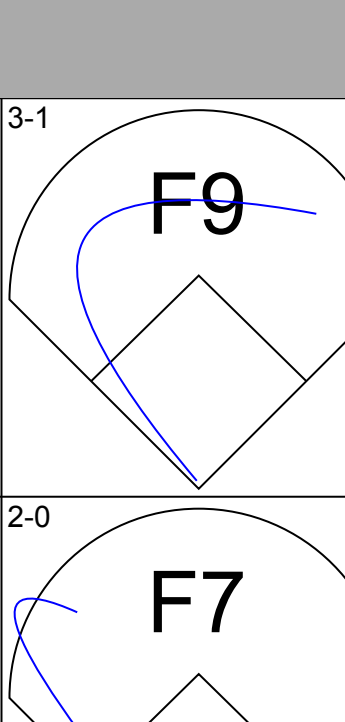
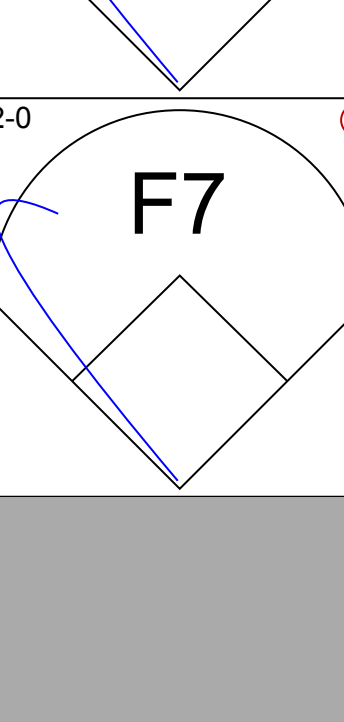
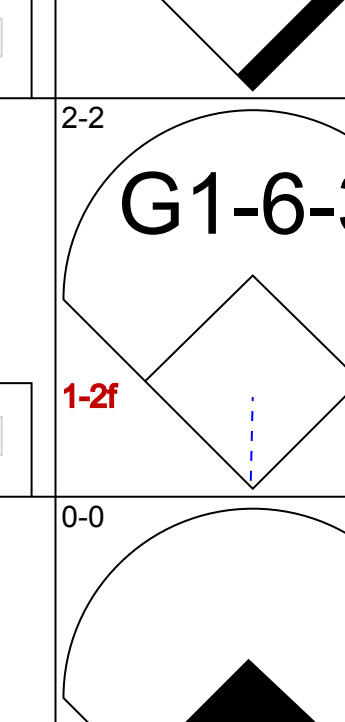

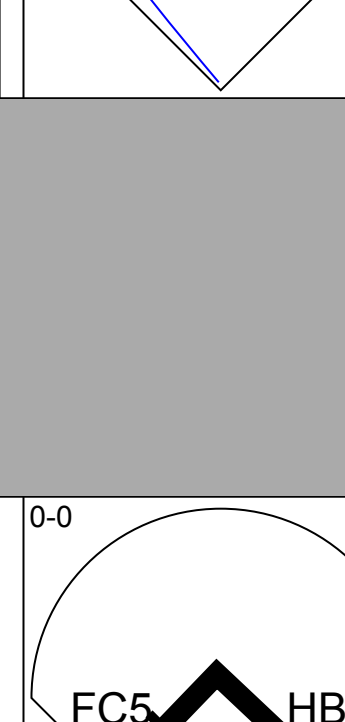
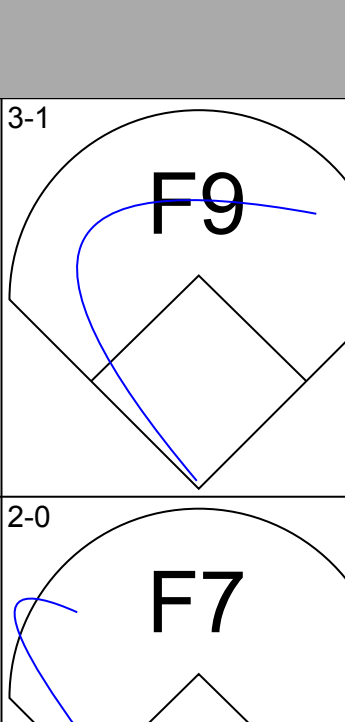
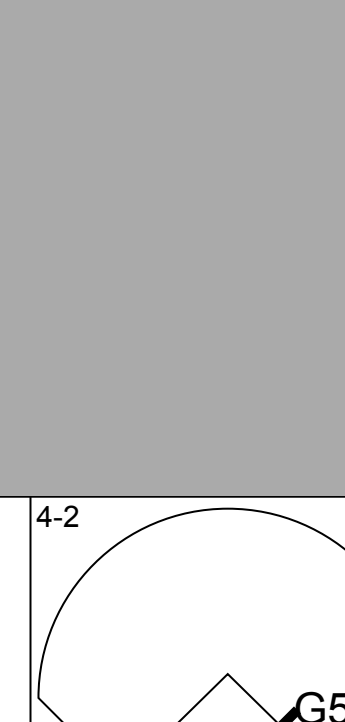
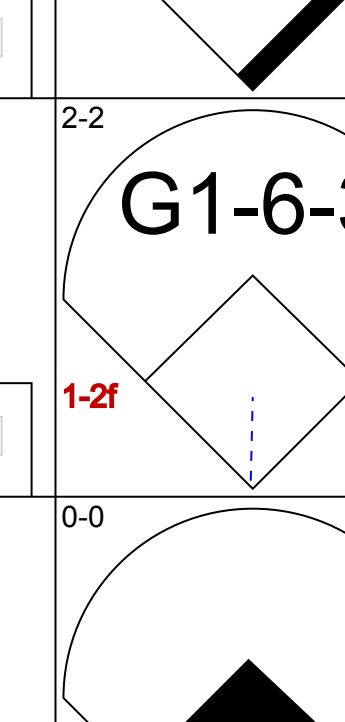

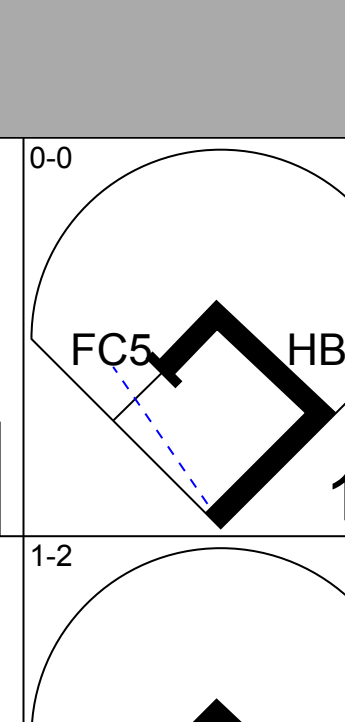
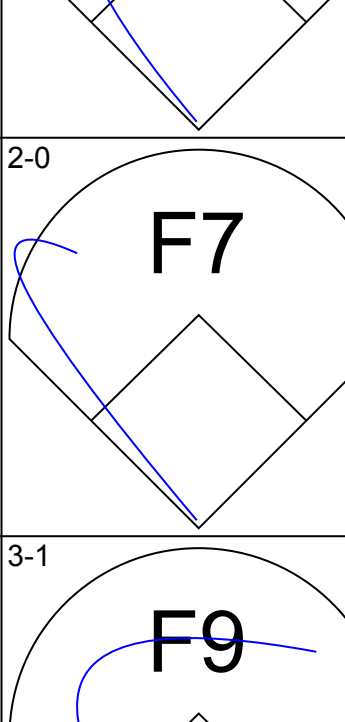
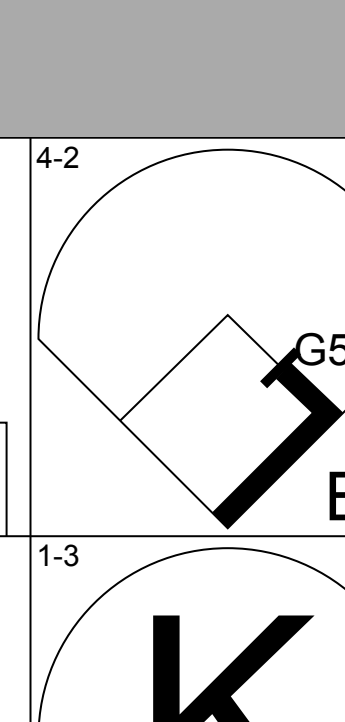
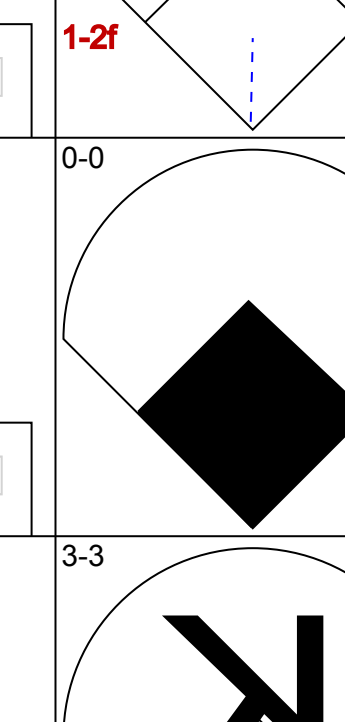

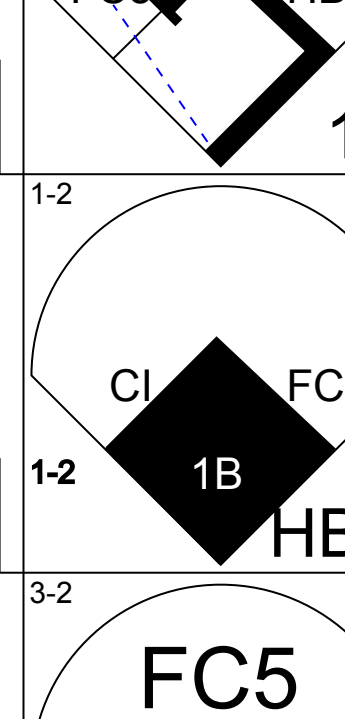

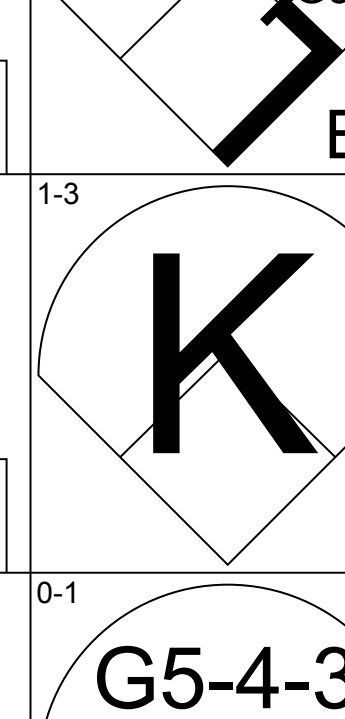


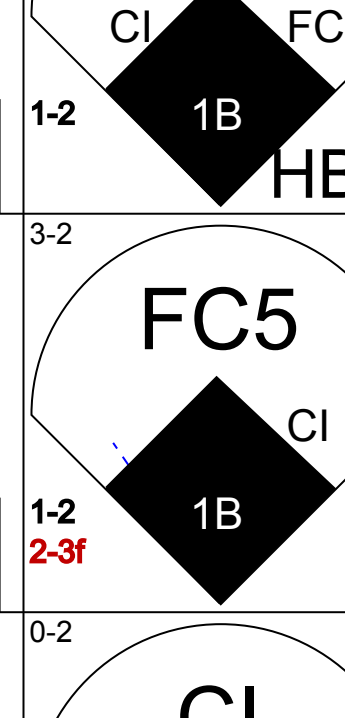
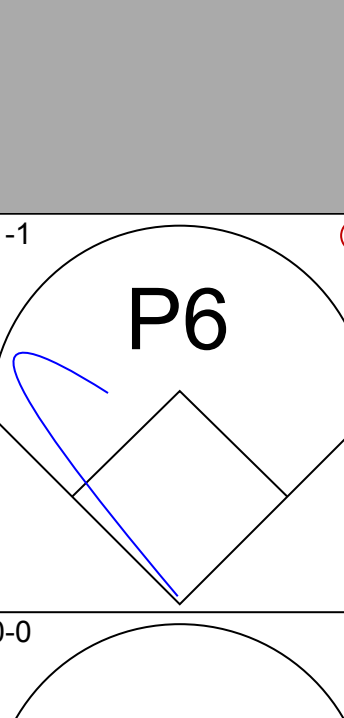

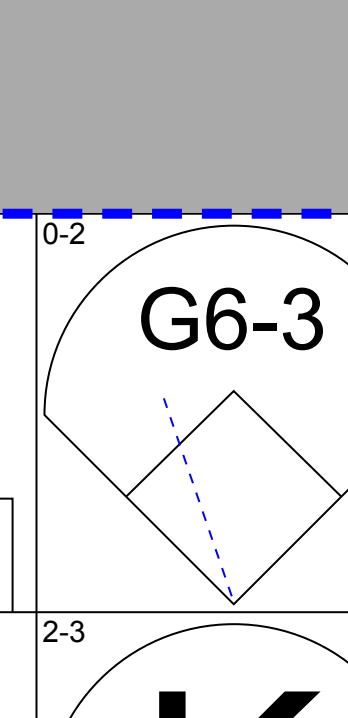

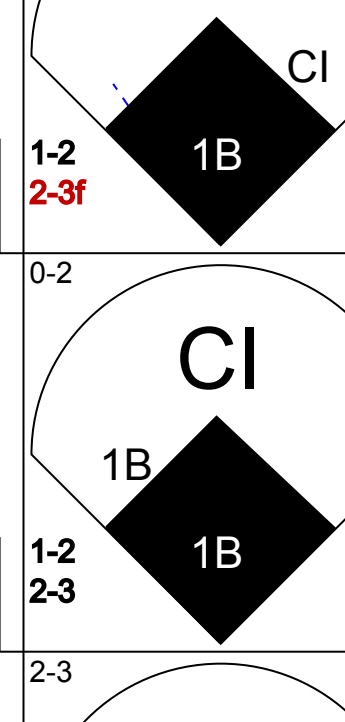
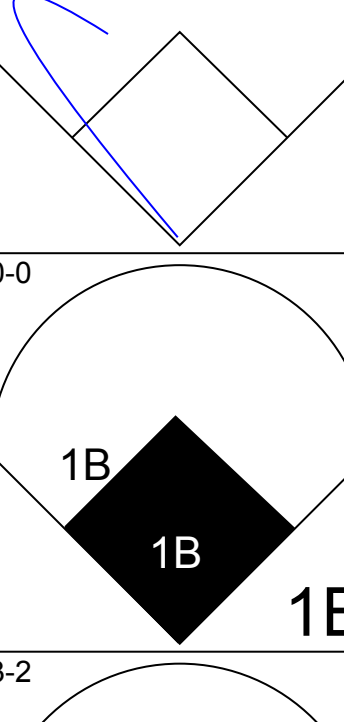
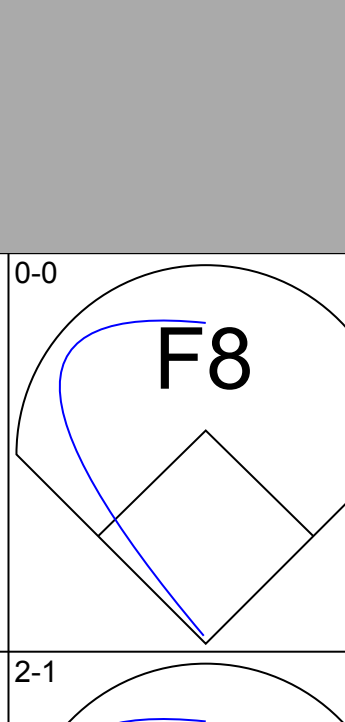
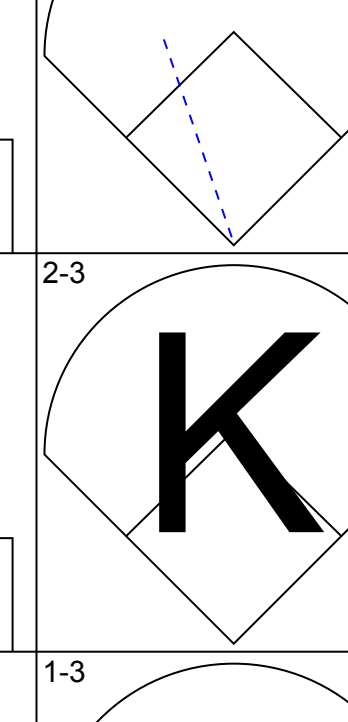
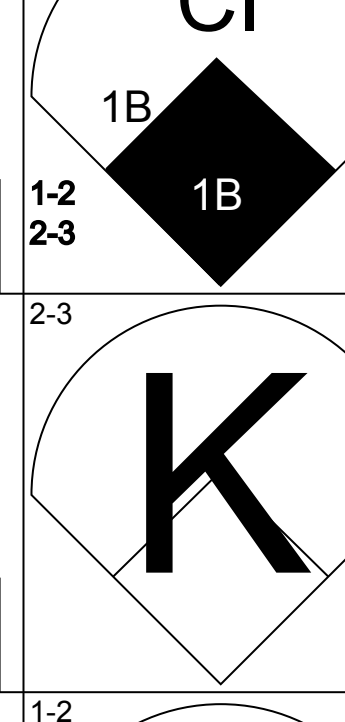
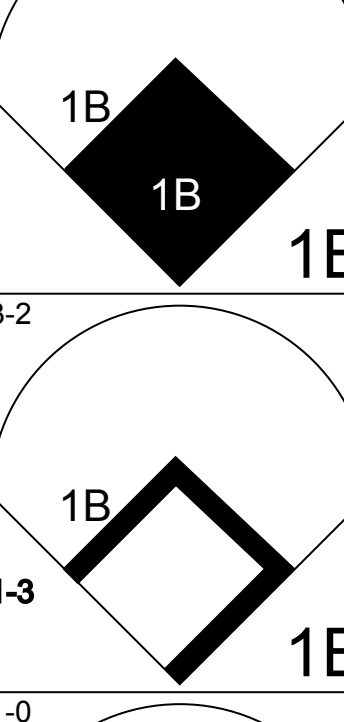
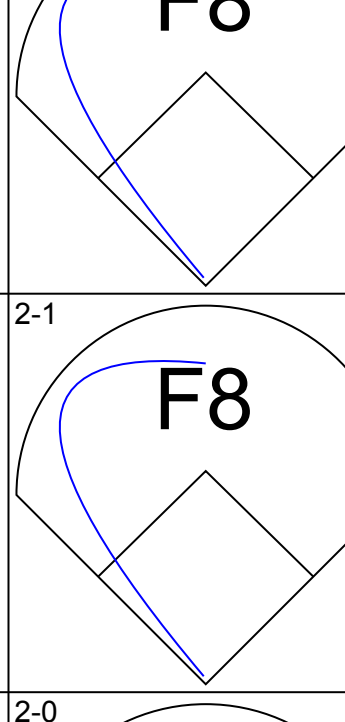
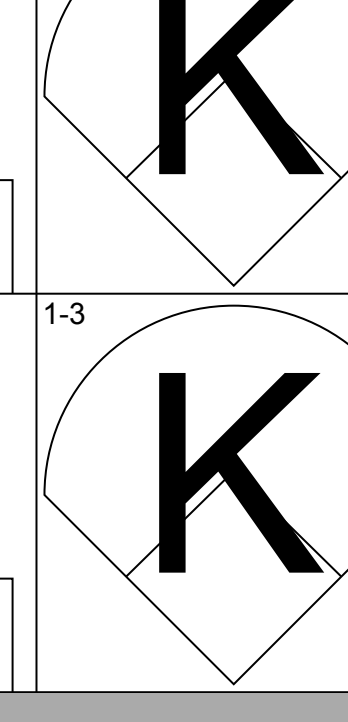


Batter	1	2	3	4	5	6	7	8	9	10	AB	R	H	RBI	BB	SO	LOB	TOP	
Carlos Febles, R OBP: 0.262, SLG: 0.263 (1, 4)											6	0	1	0	0	1	4		
Neifi Perez, S OBP: 0.318, SLG: 0.426 (1, 6)											4	0	1	0	1	0	1		
Carlos Beltrán, S OBP: 0.323, SLG: 0.445 (1, 8)											5	2	2	0	0	2	3		
29 Mike Sweeney, R OBP: 0.370, SLG: 0.566 (1, 3)											4	1	0	0	1	1	3		
Raul Ibanez, L OBP: 0.404, SLG: 0.474 (8, PH)											3	1	2	3	0	1	1		
Dave McCarty, R OBP: 0.290, SLG: 0.343 (10, PH)											1	0	0	0	0	1	0		
Luis Alícea, S OBP: 0.329, SLG: 0.355 (1, 8)											1	1	1	0	0	0	0		
Jos Randa, R OBP: 0.307, SLG: 0.358 (1, 5)											5	1	2	1	0	1	2		
Dee Brown, L OBP: 0.314, SLG: 0.396 (1, 7)											5	0	3	1	0	1	1		
Mark Quinn, R OBP: 0.282, SLG: 0.469 (1, 9)											5	0	1	1	0	1	3		
Gregg Zaun, S OBP: 0.300, SLG: 0.423 (1, 2)											4	1	1	1	1	1	2		
Inning Stats	R: 4 E: 0 K: 1 S: 26	H: 4 LOB: 1 BB: 1 P: 43	R: 0 E: 0 K: 1 S: 9	H: 0 LOB: 0 BB: 0 P: 11	R: 1 E: 0 K: 0 S: 7	H: 2 LOB: 0 BB: 0 P: 12	R: 0 E: 0 K: 2 S: 9	H: 1 LOB: 1 BB: 0 P: 13	R: 0 E: 0 K: 1 S: 12	H: 1 LOB: 1 BB: 0 P: 17	R: 0 E: 0 K: 2 S: 10	H: 0 LOB: 0 BB: 0 P: 18	R: 1 E: 0 K: 1 S: 12	H: 1 LOB: 1 BB: 1 P: 20	R: 1 E: 0 K: 2 S: 14	H: 3 LOB: 3 BB: 1 P: 24	1B: 10 2B: 3 3B: 0 HR: 1	SF: 0 SAC: 0 DP: 1 HBP: 0	WP: 2 PA: 46
PITCHER	IP WLS BF H R ER SO BB IBB HBP BLK WP HR S P ERA WHIP	2.1 14 6 5 5 2 1 0 0 0 0 0 0 39 62 19.29 3.000	3.1 13 3 0 0 3 0 0 0 0 1 0 0 33 43 0.00 0.818	7.1 1.0 4 1 0 0 0 0 0 0 0 0 1 0 8 11 0.00 1.000	8.1 1.0 H 3 0 0 0 2 0 0 0 0 0 0 10 18 0.00 0.000	9.1 1.0 B 5 1 1 1 1 1 0 0 0 0 1 12 20 9.00 2.000	10.1 1.0 W 7 3 1 1 2 1 0 0 0 0 11 24 9.00 4.000	ERA: 4.11	ERA: 4.62	ERA: 4.94	ERA: 3.59	ERA: 4.12	ERA: 4.62	ERA: 4.11	ERA: 4.72	ERA: 5.35	ERA: 3.64	ERA: 4.57	ERA: 4.12

Kansas City Royals @ Minnesota Twins
Hubert H. Humphrey Metrodome, Minneapolis, MN
Fri Aug 03 2001, 8:05 PM EDT
Att. 21,006 - Dome - 72 F

AB 43
R 7
H 14
RBI 7
BB 3
SO 10
LOB 20



Batter	1	2	3	4	5	6	7	8	9	10	AB	R	H	RBI	BB	SO	LOB	BOTTOM								
Luis Rivas, R OBP: 0.303, SLG: 0.350 (1, 4)											4	0	2	2	0	1	1									
Bobby Kielty, S OBP: 0.313, SLG: 0.400 (1, 9)											5	0	1	0	0	0	5									
Doug Mientkiewicz, L OBP: 0.380, SLG: 0.501 (1, 3)											5	1	1	0	0	0	4									
Corey Koskie, L OBP: 0.378, SLG: 0.501 (1, 5)											4	1	2	1	1	0	1									
David Ortiz, L OBP: 0.374, SLG: 0.526 (10, PR)											4	1	1	1	0	2	1									
Chad Allen, R OBP: 0.343, SLG: 0.438 (1, 8)											5	1	0	0	0	0	4									
Torii Hunter, R OBP: 0.286, SLG: 0.462 (1, 7)											4	2	2	1	0	1	0									
Jacque Jones, L OBP: 0.318, SLG: 0.403 (1, 6)											4	0	1	0	0	2	3									
Denny Hocking, S OBP: 0.313, SLG: 0.333 (1, 2)											4	1	3	3	0	0	0									
Inning Stats	R: 0 E: 0 K: 0 S: 6	H: 1 LOB: 0 BB: 0 P: 9	R: 4 E: 1 K: 1 S: 27	H: 3 LOB: 1 BB: 0 P: 38	R: 0 E: 0 K: 0 S: 5	H: 0 LOB: 0 BB: 0 P: 13	R: 1 E: 0 K: 1 S: 10	H: 3 LOB: 3 BB: 0 P: 20	R: 0 E: 0 K: 1 S: 8	H: 0 LOB: 0 BB: 1 P: 13	R: 0 E: 0 K: 1 S: 7	H: 1 LOB: 1 BB: 0 P: 11	R: 1 E: 0 K: 1 S: 11	H: 2 LOB: 0 BB: 0 P: 18	R: 0 E: 0 K: 2 S: 11	H: 0 LOB: 0 BB: 0 P: 14	R: 0 E: 0 K: 0 S: 8	H: 0 LOB: 0 BB: 0 P: 12	R: 2 E: 0 K: 0 S: 12	H: 3 LOB: 2 BB: 0 P: 16	1B: 11 2B: 1 3B: 0 HR: 1	SF: 0 SAC: 0 DP: 3 HBP: 2	WP: 0 PA: 43			
PITCHER	IP WLS BF H R ER SO BB IBB HBP BLK WP HR S P ERA WHIP	3.1 9 1 0 0 2 1 0 0 0 0 0 0 18 31 0.00 0.750	4.1 2.2 9 1 0 0 2 1 0 0 0 0 0 1 11 18 9.00 2.000	7.1 1.0 4 2 1 1 1 0 0 0 0 0 1 11 18 9.00 2.000	8.1 2.0 6 0 0 0 2 0 0 0 0 0 0 19 26 0.00 0.000	10.1 0.2 L 5 3 2 2 0 0 0 0 0 0 12 16 27.00 4.500	11.0 0.0 0 0 0 0 0 0 0 0 0 0 0 11 18 9.00 2.000	12.0 0.0 0 0 0 0 0 0 0 0 0 0 0 0 11 18 9.00 2.000	13.0 0.0 0 0 0 0 0 0 0 0 0 0 0 0 11 18 9.00 2.000	14.0 0.0 0 0 0 0 0 0 0 0 0 0 0 0 11 18 9.00 2.000	15.0 0.0 0 0 0 0 0 0 0 0 0 0 0 0 11 18 9.00 2.000	16.0 0.0 0 0 0 0 0 0 0 0 0 0 0 0 11 18 9.00 2.000	17.0 0.0 0 0 0 0 0 0 0 0 0 0 0 0 11 18 9.00 2.000	18.0 0.0 0 0 0 0 0 0 0 0 0 0 0 0 11 18 9.00 2.000	19.0 0.0 0 0 0 0 0 0 0 0 0 0 0 0 11 18 9.00 2.000	20.0 0.0 0 0 0 0 0 0 0 0 0 0 0 0 11 18 9.00 2.000	21.0 0.0 0 0 0 0 0 0 0 0 0 0 0 0 11 18 9.00 2.000	22.0 0.0 0 0 0 0 0 0 0 0 0 0 0 0 11 18 9.00 2.000	23.0 0.0 0 0 0 0 0 0 0 0 0 0 0 0 11 18 9.00 2.000	24.0 0.0 0 0 0 0 0 0 0 0 0 0 0 0 11 18 9.00 2.000	25.0 0.0 0 0 0 0 0 0 0 0 0 0 0 0 11 18 9.00 2.000	26.0 0.0 0 0 0 0 0 0 0 0 0 0 0 0 11 18 9.00 2.000	27.0 0.0 0 0 0 0 0 0 0 0 0 0 0 0 11 18 9.00 2.000	28.0 0.0 0 0 0 0 0 0 0 0 0 0 0 0 11 18 9.00 2.000	29.0 0.0 0 0 0 0 0 0 0 0 0 0 0 0 11 18 9.00 2.000	30.0 0.0 0 0 0 0 0 0 0 0 0 0 0 0 11 18 9.00 2.000

Kansas City Royals @ Minnesota Twins
Hubert H. Humphrey Metrodome, Minneapolis, MN
Fri Aug 03 2001, 8:05 PM EDT
Att. 21,006 - Dome - 72 F

AB 39
R 8
H 13
RBI 8
BB 1
SO 6
LOB 19



Batter	1	2	3	4	5	6	7	8	9	AB	R	H	RBI	BB	SO	LOB	TOP										
Carlos Febles, R OBP: 0.262, SLG: 0.263	1-3 K			2-1 F9		0-2 1B	1-3 K			4	0	1	0	0	2	2											
Neftali Pérez, S OBP: 0.318, SLG: 0.427	0-2 P4			2-2 P3		3-1 F8		1-2 29 G3 2B		4	0	1	0	0	0	1											
Carlos Beltrán, S OBP: 0.322, SLG: 0.445	1-1 G5-3			1-2 2B		0-1 F7		3-2 F7		4	0	1	0	0	0	2											
29 Mike Sweeney, R OBP: 0.367, SLG: 0.560		1-1 F8		1-1 G5-3		1-2 F5		0-1 G3		4	0	0	0	0	0	3											
Joe Randa, R OBP: 0.307, SLG: 0.359		1-3 K			2-2 F9 1B 2B		0-1 F7		3-3 K	4	1	1	0	0	2	1											
Mark Quinn, R OBP: 0.282, SLG: 0.469		1-3 K			1-0 F9 2-3		1-0 1B 2B		1-2 G1-3	4	1	1	0	0	1	1											
Dave McCarty, R OBP: 0.302, SLG: 0.355			1-3 K		0-1 1B		2-1 1B		1-1 DI 1B	4	0	3	1	0	1	0											
Dee Brown, L OBP: 0.313, SLG: 0.394			0-1 P5		3-H P4		2-3 1B		1-3 K	4	0	1	1	0	1	2											
Gregg Zaun, S OBP: 0.265, SLG: 0.367			2-0 G5-3		0-1 G5-3		1-2 F7		1-3 K	4	0	0	0	0	1	4											
Inning Stats	R: 0 E: 0 K: 1 S: 10	H: 0 LOB: 0 BB: 0 P: 12	R: 0 E: 0 K: 2 S: 8	H: 0 LOB: 0 BB: 0 P: 11	R: 0 E: 0 K: 1 S: 7	H: 0 LOB: 0 BB: 0 P: 10	R: 0 E: 0 K: 0 S: 12	H: 1 LOB: 1 BB: 0 P: 18	R: 1 E: 0 K: 0 S: 13	H: 2 LOB: 1 BB: 0 P: 19	R: 0 E: 0 K: 0 S: 10	H: 1 LOB: 1 BB: 0 P: 14	R: 1 E: 0 K: 1 S: 15	H: 3 LOB: 2 BB: 0 P: 21	R: 0 E: 0 K: 1 S: 12	H: 1 LOB: 1 BB: 0 P: 19	R: 0 E: 0 K: 1 S: 15	H: 1 LOB: 1 BB: 0 P: 19	1B: 5 2B: 4 3B: 0 HR: 0	SF: 0 SAC: 0 DP: 0 HBP: 0	WP: 0 PB: 0 SB: 0 CS: 0	PA: 36					
PITCHER	IP	WLS	BF	H	R	ER	SO	BB	IBB	HBP	BLK	WP	HR	S	P	ERA	WHIP										
Eric Milton, L ERA: 4.27	6.2	W	27	7	2	2	4	0	0	0	0	0	0	72	101	2.70	1.050										
Bob Wells, R ERA: 4.51	0.2	H	3	1	0	0	1	0	0	0	0	0	0	9	14	0.00	1.500										
Todd Jones, R ERA: 4.53	1.0	A	4	1	0	0	1	0	0	0	0	0	0	11	16	0.00	1.000										
Eddie Guardado, L ERA: 3.53	0.2	A	2	0	0	0	2	0	0	0	0	0	0	10	12	0.00	0.000										

Kansas City Royals @ Minnesota Twins
Hubert H. Humphrey Metrodome, Minneapolis, MN

AB 36
R 2
H 9
RBI 2
BB 0
SO 8
LOB 16



WP: 0 PA: 36
PB: 0
SB: 0
CS: 0

Kansas City Royals @ Minnesota Twins
Hubert H. Humphrey Metrodome, Minneapolis, MN

AB 32
R 6
H 9
RBI 6
BB 4
SO 8
LOB 15



WP: 0 PA: 38
PB: 0
SB: 1
CS: 1

Batter	1	2	3	4	5	6	7	8	9	AB	R	H	RBI	BB	SO	LOB	BOTTOM										
Luis Rivas, R OBP: 0.307, SLG: 0.351	4-2 S 1B BB		1-0 G5-3		1-2 CS 1B		3-2 HBP BB 1B	0-0 G4-3		4	2	2	1	1	0	0											
Bobby Kielty, S OBP: 0.285, SLG: 0.364	0-3 K		1-2 F8		1-0 F7		0-3 K			4	0	0	0	0	2	3											
Doug Mientkiewicz, L OBP: 0.393, SLG: 0.513	1-2 P6		2-1 2B		2-2 CS 1-2		4-1 BB HBP BB			3	1	2	1	1	0	1											
Corey Koskie, L OBP: 0.381, SLG: 0.504	4-1 1B BB		3-3 K		1-0 HR 2B		1-0 BB HBP			2	1	1	0	1	1	1											
David Ortiz, L OBP: 0.384, SLG: 0.551	3-1 1B			2-3 K		3-2 HR 2B		4-1 BB		3	1	2	4	1	1	0											
Torii Hunter, R OBP: 0.283, SLG: 0.457	1-3 2-H F9			1-0 G6-3		2-3 K		1-2 2-3 3-H BB		4	0	0	0	0	2	5											
Jacque Jones, L OBP: 0.317, SLG: 0.401		2-3 K		0-0 G3		0-0 FC5-4 1B		2-1 F7		4	0	1	0	0	1	3											
Denny Hocking, S OBP: 0.308, SLG: 0.327		3-1 G3-1			0-0 B1-3		2-1 FC5-4		2-1 F8	4	0	0	0	0	0	1											
A.J. Pierzynski, L OBP: 0.313, SLG: 0.421		0-0 G3			1-2 1B 2B		0-3 K		2-1 P6	4	1	1	0	0	1	1											
Inning Stats	R: 1 E: 0 K: 1 S: 15	H: 1 LOB: 2 BB: 2 P: 28	R: 0 E: 0 K: 1 S: 6	H: 0 LOB: 0 BB: 0 P: 11	R: 0 E: 0 K: 1 S: 12	H: 1 LOB: 1 BB: 0 P: 19	R: 0 E: 0 K: 1 S: 5	H: 0 LOB: 0 BB: 0 P: 8	R: 1 E: 0 K: 0 S: 12	H: 2 LOB: 0 BB: 0 P: 16	R: 3 E: 0 K: 2 S: 16	H: 4 LOB: 1 BB: 0 P: 26	R: 1 E: 0 K: 2 S: 19	H: 1 LOB: 3 BB: 2 P: 35	R: 0 E: 0 K: 0 S: 5	H: 0 LOB: 0 BB: 0 P: 9	R: 0 E: 0 K: 1 S: 5	H: 0 LOB: 0 BB: 0 P: 9	1B: 4 2B: 3 3B: 0 HR: 2	SF: 0 SAC: 0 DP: 0 HBP: 1	WP: 0 PB: 0 SB: 1 CS: 1	PA: 38					
PITCHER	IP	WLS	BF	H	R	ER	SO	BB	IBB	HBP	BLK	WP	HR	S	P	ERA	WHIP										
51 Kris Wilson, R ERA: 4.03	5.0	L	23	7	5	5	4	2	0	0	0	0	0	22	33	6.75	2.250										
Blake Stein, R ERA: 5.3	1.1	A	7	2	1	1	3	1	0	0	0	0	0	11	24	0.00	0.600										
55 Tony Cogan, L ERA: 5.84	1.2	A	7	0	0	0	1	1	0	1	0	0	0	11	24	0.00	0.600										

WP: 0 PA: 38
PB: 0
SB: 1
CS: 1

Batter	1	2	3	4	5	6	7	8	9	AB	R	H	RBI	BB	SO	LOB	TOP								
Luis Altea, S OBP: 0.327, SLG: 0.352 Carlos Febles, R OBP: 0.269, SLG: 0.270	G6-3	G4-3		F8			F9	FC5 1B		5	0	1	0	0	0	4	Kansas City Royals @ Minnesota Twins Hubert H. Humphrey Metrodome, Minneapolis, MN Sun Aug 05 2001, 2:05 PM EDT Att: 24,363 - Dome - 72 F livebaseballscorecards.com								
Nefti Perez, S OBP: 0.318, SLG: 0.426 Luis Ordez, R OBP: 0.295, SLG: 0.304	G6-3		K2-3		G4-6-3 1B		29 HR 1B	FC5 1B 29 HR 1B	F7	6	2	2	0	0	1	4									
Carlos Beltrán, S OBP: 0.322, SLG: 0.446	29 1B 2B		F8		K		G3	1B 29 HR 1B	F7	6	1	2	1	0	1	4									
29 Mike Sweeney, R OBP: 0.371, SLG: 0.577					G4-6-3 1B			HR 1B		5	2	4	5	0	0	1									
Raul Ibanez, L OBP: 0.404, SLG: 0.475			G4-3			2B	1B	2B	F8	4	2	1	0	1	1	4									
Mark Quinn, R OBP: 0.290, SLG: 0.481		G5-3			1B		SH1-3 1B			5	1	4	2	0	0	0									
Dee Brown, L OBP: 0.316, SLG: 0.395		WP 1B		K			SH1-3 2B	G4-3		4	1	2	0	0	1	2									
Donnie Sadler, R OBP: 0.260, SLG: 0.243							L5		G6-3	4	0	1	0	1	0	3									
Brent Mayne, L OBP: 0.380, SLG: 0.397					F7		G3-1		G5-3	5	0	2	2	0	1	5									
Inning Stats	R: 0 E: 0 K: 1 S: 13	H: 2 LOB: 2 BB: 0 P: 18	R: 0 E: 0 K: 1 S: 10	H: 1 LOB: 2 BB: 1 P: 16	R: 0 E: 0 K: 1 S: 10	H: 1 LOB: 2 BB: 0 P: 16	R: 0 E: 0 K: 1 S: 11	H: 2 LOB: 2 BB: 0 P: 16	R: 0 E: 0 K: 1 S: 8	H: 1 LOB: 0 BB: 0 P: 11	R: 1 E: 0 K: 0 S: 11	H: 1 LOB: 1 BB: 1 P: 18	R: 3 E: 0 K: 0 S: 12	H: 4 LOB: 1 BB: 0 P: 18	R: 4 E: 0 K: 0 S: 21	H: 4 LOB: 1 BB: 0 P: 32	R: 2 E: 0 K: 0 S: 9	H: 4 LOB: 2 BB: 0 P: 14	1B: 14 2B: 4 3B: 0 HR: 2	SF: 0 SAC: 1 DP: 1 HBP: 0	WP: 1 PB: 0 SB: 0 CS: 0	PA: 48			
PITCHER	IP	WLS	BF	H	R	ER	SO	BB	IBB	HBP	BLK	WP	HR	S	P	ERA	WHIP								
Joe Mays, R ERA: 3.23	6.2	L	32	11	4	4	5	2	0	0	0	1	1	70	106	5.40	1.950								
Hector Carrasco, R ERA: 5.5	1.0		8	5	4	4	0	0	0	0	0	0	1	23	34	36.00	5.000								
Travis Miller, L ERA: 4.75	0.2		5	3	2	2	0	0	0	0	0	0	0	8	12	27.00	4.500								
LaTroy Hawkins, R ERA: 4.05	0.2		3	1	0	0	0	0	0	0	0	0	0	4	7	0.00	1.500								

Batter	1	2	3	4	5	6	7	8	9	AB	R	H	RBI	BB	SO	LOB	BOTTOM								
Luis Rivas, R OBP: 0.306, SLG: 0.349	K		G6-3		G6-3		K		G3-1 2B 1B	5	1	1	0	0	2	3	Kansas City Royals @ Minnesota Twins Hubert H. Humphrey Metrodome, Minneapolis, MN Sun Aug 05 2001, 2:05 PM EDT Att: 24,363 - Dome - 72 F livebaseballscorecards.com								
Bobby Kielty, S OBP: 0.295, SLG: 0.367	P6		S 1B				K		K	5	0	2	0	0	2	3									
Doug Mientkiewicz, L OBP: 0.391, SLG: 0.598	P6		1B				L8		G3-1	4	0	0	0	1	1	4									
Corey Koskie, L OBP: 0.384, SLG: 0.511		G4-3 SF8 2B	F8				FC6-4 1B		E1 WP HR	5	2	3	1	0	0	2									
David Ortiz, L OBP: 0.372, SLG: 0.531		G4-3			F7		F5		F8	5	0	0	0	0	0	5									
Torii Hunter, R OBP: 0.285, SLG: 0.466		SF8					FC6-4		HR	3	1	2	3	0	0	2									
Jacque Jones, L OBP: 0.319, SLG: 0.401					L9		1B E BB		K	3	1	1	0	1	1	1									
Denny Hocking, S OBP: 0.311, SLG: 0.330		G4-3								4	0	2	0	0	0	1									
A.J. Pierzynski, L OBP: 0.310, SLG: 0.416			F9				E1		F9	3	0	0	0	0	0	2									
Inning Stats	R: 0 E: 0 K: 1 S: 13	H: 0 LOB: 0 BB: 0 P: 16	R: 1 E: 0 K: 0 S: 10	H: 2 LOB: 1 BB: 0 P: 13	R: 0 E: 0 K: 0 S: 6	H: 1 LOB: 2 BB: 1 P: 8	R: 0 E: 0 K: 0 S: 7	H: 0 LOB: 0 BB: 0 P: 11	R: 0 E: 0 K: 0 S: 10	H: 2 LOB: 2 BB: 0 P: 15	R: 1 E: 1 K: 3 S: 12	H: 1 LOB: 2 BB: 1 P: 23	R: 2 E: 1 K: 1 S: 18	H: 2 LOB: 1 BB: 0 P: 24	R: 1 E: 0 K: 1 S: 11	H: 2 LOB: 1 BB: 0 P: 19	1B: 8 2B: 2 3B: 0 HR: 1	SF: 1 SAC: 0 DP: 1 HBP: 0	WP: 1 PB: 0 SB: 1 CS: 1	PA: 41					
PITCHER	IP	WLS	BF	H	R	ER	SO	BB	IBB	HBP	BLK	WP	HR	S	P	ERA	WHIP								
Paul Byrd, R ERA: 4.01	6.0	W	26	7	2	1	1	2	0	0	0	0	0	57	87	1.50	1.500								
Cory Bailey, R ERA: 3.56	1.0	H	4	0	0	0	3	0	0	0	0	0	0	11	18	0.00	0.000								
Jason Grimsley, R ERA: 3.11	1.0		6	2	2	1	1	0	0	0	0	1	1	18	24	9.00	2.000								
Doug Henry, R ERA: 6.38	1.0		5	2	1	1	1	0	0	0	0	0	0	11	19	9.00	2.000								

Batter	1	2	3	4	5	6	7	8	9	AB	R	H	RBI	BB	SO	LOB	TOP						
Kenny Lofton, L OBP: 0.309, SLG: 0.351 (1, 8)										4	1	0	0	1	2	2	Cleveland Indians @ Minnesota Twins Hubert H. Humphrey Metrodome, Minneapolis, MN Tue Aug 07 2001, 8:05 PM EDT Att: 28,192 - Dome - 72 F livebaseballscorecards.com						
Omar Vizquel, S OBP: 0.344, SLG: 0.349 (1, 6)										5	1	2	0	0	1	0							
Roberto Alomar, S OBP: 0.425, SLG: 0.551 (1, 4)										4	0	2	1	0	1	0							
Juan Gonzalez, R OBP: 0.394, SLG: 0.642 Russell Branyan, L OBP: 0.317, SLG: 0.486 (1, 10)										4	2	2	2	0	0	2							
Jim Thome, L OBP: 0.435, SLG: 0.679 (1, 3)										5	1	3	2	0	2	2							
Ellis Burks, R OBP: 0.357, SLG: 0.569 Jolbert Cabrera, R OBP: 0.327, SLG: 0.383 (1, 9)										4	0	0	0	0	2	3							
Wil Cordero, R OBP: 0.336, SLG: 0.377 (1, 7)										5	0	1	0	0	0	3							
Travis Fryman, R OBP: 0.350, SLG: 0.359 (1, 5)										4	1	1	0	0	2	1							
Einar Diaz, R OBP: 0.359, SLG: 0.423 (1, 2)										4	0	2	1	0	0	0							
Inning Stats	R: 3 E: 0 K: 1 S: 16	H: 2 LOB: 0 BB: 1 P: 24	R: 0 E: 0 K: 0 S: 9	H: 1 LOB: 1 BB: 0 P: 16	R: 0 E: 0 K: 1 S: 12	H: 2 LOB: 2 BB: 0 P: 19	R: 1 E: 0 K: 0 S: 9	H: 3 LOB: 2 BB: 0 P: 9	R: 2 E: 1 K: 3 S: 16	H: 2 LOB: 1 BB: 0 P: 25	R: 0 E: 0 K: 1 S: 14	H: 1 LOB: 0 BB: 0 P: 10	R: 0 E: 0 K: 2 S: 8	H: 0 LOB: 1 BB: 0 P: 12	R: 1 E: 0 K: 1 S: 11	H: 2 LOB: 3 BB: 0 P: 17		1B: 9 2B: 4 3B: 0 HR: 2	SF: 1 SAC: 0 DP: 1 HBP: 1	WP: 0 PB: 0 SB: 0 CS: 1	PA: 43		
PITCHER	IP: 5.0 WLS: L BF: 26 ERA: 3.65	H: 10 R: 6 ER: 5 SO: 5	BB: 1 IBB: 0 HBP: 0 BLK: 0	WP: 0 HR: 2 S: 62 P: 93	ERA: 9.00 WHIP: 2.200	PITCHER	IP: 0.1 WLS: 1 BF: 0 ERA: 4.5	H: 0 R: 0 ER: 0 SO: 0	BB: 0 IBB: 0 HBP: 0 BLK: 0	WP: 0 HR: 0 S: 4 P: 20	ERA: 0.00 WHIP: 1.000	PITCHER	IP: 7.1 WLS: L BF: 31 ERA: 5.4	H: 7 R: 1 ER: 1 SO: 3	BB: 0 IBB: 0 HBP: 1 BLK: 0	WP: 0 HR: 0 S: 13 P: 21	ERA: 5.40 WHIP: 0.000	PITCHER	IP: 9.1 WLS: L BF: 37 ERA: 4.75	H: 10 R: 6 ER: 5 SO: 5	BB: 1 IBB: 0 HBP: 0 BLK: 0	WP: 0 HR: 2 S: 62 P: 93	ERA: 9.00 WHIP: 2.200

Batter	1	2	3	4	5	6	7	8	9	AB	R	H	RBI	BB	SO	LOB	BOTTOM						
Luis Rivas, R OBP: 0.308, SLG: 0.357 (1, 4)										3	1	1	1	1	0	1	Cleveland Indians @ Minnesota Twins Hubert H. Humphrey Metrodome, Minneapolis, MN Tue Aug 07 2001, 8:05 PM EDT Att: 28,192 - Dome - 72 F livebaseballscorecards.com						
Denny Hocking, S OBP: 0.307, SLG: 0.325 (1, 6)										4	0	0	0	0	3	2							
Doug Mientkiewicz, L OBP: 0.392, SLG: 0.596 (1, 3)										3	0	1	0	1	0	1							
Corey Koskie, L OBP: 0.385, SLG: 0.509 (1, 5)										3	0	1	0	0	0	1							
Chad Allen, R OBP: 0.341, SLG: 0.433 (1, 7)										4	0	1	0	0	1	3							
Torii Hunter, R OBP: 0.285, SLG: 0.464 (1, 8)										4	0	1	0	0	2	0							
Brian Buchanan, R OBP: 0.320, SLG: 0.482 (1, 10)										4	1	1	1	0	1	2							
Bobby Kielty, S OBP: 0.300, SLG: 0.385 (1, 9)										3	0	1	0	0	1	0							
Tom Prince, R OBP: 0.322, SLG: 0.427 (1, 2)										3	0	0	0	0	1	1							
Inning Stats	R: 1 E: 0 K: 2 S: 14	H: 2 LOB: 2 BB: 1 P: 26	R: 0 E: 0 K: 0 S: 6	H: 0 LOB: 0 BB: 0 P: 9	R: 0 E: 0 K: 1 S: 8	H: 0 LOB: 1 BB: 1 P: 15	R: 0 E: 0 K: 1 S: 8	H: 0 LOB: 0 BB: 0 P: 11	R: 0 E: 0 K: 2 S: 7	H: 0 LOB: 0 BB: 0 P: 12	R: 0 E: 0 K: 0 S: 7	H: 0 LOB: 0 BB: 0 P: 10	R: 0 E: 0 K: 1 S: 6	H: 0 LOB: 0 BB: 0 P: 11	R: 1 E: 0 K: 1 S: 17	H: 2 LOB: 1 BB: 0 P: 24		R: 0 E: 0 K: 1 S: 12	H: 3 LOB: 2 BB: 0 P: 16	1B: 4 2B: 3 3B: 0 HR: 2	SF: 0 SAC: 0 DP: 3 HBP: 1	WP: 0 PB: 0 SB: 1 CS: 1	PA: 34
PITCHER	IP: 7.1 WLS: W BF: 27 ERA: 4.49	H: 10 R: 6 ER: 2 SO: 7	BB: 2 IBB: 0 HBP: 1 BLK: 0	WP: 0 HR: 2 S: 64 P: 106	ERA: 2.46 WHIP: 0.818	PITCHER	IP: 1.2 WLS: L BF: 7 ERA: 3.53	H: 3 R: 0 ER: 0 SO: 2	BB: 0 IBB: 0 HBP: 0 BLK: 0	WP: 0 HR: 0 S: 21 P: 28	ERA: 0.00 WHIP: 1.800	PITCHER	IP: 8.1 WLS: L BF: 33 ERA: 4.49	H: 10 R: 6 ER: 4 SO: 7	BB: 1 IBB: 0 HBP: 0 BLK: 0	WP: 0 HR: 0 S: 28 P: 106	ERA: 4.49 WHIP: 1.800	PITCHER	IP: 8.1 WLS: L BF: 33 ERA: 3.53	H: 10 R: 6 ER: 4 SO: 7	BB: 1 IBB: 0 HBP: 0 BLK: 0	WP: 0 HR: 0 S: 28 P: 106	ERA: 4.49 WHIP: 1.800

Batter	1	2	3	4	5	6	7	8	9	AB	R	H	RBI	BB	SO	LOB	TOP										
Jolbert Cabrera, R (1, 8) OBP: 0.330, SLG: 0.386 Kenny Lofton, L (9, PH) OBP: 0.313, SLG: 0.353	4-2 2B BB		2-2 E7 SF8 2B		0-3 K		1-1 G6-3		4-2 BB	3	2	1	0	1	1	0	Cleveland Indians @ Minnesota Twins Hubert H. Humphrey Metrodome, Minneapolis, MN Thu Aug 09 2001, 1:05 PM EDT Att: 30,080 - Dome - 72 F livebaseballscores.com										
Omar Vizquel, S (1, 6) OBP: 0.348, SLG: 0.356	3-1 SH1-3 1B 2B		0-0 G6-3		3-2 P4			1-1 G3-1 2B	1-2 2-3 BB	5	1	2	1	0	1	4											
Roberto Alomar, S (1, 4) OBP: 0.424, SLG: 0.546	0-0 SH1-3 2-3		4-2 BB		3-2 F9			2-1 G3-1	2-3	2	0	0	0	1	0	1											
Juan Gonzalez, R (1, 10) OBP: 0.393, SLG: 0.639	2-2 1B		1-0 SF8		2-0 2B 1B			2-2 F9		3	1	2	2	0	0	1											
Jim Thome, L (1, 3) OBP: 0.429, SLG: 0.664	1-3 K		1-3 K		1-2 F9			0-3 K		4	0	0	0	0	3	4											
Marty Cordova, R (1, 9) OBP: 0.394, SLG: 0.530	1-3 K		3-2 F9		0-0 2B			3-2 BB 1B 1B		4	0	2	1	0	1	1											
Travis Fryman, R (1, 5) OBP: 0.336, SLG: 0.346 Russell Branyan, L (9, PH) OBP: 0.316, SLG: 0.484		2-3 K	2-2 G5-3		0-0 F8			0-3 K		3	0	0	0	0	1	1											
Wil Cordero, R (1, 7) OBP: 0.336, SLG: 0.376	1-3 K		2-3 K		1-3 K			1-0 BB 1B		4	0	1	0	0	3	0											
Einar Diaz, R (1, 2) OBP: 0.356, SLG: 0.419 Eddie Taubensee, L (9, PH) OBP: 0.270, SLG: 0.323	2-1 P3		1-0 F7		2-1 P5			2-3 K		3	0	0	0	0	0	0											
Inning Stats	R: 2 E: 0 K: 2 S: 15	H: 2 LOB: 1 BB: 1 P: 26	R: 0 E: 0 K: 2 S: 9	H: 0 LOB: 0 BB: 0 P: 14	R: 1 E: 2 K: 1 S: 12	H: 1 LOB: 1 BB: 1 P: 22	R: 0 E: 0 K: 1 S: 11	H: 0 LOB: 0 BB: 0 P: 18	R: 0 E: 0 K: 1 S: 11	H: 0 LOB: 0 BB: 0 P: 15	R: 1 E: 0 K: 0 S: 11	H: 2 LOB: 1 BB: 0 P: 17	R: 0 E: 0 K: 1 S: 7	H: 0 LOB: 0 BB: 0 P: 11	R: 0 E: 0 K: 1 S: 10	H: 1 LOB: 1 BB: 0 P: 15		R: 0 E: 0 K: 3 S: 16	H: 2 LOB: 3 BB: 1 P: 26	1B: 4 2B: 4 3B: 0 HR: 0	SF: 1 SAC: 1 DP: 0 HBP: 0	WP: 0 PB: 0 CS: 0	PA: 38				
PITCHER	IP	WLS	BF	H	R	ER	SO	BB	IBB	HBP	BLK	WP	HR	S	P	ERA	WHIP										
Eric Milton, L (1, 1) ERA: 4.28	5.2	W	24	5	4	3	7	2	0	0	0	0	0	68	111	4.76	1.235										
Jack Cressend, R (6, 1) ERA: 2.52	1.2	H	6	1	0	0	1	0	0	0	0	0	0	12	19	0.00	0.600										
Todd Jones, R (8, 1) ERA: 4.42	0.1	H	1	0	0	0	0	0	0	0	0	0	0	3	5	0.00	0.000										
Eddie Guardado, L (8, 1) ERA: 3.4	0.1	H	1	0	0	0	1	0	0	0	0	0	0	3	3	0.00	0.000										
LaTroy Hawkins, R (9, 1) ERA: 4.54	1.0	S	6	2	0	0	3	1	0	0	0	0	0	16	26	0.00	3.000										

Batter	1	2	3	4	5	6	7	8	9	AB	R	H	RBI	BB	SO	LOB	BOTTOM										
Luis Rivas, R (1, 4) OBP: 0.306, SLG: 0.352	2-2 G4-3	3-2 FC5		0-0 F9		2-2 FC4-6				4	0	0	0	0	0	5	Cleveland Indians @ Minnesota Twins Hubert H. Humphrey Metrodome, Minneapolis, MN Thu Aug 09 2001, 1:05 PM EDT Att: 30,080 - Dome - 72 F livebaseballscores.com										
Denny Hocking, S (1, 6) OBP: 0.300, SLG: 0.317	2-0 F9		1-2 G5-3		0-0 E8 HR	2-2 G4-3				4	1	0	0	0	0	1											
Doug Mientkiewicz, L (1, 3) OBP: 0.395, SLG: 0.599	1-3 K		1-1 G3		4-1 HR BB	3-1 G3-6-3 1B				3	1	1	0	1	1	0											
Brian Buchanan, R (1, 10) OBP: 0.311, SLG: 0.458 David Ortiz, L (6, PH) OBP: 0.398, SLG: 0.537		1-1 1B E HBP	2-3 K		0-1 HR	1-0 G3-6-3				1	1	0	0	0	1	0											
Tori Hunter, R (1, 8) OBP: 0.283, SLG: 0.461	1-0 E 1B		3-2 G6-3		2-3 K	3-3 K				4	1	1	0	0	2	0											
Chad Allen, R (1, 9) OBP: 0.344, SLG: 0.431 Jacque Jones, L (8, PH) OBP: 0.323, SLG: 0.403	0-1 E8 1B		4-2 G3 BB BB		2-2 G1-3	0-0 B1-3				2	1	1	1	1	0	0											
Bobby Kielty, S (1, 7) OBP: 0.313, SLG: 0.370	0-0 G6-3		4-2 G3 BB		1-1 G3	4-1 F9 BB				2	0	0	0	2	0	0											
Tom Prince, R (1, 2) OBP: 0.327, SLG: 0.433	2-0 FC5 2B		1-2 G3		4-2 FC4-6 BB	1-2 F9				3	0	1	0	1	0	3											
Jason Maxwell, R (1, 5) OBP: 0.313, SLG: 0.328	1-3 K		4-2 BB		0-3 K	2-3 K				3	0	0	0	1	3	3											
Inning Stats	R: 0 E: 0 K: 1 S: 7	H: 0 LOB: 0 BB: 0 P: 12	R: 3 E: 1 K: 1 S: 14	H: 3 LOB: 1 BB: 0 P: 22	R: 0 E: 0 K: 1 S: 9	H: 0 LOB: 0 BB: 0 P: 13	R: 0 E: 0 K: 0 S: 17	H: 0 LOB: 3 BB: 3 P: 33	R: 3 E: 1 K: 1 S: 14	H: 1 LOB: 0 BB: 1 P: 23	R: 0 E: 0 K: 1 S: 14	H: 0 LOB: 1 BB: 1 P: 20	R: 0 E: 0 K: 1 S: 6	H: 1 LOB: 0 BB: 0 P: 13	R: 0 E: 0 K: 1 S: 6	H: 0 LOB: 1 BB: 1 P: 12		1B: 3 2B: 1 3B: 0 HR: 1	SF: 0 SAC: 0 DP: 1 HBP: 1	WP: 0 PB: 0 CS: 0	PA: 36						
PITCHER	IP	WLS	BF	H	R	ER	SO	BB	IBB	HBP	BLK	WP	HR	S	P	ERA	WHIP										
Chuck Finley, L (1, 1) ERA: 6.46	4.0	L	21	3	5	3	3	4	0	0	0	0	0	38	62	6.75	1.750										
Dave Burba, R (5, 1) ERA: 6.5	4.0		15	2	1	1	4	2	0	0	0	0	1	38	62	2.25	1.000										



Batter	1	2	3	4	5	6	7	8	9	AB	R	H	RBI	BB	SO	LOB	TOP										
Luis Rivas, R OBP: 0.303, SLG: 0.349 (1, 4)	L4			K		L4		K		4	0	0	0	0	2	0	Minnesota Twins @ Tampa Bay Devil Rays Tropicana Field, St. Petersburg, FL Fri Aug 10 2001, 7:15 PM EDT Att: 20,112 - Dome - 72 F livebaseballscorecards.com										
Denny Hocking, S OBP: 0.303, SLG: 0.320 (1, 6)	F8			BB 1B 1B		1B CS 1B		K		4	0	2	0	0	1	0											
Doug Mientkiewicz, L OBP: 0.386, SLG: 0.599 (1, 3)	L7			BB 1B		1B			F7	4	0	2	0	0	0	0											
Corey Koskie, L OBP: 0.381, SLG: 0.504 (1, 5)		G5-3		K		K			F7	4	0	0	0	0	2	4											
David Ortiz, L OBP: 0.371, SLG: 0.553 (1, 10)		K		FC4 BB		G4-3			HR	3	1	1	1	1	1	0											
Torii Hunter, R OBP: 0.285, SLG: 0.464 (1, 8)		K		FC4		1B			WP 2B	4	1	2	0	0	1	3											
Jacque Jones, L OBP: 0.321, SLG: 0.401 Chad Allen, R OBP: 0.346, SLG: 0.438 (7, PH) (7, 9)			G6-3		G4-3				2B	2	0	0	0	0	0	0											
Bobby Kielty, S OBP: 0.294, SLG: 0.345 (7, 7)			K		K				2B	2	0	1	1	0	1	1											
A.J. Pierzynski, L OBP: 0.307, SLG: 0.409 Tom Prince, R OBP: 0.325, SLG: 0.430 (8, PH) (8, 2)			G5-3		F8				G1-4-3	4	0	0	0	0	2	2											
								K		2	0	0	0	0	0	0											
										1	0	0	0	0	1	0											
Inning Stats	R: 0 E: 0 K: 0 S: 6	H: 0 LOB: 0 BB: 0 P: 9	R: 0 E: 0 K: 2 S: 10	H: 0 LOB: 0 BB: 0 P: 15	R: 0 E: 0 K: 1 S: 12	H: 0 LOB: 0 BB: 0 P: 16	R: 0 E: 0 K: 2 S: 16	H: 2 LOB: 3 BB: 1 P: 26	R: 0 E: 0 K: 1 S: 11	H: 0 LOB: 0 BB: 0 P: 16	R: 0 E: 0 K: 1 S: 7	H: 2 LOB: 2 BB: 0 P: 15	R: 0 E: 0 K: 1 S: 10	H: 1 LOB: 1 BB: 0 P: 14	R: 0 E: 0 K: 3 S: 9	H: 0 LOB: 0 BB: 0 P: 13	R: 2 E: 0 K: 0 S: 15	H: 3 LOB: 1 BB: 0 P: 21	1B: 5 2B: 3 3B: 0 HR: 1	SF: 0 SAC: 0 DP: 1 HBP: 0	WP: 1 PA: 35 CS: 0						
PITCHER	IP	WLS	BF	H	R	ER	SO	BB	IBB	HBP	BLK	WP	HR	S	P	ERA	WHIP										
Paul Wilson, R ERA: 5.84 (1, 1)	6.0	W	22	4	0	0	7	1	0	0	0	0	0	62	97	0.00	0.833										
Doug Creek, L ERA: 4.09 (7, 1)	2.0		7	1	0	0	4	0	0	0	0	0	0	19	27	0.00	0.500										
Victor Zambrano, R ERA: 4.21 (9, 1)	1.0		6	3	2	2	0	0	0	0	0	1	1	15	21	18.00	3.000										

Batter	1	2	3	4	5	6	7	8	9	AB	R	H	RBI	BB	SO	LOB	BOTTOM										
Jason Tyner, L OBP: 0.331, SLG: 0.338 (1, 7)	F8		G4-3	F9		F9				4	0	0	0	0	0	2	Minnesota Twins @ Tampa Bay Devil Rays Tropicana Field, St. Petersburg, FL Fri Aug 10 2001, 7:15 PM EDT Att: 20,112 - Dome - 72 F livebaseballscorecards.com										
Brent Abernathy, R OBP: 0.382, SLG: 0.433 (1, 4)			E7 SF8 1B	P4			G4-3			4	1	2	1	0	0	1											
Greg Vaughn, R OBP: 0.326, SLG: 0.460 (1, 10)	F2		1B IBB				G1-3			3	0	0	0	1	0	1											
Ben Grieve, L OBP: 0.354, SLG: 0.361 (1, 9)	K		SF8				G3			3	0	1	1	0	1	1											
Toby Hall, R OBP: 0.361, SLG: 0.455 (1, 2)		1B FC3 HBP		1B			G5-3			3	0	1	0	0	0	1											
Randy Winn, S OBP: 0.355, SLG: 0.424 (1, 8)		FC3 1B	G1-3				G3			3	0	1	0	1	0	3											
Aubrey Huff, L OBP: 0.293, SLG: 0.358 (1, 3)		FC3		F7			F7			4	0	0	0	0	0	3											
1B Jared Sandberg, R OBP: 0.267, SLG: 0.333 (1, 5)		F3					F7			3	1	1	0	0	0	1											
Chris Gomez, R OBP: 0.264, SLG: 0.329 (1, 6)			G4-3 E 1B				HR			3	2	3	2	0	0	0											
Inning Stats	R: 0 E: 0 K: 1 S: 9	H: 1 LOB: 1 BB: 0 P: 12	R: 0 E: 0 K: 0 S: 9	H: 1 LOB: 0 BB: 0 P: 15	R: 2 E: 1 K: 0 S: 10	H: 3 LOB: 2 BB: 1 P: 16	R: 1 E: 0 K: 0 S: 13	H: 2 LOB: 1 BB: 0 P: 14	R: 0 E: 0 K: 0 S: 6	H: 1 LOB: 0 BB: 0 P: 7	R: 1 E: 0 K: 0 S: 6	H: 1 LOB: 0 BB: 0 P: 12	R: 0 E: 0 K: 0 S: 6	H: 0 LOB: 0 BB: 0 P: 7	R: 0 E: 0 K: 0 S: 8	H: 0 LOB: 0 BB: 1 P: 13	R: 0 E: 0 K: 0 S: 8	H: 0 LOB: 0 BB: 1 P: 13	1B: 7 2B: 2 3B: 0 HR: 1	SF: 1 SAC: 0 DP: 2 HBP: 1	WP: 0 PA: 34 CS: 0						
PITCHER	IP	WLS	BF	H	R	ER	SO	BB	IBB	HBP	BLK	WP	HR	S	P	ERA	WHIP										
Joe Mays, R ERA: 3.31 (1, 1)	7.0	L	31	9	4	4	1	0	1	1	0	0	0	59	83	0.00	1.286										
Hector Carrasco, R ERA: 5.31 (8, 1)	1.0		3	0	0	0	0	1	0	0	0	0	0	8	13	0.00	1.000										

Batter	1	2	3	4	5	6	7	8	9	10	11	12	AB	R	H	RBI	BB	SO	LOB	TOP				
Luis Rivas, R OBP: 0.302, SLG: 0.347 (1.4)	F9		K			G4-3		K		S 1B		F9	6	0	1	0	0	2	0					
Denny Hocking, S OBP: 0.299, SLG: 0.313 (1.6)	K			B5-3		F8		K		F7		P6	6	0	0	0	0	2	1					
Doug Mientkiewicz, L OBP: 0.395, SLG: 0.505 (1.3)	G6-3				2B	F9		P4					4	0	1	0	1	0	0					
David Ortiz, L OBP: 0.370, SLG: 0.575 (1.10)		K		K					HR	G3-1			4	2	1	1	1	2	3					
Corey Koskie, L OBP: 0.378, SLG: 0.505 (1.5)		F7		F8						G4-3			5	0	1	0	0	1	1					
Tori Hunter, R OBP: 0.284, SLG: 0.474 (1.8)													5	1	1	1	0	1	2					
Jacque Jones, L OBP: 0.326, SLG: 0.409 (1.7)													4	0	3	0	1	1	0					
Bobby Kielty, S OBP: 0.274, SLG: 0.323 (1.9)													4	0	0	1	0	2	3					
Tom Prince, R OBP: 0.316, SLG: 0.417 (1.2)													4	0	0	0	0	1	3					
A.J. Pierzynski, L OBP: 0.305, SLG: 0.405 (12, PH)													1	0	0	0	0	1	0					
Inning Stats	R: 0 E: 0 K: 1 S: 6	H: 0 LOB: 0 BB: 0 P: 8	R: 1 E: 0 K: 2 S: 11	H: 1 LOB: 0 BB: 0 P: 18	R: 0 E: 0 K: 1 S: 7	H: 0 LOB: 0 BB: 0 P: 15	R: 0 E: 0 K: 1 S: 9	H: 1 LOB: 0 BB: 0 P: 13	R: 0 E: 0 K: 2 S: 11	H: 1 LOB: 1 BB: 0 P: 16	R: 0 E: 0 K: 2 S: 8	H: 0 LOB: 0 BB: 0 P: 13	R: 1 E: 0 K: 2 S: 14	H: 2 LOB: 1 BB: 0 P: 19	R: 0 E: 0 K: 2 S: 10	H: 1 LOB: 2 BB: 1 P: 17	R: 0 E: 0 K: 2 S: 10	H: 1 LOB: 1 BB: 0 P: 15	R: 0 E: 0 K: 1 S: 6	H: 0 LOB: 0 BB: 0 P: 9	1B: 4 2B: 2 3B: 0 HR: 2	SF: 1 SAC: 0 DP: 0 HBP: 0	WP: 0 PB: 0 SB: 0 CS: 0	PA: 47
PITCHER	IP WLS BF H R ER SO BB IBB HBP BLK WP HR S P ERA WHIP	PITCHER																			IP WLS BF H R ER SO BB IBB HBP BLK WP HR S P ERA WHIP			
Tanyon Sturtze, R ERA: 4.78 (1.1)	6.2	26	4	2	2	5	2	0	0	0	0	0	0	0	0	6	8	0.00	0.000					
Jesus Colome, R ERA: 2.86 (7.1)	0.2	2	0	0	0	2	0	0	0	0	0	0	0	0	0	6	8	0.00	0.000					
Doug Creek, L ERA: 4.93 (8.1)	0.2	2	0	0	0	1	0	0	0	0	0	0	0	0	5	9	0.00	0.000						
Esteban Yan, R ERA: 4.53 (9.1)	2.0	10	3	1	1	2	1	0	0	0	0	0	0	1	24	36	4.50	2.000						
Victor Zambrano, R ERA: 3.9 (11.1)	2.0	7	1	0	0	3	0	0	0	0	0	0	0	0	16	24	0.00	0.500						

Minnesota Twins @ Tampa Bay Devil Rays
Tropicana Field, St. Petersburg, FL
Sun Aug 12 2001, 1:15 PM EDT
Att. 20,869 - Dome - 72 F

AB	43
R	3
H	8
RBI	3
BB	3
SO	13
LOB	13



Batter	1	2	3	4	5	6	7	8	9	10	11	12	AB	R	H	RBI	BB	SO	LOB	BOTTOM				
Jason Tyner, L OBP: 0.324, SLG: 0.330 (9.7)	F7		F7		G4-3		G6-3		G3-1				5	0	0	0	0	0	3					
Brent Abernathy, R OBP: 0.366, SLG: 0.446 (1.4)	S 1B		G6-3		K		G5-3			G6-3 SH2-4 BB			4	0	1	0	1	1	2					
Greg Vaughn, R OBP: 0.326, SLG: 0.456 (1.7)	F2				K			K		SH2-4			4	0	1	0	0	2	2					
Damian Rolis, R OBP: 0.284, SLG: 0.330 (9.8)										SH2-4			0	0	0	0	0	0	0					
Ben Grievie, L OBP: 0.394, SLG: 0.361 (1.10)	K									G6-3			4	0	1	0	1	2	2					
Randy Winn, S OBP: 0.352, SLG: 0.416 (1.9)		G4-3		K						F8			4	0	1	0	1	1	3					
Aubrey Huff, L OBP: 0.294, SLG: 0.355 (1.3)	F7												5	1	1	0	0	0	2					
Jared Sandberg, R OBP: 0.375, SLG: 0.500 (1.5)													3	1	2	1	2	0	1					
Chris Gomez, R OBP: 0.265, SLG: 0.345 (1.6)													4	1	2	2	0	0	1					
John Flaherty, R OBP: 0.259, SLG: 0.341 (1.2)	G4-3												4	1	2	1	0	0	1					
Inning Stats	R: 0 E: 0 K: 1 S: 9	H: 1 LOB: 1 BB: 0 P: 12	R: 2 E: 0 K: 0 S: 15	H: 2 LOB: 0 BB: 0 P: 24	R: 0 E: 0 K: 1 S: 12	H: 1 LOB: 2 BB: 1 P: 21	R: 0 E: 0 K: 0 S: 7	H: 1 LOB: 0 BB: 0 P: 10	R: 0 E: 0 K: 2 S: 13	H: 1 LOB: 1 BB: 0 P: 21	R: 0 E: 0 K: 2 S: 10	H: 0 LOB: 1 BB: 1 P: 18	R: 0 E: 0 K: 0 S: 6	H: 0 LOB: 1 BB: 1 P: 12	R: 0 E: 0 K: 0 S: 7	H: 0 LOB: 0 BB: 1 P: 12	R: 0 E: 0 K: 0 S: 4	H: 0 LOB: 0 BB: 0 P: 10	R: 1 E: 0 K: 0 S: 1	H: 1 LOB: 0 BB: 0 P: 1	1B: 7 2B: 2 3B: 0 HR: 2	SF: 0 SAC: 3 DP: 1 HBP: 0	WP: 0 PB: 0 SB: 1 CS: 1	PA: 45
PITCHER	IP WLS BF H R ER SO BB IBB HBP BLK WP HR S P ERA WHIP	PITCHER																			IP WLS BF H R ER SO BB IBB HBP BLK WP HR S P ERA WHIP			
Rick Reed, R ERA: 3.68 (1.1)	6.0	25	9	3	3	4	1	0	0	0	0	0	0	0	1	62	97	4.50	1.667					
Todd Jones, R ERA: 4.31 (7.1)	1.1	5	1	0	0	1	0	0	0	0	0	0	0	0	12	15	0.00	0.750						
Eddie Guardado, L ERA: 3.19 (8.1)	3.0	12	0	0	0	1	3	0	0	0	0	0	0	0	21	41	0.00	1.000						
LaTroy Hawkins, R ERA: 4.68 (11.1)	0.2	3	1	1	1	0	1	0	0	0	0	0	0	1	3	7	13.50	3.000						

Minnesota Twins @ Tampa Bay Devil Rays
Tropicana Field, St. Petersburg, FL
Sun Aug 12 2001, 1:15 PM EDT
Att. 20,869 - Dome - 72 F

AB	37
R	4
H	11
RBI	4
BB	5
SO	6
LOB	17



Batter	1	2	3	4	5	6	7	8	9	10	11	AB	R	H	RBI	BB	SO	LOB	TOP				
Luis Rivas, R OBP: 0.303, SLG: 0.346 (1, 4)	4-2 CS BB		4-2 HR BB		0-1 G1-5-3 1-2			0-0 G4-3 1-2r	0-2 F9			3	1	0	0	2	0	4					
Chad Allen, R OBP: 0.370, SLG: 0.429 Brian Buchanan, R OBP: 0.324, SLG: 0.455 (1, 9)	1-0 F7		0-3 K		3-2 G3-1			1-3 K		1-0 F9		5	0	0	0	0	2	3					
Doug Mientkiewicz, L OBP: 0.302, SLG: 0.508 (1, 3)	2-1 F9 1-2		2-1 HR				2-1 F8		0-0 WP FC6-4 1B	1-0 1B		5	2	3	2	0	0	1					
Corey Koskie, L OBP: 0.371, SLG: 0.494 (1, 5)		0-3 K	0-1 G5-3			0-1 G3			2-2 G4-3	2-3 K		5	0	0	0	0	2	2					
David Ortiz, L OBP: 0.333, SLG: 0.566 Jason Maxwell, R OBP: 0.300, SLG: 0.311 Bobby Kielty, S OBP: 0.270, SLG: 0.317 (1, 10)	1-1 1B 2B		2-3 K		2-0 G6-3			4-0 FC6-4 BB		2-1 L6		3	1	1	0	1	1	0					
Torii Hunter, R OBP: 0.285, SLG: 0.468 (1, 8)	1-0 F8		0-0 1B		0-1 L7			0-0 FC6-4 1B 3B		4-1 G6-4-3 BB		4	1	1	1	1	0	2					
Jacque Jones, L OBP: 0.329, SLG: 0.409 (1, 7)	3-2 1B		3-2 F8 SAFE		2-2 G4-6-3 1B			4-1 1B 3B IBB		0-0 G6-4-3		4	1	2	1	1	0	2					
Denny Hocking, S OBP: 0.300, SLG: 0.313 (1, 6)	1-3 K		0-0 P6		2-2 G4-6-3 1B			0-0 1B 3B		1-1 1B		5	1	2	0	0	1	2					
A.J. Pierzynski, L OBP: 0.310, SLG: 0.411 (1, 2)			3-1 L4		4-2 G1-5-3 BB			4-0 G4-3 BB		0-1 1B 3B		3	0	1	3	2	0	1					
Inning Stats	R: 0 E: 0 K: 0 S: 6	H: 0 LOB: 0 BB: 1 P: 12	R: 1 E: 0 K: 2 S: 12	H: 2 LOB: 1 BB: 0 P: 18	R: 2 E: 0 K: 1 S: 13	H: 1 LOB: 0 BB: 1 P: 22	R: 0 E: 0 K: 1 S: 7	H: 1 LOB: 0 BB: 0 P: 12	R: 0 E: 0 K: 0 S: 5	H: 1 LOB: 0 BB: 0 P: 9	R: 0 E: 0 K: 1 S: 4	H: 3 LOB: 2 BB: 2 P: 23	R: 0 E: 0 K: 1 S: 7	H: 1 LOB: 1 BB: 0 P: 13	R: 0 E: 0 K: 0 S: 7	H: 1 LOB: 1 BB: 1 P: 12	1B: 7 2B: 1 3B: 1 HR: 1	SF: 0 SAC: 3 DP: 3 HBP: 0	WP: 2 PB: 0 SB: 1 CS: 1	PA: 45			
PITCHER	IP ERA WLS BF H R ER SO BB IBB HBP BLK WP HR S P ERA WHIP																						
Bartolo Colon, R ERA: 4.14 John Rocker, L ERA: 4.1 Bob Wickman, R ERA: 3.1 Danys Baez, R ERA: 2.28 (1, 1)	8.0 0.1 1.2 1.0	2 H B W	3 3 9 4	1 2 2 0	2 2 2 0	0 0 1 0	5 11 25 12	109 3.38 10.80 0.00															

Minnesota Twins @ Cleveland Indians
 Jacobs Field, Cleveland, OH
 Tue Aug 14 2001, 7:05 PM EDT
 Att: 42,619 - Sunny - 72 F

livebaseballscores.com

AB 38
 R 7
 H 10
 RBI 7
 BB 7
 SO 6
 LOB 18



Batter	1	2	3	4	5	6	7	8	9	10	11	AB	R	H	RBI	BB	SO	LOB	BOTTOM					
Kenny Lofton, L OBP: 0.318, SLG: 0.365 (1, 8)	1-1 G6-3		1-3 K		1-3 K			3-1 1B 1B		1-0 2B 1B		6	2	3	0	0	2	0						
Omar Vizquel, S OBP: 0.346, SLG: 0.363 (1, 6)	0-2 F9		0-1 L3		1-0 F7			0-1 1B 1B		0-0 1B 2B		5	1	2	2	1	0	0						
Roberto Alomar, S OBP: 0.424, SLG: 0.552 (1, 4)	0-0 1B		3-3 K		1-0 P6			0-1 F8 P6		0-1 S WP 2B 1B		5	1	2	1	1	1	2						
Juan Gonzalez, R OBP: 0.394, SLG: 0.630 (1, 9)	0-0 1B		2-3 K		0-0 F7			2-2 P4 F7		2-1 PB 2B		6	0	3	2	0	1	2						
Ellis Burks, R OBP: 0.355, SLG: 0.555 (1, 10)	2-2 F8		2-1 F3		0-0 2B			0-0 G3-1		4-0 PB IBB		4	0	1	0	1	0	2						
Jim Thome, L OBP: 0.435, SLG: 0.674 (1, 3)		2-1 HR 1B		2-3 K BB				4-2 2B BB		0-0 G4-6-3 1B		4	1	2	0	1	1	2						
Marty Cordova, R OBP: 0.366, SLG: 0.541 Jolbert Cabrera, R OBP: 0.326, SLG: 0.377 (1, 7)	3-2 1B		3-2 HR		3-2 HR			0-1 F2		0-0 G4-6-3 1B		4	2	2	3	0	0	3						
Travis Fryman, R OBP: 0.335, SLG: 0.346 (1, 5)	0-0 F9		0-0 F9		1-0 F9			1-0 F8		2-1 F8		4	0	0	0	0	0	0						
Einar Diaz, R OBP: 0.365, SLG: 0.417 (1, 2)	2-3 K		0-1 P4					0-0 1B 1B		0-1 F7		5	1	1	0	0	1	1						
Inning Stats	R: 0 E: 0 K: 0 S: 12	H: 2 LOB: 2 BB: 0 P: 15	R: 2 E: 0 K: 2 S: 13	H: 2 LOB: 0 BB: 0 P: 22	R: 0 E: 0 K: 2 S: 10	H: 0 LOB: 0 BB: 0 P: 15	R: 1 E: 0 K: 1 S: 9	H: 1 LOB: 0 BB: 0 P: 17	R: 0 E: 0 K: 1 S: 8	H: 1 LOB: 2 BB: 1 P: 19	R: 1 E: 0 K: 0 S: 8	H: 3 LOB: 2 BB: 0 P: 13	R: 0 E: 0 K: 0 S: 5	H: 1 LOB: 1 BB: 0 P: 5	R: 3 E: 0 K: 0 S: 13	H: 4 LOB: 2 BB: 1 P: 24	R: 0 E: 0 K: 0 S: 8	H: 0 LOB: 0 BB: 0 P: 13	R: 1 E: 0 K: 0 S: 7	H: 2 LOB: 3 BB: 1 P: 14	1B: 10 2B: 3 3B: 1 HR: 2	SF: 0 SAC: 0 DP: 1 HBP: 1	WP: 1 PB: 1 SB: 1 CS: 1	PA: 49
PITCHER	IP ERA WLS BF H R ER SO BB IBB HBP BLK WP HR S P ERA WHIP																							
Eric Milton, L ERA: 4.32 Todd Jones, R ERA: 4.23 LaTroy Hawkins, R ERA: 5.23 Eddie Guardado, L ERA: 3.17 Bob Wells, R ERA: 4.52 (1, 1)	7.0 1.0 0.2 0.1 1.0	3 B 1 L	31 7 7 7	9 4 3 2	4 3 0 1	0 0 0 1	6 5 10 5 12	111 5.14 40.50 0.00 9.00																

Minnesota Twins @ Cleveland Indians
 Jacobs Field, Cleveland, OH
 Tue Aug 14 2001, 7:05 PM EDT
 Att: 42,619 - Sunny - 72 F

livebaseballscores.com

AB 44
 R 8
 H 16
 RBI 8
 BB 4
 SO 6
 LOB 12



Batter	1	2	3	4	5	6	7	8	9	AB	R	H	RBI	BB	SO	LOB	TOP										
Luis Rivas, R OBP: 0.304, SLG: 0.346	0-0 1B S 1B		1-1 G4-6-3 1-2		1-2 F7		0-2 FC6-4 1B		1-3 K	5	0	2	0	0	1	4	Minnesota Twins @ Cleveland Indians Jacobs Field, Cleveland, OH Wed Aug 15 2001, 7:05 PM EDT Att: 41,602 - Cloudy - 75 F										
John Barnes, R (1, 7)	1-3 K		1-1 G6-3		4-0 BB		0-1 FC6-4 1-2		3-2 G6-3	4	0	0	0	1	1	4											
Doug Mientkiewicz, L (1, 3)	4-0 1B BB			3-1 1B G4-3 2B	2-1 F7		1-0 P6			3	1	1	0	1	0	2											
David Ortiz, L (1, 10)	0-0 1B G6-4-3			1-1 L7	3-3 K		1-3 K			4	0	1	0	0	2	3											
Tori Hunter, R (1, 8)	0-2 G6-4-3 1-2			3-1 G4-3 1B 2-3		4-0 CS BB		0-0 FC4-6 1B		3	1	2	0	1	0	3											
Corey Koskie, L (1, 5)		0-0 G4-3		3-1 G4-3	1-0 F5		0-2 FC4-6 1-2			4	0	0	1	0	0	3											
Brian Buchanan, R (1, 9)		2-2 FC4-6		2-3 3-H 2-2		3-3 K		1-0 G5-3		2	0	2	1	0	0	0											
Jacque Jones, L (6, PH)				0-1 F8		1-2 F9		0-0 1B		1	0	0	0	0	1	1											
Bobby Kielty, S (9, PH)		1-2 FC4-6 CS		3-H 0-1				0-0 1B		1	0	0	0	0	0	0											
Tom Prince, R (1, 2)		1-2 FC4-6 CS		4-2 G4-6-3 BB	1-2 2B		3-3 K		0-0 1B	4	0	1	0	0	0	2											
Denny Hocking, S (1, 6)		2-2 CS						1-2 1B		3	0	2	0	1	1	0											
Inning Stats	R: 0 E: 0 K: 1 S: 8	H: 2 LOB: 2 BB: 1 P: 13	R: 0 E: 0 K: 0 S: 9	H: 1 LOB: 0 BB: 0 P: 14	R: 0 E: 0 K: 0 S: 8	H: 0 LOB: 0 BB: 1 P: 14	R: 2 E: 0 K: 0 S: 13	H: 3 LOB: 1 BB: 0 P: 25	R: 0 E: 0 K: 1 S: 14	H: 1 LOB: 2 BB: 1 P: 25	R: 0 E: 0 K: 1 S: 4	H: 0 LOB: 0 BB: 1 P: 12	R: 0 E: 0 K: 1 S: 12	H: 1 LOB: 1 BB: 0 P: 16	R: 0 E: 0 K: 1 S: 9	H: 1 LOB: 1 BB: 0 P: 11	R: 0 E: 0 K: 1 S: 9	H: 2 LOB: 2 BB: 0 P: 14	1B: 9 2B: 2 3B: 0 HR: 0	SF: 0 SAC: 0 DP: 2 HBP: 0	WP: 0 PB: 0 SB: 1 CS: 2	PA: 39					
PITCHER	IP	WLS	BF	H	R	ER	SO	BB	IBB	HBP	BLK	WP	HR	S	P	ERA	WHIP										
Chuck Finley, L ERA: 6.28	5.0	W	22	7	2	2	2	3	0	0	0	0	0	52	91	3.60	2.000										
David Riske, R ERA: 0.54	2.0		7	1	0	0	2	1	0	0	0	0	0	16	28	0.00	1.000										
Ricardo Rincon, L ERA: 3.29	1.1		5	1	0	0	1	0	0	0	0	0	0	10	13	0.00	0.750										
Dave Burba, R ERA: 6.47	0.2		4	2	0	0	1	0	0	0	0	0	0	8	12	0.00	3.000										

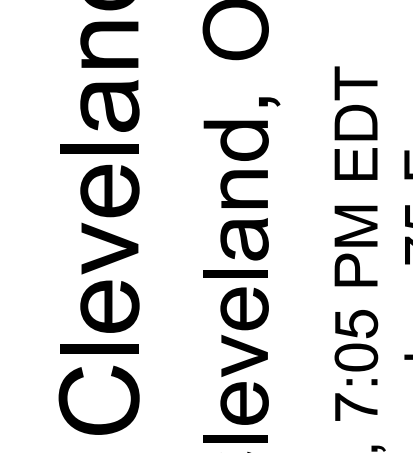
Batter	1	2	3	4	5	6	7	8	9	AB	R	H	RBI	BB	SO	LOB	BOTTOM										
Kenny Lofton, L OBP: 0.324, SLG: 0.381	2-0 WP 1B	1-0 1-H 2-H HR		3-2 G1-6-3 2B		0-1 F7	0-0 1-3 3-H 1B			5	1	4	4	0	0	0	Minnesota Twins @ Cleveland Indians Jacobs Field, Cleveland, OH Wed Aug 15 2001, 7:05 PM EDT Att: 41,602 - Cloudy - 75 F										
Omar Vizquel, S OBP: 0.343, SLG: 0.359	2-2 F7	1-1 G3		0-2 G1-6-3		1-1 F7	3-2 G4-3			5	0	0	0	0	0	4											
Roberto Alomar, S OBP: 0.424, SLG: 0.555	3-2 P4		1-1 HR 3B	0-3 K	0-3 K		0-0 1B		1-1 F8	5	1	2	0	0	1	2											
Juan Gonzalez, R OBP: 0.394, SLG: 0.628	4-2 BB		0-3 K	3-1 F8		1-2 G5-3		2-0 G4-3 2B		4	0	1	0	1	1	3											
Jim Thome, L OBP: 0.435, SLG: 0.678	0-3 K		3-2 HR		0-0 BB SF8 1B		0-2 G4-3	1-2 G4-3		5	2	2	2	0	1	3											
Ellis Burks, R OBP: 0.361, SLG: 0.556		4-2 WP HR BB		2-2 E 1B		1-1 BB 1B	4-1 1B BB	2-1 L5		3	2	2	0	2	0	1											
Marty Cordova, R OBP: 0.365, SLG: 0.536		2-1 P4	1-1 L5		4-1 G4-6-3 BB		1-1 F8			3	0	0	0	1	0	3											
Jolbert Cabrera, R OBP: 0.326, SLG: 0.377		1-2 P4			1-2 2-3 BB					0	0	0	0	0	0	0											
Travis Fryman, R OBP: 0.338, SLG: 0.351		3-0 P4	3-2 E7 1B		2-2 SF8		0-1 1B 1B			3	1	2	1	0	0	1											
Einar Diaz, R OBP: 0.357, SLG: 0.417		4-1 HR BB	1-2 G5-3		3-H 0-1 G4-6-3		3-2 1B 1B			3	1	1	1	1	0	4											
Inning Stats	R: 0 E: 0 K: 1 S: 18	H: 1 LOB: 2 BB: 1 P: 29	R: 3 E: 0 K: 0 S: 10	H: 1 LOB: 2 BB: 2 P: 25	R: 2 E: 1 K: 1 S: 23	H: 4 LOB: 0 BB: 0 P: 34	R: 0 E: 0 K: 1 S: 11	H: 1 LOB: 1 BB: 0 P: 17	R: 1 E: 0 K: 0 S: 9	H: 2 LOB: 1 BB: 1 P: 16	R: 0 E: 0 K: 0 S: 8	H: 1 LOB: 0 BB: 0 P: 10	R: 2 E: 0 K: 0 S: 17	H: 3 LOB: 2 BB: 1 P: 28	R: 0 E: 0 K: 0 S: 8	H: 1 LOB: 1 BB: 0 P: 14	R: 0 E: 0 K: 0 S: 8	H: 1 LOB: 1 BB: 0 P: 14	1B: 9 2B: 2 3B: 1 HR: 2	SF: 1 SAC: 0 DP: 1 HBP: 0	WP: 2 PB: 0 SB: 0 CS: 0	PA: 42					
PITCHER	IP	WLS	BF	H	R	ER	SO	BB	IBB	HBP	BLK	WP	HR	S	P	ERA	WHIP										
Joe Mays, R ERA: 3.52	3.0	L	18	6	5	5	2	3	0	0	0	0	0	36	56	15.00	3.000										
Travis Miller, L ERA: 4.53	3.2		17	5	3	3	1	2	0	0	0	0	0	36	56	7.36	1.909										
Hector Carrasco, R ERA: 5.07	1.1		7	3	0	0	0	0	0	0	0	0	0	17	29	0.00	2.250										

AB	34
R	2
H	11
RBI	2
BB	4
SO	6
LOB	22



WP	0
PB	0
SB	1
CS	2

AB	36
R	8
H	14
RBI	8
BB	5
SO	3
LOB	21



WP	2
PB	0
SB	0
CS	0

Batter	1	2	3	4	5	6	7	8	9	AB	R	H	RBI	BB	SO	LOB	TOP																					
Luis Rivas, R OBP: 0.302, SLG: 0.344 (1, 4)	G5-3		SH2-3		G1-6-3			P5		3	0	0	0	0	0	0	Minnesota Twins @ Cleveland Indians Jacobs Field, Cleveland, OH Thu Aug 16 2001, 7:05 PM EDT Att: 40,672 - Cloudy - 75 F																					
Denny Hocking, S OBP: 0.305, SLG: 0.320 (1, 6)	BLK 1B		K			F7		G1-3		4	0	1	0	0	1	1																						
Doug Mientkiewicz, L OBP: 0.383, SLG: 0.597 (1, 3)	F7		CS	G4-3		FC6-4 1B		F5		4	0	1	0	0	0	1																						
Corey Koskie, L OBP: 0.367, SLG: 0.485 (1, 5)	K			1B BB		FC6-4 1-2		K		3	1	0	0	1	2	2																						
David Ortiz, L OBP: 0.365, SLG: 0.552 (1, 10)		G5-3		1B		2-6	K		K	4	0	1	0	0	2	0																						
Torii Hunter, R OBP: 0.294, SLG: 0.473 (1, 8)		G3 1B		1B			G4-3 1B			3	0	3	1	0	0	0																						
Jacque Jones, L OBP: 0.326, SLG: 0.404 (1, 7)		G3		K			G4-3			3	0	0	0	0	1	3																						
John Barnes, R (1, 9)		K2-3				G6-3		G6-3		3	0	0	0	0	1	2																						
A.J. Pierzynski, L OBP: 0.310, SLG: 0.410 (1, 2)			CS SH2-3 1B		F7		G4-3			3	0	1	0	0	0	0																						
Inning Stats	R: 0 E: 0 K: 1 S: 11	H: 1 LOB: 1 BB: 0 P: 13	R: 0 E: 0 K: 1 S: 13	H: 1 LOB: 1 BB: 0 P: 21	R: 0 E: 0 K: 1 S: 8	H: 1 LOB: 0 BB: 0 P: 12	R: 1 E: 0 K: 1 S: 14	H: 2 LOB: 1 BB: 1 P: 26	R: 0 E: 0 K: 0 S: 8	H: 0 LOB: 0 BB: 0 P: 9	R: 0 E: 0 K: 0 S: 7	H: 1 LOB: 0 BB: 0 P: 8	R: 0 E: 0 K: 1 S: 10	H: 1 LOB: 1 BB: 0 P: 18	R: 0 E: 0 K: 0 S: 9	H: 0 LOB: 0 BB: 0 P: 14	R: 0 E: 0 K: 2 S: 11	H: 0 LOB: 0 BB: 0 P: 15	1B: 7 2B: 0 3B: 0 HR: 0	SF: 0 SAC: 1 DP: 0 HBP: 0	WP: 0 PB: 0 SB: 0 CS: 1	PA: 33																
PITCHER	IP	WLS	BF	H	R	ER	SO	BB	IBB	HBP	BLK	WP	HR	S	P	ERA	WHIP	PITCHER				IP	WLS	BF	H	R	ER	SO	BB	IBB	HBP	BLK	WP	HR	S	P	ERA	WHIP
Steve Woodard, R ERA: 4.23 (1, 1)	7.0	W	27	7	1	1	5	1	0	0	1	0	0	71	107	1.29	1.143																					
Danys Baez, R ERA: 2.2 (8, 1)	1.0		3	0	0	0	0	0	0	0	0	0	0	9	14	0.00	0.000																					
Ricardo Rincon, L ERA: 3.2 (9, 1)	1.0		3	0	0	0	2	0	0	0	0	0	0	11	15	0.00	0.000																					

AB	30
R	1
H	7
RBI	1
BB	1
SO	7
LOB	9



Batter	1	2	3	4	5	6	7	8	9	AB	R	H	RBI	BB	SO	LOB	BOTTOM																					
Kenny Lofton, L OBP: 0.324, SLG: 0.383 (1, 8)	1B 2B		L4			G5-3	G6-3			4	1	1	0	0	0	1	Minnesota Twins @ Cleveland Indians Jacobs Field, Cleveland, OH Thu Aug 16 2001, 7:05 PM EDT Att: 40,672 - Cloudy - 75 F																					
Omar Vizquel, S OBP: 0.342, SLG: 0.358 (1, 6)	1B			F9		G1-3		K		4	0	1	1	0	1	0																						
Roberto Alomar, S OBP: 0.422, SLG: 0.559 (1, 4)	2H 1B			F8		HR		K		4	1	1	1	0	1	0																						
Juan Gonzalez, R OBP: 0.395, SLG: 0.626 (1, 9)	K			HR BB		HR 1B		K		3	2	1	0	1	2	0																						
Jim Thome, L OBP: 0.436, SLG: 0.693 (1, 3)		K		HR		HR		K		3	2	2	4	0	1	0																						
Ellis Burks, R OBP: 0.356, SLG: 0.551 (1, 10)		F9		K		G5-3				3	0	0	0	0	1	0																						
Marty Cordova, R OBP: 0.367, SLG: 0.539 Jolbert Cabrera, R OBP: 0.326, SLG: 0.377 (8, 7)	F7				L6-3 BB			2B		2	0	1	0	1	0	0																						
Travis Fryman, R OBP: 0.333, SLG: 0.346 (1, 5)					G6-3		K			3	0	0	0	0	1	2																						
Einar Diaz, R OBP: 0.354, SLG: 0.413 (1, 2)					F9		L6-3		F8	3	0	0	0	0	2																							
Inning Stats	R: 1 E: 0 K: 1 S: 12	H: 2 LOB: 0 BB: 0 P: 21	R: 0 E: 0 K: 1 S: 7	H: 0 LOB: 0 BB: 0 P: 11	R: 0 E: 0 K: 0 S: 7	H: 0 LOB: 0 BB: 0 P: 9	R: 2 E: 0 K: 1 S: 15	H: 1 LOB: 1 BB: 1 P: 25	R: 0 E: 0 K: 1 S: 7	H: 0 LOB: 0 BB: 1 P: 13	R: 3 E: 0 K: 0 S: 16	H: 3 LOB: 0 BB: 0 P: 23	R: 0 E: 0 K: 0 S: 8	H: 1 LOB: 1 BB: 0 P: 11	R: 0 E: 0 K: 3 S: 9	H: 0 LOB: 0 BB: 0 P: 10	1B: 2 2B: 3 3B: 0 HR: 3	SF: 0 SAC: 0 DP: 1 HBP: 0	WP: 0 PB: 0 SB: 0 CS: 0	PA: 31																		
PITCHER	IP	WLS	BF	H	R	ER	SO	BB	IBB	HBP	BLK	WP	HR	S	P	ERA	WHIP	PITCHER				IP	WLS	BF	H	R	ER	SO	BB	IBB	HBP	BLK	WP	HR	S	P	ERA	WHIP
Adam Johnson, R ERA: 7.2 (1, 1)	5.2	L	23	6	6	6	4	2	0	0	0	0	0	3	62	9.53	1.412																					
Jack Cressend, R ERA: 2.42 (6, 1)	2.1		8	1	0	0	3	0	0	0	0	0	0	19	23	0.00	0.429																					

AB	29
R	6
H	7
RBI	6
BB	2
SO	7
LOB	5



Batter	1	2	3	4	5	6	7	8	9	AB	R	H	RBI	BB	SO	LOB	TOP					
Jason Tyner, L (1, 7) OBP: 0.308, SLG: 0.314	F5	FC8-5	G4-3			G1-3		BB 1B		5	1	1	0	0	0	4	Tampa Bay Devil Rays @ Minnesota Twins Hubert H. Humphrey Metrodome, Minneapolis, MN Fri Aug 17 2001, 8:05 PM EDT Att: 18,079 - Dome - 72 F livebaseballscorecards.com					
Brent Abernathy, R (1, 4) OBP: 0.371, SLG: 0.441	P6		HBP 2B			K		BB 1B		4	2	1	0	1	1	2						
Greg Vaughn, R (1, 10) OBP: 0.326, SLG: 0.445	1B HBP		F7	CS BB		K2-3		BB 1B		2	0	0	1	2	1	1						
Ben Grieve, L (1, 9) OBP: 0.361, SLG: 0.370	1B		1B HBP	K			K	BB 1B		4	1	2	2	1	2	1						
Randy Winn, S (1, 8) OBP: 0.349, SLG: 0.410	K		1B HBP	K			F7	G5-3		4	1	0	0	0	2	5						
Aubrey Huff, L (1, 3) OBP: 0.292, SLG: 0.355		1B	HBP 1B			G3			F8	5	2	2	1	0	1	0						
Russ Johnson, R (1, 5) OBP: 0.380, SLG: 0.419	S 1B	2B	HBP 1B					K	F8	5	1	3	3	0	1	0						
Chris Gomez, R (1, 6) OBP: 0.281, SLG: 0.348	2H 1B	1B	2B					K	F8	3	1	1	0	1	0	1						
John Flaherty, R (1, 2) OBP: 0.259, SLG: 0.343	1B	FC8-5	2B			G5-3		BB 1B	F8	4	0	1	2	0	0	4						
Inning Stats	R: 0 E: 0 K: 1 S: 10	H: 1 LOB: 2 BB: 0 P: 16	R: 1 E: 0 K: 0 S: 9	H: 3 LOB: 1 BB: 0 P: 14	R: 5 E: 0 K: 0 S: 16	H: 4 LOB: 2 BB: 1 P: 30	R: 0 E: 0 K: 2 S: 7	H: 0 LOB: 1 BB: 1 P: 14	R: 0 E: 0 K: 0 S: 9	H: 1 LOB: 1 BB: 0 P: 16	R: 0 E: 0 K: 2 S: 10	H: 0 LOB: 0 BB: 0 P: 14	R: 0 E: 0 K: 2 S: 10	H: 0 LOB: 0 BB: 0 P: 14	R: 3 E: 0 K: 1 S: 13	H: 2 LOB: 2 BB: 3 P: 29		R: 0 E: 0 K: 0 S: 7	H: 0 LOB: 0 BB: 0 P: 10	1B: 7 2B: 6 3B: 0 HR: 0	SF: 0 SAC: 0 DP: 2 HBP: 3	WP: 0 PB: 0 CS: 1
PITCHER	IP	WLS	BF	H	R	ER	SO	BB	IBB	HBP	BLK	WP	HR	S	P	ERA	WHIP					
Rick Reed, R (1, 1) ERA: 3.97	2.1	L	18	8	6	6	1	1	0	3	0	0	0	32	57	23.14	3.857					
Hector Carrasco, R (3, 1) ERA: 4.73	3.2		12	1	0	0	4	1	0	0	0	0	0	29	46	0.00	0.545					
Eddie Guardado, L (7, 1) ERA: 3.1	1.0		3	0	0	0	2	0	0	0	0	0	0	10	14	0.00	0.000					
LaTroy Hawkins, R (8, 1) ERA: 5.77	0.2		6	1	3	3	1	3	0	0	0	0	0	10	24	40.50	6.000					
Travis Miller, L (8, 1) ERA: 4.69	1.1		5	1	0	0	0	0	0	0	0	0	0	10	15	0.00	0.750					

Batter	1	2	3	4	5	6	7	8	9	AB	R	H	RBI	BB	SO	LOB	BOTTOM					
Luis Rivas, R (1, 4) OBP: 0.305, SLG: 0.349	G4-3		F9			BB 1B			G3 PB	5	1	3	0	0	0	0	Tampa Bay Devil Rays @ Minnesota Twins Hubert H. Humphrey Metrodome, Minneapolis, MN Fri Aug 17 2001, 8:05 PM EDT Att: 18,079 - Dome - 72 F livebaseballscorecards.com					
Cristian Guzman, S (1, 6) OBP: 0.348, SLG: 0.504						1B			1B	2	0	1	0	1	0	1						
Jason Maxwell, R (9, 6) OBP: 0.300, SLG: 0.311						1B				0	0	0	0	0	0	0						
Denny Hocking, S (9, PH) OBP: 0.308, SLG: 0.320	S HBP		WP			BB			G3 BB	0	0	0	0	1	0	0						
Doug Mientkiewicz, L (1, 3) OBP: 0.391, SLG: 0.593	K		G1-3						G3	5	0	1	2	0	1	4						
David Ortiz, L (1, 10) OBP: 0.356, SLG: 0.536	G1-3					1B			G3	5	0	0	0	0	0	5						
Corey Koskie, L (1, 5) OBP: 0.368, SLG: 0.484		F7							G3-1	3	1	1	0	1	0	0						
Torii Hunter, R (1, 8) OBP: 0.294, SLG: 0.478		G5-3							G3-1	4	1	1	2	0	1	1						
Jacque Jones, L (1, 7) OBP: 0.325, SLG: 0.401									G3-1	3	0	0	0	1	0	1						
John Barnes, R (1, 9) OBP: 0.310, SLG: 0.408		F7							P4	4	0	0	0	0	0	1						
A.J. Pierzynski, L (1, 2) OBP: 0.310, SLG: 0.408			G3						PB 1B	4	1	1	0	0	0	0						
Inning Stats	R: 0 E: 0 K: 1 S: 11	H: 0 LOB: 1 BB: 0 P: 18	R: 0 E: 0 K: 0 S: 6	H: 0 LOB: 1 BB: 1 P: 12	R: 0 E: 0 K: 0 S: 11	H: 1 LOB: 1 BB: 0 P: 16	R: 0 E: 0 K: 1 S: 12	H: 0 LOB: 1 BB: 1 P: 24	R: 1 E: 0 K: 0 S: 13	H: 2 LOB: 2 BB: 1 P: 25	R: 0 E: 0 K: 0 S: 7	H: 0 LOB: 0 BB: 0 P: 11	R: 0 E: 0 K: 0 S: 7	H: 1 LOB: 1 BB: 0 P: 10	R: 2 E: 0 K: 0 S: 12	H: 2 LOB: 2 BB: 0 P: 19	R: 1 E: 0 K: 0 S: 11	H: 2 LOB: 2 BB: 1 P: 28	1B: 6 2B: 1 3B: 0 HR: 1	SF: 0 SAC: 0 DP: 0 HBP: 1	WP: 2 PB: 1 CS: 0	PA: 40
PITCHER	IP	WLS	BF	H	R	ER	SO	BB	IBB	HBP	BLK	WP	HR	S	P	ERA	WHIP					
Tanyon Sturtze, R (1, 1) ERA: 4.61	7.0	W	29	4	1	1	2	3	0	1	0	0	0	67	116	1.29	1.000					
Travis Phelps, R (8, 1) ERA: 3.49	2.0		11	4	3	3	0	1	0	0	0	0	1	23	47	13.50	2.500					

Batter	1	2	3	4	5	6	7	8	9	AB	R	H	RBI	BB	SO	LOB	TOP					
Damian Rolls, R OBP: 0.305, SLG: 0.338 (1, 8)	4-0 FC5-4 1B BB	0-3 K			0-3 K		1-3 K		0-0 CS 1B	4	1	1	0	1	3	1						
Randy Winn, S OBP: 0.352, SLG: 0.417 (1, 9)	2-1 FC5-4 1B		2-0 G6-3			0-2 1B 2B	0-2 G6-3		1-0 CS	4	1	2	0	0	0	1						
Ben Grieve, L OBP: 0.361, SLG: 0.369 (1, 7)	3-2 FC5-4 1B		3-1 F7			0-0 1B			2-3 K	4	1	1	0	0	1	2						
Greg Vaughn, R OBP: 0.325, SLG: 0.441 (1, 10)	0-1 F8		0-1 G5-3			2-1 1B			4-2 1B G3 BB	3	1	1	1	1	0	2						
Toby Hall, R OBP: 0.386, SLG: 0.472 (1, 2)	1-2 1B		0-2 G5-3			0-0 F7			1-1 G3	4	0	1	2	0	0	3						
18 Jared Sandberg, R OBP: 0.308, SLG: 0.361 (1, 5)	1-3 K		3-3 K			1-3 K			1-0 FC4-6 1B	4	0	1	1	0	3	3						
Aubrey Huff, L OBP: 0.286, SLG: 0.347 (1, 3)		2-3 K		0-1 P6		1-3 K			2-2 FC4-6 1B	4	0	0	0	0	2	3						
Chris Gomez, R OBP: 0.284, SLG: 0.351 (1, 6)		2-2 F3		3-2 G5-3			1-0 SH1-4 2B		0-2 G4-3	4	0	1	0	0	0	0						
Felix Martinez, S OBP: 0.286, SLG: 0.304 (1, 4)		1-1 HR		1-0 F7			0-0 SH1-4		1-1 F9	3	1	1	1	0	0	0						
Inning Stats	R: 2 H: 2 E: 0 K: 1 S: 16	H: 2 LOB: 1 BB: 1 P: 27	R: 1 H: 1 E: 0 K: 2 S: 12	H: 1 LOB: 0 BB: 0 P: 17	R: 0 H: 0 E: 0 K: 0 S: 5	H: 0 LOB: 0 BB: 0 P: 10	R: 0 H: 0 E: 0 K: 1 S: 10	H: 0 LOB: 0 BB: 0 P: 13	R: 0 H: 0 E: 0 K: 1 S: 11	H: 0 LOB: 0 BB: 0 P: 15	R: 1 H: 3 E: 0 K: 2 S: 14	H: 3 LOB: 2 BB: 0 P: 18	R: 0 H: 1 E: 0 K: 1 S: 8	H: 1 LOB: 1 BB: 0 P: 10	R: 1 H: 1 E: 0 K: 0 S: 13	H: 1 LOB: 1 BB: 1 P: 23	R: 0 H: 1 E: 0 K: 0 S: 6	H: 1 LOB: 0 BB: 0 P: 8	1B: 6 2B: 2 3B: 0 HR: 1	SF: 0 SAC: 1 DP: 0 HBP: 0	WP: 0 PB: 0 CS: 1	PA: 38
PITCHER	IP	WLS	BF	H	R	ER	SO	BB	IBB	HBP	BLK	WP	HR	S	P	ERA	WHIP					
Eric Milton, L ERA: 4.39 (1, 1)	7.2	L	33	8	5	5	9	2	0	0	0	0	1	86	128	5.87	1.304					
Travis Miller, L ERA: 4.54 (8, 1)	0.1		1	0	0	0	0	0	0	0	0	0	0	3	5	0.00	0.000					
Bob Wells, R ERA: 4.84 (9, 1)	1.0		3	1	0	0	0	0	0	0	0	0	0	6	8	0.00	1.000					

Tampa Bay Devil Rays @ Minnesota Twins
Hubert H. Humphrey Metrodome, Minneapolis, MN

Sun Aug 19 2001, 2:05 PM EDT
Att: 35,287 - Dome - 72 F



AB 34
R 5
H 9
RBI 5
BB 2
SO 9
LOB 15

Batter	1	2	3	4	5	6	7	8	9	AB	R	H	RBI	BB	SO	LOB	BOTTOM					
Luis Rivas, R OBP: 0.308, SLG: 0.353 (1, 4)	1-0 F9		1-3 K			3-1 G1-3 3B		4-2 DI BB		3	1	1	0	1	1	1						
Cristian Guzman, S OBP: 0.347, SLG: 0.499 (1, 6)	2-1 G4-3		2-3 K			1-2 G1-3		0-2 G3		4	0	0	1	0	1	1						
Doug Mientkiewicz, L OBP: 0.393, SLG: 0.596 (1, 3)	2-3 K		0-0 1B			3-2 2B			1-2 F8 DI 1B	4	0	3	0	0	1	0						
David Ortiz, L OBP: 0.347, SLG: 0.516 (1, 10)		1-1 F7		0-1 F9		3-2 F7			3-2 F8	4	0	0	0	0	0	3						
Tori Hunter, R OBP: 0.291, SLG: 0.470 (1, 8)		0-3 K		0-1 F9			1-1 F9		2-3 K	4	0	0	0	0	2	2						
Brian Buchanan, R OBP: 0.347, SLG: 0.496 (1, 9)		0-3 K		2-3 K			0-3 K		4-2 DI BB	2	0	0	0	0	2	0						
Denny Hocking, S OBP: 0.309, SLG: 0.319 (7, PH) (8, 9)										1	0	0	0	1	1	0						
Corey Koskie, L OBP: 0.366, SLG: 0.494 (1, 5)			2-3 K		0-2 F9		1-3 K		1-3 K	4	0	0	0	0	3	2						
John Barnes, R OBP: 0.158, SLG: 0.059 (1, 7)			0-0 F9		1-1 G5-3			1-2 G5-3		3	0	0	0	0	0	0						
Tom Prince, R OBP: 0.310, SLG: 0.393 (1, 2)			4-1 BB			1-2 G3		0-0 P4		1	0	0	0	1	0	0						
A.J. Pierzynski, L OBP: 0.309, SLG: 0.407 (8, PH) (9, 2)										1	0	0	0	0	0	0						
Inning Stats	R: 0 H: 0 E: 0 K: 1 S: 6	H: 0 LOB: 0 BB: 0 P: 11	R: 0 H: 0 E: 0 K: 2 S: 8	H: 0 LOB: 0 BB: 0 P: 9	R: 0 H: 0 E: 0 K: 2 S: 8	H: 0 LOB: 1 BB: 1 P: 15	R: 0 H: 1 E: 0 K: 1 S: 8	H: 1 LOB: 0 BB: 0 P: 10	R: 0 H: 0 E: 0 K: 2 S: 8	H: 0 LOB: 0 BB: 0 P: 10	R: 1 H: 2 E: 0 K: 0 S: 16	H: 2 LOB: 1 BB: 0 P: 27	R: 0 H: 0 E: 0 K: 2 S: 9	H: 0 LOB: 1 BB: 1 P: 14	R: 0 H: 1 E: 0 K: 2 S: 14	H: 1 LOB: 2 BB: 1 P: 25	1B: 2 2B: 1 3B: 1 HR: 0	SF: 0 SAC: 0 DP: 0 HBP: 0	WP: 0 PB: 0 CS: 0	PA: 34		
PITCHER	IP	WLS	BF	H	R	ER	SO	BB	IBB	HBP	BLK	WP	HR	S	P	ERA	WHIP					
Joe Kennedy, L ERA: 4.91 (1, 1)	6.0		22	3	1	1	7	1	0	0	0	0	0	17	24	0.00	0.667					
Jesus Colome, R ERA: 2.45 (7, 1)	2.0	H	7	0	0	0	2	1	0	0	0	0	0	17	24	0.00	0.500					
Doug Creek, L ERA: 4.13 (9, 1)	0.1		2	1	0	0	0	0	0	0	0	0	0	6	10	0.00	3.000					
Victor Zambrano, R ERA: 3.81 (9, 1)	0.2		3	0	0	0	2	1	0	0	0	0	0	8	15	0.00	1.500					

Tampa Bay Devil Rays @ Minnesota Twins
Hubert H. Humphrey Metrodome, Minneapolis, MN

Sun Aug 19 2001, 2:05 PM EDT
Att: 35,287 - Dome - 72 F



AB 31
R 1
H 4
RBI 1
BB 3
SO 11
LOB 9

Batter	1	2	3	4	5	6	7	8	9	AB	R	H	RBI	BB	SO	LOB	TOP			
José Cruz Jr. S (1, 8) OBP: 0.328, SLG: 0.515	1-0 G5-4-3 1B		1-1 1B		0-0 B2-3			0-2 G3		4	0	2	0	0	0	0				
Alex Gonzalez R (1, 6) OBP: 0.296, SLG: 0.390	0-1 G5-4-3 1-2		0-0 G5-3		1-1 F7			0-1 1B		4	0	1	0	0	0	2				
Shannon Stewart R (1, 7) OBP: 0.376, SLG: 0.465	0-1 1B			0-0 G5-3				0-0 F9		4	0	1	0	0	0	1				
Carlos Delgado L (1, 3) OBP: 0.400, SLG: 0.553	2-3 K			4-2 HBP HR BB				0-1 L7		3	1	0	0	1	2	2				
Raul Mondesi R (1, 9) OBP: 0.335, SLG: 0.452		3-2 G4-3		3-1 HR HBP				1-3 K		3	1	0	0	0	2	0				
Brad Fullmer L (1, 10) OBP: 0.330, SLG: 0.451		1-2 F8		3-2 HR 1H 2H				0-0 P6		4	1	1	3	0	0	0				
Felipe Lopez S (1, 5) OBP: 0.245, SLG: 0.255		2-3 K		2-2 F5				0-1 G4-3		4	0	0	0	0	2	0				
Darrin Fletcher L (1, 2) OBP: 0.278, SLG: 0.352			2-1 F7		0-3 K			2-1 E9		3	0	0	0	0	1	0				
Homer Bush R (1, 4) OBP: 0.357, SLG: 0.422			1-0 G6-3		1-2 F9			1-3 K		3	0	0	0	0	1	1				
Inning Stats	R: 0 E: 0 K: 1 S: 9	H: 2 LOB: 1 BB: 0 P: 12	R: 0 E: 0 K: 1 S: 9	H: 0 LOB: 0 BB: 0 P: 15	R: 0 E: 0 K: 0 S: 6	H: 1 LOB: 1 BB: 0 P: 10	R: 3 E: 0 K: 1 S: 16	H: 1 LOB: 0 BB: 1 P: 28	R: 0 E: 0 K: 0 S: 7	H: 0 LOB: 0 BB: 0 P: 9	R: 0 E: 0 K: 2 S: 8	H: 0 LOB: 1 BB: 0 P: 11	R: 0 E: 0 K: 0 S: 8	H: 1 LOB: 1 BB: 0 P: 8	R: 0 E: 0 K: 2 S: 9	H: 0 LOB: 0 BB: 0 P: 11	1B: 4 2B: 0 3B: 0 HR: 1	SF: 0 SAC: 0 DP: 1 HBP: 1	WP: 0 PB: 0 SB: 0 CS: 0	PA: 34
PITCHER Joe Mays R (1, 1) ERA: 3.5	IP: 9.0 WLS: L BF: 34 H: 5 R: 3 ER: 3 SO: 8 BB: 1 IBB: 0 HBP: 1 BLK: 0 WP: 0 HR: 1 S: 80 P: 116 ERA: 3.00 WHIP: 0.667															PITCHER				

Toronto Blue Jays @ Minnesota Twins
 Hubert H. Humphrey Metrodome, Minneapolis, MN
 Mon Aug 20 2001, 8:05 PM EDT
 Att: 16,032 - Dome - 72 F

AB 32
 R 3
 H 5
 RBI 3
 BB 1
 SO 8
 LOB 6



Batter	1	2	3	4	5	6	7	8	9	AB	R	H	RBI	BB	SO	LOB	BOTTOM					
Jacque Jones L (1, 7) OBP: 0.324, SLG: 0.402	K		K			0-1 FC5-3 3H			2-1 1B 2B	4	1	1	0	0	2	1						
Cristian Guzman S (1, 6) OBP: 0.348, SLG: 0.501	2-1 2B			3-2 P6				0-3 K	0-2 1B BB 2H	4	1	2	1	0	1	0						
Doug Mientkiewicz L (1, 3) OBP: 0.394, SLG: 0.597	2-3 K			2-1 F8				2-0 2B	4-1 1B BB 1-2	3	0	1	0	1	1	1						
Corey Koskie L (1, 5) OBP: 0.365, SLG: 0.492	3-3 K			0-0 F7				0-3 K	3-2 1B 1-2 2H	4	0	1	1	0	2	2						
Tori Hunter R (1, 8) OBP: 0.288, SLG: 0.466		1-1 F8			2-0 F7			2-1 P6	0-3 K	4	0	0	0	0	1	3						
David Ortiz L (1, 10) OBP: 0.341, SLG: 0.505		0-2 F7			1-2 G4-3			3-2 F8	0-0 G4-3	4	0	0	0	0	2	2						
John Barnes R (1, 9) OBP: 0.136, SLG: 0.050		0-0 G6-3			2-2 G6-3			0-1 G6-3		3	0	0	0	0	0	0						
A.J. Pierzynski L (1, 2) OBP: 0.309, SLG: 0.409			3-1 F7			0-0 F8 FC5-3 2B		0-0 G4-3		3	0	1	0	0	0	0						
Luis Rivas R (1, 4) OBP: 0.306, SLG: 0.350			1-3 K			3-1 F8			0-2 G6-3	3	0	0	0	0	1	1						
Inning Stats	R: 0 E: 0 K: 3 S: 12	H: 1 LOB: 1 BB: 0 P: 20	R: 0 E: 0 K: 0 S: 6	H: 0 LOB: 0 BB: 0 P: 7	R: 0 E: 0 K: 2 S: 8	H: 0 LOB: 0 BB: 0 P: 12	R: 0 E: 0 K: 0 S: 6	H: 0 LOB: 0 BB: 0 P: 11	R: 0 E: 0 K: 0 S: 7	H: 0 LOB: 0 BB: 0 P: 12	R: 0 E: 0 K: 0 S: 5	H: 1 LOB: 0 BB: 0 P: 8	R: 0 E: 0 K: 2 S: 9	H: 1 LOB: 1 BB: 0 P: 13	R: 0 E: 0 K: 0 S: 6	H: 0 LOB: 0 BB: 0 P: 9	R: 2 E: 0 K: 1 S: 18	H: 3 LOB: 2 BB: 1 P: 27	1B: 2 2B: 5 3B: 0 HR: 0	SF: 0 SAC: 0 DP: 1 HBP: 0	WP: 0 PB: 0 SB: 0 CS: 0	PA: 33
PITCHER Kelvin Escobar R (1, 1) ERA: 3.3 Billy Koch R (9, 1) ERA: 5.43	IP: 8.1 WLS: S BF: 30 H: 5 R: 2 ER: 2 SO: 7 BB: 1 IBB: 0 HBP: 0 BLK: 0 WP: 0 HR: 0 S: 69 P: 108 ERA: 2.16 WHIP: 0.720															PITCHER						

Toronto Blue Jays @ Minnesota Twins
 Hubert H. Humphrey Metrodome, Minneapolis, MN
 Mon Aug 20 2001, 8:05 PM EDT
 Att: 16,032 - Dome - 72 F

AB 32
 R 2
 H 6
 RBI 2
 BB 1
 SO 8
 LOB 10



Batter	1	2	3	4	5	6	7	8	9	AB	R	H	RBI	BB	SO	LOB	TOP								
José Cruz Jr., S OBP: 0.326, SLG: 0.518 (1, 8)	L3		G6-3			HR	K	G5-3		5	1	1	1	0	1	1	Toronto Blue Jays @ Minnesota Twins Hubert H. Humphrey Metrodome, Minneapolis, MN Tue Aug 21 2001, 8:05 PM EDT Att: 13,023 - Dome - 72 F livebaseballscorecards.com								
Alex Gonzalez, R OBP: 0.299, SLG: 0.391 (1, 6)	BLK 1B		CS BB				2B 1B		F7	4	2	0	1	1	0										
Shannon Stewart, R OBP: 0.377, SLG: 0.472 (1, 7)	F9		G5-3			HR	1B 2B		G3	5	1	2	1	0	0	3									
Carlos Delgado, L OBP: 0.402, SLG: 0.561 (1, 3)	2H 2B					HR	K		L7	5	2	3	2	0	1	2									
Raul Mondesi, R OBP: 0.338, SLG: 0.462 (1, 9)	1H 2B					HR	1B IBB			3	1	2	2	1	0	1									
Brad Fullmer, L OBP: 0.330, SLG: 0.449 (1, 10)						HR	1B			4	0	1	1	0	2	1									
Darrin Fletcher, L OBP: 0.277, SLG: 0.348 (1, 2)						FC4-6 BB	1B			3	0	0	0	1	1	4									
Felipe Lopez, S OBP: 0.226, SLG: 0.235 (1, 5)	F8					FC4-6			F9	4	0	0	0	0	1	1									
Homer Bush, R OBP: 0.355, SLG: 0.429 (1, 4)						B2			F3	4	0	1	0	0	1	1									
Inning Stats	R: 2 E: 0 K: 0 S: 14	H: 3 LOB: 1 BB: 0 P: 16	R: 0 E: 0 K: 2 S: 7	H: 0 LOB: 0 BB: 0 P: 8	R: 0 E: 0 K: 0 S: 8	H: 1 LOB: 1 BB: 1 P: 16	R: 0 E: 0 K: 0 S: 8	H: 1 LOB: 1 BB: 0 P: 13	R: 1 E: 0 K: 3 S: 13	H: 1 LOB: 0 BB: 1 P: 18	R: 3 E: 0 K: 1 S: 11	H: 3 LOB: 1 BB: 1 P: 20	R: 1 E: 0 K: 2 S: 15	H: 3 LOB: 3 BB: 1 P: 28	R: 0 E: 0 K: 0 S: 8	H: 0 LOB: 0 BB: 0 P: 13	R: 0 E: 0 K: 0 S: 6	H: 0 LOB: 0 BB: 0 P: 12	1B: 5 2B: 2 3B: 1 HR: 4	SF: 0 SAC: 0 DP: 0 HBP: 0	WP: 0 PB: 0 SB: 0 CS: 1	PA: 40			
PITCHER	IP	WLS	BF	H	R	ER	SO	BB	IBB	HBP	BLK	WP	HR	S	P	ERA	WHIP								
Brad Radke, R ERA: 4.15 (1, 1)	5.0		20	6	3	3	5	1	0	0	1	0	1	50	71	5.40	1.400								
Jack Cressend, R ERA: 3.04 (6, 1)	0.1	L	5	3	3	3	1	1	0	0	0	0	3	8	16	81.00	12.000								
Hector Carrasco, R ERA: 4.85 (6, 1)	1.0		5	2	1	1	1	0	0	0	0	0	0	11	19	9.00	2.000								
Eddie Guardado, L ERA: 3.33 (7, 1)	1.2		7	1	0	0	1	0	1	0	0	0	0	15	26	0.00	0.600								
Todd Jones, R ERA: 4.13 (9, 1)	1.0		3	0	0	0	0	0	0	0	0	0	0	6	12	0.00	0.000								

Batter	1	2	3	4	5	6	7	8	9	AB	R	H	RBI	BB	SO	LOB	BOTTOM								
Jacque Jones, L OBP: 0.325, SLG: 0.403 (1, 7)	2B		G4-3			F8	WP 1B BB		FC4-6 1B	4	0	1	0	1	0	2	Toronto Blue Jays @ Minnesota Twins Hubert H. Humphrey Metrodome, Minneapolis, MN Tue Aug 21 2001, 8:05 PM EDT Att: 13,023 - Dome - 72 F livebaseballscorecards.com								
Cristian Guzman, S OBP: 0.352, SLG: 0.503 (1, 6)	F9		1B			G3	WP 1B		1B	5	0	3	1	0	0	1									
Doug Mientkiewicz, L OBP: 0.394, SLG: 0.597 (1, 3)	G6-4-3 BB		F7			E 2B	P5		G4-3	4	1	1	0	1	0	5									
Corey Koskie, L OBP: 0.364, SLG: 0.492 (1, 5)	G6-4-3		K			E9 2B	P6			4	1	1	1	0	1	5									
Tori Hunter, R OBP: 0.286, SLG: 0.462 (1, 8)			G4-3			G5-3	G6-3		G6-3	4	0	0	0	0	0	0									
David Ortiz, L OBP: 0.335, SLG: 0.495 (1, 10)			G4-3			G5-3			P4	4	0	0	0	0	1	0									
Brian Buchanan, R OBP: 0.345, SLG: 0.511 (1, 9)			L7			HR			L9	4	1	1	1	0	1	0									
A.J. Pierzynski, L OBP: 0.312, SLG: 0.412 (1, 2)			E 1B			1B			FC4-6 1B	3	1	2	0	0	0	0									
Denny Hocking, S OBP: 0.311, SLG: 0.321 (9, PH)										1	0	1	0	0	0	0									
Luis Rivas, R OBP: 0.305, SLG: 0.352 (1, 4)			E7 1B 2B			G1-3			K	4	1	1	0	0	1	2									
Inning Stats	R: 0 E: 0 K: 0 S: 8	H: 1 LOB: 1 BB: 1 P: 15	R: 0 E: 0 K: 0 S: 6	H: 0 LOB: 0 BB: 0 P: 10	R: 2 E: 1 K: 1 S: 10	H: 3 LOB: 1 BB: 0 P: 13	R: 1 E: 0 K: 0 S: 10	H: 2 LOB: 1 BB: 0 P: 17	R: 2 E: 1 K: 0 S: 10	H: 2 LOB: 0 BB: 0 P: 19	R: 0 E: 0 K: 2 S: 7	H: 0 LOB: 0 BB: 0 P: 11	R: 0 E: 0 K: 0 S: 13	H: 1 LOB: 2 BB: 1 P: 21	R: 0 E: 0 K: 0 S: 5	H: 0 LOB: 0 BB: 0 P: 12	R: 0 E: 0 K: 1 S: 10	H: 2 LOB: 2 BB: 0 P: 12	1B: 6 2B: 4 3B: 0 HR: 1	SF: 0 SAC: 0 DP: 1 HBP: 0	WP: 1 PB: 0 SB: 0 CS: 0	PA: 39			
PITCHER	IP	WLS	BF	H	R	ER	SO	BB	IBB	HBP	BLK	WP	HR	S	P	ERA	WHIP								
Brandon Lyon, R ERA: 6.86 (1, 1)	5.0		23	8	5	4	1	1	0	0	0	1	0	20	32	0.00	1.000								
Scott Eyre, L ERA: 2.66 (8, 1)	2.0	H	8	1	0	0	2	1	0	0	0	0	0	5	12	0.00	0.000								
Paul Quantrill, R ERA: 2.66 (8, 1)	1.0	H	3	0	0	0	0	0	0	0	0	0	0	1	1	∞	∞								
Dan Plesac, L ERA: 3.88 (9, 1)	0.0		1	1	0	0	0	0	0	0	0	0	0	1	1	∞	∞								
Billy Koch, R ERA: 5.33 (9, 1)	1.0	S	4	1	0	0	1	0	0	0	0	0	0	9	11	0.00	1.000								

AB	37
R	7
H	12
RBI	7
BB	3
SO	8
LOB	14



AB	37
R	5
H	11
RBI	3
BB	2
SO	4
LOB	15



Batter	1	2	3	4	5	6	7	8	9	AB	R	H	RBI	BB	SO	LOB	TOP										
José Cruz Jr., S OBP: 0.326, SLG: 0.522	3-2 HR		0-1 L6			1-0 G4-3		2-2 F8		4	1	1	1	0	0	1	Toronto Blue Jays @ Minnesota Twins Hubert H. Humphrey Metrodome, Minneapolis, MN Wed Aug 22 2001, 8:05 PM EDT Att: 15,303 - Dome - 72 F AB 36 R 3 H 9 RBI 3 BB 0 SO 4 LOB 13										
Alex Gonzalez, R OBP: 0.298, SLG: 0.390	2-1 G4-3			2-2 G6-3		1-1 F8		3-2 1B 2H		4	0	1	1	0	0	0											
Shannon Stewart, R OBP: 0.376, SLG: 0.470	1-1 F8			2-0 G6-3		0-3 K		0-2 1B 1-2		4	0	1	0	0	1	0											
Carlos Delgado, L OBP: 0.403, SLG: 0.560	1-3 K			2-2 1B			2-1 1B	0-0 F9		4	0	2	0	0	1	2											
Raul Mondesi, R OBP: 0.337, SLG: 0.460		1-0 F8		2-0 F9			2-3 K		0-1 DI 1B	4	1	1	0	0	1	2											
Brad Fullmer, L OBP: 0.331, SLG: 0.452		1-2 F5			2-2 G4-3 2B		2-1 F7		2-1 G3-1 1H 1B	4	0	2	1	0	0	1											
Homer Bush, R OBP: 0.348, SLG: 0.420		0-1 F8			1-0 G4-3		0-1 G1-3		3-2 F3 1-2	4	0	0	0	0	0	3											
Alberto Castillo, R OBP: 0.267, SLG: 0.278			3-1 G5-3		0-1 F9			0-1 G5-3	3-1 G3-1	2	0	0	0	0	0	1											
Darvin Fletcher, L OBP: 0.276, SLG: 0.346									2-3 F7	2	0	0	0	0	0	1											
Felipe Lopez, S OBP: 0.232, SLG: 0.259			1-3 K		1-2 F7			0-0 1B 2B	1-0 F7	3	1	1	0	0	1	1											
Tony Fernandez, S OBP: 0.319, SLG: 0.324										1	0	0	0	0	0	1											
Inning Stats	R: 1 E: 0 K: 1 S: 10	H: 1 LOB: 0 BB: 0 P: 17	R: 0 E: 0 K: 0 S: 7	H: 0 LOB: 0 BB: 0 P: 9	R: 0 E: 0 K: 1 S: 7	H: 0 LOB: 0 BB: 0 P: 11	R: 0 E: 0 K: 0 S: 9	H: 1 LOB: 1 BB: 0 P: 17	R: 0 E: 0 K: 0 S: 9	H: 1 LOB: 1 BB: 0 P: 13	R: 0 E: 0 K: 1 S: 6	H: 0 LOB: 1 BB: 0 P: 8	R: 0 E: 0 K: 1 S: 10	H: 1 LOB: 1 BB: 0 P: 16	R: 1 E: 0 K: 0 S: 13	H: 3 LOB: 2 BB: 0 P: 18	R: 1 E: 0 K: 0 S: 11	H: 2 LOB: 1 BB: 0 P: 20	1B: 6 2B: 2 3B: 0 HR: 1	SF: 0 SAC: 0 DP: 0 HBP: 0	WP: 1 PB: 0 SB: 0 CS: 0	PA: 36					
PITCHER	IP	WLS	BF	H	R	ER	SO	BB	IBB	HBP	BLK	WP	HR	S	P	ERA	WHIP										
Rick Reed, R ERA: 3.86	7.0	W	25	4	1	1	4	0	0	0	0	0	0	12	17	1.29	0.571										
Bob Wells, R ERA: 4.94	0.2		5	3	1	1	0	0	0	0	0	0	0	1	1	13.50	4.500										
Eddie Guardado, L ERA: 3.31	0.1	H	1	0	0	0	0	0	0	0	0	0	0	1	1	0.00	0.000										
LaTroy Hawkins, R ERA: 5.84	1.0		5	2	1	1	0	0	0	0	0	1	0	11	20	9.00	2.000										

Batter	1	2	3	4	5	6	7	8	9	AB	R	H	RBI	BB	SO	LOB	BOTTOM										
Jacque Jones, L OBP: 0.331, SLG: 0.405	0-1 1B SF7	4-2 BB		1-3 K		0-0 S 1B		4-2 BB 1-3		3	1	2	0	2	1	0	Toronto Blue Jays @ Minnesota Twins Hubert H. Humphrey Metrodome, Minneapolis, MN Wed Aug 22 2001, 8:05 PM EDT Att: 15,303 - Dome - 72 F AB 34 R 6 H 11 RBI 6 BB 3 SO 5 LOB 13										
Cristian Guzman, S OBP: 0.353, SLG: 0.501	2-0 S SF7 G6-3 1B	1-1 F7		1-0 FC6 1B		2-2 F8 1-2		0-0 G6-3		5	1	2	0	0	0	4											
Doug Mientkiewicz, L OBP: 0.391, SLG: 0.593	2-2 SF7 1-2 3H	0-1 F8		1-1 FC6 1-2		0-1 G4-3				3	0	0	1	0	0	3											
Corey Koskie, L OBP: 0.363, SLG: 0.488	4-0 G6-3 S 1B BB		3-1 G3-1		1-3 K		1-2 F9			3	1	0	0	1	1	0											
Tori Hunter, R OBP: 0.285, SLG: 0.467	1-1 G6-3 1-3 2H		2-3 K		2-0 HR		1-3 K			4	1	1	2	0	2	1											
David Ortiz, L OBP: 0.342, SLG: 0.500	1-1 HR 1B		0-2 1B		1-2 1B		0-1 F2			4	1	3	1	0	0	0											
Brian Buchanan, R OBP: 0.349, SLG: 0.533	3H HR 1B		0-0 1B		0-0 F8			0-0 F8		4	1	2	2	0	0	1											
A.J. Pierzynski, L OBP: 0.312, SLG: 0.410	1-0 G4-3		0-0 FC4 1-2		0-0 F7			2-2 WP 1B		4	0	1	0	0	0	3											
Luis Rivas, R OBP: 0.303, SLG: 0.349		0-2 F7		1-2 G5-3		1-3 K		0-1 F9		4	0	0	0	0	1	1											
Inning Stats	R: 5 E: 0 K: 0 S: 13	H: 4 LOB: 0 BB: 1 P: 24	R: 0 E: 0 K: 0 S: 10	H: 0 LOB: 1 BB: 1 P: 15	R: 0 E: 0 K: 1 S: 13	H: 2 LOB: 2 BB: 0 P: 19	R: 0 E: 0 K: 1 S: 9	H: 1 LOB: 1 BB: 0 P: 13	R: 1 E: 0 K: 1 S: 9	H: 2 LOB: 1 BB: 0 P: 13	R: 0 E: 0 K: 1 S: 10	H: 1 LOB: 1 BB: 0 P: 13	R: 0 E: 0 K: 1 S: 8	H: 0 LOB: 0 BB: 0 P: 10	R: 0 E: 0 K: 0 S: 10	H: 1 LOB: 2 BB: 1 P: 16		1B: 9 2B: 0 3B: 0 HR: 2	SF: 1 SAC: 0 DP: 0 HBP: 0	WP: 2 PB: 0 SB: 3 CS: 0	PA: 38						
PITCHER	IP	WLS	BF	H	R	ER	SO	BB	IBB	HBP	BLK	WP	HR	S	P	ERA	WHIP										
Esteban Loaiza, R ERA: 5.33	5.1	L	27	9	6	6	4	2	0	0	0	0	0	15	19	10.12	2.062										
Pedro Borbon, L ERA: 3.92	1.2		6	1	0	0	1	0	0	0	0	0	0	1	1	0.00	0.600										
Matt DeWitt, R ERA: 3.86	1.0		5	1	0	0	0	1	0	0	0	1	0	10	16	0.00	2.000										



Batter	1	2	3	4	5	6	7	8	9	AB	R	H	RBI	BB	SO	LOB	TOP								
José Cruz Jr. S (1.8) OBP: 0.327, SLG: 0.525										5	1	2	0	0	2	1	Toronto Blue Jays @ Minnesota Twins Hubert H. Humphrey Metrodome, Minneapolis, MN Thu Aug 23 2001, 1:05 PM EDT Att: 16,482 - Dome - 72 F								
Alex Gonzalez R (1.6) OBP: 0.299, SLG: 0.388										3	0	0	0	2	2	1									
Shannon Stewart R (1.7) OBP: 0.374, SLG: 0.468										5	0	1	1	0	0	3									
Carlos Delgado L (1.3)										4	1	1	0	1	1	4									
Raul Mondesi R (1.9) OBP: 0.336, SLG: 0.464										4	1	1	2	0	1	1									
Brad Fullmer L (1.10) OBP: 0.331, SLG: 0.452										4	1	1	0	0	1	1									
Felipe Lopez S (1.5) OBP: 0.267, SLG: 0.379										4	2	3	2	0	0	0									
Darrin Fletcher L (1.2) OBP: 0.278, SLG: 0.348										4	0	2	1	0	0	0									
Homer Bush R (1.4) OBP: 0.351, SLG: 0.422										4	0	2	0	0	0	2									
Inning Stats	R: 0 E: 0 K: 2 S: 11	H: 0 LOB: 0 BB: 0 P: 16	R: 2 E: 0 K: 0 S: 14	H: 2 LOB: 0 BB: 0 P: 22	R: 0 E: 0 K: 1 S: 11	H: 1 LOB: 2 BB: 1 P: 19	R: 0 E: 1 K: 1 S: 18	H: 2 LOB: 0 BB: 0 P: 25	R: 0 E: 0 K: 1 S: 12	H: 0 LOB: 0 BB: 0 P: 18	R: 2 E: 0 K: 0 S: 9	H: 2 LOB: 0 BB: 0 P: 18	R: 0 E: 0 K: 1 S: 8	H: 1 LOB: 1 BB: 0 P: 13	R: 0 E: 0 K: 1 S: 6	H: 0 LOB: 0 BB: 0 P: 11	R: 2 E: 1 K: 0 S: 15	H: 5 LOB: 2 BB: 1 P: 25	1B: 7 2B: 3 HR: 2	SF: 0 SAC: 0 DP: 1 HBP: 0	WP: 0 PB: 0 SB: 1 CS: 1	PA: 40			
PITCHER	IP	WLS	BF	H	R	ER	SO	BB	IBB	HBP	BLK	WP	HR	S	P	ERA	WHIP								
Kyle Lohse R (1.1) ERA: 5.33	5.2	L	24	6	3	3	5	2	0	0	0	0	1	69	109	4.76	1.412								
Travis Miller L (6.1) ERA: 4.73	0.2	4	2	1	1	1	1	0	0	0	0	0	1	10	15	13.50	3.000								
Jack Cressend R (7.1) ERA: 3.0	0.2	2	0	0	0	0	0	0	0	0	0	0	0	4	7	0.00	0.000								
Eddie Guardado L (8.1) ERA: 3.25	1.0	3	0	0	0	0	1	0	0	0	0	0	0	6	11	0.00	0.000								
Bob Wells R (9.1) ERA: 5.14	1.0	7	5	2	2	0	0	1	0	0	0	0	0	15	25	18.00	6.000								

AB	37
R	6
H	13
RBI	6
BB	3
SO	7
LOB	13



Batter	1	2	3	4	5	6	7	8	9	AB	R	H	RBI	BB	SO	LOB	BOTTOM								
Jacque Jones L (1.7) OBP: 0.333, SLG: 0.408										2	1	1	1	1	0	0	Toronto Blue Jays @ Minnesota Twins Hubert H. Humphrey Metrodome, Minneapolis, MN Thu Aug 23 2001, 1:05 PM EDT Att: 16,482 - Dome - 72 F								
Luis Rivas R (8.4) OBP: 0.302, SLG: 0.348										1	0	0	0	0	0	0									
Cristian Guzman S (1.6) OBP: 0.348, SLG: 0.496										4	0	0	0	0	3	2									
Doug Mientkiewicz L (1.3) OBP: 0.380, SLG: 0.590										3	0	0	0	1	1	0									
Corey Koskie L (1.5) OBP: 0.362, SLG: 0.486										4	0	1	1	0	2	0									
Tori Hunter R (1.8) OBP: 0.283, SLG: 0.462										4	0	0	0	0	2	2									
David Ortiz L (1.10) OBP: 0.341, SLG: 0.493										3	0	0	0	1	0	2									
Brian Buchanan R (1.9) OBP: 0.346, SLG: 0.525										4	1	1	0	0	0	1									
Denny Hocking S (1.4) OBP: 0.315, SLG: 0.325										3	0	2	0	0	0	1									
Tom Prince R (1.2) OBP: 0.304, SLG: 0.386										3	0	0	0	0	0	3									
Inning Stats	R: 0 E: 0 K: 1 S: 7	H: 0 LOB: 0 BB: 0 P: 10	R: 0 E: 0 K: 1 S: 5	H: 0 LOB: 0 BB: 0 P: 9	R: 1 E: 0 K: 1 S: 11	H: 2 LOB: 1 BB: 0 P: 18	R: 0 E: 0 K: 1 S: 11	H: 0 LOB: 0 BB: 0 P: 14	R: 0 E: 0 K: 1 S: 9	H: 1 LOB: 1 BB: 0 P: 15	R: 1 E: 0 K: 1 S: 11	H: 1 LOB: 2 BB: 2 P: 24	R: 0 E: 0 K: 2 S: 12	H: 0 LOB: 0 BB: 0 P: 19	R: 0 E: 0 K: 1 S: 10	H: 0 LOB: 1 BB: 1 P: 16	1B: 4 2B: 1 HR: 0	SF: 0 SAC: 0 DP: 1 HBP: 0	WP: 0 PB: 1 SB: 0 CS: 0	PA: 34					
PITCHER	IP	WLS	BF	H	R	ER	SO	BB	IBB	HBP	BLK	WP	HR	S	P	ERA	WHIP								
32 Roy Halladay R (1.1) ERA: 4.22	6.0	W	24	4	2	1	5	2	0	0	0	0	0	9	14	0.00	1.000								
Paul Quantrill R (7.1) ERA: 2.62	1.0	H	3	1	0	0	0	0	0	0	0	0	0	12	19	0.00	0.000								
Dan Plesac L (8.1) ERA: 3.58	1.0	H	3	0	0	0	2	0	0	0	0	0	0	10	16	0.00	1.000								
Billy Koch R (9.1) ERA: 5.24	1.0	4	0	0	0	0	1	1	0	0	0	0	0	10	16	0.00	1.000								

AB	31
R	2
H	5
RBI	2
BB	3
SO	8
LOB	11



Batter	1	2	3	4	5	6	7	8	9	AB	R	H	RBI	BB	SO	LOB	TOP																									
Jacque Jones, L OBP: 0.336, SLG: 0.408 (1, 7)	G4-3							G3		4	1	1	1	1	1	0	Minnesota Twins @ Kansas City Royals Kauffman Stadium, Kansas City, MO Sat Aug 25 2001, 7:05 PM CDT Att: 22,634 - Sunny - 82 F																									
Cristian Guzman, S OBP: 0.355, SLG: 0.499 (1, 6)	G6-3									5	0	3	2	0	0																											
Doug Mientkiewicz, L OBP: 0.392, SLG: 0.502 (1, 10)	G3-1									5	1	1	0	0	0																											
Corey Koskie, L OBP: 0.341, SLG: 0.492 Jason Maxwell, R OBP: 0.296, SLG: 0.306 (8, 5)										4	2	1	1	0	0																											
Tori Hunter, R OBP: 0.284, SLG: 0.459 (1, 8)										4	0	2	1	1	0																											
David Ortiz, L OBP: 0.351, SLG: 0.500 (1, 3)										4	1	3	1	1	0																											
Brian Buchanan, R OBP: 0.341, SLG: 0.507 John Barnes, R OBP: 0.130, SLG: 0.048 (7, 9)										4	1	1	0	0	1																											
A.J. Pierzynski, L OBP: 0.314, SLG: 0.411 (1, 2)										4	1	2	1	0	0																											
Luis Rivas, R OBP: 0.303, SLG: 0.351 (1, 4)										4	0	0	0	0	0																											
Inning Stats	R: 0 E: 0 K: 0 S: 5	H: 0 LOB: 0 BB: 0 P: 10	R: 5 E: 1 K: 0 S: 18	H: 5 LOB: 1 BB: 0 P: 30	R: 1 E: 0 K: 0 S: 13	H: 3 LOB: 1 BB: 0 P: 20	R: 0 E: 0 K: 1 S: 7	H: 0 LOB: 0 BB: 0 P: 10	R: 1 E: 0 K: 0 S: 13	H: 2 LOB: 2 BB: 1 P: 22	R: 0 E: 0 K: 0 S: 8	H: 2 LOB: 1 BB: 0 P: 17	R: 0 E: 0 K: 1 S: 12	H: 1 LOB: 1 BB: 0 P: 18	R: 0 E: 0 K: 0 S: 5	H: 0 LOB: 0 BB: 0 P: 6		R: 0 E: 0 K: 0 S: 11	H: 1 LOB: 2 BB: 1 P: 18	1B: 9 2B: 4 3B: 0 HR: 1	SF: 0 SAC: 0 DP: 2 HBP: 0	WP: 0 PB: 0 SB: 0 CS: 0	PA: 42																			
PITCHER	IP	WLS	BF	H	R	ER	SO	BB	IBB	HBP	BLK	WP	HR	S	P	ERA	WHIP	PITCHER				IP	WLS	BF	H	R	ER	SO	BB	IBB	HBP	BLK	WP	HR	S	P	ERA	WHIP				
51 Kris Wilson, R ERA: 4.48 (1, 1)	5.0	L	25	10	7	3	1	1	0	0	0	0	0	1	56	92	5.40	2.200					5.0	L	25	10	7	3	1	1	0	0	0	0	0	0	0	0	0	0	0	
Doug Henry, R ERA: 6.55 (6, 1)	2.0		9	3	0	0	1	1	0	0	0	0	0	0	20	35	0.00	2.000					2.0		9	3	0	0	1	1	0	0	0	0	0	0	0	0	0	0	0	0
Jeff Austin, R ERA: 3.86 (8, 1)	2.0		8	1	0	0	0	1	0	0	0	0	0	0	16	24	0.00	1.000					2.0		8	1	0	0	0	1	0	0	0	0	0	0	0	0	0	0	0	0

AB 39
R 7
H 14
RBI 7
BB 3
SO 2
LOB 16



Batter	1	2	3	4	5	6	7	8	9	AB	R	H	RBI	BB	SO	LOB	BOTTOM																									
Carlos Febles, R OBP: 0.280, SLG: 0.298 (1, 4)	G6-3									4	0	0	0	0	1	1	Minnesota Twins @ Kansas City Royals Kauffman Stadium, Kansas City, MO Sat Aug 25 2001, 7:05 PM CDT Att: 22,634 - Sunny - 82 F																									
Neftali Feliz, S OBP: 0.310, SLG: 0.414 (1, 6)	F8									4	0	0	0	0	2	0																										
Carlos Beltrán, S OBP: 0.347, SLG: 0.468 (1, 8)										2	1	1	0	2	0	0																										
Raul Ibanez, L OBP: 0.372, SLG: 0.500 (1, 10)	L9									4	0	0	0	0	1	3																										
Mark Quinn, R OBP: 0.299, SLG: 0.478 (1, 9)										4	0	1	1	0	1	1																										
Gregg Zaun, S OBP: 0.325, SLG: 0.437 (1, 2)										4	0	2	0	0	1	0																										
Dee Brown, L OBP: 0.311, SLG: 0.382 (1, 7)										4	0	0	0	0	1	3																										
Dave McCarty, R OBP: 0.330, SLG: 0.404 (1, 3)										3	0	1	0	0	1	1																										
Donnie Sadler, R OBP: 0.251, SLG: 0.226 (1, 5)										3	0	0	0	0	0	2																										
Inning Stats	R: 0 E: 0 K: 0 S: 10	H: 0 LOB: 1 BB: 1 P: 20	R: 0 E: 0 K: 2 S: 10	H: 0 LOB: 0 BB: 0 P: 14	R: 0 E: 0 K: 1 S: 7	H: 0 LOB: 0 BB: 0 P: 9	R: 0 E: 0 K: 1 S: 7	H: 0 LOB: 1 BB: 1 P: 14	R: 0 E: 0 K: 2 S: 7	H: 0 LOB: 0 BB: 0 P: 9	R: 0 E: 0 K: 0 S: 5	H: 0 LOB: 0 BB: 0 P: 8	R: 0 E: 0 K: 0 S: 10	H: 1 LOB: 1 BB: 0 P: 14	R: 1 E: 0 K: 2 S: 14	H: 3 LOB: 2 BB: 0 P: 18		1B: 4 2B: 1 3B: 0 HR: 0	SF: 0 SAC: 0 DP: 0 HBP: 0	WP: 0 PB: 1 SB: 1 CS: 0	PA: 34																					
PITCHER	IP	WLS	BF	H	R	ER	SO	BB	IBB	HBP	BLK	WP	HR	S	P	ERA	WHIP	PITCHER				IP	WLS	BF	H	R	ER	SO	BB	IBB	HBP	BLK	WP	HR	S	P	ERA	WHIP				
Joe Mays, R ERA: 3.38 (1, 1)	8.2	W	33	5	1	1	7	2	0	0	0	0	0	0	77	117	1.04	0.808					8.2	W	33	5	1	1	7	2	0	0	0	0	0	0	0	0	0	0	0	
Jack Cressend, R ERA: 2.99 (9, 1)	0.1		1	0	0	0	1	0	0	0	0	0	0	0	5	6	0.00	0.000					0.1		1	0	0	0	1	0	0	0	0	0	0	0	0	0	0	0	0	0

AB 32
R 1
H 5
RBI 1
BB 2
SO 8
LOB 11



Batter	1	2	3	4	5	6	7	8	9	AB	R	H	RBI	BB	SO	LOB	TOP										
Jacque Jones, L OBP: 0.334, SLG: 0.404	L8		K			G3		G4-6-3		4	1	0	0	1	1	3											
Cristian Guzman, S OBP: 0.353, SLG: 0.495	G4-3			F5			P6	F8		5	1	1	1	0	0	0											
Doug Mientkiewicz, L OBP: 0.394, SLG: 0.562	G6-3				1B					4	1	2	0	1	1	0											
Corey Koskie, L OBP: 0.362, SLG: 0.491		K		F8						5	0	2	2	0	1	1											
Torii Hunter, R OBP: 0.284, SLG: 0.457		K		F8			FC6-4			4	0	1	1	0	1	2											
David Ortiz, L OBP: 0.351, SLG: 0.526										2	1	0	0	1	2	2											
Denny Hocking, S OBP: 0.317, SLG: 0.327										1	1	1	0	0	0	0											
Brian Buchanan, R OBP: 0.351, SLG: 0.526				G4-3		K		WP		4	1	3	0	0	1	1											
John Barnes, R OBP: 0.130, SLG: 0.048								FC4-6		0	0	0	0	0	0	0											
A.J. Pierzynski, L OBP: 0.316, SLG: 0.412	G4-3									4	0	2	1	0	0	2											
Luis Rivas, R OBP: 0.302, SLG: 0.349			K							3	1	0	1	1	1	3											
Inning Stats	R: 0 E: 0 K: 0 S: 6	H: 0 LOB: 0 BB: 0 P: 9	R: 0 E: 0 K: 3 S: 12	H: 0 LOB: 0 BB: 0 P: 17	R: 0 E: 0 K: 2 S: 9	H: 1 LOB: 1 BB: 0 P: 12	R: 0 E: 0 K: 0 S: 6	H: 1 LOB: 1 BB: 0 P: 8	R: 5 E: 0 K: 2 S: 29	H: 4 LOB: 2 BB: 4 P: 51	R: 0 E: 0 K: 1 S: 9	H: 1 LOB: 1 BB: 0 P: 13	R: 0 E: 0 K: 0 S: 7	H: 3 LOB: 0 BB: 0 P: 12	R: 0 E: 0 K: 0 S: 10	H: 1 LOB: 0 BB: 0 P: 15	1B: 10 2B: 2 3B: 0 HR: 0	SF: 0 SAC: 0 DP: 1 HBP: 0	WP: 1 PB: 0 SB: 5 CS: 1	PA: 40							
PITCHER	IP	WLS	BF	H	R	ER	SO	BB	IBB	HBP	BLK	WP	HR	S	P	ERA	WHIP										
Blake Stein, R ERA: 5.21	4.2	L	23	6	5	5	6	4	0	0	0	0	0	59	91	9.64	2.143										
Cory Bailey, R ERA: 3.74	2.1		9	2	0	0	2	0	0	0	0	0	0	18	26	0.00	0.857										
Jason Grimsley, R ERA: 9.25	1.0		5	3	2	2	0	0	0	0	0	1	0	7	12	18.00	3.000										
Roberto Hernandez, R ERA: 3.88	1.0		3	1	0	0	0	0	0	0	0	0	0	10	15	0.00	1.000										

Minnesota Twins @ Kansas City Royals
Kauffman Stadium, Kansas City, MO
Sun Aug 26 2001, 1:05 PM CDT
Att: 13,575 - Sunny - 85 F

AB 36
R 7
H 12
RBI 6
BB 4
SO 8
LOB 14



Batter	1	2	3	4	5	6	7	8	9	AB	R	H	RBI	BB	SO	LOB	BOTTOM										
Carlos Febles, R OBP: 0.279, SLG: 0.297	K		G6-3			S		F8		4	1	1	0	0	1	1											
Neftali Pérez, S OBP: 0.308, SLG: 0.410	F8			G5-3		F7		G4-3		4	0	0	0	0	0	1											
Carlos Beltrán, S OBP: 0.348, SLG: 0.467	G4-3			G1-3		S		F8		3	0	1	1	1	0	0											
Raul Ibanez, L OBP: 0.366, SLG: 0.490		K		F6		F7		G5-3		4	0	0	0	0	1	2											
Mark Quinn, R OBP: 0.298, SLG: 0.474	F9							F8		3	1	0	0	0	1	2											
Dee Brown, L OBP: 0.307, SLG: 0.377	G1-3							G6-3		4	0	0	0	0	0	2											
Dave McCarty, R OBP: 0.330, SLG: 0.405										2	0	1	1	0	1	0											
Brent Mayne, L OBP: 0.359, SLG: 0.371										3	0	0	0	0	1	2											
Donnie Sadler, R OBP: 0.249, SLG: 0.223										2	0	0	0	0	1	1											
Inning Stats	R: 0 E: 0 K: 1 S: 10	H: 0 LOB: 0 BB: 0 P: 17	R: 0 E: 0 K: 1 S: 9	H: 0 LOB: 0 BB: 0 P: 12	R: 0 E: 0 K: 0 S: 6	H: 1 LOB: 1 BB: 0 P: 6	R: 0 E: 0 K: 0 S: 5	H: 0 LOB: 0 BB: 0 P: 6	R: 1 E: 1 K: 1 S: 14	H: 2 LOB: 1 BB: 0 P: 20	R: 0 E: 0 K: 1 S: 17	H: 0 LOB: 0 BB: 0 P: 22	R: 0 E: 0 K: 1 S: 10	H: 0 LOB: 0 BB: 0 P: 14	R: 0 E: 0 K: 0 S: 7	H: 0 LOB: 1 BB: 1 P: 11	1B: 3 2B: 0 3B: 0 HR: 0	SF: 1 SAC: 1 DP: 0 HBP: 1	WP: 0 PB: 0 SB: 3 CS: 0	PA: 33							
PITCHER	IP	WLS	BF	H	R	ER	SO	BB	IBB	HBP	BLK	WP	HR	S	P	ERA	WHIP										
Brad Radke, R ERA: 4.04	7.0	W	26	3	2	1	5	0	0	1	0	0	0	67	95	1.29	0.429										
Todd Jones, R ERA: 4.25	1.0		3	0	0	0	1	0	0	0	0	0	0	10	14	0.00	0.000										
Eddie Guardado, L ERA: 3.13	0.2		3	0	0	0	0	1	0	0	0	0	0	5	9	0.00	1.500										
LaTroy Hawkins, R ERA: 5.8	0.1		1	0	0	0	0	0	0	0	0	0	0	2	2	0.00	0.000										

Minnesota Twins @ Kansas City Royals
Kauffman Stadium, Kansas City, MO
Sun Aug 26 2001, 1:05 PM CDT
Att: 13,575 - Sunny - 85 F

AB 29
R 2
H 3
RBI 2
BB 1
SO 6
LOB 11



Batter	1	2	3	4	5	6	7	8	9	AB	R	H	RBI	BB	SO	LOB	TOP								
Frank Catalanotto, L (1.7) OBP: 0.400, SLG: 0.518										4	1	2	1	0	1	2									
10 Michael Young, R (1.4) OBP: 0.304, SLG: 0.422										3	1	1	0	0	1	0									
Alex Rodriguez, R (1.6) OBP: 0.402, SLG: 0.612										3	0	0	0	0	2	2									
Rafael Palmeiro, L (1.3) OBP: 0.376, SLG: 0.534										4	0	1	2	0	2	2									
Ivan Rodriguez, R (1.10) OBP: 0.347, SLG: 0.541										4	0	0	0	0	0	3									
Mike Lamb, L (1.5) OBP: 0.394, SLG: 0.431										4	1	2	0	0	0	0									
Gabe Kapler, R (1.8) OBP: 0.340, SLG: 0.419										3	0	0	0	0	1	1									
Ricky Ledee, L (1.9) OBP: 0.304, SLG: 0.365										2	1	0	0	2	1	2									
Bill Haselman, R (1.2) OBP: 0.290, SLG: 0.361										4	1	3	2	0	0	1									
Inning Stats	R: 2 H: 3 E: 0 K: 1 S: 9	H: 3 R: 4 ER: 0 LOB: 0 BB: 13	R: 0 H: 1 E: 0 K: 0 S: 8	H: 1 R: 4 ER: 0 LOB: 2 BB: 15	R: 0 H: 0 E: 0 K: 1 S: 6	H: 0 R: 0 ER: 0 LOB: 0 BB: 9	R: 0 H: 0 E: 0 K: 0 S: 6	H: 0 R: 0 ER: 0 LOB: 0 BB: 7	R: 1 H: 1 E: 0 K: 1 S: 13	H: 1 R: 4 ER: 0 LOB: 1 BB: 19	R: 0 H: 0 E: 0 K: 1 S: 10	H: 0 R: 0 ER: 0 LOB: 1 BB: 11	R: 0 H: 1 E: 0 K: 1 S: 10	H: 1 R: 1 ER: 0 LOB: 0 BB: 15	R: 0 H: 1 E: 0 K: 1 S: 11	H: 2 R: 2 ER: 0 LOB: 0 BB: 16	R: 2 H: 2 E: 0 K: 2 S: 10	H: 2 R: 2 ER: 0 LOB: 0 BB: 16	1B: 6 2B: 2 3B: 0 HR: 1	SF: 1 SAC: 2 DP: 1 HBP: 1	WP: 0 PB: 0 SB: 1 CS: 0	PA: 37			
PITCHER	IP	WLS	BF	H	R	ER	SO	BB	IBB	HBP	BLK	WP	HR	S	P	ERA	WHIP								
Joe Mays, R (1.1) ERA: 3.43	8.0	L	33	8	4	4	6	2	0	1	0	0	0	74	107	4.50	1.250								
Jack Cressend, R (9.1) ERA: 2.96	0.1		1	0	0	0	0	0	0	0	0	0	0	2	3	0.00	0.000								
Eddie Guardado, L (9.1) ERA: 3.42	0.2		3	1	1	1	2	0	0	0	0	0	1	7	11	13.50	1.500								

Texas Rangers @ Minnesota Twins
Hubert H. Humphrey Metrodome, Minneapolis, MN
Thu Aug 30 2001, 8:05 PM EDT
Att: 11,820 - Dome - 72 F

AB 31
R 5
H 9
RBI 5
BB 2
SO 8
LOB 13



Batter	1	2	3	4	5	6	7	8	9	AB	R	H	RBI	BB	SO	LOB	BOTTOM								
Jacque Jones, L (1.7) OBP: 0.333, SLG: 0.401										3	0	1	0	0	1	1									
Brian Buchanan, R (8, FH) OBP: 0.347, SLG: 0.513										1	0	0	0	0	0	1									
Cristian Guzman, S (1.6) OBP: 0.350, SLG: 0.485										4	0	0	0	0	2	5									
Doug Mientkiewicz, L (1.3) OBP: 0.395, SLG: 0.497										3	0	0	0	1	0	2									
Corey Koskie, L (1.5) OBP: 0.361, SLG: 0.490										4	0	0	0	0	1	3									
David Ortiz, L (1.10) OBP: 0.345, SLG: 0.482										4	0	0	0	0	1	1									
Torii Hunter, R (1.8) OBP: 0.283, SLG: 0.452										3	1	2	1	0	0	0									
A.J. Pierzynski, L (1.2) OBP: 0.327, SLG: 0.434										3	0	0	0	0	1	1									
Dustan Mohr, R (1.9) OBP: 0.143, SLG: 0.167										2	0	1	0	1	1	0									
Luis Rivas, R (1.4) OBP: 0.304, SLG: 0.347										4	0	0	0	0	0	0									
Inning Stats	R: 0 H: 1 E: 0 K: 1 S: 9	H: 1 R: 1 ER: 0 LOB: 1 BB: 19	R: 0 H: 1 E: 0 K: 1 S: 11	H: 1 R: 1 ER: 0 LOB: 0 BB: 15	R: 0 H: 0 E: 0 K: 1 S: 11	H: 0 R: 0 ER: 0 LOB: 1 BB: 19	R: 0 H: 0 E: 0 K: 2 S: 9	H: 0 R: 0 ER: 0 LOB: 0 BB: 12	R: 0 H: 0 E: 0 K: 1 S: 12	H: 0 R: 0 ER: 0 LOB: 0 BB: 16	R: 0 H: 2 E: 0 K: 0 S: 16	H: 2 R: 2 ER: 0 LOB: 0 BB: 22	R: 0 H: 0 E: 0 K: 0 S: 7	H: 0 R: 0 ER: 0 LOB: 0 BB: 8	R: 0 H: 0 E: 0 K: 0 S: 7	H: 0 R: 0 ER: 0 LOB: 0 BB: 8	1B: 3 2B: 2 3B: 0 HR: 1	SF: 0 SAC: 0 DP: 1 HBP: 0	WP: 0 PB: 0 SB: 0 CS: 2	PA: 34					
PITCHER	IP	WLS	BF	H	R	ER	SO	BB	IBB	HBP	BLK	WP	HR	S	P	ERA	WHIP								
Aaron Myette, R (1.1) ERA: 6.23	7.0	W	25	3	1	1	8	3	0	0	0	0	0	74	115	1.29	0.857								
Dan Kolb, R (8.1) ERA: 5.4	0.1	H	2	1	0	0	0	0	0	0	0	0	0	7	10	0.00	3.000								
Mike Venafro, L (8.1) ERA: 4.53	0.2	H	3	1	0	0	0	0	0	0	0	0	0	9	12	0.00	1.500								
59 Jeff Zimmerman, R (9.1) ERA: 2.7	1.0		3	0	0	0	0	0	0	0	0	0	0	7	8	0.00	0.000								

Texas Rangers @ Minnesota Twins
Hubert H. Humphrey Metrodome, Minneapolis, MN
Thu Aug 30 2001, 8:05 PM EDT
Att: 11,820 - Dome - 72 F

AB 30
R 1
H 5
RBI 1
BB 3
SO 8
LOB 15



Batter	1	2	3	4	5	6	7	8	9	AB	R	H	RBI	BB	SO	LOB	TOP					
David Eckstein, R (1, 6) OBP: 0.367, SLG: 0.374	2-2 FC5-4 1B	0-0 G5-3			0-1 1-3 1B			1-1 F9		4	0	2	0	0	0	2						
Tim Salmon, R (1, 9) OBP: 0.364, SLG: 0.374	1-1 FC5-4 16 BB		2-3 K		1-2 G1-3			1-2 16 1B 2B		4	1	1	0	0	1	2						
Darin Erstad, L (1, 8) OBP: 0.331, SLG: 0.359	1-0 F7		0-1 P6			2-2 G5-3		1-0 F7		4	0	0	0	0	0	2						
16 Garret Anderson, L (1, 7) OBP: 0.304, SLG: 0.459	4-1 1-2 BB		1-1 G3			1-0 G3		1-0 1-2H 1B		3	0	1	1	1	0	0						
Troy Glaus, R (1, 5) OBP: 0.343, SLG: 0.511	0-0 F5			1-1 F7		2-3 K		1-0 F8		4	0	0	0	0	1	3						
Scott Spiezio, S (1, 3) OBP: 0.341, SLG: 0.461		0-0 F8		1-2 G4-3			1-1 1B		3-1 G4-3 G3 1B	4	0	2	0	0	0	0						
Adam Kennedy, L (1, 4) OBP: 0.340, SLG: 0.401		1-3 K		0-0 L4			2-2 F9		1-2 G3	4	0	0	0	0	1	2	AB 34					
Bengie Molina, R (1, 2) OBP: 0.325, SLG: 0.361		1-2 WP 1B			1-2 1B 1B			0-0 F7	2-2 G4-3	4	0	2	0	0	0	2	R 1					
Benji Gil, R (1, 10) OBP: 0.341, SLG: 0.517		4-2 1-2 BB			1-3 K			0-3 K	1-1 F8	4	0	2	0	0	0	2	H 8					
										3	0	0	0	1	2	3	RBI 1					
																	BB 2					
																	SO 5					
																	LOB 16					
Inning Stats	R: 0 H: 1 E: 0 K: 0 S: 9	H: 1 LOB: 2 BB: 1 P: 17	R: 0 H: 1 E: 0 K: 1 S: 11	H: 1 LOB: 2 BB: 1 P: 17	R: 0 H: 0 E: 0 K: 1 S: 9	H: 0 LOB: 0 BB: 0 P: 12	R: 0 H: 0 E: 0 K: 0 S: 6	H: 0 LOB: 0 BB: 0 P: 8	R: 0 H: 2 E: 0 K: 1 S: 11	H: 2 LOB: 1 BB: 0 P: 14	R: 0 H: 0 E: 0 K: 1 S: 7	H: 0 LOB: 0 BB: 0 P: 12	R: 0 H: 1 E: 0 K: 1 S: 10	H: 1 LOB: 0 BB: 0 P: 13	R: 1 H: 2 E: 0 K: 0 S: 8	H: 2 LOB: 1 BB: 0 P: 13	R: 0 H: 1 E: 0 K: 0 S: 12	H: 1 LOB: 1 BB: 0 P: 19	1B: 7 2B: 1 3B: 0 HR: 0	SF: 0 SAC: 0 DP: 0 HBP: 0	WP: 1 PB: 0 SB: 0 CS: 0	PA: 36
PITCHER	IP WLS BF H R ER SO BB IBB HBP BLK WP HR S P ERA WHIP																	PITCHER	IP WLS BF H R ER SO BB IBB HBP BLK WP HR S P ERA WHIP			
Brad Radke, R (1, 1) ERA: 3.92	7.2 W 31 7 1 1 5 2 0 0 0 0 1 0 70 104 1.17 1.174																					
Todd Jones, R (8, 1) ERA: 4.09	1.1 S 5 1 0 0 0 0 0 0 0 0 0 0 13 21 0.00 0.750																					

Anaheim Angels @ Minnesota Twins
Hubert H. Humphrey Metrodome, Minneapolis, MN
Fri Aug 31 2001, 8:05 PM EDT
Att: 12,070 - Dome - 72 F

AB	34
R	1
H	8
RBI	1
BB	2
SO	5
LOB	16



Batter	1	2	3	4	5	6	7	8	9	AB	R	H	RBI	BB	SO	LOB	BOTTOM			
Luis Rivas, R (1, 4) OBP: 0.306, SLG: 0.351	0-0 B2-3		1-0 G6-3		2-0 2B		1-2 S 2B 1B			4	1	2	0	0	0	0				
Cristian Guzman, S (1, 6) OBP: 0.348, SLG: 0.485	2-2 G4-3		1-3 K		2-2 L4		3-2 1-H 2B			4	0	1	1	0	1	1				
Corey Koskie, L (1, 5) OBP: 0.364, SLG: 0.498	2-2 WP E 1B		4-2 BB			0-1 HR	2-2 G6-3			3	2	2	1	1	0	1				
David Ortiz, L (1, 10) OBP: 0.344, SLG: 0.478	2-1 E9 1-H 1B		1-0 F8			1-1 F8		2-2 G3-1		4	0	1	1	0	0	1				
Tori Hunter, R (1, 8) OBP: 0.283, SLG: 0.451	3-2 G4-3			0-1 F9		1-2 PB 1B		2-1 G4-3		4	0	1	0	0	0	1				
A.J. Pierzynski, L (1, 2) OBP: 0.326, SLG: 0.441		0-0 HR		2-2 G3		1-3 K		0-2 G3		4	1	1	1	0	1	1				
Dustan Mohr, R (1, 9) OBP: 0.100, SLG: 0.111		0-1 G6-3		1-3 K		1-3 K				3	0	0	0	0	2	1	AB 32			
Jacque Jones, L (1, 7) OBP: 0.330, SLG: 0.399		3-3 K			3-2 G4-3		1-2 F8			3	0	0	0	0	1	0	R 4			
Denny Hocking, S (1, 3) OBP: 0.310, SLG: 0.319		2-2 G4-3			0-3 K		0-0 F8			3	0	0	0	0	1	0	H 8			
																	RBI 4			
																	BB 1			
																	SO 6			
																	LOB 6			
Inning Stats	R: 1 H: 2 E: 1 K: 0 S: 12	H: 2 LOB: 1 BB: 0 P: 21	R: 1 H: 1 E: 0 K: 1 S: 11	H: 1 LOB: 0 BB: 0 P: 16	R: 0 H: 0 E: 0 K: 1 S: 7	H: 0 LOB: 1 BB: 1 P: 14	R: 0 H: 0 E: 0 K: 1 S: 10	H: 0 LOB: 0 BB: 0 P: 13	R: 0 H: 1 E: 0 K: 1 S: 13	H: 1 LOB: 1 BB: 0 P: 20	R: 1 H: 2 E: 0 K: 2 S: 17	H: 2 LOB: 1 BB: 0 P: 21	R: 1 H: 2 E: 0 K: 0 S: 16	H: 2 LOB: 1 BB: 0 P: 23	R: 0 H: 0 E: 0 K: 0 S: 8	H: 0 LOB: 0 BB: 0 P: 12	1B: 4 2B: 2 3B: 0 HR: 2	SF: 0 SAC: 0 DP: 0 HBP: 0	WP: 1 PB: 1 SB: 1 CS: 0	PA: 33
PITCHER	IP WLS BF H R ER SO BB IBB HBP BLK WP HR S P ERA WHIP																	PITCHER	IP WLS BF H R ER SO BB IBB HBP BLK WP HR S P ERA WHIP	
Ismael Valdez, R (1, 1) ERA: 4.09	6.2 L 28 7 4 4 6 1 2 80 117 5.40 1.200																			
Mike Holtz, L (7, 1) ERA: 4.22	1.1 S 5 1 0 0 0 0 0 0 0 0 0 0 14 23 0.00 0.750																			

Anaheim Angels @ Minnesota Twins
Hubert H. Humphrey Metrodome, Minneapolis, MN
Fri Aug 31 2001, 8:05 PM EDT
Att: 12,070 - Dome - 72 F

AB	32
R	4
H	8
RBI	4
BB	1
SO	6
LOB	6



Batter	1	2	3	4	5	6	7	8	9	AB	R	H	RBI	BB	SO	LOB	TOP															
Darin Erstad, L (1, 8) OBP: 0.331, SLG: 0.359										5	1	1	1	1	2	2																
David Eckstein, R (1, 6) OBP: 0.386, SLG: 0.373										5	1	1	0	0	1	2																
16 Garret Anderson, L (1, 7) OBP: 0.307, SLG: 0.467										5	3	3	1	1	2	3																
Troy Glaus, R (1, 5) OBP: 0.347, SLG: 0.520										5	2	3	3	1	0	4																
Scott Spiezio, S (1, 3) OBP: 0.341, SLG: 0.459										6	1	2	1	0	0	3																
Tim Salmon, R (1, 9) OBP: 0.388, SLG: 0.378										4	0	2	1	2	2	1																
Adam Kennedy, L (1, 4) OBP: 0.340, SLG: 0.403										5	1	2	1	0	0	6																
Jorge Fabregas, L (1, 2) OBP: 0.246, SLG: 0.318 (8, PH)										4	1	2	0	0	2	1																
Bengie Molina, R (8, PH) OBP: 0.324, SLG: 0.360 (8, 2)										1	0	0	1	0	0	1																
Orlando Palmeiro, L (1, 10) OBP: 0.327, SLG: 0.333 (7, PH)										3	1	2	2	0	0	2																
Benji Gil, R (7, PH) OBP: 0.343, SLG: 0.515										1	0	0	0	1	0	1																
Inning Stats	R: 2 E: 1 K: 2 S: 13	H: 1 LOB: 0 BB: 0 P: 21	R: 2 E: 0 K: 2 S: 15	H: 3 LOB: 1 BB: 0 P: 25	R: 2 E: 0 K: 0 S: 13	H: 3 LOB: 2 BB: 1 P: 26	R: 1 E: 0 K: 1 S: 14	H: 3 LOB: 3 BB: 1 P: 24	R: 1 E: 0 K: 2 S: 20	H: 3 LOB: 2 BB: 0 P: 27	R: 0 E: 0 K: 1 S: 13	H: 1 LOB: 1 BB: 0 P: 17	R: 0 E: 0 K: 0 S: 10	H: 1 LOB: 2 BB: 1 P: 17	R: 1 E: 0 K: 1 S: 9	H: 2 LOB: 1 BB: 0 P: 12	R: 2 E: 0 K: 0 S: 9	H: 1 LOB: 2 BB: 3 P: 25	1B: 9 2B: 7 3B: 0 HR: 2	SF: 1 SAC: 1 DP: 0 HBP: 0	WP: 0 PB: 0 SB: 0 CS: 0	PA: 52										
PITCHER	IP WLS BF H R ER SO BB IBB HBP BLK WP HR S P ERA WHIP																															
Kyle Lohse, R (1, 1) ERA: 5.62	2.2	17	7	6	4	4	1	0	0	0	0	1	38	68	13.50	3.000																
Jack Cressend, R (3, 1) ERA: 3.22	1.2	12	6	2	2	2	1	0	0	0	0	1	33	50	10.80	4.200																
Travis Miller, L (5, 1) ERA: 4.4	1.2	6	1	0	0	2	0	0	0	0	0	0	17	22	0.00	0.600																
Eddie Guardado, L (7, 1) ERA: 3.49	1.1	8	3	1	1	1	1	0	0	0	0	0	17	26	6.75	3.000																
LaTroy Hawkins, R (8, 1) ERA: 5.94	1.2	L 9	1	2	2	0	2	1	0	0	0	0	11	28	10.80	1.800																

Anaheim Angels @ Minnesota Twins
Hubert H. Humphrey Metrodome, Minneapolis, MN
Sat Sep 01 2001, 7:05 PM EDT
Att: 18,001 - Dome - 72 F

AB 44
R 11
H 18
RBI 11
BB 6
SO 9
LOB 26



Batter	1	2	3	4	5	6	7	8	9	AB	R	H	RBI	BB	SO	LOB	BOTTOM															
Luis Rivas, R (1, 4) OBP: 0.309, SLG: 0.354										4	1	2	0	0	0	2																
Cristian Guzman, S (1, 6) OBP: 0.347, SLG: 0.484										5	1	1	1	0	0	5																
Corey Koskie, L (1, 5) OBP: 0.364, SLG: 0.495										3	0	0	0	1	2	4																
Brian Buchanan, R (1, 9) OBP: 0.356, SLG: 0.544										4	2	3	4	0	0	1																
Jacque Jones, L (8, 7) OBP: 0.330, SLG: 0.398										1	0	0	0	0	0	1																
David Ortiz, L (1, 10) OBP: 0.345, SLG: 0.481										5	1	2	1	0	2	2																
Torii Hunter, R (1, 8) OBP: 0.284, SLG: 0.459										5	2	2	2	0	1	1																
Dustin Mohr, R (1, 7) OBP: 0.194, SLG: 0.167										3	0	1	0	0	2	0																
Doug Mientkiewicz, L (7, PH) OBP: 0.396, SLG: 0.496 (8, 3)										1	0	0	0	1	1	0																
Denny Hocking, S (1, 3) OBP: 0.309, SLG: 0.318 (8, 9)										4	1	1	0	0	1	2																
Tom Prince, R (1, 2) OBP: 0.311, SLG: 0.406										4	1	2	0	0	2																	
Inning Stats	R: 0 E: 1 K: 1 S: 15	H: 1 LOB: 1 BB: 0 P: 19	R: 0 E: 0 K: 2 S: 7	H: 0 LOB: 0 BB: 0 P: 9	R: 2 E: 0 K: 2 S: 14	H: 3 LOB: 2 BB: 0 P: 26	R: 1 E: 0 K: 0 S: 10	H: 2 LOB: 1 BB: 0 P: 16	R: 2 E: 0 K: 0 S: 9	H: 3 LOB: 0 BB: 0 P: 14	R: 1 E: 0 K: 2 S: 15	H: 2 LOB: 2 BB: 0 P: 22	R: 3 E: 1 K: 0 S: 14	H: 3 LOB: 1 BB: 1 P: 22	R: 0 E: 0 K: 0 S: 3	H: 0 LOB: 0 BB: 1 P: 8	R: 0 E: 0 K: 2 S: 8	H: 0 LOB: 0 BB: 0 P: 10	1B: 7 2B: 5 3B: 0 HR: 2	SF: 0 SAC: 0 DP: 1 HBP: 2	WP: 0 PB: 0 SB: 1 CS: 1	PA: 43										
PITCHER	IP WLS BF H R ER SO BB IBB HBP BLK WP HR S P ERA WHIP																															
Scott Schoeneweis, L (1, 1) ERA: 5.16	5.0	24	9	5	5	5	0	0	1	0	0	0	11	15	13.50	3.000																
Ben Weber, R (6, 1) ERA: 3.36	0.2	5	2	1	1	1	0	0	0	0	0	0	4	7	0.00	0.000																
Mike Holtz, L (6, 1) ERA: 4.15	0.1	H 1	0	0	0	1	0	0	0	0	0	0	4	7	0.00	0.000																
Shigetoshi Hasegawa, R (7, 1) ERA: 4.06	1.0	B 7	3	3	3	0	0	1	0	0	0	0	14	22	27.00	3.000																
Al Levine, R (8, 1) ERA: 2.37	1.0	W 3	0	0	0	0	1	0	0	0	0	0	3	8	0.00	1.000																
PITCHER	IP WLS BF H R ER SO BB IBB HBP BLK WP HR S P ERA WHIP																															
Troy Percival, R (9, 1) ERA: 2.44	1.0	S 3	0	0	0	2	0	0	0	0	0	0	8	10	0.00	0.000																

Anaheim Angels @ Minnesota Twins
Hubert H. Humphrey Metrodome, Minneapolis, MN
Sat Sep 01 2001, 7:05 PM EDT
Att: 18,001 - Dome - 72 F

AB 39
R 9
H 14
RBI 8
BB 2
SO 9
LOB 20



Batter	1	2	3	4	5	6	7	8	9	AB	R	H	RBI	BB	SO	LOB	TOP								
Darin Erstad, L (1,8) OBP: 0.332, SLG: 0.360	0-3 K		2-2 1B			2-0 F7			2-2 16 HR 1B	4	1	2	0	0	1	0	Anaheim Angels @ Minnesota Twins Hubert H. Humphrey Metrodome, Minneapolis, MN Sun Sep 02 2001, 2:05 PM EDT Att: 17,352 - Dome - 72 F								
David Eckstein, R (1,6) OBP: 0.383, SLG: 0.370	0-1 F9		1-2 G5-3			0-1 F8			0-1 E4 16 HR	4	1	0	0	0	0	2									
16 Garret Anderson, L (1,7) OBP: 0.307, SLG: 0.471	1-3 K			1-2 G6-3			0-0 F9		1-0 HR	4	1	1	3	0	1	0									
Troy Glaus, R (1,5) OBP: 0.344, SLG: 0.516		1-1 G1-3		1-3 K2-3			2-3 K		1-3 K	4	0	0	0	0	3	0									
Scott Spiezio, S (1,3) OBP: 0.342, SLG: 0.460		0-2 G1 1B		0-2 G6-3			1-2 F8		0-0 2B SF7 1B	4	1	2	0	0	0	0									
Tim Salmon, R (1,9) OBP: 0.367, SLG: 0.379		2-1 G1 1B			2-2 G5-3			0-1 G5-3	3-1 2B	4	0	1	0	0	0	1									
Jeff Davanon, S (9, PR) OBP: 0.281, SLG: 0.471		1-2 G1			1-2 G5-3				1-3 2B	0	0	0	0	0	0	0									
Adam Kennedy, L (1,4) OBP: 0.337, SLG: 0.400		2-1 G1-3			1-1 G3			0-2 F8	0-1 SF7	3	0	0	1	0	0	1									
Bengie Molina, R (1,2) OBP: 0.323, SLG: 0.362			1-0 G1-3		0-3 K			1-0 2B	3-H 1-2 F2	4	0	1	0	0	1	1									
Orlando Palmeiro, L (1,10) OBP: 0.323, SLG: 0.328			2-2 F7			1-2 F6		0-2 G6-3		3	0	0	0	0	0	1									
Inning Stats	R: 0 E: 0 K: 2 S: 9	H: 0 LOB: 0 BB: 0 P: 10	R: 0 E: 0 K: 0 S: 9	H: 1 LOB: 1 BB: 0 P: 14	R: 0 E: 0 K: 0 S: 12	H: 1 LOB: 1 BB: 0 P: 18	R: 0 E: 0 K: 1 S: 11	H: 0 LOB: 0 BB: 0 P: 13	R: 0 E: 0 K: 0 S: 9	H: 0 LOB: 0 BB: 0 P: 12	R: 0 E: 0 K: 0 S: 7	H: 0 LOB: 0 BB: 0 P: 10	R: 0 E: 0 K: 0 S: 11	H: 1 LOB: 1 BB: 0 P: 12	R: 4 E: 1 K: 1 S: 21	H: 4 LOB: 1 BB: 0 P: 29	1B: 4 2B: 2 3B: 0 HR: 1	SF: 1 SAC: 0 DP: 0 HBP: 0	WP: 0 PB: 0 SB: 0 CS: 0	PA: 35					
PITCHER	IP	WLS	BF	H	R	ER	SO	BB	IBB	HBP	BLK	WP	HR	S	P	ERA	WHIP								
Rick Reed, R (1,1) ERA: 3.92	8.0		29	4	2	2	5	0	0	0	0	0	0	80	106	2.25	0.500								
Todd Jones, R (9,1) ERA: 4.35	0.1	H	4	3	1	0	1	0	0	0	0	0	1	7	12	0.00	9.000								
Eddie Guardado, L (9,1) ERA: 3.45	0.2	W	2	0	1	1	0	0	0	0	0	0	0	9	10	13.50	0.000								

Batter	1	2	3	4	5	6	7	8	9	AB	R	H	RBI	BB	SO	LOB	BOTTOM								
Jacque Jones, L (1,7) OBP: 0.327, SLG: 0.394	3-2 F7		0-1 P6		0-2 F8		1-3 K			4	0	0	0	0	1	0	Anaheim Angels @ Minnesota Twins Hubert H. Humphrey Metrodome, Minneapolis, MN Sun Sep 02 2001, 2:05 PM EDT Att: 17,352 - Dome - 72 F								
Cristian Guzman, S (1,6) OBP: 0.346, SLG: 0.489	1-3 K			0-0 F8	2-2 HR	0-1 G6-3				4	1	1	1	0	1	0									
Doug Mientkiewicz, L (1,3) OBP: 0.386, SLG: 0.494	4-2 BB			3-2 F7	3-2 G4-3	4-0 FC4 BB				2	0	0	0	2	0	0									
Corey Koskie, L (1,5) OBP: 0.363, SLG: 0.491	1-0 F8			4-2 1B BB		0-1 F7	1-0 FC4			3	1	0	0	1	0	2									
David Ortiz, L (1,10) OBP: 0.347, SLG: 0.491		1-1 L7		4-1 1B E 1B IBB		2-0 HR		1-2 F9		3	2	1	1	1	0	0									
Torii Hunter, R (1,8) OBP: 0.285, SLG: 0.459		0-3 K		1-1 E 1-2 2-H 1B		0-0 S BB 1B		2-3 K		4	0	2	1	0	2	0									
A.J. Pierzynski, L (1,2) OBP: 0.328, SLG: 0.440		2-0 F7		0-1 E1 1-3 2-H 1B		4-2 BB 1B		2-2 F9		3	0	1	0	1	0	0									
Dustin Mohr, R (1,9) OBP: 0.188, SLG: 0.143			2-3 K		0-1 G5-3		4-0 BB G6-4-3 BB		1-0 HR	2	0	0	0	1	1	2									
Denny Hocking, S (9, PH) OBP: 0.311, SLG: 0.331						1-2 2-3 BB				1	1	1	1	0	0	0									
Luis Rivas, R (1,4) OBP: 0.307, SLG: 0.352			2-3 K			1-1 F8	1-2 G6-4-3			3	0	0	0	0	1	3									
Inning Stats	R: 0 E: 0 K: 1 S: 9	H: 0 LOB: 1 BB: 1 P: 18	R: 0 E: 0 K: 1 S: 6	H: 0 LOB: 0 BB: 0 P: 9	R: 0 E: 0 K: 2 S: 10	H: 0 LOB: 0 BB: 0 P: 14	R: 2 E: 1 K: 0 S: 13	H: 2 LOB: 2 BB: 2 P: 25	R: 1 E: 0 K: 0 S: 11	H: 1 LOB: 0 BB: 0 P: 16	R: 1 E: 0 K: 0 S: 10	H: 2 LOB: 2 BB: 2 P: 19	R: 0 E: 0 K: 1 S: 7	H: 0 LOB: 1 BB: 1 P: 13	R: 0 E: 0 K: 1 S: 9	H: 0 LOB: 0 BB: 0 P: 14	R: 1 E: 0 K: 0 S: 1	H: 1 LOB: 0 BB: 0 P: 2	1B: 3 2B: 0 3B: 0 HR: 3	SF: 0 SAC: 0 DP: 1 HBP: 0	WP: 0 PB: 0 SB: 2 CS: 0	PA: 35			
PITCHER	IP	WLS	BF	H	R	ER	SO	BB	IBB	HBP	BLK	WP	HR	S	P	ERA	WHIP								
Ramon Ortiz, R (1,1) ERA: 4.37	5.1		25	5	4	3	4	3	1	0	0	0	0	9	20	0.00	1.200								
Lou Pote, R (6,1) ERA: 2.89	1.2		6	0	0	0	1	2	0	0	0	0	0	9	20	0.00	1.200								
J.B. Mladich, R (8,1) ERA:	1.0		3	0	0	0	1	0	0	0	0	0	0	9	14	0.00	0.000								
Al Levine, R (9,1) ERA: 2.5	0.0	L	1	1	1	1	0	0	0	0	0	0	1	1	2	∞	∞								

AB	34
R	4
H	7
RBI	4
BB	0
SO	6
LOB	6



AB	29
R	5
H	6
RBI	4
BB	6
SO	6
LOB	7



Batter	1	2	3	4	5	6	7	8	9	AB	R	H	RBI	BB	SO	LOB	TOP					
Jacque Jones, L OBP: 0.324, SLG: 0.390 (1, 7)	G4-3		L9-3		G4-6-3		K			4	0	0	0	0	1	3						
Cristian Guzman, S OBP: 0.348, SLG: 0.492 (1, 6)	G4-3			2B	G6-3			2B		4	2	2	0	0	0	0						
Doug Mientkiewicz, L OBP: 0.397, SLG: 0.495 (1, 3)	L4			1B		P6		2B		3	2	1	1	1	0	0						
Corey Koskie, L OBP: 0.362, SLG: 0.492 (1, 5)		K			L8			BB		4	0	1	2	0	1	1						
David Ortiz, L OBP: 0.346, SLG: 0.500 (1, 10)	G4-3			P4			HR	G3		4	1	1	1	0	0	2						
Torii Hunter, R OBP: 0.287, SLG: 0.458 (1, 8)				BB	1B			L4-5		3	0	1	1	1	1	1						
A.J. Pierzynski, L OBP: 0.330, SLG: 0.442 (1, 2)	F7				BB				F8	3	0	1	0	1	0	1						
Bobby Kielty, S OBP: 0.253, SLG: 0.294 (1, 9)			K		K			G2-3		4	0	0	0	0	2	3						
Luis Rivas, R OBP: 0.308, SLG: 0.353 (1, 4)								G6-3		4	0	2	0	0	0	1						
Inning Stats	R: 0 H: 0 E: 0 K: 0 S: 5	H: 0 LOB: 0 BB: 0 P: 6	R: 0 H: 0 E: 0 K: 1 S: 7	H: 0 LOB: 1 BB: 1 P: 14	R: 0 H: 1 E: 0 K: 1 S: 8	H: 1 LOB: 0 BB: 0 P: 13	R: 2 H: 3 E: 0 K: 1 S: 16	H: 3 LOB: 2 BB: 1 P: 27	R: 0 H: 1 E: 0 K: 0 S: 7	H: 1 LOB: 0 BB: 0 P: 9	R: 1 H: 1 E: 0 K: 1 S: 8	H: 1 LOB: 1 BB: 0 P: 9	R: 0 H: 1 E: 0 K: 1 S: 7	H: 1 LOB: 0 BB: 0 P: 9	R: 2 H: 2 E: 0 K: 0 S: 10	H: 2 LOB: 0 BB: 1 P: 19	R: 0 H: 0 E: 0 K: 0 S: 10	H: 0 LOB: 0 BB: 0 P: 14	1B: 4 2B: 6 3B: 0 HR: 1	SF: 0 SAC: 0 DP: 3 HBP: 0	WP: 0 PB: 0 SB: 1 CS: 0	PA: 36
PITCHER	IP	WLS	BF	H	R	ER	SO	BB	IBB	HBP	BLK	WP	HR	S	P	ERA	WHIP					
Rob Bell, R ERA: 6.82 (1, 1)	7.0		29	8	4	4	5	2	0	0	0	0	1	59	88	5.14	1.429					
Mike Venafro, L ERA: 4.42 (8, 1)	2.0	W	7	1	1	1	0	1	0	0	0	0	0	19	32	4.50	1.000					

Minnesota Twins @ Texas Rangers
The Ballpark at Arlington, Arlington, TX
Tue Sep 04 2001, 8:05 PM EDT
Att: 22,045 - Overcast - 75 F

AB 33
R 5
H 9
RBI 5
BB 3
SO 5
LOB 12



Batter	1	2	3	4	5	6	7	8	9	AB	R	H	RBI	BB	SO	LOB	BOTTOM				
Chad Curtis, R OBP: 0.339, SLG: 0.377 (1, 7)	10 HR		K					G6-4-3		4	1	2	0	0	1	1					
10 Michael Young, R OBP: 0.303, SLG: 0.436 (1, 4)	HR		K					HR		4	2	3	0	2	1						
Alex Rodriguez, R OBP: 0.401, SLG: 0.610 (1, 6)	F3				K			F8		4	0	0	0	0	2	1					
Rafael Palmeiro, L OBP: 0.382, SLG: 0.545 Chris Magruder, S (9, PR)	G4-3				F9			G4-3		4	0	1	0	0	0	1					
Ruben Sierra, S OBP: 0.316, SLG: 0.568 (1, 10)	F9				F7				1B	0	1	0	0	0	0	0					
Gabe Kapler, R OBP: 0.342, SLG: 0.426 (1, 8)	G6-3				G4-3			HR	1B	4	1	1	0	0	1	0					
Mike Lamb, L OBP: 0.357, SLG: 0.430 (1, 5)	F7				F9			L6	2B	3	0	0	0	0	0	0					
Bill Haselman, R OBP: 0.311, SLG: 0.397 (1, 2)	G3							F9		3	0	1	0	0	0	0					
Craig Monroe, R OBP: 0.333, SLG: 0.432 Frank Catalanotto, L OBP: 0.402, SLG: 0.522 (8, PH) (9, 7)			K		G4-3			G6-4-3		2	0	0	0	0	1	1					
Inning Stats	R: 2 H: 2 E: 0 K: 0 S: 10	H: 2 LOB: 0 BB: 0 P: 14	R: 0 H: 0 E: 0 K: 3 S: 10	H: 0 LOB: 0 BB: 0 P: 12	R: 0 H: 0 E: 0 K: 3 S: 10	H: 0 LOB: 0 BB: 0 P: 15	R: 0 H: 0 E: 0 K: 1 S: 10	H: 0 LOB: 0 BB: 0 P: 14	R: 0 H: 1 E: 0 K: 2 S: 15	H: 1 LOB: 1 BB: 0 P: 23	R: 1 H: 1 E: 0 K: 1 S: 8	H: 1 LOB: 0 BB: 0 P: 13	R: 1 H: 1 E: 0 K: 0 S: 13	H: 1 LOB: 1 BB: 1 P: 22	R: 2 H: 3 E: 0 K: 0 S: 5	H: 3 LOB: 2 BB: 0 P: 8	1B: 4 2B: 2 3B: 0 HR: 3	SF: 0 SAC: 0 DP: 1 HBP: 0	WP: 0 PB: 0 SB: 0 CS: 0	PA: 33	
PITCHER	IP	WLS	BF	H	R	ER	SO	BB	IBB	HBP	BLK	WP	HR	S	P	ERA	WHIP				
Eric Milton, L ERA: 4.26 (1, 1)	7.0		26	5	3	3	7	0	0	0	0	0	2	76	110	3.86	0.714				
Todd Jones, R ERA: 4.45 (8, 1)	0.2	H	3	1	1	1	0	1	0	0	0	0	1	11	19	13.50	3.000				
Eddie Guardado, L ERA: 3.59 (8, 1)	0.1	H	2	1	1	1	0	0	0	0	0	0	0	4	6	27.00	3.000				
LaTroy Hawkins, R ERA: 6.13 (9, 1)	0.0	L	2	2	1	1	0	0	0	0	0	0	0	3	5	∞	∞				

Minnesota Twins @ Texas Rangers
The Ballpark at Arlington, Arlington, TX
Tue Sep 04 2001, 8:05 PM EDT
Att: 22,045 - Overcast - 75 F

AB 32
R 6
H 9
RBI 6
BB 1
SO 7
LOB 5



Batter	1	2	3	4	5	6	7	8	9	AB	R	H	RBI	BB	SO	LOB	TOP								
Jacque Jones, L (1, 7) OBP: 0.326, SLG: 0.399	L6		1B	3B		K	HR		F9	6	3	3	1	0	1	2									
Cristian Guzman, S (1, 6) OBP: 0.353, SLG: 0.507			1B	1B					G1-3	5	2	4	3	0	0	0									
Denny Hocking, S (8, 6) OBP: 0.310, SLG: 0.330	1B		1B	3B		HR	G4-3			1	0	0	0	0	0	1									
Doug Mientkiewicz, L (1, 3) OBP: 0.394, SLG: 0.491	F8		K	K		G6-3				4	0	0	0	0	2	4									
Matthew LeCroy, R (8, PH) OBP: 1.000, SLG: 1.000								2B	1B	1	1	1	0	0	0	0									
Corey Koskie, L (1, 5) OBP: 0.363, SLG: 0.492	K		1B	1B				F8		4	1	2	1	0	1	2									
Jason Maxwell, R (8, PH) OBP: 0.292, SLG: 0.302			1B	1B						1	0	0	0	0	0	1									
David Ortiz, L (1, 10) OBP: 0.351, SLG: 0.529		HR	1B			HR	L6			4	2	3	3	0	0	1									
Dustan Mohr, R (8, PH) OBP: 0.176, SLG: 0.133			1B							1	0	0	0	0	1	1									
Brian Buchanan, R (1, 9) OBP: 0.354, SLG: 0.543	L4		K			F9				4	1	1	0	0	1	2									
Bobby Kielty, S (7, 9) OBP: 0.263, SLG: 0.319							2B		2B	1	0	1	1	0	0	0									
Tori Hunter, R (1, 8) OBP: 0.290, SLG: 0.464						G3	G4-3		K	5	1	3	2	0	1	1									
A.J. Pierzynski, L (1, 2) OBP: 0.329, SLG: 0.438	F7		L1			P6	G4-3			5	0	1	0	0	0	4									
Tom Prince, R (9, 2) OBP: 0.311, SLG: 0.406									FC6-4	0	0	0	0	0	0	0									
Luis Rivas, R (1, 4) OBP: 0.307, SLG: 0.356	K					G5-3	HR		FC6-4	5	1	1	1	0	1	2									
Inning Stats	R: 0 E: 0 K: 1 S: 14	H: 1 LOB: 1 BB: 0 P: 17	R: 1 E: 0 K: 1 S: 14	H: 2 LOB: 1 BB: 0 P: 22	R: 3 E: 0 K: 2 S: 25	H: 5 LOB: 2 BB: 0 P: 35	R: 1 E: 0 K: 1 S: 10	H: 2 LOB: 1 BB: 0 P: 14	R: 1 E: 0 K: 0 S: 7	H: 1 LOB: 0 BB: 0 P: 12	R: 2 E: 0 K: 1 S: 18	H: 3 LOB: 1 BB: 0 P: 27	R: 3 E: 0 K: 0 S: 14	H: 3 LOB: 0 BB: 0 P: 18	R: 1 E: 0 K: 2 S: 10	H: 2 LOB: 1 BB: 0 P: 16	R: 0 E: 0 K: 0 S: 7	H: 1 LOB: 1 BB: 0 P: 11	1B: 10 2B: 4 3B: 2 HR: 4	SF: 0 SAC: 0 DP: 0 HBP: 0	WP: 0 PB: 0 SB: 0 CS: 0	PA: 47			
PITCHER	IP	WLS	BF	H	R	ER	SO	BB	IBB	HBP	BLK	WP	HR	S	P	ERA	WHIP								
Aaron Myette, R (1, 1) ERA: 6.54	2.2	L	16	8	4	4	4	0	0	0	0	0	1	52	72	13.50	3.000								
Chris Michalak, L (3, 1) ERA: 4.51	2.1		10	3	2	2	1	0	0	0	0	0	1	18	28	7.71	1.286								
Justin Duchscherer, R (6, 1) ERA: 9.35	2.0		12	6	5	5	1	0	0	0	0	0	2	32	45	22.50	3.000								
Mark Petkovsek, R (8, 1) ERA: 5.8	2.0		9	3	1	1	2	0	0	0	0	0	0	17	27	4.50	1.500								

Minnesota Twins @ Texas Rangers
The Ballpark at Arlington, Arlington, TX
Wed Sep 05 2001, 8:05 PM EDT
Att: 29,853 - Cloudy - 80 F

AB	47
R	12
H	20
RBI	12
BB	0
SO	8
LOB	21



Batter	1	2	3	4	5	6	7	8	9	AB	R	H	RBI	BB	SO	LOB	BOTTOM								
Frank Catalanotto, L (1, 7) OBP: 0.403, SLG: 0.522	L8		1B							4	0	2	0	0	1	1									
Mike Lamb, L (1, 5) OBP: 0.351, SLG: 0.423	G4-3		F9		L3					4	0	0	0	0	1	3									
Alex Rodriguez, R (1, 6) OBP: 0.399, SLG: 0.606	K				F8					3	0	0	0	0	1	0									
Chris Magruder, S (8, 8) OBP: 0.399, SLG: 0.606						F9			L4	1	0	0	0	0	0	1									
Rafael Palmeiro, L (1, 10) OBP: 0.380, SLG: 0.542					F7					3	0	0	0	0	0	0									
Craig Monroe, R (9, PH) OBP: 0.326, SLG: 0.421					F9				F9	1	0	0	0	0	0	0									
Gabe Kapler, R (1, 8) OBP: 0.342, SLG: 0.428										3	0	1	0	0	0	0									
Scott Sheldon, R (8, 6) OBP: 0.241, SLG: 0.350					G5-3				G5-3	1	0	0	0	0	0	0									
Ricky Ledee, L (1, 9) OBP: 0.304, SLG: 0.363			K2-3							4	1	2	0	0	1	1									
Bill Haselman, R (1, 2) OBP: 0.312, SLG: 0.395										3	1	1	0	0	0	1									
Marcus Jensen, S (9, 2) OBP: 0.091, SLG: 0.091					F9					1	0	0	0	0	1	1									
Carlos Pena, L (1, 3) OBP: 0.304, SLG: 0.363					K					3	0	0	1	0	2	1									
10 Michael Young, R (1, 4) OBP: 0.303, SLG: 0.434										3	0	1	1	0	0	0									
Inning Stats	R: 0 E: 0 K: 1 S: 11	H: 0 LOB: 0 BB: 0 P: 14	R: 0 E: 0 K: 1 S: 9	H: 1 LOB: 1 BB: 0 P: 13	R: 0 E: 0 K: 1 S: 8	H: 1 LOB: 1 BB: 0 P: 12	R: 0 E: 0 K: 0 S: 11	H: 0 LOB: 0 BB: 0 P: 14	R: 2 E: 0 K: 0 S: 4	H: 3 LOB: 1 BB: 0 P: 15	R: 0 E: 0 K: 1 S: 7	H: 0 LOB: 0 BB: 0 P: 11	R: 0 E: 0 K: 2 S: 10	H: 1 LOB: 1 BB: 0 P: 16	R: 0 E: 0 K: 1 S: 10	H: 1 LOB: 1 BB: 0 P: 18	1B: 6 2B: 1 3B: 0 HR: 0	SF: 0 SAC: 0 DP: 0 HBP: 0	WP: 0 PB: 0 SB: 0 CS: 0	PA: 34					
PITCHER	IP	WLS	BF	H	R	ER	SO	BB	IBB	HBP	BLK	WP	HR	S	P	ERA	WHIP								
Joe Mays, R (1, 1) ERA: 3.4	7.0	W	26	5	2	2	4	0	0	0	0	0	0	10	16	0.00	1.000								
Mike Duvall, L (8, 1) ERA: 5.1	1.0		4	1	0	0	2	0	0	0	0	0	0	10	16	0.00	1.000								
Hector Carrasco, R (9, 1) ERA: 5.1	1.0		4	1	0	0	1	0	0	0	0	0	0	10	18	0.00	1.000								

Minnesota Twins @ Texas Rangers
The Ballpark at Arlington, Arlington, TX
Wed Sep 05 2001, 8:05 PM EDT
Att: 29,853 - Cloudy - 80 F

AB	34
R	2
H	7
RBI	2
BB	0
SO	7
LOB	9



Batter	1	2	3	4	5	6	7	8	9	AB	R	H	RBI	BB	SO	LOB	TOP								
Jacque Jones, L (1, 7) OBP: 0.326, SLG: 0.400 Matthew LeCroy, R (7, PH) OBP: 0.500, SLG: 0.500 Dustan Mohr, R (7, 7) OBP: 0.176, SLG: 0.133	1-2 G3-1		3-2 2B		0-0 F2		2-2 F8			3	0	1	0	0	0	2	Minnesota Twins @ Texas Rangers The Ballpark at Arlington, Arlington, TX Thu Sep 06 2001, 8:05 PM EDT Att: 26,192 - Sunny - 86 F livebaseballscorecards.com								
Cristian Guzman, S (1, 6) OBP: 0.352, SLG: 0.505	1-2 F9		1-3 K		1-1 E3 1B		0-1 1B			4	0	1	0	0	1	3									
Doug Mientkiewicz, L (1, 3) OBP: 0.352, SLG: 0.488	2-3 K		2-2 F7		3-0 SF9		1-2 F8			3	0	0	1	0	1	2									
Corey Koskie, L (1, 5) OBP: 0.363, SLG: 0.490		2-2 G4-3	0-1 G6-3		1-2 3-H 1B		2-2 F8			4	0	1	1	0	0	1									
David Ortiz, L (1, 10) OBP: 0.350, SLG: 0.528		3-2 1B 2B		3-2 G3		2-1 F8		2-3 K		4	1	1	0	0	1	2									
Brian Buchanan, R (1, 9) OBP: 0.351, SLG: 0.536		3-2 1B 2-H		1-1 G6-3		2-3 K		1-3 K		4	0	1	1	0	2	0									
Tori Hunter, R (1, 8) OBP: 0.290, SLG: 0.462		0-1 1B		0-3 K		1-1 G6-3		3-2 F8		4	0	1	0	0	1	0									
A.J. Pierzynski, L (1, 2) OBP: 0.328, SLG: 0.436		0-3 K		0-0 SF9 1B		2-1 F7		1-2 F2		4	1	1	0	0	1	2									
Jason Maxwell, R (1, 4) OBP: 0.293, SLG: 0.303 Denny Hocking, S (9, PH) OBP: 0.309, SLG: 0.329		3-3 K		0-1 SF9 1B		0-2 G5-3		2-3 K		3	1	1	0	0	1	2									
										1	0	0	0	0	1	0									
Inning Stats	R: 0 E: 0 K: 1 S: 9	H: 0 LOB: 0 BB: 0 P: 13	R: 1 E: 0 K: 2 S: 21	H: 3 LOB: 2 BB: 0 P: 32	R: 0 E: 0 K: 1 S: 16	H: 1 LOB: 1 BB: 0 P: 22	R: 0 E: 0 K: 1 S: 10	H: 0 LOB: 0 BB: 0 P: 14	R: 2 E: 1 K: 0 S: 11	H: 3 LOB: 2 BB: 0 P: 17	R: 0 E: 0 K: 1 S: 7	H: 0 LOB: 0 BB: 0 P: 12	R: 0 E: 0 K: 0 S: 12	H: 1 LOB: 1 BB: 0 P: 15	R: 0 E: 0 K: 2 S: 11	H: 0 LOB: 0 BB: 0 P: 16	R: 0 E: 0 K: 1 S: 10	H: 0 LOB: 0 BB: 0 P: 16	1B: 6 2B: 2 3B: 0 HR: 0	SF: 1 SAC: 0 DP: 0 HBP: 0	WP: 0 PB: 0 CS: 0	PA: 36			
PITCHER	IP	WLS	BF	H	R	ER	SO	BB	IBB	HBP	BLK	WP	HR	S	P	ERA	WHIP								
Rick Helling, R (1, 1) ERA: 5.06	6.0	W	26	7	3	1	6	0	0	0	0	0	0	74	110	1.50	1.167								
Mike Venafro, L (7, 1) ERA: 4.23	1.2	H	6	1	0	0	1	0	0	0	0	0	0	20	27	0.00	0.600								
59 Jeff Zimmerman, R (8, 1) ERA: 2.74	1.1	S	4	0	0	0	2	0	0	0	0	0	0	13	20	0.00	0.000								

Batter	1	2	3	4	5	6	7	8	9	AB	R	H	RBI	BB	SO	LOB	BOTTOM								
Frank Catalanotto, L (1, 7) OBP: 0.401, SLG: 0.519	1-1 1B	0-2 G3-1		1-2 CS	1-2 F8		0-2 G1-3			4	0	1	0	0	0	2	Minnesota Twins @ Texas Rangers The Ballpark at Arlington, Arlington, TX Thu Sep 06 2001, 8:05 PM EDT Att: 26,192 - Sunny - 86 F livebaseballscorecards.com								
10 Michael Young, R (1, 4) OBP: 0.299, SLG: 0.429	1-3 K		2-3 K		0-1 G1-3		2-2 G5-3			4	0	0	0	0	2	1									
Alex Rodriguez, R (1, 6) OBP: 0.398, SLG: 0.609	2-2 F9		3-1 G6-3		0-0 HR		2-2 G5-3			4	1	1	1	0	0	1									
Rafael Palmeiro, L (1, 10) OBP: 0.379, SLG: 0.542	0-0 F5		1-2 G1-3		0-0 1B 2B		0-1 G5-3			4	0	1	0	0	0	1									
Mike Lamb, L (1, 5) OBP: 0.357, SLG: 0.433		1-2 1B G6-3 1B		0-0 1B 2B	1-2 1B		0-0 G6-3			4	2	3	0	0	0	0									
Gabe Kapler, R (1, 8) OBP: 0.343, SLG: 0.429		0-0 G6-3 1B 1B		1-0 S 1B 1B	2-3 1B 1B		2-1 G5-3		0-1 F7	4	1	2	0	0	0	0									
Ricky Ledee, L (1, 9) OBP: 0.305, SLG: 0.367		2-1 G6-3		2-1 F7			0-0 G4-3 2B			3	0	1	1	0	0	3									
Carlos Pena, L (1, 3) OBP: 0.325, SLG: 0.405		4-1 1B BB		3-3 K	1-2 K		0-1 G4-3			2	0	0	0	1	1	3									
Bill Haselman, R (1, 2) OBP: 0.325, SLG: 0.405		0-2 1B		3-1 CS 1B	2-H 3-H 1B		0-2 L5			3	0	2	2	0	0	1									
										1	0	0	0	0	0	0									
Inning Stats	R: 0 E: 0 K: 1 S: 11	H: 1 LOB: 1 BB: 0 P: 15	R: 1 E: 0 K: 0 S: 15	H: 3 LOB: 2 BB: 1 P: 21	R: 0 E: 0 K: 1 S: 9	H: 0 LOB: 0 BB: 0 P: 15	R: 2 E: 0 K: 1 S: 13	H: 3 LOB: 0 BB: 0 P: 23	R: 1 E: 0 K: 0 S: 10	H: 3 LOB: 2 BB: 0 P: 12	R: 0 E: 0 K: 0 S: 9	H: 1 LOB: 1 BB: 0 P: 11	R: 0 E: 0 K: 0 S: 10	H: 0 LOB: 0 BB: 0 P: 14	R: 0 E: 0 K: 0 S: 5	H: 0 LOB: 0 BB: 0 P: 5	R: 0 E: 0 K: 1 S: 10	H: 0 LOB: 0 BB: 0 P: 16	1B: 7 2B: 3 3B: 0 HR: 1	SF: 0 SAC: 0 DP: 0 HBP: 0	WP: 0 PB: 0 CS: 1	PA: 34			
PITCHER	IP	WLS	BF	H	R	ER	SO	BB	IBB	HBP	BLK	WP	HR	S	P	ERA	WHIP								
Brad Radke, R (1, 1) ERA: 3.96	7.0	L	30	11	4	4	3	1	0	0	0	0	0	1	77	1.11	1.714								
Eddie Guardado, L (8, 1) ERA: 3.55	0.2		2	0	0	0	0	0	0	0	0	0	0	3	3	0.00	0.000								
Bob Wells, R (8, 1) ERA: 5.48	0.1		1	0	0	0	0	0	0	0	0	0	0	2	2	0.00	0.000								

Batter	1	2	3	4	5	6	7	8	9	AB	R	H	RBI	BB	SO	LOB	TOP			
Luis Rivas, R OBP: 0.310, SLG: 0.357 (1, 4)										3	0	1	0	1	0	0	Minnesota Twins @ Anaheim Angels Edison International Field, Anaheim, CA Sun Sep 09 2001, 4:05 PM EDT Att: 18,157 - Overcast - 72 F			
Cristian Guzman, S OBP: 0.342, SLG: 0.490 (1, 6)										4	1	0	0	0	1	2				
Doug Mientkiewicz, L OBP: 0.397, SLG: 0.487 (1, 3)										4	1	3	0	0	1	0				
Brian Buchanan, R OBP: 0.349, SLG: 0.535 Bobby Kielty, S OBP: 0.274, SLG: 0.319 (9, 9)										4	0	1	2	0	0	2				
Corey Koskie, L OBP: 0.365, SLG: 0.503 (1, 5)										4	0	1	0	0	1	2				
Torii Hunter, R OBP: 0.289, SLG: 0.462 (1, 8)										4	0	0	0	0	0	3				
Matthew LeCroy, R OBP: 0.400, SLG: 1.000 David Ortiz, L OBP: 0.339, SLG: 0.510 (9, PH)										3	1	1	1	0	1	0				
Dustan Mohr, R OBP: 0.150, SLG: 0.111 (1, 7)										3	0	0	0	0	1	0				
Tom Prince, R OBP: 0.306, SLG: 0.399 (1, 2)										3	0	0	0	0	0	0				
Inning Stats	R: 2 H: 2 E: 0 K: 0 S: 16	H: 2 LOB: 1 BB: 1 P: 31	R: 1 H: 1 E: 0 K: 1 S: 7	LOB: 0 BB: 0 P: 8	R: 0 H: 1 E: 0 K: 0 S: 10	LOB: 1 BB: 0 P: 16	R: 0 H: 0 E: 0 K: 0 S: 5	LOB: 0 BB: 0 P: 6	R: 0 H: 0 E: 0 K: 1 S: 8	LOB: 0 BB: 0 P: 12	R: 0 H: 0 E: 0 K: 1 S: 7	LOB: 0 BB: 0 P: 13	R: 0 H: 1 E: 0 K: 0 S: 9	LOB: 0 BB: 0 P: 15	R: 0 H: 2 E: 0 K: 0 S: 10	LOB: 2 BB: 0 P: 14		1B: 5 2B: 2 3B: 0 HR: 1	SF: 0 SAC: 0 DP: 1 HBP: 0	WP: 1 PB: 0 SB: 1 CS: 0
PITCHER	IP WLS BF H R ER SO BB IBB HBP BLK WP HR S P ERA WHIP																			
Jarrod Washburn, L ERA: 3.5 Shigetoshi Hasegawa, R ERA: 3.8 Mike Holtz, L ERA: 4.05 J.B. Mladich, R ERA:	(1, 1) 7.0 L 26 4 3 3 5 1 0 0 0 1 1 60 97 3.86 0.714																			

Batter	1	2	3	4	5	6	7	8	9	AB	R	H	RBI	BB	SO	LOB	BOTTOM			
Darin Erstad, L OBP: 0.331, SLG: 0.360 (1, 8)										4	0	0	0	0	1	1	Minnesota Twins @ Anaheim Angels Edison International Field, Anaheim, CA Sun Sep 09 2001, 4:05 PM EDT Att: 18,157 - Overcast - 72 F			
David Eckstein, R OBP: 0.381, SLG: 0.363 (1, 6)										3	0	1	0	1	1	0				
16 Garret Anderson, L OBP: 0.310, SLG: 0.472 (1, 7)										3	0	1	0	1	0	1				
Troy Glaus, R OBP: 0.348, SLG: 0.519 (1, 5)										3	0	0	0	1	1	3				
Tim Salmon, R OBP: 0.371, SLG: 0.400 (1, 9)										2	0	0	0	2	0	1				
Jose Fernandez, R OBP: 0.190, SLG: 0.158 (1, 10)										4	0	0	0	0	2	3				
Scott Spiezio, S OBP: 0.336, SLG: 0.462 (1, 3)										4	0	1	0	0	0	0				
Bengie Molina, R OBP: 0.327, SLG: 0.372 (1, 2)										4	0	1	0	0	2	2				
Benji Gil, R OBP: 0.335, SLG: 0.500 (1, 4)										3	0	0	0	0	2	3				
Inning Stats	R: 0 H: 0 E: 0 K: 2 S: 13	H: 0 LOB: 1 BB: 2 P: 24	R: 0 H: 1 E: 0 K: 3 S: 13	LOB: 2 BB: 1 P: 21	R: 0 H: 1 E: 0 K: 0 S: 14	LOB: 1 BB: 0 P: 20	R: 0 H: 0 E: 0 K: 0 S: 4	LOB: 0 BB: 0 P: 6	R: 0 H: 1 E: 0 K: 0 S: 10	LOB: 2 BB: 1 P: 17	R: 0 H: 1 E: 0 K: 0 S: 11	LOB: 0 BB: 0 P: 13	R: 0 H: 0 E: 0 K: 1 S: 11	LOB: 1 BB: 1 P: 21	R: 0 H: 0 E: 0 K: 1 S: 10	LOB: 0 BB: 0 P: 14		1B: 4 2B: 0 3B: 0 HR: 0	SF: 0 SAC: 0 DP: 0 HBP: 0	WP: 0 PB: 0 SB: 0 CS: 1
PITCHER	IP WLS BF H R ER SO BB IBB HBP BLK WP HR S P ERA WHIP																			
Eric Milton, L ERA: 4.11 Bob Wells, R ERA: 5.32	(1, 1) 7.0 S 28 0 0 0 2 4 0 0 0 0 0 21 35 0.00 1.143																			

AB 33
R 3
H 7
RBI 3
BB 1
SO 5
LOB 11



AB 30
R 0
H 4
RBI 0
BB 5
SO 9
LOB 14



Batter	1	2	3	4	5	6	7	8	9	AB	R	H	RBI	BB	SO	LOB	TOP										
Luis Rivas, R OBP: 0.309, SLG: 0.355 (1, 4)										5	1	1	0	0	2	1											
Cristian Guzman, S OBP: 0.341, SLG: 0.488 (1, 6)										4	0	1	0	0	0	1											
Doug Mientkiewicz, L OBP: 0.397, SLG: 0.486 (1, 3)										3	0	1	0	0	0	1											
Corey Koskie, L OBP: 0.366, SLG: 0.507 (1, 5)										4	1	2	1	0	1	2											
Brian Buchanan, R OBP: 0.354, SLG: 0.532 Bobby Kielty, S OBP: 0.271, SLG: 0.315 (8, PH) (8, 9)										1	0	0	0	2	0	1											
David Ortiz, L OBP: 0.334, SLG: 0.504 (1, 10)										3	0	0	1	0	2	5											
Tori Hunter, R OBP: 0.292, SLG: 0.467 (1, 8)										3	1	2	0	1	0	0											
Jacque Jones, L OBP: 0.327, SLG: 0.397 Matthew LeCroy, R OBP: 0.286, SLG: 0.533 (7, PH) (7, 2)										2	0	0	0	0	0	0											
A.J. Pierzynski, L OBP: 0.328, SLG: 0.438 Denny Hocking, S OBP: 0.306, SLG: 0.324 Dustan Mohr, R OBP: 0.143, SLG: 0.105 (7, PH) (7, 7)										2	0	1	0	0	0	0											
Inning Stats	R: 0 E: 0 K: 1 S: 8	H: 0 LOB: 0 BB: 0 P: 12	R: 1 E: 0 K: 0 S: 7	H: 2 LOB: 1 BB: 0 P: 10	R: 0 E: 0 K: 1 S: 15	H: 0 LOB: 0 BB: 0 P: 20	R: 0 E: 0 K: 2 S: 15	H: 1 LOB: 2 BB: 1 P: 23	R: 0 E: 0 K: 0 S: 10	H: 1 LOB: 1 BB: 0 P: 12	R: 0 E: 0 K: 3 S: 12	H: 0 LOB: 2 BB: 2 P: 23	R: 1 E: 0 K: 2 S: 18	H: 2 LOB: 2 BB: 0 P: 24	R: 1 E: 0 K: 0 S: 9	H: 1 LOB: 0 BB: 0 P: 15	1B: 5 2B: 1 3B: 2 HR: 0	SF: 2 SAC: 0 DP: 1 HBP: 1	WP: 0 PB: 0 SB: 0 CS: 0	PA: 37							
PITCHER	IP	WLS	BF	H	R	ER	SO	BB	IBB	HBP	BLK	WP	HR	S	P	ERA	WHIP										
Steve Sparks, R ERA: 4.02 (1, 1)	6.1		25	5	1	1	6	3	0	0	1	0	0	68	102	1.42	1.263										
Matt Miller, L ERA: 12.71 (7, 1)	0.2	H	2	0	0	0	2	0	0	0	0	0	0	7	10	0.00	0.000										
Danny Patterson, R ERA: 3.03 (8, 1)	0.1	H	3	1	1	1	0	0	0	1	0	0	0	9	12	27.00	3.000										
Matt Perisho, L ERA: 5.8 (8, 1)	0.0	B	1	1	0	0	0	0	0	0	0	0	0	1	1	∞	∞										
Luis Pineda, R ERA: 5.4 (8, 1)	1.2	L	6	1	1	1	2	0	0	0	0	0	0	17	26	5.40	0.600										

Minnesota Twins @ Detroit Tigers
Comerica Park, Detroit, MI
Mon Sep 10 2001, 7:05 PM EDT
Att: 19,456 - Cloudy - 74 F

AB 31
R 3
H 8
RBI 3
BB 3
SO 10
LOB 17





Batter	1	2	3	4	5	6	7	8	9	AB	R	H	RBI	BB	SO	LOB	BOTTOM										
Roger Cedeno, S OBP: 0.337, SLG: 0.396 (1, 9)										3	0	0	0	0	1	2											
Jose Macias, S OBP: 0.316, SLG: 0.408 (1, 5)										4	0	0	0	0	1	3											
Bobby Higginson, L OBP: 0.364, SLG: 0.429 (1, 7)										4	0	0	0	0	1	2											
Tony Clark, S OBP: 0.373, SLG: 0.467 (1, 10)										4	0	1	0	0	1	0											
Randall Simon, L OBP: 0.340, SLG: 0.423 (1, 3)										4	0	0	0	0	2	1											
Shane Halter, R OBP: 0.327, SLG: 0.447 (1, 6)										4	0	0	0	0	0	0											
Damion Easley, R OBP: 0.324, SLG: 0.390 (1, 4)										3	2	2	0	0	0	0											
Wendell Magee, R OBP: 0.315, SLG: 0.392 (1, 8)										3	0	1	0	0	0	1											
15 Brandon Inge, R OBP: 0.252, SLG: 0.270 Robert Fick, L OBP: 0.360, SLG: 0.490 Juan Encarnacion, R OBP: 0.392, SLG: 0.468 Javier Cardona, R OBP: 0.284, SLG: 0.385 (8, PH) (8, PH) (8, PH) (9, 2)										1	0	0	1	0	1	1											
Inning Stats	R: 0 E: 0 K: 0 S: 6	H: 0 LOB: 0 BB: 0 P: 8	R: 0 E: 0 K: 0 S: 6	H: 0 LOB: 0 BB: 0 P: 10	R: 1 E: 0 K: 1 S: 10	H: 2 LOB: 1 BB: 0 P: 14	R: 0 E: 0 K: 1 S: 6	H: 0 LOB: 0 BB: 0 P: 8	R: 1 E: 2 K: 2 S: 11	H: 0 LOB: 1 BB: 0 P: 17	R: 0 E: 0 K: 0 S: 4	H: 1 LOB: 0 BB: 0 P: 7	R: 0 E: 0 K: 0 S: 10	H: 0 LOB: 2 BB: 1 P: 20	R: 0 E: 0 K: 2 S: 12	H: 0 LOB: 0 BB: 0 P: 16	1B: 3 2B: 1 3B: 0 HR: 0	SF: 1 SAC: 1 DP: 1 HBP: 0	WP: 1 PB: 0 SB: 0 CS: 0	PA: 33							
PITCHER	IP	WLS	BF	H	R	ER	SO	BB	IBB	HBP	BLK	WP	HR	S	P	ERA	WHIP										
Joe Mays, R ERA: 3.31 (1, 1)	8.0		30	4	2	1	5	1	0	0	0	0	0	65	100	1.12	0.625										
Eddie Guardado, L ERA: 3.95 (9, 1)	1.0	S	3	0	0	0	2	0	0	0	0	0	0	12	16	0.00	0.000										


Minnesota Twins @ Detroit Tigers
Comerica Park, Detroit, MI
Mon Sep 10 2001, 7:05 PM EDT
Att: 19,456 - Cloudy - 74 F


AB 30
R 2
H 4
RBI 1
BB 1
SO 7
LOB 10





Batter	1	2	3	4	5	6	7	8	9	AB R H RBI BB SO LOB	TOP																								
											Minnesota Twins @ Detroit Tigers Comerica Park, Detroit, MI Tue Sep 11 2001, 7:05 PM EDT livebaseballscorecards.com AB 0 R 0 H 0 RBI 0 BB 0 SO 0 LOB 0 																								
Inning Stats										1B: 0 SF: 0 WP: 0 PA: 0 2B: 0 SAC: 0 FB: 0 3B: 0 DP: 0 SB: 0 HR: 0 HBP: 0 CS: 0																									
PITCHER	IP	WLS	BF	H	R	ER	SO	BB	IBB	HBP	BLK	WP	HR	S	P	ERA	WHIP	PITCHER	IP	WLS	BF	H	R	ER	SO	BB	IBB	HBP	BLK	WP	HR	S	P	ERA	WHIP


Batter	1	2	3	4	5	6	7	8	9	AB R H RBI BB SO LOB	BOTTOM																								
											Minnesota Twins @ Detroit Tigers Comerica Park, Detroit, MI Tue Sep 11 2001, 7:05 PM EDT livebaseballscorecards.com AB 0 R 0 H 0 RBI 0 BB 0 SO 0 LOB 0 																								
Inning Stats										1B: 0 SF: 0 WP: 0 PA: 0 2B: 0 SAC: 0 FB: 0 3B: 0 DP: 0 SB: 0 HR: 0 HBP: 0 CS: 0																									
PITCHER	IP	WLS	BF	H	R	ER	SO	BB	IBB	HBP	BLK	WP	HR	S	P	ERA	WHIP	PITCHER	IP	WLS	BF	H	R	ER	SO	BB	IBB	HBP	BLK	WP	HR	S	P	ERA	WHIP


Batter	1	2	3	4	5	6	7	8	9	AB R H RBI BB SO LOB	TOP																								
											Minnesota Twins @ Detroit Tigers Comerica Park, Detroit, MI Wed Sep 12 2001, 7:05 PM EDT livebaseballscorecards.com																								
		AB 0 R 0 H 0 RBI 0 BB 0 SO 0 LOB 0																																	
																																			
Inning Stats										1B: 0 SF: 0 WP: 0 PA: 0 2B: 0 SAC: 0 FB: 0 3B: 0 DP: 0 SB: 0 HR: 0 HBP: 0 CS: 0																									
PITCHER	IP	WLS	BF	H	R	ER	SO	BB	IBB	HBP	BLK	WP	HR	S	P	ERA	WHIP	PITCHER	IP	WLS	BF	H	R	ER	SO	BB	IBB	HBP	BLK	WP	HR	S	P	ERA	WHIP


Batter	1	2	3	4	5	6	7	8	9	AB R H RBI BB SO LOB	BOTTOM																								
											Minnesota Twins @ Detroit Tigers Comerica Park, Detroit, MI Wed Sep 12 2001, 7:05 PM EDT livebaseballscorecards.com																								
		AB 0 R 0 H 0 RBI 0 BB 0 SO 0 LOB 0																																	
																																			
Inning Stats										1B: 0 SF: 0 WP: 0 PA: 0 2B: 0 SAC: 0 FB: 0 3B: 0 DP: 0 SB: 0 HR: 0 HBP: 0 CS: 0																									
PITCHER	IP	WLS	BF	H	R	ER	SO	BB	IBB	HBP	BLK	WP	HR	S	P	ERA	WHIP	PITCHER	IP	WLS	BF	H	R	ER	SO	BB	IBB	HBP	BLK	WP	HR	S	P	ERA	WHIP


Batter	1	2	3	4	5	6	7	8	9	AB R H RBI BB SO LOB	TOP																																		
											Minnesota Twins @ Detroit Tigers Comerica Park, Detroit, MI Thu Sep 13 2001, 1:05 PM EDT livebaseballscorecards.com																																		
																				AB 0 R 0 H 0 RBI 0 BB 0 SO 0 LOB 0																									
																																													
Inning Stats																				1B: 0 SF: 0 WP: 0 PA: 0 2B: 0 SAC: 0 FB: 0 3B: 0 DP: 0 SB: 0 HR: 0 HBP: 0 CS: 0																									
PITCHER										IP		WLS	BF	H	R	ER	SO	BB	IBB	HBP	BLK	WP	HR	S	P	ERA	WHIP	PITCHER	IP	WLS	BF	H	R	ER	SO	BB	IBB	HBP	BLK	WP	HR	S	P	ERA	WHIP


Batter	1	2	3	4	5	6	7	8	9	AB R H RBI BB SO LOB	BOTTOM																																		
											Minnesota Twins @ Detroit Tigers Comerica Park, Detroit, MI Thu Sep 13 2001, 1:05 PM EDT livebaseballscorecards.com																																		
																				AB 0 R 0 H 0 RBI 0 BB 0 SO 0 LOB 0																									
																																													
Inning Stats																				1B: 0 SF: 0 WP: 0 PA: 0 2B: 0 SAC: 0 FB: 0 3B: 0 DP: 0 SB: 0 HR: 0 HBP: 0 CS: 0																									
PITCHER										IP		WLS	BF	H	R	ER	SO	BB	IBB	HBP	BLK	WP	HR	S	P	ERA	WHIP	PITCHER	IP	WLS	BF	H	R	ER	SO	BB	IBB	HBP	BLK	WP	HR	S	P	ERA	WHIP


Batter	1	2	3	4	5	6	7	8	9	AB R H RBI BB SO LOB	TOP																								
											<p>Chicago White Sox @ Minnesota Twins Hubert H. Humphrey Metrodome, Minneapolis, MN Fri Sep 14 2001, 8:05 PM EDT</p> <p>livebaseballscorecards.com</p> <p>AB 0 R 0 H 0 RBI 0 BB 0 SO 0 LOB 0</p> 																								
Inning Stats										1B: 0 SF: 0 2B: 0 SAC: 0 3B: 0 DP: 0 HR: 0 HBP: 0	WP: 0 PA: 0 FB: 0 SB: 0 CS: 0																								
PITCHER	IP	WLS	BF	H	R	ER	SO	BB	IBB	HBP	BLK	WP	HR	S	P	ERA	WHIP	PITCHER	IP	WLS	BF	H	R	ER	SO	BB	IBB	HBP	BLK	WP	HR	S	P	ERA	WHIP

Batter	1	2	3	4	5	6	7	8	9	AB R H RBI BB SO LOB	BOTTOM																								
											<p>Chicago White Sox @ Minnesota Twins Hubert H. Humphrey Metrodome, Minneapolis, MN Fri Sep 14 2001, 8:05 PM EDT</p> <p>livebaseballscorecards.com</p> <p>AB 0 R 0 H 0 RBI 0 BB 0 SO 0 LOB 0</p> 																								
Inning Stats										1B: 0 SF: 0 2B: 0 SAC: 0 3B: 0 DP: 0 HR: 0 HBP: 0	WP: 0 PA: 0 FB: 0 SB: 0 CS: 0																								
PITCHER	IP	WLS	BF	H	R	ER	SO	BB	IBB	HBP	BLK	WP	HR	S	P	ERA	WHIP	PITCHER	IP	WLS	BF	H	R	ER	SO	BB	IBB	HBP	BLK	WP	HR	S	P	ERA	WHIP

Batter	1	2	3	4	5	6	7	8	9	AB R H RBI BB SO LOB	TOP																								
											<p>Chicago White Sox @ Minnesota Twins Hubert H. Humphrey Metrodome, Minneapolis, MN Sat Sep 15 2001, 12:05 PM EDT</p> <p>livebaseballscorecards.com</p> <p>AB 0 R 0 H 0 RBI 0 BB 0 SO 0 LOB 0</p> 																								
Inning Stats										1B: 0 SF: 0 2B: 0 SAC: 0 3B: 0 DP: 0 HR: 0 HBP: 0	WP: 0 PA: 0 FB: 0 SB: 0 CS: 0																								
PITCHER	IP	WLS	BF	H	R	ER	SO	BB	IBB	HBP	BLK	WP	HR	S	P	ERA	WHIP	PITCHER	IP	WLS	BF	H	R	ER	SO	BB	IBB	HBP	BLK	WP	HR	S	P	ERA	WHIP

Batter	1	2	3	4	5	6	7	8	9	AB R H RBI BB SO LOB	BOTTOM																								
											<p>Chicago White Sox @ Minnesota Twins Hubert H. Humphrey Metrodome, Minneapolis, MN Sat Sep 15 2001, 12:05 PM EDT</p> <p>livebaseballscorecards.com</p> <p>AB 0 R 0 H 0 RBI 0 BB 0 SO 0 LOB 0</p> 																								
Inning Stats										1B: 0 SF: 0 2B: 0 SAC: 0 3B: 0 DP: 0 HR: 0 HBP: 0	WP: 0 PA: 0 FB: 0 SB: 0 CS: 0																								
PITCHER	IP	WLS	BF	H	R	ER	SO	BB	IBB	HBP	BLK	WP	HR	S	P	ERA	WHIP	PITCHER	IP	WLS	BF	H	R	ER	SO	BB	IBB	HBP	BLK	WP	HR	S	P	ERA	WHIP

Batter	1	2	3	4	5	6	7	8	9	AB R H RBI BB SO LOB	TOP																								
											<p>Chicago White Sox @ Minnesota Twins Hubert H. Humphrey Metrodome, Minneapolis, MN Sun Sep 16 2001, 2:05 PM EDT</p> <p>livebaseballscorecards.com</p> <p>AB 0 R 0 H 0 RBI 0 BB 0 SO 0 LOB 0</p> 																								
Inning Stats										1B: 0 SF: 0 2B: 0 SAC: 0 3B: 0 DP: 0 HR: 0 HBP: 0	WP: 0 PA: 0 FB: 0 SB: 0 CS: 0																								
PITCHER	IP	WLS	BF	H	R	ER	SO	BB	IBB	HBP	BLK	WP	HR	S	P	ERA	WHIP	PITCHER	IP	WLS	BF	H	R	ER	SO	BB	IBB	HBP	BLK	WP	HR	S	P	ERA	WHIP

Batter	1	2	3	4	5	6	7	8	9	AB R H RBI BB SO LOB	BOTTOM																								
											<p>Chicago White Sox @ Minnesota Twins Hubert H. Humphrey Metrodome, Minneapolis, MN Sun Sep 16 2001, 2:05 PM EDT</p> <p>livebaseballscorecards.com</p> <p>AB 0 R 0 H 0 RBI 0 BB 0 SO 0 LOB 0</p> 																								
Inning Stats										1B: 0 SF: 0 2B: 0 SAC: 0 3B: 0 DP: 0 HR: 0 HBP: 0	WP: 0 PA: 0 FB: 0 SB: 0 CS: 0																								
PITCHER	IP	WLS	BF	H	R	ER	SO	BB	IBB	HBP	BLK	WP	HR	S	P	ERA	WHIP	PITCHER	IP	WLS	BF	H	R	ER	SO	BB	IBB	HBP	BLK	WP	HR	S	P	ERA	WHIP

Batter	1	2	3	4	5	6	7	8	9	AB	R	H	RBI	BB	SO	LOB	TOP											
Jose Macias, S OBP: 0.315, SLG: 0.405	G4-3			G4-3			G1-3		E SF8 1B BB	3	1	0	0	1	0	0	Detroit Tigers @ Minnesota Twins Hubert H. Humphrey Metrodome, Minneapolis, MN Tue Sep 18 2001, 8:05 PM EDT Att: 10,878 - Dome - 72 F livebaseballscorecards.com											
Damion Easley, R OBP: 0.323, SLG: 0.389	G5-3			F7			E5 WP	E9 WP 1B	4	0	1	0	0	0	0													
Bobby Higginson, L OBP: 0.362, SLG: 0.425	F9			G6-3			K	K	4	0	0	0	0	2	3													
Robert Fick, L OBP: 0.337, SLG: 0.486		F9			P5		F9	SF8	3	0	0	1	0	0	1													
Shane Halter, R OBP: 0.329, SLG: 0.454		F7			K			HR	3	1	1	1	1	1	0													
Eric Munson, L OBP: 0.310, SLG: 0.385					L6			K	4	0	0	0	0	3	2													
Wendell Magee, R OBP: 0.310, SLG: 0.385								K	3	0	0	0	0	2	0													
43 Chris Wakeland, L OBP: 0.231, SLG: 0.462				F8			F8	HR	3	1	1	1	0	0	0													
15 Brandon Inge, R OBP: 0.247, SLG: 0.265									3	0	0	0	0	2	0													
Mike Rivera, R OBP: 0.247, SLG: 0.265								F8	0	0	0	0	0	0	0													
Inning Stats	R: 0 E: 0 K: 0 S: 7	H: 0 LOB: 0 BB: 0 P: 12	R: 0 E: 0 K: 1 S: 13	H: 0 LOB: 0 BB: 0 P: 19	R: 0 E: 0 K: 1 S: 7	H: 0 LOB: 0 BB: 0 P: 8	R: 0 E: 0 K: 0 S: 8	H: 0 LOB: 0 BB: 0 P: 11	R: 0 E: 0 K: 1 S: 7	H: 0 LOB: 0 BB: 0 P: 11	R: 0 E: 1 K: 1 S: 13	H: 0 LOB: 1 BB: 0 P: 19	R: 2 E: 0 K: 2 S: 9	H: 2 LOB: 2 BB: 0 P: 11	R: 1 E: 1 K: 2 S: 11	H: 1 LOB: 2 BB: 2 P: 23	1B: 1 2B: 0 3B: 0 HR: 2	SF: 1 SAC: 0 DP: 0 HBP: 0	WP: 2 PB: 0 SB: 0 CS: 0	PA: 33								
PITCHER	IP	WLS	BF	H	R	ER	SO	BB	IBB	HBP	BLK	WP	HR	S	P	ERA	WHIP											
Brad Radke, R ERA: 3.9	(1, 1)	7.2	W	26	2	2	2	8	0	0	0	0	1	2	75	104	2.35	0.261										
Bob Wells, R ERA: 5.29	(8, 1)	0.1		1	0	0	0	0	0	0	0	0	0	0	1	1	0.00	0.000										
Mike Duvall, L ERA: 5.4	(9, 1)	0.2		4	1	1	1	1	1	0	0	0	1	0	6	14	13.50	3.000										
Todd Jones, R ERA: 4.36	(9, 1)	0.1		2	0	0	0	1	1	0	0	0	0	0	5	9	0.00	3.000										

Batter	1	2	3	4	5	6	7	8	9	AB	R	H	RBI	BB	SO	LOB	BOTTOM											
Jacque Jones, L OBP: 0.323, SLG: 0.392	F9	K		G3-1	G1		L9			5	0	0	0	0	1	4	Detroit Tigers @ Minnesota Twins Hubert H. Humphrey Metrodome, Minneapolis, MN Tue Sep 18 2001, 8:05 PM EDT Att: 10,878 - Dome - 72 F livebaseballscorecards.com											
Cristian Guzman, S OBP: 0.342, SLG: 0.493	2B E 1B	G5-3		F7		HR		K	5	2	2	1	0	1	1													
Doug Mientkiewicz, L OBP: 0.397, SLG: 0.487				G1-3	G4-3		P6	E 1B 1B	5	1	2	0	0	0	0													
Corey Koskie, L OBP: 0.368, SLG: 0.514								E 1B 1B	5	2	3	1	0	2	2													
David Ortiz, L OBP: 0.339, SLG: 0.504								E IBB	4	0	2	0	1	1	2													
Torii Hunter, R OBP: 0.293, SLG: 0.468								E9 1B 1B	5	2	2	3	0	0	4													
A.J. Pierzynski, L OBP: 0.329, SLG: 0.443								E6	5	1	2	2	0	0	5													
Bobby Kielty, S OBP: 0.281, SLG: 0.325								G4-3	4	0	2	1	0	2	1													
Luis Rivas, R OBP: 0.313, SLG: 0.361									3	0	3	0	0	0	0													
Inning Stats	R: 2 E: 1 K: 1 S: 12	H: 3 LOB: 2 BB: 1 P: 21	R: 0 E: 0 K: 1 S: 11	H: 1 LOB: 1 BB: 0 P: 15	R: 3 E: 1 K: 0 S: 19	H: 5 LOB: 2 BB: 0 P: 24	R: 0 E: 0 K: 0 S: 7	H: 0 LOB: 0 BB: 0 P: 8	R: 2 E: 0 K: 1 S: 13	H: 4 LOB: 2 BB: 0 P: 17	R: 1 E: 0 K: 1 S: 19	H: 2 LOB: 1 BB: 0 P: 23	R: 0 E: 0 K: 1 S: 11	H: 1 LOB: 1 BB: 0 P: 17	R: 0 E: 1 K: 2 S: 14	H: 2 LOB: 3 BB: 0 P: 21	1B: 11 2B: 5 3B: 0 HR: 2	SF: 0 SAC: 1 DP: 0 HBP: 0	WP: 0 PB: 0 SB: 0 CS: 0	PA: 43								
PITCHER	IP	WLS	BF	H	R	ER	SO	BB	IBB	HBP	BLK	WP	HR	S	P	ERA	WHIP											
Jeff Weaver, R ERA: 4.16	(1, 1)	4.2	L	27	13	7	7	3	0	0	0	0	0	1	61	83	13.50	2.786										
Matt Perisho, L ERA: 5.64	(5, 1)	1.1		6	2	1	1	1	0	0	0	0	0	1	20	25	6.75	1.500										
Luis Pineda, R ERA: 5.02	(7, 1)	1.0		4	1	0	0	1	0	0	0	0	0	11	17	0.00	1.000											
Heath Murray, L ERA: 5.54	(8, 1)	0.2		4	2	0	0	2	0	0	0	0	0	11	18	0.00	3.000											
Danny Patterson, R ERA: 3.02	(8, 1)	0.1		2	0	0	0	0	0	0	0	0	0	3	3	0.00	0.000											



Batter	1	2	3	4	5	6	7	8	9	AB	R	H	RBI	BB	SO	LOB	TOP										
Jose Macias, S OBP: 0.316, SLG: 0.405	F7		F9 BB 3B 1B	P4			G6-3 S SF8 1B		G4-6-3	5	2	2	0	0	0	2											
Damion Easley, R OBP: 0.324, SLG: 0.388	K		3B BB		K		G6-3			4	1	1	0	1	2	1											
Bobby Higginson, L OBP: 0.364, SLG: 0.438	HR		F9		HR				F7	4	2	2	2	1	0	3											
Tony Clark, S OBP: 0.374, SLG: 0.475	2B				F3		SF8			3	1	2	3	0	0	0											
Shane Halter, R OBP: 0.330, SLG: 0.457	2B		G5-3		G5-3		CS			4	0	2	1	0	0	1											
Wendell Magee, R OBP: 0.304, SLG: 0.377	K		K						F9	4	0	0	0	0	2	3											
Deivi Cruz, R OBP: 0.276, SLG: 0.355			F9		F7		G5-3		F8	4	0	0	0	0	0	1											
Eric Munson, L OBP: 0.250, SLG: 0.250	K		K						G4-3	4	0	2	0	0	1	1											
Javier Cardona, R OBP: 0.282, SLG: 0.378	P3				F8		P6		G4-6-3 1B	4	0	1	0	0	0	2											
Inning Stats	R: 2 H: 3 E: 0 K: 2 S: 16	H: 3 LOB: 1 BB: 0 P: 21	R: 0 H: 0 E: 0 K: 1 S: 14	H: 0 LOB: 0 BB: 0 P: 19	R: 2 H: 2 E: 0 K: 1 S: 14	H: 2 LOB: 1 BB: 1 P: 22	R: 0 H: 1 E: 0 K: 0 S: 6	H: 1 LOB: 1 BB: 0 P: 8	R: 1 H: 1 E: 0 K: 0 S: 10	H: 1 LOB: 0 BB: 0 P: 12	R: 0 H: 1 E: 0 K: 0 S: 6	H: 1 LOB: 1 BB: 0 P: 8	R: 1 H: 1 E: 0 K: 0 S: 9	H: 1 LOB: 0 BB: 1 P: 16	R: 0 H: 1 E: 0 K: 0 S: 7	H: 1 LOB: 1 BB: 0 P: 9	R: 0 H: 2 E: 0 K: 0 S: 9	H: 2 LOB: 1 BB: 0 P: 15	1B: 7 2B: 2 3B: 1 HR: 2	SF: 1 SAC: 0 DP: 1 HBP: 0	WP: 0 PB: 0 SB: 1 CS: 1	PA: 40					
PITCHER	IP	WLS	BF	H	R	ER	SO	BB	IBB	HBP	BLK	WP	HR	S	P	ERA	WHIP										
Eric Milton, L ERA: 4.23	5.0	L	23	7	5	5	5	1	0	0	0	0	2	60	82	9.00	1.600										
Jack Cressend, R ERA: 3.29	1.1		6	2	1	1	0	0	0	0	0	0	0	12	16	6.75	1.500										
Mike Duvall, L ERA: 5.4	0.0		1	0	0	0	0	1	0	0	0	0	0	4	4	∞	∞										
Hector Carrasco, R ERA: 5.05	0.2		1	0	0	0	0	0	0	0	0	0	0	3	4	0.00	0.000										
LaTroy Hawkins, R ERA: 5.89	2.0		8	3	0	0	0	0	0	0	0	0	0	16	24	0.00	1.500										

Detroit Tigers @ Minnesota Twins
Hubert H. Humphrey Metrodome, Minneapolis, MN

AB 36
R 6
H 12
RBI 6
BB 2
SO 5
LOB 14



Wed Sep 19, 2001, 8:05 PM EDT
Att: 10,157 - Dome - 72 F

Batter	1	2	3	4	5	6	7	8	9	AB	R	H	RBI	BB	SO	LOB	BOTTOM										
Denny Hocking, S OBP: 0.305, SLG: 0.323	E5 1B		G4-3			F7		F7		4	0	1	0	0	0	0											
Cristian Guzman, S OBP: 0.341, SLG: 0.491	G4-3		G6-3			F7			G4-3 PB SF9 1B	4	1	1	0	0	0	0											
Doug Mientkiewicz, L OBP: 0.395, SLG: 0.483	F8				F9	G5-3			G4-3	4	0	0	0	0	0	1											
Corey Koskie, L OBP: 0.365, SLG: 0.511		K			G6-3		F9		SF9	3	0	0	1	0	1	0											
Brian Buchanan, R OBP: 0.357, SLG: 0.528	G4-3				G6-3		E5 G4-3 1B			3	0	1	0	1	0	0											
David Ortiz, L OBP: 0.338, SLG: 0.504						F7		G4-3	G1-3	4	0	1	0	0	0	2											
Tori Hunter, R OBP: 0.294, SLG: 0.470	G4-3				G4-3 2B		F8			3	0	1	0	0	0	2											
A.J. Pierzynski, L OBP: 0.327, SLG: 0.440			G4-3			G4-3				2	0	0	0	0	0	1											
Matthew LeCroy, R OBP: 0.250, SLG: 0.714									K	1	0	0	0	0	1	0											
Jacque Jones, L OBP: 0.324, SLG: 0.399						G4-3		G1-3		3	1	1	1	0	0	1											
Inning Stats	R: 0 H: 1 E: 1 K: 0 S: 5	H: 1 LOB: 0 BB: 0 P: 7	R: 0 H: 1 E: 0 K: 1 S: 9	H: 1 LOB: 0 BB: 0 P: 12	R: 1 H: 1 E: 0 K: 0 S: 7	H: 1 LOB: 0 BB: 0 P: 10	R: 0 H: 0 E: 0 K: 0 S: 3	H: 0 LOB: 0 BB: 0 P: 6	R: 0 H: 1 E: 0 K: 0 S: 8	H: 1 LOB: 1 BB: 0 P: 13	R: 0 H: 0 E: 0 K: 0 S: 7	H: 0 LOB: 0 BB: 0 P: 12	R: 0 H: 1 E: 1 K: 0 S: 11	H: 1 LOB: 1 BB: 0 P: 16	R: 0 H: 0 E: 0 K: 1 S: 8	H: 0 LOB: 0 BB: 0 P: 13	R: 1 H: 1 E: 0 K: 0 S: 13	H: 1 LOB: 1 BB: 1 P: 25	1B: 3 2B: 2 3B: 0 HR: 1	SF: 1 SAC: 0 DP: 0 HBP: 0	WP: 0 PB: 1 SB: 0 CS: 0	PA: 33					
PITCHER	IP	WLS	BF	H	R	ER	SO	BB	IBB	HBP	BLK	WP	HR	S	P	ERA	WHIP										
Steve Sparks, R ERA: 3.89	9.0	W	33	6	2	1	2	1	0	0	0	0	1	71	114	1.00	0.778										

Detroit Tigers @ Minnesota Twins
Hubert H. Humphrey Metrodome, Minneapolis, MN

AB 31
R 2
H 6
RBI 2
BB 1
SO 2
LOB 7



Wed Sep 19, 2001, 8:05 PM EDT
Att: 10,157 - Dome - 72 F

Batter	1	2	3	4	5	6	7	8	9	AB	R	H	RBI	BB	SO	LOB	TOP					
Jose Macias, S OBP: 0.316, SLG: 0.404	F7		G1-3		G1-3			G5-4-3 1B		4	0	1	0	0	0	2	Detroit Tigers @ Minnesota Twins Hubert H. Humphrey Metrodome, Minneapolis, MN Thu Sep 20 2001, 1:05 PM EDT Att. 9,754 - Dome - 72 F livebaseballscorecards.com					
Damion Easley, R OBP: 0.322, SLG: 0.385	G6-3			G1-3		G5-3		G5-4-3 1-2		4	0	0	0	0	0	1						
Bobby Higginson, L OBP: 0.365, SLG: 0.438				G2-3 1B		G4-3			G6-3	3	0	1	0	1	0	0						
Randall Simon, L OBP: 0.338, SLG: 0.420	G4-3			G2-3					K	4	0	1	0	0	1	2						
Shane Halter, R OBP: 0.329, SLG: 0.453		G1-6-3		G6-3						3	0	0	0	1	0	2						
Robert Fick, L OBP: 0.338, SLG: 0.487	G4-3					G6-3			G6-3	4	0	2	0	0	0	1						
Wendell Magee, R OBP: 0.300, SLG: 0.371									G6-4-3 1B	3	0	0	0	0	2	2						
43 Chris Wakeland, L OBP: 0.250, SLG: 0.438				K					G6-4-3 1-2	3	0	1	0	0	2	0						
15 Brandon Inge, R OBP: 0.243, SLG: 0.259				L5					K2-3	3	0	1	0	0	2	0						
									F8	3	0	0	0	0	0	2						
Inning Stats	R: 0 E: 0 K: 0 S: 9	H: 0 LOB: 1 BB: 1 P: 16	R: 0 E: 0 K: 1 S: 11	H: 0 LOB: 0 BB: 0 P: 17	R: 0 E: 0 K: 1 S: 7	H: 0 LOB: 0 BB: 0 P: 11	R: 0 E: 0 K: 0 S: 6	H: 1 LOB: 1 BB: 0 P: 7	R: 0 E: 0 K: 1 S: 13	H: 2 LOB: 2 BB: 0 P: 21	R: 0 E: 0 K: 0 S: 6	H: 1 LOB: 1 BB: 0 P: 7	R: 0 E: 0 K: 1 S: 10	H: 1 LOB: 0 BB: 0 P: 12	R: 0 E: 0 K: 0 S: 7	H: 1 LOB: 0 BB: 0 P: 10	R: 0 E: 0 K: 1 S: 8	H: 0 LOB: 1 BB: 1 P: 17	1B: 6 2B: 0 3B: 0 HR: 0	SF: 0 SAC: 0 DP: 2 HBP: 0	WP: 0 PB: 0 SB: 0 CS: 0	PA: 33
PITCHER Joe Mays, R ERA: 3.17	IP: 9.0 WLS: W BF: 33 H: 6 R: 0 ER: 0 SO: 5 BB: 2 IBB: 0 HBP: 0 BLK: 0 WP: 0 HR: 0 S: 77 P: 118 ERA: 0.00 WHIP: 0.889											PITCHER	IP: 9.0 WLS: W BF: 33 H: 6 R: 0 ER: 0 SO: 5 BB: 2 IBB: 0 HBP: 0 BLK: 0 WP: 0 HR: 0 S: 77 P: 118 ERA: 0.00 WHIP: 0.889									

Batter	1	2	3	4	5	6	7	8	9	AB	R	H	RBI	BB	SO	LOB	BOTTOM			
Luis Rivas, R OBP: 0.316, SLG: 0.364	FC6-4 1B		E9 1B					F3		4	1	3	0	0	0	0	Detroit Tigers @ Minnesota Twins Hubert H. Humphrey Metrodome, Minneapolis, MN Thu Sep 20 2001, 1:05 PM EDT Att. 9,754 - Dome - 72 F livebaseballscorecards.com			
Cristian Guzman, S OBP: 0.340, SLG: 0.489	FC6-4 1-2							F7		4	0	1	1	0	0	2				
Doug Mientkiewicz, L OBP: 0.393, SLG: 0.481	L3							F8		3	0	0	0	0	0	2				
Corey Koskie, L OBP: 0.363, SLG: 0.508		P4						F9		3	0	0	0	0	0	2				
David Ortiz, L OBP: 0.334, SLG: 0.498								K		3	0	0	0	0	1	0				
Torii Hunter, R OBP: 0.294, SLG: 0.469		G4-3						F9		3	0	1	0	0	0	0				
Jacque Jones, L OBP: 0.324, SLG: 0.405								F9		3	0	1	0	0	0	0				
Tom Prince, R OBP: 0.302, SLG: 0.392								G4-6-3 1B		3	1	1	1	0	0	1				
Bobby Kielty, S OBP: 0.272, SLG: 0.313								G3		3	0	0	0	0	1	0				
										3	1	0	0	0	1	0				
Inning Stats	R: 0 E: 0 K: 0 S: 6	H: 1 LOB: 0 BB: 0 P: 9	R: 0 E: 0 K: 0 S: 8	H: 0 LOB: 0 BB: 0 P: 11	R: 3 E: 2 K: 0 S: 17	H: 3 LOB: 1 BB: 0 P: 26	R: 0 E: 0 K: 0 S: 4	H: 1 LOB: 0 BB: 0 P: 7	R: 0 E: 0 K: 1 S: 6	H: 0 LOB: 0 BB: 0 P: 9	R: 0 E: 0 K: 1 S: 7	H: 0 LOB: 0 BB: 0 P: 9	R: 0 E: 0 K: 2 S: 14	H: 1 LOB: 1 BB: 0 P: 24	R: 0 E: 0 K: 2 S: 14	H: 1 LOB: 1 BB: 0 P: 24	1B: 5 2B: 1 3B: 0 HR: 1	SF: 0 SAC: 0 DP: 2 HBP: 0	WP: 0 PB: 0 SB: 1 CS: 0	PA: 29
PITCHER Jose Lima, R ERA: 5.6 Matt Anderson, R ERA: 4.85	IP: 7.2 WLS: L BF: 27 H: 5 R: 3 ER: 1 SO: 4 BB: 0 IBB: 0 HBP: 0 BLK: 0 WP: 0 HR: 1 S: 66 P: 99 ERA: 1.17 WHIP: 0.652											PITCHER	IP: 8.1 WLS: L BF: 2 H: 1 R: 0 ER: 0 SO: 0 BB: 0 IBB: 0 HBP: 0 BLK: 0 WP: 0 HR: 0 S: 5 P: 9 ERA: 0.00 WHIP: 3.000							



Batter	1	2	3	4	5	6	7	8	9	AB	R	H	RBI	BB	SO	LOB	TOP										
Kenny Lofton, L (1, 8) OBP: 0.334, SLG: 0.416	G3																4 1 2 0 0 0 0										
Wil Cordero, R (9, PH) OBP: 0.319, SLG: 0.355				2B													1 0 0 0 0 1 2										
Omar Vizquel, S (1, 6) OBP: 0.333, SLG: 0.349	K			G4-3													4 0 0 0 0 1 2										
Roberto Alomar, S (1, 4) OBP: 0.414, SLG: 0.544	G4-3			F7													4 1 1 1 0 0 2										
Juan Gonzalez, R (1, 9) OBP: 0.383, SLG: 0.617				F9													4 0 1 0 0 0 0										
Jim Thome, L (1, 3) OBP: 0.422, SLG: 0.647				E8													4 0 2 1 0 2 0										
Ellis Burks, R (1, 10) OBP: 0.360, SLG: 0.534																	2 0 1 0 2 1 0										
Marty Cordova, R (1, 7) OBP: 0.355, SLG: 0.509				BB													4 0 0 0 0 1 6										
Travis Fryman, R (1, 5) OBP: 0.319, SLG: 0.329				F9													4 0 1 0 0 0 2										
Einar Diaz, R (1, 2) OBP: 0.331, SLG: 0.387				G5-3													3 0 0 0 0 0 0										
Eddie Taubensee, L (9, PH) OBP: 0.297, SLG: 0.343																	0 0 0 0 0 0 0										
Jolbert Cabrera, R (9, PH) OBP: 0.315, SLG: 0.354																	1 0 0 0 0 0 2										
Inning Stats	R: 0 E: 0 K: 1 S: 7	H: 0 LOB: 0 BB: 0 P: 11	R: 0 E: 1 K: 0 S: 7	H: 1 LOB: 2 BB: 1 P: 11	R: 0 E: 0 K: 0 S: 11	H: 1 LOB: 1 BB: 0 P: 13	R: 0 E: 0 K: 2 S: 9	H: 0 LOB: 0 BB: 0 P: 11	R: 0 E: 0 K: 0 S: 6	H: 0 LOB: 0 BB: 0 P: 11	R: 1 E: 0 K: 0 S: 17	H: 3 LOB: 3 BB: 1 P: 29	R: 0 E: 0 K: 0 S: 11	H: 0 LOB: 0 BB: 0 P: 14	R: 1 E: 0 K: 1 S: 10	H: 1 LOB: 0 BB: 0 P: 15	R: 0 E: 0 K: 2 S: 13	H: 2 LOB: 2 BB: 0 P: 20	1B: 4 2B: 3 3B: 0 HR: 1	SF: 0 SAC: 0 DP: 0 HBP: 0	WP: 0 PB: 0 SB: 0 CS: 0	PA: 37					
PITCHER	IP	WLS	BF	H	R	ER	SO	BB	IBB	HBP	BLK	WP	HR	S	P	ERA	WHIP										
Rick Reed, R (1, 1) ERA: 3.82	7.1	W	30	6	2	2	3	2	0	0	0	0	1	73	107	2.46	1.091										
Hector Carrasco, R (8, 1) ERA: 5.0	0.2		2	0	0	0	1	0	0	0	0	0	0	5	8	0.00	0.000										
Todd Jones, R (9, 1) ERA: 4.34	0.1		3	2	0	0	1	0	0	0	0	0	0	8	12	0.00	6.000										
Eddie Guardado, L (9, 1) ERA: 3.52	0.2	S	2	0	0	0	1	0	0	0	0	0	0	5	8	0.00	0.000										

Cleveland Indians @ Minnesota Twins
Hubert H. Humphrey Metrodome, Minneapolis, MN

AB 35
R 2
H 8
RBI 2
BB 2
SO 6
LOB 16



WP: 0 PA: 37
PB: 0
SB: 0
CS: 0

Batter	1	2	3	4	5	6	7	8	9	AB	R	H	RBI	BB	SO	LOB	BOTTOM										
Luis Rivas, R (1, 4) OBP: 0.318, SLG: 0.365	K																4 0 2 0 0 1 0										
Cristian Guzman, S (1, 6) OBP: 0.342, SLG: 0.488																	3 0 1 0 1 1 0										
Doug Mientkiewicz, L (1, 3) OBP: 0.393, SLG: 0.479																	2 1 0 0 2 0 1										
Brian Buchanan, R (1, 9) OBP: 0.360, SLG: 0.525																	3 1 1 0 1 0 1										
Jacque Jones, L (8, 7) OBP: 0.324, SLG: 0.405																	0 0 0 0 0 0 0										
Corey Koskie, L (1, 5) OBP: 0.366, SLG: 0.508																	2 2 1 0 2 0 0										
Torii Hunter, R (1, 8) OBP: 0.295, SLG: 0.474																	3 1 1 4 1 1 1										
David Ortiz, L (1, 10) OBP: 0.330, SLG: 0.491																	4 0 0 1 0 1 3										
Bobby Kielty, S (1, 7) OBP: 0.274, SLG: 0.349																	3 1 1 1 0 0 0										
Tom Prince, R (1, 2) OBP: 0.297, SLG: 0.385																	3 0 0 0 0 0 0										
Inning Stats	R: 0 E: 0 K: 1 S: 8	H: 1 LOB: 0 BB: 0 P: 11	R: 3 E: 0 K: 1 S: 11	H: 1 LOB: 2 BB: 2 P: 20	R: 1 E: 0 K: 0 S: 9	H: 1 LOB: 3 BB: 3 P: 23	R: 0 E: 0 K: 0 S: 6	H: 1 LOB: 0 BB: 0 P: 8	R: 0 E: 0 K: 1 S: 7	H: 0 LOB: 0 BB: 0 P: 11	R: 2 E: 0 K: 1 S: 16	H: 2 LOB: 0 BB: 0 P: 25	R: 0 E: 0 K: 0 S: 8	H: 1 LOB: 1 BB: 2 P: 17	R: 0 E: 0 K: 0 S: 5	H: 0 LOB: 0 BB: 0 P: 7	1B: 5 2B: 1 3B: 0 HR: 2	SF: 0 SAC: 0 DP: 1 HBP: 0	WP: 0 PB: 0 SB: 2 CS: 3	PA: 35							
PITCHER	IP	WLS	BF	H	R	ER	SO	BB	IBB	HBP	BLK	WP	HR	S	P	ERA	WHIP										
CC Sabathia, L (1, 1) ERA: 4.79	5.2	L	26	6	6	6	4	5	0	0	0	0	2	53	91	9.53	1.941										
David Riske, R (6, 1) ERA: 1.95	1.1		5	1	0	0	0	2	0	0	0	0	0	12	24	0.00	2.250										
Rich Rodriguez, L (8, 1) ERA: 4.34	1.0		3	0	0	0	0	0	0	0	0	0	0	5	7	0.00	0.000										

Cleveland Indians @ Minnesota Twins
Hubert H. Humphrey Metrodome, Minneapolis, MN

AB 27
R 6
H 7
RBI 6
BB 7
SO 4
LOB 6



WP: 0 PA: 35
PB: 0
SB: 2
CS: 3

Batter	1	2	3	4	5	6	7	8	9	AB	R	H	RBI	BB	SO	LOB	TOP										
Kenny Lofton, L OBP: 0.335, SLG: 0.416	F8		F8						F7	5	0	2	1	0	0	0	Cleveland Indians @ Minnesota Twins Hubert H. Humphrey Metrodome, Minneapolis, MN Sat Sep 22 2001, 1:25 PM EDT Att: 33,733 - Dome - 72 F livebaseballscorecards.com										
Omar Vizquel, S OBP: 0.332, SLG: 0.347	P3		G4-3						L3	5	0	1	1	0	0	0											
Roberto Alomar, S OBP: 0.411, SLG: 0.540	G4-3									4	0	0	0	0	0	3											
Juan Gonzalez, R OBP: 0.380, SLG: 0.612										4	0	0	0	0	2	3											
Jim Thome, L OBP: 0.425, SLG: 0.654										3	1	2	1	1	0	0											
Ellis Burks, R OBP: 0.361, SLG: 0.537										4	1	2	0	0	2	1											
Travis Fryman, R OBP: 0.321, SLG: 0.334										4	1	2	1	0	2	3											
Karim Garcia, L OBP: 0.400, SLG: 0.778										3	1	1	0	0	1	3											
Jolbert Cabrera, R OBP: 0.314, SLG: 0.353										1	0	0	0	0	0	1											
Einar Diaz, R OBP: 0.330, SLG: 0.384										3	0	0	0	0	1	1											
Inning Stats	R: 0 E: 0 K: 0 S: 9	H: 0 LOB: 0 BB: 0 P: 12	R: 0 E: 0 K: 1 S: 15	H: 1 LOB: 2 BB: 1 P: 24	R: 0 E: 0 K: 1 S: 8	H: 0 LOB: 0 BB: 0 P: 9	R: 0 E: 0 K: 0 S: 5	H: 0 LOB: 0 BB: 0 P: 8	R: 2 E: 0 K: 2 S: 17	H: 4 LOB: 3 BB: 0 P: 26	R: 2 E: 0 K: 1 S: 17	H: 4 LOB: 2 BB: 0 P: 20	R: 0 E: 0 K: 1 S: 8	H: 0 LOB: 0 BB: 0 P: 13	R: 0 E: 0 K: 2 S: 13	H: 1 LOB: 1 BB: 0 P: 17	R: 0 E: 0 K: 0 S: 9	H: 0 LOB: 0 BB: 0 P: 13	1B: 7 2B: 2 3B: 0 HR: 1	SF: 0 SAC: 0 DP: 0 HBP: 1	WP: 0 PB: 0 SB: 0 CS: 0	PA: 38					
PITCHER	IP	WLS	BF	H	R	ER	SO	BB	IBB	HBP	BLK	WP	HR	S	P	ERA	WHIP										
Brad Radke, R ERA: 3.98	5.0	L	25	8	4	4	4	1	0	1	0	0	1	63	91	7.20	1.800										
Hector Carrasco, R ERA: 4.96	0.2		2	0	0	0	1	0	0	0	0	0	0	5	5	0.00	0.000										
Mike Duvall, L ERA: 3.38	1.0		3	1	0	0	0	0	0	0	0	0	0	8	10	0.00	1.000										
Jack Cressend, R ERA: 3.21	1.1		5	1	0	0	3	0	0	0	0	0	0	16	23	0.00	0.750										
Bob Wells, R ERA: 5.21	1.0		3	0	0	0	0	0	0	0	0	0	0	9	13	0.00	0.000										

Batter	1	2	3	4	5	6	7	8	9	AB	R	H	RBI	BB	SO	LOB	BOTTOM										
Jacque Jones, L OBP: 0.327, SLG: 0.408	F8									4	0	3	0	0	0	0	Cleveland Indians @ Minnesota Twins Hubert H. Humphrey Metrodome, Minneapolis, MN Sat Sep 22 2001, 1:25 PM EDT Att: 33,733 - Dome - 72 F livebaseballscorecards.com										
Cristian Guzman, S OBP: 0.336, SLG: 0.485	P6		G4-3							3	0	0	0	0	0	2											
Doug Mientkiewicz, L OBP: 0.392, SLG: 0.477										4	0	1	0	0	1	3											
Corey Koskie, L OBP: 0.364, SLG: 0.504	G4-3									4	0	0	0	0	1	3											
Brian Buchanan, R OBP: 0.363, SLG: 0.522										3	0	1	0	1	2	0											
David Ortiz, L OBP: 0.326, SLG: 0.484										4	0	0	0	0	3	2											
Tori Hunter, R OBP: 0.297, SLG: 0.473										3	1	1	0	0	1	1											
A.J. Pierzynski, L OBP: 0.326, SLG: 0.441										4	1	1	1	0	2	2											
Luis Rivas, R OBP: 0.317, SLG: 0.364										4	0	1	1	0	1	0											
Inning Stats	R: 0 E: 0 K: 0 S: 6	H: 1 LOB: 1 BB: 0 P: 9	R: 0 E: 0 K: 2 S: 10	H: 0 LOB: 0 BB: 0 P: 16	R: 0 E: 0 K: 1 S: 11	H: 1 LOB: 1 BB: 0 P: 13	R: 0 E: 0 K: 1 S: 14	H: 0 LOB: 1 BB: 1 P: 23	R: 2 E: 0 K: 1 S: 13	H: 3 LOB: 2 BB: 0 P: 17	R: 0 E: 0 K: 3 S: 14	H: 1 LOB: 1 BB: 0 P: 21	R: 0 E: 0 K: 1 S: 10	H: 1 LOB: 0 BB: 0 P: 14	R: 0 E: 0 K: 2 S: 13	H: 0 LOB: 0 BB: 0 P: 20		R: 0 E: 0 K: 0 S: 6	H: 1 LOB: 0 BB: 0 P: 11	1B: 7 2B: 1 3B: 0 HR: 0	SF: 0 SAC: 1 DP: 1 HBP: 1	WP: 0 PB: 0 SB: 0 CS: 0	PA: 36				
PITCHER	IP	WLS	BF	H	R	ER	SO	BB	IBB	HBP	BLK	WP	HR	S	P	ERA	WHIP										
Steve Woodard, R ERA: 5.3	4.0		19	5	2	2	4	1	0	1	0	0	0	16	21	4.50	1.500										
Ricardo Rincon, L ERA: 3.05	1.1	W	5	1	0	0	2	0	0	0	0	0	0	6	6	0.00	0.750										
Paul Shuey, R ERA: 2.36	1.2	H	6	1	0	0	3	0	0	0	0	0	0	16	23	0.00	0.600										
Danys Baez, R ERA: 2.18	1.0	H	3	0	0	0	2	0	0	0	0	0	0	13	20	0.00	0.000										
Bob Wickman, R ERA: 2.44	1.0	S	3	1	0	0	0	0	0	0	0	0	0	6	11	0.00	1.000										



Batter	1	2	3	4	5	6	7	8	9	AB	R	H	RBI	BB	SO	LOB	TOP					
Kenny Lofton, L OBP: 0.334, SLG: 0.414 (1, 8)	 HR BB		 K		 K			 F8		3	1	0	0	1	2	0						
Omar Vizquel, S OBP: 0.330, SLG: 0.345 (1, 6)	 K		 G5-3			 F9		 G4-3		4	0	0	0	0	1	1						
Roberto Alomar, S OBP: 0.413, SLG: 0.546 (1, 4)	 HR			 FC4-6 BB		 F8		 1B		3	1	2	2	1	0	0						
Juan Gonzalez, R OBP: 0.380, SLG: 0.609 (1, 9)	 K			 FC4-6 HR		 FC6-4 1B		 P3		4	1	1	0	0	1	2						
Ellis Burks, R OBP: 0.360, SLG: 0.541 (1, 10)	 G5-3			 HR		 FC6-4		 G6-3		4	1	1	2	0	0	1						
Jim Thome, L OBP: 0.422, SLG: 0.648 (1, 3)		 F2		 K			 K		 G3		4	0	0	0	0	2	0					
Marty Cordova, R OBP: 0.353, SLG: 0.595 John McDonald, R (7, 5)		 G5-3		 G5-3			 G5-3		 K		3	0	0	0	0	0	0					
Einar Diaz, R OBP: 0.330, SLG: 0.384 (1, 2)		 F9				 F3			 1B		3	0	1	0	0	0	0					
Jolbert Cabrera, R OBP: 0.311, SLG: 0.349 (7, 7)			 F3		 F8		 L7				3	0	0	0	0	0	1					
Inning Stats	R: 2 E: 0 K: 2 S: 13	H: 1 LOB: 0 BB: 1 P: 23	R: 0 E: 0 K: 0 S: 6	H: 0 LOB: 0 BB: 0 P: 10	R: 0 E: 0 K: 1 S: 7	H: 0 LOB: 0 BB: 0 P: 9	R: 2 E: 0 K: 1 S: 10	H: 1 LOB: 0 BB: 1 P: 19	R: 0 E: 0 K: 1 S: 8	H: 0 LOB: 0 BB: 0 P: 13	R: 0 E: 0 K: 0 S: 11	H: 1 LOB: 1 BB: 0 P: 16	R: 0 E: 0 K: 1 S: 11	H: 1 LOB: 1 BB: 0 P: 17	R: 0 E: 0 K: 0 S: 9	H: 1 LOB: 1 BB: 0 P: 12	R: 0 E: 0 K: 1 S: 6	H: 0 LOB: 0 BB: 0 P: 8	1B: 3 2B: 0 3B: 0 HR: 2	SF: 0 SAC: 0 DP: 0 HBP: 0	WP: 0 PB: 0 SB: 0 CS: 0	PA: 34
PITCHER	IP	WLS	BF	H	R	ER	SO	BB	IBB	HBP	BLK	WP	HR	S	P	ERA	WHIP					
Eric Milton, L ERA: 4.26 (1, 1)	7.0	L	27	4	4	4	6	2	0	0	0	0	2	66	107	5.14	0.857					
Mike Duvall, L ERA: 2.7 (8, 1)	0.2		3	1	0	0	0	0	0	0	0	0	0	7	10	0.00	1.500					
Hector Carrasco, R ERA: 4.86 (8, 1)	1.1		4	0	0	0	1	0	0	0	0	0	0	8	10	0.00	0.000					

Cleveland Indians @ Minnesota Twins
Hubert H. Humphrey Metrodome, Minneapolis, MN
Sun Sep 23 2001, 2:05 PM EDT
Att: 21,928 - Dome - 72 F

AB 32
R 4
H 5
RBI 4
BB 2
SO 7
LOB 5



Batter	1	2	3	4	5	6	7	8	9	AB	R	H	RBI	BB	SO	LOB	BOTTOM					
Luis Rivas, R OBP: 0.317, SLG: 0.365 (1, 4)	 P4	 F9			 G4-3 2B		 K			4	0	1	0	0	1	4						
Cristian Guzman, S OBP: 0.337, SLG: 0.481 (1, 6)	 G6-3		 G6-3		 G6-3		 G5-3			4	0	0	0	0	0	2						
Doug Mientkiewicz, L OBP: 0.380, SLG: 0.473 (1, 3)	 K		 G5-3		 G4-3			 G3		4	0	0	0	0	1	1						
Brian Buchanan, R OBP: 0.357, SLG: 0.514 Jacque Jones, L OBP: 0.326, SLG: 0.407 (8, PH) (9, 7)		 G6-3	 K		 K			 F8		3	0	0	0	0	2	1						
Corey Koskie, L OBP: 0.363, SLG: 0.504 (1, 5)		 1B 2B		 K 1B SF7		 G6-3		 K		4	2	1	0	0	2	0						
Torii Hunter, R OBP: 0.300, SLG: 0.475 (1, 8)		 2B 1B		 K		 K			 1B		4	0	3	1	0	1	0					
Bobby Kielty, S OBP: 0.276, SLG: 0.365 (9, 9)		 2B 1B		 SF7		 F3			 K		2	0	1	1	0	0	0					
A.J. Pierzynski, L OBP: 0.325, SLG: 0.440 (9, PH)		 2B		 K					 K		1	0	0	0	0	1	1					
5 Michael Cuddyer, R OBP: 0.667, SLG: 1.000 David Ortiz, L OBP: 0.325, SLG: 0.482 (9, PH)		 BB		 K			 G5-3 2B		 F8		2	0	1	0	1	1	1					
Tom Prince, R OBP: 0.292, SLG: 0.379 Denny Hocking, S OBP: 0.304, SLG: 0.322 (9, PH)		 K		 K			 G5-3		 G3		1	0	0	0	0	0	1					
Inning Stats	R: 0 E: 0 K: 1 S: 9	H: 0 LOB: 0 BB: 0 P: 15	R: 1 E: 0 K: 1 S: 17	H: 3 LOB: 3 BB: 1 P: 27	R: 0 E: 0 K: 1 S: 8	H: 0 LOB: 0 BB: 0 P: 13	R: 1 E: 1 K: 3 S: 15	H: 1 LOB: 1 BB: 0 P: 18	R: 0 E: 0 K: 1 S: 9	H: 1 LOB: 1 BB: 0 P: 14	R: 0 E: 0 K: 1 S: 6	H: 0 LOB: 0 BB: 0 P: 8	R: 0 E: 0 K: 1 S: 8	H: 1 LOB: 1 BB: 0 P: 10	R: 0 E: 0 K: 1 S: 7	H: 0 LOB: 0 BB: 0 P: 11	R: 0 E: 0 K: 1 S: 9	H: 1 LOB: 1 BB: 0 P: 14	1B: 3 2B: 4 3B: 0 HR: 0	SF: 1 SAC: 0 DP: 0 HBP: 0	WP: 0 PB: 0 SB: 0 CS: 0	PA: 36
PITCHER	IP	WLS	BF	H	R	ER	SO	BB	IBB	HBP	BLK	WP	HR	S	P	ERA	WHIP					
Chuck Finley, L ERA: 5.35 (1, 1)	7.1		30	6	2	1	9	1	0	0	0	0	0	73	106	1.23	0.955					
Danys Baez, R ERA: 2.15 (8, 1)	0.2	H	2	0	0	0	1	0	0	0	0	0	0	6	10	0.00	0.000					
Bob Wickman, R ERA: 2.4 (9, 1)	1.0	S	4	1	0	0	1	0	0	0	0	0	0	9	14	0.00	1.000					

Cleveland Indians @ Minnesota Twins
Hubert H. Humphrey Metrodome, Minneapolis, MN
Sun Sep 23 2001, 2:05 PM EDT
Att: 21,928 - Dome - 72 F

AB 34
R 2
H 7
RBI 2
BB 1
SO 11
LOB 17



Batter	1	2	3	4	5	6	7	8	9	AB	R	H	RBI	BB	SO	LOB	TOP				
Jacque Jones, L (1, 7) OBP: 0.324, SLG: 0.404 Bobby Kielty, S (8, FH) OBP: 0.283, SLG: 0.365	G3-1			F9		P6		1B BB		3	0	0	0	0	0	1	Minnesota Twins @ Chicago White Sox Comiskey Park, Chicago, IL Tue Sep 25 2001, 8:05 PM EDT Att: 11,973 - Sunny - 61 F				
Cristian Guzman, S (1, 6) OBP: 0.336, SLG: 0.479	F9			G6-3		F8		WP 1B		4	0	1	0	0	0	1					
Doug Mientkiewicz, L (1, 3) OBP: 0.389, SLG: 0.472	P6			G6-3				WP 1B		4	0	1	2	0	0	0					
Corey Koskie, L (1, 5) OBP: 0.362, SLG: 0.501		G3-1				F7		1B IBB		3	0	0	0	1	1	0					
Brian Buchanan, R (1, 9) OBP: 0.351, SLG: 0.503 Dustan Mohr, R (8, 9) OBP: 0.143, SLG: 0.105	L5			G6-3				F9		4	0	0	0	0	0	3					
David Ortiz, L (1, 10) OBP: 0.324, SLG: 0.489	F7					G4-3				0	0	0	0	0	0	0					
Torii Hunter, R (1, 8) OBP: 0.302, SLG: 0.481				P4				HR		4	1	1	1	0	1	0					
A.J. Pierzynski, L (1, 2) OBP: 0.325, SLG: 0.438				K				FC5-4 1B		4	0	1	0	0	1	1					
Luis Rivas, R (1, 4) OBP: 0.317, SLG: 0.367				K		FC5-4		1B 2B		3	1	1	0	0	1	1					
Inning Stats	R: 0 H: 0 E: 0 K: 0 S: 9	H: 0 LOB: 0 BB: 0 P: 15	R: 0 H: 0 E: 0 K: 0 S: 8	H: 0 LOB: 0 BB: 0 P: 12	R: 0 H: 0 E: 0 K: 2 S: 8	H: 0 LOB: 0 BB: 0 P: 10	R: 0 H: 0 E: 0 K: 0 S: 5	H: 0 LOB: 0 BB: 0 P: 8	R: 0 H: 0 E: 0 K: 0 S: 7	H: 0 LOB: 0 BB: 0 P: 10	R: 1 H: 2 E: 0 K: 0 S: 16	H: 2 LOB: 1 BB: 0 P: 22	R: 0 H: 0 E: 0 K: 1 S: 11	H: 0 LOB: 0 BB: 0 P: 14	R: 3 H: 4 E: 0 K: 0 S: 15	H: 4 LOB: 3 BB: 2 P: 28	R: 0 H: 1 E: 0 K: 1 S: 9	H: 1 LOB: 0 BB: 0 P: 13	1B: 4 2B: 2 3B: 0 HR: 2	SF: 0 SAC: 0 DP: 1 HBP: 0	WP: 1 PA: 35 CS: 0
PITCHER	IP	WLS	BF	H	R	ER	SO	BB	IBB	HBP	BLK	WP	HR	S	P	ERA	WHIP				
Gary Glover, R (1, 1) ERA: 4.68	7.2	L	27	4	3	3	3	0	0	0	0	0	2	72	101	3.52	0.522				
Bill Pulsipher, L (8, 1) ERA: 6.15	0.0		1	0	0	0	0	1	0	0	0	0	0	1	5	∞	∞				
Bob Howry, R (8, 1) ERA: 4.68	0.1		4	2	1	1	0	0	1	0	0	1	0	6	13	27.00	6.000				
Alan Embree, L (9, 1) ERA: 7.79	1.0		3	1	0	0	1	0	0	0	0	0	0	9	13	0.00	1.000				

Batter	1	2	3	4	5	6	7	8	9	AB	R	H	RBI	BB	SO	LOB	BOTTOM				
Ray Durham, S (1, 4) OBP: 0.340, SLG: 0.462	G4-3			HR				G6-3		3	1	1	0	1	0	1	Minnesota Twins @ Chicago White Sox Comiskey Park, Chicago, IL Tue Sep 25 2001, 8:05 PM EDT Att: 11,973 - Sunny - 61 F				
Jose Valentin, S (1, 5) OBP: 0.340, SLG: 0.513	F5			HR				G4-3		4	1	1	2	0	1	1					
Magglio Ordonez, R (1, 9) OBP: 0.378, SLG: 0.535				G4-3				L9		2	0	0	0	2	0	0					
14 Paul Konerko, R (1, 3) OBP: 0.351, SLG: 0.517	G5-3							G3		4	0	0	0	0	0	3					
Jose Canseco, R (1, 10) OBP: 0.383, SLG: 0.502				K				K		4	0	0	0	0	4	1					
Jeff Liefer, L (1, 7) OBP: 0.310, SLG: 0.528 Tony Graffanino, R (9, FH) OBP: 0.367, SLG: 0.399	F7							F9		3	0	0	0	0	1	1					
Chris Singleton, L (1, 8) OBP: 0.332, SLG: 0.434 Carlos Lee, R (9, FH) OBP: 0.325, SLG: 0.467	F7							G4-3		3	0	1	0	0	0	0					
Royce Clayton, R (1, 6) OBP: 0.311, SLG: 0.396				K						3	0	1	0	0	1	2					
Mark Johnson, L (1, 2) OBP: 0.337, SLG: 0.365	F7							F8		3	0	0	0	0	0	1					
Inning Stats	R: 0 H: 0 E: 0 K: 0 S: 11	H: 0 LOB: 1 BB: 1 P: 19	R: 0 H: 0 E: 0 K: 1 S: 7	H: 0 LOB: 0 BB: 0 P: 11	R: 2 H: 2 E: 0 K: 1 S: 9	H: 2 LOB: 0 BB: 0 P: 13	R: 0 H: 1 E: 1 K: 1 S: 8	H: 1 LOB: 2 BB: 0 P: 14	R: 0 H: 0 E: 2 K: 1 S: 12	H: 0 LOB: 2 BB: 2 P: 24	R: 0 H: 0 E: 0 K: 2 S: 9	H: 0 LOB: 0 BB: 0 P: 13	R: 0 H: 1 E: 0 K: 0 S: 7	H: 1 LOB: 0 BB: 0 P: 10	R: 0 H: 0 E: 0 K: 0 S: 5	H: 0 LOB: 0 BB: 0 P: 11	R: 0 H: 0 E: 0 K: 1 S: 12	H: 0 LOB: 0 BB: 0 P: 16	1B: 3 2B: 0 3B: 0 HR: 1	SF: 0 SAC: 0 DP: 0 HBP: 0	WP: 0 PA: 34 CS: 1
PITCHER	IP	WLS	BF	H	R	ER	SO	BB	IBB	HBP	BLK	WP	HR	S	P	ERA	WHIP				
Joe Mays, R (1, 1) ERA: 3.15	7.0	W	28	4	2	2	6	3	0	0	0	0	1	63	104	2.57	1.000				
Todd Jones, R (8, 1) ERA: 4.27	1.0	H	3	0	0	0	0	0	0	0	0	0	0	5	11	0.00	0.000				
Eddie Guardado, L (9, 1) ERA: 3.47	1.0	S	3	0	0	0	1	0	0	0	0	0	0	12	16	0.00	0.000				



Batter	1	2	3	4	5	6	7	8	9	AB	R	H	RBI	BB	SO	LOB	TOP					
Jacque Jones, L (1, 7) OBP: 0.324, SLG: 0.404 Bobby Kielty, S (7, FH) OBP: 0.287, SLG: 0.368	2-2 S 1B	3-1 G1-3		3-2 G4-3			0-0 G6-4-3 1B		1-3 K	3	0	1	0	0	0	2						
Cristian Guzman, S (1, 6) OBP: 0.335, SLG: 0.477	1-3 K2-3		0-0 FC3-6 1B		2-1 L6		1-2 G6-4-3		1-2 K	4	0	1	0	0	1	3						
Doug Mientkiewicz, L (1, 3) OBP: 0.386, SLG: 0.488	1-3 K		0-0 FC3-6 G4-3 1-2		1-0 F9		1-0 F8		1-0 K	4	0	0	0	0	1	3						
Corey Koskie, L (1, 5) OBP: 0.361, SLG: 0.499	0-0 G4-3		1-2 G4-3		1-1 WP 1B				1-3 K	4	0	1	0	0	1	2						
Brian Buchanan, R (1, 9) OBP: 0.344, SLG: 0.492		3-2 L4	3-1 G6-3		1-3 K2-3				0-1 G6-3	4	0	0	0	0	1	2						
David Ortiz, L (1, 10) OBP: 0.326, SLG: 0.490		2-0 FC4-6 1B		0-1 WP 2B 1B		1-1 G6-3			2-3 K	4	1	2	0	0	1	0						
Tori Hunter, R (1, 8) OBP: 0.301, SLG: 0.479		1-1 FC4-6 WP 1B 1-2		0-0 P3		2-0 G1-3			0-0 DI 1B	4	1	1	0	0	0	2						
A.J. Pierzynski, L (1, 2) OBP: 0.326, SLG: 0.441		0-1 WP 1B 1-H		2-0 1-H 2B		0-0 L4			0-0 F3	4	1	2	2	0	0	1						
Luis Rivas, R (1, 4) OBP: 0.318, SLG: 0.367		2-2 1-H 1B		1-1 G5-3			4-1 G6-4-3 1B BB		3-3 K	3	0	1	1	1	1	2						
Inning Stats	R: 0 E: 0 K: 2 S: 10	H: 1 LOB: 1 BB: 0 P: 14	R: 2 E: 0 K: 0 S: 13	H: 3 LOB: 1 BB: 0 P: 24	R: 0 E: 0 K: 0 S: 9	H: 1 LOB: 1 BB: 0 P: 13	R: 1 E: 0 K: 0 S: 9	H: 2 LOB: 1 BB: 0 P: 15	R: 0 E: 0 K: 1 S: 8	H: 0 LOB: 0 BB: 0 P: 7	R: 0 E: 0 K: 0 S: 10	H: 1 LOB: 1 BB: 1 P: 16	R: 0 E: 0 K: 2 S: 9	H: 0 LOB: 0 BB: 0 P: 12	R: 0 E: 0 K: 2 S: 8	H: 1 LOB: 1 BB: 0 P: 12	1B: 9 2B: 1 3B: 0 HR: 0	SF: 0 SAC: 0 DP: 1 HBP: 0	WP: 4 PB: 0 SB: 1 CS: 0	PA: 37		
PITCHER	IP WLS BF H R ER SO BB IBB HBP BLK WP HR S P ERA WHIP	IP WLS BF H R ER SO BB IBB HBP BLK WP HR S P ERA WHIP	IP WLS BF H R ER SO BB IBB HBP BLK WP HR S P ERA WHIP	IP WLS BF H R ER SO BB IBB HBP BLK WP HR S P ERA WHIP	IP WLS BF H R ER SO BB IBB HBP BLK WP HR S P ERA WHIP	IP WLS BF H R ER SO BB IBB HBP BLK WP HR S P ERA WHIP	IP WLS BF H R ER SO BB IBB HBP BLK WP HR S P ERA WHIP	IP WLS BF H R ER SO BB IBB HBP BLK WP HR S P ERA WHIP	IP WLS BF H R ER SO BB IBB HBP BLK WP HR S P ERA WHIP	IP WLS BF H R ER SO BB IBB HBP BLK WP HR S P ERA WHIP	IP WLS BF H R ER SO BB IBB HBP BLK WP HR S P ERA WHIP	IP WLS BF H R ER SO BB IBB HBP BLK WP HR S P ERA WHIP	IP WLS BF H R ER SO BB IBB HBP BLK WP HR S P ERA WHIP	IP WLS BF H R ER SO BB IBB HBP BLK WP HR S P ERA WHIP	IP WLS BF H R ER SO BB IBB HBP BLK WP HR S P ERA WHIP	IP WLS BF H R ER SO BB IBB HBP BLK WP HR S P ERA WHIP	IP WLS BF H R ER SO BB IBB HBP BLK WP HR S P ERA WHIP	IP WLS BF H R ER SO BB IBB HBP BLK WP HR S P ERA WHIP	IP WLS BF H R ER SO BB IBB HBP BLK WP HR S P ERA WHIP	IP WLS BF H R ER SO BB IBB HBP BLK WP HR S P ERA WHIP	IP WLS BF H R ER SO BB IBB HBP BLK WP HR S P ERA WHIP	
Kip Wells, R (1, 1) ERA: 4.33	6.0	W	26	8	3	3	3	0	0	0	0	0	0	0	0	0	4	0	53	86	4.50	1.333
Josh Fogg, R (7, 1) ERA: 2.57	0.0	L	1	0	0	0	0	1	0	0	0	0	0	0	0	0	0	0	1	5	∞	∞
Alan Embree, L (7, 1) ERA: 7.49	2.0	H	6	1	0	0	2	0	0	0	0	0	0	0	0	0	0	0	18	23	0.00	0.500
Keith Foulke, R (9, 1) ERA: 2.31	1.0	S	4	1	0	0	2	0	0	0	0	0	0	0	0	0	0	0	8	12	0.00	1.000

Minnesota Twins @ Chicago White Sox
Comiskey Park, Chicago, IL
Wed Sep 26 2001, 8:05 PM EDT
Att: 13,006 - Sunny - 63 F

AB 36
R 3
H 10
RBI 3
BB 1
SO 7
LOB 18



Batter	1	2	3	4	5	6	7	8	9	AB	R	H	RBI	BB	SO	LOB	BOTTOM					
Ray Durham, S (1, 4) OBP: 0.341, SLG: 0.464	1-2 L8		2-0 F7		1-2 2B	1-1 FC4-6 1B				4	0	2	3	0	0	1						
Jose Valentin, S (1, 5) OBP: 0.337, SLG: 0.508	0-3 K		1-0 F7		0-3 K	0-3 FC4-6 1-2				4	0	0	0	0	2	4						
Magglio Ordonez, R (1, 9) OBP: 0.377, SLG: 0.532	4-2 BB			0-0 G5-3		0-2 G6-3	2-1 G1-3			3	0	0	0	1	0	0						
14 Paul Konerko, R (1, 3) OBP: 0.350, SLG: 0.516	1-1 F8			0-1 F9		2-1 2B E 1B	1-1 G5-3			4	1	1	0	0	0	1						
Jeff Liefer, L (1, 10) OBP: 0.309, SLG: 0.522		2-2 F5		4-2 PO BB		1-2 F6	0-3 K			3	0	0	0	1	1	1						
Carlos Lee, R (1, 7) OBP: 0.324, SLG: 0.467 Aaron Rowand, R (9, 7) OBP: 0.386, SLG: 0.455	2-3 K			1-2 PO	0-2 G3-1	0-0 E 2B	1-3 G1-4-3			4	1	1	0	0	1	0						
Chris Singleton, L (1, 8) OBP: 0.334, SLG: 0.433		0-3 K			4-1 1B 2B BB	2-2 E9 1B 1B	0-1 G4-3			3	2	1	2	1	1	0						
Royce Clayton, R (1, 6) OBP: 0.311, SLG: 0.395			0-3 K2-3			0-0 F9	0-2 G3-1			4	1	1	1	0	1	1						
Josh Paul, R (1, 2) OBP: 0.301, SLG: 0.360				0-2 1B		0-1 2B 1B	0-2 E4 1B			3	1	2	0	0	0	1						
Inning Stats	R: 0 E: 0 K: 1 S: 12	H: 0 LOB: 1 BB: 1 P: 18	R: 0 E: 0 K: 2 S: 10	H: 0 LOB: 0 BB: 0 P: 14	R: 0 E: 0 K: 1 S: 8	H: 1 LOB: 0 BB: 0 P: 11	R: 0 E: 0 K: 0 S: 7	H: 0 LOB: 0 BB: 1 P: 12	R: 2 E: 0 K: 1 S: 14	H: 2 LOB: 1 BB: 1 P: 19	R: 4 E: 2 K: 0 S: 23	H: 5 LOB: 2 BB: 0 P: 30	R: 0 E: 0 K: 1 S: 7	H: 0 LOB: 0 BB: 0 P: 10	R: 0 E: 0 K: 0 S: 7	H: 0 LOB: 0 BB: 0 P: 8	1B: 6 2B: 2 3B: 0 HR: 0	SF: 0 SAC: 0 DP: 0 HBP: 0	WP: 0 PB: 0 SB: 0 CS: 0	PA: 36		
PITCHER	IP WLS BF H R ER SO BB IBB HBP BLK WP HR S P ERA WHIP	IP WLS BF H R ER SO BB IBB HBP BLK WP HR S P ERA WHIP	IP WLS BF H R ER SO BB IBB HBP BLK WP HR S P ERA WHIP	IP WLS BF H R ER SO BB IBB HBP BLK WP HR S P ERA WHIP	IP WLS BF H R ER SO BB IBB HBP BLK WP HR S P ERA WHIP	IP WLS BF H R ER SO BB IBB HBP BLK WP HR S P ERA WHIP	IP WLS BF H R ER SO BB IBB HBP BLK WP HR S P ERA WHIP	IP WLS BF H R ER SO BB IBB HBP BLK WP HR S P ERA WHIP	IP WLS BF H R ER SO BB IBB HBP BLK WP HR S P ERA WHIP	IP WLS BF H R ER SO BB IBB HBP BLK WP HR S P ERA WHIP	IP WLS BF H R ER SO BB IBB HBP BLK WP HR S P ERA WHIP	IP WLS BF H R ER SO BB IBB HBP BLK WP HR S P ERA WHIP	IP WLS BF H R ER SO BB IBB HBP BLK WP HR S P ERA WHIP	IP WLS BF H R ER SO BB IBB HBP BLK WP HR S P ERA WHIP	IP WLS BF H R ER SO BB IBB HBP BLK WP HR S P ERA WHIP	IP WLS BF H R ER SO BB IBB HBP BLK WP HR S P ERA WHIP	IP WLS BF H R ER SO BB IBB HBP BLK WP HR S P ERA WHIP	IP WLS BF H R ER SO BB IBB HBP BLK WP HR S P ERA WHIP	IP WLS BF H R ER SO BB IBB HBP BLK WP HR S P ERA WHIP	IP WLS BF H R ER SO BB IBB HBP BLK WP HR S P ERA WHIP	IP WLS BF H R ER SO BB IBB HBP BLK WP HR S P ERA WHIP	
Rick Reed, R (1, 1) ERA: 3.9	5.2	L	26	7	6	4	5	3	0	0	0	0	0	0	0	0	0	0	67	95	6.35	1.765
Hector Carrasco, R (6, 1) ERA: 4.84	0.1	L	3	1	0	0	0	0	0	0	0	0	0	0	0	0	0	0	7	9	0.00	3.000
LaTroy Hawkins, R (7, 1) ERA: 5.76	1.0	L	3	0	0	0	1	0	0	0	0	0	0	0	0	0	0	0	7	10	0.00	0.000
Tony Fiore, R (8, 1) ERA: 2.45	1.0	L	3	0	0	0	0	0	0	0	0	0	0	0	0	0	0	0	7	8	0.00	0.000

Minnesota Twins @ Chicago White Sox
Comiskey Park, Chicago, IL
Wed Sep 26 2001, 8:05 PM EDT
Att: 13,006 - Sunny - 63 F

AB 32
R 6
H 8
RBI 6
BB 3
SO 6
LOB 9



Batter	1	2	3	4	5	6	7	8	9	AB	R	H	RBI	BB	SO	LOB	TOP				
Luis Rivas, R (1,4) OBP: 0.319, SLG: 0.367 Jason Maxwell, R (7,4) OBP: 0.289, SLG: 0.299	4-2 HBP S BB	1-0 G4-3		2-1 WP S 1B		3-1 G5-3		0-3 K		3	0	1	1	1	0	3					
Cristian Guzman, S (1,6) OBP: 0.335, SLG: 0.477 Denny Hocking, S (7,6) OBP: 0.303, SLG: 0.321	2-3 K	0-0 G4-3		2-3 K			2-1 F7 SF8 2B		0-0 F7	4	1	1	0	0	2	3					
Doug Mientkiewicz, L (1,3) OBP: 0.386, SLG: 0.467 Matthew LeCroy, R (5,3) OBP: 0.200, SLG: 0.556	4-1 HBP BB		3-3 K		1-3 K		1-0 F7		2-0 F9	2	0	0	0	1	2	0					
Corey Koskie, L (1,5) OBP: 0.361, SLG: 0.497 5 Michael Cuddyer, R (7,5) OBP: 0.300, SLG: 0.687	3-2 F7		1-1 G3		4-2 BB		0-0 SF8		0-3 K	2	0	0	1	1	0	2					
Tori Hunter, R (1,8) OBP: 0.304, SLG: 0.482	1-2 HBP		2-0 WP 1B		0-0 L7		3-H 3-2 2B			3	0	2	0	0	0	1					
David Ortiz, L (1,10) OBP: 0.322, SLG: 0.483	0-3 K		1-3 K		0-1 G5-3		1-0 F7			4	0	0	0	0	2	6					
Dustan Mohr, R (1,9) OBP: 0.200, SLG: 0.217		0-1 BB 1B		0-0 G6-3 1B 2B		0-0 F8		1-1 P4		4	2	2	0	0	0	0					
Jacque Jones, L (1,7) OBP: 0.328, SLG: 0.404	4-2 G4-3 1B BB		4-0 G6-3 BB		2-1 F8		0-0 1B			2	0	1	0	2	0	0					
Tom Prince, R (1,2) OBP: 0.296, SLG: 0.378	0-0 G4-3 1B		1-1 G6-3		4-2 S BB		2-1 F9			3	0	1	1	1	0	3					
Inning Stats	R: 0 E: 0 K: 2 S: 15	H: 0 LOB: 3 BB: 2 P: 29	R: 1 E: 0 K: 0 S: 7	H: 2 LOB: 1 BB: 1 P: 12	R: 0 E: 0 K: 2 S: 11	H: 1 LOB: 1 BB: 0 P: 18	R: 1 E: 0 K: 1 S: 8	H: 2 LOB: 1 BB: 1 P: 17	R: 0 E: 0 K: 0 S: 11	H: 0 LOB: 1 BB: 1 P: 16	R: 1 E: 0 K: 0 S: 8	H: 2 LOB: 1 BB: 0 P: 15	R: 0 E: 0 K: 1 S: 8	H: 1 LOB: 1 BB: 0 P: 11	R: 0 E: 0 K: 1 S: 6	H: 0 LOB: 0 BB: 0 P: 8	1B: 5 2B: 3 3B: 0 HR: 0	SF: 1 SAC: 0 DP: 2 HBP: 1	WP: 2 PB: 0 SB: 3 CS: 0	PA: 40	
PITCHER	IP WLS BF ERA WHIP	IP WLS BF ERA WHIP	IP WLS BF ERA WHIP	IP WLS BF ERA WHIP	IP WLS BF ERA WHIP	IP WLS BF ERA WHIP	IP WLS BF ERA WHIP	IP WLS BF ERA WHIP	IP WLS BF ERA WHIP	IP WLS BF ERA WHIP	IP WLS BF ERA WHIP	IP WLS BF ERA WHIP	IP WLS BF ERA WHIP	IP WLS BF ERA WHIP	IP WLS BF ERA WHIP	IP WLS BF ERA WHIP	IP WLS BF ERA WHIP	IP WLS BF ERA WHIP	IP WLS BF ERA WHIP	IP WLS BF ERA WHIP	
Dan Wright, R (1,1) ERA: 5.34	5.2 W 27	5 R 2	2 ER 2	6 SO 6	6 BB 6	0 IBB 0	1 HBP 1	0 BLK 0	2 WP 2	0 HR 0	58 S 58	104 P 104	3.18 ERA 3.18	1.941 WHIP 1.941							
Sean Lowe, R (6,1) ERA: 3.76	3.1 S 13	3 R 1	1 ER 1	2 SO 2	0 BB 0	0 IBB 0	0 HBP 0	0 BLK 0	0 WP 0	0 HR 0	24 S 24	39 P 39	2.70 ERA 2.70	0.900 WHIP 0.900							

Minnesota Twins @ Chicago White Sox
Comiskey Park, Chicago, IL
Thu Sep 27 2001, 2:05 PM EDT
Att: 13,567 - Sunny - 59 F

AB 32
R 3
H 8
RBI 3
BB 6
SO 8
LOB 20



Batter	1	2	3	4	5	6	7	8	9	AB	R	H	RBI	BB	SO	LOB	BOTTOM				
Ray Durham, S (1,4) OBP: 0.341, SLG: 0.465 Tony Graffanino, R (9,4) OBP: 0.367, SLG: 0.399	2-1 24 G3 SF8 2B		2-2 G1-3	1-2 E6 24 1B 24 S 1B		1-1 BB BB 1B		0-1 G4-3		5	2	2	0	0	0	1					
24 Joe Crede, R (1,5) OBP: 0.293, SLG: 0.342	0-2 G3		2-2 2B 14 1B 1B	1-2 1B 1B 1B		0-0 SF9		1-1 HBP		3	1	2	2	0	1						
Magglio Ordonez, R (1,9) OBP: 0.379, SLG: 0.535	0-1 SF8		0-0 14 1B 2B	1-3 14 CS 1B 1B		3-H 4-0 BB BB		0-0 F7		3	1	2	2	1	1						
14 Paul Konerko, R (1,3) OBP: 0.351, SLG: 0.514	4-2 BB		1-2 HR 1B	1-2 G6-3		1-3 K		2-3 K		4	1	1	2	1	2	6					
Jose Canseco, R (1,10) OBP: 0.381, SLG: 0.496	0-0 F8		2-H 3-H K		1-2 G1-3		1-2 2-3 3-H BB			3	0	0	1	1	1	2					
Carlos Lee, R (1,7) OBP: 0.324, SLG: 0.471		0-1 G5-3	3-2 HR		3-1 F3		1-0 F7			4	1	1	2	0	3						
Chris Singleton, L (1,8) OBP: 0.334, SLG: 0.435 Harold Baines, L (7,PH) OBP: 0.202, SLG: 0.143 Aaron Rowand, R (8,8) OBP: 0.386, SLG: 0.455		0-0 FC1-6-5 2B	1-2 F8		1-0 F8		2-3 K			3	0	1	0	0	0	0					
Royce Clayton, R (1,6) OBP: 0.312, SLG: 0.394	0-1 FC1-6-5		2-1 E 24 1B SH5-3 1B		4-2 1B 24 SF9 BB		2-3 K			3	2	1	0	1	1						
Mark Johnson, L (1,2) OBP: 0.337, SLG: 0.364	2-2 G3		2-0 SH5-3		1-2 BB BB 1B		2-3 K			3	1	1	0	0	1	1					
Inning Stats	R: 1 E: 0 K: 0 S: 10	H: 1 LOB: 1 BB: 1 P: 16	R: 0 E: 0 K: 0 S: 9	H: 1 LOB: 0 BB: 0 P: 11	R: 4 E: 1 K: 1 S: 24	H: 4 LOB: 0 BB: 0 P: 35	R: 2 E: 1 K: 0 S: 13	H: 3 LOB: 1 BB: 0 P: 20	R: 0 E: 0 K: 1 S: 6	H: 0 LOB: 0 BB: 0 P: 11	R: 2 E: 0 K: 1 S: 20	H: 2 LOB: 3 BB: 3 P: 37	R: 0 E: 0 K: 3 S: 12	H: 0 LOB: 0 BB: 0 P: 18	R: 0 E: 0 K: 1 S: 7	H: 0 LOB: 1 BB: 0 P: 10	1B: 7 2B: 3 3B: 0 HR: 1	SF: 2 SAC: 1 DP: 0 HBP: 1	WP: 0 PB: 0 SB: 1 CS: 1	PA: 40	
PITCHER	IP WLS BF ERA WHIP	IP WLS BF ERA WHIP	IP WLS BF ERA WHIP	IP WLS BF ERA WHIP	IP WLS BF ERA WHIP	IP WLS BF ERA WHIP	IP WLS BF ERA WHIP	IP WLS BF ERA WHIP	IP WLS BF ERA WHIP	IP WLS BF ERA WHIP	IP WLS BF ERA WHIP	IP WLS BF ERA WHIP	IP WLS BF ERA WHIP	IP WLS BF ERA WHIP	IP WLS BF ERA WHIP	IP WLS BF ERA WHIP	IP WLS BF ERA WHIP	IP WLS BF ERA WHIP	IP WLS BF ERA WHIP	IP WLS BF ERA WHIP	
Brad Radke, R (1,1) ERA: 4.14	3.0 L 16	6 R 5	5 ER 5	1 SO 1	1 BB 1	0 IBB 0	0 HBP 0	0 BLK 0	0 WP 0	1 HR 1	43 S 43	62 P 62	15.00 ERA 15.00	2.333 WHIP 2.333							
Adam Johnson, R (4,1) ERA: 7.89	2.1 14	5 R 4	3 ER 3	0 SO 0	2 BB 2	0 IBB 0	0 HBP 0	0 BLK 0	0 WP 0	0 HR 0	32 S 32	55 P 55	11.57 ERA 11.57	3.000 WHIP 3.000							
Bob Wells, R (6,1) ERA: 5.16	0.2 3	0 R 0	0 ER 0	1 SO 1	1 BB 1	0 IBB 0	0 HBP 0	0 BLK 0	0 WP 0	0 HR 0	7 S 7	13 P 13	0.00 ERA 0.00	1.500 WHIP 1.500							
Kyle Lohse, R (7,1) ERA: 5.8	2.0 7	0 R 0	0 ER 0	4 SO 4	0 BB 0	0 IBB 0	1 HBP 1	0 BLK 0	0 WP 0	0 HR 0	19 S 19	28 P 28	0.00 ERA 0.00	0.000 WHIP 0.000							

Minnesota Twins @ Chicago White Sox
Comiskey Park, Chicago, IL
Thu Sep 27 2001, 2:05 PM EDT
Att: 13,567 - Sunny - 59 F

AB 32
R 9
H 11
RBI 9
BB 4
SO 6
LOB 16



Batter	1	2	3	4	5	6	7	8	9	AB	R	H	RBI	BB	SO	LOB	TOP								
Luis Rivas, R OBP: 0.319, SLG: 0.365 (1, 4)										3	0	0	0	1	3	0	Minnesota Twins @ Cleveland Indians Jacobs Field, Cleveland, OH Fri Sep 28 2001, 7:05 PM EDT Att: 41,319 - Sunny - 58 F								
Cristian Guzman, S OBP: 0.334, SLG: 0.475 (1, 6)			G1-3				FC6-4 BB			4	1	1	0	0	1	3									
Corey Koskie, L OBP: 0.360, SLG: 0.494 (1, 5)										3	0	0	0	1	3	1									
Matthew LeCroy, R OBP: 0.231, SLG: 0.500 David Ortiz, L OBP: 0.324, SLG: 0.483 (8, PH)		F6								3	0	1	0	0	1	1									
Tori Hunter, R OBP: 0.306, SLG: 0.481 (1, 8)		G5-3								0	0	0	0	1	0	0									
Bobby Kielty, S OBP: 0.295, SLG: 0.374 (1, 7) (9, 9)										3	0	1	0	1	1	1									
Dustin Mohr, R OBP: 0.250, SLG: 0.240 Jacque Jones, L OBP: 0.327, SLG: 0.404 (9, PH) (9, 7)										3	0	1	0	1	0	0									
5 Michael Cuddyer, R OBP: 0.286, SLG: 0.333 Doug Mientkiewicz, L OBP: 0.385, SLG: 0.466 (1, 3) (9, PH) (9, 3)										3	0	0	0	0	3	4									
Tom Prince, R OBP: 0.292, SLG: 0.372 (1, 2)			F8							3	0	0	0	0	1	2									
Inning Stats	R: 0 E: 0 K: 3 S: 9	H: 0 LOB: 0 BB: 0 P: 13	R: 0 E: 0 K: 1 S: 8	H: 1 LOB: 2 BB: 1 P: 15	R: 0 E: 0 K: 1 S: 8	H: 0 LOB: 0 BB: 0 P: 16	R: 0 E: 0 K: 2 S: 11	H: 1 LOB: 1 BB: 0 P: 17	R: 0 E: 0 K: 1 S: 14	H: 2 LOB: 3 BB: 1 P: 22	R: 0 E: 0 K: 1 S: 12	H: 0 LOB: 1 BB: 2 P: 23	R: 0 E: 0 K: 2 S: 11	H: 0 LOB: 0 BB: 0 P: 16	R: 1 E: 1 K: 2 S: 10	H: 2 LOB: 1 BB: 1 P: 19		R: 0 E: 0 K: 1 S: 7	H: 0 LOB: 0 BB: 0 P: 12	1B: 6 2B: 1 3B: 0 HR: 0	SF: 0 SAC: 0 DP: 1 HBP: 0	WP: 0 PB: 0 SB: 1 CS: 2	PA: 35		
PITCHER	IP	WLS	BF	H	R	ER	SO	BB	IBB	HBP	BLK	WP	HR	S	P	ERA	WHIP								
CC Sabathia, L ERA: 4.6 (1, 1)	7.0		27	4	0	0	11	4	0	0	0	0	0	73	122	0.00	1.143								
Danys Baez, R ERA: 2.42 (8, 1)	1.0	L	5	2	1	0	2	0	1	0	0	0	0	10	19	0.00	2.000								
Paul Shuey, R ERA: 2.47 (9, 1)	1.0		3	0	0	0	1	0	0	0	0	0	0	7	12	0.00	0.000								

Batter	1	2	3	4	5	6	7	8	9	AB	R	H	RBI	BB	SO	LOB	BOTTOM								
Kenny Lofton, L OBP: 0.330, SLG: 0.406 (1, 8)										3	0	0	0	1	1	1	Minnesota Twins @ Cleveland Indians Jacobs Field, Cleveland, OH Fri Sep 28 2001, 7:05 PM EDT Att: 41,319 - Sunny - 58 F								
Omar Vizquel, S OBP: 0.325, SLG: 0.342 (1, 6)			G6-3							4	0	1	0	0	1	2									
Roberto Alomar, S OBP: 0.414, SLG: 0.547 (1, 4)	L7									3	0	1	0	1	0	1									
Ellis Burks, R OBP: 0.356, SLG: 0.531 (1, 10)		F8	F8							4	0	0	0	0	2	3									
Travis Fryman, R OBP: 0.321, SLG: 0.332 (1, 5)										2	0	0	0	2	0	1									
Jim Thome, L OBP: 0.421, SLG: 0.641 (1, 3)										3	0	0	0	1	2	3									
Wil Cordero, R OBP: 0.322, SLG: 0.354 (1, 7)										3	0	1	0	0	1	1									
Einar Diaz, R OBP: 0.330, SLG: 0.389 (1, 2)		G3								4	0	0	0	0	1	5									
Jolbert Cabrera, R OBP: 0.314, SLG: 0.360 (1, 9)										3	0	0	0	1	2	0									
Inning Stats	R: 0 E: 0 K: 2 S: 11	H: 0 LOB: 0 BB: 0 P: 13	R: 0 E: 0 K: 1 S: 12	H: 0 LOB: 2 BB: 1 P: 21	R: 0 E: 0 K: 1 S: 15	H: 0 LOB: 2 BB: 2 P: 30	R: 0 E: 0 K: 0 S: 6	H: 0 LOB: 1 BB: 1 P: 13	R: 0 E: 0 K: 0 S: 6	H: 0 LOB: 1 BB: 1 P: 13	R: 0 E: 0 K: 2 S: 11	H: 1 LOB: 2 BB: 1 P: 19	R: 0 E: 0 K: 0 S: 11	H: 1 LOB: 0 BB: 0 P: 19	R: 0 E: 0 K: 2 S: 12	H: 1 LOB: 1 BB: 0 P: 17		R: 0 E: 0 K: 2 S: 10	H: 0 LOB: 0 BB: 0 P: 14	1B: 3 2B: 0 3B: 0 HR: 0	SF: 0 SAC: 0 DP: 0 HBP: 1	WP: 0 PB: 0 SB: 0 CS: 0	PA: 36		
PITCHER	IP	WLS	BF	H	R	ER	SO	BB	IBB	HBP	BLK	WP	HR	S	P	ERA	WHIP								
Eric Milton, L ERA: 4.12 (1, 1)	7.0		30	2	0	0	6	6	0	1	0	0	0	8	11	0.00	1.500								
Jack Cressend, R ERA: 3.17 (8, 1)	0.2	H	3	1	0	0	1	0	0	0	0	0	0	8	11	0.00	1.500								
Eddie Guardado, L ERA: 3.39 (8, 1)	1.1	S	4	0	0	0	3	0	0	0	0	0	0	14	20	0.00	0.000								

AB	30
R	1
H	6
RBI	0
BB	5
SO	14
LOB	13



Batter	1	2	3	4	5	6	7	8	9	AB	R	H	RBI	BB	SO	LOB	TOP
Jacque Jones, L OBP: 0.330, SLG: 0.403 (1, 7)	4-2 BB		4-0 FC6-4 BB		0-3 K		2-1 G1-6-3		3-1 FC6-4 1B	3	0	1	1	2	1	1	Minnesota Twins @ Cleveland Indians Jacobs Field, Cleveland, OH Sun Sep 30 2001, 1:05 PM EDT Att: 42,323 - Sunny - 60 F
Luis Rivas, R OBP: 0.316, SLG: 0.363 (1, 4)	1-3 K		1-0 FC6-4 BB		1-3 K			3-2 L3	FC6-4	5	0	0	0	0	2	5	
Doug Mientkiewicz, L OBP: 0.387, SLG: 0.464 (1, 3)	2-3 K		4-1 BB		0-1 F7			0-0 1B		3	0	1	0	1	1	1	
Corey Koskie, L OBP: 0.359, SLG: 0.493 5 Michael Cuddyer, R OBP: 0.333, SLG: 0.375 (8, 5)	0-1 L9		3-3 K		0-0 FC6-4 1B			3-3 K		4	0	1	0	0	2	5	
Tori Hunter, R OBP: 0.307, SLG: 0.483 Bobby Kielty, S OBP: 0.303, SLG: 0.389 (1, 8)		0-1 P6	2-1 L7		1-0 FC6-4 1B			0-3 K		4	0	0	0	0	1	5	
David Ortiz, L OBP: 0.323, SLG: 0.478 (1, 10)		4-2 BB		1-3 K		1-0 E5			1-1 F9	3	0	0	0	1	1	1	
Dustan Mohr, R OBP: 0.235, SLG: 0.226 (1, 9)		2-3 K		0-1 F9		2-3 K			1-2 FC6-4 1B	4	1	1	0	0	2	3	
A.J. Pierzynski, L OBP: 0.324, SLG: 0.438 Matthew LeCroy, R OBP: 0.276, SLG: 0.647 (7, 2)		0-2 F7		1-2 F7			0-2 F7		0-0 FC6-4 1B	3	0	0	0	0	0	1	
Denny Hocking, S OBP: 0.305, SLG: 0.322 Jason Maxwell, R OBP: 0.286, SLG: 0.294 (7, 6)			1-0 FC6-4 BB 1B		0-0 G4-3		1-2 G1-6-3 1B		2-2 FC6-4 1B	3	0	2	0	0	0	0	
Inning Stats	R: 0 E: 0 K: 2 S: 14	H: 0 LOB: 1 BB: 1 P: 21	R: 0 E: 0 K: 1 S: 11	H: 1 LOB: 3 BB: 2 P: 23	R: 0 E: 0 K: 1 S: 12	H: 0 LOB: 2 BB: 0 P: 14	R: 0 E: 0 K: 2 S: 7	H: 1 LOB: 0 BB: 0 P: 12	R: 0 E: 0 K: 0 S: 9	H: 1 LOB: 0 BB: 0 P: 12	R: 0 E: 0 K: 2 S: 11	H: 1 LOB: 1 BB: 0 P: 17	R: 1 E: 0 K: 0 S: 14	H: 3 LOB: 2 BB: 0 P: 21	1B: 7 2B: 0 3B: 0 HR: 0	SF: 0 SAC: 0 DP: 1 HBP: 0	
PITCHER	IP WLS BF H R ER SO BB IBB HBP BLK WP HR S P ERA WHIP																
Bartolo Colon, R ERA: 3.91 (1, 1)	8.0 W 32 4 0 0 10 4 0 0 0 0 0 0 80 124 0.00 1.000																
Bob Wickman, R ERA: 2.47 (9, 1)	1.0 6 3 1 1 0 0 0 0 0 0 0 0 14 21 9.00 3.000																

Batter	1	2	3	4	5	6	7	8	9	AB	R	H	RBI	BB	SO	LOB	BOTTOM
Kenny Lofton, L OBP: 0.328, SLG: 0.405 (1, 8)	3-2 F8		2-1 SF9	0-0 1B	1-0 F8		1-0 1B		4 1 2 2 0 0 3								
Omar Vizquel, S OBP: 0.324, SLG: 0.337 (1, 6)	3-2 P6		0-0 F8	1-3 K		2-1 G5-3	3-1 L7		5 0 0 0 0 1 3								
Roberto Alomar, S OBP: 0.414, SLG: 0.544 Eddie Taubensee, L OBP: 0.303, SLG: 0.349 John McDonald, R (8, 4)	1-1 F7		2-2 G3-1		1-1 F7	0-1 BB 1B	1-0 1B		4 1 1 0 0 0 0 1 0 1 1 0 0 0 0 0 0 0 0 0 0								
Jim Thome, L OBP: 0.421, SLG: 0.644 (1, 3)		4-2 1B BB		3-2 HR	3-2 HR 2B	1-1 P5	1-3 K		4 2 2 1 1 1 2								
Ellis Burks, R OBP: 0.365, SLG: 0.540 Milton Bradley, S OBP: 0.286, SLG: 0.335 (8, PH)		0-0 1B		0-0 P6	0-2 HR	4-0 WP 1B BB	3-3 K		3 1 2 2 1 0 0 1 0 0 0 0 1 0								
Russell Branyan, L OBP: 0.320, SLG: 0.486 (1, 7)		2-3 K		2-3 K	4-0 2B BB	0-0 WP 1B	3-2 F7		4 0 1 1 1 1 2 2								
Travis Fryman, R OBP: 0.329, SLG: 0.340 (1, 5)		1-1 F8		0-2 E 1B	2-1 2B	2-3 K	0-3 K		5 1 2 0 0 2 4								
Einar Diaz, R OBP: 0.328, SLG: 0.388 (1, 2)		1-1 L8		0-1 E 1B	0-0 G6-3		1-2 WP 2B		4 2 2 0 0 0 4								
Jolbert Cabrera, R OBP: 0.320, SLG: 0.361 (1, 9)			4-2 E SF9 BB	1-2 1B	4-2 BB		1-3 K		2 1 1 2 2 1 1								
Inning Stats	R: 0 E: 0 K: 0 S: 8	H: 1 LOB: 2 BB: 1 P: 15	R: 1 E: 1 K: 0 S: 14	H: 0 LOB: 0 BB: 1 P: 22	R: 3 E: 1 K: 2 S: 22	H: 5 LOB: 2 BB: 0 P: 29	R: 2 E: 0 K: 1 S: 11	H: 3 LOB: 1 BB: 0 P: 20	R: 2 E: 0 K: 2 S: 13	H: 3 LOB: 1 BB: 0 P: 19	R: 0 E: 0 K: 2 S: 10	H: 0 LOB: 0 BB: 0 P: 16	1B: 8 2B: 4 3B: 0 HR: 2	SF: 1 SAC: 0 DP: 0 HBP: 0	WP: 2 PA: 43 PB: 0 SB: 0 CS: 0		
PITCHER	IP WLS BF H R ER SO BB IBB HBP BLK WP HR S P ERA WHIP																
Rick Reed, R ERA: 3.96 (1, 1)	4.0 L 20 6 4 3 3 2 0 0 0 0 0 1 55 85 6.75 2.000																
Travis Miller, L ERA: 4.51 (5, 1)	0.1 5 3 2 2 0 1 0 0 0 0 0 1 12 22 54.00 12.000																
Hector Carrasco, R ERA: 4.79 (5, 1)	0.2 3 0 0 0 0 1 0 0 0 0 0 0 5 10 0.00 1.500																
Johan Santana, L ERA: 4.74 (6, 1)	1.0 6 2 1 1 1 1 0 0 0 1 0 11 20 9.00 3.000																
Adam Johnson, R ERA: 8.29 (7, 1)	1.0 6 3 2 2 2 0 0 0 0 1 0 13 19 18.00 3.000																

AB	34
R	1
H	7
RBI	1
BB	4
SO	10
LOB	24



Batter	1	2	3	4	5	6	7	8	9	AB	R	H	RBI	BB	SO	LOB	TOP					
Luis Rivas, R OBP: 0.316, SLG: 0.360 (1, 4)	G6-3		F8		F9		L9		G4-3	5	0	0	0	0	0	1						
Cristian Guzman, S OBP: 0.335, SLG: 0.475 (1, 6)	F8						G4-3		F9	5	0	2	0	0	0	0						
Corey Koskie, L OBP: 0.358, SLG: 0.490 (1, 5)	1B HBP		P6		G4-6-3		F7			3	0	0	0	0	0	2						
Matthew LeCroy, R OBP: 0.364, SLG: 0.714 Jason Maxwell, R OBP: 0.296, SLG: 0.294 (8, PR)	1B				P4					4	1	3	0	0	0	0						
Tori Hunter, R OBP: 0.308, SLG: 0.489 (1, 8)	K		G6-3							4	1	2	2	0	1	2						
Bobby Kielty, S OBP: 0.310, SLG: 0.404 (1, 7)			G4-3							4	1	2	1	0	0	2						
Dustan Mohr, R OBP: 0.289, SLG: 0.242 (1, 9)										2	1	1	1	2	0	1						
5 Michael Cuddyer, R OBP: 0.308, SLG: 0.417 (1, 3)										4	0	1	1	0	0	4						
Tom Prince, R OBP: 0.290, SLG: 0.366 (1, 2)										4	0	1	0	0	0	2						
Inning Stats	R: 0 E: 0 K: 1 S: 9	H: 1 LOB: 2 BB: 0 P: 15	R: 0 E: 0 K: 0 S: 8	H: 0 LOB: 0 BB: 1 P: 16	R: 0 E: 0 K: 0 S: 7	H: 1 LOB: 1 BB: 0 P: 9	R: 2 E: 0 K: 0 S: 14	H: 3 LOB: 1 BB: 0 P: 22	R: 0 E: 0 K: 0 S: 5	H: 1 LOB: 0 BB: 0 P: 7	R: 2 E: 0 K: 0 S: 15	H: 3 LOB: 1 BB: 0 P: 22	R: 0 E: 0 K: 0 S: 9	H: 0 LOB: 0 BB: 0 P: 12	R: 1 E: 0 K: 0 S: 16	H: 2 LOB: 2 BB: 1 P: 26	R: 0 E: 0 K: 0 S: 4	H: 1 LOB: 0 BB: 0 P: 4	1B: 7 2B: 4 3B: 1 HR: 0	SF: 0 SAC: 0 DP: 3 HBP: 1	WP: 0 PB: 0 SB: 0 CS: 1	PA: 38
PITCHER	IP	WLS	BF	H	R	ER	SO	BB	IBB	HBP	BLK	WP	HR	S	P	ERA	WHIP					
Heath Murray, L ERA: 6.54 (1, 1)	5.0	L	24	9	4	4	1	1	0	1	0	0	0	47	77	7.20	2.000					
Victor Santos, R ERA: 3.35 (6, 1)	1.0		3	0	0	0	0	0	0	0	0	0	0	11	14	0.00	0.000					
Chris Holt, R ERA: 5.77 (7, 1)	3.0		11	3	1	1	0	1	0	0	0	0	0	29	42	3.00	1.333					

Minnesota Twins @ Detroit Tigers
Comerica Park, Detroit, MI
Tue Oct 02 2001, 7:05 PM EDT
Att: 11,941 - Sunny - 70 F

AB 35
R 5
H 12
RBI 5
BB 2
SO 1
LOB 14



Batter	1	2	3	4	5	6	7	8	9	AB	R	H	RBI	BB	SO	LOB	BOTTOM					
Jose Macias, S OBP: 0.320, SLG: 0.397 (1, 8)	E6		F7			F8			G4-3	4	0	0	0	0	0	0						
Damion Easley, R OBP: 0.325, SLG: 0.380 (1, 4)						F8			F7	3	0	1	0	1	0	0						
Bobby Higginson, L OBP: 0.369, SLG: 0.446 (1, 7)						F9				3	0	0	0	0	0	2						
Randall Simon, L OBP: 0.340, SLG: 0.444 (1, 10)										2	0	0	0	1	0	1						
Shane Halter, R OBP: 0.337, SLG: 0.456 (1, 5)										3	0	0	0	0	0	2						
Robert Fick, L OBP: 0.339, SLG: 0.477 (1, 9)										3	0	0	0	0	0	0						
Deivi Cruz, R OBP: 0.289, SLG: 0.373 (1, 6)										3	0	2	0	0	0	0						
Eric Munson, L OBP: 0.189, SLG: 0.255 (1, 3)										3	0	0	0	0	0	2						
15 Brandon Inge, R OBP: 0.218, SLG: 0.236 (1, 2)										3	0	0	0	0	1	0						
Inning Stats	R: 0 E: 1 K: 0 S: 6	H: 0 LOB: 1 BB: 1 P: 13	R: 0 E: 0 K: 0 S: 6	H: 0 LOB: 0 BB: 0 P: 8	R: 0 E: 0 K: 1 S: 8	H: 0 LOB: 0 BB: 0 P: 13	R: 0 E: 0 K: 0 S: 5	H: 1 LOB: 1 BB: 1 P: 11	R: 0 E: 0 K: 0 S: 6	H: 1 LOB: 0 BB: 0 P: 8	R: 0 E: 0 K: 0 S: 7	H: 0 LOB: 0 BB: 0 P: 13	R: 0 E: 0 K: 0 S: 8	H: 0 LOB: 0 BB: 0 P: 14	R: 0 E: 0 K: 0 S: 5	H: 1 LOB: 0 BB: 0 P: 8	R: 0 E: 0 K: 0 S: 6	H: 0 LOB: 0 BB: 0 P: 9	1B: 3 2B: 0 3B: 0 HR: 0	SF: 0 SAC: 0 DP: 3 HBP: 0	WP: 0 PB: 0 SB: 0 CS: 1	PA: 29
PITCHER	IP	WLS	BF	H	R	ER	SO	BB	IBB	HBP	BLK	WP	HR	S	P	ERA	WHIP					
Brad Radke, R ERA: 3.97 (1, 1)	9.0	W	29	3	0	0	1	2	0	0	0	0	0	57	97	0.00	0.556					


Minnesota Twins @ Detroit Tigers
Comerica Park, Detroit, MI
Tue Oct 02 2001, 7:05 PM EDT
Att: 11,941 - Sunny - 70 F


AB 27
R 0
H 3
RBI 0
BB 2
SO 1
LOB 7



Batter	1	2	3	4	5	6	7	8	9	AB	R	H	RBI	BB	SO	LOB	TOP										
Luis Rivas, R OBP: 0.316, SLG: 0.359 (1, 4)	F8		E6 1B 2B				G1-3		2B 1B	5	1	2	0	0	0	0	Minnesota Twins @ Detroit Tigers Comerica Park, Detroit, MI Thu Oct 04 2001, 1:05 PM EDT Att: 15,454 - Cloudy - 64 F										
Denny Hocking, S OBP: 0.306, SLG: 0.327 (1, 6)	F8		2B 1B			FC6-4 1B	K		1B 2B	5	1	2	1	0	1	1											
Corey Koskie, L OBP: 0.358, SLG: 0.490 (1, 5)	K		F9			FC6-4 1B		K	K	5	0	1	0	0	3	4											
Matthew LeCroy, R OBP: 0.400, SLG: 0.793 (8, PR) Jason Maxwell, R OBP: 0.296, SLG: 0.294 (8, PR)		HR	2B			F9		G6-4-3 1B		4	1	3	3	0	0	2											
Tori Hunter, R OBP: 0.309, SLG: 0.485 (1, 8)	F7 BB		F8			FC6-4		G6-4-3		3	0	0	0	1	0	4											
Bobby Kielty, S OBP: 0.302, SLG: 0.392 (9, PH) Jacque Jones, L OBP: 0.335, SLG: 0.413 (9, 7)	F7				G5-3		G6-3		1B 1B	3	0	0	0	0	0	1											
Dustan Mohr, R OBP: 0.283, SLG: 0.268 (1, 9)	K				1B		F7		F7	4	0	1	0	0	1	2											
5 Michael Cuddyer, R OBP: 0.313, SLG: 0.357 (9, PH) A.J. Pierzynski, L OBP: 0.322, SLG: 0.434 (9, 2)	G6-3				1B		F8		1B 2B 1B	2	0	0	0	1	0	1											
Tom Prince, R OBP: 0.286, SLG: 0.361 (9, PH) David Ortiz, L OBP: 0.321, SLG: 0.471 (9, 3)			K		G6-4-3		K		K	3	0	0	0	0	2	2											
Inning Stats	R: 0 E: 0 K: 1 S: 7	H: 0 LOB: 0 BB: 0 P: 14	R: 1 E: 0 K: 1 S: 10	H: 1 LOB: 1 BB: 1 P: 18	R: 2 E: 1 K: 1 S: 13	H: 2 LOB: 1 BB: 0 P: 17	R: 0 E: 0 K: 0 S: 10	H: 1 LOB: 1 BB: 1 P: 17	R: 0 E: 0 K: 0 S: 10	H: 2 LOB: 2 BB: 0 P: 15	R: 0 E: 0 K: 2 S: 9	H: 0 LOB: 0 BB: 0 P: 13	R: 0 E: 0 K: 1 S: 12	H: 1 LOB: 1 BB: 0 P: 17	R: 2 E: 0 K: 2 S: 18	H: 4 LOB: 2 BB: 0 P: 24		1B: 8 2B: 2 3B: 0 HR: 1	SF: 0 SAC: 0 DP: 2 HBP: 0	WP: 0 PB: 0 SB: 1 CS: 0	PA: 39						
PITCHER	IP	WLS	BF	H	R	ER	SO	BB	IBB	HBP	BLK	WP	HR	S	P	ERA	WHIP										
Adam Pettyjohn, L ERA: 5.82 (1, 1)	7.0		29	6	3	1	5	2	0	0	0	0	1	62	99	1.29	1.143										
Victor Santos, R ERA: 3.3 (8, 1)	1.0	H	3	1	0	0	1	0	0	0	0	0	0	12	17	0.00	1.000										
Matt Anderson, R ERA: 4.82 (9, 1)	1.0	L	7	4	2	2	2	0	0	0	0	0	0	18	24	18.00	4.000										

Batter	1	2	3	4	5	6	7	8	9	AB	R	H	RBI	BB	SO	LOB	BOTTOM										
Jose Macias, S OBP: 0.320, SLG: 0.398 (1, 8)	F8		P6				F8		G4-3	5	0	1	0	0	0	1	Minnesota Twins @ Detroit Tigers Comerica Park, Detroit, MI Thu Oct 04 2001, 1:05 PM EDT Att: 15,454 - Cloudy - 64 F										
Damion Easley, R OBP: 0.323, SLG: 0.376 (1, 4)	E5 1B		BB			G5-3 1B	K		P3	4	0	1	0	1	1	2											
Bobby Higginson, L OBP: 0.367, SLG: 0.441 (1, 7)	K		F9			L4	1B HR BB		K	4	1	0	0	1	2	3											
Randall Simon, L OBP: 0.345, SLG: 0.444 (1, 10)	P5		G4-3			F9 BB BB	1B HR 1B		K	3	1	1	1	1	0	2											
Shane Halter, R OBP: 0.346, SLG: 0.475 (1, 5)		FC5 1B BB			G5-4-3 1B	K	1B HR		K	3	1	2	3	1	1	1											
Robert Fick, L OBP: 0.341, SLG: 0.476 (1, 9) Wendell Magee, R OBP: 0.289, SLG: 0.363 (8, 9)	F8				G5-4-3 1B		K		K	3	0	1	0	1	1	1											
Deivi Cruz, R OBP: 0.291, SLG: 0.376 (1, 6)		FC5 1B			G5-4-3		F9		F7	4	0	1	0	0	0	4											
Eric Munson, L OBP: 0.180, SLG: 0.288 (1, 3)	F8				G3-1		G4-3		K	4	0	0	0	0	1	5											
Javier Cardona, R OBP: 0.289, SLG: 0.387 (1, 2)	FC5				G5-3		1B 2B		F3	4	1	1	0	0	0	2											
Inning Stats	R: 0 E: 1 K: 1 S: 13	H: 1 LOB: 1 BB: 0 P: 20	R: 0 E: 0 K: 0 S: 12	H: 1 LOB: 2 BB: 1 P: 21	R: 0 E: 0 K: 0 S: 7	H: 0 LOB: 1 BB: 1 P: 13	R: 0 E: 0 K: 0 S: 10	H: 2 LOB: 1 BB: 0 P: 16	R: 0 E: 0 K: 1 S: 9	H: 1 LOB: 1 BB: 0 P: 7	R: 4 E: 0 K: 2 S: 14	H: 3 LOB: 0 BB: 1 P: 25	R: 0 E: 0 K: 1 S: 9	H: 0 LOB: 0 BB: 0 P: 14	R: 0 E: 0 K: 1 S: 7	H: 0 LOB: 0 BB: 0 P: 8		1B: 6 2B: 1 3B: 0 HR: 1	SF: 0 SAC: 0 DP: 1 HBP: 0	WP: 0 PB: 0 SB: 0 CS: 0	PA: 39						
PITCHER	IP	WLS	BF	H	R	ER	SO	BB	IBB	HBP	BLK	WP	HR	S	P	ERA	WHIP										
Joe Mays, R ERA: 3.16 (1, 1)	6.0		26	5	0	0	2	4	0	0	0	0	0	8	13	27.00	3.000										
Jack Cressend, R ERA: 3.44 (7, 1)	0.2	H	4	1	2	2	1	1	0	0	0	0	0	8	13	27.00	3.000										
Mike Duvall, L ERA: 7.71 (7, 1)	0.0		1	1	0	0	0	0	0	0	0	0	0	2	3	∞	∞										
Todd Jones, R ERA: 4.26 (7, 1)	0.1	B	2	1	2	2	1	0	0	0	0	0	1	4	9	54.00	3.000										
Hector Carrasco, R ERA: 4.73 (8, 1)	1.0	W	3	0	0	0	1	0	0	0	0	0	0	9	14	0.00	0.000										

Batter	1	2	3	4	5	6	7	8	9	AB	R	H	RBI	BB	SO	LOB	TOP										
Ray Durham, S (1,4) OBP: 0.341, SLG: 0.473	1-3 K		3-3 K		0-0 HR		2-1 HR		4-0 HR BB	4	3	2	4	1	2	1	Chicago White Sox @ Minnesota Twins Hubert H. Humphrey Metrodome, Minneapolis, MN Fri Oct 05 2001, 8:05 PM EDT Att: 13,631 - Dome - 72 F AB 36 R 7 H 11 RBI 7 BB 4 SO 8 LOB 11 										
Jose Valentin, S (1,5) OBP: 0.339, SLG: 0.507	1-2 HR			1-1 P3	2-0 1B		4-2 BB FC4-6		1-0 G3	4	1	2	1	1	0	1											
Magglio Ordonez, R (1,9) OBP: 0.380, SLG: 0.532	3-3 K			0-0 F9	2-1 L9		1-1 FC4-6		0-0 HR	5	1	1	2	0	1	2											
14 Paul Konerko, R (1,3) OBP: 0.347, SLG: 0.503	2-2 G4-3			1-1 BB 1B		2-2 G5-3		3-2 2B 1B	0-3 K	5	0	2	0	0	1	0											
Jose Canseco, R (1,10) OBP: 0.367, SLG: 0.478		0-1 G5-3		4-2 FC6-4 BB		2-3 K		2-3 K		3	0	0	0	1	2	1											
Carlos Lee, R (1,7) OBP: 0.320, SLG: 0.465		2-2 G6-3		0-0 FC6-4		1-0 CS 1B		1-0 2B		4	0	2	0	0	0	2											
Aaron Rowand, R (8,7) OBP: 0.387, SLG: 0.434				1-2 FC6-4				1-3 2B		0	0	0	0	0	0	0											
Chris Singleton, L (1,8) OBP: 0.332, SLG: 0.434		0-0 G3-1			0-2 P6	0-1 CS	0-1 F8	0-1 P4		4	0	0	0	0	0	2											
Royce Clayton, R (1,6) OBP: 0.318, SLG: 0.394			1-1 G5-3		0-3 K		0-2 F8	2-3 K		4	0	0	0	0	2	2											
Mark Johnson, L (1,2) OBP: 0.338, SLG: 0.386			0-1 CS 1B		2-2 HR 2B		4-1 HR BB		0-1 G4-3	3	2	2	0	1	0	0											
Inning Stats	R: 1 E: 0 K: 2 S: 12	H: 1 LOB: 0 BB: 0 P: 19	R: 0 E: 0 K: 0 S: 6	H: 0 LOB: 0 BB: 0 P: 8	R: 0 E: 0 K: 1 S: 10	H: 1 LOB: 1 BB: 0 P: 14	R: 0 E: 0 K: 0 S: 8	H: 1 LOB: 2 BB: 1 P: 14	R: 2 E: 0 K: 1 S: 16	H: 3 LOB: 1 BB: 0 P: 22	R: 0 E: 0 K: 1 S: 9	H: 1 LOB: 0 BB: 0 P: 14	R: 2 E: 0 K: 0 S: 13	H: 1 LOB: 1 BB: 2 P: 24	R: 0 E: 0 K: 2 S: 14	H: 2 LOB: 2 BB: 0 P: 22	R: 2 E: 0 K: 1 S: 7	H: 1 LOB: 1 BB: 1 P: 12	1B: 5 2B: 3 3B: 0 HR: 4	SF: 0 SAC: 0 DP: 1 HBP: 0	WP: 0 PB: 0 CS: 2	PA: 41					
PITCHER	IP	WLS	BF	H	R	ER	SO	BB	IBB	HBP	BLK	WP	HR	S	P	ERA	WHIP										
Rick Reed, R (1,1) ERA: 4.05	6.2	L	29	8	5	5	5	3	0	0	0	0	3	72	112	6.75	1.650										
Hector Carrasco, R (7,1) ERA: 4.54	1.1		6	2	0	0	2	0	0	0	0	0	0	16	25	0.00	1.500										
LaTroy Hawkins, R (9,1) ERA: 5.96	1.0		5	1	2	2	1	1	0	0	0	0	1	7	12	18.00	2.000										

Batter	1	2	3	4	5	6	7	8	9	AB	R	H	RBI	BB	SO	LOB	BOTTOM										
Luis Rivas, R (1,4) OBP: 0.318, SLG: 0.361	0-0 1B BLK FC6-4 1B		2-1 G3-1		2-2 G5-3			1-2 2B 1B	1-2 E9 1B	5	2	3	1	0	0	0	Chicago White Sox @ Minnesota Twins Hubert H. Humphrey Metrodome, Minneapolis, MN Fri Oct 05 2001, 8:05 PM EDT Att: 13,631 - Dome - 72 F AB 36 R 4 H 12 RBI 4 BB 2 SO 6 LOB 16 										
Denny Hocking, S (1,6) OBP: 0.311, SLG: 0.332	4-1 FC6-4 1B BB		0-1 G5-3			0-1 G6-3 1B	1-2 1B 2B	0-1 G5-3		4	0	2	1	1	0	1											
Corey Koskie, L (1,5) OBP: 0.358, SLG: 0.488	0-0 F7		2-2 1B S 1B			0-2 G6-3	1-2 P4			4	0	1	0	0	0	4											
Matthew LeCroy, R (1,10) OBP: 0.424, SLG: 0.781	0-2 FC6-4 1B		2-3 1B			2-3 K	4-2 BB			3	0	2	0	0	1	0											
David Ortiz, L (8, PH) OBP: 0.523, SLG: 0.471										0	0	0	0	1	0	0											
Jason Maxwell, R (8, PH) OBP: 0.286, SLG: 0.294	1-2 2-3 1B		1-3 1B							0	0	0	0	0	0	0											
Tori Hunter, R (1,8) OBP: 0.307, SLG: 0.481	1-0 FC6-4			1-3 K			0-3 K	0-3 K		4	0	0	1	0	3	4											
Dustin Mohr, R (1,9) OBP: 0.286, SLG: 0.273	3-2 F8			3-2 K			1-1 G5-3	3-2 F8		3	0	1	0	0	0	2											
A.J. Pierzynski, L (8, PH) OBP: 0.322, SLG: 0.433					0-2 G1-6-3 1B					1	0	0	0	0	0	2											
Bobby Kielty, S (1,7) OBP: 0.297, SLG: 0.385		1-3 K			0-2 G1-6-3 1B					2	0	0	0	0	1	1											
Brian Buchanan, R (7, PH) OBP: 0.342, SLG: 0.487					1-2 G5-3					2	0	1	0	0	0	0											
5 Michael Cuddyer, R (1,3) OBP: 0.300, SLG: 0.333		1-3 K			3-2 G5-3					4	1	1	0	0	1	1											
Tom Prince, R (1,2) OBP: 0.284, SLG: 0.357					1-2 P6					2	0	0	0	0	0	0											
Jacque Jones, L (8, PH) OBP: 0.335, SLG: 0.419									1-3 G4-3	2	1	1	1	0	0	1											
Inning Stats	R: 1 E: 0 K: 0 S: 12	H: 2 LOB: 2 BB: 1 P: 20	R: 0 E: 0 K: 2 S: 8	H: 0 LOB: 0 BB: 0 P: 11	R: 0 E: 0 K: 0 S: 11	H: 2 LOB: 2 BB: 0 P: 17	R: 0 E: 0 K: 1 S: 10	H: 1 LOB: 0 BB: 0 P: 14	R: 0 E: 0 K: 0 S: 12	H: 0 LOB: 0 BB: 0 P: 18	R: 0 E: 0 K: 1 S: 8	H: 1 LOB: 0 BB: 0 P: 10	R: 0 E: 0 K: 1 S: 8	H: 1 LOB: 1 BB: 0 P: 11	R: 2 E: 0 K: 1 S: 21	H: 3 LOB: 2 BB: 1 P: 33	R: 1 E: 1 K: 0 S: 10	H: 2 LOB: 1 BB: 0 P: 13	1B: 10 2B: 1 3B: 0 HR: 1	SF: 0 SAC: 0 DP: 2 HBP: 0	WP: 0 PB: 0 CS: 0	PA: 38					
PITCHER	IP	WLS	BF	H	R	ER	SO	BB	IBB	HBP	BLK	WP	HR	S	P	ERA	WHIP										
56 Mark Buehrle, L (1,1) ERA: 3.29	7.0	W	26	7	1	1	5	1	0	0	1	0	0	69	101	1.29	1.143										
Bob Howry, R (8,1) ERA: 4.73	0.0		3	3	2	2	0	0	0	0	0	0	1	10	15												
Alan Embree, L (8,1) ERA: 7.43	0.1	H	1	0	0	0	0	0	0	0	0	0	0	1	1	0.00	0.000										
Keith Foulke, R (8,1) ERA: 2.33	1.2	S	8	2	1	1	1	1	0	0	0	0	0	20	30	5.40	1.800										

Batter	1	2	3	4	5	6	7	8	9	AB	R	H	RBI	BB	SO	LOB	TOP								
Ray Durham, S OBP: 0.338, SLG: 0.470	F8		G3-1		F8			F8	F9	5	0	0	0	0	0	4	Chicago White Sox @ Minnesota Twins Hubert H. Humphrey Metrodome, Minneapolis, MN Sat Oct 06 2001, 7:05 PM EDT Att: 18,599 - Dome - 72 F								
Jose Valentin, S OBP: 0.337, SLG: 0.505 24 Joe Crede, R OBP: 0.273, SLG: 0.280	F8			F8	SF9			K		2	0	0	1	0	0	0									
Magglio Ordonez, R OBP: 0.380, SLG: 0.531	K			BB 2B	G6-3			14 1B HR		4	2	2	0	0	1	1									
14 Paul Konerko, R OBP: 0.348, SLG: 0.503		F7		L8		G4-6-3 1B		HR 1B		4	1	2	0	0	0	1									
Jeff Liefer, L OBP: 0.313, SLG: 0.520 Herbert Perry, R OBP: 0.327, SLG: 0.413	K			2B BB	G4-6-3			HR 1B		1	0	0	0	1	1	0									
Carlos Lee, R OBP: 0.322, SLG: 0.468				BB	F9			HR		2	1	1	3	0	0	1									
Chris Singleton, L OBP: 0.332, SLG: 0.433 Tony Graffanino, R OBP: 0.370, SLG: 0.407				1B	K				SH1-4 1B	3	0	1	0	0	2	2									
Royce Clayton, R OBP: 0.318, SLG: 0.396				K		F8 SF9 2B			SH1-4	3	1	1	0	0	1	1									
Mark Johnson, L OBP: 0.338, SLG: 0.382 Jose Canseco, R OBP: 0.366, SLG: 0.477				F2		BB		F8		2	0	0	0	1	0	1									
Inning Stats	R: 0 E: 0 K: 1 S: 8	H: 0 LOB: 0 BB: 0 P: 13	R: 0 E: 0 K: 1 S: 10	H: 1 LOB: 1 BB: 0 P: 14	R: 0 E: 0 K: 1 S: 10	H: 1 LOB: 1 BB: 0 P: 16	R: 1 E: 0 K: 1 S: 13	H: 2 LOB: 2 BB: 1 P: 20	R: 1 E: 0 K: 0 S: 9	H: 1 LOB: 1 BB: 1 P: 20	R: 0 E: 0 K: 0 S: 8	H: 1 LOB: 0 BB: 0 P: 9	R: 0 E: 0 K: 1 S: 5	H: 0 LOB: 0 BB: 0 P: 6	R: 3 E: 1 K: 1 S: 18	H: 3 LOB: 0 BB: 0 P: 26	R: 0 E: 0 K: 0 S: 10	H: 1 LOB: 1 BB: 0 P: 14	1B: 7 2B: 2 3B: 0 HR: 1	SF: 1 SAC: 1 DP: 1 HBP: 0	WP: 0 PB: 0 SB: 0 CS: 0	PA: 37			
PITCHER	IP	WLS	BF	H	R	ER	SO	BB	IBB	HBP	BLK	WP	HR	S	P	ERA	WHIP								
Kyle Lohse, R ERA: 5.68	4.0		18	5	2	2	4	2	0	0	0	0	0	43	69	4.50	1.750								
Jack Cressend, R ERA: 3.39	1.0	W	3	0	0	0	0	0	0	0	0	0	0	7	14	0.00	0.000								
Eric Milton, L ERA: 4.32	2.2		11	4	3	3	2	0	0	0	0	0	1	30	40	10.12	1.500								
Todd Jones, R ERA: 4.24	0.1	H	1	0	0	0	0	0	0	0	0	0	0	1	1	0.00	0.000								
Eddie Guardado, L ERA: 5.93	1.0	S	4	1	0	0	0	0	0	0	0	0	0	10	14	0.00	1.000								

Batter	1	2	3	4	5	6	7	8	9	AB	R	H	RBI	BB	SO	LOB	BOTTOM								
Jacque Jones, L OBP: 0.334, SLG: 0.417	F7	L8		FC4-6 G6-3 1B	K			K		5	1	1	0	0	2	3	Chicago White Sox @ Minnesota Twins Hubert H. Humphrey Metrodome, Minneapolis, MN Sat Oct 06 2001, 7:05 PM EDT Att: 18,599 - Dome - 72 F								
Luis Rivas, R OBP: 0.319, SLG: 0.361	G4-3 1B	F9		FC4-6 1B	FC5-4			K		5	0	2	0	0	1	3									
Corey Koskie, L OBP: 0.357, SLG: 0.486	G4-3			2B BB	FC4-6 G6-3			F7		3	1	0	0	1	0	3									
Matthew LeCroy, R OBP: 0.405, SLG: 0.750	G3			1B SF8 2B	G6-3			F9		4	1	1	1	0	0	2									
David Ortiz, L OBP: 0.328, SLG: 0.482		HR		BB	IBB			G6-3		2	1	1	1	2	0	0									
Torii Hunter, R OBP: 0.308, SLG: 0.483		HR		1B	G6-3			G6-3		4	1	2	1	0	0	2									
A.J. Pierzynski, L OBP: 0.321, SLG: 0.440		HR		SF8	F8			K		3	1	1	3	0	1	0									
Dustan Mohr, R OBP: 0.283, SLG: 0.271	F9			K	1B			K		4	0	1	0	0	2	2									
Denny Hocking, S OBP: 0.313, SLG: 0.334	L8 1B			K	FC5-4 1B			G3-1		4	0	2	0	0	1	2									
Inning Stats	R: 0 E: 0 K: 0 S: 11	H: 1 LOB: 1 BB: 0 P: 16	R: 3 E: 0 K: 0 S: 15	H: 4 LOB: 1 BB: 0 P: 26	R: 2 E: 0 K: 2 S: 17	H: 2 LOB: 2 BB: 2 P: 31	R: 1 E: 0 K: 0 S: 14	H: 2 LOB: 2 BB: 1 P: 26	R: 0 E: 0 K: 1 S: 11	H: 2 LOB: 2 BB: 0 P: 17	R: 0 E: 0 K: 0 S: 8	H: 0 LOB: 0 BB: 0 P: 10	R: 0 E: 0 K: 2 S: 7	H: 0 LOB: 0 BB: 0 P: 12	R: 0 E: 0 K: 2 S: 9	H: 0 LOB: 0 BB: 0 P: 13	1B: 7 2B: 2 3B: 0 HR: 2	SF: 1 SAC: 0 DP: 0 HBP: 0	WP: 0 PB: 0 SB: 1 CS: 0	PA: 38					
PITCHER	IP	WLS	BF	H	R	ER	SO	BB	IBB	HBP	BLK	WP	HR	S	P	ERA	WHIP								
Gary Glover, R ERA: 4.93	2.0	L	14	6	5	5	0	2	0	0	0	0	0	26	44	4.50	1.500								
Matt Ginter, R ERA: 5.22	2.0		10	3	1	1	2	0	1	0	0	0	0	19	27	0.00	1.000								
Bill Pulsipher, L ERA: 5.83	2.0		8	2	0	0	1	0	0	0	0	0	0	10	17	0.00	0.000								
Josh Fogg, R ERA: 2.03	1.1		4	0	0	0	2	0	0	0	0	0	0	6	8	0.00	0.000								
Alan Embree, L ERA: 7.33	0.2		2	0	0	0	2	0	0	0	0	0	0	6	8	0.00	0.000								



Batter	1	2	3	4	5	6	7	8	9	AB	R	H	RBI	BB	SO	LOB	TOP											
Ray Durham, S OBP: 0.337, SLG: 0.466	G4-3		G6-3			14 S BB BB		G6-3	F8	4	0	0	0	1	0	1	Chicago White Sox @ Minnesota Twins Hubert H. Humphrey Metrodome, Minneapolis, MN Sun Oct 07 2001, 2:05 PM EDT Att: 14,413 - Dome - 72 F livebaseballscorecards.com											
Jose Valentin, S OBP: 0.336, SLG: 0.509	HR			G3		P5		F7		4	1	1	1	0	0	1												
Magglio Ordonez, R OBP: 0.382, SLG: 0.533 Aaron Rowand, R OBP: 0.385, SLG: 0.431	F5			2B		BB			G6-3	2	0	1	0	1	0	0												
14 Paul Konerko, R OBP: 0.349, SLG: 0.507	K			HBP		F9			HR	3	1	1	1	0	1	2												
Carlos Lee, R OBP: 0.321, SLG: 0.468		F9		F3		F8			1B 1B 2B	4	1	1	0	0	0	4												
Chris Singleton, L OBP: 0.331, SLG: 0.431		F5		F7			G4-3		1B FC6-4 1B	4	1	1	0	0	0	2												
Herbert Perry, R OBP: 0.326, SLG: 0.411		F8			K				1B FC6-4 1B	4	0	1	1	0	2	0												
Royce Clayton, R OBP: 0.315, SLG: 0.393			F8		F8				FC6-4 2B	4	1	0	1	0	1	1												
Josh Paul, R OBP: 0.327, SLG: 0.410			G5-3		F9				F9 1-H 2B	4	0	1	1	0	0	0												
Inning Stats	R: 1 E: 0 K: 1 S: 11	H: 1 LOB: 0 BB: 0 P: 15	R: 0 E: 0 K: 0 S: 7	H: 0 LOB: 0 BB: 0 P: 8	R: 0 E: 0 K: 0 S: 7	H: 0 LOB: 0 BB: 0 P: 8	R: 0 E: 0 K: 0 S: 6	H: 1 LOB: 2 BB: 0 P: 10	R: 0 E: 0 K: 1 S: 8	H: 0 LOB: 0 BB: 2 P: 18	R: 0 E: 0 K: 2 S: 8	H: 0 LOB: 0 BB: 0 P: 10	R: 0 E: 0 K: 0 S: 5	H: 0 LOB: 0 BB: 0 P: 5	R: 4 E: 0 K: 0 S: 19	H: 5 LOB: 1 BB: 0 P: 25		1B: 2 2B: 3 3B: 0 HR: 2	SF: 0 SAC: 0 DP: 0 HBP: 1	WP: 0 PB: 0 SB: 1 CS: 0	PA: 37							
PITCHER	IP	WLS	BF	H	R	ER	SO	BB	IBB	HBP	BLK	WP	HR	S	P	ERA	WHIP											
Brad Radke, R ERA: 3.94	(1, 1)	8.1	W	32	4	3	3	4	2	0	1	0	0	2	66	92	3.24	0.720										
Jack Cressend, R ERA: 3.67	(9, 1)	0.1		4	3	2	2	0	0	0	0	0	0	0	13	15	54.00	9.000										
Eddie Guardado, L ERA: 3.51	(9, 1)	0.1	S	1	0	0	0	0	0	0	0	0	0	0	2	5	0.00	0.000										

Batter	1	2	3	4	5	6	7	8	9	AB	R	H	RBI	BB	SO	LOB	BOTTOM											
Jacque Jones, L OBP: 0.335, SLG: 0.417	F8		2B 1B	S WP 1B	K					5	1	2	0	0	2	3	Chicago White Sox @ Minnesota Twins Hubert H. Humphrey Metrodome, Minneapolis, MN Sun Oct 07 2001, 2:05 PM EDT Att: 14,413 - Dome - 72 F livebaseballscorecards.com											
Luis Rivas, R OBP: 0.319, SLG: 0.362	G4-3		1B 2B	K		E S 1B HBP		G5-4-3		4	2	1	0	0	1	3												
Corey Koskie, L OBP: 0.362, SLG: 0.488	S 2B BB		2H 3H 2B 1B	S IBB		E SF7 1B		G6-3 HBP BB		2	3	2	3	3	0	0												
Matthew LeCroy, R OBP: 0.429, SLG: 0.775 Jason Maxwell, R OBP: 0.296, SLG: 0.294	1-H 2B		2H 2B	K		E5		G6-3 HBP		4	0	2	2	0	1	3												
David Ortiz, L OBP: 0.324, SLG: 0.475	K		F7		G3-1	SF7		P6		4	0	0	1	0	1	4												
Torii Hunter, R OBP: 0.306, SLG: 0.479		L3	G5-3		F7	F9		G6-3		5	0	0	0	0	0	4												
A.J. Pierzynski, L OBP: 0.322, SLG: 0.441	F7		FC6 IBB		E 2B	P6		G4-3		4	1	1	0	1	0	4												
Dustan Mohr, R OBP: 0.298, SLG: 0.275		BB	FC6		E5 2B			1B 1B		3	1	1	0	1	0	2												
Denny Hocking, S OBP: 0.315, SLG: 0.339	G5-3			G3		G5-4-3 2B				4	0	2	1	0	0	1												
Inning Stats	R: 1 E: 0 K: 1 S: 12	H: 1 LOB: 1 BB: 1 P: 22	R: 0 E: 0 K: 0 S: 4	H: 0 LOB: 1 BB: 1 P: 10	R: 3 E: 0 K: 0 S: 12	H: 4 LOB: 2 BB: 1 P: 25	R: 0 E: 0 K: 2 S: 13	H: 1 LOB: 1 BB: 1 P: 22	R: 2 E: 1 K: 1 S: 13	H: 2 LOB: 1 BB: 0 P: 20	R: 2 E: 1 K: 0 S: 20	H: 1 LOB: 1 BB: 0 P: 30	R: 0 E: 0 K: 1 S: 9	H: 2 LOB: 1 BB: 0 P: 12	R: 0 E: 0 K: 0 S: 5	H: 0 LOB: 3 BB: 1 P: 12		1B: 6 2B: 5 3B: 0 HR: 0	SF: 1 SAC: 0 DP: 1 HBP: 2	WP: 1 PB: 0 SB: 4 CS: 0	PA: 43							
PITCHER	IP	WLS	BF	H	R	ER	SO	BB	IBB	HBP	BLK	WP	HR	S	P	ERA	WHIP											
Kip Wells, R ERA: 4.79	(1, 1)	4.2	L	27	8	6	4	3	2	0	0	0	0	8	16	13.50	1.500											
Bill Putsipher, L ERA: 6.0	(5, 1)	0.2		5	1	2	1	1	0	0	1	0	0	0	8	16	13.50	1.500										
Bob Howry, R ERA: 4.69	(6, 1)	0.2		2	0	0	0	0	0	0	0	0	0	15	20	0.00	0.000											
Sean Lowe, R ERA: 3.61	(7, 1)	2.0		9	2	0	0	1	1	0	1	0	0	14	24	0.00	1.500											

